FINAL

2015 Remedial Action Progress Report
Former Lockheed Electronics Company Site
Boroughs of Watchung & North Plainfield, Somerset County, New Jersey

Prepared for:



Energy, Environment, Safety & Health

6801 Rockledge Drive

Bethesda, MD 20817

Prepared by:

Tetra Tech, Inc.

January 18, 2016

TABLE OF CONTENTS

Section **Page**

1.0 INTRODUCTION 1-1
2.0 SITE BACKGROUND 2-1
2.1 SITE LOCATION AND DESCRIPTION 2-1
2.2 SITE HISTORY 2-2
2.2.1 Packer Testing of Recovery Well RW-1 2-4
2.2.2 Classification Exception Area Modification 2-6
2.2.2.1 Well Search 2-6
2.2.2.2 Water Allocation Diversion Radial Search Results 2-8
2.2.2.3 Well Head Protection Areas 2-9
2.2.3 Groundwater Modeling 2-11
2.2.4 Monitoring Well Repairs 2-12
2.2.5 Vapor Intrusion Investigations 2-12
2.2.6 Baseline Ecological Evaluation 2-15
2.3 PHYSICAL SETTING 2-15
2.3.1 Site Geology 2-15
2.3.2 Site Hydrogeology 2-16
3.0 TECHNICAL OVERVIEW 3-1
3.1 GROUNDWATER AND SURFACE WATER REMEDIATION OBJECTIVES 3-1
3.2 SEMI-ANNUAL MONITORING PROGRAM 3-1
3.3 DATA QUALITY ASSESSMENT 3-2
3.3.1 Groundwater Data – Semi-Annual Sampling 3-3
3.3.2 Surface Water Data – Semi-Annual Sampling 3-4
3.3.3 Other Potential Factors Influencing the Data 3-5
3.3.4 Overall Assessment of the Sampling Results 3-6
3.3.4.1 Groundwater Results 3-6
3.3.4.2 Surface Water Results 3-8
4.0 REMEDIAL ACTION PROGRESS REPORT 4-1
4.1 GWES BUILDING DEMOLITION 4-1
4.2 MONITORING WELL ABANDONMENTS 4-4
4.2.1 Missing Monitoring Wells 4-5
4.3 GROUNDWATER MONITORING AND SAMPLING ACTIVITIES 4-8
4.3.1 Groundwater Sampling Methods 4-9
4.3.2 Groundwater Sampling Results 4-10
4.3.2.1 Groundwater Elevations 4-10
4.3.2.2 Summary of Groundwater Results – Semi-Annual Sampling 4-11
4.3.3.3 Groundwater Concentration Trends 4-17
4.4 SURFACE WATER MONITORING AND SAMPLING ACTIVITIES 4-18
4.4.1 Surface Water Sampling Methods 4-18
4.4.2 Summary of Surface Water Results 4-19
4.5 GWES STATUS 4-20
4.6 VAPOR INTRUSION INVESTIGATION STATUS 4-20
5.0 CONCLUSIONS AND RECOMMENDATIONS 5-1
5.1 GROUNDWATER EXTRACTION SYSTEM PERFORMANCE 5-1
5.2 GROUNDWATER MONITORING 5-2
5.3 SURFACE WATER MONITORING 5-6
5.4 VAPOR INTRUSION INVESTIGATION 5-7

TABLE OF CONTENTS (CONT'D)

LIST OF TABLES

Table 3-1	Monitoring and Reporting Schedule
Table 4-1	Monitoring Well Construction Details
Table 4-2	Groundwater Elevation Data - March and September 2015 Sampling Events
Table 4-3	Groundwater Sampling Analytical Results – March 25, 2015
Table 4-4	Groundwater Sampling Analytical Results – September 22, 2015
Table 4-5	Historical TCE Concentrations in Groundwater
Table 4-6	Comparison of Trichloroethene (TCE) Concentrations Prior to and Following Activation of Groundwater Extraction System
Table 4-7	Surface Water Sampling Analytical Results – March 25, 2015
Table 4-8	Surface Water Sampling Analytical Results – September 22, 2015
Table 4-9	Historical TCE Concentrations in Stream Locations
Table 4-10	System Performance Summary
Table 4-11	Summary of VI Investigations at Properties Adjacent to the LEC Site

LIST OF FIGURES

Figure 2-1	Site Location Map
Figure 2-2	Site Plan
Figure 3-1	Semi-Annual Sampling Locations
Figure 4-1	Shallow Groundwater Elevation Contour Map (March 2015)
Figure 4-2	Intermediate Groundwater Elevation Contour Map (March 2015)
Figure 4-3	Deep Groundwater Elevation Contour Map (March 2015)
Figure 4-4	Shallow Groundwater Elevation Contour Map (September 2015)
Figure 4-5	Intermediate Groundwater Elevation Contour Map (September 2015)
Figure 4-6	Deep Groundwater Elevation Contour Map (September 2015)
Figure 4-7	Shallow TCE Isoconcentration Map (March 2015)
Figure 4-8	Intermediate TCE Isoconcentration Map (March 2015)
Figure 4-9	Deep TCE Isoconcentration Map (March 2015)
Figure 4-10	Shallow TCE Isoconcentration Map (September 2015)
Figure 4-11	Intermediate TCE Isoconcentration Map (September 2015)
Figure 4-12	Deep TCE Isoconcentration Map (September 2015)
Figure 4-13	Cross-section Location Map
Figure 4-14	2015 TCE Plume Cross-section
Figure 5-1	2 µg/L Extent of Shallow Zone TCE Plume (September 2015)

TABLE OF CONTENTS (Cont'd)

APPENDICES

Appendix A	Data Validation Reports
Appendix B	GWES Building Demolition Documentation
Appendix C	Monitoring Well Decommissioning Reports
Appendix D	Checklists for the Submission of Sampling Data for PDBs
Appendix E	Laboratory Analytical Data Reports (CD)
Appendix F	Plots of TCE Concentration versus Time for Selected Monitoring Wells
Appendix G	Stream Sampling Field Measurements
Appendix H	Plots of TCE Concentration versus Time for Stream Locations

ACRONYMS

AOC	Area of Concern
BEE	Baseline Ecological Evaluation
bgs	below ground surface
CEA	Classification Exception Area
ECRA	Environmental Cleanup Responsibility Act
FSPM	Field Sampling Procedures Manual
ft/ft	feet per foot
GAC	granular activated carbon
gpm	gallons per minute
GWES	groundwater extraction system
GWSL	Ground Water Screening Level
GWQS	Ground Water Quality Standards
IASL	Indoor Air Screening Level
ISRA	Industrial Site Recovery Act
LEC	Lockheed Electronics Company
Lockheed Martin	Lockheed Martin Corporation
LSRP	Licensed Site Remediation Professional
msl	mean sea level
µg/L	microgram per liter
NFA	No Further Action
N.J.A.C.	New Jersey Administrative Code
NJDEP	New Jersey Department of Environmental Protection
NJPDES	New Jersey Pollution Discharge Elimination System
PCE	Tetrachloroethene
PDB	passive diffusion bag
PI	Program Interest
RPD	Relative Percent Difference
RAP	Remedial Action Permit
RAPR	Remedial Action Progress Report
RAR	Remedial Action Report

ACRONYMS (Cont'd)

RI	Remedial Investigation
SGSL	Soil Gas Screening Level
SME	Sevee and Maher Engineers, Inc.
SWQS	Surface Water Quality Standards
TCE	Trichloroethene
TCL	Target Compound List
Tetra Tech	Tetra Tech, Inc.
U.S.	United States
USEPA	United States Environmental Protection Agency
VI	vapor intrusion
VOC	volatile organic compound
WHPA	Well Head Protection Area
WRA	Well Restriction Area

1.0 Introduction

On behalf of Lockheed Martin Corporation (Lockheed Martin), Tetra Tech, Inc. (Tetra Tech) has prepared this Remedial Action Progress Report (RAPR) to provide the results of the semi-annual groundwater and surface water sampling activities conducted in 2015 at the former Lockheed Electronics Company (LEC) site (hereinafter the "Site"). This RAPR is the first comprehensive annual monitoring report that was prepared since a Remedial Action Permit (RAP) for Groundwater was approved by the New Jersey Department of Environmental Protection (NJDEP) with an effective date of July 2, 2014. (The RAPR that was prepared in 2015 incorporated 2014 data that was collected prior to approval of the RAP). Pursuant to the RAP requirements, monitoring reports will be prepared in accordance with the schedule in the Groundwater Monitoring Plan that was included in the RAP, and will be submitted with the Remedial Action Protectiveness/Biennial Certification Form that is due biennially from the effective date of the RAP.

The activities presented in this report were conducted using field and sampling methods consistent with the NJDEP Field Sampling Procedures Manual (FSPM) dated August 2005 and the NJDEP Technical Requirements for Site Remediation (New Jersey Administrative Code [N.J.A.C.] 7:26E).

Environmental investigation and remedial activities associated with the Site are performed pursuant to the regulatory authority of the Industrial Site Recovery Act (ISRA) and in accordance with the ISRA Rules (N.J.A.C. 7:26B). The Site is recorded within the ISRA program as Case No. E90038 and is also identified under Program Interest ID No. 004334.

Detailed results of the semi-annual sampling activities conducted in March and September 2015 are provided in this report, which is organized as follows:

- The introduction and report organization are provided in Section 1.

- A summary of background information, including a description of the Site location, Site history, and a brief description of the Site geology and hydrogeology are provided in Section 2.

- A technical overview of the 2015 sampling activities, including an assessment of analytical data quality, is provided in Section 3.

- The 2015 groundwater and surface water sampling methods and results and the status of both the groundwater extraction system and the vapor intrusion (VI) investigation are discussed in Section 4.

- Conclusions and proposed recommendations are provided in Section 5.

2.0 Site Background

Details regarding the Site background are provided in previous site documents. The Site description, physical setting, and history, including previous investigation and remediation activities, are summarized in the sections below.

2.1 Site Location and Description

The Site is located on United States (U.S.) Route 22 West in the Boroughs of Watchung and North Plainfield, Somerset County, New Jersey. The Site is a parcel of land approximately 80 acres in size located on the north side of U.S. Route 22. LEC activities at the Site ceased in 1989, and the Site was re-developed as the Watchung Square Mall in 2000.

The Site is located in a mixed residential and commercial area. The Site is bordered to the south by U.S. Route 22, which is a predominately commercial area with residential properties located on side streets and mapped wetlands in drainage areas. The Site is bordered to the west by an apartment complex (formerly Crystal Ridge Club, presently Avalon Watchung) and a condominium complex (Regency Village Condominiums). Forested areas and residences border the Site to the north, and commercial properties border the Site to the east.

The Site location is shown on Figure 2-1. The Site elevation ranges from 140 to 320 feet above mean sea level (msl), sloping to the south from higher elevations on the First Watchung Mountain, located northwest of the Site, to lower elevations along U.S. Route 22, located southeast of the Site. A map of the Site and the associated monitoring well network is provided in Figure 2-2. The closest surface water body is Crab Brook located south of the Site and U.S. Route 22 (Figure 2-2). Crab Brook is partially fed by runoff from the northwest portion of the First Watchung Mountain and several surface water drainage points along U.S. Route 22. Crab Brook flows into Stony Brook approximately 1.2 miles downstream of the Site. Wetlands areas have been mapped by the NJDEP within one mile of the Site at locations immediately to the north of the Site, and south of the Site along U.S. Route 22.

2.2 Site History

The Site was originally developed in 1953 by Stavid Engineering. Lockheed Martin Corporation acquired Stavid Engineering in 1959 and created Lockheed Electronics Corporation, which was subsequently operated by Sanders, a Lockheed Martin Company. Additional land acquisitions resulted in the current Site boundaries. The Site was used to manufacture, assemble, and test electronic components. Trichloroethene (TCE) was used in former Building 3 (near the MW-549 well cluster on Figure 2-2) as a non-flammable liquid coolant in conjunction with low-temperature testing of electronic components. TCE was also used in former Building 7 as a solvent to clean printed circuit boards. Operations at the Site ceased in 1989.

The cessation of Site activities in 1989 triggered a Site investigation under the New Jersey Environmental Cleanup Responsibility Act (ECRA) (superseded by ISRA). The initial investigations identified multiple areas of concern (AOCs) at the Site. Investigation activities included the collection of soil, sediment, groundwater, and surface water samples, and, in several areas, remedial measures were implemented. The remedial measures were later accepted by NJDEP and assigned No Further Action (NFA) status. Investigation and remedial action results have been documented in a series of reports submitted to the NJDEP since 1991. Soil AOCs contained volatile organic compounds (VOCs), primarily TCE, as well as fuel oil, and were addressed either through excavation and off-Site disposal or soil-vapor extraction. Remedial activities conducted at the soil AOCs are summarized in the Final 2014 Remedial Investigation and Remedial Action Progress Report (RI/RAPR) dated January 15, 2015. Site-wide soil remediation has been completed.

The results of investigation activities indicated that groundwater beneath the Site was impacted by VOCs, primarily TCE, and elevated dissolved TCE concentrations were migrating downgradient off site to the southwest. Free-phase TCE was not encountered in the deep bedrock monitoring wells or Site production wells. An evaluation of the analytical results from surface water sampling at the Site indicated that groundwater from the former LEC Site contributed base flow to Crab Brook, and historically resulted in measurable impacts to surface water quality between North Avenue (Norwood Avenue) and Watchung Avenue.

To remediate the groundwater plume and intercept groundwater base flow to Crab Brook, a recovery well was installed and a groundwater extraction system (GWES) was constructed. Recovery well RW-1 was installed in June 2000 on North Drive in North Plainfield (Figure 2-2). The well location was selected based upon computer modeling results that suggested that a single extraction well would capture a high percentage of the groundwater plume at this location. The GWES was activated on July 17, 2003 under New Jersey Pollution Discharge Elimination System (NJPDES) Permit No. NJG0105899. Until the GWES was temporarily deactivated in late May 2011, groundwater was pumped from extraction well RW-1 at a rate of approximately 120 gallons per minute (gpm). Until deactivation, the GWES had worked almost continuously from start-up and functioned as designed, providing control of the bedrock groundwater plume and intercepting groundwater base flow to Crab Brook.

The GWES was shut down on May 28, 2011 after one of the system's granular activated carbon (GAC) treatment vessels (Tank No. 1) was found to be leaking due to corrosion holes in the steel tank shell. In July 2012, the residual water remaining in the three GAC vessels was characterized and found to be non-hazardous. In September 2012, the remaining water in the vessels and the appurtenant hoses was drained in preparation for removal of the GAC prior to planned treatment system demolition and reconstruction. The residual water was contained in a poly tank staged next to the GWES building for subsequent off-site disposal. The GAC in the vessels was characterized in September 2012 and also found to be non-hazardous. In February 2013, the GAC and residual water were removed and properly disposed at a Lockheed Martin-approved off-site disposal facility. The steel vessels that contained the GAC were cleaned, removed, and properly disposed as scrap metal in March 2013 in preparation for the GWES system reconstruction. Additional details regarding the GWES decommissioning were provided in the combined RAPR and Remedial Action Report Addendum (RAPR/RAR dated August 2013). Disposal facility documentation and receipts were included in Appendix A of the 2013 RAPR/RAR (dated July 9, 2014).

A long-term groundwater and surface water monitoring program commenced in 2003 coincident with the construction and activation of the GWES. An extensive monitoring well network has been installed to delineate and monitor the TCE concentrations (Figure 2-2). There are currently

50 active monitoring wells and piezometers associated with this project in the Boroughs of Watchung and North Plainfield, nearly all of which were installed as either well couplets or triplets to evaluate the horizontal and vertical distribution of VOCs, primarily TCE. Groundwater monitoring activities are ongoing in accordance with the monitoring schedule provided in the NJDEP-approved Groundwater Remedial Action Permit (RAP) dated June 26, 2014.

As shown on Figure 2-2, five of the active groundwater monitoring wells were installed in the vicinity of the Site between September and November 2013. These wells provide additional monitoring locations to further delineate the existing groundwater contaminant plume and further define the NJDEP Groundwater Classification Exception Area for the Site.

As noted above, evaluation of the analytical results from surface water sampling at the Site indicated that groundwater from the former LEC Site contributed base flow to Crab Brook, and historically resulted in measurable impacts to surface water quality between North Avenue (Norwood Avenue) and Watchung Avenue. Although no measurable impacts to Crab Brook have been detected since 2009, surface water samples are collected on a semi-annual basis from four sampling locations along Crab Brook to monitor surface water quality (Figure 2-2). Surface water monitoring activities are ongoing in accordance with the monitoring schedule provided in the NJDEP-approved RAP.

2.2.1 Packer Testing of Recovery Well RW-1

Packer testing of recovery well RW-1 was conducted in August 2012 concurrent with the GWES system decommissioning activities. The objective of the packer testing program was to provide data to update the hydrogeologic conceptual site model and to support the overall groundwater closure strategy for the Site, specifically to assess whether, or to what extent, optimization of the GWES via focused pumping from the most VOC-impacted fracture zones was appropriate. The results of the packer testing were provided in a detailed Packer Test Report (Tetra Tech, 2012b) included as an appendix to the RAPR/RAR Addendum dated August 2013 (Tetra Tech, 2013b) and are summarized below.

To facilitate packer testing, the existing recovery well pump and piping were removed from RW-1 and geophysical logging was conducted in the open borehole to identify potentially hydraulically conductive fractured zones and select borehole intervals for packer testing. Based on an

evaluation of the geophysical logs and the RW-1 rock core log, seven (7) fracture zones were selected for packer testing. The selected zones were individually isolated using a dual inflatable packer and submersible pump assembly and groundwater was pumped to purge the isolated zones and collect groundwater samples. A total of seven (7) groundwater samples were collected from the packer intervals using dedicated Teflon bailers and submitted for laboratory analysis of Target Compound List (TCL) VOCs plus a library search of fifteen (15) tentatively identified compounds using United States Environmental Protection Agency (USEPA) SW-846 Method 8260, in accordance with the approved Work Plan.

The analytical results for groundwater samples collected during packer testing of RW-1 indicated that low concentrations of TCE, tetrachloroethene (PCE), and chloroform were detected in all of the packer test intervals, but no VOC concentrations were detected above NJDEP Groundwater Quality Standards (GWQS).

The geophysical data and the borehole video indicated that several hydraulically conductive fractures or fracture zones are present in the RW-1 borehole. Significant hydraulically conductive fracture zones were identified at 50.5-50.7 feet below ground surface (bgs), 55.6-56.6 feet bgs, 79.3 feet bgs, 89.1-89.2 feet bgs, 117.7-118.2 feet bgs, and 130.8-131.4 feet bgs.

These fracture zones are primarily low-angle fractures. Stereonet plots of fractures and bedding plane partings indicate that the mean strike and dip of these features is N56E/18NW (strike/dip), which is consistent with the regional bedding strike and dip of the Passaic Formation bedrock in the Site area, as depicted on the New Jersey Geological Survey bedrock geologic map for the Chatham Quadrangle (Geologic Map Series GMS 04-2, Bedrock Geologic Map of the Chatham Quadrangle, Morris, Somerset and Union Counties, New Jersey, Monteverde, Donald H. and Volkert, Richard A., 2005). Given this consistency, the significant hydraulically conductive fractures identified in RW-1 are interpreted as weathered bedding plane partings.

The packer testing results indicated that VOC concentrations in the seven intervals tested and sampled did not exceed NJDEP GWQS. The packer testing intervals were selected based on an assessment of the rock core log and the borehole geophysical logs to identify the fracture zones in

RW-1 that are hydraulically conductive. Based on the packer testing results, it was concluded that RW-1 was no longer an effective recovery well for VOC-impacted groundwater at the Site.

The packer testing results indicated that reconstruction and startup of the GWES was unwarranted, and a re-evaluation of remedial alternatives for groundwater at the Site was recommended in the RAPR/RAR Addendum. Following a review of the Site data and discussions with the Licensed Site Remediation Professional (LSRP), a RAP Application for Groundwater at the Site with a proposed remedy of monitored natural attenuation was prepared and submitted to NJDEP in May 2013. The RAP Application included a revised monitoring and reporting schedule for the Site. The RAP Application was approved, and on June 26, 2014 NJDEP issued a Groundwater RAP for monitored natural attenuation at the Site, with an effective date of July 2, 2014 (RA Permit No. RAP130001).

2.2.2 Classification Exception Area Modification

In their May 17, 2000 letter to Lockheed Martin, NJDEP indicates that an "on-site" Classification Exception Area (CEA) was established and approved in the NJDEP letter dated December 4, 1997. In 2013, the existing CEA for the Site was updated pursuant to the NJDEP Administrative Requirements for the Remediation of Contaminated Sites (N.J.A.C. 7:26C) and included groundwater data that was collected through March 2012. An updated CEA/Well Restriction Area (WRA) Permit Fact Sheet Form and supporting documentation was submitted to NJDEP in May 2013. As noted above, a RAP Application for Groundwater was also submitted, as required by N.J.A.C. 7:26C-7.3.

2.2.2.1 Well Search

Receptor evaluations were previously submitted to NJDEP in the August 28, 2009 public notification submission and in previous submissions. More recently, Lockheed Martin submitted an Interim Receptor Evaluation Form to the NJDEP on March 1, 2012.

As part of the Site's updated groundwater CEA certification, Lockheed Martin completed a NJDEP Bureau of Water Allocation 1-mile radius well records search and a computerized 5-mile radius search of water allocation permitted wells for large diversions (i.e., permitted diversions of more

than 100,000 gallons per day). At the time of the May 2013 CEA/WRA submittal, receipt of the well search records from NJDEP was still pending. Following a review of the well search records, a revised CEA/WRA Permit Fact Sheet Form and the well search results were submitted to NJDEP in April 2014. A summary of the well search results is provided below.

The well records search identified well permits and/or well records for a total of 22 well locations within one mile of the Site, including 19 domestic well locations, one non-public community well location, and two industrial well locations.

Based on a review of information provided in the well permits and well records as well as information from other sources (including but not limited to free GIS mapping tools, Google web searches, tax assessment records, historical aerial photographs, the Somerset County Public Library system, and canvassing of property owners), 18 of the 19 domestic well locations are situated side-gradient to the Site (i.e., to the southeast or northwest) or upgradient of the Site (i.e., to the northeast). These wells are located outside of the CEA boundary and the TCE groundwater plume. Given that the primary flow direction in the bedrock beneath the Site is to the southwest (i.e., approximately parallel to bedding strike), it is unlikely that these well locations are affected by impacted groundwater from the Site.

The well search results indicate that the remaining domestic well location is situated downgradient approximately one mile southwest from the Site, but the available information for this well is incomplete and contradictory, and the well location cannot be verified as being within the canvass area (i.e., within one mile of the Site).

Similarly, there is limited information regarding the one non-public community well location identified within one mile of the Site. Based on available information, the well was located approximately 500 feet or more upgradient of the Site, but the well location cannot be verified as being within the canvass area.

Available information indicates that both of the industrial wells located within one mile of the Site were abandoned.

Two well permits were also identified for wells at locations more than one mile southwest of the Site but within the downgradient portion of the CEA (one industrial well and one domestic well). There is limited information, however, for both well locations. The location of the domestic well on the well permit is only listed as "Somerset" and the well owner address is only listed as North Plainfield. The drillers sketch is also unclear, indicating that the well is located on or near Hill Avenue, but there is no Hill Avenue in North Plainfield or in Watchung. The location of the industrial well is vague, indicating "Hwy 29, N. Plainfield-Somerset" (likely Route 22), but no exact address. The drillers sketch on the permit is also vague, indicating that the well was installed along "Rt. 29" near a cross street that leads to Watchung, but providing no dimensions or other landmarks. Based on available information, neither well location can be verified as being within the canvass area.

2.2.2.2 Water Allocation Diversion Radial Search Results

The water allocation diversion radial search identified a commercial non-community well located approximately 1.2 miles southwest of the Site, but within the downgradient portion of the CEA. The well record indicates that the well is located at 221 Grove Street, North Plainfield (Block 131, Lot 9). An on-line search of tax assessment records (http://tax1.co.monmouth.nj.us) indicates that Block 131, Lot 9 is now known as Lot 17 (217-21 Grove Street). The well was installed in 1977 for industrial use and the site is currently occupied by an active laundromat (Stony Brook Laundry). A review of city directories at the North Plainfield Public Library, however, indicates that the property was used for dry cleaning from approximately 1962 to 1982.

Discussions with Thomas Grzymski (NJDEP) in November and December 2013 indicated that elevated concentrations of TCE (12.2 micrograms per liter [µg/L]), cis 1,2-dichloroethene (14.3 µg/L), and PCE (146 µg/L) were reported in a groundwater sample collected from the laundromat well in February 2002. The groundwater sampling results were reported in a Remedial Action Report (dated September 2009) for a former Getty Service Station located approximately 120 feet north of the laundromat well (Tyree Environmental Corporation, 2009). Analytical results for groundwater samples collected from the nearest site monitoring well cluster located hydraulically upgradient to the laundromat well (well cluster PZ-522) in March 2003 report a PCE concentration in the shallow well (screened from 7.7 to 17.7 feet bgs) of 3.7 µg/L and the reported PCE concentration in the intermediate well (screened from 91 to 101 feet bgs) was 1.3 µg/L. PCE was

not detected above reporting limits in the deep well (screened from 187.7 to 197.7 feet bgs). Given the historical use of the 221 Grove Street property for dry cleaning, the reported detection of PCE, and concentration gradients in monitoring wells at the former LEC Site that are not consistent with a source related to the former LEC Site, the former dry cleaner at 221 Grove Street may be the source of the detections in the laundromat well. Tetra Tech informed the NJDEP about the historical use of the 221 Grove Street property for dry cleaning in December 2013. The NJDEP incident number for this unrelated source of impacts to groundwater is 13-12-03-1557-45 and the Program Interest (PI) number is 673419.

2.2.2.3 Well Head Protection Areas

As indicated in the April 2014 Revised CEA/WRA submittal, the CEA boundary is not within either a Tier I or Tier 2 Community Well Head Protection Area (WHPA). A Public Non-Community WHPA was identified approximately 1.1 miles southwest of the former LEC Site and partially overlapping the most downgradient portion of the CEA. The well associated with this WHPA is located at 25 Greenbrook Road (Block 99, Lot 14 in the Borough of North Plainfield), which is situated outside of the CEA but within 500 feet of the CEA boundary. The well is identified by Public Water Supply Identification Number 1814300, but as described below, the well is no longer a registered public supply well and the calculated WHPA assigned to this well is no longer technically supported.

A site visit was conducted on March 2, 2014 to visually inspect the well and to obtain information directly from the current property owner regarding how water supplied by the well is used. The well is situated in a liquor store maintained on the property. The results of an internet search indicate that the well may have previously supplied water for a bottling company located on the property, but discussions with the property owner revealed that the bottling company ceased operations at the property approximately 40 years ago. The property owner reported that the well is active, but it is only used to supply water to a restroom and a utility sink within the liquor store and is not used as a drinking water supply. The property owner also reported that the store employees drink the bottled water that is sold in the store. The owner indicated that the well also supplies water to a restroom in a tenant space at the back of the building that is currently occupied by a trophy store. According to

the property owner, the tenant reported that they use a bottled water dispenser (i.e., a water cooler) and that water from the restroom is not consumed.

The property owner stated that he had no information regarding the well depth or construction, but the well pump was replaced shortly after he purchased the property in 2008. Discussions with a representative of the pump replacement service company (M&T Well & Pump located in Bound Brook, NJ) revealed that the pump was set at approximately 125 feet below ground surface, but the well depth and construction were not known.

Discussions with Lynn Rodriguez at the Somerset County Department of Health revealed that the well was deregistered as a public well in approximately 2003-2004 and has not been inspected by the health department since deregistration. This is consistent with information posted on the NJ Drinking Water Watch website, which contains sampling data indicating that the well was sampled periodically for nitrates and coliform in the 1990's and early 2000's, but identifies no sampling data after 2004. The property owner stated that the well has been sampled monthly for chlorine and coliform since he obtained the property in 2008 and to his knowledge the results are below applicable criteria. During the site visit, the current property owner expressed a reluctance to allow sampling of the well water for other parameters such as volatile organic compounds.

As noted above, the well was deregistered as a public supply well. The geographic information system database for Public Non-Community Water Supply Wells in New Jersey (obtained from the New Jersey Geological and Water Survey) indicates that the WHPA for the well was calculated using default values for well depth (200 feet bgs), pumping rate (10 gpm), and aquifer porosity (0.2), because actual values for these parameters were not recorded or do not exist. Based on the known current limited use of the well (i.e., only supplying water for the liquor store restroom and utility sink and the tenant space restroom), it follows that the pumping rate of the well would be considerably lower than the default rate of 10 gpm listed in the database. Given the lower pumping rate, the actual well radius of influence is likely much smaller than the assigned WHPA for the former public water supply system. A smaller radius of influence reduces the potential influence of the well on groundwater within the nearby portion of the CEA, where TCE concentrations are

already interpolated to be close to the NJDEP GWQS based on current conditions recorded at the nearest site monitoring wells.

2.2.3 Groundwater Modeling

In 2014, three-dimensional groundwater flow and solute transport modeling of groundwater flow and dissolved contaminant transport in the bedrock aquifer at the Site was conducted. The model was applied to simulate both groundwater flow and dissolved TCE plume transport at the site. A steady-state groundwater flow model calibration was performed to match measured water level data in March 2014 using the groundwater flow model MODFLOW. The model was also calibrated to observed drawdown data from the 48-hour constant rate (120 gpm) pumping test at the Site. Good agreement of the flow model with both observed water levels, hydraulic head gradients, and the observed distribution of dissolved TCE tracer in groundwater at the Site provided evidence of a high quality flow model calibration.

Using the March 2014 TCE concentrations to represent the initial TCE concentration distribution in the intermediate zone of the bedrock aquifer (the zone with the highest TCE concentrations), predictive simulations of future TCE concentrations and plume extent indicated that the TCE plume will continue to dissipate, with local concentrations continuing to decrease over time at the Site as a result of natural attenuation. Based on the simulated spatial extent of TCE in groundwater over time, the results of the transport model simulation also indicated that the existing monitoring network can monitor future TCE concentrations as the TCE plume mass and extent decrease over time. Results of the model simulation indicate an estimated cleanup time of approximately 30 years for the monitored natural attenuation remedy at the Site.

One of the modeling objectives was to estimate the lateral delineation of the dissolved TCE plume, primarily near monitoring well MW-1I, to assess the completeness of delineation and the protectiveness of the CEA boundary in the area near this well. Monitoring well MW-1I was one of several wells installed to further delineate the existing groundwater contaminant plume and further define the groundwater CEA for the Site. Groundwater analytical results from the March and September 2014 sampling events indicated elevated TCE concentrations in monitoring well MW-1I (120 µg/L and 82 µg/L, respectively). The model simulations indicated that the farthest lateral extent

of the 1 µg/L TCE isoconcentration line is approximately 375 feet northwest of MW-1I, which is within the current CEA boundary; therefore, TCE concentrations in groundwater are delineated to the northwest near well MW-1I and the current CEA boundary in this area remains appropriate for the Site. Based on the model simulations, it is anticipated that the elevated TCE concentrations near MW-1I will continue to dissipate over time as a result of natural attenuation.

2.2.4 Monitoring Well Repairs

All of the monitoring wells in the Site monitoring well network were visually inspected and their physical condition was recorded during the September 2013 synoptic water level round. The results of this inspection indicated that many of the monitoring well surface completions were in poor condition (e.g., cracked or missing concrete pads, inner well casings exposed above grade, missing caps and flush mount lid bolts). Based on these observations, monitoring well repairs were conducted to secure the wells and prevent surface water infiltration and potential vandalism.

Monitoring well repairs were conducted in November 2013. During the well repairs, fifteen surface completions were replaced and twenty-four wells received minor repairs. Replacement locks (keyed-alike) were also installed on the monitoring wells. Following the completion of the well repair activities, the entire monitoring well network was surveyed by a New Jersey licensed professional land surveyor to obtain updated horizontal coordinates and vertical elevations for the wells. Details regarding the monitoring well repairs and survey, including copies of the NJDEP Monitoring Well Certifications (Form-B) for the surveyed wells, were provided in the 2014 RI/RAPR.

2.2.5 Vapor Intrusion Investigations

The August 2009 RAPR presented an evaluation of the potential for exposure to vapor within structures located above the Site's groundwater contaminant plume. The August 2009 RAPR included an evaluation of the known or suspected Site-specific contaminants, contaminant migration pathways, potential human receptors and the exposure routes by which these receptors may come in contact with contaminants. The evaluation concluded that the potential for VI to occur and to result in unacceptable indoor air concentrations in occupied structures nearest to the Site exists, and that further investigation was warranted.

Since the submittal of the August 2009 RAPR, work plans were submitted and VI investigations have been conducted. These investigations have been documented in the following reports that have been submitted to (and approved by) NJDEP and/or the LSRP:

Revised VI Investigation Work Plan, August 2010 – the Work Plan was approved by the NJDEP on December 9, 2010. Proposed investigation activities were focused on sub-slab soil vapor and indoor air sampling at structures present nearest to the ground water plume source area at the Site, specifically the Watchung Square Mall (Walmart store) and one adjoining property (Avalon Watchung).

VI Investigation Report, November 22, 2011 – the results for sub-slab and indoor air sampling conducted at Avalon Watchung and indoor air sampling at Regency Village (Building 26 only) in February 2011 are presented in this report. During this investigation, sub-slab soil gas samples were collected from Avalon Watchung Buildings 3 through 12 and Building 14. Concentrations of TCE in sub-slab samples collected from Avalon Watchung Buildings 3, 6, 7, and 12 exceeded the NJDEP Soil Gas Screening Level (SGSL) for TCE, but no TCE concentrations in the indoor air samples collected during this event exceeded the Indoor Air Screening Level (IASL) for TCE (the contaminant of concern for the Site) or its related breakdown compounds. NJDEP issued a technical review and comment letter, dated December 9, 2011 in response to this report.

VI Investigation Report Addendum, January 31, 2012 - this investigation implemented the recommendations of the November 22, 2011 report. NJDEP commented via e-mail on June 25, 2012. Sub-slab soil gas and indoor air sampling was conducted in December 2011. During this investigation, sub-slab soil gas samples were collected from the remaining buildings at Avalon Watchung that had not been previously sampled (i.e., Buildings 1, 2, 13, 15, the Clubhouse, and the Maintenance Building), and indoor air samples were collected from Avalon Watchung Buildings 3, 6, 7, 12, and the Clubhouse. The analytical results indicated that reported TCE concentrations in sub-slab samples collected from Buildings 3, 7, and the Clubhouse exceeded the SGSL for TCE, but no TCE concentrations in the indoor air samples collected during this event exceeded the IASL for TCE or its related breakdown compounds. The report recommended that an additional round of sub-slab soil gas samples be collected from Avalon

Watchung Buildings 3, 6, 7 and 12 and from the Clubhouse. To provide correlative data for the evaluation of the sub-slab soil gas sampling proposed, additional indoor air sampling was also recommended for Avalon Watchung Buildings 3, 6, 7 and 12 and the Clubhouse.

VI Investigation Data Submittal, April 10, 2012 - this submittal presented the data collected at Wal-Mart. The analytical results indicated that TCE concentrations in sub-slab samples and indoor air samples collected at the Wal-Mart building did not exceed the NJDEP non-residential SGSL or IASL for TCE.

2013 Comprehensive Vapor Intrusion Investigation Report, June 11, 2013 – this investigation implemented the recommendations of the January 2012 VI Investigation Report Addendum and addressed the VI concerns related to Regency Village as discussed in the 2011 RAPR. The 2011 RAPR recommended that the construction of Regency Village Buildings 3, 4, 5, and 6 (closest to the former LEC facility) be evaluated to determine whether there are any ground floor or basement living units in any of the buildings. These four buildings did not have living spaces but did have crawl spaces and were included as part of the 2013 Comprehensive VI Investigation. The investigation was later expanded to include Buildings 17, 26, 36 and 38 at Regency Village which were found to have (or potentially have) basement living units. The 2013 investigation also included an additional round of sub-slab soil gas and indoor air samples from Avalon Watchung Buildings 3, 6, 7 and 12 and from the Clubhouse. Assessment of the sub-slab and indoor air data from Regency Village indicated that the VI pathway is not complete and no further VI work was recommended at Regency Village. Assessment of the sub-slab and indoor air data from Avalon Watchung indicated that the VI pathway is not complete at Building 12 and the Clubhouse, and no further work was recommended at these locations. The analytical data for Buildings 3, 6, and 7 indicated that additional sub-slab sampling events were needed to confirm that the concentrations of TCE in sub-slab soil gas beneath these buildings are continuing to decline to levels less than the NJDEP residential SGSL. Additional indoor air sampling might also be required.

2014 Vapor Intrusion Investigation Report, May 20, 2014 – this investigation implemented the recommendations of the 2013 Comprehensive VI Investigation Report. Assessment of the sub-

slab and indoor air data from Avalon Watchung indicated that the VI pathway is not complete at Building 7, and no further work was recommended at this building. The analytical data for Buildings 3 and 6 indicated that additional sub-slab sampling events were needed to confirm that the concentrations of TCE in sub-slab soil gas beneath these buildings are continuing to decline to levels less than the residential SGSL. Additional indoor air sampling may also be required. The scope of the 2015 VI investigation activities was based on these recommendations. The results of the 2015 VI investigation are discussed in Section 4.6 of this report.

2.2.6 Baseline Ecological Evaluation

A Baseline Ecological Evaluation (BEE) was conducted at the Site during February 1999 by Environmental Management Group, Inc. and Sevee and Maher Engineers, Inc. (SME). The scope of the BEE was described in the June 12, 1997 Off-Site Proposal prepared by SME for the former LEC Site ISRA Project (ISRA Case #E90038). The NJDEP granted final approval of the Off-Site Proposal on July 22, 1998.

The BEE was conducted to evaluate the potential for acute aquatic affects from the presence of TCE in the waters of Crab Brook. The BEE concluded that there was no measurable acute effect on aquatic species in Crab Brook from the inflow of TCE-impacted groundwater from the Site. The NJDEP approved the BEE in an August 9, 1999 letter, concluding that no further ecological evaluation with regard to Crab Brook was required.

2.3 Physical Setting

2.3.1 Site Geology

Based on previous investigations, the overburden at the Site is generally composed of granular fill associated with the remediation area of former LEC Building #3, a sandy outwash deposit, and a thin layer of glacial till. In the vicinity of the Site, the thickness of the overburden decreases towards the south-southwest but increases south of Crab Brook. The overburden is thinnest near well cluster MW-546 (3 feet) and generally increases in thickness south of U.S. Route 22, with the greatest thickness of 47 feet observed at the former location of well cluster MW-542 (this destroyed well cluster was located near the intersection of Park Place and Somerset Street; see Figure 2-2).

The overburden deposits are underlain by the Passaic Formation, which is a reddish-brown siltstone of Jurassic age. The upper surface of the bedrock is generally weathered and soft, and becomes more competent with depth. Bedrock surface topography generally slopes to the southeast perpendicular to the First Watchung Mountain. The highest bedrock elevation is approximately 171 feet above msl at well MW-3D and the lowest is approximately 45 feet above msl at well cluster MW-545.

2.3.2 Site Hydrogeology

Groundwater at the Site occurs within the bedrock, and locally within the overburden. The migration of dissolved VOCs within the bedrock is influenced by both bedrock structure and local groundwater discharge areas, particularly Crab Brook. The groundwater in the bedrock enters the Site from upgradient to the northeast, moves across the Site to the southwest (roughly parallel to the bedding strike direction of regional bedrock), and then trends in a more southerly direction toward Crab Brook. At monitoring well cluster MW-549 (located at the Site), the depth to groundwater is approximately 55 feet bgs. At monitoring well cluster MW-550 (located near the Regency Village both topographically and hydrogeologically downgradient of the Site), the depth to groundwater is approximately 21 feet bgs. While no monitoring wells are present at Avalon Watchung, the depth to groundwater beneath the apartment complex is expected to be between 21 and 55 feet bgs. Based on the September 2015 groundwater elevation data, the average horizontal hydraulic gradient in the shallow water-table zone across the Site is approximately 0.010 feet per foot (ft/ft), steepening slightly downgradient and southwest of the Site to approximately 0.018 ft/ft. Based on water level measurements at the well clusters, the vertical hydraulic gradient is generally downward across the Site, with some upward gradients in well clusters located immediately south of Crab Brook (MW-504 and MW-505) and in well clusters located southwest of the Site near Stony Brook (PZ-524 and MW-545).

3.0 Technical Overview

The 2014 RI/RAPR included data collected during two semi-annual sampling events conducted in March 2014 and September 2014. This RAPR includes data collected during two subsequent semi-annual sampling events conducted in March and September 2015. The sampling schedule was established in the approved RAP and is provided in Table 3-1.

The semi-annual sampling program, the quality of the analytical data, and an overall assessment of the March and September 2015 sampling results are briefly described in this section. A more detailed description of the field methods used during sampling and the specific findings are provided in Section 4 of this report. This includes the groundwater and surface water results from both semi-annual sampling events and the status of the GWES.

3.1 Groundwater and Surface Water Remediation Objectives

The objectives of the activities conducted at this Site are to demonstrate that the remedial action and controls continue to be protective of human health and the environment, to meet the other Remedial Action Permit requirements, and to obtain a Response Action Outcome determination from the LSRP for groundwater and surface water.

3.2 Semi-Annual Monitoring Program

The purpose of the semi-annual monitoring program is to provide data to:

- Characterize the VOC concentration distribution in groundwater to demonstrate that the established CEA boundaries and duration continue to be protective.
- Demonstrate that the shallow groundwater plume is decreasing and there are no potential VI receptors.
- Provide groundwater and surface water monitoring data as the basis for demonstrating that the plume will not impact any receptors and that VOC concentrations continue to attenuate to support a reduced monitoring frequency.

During the March and September 2015 sampling events, synoptic groundwater level measurements were collected from all Site monitoring wells and piezometers prior to the start of sampling.

As noted above, groundwater and surface water samples were collected semi-annually in March and September 2015. The groundwater samples were collected using passive diffusion bag (PDB) samplers. Based on the monitoring schedule in the approved RAP, groundwater samples were collected from 45 monitoring wells during the March 2015 sampling event. Samples were collected from 44 monitoring wells during the September 2015 sampling event, because the PDB deployed in well MW-503S was found upon retrieval to be exposed above the top of groundwater level water in the well; therefore, no sample was collected from MW-503S. The sampled monitoring wells are listed in Table 3-1 and identified on Figure 3-1. Surface water samples were collected from four locations along Crab Brook during both semi-annual events (Table 3-1 and Figure 3-1). The surface water samples were collected as grab samples using laboratory-supplied containers in accordance with the NJDEP FSPM.

Groundwater and surface water samples collected during the March and September 2015 semi-annual sampling events were submitted to Alpha Analytical Laboratories, Inc. for laboratory analysis of TCL VOC+15 using USEPA SW-846 Method 8260.

3.3 Data Quality Assessment

The groundwater and surface water samples were analyzed by Alpha Analytical Laboratories for volatile compounds consistent with the NJDEP Data of Known Quality Protocols (DKQP) to meet the measurement performance criteria and quality control samples specified for USEPA SW-846 Method 8260. A screening review was performed by a USEPA Region II certified data validator using the criteria specified in NJDEP's Data of Known Quality Protocols Technical Guidance and Data Quality Assessment and Data Usability Evaluation Technical Guidance, in conjunction with Standard Operating Procedure HW-24, Rev. 4, September 2014, and best professional judgment. The data validation reports provided in Appendix A and the data validation qualifiers are included in the groundwater and surface water data summary tables in Section 4 of this report. The primary issues identified are summarized below.

3.3.1 Groundwater Data – Semi-Annual Sampling

A review of the laboratory analytical data reports indicates that the semi-annual groundwater data quality is generally acceptable and all of the data pertinent to the Site (i.e., TCE and related compounds cis-1,2-dichloroethene, and vinyl chloride) are useable, but the results for a number of compounds were qualified as estimated and the results for the following compounds were rejected as unusable, because the calibration response factors were below the minimum required in an associated calibration:

- March 2015 – 1,4-dioxane (all samples); 4-methyl-2-pentanone (28 samples, 5 field duplicates); and bromomethane, methyl acetate, 2 butanone, 2-hexanone (sample from well PZ-524D and 5 field duplicates)

- September 2015 – 1,4-dioxane, 2 butanone, 4-methyl-2-pentanone (all samples); chloroethane, methyl acetate, 2-hexanone (22 samples, 3 field duplicates); and bromomethane, methyl acetate (16 samples, 2 field duplicates)

None of the above compounds are related to the former LEC Site.

The reported TCE concentrations in samples collected from wells MW-1S (samples MW-1S-A and MW-1S-B), MW-1I, MW-2D and MW-2I in September 2015 were qualified as estimated due to slightly low relative response factors during continuing calibration. However, the average relative response factors for TCE were compliant in all initial calibrations and the laboratory control samples exhibited satisfactory recovery for TCE. In addition, the reported TCE data for the above wells is consistent with the concentrations reported during the 2014 semi-annual sampling event and with historical TCE concentration trends in these wells. Accordingly, the TCE results for the above wells are considered useable.

As shown in Appendix A, the reported results for multiple compounds unrelated to the Site were qualified as estimated (J/UJ) during the March and September 2015 sampling events, primarily due to response factors that did not meet the minimum required during calibration or the % Difference criteria in the continuing calibration was exceeded. For one or more groundwater samples, these compounds included, but were not limited to, acetone, bromomethane, bromoform, 2-butanone, chloromethane, methylene chloride, bromochloromethane, PCE, xylenes, styrene,

methyl acetate, isopropylbenzene, dichlordifluormethane, 1,2,3- and 1,2,4- trichlorobenzene, and methyl cyclohexane. As noted above, these compounds are unrelated to the former LEC Site.

Proper preservation of the groundwater samples was verified by the laboratory. All holding times were met and surrogate recoveries met criteria. Analytical results for groundwater samples collected from wells MW-549I, MW-550S, MW-506S, MSW-508D, and PZ-522I during the March and September 2015 sampling events and the corresponding field duplicate samples (DUP-01, DUP-02, DUP-03, DUP-04, and DUP-05, respectively, during both events) generally met the acceptance criteria specified in the Quality Assurance Project Plan (i.e., the Relative Percent Difference [RPD] between the reported results was less than 30%).

Consistent with the NJDEP FSPM, a modified PDB trip/equipment blank was collected during deployment of the PDBs in the monitoring wells during the March and September 2015 sampling events. The modified trip/equipment blank was obtained by ordering an extra PDB sampler that was shipped to the Site and handled in the same manner as the other PDBs deployed during the sampling event. Analytical results for the March 2015 modified trip blank reported estimated concentrations of toluene (0.26 J µg/L), acetone (2.2 J µg/L), 1,2,3-trichlorobenzene (0.19 J µg/L), and 1,2,4-trichlorobenzene (0.13 J µg/L). The latter trichlorobenzene compounds may be lab contaminants, as they were reported in the laboratory method blank. Analytical results for the September 2015 modified trip blank indicated low estimated concentrations of toluene (0.24 J µg/L), chloromethane (0.13 J µg/L), acetone (3.7 J µg/L), and carbon disulfide (0.13 J µg/L). Carbon disulfide may be a lab contaminant, as it was reported in the laboratory method blank.

3.3.2 Surface Water Data – Semi-Annual Sampling

A review of the laboratory analytical data reports indicates that the semi-annual surface water data quality is generally acceptable and all of the data pertinent to the Site (i.e., TCE and related compounds cis-1,2-dichloroethene, and vinyl chloride) are useable, but the results for a number of compounds were qualified as estimated and the results for the following compounds were rejected as unusable, because the calibration response factors were below the minimum required in an associated calibration:

- March 2015 – 1,4-dioxane and 4-methyl-2-pentanone (all samples); and bromomethane, methyl acetate, 2 butanone, 2-hexanone (sample SW-1 and the field duplicate for SW-4)

- September 2015 – 1,4-dioxane, 2 butanone, 4-methyl-2-pentanone, bromomethane, methyl acetate (all samples)

None of the above compounds are related to the former LEC Site.

As shown in Appendix A, the reported results for multiple compounds unrelated to the Site were qualified as estimated (J/UJ) during the March and September 2015 sampling events, primarily due to response factors that did not meet the minimum required during calibration or the % Difference criteria in the continuing calibration was exceeded. For one or more surface water samples, these compounds included acetone, dichlordifluormethane, chloromethane, bromochloromethane, PCE, styrene, 1,2,3- and 1,2,4-trichlorobenzene, methyl cyclohexane, and 2-hexanone. As noted above, these compounds are unrelated to the former LEC Site.

Proper preservation of the surface water samples was verified by the laboratory. All holding times were met and surrogate recoveries met criteria. Analytical results for the surface water sample collected from sampling location SW-4 during the March and September 2015 sampling events and the corresponding field duplicate sample DUP-06 met the acceptance criteria specified in the Quality Assurance Project Plan.

Acetone was reported at a concentration of 1.6 J µg/L in the field blank and 3.0 J µg/L in the trip blank during the March 2015 sampling event. As a result, acetone concentrations at the reporting limit were qualified as estimated in samples SW-1, SW-4 and the associated field duplicate DUP-6. Due to the reported low concentration of chloromethane (0.30 J µg/L) in the field blank during the September 2015 sampling event, chloromethane concentrations at the reporting limit were qualified as estimated in samples SW-1 and SW-4.

3.3.3 Other Potential Factors Influencing the Data

No other significant events or seasonal variations are known to have affected the sampling procedures or the groundwater and surface water results presented in this report.

3.3.4 Overall Assessment of the Sampling Results

3.3.4.1 Groundwater Results

Analytical results for the groundwater samples collected during the March and September 2015 sampling events indicate that TCE concentrations are generally the same or slightly lower than the results reported in the 2014 RI/RAPR, but the TCE distribution is similar. Reported TCE concentrations exceeding the NJDEP GWQS in the shallow zone monitoring wells were relatively low (generally ranging from 1.2 µg/L to 2.4 µg/L) and were mainly limited to the former LEC Site facility area and immediately downgradient. The reported TCE concentration in MW-547S in September 2015 (5.9 µg/L) is considered to be anomalous and unrelated to the Site, based on concentration gradients in Site monitoring wells that are not consistent with a source related to the former LEC Site and the detection of compounds in MW-547S that are unrelated to the Site. Tetra Tech notified NJDEP (via the NJDEP Hotline) regarding the elevated TCE concentrations in well MW-547S on January 12, 2015. On January 13 and January 23, 2015, Tetra Tech provided the NJDEP receptor survey team with additional information about the location of MW-547S to facilitate their search for the potential source(s) of the unknown discharge. On January 26, 2015, Tetra Tech sent an email to NJDEP providing detailed justification for considering the elevated TCE concentrations in MW-547S as anomalous and unrelated to the former LEC Site. The lines of evidence included those noted above (i.e., concentration gradients in monitoring wells located upgradient of MW-547S that are not consistent with a TCE source related to the former LEC Site and the presence of other VOCs in MW-547S that are unrelated to the former LEC Site), as well as the lack of TCE detections in Crab Brook, which receives shallow groundwater flow and is located immediately upgradient of shallow monitoring well MW-547S.

A review of trend graphs and the associated historic TCE concentrations indicates decreasing or stable TCE concentrations in the selected wells.

The highest TCE concentrations during the March and September 2015 sampling events were reported in MW-1I located northwest and side-gradient to the former source area (99 µg/L reported in March 2015) and in MW-549I located near the former source area (8.7 µg/L reported in March 2015).

The TCE concentration in MW-549I has decreased substantially since 2014. As discussed in the 2014 RI/RAPR, it was considered possible that the PDB sampler deployed in September 2014 was not situated at the appropriate sampling depth in MW-549I, resulting in an anomalously low TCE concentration, but during the March 2015 sampling event the PDB sampling depth was confirmed to be consistent with the 2003 vertical profiling results for this well.

The analytical results for samples collected from well clusters MW-501 and MW-503 delineate the limit of the TCE plume to the southeast in the shallow and intermediate zones. Similarly, the analytical results for samples collected from shallow wells MW-506S and MW-502S delineate the downgradient extent of the shallow TCE plume to the southwest. The analytical results for samples collected from intermediate wells MW-546I and MW-547I delineate the lateral extent (northwest and southeast, respectively) of the downgradient TCE plume and emphasize the narrow spread of the plume in the intermediate zone downgradient of the Site. Further downgradient, the analytical results for well cluster MW-2 delineate the limit of the TCE plume in the intermediate and deep zones to the southeast, and the results for well MW-3D delineate the limit of the TCE plume to the northwest.

The analytical results for samples collected from monitoring wells MW-1S and MW-1I in 2015 indicated that TCE concentrations exceeded the NJDEP GWQS (1 µg/L); however, the groundwater flow and transport modeling results indicate that the farthest lateral extent of the 1 µg/L TCE isoconcentration line is approximately 375 feet northwest of MW-1I, which is within the current CEA boundary; therefore, TCE concentrations in groundwater are delineated to the northwest near well MW-1I and the current CEA boundary in this area remains appropriate for the Site. Based on the model simulations, it is anticipated that the elevated TCE concentrations near MW-1I will continue to dissipate over time as a result of natural attenuation.

Elevated TCE concentrations reported in wells PZ-524I (2.2 µg/L in March 2015 and 2.7 µg/L in September 2015) and in PZ-524D (3.1 µg/L in March 2015 and 2.4 µg/L in September 2015) were higher than anticipated near the downgradient edge of the groundwater plume. Lower TCE concentrations were reported in the nearest wells located hydraulically upgradient to the PZ-524 well cluster (PZ-522I and PZ-522D) during the March and September 2015 sampling events.

More importantly, elevated PCE concentrations were reported in both PZ-524I (94 µg/L and 110 µg/L in March and September 2015, respectively) and PZ-524D (59 µg/L and 66 µg/L in March and September 2015, respectively). Reported PCE concentrations in the nearest upgradient wells PZ-522I and PZ-522D were either non-detect or below 1 µg/L. Similar results were reported for samples collected from the PZ-524 and PZ-522 wells in 2014.

As noted in Section 2 of this report, a former dry cleaner is located at 221 Grove Street, which is situated hydraulically upgradient of well cluster PZ-524. Given the historical use of the 221 Grove Street property for dry cleaning, the reported detections of PCE at concentrations one to two orders of magnitude higher than the PCE concentrations detected in the other Site monitoring wells, and concentration gradients in monitoring wells at the former LEC Site that are not consistent with a source related to the former LEC Site, the former dry cleaner at 221 Grove Street may be the source of the PCE detections in the PZ-524 wells. It is arguable that the elevated TCE concentrations reported in wells PZ-524I and PZ-524D are likely the result of natural attenuation of dissolved PCE in groundwater. Based on the above information, the established downgradient CEA boundary is considered to be appropriate for the Site and no changes to the CEA are required.

The monitoring wells were visually inspected and their physical condition was recorded during the September 2013 synoptic water level round. Based on these observations, monitoring well repairs were conducted in November 2013 to secure the wells and prevent surface water infiltration and potential vandalism.

3.3.4.2 Surface Water Results

Low estimated TCE concentrations below the NJDEP FW2-NT Surface Water Quality Standards (SWQS) (N.J.A.C. 7:9B) of 1 µg/L were reported in surface water samples SW-2 (0.12 J µg/L) and SW-4 (0.14 J µg/L) during the March 2015 sampling event. The reported benzene concentration in sample SW-4 (0.51 J µg/L) exceeded the SWQS of 0.15 µg/L during the March 2015 sampling event. Benzene is not a compound of concern at the Site. The benzene source at SW-4 may be surface runoff from Route 22. Acetone was reported in sample SW-3 (28 µg/L).

Acetone is also not a compound of concern at the Site. No compounds other than benzene exceeded their respective NJDEP SWQS in the March 2015 surface water samples.

Analytical results for the samples collected in September 2015 indicate that no VOC concentrations exceeded their applicable SWQS. Acetone was reported in sample SW-3 (29 J µg/L). Estimated concentrations ethylbenzene (0.18 J µg/L), toluene (0.16 J µg/L), and total xylene (1.4 J µg/L) were reported in sample SW-3, likely a result of surface runoff from Route 22. As noted above, acetone is a common laboratory contaminant. Benzene concentrations did not exceed reporting limits in any of the surface water samples collected in September 2015.

4.0 Remedial Action Progress Report

Previous groundwater and surface water investigations have delineated a groundwater plume comprised primarily of TCE in the local bedrock and overburden aquifer system. TCE has been reported at concentrations exceeding the NJDEP GWQS of 1 µg/L in groundwater beneath the Site, extending to the southwest approximately 7,000 feet. The Site GWES was activated on July 17, 2003 to remediate the TCE plume and intercept groundwater prior to its entry into Crab Brook. This system was turned off on May 28, 2011. During operation, groundwater was pumped from extraction well RW-1, located on North Drive in North Plainfield, at an approximate rate of 120 gpm. Effluent sampling and monthly performance sampling were also conducted in accordance with the NJPDES permit to monitor the effectiveness of the recovery system. Groundwater and surface water sampling is currently conducted on a semi-annual basis to monitor potential changes in the extent and concentration of TCE in groundwater. Remedial activities and evaluations completed in association with the groundwater monitoring and surface water monitoring activities conducted from March 2015 through September 2015 are described in the sections below.

4.1 GWES Building Demolition

As noted in Section 2.2.1 above, packer testing results indicated that RW-1 was no longer an effective recovery well for VOC-impacted groundwater at the Site. Based on these results, reconstruction and startup of the GWES was unwarranted, and a re-evaluation of remedial alternatives for groundwater at the Site was recommended in the RAPR/RAR Addendum. Following a review of the Site data and discussions with the LSRP, a RAP Application for Groundwater at the Site with a proposed remedy of monitored natural attenuation was prepared and submitted to NJDEP in May 2013. The RAP Application was approved, and on June 26, 2014 NJDEP issued a Groundwater RAP for monitored natural attenuation at the Site.

Based on the approved RAP, the inactive GWES building was slated for demolition. Building demolition activities were conducted in May 2015. Demolition activities were conducted by Panther Technologies (Panther) located in Medford, New Jersey, and were supervised by Tetra Tech personnel.

Preparation conducted prior to demolition field activities included obtaining a building demolition permit from the Borough of North Plainfield Division of Construction, contacting New Jersey One Call to obtain clearance of potential buried utilities in the demolition area, and disconnecting and removing the existing utility lines servicing the GWES building, specifically electric and telephone. Panther prepared a combined Demolition Plan and Materials Salvage and Recycling Management Plan (submitted to and approved by Lockheed Martin) that included the proposed demolition procedures and equipment to be used, the identity of building materials to be salvaged and recycled, segregation and management procedures for the building materials, and the selected disposal and recycling facilities. A copy of the building demolition permit is provided in Appendix B of this report.

Based on discussions with the RTO and the LSRP, limited concrete sampling was also conducted to characterize the concrete in the building and support the certification that the concrete is acceptable for recycling in accordance with the NJDEP Guidance for Characterization of Concrete and Clean Material Certification for Recycling (Updated January 12, 2010). One concrete sample was collected on April 10, 2015 from the area formerly located beneath GAC Tank 1, which is known to have leaked. One field duplicate sample was also collected. The concrete samples were submitted for laboratory analysis of TCL VOC+15 using USEPA SW-846 Method 8260. The analytical results indicated that the concrete VOC concentrations did not exceed the applicable NJDEP Residential Direct Contact Soil Remediation Standards (N.J.A.C. 7:26D). The analytical results confirmed that the concrete in the GWES building was acceptable for recycling, in compliance with the above NJDEP Guidance. The concrete analytical results are provided in Appendix B of this report.

Demolition of the GWES building was conducted from May 12 to May 15, 2015. The demolition of the GWES building was completed using an excavator to raze the structure and consolidate the

demolition debris. Demolition included the removal of all below grade construction, including foundation walls, footings, grade slab and below-grade electric and telephone pipe conduits. Influent and effluent piping to the former GWES building was cut and capped below grade at locations near the building.

Salvageable or recyclable materials generated during building demolition activities were segregated and contained in rolloffs for subsequent transport to NJDEP-licensed salvage/recycling facilities, as approved by Lockheed Martin. Construction and demolition (C&D) debris that was not recyclable was contained in rolloffs and transported off site to a Lockheed Martin-approved non-hazardous waste disposal facility. A total of approximately 103 tons of brick, block, concrete, and construction and demolition debris were generated during the GWES building demolition. The majority of the recyclable material (i.e., brick, block, and concrete) was transported to Bayshore Recycling Corporation, an NJDEP licensed and inspected Class B recycling facility located in Keasbey, NJ. Approximately 6 tons of concrete was transported to Trap Rock Industries, an NJDEP licensed and inspected Class B recycling facility located in Mt. Holly, NJ. Approximately 3.8 tons of C&D debris was transported to the Waste Management GROWS Landfill located in Morrisville, PA, an approved Lockheed Martin waste facility, for proper disposal. Copies of the C&D and recycling weight tickets are included in Appendix B of this report.

Following completion of the GWES building structure demolition, the excavation resulting from removal of the building foundation, footings, and grade slab was backfilled to pre-existing grades with certified clean quarry-based fill material (i.e., quarry process) supplied by Weldon Materials from their quarry located in Watchung, NJ. A laboratory analytical data report for a sample of the quarry process material that was provided by Weldon Materials is included in Appendix B.

The backfill material was placed immediately after the entire building structure and utility conduits were removed and the disturbed areas were regraded to approximately pre-existing grades. The regraded area was then seeded with grass seed and covered with hay. Minor divots in the asphalt adjoining parking lot for Regency Village Condominiums were repaired with cold patch.

4.2 Monitoring Well Abandonments

Based on the NJDEP-approved RAP, recovery well RW-1 and four monitoring wells (MW-504S, MW-504I, PZ-523I, and MW-531S) were decommissioned in 2015. As noted above, packer testing results indicated that RW-1 was no longer an effective recovery well for VOC-impacted groundwater at the Site, and the long open borehole (approximately 130 feet) represented a potential conduit for further impacts to the deep bedrock groundwater. Monitoring wells MW-504S, MW-504I, PZ-523I, and MW-531S were not included in the RAP monitoring schedule, primarily because an evaluation of the monitoring well network indicated that these wells provided either redundant chemical or hydraulic data, or both. The area near monitoring wells MW-504S and MW-504I is monitored effectively via well pairs MW-501S/I, MW0503S/I, and MW-505S/I, and monitoring well PZ-523I, which was retained for hydraulic measurements, is not required to effectively monitor the intermediate-zone groundwater potentiometric surface in the downgradient portion of the groundwater plume. Similarly, monitoring well MW-531S, which was retained for hydraulic measurements, is not required to effectively monitor the shallow-zone groundwater potentiometric surface in the upgradient portion of the Site.

Monitoring well abandonment activities were conducted on March 16 to March 18, 2015. The wells were abandoned by a licensed New Jersey driller employed with Advanced Drilling, Inc. located in Pittstown, NJ. Well abandonment activities were supervised by Tetra Tech personnel. The wells were abandoned using procedures consistent with current NJDEP requirements (N.J.A.C. 7:9D-3 Requirements and Procedures for the Decommissioning of Wells). The wells were abandoned in place using positive displacement methods (i.e., tremie grouting of the well in place from the bottom of the well to ground surface with a bentonite/cement grout mixed to current NJDEP regulation specifications). The steel stick-up protective casing on MW-531S (the only abandoned monitoring well that was not flush-mounted) was removed for off-site disposal at an approved NJDEP salvage/recycling facility. Following the tremie-grouting of RW-1, the recovery well vault was also filled with bentonite/cement grout and then the steel vault lid was welded in place. The well decommissioning reports for RW-1 and the four abandoned monitoring wells are provided in Appendix C.

4.2.1 Missing Monitoring Wells

A total of fifteen (15) monitoring wells were reported as missing in previous site reports. As reported in the 2009 RAPR, five (5) of the wells were located in the course of a 2008 investigation that involved re-surveying each well's previously-surveyed coordinates and searching each area using geophysical methods (electromagnetic methods and ground penetrating radar). The remaining ten (10) wells, however, could not be located. Recent plots of the well coordinates indicate that two (2) of the missing wells (MW-510A and MW-510B) are located within the footprint of the existing Home Depot building located at the Watchung Square Shopping Center on Route 22 in the Borough of Watchung, and three (3) of the missing wells (MW-542A, MW-542B and MW-542C) are located within the footprint of the existing Somerset School building located in the Borough of North Plainfield. These five (5) wells are, therefore, inaccessible for proper decommissioning.

Based on discussions with the NJDEP and the LSRP, additional field activities were conducted to locate the remaining five (5) monitoring wells (MW-509A, MW-509B, MW-549C, PZ-523A, and PZ-523C), if they were not destroyed, so that they could be properly decommissioned in accordance with NJDEP requirements. Based on the original well coordinates, monitoring wells MW-509A and MW-509B, if present, were believed to be located near the edge of a wooded area behind the Watchung Square Shopping Mall. Monitoring well MW-549C, if present, was believed to be located in a berm adjacent to the Walmart building within the Watchung Square Shopping Center. Monitoring wells PZ-523A and PZ-523C, if present, were believed to be located near a bridge over the Stony Brook near the intersection of Grove and Walnut Streets in the Borough of North Plainfield.

In September and October 2015, Tetra Tech conducted additional field activities to locate the remaining five (5) monitoring wells (MW-509A, MW-509B, MW-549C, PZ-523A, and PZ-523C), if they were not destroyed, so that they can be properly decommissioned in accordance with NJDEP requirements.

The NJ State Plane Coordinates (NJSPC) for the above wells were obtained from the surveyors who prepared the original Monitoring Well Certification – Forms B for the wells following their

installation. These data were then provided to a New Jersey-licensed land surveyor, who converted the data to current NJSPC (i.e., horizontal coordinates using the NAD 83 datum and vertical coordinates using the NAVD 88 datum). On September 24, 2015, the surveyor re-surveyed the five (5) missing well locations using the converted coordinates and marked the well locations in the field using wooden stakes, high-visibility paint, and flagging. During the survey, one well (PZ-523A) was found while staking the well location.

Following the survey, Tetra Tech subcontracted a utility location service to conduct a geophysical survey of the four remaining missing well locations using electromagnetic (EM) methods, including metal detection methods, and ground penetrating radar (GPR) to attempt to locate the wells. Geophysical surveys were conducted within a radius of approximately 20 to 25 feet of the four well locations using a grid pattern, to the extent practicable. The geophysical survey was conducted on September 29, 2015.

The results of the geophysical survey were inconclusive and no anomalous signals indicative of a potential buried well were encountered at the four well locations. Well locations MW-509A/B were located on a sloped hillside that is wooded with low brush and rocky ground surface, mostly cobble-sized rocks. Based on field observations and hand digging during the geophysical survey, the ground appeared to be fill material, with numerous cobbles and a good amount of metallic debris (rebar, wire, sheet metal, cables). Numerous obstructions hindered measurement of transects and measuring along a grid pattern, and direct contact of the GPR instrument, which is required, was hindered by surface rocks, vegetation, dead limbs, etc. GPR readings were obtained at both well locations, but no definitive signals indicating the presence of a well were identified and hand digging identified a number of false positives (e.g., flat rocks and debris). Metal detection at these locations also indicated numerous false positive signals due to the presence of metallic debris and cobbles that contained sufficient iron to set off the metal detector.

The staked survey location for MW-549C was at the base of a 15-foot pine tree, making it difficult to investigate with GPR and EM methods.

GPR transects measured systematically across the entire grassed area where the PZ-523 wells are located (including the staked survey location for PZ-523C) were also unsuccessful. Metal

detection identified numerous instances of metallic debris (e.g., rebar, wires), indicating that there is surface fill, but no signals indicative of a buried well were encountered. Based on these results, as well as the shallow depth of well PZ-523A, which was uncovered approximately 0.5 feet below grade with concrete pad intact, it is concluded that PZ-523C was destroyed during re-construction of the adjacent Stony Brook Bridge.

Following completion of the geophysical survey, the remaining three (3) well locations were excavated. Well location MW-549C was excavated on October 1, 2015 to search for the missing well. The pine tree at the staked well location was removed and the location was excavated. The missing well was found at a depth of approximately 4 feet below ground level. The protective stickup casing was broken off and lying 2-3 feet from the well location. The 6-inch diameter outer steel casing installed during well construction was clearly damaged, but the PVC inner casing was found to be intact inside of the steel casing. The well location was marked and the area was backfilled for safety purposes until arrangements for abandoning the well could be completed.

On October 15, 2015, well locations MW-509A/B were excavated to search for the missing wells. Both wells were found at a depth of approximately 2-4 feet below ground level. The protective stickups were not found. The 8-inch diameter outer steel casing installed during the construction of MW-509A was clearly damaged, but the PVC inner casing was found to be intact inside of the steel casing. There was no outer steel installed during the construction of MW-509B, but the 2-inch diameter inner PVC well casing was found to be broken off and in place. Both wells were sounded and found to be open to their total installed depths (MW-509B approximately 83 feet below grade and MW-509A approximately 424 feet below grade). Given that the wells would be abandoned as soon as practicable, the excavations were not backfilled. The well locations were in a wooded/brushy area at a distance from any of the mall stores or the nearby apartment complex, in an area difficult to access and unlikely to be frequented by pedestrians. For safety purposes, the excavations were covered with sheets of plywood supported on wooden boards and the excavated areas were roped off with caution tape around the nearest surrounding trees until arrangements for abandoning the wells could be completed.

On November 9, 2015, the four located monitoring wells were abandoned. The wells were abandoned by a licensed New Jersey driller employed with Uni-Tech Drilling, Inc. located in Bridgewater, NJ. Well abandonment activities were supervised by Tetra Tech personnel. All four of the wells were first gauged and found to be open and unobstructed to total depth. The wells were then abandoned by using procedures consistent with current NJDEP requirements (N.J.A.C. 7:9D-3 Requirements and Procedures for the Decommissioning of Wells). The wells were abandoned in place using positive displacement methods (i.e., tremie grouting of the well in place from the bottom of the well to ground surface with a bentonite/cement grout mixed to current NJDEP regulation specifications). Monitoring well PZ-523A, which was found approximately 0.5 feet below grade with flush mount and surface seal intact, was grouted to ground surface. The remaining three wells (MW-509A, MW-509B, and MW-549C), which were excavated and uncovered at depths ranging from approximately 3 to 6 feet below grade, were grouted to the top of the well casing. The excavations were then backfilled with the excavated soil. The well decommissioning reports submitted to NJDEP by the driller are awaiting approval. The well decommissioning submittals for the four abandoned wells are provided in Appendix C.

4.3 Groundwater Monitoring and Sampling Activities

Groundwater monitoring and sampling events were conducted on March 25, 2015 and September 22, 2015 in accordance with the sampling schedule presented in Table 3-1. The groundwater sampling locations are shown on Figure 3-1.

As presented in the 2014 RI/RAPR, groundwater beneath the Site has been conceptually divided into three vertical zones to facilitate hydrogeologic analysis:

- shallow zone – overburden and shallow bedrock groundwater from the groundwater table to approximately 50 feet above msl;
- intermediate zone – bedrock groundwater from approximately 50 feet above msl to approximately 50 feet below msl; and,
- deep zone – bedrock groundwater below 50 feet below msl.

Historically, monitoring well clusters (couplets or triplets) have been installed to monitor groundwater quality in these three vertical zones, with a naming convention that was intended to convey information about the depth of the individual wells within the well cluster. At monitoring

well couplets, the deeper monitoring well was designated with an "A" at the end of its name, and the shallower monitoring well was designated with a "B". Similarly, at monitoring well triplets, the deepest monitoring well was designated with an "A", the intermediate-depth monitoring well was designated with a "B", and the shallowest monitoring well was designated with a "C". This naming convention, however, has become cumbersome in practice, in that "A" designated wells may be present in either the deep vertical zone or the intermediate vertical zone, and "B" designated wells may be present in either the shallow or the intermediate vertical zone, depending on whether the monitoring well cluster represented is a well couplet or a well triplet. Therefore, to minimize confusion, this report has presented all monitoring wells in the shallow zone as defined above with an "S" designation, all monitoring wells in the intermediate depth zone with an "I" designation, and all monitoring wells in the deep zone with a "D" designation (replacing the previous "A", "B", and "C" designations). A summary of current monitoring well designations and well construction information is provided in Table 4-1 (historic well designations were retained in Table 4-1 for those monitoring wells that are listed as missing or destroyed). The groundwater sampling methods are summarized below, followed by a discussion of the groundwater analytical results and investigative findings.

4.3.1 Groundwater Sampling Methods

As noted above, groundwater and surface water samples were collected semi-annually in March and September 2015. The groundwater samples were collected using PDBs that were pre-filled with laboratory-certified analyte-free water prior to shipment to the Site. The PDB field data sheets are provided in Appendix D.

Based on the monitoring schedule in the approved RAP, groundwater samples were collected from 45 monitoring wells during the March 2015 sampling event. Samples were collected from 44 monitoring wells during the September 2015 sampling event, because the PDB deployed in well MW-503S was found upon retrieval to be exposed above the top of groundwater level water in the well; therefore, no sample was collected from MW-503S.

During deployment in the wells, the PDBs were attached to dedicated weighted tether lines in the wells to keep them positioned in the screened interval. Following a two-week equilibration

period, the PDBs were retrieved from the wells using the deployment lines, and the samples were transferred to the appropriate laboratory-supplied bottles. As previously noted, groundwater samples were submitted for laboratory analysis of VOCs via USEPA SW-846 Method 8260.

During the March and September 2015 semi-annual sampling events, a synoptic round of groundwater level measurements was collected from the Site monitoring wells and piezometers on the same day as sample collection. The wells were also visually inspected and their physical condition was recorded during the synoptic rounds.

4.3.2 Groundwater Sampling Results

4.3.2.1 Groundwater Elevations

Synoptic groundwater level measurements were collected on March 25, 2015 and September 22, 2015 from the Site monitoring wells. The depth to groundwater measurements and the calculated water level elevations from both synoptic measurement events are provided in Table 4-2. The groundwater elevation data from both events were used to prepare groundwater elevation contour maps for the shallow, intermediate, and deep aquifer zones (Figures 4-1 through 4-6).

In general, the groundwater elevation measurements presented in Table 4-2 and on Figures 4-1 through 4-6 are consistent with historic groundwater elevation data at the Site. As shown in Figures 4-1 and 4-4, the hydraulic gradient in the shallow zone is relatively flat, sloping to the south-southeast beneath the Site and gradually to the southwest downgradient of the Site. The hydraulic gradient in the intermediate zone is similar to the shallow zone, trending slightly more to the southwest (Figures 4-2 and 4-5). The hydraulic gradient in the deep zone appears to slope more to the southwest, particularly further downgradient of the Site (Figures 4-3 and 4-6). It should be noted that given the anisotropic nature of the bedrock aquifer (i.e., flow occurs primarily in fractures and partings parallel to the bedding strike direction), the preferential flow path will be approximately parallel to bedrock strike (northeast-southwest) and not necessarily in the direction of the maximum hydraulic gradient.

4.3.2.2 Summary of Groundwater Results – Semi-Annual Sampling

The analytical results for groundwater samples collected during the March and September 2015 sampling events are provided in Tables 4-3 and 4-4, respectively. Analyte concentrations that exceed NJDEP GWQS are highlighted in the tables. TCE isoconcentration maps for the shallow, intermediate and deep aquifer zones for the March and September 2015 semi-annual sampling events are provided in Figures 4-7 through 4-12. NJDEP reduced-deliverable analytical data packages for the March and September 2015 sampling events are provided on CD in Appendix E of this report.

The analytical results for the March and September 2015 sampling events indicate that the groundwater TCE concentrations are generally the same or slightly lower than the results reported in the 2014 RI/RAPR, and the TCE distribution is similar. The highest TCE concentrations during the March and September 2015 sampling events were reported in MW-1I located northwest and side-gradient to the former source area (99 µg/L reported in March 2015) and in MW-549I located near the former source area (8.7 µg/L reported in the field duplicate sample March 2015). Monitoring well MW-549I is screened from 190 to 210 feet bgs (-11 to -31 feet below msl) and monitoring well MW-1I is screened from 245 to 255 feet bgs (-52 to -62 feet below msl). Well MW-1I was installed and screened to monitor approximately the same fractured bedding units as MW-549I in the down-dip direction. Lower concentrations were reported in samples collected from both wells during the September 2015 sampling event (44 µg/L TCE in MW-1I and 3.4 µg/L TCE in MW-549I).

The TCE concentration in MW-549I has decreased substantially since 2014 (330 µg/L in March 2014 and 49 µg/L in September 2014). As discussed in the 2014 RI/RAPR, it was considered possible that the PDB sampler deployed in September 2014 was not situated at the appropriate sampling depth in MW-549I, resulting in an anomalously low TCE concentration. Vertical profiling conducted in 2003 indicated that contaminant stratification was present in well MW-549I, and an appropriate sampling depth was selected for future PDB sampling of this well. Prior to the March 2015 sampling event, the PDB sampling depth for MW-549I was confirmed to be consistent with the depth selected based on the 2003 vertical profiling results, and the March and September 2015 analytical results for MW-549I continue to exhibit a decreasing TCE

concentration trend. Concentration trends in MW-549I will continue to be monitored semi-annually in 2016.

The next highest TCE concentrations were reported in samples collected in well MW-547S (5.9 µg/L in September 2015), MW-546D (2.8 µg/L in March 2015 and 3.5 µg/L in September 2015), and PZ-524D (3.1 µg/L in March 2015 and 2.4 µg/L in September 2015). This is consistent with the 2014 groundwater monitoring results.

As discussed in the 2014 RI/RAPR, the elevated TCE concentrations reported in samples collected from shallow monitoring well MW-547S are considered to be anomalous and unrelated to the former LEC Site. The reported TCE concentration in MW-547S in September 2015 was 5.9 µg/L, but the concentration reported in March 2015 was lower (1.2 µg/L), similar to the 2014 monitoring results. In addition, groundwater analytical results from multiple shallow monitoring wells located hydraulically downgradient of the former LEC facility but upgradient of MW-547S indicate that TCE concentrations were below 1 µg/L during both the March and September 2015 sampling events. This includes monitoring wells PZ-521S (located immediately upgradient of MW-547S), MW-502S, MW-503S, MW-505S, and MW-506S (Figures 4-7 and 4-10). The March and September 2015 groundwater analytical results for MW-547S also indicate the presence of compounds that are unrelated to the Site, specifically chlorobenzene, 1,2-dichlorobenzene, 1,4-dichlorobenzene, and methyl tert butyl ether (the latter in September 2015). These observations suggest that the elevated TCE concentrations in MW-547S are anomalous and unrelated to the former LEC Site.

Based on a discussion with the LSRP and consistent with the NJDEP Administrative Requirements for the Remediation of Contaminated Sites (7:26C-1.7), as well as the NJDEP's off-site source guidance document (Administrative guidance for Licensed Site Remediation Professionals and Subsurface Evaluators when encountering contamination that is suspected to be unrelated to a known discharge undergoing remediation, dated September 2014), Tetra Tech notified NJDEP regarding the elevated TCE concentrations in well MW-547S on January 12, 2015 (NJDEP incident number 15-01-12-1759-36, PI number 722540). On January 13, 2015, Tetra Tech spoke with Kathy Rogacki (NJDEP) who called to obtain additional information about the

location of MW-547S, so that NJDEP could assign an investigation team to look for the potential source(s) of the unknown discharge. On January 23, 2015, Tetra Tech provided additional well location information to Nick Sodano, a member of the NJDEP receptor survey team. On January 26, 2015, Tetra Tech sent an email to Mr. Sodano providing detailed justification for considering the elevated TCE concentrations in MW-547S as anomalous and unrelated to the former LEC Site. The lines of evidence included those noted above (i.e., concentration gradients in monitoring wells upgradient of MW-547S that are not consistent with a TCE source related to the former LEC Site, and the presence of other VOCs in MW-547S that are unrelated to the former LEC Site), as well as the lack of TCE detections in Crab Brook, which receives shallow groundwater flow and is located immediately upgradient of MW-547S. The upward flow gradients in shallow groundwater near Crab Brook (noted in Section 2.3 of this report) and the low or non-detectable reported TCE concentrations in surface water samples collected from Crab Brook (noted in Section 2 and discussed in Section 4.4 below), argue against the former LEC Site as the source of elevated TCE in shallow monitoring well MW-547S. Concentration trends in well MW-547S will continue to be monitored semi-annually in 2016.

Elevated TCE concentrations were also reported in PZ-524D, as noted above, and PZ-524I (2.2 µg/L in March 2015 and 2.7 µg/L in September 2015). These concentrations are higher than anticipated near the downgradient edge of the groundwater plume. The nearest wells located hydraulically upgradient to the PZ-524 well cluster are PZ-522I and PZ-522D, and reported TCE concentrations in these wells are lower than the concentrations reported in PZ-524I and PZ-524D during both the March 2015 (Figures 4-8 and 4-9) and September 2015 (Figures 4-11 and 4-12) sampling events. In addition, as shown in Tables 4-3 and 4-4, elevated PCE concentrations were reported in both PZ-524I (94 µg/L and 110 µg/L in March and September 2015, respectively) and PZ-524D (59 µg/L and 66 µg/L in March and September 2015, respectively). Reported PCE concentrations in the nearest upgradient wells PZ-522I and PZ-522D were either non-detect or below 1 µg/L. Similar results were reported for samples collected from the PZ-524 and PZ-522 wells in 2014.

As noted in Section 2 of this report, a former dry cleaner is located at 221 Grove Street, which is near the intersection of Grove Street and Greenbrook Road and is situated hydraulically

upgradient of well cluster PZ-524. Given the historical use of the 221 Grove Street property for dry cleaning, the reported detections of PCE in the PZ-524 wells at concentrations one to two orders of magnitude higher than the PCE concentrations detected in the other Site monitoring wells (both in 2014 and 2015), and concentration gradients in monitoring wells at the former LEC Site that are not consistent with a source related to the former LEC Site, the former dry cleaner at 221 Grove Street may be the source of the PCE detections in the PZ-524 wells. It is further arguable that the elevated TCE concentrations reported in wells PZ-524I and PZ-524D are the result of natural attenuation of dissolved PCE in groundwater. Concentration trends in these wells will continue to be monitored semi-annually in 2016.

Elevated TCE concentrations were also reported in well MW-1S (2.3 µg/L in March 2015 and 2.4 µg/L in September 2015). Concentrations of TCE in the remaining wells that were sampled during the March and September 2015 events and not already discussed above did not exceed 2.2 µg/L. TCE concentrations in downgradient well clusters MW-544 and MW-545 were either not detected or did not exceed 1 µg/L.

As shown in the shallow TCE isoconcentration maps for the March and September 2015 sampling events (Figures 4-7 and 4-10) the TCE concentrations in the shallow zone (i.e., from the water table to 50 feet above msl) are low and offsite migration is limited. Reported TCE concentrations in the shallow zone that exceeded the NJDEP GWQS of 1 µg/L generally were limited to the former LEC property and immediately downgradient. Concentrations of TCE exceeding the NJDEP GWQS in this area ranged from 1.2 µg/L (MW-508S in September 2015) to 2.4 µg/L (MW-1S in September 2015), which was the highest TCE concentration reported in the shallow zone (Figures 4-7 and 4-10). TCE concentrations in shallow groundwater samples collected from wells located further downgradient during both sampling events did not exceed the NJDEP GWQS of 1 µg/L (with the exception of well MW-547S, as discussed above).

As noted above, the highest TCE groundwater concentrations at the Site are observed in the intermediate zone (i.e., from 50 feet above msl to 50 feet below msl), as shown on Figures 4-8 and 4-11. The downgradient extent of TCE-impacted groundwater in the intermediate zone appears to be near well PZ-524I, where reported TCE concentrations exceeded the NJDEP GWQS (2.2 µg/L

and 2.7 µg/L in March and September 2015, respectively). As noted above, it is arguable that the elevated TCE concentrations reported in wells PZ-524I and PZ-524D are the result of natural attenuation of PCE, which was identified at high concentrations in these wells and is not associated with the former LEC Site. Reported TCE concentrations in intermediate wells MW-544I and MW-545I, which are located downgradient and roughly the same distance from the Site as PZ-524I, were either non-detect or did not exceed 1 µg/L.

In the deep zone (i.e., greater than 50 feet below msl), the highest TCE concentrations were reported in samples collected from deep wells MW-546D (2.8 µg/L and 3.5 µg/L in March and September 2015, respectively) and PZ-524D (2.4 µg/L and 3.1 µg/L in March and September 2015, respectively). Similar to the intermediate zone, the downgradient extent of TCE-impacted groundwater in the deep zone appears to extend to the area near well PZ-524D (Figures 4-9 and 4-12), but the elevated concentrations in this well are considered to be the result of natural attenuation of PCE that is unrelated to the Site. TCE concentrations in deep wells MW-544D and MW-545D, located downgradient and approximately the same distance from the Site as PZ-524D, did not exceed 1 µg/L.

The location of a cross-section oriented approximately parallel to the bedrock strike direction and situated within the TCE plume is provided on Figure 4-13. The cross-section, including TCE isoconcentration contours based on the September 2015 data, is provided on Figure 4-14. As shown in the cross-section, the higher TCE groundwater concentrations are observed in the intermediate and deep zones of the bedrock aquifer, with the highest concentration in well MW-1I (44 µg/L). The highest TCE concentrations in the deep zone groundwater along the plume center line and hydraulically downgradient of the Site were reported in wells MW-546D (3.5 µg/L) and PZ-524D (3.1 µg/L). The presence of TCE concentrations in the deep zone downgradient of the Site is likely due in part to the downward vertical gradients observed across most of the Site. As shown on Figures 4-7 and 4-10, elevated TCE concentrations in the shallow zone were reported primarily in wells located immediately downgradient of the Site.

Several monitoring wells located side-gradient to the center line of the TCE plume (i.e. to the northwest and the southeast) were projected onto the cross-section to provide additional data

regarding the plume configuration. Some of the side-gradient wells, however, were installed in areas of higher or lower elevations than the wells located along the center line of the plume. Therefore, in some instances the side-gradient wells projected onto the cross-section appear to be completed above or below ground surface, in particular well clusters MW-1, MW-507, and MW-508, which are located along East Drive at a relatively higher elevation than the wells located closer to the plume center line.

In addition to wells PZ-524I and PZ-524D, PCE was detected at concentrations exceeding the NJDEP GWQS of 1 µg/L in wells MW-549S, MW-545D, MW-550I, MW-1S, and MW-544S (Tables 4-3 and 4-4). Reported concentrations in these wells ranged from 1.1 µg/L to 3.1 µg/L, one to two orders of magnitude lower than the PCE concentrations reported in wells PZ-524I and PZ-524D which are located more than one mile downgradient of the former LEC Site. As noted above, PCE is unrelated to the Site.

The reported concentration of vinyl chloride exceeded the NJDEP GWQS of 1 µg/L in well MW-508D in March 2015 (1.1 µg/L), but was below 1 µg/L in September 2015. The vinyl chloride concentrations reported during the 2015 sampling events are lower than the concentrations reported in MW-508D in 2014 (2.0 µg/L and 1.3 µg/L in March and September 2014, respectively). Vinyl chloride is a potential degradation product from the natural attenuation of TCE, and has only been detected intermittently during sampling at the Site, usually at minimal concentrations. Vinyl chloride concentrations were not detected in well MW-508D prior to 2010 and concentrations have exhibited a decreasing trend since March 2011. Further, vinyl chloride has not been detected in the adjacent shallow well MW-508S. The concentration trend in well MW-508D will continue to be monitored semi-annually in 2016. Regarding the potential for vapor intrusion, there are no dwellings within 100 feet of the MW-508 well cluster except the Avalon Watchung apartment complex, where a vapor intrusion investigation and monitoring program is ongoing, as described in Section 4.6 below.

No other compounds were detected at concentrations above the NJDEP GWQS. Other compounds detected at low concentrations in various wells included potential lab contaminants (acetone and chloroform), chlorinated VOCs (cis-1,2-dichloroethene, 1,1-dichloroethene, 1,1-

dichloroethane, 1,2-dichlorobenzene, 1,4-dichlorobenzene and chlorobenzene), Freon compounds (trichlorofluoromethane, and 1,1,2-trichloro-1,2,2-trifluoroethane), carbon disulfide, and bromomethane. With the possible exception of cis-1,2-dichloroethene (another potential daughter product from the natural attenuation of TCE), these aforementioned compounds are not Site related.

4.3.3.3 Groundwater Concentration Trends

Historical TCE concentrations are summarized in Table 4-5. Historical TCE concentrations versus time plots are presented in Appendix F for selected wells. As shown on Table 3-1, the same source wells, plume wells, and fringe wells were sampled during both the March and September 2015 sampling events. The plume wells are located near the former source area or directly downgradient of it; they are also located upgradient of recovery well RW-1 and within the capture zone of RW-1 when the GWES was operating. The fringe wells are located primarily downgradient of the Site, and include the five additional monitoring wells installed in 2013 and the three most downgradient well clusters (MW-544, MW-545 and PZ-524). Background wells MW-532S and MW-532D, located upgradient of the former source area to the northeast, are included with the list of fringe wells. As shown in Appendix F and Table 4-5, decreasing concentration trends were observed in the source, plume, and fringe monitoring wells since pumping and treatment began in July 2003.

A comparison between TCE concentrations in monitoring well samples collected in November 1999 (prior to activation of the GWES) and in September 2015 is presented in Table 4-6. The results for 20 of the 21 wells considered have either reported a greater than 90% decrease in TCE concentrations or have reported TCE concentrations below the NJDEP GWQS since pumping was initiated in 2003. Of significance, 13 of those wells showed decreases of 99% or greater over the period. As shown in Table 4-5 and Appendix F, reported TCE concentrations in well PZ-522D appear to be either reducing very gradually or they are asymptotic. The TCE concentrations in March and September 2015 (1.9 µg/L and 2.2 µg/L, respectively) are nearly the same as the March and September 2014 concentrations (2 µg/L and 2.2 µg/L, respectively).

The TCE concentrations for all of the wells listed on Table 4-6 are less than 3.6 µg/L. Since 1999, before the GWES was activated, TCE concentrations have decreased by more than two orders of magnitude at wells MW-502S, MW-508S, MW-549S and MW-549I (both wells in the former source area), MW-550S, MW-550I, MW-506I, and MW-507I. These wells were situated within the area of pumping influence created by extraction well RW-1, and demonstrate statistically significant TCE reductions. The GWES has been shut down since May 28, 2011. The September 2015 results represent the TCE concentrations after approximately 52 months without system operation.

A review of the trend graphs in Appendix F and the associated historic TCE concentrations in Table 4-5 indicates decreasing or stable TCE concentrations in all of the wells that were sampled periodically over the past 10 to 20 years. The lines of evidence that were used to demonstrate the applicability of Monitored Natural Attenuation (MNA) as an effective remedy for groundwater impacts was presented in the 2014 RI/RAPR.

4.4 Surface Water Monitoring and Sampling Activities

4.4.1 Surface Water Sampling Methods

Surface water samples were collected from four locations (SW-1, SW-2, SW-3 and SW-4) in Crab Brook on March 25, 2015 and September 22, 2015, in accordance with the sampling schedule presented in Table 3-1. The surface water sample locations are shown on Figure 3-1. The surface water samples were collected as grab samples via hand methods using laboratory-supplied containers. The samples were collected by filling the sampling containers below the water surface in the designated locations adjacent to the edge of the brook. As previously noted, the surface water samples were submitted for laboratory analysis of VOCs via USEPA SW-846 Method 8260.

Surface water quality parameters were measured at the sampling locations during both sampling events. Water quality parameters measured during surface water sampling included pH, temperature, specific conductivity, and dissolved oxygen. The measurement data was recorded on field data sheets (Appendix G).

4.4.2 Summary of Surface Water Results

The analytical results for surface water samples collected during the March and September 2015 sampling events are provided in Tables 4-7 and 4-8, respectively. Analyte concentrations that exceed the NJDEP FW2-NT SWQS are highlighted in the tables. The NJDEP reduced deliverable analytical data packages for the March and September 2015 sampling events are provided on CD in Appendix E of this report.

The concentration of TCE did not exceed the reporting limit in surface water samples collected in September 2015 and only low estimated concentrations were reported in samples SW-2 (0.14 J µg/L) and SW-4 (0.14 J µg/L) during the March 2015 sampling event. Analytical results for the samples collected in March 2015 indicate the benzene concentration in sample SW-4 (0.51 µg/L) exceeds the SWQS of 0.15 µg/L. Sampling location SW-4 is close to Route 22. Since Crab Brook receives runoff water from the highway, this may be the likely source of the detected benzene concentration. Benzene is not a compound of concern at the Site. Acetone was also reported in sample SW-3 March (28 µg/L) and September 2015 (29 µg/L) in SW-3. Acetone is a common laboratory contaminant. Estimated concentrations of other VOCs were reported in samples SW-2, SW-3, and SW-4 primarily in March 2015, including cis-1,2-dichloroethene, chloroform (another common laboratory contaminant), bromomethane, ethylbenzene, and toluene, but no compounds other than benzene exceeded their respective NJDEP SWQS.

Analytical results for the samples collected in September 2015 indicate that no VOC concentrations exceeded their applicable SWQS. Concentrations of acetone were reported in all of the surface water samples (ranging from 1.9 J µg/L to 29 µg/L), and estimated concentrations of ethylbenzene (0.18 J µg/L), toluene (0.16 J µg/L), and total xylene (1.4 J µg/L) were reported in sample SW-3. Acetone is a common laboratory contaminant, and runoff from Route 22 into Crab Brook is the likely source of the petroleum-related compounds. Benzene concentrations did not exceed reporting limits in any of the surface water samples collected in September 2015.

Historical surface water TCE analytical results are summarized in Table 4-9. Historical TCE concentrations versus time plots for each of the four stream sample locations are presented in Appendix H.

4.5 GWES Status

As noted in Section 2.2 of this report, the groundwater extraction system was shut down on May 28, 2011. The system was subsequently decommissioned and dismantled in preparation for a planned treatment system reconstruction; however, based on the packer testing results for recovery well RW-1, it was concluded that RW-1 was no longer an effective recovery well for VOC-impacted groundwater at the Site.

The packer testing results indicated that reconstruction and startup of the GWES was unwarranted, and a re-evaluation of remedial alternatives for groundwater at the Site was recommended in the 2013 RAPR/RAR. Following a review of the Site data and discussions with the LSRP, a RAP Application for Groundwater at the Site with a proposed remedy of monitored natural attenuation was prepared and submitted to NJDEP in May 2013. The NJDEP-approved Groundwater RAP for monitored natural attenuation (dated June 26, 2014) became effective on July 2, 2014. As discussed above in Sections 4.1 and 4.2, respectively, based on the approved RAP, the GWES building was demolished in May 2015 and recovery well RW-1 was decommissioned in March 2015.

Historic GWES performance sampling results are presented in Table 4-10. Influent TCE concentrations from April 2010 to the system shutdown in May 2011 ranged from 0.67 J µg/L to 1.5 µg/L. Effluent TCE concentrations during this monitoring period ranged from 1.2 µg/L to 3.3 µg/L, well below the NJPDES permit effluent limit for TCE (5.4 µg/L). No NJPDES effluent sample ever exceeded its permitted concentration for any monitored compound during system operation.

4.6 Vapor Intrusion Investigation Status

As noted in Section 2.2, the August 2009 RAPR presented an evaluation of the potential for exposure to vapor within structures located within the Site's groundwater contaminant plume. The August 2009 RAPR included an evaluation of the known or suspected Site-specific contaminants, contaminant migration pathways, potential human receptors and the exposure routes by which these receptors may come in contact with contaminants. The evaluation concluded that

the potential for VI to occur and to result in unacceptable indoor air concentrations in occupied structures nearest to the Site exists, and that further investigation was warranted.

Since the submittal of the August 2009 RAPR, a work plan has been submitted to NJDEP and a series of VI investigations have been conducted at the structures located nearest to the groundwater plume source area at the Site, specifically the Avalon Watchung apartments (formerly Crystal Ridge Club), the Regency Village Condominiums, and the Wal-Mart store in the Watchung Square Mall. A timeline of VI investigation activities is presented in Table 4-11 with the sample locations. These investigations have been documented in the following reports that have been submitted to NJDEP and/or to the LSRP:

- Revised VI Investigation Work Plan dated August 2010. The 2010 Work Plan was approved by NJDEP on December 9, 2010.
- VI Investigation Report dated November 22, 2011. NJDEP issued a technical review and comment letter, dated December 9, 2011 in response to this report.
- VI Investigation Report Addendum dated January 31, 2012. This investigation implemented the recommendations of the November 22, 2011 report. NJDEP commented via e-mail on June 25, 2012.
- VI Investigation Data Submittal dated April 10, 2012. This submittal presented the data collected at Wal-Mart.
- 2013 Comprehensive VI Investigation Report dated June 11, 2013. This investigation implemented the recommendations of the January 31, 2012 VI Investigation Report Addendum.
- 2014 VI Investigation Report dated May 30, 2014. This investigation implemented the recommendations of the 2013 Comprehensive VI Investigation Report.
- 2015 VI Investigation Report dated May 30, 2014. This investigation implemented the recommendations of the 2014 VI Investigation Report.

The conclusions of the January 31, 2012 VI Investigation Report Addendum recommended that an additional round of sub-slab soil gas samples be collected from Avalon Watchung Buildings 3, 6, 7 and 12 and from the Clubhouse. To provide correlative data for the evaluation of the sub-slab soil gas sampling proposed above, additional indoor air sampling was also recommended for the structures noted above. This work was performed in January and February 2013.

The January and February 2013 work also included a VI investigation at the Regency Village Condominiums located within the groundwater plume downgradient of the Site and Avalon Watchung, as proposed in the December 2011 RAPR. A Site visit was conducted on December

10, 2012 to evaluate the construction of Regency Village Buildings 3, 4, 5, and 6 and to select the VI sampling locations. Buildings 3, 4, 5, and 6 represent those closest to the Site and Avalon Watchung. The Site visit indicated that the hallway and first-floor apartments in Buildings 3, 4, and 5 are constructed above ground level. Buildings 3, 4 and 5 were constructed with crawl spaces that can be accessed through hatchways on the side of each building. Building 6 was constructed with a basement that is divided into a laundry area and an unfinished area.

Based on the Site visit, both sub-slab and indoor air samples were collected from the crawl spaces in Buildings 3, 4, and 5, and from the unfinished basement area in Building 6. During discussions with the Regency Village property manager, three additional buildings containing basement residential units (Buildings 17, 26, and 38) and one building containing basement office space (Building 36) were identified. Additional sub-slab and indoor air samples were collected from the basements of these four buildings.

The January and February 2013 VI investigation at Regency Village and Avalon Watchung was conducted consistent with the NJDEP January 2013 Vapor Intrusion Technical Guidance and the results were presented in the 2013 Comprehensive Vapor Intrusion Investigation Report dated June 11, 2013. Assessment of the sub-slab and indoor air data from Regency Village indicated that the VI pathway is not complete and no further VI work is warranted at Regency Village. Assessment of the sub-slab and indoor air data from Avalon Watchung indicated that the VI pathway is not complete at Building 12 and the Clubhouse, and no further work is warranted at these locations. The analytical data for Buildings 3, 6, and 7 indicated that additional sub-slab sampling events were needed to confirm that the concentrations of TCE in sub-slab soil gas beneath these buildings are continuing to decline to levels less than the NJDEP residential SGSL. Additional indoor air sampling might also be required.

Based on the recommendations of the 2013 Comprehensive VI investigation Report, no further VI investigation was warranted for the buildings at Regency Village. For Avalon Watchung, confirmatory investigations were recommended for three of the five buildings investigated in 2013 (Buildings 3, 6, and 7). These three buildings represented the scope of work for the 2014 investigation.

The results of the January 2014 VI investigation at Avalon Watchung were presented in the 2014 Vapor Intrusion Investigation Report dated May 20, 2014. Assessment of the sub-slab and indoor air data from Avalon Watchung indicated that the VI pathway is not complete at Building 7, and no further work is warranted at this building. The analytical data for Buildings 3 and 6 indicated that additional sub-slab sampling events were needed to confirm that the concentrations of TCE in sub-slab soil gas beneath these buildings are continuing to decline to levels less than the residential SGSL. Additional indoor air sampling may also be required.

The January 2015 VI investigation at Avalon Watchung was conducted consistent with the NJDEP March 2013 Vapor Intrusion Technical Guidance and the results were presented in the 2015 Vapor Intrusion Investigation Report dated June 2, 2015. The scope of work for the 2015 VI investigation was based on the recommendations of the 2014 VI Investigation Report and focused on Avalon Watchung Buildings 3 and 6. The analytical data for Buildings 3 and 6 indicated that additional sub-slab sampling events were needed to confirm that the concentrations of TCE in sub-slab soil gas beneath these buildings are continuing to decline to levels less than the residential SGSL. Additional indoor air sampling may also be required. Details regarding additional VI sampling that will be conducted based on the recommendations in the 2015 VI Investigation Report are provided in Section 5.4 of this report.

5.0 Conclusions and Recommendations

Conclusions and recommendations based on the information presented in this RAPR are detailed below.

5.1 Groundwater Extraction System Performance

Based upon the information provided in this report, the GWES at the Site continued to function as designed up until the time it was shut down in May 2011. Prior to the shut-down, the treatment plant operated efficiently, with no discharge permit limits being exceeded.

Based on the analytical results from the nine semi-annual sampling events completed since the GWES was shutdown, it does not appear that concentrations of the constituents of concern are rebounding in groundwater or surface water. Surface water samples collected from Crab Brook to monitor the potential impact of TCE concentrations in the groundwater base flow have continually met the applicable Surface Water Quality Standards, even after the system was shut off approximately fifty-two months before the latest sampling event in September 2015.

As noted in Section 2 of this report, one of the purposes of the packer testing activities conducted in recovery well RW-1 in August 2012 was to generate data that could be used to assess whether, or to what extent, optimization of the GWES via focused pumping from the most VOC-impacted fracture zones in RW-1 is appropriate. Multiple hydraulically conductive fracture zones were identified and sampled during the packer testing activities. The packer testing results indicated that VOC concentrations in the intervals tested and sampled do not exceed NJDEP GWQS. The packer testing intervals were selected based on an assessment of the rock core log and the borehole geophysical logs to identify the fracture zones in RW-1 that are hydraulically conductive. Given these results, it was concluded that RW-1 was no longer an effective recovery well for VOC-impacted groundwater at the Site.

The packer testing results indicated that reconstruction and startup of the GWES was unwarranted, and a re-evaluation of remedial alternatives for groundwater at the Site was recommended in the 2013 RAPR/RAR. Following a review of the Site data and discussions with the LSRP, a RAP Application for Groundwater at the Site with a proposed remedy of monitored natural attenuation was prepared and submitted to NJDEP in May 2013. The NJDEP-approved Groundwater RAP for monitored natural attenuation (dated June 26, 2014) became effective on July 2, 2014. As discussed above, based on the approved RAP, the GWES building was demolished in May 2015 and recovery well RW-1 was decommissioned in March 2015.

5.2 Groundwater Monitoring

Analytical results for the groundwater samples collected during the March and September 2015 sampling events indicate that TCE concentrations are either overall the same or slightly lower than the results reported in the 2014 RI/RAPR, but the TCE distribution is similar. TCE concentrations exceeding the NJDEP GWQS in the shallow zone monitoring wells were relatively low and were mainly limited to the former LEC Site facility area and immediately downgradient. Reported TCE concentrations exceeding the NJDEP GWQS of 1 µg/L in this area ranged from 1.2 µg/L (MW-508S in September 2015) to 2.4 µg/L (MW-1S in September 2015), which was the highest TCE concentration reported in the shallow zone. As discussed in Section 4.3, the reported TCE concentration in MW-547S in September 2015 (5.9 µg/L) is considered to be anomalous and unrelated to the Site, based on concentration gradients in Site monitoring wells that are not consistent with a source related to the former LEC Site and the detection of compounds in MW-547S that are unrelated to the Site.

A review of the trend graphs in Appendix F and the associated historic TCE concentrations in Table 4-5 indicates decreasing or stable TCE concentrations in all of the selected wells.

The highest TCE concentrations during the March and September 2015 sampling events were reported in MW-1I located northwest and side-gradient to the former source area (99 µg/L reported in March 2015) and in MW-549I located near the former source area (8.7 µg/L reported in March 2015).

The TCE concentration in MW-549I has decreased substantially since 2014. As discussed in the 2014 RI/RAPR, it was considered possible that the PDB sampler deployed in September 2014 was not situated at the appropriate sampling depth in MW-549I, resulting in an anomalously low TCE concentration, but during the March 2015 sampling event the PDB sampling depth was confirmed to be consistent with the 2003 vertical profiling results for this well. Concentration trends in MW-549I will continue to be monitored semi-annually in 2016.

Based on the relatively consistent distribution of TCE across the Site, the gradually decreasing concentrations, the general lack of apparent increases in TCE concentrations 52 months after the GWES shutdown, and the lack of demonstrable impacts to surface water in Crab Brook, no increase in the monitoring frequency is warranted at this time. The monitoring schedule in the approved RAP was adopted in 2014. This monitoring schedule expanded the long-term monitoring well network to include the five additional monitoring wells installed in 2013 and several more pre-existing monitoring wells (Table 3-1).

In their February 29, 2012 comment letter on the December 2011 RAPR, NJDEP indicated that the horizontal delineation of VOC concentrations exceeding NJDEP GWQS in several monitoring wells was not complete to the northwest. This included wells MW-532D, MW-549S and I, MW-508S, MW-507S and I, MW-506S and I, MW-546D, and PZ-522S, I, and D. NJDEP also indicated that delineation (horizontal and vertical) of the contamination within well MW-545D had not occurred.

As noted in Section 2.2, the five additional monitoring wells installed in 2013 provide additional monitoring locations to further delineate the existing groundwater contaminant plume and further define the groundwater CEA for the Site. As shown on Figure 2-2, monitoring wells MW-1S and MW-1I were installed northwest of the source area monitoring well cluster MW-549, and monitoring well MW-3D was installed northwest of the downgradient monitoring well cluster MW-546. These wells are side-gradient step-outs in the down-dip direction from existing monitoring well cluster MW-549 and well MW-546D, and were screened in the same bedrock bedding units, to the extent possible, as existing monitoring well cluster MW-549 and MW-546D.

Monitoring wells MW-2I and MW-2D were installed southeast of downgradient monitoring well cluster PZ-522. These wells were installed as a replacement for destroyed monitoring well cluster MW-542, which was located near the intersection of Park Place and Somerset Street. As such, wells MW-2I and MW-2D were installed and screened at the same depths as former wells MW-542B and MW-542A, respectively.

The analytical results for samples collected from monitoring wells MW-3D in 2015 indicate that TCE concentrations were below the NJDEP GWQS. These results indicate that the TCE concentrations reported in well MW-546D are horizontally delineated to the northwest. The analytical results for samples collected from monitoring wells MW-1S and MW-1I in 2015 indicate that TCE concentrations exceeded the NJDEP GWQS (1 µg/L). As noted in Section 2.2.3 of this report, however, the groundwater flow and transport modeling results indicate that the farthest lateral extent of the 1 µg/L TCE isoconcentration line is approximately 375 feet northwest of MW-1I, which is within the current CEA boundary; therefore, TCE concentrations in groundwater are delineated to the northwest, and the current CEA boundary in this area remains appropriate for the Site. Based on the model simulations, it is anticipated that the elevated TCE concentrations near MW-1I will continue to decrease over time as a result of natural attenuation. The analytical results for samples collected from monitoring wells MW-2I and MW-2D in 2015 indicate that TCE concentrations were below the NJDEP GWQS. These results indicate that the TCE concentrations reported in well cluster PZ-522 are horizontally delineated to the southeast.

Further review of the data indicates that additional delineation near wells MW-506S and I, MW-507S, MW-508S, PZ-522S, and MW-545D is not warranted. TCE concentrations in groundwater samples collected from well MW-506S were below NJDEP GWQS since March 2011. TCE concentrations in groundwater samples collected from well MW-506I were below NJDEP GWQS since September 2011, with the exception of the March 2015 sample (1.4 µg/L). PCE concentrations in MW-506I have been below NJDEP GWQS since March 2010 (1.2 µg/L). TCE concentrations in well MW-507S have exhibited a decreasing trend since 2008, and although the TCE concentration reported in September 2014 exceeded the NJDEP GWQS (1.3 µg/L), the concentrations in samples collected in March and September 2015 were below the NJDEP GWQS. Similarly, TCE concentrations in well MW-508S have also been decreasing since 2009,

and both MW-507S and MW-508S are delineated to the northwest based on the groundwater modeling results. The concentration of TCE in PZ-522S was reported at 7.9 µg/L in March 2012, but analysis of samples collected from this well during seven subsequent semi-annual sampling events indicate that TCE was not detected above reporting limits. These results, coupled with the lack of TCE detections in this well since 2006 and the general lack of a long-term TCE trend, suggest that the elevated TCE concentration reported in March 2012 was anomalous. TCE concentrations in well MW-545D have been at or below NJDEP GWQS since 2008. Groundwater at this downgradient well location is impacted primarily by PCE, which is not Site related.

Monitoring well cluster PZ-524 was added to the long-term monitoring program in 2014 as part of the approved RAP. These wells were last sampled in 2008. Elevated TCE concentrations reported in PZ-524I (2.2 µg/L in March 2015 and 2.6 µg/L in September 2015) and in PZ-524D (2.4 µg/L in March 2015 and 3.1 µg/L in September 2015) were higher than anticipated near the downgradient edge of the groundwater plume. Lower TCE concentrations were reported in the nearest wells located hydraulically upgradient well to the PZ-524 well cluster (PZ-522I and PZ-522D) during the March and September 2015 sampling events. More importantly, elevated PCE concentrations were reported in both PZ-524I (94 µg/L and 110 µg/L in March and September 2015, respectively) and PZ-524D (66 µg/L and 59 µg/L in March and September 2015, respectively). Reported PCE concentrations in the nearest upgradient wells PZ-522I and PZ-522D were below the NJDEP GWQS of 1 µg/L.

As noted in Section 2 of this report, a former dry cleaner is located at 221 Grove Street, which is situated hydraulically upgradient of well cluster PZ-524. Given the historical use of the 221 Grove Street property for dry cleaning, the reported detections of PCE at concentrations one to two orders of magnitude higher than the PCE concentrations detected in the other Site monitoring wells, and concentration gradients in monitoring wells at the former LEC Site that are not consistent with a source related to the former LEC Site, the former dry cleaner at 221 Grove Street may be the source of the PCE detections in the PZ-524 wells. Tetra Tech informed the NJDEP about the historical use of the 221 Grove Street property for dry cleaning in December 2013. It is arguable that the elevated TCE concentrations reported in wells PZ-524I and PZ-524D are the result of natural attenuation of dissolved PCE in groundwater. Based on the above information,

the established downgradient CEA boundary is considered to be appropriate for the Site and no changes to the CEA are required. Concentration trends in these wells will continue to be monitored semi-annually in 2016.

As noted in Section 2.2, all of the monitoring wells in the Site monitoring well network were visually inspected and their physical condition was recorded during the synoptic water level rounds. Based on these observations, monitoring well repairs were conducted in November 2013 to secure the wells and prevent surface water infiltration and potential vandalism. It is recommended that monitoring well inspections continue to be performed during the semi-annual sampling events to maintain the integrity of the wells.

Finally, based on the data validation results discussed in Section 3 for the groundwater analytical data, it is recommended that another laboratory be subcontracted for future groundwater monitoring events.

5.3 Surface Water Monitoring

Low estimated TCE concentrations below the NJDEP FW2-NT Surface Water Quality Standards (SWQS) (N.J.A.C. 7:9B) of 1 µg/L were reported in surface water samples SW-2 (0.12 J µg/L) and SW-4 (0.14 J µg/L) during the March 2015 sampling event. The reported benzene concentration in sample SW-4 (0.51 J µg/L) exceeded the SWQS of 0.15 µg/L during the March 2015 sampling event. Benzene is not a compound of concern at the Site. The benzene source at SW-4 may be surface runoff from Route 22. Acetone was reported in sample SW-3 (28 µg/L). Acetone is also not a compound of concern at the Site. No compounds other than benzene exceeded their respective NJDEP SWQS in the March 2015 surface water samples.

Analytical results for the samples collected in September 2015 indicate that no VOC concentrations exceeded their applicable SWQS. Acetone was reported in sample SW-3 (29 J µg/L). Estimated concentrations of ethylbenzene (0.18 J µg/L), toluene (0.16 J µg/L), and total xylene (1.4 J µg/L) were reported in sample SW-3, likely a result of surface runoff from Route 22. As noted above, acetone is a common laboratory contaminant. Benzene concentrations did not exceed reporting limits in any of the surface water samples collected in September 2015.

Historical surface water analytical results indicate that TCE concentrations have been consistently low (mostly reported as non-detect) since the GWES startup and have rarely exceeded the FW2-NT SWQS.

Based on the data validation results discussed in Section 3 for the surface water analytical data, it is recommended that another laboratory be subcontracted for future surface water monitoring events.

5.4 Vapor Intrusion Investigation

Previous discussions with NJDEP concerning continued and expanded VI investigation activities have, in part, focused on the extent of TCE concentrations in the shallow groundwater TCE plume. A significant change to the VI Ground Water Screening Level (GWSL) for TCE was implemented by NJDEP in January 2013. The previous GWSL for TCE of 1 µg/L was revised based on updated toxicity data and replaced with a GWSL of 2 µg/L. This change has a marked impact on the area of VI concern which is delineated by the 2 µg/L isoconcentration for TCE (with a 100-foot buffer). The revised area of concern with the updated 2 µg/L isoconcentration for TCE is presented as an overlay on an aerial photograph in Figure 5-1. The revised area of VI concern as delineated by the 2 µg/L isoconcentration no longer includes the buildings of Regency Village.

The results of the January 2015 VI investigation at Avalon Watchung are discussed in detail in the 2015 Vapor Intrusion Investigation Report (dated June 2, 2015). The recommendations for additional VI sampling are summarized below.

The analytical data for Avalon Watchung Buildings 3 and 6 indicated that additional sub-slab sampling events are needed to confirm that the concentrations of TCE in sub-slab soil gas beneath these buildings are continuing to decline to levels less than the residential SGSL. Additional indoor air sampling may also be required.

Analytical results for sub-slab and indoor air samples collected in Building 3 indicate that TCE was detected in soil gas, but the concentration did not exceed its residential SGSL. Chloroform was the only compound detected in sub-slab soil gas at concentrations exceeding its residential SGSL value. As the SGSL for chloroform was exceeded, an indoor air sample was collected from

the utility room adjacent to the Building 3 elevator and submitted for laboratory analysis of chloroform. Chloroform was detected in the indoor air sample at a concentration exceeding the residential IASL; however, chloroform is not a compound of concern for the former LEC facility and is also listed as a common background indoor air source in the March 2013 guidance (chloroform is often associated with public drinking water, and NJDEP lists chloroform as a common household source generated from chlorinated water, i.e., showers). Nevertheless, because the concentration of chloroform exceeded the residential IASL, Lockheed Martin notified the Avalon Bay property management regarding the sub-slab and indoor air sampling results for Building 3. Avalon Bay subsequently collected confirmation indoor air samples from inside the Building 3 ground floor utility room and from the hallway outside of the utility room. The confirmation indoor air samples were collected after Avalon Bay conducted maintenance in the ground floor utility room (e.g., sealing a floor drain and pipe conduits). The confirmation indoor air sampling results indicated that reported chloroform concentrations were below the NJDEP's residential IASL in the ground floor utility room, and chloroform was not detected in the sample collected in the hallway outside the utility room.

TCE was not detected in sub-slab soil gas at concentrations higher than its residential SGSL value. Concentrations of TCE in sub-slab soil gas samples collected during the 2014 sampling event, the 2013 sampling event, and the February and December 2011 sampling events, however, exceeded the residential SGSL. Additional sub-slab sampling will be performed in 2016 to confirm that the TCE concentration in sub-slab soil gas in Building 3 remains below the residential SGSL. If sub-slab soil gas concentrations exceed the residential SGSL during the proposed 2016 event, an indoor air sample will be collected from the ground floor utility room for analysis.

Analytical results for sub-slab samples collected in Building 6 indicate that the TCE concentration in both the original sample and a field duplicate sample exceeded the residential SGSL. No other chemicals were detected in sub-slab soil gas above their respective SGSLs. The results from the indoor air sample indicate no detections of TCE. The absence of TCE in indoor air indicates that a complete VI pathway does not exist. Concentrations of TCE in sub-slab soil gas samples collected during the 2014 sampling event, the 2013 sampling event, and the February 2011 sampling event, however, exceeded the SGSL. Additional sub-slab sampling will be performed in

2016 to confirm that the concentrations of TCE in sub-slab soil gas are continuing to decline to levels less than the residential SGSL, as noted from the previous sampling rounds in 2013 and February 2011. If sub-slab soil gas concentrations exceed the residential SGSL during the proposed 2016 sampling event, an indoor air sample will be collected from the ground floor storage room for analysis.

It is worth noting there have been no exceedances of the IASL for TCE or its related breakdown compounds in any of the samples collected to date at the Avalon Watchung complex. This is significant considering that Avalon Watchung and the buildings sampled there are situated immediately downgradient from the former source area, representing the most likely worst-case-scenario location for potential vapor intrusion. Further, reported TCE concentrations related to the Site in the shallow zone groundwater exceeded the 2 µg/L GWSL in only one well (MW-1S) during the March and September 2015 sampling events (2.3 µg/L and 2.4 µg/L, respectively), as shown on Figures 4-7, 4-10, and 5-1. This indicates that the vapor intrusion risk due to TCE-impacted groundwater at the Site is reducing with time.

As noted above, the TCE concentration in the groundwater samples collected from MW-1S in March and September 2015 exceeded the 2 µg/L GWSL. Based on previous discussions with the LSRP, the elevated TCE concentration reported in MW-1S is not considered to be a vapor concern based on the following lines of evidence:

- The groundwater analytical results for nearby shallow monitoring well MW-508S (located approximately 156 feet southeast of the private residence) indicated that TCE concentrations have been below the 2 µg/L GWSL since September 2012 (Table 4-5). The screen interval in well MW-508S (57.7-67.7 feet bgs) is approximately 100 feet shallower than the screen interval in well MW-1S (170-180 feet bgs), indicating that a clean water lens exists between the elevated concentrations in MW-1S and the private residence.

- The results from previous VI investigations at nearby Avalon Watchung Apartment Buildings 7 and 8 indicate no current VI concerns. As discussed in the 2014 VI Investigation Report dated May 20, 2014, the analytical results for sub-slab soil gas samples collected in January 2014 from Avalon Watchung Building 7, which is located within the 2 µg/L TCE contour line and the associated 100-foot buffer (Figure 5-1), indicate that the residential SGSL was not exceeded for any target chemical, and TCE was not detected. Given that the SGSL was not exceeded, the indoor air sample collected in Building 7 was not analyzed. In addition, no target chemical concentrations exceeded the residential SGSL in sub-slab soil gas samples collected from Building 7 in 2013. Based

on these results, it was determined that no further VI investigation is warranted at Building 7. Similarly, sub-slab sampling conducted prior to 2013 at Building 8, which is adjacent to Building 7 and within the 100 foot buffer of the 2 µg/L TCE contour line, indicated no screening levels were exceeded.

- Monitoring well MW-1S is screened from 170-180 feet bgs and was vertically profiled during the initial December 2013 sampling event. As noted in the 2014 RI/RAPR, the analytical results indicated reported TCE concentrations of 0.84 µg/L in the top 5 feet of the screen interval and 2.8 µg/L in the bottom 5 feet of the screen interval. The reported TCE concentration in the upper portion of the screen interval was below the 2 µg/L GWSL, indicating that clean water exists above the zone of elevated TCE concentrations in the lower portion of the screen.

- Based on the vertical profiling results, samples collected in 2014 from MW-1S were collected using PDB samplers placed in the bottom 5 feet of the screen interval. Analytical results for the 2014 samples indicated TCE concentrations of 2.5 µg/L in January 2014, 2.8 µg/L in March 2014, and 1.3 µg/L in September 2014. Section 7.3.2 of the NJDEP Technical Guidance for the Attainment of Remediation Standards and Site-Specific Criteria (Version 1.0, September 24, 2012) provides for averaging of ground water analytical results to determine whether a vapor intrusion investigation is triggered. Using the analytical results for MW-1S through 2014 (including the December 2013 vertical profiling result of 2.8 µg/L for the bottom 5 feet of the screen interval), the average TCE concentration is 2.35 µg/L, which rounds down to 2 µg/L. The rounded concentration value does not exceed the GWSL for TCE.

Continued monitoring of MW-1S will be conducted as part of the long-term monitoring plan established in the NJDEP-approved Remedial Action Permit for groundwater at the Site. Discussions with the LSRP following the September 2014 sampling event indicated that vertical profiling of MW-1S will be required moving forward (i.e., 2 PDB samples per event) to monitor for potential changes in TCE concentrations in the upper and lower portions of the MW-1S screen interval. During the March and September 2015 groundwater sampling event, samples were collected from the upper and lower 5-foot intervals of the 10-foot screen in MW-1S. The sample collected from the shallow PDB was designated by the letter "A" (i.e., MW-1S-A), and sample collected from the deeper PDB was designated by the letter "B". As shown in Tables 4-3 and 4-4, the reported TCE concentrations in the shallow sample MW-1S-A are below the 2 µg/L GWSL, indicating that clean water exists above the zone of elevated TCE concentrations in the lower portion of the screen. Using the March and September 2015 TCE concentrations for sample MW-1S-B (2.3 µg/L and 2.4 J µg/L, respectively), the updated average TCE concentration remains at

2.35 µg/L, which rounds down to 2 µg/L. The rounded concentration value does not exceed the GWSL for TCE. In the event that conditions change, this issue will be revisited.

TABLES

Table 3-1
Monitoring and Reporting Schedule
Former Lockheed Electronics Company Site
Program Interest No. 004334

Sample Locations	Sampling Frequency	Reporting Schedule	Years After RAP Approval	Analytical Parameters
Surface Water	Semi-annual	Annual	years 1 and 2	VOC+10
Surface Water	Biennial	Biennial	years 3 through 8	
Surface Water	Every 4 years	Every 4 years	years 9 through 33	
New 2013 Fringe Monitoring Wells	Two rounds within 60 days after installation	First annual report after well installation and sampling	N/A	VOC+10
New 2013 Fringe Monitoring Wells	Semi-annual	Annual	years 1 and 2	
New 2013 Fringe Monitoring Wells	Biennial	Biennial	years 3 through 8	
New 2013 Fringe Monitoring Wells	Every 4 years	Every 4 years	years 9 through 33	
Source Wells	Semi-annual	Annual	years 1 and 2	VOC+10
Source Wells	Biennial	Biennial	years 3 through 8	
Source Wells	Every 4 years	Every 4 years	years 9 through 33	
Plume Wells	Semi-annual	Annual	years 1 and 2	VOC+10
Plume Wells	Biennial	Biennial	years 3 through 8	
Plume Wells	Every 4 years	Every 4 years	years 9 through 33	
Fringe Wells	Semi-annual	Annual	years 1 and 2	VOC+10
Fringe Wells	Biennial	Biennial	years 3 through 8	
Fringe Wells	Every 4 years	Every 4 years	years 9 through 33	

Surface Water: SW-1, SW-2, SW-3, SW-4

New Wells: MW-1S, I; MW-2I, D; MW-3D
Source Wells: MW-549S, I
Plume Wells: MW-550S, I; PZ-521S, I; PZ-522S, I, D
Fringe Wells: MW-501S, I; MW-502S, I; MW-503S, I; MW-505S, I; MW-506S, I; MW-507S, I; MW-508S, D; MW-532S, D; MW-544S, I, D; MW-545S, I, D; MW-546S, I, D; MW-547S, I, D; PZ-524S, I, D

TABLE 4-1
Monitoring Well Construction Details
Former LEC Site - Watchung and North Plainfield, NJ

Wells Screening Shallow Zone (From Water Table to 50 Feet Above Mean Sea Level)

Well Designation	Permit Number	Date Installed	Measuring Point Elevation (ft.msl)	Type/Diameter	Depth (feet)	Approximate Screened Interval (feet below surface)	Approximate Screened Interval Elevation (ft.msl)
MW-501S	25-43364	7/6/1993	120.47	PVC/2	18	8 to 18	113 to 103
MW-502S	25-43366	6/29/1993	102.53	PVC/2	18	8 to 18	96 to 86
MW-503S	25-43368	6/22/1993	108.91	PVC/2	23.7	8.7 to 23.7	102 to 87
MW-504S**	25-43520	7/15/1993	110.65	PVC/2	19.5	6.5 to 19.5	106 to 93
MW-505S	25-43522	7/20/1993	106.55	PVC/2	19.7	9.7 to 19.7	94 to 84
MW-506S	25-43517	7/21/1993	120.96	PVC/2	24.6	14.6 to 24.6	107 to 97
MW-507S	25-43516	9/17/1993	175.17	PVC/2	59.7	49.7 to 59.7	127 to 117
MW-508S	25-43524	7/27/1993	185.85	PVC/2	67.7	57.7 to 67.7	129 to 119
MW-509B **	25-43826	9/23/1993	230.77	PVC/2	86	76 to 86	155 to 145
MW-510B *	25-43823	9/8/1993	182.17	PVC/2	72	62 to 72	120 to 110
MW-531S**	25-47891	10/21/1995	137.19	PVC/2	48	38 to 48	100 to 90
MW-532S	25-47893	10/20/1995	183.65	PVC/2	102.7	93 to 103	92 to 82
MW-542C *	25-54836	8/16/1999	99.57	PVC/2	33	13 to 33	87 to 67
MW-544S	25-54779	10/13/1999	84.30	PVC/2	23	3 to 23	83 to 63
MW-545S	25-54786	10/9/1999	84.67	PVC/2	35	15 to 35	71 to 51
MW-546S	25-55005	10/19/1999	106.93	PVC/2	32	12 to 32	96 to 76
MW-547S	25-54780	10/11/1999	97.06	PVC/2	22	2 to 22	96 to 76
MW-549S	25-60735	10/31/2002	178.14	PVC/2	110	90 to 110	90 to 70
MW-549C **	25-60739	10/31/2002	179.41	PVC/2	70	50 to 70	129 to 109
MW-550S	25-60738	10/31/2002	130.70	PVC/2	50	30 to 50	102 to 82
PZ-521S	25-45029	5/26/1994	98.44	PVC/2	15.2	5.2 to 15.2	95 to 85
PZ-522S	25-45020	6/4/1994	92.48	PVC/2	17.7	7.7 to 17.7	86 to 76
PZ-523C *	25-45023	6/29/1994	93.91	PVC/2	13.5	5.5 to 13.5	88 to 80
PZ-524S	25-45026	7/18/1994	66.71	PVC/2	14.7	4.7 to 14.7	63 to 53
MW-1 S	E201313296	10/3/2013	191.92	PVC/2	180	170 to 180	22 to 12

Wells Screening Intermediate Zone (From 50 Feet Above Mean Sea Level to 50 Feet Below Sea Level)

Well Designation	Permit Number	Date Installed	Measuring Point Elevation (ft.msl)	Type/Diameter	Depth (feet)	Approximate Screened Interval (feet below surface)	Approximate Screened Interval Elevation (ft.msl)
MW-501I	25-43363	7/7/1993	120.35	PVC/2	74.5	64.5 to 74.5	56 to 46
MW-502I	25-43365	7/8/1993	102.60	PVC/2	74.7	64.7 to 74.7	39 to 29
MW-503I	25-43367	6/30/1993	108.69	PVC/2	71.5	61.5 to 71.5	49 to 39
MW-504I**	25-43521	7/15/1993	110.99	PVC/2	76	66 to 76	46 to 36
MW-505I	25-43523	7/20/1993	107.00	PVC/2	75	65 to 75	39 to 29
MW-506I	25-43518	7/22/1993	119.99	PVC/2	99	89 to 99	34 to 24
MW-507I	25-43821	10/5/1993	175.02	PVC/4	152	142 to 152	35 to 25
MW-510A *	25-43824	9/14/1993	182.22	PVC/4	203	193 to 203	-11 to -21
MW-531I	25-47890	10/12/1995	137.04	PVC/2	142	132 to 142	6 to -4
MW-542B *	25-54835	8/20/1999	99.71	PVC/2	100	80 to 100	20 to 0
MW-544I	25-54778	8/23/1999	84.65	PVC/2	100	80 to 100	6 to -14
MW-545I	25-54785	10/12/1999	84.48	PVC/2	93	73 to 93	13 to -7
MW-546I	25-55004	10/20/1999	105.90	PVC/2	100	80 to 100	27 to 7
MW-547I	25-54781	10/13/1999	96.96	PVC/2	100	80 to 100	18 to -2
MW-549I	25-60736	10/31/2002	177.80	PVC/2	210	190 to 210	-11 to -31
MW-550I	25-60737	10/31/2002	131.04	PVC/2	100	80 to 100	53 to 33
PZ-521I	25-45028	5/20/1994	98.67	PVC/2	102.6	92.6 to 102.6	7 to -3
PZ-522I	25-45019	6/16/1994	92.57	PVC/2	101	91 to 101	3 to -7
PZ-523I**	25-45022	6/21/1994	92.42	PVC/2	102	92 to 102	2 to -8
PZ-524I	25-45025	7/14/1994	66.85	PVC/2	97.7	87.7 to 97.7	-20 to -30
MW-1 I	E201313297	10/25/2013	192.13	PVC/2	255	245 to 255	-52 to -62
MW-2 I	E201313299	10/25/2013	97.05	PVC/2	98	88 to 98	9 to -1

Wells Screening Deep Zone (Deeper Than 50 Feet Below Sea Level)

Well Designation	Permit Number	Date Installed	Measuring Point Elevation (ft.msl)	Type/Diameter	Depth (feet)	Approximate Screened Interval (feet below surface)	Approximate Screened Interval Elevation (ft.msl)
MW-508D	25-43525	10/1/1993	185.52	PVC/4	262.7	252.7 to 262.7	-66 to -76
MW-509A **	25-43825	9/28/1993	231.30	PVC/4	425	423 to 425	-192 to -194
MW-532D	25-47892	10/18/1995	184.79	PVC/2	263	253 to 263	-66 to -76
MW-542A *	25-54834	8/23/1999	99.65	PVC/2	200	180 to 200	-80 to -100
MW-544D	25-54777	10/15/1999	84.18	PVC/2	200	180 to 200	-94 to -114
MW-545D	25-54784	10/6/1999	84.23	PVC/2	200	180 to 200	-94 to -114
MW-546D	25-55003	10/21/1999	105.38	PVC/2	200	180 to 200	-73 to -93
MW-547D	25-54782	10/15/1999	96.80	PVC/2	200	180 to 200	-82 to -102
PZ-522D	25-45018	6/9/1994	92.60	PVC/2	197.7	187.7 to 197.7	-94 to -104
PZ-523A **	25-45021	6/28/1994	94.13	PVC/2	197.7	187.7 to 197.7	-94 to -104
PZ-524D	25-45024	7/11/1994	67.04	PVC/2	195.7	185.7 to 195.7	-118 to -128
MW-2 D	E201313300	10/25/2013	97.33	PVC/2	198	188 to 198	-91 to -101
MW-3 D	E201313298	11/11/2013	227.52	PVC/2	350	335 to 350	-107 to -122

ft. msl - Feet above ,mean sea level
N/A - Not available
* - Well has been buried or destroyed
** - Well has been abandoned

TABLE 4-2
Groundwater Elevation Data - March and September 2015 Sampling Events
Former LEC Site - Watchung and North Plainfield, NJ

Monitoring Well	Well Depth (feet bgs)	TIC Elevation (feet)	March 25, 2015		September 22, 2015	
			Depth to Water (feet below TIC)	Groundwater Elevation (feet)	Depth to Water (feet below TIC)	Groundwater Elevation (feet)
MW-1S	179.68	191.92	66.08	125.84	70.51	121.41
MW-1I	254.63	192.13	70.29	121.84	72.90	119.23
MW-2I	97.52	97.05	16.22	80.83	17.42	79.63
MW-2D	197.64	97.33	17.56	79.77	18.46	78.87
MW-3D	348.7	227.52	125.90	101.62	128.26	99.26
MW-501S	19	120.47	4.38	116.09	4.83	115.64
MW-501 I	75.5	120.35	9.27	111.08	11.88	108.47
MW-502 S	19	102.53	0.80	101.73	1.96	100.57
MW-502 I	75.5	102.60	1.86	100.74	3.63	98.97
MW-503 S	24.4	108.91	4.14	104.77	5.53	103.38
MW-503 I	73	108.69	3.81	104.88	5.94	102.75
MW-505 S	20	106.55	4.50	102.05	7.08	99.47
MW-505 I	75	107.00	3.22	103.78	7.02	99.98
MW-506 S	25	120.96	6.21	114.75	9.88	111.08
MW-506 I	96.3	119.99	18.20	101.79	20.30	99.69
MW-507 S	60	175.17	49.12	126.05	51.65	123.52
MW-507 I	151	175.02	53.17	121.85	55.46	119.56
MW-508 S	68	185.85	57.52	128.33	59.38	126.47
MW-508 D	263	185.52	64.24	121.28	66.53	118.99
MW-531 I	142.2	137.04	11.58	125.46	14.55	122.49
MW-532 S	102.7	183.65	51.55	132.10	52.31	131.34
MW-532 D	250	184.79	54.82	129.97	56.69	128.10
MW-544 S	23	84.30	2.53	81.77	4.35	79.95
MW-544 I	100	84.65	7.58	77.07	9.23	75.42
MW-544 D	197	84.18	9.36	74.82	11.59	72.59
MW-545 S	35	84.67	13.51	71.16	14.47	70.20
MW-545 I	92	84.48	18.72	65.76	19.72	64.76
MW-545 D	197	84.23	18.15	66.08	19.17	65.06
MW-546 S	31	106.93	7.92	99.01	11.16	95.77
MW-546 I	100	105.90	9.90	96.00	11.75	94.15
MW-546 D	200	105.38	17.31	88.07	18.56	86.82
MW-547 S	22	97.06	2.80	94.26	5.10	91.96
MW-547 I	100	96.96	3.80	93.16	5.95	91.01
MW-547 D	200	96.80	4.56	92.24	6.86	89.94

TABLE 4-2
Groundwater Elevation Data - March and September 2015 Sampling Events
Former LEC Site - Watchung and North Plainfield, NJ

Monitoring Well	Well Depth (feet bgs)	TIC Elevation (feet)	March 25, 2015		September 22, 2015	
			Depth to Water (feet below TIC)	Groundwater Elevation (feet)	Depth to Water (feet below TIC)	Groundwater Elevation (feet)
MW-549 S	115	178.14	53.01	125.13	55.18	122.96
MW-549 I	215	177.80	54.72	123.08	57.02	120.78
MW-550 S	50	130.70	18.67	112.03	20.87	109.83
MW-550 I	101	131.04	19.98	111.06	22.20	108.84
PZ-521 S	15.5	98.44	2.01	96.43	4.30	94.14
PZ-521 I	100.26	98.67	4.40	94.27	6.58	92.09
PZ-522 S	17.5	92.48	6.59	85.89	7.45	85.03
PZ-522 I	100	92.57	9.90	82.67	10.81	81.76
PZ-522 D	197	92.60	11.04	81.56	12.11	80.49
PZ-524 S	15	66.71	4.38	62.33	5.31	61.40
PZ-524 I	99	66.85	5.25	61.60	6.40	60.45
PZ-524 D	199	67.04	4.04	63.00	5.06	61.98

MW = Monitoring Well
PZ = Piezometer
TIC = Top of Inner Casing
bgs = Below Ground Surface
Vertical elevations (Groundwater and TIC) referenced to the North American Vertical Datum of 1988 (NAVD 88)

TABLE 4-3
Groundwater Sampling Analytical Results
Former LEC Site - Watchung and North Plainfield, NJ
Sample Date: March 25, 2015

Groundwater Sample ID		MW-1S-A			MW-1S-B			MW-1I			MW-2I			MW-2D			MW-3D			MW-501S			MW-501I			MW-502S			MW-502I			MW-503S			MW-503I			MW-505S			MW-505I			MW-506S			MW-506S (DUP-03)			MW-506I		
Laboratory ID		L1505963-01			L1505963-02			L1505963-03			L1505963-05			L1505963-04			L1505963-06			L1505963-07			L1505963-08			L1505963-09			L1505963-10			L1505963-11			L1505963-12			L1505963-13			L1505963-14			L1505963-15			L1505963-49			L1505963-16		
Volatile Organics by GC/MS - (ug/L)	**NJDEP GWQS [2]**		**L**	**DV**		**L**	**DV**		**L**	**DV**		**L**	**DV**		**L**	**DV**		**L**	**DV**		**L**	**DV**		**L**	**DV**		**L**	**DV**		**L**	**DV**		**L**	**DV**		**L**	**DV**		**L**	**DV**		**L**	**DV**		**L**	**DV**		**L**	**DV**		**L**	**DV**
1,1,1-Trichloroethane	30	0.5	U		0.5	U		0.5	U		0.5	U		0.5	U		0.5	U		0.5	U		0.5	U		0.5	U		0.5	U		0.5	U		0.5	U		0.5	U		0.5	U		0.5	U		0.5	U		0.5	U	
1,1,2,2-Tetrachloroethane	1	0.5	U		0.5	U		0.5	U		0.5	U		0.5	U		0.5	U		0.5	U		0.5	U		0.5	U		0.5	U		0.5	U		0.5	U		0.5	U		0.5	U		0.5	U		0.5	U		0.5	U	
1,1,2-Trichloro-1,2,2-Trifluoroethane	N/A	1.4	J	J	0.68	J	J	0.32	J	J	2.5	U	UJ	2.5	U	UJ	2.5	U	UJ	2.5	U	UJ	1	J	J	0.67	J	J	2.5	U	UJ	0.28	J	J	0.36	J	J	2.5	U	UJ	2.5	U	UJ	2.5	U	UJ	2.5	U		0.56	J	J
1,1,2-Trichloroethane	3	0.75	U		0.75	U		0.75	U		0.75	U		0.75	U		0.75	U		0.75	U		0.75	U		0.75	U		0.75	U		0.75	U		0.75	U		0.75	U		0.75	U		0.75	U		0.75	U		0.75	U	
1,1-Dichloroethane	50	0.75	U		0.75	U		0.75	U		0.75	U		0.75	U		0.75	U		0.75	U		0.75	U		0.75	U		0.75	U		0.75	U		0.75	U		0.75	U		0.75	U		0.75	U		0.75	U		0.75	U	
1,1-Dichloroethene	1	0.5	U		0.5	U		0.5	U		0.5	U		0.5	U		0.5	U		0.5	U		0.5	U		0.5	U		0.5	U		0.5	U		0.5	U		0.5	U		0.5	U		0.5	U		0.5	U		0.5	U	
1,2,3-Trichlorobenzene	N/A	2.5	U		2.5	U		2.5	U		2.5	U		2.5	U		2.5	U		2.5	U		2.5	U		2.5	U		2.5	U		2.5	U		2.5	U		2.5	U		2.5	U		2.5	U		2.5	U	UJ	2.5	U	
1,2,4-Trichlorobenzene	9	2.5	U		2.5	U		2.5	U		2.5	U		2.5	U		2.5	U		2.5	U		2.5	U		2.5	U		2.5	U		2.5	U		2.5	U		2.5	U		2.5	U		2.5	U		2.5	U	UJ	2.5	U	
1,2-Dibromo-3-chloropropane	0.02	2.5	U	UJ	2.5	U	UJ	2.5	U	UJ	2.5	U	UJ	2.5	U	UJ	2.5	U	UJ	2.5	U	UJ	2.5	U	UJ	2.5	U	UJ	2.5	U	UJ	2.5	U	UJ	2.5	U	UJ	2.5	U	UJ	2.5	U	UJ	2.5	U	UJ	2.5	U	UJ	2.5	U	UJ
1,2-Dibromoethane	0.03	2.0	U		2.0	U		2.0	U		2.0	U		2.0	U		2.0	U		2.0	U		2.0	U		2.0	U		2.0	U		2.0	U		2.0	U		2.0	U		2.0	U		2.0	U		2.0	U		2.0	U	
1,2-Dichlorobenzene	600	2.5	U		2.5	U		2.5	U		2.5	U		2.5	U		2.5	U		2.5	U		2.5	U		2.5	U		2.5	U		2.5	U		2.5	U		2.5	U		2.5	U		2.5	U		2.5	U		2.5	U	
1,2-Dichloroethane	2	0.5	U		0.5	U		0.5	U		0.5	U		0.5	U		0.5	U		0.5	U		0.5	U		0.5	U		0.5	U		0.5	U		0.5	U		0.5	U		0.5	U		0.5	U		0.5	U		0.5	U	
1,2-Dichloroethene (total)	N/A	0.18	J		0.12	J		0.93			0.5	U		0.5	U		0.5	U		0.5	U		0.5	U		0.14	J		0.5	U		0.5	U		0.5	U		0.5	U		0.5	U		0.5	U		0.5	U		0.12	J	
1,2-Dichloropropane	1	1.0	U		1.0	U		1.0	U		1.0	U		1.0	U		1.0	U		1.0	U		1.0	U		1.0	U		1.0	U		1.0	U		1.0	U		1.0	U		1.0	U		1.0	U		1.0	U		1.0	U	
1,3-Dichlorobenzene	600	2.5	U		2.5	U		2.5	U		2.5	U		2.5	U		2.5	U		2.5	U		2.5	U		2.5	U		2.5	U		2.5	U		2.5	U		2.5	U		2.5	U		2.5	U		2.5	U		2.5	U	
1,3-Dichloropropene, Total	1	0.5	U		0.5	U		0.5	U		0.5	U		0.5	U		0.5	U		0.5	U		0.5	U		0.5	U		0.5	U		0.5	U		0.5	U		0.5	U		0.5	U		0.5	U		0.5	U		0.5	U	
1,4-Dichlorobenzene	75	2.5	U		2.5	U		2.5	U		2.5	U		2.5	U		2.5	U		2.5	U		2.5	U		2.5	U		2.5	U		2.5	U		2.5	U		2.5	U		2.5	U		2.5	U		2.5	U		2.5	U	
1,4-Dioxane	10[3]	250	U	R	250	U	R	250	U	R	250	U	R	250	U	R	250	U	R	250	U	R	250	U	R	250	U	R	250	U	R	250	U	R	250	U	R	250	U	R	250	U	R	250	U	R	250	U	R	250	U	R
2-Butanone	300	5.0	U		5.0	U		5.0	U		5.0	U		5.0	U		5.0	U		5.0	U		5.0	U		5.0	U		5.0	U		5.0	U		5.0	U		5.0	U		5.0	U		5.0	U		5.0	U		5.0	U	
2-Hexanone	300[3]	5.0	U		5.0	U		5.0	U		5.0	U		5.0	U		5.0	U		5.0	U		5.0	U		5.0	U		5.0	U		5.0	U		5.0	U		5.0	U		5.0	U		5.0	U		5.0	U		5.0	U	
4-Methyl-2-pentanone	N/A	5.0	U	R	5.0	U	R	5.0	U	R	5.0	U	R	5.0	U	R	5.0	U	R	5.0	U	R	5.0	U	R	5.0	U	R	5.0	U	R	5.0	U	R	5.0	U	R	5.0	U	R	5.0	U	R	5.0	U	R	5.0	U	R	5.0	U	R
Acetone	6000	5.0	U		5	J	U	5.0	U		5.0	U		5	U		5.0	U		5.0	U		5.0	U		5.0	U		5.0	U		5.0	U		5.0	U		5.0	U		5	J	U	5.0	U		5	J	UJ	5.0	U	
Benzene	1	0.5	U		0.5	U		0.5	U		0.5	U		0.5	U		0.5	U		0.5	U		0.5	U		0.5	U		0.5	U		0.5	U		0.5	U		0.5	U		0.5	U		0.5	U		0.5	U		0.5	U	
Bromochloromethane	N/A	2.5	U	UJ	2.5	U	UJ	2.5	U	UJ	2.5	U	UJ	2.5	U	UJ	2.5	U	UJ	2.5	U	UJ	2.5	U	UJ	2.5	U	UJ	2.5	U	UJ	2.5	U	UJ	2.5	U	UJ	2.5	U	UJ	2.5	U	UJ	2.5	U	UJ	2.5	U	UJ	2.5	U	UJ
Bromodichloromethane	1	0.5	U		0.5	U		0.5	U		0.5	U		0.5	U		0.5	U		0.5	U		0.5	U		0.5	U		0.5	U		0.5	U		0.5	U		0.5	U		0.5	U		0.5	U		0.5	U		0.5	U	
Bromoform	4	2.0	U		2.0	U		2.0	U		2.0	U		2.0	U		2.0	U		2.0	U		2.0	U		2.0	U		2.0	U		2.0	U		2.0	U		2.0	U		2.0	U		2.0	U		2.0	U		2.0	U	
Bromomethane	10	0.39	J		0.3	J		0.31	J		1.0	U		1.0	U		1.0	U		1.0	U		1.0	U		1.0	U		1.0	U		1.0	U		1.0	U		1.0	U		1.0	U		1.0	U		1.0	U		1.0	U	R	1.0	U	
Carbon disulfide	700	5.0	U		5.0	U		5.00	J	U	5.0	U		5	J	U	5	J	U	5.0	U		5.0	U		5.0	U		5.0	U		5.0	U		5.0	U		5.0	U		5.0	U		5.0	U		5.0	U		5.0	U	
Carbon tetrachloride	1	0.5	U		0.5	U		0.5	U		0.5	U		0.5	U		0.5	U		0.5	U		0.5	U		0.5	U		0.5	U		0.5	U		0.5	U		0.5	U		0.5	U		0.5	U		0.5	U		0.5	U	
Chlorobenzene	50	0.5	U		0.5	U		0.5	U		0.5	U		0.5	U		0.5	U		0.5	U		0.5	U		0.5	U		0.5	U		0.5	U		0.5	U		0.5	U		0.5	U		0.5	U		0.5	U		0.5	U	
Chloroethane	5[3]	1.0	U		1.0	U		1.0	U		1.0	U		1.0	U		1.0	U		1.0	U		1.0	U		1.0	U		1.0	U		1.0	U		1.0	U		1.0	U		1.0	U		1.0	U		1.0	U		1.0	U	
Chloroform	70	1.6			1.2			0.16	J		1.1			0.27	J		0.75	U		1.9			0.75	U		1.2			0.8			0.56	J		0.17	J		0.63	J		1.1			1.1			0.82			1.1		
Chloromethane	N/A	2.5	U	UJ	2.5	U	UJ	2.5	U	UJ	2.5	U	UJ	2.5	U	UJ	2.5	U	UJ	2.5	U	UJ	2.5	U	UJ	2.5	U	UJ	2.5	U	UJ	2.5	U	UJ	2.5	U	UJ	2.5	U	UJ	2.5	U	UJ	2.5	U	UJ	2.5	U	UJ	2.5	U	UJ
cis-1,2-Dichloroethene	70	0.18	J		0.12	J		0.93			0.5	U		0.5	U		0.5	U		0.5	U		0.5	U		0.14	J		0.5	U		0.5	U		0.5	U		0.5	U		0.5	U		0.5	U		0.5	U		0.12	J	
cis-1,3-Dichloropropene	1[4]	0.5	U		0.5	U		0.5	U		0.5	U		0.5	U		0.5	U		0.5	U		0.5	U		0.5	U		0.5	U		0.5	U		0.5	U		0.5	U		0.5	U		0.5	U		0.5	U		0.5	U	
Cyclohexane	N/A	10	U		10	U		10	U		10	U		10	U		10	U		10	U		10	U		10	U		10	U		10	U		10	U		10	U		10	U		10	U		10	U		10	U	
Dibromochloromethane	1	0.5	U		0.5	U		0.5	U		0.5	U		0.5	U		0.5	U		0.5	U		0.5	U		0.5	U		0.5	U		0.5	U		0.5	U		0.5	U		0.5	U		0.5	U		0.5	U		0.5	U	
Dichlorodifluoromethane	1000	5.0	U		5.0	U		5.0	U		5.0	U		5.0	U		5.0	U		5.0	U		5.0	U		5.0	U		5.0	U		5.0	U		5.0	U		5.0	U		5.0	U	UJ	5.0	U	UJ	5.0	U	UJ	5.0	U	UJ
Ethylbenzene	700	0.5	U		0.5	U		0.5	U		0.5	U		0.5	U		0.5	U		0.5	U		0.5	U		0.5	U		0.5	U		0.5	U		0.5	U		0.5	U		0.5	U	UJ	0.5	U	UJ	0.5	U	UJ	0.5	U	UJ
Isopropylbenzene	700	0.5	U		0.5	U		0.5	U		0.5	U		0.5	U		0.5	U		0.5	U		0.5	U		0.5	U		0.5	U		0.5	U		0.5	U		0.5	U		0.5	U	UJ	0.5	U	UJ	0.5	U	UJ	0.5	U	UJ
Methyl Acetate	7000	2.0	U		2.0	U		2.0	U		2.0	U		2.0	U		2.0	U		2.0	U		2.0	U		2.0	U		2.0	U		2.0	U		2.0	U		2.0	U		2.0	U		2.0	U		2.0	U	R	2.0	U	
Methyl cyclohexane	N/A	10	U		10	U		10	U		10	U		10	U		10	U		10	U		10	U		10	U		10	U		10	U		10	U		10	U		10	U		10	U		10	U		10	U	
Methyl tert butyl ether	70	1.0	U		1.0	U		1.0	U		1.0	U		1.0	U		1.0	U		1.0	U		1.0	U		1.0	U		1.0	U		1.0	U		1.0	U		1.0	U		1.0	U		1.0	U		1.0	U		1.0	U	
Methylene chloride	3	2.5	U	UJ	2.5	U	UJ	2.5	U	UJ	2.5	U	UJ	2.5	U	UJ	2.5	U	UJ	2.5	U	UJ	2.5	U	UJ	2.5	U	UJ	2.5	U	UJ	2.5	U	UJ	2.5	U	UJ	2.5	U	UJ	2.5	U	UJ	2.5	U	UJ	2.5	U	UJ	2.5	U	UJ
o-Xylene	1000[5]	1.0	U	UJ	1.0	U	UJ	1.0	U	UJ	1.0	U	UJ	1.0	U	UJ	1.0	U	UJ	1.0	U	UJ	1.0	U	UJ	1.0	U	UJ	1.0	U	UJ	1.0	U	UJ	1.0	U	UJ	1.0	U	UJ	1.0	U	UJ	1.0	U	UJ	1.0	U	UJ	1.0	U	UJ
p/m-Xylene	1000[5]	1.0	U	UJ	1.0	U	UJ	1.0	U	UJ	1.0	U	UJ	1.0	U	UJ	1.0	U	UJ	1.0	U	UJ	1.0	U	UJ	1.0	U	UJ	1.0	U	UJ	1.0	U	UJ	1.0	U	UJ	1.0	U	UJ	1.0	U	UJ	1.0	U	UJ	1.0	U	UJ	1.0	U	UJ
Styrene	100	1.0	U	UJ	1.0	U	UJ	1.0	U	UJ	1.0	U	UJ	1.0	U	UJ	1.0	U	UJ	1.0	U	UJ	1.0	U	UJ	1.0	U	UJ	1.0	U	UJ	1.0	U	UJ	1.0	U	UJ	1.0	U	UJ	1.0	U	UJ	1.0	U	UJ	1.0	U	UJ	1.0	U	UJ
Tetrachloroethene	1	**1.4**		**J**	0.44	J		0.5	U	UJ	0.24	J	J	0.5	U	UJ	0.5	U	UJ	0.5	U	UJ	0.5	U	UJ	1.0		J	0.5	U	UJ	0.28	J	J	0.5	U	UJ	0.13	J	J	0.5	U	UJ	0.5	U	UJ	0.68		J
Toluene	600	0.75	U		0.75	U		0.75	U		0.75	U		0.75	U		0.75	U		0.75	U		0.75	U		0.75	U		0.75	U		0.75	U		0.75	U		0.75	U		0.75	U		0.75	U		0.75	U		0.75	U	
trans-1,2-Dichloroethene	100	0.75	U		0.75	U		0.75	U		0.75	U		0.75	U		0.75	U		0.75	U		0.75	U		0.75	U		0.75	U		0.75	U		0.75	U		0.75	U		0.75	U		0.75	U		0.75	U		0.75	U	
trans-1,3-Dichloropropene	1[4]	0.5	U		0.5	U		0.5	U		0.5	U		0.5	U		0.5	U		0.5	U		0.5	U		0.5	U		0.5	U		0.5	U		0.5	U		0.5	U		0.5	U		0.5	U		0.5	U		0.5	U		0.5	U	
Trichloroethene	1	**1.3**			**2.3**			**99**			0.24	J		0.25	J		0.5	U		0.5	U		0.74			0.83			0.79			0.94			0.67			0.5	U		0.5	U		0.29	J		0.22	J		**1.4**		
Trichlorofluoromethane	2000	2.5	U		2.5	U		2.5	U		0.42	J		2.5	U		2.5	U		2.5	U		2.5	U		2.5	U		2.5	U		2.5	U		2.5	U		2.5	U		2.5	U		2.5	U		2.5	U		2.5	U		2.5	U	
Vinyl chloride	1	1.0	U		1.0	U		1.0	U		1.0	U		1.0	U		1.0	U		1.0	U		1.0	U		1.0	U		1.0	U		1.0	U		1.0	U		1.0	U		1.0	U		1.0	U		1.0	U		1.0	U		1.0	U	
Xylene (Total)	1000	1.0	U		1.0	U		1.0	U		1.0	U		1.0	U		1.0	U		1.0	U		1.0	U		1.0	U		1.0	U		1.0	U		1.0	U		1.0	U		1.0	U		1.0	U		1.0	U		1.0	U		1.0	U	
Tentatively Identified Compound	N/A	None			None			None			None			None			None			None			None			None			None			None			None			None			None			None			None			None		

Notes:
All sample results and criteria value are expressed in units of micrograms per liter (µg/l)
1 - Bolded compounds have at least one sample which exceeded NJDEP GWQS Criteria
2 - N.J.A.C. 7:9C Ground Water Quality Standards, Appendix Table 1 - Specific Ground Water Quality Criteria unless otherwise noted
3 - N.J.A.C. 7:9C Ground Water Quality Standards, Appendix Table 2 - Interim Ground Water Quality Criteria
4 - GWQS for 1,3-Dichloropropene, Total (cis and trans)
5 - GWQS for Xylene, Total (o-Xylene and p/m-Xylene)
Analytical results for the modified trip/equipment blank are provided in the lab report in Appendix C

Exceedances are highlighted -

Acronyms:
ID - identification
N/A - not applicable
VOC - volatile organic compound
NJDEP - New Jersey Department of Environmental Protection
GWQS - Ground Water Quality Standards
TIC - tentatively identified compound
L - Laboratory Qualifier
DV - Data Validation Qualifier

Qualifiers:
U - analyte not detected at indicated concentration
J - an estimated value that is greater than the method detection limit but less than the reporting limit
UJ - analyte not detected above reporting limit, but reported quantitation limit is approximate and may or may not be the actual quantitation limit needed to accurately and precisely measure the analyte
R - The sample results are rejected (qualified as unusable), and the presence or absence of the analyte cannot be verified

TABLE 4-3
Groundwater Sampling Analytical Results
Former LEC Site - Watchung and North Plainfield, NJ
Sample Date: March 25, 2015

Groundwater Sample ID		MW-507S			MW-507I			MW-508S			MW-508D			MW-508D (DUP-04)			MW-532S			MW-532D			MW-544S			MW-544I			MW-544D			MW-545S			MW-545I			MW-545D			MW-546S			MW-546I			MW-546D			MW-547S		
Laboratory ID		L1505963-17			L1505963-18			L1505963-19			L1505963-20			L1505963-50			L1505963-21			L1505963-22			L1505963-23			L1505963-24			L1505963-25			L1505963-26			L1505963-27			L1505963-28			L1505963-29			L1505963-30			L1505963-31			L1505963-32		
Volatile Organics by GC/MS - (ug/L)	NJDEP GWQS [2]		L	DV		L	DV		L	DV		L	DV		L	DV		L	DV		L	DV		L	DV		L	DV		L	DV		L	DV		L	DV		L	DV		L	DV		L	DV		L	DV
1,1,1-Trichloroethane	30	0.5	U		0.5	U		0.5	U		0.5	U		0.5	U		0.5	U		0.5	U		0.5	U		0.5	U		0.5	U		0.5	U		0.5	U		0.5	U		0.5	U		0.5	U		0.5	U		0.5	U	
1,1,2,2-Tetrachloroethane	1	0.5	U		0.5	U		0.5	U		0.5	U		0.5	U		0.5	U		0.5	U		0.5	U		0.5	U		0.5	U		0.5	U		0.5	U		0.5	U		0.5	U		0.5	U		0.5	U		0.5	U	
1,1,2-Trichloro-1,2,2-Trifluoroethane	N/A	0.16	J	J	0.59	J	J	0.38	J	J	2.5	U	UJ	2.5	U		0.49	J	J	1.1	J	J	2.5	U	UJ	2.5	U	UJ	2.5	U	UJ	2.5	U	UJ	2.5	U	UJ	2.5	U		2.5	U		2.5	U		2.5	U		2.5	U	
1,1,2-Trichloroethane	3	0.75	U		0.75	U		0.75	U		0.75	U		0.75	U		0.75	U		0.75	U		0.75	U		0.75	U		0.75	U		0.75	U		0.75	U		0.75	U		0.75	U		0.75	U		0.75	U		0.75	U	
1,1-Dichloroethane	50	0.75	U		0.75	U		0.75	U		0.75	U		0.75	U		0.75	U		0.75	U		0.75	U		0.75	U		0.75	U		0.75	U		0.75	U		0.75	U		0.75	U		0.75	U		0.75	U		0.75	U	
1,1-Dichloroethene	1	0.5	U		0.5	U		0.5	U		0.5	U		0.5	U		0.5	U		0.5	U		0.5	U		0.5	U		0.5	U		0.5	U		0.5	U		0.5	U		0.5	U		0.5	U		0.5	U		0.5	U	
1,2,3-Trichlorobenzene	N/A	2.5	U		2.5	U		2.5	U		2.5	U		2.5	U	UJ	2.5	U		2.5	U		2.5	U		2.5	U		2.5	U		2.5	U		2.5	U		2.5	U		2.5	U		2.5	U		2.5	U		2.5	U	
1,2,4-Trichlorobenzene	9	2.5	U		2.5	U		2.5	U		2.5	U		2.5	U	UJ	2.5	U		2.5	U		2.5	U		2.5	U		2.5	U		2.5	U		2.5	U		2.5	U		2.5	U		2.5	U		2.5	U		2.5	J	U
1,2-Dibromo-3-chloropropane	0.02	2.5	U	UJ	2.5	U	UJ	2.5	U	UJ	2.5	U	UJ	2.5	U		2.5	U	UJ	2.5	U	UJ	2.5	U	UJ	2.5	U	UJ	2.5	U	UJ	2.5	U	UJ	2.5	U	UJ	2.5	U	UJ	2.5	U	UJ	2.5	U	UJ	2.5	U	UJ	2.5	U	UJ
1,2-Dibromoethane	0.03	2.0	U		2.0	U		2.0	U		2.0	U		2.0	U		2.0	U		2.0	U		2.0	U		2.0	U		2.0	U		2.0	U		2.0	U		2.0	U		2.0	U		2.0	U		2.0	U		2.0	U	
1,2-Dichlorobenzene	600	2.5	U		2.5	U		2.5	U		2.5	U		2.5	U		2.5	U		2.5	U		2.5	U		2.5	U		2.5	U		2.5	U		2.5	U		2.5	U		2.5	U		2.5	U		2.5	U		42		
1,2-Dichloroethane	2	0.5	U		0.5	U		0.5	U		0.5	U		0.5	U		0.5	U		0.5	U		0.5	U		0.5	U		0.5	U		0.5	U		0.5	U		0.5	U		0.5	U		0.5	U		0.5	U		0.5	U	
1,2-Dichloroethene (total)	N/A	0.5	U		0.18	J		0.5	U		1.4			1.0			0.5	U		0.5	U		0.5	U		0.5	U		0.5	U		0.5	U		0.5	U		0.5	U		0.5	U		0.5	U		0.37	J		0.72		
1,2-Dichloropropane	1	1.0	U		1.0	U		1.0	U		1.0	U		1.0	U		1.0	U		1.0	U		1.0	U		1.0	U		1.0	U		1.0	U		1.0	U		1.0	U		1.0	U		1.0	U		1.0	U		1.0	U	
1,3-Dichlorobenzene	600	2.5	U		2.5	U		2.5	U		2.5	U		2.5	U		2.5	U		2.5	U		2.5	U		2.5	U		2.5	U		2.5	U		2.5	U		2.5	U		2.5	U		2.5	U		2.5	U		0.42	J	
1,3-Dichloropropene, Total	1	0.5	U		0.5	U		0.5	U		0.5	U		0.5	U		0.5	U		0.5	U		0.5	U		0.5	U		0.5	U		0.5	U		0.5	U		0.5	U		0.5	U		0.5	U		0.5	U		0.5	U	
1,4-Dichlorobenzene	75	2.5	U		2.5	U		2.5	U		2.5	U		2.5	U		2.5	U		2.5	U		2.5	U		2.5	U		2.5	U		2.5	U		2.5	U		2.5	U		2.5	U		2.5	U		2.5	U		7		
1,4-Dioxane	10[3]	250	U	R	250	U	R	250	U	R	250	U	R	250	U	R	250	U	R	250	U	R	250	U	R	250	U	R	250	U	R	250	U	R	250	U	R	250	U	R	250	U	R	250	U	R	250	U	R	250	U	R
2-Butanone	300	5.0	U		5.0	U		5.0	U		5.0	U		5.0	U	R	5.0	U		5.0	U		5.0	U		5.0	U		5.0	U		5.0	U		5.0	U		5.0	U	UJ	5.0	U	UJ	5.0	U	UJ	5.0	U	UJ	5.0	U	UJ
2-Hexanone	300[3]	5.0	U		5.0	U		5.0	U		5.0	U		5.0	U	R	5.0	U		5.0	U		5.0	U		5.0	U		5.0	U		5.0	U		5.0	U		5.0	U		5.0	U		5.0	U		5.0	U		5.0	U	
4-Methyl-2-pentanone	N/A	5.0	U	R	5.0	U	R	5.0	U	R	5.0	U	R	5.0	U	R	5.0	U	R	5.0	U	R	5.0	U	R	5.0	U	R	5.0	U	R	5.0	U	R	5.0	U	R	5.0	U	R	5.0	U		5.0	U		5.0	U		5.0	U	
Acetone	6000	5.0	U		5.0	U		5.0	U		5.0	U		5	J	UJ	5.0	U		5.0	U		5.0	U		5.0	U		5.0	U		5.0	J	U	5.0	J	U	5.0	J	UJ	5.0	U	UJ	5.0	U	UJ	5.0	U	UJ	5.0	J	UJ
Benzene	1	0.5	U		0.5	U		0.5	U		0.5	U		0.5	U		0.5	U		0.5	U		0.5	U		0.5	U		0.5	U		0.5	U		0.5	U		0.5	U		0.5	U		0.5	U		0.5	U		0.5	U	
Bromochloromethane	N/A	2.5	U		2.5	U		2.5	U		2.5	U		2.5	U		2.5	U		2.5	U		2.5	U		2.5	U		2.5	U		2.5	U		2.5	U		2.5	U		2.5	U		2.5	U		2.5	U		2.5	U	
Bromodichloromethane	1	0.5	U		0.5	U		0.5	U		0.5	U		0.5	U		0.5	U		0.5	U		0.5	U		0.5	U		0.5	U		0.5	U		0.5	U		0.5	U		0.5	U		0.5	U		0.5	U		0.5	U	
Bromoform	4	2.0	U		2.0	U		2.0	U		2.0	U		2.0	U		2.0	U		2.0	U		2.0	U		2.0	U		2.0	U		2.0	U		2.0	U		2.0	U		2.0	U		2.0	U		2.0	U		2.0	U	
Bromomethane	10	1.0	U		1.0	U		1.0	U		1.0	U		1.0	U	R	1.0	U		1.0	U		1.0	U		1.0	U		1.0	U		1.0	U		1.0	U		1.0	U		1.0	U	UJ	1.0	U		1.0	U		1.0	U	
Carbon disulfide	700	5.0	U		5.0	U		5.0	U		5.0	U		5.0	U		5.0	U		5.0	U		5.0	U		5.0	U		5.0	U		5.0	U		5.0	U		5.0	U		5.0	U		5.0	U		5.0	U		5.0	U	
Carbon tetrachloride	1	0.5	U		0.5	U		0.5	U		0.5	U		0.5	U		0.5	U		0.5	U		0.5	U		0.11	J		0.5	U		0.5	U		0.5	U		0.5	U		0.5	U		0.5	U		0.5	U		0.5	U	
Chlorobenzene	50	0.5	U		0.5	U		0.5	U		0.5	U		0.5	U		0.5	U		0.5	U		0.5	U		0.5	U		0.5	U		0.5	U		0.5	U		0.5	U		0.5	U		0.5	U		0.5	U		12		
Chloroethane	5[3]	1.0	U		1.0	U		1.0	U		1.0	U		1.0	U		1.0	U		1.0	U		1.0	U		1.0	U		1.0	U		1.0	U		1.0	U		1.0	U		1.0	U		1.0	U		1.0	U		1.0	U	
Chloroform	70	1.0			1.3			1.9			0.75	U		0.75	U		0.75	U		0.4	J		0.75	U		0.75	U		0.75	U		0.51	J		0.54	J		0.39	J		0.75	U		0.39	J		3.6			0.8	U	
Chloromethane	N/A	2.5	U	UJ	2.5	U	UJ	2.5	U	UJ	2.5	U	UJ	2.5	U	UJ	2.5	U	UJ	2.5	U	UJ	2.5	U	UJ	2.5	U	UJ	2.5	U	UJ	2.5	U	UJ	2.5	U	UJ	2.5	U	UJ	2.5	U	UJ	2.5	U	UJ	2.5	U	UJ	2.5	U	UJ
cis-1,2-Dichloroethene	70	0.5	U		0.18	J		0.5	U		1.4			1.0			0.5	U		0.5	U		0.5	U		0.5	U		0.5	U		0.5	U		0.5	U		0.5	U		0.5	U		0.5	U		0.37	J		0.72		
cis-1,3-Dichloropropene	1[4]	0.5	U		0.5	U		0.5	U		0.5	U		0.5	U		0.5	U		0.5	U		0.5	U		0.5	U		0.5	U		0.5	U		0.5	U		0.5	U		0.5	U		0.5	U		0.5	U		0.5	U	
Cyclohexane	N/A	10	U		10	U		10	U		10	U		10	U		10	U		10	U		10	U		10	U		10	U		10	U		10	U		10	U		10	U		10	U		10	U		10	U	
Dibromochloromethane	1	0.5	U		0.5	U		0.5	U		0.5	U		0.5	U		0.5	U		0.5	U		0.5	U		0.5	U		0.5	U		0.5	U		0.5	U		0.5	U		0.5	U		0.5	U		0.5	U		0.5	U	
Dichlorodifluoromethane	1000	5	U	UJ	5	U	UJ	5	U	UJ	5	U	UJ	5.0	U	UJ	5.0	U	UJ	5.0	U	UJ	5.0	U	UJ	5.0	U	UJ	5.0	U	UJ	5.0	U	UJ	5.0	U	UJ	5.0	U	UJ	5.0	U	UJ	5.0	U	UJ	5.0	U	UJ	5.0	U	UJ
Ethylbenzene	700	0.5	U	UJ	0.5	U	UJ	0.5	U	UJ	0.5	U	UJ	0.5	U		0.5	U	UJ	0.5	U	UJ	0.5	U	UJ	0.5	U	UJ	0.5	U	UJ	0.5	U	UJ	0.5	U	UJ	0.5	U	UJ	0.5	U	UJ	0.5	U	UJ	0.5	U	UJ	0.5	U	UJ
Isopropylbenzene	700	0.5	U	UJ	0.5	U	UJ	0.5	U	UJ	0.5	U	UJ	0.5	U		0.5	U	UJ	0.5	U	UJ	0.5	U	UJ	0.5	U	UJ	0.5	U	UJ	0.5	U	UJ	0.5	U	UJ	0.5	U	UJ	0.5	U	UJ	0.5	U	UJ	0.5	U	UJ	0.5	U	UJ
Methyl Acetate	7000	2.0	U		2.0	U		2.0	U		2.0	U		2.0	U	R	2.0	U		2.0	U		2.0	U		2.0	U		2.0	U		2.0	U		2.0	U		2.0	U		2.0	U		2.0	U		2.0	U		2.0	U		2.0	U	
Methyl cyclohexane	N/A	10	U		10	U		10	U		10	U		10	U		10	U		10	U		10	U		10	U		10	U		10	U		10	U		10	U		10	U		10	U		10	U		10	U	
Methyl tert butyl ether	70	1.0	U		1.0	U		1.0	U		1.0	U		1.0	U		1.0	U		1.0	U		1.0	U		1.0	U		1.0	U		1.0	U		1.0	U		1.0	U		1.0	U		1.0	U		1.0	U		1.0	U		1.0	U	
Methylene chloride	3	2.5	U		2.5	U		2.5	U		2.5	U		2.5	U		2.5	U		2.5	U		2.5	U		2.5	U		2.5	U		2.5	U		2.5	U		2.5	U		2.5	U		2.5	U		2.5	U		2.5	U		2.5	U	
o-Xylene	1000[5]	1.0	U	UJ	1.0	U	UJ	1.0	U	UJ	1.0	U	UJ	1.0	U		1.0	U	UJ	1.0	U	UJ	1.0	U	UJ	1.0	U	UJ	1.0	U	UJ	1.0	U	UJ	1.0	U	UJ	1.0	U	UJ	1.0	U	UJ	1.0	U	UJ	1.0	U	UJ	1.0	U	UJ
p/m-Xylene	1000[5]	1.0	U	UJ	1.0	U	UJ	1.0	U	UJ	1.0	U	UJ	1.0	U		1.0	U	UJ	1.0	U	UJ	1.0	U	UJ	1.0	U	UJ	1.0	U	UJ	1.0	U	UJ	1.0	U	UJ	1.0	U	UJ	1.0	U	UJ	1.0	U	UJ	1.0	U	UJ	1.0	U	UJ
Styrene	100	1.0	U	UJ	1.0	U	UJ	1.0	U	UJ	1.0	U	UJ	1.0	U		1.0	U	UJ	1.0	U	UJ	1.0	U	UJ	1.0	U	UJ	1.0	U	UJ	1.0	U	UJ	1.0	U	UJ	1.0	U	UJ	1.0	U	UJ	1.0	U	UJ	1.0	U	UJ	1.0	U	UJ
Tetrachloroethene	1	0.5	U	UJ	0.52		J	0.18	J	J	0.5	U	UJ	0.5	U		0.2	J	J	1.0		J	0.5	U	UJ	0.13	J	J	0.5	U	UJ	0.5	U	UJ	0.25	J	J	**2.6**			0.5	U		0.5	U		0.5	U		0.5	U	
Toluene	600	0.75	U		0.75	U		0.75	U		0.75	U		0.75	U		0.75	U		0.75	U		0.75	U		0.75	U		0.75	U		0.75	U		0.75	U		0.75	U		0.75	U		0.75	U		0.75	U		0.75	U	
trans-1,2-Dichloroethene	100	0.75	U		0.75	U		0.75	U		0.75	U		0.75	U		0.75	U		0.75	U		0.75	U		0.75	U		0.75	U		0.75	U		0.75	U		0.75	U		0.75	U		0.75	U		0.75	U		0.75	U	
trans-1,3-Dichloropropene	1[4]	0.5	U		0.5	U		0.5	U		0.5	U		0.5	U		0.5	U		0.5	U		0.5	U		0.5	U		0.5	U		0.5	U		0.5	U		0.5	U		0.5	U		0.5	U		0.5	U		0.5	U	
Trichloroethene	1	0.99			**1.1**			**1.5**			**1.7**			**1.2**			0.44	J		**1.2**			0.5	U		0.97			0.36	J		0.5	U		0.5	U		0.26	J		0.5	U		0.53			**2.8**			**1.2**		
Trichlorofluoromethane	2000	2.5	U		2.5	U		2.5	U		2.5	U		2.5	U		2.5	U		2.5	U		2.5	U		2.5	U		2.5	U		2.5	U		3			0.24	J		2.5	U		2.5	U		2.5	U		2.5	U		2.5	U	
Vinyl chloride	1	1.0	U		1.0	U		1.0	U		**1.1**			1.0			1.0	U		1.0	U		1.0	U		1.0	U		1.0	U		1.0	U		1.0	U		1.0	U		1.0	U		1.0	U		1.0	U		1.0	U		1.0	U	
Xylene (Total)	1000	1.0	U		1.0	U		1.0	U		1.0	U		1.0	U		1.0	U		1.0	U		1.0	U		1.0	U		1.0	U		1.0	U		1.0	U		1.0	U		1.0	U		1.0	U		1.0	U		1.0	U		1.0	U	
Tentatively Identified Compound	N/A	None			None			None			None			None			None			None			None			None			None			None			None			None			None			None			None			None		

Notes:
All sample results and criteria value are expressed in units of micrograms per liter (µg/l)
1 - Bolded compounds have at least one sample which exceeded NJDEP GWQS Criteria
2 - N.J.A.C. 7:9C Ground Water Quality Standards, Appendix Table 1 - Specific Ground Water Quality Criteria unless otherwise noted
3 - N.J.A.C. 7:9C Ground Water Quality Standards, Appendix Table 2 - Interim Ground Water Quality Criteria
4 - GWQS for 1,3-Dichloropropene, Total (cis and trans)
5 - GWQS for Xylene, Total (o-Xylene and p/m-Xylene)
Analytical results for the modified trip/equipment blank are provided in the lab report in Appendix C

Exceedances are highlighted -

Acronyms:
ID - identification
N/A - not applicable
VOC - volatile organic compound
NJDEP - New Jersey Department of Environmental Protection
GWQS - Ground Water Quality Standards
TIC - tentatively identified compound
L - Laboratory Qualifier
DV - Data Validation Qualifier

Qualifiers:
U - analyte not detected at indicated concentration
J - an estimated value that is greater than the method detection limit but less than the reporting limit
UJ - analyte not detected above reporting limit, but reported quantitation limit is approximate and may or may not be the actual quantitation limit needed to accurately and precisely measure the analyte
R - The sample results are rejected (qualified as unusable), and the presence or absence of the analyte cannot be verified

TABLE 4-3
Groundwater Sampling Analytical Results
Former LEC Site - Watchung and North Plainfield, NJ
Sample Date: March 25, 2015

Groundwater Sample ID		MW-547I			MW-547D			MW-549S			MW-549I			MW-549I (DUP-01)			MW-550S			MW-550S (DUP-02)			MW-550I			PZ-521S			PZ-521I			PZ-522S			PZ-522I			PZ-522I (DUP-05)			PZ-522D			PZ-524S			PZ-524I			PZ-524D		
Laboratory ID		L1505963-33			L1505963-34			L1505963-35			L1505963-36			L1505963-47			L1505963-37			L1505963-48			L1505963-38			L1505963-39			L1505963-40			L1505963-41			L1505963-42			L1505963-51			L1505963-43			L1505963-44			L1505963-45			L1505963-46		
Volatile Organics by GC/MS - (ug/L)	**NJDEP GWQS [2]**		**L**	**DV**		**L**	**DV**		**L**	**DV**		**L**	**DV**		**L**	**DV**		**L**	**DV**		**L**	**DV**		**L**	**DV**		**L**	**DV**		**L**	**DV**		**L**	**DV**		**L**	**DV**		**L**	**DV**		**L**	**DV**		**L**	**DV**		**L**	**DV**		**L**	**DV**
1,1,1-Trichloroethane	30	0.5	U		0.5	U		0.5	U		0.5	U		0.5	U		0.5	U		0.5	U		0.5	U		0.5	U		0.5	U		0.5	U		0.5	U		0.5	U		0.5	U		0.5	U		0.5	U		0.5	U	
1,1,2,2-Tetrachloroethane	1	0.5	U		0.5	U		0.5	U		0.5	U		0.5	U		0.5	U		0.5	U		0.5	U		0.5	U		0.5	U		0.5	U		0.5	U		0.5	U		0.5	U		0.5	U		0.5	U		0.5	U	
1,1,2-Trichloro-1,2,2-Trifluoroethane	N/A	0.23	J		2.5	U		1.4	J		0.83	J		0.98	J		2.5	U		2.5	U		0.67	J		0.17	J		2.5	U		2.5	U		2.5	U		2.5	U		2.5	U		2.5	U		2.5	U		2.5	U	
1,1,2-Trichloroethane	3	0.75	U		0.75	U		0.75	U		0.75	U		0.75	U		0.75	U		0.75	U		0.75	U		0.75	U		0.75	U		0.75	U		0.75	U		0.75	U		0.75	U		0.75	U		0.75	U		0.75	U	
1,1-Dichloroethane	50	0.75	U		0.75	U		0.75	U		0.75	U		0.75	U		0.75	U		0.75	U		0.75	U		0.75	U		0.75	U		0.75	U		1.2			1.1			0.32	J		0.75	U		0.27	J		0.75	U	
1,1-Dichloroethene	1	0.5	U		0.5	U		0.5	U		0.5	U		0.5	U		0.5	U		0.5	U		0.5	U		0.5	U		0.5	U		0.5	U		0.5	U		0.5	U		0.5	U		0.5	U		0.5	U		0.5	U	
1,2,3-Trichlorobenzene	N/A	2.5	U		2.5	U		2.5	U		2.5	U		2.5	U	UJ	2.5	U		2.5	U	UJ	2.5	U		2.5	U		2.5	U		2.5	U		2.5	U		2.5	U	UJ	2.5	U		2.5	U		2.5	U		2.5	U	UJ
1,2,4-Trichlorobenzene	9	2.5	U		2.5	U		2.5	U		2.5	U		2.5	U	UJ	2.5	U		2.5	U	UJ	2.5	U		2.5	U		2.5	U		2.5	U		2.5	U		2.5	U	UJ	2.5	U		2.5	U		2.5	U		2.5	U	UJ
1,2-Dibromo-3-chloropropane	0.02	2.5	U		2.5	U	UJ	2.5	U		2.5	U	UJ	2.5	U		2.5	U		2.5	U		2.5	U	UJ	2.5	U		2.5	U	UJ	2.5	U		2.5	U	UJ	2.5	U		2.5	U		2.5	U		2.5	U		2.5	U	
1,2-Dibromoethane	0.03	2.0	U		2.0	U		2.0	U		2.0	U		2.0	U		2.0	U		2.0	U		2.0	U		2.0	U		2.0	U		2.0	U		2.0	U		2.0	U		2.0	U		2.0	U		2.0	U		2.0	U	
1,2-Dichlorobenzene	600	2.5	U		0.17	J		2.5	U		2.5	U		2.5	U		2.5	U		2.5	U		2.5	U		0.2	J		2.5	U		2.5	U		2.5	U		2.5	U		2.5	U		2.5	U		2.5	U		2.5	U	
1,2-Dichloroethane	2	0.5	U		0.5	U		0.5	U		0.5	U		0.5	U		0.5	U		0.5	U		0.5	U		0.5	U		0.5	U		0.5	U		0.5	U		0.5	U		0.5	U		0.5	U		0.5	U		0.5	U	
1,2-Dichloroethene (total)	N/A	0.5	U		0.5	U		0.22	J		0.96			0.81			0.12	J		0.11	J		0.2	J		0.97			0.5	U		0.5	U		5.9			5.2			0.22	J		0.5	U		1.9			0.84		
1,2-Dichloropropane	1	1.0	U		1.0	U		1.0	U		1.0	U		1.0	U		1.0	U		1.0	U		1.0	U		1.0	U		1.0	U		1.0	U		1.0	U		1.0	U		1.0	U		1.0	U		1.0	U		1.0	U	
1,3-Dichlorobenzene	600	2.5	U		2.5	U		2.5	U		2.5	U		2.5	U		2.5	U		2.5	U		2.5	U		2.5	U		2.5	U		2.5	U		2.5	U		2.5	U		2.5	U		2.5	U		2.5	U		2.5	U	
1,3-Dichloropropene, Total	1	0.5	U		0.5	U		0.5	U		0.5	U		0.5	U		0.5	U		0.5	U		0.5	U		0.5	U		0.5	U		0.5	U		0.5	U		0.5	U		0.5	U		0.5	U		0.5	U		0.5	U	
1,4-Dichlorobenzene	75	2.5	U		2.5	U		2.5	U		2.5	U		2.5	U		2.5	U		2.5	U		2.5	U		2.5	U		2.5	U		2.5	U		2.5	U		2.5	U		2.5	U		2.5	U		2.5	U		2.5	U	
1,4-Dioxane	10[3]	250	U	R	250	U	R	250	U	R	250	U	R	250	U	R	250	U	R	250	U	R	250	U	R	250	U	R	250	U	R	250	U	R	250	U	R	250	U	R	250	U	R	250	U	R	250	U	R	250	U	R
2-Butanone	300	5.0	U	UJ	5.0	U	UJ	5.0	U	UJ	5.0	U	UJ	5.0	U	R	5.0	U	UJ	5.0	U	R	5.0	U	UJ	5.0	U	UJ	5.0	U	UJ	5.0	U	UJ	5.0	U	UJ	5.0	U	R	5.0	U	UJ	5.0	U	UJ	5.0	U	R
2-Hexanone	300[3]	5.0	U		5.0	U		5.0	U		5.0	U		5.0	U	R	5.0	U		5.0	U	R	5.0	U		5.0	U		5.0	U		5.0	U		5.0	U		5.0	U	R	5.0	U		5.0	U		5.0	U	R
4-Methyl-2-pentanone	N/A	5.0	U		5.0	U		5.0	U		5.0	U		5.0	U	R	5.0	U		5.0	U	R	5.0	U		5.0	U		5.0	U		5.0	U		5.0	U		5.0	U	R	5.0	U		5.0	U		5.0	U	R
Acetone	6000	5.0	U	UJ	5.0	U	UJ	5.0	U	UJ	5.0	U	UJ	5	J	UJ	5.0	U	UJ	5.0	J	UJ	5.0	U	UJ	5.0	U	UJ	5.0	U	UJ	5.0	U	UJ	5.0	U	UJ	5	J	UJ	5.0	U	UJ	5.0	U	UJ	5.0	J	UJ
Benzene	1	0.5	U		0.5	U		0.5	U		0.5	U		0.5	U		0.5	U		0.5	U		0.5	U		0.5	U		0.5	U		0.5	U		0.5	U		0.5	U		0.5	U		0.5	U		0.5	U		0.5	U	
Bromochloromethane	N/A	2.5	U		2.5	U		2.5	U		2.5	U		2.5	U		2.5	U		2.5	U		2.5	U		2.5	U		2.5	U		2.5	U		2.5	U		2.5	U		2.5	U		2.5	U		2.5	U		2.5	U	
Bromodichloromethane	1	0.5	U		0.5	U		0.5	U		0.5	U		0.5	U		0.5	U		0.5	U		0.5	U		0.5	U		0.5	U		0.5	U		0.5	U		0.5	U		0.5	U		0.5	U		0.5	U		0.5	U	
Bromoform	4	2.0	U		2.0	U		2.0	U		2.0	U		2.0	U		2.0	U		2.0	U		2.0	U		2.0	U		2.0	U		2.0	U		2.0	U		2.0	U		2.0	U		2.0	U		2.0	U		2.0	U	
Bromomethane	10	1.0	U	UJ	1.0	U		1.0	U	UJ	1.0	U		1.0	U	R	1.0	U	UJ	1.0	U	R	1.0	U		1.0	U	UJ	1.0	U		1.0	U	UJ	1.0	U		1.0	U	R	1.0	U	UJ	1.0	U		1.0	U	UJ	1.0	U	R
Carbon disulfide	700	5.0	U		5.0	U		5.0	U		5.0	U		5	J	U	5.0	U		5.0	U		5.0	U		5.0	U		5.0	U		5.0	U		5.0	U		5.0	U		5.0	U		5.0	U		5.0	U		5.0	U	
Carbon tetrachloride	1	0.5	U		0.5	U		0.5	U		0.5	U		0.5	U		0.5	U		0.5	U		0.5	U		0.5	U		0.5	U		0.5	U		0.5	U		0.5	U		0.5	U		0.5	U		0.5	U		0.5	U	
Chlorobenzene	50	0.5	U		0.5	U		0.5	U		0.5	U		0.5	U		0.5	U		0.5	U		0.5	U		0.5	U		0.5	U		0.5	U		0.5	U		0.5	U		0.5	U		0.5	U		0.5	U		0.5	U	
Chloroethane	5[3]	1.0	U		1.0	U		1.0	U		1.0	U		1.0	U		1.0	U		1.0	U		1.0	U		1.0	U		1.0	U		1.0	U		1.0	U		1.0	U		1.0	U		1.0	U		1.0	U		1.0	U	
Chloroform	70	0.49	J		0.75	U		2.2			0.8	U		0.17	J		1.3			1.0			2.1			0.75	U		0.17	J		0.75	U		2.4			2.4			2.6			2.0			2.4			1.3		
Chloromethane	N/A	2.5	U		2.5	U		2.5	U		2.5	U		2.5	U	UJ	2.5	U		2.5	U	UJ	2.5	U		2.5	U		2.5	U		2.5	U		2.5	U		2.5	U	UJ	2.5	U		2.5	U		2.5	U		2.5	U	UJ
cis-1,2-Dichloroethene	70	0.5	U		0.5	U		0.22	J		0.96			0.81			0.12	J		0.11	J		0.2	J		0.97			0.5	U		0.5	U		5.9			5.2			0.22	J		0.5	U		1.9			0.84		
cis-1,3-Dichloropropene	1[4]	0.5	U		0.5	U		0.5	U		0.5	U		0.5	U		0.5	U		0.5	U		0.5	U		0.5	U		0.5	U		0.5	U		0.5	U		0.5	U		0.5	U		0.5	U		0.5	U		0.5	U	
Cyclohexane	N/A	10	U		10	U		10	U		10	U		10	U		10	U		10	U		10	U		10	U		10	U		10	U		10	U		10	U		10	U		10	U		10	U		10	U	
Dibromochloromethane	1	0.5	U		0.5	U		0.5	U		0.5	U		0.5	U		0.5	U		0.5	U		0.5	U		0.5	U		0.5	U		0.5	U		0.5	U		0.5	U		0.5	U		0.5	U		0.5	U		0.5	U	
Dichlorodifluoromethane	1000	5.0	U		5.0	U		5.0	U		5.0	U		5.0	U	UJ	5.0	U		5.0	U	UJ	5.0	U		5.0	U		5.0	U		5.0	U		5.0	U		5.0	U		5.0	U	UJ	5.0	U		5.0	U		5.0	U		5.0	U	UJ
Ethylbenzene	700	0.5	U		0.5	U		0.5	U		0.5	U		0.5	U		0.5	U		0.5	U		0.5	U		0.5	U		0.5	U		0.5	U		0.5	U		0.5	U		0.5	U		0.5	U		0.5	U		0.5	U		0.5	U	
Isopropylbenzene	700	0.5	U		0.5	U		0.5	U		0.5	U		0.5	U		0.5	U		0.5	U		0.5	U		0.5	U		0.5	U		0.5	U		0.5	U		0.5	U		0.5	U		0.5	U		0.5	U		0.5	U		0.5	U	
Methyl Acetate	7000	2.0	U		2.0	U		2.0	U		2.0	U		2.0	U	R	2.0	U		2.0	U	R	2.0	U		2.0	U		2.0	U		2.0	U		2.0	U		2.0	U	R	2.0	U		2.0	U		2.0	U		2.0	U		2.0	U	R
Methyl cyclohexane	N/A	10	U		10	U		10	U		10	U		10	U		10	U		10	U		10	U		10	U		10	U		10	U		10	U		10	U		10	U		10	U		10	U		10	U	
Methyl tert butyl ether	70	1.0	U		1.0	U		1.0	U		1.0	U		1.0	U		1.0	U		1.0	U		1.0	U		1.0	U		1.0	U		1.0	U		1.0	U		1.0	U		1.0	U		1.0	U		1.0	U		1.0	U		1.0	U	
Methylene chloride	3	2.5	U		2.5	U		2.5	U		2.5	U		2.5	U		2.5	U		2.5	U		2.5	U		2.5	U		2.5	U		2.5	U		2.5	U		2.5	U		2.5	U		2.5	U		2.5	U		2.5	U		2.5	U		2.5	U	
o-Xylene	1000[5]	1.0	U		1.0	U		1.0	U		1.0	U		1.0	U		1.0	U		1.0	U		1.0	U		1.0	U		1.0	U		1.0	U		1.0	U		1.0	U		1.0	U		1.0	U		1.0	U		1.0	U		1.0	U		1.0	U	
p/m-Xylene	1000[5]	1.0	U		1.0	U		1.0	U		1.0	U		1.0	U		1.0	U		1.0	U		1.0	U		1.0	U		1.0	U		1.0	U		1.0	U		1.0	U		1.0	U		1.0	U		1.0	U		1.0	U		1.0	U		1.0	U	
Styrene	100	1.0	U		1.0	U		1.0	U		1.0	U		1.0	U		1.0	U		1.0	U		1.0	U		1.0	U		1.0	U		1.0	U		1.0	U		1.0	U		1.0	U		1.0	U		1.0	U		1.0	U		1.0	U		1.0	U	
Tetrachloroethene	1	0.2	J		0.5	U		**3.1**			1.0			**1.1**			0.5	U		0.15	J		**1.9**			0.32	J		0.5	U		0.5	U		0.73			0.58			0.16	J		0.12	J		**94**			**59**		
Toluene	600	0.75	U		0.75	U		0.75	U		0.75	U		0.75	U		0.75	U		0.75	U		0.75	U		0.75	U		0.75	U		0.75	U		0.75	U		0.75	U		0.75	U		0.75	U		0.75	U		0.75	U		0.75	U	
trans-1,2-Dichloroethene	100	0.75	U		0.75	U		0.75	U		0.75	U		0.75	U		0.75	U		0.75	U		0.75	U		0.75	U		0.75	U		0.75	U		0.75	U		0.75	U		0.75	U		0.75	U		0.75	U		0.75	U		0.75	U	
trans-1,3-Dichloropropene	1[4]	0.5	U		0.5	U		0.5	U		0.5	U		0.5	U		0.5	U		0.5	U		0.5	U		0.5	U		0.5	U		0.5	U		0.5	U		0.5	U		0.5	U		0.5	U		0.5	U		0.5	U		0.5	U		0.5	U	
Trichloroethene	1	0.81			0.5	U		**1.3**			**8.2**			**8.7**			0.82			0.76			**1.4**			0.44	J		0.82			0.5	U		**2.1**			**1.9**			**1.9**			0.5	U		**2.2**			**2.4**		
Trichlorofluoromethane	2000	2.5	U		2.5	U		2.5	U		2.5	U		2.5	U		2.5	U		2.5	U		2.5	U		2.5	U		2.5	U		2.5	U		2.5	U		2.5	U		2.5	U		2.5	U		2.5	U		2.5	U		2.5	U	
Vinyl chloride	1	1.0	U		1.0	U		1.0	U		1.0	U		1.0	U		1.0	U		1.0	U		1.0	U		1.0	U		1.0	U		1.0	U		1.0	U		1.0	U		1.0	U		1.0	U		1.0	U		1.0	U		1.0	U	
Xylene (Total)	1000	1.0	U		1.0	U		1.0	U		1.0	U		1.0	U		1.0	U		1.0	U		1.0	U		1.0	U		1.0	U		1.0	U		1.0	U		1.0	U		1.0	U		1.0	U		1.0	U		1.0	U		1.0	U		1.0	U	
Tentatively Identified Compound	N/A	None			None			None			None			None			None			None			None			None			None			None			None			None			None			None			None			None		

Notes:
All sample results and criteria value are expressed in units of micrograms per liter (µg/l)
1 - Bolded compounds have at least one sample which exceeded NJDEP GWQS Criteria
2 - N.J.A.C. 7:9C Ground Water Quality Standards, Appendix Table 1 - Specific Ground Water Quality Criteria unless otherwise noted
3 - N.J.A.C. 7:9C Ground Water Quality Standards, Appendix Table 2 - Interim Ground Water Quality Criteria
4 - GWQS for 1,3-Dichloropropene, Total (cis and trans)
5 - GWQS for Xylene, Total (o-Xylene and p/m-Xylene)
Analytical results for the modified trip/equipment blank are provided in the lab report in Appendix C

Exceedances are highlighted -

Acronyms:
ID - identification
N/A - not applicable
VOC - volatile organic compound
NJDEP - New Jersey Department of Environmental Protection
GWQS - Ground Water Quality Standards
TIC - tentatively identified compound
L - Laboratory Qualifier
DV - Data Validation Qualifier

Qualifiers:
U - analyte not detected at indicated concentration
J - an estimated value that is greater than the method detection limit but less than the reporting limit
UJ - analyte not detected above reporting limit, but reported quantitation limit is approximate and may or may not be the actual quantitation limit needed to accurately and precisely measure the analyte
R - The sample results are rejected (qualified as unusable), and the presence or absence of the analyte cannot be verified

TABLE 4-4
Groundwater Sampling Analytical Results
Former LEC Site - Watchung and North Plainfield, NJ
Sample Date: September 22, 2015

Groundwater Sample ID		MW-1S-A			MW-1S-B			MW-1I			MW-2I			MW-2D			MW-3D			MW-501S			MW-501I			MW-502S			MW-502I			MW-503I			MW-505S			MW-505I			MW-506S			MW-506S (DUP-03)			MW-506I			MW-507S		
Laboratory ID		L1523745-01			L1523745-02			L1523745-03			L1523745-05			L1523745-04			L1523745-06			L1523745-07			L1523745-08			L1523745-09			L1523745-10			L1523745-11			L1523745-12			L1523745-13			L1523745-14			L1523745-48			L1523745-15			L1523745-16		
Volatile Organics by GC/MS - (ug/L)	**NJDEP GWQS [2]**		**L**	**DV**		**L**	**DV**		**L**	**DV**		**L**	**DV**		**L**	**DV**		**L**	**DV**		**L**	**DV**		**L**	**DV**		**L**	**DV**		**L**	**DV**		**L**	**DV**		**L**	**DV**		**L**	**DV**		**L**	**DV**		**L**	**DV**		**L**	**DV**		**L**	**DV**
1,1,1-Trichloroethane	30	0.5	U		0.5	U		0.5	U		0.5	U		0.5	U		0.5	U		0.5	U		0.5	U		0.5	U		0.5	U		0.5	U		0.5	U		0.5	U		0.5	U		0.5	U		0.5	U		0.5	U	
1,1,2,2-Tetrachloroethane	1	0.5	U		0.5	U		0.5	U		0.5	U		0.5	U		0.5	U		0.5	U		0.5	U		0.5	U		0.5	U		0.5	U		0.5	U		0.5	U		0.5	U		0.5	U		0.5	U		0.5	U	
1,1,2-Trichloro-1,2,2-Trifluoroethane	N/A	1.5	J		0.54	J		0.25	J		2.5	U		2.5	U		2.5	U		2.5	U		1.1	J		0.45	J		0.24	J		0.31	J		2.5	U		2.5	U		2.5	U		2.5	U		0.44	J		2.5	U	
1,1,2-Trichloroethane	3	0.75	U		0.75	U		0.75	U		0.75	U		0.75	U		0.75	U		0.75	U		0.75	U		0.75	U		0.75	U		0.75	U		0.75	U		0.75	U		0.75	U		0.75	U		0.75	U		0.75	U	
1,1-Dichloroethane	50	0.75	U		0.75	U		0.75	U		0.75	U		0.75	U		0.75	U		0.75	U		0.75	U		0.75	U		0.75	U		0.75	U		0.75	U		0.75	U		0.75	U		0.75	U		0.75	U		0.75	U	
1,1-Dichloroethene	1	0.5	U		0.5	U		0.5	U		0.5	U		0.5	U		0.5	U		0.5	U		0.5	U		0.5	U		0.5	U		0.5	U		0.5	U		0.5	U		0.5	U		0.5	U		0.5	U		0.5	U	
1,2,3-Trichlorobenzene	N/A	0.29	J		2.5	U		2.5	U		2.5	U		2.5	U		2.5	U	UJ	2.5	U	UJ	2.5	U	UJ	2.5	U	UJ	2.5	U	UJ	2.5	U	UJ	2.5	U	UJ	2.5	U	UJ	2.5	U	UJ	2.5	U	UJ	2.5	U	UJ	2.5	U	UJ
1,2,4-Trichlorobenzene	9	0.24	J		2.5	U		2.5	U		2.5	U		2.5	U		2.5	U	UJ	2.5	U	UJ	2.5	U	UJ	2.5	U	UJ	2.5	U	UJ	2.5	U	UJ	2.5	U	UJ	2.5	U	UJ	2.5	U	UJ	2.5	U	UJ	2.5	U	UJ	2.5	U	UJ
1,2-Dibromo-3-chloropropane	0.02	2.5	U		2.5	U		2.5	U		2.5	U		2.5	U		2.5	U		2.5	U		2.5	U		2.5	U		2.5	U		2.5	U		2.5	U		2.5	U		2.5	U		2.5	U		2.5	U		2.5	U	
1,2-Dibromoethane	0.03	2.0	U		2.0	U		2.0	U		2.0	U		2.0	U		2.0	U		2.0	U		2.0	U		2.0	U		2.0	U		2.0	U		2.0	U		2.0	U		2.0	U		2.0	U		2.0	U		2.0	U	
1,2-Dichlorobenzene	600	2.5	U		2.5	U		2.5	U		2.5	U		2.5	U		2.5	U		2.5	U		2.5	U		2.5	U		2.5	U		2.5	U		2.5	U		2.5	U		2.5	U		2.5	U		2.5	U		2.5	U	
1,2-Dichloroethane	2	0.5	U		0.5	U		0.5	U		0.5	U		0.5	U		0.5	U		0.5	U		0.5	U		0.5	U		0.5	U		0.5	U		0.5	U		0.5	U		0.5	U		0.5	U		0.5	U		0.5	U	
1,2-Dichloroethene (total)	N/A	0.14	J		0.5	U		0.67			0.5	U		0.5	U		0.5	U		0.13	J		0.5	U		0.5	U		0.5	U		0.5	U		0.5	U		0.5	U		0.5	U		0.5	U		0.5	U		0.5	U	
1,2-Dichloropropane	1	1.0	U		1.0	U		1.0	U		1.0	U		1.0	U		1.0	U		1.0	U		1.0	U		1.0	U		1.0	U		1.0	U		1.0	U		1.0	U		1.0	U		1.0	U		1.0	U		1.0	U	
1,3-Dichlorobenzene	600	2.5	U		2.5	U		2.5	U		2.5	U		2.5	U		2.5	U		2.5	U		2.5	U		2.5	U		2.5	U		2.5	U		2.5	U		2.5	U		2.5	U		2.5	U		2.5	U		2.5	U	
1,3-Dichloropropene, Total	1	0.5	U		0.5	U		0.5	U		0.5	U		0.5	U		0.5	U		0.5	U		0.5	U		0.5	U		0.5	U		0.5	U		0.5	U		0.5	U		0.5	U		0.5	U		0.5	U		0.5	U	
1,4-Dichlorobenzene	75	2.5	U		2.5	U		2.5	U		2.5	U		2.5	U		2.5	U		2.5	U		2.5	U		2.5	U		2.5	U		2.5	U		2.5	U		2.5	U		2.5	U		2.5	U		2.5	U		2.5	U	
1,4-Dioxane	10 [3]	250	U	R	250	U	R	250	U	R	250	U	R	250	U	R	250	U	R	250	U	R	250	U	R	250	U	R	250	U	R	250	U	R	250	U	R	250	U	R	250	U	R	250	U	R	250	U	R	250	U	R
2-Butanone	300	5.0	U	R	5.0	U	R	5.0	U	R	5.0	U	R	5.0	U	R	5.0	U	R	5.0	U	R	5.0	U	R	5.0	U	R	5.0	U	R	5.0	U	R	5.0	U	R	5.0	U	R	5.0	U	R	5.0	U	R	5.0	U	R	5.0	U	R
2-Hexanone	300 [3]	5.0	U	R	5.0	U	R	5.0	U	R	5.0	U	R	5.0	U	R	5.0	U	UJ	5.0	U	UJ	5.0	U	UJ	5.0	U	UJ	5.0	U	UJ	5.0	U	UJ	5.0	U	UJ	5.0	U	UJ	5.0	U	UJ	5.0	U	UJ	5.0	U	UJ	5.0	U	UJ
4-Methyl-2-pentanone	N/A	5.0	U	R	5.0	U	R	5.0	U	R	5.0	U	R	5.0	U	R	5.0	U	R	5.0	U	R	5.0	U	R	5.0	U	R	5.0	U	R	5.0	U	R	5.0	U	R	5.0	U	R	5.0	U	R	5.0	U	R	5.0	U	R	5.0	U	R
Acetone	6000	8.6		UJ	9.0		UJ	8.9		UJ	5.0	J	UJ	6.6		UJ	5.0	J	UJ	9.6		UJ	9.8		UJ	8.7		UJ	8.2		UJ	8.4		UJ	6.8	U	UJ	5.0	J	UJ	8.8		UJ	8.6		UJ	5.0	J	UJ	5.4		UJ
Benzene	1	0.5	U		0.5	U		0.5	U		0.5	U		0.5	U		0.5	U		0.5	U		0.5	U		0.5	U		0.5	U		0.5	U		0.5	U		0.5	U		0.5	U		0.5	U		0.5	U		0.5	U	
Bromochloromethane	N/A	2.5	U		2.5	U		2.5	U		2.5	U		2.5	U		2.5	U		2.5	U		2.5	U		2.5	U		2.5	U		2.5	U		2.5	U		2.5	U		2.5	U		2.5	U		2.5	U		2.5	U	
Bromodichloromethane	1	0.5	U		0.5	U		0.5	U		0.5	U		0.5	U		0.5	U		0.5	U		0.5	U		0.5	U		0.5	U		0.5	U		0.5	U		0.5	U		0.5	U		0.5	U		0.5	U		0.5	U	
Bromoform	4	2.0	U		2.0	U		2.0	U		2.0	U		2.0	U		2.0	U	UJ	2.0	U	UJ	2.0	U	UJ	2.0	U	UJ	2.0	U	UJ	2.0	U	UJ	2.0	U	UJ	2.0	U	UJ	2.0	U	UJ	2.0	U	UJ	2.0	U	UJ	2.0	U	UJ
Bromomethane	10	1.0	U	UJ	1.0	U	UJ	4.3		UJ	1.0	U	UJ	1.0	U	UJ	1.0	U	R	1.0	U	R	1.0	U	R	1.0	U	R	1.0	U	R	1.0	U	R	1.0	U	R	1.0	U	R	1.0	U	R	1.0	U	UJ	1.0	U	R	1.0	U	R
Carbon disulfide	700	0.20	J		0.16	J		0.20	J		0.12	J		0.13	J		5.0	U		5.0	U		5.0	U		5.0	U		5.0	U		5.0	U		5.0	U		5.0	U		5.0	U		5.0	U		5.0	U		5.0	U	
Carbon tetrachloride	1	0.5	U		0.5	U		0.5	U		0.5	U		0.5	U		0.5	U		0.5	U		0.5	U		0.5	U		0.5	U		0.5	U		0.5	U		0.5	U		0.5	U		0.5	U		0.5	U		0.5	U	
Chlorobenzene	50	0.5	U		0.5	U		0.5	U		0.5	U		0.5	U		0.5	U		0.5	U		0.5	U		0.5	U		0.5	U		0.5	U		0.5	U		0.5	U		0.5	U		0.5	U		0.5	U		0.5	U	
Chloroethane	5 [3]	1.0	U	R	1.0	U	R	1.0	U	R	1.0	U	R	1.0	U	R	1.0	U	UJ	1.0	U	UJ	1.0	U	UJ	1.0	U	UJ	1.0	U	UJ	1.0	U	UJ	1.0	U	UJ	1.0	U	UJ	1.0	U	UJ	1.0	U	UJ	1.0	U	UJ	1.0	U	UJ
Chloroform	70	1.3			0.75			0.75	U		0.99			0.21	J		0.75	U		0.75	U		0.75	U		0.92			0.42	J		0.75	U		0.54	J		1.1			0.68	J		0.72	J		0.94			0.73	J	
Chloromethane	N/A	2.5	U		2.5	U		2.5	U		2.5	U		2.5	U		2.5	J	U	2.5	U		2.5	U		2.5	J	U	2.5	J	U	2.5	U		2.5	J	U	2.5	U		2.5	U		2.5	U	UJ	2.5	U		2.5	U	
cis-1,2-Dichloroethene	70	0.14	J		0.5	U		0.67			0.5	U		0.5	U		0.5	U		0.13	J		0.5	U		0.5	U		0.5	U		0.5	U		0.5	U		0.5	U		0.5	U		0.5	U		0.5	U		0.5	U	
cis-1,3-Dichloropropene	1 [4]	0.5	U		0.5	U		0.5	U		0.5	U		0.5	U		0.5	U		0.5	U		0.5	U		0.5	U		0.5	U		0.5	U		0.5	U		0.5	U		0.5	U		0.5	U		0.5	U		0.5	U	
Cyclohexane	N/A	10	U		10	U		10	U		10	U		10	U		10	U		10	U		10	U		10	U		10	U		10	U		10	U		10	U		10	U		10	U		10	U		10	U	
Dibromochloromethane	1	0.5	U		0.5	U		0.5	U		0.5	U		0.5	U		0.5	U		0.5	U		0.5	U		0.5	U		0.5	U		0.5	U		0.5	U		0.5	U		0.5	U		0.5	U		0.5	U		0.5	U	
Dichlorodifluoromethane	1000	5.0	U		5.0	U		5.0	U		5.0	U		5.0	U		5.0	U		5.0	U		5.0	U		5.0	U		5.0	U		5.0	U		5.0	U		5.0	U		5.0	U		5.0	U		5.0	U		5.0	U	
Ethylbenzene	700	0.5	U		0.5	U		0.5	U		0.5	U		0.5	U		0.5	U		0.5	U		0.5	U		0.5	U		0.5	U		0.5	U		0.5	U		0.5	U		0.5	U		0.5	U		0.5	U		0.5	U	
Isopropylbenzene	700	0.5	U		0.5	U		0.5	U		0.5	U		0.5	U		0.5	U		0.5	U		0.5	U		0.5	U		0.5	U		0.5	U		0.5	U		0.5	U		0.5	U		0.5	U		0.5	U		0.5	U	
Methyl Acetate	7000	2.0	U	R	2.0	U	R	2.0	U	R	2.0	U	R	2.0	U	R	2.0	U	R	2.0	U	R	2.0	U	R	2.0	U	R	2.0	U	R	2.0	U	R	2.0	U	R	2.0	U	R	2.0	U	R	2.0	U	R	2.0	U	R	2.0	U	R
Methyl cyclohexane	N/A	10	U		10	U		10	U		10	U		10	U		10	U		10	U		10	U		10	U		10	U		10	U		10	U		10	U		10	U		10	U		10	U		10	U	
Methyl tert butyl ether	70	1.0	U		1.0	U		1.0	U		1.0	U		1.0	U		1.0	U		1.0	U		1.0	U		1.0	U		1.0	U		1.0	U		1.0	U		1.0	U		1.0	U		1.0	U		1.0	U		1.0	U	
Methylene chloride	3	2.5	U		2.5	U		2.5	U		2.5	U		2.5	U		2.5	U		2.5	U		2.5	U		2.5	U		2.5	U		2.5	U		2.5	U		2.5	U		2.5	U		2.5	U		2.5	U		2.5	U	
o-Xylene	1000 [5]	1.0	U		1.0	U		1.0	U		1.0	U		1.0	U		1.0	U		1.0	U		1.0	U		1.0	U		1.0	U		1.0	U		1.0	U		1.0	U		1.0	U		1.0	U		1.0	U		1.0	U	
p/m-Xylene	1000 [5]	1.0	U		1.0	U		1.0	U		1.0	U		1.0	U		1.0	U		1.0	U		1.0	U		1.0	U		1.0	U		1.0	U		1.0	U		1.0	U		1.0	U		1.0	U		1.0	U		1.0	U	
Styrene	100	1.0	U		1.0	U		1.0	U		1.0	U		1.0	U		1.0	U		1.0	U		1.0	U		1.0	U		1.0	U		1.0	U		1.0	U		1.0	U		1.0	U		1.0	U		1.0	U		1.0	U	
Tetrachloroethene	1	**1.4**			0.3	J		0.5	U		0.21	J		0.5	U		0.5	U		0.5	U		0.5	U		0.83			0.5	U		0.5	U		0.5	U		0.12	J		0.5	U		0.5	U		0.55			0.5	U	
Toluene	600	0.75	U		0.75	U		0.75	U		0.75	U		0.75	U		0.75	U		0.75	U		0.75	U		0.75	U		0.75	U		0.75	U		0.75	U		0.75	U		0.75	U		0.75	U		0.75	U		0.75	U	
trans-1,2-Dichloroethene	100	0.75	U		0.75	U		0.75	U		0.75	U		0.75	U		0.75	U		0.75	U		0.75	U		0.75	U		0.75	U		0.75	U		0.75	U		0.75	U		0.75	U		0.75	U		0.75	U		0.75	U	
trans-1,3-Dichloropropene	1 [4]	0.5	U		0.5	U		0.5	U		0.5	U		0.5	U		0.5	U		0.5	U		0.5	U		0.5	U		0.5	U		0.5	U		0.5	U		0.5	U		0.5	U		0.5	U		0.5	U		0.5	U		0.5	U	
Trichloroethene	1	**1.1**		**J**	**2.4**		**J**	**44**		**J**	0.18	J	J	0.5	U	UJ	0.5	U		0.16	J		0.63			0.6			0.7			0.46	J		0.5	U		0.15	J		0.19	J		0.23	J		0.75			0.69		
Trichlorofluoromethane	2000	2.5	U		2.5	U		2.5	U		0.35	J		2.5	U		2.5	U		2.5	U		2.5	U		2.5	U		2.5	U		2.5	U		2.5	U		2.5	U		2.5	U		2.5	U		2.5	U		2.5	U	
Vinyl chloride	1	1.0	U		1.0	U		1.0	U		1.0	U		1.0	U		1.0	U		1.0	U		1.0	U		1.0	U		1.0	U		1.0	U		1.0	U		1.0	U		1.0	U		1.0	U		1.0	U		1.0	U	
Xylene (Total)	1000	1.0	U		1.0	U		1.0	U		1.0	U		1.0	U		1.0	U		1.0	U		1.0	U		1.0	U		1.0	U		1.0	U		1.0	U		1.0	U		1.0	U		1.0	U		1.0	U		1.0	U	
Tentatively Identified Compound	N/A	5.9	J		3.6	J		3	J		2.4	J		2.5	J		None			None			None			None			None			None			None			None			None			None			None			None		

Notes:
All sample results and criteria value are expressed in units of micrograms per liter (µg/l)
1 - Bolded compounds have at least one sample which exceeded NJDEP GWQS Criteria
2 - N.J.A.C. 7:9C Ground Water Quality Standards, Appendix Table 1 - Specific Ground Water Quality Criteria unless otherwise noted
3 - N.J.A.C. 7:9C Ground Water Quality Standards, Appendix Table 2 - Interim Ground Water Quality Criteria
4 - GWQS for 1,3-Dichloropropene, Total (cis and trans)
5 - GWQS for Xylene, Total (o-Xylene and p/m-Xylene)
Analytical results for the modified trip/equipment blank are provided in the lab report in Appendix C

Exceedances are highlighted -

Acronyms:
ID - identification
N/A - not applicable
VOC - volatile organic compound
NJDEP - New Jersey Department of Environmental Protection
GWQS - Ground Water Quality Standards
TIC - tentatively identified compound
L - Laboratory Qualifier
DV - Data Validation Qualifier

Qualifiers:
U - analyte not detected at indicated concentration
J - an estimated value that is greater than the method detection limit but less than the reporting limit
UJ - analyte not detected above reporting limit, but reported quantitation limit is approximate and may or may not be the actual quantitation limit needed to accurately and precisely measure the analyte
R - The sample results are rejected (qualified as unusable), and the presence or absence of the analyte cannot be verified

TABLE 4-4
Groundwater Sampling Analytical Results
Former LEC Site - Watchung and North Plainfield, NJ
Sample Date: September 22, 2015

Groundwater Sample ID		MW-507I			MW-508S			MW-508D			MW-508D (DUP-04)			MW-532S			MW-532D			MW-544S			MW-544I			MW-544D			MW-545S			MW-545I			MW-545D			MW-546S			MW-546I			MW-546D			MW-547S			MW-547I		
Laboratory ID		L1523745-17			L1523745-18			L1523745-19			L1523745-49			L1523745-20			L1523745-21			L1523745-22			L1523745-23			L1523745-24			L1523745-25			L1523745-26			L1523745-27			L1523745-28			L1523745-29			L1523745-30			L1523745-31			L1523745-32		
Volatile Organics by GC/MS - (ug/L)	**NJDEP GWQS** [2]		**L**	**DV**		**L**	**DV**		**L**	**DV**		**L**	**DV**		**L**	**DV**		**L**	**DV**		**L**	**DV**		**L**	**DV**		**L**	**DV**		**L**	**DV**		**L**	**DV**		**L**	**DV**		**L**	**DV**		**L**	**DV**		**L**	**DV**		**L**	**DV**		**L**	**DV**
1,1,1-Trichloroethane	30	0.5	U		0.5	U		0.5	U		0.5	U		0.5	U		0.5	U		0.5	U		0.5	U		0.5	U		0.5	U		0.5	U		0.5	U		0.5	U		0.5	U		0.5	U		0.5	U		0.5	U	
1,1,2,2-Tetrachloroethane	1	0.5	U		0.5	U		0.5	U		0.5	U		0.5	U		0.5	U		0.5	U		0.5	U		0.5	U		0.5	U		0.5	U		0.5	U		0.5	U		0.5	U		0.5	U		0.5	U		0.5	U	
1,1,2-Trichloro-1,2,2-Trifluoroethane	N/A	0.47	J		0.24	J		2.5	U		2.5	U		2.3	J		0.92	J		2.5	U		2.5	U		2.5	U		2.5	U		2.5	U		2.5	U		2.5	U		2.5	U		2.5	U		2.5	U		0.2	J	
1,1,2-Trichloroethane	3	0.75	U		0.75	U		0.75	U		0.75	U		0.75	U		0.75	U		0.75	U		0.75	U		0.75	U		0.75	U		0.75	U		0.75	U		0.75	U		0.75	U		0.75	U		0.75	U		0.75	U	
1,1-Dichloroethane	50	0.75	U		0.75	U		0.75	U		0.75	U		0.75	U		0.75	U		0.75	U		0.75	U		0.75	U		0.75	U		0.75	U		0.75	U		0.75	U		0.75	U		0.75	U		0.75	U		0.75	U	
1,1-Dichloroethene	1	0.5	U		0.5	U		0.5	U		0.5	U		0.5	U		0.5	U		0.5	U		0.5	U		0.5	U		0.5	U		0.5	U		0.5	U		0.5	U		0.5	U		0.5	U		0.5	U		0.24	J		0.5	U	
1,2,3-Trichlorobenzene	N/A	2.5	U	UJ	2.5	U	UJ	2.5	U	UJ	2.5	U		2.5	U	UJ	2.5	U	UJ	2.5	U		2.5	U		2.5	U		2.5	U		2.5	U		2.5	U		2.5	U		2.5	U		2.5	U		2.5	U		2.5	U		2.5	U	
1,2,4-Trichlorobenzene	9	2.5	U	UJ	2.5	U	UJ	2.5	U	UJ	2.5	U		2.5	U	UJ	2.5	U	UJ	2.5	U		2.5	U		2.5	U		2.5	U		2.5	U		2.5	U		2.5	U		2.5	U		2.5	U		2.5	U		2.5	U		2.5	U	
1,2-Dibromo-3-chloropropane	0.02	2.5	U		2.5	U		2.5	U		2.5	U		2.5	U		2.5	U		2.5	U		2.5	U		2.5	U		2.5	U		2.5	U		2.5	U		2.5	U		2.5	U		2.5	U		2.5	U		2.5	U		2.5	U	
1,2-Dibromoethane	0.03	2.0	U		2.0	U		2.0	U		2.0	U		2.0	U		2.0	U		2.0	U		2.0	U		2.0	U		2.0	U		2.0	U		2.0	U		2.0	U		2.0	U		2.0	U		2.0	U		2.0	U		2.0	U	
1,2-Dichlorobenzene	600	2.5	U		2.5	U		2.5	U		2.5	U		2.5	U		2.5	U		2.5	U		2.5	U		2.5	U		2.5	U		2.5	U		2.5	U		2.5	U		2.5	U		2.5	U		2.5	U		0.91	J		2.5	U	
1,2-Dichloroethane	2	0.5	U		0.5	U		0.5	U		0.5	U		0.5	U		0.5	U		0.5	U		0.5	U		0.5	U		0.5	U		0.5	U		0.5	U		0.5	U		0.5	U		0.5	U		0.5	U		0.5	U		0.5	U	
1,2-Dichloroethene (total)	N/A	0.5	U		0.5	U		0.78			0.86			0.5	U		0.5	U		0.43	J		0.5	U		0.5	U		0.5	U		0.5	U		0.5	U		0.5	U		0.5	U		0.32	J		2.1			0.5	U	
1,2-Dichloropropane	1	1.0	U		1.0	U		1.0	U		1.0	U		1.0	U		1.0	U		1.0	U		1.0	U		1.0	U		1.0	U		1.0	U		1.0	U		1.0	U		1.0	U		1.0	U		1.0	U		1.0	U		1.0	U	
1,3-Dichlorobenzene	600	2.5	U		2.5	U		2.5	U		2.5	U		2.5	U		2.5	U		2.5	U		2.5	U		2.5	U		2.5	U		2.5	U		2.5	U		2.5	U		2.5	U		2.5	U		2.5	U		2.5	U		2.5	U	
1,3-Dichloropropene, Total	1	0.5	U		0.5	U		0.5	U		0.5	U		0.5	U		0.5	U		0.5	U		0.5	U		0.5	U		0.5	U		0.5	U		0.5	U		0.5	U		0.5	U		0.5	U		0.5	U		0.5	U		0.5	U	
1,4-Dichlorobenzene	75	2.5	U		2.5	U		2.5	U		2.5	U		2.5	U		2.5	U		2.5	U		2.5	U		2.5	U		2.5	U		2.5	U		2.5	U		2.5	U		2.5	U		2.5	U		2.5	U		0.83	J		2.5	U	
1,4-Dioxane	10 [3]	250	U	R	250	U	R	250	U	R	250	U	R	250	U	R	250	U	R	250	U	R	250	U	R	250	U	R	250	U	R	250	U	R	250	U	R	250	U	R	250	U	R	250	U	R	250	U	R	250	U	R
2-Butanone	300	5.0	U	R	5.0	U	R	5.0	U	R	5.0	U	R	5.0	U	R	5.0	U	R	5.0	U	R	5.0	U	R	5.0	U	R	5.0	U	R	5.0	U	R	5.0	U	R	5.0	U	R	5.0	U	R	5.0	U	R	5.0	U	R	5.0	U	R
2-Hexanone	300 [3]	5.0	U	UJ	5.0	U	UJ	5.0	U	UJ	5.0	U	UJ	5.0	U	UJ	5.0	U	UJ	5.0	U		5.0	U		5.0	U		5.0	U		5.0	U		5.0	U		5.0	U		5.0	U		5.0	U		5.0	U		5.0	U		5.0	U	
4-Methyl-2-pentanone	N/A	5.0	U	R	5.0	U	R	5.0	U	R	5.0	U	R	5.0	U	R	5.0	U	R	5.0	U	R	5.0	U	R	5.0	U	R	5.0	U	R	5.0	U	R	5.0	U	R	5.0	U	R	5.0	U	R	5.0	U	R	5.0	U	R	5.0	U	R
Acetone	6000	5.8		UJ	5.6		UJ	5.4		UJ	5.6		UJ	5.4		UJ	5.4		UJ	5.0	J	UJ	5.0	J	UJ	5.2		UJ	5.0		UJ	5.0	J	UJ	5.0	J	UJ	5.0	J	UJ	5.0	J	UJ	5.1		UJ	5.0	J	UJ	5.0	J	UJ
Benzene	1	0.5	U		0.5	U		0.5	U		0.5	U		0.5	U		0.5	U		0.5	U		0.5	U		0.5	U		0.5	U		0.5	U		0.5	U		0.5	U		0.5	U		0.5	U		0.5	U		0.5	U		0.5	U	
Bromochloromethane	N/A	2.5	U		2.5	U		2.5	U		2.5	U		2.5	U		2.5	U		2.5	U		2.5	U		2.5	U		2.5	U		2.5	U		2.5	U		2.5	U		2.5	U		2.5	U		2.5	U		2.5	U		2.5	U	
Bromodichloromethane	1	0.5	U		0.5	U		0.5	U		0.5	U		0.5	U		0.5	U		0.5	U		0.5	U		0.5	U		0.5	U		0.5	U		0.5	U		0.5	U		0.5	U		0.5	U		0.5	U		0.5	U		0.5	U		0.5	U	
Bromoform	4	2.0	U	UJ	2.0	U	UJ	2.0	U	UJ	2.0	U		2.0	U	UJ	2.0	U	UJ	2.0	U	UJ	2.0	U		2.0	U		2.0	U		2.0	U		2.0	U		2.0	U		2.0	U	UJ	2.0	U	UJ	2.0	U	UJ	2.0	U	UJ	2.0	U	UJ
Bromomethane	10	1.0	U	R	1.0	U	R	1.0	U	R	1.0	U	R	1.0	U	R	1.0	U	R	1.0	U		1.0	U		1.0	U		1.0	U		1.0	U		1.0	U		1.0	U		1.0	U		1.0	U	UJ	1.0	U	UJ	1.0	U	UJ
Carbon disulfide	700	5.0	U		5.0	U		5.0	U		5.0	U		5.0	U		5.0	U		5.0	U		5.0	U		5.0	U		5.0	U		5.0	U		5.0	U		5.0	U		5.0	U		5.0	U		5.0	U		5.0	U		5.0	U	
Carbon tetrachloride	1	0.5	U		0.5	U		0.5	U		0.5	U		0.5	U		0.5	U		0.5	U		0.5	U		0.5	U		0.5	U		0.5	U		0.5	U		0.5	U		0.5	U		0.5	U		0.5	U		0.5	U		0.5	U		0.5	U	
Chlorobenzene	50	0.5	U		0.5	U		0.5	U		0.5	U		0.5	U		0.5	U		0.5	U		0.5	U		0.5	U		0.5	U		0.5	U		0.5	U		0.5	U		0.5	U		0.5	U		0.5	U		0.5	U		0.21	J		0.5	U	
Chloroethane	5 [3]	1.0	U	UJ	1.0	U	UJ	1.0	U	UJ	1.0	U		1.0	U	UJ	1.0	U	UJ	1.0	U	UJ	1.0	U		1.0	U		1.0	U		1.0	U		1.0	U		1.0	U		1.0	U		1.0	U	R	1.0	U	R	1.0	U	R	1.0	U	R
Chloroform	70	1			1.4			0.75	U		0.75	U		0.44	J		0.25	J		0.75	U		0.75	U		0.75	U		1.2			0.45	J		0.43	J		0.75	U		0.4	J		3.7			0.75	U		0.44	J	
Chloromethane	N/A	2.5	J	U	2.5	J	U	2.5	J	U	2.5	J	U	2.5	U		2.5	J	U	2.5	U		2.5	U		2.5	U		2.5	U		2.5	U		2.5	U		2.5	U		2.5	U	UJ	2.5	U	UJ	2.5	U	UJ	2.5	U	UJ
cis-1,2-Dichloroethene	70	0.5	U		0.5	U		0.78			0.86			0.5	U		0.5	U		0.43	J		0.5	U		0.5	U		0.5	U		0.5	U		0.5	U		0.5	U		0.5	U		0.32	J		2.1			0.5	U	
cis-1,3-Dichloropropene	1 [4]	0.5	U		0.5	U		0.5	U		0.5	U		0.5	U		0.5	U		0.5	U		0.5	U		0.5	U		0.5	U		0.5	U		0.5	U		0.5	U		0.5	U		0.5	U		0.5	U		0.5	U		0.5	U	
Cyclohexane	N/A	10	U		10	U		10	U		10	U		10	U		10	U		10	U		10	U		10	U		10	U		10	U		10	U		10	U		10	U		10	U		10	U		10	U		10	U	
Dibromochloromethane	1	0.5	U		0.5	U		0.5	U		0.5	U		0.5	U		0.5	U		0.5	U		0.5	U		0.5	U		0.5	U		0.5	U		0.5	U		0.5	U		0.5	U		0.5	U		0.5	U		0.5	U		0.5	U		0.5	U	
Dichlorodifluoromethane	1000	5.0	U		5.0	U		5.0	U		5.0	U		5.0	U		5.0	U		5.0	U		5.0	U		5.0	U		5.0	U		5.0	U		5.0	U		5.0	U		5.0	U		5.0	U		5.0	U		5.0	U		5.0	U		5.0	U	
Ethylbenzene	700	0.5	U		0.5	U		0.5	U		0.5	U		0.5	U		0.5	U		0.5	U		0.5	U		0.5	U		0.5	U		0.5	U		0.5	U		0.5	U		0.5	U		0.5	U		0.5	U		0.5	U		0.5	U		0.5	U	
Isopropylbenzene	700	0.5	U		0.5	U		0.5	U		0.5	U		0.5	U		0.5	U		0.5	U		0.5	U		0.5	U		0.5	U		0.5	U		0.5	U		0.5	U		0.5	U		0.5	U		0.5	U		0.5	U		0.5	U		0.5	U	
Methyl Acetate	7000	2.0	U	R	2.0	U	R	2.0	U	R	2.0	U	R	2.0	U	R	2.0	U	R	2.0	U		2.0	U		2.0	U		2.0	U		2.0	U		2.0	U		2.0	U		2.0	U		2.0	U	R	2.0	U	R	2.0	U	R	2.0	U	R
Methyl cyclohexane	N/A	10	U	UJ	10	U	UJ	10	U	UJ	10	U	UJ	10	U	UJ	10	U	UJ	10	U		10	U		10	U		10	U		10	U		10	U		10	U		10	U		10	U		10	U		10	U		10	U	
Methyl tert butyl ether	70	1.0	U		1.0	U		1.0	U		1.0	U		1.0	U		1.0	U		1.0	U		1.0	U		1.0	U		1.0	U		1.0	U		1.0	U		1.0	U		1.0	U		1.0	U		1.0	U		1.0	U		0.36	J		1.0	U	
Methylene chloride	3	2.5	U		2.5	U		2.5	U		2.5	U		2.5	U		2.5	U		2.5	U		2.5	U		2.5	U		2.5	U		2.5	U		2.5	U		2.5	U		2.5	U		2.5	U		2.5	U		2.5	U		2.5	U		2.5	U		2.5	U	
o-Xylene	1000 [5]	1.0	U		1.0	U		1.0	U		1.0	U		1.0	U		1.0	U		1.0	U		1.0	U		1.0	U		1.0	U		1.0	U		1.0	U		1.0	U		1.0	U		1.0	U		1.0	U		1.0	U		1.0	U		1.0	U		1.0	U	
p/m-Xylene	1000 [5]	1.0	U		1.0	U		1.0	U		1.0	U		1.0	U		1.0	U		1.0	U		1.0	U		1.0	U		1.0	U		1.0	U		1.0	U		1.0	U		1.0	U		1.0	U		1.0	U		1.0	U		1.0	U		1.0	U		1.0	U	
Styrene	100	1.0	U		1.0	U		1.0	U		1.0	U		1.0	U		1.0	U		1.0	U		1.0	U		1.0	U		1.0	U		1.0	U		1.0	U		1.0	U		1.0	U		1.0	U		1.0	U		1.0	U		1.0	U		1.0	U		1.0	U	
Tetrachloroethene	1	0.39	J		0.5	U		0.5	U		0.5	U		0.61			0.79			**1.2**			0.5	U		0.5	U		0.5	U		**2.7**			0.5	U		0.5	U		0.5	U		0.5	U		0.5	U		0.5	U		0.14	J	
Toluene	600	0.75	U		0.75	U		0.75	U		0.75	U		0.75	U		0.75	U		0.75	U		0.75	U		0.75	U		0.75	U		0.75	U		0.75	U		0.75	U		0.75	U		0.75	U		0.75	U		0.75	U		0.75	U		0.75	U	
trans-1,2-Dichloroethene	100	0.75	U		0.75	U		0.75	U		0.75	U		0.75	U		0.75	U		0.75	U		0.75	U		0.75	U		0.75	U		0.75	U		0.75	U		0.75	U		0.75	U		0.75	U		0.75	U		0.75	U		0.75	U		0.75	U		0.75	U	
trans-1,3-Dichloropropene	1 [4]	0.5	U		0.5	U		0.5	U		0.5	U		0.5	U		0.5	U		0.5	U		0.5	U		0.5	U		0.5	U		0.5	U		0.5	U		0.5	U		0.5	U		0.5	U		0.5	U		0.5	U		0.5	U		0.5	U		0.5	U		0.5	U	
Trichloroethene	1	0.77			**1.2**			0.89			0.9			**1.4**			1			0.57			0.82			0.27	J		0.5	U		0.24	J		0.5	U		0.58			**3.5**			**5.9**			0.96		
Trichlorofluoromethane	2000	2.5	U		2.5	U		2.5	U		2.5	U		2.5	U		2.5	U		2.5	U		2.5	U		2.5	U		0.23	J		2.1	J		0.39	J		2.5	U		2.5	U		2.5	U		2.5	U		2.5	U		2.5	U	
Vinyl chloride	1	1.0	U		1.0	U		0.4	J		0.4	J		1.0	U		1.0	U		1.0	U		1.0	U		1.0	U		1.0	U		1.0	U		1.0	U		1.0	U		1.0	U		1.0	U		1.0	U		0.1	J		1.0	U	
Xylene (Total)	1000	1.0	U		1.0	U		1.0	U		1.0	U		1.0	U		1.0	U		1.0	U		1.0	U		1.0	U		1.0	U		1.0	U		1.0	U		1.0	U		1.0	U		1.0	U		1.0	U		1.0	U		1.0	U		1.0	U	
Tentatively Identified Compound	N/A	None			None			None			None			None			None			None			None			None			None			None			None			None			None			None			None			None		

Notes:
All sample results and criteria value are expressed in units of micrograms per liter (µg/l)
1 - Bolded compounds have at least one sample which exceeded NJDEP GWQS Criteria
2 - N.J.A.C. 7:9C Ground Water Quality Standards, Appendix Table 1 - Specific Ground Water Quality Criteria unless otherwise noted
3 - N.J.A.C. 7:9C Ground Water Quality Standards, Appendix Table 2 - Interim Ground Water Quality Criteria
4 - GWQS for 1,3-Dichloropropene, Total (cis and trans)
5 - GWQS for Xylene, Total (o-Xylene and p/m-Xylene)
Analytical results for the modified trip/equipment blank are provided in the lab report in Appendix C

Exceedances are highlighted -

Acronyms:
ID - identification
N/A - not applicable
VOC - volatile organic compound
NJDEP - New Jersey Department of Environmental Protection
GWQS - Ground Water Quality Standards
TIC - tentatively identified compound
L - Laboratory Qualifier
DV - Data Validation Qualifier

Qualifiers:
U - analyte not detected at indicated concentration
J - an estimated value that is greater than the method detection limit but less than the reporting limit
UJ - analyte not detected above reporting limit, but reported quantitation limit is approximate and may or may not be the actual quantitation limit needed to accurately and precisely measure the analyte
R - The sample results are rejected (qualified as unusable), and the presence or absence of the analyte cannot be verified

TABLE 4-4
Groundwater Sampling Analytical Results
Former LEC Site - Watchung and North Plainfield, NJ
Sample Date: September 22, 2015

Groundwater Sample ID		MW-547D			MW-549S			MW-549I			MW-549I (DUP-01)			MW-550S			MW-550S (DUP-02)			MW-550I			PZ-521S			PZ-521I			PZ-522S			PZ-522I			PZ-522I (DUP-05)			PZ-522D			PZ-524S			PZ-524I			PZ-524D		
Laboratory ID		L1523745-33			L1523745-34			L1523745-35			L1523745-46			L1523745-36			L1523745-47			L1523745-37			L1523745-38			L1523745-39			L1523745-40			L1523745-41			L1523745-50			L1523745-42			L1523745-43			L1523745-44			L1523745-45		
Volatile Organics by GC/MS - (ug/L)	**NJDEP GWQS [2]**		**L**	**DV**		**L**	**DV**		**L**	**DV**		**L**	**DV**		**L**	**DV**		**L**	**DV**		**L**	**DV**		**L**	**DV**		**L**	**DV**		**L**	**DV**		**L**	**DV**		**L**	**DV**		**L**	**DV**		**L**	**DV**		**L**	**DV**		**L**	**DV**
1,1,1-Trichloroethane	30	0.5	U		0.5	U		0.5	U		0.5	U		0.5	U		0.5	U		0.5	U		0.5	U		0.5	U		0.5	U		0.5	U		0.5	U		0.5	U		0.5	U		0.5	U		0.5	U	
1,1,2,2-Tetrachloroethane	1	0.5	U		0.5	U		0.5	U		0.5	U		0.5	U		0.5	U		0.5	U		0.5	U		0.5	U		0.5	U		0.5	U		0.5	U		0.5	U		0.5	U		0.5	U		0.5	U	
1,1,2-Trichloro-1,2,2-Trifluoroethane	N/A	2.5	U		1.4	J		1.1	J		1.1	J		2.5	U		2.5	U		0.86	J		2.5	U		0.21	J		2.5	U		2.5	U		2.5	U		2.5	U		2.5	U		2.5	U		2.5	U	
1,1,2-Trichloroethane	3	0.75	U		0.8	U		0.11	J		0.75	U		0.75	U		0.75	U		0.75	U		0.75	U		0.75	U		0.75	U		0.75	U		0.75	U		0.75	U		0.75	U		0.75	U		0.75	U	
1,1-Dichloroethane	50	0.75	U		0.8	U		0.75	U		0.75	U		0.75	U		0.75	U		0.75	U		0.75	U		0.75	U		0.75	U		1.5			1.2			0.34	J		0.75	U		0.26	J		0.75	U	
1,1-Dichloroethene	1	0.5	U		0.5	U		0.5	U		0.5	U		0.5	U		0.5	U		0.5	U		0.5	U		0.5	U		0.5	U		0.5	U		0.5	U		0.5	U		0.5	U		0.5	U		0.5	U	
1,2,3-Trichlorobenzene	N/A	2.5	U		2.5	U		2.5	U		2.5	U		2.5	U		2.5	U		2.5	U		2.5	U		2.5	U		2.5	U		2.5	U		2.5	U		2.5	U		2.5	U		2.5	U		2.5	U	
1,2,4-Trichlorobenzene	9	2.5	U		2.5	U		2.5	U		2.5	U		2.5	U		2.5	U		2.5	U		2.5	U		2.5	U		2.5	U		2.5	U		2.5	U		2.5	U		2.5	U		2.5	U		2.5	U	
1,2-Dibromo-3-chloropropane	0.02	2.5	U		2.5	U		2.5	U		2.5	U		2.5	U		2.5	U		2.5	U		2.5	U		2.5	U		2.5	U		2.5	U		2.5	U		2.5	U		2.5	U		2.5	U		2.5	U	
1,2-Dibromoethane	0.03	2.0	U		2.0	U		2.0	U		2.0	U		2.0	U		2.0	U		2.0	U		2.0	U		2.0	U		2.0	U		2.0	U		2.0	U		2.0	U		2.0	U		2.0	U		2.0	U	
1,2-Dichlorobenzene	600	2.5	U		2.5	U		2.5	U		2.5	U		2.5	U		2.5	U		2.5	U		0.43	J		2.5	U		2.5	U		2.5	U		2.5	U		2.5	U		2.5	U		2.5	U		2.5	U	
1,2-Dichloroethane	2	0.5	U		0.5	U		0.5	U		0.5	U		0.5	U		0.5	U		0.5	U		0.5	U		0.5	U		0.5	U		0.5	U		0.5	U		0.5	U		0.5	U		0.5	U		0.5	U	
1,2-Dichloroethene (total)	N/A	0.5	U		0.2	J		0.41	J		0.38	J		0.12	J		0.12	J		0.21	J		0.8			0.5	U		0.5	U		6.2			5.2			0.21	J		0.5	U		2.3			1		
1,2-Dichloropropane	1	1.0	U		1.0	U		1.0	U		1.0	U		1.0	U		1.0	U		1.0	U		1.0	U		1.0	U		1.0	U		1.0	U		1.0	U		1.0	U		1.0	U		1.0	U		1.0	U	
1,3-Dichlorobenzene	600	2.5	U		2.5	U		2.5	U		2.5	U		2.5	U		2.5	U		2.5	U		2.5	U		2.5	U		2.5	U		2.5	U		2.5	U		2.5	U		2.5	U		2.5	U		2.5	U	
1,3-Dichloropropene, Total	1	0.5	U		0.5	U		0.5	U		0.5	U		0.5	U		0.5	U		0.5	U		0.5	U		0.5	U		0.5	U		0.5	U		0.5	U		0.5	U		0.5	U		0.5	U		0.5	U	
1,4-Dichlorobenzene	75	2.5	U		2.5	U		2.5	U		2.5	U		2.5	U		2.5	U		2.5	U		0.12	J		2.5	U		2.5	U		2.5	U		2.5	U		2.5	U		2.5	U		2.5	U		2.5	U	
1,4-Dioxane	10[3]	250	U	R	250.0	U	R	250	U	R	250	U	R	250	U	R	250	U	R	250	U	R	250	U	R	250	U	R	250	U	R	250	U	R	250	U	R	250	U	R	250	U	R	250	U	R	250	U	R
2-Butanone	300	5.0	U	R	5.0	U	R	5.0	U	R	5.0	U	R	5.0	U	R	5.0	U	R	5.0	U	R	5.0	U	R	5.0	U	R	5.0	U	R	5.0	U	R	5.0	U	R	5.0	U	R	5.0	U	R	5.0	U	R	5.0	U	R
2-Hexanone	300[3]	5.0	U	R	5.0	U	R	5.0	U	R	5.0	U	R	5.0	U	R	5.0	U	R	5.0	U	R	5.0	U	R	5.0	U	R	5.0	U	R	5.0	U	UJ	5.0	U	R	5.0	U	R	5.0	U	R	5.0	U	R	5.0	U	R
4-Methyl-2-pentanone	N/A	5.0	U	R	5.0	U	R	5.0	U	R	5.0	U	R	5.0	U	R	5.0	U	R	5.0	U	R	5.0	U	R	5.0	U	R	5.0	U	R	5.0	U	R	5.0	U	R	5.0	U	R	5.0	U	R	5.0	U	R	5.0	U	R
Acetone	6000	5.0	J	UJ	8.4		UJ	9.5		UJ	9.0		UJ	5.0	J	UJ	5.0		UJ	5.2		UJ	5.0	J	UJ	5.0	J	UJ	5.0	J	UJ	5.0		UJ	5.6		UJ	5.5		UJ	5.0		UJ	5.2		UJ
Benzene	1	0.5	U		0.5	U		0.5	U		0.5	U		0.5	U		0.5	U		0.5	U		0.5	U		0.5	U		0.5	U		0.5	U		0.5	U		0.5	U		0.5	U		0.5	U		0.5	U	
Bromochloromethane	N/A	2.5	U		2.5	U		2.5	U		2.5	U		2.5	U		2.5	U		2.5	U		2.5	U		2.5	U		2.5	U		2.5	U		2.5	U		2.5	U		2.5	U		2.5	U		2.5	U	
Bromodichloromethane	1	0.5	U		0.5	U		0.5	U		0.5	U		0.5	U		0.5	U		0.5	U		0.5	U		0.5	U		0.5	U		0.5	U		0.5	U		0.5	U		0.5	U		0.5	U		0.5	U	
Bromoform	4	2.0	U	UJ	2.0	U	UJ	2.0	U	UJ	2.0	U	UJ	2.0	U	UJ	2.0	U	UJ	2.0	U	UJ	2.0	U	UJ	2.0	U	UJ	2.0	U	UJ	2.0	U	UJ	2.0	U	UJ	2.0	U	UJ	2.0	U	UJ	2.0	U	UJ
Bromomethane	10	1.0	U	UJ	1.0	U	UJ	1.0	U	UJ	1.0	U	UJ	1.0	U	UJ	1.0	U	UJ	1.0	U	UJ	1.0	U	UJ	1.0	U	UJ	1.0	U	UJ	1.0	U	UJ	1.0	U	R	1.0	U	UJ	1.0	U	UJ	1.0	U	UJ
Carbon disulfide	700	5.0	U		5.0	U		5.0	U		5.0	U		5.0	U		5.0	U		5.0	U		5.0	U		5.0	U		5.0	U		5.0	U		5.0	U		5.0	U		5.0	U		5.0	U		5.0	U	
Carbon tetrachloride	1	0.5	U		0.5	U		0.5	U		0.5	U		0.5	U		0.5	U		0.5	U		0.5	U		0.5	U		0.5	U		0.5	U		0.5	U		0.5	U		0.5	U		0.5	U		0.5	U	
Chlorobenzene	50	0.5	U		0.5	U		0.5	U		0.5	U		0.5	U		0.5	U		0.5	U		0.26	J		0.5	U		0.5	U		0.5	U		0.5	U		0.5	U		0.5	U		0.5	U		0.5	U	
Chloroethane	5[3]	1.0	U	R	1.0	U	R	1.0	U	R	1.0	U	R	1.0	U	R	1.0	U	R	1.0	U	R	1.0	U	R	1.0	U	R	1.0	U	R	1.0	U	R	1.0	U	R	1.0	U	R	1.0	U	R	1.0	U	R	1.0	U	R
Chloroform	70	0.75	U		2.2			0.16	J		0.17	J		1.4			1.4			2.9			0.75	U		0.34	J		0.75	U		2.9			2.5			2.5			3.2			2.3			1.5		
Chloromethane	N/A	2.5	U	UJ	2.5	U	UJ	2.5	U	UJ	2.5	U	UJ	2.5	U	UJ	2.5	U	UJ	2.5	U	UJ	2.5	U	UJ	2.5	U	UJ	2.5	U	UJ	2.5	U	UJ	2.5	U	UJ	2.5	U	UJ	2.5	U	UJ	2.5	U	UJ
cis-1,2-Dichloroethene	70	0.5	U		0.2	J		0.41	J		0.38	J		0.12	J		0.12	J		0.21	J		0.8			0.5	U		0.5	U		6.2			5.2			0.21	J		0.5	U		2.3			1		
cis-1,3-Dichloropropene	1[4]	0.5	U		0.5	U		0.5	U		0.5	U		0.5	U		0.5	U		0.5	U		0.5	U		0.5	U		0.5	U		0.5	U		0.5	U		0.5	U		0.5	U		0.5	U		0.5	U	
Cyclohexane	N/A	10	U		10.0	U		10	U		10	U		10	U		10	U		10	U		10	U		10	U		10	U		10	U		10	U		10	U		10	U		10	U		10	U	
Dibromochloromethane	1	0.5	U		0.5	U		0.5	U		0.5	U		0.5	U		0.5	U		0.5	U		0.5	U		0.5	U		0.5	U		0.5	U		0.5	U		0.5	U		0.5	U		0.5	U		0.5	U	
Dichlorodifluoromethane	1000	5.0	U		5.0	U		5.0	U		5.0	U		5.0	U		5.0	U		5.0	U		5.0	U		5.0	U		5.0	U		5.0	U		5.0	U		5.0	U		5.0	U		5.0	U		5.0	U	
Ethylbenzene	700	0.5	U		0.5	U		0.5	U		0.5	U		0.5	U		0.5	U		0.5	U		0.5	U		0.5	U		0.5	U		0.5	U		0.5	U		0.5	U		0.5	U		0.5	U		0.5	U	
Isopropylbenzene	700	0.5	U		0.5	U		0.5	U		0.5	U		0.5	U		0.5	U		0.5	U		0.5	U		0.5	U		0.5	U		0.5	U		0.5	U		0.5	U		0.5	U		0.5	U		0.5	U	
Methyl Acetate	7000	2.0	U	R	2.0	U	R	2.0	U	R	2.0	U	R	2.0	U	R	2.0	U	R	2.0	U	R	2.0	U	R	2.0	U	R	2.0	U	R	2.0	U	R	2.0	U	R	2.0	U	R	2.0	U	R	2.0	U	R	2.0	U	R
Methyl cyclohexane	N/A	10	U		10.0	U		10	U		10	U		10	U		10	U		10	U		10	U		10	U		10	U		10	U	UJ	10	U		10	U		10	U		10	U		10	U	
Methyl tert butyl ether	70	1.0	U		1.0	U		1.0	U		1.0	U		1.0	U		1.0	U		1.0	U		1.0	U		1.0	U		1.0	U		1.0	U		1.0	U		1.0	U		1.0	U		1.0	U		1.0	U	
Methylene chloride	3	2.5	U		2.5	U		2.5	U		2.5	U		2.5	U		2.5	U		2.5	U		2.5	U		2.5	U		2.5	U		2.5	U		2.5	U		2.5	U		2.5	U		2.5	U		2.5	U	
o-Xylene	1000[5]	1.0	U		1.0	U		1.0	U		1.0	U		1.0	U		1.0	U		1.0	U		1.0	U		1.0	U		1.0	U		1.0	U		1.0	U		1.0	U		1.0	U		1.0	U		1.0	U	
p/m-Xylene	1000[5]	1.0	U		1.0	U		1.0	U		1.0	U		1.0	U		1.0	U		1.0	U		1.0	U		1.0	U		1.0	U		1.0	U		1.0	U		1.0	U		1.0	U		1.0	U		1.0	U	
Styrene	100	1.0	U		1.0	U		1.0	U		1.0	U		1.0	U		1.0	U		1.0	U		1.0	U		1.0	U		1.0	U		1.0	U		1.0	U		1.0	U		1.0	U		1.0	U		1.0	U	
Tetrachloroethene	1	0.5	U		**3.1**			0.8			0.99			0.5	U		0.13	J		**1.7**			0.2	J		0.5	U		0.5	U		0.73			0.74			0.14	J		0.5	U		**110**			**66**		
Toluene	600	0.75	U		0.8	U		0.75	U		0.75	U		0.75	U		0.75	U		0.75	U		0.75	U		0.75	U		0.75	U		0.75	U		0.75	U		0.75	U		0.75	U		0.75	U		0.75	U	
trans-1,2-Dichloroethene	100	0.75	U		0.8	U		0.75	U		0.75	U		0.75	U		0.75	U		0.75	U		0.75	U		0.75	U		0.75	U		0.75	U		0.75	U		0.75	U		0.75	U		0.75	U		0.75	U	
trans-1,3-Dichloropropene	1[4]	0.5	U		0.5	U		0.5	U		0.5	U		0.5	U		0.5	U		0.5	U		0.5	U		0.5	U		0.5	U		0.5	U		0.5	U		0.5	U		0.5	U		0.5	U		0.5	U		0.5	U	
Trichloroethene	1	0.5	U		**1.5**			**3.4**			**3.1**			0.91			0.95			**1.6**			0.47	J		1			0.5	U		**2.3**			**1.8**			**2.2**			0.13	J		**2.7**			**3.1**		
Trichlorofluoromethane	2000	2.5	U		2.5	U		2.5	U		2.5	U		2.5	U		2.5	U		2.5	U		2.5	U		2.5	U		2.5	U		2.5	U		2.5	U		2.5	U		2.5	U		2.5	U		2.5	U	
Vinyl chloride	1	1.0	U		1.0	U		1.0	U		1.0	U		1.0	U		1.0	U		1.0	U		0.1	J		1.0	U		1.0	U		1.0	U		1.0	U		1.0	U		1.0	U		1.0	U		1.0	U	
Xylene (Total)	1000	1.0	U		1.0	U		1.0	U		1.0	U		1.0	U		1.0	U		1.0	U		1.0	U		1.0	U		1.0	U		1.0	U		1.0	U		1.0	U		1.0	U		1.0	U		1.0	U	
Tentatively Identified Compound	N/A	None			None			None			None			None			None			None			None			None			None			None			None			None			None			None		

Notes:
All sample results and criteria value are expressed in units of micrograms per liter (µg/l)
1 - Bolded compounds have at least one sample which exceeded NJDEP GWQS Criteria
2 - N.J.A.C. 7:9C Ground Water Quality Standards, Appendix Table 1 - Specific Ground Water Quality Criteria unless otherwise noted
3 - N.J.A.C. 7:9C Ground Water Quality Standards, Appendix Table 2 - Interim Ground Water Quality Criteria
4 - GWQS for 1,3-Dichloropropene, Total (cis and trans)
5 - GWQS for Xylene, Total (o-Xylene and p/m-Xylene)
Analytical results for the modified trip/equipment blank are provided in the lab report in Appendix C

Exceedances are highlighted -

Acronyms:
ID - identification
N/A - not applicable
VOC - volatile organic compound
NJDEP - New Jersey Department of Environmental Protection
GWQS - Ground Water Quality Standards
TIC - tentatively identified compound
L - Laboratory Qualifier
DV - Data Validation Qualifier

Qualifiers:
U - analyte not detected at indicated concentration
J - an estimated value that is greater than the method detection limit but less than the reporting limit
UJ - analyte not detected above reporting limit, but reported quantitation limit is approximate and may or may not be the actual quantitation limit needed to accurately and precisely measure the analyte
R - The sample results are rejected (qualified as unusable), and the presence or absence of the analyte cannot be verified

TABLE 4-5
Historical TCE Concentrations in Groundwater
Former LEC Site - Watchung and North Plainfield, NJ

Sample Date	Well #	TCE Concentration (ug/L)	Q
08/13/93	MW-502I	**3**	
10/22/93	MW-502I	**5**	
04/27/94	MW-502I	**1.6**	
11/09/94	MW-502I	**2.02**	
06/01/95	MW-502I	**2.3**	
03/30/96	MW-502I	**2.9**	*
09/27/97	MW-502I	**7.8**	
05/02/98	MW-502I	**5.2**	
09/25/98	MW-502I	**7.9**	
11/12/99	MW-502I	**5.9**	
11/21/02	MW-502I	**3.1**	
03/25/03	MW-502I	**2.5**	
06/25/03	MW-502I	**2.7**	
09/24/03	MW-502I	**1.4**	
12/11/03	MW-502I	1.0	
03/09/04	MW-502I	0.8	
06/04/04	MW-502I	0.6	
09/23/04	MW-502I	0.6	
12/09/04	MW-502I	0.9	
03/03/05	MW-502I	**1.2**	
06/03/05	MW-502I	0.8	
09/08/05	MW-502I	0.6	
03/07/06	MW-502I	0.6	
09/20/06	MW-502I	0.9	
03/08/07	MW-502I	0.4	
09/06/07	MW-502I	0.5	
03/19/08	MW-502I	0.53	J
11/06/08	MW-502I	0.6	J
03/10/09	MW-502I	0.50	J
09/09/09	MW-502I	0.60	J
03/10/10	MW-502I	0.38	J
09/07/10	MW-502I	0.80	J
03/03/11	MW-502I	0.56	J
09/29/11	MW-502I	0.73	J
03/29/12	MW-502I	0.98	J
09/24/12	MW-502I	0.92	J
03/27/13	MW-502I	0.73	J
09/18/13	MW-502I	0.69	J
03/20/14	MW-502I	0.63	
09/11/14	MW-502I	0.74	
03/25/15	MW-502I	0.79	
09/22/15	MW-502I	0.70	

Sample Date	Well #	TCE Concentration (ug/L)	Q
08/13/93	MW-502S	**1200**	*
10/22/93	MW-502S	**1300**	
10/22/93	MW-502S	**1300**	
04/27/94	MW-502S	**1200**	
11/09/94	MW-502S	**1700**	
06/01/95	MW-502S	**1510**	
04/02/96	MW-502S	**1300**	DJ
09/28/97	MW-502S	**1400**	
05/02/98	MW-502S	**1300**	
09/25/98	MW-502S	**1300**	
09/25/98	MW-502S	**1300**	
11/12/99	MW-502S	**1500**	
11/21/02	MW-502S	**1000**	
03/25/03	MW-502S	**920**	
06/25/03	MW-502S	**1100**	
09/24/03	MW-502S	**1100**	
12/11/03	MW-502S	**670**	
03/09/04	MW-502S	**730**	
06/04/04	MW-502S	**390**	
09/23/04	MW-502S	**350**	
12/09/04	MW-502S	**290**	
03/03/05	MW-502S	**330**	
06/03/05	MW-502S	**340**	
09/08/05	MW-502S	**280**	
03/07/06	MW-502S	**300**	
09/20/06	MW-502S	**320**	
03/08/07	MW-502S	**23**	
09/06/07	MW-502S	**1.6**	
03/19/08	MW-502S	**25.9**	
11/06/08	MW-502S	**4.9**	
03/10/09	MW-502S	**11.1**	
09/09/09	MW-502S	**13.3**	
03/10/10	MW-502S	**7.4**	
09/07/10	MW-502S	**5.8**	
03/03/11	MW-502S	**9.4**	
09/29/11	MW-502S	**4.1**	
03/29/12	MW-502S	**1.3**	
09/24/12	MW-502S	**1.3**	
03/27/13	MW-502S	0.99	J
09/18/13	MW-502S	0.89	J
03/20/14	MW-502S	0.7	
09/11/14	MW-502S	0.64	
03/25/15	MW-502S	0.83	
09/22/15	MW-502S	0.6	

Sample Date	Well #	TCE Concentration (ug/L)	Q
08/11/93	MW-505S	ND	
10/19/93	MW-505S	ND	
04/26/94	MW-505S	ND	
11/08/94	MW-505S	ND	
05/31/95	MW-505S	ND	
04/02/96	MW-505S	**1.1**	
09/23/97	MW-505S	ND	
09/24/98	MW-505S	ND	
11/09/99	MW-505S	ND	
11/20/02	MW-505S	ND	
03/25/03	MW-505S	ND	
03/25/04	MW-505S	ND	
03/03/05	MW-505S	ND	
03/07/06	MW-505S	ND	
03/08/07	MW-505S	ND	
03/19/08	MW-505S	ND	
03/10/09	MW-505S	ND	
03/09/10	MW-505S	ND	
03/03/11	MW-505S	ND	
03/29/12	MW-505S	ND	
03/20/14	MW-505S	ND	
09/11/14	MW-505S	ND	
03/25/15	MW-505S	ND	
09/22/15	MW-505S	ND	
08/11/93	MW-505I	ND	
10/19/93	MW-505I	ND	
04/26/94	MW-505I	ND	
11/08/94	MW-505I	ND	
05/31/95	MW-505I	ND	
04/02/96	MW-505I	0.1	J
09/23/97	MW-505I	ND	
09/24/98	MW-505I	ND	
11/09/99	MW-505I	ND	
11/20/02	MW-505I	ND	
03/25/03	MW-505I	ND	
03/25/04	MW-505I	ND	
03/03/05	MW-505I	ND	
03/07/06	MW-505I	ND	
03/22/07	MW-505I	ND	
03/19/08	MW-505I	ND	
03/10/09	MW-505I	ND	
03/09/10	MW-505I	ND	
03/03/11	MW-505I	ND	
03/29/12	MW-505I	ND	
03/27/13	MW-505I	ND	
03/20/14	MW-505I	ND	
09/11/14	MW-505I	ND	
03/25/15	MW-505I	ND	
09/22/15	MW-505I	0.15	J

Sample Date	Well #	TCE Concentration (ug/L)	Q
08/11/93	MW-506S	**18**	
10/20/93	MW-506S	**48**	J
04/26/94	MW-506S	**18**	
11/11/94	MW-506S	**19**	
06/01/95	MW-506S	**40.4**	
04/01/96	MW-506S	**25**	J
09/25/97	MW-506S	**34**	
04/30/98	MW-506S	**27**	*
09/24/98	MW-506S	**32**	
11/08/99	MW-506S	**50**	
11/19/02	MW-506S	**74**	
03/24/03	MW-506S	**24**	
06/25/03	MW-506S	**12**	
09/23/03	MW-506S	**14**	
12/10/03	MW-506S	**15**	
03/09/04	MW-506S	**16**	
06/04/04	MW-506S	**13**	
09/23/04	MW-506S	**12**	
12/09/04	MW-506S	**15**	
03/03/05	MW-506S	**16**	
06/03/05	MW-506S	**14**	
10/01/05	MW-506S	**36**	
03/07/06	MW-506S	**12**	
09/20/06	MW-506S	**13**	
03/08/07	MW-506S	**7.6**	
09/06/07	MW-506S	**7.4**	
03/19/08	MW-506S	**7.1**	
11/06/08	MW-506S	**2.7**	
03/11/09	MW-506S	**1.9**	
09/09/09	MW-506S	**1.6**	
03/09/10	MW-506S	**1.4**	
09/07/10	MW-506S	0.94	J
03/03/11	MW-506S	**1.1**	
09/29/11	MW-506S	0.66	J
03/29/12	MW-506S	0.46	J
09/24/12	MW-506S	0.54	J
03/27/13	MW-506S	0.40	J
09/18/13	MW-506S	0.43	J
03/20/14	MW-506S	0.44	J
09/11/14	MW-506S	0.35	J
03/25/15	MW-506S	0.29	J
09/22/15	MW-506S	0.19	J

Sample Date	Well #	TCE Concentration (ug/L)	Q
08/11/93	MW-506I	**1700**	
10/19/93	MW-506I	**1800**	
04/26/94	MW-506I	**1300**	*
11/11/94	MW-506I	**1990**	
11/11/94	MW-506I	**2020**	
06/01/95	MW-506I	**1650**	
06/01/95	MW-506I	**1690**	
04/01/96	MW-506I	**1800**	DJ
09/25/97	MW-506I	**1600**	
09/25/97	MW-506I	**1700**	
04/30/98	MW-506I	**1400**	
09/24/98	MW-506I	**1400**	
11/08/99	MW-506I	**1700**	
11/19/02	MW-506I	**1000**	
03/24/03	MW-506I	**850**	
06/25/03	MW-506I	**1000**	
09/23/03	MW-506I	**960**	
12/10/03	MW-506I	**830**	
03/09/04	MW-506I	**940**	
06/04/04	MW-506I	**710**	
09/23/04	MW-506I	**1300**	
12/09/04	MW-506I	**710**	
03/03/05	MW-506I	**650**	
06/03/05	MW-506I	**730**	
09/08/05	MW-506I	**620**	
03/17/06	MW-506I	**700**	
09/20/06	MW-506I	**860**	
03/08/07	MW-506I	**420**	
09/06/07	MW-506I	**380**	
06/02/08	MW-506I	**139**	
11/06/08	MW-506I	**1.8**	
03/11/09	MW-506I	**2.5**	
09/08/09	MW-506I	**1.5**	
03/09/10	MW-506I	**1.5**	
09/07/10	MW-506I	**1.4**	
03/03/11	MW-506I	**1.2**	
09/29/11	MW-506I	**1.4**	
03/29/12	MW-506I	0.86	J
09/24/12	MW-506I	0.98	J
03/27/13	MW-506I	0.93	J
09/18/13	MW-506I	0.65	J
03/20/14	MW-506I	0.71	
09/11/14	MW-506I	0.86	
03/25/15	MW-506I	**1.4**	
09/22/15	MW-506I	0.75	

Sample Date	Well #	TCE Concentration (ug/L)	Q
08/13/93	MW-507S	**130**	
10/21/93	MW-507S	**100**	
05/02/94	MW-507S	**79**	
11/11/94	MW-507S	**145**	
06/02/95	MW-507S	**115**	
04/01/96	MW-507S	**70**	DJ
09/26/97	MW-507S	**80**	
05/02/98	MW-507S	**64**	
09/26/98	MW-507S	**43**	
11/11/99	MW-507S	**93**	
11/21/02	MW-507S	**45**	
03/26/03	MW-507S	**20**	
03/25/04	MW-507S	**16**	
03/04/05	MW-507S	**20**	
03/07/06	MW-507S	**19**	
03/08/07	MW-507S	**7.9**	
03/19/08	MW-507S	**14.7**	
03/11/09	MW-507S	**1.9**	
03/10/10	MW-507S	**2.1**	
03/03/11	MW-507S	**1.5**	
03/29/12	MW-507S	0.93	J
03/27/13	MW-507S	0.87	J
03/20/14	MW-507S	0.92	
09/11/14	MW-507S	**1.3**	
03/25/15	MW-507S	0.99	
09/22/15	MW-507S	0.69	
10/21/93	MW-507I	**730**	
04/27/94	MW-507I	**1200**	
11/11/94	MW-507I	**1210**	
06/01/95	MW-507I	**1100**	
04/01/96	MW-507I	**930**	DJ
09/26/97	MW-507I	**1200**	
05/02/98	MW-507I	**1100**	
05/02/98	MW-507I	**1100**	
09/26/98	MW-507I	**1200**	
11/11/99	MW-507I	**970**	
11/21/02	MW-507I	**140**	
03/26/03	MW-507I	**630**	
06/25/03	MW-507I	**770**	
09/23/03	MW-507I	**860**	
12/11/03	MW-507I	**740**	
03/09/04	MW-507I	**690**	
06/04/04	MW-507I	**450**	
09/23/04	MW-507I	**1100**	
12/09/04	MW-507I	**610**	
03/04/05	MW-507I	**540**	
06/03/05	MW-507I	**570**	
09/08/05	MW-507I	**600**	
03/07/06	MW-507I	**600**	
03/22/07	MW-507I	**300**	
09/06/07	MW-507I	**470**	
09/06/07	MW-507I	**174**	
11/06/08	MW-507I	**417**	
03/11/09	MW-507I	**47.9**	
03/10/10	MW-507I	**2.1**	
09/07/10	MW-507I	**1.4**	
03/03/11	MW-507I	**1.8**	
09/29/11	MW-507I	**1.9**	
03/29/12	MW-507I	**1.5**	
09/24/12	MW-507I	**1.8**	
03/27/13	MW-507I	**1.5**	
09/18/13	MW-507I	**1.3**	
03/20/14	MW-507I	**1.1**	
09/11/14	MW-507I	**1.3**	
03/25/15	MW-507I	**1.1**	
09/22/15	MW-507I	0.77	

Sample Date	Well #	TCE Concentration (ug/L)	Q
08/13/93	MW-508S	**960**	
10/25/93	MW-508S	**860**	
04/29/94	MW-508S	**640**	J*
11/11/94	MW-508S	**1120**	
06/02/95	MW-508S	**943**	
04/02/96	MW-508S	**1600**	J
09/26/97	MW-508S	**320**	
05/02/98	MW-508S	**360**	
09/25/98	MW-508S	**210**	
11/11/99	MW-508S	**670**	
11/21/02	MW-508S	**120**	
03/26/03	MW-508S	**73**	
06/25/03	MW-508S	**58**	
09/23/03	MW-508S	**69**	
12/11/03	MW-508S	**40**	
03/09/04	MW-508S	**41**	
06/04/04	MW-508S	**32**	
09/23/04	MW-508S	**30**	
12/09/04	MW-508S	**31**	
03/04/05	MW-508S	**26**	
06/03/05	MW-508S	**40**	
09/08/05	MW-508S	**40**	
03/07/06	MW-508S	**31**	
09/20/06	MW-508S	**34**	
03/08/07	MW-508S	**27**	
09/06/07	MW-508S	**28**	
03/19/08	MW-508S	**21.6**	
11/06/08	MW-508S	**27.7**	
03/11/09	MW-508S	**16.7**	
09/09/09	MW-508S	**4.8**	
03/10/10	MW-508S	**1.5**	
09/07/10	MW-508S	**2.8**	
03/03/11	MW-508S	**1.7**	
09/29/11	MW-508S	**2.4**	
03/29/12	MW-508S	**2.1**	
09/24/12	MW-508S	**2.9**	
03/27/13	MW-508S	**1.8**	
09/18/13	MW-508S	**1.8**	
03/20/14	MW-508S	**1.6**	
09/11/14	MW-508S	**1.9**	
03/25/15	MW-508S	**1.5**	
09/22/15	MW-508S	**1.2**	
10/25/93	MW-508D	**30**	
05/02/94	MW-508D	**35**	
11/12/94	MW-508D	**36.8**	
06/03/95	MW-508D	**38.4**	
04/02/96	MW-508D	**32**	J
04/02/96	MW-508D	**38**	J
09/26/97	MW-508D	**35**	
05/02/98	MW-508D	**34**	
09/25/98	MW-508D	**33**	
11/11/99	MW-508D	**34**	
11/21/02	MW-508D	**13**	
03/26/03	MW-508D	**30**	
03/25/04	MW-508D	**35**	
03/04/05	MW-508D	**1.2**	
03/07/06	MW-508D	0.5	
03/08/07	MW-508D	**2.3**	
03/19/08	MW-508D	**9.3**	
03/11/09	MW-508D	**4.5**	
03/10/10	MW-508D	**1**	
03/03/11	MW-508D	0.38	J
03/29/12	MW-508D	0.91	J
03/27/13	MW-508D	**1.5**	
03/20/14	MW-508D	**2.6**	
09/11/14	MW-508D	**2.2**	
03/25/15	MW-508D	**1.7**	
09/22/15	MW-508D	0.89	

TABLE 4-5
Historical TCE Concentrations in Groundwater
Former LEC Site - Watchung and North Plainfield, NJ

Sample Date	Well #	TCE Concentration (ug/L)	Q
11/28/95	MW-532D	**30**	
01/16/96	MW-532D	**31**	
03/28/96	MW-532D	**18**	
09/23/97	MW-532D	**39**	
04/28/98	MW-532D	**34**	
09/22/98	MW-532D	**30**	
11/10/99	MW-532D	**32**	
11/20/02	MW-532D	**37**	
03/27/03	MW-532D	**26**	
03/25/04	MW-532D	**33**	
03/03/05	MW-532D	**37**	
03/07/06	MW-532D	**40**	
03/08/07	MW-532D	**29**	
03/19/08	MW-532D	**33.0**	
03/10/09	MW-532D	**31.3**	
03/09/10	MW-532D	**11.4**	
03/03/11	MW-532D	**3.0**	
03/29/12	MW-532D	**1.2**	
03/27/13	MW-532D	**1.6**	
03/20/14	MW-532D	**1.4**	
09/11/14	MW-532D	**1.9**	
03/25/15	MW-532D	**1.2**	
09/22/15	MW-532D	1.0	
11/09/99	MW-544S	**4.9**	
11/18/02	MW-544S	**1.7**	
03/24/03	MW-544S	0.4	
09/23/03	MW-544S	**1.3**	
03/09/04	MW-544S	**1.8**	
09/24/04	MW-544S	**1.3**	
03/03/05	MW-544S	**1.8**	
09/08/05	MW-544S	**1.2**	
03/07/06	MW-544S	**1.5**	
09/20/06	MW-544S	**1.1**	
03/08/07	MW-544S	0.7	
09/06/07	MW-544S	**1.6**	
03/19/08	MW-544S	ND	
11/06/08	MW-544S	**1.1**	
03/10/09	MW-544S	**2.1**	
09/08/09	MW-544S	0.89	J
03/10/10	MW-544S	ND	
09/07/10	MW-544S	0.49	J
03/03/11	MW-544S	ND	
09/29/11	MW-544S	ND	
03/29/12	MW-544S	ND	
09/24/12	MW-544S	ND	
03/27/13	MW-544S	0.37	J
09/18/13	MW-544S	ND	
03/20/14	MW-544S	ND	
09/11/14	MW-544S	ND	
03/25/15	MW-544S	ND	
09/22/15	MW-544S	0.57	
11/09/99	MW-544I	0.4	
11/18/02	MW-544I	0.5	
03/24/03	MW-544I	0.8	
09/23/03	MW-544I	0.6	
03/09/04	MW-544I	0.8	
09/24/04	MW-544I	0.6	
03/03/05	MW-544I	ND	
09/08/05	MW-544I	ND	
03/07/06	MW-544I	0.6	
09/20/06	MW-544I	0.8	
03/08/07	MW-544I	0.7	
09/06/07	MW-544I	0.7	
03/19/08	MW-544I	0.79	J
11/06/08	MW-544I	0.87	J
03/10/09	MW-544I	0.70	
09/08/09	MW-544I	0.77	J
03/10/10	MW-544I	0.72	J
09/07/10	MW-544I	0.72	J
03/03/11	MW-544I	0.97	J
09/29/11	MW-544I	0.87	J
03/29/12	MW-544I	0.81	J
09/24/12	MW-544I	0.81	J
03/27/13	MW-544I	0.67	J
09/18/13	MW-544I	0.73	J
03/20/14	MW-544I	0.96	
09/11/14	MW-544I	1	
03/25/15	MW-544I	0.97	
09/22/15	MW-544I	0.82	

Sample Date	Well #	TCE Concentration (ug/L)	Q
11/09/99	MW-544D	ND	
11/18/02	MW-544D	ND	
03/24/03	MW-544D	0.5	
09/23/03	MW-544D	0.8	*
03/09/04	MW-544D	ND	
09/24/04	MW-544D	ND	
03/03/05	MW-544D	ND	
09/08/05	MW-544D	ND	
03/07/06	MW-544D	ND	
09/20/06	MW-544D	0.4	
03/08/07	MW-544D	ND	
09/06/07	MW-544D	ND	
03/19/08	MW-544D	0.35	J
11/06/08	MW-544D	ND	
03/10/09	MW-544D	ND	
09/08/09	MW-544D	0.26	J
03/10/10	MW-544D	0.26	J
09/07/10	MW-544D	ND	
03/03/11	MW-544D	0.32	J
09/29/11	MW-544D	0.42	J
03/29/12	MW-544D	0.46	J
09/24/12	MW-544D	0.38	J
03/27/13	MW-544D	0.29	J
09/18/13	MW-544D	0.37	J
03/20/14	MW-544D	0.39	J
09/11/14	MW-544D	0.39	J
03/25/15	MW-544D	0.36	J
09/22/15	MW-544D	0.27	J
11/09/99	MW-545S	ND	
11/18/02	MW-545S	ND	
03/25/03	MW-545S	ND	
09/23/03	MW-545S	ND	
03/09/04	MW-545S	ND	
09/24/04	MW-545S	ND	
03/03/05	MW-545S	ND	
09/08/05	MW-545S	ND	
09/20/06	MW-545S	ND	
03/08/07	MW-545S	ND	
09/06/07	MW-545S	ND	
03/19/08	MW-545S	ND	
11/06/08	MW-545S	ND	
03/10/09	MW-545S	ND	
09/29/11	MW-545S	ND	
03/29/12	MW-545S	ND	
09/24/12	MW-545S	ND	
03/27/13	MW-545S	ND	
09/18/13	MW-545S	ND	
03/20/14	MW-545S	ND	
09/11/14	MW-545S	ND	
03/25/15	MW-545S	ND	
09/22/15	MW-545S	ND	
11/09/99	MW-545I	ND	
11/18/02	MW-545I	ND	
03/25/03	MW-545I	ND	
09/23/03	MW-545I	ND	
03/09/04	MW-545I	ND	
09/24/04	MW-545I	ND	
03/03/05	MW-545I	ND	
09/08/05	MW-545I	ND	
09/20/06	MW-545I	ND	
03/08/07	MW-545I	ND	
09/06/07	MW-545I	ND	
03/19/08	MW-545I	ND	
11/06/08	MW-545I	ND	
03/10/09	MW-545I	ND	
09/08/09	MW-545I	ND	
03/10/10	MW-545I	ND	
09/07/10	MW-545I	ND	
03/03/11	MW-545I	ND	
09/29/11	MW-545I	ND	
03/29/12	MW-545I	ND	
09/24/12	MW-545I	ND	
03/27/13	MW-545I	ND	
09/18/13	MW-545I	ND	
03/20/14	MW-545I	ND	
09/11/14	MW-545I	ND	
03/25/15	MW-545I	ND	
09/22/15	MW-545I	ND	

Sample Date	Well #	TCE Concentration (ug/L)	Q
11/09/99	MW-545D	ND	
11/18/02	MW-545D	0.2	
03/25/03	MW-545D	0.4	
09/23/03	MW-545D	ND	
03/09/04	MW-545D	ND	
09/24/04	MW-545D	ND	
03/03/05	MW-545D	ND	
09/08/05	MW-545D	ND	
03/07/06	MW-545D	ND	
09/20/06	MW-545D	0.5	
03/08/07	MW-545D	ND	
09/06/07	MW-545D	ND	
03/19/08	MW-545D	0.32	J
11/06/08	MW-545D	ND	
03/10/09	MW-545D	ND	
09/08/09	MW-545D	0.28	J
03/10/10	MW-545D	ND	
09/07/10	MW-545D	0.29	J
03/03/11	MW-545D	0.29	J
09/29/11	MW-545D	0.31	J
03/29/12	MW-545D	0.26	J
09/24/12	MW-545D	0.37	J
03/27/13	MW-545D	0.22	J
09/18/13	MW-545D	0.28	J
03/20/14	MW-545D	0.38	J
09/11/14	MW-545D	0.31	J
03/25/15	MW-545D	0.26	J
09/22/15	MW-545D	0.24	J
11/09/99	MW-546D	**130**	
11/19/02	MW-546D	**120**	
03/25/03	MW-546D	**120**	
06/25/03	MW-546D	**150**	
09/24/03	MW-546D	**91**	
12/11/03	MW-546D	**88**	
03/09/04	MW-546D	**90**	
06/04/04	MW-546D	**82**	
09/24/04	MW-546D	**110**	
12/09/04	MW-546D	**110**	
03/04/05	MW-546D	**110**	
06/03/05	MW-546D	**120**	
09/08/05	MW-546D	**130**	
09/20/06	MW-546D	**120**	
03/08/07	MW-546D	**110**	
09/06/07	MW-546D	**120**	
03/19/08	MW-546D	**116**	
11/06/08	MW-546D	**100**	
03/10/09	MW-546D	**74.6**	
09/09/09	MW-546D	**11.3**	
03/10/10	MW-546D	**25.9**	
09/07/10	MW-546D	**10.3**	
03/03/11	MW-546D	**20.4**	
09/29/11	MW-546D	**9**	
03/29/12	MW-546D	**4.7**	
09/24/12	MW-546D	**4.8**	
03/27/13	MW-546D	**3.5**	
09/18/13	MW-546D	**2.8**	
03/20/14	MW-546D	**2.9**	
09/11/14	MW-546D	**3.6**	
03/25/15	MW-546D	**2.8**	
09/22/15	MW-546D	**3.5**	

Sample Date	Well #	TCE Concentration (ug/L)	Q
11/21/02	MW-549S	**1400**	
03/26/03	MW-549S	**1900**	
06/25/03	MW-549S	**2800**	
09/24/03	MW-549S	**2300**	
12/10/03	MW-549S	**1800**	
03/09/04	MW-549S	**1200**	
06/04/04	MW-549S	**1400**	
09/23/04	MW-549S	**1500**	
12/09/04	MW-549S	**1200**	
03/03/05	MW-549S	**1200**	
06/03/05	MW-549S	**650**	
10/14/05	MW-549S	**1300**	
09/06/07	MW-549S	**1000**	
03/19/08	MW-549S	**867**	
11/06/08	MW-549S	**767**	
03/10/09	MW-549S	**724**	
09/08/09	MW-549S	**643**	
03/09/10	MW-549S	**385**	
09/07/10	MW-549S	**20.8**	
03/03/11	MW-549S	**3.6**	
09/29/11	MW-549S	**3.1**	
03/29/12	MW-549S	**2.5**	
09/24/12	MW-549S	**2.9**	
03/27/13	MW-549S	**2.3**	
09/18/13	MW-549S	**1.6**	
03/20/14	MW-549S	**1.5**	
09/11/14	MW-549S	**1.6**	
03/25/15	MW-549S	**1.3**	
09/22/15	MW-549S	**1.5**	
11/21/02	MW-549I	**760**	
03/26/03	MW-549I	**760**	
06/25/03	MW-549I	**1200**	
09/24/03	MW-549I	**1100**	
12/10/03	MW-549I	**900**	
03/09/04	MW-549I	**1000**	
06/04/04	MW-549I	**880**	
09/23/04	MW-549I	**820**	
12/09/04	MW-549I	**850**	
03/03/05	MW-549I	**820**	
06/03/05	MW-549I	**98**	
10/14/05	MW-549I	**1100**	
09/20/06	MW-549I	**940**	
03/08/07	MW-549I	**870**	
09/06/07	MW-549I	**850**	
03/19/08	MW-549I	**801**	
11/06/08	MW-549I	**837**	
03/10/09	MW-549I	**714**	
9/8/2009	MW-549I	**781**	
03/09/10	MW-549I	**806**	
09/07/10	MW-549I	**652**	
03/03/11	MW-549I	**503**	
09/29/11	MW-549I	**685**	
03/29/12	MW-549I	**595**	
09/24/12	MW-549I	**710**	
03/27/13	MW-549I	**540**	
09/18/13	MW-549I	**430**	
03/20/14	MW-549I	**330**	
09/11/14	MW-549I	**49**	
03/25/15	MW-549I	**8.2**	
09/22/15	MW-549I	**3.4**	

Sample Date	Well #	TCE Concentration (ug/L)	Q
11/21/02	MW-550S	**77**	
03/26/03	MW-550S	**130**	
06/25/03	MW-550S	**180**	
09/23/03	MW-550S	**140**	
12/10/03	MW-550S	**150**	
03/09/04	MW-550S	**170**	
06/04/04	MW-550S	**140**	
09/23/04	MW-550S	**140**	
12/09/04	MW-550S	**130**	
03/03/05	MW-550S	**120**	
06/03/05	MW-550S	**140**	
09/08/05	MW-550S	**160**	
09/20/06	MW-550S	**110**	
03/08/07	MW-550S	**100**	
09/06/07	MW-550S	**110**	
04/04/08	MW-550S	**123**	
11/06/08	MW-550S	**58.9**	
03/10/09	MW-550S	**9.3**	
09/09/09	MW-550S	**2.5**	
03/10/10	MW-550S	**2**	
09/07/10	MW-550S	**1.5**	
03/03/11	MW-550S	**1.4**	
09/29/11	MW-550S	**1.4**	
03/29/12	MW-550S	0.93	J
09/24/12	MW-550S	0.94	J
03/27/13	MW-550S	0.75	J
09/18/13	MW-550S	0.7	J
03/20/14	MW-550S	0.76	
09/11/14	MW-550S	**1.3**	
03/25/15	MW-550S	0.82	
09/22/15	MW-550S	0.95	
11/21/02	MW-550I	**440**	
3/26/03	MW-550I	**870**	
9/23/03	MW-550I	**800**	
12/10/03	MW-550I	**780**	
3/9/04	MW-550I	**750**	
6/4/04	MW-550I	**650**	
9/23/04	MW-550I	**1400**	
12/9/04	MW-550I	**720**	
3/3/05	MW-550I	**620**	
6/3/05	MW-550I	**760**	
9/8/05	MW-550I	**740**	
9/20/06	MW-550I	**860**	
3/22/07	MW-550I	**600**	
09/06/07	MW-550I	**650**	
03/19/08	MW-550I	**646**	
11/06/08	MW-550I	**560**	
03/10/09	MW-550I	**494**	
09/09/09	MW-550I	**76.0**	
03/10/10	MW-550I	**17.1**	
09/07/10	MW-550I	**2.7**	
03/03/11	MW-550I	**2.0**	
09/29/11	MW-550I	**1.8**	
03/29/12	MW-550I	**1.5**	
09/24/12	MW-550I	**1.9**	
03/27/13	MW-550I	**1.5**	
09/18/13	MW-550I	**1.5**	
03/20/14	MW-550I	**1.4**	
09/11/14	MW-550I	**1.6**	
03/25/15	MW-550I	**1.4**	
09/22/15	MW-550I	**1.6**	

Sample Date	Well #	TCE Concentration (ug/L)	Q
11/10/94	PZ-522S	**18.6**	
12/13/94	PZ-522S	**20.9**	
03/31/96	PZ-522S	**50**	
09/27/97	PZ-522S	**6.1**	
05/01/98	PZ-522S	**67**	
09/27/98	PZ-522S	**16**	
11/10/99	PZ-522S	**12**	
11/19/02	PZ-522S	**17**	
03/25/03	PZ-522S	**22**	
09/23/03	PZ-522S	**16**	
03/09/04	PZ-522S	ND	
09/24/04	PZ-522S	ND	
03/03/05	PZ-522S	**25**	
09/08/05	PZ-522S	ND	
09/20/06	PZ-522S	0.5	
03/08/07	PZ-522S	ND	
09/06/07	PZ-522S	ND	
03/19/08	PZ-522S	ND	
11/06/08	PZ-522S	ND	
03/10/09	PZ-522S	ND	
09/08/09	PZ-522S	ND	
03/10/10	PZ-522S	ND	
09/07/10	PZ-522S	ND	
03/03/11	PZ-522S	ND	
09/29/11	PZ-522S	0.47	J
03/29/12	PZ-522S	7.9	
09/24/12	PZ-522S	ND	
03/27/13	PZ-522S	ND	
09/18/13	PZ-522S	ND	
03/20/14	PZ-522S	ND	
09/11/14	PZ-522S	ND	
03/25/15	PZ-522S	ND	
09/22/15	PZ-522S	ND	
12/14/94	PZ-522I	**157**	
03/31/96	PZ-522I	**230**	
09/27/97	PZ-522I	**190**	*
05/01/98	PZ-522I	**140**	
09/27/98	PZ-522I	**180**	
11/10/99	PZ-522I	**200**	
11/19/02	PZ-522I	**120**	
03/25/03	PZ-522I	**160**	
09/23/03	PZ-522I	**220**	
03/09/04	PZ-522I	**220**	
09/24/04	PZ-522I	**200**	
03/03/05	PZ-522I	**190**	
09/08/05	PZ-522I	**210**	
09/20/06	PZ-522I	**190**	
03/08/07	PZ-522I	**34**	
09/06/07	PZ-522I	**12**	
03/19/08	PZ-522I	**9.0**	
11/06/08	PZ-522I	**6.0**	
03/10/09	PZ-522I	**5.3**	
09/08/09	PZ-522I	**5.2**	
03/10/10	PZ-522I	**5.1**	
09/07/10	PZ-522I	**4.7**	
03/03/11	PZ-522I	**4.4**	
09/29/11	PZ-522I	**4.5**	
03/29/12	PZ-522I	**2.8**	
09/24/12	PZ-522I	**3.6**	
03/27/13	PZ-522I	**2.9**	
09/18/13	PZ-522I	**2.2**	
03/20/14	PZ-522I	**2.4**	
09/11/14	PZ-522I	**2.4**	
03/25/15	PZ-522I	**2.1**	
09/22/15	PZ-522I	**2.3**	

Sample Date	Well #	TCE Concentration (ug/L)	Q
11/10/94	PZ-522D	**2.2**	
12/14/94	PZ-522D	**4.8**	
03/31/96	PZ-522D	0.4	J
09/27/97	PZ-522D	0.8	J
05/01/98	PZ-522D	1.8	
09/26/98	PZ-522D	**1.1**	
11/10/99	PZ-522D	0.9	
11/19/02	PZ-522D	**1.6**	
03/25/03	PZ-522D	**14**	
09/23/03	PZ-522D	**3.8**	
03/09/04	PZ-522D	**3.0**	
09/24/04	PZ-522D	**3.6**	
03/03/05	PZ-522D	**3.3**	
09/08/05	PZ-522D	**3.0**	
03/08/07	PZ-522D	**2.2**	
09/06/07	PZ-522D	**3.1**	
03/19/08	PZ-522D	**2.4**	
11/06/08	PZ-522D	**3.0**	
03/10/09	PZ-522D	**2.2**	
09/08/09	PZ-522D	**2.2**	
03/10/10	PZ-522D	**2.8**	
09/07/10	PZ-522D	**2.6**	
03/03/11	PZ-522D	**3.1**	
09/29/11	PZ-522D	**2.8**	
03/29/12	PZ-522D	**1.7**	
09/24/12	PZ-522D	**3**	
03/27/13	PZ-522D	**2.1**	
09/18/13	PZ-522D	**1.9**	
03/20/14	PZ-522D	**2**	
09/11/14	PZ-522D	**2.2**	
03/25/15	PZ-522D	**1.9**	
09/22/15	PZ-522D	**2.2**	

All results in micrograms per liter (ug/L) (parts per billion)
Q - Qualifiers
D - Concentration reported at dilution
GWQS - New Jersey Ground Water Quality Standard
Bold- Concentration exceeds GWQS for TCE of 1 micrograms/Liter
ND - Not detected.
* - Represents the highest concentration of the bags sampled on that date.
J - Data indicates the presence of a compound that meets the identification criteria. The result is less than the quantitation limit but greater than zero.

TABLE 4-6
Comparison of Trichloroethene (TCE) Concentrations Prior to and Following Activation of Groundwater Extraction System
Former LEC Site - Watchung and North Plainfield, NJ

Wells Screening Shallow Zone (From Water Table to 50 Feet Above Mean Sea Level)

Well Designation	Depth (feet)	Approximate Screened Interval (feet below surface)	Approximate Screened Interval Elevation (ft.msl)	1999 TCE Concentration (µg/L)	Sept. 2015 TCE Concentration (µg/L)	Approximate Percent Reduction
MW-502 S	18	8 to 18	96 to 86	1,500	<GWQS	100%
MW-506 S	24.6	14.6 to 24.6	107 to 97	50	<GWQS	100%
MW-508 S	67.7	57.7 to 67.7	129 to 119	670	1.2	100%
MW-544 S	23	3 to 23	83 to 63	4.9	<GWQS	100%
MW-545 S	35	15 to 35	71 to 51	ND	ND	N/A
MW-549S	110	90 to 110	90 to 70	2,800*	1.5	100%
MW-550 S	50	30 to 50	102 to 82	180*	<GWQS	100%
PZ-522 S	17.7	7.7 to 17.7	86 to 76	12	ND	100%

Wells Screening Intermediate Zone (From 50 Feet Above Mean Sea Level to 50 Feet Below Sea Level)

Well Designation	Depth (feet)	Approximate Screened Interval (feet below surface)	Approximate Screened Interval Elevation (ft.msl)	1999 TCE Concentration (µg/L)	Sept. 2015 TCE Concentration (µg/L)	Approximate Percent Reduction
MW-502 I	74.7	64.7 to 74.7	39 to 29	5.9	<GWQS	100%
MW-506 I	99	89 to 99	34 to 24	1,700	<GWQS	100%
MW-507 I	152	142 to 152	35 to 25	970	<GWQS	100%
MW-544 I	100	80 to 100	6 to -14	<GWQS	<GWQS	N/A
MW-545 I	93	73 to 93	13 to -7	ND	ND	N/A
MW-549 I	210	190 to 210	-11 to -31	1200*	3.4	100%
MW-550 I	100	80 to 100	53 to 33	870**	1.6	100%
PZ-522 I	101	91 to 101	3 to -7	200	2.3	99%

Wells Screening Deep Zone (Deeper Than 50 Feet Below Sea Level)

Well Designation	Depth (feet)	Approximate Screened Interval (feet below surface)	Approximate Screened Interval Elevation (ft.msl)	1999 TCE Concentration (µg/L)	Sept. 2015 TCE Concentration (µg/L)	Approximate Percent Reduction
MW-532 D	263	253 to 263	-66 to -76	32	1	97%
MW-544 D	200	180 to 200	-94 to -114	ND	<GWQS	N/A
MW-545 D	200	180 to 200	-94 to -114	ND	<GWQS	N/A
MW-546 D	200	180 to 200	-73 to -93	130	3.5	97%
PZ-522 D	197.7	187.7 to 197.7	-94 to -104	<GWQS	2.2	0%

Green percentages Indicate >50% reduction in dissolved TCE Concentrations, or that GWQS is not exceeded.
Yellow percentages indicate 25% to 50% reduction in dissolved TCE concentrations.
Red percentages indicate <25% reduction in dissolved TCE concentrations.

GWQS = New Jersey Department of Environmental Protection Ground Water Quality Standard (1µg/L)
µg/L = milligrams per liter (parts per billion)
ND = Not Detected; N/A = Not Applicable
ft. msl = feet above mean sea level
* = June 2003 Data
** = March 2003 Data

Except where otherwise noted, 1999 data from samples collected in November 1999, and reported in TRC's February 2009 Remedial Investigation Addendum Report and Off-Site Ground Water Investigation.

TABLE 4-7
Surface Water Sampling Analytical Results
Former LEC Site - Watchung and North Plainfield, NJ
Sample Date: March 25, 2015

Ground Water Sample ID		SW-1			SW-2			SW-3			SW-4			SW-4 (DUP-06)		
Laboratory ID		L1505963-53			L1505963-54			L1505963-55			L1505963-56			L1505963-52		
Volatile Organic Compound [2]	**NJDEP SWQS [1]**		**L**	**DV**		**L**	**DV**		**L**	**DV**		**L**	**DV**		**L**	**DV**
1,1,1-Trichloroethane	120	0.5	U		0.5	U		0.5	U		0.5	U		0.5	U	
1,1,2,2-Tetrachloroethane	4.7	0.5	U		0.5	U		0.5	U		0.5	U		0.5	U	
1,1,2-Trichloro-1,2,2-Trifluoroethane	N/A	2.5	U		2.5	U		2.5	U		2.5	U		2.5	U	
1,1,2-Trichloroethane	13	0.75	U		0.75	U		0.75	U		0.75	U		0.75	U	
1,1-Dichloroethane	N/A	0.75	U		0.75	U		0.75	U		0.75	U		0.75	U	
1,1-Dichloroethene	4.7	0.5	U		0.5	U		0.5	U		0.5	U		0.5	U	
1,2,3-Trichlorobenzene	N/A	2.5	U	UJ	2.5	U		2.5	U		2.5	U		2.5	U	UJ
1,2,4-Trichlorobenzene	21	2.5	U	UJ	2.5	U		2.5	U		2.5	U		2.5	U	UJ
1,2-Dibromo-3-chloropropane	N/A	2.5	U		2.5	U		2.5	U		2.5	U		2.5	U	
1,2-Dibromoethane	N/A	2.0	U		2.0	U		2.0	U		2.0	U		2.0	U	
1,2-Dichlorobenzene	2000	2.5	U		2.5	U		2.5	U		2.5	U		2.5	U	
1,2-Dichloroethane	0.29	0.5	U		0.5	U		0.5	U		0.5	U		0.5	U	
1,2-Dichloroethene (total)	N/A	0.5	U		0.12	J		0.5	U		0.38	J		0.3	J	
1,2-Dichloropropane	0.5	1.0	U		1.0	U		1.0	U		1.0	U		1.0	U	
1,3-Dichlorobenzene	2200	2.5	U		2.5	U		2.5	U		2.5	U		2.5	U	
1,3-Dichloropropene, Total	0.34	0.5	U		0.5	U		0.5	U		0.5	U		0.5	U	
1,4-Dichlorobenzene	550	2.5	U		2.5	U		2.5	U		2.5	U		2.5	U	
1,4-Dioxane	N/A	250	U	R	250	U	R	250	U	R	250	U	R	250	U	R
2-Butanone	N/A	5.0	U	R	5.0	U		5.0	U		5.0	U		5.0	U	R
2-Hexanone	N/A	5.0	U	R	5.0	U		5.0	U		5.0	U		5.0	U	R
4-Methyl-2-pentanone	N/A	5.0	U	R	5.0	U	R	5.0	U	R	5.0	U	R	5.0	U	R
Acetone	N/A	5.0	J	UJ	5.0	U		28.0			5.0	J	U	5	J	UJ
Benzene	0.15	0.5	U		0.5	U		0.5	U		**0.51**			**0.35**	**J**	
Bromochloromethane	N/A	2.5	U		2.5	U	UJ	2.5	U	UJ	2.5	U	UJ	2.5	U	
Bromodichloromethane	0.55	0.5	U		0.5	U		0.5	U		0.5	U		0.5	U	
Bromoform	4.3	2.0	U		2.0	U		2.0	U		2.0	U		2.0	U	
Bromomethane	47	1.0	U	R	0.3	J		0.3	J		1.0	U		1.0	U	R
Carbon disulfide	N/A	5.0	U		5.0	U		5.0	U		5.0	U		5.0	U	
Carbon tetrachloride	0.33	0.5	U		0.5	U		0.5	U		0.5	U		0.5	U	
Chlorobenzene	210	0.5	U		0.5	U		0.5	U		0.5	U		0.5	U	
Chloroethane	N/A	1.0	U		1.0	U		1.0	U		1.0	U		1.0	U	
Chloroform	68	0.75	U		0.21	J		0.75	U		0.75	U		0.75	U	
Chloromethane	N/A	2.5	U	UJ	2.5	U	UJ	2.5	U	UJ	2.5	U	UJ	2.5	U	UJ
cis-1,2-Dichloroethene	N/A	0.5	U		0.12	J		0.5	U		0.38	J		0.3	J	
cis-1,3-Dichloropropene	0.34[3]	0.5	U		0.5	U		0.5	U		0.5	U		0.5	U	
Cyclohexane	N/A	10	U		10	U		10	U		10	U		10	U	
Dibromochloromethane	0.4	0.5	U		0.5	U		0.5	U		0.5	U		0.5	U	
Dichlorodifluoromethane	N/A	5.0	U	UJ	5.0	U	UJ	5.0	U	UJ	5.0	U	UJ	5.0	U	UJ
Ethylbenzene	530	0.5	U		0.5	U		0.5	U		0.13	J		0.5	U	
Isopropylbenzene	N/A	0.5	U		0.5	U		0.5	U		0.5	U		0.5	U	
Methyl Acetate	N/A	2.0	U	R	2.0	U		2.0	U		2.0	U		2.0	U	R
Methyl cyclohexane	N/A	10	U		10	U		10	U		10	U		10	U	
Methyl tert butyl ether	70	1.0	U		1.0	U		1.0	U		1.0	U		1.0	U	
Methylene chloride	2.5	2.5	U		2.5	U		2.5	U		2.5	U		2.5	U	
o-Xylene	N/A	1.0	U		1.0	U		1.0	U		1.0	U		1.0	U	
p/m-Xylene	N/A	1.0	U		1.0	U		1.0	U		1.0	U		1.0	U	
Styrene	N/A	1.0	U		1.0	U	UJ	1.0	U	UJ	1.0	U	UJ	1.0	U	
Tetrachloroethene	0.34	0.5	U		0.5	U	UJ	0.5	U	UJ	0.5	U	UJ	0.5	U	
Toluene	1300	0.75	U		0.75	U		0.58	J		0.75	U		0.75	U	
trans-1,2-Dichloroethene	590	0.75	U		0.75	U		0.75	U		0.75	U		0.75	U	
trans-1,3-Dichloropropene	0.34[3]	0.5	U		0.5	U		0.5	U		0.5	U		0.5	U	
Trichloroethene	1	0.5	U		0.12	J		0.5	U		0.14	J		0.5	U	
Trichlorofluoromethane	N/A	2.5	U		2.5	U		2.5	U		2.5	U		2.5	U	
Vinyl chloride	0.082	1.0	U		1.0	U		1.0	U		1.0	U		1.0	U	
Xylene (Total)	N/A	1.0	U		1.0	U		1.0	U		1.0	U		1.0	U	
Tentatively Identified Compound	N/A	None			None			7.7	J		4.8	J		None		

Notes:
All sample results and criteria value are expressed in units of micrograms per liter (µg/l)
1 - N.J.A.C. 7:9B Surface Water Quality Standards; Section 1.14(f)7 - Surface Water Quality Criteria for Toxic Substances - Fresh Water (FW2) Criteria
2 - Bolded compounds have at least one sample which exceeded NJDEP SWQS Criteria. Exceedences are highlighted.
3 - SWQS for 1,3-Dichloropropene, Total (cis and trans)
Analytical results for the field blank and trip blank samples are provided in the lab report in Appendix C

Acronyms:
ID - identification
N/A - not applicable
VOC - volatile organic compound
NJDEP - New Jersey Department of Environmental Protection
SWQS - Surface Water Quality Standards
TIC - tentatively identified compound
L - Laboratory Qualifier
DV - Data Validation Qualifier

Qualifiers:
U - analyte not detected at indicated concentration
J - an estimated value that is greater than the method detection limit but less than the reporting limit
UJ - analyte not detected above reporting limit, but reported quantitation limit is approximate and may or may not be the actual quantitation limit needed to accurately and precisely measure the analyte
R - The sample results are rejected (qualified as unusable), and the presence or absence of the analyte cannot be verified

TABLE 4-8
Surface Water Sampling Analytical Results
Former LEC Site - Watchung and North Plainfield, NJ
Sample Date: September 22, 2015

Ground Water Sample ID		SW-1			SW-2			SW-3			SW-4			SW-4 (DUP-06)		
Laboratory ID		L1523745-52			L1523745-53			L1523745-54			L1523745-55			L1523745-51		
Volatile Organic Compound [2]	**NJDEP SWQS [1]**		**L**	**DV**		**L**	**DV**		**L**	**DV**		**L**	**DV**		**L**	**DV**
1,1,1-Trichloroethane	120	0.5	U		0.5	U		0.5	U		0.5	U		0.5	U	
1,1,2,2-Tetrachloroethane	4.7	0.5	U		0.5	U		0.5	U		0.5	U		0.5	U	
1,1,2-Trichloro-1,2,2-Trifluoroethane	N/A	2.5	U		2.5	U		2.5	U		2.5	U		2.5	U	
1,1,2-Trichloroethane	13	0.75	U		0.75	U		0.75	U		0.75	U		0.75	U	
1,1-Dichloroethane	N/A	0.75	U		0.75	U		0.75	U		0.75	U		0.75	U	
1,1-Dichloroethene	4.7	0.5	U		0.5	U		0.5	U		0.5	U		0.5	U	
1,2,3-Trichlorobenzene	N/A	2.5	U		2.5	U		2.5	U		2.5	U		2.5	U	
1,2,4-Trichlorobenzene	21	2.5	U		2.5	U		2.5	U		2.5	U		2.5	U	
1,2-Dibromo-3-chloropropane	N/A	2.5	U		2.5	U		2.5	U		2.5	U		2.5	U	
1,2-Dibromoethane	N/A	2.0	U		2.0	U		2.0	U		2.0	U		2.0	U	
1,2-Dichlorobenzene	2000	2.5	U		2.5	U		2.5	U		2.5	U		2.5	U	
1,2-Dichloroethane	0.29	0.5	U		0.5	U		0.5	U		0.5	U		0.5	U	
1,2-Dichloroethene (total)	N/A	0.5	U		0.5	U		0.5	U		0.5	U		0.5	U	
1,2-Dichloropropane	0.5	1.0	U		1.0	U		1.0	U		1.0	U		1.0	U	
1,3-Dichlorobenzene	2200	2.5	U		2.5	U		2.5	U		2.5	U		2.5	U	
1,3-Dichloropropene, Total	0.34	0.5	U		0.5	U		0.5	U		0.5	U		0.5	U	
1,4-Dichlorobenzene	550	2.5	U		2.5	U		2.5	U		2.5	U		2.5	U	
1,4-Dioxane	N/A	250	U	R	250	U	R	250	U	R	250	U	R	250	U	R
2-Butanone	N/A	5.0	U	R	5.0	U	R	5.0	U	R	5.0	U	R	5.0	U	R
2-Hexanone	N/A	5.0	U	UJ	5.0	U	UJ	5.0	U	UJ	5.0	U	UJ	5.0	U	UJ
4-Methyl-2-pentanone	N/A	5.0	U	R	5.0	U	R	5.0	U	R	5.0	U	R	5.0	U	R
Acetone	N/A	5.0	J	UJ	5.0	J	UJ	29.0		J	5.0	J	UJ	5.0	J	UJ
Benzene	0.15	0.5	U		0.5	U		0.5	U		0.5	U		0.5	U	
Bromochloromethane	N/A	2.5	U		2.5	U		2.5	U		2.5	U		2.5	U	
Bromodichloromethane	0.55	0.5	U		0.5	U		0.5	U		0.5	U		0.5	U	
Bromoform	4.3	2.0	U		2.0	U		2.0	U		2.0	U		2.0	U	
Bromomethane	47	1.0	U	R	1.0	U	R	1.0	U	R	1.0	U	R	1.0	U	R
Carbon disulfide	N/A	5.0	U		5.0	U		5.0	U		5.0	U		5.0	U	
Carbon tetrachloride	0.33	0.5	U		0.5	U		0.5	U		0.5	U		0.5	U	
Chlorobenzene	210	0.5	U		0.5	U		0.5	U		0.5	U		0.5	U	
Chloroethane	N/A	1.0	U		1.0	U		1.0	U		1.0	U		1.0	U	
Chloroform	68	0.75	U		0.75	U		0.75	U		0.75	U		0.75	U	
Chloromethane	N/A	2.5	J	U	2.5	U		2.5	U		2.5	J	U	2.5	U	
cis-1,2-Dichloroethene	N/A	0.5	U		0.5	U		0.5	U		0.5	U		0.5	U	
cis-1,3-Dichloropropene	0.34[3]	0.5	U		0.5	U		0.5	U		0.5	U		0.5	U	
Cyclohexane	N/A	10	U		10	U		10	U		10	U		10	U	
Dibromochloromethane	0.4	0.5	U		0.5	U		0.5	U		0.5	U		0.5	U	
Dichlorodifluoromethane	N/A	5.0	U		5.0	U		5.0	U		5.0	U		5.0	U	
Ethylbenzene	530	0.5	U		0.5	U		0.18	J		0.5	U		0.5	U	
Isopropylbenzene	N/A	0.5	U		0.5	U		0.5	U		0.5	U		0.5	U	
Methyl Acetate	N/A	2.0	U	R	2.0	U	R	2.0	U	R	2.0	U	R	2.0	U	R
Methyl cyclohexane	N/A	10	U	UJ	10	U	UJ	10	U	UJ	10	U	UJ	10	U	UJ
Methyl tert butyl ether	70	1.0	U		1.0	U		1.0	U		1.0	U		1.0	U	
Methylene chloride	2.5	2.5	U		2.5	U		2.5	U		2.5	U		2.5	U	
o-Xylene	N/A	1.0	U		1.0	U		0.6	J		1.0	U		1.0	U	
p/m-Xylene	N/A	1.0	U		1.0	U		0.7	J		1.0	U		1.0	U	
Styrene	N/A	1.0	U		1.0	U		1.0	U		1.0	U		1.0	U	
Tetrachloroethene	0.34	0.5	U		0.5	U		0.5	U		0.5	U		0.5	U	
Toluene	1300	0.75	U		0.75	U		0.16	J		0.75	U		0.75	U	
trans-1,2-Dichloroethene	590	0.75	U		0.75	U		0.75	U		0.75	U		0.75	U	
trans-1,3-Dichloropropene	0.34[3]	0.5	U		0.5	U		0.5	U		0.5	U		0.5	U	
Trichloroethene	1	0.5	U		0.5	U		0.5	U		0.5	U		0.5	U	
Trichlorofluoromethane	N/A	2.5	U		2.5	U		2.5	U		2.5	U		2.5	U	
Vinyl chloride	0.082	1.0	U		1.0	U		1.0	U		1.0	U		1.0	U	
Xylene (Total)	N/A	1.0	U		1.0	U		1.4	J		1.0	U		1.0	U	
Tentatively Identified Compound	N/A	None			None			3.9	J		None			None		

Notes:

All sample results and criteria value are expressed in units of micrograms per liter (µg/l)

1 - N.J.A.C. 7:9B Surface Water Quality Standards; Section 1.14(f)7 - Surface Water Quality Criteria for Toxic Substances - Fresh Water (FW2) Criteria

2 - Bolded compounds have at least one sample which exceeded NJDEP SWQS Criteria. Exceedences are highlighted.

3 - SWQS for 1,3-Dichloropropene, Total (cis and trans)

Analytical results for the field blank and trip blank samples are provided in the lab report in Appendix C

Acronyms:

ID - identification
N/A - not applicable
VOC - volatile organic compound
NJDEP - New Jersey Department of Environmental Protection
SWQS - Surface Water Quality Standards
TIC - tentatively identified compound
L - Laboratory Qualifier
DV - Data Validation Qualifier

Qualifiers:

U - analyte not detected at indicated concentration

J - an estimated value that is greater than the method detection limit but less than the reporting limit

UJ - analyte not detected above reporting limit, but reported quantitation limit is approximate and may or may not be the actual quantitation limit needed to accurately and precisely measure the analyte

R - The sample results are rejected (qualified as unusable), and the presence or absence of the analyte cannot be verified

TABLE 4-9
Historical TCE Concentrations in Stream Locations
Former LEC Site - Watchung and North Plainfield, NJ

Location	Sample Date	Analyte	Concentration (µg/L)	Qualifiers
SW-1	May-94	Trichloroethene	0.5	
SW-1	Jun-94	Trichloroethene	0.81	
SW-1	Jun-94	Trichloroethene	0.88	
SW-1	Jul-94	Trichloroethene	0.29	J
SW-1	Aug-94	Trichloroethene	0.12	J
SW-1	Feb-95	Trichloroethene	0.84	
SW-1	Apr-96	Trichloroethene	0.6	
SW-1	Apr-98	Trichloroethene	0.9	
SW-1	Nov-99	Trichloroethene	0.4	
SW-1	Dec-02	Trichloroethene	0.1	
SW-1	Mar-03	Trichloroethene	0.1	
SW-1	Jul-03	Trichloroethene	0.7	
SW-1	Aug-03	Trichloroethene	0.2	U
SW-1	Sep-03	Trichloroethene	0.3	U
SW-1	Oct-03	Trichloroethene	0.2	U
SW-1	Nov-03	Trichloroethene	0.2	U
SW-1	Dec-03	Trichloroethene	0.2	U
SW-1	Jan-04	Trichloroethene	0.2	U
SW-1	Feb-04	Trichloroethene	0.2	U
SW-1	Mar-04	Trichloroethene	0.2	U
SW-1	Apr-04	Trichloroethene	0.2	U
SW-1	May-04	Trichloroethene	0.2	U
SW-1	Jun-04	Trichloroethene	0.2	U
SW-1	Jul-04	Trichloroethene	0.4	U
SW-1	Aug-04	Trichloroethene	0.4	U
SW-1	Sep-04	Trichloroethene	0.4	U
SW-1	Oct-04	Trichloroethene	0.4	U
SW-1	Nov-04	Trichloroethene	0.4	U
SW-1	Dec-04	Trichloroethene	0.4	U
SW-1	Jan-05	Trichloroethene	0.4	U
SW-1	Feb-05	Trichloroethene	0.4	U
SW-1	Mar-05	Trichloroethene	0.4	U
SW-1	Apr-05	Trichloroethene	0.4	U
SW-1	May-05	Trichloroethene	0.4	U
SW-1	Jun-05	Trichloroethene	0.4	U
SW-1	Jul-05	Trichloroethene	0.4	U
SW-1	Oct-05	Trichloroethene	0.4	U
SW-1	Nov-05	Trichloroethene	0.4	U
SW-1	Mar-06	Trichloroethene	0.4	U
SW-1	Sep-06	Trichloroethene	0.4	U
SW-1	Mar-07	Trichloroethene	0.4	U
SW-1	Sep-07	Trichloroethene	0.4	U
SW-1	Mar-08	Trichloroethene	0.42	J
SW-1	Nov-08	Trichloroethene	0.45	U
SW-1	Mar-09	Trichloroethene	1.5	
SW-1	Sep-09	Trichloroethene	0.14	U
SW-1	Mar-10	Trichloroethene	0.14	U
SW-1	Sep-10	Trichloroethene	0.25	U
SW-1	Mar-11	Trichloroethene	0.25	U
SW-1	Sep-11	Trichloroethene	0.17	U
SW-1	Mar-12	Trichloroethene	0.17	U
SW-1	Sep-12	Trichloroethene	0.09	U
SW-1	Mar-13	Trichloroethene	0.09	U
SW-1	Sep-13	Trichloroethene	0.09	U
SW-1	Mar-14	Trichloroethene	0.17	U
SW-1	Sep-14	Trichloroethene	0.11	U
SW-1	Mar-15	Trichloroethene	0.5	U
SW-1	Sep-15	Trichloroethene	0.5	U

All results in micrograms per liter (ug/L) (parts per billion)

U - The compound was not detected above method detection limit

J - Data indicates the presence of a compound detected at less than the quantitation limit. The value is approximate

D - Concentration was reported from a diluted analysis. The value is approximate.

TABLE 4-9
Historical TCE Concentrations in Stream Locations
Former LEC Site - Watchung and North Plainfield, NJ

Location	Sample Date	Analyte	Concentration (µg/L)	Qualifiers
SW-2	Aug-93	Trichloroethene	39	
SW-2	Aug-93	Trichloroethene	41	
SW-2	Oct-93	Trichloroethene	160	
SW-2	May-94	Trichloroethene	72	
SW-2	Jun-94	Trichloroethene	55	
SW-2	Jun-94	Trichloroethene	59	
SW-2	Jun-94	Trichloroethene	63	
SW-2	Jul-94	Trichloroethene	53	
SW-2	Jul-94	Trichloroethene	42	
SW-2	Aug-94	Trichloroethene	69	D
SW-2	Oct-94	Trichloroethene	47	
SW-2	Nov-94	Trichloroethene	71.2	J
SW-2	Dec-94	Trichloroethene	75.5	
SW-2	Jan-95	Trichloroethene	42	
SW-2	Feb-95	Trichloroethene	81.1	
SW-2	Apr-95	Trichloroethene	108	
SW-2	Jun-95	Trichloroethene	67.7	
SW-2	Jun-95	Trichloroethene	70.9	
SW-2	Jun-95	Trichloroethene	98.7	
SW-2	Aug-95	Trichloroethene	127	
SW-2	Apr-96	Trichloroethene	26	
SW-2	Apr-96	Trichloroethene	27	
SW-2	Sep-97	Trichloroethene	36.8	
SW-2	Sep-97	Trichloroethene	41.9	
SW-2	Apr-98	Trichloroethene	45.4	
SW-2	Apr-98	Trichloroethene	48	
SW-2	Sep-98	Trichloroethene	68.7	
SW-2	Nov-99	Trichloroethene	80.1	
SW-2	Mar-00	Trichloroethene	80	
SW-2	Dec-02	Trichloroethene	57	
SW-2	Mar-03	Trichloroethene	33	
SW-2	Jul-03	Trichloroethene	3.6	
SW-2	Aug-03	Trichloroethene	2.2	
SW-2	Sep-03	Trichloroethene	0.3	U
SW-2	Oct-03	Trichloroethene	0.2	U
SW-2	Nov-03	Trichloroethene	0.2	U
SW-2	Dec-03	Trichloroethene	0.2	U
SW-2	Jan-04	Trichloroethene	2.1	
SW-2	Feb-04	Trichloroethene	1.4	
SW-2	Mar-04	Trichloroethene	0.2	U
SW-2	Apr-04	Trichloroethene	0.4	
SW-2	May-04	Trichloroethene	2.2	
SW-2	Jun-04	Trichloroethene	0.2	U
SW-2	Jul-04	Trichloroethene	0.4	U
SW-2	Aug-04	Trichloroethene	0.6	
SW-2	Sep-04	Trichloroethene	0.4	U
SW-2	Oct-04	Trichloroethene	1.7	
SW-2	Nov-04	Trichloroethene	0.4	U
SW-2	Dec-04	Trichloroethene	0.5	
SW-2	Jan-05	Trichloroethene	0.5	
SW-2	Feb-05	Trichloroethene	0.8	
SW-2	Mar-05	Trichloroethene	2.6	
SW-2	Apr-05	Trichloroethene	0.8	
SW-2	May-05	Trichloroethene	0.4	U
SW-2	Jun-05	Trichloroethene	0.5	
SW-2	Jul-05	Trichloroethene	0.4	U
SW-2	Aug-05	Trichloroethene	0.4	U
SW-2	Sep-05	Trichloroethene	0.4	U
SW-2	Oct-05	Trichloroethene	0.4	U
SW-2	Nov-05	Trichloroethene	0.4	U
SW-2	Mar-06	Trichloroethene	1.2	
SW-2	Sep-06	Trichloroethene	0.6	
SW-2	Mar-07	Trichloroethene	0.4	U
SW-2	Sep-07	Trichloroethene	1.1	
SW-2	Mar-08	Trichloroethene	0.77	J
SW-2	Nov-08	Trichloroethene	1.0	
SW-2	Mar-09	Trichloroethene	0.45	U
SW-2	Sep-09	Trichloroethene	0.68	J
SW-2	Mar-10	Trichloroethene	0.31	J
SW-2	Sep-10	Trichloroethene	0.55	J
SW-2	Mar-11	Trichloroethene	0.65	J
SW-2	Sep-11	Trichloroethene	0.17	U
SW-2	Mar-12	Trichloroethene	0.21	J
SW-2	Sep-12	Trichloroethene	0.09	U
SW-2	Mar-13	Trichloroethene	0.09	U
SW-2	Sep-13	Trichloroethene	0.09	U
SW-2	Mar-14	Trichloroethene	0.17	U
SW-2	Sep-14	Trichloroethene	0.11	U
SW-2	Mar-15	Trichloroethene	0.12	J
SW-2	Sep-15	Trichloroethene	0.5	U

All results in micrograms per liter (ug/L) (parts per billion)

U - The compound was not detected above method detection limit

J - Data indicates the presence of a compound detected at less than the quantitation limit. The value is approximate

D - Concentration was reported from a diluted analysis. The value is approximate.

TABLE 4-9
Historical TCE Concentrations in Stream Locations
Former LEC Site - Watchung and North Plainfield, NJ

Location	Sample Date	Analyte	Concentration (µg/L)	Qualifiers
SW-3	Jun-94	Trichloroethene	34.00	
SW-3	Jun-94	Trichloroethene	36.00	
SW-3	Jul-94	Trichloroethene	29.00	
SW-3	Jul-94	Trichloroethene	26.00	
SW-3	Aug-94	Trichloroethene	32.00	
SW-3	Oct-94	Trichloroethene	14.5	
SW-3	Nov-94	Trichloroethene	26.6	J
SW-3	Dec-94	Trichloroethene	48.4	
SW-3	Jan-95	Trichloroethene	31.7	
SW-3	Feb-95	Trichloroethene	63.2	
SW-3	Apr-95	Trichloroethene	48	
SW-3	Apr-95	Trichloroethene	51.4	
SW-3	Jun-95	Trichloroethene	29	
SW-3	Jun-95	Trichloroethene	7.51	
SW-3	Aug-95	Trichloroethene	32	
SW-3	Apr-96	Trichloroethene	24	
SW-3	Sep-97	Trichloroethene	43.7	
SW-3	Apr-98	Trichloroethene	47	
SW-3	Sep-98	Trichloroethene	26.6	
SW-3	Sep-98	Trichloroethene	27.8	
SW-3	Nov-99	Trichloroethene	41.4	
SW-3	Mar-00	Trichloroethene	60	
SW-3	Dec-02	Trichloroethene	44	
SW-3	Mar-03	Trichloroethene	28	
SW-3	Jul-03	Trichloroethene	2.6	
SW-3	Aug-03	Trichloroethene	1.2	
SW-3	Sep-03	Trichloroethene	0.3	U
SW-3	Oct-03	Trichloroethene	0.2	U
SW-3	Nov-03	Trichloroethene	0.2	U
SW-3	Dec-03	Trichloroethene	0.2	U
SW-3	Jan-04	Trichloroethene	1.1	
SW-3	Feb-04	Trichloroethene	0.8	
SW-3	Mar-04	Trichloroethene	0.2	U
SW-3	Apr-04	Trichloroethene	0.3	
SW-3	May-04	Trichloroethene	1.2	
SW-3	Jun-04	Trichloroethene	0.2	U
SW-3	Jul-04	Trichloroethene	0.4	U
SW-3	Aug-04	Trichloroethene	0.4	U
SW-3	Sep-04	Trichloroethene	0.4	U
SW-3	Oct-04	Trichloroethene	0.7	
SW-3	Nov-04	Trichloroethene	0.4	U
SW-3	Dec-04	Trichloroethene	0.4	U
SW-3	Jan-05	Trichloroethene	0.4	U
SW-3	Feb-05	Trichloroethene	0.4	
SW-3	Mar-05	Trichloroethene	1.6	
SW-3	Apr-05	Trichloroethene	0.4	U
SW-3	May-05	Trichloroethene	0.4	U
SW-3	Jun-05	Trichloroethene	0.4	U
SW-3	Jul-05	Trichloroethene	0.4	U
SW-3	Aug-05	Trichloroethene	0.4	U
SW-3	Sep-05	Trichloroethene	0.4	U
SW-3	Oct-05	Trichloroethene	0.4	U
SW-3	Nov-05	Trichloroethene	0.4	U
SW-3	Mar-06	Trichloroethene	0.6	
SW-3	Sep-06	Trichloroethene	0.4	U
SW-3	Mar-07	Trichloroethene	0.4	U
SW-3	Sep-07	Trichloroethene	0.4	
SW-3	Mar-08	Trichloroethene	0.51	J
SW-3	Nov-08	Trichloroethene	0.59	J
SW-3	Mar-09	Trichloroethene	0.73	J
SW-3	Sep-09	Trichloroethene	0.33	J
SW-3	Mar-10	Trichloroethene	0.18	J
SW-3	Sep-10	Trichloroethene	0.25	U
SW-3	Mar-11	Trichloroethene	0.38	J
SW-3	Sep-11	Trichloroethene	0.17	U
SW-3	Mar-12	Trichloroethene	0.17	U
SW-3	Sep-12	Trichloroethene	0.09	U
SW-3	Mar-13	Trichloroethene	0.09	U
SW-3	Sep-13	Trichloroethene	0.09	U
SW-3	Mar-14	Trichloroethene	0.17	U
SW-3	Sep-14	Trichloroethene	0.11	U
SW-3	Mar-15	Trichloroethene	0.5	U
SW-3	Sep-15	Trichloroethene	0.5	U

All results in micrograms per liter (ug/L) (parts per billion)

U - The compound was not detected above method detection limit

J - Data indicates the presence of a compound detected at less than the quantitation limit. The value is approximate

D - Concentration was reported from a diluted analysis. The value is approximate.

TABLE 4-9
Historical TCE Concentrations in Stream Locations
Former LEC Site - Watchung and North Plainfield, NJ

Location	Sample Date	Analyte	Concentration (µg/L)	Qualifiers
SW-4	May-94	Trichloroethene	14	
SW-4	Jun-94	Trichloroethene	14	
SW-4	Jun-94	Trichloroethene	6.9	
SW-4	Jul-94	Trichloroethene	6.5	
SW-4	Jul-94	Trichloroethene	6.6	
SW-4	Jul-94	Trichloroethene	9.4	
SW-4	Aug-94	Trichloroethene	11	
SW-4	Oct-94	Trichloroethene	2.08	
SW-4	Nov-94	Trichloroethene	4.31	J
SW-4	Dec-94	Trichloroethene	19.5	
SW-4	Jan-95	Trichloroethene	16.1	
SW-4	Jan-95	Trichloroethene	17	
SW-4	Feb-95	Trichloroethene	53.7	
SW-4	Feb-95	Trichloroethene	54.4	
SW-4	Apr-95	Trichloroethene	19.3	
SW-4	Jun-95	Trichloroethene	6.29	
SW-4	Aug-95	Trichloroethene	2.62	
SW-4	Aug-95	Trichloroethene	2.83	
SW-4	Apr-96	Trichloroethene	16	
SW-4	Sep-97	Trichloroethene	3.9	
SW-4	Apr-98	Trichloroethene	30.4	
SW-4	Sep-98	Trichloroethene	1.4	
SW-4	Nov-99	Trichloroethene	19.2	
SW-4	Mar-00	Trichloroethene	36	
SW-4	Dec-02	Trichloroethene	30	
SW-4	Mar-03	Trichloroethene	18	
SW-4	Jul-03	Trichloroethene	1.7	
SW-4	Aug-03	Trichloroethene	0.2	U
SW-4	Sep-03	Trichloroethene	0.3	U
SW-4	Oct-03	Trichloroethene	0.2	U
SW-4	Nov-03	Trichloroethene	0.2	U
SW-4	Dec-03	Trichloroethene	0.2	U
SW-4	Jan-04	Trichloroethene	0.6	
SW-4	Feb-04	Trichloroethene	0.6	
SW-4	Mar-04	Trichloroethene	0.2	U
SW-4	Apr-04	Trichloroethene	0.2	U
SW-4	May-04	Trichloroethene	0.7	
SW-4	Jun-04	Trichloroethene	0.2	U
SW-4	Jul-04	Trichloroethene	0.4	U
SW-4	Aug-04	Trichloroethene	0.4	U
SW-4	Sep-04	Trichloroethene	0.4	U
SW-4	Oct-04	Trichloroethene	0.4	
SW-4	Nov-04	Trichloroethene	0.4	U
SW-4	Dec-04	Trichloroethene	0.4	
SW-4	Jan-05	Trichloroethene	0.4	U
SW-4	Feb-05	Trichloroethene	0.4	U
SW-4	Mar-05	Trichloroethene	1.1	
SW-4	Apr-05	Trichloroethene	0.4	U
SW-4	May-05	Trichloroethene	0.4	U
SW-4	Jun-05	Trichloroethene	0.4	U
SW-4	Jul-05	Trichloroethene	0.4	U
SW-4	Aug-05	Trichloroethene	0.4	U
SW-4	Sep-05	Trichloroethene	0.4	U
SW-4	Oct-05	Trichloroethene	0.4	U
SW-4	Nov-05	Trichloroethene	0.4	U
SW-4	Mar-06	Trichloroethene	0.4	U
SW-4	Sep-06	Trichloroethene	0.4	U
SW-4	Mar-07	Trichloroethene	0.4	U
SW-4	Sep-07	Trichloroethene	0.4	U
SW-4	Mar-08	Trichloroethene	0.28	J
SW-4	Nov-08	Trichloroethene	0.45	U
SW-4	Mar-09	Trichloroethene	0.49	J
SW-4	Sep-09	Trichloroethene	0.14	U
SW-4	Mar-10	Trichloroethene	0.17	J
SW-4	Sep-10	Trichloroethene	0.25	U
SW-4	Mar-11	Trichloroethene	0.31	J
SW-4	Sep-11	Trichloroethene	0.17	U
SW-4	Mar-12	Trichloroethene	0.17	U
SW-4	Sep-12	Trichloroethene	0.09	U
SW-4	Mar-13	Trichloroethene	0.09	U
SW-4	Sep-13	Trichloroethene	0.09	U
SW-4	Mar-14	Trichloroethene	0.17	U
SW-4	Sep-14	Trichloroethene	0.11	U
SW-4	Mar-15	Trichloroethene	0.14	J
SW-4	Sep-15	Trichloroethene	0.5	U

All results in micrograms per liter (ug/L) (parts per billion)

U - The compound was not detected above method detection limit

J - Data indicates the presence of a compound detected at less than the quantitation limit. The value is approximate

D - Concentration was reported from a diluted analysis. The value is approximate.

TABLE 4-10
System Performance Summary
Former LEC Site - Watchung and North Plainfield, NJ

Sample Month	Influent TCE (ug/L)	Mid TCE (ug/L)	Effluent TCE (ug/L)	Avg. Pumping Rate (gpm)	Monthly Pumpage (MGM)	RW-1 Water Level (feet)
July 2003	62	ND	ND	133	2.31	43.8
August 2003	470	ND	ND	128	5.53	44.9
September 2003	62	ND	ND	128	5.51	44.6
October 2003	470	ND	ND	123	5.31	41.8
November 2003	510	58	ND	124	5.36	44.1
December 2003	650	160	ND	138	5.97	50.3
January 2004	430	310	1.2	139	5.99	51.5
February 2004	450	460	ND	136	5.85	52.5
March 2004	480	190	2.8	132	5.72	54
April 2004	370	340	2.0	130	5.57	49.9
May 2004	350	320	2.0	135	6.02	53.7
June 2004	370	3.3	0.8	100	4.32	55.8
July 2004	420	3.9	1.0	133	5.73	45.01
August 2004	390	53	0.6	132	5.72	53.73
September 2004	480	200	0.7	128	5.55	58.63
October 2004	400	1.2	0.5	105	4.52	56.06
November 2004	400	16	0.4	136	5.89	41.79
December 2004	360	73	0.4	119	5.13	55.19
January 2005	330	180	0.5	136	5.86	54.42
February 2005	380	260	ND	125	5.40	47.06
March 2005	370	47	ND	122	5.25	60.19
April 2005	350	130	0.4	144	6.23	52.3
May 2005	330	190	ND	128	5.52	60.8
June 2005	360	1.8	0.5	118	5.10	62.6
July 2005	360	5.1	0.5	129	5.58	61
August 2005	270	76	0.6	127	5.47	66.3
September 2005	240	120	NS	126	5.43	62.4
October 2005	320	2.9	0.5	83	3.57	49.9
November 2005	280	9	NS	127	5.47	58.9
December 2005	280	67	NS	127	5.48	56.5
January 2006	210	100	NS	126	5.46	60
February 2006	180	1.6	1.0	120	5.17	58.8
March 2006	260	4.1	NS	127	5.47	59.2
April 2006	230	14	1.2	122	5.27	56.7
May 2006	180	55	NS	129	5.59	64.9
June 2006	200	120	1.4	125	5.41	59.3
July 2006	180	180	NS	118	5.10	55
August 2006	200	200	NS	95	4.11	56.2
September 2006	150	27	1.5	103	4.46	58.4
October 2006	170	44	NS	121	5.24	60.1
November 2006	170	69	NS	125	5.39	58.4
December 2006	120	86	1.5	123	5.30	61.8
January 2007	85	110	NS	119	5.14	58.7
February 2007	90	4.7	NS	120	5.17	66.8
March 2007	60	4	1.7	104	4.49	57.5
April 2007	74	17	NS	106	4.59	58.1
May 2007	71	31	NS	123	5.32	59.4
June 2007	56	37	NS	130	5.60	58.1
July 2007	53	50	1.7	127	5.48	65.4
August 2007	26	50	NS	125	5.42	65.6
September 2007	29	43	NS	113	4.87	66.7

TABLE 4-10
System Performance Summary
Former LEC Site - Watchung and North Plainfield, NJ

Sample Month	Influent TCE (ug/L)	Mid TCE (ug/L)	Effluent TCE (ug/L)	Avg. Pumping Rate (gpm)	Monthly Pumpage (MGM)	RW-1 Water Level (feet)
October 2007	24	11	2.5	71	3.08	61.5
November 2007	16	11	NS	87	3.76	64.7
December 2007	16	13	1.3	128	5.54	66
January 2008	12	13	NS	127	5.51	62.3
February 2008	6.5	12	NS	129	5.57	57.4
March 2008	5.5	12	1.4	88	3.78	63.5
April 2008	4.1	11	NS	129	5.57	60.8
May 2008	1.8	7.9	NS	128	5.55	65.0
June 2008	8.9	0.9	1.4	128	5.52	64.2
July 2008	1.4	8.3	NS	124	5.34	63.6
August 2008	1.2	6.7	NS	118	5.11	64.1
September 2008	1.1	6.2	1.6	118	5.12	63.4
October 2008	ND	6.8	NS	126	5.43	68.7
November 2008	1.4	6.3	NS	129	5.56	65.2
December 2008	1.3	5.8	2.5	123	5.30	63.4
January 2009	1.2	4.6	NS	128	5.51	69.6
February 2009	1.4	5.9	NS	125	5.39	69.1
March 2009	1.2	4.5	3.6	121	5.23	70.9
April 2009	1.4	6.2	NS	118	5.09	66.7
May 2009	1.0	4.9	NS	112	4.82	64.7
June 2009	1.1	4.7	NS	120	5.14	64.0
July 2009	1.1	5.5	NS	103	4.41	59.5
August 2009	1.2	5.6	3.3	109	4.67	69.7
September 2009	1.4	5.1	NS	125	5.38	71.4
October 2009	1.3	4.8	NS	120	5.20	71.0
November 2009	1.0	3.8	1.4	115	4.96	64.5
December 2009	0.54 J	3.9	NS	116	5.00	70.4
January 2010	1.1	3.5	1.2	125	5.40	71.8
February 2010	1.2	3.8	NS	122	5.26	70.6
March 2010	0.99 J	3.4	NS	114	4.92	65.4
April 2010	1.2	3.0	1.4	113	4.89	65.0
May 2010	0.95 J	3.1	NS	97	4.18	62.5
June 2010	0.99 J	3.3	1.2	123	5.33	69.2
July 2010	0.89 J	3.2	NS	115	4.98	74.6
August 2010	NS	NS	NS	N/A *	N/A *	N/A
September 2010	1.1	2.9	NS	127	5.34	N/A
October 2010	0.93 J	3.7	1.3	102	4.41	70.4
November 2010	1.5	2.9	NS	122	5.29	67.8
December 2010	1.1	3.1	NS	110	4.76	63.5
January 2011	0.92 J	2.9	NS	118	5.10	65.2
February 2011	0.99 J	2.7	2.7	116	5.01	61.8
March 2011	0.88 J	NS	NS	118	5.11	56.7
April 2011	0.97 J	3.3	3.3	111	4.78	55.8
May 2011 **	0.67 J	3.1	NS	106	4.59	56.5

NS	not sampled, only need to sample effluent one time per quarter as per NJPDES Permit
ND	not detected
ug/L	micrograms/Liter
gpm	gallons per minute
MGM	million gallons per month
*	no discharge due to pump failure
**	last month of sampling before system shut off

TABLE 4-11

Summary of VI Investigations at Properties Adjacent to the LEC Site

Former Lockheed Electronics Corporation, Watchung, NJ

	Report	Vapor Intrusion Investigation Report November 22, 2011		Vapor Intrusion Investigation Report Addendum January 31, 2012		Vapor Intrusion Investigation Data Submittal April 10, 2012		Comprehensive Vapor Intrusion Investigation Report June 11, 2013		2014 Vapor Intrusion Investigation Report May 30, 2014		2015 Vapor Intrusion Investigation Report June 2, 2015	
	Sampling Date	February 2011	July 2011	December 2011		March 2012		January and February 2013		January 2014		January 2015	
	Media	Sub Slab	Indoor Air	Sub Slab	Indoor Air	Sub Slab	Indoor Air	Sub Slab	Indoor Air	Sub Slab	Indoor Air	Sub Slab	Indoor Air
Avalon Watchung Apartments (formerly Crystal Ridge Club)	Bldg. 1			SV-01									
	Bldg. 2			SV-02									
	Bldg. 3	SV-3	BLDG 3 CR	SV-03	BLDG 3 CR			CR020713-SS-B3-01	CR011713-IA-BLDG3	CR011614-SS-B3	CR011514-IA-B3	CR011515-SS-B3	CR011415-IA-B3
	Bldg. 4	SV-4											
	Bldg. 5	SV-5											
	Bldg. 6	SV-6	6006 CR 6007 CR	SV-06	6006 CR 6007 CR			CR020713-SS-B6-01	CR011713-IA-6006 CR011713-IA-6007	CR011614-SS-B6	CR011514-IA-B6	CR011515-SS-B6	CR011415-IA-B6
	Bldg. 7	SV-7	7006 CR 7007 CR	SV-07	7006 CR 7007 CR			CR020813-SS-B7-01	CR011713-IA-7006 CR011713-IA-7007	CR011614-SS-B7	CR011514-IA-B7		
	Bldg. 8	SV-8 SV-8 (DUP)											
	Bldg. 9	SV-9											
	Bldg. 10	SV-10											
	Bldg. 11	SV-11											
	Bldg. 12	SV-12	12002 CR 12003 CR	SV-12	12002 CR 12003 CR			CR020813-SS-B12-01	CR011713-IA-12002 CR011713-IA-12003 CR012913-IA-12003				
	Bldg. 13			SV-13									
	Bldg. 14	SV-14											
	Bldg. 15			SV-15									
	Clubhouse			SV-CH	CLUB GF CLUB 1F CLUB DUP			CR020713-SS-CLUB-01	CR011713-IA-CHGF CR011713-IA-CH1F				
	Maintenance			SV-MB									
Regency Village	Bldg. 26		BLDG 26 RV					RV020613-SS-B26-01 RV020613-SS-B26-02 RV020613-SS-B26-03	RV020413-IA-B26-01 RV020413-IA-B26-02				
	Bldg. 3							RV0116-SS-B3-01 RV0116-SS-B3-02 RV0116-SS-B3-03	RV0114-IA-B3-01 RV0114-IA-B3-02				
	Bldg. 4							RV0116-SS-B4-01 RV0116-SS-B4-02 RV0116-SS-B4-03	RV0114-IA-B4-01 RV0114-IA-B4-02				
	Bldg. 5							RV0115-SS-B5-01 RV0115-SS-B5-02 RV0115-SS-B5-03	RV0114-IA-B5-01 RV0114-IA-B5-02				
	Bldg. 6							RV0115-SS-B6-01 RV0115-SS-B6-02 RV0115-SS-B6-03	RV0114-IA-B6-01 RV0114-IA-B6-02				
	Bldg. 17							RV020513-SS-B17-01 RV020613-SS-B17-02 RV020613-SS-B17-03	RV020413-IA-B17-01 RV020413-IA-B17-02				
	Bldg. 36							RV020513-SS-B36-01 RV020513-SS-B36-02 RV020513-SS-B36-03	RV020413-IA-B36-01 RV020413-IA-B36-01				
	Bldg. 38							RV020513-SS-B38-01 RV020513-SS-B38-02 RV020613-SS-B38-03	RV020413-IA-B38-01 RV020413-IA-B38-02				
Wal-Mart	Main					SV-1 SV-1 DUP	IA-1 IA-1 DUP						
						SV-2	IA-2						
	Samples**	**12**	**8**	**10**	**10**	**3**	**3**	**29**	**26**	**3**	**3**	**2**	**2**

Exceeds Criteria (Residential for Crystal Ridge and Regency; Nonresidential for Wal-Mart)

** Does not include ambient samples collected or proposed.

FIGURES

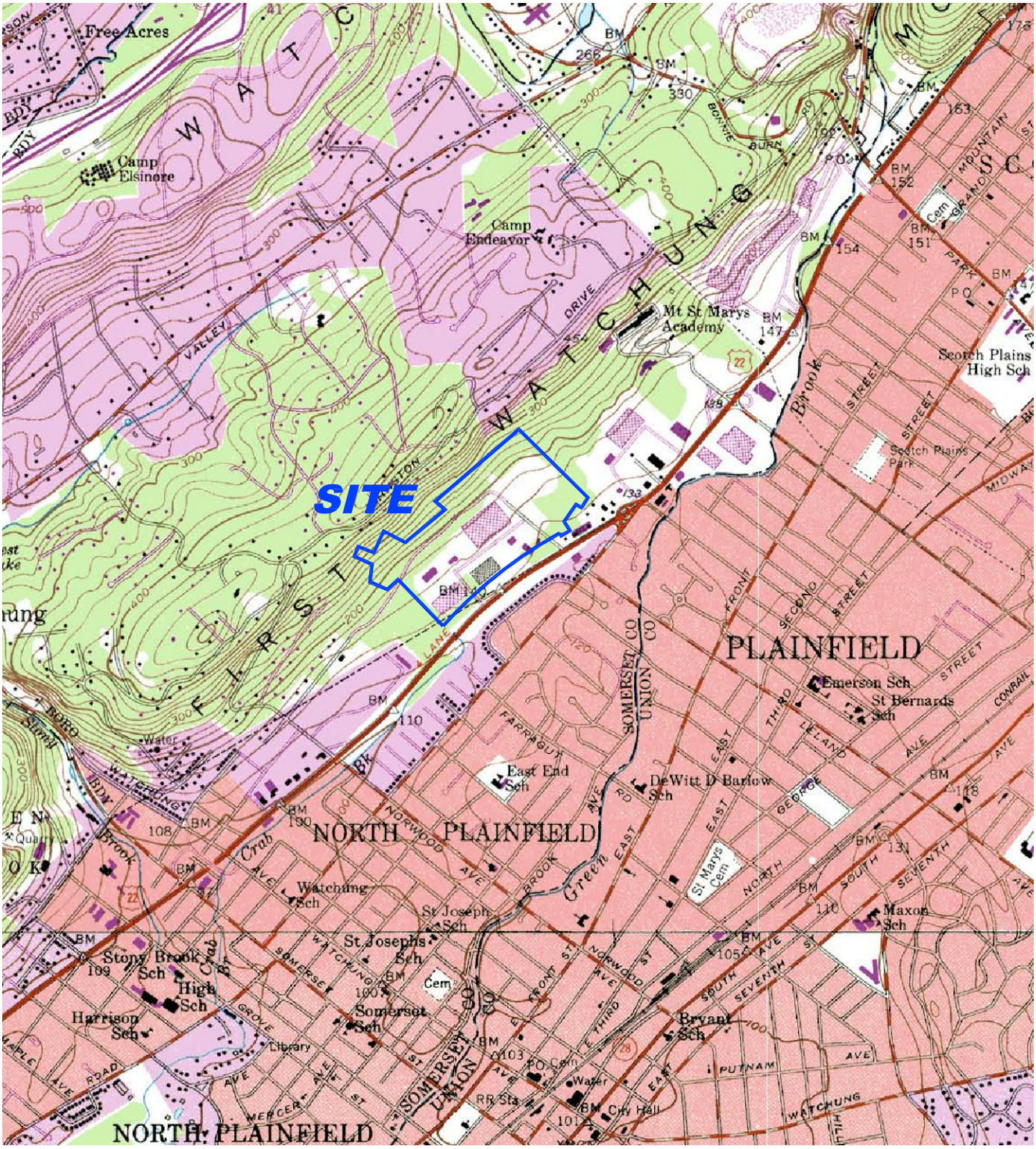

SOURCE: USGS 7.5 MINUTE QUADRANGLE (CHATHAM, NJ).

FIGURE 2-1

SITE LOCATION MAP

FORMER LOCKHEED ELECTRONICS COMPANY, INC.
WATCHUNG, NEW JERSEY

TETRA TECH

DRWN: S.F.H.	CHK'D: S.F.
SCALE: AS SHOWN	DATE: 01/11/16

N
W E
S

NEW JERSEY

QUADRANGLE LOCATION

SCALE: 1" = 2000'

DWG: FIGURE_2-1 01/11/16

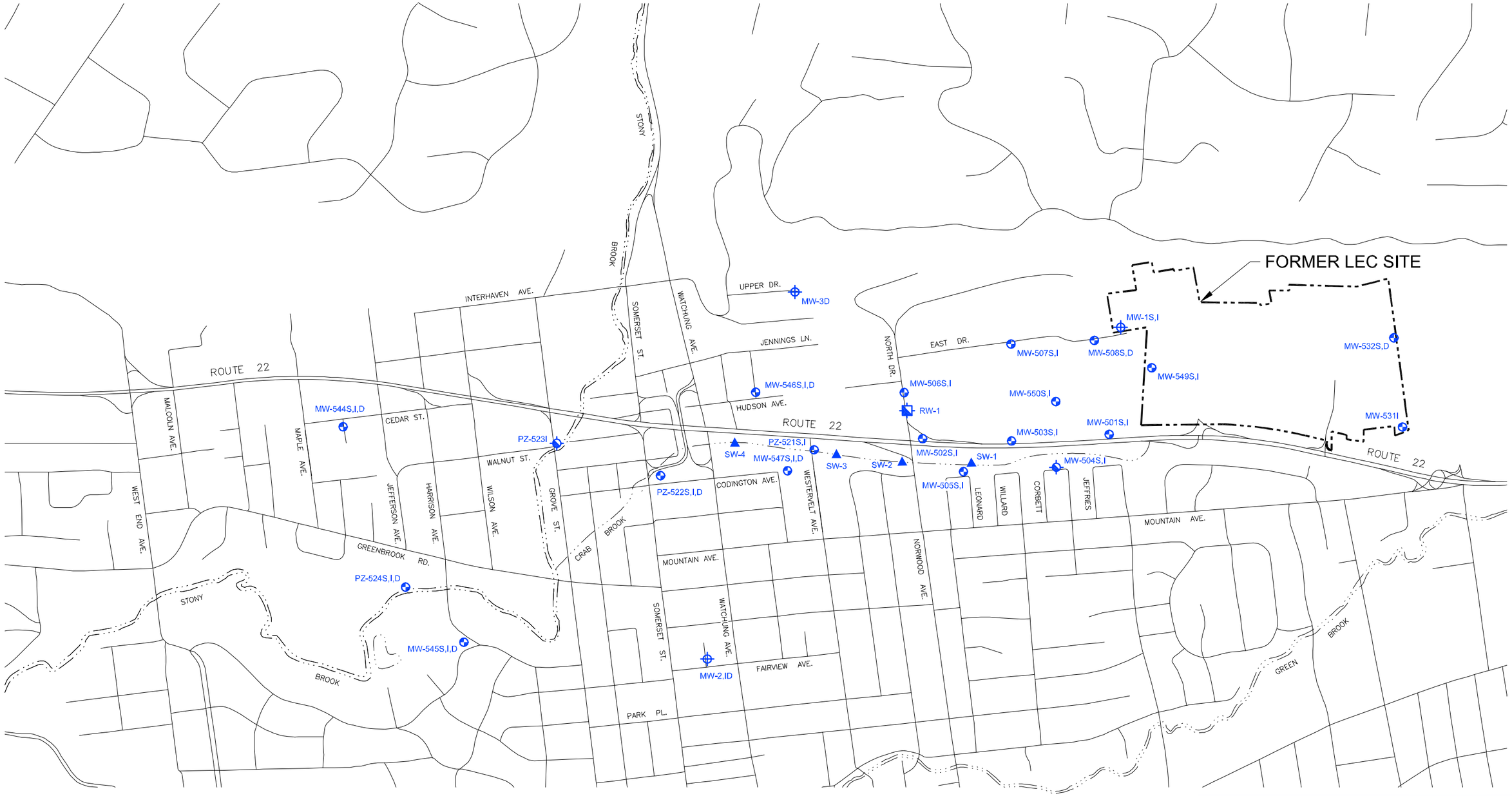

NOTE: THIS FIGURE WAS DEVELOPED USING NEW JERSEY DEPARTMENT OF ENVIRONMENTAL PROTECTION GEOGRAPHIC INFORMATION SYSTEM DIGITAL DATA, BUT THIS SECONDARY PRODUCT HAS NOT BEEN VERIFIED BY NJDEP AND IS NOT STATE-AUTHORIZED.

SCALE

1000 500 0 1000 FEET

LEGEND

- PROPERTY LINE
- ACTIVE MONITORING WELL OR PIEZOMETER
- MONITORING WELL INSTALLED IN FALL 2013
- MONITORING WELL (ABANDONED 2015)
- RECOVERY WELL LOCATION (ABANDONED 2015)
- SURFACE WATER MONITORING LOCATION

FIGURE 2-2

SITE PLAN

FORMER LOCKHEED ELECTRONICS COMPANY, INC.
WATCHUNG, NEW JERSEY

TETRA TECH

DRWN: S.F.H.	CHK'D: S.F.
SCALE: AS SHOWN	DATE: 01/11/16

DWG: FIGURE_2-2 01/11/16

Groundwater Sampling
MW-1S, I
MW-2I,D
MW-3D
MW-501S,I
MW-502S,I
MW-503S,I,
MW-505S,I
MW-506S,I
MW-507S,I
MW-508S,D
MW-532S,D
MW-544S,I,D
MW-545S,I,D
MW-546S,I,D
MW-547S,I,D
MW-549S,I
MW-550S,I
PZ-521S,I
PZ-522S,I,D
PZ-524S,I,D

Surface Water Sampling
SW-1
SW-2
SW-3
SW-4

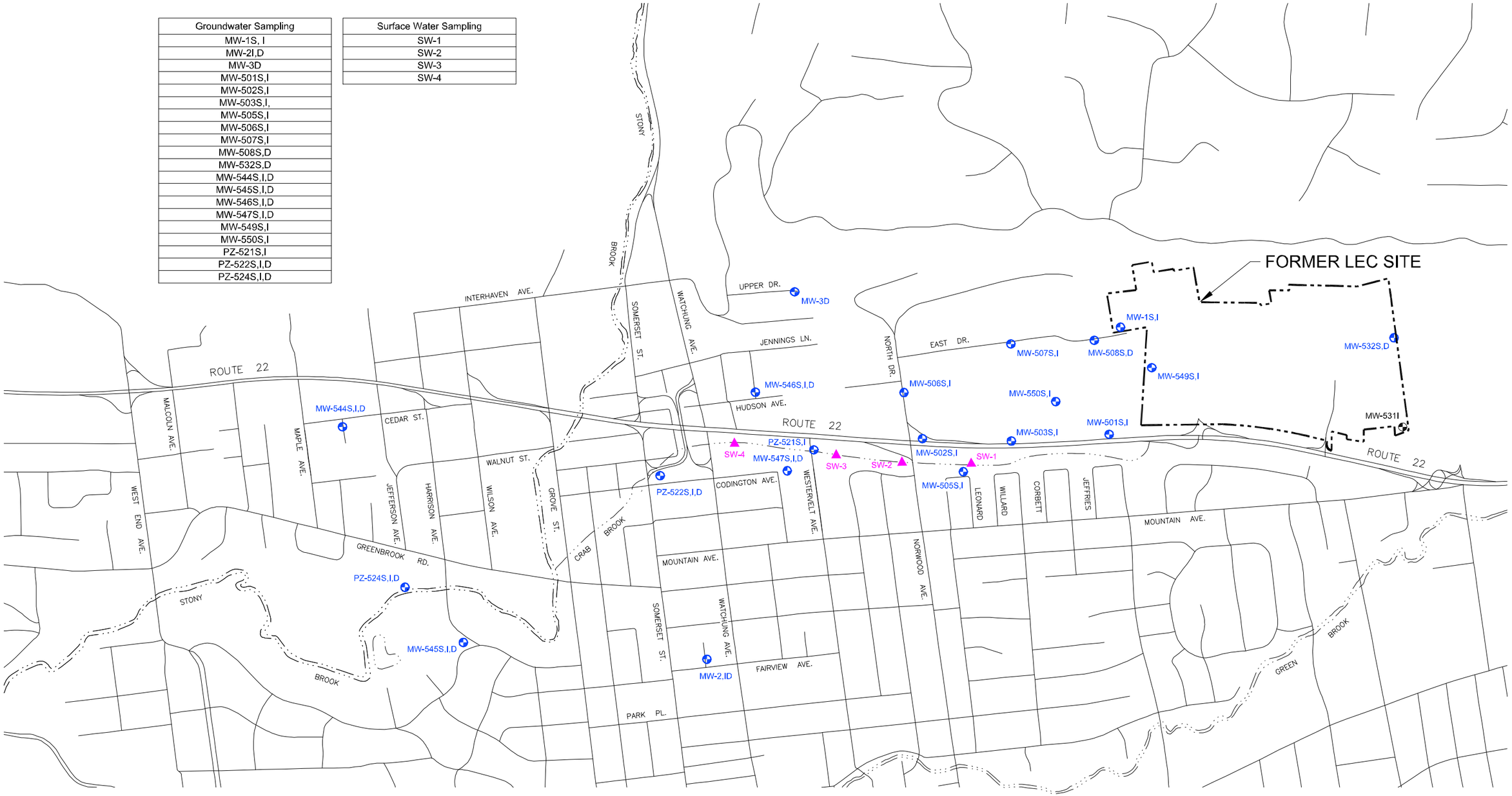

NOTE: THIS FIGURE WAS DEVELOPED USING NEW JERSEY DEPARTMENT OF ENVIRONMENTAL PROTECTION GEOGRAPHIC INFORMATION SYSTEM DIGITAL DATA, BUT THIS SECONDARY PRODUCT HAS NOT BEEN VERIFIED BY NJDEP AND IS NOT STATE-AUTHORIZED.

SCALE

1000 500 0 1000 FEET

LEGEND

- PROPERTY LINE
- ACTIVE MONITORING WELL OR PIEZOMETER
- SEMI-ANNUAL GROUNDWATER SAMPLING LOCATION
- SEMI-ANNUAL SURFACE WATER SAMPLING LOCATION

FIGURE 3-1

SEMI-ANNUAL SAMPLING LOCATIONS

FORMER LOCKHEED ELECTRONICS COMPANY, INC.
WATCHUNG, NEW JERSEY

TETRA TECH

DRWN: S.F.H.	CHK'D: S.F.
SCALE: AS SHOWN	DATE: 01/11/16

DWG: FIGURE_3-1 01/11/16

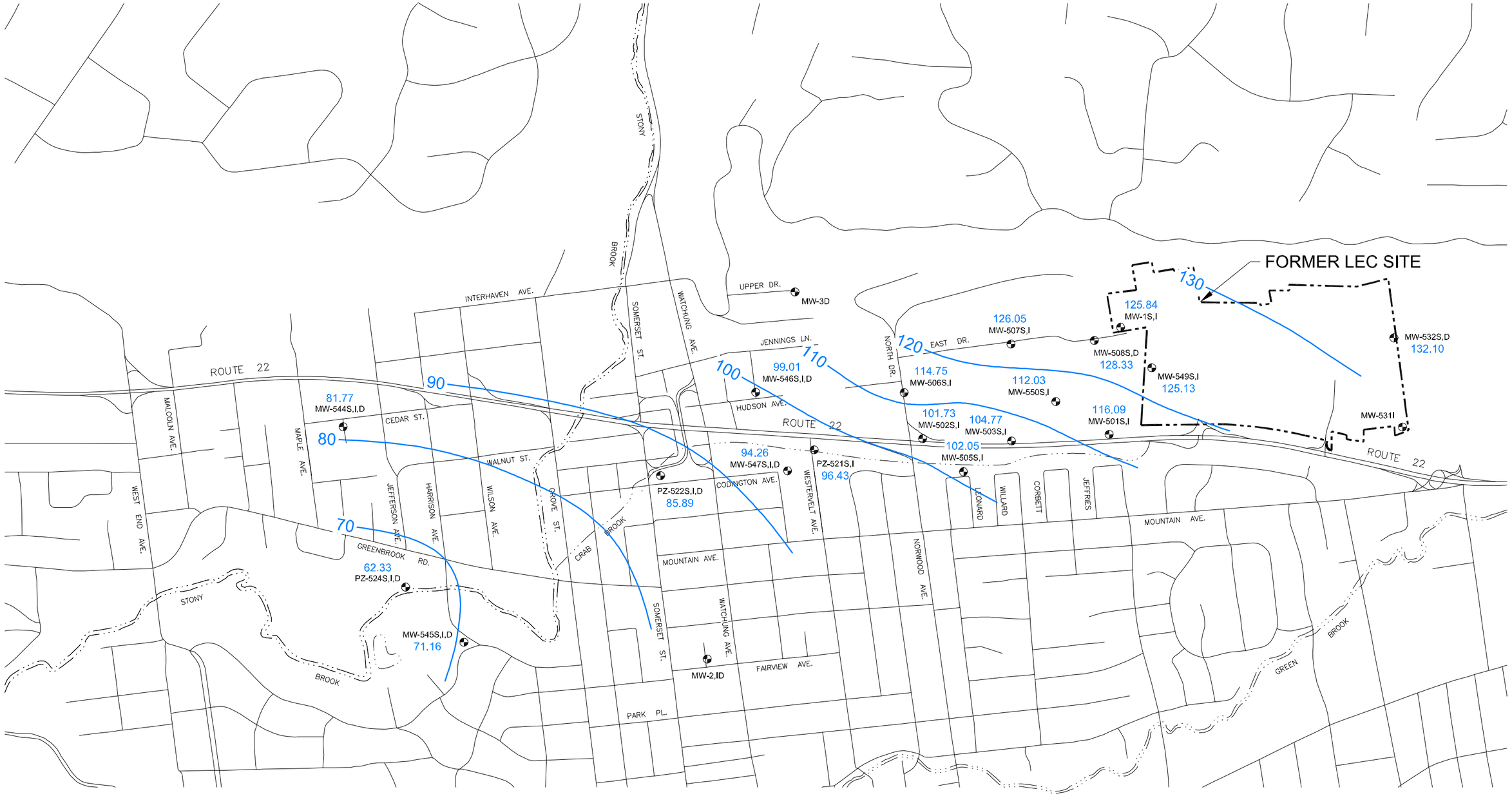

SHALLOW ZONE - OVERBURDEN AND SHALLOW BEDROCK GROUNDWATER FROM THE GROUNDWATER TABLE TO APPROXIMATELY 50 FEET ABOVE MEAN SEA LEVEL (MSL).

INTERMEDIATE ZONE - BEDROCK GROUNDWATER FROM APPROXIMATELY 50 FT ABOVE MSL TO APPROXIMATELY 50 FEET BELOW MSL.

DEEP ZONE - BEDROCK GROUNDWATER DEEPER THAN APPROXIMATELY 50 FT BELOW MSL.

NOTE: THIS FIGURE WAS DEVELOPED USING NEW JERSEY DEPARTMENT OF ENVIRONMENTAL PROTECTION GEOGRAPHIC INFORMATION SYSTEM DIGITAL DATA, BUT THIS SECONDARY PRODUCT HAS NOT BEEN VERIFIED BY NJDEP AND IS NOT STATE-AUTHORIZED.

SCALE

1000 500 0 1000 FEET

LEGEND

- PROPERTY LINE
- ACTIVE MONITORING WELL OR PIEZOMETER
- 90 GROUNDWATER ELEVATION CONTOUR
- 132.10 GROUNDWATER ELEVATION (ft. MSL)

FIGURE 4-1

SHALLOW GROUNDWATER ELEVATION CONTOUR MAP (MARCH 2015)

FORMER LOCKHEED ELECTRONICS COMPANY, INC. WATCHUNG, NEW JERSEY

TETRA TECH

DRWN: S.F.H.	CHK'D: S.F.
SCALE: AS SHOWN	DATE: 01/11/16

DWG: FIGURE_4-1 01/11/16

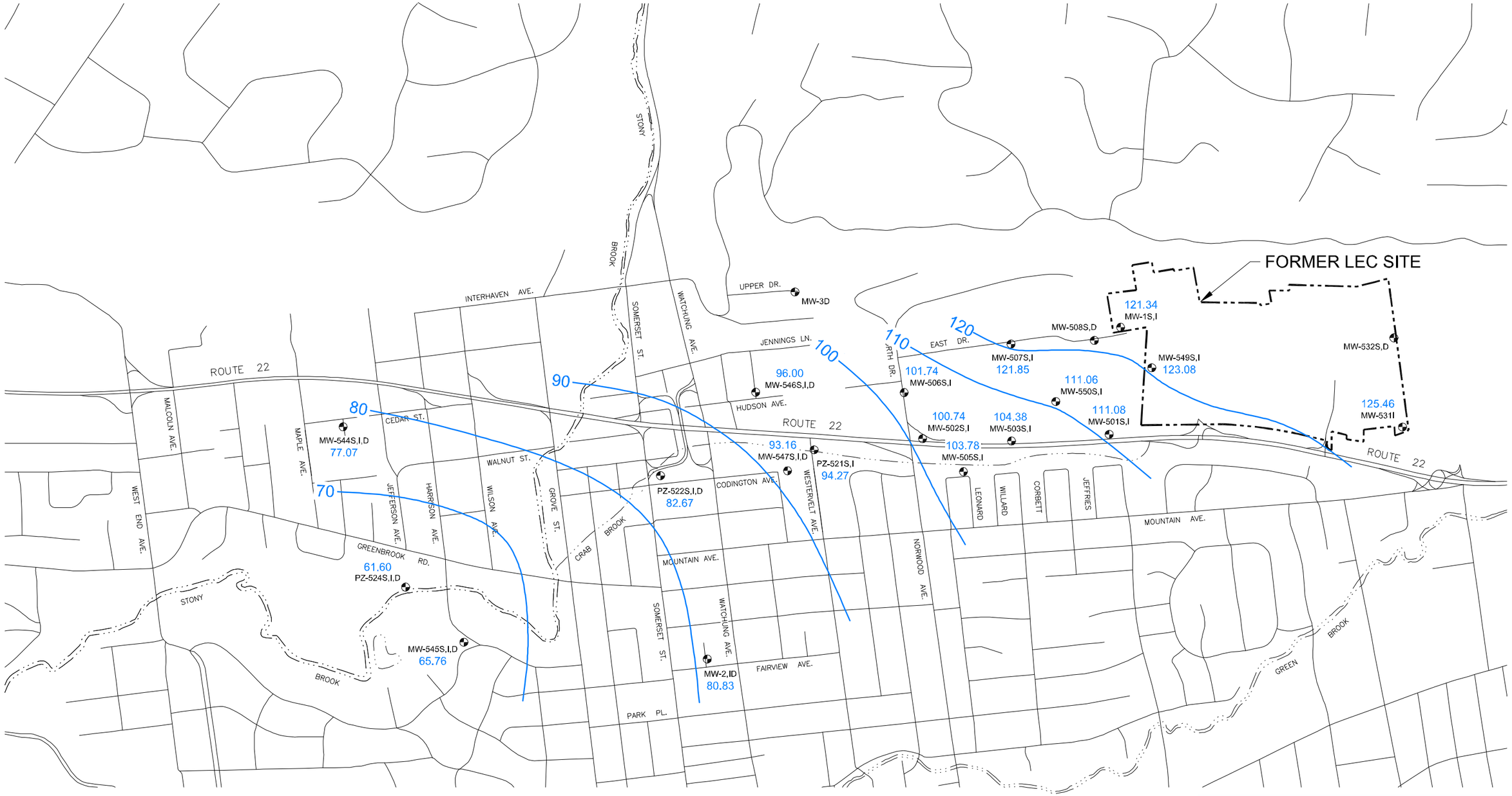

SHALLOW ZONE - OVERBURDEN AND SHALLOW BEDROCK GROUNDWATER FROM THE GROUNDWATER TABLE TO APPROXIMATELY 50 FEET ABOVE MEAN SEA LEVEL (MSL).

INTERMEDIATE ZONE - BEDROCK GROUNDWATER FROM APPROXIMATELY 50 FT ABOVE MSL TO APPROXIMATELY 50 FEET BELOW MSL.

DEEP ZONE - BEDROCK GROUNDWATER DEEPER THAN APPROXIMATELY 50 FT BELOW MSL.

NOTE: THIS FIGURE WAS DEVELOPED USING NEW JERSEY DEPARTMENT OF ENVIRONMENTAL PROTECTION GEOGRAPHIC INFORMATION SYSTEM DIGITAL DATA, BUT THIS SECONDARY PRODUCT HAS NOT BEEN VERIFIED BY NJDEP AND IS NOT STATE-AUTHORIZED.

SCALE

1000 500 0 1000 FEET

LEGEND

- PROPERTY LINE
- ACTIVE MONITORING WELL OR PIEZOMETER
- 90 GROUNDWATER ELEVATION CONTOUR
- 125.46 GROUNDWATER ELEVATION (ft. MSL)

FIGURE 4-2

INTERMEDIATE GROUNDWATER ELEVATION CONTOUR MAP (MARCH 2015)

FORMER LOCKHEED ELECTRONICS COMPANY, INC. WATCHUNG, NEW JERSEY

TETRA TECH

DRWN: S.F.H.	CHK'D: S.F.
SCALE: AS SHOWN	DATE: 01/11/16

DWG: FIGURE_4-2 01/11/16

FORMER LEC SITE

101.62
MW-3D

MW-1S,I

MW-507S,I

MW-508S,D
121.28

MW-532S,D
129.97

MW-549S,I

MW-506S,I

MW-550S,I

MW-531I

MW-502S,I

MW-503S,I

MW-501S,I

74.82
MW-544S,I,D

88.07
MW-546S,I,D

92.24
MW-547S,I,D

PZ-521S,I

PZ-522S,I,D
81.56

MW-505S,I

63.00
PZ-524S,I,D

MW-545S,I,D
66.08

MW-2,ID
79.77

100
90
80
70
110
120

ROUTE 22

INTERHAVEN AVE.

JENNINGS LN.

EAST DR.

NORTH DR.

HUDSON AVE.

CEDAR ST.

WALNUT ST.

CODINGTON AVE.

MOUNTAIN AVE.

FAIRVIEW AVE.

PARK PL.

GREENBROOK RD.

STONY BROOK

SOMERSET ST.

WATCHUNG AVE.

MALCOLM AVE.

MAPLE AVE.

WEST END AVE.

JEFFERSON AVE.

HARRISON AVE.

WILSON AVE.

GROVE ST.

CRAB BROOK

WESTERVELT AVE.

NORWOOD AVE.

LEONARD

WILLARD

CORBETT

JEFFRIES

GREEN BROOK

SHALLOW ZONE - OVERBURDEN AND SHALLOW BEDROCK GROUNDWATER FROM THE GROUNDWATER TABLE TO APPROXIMATELY 50 FEET ABOVE MEAN SEA LEVEL (MSL).

INTERMEDIATE ZONE - BEDROCK GROUNDWATER FROM APPROXIMATELY 50 FT ABOVE MSL TO APPROXIMATELY 50 FEET BELOW MSL.

DEEP ZONE - BEDROCK GROUNDWATER DEEPER THAN APPROXIMATELY 50 FT BELOW MSL.

NOTE: THIS FIGURE WAS DEVELOPED USING NEW JERSEY DEPARTMENT OF ENVIRONMENTAL PROTECTION GEOGRAPHIC INFORMATION SYSTEM DIGITAL DATA, BUT THIS SECONDARY PRODUCT HAS NOT BEEN VERIFIED BY NJDEP AND IS NOT STATE-AUTHORIZED.

SCALE

1000 500 0 1000 FEET

LEGEND

- PROPERTY LINE
- ACTIVE MONITORING WELL OR PIEZOMETER
- 90 GROUNDWATER ELEVATION CONTOUR
- 129.97 GROUNDWATER ELEVATION (ft. MSL)

FIGURE 4-3

DEEP GROUNDWATER ELEVATION CONTOUR MAP (MARCH 2015)

FORMER LOCKHEED ELECTRONICS COMPANY, INC.
WATCHUNG, NEW JERSEY

TETRA TECH

DRWN: S.F.H.	CHK'D: S.F.
SCALE: AS SHOWN	DATE: 01/11/16

DWG: FIGURE_4-3 01/11/16

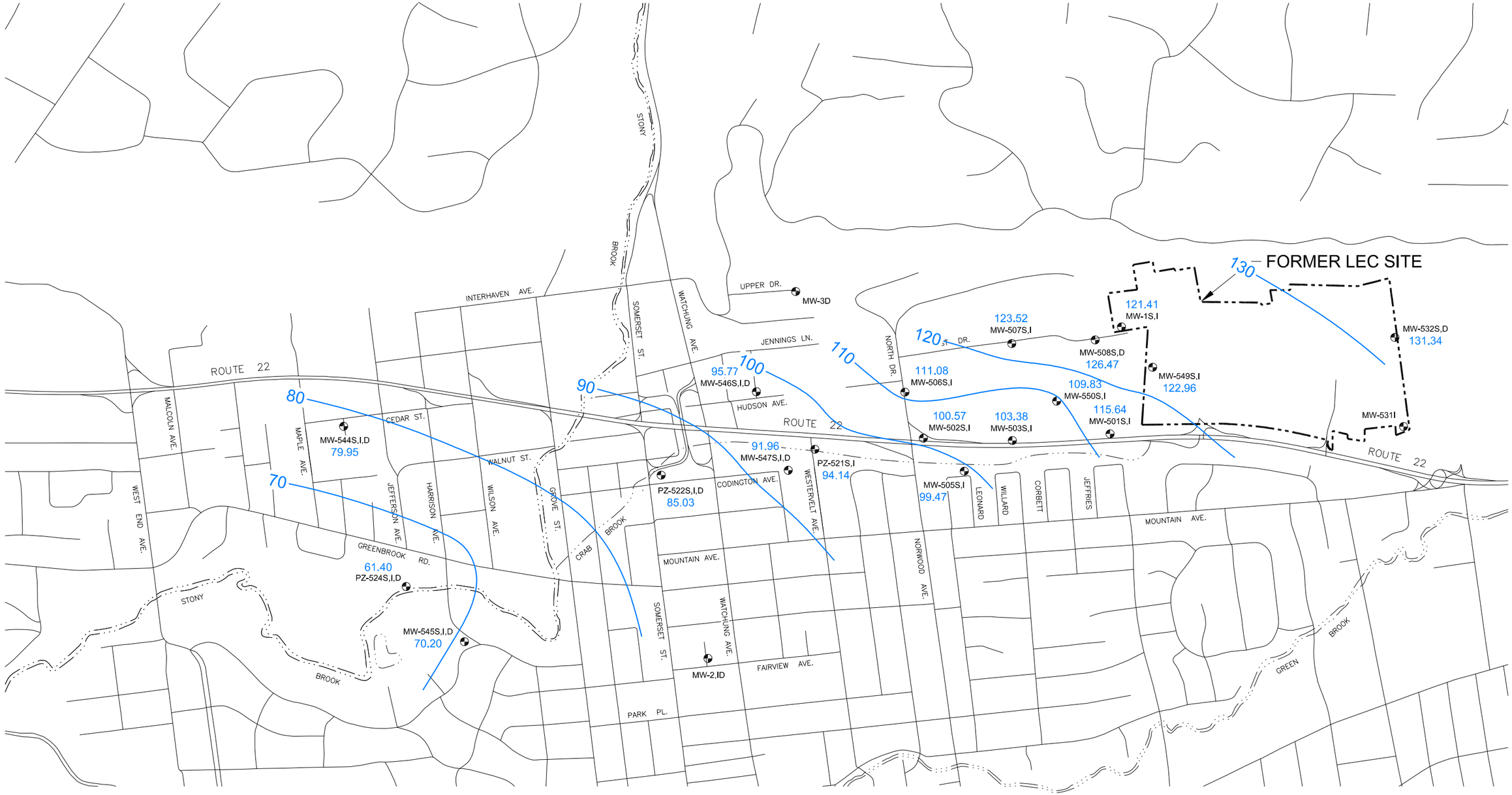

SHALLOW ZONE - OVERBURDEN AND SHALLOW BEDROCK GROUNDWATER FROM THE GROUNDWATER TABLE TO APPROXIMATELY 50 FEET ABOVE MEAN SEA LEVEL (MSL).

INTERMEDIATE ZONE - BEDROCK GROUNDWATER FROM APPROXIMATELY 50 FT ABOVE MSL TO APPROXIMATELY 50 FEET BELOW MSL.

DEEP ZONE - BEDROCK GROUNDWATER DEEPER THAN APPROXIMATELY 50 FT BELOW MSL.

NOTE: THIS FIGURE WAS DEVELOPED USING NEW JERSEY DEPARTMENT OF ENVIRONMENTAL PROTECTION GEOGRAPHIC INFORMATION SYSTEM DIGITAL DATA, BUT THIS SECONDARY PRODUCT HAS NOT BEEN VERIFIED BY NJDEP AND IS NOT STATE-AUTHORIZED.

SCALE

1000 500 0 1000 FEET

LEGEND

- PROPERTY LINE
- ACTIVE MONITORING WELL OR PIEZOMETER
- 90 GROUNDWATER ELEVATION CONTOUR
- 131.34 GROUNDWATER ELEVATION (ft. MSL)

FIGURE 4-4

SHALLOW GROUNDWATER ELEVATION CONTOUR MAP (SEPTEMBER 2015)

FORMER LOCKHEED ELECTRONICS COMPANY, INC.
WATCHUNG, NEW JERSEY

TETRA TECH

DRWN: S.F.H.	CHK'D: S.F.
SCALE: AS SHOWN	DATE: 01/11/16

DWG: FIGURE_4-4 01/11/16

FORMER LEC SITE

ROUTE 22

INTERHAVEN AVE.

JENNINGS LN

UPPER DR.

MW-3D

HUDSON AVE.

CEDAR ST.

WALNUT ST.

CODINGTON AVE.

MOUNTAIN AVE.

FAIRVIEW AVE.

PARK PL.

GREENBROOK RD.

STONY BROOK

CRAB BROOK

GREEN BROOK

MALCOLM AVE.

NAPLE AVE.

WEST END AVE.

JEFFERSON AVE.

HARRISON AVE.

WILSON AVE.

GROVE ST.

SOMERSET ST.

WATCHUNG AVE.

WESTERVELT AVE.

NORTH DR.

NORWOOD AVE.

LEONARD

WILLARD

CORBETT

JEFFRIES

AST DR.

70

80

90

100

110

120

75.42
MW-544S,I,D

94.15
MW-546S,I,D

91.01
MW-547S,I,D

PZ-521S,I
92.09

PZ-522S,I,D
81.76

99.69
MW-506S,I

MW-507S,I
119.56

MW-508S,D

119.23
MW-1S,I

MW-549S,I
120.78

MW-532S,D

108.84
MW-550S,I

102.75
MW-503S,I

108.47
MW-501S,I

122.49
MW-531I

MW-502S,I
98.97

MW-505S,I
99.98

60.45
PZ-524S,I,D

MW-545S,I,D
64.76

MW-2,ID
79.63

SHALLOW ZONE - OVERBURDEN AND SHALLOW BEDROCK GROUNDWATER FROM THE GROUNDWATER TABLE TO APPROXIMATELY 50 FEET ABOVE MEAN SEA LEVEL (MSL).

INTERMEDIATE ZONE - BEDROCK GROUNDWATER FROM APPROXIMATELY 50 FT ABOVE MSL TO APPROXIMATELY 50 FEET BELOW MSL.

DEEP ZONE - BEDROCK GROUNDWATER DEEPER THAN APPROXIMATELY 50 FT BELOW MSL.

NOTE: THIS FIGURE WAS DEVELOPED USING NEW JERSEY DEPARTMENT OF ENVIRONMENTAL PROTECTION GEOGRAPHIC INFORMATION SYSTEM DIGITAL DATA, BUT THIS SECONDARY PRODUCT HAS NOT BEEN VERIFIED BY NJDEP AND IS NOT STATE-AUTHORIZED.

W N S E

SCALE

1000 500 0 1000 FEET

LEGEND

- PROPERTY LINE
- ACTIVE MONITORING WELL OR PIEZOMETER
- 90 GROUNDWATER ELEVATION CONTOUR
- 122.49 GROUNDWATER ELEVATION (ft. MSL)

FIGURE 4-5

INTERMEDIATE GROUNDWATER ELEVATION CONTOUR MAP (SEPTEMBER 2015)

FORMER LOCKHEED ELECTRONICS COMPANY, INC.
WATCHUNG, NEW JERSEY

TETRA TECH

DRWN: S.F.H.	CHK'D: S.F.
SCALE: AS SHOWN	DATE: 01/11/16

DWG: FIGURE_4-5 01/11/16

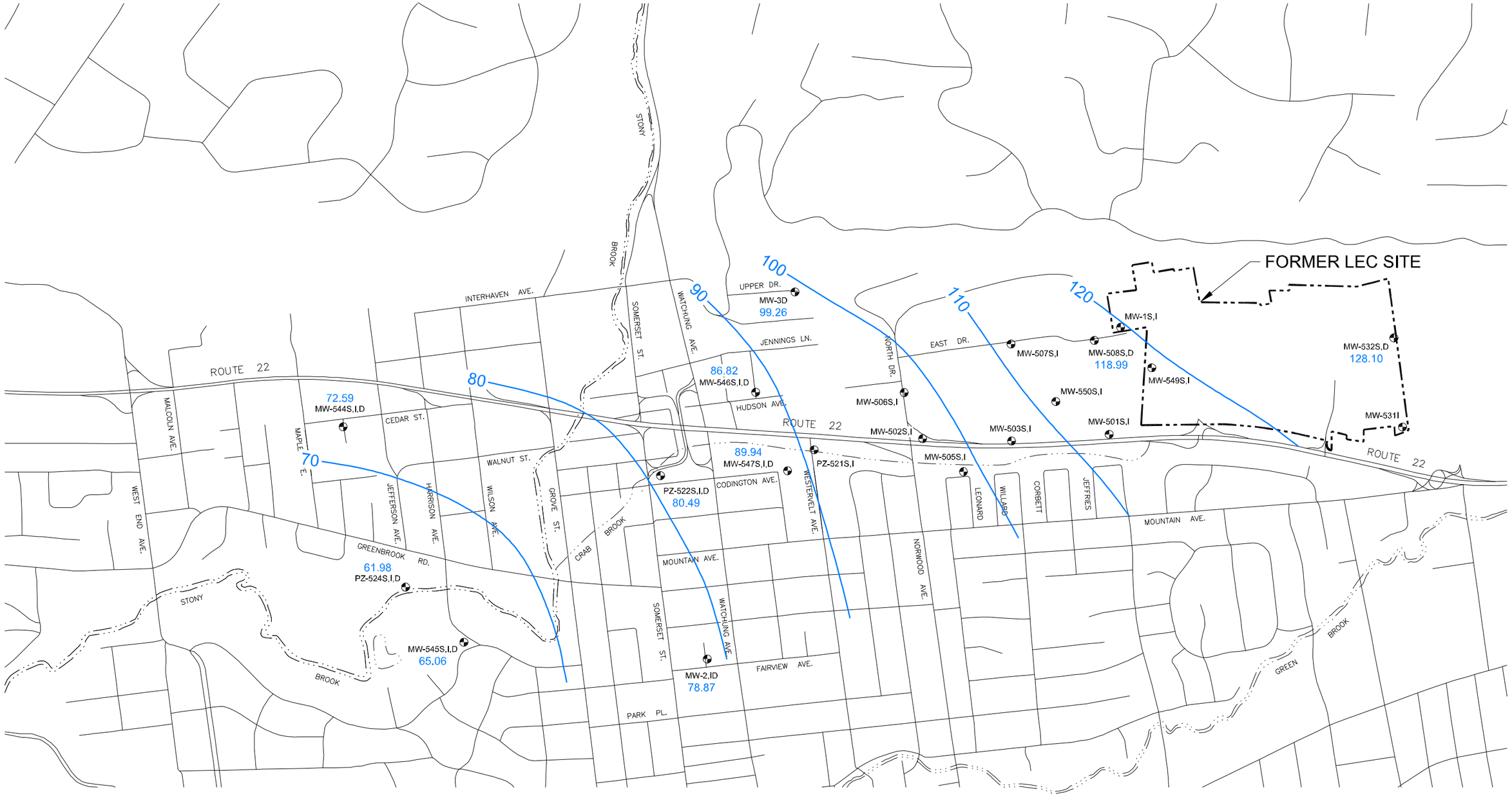

SHALLOW ZONE - OVERBURDEN AND SHALLOW BEDROCK GROUNDWATER FROM THE GROUNDWATER TABLE TO APPROXIMATELY 50 FEET ABOVE MEAN SEA LEVEL (MSL).

INTERMEDIATE ZONE - BEDROCK GROUNDWATER FROM APPROXIMATELY 50 FT ABOVE MSL TO APPROXIMATELY 50 FEET BELOW MSL.

DEEP ZONE - BEDROCK GROUNDWATER DEEPER THAN APPROXIMATELY 50 FT BELOW MSL.

NOTE: THIS FIGURE WAS DEVELOPED USING NEW JERSEY DEPARTMENT OF ENVIRONMENTAL PROTECTION GEOGRAPHIC INFORMATION SYSTEM DIGITAL DATA, BUT THIS SECONDARY PRODUCT HAS NOT BEEN VERIFIED BY NJDEP AND IS NOT STATE-AUTHORIZED.

SCALE

1000 500 0 1000 FEET

LEGEND

- PROPERTY LINE
- ACTIVE MONITORING WELL OR PIEZOMETER
- 90 GROUNDWATER ELEVATION CONTOUR
- 128.10 GROUNDWATER ELEVATION (ft. MSL)

FIGURE 4-6

DEEP GROUNDWATER ELEVATION CONTOUR MAP (SEPTEMBER 2015)

FORMER LOCKHEED ELECTRONICS COMPANY, INC.
WATCHUNG, NEW JERSEY

TETRA TECH

DRWN: S.F.H.	CHK'D: S.F.
SCALE: AS SHOWN	DATE: 01/11/16

DWG: FIGURE_4-6 01/11/16



SHALLOW ZONE - OVERBURDEN AND SHALLOW BEDROCK GROUNDWATER FROM THE GROUNDWATER TABLE TO APPROXIMATELY 50 FEET ABOVE MEAN SEA LEVEL (MSL).

INTERMEDIATE ZONE - BEDROCK GROUNDWATER FROM APPROXIMATELY 50 FT ABOVE MSL TO APPROXIMATELY 50 FEET BELOW MSL.

DEEP ZONE - BEDROCK GROUNDWATER DEEPER THAN APPROXIMATELY 50 FT BELOW MSL.

NOTE: THIS FIGURE WAS DEVELOPED USING NEW JERSEY DEPARTMENT OF ENVIRONMENTAL PROTECTION GEOGRAPHIC INFORMATION SYSTEM DIGITAL DATA, BUT THIS SECONDARY PRODUCT HAS NOT BEEN VERIFIED BY NJDEP AND IS NOT STATE-AUTHORIZED.

SCALE

1000 500 0 1000 FEET

LEGEND

- PROPERTY LINE
- ACTIVE MONITORING WELL OR PIEZOMETER
- TCE ISOCONCENTRATION CONTOUR
- TCE ISOCONCENTRATION CONTOUR (INFERRED)
- 1.2 TCE CONCENTRATION (ug/L)
- U NOT DETECTED
- J ESTIMATED CONCENTRATION

FIGURE 4-7

SHALLOW TCE ISOCONCENTRATION MAP (MARCH 2015)

FORMER LOCKHEED ELECTRONICS COMPANY, INC. WATCHUNG, NEW JERSEY

TETRA TECH

DRWN: S.F.H.	CHK'D: S.F.
SCALE: AS SHOWN	DATE: 01/11/16

DWG: FIGURE_4-7 01/11/16



SHALLOW ZONE - OVERBURDEN AND SHALLOW BEDROCK GROUNDWATER FROM THE GROUNDWATER TABLE TO APPROXIMATELY 50 FEET ABOVE MEAN SEA LEVEL (MSL).

INTERMEDIATE ZONE - BEDROCK GROUNDWATER FROM APPROXIMATELY 50 FT ABOVE MSL TO APPROXIMATELY 50 FEET BELOW MSL.

DEEP ZONE - BEDROCK GROUNDWATER DEEPER THAN APPROXIMATELY 50 FT BELOW MSL.

NOTE: THIS FIGURE WAS DEVELOPED USING NEW JERSEY DEPARTMENT OF ENVIRONMENTAL PROTECTION GEOGRAPHIC INFORMATION SYSTEM DIGITAL DATA, BUT THIS SECONDARY PRODUCT HAS NOT BEEN VERIFIED BY NJDEP AND IS NOT STATE-AUTHORIZED.

SCALE

1000 500 0 1000 FEET

LEGEND

- PROPERTY LINE
- ACTIVE MONITORING WELL OR PIEZOMETER
- TCE ISOCONCENTRATION CONTOUR
- TCE ISOCONCENTRATION CONTOUR (INFERRED)
- 1.4 TCE CONCENTRATION (ug/L)
- U NOT DETECTED
- J ESTIMATED CONCENTRATION

FIGURE 4-8

INTERMEDIATE TCE ISOCONCENTRATION MAP (MARCH 2015)

FORMER LOCKHEED ELECTRONICS COMPANY, INC. WATCHUNG, NEW JERSEY

TETRA TECH

DRWN: S.F.H.	CHK'D: S.F.
SCALE: AS SHOWN	DATE: 01/11/16

DWG: FIGURE_4-8 01/11/16

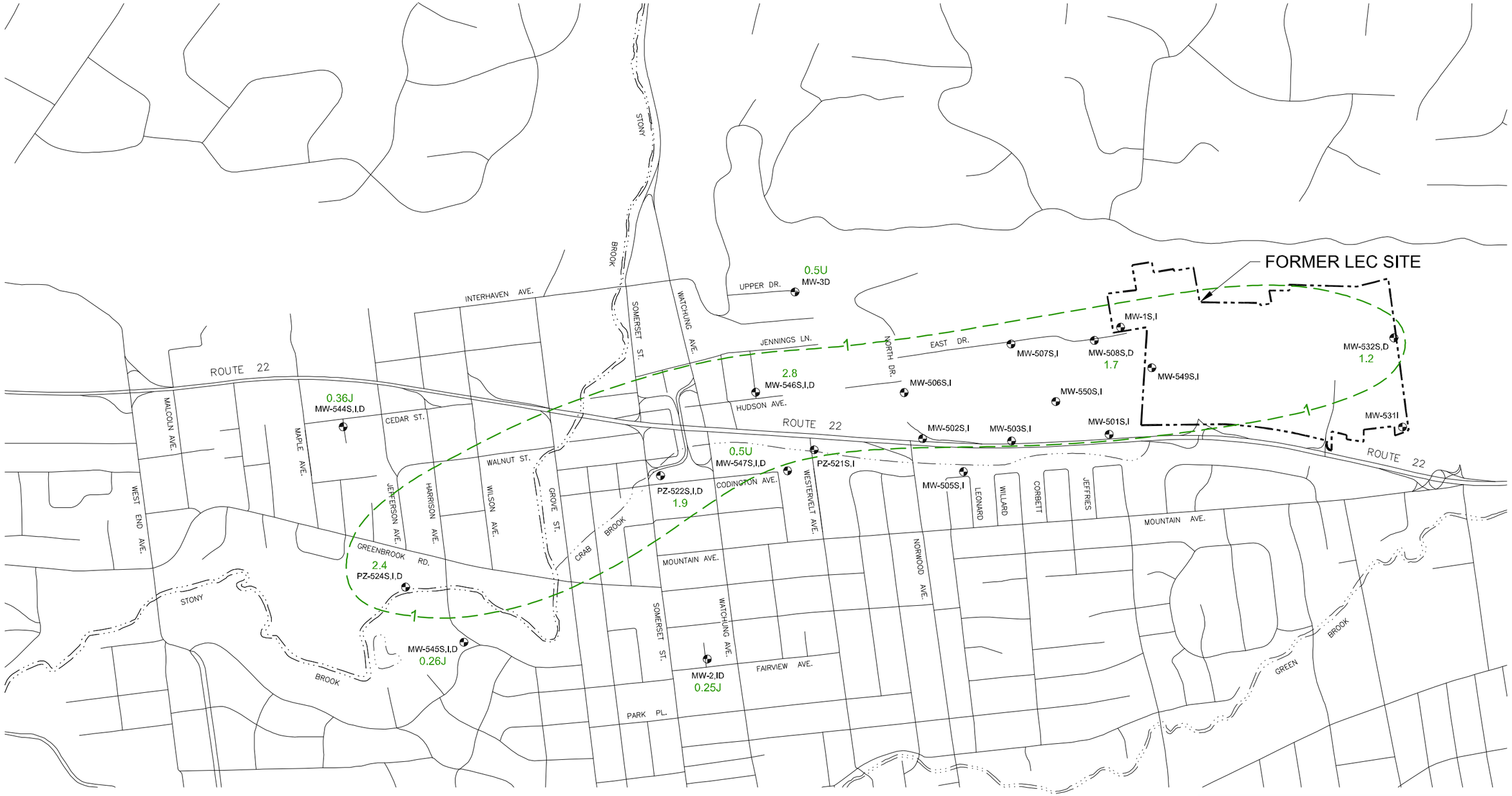

SHALLOW ZONE - OVERBURDEN AND SHALLOW BEDROCK GROUNDWATER FROM THE GROUNDWATER TABLE TO APPROXIMATELY 50 FEET ABOVE MEAN SEA LEVEL (MSL).

INTERMEDIATE ZONE - BEDROCK GROUNDWATER FROM APPROXIMATELY 50 FT ABOVE MSL TO APPROXIMATELY 50 FEET BELOW MSL.

DEEP ZONE - BEDROCK GROUNDWATER DEEPER THAN APPROXIMATELY 50 FT BELOW MSL.

NOTE: THIS FIGURE WAS DEVELOPED USING NEW JERSEY DEPARTMENT OF ENVIRONMENTAL PROTECTION GEOGRAPHIC INFORMATION SYSTEM DIGITAL DATA, BUT THIS SECONDARY PRODUCT HAS NOT BEEN VERIFIED BY NJDEP AND IS NOT STATE-AUTHORIZED.

SCALE

1000 500 0 1000 FEET

LEGEND

- PROPERTY LINE
- ACTIVE MONITORING WELL OR PIEZOMETER
- TCE ISOCONCENTRATION CONTOUR
- TCE ISOCONCENTRATION CONTOUR (INFERRED)
- 1.7 TCE CONCENTRATION (ug/L)
- U NOT DETECTED
- J ESTIMATED CONCENTRATION

FIGURE 4-9

DEEP TCE ISOCONCENTRATION MAP (MARCH 2015)

FORMER LOCKHEED ELECTRONICS COMPANY, INC. WATCHUNG, NEW JERSEY

TETRA TECH

DRWN: S.F.H.	CHK'D: S.F.
SCALE: AS SHOWN	DATE: 01/11/16

DWG: FIGURE_4-9 01/11/16



SHALLOW ZONE - OVERBURDEN AND SHALLOW BEDROCK GROUNDWATER FROM THE GROUNDWATER TABLE TO APPROXIMATELY 50 FEET ABOVE MEAN SEA LEVEL (MSL).

INTERMEDIATE ZONE - BEDROCK GROUNDWATER FROM APPROXIMATELY 50 FT ABOVE MSL TO APPROXIMATELY 50 FEET BELOW MSL.

DEEP ZONE - BEDROCK GROUNDWATER DEEPER THAN APPROXIMATELY 50 FT BELOW MSL.

NOTE: THIS FIGURE WAS DEVELOPED USING NEW JERSEY DEPARTMENT OF ENVIRONMENTAL PROTECTION GEOGRAPHIC INFORMATION SYSTEM DIGITAL DATA, BUT THIS SECONDARY PRODUCT HAS NOT BEEN VERIFIED BY NJDEP AND IS NOT STATE-AUTHORIZED.

SCALE

1000 500 0 1000 FEET

LEGEND

- PROPERTY LINE
- ACTIVE MONITORING WELL OR PIEZOMETER
- TCE ISOCONCENTRATION CONTOUR
- TCE ISOCONCENTRATION CONTOUR (INFERRED)
- 1.2 TCE CONCENTRATION (ug/L)
- U NOT DETECTED
- J ESTIMATED CONCENTRATION

FIGURE 4-10

SHALLOW TCE ISOCONCENTRATION MAP (SEPTEMBER 2015)

FORMER LOCKHEED ELECTRONICS COMPANY, INC. WATCHUNG, NEW JERSEY

TETRA TECH

DRWN: S.F.H.	CHK'D: S.F.
SCALE: AS SHOWN	DATE: 01/11/16

DWG: FIGURE_4-10 01/11/16

FORMER LEC SITE

ROUTE 22

INTERHAVEN AVE.

UPPER DR.

MW-3D

JENNINGS LN.

EAST DR.

NORTH DR.

0.77
MW-507S,I

20
MW-1S,I
44

MW-508S,D

MW-532S,D

0.75
MW-506S,I

0.58
MW-546S,I,D

1.6
MW-550S,I

MW-549S,I
3.4

HUDSON AVE.

1

MW-531I

MW-502S,I
0.7

MW-503S,I
0.46

MW-501S,I
0.63

0.82
MW-544S,I,D

CEDAR ST.

MALCOLM AVE.

MAPLE AVE.

WALNUT ST.

0.96
MW-547S,I,D

PZ-521S,I
1

PZ-522S,I,D
2.3

CODINGTON AVE.

WESTERVELT AVE.

MW-505S,I
0.15J

LEONARD

WILLARD

CORBETT

JEFFRIES

MOUNTAIN AVE.

WEST END AVE.

JEFFERSON AVE.

HARRISON AVE.

WILSON AVE.

GROVE ST.

CRAB BROOK

NORWOOD AVE.

GREENBROOK RD.

2.7
PZ-524S,I,D

STONY BROOK

MW-545S,I,D
0.5U

SOMERSET ST.

WATCHUNG AVE.

MW-2,ID
0.18J

FAIRVIEW AVE.

PARK PL.

GREEN BROOK

SHALLOW ZONE - OVERBURDEN AND SHALLOW BEDROCK GROUNDWATER FROM THE GROUNDWATER TABLE TO APPROXIMATELY 50 FEET ABOVE MEAN SEA LEVEL (MSL).

INTERMEDIATE ZONE - BEDROCK GROUNDWATER FROM APPROXIMATELY 50 FT ABOVE MSL TO APPROXIMATELY 50 FEET BELOW MSL.

DEEP ZONE - BEDROCK GROUNDWATER DEEPER THAN APPROXIMATELY 50 FT BELOW MSL.

NOTE: THIS FIGURE WAS DEVELOPED USING NEW JERSEY DEPARTMENT OF ENVIRONMENTAL PROTECTION GEOGRAPHIC INFORMATION SYSTEM DIGITAL DATA, BUT THIS SECONDARY PRODUCT HAS NOT BEEN VERIFIED BY NJDEP AND IS NOT STATE-AUTHORIZED.

W N S E

SCALE

1000 500 0 1000 FEET

LEGEND

- PROPERTY LINE
- ACTIVE MONITORING WELL OR PIEZOMETER
- TCE ISOCONCENTRATION CONTOUR
- TCE ISOCONCENTRATION CONTOUR (INFERRED)
- 2.7 TCE CONCENTRATION (ug/L)
- U NOT DETECTED
- J ESTIMATED CONCENTRATION

FIGURE 4-11

INTERMEDIATE TCE ISOCONCENTRATION MAP (SEPTEMBER 2015)

FORMER LOCKHEED ELECTRONICS COMPANY, INC. WATCHUNG, NEW JERSEY

TETRA TECH

DRWN: S.F.H.	CHK'D: S.F.
SCALE: AS SHOWN	DATE: 01/11/16

DWG: FIGURE_4-11 01/11/16



SHALLOW ZONE - OVERBURDEN AND SHALLOW BEDROCK GROUNDWATER FROM THE GROUNDWATER TABLE TO APPROXIMATELY 50 FEET ABOVE MEAN SEA LEVEL (MSL).

INTERMEDIATE ZONE - BEDROCK GROUNDWATER FROM APPROXIMATELY 50 FT ABOVE MSL TO APPROXIMATELY 50 FEET BELOW MSL.

DEEP ZONE - BEDROCK GROUNDWATER DEEPER THAN APPROXIMATELY 50 FT BELOW MSL.

NOTE: THIS FIGURE WAS DEVELOPED USING NEW JERSEY DEPARTMENT OF ENVIRONMENTAL PROTECTION GEOGRAPHIC INFORMATION SYSTEM DIGITAL DATA, BUT THIS SECONDARY PRODUCT HAS NOT BEEN VERIFIED BY NJDEP AND IS NOT STATE-AUTHORIZED.

SCALE

1000 500 0 1000 FEET

LEGEND

- PROPERTY LINE
- ACTIVE MONITORING WELL OR PIEZOMETER
- TCE ISOCONCENTRATION CONTOUR
- TCE ISOCONCENTRATION CONTOUR (INFERRED)
- 2.2 TCE CONCENTRATION (ug/L)
- U NOT DETECTED
- J ESTIMATED CONCENTRATION

FIGURE 4-12

DEEP TCE ISOCONCENTRATION MAP (SEPTEMBER 2015)

FORMER LOCKHEED ELECTRONICS COMPANY, INC. WATCHUNG, NEW JERSEY

TETRA TECH

DRWN: S.F.H.	CHK'D: S.F.
SCALE: AS SHOWN	DATE: 01/11/16

DWG: FIGURE_4-12 01/11/16

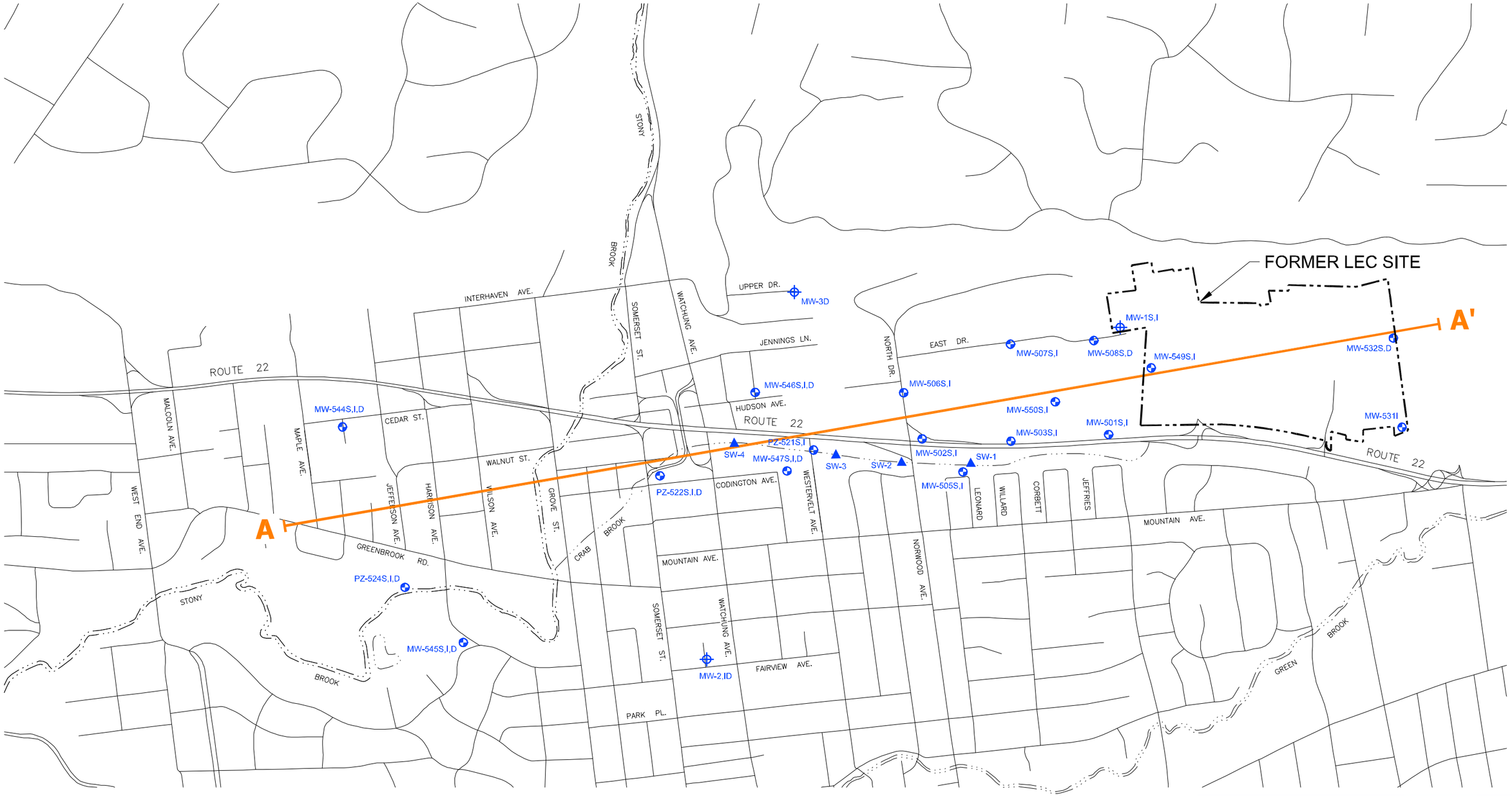

NOTE: THIS FIGURE WAS DEVELOPED USING NEW JERSEY DEPARTMENT OF ENVIRONMENTAL PROTECTION GEOGRAPHIC INFORMATION SYSTEM DIGITAL DATA, BUT THIS SECONDARY PRODUCT HAS NOT BEEN VERIFIED BY NJDEP AND IS NOT STATE-AUTHORIZED.

SCALE

1000 500 0 1000 FEET

LEGEND

- PROPERTY LINE
- ACTIVE MONITORING WELL OR PIEZOMETER
- MONITORING WELL INSTALLED IN FALL 2013
- SURFACE WATER MONITORING LOCATION
- CROSS-SECTION LINE

FIGURE4-13

CROSS-SECTION LOCATION MAP

FORMER LOCKHEED ELECTRONICS COMPANY, INC.
WATCHUNG, NEW JERSEY

TETRA TECH

DRWN: S.F.H.	CHK'D: S.F.
SCALE: AS SHOWN	DATE: 01/11/16

DWG: FIGURE_4-13 01/11/16

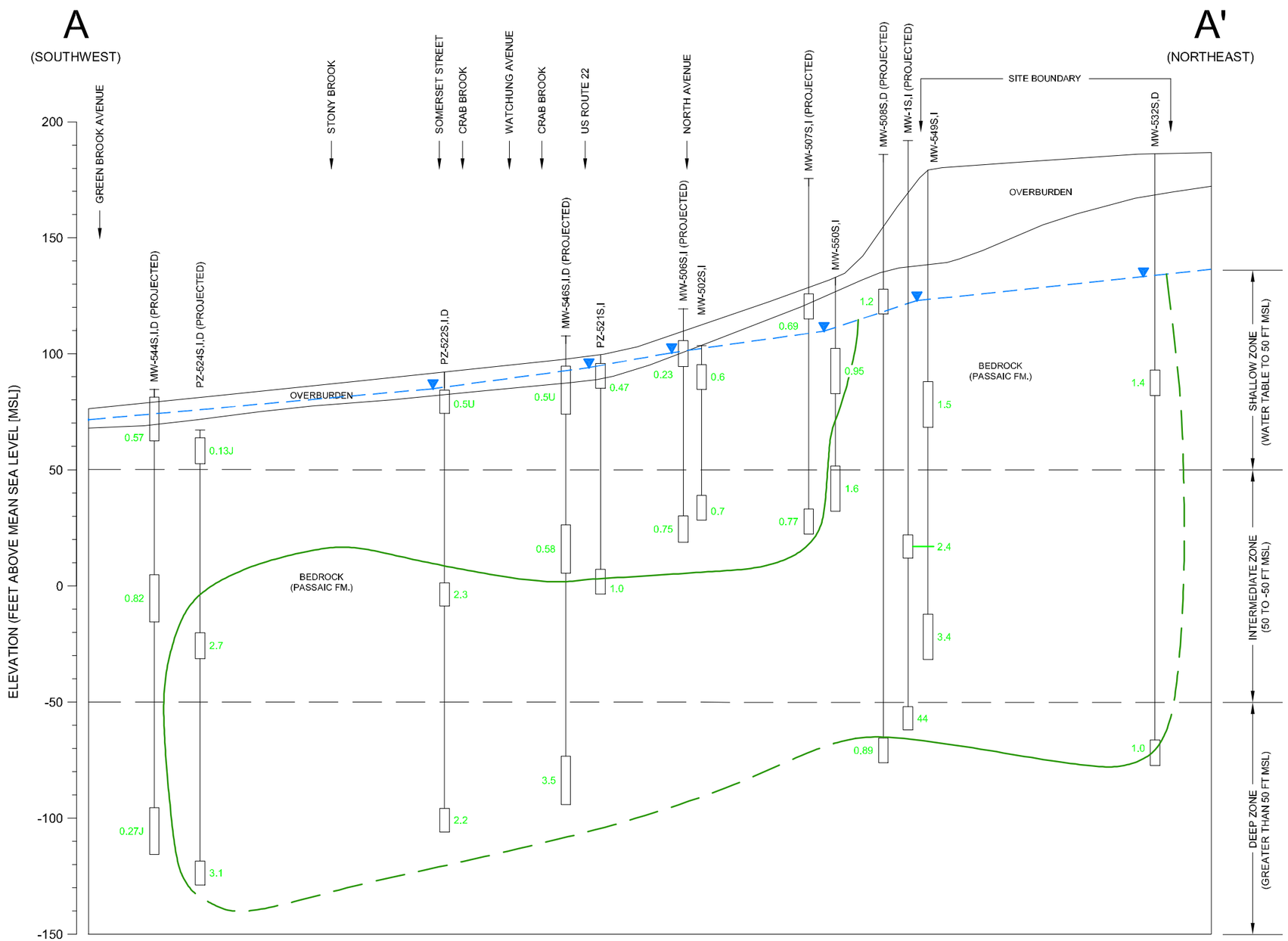

LEGEND

- WELL
- WELL GROUND SURFACE (WHERE APPLICABLE)
- RISER
- GROUNDWATER SURFACE (SEPTEMBER 2015)
- SCREEN OR OPEN HOLE
- 1.2 — MONITORING WELL SAMPLE TCE ANALYTICAL RESULT
- 1 — GROUNDWATER ISOCONCENTRATION CONTOUR SHOWING APPROXIMATE EXTENT OF TCE (ug/L)
- 1 — INFERRED GROUNDWATER ISOCONCENTRATION CONTOUR SHOWING APPROXIMATE EXTENT OF TCE (ug/L)

NOTES:

GROUND SURFACE, LOCATIONS, CONTACTS AND DEPTHS ARE APPROXIMATE.

U = NOT DETECTED.

J = ESTIMATED CONCENTRATION.

NS = NOT SAMPLED

TCE = TRICHLOROETHENE.

GROUNDWATER ANALYTICAL RESULTS ARE FROM THE SEPTEMBER 2015 SAMPLING EVENT.

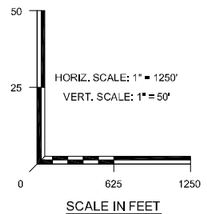

SOURCE: THIS FIGURE BASED UPON INFORMATION PROVIDED BY CDM SMITH, EDISON, NJ, AS CONTAINED IN THEIR DECEMBER 2011 REMEDIAL ACTION PROGRESS REPORT PREPARED FOR FORMER LOCKHEED ELECTRONICS COMPANY, INC.

DWG: FIGURE_4-14 01/11/16

FIGURE 4-14

2015 TCE PLUME
CROSS-SECTION

FORMER LOCKHEED ELECTRONICS COMPANY, INC.
WATCHUNG, NEW JERSEY

TETRA TECH

DRWN: S.F.H.	CHK'D: S.F.
SCALE: AS SHOWN	DATE: 01/11/16



SOURCE: THIS FIGURE BASED UPON INFORMATION PROVIDED BY CDM SMITH, EDISON, NJ, AS CONTAINED IN THEIR JANUARY 2012 VAPOR INTRUSION INVESTIGATION REPORT ADDENDUM PREPARED FOR FORMER LOCKHEED ELECTRONICS COMPANY, INC.

SCALE

400 200 0 400 FEET

LEGEND

- PROPERTY LINE
- 50 BUILDING NUMBER
- 2 ug/L TCE ISOCONCENTRATION CONTOUR
- 100 - FOOT BUFFER LINE

FIGURE 5-1

2 ug/L EXTENT OF SHALLOW ZONE TCE PLUME
(SEPTEMBER 2015)

FORMER LOCKHEED ELECTRONICS COMPANY, INC.
WATCHUNG, NEW JERSEY

TETRA TECH

DRWN: S.F.H.	CHK'D: S.F.
SCALE: AS SHOWN	DATE: 01/11/16

DWG: FIGURE_5-1 01/11/16

APPENDIX A — DATA VALIDATION REPORTS

Tetra Tech Inc.
Data Validation Report
Lockheed-North Plainfield

Laboratory	Report No.	Sample Identification
Alpha Analytical	L1505963	MW-1S-A, MW-1S-B, MW-1I, MW-2D, MW-2I, MW-3D, MW-501S, MW-501I, MW-502S, MW-502I, MW-503S, MW-503I, MW-505S, MW-505I, MW-506S, MW-506I, MW-507S, MW-507I, MW-508S, MW-508D, MW-532S, MW-532D, MW-544S, MW-544I, MW-544D, MW-545S, MW-545I, MW-545D, MW-546S, MW-546I, MW-546D, MW-547S, MW-547I, MW-547D, MW-549S, MW-549I, MW-550S, MW-550I, PZ-521S, PZ-521I, PZ-522S, PZ-522I, PZ-522D, PZ-524S, PZ-524I, PZ-524D, DUP-01, DUP-02, DUP-03, DUP-04, DUP-05, DUP-06, SW-1, SW-2, SW-3, SW-4, FB-032515, TB-032515

Fifty-eight aqueous samples, including six field duplicates, one field blank and one trip blank, were collected March 25, 2015 and analyzed by Alpha Analytical for volatile compounds using Data of Known Quality (DKQ) protocols. A screening review was performed by a USEPA Region II certified data validator using the criteria specified in Data of Known Quality Protocols Technical Guidance, Data Quality Assessment and Data Usability Evaluation Technical Guidance, in conjunction with Standard Operating Procedure HW-24, Rev. 4, September 2014, and best professional judgment. Data qualifier definitions are as follows:

U The analyte was analyzed for, but not detected above the reported sample quantitation limit.

R The sample results are rejected (qualified as unusable) due to serious deficiencies in the ability to analyze the sample and meet quality control criteria. The presence or absence of the analyte cannot be verified.

J The analyte was positively identified. The associated value is an estimated quantity.

J^- The result is an estimated quantity, but the result may be biased low.

J^+ The result is an estimated quantity, but the result may be biased high.

UJ The analyte was not detected above the reported sample quantitation limit. However, the reported quantitation limit is approximate and may or may not represent the actual limit of quantitation necessary to accurately and precisely measure the analyte in the sample.

Validation consisted of checking and verifying that the criteria listed below were within acceptable QC limits.

- Holding Time
- Surrogate Recovery
- Laboratory Control Sample (LCS)
- Blank Contamination
- Instrument Tune
- Calibrations
- Internal Standards
- Duplicates

Holding Times
All samples were analyzed within specified holding times.

Surrogate Recovery
All recoveries were within limits.

Blank Contamination
The following compounds were qualified "U" as indicated due to similar contamination in an associated blank.

Qualified "U" at the reporting limit due to trip blank contamination:
Acetone (5.0 U): MW-1S-B, MW-505I, MW-545S, MW-545I, MW-545D, MW-547S, PZ-524D, DUP-01, DUP-02, DUP-03, DUP-04, DUP-05, DUP-06, SW-1, SW-4

Qualified "U" at the reporting limit due to field blank contamination:
Carbon disulfide (5.0 U): MW-1I, MW-2D, MW-3D, DUP-01
1,2,4-Trichlorobenzene (2.5 U): MW-47S

Laboratory Control Sample
All LCS analyses were within limits.

Instrument Tune
All criteria were met.

Calibrations
The following analytes were qualified as indicated in the samples listed because the response factors were below the minimum required in an associated calibration.

Non-detects qualified as unusable (R):
1,4-Dioxane: all samples
4-Methyl-2-pentanone: MW-1S-A, MW-1S-B, MW-1I, MW-2D, MW-2I, MW-3D, MW-501S, MW-501I, MW-502S, MW-502I, MW-503S, MW-503I, MW-505S, MW-505I, MW-506S, MW-506I, MW-507S, MW-507I, MW-508S, MW-508D, MW-532S, MW-532D, MW-544S, MW-544I, MW-544D, MW-545S, MW-545I, PZ-524D, DUP-01, DUP-02, DUP-03, DUP-04, DUP-05, DUP-06, SW-1, SW-2, SW-3, SW-4, FB-032515, TB-032515
Bromomethane, methyl acetate, 2-butanone, 2-hexanone: PZ-524D, DUP-01, DUP-02, DUP-03, DUP-04, DUP-05, DUP-06, SW-1, FB-032515, TB-032515

Qualified as estimated (J/UJ):
Acetone: PZ-524D, DUP-01, DUP-02, DUP-03, DUP-04, DUP-05, DUP-06, SW-1, FB-032515, TB-032515

The following compounds were qualified as estimated (J/UJ) for exceeding the %D criteria in an associated continuing calibration.

Bromomethane, acetone, 2-butanone: MW-546S, MW-546D, MW-547I, MW-549S, MW-550S, PZ-521S, PZ-522S, PZ-522D, PZ-524I
Chloromethane, methylene chloride, bromochloromethane, tetrachloroethene, m/p-xylene, o-xylene, styrene, 1,2-dibromo-3-chloropropane, 1,1,2-trichloro-1,2,2-trifluoroethane: MW-1S-A, MW-1S-B, MW-1I, MW-2D, MW-2I, MW-3D, MW-501S, MW-501I, MW-502S, MW-502I, MW-503S, MW-503I
Dichlorodifluoromethane, chloromethane, tetrachloroethene, ethylbenzene, m/p-xylene, o-xylene, styrene, isopropylbenzene, 1,2-dibromo-3-chloropropane, 1,1,2-trichloro-1,2,2-trifluoroethane: MW-505S, MW-505I, MW-506S, MW-506I, MW-507S, MW-507I, MW-508S, MW-508D, MW-532S, MW-532D, MW-544S, MW-544I, MW-544D, MW-545S, MW-545I
Dichlorodifluoromethane, chloromethane, bromochloromethane, tetrachloroethene, styrene: SW-2, SW-3, SW-4
Dichlorodifluoromethane, chloromethane, 1,2,3-trichlorobenzene, 1,2,4-trichlorobenzene: PZ-524D, DUP-01, DUP-02, DUP-03, DUP-04, DUP-05, DUP-06, SW-1, FB-032515, TB-032515

Internal Standards
All internal standard area responses were within limits.

Duplicates
Acetone, 2-butanone, and 1,2-dibromo-3-chloropropane were qualified as estimated (J/UJ) in samples MW-545D, MW-546I, MW-547S, MW-547D, MW-549I, MW-550I, PZ-521I, PZ-522I, and PZ-524S because the associated LCS analyses exceeded laboratory precision criterion of 20%RPD.
Another pair of LCS analyses also exceeded the limits of laboratory precision for 1,4-dioxane and 2-butanone, but the associated samples were qualified for other criteria.
Precision between field duplicates was evaluated and deemed acceptable if the RPD was below 30% when both sample values were greater than 2 times the reporting limit (RL). If either sample result was less than the control limit (2 times the RL), satisfactory precision was achieved if the difference between the samples was less than the reporting limit. The analyses of duplicate pair MW-508D and DUP-04 exceeded the limit of field precision (34%RPD) for trichloroethene, but no action was required.
All other duplicate analyses were within the limits of laboratory and field precision.

Reviewed by: Cecelia N. Minch **Date:** 1/8/2016
Cecelia N. Minch

Tetra Tech Inc.
Data Validation Report
Lockheed-North Plainfield

Laboratory	Report No.	Sample Identification
Alpha Analytical	L1504653	MODTB-031115, TB-031115

Two aqueous samples, including one trip blank, were collected March 11, 2015 and analyzed by Alpha Analytical for volatile compounds using Data of Known Quality (DKQ) protocols. A screening review was performed by a USEPA Region II certified data validator using the criteria specified in Data of Known Quality Protocols Technical Guidance, Data Quality Assessment and Data Usability Evaluation Technical Guidance, in conjunction with Standard Operating Procedure HW-24, Rev. 4, September 2014, and best professional judgment. Data qualifier definitions are as follows:

U The analyte was analyzed for, but not detected above the reported sample quantitation limit.

R The sample results are rejected (qualified as unusable) due to serious deficiencies in the ability to analyze the sample and meet quality control criteria. The presence or absence of the analyte cannot be verified.

J The analyte was positively identified. The associated value is an estimated quantity.

J^- The result is an estimated quantity, but the result may be biased low.

J^+ The result is an estimated quantity, but the result may be biased high.

UJ The analyte was not detected above the reported sample quantitation limit. However, the reported quantitation limit is approximate and may or may not represent the actual limit of quantitation necessary to accurately and precisely measure the analyte in the sample.

Validation consisted of checking and verifying that the criteria listed below were within acceptable QC limits.

- Holding Time
- Surrogate Recovery
- Laboratory Control Sample (LCS)
- Blank Contamination
- Instrument Tune
- Calibrations
- Internal Standards
- Duplicates

Holding Times
All samples were analyzed within specified holding times.

Surrogate Recovery
All recoveries were within limits.

Blank Contamination
The following compounds were qualified "U" as indicated due to similar contamination in an associated blank.

Qualified "U" at the reporting limit due to method blank contamination:
1,2,3-Trichlorobenzene, 1,2,4-trichlorobenzene (2.5 U): MODTB-031115

Laboratory Control Sample
All LCS analyses were within limits.

Instrument Tune
All criteria were met.

Calibrations
The following analytes were qualified as indicated in the samples listed because the response factors were below the minimum required in an associated calibration.

Qualified as unusable (R):
Bromomethane, 1,4-dioxane, methyl acetate, 2-butanone, 4-methyl-2-pentanone, 2-hexanone:
MODTB-031115, TB-031115
Acetone: TB-031115

Qualified as estimated (J):
Acetone: MODTB-031115

The following compounds were qualified as estimated (J/UJ) for exceeding the %D criteria in an associated continuing calibration.

Dichlorodifluoromethane, chloromethane, 1,2-dibromo-3-chloropropane: TB-031115
Dichlorodifluoromethane, chloromethane: MODTB-031115

Internal Standards
All internal standard area responses were within limits.

Duplicates
The LCS analyses were within limits of laboratory precision.

Reviewed by: Cecelia N. Minch **Date:** 1/8/2016

Cecelia N. Minch

Tetra Tech Inc.
Data Validation Report
Lockheed-North Plainfield

Laboratory	Report No.	Sample Identification
Alpha Analytical	L1523745	MW-1S-A, MW-1S-B, MW-1I, MW-2D, MW-2I, MW-3D, MW-501S, MW-501I, MW-502S, MW-502I, MW-503I, MW-505S, MW-505I, MW-506S, MW-506I, MW-507S, MW-507I, MW-508S, MW-508D, MW-532S, MW-532D, MW-544S, MW-544I, MW-544D, MW-545S, MW-545I, MW-545D, MW-546S, MW-546I, MW-546D, MW-547S, MW-547I, MW-547D, MW-549S, MW-549I, MW-550S, MW-550I, PZ-521S, PZ-521I, PZ-522S, PZ-522I, PZ-522D, PZ-524S, PZ-524I, PZ-524D, DUP-01, DUP-02, DUP-03, DUP-04, DUP-05, DUP-06, SW-1, SW-2, SW-3, SW-4, FB-092215, TB-092215

Fifty-seven aqueous samples, including six field duplicates, one field blank and one trip blank, were collected September 22, 2015 and analyzed by Alpha Analytical for volatile compounds using Data of Known Quality (DKQ) protocols. A screening review was performed by a USEPA Region II certified data validator using the criteria specified in Data of Known Quality Protocols Technical Guidance, Data Quality Assessment and Data Usability Evaluation Technical Guidance, in conjunction with Standard Operating Procedure HW-24, Rev. 4, September 2014, and best professional judgment. Data qualifier definitions are as follows:

U The analyte was analyzed for, but not detected above the reported sample quantitation limit.

R The sample results are rejected (qualified as unusable) due to serious deficiencies in the ability to analyze the sample and meet quality control criteria. The presence or absence of the analyte cannot be verified.

J The analyte was positively identified. The associated value is an estimated quantity.

J^- The result is an estimated quantity, but the result may be biased low.

J^+ The result is an estimated quantity, but the result may be biased high.

UJ The analyte was not detected above the reported sample quantitation limit. However, the reported quantitation limit is approximate and may or may not represent the actual limit of quantitation necessary to accurately and precisely measure the analyte in the sample.

Validation consisted of checking and verifying that the criteria listed below were within acceptable QC limits.

- Holding Time
- Surrogate Recovery
- Laboratory Control Sample (LCS)
- Blank Contamination
- Instrument Tune
- Calibrations
- Internal Standards
- Duplicates

Holding Times
All samples were analyzed within specified holding times.

Surrogate Recovery
All recoveries were within limits.

Blank Contamination
Positive results for acetone greater than the reporting limit (RL) of 5.0 ug/L were qualified "U" and values less than the RL were qualified "U" at the RL (5.0 U) in all samples except SW-3 and TB-092215 due to field blank contamination.

Chloromethane was qualified "U" at the RL in the following samples due to field blank contamination.
Chloromethane qualified 2.5 U: MW-3D, MW-502S, MW-502I, MW-505S, MW-507I, MW-508S, MW-508D, MW-532D, DUP-04, SW-1, SW-4

Laboratory Control Sample
Methylcyclohexane and 1,2,3-trichlorobenzene each exhibited low recovery in one LCS. Both analytes were qualified as estimated in the associated samples for calibration criteria. All other LCS analyses were within limits.

Instrument Tune
All criteria were met.

Calibrations
The following analytes were qualified as indicated in the samples listed because the response factors were below the minimum required in an associated calibration.
Non-detects qualified as unusable (R):
1,4-Dioxane, 2-butanone, 4-methyl-2-pentanone: all samples
Chloroethane, methyl acetate, 2-hexanone: MW-1S-A, MW-1S-B, MW-1I, MW-2D, MW-2I, MW-546I, MW-546D, MW-547S, MW-547I, MW-547D, MW-549S, MW-549I, MW-550S, MW-550I, PZ-521S, PZ-521I, PZ-522S, PZ-522I, PZ-522D, PZ-524S, PZ-524I, PZ-524D, DUP-01, DUP-02, DUP-03
Bromomethane, methyl acetate: MW-3D, MW-501S, MW-501I, MW-502S, MW-502I, MW-503I, MW-505S, MW-505I, MW-506S, MW-506I, MW-507S, MW-507I, MW-508S, MW-508D, MW-532S, MW-532D, DUP-04, DUP-05, DUP-06, SW-1, SW-2, SW-3, SW-4, FB-092215, TB-092215

Qualified as estimated (J/UJ):
Acetone: all samples

The relative response factors (RRF) for trichloroethene were below the prescribed minimum value of 0.200 in three continuing calibrations (0.198, 0.198, and 0.180). However, because the average RRFs were compliant in all initial calibrations and all LCS samples exhibited satisfactory recovery for trichloroethene, the reviewer exercised professional judgement and only qualified the samples associated with the continuing calibration with the lowest RRF. Therefore, trichloroethene was qualified as estimated (J/UJ) in samples MW-1S-A, MW-1S-B, MW-1I, MW-2D, and MW-2I. Since most of the other analytes with low RRFs were poor responders and/or also exhibited average RRFs below the required minimums, or exhibited very low RRFs, the associated samples were not similarly qualified.

The following compounds were qualified as estimated (J/UJ) for exceeding the %D criteria in an associated continuing calibration.
Bromomethane: MW-1S-A, MW-1S-B, MW-1I, MW-2D, MW-2I
Chloroethane, methylcyclohexane, 2-hexanone, bromoform, 1,2,3-trichlorobenzene, 1,2,4-trichlorobenzene: MW-3D, MW-501S, MW-501I, MW-502S, MW-502I, MW-503I, MW-505S, MW-505I, MW-506S, MW-506I, MW-507S, MW-507I, MW-508S, MW-508D, MW-532S, MW-532D

Chloromethane, bromomethane, bromoform: MW-546I, MW-546D, MW-547S, MW-547I, MW-547D, MW-549S, MW-549I, MW-550S, MW-550I, PZ-521S, PZ-521I, PZ-522S, PZ-522I, PZ-522D, PZ-524S, PZ-524I, PZ-524D, DUP-01, DUP-02, DUP-03

Methylcyclohexane, 2-hexanone: DUP-04, DUP-05, DUP-06, SW-1, SW-2, SW-3, SW-4, FB-092215, TB-092215

Internal Standards

All internal standard area responses were within limits.

Duplicates

Methylcyclohexane and 1,4-dioxane each exceeded laboratory precision criteria in one LCS pair. Both analytes were qualified in the associated samples for calibration criteria.

Precision between field duplicates was evaluated and deemed acceptable if the RPD was below 30% when both sample values were greater than 2 times the reporting limit (RL). If either sample result was less than the control limit (2 times the RL), satisfactory precision was achieved if the difference between the samples was less than the reporting limit. All field duplicate analyses were within the limits of field precision.

Reviewed by: Cecelia N. Minch **Date:** 1/8/2016

Cecelia N. Minch

Tetra Tech Inc.
Data Validation Report
Lockheed-North Plainfield

Laboratory	Report No.	Sample Identification
Alpha Analytical	L1522015	MODTB-090815, TB-090815

Two aqueous samples, including one trip blank, were collected September 8, 2015 and analyzed by Alpha Analytical for volatile compounds using Data of Known Quality (DKQ) protocols. A screening review was performed by a USEPA Region II certified data validator using the criteria specified in Data of Known Quality Protocols Technical Guidance, Data Quality Assessment and Data Usability Evaluation Technical Guidance, in conjunction with Standard Operating Procedure HW-24, Rev. 4, September 2014, and best professional judgment. Data qualifier definitions are as follows:

U The analyte was analyzed for, but not detected above the reported sample quantitation limit.

R The sample results are rejected (qualified as unusable) due to serious deficiencies in the ability to analyze the sample and meet quality control criteria. The presence or absence of the analyte cannot be verified.

J The analyte was positively identified. The associated value is an estimated quantity.

J^- The result is an estimated quantity, but the result may be biased low.

J^+ The result is an estimated quantity, but the result may be biased high.

UJ The analyte was not detected above the reported sample quantitation limit. However, the reported quantitation limit is approximate and may or may not represent the actual limit of quantitation necessary to accurately and precisely measure the analyte in the sample.

Validation consisted of checking and verifying that the criteria listed below were within acceptable QC limits.

- Holding Time
- Surrogate Recovery
- Laboratory Control Sample (LCS)
- Blank Contamination
- Instrument Tune
- Calibrations
- Internal Standards
- Duplicates

Holding Times
All samples were analyzed within specified holding times.

Surrogate Recovery
All recoveries were within limits.

Blank Contamination
The following compounds were qualified "U" as indicated due to similar contamination in an associated blank.

Qualified "U" at the reporting limit due to trip blank contamination:
Acetone (5.0 U), chloromethane (2.5 U): MODTB-090815

Qualified "U" at the reporting limit due to method blank contamination:
Carbon disulfide (5.0 U): MODTB-090815

Laboratory Control Sample
1,1,2,2-Tetrachloroethane exceeded recovery in the LCS analyses, but no action was required.

Instrument Tune
All criteria were met.

Calibrations
The following analytes were qualified as indicated in the samples listed because the response factors were below the minimum required in an associated calibration.

Qualified as unusable (R):
1,4-Dioxane, methyl acetate, 2-butanone, 4-methyl-2-pentanone: MODTB-090815, TB-090815

The following compounds were qualified as estimated (J/UJ) for exceeding the %D criteria in an associated continuing calibration.

Dichlorodifluoromethane, bromomethane, chloroethane, acetone, trans-1,3-dichloropropene, 1,1,2-trichloroethane, isopropylbenzene, 1,1,2,2-tetrachloroethane, 1,2,3-trichlorobenzene: MODTB-090815, TB-090815

Internal Standards
All internal standard area responses were within limits.

Duplicates
1,2-Dibromo-3-chloropropane was qualified as estimated (UJ) in MODTB-090815 and TB-090815 because the LCS analyses exceeded the laboratory precision criterion (20%)

Reviewed by: Cecelia N. Minch **Date:** 1/8/2016
Cecelia N. Minch

APPENDIX B — GWES BUILDING DEMOLITION DOCUMENTATION

Building Demolition Permit

BOROUGH OF NORTH PLAINFIELD
263 SOMERSET STREET
NORTH PLAINFIELD, NJ 07060
908-769-2918

CERTIFICATE
IDENTIFICATION

Date Issued: 05/19/2015
Control #: 14490
Permit #: 20150234

Block: 6.01 Lot: 56 Qual:
Work Site Location: 411 HIGHWAY 22
NORTH PLAINFIELD
Owner in Fee: LOCKHEED MARTIN
Address: 1000 AMERICAN ROAD
MORRIS PLAINS NJ 07950
Telephone:
Agent/Contractor: PANTHER TECHNOLOGIES
Address: 220 ROUTE 70, SUITE B
MEDFORD NJ 08055
Telephone: 609 472-0600
Lic. No./ Bldrs. Reg.No.: Federal Emp. No.:
Social Security No.:

Home Warranty No:
Type of Warranty Plan: [ ] State [ ] Private
Use Group: B
Maximum Live Load:
Construction Classification:
Maximum Occupancy Load:
Certificate Exp Date:
Description of Work/Use:
DEMOLITION

Update Desc. of Wk/Use:

[ ] **CERTIFICATE OF OCCUPANCY**

This serves notice that said building or structure has been constructed in accordance with the New Jersey Uniform Construction Code and is approved for occupancy.

[X] **CERTIFICATE OF APPROVAL**

This serves notice that the work completed has been constructed or installed in accordance with the New Jersey Uniform Construction Code and is approved. If the permit was issued for minor work, this certificate was based upon what was visible at the time of inspection.

[ ] **TEMPORARY CERTIFICATE OF OCCUPANCY/COMPLIANCE**

If this is a temporary Certificate of Occupancy or Compliance, the following conditions must be met no later than or will be subject to fine or order to vacate:

[ ] **CERTIFICATE OF CLEARANCE-LEAD ABATEMENT 5:17**

This serves notice that based on written certification, lead abatement was performed as per NJAC 5:17, to the following extent:

[ ] Total removal of lead-based paint hazards in scope of work

[ ] Partial or limited time period(_____ years); see file

[ ] **CERTIFICATE OF CONTINUED OCCUPANCY**

This serves notice that based on a general inspection of the visible parts of the building there are no imminent hazards and the building is approved for continued occupancy.

[ ] **CERTIFICATE OF COMPLIANCE**

This serves notice that said potentially hazardous equipment has been installed and/or maintained in accordance with the New Jersey Uniform Construction Code and is approved for use until

Howard Klein

HOWARD KLEIN Construction Official

Fees: $0.00
Paid[X]Check No.: 4759
Collected by: PB

U.C.C 260 (rev. 5/03)

1 - APPLICANT 2 - OFFICE 3 - TAX ASSESSOR

page 1
Jun 03 2015 11:13AM No Plfd Clerk 9087696499
06/03/2015 WED 12:08 [TX/RX NO 5795] 001

GWES Building Concrete Analytical Results

ALPHA ANALYTICAL

World Class Chemistry

www.alphalab.com



Lab Number: L1507231

Client: Tetra Tech GEO

ATTN: Steve Feldmann

Project Name: LOCKHEED N. PLAINFIELD

Project Number: 117-0507623

The original project report/data package is held by Alpha Analytical. This report/data package is paginated and should be reproduced only in its entirety. Alpha Analytical holds no responsibility for results and/or data that are not consistent with the original.

ANALYTICAL DATA PACKAGE FOR THE
NEW JERSEY DEPARTMENT OF ENVIRONMENTAL PROTECTION
TRENTON NEW JERSEY 08625

Agency/Division:	**Bureau/Office:**
Project No: 117-0507623	**Contract No:**
Laboratory: Alpha Analytical	**Laboratory Location:** Westborough, Ma.
	Laboratory Phone Number: (508) 898-9220
SDG No: L1507231	**NJDEP Certification #:** MA935
Date of First Sample Receipt: 04/10/2015	**Date of Last Sample Receipt:** 04/10/2015

Agency Sample Number	Laboratory Sample Number	Sample Location	Date/Time of Collection
FB-041015	L1507231-01	LOCKHEED N. PLAINFIELD	04/10/2015 12:20
GWES-CONC-1	L1507231-02	LOCKHEED N. PLAINFIELD	04/10/2015 12:30
DUP01-041015	L1507231-03	LOCKHEED N. PLAINFIELD	04/10/2015 00:00

I certify that this data package is in compliance with the terms and conditions of this contract, both technically and for completeness, for other than the conditions detailed above. Release of the data contained in this hardcopy data package and in the computer-readable data submitted on disk or electronically has been authorized by the laboratory director or his/her designee, as verified by the following signature.

Technical Director/Representative (Typed)	Cristin Walker	04/17/15
Technical Director/Representative (Signature)	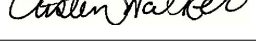	

Table of Contents

New Jersey Reduced Data Deliverable Package 1
- Title Page 2
- Table of Contents 3
- Chain of Custody 4
  - External Chain of Custody 5
  - Lims COC (LN01) 6
  - Sample Receipt Tracking Report 7
- Methodology Review 8
  - Method References 9
- Laboratory Chronicle 10
  - Sample Receipt and Container Information 11
- NJ DEP DKQP Summary Questionnaire 12
  - DKQP Summary Questionnaire 13
- Conformance/Non-Conformance (Reliability) Summary 14
  - Conformance/Non-Conformance (Reliability) Report 15
- Glossary 17
  - Glossary Report 18
- Organics Analysis 20
  - GCMS 8260 Analysis 21
    - Sample Results Summary 22
      - Form 1 - Organics 23
    - Tune Results Summary 44
      - Form 5 - Organics 45
    - Blank Results Summary 50
      - Form 4 - Organics 51
    - Standards Data Summary 53
      - Form 6 - Organics 54
      - Form 7 - Organics 86
    - Surrogate Summary 92
      - Form 2 - Organics 93
    - Batch QC Summary 95
      - Form 3 - Organics 96
    - Internal Standard Summary 106
      - Form 8 - Organics 107
    - Chromatograms 109
      - Sample Raw Data 110
        - GWES-CONC-1 (L1507231-02) Analyzed: 04/13/15 18:47 111
        - DUP01-041015 (L1507231-03) Analyzed: 04/13/15 19:14 138
        - FB-041015 (L1507231-01) Analyzed: 04/14/15 13:33 165
      - Method Blank Raw Data 173
        - Laboratory Method Bl (WG775718-3) Analyzed: 04/13/15 09:59 174
        - Laboratory Method Bl (WG776220-3) Analyzed: 04/14/15 10:19 186
- Wet Chemistry Analysis 193
  - Total Solids Analysis 194
    - Results Summary 195
      - Form 1 - Inorganics 196
    - Duplicate Sample Results Summary 199
      - Form 6 - Inorganics 200

Chain of Custody

NEW JERSEY CHAIN OF CUSTODY

ALPHA ANALYTICAL

Westborough, MA 01581
8 Walkup Dr.
TEL: 508-898-9220
FAX: 508-898-9193

Mansfield, MA 02048
320 Forbes Blvd
TEL: 508-822-9300
FAX: 508-822-9288

Service Centers
Mahwah, NJ 07430: 35 Whitney Rd, Suite 5
Albany, NY 12205: 14 Walker Way
Tonawanda, NY 14150: 275 Cooper Ave, Suite 105

Page 1 of 1

Date Rec'd in Lab: 4/10/15

ALPHA Job #: L1509231

Client Information

Client: TETRA TECH, INC.
Address: 295 RT. 22 EAST, SUITE 104C
WHITEHOUSE STATION, NJ 08889
Phone: 908-534-2303
Fax: 908-534-4709
Email: STEVE.FELDMANN@TETRATECH.COM

Project Information

Project Name: LOCKHEED N. PLAINFIELD
Project Location: NORTH PLAINFIELD
Project #: 117-0507623
(Use Project name as Project #)
Project Manager: STEVE FELDMANN
ALPHAQuote #:

Turn-Around Time

Standard ☑ Due Date:
Rush (only if pre approved) ☐ # of Days: 4/17/15

Deliverables

☑ NJ Full (Reduced)
☐ EQuIS (1 File) ☐ EQuIS (4 File)
☐ Other

Regulatory Requirement

☑ SRS Residential/Non Residential
☑ SRS Impact to Groundwater
☑ NJ Ground Water Quality Standards
☐ NJ IGW SPLP Leachate Criteria
☐ Other

Billing Information

☑ Same as Client Info
PO #

Site Information

Is this site impacted by Petroleum? Yes ☐
Petroleum Product:

These samples have been previously analyzed by Alpha ☐

For EPH, selection is REQUIRED:
☐ Category 1
☐ Category 2

For VOC, selection is REQUIRED:
☐ 1,4-Dioxane
☐ 8011

Other project specific requirements/comments:
RL'S MUST MEET NJDEP RESIDENTIAL DIRECT CONTACT SOIL REMEDIATION STANDARDS & IGW STANDARDS

Please specify Metals or TAL.

ANALYSIS

TCL VOC + 15 8260

Sample Filtration
☐ Done
☐ Lab to do
Preservation
☐ Lab to do
(Please Specify below)

ALPHA Lab ID (Lab Use Only)	Sample ID	Collection Date	Collection Time	Sample Matrix	Sampler's Initials	TCL VOC + 15 8260	Sample Specific Comments	Total Bottle
01	FB-041015	4/10/15	1220	AQ	SF/JD	X		
02	GWES-CONC-1	↓	1230	SOLID	↓	X	CONCRETE	
03	DUP01-041015	↓	—	SOLID	↓	X	CONCRETE	

Preservative Code:
A = None
B = HCl
C = HNO_3
D = H_2SO_4
E = NaOH
F = MeOH
G = $NaHSO_4$
H = $Na_2S_2O_3$
K/E = Zn Ac/NaOH
O = Other

Container Code
P = Plastic
A = Amber Glass
V = Vial
G = Glass
B = Bacteria Cup
C = Cube
O = Other
E = Encore
D = BOD Bottle

Westboro: Certification No: MA935
Mansfield: Certification No: MA015

Container Type: A
Preservative: A

Relinquished By:	Date/Time	Received By:	Date/Time
	4/10/15 1600		4/10/15 16:00
	4/10/15 1900		4-10-15 1900
Tom Tobin	4-10-15 2230	Richard Scott	4/10/15 2230

Please print clearly, legibly and completely. Samples can not be logged in and turnaround time clock will not start until any ambiguities are resolved. BY EXECUTING THIS COC, THE CLIENT HAS READ AND AGREES TO BE BOUND BY ALPHA'S TERMS & CONDITIONS. (See reverse side.)

Form No: 01-14 HC (rev. 30-Sept-2013)

ALPHA ANALYTICAL LABORATORIES, INC.
LOGIN CHAIN OF CUSTODY REPORT
Apr 17 2015, 01:43 pm

Login Number: L1507231
Account: TETRA-NJ2 Tetra Tech GEOProject: 117-0507623
Received: 10APR15 Due Date: 17APR15

Sample #	Client ID	Mat	PR	Collected	Container
L1507231-01	FB-041015		1	S0 10APR15 12:20	3-Vial-B

8260: Run and report at lowest possible RLs, undiluted if possible. If DF required, run at lowest possible DF with exceedances and another run with exceedance within cal range. NJ-RED Package Due Date: 04/17/15

NJ-8260,NJ-RED,NJDEP

Sample #	Client ID	Mat	PR	Collected	Container
L1507231-02	GWES-CONC-1		4	S0 10APR15 12:30	1-Vial-Large

8260: Run and report at lowest possible RLs, undiluted if possible. If DF required, run at lowest possible DF with exceedances and another run with exceedance within cal range. Matrix = Concrete Package Due Date: 04/17/15

NJ-8260,TS

Sample #	Client ID	Mat	PR	Collected	Container
L1507231-03	DUP01-041015		4	S0 10APR15 00:00	1-Vial-Large

8260: Run and report at lowest possible RLs, undiluted if possible. If DF required, run at lowest possible DF with exceedances and another run with exceedance within cal range. Matrix = Concrete Package Due Date: 04/17/15

NJ-8260,TS

Logged By: Ethan Leighton

ALPHA ANALYTICAL LABORATORIES
Container Tracking Report

Container ID	Type	Status	Transaction Date	From Response	From Location	From Operator	To Response	To Location	To Operator
L1507231-01A	Vial-B	INTACT	14-APR-15	GC/MS	GC/MS	Przemyslaw Kaczorows	CUSTODY	VOA DEAD FRIDGE	CUST Przemyslaw Kaczorows
L1507231-01A	Vial-B	INTACT	14-APR-15	CUSTODY	VOA CUSTODY	Marco Soares	GC/MS	GC/MS	Marco Soares
L1507231-01A	Vial-B	INTACT	11-APR-15		CUSTODY	Michael Chang	VOA CUSTODY	VOA CUSTODY	Michael Chang
L1507231-01A	Vial-B	INTACT	11-APR-15	LOGIN	LOGIN	Ethan Leighton	CUSTODY	CUSTODY	Ethan Leighton
L1507231-01B	Vial-B	INTACT	11-APR-15		CUSTODY	Michael Chang	VOA CUSTODY	VOA CUSTODY	Michael Chang
L1507231-01B	Vial-B	INTACT	11-APR-15	LOGIN	LOGIN	Ethan Leighton	CUSTODY	CUSTODY	Ethan Leighton
L1507231-01C	Vial-B	INTACT	11-APR-15		CUSTODY	Michael Chang	VOA CUSTODY	VOA CUSTODY	Michael Chang
L1507231-01C	Vial-B	INTACT	11-APR-15	LOGIN	LOGIN	Ethan Leighton	CUSTODY	CUSTODY	Ethan Leighton
L1507231-02A	Vial-Large	INTACT	13-APR-15	VOA CUSTODY	VOA CUSTODY	Regina Doe	CUSTODY	VOA CUSTODY	Regina Doe
L1507231-02A	Vial-Large	INTACT	13-APR-15	CUSTODY	VOA CUSTODY	Regina Doe	VOA CUSTODY	VOA CUSTODY	Regina Doe
L1507231-02A	Vial-Large	INTACT	11-APR-15	GC/MS	GC/MS	Kevin Deppel	CUSTODY	VOA CUSTODY	Kevin Deppel
L1507231-02A	Vial-Large	INTACT	11-APR-15		VOA CUSTODY	Marco Soares	GC/MS	GC/MS	Marco Soares
L1507231-02A	Vial-Large	INTACT	11-APR-15	CUSTODY	CUSTODY	Michael Chang	VOA CUSTODY	VOA CUSTODY	Michael Chang
L1507231-02A	Vial-Large	INTACT	11-APR-15	LOGIN	LOGIN	Ethan Leighton	CUSTODY	CUSTODY	Ethan Leighton
L1507231-03A	Vial-Large	INTACT	13-APR-15	VOA CUSTODY	VOA CUSTODY	Regina Doe	CUSTODY	VOA CUSTODY	Regina Doe
L1507231-03A	Vial-Large	INTACT	13-APR-15	CUSTODY	VOA CUSTODY	Regina Doe	VOA CUSTODY	VOA CUSTODY	Regina Doe
L1507231-03A	Vial-Large	INTACT	11-APR-15	GC/MS	GC/MS	Kevin Deppel	CUSTODY	VOA CUSTODY	Kevin Deppel
L1507231-03A	Vial-Large	INTACT	11-APR-15		VOA CUSTODY	Marco Soares	GC/MS	GC/MS	Marco Soares
L1507231-03A	Vial-Large	INTACT	11-APR-15	CUSTODY	CUSTODY	Michael Chang	VOA CUSTODY	VOA CUSTODY	Michael Chang
L1507231-03A	Vial-Large	INTACT	11-APR-15	LOGIN	LOGIN	Ethan Leighton	CUSTODY	CUSTODY	Ethan Leighton

Methodology Review

REFERENCES

1 Test Methods for Evaluating Solid Waste: Physical/Chemical Methods. EPA SW-846. Third Edition. Updates I - IV, 2007.

30 Standard Methods for the Examination of Water and Wastewater. APHA-AWWA-WPCF. 18th Edition. 1992.

LIMITATION OF LIABILITIES

Alpha Analytical performs services with reasonable care and diligence normal to the analytical testing laboratory industry. In the event of an error, the sole and exclusive responsibility of Alpha Analytical shall be to re-perform the work at it's own expense. In no event shall Alpha Analytical be held liable for any incidental, consequential or special damages, including but not limited to, damages in any way connected with the use of, interpretation of, information or analysis provided by Alpha Analytical.

We strongly urge our clients to comply with EPA protocol regarding sample volume, preservation, cooling, containers, sampling procedures, holding time and splitting of samples in the field.

Laboratory Chronicle

Sample Receipt and Container Information

Were project specific reporting limits specified? YES

Reagent H2O Preserved Vials Frozen on: NA

Cooler Information **Custody Seal**

Cooler	
A	Absent

Container Information

Container ID	Container Type	Cooler	pH	Temp deg C	Pres	Seal	Analysis(*)
L1507231-01A	Vial HCl preserved	A	N/A	2.9	Y	Absent	NJ-8260(14)
L1507231-01B	Vial HCl preserved	A	N/A	2.9	Y	Absent	NJ-8260(14)
L1507231-01C	Vial HCl preserved	A	N/A	2.9	Y	Absent	NJ-8260(14)
L1507231-02A	Vial Large Septa unpreserved	A	N/A	2.9	Y	Absent	NJ-8260(14),TS(7)
L1507231-03A	Vial Large Septa unpreserved	A	N/A	2.9	Y	Absent	NJ-8260(14),TS(7)

*Values in parentheses indicate holding time in days

NJ DEP
Data of Known Quality Protocols Conformance/Non-Conformance Summary Questionnaire

NJ DEP Data of Known Quality Protocols
Conformance/Non-Conformance
Summary Questionnaire

1	For each analytical method referenced in this laboratory report package, were all specified QA/QC performance criteria followed, including the requirement to explain any criteria falling outside of acceptable guidelines, as specified in the NJDEP Data of Known Quality performance standards?	YES
1a	Were the method specified handling, preservation, and holding time requirements met?	YES
1b	EPH Method: Was the EPH Method conducted without significant modifications (see Section 11.3 of respective DKQ methods)?	N/A
2	Were all samples received by the laboratory in a condition consistent with that described on the associated chain-of-custody document(s)?	YES
3	Were all samples received at an appropriate temperature (4 ± 2° C)?	YES
4	Were all QA/QC performance criteria specified in the NJDEP DKQP standards achieved?	NO
5a	Were reporting limits specified or referenced on the chain-of-custody or communicated to the laboratory prior to sample receipt?	YES
5b	Were these reporting limits met?	NO
6	For each analytical method referenced in this laboratory report package, were results reported for all constituents identified in the method-specific analyte lists presented in the DKQP documents and/or site-specific QAPP?	YES
7	Are project-specific matrix spikes and/or laboratory duplicates included in this data set?	NO

Note: For all questions to which the response was "No" (with the exception of question #7), additional information must be provided in an attached narrative. If the answer to question #1, #1a or #1b is "No", the data package does not meet the requirements for "Data of Known Quality".

Conformance/Non-Conformance Summary

Case Narrative

The samples were received in accordance with the Chain of Custody and no significant deviations were encountered during the preparation or analysis unless otherwise noted. Sample Receipt, Container Information, and the Chain of Custody are located at the back of the report.

Results contained within this report relate only to the samples submitted under this Alpha Lab Number and meet all of the requirements of NELAC, for all NELAC accredited parameters. The data presented in this report is organized by parameter (i.e. VOC, SVOC, etc.). Sample specific Quality Control data (i.e. Surrogate Spike Recovery) is reported at the end of the target analyte list for each individual sample, followed by the Laboratory Batch Quality Control at the end of each parameter. If a sample was re-analyzed or re-extracted due to a required quality control corrective action and if both sets of data are reported, the Laboratory ID of the re-analysis or re-extraction is designated with an "R" or "RE", respectively. When multiple Batch Quality Control elements are reported (e.g. more than one LCS), the associated samples for each element are noted in the grey shaded header line of each data table. Any Laboratory Batch, Sample Specific % recovery or RPD value that is outside the listed Acceptance Criteria is bolded in the report. Performance criteria for CAM and RCP methods allow for some LCS compound failures to occur and still be within method compliance. In these instances, the specific failures are not narrated but are noted in the associated QC table. This information is also incorporated in the Data Usability format for our Data Merger tool where it can be reviewed along with any associated usability implications. Soil/sediments, solids and tissues are reported on a dry weight basis unless otherwise noted. Definitions of all data qualifiers and acronyms used in this report are provided in the Glossary located at the back of the report.

In reference to questions H (CAM) or 4 (RCP) when "NO" is checked, the performance criteria for CAM and RCP methods allow for some quality control failures to occur and still be within method compliance. In these instances the specific failure is not narrated but noted in the associated QC table. The information is also incorporated in the Data Usability format of our Data Merger tool where it can be reviewed along with any associated usability implications.

Please see the associated ADEx data file for a comparison of laboratory reporting limits that were achieved with the regulatory Numerical Standards requested on the Chain of Custody.

HOLD POLICY
For samples submitted on hold, Alpha's policy is to hold samples free of charge for 30 days from the date the project is completed. After 30 days, we will dispose of all samples submitted including those put on hold unless you have contacted your Client Service Representative and made arrangements for Alpha to continue to hold the samples.

Please contact Client Services at 800-624-9220 with any questions.

Case Narrative (continued)

Report Submission

All non-detect (ND) or estimated concentrations (J-qualified) have been quantitated to the limit noted in the MDL column.

The sample ID for L1507231-03 was provided by the client.

DKQP Related Narratives

Volatile Organics

L1507231-02 and -03 have elevated detection limits due to the dilutions required by the elevated concentrations of non-target compounds in the samples.

In reference to question 4:

WG775718-1 and WG776220-1/-2: One or more compounds failed to meet the DKQP recovery and/or RPD limits. Please refer to the QC section of the report for specific details.

In reference to question 5b:

One or more of the target analytes did not achieve the requested regulatory limits.

I, the undersigned, attest under the pains and penalties of perjury that, to the best of my knowledge and belief and based upon my personal inquiry of those responsible for providing the information contained in this analytical report, such information is accurate and complete. This certificate of analysis is not complete unless this page accompanies any and all pages of this report.

Authorized Signature: Cristen Walker Report Date: 04/17/15

Title: Technical Director/Representative

Glossary

GLOSSARY

Acronyms

EDL - Estimated Detection Limit: This value represents the level to which target analyte concentrations are reported as estimated values, when those target analyte concentrations are quantified below the reporting limit (RL). The EDL includes any adjustments from dilutions, concentrations or moisture content, where applicable. The use of EDLs is specific to the analysis of PAHs using Solid-Phase Microextraction (SPME).

EPA - Environmental Protection Agency.

LCS - Laboratory Control Sample: A sample matrix, free from the analytes of interest, spiked with verified known amounts of analytes or a material containing known and verified amounts of analytes.

LCSD - Laboratory Control Sample Duplicate: Refer to LCS.

LFB - Laboratory Fortified Blank: A sample matrix, free from the analytes of interest, spiked with verified known amounts of analytes or a material containing known and verified amounts of analytes.

MDL - Method Detection Limit: This value represents the level to which target analyte concentrations are reported as estimated values, when those target analyte concentrations are quantified below the reporting limit (RL). The MDL includes any adjustments from dilutions, concentrations or moisture content, where applicable.

MS - Matrix Spike Sample: A sample prepared by adding a known mass of target analyte to a specified amount of matrix sample for which an independent estimate of target analyte concentration is available.

MSD - Matrix Spike Sample Duplicate: Refer to MS.

NA - Not Applicable.

NC - Not Calculated: Term is utilized when one or more of the results utilized in the calculation are non-detect at the parameter's reporting unit.

NI - Not Ignitable.

RL - Reporting Limit: The value at which an instrument can accurately measure an analyte at a specific concentration. The RL includes any adjustments from dilutions, concentrations or moisture content, where applicable.

RPD - Relative Percent Difference: The results from matrix and/or matrix spike duplicates are primarily designed to assess the precision of analytical results in a given matrix and are expressed as relative percent difference (RPD). Values which are less than five times the reporting limit for any individual parameter are evaluated by utilizing the absolute difference between the values; although the RPD value will be provided in the report.

SRM - Standard Reference Material: A reference sample of a known or certified value that is of the same or similar matrix as the associated field samples.

Footnotes

1 - The reference for this analyte should be considered modified since this analyte is absent from the target analyte list of the original method.

Terms

Total: With respect to Organic analyses, a 'Total' result is defined as the summation of results for individual isomers or Aroclors. If a 'Total' result is requested, the results of its individual components will also be reported. This is applicable to 'Total' results for methods 8260, 8081 and 8082.

Analytical Method: Both the document from which the method originates and the analytical reference method. (Example: EPA 8260B is shown as 1,8260B.) The codes for the reference method documents are provided in the References section of the Addendum.

Data Qualifiers

A - Spectra identified as "Aldol Condensation Product".

B - The analyte was detected above the reporting limit in the associated method blank. Flag only applies to associated field samples that have detectable concentrations of the analyte at less than ten times (10x) the concentration found in the blank. For MCP-related projects, flag only applies to associated field samples that have detectable concentrations of the analyte at less than ten times (10x) the concentration found in the blank. For DOD-related projects, flag only applies to associated field samples that have detectable concentrations of the analyte at less than ten times (10x) the concentration found in the blank AND the analyte was detected above one-half the reporting limit (or above the reporting limit for common lab contaminants) in the associated method blank. For NJ-Air-related projects, flag only applies to associated field samples that have detectable concentrations of the analyte above the reporting limit. For NJ-related projects (excluding Air), flag only applies to associated field samples that have detectable concentrations of the analyte, which was detected above the reporting limit in the associated method blank or above five times the reporting limit for common lab contaminants (Phthalates, Acetone, Methylene Chloride, 2-Butanone).

C - Co-elution: The target analyte co-elutes with a known lab standard (i.e. surrogate, internal standards, etc.) for co-extracted analyses.

D - Concentration of analyte was quantified from diluted analysis. Flag only applies to field samples that have detectable concentrations of the analyte.

E - Concentration of analyte exceeds the range of the calibration curve and/or linear range of the instrument.

Report Format: DU Report with 'J' Qualifiers

Data Qualifiers

G - The concentration may be biased high due to matrix interferences (i.e, co-elution) with non-target compound(s). The result should be considered estimated.

H - The analysis of pH was performed beyond the regulatory-required holding time of 15 minutes from the time of sample collection.

I - The lower value for the two columns has been reported due to obvious interference.

M - Reporting Limit (RL) exceeds the MCP CAM Reporting Limit for this analyte.

NJ - Presumptive evidence of compound. This represents an estimated concentration for Tentatively Identified Compounds (TICs), where the identification is based on a mass spectral library search.

P - The RPD between the results for the two columns exceeds the method-specified criteria.

Q - The quality control sample exceeds the associated acceptance criteria. For DOD-related projects, LCS and/or Continuing Calibration Standard exceedences are also qualified on all associated sample results. Note: This flag is not applicable for matrix spike recoveries when the sample concentration is greater than 4x the spike added or for batch duplicate RPD when the sample concentrations are less than 5x the RL. (Metals only.)

R - Analytical results are from sample re-analysis.

RE - Analytical results are from sample re-extraction.

S - Analytical results are from modified screening analysis.

J - Estimated value. The Target analyte concentration is below the quantitation limit (RL), but above the Method Detection Limit (MDL) or Estimated Detection Limit (EDL) for SPME-related analyses. This represents an estimated concentration for Tentatively Identified Compounds (TICs).

ND - Not detected at the method detection limit (MDL) for the sample, or estimated detection limit (EDL) for SPME-related analyses.

Report Format: DU Report with 'J' Qualifiers

Organics

GC/MS 8260
Analysis

Sample Results Summary

Form 1
Volatile Organics

Client	: Tetra Tech GEO	Lab Number	: L1507231
Project Name	: LOCKHEED N. PLAINFIELD	Project Number	: 117-0507623
Lab ID	: L1507231-01	Date Collected	: 04/10/15 12:20
Client ID	: FB-041015	Date Received	: 04/10/15
Sample Location	: NORTH PLAINFIELD	Date Analyzed	: 04/14/15 13:33
Sample Matrix	: WATER	Dilution Factor	: 1
Analytical Method	: 1,8260C	Analyst	: MS
Lab File ID	: 0414A11	Instrument ID	: VOA105.I
Sample Amount	: 10 ml	GC Column	: RTX-502.2
Level	: LOW	%Solids	: N/A
Extract Volume (MeOH)	: N/A	Injection Volume	: N/A

		ug/L			
CAS NO.	Parameter	Results	RL	MDL	Qualifier
96-12-8	1,2-Dibromo-3-chloropropane	ND	2.5	0.32	U
123-91-1	1,4-Dioxane	ND	250	41.	U
106-93-4	1,2-Dibromoethane	ND	2.0	0.10	U
75-09-2	Methylene chloride	ND	2.5	0.27	U
75-34-3	1,1-Dichloroethane	ND	0.75	0.21	U
67-66-3	Chloroform	ND	0.75	0.16	U
56-23-5	Carbon tetrachloride	ND	0.50	0.10	U
78-87-5	1,2-Dichloropropane	ND	1.0	0.11	U
124-48-1	Dibromochloromethane	ND	0.50	0.15	U
79-00-5	1,1,2-Trichloroethane	ND	0.75	0.09	U
127-18-4	Tetrachloroethene	ND	0.50	0.09	U
108-90-7	Chlorobenzene	ND	0.50	0.07	U
75-69-4	Trichlorofluoromethane	ND	2.5	0.10	U
107-06-2	1,2-Dichloroethane	ND	0.50	0.11	U
71-55-6	1,1,1-Trichloroethane	ND	0.50	0.10	U
75-27-4	Bromodichloromethane	ND	0.50	0.19	U
10061-02-6	trans-1,3-Dichloropropene	ND	0.50	0.15	U
10061-01-5	cis-1,3-Dichloropropene	ND	0.50	0.14	U
542-75-6	1,3-Dichloropropene, Total	ND	0.50	0.14	U
75-25-2	Bromoform	ND	2.0	0.25	U
79-34-5	1,1,2,2-Tetrachloroethane	ND	0.50	0.09	U
71-43-2	Benzene	ND	0.50	0.09	U
108-88-3	Toluene	ND	0.75	0.16	U
100-41-4	Ethylbenzene	ND	0.50	0.10	U
74-87-3	Chloromethane	ND	2.5	0.09	U
74-83-9	Bromomethane	ND	1.0	0.26	U
75-01-4	Vinyl chloride	ND	1.0	0.07	U

Form 1
Volatile Organics

Client	: Tetra Tech GEO	Lab Number	: L1507231
Project Name	: LOCKHEED N. PLAINFIELD	Project Number	: 117-0507623
Lab ID	: L1507231-01	Date Collected	: 04/10/15 12:20
Client ID	: FB-041015	Date Received	: 04/10/15
Sample Location	: NORTH PLAINFIELD	Date Analyzed	: 04/14/15 13:33
Sample Matrix	: WATER	Dilution Factor	: 1
Analytical Method	: 1,8260C	Analyst	: MS
Lab File ID	: 0414A11	Instrument ID	: VOA105.I
Sample Amount	: 10 ml	GC Column	: RTX-502.2
Level	: LOW	%Solids	: N/A
Extract Volume (MeOH)	: N/A	Injection Volume	: N/A

		ug/L			
CAS NO.	Parameter	Results	RL	MDL	Qualifier
75-00-3	Chloroethane	ND	1.0	0.13	U
75-35-4	1,1-Dichloroethene	ND	0.50	0.09	U
156-60-5	trans-1,2-Dichloroethene	ND	0.75	0.16	U
79-01-6	Trichloroethene	ND	0.50	0.11	U
95-50-1	1,2-Dichlorobenzene	ND	2.5	0.07	U
541-73-1	1,3-Dichlorobenzene	ND	2.5	0.07	U
106-46-7	1,4-Dichlorobenzene	ND	2.5	0.08	U
1634-04-4	Methyl tert butyl ether	ND	1.0	0.15	U
179601-23-1	p/m-Xylene	ND	1.0	0.18	U
95-47-6	o-Xylene	ND	1.0	0.17	U
1330-20-7	Xylene (Total)	ND	1.0	0.17	U
156-59-2	cis-1,2-Dichloroethene	ND	0.50	0.11	U
540-59-0	1,2-Dichloroethene (total)	ND	0.50	0.11	U
100-42-5	Styrene	ND	1.0	0.12	U
75-71-8	Dichlorodifluoromethane	ND	5.0	0.19	U
67-64-1	Acetone	2.2	5.0	1.5	J
75-15-0	Carbon disulfide	ND	5.0	0.09	U
78-93-3	2-Butanone	ND	5.0	1.9	U
108-10-1	4-Methyl-2-pentanone	ND	5.0	0.26	U
591-78-6	2-Hexanone	ND	5.0	0.14	U
74-97-5	Bromochloromethane	ND	2.5	0.13	U
98-82-8	Isopropylbenzene	ND	0.50	0.11	U
87-61-6	1,2,3-Trichlorobenzene	ND	2.5	0.12	U
120-82-1	1,2,4-Trichlorobenzene	ND	2.5	0.12	U
79-20-9	Methyl Acetate	ND	2.0	0.23	U
110-82-7	Cyclohexane	ND	10	0.27	U
108-87-2	Methyl cyclohexane	ND	10	0.40	U

Form 1
Volatile Organics

Client	: Tetra Tech GEO	**Lab Number**	: L1507231
Project Name	: LOCKHEED N. PLAINFIELD	**Project Number**	: 117-0507623
Lab ID	: L1507231-01	**Date Collected**	: 04/10/15 12:20
Client ID	: FB-041015	**Date Received**	: 04/10/15
Sample Location	: NORTH PLAINFIELD	**Date Analyzed**	: 04/14/15 13:33
Sample Matrix	: WATER	**Dilution Factor**	: 1
Analytical Method	: 1,8260C	**Analyst**	: MS
Lab File ID	: 0414A11	**Instrument ID**	: VOA105.I
Sample Amount	: 10 ml	**GC Column**	: RTX-502.2
Level	: LOW	**%Solids**	: N/A
Extract Volume (MeOH)	: N/A	**Injection Volume**	: N/A

		ug/L			
CAS NO.	**Parameter**	**Results**	**RL**	**MDL**	**Qualifier**
76-13-1	1,1,2-Trichloro-1,2,2-Trifluoroethane	ND	2.5	0.15	U

Tentatively Identified Compounds
Volatile Organics

Client	: Tetra Tech GEO	**Lab Number**	: L1507231
Project Name	: LOCKHEED N. PLAINFIELD	**Project Number**	: 117-0507623
Lab ID	: L1507231-01	**Date Collected**	: 04/10/15 12:20
Client ID	: FB-041015	**Date Received**	: 04/10/15
Sample Location	: NORTH PLAINFIELD	**Date Analyzed**	: 04/14/15 13:33
Sample Matrix	: WATER	**Dilution Factor**	: 1
Analytical Method	: 1,8260C	**Analyst**	: MS
Lab File ID	: 0414A11	**Instrument ID**	: VOA105.I
Sample Amount	: 10 ml	**GC Column**	: RTX-502.2
Level	: LOW	**%Solids**	: N/A
Extract Volume (MeOH)	: N/A	**Injection Volume**	: N/A

Number TICS found: 0 **Concentration Units: ug/L**

CAS Number	Compound Name	RT	EST. CONC.	Qualifier
	NO TENTATIVELY IDENTIFIED COMPOUNDS			

Form 1
Volatile Organics

Client	: Tetra Tech GEO	Lab Number	: L1507231
Project Name	: LOCKHEED N. PLAINFIELD	Project Number	: 117-0507623
Lab ID	: L1507231-02D	Date Collected	: 04/10/15 12:30
Client ID	: GWES-CONC-1	Date Received	: 04/10/15
Sample Location	: NORTH PLAINFIELD	Date Analyzed	: 04/13/15 18:47
Sample Matrix	: SOLID	Dilution Factor	: 100
Analytical Method	: 1,8260C	Analyst	: BN
Lab File ID	: 0413A25	Instrument ID	: VOA110.I
Sample Amount	: 0.1 g	GC Column	: RTX-VMS
Level	: LOW	%Solids	: 76
Extract Volume (MeOH)	: N/A	Injection Volume	: N/A

		mg/kg			
CAS NO.	Parameter	Results	RL	MDL	Qualifier
96-12-8	1,2-Dibromo-3-chloropropane	ND	0.38	0.050	U
123-91-1	1,4-Dioxane	ND	13	1.8	U
106-93-4	1,2-Dibromoethane	ND	0.38	0.022	U
75-09-2	Methylene chloride	ND	0.63	0.14	U
75-34-3	1,1-Dichloroethane	ND	0.19	0.011	U
67-66-3	Chloroform	ND	0.19	0.047	U
56-23-5	Carbon tetrachloride	ND	0.13	0.026	U
78-87-5	1,2-Dichloropropane	ND	0.44	0.029	U
124-48-1	Dibromochloromethane	ND	0.13	0.019	U
79-00-5	1,1,2-Trichloroethane	ND	0.19	0.038	U
127-18-4	Tetrachloroethene	ND	0.13	0.018	U
108-90-7	Chlorobenzene	ND	0.13	0.044	U
75-69-4	Trichlorofluoromethane	ND	0.63	0.049	U
107-06-2	1,2-Dichloroethane	ND	0.13	0.014	U
71-55-6	1,1,1-Trichloroethane	ND	0.13	0.014	U
75-27-4	Bromodichloromethane	ND	0.13	0.022	U
10061-02-6	trans-1,3-Dichloropropene	ND	0.13	0.015	U
10061-01-5	cis-1,3-Dichloropropene	ND	0.13	0.015	U
542-75-6	1,3-Dichloropropene, Total	ND	0.13	0.015	U
75-25-2	Bromoform	ND	0.50	0.030	U
79-34-5	1,1,2,2-Tetrachloroethane	ND	0.13	0.013	U
71-43-2	Benzene	ND	0.13	0.015	U
108-88-3	Toluene	0.040	0.19	0.025	J
100-41-4	Ethylbenzene	0.76	0.13	0.016	
74-87-3	Chloromethane	ND	0.63	0.037	U
74-83-9	Bromomethane	ND	0.25	0.043	U
75-01-4	Vinyl chloride	ND	0.25	0.015	U

Form 1
Volatile Organics

Client	: Tetra Tech GEO	Lab Number	: L1507231
Project Name	: LOCKHEED N. PLAINFIELD	Project Number	: 117-0507623
Lab ID	: L1507231-02D	Date Collected	: 04/10/15 12:30
Client ID	: GWES-CONC-1	Date Received	: 04/10/15
Sample Location	: NORTH PLAINFIELD	Date Analyzed	: 04/13/15 18:47
Sample Matrix	: SOLID	Dilution Factor	: 100
Analytical Method	: 1,8260C	Analyst	: BN
Lab File ID	: 0413A25	Instrument ID	: VOA110.I
Sample Amount	: 0.1 g	GC Column	: RTX-VMS
Level	: LOW	%Solids	: 76
Extract Volume (MeOH)	: N/A	Injection Volume	: N/A

		mg/kg			
CAS NO.	Parameter	Results	RL	MDL	Qualifier
75-00-3	Chloroethane	ND	0.25	0.040	U
75-35-4	1,1-Dichloroethene	ND	0.13	0.033	U
156-60-5	trans-1,2-Dichloroethene	ND	0.19	0.027	U
79-01-6	Trichloroethene	ND	0.13	0.016	U
95-50-1	1,2-Dichlorobenzene	ND	0.63	0.019	U
541-73-1	1,3-Dichlorobenzene	ND	0.63	0.017	U
106-46-7	1,4-Dichlorobenzene	ND	0.63	0.017	U
1634-04-4	Methyl tert butyl ether	ND	0.25	0.011	U
179601-23-1	p/m-Xylene	3.3	0.25	0.025	
95-47-6	o-Xylene	0.66	0.25	0.022	
1330-20-7	Xylene (Total)	4.0	0.25	0.022	
156-59-2	cis-1,2-Dichloroethene	ND	0.13	0.018	U
540-59-0	1,2-Dichloroethene (total)	ND	0.13	0.018	U
100-42-5	Styrene	ND	0.25	0.051	U
75-71-8	Dichlorodifluoromethane	ND	1.3	0.024	U
67-64-1	Acetone	ND	4.5	0.13	U
75-15-0	Carbon disulfide	ND	1.3	0.14	U
78-93-3	2-Butanone	ND	1.3	0.034	U
108-10-1	4-Methyl-2-pentanone	ND	1.3	0.031	U
591-78-6	2-Hexanone	ND	1.3	0.084	U
74-97-5	Bromochloromethane	ND	0.63	0.035	U
98-82-8	Isopropylbenzene	ND	0.13	0.013	U
87-61-6	1,2,3-Trichlorobenzene	ND	0.63	0.019	U
120-82-1	1,2,4-Trichlorobenzene	ND	0.63	0.023	U
79-20-9	Methyl Acetate	ND	0.50	0.034	U
110-82-7	Cyclohexane	ND	2.5	0.018	U
108-87-2	Methyl cyclohexane	ND	0.50	0.020	U

Form 1
Volatile Organics

Client	: Tetra Tech GEO	**Lab Number**	: L1507231
Project Name	: LOCKHEED N. PLAINFIELD	**Project Number**	: 117-0507623
Lab ID	: L1507231-02D	**Date Collected**	: 04/10/15 12:30
Client ID	: GWES-CONC-1	**Date Received**	: 04/10/15
Sample Location	: NORTH PLAINFIELD	**Date Analyzed**	: 04/13/15 18:47
Sample Matrix	: SOLID	**Dilution Factor**	: 100
Analytical Method	: 1,8260C	**Analyst**	: BN
Lab File ID	: 0413A25	**Instrument ID**	: VOA110.I
Sample Amount	: 0.1 g	**GC Column**	: RTX-VMS
Level	: LOW	**%Solids**	: 76
Extract Volume (MeOH)	: N/A	**Injection Volume**	: N/A

		mg/kg			
CAS NO.	**Parameter**	**Results**	**RL**	**MDL**	**Qualifier**
76-13-1	1,1,2-Trichloro-1,2,2-Trifluoroethane	ND	2.5	0.035	U

Tentatively Identified Compounds
Volatile Organics

Client	: Tetra Tech GEO	**Lab Number**	: L1507231
Project Name	: LOCKHEED N. PLAINFIELD	**Project Number**	: 117-0507623
Lab ID	: L1507231-02D	**Date Collected**	: 04/10/15 12:30
Client ID	: GWES-CONC-1	**Date Received**	: 04/10/15
Sample Location	: NORTH PLAINFIELD	**Date Analyzed**	: 04/13/15 18:47
Sample Matrix	: SOLID	**Dilution Factor**	: 100
Analytical Method	: 1,8260C	**Analyst**	: BN
Lab File ID	: 0413A25	**Instrument ID**	: VOA110.I
Sample Amount	: 0.1 g	**GC Column**	: RTX-VMS
Level	: LOW	**%Solids**	: 76
Extract Volume (MeOH)	: N/A	**Injection Volume**	: N/A

Number TICS found: 16 **Concentration Units: mg/kg**

CAS Number	Compound Name	RT	EST. CONC.	Qualifier
	Unknown Aromatic	13.94	7.3	J
91-20-3	Naphthalene	14.64	38	NJ
	Unknown Aromatic	14.78	7.5	J
	Unknown Aromatic	14.95	10	J
	Unknown Benzene	15.07	6.6	J
	Unknown Aromatic	15.12	6.2	J
	Unknown Naphthalene	15.61	200	J
	Unknown Naphthalene	15.76	73	J
	Unknown Naphthalene	16.48	21	J
	Unknown Naphthalene	16.64	46	J
	Unknown Naphthalene	16.79	39	J
	Unknown Naphthalene	16.83	20	J
	Unknown Naphthalene	17.10	8.8	J
	Unknown Naphthalene	17.26	9.7	J
	Unknown Naphthalene	17.67	6.1	J
	Total TIC Compounds		500J	J

Form 1
Volatile Organics

Client	: Tetra Tech GEO	Lab Number	: L1507231
Project Name	: LOCKHEED N. PLAINFIELD	Project Number	: 117-0507623
Lab ID	: L1507231-03D	Date Collected	: 04/10/15 00:00
Client ID	: DUP01-041015	Date Received	: 04/10/15
Sample Location	: NORTH PLAINFIELD	Date Analyzed	: 04/13/15 19:14
Sample Matrix	: SOLID	Dilution Factor	: 125
Analytical Method	: 1,8260C	Analyst	: BN
Lab File ID	: 0413A26	Instrument ID	: VOA110.I
Sample Amount	: 0.0 g	GC Column	: RTX-VMS
Level	: LOW	%Solids	: 76
Extract Volume (MeOH)	: N/A	Injection Volume	: N/A

		mg/kg			
CAS NO.	Parameter	Results	RL	MDL	Qualifier
96-12-8	1,2-Dibromo-3-chloropropane	ND	0.46	0.061	U
123-91-1	1,4-Dioxane	ND	15	2.2	U
106-93-4	1,2-Dibromoethane	ND	0.46	0.027	U
75-09-2	Methylene chloride	ND	0.77	0.17	U
75-34-3	1,1-Dichloroethane	ND	0.23	0.013	U
67-66-3	Chloroform	ND	0.23	0.057	U
56-23-5	Carbon tetrachloride	ND	0.15	0.032	U
78-87-5	1,2-Dichloropropane	ND	0.54	0.035	U
124-48-1	Dibromochloromethane	ND	0.15	0.024	U
79-00-5	1,1,2-Trichloroethane	ND	0.23	0.047	U
127-18-4	Tetrachloroethene	ND	0.15	0.022	U
108-90-7	Chlorobenzene	ND	0.15	0.054	U
75-69-4	Trichlorofluoromethane	ND	0.77	0.060	U
107-06-2	1,2-Dichloroethane	ND	0.15	0.018	U
71-55-6	1,1,1-Trichloroethane	ND	0.15	0.017	U
75-27-4	Bromodichloromethane	ND	0.15	0.027	U
10061-02-6	trans-1,3-Dichloropropene	ND	0.15	0.019	U
10061-01-5	cis-1,3-Dichloropropene	ND	0.15	0.018	U
542-75-6	1,3-Dichloropropene, Total	ND	0.15	0.018	U
75-25-2	Bromoform	ND	0.62	0.036	U
79-34-5	1,1,2,2-Tetrachloroethane	ND	0.15	0.016	U
71-43-2	Benzene	ND	0.15	0.018	U
108-88-3	Toluene	0.080	0.23	0.030	J
100-41-4	Ethylbenzene	1.4	0.15	0.020	
74-87-3	Chloromethane	ND	0.77	0.045	U
74-83-9	Bromomethane	ND	0.31	0.052	U
75-01-4	Vinyl chloride	ND	0.31	0.018	U

Form 1
Volatile Organics

Client	: Tetra Tech GEO	Lab Number	: L1507231
Project Name	: LOCKHEED N. PLAINFIELD	Project Number	: 117-0507623
Lab ID	: L1507231-03D	Date Collected	: 04/10/15 00:00
Client ID	: DUP01-041015	Date Received	: 04/10/15
Sample Location	: NORTH PLAINFIELD	Date Analyzed	: 04/13/15 19:14
Sample Matrix	: SOLID	Dilution Factor	: 125
Analytical Method	: 1,8260C	Analyst	: BN
Lab File ID	: 0413A26	Instrument ID	: VOA110.I
Sample Amount	: 0.0 g	GC Column	: RTX-VMS
Level	: LOW	%Solids	: 76
Extract Volume (MeOH)	: N/A	Injection Volume	: N/A

		mg/kg			
CAS NO.	Parameter	Results	RL	MDL	Qualifier
75-00-3	Chloroethane	ND	0.31	0.049	U
75-35-4	1,1-Dichloroethene	ND	0.15	0.040	U
156-60-5	trans-1,2-Dichloroethene	ND	0.23	0.033	U
79-01-6	Trichloroethene	ND	0.15	0.019	U
95-50-1	1,2-Dichlorobenzene	ND	0.77	0.024	U
541-73-1	1,3-Dichlorobenzene	ND	0.77	0.021	U
106-46-7	1,4-Dichlorobenzene	ND	0.77	0.021	U
1634-04-4	Methyl tert butyl ether	ND	0.31	0.013	U
179601-23-1	p/m-Xylene	5.8	0.31	0.030	
95-47-6	o-Xylene	1.2	0.31	0.026	
1330-20-7	Xylene (Total)	7.0	0.31	0.026	
156-59-2	cis-1,2-Dichloroethene	ND	0.15	0.022	U
540-59-0	1,2-Dichloroethene (total)	ND	0.15	0.022	U
100-42-5	Styrene	ND	0.31	0.062	U
75-71-8	Dichlorodifluoromethane	ND	1.5	0.029	U
67-64-1	Acetone	ND	5.6	0.16	U
75-15-0	Carbon disulfide	ND	1.5	0.17	U
78-93-3	2-Butanone	ND	1.5	0.042	U
108-10-1	4-Methyl-2-pentanone	ND	1.5	0.038	U
591-78-6	2-Hexanone	ND	1.5	0.10	U
74-97-5	Bromochloromethane	ND	0.77	0.043	U
98-82-8	Isopropylbenzene	ND	0.15	0.016	U
87-61-6	1,2,3-Trichlorobenzene	ND	0.77	0.023	U
120-82-1	1,2,4-Trichlorobenzene	ND	0.77	0.028	U
79-20-9	Methyl Acetate	ND	0.62	0.042	U
110-82-7	Cyclohexane	ND	3.1	0.022	U
108-87-2	Methyl cyclohexane	ND	0.62	0.024	U

Form 1
Volatile Organics

Client	: Tetra Tech GEO	**Lab Number**	: L1507231
Project Name	: LOCKHEED N. PLAINFIELD	**Project Number**	: 117-0507623
Lab ID	: L1507231-03D	**Date Collected**	: 04/10/15 00:00
Client ID	: DUP01-041015	**Date Received**	: 04/10/15
Sample Location	: NORTH PLAINFIELD	**Date Analyzed**	: 04/13/15 19:14
Sample Matrix	: SOLID	**Dilution Factor**	: 125
Analytical Method	: 1,8260C	**Analyst**	: BN
Lab File ID	: 0413A26	**Instrument ID**	: VOA110.I
Sample Amount	: 0.0 g	**GC Column**	: RTX-VMS
Level	: LOW	**%Solids**	: 76
Extract Volume (MeOH)	: N/A	**Injection Volume**	: N/A

		mg/kg			
CAS NO.	**Parameter**	**Results**	**RL**	**MDL**	**Qualifier**
76-13-1	1,1,2-Trichloro-1,2,2-Trifluoroethane	ND	3.1	0.042	U

Tentatively Identified Compounds
Volatile Organics

Client	: Tetra Tech GEO	**Lab Number**	: L1507231
Project Name	: LOCKHEED N. PLAINFIELD	**Project Number**	: 117-0507623
Lab ID	: L1507231-03D	**Date Collected**	: 04/10/15 00:00
Client ID	: DUP01-041015	**Date Received**	: 04/10/15
Sample Location	: NORTH PLAINFIELD	**Date Analyzed**	: 04/13/15 19:14
Sample Matrix	: SOLID	**Dilution Factor**	: 125
Analytical Method	: 1,8260C	**Analyst**	: BN
Lab File ID	: 0413A26	**Instrument ID**	: VOA110.I
Sample Amount	: 0.0 g	**GC Column**	: RTX-VMS
Level	: LOW	**%Solids**	: 76
Extract Volume (MeOH)	: N/A	**Injection Volume**	: N/A

Number TICS found: 16 **Concentration Units: mg/kg**

CAS Number	Compound Name	RT	EST. CONC.	Qualifier
	Unknown Aromatic	13.95	11	J
91-20-3	Naphthalene	14.64	65	NJ
	Unknown Aromatic	14.78	11	J
	Unknown Aromatic	14.95	16	J
	Unknown Benzene	15.07	9	J
	Unknown Aromatic	15.12	8.5	J
	Unknown Naphthalene	15.61	340	J
	Unknown Naphthalene	15.76	130	J
	Unknown Naphthalene	16.48	36	J
	Unknown Naphthalene	16.64	76	J
	Unknown Naphthalene	16.79	65	J
	Unknown Naphthalene	16.83	34	J
	Unknown Naphthalene	17.10	15	J
	Unknown Naphthalene	17.26	16	J
	Unknown Aromatic	17.67	9.5	J
	Total TIC Compounds		840J	J

Form 1
Volatile Organics

Client	: Tetra Tech GEO	Lab Number	: L1507231
Project Name	: LOCKHEED N. PLAINFIELD	Project Number	: 117-0507623
Lab ID	: WG775718-3	Date Collected	: NA
Client ID	: WG775718-3BLANK	Date Received	: NA
Sample Location	:	Date Analyzed	: 04/13/15 09:59
Sample Matrix	: SOLID	Dilution Factor	: 1
Analytical Method	: 1,8260C	Analyst	: BN
Lab File ID	: 0413A05	Instrument ID	: VOA110.I
Sample Amount	: 5.0 g	GC Column	: RTX-VMS
Level	: LOW	%Solids	: NA
Extract Volume (MeOH)	: N/A	Injection Volume	: N/A

		mg/kg			
CAS NO.	Parameter	Results	RL	MDL	Qualifier
96-12-8	1,2-Dibromo-3-chloropropane	ND	0.0030	0.00040	U
123-91-1	1,4-Dioxane	ND	0.10	0.014	U
106-93-4	1,2-Dibromoethane	ND	0.0030	0.00017	U
75-09-2	Methylene chloride	ND	0.0050	0.0011	U
75-34-3	1,1-Dichloroethane	ND	0.0015	0.00008	U
67-66-3	Chloroform	ND	0.0015	0.00037	U
56-23-5	Carbon tetrachloride	ND	0.0010	0.00021	U
78-87-5	1,2-Dichloropropane	ND	0.0035	0.00023	U
124-48-1	Dibromochloromethane	ND	0.0010	0.00015	U
79-00-5	1,1,2-Trichloroethane	ND	0.0015	0.00030	U
110-75-8	2-Chloroethylvinyl ether	ND	0.020	0.00062	U
127-18-4	Tetrachloroethene	0.00039	0.0010	0.00014	J
108-90-7	Chlorobenzene	ND	0.0010	0.00035	U
75-69-4	Trichlorofluoromethane	ND	0.0050	0.00039	U
107-06-2	1,2-Dichloroethane	ND	0.0010	0.00011	U
71-55-6	1,1,1-Trichloroethane	ND	0.0010	0.00011	U
75-27-4	Bromodichloromethane	ND	0.0010	0.00017	U
10061-02-6	trans-1,3-Dichloropropene	ND	0.0010	0.00012	U
10061-01-5	cis-1,3-Dichloropropene	ND	0.0010	0.00012	U
542-75-6	1,3-Dichloropropene, Total	ND	0.0010	0.00012	U
563-58-6	1,1-Dichloropropene	ND	0.0050	0.00014	U
75-25-2	Bromoform	ND	0.0040	0.00024	U
79-34-5	1,1,2,2-Tetrachloroethane	ND	0.0010	0.00010	U
71-43-2	Benzene	ND	0.0010	0.00012	U
108-88-3	Toluene	0.00021	0.0015	0.00019	J
100-41-4	Ethylbenzene	ND	0.0010	0.00013	U
74-87-3	Chloromethane	ND	0.0050	0.00029	U

Form 1
Volatile Organics

Client	: Tetra Tech GEO	Lab Number	: L1507231
Project Name	: LOCKHEED N. PLAINFIELD	Project Number	: 117-0507623
Lab ID	: WG775718-3	Date Collected	: NA
Client ID	: WG775718-3BLANK	Date Received	: NA
Sample Location	:	Date Analyzed	: 04/13/15 09:59
Sample Matrix	: SOLID	Dilution Factor	: 1
Analytical Method	: 1,8260C	Analyst	: BN
Lab File ID	: 0413A05	Instrument ID	: VOA110.I
Sample Amount	: 5.0 g	GC Column	: RTX-VMS
Level	: LOW	%Solids	: NA
Extract Volume (MeOH)	: N/A	Injection Volume	: N/A

		mg/kg			
CAS NO.	Parameter	Results	RL	MDL	Qualifier
74-83-9	Bromomethane	0.00040	0.0020	0.00034	J
75-01-4	Vinyl chloride	ND	0.0020	0.00012	U
75-00-3	Chloroethane	ND	0.0020	0.00032	U
75-35-4	1,1-Dichloroethene	ND	0.0010	0.00026	U
156-60-5	trans-1,2-Dichloroethene	ND	0.0015	0.00021	U
79-01-6	Trichloroethene	ND	0.0010	0.00012	U
95-50-1	1,2-Dichlorobenzene	ND	0.0050	0.00015	U
541-73-1	1,3-Dichlorobenzene	ND	0.0050	0.00014	U
106-46-7	1,4-Dichlorobenzene	ND	0.0050	0.00014	U
1634-04-4	Methyl tert butyl ether	ND	0.0020	0.00008	U
179601-23-1	p/m-Xylene	ND	0.0020	0.00020	U
95-47-6	o-Xylene	ND	0.0020	0.00017	U
1330-20-7	Xylene (Total)	ND	0.0020	0.00017	U
156-59-2	cis-1,2-Dichloroethene	ND	0.0010	0.00014	U
540-59-0	1,2-Dichloroethene (total)	ND	0.0010	0.00014	U
74-95-3	Dibromomethane	ND	0.010	0.00016	U
110-56-5	1,4-Dichlorobutane	ND	0.010	0.00013	U
96-18-4	1,2,3-Trichloropropane	ND	0.010	0.00016	U
100-42-5	Styrene	ND	0.0020	0.00040	U
75-71-8	Dichlorodifluoromethane	ND	0.010	0.00019	U
67-64-1	Acetone	0.0028	0.036	0.0010	J
75-15-0	Carbon disulfide	ND	0.010	0.0011	U
78-93-3	2-Butanone	ND	0.010	0.00027	U
108-05-4	Vinyl acetate	ND	0.010	0.00013	U
108-10-1	4-Methyl-2-pentanone	ND	0.010	0.00024	U
591-78-6	2-Hexanone	ND	0.010	0.00067	U
97-63-2	Ethyl methacrylate	ND	0.010	0.00015	U

Form 1
Volatile Organics

Client	: Tetra Tech GEO	Lab Number	: L1507231
Project Name	: LOCKHEED N. PLAINFIELD	Project Number	: 117-0507623
Lab ID	: WG775718-3	Date Collected	: NA
Client ID	: WG775718-3BLANK	Date Received	: NA
Sample Location	:	Date Analyzed	: 04/13/15 09:59
Sample Matrix	: SOLID	Dilution Factor	: 1
Analytical Method	: 1,8260C	Analyst	: BN
Lab File ID	: 0413A05	Instrument ID	: VOA110.I
Sample Amount	: 5.0 g	GC Column	: RTX-VMS
Level	: LOW	%Solids	: NA
Extract Volume (MeOH)	: N/A	Injection Volume	: N/A

		mg/kg			
CAS NO.	Parameter	Results	RL	MDL	Qualifier
107-02-8	Acrolein	ND	0.025	0.0081	U
107-13-1	Acrylonitrile	ND	0.0040	0.00051	U
74-97-5	Bromochloromethane	ND	0.0050	0.00028	U
109-99-9	Tetrahydrofuran	ND	0.020	0.0010	U
594-20-7	2,2-Dichloropropane	ND	0.0050	0.00023	U
142-28-9	1,3-Dichloropropane	ND	0.0050	0.00014	U
630-20-6	1,1,1,2-Tetrachloroethane	ND	0.0010	0.00032	U
108-86-1	Bromobenzene	ND	0.0050	0.00021	U
104-51-8	n-Butylbenzene	ND	0.0010	0.00011	U
135-98-8	sec-Butylbenzene	ND	0.0010	0.00012	U
98-06-6	tert-Butylbenzene	ND	0.0050	0.00014	U
95-49-8	o-Chlorotoluene	ND	0.0050	0.00016	U
106-43-4	p-Chlorotoluene	ND	0.0050	0.00013	U
87-68-3	Hexachlorobutadiene	ND	0.0050	0.00023	U
98-82-8	Isopropylbenzene	ND	0.0010	0.00010	U
99-87-6	p-Isopropyltoluene	ND	0.0010	0.00012	U
91-20-3	Naphthalene	ND	0.0050	0.00014	U
103-65-1	n-Propylbenzene	ND	0.0010	0.00011	U
87-61-6	1,2,3-Trichlorobenzene	ND	0.0050	0.00015	U
120-82-1	1,2,4-Trichlorobenzene	ND	0.0050	0.00018	U
108-67-8	1,3,5-Trimethylbenzene	ND	0.0050	0.00014	U
95-63-6	1,2,4-Trimethylbenzene	ND	0.0050	0.00014	U
110-57-6	trans-1,4-Dichloro-2-butene	ND	0.0050	0.00039	U
60-29-7	Ethyl ether	ND	0.0050	0.00026	U
79-20-9	Methyl Acetate	ND	0.0040	0.00027	U
141-78-6	Ethyl Acetate	ND	0.020	0.00092	U
108-20-3	Isopropyl Ether	ND	0.0040	0.00014	U

Form 1
Volatile Organics

Client	: Tetra Tech GEO	**Lab Number**	: L1507231
Project Name	: LOCKHEED N. PLAINFIELD	**Project Number**	: 117-0507623
Lab ID	: WG775718-3	**Date Collected**	: NA
Client ID	: WG775718-3BLANK	**Date Received**	: NA
Sample Location	:	**Date Analyzed**	: 04/13/15 09:59
Sample Matrix	: SOLID	**Dilution Factor**	: 1
Analytical Method	: 1,8260C	**Analyst**	: BN
Lab File ID	: 0413A05	**Instrument ID**	: VOA110.I
Sample Amount	: 5.0 g	**GC Column**	: RTX-VMS
Level	: LOW	**%Solids**	: NA
Extract Volume (MeOH)	: N/A	**Injection Volume**	: N/A

		mg/kg			
CAS NO.	**Parameter**	**Results**	**RL**	**MDL**	**Qualifier**
110-82-7	Cyclohexane	ND	0.020	0.00015	U
75-65-0	tert-Butyl Alcohol	ND	0.10	0.0029	U
637-92-3	Ethyl-Tert-Butyl-Ether	ND	0.0040	0.00012	U
994-05-8	Tertiary-Amyl Methyl Ether	ND	0.0040	0.00009	U
108-87-2	Methyl cyclohexane	ND	0.0040	0.00015	U
76-13-1	1,1,2-Trichloro-1,2,2-Trifluoroethane	ND	0.020	0.00027	U
95-93-2	1,2,4,5-Tetramethylbenzene	ND	0.0040	0.00013	U
105-05-5	1,4-Diethylbenzene	ND	0.0040	0.00016	U
622-96-8	4-Ethyltoluene	ND	0.0040	0.00012	U

Tentatively Identified Compounds
Volatile Organics

Client	: Tetra Tech GEO	**Lab Number**	: L1507231
Project Name	: LOCKHEED N. PLAINFIELD	**Project Number**	: 117-0507623
Lab ID	: WG775718-3	**Date Collected**	: NA
Client ID	: WG775718-3BLANK	**Date Received**	: NA
Sample Location	:	**Date Analyzed**	: 04/13/15 09:59
Sample Matrix	: SOLID	**Dilution Factor**	: 1
Analytical Method	: 1,8260C	**Analyst**	: BN
Lab File ID	: 0413A05	**Instrument ID**	: VOA110.I
Sample Amount	: 5.0 g	**GC Column**	: RTX-VMS
Level	: LOW	**%Solids**	: NA
Extract Volume (MeOH)	: N/A	**Injection Volume**	: N/A

Number TICS found: 0 **Concentration Units: mg/kg**

CAS Number	Compound Name	RT	EST. CONC.	Qualifier
	NO TENTATIVELY IDENTIFIED COMPOUNDS			

Form 1
Volatile Organics

Client	: Tetra Tech GEO	Lab Number	: L1507231
Project Name	: LOCKHEED N. PLAINFIELD	Project Number	: 117-0507623
Lab ID	: WG776220-3	Date Collected	: NA
Client ID	: WG776220-3BLANK	Date Received	: NA
Sample Location	:	Date Analyzed	: 04/14/15 10:19
Sample Matrix	: WATER	Dilution Factor	: 1
Analytical Method	: 1,8260C	Analyst	: MS
Lab File ID	: 0414A04	Instrument ID	: VOA105.I
Sample Amount	: 10 ml	GC Column	: RTX-502.2
Level	: LOW	%Solids	: N/A
Extract Volume (MeOH)	: N/A	Injection Volume	: N/A

		ug/L			
CAS NO.	Parameter	Results	RL	MDL	Qualifier
96-12-8	1,2-Dibromo-3-chloropropane	ND	2.5	0.32	U
123-91-1	1,4-Dioxane	ND	250	41.	U
106-93-4	1,2-Dibromoethane	ND	2.0	0.10	U
75-09-2	Methylene chloride	ND	2.5	0.27	U
75-34-3	1,1-Dichloroethane	ND	0.75	0.21	U
67-66-3	Chloroform	ND	0.75	0.16	U
56-23-5	Carbon tetrachloride	ND	0.50	0.10	U
78-87-5	1,2-Dichloropropane	ND	1.0	0.11	U
124-48-1	Dibromochloromethane	ND	0.50	0.15	U
79-00-5	1,1,2-Trichloroethane	ND	0.75	0.09	U
127-18-4	Tetrachloroethene	ND	0.50	0.09	U
108-90-7	Chlorobenzene	ND	0.50	0.07	U
75-69-4	Trichlorofluoromethane	ND	2.5	0.10	U
107-06-2	1,2-Dichloroethane	ND	0.50	0.11	U
71-55-6	1,1,1-Trichloroethane	ND	0.50	0.10	U
75-27-4	Bromodichloromethane	ND	0.50	0.19	U
10061-02-6	trans-1,3-Dichloropropene	ND	0.50	0.15	U
10061-01-5	cis-1,3-Dichloropropene	ND	0.50	0.14	U
542-75-6	1,3-Dichloropropene, Total	ND	0.50	0.14	U
75-25-2	Bromoform	ND	2.0	0.25	U
79-34-5	1,1,2,2-Tetrachloroethane	ND	0.50	0.09	U
71-43-2	Benzene	ND	0.50	0.09	U
108-88-3	Toluene	ND	0.75	0.16	U
100-41-4	Ethylbenzene	ND	0.50	0.10	U
74-87-3	Chloromethane	ND	2.5	0.09	U
74-83-9	Bromomethane	ND	1.0	0.26	U
75-01-4	Vinyl chloride	ND	1.0	0.07	U

Form 1
Volatile Organics

Client	: Tetra Tech GEO	Lab Number	: L1507231
Project Name	: LOCKHEED N. PLAINFIELD	Project Number	: 117-0507623
Lab ID	: WG776220-3	Date Collected	: NA
Client ID	: WG776220-3BLANK	Date Received	: NA
Sample Location	:	Date Analyzed	: 04/14/15 10:19
Sample Matrix	: WATER	Dilution Factor	: 1
Analytical Method	: 1,8260C	Analyst	: MS
Lab File ID	: 0414A04	Instrument ID	: VOA105.I
Sample Amount	: 10 ml	GC Column	: RTX-502.2
Level	: LOW	%Solids	: N/A
Extract Volume (MeOH)	: N/A	Injection Volume	: N/A

		ug/L			
CAS NO.	Parameter	Results	RL	MDL	Qualifier
75-00-3	Chloroethane	ND	1.0	0.13	U
75-35-4	1,1-Dichloroethene	ND	0.50	0.09	U
156-60-5	trans-1,2-Dichloroethene	ND	0.75	0.16	U
79-01-6	Trichloroethene	ND	0.50	0.11	U
95-50-1	1,2-Dichlorobenzene	ND	2.5	0.07	U
541-73-1	1,3-Dichlorobenzene	ND	2.5	0.07	U
106-46-7	1,4-Dichlorobenzene	ND	2.5	0.08	U
1634-04-4	Methyl tert butyl ether	ND	1.0	0.15	U
179601-23-1	p/m-Xylene	ND	1.0	0.18	U
95-47-6	o-Xylene	ND	1.0	0.17	U
1330-20-7	Xylene (Total)	ND	1.0	0.17	U
156-59-2	cis-1,2-Dichloroethene	ND	0.50	0.11	U
540-59-0	1,2-Dichloroethene (total)	ND	0.50	0.11	U
100-42-5	Styrene	ND	1.0	0.12	U
75-71-8	Dichlorodifluoromethane	ND	5.0	0.19	U
67-64-1	Acetone	ND	5.0	1.5	U
75-15-0	Carbon disulfide	ND	5.0	0.09	U
78-93-3	2-Butanone	ND	5.0	1.9	U
108-10-1	4-Methyl-2-pentanone	ND	5.0	0.26	U
591-78-6	2-Hexanone	ND	5.0	0.14	U
74-97-5	Bromochloromethane	ND	2.5	0.13	U
98-82-8	Isopropylbenzene	ND	0.50	0.11	U
87-61-6	1,2,3-Trichlorobenzene	ND	2.5	0.12	U
120-82-1	1,2,4-Trichlorobenzene	ND	2.5	0.12	U
79-20-9	Methyl Acetate	ND	2.0	0.23	U
110-82-7	Cyclohexane	ND	10	0.27	U
75-65-0	tert-Butyl Alcohol	ND	10	0.90	U

Form 1
Volatile Organics

Client	: Tetra Tech GEO	**Lab Number**	: L1507231
Project Name	: LOCKHEED N. PLAINFIELD	**Project Number**	: 117-0507623
Lab ID	: WG776220-3	**Date Collected**	: NA
Client ID	: WG776220-3BLANK	**Date Received**	: NA
Sample Location	:	**Date Analyzed**	: 04/14/15 10:19
Sample Matrix	: WATER	**Dilution Factor**	: 1
Analytical Method	: 1,8260C	**Analyst**	: MS
Lab File ID	: 0414A04	**Instrument ID**	: VOA105.I
Sample Amount	: 10 ml	**GC Column**	: RTX-502.2
Level	: LOW	**%Solids**	: N/A
Extract Volume (MeOH)	: N/A	**Injection Volume**	: N/A

		ug/L			
CAS NO.	**Parameter**	**Results**	**RL**	**MDL**	**Qualifier**
108-87-2	Methyl cyclohexane	ND	10	0.40	U
76-13-1	1,1,2-Trichloro-1,2,2-Trifluoroethane	ND	2.5	0.15	U

Tentatively Identified Compounds
Volatile Organics

Client	: Tetra Tech GEO	**Lab Number**	: L1507231
Project Name	: LOCKHEED N. PLAINFIELD	**Project Number**	: 117-0507623
Lab ID	: WG776220-3	**Date Collected**	: NA
Client ID	: WG776220-3BLANK	**Date Received**	: NA
Sample Location	:	**Date Analyzed**	: 04/14/15 10:19
Sample Matrix	: WATER	**Dilution Factor**	: 1
Analytical Method	: 1,8260C	**Analyst**	: MS
Lab File ID	: 0414A04	**Instrument ID**	: VOA105.I
Sample Amount	: 10 ml	**GC Column**	: RTX-502.2
Level	: LOW	**%Solids**	: N/A
Extract Volume (MeOH)	: N/A	**Injection Volume**	: N/A

Number TICS found: 0 **Concentration Units: ug/L**

CAS Number	Compound Name	RT	EST. CONC.	Qualifier
	NO TENTATIVELY IDENTIFIED COMPOUNDS			

Tuning Results Summary

5A
VOLATILE ORGANICS INSTRUMENT PERFORMANCE CHECK
BROMOFLUOROBENZENE (BFB)

Lab Name: Alpha Analytical Labs

SDG No.: L1507231

Lab File ID: BFB0323A_tune BFB Injection Date: 03/23/15

Instrument ID: Voa105.i BFB Injection Time: 13:09

m/e	ION ABUNDANCE CRITERIA	% Relative Abundance
95	Base Peak, 100% relative abundance	100
50	15.0 - 40.0% of mass 95	16
75	30.0 - 60.0% of mass 95	46
96	5.0 - 9.0% of mass 95	6.8
173	Less than 2.0% of mass 174	0 (0.00)1
174	Greater than 50.0 of mass 95	84.2
175	5.0 - 9.0% of mass 174	5.8 (6.94)1
176	95.0 - 101% of mass 174	81 (96.1)1
177	5.0 - 9.0% of mass 176	5.3 (6.56)2

1-Value is % of mass 174 2-Value is % of mass 176

THIS CHECK APPLIES TO THE FOLLOWING SAMPLES, MS, MSD, BLANKS, AND STANDARDS:

	CLIENT SAMPLE NO.	LAB SAMPLE ID	LAB FILE ID	DATE ANALYZED	TIME ANALYZED
01	8260 CAL11	8260 CAL11	0323A02	03/23/15	13:51
02	8260 CAL1	8260 CAL1	0323A03	03/23/15	14:19
03	8260 CAL2	8260 CAL2	0323A04	03/23/15	14:47
04	8260 CAL3	8260 CAL3	0323A05	03/23/15	15:14
05	8260 CAL4	8260 CAL4	0323A06	03/23/15	15:42
06	8260 CAL6	8260 CAL6	0323A07	03/23/15	16:10
07	8260 CAL8	8260 CAL8	0323A08	03/23/15	16:37
08	8260 CAL10	8260 CAL10	0323A09	03/23/15	17:05
09	ICV Quant report	ICV Quant repo	0323N02	03/23/15	20:49
10	ICV Summary Form	ICV Summary Fo	ccal	03/23/15	20:49

FORM V NJ-8260

5A
VOLATILE ORGANICS INSTRUMENT PERFORMANCE CHECK
BROMOFLUOROBENZENE (BFB)

Lab Name: Alpha Analytical Labs

SDG No.: L1507231

Lab File ID: BFB0323N_tune BFB Injection Date: 03/23/15

Instrument ID: Voa105.i BFB Injection Time: 19:54

m/e	ION ABUNDANCE CRITERIA	% Relative Abundance
95	Base Peak, 100% relative abundance	100
50	15.0 - 40.0% of mass 95	15.8
75	30.0 - 60.0% of mass 95	45
96	5.0 - 9.0% of mass 95	6.5
173	Less than 2.0% of mass 174	0.6 (0.71)1
174	Greater than 50.0 of mass 95	81.5
175	5.0 - 9.0% of mass 174	5.8 (7.08)1
176	95.0 - 101% of mass 174	78.1 (95.8)1
177	5.0 - 9.0% of mass 176	5.2 (6.69)2

1-Value is % of mass 174 2-Value is % of mass 176

THIS CHECK APPLIES TO THE FOLLOWING SAMPLES, MS, MSD, BLANKS, AND STANDARDS:

	CLIENT SAMPLE NO.	LAB SAMPLE ID	LAB FILE ID	DATE ANALYZED	TIME ANALYZED
01	ICV Quant report	ICV Quant repo	0323N02	03/23/15	20:49
02	ICV Summary Form	ICV Summary Fo	ccal	03/23/15	20:49

FORM V NJ-8260

5A
VOLATILE ORGANICS INSTRUMENT PERFORMANCE CHECK
BROMOFLUOROBENZENE (BFB)

Lab Name: Alpha Analytical Labs

SDG No.: L1507231

Lab File ID: BFB0224A_tune BFB Injection Date: 02/24/15

Instrument ID: Voa110.i BFB Injection Time: 14:02

m/e	ION ABUNDANCE CRITERIA	% Relative Abundance
95	Base Peak, 100% relative abundance	100
50	15.0 - 40.0% of mass 95	20
75	30.0 - 60.0% of mass 95	55.3
96	5.0 - 9.0% of mass 95	6.9
173	Less than 2.0% of mass 174	0.2 (0.29)1
174	Greater than 50.0 of mass 95	67.6
175	5.0 - 9.0% of mass 174	5 (7.37)1
176	95.0 - 101% of mass 174	64.6 (95.4)1
177	5.0 - 9.0% of mass 176	4.1 (6.39)2

1-Value is % of mass 174 2-Value is % of mass 176

THIS CHECK APPLIES TO THE FOLLOWING SAMPLES, MS, MSD, BLANKS, AND STANDARDS:

	CLIENT SAMPLE NO.	LAB SAMPLE ID	LAB FILE ID	DATE ANALYZED	TIME ANALYZED
01	8260 ICAL L1	8260 ICAL L1	0224A03	02/24/15	15:18
02	8260 ICAL L2	8260 ICAL L2	0224A04	02/24/15	15:44
03	8260 ICAL L3	8260 ICAL L3	0224A05	02/24/15	16:10
04	8260 ICAL L4	8260 ICAL L4	0224A06	02/24/15	16:36
05	8260 ICAL L5	8260 ICAL L5	0224A07	02/24/15	17:02
06	8260 ICAL L6	8260 ICAL L6	0224A08	02/24/15	17:28
07	8260 ICAL L7	8260 ICAL L7	0224A09	02/24/15	17:54
08	8260 ICAL L8	8260 ICAL L8	0224A10	02/24/15	18:20
09	8260 ICV Quant R	8260 ICV Quant	0224A14	02/24/15	20:04

FORM V NJ-8260

5A
VOLATILE ORGANICS INSTRUMENT PERFORMANCE CHECK
BROMOFLUOROBENZENE (BFB)

Lab Name: Alpha Analytical Labs

SDG No.: L1507231

Lab File ID: BFB0414A_tune BFB Injection Date: 04/14/15

Instrument ID: Voa105.i BFB Injection Time: 08:41

m/e	ION ABUNDANCE CRITERIA	% Relative Abundance
95	Base Peak, 100% relative abundance	100
50	15.0 - 40.0% of mass 95	16.1
75	30.0 - 60.0% of mass 95	44
96	5.0 - 9.0% of mass 95	6.9
173	Less than 2.0% of mass 174	0.5 (0.61)1
174	Greater than 50.0 of mass 95	80.4
175	5.0 - 9.0% of mass 174	5.7 (7.05)1
176	95.0 - 101% of mass 174	78.9 (98.0)1
177	5.0 - 9.0% of mass 176	5.3 (6.71)2

1-Value is % of mass 174 2-Value is % of mass 176

THIS CHECK APPLIES TO THE FOLLOWING SAMPLES, MS, MSD, BLANKS, AND STANDARDS:

	CLIENT SAMPLE NO.	LAB SAMPLE ID	LAB FILE ID	DATE ANALYZED	TIME ANALYZED
01	WG776220-1LCS	WG776220-1	0414A01	04/14/15	08:56
02	wg775-1,31,10	wg775-1,31,10	0414A01	04/14/15	08:56
03	WG776220-2LCSD	WG776220-2	0414A02	04/14/15	09:23
04	WG776220-3BLANK	WG776220-3	0414A04	04/14/15	10:19
05	FB-041015	L1507231-01	0414A11	04/14/15	13:33

FORM V NJ-8260

5A
VOLATILE ORGANICS INSTRUMENT PERFORMANCE CHECK
BROMOFLUOROBENZENE (BFB)

Lab Name: Alpha Analytical Labs

SDG No.: L1507231

Lab File ID: BFB0413B_tune BFB Injection Date: 04/13/15

Instrument ID: Voa110.i BFB Injection Time: 07:50

m/e	ION ABUNDANCE CRITERIA	% Relative Abundance
95	Base Peak, 100% relative abundance	100
50	15.0 - 40.0% of mass 95	21.9
75	30.0 - 60.0% of mass 95	57.7
96	5.0 - 9.0% of mass 95	6.9
173	Less than 2.0% of mass 174	0 (0.00)1
174	Greater than 50.0 of mass 95	62.2
175	5.0 - 9.0% of mass 174	4.9 (7.92)1
176	95.0 - 101% of mass 174	59.2 (95.1)1
177	5.0 - 9.0% of mass 176	3.8 (6.41)2

1-Value is % of mass 174 2-Value is % of mass 176

THIS CHECK APPLIES TO THE FOLLOWING SAMPLES, MS, MSD, BLANKS, AND STANDARDS:

	CLIENT SAMPLE NO.	LAB SAMPLE ID	LAB FILE ID	DATE ANALYZED	TIME ANALYZED
01	8260 CCAL	8260 CCAL	0413A01	04/13/15	08:14
02	WG775718-1LCS	WG775718-1	0413A01	04/13/15	08:14
03	WG775718-2LCSD	WG775718-2	0413A02	04/13/15	08:40
04	WG775718-3BLANK	WG775718-3	0413A05	04/13/15	09:59
05	GWES-CONC-1	L1507231-02D	0413A25	04/13/15	18:47
06	DUP01-041015	L1507231-03D	0413A26	04/13/15	19:14

Blank Results Summary

4A

VOLATILE ORGANICS METHOD BLANK SUMMARY

SAMPLE NO.

WG775718-3BLANK

Lab Name: Alpha Analytical Labs

SDG No.: L1507231

Lab File ID: 0413A05 Lab Sample ID: WG775718-3

Date Analyzed: 04/13/15 Time Analyzed: 09:59

Instrument ID: VOA110.I

THIS METHOD BLANK APPLIES TO THE FOLLOWING SAMPLES:

	CLIENT SAMPLE NO.	LAB SAMPLE ID	LAB FILE ID	DATE ANALYZED
01	WG775718-1LCS	WG775718-1	0413A01	04/13/15 08:14
02	WG775718-2LCSD	WG775718-2	0413A02	04/13/15 08:40
03	GWES-CONC-1	L1507231-02D	0413A25	04/13/15 18:47
04	DUP01-041015	L1507231-03D	0413A26	04/13/15 19:14

COMMENTS: _____

_____

FORM IV NJ-8260 LOW

4A

VOLATILE ORGANICS METHOD BLANK SUMMARY

SAMPLE NO.

WG776220-3BLANK

Lab Name: Alpha Analytical Labs

SDG No.: L1507231

Lab File ID: 0414A04 Lab Sample ID: WG776220-3

Date Analyzed: 04/14/15 Time Analyzed: 10:19

Instrument ID: VOA105.I

THIS METHOD BLANK APPLIES TO THE FOLLOWING SAMPLES:

	CLIENT SAMPLE NO.	LAB SAMPLE ID	LAB FILE ID	DATE ANALYZED
01	WG776220-1LCS	WG776220-1	0414A01	04/14/15 08:56
02	WG776220-2LCSD	WG776220-2	0414A02	04/14/15 09:23
03	FB-041015	L1507231-01	0414A11	04/14/15 13:33

COMMENTS: _____

_____

page 1 of 1

FORM IV NJ-8260 LOW

Standards Data Summary

VOLATILE ORGANICS ORGANICS INITIAL CALIBRATION DATA

Lab Name: Alpha Analytical Labs

SDG No.: L1507231

Instrument ID: VOA110.I Calibration Date(s): 24-FEB-2015 24-FEB-2015

Calibration Times: 15:18 18:20

Calibration File Names:

Level 1: \\orgserv2\ff\chem\GCMSVOA\Voa110.i\150224ICAL.b\0224A03.D
Level 2: \\orgserv2\ff\chem\GCMSVOA\Voa110.i\150224ICAL.b\0224A04.D
Level 3: \\orgserv2\ff\chem\GCMSVOA\Voa110.i\150224ICAL.b\0224A05.D
Level 4: \\orgserv2\ff\chem\GCMSVOA\Voa110.i\150224ICAL.b\0224A06.D
Level 5: \\orgserv2\ff\chem\GCMSVOA\Voa110.i\150224ICAL.b\0224A07.D
Level 6: \\orgserv2\ff\chem\GCMSVOA\Voa110.i\150224ICAL.b\0224A08.D
Level 7: \\orgserv2\ff\chem\GCMSVOA\Voa110.i\150224ICAL.b\0224A09.D
Level 8: \\orgserv2\ff\chem\GCMSVOA\Voa110.i\150224ICAL.b\0224A10.D

Compound	5.0000 Level 1	20.0000 Level 2	100.0000 Level 3	200.0000 Level 4	300.0000 Level 5	500.0000 Level 6	Curve	Coefficients b	m1	m2	%RSD or R^2
	1000.0000 Level 7	1500.0000 Level 8									
1 dichlorodifluoromethane	0.10772	0.14462	0.20351	0.20536	0.19934	0.19417					
	0.20571	0.20011					AVRG		0.18257		19.92128
2 chloromethane	0.31817	0.25449	0.26980	0.27472	0.26065	0.25726					
	0.26078	0.25956					AVRG		0.26943		7.71420
3 vinyl chloride	0.35233	0.28766	0.36043	0.37170	0.36215	0.35278					
	0.37018	0.36798					AVRG		0.35315		7.77494

FORM VI-NJ-8260

VOLATILE ORGANICS ORGANICS INITIAL CALIBRATION DATA

Lab Name: Alpha Analytical Labs

SDG No.: L1507231

Instrument ID: VOA110.I Calibration Date(s): 24-FEB-2015 24-FEB-2015

Calibration Times: 15:18 18:20

Compound	5.0000 Level 1	20.0000 Level 2	100.0000 Level 3	200.0000 Level 4	300.0000 Level 5	500.0000 Level 6	Curve	Coefficients b	m1	m2	%RSD or R^2	
	1000.0000 Level 7	1500.0000 Level 8										
4 bromomethane	0.38432	0.32643	0.30505	0.29300	0.28270	0.27667						
	0.28903	0.28738					AVRG		0.30557		11.57556	
5 chloroethane	0.26289	0.23178	0.26274	0.26579	0.25280	0.24516						
	0.21954	0.13304					AVRG		0.23422		18.78854	
6 trichlorofluoromethane	0.28639	0.31748	0.43644	0.45651	0.45188	0.43247						
	0.46905	0.48580					AVRG		0.41700		17.62195	
7 ethyl ether	0.13928	0.16688	0.16484	0.17322	0.17155	0.17473						
	0.18123	0.18377					AVRG		0.16944		8.13047	
8 ethanol	+++++	+++++	+++++	+++++	+++++	+++++						
	+++++	+++++					AVRG		0.000e+000		0.000e+000	<-
9 1,1,-dichloroethene	0.15886	0.18294	0.23657	0.24928	0.24979	0.24393						
	0.26547	0.27388					AVRG		0.23259		17.35450	
10 carbon disulfide	0.98823	0.66400	0.72823	0.78453	0.78148	0.78328						
	0.85926	0.89200					AVRG		0.81013		12.43980	

FORM VI-NJ-8260

6A

VOLATILE ORGANICS ORGANICS INITIAL CALIBRATION DATA

Lab Name: Alpha Analytical Labs

SDG No.: L1507231

Instrument ID: VOA110.I Calibration Date(s): 24-FEB-2015 24-FEB-2015

Calibration Times: 15:18 18:20

Compound	5.0000 Level 1	20.0000 Level 2	100.0000 Level 3	200.0000 Level 4	300.0000 Level 5	500.0000 Level 6	Curve	Coefficients b	m1	m2	%RSD or R^2	
	1000.0000 Level 7	1500.0000 Level 8										
11 freon-113	520	3046	22530	44991	69207	112797						
	255462	388018					WLINR	0.04579	0.27398		0.99773	
12 acrolein	+++++	596	4525	10122	16126	27638						
	58501	87748					WLINR	0.12413	0.06361		0.99928	<-
13 isopropyl alcohol	+++++	+++++	+++++	+++++	+++++	+++++						
	+++++	+++++					AVRG		0.000e+000		0.000e+000	<-
14 methylene chloride	0.45853	0.35580	0.30696	0.31436	0.29848	0.30470						
	0.30766	0.31211					AVRG		0.33233		16.23287	
15 acetone	814	1718	6542	13359	20232	33585						
	67270	100370					WLINR	-0.06849	0.07258		0.99973	
16 trans-1,2-dichloroethene	0.22981	0.24554	0.28287	0.29783	0.28873	0.29256						
	0.30527	0.31239					AVRG		0.28188		10.32246	
17 Methyl Acetate	0.14907	0.17734	0.17850	0.18801	0.19057	0.19130						
	0.19441	0.19555					AVRG		0.18309		8.36536	

FORM VI-NJ-8260

VOLATILE ORGANICS ORGANICS INITIAL CALIBRATION DATA

Lab Name: Alpha Analytical Labs

SDG No.: L1507231

Instrument ID: VOA110.I Calibration Date(s): 24-FEB-2015 24-FEB-2015

Calibration Times: 15:18 18:20

Compound	5.0000 Level 1	20.0000 Level 2	100.0000 Level 3	200.0000 Level 4	300.0000 Level 5	500.0000 Level 6	Curve	Coefficients b	m1	m2	%RSD or R^2	
	1000.0000 Level 7	1500.0000 Level 8										
18 methyl tert butyl ether	0.67550	0.77757	0.82403	0.88812	0.87567	0.89682						
	0.91929	0.93404					AVRG		0.84888		10.20482	
19 Diisopropyl Ether	0.79976	0.89460	0.98706	1.03821	1.00611	1.02522						
	1.03636	1.03895					AVRG		0.97828		8.85839	
20 1,1-dichloroethane	0.44330	0.48862	0.54793	0.57019	0.54331	0.54689						
	0.55766	0.56365					AVRG		0.53269		8.23428	
21 acrylonitrile	+++++	0.05919	0.07126	0.07705	0.07892	0.08008						
	0.08318	0.08411					AVRG		0.07626		11.33445	<-
22 halothane	0.11708	0.14238	0.18298	0.19745	0.19646	0.19398						
	0.21063	0.21735					AVRG		0.18229		19.05457	
23 Tert-Butyl Alcohol	0.02455	0.02540	0.02631	0.02795	0.02903	0.02989						
	0.03072	0.03168					AVRG		0.02819		9.17273	<-
24 Ethyl-Tert-Butyl-Ether	0.74971	0.85734	0.93309	0.99680	0.97200	0.99706						
	1.01695	1.03330					AVRG		0.94453		10.20667	

FORM VI-NJ-8260

VOLATILE ORGANICS ORGANICS INITIAL CALIBRATION DATA

Lab Name: Alpha Analytical Labs

SDG No.: L1507231

Instrument ID: VOA110.I Calibration Date(s): 24-FEB-2015 24-FEB-2015

Calibration Times: 15:18 18:20

Compound	5.0000 Level 1	20.0000 Level 2	100.0000 Level 3	200.0000 Level 4	300.0000 Level 5	500.0000 Level 6	Curve	Coefficients b	m1	m2	%RSD or R^2
	1000.0000 Level 7	1500.0000 Level 8									
25 vinyl acetate	0.40957	0.51055	0.60363	0.65853	0.65643	0.67454					
	0.68812	0.69397					AVRG		0.61192		16.56313
26 cis-1,2-dichloroethene	0.24396	0.28559	0.31384	0.32951	0.31578	0.32201					
	0.32982	0.33574					AVRG		0.30953		9.90798
27 2,2-dichloropropane	0.31904	0.35765	0.44263	0.47117	0.45787	0.45441					
	0.47437	0.48255					AVRG		0.43246		13.94451
28 bromochloromethane	0.08422	0.11345	0.13267	0.14098	0.13399	0.13837					
	0.14184	0.14477					AVRG		0.12879		15.88506
29 Cyclohexane	1062	5371	40788	81388	126249	199035					
	447928	673160					WLINR	0.03977	0.48035		0.99851
30 chloroform	0.47268	0.49483	0.54417	0.56794	0.54690	0.55143					
	0.56182	0.56535					AVRG		0.53814		6.52871
31 Ethyl Acetate	0.22241	0.23357	0.24614	0.26554	0.27013	0.27247					
	0.27355	0.27672					AVRG		0.25757		8.04887

FORM VI-NJ-8260

VOLATILE ORGANICS ORGANICS INITIAL CALIBRATION DATA

Lab Name: Alpha Analytical Labs

SDG No.: L1507231

Instrument ID: VOA110.I Calibration Date(s): 24-FEB-2015 24-FEB-2015

Calibration Times: 15:18 18:20

Compound	5.0000 Level 1	20.0000 Level 2	100.0000 Level 3	200.0000 Level 4	300.0000 Level 5	500.0000 Level 6	Curve	Coefficients b	m1	m2	%RSD or R^2
	1000.0000 Level 7	1500.0000 Level 8									
32 carbontetrachloride	1031	4627	34117	68979	108256	175387					
	388762	591427					WLINR	0.04052	0.41879		0.99821
33 tetrahydrofuran	0.05615	0.07592	0.08110	0.08403	0.08388	0.08361					
	0.08465	0.08469					AVRG		0.07925		12.34705
35 1,1,1-trichloroethane	0.34080	0.38299	0.46909	0.48825	0.48474	0.47245					
	0.49593	0.50378					AVRG		0.45475		13.08207
36 2-butanone	0.17192	0.11110	0.10901	0.11595	0.11267	0.11685					
	0.11818	0.11954					AVRG		0.12190		16.84164
37 1,1-dichloropropene	0.28465	0.32834	0.41183	0.43116	0.42267	0.41285					
	0.43550	0.44496					AVRG		0.39649		14.58664
38 benzene	1.05613	1.12308	1.20847	1.25496	1.20470	1.21449					
	1.25187	1.27577					AVRG		1.19868		6.17570
39 Tertiary-Amyl Methyl Ether	0.65439	0.74143	0.82824	0.89243	0.87780	0.90862					
	0.93927	0.96120					AVRG		0.85042		12.32219

FORM VI-NJ-8260

VOLATILE ORGANICS ORGANICS INITIAL CALIBRATION DATA

Lab Name: Alpha Analytical Labs

SDG No.: L1507231

Instrument ID: VOA110.I Calibration Date(s): 24-FEB-2015 24-FEB-2015

Calibration Times: 15:18 18:20

Compound	5.0000 Level 1	20.0000 Level 2	100.0000 Level 3	200.0000 Level 4	300.0000 Level 5	500.0000 Level 6	1000.0000 Level 7	1500.0000 Level 8	Curve	Coefficients b	m1	m2	%RSD or R^2
41 1,2-dichloroethane	0.36017	0.39961	0.41579	0.43038	0.41249	0.41809							
	0.41853	0.41729							AVRG		0.40904		5.25174
43 trichloroethene	0.23242	0.25980	0.29402	0.31418	0.30462	0.30489							
	0.32567	0.33659							AVRG		0.29652		11.65818
44 methyl cyclohexane	999	5648	43533	88437	136162	219313							
	505357	777487							WLINR	0.04984	0.54405		0.99663
45 dibromomethane	0.12078	0.14389	0.15742	0.16944	0.16485	0.17169							
	0.17683	0.18019							AVRG		0.16064		12.31946
46 1,2-dichloropropane	0.22415	0.26338	0.29046	0.30490	0.29072	0.29546							
	0.30437	0.30890							AVRG		0.28529		9.98745
47 2-Chloroethylvinyl ether	0.09227	0.10881	0.11746	0.12321	0.11680	0.11537							
	0.12031	0.12250							AVRG		0.11459		8.81811
48 bromodichloromethane	0.25418	0.32213	0.37611	0.41207	0.40599	0.41909							
	0.43870	0.44892							AVRG		0.38465		17.14643

FORM VI-NJ-8260

VOLATILE ORGANICS ORGANICS INITIAL CALIBRATION DATA

Lab Name: Alpha Analytical Labs

SDG No.: L1507231

Instrument ID: VOA110.I Calibration Date(s): 24-FEB-2015 24-FEB-2015

Calibration Times: 15:18 18:20

Compound	5.0000 Level 1	20.0000 Level 2	100.0000 Level 3	200.0000 Level 4	300.0000 Level 5	500.0000 Level 6	1000.0000 Level 7	1500.0000 Level 8	Curve	Coefficients b	m1	m2	%RSD or R^2	
49 Acetonitrile	+++++	+++++	+++++	+++++	+++++	+++++	+++++	+++++	AVRG		0.000e+000		0.000e+000	<-
178 methyl methacrylate	+++++	+++++	+++++	+++++	+++++	+++++	+++++	+++++	AVRG		0.000e+000		0.000e+000	<-
50 1,4-Dioxane	0.00163	0.00254	0.00269	0.00288	0.00294	0.00295	0.00298	0.00299	AVRG		0.00270		17.08208	<-
51 cis-1,3-dichloropropene	0.29227	0.36336	0.44739	0.48716	0.48314	0.49951	0.51891	0.53267	AVRG		0.45305		18.43558	
52 Hexane	+++++	+++++	+++++	+++++	+++++	+++++	+++++	+++++	AVRG		0.000e+000		0.000e+000	<-
54 toluene	0.89392	0.96374	1.02342	1.05394	1.01001	1.01364	1.02887	1.04787	AVRG		1.00442		5.22506	
55 4-methyl-2-pentanone	+++++	0.05841	0.07384	0.08495	0.09006	0.09481	0.10033	0.10516	AVRG		0.08679		18.65247	

FORM VI-NJ-8260

VOLATILE ORGANICS ORGANICS INITIAL CALIBRATION DATA

Lab Name: Alpha Analytical Labs

SDG No.: L1507231

Instrument ID: VOA110.I Calibration Date(s): 24-FEB-2015 24-FEB-2015

Calibration Times: 15:18 18:20

Compound	5.0000 Level 1	20.0000 Level 2	100.0000 Level 3	200.0000 Level 4	300.0000 Level 5	500.0000 Level 6	Curve	Coefficients b	m1	m2	%RSD or R^2	
	1000.0000 Level 7	1500.0000 Level 8										
56 tetrachloroethene	0.23445	0.29391	0.35190	0.36600	0.35414	0.34881						
	0.36726	0.37739					AVRG		0.33673		14.38070	
57 trans-1,3-dichloropropene	0.39360	0.46264	0.56668	0.61736	0.60722	0.63121						
	0.63574	0.63715					AVRG		0.56895		16.11578	
58 ethyl-methacrylate	657	3779	27563	62314	101437	180695						
	396077	612632					WLINR	0.05712	0.55397		0.99693	
59 1,1,2-trichloroethane	0.18323	0.25514	0.27658	0.29209	0.28183	0.28751						
	0.28844	0.29058					AVRG		0.26943		13.66463	
60 Heptane	+++++	+++++	+++++	+++++	+++++	+++++						
	+++++	+++++					AVRG		0.000e+000		0.000e+000	<-
61 chlorodibromomethane	544	3299	21247	46326	72489	127446						
	278371	426899					WLINR	0.04494	0.38915		0.99857	
62 1,3-dichloropropane	0.47989	0.58515	0.58452	0.61463	0.58736	0.59773						
	0.58804	0.58965					AVRG		0.57837		7.09108	

FORM VI-NJ-8260

VOLATILE ORGANICS ORGANICS INITIAL CALIBRATION DATA

Lab Name: Alpha Analytical Labs

SDG No.: L1507231

Instrument ID: VOA110.I Calibration Date(s): 24-FEB-2015 24-FEB-2015

Calibration Times: 15:18 18:20

Compound	5.0000 Level 1	20.0000 Level 2	100.0000 Level 3	200.0000 Level 4	300.0000 Level 5	500.0000 Level 6	Curve	Coefficients b	m1	m2	%RSD or R^2
	1000.0000 Level 7	1500.0000 Level 8									
63 1,2-dibromoethane	0.18141	0.25075	0.29228	0.31331	0.30608	0.31477					
	0.31400	0.31638					AVRG		0.28612		16.66041
64 2-hexanone	0.13903	0.15390	0.19025	0.21523	0.22670	0.23635					
	0.23737	0.23667					AVRG		0.20444		19.20306
66 chlorobenzene	0.92867	1.03508	1.08639	1.12427	1.07197	1.09522					
	1.11130	1.12581					AVRG		1.07234		6.08689
67 ethyl benzene	1.88936	1.76558	1.95635	2.04964	1.95043	1.96842					
	2.02497	2.04611					AVRG		1.95636		4.83114
68 1,1,1,2-tetrachloroethane	0.22958	0.30498	0.35502	0.38455	0.37302	0.38695					
	0.39570	0.39989					AVRG		0.35371		16.59251
69 p/m xylene	0.85703	0.69028	0.75214	0.78970	0.75791	0.77327					
	0.81229	0.83004					AVRG		0.78283		6.63221
70 o xylene	0.55550	0.63185	0.70988	0.75349	0.72474	0.74349					
	0.77838	0.80119					AVRG		0.71231		11.40008

FORM VI-NJ-8260

VOLATILE ORGANICS ORGANICS INITIAL CALIBRATION DATA

Lab Name: Alpha Analytical Labs

SDG No.: L1507231

Instrument ID: VOA110.I Calibration Date(s): 24-FEB-2015 24-FEB-2015

Calibration Times: 15:18 18:20

Compound	5.0000 Level 1	20.0000 Level 2	100.0000 Level 3	200.0000 Level 4	300.0000 Level 5	500.0000 Level 6	1000.0000 Level 7	1500.0000 Level 8	Curve	Coefficients b	m1	m2	%RSD or R^2
71 styrene	4356	22193	151326	320751	498618	871915	1956419	3062600	WLINR	0.09179	1.37354		0.99738
72 bromoform	159	1601	11586	25579	42107	75535	171098	265657	WLINR	0.06660	0.48989		0.99511
73 isopropylbenzene	2.86914	3.32014	3.87834	4.06168	3.85356	3.85567	4.01523	4.10858	AVRG		3.74529		11.48391
75 bromobenzene	0.65091	0.77314	0.82357	0.86489	0.81640	0.84543	0.86374	0.87607	AVRG		0.81427		9.08041
76 n-propylbenzene	3.39821	3.87955	4.64745	4.84854	4.59865	4.63026	4.84815	4.91068	AVRG		4.47019		12.11069
77 1,4-dichloro-2-butane	0.98887	1.07744	1.17050	1.22792	1.16926	1.17944	1.18132	1.18052	AVRG		1.14691		6.65586
78 1,1,2,2,-tetrachloroethane	0.64193	0.75978	0.87351	0.90124	0.87942	0.89130	0.89109	0.89756	AVRG		0.84198		11.05206

FORM VI-NJ-8260

VOLATILE ORGANICS ORGANICS INITIAL CALIBRATION DATA

Lab Name: Alpha Analytical Labs

SDG No.: L1507231

Instrument ID: VOA110.I Calibration Date(s): 24-FEB-2015 24-FEB-2015

Calibration Times: 15:18 18:20

Compound	5.0000 Level 1	20.0000 Level 2	100.0000 Level 3	200.0000 Level 4	300.0000 Level 5	500.0000 Level 6	Curve	Coefficients b	m1	m2	%RSD or R^2
	1000.0000 Level 7	1500.0000 Level 8									
79 4-ethyltoluene	3.00125	3.43205	4.09494	4.28977	4.06884	4.14193					
	4.28379	4.38086					AVRG		3.96168		12.26161
80 2-chlorotoluene	2.40100	2.72847	2.94734	3.05986	2.84255	2.82487					
	2.89717	2.93343					AVRG		2.82934		7.02246
81 1,3,5-trimethybenzene	2.33302	2.76138	3.26197	3.45307	3.24484	3.31058					
	3.42103	3.50717					AVRG		3.16163		12.86224
82 1,2,3-trichloropropane	0.55921	0.70358	0.72974	0.75568	0.72942	0.75069					
	0.75114	0.77702					AVRG		0.71956		9.50459
83 trans-1,4-dichloro-2-butene	+++++	0.17333	0.22306	0.25175	0.24422	0.25119					
	0.24905	0.24936					AVRG		0.23457		12.27704
84 4-chorotoluene	2.27467	2.60206	2.89248	3.01112	2.78777	2.85243					
	2.88962	2.90877					AVRG		2.77736		8.46527
85 tert-butylbenzene	1.92260	2.26110	2.73415	2.88837	2.74221	2.74879					
	2.86925	2.93061					AVRG		2.63713		13.50603

FORM VI-NJ-8260

VOLATILE ORGANICS ORGANICS INITIAL CALIBRATION DATA

Lab Name: Alpha Analytical Labs

SDG No.: L1507231

Instrument ID: VOA110.I Calibration Date(s): 24-FEB-2015 24-FEB-2015

Calibration Times: 15:18 18:20

Compound	5.0000 Level 1	20.0000 Level 2	100.0000 Level 3	200.0000 Level 4	300.0000 Level 5	500.0000 Level 6	Curve	Coefficients b	m1	m2	%RSD or R^2	
	1000.0000 Level 7	1500.0000 Level 8										
86 1,2,4-trimethylbenzene	2.33687	2.73075	3.26357	3.43362	3.22700	3.31498						
	3.40843	3.49128					AVRG		3.15081		12.84549	
87 sec-butylbenzene	2.76397	3.37227	4.19877	4.41820	4.21097	4.17722						
	4.37819	4.48172					AVRG		4.00016		15.19809	
88 p-isopropyltoluene	2.22080	2.71723	3.46509	3.65970	3.49381	3.53049						
	3.69058	3.78521					AVRG		3.32036		16.63778	
89 1,3-dichlorobenzene	1.50255	1.59727	1.69711	1.77145	1.64605	1.70317						
	1.74502	1.76792					AVRG		1.67882		5.54334	
90 Butyl Acetate	+++++	+++++	+++++	+++++	+++++	+++++						
	+++++	+++++					AVRG		0.000e+000		0.000e+000	<-
92 1,4-dichlorobenzene	1.52628	1.64223	1.72002	1.78480	1.66491	1.71097						
	1.75743	1.77737					AVRG		1.69800		5.06179	
93 p-Diethylbenzene	1.30118	1.62431	2.06361	2.20555	2.09822	2.16272						
	2.26753	2.33269					AVRG		2.00698		17.80422	

FORM VI-NJ-8260

VOLATILE ORGANICS ORGANICS INITIAL CALIBRATION DATA

Lab Name: Alpha Analytical Labs

SDG No.: L1507231

Instrument ID: VOA110.I Calibration Date(s): 24-FEB-2015 24-FEB-2015

Calibration Times: 15:18 18:20

Compound	5.0000 Level 1	20.0000 Level 2	100.0000 Level 3	200.0000 Level 4	300.0000 Level 5	500.0000 Level 6	Curve	Coefficients b	m1	m2	%RSD or R^2
	1000.0000 Level 7	1500.0000 Level 8									
94 n-butylbenzene	2.27980	2.67276	3.32456	3.45752	3.29394	3.27647					
	3.43915	3.50473					AVRG		3.15612		13.94485
95 1,2-dichlorobenzene	1.31529	1.43551	1.54333	1.61417	1.51145	1.57448					
	1.60597	1.62967					AVRG		1.52873		7.00636
96 1,2,4,5-tetramethylbenzene	2.06945	2.47222	3.18842	3.46118	3.28651	3.42130					
	3.59885	3.74584					AVRG		3.15547		18.45461
97 1,2-dibromo-3-chloropropane	+++++	313	2773	6227	10606	19064					
	42823	67015					WLINR	0.18053	0.12540		0.99626
98 1,3,5-trichlorobenzene	0.91961	1.00495	1.10806	1.16167	1.07923	1.12500					
	1.16597	1.19572					AVRG		1.09503		8.44172
99 hexachlorobutadiene	331	2234	15136	31130	47651	79106					
	181593	280707					WLINR	0.04216	0.52299		0.99806
100 1,2,4-trichlorobenzene	0.79392	0.86714	0.96343	1.01762	0.95624	0.99844					
	1.05176	1.08532					AVRG		0.96673		9.95178

FORM VI-NJ-8260

VOLATILE ORGANICS ORGANICS INITIAL CALIBRATION DATA

Lab Name: Alpha Analytical Labs

SDG No.: L1507231

Instrument ID: VOA110.I Calibration Date(s): 24-FEB-2015 24-FEB-2015

Calibration Times: 15:18 18:20

Compound	5.0000 Level 1	20.0000 Level 2	100.0000 Level 3	200.0000 Level 4	300.0000 Level 5	500.0000 Level 6	Curve	Coefficients b	m1	m2	%RSD or R^2	
	1000.0000 Level 7	1500.0000 Level 8										
101 2-methylnaphthalene	+++++	+++++	+++++	+++++	+++++	+++++	AVRG		0.000e+000		0.000e+000	<-
102 naphthalene	1.97775	2.10602	2.44449	2.66684	2.61972	2.69727						
	2.78006	2.86438					AVRG		2.51957		12.73140	
103 1,2,3-trichlorobenzene	0.75352	0.82217	0.90964	0.95829	0.90447	0.93231						
	0.97107	0.99734					AVRG		0.90610		8.97515	
$ 34 dibromofluoromethane	0.22388	0.23147	0.23988	0.24311	0.24305	0.25217						
	0.25795	0.25510					AVRG		0.24333		4.81627	
$ 40 1,2-dichloroethane-d4	0.30547	0.30493	0.30017	0.30164	0.30449	0.30880						
	0.31550	0.31200					AVRG		0.30663		1.68852	
$ 53 toluene-d8	1.35433	1.35335	1.33605	1.34003	1.32395	1.31660						
	1.27473	1.26330					AVRG		1.32029		2.59870	
$ 74 4-bromofluorobenzene	1.03716	1.02476	1.02764	1.01938	0.99464	1.00538						
	0.98032	0.95731					AVRG		1.00582		2.69148	

FORM VI-NJ-8260

VOLATILE ORGANICS ORGANICS INITIAL CALIBRATION DATA

Lab Name: Alpha Analytical Labs

SDG No.: L1507231

Instrument ID: VOA110.I Calibration Date(s): 24-FEB-2015 24-FEB-2015

Calibration Times: 15:18 18:20

Curve	Formula	Units
Averaged	Amt = Rsp/m1	Response
Wt Linear	Amt = b + Rsp/m1	Response

FORM VI-NJ-8260

VOLATILE ORGANICS ORGANICS INITIAL CALIBRATION DATA

Lab Name: Alpha Analytical Labs

SDG No.: L1507231

Instrument ID: VOA105.I Calibration Date(s): 23-MAR-2015 23-MAR-2015

Calibration Times: 13:51 17:05

Calibration File Names:

Level 1: \\Orgserv2\ff\chem\GCMSVOA\Voa105.i\150323ICAL.b\0323A03.D
Level 2: \\Orgserv2\ff\chem\GCMSVOA\Voa105.i\150323ICAL.b\0323A04.D
Level 3: \\Orgserv2\ff\chem\GCMSVOA\Voa105.i\150323ICAL.b\0323A05.D
Level 4: \\Orgserv2\ff\chem\GCMSVOA\Voa105.i\150323ICAL.b\0323A06.D
Level 6: \\Orgserv2\ff\chem\GCMSVOA\Voa105.i\150323ICAL.b\0323A07.D
Level 8: \\Orgserv2\ff\chem\GCMSVOA\Voa105.i\150323ICAL.b\0323A08.D
Level 10: \\Orgserv2\ff\chem\GCMSVOA\Voa105.i\150323ICAL.b\0323A09.D
Level 11: \\Orgserv2\ff\chem\GCMSVOA\Voa105.i\150323ICAL.b\0323A02.D

Compound	5.0000 Level 1	20.0000 Level 2	100.0000 Level 3	300.0000 Level 4	800.0000 Level 6	1200.0000 Level 8	Curve	Coefficients b	m1	m2	%RSD or R^2
	2000.0000 Level 10	2.0000 Level 11									
1 dichlorodifluoromethane	0.18433	0.26694	0.25840	0.26652	0.22317	0.26121					
	0.25839	+++++					AVRG		0.24557		12.57523
2 chloromethane	0.22444	0.27303	0.25796	0.20365	0.25267	0.26753					
	0.31446	+++++					AVRG		0.25625		13.88096
3 vinyl chloride	0.17540	0.23719	0.22881	0.22197	0.20927	0.24906					
	0.24848	0.15384					AVRG		0.21550		16.02919

FORM VI-NJ-8260

6A

VOLATILE ORGANICS ORGANICS INITIAL CALIBRATION DATA

Lab Name: Alpha Analytical Labs

SDG No.: L1507231

Instrument ID: VOA105.I Calibration Date(s): 23-MAR-2015 23-MAR-2015

Calibration Times: 13:51 17:05

Compound	5.0000 Level 1	20.0000 Level 2	100.0000 Level 3	300.0000 Level 4	800.0000 Level 6	1200.0000 Level 8	2000.0000 Level 10	2.0000 Level 11	Curve	Coefficients b	m1	m2	%RSD or R^2
4 bromomethane	0.05664	0.07455	0.07811	0.07639	0.07653	0.08782							
	0.10408	+++++							AVRG		0.07916		18.16476
5 chloroethane	0.08005	0.10367	0.09827	0.09095	0.07780	0.08278							
	0.08509	+++++							AVRG		0.08837		10.94976
6 trichlorofluoromethane	0.21936	0.26483	0.24962	0.25317	0.20388	0.23626							
	0.23168	+++++							AVRG		0.23697		8.83850
7 ethyl ether	0.08326	0.08690	0.08451	0.08477	0.06989	0.07735							
	0.07069	+++++							AVRG		0.07962		8.82851
8 1,1,-dichloroethene	0.16395	0.19447	0.18110	0.18287	0.14910	0.17367							
	0.16282	+++++							AVRG		0.17257		8.78741
9 carbon disulfide	0.49408	0.49557	0.45616	0.45697	0.37318	0.45863							
	0.47183	+++++							AVRG		0.45806		8.95840
10 freon-113	0.17376	0.22081	0.21169	0.21320	0.17031	0.19221							
	0.17310	+++++							AVRG		0.19358		11.17915

FORM VI-NJ-8260

6A

VOLATILE ORGANICS ORGANICS INITIAL CALIBRATION DATA

Lab Name: Alpha Analytical Labs

SDG No.: L1507231

Instrument ID: VOA105.I Calibration Date(s): 23-MAR-2015 23-MAR-2015

Calibration Times: 13:51 17:05

Compound	5.0000 Level 1	20.0000 Level 2	100.0000 Level 3	300.0000 Level 4	800.0000 Level 6	1200.0000 Level 8	Curve	Coefficients b	m1	m2	%RSD or R^2	
	2000.0000 Level 10	2.0000 Level 11										
11 methylene chloride	0.22771	0.25412	0.23843	0.23213	0.20200	0.22374						
	0.22379	+++++					AVRG		0.22885		6.94416	
12 acrolein	129	1700	9358	28490	65519	113689						
	184973	+++++					WLINR	0.01702	0.02319		0.99645	<-
13 acetone	1235	2692	13098	38035	83574	147654						
	225783	+++++					WLINR	-0.08321	0.02907		0.99358	<-
14 trans-1,2-dichloroethene	0.20663	0.21753	0.20264	0.20176	0.16839	0.19507						
	0.18633	+++++					AVRG		0.19691		8.04333	
15 Methyl Acetate	0.10346	0.09345	0.09228	0.08558	0.06839	0.07414						
	0.06212	+++++					AVRG		0.08277		18.11113	
16 methyl tert butyl ether	0.39890	0.42375	0.42641	0.43369	0.36704	0.41463						
	0.38329	+++++					AVRG		0.40682		6.06464	
17 Tert-Butyl Alcohol	0.01285	0.01432	0.01455	0.01455	0.01211	0.01375						
	0.01287	+++++					AVRG		0.01357		7.15469	<-

FORM VI-NJ-8260

VOLATILE ORGANICS ORGANICS INITIAL CALIBRATION DATA

Lab Name: Alpha Analytical Labs

SDG No.: L1507231

Instrument ID: VOA105.I Calibration Date(s): 23-MAR-2015 23-MAR-2015

Calibration Times: 13:51 17:05

Compound	5.0000 Level 1	20.0000 Level 2	100.0000 Level 3	300.0000 Level 4	800.0000 Level 6	1200.0000 Level 8	2000.0000 Level 10	2.0000 Level 11	Curve	Coefficients b	m1	m2	%RSD or R^2	
18 Diisopropyl Ether	0.59100	0.62144	0.59965	0.59804	0.49701	0.55723								
	0.51505	+++++							AVRG		0.56849		8.26543	
19 1,1-dichloroethane	0.35581	0.38874	0.36600	0.36432	0.30739	0.35441								
	0.33974	+++++							AVRG		0.35377		7.14780	
20 halothane	0.13885	0.16364	0.15944	0.16373	0.13581	0.15849								
	0.14845	+++++							AVRG		0.15263		7.63911	
21 acrylonitrile	0.04151	0.05192	0.05243	0.05155	0.04143	0.04717								
	0.04128	+++++							AVRG		0.04676		11.30925	<-
22 Ethyl-Tert-Butyl-Ether	0.51673	0.55013	0.54583	0.55701	0.46903	0.52414								
	0.47382	+++++							AVRG		0.51953		6.89580	
23 vinyl acetate	0.26093	0.28609	0.31276	0.33087	0.27691	0.29877								
	0.24734	+++++							AVRG		0.28767		10.11335	
24 cis-1,2-dichloroethene	0.22812	0.24409	0.22357	0.22531	0.19133	0.22176								
	0.21600	+++++							AVRG		0.22146		7.17146	

FORM VI-NJ-8260

VOLATILE ORGANICS ORGANICS INITIAL CALIBRATION DATA

Lab Name: Alpha Analytical Labs

SDG No.: L1507231

Instrument ID: VOA105.I Calibration Date(s): 23-MAR-2015 23-MAR-2015

Calibration Times: 13:51 17:05

Compound	5.0000 Level 1	20.0000 Level 2	100.0000 Level 3	300.0000 Level 4	800.0000 Level 6	1200.0000 Level 8	Curve	Coefficients b	m1	m2	%RSD or R^2	
	2000.0000 Level 10	2.0000 Level 11										
25 2,2-dichloropropane	0.25883	0.29843	0.28895	0.29678	0.25659	0.31613						
	0.30529	+++++					AVRG		0.28872		7.88690	
26 Cyclohexane	0.30566	0.36712	0.35806	0.35828	0.28560	0.32067						
	0.27688	+++++					AVRG		0.32461		11.41187	
27 bromochloromethane	0.10603	0.11333	0.10998	0.11131	0.09252	0.10427						
	0.09161	+++++					AVRG		0.10415		8.45600	
28 chloroform	0.31880	0.36669	0.34991	0.35650	0.29875	0.33405						
	0.30671	+++++					AVRG		0.33306		7.79092	
29 Ethyl Acetate	0.10562	0.11422	0.11309	0.11592	0.09533	0.10223						
	0.08196	+++++					AVRG		0.10406		11.74386	
30 carbontetrachloride	0.23921	0.28862	0.29028	0.30867	0.26408	0.31271						
	0.29095	+++++					AVRG		0.28493		8.99200	
31 tetrahydrofuran	0.03258	0.03696	0.03822	0.03934	0.03024	0.03070						
	0.02092	+++++					AVRG		0.03271		19.39749	<-

FORM VI-NJ-8260

VOLATILE ORGANICS ORGANICS INITIAL CALIBRATION DATA

Lab Name: Alpha Analytical Labs

SDG No.: L1507231

Instrument ID: VOA105.I Calibration Date(s): 23-MAR-2015 23-MAR-2015

Calibration Times: 13:51 17:05

Compound	5.0000 Level 1	20.0000 Level 2	100.0000 Level 3	300.0000 Level 4	800.0000 Level 6	1200.0000 Level 8	Curve	Coefficients b	m1	m2	%RSD or R^2	
	2000.0000 Level 10	2.0000 Level 11										
33 1,1,1-trichloroethane	0.29065	0.33181	0.32507	0.33541	0.27904	0.31672						
	0.28728	+++++					AVRG		0.30943		7.51085	
34 2-butanone	0.06463	0.05890	0.05463	0.05474	0.04268	0.04380						
	+++++	+++++					AVRG		0.05323		16.08881	<-
35 1,1-dichloropropene	0.25918	0.29351	0.28522	0.29080	0.23866	0.27161						
	0.24532	+++++					AVRG		0.26919		8.20002	
36 benzene	0.76546	0.84909	0.77909	0.78421	0.65923	0.75666						
	0.71465	+++++					AVRG		0.75834		7.82382	
37 Tertiary-Amyl Methyl Ether	0.41321	0.43466	0.44089	0.45960	0.39658	0.45320						
	0.41812	+++++					AVRG		0.43090		5.26586	
39 1,2-dichloroethane	0.24394	0.24806	0.23832	0.24054	0.20403	0.23313						
	0.21987	+++++					AVRG		0.23255		6.66641	
40 Acetonitrile	+++++	+++++	+++++	+++++	+++++	+++++						
	+++++	+++++					AVRG		0.000e+000		0.000e+000	<-

FORM VI-NJ-8260

VOLATILE ORGANICS ORGANICS INITIAL CALIBRATION DATA

Lab Name: Alpha Analytical Labs

SDG No.: L1507231

Instrument ID: VOA105.I Calibration Date(s): 23-MAR-2015 23-MAR-2015

Calibration Times: 13:51 17:05

Compound	5.0000 Level 1	20.0000 Level 2	100.0000 Level 3	300.0000 Level 4	800.0000 Level 6	1200.0000 Level 8	2000.0000 Level 10	2.0000 Level 11	Curve	Coefficients b	m1	m2	%RSD or R^2	
42 methyl cyclohexane	0.28049	0.32959	0.32443	0.33423	0.27883	0.33432								
	0.31141	+++++							AVRG		0.31333		7.74899	
43 trichloroethene	0.21306	0.23403	0.21698	0.22022	0.18546	0.21406								
	0.19895	+++++							AVRG		0.21182		7.35824	
44 Hexane	+++++	+++++	+++++	+++++	+++++	+++++								
	+++++	+++++							AVRG		0.000e+000		0.000e+000	
45 dibromomethane	0.10399	0.11614	0.11202	0.11594	0.10201	0.12060								
	0.11625	+++++							AVRG		0.11242		6.15764	
46 1,2-dichloropropane	0.20833	0.21726	0.20779	0.21562	0.18669	0.21570								
	0.19931	+++++							AVRG		0.20724		5.31878	
47 bromodichloromethane	0.23203	0.26130	0.26333	0.28409	0.25323	0.29637								
	0.27984	+++++							AVRG		0.26717		8.05331	
48 methyl methylacrylate	+++++	+++++	+++++	+++++	+++++	+++++								
	+++++	+++++							AVRG		0.000e+000		0.000e+000	<-

FORM VI-NJ-8260

VOLATILE ORGANICS ORGANICS INITIAL CALIBRATION DATA

Lab Name: Alpha Analytical Labs

SDG No.: L1507231

Instrument ID: VOA105.I Calibration Date(s): 23-MAR-2015 23-MAR-2015

Calibration Times: 13:51 17:05

Compound	5.0000 Level 1	20.0000 Level 2	100.0000 Level 3	300.0000 Level 4	800.0000 Level 6	1200.0000 Level 8	Curve	Coefficients b	m1	m2	%RSD or R^2	
	2000.0000 Level 10	2.0000 Level 11										
49 1,4-Dioxane	0.00121	0.00126	0.00145	0.00133	0.00129	0.00130						
	0.00120	+++++					AVRG		0.00129		6.53197	<-
51 2-Chloroethylvinyl ether	0.07736	0.08666	0.09509	0.10086	0.09105	0.11184						
	0.10926	+++++					AVRG		0.09602		12.82738	
52 cis-1,3-dichloropropene	0.26403	0.30369	0.31359	0.33844	0.30658	0.37682						
	0.37243	+++++					AVRG		0.32508		12.40474	
54 toluene	0.57793	0.62015	0.56605	0.56411	0.47577	0.57014						
	0.56579	+++++					AVRG		0.56285		7.66497	
55 tetrachloroethene	0.23648	0.26739	0.25679	0.26005	0.21861	0.26620						
	0.26436	+++++					AVRG		0.25284		7.27544	
56 4-methyl-2-pentanone	0.03316	0.04082	0.04518	0.04831	0.04164	0.04699						
	0.03892	+++++					AVRG		0.04215		12.39564	<-
57 trans-1,3-dichloropropene	0.23923	0.27152	0.28977	0.30984	0.26590	0.29960						
	0.26420	+++++					AVRG		0.27715		8.70948	

FORM VI-NJ-8260

VOLATILE ORGANICS ORGANICS INITIAL CALIBRATION DATA

Lab Name: Alpha Analytical Labs

SDG No.: L1507231

Instrument ID: VOA105.I Calibration Date(s): 23-MAR-2015 23-MAR-2015

Calibration Times: 13:51 17:05

Compound	5.0000 Level 1	20.0000 Level 2	100.0000 Level 3	300.0000 Level 4	800.0000 Level 6	1200.0000 Level 8	2000.0000 Level 10	2.0000 Level 11	Curve	Coefficients b	m1	m2	%RSD or R^2	
59 ethyl-methacrylate	0.15012	0.17011	0.20044	0.21249	0.18113	0.20802								
	0.18588	+++++							AVRG		0.18688		11.87086	
60 1,1,2-trichloroethane	0.13266	0.14643	0.14177	0.14202	0.11703	0.13017								
	0.11988	+++++							AVRG		0.13285		8.54746	
61 chlorodibromomethane	0.18613	0.21682	0.23397	0.25819	0.22725	0.26732								
	0.25670	+++++							AVRG		0.23520		12.06715	
62 1,3-dichloropropane	0.28597	0.31375	0.30207	0.30839	0.26339	0.30320								
	0.28195	+++++							AVRG		0.29410		6.04062	
63 Heptane	+++++	+++++	+++++	+++++	+++++	+++++								
	+++++	+++++							AVRG		0.000e+000		0.000e+000	<-
64 1,2-dibromoethane	0.17186	0.18150	0.18426	0.19643	0.17008	0.20053								
	0.19308	+++++							AVRG		0.18539		6.39829	
65 2-hexanone	0.05782	0.06762	0.07576	0.08287	0.07197	0.08590								
	0.08073	+++++							AVRG		0.07467		13.07944	

FORM VI-NJ-8260

VOLATILE ORGANICS ORGANICS INITIAL CALIBRATION DATA

Lab Name: Alpha Analytical Labs

SDG No.: L1507231

Instrument ID: VOA105.I Calibration Date(s): 23-MAR-2015 23-MAR-2015

Calibration Times: 13:51 17:05

Compound	5.0000 Level 1	20.0000 Level 2	100.0000 Level 3	300.0000 Level 4	800.0000 Level 6	1200.0000 Level 8	Curve	Coefficients b	m1	m2	%RSD or R^2
	2000.0000 Level 10	2.0000 Level 11									
67 chlorobenzene	0.72891	0.77491	0.72019	0.72425	0.61811	0.71495					
	0.68083	+++++					AVRG		0.70888		6.85948
68 ethyl benzene	1.19029	1.27309	1.18525	1.19676	1.01084	1.12617					
	0.97596	+++++					AVRG		1.13691		9.44793
69 1,1,1,2-tetrachloroethane	0.22049	0.25605	0.25997	0.27494	0.22989	0.24686					
	0.21308	+++++					AVRG		0.24304		9.30258
70 p/m xylene	0.46511	0.53622	0.49533	0.47871	0.36894	0.37143					
	0.31296	+++++					AVRG		0.43267		18.86212
71 o xylene	0.45290	0.52360	0.48621	0.47347	0.36993	0.39356					
	0.34998	+++++					AVRG		0.43566		14.94906
72 styrene	0.71605	0.85176	0.80660	0.76562	0.56536	+++++					
	+++++	+++++					AVRG		0.74107		14.88153
73 bromoform	0.20591	0.23215	0.26316	0.29529	0.27652	0.34697					
	0.35508	+++++					AVRG		0.28215		19.62529

FORM VI-NJ-8260

VOLATILE ORGANICS ORGANICS INITIAL CALIBRATION DATA

Lab Name: Alpha Analytical Labs

SDG No.: L1507231

Instrument ID: VOA105.I Calibration Date(s): 23-MAR-2015 23-MAR-2015

Calibration Times: 13:51 17:05

Compound	5.0000 Level 1	20.0000 Level 2	100.0000 Level 3	300.0000 Level 4	800.0000 Level 6	1200.0000 Level 8	2000.0000 Level 10	2.0000 Level 11	Curve	Coefficients b	m1	m2	%RSD or R^2
74 isopropylbenzene	2.03903	2.33853	2.26440	2.49215	2.52467	3.38346	+++++	+++++	AVRG		2.50704		18.49481
76 bromobenzene	0.58033	0.63243	0.60280	0.65771	0.66563	0.92025	+++++	+++++	AVRG		0.67652		18.28451
77 n-propylbenzene	2.52724	2.87476	2.71442	2.90450	2.79642	3.60210	3.63639	+++++	AVRG		3.00798		14.48078
78 1,4-dichloro-2-butane	0.58373	0.61545	0.58539	0.62152	0.57305	0.67668	0.61348	+++++	AVRG		0.60990		5.71170
79 1,1,2,2,-tetrachloroethane	0.34882	0.39068	0.38700	0.41796	0.38821	0.49105	0.49327	+++++	AVRG		0.41671		13.27862
80 4-ethyltoluene	2.28722	2.66024	2.55773	2.74410	2.51961	3.11500	3.10675	+++++	AVRG		2.71295		11.29300
81 Butyl Acetate	+++++	+++++	+++++	+++++	+++++	+++++	+++++	+++++	AVRG		0.000e+000		0.000e+000

FORM VI-NJ-8260

VOLATILE ORGANICS ORGANICS INITIAL CALIBRATION DATA

Lab Name: Alpha Analytical Labs

SDG No.: L1507231

Instrument ID: VOA105.I Calibration Date(s): 23-MAR-2015 23-MAR-2015

Calibration Times: 13:51 17:05

Compound	5.0000 Level 1	20.0000 Level 2	100.0000 Level 3	300.0000 Level 4	800.0000 Level 6	1200.0000 Level 8	Curve	Coefficients b	m1	m2	%RSD or R^2
	2000.0000 Level 10	2.0000 Level 11									
82 2-chlorotoluene	1.71805	1.85789	1.72498	1.82072	1.63783	1.97685					
	1.89888	+++++					AVRG		1.80503		6.52779
83 1,3,5-trimethybenzene	1.93511	2.24260	2.11675	2.20605	1.87240	2.15935					
	2.07098	+++++					AVRG		2.08618		6.60374
84 1,2,3-trichloropropane	0.32958	0.34223	0.32641	0.33273	0.26815	0.29442					
	0.27575	+++++					AVRG		0.30990		9.65852
85 trans-1,4-dichloro-2-butene	0.06651	0.07586	0.08510	0.09774	0.08705	0.10250					
	0.09654	+++++					AVRG		0.08733		14.73291
86 cyclohexanone	+++++	+++++	+++++	+++++	+++++	+++++					
	+++++	+++++					AVRG		0.000e+000		0.000e+000
87 4-chorotoluene	1.70732	1.89122	1.77913	1.87543	1.68064	2.03512					
	2.01797	+++++					AVRG		1.85526		7.58128
88 tert-butylbenzene	1.61998	1.84723	1.79429	1.93649	1.78607	2.27870					
	2.35631	+++++					AVRG		1.94558		13.97829

FORM VI-NJ-8260

VOLATILE ORGANICS ORGANICS INITIAL CALIBRATION DATA

Lab Name: Alpha Analytical Labs

SDG No.: L1507231

Instrument ID: VOA105.I Calibration Date(s): 23-MAR-2015 23-MAR-2015

Calibration Times: 13:51 17:05

Compound	5.0000 Level 1	20.0000 Level 2	100.0000 Level 3	300.0000 Level 4	800.0000 Level 6	1200.0000 Level 8	Curve	Coefficients b	m1	m2	%RSD or R^2
	2000.0000 Level 10	2.0000 Level 11									
89 1,2,4-trimethylbenzene	1.89740	2.22237	2.14745	2.25421	1.98109	2.37919					
	2.34784	+++++					AVRG		2.17565		8.29681
90 sec-butylbenzene	2.17598	2.56767	2.43087	2.54975	2.25400	2.75037					
	2.71862	+++++					AVRG		2.49247		8.78113
91 p-isopropyltoluene	1.87030	2.29990	2.21906	2.31595	2.02639	2.51976					
	2.54382	+++++					AVRG		2.25646		10.86724
92 1,3-dichlorobenzene	1.22027	1.31445	1.21574	1.23196	1.05556	1.27525					
	1.27149	+++++					AVRG		1.22639		6.78475
94 1,4-dichlorobenzene	1.26500	1.31212	1.20433	1.20365	1.02535	1.22394					
	1.22277	+++++					AVRG		1.20817		7.39967
95 p-Diethylbenzene	1.07471	1.34537	1.31502	1.35199	1.17719	1.47476					
	1.53196	+++++					AVRG		1.32443		11.97781
96 n-butylbenzene	1.54422	1.84298	1.72234	1.76110	1.50421	1.83754					
	1.81150	+++++					AVRG		1.71770		8.10990

FORM VI-NJ-8260

VOLATILE ORGANICS ORGANICS INITIAL CALIBRATION DATA

Lab Name: Alpha Analytical Labs

SDG No.: L1507231

Instrument ID: VOA105.I Calibration Date(s): 23-MAR-2015 23-MAR-2015

Calibration Times: 13:51 17:05

Compound	5.0000 Level 1	20.0000 Level 2	100.0000 Level 3	300.0000 Level 4	800.0000 Level 6	1200.0000 Level 8	2000.0000 Level 10	2.0000 Level 11	Curve	Coefficients b	m1	m2	%RSD or R^2
97 1,2-dichlorobenzene	1.06823	1.14890	1.08264	1.10112	0.97436	1.20785							
	1.26001	+++++							AVRG		1.12045		8.45109
98 1,2,4,5-tetramethylbenzene	14179	71543	365267	1134748	2385089	3838012							
	5531671	+++++							QUAD	0.15806	0.48152	-0.00239	0.99518
99 1,2-dibromo-3-chloropropane	0.12792	0.14996	0.15158	0.16512	0.15312	0.20155							
	0.21212	+++++							AVRG		0.16591		18.20308
100 1,3,5-trichlorobenzene	0.62719	0.69549	0.67015	0.72424	0.67088	0.89185							
	0.95864	+++++							AVRG		0.74835		16.81317
101 hexachlorobutadiene	0.14885	0.16937	0.16469	0.18846	0.18954	+++++							
	+++++	+++++							AVRG		0.17219		9.95179
102 1,2,4-trichlorobenzene	0.43753	0.48417	0.49116	0.55513	0.52981	0.69082							
	0.66187	+++++							AVRG		0.55007		17.12205
103 naphthalene	0.68191	0.75207	0.80942	0.91083	0.87621	1.18467							
	1.06143	+++++							AVRG		0.89665		19.60220

FORM VI-NJ-8260

VOLATILE ORGANICS ORGANICS INITIAL CALIBRATION DATA

Lab Name: Alpha Analytical Labs

SDG No.: L1507231

Instrument ID: VOA105.I Calibration Date(s): 23-MAR-2015 23-MAR-2015

Calibration Times: 13:51 17:05

Compound	5.0000 Level 1	20.0000 Level 2	100.0000 Level 3	300.0000 Level 4	800.0000 Level 6	1200.0000 Level 8	Curve	Coefficients b	m1	m2	%RSD or R^2	
	2000.0000 Level 10	2.0000 Level 11										
104 1,2,3-trichlorobenzene	0.28241	0.30995	0.31178	0.35141	0.33522	0.44619						
	0.32605	+++++					AVRG		0.33757		15.58146	
186 iodomethane	1125	5007	34635	192689	565474	992505						
	1697512	+++++					WLINR	0.07577	0.20255		0.99090	<-
187 n-butanol	+++++	+++++	+++++	+++++	+++++	+++++						
	+++++	+++++					AVRG		0.000e+000		0.000e+000	<-
$ 32 dibromofluoromethane	0.27820	0.27842	0.28489	0.28604	0.27331	0.24894						
	0.21898	0.27590					AVRG		0.26808		8.55271	
$ 38 1,2-dichloroethane-d4	0.25536	0.25722	0.25498	0.24754	0.24335	0.22996						
	0.21290	0.25955					AVRG		0.24511		6.60375	
$ 53 toluene-d8	1.05672	1.06313	1.07182	1.06995	1.07227	1.11992						
	1.20522	1.05425					AVRG		1.08916		4.69708	
$ 75 4-bromofluorobenzene	0.91528	0.91726	0.94700	1.04258	1.26748	+++++						
	+++++	0.92263					AVRG		1.00204		13.83920	

FORM VI-NJ-8260

VOLATILE ORGANICS ORGANICS INITIAL CALIBRATION DATA

Lab Name: Alpha Analytical Labs

SDG No.: L1507231

Instrument ID: VOA105.I Calibration Date(s): 23-MAR-2015 23-MAR-2015

Calibration Times: 13:51 17:05

Average %RSD Results.
Calculated Average %RSD = 10.52140
Maximun Average %RSD = 20.00000
* Passed Average %RSD Test.

Curve	Formula	Units
Averaged	Amt = Rsp/m1	Response
Wt Linear	Amt = b + Rsp/m1	Response
Quad	Amt = b + m1*Rsp + m2*Rsp^2	Response

FORM VI-NJ-8260

7A
Volatile Organics CONTINUING CALIBRATION CHECK

Lab Name: Alpha Analytical Labs

SDG No.: L1507231

Instrument ID: Voa110.i Calibration Date: 13-APR-2015 Time: 08:14

Lab File ID: 0413A01 Init. Calib. Date(s): 24-FEB-2 24-FEB-2

Sample No: 8260 CCAL Init. Calib. Times : 15:18 18:20

Compound	RRF	RRF	MIN RRF	%D	MAX %D	
dichlorodifluoromethane	.18257	.19124	.05	5	20	
chloromethane	.26943	.23975	.05	-11	20	
vinyl chloride	.35315	.31281	.05	-11	20	
bromomethane	.30557	.24433	.05	-20	20	F
chloroethane	.23422	.24059	.05	3	20	
trichlorofluoromethane	.417	.53162	.05	27	20	F
ethyl ether	.16944	.15465	.05	-9	20	
1,1,-dichloroethene	.23259	.19225	.05	-17	20	
carbon disulfide	.81013	.65795	.05	-19	20	
freon-113	100	81.701	.05	-18	20	
acrolein	100	65.766	.05	-34	20	F
methylene chloride	.33233	.27082	.05	-19	20	
acetone	100	114	.05	14	20	
trans-1,2-dichloroethene	.28188	.23401	.05	-17	20	
Methyl Acetate	.18309	.16776	.05	-8	20	
methyl tert butyl ether	.84888	.73127	.05	-14	20	
Tert-Butyl Alcohol	.02819	.02503	.05	-11	20	F
Diisopropyl Ether	.97828	.84677	.05	-13	20	
1,1-dichloroethane	.53269	.49179	.05	-8	20	
halothane	.18229	.1574	.05	-14	20	
acrylonitrile	.07626	.06766	.05	-11	20	
Ethyl-Tert-Butyl-Ether	.94453	.7886	.05	-17	20	
vinyl acetate	.61192	.62959	.05	3	20	
cis-1,2-dichloroethene	.30953	.26177	.05	-15	20	
2,2-dichloropropane	.43246	.40443	.05	-6	20	
bromochloromethane	.12879	.11425	.05	-11	20	
Cyclohexane	100	80.570	.05	-19	20	
chloroform	.53814	.48319	.05	-10	20	
Ethyl Acetate	.25757	.24194	.05	-6	20	
carbontetrachloride	100	80.352	.05	-20	20	
tetrahydrofuran	.07925	.07933	.05	0	20	
1,1,1-trichloroethane	.45475	.40636	.05	-11	20	
2-butanone	.1219	.10777	.05	-12	20	
1,1-dichloropropene	.39649	.34009	.05	-14	20	
benzene	1.1986	1.0465	.05	-13	20	
Tertiary-Amyl Methyl Ether	.85042	.67084	.05	-21	20	F
1,2-dichloroethane	.40904	.39836	.05	-3	20	
trichloroethene	.29652	.25588	.05	-14	20	

FORM VII NJ-8260

7A
CONTINUING CALIBRATION CHECK

Lab Name: Alpha Analytical Labs

SDG No.: L1507231

Instrument ID: Voa110.i Calibration Date: 13-APR-2015 Time: 08:14

Lab File ID: 0413A01 Init. Calib. Date(s): 24-FEB-2 24-FEB-2

Sample No: 8260 CCAL Init. Calib. Times : 15:18 18:20

Compound	RRF	RRF	MIN RRF	%D	MAX %D	
methyl cyclohexane	100	73.621	.05	-26	20	F
dibromomethane	.16064	.14329	.05	-11	20	
1,2-dichloropropane	.28529	.25301	.05	-11	20	
2-Chloroethylvinyl ether	.11459	.07098	.05	-38	20	F
bromodichloromethane	.38465	.33597	.05	-13	20	
1,4-Dioxane	.0027	.00224	.05	-17	20	F
cis-1,3-dichloropropene	.45305	.39273	.05	-13	20	
toluene	1.0044	.88475	.05	-12	20	
4-methyl-2-pentanone	.08679	.05841	.05	-33	20	F
tetrachloroethene	.33673	.30297	.05	-10	20	
trans-1,3-dichloropropene	.56895	.52296	.05	-8	20	
ethyl-methacrylate	100	69.352	.05	-31	20	F
1,1,2-trichloroethane	.26943	.26203	.05	-3	20	
chlorodibromomethane	100	79.687	.05	-20	20	F
1,3-dichloropropane	.57837	.53934	.05	-7	20	
1,2-dibromoethane	.28612	.25922	.05	-9	20	
2-hexanone	.20444	.15897	.05	-22	20	F
chlorobenzene	1.0723	.92618	.05	-14	20	
ethyl benzene	1.9563	1.6431	.05	-16	20	
1,1,1,2-tetrachloroethane	.35371	.31801	.05	-10	20	
p/m xylene	.78283	.62511	.05	-20	20	F
o xylene	.71231	.58552	.05	-18	20	
styrene	200	149	.05	-25	20	F
bromoform	100	75.994	.05	-24	20	F
isopropylbenzene	3.7452	3.1915	.05	-15	20	
bromobenzene	.81427	.69614	.05	-15	20	
n-propylbenzene	4.4701	4.1397	.05	-7	20	
1,4-dichloro-2-butane	1.1469	1.1889	.05	4	20	
1,1,2,2,-tetrachloroethane	.84198	.83457	.05	-1	20	
4-ethyltoluene	3.9616	3.5110	.05	-11	20	
2-chlorotoluene	2.8293	2.6265	.05	-7	20	
1,3,5-trimethybenzene	3.1616	2.8952	.05	-8	20	
1,2,3-trichloropropane	.71956	.75014	.05	4	20	
trans-1,4-dichloro-2-butene	.23457	.24075	.05	3	20	
4-chorotoluene	2.7773	2.6091	.05	-6	20	
tert-butylbenzene	2.6371	2.2659	.05	-14	20	
1,2,4-trimethylbenzene	3.1508	2.8456	.05	-10	20	
sec-butylbenzene	4.0001	3.5752	.05	-11	20	

FORM VII NJ-8260

7A
CONTINUING CALIBRATION CHECK

Lab Name: Alpha Analytical Labs

SDG No.: L1507231

Instrument ID: Voa110.i Calibration Date: 13-APR-2015 Time: 08:14

Lab File ID: 0413A01 Init. Calib. Date(s): 24-FEB-2 24-FEB-2

Sample No: 8260 CCAL Init. Calib. Times : 15:18 18:20

Compound	RRF	RRF	MIN RRF	%D	MAX %D	
p-isopropyltoluene	3.3203	2.8965	.05	-13	20	
1,3-dichlorobenzene	1.6788	1.4738	.05	-12	20	
1,4-dichlorobenzene	1.698	1.5046	.05	-11	20	
p-Diethylbenzene	2.0069	1.7049	.05	-15	20	
n-butylbenzene	3.1561	3.0668	.05	-3	20	
1,2-dichlorobenzene	1.5287	1.3487	.05	-12	20	
1,2,4,5-tetramethylbenzene	3.1554	2.5078	.05	-21	20	F
1,2-dibromo-3-chloropropane	100	79.687	.05	-20	20	F
1,3,5-trichlorobenzene	1.0950	.95129	.05	-13	20	
hexachlorobutadiene	100	75.232	.05	-25	20	F
1,2,4-trichlorobenzene	.96673	.79541	.05	-18	20	
naphthalene	2.5195	2.0278	.05	-20	20	
1,2,3-trichlorobenzene	.9061	.7704	.05	-15	20	
dibromofluoromethane	.24333	.25379	.05	4	30	
1,2-dichloroethane-d4	.30663	.34174	.05	11	30	
toluene-d8	1.3202	1.3792	.05	4	30	
4-bromofluorobenzene	1.0058	1.0114	.05	1	30	

FORM VII NJ-8260

7A
CONTINUING CALIBRATION CHECK

Lab Name: Alpha Analytical Labs

SDG No.: L1507231

Instrument ID: Voa105.i Calibration Date: 14-APR-2015 Time: 08:56

Lab File ID: 0414A01 Init. Calib. Date(s): 23-MAR-2 23-MAR-2

Sample No: wg775-1,31,10 Init. Calib. Times : 13:51 17:05

Compound	RRF	RRF	MIN RRF	%D	MAX %D	
dichlorodifluoromethane	.24557	.12429	.05	-49	20	F
chloromethane	.25625	.25	.05	-2	20	
vinyl chloride	.2155	.20012	.05	-7	20	
bromomethane	.07916	.07592	.05	-4	20	
chloroethane	.08837	.09539	.05	8	20	
trichlorofluoromethane	.23697	.18286	.05	-23	20	F
ethyl ether	.07962	.08063	.05	1	20	
1,1,-dichloroethene	.17257	.15044	.05	-13	20	
carbon disulfide	.45806	.38181	.05	-17	20	
freon-113	.19358	.16878	.05	-13	20	
methylene chloride	.22885	.20889	.05	-9	20	
acetone	100	115	.05	15	20	
trans-1,2-dichloroethene	.19691	.17201	.05	-13	20	
Methyl Acetate	.08277	.09164	.05	11	20	
methyl tert butyl ether	.40682	.36697	.05	-10	20	
Tert-Butyl Alcohol	.00936	.00988	.05	6	20	F
Diisopropyl Ether	.56849	.5536	.05	-3	20	
1,1-dichloroethane	.35377	.31308	.05	-12	20	
halothane	.15263	.12642	.05	-17	20	
acrylonitrile	.04676	.05181	.05	11	20	F
Ethyl-Tert-Butyl-Ether	.51953	.47263	.05	-9	20	
vinyl acetate	.28767	.29665	.05	3	20	
cis-1,2-dichloroethene	.22146	.19249	.05	-13	20	
2,2-dichloropropane	.28872	.21472	.05	-26	20	F
bromochloromethane	.10415	.09328	.05	-10	20	
Cyclohexane	.32461	.28339	.05	-13	20	
chloroform	.33306	.28447	.05	-15	20	
Ethyl Acetate	.10406	.11666	.05	12	20	
carbontetrachloride	.28493	.2164	.05	-24	20	F
tetrahydrofuran	.03271	.03645	.05	11	20	F
1,1,1-trichloroethane	.30943	.22327	.05	-28	20	F
2-butanone	.05323	.04875	.05	-8	20	
1,1-dichloropropene	.26919	.20735	.05	-23	20	F
benzene	.75834	.60033	.05	-21	20	F
Tertiary-Amyl Methyl Ether	.4309	.34659	.05	-20	20	
1,2-dichloroethane	.23255	.18216	.05	-22	20	F
methyl cyclohexane	.31333	.2473	.05	-21	20	F
trichloroethene	.21182	.16801	.05	-21	20	F

FORM VII NJ-8260

7A
CONTINUING CALIBRATION CHECK

Lab Name: Alpha Analytical Labs

SDG No.: L1507231

Instrument ID: Voa105.i Calibration Date: 14-APR-2015 Time: 08:56

Lab File ID: 0414A01 Init. Calib. Date(s): 23-MAR-2 23-MAR-2

Sample No: wg775-1,31,10 Init. Calib. Times : 13:51 17:05

Compound	RRF	RRF	MIN RRF	%D	MAX %D	
dibromomethane	.11242	.1028	.05	-9	20	
1,2-dichloropropane	.20724	.18597	.05	-10	20	
bromodichloromethane	.26717	.22113	.05	-17	20	
1,4-Dioxane	.00129	.0013	.05	0	20	F
2-Chloroethylvinyl ether	.09602	.08843	.05	-8	20	
cis-1,3-dichloropropene	.32508	.2733	.05	-16	20	
toluene	.56285	.54426	.05	-3	20	
4-methyl-2-pentanone	.04215	.03759	.05	-11	20	F
tetrachloroethene	.25284	.21644	.05	-14	20	
trans-1,3-dichloropropene	.27715	.24808	.05	-10	20	
ethyl-methacrylate	.18688	.18146	.05	-3	20	
1,1,2-trichloroethane	.13285	.13033	.05	-2	20	
chlorodibromomethane	.2352	.201	.05	-15	20	
1,3-dichloropropane	.2941	.27292	.05	-7	20	
1,2-dibromoethane	.18539	.16807	.05	-9	20	
2-hexanone	.07467	.0719	.05	-4	20	
chlorobenzene	.70888	.60683	.05	-14	20	
ethyl benzene	1.1369	.96802	.05	-15	20	
1,1,1,2-tetrachloroethane	.24304	.21164	.05	-13	20	
p/m xylene	.43267	.40242	.05	-7	20	
o xylene	.43566	.39777	.05	-9	20	
styrene	.74107	.67928	.05	-8	20	
bromoform	.28215	.238	.05	-16	20	
isopropylbenzene	2.5070	1.8219	.05	-27	20	F
bromobenzene	.67652	.52195	.05	-23	20	F
n-propylbenzene	3.0079	2.2478	.05	-25	20	F
1,4-dichloro-2-butane	.6099	.53472	.05	-12	20	
1,1,2,2,-tetrachloroethane	.41671	.37749	.05	-9	20	
4-ethyltoluene	2.7129	2.0878	.05	-23	20	F
2-chlorotoluene	1.8050	1.4352	.05	-20	20	F
1,2,3-trichloropropane	.3099	.30064	.05	-3	20	
1,3,5-trimethybenzene	2.0861	1.7068	.05	-18	20	
trans-1,4-dichloro-2-butene	.08733	.07524	.05	-14	20	
4-chorotoluene	1.8552	1.4914	.05	-20	20	
tert-butylbenzene	1.9455	1.4348	.05	-26	20	F
1,2,4-trimethylbenzene	2.1756	1.7710	.05	-19	20	
sec-butylbenzene	2.4924	2.0243	.05	-19	20	
p-isopropyltoluene	2.2564	1.8407	.05	-18	20	

FORM VII NJ-8260

7A
CONTINUING CALIBRATION CHECK

Lab Name: Alpha Analytical Labs

SDG No.: L1507231

Instrument ID: Voa105.i Calibration Date: 14-APR-2015 Time: 08:56

Lab File ID: 0414A01 Init. Calib. Date(s): 23-MAR-2 23-MAR-2

Sample No: wg775-1,31,10 Init. Calib. Times : 13:51 17:05

Compound	RRF	RRF	MIN RRF	%D	MAX %D	
1,3-dichlorobenzene	1.2263	1.0629	.05	-13	20	
1,4-dichlorobenzene	1.2081	1.0607	.05	-12	20	
p-Diethylbenzene	1.3244	1.1112	.05	-16	20	
n-butylbenzene	1.7177	1.5152	.05	-12	20	
1,2-dichlorobenzene	1.1204	.96637	.05	-14	20	
1,2,4,5-tetramethylbenzene	100	93.583	.05	-6	0	F
1,2-dibromo-3-chloropropane	.16591	.13379	.05	-19	20	
1,3,5-trichlorobenzene	.74835	.60613	.05	-19	20	
hexachlorobutadiene	.17219	.1475	.05	-14	20	
1,2,4-trichlorobenzene	.55007	.45863	.05	-17	20	
naphthalene	.89665	.79737	.05	-11	20	
1,2,3-trichlorobenzene	.33757	.3082	.05	-9	20	
iodomethane	100	26.532	.05	-73	0	F
dibromofluoromethane	.26808	.25872	.05	-3	20	
1,2-dichloroethane-d4	.24511	.24316	.05	-1	20	
toluene-d8	1.0891	1.2578	.05	15	20	
4-bromofluorobenzene	1.0020	.90541	.05	-10	20	

FORM VII NJ-8260

Surrogate Summary

Form 2
Surrogate Recovery
Volatile Organics

Client: Tetra Tech GEO
Project Name: LOCKHEED N. PLAINFIELD

Lab Number: L1507231
Project Number: 117-0507623
Matrix:

CLIENT ID (LAB SAMPLE NO.)	SMC1 TOL	SMC2 BFB	SMC3 DCA	SMC4 DBFM	TOT OUT
FB-041015 (L1507231-01)	95	92	95	97	0
WG776220-2LCSD	101	90	99	99	0
WG776220-1LCS	115	90	99	97	0
WG776220-3BLANK	100	86	90	94	0

	QC LIMITS
TOL = TOLUENE-D8	(70-130)
BFB = 4-BROMOFLUOROBENZENE	(70-130)
DCA = 1,2-DICHLOROETHANE-D4	(70-130)
DBFM = DIBROMOFLUOROMETHANE)	(70-130)

* Values outside of QC limits

FORM II NJ-8260

Form 2
Surrogate Recovery
Volatile Organics

Client: Tetra Tech GEO
Project Name: LOCKHEED N. PLAINFIELD

Lab Number: L1507231
Project Number: 117-0507623
Matrix:

CLIENT ID (LAB SAMPLE NO.)	SMC1 TOL	SMC2 BFB	SMC3 DCA	SMC4 DBFM	TOT OUT
DUP01-041015 (L1507231-03D)	105	102	106	95	0
GWES-CONC-1 (L1507231-02D)	105	102	108	94	0
WG775718-2LCSD	106	101	110	104	0
WG775718-1LCS	104	101	111	104	0
WG775718-3BLANK	105	100	116	98	0

	QC LIMITS
TOL = TOLUENE-D8	(70-130)
BFB = 4-BROMOFLUOROBENZENE	(70-130)
DCA = 1,2-DICHLOROETHANE-D4	(70-130)
DBFM = DIBROMOFLUOROMETHANE)	(70-130)

* Values outside of QC limits

FORM II

Batch QC Summary

3A

LAB CONTROL/LAB CONTROL DUPLICATE SAMPLE RECOVERY

WATER VOLATILE ORGANICS

Lab Name: Alpha Analytical Labs

SDG No.: L1507231 Matrix: Water

Lab Control Sample: WG776220-1LCS Injected: 04/14/15 08:56 Lab File ID: 0414A01.D

COMPOUND	SPIKE ADDED (ug/l)	SAMPLE CONCENTRATION (ug/l)	LCS CONCENTRATION (ug/l)	LCS % REC	QC. LIMITS REC.
1,2-Dibromo-3-chloroprop	10	NA	8.1	81	40-160
1,4-Dioxane	500	NA	500	100	40-160
1,2-Dibromoethane	10	NA	9.1	91	70-130
Methylene chloride	10	NA	9.1	91	70-130
1,1-Dichloroethane	10	NA	8.8	88	70-130
Chloroform	10	NA	8.5	85	70-130
Carbontetrachloride	10	NA	7.6	76	70-130
1,2-Dichloropropane	10	NA	9.0	90	70-130
Chlorodibromomethane	10	NA	8.5	86	70-130
1,1,2-Trichloroethane	10	NA	9.8	98	70-130
Tetrachloroethene	10	NA	8.6	86	70-130
Chlorobenzene	10	NA	8.6	86	70-130
Trichlorofluoromethane	10	NA	7.7	77	40-160
1,2-Dichloroethane	10	NA	7.8	78	70-130
1,1,1-Trichloroethane	10	NA	7.2	72	70-130
Bromodichloromethane	10	NA	8.3	83	70-130
trans-1,3-Dichloropropen	10	NA	9.0	90	70-130
cis-1,3-Dichloropropene	10	NA	8.4	84	70-130
Bromoform	10	NA	8.4	84	40-160
1,1,2,2,-Tetrachloroetha	10	NA	9.0	91	40-160
Benzene	10	NA	7.9	79	70-130
Toluene	10	NA	9.7	97	70-130
Ethyl benzene	10	NA	8.5	85	70-130
Chloromethane	10	NA	9.8	98	40-160
Bromomethane	10	NA	9.6	96	40-160
Vinyl chloride	10	NA	9.3	93	70-130
Chloroethane	10	NA	11.	108	40-160
1,1,-Dichloroethene	10	NA	8.7	87	70-130
trans-1,2-Dichloroethene	10	NA	8.7	87	70-130
Trichloroethene	10	NA	7.9	79	70-130
1,2-Dichlorobenzene	10	NA	8.6	86	70-130
1,3-Dichlorobenzene	10	NA	8.7	87	70-130
1,4-Dichlorobenzene	10	NA	8.8	88	70-130
Methyl tert butyl ether	10	NA	9.0	90	70-130
p/m xylene	20	NA	19.	93	70-130
o Xylene	20	NA	18.	91	70-130
cis-1,2-Dichloroethene	10	NA	8.7	87	70-130
Styrene	20	NA	18.	92	40-160
Dichlorodifluoromethane	10	NA	5.1	51	40-160
Acetone	10	NA	11.	114	40-160

* Values outside of QC limits.

COMMENTS: _____

_____

FORM III NJ-8260

3A

LAB CONTROL/LAB CONTROL DUPLICATE SAMPLE RECOVERY

WATER VOLATILE ORGANICS

Lab Name: Alpha Analytical Labs

SDG No.: L1507231 Matrix: Water

Lab Control Sample: WG776220-1LCS Injected: 04/14/15 08:56 Lab File ID: 0414A01.D

COMPOUND	SPIKE ADDED (ug/l)	SAMPLE CONCENTRATION (ug/l)	LCS CONCENTRATION (ug/l)	LCS % REC	QC. LIMITS REC.
Carbon disulfide	10	NA	8.3	83	40-160
2-Butanone	10	NA	9.2	92	40-160
4-Methyl-2-pentanone	10	NA	8.9	89	40-160
2-Hexanone	10	NA	9.6	96	40-160
Bromochloromethane	10	NA	9.0	90	70-130
Isopropylbenzene	10	NA	7.3	73	70-130
1,2,3-Trichlorobenzene	10	NA	9.1	91	70-130
1,2,4-Trichlorobenzene	10	NA	8.3	83	70-130
Methyl Acetate	10	NA	11.	111	70-130
Cyclohexane	10	NA	8.7	87	70-130
tert-Butyl Alcohol	50	NA	53.	106	40-160
Methyl cyclohexane	10	NA	7.9	79	70-130
Freon-113	10	NA	8.7	87	70-130

* Values outside of QC limits.

COMMENTS: _____

_____

FORM III NJ-8260

3A

LAB CONTROL/LAB CONTROL DUPLICATE SAMPLE RECOVERY

WATER VOLATILE ORGANICS

Lab Name: Alpha Analytical Labs

SDG No.: L1507231 Matrix: Water

Lab Control Sample: WG776220-1LCS Injected: 04/14/15 08:56 Lab File ID: 0414A01.D

Lab Control Dup : WG776220-2LCSD Injected: 04/14/15 09:23 Lab File ID: 0414A02.D

COMPOUND	SPIKE ADDED (ug/l)	LCSD CONCENTRATION (ug/l)	LCSD % REC	% RPD	QC LIMITS RPD	QC LIMITS REC.
1,2-Dibromo-3-chloroprop	10	8.0	80	1	20	40-160
1,4-Dioxane	500	410	83	19	20	40-160
1,2-Dibromoethane	10	8.7	87	4	20	70-130
Methylene chloride	10	8.6	86	6	20	70-130
1,1-Dichloroethane	10	8.2	83	6	20	70-130
Chloroform	10	8.2	83	2	20	70-130
Carbontetrachloride	10	7.8	78	3	20	70-130
1,2-Dichloropropane	10	8.2	82	9	20	70-130
Chlorodibromomethane	10	8.6	86	0	20	70-130
1,1,2-Trichloroethane	10	9.6	96	2	20	70-130
Tetrachloroethene	10	8.8	88	2	20	70-130
Chlorobenzene	10	8.8	88	2	20	70-130
Trichlorofluoromethane	10	8.0	80	4	20	40-160
1,2-Dichloroethane	10	7.7	77	1	20	70-130
1,1,1-Trichloroethane	10	8.0	80	11	20	70-130
Bromodichloromethane	10	7.8	78	6	20	70-130
trans-1,3-Dichloropropen	10	8.9	89	1	20	70-130
cis-1,3-Dichloropropene	10	7.7	77	9	20	70-130
Bromoform	10	8.0	80	5	20	40-160
1,1,2,2,-Tetrachloroetha	10	8.4	84	8	20	40-160
Benzene	10	8.4	84	6	20	70-130
Toluene	10	8.8	88	10	20	70-130
Ethyl benzene	10	8.9	90	6	20	70-130
Chloromethane	10	8.3	83	17	20	40-160
Bromomethane	10	8.4	84	13	20	40-160
Vinyl chloride	10	8.8	88	6	20	70-130
Chloroethane	10	9.1	91	17	20	40-160
1,1,-Dichloroethene	10	8.6	86	1	20	70-130
trans-1,2-Dichloroethene	10	8.4	84	4	20	70-130
Trichloroethene	10	8.3	83	5	20	70-130
1,2-Dichlorobenzene	10	8.6	86	0	20	70-130
1,3-Dichlorobenzene	10	8.8	88	1	20	70-130
1,4-Dichlorobenzene	10	8.8	88	0	20	70-130
Methyl tert butyl ether	10	8.3	83	8	20	70-130
p/m xylene	20	20.	98	5	20	70-130
o Xylene	20	19.	96	5	20	70-130
cis-1,2-Dichloroethene	10	8.4	84	4	20	70-130
Styrene	20	19.	94	2	20	40-160
Dichlorodifluoromethane	10	5.2	52	2	20	40-160
Acetone	10	9.4	94	19	20	40-160

* Values outside of QC limits.

COMMENTS: _____

_____

FORM III NJ-8260

3A

LAB CONTROL/LAB CONTROL DUPLICATE SAMPLE RECOVERY

WATER VOLATILE ORGANICS

Lab Name: Alpha Analytical Labs

SDG No.: L1507231 Matrix: Water

Lab Control Sample: WG776220-1LCS Injected: 04/14/15 08:56 Lab File ID: 0414A01.D

Lab Control Dup : WG776220-2LCSD Injected: 04/14/15 09:23 Lab File ID: 0414A02.D

COMPOUND	SPIKE ADDED (ug/l)	LCSD CONCENTRATION (ug/l)	LCSD % REC	% RPD	QC LIMITS RPD	QC LIMITS REC.
Carbon disulfide	10	8.1	81	2	20	40-160
2-Butanone	10	8.5	85	8	20	40-160
4-Methyl-2-pentanone	10	8.8	88	1	20	40-160
2-Hexanone	10	9.1	91	5	20	40-160
Bromochloromethane	10	8.6	86	5	20	70-130
Isopropylbenzene	10	7.6	76	4	20	70-130
1,2,3-Trichlorobenzene	10	9.2	92	1	20	70-130
1,2,4-Trichlorobenzene	10	8.4	84	1	20	70-130
Methyl Acetate	10	8.9	90	21 *	20	70-130
Cyclohexane	10	8.9	89	2	20	70-130
tert-Butyl Alcohol	50	45.	90	16	20	40-160
Methyl cyclohexane	10	8.4	84	6	20	70-130
Freon-113	10	8.8	88	1	20	70-130

* Values outside of QC limits.

COMMENTS: _____

_____

FORM III NJ-8260

3A

LAB CONTROL/LAB CONTROL DUPLICATE SAMPLE RECOVERY

SOLID VOLATILE ORGANICS

Lab Name: Alpha Analytical Labs

SDG No.: L1507231 Matrix: Solid

Lab Control Sample: WG775718-1LCS Injected: 04/13/15 08:14 Lab File ID: 0413A01.D

COMPOUND	SPIKE ADDED (mg/kg)	SAMPLE CONCENTRATION (mg/kg)	LCS CONCENTRATION (mg/kg)	LCS % REC	QC. LIMITS REC.
1,2-Dibromo-3-chloroprop	0.02	NA	0.016	80	40-160
1,4-Dioxane	1	NA	0.83	83	40-160
1,2-Dibromoethane	0.02	NA	0.018	91	70-130
Methylene chloride	0.02	NA	0.016	82	70-130
1,1-Dichloroethane	0.02	NA	0.018	92	70-130
Chloroform	0.02	NA	0.018	90	70-130
Carbontetrachloride	0.02	NA	0.016	80	70-130
1,2-Dichloropropane	0.02	NA	0.018	89	70-130
Chlorodibromomethane	0.02	NA	0.016	80	70-130
1,1,2-Trichloroethane	0.02	NA	0.019	97	70-130
2-Chloroethylvinyl ether	0.02	NA	0.012	62	40-160
Tetrachloroethene	0.02	NA	0.018	90	70-130
Chlorobenzene	0.02	NA	0.017	86	70-130
Trichlorofluoromethane	0.02	NA	0.026	127	40-160
1,2-Dichloroethane	0.02	NA	0.020	97	70-130
1,1,1-Trichloroethane	0.02	NA	0.018	89	70-130
Bromodichloromethane	0.02	NA	0.018	87	70-130
trans-1,3-Dichloropropen	0.02	NA	0.018	92	70-130
cis-1,3-Dichloropropene	0.02	NA	0.017	87	40-160
1,1-Dichloropropene	0.02	NA	0.017	86	70-130
Bromoform	0.02	NA	0.015	76	40-160
1,1,2,2,-Tetrachloroetha	0.02	NA	0.020	99	40-160
Benzene	0.02	NA	0.018	87	70-130
Toluene	0.02	NA	0.018	88	70-130
Ethyl benzene	0.02	NA	0.017	84	70-130
Chloromethane	0.02	NA	0.018	89	40-160
Bromomethane	0.02	NA	0.016	80	40-160
Vinyl chloride	0.02	NA	0.018	89	70-130
Chloroethane	0.02	NA	0.020	103	40-160
1,1,-Dichloroethene	0.02	NA	0.016	83	70-130
trans-1,2-Dichloroethene	0.02	NA	0.017	83	70-130
Trichloroethene	0.02	NA	0.017	86	70-130
1,2-Dichlorobenzene	0.02	NA	0.018	88	70-130
1,3-Dichlorobenzene	0.02	NA	0.018	88	70-130
1,4-Dichlorobenzene	0.02	NA	0.018	89	70-130
Methyl tert butyl ether	0.02	NA	0.017	86	70-130
p/m xylene	0.04	NA	0.032	80	70-130
o Xylene	0.04	NA	0.033	82	70-130
cis-1,2-Dichloroethene	0.02	NA	0.017	85	70-130
Dibromomethane	0.02	NA	0.018	89	70-130

* Values outside of QC limits.

COMMENTS: _____

_____

FORM III NJ-8260

3A

LAB CONTROL/LAB CONTROL DUPLICATE SAMPLE RECOVERY

SOLID VOLATILE ORGANICS

Lab Name: Alpha Analytical Labs

SDG No.: L1507231 Matrix: Solid

Lab Control Sample: WG775718-1LCS Injected: 04/13/15 08:14 Lab File ID: 0413A01.D

COMPOUND	SPIKE ADDED (mg/kg)	SAMPLE CONCENTRATION (mg/kg)	LCS CONCENTRATION (mg/kg)	LCS % REC	QC. LIMITS REC.
1,4-Dichloro-2-butane	0.02	NA	0.021	104	70-130
1,2,3-Trichloropropane	0.02	NA	0.021	104	70-130
Styrene	0.04	NA	0.030	75	40-160
Dichlorodifluoromethane	0.02	NA	0.021	105	40-160
Acetone	0.02	NA	0.023	114	40-160
Carbon disulfide	0.02	NA	0.016	81	40-160
2-Butanone	0.02	NA	0.018	88	40-160
Vinyl acetate	0.02	NA	0.021	103	70-130
4-Methyl-2-pentanone	0.02	NA	0.014	67	40-160
2-Hexanone	0.02	NA	0.016	78	40-160
Ethyl-methacrylate	0.02	NA	0.014	69*	70-130
Acrolein	0.02	NA	0.013	66	40-160
Acrylonitrile	0.02	NA	0.018	89	70-130
Bromochloromethane	0.02	NA	0.018	89	70-130
Tetrahydrofuran	0.02	NA	0.020	100	70-130
2,2-Dichloropropane	0.02	NA	0.019	94	40-160
1,3-Dichloropropane	0.02	NA	0.019	93	70-130
1,1,1,2-Tetrachloroethan	0.02	NA	0.018	90	70-130
Bromobenzene	0.02	NA	0.017	86	70-130
n-Butylbenzene	0.02	NA	0.019	97	70-130
sec-Butylbenzene	0.02	NA	0.018	89	70-130
tert-Butylbenzene	0.02	NA	0.017	86	70-130
2-Chlorotoluene	0.02	NA	0.019	93	70-130
4-Chorotoluene	0.02	NA	0.019	94	70-130
Hexachlorobutadiene	0.02	NA	0.015	75	70-130
Isopropylbenzene	0.02	NA	0.017	85	70-130
p-Isopropyltoluene	0.02	NA	0.017	87	70-130
Naphthalene	0.02	NA	0.016	81	40-160
n-Propylbenzene	0.02	NA	0.018	93	70-130
1,2,3-Trichlorobenzene	0.02	NA	0.017	85	70-130
1,2,4-Trichlorobenzene	0.02	NA	0.016	82	70-130
1,3,5-Trimethybenzene	0.02	NA	0.018	92	70-130
1,2,4-Trimethylbenzene	0.02	NA	0.018	90	70-130
trans-1,4-Dichloro-2-but	0.02	NA	0.020	103	70-130
Ethyl ether	0.02	NA	0.018	91	70-130
Methyl Acetate	0.02	NA	0.018	92	70-130
Ethyl Acetate	0.02	NA	0.019	94	70-130
Diisopropyl Ether	0.02	NA	0.017	87	70-130
Cyclohexane	0.02	NA	0.016	81	70-130
tert-Butyl Alcohol	0.1	NA	0.089	89	40-160

* Values outside of QC limits.

COMMENTS: _____

_____

FORM III NJ-8260

3A

LAB CONTROL/LAB CONTROL DUPLICATE SAMPLE RECOVERY

SOLID VOLATILE ORGANICS

Lab Name: Alpha Analytical Labs

SDG No.: L1507231 Matrix: Solid

Lab Control Sample: WG775718-1LCS Injected: 04/13/15 08:14 Lab File ID: 0413A01.D

COMPOUND	SPIKE ADDED (mg/kg)	SAMPLE CONCENTRATION (mg/kg)	LCS CONCENTRATION (mg/kg)	LCS % REC	QC. LIMITS REC.
Ethyl-Tert-Butyl-Ether	0.02	NA	0.017	84	70-130
Tertiary-Amyl Methyl Eth	0.02	NA	0.016	79	70-130
Methyl cyclohexane	0.02	NA	0.015	74	70-130
Freon-113	0.02	NA	0.016	82	70-130
1,2,4,5-Tetramethylbenze	0.02	NA	0.016	80	70-130
p-Diethylbenzene	0.02	NA	0.017	85	70-130
4-Ethyltoluene	0.02	NA	0.018	89	70-130

* Values outside of QC limits.

COMMENTS: _____

_____

FORM III NJ-8260

3A

LAB CONTROL/LAB CONTROL DUPLICATE SAMPLE RECOVERY

SOLID VOLATILE ORGANICS

Lab Name: Alpha Analytical Labs

SDG No.: L1507231 Matrix: Solid

Lab Control Sample: WG775718-1LCS Injected: 04/13/15 08:14 Lab File ID: 0413A01.D

Lab Control Dup : WG775718-2LCSD Injected: 04/13/15 08:40 Lab File ID: 0413A02.D

COMPOUND	SPIKE ADDED (mg/kg)	LCSD CONCENTRATION (mg/kg)	LCSD % REC	% RPD	QC LIMITS RPD	QC LIMITS REC.
1,2-Dibromo-3-chloroprop	.02	0.016	78	2	30	40-160
1,4-Dioxane	1	0.84	84	1	30	40-160
1,2-Dibromoethane	.02	0.019	94	3	30	70-130
Methylene chloride	.02	0.016	80	2	30	70-130
1,1-Dichloroethane	.02	0.019	94	1	30	70-130
Chloroform	.02	0.018	92	3	30	70-130
Carbontetrachloride	.02	0.016	83	3	30	70-130
1,2-Dichloropropane	.02	0.018	92	3	30	70-130
Chlorodibromomethane	.02	0.017	84	5	30	70-130
1,1,2-Trichloroethane	.02	0.020	101	4	30	70-130
2-Chloroethylvinyl ether	.02	0.014	70	12	30	40-160
Tetrachloroethene	.02	0.019	93	3	30	70-130
Chlorobenzene	.02	0.018	91	5	30	70-130
Trichlorofluoromethane	.02	0.024	122	4	30	40-160
1,2-Dichloroethane	.02	0.020	100	2	30	70-130
1,1,1-Trichloroethane	.02	0.018	93	3	30	70-130
Bromodichloromethane	.02	0.018	91	4	30	70-130
trans-1,3-Dichloropropen	.02	0.019	96	4	30	70-130
cis-1,3-Dichloropropene	.02	0.018	91	5	30	40-160
1,1-Dichloropropene	.02	0.018	89	4	30	70-130
Bromoform	.02	0.016	78	2	30	40-160
1,1,2,2,-Tetrachloroetha	.02	0.020	98	1	30	40-160
Benzene	.02	0.018	89	2	30	70-130
Toluene	.02	0.018	92	5	30	70-130
Ethyl benzene	.02	0.018	89	5	30	70-130
Chloromethane	.02	0.017	85	5	30	40-160
Bromomethane	.02	0.016	81	1	30	40-160
Vinyl chloride	.02	0.017	85	4	30	70-130
Chloroethane	.02	0.020	99	4	30	40-160
1,1,-Dichloroethene	.02	0.017	86	4	30	70-130
trans-1,2-Dichloroethene	.02	0.017	84	2	30	70-130
Trichloroethene	.02	0.018	89	3	30	70-130
1,2-Dichlorobenzene	.02	0.018	91	3	30	70-130
1,3-Dichlorobenzene	.02	0.018	92	4	30	70-130
1,4-Dichlorobenzene	.02	0.018	91	3	30	70-130
Methyl tert butyl ether	.02	0.017	87	1	30	70-130
p/m xylene	.04	0.034	84	5	30	70-130
o Xylene	.04	0.035	87	5	30	70-130
cis-1,2-Dichloroethene	.02	0.017	87	2	30	70-130
Dibromomethane	.02	0.018	91	2	30	70-130

* Values outside of QC limits.

COMMENTS: _____

_____

FORM III NJ-8260

3A

LAB CONTROL/LAB CONTROL DUPLICATE SAMPLE RECOVERY

SOLID VOLATILE ORGANICS

Lab Name: Alpha Analytical Labs

SDG No.: L1507231 Matrix: Solid

Lab Control Sample: WG775718-1LCS Injected: 04/13/15 08:14 Lab File ID: 0413A01.D

Lab Control Dup : WG775718-2LCSD Injected: 04/13/15 08:40 Lab File ID: 0413A02.D

COMPOUND	SPIKE ADDED (mg/kg)	LCSD CONCENTRATION (mg/kg)	LCSD % REC	% RPD	QC LIMITS RPD	QC LIMITS REC.
1,4-Dichloro-2-butane	.02	0.021	104	0	30	70-130
1,2,3-Trichloropropane	.02	0.021	104	0	30	70-130
Styrene	.04	0.031	78	5	30	40-160
Dichlorodifluoromethane	.02	0.021	104	1	30	40-160
Acetone	.02	0.021	107	6	30	40-160
Carbon disulfide	.02	0.016	82	1	30	40-160
2-Butanone	.02	0.017	85	4	30	40-160
Vinyl acetate	.02	0.021	104	1	30	70-130
4-Methyl-2-pentanone	.02	0.014	70	5	30	40-160
2-Hexanone	.02	0.016	80	3	30	40-160
Ethyl-methacrylate	.02	0.014	72	4	30	70-130
Acrolein	.02	0.013	64	3	30	40-160
Acrylonitrile	.02	0.018	91	3	30	70-130
Bromochloromethane	.02	0.018	90	1	30	70-130
Tetrahydrofuran	.02	0.019	97	4	30	70-130
2,2-Dichloropropane	.02	0.019	95	2	30	40-160
1,3-Dichloropropane	.02	0.019	97	4	30	70-130
1,1,1,2-Tetrachloroethan	.02	0.019	94	4	30	70-130
Bromobenzene	.02	0.017	87	2	30	70-130
n-Butylbenzene	.02	0.020	102	5	30	70-130
sec-Butylbenzene	.02	0.018	92	3	30	70-130
tert-Butylbenzene	.02	0.018	89	3	30	70-130
2-Chlorotoluene	.02	0.019	95	2	30	70-130
4-Chorotoluene	.02	0.019	96	3	30	70-130
Hexachlorobutadiene	.02	0.016	77	3	30	70-130
Isopropylbenzene	.02	0.018	88	3	30	70-130
p-Isopropyltoluene	.02	0.018	90	3	30	70-130
Naphthalene	.02	0.016	82	2	30	40-160
n-Propylbenzene	.02	0.019	95	2	30	70-130
1,2,3-Trichlorobenzene	.02	0.018	87	3	30	70-130
1,2,4-Trichlorobenzene	.02	0.017	86	4	30	70-130
1,3,5-Trimethybenzene	.02	0.019	95	3	30	70-130
1,2,4-Trimethylbenzene	.02	0.019	94	4	30	70-130
trans-1,4-Dichloro-2-but	.02	0.020	102	1	30	70-130
Ethyl ether	.02	0.018	91	0	30	70-130
Methyl Acetate	.02	0.018	89	3	30	70-130
Ethyl Acetate	.02	0.018	92	2	30	70-130
Diisopropyl Ether	.02	0.018	88	2	30	70-130
Cyclohexane	.02	0.016	83	3	30	70-130
tert-Butyl Alcohol	.1	0.084	84	6	30	40-160

* Values outside of QC limits.

COMMENTS: _____

_____

FORM III NJ-8260

3A

LAB CONTROL/LAB CONTROL DUPLICATE SAMPLE RECOVERY

SOLID VOLATILE ORGANICS

Lab Name: Alpha Analytical Labs

SDG No.: L1507231 Matrix: Solid

Lab Control Sample: WG775718-1LCS Injected: 04/13/15 08:14 Lab File ID: 0413A01.D

Lab Control Dup : WG775718-2LCSD Injected: 04/13/15 08:40 Lab File ID: 0413A02.D

COMPOUND	SPIKE ADDED (mg/kg)	LCSD CONCENTRATION (mg/kg)	LCSD % REC	% RPD	QC LIMITS RPD	QC LIMITS REC.
Ethyl-Tert-Butyl-Ether	.02	0.017	85	2	30	70-130
Tertiary-Amyl Methyl Eth	.02	0.016	82	3	30	70-130
Methyl cyclohexane	.02	0.015	76	3	30	70-130
Freon-113	.02	0.016	80	2	30	70-130
1,2,4,5-Tetramethylbenze	.02	0.016	83	4	30	70-130
p-Diethylbenzene	.02	0.018	88	4	30	70-130
4-Ethyltoluene	.02	0.018	91	3	30	70-130

* Values outside of QC limits.

COMMENTS: _____

_____

FORM III NJ-8260

Internal Standard Summary

8A

VOLATILE ORGANICS INTERNAL STANDARD AREA AND RT SUMMARY

Lab Name: Alpha Analytical Labs

SDG No.: L1507231

Lab File ID (Standard): 0414A01_ccal Date Analyzed: 14-APR-2015

Instrument ID : Voa105.i Time Analyzed: 08:56

		IS1(FLB) AREA	RT	IS2(CBZ) AREA	RT	IS3(DCB) AREA	RT
	12 HOUR STD	423440	6.43	358438	10.00	198214	12.61
	UPPER LIMIT	846880	6.93	716876	10.50	396428	13.11
	LOWER LIMIT	211720	5.93	179219	9.50	99107	12.11
	EPA SAMPLE NO.						
01	WG776220-1LCS	423440	6.43	358438	10.00	198214	12.61
02	WG776220-2LCSD	473357	6.43	415386	10.00	234190	12.61
03	WG776220-3BLANK	470340	6.43	417991	10.00	244453	12.61
04	FB-041015	423066	6.43	413242	10.00	223433	12.61

IS1(FLB) = FLOUROBENZENE
IS2(CBZ) = CHLOROBENZENE-D5
IS3(DCB) = 1,4-DICHLOROBENZENE-D4

AREA UPPER LIMIT = +100% of internal standard area
AREA LOWER LIMIT = - 50 % of internal standard area
RT UPPER LIMIT = +0.50 minutes of internal standard RT
RT LOWER LIMIT = -0.50 minutes of internal standard RT

* Values outside of QC limits.

8A

VOLATILE ORGANICS INTERNAL STANDARD AREA AND RT SUMMARY

Lab Name: Alpha Analytical Labs

SDG No.: L1507231

Lab File ID (Standard): 0413A01_ccal Date Analyzed: 13-APR-2015

Instrument ID : Voa110.i Time Analyzed: 08:14

		IS1(FLB) AREA	RT	IS2(CBZ) AREA	RT	IS3(DCB) AREA	RT
	12 HOUR STD	101126	6.30	70812	9.86	33071	12.50
	UPPER LIMIT	202252	6.80	141624	10.36	66142	13.00
	LOWER LIMIT	50563	5.80	35406	9.36	16536	12.00
	EPA SAMPLE NO.						
01	WG775718-1LCS	101126	6.30	70812	9.86	33071	12.50
02	WG775718-2LCSD	94403	6.30	66265	9.86	31594	12.50
03	WG775718-3BLANK	80931	6.29	55254	9.86	23797	12.51
04	GWES-CONC-1	102438	6.30	71313	9.86	33080	12.51
05	DUP01-041015	103381	6.30	72046	9.86	33096	12.51

IS1(FLB) = FLOUROBENZENE
IS2(CBZ) = CHLOROBENZENE-D5
IS3(DCB) = 1,4-DICHLOROBENZENE-D4

AREA UPPER LIMIT = +100% of internal standard area
AREA LOWER LIMIT = - 50 % of internal standard area
RT UPPER LIMIT = +0.50 minutes of internal standard RT
RT LOWER LIMIT = -0.50 minutes of internal standard RT

* Values outside of QC limits.

Chromatograms

Sample Raw Data

Alpha Analytical Labs

gc/ms voa - Voa110

Data file : \\orgserv2\ff\chem\GCMSVOA\Voa110.i\150413.b\0413A25.D
Lab Smp Id:
Inj Date : 13-APR-2015 18:47
Operator : BN Inst ID: Voa110.i
Smp Info : l1507231-02D,31M,5,5.2,0.050,,a
Misc Info : wg775718,ical10759
Comment :
Method : \\orgserv2\ff\chem\GCMSVOA\Voa110.i\150413.b\soil8260B.m
Meth Date : 14-Apr-2015 07:13 bnoll Quant Type: ISTD
Cal Date : 24-FEB-2015 18:20 Cal File: 0224A10.D
Als bottle: 25
Dil Factor: 100.00000
Integrator: HP RTE Compound Sublist: NJTCL.sub
Target Version: 4.12
Processing Host: VIRTUALXP-38517

Concentration Formula: Amt * DF * CpndVariable
Cpnd Variable Local Compound Variable

	Compounds	QUANT SIG MASS	RT	EXP RT	REL RT	RESPONSE	CONCENTRATIONS ON-COLUMN (ngs)	FINAL (ngs)	REVIEW CODE
	1 dichlorodifluoromethane	85	Compound Not Detected.						
	2 chloromethane	50	Compound Not Detected.						
	3 vinyl chloride	62	Compound Not Detected.						
	4 bromomethane	94	Compound Not Detected.						
	5 chloroethane	64	Compound Not Detected.						
	6 trichlorofluoromethane	101	Compound Not Detected.						
	11 freon-113	101	Compound Not Detected.						
	9 1,1,-dichloroethene	96	Compound Not Detected.						
	15 acetone	43	Compound Not Detected.						
	10 carbon disulfide	76	Compound Not Detected.						
	14 methylene chloride	84	Compound Not Detected.						
	16 trans-1,2-dichloroethene	96	Compound Not Detected.						
	18 methyl tert butyl ether	73	Compound Not Detected.						
	20 1,1-dichloroethane	63	Compound Not Detected.						
	26 cis-1,2-dichloroethene	96	Compound Not Detected.						
	36 2-butanone	43	Compound Not Detected.						
	28 bromochloromethane	128	Compound Not Detected.						
	30 chloroform	83	Compound Not Detected.						
$	34 dibromofluoromethane	113	5.472	5.472	(0.869)	23438	94.0302	94.030	
	35 1,1,1-trichloroethane	97	Compound Not Detected.						
	29 cyclohexane	56	Compound Not Detected.						
	32 carbontetrachloride	117	Compound Not Detected.						
$	40 1,2-dichloroethane-d4	65	6.012	6.012	(0.955)	33980	108.182	108.181	
	38 benzene	78	Compound Not Detected.						
	41 1,2-dichloroethane	62	Compound Not Detected.						
	17 methyl acetate	43	Compound Not Detected.						
*	42 flourobenzene	96	6.295	6.295	(1.000)	102438	100.000		
	43 trichloroethene	95	Compound Not Detected.						

	Compounds	QUANT SIG MASS	RT	EXP RT	REL RT	RESPONSE	CONCENTRATIONS ON-COLUMN (ngs)	CONCENTRATIONS FINAL (ngs)	REVIEW CODE
	44 methyl cyclohexane	83	Compound Not Detected.						
	46 1,2-dichloropropane	63	Compound Not Detected.						
	50 1,4-Dioxane	88	Compound Not Detected.						
	48 bromodichloromethane	83	Compound Not Detected.						
	51 cis-1,3-dichloropropene	75	Compound Not Detected.						
	55 4-methyl-2-pentanone	58	Compound Not Detected.						
$	53 toluene-d8	98	7.999	7.999	(0.812)	98772	104.905	104.904	
	54 toluene	92	8.062	8.057	(0.818)	1141	1.59294	159.294	
	57 trans-1,3-dichloropropene	75	Compound Not Detected.						
	59 1,1,2-trichloroethane	83	Compound Not Detected.						
	56 tetrachloroethene	166	Compound Not Detected.						
	64 2-hexanone	43	Compound Not Detected.						
	61 chlorodibromomethane	129	Compound Not Detected.						
	63 1,2-dibromoethane	107	Compound Not Detected.						
*	65 chlorobenzene-d5	117	9.855	9.855	(1.000)	71313	100.000		
	66 chlorobenzene	112	Compound Not Detected.						
	67 ethyl benzene	91	9.913	9.913	(1.006)	42063	30.1497	3014.972	
	69 p/m xylene	106	10.101	10.096	(1.025)	72575	130.002	13000.181	
	70 o xylene	106	10.626	10.626	(1.078)	13335	26.2514	2625.140	
	71 styrene	104	Compound Not Detected.						
	72 bromoform	173	Compound Not Detected.						
	73 isopropylbenzene	105	Compound Not Detected.						
$	74 4-bromofluorobenzene	95	11.312	11.312	(0.904)	33983	102.135	102.135	
	78 1,1,2,2,-tetrachloroethane	83	Compound Not Detected.						
	89 1,3-dichlorobenzene	146	Compound Not Detected.						
*	91 1,4-dichlorobenzene-d4	152	12.508	12.503	(1.000)	33080	100.000		
	92 1,4-dichlorobenzene	146	Compound Not Detected.						
	95 1,2-dichlorobenzene	146	Compound Not Detected.						
	97 1,2-dibromo-3-chloropropane	155	Compound Not Detected.						
	100 1,2,4-trichlorobenzene	180	Compound Not Detected.						
	103 1,2,3-trichlorobenzene	180	Compound Not Detected.						

Alpha Analytical Labs

gc/ms voa - Voa110

Data file : \\orgserv2\ff\chem\GCMSVOA\Voa110.i\150413.b\0413A25.D
Lab Smp Id:
Inj Date : 13-APR-2015 18:47
Operator : BN Inst ID: Voa110.i
Smp Info : l1507231-02D,31M,5,5.2,0.050,,a
Misc Info : wg775718,ical10759
Comment :
Method : \\orgserv2\ff\chem\GCMSVOA\Voa110.i\150413.b\soil8260B.m
Meth Date : 14-Apr-2015 07:13 bnoll Quant Type: ISTD
Cal Date : 24-FEB-2015 18:20 Cal File: 0224A10.D
Als bottle: 25
Dil Factor: 100.00000
Integrator: HP RTE Compound Sublist: NJTCL.sub
Target Version: 4.12
Processing Host: VIRTUALXP-38517

Concentration Formula: Amt * DF * CpndVariable
Cpnd Variable Local Compound Variable

ISTD	RT	AREA	AMOUNT
* 91 1,4-dichlorobenzene-d4	12.508	234431	100.000

		CONCENTRATIONS			QUANT			
RT	AREA	ON-COL(ngs)	FINAL(ngs)	QUAL	LIBRARY	LIB ENTRY	CPND #	REVIEW CODE
Unknown Aromatic					CAS #:			
13.940	674606	287.762662	28776.266	0		0	91	
Naphthalene					CAS #: 91-20-3			
14.642	3507750	1496.27910	149627.909	97	NIST02.L	11561	91	
Unknown Aromatic					CAS #:			
14.779	693322	295.746196	29574.619	0		0	91	
Unknown Aromatic					CAS #:			
14.946	943285	402.371070	40237.106	0		0	91	
Unknown Benzene					CAS #:			
15.072	615702	262.636311	26263.631	0		0	91	
Unknown Aromatic					CAS #:			
15.119	574111	244.895150	24489.515	0		0	91	
Unknown Naphthalene					CAS #:			
15.607	18289246	7801.52994	780152.994	0		0	91	

		CONCENTRATIONS			QUANT			
RT	AREA	ON-COL(ngs)	FINAL(ngs)	QUAL	LIBRARY	LIB ENTRY	CPND #	REVIEW CODE
Unknown Naphthalene					CAS #:			
15.759	6774570	2889.78635	288978.635	0		0	91	
Unknown Naphthalene					CAS #:			
16.483	1982503	845.664202	84566.420	0		0	91	
Unknown Naphthalene					CAS #:			
16.640	4259075	1816.76699	181676.698	0		0	91	
Unknown Naphthalene					CAS #:			
16.787	3631790	1549.19030	154919.030	0		0	91	
Unknown Naphthalene					CAS #:			
16.834	1881245	802.471056	80247.105	0		0	91	
Unknown Naphthalene					CAS #:			
17.096	820471	349.983021	34998.302	0		0	91	
Unknown Naphthalene					CAS #:			
17.259	899845	383.841368	38384.136	0		0	91	
Unknown Naphthalene					CAS #:			
17.668	564532	240.808829	24080.882	0		0	91	

Alpha Analytical Labs

INTERNAL STANDARD COMPOUNDS
AREA AND RT SUMMARY

Instrument ID: Voa110.i
Lab File ID: 0413A25.D
Lab Smp Id:
Analysis Type: VOA
Quant Type: ISTD
Operator: BN
Method File: \\orgserv2\ff\chem\GCMSVOA\Voa110.i\150413.b\soil8260B.m
Misc Info: wg775718,ical10759

Calibration Date: 13-APR-2015
Calibration Time: 08:14
Level: LOW
Sample Type: SOIL

Test Mode:
Use Last Continuing Calibrator.
If Continuing Cal. use Initial Cal. Level 3

COMPOUND	STANDARD	AREA LIMIT LOWER	AREA LIMIT UPPER	SAMPLE	%DIFF
42 flourobenzene	101126	50563	202252	102438	1.30
65 chlorobenzene-d5	70812	35406	141624	71313	0.71
91 1,4-dichlorobenze	33071	16536	66142	33080	0.03

COMPOUND	STANDARD	RT LIMIT LOWER	RT LIMIT UPPER	SAMPLE	%DIFF
42 flourobenzene	6.30	5.80	6.80	6.30	0.00
65 chlorobenzene-d5	9.86	9.36	10.36	9.86	0.00
91 1,4-dichlorobenze	12.50	12.00	13.00	12.51	0.04

AREA UPPER LIMIT = +100% of internal standard area.
AREA LOWER LIMIT = - 50% of internal standard area.
RT UPPER LIMIT = + 0.50 minutes of internal standard RT.
RT LOWER LIMIT = - 0.50 minutes of internal standard RT.

Alpha Analytical Labs

RECOVERY REPORT

Client Name: Client SDG: SDGa00307
Sample Matrix: SOLID Fraction: VOA
Lab Smp Id:
Level: LOW Operator: BN
Data Type: MS DATA SampleType: SAMPLE
SpikeList File: curve.spk Quant Type: ISTD
Sublist File: NJTCL.sub
Method File: \\orgserv2\ff\chem\GCMSVOA\Voa110.i\150413.b\soil8260B.m
Misc Info: wg775718,ical10759

SURROGATE COMPOUND	AMOUNT ADDED ngs	AMOUNT RECOVERED ngs	% RECOVERED	LIMITS
$ 34 dibromofluorometha	100.000	94.030	94.03	70-130
$ 40 1,2-dichloroethane	100.000	108.181	108.18	70-130
$ 53 toluene-d8	100.000	104.904	104.90	70-130
$ 74 4-bromofluorobenze	100.000	102.135	102.14	70-130

Data File: \\orgserv2\ff\chem\GCMSVOA\Voa110.i\150413.b\0413A25.D
Date : 13-APR-2015 18:47
Client ID:
Instrument: Voa110.i
Sample Info: 11507231-02D,31M,5,5.2,0.050,,a
Volume Injected (uL): 0.1
Operator: BN
Column phase:
Column diameter: 0.18

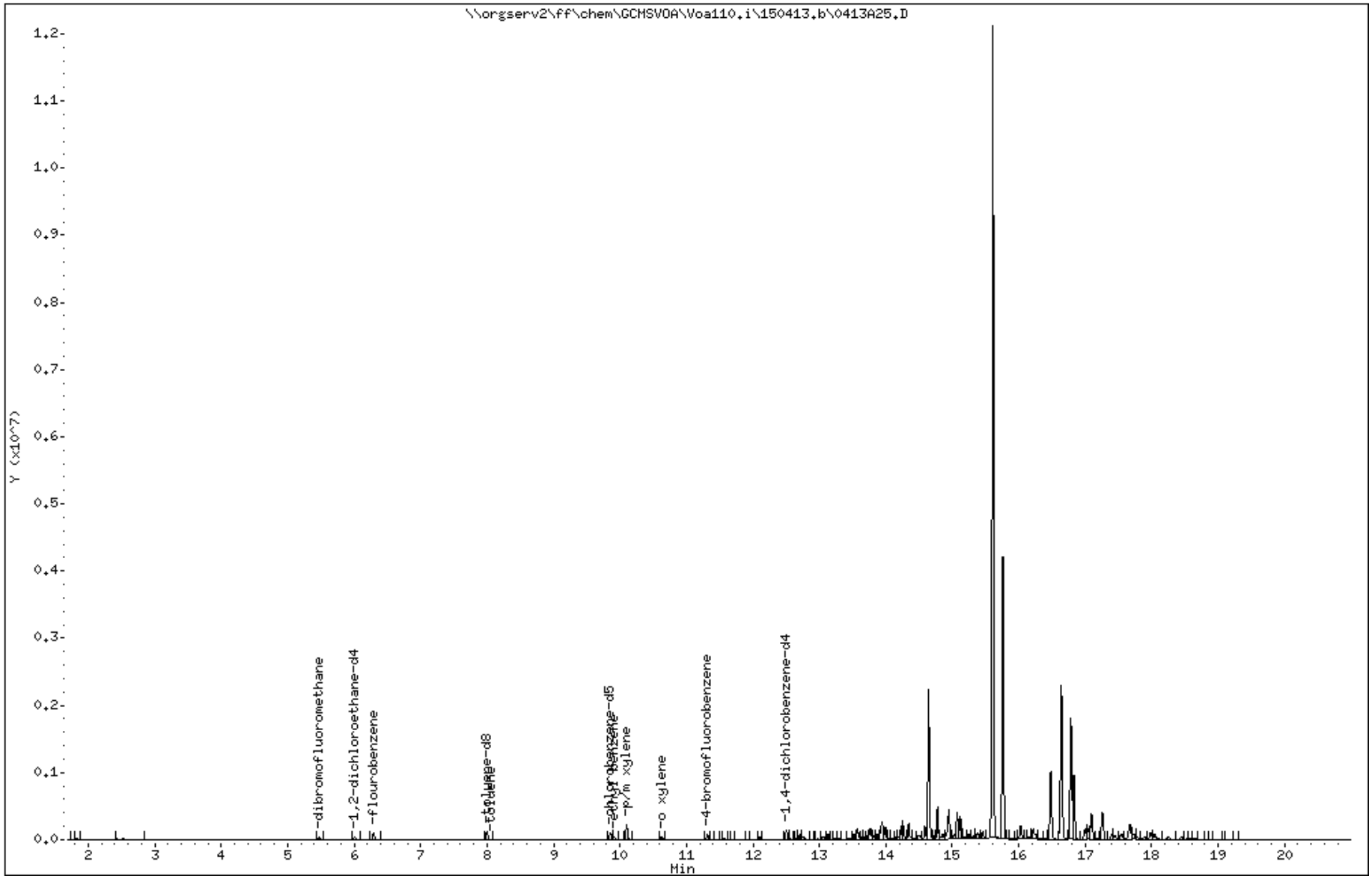

Data File: \\orgserv2\ff\chem\GCMSVOA\Voa110.i\150413.b\0413A25.D

Date : 13-APR-2015 18:47

Client ID:

Instrument: Voa110.i

Sample Info: 11507231-02D,31M,5,5.2,0.050,,a

Volume Injected (uL): 0.1

Operator: BN

Column phase:

Column diameter: 0.18

54 toluene

Concentration: 159.294 ngs

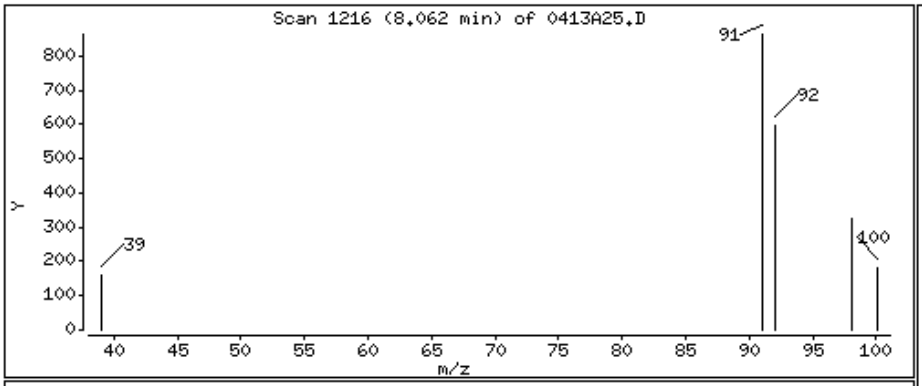

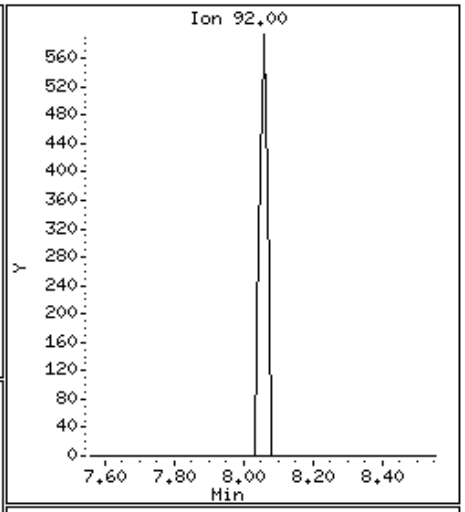

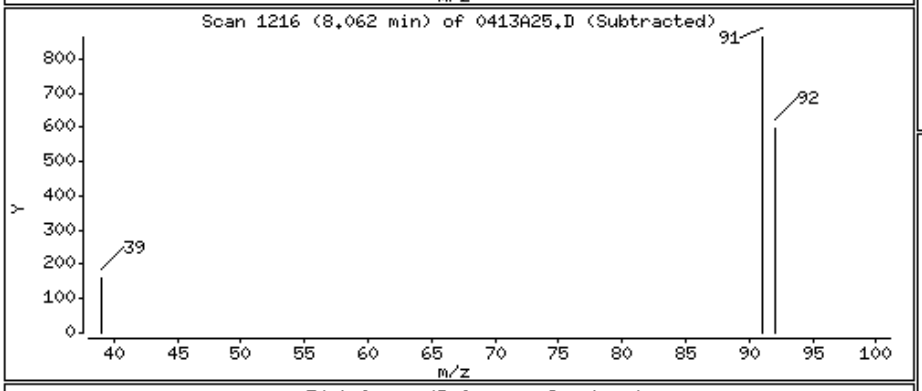

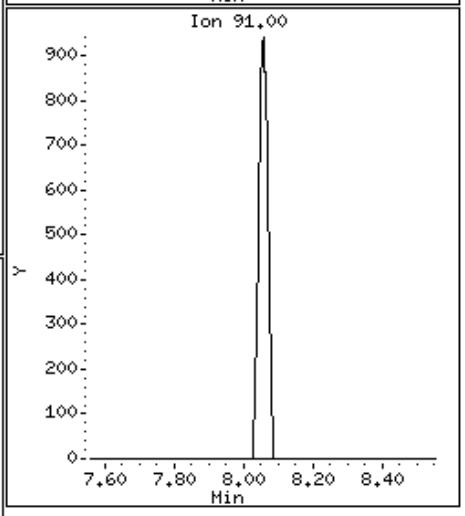

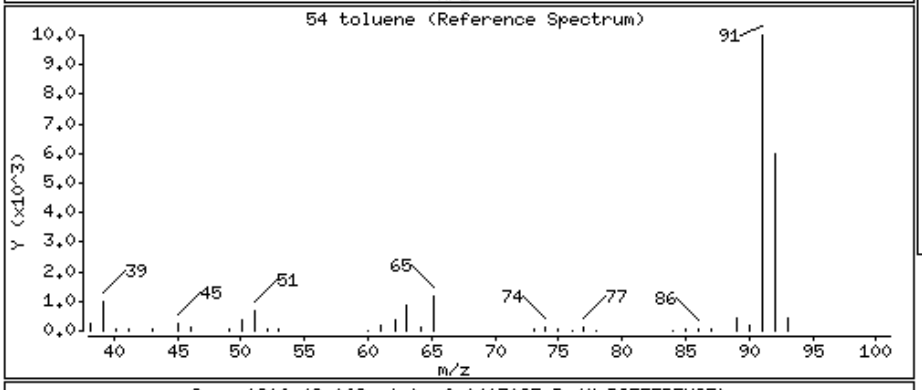

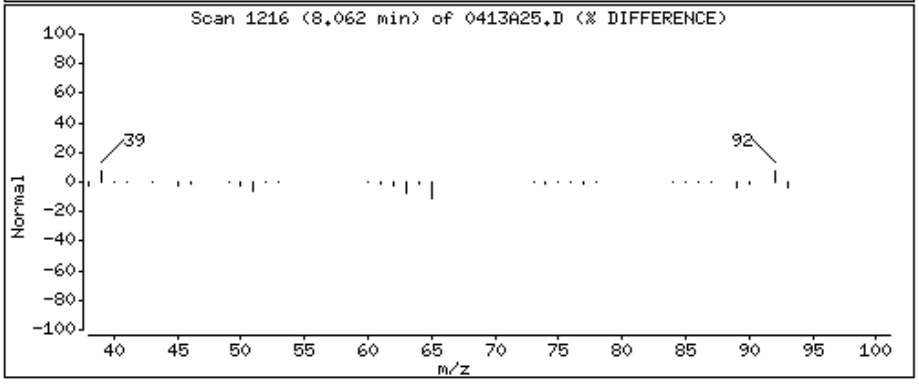

Data File: \\orgserv2\ff\chem\GCMSVOA\Voa110.i\150413.b\0413A25.D

Date : 13-APR-2015 18:47

Client ID:

Instrument: Voa110.i

Sample Info: 11507231-02D,31M,5,5.2,0.050,,a

Volume Injected (uL): 0.1

Operator: BN

Column phase:

Column diameter: 0.18

67 ethyl benzene

Concentration: 3014.972 ngs

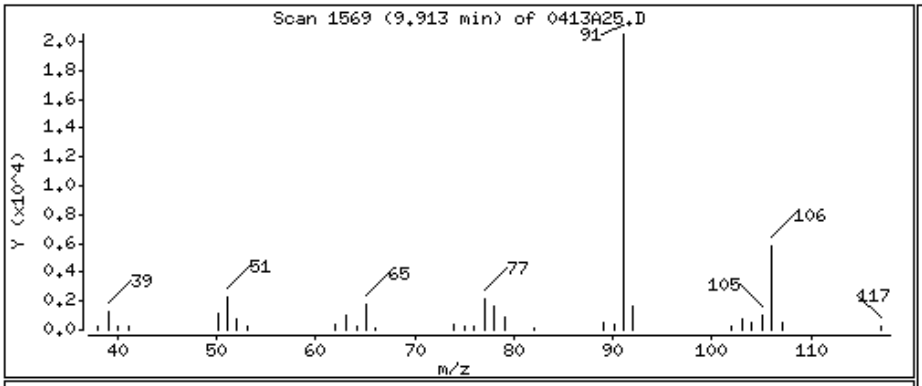

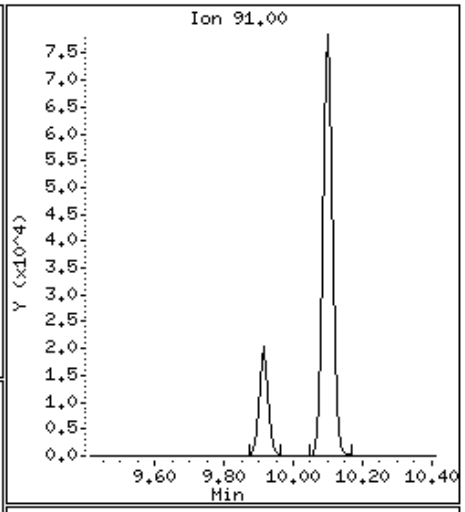

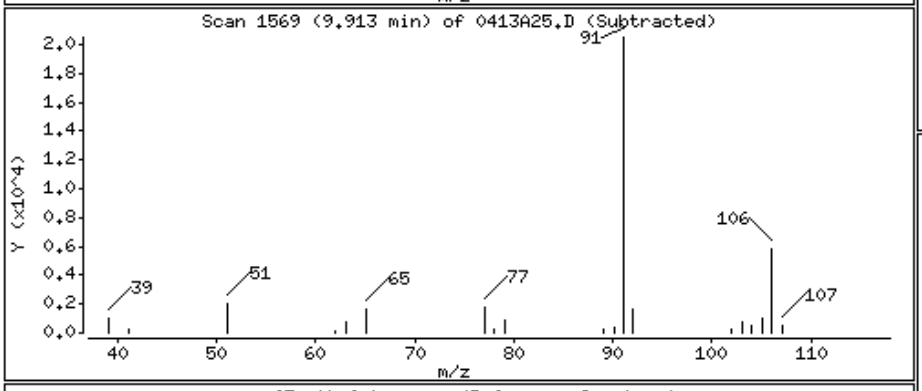

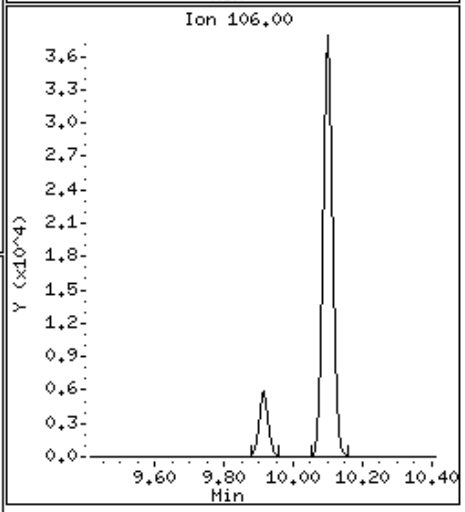

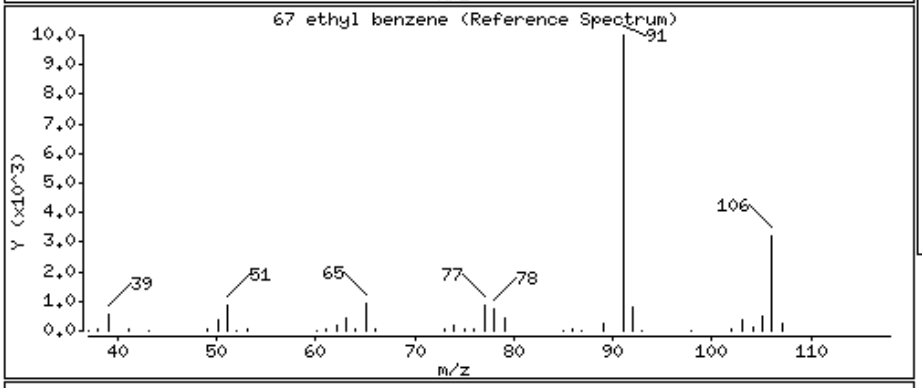

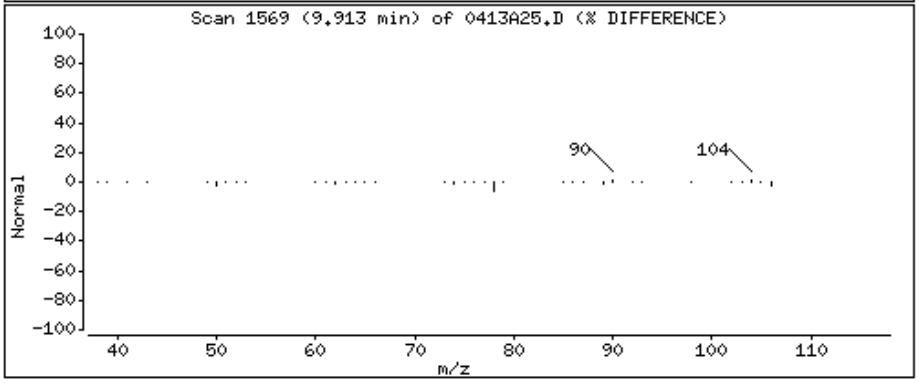

Data File: \\orgserv2\ff\chem\GCMSVOA\Voa110.i\150413.b\0413A25.D

Date : 13-APR-2015 18:47

Client ID:

Instrument: Voa110.i

Sample Info: 11507231-02D,31M,5,5.2,0.050,,a

Volume Injected (uL): 0.1

Operator: BN

Column phase:

Column diameter: 0.18

69 p/m xylene

Concentration: 13000.181 ngs

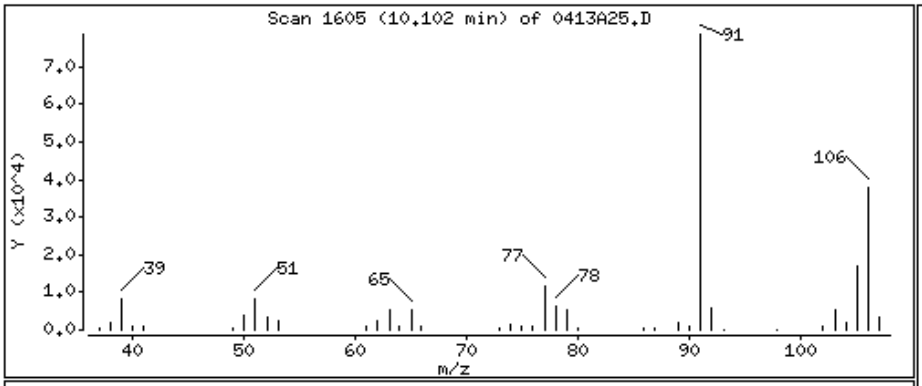

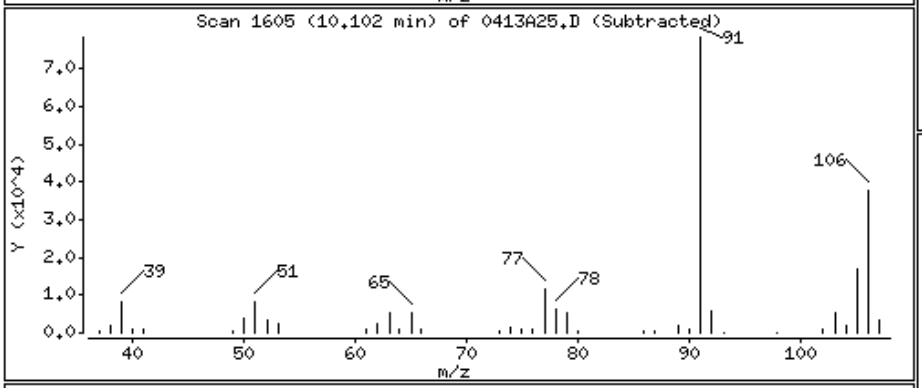

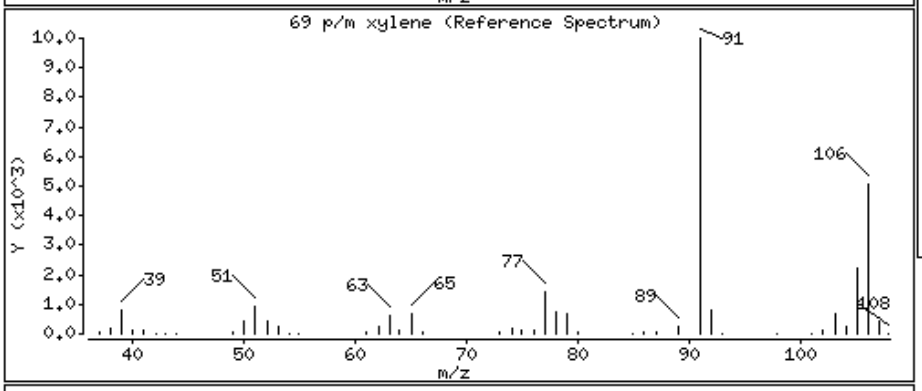

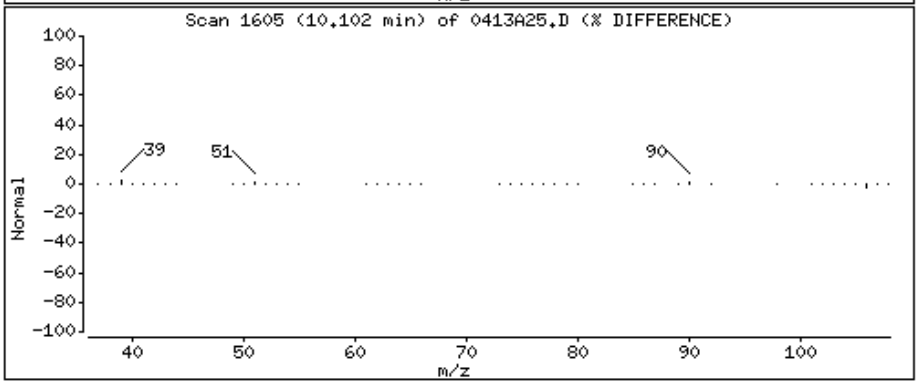

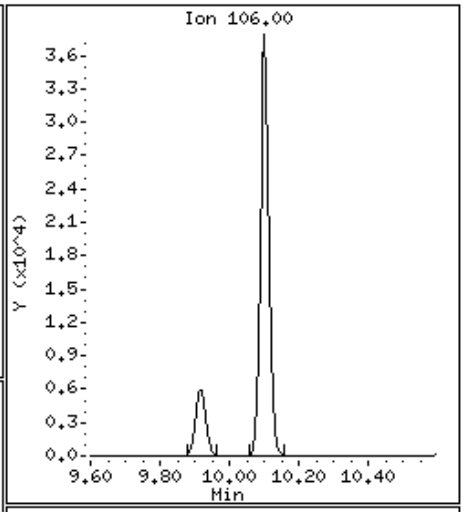

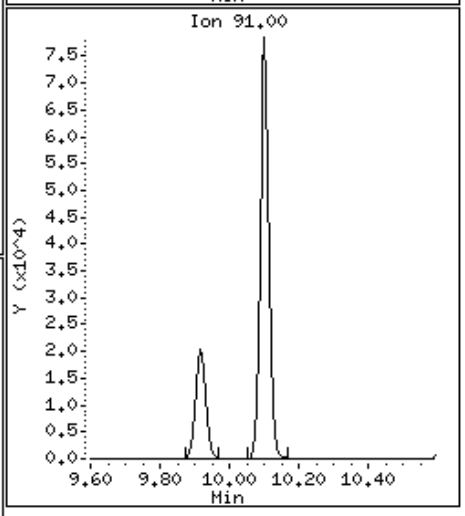

Data File: \\orgserv2\ff\chem\GCMSVOA\Voa110.i\150413.b\0413A25.D

Date : 13-APR-2015 18:47

Client ID:

Instrument: Voa110.i

Sample Info: 11507231-02D,31M,5,5.2,0.050,,a

Volume Injected (uL): 0.1

Operator: BN

Column phase:

Column diameter: 0.18

70 o xylene

Concentration: 2625.140 ngs

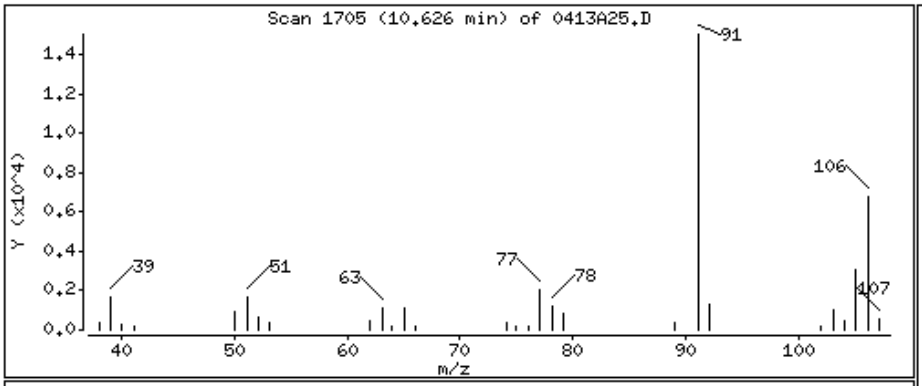

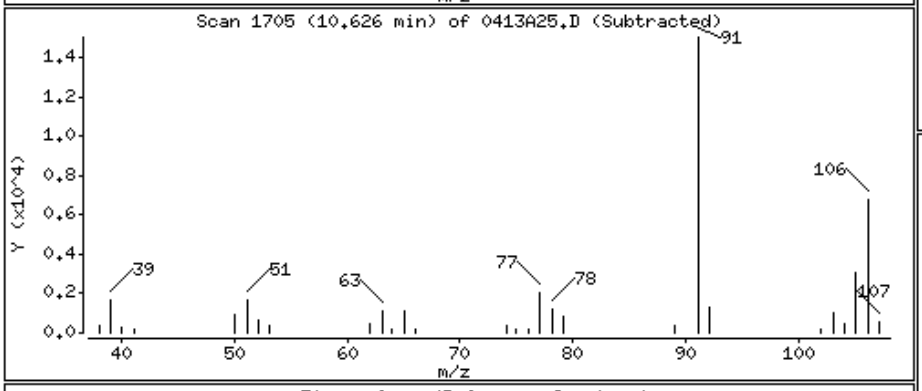

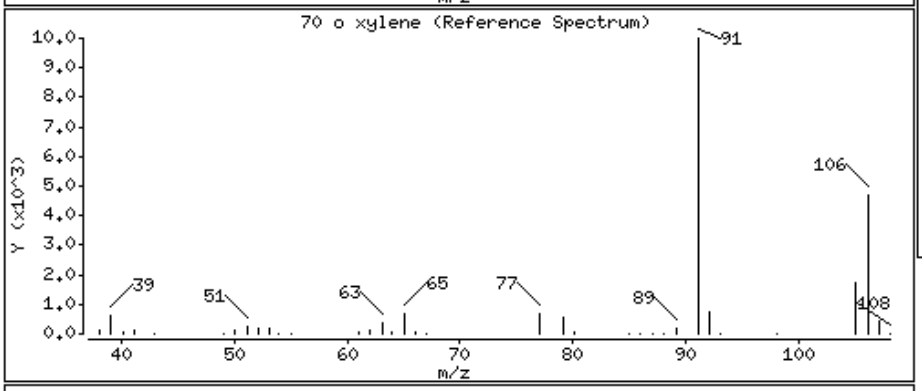

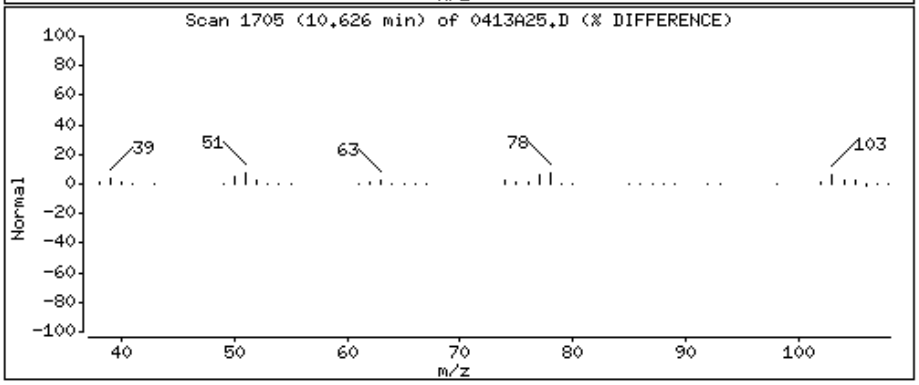

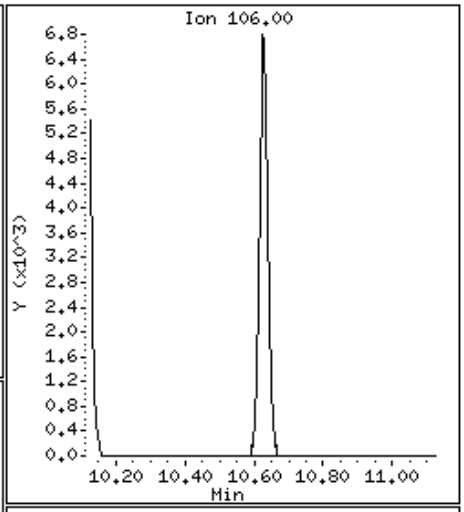

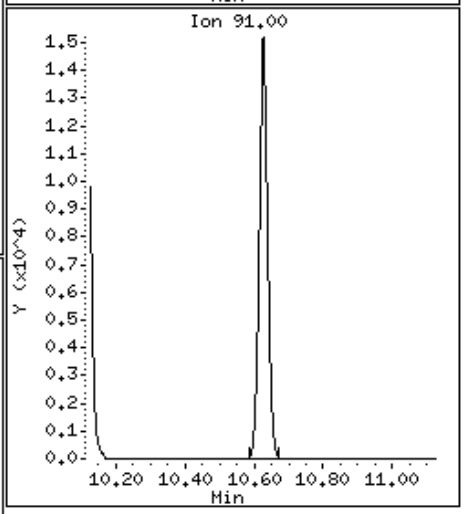

Data File: \\orgserv2\ff\chem\GCMSVOA\Voa110.i\150413.b\0413A25.D

Date : 13-APR-2015 18:47

Client ID:

Instrument: Voa110.i

Sample Info: 11507231-02D,31M,5,5.2,0.050,,a

Volume Injected (uL): 0.1

Operator: BN

Column phase:

Column diameter: 0.18

Library Search Compound Match	CAS Number	Library	Entry	Quality	Formula	Weight
Unknown Aromatic						
Benzene, 2-ethenyl-1,4-dime	2039-89-6	NIST02.L	13603	96	C10H12	132
Benzene, 1-ethenyl-4-ethyl-	3454-07-7	NIST02.L	13588	94	C10H12	132
1H-Indene, 2,3-dihydro-4-methyl-	824-22-6	NIST02.L	13606	93	C10H12	132

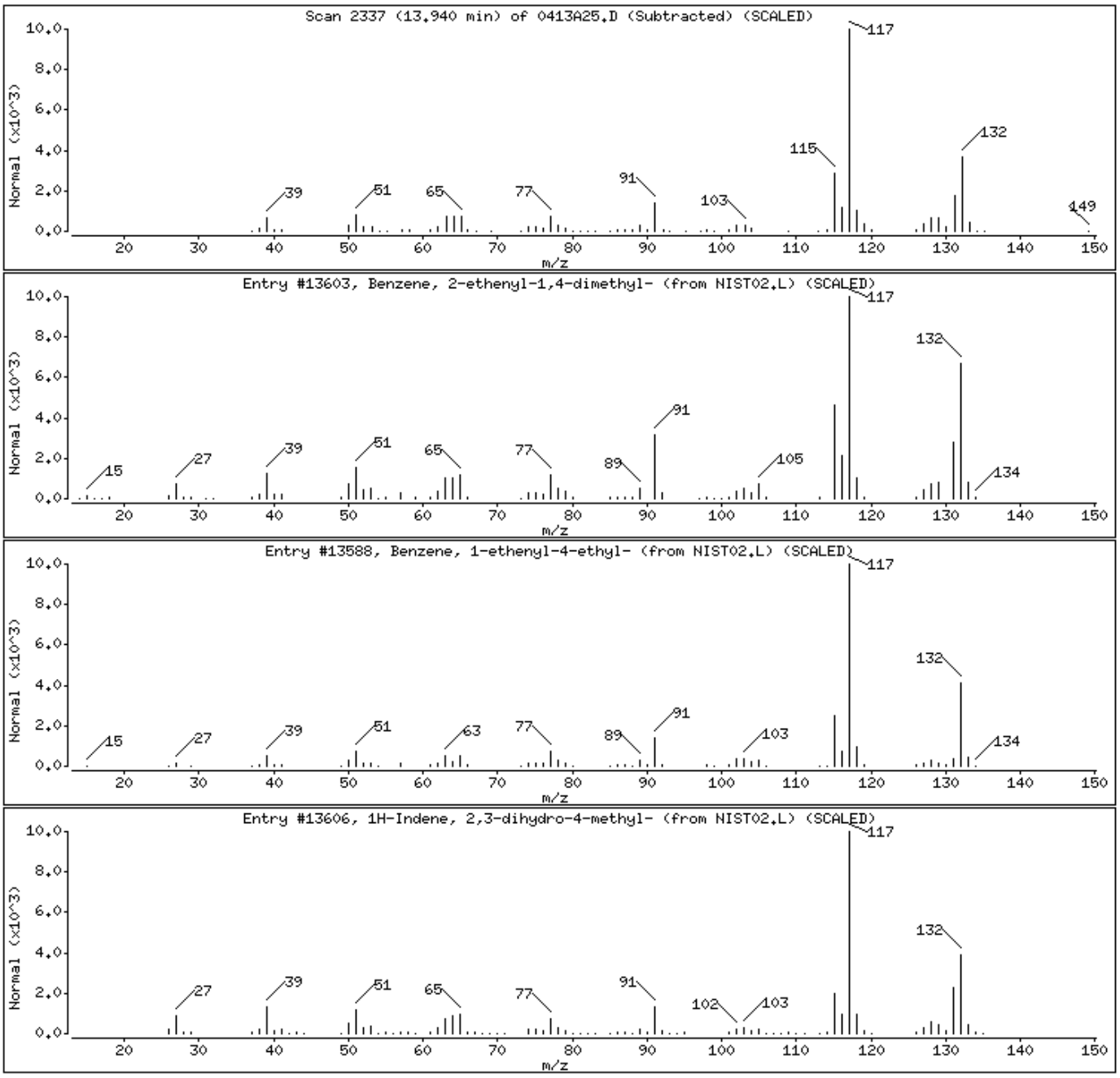

Data File: \\orgserv2\ff\chem\GCMSVOA\Voa110.i\150413.b\0413A25.D

Date : 13-APR-2015 18:47

Client ID:

Instrument: Voa110.i

Sample Info: 11507231-02D,31M,5,5.2,0.050,,a

Volume Injected (uL): 0.1

Operator: BN

Column phase:

Column diameter: 0.18

Library Search Compound Match	CAS Number	Library	Entry	Quality	Formula	Weight
Naphthalene	91-20-3	NIST02.L	11561	97	C10H8	128
1H-Indene, 1-methylene-	2471-84-3	NIST02.L	11565	95	C10H8	128
Azulene	275-51-4	NIST02.L	11557	94	C10H8	128

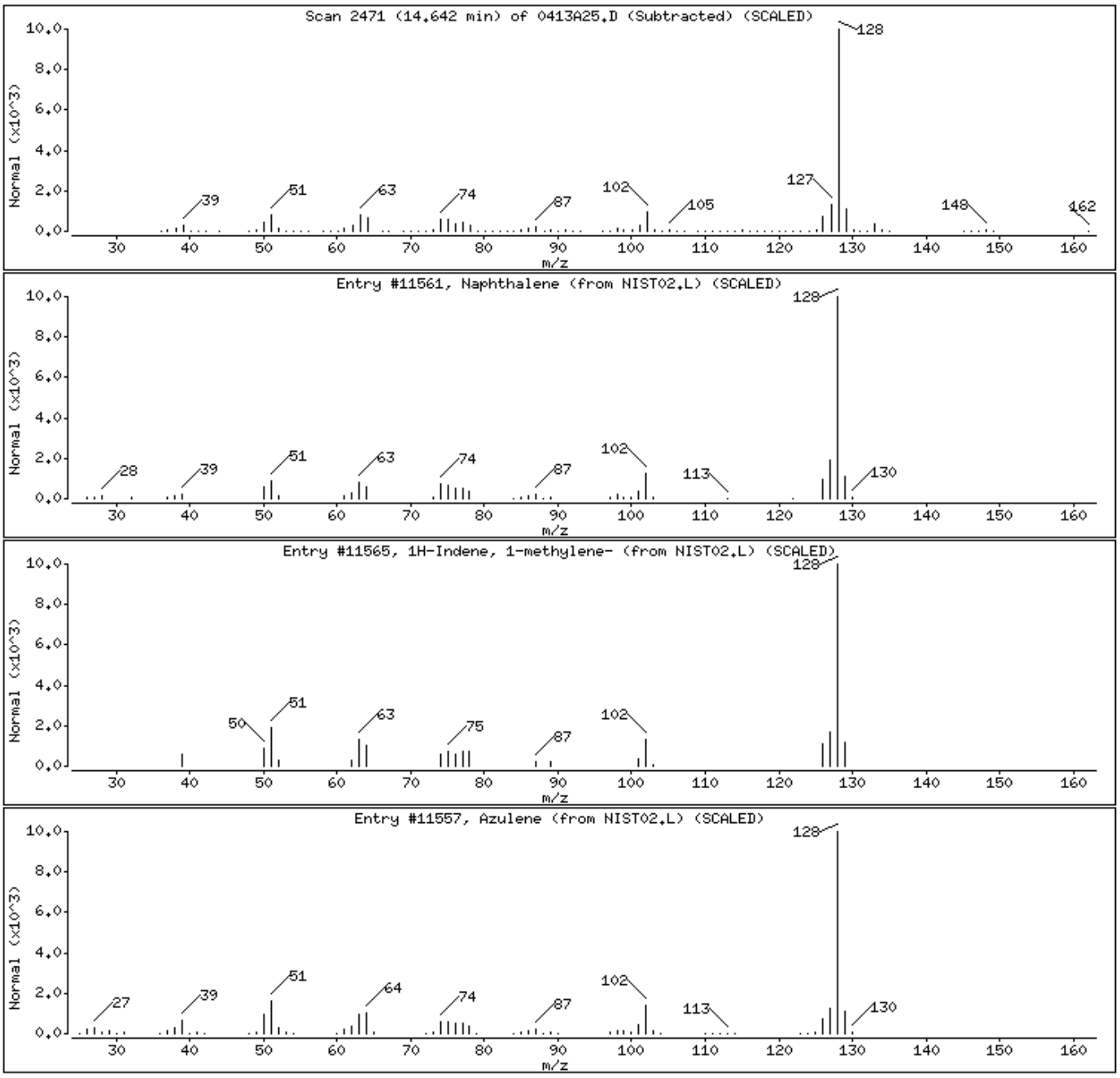

Data File: \\orgserv2\ff\chem\GCMSVOA\Voa110.i\150413.b\0413A25.D

Date : 13-APR-2015 18:47

Client ID:

Instrument: Voa110.i

Sample Info: 11507231-02D,31M,5,5.2,0.050,,a

Volume Injected (uL): 0.1

Operator: BN

Column phase:

Column diameter: 0.18

Library Search Compound Match	CAS Number	Library	Entry	Quality	Formula	Weight
Unknown Aromatic						
1H-Indene, 2,3-dihydro-4,7-	6682-71-9	NIST02.L	20748	94	C11H14	146
1H-Indene, 2,3-dihydro-5,6-dimethyl-	1075-22-5	NIST02.L	20744	93	C11H14	146
1H-Indene, 2,3-dihydro-1,6-dimethyl-	17059-48-2	NIST02.L	20743	91	C11H14	146

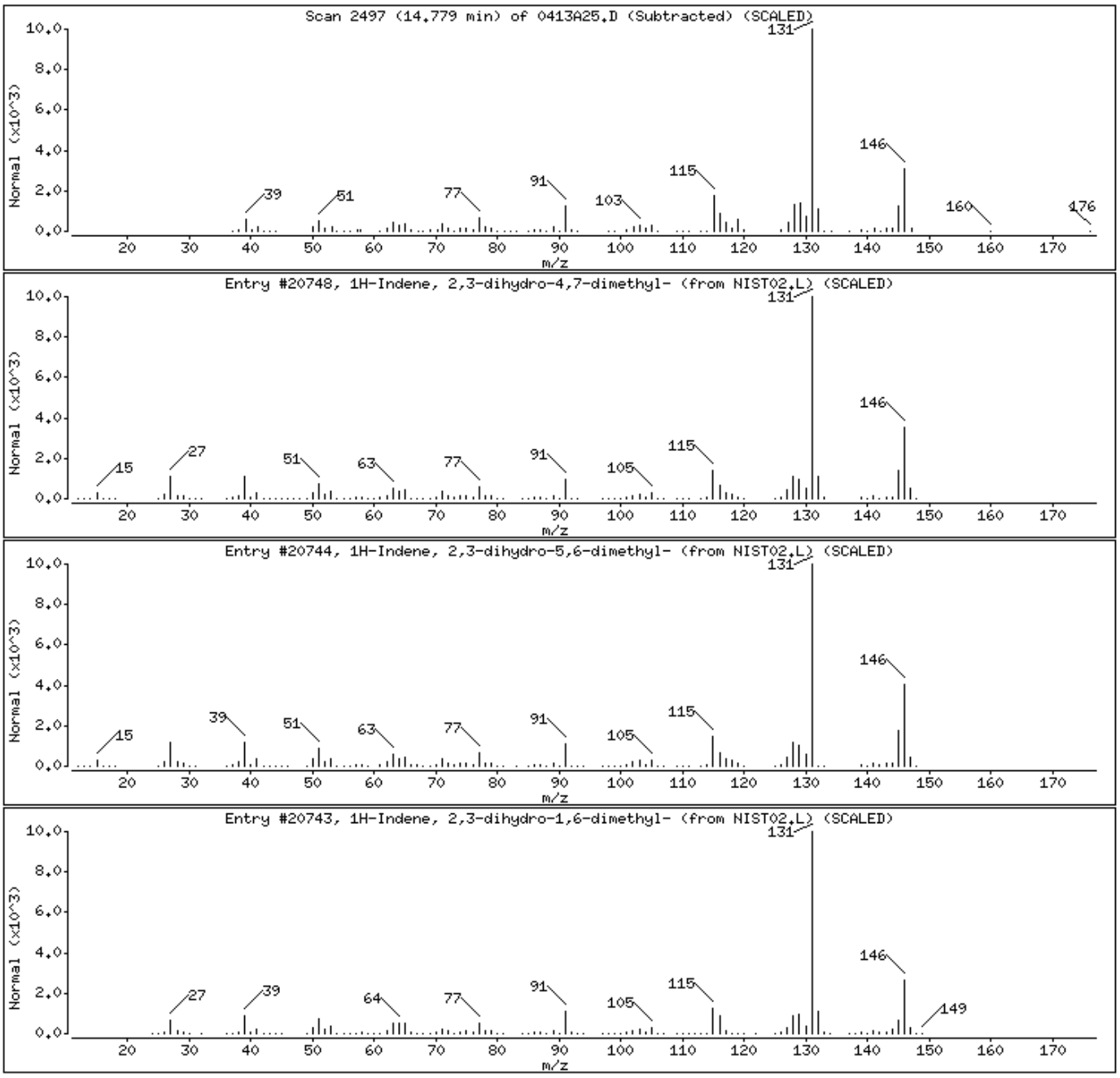

Data File: \\orgserv2\ff\chem\GCMSVOA\Voa110.i\150413.b\0413A25.D

Date : 13-APR-2015 18:47

Client ID:

Instrument: Voa110.i

Sample Info: 11507231-02D,31M,5,5.2,0.050,,a

Volume Injected (uL): 0.1

Operator: BN

Column phase:

Column diameter: 0.18

Library Search Compound Match	CAS Number	Library	Entry	Quality	Formula	Weight
Unknown Aromatic						
.alpha.,.beta.,.beta.-Trime	769-57-3	NIST02.L	20750	95	C11H14	146
1H-Indene, 2,3-dihydro-4,7-dimethyl-	6682-71-9	NIST02.L	20746	94	C11H14	146
1H-Indene, 2,3-dihydro-1,2-dimethyl-	17057-82-8	NIST02.L	20741	94	C11H14	146

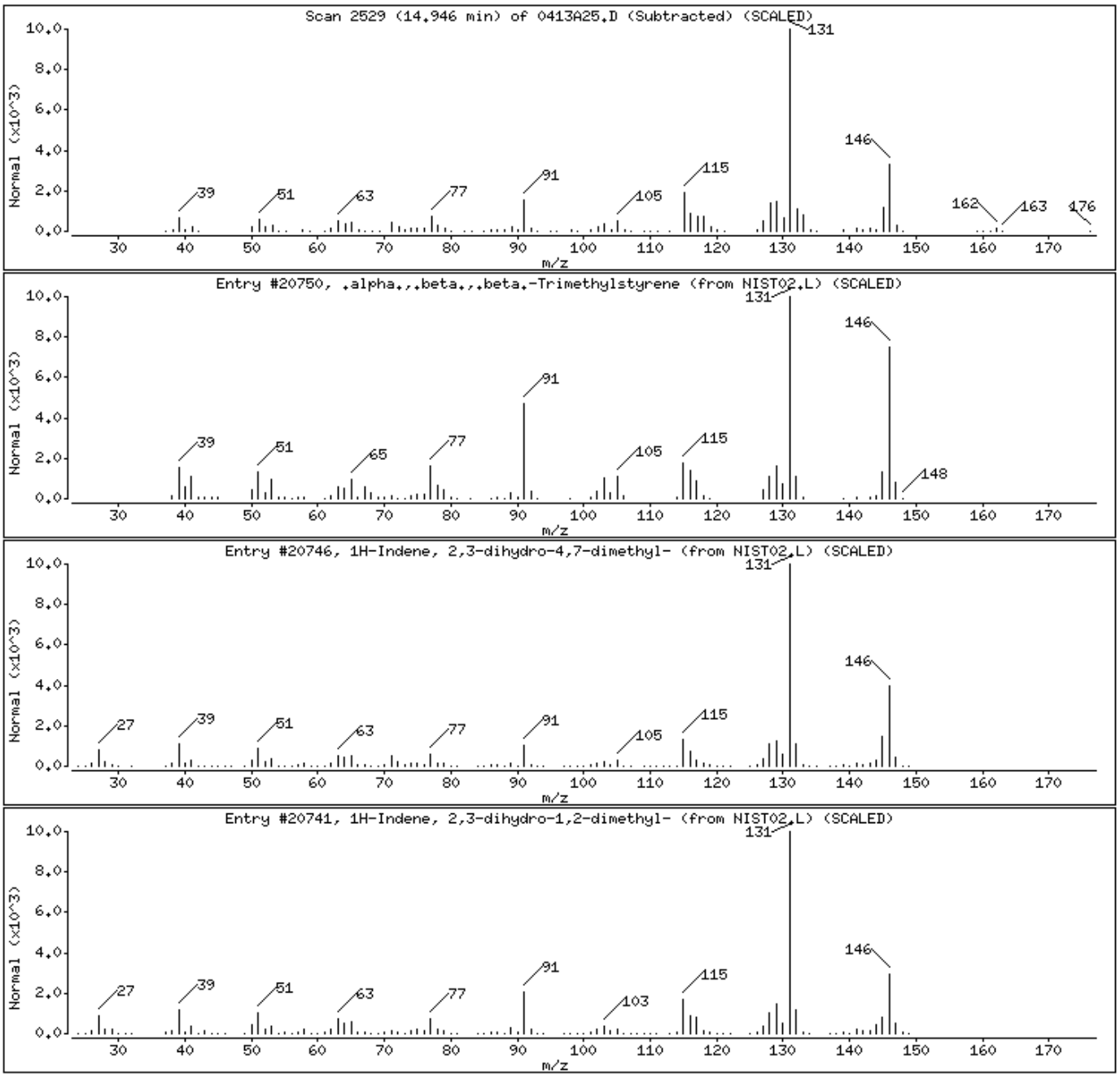

Data File: \\orgserv2\ff\chem\GCMSVOA\Voa110.i\150413.b\0413A25.D

Date : 13-APR-2015 18:47

Client ID:

Instrument: Voa110.i

Sample Info: 11507231-02D,31M,5,5.2,0.050,,a

Volume Injected (uL): 0.1

Operator: BN

Column phase:

Column diameter: 0.18

Library Search Compound Match	CAS Number	Library	Entry	Quality	Formula	Weight
Unknown Benzene						
Benzene, pentamethyl-	700-12-9	NIST02.L	21796	94	C11H16	148
Benzene, 1,3-dimethyl-5-(1-methylethyl)-	4706-90-5	NIST02.L	21855	91	C11H16	148
Benzene, 2,4-dimethyl-1-(1-methylethyl)-	4706-89-2	NIST02.L	21851	91	C11H16	148

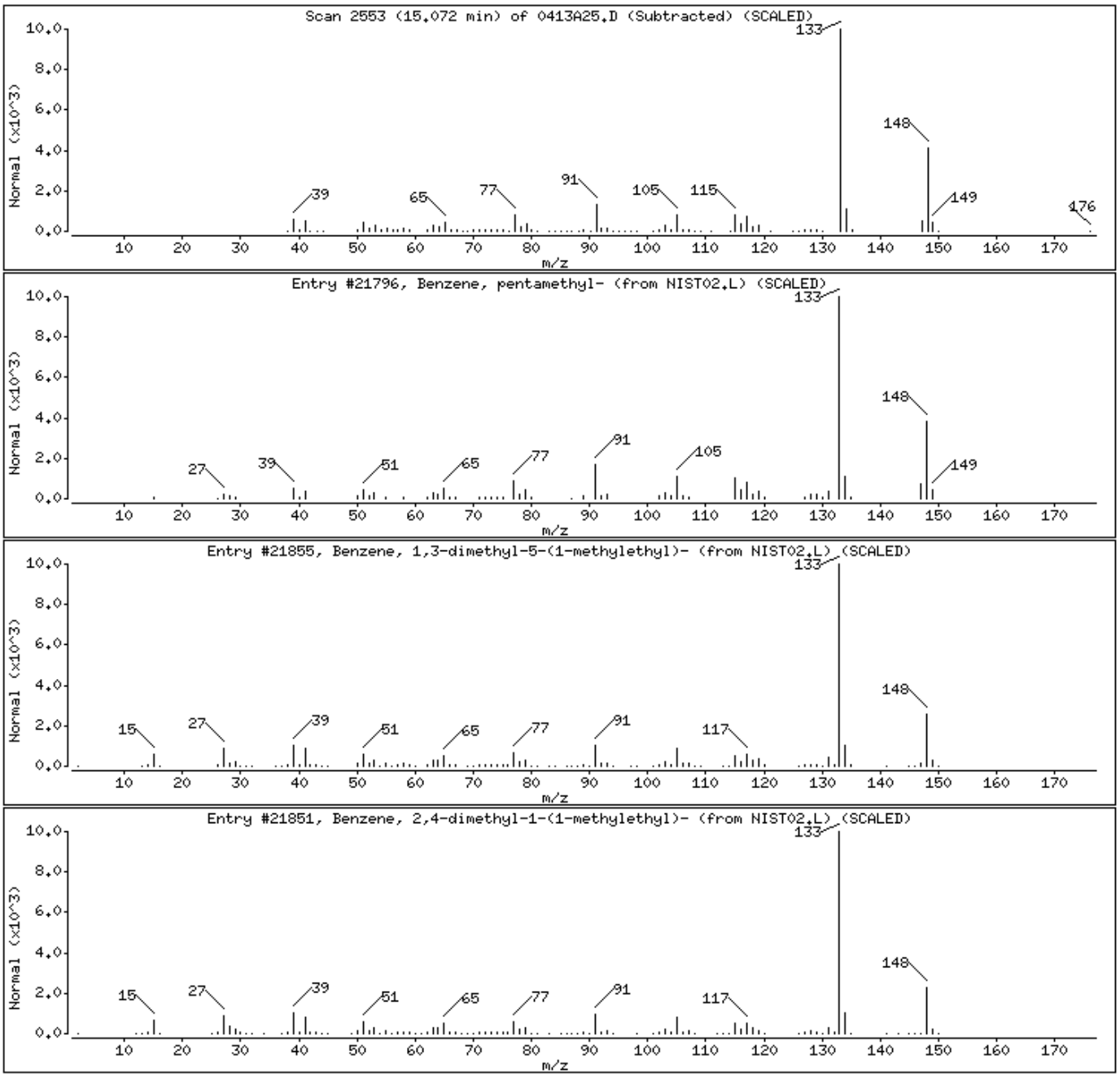

Data File: \\orgserv2\ff\chem\GCMSVOA\Voa110.i\150413.b\0413A25.D

Date : 13-APR-2015 18:47

Client ID:

Instrument: Voa110.i

Sample Info: 11507231-02D,31M,5,5.2,0.050,,a

Volume Injected (uL): 0.1

Operator: BN

Column phase:

Column diameter: 0.18

Library Search Compound Match	CAS Number	Library	Entry	Quality	Formula	Weight
Unknown Aromatic						
1H-Indene, 2,3-dihydro-1,6-	17059-48-2	NIST02.L	20743	91	C11H14	146
1H-Indene, 2,3-dihydro-4,7-dimethyl-	6682-71-9	NIST02.L	20749	91	C11H14	146
1H-Indene,2,3-dihydro-2,2-dimethyl-	20836-11-7	NIST02.L	20737	91	C11H14	146

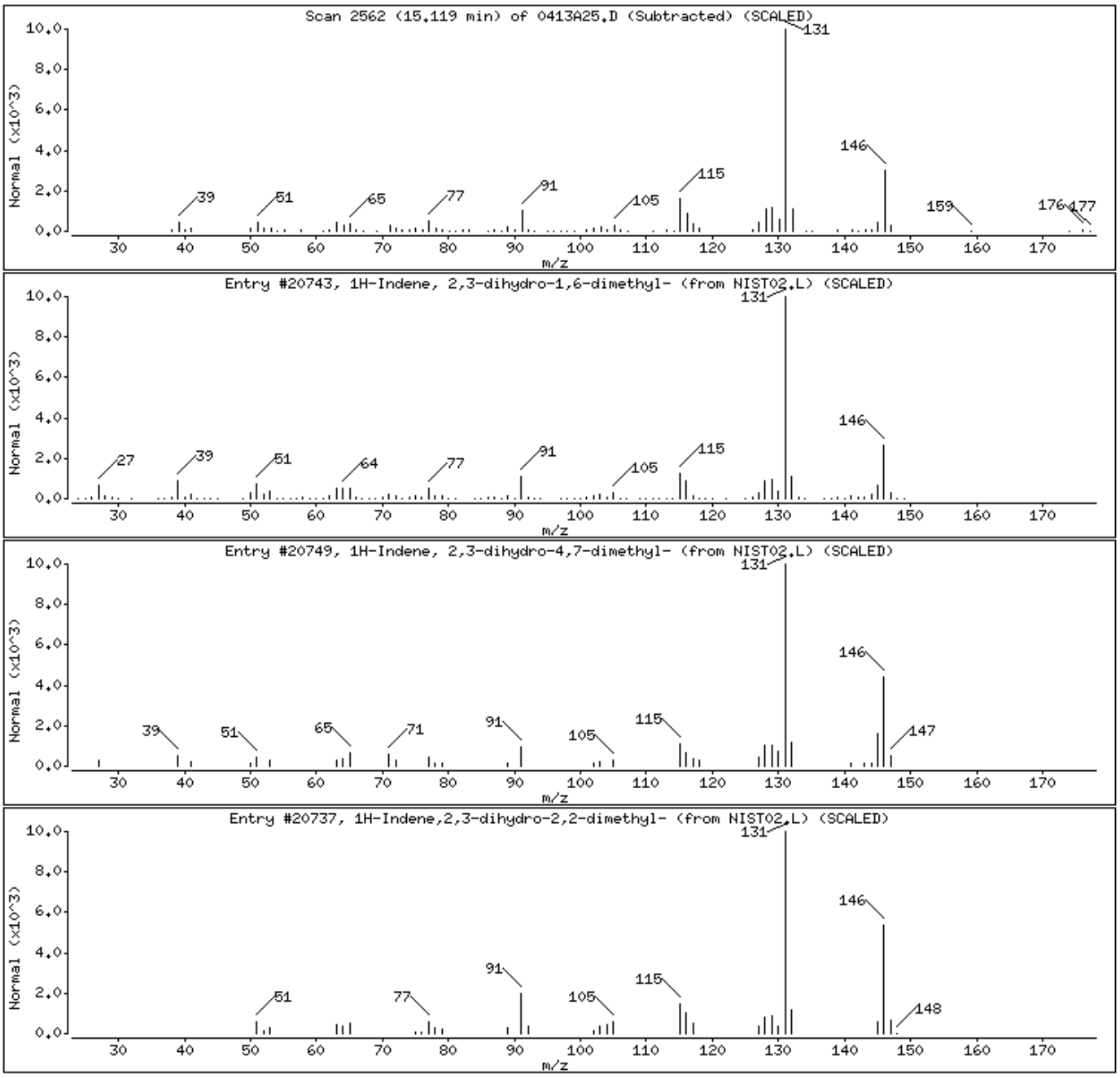

Data File: \\orgserv2\ff\chem\GCMSVOA\Voa110.i\150413.b\0413A25.D

Date : 13-APR-2015 18:47

Client ID:

Instrument: Voa110.i

Sample Info: 11507231-02D,31M,5,5.2,0.050,,a

Volume Injected (uL): 0.1

Operator: BN

Column phase:

Column diameter: 0.18

Library Search Compound Match	CAS Number	Library	Entry	Quality	Formula	Weight
Unknown Naphthalene						
Naphthalene, 2-methyl-	91-57-6	NIST02.L	18501	96	C11H10	142
Naphthalene, 1-methyl-	90-12-0	NIST02.L	18499	96	C11H10	142
1,4-Methanonaphthalene, 1,4-dihydro-	4453-90-1	NIST02.L	18504	93	C11H10	142

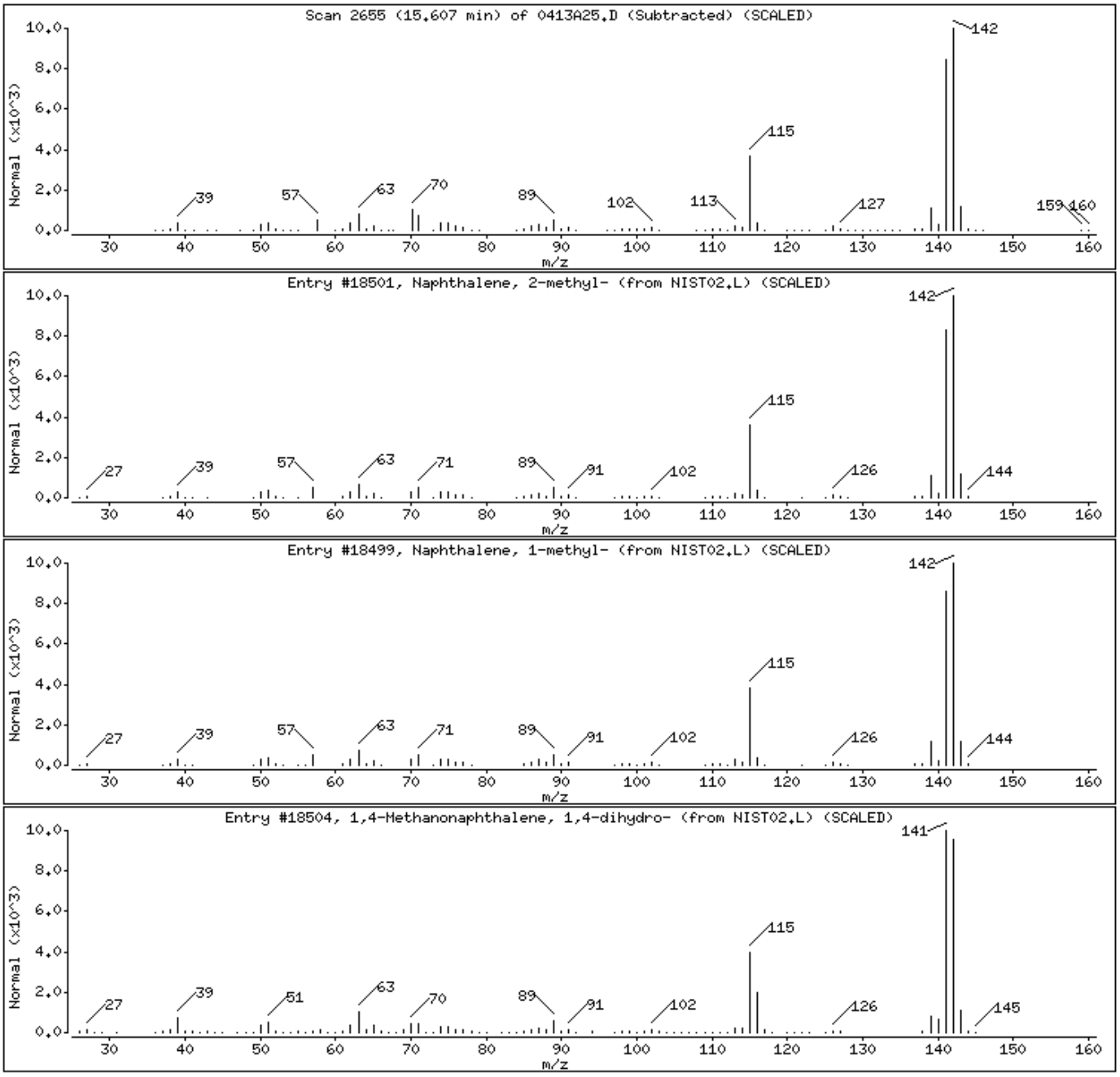

Date : 13-APR-2015 18:47

Client ID: Instrument: Voa110.i

Sample Info: 11507231-02D,31M,5,5.2,0.050,,a

Volume Injected (uL): 0.1 Operator: BN

Column phase: Column diameter: 0.18

Library Search Compound Match	CAS Number	Library	Entry	Quality	Formula	Weight
Unknown Naphthalene						
Naphthalene, 2-methyl-	91-57-6	NIST02.L	18501	96	C11H10	142
Naphthalene, 1-methyl-	90-12-0	NIST02.L	18499	96	C11H10	142
1,4-Methanonaphthalene, 1,4-dihydro-	4453-90-1	NIST02.L	18504	93	C11H10	142

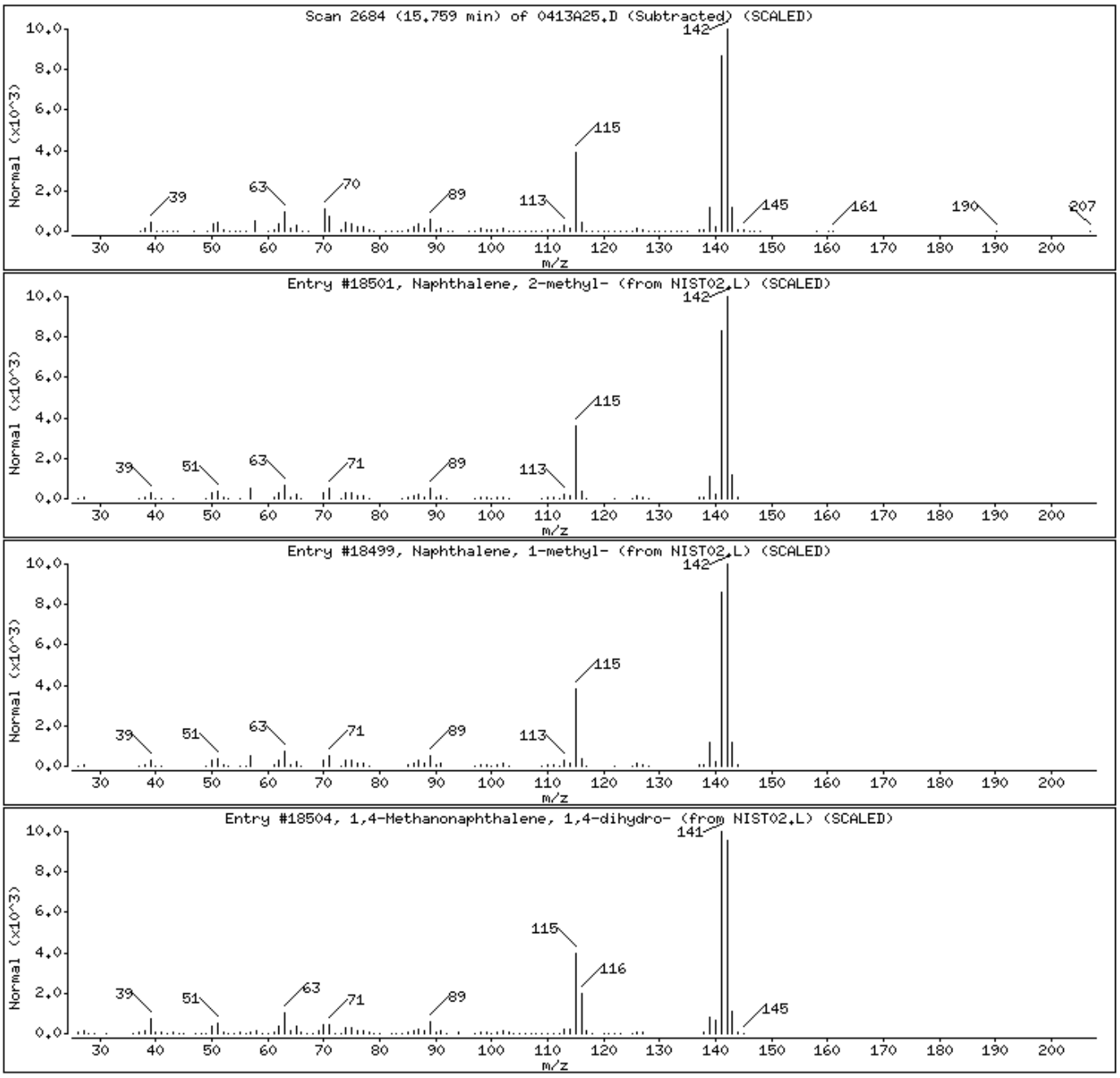

Date : 13-APR-2015 18:47

Client ID: Instrument: Voa110.i

Sample Info: l1507231-02D,31M,5,5.2,0.050,,a

Volume Injected (uL): 0.1 Operator: BN

Column phase: Column diameter: 0.18

Library Search Compound Match	CAS Number	Library	Entry	Quality	Formula	Weight
Unknown Naphthalene						
Naphthalene, 1-ethyl-	1127-76-0	NIST02.L	27162	95	C12H12	156
Naphthalene, 2-ethyl-	939-27-5	NIST02.L	27157	93	C12H12	156
Naphthalene, 1,3-dimethyl-	575-41-7	NIST02.L	27174	91	C12H12	156

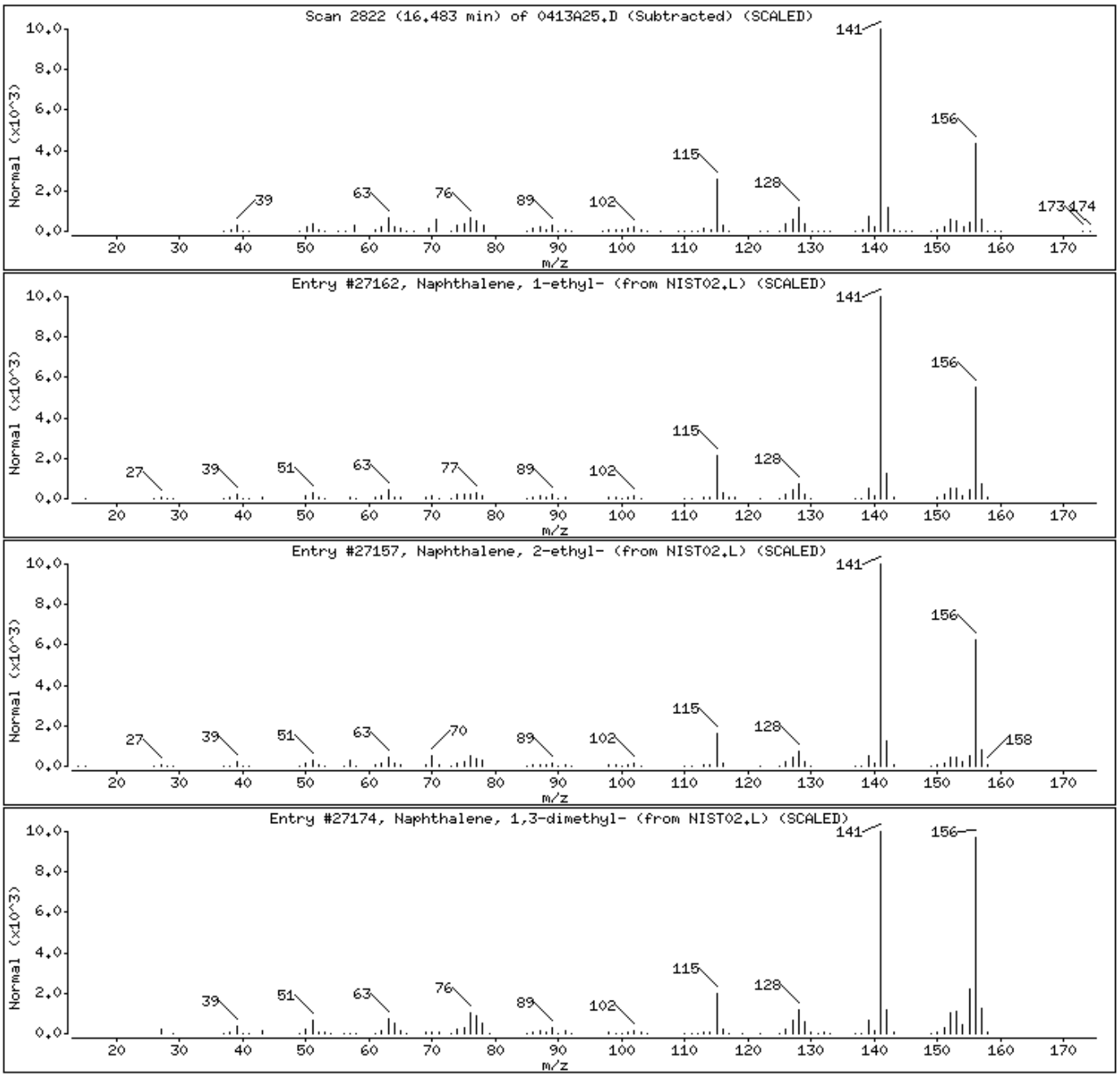

Data File: \\orgserv2\ff\chem\GCMSVOA\Voa110.i\150413.b\0413A25.D

Date : 13-APR-2015 18:47

Client ID:

Instrument: Voa110.i

Sample Info: 11507231-02D,31M,5,5.2,0.050,,a

Volume Injected (uL): 0.1

Operator: BN

Column phase:

Column diameter: 0.18

Library Search Compound Match	CAS Number	Library	Entry	Quality	Formula	Weight
Unknown Naphthalene						
Naphthalene, 2,6-dimethyl-	581-42-0	NIST02.L	27183	98	C12H12	156
Naphthalene, 1,7-dimethyl-	575-37-1	NIST02.L	27169	98	C12H12	156
Naphthalene, 1,6-dimethyl-	575-43-9	NIST02.L	27195	98	C12H12	156

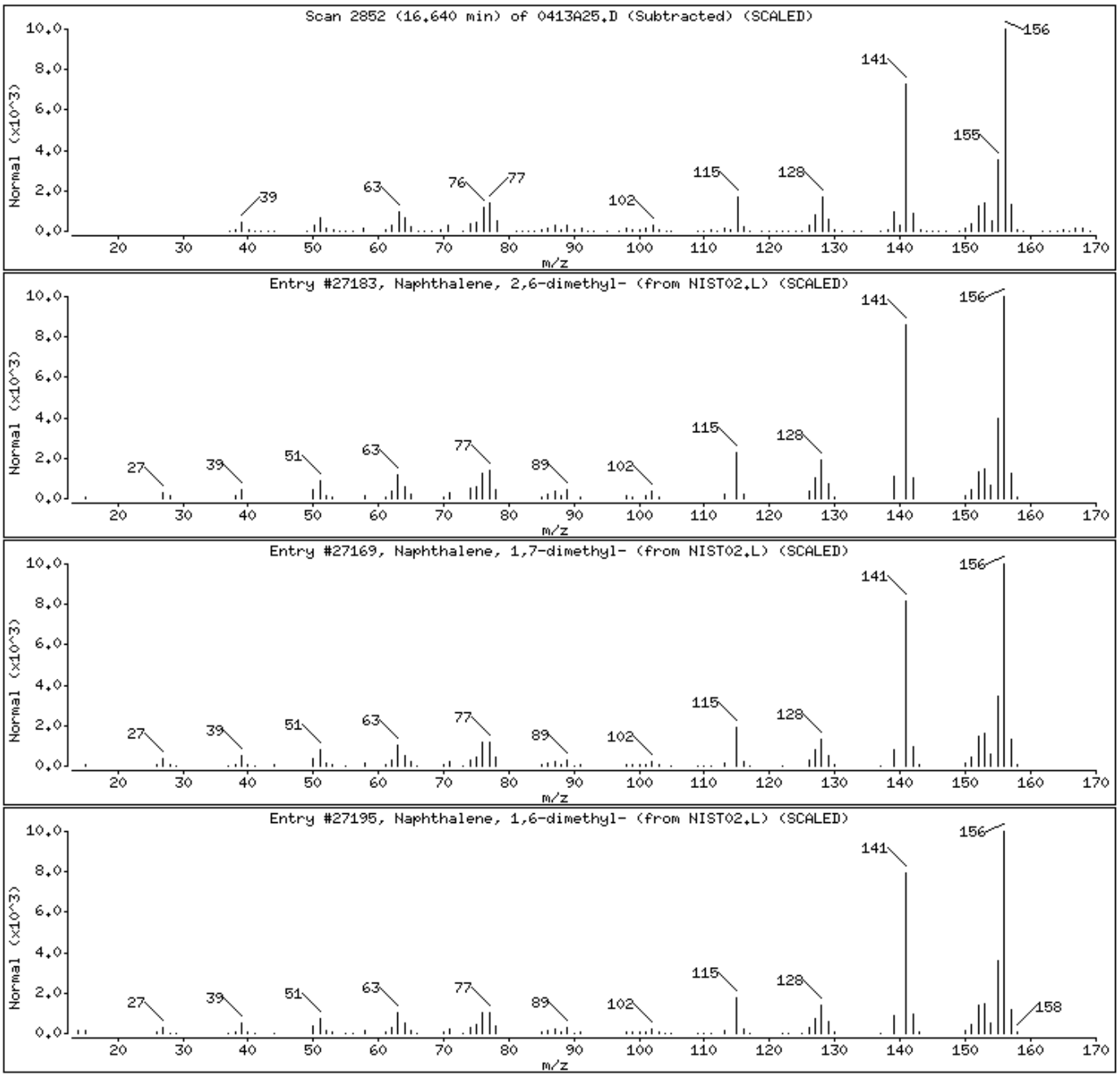

Data File: \\orgserv2\ff\chem\GCMSVOA\Voa110.i\150413.b\0413A25.D

Date : 13-APR-2015 18:47

Client ID:

Instrument: Voa110.i

Sample Info: 11507231-02D,31M,5,5.2,0.050,,a

Volume Injected (uL): 0.1

Operator: BN

Column phase:

Column diameter: 0.18

Library Search Compound Match	CAS Number	Library	Entry	Quality	Formula	Weight
Unknown Naphthalene						
Naphthalene, 1,2-dimethyl-	573-98-8	NIST02.L	27182	98	C12H12	156
Naphthalene, 2,3-dimethyl-	581-40-8	NIST02.L	27164	98	C12H12	156
Naphthalene, 1,3-dimethyl-	575-41-7	NIST02.L	27174	97	C12H12	156

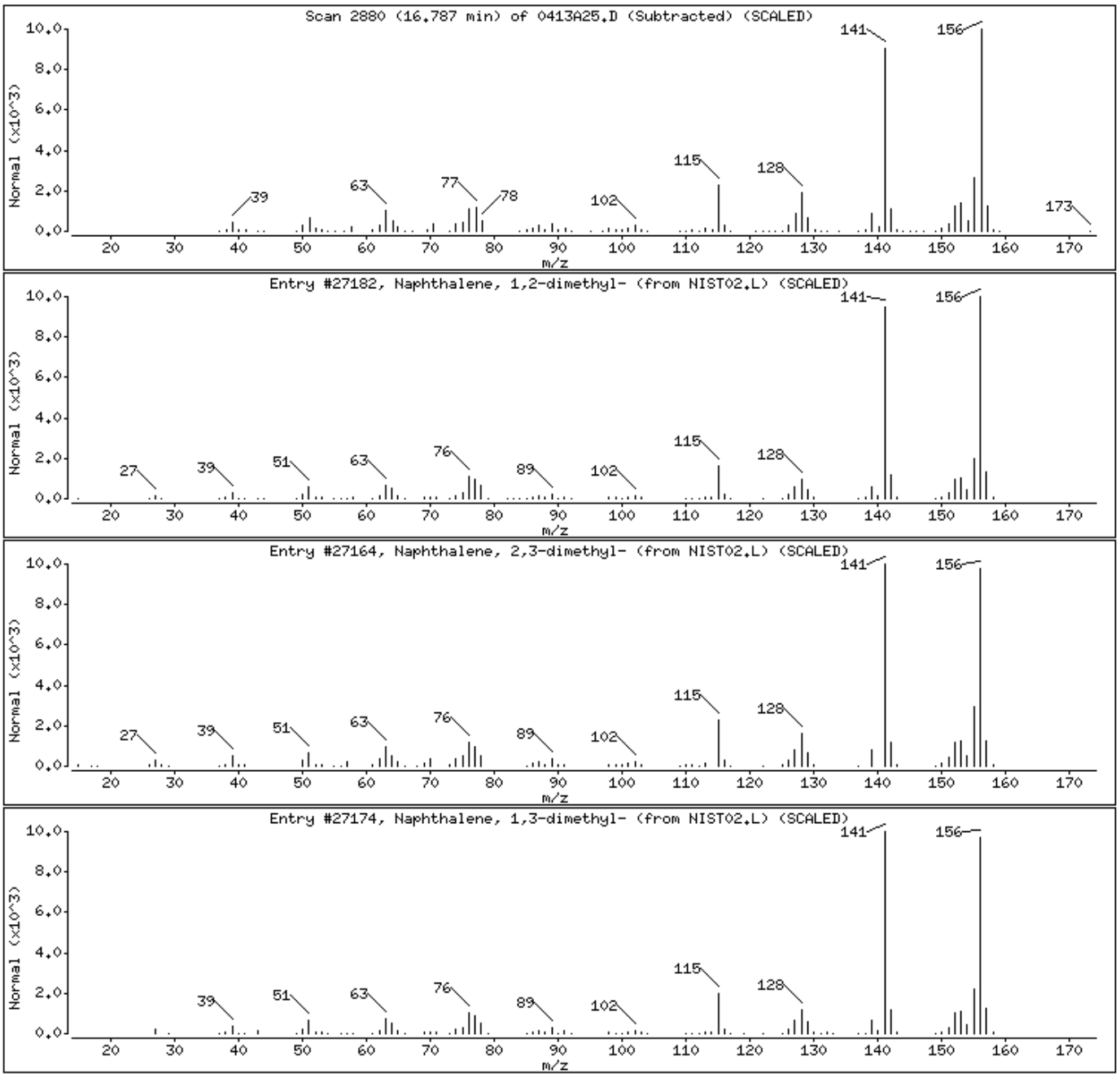

Data File: \\orgserv2\ff\chem\GCMSVOA\Voa110.i\150413.b\0413A25.D

Date : 13-APR-2015 18:47

Client ID:

Instrument: Voa110.i

Sample Info: 11507231-02D,31M,5,5.2,0.050,,a

Volume Injected (uL): 0.1

Operator: BN

Column phase:

Column diameter: 0.18

Library Search Compound Match	CAS Number	Library	Entry	Quality	Formula	Weight
Unknown Naphthalene						
Naphthalene, 2,6-dimethyl-	581-42-0	NIST02.L	27183	98	C12H12	156
Naphthalene, 1,7-dimethyl-	575-37-1	NIST02.L	27169	98	C12H12	156
Naphthalene, 1,5-dimethyl-	571-61-9	NIST02.L	27198	97	C12H12	156

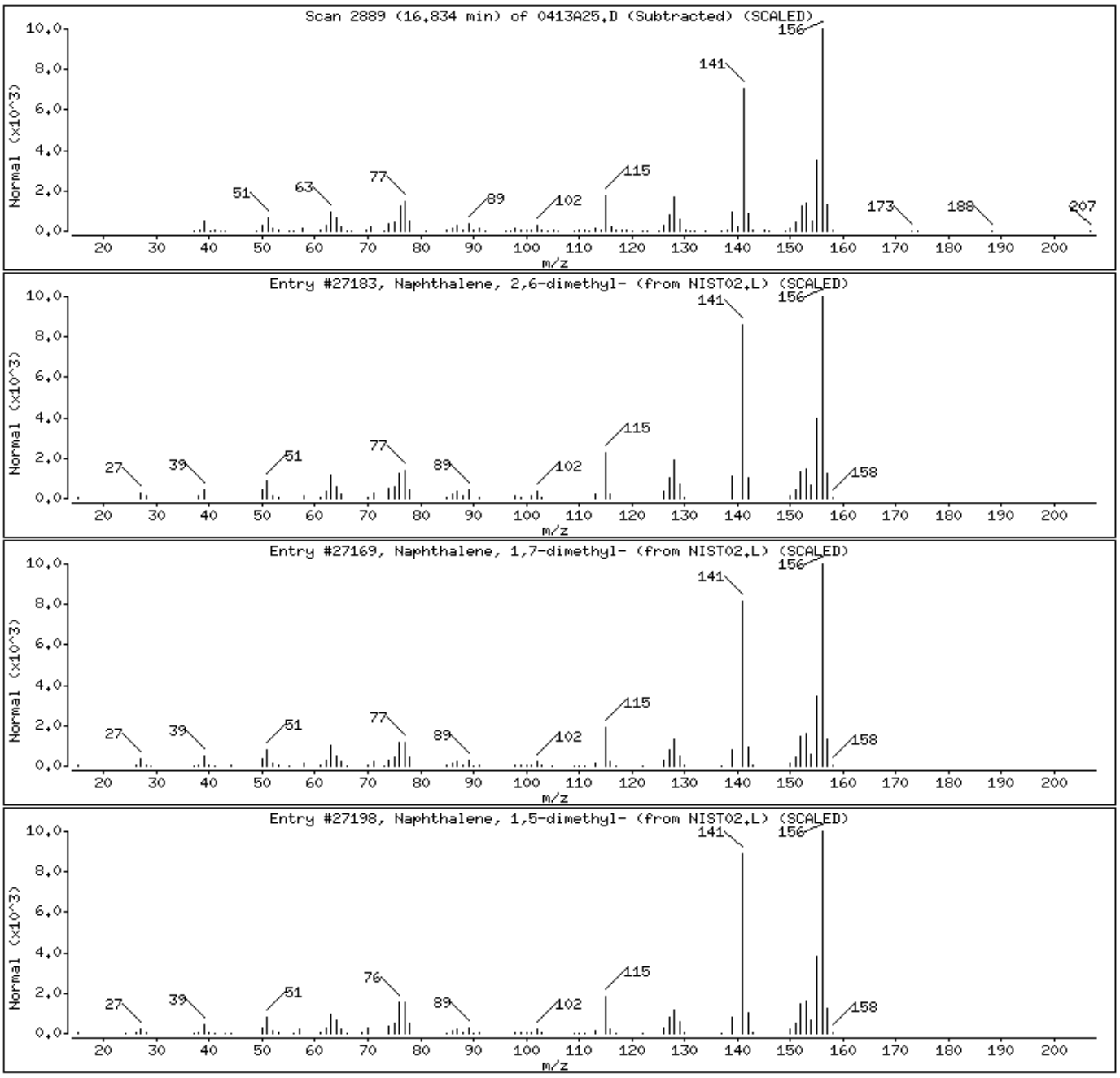

Data File: \\orgserv2\ff\chem\GCMSVOA\Voa110.i\150413.b\0413A25.D

Date : 13-APR-2015 18:47

Client ID:

Instrument: Voa110.i

Sample Info: 11507231-02D,31M,5,5.2,0.050,,a

Volume Injected (uL): 0.1

Operator: BN

Column phase:

Column diameter: 0.18

Library Search Compound Match	CAS Number	Library	Entry	Quality	Formula	Weight
Unknown Naphthalene						
Naphthalene, 2,3-dimethyl-	581-40-8	NIST02.L	27179	97	C12H12	156
Naphthalene, 1,3-dimethyl-	575-41-7	NIST02.L	27190	97	C12H12	156
Naphthalene, 1,2-dimethyl-	573-98-8	NIST02.L	27182	96	C12H12	156

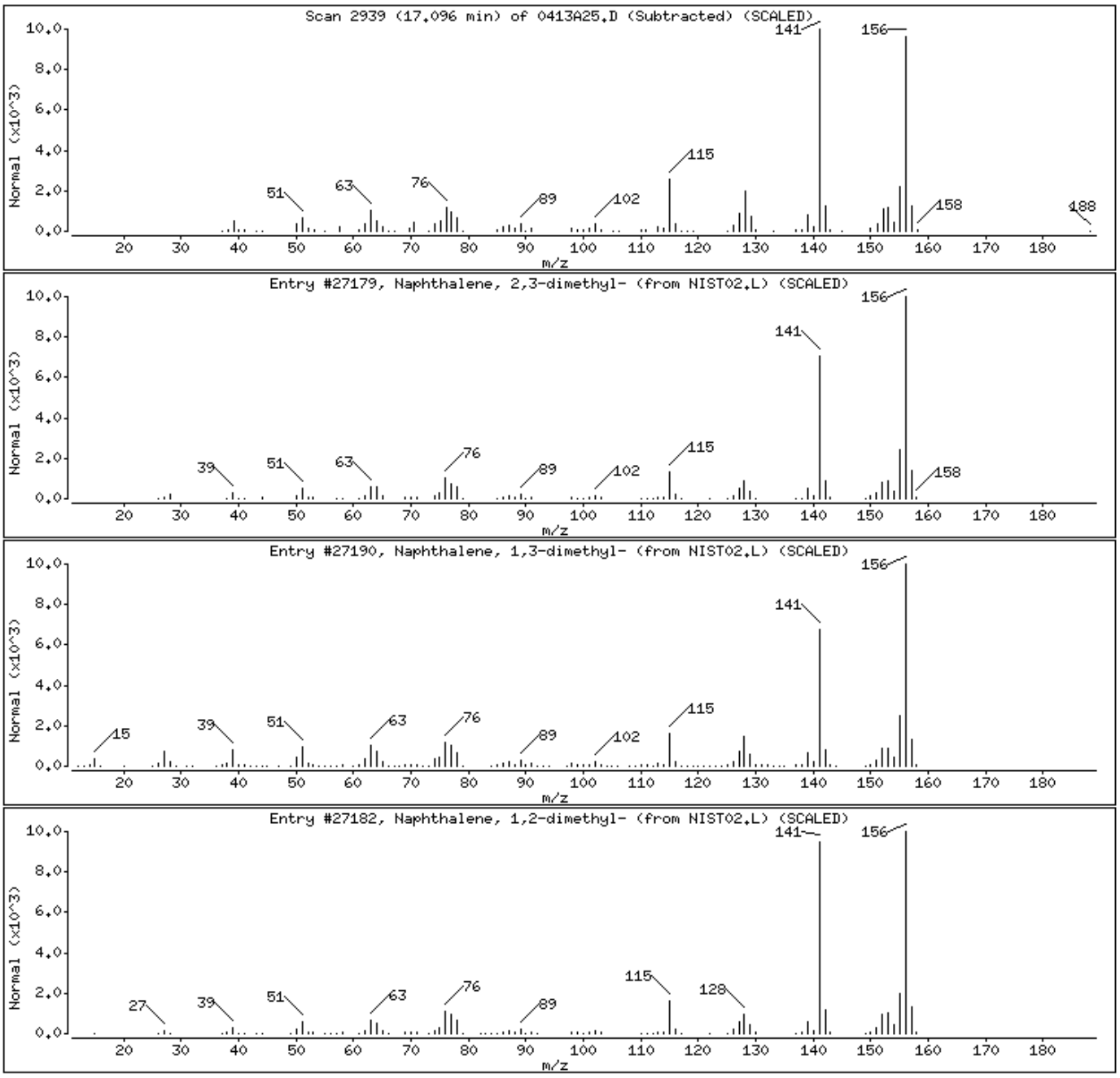

Date : 13-APR-2015 18:47

Client ID: Instrument: Voa110.i

Sample Info: 11507231-02D,31M,5,5.2,0.050,,a

Volume Injected (uL): 0.1 Operator: BN

Column phase: Column diameter: 0.18

Library Search Compound Match	CAS Number	Library	Entry	Quality	Formula	Weight
Unknown Naphthalene						
Naphthalene, 1,2-dimethyl-	573-98-8	NIST02.L	27182	92	C12H12	156
Naphthalene, 2,3-dimethyl-	581-40-8	NIST02.L	27180	91	C12H12	156
Naphthalene, 1,8-dimethyl-	569-41-5	NIST02.L	27168	90	C12H12	156

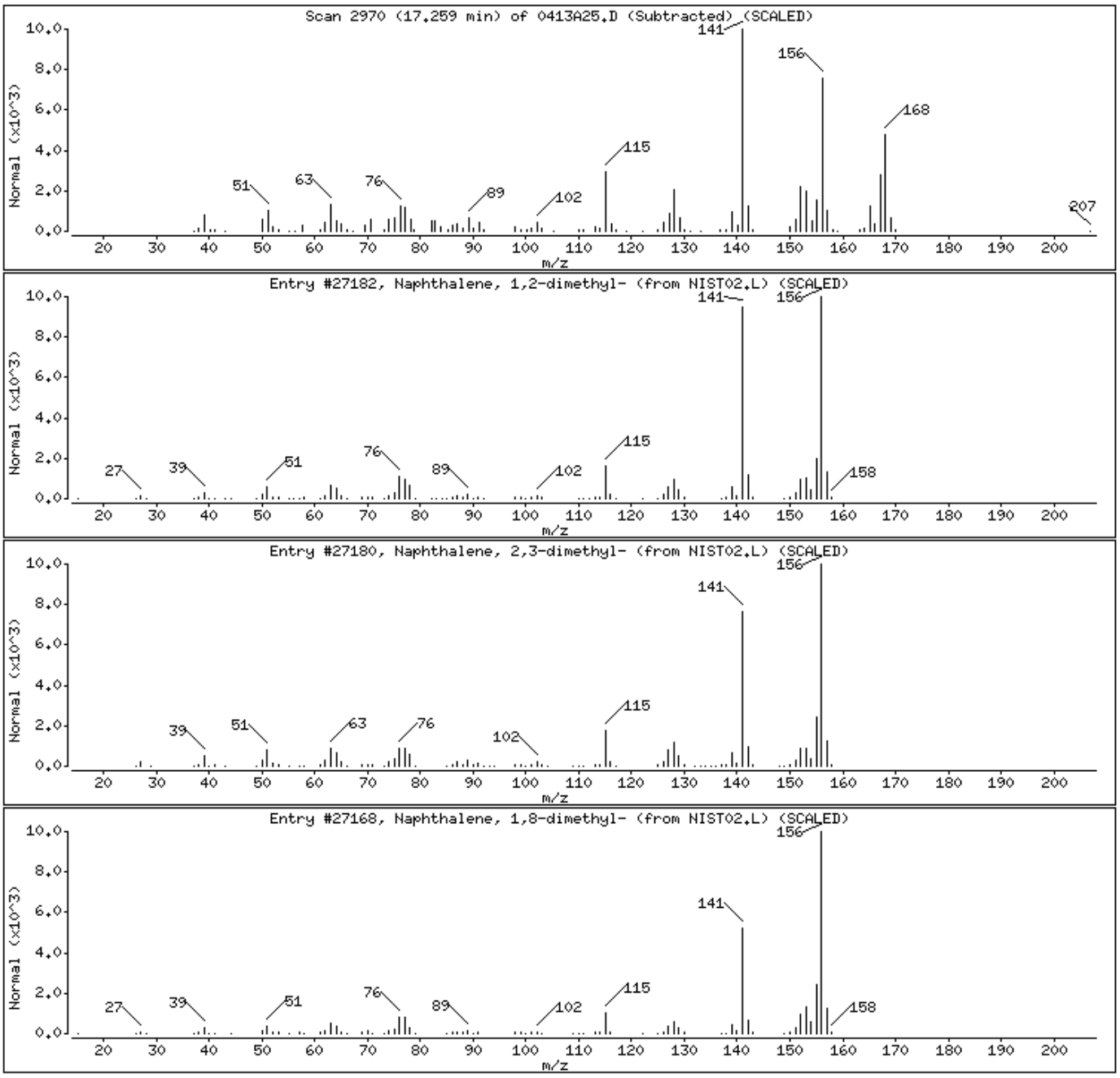

Data File: \\orgserv2\ff\chem\GCMSVOA\Voa110.i\150413.b\0413A25.D

Date : 13-APR-2015 18:47

Client ID:

Instrument: Voa110.i

Sample Info: 11507231-02D,31M,5,5.2,0.050,,a

Volume Injected (uL): 0.1

Operator: BN

Column phase:

Column diameter: 0.18

Library Search Compound Match	CAS Number	Library	Entry	Quality	Formula	Weight
Unknown Naphthalene						
Naphthalene, 2-(1-methyleth	2027-17-0	NIST02.L	36224	97	C13H14	170
Naphthalene, 1,4,6-trimethyl-	2131-42-2	NIST02.L	36210	93	C13H14	170
Naphthalene, 1,4,5-trimethyl-	2131-41-1	NIST02.L	36209	86	C13H14	170

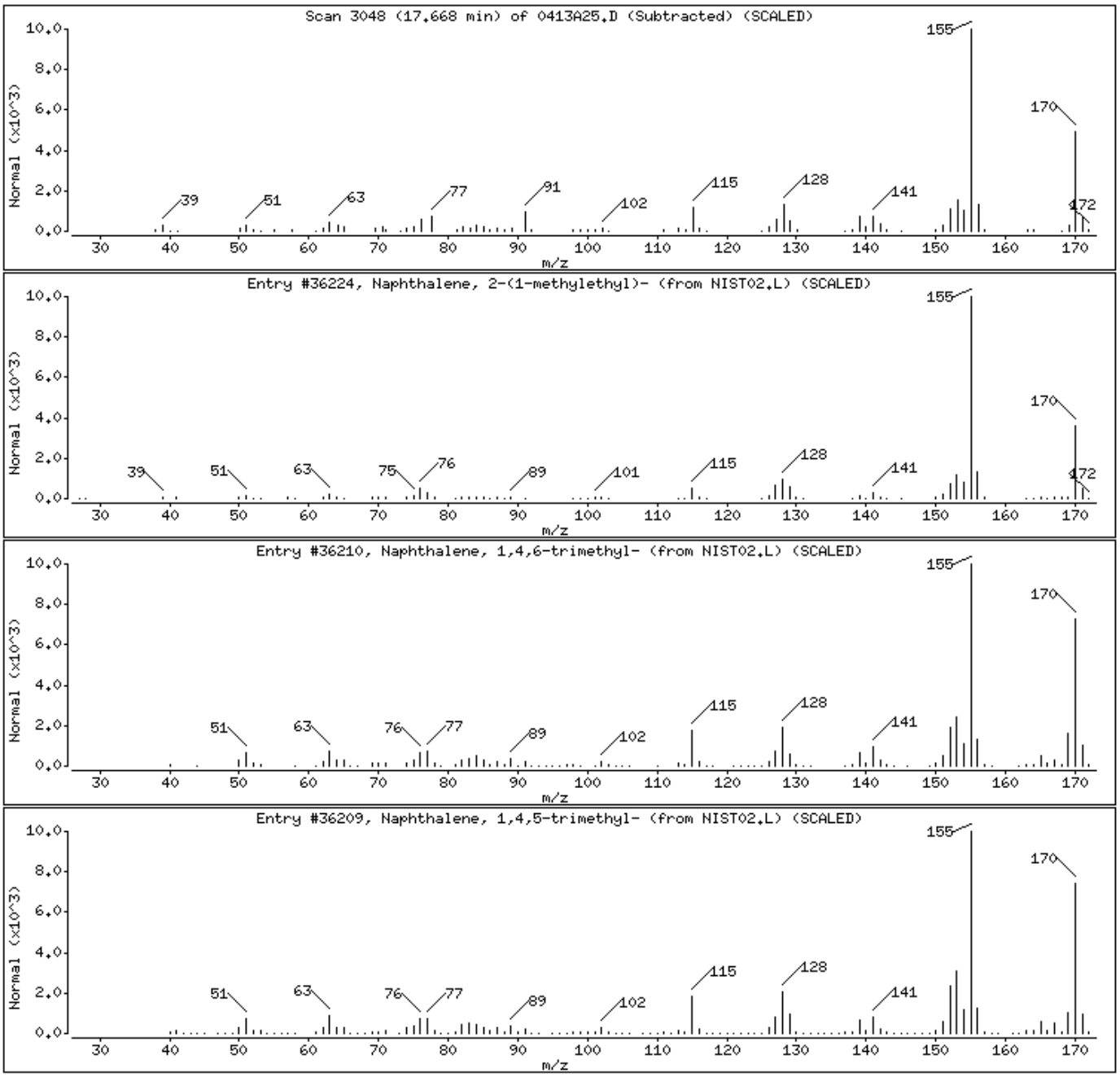

Alpha Analytical Labs

Manual Integration

Sample Info	: l1507231-02D,31M,5,5.2,0.050,,a wg775718,ical10759		
Instrument ID	: Voa110.i		
Method	: soil8260B.m		
File	: 0413A25.D		
Injection Date	: 13-APR-2015 18:47		
Quantitation	: ISTD	Integrator :	HP RTE
Dilution Factor	: 100	Sample Type:	SAMPLE

This File has no version history.

//orgserv2/ff/chem/GCMSVOA/Voa110.i/150413.b/original/0413A25.D

Alpha Analytical Labs

gc/ms voa - Voa110

Data file : \\orgserv2\ff\chem\GCMSVOA\Voa110.i\150413.b\0413A26.D
Lab Smp Id:
Inj Date : 13-APR-2015 19:14
Operator : BN Inst ID: Voa110.i
Smp Info : l1507231-03D,31M,5,5.3,0.040,,a
Misc Info : wg775718,ical10759
Comment :
Method : \\orgserv2\ff\chem\GCMSVOA\Voa110.i\150413.b\soil8260B.m
Meth Date : 14-Apr-2015 07:13 bnoll Quant Type: ISTD
Cal Date : 24-FEB-2015 18:20 Cal File: 0224A10.D
Als bottle: 26
Dil Factor: 125.00000
Integrator: HP RTE Compound Sublist: NJTCL.sub
Target Version: 4.12
Processing Host: VIRTUALXP-38517

Concentration Formula: Amt * DF * CpndVariable
Cpnd Variable Local Compound Variable

	Compounds	QUANT SIG MASS	RT	EXP RT	REL RT	RESPONSE	CONCENTRATIONS ON-COLUMN (ngs)	FINAL (ngs)	REVIEW CODE
	1 dichlorodifluoromethane	85	Compound Not Detected.						
	2 chloromethane	50	Compound Not Detected.						
	3 vinyl chloride	62	Compound Not Detected.						
	4 bromomethane	94	Compound Not Detected.						
	5 chloroethane	64	Compound Not Detected.						
	6 trichlorofluoromethane	101	Compound Not Detected.						
	11 freon-113	101	Compound Not Detected.						
	9 1,1,-dichloroethene	96	Compound Not Detected.						
	15 acetone	43	Compound Not Detected.						
	10 carbon disulfide	76	Compound Not Detected.						
	14 methylene chloride	84	Compound Not Detected.						
	16 trans-1,2-dichloroethene	96	Compound Not Detected.						
	18 methyl tert butyl ether	73	Compound Not Detected.						
	20 1,1-dichloroethane	63	Compound Not Detected.						
	26 cis-1,2-dichloroethene	96	Compound Not Detected.						
	36 2-butanone	43	Compound Not Detected.						
	28 bromochloromethane	128	Compound Not Detected.						
	30 chloroform	83	Compound Not Detected.						
$	34 dibromofluoromethane	113	5.472	5.472	(0.869)	23782	94.5400	94.540	
	35 1,1,1-trichloroethane	97	Compound Not Detected.						
	29 cyclohexane	56	Compound Not Detected.						
	32 carbontetrachloride	117	Compound Not Detected.						
$	40 1,2-dichloroethane-d4	65	6.012	6.012	(0.955)	33652	106.160	106.160	
	38 benzene	78	Compound Not Detected.						
	41 1,2-dichloroethane	62	Compound Not Detected.						
	17 methyl acetate	43	Compound Not Detected.						
*	42 flourobenzene	96	6.295	6.295	(1.000)	103381	100.000		
	43 trichloroethene	95	Compound Not Detected.						

	Compounds	QUANT SIG MASS	RT	EXP RT	REL RT	RESPONSE	CONCENTRATIONS ON-COLUMN (ngs)	CONCENTRATIONS FINAL (ngs)	REVIEW CODE
	44 methyl cyclohexane	83	Compound Not Detected.						
	46 1,2-dichloropropane	63	Compound Not Detected.						
	50 1,4-Dioxane	88	Compound Not Detected.						
	48 bromodichloromethane	83	Compound Not Detected.						
	51 cis-1,3-dichloropropene	75	Compound Not Detected.						
	55 4-methyl-2-pentanone	58	Compound Not Detected.						
$	53 toluene-d8	98	7.999	7.999	(0.812)	99814	104.933	104.932	
	54 toluene	92	8.062	8.057	(0.818)	1871	2.58551	323.188	
	57 trans-1,3-dichloropropene	75	Compound Not Detected.						
	59 1,1,2-trichloroethane	83	Compound Not Detected.						
	56 tetrachloroethene	166	Compound Not Detected.						
	64 2-hexanone	43	Compound Not Detected.						
	61 chlorodibromomethane	129	Compound Not Detected.						
	63 1,2-dibromoethane	107	Compound Not Detected.						
*	65 chlorobenzene-d5	117	9.855	9.855	(1.000)	72046	100.000		
	66 chlorobenzene	112	Compound Not Detected.						
	67 ethyl benzene	91	9.913	9.913	(1.006)	61579	43.6893	5461.156	
	69 p/m xylene	106	10.101	10.096	(1.025)	105946	187.848	23480.956	
	70 o xylene	106	10.631	10.626	(1.079)	19867	38.7124	4839.055	
	71 styrene	104	Compound Not Detected.						
	72 bromoform	173	Compound Not Detected.						
	73 isopropylbenzene	105	Compound Not Detected.						
$	74 4-bromofluorobenzene	95	11.313	11.312	(0.904)	33799	101.533	101.532	
	78 1,1,2,2,-tetrachloroethane	83	Compound Not Detected.						
	89 1,3-dichlorobenzene	146	Compound Not Detected.						
*	91 1,4-dichlorobenzene-d4	152	12.508	12.503	(1.000)	33096	100.000		
	92 1,4-dichlorobenzene	146	Compound Not Detected.						
	95 1,2-dichlorobenzene	146	Compound Not Detected.						
	97 1,2-dibromo-3-chloropropane	155	Compound Not Detected.						
	100 1,2,4-trichlorobenzene	180	Compound Not Detected.						
	103 1,2,3-trichlorobenzene	180	Compound Not Detected.						

Alpha Analytical Labs

gc/ms voa - Voa110

Data file : \\orgserv2\ff\chem\GCMSVOA\Voa110.i\150413.b\0413A26.D
Lab Smp Id:
Inj Date : 13-APR-2015 19:14
Operator : BN Inst ID: Voa110.i
Smp Info : l1507231-03D,31M,5,5.3,0.040,,a
Misc Info : wg775718,ical10759
Comment :
Method : \\orgserv2\ff\chem\GCMSVOA\Voa110.i\150413.b\soil8260B.m
Meth Date : 14-Apr-2015 07:13 bnoll Quant Type: ISTD
Cal Date : 24-FEB-2015 18:20 Cal File: 0224A10.D
Als bottle: 26
Dil Factor: 125.00000
Integrator: HP RTE Compound Sublist: NJTCL.sub
Target Version: 4.12
Processing Host: VIRTUALXP-38517

Concentration Formula: Amt * DF * CpndVariable
Cpnd Variable Local Compound Variable

ISTD	RT	AREA	AMOUNT
* 91 1,4-dichlorobenzene-d4	12.508	231867	100.000

		CONCENTRATIONS			QUANT			
RT	AREA	ON-COL(ngs)	FINAL(ngs)	QUAL	LIBRARY	LIB ENTRY	CPND #	REVIEW CODE
Unknown Aromatic					CAS #:			
13.945	859078	370.503371	46312.921	0		0	91	
Naphthalene					CAS #: 91-20-3			
14.642	4881652	2105.36045	263170.055	97	NIST02.L	11561	91	
Unknown Aromatic					CAS #:			
14.779	844530	364.229057	45528.632	0		0	91	
Unknown Aromatic					CAS #:			
14.946	1165095	502.482347	62810.293	0		0	91	
Unknown Benzene					CAS #:			
15.072	675918	291.510120	36438.765	0		0	91	
Unknown Aromatic					CAS #:			
15.119	639922	275.985731	34498.216	0		0	91	
Unknown Naphthalene					CAS #:			
15.612	25377731	10944.9151	1368114.391	0		0	91	

		CONCENTRATIONS			QUANT			
RT	AREA	ON-COL(ngs)	FINAL(ngs)	QUAL	LIBRARY	LIB ENTRY	CPND #	REVIEW CODE
Unknown Naphthalene					CAS #:			
15.764	9599478	4140.06586	517508.232	0		0	91	
Unknown Naphthalene					CAS #:			
16.483	2681702	1156.56519	144570.649	0		0	91	
Unknown Naphthalene					CAS #:			
16.640	5729242	2470.90923	308863.654	0		0	91	
Unknown Naphthalene					CAS #:			
16.787	4864727	2098.06103	262257.629	0		0	91	
Unknown Naphthalene					CAS #:			
16.834	2535866	1093.66900	136708.625	0		0	91	
Unknown Naphthalene					CAS #:			
17.096	1096566	472.927434	59115.929	0		0	91	
Unknown Naphthalene					CAS #:			
17.259	1189112	512.840752	64105.093	0		0	91	
Unknown Aromatic					CAS #:			
17.668	713532	307.732288	38466.536	0		0	91	

Alpha Analytical Labs

INTERNAL STANDARD COMPOUNDS
AREA AND RT SUMMARY

Instrument ID: Voa110.i
Calibration Date: 13-APR-2015
Lab File ID: 0413A26.D
Calibration Time: 08:14
Lab Smp Id:
Analysis Type: VOA
Level: LOW
Quant Type: ISTD
Sample Type: SOIL
Operator: BN
Method File: \\orgserv2\ff\chem\GCMSVOA\Voa110.i\150413.b\soil8260B.m
Misc Info: wg775718,ical10759

Test Mode:
Use Last Continuing Calibrator.
If Continuing Cal. use Initial Cal. Level 3

		AREA LIMIT			
COMPOUND	STANDARD	LOWER	UPPER	SAMPLE	%DIFF
42 flourobenzene	101126	50563	202252	103381	2.23
65 chlorobenzene-d5	70812	35406	141624	72046	1.74
91 1,4-dichlorobenze	33071	16536	66142	33096	0.08

		RT LIMIT			
COMPOUND	STANDARD	LOWER	UPPER	SAMPLE	%DIFF
42 flourobenzene	6.30	5.80	6.80	6.30	0.00
65 chlorobenzene-d5	9.86	9.36	10.36	9.86	0.00
91 1,4-dichlorobenze	12.50	12.00	13.00	12.51	0.04

AREA UPPER LIMIT = +100% of internal standard area.
AREA LOWER LIMIT = - 50% of internal standard area.
RT UPPER LIMIT = + 0.50 minutes of internal standard RT.
RT LOWER LIMIT = - 0.50 minutes of internal standard RT.

Alpha Analytical Labs

RECOVERY REPORT

Client Name: Client SDG: SDGa00307
Sample Matrix: SOLID Fraction: VOA
Lab Smp Id:
Level: LOW Operator: BN
Data Type: MS DATA SampleType: SAMPLE
SpikeList File: curve.spk Quant Type: ISTD
Sublist File: NJTCL.sub
Method File: \\orgserv2\ff\chem\GCMSVOA\Voa110.i\150413.b\soil8260B.m
Misc Info: wg775718,ical10759

SURROGATE COMPOUND	AMOUNT ADDED ngs	AMOUNT RECOVERED ngs	% RECOVERED	LIMITS
$ 34 dibromofluorometha	100.000	94.540	94.54	70-130
$ 40 1,2-dichloroethane	100.000	106.160	106.16	70-130
$ 53 toluene-d8	100.000	104.932	104.93	70-130
$ 74 4-bromofluorobenze	100.000	101.532	101.53	70-130

Data File: \\orgserv2\ff\chem\GCMSVOA\Voa110.i\150413.b\0413A26.D
Date : 13-APR-2015 19:14
Client ID:
Instrument: Voa110.i
Sample Info: 11507231-03D,31M,5,5.3,0.040,,a
Volume Injected (uL): 0.1
Operator: BN
Column phase:
Column diameter: 0.18

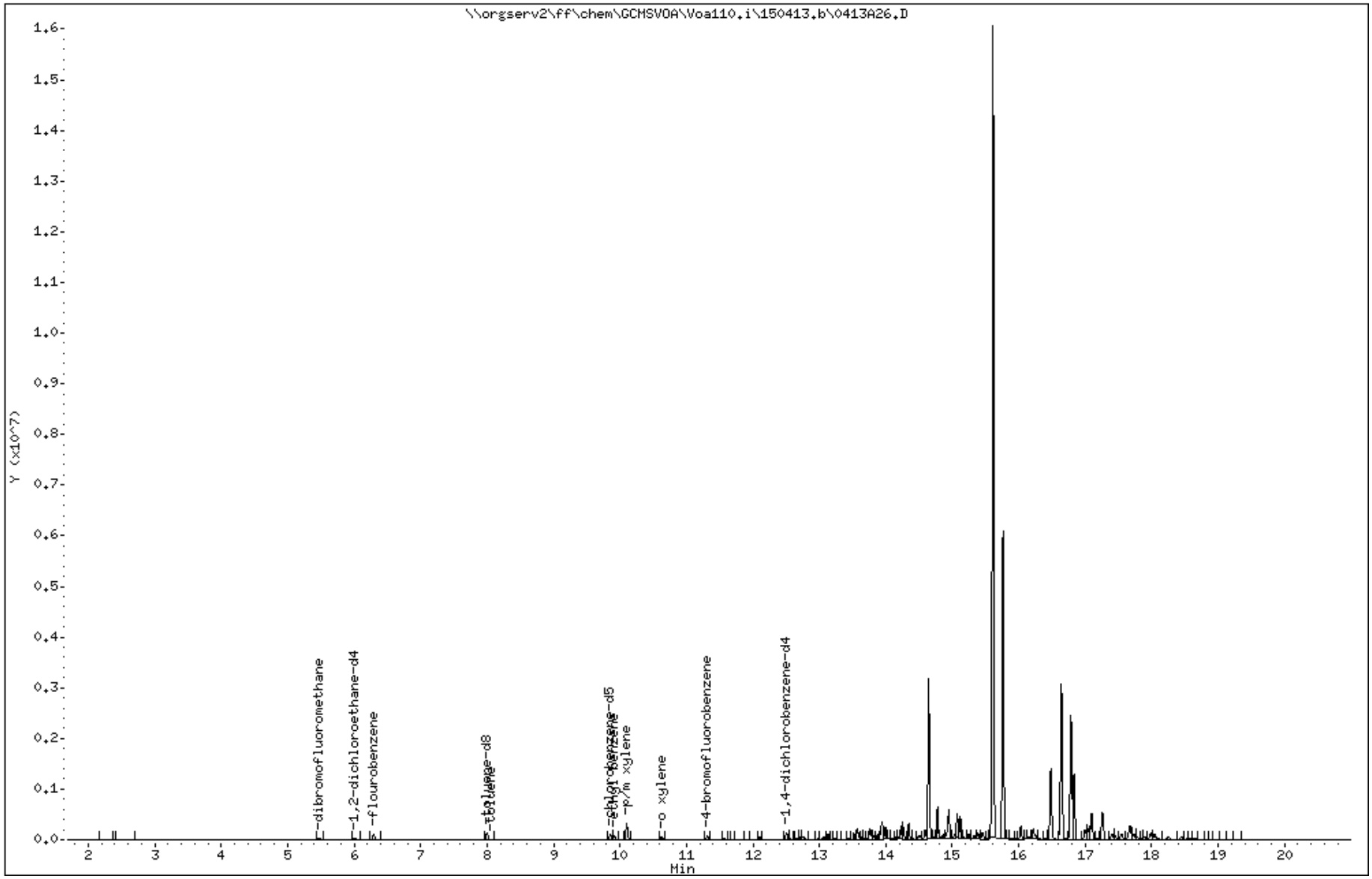

Data File: \\orgserv2\ff\chem\GCMSVOA\Voa110.i\150413.b\0413A26.D

Date : 13-APR-2015 19:14

Client ID:

Instrument: Voa110.i

Sample Info: 11507231-03D,31M,5,5.3,0.040,,a

Volume Injected (uL): 0.1

Operator: BN

Column phase:

Column diameter: 0.18

54 toluene

Concentration: 323.188 ngs

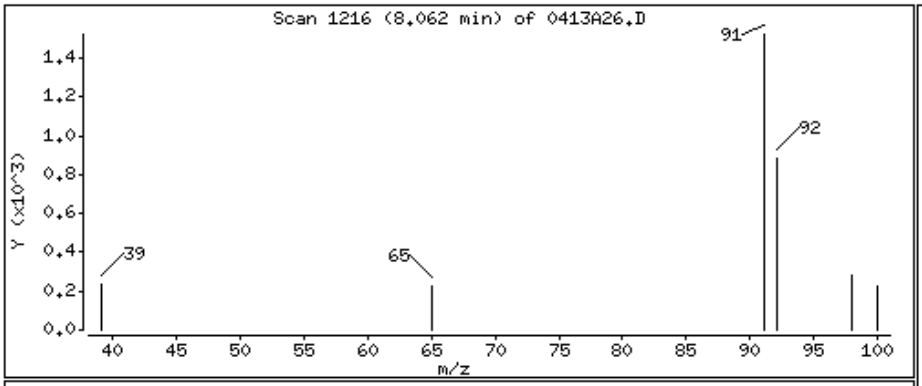

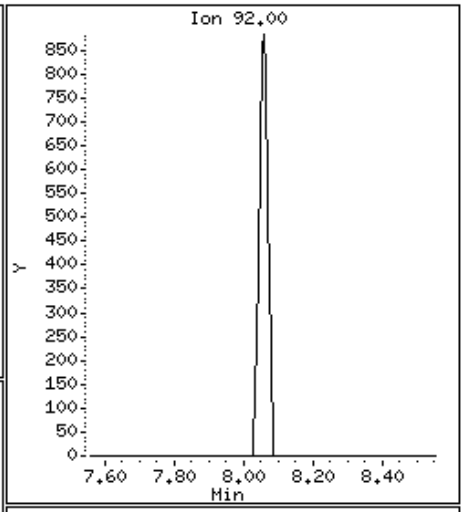

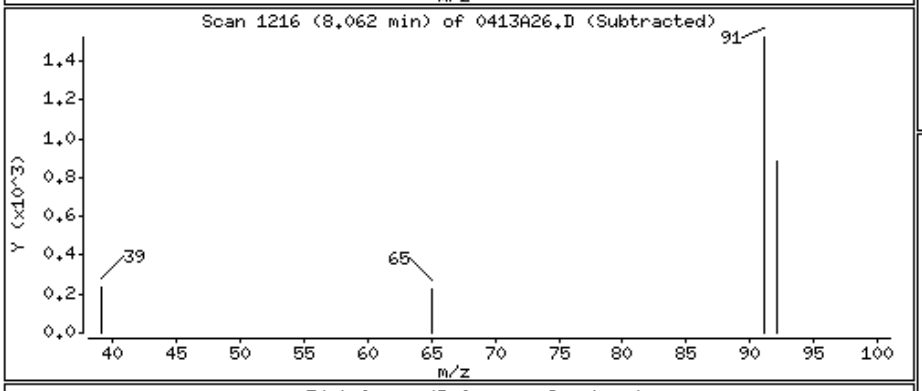

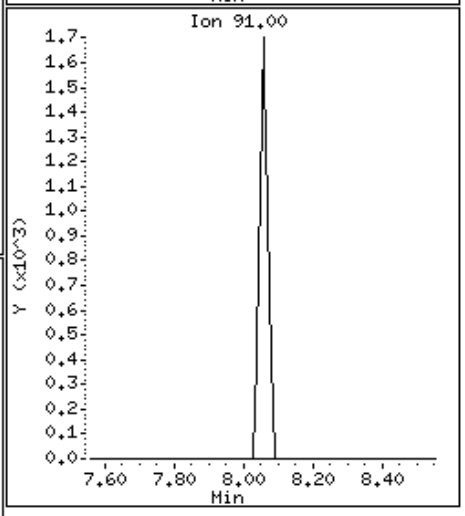

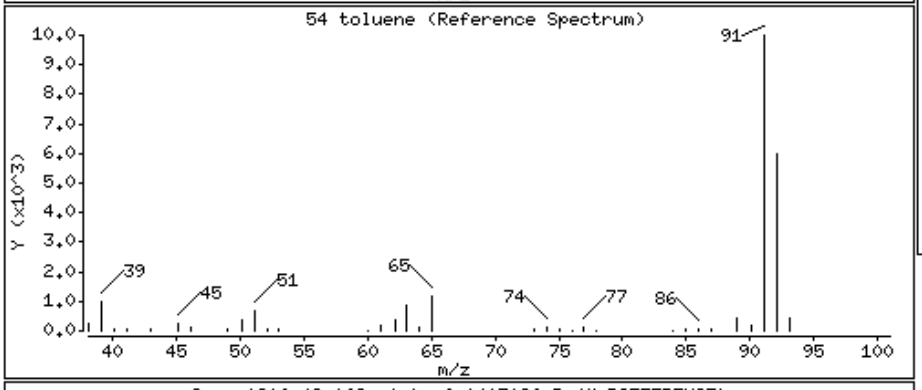

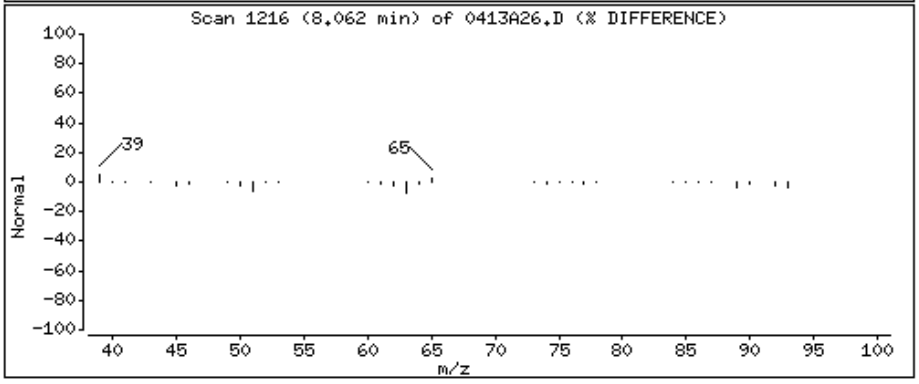

Data File: \\orgserv2\ff\chem\GCMSVOA\Voa110.i\150413.b\0413A26.D

Date : 13-APR-2015 19:14

Client ID:

Instrument: Voa110.i

Sample Info: 11507231-03D,31M,5,5.3,0.040,,a

Volume Injected (uL): 0.1

Operator: BN

Column phase:

Column diameter: 0.18

67 ethyl benzene

Concentration: 5461.156 ngs

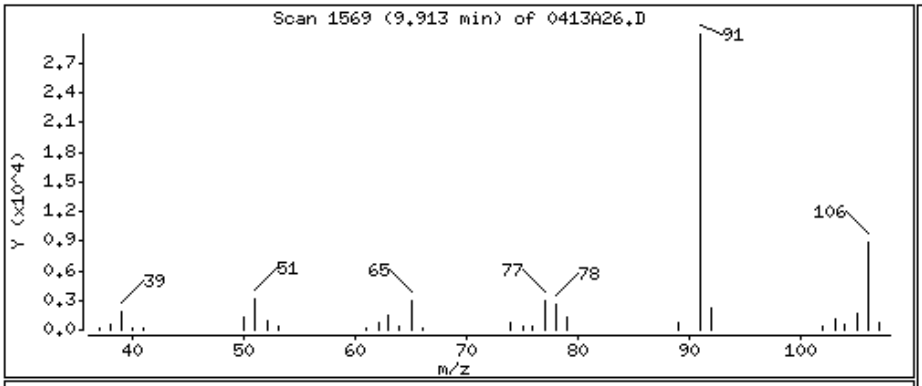

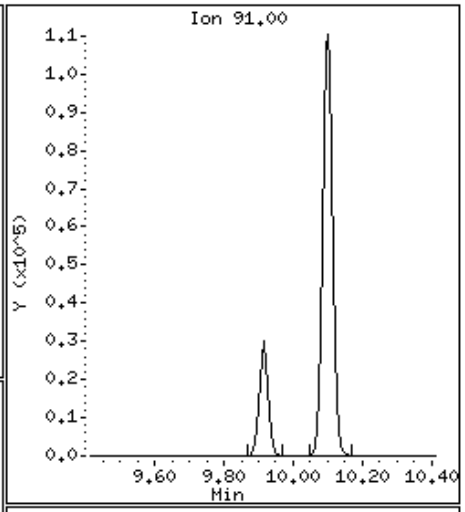

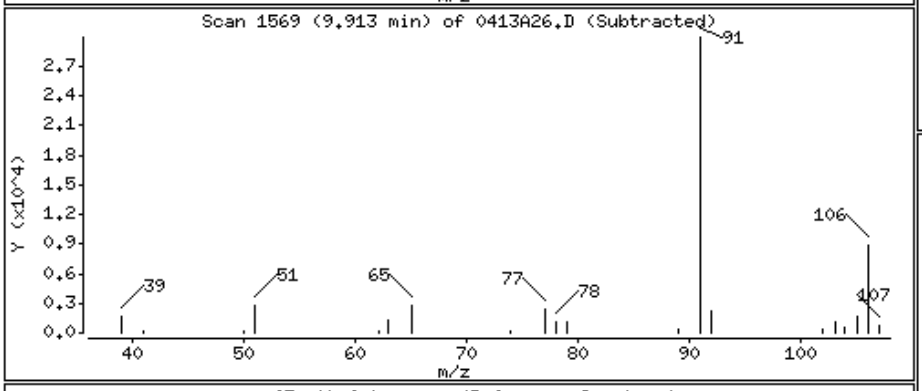

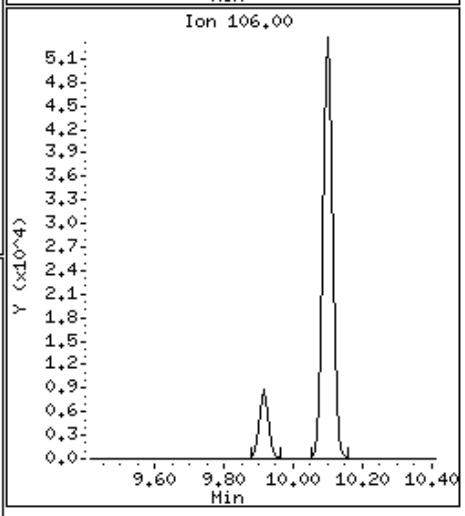

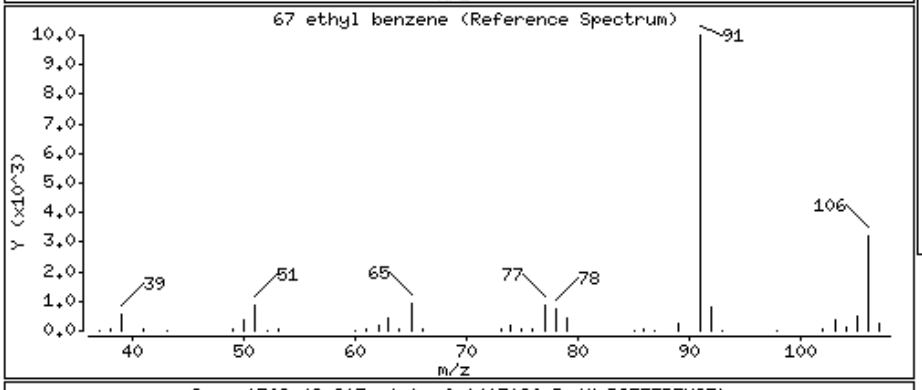

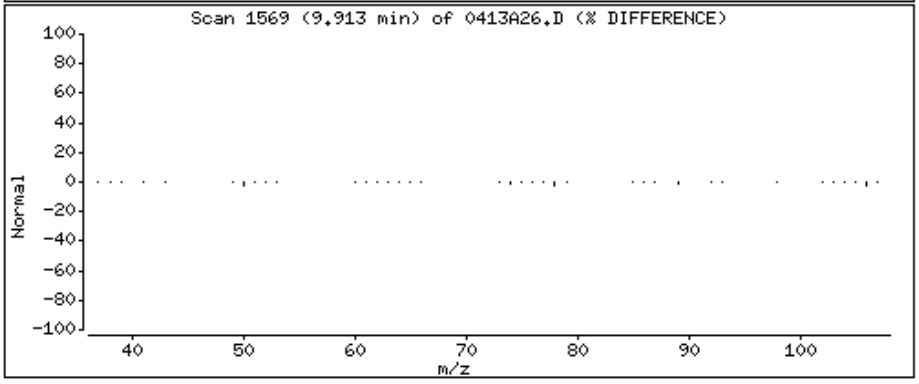

Data File: \\orgserv2\ff\chem\GCMSVOA\Voa110.i\150413.b\0413A26.D

Date : 13-APR-2015 19:14

Client ID:

Instrument: Voa110.i

Sample Info: 11507231-03D,31M,5,5.3,0.040,,a

Volume Injected (uL): 0.1

Operator: BN

Column phase:

Column diameter: 0.18

69 p/m xylene

Concentration: 23480.956 ngs

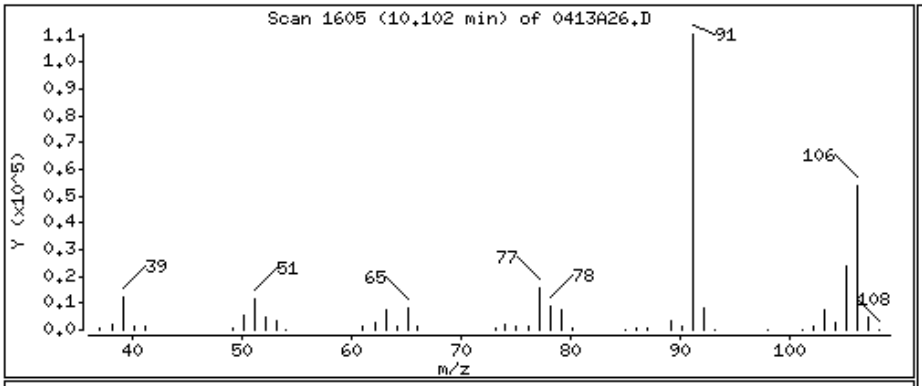

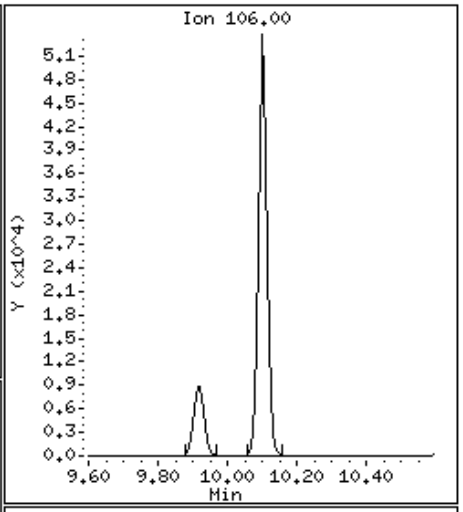

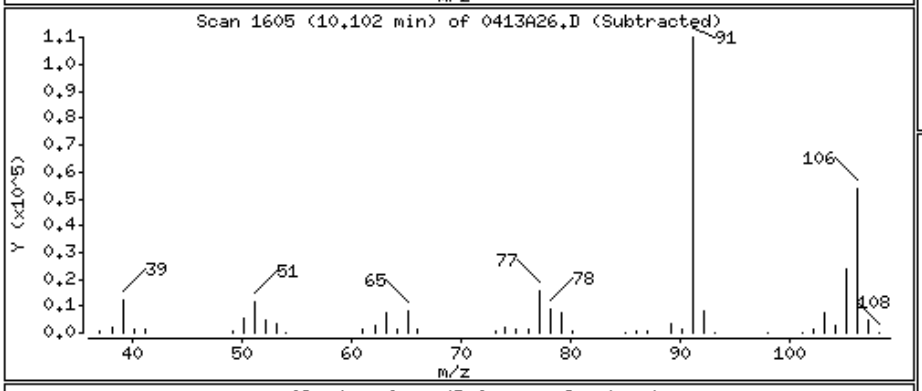

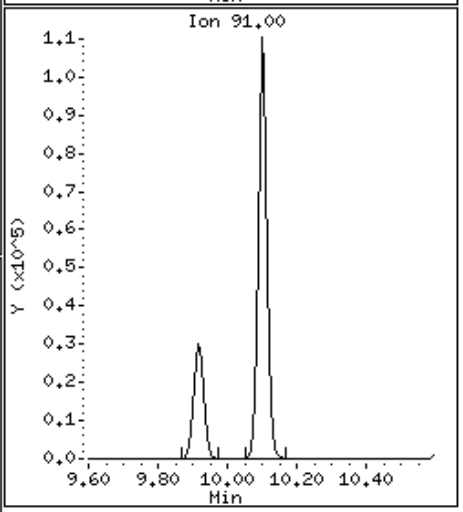

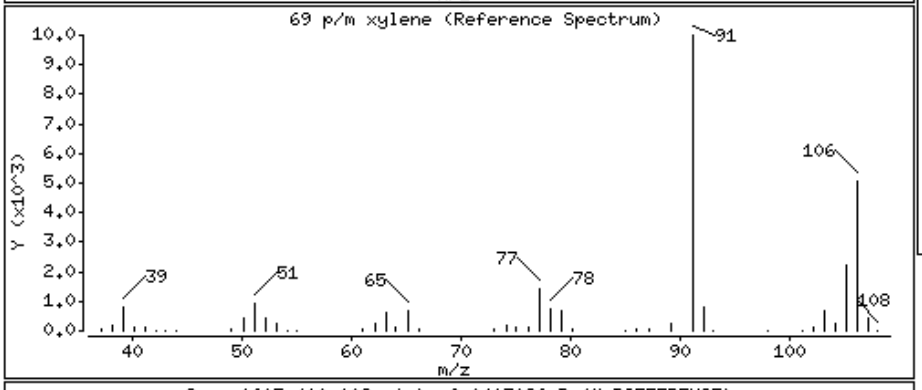

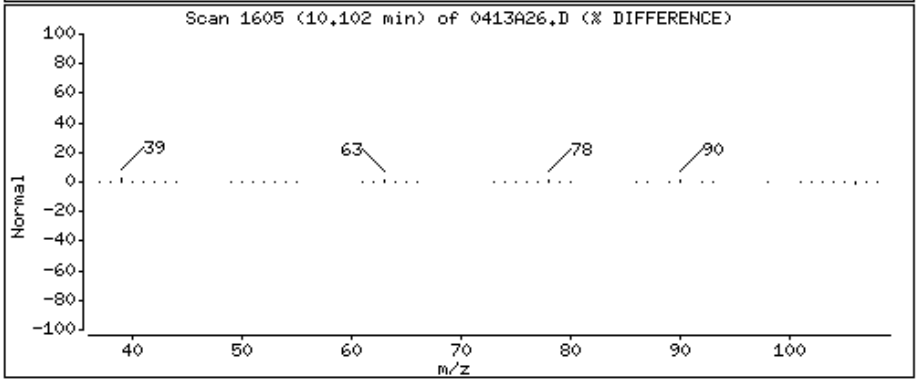

Data File: \\orgserv2\ff\chem\GCMSVOA\Voa110.i\150413.b\0413A26.D

Date : 13-APR-2015 19:14

Client ID:

Instrument: Voa110.i

Sample Info: 11507231-03D,31M,5,5.3,0.040,,a

Volume Injected (uL): 0.1

Operator: BN

Column phase:

Column diameter: 0.18

70 o xylene

Concentration: 4839.055 ngs

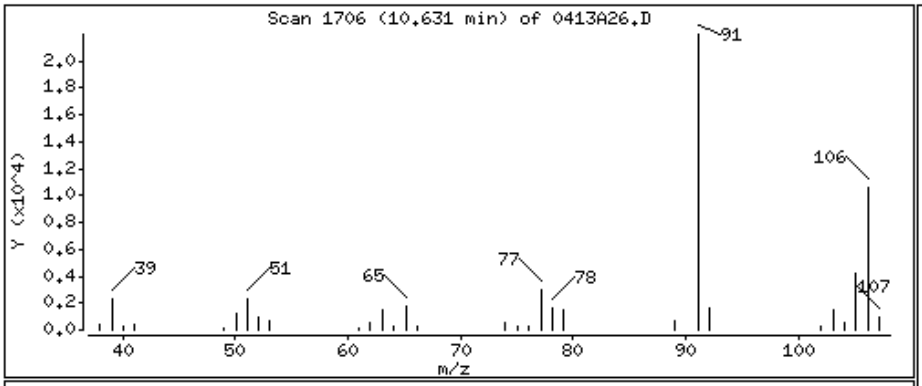

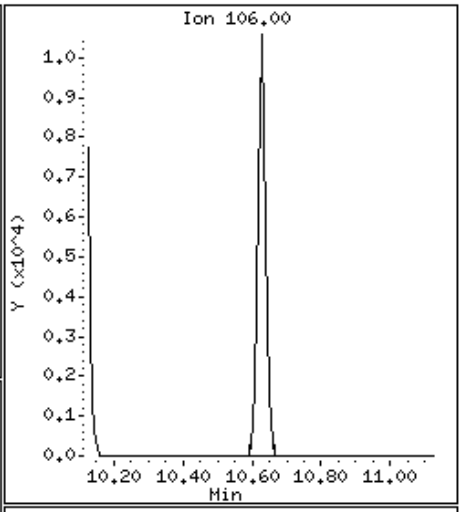

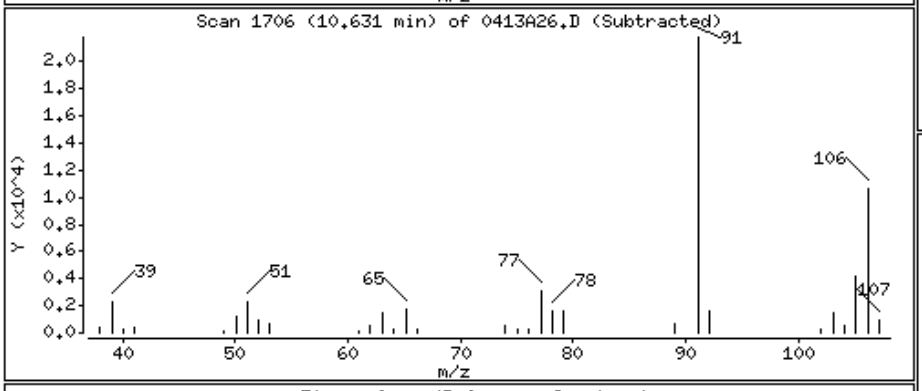

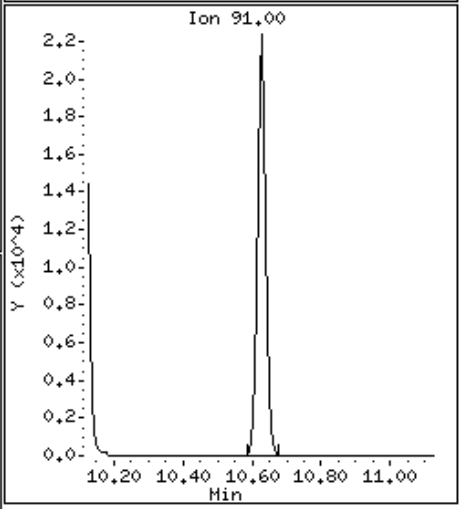

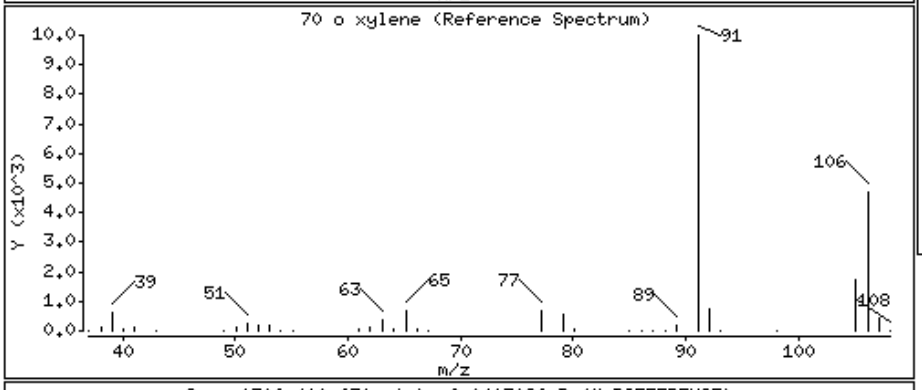

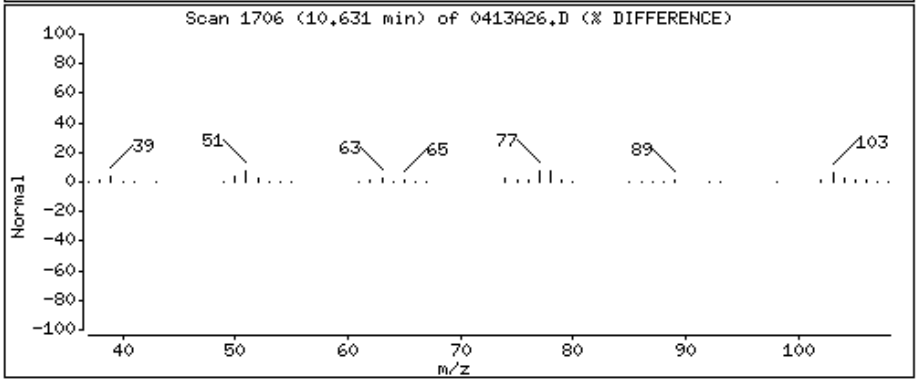

Date : 13-APR-2015 19:14

Client ID: Instrument: Voa110.i

Sample Info: 11507231-03D,31M,5,5.3,0.040,,a

Volume Injected (uL): 0.1 Operator: BN

Column phase: Column diameter: 0.18

Library Search Compound Match	CAS Number	Library	Entry	Quality	Formula	Weight
Unknown Aromatic						
Benzene, (1-methyl-1-propen	768-00-3	NIST02.L	13625	93	C10H12	132
Benzene, 2-ethenyl-1,4-dimethyl-	2039-89-6	NIST02.L	13603	92	C10H12	132
1-Phenyl-1-butene	824-90-8	NIST02.L	13569	91	C10H12	132

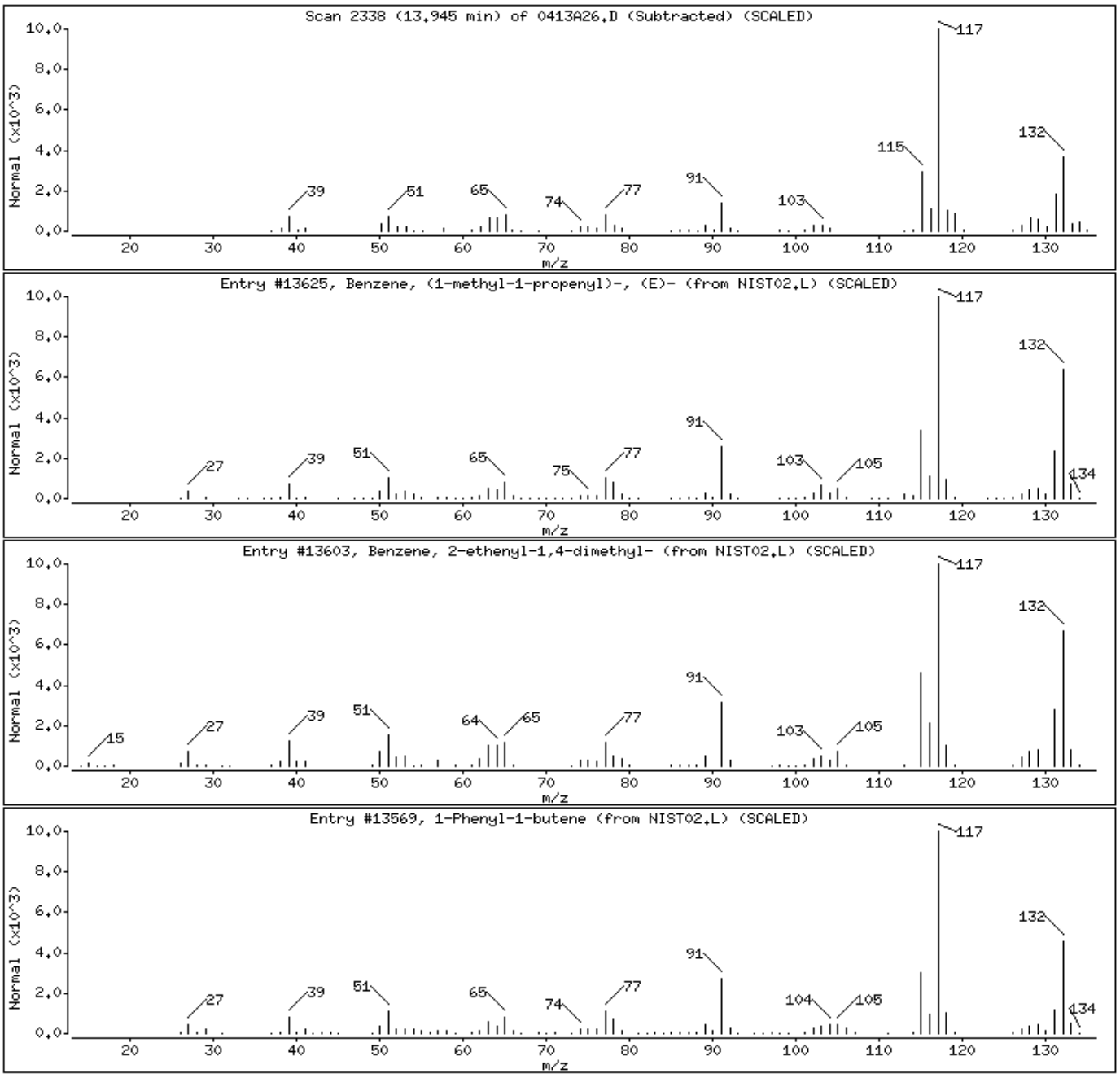

Data File: \\orgserv2\ff\chem\GCMSVOA\Voa110.i\150413.b\0413A26.D

Date : 13-APR-2015 19:14

Client ID:

Instrument: Voa110.i

Sample Info: 11507231-03D,31M,5,5.3,0.040,,a

Volume Injected (uL): 0.1

Operator: BN

Column phase:

Column diameter: 0.18

Library Search Compound Match	CAS Number	Library	Entry	Quality	Formula	Weight
Naphthalene	91-20-3	NIST02.L	11561	97	C10H8	128
1H-Indene, 1-methylene-	2471-84-3	NIST02.L	11565	95	C10H8	128
Azulene	275-51-4	NIST02.L	11557	94	C10H8	128

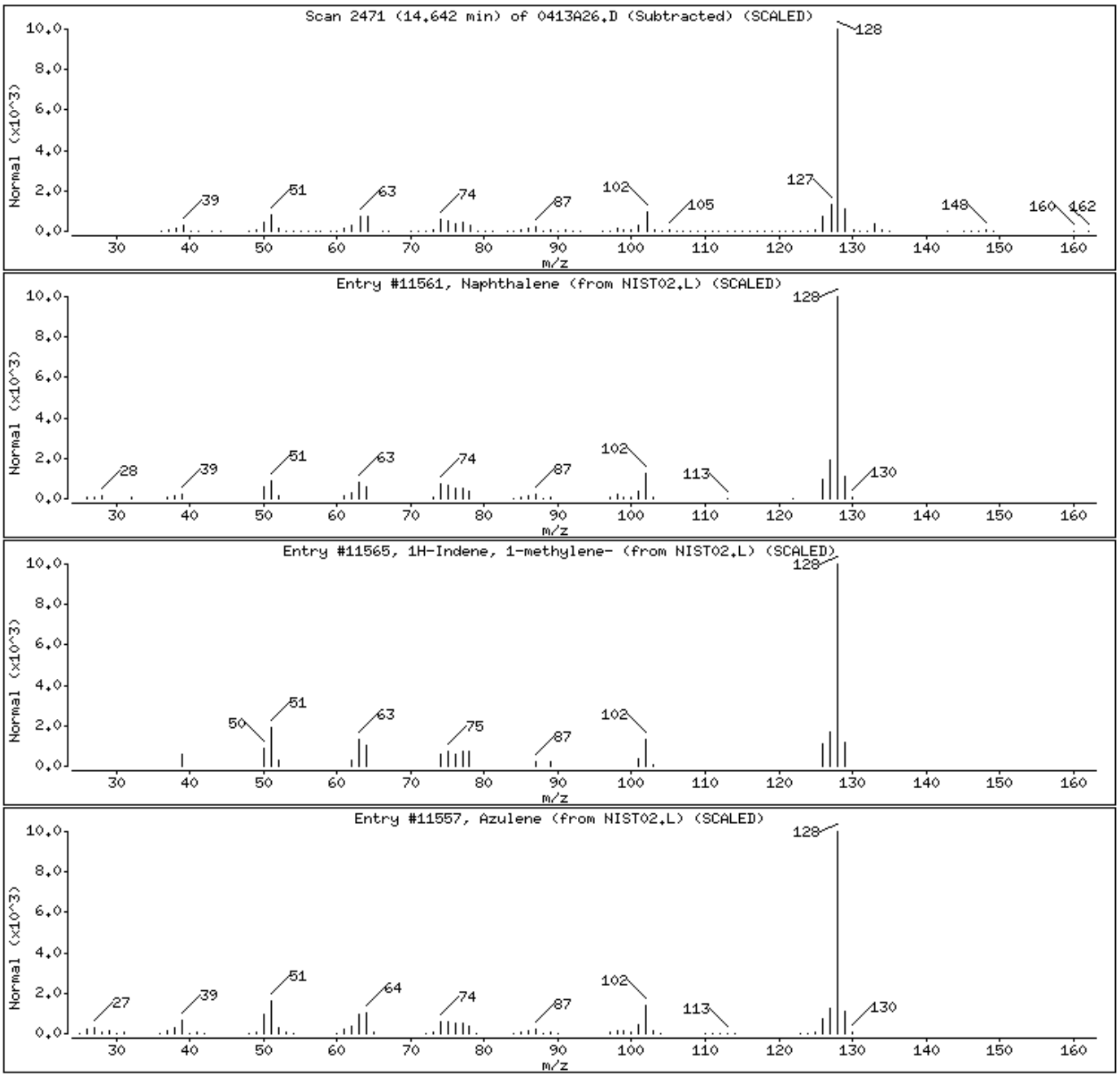

Date : 13-APR-2015 19:14

Client ID: Instrument: Voa110.i

Sample Info: 11507231-03D,31M,5,5.3,0.040,,a

Volume Injected (uL): 0.1 Operator: BN

Column phase: Column diameter: 0.18

Library Search Compound Match	CAS Number	Library	Entry	Quality	Formula	Weight
Unknown Aromatic						
1H-Indene, 2,3-dihydro-4,7-	6682-71-9	NIST02.L	20749	94	C11H14	146
1H-Indene, 2,3-dihydro-1,6-dimethyl-	17059-48-2	NIST02.L	20743	91	C11H14	146
1H-Indene, 2,3-dihydro-1,3-dimethyl-	4175-53-5	NIST02.L	20742	90	C11H14	146

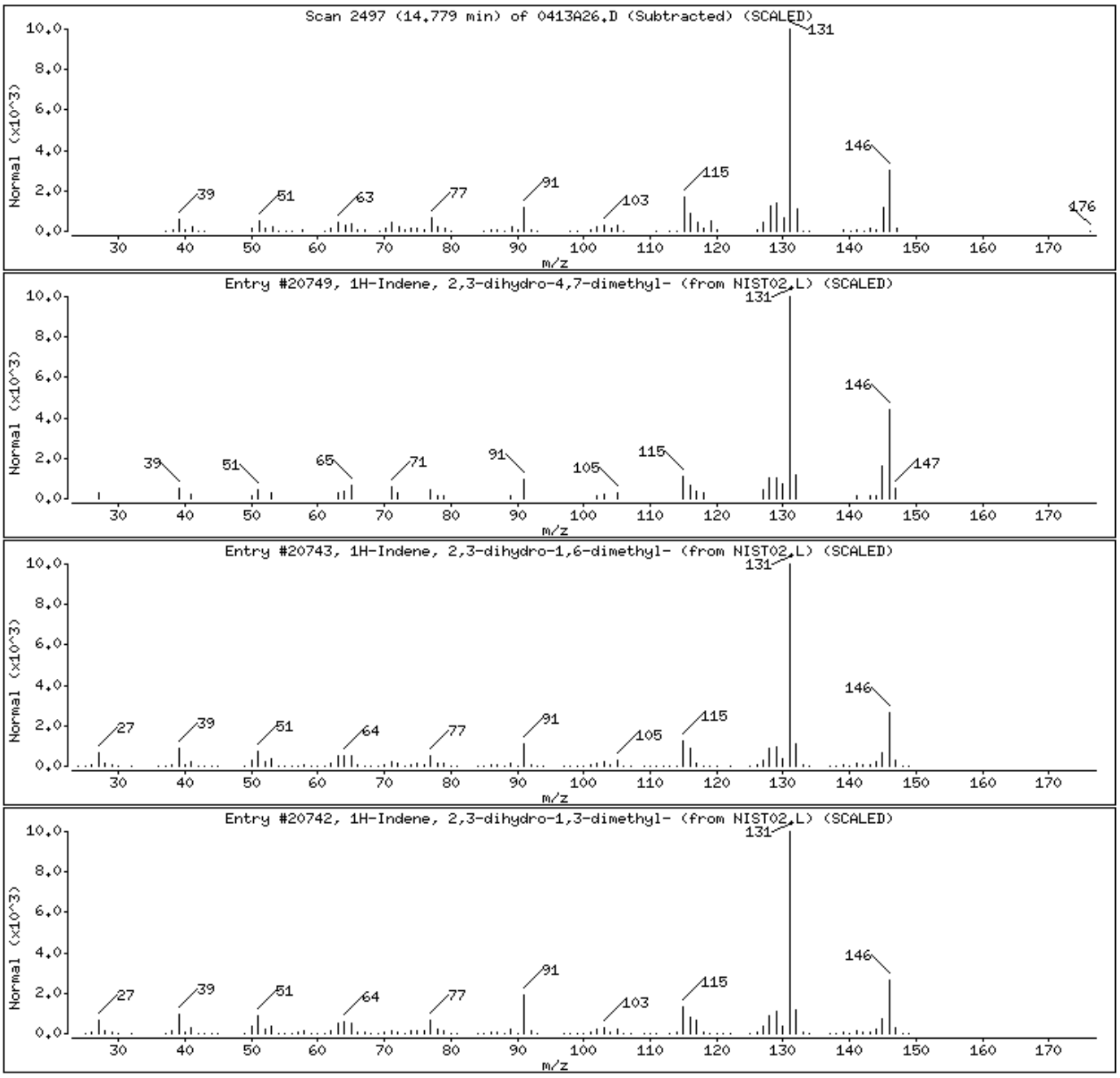

Data File: \\orgserv2\ff\chem\GCMSVOA\Voa110.i\150413.b\0413A26.D

Date : 13-APR-2015 19:14

Client ID:

Instrument: Voa110.i

Sample Info: 11507231-03D,31M,5,5.3,0.040,,a

Volume Injected (uL): 0.1

Operator: BN

Column phase:

Column diameter: 0.18

Library Search Compound Match	CAS Number	Library	Entry	Quality	Formula	Weight
Unknown Aromatic						
1H-Indene, 2,3-dihydro-4,7-	6682-71-9	NIST02.L	20748	94	C11H14	146
Benzene, (3-methyl-2-butenyl)-	4489-84-3	NIST02.L	20727	93	C11H14	146
.alpha.,.beta.,.beta.-Trimethylstyrene	769-57-3	NIST02.L	20750	93	C11H14	146

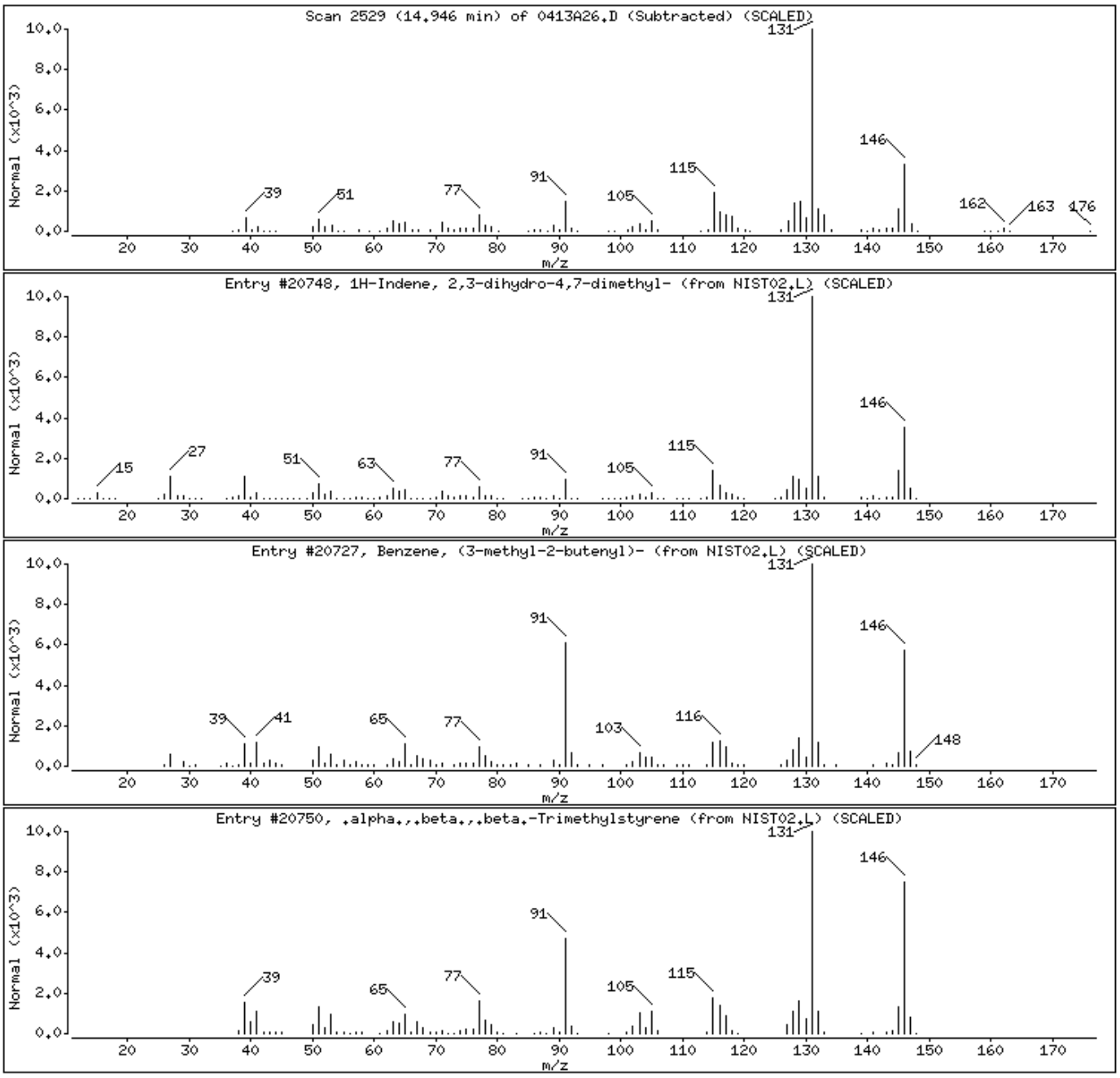

Data File: \\orgserv2\ff\chem\GCMSVOA\Voa110.i\150413.b\0413A26.D

Date : 13-APR-2015 19:14

Client ID:

Instrument: Voa110.i

Sample Info: 11507231-03D,31M,5,5.3,0.040,,a

Volume Injected (uL): 0.1

Operator: BN

Column phase:

Column diameter: 0.18

Library Search Compound Match	CAS Number	Library	Entry	Quality	Formula	Weight
Unknown Benzene						
Benzene, pentamethyl-	700-12-9	NIST02.L	21796	94	C11H16	148
Benzene, 2,4-dimethyl-1-(1-methylethyl)-	4706-89-2	NIST02.L	21851	91	C11H16	148
Benzene, 1,3-dimethyl-5-(1-methylethyl)-	4706-90-5	NIST02.L	21855	91	C11H16	148

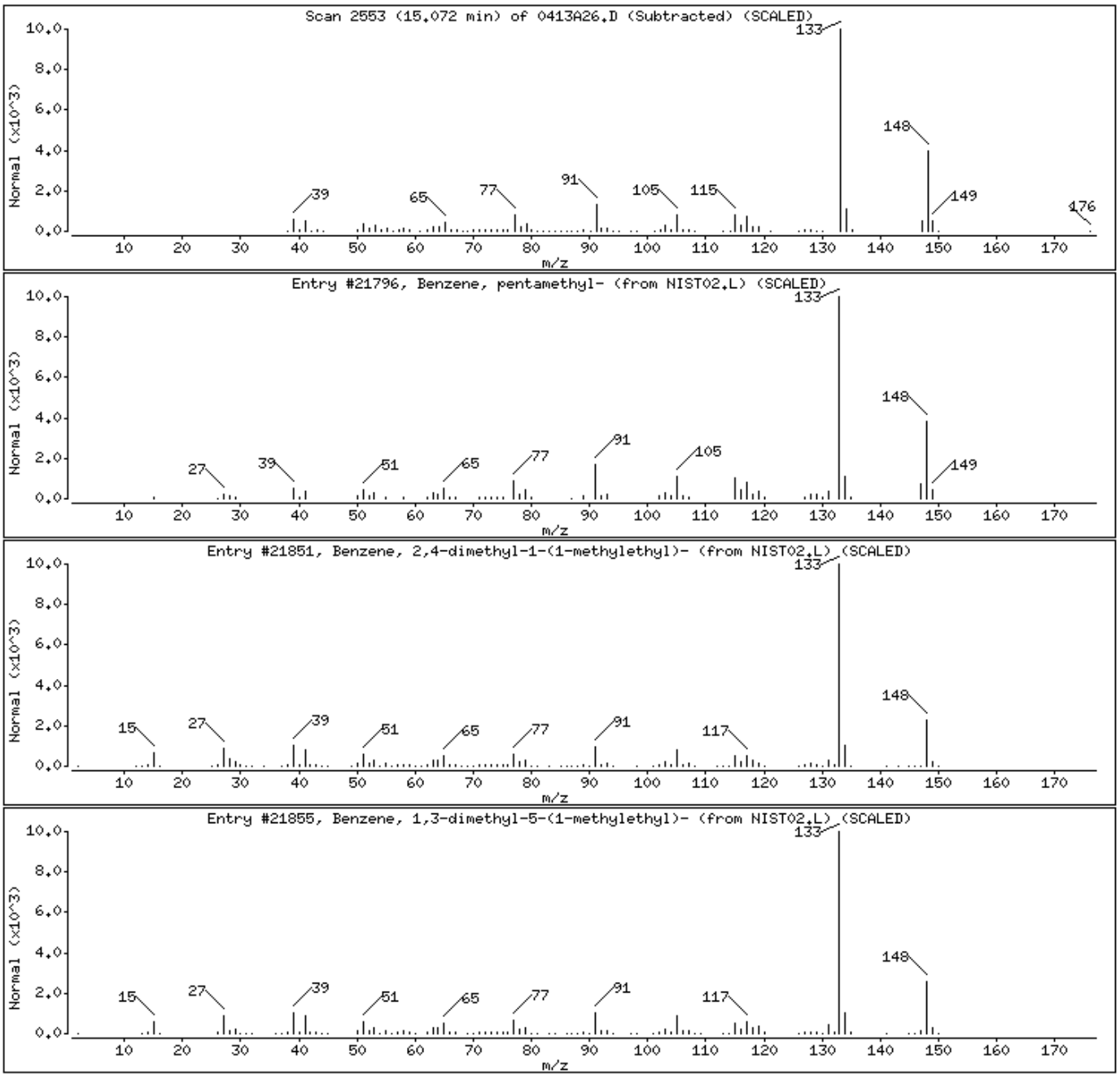

Data File: \\orgserv2\ff\chem\GCMSVOA\Voa110.i\150413.b\0413A26.D

Date : 13-APR-2015 19:14

Client ID:

Instrument: Voa110.i

Sample Info: 11507231-03D,31M,5,5.3,0.040,,a

Volume Injected (uL): 0.1

Operator: BN

Column phase:

Column diameter: 0.18

Library Search Compound Match	CAS Number	Library	Entry	Quality	Formula	Weight
Unknown Aromatic						
.alpha.,.beta.,.beta.-Trime	769-57-3	NIST02.L	20750	94	C11H14	146
1H-Indene, 2,3-dihydro-1,6-dimethyl-	17059-48-2	NIST02.L	20743	91	C11H14	146
1H-Indene, 2,3-dihydro-4,7-dimethyl-	6682-71-9	NIST02.L	20749	91	C11H14	146

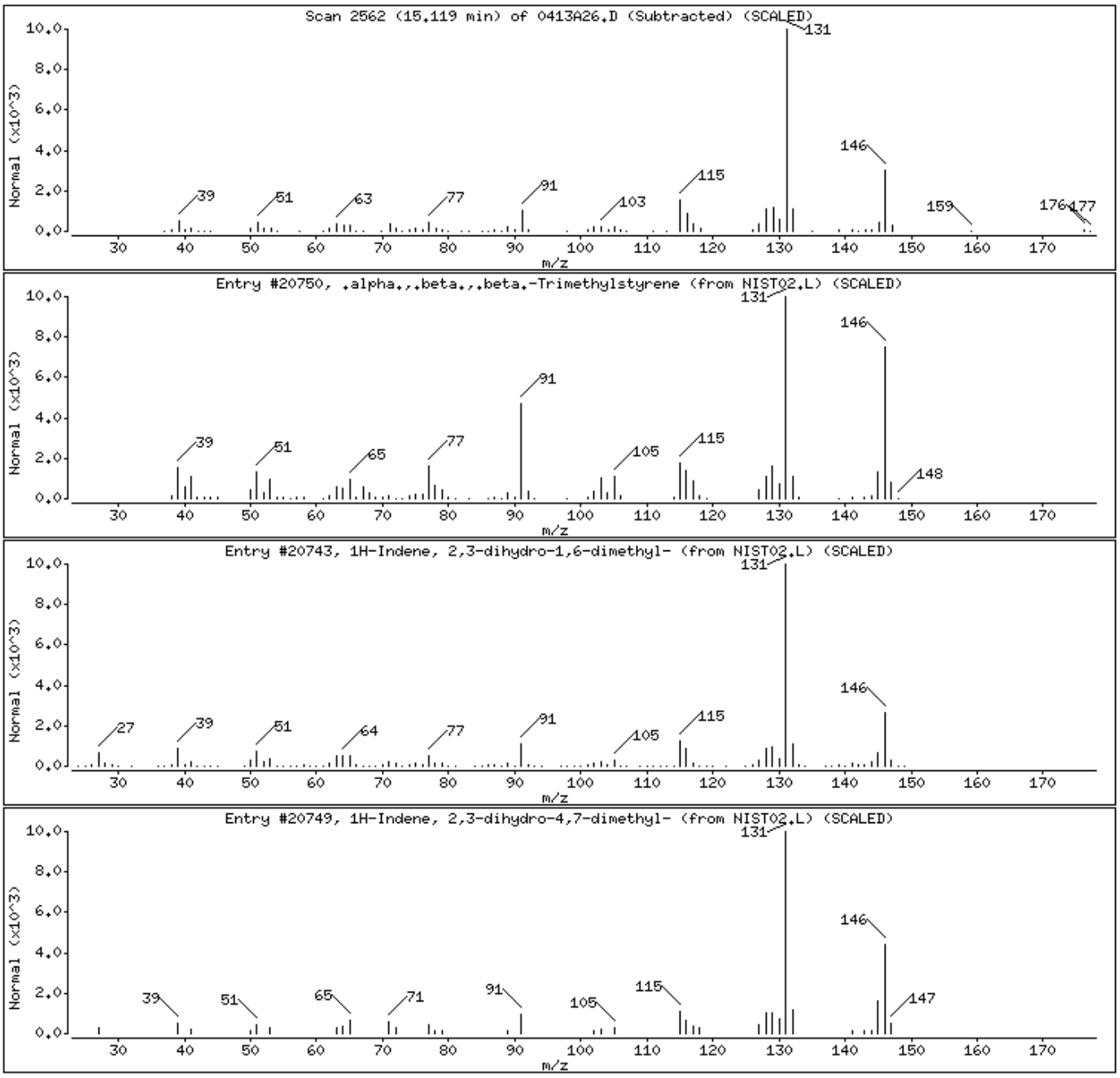

Data File: \\orgserv2\ff\chem\GCMSVOA\Voa110.i\150413.b\0413A26.D

Date : 13-APR-2015 19:14

Client ID:

Instrument: Voa110.i

Sample Info: 11507231-03D,31M,5,5.3,0.040,,a

Volume Injected (uL): 0.1

Operator: BN

Column phase:

Column diameter: 0.18

Library Search Compound Match	CAS Number	Library	Entry	Quality	Formula	Weight
Unknown Naphthalene						
Naphthalene, 2-methyl-	91-57-6	NIST02.L	18501	96	C11H10	142
Naphthalene, 1-methyl-	90-12-0	NIST02.L	18499	96	C11H10	142
1,4-Methanonaphthalene, 1,4-dihydro-	4453-90-1	NIST02.L	18504	94	C11H10	142

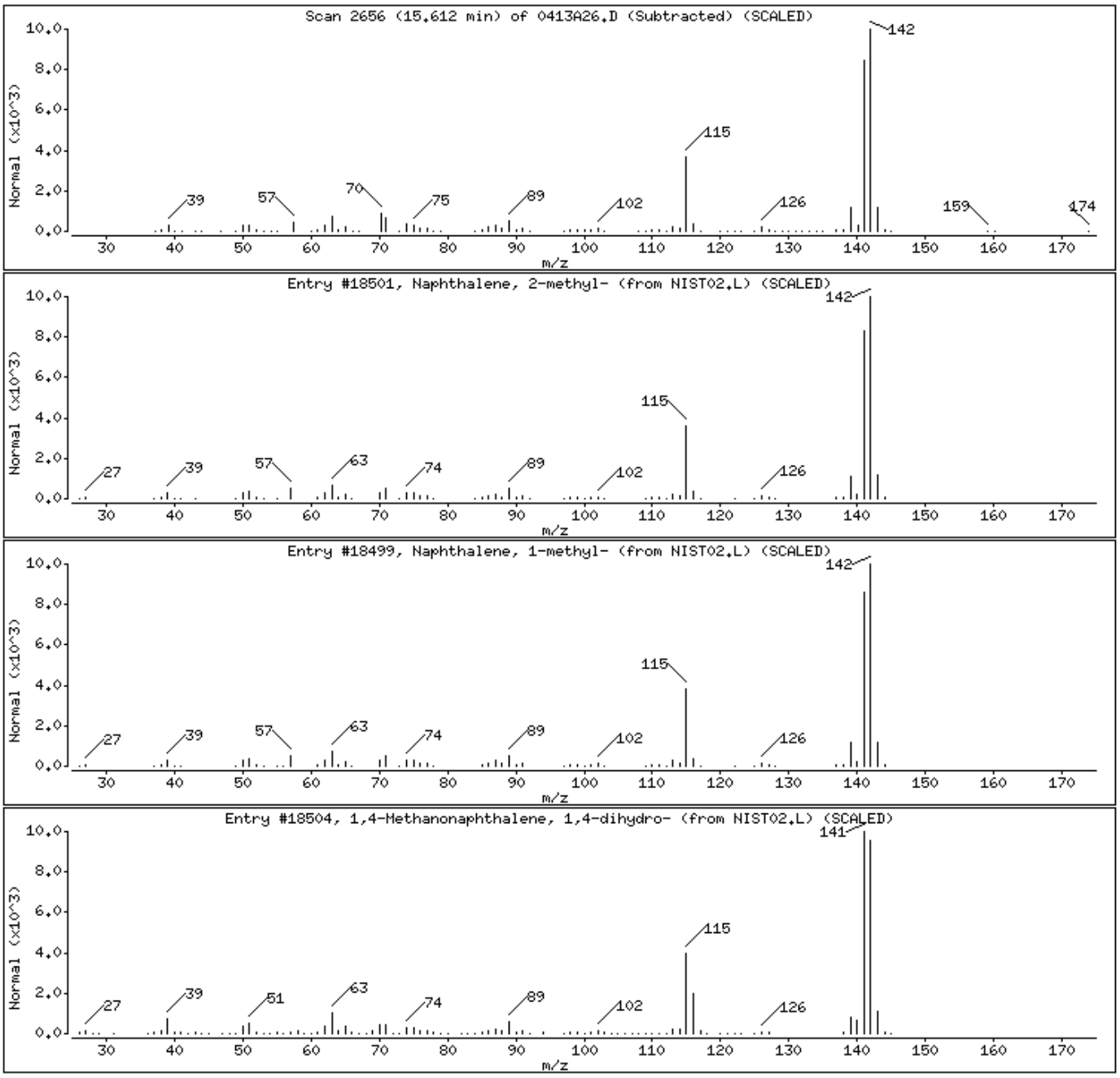

Date : 13-APR-2015 19:14

Client ID: Instrument: Voa110.i

Sample Info: l1507231-03D,31M,5,5.3,0.040,,a

Volume Injected (uL): 0.1 Operator: BN

Column phase: Column diameter: 0.18

Library Search Compound Match	CAS Number	Library	Entry	Quality	Formula	Weight
Unknown Naphthalene						
Naphthalene, 2-methyl-	91-57-6	NIST02.L	18501	96	C11H10	142
Naphthalene, 1-methyl-	90-12-0	NIST02.L	18499	96	C11H10	142
1,4-Methanonaphthalene, 1,4-dihydro-	4453-90-1	NIST02.L	18504	93	C11H10	142

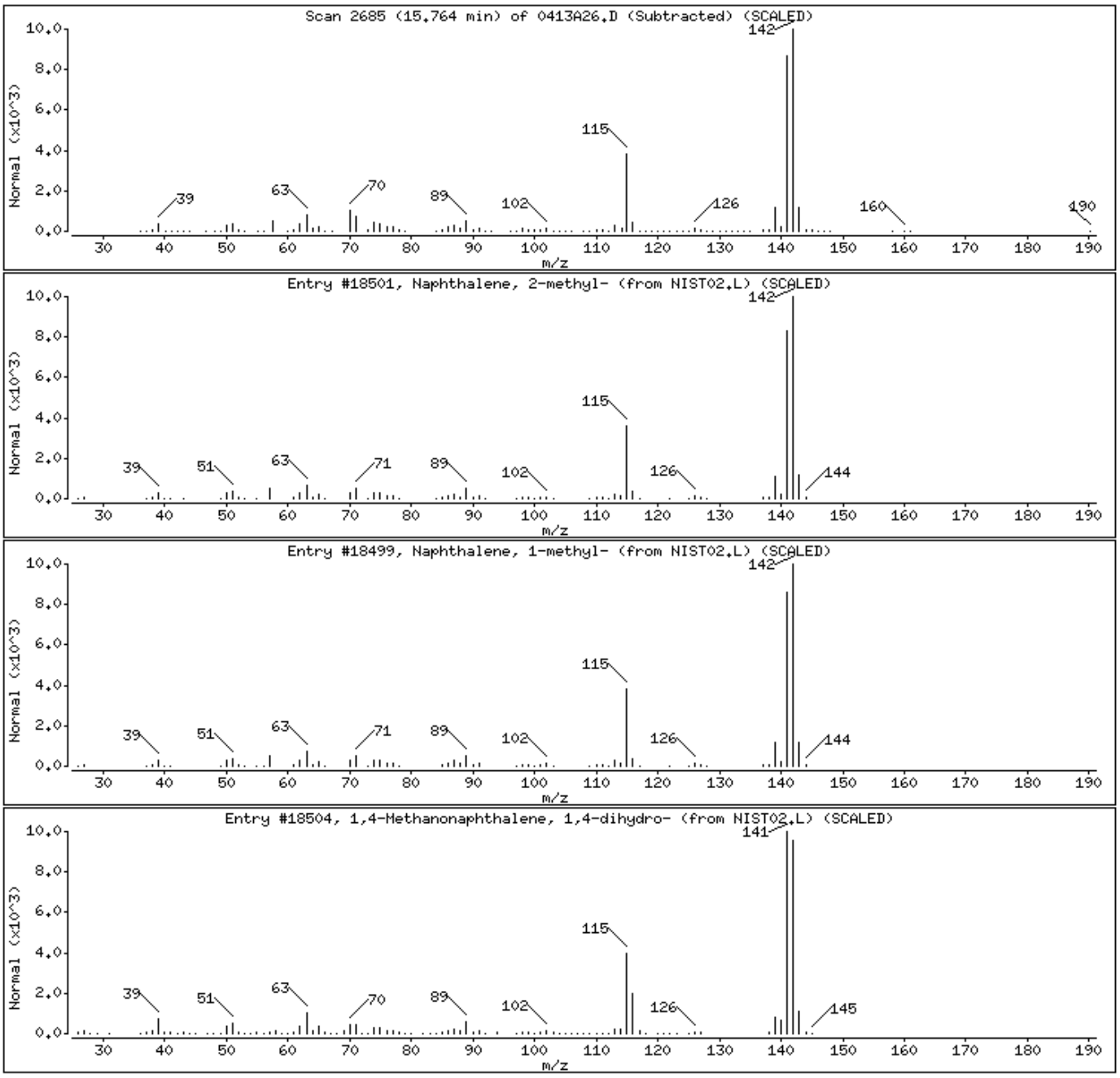

Date : 13-APR-2015 19:14

Client ID: Instrument: Voa110.i

Sample Info: 11507231-03D,31M,5,5.3,0.040,,a

Volume Injected (uL): 0.1 Operator: BN

Column phase: Column diameter: 0.18

Library Search Compound Match	CAS Number	Library	Entry	Quality	Formula	Weight
Unknown Naphthalene						
Naphthalene, 1-ethyl-	1127-76-0	NIST02.L	27158	95	C12H12	156
Naphthalene, 2-ethyl-	939-27-5	NIST02.L	27157	94	C12H12	156
Naphthalene, 1,3-dimethyl-	575-41-7	NIST02.L	27174	91	C12H12	156

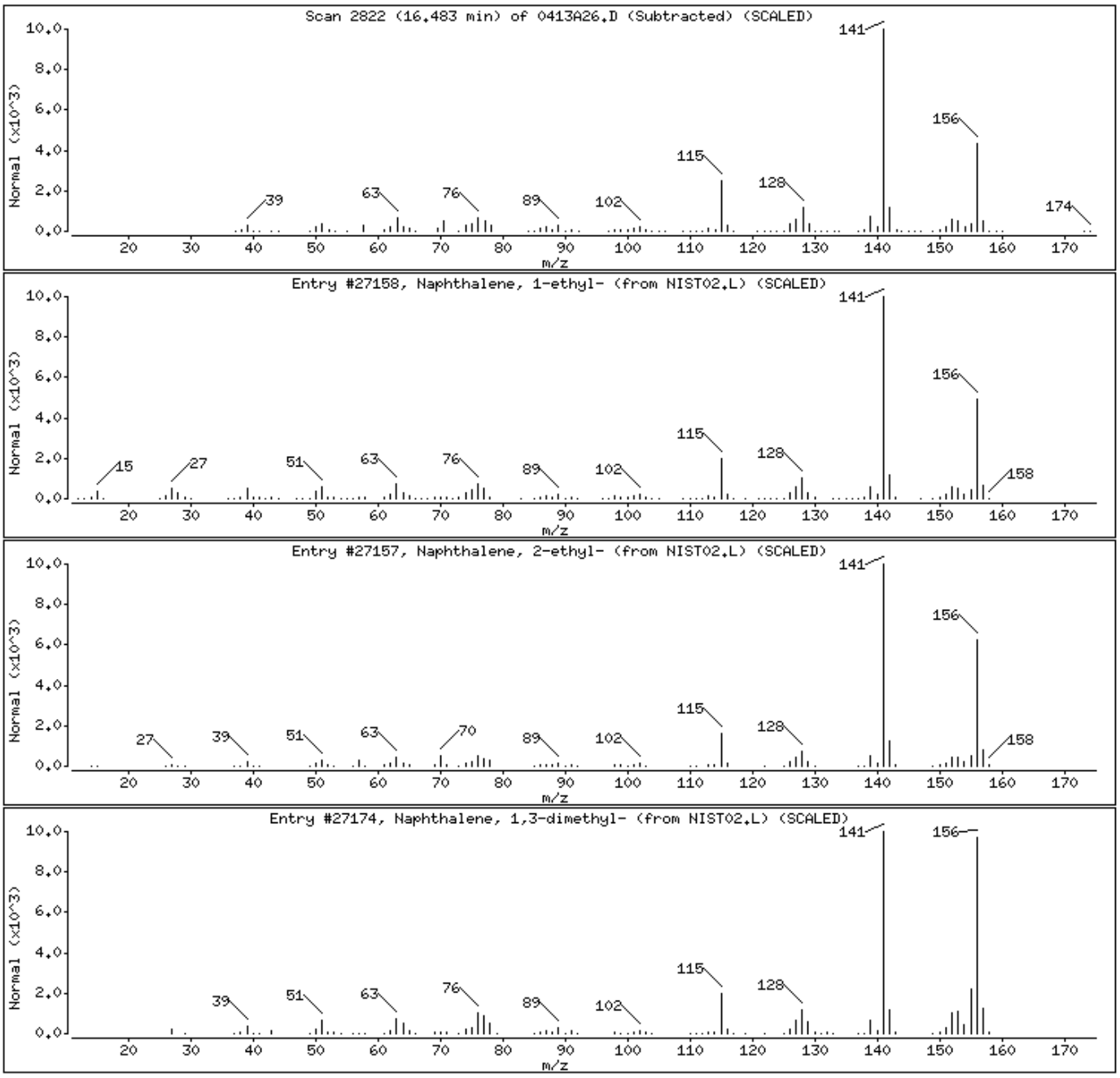

Data File: \\orgserv2\ff\chem\GCMSVOA\Voa110.i\150413.b\0413A26.D

Date : 13-APR-2015 19:14

Client ID:

Instrument: Voa110.i

Sample Info: 11507231-03D,31M,5,5.3,0.040,,a

Volume Injected (uL): 0.1

Operator: BN

Column phase:

Column diameter: 0.18

Library Search Compound Match	CAS Number	Library	Entry	Quality	Formula	Weight
Unknown Naphthalene						
Naphthalene, 2,6-dimethyl-	581-42-0	NIST02.L	27183	98	C12H12	156
Naphthalene, 1,6-dimethyl-	575-43-9	NIST02.L	27195	98	C12H12	156
Naphthalene, 1,5-dimethyl-	571-61-9	NIST02.L	27198	98	C12H12	156

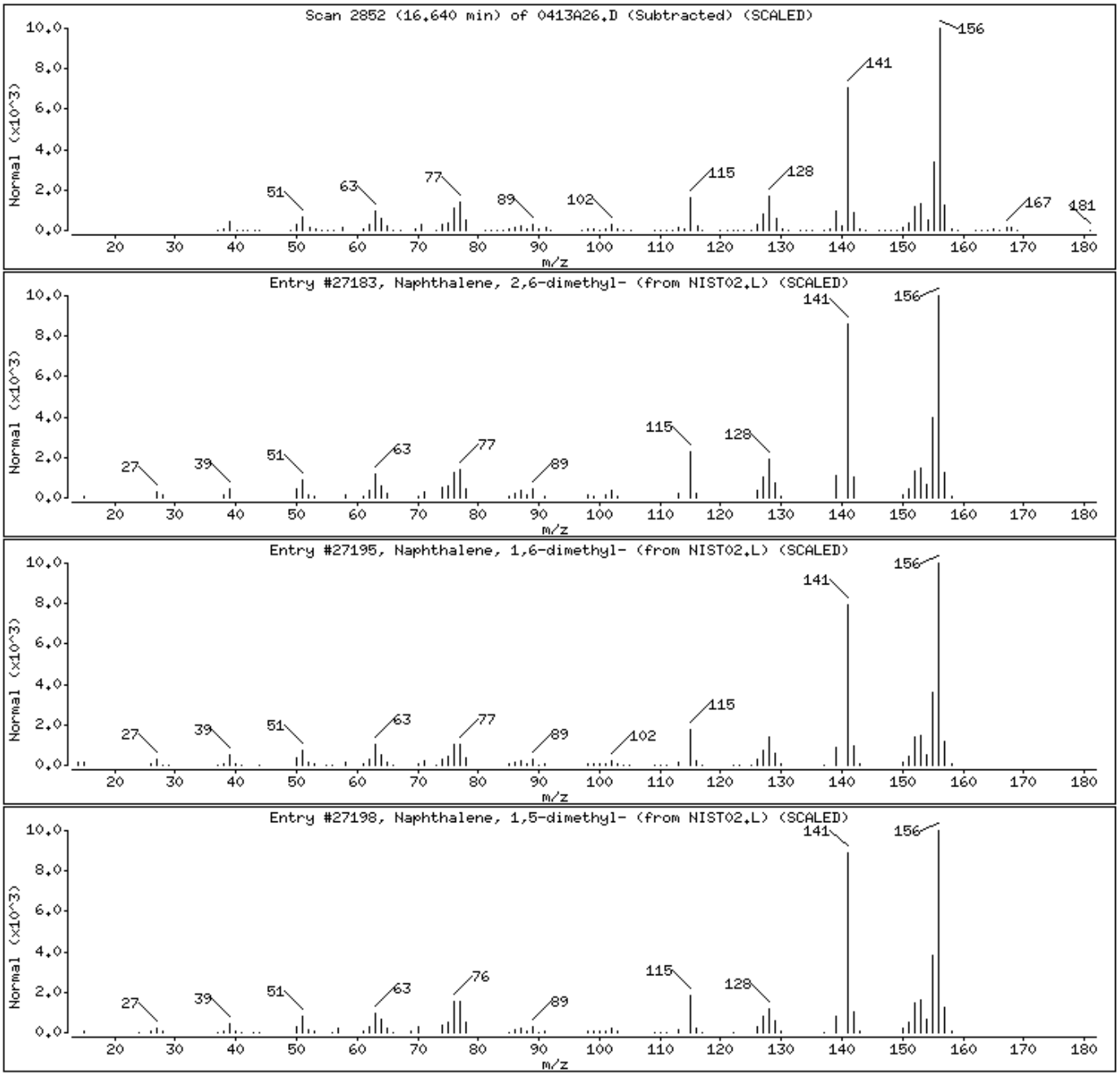

Data File: \\orgserv2\ff\chem\GCMSVOA\Voa110.i\150413.b\0413A26.D

Date : 13-APR-2015 19:14

Client ID:

Instrument: Voa110.i

Sample Info: 11507231-03D,31M,5,5.3,0.040,,a

Volume Injected (uL): 0.1

Operator: BN

Column phase:

Column diameter: 0.18

Library Search Compound Match	CAS Number	Library	Entry	Quality	Formula	Weight
Unknown Naphthalene						
Naphthalene, 1,2-dimethyl-	573-98-8	NIST02.L	27182	98	C12H12	156
Naphthalene, 2,3-dimethyl-	581-40-8	NIST02.L	27164	98	C12H12	156
Naphthalene, 1,3-dimethyl-	575-41-7	NIST02.L	27174	97	C12H12	156

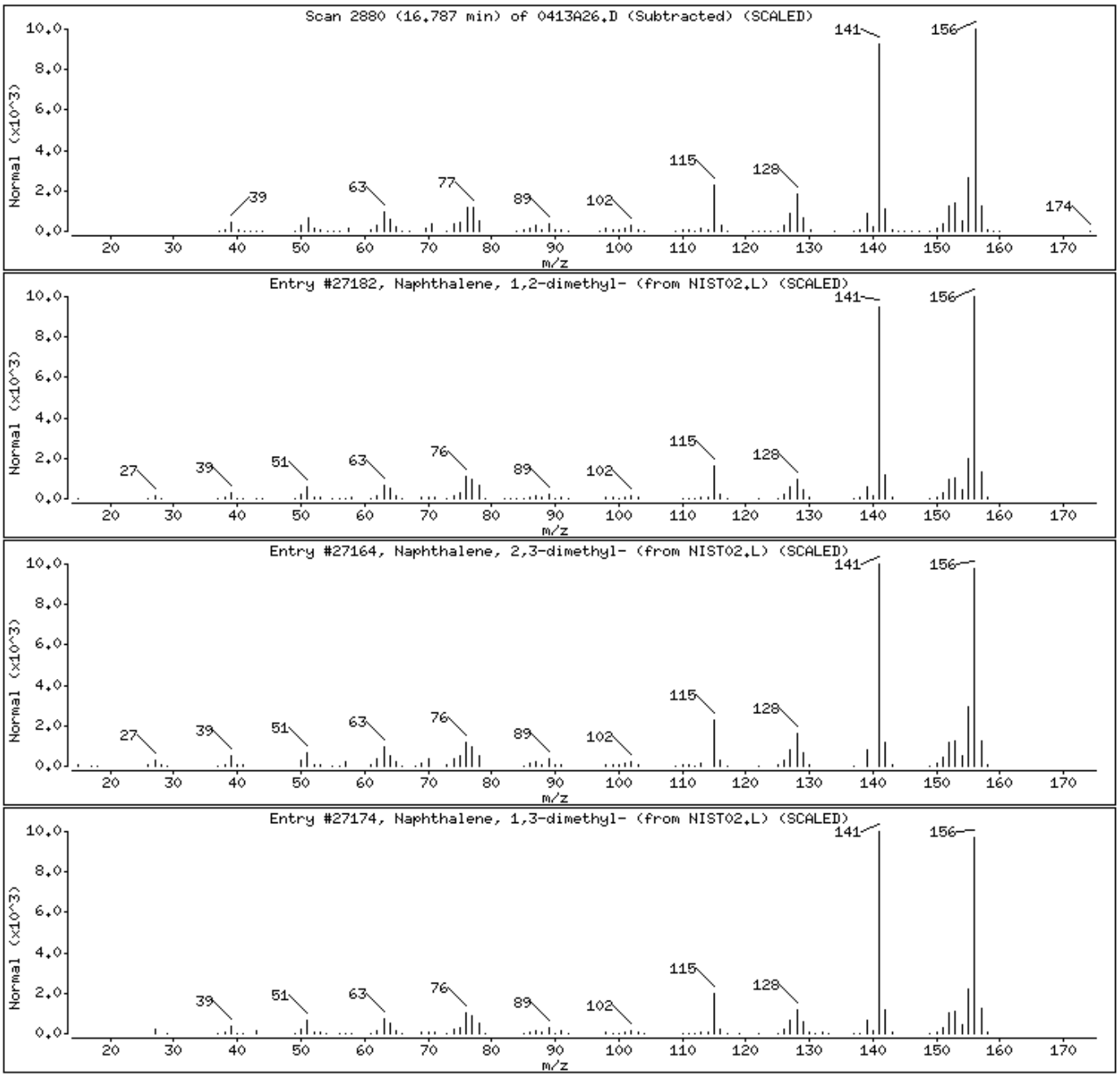

Data File: \\orgserv2\ff\chem\GCMSVOA\Voa110.i\150413.b\0413A26.D

Date : 13-APR-2015 19:14

Client ID:

Instrument: Voa110.i

Sample Info: 11507231-03D,31M,5,5.3,0.040,,a

Volume Injected (uL): 0.1

Operator: BN

Column phase:

Column diameter: 0.18

Library Search Compound Match	CAS Number	Library	Entry	Quality	Formula	Weight
Unknown Naphthalene						
Naphthalene, 2,6-dimethyl-	581-42-0	NIST02.L	27183	98	C12H12	156
Naphthalene, 1,7-dimethyl-	575-37-1	NIST02.L	27169	98	C12H12	156
Naphthalene, 1,6-dimethyl-	575-43-9	NIST02.L	27195	97	C12H12	156

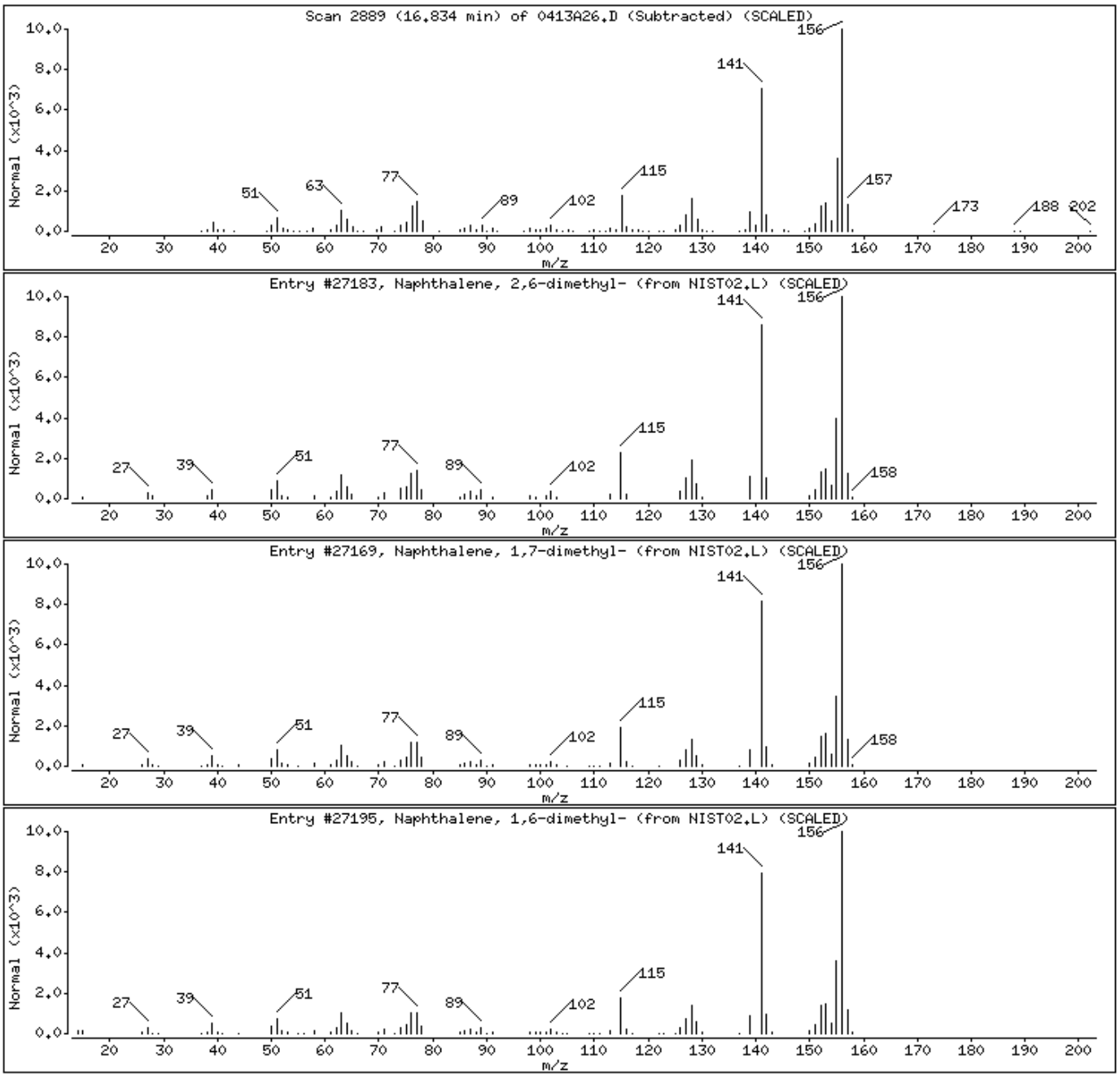

Data File: \\orgserv2\ff\chem\GCMSVOA\Voa110.i\150413.b\0413A26.D

Date : 13-APR-2015 19:14

Client ID:

Instrument: Voa110.i

Sample Info: 11507231-03D,31M,5,5.3,0.040,,a

Volume Injected (uL): 0.1

Operator: BN

Column phase:

Column diameter: 0.18

Library Search Compound Match	CAS Number	Library	Entry	Quality	Formula	Weight
Unknown Naphthalene						
Naphthalene, 1,3-dimethyl-	575-41-7	NIST02.L	27174	97	C12H12	156
Naphthalene, 1,2-dimethyl-	573-98-8	NIST02.L	27182	96	C12H12	156
Naphthalene, 1,7-dimethyl-	575-37-1	NIST02.L	27189	96	C12H12	156

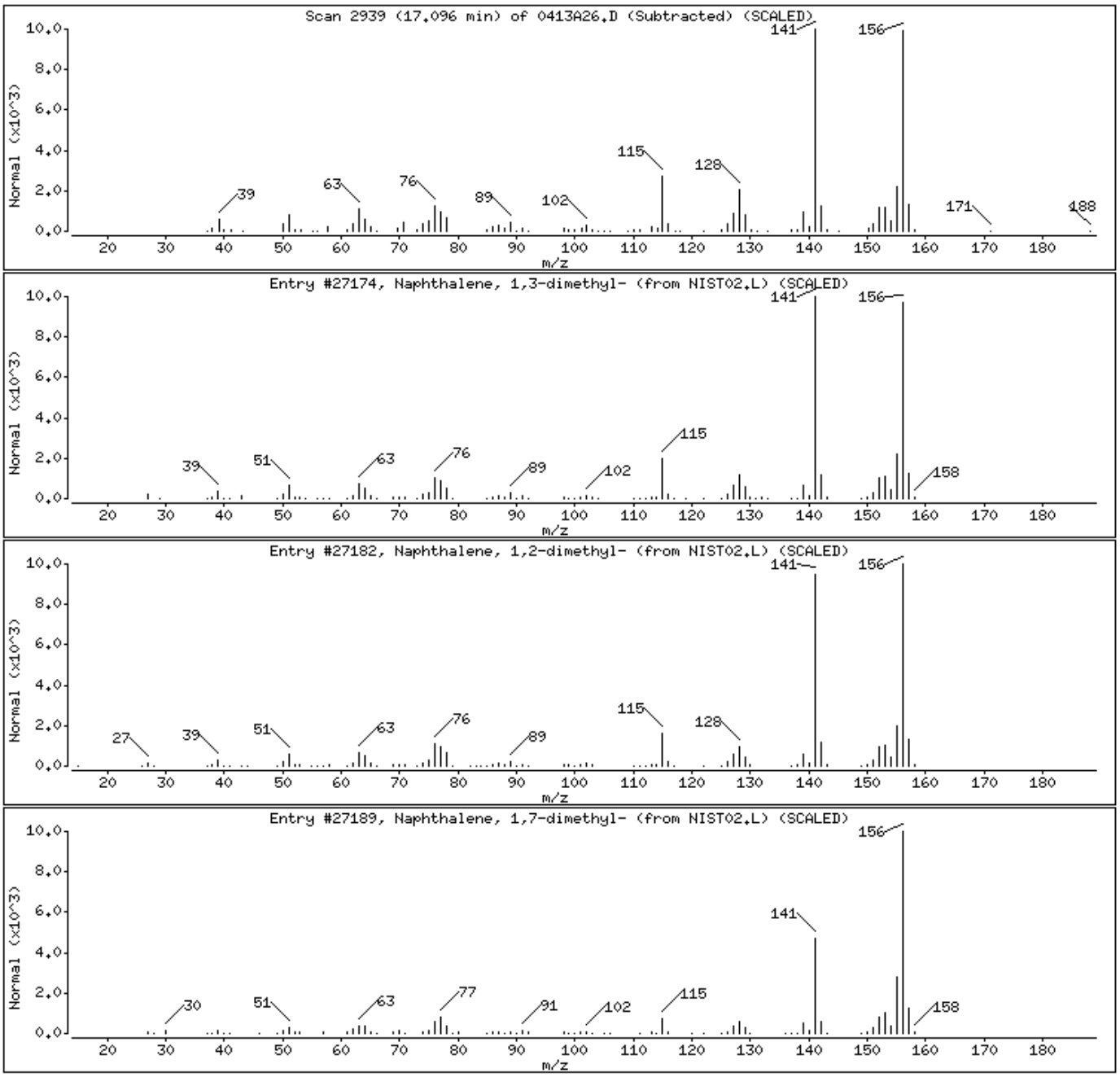

Date : 13-APR-2015 19:14

Client ID: Instrument: Voa110.i

Sample Info: 11507231-03D,31M,5,5.3,0.040,,a

Volume Injected (uL): 0.1 Operator: BN

Column phase: Column diameter: 0.18

Library Search Compound Match	CAS Number	Library	Entry	Quality	Formula	Weight
Unknown Naphthalene						
Naphthalene, 1,2-dimethyl-	573-98-8	NIST02.L	27182	93	C12H12	156
Naphthalene, 2,3-dimethyl-	581-40-8	NIST02.L	27180	92	C12H12	156
Naphthalene, 1,8-dimethyl-	569-41-5	NIST02.L	27168	91	C12H12	156

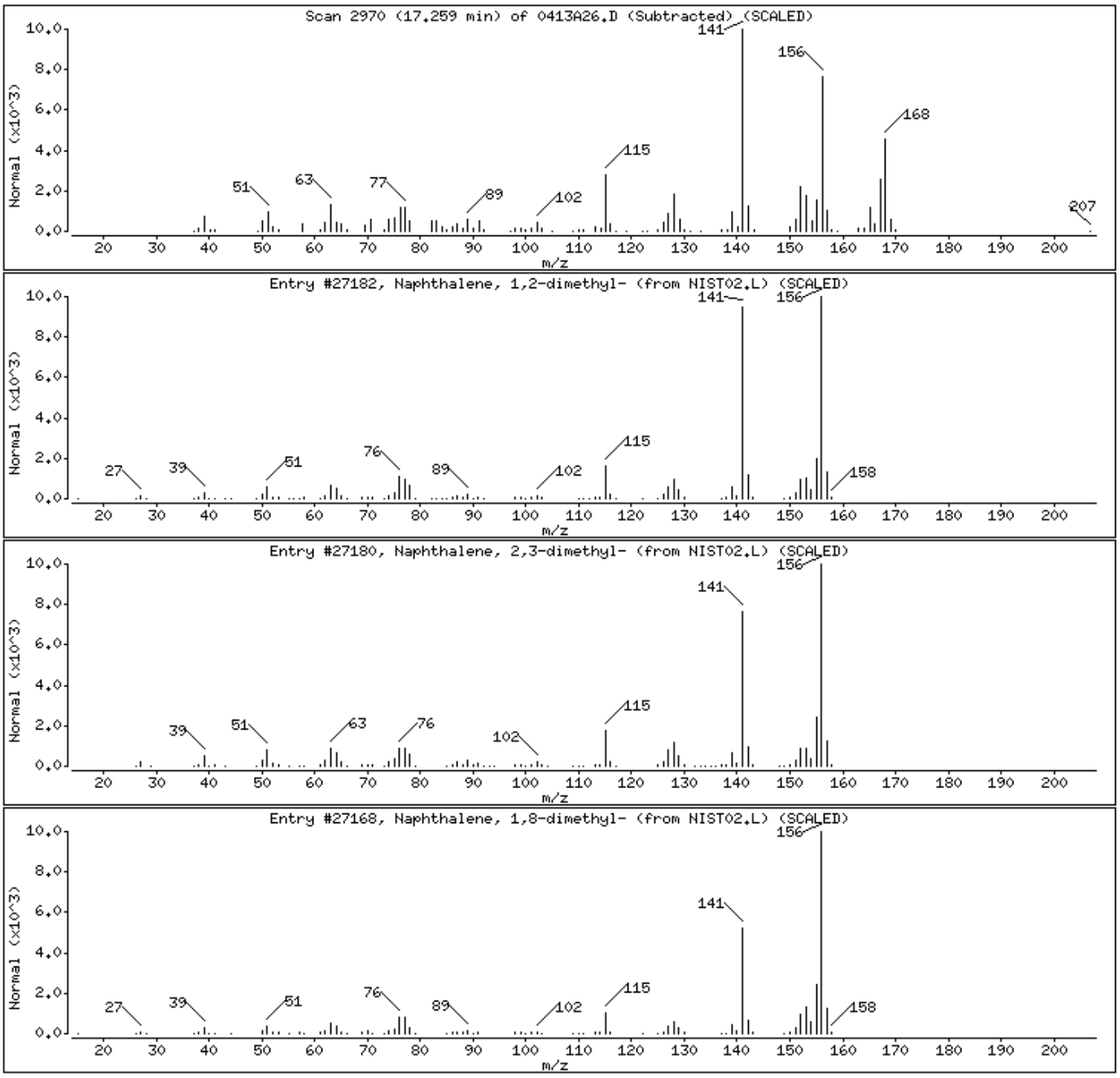

Data File: \\orgserv2\ff\chem\GCMSVOA\Voa110.i\150413.b\0413A26.D

Date : 13-APR-2015 19:14

Client ID:

Instrument: Voa110.i

Sample Info: 11507231-03D,31M,5,5.3,0.040,,a

Volume Injected (uL): 0.1

Operator: BN

Column phase:

Column diameter: 0.18

Library Search Compound Match	CAS Number	Library	Entry	Quality	Formula	Weight
Unknown Aromatic						
3-(2-Methyl-propenyl)-1H-in	1000187-78-	NIST02.L	36221	94	C13H14	170
Naphthalene, 1,4,6-trimethyl-	2131-42-2	NIST02.L	36210	93	C13H14	170
Naphthalene, 2-(1-methylethyl)-	2027-17-0	NIST02.L	36224	91	C13H14	170

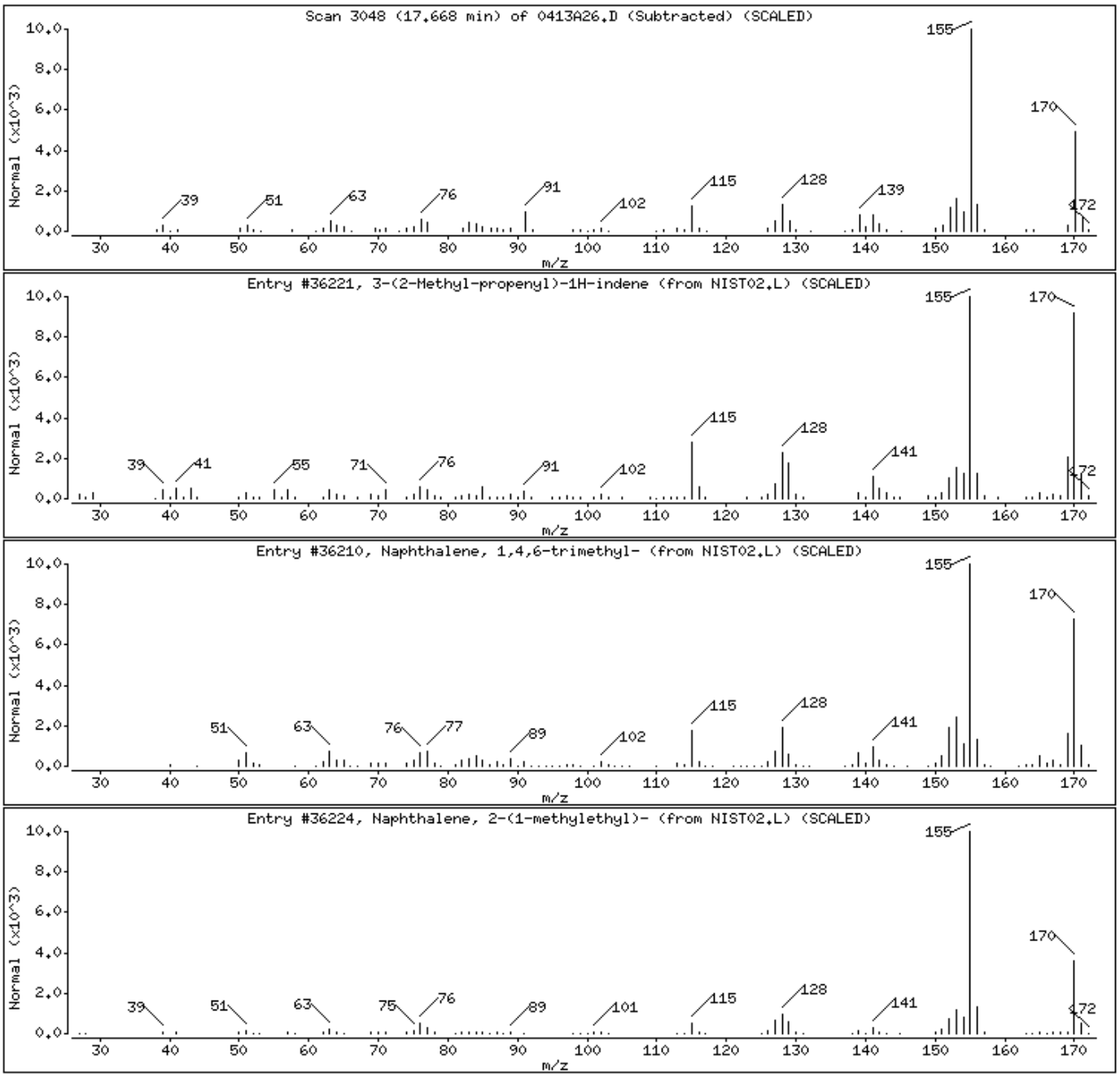

Alpha Analytical Labs

Manual Integration

Sample Info	:	l1507231-03D,31M,5,5.3,0.040,,a wg775718,ical10759	
Instrument ID	:	Voa110.i	
Method	:	soil8260B.m	
File	:	0413A26.D	
Injection Date	:	13-APR-2015 19:14	
Quantitation	:	ISTD	Integrator : HP RTE
Dilution Factor	:	125	Sample Type: SAMPLE

This File has no version history.

//orgserv2/ff/chem/GCMSVOA/Voa110.i/150413.b/original/0413A26.D

Alpha Analytical Labs

gc/ms voa - VOA105

Data file : \\orgserv2\ff\chem\GCMSVOA\Voa105.i\150414.b\0414A11.D
Lab Smp Id:
Inj Date : 14-APR-2015 13:33
Operator : PK Inst ID: Voa105.i
Smp Info : l1507231-01,31,10,,a
Misc Info : wg776220,ical10818
Comment :
Method : \\orgserv2\ff\chem\GCMSVOA\Voa105.i\150414.b\liq8260B.m
Meth Date : 14-Apr-2015 20:40 mmay Quant Type: ISTD
Cal Date : 23-MAR-2015 17:05 Cal File: 0323A09.D
Als bottle: 11
Dil Factor: 1.00000
Integrator: HP RTE Compound Sublist: NJTCL.sub
Target Version: 4.12
Processing Host: VIRTUALXP-38517

Concentration Formula: Amt * DF * CpndVariable
Cpnd Variable Local Compound Variable

			QUANT SIG					CONCENTRATIONS ON-COLUMN	FINAL	
		Compounds	MASS	RT	EXP RT	REL RT	RESPONSE	(ngs)	(ngs)	REVIEW CODE
	1	dichlorodifluoromethane	85	Compound Not Detected.						
	2	chloromethane	50	Compound Not Detected.						
	3	vinyl chloride	62	Compound Not Detected.						
	4	bromomethane	94	Compound Not Detected.						
	5	chloroethane	64	Compound Not Detected.						
	6	trichlorofluoromethane	101	Compound Not Detected.						
	8	1,1,-dichloroethene	96	Compound Not Detected.						
	9	carbon disulfide	76	Compound Not Detected.						
	10	freon-113	101	Compound Not Detected.						
	11	methylene chloride	84	Compound Not Detected.						
	13	acetone	43	3.913	3.913	(0.609)	3697	21.7401	21.740	
	14	trans-1,2-dichloroethene	96	Compound Not Detected.						
	15	Methyl Acetate	43	Compound Not Detected.						
	16	methyl tert butyl ether	73	Compound Not Detected.						
	19	1,1-dichloroethane	63	Compound Not Detected.						
	24	cis-1,2-dichloroethene	96	Compound Not Detected.						
	27	bromochloromethane	128	Compound Not Detected.						
	26	Cyclohexane	56	Compound Not Detected.						
	28	chloroform	83	Compound Not Detected.						
	30	carbontetrachloride	117	Compound Not Detected.						
$	32	dibromofluoromethane	113	5.604	5.604	(0.872)	109913	96.9101	96.910	
	33	1,1,1-trichloroethane	97	Compound Not Detected.						
	34	2-butanone	43	Compound Not Detected.						
	36	benzene	78	Compound Not Detected.						
$	38	1,2-dichloroethane-d4	65	6.150	6.150	(0.957)	98611	95.0959	95.095	
	39	1,2-dichloroethane	62	Compound Not Detected.						
*	41	flourobenzene	96	6.428	6.428	(1.000)	423066	100.000		
	42	methyl cyclohexane	83	Compound Not Detected.						

	Compounds	QUANT SIG MASS	RT	EXP RT	REL RT	RESPONSE	CONCENTRATIONS ON-COLUMN (ngs)	CONCENTRATIONS FINAL (ngs)	REVIEW CODE
	43 trichloroethene	95	Compound Not Detected.						
	46 1,2-dichloropropane	63	Compound Not Detected.						
	47 bromodichloromethane	83	Compound Not Detected.						
	49 1,4-Dioxane	88	Compound Not Detected.						
	52 cis-1,3-dichloropropene	75	Compound Not Detected.						
$	53 toluene-d8	98	8.136	8.136	(0.814)	429623	95.4536	95.453	
	54 toluene	92	Compound Not Detected.						
	56 4-methyl-2-pentanone	58	Compound Not Detected.						
	55 tetrachloroethene	166	Compound Not Detected.						
	57 trans-1,3-dichloropropene	75	Compound Not Detected.						
	60 1,1,2-trichloroethane	83	Compound Not Detected.						
	61 chlorodibromomethane	129	Compound Not Detected.						
	64 1,2-dibromoethane	107	Compound Not Detected.						
	65 2-hexanone	43	Compound Not Detected.						
*	66 chlorobenzene-d5	117	9.997	9.997	(1.000)	413242	100.000		
	67 chlorobenzene	112	Compound Not Detected.						
	68 ethyl benzene	91	Compound Not Detected.						
	70 p/m xylene	106	Compound Not Detected.						
	71 o xylene	106	Compound Not Detected.						
	72 styrene	104	Compound Not Detected.						
	73 bromoform	173	Compound Not Detected.						
	74 isopropylbenzene	105	Compound Not Detected.						
$	75 4-bromofluorobenzene	95	11.432	11.426	(0.907)	205506	91.7895	91.789	
	79 1,1,2,2,-tetrachloroethane	83	Compound Not Detected.						
	92 1,3-dichlorobenzene	146	Compound Not Detected.						
*	93 1,4-dichlorobenzene-d4	152	12.605	12.605	(1.000)	223433	100.000		
	94 1,4-dichlorobenzene	146	Compound Not Detected.						
	97 1,2-dichlorobenzene	146	Compound Not Detected.						
	99 1,2-dibromo-3-chloropropane	75	Compound Not Detected.						
	102 1,2,4-trichlorobenzene	180	Compound Not Detected.						
	104 1,2,3-trichlorobenzene	180	Compound Not Detected.						

Alpha Analytical Labs

gc/ms voa - VOA105

Data file : \\orgserv2\ff\chem\GCMSVOA\Voa105.i\150414.b\0414A11.D
Lab Smp Id:
Inj Date : 14-APR-2015 13:33
Operator : PK Inst ID: Voa105.i
Smp Info : l1507231-01,31,10,,a
Misc Info : wg776220,ical10818
Comment :
Method : \\orgserv2\ff\chem\GCMSVOA\Voa105.i\150414.b\liq8260B.m
Meth Date : 14-Apr-2015 20:40 mmay Quant Type: ISTD
Cal Date : 23-MAR-2015 17:05 Cal File: 0323A09.D
Als bottle: 11
Dil Factor: 1.00000
Integrator: HP RTE Compound Sublist: NJTCL.sub
Target Version: 4.12
Processing Host: VIRTUALXP-38517

- NO TENTATIVELY IDENTIFIED COMPOUNDS -

Alpha Analytical Labs

INTERNAL STANDARD COMPOUNDS
AREA AND RT SUMMARY

Instrument ID: Voa105.i
Lab File ID: 0414A11.D
Lab Smp Id:
Analysis Type: VOA
Quant Type: ISTD
Operator: PK
Method File: \\orgserv2\ff\chem\GCMSVOA\Voa105.i\150414.b\liq8260B.m
Misc Info: wg776220,ical10818

Calibration Date: 14-APR-2015
Calibration Time: 08:56
Level: LOW
Sample Type: WATER

Test Mode:
Use Last Continuing Calibrator.
If Continuing Cal. use Initial Cal. Level 3

COMPOUND	STANDARD	AREA LIMIT LOWER	AREA LIMIT UPPER	SAMPLE	%DIFF
41 flourobenzene	423440	211720	846880	423066	-0.09
66 chlorobenzene-d5	358438	179219	716876	413242	15.29
93 1,4-dichlorobenze	198214	99107	396428	223433	12.72

COMPOUND	STANDARD	RT LIMIT LOWER	RT LIMIT UPPER	SAMPLE	%DIFF
41 flourobenzene	6.43	5.93	6.93	6.43	0.00
66 chlorobenzene-d5	10.00	9.50	10.50	10.00	0.00
93 1,4-dichlorobenze	12.61	12.11	13.11	12.61	0.00

AREA UPPER LIMIT = +100% of internal standard area.
AREA LOWER LIMIT = - 50% of internal standard area.
RT UPPER LIMIT = + 0.50 minutes of internal standard RT.
RT LOWER LIMIT = - 0.50 minutes of internal standard RT.

Alpha Analytical Labs

RECOVERY REPORT

Client Name: Client SDG: SDGa00307
Sample Matrix: LIQUID Fraction: VOA
Lab Smp Id:
Level: LOW Operator: PK
Data Type: MS DATA SampleType: SAMPLE
SpikeList File: curveall.spk Quant Type: ISTD
Sublist File: NJTCL.sub
Method File: \\orgserv2\ff\chem\GCMSVOA\Voa105.i\150414.b\liq8260B.m
Misc Info: wg776220,ical10818

SURROGATE COMPOUND	AMOUNT ADDED ngs	AMOUNT RECOVERED ngs	% RECOVERED	LIMITS
$ 32 dibromofluorometha	100.000	96.910	96.91	70-130
$ 38 1,2-dichloroethane	100.000	95.095	95.10	70-130
$ 53 toluene-d8	100.000	95.453	95.45	70-130
$ 75 4-bromofluorobenze	100.000	91.789	91.79	70-130

Data File: \\orgserv2\ff\chem\GCMSVOA\Voa105.i\150414.b\0414A11.D
Date : 14-APR-2015 13:33
Client ID:
Instrument: Voa105.i
Sample Info: 11507231-01,31,10,,a
Purge Volume: 10.0
Operator: PK
Column phase:
Column diameter: 0.18

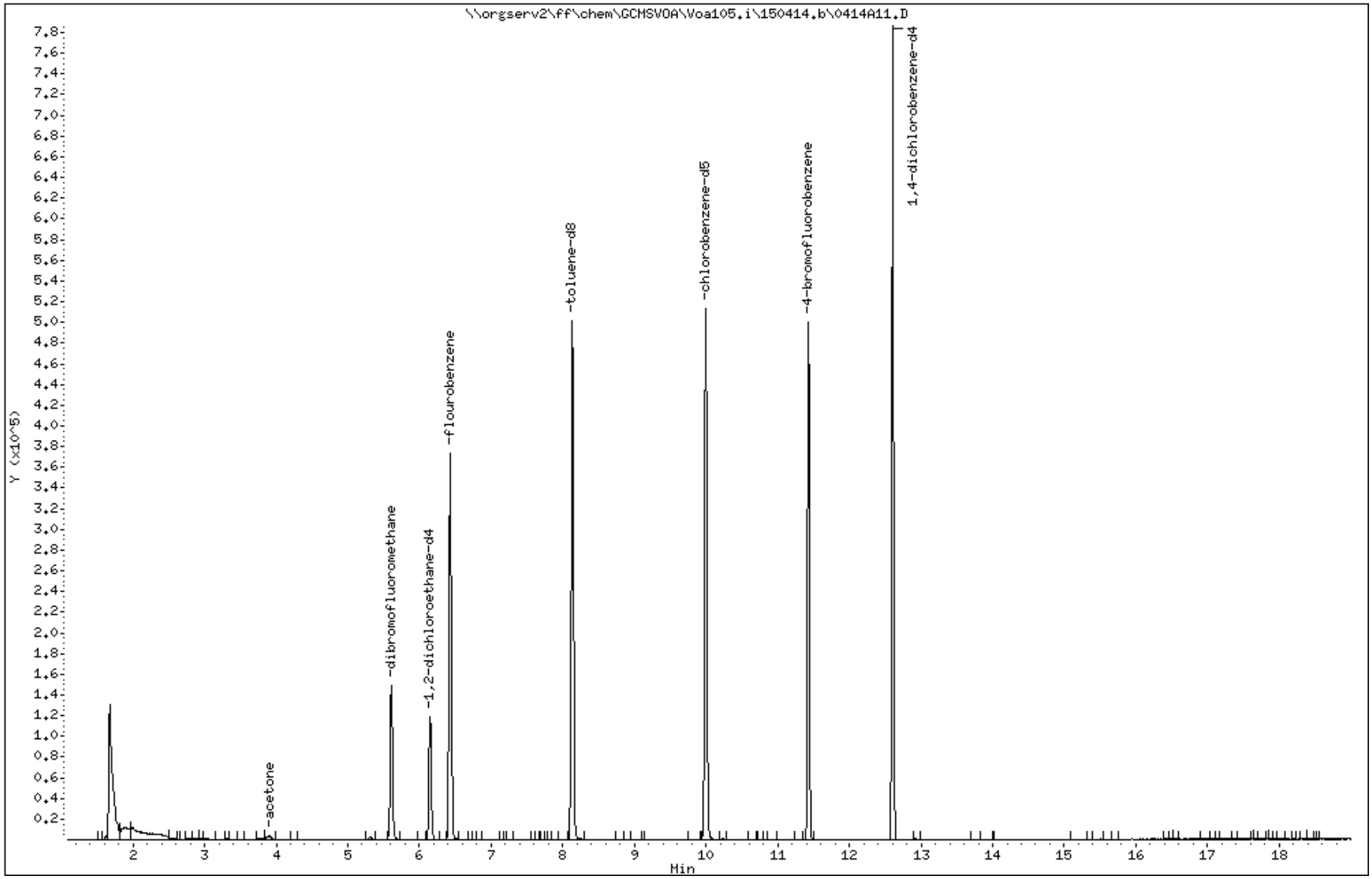

Data File: \\orgserv2\ff\chem\GCMSVOA\Voa105.i\150414.b\0414A11.D

Date : 14-APR-2015 13:33

Client ID:

Instrument: Voa105.i

Sample Info: 11507231-01,31,10,,a

Purge Volume: 10.0

Operator: PK

Column phase:

Column diameter: 0.18

13 acetone

Concentration: 21.740 ngs

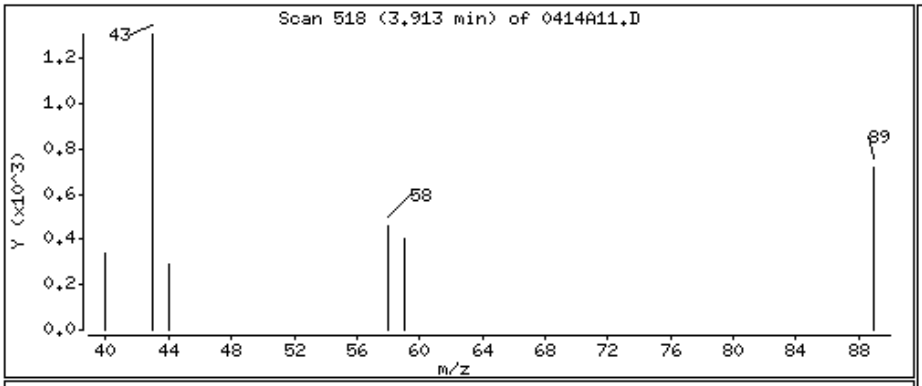

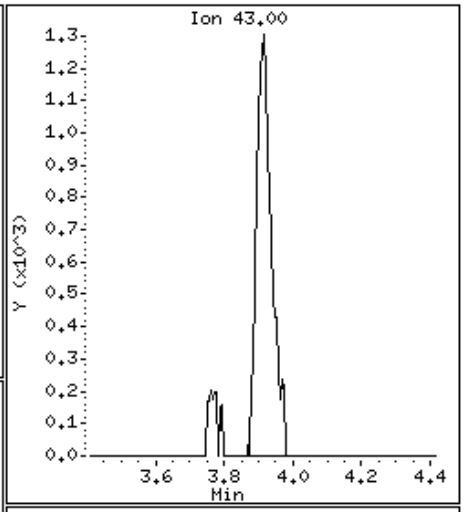

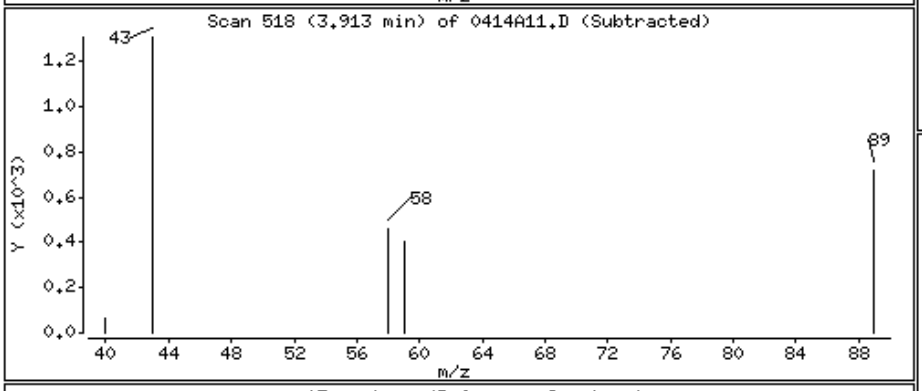

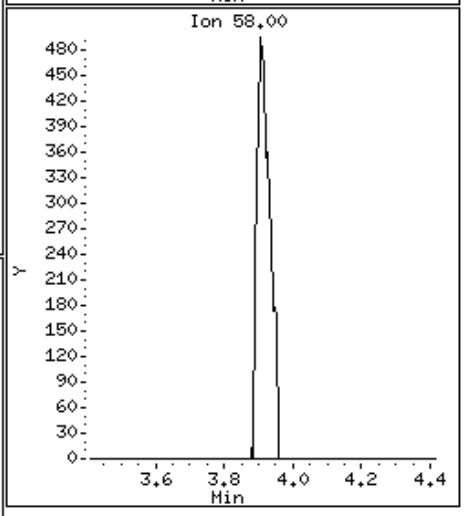

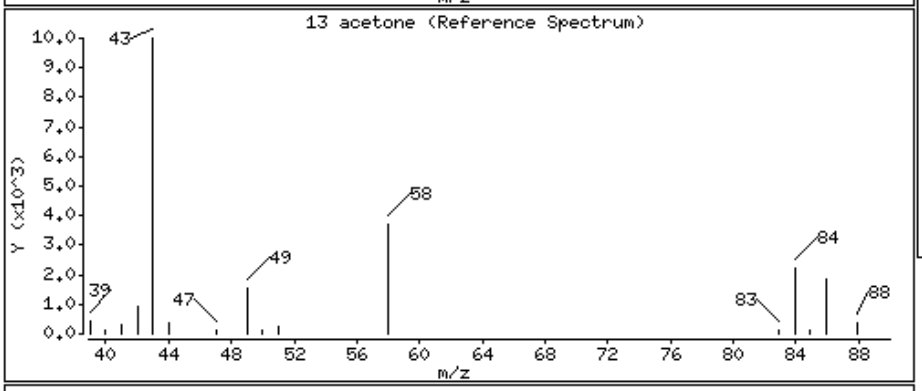

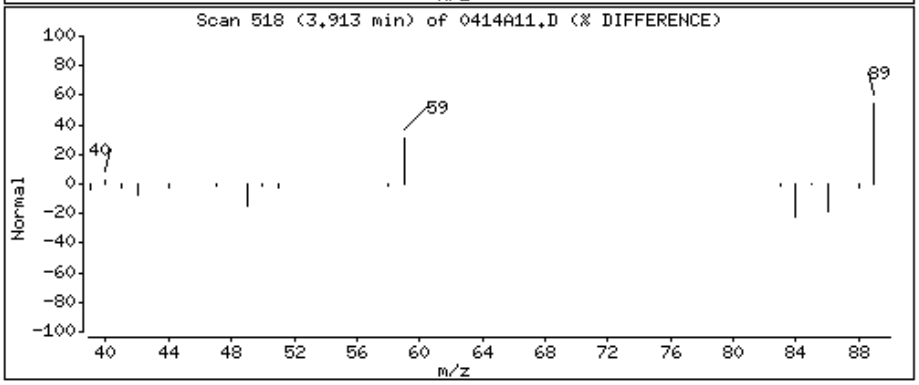

Alpha Analytical Labs

Manual Integration

Sample Info : l1507231-01,31,10,,a
wg776220,ical10818

Instrument ID : Voa105.i
Method : liq8260B.m
File : 0414A11.D
Injection Date : 14-APR-2015 13:33
Quantitation : ISTD Integrator : HP RTE
Dilution Factor : 1.00 Sample Type: SAMPLE

This File has no version history.

//orgserv2/ff/chem/GCMSVOA/Voa105.i/150414.b/original/0414A11.D

Method Blank
Raw Data

Alpha Analytical Labs

gc/ms voa - Voa110

Data file : \\orgserv2\ff\chem\GCMSVOA\Voa110.i\150413.b\0413A05.D
Lab Smp Id:
Inj Date : 13-APR-2015 09:59
Operator : BN Inst ID: Voa110.i
Smp Info : wg775718-3,31m,5
Misc Info : wg775718,ical10759
Comment :
Method : \\orgserv2\ff\chem\GCMSVOA\Voa110.i\150413.b\soil8260B.m
Meth Date : 14-Apr-2015 07:13 bnoll Quant Type: ISTD
Cal Date : 24-FEB-2015 18:20 Cal File: 0224A10.D
Als bottle: 5
Dil Factor: 1.00000
Integrator: HP RTE Compound Sublist: curve.sub
Target Version: 4.12
Processing Host: VIRTUALXP-38517

Concentration Formula: Amt * DF * CpndVariable
Cpnd Variable Local Compound Variable

	Compounds	QUANT SIG MASS	RT	EXP RT	REL RT	RESPONSE	CONCENTRATIONS ON-COLUMN (ngs)	FINAL (ngs)	REVIEW CODE
1	dichlorodifluoromethane	85	Compound Not Detected.						
2	chloromethane	50	Compound Not Detected.						
3	vinyl chloride	62	Compound Not Detected.						
4	bromomethane	94	2.405	2.415	(0.382)	498	2.01372	2.013	
5	chloroethane	64	Compound Not Detected.						
6	trichlorofluoromethane	101	Compound Not Detected.						
7	ethyl ether	74	Compound Not Detected.						
9	1,1,-dichloroethene	96	Compound Not Detected.						
10	carbon disulfide	76	Compound Not Detected.						
11	freon-113	101	Compound Not Detected.						
12	acrolein	56	Compound Not Detected.						
14	methylene chloride	84	Compound Not Detected.						
15	acetone	43	3.815	3.804	(0.607)	1230	14.0892	14.089	
16	trans-1,2-dichloroethene	96	Compound Not Detected.						
17	Methyl Acetate	43	Compound Not Detected.						
18	methyl tert butyl ether	73	Compound Not Detected.						
23	Tert-Butyl Alcohol	59	Compound Not Detected.						
19	Diisopropyl Ether	45	Compound Not Detected.						
20	1,1-dichloroethane	63	Compound Not Detected.						
22	halothane	117	Compound Not Detected.						
21	acrylonitrile	53	Compound Not Detected.						
24	Ethyl-Tert-Butyl-Ether	59	Compound Not Detected.						
25	vinyl acetate	43	Compound Not Detected.						
26	cis-1,2-dichloroethene	96	Compound Not Detected.						
27	2,2-dichloropropane	77	Compound Not Detected.						
28	bromochloromethane	128	Compound Not Detected.						
29	Cyclohexane	56	Compound Not Detected.						
30	chloroform	83	Compound Not Detected.						

			QUANT SIG					CONCENTRATIONS ON-COLUMN	FINAL	
		Compounds	MASS	RT	EXP RT	REL RT	RESPONSE	(ngs)	(ngs)	REVIEW CODE
	31	Ethyl Acetate	43	Compound Not Detected.						
	32	carbontetrachloride	117	Compound Not Detected.						
	33	tetrahydrofuran	42	Compound Not Detected.						
$	34	dibromofluoromethane	113	5.472	5.472	(0.870)	19285	97.9293	97.929	
	35	1,1,1-trichloroethane	97	Compound Not Detected.						
	36	2-butanone	43	Compound Not Detected.						
	37	1,1-dichloropropene	75	Compound Not Detected.						
	38	benzene	78	Compound Not Detected.						
	39	Tertiary-Amyl Methyl Ether	73	Compound Not Detected.						
$	40	1,2-dichloroethane-d4	65	6.012	6.012	(0.956)	28738	115.806	115.806	
	41	1,2-dichloroethane	62	Compound Not Detected.						
*	42	flourobenzene	96	6.290	6.295	(1.000)	80931	100.000		
	43	trichloroethene	95	Compound Not Detected.						
	44	methyl cyclohexane	83	Compound Not Detected.						
	45	dibromomethane	93	Compound Not Detected.						
	46	1,2-dichloropropane	63	Compound Not Detected.						
	47	2-Chloroethylvinyl ether	63	Compound Not Detected.						
	48	bromodichloromethane	83	Compound Not Detected.						
	50	1,4-Dioxane	88	Compound Not Detected.						
	51	cis-1,3-dichloropropene	75	Compound Not Detected.						
$	53	toluene-d8	98	7.999	7.999	(0.812)	76556	104.941	104.941	
	54	toluene	92	8.062	8.057	(0.818)	579	1.04327	1.043	
	55	4-methyl-2-pentanone	58	Compound Not Detected.						
	56	tetrachloroethene	166	8.508	8.502	(0.863)	362	1.94563	1.945(QM)	M2
	57	trans-1,3-dichloropropene	75	Compound Not Detected.						
	58	ethyl-methacrylate	69	Compound Not Detected.						
	59	1,1,2-trichloroethane	83	Compound Not Detected.						
	61	chlorodibromomethane	129	Compound Not Detected.						
	62	1,3-dichloropropane	76	Compound Not Detected.						
	63	1,2-dibromoethane	107	Compound Not Detected.						
	64	2-hexanone	43	Compound Not Detected.						
*	65	chlorobenzene-d5	117	9.855	9.855	(1.000)	55254	100.000		
	66	chlorobenzene	112	Compound Not Detected.						
	67	ethyl benzene	91	Compound Not Detected.						
	68	1,1,1,2-tetrachloroethane	131	Compound Not Detected.						
	69	p/m xylene	106	Compound Not Detected.						
	70	o xylene	106	Compound Not Detected.						
	71	styrene	104	Compound Not Detected.						
	72	bromoform	173	Compound Not Detected.						
	73	isopropylbenzene	105	Compound Not Detected.						
$	74	4-bromofluorobenzene	95	11.313	11.312	(0.904)	24003	100.282	100.281	
	75	bromobenzene	156	Compound Not Detected.						
	76	n-propylbenzene	91	Compound Not Detected.						
	77	1,4-dichloro-2-butane	55	Compound Not Detected.						
	78	1,1,2,2,-tetrachloroethane	83	Compound Not Detected.						
	79	4-ethyltoluene	105	Compound Not Detected.						
	80	2-chlorotoluene	91	Compound Not Detected.						
	81	1,3,5-trimethybenzene	105	Compound Not Detected.						
	82	1,2,3-trichloropropane	75	Compound Not Detected.						
	83	trans-1,4-dichloro-2-butene	53	Compound Not Detected.						
	84	4-chorotoluene	91	Compound Not Detected.						
	85	tert-butylbenzene	119	Compound Not Detected.						
	86	1,2,4-trimethylbenzene	105	Compound Not Detected.						
	87	sec-butylbenzene	105	Compound Not Detected.						

	Compounds	QUANT SIG MASS	RT	EXP RT	REL RT	RESPONSE	CONCENTRATIONS ON-COLUMN (ngs)	CONCENTRATIONS FINAL (ngs)	REVIEW CODE
88	p-isopropyltoluene	119	Compound Not Detected.						
89	1,3-dichlorobenzene	146	Compound Not Detected.						
* 91	1,4-dichlorobenzene-d4	152	12.508	12.503	(1.000)	23797	100.000		
92	1,4-dichlorobenzene	146	Compound Not Detected.						
93	p-Diethylbenzene	119	Compound Not Detected.						
94	n-butylbenzene	91	Compound Not Detected.						
95	1,2-dichlorobenzene	146	Compound Not Detected.						
96	1,2,4,5-tetramethylbenzene	119	Compound Not Detected.						
97	1,2-dibromo-3-chloropropane	155	Compound Not Detected.						
98	1,3,5-trichlorobenzene	180	Compound Not Detected.						
99	hexachlorobutadiene	225	Compound Not Detected.						
100	1,2,4-trichlorobenzene	180	Compound Not Detected.						
102	naphthalene	128	Compound Not Detected.						
103	1,2,3-trichlorobenzene	180	Compound Not Detected.						

QC Flag Legend

Q - Qualifier signal failed the ratio test.
M - Compound response manually integrated.

Alpha Analytical Labs

gc/ms voa - Voa110

Data file : \\orgserv2\ff\chem\GCMSVOA\Voa110.i\150413.b\0413A05.D
Lab Smp Id:
Inj Date : 13-APR-2015 09:59
Operator : BN Inst ID: Voa110.i
Smp Info : wg775718-3,31m,5
Misc Info : wg775718,ical10759
Comment :
Method : \\orgserv2\ff\chem\GCMSVOA\Voa110.i\150413.b\soil8260B.m
Meth Date : 14-Apr-2015 07:13 bnoll Quant Type: ISTD
Cal Date : 24-FEB-2015 18:20 Cal File: 0224A10.D
Als bottle: 5
Dil Factor: 1.00000
Integrator: HP RTE Compound Sublist: curve.sub
Target Version: 4.12
Processing Host: VIRTUALXP-38517

- NO TENTATIVELY IDENTIFIED COMPOUNDS -

Alpha Analytical Labs

INTERNAL STANDARD COMPOUNDS
AREA AND RT SUMMARY

Instrument ID: Voa110.i
Calibration Date: 13-APR-2015
Lab File ID: 0413A05.D
Calibration Time: 08:14
Lab Smp Id:
Analysis Type: VOA
Level: LOW
Quant Type: ISTD
Sample Type: SOIL
Operator: BN
Method File: \\orgserv2\ff\chem\GCMSVOA\Voa110.i\150413.b\soil8260B.m
Misc Info: wg775718,ical10759

Test Mode:
Use Last Continuing Calibrator.
If Continuing Cal. use Initial Cal. Level 3

		AREA LIMIT			
COMPOUND	STANDARD	LOWER	UPPER	SAMPLE	%DIFF
42 flourobenzene	101126	50563	202252	80931	-19.97
65 chlorobenzene-d5	70812	35406	141624	55254	-21.97
91 1,4-dichlorobenze	33071	16536	66142	23797	-28.04

		RT LIMIT			
COMPOUND	STANDARD	LOWER	UPPER	SAMPLE	%DIFF
42 flourobenzene	6.30	5.80	6.80	6.29	-0.08
65 chlorobenzene-d5	9.86	9.36	10.36	9.86	0.00
91 1,4-dichlorobenze	12.50	12.00	13.00	12.51	0.04

AREA UPPER LIMIT = +100% of internal standard area.
AREA LOWER LIMIT = - 50% of internal standard area.
RT UPPER LIMIT = + 0.50 minutes of internal standard RT.
RT LOWER LIMIT = - 0.50 minutes of internal standard RT.

Alpha Analytical Labs

RECOVERY REPORT

Client Name: Client SDG: SDGa00307
Sample Matrix: SOLID Fraction: VOA
Lab Smp Id:
Level: LOW Operator: BN
Data Type: MS DATA SampleType: SAMPLE
SpikeList File: curve.spk Quant Type: ISTD
Sublist File: curve.sub
Method File: \\orgserv2\ff\chem\GCMSVOA\Voa110.i\150413.b\soil8260B.m
Misc Info: wg775718,ical10759

SURROGATE COMPOUND	AMOUNT ADDED ngs	AMOUNT RECOVERED ngs	% RECOVERED	LIMITS
$ 34 dibromofluorometha	100.000	97.929	97.93	0-130
$ 40 1,2-dichloroethane	100.000	115.806	115.81	0-130
$ 53 toluene-d8	100.000	104.941	104.94	0-130
$ 74 4-bromofluorobenze	100.000	100.281	100.28	0-130

Data File: \\orgserv2\ff\chem\GCMSVOA\Voa110.i\150413.b\0413A05.D
Date : 13-APR-2015 09:59
Client ID:
Sample Info: wg775718-3,31m,5
Volume Injected (uL): 0.1
Column phase:

Instrument: Voa110.i
Operator: BN
Column diameter: 0.18

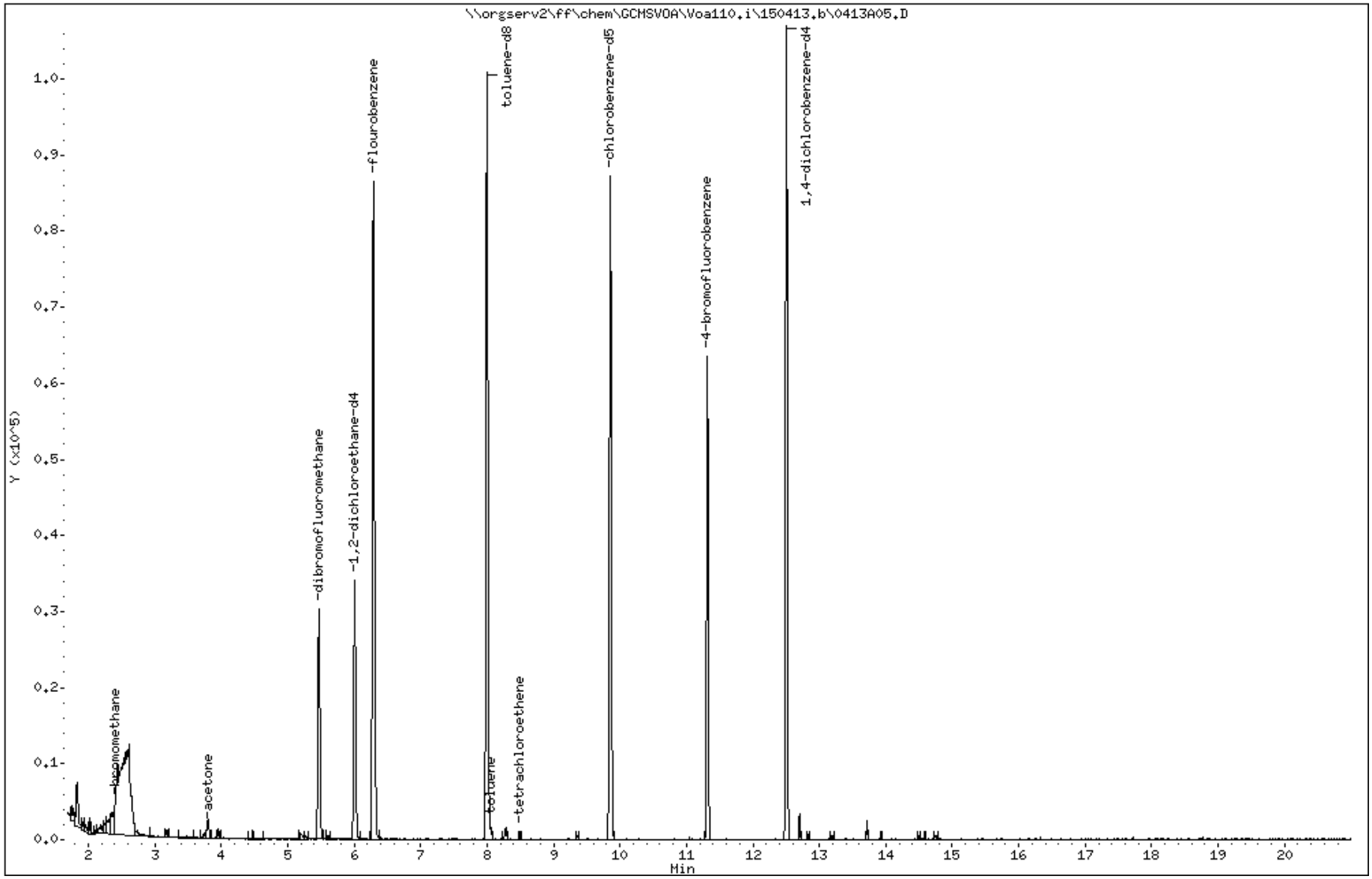

Data File: \\orgserv2\ff\chem\GCMSVOA\Voa110.i\150413.b\0413A05.D

Date : 13-APR-2015 09:59

Client ID:

Instrument: Voa110.i

Sample Info: wg775718-3,31m,5

Volume Injected (uL): 0.1

Operator: BN

Column phase:

Column diameter: 0.18

4 bromomethane

Concentration: 2.013 ngs

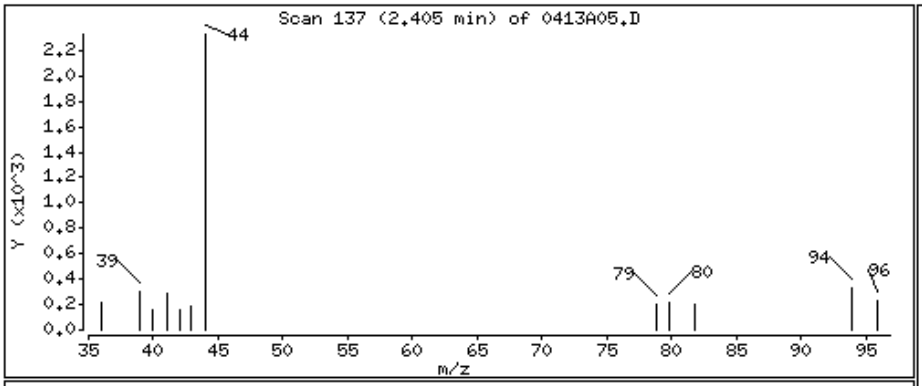

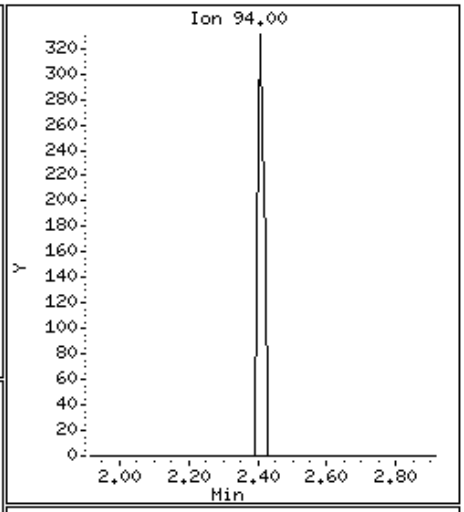

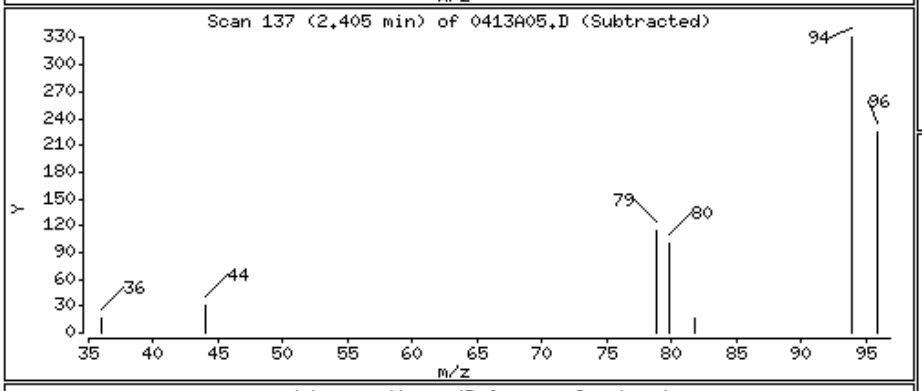

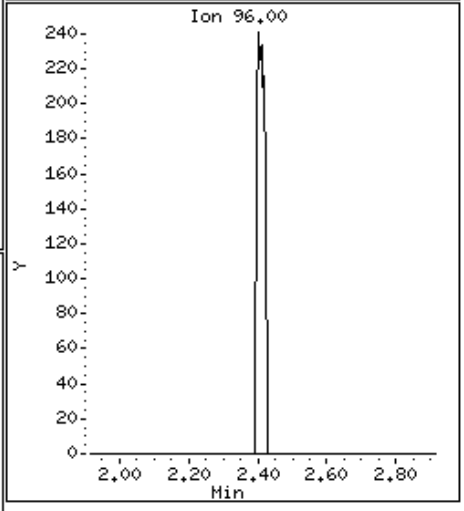

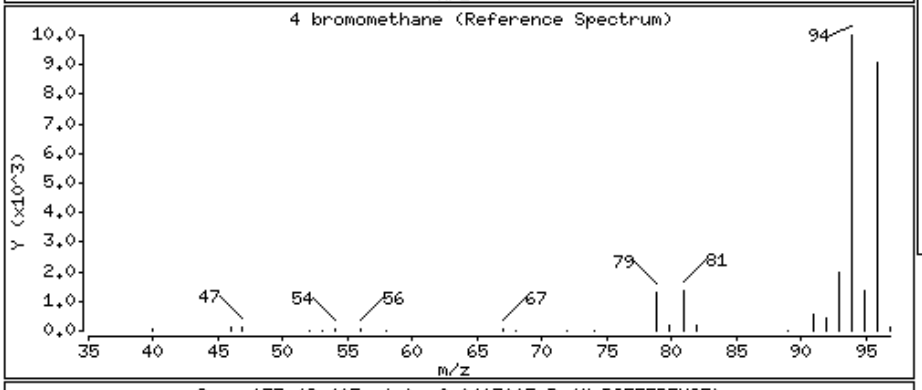

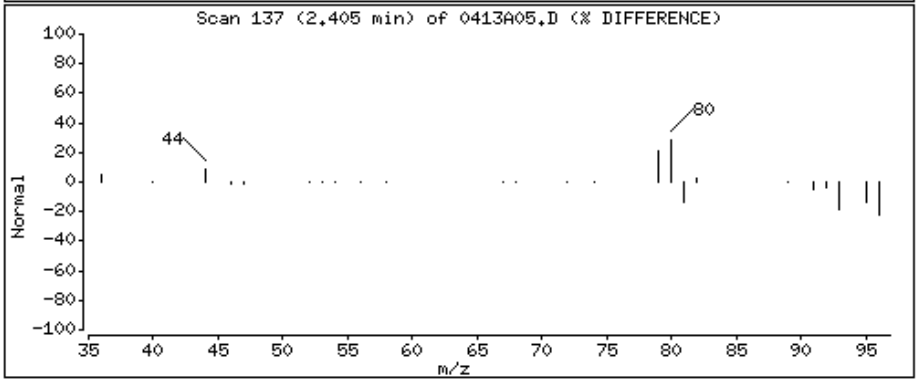

Data File: \\orgserv2\ff\chem\GCMSVOA\Voa110.i\150413.b\0413A05.D

Date : 13-APR-2015 09:59

Client ID:

Instrument: Voa110.i

Sample Info: wg775718-3,31m,5

Volume Injected (uL): 0.1

Operator: BN

Column phase:

Column diameter: 0.18

15 acetone

Concentration: 14.089 ngs

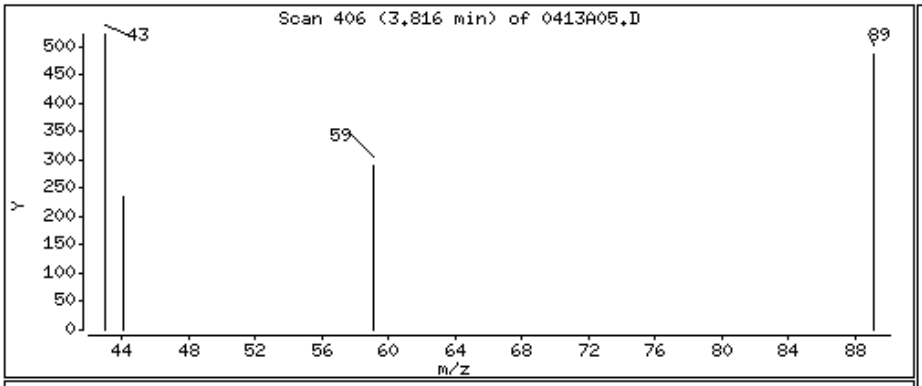

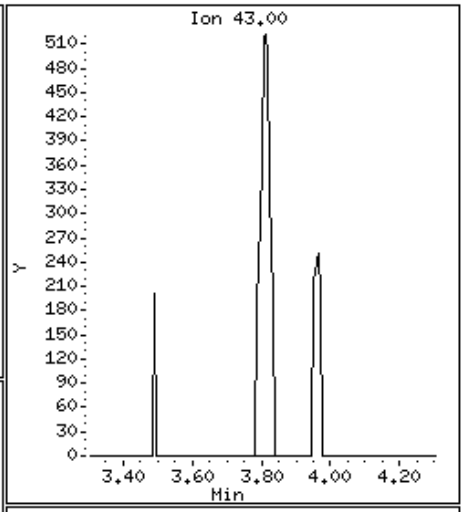

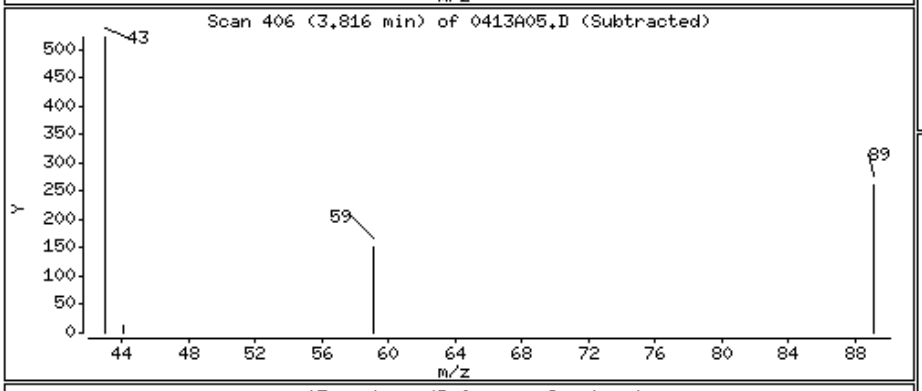

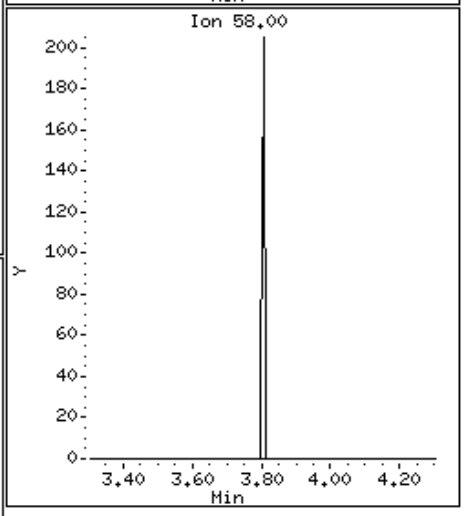

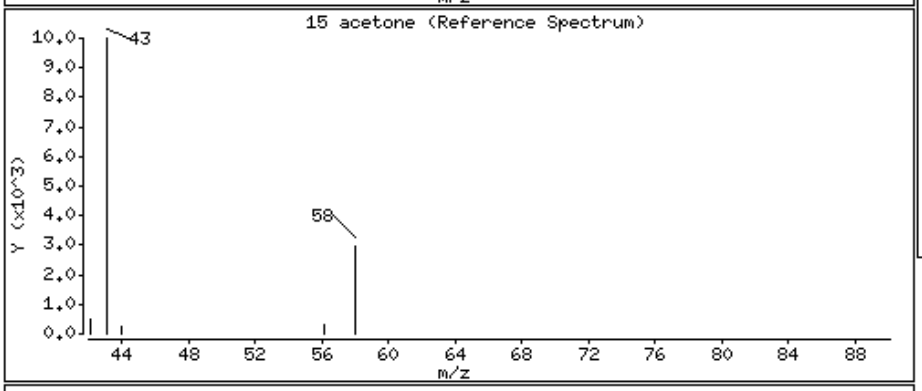

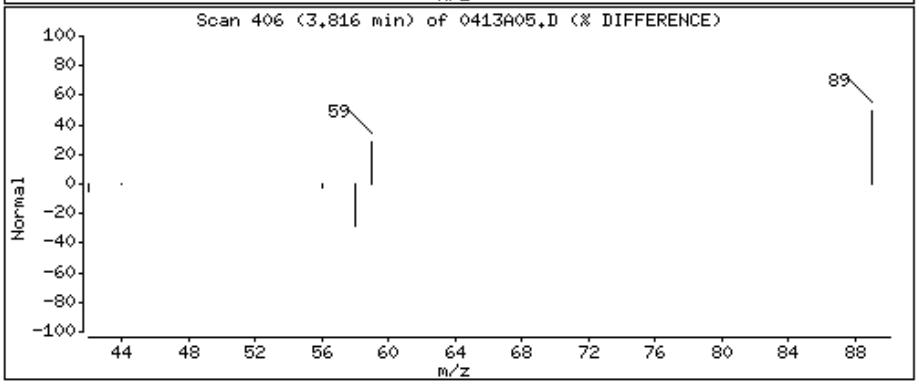

Data File: \\orgserv2\ff\chem\GCMSVOA\Voa110.i\150413.b\0413A05.D

Date : 13-APR-2015 09:59

Client ID:

Instrument: Voa110.i

Sample Info: wg775718-3,31m,5

Volume Injected (uL): 0.1

Operator: BN

Column phase:

Column diameter: 0.18

54 toluene

Concentration: 1.043 ngs

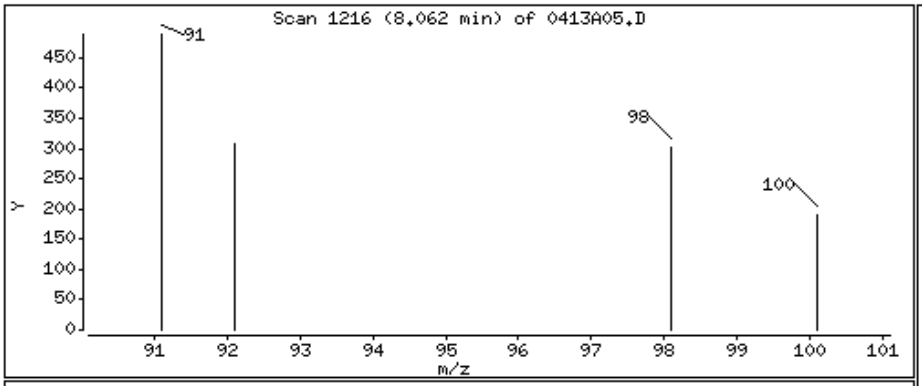

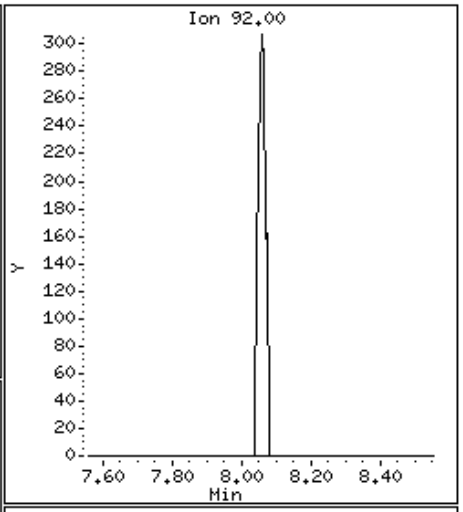

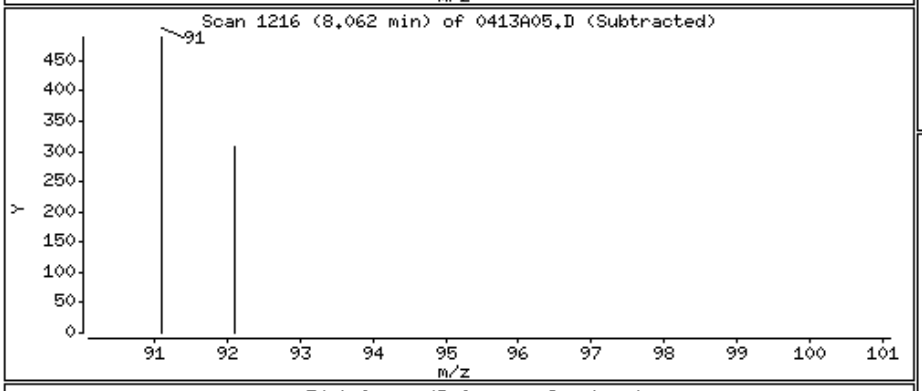

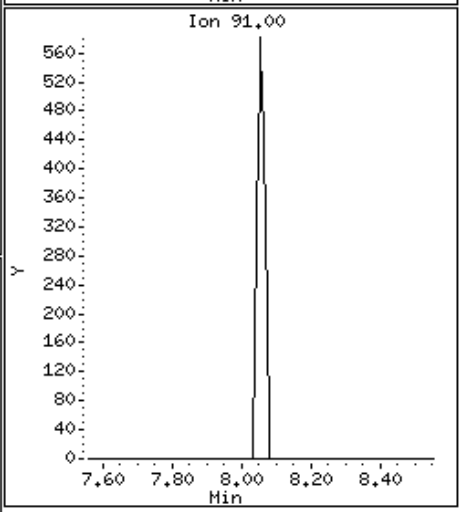

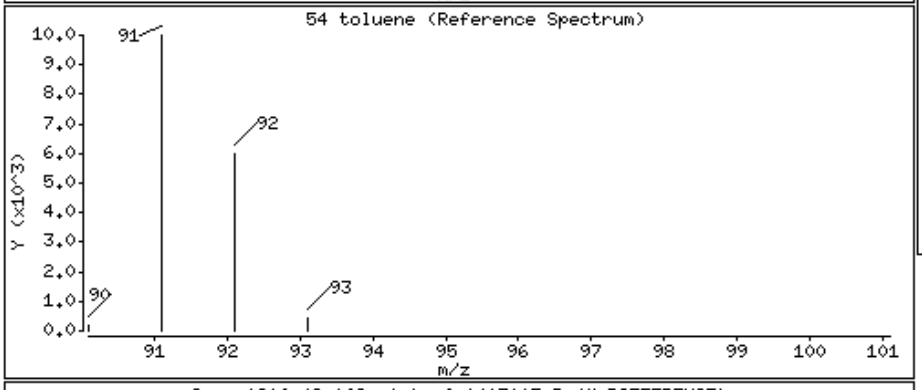

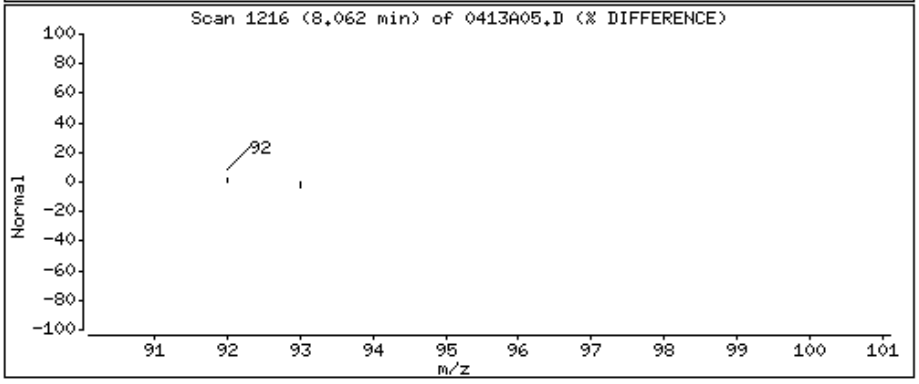

Data File: \\orgserv2\ff\chem\GCMSVOA\Voa110.i\150413.b\0413A05.D

Date : 13-APR-2015 09:59

Client ID:

Instrument: Voa110.i

Sample Info: wg775718-3,31m,5

Volume Injected (uL): 0.1

Operator: BN

Column phase:

Column diameter: 0.18

56 tetrachloroethene

Concentration: 1.945 ngs

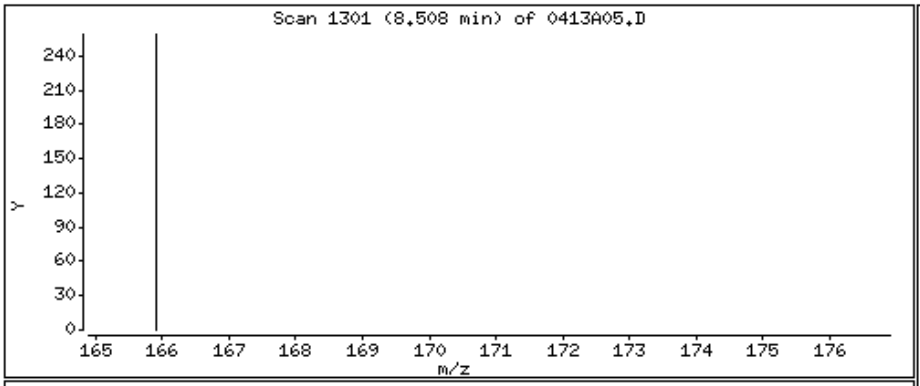

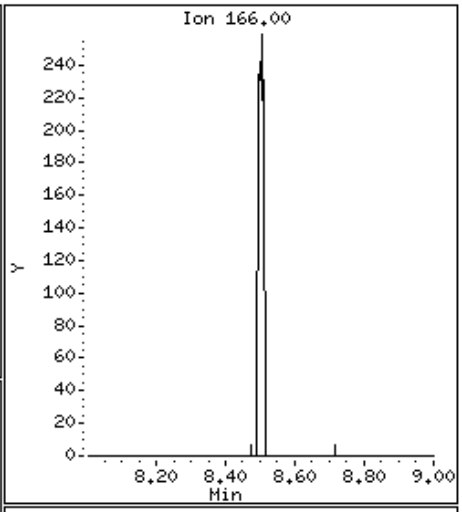

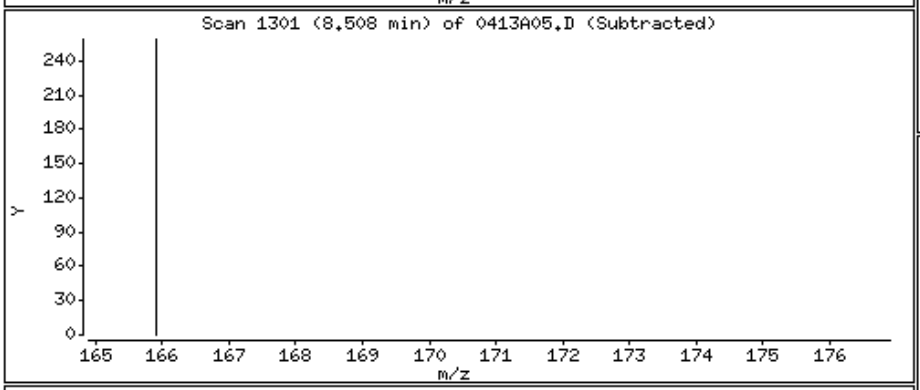

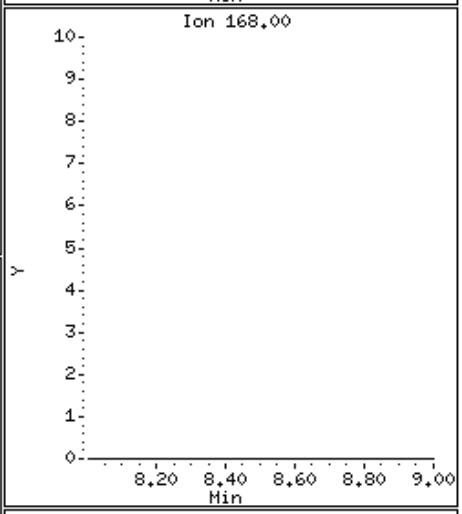

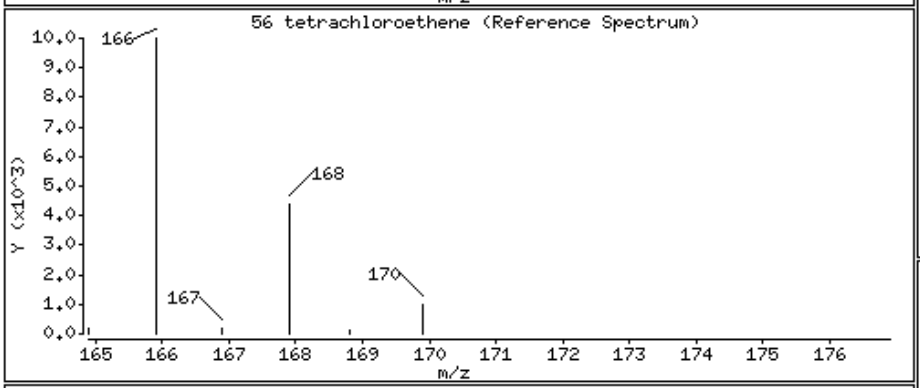

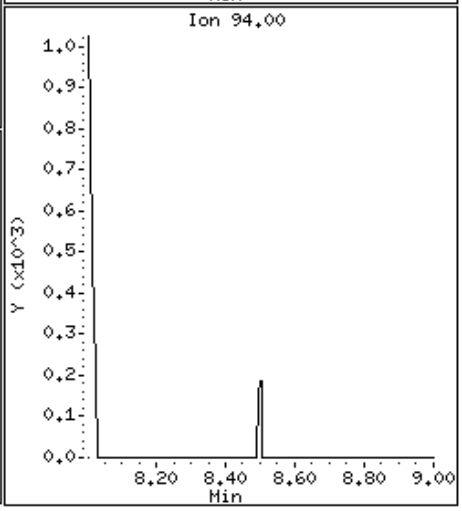

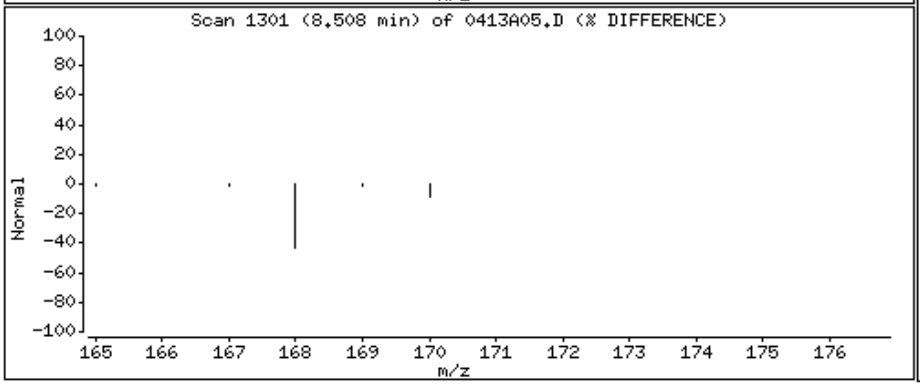

Alpha Analytical Labs

Manual Integration

Sample Info : wg775718-3,31m,5
wg775718,ical10759

Instrument ID : Voa110.i
Method : soil8260B.m
File : 0413A05.D
Injection Date : 13-APR-2015 09:59
Quantitation : ISTD Integrator : HP RTE
Dilution Factor : 1.00 Sample Type: SAMPLE

Compound # 56: tetrachloroethene

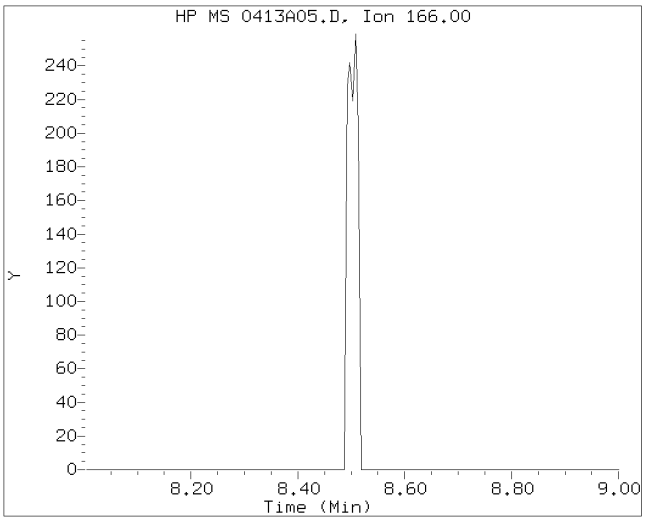

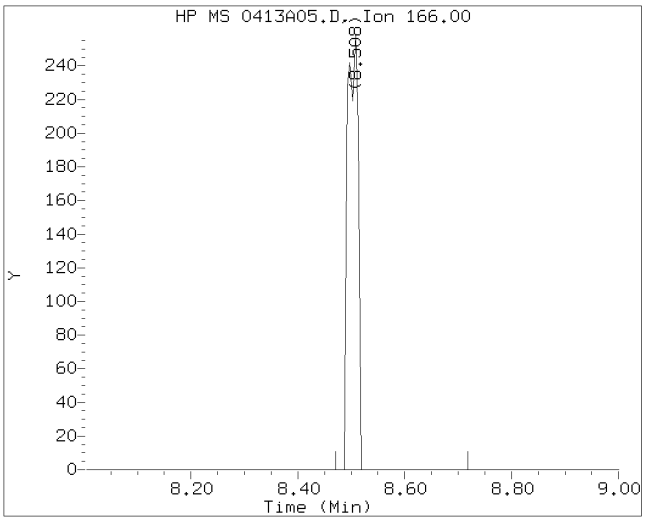

Original Peak Response = 0 Manual Peak Response = 362 M2

M2 = Peak not found by automatic integration algorithm.

Alpha Analytical Labs

gc/ms voa - VOA105

Data file : \\orgserv2\ff\chem\GCMSVOA\Voa105.i\150414.b\0414A04.D
Lab Smp Id:
Inj Date : 14-APR-2015 10:19
Operator : MS Inst ID: Voa105.i
Smp Info : wg776220-3,31,10
Misc Info : wg776220,ical10818
Comment :
Method : \\Orgserv2\ff\chem\GCMSVOA\Voa105.i\150414.b\liq8260B.m
Meth Date : 14-Apr-2015 20:40 mmay Quant Type: ISTD
Cal Date : 23-MAR-2015 17:05 Cal File: 0323A09.D
Als bottle: 4
Dil Factor: 1.00000
Integrator: HP RTE Compound Sublist: NJTCLtba.sub
Target Version: 4.12
Processing Host: VIRTUALXP-38517

Concentration Formula: Amt * DF * CpndVariable
Cpnd Variable Local Compound Variable

	Compounds	QUANT SIG MASS	RT	EXP RT	REL RT	RESPONSE	CONCENTRATIONS ON-COLUMN (ngs)	FINAL (ngs)	REVIEW CODE
	1 dichlorodifluoromethane	85	Compound Not Detected.						
	2 chloromethane	50	Compound Not Detected.						
	3 vinyl chloride	62	Compound Not Detected.						
	4 bromomethane	94	Compound Not Detected.						
	5 chloroethane	64	Compound Not Detected.						
	6 trichlorofluoromethane	101	Compound Not Detected.						
	8 1,1,-dichloroethene	96	Compound Not Detected.						
	9 carbon disulfide	76	Compound Not Detected.						
	10 freon-113	101	Compound Not Detected.						
	11 methylene chloride	84	Compound Not Detected.						
	13 acetone	43	Compound Not Detected.						
	14 trans-1,2-dichloroethene	96	Compound Not Detected.						
	15 Methyl Acetate	43	Compound Not Detected.						
	16 methyl tert butyl ether	73	Compound Not Detected.						
	17 Tert-Butyl Alcohol	59	Compound Not Detected.						
	19 1,1-dichloroethane	63	Compound Not Detected.						
	24 cis-1,2-dichloroethene	96	Compound Not Detected.						
	27 bromochloromethane	128	Compound Not Detected.						
	26 Cyclohexane	56	Compound Not Detected.						
	28 chloroform	83	Compound Not Detected.						
	30 carbontetrachloride	117	Compound Not Detected.						
$	32 dibromofluoromethane	113	5.610	5.604	(0.873)	118708	94.1447	94.144	
	33 1,1,1-trichloroethane	97	Compound Not Detected.						
	34 2-butanone	43	Compound Not Detected.						
	36 benzene	78	Compound Not Detected.						
$	38 1,2-dichloroethane-d4	65	6.150	6.150	(0.957)	103339	89.6390	89.638	
	39 1,2-dichloroethane	62	Compound Not Detected.						
*	41 flourobenzene	96	6.428	6.428	(1.000)	470340	100.000		
	42 methyl cyclohexane	83	Compound Not Detected.						

	Compounds	QUANT SIG MASS	RT	EXP RT	REL RT	RESPONSE	CONCENTRATIONS ON-COLUMN (ngs)	CONCENTRATIONS FINAL (ngs)	REVIEW CODE
	43 trichloroethene	95	Compound Not Detected.						
	46 1,2-dichloropropane	63	Compound Not Detected.						
	47 bromodichloromethane	83	Compound Not Detected.						
	49 1,4-Dioxane	88	Compound Not Detected.						
	52 cis-1,3-dichloropropene	75	Compound Not Detected.						
$	53 toluene-d8	98	8.136	8.136	(0.814)	457322	100.453	100.453	
	54 toluene	92	Compound Not Detected.						
	56 4-methyl-2-pentanone	58	Compound Not Detected.						
	55 tetrachloroethene	166	Compound Not Detected.						
	57 trans-1,3-dichloropropene	75	Compound Not Detected.						
	60 1,1,2-trichloroethane	83	Compound Not Detected.						
	61 chlorodibromomethane	129	Compound Not Detected.						
	64 1,2-dibromoethane	107	Compound Not Detected.						
	65 2-hexanone	43	Compound Not Detected.						
*	66 chlorobenzene-d5	117	9.997	9.997	(1.000)	417991	100.000		
	67 chlorobenzene	112	Compound Not Detected.						
	68 ethyl benzene	91	Compound Not Detected.						
	70 p/m xylene	106	Compound Not Detected.						
	71 o xylene	106	Compound Not Detected.						
	72 styrene	104	Compound Not Detected.						
	73 bromoform	173	Compound Not Detected.						
	74 isopropylbenzene	105	Compound Not Detected.						
$	75 4-bromofluorobenzene	95	11.432	11.426	(0.907)	209448	85.5060	85.505	
	79 1,1,2,2,-tetrachloroethane	83	Compound Not Detected.						
	92 1,3-dichlorobenzene	146	Compound Not Detected.						
*	93 1,4-dichlorobenzene-d4	152	12.605	12.605	(1.000)	244453	100.000		
	94 1,4-dichlorobenzene	146	Compound Not Detected.						
	97 1,2-dichlorobenzene	146	Compound Not Detected.						
	99 1,2-dibromo-3-chloropropane	75	Compound Not Detected.						
	102 1,2,4-trichlorobenzene	180	Compound Not Detected.						
	104 1,2,3-trichlorobenzene	180	Compound Not Detected.						

Alpha Analytical Labs

gc/ms voa - VOA105

Data file : \\orgserv2\ff\chem\GCMSVOA\Voa105.i\150414.b\0414A04.D
Lab Smp Id:
Inj Date : 14-APR-2015 10:19
Operator : MS Inst ID: Voa105.i
Smp Info : wg776220-3,31,10
Misc Info : wg776220,ical10818
Comment :
Method : \\Orgserv2\ff\chem\GCMSVOA\Voa105.i\150414.b\liq8260B.m
Meth Date : 14-Apr-2015 20:40 mmay Quant Type: ISTD
Cal Date : 23-MAR-2015 17:05 Cal File: 0323A09.D
Als bottle: 4
Dil Factor: 1.00000
Integrator: HP RTE Compound Sublist: NJTCLtba.sub
Target Version: 4.12
Processing Host: VIRTUALXP-38517

- NO TENTATIVELY IDENTIFIED COMPOUNDS -

Alpha Analytical Labs

INTERNAL STANDARD COMPOUNDS
AREA AND RT SUMMARY

Instrument ID: Voa105.i
Lab File ID: 0414A04.D
Lab Smp Id:
Analysis Type: VOA
Quant Type: ISTD
Operator: MS
Method File: \\Orgserv2\ff\chem\GCMSVOA\Voa105.i\150414.b\liq8260B.m
Misc Info: wg776220,ical10818

Calibration Date: 14-APR-2015
Calibration Time: 08:56
Level: LOW
Sample Type: WATER

Test Mode:
Use Last Continuing Calibrator.
If Continuing Cal. use Initial Cal. Level 3

COMPOUND	STANDARD	AREA LIMIT LOWER	AREA LIMIT UPPER	SAMPLE	%DIFF
41 flourobenzene	423440	211720	846880	470340	11.08
66 chlorobenzene-d5	358438	179219	716876	417991	16.61
93 1,4-dichlorobenze	198214	99107	396428	244453	23.33

COMPOUND	STANDARD	RT LIMIT LOWER	RT LIMIT UPPER	SAMPLE	%DIFF
41 flourobenzene	6.43	5.93	6.93	6.43	-0.00
66 chlorobenzene-d5	10.00	9.50	10.50	10.00	-0.00
93 1,4-dichlorobenze	12.61	12.11	13.11	12.61	-0.00

AREA UPPER LIMIT = +100% of internal standard area.
AREA LOWER LIMIT = - 50% of internal standard area.
RT UPPER LIMIT = + 0.50 minutes of internal standard RT.
RT LOWER LIMIT = - 0.50 minutes of internal standard RT.

Alpha Analytical Labs

RECOVERY REPORT

Client Name: Client SDG: SDGa00307
Sample Matrix: LIQUID Fraction: VOA
Lab Smp Id:
Level: LOW Operator: MS
Data Type: MS DATA SampleType: SAMPLE
SpikeList File: curveall.spk Quant Type: ISTD
Sublist File: NJTCLtba.sub
Method File: \\Orgserv2\ff\chem\GCMSVOA\Voa105.i\150414.b\liq8260B.m
Misc Info: wg776220,ical10818

SURROGATE COMPOUND	AMOUNT ADDED ngs	AMOUNT RECOVERED ngs	% RECOVERED	LIMITS
$ 32 dibromofluorometha	100.000	94.144	94.14	70-130
$ 38 1,2-dichloroethane	100.000	89.638	89.64	70-130
$ 53 toluene-d8	100.000	100.453	100.45	70-130
$ 75 4-bromofluorobenze	100.000	85.505	85.51	70-130

Data File: \\orgserv2\ff\chem\GCMSVOA\Voa105.i\150414.b\0414A04.D
Date : 14-APR-2015 10:19
Client ID:
Sample Info: wg776220-3,31,10
Purge Volume: 10.0
Column phase:

Instrument: Voa105.i
Operator: MS
Column diameter: 0.18

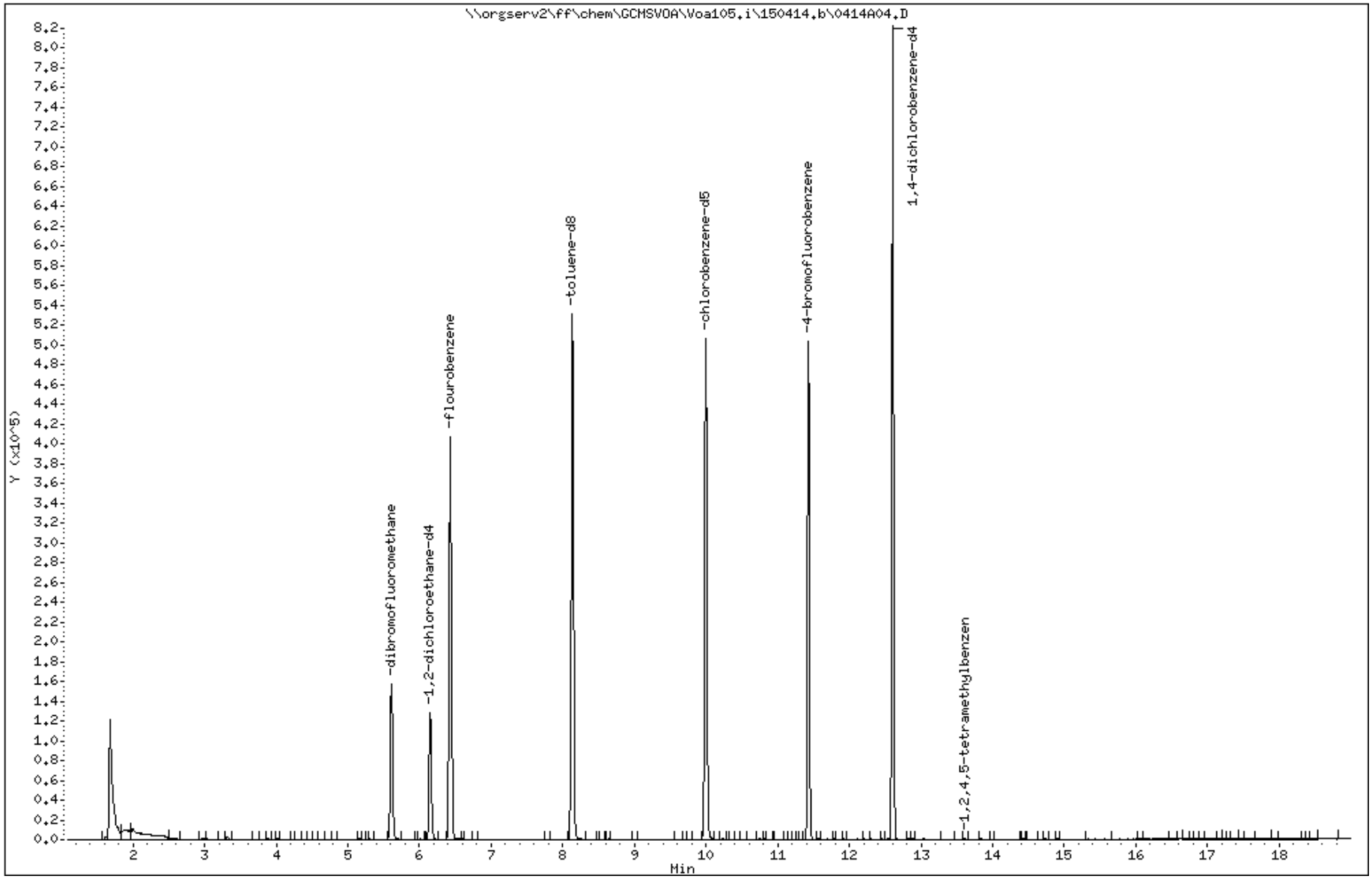

Alpha Analytical Labs

Manual Integration

Sample Info	: wg776220-3,31,10 wg776220,ical10818		
Instrument ID	: Voa105.i		
Method	: liq8260B.m		
File	: 0414A04.D		
Injection Date	: 14-APR-2015 10:19		
Quantitation	: ISTD	Integrator : HP RTE	
Dilution Factor	: 1.00	Sample Type: SAMPLE	

There are no manual integrations in this file.

Wet Chemistry

Total Solids / Percent Moisture Analysis

Results Summary

Form 1
WETCHEM

Client	: Tetra Tech GEO	**Lab Number**	: L1507231
Project Name	: LOCKHEED N. PLAINFIELD	**Project Number**	: 117-0507623
Lab ID	: WG775578-1	**Date Collected**	: 04/10/15 12:30
Client ID	: GWES-CONC-1DUP	**Date Received**	: 04/10/15
Sample Location	:	**Date Analyzed**	: 04/13/15 20:12
Sample Matrix	: SOLID	**Dilution Factor**	: 1
Analytical Method	: 30,2540G	**Analyst**	: RT
Lab File ID	: WG775578.csv	**Instrument ID**	:
Sample Amount	:	**%Solids**	: 76
Digestion Method	:	**Date Digested**	:

			%		
CAS NO.	**Parameter**	**Results**	**RL**	**MDL**	**Qualifier**
NONE	**Solids, Total**	**77.3**	**0.100**	**NA**	

Form 1
WETCHEM

Client	: Tetra Tech GEO	**Lab Number**	: L1507231
Project Name	: LOCKHEED N. PLAINFIELD	**Project Number**	: 117-0507623
Lab ID	: L1507231-02	**Date Collected**	: 04/10/15 12:30
Client ID	: GWES-CONC-1	**Date Received**	: 04/10/15
Sample Location	: NORTH PLAINFIELD	**Date Analyzed**	: 04/13/15 20:12
Sample Matrix	: SOLID	**Dilution Factor**	: 1
Analytical Method	: 30,2540G	**Analyst**	: RT
Lab File ID	: WG775578.csv	**Instrument ID**	:
Sample Amount	:	**%Solids**	: 76
Digestion Method	:	**Date Digested**	:

			%		
CAS NO.	**Parameter**	**Results**	**RL**	**MDL**	**Qualifier**
NONE	**Solids, Total**	**76.1**	**0.100**	**NA**	

Form 1
WETCHEM

Client	: Tetra Tech GEO	**Lab Number**	: L1507231
Project Name	: LOCKHEED N. PLAINFIELD	**Project Number**	: 117-0507623
Lab ID	: L1507231-03	**Date Collected**	: 04/10/15 00:00
Client ID	: DUP01-041015	**Date Received**	: 04/10/15
Sample Location	: NORTH PLAINFIELD	**Date Analyzed**	: 04/13/15 20:12
Sample Matrix	: SOLID	**Dilution Factor**	: 1
Analytical Method	: 30,2540G	**Analyst**	: RT
Lab File ID	: WG775578.csv	**Instrument ID**	:
Sample Amount	:	**%Solids**	: 76
Digestion Method	:	**Date Digested**	:

			%		
CAS NO.	**Parameter**	**Results**	**RL**	**MDL**	**Qualifier**
NONE	**Solids, Total**	**76.3**	**0.100**	**NA**	

Duplicate Sample Results Summary

Form 6
Lab Duplicates

Client	: Tetra Tech GEO	**Lab Number**	: L1507231
Project Name	: LOCKHEED N. PLAINFIELD	**Project Number**	: 117-0507623
Client Sample ID	: GWES-CONC-1	**Matrix**	: SOLID
Lab Sample ID	: L1507231-02	**Analysis Date**	: 04/13/15 20:12
Dup Sample ID	: WG775578-1	**DUP Analysis Date**	: 04/13/15 20:12

Parameter	Sample Concentration (%)	Duplicate Concentration (%)	RPD	RPD Limit
Solids, Total	76.1	77.3	2	20

GWES Building Demolition - C&D Debris and Recyclables Weight Tickets

Non-Hazardous Brick, Block, Concrete, and Construction/Demolition Debris Disposal
May 2015
Former Lockheed Electronics Co. Site
Boroughs of Watchung and North Plainfield, NJ

Date	Material	Tons	Weight Ticket #
5/13/2015	Brick/Block	8.12	Bayshore Recycling #473027
5/14/2015	Brick/Block	12.10	Bayshore Recycling #473676
5/14/2015	Concrete	18.70	Bayshore Recycling #473810
5/14/2015	Concrete	19.54	Bayshore Recycling #473916
5/14/2015	Concrete	18.26	Bayshore Recycling #473928
5/14/2015	C&D Debris	3.76	WM Tullytown Landfill #1557841
5/18/2015	Concrete	15.96	Bayshore Recycling #475551
5/18/2015	Concrete	6.16	Trap Rock Industries #538047
	Total	102.6	

PANTHER CONST 809404

Bayshore Recycling Corp.
75 Crows Mill Rd
PO Box 298
Keasbey, NJ 08832

Facility ID: 132397
Ticket: 473027
Date: 5/13/2015
Time: 10:52:43 - 11:12:58

Customer: WASTE MANAGEMENT (AVE A)/BRC0379
100 AVENUE A
NEWARK, NJ 07114-
Truck: AK357L

Carrier: WASTE MANAGEMENT
Comment:

Scale
Gross: 51440 lb In Scale P
Tare: 35200 lb Out Scale 3
Net: 16240 lb
CUYDs: 20 License: AK357L
Truck Type: ROLL OFF

Origin	Materials & Services	Quantity Unit	Rate/Unit	Amount
North Plainfield	MIXED-Brick, Block, Co	8.12 Tons	[redacted]	[redacted]

Total Amount: [redacted]

THE ABOVE IS CORRECT AND NON HAZARDOUS TO THE BEST OF MY KNOWLEDGE

Driver:

Weighmaster: Mark

810984 cust # 005-0041365

Bayshore Recycling Corp.
75 Crows Mill Rd
PO Box 290
Keasbey, NJ 08832

Facility ID: 132397

Ticket: 473676
Date: 5/14/2015
Time: 10:08:42 - 10:30:49

Customer: WASTE MANAGEMENT (AVE A)/BRC0379
100 AVENUE A
NEWARK, NJ 07114-
Truck: AR5648

Scale
Gross: 59700 lb In Scale 2
Tare: 35580 lb Out Scale 3
Net: 24120 lb
CUYDs: 20 License: AR5648
Truck Type: ROLL OFF

Carrier: WASTE MANAGEMENT
Comment:

Origin	Materials & Services	Quantity Unit	Rate/Unit	Amount
North Plainfield	MIXED-Brick, Block, Co	12.10 Tons	[redacted]	[redacted]

Total Amount: [redacted]

THE ABOVE IS CORRECT AND NON-HAZARDOUS TO THE BEST OF MY KNOWLEDGE

Driver: MANUEL

Weighmaster: Mark

810966 cust # 005-0041365

Bayshore Recycling Corp.
75 Crows Mill Rd
PO Box 290
Keasbey, NJ 08832

Facility ID: 132397

Ticket: 473810
Date: 5/14/2015
Time: 12:00:20 - 12:09:50

Customer: WASTE MANAGEMENT (AVE A)/BRC0379
100 AVENUE A
NEWARK, NJ 07114-
Truck: AR5648

Scale
Gross: 73840 lb In Scale 1
Tare: 36440 lb Out Scale 3
Net: 37400 lb
CUYDs: 15 License: AR5648
Truck Type: ROLL OFF

Carrier: WASTE MANAGEMENT
Comment:

Origin	Materials & Services	Quantity Unit	Rate/Unit	Amount
North Plainfield	CONCRETE 20 YARD	18.70 Tons	[redacted]	[redacted]

Total Amount: [redacted]

THE ABOVE IS CORRECT AND NON-HAZARDOUS TO THE BEST OF MY KNOWLEDGE

Driver: MANUEL

Weighmaster: Mark

811505 cust# 005-0041365

Bayshore Recycling Corp.
75 Crows Hill Rd
PO Box 290
Keasbey, NJ 08832

Facility ID: 132397

Ticket: 473916
Date: 5/14/2015
Time: 14:18:41 - 14:26:59

Scale

Customer: WASTE MANAGEMENT (AVE A)/ARC0379
600 AVENUE A
NEWARK, NJ 07114-
Truck: AR5648

Gross: 74580 lb In Scale 2
Tare: 35540 lb Out Scale 3
Net: 39040 lb
CUYDs: 20 License: AR5648
Truck Type: ROLL OFF

Carrier: WASTE MANAGEMENT
Comment:

Origin	Materials & Services	Quantity Unit	Rate/Unit	Amount
North Plainfield	CONCRETE 20 /ARD	19.54 Tons	[redacted]	[redacted]

Total Amount: [redacted]

THE ABOVE IS CORRECT AND NON-HAZARDOUS TO THE BEST OF MY KNOWLEDGE

Driver: [signature]

Weighmaster: Mark

811506 cust# 005-0041365

Bayshore Recycling Corp.
75 Crows Hill Rd
PO Box 290
Keasbey, NJ 08832

Facility ID: 132397

Ticket: 473908
Date: 5/14/2015
Time: 16:07:42 - 16:21:36

Scale

Customer: WASTE MANAGEMENT (AVE A)/ARC0379
600 AVENUE A
NEWARK, NJ 07114-
Truck: AR5648

Gross: 72760 lb In Scale 2
Tare: 36140 lb Out Scale 4
Net: 36620 lb
CUYDs: 20 License: AR5648
Truck Type: ROLL OFF

Carrier: WASTE MANAGEMENT
Comment:

Origin	Materials & Services	Quantity Unit	Rate/Unit	Amount
North Plainfield	CONCRETE 20 /ARD	18.31 Tons	[redacted]	[redacted]

Total Amount: [redacted]

THE ABOVE IS CORRECT AND NON-HAZARDOUS TO THE BEST OF MY KNOWLEDGE

Driver: [signature]

Weighmaster: Eamonn

Bayshore Recycling Corp.
79 Crows Mill Rd
PO Box 290
Keasbey, NJ 08832

Facility ID: 132397

Ticket: 470351
Date: 5/18/2015
Time: 16:38:21 - 16:50:07

Customer: WASTE MANAGEMENT -AVE A-/ARC00379
100 AVENUE A
NEWARK, NJ 07114-
Truck: ANI92M

Gross: 69140 lb In Scale 2
Tare: 37220 lb Out Scale 3
Net: 31920 lb
CUYDs: 20 License: ANI92M
Truck Type: ROLLOFF

Carrier: WASTE MANAGEMENT
Comment:

Origin	Materials & Services	Quantity Unit	Rate/Unit	Amount
North Plainfield	[redacted] CONCRETE 20 YD	15.96 Tons	[redacted]	[redacted]

Total Amount: [redacted]

THE ABOVE IS CORRECT AND NON HAZARDOUS TO THE BEST OF MY KNOWLEDGE

Driver:

Weighmaster: Mark

#812491
4765

WASTE MANAGEMENT
WASTE MANAGEMENT
OF NORTH JERSEY, INC.
100 AVENUE A • NEWARK, NJ 07114
(973) 843-5900

You may be responsible for overweight charges.

Read below and on reverse side for terms and conditions.

Price

# of Tons Included

PANTHER TECH

811000

WO #

N. PLAINFIELD

LOCATION

CUSTOMER

5/14/15

DATE

TIME

WAITING TIME

QUANTITY	SIZE YDS	DESCRIPTION	TOTAL YDS
1	30	DSV Ro	
		Demo	
		Grows	

TYPE OF SERVICE

- ☐ REAR LOADER
- ☒ OPEN ROLL-OFF
- ☐ CLOSED ROLL-OFF
- ☐ TRUCK RENTAL
- ☐ FRONT END LOADER
- ☐ _____

AUTHORIZATION: I have carefully reviewed the information on this agreement. By signing below, I indicate my acceptance of and consent to this agreement including the Terms and Conditions on the revers side. Furthermore, I am authorized to sign on behalf of the customer.

CUSTOMERS SIGNATURE

☐ CONTAINER OVERFILLED*

TYPE OF WASTE

- ☐ TIRES
- ☐ COMMERCIAL REFUSE
- ☐ WOOD/PALLETS
- ☐ DEMOLITION/CONSTRUCTION
- ☐ MASONRY
- ☐ CORRUGATED/ WASTE PAPER
- ☐ ALUMINUM CANS/ BOTTLES
- ☐ ROOFING

DRIVER: KAT K

TRUCK: 3

BOX PNR: 516

BOX DEL: Grows

DUMP

SEE REVERSE SIDE FOR TERMS AND CONDITIONS INCLUDING AUTO PAYMENT PROVISIONS FOR ADDITIONAL CHARGES.

803-NEWARK WHITE–Office Copy YELLOW–Invoice Copy PINK–Delivery Copy

---

PANTHER TECH 811000

WASTE MANAGEMENT

TULLYTOWN LANDFILL
200 Bordentown Rd
Tullytown , PA, 19007 Ph: 215-736-1700

Original
Ticket# 1557841.

THE PERSON MOST RESPONSIBLE FOR YOUR SAFETY IS YOU!

Customer: WMTRENTONRO WM Trenton-Rolloff
208 PATTERSON AVE
TRENTON, NJ, 08610

Carrier: WMTRENTONRO Roll Offs / Front Loaders
Roll Offs / Front Loaders
WM TRENTON ROLL-OFF

Tkt Date 05/14/2015
Pay Type Credit Account Chk#
Billing# 0002217
Acc Tons 3.76
Man Tk#
PO#

Vehicle# 411695 Volume
Trailer#
License#
Driver ERIC
Haul Tk#
Dest T2

Generator
EPA ID
Manifest
Trailer#

Profile# ()
Waste #
Origin #/County NJ/NEW JERSEY (State o,NJ
Origin Name NEW JERSEY

Date/Time	Scale	Operator
In 05/14/2015 11:17	TRRF 7 INBOUN	AS LIC 77399
Out 05/14/2015 11:51	TRRF 4 OUTBOU	SK Lic 056734

Operation Type-Inbound

Inbound	Gross	44860 lb
	Tare	37340 lb
	Net	7520 lb
	Tons	3.76

Comments NORTH PLAINFIELD

Product	LD%	Qty	UOM	Rate	Tax	Amount	Origin

DATADEPOT 888-328-2311

TRAP ROCK INDUSTRIES LLC KINGSTON, N.J. 08528

PLANTS:

KINGSTON
PENNINGTON
LAMBERTVILLE
MOORES STATION
S. BRUNSWICK
EDISON
SOUTH RIVER
TRENTON
COLUMBUS
FLORENCE
MT HOLLY
RUNNEMEDE

(609) 924-0300

5-18-15
6.16 Tons

MATERIAL SAFETY DATA SHEETS AVAILABLE FROM OUR TECHNICAL DEPARTMENT

CUSTOMER NO. 99609

DATE 05-18/2015

TICKET NO. 538045

538045

SOLD TO: PANTHER

JOB 001 DESCRIPTION & INSTRUCTIONS: PANTHER

TIME IN 1259 TIME OUT 1305

PO#/PC

220 RT 70 SUITE B
MEDFORD NJ
609*714*2420 CC1

RECYCLABLE MATERIAL
LIC# AP6655X
NJDEP
MUN. 487

PLANT 89 LOCATION MT HOLLY SHIP TO CODE

PRODUCT CODE	PRODUCT DESCRIPTION	UNIT OF MEASURE	GROSS WEIGHT	TARE WEIGHT	NET WEIGHT
98	CONCRETE	pounds	26500	38820 M	12320
		Megagrams	12.02	17.61	-5.59

NO. 001 TRUCKER NAME

O.O.T. TARE
0.00
0.00

DRIVER'S SIGNATURE

GRIG. OF MAT.:

X

AUTHORIZED SIGNATURE

X

CASH SALE

NET TONS		-6.16
PRICE/TON	$	4.00
HAUL	$	0.00
MATERIAL	$	24.64
LEW SALES TAX	$	0.00
TOTAL	$	24.64

SEE ASPHALT PRODUCT DISCLAIMER ON REVERSE SIDE

CUSTOMER COPY

Weldon Materials
Laboratory Analytical Report for Certified Clean Quarry-Based Fill Material

ANALYTICAL REPORT

for

MADDOX MATERIALS
323 Main Street
Spotswood, NJ 08884

Project: Fanwood Crushed Stone/Weldon

Accredited Analytical Resources Work Order: 1500028

Client Sample Id:	Lab Sample Id:
S1	1500028-01

Accredited Analytical Resources, LLC
New Jersey Certification Number 12007
This data has been reviewed and accepted by:



Daniel Miguel, Technical Director 02/09/2015

Table of Contents

Cover Page 1

Case Narrative 4

Methodology Summaries 5

Internal Chain of Custody 6

Condition of Samples 7

Chain of Custody 8

Analytical Report for Samples 10

Data Qualifiers 10

PETROLEUM HYDROCARBONS 11

- PETROLEUM HYDROCARBONS SAMPLE DATA 12
- PETROLEUM HYDROCARBONS QC DATA 16
- PETROLEUM HYDROCARBONS QC SUMMARY 20
- PETROLEUM HYDROCARBONS CALIBRATION DATA 27

PEST/PCB 31

- PEST/PCB SAMPLE DATA 32
- PEST/PCB QC DATA 37
- PEST/PCB QC SUMMARY 46
- PEST/PCB CALIBRATION DATA 60

SEMIVOLATILES 90

- SEMIVOLATILES SAMPLE DATA 91
- SEMIVOLATILES QC DATA 98
- SEMIVOLATILES QC SUMMARY 105
- SEMIVOLATILES CALIBRATION DATA 115

VOLATILES SAMPLE DATA 128

- VOLATILES SAMPLE DATA 129
- VOLATILES QC DATA 135

Table of Contents (continued)

VOLATILES QC SUMMARY 141

VOLATILES CALIBRATION DATA 157

METALS 165

METALS SAMPLE DATA 166

METALS QC SUMMARY 168

METALS CALIBRATION DATA 177

WET CHEMISTRY 202

WET CHEMISTRY SAMPLE DATA 203

WET CHEMISTRY QC DATA 205

Case Narrative

Conformance / Non-Conformance Summary

Accredited Analytical Resources, LLC received 1 sample(s) from MADDOX MATERIALS (Project: Fanwood Crushed Stone/Weldon) on 1/7/2015 3:25:00 PM.

All analyses were performed within the required holding time.

In the Volatile Organic analyses, the MS/MSD had compounds recovered outside acceptance criteria due to matrix interference, the LCS was recovered within acceptance limits for all compounds; therefore, no further action required.

In the Metals analysis the recoveries of the MS/MSD were outside of acceptance criteria. The QC sample had concentrations too high to be able to determine a spike recovery. The LCS was within acceptance criteria for those metals out in the MS/MSD. The results are included in this data package.

Except for the parameters tested AAR makes no representation as to the fitness or quality of the sample (s) taken.

"The laboratory has reviewed the quality assurance and quality control measurements for the sample analyses.

Daniel Miguel
Technical Director

Accredited Analytical Resources, LLC.

Methodology Summary

EPA 6010B

A 1-5 gram portion of soil is digested with nitric acid and hydrogen peroxide. The digestate is then refluxed with either nitric acid or hydrochloric acid. The basis of ICAP method is the measurement of atomic emission by an optical spectroscope technique . The ICAP technique is specified in Method 6010B.

EPA 7471A

The mercury in the sample is reduced to the elemental state and detected by the cold vapor technique in a closed system. The analytical procedure associated with the Cold Vapor technique is derived from EPA Method 7470A.

EPA 8081/8082

A 30g portion of soil is mixed with anhydrous sodium sulfate and is serially extracted with 1:1 methylene chloride and acetone. The extract is dried and solvent/exchanged to hexane during concentration. A measured amount is injected onto a GC and the analytes are detected by an electron capture detector.

EPA 8260

An inert gas is purged through a 5g sample by EPA Method 5035. Alternatively the soil is extracted with methanol. A portion of extract is spiked into a purging vessel and purged by an inert gas. The vapor is swept through a sorbent column where the purgeables are trapped. The sorbent column is heated and back-flushed with the inert gas to desorb the purgeables onto a GC capillary column. The GC is temperature programmed to separate the purgeables which are then detected with a mass spectrometer

EPA 8270

A 30g portion of soil is mixed with anhydrous sodium sulfate and is extracted with 1:1 methylene chloride and acetone mixture. The methylene chloride extract is dried and concentrated and a measured amount is injected onto a GC and the analytes are detected with a mass spectrometer.

EPA 9014

A representative portion of sample is weighed and placed into a cyanide distillation apparatus . The cyanide as hydrocyanic acid is released from cyanide complexes by means of a reflux-distillation operation and absorbed in a scrubber containing sodium hydroxide solution. The cyanide ion in the absorbing solution is then determined colorimetrically.

NJDEP EPH

Approximately 15 grams of sample is extracted with Methylene Chloride by Pressurized Fluid Extraction technique. The extract is then dried with sodium sulfate, concentrated and analyzed by GC-FID.

SM 2540 G

A representative 5-10 grams of solid sample is placed in a preweighed weighing dish. The sample is dried in an oven at 103-105oC for 12-24 hrs. Alternatively the constant weight of dried sample is attained for the drying period less than 12 hrs. The remaining weight of sample after drying to the original weight expressed in percentage is determined as percent solid.

Accredited Analytical Resources, LLC.

Internal Chain of Custody

1500028-01 (A)	*Out*	*In*
Start	1/7/15 16:03 by KMC	1/7/15 16:03 by KMC
Extractions	1/8/15 5:53 by ECS	1/8/15 6:14 by ECS
Metals	1/8/15 7:00 by STM	1/8/15 7:24 by STM
Extractions	1/9/15 9:04 by PRT	1/9/15 9:30 by PRT
Wets	1/9/15 11:31 by CLD	1/9/15 11:31 by CLD
Wets	1/12/15 9:22 by NNM	1/12/15 16:57 by NNM

1500028-01 (B)	*Out*	*In*
Start	1/7/15 16:03 by KMC	1/7/15 16:03 by KMC
VOA Storage	1/9/15 9:39 by SCS	1/9/15 17:39 by SCS

Condition of Samples on Receipt

Client: **MADDOX MATERIALS**
Project: **Fanwood Crushed Stone/Weldon**
Work Order: **1500028**

Received: 1/7/15 15:25

Cooler

Temperature °C	4.00
Chain of Custody Filled Out Properly	Yes
Proper Containers and Volumes	Yes
Received Within Holding Time	Yes
Samples Received with Correct Preservation	Yes
Samples Received On Ice	Yes
Sample Received Via Field Services	No
Samples Hand Delivered	Yes

Page _____ of _____

ACCREDITED ANALYTICAL RESOURCES, LLC

20 PERSHING AVENUE
CARTERET, NEW JERSEY 07008
PHONE (732) 969-6112 FAX (732) 541-1383
accreditedanalytical.com

CHAIN OF CUSTODY FORM

STATE AGENCY NJ NY PA CT DE OTHER _____

CLIENT	Maddox Materials llc
ADDRESS	323 Main Street
CITY	Spotswood
STATE	NJ ZIP 08884
PROJECT	Fanwood Crushed Stone / Weldon
CONTACT	B. Mc Maddox
PHONE	732 25-1-0054
FAX	
E-MAIL	jrmadd@verizon.net

LABORATORY SAMPLE #	CLIENT FIELD ID	# OF CONTAINERS	MATRIX	PRESERVATIVE	DATE / TIME SAMPLED	SAMPLE DESCRIPTION: GRAB	COMPOSITE	DEPTH	ANALYSIS
1500028-01	S1	2	S		1-7-15 1:55	✓			TCL/TAL SAS/NJSCC+EPH

** M = MATRIX CODE: S=SOIL G=SLUDGE O=OIL F=FILTER K=SOLID X=OTHER
GW=GROUND WATER WW=WASTE WATER SW=SURFACE WATER P=POTABLE WATER

TURNAROUND TIME: 5 Days Spreadsheet (IF BLANK, STD. 3 WEEKS)

RECIEVED W/ ICE? YES ☒ NO ☐ TEMPERATURE: 4°C NJSCC+ IPGW

QA/QC DELIVERABLES (circle one): STD (NJ REDUCED) NJ FULL OTHER : NYASP Cat. A NYASP Cat. B

PRESERVATIVE CODE: 1=HCL 2=HNO_3 3=H_2SO_4 4=$Na_2S_2O_3$ 5=NaOH 6=MeOH 7=OTHER

RELINQUISHED BY: PRINT	RELINQUISHED BY: SIGN	RECEIVED BY: PRINT	RECEIVED BY: SIGN	ORGANIZATION	DATE	TIME	REASON
William Maddox		K. Muniz	K. Muñiz	AAR	1/7/15	15:25	Analysis

PERSON(S) ASSUMING RESPONSIBILITY FOR SAMPLING: PRINT: William Maddox SIGN:

COMMENTS	Weldon 1 New Providence Rd Watchung

AAR QUOTE #	
AAR CASE #	1500028
P.O. #	

See Reverse for Instructions

Bernie O'Gara

From: "William Maddox" <jrmadd@verizon.net>
To: "'Bernie O'Gara'" <bernie@accreditedanalytical.com>
Sent: Wednesday, January 07, 2015 5:03 PM
Subject: Fanwood crushed stone

Bernie,
Can we push the Fanwood sample through for faster results? Please let me know and if so any additional costs too. Thank you.

William Maddox
Maddox Materials, LLC
323 Main Street
Spotswood, NJ 08884
Ph: 732-251-0054
Fax: 732-251-0461
Cell: 732-921-3197
www.maddoxmaterials.com

Accredited Analytical Resources, LLC.

Analytical Report for Samples

Sample ID	Laboratory ID	Matrix	Date Sampled	Date Received
S1	1500028-01	Soil	01/07/2015 13:55	01/07/2015 15:25

Data Qualifiers

* Values outside of QC limits
ND - Indicates compound analyzed for but not detected
U - Indicates compound analyzed for but not detected
J - Indicates estimated value for TICs and all results when detected below the RL
B - Indicates compound found in associated blank
E - Concentration exceeds highest calibration standard
D - Indicates result is based on a dilution
P - Greater than 25% diff. between 2 GC columns.
MDL - Minimum detection limit
RL - Reporting limit

Accredited Analytical Resources, LLC.

PETROLEUM HYDROCARBONS

Accredited Analytical Resources, LLC.

PETROLEUM HYDROCARBONS SAMPLE DATA

Accredited Analytical Resources, LLC.

ANALYSIS DATA SHEET

NJDEP EPH

Client: MADDOX MATERIALS
Client Sample ID: S1
Lab Sample ID: 1500028-01
Project: Fanwood Crushed Stone/Weldon
Work Order: 1500028

Date Sampled:	01/07/15 13:55	Prep Date:	01/09/15 09:02	Matrix:	Soil
Percent Solids:	96.00	Prep Method:	EPA 3545A	File ID:	K12767.D
Prep Batch:	B5A0904	Sequence:	S5A0907	Analyzed:	01/09/15 14:17
Dilution:	1			Analyst:	MS

CAS NO.	COMPOUND	CONC. (mg/kg dry)	MDL	RL	Q
NA	Extractable Petroleum Hydrocarbons (EPH)	ND	16.7	16.7	U
	Surrogate	**% Recovery**		**Recovery Limits**	
	o-Terphenyl	75.8%		40-140	
	1-Chlorooctadecane	76.8%		40-140	

* Values outside of QC limits
ND - Indicates compound analyzed for but not detected
U - Indicates compound analyzed for but not detected
J - Indicates estimated value for TICs and all results when detected below the RL
B - Indicates compound found in associated blank
E - Concentration exceeds highest calibration standard
D - Indicates result is based on a dilution
P - Greater than 25% diff. between 2 GC columns.
MDL - Minimum detection limit
RL - Reporting limit

Quantitation Report (QT Reviewed)

Data File : D:\K\DATA\JAN15\K0109\K12767.D Vial: 6
Acq On : 9 Jan 2015 14:17 Operator: MS
Sample : 1500028-01 Inst : GCFID-K
Misc : SOIL Multiplr: 1.00
IntFile : rteint.p
Quant Time: Jan 9 15:45 2015 Quant Results File: NEWEPHK.RES

Quant Method : D:\K\METHODS\NEWEPHK.M (RTE Integrator)
Title : ACCREDITED ANALYTICAL RES EPH W/O FRAC
Last Update : Thu Nov 20 11:36:17 2014
Response via : Initial Calibration
DataAcq Meth : DRO.M

Volume Inj. :
Signal Phase :
Signal Info :

Compound	R.T.	Response	Conc Units
System Monitoring Compounds			
7) S Ortho-Terphenyl	14.95	91085	18.945 ug/Kg
Spiked Amount 25.000	Range 40 - 140	Recovery =	75.78%
9) S 1-Chlorooctadecane	16.16	68049	19.195 ug/L
Spiked Amount 25.000	Range 40 - 140	Recovery =	76.78%
Target Compounds			

(f)=RT Delta > 1/2 Window (m)=manual int.

Quantitation Report (QT Reviewed)

Data File : D:\K\DATA\JAN15\K0109\K12767.D Vial: 6
Acq On : 9 Jan 2015 14:17 Operator: MS
Sample : 1500028-01 Inst : GCFID-K
Misc : SOIL Multiplr: 1.00
IntFile : rteint.p
Quant Time: Jan 9 15:45 2015 Quant Results File: NEWEPHK.RES

Quant Method : D:\K\METHODS\NEWEPHK.M (RTE Integrator)
Title : ACCREDITED ANALYTICAL RES EPH W/O FRAC
Last Update : Thu Nov 20 11:36:17 2014
Response via : Multiple Level Calibration
DataAcq Meth : DRO.M

Volume Inj. :
Signal Phase :
Signal Info :

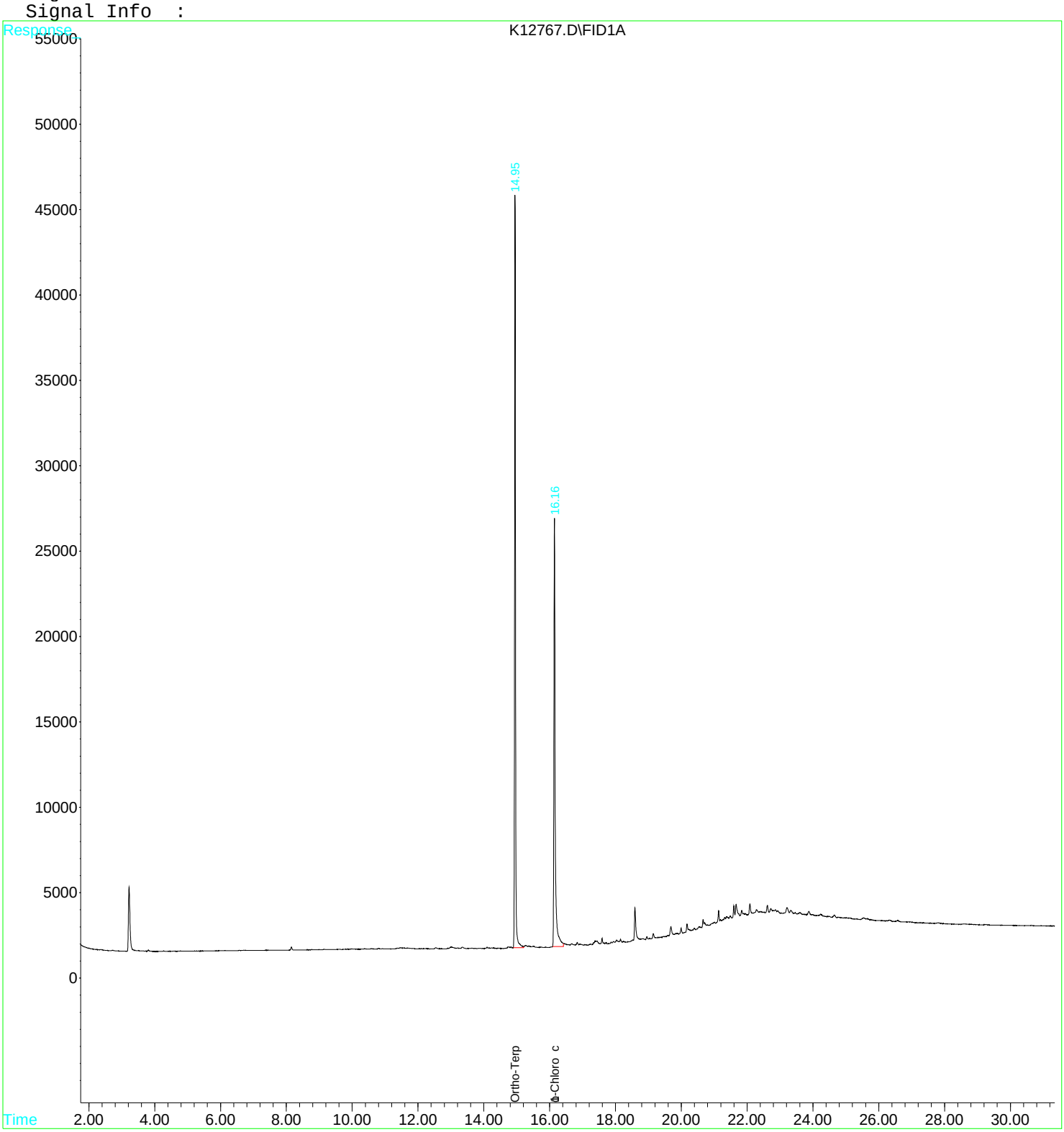

Accredited Analytical Resources, LLC.

PETROLEUM HYDROCARBONS QC DATA

Accredited Analytical Resources, LLC.

ANALYSIS DATA SHEET

Blank

Client: MADDOX MATERIALS
Work Order: 1500028
Project: Fanwood Crushed Stone/Weldon

Matrix:	Solid	Laboratory ID:	B5A0904-BLK1	File ID:	K12765.D
Batch:	B5A0904	Prepared:	01/09/15 09:02	Analyzed:	01/09/15 12:59
Column:	1	Preparation:	EPA 3545A	Dilution:	
		Sequence:	S5A0907	Instrument:	GCFID-K

CAS NO.	COMPOUND	CONC. (mg/kg wet)	MDL	RL	Q
NA	Extractable Petroleum Hydrocarbons (EPH)	ND	16.0	16.0	U

Surrogate	% Recovery	Recovery Limits
o-Terphenyl	78.0%	40-140
1-Chlorooctadecane	89.0%	40-140

* Values outside of QC limits
ND - Indicates compound analyzed for but not detected
U - Indicates compound analyzed for but not detected
J - Indicates estimated value for TICs and all results when detected below the RL
B - Indicates compound found in associated blank

E - Concentration exceeds highest calibration standard
D - Indicates result is based on a dilution
P - Greater than 25% diff. between 2 GC columns.
MDL - Minimum detection limit
RL - Reporting limit

Quantitation Report (QT Reviewed)

Data File : D:\K\DATA\JAN15\K0109\K12765.D Vial: 4
Acq On : 9 Jan 2015 12:59 Operator: MS
Sample : B5A0904-BLK1 Inst : GCFID-K
Misc : SOIL Multiplr: 1.00
IntFile : rteint.p
Quant Time: Jan 9 13:56 2015 Quant Results File: NEWEPHK.RES

Quant Method : K:\METHODS\NEWEPHK.M (RTE Integrator)
Title : ACCREDITED ANALYTICAL RES EPH W/O FRAC
Last Update : Thu Nov 20 11:36:17 2014
Response via : Initial Calibration
DataAcq Meth : DRO.M

Volume Inj. :
Signal Phase :
Signal Info :

Compound	R.T.	Response	Conc Units
System Monitoring Compounds			
7) S Ortho-Terphenyl	14.95	93727	19.494 ug/Kg
Spiked Amount 25.000	Range 40 - 140	Recovery =	77.98%
9) S 1-Chlorooctadecane	16.16	78881	22.251 ug/L
Spiked Amount 25.000	Range 40 - 140	Recovery =	89.00%
Target Compounds			

(f)=RT Delta > 1/2 Window (m)=manual int.

Quantitation Report (QT Reviewed)

Data File : D:\K\DATA\JAN15\K0109\K12765.D Vial: 4
Acq On : 9 Jan 2015 12:59 Operator: MS
Sample : B5A0904-BLK1 Inst : GCFID-K
Misc : SOIL Multiplr: 1.00
IntFile : rteint.p
Quant Time: Jan 9 13:56 2015 Quant Results File: NEWEPHK.RES

Quant Method : K:\METHODS\NEWEPHK.M (RTE Integrator)
Title : ACCREDITED ANALYTICAL RES EPH W/O FRAC
Last Update : Thu Nov 20 11:36:17 2014
Response via : Multiple Level Calibration
DataAcq Meth : DRO.M

Volume Inj. :
Signal Phase :
Signal Info :

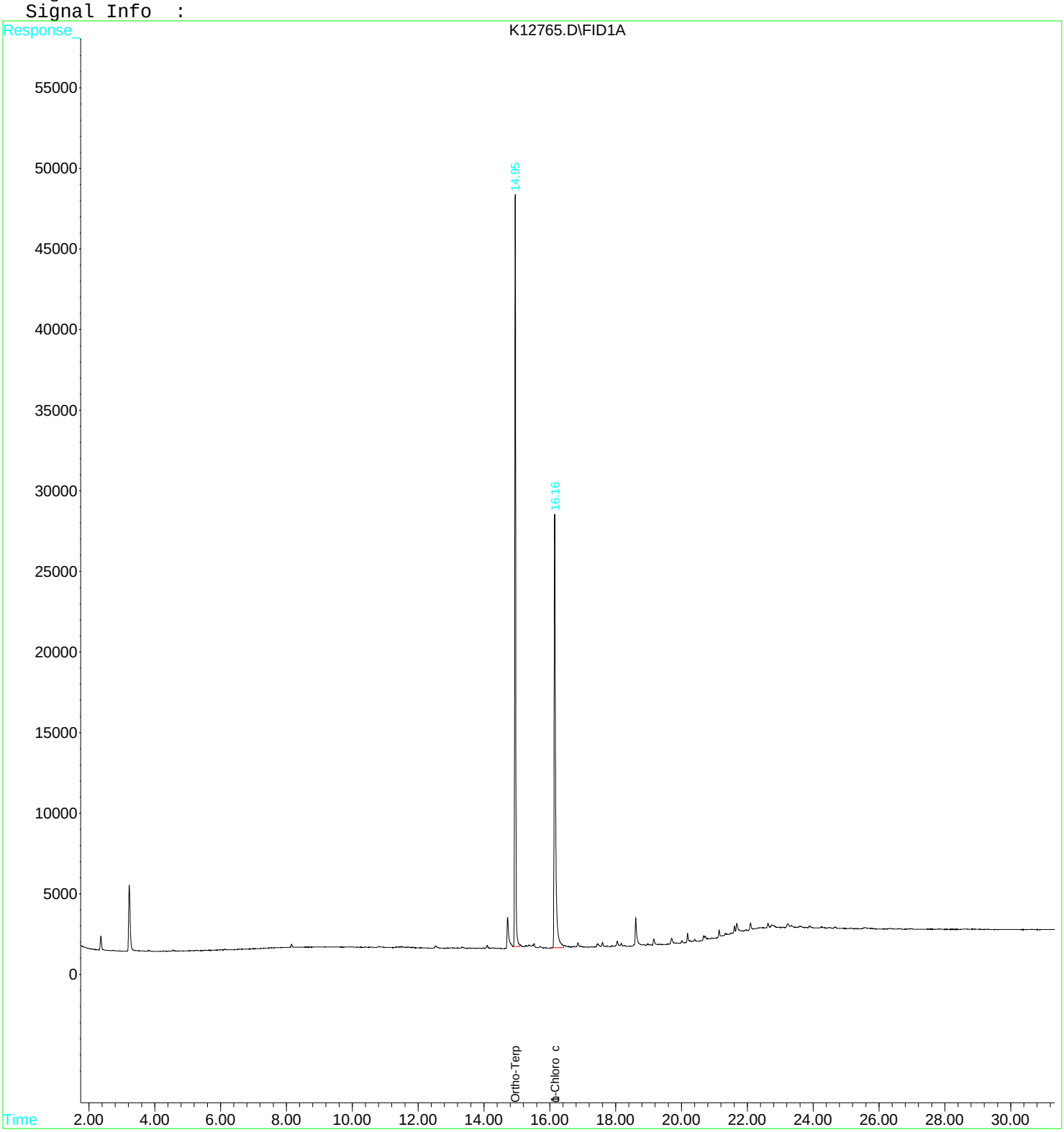

Accredited Analytical Resources, LLC.

PETROLEUM HYDROCARBONS QC SUMMARY

Accredited Analytical Resources, LLC.

SYSTEM MONITORING COMPOUND SUMMARY

NJDEP EPH

Client: MADDOX MATERIALS
Project: Fanwood Crushed Stone/Weldon
Work Order: 1500028

Matrix: Solid
Instrument: GCFID-K

Lab Sample ID:	1-COD (40% - 140%)	O-TPL (40% - 140%)
1500028-01	76.8	75.8
B5A0904-BLK1	89.0	78.0
B5A0904-BS1	97.4	89.3
B5A0904-BSD1	88.3	82.2
B5A0904-DUP1	79.8	65.7
B5A0904-MS1	72.1	66.0
B5A0904-MSD1	84.1	77.7

MATRIX SPIKE / MATRIX SPIKE DUPLICATE RECOVERY

Matrix Spike

Client: **MADDOX MATERIALS**
Project: **Fanwood Crushed Stone/Weldon**
Work Order: **1500028**

Matrix:	Solid	Analysis Method:	NJDEP EPH
Prep Batch:	B5A0904	Prep Method:	EPA 3545A
Percent Solids:	91.10	Laboratory ID:	B5A0904-MS1
		Client Sample ID:	1500027-01

ANALYTE	SPIKE ADDED (mg/kg dry)	SAMPLE CONCENTRATION (mg/kg dry)	MS CONCENTRATION (mg/kg dry)	MS % REC.	QC LIMITS REC.
Extractable Petroleum Hydrocarbons (EPH)	146	ND	121	82.8	40 - 140

ANALYTE	SPIKE ADDED (mg/kg dry)	MSD CONCENTRATION (mg/kg dry)	MSD % REC. #	% RPD	QC LIMITS RPD	QC LIMITS REC.
Extractable Petroleum Hydrocarbons (EPH)	146	130	89.1	7.33	25	40 - 140

* Values outside of QC limits

LCS / LCS DUPLICATE RECOVERY

NJDEP EPH

Client: **MADDOX MATERIALS**
Project: **Fanwood Crushed Stone/Weldon**
Work Order: **1500028**

Matrix:	Solid	Prep Method:	EPA 3545A
Prep Batch:	B5A0904	Lab Sample ID:	B5A0904-BS1

ANALYTE	SPIKE ADDED (mg/kg wet)	LCS CONCENTRATION (mg/kg wet)	LCS % REC.	QC LIMITS REC.
Extractable Petroleum Hydrocarbons (EPH)	133	114	85.8	40 - 140

ANALYTE	SPIKE ADDED (mg/kg wet)	LCSD CONCENTRATION (mg/kg wet)	LCSD % REC. #	% RPD #	QC LIMITS RPD	QC LIMITS REC.
Extractable Petroleum Hydrocarbons (EPH)	133	106	79.3	7.87	25	40 - 140

* Values outside of QC limits

METHOD BLANK SUMMARY

NJDEP EPH

Client: MADDOX MATERIALS
Work Order: 1500028
Project: Fanwood Crushed Stone/Weldon

Blank ID:	B5A0904-BLK1	Batch:	B5A0904

Client Sample ID	Laboratory Sample ID	Lab File ID	Analysis Date/Time
S1	1500028-01	K12767.D	01/09/2015 14:17
LCS	B5A0904-BS1	K12769.D	01/09/2015 15:35
LCS Dup	B5A0904-BSD1	K12770.D	01/09/2015 16:14
Matrix Spike	B5A0904-MS1	K12779.D	01/09/2015 22:03
Matrix Spike Dup	B5A0904-MSD1	K12780.D	01/09/2015 22:42
Duplicate	B5A0904-DUP1	K12781.D	01/09/2015 23:21

Accredited Analytical Resources, LLC.

ANALYSIS SEQUENCE SUMMARY

NJDEP EPH

Client: MADDOX MATERIALS
Project: Fanwood Crushed Stone/Weldon

Sequence:	S4K2101	Instrument:	GCFID-K
Calibration:	14K2101		

Sample Name	Lab Sample ID	Lab File ID	Analysis Date/Time
Cal Standard	S4K2101-CAL1	K12335.D	11/20/14 08:18
Cal Standard	S4K2101-CAL2	K12336.D	11/20/14 09:04
Cal Standard	S4K2101-CAL3	K12337.D	11/20/14 09:42
Cal Standard	S4K2101-CAL4	K12338.D	11/20/14 10:21
Cal Standard	S4K2101-CAL5	K12339.D	11/20/14 11:00

ANALYSIS SEQUENCE SUMMARY

NJDEP EPH

Client: MADDOX MATERIALS
Project: Fanwood Crushed Stone/Weldon

Sequence:	S5A0907	Instrument:	GCFID-K
Calibration:	14K2101		

Sample Name	Lab Sample ID	Lab File ID	Analysis Date/Time
Calibration Check	S5A0907-CCV1	K12764.D	01/09/15 11:24
Blank	B5A0904-BLK1	K12765.D	01/09/15 12:59
S1	1500028-01	K12767.D	01/09/15 14:17
LCS	B5A0904-BS1	K12769.D	01/09/15 15:35
LCS Dup	B5A0904-BSD1	K12770.D	01/09/15 16:14
Matrix Spike	B5A0904-MS1	K12779.D	01/09/15 22:03
Matrix Spike Dup	B5A0904-MSD1	K12780.D	01/09/15 22:42
Duplicate	B5A0904-DUP1	K12781.D	01/09/15 23:21

Accredited Analytical Resources, LLC.

PETROLEUM HYDROCARBONS CALIBRATION DATA

Accredited Analytical Resources, LLC.

INITIAL CALIBRATION DATA

NJDEP EPH

Client: MADDOX MATERIALS
Work Order: 1500028
Project: Fanwood Crushed Stone/Weldon

Calibration: 14K2101 Instrument: GCFID-K

Calibration Date: 11/20/2014 9:31:45AM

Compound	Level 01		Level 02		Level 03		Level 04		Level 05		Level 06	
		RF		RF		RF		RF		RF		RF
n-Nonane	100	3785.92	200	4015.36	50	3312.4	20	4408.9	10	3809		
n-Decane	100	4077.07	200	4425.145	50	3810.46	20	4757.8	10	4202.3		
n-Dodecane	100	4164.02	200	4567.555	50	3937.82	20	4117.7	10	3508.6		
n-Tetradecane	100	4275.02	200	4682.865	50	4031.78	20	4880.8	10	3994.3		
n-Hexadecane	100	4333.81	200	4744.25	50	4090.52	20	4979.9	10	4061.2		
n-Octadecane	100	4383.11	200	4652.84	50	4134.84	20	5035.35	10	4149.2		
o-Terphenyl	100	4446.13	200	4545.055	50	4941.66	20	5024.85	10	5082.1		
n-Eicosane	100	4409	200	4695.22	50	4168.42	20	5098.05	10	4141.6		
1-Chlorooctadecane	100	3244.25	200	3871.93	50	3941.38	20	3982.45	10	2685.6		
n-Heneicosane	100	4411.62	200	3382.795	50	4271.46	20	3918.7	10	4506.8		
n-Docosane	100	4494.77	200	4820.075	50	4230.96	20	5197.4	10	4217		
n-Tetracosane	100	4520.97	200	4904.33	50	4270.56	20	5236.65	10	4259.3		
n-Hexacosane	100	4491.83	200	4907.84	50	4244.8	20	5210.25	10	4170.3		
n-Octacosane	100	4463.86	200	4876.255	50	4246	20	5145.8	10	4008.7		
Extractable Petroleum Hydrocar	1200	4799.191	2400	5091.942	600	4625.53	240	5627.933	120	5591.417		

Accredited Analytical Resources, LLC.

INITIAL CALIBRATION DATA SHEET (Continued)

NJDEP EPH

Client: MADDOX MATERIALS
Work Order: 1500028
Project: Fanwood Crushed Stone/Weldon

Calibration:	14K2101	Instrument:	GCFID-K
		Calibration Date:	11/20/2014 9:31:45AM

COMPOUND	Mean RF	RF RSD	LIMIT	Q
n-Nonane	3866.316	10.29052	CCC (25)	
n-Decane	4254.555	8.423963	CCC (25)	
n-Dodecane	4059.139	9.467379	CCC (25)	
n-Tetradecane	4372.953	9.027166	CCC (25)	
n-Hexadecane	4441.936	9.151237	CCC (25)	
n-Octadecane	4471.068	8.48613	CCC (25)	
o-Terphenyl	4807.959	6.064832	CCC (25)	
n-Eicosane	4502.458	8.900826	CCC (25)	
1-Chlorooctadecane	3545.122	15.98401	CCC (25)	
n-Heneicosane	4098.275	11.17659	CCC (25)	
n-Docosane	4592.041	9.103096	CCC (25)	
n-Tetracosane	4638.362	9.15596	CCC (25)	
n-Hexacosane	4605.004	9.647866	CCC (25)	
n-Octacosane	4548.123	10.16082	CCC (25)	
Extractable Petroleum Hydrocarbons (EPH)	5147.203	8.821781	CCC (25)	

* Values outside of QC limits

Accredited Analytical Resources, LLC.

CONTINUING CALIBRATION VERIFICATION

NJDEP EPH

Client: MADDOX MATERIALS
Work Order: 1500028
Project: Fanwood Crushed Stone/Weldon

Instrument ID:	GCFID-K	Calibration:	14K2101
Lab File ID:	K12764.D	Calibration Date:	11/20/14 09:31
Sequence:	S5A0907	Injection Date:	01/09/15
Lab Sample ID:	S5A0907-CCV1	Injection Time:	11:24

		CONC. (mg/L)		RESPONSE FACTOR			% DIFF	
COMPOUND	TYPE	STD	CCV	ICAL	CCV	MIN (#)	CCV	LIMIT (#)
n-Nonane	A	50.0	38.7	3866.316	2994		-22.6	30
n-Decane	A	50.0	50.1	4254.555	4259.62		0.1	30
n-Dodecane	A	50.0	45.4	4059.139	3684.06		-9.2	30
n-Tetradecane	A	50.0	44.3	4372.953	3871.02		-11.5	30
n-Hexadecane	A	50.0	44.3	4441.936	3932.52		-11.5	30
n-Octadecane	A	50.0	44.1	4471.068	3944.6		-11.8	30
n-Eicosane	A	50.0	44.2	4502.458	3977.56		-11.7	30
n-Heneicosane	A	50.0	44.5	4098.275	3651.12		-10.9	30
n-Docosane	A	50.0	43.8	4592.041	4019.98		-12.5	30
n-Tetracosane	A	50.0	44.0	4638.362	4082.86		-12.0	30
n-Hexacosane	A	50.0	43.1	4605.004	3967.84		-13.8	30
n-Octacosane	A	50.0	43.2	4548.123	3931.32		-13.6	30
Extractable Petroleum Hydrocarbons (EPH)	A	600	619	5147.203	5307.258		3.1	25
o-Terphenyl	A	50.0	46.4	4807.959	4460.46		-7.2	30
1-Chlorooctadecane	A	50.0	51.4	3545.122	3642.02		2.7	30

Column to be used to flag Response Factor and %Diff/Drift values with an asterisk

* Values outside of QC limits

Accredited Analytical Resources, LLC.

PEST/PCB

Accredited Analytical Resources, LLC.

PEST/PCB SAMPLE DATA

Accredited Analytical Resources, LLC.

ANALYSIS DATA SHEET

EPA 8081A/8082

Client: MADDOX MATERIALS
Client Sample ID: S1
Lab Sample ID: 1500028-01
Project: Fanwood Crushed Stone/Weldon
Work Order: 1500028

Date Sampled:	01/07/15 13:55	Prep Date:	01/08/15 05:50	Matrix:	Soil
Percent Solids:	96.00	Prep Method:	EPA 3550B	File ID:	G12018.D
Prep Batch:	B5A0801	Sequence:	S5A0901	Analyzed:	01/09/15 15:55
Dilution:	1			Analyst:	JAM

CAS NO.	COMPOUND	CONC. (ug/kg dry)	MDL	RL	Q
319-84-6	alpha-BHC	ND	0.688	0.688	U
319-85-7	beta-BHC	ND	0.688	0.688	U
319-86-8	delta-BHC	ND	0.688	0.688	U
58-89-9	gamma-BHC [Lindane]	ND	0.688	0.688	U
76-44-8	Heptachlor	ND	0.688	0.688	U
309-00-2	Aldrin	ND	0.688	0.688	U
1024-57-3	Heptachlor Epoxide	ND	0.688	0.688	U
959-98-8	Endosulfan I	ND	0.688	0.688	U
60-57-1	Dieldrin	ND	1.39	1.39	U
72-55-9	4,4'-DDE	ND	1.39	1.39	U
72-20-8	Endrin	ND	1.39	1.39	U
33213-65-9	Endosulfan II	ND	1.39	1.39	U
72-54-8	4,4'-DDD	ND	1.39	1.39	U
1031-07-8	Endosulfan sulfate	ND	1.39	1.39	U
50-29-3	4,4'-DDT	ND	1.39	1.39	U
72-43-5	Methoxychlor	ND	6.94	6.94	U
53494-70-5	Endrin ketone	ND	1.39	1.39	U
7421-93-4	Endrin aldehyde	ND	1.39	1.39	U
5103-71-9	alpha-Chlordane	ND	0.688	0.688	U
5566-34-7	gamma-Chlordane	ND	0.688	0.688	U
8001-35-2	Toxaphene	ND	34.7	34.7	U
12674-11-2	Aroclor-1016	ND	17.3	34.7	U

Accredited Analytical Resources, LLC.

ANALYSIS DATA SHEET

EPA 8081A/8082

Client: MADDOX MATERIALS
Client Sample ID: S1
Lab Sample ID: 1500028-01
Project: Fanwood Crushed Stone/Weldon
Work Order: 1500028

Date Sampled:	01/07/15 13:55	Prep Date:	01/08/15 05:50	Matrix:	Soil
Percent Solids:	96.00	Prep Method:	EPA 3550B	File ID:	G12018.D
Prep Batch:	B5A0801	Sequence:	S5A0901	Analyzed:	01/09/15 15:55
Dilution:	1			Analyst:	JAM

CAS NO.	COMPOUND	CONC. (ug/kg dry)	MDL	RL	Q
11104-28-2	Aroclor-1221	ND	17.3	34.7	U
11141-16-5	Aroclor-1232	ND	17.3	34.7	U
53469-21-9	Aroclor-1242	ND	17.3	34.7	U
12672-29-6	Aroclor-1248	ND	17.3	34.7	U
11097-69-1	Aroclor-1254	ND	17.3	34.7	U
11096-82-5	Aroclor-1260	ND	17.3	34.7	U
37324-23-5	Aroclor-1262	ND	17.3	34.7	U
11100-14-4	Aroclor-1268	ND	17.3	34.7	U

Surrogate	% Recovery	Recovery Limits
Tetrachloro-m-xylene	73.6%	30-150
Tetrachloro-m-xylene [2C]	85.0%	30-150
Decachlorobiphenyl	80.6%	30-150
Decachlorobiphenyl [2C]	85.4%	30-150

* Values outside of QC limits
ND - Indicates compound analyzed for but not detected
U - Indicates compound analyzed for but not detected
J - Indicates estimated value for TICs and all results when detected below the RL
B - Indicates compound found in associated blank
E - Concentration exceeds highest calibration standard
D - Indicates result is based on a dilution
P - Greater than 25% diff. between 2 GC columns.
MDL - Minimum detection limit
RL - Reporting limit

Quantitation Report (QT Reviewed)

Signal #1 : D:\G\DATA\JAN15\G0109\G12018.D\ECD1A.CH Vial: 14
Signal #2 : D:\G\DATA\JAN15\G0109\G12018.D\ECD2B.CH
Acq On : 9 Jan 2015 15:55 Operator: JAM
Sample : 1500028-01 Inst : GCECD_GH
Misc : SOIL 01/08/15 Multiplr: 1.00
IntFile Signal #1: RTEINT.P IntFile Signal #2: RTEINT2.P
Quant Time: Jan 12 9:09 2015 Quant Results File: PG80108.RES

Quant Method : D:\G\METHODS\PG80108.M (RTE Integrator)
Title : 8081 Pesticides
Last Update : Fri Jan 09 07:46:59 2015
Response via : Initial Calibration
DataAcq Meth : PG80108.M

Volume Inj. : 1 ul
Signal #1 Phase : Rtx-5 Signal #2 Phase: CLP PSTII
Signal #1 Info : 0.53 Signal #2 Info : 0.53

Compound	RT#1	RT#2	Resp#1	Resp#2	ug/L	ug/L
System Monitoring Compounds						
1) AS Tetrachloro-m-xy	4.34	5.33	2092616	966394	0.736	0.850
Spiked Amount 1.000	Range 30 - 150		Recovery =		73.60%	85.00%
22) AS Decachlorobiphen	15.64	18.99	2764958	1320792	0.806	0.854
Spiked Amount 1.000	Range 30 - 150		Recovery =		80.60%	85.40%
Target Compounds						

(f)=RT Delta > 1/2 Window (#)=Amounts differ by > 25% (m)=manual int.

Quantitation Report (QT Reviewed)

Signal #1 : D:\G\DATA\JAN15\G0109\G12018.D\ECD1A.CH Vial: 14
Signal #2 : D:\G\DATA\JAN15\G0109\G12018.D\ECD2B.CH
Acq On : 9 Jan 2015 15:55 Operator: JAM
Sample : 1500028-01 Inst : GCECD_GH
Misc : SOIL 01/08/15 Multiplr: 1.00
IntFile Signal #1: RTEINT.P IntFile Signal #2: RTEINT2.P
Quant Time: Jan 12 9:09 2015 Quant Results File: PG80108.RES

Quant Method : D:\G\METHODS\PG80108.M (RTE Integrator)
Title : 8081 Pesticides
Last Update : Fri Jan 09 07:46:59 2015
Response via : Multiple Level Calibration
DataAcq Meth : PG80108.M

Volume Inj. : 1 ul
Signal #1 Phase : Rtx-5 Signal #2 Phase: CLP PSTII
Signal #1 Info : 0.53 Signal #2 Info : 0.53

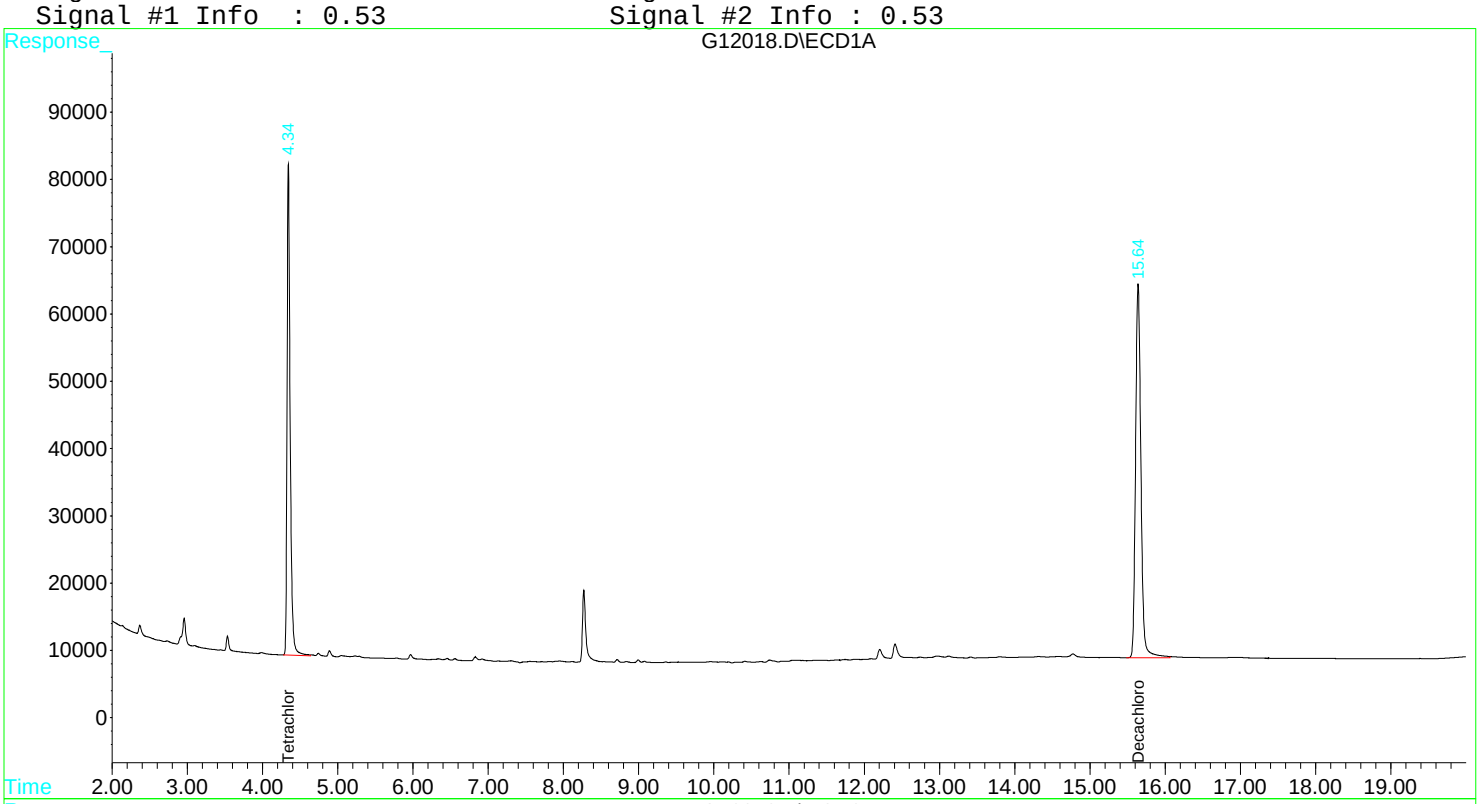

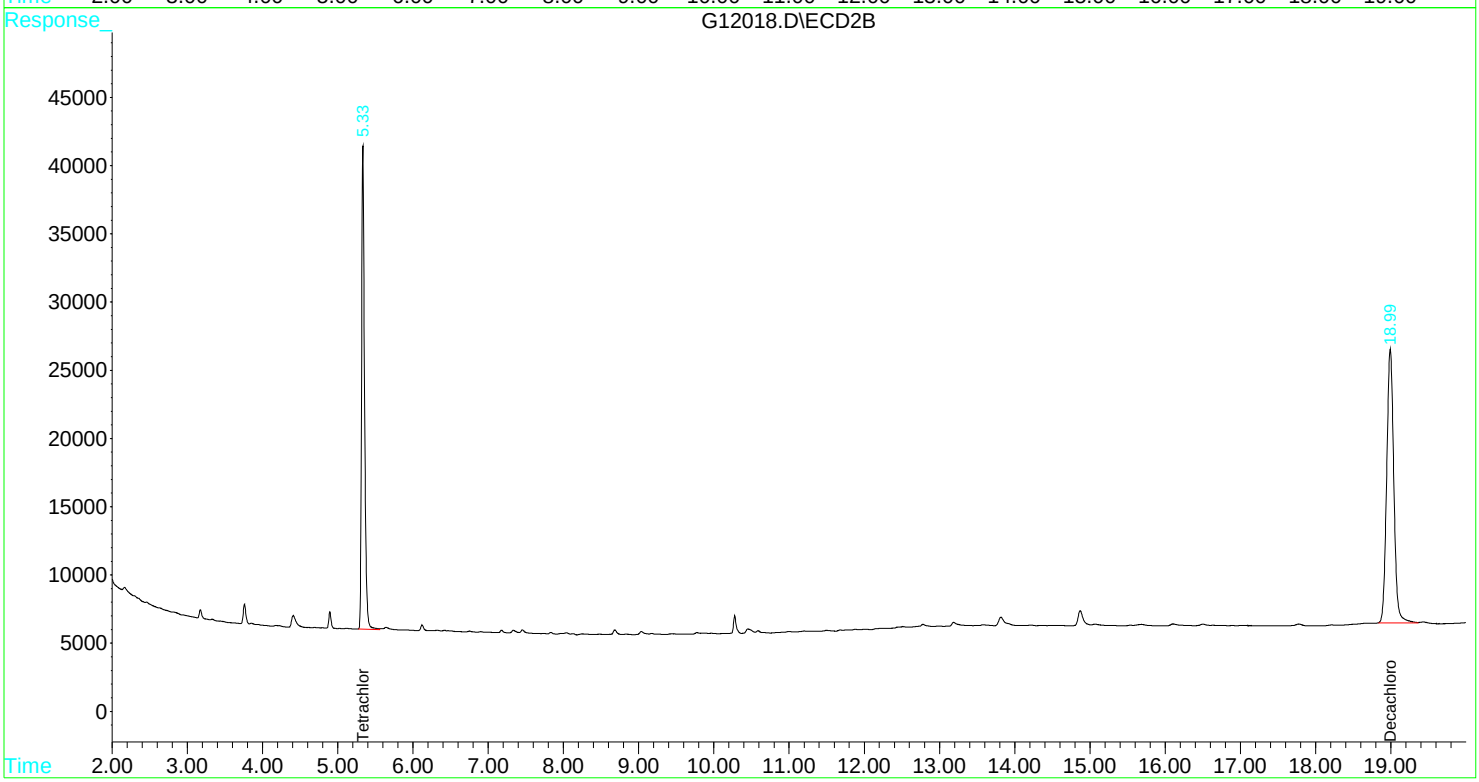

Accredited Analytical Resources, LLC.

PEST/PCB QC DATA

Accredited Analytical Resources, LLC.

ANALYSIS DATA SHEET

Blank

Client: MADDOX MATERIALS
Work Order: 1500028
Project: Fanwood Crushed Stone/Weldon

Matrix:	Solid	Laboratory ID:	B5A0801-BLK1	File ID:	G12011.D
Batch:	B5A0801	Prepared:	01/08/15 05:50	Analyzed:	01/09/15 12:26
Column:	1	Preparation:	EPA 3550B	Dilution:	
		Sequence:	S5A0901	Instrument:	GCECD_GHF

CAS NO.	COMPOUND	CONC. (ug/kg wet)	MDL	RL	Q
319-84-6	alpha-BHC	ND	0.660	0.660	U
319-85-7	beta-BHC	ND	0.660	0.660	U
319-86-8	delta-BHC	ND	0.660	0.660	U
58-89-9	gamma-BHC [Lindane]	ND	0.660	0.660	U
76-44-8	Heptachlor	ND	0.660	0.660	U
309-00-2	Aldrin	ND	0.660	0.660	U
1024-57-3	Heptachlor Epoxide	ND	0.660	0.660	U
959-98-8	Endosulfan I	ND	0.660	0.660	U
60-57-1	Dieldrin	ND	1.33	1.33	U
72-55-9	4,4'-DDE	ND	1.33	1.33	U
72-20-8	Endrin	ND	1.33	1.33	U
33213-65-9	Endosulfan II	ND	1.33	1.33	U
72-54-8	4,4'-DDD	ND	1.33	1.33	U
1031-07-8	Endosulfan sulfate	ND	1.33	1.33	U
50-29-3	4,4'-DDT	ND	1.33	1.33	U
72-43-5	Methoxychlor	ND	6.66	6.66	U
53494-70-5	Endrin ketone	ND	1.33	1.33	U
7421-93-4	Endrin aldehyde	ND	1.33	1.33	U
5103-71-9	alpha-Chlordane	ND	0.660	0.660	U
5566-34-7	gamma-Chlordane	ND	0.660	0.660	U
8001-35-2	Toxaphene	ND	33.3	33.3	U
12674-11-2	Aroclor-1016	ND	16.6	33.3	U
11104-28-2	Aroclor-1221	ND	16.6	33.3	U
11141-16-5	Aroclor-1232	ND	16.6	33.3	U

Accredited Analytical Resources, LLC.

ANALYSIS DATA SHEET

Blank

Client: MADDOX MATERIALS
Work Order: 1500028
Project: Fanwood Crushed Stone/Weldon

Matrix:	Solid	Laboratory ID:	B5A0801-BLK1	File ID:	G12011.D
Batch:	B5A0801	Prepared:	01/08/15 05:50	Analyzed:	01/09/15 12:26
Column:	1	Preparation:	EPA 3550B	Dilution:	
		Sequence:	S5A0901	Instrument:	GCECD_GHF

CAS NO.	COMPOUND	CONC. (ug/kg wet)	MDL	RL	Q
53469-21-9	Aroclor-1242	ND	16.6	33.3	U
12672-29-6	Aroclor-1248	ND	16.6	33.3	U
11097-69-1	Aroclor-1254	ND	16.6	33.3	U
11096-82-5	Aroclor-1260	ND	16.6	33.3	U
37324-23-5	Aroclor-1262	ND	16.6	33.3	U
11100-14-4	Aroclor-1268	ND	16.6	33.3	U

Surrogate	% Recovery	Recovery Limits
Tetrachloro-m-xylene	82.9%	30-150
Decachlorobiphenyl	94.8%	30-150

* Values outside of QC limits
ND - Indicates compound analyzed for but not detected
U - Indicates compound analyzed for but not detected
J - Indicates estimated value for TICs and all results when detected below the RL
B - Indicates compound found in associated blank
E - Concentration exceeds highest calibration standard
D - Indicates result is based on a dilution
P - Greater than 25% diff. between 2 GC columns.
MDL - Minimum detection limit
RL - Reporting limit

Quantitation Report (QT Reviewed)

Signal #1 : D:\G\DATA\JAN15\G0109\G12011.D\ECD1A.CH Vial: 7
Signal #2 : D:\G\DATA\JAN15\G0109\G12011.D\ECD2B.CH
Acq On : 9 Jan 2015 12:26 Operator: JAM
Sample : B5A0801-BLK1 Inst : GCECD_GH
Misc : SOIL 01/08/14 Multiplr: 1.00
IntFile Signal #1: RTEINT.P IntFile Signal #2: RTEINT2.P
Quant Time: Jan 9 12:52 2015 Quant Results File: PG80108.RES

Quant Method : D:\G\METHODS\PG80108.M (RTE Integrator)
Title : 8081 Pesticides
Last Update : Fri Jan 09 07:46:59 2015
Response via : Initial Calibration
DataAcq Meth : PG80108.M

Volume Inj. : 1 ul
Signal #1 Phase : Rtx-5 Signal #2 Phase: CLP PSTII
Signal #1 Info : 0.53 Signal #2 Info : 0.53

Compound	RT#1	RT#2	Resp#1	Resp#2	ug/L	ug/L
System Monitoring Compounds						
1) AS Tetrachloro-m-xy	4.34	5.33	2354650	1086464	0.829	0.956
Spiked Amount 1.000	Range 30 - 150		Recovery =		82.90%	95.60%
22) AS Decachlorobiphen	15.64	18.98	3252162	1588984	0.948	1.028
Spiked Amount 1.000	Range 30 - 150		Recovery =		94.80%	102.80%
Target Compounds						

(f)=RT Delta > 1/2 Window (#)=Amounts differ by > 25% (m)=manual int.

Quantitation Report (QT Reviewed)

Signal #1 : D:\G\DATA\JAN15\G0109\G12011.D\ECD1A.CH Vial: 7
Signal #2 : D:\G\DATA\JAN15\G0109\G12011.D\ECD2B.CH
Acq On : 9 Jan 2015 12:26 Operator: JAM
Sample : B5A0801-BLK1 Inst : GCECD_GH
Misc : SOIL 01/08/14 Multiplr: 1.00
IntFile Signal #1: RTEINT.P IntFile Signal #2: RTEINT2.P
Quant Time: Jan 9 12:52 2015 Quant Results File: PG80108.RES

Quant Method : D:\G\METHODS\PG80108.M (RTE Integrator)
Title : 8081 Pesticides
Last Update : Fri Jan 09 07:46:59 2015
Response via : Multiple Level Calibration
DataAcq Meth : PG80108.M

Volume Inj. : 1 ul
Signal #1 Phase : Rtx-5 Signal #2 Phase: CLP PSTII
Signal #1 Info : 0.53 Signal #2 Info : 0.53

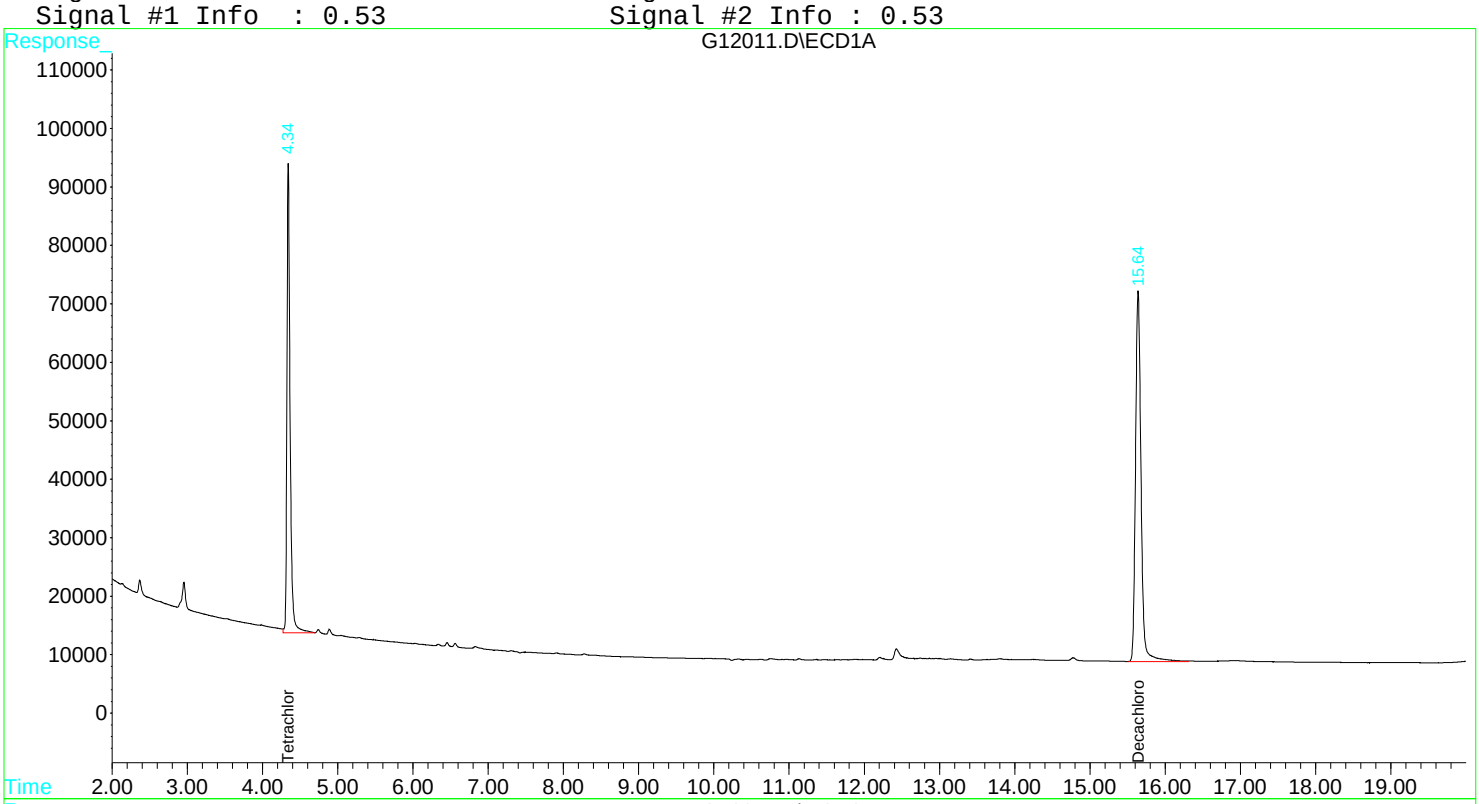

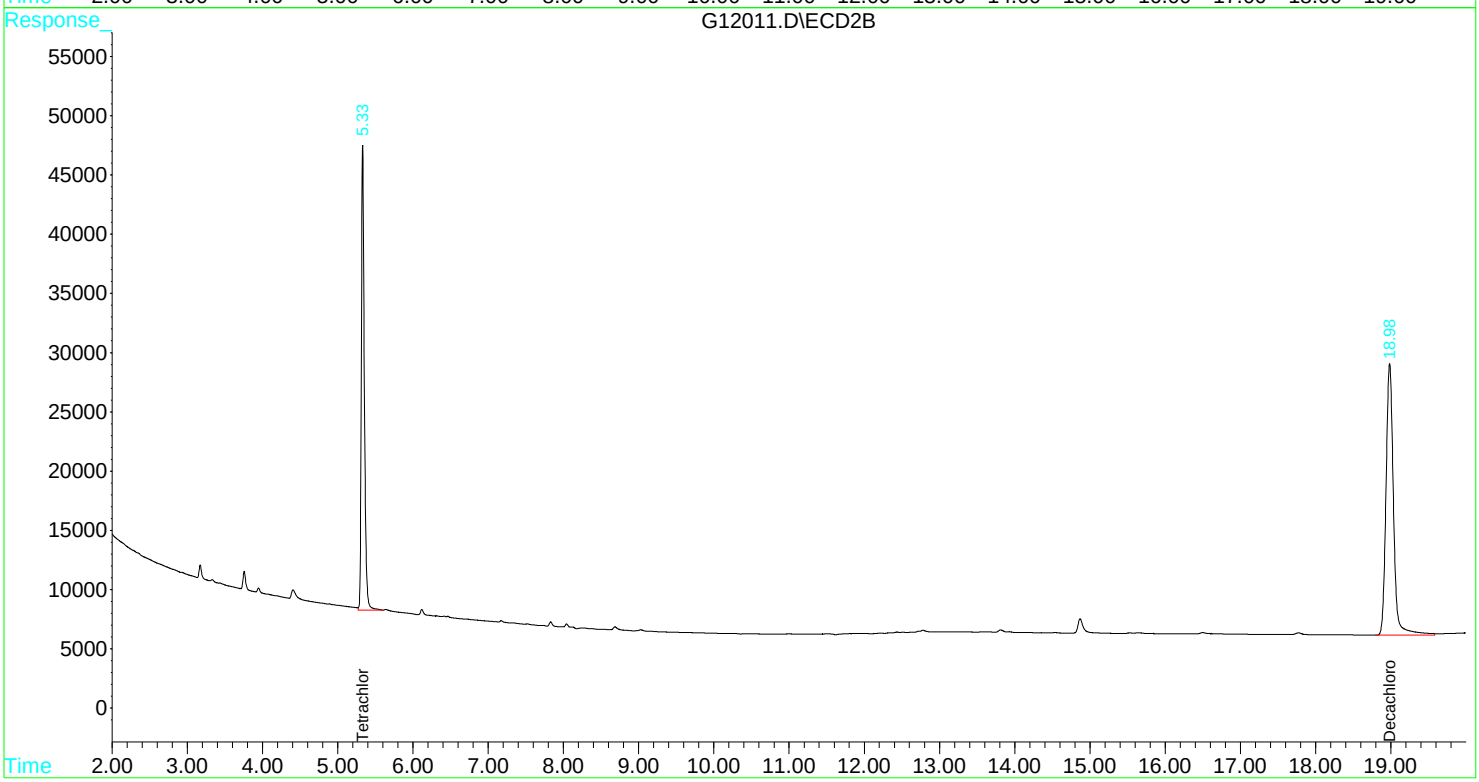

Accredited Analytical Resources, LLC.

ANALYSIS DATA SHEET

Blank

Client: MADDOX MATERIALS
Work Order: 1500028
Project: Fanwood Crushed Stone/Weldon

Matrix:	Solid	Laboratory ID:	B5A0801-BLK1	File ID:	G12011.D
Batch:	B5A0801	Prepared:	01/08/15 05:50	Analyzed:	01/09/15 12:26
Column:	2	Preparation:	EPA 3550B	Dilution:	
		Sequence:	S5A0901	Instrument:	GCECD_GHF

CAS NO.	COMPOUND	CONC. (ug/kg wet)	MDL	RL	Q
319-84-6	alpha-BHC [2C]	ND	0.660	0.660	U
319-85-7	beta-BHC [2C]	ND	0.660	0.660	U
319-86-8	delta-BHC [2C]	ND	0.660	0.660	U
58-89-9	gamma-BHC [Lindane] [2C]	ND	0.660	0.660	U
76-44-8	Heptachlor [2C]	ND	0.660	0.660	U
309-00-2	Aldrin [2C]	ND	0.660	0.660	U
1024-57-3	Heptachlor Epoxide [2C]	ND	0.660	0.660	U
959-98-8	Endosulfan I [2C]	ND	0.660	0.660	U
60-57-1	Dieldrin [2C]	ND	1.33	1.33	U
72-55-9	4,4'-DDE [2C]	ND	1.33	1.33	U
72-20-8	Endrin [2C]	ND	1.33	1.33	U
33213-65-9	Endosulfan II [2C]	ND	1.33	1.33	U
72-54-8	4,4'-DDD [2C]	ND	1.33	1.33	U
1031-07-8	Endosulfan sulfate [2C]	ND	1.33	1.33	U
50-29-3	4,4'-DDT [2C]	ND	1.33	1.33	U
72-43-5	Methoxychlor [2C]	ND	6.66	6.66	U
53494-70-5	Endrin ketone [2C]	ND	1.33	1.33	U
7421-93-4	Endrin aldehyde [2C]	ND	1.33	1.33	U
5103-71-9	alpha-Chlordane [2C]	ND	0.660	0.660	U
5566-34-7	gamma-Chlordane [2C]	ND	0.660	0.660	U
8001-35-2	Toxaphene [2C]	ND	33.3	33.3	U
12674-11-2	Aroclor-1016 [2C]	ND	16.6	33.3	U
11104-28-2	Aroclor-1221 [2C]	ND	16.6	33.3	U
11141-16-5	Aroclor-1232 [2C]	ND	16.6	33.3	U

Accredited Analytical Resources, LLC.

ANALYSIS DATA SHEET

Blank

Client: MADDOX MATERIALS
Work Order: 1500028
Project: Fanwood Crushed Stone/Weldon

Matrix:	Solid	Laboratory ID:	B5A0801-BLK1	File ID:	G12011.D
Batch:	B5A0801	Prepared:	01/08/15 05:50	Analyzed:	01/09/15 12:26
Column:	2	Preparation:	EPA 3550B	Dilution:	
		Sequence:	S5A0901	Instrument:	GCECD_GHF

CAS NO.	COMPOUND	CONC. (ug/kg wet)	MDL	RL	Q
53469-21-9	Aroclor-1242 [2C]	ND	16.6	33.3	U
12672-29-6	Aroclor-1248 [2C]	ND	16.6	33.3	U
11097-69-1	Aroclor-1254 [2C]	ND	16.6	33.3	U
11096-82-5	Aroclor-1260 [2C]	ND	16.6	33.3	U
37324-23-5	Aroclor-1262 [2C]	ND	16.6	33.3	U
11100-14-4	Aroclor-1268 [2C]	ND	16.6	33.3	U

Surrogate	% Recovery	Recovery Limits
Tetrachloro-m-xylene [2C]	95.6%	30-150
Decachlorobiphenyl [2C]	103%	30-150

* Values outside of QC limits
ND - Indicates compound analyzed for but not detected
U - Indicates compound analyzed for but not detected
J - Indicates estimated value for TICs and all results when detected below the RL
B - Indicates compound found in associated blank
E - Concentration exceeds highest calibration standard
D - Indicates result is based on a dilution
P - Greater than 25% diff. between 2 GC columns.
MDL - Minimum detection limit
RL - Reporting limit

Quantitation Report (QT Reviewed)

Signal #1 : D:\G\DATA\JAN15\G0109\G12011.D\ECD1A.CH Vial: 7
Signal #2 : D:\G\DATA\JAN15\G0109\G12011.D\ECD2B.CH
Acq On : 9 Jan 2015 12:26 Operator: JAM
Sample : B5A0801-BLK1 Inst : GCECD_GH
Misc : SOIL 01/08/14 Multiplr: 1.00
IntFile Signal #1: RTEINT.P IntFile Signal #2: RTEINT2.P
Quant Time: Jan 9 12:52 2015 Quant Results File: PG80108.RES

Quant Method : D:\G\METHODS\PG80108.M (RTE Integrator)
Title : 8081 Pesticides
Last Update : Fri Jan 09 07:46:59 2015
Response via : Initial Calibration
DataAcq Meth : PG80108.M

Volume Inj. : 1 ul
Signal #1 Phase : Rtx-5 Signal #2 Phase: CLP PSTII
Signal #1 Info : 0.53 Signal #2 Info : 0.53

Compound	RT#1	RT#2	Resp#1	Resp#2	ug/L	ug/L
System Monitoring Compounds						
1) AS Tetrachloro-m-xy	4.34	5.33	2354650	1086464	0.829	0.956
Spiked Amount 1.000	Range 30 - 150		Recovery =		82.90%	95.60%
22) AS Decachlorobiphen	15.64	18.98	3252162	1588984	0.948	1.028
Spiked Amount 1.000	Range 30 - 150		Recovery =		94.80%	102.80%
Target Compounds						

(f)=RT Delta > 1/2 Window (#)=Amounts differ by > 25% (m)=manual int.

Quantitation Report (QT Reviewed)

Signal #1 : D:\G\DATA\JAN15\G0109\G12011.D\ECD1A.CH Vial: 7
Signal #2 : D:\G\DATA\JAN15\G0109\G12011.D\ECD2B.CH
Acq On : 9 Jan 2015 12:26 Operator: JAM
Sample : B5A0801-BLK1 Inst : GCECD_GH
Misc : SOIL 01/08/14 Multiplr: 1.00
IntFile Signal #1: RTEINT.P IntFile Signal #2: RTEINT2.P
Quant Time: Jan 9 12:52 2015 Quant Results File: PG80108.RES

Quant Method : D:\G\METHODS\PG80108.M (RTE Integrator)
Title : 8081 Pesticides
Last Update : Fri Jan 09 07:46:59 2015
Response via : Multiple Level Calibration
DataAcq Meth : PG80108.M

Volume Inj. : 1 ul
Signal #1 Phase : Rtx-5 Signal #2 Phase: CLP PSTII
Signal #1 Info : 0.53 Signal #2 Info : 0.53

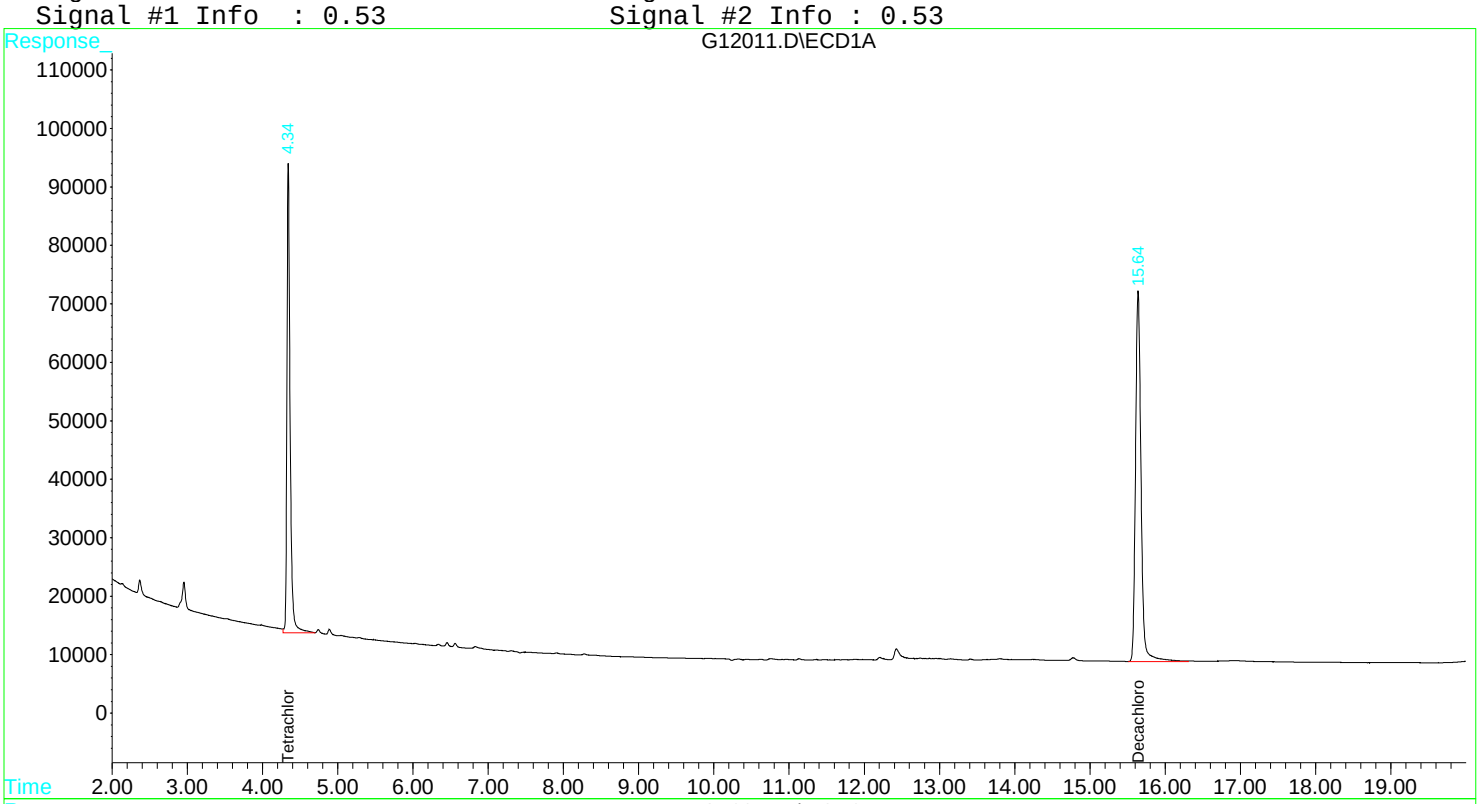

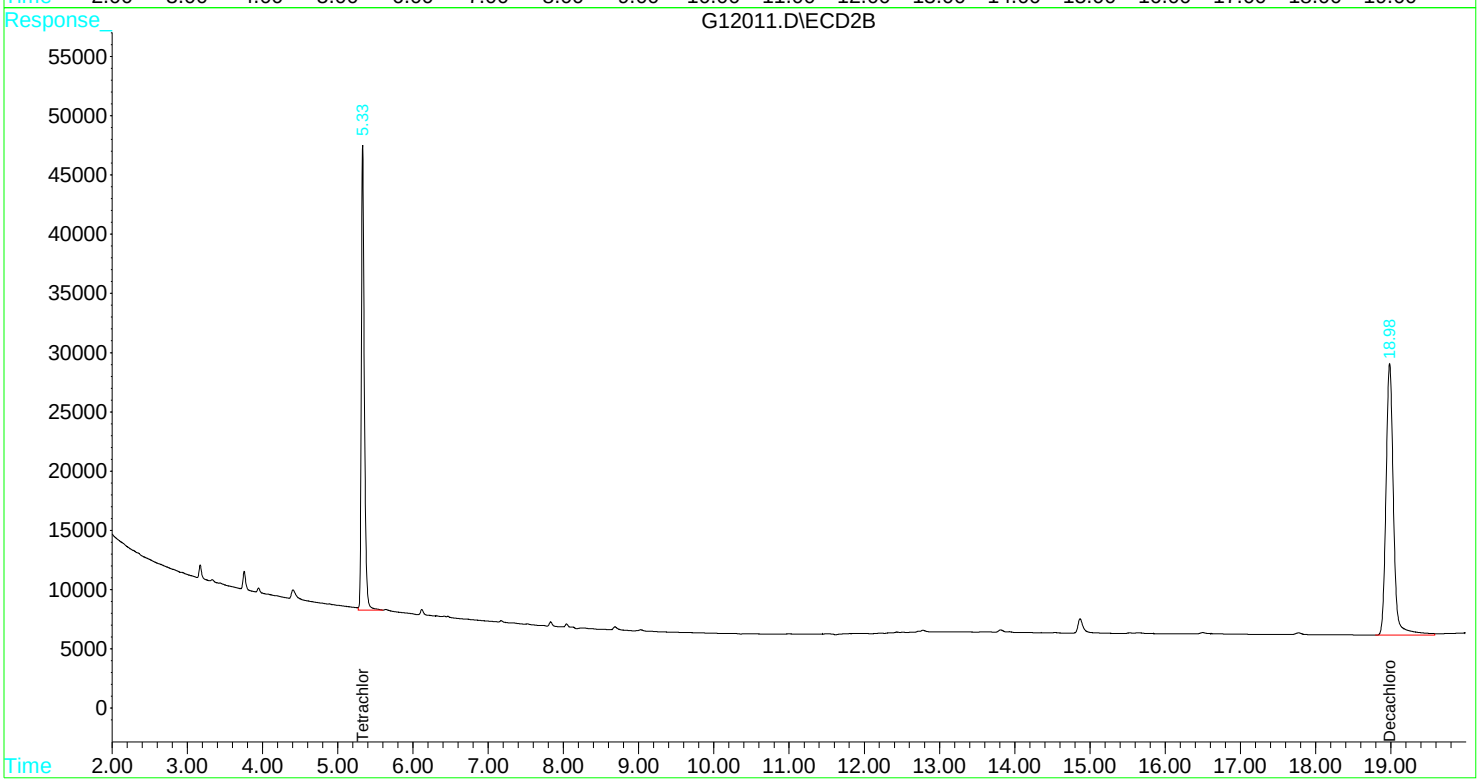

Accredited Analytical Resources, LLC.

PEST/PCB QC SUMMARY

Accredited Analytical Resources, LLC.

SYSTEM MONITORING COMPOUND SUMMARY

EPA 8081A/8082

Client: MADDOX MATERIALS
Project: Fanwood Crushed Stone/Weldon
Work Order: 1500028

Matrix: Solid
Instrument: GCECD_GHF

Lab Sample ID:	DCB (30% - 150%)	DCB[2C] (30% - 150%)	TCMX (30% - 150%)	TCMX[2C] (30% - 150%)
1500028-01	80.6	85.4	73.6	85.0
B5A0801-BLK1	94.8	103	82.9	95.6
B5A0801-BS1	106	122	93.0	113
B5A0801-BS2	70.1	77.9	73.3	83.9
B5A0801-MS1	84.6	91.8	80.6	95.3
B5A0801-MS2	72.9	80.5	77.3	89.8
B5A0801-MSD1	86.9	98.5	79.5	100
B5A0801-MSD2	70.9	79.9	75.1	86.9

Accredited Analytical Resources, LLC.

MATRIX SPIKE / MATRIX SPIKE DUPLICATE RECOVERY

Matrix Spike

Client: **MADDOX MATERIALS**
Project: **Fanwood Crushed Stone/Weldon**
Work Order: **1500028**

Matrix:	Solid	Analysis Method:	EPA 8081A/8082
Prep Batch:	B5A0801	Prep Method:	EPA 3550B
Percent Solids:	91.10	Laboratory ID:	B5A0801-MS1
Column:	1	Client Sample ID:	1500027-01

ANALYTE	SPIKE ADDED (ug/kg dry)	SAMPLE CONCENTRATION (ug/kg dry)	MS CONCENTRATION (ug/kg dry)	MS % REC.	QC LIMITS REC.
gamma-BHC [Lindane]	9.15	ND	9.88	108	30 - 150
Heptachlor	9.15	ND	8.67	94.8	30 - 150
Aldrin	9.15	ND	8.93	97.6	30 - 150
Dieldrin	18.3	ND	8.78	48.0	30 - 150
Endrin	18.3	ND	9.84	53.8	30 - 150
4,4'-DDT	18.3	ND	8.85	48.4	30 - 150

ANALYTE	SPIKE ADDED (ug/kg dry)	MSD CONCENTRATION (ug/kg dry)	MSD % REC. #	% RPD	QC LIMITS RPD	QC LIMITS REC.
gamma-BHC [Lindane]	9.15	10.5	115	6.10	30	30 - 150
Heptachlor	9.15	9.59	105	10.0	30	30 - 150
Aldrin	9.15	9.81	107	9.37	30	30 - 150
Dieldrin	18.3	9.62	52.6	9.15	30	30 - 150
Endrin	18.3	10.5	57.6	6.82	30	30 - 150
4,4'-DDT	18.3	10.2	55.8	14.2	30	30 - 150

Accredited Analytical Resources, LLC.

MATRIX SPIKE / MATRIX SPIKE DUPLICATE RECOVERY

Matrix Spike

Client: MADDOX MATERIALS
Project: Fanwood Crushed Stone/Weldon
Work Order: 1500028

Matrix:	Solid	Analysis Method:	EPA 8081A/8082
Prep Batch:	B5A0801	Prep Method:	EPA 3550B
Percent Solids:	91.10	Laboratory ID:	B5A0801-MS2
Column:	1	Client Sample ID:	1500027-01

ANALYTE	SPIKE ADDED (ug/kg dry)	SAMPLE CONCENTRATION (ug/kg dry)	MS CONCENTRATION (ug/kg dry)	MS % REC.	QC LIMITS REC.
Aroclor-1260	366	ND	288	78.7	40 - 150
Aroclor-1260 (1)	366	0.00	302	82.5	40 - 150
Aroclor-1260 (2)	366	0.00	275	75.2	40 - 150
Aroclor-1260 (3)	366	0.00	287	78.5	40 - 150

ANALYTE	SPIKE ADDED (ug/kg dry)	MSD CONCENTRATION (ug/kg dry)	MSD % REC. #	% RPD	QC LIMITS RPD	QC LIMITS REC.
Aroclor-1260	366	284	77.7	1.27	25	40 - 150
Aroclor-1260 (1)	366	292	79.9	3.17	25	40 - 150
Aroclor-1260 (2)	366	274	75.0	0.253	25	40 - 150
Aroclor-1260 (3)	366	286	78.3	0.293	25	40 - 150

* Values outside of QC limits

Accredited Analytical Resources, LLC.

MATRIX SPIKE / MATRIX SPIKE DUPLICATE RECOVERY

Matrix Spike

Client: MADDOX MATERIALS
Project: Fanwood Crushed Stone/Weldon
Work Order: 1500028

Matrix:	Solid	Analysis Method:	EPA 8081A/8082
Prep Batch:	B5A0801	Prep Method:	EPA 3550B
Percent Solids:	91.10	Laboratory ID:	B5A0801-MS1
Column:	2	Client Sample ID:	1500027-01

ANALYTE	SPIKE ADDED (ug/kg dry)	SAMPLE CONCENTRATION (ug/kg dry)	MS CONCENTRATION (ug/kg dry)	MS % REC.	QC LIMITS REC.
gamma-BHC [Lindane] [2C]	9.15	ND	10.2	112	30 - 150
Heptachlor [2C]	9.15	ND	9.99	109	30 - 150
Aldrin [2C]	9.15	ND	9.77	107	30 - 150
Dieldrin [2C]	18.3	ND	9.18	50.2	30 - 150
Endrin [2C]	18.3	ND	10.7	58.6	30 - 150
4,4'-DDT [2C]	18.3	ND	8.45	46.2	30 - 150

ANALYTE	SPIKE ADDED (ug/kg dry)	MSD CONCENTRATION (ug/kg dry)	MSD % REC. #	% RPD	QC LIMITS RPD	QC LIMITS REC.
gamma-BHC [Lindane] [2C]	9.15	11.6	126	12.1	30	30 - 150
Heptachlor [2C]	9.15	10.8	118	7.75	30	30 - 150
Aldrin [2C]	9.15	10.8	118	9.63	30	30 - 150
Dieldrin [2C]	18.3	10.4	57.0	12.7	30	30 - 150
Endrin [2C]	18.3	11.3	61.8	5.32	30	30 - 150
4,4'-DDT [2C]	18.3	9.33	51.0	9.88	30	30 - 150

Accredited Analytical Resources, LLC.

MATRIX SPIKE / MATRIX SPIKE DUPLICATE RECOVERY

Matrix Spike

Client: MADDOX MATERIALS
Project: Fanwood Crushed Stone/Weldon
Work Order: 1500028

Matrix:	Solid	Analysis Method:	EPA 8081A/8082
Prep Batch:	B5A0801	Prep Method:	EPA 3550B
Percent Solids:	91.10	Laboratory ID:	B5A0801-MS2
Column:	2	Client Sample ID:	1500027-01

ANALYTE	SPIKE ADDED (ug/kg dry)	SAMPLE CONCENTRATION (ug/kg dry)	MS CONCENTRATION (ug/kg dry)	MS % REC.	QC LIMITS REC.
Aroclor-1260 [2C]	366	ND	320	87.4	40 - 150
Aroclor-1260 (1) [2C]	366	0.00	320	87.5	40 - 150
Aroclor-1260 (2) [2C]	366	0.00	309	84.6	40 - 150
Aroclor-1260 (3) [2C]	366	0.00	330	90.2	40 - 150

ANALYTE	SPIKE ADDED (ug/kg dry)	MSD CONCENTRATION (ug/kg dry)	MSD % REC. #	% RPD	QC LIMITS RPD	QC LIMITS REC.
Aroclor-1260 [2C]	366	320	87.5	0.0800	25	40 - 150
Aroclor-1260 (1) [2C]	366	319	87.2	0.366	25	40 - 150
Aroclor-1260 (2) [2C]	366	312	85.2	0.754	25	40 - 150
Aroclor-1260 (3) [2C]	366	329	90.0	0.122	25	40 - 150

* Values outside of QC limits

Accredited Analytical Resources, LLC.

LCS / LCS DUPLICATE RECOVERY

EPA 8081A/8082

Client: **MADDOX MATERIALS**
Project: **Fanwood Crushed Stone/Weldon**
Work Order: **1500028**

Matrix:	Solid	Prep Method:	EPA 3550B
Prep Batch:	B5A0801	Lab Sample ID:	B5A0801-BS1
Column:	1		

ANALYTE	SPIKE ADDED (ug/kg wet)	LCS CONCENTRATION (ug/kg wet)	LCS % REC.	QC LIMITS REC.
gamma-BHC [Lindane]	8.33	9.17	110	40 - 150
Heptachlor	8.33	8.67	104	40 - 150
Aldrin	8.33	8.67	104	40 - 150
Dieldrin	16.7	9.83	59.0	40 - 150
Endrin	16.7	10.7	64.2	40 - 150
4,4'-DDT	16.7	9.17	55.0	40 - 150

Accredited Analytical Resources, LLC.

LCS / LCS DUPLICATE RECOVERY

EPA 8081A/8082

Client: **MADDOX MATERIALS**
Project: **Fanwood Crushed Stone/Weldon**
Work Order: **1500028**

Matrix:	Solid	Prep Method:	EPA 3550B
Prep Batch:	B5A0801	Lab Sample ID:	B5A0801-BS2
Column:	1		

ANALYTE	SPIKE ADDED (ug/kg wet)	LCS CONCENTRATION (ug/kg wet)	LCS % REC.	QC LIMITS REC.
Aroclor-1260	333	265	79.4	40 - 150
Aroclor-1260 (1)	333	277	83.2	40 - 150
Aroclor-1260 (2)	333	253	75.9	40 - 150
Aroclor-1260 (3)	333	264	79.1	40 - 150

* Values outside of QC limits

Accredited Analytical Resources, LLC.

LCS / LCS DUPLICATE RECOVERY

EPA 8081A/8082

Client: **MADDOX MATERIALS**
Project: **Fanwood Crushed Stone/Weldon**
Work Order: **1500028**

Matrix:	Solid	Prep Method:	EPA 3550B
Prep Batch:	B5A0801	Lab Sample ID:	B5A0801-BS1
Column:	2		

ANALYTE	SPIKE ADDED (ug/kg wet)	LCS CONCENTRATION (ug/kg wet)	LCS % REC.	QC LIMITS REC.
gamma-BHC [Lindane] [2C]	8.33	9.63	116	40 - 150
Heptachlor [2C]	8.33	9.67	116	40 - 150
Aldrin [2C]	8.33	8.93	107	40 - 150
Dieldrin [2C]	16.7	8.63	51.8	40 - 150
Endrin [2C]	16.7	11.5	69.0	40 - 150
4,4'-DDT [2C]	16.7	9.20	55.2	40 - 150

Accredited Analytical Resources, LLC.

LCS / LCS DUPLICATE RECOVERY

EPA 8081A/8082

Client: **MADDOX MATERIALS**
Project: **Fanwood Crushed Stone/Weldon**
Work Order: **1500028**

Matrix:	Solid	Prep Method:	EPA 3550B
Prep Batch:	B5A0801	Lab Sample ID:	B5A0801-BS2
Column:	2		

ANALYTE	SPIKE ADDED (ug/kg wet)	LCS CONCENTRATION (ug/kg wet)	LCS % REC.	QC LIMITS REC.
Aroclor-1260 [2C]	333	287	86.0	40 - 150
Aroclor-1260 (1) [2C]	333	286	85.9	40 - 150
Aroclor-1260 (2) [2C]	333	279	83.6	40 - 150
Aroclor-1260 (3) [2C]	333	295	88.4	40 - 150

* Values outside of QC limits

METHOD BLANK SUMMARY

EPA 8081A/8082

Client: MADDOX MATERIALS
Work Order: 1500028
Project: Fanwood Crushed Stone/Weldon

Blank ID:	B5A0801-BLK1	Batch:	B5A0801

Client Sample ID	Laboratory Sample ID	Lab File ID	Analysis Date/Time
LCS	B5A0801-BS1	G12016.D	01/09/2015 14:56
S1	1500028-01	G12018.D	01/09/2015 15:55
Matrix Spike	B5A0801-MS1	G12028.D	01/09/2015 20:47
Matrix Spike Dup	B5A0801-MSD1	G12029.D	01/09/2015 21:16
Matrix Spike	B5A0801-MS2	G12030.D	01/09/2015 21:45
Matrix Spike Dup	B5A0801-MSD2	G12031.D	01/09/2015 22:15
LCS	B5A0801-BS2	G12032.D	01/09/2015 22:44

Accredited Analytical Resources, LLC.

ANALYSIS SEQUENCE SUMMARY

EPA 8081A/8082

Client: MADDOX MATERIALS
Project: Fanwood Crushed Stone/Weldon

Sequence:	S5A0801	Instrument:	GCECD_GHF
Calibration:	15A2003		

Sample Name	Lab Sample ID	Lab File ID	Analysis Date/Time
Performance Mix	S5A0801-PEM1	G11968.D	01/08/15 10:24
Cal Standard	S5A0801-CAL1	G11969.D	01/08/15 10:53
Cal Standard	S5A0801-CAL2	G11970.D	01/08/15 11:23
Cal Standard	S5A0801-CAL3	G11971.D	01/08/15 11:52
Cal Standard	S5A0801-CAL4	G11972.D	01/08/15 12:21
Cal Standard	S5A0801-CAL5	G11973.D	01/08/15 12:50
Cal Standard	S5A0801-CAL6	G11974.D	01/08/15 13:20
Cal Standard	S5A0801-CAL7	G11975.D	01/08/15 13:49
Cal Standard	S5A0801-CAL8	G11976.D	01/08/15 14:18
Cal Standard	S5A0801-CAL9	G11977.D	01/08/15 14:47
Cal Standard	S5A0801-CALA	G11978.D	01/08/15 15:17
Cal Standard	S5A0801-CALB	G11979.D	01/08/15 15:46
Cal Standard	S5A0801-CALC	G11980.D	01/08/15 16:15
Cal Standard	S5A0801-CALD	G11981.D	01/08/15 16:44
Cal Standard	S5A0801-CALE	G11982.D	01/08/15 17:14
Cal Standard	S5A0801-CALF	G11983.D	01/08/15 17:43
Cal Standard	S5A0801-CALG	G11984.D	01/08/15 18:12
Cal Standard	S5A0801-CALH	G11985.D	01/08/15 18:41
Cal Standard	S5A0801-CALI	G11986.D	01/08/15 19:10
Cal Standard	S5A0801-CALJ	G11987.D	01/08/15 19:40
Cal Standard	S5A0801-CALK	G11988.D	01/08/15 20:09
Aroclor Reference	S5A0801-ARC1	G11989.D	01/08/15 20:38
Aroclor Reference	S5A0801-ARC2	G11990.D	01/08/15 21:07
Aroclor Reference	S5A0801-ARC3	G11991.D	01/08/15 21:36

Accredited Analytical Resources, LLC.

ANALYSIS SEQUENCE SUMMARY

EPA 8081A/8082

Client: MADDOX MATERIALS
Project: Fanwood Crushed Stone/Weldon

Sequence:	S5A0801	Instrument:	GCECD_GHF
Calibration:	15A2003		

Sample Name	Lab Sample ID	Lab File ID	Analysis Date/Time
Aroclor Reference	S5A0801-ARC4	G11992.D	01/08/15 22:06

Accredited Analytical Resources, LLC.

ANALYSIS SEQUENCE SUMMARY

EPA 8081A/8082

Client: MADDOX MATERIALS
Project: Fanwood Crushed Stone/Weldon

Sequence:	S5A0901	Instrument:	GCECD_GHF
Calibration:	15A2003		

Sample Name	Lab Sample ID	Lab File ID	Analysis Date/Time
Performance Mix	S5A0901-PEM1	G12006.D	01/09/15 10:00
Calibration Check	S5A0901-CCV1	G12007.D	01/09/15 10:29
Calibration Check	S5A0901-CCV2	G12008.D	01/09/15 10:58
Calibration Check	S5A0901-CCV3	G12009.D	01/09/15 11:27
Calibration Check	S5A0901-CCV4	G12010.D	01/09/15 11:57
Blank	B5A0801-BLK1	G12011.D	01/09/15 12:26
LCS	B5A0801-BS1	G12016.D	01/09/15 14:56
S1	1500028-01	G12018.D	01/09/15 15:55
Matrix Spike	B5A0801-MS1	G12028.D	01/09/15 20:47
Matrix Spike Dup	B5A0801-MSD1	G12029.D	01/09/15 21:16
Matrix Spike	B5A0801-MS2	G12030.D	01/09/15 21:45
Matrix Spike Dup	B5A0801-MSD2	G12031.D	01/09/15 22:15
LCS	B5A0801-BS2	G12032.D	01/09/15 22:44

Accredited Analytical Resources, LLC.

PEST/PCB CALIBRATION DATA

Accredited Analytical Resources, LLC.

INITIAL CALIBRATION DATA

EPA 8081A/8082

Client: MADDOX MATERIALS
Work Order: 1500028
Project: Fanwood Crushed Stone/Weldon

Calibration:	15A2003	Instrument:	GCECD_GHF
		Calibration Date:	1/8/2015 2:52:46PM

Compound	Level 01		Level 02		Level 03		Level 04		Level 05		Level 06	
		RF		RF		RF		RF		RF		RF
alpha-BHC	0.08	3.790692E+07	0.04	3.704515E+07	0.02	3.27674E+07	0.01	3.08736E+07	0.002	2.8241E+07		
alpha-BHC [2C]	0.08	1.607158E+07	0.04	1.44682E+07	0.02	1.19702E+07	0.01	1.1133E+07	0.002	1.0356E+07		
beta-BHC											0.08	1.771858E+07
beta-BHC [2C]											0.08	7923150
delta-BHC											0.08	3.30254E+07
delta-BHC [2C]											0.08	1.498938E+07
gamma-BHC [Lindane]	0.08	3.546002E+07	0.04	3.53232E+07	0.02	3.18661E+07	0.01	3.06464E+07	0.002	2.89E+07		
gamma-BHC [Lindane] [2C]	0.08	1.540275E+07	0.04	1.42624E+07	0.02	1.21092E+07	0.01	1.1537E+07	0.002	1.1317E+07		
Heptachlor	0.08	3.374922E+07	0.04	3.55943E+07	0.02	3.316E+07	0.01	3.40912E+07	0.002	3.681E+07		
Heptachlor [2C]	0.08	1.187928E+07	0.04	1.16849E+07	0.02	1.06394E+07	0.01	1.09664E+07	0.002	1.1942E+07		
Aldrin											0.08	3.392308E+07
Aldrin [2C]											0.08	1.332903E+07
Heptachlor Epoxide											0.08	3.06514E+07
Heptachlor Epoxide [2C]											0.08	1.182635E+07
Endosulfan I	0.08	2.866778E+07	0.04	2.98584E+07	0.02	2.80234E+07	0.01	2.87392E+07	0.002	3.0812E+07		
Endosulfan I [2C]	0.08	1.146455E+07	0.04	1.0936E+07	0.02	9870200	0.01	9990000	0.002	1.0216E+07		
Dieldrin	0.16	2.853649E+07	0.08	2.995842E+07	0.04	2.78346E+07	0.02	2.84108E+07	0.004	2.95995E+07		
Dieldrin [2C]	0.16	1.28424E+07	0.08	1.216793E+07	0.04	1.05375E+07	0.02	1.02231E+07	0.004	1.06175E+07		
4,4'-DDE											0.16	2.883945E+07
4,4'-DDE [2C]											0.16	1.315564E+07
Endrin	0.16	2.271266E+07	0.08	2.376805E+07	0.04	2.20228E+07	0.02	2.20472E+07	0.004	2.29035E+07		
Endrin [2C]	0.16	9693338	0.08	9225800	0.04	8106600	0.02	7968900	0.004	7877000		
Endosulfan II											0.16	2.483245E+07
Endosulfan II [2C]											0.16	1.185876E+07
4,4'-DDD	0.16	1.98826E+07	0.08	1.99997E+07	0.04	1.811425E+07	0.02	1.78937E+07	0.004	1.8231E+07		
4,4'-DDD [2C]	0.16	9126788	0.08	8736150	0.04	7769200	0.02	7692900	0.004	8156500		

Accredited Analytical Resources, LLC.

INITIAL CALIBRATION DATA

EPA 8081A/8082

Client: MADDOX MATERIALS
Work Order: 1500028
Project: Fanwood Crushed Stone/Weldon

Calibration:	15A2003	Instrument:	GCECD_GHF
		Calibration Date:	1/8/2015 2:52:46PM

Compound	Level 01		Level 02		Level 03		Level 04		Level 05		Level 06	
		RF		RF		RF		RF		RF		RF
Endosulfan sulfate											0.16	2.231448E+07
Endosulfan sulfate [2C]											0.16	1.015874E+07
4,4'-DDT	0.16	2.300641E+07	0.08	2.374178E+07	0.04	2.21221E+07	0.02	2.20555E+07	0.004	2.32545E+07		
4,4'-DDT [2C]	0.16	9671500	0.08	9386825	0.04	8588600	0.02	8602400	0.004	8831500		
Methoxychlor	0.8	9945862	0.4	1.097944E+07	0.2	1.123437E+07	0.1	1.226802E+07	0.02	1.41584E+07		
Methoxychlor [2C]	0.8	4798940	0.4	5081345	0.2	5021560	0.1	5320900	0.02	5461800		
Endrin ketone											0.16	2.380166E+07
Endrin ketone [2C]											0.16	1.301659E+07
Endrin aldehyde											0.16	1.915915E+07
Endrin aldehyde [2C]											0.16	9322888
alpha-Chlordane											0.08	3.149255E+07
alpha-Chlordane [2C]											0.08	1.2637E+07
gamma-Chlordane											0.08	3.140202E+07
gamma-Chlordane [2C]											0.08	1.2134E+07
Toxaphene												
Toxaphene (1)												
Toxaphene (2)												
Toxaphene (3)												
Toxaphene (4)												
Toxaphene [2C]												
Toxaphene (1) [2C]												
Toxaphene (2) [2C]												
Toxaphene (3) [2C]												
Toxaphene (4) [2C]												
Aroclor-1016												
Aroclor-1016 (1)												

Accredited Analytical Resources, LLC.

INITIAL CALIBRATION DATA

EPA 8081A/8082

Client: MADDOX MATERIALS
Work Order: 1500028
Project: Fanwood Crushed Stone/Weldon

Calibration:	15A2003	Instrument:	GCECD_GHF
		Calibration Date:	1/8/2015 2:52:46PM

Compound	Level 01		Level 02		Level 03		Level 04		Level 05		Level 06	
		RF		RF		RF		RF		RF		RF
Aroclor-1016 (2)												
Aroclor-1016 (3)												
Aroclor-1016 [2C]												
Aroclor-1016 (1) [2C]												
Aroclor-1016 (2) [2C]												
Aroclor-1016 (3) [2C]												
Aroclor-1260												
Aroclor-1260 (1)												
Aroclor-1260 (2)												
Aroclor-1260 (3)												
Aroclor-1260 [2C]												
Aroclor-1260 (1) [2C]												
Aroclor-1260 (2) [2C]												
Aroclor-1260 (3) [2C]												
Tetrachloro-m-xylene	0.08	2.605028E+07	0.04	2.791335E+07	0.02	2.79252E+07	0.01	2.9021E+07	0.002	3.1187E+07		
Tetrachloro-m-xylene [2C]	0.08	1.126075E+07	0.04	1.153175E+07	0.02	1.10441E+07	0.01	1.12472E+07	0.002	1.1758E+07		
Decachlorobiphenyl	0.16	2.8743E+07	0.08	3.153735E+07	0.04	3.289695E+07	0.02	3.63702E+07	0.004	4.20655E+07		
Decachlorobiphenyl [2C]	0.16	1.494231E+07	0.08	1.54298E+07	0.04	1.493445E+07	0.02	1.57801E+07	0.004	1.62075E+07		

Accredited Analytical Resources, LLC.

INITIAL CALIBRATION DATA SHEET (Continued)

EPA 8081A/8082

Client: MADDOX MATERIALS
Work Order: 1500028
Project: Fanwood Crushed Stone/Weldon

Calibration: 15A2003 Instrument: GCECD_GHF

Calibration Date: 1/8/2015 2:52:46PM

Compound	Level 07		Level 08		Level 09		Level 10		Level 11		Level 12	
		RF		RF		RF		RF		RF		RF
alpha-BHC												
alpha-BHC [2C]												
beta-BHC	0.04	1.817145E+07	0.02	1.82866E+07	0.01	1.80152E+07	0.002	1.9853E+07				
beta-BHC [2C]	0.04	7843700	0.02	7675400	0.01	7383600	0.002	7740000				
delta-BHC	0.04	3.074455E+07	0.02	2.78599E+07	0.01	2.47374E+07	0.002	2.6984E+07				
delta-BHC [2C]	0.04	1.333325E+07	0.02	1.15992E+07	0.01	1.02354E+07	0.002	1.0424E+07				
gamma-BHC [Lindane]												
gamma-BHC [Lindane] [2C]												
Heptachlor												
Heptachlor [2C]												
Aldrin	0.04	3.335535E+07	0.02	3.21948E+07	0.01	3.02316E+07	0.002	3.1478E+07				
Aldrin [2C]	0.04	1.21369E+07	0.02	1.11246E+07	0.01	1.04602E+07	0.002	1.1096E+07				
Heptachlor Epoxide	0.04	3.06903E+07	0.02	3.05871E+07	0.01	2.97564E+07	0.002	3.2422E+07				
Heptachlor Epoxide [2C]	0.04	1.109435E+07	0.02	1.05816E+07	0.01	1.04694E+07	0.002	1.2384E+07				
Endosulfan I												
Endosulfan I [2C]												
Dieldrin												
Dieldrin [2C]												
4,4'-DDE	0.08	2.890018E+07	0.04	2.860615E+07	0.02	2.749E+07	0.004	2.942E+07				
4,4'-DDE [2C]	0.08	1.257775E+07	0.04	1.175165E+07	0.02	1.1032E+07	0.004	1.15115E+07				
Endrin												
Endrin [2C]												
Endosulfan II	0.08	2.518558E+07	0.04	2.54978E+07	0.02	2.51603E+07	0.004	2.6987E+07				
Endosulfan II [2C]	0.08	1.147375E+07	0.04	1.06825E+07	0.02	1.00739E+07	0.004	1.1163E+07				
4,4'-DDD												

Accredited Analytical Resources, LLC.

INITIAL CALIBRATION DATA SHEET (Continued)

EPA 8081A/8082

Client: MADDOX MATERIALS
Work Order: 1500028
Project: Fanwood Crushed Stone/Weldon

Calibration: 15A2003 Instrument: GCECD_GHF

Calibration Date: 1/8/2015 2:52:46PM

Compound	Level 07		Level 08		Level 09		Level 10		Level 11		Level 12	
		RF		RF		RF		RF		RF		RF
4,4'-DDD [2C]												
Endosulfan sulfate	0.08	2.187358E+07	0.04	2.196335E+07	0.02	2.04527E+07	0.004	2.24515E+07				
Endosulfan sulfate [2C]	0.08	9508100	0.04	8864900	0.02	8242200	0.004	8557500				
4,4'-DDT												
4,4'-DDT [2C]												
Methoxychlor												
Methoxychlor [2C]												
Endrin ketone	0.08	2.429965E+07	0.04	2.46122E+07	0.02	2.39462E+07	0.004	2.60665E+07				
Endrin ketone [2C]	0.08	1.26242E+07	0.04	1.18016E+07	0.02	1.09265E+07	0.004	1.1022E+07				
Endrin aldehyde	0.08	1.943115E+07	0.04	2.00597E+07	0.02	1.98958E+07	0.004	2.2926E+07				
Endrin aldehyde [2C]	0.08	9258850	0.04	9084350	0.02	8852400	0.004	1.0461E+07				
alpha-Chlordane	0.04	3.171625E+07	0.02	3.1788E+07	0.01	3.1139E+07	0.002	4.0131E+07				
alpha-Chlordane [2C]	0.04	1.19161E+07	0.02	1.13401E+07	0.01	1.10458E+07	0.002	1.4496E+07				
gamma-Chlordane	0.04	3.12193E+07	0.02	3.10019E+07	0.01	3.02906E+07	0.002	3.3772E+07				
gamma-Chlordane [2C]	0.04	1.13113E+07	0.02	1.06611E+07	0.01	1.0229E+07	0.002	1.0797E+07				
Toxaphene									10	399615.7	5	422590
Toxaphene (1)									10	314189.4	5	336660.4
Toxaphene (2)									10	359376.4	5	390817.2
Toxaphene (3)									10	426543.8	5	447855.6
Toxaphene (4)									10	498353.2	5	515026.8
Toxaphene [2C]									10	349898.3	5	356136.6
Toxaphene (1) [2C]									10	126652.6	5	126653.2
Toxaphene (2) [2C]									10	471857.2	5	471861.6
Toxaphene (3) [2C]									10	483530.4	5	491970.4
Toxaphene (4) [2C]									10	317552.8	5	334060.8

Accredited Analytical Resources, LLC.

INITIAL CALIBRATION DATA SHEET (Continued)

EPA 8081A/8082

Client: MADDOX MATERIALS
Work Order: 1500028
Project: Fanwood Crushed Stone/Weldon

Calibration: 15A2003 Instrument: GCECD_GHF

Calibration Date: 1/8/2015 2:52:46PM

Compound	Level 07		Level 08		Level 09		Level 10		Level 11		Level 12	
		RF		RF		RF		RF		RF		RF
Aroclor-1016												
Aroclor-1016 (1)												
Aroclor-1016 (2)												
Aroclor-1016 (3)												
Aroclor-1016 [2C]												
Aroclor-1016 (1) [2C]												
Aroclor-1016 (2) [2C]												
Aroclor-1016 (3) [2C]												
Aroclor-1260												
Aroclor-1260 (1)												
Aroclor-1260 (2)												
Aroclor-1260 (3)												
Aroclor-1260 [2C]												
Aroclor-1260 (1) [2C]												
Aroclor-1260 (2) [2C]												
Aroclor-1260 (3) [2C]												
Tetrachloro-m-xylene												
Tetrachloro-m-xylene [2C]												
Decachlorobiphenyl												
Decachlorobiphenyl [2C]												

Accredited Analytical Resources, LLC.

INITIAL CALIBRATION DATA SHEET (Continued)

EPA 8081A/8082

Client: MADDOX MATERIALS
Work Order: 1500028
Project: Fanwood Crushed Stone/Weldon

Calibration: 15A2003 Instrument: GCECD_GHF

Calibration Date: 1/8/2015 2:52:46PM

Compound	Level 13		Level 14		Level 15		Level 16		Level 17		Level 18	
		RF		RF		RF		RF		RF		RF
alpha-BHC												
alpha-BHC [2C]												
beta-BHC												
beta-BHC [2C]												
delta-BHC												
delta-BHC [2C]												
gamma-BHC [Lindane]												
gamma-BHC [Lindane] [2C]												
Heptachlor												
Heptachlor [2C]												
Aldrin												
Aldrin [2C]												
Heptachlor Epoxide												
Heptachlor Epoxide [2C]												
Endosulfan I												
Endosulfan I [2C]												
Dieldrin												
Dieldrin [2C]												
4,4'-DDE												
4,4'-DDE [2C]												
Endrin												
Endrin [2C]												
Endosulfan II												
Endosulfan II [2C]												
4,4'-DDD												

Accredited Analytical Resources, LLC.

INITIAL CALIBRATION DATA SHEET (Continued)

EPA 8081A/8082

Client: MADDOX MATERIALS
Work Order: 1500028
Project: Fanwood Crushed Stone/Weldon

Calibration: 15A2003 Instrument: GCECD_GHF

Calibration Date: 1/8/2015 2:52:46PM

Compound	Level 13		Level 14		Level 15		Level 16		Level 17		Level 18	
		RF		RF		RF		RF		RF		RF
4,4'-DDD [2C]												
Endosulfan sulfate												
Endosulfan sulfate [2C]												
4,4'-DDT												
4,4'-DDT [2C]												
Methoxychlor												
Methoxychlor [2C]												
Endrin ketone												
Endrin ketone [2C]												
Endrin aldehyde												
Endrin aldehyde [2C]												
alpha-Chlordane												
alpha-Chlordane [2C]												
gamma-Chlordane												
gamma-Chlordane [2C]												
Toxaphene	2.5	444372.4	1	456985	0.1	485815						
Toxaphene (1)	2.5	354072.8	1	363998	0.1	406600						
Toxaphene (2)	2.5	411654.4	1	420228	0.1	456080						
Toxaphene (3)	2.5	501522.4	1	552834	0.1	576000						
Toxaphene (4)	2.5	510239.2	1	490880	0.1	504580						
Toxaphene [2C]	2.5	358051	1	338904.5	0.1	351050						
Toxaphene (1) [2C]	2.5	118175.2	1	116368	0.1	135360						
Toxaphene (2) [2C]	2.5	471606.4	1	441180	0.1	469880						
Toxaphene (3) [2C]	2.5	490351.2	1	460348	0.1	468080						
Toxaphene (4) [2C]	2.5	352071.2	1	337722	0.1	330880						

Accredited Analytical Resources, LLC.

INITIAL CALIBRATION DATA SHEET (Continued)

EPA 8081A/8082

Client: MADDOX MATERIALS
Work Order: 1500028
Project: Fanwood Crushed Stone/Weldon

Calibration: 15A2003 Instrument: GCECD_GHF

Calibration Date: 1/8/2015 2:52:46PM

Compound	Level 13		Level 14		Level 15		Level 16		Level 17		Level 18	
		RF		RF		RF		RF		RF		RF
Aroclor-1016							2	117880.4	1.5	120226.7	1	134864.7
Aroclor-1016 (1)							2	69729.5	1.5	67996	1	82847
Aroclor-1016 (2)							2	188238.5	1.5	194881.3	1	210723
Aroclor-1016 (3)							2	95673	1.5	97802.66	1	111024
Aroclor-1016 [2C]							2	60549.35	1.5	64505.55	1	65095.67
Aroclor-1016 (1) [2C]							2	45109	1.5	48404	1	50986
Aroclor-1016 (2) [2C]							2	92983.5	1.5	98772	1	99534
Aroclor-1016 (3) [2C]							2	43555.5	1.5	46340.67	1	44767
Aroclor-1260							2	192289.8	1.5	202155.3	1	208604.3
Aroclor-1260 (1)							2	190347.5	1.5	201085.3	1	204236
Aroclor-1260 (2)							2	97360.5	1.5	102306	1	108829
Aroclor-1260 (3)							2	289161.5	1.5	303074.7	1	312748
Aroclor-1260 [2C]							2	71901	1.5	77572.2	1	78380.67
Aroclor-1260 (1) [2C]							2	83469.5	1.5	92022.66	1	95276
Aroclor-1260 (2) [2C]							2	30622	1.5	35824	1	36685
Aroclor-1260 (3) [2C]							2	101611.5	1.5	104870	1	103181
Tetrachloro-m-xylene												
Tetrachloro-m-xylene [2C]												
Decachlorobiphenyl												
Decachlorobiphenyl [2C]												

Accredited Analytical Resources, LLC.

INITIAL CALIBRATION DATA SHEET (Continued)

EPA 8081A/8082

Client: MADDOX MATERIALS
Work Order: 1500028
Project: Fanwood Crushed Stone/Weldon

Calibration: 15A2003 Instrument: GCECD_GHF

Calibration Date: 1/8/2015 2:52:46PM

Compound	Level 19		Level 20		Level 21		Level 22		Level 23		Level 24	
		RF		RF		RF		RF		RF		RF
alpha-BHC												
alpha-BHC [2C]												
beta-BHC												
beta-BHC [2C]												
delta-BHC												
delta-BHC [2C]												
gamma-BHC [Lindane]												
gamma-BHC [Lindane] [2C]												
Heptachlor												
Heptachlor [2C]												
Aldrin												
Aldrin [2C]												
Heptachlor Epoxide												
Heptachlor Epoxide [2C]												
Endosulfan I												
Endosulfan I [2C]												
Dieldrin												
Dieldrin [2C]												
4,4'-DDE												
4,4'-DDE [2C]												
Endrin												
Endrin [2C]												
Endosulfan II												
Endosulfan II [2C]												
4,4'-DDD												

Accredited Analytical Resources, LLC.

INITIAL CALIBRATION DATA SHEET (Continued)

EPA 8081A/8082

Client: MADDOX MATERIALS
Work Order: 1500028
Project: Fanwood Crushed Stone/Weldon

Calibration: 15A2003 Instrument: GCECD_GHF

Calibration Date: 1/8/2015 2:52:46PM

Compound	Level 19		Level 20		Level 21		Level 22		Level 23		Level 24	
		RF		RF		RF		RF		RF		RF
4,4'-DDD [2C]												
Endosulfan sulfate												
Endosulfan sulfate [2C]												
4,4'-DDT												
4,4'-DDT [2C]												
Methoxychlor												
Methoxychlor [2C]												
Endrin ketone												
Endrin ketone [2C]												
Endrin aldehyde												
Endrin aldehyde [2C]												
alpha-Chlordane												
alpha-Chlordane [2C]												
gamma-Chlordane												
gamma-Chlordane [2C]												
Toxaphene												
Toxaphene (1)												
Toxaphene (2)												
Toxaphene (3)												
Toxaphene (4)												
Toxaphene [2C]												
Toxaphene (1) [2C]												
Toxaphene (2) [2C]												
Toxaphene (3) [2C]												
Toxaphene (4) [2C]												

Accredited Analytical Resources, LLC.

INITIAL CALIBRATION DATA SHEET (Continued)

EPA 8081A/8082

Client: MADDOX MATERIALS
Work Order: 1500028
Project: Fanwood Crushed Stone/Weldon

Calibration: 15A2003 Instrument: GCECD_GHF

Calibration Date: 1/8/2015 2:52:46PM

Compound	Level 19		Level 20		Level 21		Level 22		Level 23		Level 24	
		RF		RF		RF		RF		RF		RF
Aroclor-1016	0.5	153080	0.1	153210								
Aroclor-1016 (1)	0.5	93494	0.1	95740								
Aroclor-1016 (2)	0.5	236940	0.1	239400								
Aroclor-1016 (3)	0.5	128806	0.1	124490								
Aroclor-1016 [2C]	0.5	74014	0.1	81313.33								
Aroclor-1016 (1) [2C]	0.5	56668	0.1	62750								
Aroclor-1016 (2) [2C]	0.5	110790	0.1	120110								
Aroclor-1016 (3) [2C]	0.5	54584	0.1	61080								
Aroclor-1260	0.5	223964	0.1	240953.3								
Aroclor-1260 (1)	0.5	208624	0.1	237140								
Aroclor-1260 (2)	0.5	119930	0.1	133630								
Aroclor-1260 (3)	0.5	343338	0.1	352090								
Aroclor-1260 [2C]	0.5	81442.66	0.1	81986.67								
Aroclor-1260 (1) [2C]	0.5	100698	0.1	105930								
Aroclor-1260 (2) [2C]	0.5	35568	0.1	34990								
Aroclor-1260 (3) [2C]	0.5	108062	0.1	105040								
Tetrachloro-m-xylene												
Tetrachloro-m-xylene [2C]												
Decachlorobiphenyl												
Decachlorobiphenyl [2C]												

Accredited Analytical Resources, LLC.

INITIAL CALIBRATION DATA SHEET (Continued)

EPA 8081A/8082

Client: MADDOX MATERIALS
Work Order: 1500028
Project: Fanwood Crushed Stone/Weldon

Calibration:	15A2003	Instrument:	GCECD_GHF
		Calibration Date:	1/8/2015 2:52:46PM

COMPOUND	Mean RF	RF RSD	LIMIT	Q
alpha-BHC	3.336682E+07	12.26499	CCC (20)	
alpha-BHC [2C]	1.27998E+07	18.70413	CCC (20)	
beta-BHC	1.840897E+07	4.535355	CCC (20)	
beta-BHC [2C]	7713170	2.687606	CCC (20)	
delta-BHC	2.867025E+07	11.33411	CCC (20)	
delta-BHC [2C]	1.211625E+07	16.71415	CCC (20)	
gamma-BHC [Lindane]	3.243915E+07	8.922705	CCC (20)	
gamma-BHC [Lindane] [2C]	1.292567E+07	14.00379	CCC (20)	
Heptachlor	3.468095E+07	4.300143	CCC (20)	
Heptachlor [2C]	1.14224E+07	5.121048	CCC (20)	
Aldrin	3.223657E+07	4.573063	CCC (20)	
Aldrin [2C]	1.162935E+07	9.664383	CCC (20)	
Heptachlor Epoxide	3.082144E+07	3.161147	CCC (20)	
Heptachlor Epoxide [2C]	1.127114E+07	7.284169	CCC (20)	
Endosulfan I	2.922016E+07	3.791646	CCC (20)	
Endosulfan I [2C]	1.049535E+07	6.493316	CCC (20)	
Dieldrin	2.886796E+07	3.054932	CCC (20)	
Dieldrin [2C]	1.127769E+07	10.24206	CCC (20)	
4,4'-DDE	2.865116E+07	2.491869	CCC (20)	
4,4'-DDE [2C]	1.200571E+07	7.100103	CCC (20)	
Endrin	2.269084E+07	3.167751	CCC (20)	
Endrin [2C]	8574328	9.667012	CCC (20)	
Endosulfan II	2.553263E+07	3.315068	CCC (20)	
Endosulfan II [2C]	1.105038E+07	6.292886	CCC (20)	
4,4'-DDD	1.882425E+07	5.458857	CCC (20)	

Accredited Analytical Resources, LLC.

INITIAL CALIBRATION DATA SHEET (Continued)

EPA 8081A/8082

Client: MADDOX MATERIALS
Work Order: 1500028
Project: Fanwood Crushed Stone/Weldon

Calibration:	15A2003	Instrument:	GCECD_GHF
		Calibration Date:	1/8/2015 2:52:46PM

COMPOUND	Mean RF	RF RSD	LIMIT	Q
4,4'-DDD [2C]	8296308	7.490311	CCC (20)	
Endosulfan sulfate	2.181112E+07	3.6505	CCC (20)	
Endosulfan sulfate [2C]	9066288	8.485097	CCC (20)	
4,4'-DDT	2.283606E+07	3.205568	CCC (20)	
4,4'-DDT [2C]	9016165	5.41929	CCC (20)	
Methoxychlor	1.171722E+07	13.61366	CCC (20)	
Methoxychlor [2C]	5136909	5.057877	CCC (20)	
Endrin ketone	2.454524E+07	3.695324	CCC (20)	
Endrin ketone [2C]	1.187818E+07	7.871825	CCC (20)	
Endrin aldehyde	2.029436E+07	7.462029	CCC (20)	
Endrin aldehyde [2C]	9395898	6.62733	CCC (20)	
alpha-Chlordane	3.325336E+07	11.58684	CCC (20)	
alpha-Chlordane [2C]	1.2287E+07	11.20137	CCC (20)	
gamma-Chlordane	3.153717E+07	4.180917	CCC (20)	
gamma-Chlordane [2C]	1.102648E+07	6.617725	CCC (20)	
Toxaphene	441875.6	7.439851	CCC (20)	
Toxaphene (1)	355104.1	9.700324	CCC (20)	
Toxaphene (2)	407631.2	8.788295	CCC (20)	
Toxaphene (3)	500951.2	12.89061	CCC (20)	
Toxaphene (4)	503815.8	1.895263	CCC (20)	
Toxaphene [2C]	350808.1	2.13047	CCC (20)	
Toxaphene (1) [2C]	124641.8	6.126455	CCC (20)	
Toxaphene (2) [2C]	465277	2.900642	CCC (20)	
Toxaphene (3) [2C]	478856	2.924838	CCC (20)	
Toxaphene (4) [2C]	334457.4	3.721289	CCC (20)	

Accredited Analytical Resources, LLC.

INITIAL CALIBRATION DATA SHEET (Continued)

EPA 8081A/8082

Client: MADDOX MATERIALS
Work Order: 1500028
Project: Fanwood Crushed Stone/Weldon

Calibration:	15A2003	Instrument:	GCECD_GHF
		Calibration Date:	1/8/2015 2:52:46PM

COMPOUND	Mean RF	RF RSD	LIMIT	Q
Aroclor-1016	135852.3	12.56873	CCC (20)	
Aroclor-1016 (1)	81961.3	15.7704	CCC (20)	
Aroclor-1016 (2)	214036.6	10.98518	CCC (20)	
Aroclor-1016 (3)	111559.1	13.49468	CCC (20)	
Aroclor-1016 [2C]	69095.58	12.18568	CCC (20)	
Aroclor-1016 (1) [2C]	52783.4	13.25259	CCC (20)	
Aroclor-1016 (2) [2C]	104437.9	10.4157	CCC (20)	
Aroclor-1016 (3) [2C]	50065.43	15.0158	CCC (20)	
Aroclor-1260	213593.4	8.96192	CCC (20)	
Aroclor-1260 (1)	208286.6	8.394026	CCC (20)	
Aroclor-1260 (2)	112411.1	12.95449	CCC (20)	
Aroclor-1260 (3)	320082.4	8.36046	CCC (20)	
Aroclor-1260 [2C]	78256.64	5.14886	CCC (20)	
Aroclor-1260 (1) [2C]	95479.23	8.958913	CCC (20)	
Aroclor-1260 (2) [2C]	34737.8	6.852303	CCC (20)	
Aroclor-1260 (3) [2C]	104552.9	2.302728	CCC (20)	
Tetrachloro-m-xylene	2.841937E+07	6.614506	CCC (20)	
Tetrachloro-m-xylene [2C]	1.136836E+07	2.448482	CCC (20)	
Decachlorobiphenyl	3.43226E+07	14.93219	CCC (20)	
Decachlorobiphenyl [2C]	1.545883E+07	3.552436	CCC (20)	

* Values outside of QC limits

Accredited Analytical Resources, LLC.

AROCLOR INITIAL CALIBRATION (SINGLE POINT)

Client: **MADDOX MATERIALS**
Work Order: **1500028**
Project: **Fanwood Crushed Stone/Weldon**

Instrument ID: GCECD_GHF Col 1 Date(s) Analyzed: 01/08/2015

Lab Number: S5A0801-ARC1

COMPOUND	AMOUNT (ng)	PEAK	RT	RT WINDOW		CALIBRATION FACTOR
				FROM	TO	
Aroclor 1221	1.000	1	04.72	04.67	04.77	36009
		2	04.90	04.85	04.95	24740
		3	05.01	04.96	05.06	97608
		4				
		5				
Aroclor 1254	1.000	1	08.82	08.77	08.87	143901
		2	10.47	10.42	10.52	88344
		3	10.88	10.83	10.93	168923
		4				
		5				

Client: **MADDOX MATERIALS**
Work Order: **1500028**
Project: **Fanwood Crushed Stone/Weldon**

Instrument ID: GCECD_GHF Col 2 Date(s) Analyzed: 01/08/2015

Lab Number: S5A0801-ARC1

COMPOUND	AMOUNT (ng)	PEAK	RT	RT WINDOW		CALIBRATION FACTOR
				FROM	TO	
Aroclor 1221	1.000	1	05.93	05.88	05.98	16872
		2	06.21	06.16	06.26	12558
		3	06.34	06.29	06.39	43718
		4				
		5				
Aroclor 1254	1.000	1	10.29	10.24	10.34	50895
		2	12.17	12.12	12.22	68800
		3	12.50	12.45	12.55	85521
		4				
		5				

Accredited Analytical Resources, LLC.

AROCLOR INITIAL CALIBRATION (SINGLE POINT)

Client: **MADDOX MATERIALS**
Work Order: **1500028**
Project: **Fanwood Crushed Stone/Weldon**

Instrument ID: GCECD_GHF Col 1 Date(s) Analyzed: 01/08/2015

Lab Number: S5A0801-ARC2

COMPOUND	AMOUNT (ng)	PEAK	RT	RT WINDOW		CALIBRATION FACTOR
				FROM	TO	
Aroclor 1232	1.000	1	05.01	04.96	05.06	72189
		2	06.62	06.57	06.67	96985
		3	06.80	06.75	06.85	52780
		4				
		5				
Aroclor 1262	1.000	1	11.17	11.12	11.22	203532
		2	11.59	11.54	11.64	135732
		3	12.84	12.79	12.89	190504
		4				
		5				

Client: **MADDOX MATERIALS**
Work Order: **1500028**
Project: **Fanwood Crushed Stone/Weldon**

Instrument ID: GCECD_GHF Col 2 Date(s) Analyzed: 01/08/2015

Lab Number: S5A0801-ARC2

COMPOUND	AMOUNT (ng)	PEAK	RT	RT WINDOW		CALIBRATION FACTOR
				FROM	TO	
Aroclor 1232	1.000	1	06.34	06.29	06.39	33063
		2	08.03	07.98	08.08	45268
		3	08.29	08.24	08.34	20882
		4				
		5				
Aroclor 1262	1.000	1	12.65	12.60	12.70	101729
		2	13.23	13.18	13.28	81894
		3	14.64	14.59	14.69	133463
		4				
		5				

Accredited Analytical Resources, LLC.

AROCLOR INITIAL CALIBRATION (SINGLE POINT)

Client: **MADDOX MATERIALS**
Work Order: **1500028**
Project: **Fanwood Crushed Stone/Weldon**

Instrument ID: GCECD_GHF Col 1 Date(s) Analyzed: 01/08/2015

Lab Number: S5A0801-ARC3

COMPOUND	AMOUNT (ng)	PEAK	RT	RT WINDOW		CALIBRATION FACTOR
				FROM	TO	
Aroclor 1242	1.000	1	06.1	06.06	06.16	64267
		2	06.61	06.56	06.66	161707
		3	07.85	07.80	07.90	81147
		4				
		5				
Aroclor 1268	1.000	1	13.39	13.34	13.44	355064
		2	13.84	13.79	13.89	164745
		3	14.75	14.70	14.80	1015159
		4				
		5				

Client: **MADDOX MATERIALS**
Work Order: **1500028**
Project: **Fanwood Crushed Stone/Weldon**

Instrument ID: GCECD_GHF Col 2 Date(s) Analyzed: 01/08/2015

Lab Number: S5A0801-ARC3

COMPOUND	AMOUNT (ng)	PEAK	RT	RT WINDOW		CALIBRATION FACTOR
				FROM	TO	
Aroclor 1242	1.000	1	07.14	07.09	07.19	39120
		2	08.03	07.98	08.08	76046
		3	08.29	08.24	08.34	35320
		4				
		5				
Aroclor 1268	1.000	1	15.50	15.45	15.55	183970
		2	16.44	16.39	16.49	69106
		3	17.74	17.69	17.79	563012
		4				
		5				

Accredited Analytical Resources, LLC.

AROCLOR INITIAL CALIBRATION (SINGLE POINT)

Client: **MADDOX MATERIALS**
Work Order: **1500028**
Project: **Fanwood Crushed Stone/Weldon**

Instrument ID: GCECD_GHF Col 1 Date(s) Analyzed: 01/08/2015

Lab Number: S5A0801-ARC4

COMPOUND	AMOUNT (ng)	PEAK	RT	RT WINDOW		CALIBRATION FACTOR
				FROM	TO	
Aroclor 1248	1.000	1	06.61	06.56	06.66	96787
		2	06.80	06.75	06.85	48807
		3	07.85	07.80	07.90	79245
		4				
		5				

Client: **MADDOX MATERIALS**
Work Order: **1500028**
Project: **Fanwood Crushed Stone/Weldon**

Instrument ID: GCECD_GHF Col 2 Date(s) Analyzed: 01/08/2015

Lab Number: S5A0801-ARC4

COMPOUND	AMOUNT (ng)	PEAK	RT	RT WINDOW		CALIBRATION FACTOR
				FROM	TO	
Aroclor 1248	1.000	1	08.03	07.98	08.08	50058
		2	08.29	08.24	08.34	21521
		3	09.40	09.35	09.45	39801
		4				
		5				

Accredited Analytical Resources, LLC.

Breakdown Report

Client: MADDOX MATERIALS
Work Order: 1500028
Project: Fanwood Crushed Stone/Weldon

Lab Sample ID: S5A0801-PEM1 Analyzed: 01/08/2015

Column Number: 1

Analyte	% Breakdown
Endrin	9.36
4.4'-DDT	1.53

Column Number: 2

Analyte	% Breakdown
Endrin	9.59
4.4'-DDT	3.25

Accredited Analytical Resources, LLC.

Breakdown Report

Client: MADDOX MATERIALS
Work Order: 1500028
Project: Fanwood Crushed Stone/Weldon

Lab Sample ID: S5A0901-PEM1 Analyzed: 01/09/2015

Column Number: 1

Analyte	% Breakdown
Endrin	5.67
4.4'-DDT	2.89

Column Number: 2

Analyte	% Breakdown
Endrin	5.84
4.4'-DDT	2.93

Accredited Analytical Resources, LLC.

CONTINUING CALIBRATION VERIFICATION

EPA 8081A/8082

Client: MADDOX MATERIALS
Work Order: 1500028
Project: Fanwood Crushed Stone/Weldon

Instrument ID:	GCECD_GHF	Calibration:	15A2003
Lab File ID:	G12007.D	Calibration Date:	01/08/15 14:52
Sequence:	S5A0901	Injection Date:	01/09/15
Lab Sample ID:	S5A0901-CCV1	Injection Time:	10:29

		CONC. (mg/L)		RESPONSE FACTOR			% DIFF	
COMPOUND	TYPE	STD	CCV	ICAL	CCV	MIN (#)	CCV	LIMIT (#)
alpha-BHC	A	0.0200	0.0186	3.336682E+07	3.09844E+07		-7.1	15
alpha-BHC [2C]	A	0.0200	0.0187	1.27998E+07	1.19745E+07		-6.4	15
gamma-BHC [Lindane]	A	0.0200	0.0188	3.243915E+07	3.04687E+07		-6.1	15
gamma-BHC [Lindane] [2C]	A	0.0200	0.0189	1.292567E+07	1.22087E+07		-5.5	15
Heptachlor	A	0.0200	0.0181	3.468095E+07	3.1451E+07		-9.3	15
Heptachlor [2C]	A	0.0200	0.0190	1.14224E+07	1.08547E+07		-5.0	15
Endosulfan I	A	0.0200	0.0186	2.922016E+07	2.72434E+07		-6.8	15
Endosulfan I [2C]	A	0.0200	0.0189	1.049535E+07	9935200		-5.3	15
Dieldrin	A	0.0400	0.0389	2.886796E+07	2.807855E+07		-2.7	15
Dieldrin [2C]	A	0.0400	0.0377	1.127769E+07	1.06384E+07		-5.7	15
Endrin	A	0.0400	0.0420	2.269084E+07	2.384665E+07		5.1	15
Endrin [2C]	A	0.0400	0.0415	8574328	8899950		3.8	15
4,4'-DDD	A	0.0400	0.0410	1.882425E+07	1.929715E+07		2.5	15
4,4'-DDD [2C]	A	0.0400	0.0389	8296308	8064900		-2.8	15
4,4'-DDT	A	0.0400	0.0397	2.283606E+07	2.267775E+07		-0.7	15
4,4'-DDT [2C]	A	0.0400	0.0386	9016165	8709400		-3.4	15
Methoxychlor	A	0.200	0.215	1.171722E+07	1.25996E+07		7.5	15
Methoxychlor [2C]	A	0.200	0.221	5136909	5683030		10.6	15
Tetrachloro-m-xylene	A	0.0200	0.0186	2.841937E+07	2.63638E+07		-7.2	15
Tetrachloro-m-xylene [2C]	A	0.0200	0.0195	1.136836E+07	1.10922E+07		-2.4	15
Decachlorobiphenyl	A	0.0400	0.0417	3.43226E+07	3.57498E+07		4.2	15
Decachlorobiphenyl [2C]	A	0.0400	0.0404	1.545883E+07	1.562675E+07		1.1	15

Column to be used to flag Response Factor and %Diff/Drift values with an asterisk

* Values outside of QC limits

Accredited Analytical Resources, LLC.

CONTINUING CALIBRATION VERIFICATION

EPA 8081A/8082

Client: MADDOX MATERIALS
Work Order: 1500028
Project: Fanwood Crushed Stone/Weldon

Instrument ID:	GCECD_GHF	Calibration:	15A2003
Lab File ID:	G12008.D	Calibration Date:	01/08/15 14:52
Sequence:	S5A0901	Injection Date:	01/09/15
Lab Sample ID:	S5A0901-CCV2	Injection Time:	10:58

		CONC. (mg/L)		RESPONSE FACTOR			% DIFF	
COMPOUND	TYPE	STD	CCV	ICAL	CCV	MIN (#)	CCV	LIMIT (#)
beta-BHC	A	0.0200	0.0188	1.840897E+07	1.73072E+07		-6.0	15
beta-BHC [2C]	A	0.0200	0.0196	7713170	7568900		-1.9	15
delta-BHC	A	0.0200	0.0184	2.867025E+07	2.63287E+07		-8.2	15
delta-BHC [2C]	A	0.0200	0.0185	1.211625E+07	1.12168E+07		-7.4	15
Aldrin	A	0.0200	0.0191	3.223657E+07	3.0792E+07		-4.5	15
Aldrin [2C]	A	0.0200	0.0192	1.162935E+07	1.11434E+07		-4.2	15
Heptachlor Epoxide	A	0.0200	0.0191	3.082144E+07	2.94584E+07		-4.4	15
Heptachlor Epoxide [2C]	A	0.0200	0.0189	1.127114E+07	1.06243E+07		-5.7	15
4,4'-DDE	A	0.0400	0.0398	2.865116E+07	2.849675E+07		-0.5	15
4,4'-DDE [2C]	A	0.0400	0.0391	1.200571E+07	1.17487E+07		-2.1	15
Endosulfan II	A	0.0400	0.0392	2.553263E+07	2.50077E+07		-2.1	15
Endosulfan II [2C]	A	0.0400	0.0378	1.105038E+07	1.04326E+07		-5.6	15
Endosulfan sulfate	A	0.0400	0.0385	2.181112E+07	2.10121E+07		-3.7	15
Endosulfan sulfate [2C]	A	0.0400	0.0371	9066288	8413550		-7.2	15
Endrin ketone	A	0.0400	0.0357	2.454524E+07	2.18888E+07		-10.8	15
Endrin ketone [2C]	A	0.0400	0.0351	1.187818E+07	1.04299E+07		-12.2	15
Endrin aldehyde	A	0.0400	0.0382	2.029436E+07	1.940255E+07		-4.4	15
Endrin aldehyde [2C]	A	0.0400	0.0380	9395898	8933250		-4.9	15
alpha-Chlordane	A	0.0200	0.0184	3.325336E+07	3.05228E+07		-8.2	15
alpha-Chlordane [2C]	A	0.0200	0.0182	1.2287E+07	1.11883E+07		-8.9	15
gamma-Chlordane	A	0.0200	0.0189	3.153717E+07	2.9802E+07		-5.5	15
gamma-Chlordane [2C]	A	0.0200	0.0193	1.102648E+07	1.0666E+07		-3.3	15

Column to be used to flag Response Factor and %Diff/Drift values with an asterisk

* Values outside of QC limits

Accredited Analytical Resources, LLC.

CONTINUING CALIBRATION VERIFICATION

EPA 8081A/8082

Client: MADDOX MATERIALS
Work Order: 1500028
Project: Fanwood Crushed Stone/Weldon

Instrument ID:	GCECD_GHF	Calibration:	15A2003
Lab File ID:	G12009.D	Calibration Date:	01/08/15 14:52
Sequence:	S5A0901	Injection Date:	01/09/15
Lab Sample ID:	S5A0901-CCV3	Injection Time:	11:27

		CONC. (mg/L)		RESPONSE FACTOR			% DIFF	
COMPOUND	TYPE	STD	CCV	ICAL	CCV	MIN (#)	CCV	LIMIT (#)
Toxaphene	A	2.50	2.59	441875.6	458454.8		3.8	15
Toxaphene (1)	A	2.50	2.50	355104.1	355626.4		0.1	15
Toxaphene (2)	A	2.50	2.62	407631.2	427144.8		4.8	15
Toxaphene (3)	A	2.50	2.61	500951.2	523922.4		4.6	15
Toxaphene (4)	A	2.50	2.62	503815.8	527125.6		4.6	15
Toxaphene [2C]	A	2.50	2.51	350808.1	354723.2		1.1	15
Toxaphene (1) [2C]	A	2.50	2.46	124641.8	122545.6		-1.7	15
Toxaphene (2) [2C]	A	2.50	2.56	465277	476922.4		2.5	15
Toxaphene (3) [2C]	A	2.50	2.55	478856	488234.4		2.0	15
Toxaphene (4) [2C]	A	2.50	2.48	334457.4	331190.4		-1.0	15

Column to be used to flag Response Factor and %Diff/Drift values with an asterisk

* Values outside of QC limits

Accredited Analytical Resources, LLC.

CONTINUING CALIBRATION VERIFICATION

EPA 8081A/8082

Client: MADDOX MATERIALS
Work Order: 1500028
Project: Fanwood Crushed Stone/Weldon

Instrument ID:	GCECD_GHF	Calibration:	15A2003
Lab File ID:	G12010.D	Calibration Date:	01/08/15 14:52
Sequence:	S5A0901	Injection Date:	01/09/15
Lab Sample ID:	S5A0901-CCV4	Injection Time:	11:57

		CONC. (mg/L)		RESPONSE FACTOR			% DIFF	
COMPOUND	TYPE	STD	CCV	ICAL	CCV	MIN (#)	CCV	LIMIT (#)
Aroclor-1016	A	1.00	0.861	135852.3	116932.3		-13.9	15
Aroclor-1016 (1)	A	1.00	0.857	81961.3	70236		-14.3	15
Aroclor-1016 (2)	A	1.00	0.860	214036.6	183957		-14.1	15
Aroclor-1016 (3)	A	1.00	0.866	111559.1	96604		-13.4	15
Aroclor-1016 [2C]	A	1.00	0.860	69095.58	59257		-14.2	15
Aroclor-1016 (1) [2C]	A	1.00	0.863	52783.4	45533		-13.7	15
Aroclor-1016 (2) [2C]	A	1.00	0.852	104437.9	88954		-14.8	15
Aroclor-1016 (3) [2C]	A	1.00	0.864	50065.43	43284		-13.5	15
Aroclor-1260	A	1.00	0.871	213593.4	185706		-13.1	15
Aroclor-1260 (1)	A	1.00	0.856	208286.6	178368		-14.4	15
Aroclor-1260 (2)	A	1.00	0.886	112411.1	99566		-11.4	15
Aroclor-1260 (3)	A	1.00	0.872	320082.4	279184		-12.8	15
Aroclor-1260 [2C]	A	1.00	0.864	78256.64	67827.67		-13.3	15
Aroclor-1260 (1) [2C]	A	1.00	0.857	95479.23	81807		-14.3	15
Aroclor-1260 (2) [2C]	A	1.00	0.855	34737.8	29704		-14.5	15
Aroclor-1260 (3) [2C]	A	1.00	0.880	104552.9	91972		-12.0	15

Column to be used to flag Response Factor and %Diff/Drift values with an asterisk

* Values outside of QC limits

Accredited Analytical Resources, LLC.

CALIBRATION VERIFICATION SUMMARY

Client: **MADDOX MATERIALS**
Work Order: **1500028**
Project: **Fanwood Crushed Stone/Weldon**

Client Sample No. (Calib##): Calibration Check
Lab Sample ID (Calib): S5A0901-CCV1(1)
Init. Calib. Date(s): 01/08/2015
Date Analyzed: 01/09/2015 1029

Individual Mix Compound	RT	RT WINDOW		$\overline{CF}$	CF	%D
		FROM	TO			
alpha-BHC	05.03	04.98	05.08	33366820	30984400	-7.1
gamma-BHC [Lindane]	05.62	05.57	05.67	32439150	30468700	-6.1
Heptachlor	06.90	06.85	06.95	34680950	31451000	-9.3
Endosulfan I	08.95	08.90	09.00	29220160	27243400	-6.8
Dieldrin	09.43	09.38	09.48	28867960	28078550	-2.7
Endrin	09.83	09.78	09.88	22690840	23846650	5.1
4,4'-DDD	10.14	10.09	10.19	18824250	19297150	2.5
4,4'-DDT	10.80	10.75	10.85	22836060	22677750	-0.7
Methoxychlor	11.83	11.78	11.88	11717220	12599600	7.5
Tetrachloro-m-xylene	04.34	04.29	04.39	28419370	26363800	-7.2
Decachlorobiphenyl	15.64	15.59	15.69	34322600	35749800	4.2

Client: **MADDOX MATERIALS**
Work Order: **1500028**
Project: **Fanwood Crushed Stone/Weldon**

Client Sample No. (Calib##): Calibration Check
Lab Sample ID (Calib): S5A0901-CCV1(2)
Init. Calib. Date(s): 01/08/2015
Date Analyzed: 01/09/2015 1029

Individual Mix Compound	RT	RT WINDOW		$\overline{CF}$	CF	%D
		FROM	TO			
alpha-BHC	06.63	06.58	06.68	12799800	11974500	-6.4
gamma-BHC [Lindane]	07.37	07.32	07.42	12925670	12208700	-5.5
Heptachlor	08.24	08.19	08.29	11422400	10854700	-5.0
Endosulfan I	10.69	10.64	10.74	10495350	9935200	-5.3
Dieldrin	11.20	11.15	11.25	11277690	10638400	-5.7
Endrin	11.75	11.70	11.80	8574328	8899950	3.8
4,4'-DDD	11.95	11.90	12.00	8296308	8064900	-2.8
4,4'-DDT	12.51	12.46	12.56	9016165	8709400	-3.4
Methoxychlor	13.90	13.85	13.95	5136909	5683030	10.6
Tetrachloro-m-xylene	05.33	05.28	05.38	11368360	11092200	-2.4
Decachlorobiphenyl	18.99	18.94	19.04	15458830	15626750	1.1

Accredited Analytical Resources, LLC.

CALIBRATION VERIFICATION SUMMARY

Client: **MADDOX MATERIALS**
Work Order: **1500028**
Project: **Fanwood Crushed Stone/Weldon**

Client Sample No. (Calib##): Calibration Check
Lab Sample ID (Calib): S5A0901-CCV2(1)
Init. Calib. Date(s): 01/08/2015
Date Analyzed: 01/09/2015 1058

Individual Mix Compound	RT	RT WINDOW		$\overline{CF}$	CF	%D
		FROM	TO			
beta-BHC	05.52	05.47	05.57	18408970	17307200	-6.0
delta-BHC	06.06	06.01	06.11	28670250	26328700	-8.2
Aldrin	07.54	07.49	07.59	32236570	30792000	-4.5
Heptachlor Epoxide	08.28	08.23	08.33	30821440	29458400	-4.4
4,4'-DDE	09.36	09.31	09.41	28651160	28496750	-0.5
Endosulfan II	10.00	09.95	10.05	25532630	25007700	-2.1
Endosulfan sulfate	10.77	10.72	10.82	21811120	21012100	-3.7
Endrin ketone	11.63	11.58	11.68	24545240	21888800	-10.8
Endrin aldehyde	10.35	10.30	10.40	20294360	19402550	-4.4
alpha-Chlordane	08.99	08.94	09.04	33253360	30522800	-8.2
gamma-Chlordane	08.71	08.66	08.76	31537170	29802000	-5.5

Client: **MADDOX MATERIALS**
Work Order: **1500028**
Project: **Fanwood Crushed Stone/Weldon**

Client Sample No. (Calib##): Calibration Check
Lab Sample ID (Calib): S5A0901-CCV2(2)
Init. Calib. Date(s): 01/08/2015
Date Analyzed: 01/09/2015 1058

Individual Mix Compound	RT	RT WINDOW		$\overline{CF}$	CF	%D
		FROM	TO			
beta-BHC	07.54	07.49	07.59	7713170	7568900	-1.9
delta-BHC	08.13	08.08	08.18	12116250	11216800	-7.4
Aldrin	08.87	08.82	08.92	11629350	11143400	-4.2
Heptachlor Epoxide	09.97	09.92	10.02	11271140	10624300	-5.7
4,4'-DDE	10.90	10.85	10.95	12005710	11748700	-2.1
Endosulfan II	12.14	12.09	12.19	11050380	10432600	-5.6
Endosulfan sulfate	13.29	13.24	13.34	9066288	8413550	-7.2
Endrin ketone	14.53	14.48	14.58	11878180	10429900	-12.2
Endrin aldehyde	12.75	12.70	12.80	9395898	8933250	-4.9
alpha-Chlordane	10.59	10.54	10.64	12287000	11188300	-8.9
gamma-Chlordane	10.32	10.27	10.37	11026480	10666000	-3.3

Accredited Analytical Resources, LLC.

CALIBRATION VERIFICATION SUMMARY

Client: **MADDOX MATERIALS**
Work Order: **1500028**
Project: **Fanwood Crushed Stone/Weldon**

Client Sample No. (Calib##): Calibration Check
Lab Sample ID (Calib): S5A0901-CCV3(1)
Init. Calib. Date(s): 01/08/2015
Date Analyzed: 01/09/2015 1127

Individual Mix Compound	RT	RT WINDOW		$\overline{CF}$	CF	%D
		FROM	TO			
Toxaphene	12.38	12.33	12.43	441876	458455	3.8
Toxaphene (1)	09.36	09.31	09.41	355104	355626	0.1
Toxaphene (2)	11.20	11.15	11.25	407631	427145	4.8
Toxaphene (3)	11.56	11.51	11.61	500951	523922	4.6
Toxaphene (4)	12.38	12.33	12.43	503816	527126	4.6

Client: **MADDOX MATERIALS**
Work Order: **1500028**
Project: **Fanwood Crushed Stone/Weldon**

Client Sample No. (Calib##): Calibration Check
Lab Sample ID (Calib): S5A0901-CCV3(2)
Init. Calib. Date(s): 01/08/2015
Date Analyzed: 01/09/2015 1127

Individual Mix Compound	RT	RT WINDOW		$\overline{CF}$	CF	%D
		FROM	TO			
Toxaphene	13.82	13.77	13.87	350808	354723	1.1
Toxaphene (1)	11.16	11.11	11.21	124642	122546	-1.7
Toxaphene (2)	12.29	12.24	12.34	465277	476922	2.5
Toxaphene (3)	12.76	12.71	12.81	478856	488234	2.0
Toxaphene (4)	13.82	13.77	13.87	334457	331190	-1.0

Accredited Analytical Resources, LLC.

CALIBRATION VERIFICATION SUMMARY

Client: **MADDOX MATERIALS**
Work Order: **1500028**
Project: **Fanwood Crushed Stone/Weldon**

Client Sample No. (Calib##): Calibration Check
Lab Sample ID (Calib): S5A0901-CCV4(1)
Init. Calib. Date(s): 01/08/2015
Date Analyzed: 01/09/2015 1157

Individual Mix Compound	RT	RT WINDOW		$\overline{CF}$	CF	%D
		FROM	TO			
Aroclor-1016	06.81	06.76	06.86	135852	116932	-13.9
Aroclor-1016 (1)	06.12	06.07	06.17	81961	70236	-14.3
Aroclor-1016 (2)	06.62	06.57	06.67	214037	183957	-14.1
Aroclor-1016 (3)	06.81	06.76	06.86	111559	96604	-13.4
Aroclor-1260	12.09	12.04	12.14	213593	185706	-13.1
Aroclor-1260 (1)	10.89	10.84	10.94	208287	178368	-14.4
Aroclor-1260 (2)	11.61	11.56	11.66	112411	99566	-11.4
Aroclor-1260 (3)	12.09	12.04	12.14	320082	279184	-12.8

Client: **MADDOX MATERIALS**
Work Order: **1500028**
Project: **Fanwood Crushed Stone/Weldon**

Client Sample No. (Calib##): Calibration Check
Lab Sample ID (Calib): S5A0901-CCV4(2)
Init. Calib. Date(s): 01/08/2015
Date Analyzed: 01/09/2015 1157

Individual Mix Compound	RT	RT WINDOW		$\overline{CF}$	CF	%D
		FROM	TO			
Aroclor-1016	08.31	08.26	08.36	69096	59257	-14.2
Aroclor-1016 (1)	07.16	07.11	07.21	52783	45533	-13.7
Aroclor-1016 (2)	08.05	08.00	08.10	104438	88954	-14.8
Aroclor-1016 (3)	08.31	08.26	08.36	50065	43284	-13.5
Aroclor-1260	14.69	14.64	14.74	78257	67828	-13.3
Aroclor-1260 (1)	11.87	11.82	11.92	95479	81807	-14.3
Aroclor-1260 (2)	13.40	13.35	13.45	34738	29704	-14.5
Aroclor-1260 (3)	14.69	14.64	14.74	104553	91972	-12.0

Accredited Analytical Resources, LLC.

SEMIVOLATILES

Accredited Analytical Resources, LLC.

SEMIVOLATILES SAMPLE DATA

Accredited Analytical Resources, LLC.

ANALYSIS DATA SHEET

EPA 8270C

Client: MADDOX MATERIALS
Client Sample ID: S1
Lab Sample ID: 1500028-01
Project: Fanwood Crushed Stone/Weldon
Work Order: 1500028

Date Sampled:	01/07/15 13:55	Prep Date:	01/08/15 08:55	Matrix:	Soil
Percent Solids:	96.00	Prep Method:	EPA 3550B GCMS	File ID:	F9752.D
Prep Batch:	B5A0807	Sequence:	S5A0806	Analyzed:	01/08/15 21:17
Dilution:	1			Analyst:	JMM

CAS NO.	COMPOUND	CONC. (ug/kg dry)	MDL	RL	Q
62-75-9	N-Nitrosodimethylamine	ND	34.7	174	U
100-52-7	Benzaldehyde	ND	34.7	174	U
108-95-2	Phenol	ND	34.7	174	U
111-44-4	bis(2-chloroethyl)ether	ND	34.7	174	U
95-57-8	2-Chlorophenol	ND	34.7	174	U
95-48-7	2-Methylphenol	ND	34.7	174	U
39638-32-9	bis(2-chloroisopropyl)ether	ND	34.7	174	U
98-86-2	Acetophenone	ND	34.7	174	U
106-44-5	3 & 4-Methylphenol	ND	34.7	174	U
621-64-7	N-Nitroso-di-n-propylamine	ND	34.7	174	U
67-72-1	Hexachloroethane	ND	34.7	174	U
98-95-3	Nitrobenzene	ND	34.7	174	U
78-59-1	Isophorone	ND	34.7	174	U
88-75-5	2-Nitrophenol	ND	34.7	174	U
105-67-9	2,4-Dimethylphenol	ND	34.7	174	U
111-91-1	bis(2-chloroethoxy)methane	ND	34.7	174	U
120-83-2	2,4-Dichlorophenol	ND	34.7	174	U
91-20-3	Naphthalene	ND	34.7	174	U
106-47-8	4-Chloroaniline	ND	34.7	174	U
87-68-3	Hexachlorobutadiene	ND	34.7	174	U
105-60-2	Caprolactam	ND	34.7	174	U
59-50-7	4-Chloro-3-methylphenol	ND	34.7	174	U
91-57-6	2-Methylnaphthylene	ND	34.7	174	U
95-94-3	1,2,4,5-Tetrachlorobenzene	ND	34.7	174	U
77-47-4	Hexachlorocyclopentadiene	ND	34.7	174	U

Accredited Analytical Resources, LLC.

ANALYSIS DATA SHEET

EPA 8270C

Client: MADDOX MATERIALS
Client Sample ID: S1
Lab Sample ID: 1500028-01
Project: Fanwood Crushed Stone/Weldon
Work Order: 1500028

Date Sampled:	01/07/15 13:55	Prep Date:	01/08/15 08:55	Matrix:	Soil
Percent Solids:	96.00	Prep Method:	EPA 3550B GCMS	File ID:	F9752.D
Prep Batch:	B5A0807	Sequence:	S5A0806	Analyzed:	01/08/15 21:17
Dilution:	1			Analyst:	JMM

CAS NO.	COMPOUND	CONC. (ug/kg dry)	MDL	RL	Q
88-06-2	2,4,6-Trichlorophenol	ND	34.7	174	U
95-95-4	2,4,5-Trichlorophenol	ND	34.7	174	U
91-58-7	2-Chloronaphthalene	ND	34.7	174	U
92-52-4	1,1-Biphenyl	ND	34.7	174	U
88-74-4	2-Nitroaniline	ND	34.7	174	U
131-11-3	Dimethylphthalate	ND	34.7	174	U
208-96-8	Acenaphthylene	ND	34.7	174	U
99-09-2	3-Nitroaniline	ND	34.7	174	U
83-32-9	Acenaphthene	ND	34.7	174	U
51-28-5	2,4-Dinitrophenol	ND	34.7	347	U
100-02-7	4-Nitrophenol	ND	34.7	174	U
132-64-9	Dibenzofuran	ND	34.7	174	U
606-20-2	2,6-Dinitrotoluene	ND	34.7	174	U
121-14-2	2,4-Dinitrotoluene	ND	34.7	174	U
58-90-2	2,3,4,6-Tetrachlorophenol	ND	34.7	174	U
84-66-2	Diethyl phthalate	ND	34.7	174	U
7005-72-3	4-Chlorophenyl-phenylether	ND	34.7	174	U
86-73-7	Fluorene	ND	34.7	174	U
100-01-6	4-Nitroaniline	ND	34.7	174	U
534-52-1	4,6-Dinitro-2-methylphenol	ND	34.7	174	U
86-74-8	Carbazole	ND	34.7	174	U
86-30-6	N-Nitrosodiphenylamine	ND	34.7	174	U
122-66-7	1,2-Diphenylhydrazine	ND	34.7	174	U
101-55-3	4-Bromophenyl-phenylether	ND	34.7	174	U
1912-24-9	Atrazine	ND	34.7	174	U

Accredited Analytical Resources, LLC.

ANALYSIS DATA SHEET

EPA 8270C

Client: MADDOX MATERIALS
Client Sample ID: S1
Lab Sample ID: 1500028-01
Project: Fanwood Crushed Stone/Weldon
Work Order: 1500028

Date Sampled:	01/07/15 13:55	Prep Date:	01/08/15 08:55	Matrix:	Soil
Percent Solids:	96.00	Prep Method:	EPA 3550B GCMS	File ID:	F9752.D
Prep Batch:	B5A0807	Sequence:	S5A0806	Analyzed:	01/08/15 21:17
Dilution:	1			Analyst:	JMM

CAS NO.	COMPOUND	CONC. (ug/kg dry)	MDL	RL	Q
118-74-1	Hexachlorobenzene	ND	34.7	174	U
87-86-5	Pentachlorophenol	ND	34.7	174	U
85-01-8	Phenanthrene	ND	34.7	174	U
120-12-7	Anthracene	ND	34.7	174	U
84-74-2	Di-n-butyl phthalate	ND	34.7	174	U
206-44-0	Fluoranthene	ND	34.7	174	U
92-87-5	Benzidine	ND	86.5	174	U
129-00-0	Pyrene	ND	34.7	174	U
85-68-7	Butylbenzylphthalate	ND	34.7	174	U
91-94-1	3,3'-Dichlorobenzidine	ND	86.5	174	U
56-55-3	Benzo[a]anthracene	ND	34.7	174	U
117-81-7	bis(2-ethylhexyl)phthalate	ND	34.7	174	U
218-01-9	Chrysene	ND	34.7	174	U
117-84-0	Di-n-octyl phthalate	ND	34.7	174	U
205-99-2	Benzo[b]fluoranthene	ND	34.7	174	U
207-08-9	Benzo[k]fluoranthene	ND	34.7	174	U
50-32-8	Benzo[a]pyrene	ND	34.7	174	U
193-39-5	Indeno(1,2,3-cd)pyrene	ND	34.7	174	U
53-70-3	Dibenzo(a,h)anthracene	ND	34.7	174	U
191-24-2	Benzo[ghi]perylene	ND	34.7	174	U

Surrogate	% Recovery	Recovery Limits
2-Fluorophenol	76%	25-121
Phenol-d5	91%	24-113
Nitrobenzene-d5	64%	23-120
2-Fluorobiphenyl	82%	30-115

Accredited Analytical Resources, LLC.

ANALYSIS DATA SHEET

EPA 8270C

Client: **MADDOX MATERIALS**
Client Sample ID: **S1**
Lab Sample ID: **1500028-01**
Project: **Fanwood Crushed Stone/Weldon**
Work Order: **1500028**

Date Sampled:	01/07/15 13:55	Prep Date:	01/08/15 08:55	Matrix:	Soil
Percent Solids:	96.00	Prep Method:	EPA 3550B GCMS	File ID:	F9752.D
Prep Batch:	B5A0807	Sequence:	S5A0806	Analyzed:	01/08/15 21:17
Dilution:	1			Analyst:	JMM

Surrogate	% Recovery	Recovery Limits
2,4,6-Tribromophenol	110%	19-122
Terphenyl-d14	79%	18-137

* Values outside of QC limits
ND - Indicates compound analyzed for but not detected
U - Indicates compound analyzed for but not detected
J - Indicates estimated value for TICs and all results when detected below the RL
B - Indicates compound found in associated blank
E - Concentration exceeds highest calibration standard
D - Indicates result is based on a dilution
P - Greater than 25% diff. between 2 GC columns.
MDL - Minimum detection limit
RL - Reporting limit

Quantitation Report (QT Reviewed)

Data File : E:\F\DATA15\JAN15\F0108\F9752.D Vial: 10
Acq On : 8 Jan 2015 21:17 Operator: JMM
Sample : 1500028-01 Inst : GC/MS F
Misc : SOIL Multiplr: 1.00
MS Integration Params: rteint.p
Quant Time: Jan 9 10:05 2015 Quant Results File: SVF81115.RES

Quant Method : E:\F\METHODS\SVF81115.M (RTE Integrator)
Title : SEMI-VOA TCL 8270C CALIBRATION HP5971AF
Last Update : Wed Dec 10 14:02:37 2014
Response via : Initial Calibration
DataAcq Meth : SVF81115

Internal Standards	R.T.	QIon	Response	Conc	Units	Dev(Min)
1) 1,4-Dichlorobenzene-d4	10.29	152	124723	40.00	ul/l	-0.07
21) Naphthalene-d8	13.49	136	528182	40.00	ul/l	-0.10
37) Acenaphthene-d10	18.01	164	254394	40.00	ul/l	-0.12
61) Phenanthrene-d10	21.77	188	485240	40.00	ul/l	-0.12
75) Chrysene-d12	28.61	240	512824	40.00	ul/l	-0.13
84) Perylene-d12	32.02	264	488594	40.00	ul/l	-0.13
System Monitoring Compounds						
4) 2-Fluorophenol	7.39	112	370876	90.85	ul/l	-0.11
Spiked Amount 120.000	Range 25 - 121		Recovery = 75.71%			
7) Phenol-d5	9.75	99	647955	109.57	ul/l	-0.12
Spiked Amount 120.000	Range 24 - 113		Recovery = 91.31%			
22) Nitrobenzene-d5	11.76	82	355479	63.63	ul/l	-0.10
Spiked Amount 100.000	Range 23 - 120		Recovery = 63.63%			
42) 2-Fluorobiphenyl	16.36	172	706274	81.81	ul/l	-0.10
Spiked Amount 100.000	Range 30 - 115		Recovery = 81.81%			
60) 2,4,6-Tribromophenol	20.08	330	209265	132.35	ul/l	-0.11
Spiked Amount 120.000	Range 19 - 122		Recovery = 110.29%			
78) Terphenyl-d14	26.00	244	905758	78.58	ul/l	-0.08
Spiked Amount 100.000	Range 18 - 137		Recovery = 78.58%			
Target Compounds						Qvalue

(#) = qualifier out of range (m) = manual integration

Quantitation Report

Data File : E:\F\DATA15\JAN15\F0108\F9752.D Vial: 10
Acq On : 8 Jan 2015 21:17 Operator: JMM
Sample : 1500028-01 Inst : GC/MS F
Misc : SOIL Multiplr: 1.00
MS Integration Params: rteint.p
Quant Time: Jan 9 10:05 2015 Quant Results File: SVF81115.RES

Method : E:\F\METHODS\SVF81115.M (RTE Integrator)
Title : SEMI-VOA TCL 8270C CALIBRATION HP5971AF
Last Update : Wed Dec 10 14:02:37 2014
Response via : Initial Calibration

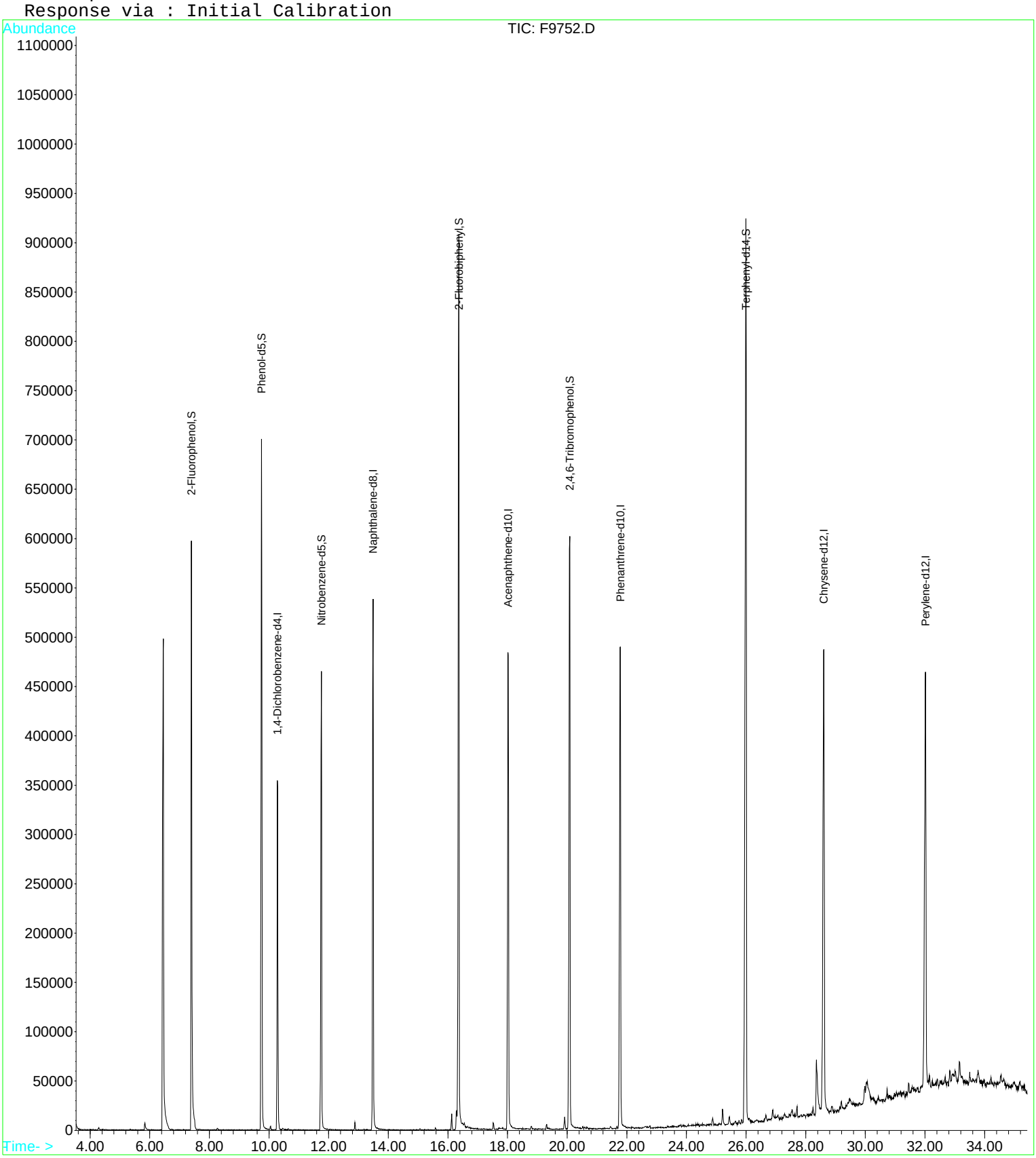

Accredited Analytical Resources, LLC.

SEMIVOLATILES QC DATA

Accredited Analytical Resources, LLC.

ANALYSIS DATA SHEET

Blank

Client: MADDOX MATERIALS
Work Order: 1500028
Project: Fanwood Crushed Stone/Weldon

Matrix:	Solid	Laboratory ID:	B5A0807-BLK1	File ID:	F9743.D
Batch:	B5A0807	Prepared:	01/08/15 08:55	Analyzed:	01/08/15 14:25
Column:	1	Preparation:	EPA 3550B GCMS	Dilution:	
		Sequence:	S5A0806	Instrument:	GC/MS F

CAS NO.	COMPOUND	CONC. (ug/kg wet)	MDL	RL	Q
62-75-9	N-Nitrosodimethylamine	ND	33.3	167	U
100-52-7	Benzaldehyde	ND	33.3	167	U
108-95-2	Phenol	ND	33.3	167	U
111-44-4	bis(2-chloroethyl)ether	ND	33.3	167	U
95-57-8	2-Chlorophenol	ND	33.3	167	U
95-48-7	2-Methylphenol	ND	33.3	167	U
39638-32-9	bis(2-chloroisopropyl)ether	ND	33.3	167	U
98-86-2	Acetophenone	ND	33.3	167	U
106-44-5	3 & 4-Methylphenol	ND	33.3	167	U
621-64-7	N-Nitroso-di-n-propylamine	ND	33.3	167	U
67-72-1	Hexachloroethane	ND	33.3	167	U
98-95-3	Nitrobenzene	ND	33.3	167	U
78-59-1	Isophorone	ND	33.3	167	U
88-75-5	2-Nitrophenol	ND	33.3	167	U
105-67-9	2,4-Dimethylphenol	ND	33.3	167	U
111-91-1	bis(2-chloroethoxy)methane	ND	33.3	167	U
120-83-2	2,4-Dichlorophenol	ND	33.3	167	U
91-20-3	Naphthalene	ND	33.3	167	U
106-47-8	4-Chloroaniline	ND	33.3	167	U
87-68-3	Hexachlorobutadiene	ND	33.3	167	U
105-60-2	Caprolactam	ND	33.3	167	U
59-50-7	4-Chloro-3-methylphenol	ND	33.3	167	U
91-57-6	2-Methylnaphthylene	ND	33.3	167	U
95-94-3	1,2,4,5-Tetrachlorobenzene	ND	33.3	167	U

Accredited Analytical Resources, LLC.

ANALYSIS DATA SHEET

Blank

Client: MADDOX MATERIALS
Work Order: 1500028
Project: Fanwood Crushed Stone/Weldon

Matrix:	Solid	Laboratory ID:	B5A0807-BLK1	File ID:	F9743.D
Batch:	B5A0807	Prepared:	01/08/15 08:55	Analyzed:	01/08/15 14:25
Column:	1	Preparation:	EPA 3550B GCMS	Dilution:	
		Sequence:	S5A0806	Instrument:	GC/MS F

CAS NO.	COMPOUND	CONC. (ug/kg wet)	MDL	RL	Q
77-47-4	Hexachlorocyclopentadiene	ND	33.3	167	U
88-06-2	2,4,6-Trichlorophenol	ND	33.3	167	U
95-95-4	2,4,5-Trichlorophenol	ND	33.3	167	U
91-58-7	2-Chloronaphthalene	ND	33.3	167	U
92-52-4	1,1-Biphenyl	ND	33.3	167	U
88-74-4	2-Nitroaniline	ND	33.3	167	U
131-11-3	Dimethylphthalate	ND	33.3	167	U
208-96-8	Acenaphthylene	ND	33.3	167	U
99-09-2	3-Nitroaniline	ND	33.3	167	U
83-32-9	Acenaphthene	ND	33.3	167	U
51-28-5	2,4-Dinitrophenol	ND	33.3	333	U
100-02-7	4-Nitrophenol	ND	33.3	167	U
132-64-9	Dibenzofuran	ND	33.3	167	U
606-20-2	2,6-Dinitrotoluene	ND	33.3	167	U
121-14-2	2,4-Dinitrotoluene	ND	33.3	167	U
58-90-2	2,3,4,6-Tetrachlorophenol	ND	33.3	167	U
84-66-2	Diethyl phthalate	ND	33.3	167	U
7005-72-3	4-Chlorophenyl-phenylether	ND	33.3	167	U
86-73-7	Fluorene	ND	33.3	167	U
100-01-6	4-Nitroaniline	ND	33.3	167	U
534-52-1	4,6-Dinitro-2-methylphenol	ND	33.3	167	U
86-74-8	Carbazole	ND	33.3	167	U
86-30-6	N-Nitrosodiphenylamine	ND	33.3	167	U
122-66-7	1,2-Diphenylhydrazine	ND	33.3	167	U

Accredited Analytical Resources, LLC.

ANALYSIS DATA SHEET

Blank

Client: MADDOX MATERIALS
Work Order: 1500028
Project: Fanwood Crushed Stone/Weldon

Matrix:	Solid	Laboratory ID:	B5A0807-BLK1	File ID:	F9743.D
Batch:	B5A0807	Prepared:	01/08/15 08:55	Analyzed:	01/08/15 14:25
Column:	1	Preparation:	EPA 3550B GCMS	Dilution:	
		Sequence:	S5A0806	Instrument:	GC/MS F

CAS NO.	COMPOUND	CONC. (ug/kg wet)	MDL	RL	Q
101-55-3	4-Bromophenyl-phenylether	ND	33.3	167	U
1912-24-9	Atrazine	ND	33.3	167	U
118-74-1	Hexachlorobenzene	ND	33.3	167	U
87-86-5	Pentachlorophenol	ND	33.3	167	U
85-01-8	Phenanthrene	ND	33.3	167	U
120-12-7	Anthracene	ND	33.3	167	U
84-74-2	Di-n-butyl phthalate	ND	33.3	167	U
206-44-0	Fluoranthene	ND	33.3	167	U
92-87-5	Benzidine	ND	83.0	167	U
129-00-0	Pyrene	ND	33.3	167	U
85-68-7	Butylbenzylphthalate	ND	33.3	167	U
91-94-1	3,3'-Dichlorobenzidine	ND	83.0	167	U
56-55-3	Benzo[a]anthracene	ND	33.3	167	U
117-81-7	bis(2-ethylhexyl)phthalate	ND	33.3	167	U
218-01-9	Chrysene	ND	33.3	167	U
117-84-0	Di-n-octyl phthalate	ND	33.3	167	U
205-99-2	Benzo[b]fluoranthene	ND	33.3	167	U
207-08-9	Benzo[k]fluoranthene	ND	33.3	167	U
50-32-8	Benzo[a]pyrene	ND	33.3	167	U
193-39-5	Indeno(1,2,3-cd)pyrene	ND	33.3	167	U
53-70-3	Dibenzo(a,h)anthracene	ND	33.3	167	U
191-24-2	Benzo[ghi]perylene	ND	33.3	167	U

Surrogate	% Recovery	Recovery Limits
2-Fluorophenol	84%	25-121
Phenol-d5	98%	24-113

Accredited Analytical Resources, LLC.

ANALYSIS DATA SHEET

Blank

Client: MADDOX MATERIALS
Work Order: 1500028
Project: Fanwood Crushed Stone/Weldon

Matrix:	Solid	Laboratory ID:	B5A0807-BLK1	File ID:	F9743.D
Batch:	B5A0807	Prepared:	01/08/15 08:55	Analyzed:	01/08/15 14:25
Column:	1	Preparation:	EPA 3550B GCMS	Dilution:	
		Sequence:	S5A0806	Instrument:	GC/MS F

Surrogate	% Recovery	Recovery Limits
Nitrobenzene-d5	70%	23-120
2-Fluorobiphenyl	83%	30-115
2,4,6-Tribromophenol	101%	19-122
Terphenyl-d14	82%	18-137

* Values outside of QC limits
ND - Indicates compound analyzed for but not detected
U - Indicates compound analyzed for but not detected
J - Indicates estimated value for TICs and all results when detected below the RL
B - Indicates compound found in associated blank
E - Concentration exceeds highest calibration standard
D - Indicates result is based on a dilution
P - Greater than 25% diff. between 2 GC columns.
MDL - Minimum detection limit
RL - Reporting limit

Quantitation Report (QT/LSC Reviewed)

Data File : E:\F\DATA15\JAN15\F0108\F9743.D Vial: 1
Acq On : 8 Jan 2015 14:25 Operator: JMM
Sample : B5A0807-BLK1 Inst : GC/MS F
Misc : SOIL Multiplr: 1.00
MS Integration Params: rteint.p
Quant Time: Jan 9 9:46 2015 Quant Results File: SVF81115.RES

Quant Method : E:\F\METHODS\SVF81115.M (RTE Integrator)
Title : SEMI-VOA TCL 8270C CALIBRATION HP5971AF
Last Update : Wed Dec 10 14:02:37 2014
Response via : Initial Calibration
DataAcq Meth : SVF81115

Internal Standards	R.T.	QIon	Response	Conc	Units	Dev(Min)
1) 1,4-Dichlorobenzene-d4	10.27	152	124377	40.00	ul/l	-0.09
21) Naphthalene-d8	13.47	136	521433	40.00	ul/l	-0.12
37) Acenaphthene-d10	18.00	164	260893	40.00	ul/l	-0.13
61) Phenanthrene-d10	21.76	188	493492	40.00	ul/l	-0.13
75) Chrysene-d12	28.58	240	509374	40.00	ul/l	-0.16
84) Perylene-d12	31.99	264	534639	40.00	ul/l	-0.16
System Monitoring Compounds						
4) 2-Fluorophenol	7.38	112	408573	100.36	ul/l	-0.11
Spiked Amount 120.000	Range 25 - 121		Recovery = 83.63%			
7) Phenol-d5	9.74	99	695615	117.95	ul/l	-0.13
Spiked Amount 120.000	Range 24 - 113		Recovery = 98.29%			
22) Nitrobenzene-d5	11.75	82	385977	69.98	ul/l	-0.11
Spiked Amount 100.000	Range 23 - 120		Recovery = 69.98%			
42) 2-Fluorobiphenyl	16.36	172	730619	82.52	ul/l	-0.11
Spiked Amount 100.000	Range 30 - 115		Recovery = 82.52%			
60) 2,4,6-Tribromophenol	20.07	330	197233	121.63	ul/l	-0.13
Spiked Amount 120.000	Range 19 - 122		Recovery = 101.36%			
78) Terphenyl-d14	25.98	244	943520	82.41	ul/l	-0.10
Spiked Amount 100.000	Range 18 - 137		Recovery = 82.41%			

Target Compounds	Qvalue

(#) = qualifier out of range (m) = manual integration

Quantitation Report

Data File : E:\F\DATA15\JAN15\F0108\F9743.D Vial: 1
Acq On : 8 Jan 2015 14:25 Operator: JMM
Sample : B5A0807-BLK1 Inst : GC/MS F
Misc : SOIL Multiplr: 1.00
MS Integration Params: rteint.p
Quant Time: Jan 9 9:46 2015 Quant Results File: SVF81115.RES

Method : E:\F\METHODS\SVF81115.M (RTE Integrator)
Title : SEMI-VOA TCL 8270C CALIBRATION HP5971AF
Last Update : Wed Dec 10 14:02:37 2014
Response via : Initial Calibration



Accredited Analytical Resources, LLC.

SEMIVOLATILES QC SUMMARY

Accredited Analytical Resources, LLC.

SYSTEM MONITORING COMPOUND SUMMARY

EPA 8270C

Client: MADDOX MATERIALS
Project: Fanwood Crushed Stone/Weldon
Work Order: 1500028

Matrix: Solid
Instrument: GC/MS F

Lab Sample ID:	2FP (25% - 121%)	FBP (30% - 115%)	NBZ (23% - 120%)	PHL (24% - 113%)	TBP (19% - 122%)	TPH (18% - 137%)
1500028-01	76	82	64	91	110	79
B5A0807-BLK1	84	83	70	98	101	82
B5A0807-BS1	82	85	68	95	117	80
B5A0807-MS1	75	83	66	89	109	74
B5A0807-MSD1	73	81	64	87	106	74

Accredited Analytical Resources, LLC.

MATRIX SPIKE / MATRIX SPIKE DUPLICATE RECOVERY

Matrix Spike

Client: **MADDOX MATERIALS**
Project: **Fanwood Crushed Stone/Weldon**
Work Order: **1500028**

Matrix:	Solid	Analysis Method:	EPA 8270C
Prep Batch:	B5A0807	Prep Method:	EPA 3550B GCMS
Percent Solids:	91.10	Laboratory ID:	B5A0807-MS1
		Client Sample ID:	1500027-01

ANALYTE	SPIKE ADDED (ug/kg dry)	SAMPLE CONCENTRATION (ug/kg dry)	MS CONCENTRATION (ug/kg dry)	MS % REC.		QC LIMITS REC.
Phenol	1830	ND	1880	103	*	25 - 90
2-Chlorophenol	1830	ND	1820	100		25 - 102
1,4-Dichlorobenzene	1830	ND	1620	88		28 - 104
N-Nitroso-di-n-propylamine	1830	ND	1890	104		41 - 126
1,2,4-Trichlorobenzene	1830	ND	1580	86		38 - 107
4-Chloro-3-methylphenol	1830	ND	2110	115	*	26 - 103
4-Nitrophenol	1830	ND	2400	131	*	11 - 114
2,4-Dinitrotoluene	1830	ND	2610	142	*	28 - 89
Pentachlorophenol	1830	ND	1850	101		17 - 109
Pyrene	1830	ND	1800	99		35 - 142

Accredited Analytical Resources, LLC.

MATRIX SPIKE / MATRIX SPIKE DUPLICATE RECOVERY

Matrix Spike Dup

Client: **MADDOX MATERIALS**
Project: **Fanwood Crushed Stone/Weldon**
Work Order: **1500028**

Matrix:	Solid	Analysis Method:	EPA 8270C
Prep Batch:	B5A0807	Prep Method:	EPA 3550B GCMS
Percent Solids:	91.10	Laboratory ID:	B5A0807-MSD1
		Client Sample ID:	1500027-01

ANALYTE	SPIKE ADDED (ug/kg dry)	MSD CONCENTRATION (ug/kg dry)	MSD % REC. #		% RPD	QC LIMITS RPD	QC LIMITS REC.
Phenol	1830	1910	104	*	2	35	25 - 90
2-Chlorophenol	1830	1820	99		0.4	50	25 - 102
1,4-Dichlorobenzene	1830	1600	87		1	27	28 - 104
N-Nitroso-di-n-propylamine	1830	1960	107		4	38	41 - 126
1,2,4-Trichlorobenzene	1830	1500	82		5	23	38 - 107
4-Chloro-3-methylphenol	1830	2120	116	*	0.6	33	26 - 103
4-Nitrophenol	1830	2550	140	*	6	50	11 - 114
2,4-Dinitrotoluene	1830	2590	142	*	0.5	47	28 - 89
Pentachlorophenol	1830	1820	100		2	47	17 - 109
Pyrene	1830	1840	101		2	36	35 - 142

* Values outside of QC limits

Accredited Analytical Resources, LLC.

LCS / LCS DUPLICATE RECOVERY

EPA 8270C

Client: **MADDOX MATERIALS**
Project: **Fanwood Crushed Stone/Weldon**
Work Order: **1500028**

Matrix:	Solid	Prep Method:	EPA 3550B GCMS
Prep Batch:	B5A0807	Lab Sample ID:	B5A0807-BS1

ANALYTE	SPIKE ADDED (ug/kg wet)	LCS CONCENTRATION (ug/kg wet)	LCS % REC.		QC LIMITS REC.
Phenol	1670	1870	112	*	25 - 90
2-Chlorophenol	1670	1750	105	*	25 - 102
1,4-Dichlorobenzene	1670	1570	94		28 - 104
N-Nitroso-di-n-propylamine	1670	1820	109		41 - 126
1,2,4-Trichlorobenzene	1670	1500	90		39 - 107
4-Chloro-3-methylphenol	1670	1930	116	*	26 - 103
4-Nitrophenol	1670	2260	136	*	11 - 114
2,4-Dinitrotoluene	1670	2480	149	*	28 - 89
Pentachlorophenol	1670	1800	108		17 - 109
Pyrene	1670	1720	103		35 - 142

* Values outside of QC limits

Accredited Analytical Resources, LLC.

METHOD BLANK SUMMARY

EPA 8270C

Client: MADDOX MATERIALS
Work Order: 1500028
Project: Fanwood Crushed Stone/Weldon

Blank ID:	B5A0807-BLK1	Batch:	B5A0807

Client Sample ID	Laboratory Sample ID	Lab File ID	Analysis Date/Time
LCS	B5A0807-BS1	F9744.D	01/08/2015 15:12
Matrix Spike	B5A0807-MS1	F9746.D	01/08/2015 16:44
Matrix Spike Dup	B5A0807-MSD1	F9747.D	01/08/2015 17:31
S1	1500028-01	F9752.D	01/08/2015 21:17

INSTRUMENT PERFORMANCE CHECK

EPA 8270C

Laboratory:	Accredited Analytical Resources LLC	Work Order:	1500028
Client:	MADDOX MATERIALS	Project:	Fanwood Crushed Stone/Weldon
Lab File ID:	F9445.D	Injection Date:	11/15/14
Instrument ID:	GC/MS F	Injection Time:	20:25
Sequence:	S4K1601	Lab Sample ID:	S4K1601-TUN1

m/z	ION ABUNDANCE CRITERIA	% RELATIVE ABUNDANCE	PASS/FAIL
51	30 - 60% of 198	38.7	PASS
69	Base peak, 100% relative abundance	100	PASS
68	Less than 2% of 69	0	PASS
70	Less than 2% of 69	0.706	PASS
127	40 - 60% of 198	40.6	PASS
197	Less than 1% of 198	0	PASS
198	Base peak, 100% relative abundance	100	PASS
199	5 - 9% of 198	6.09	PASS
275	10 - 30% of 198	18.2	PASS
365	1 - 100% of 198	1.48	PASS
441	0.01 - 100% of 443	65.6	PASS
442	40 - 100% of 198	63.9	PASS
443	17 - 23% of 442	19.3	PASS

Samples Associated with Tune

Client ID	Sample ID	File ID	Date Analyzed	Time Analyzed
Cal Standard	S4K1601-CAL6	F9446.D	11/15/2014	20:40:00
Cal Standard	S4K1601-CAL4	F9447.D	11/15/2014	21:25:00
Cal Standard	S4K1601-CAL1	F9448.D	11/15/2014	22:10:00
Cal Standard	S4K1601-CAL2	F9449.D	11/15/2014	22:54:00
Cal Standard	S4K1601-CAL3	F9450.D	11/15/2014	23:39:00
Cal Standard	S4K1601-CAL5	F9451.D	11/16/2014	0:23:00

INSTRUMENT PERFORMANCE CHECK

EPA 8270C

Laboratory:	Accredited Analytical Resources LLC	Work Order:	1500028
Client:	MADDOX MATERIALS	Project:	Fanwood Crushed Stone/Weldon
Lab File ID:	F9741.D	Injection Date:	01/08/15
Instrument ID:	GC/MS F	Injection Time:	13:24
Sequence:	S5A0806	Lab Sample ID:	S5A0806-TUN1

m/z	ION ABUNDANCE CRITERIA	% RELATIVE ABUNDANCE	PASS/FAIL
51	30 - 60% of 198	48.1	PASS
69	Base peak, 100% relative abundance	100	PASS
68	Less than 2% of 69	0	PASS
70	Less than 2% of 69	0.142	PASS
127	40 - 60% of 198	44.9	PASS
197	Less than 1% of 198	0.249	PASS
198	Base peak, 100% relative abundance	100	PASS
199	5 - 9% of 198	6.47	PASS
275	10 - 30% of 198	18.8	PASS
365	1 - 100% of 198	1.59	PASS
441	0.01 - 100% of 443	82.1	PASS
442	40 - 100% of 198	65.4	PASS
443	17 - 23% of 442	19.3	PASS

Samples Associated with Tune

Client ID	Sample ID	File ID	Date Analyzed	Time Analyzed
Calibration Check	S5A0806-CCV1	F9742.D	01/08/2015	13:39:00
Blank	B5A0807-BLK1	F9743.D	01/08/2015	14:25:00
LCS	B5A0807-BS1	F9744.D	01/08/2015	15:12:00
Matrix Spike	B5A0807-MS1	F9746.D	01/08/2015	16:44:00
Matrix Spike Dup	B5A0807-MSD1	F9747.D	01/08/2015	17:31:00
S1	1500028-01	F9752.D	01/08/2015	21:17:00

Accredited Analytical Resources, LLC.

INTERNAL STANDARD AREA AND RT SUMMARY

EPA 8270C

Client: MADDOX MATERIALS
Work Order: 1500028
Project: Fanwood Crushed Stone/Weldon

Sequence: S5A0806 Instrument: GC/MS F
Calibration: 14K1801

Internal Standard	Response	RT	Reference Response	Reference RT	Area %	Area % Limits	RT Diff	RT Diff Limit	Q
Calibration Check (S5A0806-CCV1)			*Lab File ID: F9742.D*			*Analyzed: 01/08/15 13:39*			
1,4-Dichlorobenzene-d4	140913	10.29	203788	10.44	69	50 - 200	-0.1500	+/-0.50	
Naphthalene-d8	597846	13.49	786004	13.67	76	50 - 200	-0.1800	+/-0.50	
Acenaphthene-d10	282217	18.03	399115	18.2	71	50 - 200	-0.1700	+/-0.50	
Phenanthrene-d10	528391	21.79	654943	21.97	81	50 - 200	-0.1800	+/-0.50	
Chrysene-d12	563933	28.62	610273	28.8	92	50 - 200	-0.1800	+/-0.50	
Perylene-d12	553739	32.02	633249	32.21	87	50 - 200	-0.1900	+/-0.50	
Blank (B5A0807-BLK1)			*Lab File ID: F9743.D*			*Analyzed: 01/08/15 14:25*			
1,4-Dichlorobenzene-d4	124377	10.27	140913	10.29	88	50 - 200	-0.0200	+/-0.50	
Naphthalene-d8	521433	13.47	597846	13.49	87	50 - 200	-0.0200	+/-0.50	
Acenaphthene-d10	260893	18	282217	18.03	92	50 - 200	-0.0300	+/-0.50	
Phenanthrene-d10	493492	21.76	528391	21.79	93	50 - 200	-0.0300	+/-0.50	
Chrysene-d12	509374	28.58	563933	28.62	90	50 - 200	-0.0400	+/-0.50	
Perylene-d12	534639	31.99	553739	32.02	97	50 - 200	-0.0300	+/-0.50	
LCS (B5A0807-BS1)			*Lab File ID: F9744.D*			*Analyzed: 01/08/15 15:12*			
1,4-Dichlorobenzene-d4	120361	10.27	140913	10.29	85	50 - 200	-0.0200	+/-0.50	
Naphthalene-d8	519725	13.49	597846	13.49	87	50 - 200	0.0000	+/-0.50	
Acenaphthene-d10	246472	18.02	282217	18.03	87	50 - 200	-0.0100	+/-0.50	
Phenanthrene-d10	459466	21.78	528391	21.79	87	50 - 200	-0.0100	+/-0.50	
Chrysene-d12	503113	28.62	563933	28.62	89	50 - 200	0.0000	+/-0.50	
Perylene-d12	510690	32.02	553739	32.02	92	50 - 200	0.0000	+/-0.50	

INTERNAL STANDARD AREA AND RT SUMMARY

EPA 8270C

Client: MADDOX MATERIALS
Work Order: 1500028
Project: Fanwood Crushed Stone/Weldon

Sequence: S5A0806 Instrument: GC/MS F
Calibration: 14K1801

Internal Standard	Response	RT	Reference Response	Reference RT	Area %	Area % Limits	RT Diff	RT Diff Limit	Q
Matrix Spike (B5A0807-MS1)			*Lab File ID: F9746.D*			*Analyzed: 01/08/15 16:44*			
1,4-Dichlorobenzene-d4	130357	10.27	140913	10.29	93	50 - 200	-0.0200	+/-0.50	
Naphthalene-d8	542928	13.49	597846	13.49	91	50 - 200	0.0000	+/-0.50	
Acenaphthene-d10	254540	18.02	282217	18.03	90	50 - 200	-0.0100	+/-0.50	
Phenanthrene-d10	472543	21.78	528391	21.79	89	50 - 200	-0.0100	+/-0.50	
Chrysene-d12	512836	28.62	563933	28.62	91	50 - 200	0.0000	+/-0.50	
Perylene-d12	525119	32.02	553739	32.02	95	50 - 200	0.0000	+/-0.50	
Matrix Spike Dup (B5A0807-MSD1)			*Lab File ID: F9747.D*			*Analyzed: 01/08/15 17:31*			
1,4-Dichlorobenzene-d4	127818	10.28	140913	10.29	91	50 - 200	-0.0100	+/-0.50	
Naphthalene-d8	544641	13.49	597846	13.49	91	50 - 200	0.0000	+/-0.50	
Acenaphthene-d10	256189	18.04	282217	18.03	91	50 - 200	0.0100	+/-0.50	
Phenanthrene-d10	489074	21.79	528391	21.79	93	50 - 200	0.0000	+/-0.50	
Chrysene-d12	507631	28.63	563933	28.62	90	50 - 200	0.0100	+/-0.50	
Perylene-d12	517229	32.03	553739	32.02	93	50 - 200	0.0100	+/-0.50	
S1 (1500028-01)			*Lab File ID: F9752.D*			*Analyzed: 01/08/15 21:17*			
1,4-Dichlorobenzene-d4	124723	10.29	140913	10.29	89	50 - 200	0.0000	+/-0.50	
Naphthalene-d8	528182	13.49	597846	13.49	88	50 - 200	0.0000	+/-0.50	
Acenaphthene-d10	254394	18.01	282217	18.03	90	50 - 200	-0.0200	+/-0.50	
Phenanthrene-d10	485240	21.77	528391	21.79	92	50 - 200	-0.0200	+/-0.50	
Chrysene-d12	512824	28.61	563933	28.62	91	50 - 200	-0.0100	+/-0.50	
Perylene-d12	488594	32.02	553739	32.02	88	50 - 200	0.0000	+/-0.50	

* Values outside of QC limits

Accredited Analytical Resources, LLC.

SEMIVOLATILES CALIBRATION DATA

Accredited Analytical Resources, LLC.

INITIAL CALIBRATION DATA

EPA 8270C

Client: MADDOX MATERIALS
Work Order: 1500028
Project: Fanwood Crushed Stone/Weldon

Calibration: 14K1801 Instrument: GC/MS F
Calibration Date: 11/15/2014 11:01:47AM

Compound	Level 01		Level 02		Level 03		Level 04		Level 05		Level 06	
		RF		RF		RF		RF		RF		RF
Pyridine	5	1.578813	10	1.5187	20	1.507449	50	1.488739	80	1.454095	120	1.397254
N-Nitrosodimethylamine	5	1.099482	10	1.193704	20	1.168558	50	1.159135	80	1.20559	120	1.192746
Benzaldehyde	5	0.3032394	10	0.3928541	20	0.5410132	50	0.4810511	80	0.2487564	120	0.1350036
Aniline	5	2.686942	10	2.745496	20	2.661167	50	2.418952	80	2.493838	120	2.44658
Phenol	5	2.273337	10	2.277942	20	2.200689	50	2.073947	80	2.074506	120	1.799072
bis(2-chloroethyl)ether	5	2.084638	10	2.112788	20	2.016095	50	1.897272	80	1.903511	120	1.838211
2-Chlorophenol	5	1.568718	10	1.666677	20	1.60611	50	1.558272	80	1.552651	120	1.521098
1,3-Dichlorobenzene	5	1.701063	10	1.697951	20	1.682101	50	1.589647	80	1.587678	120	1.499566
1,4-Dichlorobenzene	5	1.699231	10	1.761758	20	1.696587	50	1.593637	80	1.585029	120	1.482742
Benzyl alcohol	5	1.280855	10	1.356229	20	1.353073	50	1.229298	80	1.230591	120	1.276601
1,2-Dichlorobenzene	5	1.677465	10	1.676399	20	1.620341	50	1.477436	80	1.444785	120	1.406013
2-Methylphenol	5	1.502566	10	1.584632	20	1.508244	50	1.376163	80	1.366	120	1.389067
bis(2-chloroisopropyl)ether	5	3.330309	10	3.333462	20	3.180148	50	2.81418	80	2.756971	120	2.696513
Acetophenone	5	2.306647	10	2.409967	20	2.294571	50	2.128324	80	2.123768	120	2.122135
3 & 4-Methylphenol	5	1.542564	10	1.625177	20	1.542917	50	1.378317	80	1.351	120	1.415874
N-Nitroso-di-n-propylamine	5	1.398888	10	1.467694	20	1.382005	50	1.21935	80	1.217064	120	1.150053
Hexachloroethane	5	0.7556067	10	0.7717908	20	0.7013465	50	0.6504911	80	0.6669524	120	0.6581072
Nitrobenzene	5	0.4538416	10	0.4771388	20	0.4568196	50	0.4512345	80	0.4439323	120	0.4521722
Isophorone	5	1.0001	10	0.9964103	20	0.9902469	50	0.9353783	80	0.9090904	120	0.8294298
2-Nitrophenol	5	0.2365764	10	0.2496379	20	0.2463524	50	0.2513433	80	0.253134	120	0.2644111
2,4-Dimethylphenol	5	0.3898836	10	0.4009892	20	0.3922041	50	0.3753844	80	0.3740907	120	0.3815546
Benzoic acid	5	0.1418164	10	0.2009246	20	0.193653	50	0.2060576	80	0.2204171	120	0.2343058
bis(2-chloroethoxy)methane	5	0.6448676	10	0.6585254	20	0.6321876	50	0.5935681	80	0.5770915	120	0.502403
2,4-Dichlorophenol	5	0.3270078	10	0.350084	20	0.3444054	50	0.3371699	80	0.327061	120	0.3334866
1,2,4-Trichlorobenzene	5	0.3572632	10	0.3787505	20	0.3733823	50	0.3641379	80	0.35362	120	0.3573153
Naphthalene	5	1.201424	10	1.204036	20	1.153119	50	1.086819	80	1.055843	120	1.014045

Accredited Analytical Resources, LLC.

INITIAL CALIBRATION DATA

EPA 8270C

Client: MADDOX MATERIALS
Work Order: 1500028
Project: Fanwood Crushed Stone/Weldon

Calibration:	14K1801	Instrument:	GC/MS F
		Calibration Date:	11/15/2014 11:01:47AM

Compound	Level 01		Level 02		Level 03		Level 04		Level 05		Level 06	
		RF		RF		RF		RF		RF		RF
4-Chloroaniline	5	0.5396655	10	0.5462964	20	0.5428573	50	0.5151296	80	0.4861712	120	0.5081776
Hexachlorobutadiene	5	0.2096679	10	0.2123607	20	0.2053399	50	0.206084	80	0.1964669	120	0.1929509
Caprolactam	5	0.1568549	10	0.1641007	20	0.1630882	50	0.1524157	80	0.1493882	120	0.1736795
4-Chloro-3-methylphenol	5	0.3288932	10	0.3540332	20	0.3445148	50	0.3201945	80	0.3005853	120	0.3199064
2-Methylnaphthylene	5	0.7263742	10	0.7773165	20	0.7478359	50	0.6766387	80	0.6450189	120	0.6561071
1,2,4,5-Tetrachlorobenzene	5	0.7444846	10	0.7651648	20	0.7580221	50	0.7719412	80	0.7620165	120	0.7216108
Hexachlorocyclopentadiene	5	0.3156005	10	0.3676751	20	0.3909349	50	0.4362432	80	0.4498099	120	0.4151719
2,4,6-Trichlorophenol	5	0.4183957	10	0.4677184	20	0.4519149	50	0.4801594	80	0.4825995	120	0.5275155
2,4,5-Trichlorophenol	5	0.4822739	10	0.4872837	20	0.4881851	50	0.4950114	80	0.469694	120	0.4103866
2-Chloronaphthalene	5	1.311958	10	1.309924	20	1.304	50	1.249389	80	1.182612	120	1.07705
1,1-Biphenyl	5	1.753872	10	1.746248	20	1.699515	50	1.589032	80	1.44448	120	1.3013
2-Nitroaniline	5	0.4015323	10	0.4366652	20	0.4444433	50	0.4560619	80	0.4463697	120	0.4430943
Dimethylphthalate	5	1.57012	10	1.58242	20	1.575636	50	1.477659	80	1.365526	120	1.185369
Acenaphthylene	5	2.075697	10	2.129189	20	2.061636	50	2.046615	80	1.886022	120	1.647248
3-Nitroaniline	5	0.4527253	10	0.4568677	20	0.4732871	50	0.4650676	80	0.4550574	120	0.4216886
Acenaphthene	5	1.262746	10	1.344755	20	1.28588	50	1.239701	80	1.196125	120	1.113259
2,4-Dinitrophenol	5	0	10	0.1645101	20	0.2051238	50	0.2496148	80	0.2591455	120	0.2809082
4-Nitrophenol	5	0.0959465	10	0.1185944	20	0.1203162	50	0.1270485	80	0.1215466	120	0.1216669
Dibenzofuran	5	1.878118	10	1.881311	20	1.859614	50	1.798304	80	1.704201	120	1.665729
2,6-Dinitrotoluene	5	0.3710147	10	0.4076224	20	0.4148579	50	0.406561	80	0.3983669	120	0.3638948
2,4-Dinitrotoluene	5	0.466832	10	0.516856	20	0.5472608	50	0.5467631	80	0.5256863	120	0.4886945
2,3,4,6-Tetrachlorophenol	5	0.3471088	10	0.3954973	20	0.4089047	50	0.401822	80	0.3918606	120	0.4016064
Diethyl phthalate	5	1.637293	10	1.673031	20	1.629671	50	1.486524	80	1.306025	120	1.106359
4-Chlorophenyl-phenylether	5	0.6452645	10	0.6752452	20	0.6909136	50	0.6491375	80	0.6188678	120	0.5606847
Fluorene	5	1.403791	10	1.493532	20	1.440803	50	1.344459	80	1.203147	120	1.079209
4-Nitroaniline	5	0.3412939	10	0.4590396	20	0.4753868	50	0.4550661	80	0.4492847	120	0.4315352

Accredited Analytical Resources, LLC.

INITIAL CALIBRATION DATA

EPA 8270C

Client: MADDOX MATERIALS
Work Order: 1500028
Project: Fanwood Crushed Stone/Weldon

Calibration:	14K1801	Instrument:	GC/MS F
		Calibration Date:	11/15/2014 11:01:47AM

Compound	Level 01		Level 02		Level 03		Level 04		Level 05		Level 06	
		RF		RF		RF		RF		RF		RF
4,6-Dinitro-2-methylphenol	5	0.1198746	10	0.1639366	20	0.1836954	50	0.1892464	80	0.1892152	120	0.1921062
Carbazole	5	1.221835	10	1.247251	20	1.235341	50	1.161988	80	1.114176	120	1.106119
1,2-Diphenylhydrazine	5	1.242292	10	1.234698	20	1.288234	50	1.198241	80	1.212623	120	1.102431
Azobenzene	5	1.242292	10	1.234698	20	1.288234	50	1.198241	80	1.212623	120	1.102431
4-Bromophenyl-phenylether	5	0.2468091	10	0.2277611	20	0.2356266	50	0.2367147	80	0.2319432	120	0.2284086
Atrazine	5	0.2644445	10	0.2530327	20	0.2534388	50	0.2386966	80	0.2261977	120	0.2133225
Hexachlorobenzene	5	0.3174665	10	0.3125711	20	0.3085917	50	0.3021217	80	0.2915997	120	0.2958065
Pentachlorophenol	5	0.1679922	10	0.1940119	20	0.2020359	50	0.1963341	80	0.1947671	120	0.2074891
Phenanthrene	5	1.33857	10	1.258422	20	1.211449	50	1.154088	80	1.117678	120	1.146987
Anthracene	5	1.340654	10	1.285987	20	1.264861	50	1.181967	80	1.153914	120	1.070483
Di-n-butyl phthalate	5	1.936511	10	1.899067	20	1.860382	50	1.712724	80	1.614701	120	1.563376
Fluoranthene	5	1.33125	10	1.318562	20	1.308706	50	1.220974	80	1.184605	120	1.174546
Benzidine	5	0.3958432	10	0.6051415	20	0.6314912	50	0.6305015	80	0.6103032	120	0.6106794
Pyrene	5	1.575679	10	1.509476	20	1.479059	50	1.41055	80	1.418707	120	1.465095
Butylbenzylphthalate	5	0.9953086	10	0.9456481	20	0.9314749	50	0.8863271	80	0.8717408	120	0.8995274
3,3'-Dichlorobenzidine	5	0.4772163	10	0.4447376	20	0.4609511	50	0.4497223	80	0.4219108	120	0.4153974
Benzo[a]anthracene	5	1.355877	10	1.300541	20	1.283055	50	1.256216	80	1.242251	120	1.345362
bis(2-ethylhexyl)phthalate	5	1.388301	10	1.359449	20	1.322992	50	1.259325	80	1.206888	120	1.213292
Chrysene	5	1.236973	10	1.201246	20	1.189291	50	1.160491	80	1.114913	120	1.169802
Di-n-octyl phthalate	5	2.4282	10	2.387856	20	2.284867	50	2.179756	80	2.038142	120	1.934336
Benzo[b]fluoranthene	5	1.357979	10	1.334509	20	1.288053	50	1.385472	80	1.305039	120	1.264368
Benzo[k]fluoranthene	5	1.189558	10	1.190717	20	1.189971	50	1.123941	80	1.110571	120	1.08399
Benzo[a]pyrene	5	1.207439	10	1.223733	20	1.197169	50	1.210851	80	1.187346	120	1.15806
Indeno(1,2,3-cd)pyrene	5	1.330276	10	1.363703	20	1.354696	50	1.369676	80	1.284683	120	1.190182
Dibenzo(a,h)anthracene	5	1.138452	10	1.156486	20	1.129995	50	1.130898	80	1.067116	120	0.9931105
Benzo[ghi]perylene	5	1.16744	10	1.142696	20	1.15721	50	1.166197	80	1.112138	120	0.9771837

Accredited Analytical Resources, LLC.

INITIAL CALIBRATION DATA

EPA 8270C

Client: MADDOX MATERIALS
Work Order: 1500028
Project: Fanwood Crushed Stone/Weldon

Calibration:	14K1801	Instrument:	GC/MS F
		Calibration Date:	11/15/2014 11:01:47AM

Compound	Level 01		Level 02		Level 03		Level 04		Level 05		Level 06	
		RF		RF		RF		RF		RF		RF
2-Fluorophenol	5	1.272762	10	1.343824	20	1.321403	50	1.286191	80	1.323367	120	1.307983
Phenol-d5	5	1.932273	10	1.995814	20	1.941312	50	1.861259	80	1.836459	120	1.812555
Nitrobenzene-d5	5	0.4181421	10	0.4362454	20	0.4274584	50	0.4163421	80	0.4182411	120	0.4222028
2-Fluorobiphenyl	5	1.420784	10	1.391461	20	1.385029	50	1.357983	80	1.338464	120	1.251229
2,4,6-Tribromophenol	5	0.2368403	10	0.2457779	20	0.2576801	50	0.2504506	80	0.2461358	120	0.2548113
Terphenyl-d14	5	0.9005573	10	0.8954248	20	0.910658	50	0.8746261	80	0.8884397	120	0.9249658

Accredited Analytical Resources, LLC.

INITIAL CALIBRATION DATA SHEET (Continued)

EPA 8270C

Client: MADDOX MATERIALS
Work Order: 1500028
Project: Fanwood Crushed Stone/Weldon

Calibration:	14K1801	Instrument:	GC/MS F
		Calibration Date:	11/15/2014 11:01:47AM

COMPOUND	Mean RF	RF RSD	LIMIT	Q
Pyridine	1.490842	4.124397		
N-Nitrosodimethylamine	1.169869	3.297024		
Benzaldehyde	0.3503196	43.13214		
Aniline	2.575496	5.392785		
Phenol	2.116582	8.506499	CCC (30)	
bis(2-chloroethyl)ether	1.975419	5.662314		
2-Chlorophenol	1.578921	3.229999		
1,3-Dichlorobenzene	1.626334	4.975107		
1,4-Dichlorobenzene	1.636497	6.193354	CCC (30)	
Benzyl alcohol	1.287774	4.366847		
1,2-Dichlorobenzene	1.550406	7.859324		
2-Methylphenol	1.454445	6.179022		
bis(2-chloroisopropyl)ether	3.018597	9.786788		
Acetophenone	2.230902	5.514921		
3 & 4-Methylphenol	1.475975	7.418401		
N-Nitroso-di-n-propylamine	1.305842	9.703906	SPCC (0.05)	
Hexachloroethane	0.7007158	7.427313		
Nitrobenzene	0.4558565	2.472232		
Isophorone	0.9434426	7.10249		
2-Nitrophenol	0.2502425	3.629998	CCC (30)	
2,4-Dimethylphenol	0.3856844	2.724125		
Benzoic acid	0.1995291	15.93654		
bis(2-chloroethoxy)methane	0.6014405	9.566737		
2,4-Dichlorophenol	0.3365358	2.773927	CCC (30)	
1,2,4-Trichlorobenzene	0.3640782	2.75599		

Accredited Analytical Resources, LLC.

INITIAL CALIBRATION DATA SHEET (Continued)

EPA 8270C

Client: MADDOX MATERIALS
Work Order: 1500028
Project: Fanwood Crushed Stone/Weldon

Calibration:	14K1801	Instrument:	GC/MS F
		Calibration Date:	11/15/2014 11:01:47AM

COMPOUND	Mean RF	RF RSD	LIMIT	Q
Naphthalene	1.119214	7.061196		
4-Chloroaniline	0.5230496	4.566739		
Hexachlorobutadiene	0.2038117	3.715894	CCC (30)	
Caprolactam	0.1599212	5.547067		
4-Chloro-3-methylphenol	0.3280212	5.83111	CCC (30)	
2-Methylnaphthylene	0.7048819	7.590665		
1,2,4,5-Tetrachlorobenzene	0.7538733	2.421718		
Hexachlorocyclopentadiene	0.3959059	12.46378	SPCC (0.05)	
2,4,6-Trichlorophenol	0.4713839	7.680442	CCC (30)	
2,4,5-Trichlorophenol	0.4721391	6.652097		
2-Chloronaphthalene	1.239155	7.578382		
1,1-Biphenyl	1.589075	11.52768		
2-Nitroaniline	0.4380278	4.326107		
Dimethylphthalate	1.459455	10.83992		
Acenaphthylene	1.974401	9.113452		
3-Nitroaniline	0.4541156	3.876394		
Acenaphthene	1.240411	6.407359	CCC (30)	
2,4-Dinitrophenol	0.2318605	20.13302	SPCC (0.05)	
4-Nitrophenol	0.1175199	9.310412	SPCC (0.05)	
Dibenzofuran	1.79788	5.184975		
2,6-Dinitrotoluene	0.3937196	5.365884		
2,4-Dinitrotoluene	0.5153488	6.244881		
2,3,4,6-Tetrachlorophenol	0.3911333	5.71403		
Diethyl phthalate	1.47315	15.30095		
4-Chlorophenyl-phenylether	0.6400189	7.222217		

Accredited Analytical Resources, LLC.

INITIAL CALIBRATION DATA SHEET (Continued)

EPA 8270C

Client: MADDOX MATERIALS
Work Order: 1500028
Project: Fanwood Crushed Stone/Weldon

Calibration:	14K1801	Instrument:	GC/MS F
		Calibration Date:	11/15/2014 11:01:47AM

COMPOUND	Mean RF	RF RSD	LIMIT	Q
Fluorene	1.32749	11.845		
4-Nitroaniline	0.4352677	11.06978		
4,6-Dinitro-2-methylphenol	0.1730124	16.16475		
Carbazole	1.181118	5.279695		
1,2-Diphenylhydrazine	1.213087	5.139092		
Azobenzene	1.213087	5.139092		
4-Bromophenyl-phenylether	0.2345439	2.99504		
Atrazine	0.2415221	7.938307		
Hexachlorobenzene	0.3046929	3.273586		
Pentachlorophenol	0.1937717	7.033196	CCC (30)	
Phenanthrene	1.204532	6.877901		
Anthracene	1.216311	8.139919		
Di-n-butyl phthalate	1.76446	8.869545		
Fluoranthene	1.256441	5.662868	CCC (30)	
Benzidine	0.58066	15.70952		
Pyrene	1.476428	4.147669		
Butylbenzylphthalate	0.9216711	4.930673		
3,3'-Dichlorobenzidine	0.4449892	5.245405		
Benzo[a]anthracene	1.297217	3.561558		
bis(2-ethylhexyl)phthalate	1.291708	5.925283		
Chrysene	1.178786	3.496878		
Di-n-octyl phthalate	2.208859	8.854905	CCC (30)	
Benzo[b]fluoranthene	1.32257	3.421605		
Benzo[k]fluoranthene	1.148125	4.157148		
Benzo[a]pyrene	1.197433	1.913098	CCC (30)	

Accredited Analytical Resources, LLC.

INITIAL CALIBRATION DATA SHEET (Continued)

EPA 8270C

Client: MADDOX MATERIALS
Work Order: 1500028
Project: Fanwood Crushed Stone/Weldon

Calibration:	14K1801	Instrument:	GC/MS F
		Calibration Date:	11/15/2014 11:01:47AM

COMPOUND	Mean RF	RF RSD	LIMIT	Q
Indeno(1,2,3-cd)pyrene	1.315536	5.229845		
Dibenzo(a,h)anthracene	1.102676	5.588559		
Benzo[ghi]perylene	1.120477	6.526831		
2-Fluorophenol	1.309255	1.99377		
Phenol-d5	1.896612	3.731566		
Nitrobenzene-d5	0.4231053	1.788943		
2-Fluorobiphenyl	1.357492	4.367065		
2,4,6-Tribromophenol	0.248616	2.992619		
Terphenyl-d14	0.8991119	1.946125		

* Values outside of QC limits

Accredited Analytical Resources, LLC.

CONTINUING CALIBRATION VERIFICATION

EPA 8270C

Client: MADDOX MATERIALS
Work Order: 1500028
Project: Fanwood Crushed Stone/Weldon

Instrument ID:	GC/MS F	Calibration:	14K1801
Lab File ID:	F9742.D	Calibration Date:	11/15/14 11:01
Sequence:	S5A0806	Injection Date:	01/08/15
Lab Sample ID:	S5A0806-CCV1	Injection Time:	13:39

		CONC. (mg/L)		RESPONSE FACTOR			% DIFF	
COMPOUND	TYPE	STD	CCV	ICAL	CCV	MIN (#)	CCV	LIMIT (#)
Pyridine	A	50.0	48.6	1.490842	1.449893		-2.7	
N-Nitrosodimethylamine	A	50.0	54.8	1.169869	1.281585		9.5	
Benzaldehyde	A	50.0	86.3	0.3503196	0.6046965		72.6	
Aniline	A	50.0	49.8	2.575496	2.565634		-0.4	
Phenol	A	50.0	54.8	2.116582	2.318554		9.5	20
bis(2-chloroethyl)ether	A	50.0	54.1	1.975419	2.136456		8.2	
2-Chlorophenol	A	50.0	50.4	1.578921	1.591291		0.8	
1,3-Dichlorobenzene	A	50.0	47.7	1.626334	1.551085		-4.6	
1,4-Dichlorobenzene	A	50.0	48.4	1.636497	1.585114		-3.1	20
Benzyl alcohol	A	50.0	51.4	1.287774	1.32442		2.8	
1,2-Dichlorobenzene	A	50.0	47.4	1.550406	1.468838		-5.3	
2-Methylphenol	A	50.0	52.8	1.454445	1.536931		5.7	
bis(2-chloroisopropyl)ether	A	50.0	57.5	3.018597	3.472849		15.0	
Acetophenone	A	50.0	57.0	2.230902	2.543828		14.0	
3 & 4-Methylphenol	A	50.0	56.5	1.475975	1.668752		13.1	
N-Nitroso-di-n-propylamine	A	50.0	54.4	1.305842	1.4212	0.05	8.8	
Hexachloroethane	A	50.0	48.8	0.7007158	0.6838092		-2.4	
Nitrobenzene	A	50.0	49.4	0.4558565	0.4501173		-1.3	
Isophorone	A	50.0	54.1	0.9434426	1.020815		8.2	
2-Nitrophenol	A	50.0	46.1	0.2502425	0.2308983		-7.7	20
2,4-Dimethylphenol	A	50.0	48.0	0.3856844	0.3703857		-4.0	
Benzoic acid	A	50.0	39.2	0.1995291	0.1565915		-21.5	
bis(2-chloroethoxy)methane	A	50.0	51.0	0.6014405	0.6135105		2.0	
2,4-Dichlorophenol	A	50.0	46.5	0.3365358	0.3127039		-7.1	20

Accredited Analytical Resources, LLC.

CONTINUING CALIBRATION VERIFICATION

EPA 8270C

Client: MADDOX MATERIALS
Work Order: 1500028
Project: Fanwood Crushed Stone/Weldon

Instrument ID:	GC/MS F	Calibration:	14K1801
Lab File ID:	F9742.D	Calibration Date:	11/15/14 11:01
Sequence:	S5A0806	Injection Date:	01/08/15
Lab Sample ID:	S5A0806-CCV1	Injection Time:	13:39

		CONC. (mg/L)		RESPONSE FACTOR			% DIFF	
COMPOUND	TYPE	STD	CCV	ICAL	CCV	MIN (#)	CCV	LIMIT (#)
1,2,4-Trichlorobenzene	A	50.0	44.8	0.3640782	0.3265938		-10.3	
Naphthalene	A	50.0	46.4	1.119214	1.039715		-7.1	
4-Chloroaniline	A	50.0	47.8	0.5230496	0.4999294		-4.4	
Hexachlorobutadiene	A	50.0	43.1	0.2038117	0.1756854		-13.8	20
Caprolactam	A	50.0	48.6	0.1599212	0.1553243		-2.9	
4-Chloro-3-methylphenol	A	50.0	52.5	0.3280212	0.3445436		5.0	20
2-Methylnaphthylene	A	50.0	47.7	0.7048819	0.6728649		-4.5	
1,2,4,5-Tetrachlorobenzene	A	50.0	49.5	0.7538733	0.7469855		-0.9	
Hexachlorocyclopentadiene	A	50.0	37.1	0.3959059	0.2935103	0.05	-25.9	
2,4,6-Trichlorophenol	A	50.0	47.5	0.4713839	0.4478114		-5.0	20
2,4,5-Trichlorophenol	A	50.0	51.4	0.4721391	0.4849233		2.7	
2-Chloronaphthalene	A	50.0	52.6	1.239155	1.304041		5.2	
1,1-Biphenyl	A	50.0	55.0	1.589075	1.748124		10.0	
2-Nitroaniline	A	50.0	61.8	0.4380278	0.5410532		23.5	
Dimethylphthalate	A	50.0	56.8	1.459455	1.658537		13.6	
Acenaphthylene	A	50.0	57.2	1.974401	2.257882		14.4	
3-Nitroaniline	A	50.0	57.9	0.4541156	0.5256182		15.7	
Acenaphthene	A	50.0	54.3	1.240411	1.347638		8.6	20
2,4-Dinitrophenol	A	50.0	46.9	0.2318605	0.2173108	0.05	-6.3	
4-Nitrophenol	A	50.0	55.4	0.1175199	0.1301041	0.05	10.7	
Dibenzofuran	A	50.0	52.2	1.79788	1.876238		4.4	
2,6-Dinitrotoluene	A	50.0	59.9	0.3937196	0.4713649		19.7	
2,4-Dinitrotoluene	A	50.0	61.8	0.5153488	0.6373904		23.7	
2,3,4,6-Tetrachlorophenol	A	50.0	51.8	0.3911333	0.40505		3.6	

Accredited Analytical Resources, LLC.

CONTINUING CALIBRATION VERIFICATION

EPA 8270C

Client: MADDOX MATERIALS
Work Order: 1500028
Project: Fanwood Crushed Stone/Weldon

Instrument ID:	GC/MS F	Calibration:	14K1801
Lab File ID:	F9742.D	Calibration Date:	11/15/14 11:01
Sequence:	S5A0806	Injection Date:	01/08/15
Lab Sample ID:	S5A0806-CCV1	Injection Time:	13:39

		CONC. (mg/L)		RESPONSE FACTOR			% DIFF	
COMPOUND	TYPE	STD	CCV	ICAL	CCV	MIN (#)	CCV	LIMIT (#)
Diethyl phthalate	A	50.0	56.1	1.47315	1.652416		12.2	
4-Chlorophenyl-phenylether	A	50.0	54.2	0.6400189	0.6943253		8.5	
Fluorene	A	50.0	53.8	1.32749	1.427004		7.5	
4-Nitroaniline	A	50.0	63.2	0.4352677	0.5503255		26.4	
4,6-Dinitro-2-methylphenol	A	50.0	53.3	0.1730124	0.1843726		6.6	
Carbazole	A	50.0	48.5	1.181118	1.146474		-2.9	
1,2-Diphenylhydrazine	A	50.0	51.8	1.213087	1.257523		3.7	
Azobenzene	A	50.0	51.8	1.213087	1.257523		3.7	
4-Bromophenyl-phenylether	A	50.0	47.2	0.2345439	0.2216359		-5.5	
Atrazine	A	50.0	38.9	0.2415221	0.1880471		-22.1	
Hexachlorobenzene	A	50.0	48.3	0.3046929	0.2945925		-3.3	
Pentachlorophenol	A	50.0	43.6	0.1937717	0.1690279		-12.8	20
Phenanthrene	A	50.0	47.2	1.204532	1.136596		-5.6	
Anthracene	A	50.0	49.1	1.216311	1.194529		-1.8	
Di-n-butyl phthalate	A	50.0	50.3	1.76446	1.773641		0.5	
Fluoranthene	A	50.0	50.8	1.256441	1.275428		1.5	20
Benzidine	A	50.0	44.7	0.58066	0.5192518		-10.6	
Pyrene	A	50.0	43.3	1.476428	1.278606		-13.4	
Butylbenzylphthalate	A	50.0	45.9	0.9216711	0.8464566		-8.2	
3,3'-Dichlorobenzidine	A	50.0	50.2	0.4449892	0.4463041		0.3	
Benzo[a]anthracene	A	50.0	47.0	1.297217	1.218499		-6.1	
bis(2-ethylhexyl)phthalate	A	50.0	46.8	1.291708	1.207966		-6.5	
Chrysene	A	50.0	50.0	1.178786	1.179397		0.05	
Di-n-octyl phthalate	A	50.0	50.5	2.208859	2.228982		0.9	20

Accredited Analytical Resources, LLC.

CONTINUING CALIBRATION VERIFICATION

EPA 8270C

Client: MADDOX MATERIALS
Work Order: 1500028
Project: Fanwood Crushed Stone/Weldon

Instrument ID:	GC/MS F	Calibration:	14K1801
Lab File ID:	F9742.D	Calibration Date:	11/15/14 11:01
Sequence:	S5A0806	Injection Date:	01/08/15
Lab Sample ID:	S5A0806-CCV1	Injection Time:	13:39

		CONC. (mg/L)		RESPONSE FACTOR			% DIFF	
COMPOUND	TYPE	STD	CCV	ICAL	CCV	MIN (#)	CCV	LIMIT (#)
Benzo[b]fluoranthene	A	50.0	49.4	1.32257	1.307459		-1.1	
Benzo[k]fluoranthene	A	50.0	51.8	1.148125	1.189217		3.6	
Benzo[a]pyrene	A	50.0	50.5	1.197433	1.21033		1.1	20
Indeno(1,2,3-cd)pyrene	A	50.0	44.8	1.315536	1.178434		-10.4	
Dibenzo(a,h)anthracene	A	50.0	46.1	1.102676	1.017486		-7.7	
Benzo[ghi]perylene	A	50.0	41.0	1.120477	0.9196535		-17.9	
2-Fluorophenol	A	50.0	54.8	1.309255	1.436069		9.7	
Phenol-d5	A	50.0	56.2	1.896612	2.132425		12.4	
Nitrobenzene-d5	A	50.0	50.3	0.4231053	0.4258823		0.7	
2-Fluorobiphenyl	A	50.0	50.7	1.357492	1.376124		1.4	
2,4,6-Tribromophenol	A	50.0	55.3	0.248616	0.2751273		10.7	
Terphenyl-d14	A	50.0	44.1	0.8991119	0.7930502		-11.8	

Column to be used to flag Response Factor and %Diff/Drift values with an asterisk

* Values outside of QC limits

Accredited Analytical Resources, LLC.

VOLATILES SAMPLE DATA

Accredited Analytical Resources, LLC.

VOLATILES SAMPLE DATA

Accredited Analytical Resources, LLC.

ANALYSIS DATA SHEET

EPA 8260B

Client: MADDOX MATERIALS
Client Sample ID: S1
Lab Sample ID: 1500028-01
Project: Fanwood Crushed Stone/Weldon
Work Order: 1500028

Date Sampled:	01/07/15 13:55	Prep Date:	01/09/15 17:35	Matrix:	Soil
Percent Solids:	96.00	Prep Method:	EPA 5035A	File ID:	D9375.D
Prep Batch:	B5A0907	Sequence:	S5A0902	Analyzed:	01/09/15 17:35
Dilution:	1			Analyst:	SCS

CAS NO.	COMPOUND	CONC. (ug/kg dry)	MDL	RL	Q
107-02-8	Acrolein	ND	6.25	10.4	U
107-13-1	Acrylonitrile	ND	2.08	10.4	U
67-64-1	Acetone	3.71	1.04	2.08	B
75-71-8	Dichlorodifluoromethane	ND	1.04	2.08	U
74-87-3	Chloromethane	ND	1.04	2.08	U
75-01-4	Vinyl chloride	ND	1.04	2.08	U
74-83-9	Bromomethane	ND	1.04	2.08	U
75-00-3	Chloroethane	ND	1.04	2.08	U
75-69-4	Trichlorofluoromethane	ND	1.04	2.08	U
76-13-1	Freon 113	ND	1.04	2.08	U
75-35-4	1,1-Dichloroethene	ND	1.04	2.08	U
75-15-0	Carbon disulfide	ND	1.04	2.08	U
79-20-9	Methyl Acetate	ND	1.04	2.08	U
75-09-2	Methylene Chloride	ND	1.04	2.08	U
156-60-5	trans-1,2-Dichloroethene	ND	1.04	2.08	U
75-34-3	1,1-Dichloroethane	ND	1.04	2.08	U
78-93-3	2-Butanone	ND	1.04	2.08	U
156-59-4	cis-1,2-Dichloroethene	ND	1.04	2.08	U
67-66-3	Chloroform	ND	1.04	2.08	U
74-97-5	Bromochloromethane	ND	1.04	2.08	U
110-82-7	Cyclohexane	ND	1.04	2.08	U
71-55-6	1,1,1-Trichloroethane	ND	1.04	2.08	U
75-65-0	t-Butyl alcohol	ND	5.21	20.8	U
56-23-5	Carbon Tetrachloride	ND	1.04	2.08	U
107-06-2	1,2-Dichloroethane	ND	1.04	2.08	U

Accredited Analytical Resources, LLC.

ANALYSIS DATA SHEET

EPA 8260B

Client: MADDOX MATERIALS
Client Sample ID: S1
Lab Sample ID: 1500028-01
Project: Fanwood Crushed Stone/Weldon
Work Order: 1500028

Date Sampled:	01/07/15 13:55	Prep Date:	01/09/15 17:35	Matrix:	Soil
Percent Solids:	96.00	Prep Method:	EPA 5035A	File ID:	D9375.D
Prep Batch:	B5A0907	Sequence:	S5A0902	Analyzed:	01/09/15 17:35
Dilution:	1			Analyst:	SCS

CAS NO.	COMPOUND	CONC. (ug/kg dry)	MDL	RL	Q
71-43-2	Benzene	ND	1.04	2.08	U
79-01-6	Trichloroethene	ND	1.04	2.08	U
108-87-2	Methylcyclohexane	ND	1.04	2.08	U
78-87-5	1,2-Dichloropropane	ND	1.04	2.08	U
75-27-4	Bromodichloromethane	ND	1.04	2.08	U
10061-01-5	cis-1,3-Dichloropropene	ND	1.04	2.08	U
108-88-3	Toluene	ND	1.04	2.08	U
10061-02-6	trans-1,3-Dichloropropene	ND	1.04	2.08	U
79-00-5	1,1,2-Trichloroethane	ND	1.04	2.08	U
108-10-1	4-Methyl-2-pentanone	ND	1.04	2.08	U
106-93-4	1,2-Dibromoethane	ND	1.04	2.08	U
591-78-6	2-Hexanone	ND	1.04	2.08	U
127-18-4	Tetrachloroethene	ND	1.04	2.08	U
124-48-1	Dibromochloromethane	ND	1.04	2.08	U
100-41-4	Ethylbenzene	ND	1.04	2.08	U
108-90-7	Chlorobenzene	ND	1.04	2.08	U
108-38-3/106-42	m,p-Xylenes	ND	2.08	4.17	U
95-47-6	o-Xylene	ND	2.08	4.17	U
100-42-5	Styrene	ND	1.04	4.17	U
75-25-2	Bromoform	ND	1.04	2.08	U
98-82-8	Isopropylbenzene	ND	1.04	2.08	U
79-34-5	1,1,2,2-Tetrachloroethane	ND	1.04	2.08	U
541-73-1	1,3-Dichlorobenzene	ND	1.04	2.08	U
106-46-7	1,4-Dichlorobenzene	ND	1.04	2.08	U
95-50-1	1,2-Dichlorobenzene	ND	1.04	2.08	U

Accredited Analytical Resources, LLC.

ANALYSIS DATA SHEET

EPA 8260B

Client: MADDOX MATERIALS
Client Sample ID: S1
Lab Sample ID: 1500028-01
Project: Fanwood Crushed Stone/Weldon
Work Order: 1500028

Date Sampled:	01/07/15 13:55	Prep Date:	01/09/15 17:35	Matrix:	Soil
Percent Solids:	96.00	Prep Method:	EPA 5035A	File ID:	D9375.D
Prep Batch:	B5A0907	Sequence:	S5A0902	Analyzed:	01/09/15 17:35
Dilution:	1			Analyst:	SCS

CAS NO.	COMPOUND	CONC. (ug/kg dry)	MDL	RL	Q
96-12-8	1,2-Dibromo-3-chloropropane	ND	1.04	2.08	U
120-82-1	1,2,4-Trichlorobenzene	ND	1.04	2.08	U
87-61-6	1,2,3-Trichlorobenzene	ND	1.04	2.08	U
1634-04-4	Methyl tert-Butyl Ether	ND	2.08	4.17	U

Surrogate	% Recovery	Recovery Limits
1,2-Dichloroethane-d4	99%	70-121
Toluene-d8	99%	81-117
Bromofluorobenzene	99%	74-121

* Values outside of QC limits
ND - Indicates compound analyzed for but not detected
U - Indicates compound analyzed for but not detected
J - Indicates estimated value for TICs and all results when detected below the RL
B - Indicates compound found in associated blank
E - Concentration exceeds highest calibration standard
D - Indicates result is based on a dilution
P - Greater than 25% diff. between 2 GC columns.
MDL - Minimum detection limit
RL - Reporting limit

Quantitation Report (QT Reviewed)

Data File : D:\D\DATA15\JAN15\D0109\D9375.D Vial: 15
Acq On : 9 Jan 2015 5:35 pm Operator: SCS
Sample : 1500028-01 Inst : GC/MS D
Misc : SOIL Multiplr: 1.00
MS Integration Params: RTEINT.P
Quant Time: Jan 10 17:06 2015 Quant Results File: VD8S0109.RES

Quant Method : D:\D\METHODS\VD8S0109.M (RTE Integrator)
Title : VOA 8260 SOIL TCL METHOD
Last Update : Fri Jan 09 13:23:33 2015
Response via : Initial Calibration
DataAcq Meth : VD8S0109

Internal Standards	R.T.	QIon	Response	Conc	Units	Dev(Min)
1) Pentafluorobenzene	6.49	168	690040	50.00	ug/l	0.01
27) 1,4-Difluorobenzene	7.19	114	1203273	50.00	ug/l	0.00
47) Chlorobenzene-d5	11.23	117	1055509	50.00	ug/l	0.01
59) 1,4-Dichlorobenzene-d4	14.22	152	503424	50.00	ug/l	0.00
System Monitoring Compounds						
28) 1,2-Dichloroethane-d4	6.47	65	329373	49.49	ug/l	0.01
Spiked Amount 50.000	Range 70 - 121		Recovery = 98.98%			
40) Toluene-d8	9.07	98	1372858	49.63	ug/l	0.00
Spiked Amount 50.000	Range 81 - 117		Recovery = 99.26%			
46) Bromofluorobenzene	12.84	95	523969	49.33	ug/l	0.00
Spiked Amount 50.000	Range 74 - 121		Recovery = 98.66%			
Target Compounds						Qvalue
4) Acetone	3.36	43	11998	3.56	ug/l	91

(#) = qualifier out of range (m) = manual integration

Quantitation Report

Data File : D:\D\DATA15\JAN15\D0109\D9375.D Vial: 15
Acq On : 9 Jan 2015 5:35 pm Operator: SCS
Sample : 1500028-01 Inst : GC/MS D
Misc : SOIL Multiplr: 1.00
MS Integration Params: RTEINT.P
Quant Time: Jan 10 17:06 2015 Quant Results File: VD8S0109.RES

Method : D:\D\METHODS\VD8S0109.M (RTE Integrator)
Title : VOA 8260 SOIL TCL METHOD
Last Update : Fri Jan 09 13:23:33 2015
Response via : Initial Calibration



Accredited Analytical Resources, LLC.

VOLATILES QC DATA

Accredited Analytical Resources, LLC.

ANALYSIS DATA SHEET

Blank

Client: MADDOX MATERIALS
Work Order: 1500028
Project: Fanwood Crushed Stone/Weldon

Matrix:	Solid	Laboratory ID:	B5A0907-BLK1	File ID:	D9369.D
Batch:	B5A0907	Prepared:	01/09/15 13:56	Analyzed:	01/09/15 13:56
Column:	1	Preparation:	EPA 5035A	Dilution:	
		Sequence:	S5A0902	Instrument:	GC/MS D

CAS NO.	COMPOUND	CONC. (ug/kg wet)	MDL	RL	Q
107-02-8	Acrolein	ND	6.00	10.0	U
107-13-1	Acrylonitrile	ND	2.00	10.0	U
67-64-1	Acetone	2.08	1.00	2.00	
75-71-8	Dichlorodifluoromethane	ND	1.00	2.00	U
74-87-3	Chloromethane	ND	1.00	2.00	U
75-01-4	Vinyl chloride	ND	1.00	2.00	U
74-83-9	Bromomethane	ND	1.00	2.00	U
75-00-3	Chloroethane	ND	1.00	2.00	U
75-69-4	Trichlorofluoromethane	ND	1.00	2.00	U
76-13-1	Freon 113	ND	1.00	2.00	U
75-35-4	1,1-Dichloroethene	ND	1.00	2.00	U
75-15-0	Carbon disulfide	ND	1.00	2.00	U
79-20-9	Methyl Acetate	ND	1.00	2.00	U
75-09-2	Methylene Chloride	ND	1.00	2.00	U
156-60-5	trans-1,2-Dichloroethene	ND	1.00	2.00	U
75-34-3	1,1-Dichloroethane	ND	1.00	2.00	U
78-93-3	2-Butanone	ND	1.00	2.00	U
156-59-4	cis-1,2-Dichloroethene	ND	1.00	2.00	U
67-66-3	Chloroform	ND	1.00	2.00	U
74-97-5	Bromochloromethane	ND	1.00	2.00	U
110-82-7	Cyclohexane	ND	1.00	2.00	U
71-55-6	1,1,1-Trichloroethane	ND	1.00	2.00	U
75-65-0	t-Butyl alcohol	ND	5.00	20.0	U
56-23-5	Carbon Tetrachloride	ND	1.00	2.00	U

Accredited Analytical Resources, LLC.

ANALYSIS DATA SHEET

Blank

Client: MADDOX MATERIALS
Work Order: 1500028
Project: Fanwood Crushed Stone/Weldon

Matrix:	Solid	Laboratory ID:	B5A0907-BLK1	File ID:	D9369.D
Batch:	B5A0907	Prepared:	01/09/15 13:56	Analyzed:	01/09/15 13:56
Column:	1	Preparation:	EPA 5035A	Dilution:	
		Sequence:	S5A0902	Instrument:	GC/MS D

CAS NO.	COMPOUND	CONC. (ug/kg wet)	MDL	RL	Q
107-06-2	1,2-Dichloroethane	ND	1.00	2.00	U
71-43-2	Benzene	ND	1.00	2.00	U
79-01-6	Trichloroethene	ND	1.00	2.00	U
108-87-2	Methylcyclohexane	ND	1.00	2.00	U
78-87-5	1,2-Dichloropropane	ND	1.00	2.00	U
75-27-4	Bromodichloromethane	ND	1.00	2.00	U
10061-01-5	cis-1,3-Dichloropropene	ND	1.00	2.00	U
108-88-3	Toluene	ND	1.00	2.00	U
10061-02-6	trans-1,3-Dichloropropene	ND	1.00	2.00	U
79-00-5	1,1,2-Trichloroethane	ND	1.00	2.00	U
108-10-1	4-Methyl-2-pentanone	ND	1.00	2.00	U
106-93-4	1,2-Dibromoethane	ND	1.00	2.00	U
591-78-6	2-Hexanone	ND	1.00	2.00	U
127-18-4	Tetrachloroethene	ND	1.00	2.00	U
124-48-1	Dibromochloromethane	ND	1.00	2.00	U
100-41-4	Ethylbenzene	ND	1.00	2.00	U
108-90-7	Chlorobenzene	ND	1.00	2.00	U
108-38-3/106-42-3	m,p-Xylenes	ND	2.00	4.00	U
95-47-6	o-Xylene	ND	2.00	4.00	U
100-42-5	Styrene	ND	1.00	4.00	U
75-25-2	Bromoform	ND	1.00	2.00	U
98-82-8	Isopropylbenzene	ND	1.00	2.00	U
79-34-5	1,1,2,2-Tetrachloroethane	ND	1.00	2.00	U
541-73-1	1,3-Dichlorobenzene	ND	1.00	2.00	U

Accredited Analytical Resources, LLC.

ANALYSIS DATA SHEET

Blank

Client: MADDOX MATERIALS
Work Order: 1500028
Project: Fanwood Crushed Stone/Weldon

Matrix:	Solid	Laboratory ID:	B5A0907-BLK1	File ID:	D9369.D
Batch:	B5A0907	Prepared:	01/09/15 13:56	Analyzed:	01/09/15 13:56
Column:	1	Preparation:	EPA 5035A	Dilution:	
		Sequence:	S5A0902	Instrument:	GC/MS D

CAS NO.	COMPOUND	CONC. (ug/kg wet)	MDL	RL	Q
106-46-7	1,4-Dichlorobenzene	ND	1.00	2.00	U
95-50-1	1,2-Dichlorobenzene	ND	1.00	2.00	U
96-12-8	1,2-Dibromo-3-chloropropane	ND	1.00	2.00	U
120-82-1	1,2,4-Trichlorobenzene	ND	1.00	2.00	U
87-61-6	1,2,3-Trichlorobenzene	ND	1.00	2.00	U
1634-04-4	Methyl tert-Butyl Ether	ND	2.00	4.00	U

Surrogate	% Recovery	Recovery Limits
1,2-Dichloroethane-d4	94%	70-121
Toluene-d8	100%	81-117
Bromofluorobenzene	97%	74-121

* Values outside of QC limits
ND - Indicates compound analyzed for but not detected
U - Indicates compound analyzed for but not detected
J - Indicates estimated value for TICs and all results when detected below the RL
B - Indicates compound found in associated blank
E - Concentration exceeds highest calibration standard
D - Indicates result is based on a dilution
P - Greater than 25% diff. between 2 GC columns.
MDL - Minimum detection limit
RL - Reporting limit

Quantitation Report (QT Reviewed)

Data File : D:\D\DATA15\JAN15\D0109\D9369.D Vial: 9
Acq On : 9 Jan 2015 1:56 pm Operator: SCS
Sample : B5A0907-BLK1 Inst : GC/MS D
Misc : SOIL Multiplr: 1.00
MS Integration Params: RTEINT.P
Quant Time: Jan 9 14:21 2015 Quant Results File: VD8S0109.RES

Quant Method : D:\D\METHODS\VD8S0109.M (RTE Integrator)
Title : VOA 8260 SOIL TCL METHOD
Last Update : Fri Jan 09 13:23:33 2015
Response via : Initial Calibration
DataAcq Meth : VD8S0109

Internal Standards	R.T.	QIon	Response	Conc	Units	Dev(Min)
1) Pentafluorobenzene	6.50	168	822897	50.00	ug/l	0.02
27) 1,4-Difluorobenzene	7.20	114	1329081	50.00	ug/l	0.01
47) Chlorobenzene-d5	11.23	117	1160313	50.00	ug/l	0.01
59) 1,4-Dichlorobenzene-d4	14.22	152	547660	50.00	ug/l	0.00
System Monitoring Compounds						
28) 1,2-Dichloroethane-d4	6.48	65	346613	47.15	ug/l	0.02
Spiked Amount 50.000	Range 70 - 121		Recovery = 94.30%			
40) Toluene-d8	9.08	98	1527397	49.99	ug/l	0.01
Spiked Amount 50.000	Range 81 - 117		Recovery = 99.98%			
46) Bromofluorobenzene	12.85	95	569258	48.52	ug/l	0.00
Spiked Amount 50.000	Range 74 - 121		Recovery = 97.04%			
Target Compounds						Qvalue
4) Acetone	3.37	43	11250	2.08	ug/l	87

(#) = qualifier out of range (m) = manual integration

Quantitation Report

Data File : D:\D\DATA15\JAN15\D0109\D9369.D Vial: 9
Acq On : 9 Jan 2015 1:56 pm Operator: SCS
Sample : B5A0907-BLK1 Inst : GC/MS D
Misc : SOIL Multiplr: 1.00
MS Integration Params: RTEINT.P
Quant Time: Jan 9 14:21 2015 Quant Results File: VD8S0109.RES

Method : D:\D\METHODS\VD8S0109.M (RTE Integrator)
Title : VOA 8260 SOIL TCL METHOD
Last Update : Fri Jan 09 13:23:33 2015
Response via : Initial Calibration



Accredited Analytical Resources, LLC.

VOLATILES QC SUMMARY

Accredited Analytical Resources, LLC.

SYSTEM MONITORING COMPOUND SUMMARY

EPA 8260B

Client: MADDOX MATERIALS
Project: Fanwood Crushed Stone/Weldon
Work Order: 1500028

Matrix: Solid
Instrument: GC/MS D

Lab Sample ID:	1,2-DCE-d4 (70% - 121%)	BFB (74% - 121%)	TOL-d8 (81% - 117%)
1500028-01	99	99	99
B5A0907-BLK1	94	97	100
B5A0907-BS1	93	103	103
B5A0907-MS1	93	104	104
B5A0907-MSD1	93	102	101

Accredited Analytical Resources, LLC.

MATRIX SPIKE / MATRIX SPIKE DUPLICATE RECOVERY

S1

Client: MADDOX MATERIALS
Project: Fanwood Crushed Stone/Weldon
Work Order: 1500028

Matrix:	Solid	Analysis Method:	EPA 8260B
Prep Batch:	B5A0907	Prep Method:	EPA 5035A
Percent Solids:	96.00	Laboratory ID:	B5A0907-MS1
		Client Sample ID:	1500028-01

ANALYTE	SPIKE ADDED (ug/kg dry)	SAMPLE CONCENTRATION (ug/kg dry)	MS CONCENTRATION (ug/kg dry)	MS % REC.	QC LIMITS REC.
Acrolein	260	ND	276	106	40 - 160
Acrylonitrile	52.1	ND	56.5	109	70 - 130
Acetone	52.1	3.71	38.6	67	40 - 160
Dichlorodifluoromethane	52.1	ND	51.8	100	40 - 160
Chloromethane	52.1	ND	55.9	107	40 - 160
Vinyl chloride	52.1	ND	52.7	101	70 - 130
Bromomethane	52.1	ND	57.0	110	40 - 160
Chloroethane	52.1	ND	50.7	97	40 - 160
Trichlorofluoromethane	52.1	ND	47.5	91	40 - 160
Freon 113	104	ND	115	110	70 - 130
1,1-Dichloroethene	52.1	ND	54.7	105	70 - 130
Carbon disulfide	52.1	ND	63.2	121	70 - 130
Methyl Acetate	52.1	ND	43.4	83	70 - 130
Methylene Chloride	52.1	ND	51.7	99	70 - 130
trans-1,2-Dichloroethene	52.1	ND	52.9	102	70 - 130
1,1-Dichloroethane	52.1	ND	50.9	98	70 - 130
2,2-Dichloropropane	52.1	ND	49.8	96	70 - 130
2-Butanone	52.1	ND	44.2	85	40 - 160
cis-1,2-Dichloroethene	52.1	ND	50.5	97	70 - 130
Chloroform	52.1	ND	49.4	95	70 - 130
Bromochloromethane	52.1	ND	48.7	94	70 - 130
Cyclohexane	52.1	ND	54.7	105	70 - 130
1,1,1-Trichloroethane	52.1	ND	47.5	91	70 - 130
t-Butyl alcohol	521	ND	529	102	40 - 160
1,1-Dichloropropene	52.1	ND	51.0	98	70 - 130

Accredited Analytical Resources, LLC.

MATRIX SPIKE / MATRIX SPIKE DUPLICATE RECOVERY

S1

Client: MADDOX MATERIALS
Project: Fanwood Crushed Stone/Weldon
Work Order: 1500028

Matrix:	Solid	Analysis Method:	EPA 8260B
Prep Batch:	B5A0907	Prep Method:	EPA 5035A
Percent Solids:	96.00	Laboratory ID:	B5A0907-MS1
		Client Sample ID:	1500028-01

ANALYTE	SPIKE ADDED (ug/kg dry)	SAMPLE CONCENTRATION (ug/kg dry)	MS CONCENTRATION (ug/kg dry)	MS % REC.	QC LIMITS REC.
Carbon Tetrachloride	52.1	ND	46.1	89	70 - 130
1,2-Dichloroethane	52.1	ND	45.8	88	70 - 130
Benzene	52.1	ND	51.1	98	70 - 130
Trichloroethene	52.1	ND	51.1	98	70 - 130
Methylcyclohexane	52.1	ND	51.9	100	70 - 130
1,2-Dichloropropane	52.1	ND	52.0	100	70 - 130
Bromodichloromethane	52.1	ND	48.5	93	70 - 130
Dibromomethane	52.1	ND	46.5	89	70 - 130
2-Chloroethyl vinyl ether	52.1	ND	46.9	90	40 - 160
cis-1,3-Dichloropropene	52.1	ND	50.5	97	70 - 130
Toluene	52.1	ND	49.2	95	70 - 130
trans-1,3-Dichloropropene	52.1	ND	48.6	93	70 - 130
1,1,2-Trichloroethane	52.1	ND	46.8	90	70 - 130
4-Methyl-2-pentanone	52.1	ND	49.8	96	40 - 160
1,2-Dibromoethane	52.1	ND	48.1	92	70 - 130
2-Hexanone	52.1	ND	44.6	86	40 - 160
1,3-Dichloropropane	52.1	ND	47.1	90	70 - 130
Tetrachloroethene	52.1	ND	67.1	129	70 - 130
Dibromochloromethane	52.1	ND	47.4	91	70 - 130
Ethylbenzene	52.1	ND	48.0	92	70 - 130
Chlorobenzene	52.1	ND	47.9	92	70 - 130
1,1,1,2-Tetrachloroethane	52.1	ND	44.9	86	70 - 130
m,p-Xylenes	104	ND	94.9	91	70 - 130
o-Xylene	52.1	ND	50.8	98	70 - 130
Styrene	52.1	ND	50.5	97	70 - 130

Accredited Analytical Resources, LLC.

MATRIX SPIKE / MATRIX SPIKE DUPLICATE RECOVERY

S1

Client: MADDOX MATERIALS
Project: Fanwood Crushed Stone/Weldon
Work Order: 1500028

Matrix:	Solid	Analysis Method:	EPA 8260B
Prep Batch:	B5A0907	Prep Method:	EPA 5035A
Percent Solids:	96.00	Laboratory ID:	B5A0907-MS1
		Client Sample ID:	1500028-01

ANALYTE	SPIKE ADDED (ug/kg dry)	SAMPLE CONCENTRATION (ug/kg dry)	MS CONCENTRATION (ug/kg dry)	MS % REC.	QC LIMITS REC.
Bromoform	52.1	ND	46.4	89	70 - 130
Isopropylbenzene	52.1	ND	45.9	88	70 - 130
1,1,2,2-Tetrachloroethane	52.1	ND	44.6	86	70 - 130
1,2,3-Trichloropropane	52.1	ND	46.7	90	70 - 130
n-Propyl Benzene	52.1	ND	46.3	89	70 - 130
Bromobenzene	52.1	ND	50.4	97	70 - 130
1,3,5-Trimethylbenzene	52.1	ND	46.4	89	70 - 130
2-Chlorotoluene	52.1	ND	47.3	91	70 - 130
4-Chlorotoluene	52.1	ND	46.7	90	70 - 130
tert-Butylbenzene	52.1	ND	48.0	92	70 - 130
1,2,4-Trimethylbenzene	52.1	ND	46.9	90	70 - 130
sec-Butylbenzene	52.1	ND	46.1	88	70 - 130
p-Isopropyltoluene	52.1	ND	46.1	89	70 - 130
1,3-Dichlorobenzene	52.1	ND	45.5	87	70 - 130
1,4-Dichlorobenzene	52.1	ND	46.9	90	70 - 130
n-Butyl Benzene	52.1	ND	46.2	89	70 - 130
1,2-Dichlorobenzene	52.1	ND	46.2	89	70 - 130
1,2-Dibromo-3-chloropropane	52.1	ND	41.6	80	40 - 160
1,2,4-Trichlorobenzene	52.1	ND	41.5	80	70 - 130
Hexachlorobutadiene	52.1	ND	38.7	74	70 - 130
Naphthalene	52.1	ND	40.0	77	40 - 160
1,2,3-Trichlorobenzene	52.1	ND	39.1	75	70 - 130
Methyl tert-Butyl Ether	52.1	ND	47.7	92	70 - 130

Accredited Analytical Resources, LLC.

MATRIX SPIKE / MATRIX SPIKE DUPLICATE RECOVERY

S1

Client: **MADDOX MATERIALS**
Project: **Fanwood Crushed Stone/Weldon**
Work Order: **1500028**

Matrix:	Solid	Analysis Method:	EPA 8260B
Prep Batch:	B5A0907	Prep Method:	EPA 5035A
Percent Solids:	96.00	Laboratory ID:	B5A0907-MS1
		Client Sample ID:	1500028-01

Accredited Analytical Resources, LLC.

MATRIX SPIKE / MATRIX SPIKE DUPLICATE RECOVERY

S1

Client: MADDOX MATERIALS
Project: Fanwood Crushed Stone/Weldon
Work Order: 1500028

Matrix:	Solid	Analysis Method:	EPA 8260B
Prep Batch:	B5A0907	Prep Method:	EPA 5035A
Percent Solids:	96.00	Laboratory ID:	B5A0907-MSD1
		Client Sample ID:	1500028-01

ANALYTE	SPIKE ADDED (ug/kg dry)	MSD CONCENTRATION (ug/kg dry)	MSD % REC. #		% RPD	QC LIMITS RPD	QC LIMITS REC.
Acrolein	260	282	108		2	30	40 - 160
Acrylonitrile	52.1	68.8	132	*	20	30	70 - 130
Acetone	52.1	39.6	69		2	30	40 - 160
Dichlorodifluoromethane	52.1	50.9	98		2	30	40 - 160
Chloromethane	52.1	57.1	110		2	30	40 - 160
Vinyl chloride	52.1	53.2	102		1	30	70 - 130
Bromomethane	52.1	57.9	111		1	30	40 - 160
Chloroethane	52.1	54.1	104		6	30	40 - 160
Trichlorofluoromethane	52.1	47.7	92		0.5	30	40 - 160
Freon 113	104	118	114		3	30	70 - 130
1,1-Dichloroethene	52.1	56.5	109		3	30	70 - 130
Carbon disulfide	52.1	63.5	122		0.6	30	70 - 130
Methyl Acetate	52.1	45.8	88		5	30	70 - 130
Methylene Chloride	52.1	53.4	103		3	30	70 - 130
trans-1,2-Dichloroethene	52.1	54.6	105		3	30	70 - 130
1,1-Dichloroethane	52.1	54.2	104		6	30	70 - 130
2,2-Dichloropropane	52.1	51.8	99		4	30	70 - 130
2-Butanone	52.1	46.1	89		4	30	40 - 160
cis-1,2-Dichloroethene	52.1	52.8	101		4	30	70 - 130
Chloroform	52.1	51.4	99		4	30	70 - 130
Bromochloromethane	52.1	51.9	100		6	30	70 - 130
Cyclohexane	52.1	56.6	109		3	30	70 - 130
1,1,1-Trichloroethane	52.1	49.9	96		5	30	70 - 130
t-Butyl alcohol	521	572	110		8	30	40 - 160
1,1-Dichloropropene	52.1	52.7	101		3	30	70 - 130

Accredited Analytical Resources, LLC.

MATRIX SPIKE / MATRIX SPIKE DUPLICATE RECOVERY

S1

Client: MADDOX MATERIALS
Project: Fanwood Crushed Stone/Weldon
Work Order: 1500028

Matrix:	Solid	Analysis Method:	EPA 8260B
Prep Batch:	B5A0907	Prep Method:	EPA 5035A
Percent Solids:	96.00	Laboratory ID:	B5A0907-MSD1
		Client Sample ID:	1500028-01

ANALYTE	SPIKE ADDED (ug/kg dry)	MSD CONCENTRATION (ug/kg dry)	MSD % REC. #		% RPD	QC LIMITS RPD	QC LIMITS REC.
Carbon Tetrachloride	52.1	47.4	91		3	30	70 - 130
1,2-Dichloroethane	52.1	46.8	90		2	30	70 - 130
Benzene	52.1	52.7	101		3	30	70 - 130
Trichloroethene	52.1	53.4	103		5	30	70 - 130
Methylcyclohexane	52.1	51.8	100		0.2	30	70 - 130
1,2-Dichloropropane	52.1	54.1	104		4	30	70 - 130
Bromodichloromethane	52.1	50.0	96		3	30	70 - 130
Dibromomethane	52.1	49.3	95		6	30	70 - 130
2-Chloroethyl vinyl ether	52.1	47.5	91		1	30	40 - 160
cis-1,3-Dichloropropene	52.1	52.2	100		3	30	70 - 130
Toluene	52.1	50.2	96		2	30	70 - 130
trans-1,3-Dichloropropene	52.1	49.3	95		2	30	70 - 130
1,1,2-Trichloroethane	52.1	50.1	96		7	30	70 - 130
4-Methyl-2-pentanone	52.1	52.5	101		5	30	40 - 160
1,2-Dibromoethane	52.1	48.6	93		1	30	70 - 130
2-Hexanone	52.1	47.8	92		7	30	40 - 160
1,3-Dichloropropane	52.1	50.6	97		7	30	70 - 130
Tetrachloroethene	52.1	78.4	150	*	16	30	70 - 130
Dibromochloromethane	52.1	50.3	97		6	30	70 - 130
Ethylbenzene	52.1	49.5	95		3	30	70 - 130
Chlorobenzene	52.1	49.8	96		4	30	70 - 130
1,1,1,2-Tetrachloroethane	52.1	47.8	92		6	30	70 - 130
m,p-Xylenes	104	98.5	95		4	30	70 - 130
o-Xylene	52.1	52.9	102		4	30	70 - 130
Styrene	52.1	53.1	102		5	30	70 - 130

Accredited Analytical Resources, LLC.

MATRIX SPIKE / MATRIX SPIKE DUPLICATE RECOVERY

S1

Client: MADDOX MATERIALS
Project: Fanwood Crushed Stone/Weldon
Work Order: 1500028

Matrix:	Solid	Analysis Method:	EPA 8260B
Prep Batch:	B5A0907	Prep Method:	EPA 5035A
Percent Solids:	96.00	Laboratory ID:	B5A0907-MSD1
		Client Sample ID:	1500028-01

ANALYTE	SPIKE ADDED (ug/kg dry)	MSD CONCENTRATION (ug/kg dry)	MSD % REC. #	% RPD	QC LIMITS RPD	QC LIMITS REC.
Bromoform	52.1	48.9	94	5	30	70 - 130
Isopropylbenzene	52.1	47.6	91	3	30	70 - 130
1,1,2,2-Tetrachloroethane	52.1	46.3	89	4	30	70 - 130
1,2,3-Trichloropropane	52.1	48.2	93	3	30	70 - 130
n-Propyl Benzene	52.1	47.8	92	3	30	70 - 130
Bromobenzene	52.1	52.6	101	4	30	70 - 130
1,3,5-Trimethylbenzene	52.1	47.8	92	3	30	70 - 130
2-Chlorotoluene	52.1	48.8	94	3	30	70 - 130
4-Chlorotoluene	52.1	48.3	93	3	30	70 - 130
tert-Butylbenzene	52.1	48.2	93	0.4	30	70 - 130
1,2,4-Trimethylbenzene	52.1	48.5	93	3	30	70 - 130
sec-Butylbenzene	52.1	47.3	91	3	30	70 - 130
p-Isopropyltoluene	52.1	48.1	92	4	30	70 - 130
1,3-Dichlorobenzene	52.1	47.6	91	5	30	70 - 130
1,4-Dichlorobenzene	52.1	48.9	94	4	30	70 - 130
n-Butyl Benzene	52.1	46.5	89	0.8	30	70 - 130
1,2-Dichlorobenzene	52.1	49.1	94	6	30	70 - 130
1,2-Dibromo-3-chloropropane	52.1	44.7	86	7	30	40 - 160
1,2,4-Trichlorobenzene	52.1	45.2	87	9	30	70 - 130
Hexachlorobutadiene	52.1	39.8	76	3	30	70 - 130
Naphthalene	52.1	44.3	85	10	30	40 - 160
1,2,3-Trichlorobenzene	52.1	43.4	83	11	30	70 - 130
Methyl tert-Butyl Ether	52.1	52.8	101	10	30	70 - 130

* Values outside of QC limits

Accredited Analytical Resources, LLC.

LCS / LCS DUPLICATE RECOVERY

EPA 8260B

Client: **MADDOX MATERIALS**
Project: **Fanwood Crushed Stone/Weldon**
Work Order: **1500028**

Matrix:	Solid	Prep Method:	EPA 5035A
Prep Batch:	B5A0907	Lab Sample ID:	B5A0907-BS1

ANALYTE	SPIKE ADDED (ug/kg wet)	LCS CONCENTRATION (ug/kg wet)	LCS % REC.	QC LIMITS REC.
Acrolein	250	270	108	40 - 160
Acrylonitrile	50.0	55.3	111	70 - 130
Acetone	50.0	33.0	66	40 - 160
Dichlorodifluoromethane	50.0	50.1	100	40 - 160
Chloromethane	50.0	52.3	105	40 - 160
Vinyl chloride	50.0	54.2	108	70 - 130
Bromomethane	50.0	57.9	116	40 - 160
Chloroethane	50.0	49.6	99	40 - 160
Trichlorofluoromethane	50.0	40.6	81	40 - 160
Freon 113	100	117	117	70 - 130
1,1-Dichloroethene	50.0	54.0	108	70 - 130
Carbon disulfide	50.0	59.4	119	70 - 130
Methyl Acetate	50.0	41.1	82	70 - 130
Methylene Chloride	50.0	53.1	106	70 - 130
trans-1,2-Dichloroethene	50.0	52.6	105	70 - 130
1,1-Dichloroethane	50.0	50.8	102	70 - 130
2,2-Dichloropropane	50.0	50.4	101	70 - 130
2-Butanone	50.0	44.8	90	40 - 160
cis-1,2-Dichloroethene	50.0	50.2	100	70 - 130
Chloroform	50.0	49.2	98	70 - 130
Bromochloromethane	50.0	49.4	99	70 - 130
Cyclohexane	50.0	56.3	113	70 - 130
1,1,1-Trichloroethane	50.0	48.6	97	70 - 130
t-Butyl alcohol	500	535	107	40 - 160
1,1-Dichloropropene	50.0	54.7	109	70 - 130
Carbon Tetrachloride	50.0	50.7	101	70 - 130
1,2-Dichloroethane	50.0	49.9	100	70 - 130
Benzene	50.0	53.8	108	70 - 130

Accredited Analytical Resources, LLC.

LCS / LCS DUPLICATE RECOVERY

EPA 8260B

Client: MADDOX MATERIALS
Project: Fanwood Crushed Stone/Weldon
Work Order: 1500028

Matrix:	Solid	Prep Method:	EPA 5035A
Prep Batch:	B5A0907	Lab Sample ID:	B5A0907-BS1

ANALYTE	SPIKE ADDED (ug/kg wet)	LCS CONCENTRATION (ug/kg wet)	LCS % REC.	QC LIMITS REC.
Trichloroethene	50.0	52.8	106	70 - 130
Methylcyclohexane	50.0	58.5	117	70 - 130
1,2-Dichloropropane	50.0	54.5	109	70 - 130
Bromodichloromethane	50.0	52.2	104	70 - 130
Dibromomethane	50.0	50.2	100	70 - 130
2-Chloroethyl vinyl ether	50.0	49.2	98	40 - 160
cis-1,3-Dichloropropene	50.0	54.0	108	70 - 130
Toluene	50.0	52.1	104	70 - 130
trans-1,3-Dichloropropene	50.0	52.3	105	70 - 130
1,1,2-Trichloroethane	50.0	49.9	100	70 - 130
4-Methyl-2-pentanone	50.0	53.0	106	40 - 160
1,2-Dibromoethane	50.0	51.1	102	70 - 130
2-Hexanone	50.0	49.9	100	40 - 160
1,3-Dichloropropane	50.0	50.8	102	70 - 130
Tetrachloroethene	50.0	58.0	116	70 - 130
Dibromochloromethane	50.0	50.3	101	70 - 130
Ethylbenzene	50.0	52.2	104	70 - 130
Chlorobenzene	50.0	51.9	104	70 - 130
1,1,1,2-Tetrachloroethane	50.0	49.1	98	70 - 130
m,p-Xylenes	100	102	102	70 - 130
o-Xylene	50.0	54.8	110	70 - 130
Styrene	50.0	54.8	110	70 - 130
Bromoform	50.0	52.2	104	70 - 130
Isopropylbenzene	50.0	51.0	102	70 - 130
1,1,2,2-Tetrachloroethane	50.0	49.5	99	70 - 130
1,2,3-Trichloropropane	50.0	48.6	97	70 - 130
n-Propyl Benzene	50.0	51.1	102	70 - 130
Bromobenzene	50.0	54.2	108	70 - 130

Accredited Analytical Resources, LLC.

LCS / LCS DUPLICATE RECOVERY

EPA 8260B

Client: **MADDOX MATERIALS**
Project: **Fanwood Crushed Stone/Weldon**
Work Order: **1500028**

Matrix:	Solid	Prep Method:	EPA 5035A
Prep Batch:	B5A0907	Lab Sample ID:	B5A0907-BS1

ANALYTE	SPIKE ADDED (ug/kg wet)	LCS CONCENTRATION (ug/kg wet)	LCS % REC.	QC LIMITS REC.
1,3,5-Trimethylbenzene	50.0	51.0	102	70 - 130
2-Chlorotoluene	50.0	51.3	103	70 - 130
4-Chlorotoluene	50.0	51.4	103	70 - 130
tert-Butylbenzene	50.0	56.5	113	70 - 130
1,2,4-Trimethylbenzene	50.0	50.8	102	70 - 130
sec-Butylbenzene	50.0	52.0	104	70 - 130
p-Isopropyltoluene	50.0	51.5	103	70 - 130
1,3-Dichlorobenzene	50.0	49.9	100	70 - 130
1,4-Dichlorobenzene	50.0	50.4	101	70 - 130
n-Butyl Benzene	50.0	51.2	102	70 - 130
1,2-Dichlorobenzene	50.0	50.6	101	70 - 130
1,2-Dibromo-3-chloropropane	50.0	44.8	90	40 - 160
1,2,4-Trichlorobenzene	50.0	45.0	90	70 - 130
Hexachlorobutadiene	50.0	47.0	94	70 - 130
Naphthalene	50.0	41.2	82	40 - 160
1,2,3-Trichlorobenzene	50.0	42.4	85	70 - 130
Methyl tert-Butyl Ether	50.0	51.5	103	70 - 130

* Values outside of QC limits

Accredited Analytical Resources, LLC.

METHOD BLANK SUMMARY

EPA 8260B

Client: MADDOX MATERIALS
Work Order: 1500028
Project: Fanwood Crushed Stone/Weldon

Blank ID:	B5A0907-BLK1	Batch:	B5A0907

Client Sample ID	Laboratory Sample ID	Lab File ID	Analysis Date/Time
LCS	B5A0907-BS1	D9371.D	01/09/2015 15:01
Matrix Spike	B5A0907-MS1	D9372.D	01/09/2015 15:39
Matrix Spike Dup	B5A0907-MSD1	D9373.D	01/09/2015 16:37
S1	1500028-01	D9375.D	01/09/2015 17:35

INSTRUMENT PERFORMANCE CHECK

EPA 8260B

Laboratory:	Accredited Analytical Resources LLC	Work Order:	1500028
Client:	MADDOX MATERIALS	Project:	Fanwood Crushed Stone/Weldon
Lab File ID:	D9360.D	Injection Date:	01/09/15
Instrument ID:	GC/MS D	Injection Time:	09:41
Sequence:	S5A0902	Lab Sample ID:	S5A0902-TUN1

m/z	ION ABUNDANCE CRITERIA	% RELATIVE ABUNDANCE	PASS/FAIL
50	15 - 40% of 95	17.4	PASS
75	30 - 60% of 95	44.2	PASS
95	Base peak, 100% relative abundance	100	PASS
96	5 - 9% of 95	6.65	PASS
173	Less than 2% of 174	0	PASS
174	50 - 100% of 95	72.2	PASS
175	5 - 9% of 174	7.55	PASS
176	95 - 101% of 174	98.2	PASS
177	5 - 9% of 176	6.42	PASS

Samples Associated with Tune

Client ID	Sample ID	File ID	Date Analyzed	Time Analyzed
[STD]	S5A0902-CAL1	D9362.D	01/09/2015	10:29:00
[STD]	S5A0902-CAL2	D9363.D	01/09/2015	10:59:00
[STD]	S5A0902-CAL3	D9364.D	01/09/2015	11:28:00
[STD]	S5A0902-CAL4	D9365.D	01/09/2015	11:58:00
[STD]	S5A0902-CAL5	D9366.D	01/09/2015	12:27:00
[STD]	S5A0902-CAL6	D9367.D	01/09/2015	12:57:00
Blank	B5A0907-BLK1	D9369.D	01/09/2015	13:56:00
LCS	B5A0907-BS1	D9371.D	01/09/2015	15:01:00
Matrix Spike	B5A0907-MS1	D9372.D	01/09/2015	15:39:00
Matrix Spike Dup	B5A0907-MSD1	D9373.D	01/09/2015	16:37:00
S1	1500028-01	D9375.D	01/09/2015	17:35:00

Accredited Analytical Resources, LLC.

INTERNAL STANDARD AREA AND RT SUMMARY

EPA 8260B

Client: MADDOX MATERIALS
Work Order: 1500028
Project: Fanwood Crushed Stone/Weldon

Sequence: S5A0902 Instrument: GC/MS D
Calibration: 15A1204

Internal Standard	Response	RT	Reference Response	Reference RT	Area %	Area % Limits	RT Diff	RT Diff Limit	Q
Blank (B5A0907-BLK1)			*Lab File ID: D9369.D*			*Analyzed: 01/09/15 13:56*			
Pentafluorobenzene	822897	6.5	700117	6.49	118	50 - 200	0.0100	+/-0.50	
1,4-Difluorobenzene	1329081	7.2	1130618	7.2	118	50 - 200	0.0000	+/-0.50	
Chlorobenzene-d5	1160313	11.23	1024287	11.23	113	50 - 200	0.0000	+/-0.50	
1,4-Dichlorobenzene-d4	547660	14.22	495604	14.23	111	50 - 200	-0.0100	+/-0.50	
LCS (B5A0907-BS1)			*Lab File ID: D9371.D*			*Analyzed: 01/09/15 15:01*			
Pentafluorobenzene	796927	6.49	700117	6.49	114	50 - 200	0.0000	+/-0.50	
1,4-Difluorobenzene	1262609	7.19	1130618	7.2	112	50 - 200	-0.0100	+/-0.50	
Chlorobenzene-d5	1135877	11.23	1024287	11.23	111	50 - 200	0.0000	+/-0.50	
1,4-Dichlorobenzene-d4	537887	14.23	495604	14.23	109	50 - 200	0.0000	+/-0.50	
Matrix Spike (B5A0907-MS1)			*Lab File ID: D9372.D*			*Analyzed: 01/09/15 15:39*			
Pentafluorobenzene	673286	6.49	700117	6.49	96	50 - 200	0.0000	+/-0.50	
1,4-Difluorobenzene	1132828	7.19	1130618	7.2	100	50 - 200	-0.0100	+/-0.50	
Chlorobenzene-d5	1035562	11.23	1024287	11.23	101	50 - 200	0.0000	+/-0.50	
1,4-Dichlorobenzene-d4	494062	14.23	495604	14.23	100	50 - 200	0.0000	+/-0.50	
Matrix Spike Dup (B5A0907-MSD1)			*Lab File ID: D9373.D*			*Analyzed: 01/09/15 16:37*			
Pentafluorobenzene	660036	6.48	700117	6.49	94	50 - 200	-0.0100	+/-0.50	
1,4-Difluorobenzene	1133672	7.18	1130618	7.2	100	50 - 200	-0.0200	+/-0.50	
Chlorobenzene-d5	1005058	11.23	1024287	11.23	98	50 - 200	0.0000	+/-0.50	
1,4-Dichlorobenzene-d4	476663	14.22	495604	14.23	96	50 - 200	-0.0100	+/-0.50	
S1 (1500028-01)			*Lab File ID: D9375.D*			*Analyzed: 01/09/15 17:35*			
Pentafluorobenzene	690040	6.49	700117	6.49	99	50 - 200	0.0000	+/-0.50	
1,4-Difluorobenzene	1203273	7.19	1130618	7.2	106	50 - 200	-0.0100	+/-0.50	
Chlorobenzene-d5	1055509	11.23	1024287	11.23	103	50 - 200	0.0000	+/-0.50	
1,4-Dichlorobenzene-d4	503424	14.22	495604	14.23	102	50 - 200	-0.0100	+/-0.50	

Accredited Analytical Resources, LLC.

* Values outside of QC limits

Accredited Analytical Resources, LLC.

VOLATILES CALIBRATION DATA

Accredited Analytical Resources, LLC.

INITIAL CALIBRATION DATA

EPA 8260B

Client: MADDOX MATERIALS
Work Order: 1500028
Project: Fanwood Crushed Stone/Weldon

Calibration:	15A1204	Instrument:	GC/MS D
		Calibration Date:	1/9/2015 6:16:36PM

Compound	Level 01		Level 02		Level 03		Level 04		Level 05		Level 06	
		RF		RF		RF		RF		RF		RF
Acrolein	10	4.780694E-02	50	5.166605E-02	100	5.074009E-02	250	5.112375E-02	500	5.377642E-02	1000	5.465208E-02
Acrylonitrile	10	8.731189E-02	50	0.1054291	100	0.1090118	250	0.1053584	500	0.108437	1000	0.1107565
Acetone	2	0.4719996	10	0.1902571	20	0.1360023	50	0.122755	100	0.1315642	200	0.1274157
Dichlorodifluoromethane	2	0.357808	10	0.5919786	20	0.5769464	50	0.5427696	100	0.4990959	200	0.4564244
Chloromethane	2	0.6501791	10	0.8660175	20	0.8263369	50	0.8191658	100	0.7604266	200	0.7627831
Vinyl chloride	2	0.6845227	10	0.8016151	20	0.7547381	50	0.7823306	100	0.7481327	200	0.7024998
Bromomethane	2	0.4876637	10	0.4268078	20	0.3929415	50	0.3831693	100	0.391372	200	0.400174
Chloroethane	2	0.2964829	10	0.2735187	20	0.2535469	50	0.2499701	100	0.2479009	200	0.2405895
Trichlorofluoromethane	2	0.9396524	10	0.9372413	20	0.8976071	50	0.8235193	100	0.7835757	200	0.673662
Freon 113	2	0.4443524	10	0.4594362	20	0.462187	50	0.4555735	100	0.4529493	200	0.43024
1,1-Dichloroethene	2	0.7012442	10	0.7813663	20	0.7610014	50	0.7261154	100	0.6949037	200	0.6537295
Carbon disulfide	2	1.471176	10	1.640332	20	1.564981	50	1.485812	100	1.439994	200	1.321952
Methyl Acetate	2	0.4061319	10	0.3069051	20	0.2714332	50	0.2621279	100	0.2646707	200	0.2635973
Methylene Chloride	2	3.375974	10	1.269745	20	0.9572436	50	0.7899132	100	0.7217166	200	0.6738201
trans-1,2-Dichloroethene	2	0.7389948	10	0.7991333	20	0.791332	50	0.7703595	100	0.7621985	200	0.7372775
1,1-Dichloroethane	2	0.9156079	10	1.043561	20	1.016862	50	0.9812309	100	0.9821459	200	0.9537956
Vinyl acetate	2	0.7106035	10	0.7165107	20	0.7638902	50	0.7829563	100	0.7907548	200	0.7666275
2,2-Dichloropropane	2	0.865326	10	0.8699707	20	0.8842308	50	0.8404959	100	0.8335816	200	0.8072265
2-Butanone	2	0.1788453	10	0.1750761	20	0.1807948	50	0.1579523	100	0.1598219	200	0.1591299
cis-1,2-Dichloroethene	2	0.7664462	10	0.7980335	20	0.7863864	50	0.7619033	100	0.7529983	200	0.7261672
Chloroform	2	0.9581752	10	0.9451774	20	0.9035847	50	0.8945555	100	0.8877355	200	0.860732
Bromochloromethane	2	0.2758846	10	0.3169961	20	0.3180576	50	0.3153825	100	0.3191837	200	0.3172363
Cyclohexane	2	1.026275	10	1.024649	20	1.010856	50	0.9878101	100	0.959115	200	0.9410139
1,1,1-Trichloroethane	2	0.7745132	10	0.8154289	20	0.7984808	50	0.7667833	100	0.7633469	200	0.7316771
t-Butyl alcohol	20	2.225482E-02	100	2.377471E-02	200	2.384709E-02	500	2.468052E-02	1000	2.558873E-02	2000	2.579534E-02
1,1-Dichloropropene	2	0.1426546	10	0.1611714	20	0.1639634	50	0.1661271	100	0.1604537	200	0.1583087

Accredited Analytical Resources, LLC.

INITIAL CALIBRATION DATA

EPA 8260B

Client: MADDOX MATERIALS
Work Order: 1500028
Project: Fanwood Crushed Stone/Weldon

Calibration:	15A1204	Instrument:	GC/MS D
		Calibration Date:	1/9/2015 6:16:36PM

Compound	Level 01		Level 02		Level 03		Level 04		Level 05		Level 06	
		RF		RF		RF		RF		RF		RF
Carbon Tetrachloride	2	0.3625451	10	0.4146998	20	0.403222	50	0.3974202	100	0.3934749	200	0.3737342
1,2-Dichloroethane	2	0.3011623	10	0.3331206	20	0.332818	50	0.3194587	100	0.3233935	200	0.3045332
Benzene	2	1.274442	10	1.340925	20	1.327975	50	1.29101	100	1.281288	200	1.20028
Trichloroethene	2	0.2870008	10	0.3483211	20	0.3423017	50	0.3280013	100	0.3298814	200	0.3157261
Methylcyclohexane	2	0.5431168	10	0.6224206	20	0.6206274	50	0.6072354	100	0.6061137	200	0.5732351
1,2-Dichloropropane	2	0.3071798	10	0.3309779	20	0.341289	50	0.3320974	100	0.3321225	200	0.3212739
1,4-Dioxane	80		160		320		640		2000		5000	
Bromodichloromethane	2	0.3491085	10	0.4040824	20	0.4120534	50	0.4070405	100	0.4111895	200	0.3923088
Dibromomethane	2	0.1591602	10	0.1711617	20	0.1808524	50	0.1755185	100	0.1808171	200	0.1765578
2-Chloroethyl vinyl ether	2	0.1326738	10	0.1697515	20	0.1628733	50	0.1633664	100	0.1643204	200	0.1525633
cis-1,3-Dichloropropene	2	0.4727683	10	0.5119603	20	0.5371399	50	0.5140979	100	0.5153092	200	0.499046
Toluene	2	1.359484	10	1.417894	20	1.407279	50	1.34838	100	1.319088	200	1.221026
trans-1,3-Dichloropropene	2	0.3670401	10	0.4106891	20	0.4189678	50	0.4107203	100	0.4172581	200	0.402068
1,1,2-Trichloroethane	2	0.2159272	10	0.2269961	20	0.2280434	50	0.2219873	100	0.231405	200	0.2216563
4-Methyl-2-pentanone	2	0.18961	10	0.1954276	20	0.2007774	50	0.1965044	100	0.2013185	200	0.1963989
1,2-Dibromoethane	2	0.1966182	10	0.2280263	20	0.235515	50	0.2310237	100	0.2351911	200	0.2312666
2-Hexanone	2	0.1639088	10	0.1771496	20	0.1718976	50	0.1599804	100	0.1721681	200	0.1675965
1,3-Dichloropropane	2	0.4415166	10	0.4997904	20	0.5061741	50	0.4889673	100	0.4953363	200	0.4822724
Tetrachloroethene	2	0.4086037	10	0.4304793	20	0.4186815	50	0.4060462	100	0.4067247	200	0.3924997
Dibromochloromethane	2	0.2657819	10	0.2986704	20	0.3138232	50	0.3155001	100	0.3212685	200	0.3154661
Ethylbenzene	2	1.655502	10	1.8115	20	1.807311	50	1.715836	100	1.675462	200	1.526853
Chlorobenzene	2	0.8964548	10	0.9708021	20	0.9712268	50	0.9504401	100	0.9526584	200	0.9028228
1,1,1,2-Tetrachloroethane	2	0.3285585	10	0.3388465	20	0.3336003	50	0.3267234	100	0.3231099	200	0.313216
m,p-Xylenes	4	1.251415	20	1.377441	40	1.349738	100	1.25915	200	1.192851	400	1.051824
o-Xylene	4	1.230883	20	1.348321	40	1.318078	100	1.24124	200	1.179861	400	1.034771
Styrene	4	0.9219159	20	1.021905	40	1.010767	100	0.9657592	200	0.9276374	400	0.8335721

Accredited Analytical Resources, LLC.

INITIAL CALIBRATION DATA

EPA 8260B

Client: MADDOX MATERIALS
Work Order: 1500028
Project: Fanwood Crushed Stone/Weldon

Calibration:	15A1204	Instrument:	GC/MS D
		Calibration Date:	1/9/2015 6:16:36PM

Compound	Level 01		Level 02		Level 03		Level 04		Level 05		Level 06	
		RF		RF		RF		RF		RF		RF
Bromoform	2	0.1372366	10	0.1599415	20	0.1725371	50	0.1699106	100	0.1754676	200	0.1702001
Isopropylbenzene	2	3.534145	10	3.635615	20	3.71018	50	3.524373	100	3.489202	200	3.256622
1,1,2,2-Tetrachloroethane	2	0.6120323	10	0.5771369	20	0.5993898	50	0.5738264	100	0.5992948	200	0.5929996
1,2,3-Trichloropropane	2	0.4185067	10	0.4593329	20	0.457684	50	0.4346534	100	0.4467267	200	0.4287398
n-Propyl Benzene	2	4.329197	10	4.645331	20	4.633034	50	4.381775	100	4.26836	200	3.898379
Bromobenzene	2	1.346262	10	1.322299	20	1.36258	50	1.286534	100	1.315955	200	1.278922
1,3,5-Trimethylbenzene	2	2.747387	10	2.829203	20	2.858976	50	2.687304	100	2.669034	200	2.465551
2-Chlorotoluene	2	2.337113	10	2.533374	20	2.566762	50	2.418977	100	2.424384	200	2.298099
4-Chlorotoluene	2	2.510733	10	2.652404	20	2.624495	50	2.51377	100	2.514894	200	2.386544
tert-Butylbenzene	2	2.419131	10	2.596282	20	2.607546	50	2.480902	100	2.446118	200	2.30294
1,2,4-Trimethylbenzene	2	2.751135	10	2.804252	20	2.85093	50	2.703852	100	2.693217	200	2.487239
sec-Butylbenzene	2	3.746655	10	4.058906	20	4.027409	50	3.789636	100	3.752673	200	3.402506
p-Isopropyltoluene	2	3.035157	10	3.213806	20	3.314617	50	3.153795	100	3.107281	200	2.841617
1,3-Dichlorobenzene	2	1.551891	10	1.607027	20	1.630505	50	1.527962	100	1.551386	200	1.454307
1,4-Dichlorobenzene	2	1.439523	10	1.511764	20	1.536827	50	1.511483	100	1.518562	200	1.438229
n-Butyl Benzene	2	3.051007	10	3.265984	20	3.311121	50	3.15251	100	3.061051	200	2.779802
1,2-Dichlorobenzene	2	1.26621	10	1.418715	20	1.434149	50	1.376461	100	1.399788	200	1.315294
1,2-Dibromo-3-chloropropane	2	9.602554E-02	10	0.0889812	20	0.105664	50	0.1099662	100	0.1177466	200	0.1173945
1,2,4-Trichlorobenzene	2	0.8404538	10	0.9149483	20	0.9132342	50	0.8931172	100	0.8935804	200	0.8575855
Hexachlorobutadiene	2	0.4417298	10	0.4961467	20	0.5174545	50	0.5132507	100	0.5209201	200	0.5013993
Naphthalene	2	1.570506	10	1.464714	20	1.543546	50	1.545143	100	1.605361	200	1.585477
1,2,3-Trichlorobenzene	2	0.7833792	10	0.746367	20	0.7487732	50	0.7743453	100	0.785018	200	0.7634603
Methyl tert-Butyl Ether	4	1.607614	20	1.478729	40	1.51757	100	1.428316	200	1.478035	400	1.434536
1,2-Dichloroethane-d4	2	0.2679334	10	0.3010804	20	0.2790067	50	0.2783268	100	0.2725333	200	0.2605911
Toluene-d8	2	1.070284	10	1.228661	20	1.213403	50	1.178882	100	1.140375	200	1.064702
Bromofluorobenzene	2	0.4105638	10	0.4622702	20	0.4622008	50	0.446647	100	0.445811	200	0.4207414

Accredited Analytical Resources, LLC.

INITIAL CALIBRATION DATA SHEET (Continued)

EPA 8260B

Client: MADDOX MATERIALS
Work Order: 1500028
Project: Fanwood Crushed Stone/Weldon

Calibration:	15A1204	Instrument:	GC/MS D
		Calibration Date:	1/9/2015 6:16:36PM

COMPOUND	Mean RF	RF RSD	LIMIT	Q
Acrolein	5.162756E-02	4.697282		
Acrylonitrile	0.1043841	8.262743		
Acetone	0.1966656	69.7287		
Dichlorodifluoromethane	0.5041705	17.34224		
Chloromethane	0.7808182	9.687621	SPCC (0.1)	
Vinyl chloride	0.7456398	6.04694	CCC (30)	
Bromomethane	0.413688	9.478075		
Chloroethane	0.2603348	8.017895		
Trichlorofluoromethane	0.842543	12.31044		
Freon 113	0.4507897	2.617137		
1,1-Dichloroethene	0.7197267	6.474519	CCC (30)	
Carbon disulfide	1.487374	7.32145		
Methyl Acetate	0.295811	19.14115		
Methylene Chloride	1.298069	80.16895		
trans-1,2-Dichloroethene	0.7665493	3.364333		
1,1-Dichloroethane	0.9822006	4.600491	SPCC (0.1)	
Vinyl acetate	0.7552238	4.481054		
2,2-Dichloropropane	0.8501386	3.324883		
2-Butanone	0.1686034	6.364412		
cis-1,2-Dichloroethene	0.7653225	3.311542		
Chloroform	0.9083267	4.043332	CCC (30)	
Bromochloromethane	0.3104568	5.470428		
Cyclohexane	0.9916198	3.57794		
1,1,1-Trichloroethane	0.7750384	3.768899		
t-Butyl alcohol	2.432354E-02	5.423782		

Accredited Analytical Resources, LLC.

INITIAL CALIBRATION DATA SHEET (Continued)

EPA 8260B

Client: MADDOX MATERIALS
Work Order: 1500028
Project: Fanwood Crushed Stone/Weldon

Calibration:	15A1204	Instrument:	GC/MS D
		Calibration Date:	1/9/2015 6:16:36PM

COMPOUND	Mean RF	RF RSD	LIMIT	Q
1,1-Dichloropropene	0.1587798	5.26644		
Carbon Tetrachloride	0.3908494	4.942744		
1,2-Dichloroethane	0.3190811	4.290883		
Benzene	1.285987	3.858005		
Trichloroethene	0.3252054	6.745007		
Methylcyclohexane	0.5954582	5.228366		
1,2-Dichloropropane	0.3274901	3.603714	CCC (30)	
1,4-Dioxane				
Bromodichloromethane	0.3959638	6.06965		
Dibromomethane	0.1740113	4.672595		
2-Chloroethyl vinyl ether	0.1575914	8.516084		
cis-1,3-Dichloropropene	0.5083869	4.196665		
Toluene	1.345525	5.302619	CCC (30)	
trans-1,3-Dichloropropene	0.4044572	4.766431		
1,1,2-Trichloroethane	0.2243359	2.475482		
4-Methyl-2-pentanone	0.1966728	2.156803		
1,2-Dibromoethane	0.2262735	6.539967		
2-Hexanone	0.1687835	3.688735		
1,3-Dichloropropane	0.4856762	4.771506		
Tetrachloroethene	0.4105058	3.134428		
Dibromochloromethane	0.305085	6.781721		
Ethylbenzene	1.698744	6.271537	CCC (30)	
Chlorobenzene	0.9407342	3.515388	SPCC (0.3)	
1,1,1,2-Tetrachloroethane	0.3273424	2.700886		
m,p-Xylenes	1.24707	9.403753		

Accredited Analytical Resources, LLC.

INITIAL CALIBRATION DATA SHEET (Continued)

EPA 8260B

Client: MADDOX MATERIALS
Work Order: 1500028
Project: Fanwood Crushed Stone/Weldon

Calibration:	15A1204	Instrument:	GC/MS D
		Calibration Date:	1/9/2015 6:16:36PM

COMPOUND	Mean RF	RF RSD	LIMIT	Q
o-Xylene	1.225526	9.115072		
Styrene	0.9469261	7.30108		
Bromoform	0.1642156	8.655899	SPCC (0.1)	
Isopropylbenzene	3.525023	4.393379		
1,1,2,2-Tetrachloroethane	0.5924466	2.457795	SPCC (0.3)	
1,2,3-Trichloropropane	0.4409406	3.71788		
n-Propyl Benzene	4.359346	6.314521		
Bromobenzene	1.318759	2.474047		
1,3,5-Trimethylbenzene	2.709576	5.21275		
2-Chlorotoluene	2.429785	4.33871		
4-Chlorotoluene	2.533807	3.755229		
tert-Butylbenzene	2.475487	4.636608		
1,2,4-Trimethylbenzene	2.715104	4.665268		
sec-Butylbenzene	3.796298	6.254187		
p-Isopropyltoluene	3.111045	5.226553		
1,3-Dichlorobenzene	1.553846	3.997641		
1,4-Dichlorobenzene	1.492731	2.862239		
n-Butyl Benzene	3.103579	6.134626		
1,2-Dichlorobenzene	1.368436	4.75476		
1,2-Dibromo-3-chloropropane	0.105963	10.94708		
1,2,4-Trichlorobenzene	0.8854866	3.413508		
Hexachlorobutadiene	0.4984835	5.894155		
Naphthalene	1.552458	3.161733		
1,2,3-Trichlorobenzene	0.7668905	2.195396		
Methyl tert-Butyl Ether	1.4908	4.423166		

Accredited Analytical Resources, LLC.

INITIAL CALIBRATION DATA SHEET (Continued)

EPA 8260B

Client: MADDOX MATERIALS
Work Order: 1500028
Project: Fanwood Crushed Stone/Weldon

Calibration:	15A1204	Instrument:	GC/MS D
		Calibration Date:	1/9/2015 6:16:36PM

COMPOUND	Mean RF	RF RSD	LIMIT	Q
1,2-Dichloroethane-d4	0.2765786	4.999449		
Toluene-d8	1.149384	6.122739		
Bromofluorobenzene	0.4413724	4.851774		

* Values outside of QC limits

Accredited Analytical Resources, LLC.

METALS

Accredited Analytical Resources, LLC.

METALS SAMPLE DATA

Accredited Analytical Resources, LLC.

ANALYSIS DATA SHEET

Inorganics

Client: MADDOX MATERIALS
Client Sample ID: S1
Lab Sample ID: 1500028-01
Project: Fanwood Crushed Stone/Weldon
Work Order: 1500028

Date Sampled:	01/07/15 13:55	Matrix:	Soil
Percent Solids:	96.00	File ID:	010915A-028

CAS NO.	Analyte	Concentration (mg/kg dry)	MDL	RL	DF	Q	Prepared	Prep Method	Analyzed By	Method
7429-90-5	Aluminum	14700	20.8	20.8	1		01/08/15 07:34	EPA 3050B	01/09/15 13:59 LIT	EPA 6010B
7439-97-6	Mercury	ND	0.0781	0.0781	1	U	01/08/15 07:30	EPA 7471A	01/08/15 12:30 STM	EPA 7471A
7440-36-0	Antimony	ND	4.17	4.17	1	U	01/08/15 07:34	EPA 3050B	01/09/15 13:59 LIT	EPA 6010B
7440-38-2	Arsenic	2.03	1.04	1.04	1		01/08/15 07:34	EPA 3050B	01/09/15 13:59 LIT	EPA 6010B
7440-39-3	Barium	28.3	20.8	20.8	1		01/08/15 07:34	EPA 3050B	01/09/15 13:59 LIT	EPA 6010B
7440-41-7	Beryllium	ND	0.521	0.521	1	U	01/08/15 07:34	EPA 3050B	01/09/15 13:59 LIT	EPA 6010B
7440-43-9	Cadmium	0.762	0.521	0.521	1		01/08/15 07:34	EPA 3050B	01/09/15 13:59 LIT	EPA 6010B
7440-70-2	Calcium	13400	26.0	26.0	1		01/08/15 07:34	EPA 3050B	01/09/15 13:59 LIT	EPA 6010B
7440-47-3	Chromium	22.3	2.08	2.08	1		01/08/15 07:34	EPA 3050B	01/09/15 13:59 LIT	EPA 6010B
7440-48-4	Cobalt	21.1	5.21	5.21	1		01/08/15 07:34	EPA 3050B	01/09/15 13:59 LIT	EPA 6010B
7440-50-8	Copper	104	3.12	3.12	1		01/08/15 07:34	EPA 3050B	01/09/15 13:59 LIT	EPA 6010B
7439-89-6	Iron	31300	651	651	25	D	01/08/15 07:34	EPA 3050B	01/09/15 15:10 LIT	EPA 6010B
7439-92-1	Lead	1.84	1.04	1.04	1		01/08/15 07:34	EPA 3050B	01/09/15 13:59 LIT	EPA 6010B
7439-95-4	Magnesium	14800	52.1	52.1	1		01/08/15 07:34	EPA 3050B	01/09/15 13:59 LIT	EPA 6010B
7439-96-5	Manganese	386	2.08	2.08	1		01/08/15 07:34	EPA 3050B	01/09/15 13:59 LIT	EPA 6010B
7440-02-0	Nickel	36.8	4.17	4.17	1		01/08/15 07:34	EPA 3050B	01/09/15 13:59 LIT	EPA 6010B
7440-09-7	Potassium	202	52.1	52.1	1		01/08/15 07:34	EPA 3050B	01/09/15 13:59 LIT	EPA 6010B
7782-49-2	Selenium	ND	4.17	4.17	1	U	01/08/15 07:34	EPA 3050B	01/09/15 13:59 LIT	EPA 6010B
7440-22-4	Silver	ND	0.521	0.521	1	U	01/08/15 07:34	EPA 3050B	01/09/15 13:59 LIT	EPA 6010B
7440-23-5	Sodium	1200	52.1	52.1	1		01/08/15 07:34	EPA 3050B	01/09/15 13:59 LIT	EPA 6010B
7440-28-0	Thallium	ND	1.56	3.12	1	U	01/08/15 07:34	EPA 3050B	01/09/15 13:59 LIT	EPA 6010B
7440-62-2	Vanadium	60.7	5.21	5.21	1		01/08/15 07:34	EPA 3050B	01/09/15 13:59 LIT	EPA 6010B
7440-66-6	Zinc	33.3	6.25	6.25	1		01/08/15 07:34	EPA 3050B	01/09/15 13:59 LIT	EPA 6010B

* Values outside of QC limits
ND - Indicates compound analyzed for but not detected
U - Indicates compound analyzed for but not detected
J - Indicates estimated value for TICs and all results when detected below the RL
B - Indicates compound found in associated blank
E - Concentration exceeds highest calibration standard
D - Indicates result is based on a dilution
P - Greater than 25% diff. between 2 GC columns.
MDL - Minimum detection limit
RL - Reporting limit

Accredited Analytical Resources, LLC.

METALS QC SUMMARY

MATRIX SPIKE / MATRIX SPIKE DUPLICATE RECOVERY

Matrix Spike

Client: MADDOX MATERIALS
Work Order: 1500028
Project: Fanwood Crushed Stone/Weldon

Matrix:	Solid	Analysis:	EPA 7471A
Batch:	B5A0802	Preparation:	EPA 7471A
% Solids:	86.00	Laboratory ID:	B5A0802-MS1
		Client Sample ID:	1500022-01

ANALYTE	SPIKE ADDED (mg/kg dry)	SAMPLE CONCENTRATION (mg/kg dry)	MS CONCENTRATION (mg/kg dry)	MS % REC.	QC LIMITS REC.
Mercury	2.33	ND	2.33	100	75 - 125

ANALYTE	SPIKE ADDED (mg/kg dry)	MSD CONCENTRATION (mg/kg dry)	MSD % REC. #	% RPD	QC LIMITS RPD	QC LIMITS REC.
Mercury	2.33	2.32	99.7	0.513	20	75 - 125

* Values outside of QC limits

Accredited Analytical Resources, LLC.

MATRIX SPIKE / MATRIX SPIKE DUPLICATE RECOVERY

Matrix Spike

Client: MADDOX MATERIALS
Work Order: 1500028
Project: Fanwood Crushed Stone/Weldon

Matrix:	Solid	Analysis:	EPA 6010B
Batch:	B5A0803	Preparation:	EPA 3050B
% Solids:	86.00	Laboratory ID:	B5A0803-MS1
		Client Sample ID:	1500022-01

ANALYTE	SPIKE ADDED (mg/kg dry)	SAMPLE CONCENTRATION (mg/kg dry)	MS CONCENTRATION (mg/kg dry)		MS % REC.		QC LIMITS REC.
Aluminum	291	13700	19800	*	2120	*	75 - 125
Antimony	291	ND	229		78.8		75 - 125
Arsenic	291	2.84	282		96.2		75 - 125
Barium	291	174	455		96.7		75 - 125
Beryllium	291	0.762	291		99.8		75 - 125
Cadmium	291	ND	272		93.7		75 - 125
Calcium	291	2460	4090	*	561	*	75 - 125
Chromium	291	32.4	308		94.7		75 - 125
Cobalt	291	14.2	288		94.0		75 - 125
Copper	291	51.2	313		90.2		75 - 125
Iron	291	29900	28900	*	-350	*	75 - 125
Lead	291	83.0	341		88.9		75 - 125
Magnesium	291	5430	6770	*	462	*	75 - 125
Manganese	291	423	813	*	134	*	75 - 125
Nickel	291	19.0	284		91.1		75 - 125
Potassium	291	3860	4960	*	381	*	75 - 125
Selenium	291	ND	260		89.4		75 - 125
Silver	29.1	ND	27.8		95.6		75 - 125
Sodium	291	534	923	*	134	*	75 - 125
Thallium	291	ND	245		84.4		75 - 125
Vanadium	291	50.5	333		97.2		75 - 125
Zinc	291	138	437		103		75 - 125

Accredited Analytical Resources, LLC.

MATRIX SPIKE / MATRIX SPIKE DUPLICATE RECOVERY

Matrix Spike Dup

Client: MADDOX MATERIALS
Work Order: 1500028
Project: Fanwood Crushed Stone/Weldon

Matrix:	Solid	Analysis:	EPA 6010B
Batch:	B5A0803	Preparation:	EPA 3050B
% Solids:	86.00	Laboratory ID:	B5A0803-MSD1
		Client Sample ID:	1500022-01

ANALYTE	SPIKE ADDED (mg/kg dry)	MSD CONCENTRATION (mg/kg dry)	MSD % REC. #		% RPD	QC LIMITS RPD	QC LIMITS REC.
Aluminum	291	17900	1470	*	9.97	20	75 - 125
Antimony	291	221	75.9		3.77	20	75 - 125
Arsenic	291	273	92.9		3.41	20	75 - 125
Barium	291	460	98.4		1.07	20	75 - 125
Beryllium	291	281	96.3		3.56	20	75 - 125
Cadmium	291	264	90.9		3.03	20	75 - 125
Calcium	291	4480	693	*	8.99	20	75 - 125
Chromium	291	299	91.6		2.97	20	75 - 125
Cobalt	291	276	90.2		3.94	20	75 - 125
Copper	291	301	85.9		4.13	20	75 - 125
Iron	291	27700	-745	*	4.05	20	75 - 125
Lead	291	358	94.4		4.59	20	75 - 125
Magnesium	291	7350	664	*	8.32	20	75 - 125
Manganese	291	790	126	*	2.90	20	75 - 125
Nickel	291	273	87.2		4.01	20	75 - 125
Potassium	291	4560	244	*	8.40	20	75 - 125
Selenium	291	252	86.5		3.32	20	75 - 125
Silver	29.1	27.1	93.2		2.54	20	75 - 125
Sodium	291	871	116		5.77	20	75 - 125
Thallium	291	237	81.6		3.42	20	75 - 125
Vanadium	291	317	91.8		4.81	20	75 - 125
Zinc	291	402	90.9		8.28	20	75 - 125

* Values outside of QC limits

Accredited Analytical Resources, LLC.

LCS / LCS DUPLICATE RECOVERY

EPA 7471A

Client: **MADDOX MATERIALS**
Project: **Fanwood Crushed Stone/Weldon**
Work Order: **1500028**

Matrix:	Solid	Prep Method:	EPA 7471A
Prep Batch:	B5A0802	Lab Sample ID:	B5A0802-BS1

ANALYTE	SPIKE ADDED (mg/kg wet)	LCS CONCENTRATION (mg/kg wet)	LCS % REC.	QC LIMITS REC.
Mercury	2.00	2.00	100	85 - 115

* Values outside of QC limits

Accredited Analytical Resources, LLC.

LCS / LCS DUPLICATE RECOVERY

EPA 6010B

Client: **MADDOX MATERIALS**
Project: **Fanwood Crushed Stone/Weldon**
Work Order: **1500028**

Matrix:	Solid	Prep Method:	EPA 3050B
Prep Batch:	B5A0803	Lab Sample ID:	B5A0803-BS1

ANALYTE	SPIKE ADDED (mg/kg wet)	LCS CONCENTRATION (mg/kg wet)	LCS % REC.	QC LIMITS REC.
Aluminum	250	273	109	85 - 115
Antimony	250	259	104	85 - 115
Arsenic	250	254	102	85 - 115
Barium	250	278	111	85 - 115
Beryllium	250	271	109	85 - 115
Cadmium	250	264	106	85 - 115
Calcium	250	272	109	85 - 115
Chromium	250	276	110	85 - 115
Cobalt	250	267	107	85 - 115
Copper	250	267	107	85 - 115
Iron	250	278	111	85 - 115
Lead	250	257	103	85 - 115
Magnesium	250	269	108	85 - 115
Manganese	250	275	110	85 - 115
Nickel	250	262	105	85 - 115
Potassium	250	273	109	85 - 115
Selenium	250	236	94.2	85 - 115
Silver	25.0	25.4	102	85 - 115
Sodium	250	271	108	85 - 115
Thallium	250	250	100	85 - 115
Vanadium	250	277	111	85 - 115
Zinc	250	257	103	85 - 115

* Values outside of QC limits

POST DIGEST SPIKE SAMPLE RECOVERY

1500022-01

Laboratory:	Accredited Analytical Resources LLC	Work Order:	1500028
Client:	MADDOX MATERIALS	Project:	Fanwood Crushed Stone/Weldon
Matrix:	Solid	Laboratory ID:	B5A0803-PS1
Batch:	B5A0803	Analysis:	EPA 6010B
Preparation:	EPA 3050B	Initial/Final:	1 g / 10 mL

Analyte	Spike Sample Result (SSR) (ug/L)	Sample Result (SR) (ug/L)	Spike Added (SA) (ug/L)	%R	Control Limit %R
Aluminum	232000	1180000	5000	-18900	80 - 120
Antimony	4850	ND	5000	95.3	80 - 120
Arsenic	4930	244	5000	93.7	80 - 120
Barium	7940	15000	5000	-140	80 - 120
Beryllium	5020	65.5	5000	99.2	80 - 120
Cadmium	4760	41.6	5000	94.5	80 - 120
Calcium	45700	212000	5000	-3320	80 - 120
Chromium	5320	2780	5000	50.8	80 - 120
Cobalt	4960	1230	5000	74.8	80 - 120
Copper	5620	4400	5000	24.2	80 - 120
Iron	468000	2570000	5000	-42100	80 - 120
Lead	5890	7140	5000	-24.9	80 - 120
Magnesium	95200	467000	5000	-7430	80 - 120
Manganese	11900	36400	5000	-489	80 - 120
Nickel	4910	1630	5000	65.5	80 - 120
Potassium	69500	332000	5000	-5240	80 - 120
Selenium	4560	ND	5000	89.7	80 - 120
Silver	480	ND	500	105	80 - 120
Sodium	13900	46000	5000	-641	80 - 120
Thallium	4370	ND	5000	86.9	80 - 120
Vanadium	5760	4340	5000	28.3	80 - 120
Zinc	6920	11800	5000	-98.6	80 - 120

Accredited Analytical Resources, LLC.

SAMPLE EXTRACTION DATA

Prep Method: EPA 7471A-EPA 7471A

Lab Number [Field ID]	Batch	Nominal Initial/Final	Initial [g]	Final [mL]	Dilution	% Solids	Notes	Date
1500028-01 [S1]	B5A0802	0.10/25.00	0.100	25.0	1.00	96.00		1/8/2015

Accredited Analytical Resources, LLC.

SAMPLE EXTRACTION DATA

Prep Method: EPA 3050B-EPA 6010B

Lab Number [Field ID]	Batch	Nominal Initial/Final	Initial [g]	Final [mL]	Dilution	% Solids	Notes	Date
1500028-01 [S1]	B5A0803	1.00/50.00	1.00	50.0	1.00	96.00		1/8/2015
1500028-01 [S1]	B5A0803	1.00/50.00	1.00	50.0	25.00	96.00		1/8/2015

Accredited Analytical Resources, LLC.

METALS CALIBRATION DATA

Accredited Analytical Resources, LLC.

METHOD DETECTION AND REPORTING LIMITS

EPA 7471A

Client: MADDOX MATERIALS
Work Order: 1500028

Matrix:	Solid	Instrument:	Cetac

Analyte	MDL	MRL	Units	Method
Mercury	0.0750	0.0750	mg/kg	EPA 7471A

Accredited Analytical Resources, LLC.

METHOD DETECTION AND REPORTING LIMITS

EPA 6010B

Client: MADDOX MATERIALS
Work Order: 1500028

Matrix:	Solid	Instrument:	Thermo iTEVA

Analyte	MDL	MRL	Units	Method
Aluminum	20.0	20.0	mg/kg	EPA 6010B
Antimony	4.00	4.00	mg/kg	EPA 6010B
Arsenic	1.00	1.00	mg/kg	EPA 6010B
Barium	20.0	20.0	mg/kg	EPA 6010B
Beryllium	0.500	0.500	mg/kg	EPA 6010B
Cadmium	0.500	0.500	mg/kg	EPA 6010B
Calcium	25.0	25.0	mg/kg	EPA 6010B
Chromium	2.00	2.00	mg/kg	EPA 6010B
Cobalt	5.00	5.00	mg/kg	EPA 6010B
Copper	3.00	3.00	mg/kg	EPA 6010B
Iron	25.0	25.0	mg/kg	EPA 6010B
Lead	1.00	1.00	mg/kg	EPA 6010B
Magnesium	50.0	50.0	mg/kg	EPA 6010B
Manganese	2.00	2.00	mg/kg	EPA 6010B
Nickel	4.00	4.00	mg/kg	EPA 6010B
Potassium	50.0	50.0	mg/kg	EPA 6010B
Selenium	4.00	4.00	mg/kg	EPA 6010B
Silver	0.500	0.500	mg/kg	EPA 6010B
Sodium	50.0	50.0	mg/kg	EPA 6010B
Thallium	1.50	3.00	mg/kg	EPA 6010B
Vanadium	5.00	5.00	mg/kg	EPA 6010B
Zinc	6.00	6.00	mg/kg	EPA 6010B

Accredited Analytical Resources, LLC.

ANALYSIS SEQUENCE SUMMARY

EPA 7471A

Client: MADDOX MATERIALS
Project: Fanwood Crushed Stone/Weldon

Sequence:	S5A0802	Instrument:	Cetac
Calibration:	UNASSIGNED		

Sample Name	Lab Sample ID	Lab File ID	Analysis Date/Time
Initial Cal Check	S5A0802-ICV1	HG150108A-007	01/08/15 11:41
Initial Cal Blank	S5A0802-ICB1	HG150108A-008	01/08/15 11:43
Instrument RL Check	S5A0802-CRL1	HG150108A-009	01/08/15 11:45
Blank	B5A0802-BLK1	HG150108A-010	01/08/15 11:47
LCS	B5A0802-BS1	HG150108A-011	01/08/15 11:49
Matrix Spike	B5A0802-MS1	HG150108A-013	01/08/15 11:54
Matrix Spike Dup	B5A0802-MSD1	HG150108A-014	01/08/15 11:56
Instrument RL Check	S5A0802-CRL2	HG150108A-019	01/08/15 12:06
Calibration Check	S5A0802-CCV1	HG150108A-020	01/08/15 12:08
Calibration Blank	S5A0802-CCB1	HG150108A-021	01/08/15 12:11
S1	1500028-01	HG150108A-030	01/08/15 12:30
Instrument RL Check	S5A0802-CRL3	HG150108A-031	01/08/15 12:32
Calibration Check	S5A0802-CCV2	HG150108A-032	01/08/15 12:34
Calibration Blank	S5A0802-CCB2	HG150108A-033	01/08/15 12:36

Accredited Analytical Resources, LLC.

ANALYSIS SEQUENCE SUMMARY

EPA 6010B

Client: MADDOX MATERIALS
Project: Fanwood Crushed Stone/Weldon

Sequence:	S5A0905	Instrument:	Thermo iTEVA
Calibration:	UNASSIGNED		

Sample Name	Lab Sample ID	Lab File ID	Analysis Date/Time
Initial Cal Check	S5A0905-ICV1	010915A-005	01/09/15 12:03
Initial Cal Blank	S5A0905-ICB1	010915A-006	01/09/15 12:08
Instrument RL Check	S5A0905-CRL1	010915A-007	01/09/15 12:13
Interference Check A	S5A0905-IFA1	010915A-008	01/09/15 12:19
Interference Check B	S5A0905-IFB1	010915A-009	01/09/15 12:24
Blank	B5A0803-BLK1	010915A-010	01/09/15 12:29
LCS	B5A0803-BS1	010915A-011	01/09/15 12:34
Serial Dilution	S5A0905-SRD1	010915A-013	01/09/15 12:44
Matrix Spike	B5A0803-MS1	010915A-014	01/09/15 12:49
Matrix Spike Dup	B5A0803-MSD1	010915A-015	01/09/15 12:54
Post Spike	B5A0803-PS1	010915A-016	01/09/15 12:59
Calibration Check	S5A0905-CCV1	010915A-020	01/09/15 13:19
Calibration Blank	S5A0905-CCB1	010915A-021	01/09/15 13:23
S1	1500028-01	010915A-028	01/09/15 13:59
Calibration Check	S5A0905-CCV2	010915A-032	01/09/15 14:19
Calibration Blank	S5A0905-CCB2	010915A-033	01/09/15 14:24
LCS	B5A0803-BS1	010915A-034	01/09/15 14:29
Serial Dilution	S5A0905-SRD1	010915A-036	01/09/15 14:39
Matrix Spike	B5A0803-MS1	010915A-037	01/09/15 14:44
Matrix Spike Dup	B5A0803-MSD1	010915A-038	01/09/15 14:49
Post Spike	B5A0803-PS1	010915A-039	01/09/15 14:55
S1	1500028-01	010915A-042	01/09/15 15:10
Calibration Check	S5A0905-CCV3	010915A-043	01/09/15 15:15
Calibration Blank	S5A0905-CCB3	010915A-044	01/09/15 15:20

Accredited Analytical Resources, LLC.

ANALYSIS SEQUENCE SUMMARY

EPA 6010B

Client: MADDOX MATERIALS
Project: Fanwood Crushed Stone/Weldon

Sequence:	S5A0905	Instrument:	Thermo iTEVA
Calibration:	UNASSIGNED		

Sample Name	Lab Sample ID	Lab File ID	Analysis Date/Time
Instrument RL Check	S5A0905-CRL2	010915A-045	01/09/15 15:25
Interference Check A	S5A0905-IFA2	010915A-046	01/09/15 15:30
Interference Check B	S5A0905-IFB2	010915A-047	01/09/15 15:35

INITIAL AND CONTINUING CALIBRATION CHECK

EPA 7471A

Client:	**MADDOX MATERIALS**		
Project:	**Fanwood Crushed Stone/Weldon**	**Sequence:**	S5A0802
Work Order:	**1500028**	**Instrument**	Cetac

Lab Sample ID	Analyte	True	Found	%R	Units	Control Limit
S5A0802-ICV1	Mercury	4.00	3.96	99.0	ug/L	+/- 10.00%
S5A0802-CCV1	Mercury	5.00	5.14	103	ug/L	+/- 10.00%
S5A0802-CCV2	Mercury	5.00	5.06	101	ug/L	+/- 10.00%

Accredited Analytical Resources, LLC.

INITIAL AND CONTINUING CALIBRATION CHECK

EPA 6010B

Client: MADDOX MATERIALS
Project: Fanwood Crushed Stone/Weldon
Work Order: 1500028
Sequence: S5A0905
Instrument Thermo iTEVA

Lab Sample ID	Analyte	True	Found	%R	Units	Control Limit
S5A0905-ICV1	Aluminum	8000	8010	100	ug/L	+/- 10.00%
	Antimony	7500	7770	104	ug/L	+/- 10.00%
	Arsenic	7500	7690	102	ug/L	+/- 10.00%
	Barium	7500	7690	103	ug/L	+/- 10.00%
	Beryllium	7500	7670	102	ug/L	+/- 10.00%
	Cadmium	7500	7730	103	ug/L	+/- 10.00%
	Calcium	7500	7580	101	ug/L	+/- 10.00%
	Chromium	7500	7790	104	ug/L	+/- 10.00%
	Cobalt	7500	7770	104	ug/L	+/- 10.00%
	Copper	7500	7690	102	ug/L	+/- 10.00%
	Iron	7500	7720	103	ug/L	+/- 10.00%
	Lead	7500	7760	103	ug/L	+/- 10.00%
	Magnesium	7500	7460	99.5	ug/L	+/- 10.00%
	Manganese	7500	7610	102	ug/L	+/- 10.00%
	Nickel	7500	7790	104	ug/L	+/- 10.00%
	Potassium	7500	7540	101	ug/L	+/- 10.00%
	Selenium	7500	7770	104	ug/L	+/- 10.00%
	Silver	750	780	104	ug/L	+/- 10.00%
	Sodium	7500	7650	102	ug/L	+/- 10.00%
	Thallium	7500	7700	103	ug/L	+/- 10.00%
	Vanadium	7500	7630	102	ug/L	+/- 10.00%
	Zinc	7500	7660	102	ug/L	+/- 10.00%
S5A0905-CCV1	Aluminum	5000	5050	101	ug/L	+/- 10.00%
	Antimony	5000	5080	102	ug/L	+/- 10.00%
	Arsenic	5000	5120	102	ug/L	+/- 10.00%
	Barium	5000	5120	102	ug/L	+/- 10.00%
	Beryllium	5000	5120	102	ug/L	+/- 10.00%
	Cadmium	5000	5190	104	ug/L	+/- 10.00%

Accredited Analytical Resources, LLC.

INITIAL AND CONTINUING CALIBRATION CHECK

EPA 6010B

Client: MADDOX MATERIALS
Project: Fanwood Crushed Stone/Weldon
Work Order: 1500028
Sequence: S5A0905
Instrument Thermo iTEVA

Lab Sample ID	Analyte	True	Found	%R	Units	Control Limit
S5A0905-CCV1	Calcium	5000	5090	102	ug/L	+/- 10.00%
	Chromium	5000	5140	103	ug/L	+/- 10.00%
	Cobalt	5000	5150	103	ug/L	+/- 10.00%
	Copper	5000	5080	102	ug/L	+/- 10.00%
	Iron	5000	5080	102	ug/L	+/- 10.00%
	Lead	5000	5140	103	ug/L	+/- 10.00%
	Magnesium	5000	5080	102	ug/L	+/- 10.00%
	Manganese	5000	5160	103	ug/L	+/- 10.00%
	Nickel	5000	5150	103	ug/L	+/- 10.00%
	Potassium	5000	5040	101	ug/L	+/- 10.00%
	Selenium	5000	5130	103	ug/L	+/- 10.00%
	Silver	500	501	100	ug/L	+/- 10.00%
	Sodium	5000	5030	101	ug/L	+/- 10.00%
	Thallium	5000	5160	103	ug/L	+/- 10.00%
	Vanadium	5000	5130	103	ug/L	+/- 10.00%
	Zinc	5000	5230	105	ug/L	+/- 10.00%
S5A0905-CCV2	Aluminum	5000	5030	101	ug/L	+/- 10.00%
	Antimony	5000	5010	100	ug/L	+/- 10.00%
	Arsenic	5000	5060	101	ug/L	+/- 10.00%
	Barium	5000	5090	102	ug/L	+/- 10.00%
	Beryllium	5000	5110	102	ug/L	+/- 10.00%
	Cadmium	5000	5160	103	ug/L	+/- 10.00%
	Calcium	5000	5120	102	ug/L	+/- 10.00%
	Chromium	5000	5090	102	ug/L	+/- 10.00%
	Cobalt	5000	5110	102	ug/L	+/- 10.00%
	Copper	5000	5070	101	ug/L	+/- 10.00%
	Iron	5000	5040	101	ug/L	+/- 10.00%
	Lead	5000	5100	102	ug/L	+/- 10.00%

Accredited Analytical Resources, LLC.

INITIAL AND CONTINUING CALIBRATION CHECK

EPA 6010B

Client: MADDOX MATERIALS
Project: Fanwood Crushed Stone/Weldon
Work Order: 1500028
Sequence: S5A0905
Instrument Thermo iTEVA

Lab Sample ID	Analyte	True	Found	%R	Units	Control Limit
S5A0905-CCV2	Magnesium	5000	5020	100	ug/L	+/- 10.00%
	Manganese	5000	5150	103	ug/L	+/- 10.00%
	Nickel	5000	5110	102	ug/L	+/- 10.00%
	Potassium	5000	5020	100	ug/L	+/- 10.00%
	Selenium	5000	5070	101	ug/L	+/- 10.00%
	Silver	500	495	98.9	ug/L	+/- 10.00%
	Sodium	5000	5020	100	ug/L	+/- 10.00%
	Thallium	5000	5110	102	ug/L	+/- 10.00%
	Vanadium	5000	5140	103	ug/L	+/- 10.00%
	Zinc	5000	5260	105	ug/L	+/- 10.00%
S5A0905-CCV3	Aluminum	5000	4920	98.3	ug/L	+/- 10.00%
	Antimony	5000	4970	99.3	ug/L	+/- 10.00%
	Arsenic	5000	5020	100	ug/L	+/- 10.00%
	Barium	5000	5010	100	ug/L	+/- 10.00%
	Beryllium	5000	5060	101	ug/L	+/- 10.00%
	Cadmium	5000	5080	102	ug/L	+/- 10.00%
	Calcium	5000	5010	100	ug/L	+/- 10.00%
	Chromium	5000	5010	100	ug/L	+/- 10.00%
	Cobalt	5000	5060	101	ug/L	+/- 10.00%
	Copper	5000	4990	99.8	ug/L	+/- 10.00%
	Iron	5000	4920	98.5	ug/L	+/- 10.00%
	Lead	5000	5040	101	ug/L	+/- 10.00%
	Magnesium	5000	4920	98.5	ug/L	+/- 10.00%
	Manganese	5000	5030	101	ug/L	+/- 10.00%
	Nickel	5000	5030	101	ug/L	+/- 10.00%
	Potassium	5000	4960	99.3	ug/L	+/- 10.00%
	Selenium	5000	5070	101	ug/L	+/- 10.00%
	Silver	500	489	97.9	ug/L	+/- 10.00%

Accredited Analytical Resources, LLC.

INITIAL AND CONTINUING CALIBRATION CHECK

EPA 6010B

Client: MADDOX MATERIALS
Project: Fanwood Crushed Stone/Weldon
Work Order: 1500028
Sequence: S5A0905
Instrument Thermo iTEVA

Lab Sample ID	Analyte	True	Found	%R	Units	Control Limit
S5A0905-CCV3	Sodium	5000	4970	99.4	ug/L	+/- 10.00%
	Thallium	5000	5100	102	ug/L	+/- 10.00%
	Vanadium	5000	5090	102	ug/L	+/- 10.00%
	Zinc	5000	5180	104	ug/L	+/- 10.00%

Accredited Analytical Resources, LLC.

BLANKS

EPA 7471A

Client: MADDOX MATERIALS
Project: Fanwood Crushed Stone/Weldon
Work Order: 1500028
Sequence: S5A0802
Instrument Cetac

Lab Sample ID	Analyte	Found	Units	RL	Q
S5A0802-ICB1	Mercury	-0.0910	ug/L	0.300	U
B5A0802-BLK1	Mercury	ND	mg/kg wet	0.0750	U
S5A0802-CCB1	Mercury	-0.103	ug/L	0.300	U
S5A0802-CCB2	Mercury	-0.0920	ug/L	0.300	U

Accredited Analytical Resources, LLC.

BLANKS

EPA 6010B

Client: MADDOX MATERIALS
Project: Fanwood Crushed Stone/Weldon
Work Order: 1500028
Sequence: S5A0905
Instrument Thermo iTEVA

Lab Sample ID	Analyte	Found	Units	RL	Q
S5A0905-ICB1	Aluminum	3.94	ug/L	400	U
	Antimony	-0.221	ug/L	80.0	U
	Arsenic	1.01	ug/L	20.0	U
	Barium	0.187	ug/L	400	U
	Beryllium	0.547	ug/L	10.0	U
	Cadmium	0.0854	ug/L	10.0	U
	Calcium	-6.08	ug/L	500	U
	Chromium	0.863	ug/L	40.0	U
	Cobalt	0.0162	ug/L	100	U
	Copper	-0.204	ug/L	60.0	U
	Iron	2.83	ug/L	500	U
	Lead	0.798	ug/L	20.0	U
	Magnesium	-45.4	ug/L	1000	U
	Manganese	0.361	ug/L	40.0	U
	Nickel	0.619	ug/L	80.0	U
	Potassium	-7.91	ug/L	1000	U
	Selenium	2.88	ug/L	80.0	U
	Silver	0.163	ug/L	10.0	U
	Sodium	-2.68	ug/L	1000	U
	Thallium	3.93	ug/L	60.0	U
	Vanadium	0.225	ug/L	100	U
	Zinc	0.204	ug/L	120	U
B5A0803-BLK1	Aluminum	ND	mg/kg wet	20.0	U
	Antimony	ND	mg/kg wet	4.00	U
	Arsenic	ND	mg/kg wet	1.00	U
	Barium	ND	mg/kg wet	20.0	U
	Beryllium	ND	mg/kg wet	0.500	U

Accredited Analytical Resources, LLC.

BLANKS

EPA 6010B

Client: MADDOX MATERIALS
Project: Fanwood Crushed Stone/Weldon
Work Order: 1500028
Sequence: S5A0905
Instrument Thermo iTEVA

Lab Sample ID	Analyte	Found	Units	RL	Q
B5A0803-BLK1	Cadmium	ND	mg/kg wet	0.500	U
	Calcium	ND	mg/kg wet	25.0	U
	Chromium	ND	mg/kg wet	2.00	U
	Cobalt	ND	mg/kg wet	5.00	U
	Copper	ND	mg/kg wet	3.00	U
	Iron	ND	mg/kg wet	25.0	U
	Lead	ND	mg/kg wet	1.00	U
	Magnesium	ND	mg/kg wet	50.0	U
	Manganese	ND	mg/kg wet	2.00	U
	Nickel	ND	mg/kg wet	4.00	U
	Potassium	ND	mg/kg wet	50.0	U
	Selenium	ND	mg/kg wet	4.00	U
	Silver	ND	mg/kg wet	0.500	U
	Sodium	ND	mg/kg wet	50.0	U
	Thallium	ND	mg/kg wet	3.00	U
	Vanadium	ND	mg/kg wet	5.00	U
	Zinc	ND	mg/kg wet	6.00	U
S5A0905-CCB1	Aluminum	2.77	ug/L	400	U
	Antimony	-0.959	ug/L	80.0	U
	Arsenic	1.60	ug/L	20.0	U
	Barium	0.122	ug/L	400	U
	Beryllium	0.203	ug/L	10.0	U
	Cadmium	-0.109	ug/L	10.0	U
	Calcium	5.19	ug/L	500	U
	Chromium	0.698	ug/L	40.0	U
	Cobalt	-0.0474	ug/L	100	U
	Copper	-0.648	ug/L	60.0	U

Accredited Analytical Resources, LLC.

BLANKS

EPA 6010B

Client: MADDOX MATERIALS
Project: Fanwood Crushed Stone/Weldon
Work Order: 1500028
Sequence: S5A0905
Instrument Thermo iTEVA

Lab Sample ID	Analyte	Found	Units	RL	Q
S5A0905-CCB1	Iron	11.2	ug/L	500	U
	Lead	-1.76	ug/L	20.0	U
	Magnesium	-41.1	ug/L	1000	U
	Manganese	-0.0126	ug/L	40.0	U
	Nickel	0.610	ug/L	80.0	U
	Potassium	18.1	ug/L	1000	U
	Selenium	1.86	ug/L	80.0	U
	Silver	0.206	ug/L	10.0	U
	Sodium	5.39	ug/L	1000	U
	Thallium	5.47	ug/L	60.0	U
	Vanadium	0.310	ug/L	100	U
	Zinc	0.665	ug/L	120	U
S5A0905-CCB2	Aluminum	6.97	ug/L	400	U
	Antimony	-1.30	ug/L	80.0	U
	Arsenic	-0.0579	ug/L	20.0	U
	Barium	0.0559	ug/L	400	U
	Beryllium	0.282	ug/L	10.0	U
	Cadmium	-0.142	ug/L	10.0	U
	Calcium	1.28	ug/L	500	U
	Chromium	-0.238	ug/L	40.0	U
	Cobalt	-0.0636	ug/L	100	U
	Copper	1.11	ug/L	60.0	U
	Iron	10.2	ug/L	500	U
	Lead	-0.332	ug/L	20.0	U
	Magnesium	-48.0	ug/L	1000	U
	Manganese	0.307	ug/L	40.0	U
	Nickel	0.530	ug/L	80.0	U

Accredited Analytical Resources, LLC.

BLANKS

EPA 6010B

Client: MADDOX MATERIALS
Project: Fanwood Crushed Stone/Weldon
Work Order: 1500028
Sequence: S5A0905
Instrument Thermo iTEVA

Lab Sample ID	Analyte	Found	Units	RL	Q
S5A0905-CCB2	Potassium	8.43	ug/L	1000	U
	Selenium	1.62	ug/L	80.0	U
	Silver	0.459	ug/L	10.0	U
	Sodium	-2.67	ug/L	1000	U
	Thallium	2.85	ug/L	60.0	U
	Vanadium	0.182	ug/L	100	U
	Zinc	-0.0833	ug/L	120	U
S5A0905-CCB3	Aluminum	4.15	ug/L	400	U
	Antimony	-3.05	ug/L	80.0	U
	Arsenic	1.33	ug/L	20.0	U
	Barium	0.0973	ug/L	400	U
	Beryllium	-0.0138	ug/L	10.0	U
	Cadmium	-0.233	ug/L	10.0	U
	Calcium	1.24	ug/L	500	U
	Chromium	0.131	ug/L	40.0	U
	Cobalt	-0.0324	ug/L	100	U
	Copper	-0.0569	ug/L	60.0	U
	Iron	7.10	ug/L	500	U
	Lead	0.368	ug/L	20.0	U
	Magnesium	-55.2	ug/L	1000	U
	Manganese	0.504	ug/L	40.0	U
	Nickel	0.424	ug/L	80.0	U
	Potassium	1.01	ug/L	1000	U
	Selenium	3.02	ug/L	80.0	U
	Silver	0.441	ug/L	10.0	U
	Sodium	-2.14	ug/L	1000	U
	Thallium	2.22	ug/L	60.0	U

Accredited Analytical Resources, LLC.

BLANKS

EPA 6010B

Client: MADDOX MATERIALS
Project: Fanwood Crushed Stone/Weldon
Work Order: 1500028
Sequence: S5A0905
Instrument Thermo iTEVA

Lab Sample ID	Analyte	Found	Units	RL	Q
S5A0905-CCB3	Vanadium	-0.444	ug/L	100	U
	Zinc	-0.407	ug/L	120	U

CRDL STANDARD

EPA 7471A

Client:	**MADDOX MATERIALS**	**Calibration:**	UNASSIGNED
Project:	**Fanwood Crushed Stone/Weldon**	**Sequence:**	S5A0802
Work Order:	**1500028**	**Instrument**	Cetac

Lab Sample ID	Analyte	True	Found	%R	Units	QC Limts
S5A0802-CRL1	Mercury	0.0750	0.0640	85.3	ug/L	70 - 130
S5A0802-CRL2	Mercury	0.0750	0.0760	101	ug/L	70 - 130
S5A0802-CRL3	Mercury	0.0750	0.0650	86.7	ug/L	70 - 130

Accredited Analytical Resources, LLC.

CRDL STANDARD

EPA 6010B

Client:	**MADDOX MATERIALS**	**Calibration:**	UNASSIGNED
Project:	**Fanwood Crushed Stone/Weldon**	**Sequence:**	S5A0905
Work Order:	**1500028**	**Instrument**	Thermo iTEVA

Lab Sample ID	Analyte	True	Found	%R	Units	QC Limts
S5A0905-CRL1	Aluminum	400	387	96.8	ug/L	70 - 130
	Antimony	80.0	72.2	90.3	ug/L	70 - 130
	Arsenic	20.0	17.9	89.6	ug/L	70 - 130
	Barium	400	386	96.5	ug/L	70 - 130
	Beryllium	10.0	10.1	101	ug/L	70 - 130
	Cadmium	10.0	10.1	101	ug/L	70 - 130
	Calcium	1000	986	98.6	ug/L	70 - 130
	Chromium	40.0	39.6	98.9	ug/L	70 - 130
	Cobalt	100	98.9	98.9	ug/L	70 - 130
	Copper	60.0	59.2	98.7	ug/L	70 - 130
	Iron	500	494	98.7	ug/L	70 - 130
	Lead	20.0	21.3	107	ug/L	70 - 130
	Magnesium	1000	908	90.8	ug/L	70 - 130
	Manganese	40.0	39.4	98.4	ug/L	70 - 130
	Nickel	80.0	80.1	100	ug/L	70 - 130
	Potassium	1000	962	96.2	ug/L	70 - 130
	Selenium	80.0	79.0	98.8	ug/L	70 - 130
	Silver	10.0	7.74	77.4	ug/L	70 - 130
	Sodium	1000	958	95.8	ug/L	70 - 130
	Thallium	30.0	31.5	105	ug/L	70 - 130
	Vanadium	100	102	102	ug/L	70 - 130
	Zinc	120	123	103	ug/L	70 - 130
S5A0905-CRL2	Aluminum	400	406	102	ug/L	70 - 130
	Antimony	80.0	73.6	92.0	ug/L	70 - 130
	Arsenic	20.0	20.8	104	ug/L	70 - 130
	Barium	400	405	101	ug/L	70 - 130

Accredited Analytical Resources, LLC.

CRDL STANDARD

EPA 6010B

Client:	**MADDOX MATERIALS**	**Calibration:**	UNASSIGNED
Project:	**Fanwood Crushed Stone/Weldon**	**Sequence:**	S5A0905
Work Order:	**1500028**	**Instrument**	Thermo iTEVA

Lab Sample ID	Analyte	True	Found	%R	Units	QC Limts
S5A0905-CRL2	Beryllium	10.0	10.6	106	ug/L	70 - 130
	Cadmium	10.0	10.3	103	ug/L	70 - 130
	Calcium	1000	1050	105	ug/L	70 - 130
	Chromium	40.0	40.5	101	ug/L	70 - 130
	Cobalt	100	104	104	ug/L	70 - 130
	Copper	60.0	64.1	107	ug/L	70 - 130
	Iron	500	508	102	ug/L	70 - 130
	Lead	20.0	19.8	98.8	ug/L	70 - 130
	Magnesium	1000	954	95.4	ug/L	70 - 130
	Manganese	40.0	42.0	105	ug/L	70 - 130
	Nickel	80.0	83.6	104	ug/L	70 - 130
	Potassium	1000	1020	102	ug/L	70 - 130
	Selenium	80.0	83.0	104	ug/L	70 - 130
	Silver	10.0	8.41	84.1	ug/L	70 - 130
	Sodium	1000	1000	100	ug/L	70 - 130
	Thallium	30.0	31.5	105	ug/L	70 - 130
	Vanadium	100	107	107	ug/L	70 - 130
	Zinc	120	132	110	ug/L	70 - 130

Accredited Analytical Resources, LLC.

SERIAL DILUTION

EPA 6010B

Laboratory:	Accredited Analytical Resources LLC	Work Order:	1500028
Client:	MADDOX MATERIALS	Project:	Fanwood Crushed Stone/Weldon
Matrix:	Solid	Laboratory ID:	S5A0905-SRD1
Sequence:	S5A0905	Source:	ZZZZZZZ

Analyte	Initial Sample Result (I)	Serial Dilution Result (S)	% Difference	Q	QC Limits % Difference
Lead	83.0	84.8	2.22		10.00
Antimony	ND	ND	N/A		10.00
Arsenic	2.84	ND	N/A		10.00
Barium	174	164	6.08		10.00
Beryllium	0.762	ND	N/A		10.00
Cadmium	ND	ND	N/A		10.00
Calcium	2460	2360	4.32		10.00
Chromium	32.4	31.3	3.19		10.00
Cobalt	14.2	ND	N/A		10.00
Aluminum	13700	12700	7.77		10.00
Iron	29900	28800	3.79		10.00
Zinc	138	138	0.148		10.00
Magnesium	5430	5070	6.78		10.00
Manganese	423	406	4.11		10.00
Nickel	19.0	ND	N/A		10.00
Potassium	3860	3610	6.59		10.00
Selenium	ND	ND	N/A		10.00
Silver	ND	ND	N/A		10.00
Sodium	534	498	6.99		10.00
Thallium	ND	ND	N/A		10.00
Vanadium	50.5	48.5	4.11		10.00
Copper	51.2	49.7	2.98		10.00

* Values outside of QC limits

Accredited Analytical Resources, LLC.

INTERFERENCE CHECK SAMPLE

EPA 6010B

Client: MADDOX MATERIALS
Project: Fanwood Crushed Stone/Weldon
Work Order: 1500028

Calibration: UNASSIGNED
Sequence: S5A0905
Instrument Thermo iTEVA

Lab Sample ID	Analyte	RL	True	Found	%R	Units
S5A0905-IFA1	Aluminum	20.00	250000	254,500.00	102	ug/L
	Antimony	4.00		4.11		ug/L
	Arsenic	1.00		2.04		ug/L
	Barium	20.00		0.97		ug/L
	Beryllium	0.50		-0.16		ug/L
	Cadmium	0.50		-0.05		ug/L
	Calcium	25.00	250000	241,900.00	96.8	ug/L
	Chromium	2.00		0.63		ug/L
	Cobalt	5.00		0.84		ug/L
	Copper	3.00		3.82		ug/L
	Iron	25.00	100000	99,170.00	99.2	ug/L
	Lead	1.00		-2.36		ug/L
	Magnesium	50.00	250000	257,300.00	103	ug/L
	Manganese	2.00		-1.23		ug/L
	Nickel	4.00		2.25		ug/L
	Potassium	50.00		2.28		ug/L
	Selenium	4.00		2.34		ug/L
	Silver	0.50		-0.85		ug/L
	Sodium	50.00		12.68		ug/L
	Thallium	3.00		0.89		ug/L
	Vanadium	5.00		-1.84		ug/L
	Zinc	6.00		9.20		ug/L
S5A0905-IFB1	Aluminum	20.00	250000	253,800.00	102	ug/L
	Antimony	4.00	250	262.70	105	ug/L
	Arsenic	1.00	250	260.40	104	ug/L
	Barium	20.00	250	257.80	103	ug/L
	Beryllium	0.50	250	255.20	102	ug/L
	Cadmium	0.50	250	247.90	99.2	ug/L

Accredited Analytical Resources, LLC.

INTERFERENCE CHECK SAMPLE

EPA 6010B

Client: MADDOX MATERIALS
Project: Fanwood Crushed Stone/Weldon
Work Order: 1500028

Calibration: UNASSIGNED
Sequence: S5A0905
Instrument Thermo iTEVA

Lab Sample ID	Analyte	RL	True	Found	%R	Units
S5A0905-IFB1	Calcium	25.00	250000	241,100.00	96.4	ug/L
	Chromium	2.00	250	245.50	98.2	ug/L
	Cobalt	5.00	250	244.00	97.6	ug/L
	Copper	3.00	250	260.00	104	ug/L
	Iron	25.00	100000	98,500.00	98.5	ug/L
	Lead	1.00	250	239.50	95.8	ug/L
	Magnesium	50.00	250000	255,900.00	102	ug/L
	Manganese	2.00	250	248.30	99.3	ug/L
	Nickel	4.00	250	242.30	96.9	ug/L
	Potassium	50.00	1000	1,041.00	104	ug/L
	Selenium	4.00	250	255.80	102	ug/L
	Silver	0.50	240	255.00	106	ug/L
	Sodium	50.00	1000	1,041.00	104	ug/L
	Thallium	3.00	250	236.20	94.5	ug/L
	Vanadium	5.00	250	252.40	101	ug/L
	Zinc	6.00	250	238.90	95.6	ug/L
S5A0905-IFA2	Aluminum	20.00	250000	253,800.00	102	ug/L
	Antimony	4.00		0.60		ug/L
	Arsenic	1.00		-1.87		ug/L
	Barium	20.00		0.75		ug/L
	Beryllium	0.50		-0.02		ug/L
	Cadmium	0.50		0.10		ug/L
	Calcium	25.00	250000	247,400.00	99.0	ug/L
	Chromium	2.00		0.45		ug/L
	Cobalt	5.00		0.97		ug/L
	Copper	3.00		4.54		ug/L
	Iron	25.00	100000	98,820.00	98.8	ug/L
	Lead	1.00		-0.97		ug/L

Accredited Analytical Resources, LLC.

INTERFERENCE CHECK SAMPLE

EPA 6010B

Client: MADDOX MATERIALS
Project: Fanwood Crushed Stone/Weldon
Work Order: 1500028

Calibration: UNASSIGNED
Sequence: S5A0905
Instrument Thermo iTEVA

Lab Sample ID	Analyte	RL	True	Found	%R	Units
S5A0905-IFA2	Magnesium	50.00	250000	260,600.00	104	ug/L
	Manganese	2.00		-0.52		ug/L
	Nickel	4.00		1.59		ug/L
	Potassium	50.00		5.05		ug/L
	Selenium	4.00		-2.61		ug/L
	Silver	0.50		-0.45		ug/L
	Sodium	50.00		7.48		ug/L
	Thallium	3.00		0.61		ug/L
	Vanadium	5.00		-2.89		ug/L
	Zinc	6.00		0.46		ug/L
S5A0905-IFB2	Aluminum	20.00	250000	256,800.00	103	ug/L
	Antimony	4.00	250	256.10	102	ug/L
	Arsenic	1.00	250	266.20	106	ug/L
	Barium	20.00	250	260.00	104	ug/L
	Beryllium	0.50	250	263.10	105	ug/L
	Cadmium	0.50	250	254.40	102	ug/L
	Calcium	25.00	250000	250,400.00	100	ug/L
	Chromium	2.00	250	250.30	100	ug/L
	Cobalt	5.00	250	249.70	99.9	ug/L
	Copper	3.00	250	263.20	105	ug/L
	Iron	25.00	100000	99,860.00	99.9	ug/L
	Lead	1.00	250	243.60	97.4	ug/L
	Magnesium	50.00	250000	263,700.00	105	ug/L
	Manganese	2.00	250	251.40	101	ug/L
	Nickel	4.00	250	245.60	98.2	ug/L
	Potassium	50.00	1000	1,069.00	107	ug/L
	Selenium	4.00	250	251.10	100	ug/L
	Silver	0.50	240	255.40	106	ug/L

Accredited Analytical Resources, LLC.

INTERFERENCE CHECK SAMPLE

EPA 6010B

Client: MADDOX MATERIALS
Project: Fanwood Crushed Stone/Weldon
Work Order: 1500028

Calibration: UNASSIGNED
Sequence: S5A0905
Instrument Thermo iTEVA

Lab Sample ID	Analyte	RL	True	Found	%R	Units
S5A0905-IFB2	Sodium	50.00	1000	1,051.00	105	ug/L
	Thallium	3.00	250	241.40	96.6	ug/L
	Vanadium	5.00	250	270.40	108	ug/L
	Zinc	6.00	250	250.70	100	ug/L

Accredited Analytical Resources, LLC.

WET CHEMISTRY

Accredited Analytical Resources, LLC.

WET CHEMISTRY SAMPLE DATA

Accredited Analytical Resources, LLC.

ANALYSIS DATA SHEET

Inorganics

Client: MADDOX MATERIALS
Client Sample ID: S1
Lab Sample ID: 1500028-01
Project: Fanwood Crushed Stone/Weldon
Work Order: 1500028

Date Sampled:	01/07/15 13:55	Matrix:	Soil
Percent Solids:	96.00	File ID:	

CAS NO.	Analyte	Concentration (mg/kg dry)	MDL	RL	DF	Q	Prepared	Prep Method	Analyzed By	Method
NA	Cyanide (total)	ND	1.04	1.04	1	U	01/12/15 09:23	EPA 9010C	01/12/15 16:41 NNM	EPA 9014

CAS NO.	Analyte	Concentration (%)	MDL	RL	DF	Q	Prepared	Prep Method	Analyzed By	Method
NA	Percent Solids	96.0	0.100	0.100	1		01/09/15 10:30	Percent Solids	01/09/15 14:38 CLD	SM 2540 G

* Values outside of QC limits
ND - Indicates compound analyzed for but not detected
U - Indicates compound analyzed for but not detected
J - Indicates estimated value for TICs and all results when detected below the RL
B - Indicates compound found in associated blank
E - Concentration exceeds highest calibration standard
D - Indicates result is based on a dilution
P - Greater than 25% diff. between 2 GC columns.
MDL - Minimum detection limit
RL - Reporting limit

Accredited Analytical Resources, LLC.

WET CHEMISTRY QC DATA

Accredited Analytical Resources, LLC.

INITIAL AND CONTINUING CALIBRATION CHECK

EPA 9014

Client: MADDOX MATERIALS
Project: Fanwood Crushed Stone/Weldon
Work Order: 1500028
Sequence: S5A1206
Instrument Hach

Lab Sample ID	Analyte	True	Found	%R	Units	Control Limit
S5A1206-CCV1	Cyanide (total)	0.200	0.203	101	mg/L	+/- 10.00%
S5A1206-CCV2	Cyanide (total)	0.200	0.203	102	mg/L	+/- 10.00%

Accredited Analytical Resources, LLC.

BLANKS

EPA 9014

Client: MADDOX MATERIALS
Project: Fanwood Crushed Stone/Weldon
Work Order: 1500028
Sequence: S5A1206
Instrument Hach

Lab Sample ID	Analyte	Found	Units	RL	Q
B5A1206-BLK1	Cyanide (total)	ND	mg/kg wet	1.00	U
S5A1206-CCB1	Cyanide (total)	-0.00172	mg/L	0.00500	U
S5A1206-CCB2	Cyanide (total)	-0.00172	mg/L	0.00500	U
S5A1206-ICB1	Cyanide (total)	-0.00172	mg/L	0.00500	U

Accredited Analytical Resources, LLC.

MATRIX SPIKE / MATRIX SPIKE DUPLICATE RECOVERY

Matrix Spike

Client: MADDOX MATERIALS
Work Order: 1500028
Project: Fanwood Crushed Stone/Weldon

Matrix:	Solid	Analysis:	EPA 9014
Batch:	B5A1206	Preparation:	EPA 9010C
% Solids:	90.10	Laboratory ID:	B5A1206-MS1
		Client Sample ID:	1500015-01

ANALYTE	SPIKE ADDED (mg/kg dry)	SAMPLE CONCENTRATION (mg/kg dry)	MS CONCENTRATION (mg/kg dry)	MS % REC.	QC LIMITS REC.
Cyanide (total)	44.4	ND	42.3	95.4	75 - 125

ANALYTE	SPIKE ADDED (mg/kg dry)	MSD CONCENTRATION (mg/kg dry)	MSD % REC. #	% RPD	QC LIMITS RPD	QC LIMITS REC.
Cyanide (total)	44.4	41.1	92.5	3.03	20	75 - 125

* Values outside of QC limits

DUPLICATES

Duplicate

Client: **MADDOX MATERIALS**
Project: **Fanwood Crushed Stone/Weldon**
Work Order: **1500028**

Matrix:	Solid	Laboratory ID:	B5A0905-DUP1
Prep Batch:	B5A0905	Initial/Final:	10 g / 10 g
Prep Method:	Percent Solids	Analysis:	SM 2540 G
% Solids:	87.10		

ANALYTE	SAMPLE CONCENTRATION (%)	DUPLICATE CONCENTRATION (%)	RPD %	Q	CONTROL LIMIT
Percent Solids	87.1	87.0	0.115		20

* Values outside of QC limits

DUPLICATES

Duplicate

Client: **MADDOX MATERIALS**
Project: **Fanwood Crushed Stone/Weldon**
Work Order: **1500028**

Matrix:	Solid	Laboratory ID:	B5A1206-DUP1
Prep Batch:	B5A1206	Initial/Final:	1 g / 200 mL
Prep Method:	EPA 9010C	Analysis:	EPA 9014
% Solids:	90.10		

ANALYTE	SAMPLE CONCENTRATION (mg/kg dry)	DUPLICATE CONCENTRATION (mg/kg dry)	RPD %	Q	CONTROL LIMIT
Cyanide (total)	ND	1.11 U			20

* Values outside of QC limits

Accredited Analytical Resources, LLC.

LCS / LCS DUPLICATE RECOVERY

EPA 9014

Client: **MADDOX MATERIALS**
Project: **Fanwood Crushed Stone/Weldon**
Work Order: **1500028**

Matrix:	Solid	Prep Method:	EPA 9010C
Prep Batch:	B5A1206	Lab Sample ID:	B5A1206-BS1

ANALYTE	SPIKE ADDED (mg/kg wet)	LCS CONCENTRATION (mg/kg wet)	LCS % REC.	QC LIMITS REC.
Cyanide (total)	40.0	37.2	92.9	85 - 115

* Values outside of QC limits

APPENDIX C — MONITORING WELL DECOMMISSIONING REPORTS

DWR
12/08

New Jersey Department of Environmental Protection
Division of Water Supply - Bureau of Water Systems and Well Permitting

WELL DECOMMISSIONING REPORT

MAIL TO: **Bureau of Water Systems and Well Permitting**
PO Box 426
Trenton, NJ 08625-0426

WELL PERMIT # 2500056281
of well decommissioned

DATE WELL DECOMMISSIONED 3/16/2015

PROPERTY OWNER: BOROUGH OF NORTH PLAINFIELD

Company/Organization: FORMER LOCKHEED

Mailing Address: 263 SOMERSET ST, NORTH PLAINFIELD, NJ 07060

FACILITY/LOCATION NAME: FORMER LOCKHEED

Location Description: 358' from Route 22 & 235' from Dorian Rd

Well Address: North Drive

County: Somerset Municipality: North Plainfield Lot: ROW Block: ROW

Easting (X): 511179 Northing (Y): 655283
(NAD 83 Horizontal Datum) NJ State Plane in US Survey Feet
Method: ☐ Survey ☒ Digital Image ☐ GPS

Was a New Well Drilled? ☐ Yes ☒ No
Permit # of New Well:

WELL USE: Recovery

Reason for Decommissioning: Project ended, no longer used

WELL DECOMMISSIONING INFORMATION

Well Depth (ft.): 150' Local ID: RW-1

	Depth to Top (ft.)	Depth to Bottom (ft.)	Diameter (inches)	Left in Place?	Material	Wgt./Rating or Screen Slot # (lbs/sch no.)
Borehole(s)						
Single/Inner Casing	0'	20'	8"	☒ Y ☐ N	Steel	19 lbs
Middle Casing/Tail Piece				☐ Y ☐ N		
Outer Casing				☐ Y ☐ N		
Screen(s)	20'	150'	8"	☐ Y ☐ N	Open Hole	Open Hole

MATERIALS USED TO DECOMMISSION WELL

	Depth to Top (ft.)	Depth to Bottom (ft.)	Outer Diameter (in.)	Inner Diameter (in)	Material		
					Bentonite (lbs.)	Neat Cement (lbs.)	Water (gal.)
Grout	0	150'	8"	0"	125	2350	200
Gravel Pack							

Formation Type: ☐ Consolidated ☒ Unconsolidated

ADDITIONAL INFORMATION

Obstructions: ☐ Yes ☒ No

Obstruction Type:

Alt. Decomm. Method/Approval granted by BWSWP? ☐ Yes ☒ No

Method Used Tremie

Authorization Official:

Authorization Number:

Authorization Date:

Drilling Company Name & Address: Advanced Drilling, Inc. 235 Van Syckels Rd Hampton, NJ 08827

I certify that this well was decommissioned in accordance with N.J.A.C. 7:9D-3 et seq.

Scott Alberalla
Name Of Licensed Well Driller Performing Work (Print or Type)

Scott Alberalla
Signature of NJ Licensed Well Driller Performing Work

J 1320
Registration #

Original – BWSWP *Copies – Health Department, Property Owner, Driller*

New Jersey State Department of Environmental Protection
Bureau of Water Allocation and Well Permitting
Mail Code 401-04Q PO BOX 420 Trenton, NJ 08625-0420 Tel: 609-984-6831

Well Permit Number
2500047891

WELL DECOMMISSIONING REPORT

PROPERTY OWNER: WATCHUNG SQUARE ASSOCIATES LLC

Company/Organization: WATCHUNG SQUARE ASSOCIATES LLC

Address: 641 SHUNPIKE ROAD Chatham, New Jersey 07928

WELL LOCATION: Former Lockheed

Address: 1511 US. RT. 22, WEST

County: Somerset Municipality: Watchung Boro Lot: 2.01 Block: 5703

Easting (X): 514870 Northing (Y): 658655
Coordinate System: NJ State Plane (NAD83) - USFEET

DATE WELL DECOMMISSIONED: March 16, 2015

WELL USE: MONITORING

Other Use(s):

Local ID: MW-531-B (MW-531-S)

Reason for Decommissioning: Project ended, no longer used

Finished Well Depth (ft.): 45

Was a New Well Drilled? N

Formation Type: Consolidated

New Well Permit Number:

WELL DECOMMISSIONING INFORMATION

	Depth to Top (ft.)	Depth to Bottom (ft.)	Diameter (inches)	Material	Wgt/Rating/Screen # Used (lbs/ch no.)
Borehole					
Casing	0	35	2	PVC	sch 40
Casing	0	25	6	Steel	.250
Screen	35	45	2	PVC	.010

MATERIALS USED

	Depth to Top (ft.)	Depth to Bottom (ft.)	Outer Diameter (in.)	Inner Diameter (in)	Material		
					Bentonite (lbs.)	Neat Cement (lbs.)	Water (gal.)
Grout	0	45	2	0	10	188	16
Sand/Gravel							

ADDITIONAL INFORMATION

Obstructions: No

Authorization Official:

Obstruction Type:

Authorization Number:

Alternative Decomm. Method? No

Authorization Date:

Method Used

ATTACHMENTS:

Scott Alberalla
JOURNEYMAN
Sealing Driller: LICENSE # 0001087

ADVANCED DRILLING INC
3 COLT RD
Company: Pittstown (Hunterdon), NJ 08867

New Jersey State Department of Environmental Protection
Bureau of Water Allocation and Well Permitting
Mail Code 401-04Q PO BOX 420 Trenton, NJ 08625-0420 Tel: 609-984-6831

Well Permit Number
2500043520

WELL DECOMMISSIONING REPORT

PROPERTY OWNER: BOROUGH OF NORTH PLAINFIELD

Company/Organization: BOROUGH OF NORTH PLAINFIELD

Address: 263 SOMERSET ST North Plainfield, New Jersey 07060

WELL LOCATION: Former Lockheed

Address: FARRAGUT ROAD

County: Somerset Municipality: North Plainfield Boro Lot: 19 Block: 5

Easting (X): 512665 Northing (Y): 655914
Coordinate System: NJ State Plane (NAD83) - USFEET

DATE WELL DECOMMISSIONED: March 16, 2015

WELL USE: MONITORING

Other Use(s):

Local ID: MW-504B (MW-504S)

Reason for Decommissioning: Project ended, no longer used

Finished Well Depth (ft.): 20

Was a New Well Drilled? N

Formation Type: Consolidated

New Well Permit Number:

WELL DECOMMISSIONING INFORMATION

	Depth to Top (ft.)	Depth to Bottom (ft.)	Diameter (inches)	Material	Wgt/Rating/Screen # Used (lbs/ch no.)
Borehole					
Casing	0	10	2	PVC	sch 40
Screen	10	20	2	PVC	.010

MATERIALS USED

	Depth to Top (ft.)	Depth to Bottom (ft.)	Outer Diameter (in.)	Inner Diameter (in)	Material		
					Bentonite (lbs.)	Neat Cement (lbs.)	Water (gal.)
Grout	0	20	2	0	5	94	8
Sand/Gravel							

ADDITIONAL INFORMATION

Obstructions: No

Authorization Official:

Obstruction Type:

Authorization Number:

Alternative Decomm. Method? No

Authorization Date:

Method Used

ATTACHMENTS:

Scott Alberalla
JOURNEYMAN
Sealing Driller: LICENSE # 0001087

ADVANCED DRILLING INC
3 COLT RD
Company: Pittstown (Hunterdon), NJ 08867

New Jersey State Department of Environmental Protection
Bureau of Water Allocation and Well Permitting
Mail Code 401-04Q PO BOX 420 Trenton, NJ 08625-0420 Tel: 609-984-6831

Well Permit Number
2500043521

WELL DECOMMISSIONING REPORT

PROPERTY OWNER: BOROUGH OF NORTH PLAINFIELD

Company/Organization: BOROUGH OF NORTH PLAINFIELD

Address: 263 SOMERSET ST North Plainfield, New Jersey 07060

WELL LOCATION: Former Lockheed

Address: FARRAGUT ROAD

County: Somerset Municipality: North Plainfield Boro Lot: 19 Block: 5

Easting (X): 512653 Northing (Y): 655885
Coordinate System: NJ State Plane (NAD83) - USFEET

DATE WELL DECOMMISSIONED: March 16, 2015

WELL USE: MONITORING

Other Use(s):

Local ID: MW-504A (MW-504I)

Reason for Decommissioning: Project ended, no longer used

Finished Well Depth (ft.): 75

Was a New Well Drilled? N

Formation Type: Consolidated

New Well Permit Number:

WELL DECOMMISSIONING INFORMATION

	Depth to Top (ft.)	Depth to Bottom (ft.)	Diameter (inches)	Material	Wgt/Rating/Screen # Used (lbs/ch no.)
Borehole					
Casing	0	65	2	PVC	sch 40
Casing	0	20	6	Steel	13 lbs
Screen	65	75	2	PVC	.010

MATERIALS USED

	Depth to Top (ft.)	Depth to Bottom (ft.)	Outer Diameter (in.)	Inner Diameter (in)	Material		
					Bentonite (lbs.)	Neat Cement (lbs.)	Water (gal.)
Grout	0	75	2	0	15	282	24
Sand/Gravel							

ADDITIONAL INFORMATION

Obstructions: No

Authorization Official:

Obstruction Type:

Authorization Number:

Alternative Decomm. Method? No

Authorization Date:

Method Used

ATTACHMENTS:

Scott Alberalla
JOURNEYMAN
Sealing Driller: LICENSE # 0001087

ADVANCED DRILLING INC
3 COLT RD
Company: Pittstown (Hunterdon), NJ 08867

New Jersey State Department of Environmental Protection
Bureau of Water Allocation and Well Permitting
Mail Code 401-04Q PO BOX 420 Trenton, NJ 08625-0420 Tel: 609-984-6831

Well Permit Number
2500045022

WELL DECOMMISSIONING REPORT

PROPERTY OWNER: 750 ROUTE 22,LLC

Company/Organization: 750 ROUTE 22,LLC

Address: 750 ROUTE 22 EAST North Plainfield, New Jersey 07060

WELL LOCATION: Former Lockheed

Address: 1501 ROUTE 22 NORTH PLAN

County: Somerset Municipality: North Plainfield Boro Lot: 10.01 Block: 109

Easting (X): 508892 Northing (Y): 652599
Coordinate System: NJ State Plane (NAD83) - USFEET

DATE WELL DECOMMISSIONED: March 16, 2015

WELL USE: MONITORING

Other Use(s):

Local ID: P-523B (I)

Reason for Decommissioning: Project ended, no longer used

Finished Well Depth (ft.): 103

Was a New Well Drilled? N

Formation Type: Consolidated

New Well Permit Number:

WELL DECOMMISSIONING INFORMATION

	Depth to Top (ft.)	Depth to Bottom (ft.)	Diameter (inches)	Material	Wgt/Rating/Screen # Used (lbs/ch no.)
Borehole					
Casing	0	93	2	PVC	sch 40
Casing	0	18	6	Other	Carbon Steel
Screen	93	103	2	PVC	.010

MATERIALS USED

	Depth to Top (ft.)	Depth to Bottom (ft.)	Outer Diameter (in.)	Inner Diameter (in)	Material		
					Bentonite (lbs.)	Neat Cement (lbs.)	Water (gal.)
Grout	0	103	2	0	20	376	32
Sand/Gravel							

ADDITIONAL INFORMATION

Obstructions: No

Authorization Official:

Obstruction Type:

Authorization Number:

Alternative Decomm. Method? No

Authorization Date:

Method Used

ATTACHMENTS:

Scott Alberalla
JOURNEYMAN
Sealing Driller: LICENSE # 0001087

ADVANCED DRILLING INC
3 COLT RD
Company: Pittstown (Hunterdon), NJ 08867

New Jersey State Department of Environmental Protection
Bureau of Water Allocation and Well Permitting
Mail Code 401-04Q PO BOX 420 Trenton, NJ 08625-0420 Tel: 609-984-6831

Well Permit Number
2500045021

WELL DECOMMISSIONING REPORT

PROPERTY OWNER: THOMAS RICARDO

Company/Organization: Formerly Lockheed Sanders Inc

Address: PO Box 326 Martinsville, New Jersey 08836

WELL LOCATION: Formerly Lockheed Sanders Inc.

Address: 21-23 New Walnut Street Route 22

County: Somerset Municipality: North Plainfield Boro Lot: 1 Block: 108

Easting (X): 508942 Northing (Y): 652536
Coordinate System: NJ State Plane (NAD83) - USFEET

DATE WELL DECOMMISSIONED: November 9, 2015

WELL USE: MONITORING

Other Use(s):

Local ID: P-523A

Reason for Decommissioning: No longer in use

Finished Well Depth (ft.): 198

Was a New Well Drilled? N

Formation Type: Consolidated

New Well Permit Number:

WELL DECOMMISSIONING INFORMATION

	Depth to Top (ft.)	Depth to Bottom (ft.)	Diameter (inches)	Material	Wgt/Rating/Screen # Used (lbs/ch no.)
Borehole					
Casing	0	187.5	2	PVC	sch 40
Screen	187.5	197.5	2	PVC	.010

MATERIALS USED

	Depth to Top (ft.)	Depth to Bottom (ft.)	Outer Diameter (in.)	Inner Diameter (in)	Material		
					Bentonite (lbs.)	Neat Cement (lbs.)	Water (gal.)
Grout	0	197.5	2	0	13	251	22
Sand/Gravel							

ADDITIONAL INFORMATION

Obstructions: No

Authorization Official:

Obstruction Type:

Authorization Number:

Alternative Decomm. Method? No

Authorization Date:

Method Used

ATTACHMENTS:

Robert Hough
JOURNEYMAN
Sealing Driller: LICENSE # 0013756

UNI-TECH DRILLING CO INC
PO BOX 407
Company: Franklinville (Gloucester), NJ 08322

New Jersey State Department of Environmental Protection
Bureau of Water Allocation and Well Permitting
Mail Code 401-04Q PO BOX 420 Trenton, NJ 08625-0420 Tel: 609-984-6831

Well Permit Number
2500043825

WELL DECOMMISSIONING REPORT

PROPERTY OWNER: N/A N/A

Company/Organization: Boro of Watchung

Address: 15 Mountain Blvd Watchung Boro, New Jersey 07069

WELL LOCATION: Former Lockhead Sanders

Address: US ROUTE 22

County: Somerset Municipality: Watchung Boro Lot: 6.01 Block: 5701

Easting (X): 512281 Northing (Y): 657461
Coordinate System: NJ State Plane (NAD83) - USFEET

DATE WELL DECOMMISSIONED: November 9, 2015

WELL USE: MONITORING

Other Use(s):

Local ID: 509A

Reason for Decommissioning: No longer in use

Finished Well Depth (ft.): 423

Was a New Well Drilled? N

Formation Type: Consolidated

New Well Permit Number:

WELL DECOMMISSIONING INFORMATION

	Depth to Top (ft.)	Depth to Bottom (ft.)	Diameter (inches)	Material	Wgt/Rating/Screen # Used (lbs/ch no.)
Borehole					
Casing	0	413	4	PVC	sch 40
Screen	413	423	4	PVC	.010

MATERIALS USED

	Depth to Top (ft.)	Depth to Bottom (ft.)	Outer Diameter (in.)	Inner Diameter (in)	Material		
					Bentonite (lbs.)	Neat Cement (lbs.)	Water (gal.)
Grout	0	423	4	0	115	2152	189
Sand/Gravel							

ADDITIONAL INFORMATION

Obstructions: No

Authorization Official:

Obstruction Type:

Authorization Number:

Alternative Decomm. Method? No

Authorization Date:

Method Used

ATTACHMENTS:

Robert Hough
JOURNEYMAN
Sealing Driller: LICENSE # 0013756

UNI-TECH DRILLING CO INC
PO BOX 407
Company: Franklinville (Gloucester), NJ 08322

New Jersey State Department of Environmental Protection
Bureau of Water Allocation and Well Permitting
Mail Code 401-04Q PO BOX 420 Trenton, NJ 08625-0420 Tel: 609-984-6831

Well Permit Number
2500043826

WELL DECOMMISSIONING REPORT

PROPERTY OWNER: N/A N/A

Company/Organization: Borough of Watchung

Address: 15 Mountain Blvd Watchung Boro, New Jersey 07069

WELL LOCATION: Former Lockhead Sanders

Address: US ROUTE 22

County: Somerset Municipality: Watchung Boro Lot: 6.01 Block: 5701

Easting (X): 512290 Northing (Y): 657473
Coordinate System: NJ State Plane (NAD83) - USFEET

DATE WELL DECOMMISSIONED: November 9, 2015

WELL USE: MONITORING

Other Use(s):

Local ID: 509B

Reason for Decommissioning: No longer in use

Finished Well Depth (ft.): 84

Was a New Well Drilled? N

Formation Type: Consolidated

New Well Permit Number:

WELL DECOMMISSIONING INFORMATION

	Depth to Top (ft.)	Depth to Bottom (ft.)	Diameter (inches)	Material	Wgt/Rating/Screen # Used (lbs/ch no.)
Borehole					
Casing	0	74	2	PVC	sch 40
Screen	74	84	2	PVC	.010

MATERIALS USED

	Depth to Top (ft.)	Depth to Bottom (ft.)	Outer Diameter (in.)	Inner Diameter (in)	Material		
					Bentonite (lbs.)	Neat Cement (lbs.)	Water (gal.)
Grout	0	84	2	0	6	107	9
Sand/Gravel							

ADDITIONAL INFORMATION

Obstructions: No

Authorization Official:

Obstruction Type:

Authorization Number:

Alternative Decomm. Method? No

Authorization Date:

Method Used

ATTACHMENTS:

Robert Hough
JOURNEYMAN
Sealing Driller: LICENSE # 0013756

UNI-TECH DRILLING CO INC
PO BOX 407
Company: Franklinville (Gloucester), NJ 08322

New Jersey State Department of Environmental Protection
Bureau of Water Allocation and Well Permitting
Mail Code 401-04Q PO BOX 420 Trenton, NJ 08625-0420 Tel: 609-984-6831

Well Permit Number
2500060739

WELL DECOMMISSIONING REPORT

PROPERTY OWNER: N/A N/A

Company/Organization: Watchung Square Associates

Address: 641 Chatham Road Chatham, New Jersey 07928

WELL LOCATION: Formerly TRC Environmental Corp Lockead Electronic

Address: RT 22 WEST

County: Somerset Municipality: Watchung Boro Lot: 2.01 Block: 5703

Easting (X): 512724 Northing (Y): 657332
Coordinate System: NJ State Plane (NAD83) - USFEET

DATE WELL DECOMMISSIONED: November 9, 2015

WELL USE: MONITORING

Other Use(s):

Local ID: MW549C

Reason for Decommissioning: No longer in use

Finished Well Depth (ft.): 70

Was a New Well Drilled? N

Formation Type: Consolidated

New Well Permit Number:

WELL DECOMMISSIONING INFORMATION

	Depth to Top (ft.)	Depth to Bottom (ft.)	Diameter (inches)	Material	Wgt/Rating/Screen # Used (lbs/ch no.)
Borehole					
Casing	0	50	2	PVC	sch 40
Screen	50	70	2	PVC	.020

MATERIALS USED

	Depth to Top (ft.)	Depth to Bottom (ft.)	Outer Diameter (in.)	Inner Diameter (in)	Material		
					Bentonite (lbs.)	Neat Cement (lbs.)	Water (gal.)
Grout	0	70	2	0	5	89	8
Sand/Gravel							

ADDITIONAL INFORMATION

Obstructions: No

Authorization Official:

Obstruction Type:

Authorization Number:

Alternative Decomm. Method? No

Authorization Date:

Method Used

ATTACHMENTS:

Robert Hough
JOURNEYMAN
Sealing Driller: LICENSE # 0013756

UNI-TECH DRILLING CO INC
PO BOX 407
Company: Franklinville (Gloucester), NJ 08322

APPENDIX D — CHECKLISTS FOR THE SUBMISSION OF SAMPLING DATA FOR PDBS

New Jersey Department of Environmental Protection
Checklist for the Submission of Sampling Data for Passive Diffusion Bag Samplers (PDBS)

1. Site: Former Lockheed Electronics Company Site
2. Location: Watchung and North Plainfield, NJ
3. Well Designation: MW-1S
4. Well Permit Number: E201313296

5. Type of Well: ■Monitoring ☐Extraction ☐Residential ☐Public Supply ☐Irrigation ☐Other
6. Well Surface Finish: ☐Stick Up ■Flush Mount
7. Location of Measuring Point: ■Top of Casing ☐Other (specify) _____
8. **NOTE:** PDBS represent a point sample within the screened interval or open hole of the well. It is critical to know the exact depth within the well where the PDBS is deployed. Well construction specifications, which are typically used to determine where to set the PDBS in the well, are measured in feet below ground surface (fbgs). If the depth interval for PDBS deployment is measured from the reference point identified above, the difference between this reference point and the ground surface must be measured and accounted for to determine the proper depth interval to set the PDBS. Please identify below, any differences between the measuring point identified above and actual ground surface at the well head.

   Distance between measuring point and ground surface (ft.) 0.32 feet below grade
9. Total Well Depth (fbgs) 179.68 (TIC)
10. Screened interval/open hole (fbgs) 170 to 180
11. Well Casing: Diameter: 2 inch Material: ■PVC ☐Carbon Steel ☐Stainless Steel
12. Well Screen (or open hole diameter): Diameter: 2 inch Material: ■PVC ☐Carbon Steel ☐Stainless Steel
13. Screen Size (slot) Screen Slot Size 20 slot

14. Date and Time of Deployment Date: 3/11/15 Time: 9:50
15. Depth to Ground Water Depth to ground water at time of deployment 69.28 feet below TIC
16. Date and Time of Retrieval Date: 3/25/15 Time: 9:55
17. Depth to Ground Water Depth to ground water at time of retrieval 66.08 feet below TIC
18. Type of Deployment Line Used Diameter: 1/16 inch Material: Teflon coated stainless steel

19. Material and Mass (oz.) of PDBS Weight Stainless Steel, approx. 16 oz. (stainless steel recommended)
20. Type of PDBS Used
    ■Lab Filled (Modified Trip Blank must be taken at time of deployment)
    ☐Field Filled (Modified equipment blank of fill water must be taken at time of deployment. If PDBS isn't filled at well head, blank must travel with samplers until last sampler is deployed. Blank is then taken.)
21. Dimensions of PDBS Length (in.) 24 inches Diameter (in.) 1.25 inches Filled 220 ml
22. Position of PDBS Weight
    ☐Attached to bottom of PDBS and suspended in well
    ☐Attached to bottom of deployment line and suspended in well
    ■Attached to bottom of deployment line and resting on bottom of well (preferred)
23. Position of PDBS in Well Screen (ft. from measuring point to center of PDBS)

1st PDBS	2nd PDBS	3rd PDBS	4th PDBS
176.98 ft (Set at bottom hooks)	Set above 1st PDB		

5th PDBS	6th PDBS	7th PDBS	8th PDBS

24. If the saturated portion of the well screen or open hole is greater than 5 feet, has the well been vertically profiled to assess the potential for contaminant stratification?
    ☐ **No**, this well is being profiled during this sampling round
    ■ **Yes**, this well was profiled already. Date when well was profiled: 12/31/13
25. If the saturated portion of the well screen or open hole is greater than 10 feet, has the well been flow tested to assess the potential for vertical flow to be present within the well?
    ■ **No**, flow testing has not been conducted in this well
    ☐ **Yes**, flow testing of this well was conducted. Date of testing: _____
    Type of flow meter used: _____
    Measurements taken every _____ feet **[Please Attach Results]**
26. Weather Conditions During Deployment Temp. 60 ° F Wind Slight ■Sunny ☐Overcast ☐Raining ☐Snowing
27. Weather Conditions During Retrieval Temp. 50° F Wind None ■Sunny ☐Overcast ☐Raining ☐Snowing

28. Field Sampling Technician: Name(s) and Company (please print clearly)

Name	Company
Roy Wagner	Tetra Tech
Jon Byk, Priscilla Merta	Tetra Tech

New Jersey Department of Environmental Protection

Checklist for the Submission of Sampling Data for Passive Diffusion Bag Samplers (PDBS)

1. Site: Former Lockheed Electronics Company Site
2. Location: Watchung and North Plainfield, NJ
3. Well Designation: MW-1I
4. Well Permit Number: E201313297

5. Type of Well: ■ Monitoring ☐ Extraction ☐ Residential ☐ Public Supply ☐ Irrigation ☐ Other
6. Well Surface Finish: ☐ Stick Up ■ Flush Mount
7. Location of Measuring Point: ■ Top of Casing ☐ Other (specify) _____
8. **NOTE:** PDBS represent a point sample within the screened interval or open hole of the well. It is critical to know the exact depth within the well where the PDBS is deployed. Well construction specifications, which are typically used to determine where to set the PDBS in the well, are measured in feet below ground surface (fbgs). If the depth interval for PDBS deployment is measured from the reference point identified above, the difference between this reference point and the ground surface must be measured and accounted for to determine the proper depth interval to set the PDBS. Please identify below, any differences between the measuring point identified above and actual ground surface at the well head.

   Distance between measuring point and ground surface (ft.) 0.43 feet below grade
9. Total Well Depth (fbgs) 254.63 (TIC)
10. Screened interval/open hole (fbgs) 245 to 255
11. Well Casing: Diameter: 2 inch Material: ■ PVC ☐ Carbon Steel ☐ Stainless Steel
12. Well Screen (or open hole diameter): Diameter: 2 inch Material: ■ PVC ☐ Carbon Steel ☐ Stainless Steel
13. Screen Size (slot) Screen Slot Size 20 slot

14. Date and Time of Deployment Date: 3/11/15 Time: 10:00
15. Depth to Ground Water Depth to ground water at time of deployment 71.81 feet below TIC
16. Date and Time of Retrieval Date: 3/25/15 Time: 10:10
17. Depth to Ground Water Depth to ground water at time of retrieval 70.29 feet below TIC
18. Type of Deployment Line Used Diameter: 0.25 inch Material: _____

19. Material and Mass (oz.) of PDBS Weight Stainless Steel, approx. 16 oz. (stainless steel recommended)
20. Type of PDBS Used
    ■ Lab Filled (Modified Trip Blank must be taken at time of deployment)
    ☐ Field Filled (Modified equipment blank of fill water must be taken at time of deployment. If PDBS isn't filled at well head, blank must travel with samplers until last sampler is deployed. Blank is then taken.)
21. Dimensions of PDBS Length (in.) 24 inches Diameter (in.) 1.25 inches Filled 220 ml
22. Position of PDBS Weight
    ☐ Attached to bottom of PDBS and suspended in well
    ☐ Attached to bottom of deployment line and suspended in well
    ■ Attached to bottom of deployment line and resting on bottom of well (preferred)
23. Position of PDBS in Well Screen (ft. from measuring point to center of PDBS)

1st PDBS	2nd PDBS	3rd PDBS	4th PDBS
251.93 ft (set on bottom hooks)			
5th PDBS	**6th PDBS**	**7th PDBS**	**8th PDBS**

24. If the saturated portion of the well screen or open hole is greater than 5 feet, has the well been vertically profiled to assess the potential for contaminant stratification?
    ☐ **No**, this well is being profiled during this sampling round
    ■ **Yes**, this well was profiled already. Date when well was profiled: 12/31/13
25. If the saturated portion of the well screen or open hole is greater than 10 feet, has the well been flow tested to assess the potential for vertical flow to be present within the well?
    ■ **No**, flow testing has not been conducted in this well
    ☐ **Yes**, flow testing of this well was conducted. Date of testing: _____
    Type of flow meter used: _____
    Measurements taken every _____ feet **[Please Attach Results]**
26. Weather Conditions During Deployment Temp. 60° F Wind Slight ■ Sunny ☐ Overcast ☐ Raining ☐ Snowing
27. Weather Conditions During Retrieval Temp. 50° F Wind None ■ Sunny ☐ Overcast ☐ Raining ☐ Snowing

28. Field Sampling Technician: Name(s) and Company (please print clearly)

Name	Company
Roy Wagner	Tetra Tech
Jon Byk, Priscilla Merta	Tetra Tech

New Jersey Department of Environmental Protection

Checklist for the Submission of Sampling Data for Passive Diffusion Bag Samplers (PDBS)

1. Site: Former Lockheed Electronics Company Site
2. Location: Watchung and North Plainfield, NJ
3. Well Designation: MW-2I
4. Well Permit Number: E201313299

5. Type of Well: ■Monitoring ☐Extraction ☐Residential ☐Public Supply ☐Irrigation ☐Other
6. Well Surface Finish: ☐Stick Up ■Flush Mount
7. Location of Measuring Point: ■Top of Casing ☐Other (specify) _____
8. **NOTE:** PDBS represent a point sample within the screened interval or open hole of the well. It is critical to know the exact depth within the well where the PDBS is deployed. Well construction specifications, which are typically used to determine where to set the PDBS in the well, are measured in feet below ground surface (fbgs). If the depth interval for PDBS deployment is measured from the reference point identified above, the difference between this reference point and the ground surface must be measured and accounted for to determine the proper depth interval to set the PDBS. Please identify below, any differences between the measuring point identified above and actual ground surface at the well head.

   Distance between measuring point and ground surface (ft.) 0.22 feet below grade
9. Total Well Depth (fbgs) 97.52 (TIC)
10. Screened interval/open hole (fbgs) 88 to 98
11. Well Casing: Diameter: 2 inch Material: ■PVC ☐Carbon Steel ☐Stainless Steel
12. Well Screen (or open hole diameter): Diameter: 2 inch Material: ■PVC ☐Carbon Steel ☐Stainless Steel
13. Screen Size (slot) Screen Slot Size 20 slot

14. Date and Time of Deployment Date: 3/11/15 Time: 14:00
15. Depth to Ground Water Depth to ground water at time of deployment 16.80 feet below TIC
16. Date and Time of Retrieval Date: 3/25/15 Time: 11:45
17. Depth to Ground Water Depth to ground water at time of retrieval 16.22 feet below TIC
18. Type of Deployment Line Used Diameter: 0.25 inch Material: _____

19. Material and Mass (oz.) of PDBS Weight Stainless Steel, approx. 16 oz. (stainless steel recommended)
20. Type of PDBS Used
    ■Lab Filled (Modified Trip Blank must be taken at time of deployment)
    ☐Field Filled (Modified equipment blank of fill water must be taken at time of deployment. If PDBS isn't filled at well head, blank must travel with samplers until last sampler is deployed. Blank is then taken.)
21. Dimensions of PDBS Length (in.) 24 inches Diameter (in.) 1.25 inches Filled 220 ml
22. Position of PDBS Weight
    ☐Attached to bottom of PDBS and suspended in well
    ☐Attached to bottom of deployment line and suspended in well
    ■Attached to bottom of deployment line and resting on bottom of well (preferred)
23. Position of PDBS in Well Screen (ft. from measuring point to center of PDBS)

1st PDBS	2nd PDBS	3rd PDBS	4th PDBS
94.82 ft (set on bottom hooks, 3.5 ft. off bottom)			

5th PDBS	6th PDBS	7th PDBS	8th PDBS

24. If the saturated portion of the well screen or open hole is greater than 5 feet, has the well been vertically profiled to assess the potential for contaminant stratification?
    ☐**No**, this well is being profiled during this sampling round
    ■**Yes**, this well was profiled already. Date when well was profiled: 12/31/13
25. If the saturated portion of the well screen or open hole is greater than 10 feet, has the well been flow tested to assess the potential for vertical flow to be present within the well?
    ■**No**, flow testing has not been conducted in this well
    ☐**Yes**, flow testing of this well was conducted. Date of testing: _____
    Type of flow meter used: _____
    Measurements taken every _____ feet **[Please Attach Results]**
26. Weather Conditions During Deployment Temp. 60° F Wind Slight ■Sunny ☐Overcast ☐Raining ☐Snowing
27. Weather Conditions During Retrieval Temp. 50° F Wind None ■Sunny ☐Overcast ☐Raining ☐Snowing

28. Field Sampling Technician: Name(s) and Company (please print clearly)

Name	Company
Roy Wagner	Tetra Tech
Jon Byk, Priscilla Merta	Tetra Tech

New Jersey Department of Environmental Protection

Checklist for the Submission of Sampling Data for Passive Diffusion Bag Samplers (PDBS)

1. Site: Former Lockheed Electronics Company Site
2. Location: Watchung and North Plainfield, NJ
3. Well Designation: MW-2D
4. Well Permit Number: E201313300

5. Type of Well: ■ Monitoring ☐ Extraction ☐ Residential ☐ Public Supply ☐ Irrigation ☐ Other
6. Well Surface Finish: ☐ Stick Up ■ Flush Mount
7. Location of Measuring Point: ■ Top of Casing ☐ Other (specify) _____
8. **NOTE:** PDBS represent a point sample within the screened interval or open hole of the well. It is critical to know the exact depth within the well where the PDBS is deployed. Well construction specifications, which are typically used to determine where to set the PDBS in the well, are measured in feet below ground surface (fbgs). If the depth interval for PDBS deployment is measured from the reference point identified above, the difference between this reference point and the ground surface must be measured and accounted for to determine the proper depth interval to set the PDBS. Please identify below, any differences between the measuring point identified above and actual ground surface at the well head.

   Distance between measuring point and ground surface (ft.) 0.0 feet below grade
9. Total Well Depth (fbgs) 197.64 (TIC)
10. Screened interval/open hole (fbgs) 188 to 198
11. Well Casing: Diameter: 2 inch Material: ■ PVC ☐ Carbon Steel ☐ Stainless Steel
12. Well Screen (or open hole diameter): Diameter: 2 inch Material: ■ PVC ☐ Carbon Steel ☐ Stainless Steel
13. Screen Size (slot) Screen Slot Size 20 slot

14. Date and Time of Deployment Date: 3/11/15 Time: 13:55
15. Depth to Ground Water Depth to ground water at time of deployment 17.86 feet below TIC
16. Date and Time of Retrieval Date: 3/25/15 Time: 11:40
17. Depth to Ground Water Depth to ground water at time of retrieval 17.56 feet below TIC
18. Type of Deployment Line Used Diameter: 0.25 inch Material: _____

19. Material and Mass (oz.) of PDBS Weight Stainless Steel, approx. 16 oz. (stainless steel recommended)
20. Type of PDBS Used
    ■ Lab Filled (Modified Trip Blank must be taken at time of deployment)
    ☐ Field Filled (Modified equipment blank of fill water must be taken at time of deployment. If PDBS isn't filled at well head, blank must travel with samplers until last sampler is deployed. Blank is then taken.)
21. Dimensions of PDBS Length (in.) 24 inches Diameter (in.) 1.25 inches Filled 220 ml
22. Position of PDBS Weight
    ☐ Attached to bottom of PDBS and suspended in well
    ☐ Attached to bottom of deployment line and suspended in well
    ■ Attached to bottom of deployment line and resting on bottom of well (preferred)
23. Position of PDBS in Well Screen (ft. from measuring point to center of PDBS)

1st PDBS	2nd PDBS	3rd PDBS	4th PDBS
194.94 ft (set on bottom hooks)			
5th PDBS	**6th PDBS**	**7th PDBS**	**8th PDBS**

24. If the saturated portion of the well screen or open hole is greater than 5 feet, has the well been vertically profiled to assess the potential for contaminant stratification?
    ☐ **No**, this well is being profiled during this sampling round
    ■ **Yes**, this well was profiled already. Date when well was profiled: 12/31/13
25. If the saturated portion of the well screen or open hole is greater than 10 feet, has the well been flow tested to assess the potential for vertical flow to be present within the well?
    ■ **No**, flow testing has not been conducted in this well
    ☐ **Yes**, flow testing of this well was conducted. Date of testing: _____
    Type of flow meter used: _____
    Measurements taken every _____ feet **[Please Attach Results]**
26. Weather Conditions During Deployment Temp. 60° F Wind Slight ■ Sunny ☐ Overcast ☐ Raining ☐ Snowing
27. Weather Conditions During Retrieval Temp. 50° F Wind None ■ Sunny ☐ Overcast ☐ Raining ☐ Snowing

28. Field Sampling Technician: Name(s) and Company (please print clearly)

Name	Company
Roy Wagner	Tetra Tech
Jon Byk, Priscilla Merta	Tetra Tech

New Jersey Department of Environmental Protection

Checklist for the Submission of Sampling Data for Passive Diffusion Bag Samplers (PDBS)

1. Site: Former Lockheed Electronics Company Site
2. Location: Watchung and North Plainfield, NJ
3. Well Designation: MW-3D
4. Well Permit Number: E201313298

5. Type of Well: ■Monitoring ☐Extraction ☐Residential ☐Public Supply ☐Irrigation ☐Other
6. Well Surface Finish: ☐Stick Up ■Flush Mount
7. Location of Measuring Point: ■Top of Casing ☐Other (specify) _____
8. **NOTE:** PDBS represent a point sample within the screened interval or open hole of the well. It is critical to know the exact depth within the well where the PDBS is deployed. Well construction specifications, which are typically used to determine where to set the PDBS in the well, are measured in feet below ground surface (fbgs). If the depth interval for PDBS deployment is measured from the reference point identified above, the difference between this reference point and the ground surface must be measured and accounted for to determine the proper depth interval to set the PDBS. Please identify below, any differences between the measuring point identified above and actual ground surface at the well head.

   Distance between measuring point and ground surface (ft.) 0.32 feet below grade
9. Total Well Depth (fbgs) 348.70 (TIC)
10. Screened interval/open hole (fbgs) 335 to 350
11. Well Casing: Diameter: 2 inch Material: ■PVC ☐Carbon Steel ☐Stainless Steel
12. Well Screen (or open hole diameter): Diameter: 2 inch Material: ■PVC ☐Carbon Steel ☐Stainless Steel
13. Screen Size (slot) Screen Slot Size 20 slot

14. Date and Time of Deployment Date: 3/11/15 Time: 12:30
15. Depth to Ground Water Depth to ground water at time of deployment 126.79 feet below TIC
16. Date and Time of Retrieval Date: 3/25/15 Time: 10:55
17. Depth to Ground Water Depth to ground water at time of retrieval 125.90 feet below TIC
18. Type of Deployment Line Used Diameter: 0.25 inch Material: _____
19. Material and Mass (oz.) of PDBS Weight Stainless Steel, approx. 32 oz. (stainless steel recommended)
20. Type of PDBS Used
    ■Lab Filled (Modified Trip Blank must be taken at time of deployment)
    ☐Field Filled (Modified equipment blank of fill water must be taken at time of deployment. If PDBS isn't filled at well head, blank must travel with samplers until last sampler is deployed. Blank is then taken.)
21. Dimensions of PDBS Length (in.) 24 inches Diameter (in.) 1.25 inches Filled 220 ml
22. Position of PDBS Weight
    ☐Attached to bottom of PDBS and suspended in well
    ☐Attached to bottom of deployment line and suspended in well
    ■Attached to bottom of deployment line and resting on bottom of well (preferred)
23. Position of PDBS in Well Screen (ft. from measuring point to center of PDBS)

1st PDBS	2nd PDBS	3rd PDBS	4th PDBS
336 ft			

(Set on top of hooks 3 sets of hooks - used top set)

5th PDBS	6th PDBS	7th PDBS	8th PDBS

24. If the saturated portion of the well screen or open hole is greater than 5 feet, has the well been vertically profiled to assess the potential for contaminant stratification?
    ☐**No**, this well is being profiled during this sampling round
    ■**Yes**, this well was profiled already. Date when well was profiled: 12/31/13
25. If the saturated portion of the well screen or open hole is greater than 10 feet, has the well been flow tested to assess the potential for vertical flow to be present within the well?
    ■**No**, flow testing has not been conducted in this well
    ☐**Yes**, flow testing of this well was conducted. Date of testing: _____
    Type of flow meter used: _____
    Measurements taken every _____ feet **[Please Attach Results]**
26. Weather Conditions During Deployment Temp. 60° F Wind Slight ■Sunny ☐Overcast ☐Raining ☐Snowing
27. Weather Conditions During Retrieval Temp. 50° F Wind None ■Sunny ☐Overcast ☐Raining ☐Snowing
28. Field Sampling Technician: Name(s) and Company (please print clearly)

Name	Company
Roy Wagner	Tetra Tech
Jon Byk, Priscilla Merta	Tetra Tech

New Jersey Department of Environmental Protection

Checklist for the Submission of Sampling Data for Passive Diffusion Bag Samplers (PDBS)

1. Site: Former Lockheed Electronics Company Site
2. Location: Watchung and North Plainfield, NJ
3. Well Designation: MW-501S
4. Well Permit Number: 25-43364

5. Type of Well: ■ Monitoring ☐ Extraction ☐ Residential ☐ Public Supply ☐ Irrigation ☐ Other
6. Well Surface Finish: ☐ Stick Up ■ Flush Mount
7. Location of Measuring Point: ■ Top of Casing ☐ Other (specify) _____
8. **NOTE:** PDBS represent a point sample within the screened interval or open hole of the well. It is critical to know the exact depth within the well where the PDBS is deployed. Well construction specifications, which are typically used to determine where to set the PDBS in the well, are measured in feet below ground surface (fbgs). If the depth interval for PDBS deployment is measured from the reference point identified above, the difference between this reference point and the ground surface must be measured and accounted for to determine the proper depth interval to set the PDBS. Please identify below, any differences between the measuring point identified above and actual ground surface at the well head.

   Distance between measuring point and ground surface (ft.) 0.62 feet below grade
9. Total Well Depth (fbgs) 13.90 (TIC)
10. Screened interval/open hole (fbgs) 8 to 18
11. Well Casing: Diameter: 2 inch Material: ■ PVC ☐ Carbon Steel ☐ Stainless Steel
12. Well Screen (or open hole diameter): Diameter: 2 inch Material: ■ PVC ☐ Carbon Steel ☐ Stainless Steel
13. Screen Size (slot) Screen Slot Size _____

14. Date and Time of Deployment Date: 3/11/15 Time: 8:45
15. Depth to Ground Water Depth to ground water at time of deployment 10.70 feet below TIC
16. Date and Time of Retrieval Date: 3/25/15 Time: 8:30
17. Depth to Ground Water Depth to ground water at time of retrieval 9.27 feet below TIC
18. Type of Deployment Line Used Diameter: 0.25 inch Material: Nylon line

19. Material and Mass (oz.) of PDBS Weight Stainless Steel, approx. 12 oz. (stainless steel recommended)
20. Type of PDBS Used
    ■ Lab Filled (Modified Trip Blank must be taken at time of deployment)
    ☐ Field Filled (Modified equipment blank of fill water must be taken at time of deployment. If PDBS isn't filled at well head, blank must travel with samplers until last sampler is deployed. Blank is then taken.)
21. Dimensions of PDBS Length (in.) 24 inches Diameter (in.) 1.25 inches Filled 220 ml
22. Position of PDBS Weight
    ☐ Attached to bottom of PDBS and suspended in well
    ☐ Attached to bottom of deployment line and suspended in well
    ■ Attached to bottom of deployment line and resting on bottom of well (preferred)
23. Position of PDBS in Well Screen (ft. from measuring point to center of PDBS)

1st PDBS	2nd PDBS	3rd PDBS	4th PDBS
approx. 9.1 ft bgs			

5th PDBS	6th PDBS	7th PDBS	8th PDBS

24. If the saturated portion of the well screen or open hole is greater than 5 feet, has the well been vertically profiled to assess the potential for contaminant stratification?
    ☐ **No**, this well is being profiled during this sampling round
    ☐ **Yes**, this well was profiled already. Date when well was profiled: _____
25. If the saturated portion of the well screen or open hole is greater than 10 feet, has the well been flow tested to assess the potential for vertical flow to be present within the well?
    ■ **No**, flow testing has not been conducted in this well
    ☐ **Yes**, flow testing of this well was conducted. Date of testing: _____
    Type of flow meter used: _____
    Measurements taken every _____ feet **[Please Attach Results]**
26. Weather Conditions During Deployment Temp. 60° F Wind Light ■ Sunny ☐ Overcast ☐ Raining ☐ Snowing
27. Weather Conditions During Retrieval Temp. 50° F Wind None ■ Sunny ☐ Overcast ☐ Raining ☐ Snowing

28. Field Sampling Technician: Name(s) and Company (please print clearly)

Name	Company
Roy Wagner	Tetra Tech
Jon Byk, Priscilla Merta	Tetra Tech

New Jersey Department of Environmental Protection
Checklist for the Submission of Sampling Data for Passive Diffusion Bag Samplers (PDBS)

1. Site: Former Lockheed Electronics Company Site
2. Location: Watchung and N
3. Well Designation: MW-501I
4. Well Permit Number: 25-43363

5. Type of Well: ■ Monitoring ☐ Extraction ☐ Residential ☐ Public Supply ☐ Irrigation ☐ Other
6. Well Surface Finish: ☐ Stick Up ■ Flush Mount
7. Location of Measuring Point: ■ Top of Casing ☐ Other (specify) _____
8. **NOTE:** PDBS represent a point sample within the screened interval or open hole of the well. It is critical to know the exact depth within the well where the PDBS is deployed. Well construction specifications, which are typically used to determine where to set the PDBS in the well, are measured in feet below ground surface (fbgs). If the depth interval for PDBS deployment is measured from the reference point identified above, the difference between this reference point and the ground surface must be measured and accounted for to determine the proper depth interval to set the PDBS. Please identify below, any differences between the measuring point identified above and actual ground surface at the well head.

   Distance between measuring point and ground surface (ft.) 0.44 feet below grade
9. Total Well Depth (fbgs) 73.40 (TIC)
10. Screened interval/open hole (fbgs) 64.5 to 74.5
11. Well Casing: Diameter: 2 inch Material: ■ PVC ☐ Carbon Steel ☐ Stainless Steel
12. Well Screen (or open hole diameter): Diameter: 2 inch Material: ■ PVC ☐ Carbon Steel ☐ Stainless Steel
13. Screen Size (slot) Screen Slot Size _____

14. Date and Time of Deployment Date: 3/11/15 Time: 8:50
15. Depth to Ground Water Depth to ground water at time of deployment 9.68 feet below TIC
16. Date and Time of Retrieval Date: 3/25/15 Time: 8:35
17. Depth to Ground Water Depth to ground water at time of retrieval 4.38 feet below TIC
18. Type of Deployment Line Used Diameter: 0.25 inch Material: Nylon line

19. Material and Mass (oz.) of PDBS Weight Stainless Steel, approx. 12 oz. (stainless steel recommended)
20. Type of PDBS Used
    ■ Lab Filled (Modified Trip Blank must be taken at time of deployment)
    ☐ Field Filled (Modified equipment blank of fill water must be taken at time of deployment. If PDBS isn't filled at well head, blank must travel with samplers until last sampler is deployed. Blank is then taken.)
21. Dimensions of PDBS Length (in.) 24 inches Diameter (in.) 1.25 inches Filled 220 ml
22. Position of PDBS Weight
    ☐ Attached to bottom of PDBS and suspended in well
    ☐ Attached to bottom of deployment line and suspended in well
    ■ Attached to bottom of deployment line and resting on bottom of well (preferred)
23. Position of PDBS in Well Screen (ft. from measuring point to center of PDBS)

1st PDBS	2nd PDBS	3rd PDBS	4th PDBS
approx. 68.4 ft bgs			
5th PDBS	**6th PDBS**	**7th PDBS**	**8th PDBS**

24. If the saturated portion of the well screen or open hole is greater than 5 feet, has the well been vertically profiled to assess the potential for contaminant stratification?
    ☐ **No**, this well is being profiled during this sampling round
    ☐ **Yes**, this well was profiled already. Date when well was profiled: _____
25. If the saturated portion of the well screen or open hole is greater than 10 feet, has the well been flow tested to assess the potential for vertical flow to be present within the well?
    ■ **No**, flow testing has not been conducted in this well
    ☐ **Yes**, flow testing of this well was conducted. Date of testing: _____
    Type of flow meter used: _____
    Measurements taken every _____ feet **[Please Attach Results]**
26. Weather Conditions During Deployment Temp. 60° F Wind Light ■ Sunny ☐ Overcast ☐ Raining ☐ Snowing
27. Weather Conditions During Retrieval Temp. 50° F Wind None ■ Sunny ☐ Overcast ☐ Raining ☐ Snowing

28. Field Sampling Technician: Name(s) and Company (please print clearly)

Name	Company
Roy Wagner	Tetra Tech
Jon Byk, Priscilla Merta	Tetra Tech

New Jersey Department of Environmental Protection

Checklist for the Submission of Sampling Data for Passive Diffusion Bag Samplers (PDBS)

1. Site: Former Lockheed Electronics Company Site
2. Location: Watchung and North Plainfield, NJ
3. Well Designation: MW-502S
4. Well Permit Number: 25-43366

5. Type of Well: ■Monitoring ☐Extraction ☐Residential ☐Public Supply ☐Irrigation ☐Other
6. Well Surface Finish: ☐Stick Up ■Flush Mount
7. Location of Measuring Point: ■Top of Casing ☐Other (specify) _____
8. **NOTE:** PDBS represent a point sample within the screened interval or open hole of the well. It is critical to know the exact depth within the well where the PDBS is deployed. Well construction specifications, which are typically used to determine where to set the PDBS in the well, are measured in feet below ground surface (fbgs). If the depth interval for PDBS deployment is measured from the reference point identified above, the difference between this reference point and the ground surface must be measured and accounted for to determine the proper depth interval to set the PDBS. Please identify below, any differences between the measuring point identified above and actual ground surface at the well head.

   Distance between measuring point and ground surface (ft.) 0.35 feet below grade
9. Total Well Depth (fbgs) 18.51 (TIC)
10. Screened interval/open hole (fbgs) 8 to 18
11. Well Casing: Diameter: 2 inch Material: ■PVC ☐Carbon Steel ☐Stainless Steel
12. Well Screen (or open hole diameter): Diameter: 2 inch Material: ■PVC ☐Carbon Steel ☐Stainless Steel
13. Screen Size (slot) Screen Slot Size _____

14. Date and Time of Deployment Date: 3/11/15 Time: 9:10
15. Depth to Ground Water Depth to ground water at time of deployment 0.60 feet below TIC
16. Date and Time of Retrieval Date: 3/25/15 Time: 9:15
17. Depth to Ground Water Depth to ground water at time of retrieval 0.80 feet below TIC
18. Type of Deployment Line Used Diameter: 0.25 inch Material: Nylon line

19. Material and Mass (oz.) of PDBS Weight Stainless Steel, approx. 16 oz. (stainless steel recommended)
20. Type of PDBS Used
    ■Lab Filled (Modified Trip Blank must be taken at time of deployment)
    ☐Field Filled (Modified equipment blank of fill water must be taken at time of deployment. If PDBS isn't filled at well head, blank must travel with samplers until last sampler is deployed. Blank is then taken.)
21. Dimensions of PDBS Length (in.) 24 inches Diameter (in.) 1.25 inches Filled 220 ml
22. Position of PDBS Weight
    ☐Attached to bottom of PDBS and suspended in well
    ☐Attached to bottom of deployment line and suspended in well
    ■Attached to bottom of deployment line and resting on bottom of well (preferred)
23. Position of PDBS in Well Screen (ft. from measuring point to center of PDBS)

1st PDBS	2nd PDBS	3rd PDBS	4th PDBS
approx. 11.5 ft bgs			

5th PDBS	6th PDBS	7th PDBS	8th PDBS

24. If the saturated portion of the well screen or open hole is greater than 5 feet, has the well been vertically profiled to assess the potential for contaminant stratification?
    ☐ **No**, this well is being profiled during this sampling round
    ☐ **Yes**, this well was profiled already. Date when well was profiled: _____
25. If the saturated portion of the well screen or open hole is greater than 10 feet, has the well been flow tested to assess the potential for vertical flow to be present within the well?
    ■ **No**, flow testing has not been conducted in this well
    ☐ **Yes**, flow testing of this well was conducted. Date of testing: _____
    Type of flow meter used: _____
    Measurements taken every _____ feet **[Please Attach Results]**
26. Weather Conditions During Deployment Temp. 60° F Wind Light ■Sunny ☐Overcast ☐Raining ☐Snowing
27. Weather Conditions During Retrieval Temp. 50° F Wind None ■Sunny ☐Overcast ☐Raining ☐Snowing

28. Field Sampling Technician: Name(s) and Company (please print clearly)

Name	Company
Roy Wagner	Tetra Tech
Jon Byk, Priscilla Merta	Tetra Tech

New Jersey Department of Environmental Protection

Checklist for the Submission of Sampling Data for Passive Diffusion Bag Samplers (PDBS)

1. Site: Former Lockheed Electronics Company Site
2. Location: Watchung and North Plainfield, NJ
3. Well Designation: MW-502I
4. Well Permit Number: 25-43365

5. Type of Well: ■ Monitoring ☐ Extraction ☐ Residential ☐ Public Supply ☐ Irrigation ☐ Other
6. Well Surface Finish: ☐ Stick Up ■ Flush Mount
7. Location of Measuring Point: ■ Top of Casing ☐ Other (specify) _____
8. **NOTE:** PDBS represent a point sample within the screened interval or open hole of the well. It is critical to know the exact depth within the well where the PDBS is deployed. Well construction specifications, which are typically used to determine where to set the PDBS in the well, are measured in feet below ground surface (fbgs). If the depth interval for PDBS deployment is measured from the reference point identified above, the difference between this reference point and the ground surface must be measured and accounted for to determine the proper depth interval to set the PDBS. Please identify below, any differences between the measuring point identified above and actual ground surface at the well head.

   Distance between measuring point and ground surface (ft.) 0.35 feet below grade
9. Total Well Depth (fbgs) 73.75 (TIC)
10. Screened interval/open hole (fbgs) 64.7 to 74.7
11. Well Casing: Diameter: 2 inch Material: ■ PVC ☐ Carbon Steel ☐ Stainless Steel
12. Well Screen (or open hole diameter): Diameter: 2 inch Material: ■ PVC ☐ Carbon Steel ☐ Stainless Steel
13. Screen Size (slot) Screen Slot Size _____

14. Date and Time of Deployment Date: 3/11/15 Time: 9:15
15. Depth to Ground Water Depth to ground water at time of deployment 1.68 feet below TIC
16. Date and Time of Retrieval Date: 3/25/15 Time: 9:20
17. Depth to Ground Water Depth to ground water at time of retrieval 1.86 feet below TIC
18. Type of Deployment Line Used Diameter: 0.25 inch Material: Nylon line

19. Material and Mass (oz.) of PDBS Weight Stainless Steel, approx. 16 oz. (stainless steel recommended)
20. Type of PDBS Used
    ■ Lab Filled (Modified Trip Blank must be taken at time of deployment)
    ☐ Field Filled (Modified equipment blank of fill water must be taken at time of deployment. If PDBS isn't filled at well head, blank must travel with samplers until last sampler is deployed. Blank is then taken.)
21. Dimensions of PDBS Length (in.) 24 inches Diameter (in.) 1.25 inches Filled 220 ml
22. Position of PDBS Weight
    ☐ Attached to bottom of PDBS and suspended in well
    ☐ Attached to bottom of deployment line and suspended in well
    ■ Attached to bottom of deployment line and resting on bottom of well (preferred)
23. Position of PDBS in Well Screen (ft. from measuring point to center of PDBS)

1st PDBS	2nd PDBS	3rd PDBS	4th PDBS
approx. 68.75 (center of screen)			
5th PDBS	**6th PDBS**	**7th PDBS**	**8th PDBS**

24. If the saturated portion of the well screen or open hole is greater than 5 feet, has the well been vertically profiled to assess the potential for contaminant stratification?
    ☐ **No**, this well is being profiled during this sampling round
    ☐ **Yes**, this well was profiled already. Date when well was profiled: _____
25. If the saturated portion of the well screen or open hole is greater than 10 feet, has the well been flow tested to assess the potential for vertical flow to be present within the well?
    ■ **No**, flow testing has not been conducted in this well
    ☐ **Yes**, flow testing of this well was conducted. Date of testing: _____
    Type of flow meter used: _____
    Measurements taken every _____ feet **[Please Attach Results]**
26. Weather Conditions During Deployment Temp. 60° F Wind Light ■ Sunny ☐ Overcast ☐ Raining ☐ Snowing
27. Weather Conditions During Retrieval Temp. 50° F Wind None ■ Sunny ☐ Overcast ☐ Raining ☐ Snowing

28. Field Sampling Technician: Name(s) and Company (please print clearly)

Name	Company
Roy Wagner	Tetra Tech
Jon Byk, Priscilla Merta	Tetra Tech

New Jersey Department of Environmental Protection
Checklist for the Submission of Sampling Data for Passive Diffusion Bag Samplers (PDBS)

1. Site: Former Lockheed Electronics Company Site
2. Location: Watchung and North Plainfield, NJ
3. Well Designation: MW-503S
4. Well Permit Number: 25-43368

5. Type of Well: ■Monitoring ☐Extraction ☐Residential ☐Public Supply ☐Irrigation ☐Other
6. Well Surface Finish: ☐Stick Up ■Flush Mount
7. Location of Measuring Point: ■Top of Casing ☐Other (specify) _____
8. **NOTE:** PDBS represent a point sample within the screened interval or open hole of the well. It is critical to know the exact depth within the well where the PDBS is deployed. Well construction specifications, which are typically used to determine where to set the PDBS in the well, are measured in feet below ground surface (fbgs). If the depth interval for PDBS deployment is measured from the reference point identified above, the difference between this reference point and the ground surface must be measured and accounted for to determine the proper depth interval to set the PDBS. Please identify below, any differences between the measuring point identified above and actual ground surface at the well head.

   Distance between measuring point and ground surface (ft.) 0.28 feet below grade
9. Total Well Depth (fbgs) 23.35 (TIC)
10. Screened interval/open hole (fbgs) 8.7 to 23.7
11. Well Casing: Diameter: 2 inch Material: ■PVC ☐Carbon Steel ☐Stainless Steel
12. Well Screen (or open hole diameter): Diameter: 2 inch Material: ■PVC ☐Carbon Steel ☐Stainless Steel
13. Screen Size (slot) Screen Slot Size _____

14. Date and Time of Deployment Date: 3/11/15 Time: 9:00
15. Depth to Ground Water Depth to ground water at time of deployment 3.97 feet below TIC
16. Date and Time of Retrieval Date: 3/25/15 Time: 9:00
17. Depth to Ground Water Depth to ground water at time of retrieval 4.14 feet below TIC
18. Type of Deployment Line Used Diameter: 0.25 inch Material: Nylon line

19. Material and Mass (oz.) of PDBS Weight Stainless Steel, approx. 16 oz. (stainless steel recommended)
20. Type of PDBS Used
    ■Lab Filled (Modified Trip Blank must be taken at time of deployment)
    ☐Field Filled (Modified equipment blank of fill water must be taken at time of deployment. If PDBS isn't filled at well head, blank must travel with samplers until last sampler is deployed. Blank is then taken.)
21. Dimensions of PDBS Length (in.) 24 inches Diameter (in.) 1.25 inches Filled 220 ml
22. Position of PDBS Weight
    ☐Attached to bottom of PDBS and suspended in well
    ☐Attached to bottom of deployment line and suspended in well
    ■Attached to bottom of deployment line and resting on bottom of well (preferred)
23. Position of PDBS in Well Screen (ft. from measuring point to center of PDBS)

1st PDBS	2nd PDBS	3rd PDBS	4th PDBS
9.6 feet below TOC			

(10.55 feet well depth, set 2.5' off bottom)

5th PDBS	6th PDBS	7th PDBS	8th PDBS

24. If the saturated portion of the well screen or open hole is greater than 5 feet, has the well been vertically profiled to assess the potential for contaminant stratification?
    ☐ **No**, this well is being profiled during this sampling round
    ☐ **Yes**, this well was profiled already. Date when well was profiled: _____
25. If the saturated portion of the well screen or open hole is greater than 10 feet, has the well been flow tested to assess the potential for vertical flow to be present within the well?
    ■ **No**, flow testing has not been conducted in this well
    ☐ **Yes**, flow testing of this well was conducted. Date of testing: _____
    Type of flow meter used: _____
    Measurements taken every _____ feet **[Please Attach Results]**
26. Weather Conditions During Deployment Temp. 60° F Wind Light ■Sunny ☐Overcast ☐Raining ☐Snowing
27. Weather Conditions During Retrieval Temp. 50° F Wind None ■Sunny ☐Overcast ☐Raining ☐Snowing

28. Field Sampling Technician: Name(s) and Company (please print clearly)

Name	Company
Roy Wagner, Tetra Tech	
Jon Byk, Tetra Tech, Priscilla Merta, Tetra Tech	

New Jersey Department of Environmental Protection

Checklist for the Submission of Sampling Data for Passive Diffusion Bag Samplers (PDBS)

1. Site: Former Lockheed Electronics Company Site
2. Location: Watchung and North Plainfield, NJ
3. Well Designation: MW-503I
4. Well Permit Number: 25-43367

5. Type of Well: ■Monitoring ☐Extraction ☐Residential ☐Public Supply ☐Irrigation ☐Other
6. Well Surface Finish: ☐Stick Up ■Flush Mount
7. Location of Measuring Point: ■Top of Casing ☐Other (specify) _____
8. **NOTE:** PDBS represent a point sample within the screened interval or open hole of the well. It is critical to know the exact depth within the well where the PDBS is deployed. Well construction specifications, which are typically used to determine where to set the PDBS in the well, are measured in feet below ground surface (fbgs). If the depth interval for PDBS deployment is measured from the reference point identified above, the difference between this reference point and the ground surface must be measured and accounted for to determine the proper depth interval to set the PDBS. Please identify below, any differences between the measuring point identified above and actual ground surface at the well head.

   Distance between measuring point and ground surface (ft.) 0.05 feet below grade
9. Total Well Depth (fbgs) 69.94 (TIC)
10. Screened interval/open hole (fbgs) 61.5 to 71.5
11. Well Casing: Diameter: 2 inch Material: ■PVC ☐Carbon Steel ☐Stainless Steel
12. Well Screen (or open hole diameter): Diameter: 2 inch Material: ■PVC ☐Carbon Steel ☐Stainless Steel
13. Screen Size (slot) Screen Slot Size _____

14. Date and Time of Deployment Date: 3/11/15 Time: 9:05
15. Depth to Ground Water Depth to ground water at time of deployment 3.80 feet below TIC
16. Date and Time of Retrieval Date: 3/25/15 Time: 9:05
17. Depth to Ground Water Depth to ground water at time of retrieval 3.81 feet below TIC
18. Type of Deployment Line Used Diameter: 0.25 inch Material: Nylon line

19. Material and Mass (oz.) of PDBS Weight Stainless Steel, approx. 16 oz. (stainless steel recommended)
20. Type of PDBS Used
    ■Lab Filled (Modified Trip Blank must be taken at time of deployment)
    ☐Field Filled (Modified equipment blank of fill water must be taken at time of deployment. If PDBS isn't filled at well head, blank must travel with samplers until last sampler is deployed. Blank is then taken.)
21. Dimensions of PDBS Length (in.) 24 inches Diameter (in.) 1.25 inches Filled 220 ml
22. Position of PDBS Weight
    ☐Attached to bottom of PDBS and suspended in well
    ☐Attached to bottom of deployment line and suspended in well
    ■Attached to bottom of deployment line and resting on bottom of well (preferred)
23. Position of PDBS in Well Screen (ft. from measuring point to center of PDBS)

1st PDBS	2nd PDBS	3rd PDBS	4th PDBS
approx. 64.94 ft (center of screen)			
5th PDBS	**6th PDBS**	**7th PDBS**	**8th PDBS**

24. If the saturated portion of the well screen or open hole is greater than 5 feet, has the well been vertically profiled to assess the potential for contaminant stratification?
    ☐ **No**, this well is being profiled during this sampling round
    ☐ **Yes**, this well was profiled already. Date when well was profiled: _____
25. If the saturated portion of the well screen or open hole is greater than 10 feet, has the well been flow tested to assess the potential for vertical flow to be present within the well?
    ■ **No**, flow testing has not been conducted in this well
    ☐ **Yes**, flow testing of this well was conducted. Date of testing: _____
    Type of flow meter used: _____
    Measurements taken every _____ feet **[Please Attach Results]**
26. Weather Conditions During Deployment Temp. 60° F Wind Light ■Sunny ☐Overcast ☐Raining ☐Snowing
27. Weather Conditions During Retrieval Temp. 50° F Wind None ■Sunny ☐Overcast ☐Raining ☐Snowing

28. Field Sampling Technician: Name(s) and Company (please print clearly)

Name	Company
Roy Wagner	Tetra Tech
Jon Byk, Priscilla Merta	Tetra Tech

New Jersey Department of Environmental Protection
Checklist for the Submission of Sampling Data for Passive Diffusion Bag Samplers (PDBS)

1. Site: Former Lockheed Electronics Company Site
2. Location: Watchung and North Plainfield, NJ
3. Well Designation: MW-505S
4. Well Permit Number: 25-43522

5. Type of Well: ■Monitoring ☐Extraction ☐Residential ☐Public Supply ☐Irrigation ☐Other
6. Well Surface Finish: ■Stick Up ☐Flush Mount
7. Location of Measuring Point: ■Top of Casing ☐Other (specify) _____
8. **NOTE:** PDBS represent a point sample within the screened interval or open hole of the well. It is critical to know the exact depth within the well where the PDBS is deployed. Well construction specifications, which are typically used to determine where to set the PDBS in the well, are measured in feet below ground surface (fbgs). If the depth interval for PDBS deployment is measured from the reference point identified above, the difference between this reference point and the ground surface must be measured and accounted for to determine the proper depth interval to set the PDBS. Please identify below, any differences between the measuring point identified above and actual ground surface at the well head.

   Distance between measuring point and ground surface (ft.) 0.28 feet below grade
9. Total Well Depth (fbgs) 19.70 (TIC)
10. Screened interval/open hole (fbgs) 9.7 to 19.7
11. Well Casing: Diameter: 2 inch Material: ■PVC ☐Carbon Steel ☐Stainless Steel
12. Well Screen (or open hole diameter): Diameter: 2 inch Material: ■PVC ☐Carbon Steel ☐Stainless Steel
13. Screen Size (slot) Screen Slot Size _____

14. Date and Time of Deployment Date: 3/11/15 Time: 16:25
15. Depth to Ground Water Depth to ground water at time of deployment 4.22 feet below TIC
16. Date and Time of Retrieval Date: 3/25/15 Time: 16:00
17. Depth to Ground Water Depth to ground water at time of retrieval 4.50 feet below TIC
18. Type of Deployment Line Used Diameter: 0.25 inch Material: Nylon line

19. Material and Mass (oz.) of PDBS Weight Stainless Steel, approx. 16 oz. (stainless steel recommended)
20. Type of PDBS Used
    ■Lab Filled (Modified Trip Blank must be taken at time of deployment)
    ☐Field Filled (Modified equipment blank of fill water must be taken at time of deployment. If PDBS isn't filled at well head, blank must travel with samplers until last sampler is deployed. Blank is then taken.)
21. Dimensions of PDBS Length (in.) 24 inches Diameter (in.) 1.25 inches Filled 220 ml
22. Position of PDBS Weight
    ☐Attached to bottom of PDBS and suspended in well
    ☐Attached to bottom of deployment line and suspended in well
    ■Attached to bottom of deployment line and resting on bottom of well (preferred)
23. Position of PDBS in Well Screen (ft. from measuring point to center of PDBS)

1st PDBS	2nd PDBS	3rd PDBS	4th PDBS
approx. 17.4 ft bgs			

5th PDBS	6th PDBS	7th PDBS	8th PDBS

24. If the saturated portion of the well screen or open hole is greater than 5 feet, has the well been vertically profiled to assess the potential for contaminant stratification?
    ☐ **No**, this well is being profiled during this sampling round
    ☐ **Yes**, this well was profiled already. Date when well was profiled: _____
25. If the saturated portion of the well screen or open hole is greater than 10 feet, has the well been flow tested to assess the potential for vertical flow to be present within the well?
    ■ **No**, flow testing has not been conducted in this well
    ☐ **Yes**, flow testing of this well was conducted. Date of testing: _____
    Type of flow meter used: _____
    Measurements taken every _____ feet **[Please Attach Results]**
26. Weather Conditions During Deployment Temp. 60° F Wind Light ■Sunny ☐Overcast ☐Raining ☐Snowing
27. Weather Conditions During Retrieval Temp. 50° F Wind None ■Sunny ☐Overcast ☐Raining ☐Snowing

28. Field Sampling Technician: Name(s) and Company (please print clearly)

Name	Company
Roy Wagner, Tetra Tech	
Jon Byk, Tetra Tech, Priscilla Merta, Tetra Tech	

New Jersey Department of Environmental Protection

Checklist for the Submission of Sampling Data for Passive Diffusion Bag Samplers (PDBS)

1. Site: Former Lockheed Electronics Company Site
2. Location: Watchung and North Plainfield, NJ
3. Well Designation: MW-505I
4. Well Permit Number: 25-43523

5. Type of Well: ■Monitoring ☐Extraction ☐Residential ☐Public Supply ☐Irrigation ☐Other
6. Well Surface Finish: ■Stick Up ☐Flush Mount
7. Location of Measuring Point: ■Top of Casing ☐Other (specify) _____
8. **NOTE:** PDBS represent a point sample within the screened interval or open hole of the well. It is critical to know the exact depth within the well where the PDBS is deployed. Well construction specifications, which are typically used to determine where to set the PDBS in the well, are measured in feet below ground surface (fbgs). If the depth interval for PDBS deployment is measured from the reference point identified above, the difference between this reference point and the ground surface must be measured and accounted for to determine the proper depth interval to set the PDBS. Please identify below, any differences between the measuring point identified above and actual ground surface at the well head.

   Distance between measuring point and ground surface (ft.) 0.28 feet below grade
9. Total Well Depth (fbgs) 75.00 (TIC)
10. Screened interval/open hole (fbgs) 65.0 to 75.0
11. Well Casing: Diameter: 2 inch Material: ■PVC ☐Carbon Steel ☐Stainless Steel
12. Well Screen (or open hole diameter): Diameter: 2 inch Material: ■PVC ☐Carbon Steel ☐Stainless Steel
13. Screen Size (slot) Screen Slot Size _____

14. Date and Time of Deployment Date: 3/11/15 Time: 16:30
15. Depth to Ground Water Depth to ground water at time of deployment 3.71 feet below TIC
16. Date and Time of Retrieval Date: 3/25/15 Time: 16:05
17. Depth to Ground Water Depth to ground water at time of retrieval 3.22 feet below TIC
18. Type of Deployment Line Used Diameter: 0.25 inch Material: Nylon line

19. Material and Mass (oz.) of PDBS Weight Stainless Steel, approx. 16 oz. (stainless steel recommended)
20. Type of PDBS Used
    ■Lab Filled (Modified Trip Blank must be taken at time of deployment)
    ☐Field Filled (Modified equipment blank of fill water must be taken at time of deployment. If PDBS isn't filled at well head, blank must travel with samplers until last sampler is deployed. Blank is then taken.)
21. Dimensions of PDBS Length (in.) 24 inches Diameter (in.) 1.25 inches Filled 220 ml
22. Position of PDBS Weight
    ☐Attached to bottom of PDBS and suspended in well
    ☐Attached to bottom of deployment line and suspended in well
    ■Attached to bottom of deployment line and resting on bottom of well (preferred)
23. Position of PDBS in Well Screen (ft. from measuring point to center of PDBS)

1st PDBS	2nd PDBS	3rd PDBS	4th PDBS
approx. 72.8 ft bgs			

5th PDBS	6th PDBS	7th PDBS	8th PDBS

24. If the saturated portion of the well screen or open hole is greater than 5 feet, has the well been vertically profiled to assess the potential for contaminant stratification?
    ☐ **No**, this well is being profiled during this sampling round
    ☐ **Yes**, this well was profiled already. Date when well was profiled: _____
25. If the saturated portion of the well screen or open hole is greater than 10 feet, has the well been flow tested to assess the potential for vertical flow to be present within the well?
    ■ **No**, flow testing has not been conducted in this well
    ☐ **Yes**, flow testing of this well was conducted. Date of testing: _____
    Type of flow meter used: _____
    Measurements taken every _____ feet **[Please Attach Results]**
26. Weather Conditions During Deployment Temp. 60° F Wind Light ■Sunny ☐Overcast ☐Raining ☐Snowing
27. Weather Conditions During Retrieval Temp. 50° F Wind None ■Sunny ☐Overcast ☐Raining ☐Snowing

28. Field Sampling Technician: Name(s) and Company (please print clearly)

Name	Company
Roy Wagner	Tetra Tech
Jon Byk, Priscilla Merta	Tetra Tech

New Jersey Department of Environmental Protection

Checklist for the Submission of Sampling Data for Passive Diffusion Bag Samplers (PDBS)

1. Site: Former Lockheed Electronics Company Site
2. Location: Watchung and North Plainfield, NJ
3. Well Designation: MW-506S
4. Well Permit Number: 25-43517

5. Type of Well: ■Monitoring ☐Extraction ☐Residential ☐Public Supply ☐Irrigation ☐Other
6. Well Surface Finish: ☐Stick Up ■Flush Mount
7. Location of Measuring Point: ■Top of Casing ☐Other (specify) _____
8. **NOTE:** PDBS represent a point sample within the screened interval or open hole of the well. It is critical to know the exact depth within the well where the PDBS is deployed. Well construction specifications, which are typically used to determine where to set the PDBS in the well, are measured in feet below ground surface (fbgs). If the depth interval for PDBS deployment is measured from the reference point identified above, the difference between this reference point and the ground surface must be measured and accounted for to determine the proper depth interval to set the PDBS. Please identify below, any differences between the measuring point identified above and actual ground surface at the well head.

   Distance between measuring point and ground surface (ft.) 0.33 feet below grade
9. Total Well Depth (fbgs) 24.62 (TIC)
10. Screened interval/open hole (fbgs) 14.6 to 24.6
11. Well Casing: Diameter: 2 inch Material: ■PVC ☐Carbon Steel ☐Stainless Steel
12. Well Screen (or open hole diameter): Diameter: 2 inch Material: ■PVC ☐Carbon Steel ☐Stainless Steel
13. Screen Size (slot) Screen Slot Size _____

14. Date and Time of Deployment Date: 3/11/15 Time: 9:25
15. Depth to Ground Water Depth to ground water at time of deployment 7.21 feet below TIC
16. Date and Time of Retrieval Date: 3/25/15 Time: 9:25
17. Depth to Ground Water Depth to ground water at time of retrieval 6.21 feet below TIC
18. Type of Deployment Line Used Diameter: 0.25 inch Material: Nylon line

19. Material and Mass (oz.) of PDBS Weight Stainless Steel, approx. 16 oz. (stainless steel recommended)
20. Type of PDBS Used
    ■Lab Filled (Modified Trip Blank must be taken at time of deployment)
    ☐Field Filled (Modified equipment blank of fill water must be taken at time of deployment. If PDBS isn't filled at well head, blank must travel with samplers until last sampler is deployed. Blank is then taken.)
21. Dimensions of PDBS Length (in.) 24 inches Diameter (in.) 1.25 inches Filled 220 ml
22. Position of PDBS Weight
    ☐Attached to bottom of PDBS and suspended in well
    ☐Attached to bottom of deployment line and suspended in well
    ■Attached to bottom of deployment line and resting on bottom of well (preferred)
23. Position of PDBS in Well Screen (ft. from measuring point to center of PDBS)

1st PDBS	2nd PDBS	3rd PDBS	4th PDBS
approx. 21.3 ft bgs (collected field duplicate sample DUP-03)			

5th PDBS	6th PDBS	7th PDBS	8th PDBS

24. If the saturated portion of the well screen or open hole is greater than 5 feet, has the well been vertically profiled to assess the potential for contaminant stratification?
    ☐ **No**, this well is being profiled during this sampling round
    ☐ **Yes**, this well was profiled already. Date when well was profiled: _____
25. If the saturated portion of the well screen or open hole is greater than 10 feet, has the well been flow tested to assess the potential for vertical flow to be present within the well?
    ■ **No**, flow testing has not been conducted in this well
    ☐ **Yes**, flow testing of this well was conducted. Date of testing: _____
    Type of flow meter used: _____
    Measurements taken every _____ feet **[Please Attach Results]**
26. Weather Conditions During Deployment Temp. 60° F Wind Light ■Sunny ☐Overcast ☐Raining ☐Snowing
27. Weather Conditions During Retrieval Temp. 50° F Wind None ■Sunny ☐Overcast ☐Raining ☐Snowing

28. Field Sampling Technician: Name(s) and Company (please print clearly)

Name	Company
Roy Wagner	Tetra Tech
Jon Byk, Priscilla Merta	Tetra Tech

New Jersey Department of Environmental Protection

Checklist for the Submission of Sampling Data for Passive Diffusion Bag Samplers (PDBS)

1. Site: Former Lockheed Electronics Company Site
2. Location: Watchung and North Plainfield, NJ
3. Well Designation: MW-506I
4. Well Permit Number: 25-43518

5. Type of Well: ■Monitoring ☐Extraction ☐Residential ☐Public Supply ☐Irrigation ☐Other
6. Well Surface Finish: ☐Stick Up ■Flush Mount
7. Location of Measuring Point: ■Top of Casing ☐Other (specify) _____
8. **NOTE:** PDBS represent a point sample within the screened interval or open hole of the well. It is critical to know the exact depth within the well where the PDBS is deployed. Well construction specifications, which are typically used to determine where to set the PDBS in the well, are measured in feet below ground surface (fbgs). If the depth interval for PDBS deployment is measured from the reference point identified above, the difference between this reference point and the ground surface must be measured and accounted for to determine the proper depth interval to set the PDBS. Please identify below, any differences between the measuring point identified above and actual ground surface at the well head.

   Distance between measuring point and ground surface (ft.) 0.35 feet below grade
9. Total Well Depth (fbgs) 94.95 (TIC)
10. Screened interval/open hole (fbgs) 89 to 99
11. Well Casing: Diameter: 2 inch Material: ■PVC ☐Carbon Steel ☐Stainless Steel
12. Well Screen (or open hole diameter): Diameter: 2 inch Material: ■PVC ☐Carbon Steel ☐Stainless Steel
13. Screen Size (slot) Screen Slot Size _____

14. Date and Time of Deployment Date: 3/11/15 Time: 9:30
15. Depth to Ground Water Depth to ground water at time of deployment 15.49 feet below TIC
16. Date and Time of Retrieval Date: 3/25/15 Time: 9:35
17. Depth to Ground Water Depth to ground water at time of retrieval 18.20 feet below TIC
18. Type of Deployment Line Used Diameter: 0.25 inch Material: Nylon line

19. Material and Mass (oz.) of PDBS Weight Stainless Steel, approx. 16 oz. (stainless steel recommended)
20. Type of PDBS Used
    ■Lab Filled (Modified Trip Blank must be taken at time of deployment)
    ☐Field Filled (Modified equipment blank of fill water must be taken at time of deployment. If PDBS isn't filled at well head, blank must travel with samplers until last sampler is deployed. Blank is then taken.)
21. Dimensions of PDBS Length (in.) 24 inches Diameter (in.) 1.25 inches Filled 220 ml
22. Position of PDBS Weight
    ☐Attached to bottom of PDBS and suspended in well
    ☐Attached to bottom of deployment line and suspended in well
    ■Attached to bottom of deployment line and resting on bottom of well (preferred)
23. Position of PDBS in Well Screen (ft. from measuring point to center of PDBS)

1st PDBS	2nd PDBS	3rd PDBS	4th PDBS
approx. 91 ft bgs (near top of screen)			
5th PDBS	**6th PDBS**	**7th PDBS**	**8th PDBS**

24. If the saturated portion of the well screen or open hole is greater than 5 feet, has the well been vertically profiled to assess the potential for contaminant stratification?
    ☐ **No**, this well is being profiled during this sampling round
    ☐ **Yes**, this well was profiled already. Date when well was profiled: _____

25. If the saturated portion of the well screen or open hole is greater than 10 feet, has the well been flow tested to assess the potential for vertical flow to be present within the well?
    ■ **No**, flow testing has not been conducted in this well
    ☐ **Yes**, flow testing of this well was conducted. Date of testing: _____
    Type of flow meter used: _____
    Measurements taken every _____ feet **[Please Attach Results]**

26. Weather Conditions During Deployment Temp. 60° F Wind Light ■Sunny ☐Overcast ☐Raining ☐Snowing
27. Weather Conditions During Retrieval Temp. 50° F Wind None ■Sunny ☐Overcast ☐Raining ☐Snowing

28. Field Sampling Technician: Name(s) and Company (please print clearly)

Name	Company
Roy Wagner	Tetra Tech
Jon Byk, Priscilla Merta	Tetra Tech

New Jersey Department of Environmental Protection

Checklist for the Submission of Sampling Data for Passive Diffusion Bag Samplers (PDBS)

1. Site: Former Lockheed Electronics Company Site
2. Location: Watchung and North Plainfield, NJ
3. Well Designation: MW-507S
4. Well Permit Number: 25-43516

5. Type of Well: ■Monitoring ☐Extraction ☐Residential ☐Public Supply ☐Irrigation ☐Other
6. Well Surface Finish: ☐Stick Up ■Flush Mount
7. Location of Measuring Point: ■Top of Casing ☐Other (specify) _____
8. **NOTE:** PDBS represent a point sample within the screened interval or open hole of the well. It is critical to know the exact depth within the well where the PDBS is deployed. Well construction specifications, which are typically used to determine where to set the PDBS in the well, are measured in feet below ground surface (fbgs). If the depth interval for PDBS deployment is measured from the reference point identified above, the difference between this reference point and the ground surface must be measured and accounted for to determine the proper depth interval to set the PDBS. Please identify below, any differences between the measuring point identified above and actual ground surface at the well head.

   Distance between measuring point and ground surface (ft.) 0.24 feet below grade
9. Total Well Depth (fbgs) 59.70 (TIC)
10. Screened interval/open hole (fbgs) 49.7 to 59.7
11. Well Casing: Diameter: 2 inch Material: ■PVC ☐Carbon Steel ☐Stainless Steel
12. Well Screen (or open hole diameter): Diameter: 2 inch Material: ■PVC ☐Carbon Steel ☐Stainless Steel
13. Screen Size (slot) Screen Slot Size _____

14. Date and Time of Deployment Date: 3/11/15 Time: 11:40
15. Depth to Ground Water Depth to ground water at time of deployment 50.50 feet below TIC
16. Date and Time of Retrieval Date: 3/25/15 Time: 10:20
17. Depth to Ground Water Depth to ground water at time of retrieval 49.12 feet below TIC
18. Type of Deployment Line Used Diameter: 0.25 inch Material: Nylon line

19. Material and Mass (oz.) of PDBS Weight Stainless Steel, approx. 16 oz. (stainless steel recommended)
20. Type of PDBS Used
    ■Lab Filled (Modified Trip Blank must be taken at time of deployment)
    ☐Field Filled (Modified equipment blank of fill water must be taken at time of deployment. If PDBS isn't filled at well head, blank must travel with samplers until last sampler is deployed. Blank is then taken.)
21. Dimensions of PDBS Length (in.) 24 inches Diameter (in.) 1.25 inches Filled 220 ml
22. Position of PDBS Weight
    ☐Attached to bottom of PDBS and suspended in well
    ☐Attached to bottom of deployment line and suspended in well
    ■Attached to bottom of deployment line and resting on bottom of well (preferred)
23. Position of PDBS in Well Screen (ft. from measuring point to center of PDBS)

1st PDBS	2nd PDBS	3rd PDBS	4th PDBS
approx. 52.8 ft bgs (center of screen)			
5th PDBS	**6th PDBS**	**7th PDBS**	**8th PDBS**

24. If the saturated portion of the well screen or open hole is greater than 5 feet, has the well been vertically profiled to assess the potential for contaminant stratification?
    ☐ **No**, this well is being profiled during this sampling round
    ☐ **Yes**, this well was profiled already. Date when well was profiled: _____
25. If the saturated portion of the well screen or open hole is greater than 10 feet, has the well been flow tested to assess the potential for vertical flow to be present within the well?
    ■ **No**, flow testing has not been conducted in this well
    ☐ **Yes**, flow testing of this well was conducted. Date of testing: _____
    Type of flow meter used: _____
    Measurements taken every _____ feet **[Please Attach Results]**
26. Weather Conditions During Deployment Temp. 60° F Wind Light ■Sunny ☐Overcast ☐Raining ☐Snowing
27. Weather Conditions During Retrieval Temp. 50° F Wind None ■Sunny ☐Overcast ☐Raining ☐Snowing

28. Field Sampling Technician: Name(s) and Company (please print clearly)

Name	Company
Roy Wagner	Tetra Tech
Jon Byk, Priscilla Merta	Tetra Tech

New Jersey Department of Environmental Protection

Checklist for the Submission of Sampling Data for Passive Diffusion Bag Samplers (PDBS)

1. Site: Former Lockheed Electronics Company Site
2. Location: Watchung and North Plainfield, NJ
3. Well Designation: MW-507I
4. Well Permit Number: 25-43821

5. Type of Well: ■Monitoring ☐Extraction ☐Residential ☐Public Supply ☐Irrigation ☐Other
6. Well Surface Finish: ☐Stick Up ■Flush Mount
7. Location of Measuring Point: ■Top of Casing ☐Other (specify) _____
8. **NOTE:** PDBS represent a point sample within the screened interval or open hole of the well. It is critical to know the exact depth within the well where the PDBS is deployed. Well construction specifications, which are typically used to determine where to set the PDBS in the well, are measured in feet below ground surface (fbgs). If the depth interval for PDBS deployment is measured from the reference point identified above, the difference between this reference point and the ground surface must be measured and accounted for to determine the proper depth interval to set the PDBS. Please identify below, any differences between the measuring point identified above and actual ground surface at the well head.

   Distance between measuring point and ground surface (ft.) 0.24 feet below grade
9. Total Well Depth (fbgs) 150.90 (TIC)
10. Screened interval/open hole (fbgs) 142 to 152
11. Well Casing: Diameter: 4 inch Material: ■PVC ☐Carbon Steel ☐Stainless Steel
12. Well Screen (or open hole diameter): Diameter: 4 inch Material: ■PVC ☐Carbon Steel ☐Stainless Steel
13. Screen Size (slot) Screen Slot Size _____

14. Date and Time of Deployment Date: 3/11/15 Time: 11:45
15. Depth to Ground Water Depth to ground water at time of deployment 54.20 feet below TIC
16. Date and Time of Retrieval Date: 3/25/15 Time: 10:25
17. Depth to Ground Water Depth to ground water at time of retrieval 53.17 feet below TIC
18. Type of Deployment Line Used Diameter: 0.25 inch Material: Nylon line

19. Material and Mass (oz.) of PDBS Weight Stainless Steel, approx. 16 oz. (stainless steel recommended)
20. Type of PDBS Used
    ■Lab Filled (Modified Trip Blank must be taken at time of deployment)
    ☐Field Filled (Modified equipment blank of fill water must be taken at time of deployment. If PDBS isn't filled at well head, blank must travel with samplers until last sampler is deployed. Blank is then taken.)
21. Dimensions of PDBS Length (in.) 24 inches Diameter (in.) 1.25 inches Filled 220 ml
22. Position of PDBS Weight
    ☐Attached to bottom of PDBS and suspended in well
    ☐Attached to bottom of deployment line and suspended in well
    ■Attached to bottom of deployment line and resting on bottom of well (preferred)
23. Position of PDBS in Well Screen (ft. from measuring point to center of PDBS)

1st PDBS	2nd PDBS	3rd PDBS	4th PDBS
approx. 148.7 ft bgs (collected MS/MSD)			
5th PDBS	**6th PDBS**	**7th PDBS**	**8th PDBS**

24. If the saturated portion of the well screen or open hole is greater than 5 feet, has the well been vertically profiled to assess the potential for contaminant stratification?
    ☐ **No**, this well is being profiled during this sampling round
    ☐ **Yes**, this well was profiled already. Date when well was profiled: _____
25. If the saturated portion of the well screen or open hole is greater than 10 feet, has the well been flow tested to assess the potential for vertical flow to be present within the well?
    ■ **No**, flow testing has not been conducted in this well
    ☐ **Yes**, flow testing of this well was conducted. Date of testing: _____
    Type of flow meter used: _____
    Measurements taken every _____ feet **[Please Attach Results]**
26. Weather Conditions During Deployment Temp. 60° F Wind Light ■Sunny ☐Overcast ☐Raining ☐Snowing
27. Weather Conditions During Retrieval Temp. 50° F Wind None ■Sunny ☐Overcast ☐Raining ☐Snowing

28. Field Sampling Technician: Name(s) and Company (please print clearly)

Name	Company
Roy Wagner	Tetra Tech
Jon Byk, Priscilla Merta	Tetra Tech

New Jersey Department of Environmental Protection

Checklist for the Submission of Sampling Data for Passive Diffusion Bag Samplers (PDBS)

1. Site: Former Lockheed Electronics Company Site
2. Location: Watchung and North Plainfield, NJ
3. Well Designation: MW-508S
4. Well Permit Number: 25-43524

5. Type of Well: ■Monitoring ☐Extraction ☐Residential ☐Public Supply ☐Irrigation ☐Other
6. Well Surface Finish: ☐Stick Up ■Flush Mount
7. Location of Measuring Point: ■Top of Casing ☐Other (specify) _____
8. **NOTE:** PDBS represent a point sample within the screened interval or open hole of the well. It is critical to know the exact depth within the well where the PDBS is deployed. Well construction specifications, which are typically used to determine where to set the PDBS in the well, are measured in feet below ground surface (fbgs). If the depth interval for PDBS deployment is measured from the reference point identified above, the difference between this reference point and the ground surface must be measured and accounted for to determine the proper depth interval to set the PDBS. Please identify below, any differences between the measuring point identified above and actual ground surface at the well head.

   Distance between measuring point and ground surface (ft.) 0.31 feet below grade
9. Total Well Depth (fbgs) 68.83 (TIC)
10. Screened interval/open hole (fbgs) 57.7 to 67.7
11. Well Casing: Diameter: 2 inch Material: ■PVC ☐Carbon Steel ☐Stainless Steel
12. Well Screen (or open hole diameter): Diameter: 2 inch Material: ■PVC ☐Carbon Steel ☐Stainless Steel
13. Screen Size (slot) Screen Slot Size _____

14. Date and Time of Deployment Date: 3/11/15 Time: 10:55
15. Depth to Ground Water Depth to ground water at time of deployment 58.55 feet below TIC
16. Date and Time of Retrieval Date: 3/25/15 Time: 9:40
17. Depth to Ground Water Depth to ground water at time of retrieval 57.52 feet below TIC
18. Type of Deployment Line Used Diameter: 0.25 inch Material: Nylon line

19. Material and Mass (oz.) of PDBS Weight Stainless Steel, approx. 16 oz. (stainless steel recommended)
20. Type of PDBS Used
    ■Lab Filled (Modified Trip Blank must be taken at time of deployment)
    ☐Field Filled (Modified equipment blank of fill water must be taken at time of deployment. If PDBS isn't filled at well head, blank must travel with samplers until last sampler is deployed. Blank is then taken.)
21. Dimensions of PDBS Length (in.) 24 inches Diameter (in.) 1.25 inches Filled 220 ml
22. Position of PDBS Weight
    ☐Attached to bottom of PDBS and suspended in well
    ☐Attached to bottom of deployment line and suspended in well
    ■Attached to bottom of deployment line and resting on bottom of well (preferred)
23. Position of PDBS in Well Screen (ft. from measuring point to center of PDBS)

1st PDBS	2nd PDBS	3rd PDBS	4th PDBS
approx. 62.83 ft (center of screen)			
5th PDBS	**6th PDBS**	**7th PDBS**	**8th PDBS**

24. If the saturated portion of the well screen or open hole is greater than 5 feet, has the well been vertically profiled to assess the potential for contaminant stratification?
    ☐ **No**, this well is being profiled during this sampling round
    ☐ **Yes**, this well was profiled already. Date when well was profiled: _____
25. If the saturated portion of the well screen or open hole is greater than 10 feet, has the well been flow tested to assess the potential for vertical flow to be present within the well?
    ■ **No**, flow testing has not been conducted in this well
    ☐ **Yes**, flow testing of this well was conducted. Date of testing: _____
    Type of flow meter used: _____
    Measurements taken every _____ feet **[Please Attach Results]**
26. Weather Conditions During Deployment Temp. 60° F Wind Light ■Sunny ☐Overcast ☐Raining ☐Snowing
27. Weather Conditions During Retrieval Temp. 50° F Wind None ■Sunny ☐Overcast ☐Raining ☐Snowing

28. Field Sampling Technician: Name(s) and Company (please print clearly)

Name	Company
Roy Wagner	Tetra Tech
Jon Byk, Priscilla Merta	Tetra Tech

New Jersey Department of Environmental Protection

Checklist for the Submission of Sampling Data for Passive Diffusion Bag Samplers (PDBS)

1. Site: Former Lockheed Electronics Company Site
2. Location: Watchung and North Plainfield, NJ
3. Well Designation: MW-508D
4. Well Permit Number: 25-43525

5. Type of Well: ■Monitoring ☐Extraction ☐Residential ☐Public Supply ☐Irrigation ☐Other
6. Well Surface Finish: ☐Stick Up ■Flush Mount
7. Location of Measuring Point: ■Top of Casing ☐Other (specify) _____
8. **NOTE:** PDBS represent a point sample within the screened interval or open hole of the well. It is critical to know the exact depth within the well where the PDBS is deployed. Well construction specifications, which are typically used to determine where to set the PDBS in the well, are measured in feet below ground surface (fbgs). If the depth interval for PDBS deployment is measured from the reference point identified above, the difference between this reference point and the ground surface must be measured and accounted for to determine the proper depth interval to set the PDBS. Please identify below, any differences between the measuring point identified above and actual ground surface at the well head.

   Distance between measuring point and ground surface (ft.) 0.31 feet below grade
9. Total Well Depth (fbgs) 262.70 (TIC)
10. Screened interval/open hole (fbgs) 252.7 to 262.7
11. Well Casing: Diameter: 2 inch Material: ■PVC ☐Carbon Steel ☐Stainless Steel
12. Well Screen (or open hole diameter): Diameter: 2 inch Material: ■PVC ☐Carbon Steel ☐Stainless Steel
13. Screen Size (slot) Screen Slot Size _____

14. Date and Time of Deployment Date: 3/11/15 Time: 10:50
15. Depth to Ground Water Depth to ground water at time of deployment 65.55 feet below TIC
16. Date and Time of Retrieval Date: 3/25/15 Time: 9:45
17. Depth to Ground Water Depth to ground water at time of retrieval 64.24 feet below TIC
18. Type of Deployment Line Used Diameter: 0.25 inch Material: Nylon line

19. Material and Mass (oz.) of PDBS Weight Stainless Steel, approx. 16 oz. (stainless steel recommended)
20. Type of PDBS Used
    ■Lab Filled (Modified Trip Blank must be taken at time of deployment)
    ☐Field Filled (Modified equipment blank of fill water must be taken at time of deployment. If PDBS isn't filled at well head, blank must travel with samplers until last sampler is deployed. Blank is then taken.)
21. Dimensions of PDBS Length (in.) 24 inches Diameter (in.) 1.25 inches Filled 220 ml
22. Position of PDBS Weight
    ☐Attached to bottom of PDBS and suspended in well
    ☐Attached to bottom of deployment line and suspended in well
    ■Attached to bottom of deployment line and resting on bottom of well (preferred)
23. Position of PDBS in Well Screen (ft. from measuring point to center of PDBS)

1st PDBS	2nd PDBS	3rd PDBS	4th PDBS
approx. 256 ft bgs (center of screen) Set DUP-04			
5th PDBS	**6th PDBS**	**7th PDBS**	**8th PDBS**

24. If the saturated portion of the well screen or open hole is greater than 5 feet, has the well been vertically profiled to assess the potential for contaminant stratification?
    ☐ **No**, this well is being profiled during this sampling round
    ☐ **Yes**, this well was profiled already. Date when well was profiled: _____
25. If the saturated portion of the well screen or open hole is greater than 10 feet, has the well been flow tested to assess the potential for vertical flow to be present within the well?
    ■ **No**, flow testing has not been conducted in this well
    ☐ **Yes**, flow testing of this well was conducted. Date of testing: _____
    Type of flow meter used: _____
    Measurements taken every _____ feet **[Please Attach Results]**
26. Weather Conditions During Deployment Temp. 60° F Wind Light ■Sunny ☐Overcast ☐Raining ☐Snowing
27. Weather Conditions During Retrieval Temp. 50° F Wind None ■Sunny ☐Overcast ☐Raining ☐Snowing

28. Field Sampling Technician: Name(s) and Company (please print clearly)

Name	Company
Roy Wagner	Tetra Tech
Jon Byk, Priscilla Merta	Tetra Tech

New Jersey Department of Environmental Protection

Checklist for the Submission of Sampling Data for Passive Diffusion Bag Samplers (PDBS)

1. Site: Former Lockheed Electronics Company Site
2. Location: Watchung and North Plainfield, NJ
3. Well Designation: MW-532S
4. Well Permit Number: 25-47893

5. Type of Well: ■Monitoring ☐Extraction ☐Residential ☐Public Supply ☐Irrigation ☐Other
6. Well Surface Finish: ☐Stick Up ■Flush Mount
7. Location of Measuring Point: ■Top of Casing ☐Other (specify) _____
8. **NOTE:** PDBS represent a point sample within the screened interval or open hole of the well. It is critical to know the exact depth within the well where the PDBS is deployed. Well construction specifications, which are typically used to determine where to set the PDBS in the well, are measured in feet below ground surface (fbgs). If the depth interval for PDBS deployment is measured from the reference point identified above, the difference between this reference point and the ground surface must be measured and accounted for to determine the proper depth interval to set the PDBS. Please identify below, any differences between the measuring point identified above and actual ground surface at the well head.

   Distance between measuring point and ground surface (ft.) 0.40 feet below grade
9. Total Well Depth (fbgs) 90.2 (TIC)
10. Screened interval/open hole (fbgs) 93 to 103
11. Well Casing: Diameter: 2 inch Material: ■PVC ☐Carbon Steel ☐Stainless Steel
12. Well Screen (or open hole diameter): Diameter: 2 inch Material: ■PVC ☐Carbon Steel ☐Stainless Steel
13. Screen Size (slot) Screen Slot Size _____

14. Date and Time of Deployment Date: 3/11/15 Time: 8:20
15. Depth to Ground Water Depth to ground water at time of deployment 51.86 feet below TIC
16. Date and Time of Retrieval Date: 3/25/15 Time: 7:55
17. Depth to Ground Water Depth to ground water at time of retrieval 51.55 feet below TIC
18. Type of Deployment Line Used Diameter: 0.25 inch Material: Nylon line

19. Material and Mass (oz.) of PDBS Weight Stainless Steel, approx. 16 oz. (stainless steel recommended)
20. Type of PDBS Used
    ■Lab Filled (Modified Trip Blank must be taken at time of deployment)
    ☐Field Filled (Modified equipment blank of fill water must be taken at time of deployment. If PDBS isn't filled at well head, blank must travel with samplers until last sampler is deployed. Blank is then taken.)
21. Dimensions of PDBS Length (in.) 24 inches Diameter (in.) 1.25 inches Filled 220 ml
22. Position of PDBS Weight
    ☐Attached to bottom of PDBS and suspended in well
    ☐Attached to bottom of deployment line and suspended in well
    ■Attached to bottom of deployment line and resting on bottom of well (preferred)
23. Position of PDBS in Well Screen (ft. from measuring point to center of PDBS)

1st PDBS	2nd PDBS	3rd PDBS	4th PDBS
2.5 ft. bgs.			

5th PDBS	6th PDBS	7th PDBS	8th PDBS

24. If the saturated portion of the well screen or open hole is greater than 5 feet, has the well been vertically profiled to assess the potential for contaminant stratification?
    ☐ **No**, this well is being profiled during this sampling round
    ☐ **Yes**, this well was profiled already. Date when well was profiled: _____
25. If the saturated portion of the well screen or open hole is greater than 10 feet, has the well been flow tested to assess the potential for vertical flow to be present within the well?
    ■ **No**, flow testing has not been conducted in this well
    ☐ **Yes**, flow testing of this well was conducted. Date of testing: _____
    Type of flow meter used: _____
    Measurements taken every _____ feet **[Please Attach Results]**
26. Weather Conditions During Deployment Temp. 60° F Wind Light ■Sunny ☐Overcast ☐Raining ☐Snowing
27. Weather Conditions During Retrieval Temp. 50° F Wind None ■Sunny ☐Overcast ☐Raining ☐Snowing

28. Field Sampling Technician: Name(s) and Company (please print clearly)

Name	Company
Roy Wagner	Tetra Tech
Jon Byk, Priscilla Merta	Tetra Tech

New Jersey Department of Environmental Protection

Checklist for the Submission of Sampling Data for Passive Diffusion Bag Samplers (PDBS)

1. Site: Former Lockheed Electronics Company Site
2. Location: Watchung and North Plainfield, NJ
3. Well Designation: MW-532D
4. Well Permit Number: 25-47892

5. Type of Well: ■Monitoring ☐Extraction ☐Residential ☐Public Supply ☐Irrigation ☐Other
6. Well Surface Finish: ☐Stick Up ■Flush Mount
7. Location of Measuring Point: ■Top of Casing ☐Other (specify) _____
8. **NOTE:** PDBS represent a point sample within the screened interval or open hole of the well. It is critical to know the exact depth within the well where the PDBS is deployed. Well construction specifications, which are typically used to determine where to set the PDBS in the well, are measured in feet below ground surface (fbgs). If the depth interval for PDBS deployment is measured from the reference point identified above, the difference between this reference point and the ground surface must be measured and accounted for to determine the proper depth interval to set the PDBS. Please identify below, any differences between the measuring point identified above and actual ground surface at the well head.

   Distance between measuring point and ground surface (ft.) 0.31 feet below grade
9. Total Well Depth (fbgs) 263.0 (TIC)
10. Screened interval/open hole (fbgs) 253.0 to 263.0
11. Well Casing: Diameter: 2 inch Material: ■PVC ☐Carbon Steel ☐Stainless Steel
12. Well Screen (or open hole diameter): Diameter: 2 inch Material: ■PVC ☐Carbon Steel ☐Stainless Steel
13. Screen Size (slot) Screen Slot Size _____

14. Date and Time of Deployment Date: 3/11/15 Time: 8:10
15. Depth to Ground Water Depth to ground water at time of deployment 55.26 feet below TIC
16. Date and Time of Retrieval Date: 3/25/15 Time: 8:00
17. Depth to Ground Water Depth to ground water at time of retrieval 54.82 feet below TIC
18. Type of Deployment Line Used Diameter: 0.25 inch Material: Nylon line

19. Material and Mass (oz.) of PDBS Weight Stainless Steel, approx. 16 oz. (stainless steel recommended)
20. Type of PDBS Used
    ■Lab Filled (Modified Trip Blank must be taken at time of deployment)
    ☐Field Filled (Modified equipment blank of fill water must be taken at time of deployment. If PDBS isn't filled at well head, blank must travel with samplers until last sampler is deployed. Blank is then taken.)
21. Dimensions of PDBS Length (in.) 24 inches Diameter (in.) 1.25 inches Filled 220 ml
22. Position of PDBS Weight
    ☐Attached to bottom of PDBS and suspended in well
    ☐Attached to bottom of deployment line and suspended in well
    ■Attached to bottom of deployment line and resting on bottom of well (preferred)
23. Position of PDBS in Well Screen (ft. from measuring point to center of PDBS)

1st PDBS	2nd PDBS	3rd PDBS	4th PDBS
approx. 258 ft (center of screen)			
5th PDBS	**6th PDBS**	**7th PDBS**	**8th PDBS**

24. If the saturated portion of the well screen or open hole is greater than 5 feet, has the well been vertically profiled to assess the potential for contaminant stratification?
    ☐ **No**, this well is being profiled during this sampling round
    ☐ **Yes**, this well was profiled already. Date when well was profiled: _____
25. If the saturated portion of the well screen or open hole is greater than 10 feet, has the well been flow tested to assess the potential for vertical flow to be present within the well?
    ■ **No**, flow testing has not been conducted in this well
    ☐ **Yes**, flow testing of this well was conducted. Date of testing: _____
    Type of flow meter used: _____
    Measurements taken every _____ feet **[Please Attach Results]**
26. Weather Conditions During Deployment Temp. 60° F Wind Light ■Sunny ☐Overcast ☐Raining ☐Snowing
27. Weather Conditions During Retrieval Temp. 50° F Wind None ■Sunny ☐Overcast ☐Raining ☐Snowing

28. Field Sampling Technician: Name(s) and Company (please print clearly)

Name	Company
Roy Wagner	Tetra Tech
Jon Byk, Priscilla Merta	Tetra Tech

New Jersey Department of Environmental Protection

Checklist for the Submission of Sampling Data for Passive Diffusion Bag Samplers (PDBS)

1. Site: Former Lockheed Electronics Company Site
2. Location: Watchung and North Plainfield, NJ
3. Well Designation: MW-544S
4. Well Permit Number: 25-54779

5. Type of Well: ■Monitoring ☐Extraction ☐Residential ☐Public Supply ☐Irrigation ☐Other
6. Well Surface Finish: ☐Stick Up ■Flush Mount
7. Location of Measuring Point: ■Top of Casing ☐Other (specify) _____
8. **NOTE:** PDBS represent a point sample within the screened interval or open hole of the well. It is critical to know the exact depth within the well where the PDBS is deployed. Well construction specifications, which are typically used to determine where to set the PDBS in the well, are measured in feet below ground surface (fbgs). If the depth interval for PDBS deployment is measured from the reference point identified above, the difference between this reference point and the ground surface must be measured and accounted for to determine the proper depth interval to set the PDBS. Please identify below, any differences between the measuring point identified above and actual ground surface at the well head.

   Distance between measuring point and ground surface (ft.) 0.13 feet below grade
9. Total Well Depth (fbgs) 22.40 (TIC)
10. Screened interval/open hole (fbgs) 3 to 23
11. Well Casing: Diameter: 2 inch Material: ■PVC ☐Carbon Steel ☐Stainless Steel
12. Well Screen (or open hole diameter): Diameter: 2 inch Material: ■PVC ☐Carbon Steel ☐Stainless Steel
13. Screen Size (slot) Screen Slot Size _____

14. Date and Time of Deployment Date: 3/11/15 Time: 14:55
15. Depth to Ground Water Depth to ground water at time of deployment 0.80 feet below TIC
16. Date and Time of Retrieval Date: 3/25/15 Time: 14:30
17. Depth to Ground Water Depth to ground water at time of retrieval 2.53 feet below TIC
18. Type of Deployment Line Used Diameter: 0.25 inch Material: Nylon line

19. Material and Mass (oz.) of PDBS Weight Stainless Steel, approx. 16 oz. (stainless steel recommended)
20. Type of PDBS Used
    ■Lab Filled (Modified Trip Blank must be taken at time of deployment)
    ☐Field Filled (Modified equipment blank of fill water must be taken at time of deployment. If PDBS isn't filled at well head, blank must travel with samplers until last sampler is deployed. Blank is then taken.)
21. Dimensions of PDBS Length (in.) 24 inches Diameter (in.) 1.25 inches Filled 220 ml
22. Position of PDBS Weight
    ☐Attached to bottom of PDBS and suspended in well
    ☐Attached to bottom of deployment line and suspended in well
    ■Attached to bottom of deployment line and resting on bottom of well (preferred)
23. Position of PDBS in Well Screen (ft. from measuring point to center of PDBS)

1st PDBS	2nd PDBS	3rd PDBS	4th PDBS
approx. 12.4 ft (center of screen)			
5th PDBS	**6th PDBS**	**7th PDBS**	**8th PDBS**

24. If the saturated portion of the well screen or open hole is greater than 5 feet, has the well been vertically profiled to assess the potential for contaminant stratification?
    ☐ **No**, this well is being profiled during this sampling round
    ☐ **Yes**, this well was profiled already. Date when well was profiled: _____
25. If the saturated portion of the well screen or open hole is greater than 10 feet, has the well been flow tested to assess the potential for vertical flow to be present within the well?
    ■ **No**, flow testing has not been conducted in this well
    ☐ **Yes**, flow testing of this well was conducted. Date of testing: _____
    Type of flow meter used: _____
    Measurements taken every _____ feet **[Please Attach Results]**
26. Weather Conditions During Deployment Temp. 60° F Wind Light ■Sunny ☐Overcast ☐Raining ☐Snowing
27. Weather Conditions During Retrieval Temp. 50° F Wind None ■Sunny ☐Overcast ☐Raining ☐Snowing

28. Field Sampling Technician: Name(s) and Company (please print clearly)

Name	Company
Roy Wagner	Tetra Tech
Jon Byk, Priscilla Merta	Tetra Tech

New Jersey Department of Environmental Protection

Checklist for the Submission of Sampling Data for Passive Diffusion Bag Samplers (PDBS)

1. Site: Former Lockheed Electronics Company Site
2. Location: Watchung and North Plainfield, NJ
3. Well Designation: MW-544I
4. Well Permit Number: 25-54778

5. Type of Well: ■Monitoring ☐Extraction ☐Residential ☐Public Supply ☐Irrigation ☐Other
6. Well Surface Finish: ☐Stick Up ■Flush Mount
7. Location of Measuring Point: ■Top of Casing ☐Other (specify) _____
8. **NOTE:** PDBS represent a point sample within the screened interval or open hole of the well. It is critical to know the exact depth within the well where the PDBS is deployed. Well construction specifications, which are typically used to determine where to set the PDBS in the well, are measured in feet below ground surface (fbgs). If the depth interval for PDBS deployment is measured from the reference point identified above, the difference between this reference point and the ground surface must be measured and accounted for to determine the proper depth interval to set the PDBS. Please identify below, any differences between the measuring point identified above and actual ground surface at the well head.

   Distance between measuring point and ground surface (ft.) 0.25 feet below grade
9. Total Well Depth (fbgs) 99.70 (TIC)
10. Screened interval/open hole (fbgs) 80 to 100
11. Well Casing: Diameter: 2 inch Material: ■PVC ☐Carbon Steel ☐Stainless Steel
12. Well Screen (or open hole diameter): Diameter: 2 inch Material: ■PVC ☐Carbon Steel ☐Stainless Steel
13. Screen Size (slot) Screen Slot Size _____

14. Date and Time of Deployment Date: 3/11/15 Time: 14:50
15. Depth to Ground Water Depth to ground water at time of deployment 7.62 feet below TIC
16. Date and Time of Retrieval Date: 3/25/15 Time: 14:35
17. Depth to Ground Water Depth to ground water at time of retrieval 7.58 feet below TIC
18. Type of Deployment Line Used Diameter: 0.25 inch Material: Nylon line

19. Material and Mass (oz.) of PDBS Weight Stainless Steel, approx. 16 oz. (stainless steel recommended)
20. Type of PDBS Used
    ■Lab Filled (Modified Trip Blank must be taken at time of deployment)
    ☐Field Filled (Modified equipment blank of fill water must be taken at time of deployment. If PDBS isn't filled at well head, blank must travel with samplers until last sampler is deployed. Blank is then taken.)
21. Dimensions of PDBS Length (in.) 24 inches Diameter (in.) 1.25 inches Filled 220 ml
22. Position of PDBS Weight
    ☐Attached to bottom of PDBS and suspended in well
    ☐Attached to bottom of deployment line and suspended in well
    ■Attached to bottom of deployment line and resting on bottom of well (preferred)
23. Position of PDBS in Well Screen (ft. from measuring point to center of PDBS)

1st PDBS	2nd PDBS	3rd PDBS	4th PDBS
approx. 89.7 ft (center of screen)			
5th PDBS	**6th PDBS**	**7th PDBS**	**8th PDBS**

24. If the saturated portion of the well screen or open hole is greater than 5 feet, has the well been vertically profiled to assess the potential for contaminant stratification?
    ☐ **No**, this well is being profiled during this sampling round
    ☐ **Yes**, this well was profiled already. Date when well was profiled: _____
25. If the saturated portion of the well screen or open hole is greater than 10 feet, has the well been flow tested to assess the potential for vertical flow to be present within the well?
    ■ **No**, flow testing has not been conducted in this well
    ☐ **Yes**, flow testing of this well was conducted. Date of testing: _____
    Type of flow meter used: _____
    Measurements taken every _____ feet **[Please Attach Results]**
26. Weather Conditions During Deployment Temp. 60° F Wind Light ■Sunny ☐Overcast ☐Raining ☐Snowing
27. Weather Conditions During Retrieval Temp. 50° F Wind None ■Sunny ☐Overcast ☐Raining ☐Snowing

28. Field Sampling Technician: Name(s) and Company (please print clearly)

Name	Company
Roy Wagner	Tetra Tech
Jon Byk, Priscilla Merta	Tetra Tech

New Jersey Department of Environmental Protection

Checklist for the Submission of Sampling Data for Passive Diffusion Bag Samplers (PDBS)

1. Site: Former Lockheed Electronics Company Site
2. Location: Watchung and North Plainfield, NJ
3. Well Designation: MW-544D
4. Well Permit Number: 25-54777

5. Type of Well: ■Monitoring ☐Extraction ☐Residential ☐Public Supply ☐Irrigation ☐Other
6. Well Surface Finish: ☐Stick Up ■Flush Mount
7. Location of Measuring Point: ■Top of Casing ☐Other (specify) _____
8. **NOTE:** PDBS represent a point sample within the screened interval or open hole of the well. It is critical to know the exact depth within the well where the PDBS is deployed. Well construction specifications, which are typically used to determine where to set the PDBS in the well, are measured in feet below ground surface (fbgs). If the depth interval for PDBS deployment is measured from the reference point identified above, the difference between this reference point and the ground surface must be measured and accounted for to determine the proper depth interval to set the PDBS. Please identify below, any differences between the measuring point identified above and actual ground surface at the well head.

   Distance between measuring point and ground surface (ft.) 0.18 feet below grade
9. Total Well Depth (fbgs) 202.00 (TIC)
10. Screened interval/open hole (fbgs) 180 to 200
11. Well Casing: Diameter: 2 inch Material: ■PVC ☐Carbon Steel ☐Stainless Steel
12. Well Screen (or open hole diameter): Diameter: 2 inch Material: ■PVC ☐Carbon Steel ☐Stainless Steel
13. Screen Size (slot) Screen Slot Size _____

14. Date and Time of Deployment Date: 3/11/15 Time: 14:45
15. Depth to Ground Water Depth to ground water at time of deployment 10.11 feet below TIC
16. Date and Time of Retrieval Date: 3/25/15 Time: 14:40
17. Depth to Ground Water Depth to ground water at time of retrieval 9.36 feet below TIC
18. Type of Deployment Line Used Diameter: 0.25 inch Material: Nylon line

19. Material and Mass (oz.) of PDBS Weight Stainless Steel, approx. 16 oz. (stainless steel recommended)
20. Type of PDBS Used
    ■Lab Filled (Modified Trip Blank must be taken at time of deployment)
    ☐Field Filled (Modified equipment blank of fill water must be taken at time of deployment. If PDBS isn't filled at well head, blank must travel with samplers until last sampler is deployed. Blank is then taken.)
21. Dimensions of PDBS Length (in.) 24 inches Diameter (in.) 1.25 inches Filled 220 ml
22. Position of PDBS Weight
    ☐Attached to bottom of PDBS and suspended in well
    ☐Attached to bottom of deployment line and suspended in well
    ■Attached to bottom of deployment line and resting on bottom of well (preferred)
23. Position of PDBS in Well Screen (ft. from measuring point to center of PDBS)

1st PDBS	2nd PDBS	3rd PDBS	4th PDBS
approx. 192 ft (center of screen)			

5th PDBS	6th PDBS	7th PDBS	8th PDBS

24. If the saturated portion of the well screen or open hole is greater than 5 feet, has the well been vertically profiled to assess the potential for contaminant stratification?
    ☐ **No**, this well is being profiled during this sampling round
    ☐ **Yes**, this well was profiled already. Date when well was profiled: _____
25. If the saturated portion of the well screen or open hole is greater than 10 feet, has the well been flow tested to assess the potential for vertical flow to be present within the well?
    ■ **No**, flow testing has not been conducted in this well
    ☐ **Yes**, flow testing of this well was conducted. Date of testing: _____
    Type of flow meter used: _____
    Measurements taken every _____ feet **[Please Attach Results]**
26. Weather Conditions During Deployment Temp. 60° F Wind Light ■Sunny ☐Overcast ☐Raining ☐Snowing
27. Weather Conditions During Retrieval Temp. 50° F Wind None ■Sunny ☐Overcast ☐Raining ☐Snowing

28. Field Sampling Technician: Name(s) and Company (please print clearly)

Name	Company
Roy Wagner	Tetra Tech
Jon Byk, Priscilla Merta	Tetra Tech

New Jersey Department of Environmental Protection

Checklist for the Submission of Sampling Data for Passive Diffusion Bag Samplers (PDBS)

1. Site: Former Lockheed Electronics Company Site
2. Location: Watchung and North Plainfield, NJ
3. Well Designation: MW-545S
4. Well Permit Number: 25-54786

5. Type of Well: ■Monitoring ☐Extraction ☐Residential ☐Public Supply ☐Irrigation ☐Other
6. Well Surface Finish: ☐Stick Up ■Flush Mount
7. Location of Measuring Point: ■Top of Casing ☐Other (specify) _____
8. **NOTE:** PDBS represent a point sample within the screened interval or open hole of the well. It is critical to know the exact depth within the well where the PDBS is deployed. Well construction specifications, which are typically used to determine where to set the PDBS in the well, are measured in feet below ground surface (fbgs). If the depth interval for PDBS deployment is measured from the reference point identified above, the difference between this reference point and the ground surface must be measured and accounted for to determine the proper depth interval to set the PDBS. Please identify below, any differences between the measuring point identified above and actual ground surface at the well head.

   Distance between measuring point and ground surface (ft.) 0..53 feet below grade
9. Total Well Depth (fbgs) 34.90 (TIC)
10. Screened interval/open hole (fbgs) 15 to 35
11. Well Casing: Diameter: 2 inch Material: ■PVC ☐Carbon Steel ☐Stainless Steel
12. Well Screen (or open hole diameter): Diameter: 2 inch Material: ■PVC ☐Carbon Steel ☐Stainless Steel
13. Screen Size (slot) Screen Slot Size _____

14. Date and Time of Deployment Date: 3/11/15 Time: 14:20
15. Depth to Ground Water Depth to ground water at time of deployment 13.75 feet below TIC
16. Date and Time of Retrieval Date: 3/25/15 Time: 13:50
17. Depth to Ground Water Depth to ground water at time of retrieval 13.51 feet below TIC
18. Type of Deployment Line Used Diameter: 0.25 inch Material: Nylon line

19. Material and Mass (oz.) of PDBS Weight Stainless Steel, approx. 16 oz. (stainless steel recommended)
20. Type of PDBS Used
    ■Lab Filled (Modified Trip Blank must be taken at time of deployment)
    ☐Field Filled (Modified equipment blank of fill water must be taken at time of deployment. If PDBS isn't filled at well head, blank must travel with samplers until last sampler is deployed. Blank is then taken.)
21. Dimensions of PDBS Length (in.) 24 inches Diameter (in.) 1.25 inches Filled 220 ml
22. Position of PDBS Weight
    ☐Attached to bottom of PDBS and suspended in well
    ☐Attached to bottom of deployment line and suspended in well
    ■Attached to bottom of deployment line and resting on bottom of well (preferred)
23. Position of PDBS in Well Screen (ft. from measuring point to center of PDBS)

1st PDBS	2nd PDBS	3rd PDBS	4th PDBS
approx. 24.90 ft (center of screen)			
5th PDBS	**6th PDBS**	**7th PDBS**	**8th PDBS**

24. If the saturated portion of the well screen or open hole is greater than 5 feet, has the well been vertically profiled to assess the potential for contaminant stratification?
    ☐ **No**, this well is being profiled during this sampling round
    ☐ **Yes**, this well was profiled already. Date when well was profiled: _____
25. If the saturated portion of the well screen or open hole is greater than 10 feet, has the well been flow tested to assess the potential for vertical flow to be present within the well?
    ■ **No**, flow testing has not been conducted in this well
    ☐ **Yes**, flow testing of this well was conducted. Date of testing: _____
    Type of flow meter used: _____
    Measurements taken every _____ feet **[Please Attach Results]**
26. Weather Conditions During Deployment Temp. 60° F Wind Light ■Sunny ☐Overcast ☐Raining ☐Snowing
27. Weather Conditions During Retrieval Temp. 50° F Wind None ■Sunny ☐Overcast ☐Raining ☐Snowing

28. Field Sampling Technician: Name(s) and Company (please print clearly)

Name	Company
Roy Wagner	Tetra Tech
Jon Byk, Priscilla Merta	Tetra Tech

New Jersey Department of Environmental Protection

Checklist for the Submission of Sampling Data for Passive Diffusion Bag Samplers (PDBS)

1. Site: Former Lockheed Electronics Company Site
2. Location: Watchung and North Plainfield, NJ
3. Well Designation: MW-545I
4. Well Permit Number: 25-54785

5. Type of Well: ■Monitoring ☐Extraction ☐Residential ☐Public Supply ☐Irrigation ☐Other
6. Well Surface Finish: ☐Stick Up ■Flush Mount
7. Location of Measuring Point: ■Top of Casing ☐Other (specify) _____
8. **NOTE:** PDBS represent a point sample within the screened interval or open hole of the well. It is critical to know the exact depth within the well where the PDBS is deployed. Well construction specifications, which are typically used to determine where to set the PDBS in the well, are measured in feet below ground surface (fbgs). If the depth interval for PDBS deployment is measured from the reference point identified above, the difference between this reference point and the ground surface must be measured and accounted for to determine the proper depth interval to set the PDBS. Please identify below, any differences between the measuring point identified above and actual ground surface at the well head.

   Distance between measuring point and ground surface (ft.) 0..23 feet below grade
9. Total Well Depth (fbgs) 92.35 (TIC)
10. Screened interval/open hole (fbgs) 73 to 93
11. Well Casing: Diameter: 2 inch Material: ■PVC ☐Carbon Steel ☐Stainless Steel
12. Well Screen (or open hole diameter): Diameter: 2 inch Material: ■PVC ☐Carbon Steel ☐Stainless Steel
13. Screen Size (slot) Screen Slot Size _____

14. Date and Time of Deployment Date: 3/11/15 Time: 14:25
15. Depth to Ground Water Depth to ground water at time of deployment 18.76 feet below TIC
16. Date and Time of Retrieval Date: 3/25/15 Time: 13:55
17. Depth to Ground Water Depth to ground water at time of retrieval 18.72 feet below TIC
18. Type of Deployment Line Used Diameter: 0.25 inch Material: Nylon line

19. Material and Mass (oz.) of PDBS Weight Stainless Steel, approx. 16 oz. (stainless steel recommended)
20. Type of PDBS Used
    ■Lab Filled (Modified Trip Blank must be taken at time of deployment)
    ☐Field Filled (Modified equipment blank of fill water must be taken at time of deployment. If PDBS isn't filled at well head, blank must travel with samplers until last sampler is deployed. Blank is then taken.)
21. Dimensions of PDBS Length (in.) 24 inches Diameter (in.) 1.25 inches Filled 220 ml
22. Position of PDBS Weight
    ☐Attached to bottom of PDBS and suspended in well
    ☐Attached to bottom of deployment line and suspended in well
    ■Attached to bottom of deployment line and resting on bottom of well (preferred)
23. Position of PDBS in Well Screen (ft. from measuring point to center of PDBS)

1st PDBS	2nd PDBS	3rd PDBS	4th PDBS
approx. 82.35 ft (center of screen)			
5th PDBS	**6th PDBS**	**7th PDBS**	**8th PDBS**

24. If the saturated portion of the well screen or open hole is greater than 5 feet, has the well been vertically profiled to assess the potential for contaminant stratification?
    ☐ **No**, this well is being profiled during this sampling round
    ☐ **Yes**, this well was profiled already. Date when well was profiled: _____
25. If the saturated portion of the well screen or open hole is greater than 10 feet, has the well been flow tested to assess the potential for vertical flow to be present within the well?
    ■ **No**, flow testing has not been conducted in this well
    ☐ **Yes**, flow testing of this well was conducted. Date of testing: _____
    Type of flow meter used: _____
    Measurements taken every _____ feet **[Please Attach Results]**
26. Weather Conditions During Deployment Temp. 60° F Wind Light ■Sunny ☐Overcast ☐Raining ☐Snowing
27. Weather Conditions During Retrieval Temp. 50° F Wind None ■Sunny ☐Overcast ☐Raining ☐Snowing

28. Field Sampling Technician: Name(s) and Company (please print clearly)

Name	Company
Roy Wagner	Tetra Tech
Jon Byk, Priscilla Merta	Tetra Tech

New Jersey Department of Environmental Protection

Checklist for the Submission of Sampling Data for Passive Diffusion Bag Samplers (PDBS)

1. Site: Former Lockheed Electronics Company Site
2. Location: Watchung and North Plainfield, NJ
3. Well Designation: MW-545D
4. Well Permit Number: 25-54784

5. Type of Well: ■Monitoring ☐Extraction ☐Residential ☐Public Supply ☐Irrigation ☐Other
6. Well Surface Finish: ☐Stick Up ■Flush Mount
7. Location of Measuring Point: ■Top of Casing ☐Other (specify) _____
8. **NOTE:** PDBS represent a point sample within the screened interval or open hole of the well. It is critical to know the exact depth within the well where the PDBS is deployed. Well construction specifications, which are typically used to determine where to set the PDBS in the well, are measured in feet below ground surface (fbgs). If the depth interval for PDBS deployment is measured from the reference point identified above, the difference between this reference point and the ground surface must be measured and accounted for to determine the proper depth interval to set the PDBS. Please identify below, any differences between the measuring point identified above and actual ground surface at the well head.

   Distance between measuring point and ground surface (ft.) 0.24 feet below grade
9. Total Well Depth (fbgs) 196.50 (TIC)
10. Screened interval/open hole (fbgs) 180 to 200
11. Well Casing: Diameter: 2 inch Material: ■PVC ☐Carbon Steel ☐Stainless Steel
12. Well Screen (or open hole diameter): Diameter: 2 inch Material: ■PVC ☐Carbon Steel ☐Stainless Steel
13. Screen Size (slot) Screen Slot Size _____

14. Date and Time of Deployment Date: 3/11/15 Time: 14:30
15. Depth to Ground Water Depth to ground water at time of deployment 18.26 feet below TIC
16. Date and Time of Retrieval Date: 3/25/15 Time: 14:00
17. Depth to Ground Water Depth to ground water at time of retrieval 18.15 feet below TIC
18. Type of Deployment Line Used Diameter: 0.25 inch Material: Nylon line

19. Material and Mass (oz.) of PDBS Weight Stainless Steel, approx. 16 oz. (stainless steel recommended)
20. Type of PDBS Used
    ■Lab Filled (Modified Trip Blank must be taken at time of deployment)
    ☐Field Filled (Modified equipment blank of fill water must be taken at time of deployment. If PDBS isn't filled at well head, blank must travel with samplers until last sampler is deployed. Blank is then taken.)
21. Dimensions of PDBS Length (in.) 24 inches Diameter (in.) 1.25 inches Filled 220 ml
22. Position of PDBS Weight
    ☐Attached to bottom of PDBS and suspended in well
    ☐Attached to bottom of deployment line and suspended in well
    ■Attached to bottom of deployment line and resting on bottom of well (preferred)
23. Position of PDBS in Well Screen (ft. from measuring point to center of PDBS)

1st PDBS	2nd PDBS	3rd PDBS	4th PDBS
approx. 184.7 ft bgs			
5th PDBS	**6th PDBS**	**7th PDBS**	**8th PDBS**

24. If the saturated portion of the well screen or open hole is greater than 5 feet, has the well been vertically profiled to assess the potential for contaminant stratification?
    ☐ **No**, this well is being profiled during this sampling round
    ☐ **Yes**, this well was profiled already. Date when well was profiled: _____
25. If the saturated portion of the well screen or open hole is greater than 10 feet, has the well been flow tested to assess the potential for vertical flow to be present within the well?
    ■ **No**, flow testing has not been conducted in this well
    ☐ **Yes**, flow testing of this well was conducted. Date of testing: _____
    Type of flow meter used: _____
    Measurements taken every _____ feet **[Please Attach Results]**
26. Weather Conditions During Deployment Temp. 60° F Wind Light ■Sunny ☐Overcast ☐Raining ☐Snowing
27. Weather Conditions During Retrieval Temp. 50° F Wind None ■Sunny ☐Overcast ☐Raining ☐Snowing

28. Field Sampling Technician: Name(s) and Company (please print clearly)

Name	Company
Roy Wagner	Tetra Tech
Jon Byk, Priscilla Merta	Tetra Tech

New Jersey Department of Environmental Protection

Checklist for the Submission of Sampling Data for Passive Diffusion Bag Samplers (PDBS)

1. Site: Former Lockheed Electronics Company Site
2. Location: Watchung and North Plainfield, NJ
3. Well Designation: MW-546S
4. Well Permit Number: 25-55005

5. Type of Well: ■Monitoring ☐Extraction ☐Residential ☐Public Supply ☐Irrigation ☐Other
6. Well Surface Finish: ☐Stick Up ■Flush Mount
7. Location of Measuring Point: ■Top of Casing ☐Other (specify) _____
8. **NOTE:** PDBS represent a point sample within the screened interval or open hole of the well. It is critical to know the exact depth within the well where the PDBS is deployed. Well construction specifications, which are typically used to determine where to set the PDBS in the well, are measured in feet below ground surface (fbgs). If the depth interval for PDBS deployment is measured from the reference point identified above, the difference between this reference point and the ground surface must be measured and accounted for to determine the proper depth interval to set the PDBS. Please identify below, any differences between the measuring point identified above and actual ground surface at the well head.

   Distance between measuring point and ground surface (ft.) 0.32 feet below grade
9. Total Well Depth (fbgs) 31.41 (TIC)
10. Screened interval/open hole (fbgs) 12 to 32
11. Well Casing: Diameter: 2 inch Material: ■PVC ☐Carbon Steel ☐Stainless Steel
12. Well Screen (or open hole diameter): Diameter: 2 inch Material: ■PVC ☐Carbon Steel ☐Stainless Steel
13. Screen Size (slot) Screen Slot Size _____

14. Date and Time of Deployment Date: 3/11/15 Time: 12:15
15. Depth to Ground Water Depth to ground water at time of deployment 7.61 feet below TIC
16. Date and Time of Retrieval Date: 3/25/15 Time: 10:35
17. Depth to Ground Water Depth to ground water at time of retrieval 7.92 feet below TIC
18. Type of Deployment Line Used Diameter: 0.25 inch Material: Nylon line

19. Material and Mass (oz.) of PDBS Weight Stainless Steel, approx. 16 oz. (stainless steel recommended)
20. Type of PDBS Used
    ■Lab Filled (Modified Trip Blank must be taken at time of deployment)
    ☐Field Filled (Modified equipment blank of fill water must be taken at time of deployment. If PDBS isn't filled at well head, blank must travel with samplers until last sampler is deployed. Blank is then taken.)
21. Dimensions of PDBS Length (in.) 24 inches Diameter (in.) 1.25 inches Filled 220 ml
22. Position of PDBS Weight
    ☐Attached to bottom of PDBS and suspended in well
    ☐Attached to bottom of deployment line and suspended in well
    ■Attached to bottom of deployment line and resting on bottom of well (preferred)
23. Position of PDBS in Well Screen (ft. from measuring point to center of PDBS)

1st PDBS	2nd PDBS	3rd PDBS	4th PDBS
approx. 21.41 ft (center of screen)			
5th PDBS	**6th PDBS**	**7th PDBS**	**8th PDBS**

24. If the saturated portion of the well screen or open hole is greater than 5 feet, has the well been vertically profiled to assess the potential for contaminant stratification?
    ☐ **No**, this well is being profiled during this sampling round
    ☐ **Yes**, this well was profiled already. Date when well was profiled: _____
25. If the saturated portion of the well screen or open hole is greater than 10 feet, has the well been flow tested to assess the potential for vertical flow to be present within the well?
    ■ **No**, flow testing has not been conducted in this well
    ☐ **Yes**, flow testing of this well was conducted. Date of testing: _____
    Type of flow meter used: _____
    Measurements taken every _____ feet **[Please Attach Results]**
26. Weather Conditions During Deployment Temp. 60° F Wind Light ■Sunny ☐Overcast ☐Raining ☐Snowing
27. Weather Conditions During Retrieval Temp. 50° F Wind None ■Sunny ☐Overcast ☐Raining ☐Snowing

28. Field Sampling Technician: Name(s) and Company (please print clearly)

Name	Company
Roy Wagner	Tetra Tech
Jon Byk, Priscilla Merta	Tetra Tech

New Jersey Department of Environmental Protection

Checklist for the Submission of Sampling Data for Passive Diffusion Bag Samplers (PDBS)

1. Site: Former Lockheed Electronics Company Site
2. Location: Watchung and North Plainfield, NJ
3. Well Designation: MW-546I
4. Well Permit Number: 25-55004

5. Type of Well: ■Monitoring ☐Extraction ☐Residential ☐Public Supply ☐Irrigation ☐Other
6. Well Surface Finish: ☐Stick Up ■Flush Mount
7. Location of Measuring Point: ■Top of Casing ☐Other (specify) _____
8. **NOTE:** PDBS represent a point sample within the screened interval or open hole of the well. It is critical to know the exact depth within the well where the PDBS is deployed. Well construction specifications, which are typically used to determine where to set the PDBS in the well, are measured in feet below ground surface (fbgs). If the depth interval for PDBS deployment is measured from the reference point identified above, the difference between this reference point and the ground surface must be measured and accounted for to determine the proper depth interval to set the PDBS. Please identify below, any differences between the measuring point identified above and actual ground surface at the well head.

   Distance between measuring point and ground surface (ft.) 0.81 feet below grade
9. Total Well Depth (fbgs) 99.32 (TIC)
10. Screened interval/open hole (fbgs) 80 to 100
11. Well Casing: Diameter: 2 inch Material: ■PVC ☐Carbon Steel ☐Stainless Steel
12. Well Screen (or open hole diameter): Diameter: 2 inch Material: ■PVC ☐Carbon Steel ☐Stainless Steel
13. Screen Size (slot) Screen Slot Size _____

14. Date and Time of Deployment Date: 3/11/15 Time: 12:10
15. Depth to Ground Water Depth to ground water at time of deployment 9.83 feet below TIC
16. Date and Time of Retrieval Date: 3/25/15 Time: 10:40
17. Depth to Ground Water Depth to ground water at time of retrieval 9.90 feet below TIC
18. Type of Deployment Line Used Diameter: 0.25 inch Material: Nylon line

19. Material and Mass (oz.) of PDBS Weight Stainless Steel, approx. 16 oz. (stainless steel recommended)
20. Type of PDBS Used
    ■Lab Filled (Modified Trip Blank must be taken at time of deployment)
    ☐Field Filled (Modified equipment blank of fill water must be taken at time of deployment. If PDBS isn't filled at well head, blank must travel with samplers until last sampler is deployed. Blank is then taken.)
21. Dimensions of PDBS Length (in.) 24 inches Diameter (in.) 1.25 inches Filled 220 ml
22. Position of PDBS Weight
    ☐Attached to bottom of PDBS and suspended in well
    ☐Attached to bottom of deployment line and suspended in well
    ■Attached to bottom of deployment line and resting on bottom of well (preferred)
23. Position of PDBS in Well Screen (ft. from measuring point to center of PDBS)

1st PDBS	2nd PDBS	3rd PDBS	4th PDBS
approx. 89.32 ft (center of screen)			
5th PDBS	**6th PDBS**	**7th PDBS**	**8th PDBS**

24. If the saturated portion of the well screen or open hole is greater than 5 feet, has the well been vertically profiled to assess the potential for contaminant stratification?
    ☐ **No**, this well is being profiled during this sampling round
    ☐ **Yes**, this well was profiled already. Date when well was profiled: _____
25. If the saturated portion of the well screen or open hole is greater than 10 feet, has the well been flow tested to assess the potential for vertical flow to be present within the well?
    ■ **No**, flow testing has not been conducted in this well
    ☐ **Yes**, flow testing of this well was conducted. Date of testing: _____
    Type of flow meter used: _____
    Measurements taken every _____ feet **[Please Attach Results]**
26. Weather Conditions During Deployment Temp. 60° F Wind Light ■Sunny ☐Overcast ☐Raining ☐Snowing
27. Weather Conditions During Retrieval Temp. 50° F Wind None ■Sunny ☐Overcast ☐Raining ☐Snowing

28. Field Sampling Technician: Name(s) and Company (please print clearly)

Name	Company
Roy Wagner	Tetra Tech
Jon Byk, Priscilla Merta	Tetra Tech

New Jersey Department of Environmental Protection

Checklist for the Submission of Sampling Data for Passive Diffusion Bag Samplers (PDBS)

1. Site: Former Lockheed Electronics Company Site
2. Location: Watchung and North Plainfield, NJ
3. Well Designation: MW-546D
4. Well Permit Number: 25-55003

5. Type of Well: ■Monitoring ☐Extraction ☐Residential ☐Public Supply ☐Irrigation ☐Other
6. Well Surface Finish: ☐Stick Up ■Flush Mount
7. Location of Measuring Point: ■Top of Casing ☐Other (specify) _____
8. **NOTE:** PDBS represent a point sample within the screened interval or open hole of the well. It is critical to know the exact depth within the well where the PDBS is deployed. Well construction specifications, which are typically used to determine where to set the PDBS in the well, are measured in feet below ground surface (fbgs). If the depth interval for PDBS deployment is measured from the reference point identified above, the difference between this reference point and the ground surface must be measured and accounted for to determine the proper depth interval to set the PDBS. Please identify below, any differences between the measuring point identified above and actual ground surface at the well head.

   Distance between measuring point and ground surface (ft.) 0.60 feet below grade
9. Total Well Depth (fbgs) 197.50 (TIC)
10. Screened interval/open hole (fbgs) 180 to 200
11. Well Casing: Diameter: 2 inch Material: ■PVC ☐Carbon Steel ☐Stainless Steel
12. Well Screen (or open hole diameter): Diameter: 2 inch Material: ■PVC ☐Carbon Steel ☐Stainless Steel
13. Screen Size (slot) Screen Slot Size _____

14. Date and Time of Deployment Date: 3/11/15 Time: 12:00
15. Depth to Ground Water Depth to ground water at time of deployment 17.52 feet below TIC
16. Date and Time of Retrieval Date: 3/25/15 Time: 10:45
17. Depth to Ground Water Depth to ground water at time of retrieval 17.31 feet below TIC
18. Type of Deployment Line Used Diameter: 0.25 inch Material: Nylon line

19. Material and Mass (oz.) of PDBS Weight Stainless Steel, approx. 16 oz. (stainless steel recommended)
20. Type of PDBS Used
    ■Lab Filled (Modified Trip Blank must be taken at time of deployment)
    ☐Field Filled (Modified equipment blank of fill water must be taken at time of deployment. If PDBS isn't filled at well head, blank must travel with samplers until last sampler is deployed. Blank is then taken.)
21. Dimensions of PDBS Length (in.) 24 inches Diameter (in.) 1.25 inches Filled 220 ml
22. Position of PDBS Weight
    ☐Attached to bottom of PDBS and suspended in well
    ☐Attached to bottom of deployment line and suspended in well
    ■Attached to bottom of deployment line and resting on bottom of well (preferred)
23. Position of PDBS in Well Screen (ft. from measuring point to center of PDBS)

1st PDBS	2nd PDBS	3rd PDBS	4th PDBS
approx. 187.50 ft (center of screen)			
5th PDBS	**6th PDBS**	**7th PDBS**	**8th PDBS**

24. If the saturated portion of the well screen or open hole is greater than 5 feet, has the well been vertically profiled to assess the potential for contaminant stratification?
    ☐ **No**, this well is being profiled during this sampling round
    ☐ **Yes**, this well was profiled already. Date when well was profiled: _____
25. If the saturated portion of the well screen or open hole is greater than 10 feet, has the well been flow tested to assess the potential for vertical flow to be present within the well?
    ■ **No**, flow testing has not been conducted in this well
    ☐ **Yes**, flow testing of this well was conducted. Date of testing: _____
    Type of flow meter used: _____
    Measurements taken every _____ feet **[Please Attach Results]**
26. Weather Conditions During Deployment Temp. 60° F Wind Light ■Sunny ☐Overcast ☐Raining ☐Snowing
27. Weather Conditions During Retrieval Temp. 50° F Wind None ■Sunny ☐Overcast ☐Raining ☐Snowing

28. Field Sampling Technician: Name(s) and Company (please print clearly)

Name	Company
Roy Wagner	Tetra Tech
Jon Byk, Priscilla Merta	Tetra Tech

New Jersey Department of Environmental Protection

Checklist for the Submission of Sampling Data for Passive Diffusion Bag Samplers (PDBS)

1. Site: Former Lockheed Electronics Company Site
2. Location: Watchung and North Plainfield, NJ
3. Well Designation: MW-547S
4. Well Permit Number: 25-54780

5. Type of Well: ■Monitoring ☐Extraction ☐Residential ☐Public Supply ☐Irrigation ☐Other
6. Well Surface Finish: ☐Stick Up ■Flush Mount
7. Location of Measuring Point: ■Top of Casing ☐Other (specify) _____
8. **NOTE:** PDBS represent a point sample within the screened interval or open hole of the well. It is critical to know the exact depth within the well where the PDBS is deployed. Well construction specifications, which are typically used to determine where to set the PDBS in the well, are measured in feet below ground surface (fbgs). If the depth interval for PDBS deployment is measured from the reference point identified above, the difference between this reference point and the ground surface must be measured and accounted for to determine the proper depth interval to set the PDBS. Please identify below, any differences between the measuring point identified above and actual ground surface at the well head.

   Distance between measuring point and ground surface (ft.) 0.34 feet below grade
9. Total Well Depth (fbgs) 21.8 (TIC)
10. Screened interval/open hole (fbgs) 2 to 22
11. Well Casing: Diameter: 2 inch Material: ■PVC ☐Carbon Steel ☐Stainless Steel
12. Well Screen (or open hole diameter): Diameter: 2 inch Material: ■PVC ☐Carbon Steel ☐Stainless Steel
13. Screen Size (slot) Screen Slot Size _____

14. Date and Time of Deployment Date: 3/11/15 Time: 15:30
15. Depth to Ground Water Depth to ground water at time of deployment 2.50 feet below TIC
16. Date and Time of Retrieval Date: 3/25/15 Time: 14:55
17. Depth to Ground Water Depth to ground water at time of retrieval 2.80 feet below TIC
18. Type of Deployment Line Used Diameter: 0.25 inch Material: Nylon line

19. Material and Mass (oz.) of PDBS Weight Stainless Steel, approx. 16 oz. (stainless steel recommended)
20. Type of PDBS Used
    ■Lab Filled (Modified Trip Blank must be taken at time of deployment)
    ☐Field Filled (Modified equipment blank of fill water must be taken at time of deployment. If PDBS isn't filled at well head, blank must travel with samplers until last sampler is deployed. Blank is then taken.)
21. Dimensions of PDBS Length (in.) 24 inches Diameter (in.) 1.25 inches Filled 220 ml
22. Position of PDBS Weight
    ☐Attached to bottom of PDBS and suspended in well
    ☐Attached to bottom of deployment line and suspended in well
    ■Attached to bottom of deployment line and resting on bottom of well (preferred)
23. Position of PDBS in Well Screen (ft. from measuring point to center of PDBS)

1st PDBS	2nd PDBS	3rd PDBS	4th PDBS
2.5 ft. bgs.			

5th PDBS	6th PDBS	7th PDBS	8th PDBS

24. If the saturated portion of the well screen or open hole is greater than 5 feet, has the well been vertically profiled to assess the potential for contaminant stratification?
    ☐ **No**, this well is being profiled during this sampling round
    ☐ **Yes**, this well was profiled already. Date when well was profiled: _____
25. If the saturated portion of the well screen or open hole is greater than 10 feet, has the well been flow tested to assess the potential for vertical flow to be present within the well?
    ■ **No**, flow testing has not been conducted in this well
    ☐ **Yes**, flow testing of this well was conducted. Date of testing: _____
    Type of flow meter used: _____
    Measurements taken every _____ feet **[Please Attach Results]**
26. Weather Conditions During Deployment Temp. 60° F Wind Light ■Sunny ☐Overcast ☐Raining ☐Snowing
27. Weather Conditions During Retrieval Temp. 50° F Wind None ■Sunny ☐Overcast ☐Raining ☐Snowing

28. Field Sampling Technician: Name(s) and Company (please print clearly)

Name	Company
Roy Wagner	Tetra Tech
Jon Byk, Priscilla Merta	Tetra Tech

New Jersey Department of Environmental Protection

Checklist for the Submission of Sampling Data for Passive Diffusion Bag Samplers (PDBS)

1. Site: Former Lockheed Electronics Company Site
2. Location: Watchung and North Plainfield, NJ
3. Well Designation: MW-547I
4. Well Permit Number: 25-54781

5. Type of Well: ■Monitoring ☐Extraction ☐Residential ☐Public Supply ☐Irrigation ☐Other
6. Well Surface Finish: ☐Stick Up ■Flush Mount
7. Location of Measuring Point: ■Top of Casing ☐Other (specify) _____
8. **NOTE:** PDBS represent a point sample within the screened interval or open hole of the well. It is critical to know the exact depth within the well where the PDBS is deployed. Well construction specifications, which are typically used to determine where to set the PDBS in the well, are measured in feet below ground surface (fbgs). If the depth interval for PDBS deployment is measured from the reference point identified above, the difference between this reference point and the ground surface must be measured and accounted for to determine the proper depth interval to set the PDBS. Please identify below, any differences between the measuring point identified above and actual ground surface at the well head.

   Distance between measuring point and ground surface (ft.) 0.32 feet below grade
9. Total Well Depth (fbgs) 99.4 (TIC)
10. Screened interval/open hole (fbgs) 80 to 100
11. Well Casing: Diameter: 2 inch Material: ■PVC ☐Carbon Steel ☐Stainless Steel
12. Well Screen (or open hole diameter): Diameter: 2 inch Material: ■PVC ☐Carbon Steel ☐Stainless Steel
13. Screen Size (slot) Screen Slot Size _____

14. Date and Time of Deployment Date: 3/11/15 Time: 15:35
15. Depth to Ground Water Depth to ground water at time of deployment 3.41 feet below TIC
16. Date and Time of Retrieval Date: 3/25/15 Time: 15:00
17. Depth to Ground Water Depth to ground water at time of retrieval 3.80 feet below TIC
18. Type of Deployment Line Used Diameter: 0.25 inch Material: Nylon line

19. Material and Mass (oz.) of PDBS Weight Stainless Steel, approx. 16 oz. (stainless steel recommended)
20. Type of PDBS Used
    ■Lab Filled (Modified Trip Blank must be taken at time of deployment)
    ☐Field Filled (Modified equipment blank of fill water must be taken at time of deployment. If PDBS isn't filled at well head, blank must travel with samplers until last sampler is deployed. Blank is then taken.)
21. Dimensions of PDBS Length (in.) 24 inches Diameter (in.) 1.25 inches Filled 220 ml
22. Position of PDBS Weight
    ☐Attached to bottom of PDBS and suspended in well
    ☐Attached to bottom of deployment line and suspended in well
    ■Attached to bottom of deployment line and resting on bottom of well (preferred)
23. Position of PDBS in Well Screen (ft. from measuring point to center of PDBS)

1st PDBS	2nd PDBS	3rd PDBS	4th PDBS
2.5 ft. bgs.			

5th PDBS	6th PDBS	7th PDBS	8th PDBS

24. If the saturated portion of the well screen or open hole is greater than 5 feet, has the well been vertically profiled to assess the potential for contaminant stratification?
    ☐ **No**, this well is being profiled during this sampling round
    ☐ **Yes**, this well was profiled already. Date when well was profiled: _____
25. If the saturated portion of the well screen or open hole is greater than 10 feet, has the well been flow tested to assess the potential for vertical flow to be present within the well?
    ■ **No**, flow testing has not been conducted in this well
    ☐ **Yes**, flow testing of this well was conducted. Date of testing: _____
    Type of flow meter used: _____
    Measurements taken every _____ feet **[Please Attach Results]**
26. Weather Conditions During Deployment Temp. 60° F Wind Light ■Sunny ☐Overcast ☐Raining ☐Snowing
27. Weather Conditions During Retrieval Temp. 50° F Wind None ■Sunny ☐Overcast ☐Raining ☐Snowing

28. Field Sampling Technician: Name(s) and Company (please print clearly)

Name	Company
Roy Wagner	Tetra Tech
Jon Byk, Priscilla Merta	Tetra Tech

New Jersey Department of Environmental Protection

Checklist for the Submission of Sampling Data for Passive Diffusion Bag Samplers (PDBS)

1. Site: Former Lockheed Electronics Company Site
2. Location: Watchung and North Plainfield, NJ
3. Well Designation: MW-547D
4. Well Permit Number: 25-54782

5. Type of Well: ■Monitoring ☐Extraction ☐Residential ☐Public Supply ☐Irrigation ☐Other
6. Well Surface Finish: ☐Stick Up ■Flush Mount
7. Location of Measuring Point: ■Top of Casing ☐Other (specify) _____
8. **NOTE:** PDBS represent a point sample within the screened interval or open hole of the well. It is critical to know the exact depth within the well where the PDBS is deployed. Well construction specifications, which are typically used to determine where to set the PDBS in the well, are measured in feet below ground surface (fbgs). If the depth interval for PDBS deployment is measured from the reference point identified above, the difference between this reference point and the ground surface must be measured and accounted for to determine the proper depth interval to set the PDBS. Please identify below, any differences between the measuring point identified above and actual ground surface at the well head.

   Distance between measuring point and ground surface (ft.) 0.43 feet below grade
9. Total Well Depth (fbgs) 189.4 (TIC)
10. Screened interval/open hole (fbgs) 180 to 200
11. Well Casing: Diameter: 2 inch Material: ■PVC ☐Carbon Steel ☐Stainless Steel
12. Well Screen (or open hole diameter): Diameter: 2 inch Material: ■PVC ☐Carbon Steel ☐Stainless Steel
13. Screen Size (slot) Screen Slot Size _____

14. Date and Time of Deployment Date: 3/11/15 Time: 15:25
15. Depth to Ground Water Depth to ground water at time of deployment 4.98 feet below TIC
16. Date and Time of Retrieval Date: 3/25/15 Time: 15:05
17. Depth to Ground Water Depth to ground water at time of retrieval 4.56 feet below TIC
18. Type of Deployment Line Used Diameter: 0.25 inch Material: Nylon line

19. Material and Mass (oz.) of PDBS Weight Stainless Steel, approx. 16 oz. (stainless steel recommended)
20. Type of PDBS Used
    ■Lab Filled (Modified Trip Blank must be taken at time of deployment)
    ☐Field Filled (Modified equipment blank of fill water must be taken at time of deployment. If PDBS isn't filled at well head, blank must travel with samplers until last sampler is deployed. Blank is then taken.)
21. Dimensions of PDBS Length (in.) 24 inches Diameter (in.) 1.25 inches Filled 220 ml
22. Position of PDBS Weight
    ☐Attached to bottom of PDBS and suspended in well
    ☐Attached to bottom of deployment line and suspended in well
    ■Attached to bottom of deployment line and resting on bottom of well (preferred)
23. Position of PDBS in Well Screen (ft. from measuring point to center of PDBS)

1st PDBS	2nd PDBS	3rd PDBS	4th PDBS
2.5 ft. bgs.			

5th PDBS	6th PDBS	7th PDBS	8th PDBS

24. If the saturated portion of the well screen or open hole is greater than 5 feet, has the well been vertically profiled to assess the potential for contaminant stratification?
    ☐ **No**, this well is being profiled during this sampling round
    ☐ **Yes**, this well was profiled already. Date when well was profiled: _____
25. If the saturated portion of the well screen or open hole is greater than 10 feet, has the well been flow tested to assess the potential for vertical flow to be present within the well?
    ■ **No**, flow testing has not been conducted in this well
    ☐ **Yes**, flow testing of this well was conducted. Date of testing: _____
    Type of flow meter used: _____
    Measurements taken every _____ feet **[Please Attach Results]**
26. Weather Conditions During Deployment Temp. 60° F Wind Light ■Sunny ☐Overcast ☐Raining ☐Snowing
27. Weather Conditions During Retrieval Temp. 50° F Wind None ■Sunny ☐Overcast ☐Raining ☐Snowing

28. Field Sampling Technician: Name(s) and Company (please print clearly)

Name	Company
Roy Wagner	Tetra Tech
Jon Byk, Priscilla Merta	Tetra Tech

New Jersey Department of Environmental Protection

Checklist for the Submission of Sampling Data for Passive Diffusion Bag Samplers (PDBS)

1. Site: Former Lockheed Electronics Company Site
2. Location: Watchung and North Plainfield, NJ
3. Well Designation: MW-549S
4. Well Permit Number: 25-60735

5. Type of Well: ■Monitoring ☐Extraction ☐Residential ☐Public Supply ☐Irrigation ☐Other
6. Well Surface Finish: ■Stick Up ☐Flush Mount
7. Location of Measuring Point: ■Top of Casing ☐Other (specify) _____
8. **NOTE:** PDBS represent a point sample within the screened interval or open hole of the well. It is critical to know the exact depth within the well where the PDBS is deployed. Well construction specifications, which are typically used to determine where to set the PDBS in the well, are measured in feet below ground surface (fbgs). If the depth interval for PDBS deployment is measured from the reference point identified above, the difference between this reference point and the ground surface must be measured and accounted for to determine the proper depth interval to set the PDBS. Please identify below, any differences between the measuring point identified above and actual ground surface at the well head.

   Distance between measuring point and ground surface (ft.) 0.39 feet below TOC
9. Total Well Depth (fbgs) 115.84 (TIC)
10. Screened interval/open hole (fbgs) 90 to 110
11. Well Casing: Diameter: 2 inch Material: ■PVC ☐Carbon Steel ☐Stainless Steel
12. Well Screen (or open hole diameter): Diameter: 2 inch Material: ■PVC ☐Carbon Steel ☐Stainless Steel
13. Screen Size (slot) Screen Slot Size _____

14. Date and Time of Deployment Date: 3/11/15 Time: 7:50
15. Depth to Ground Water Depth to ground water at time of deployment 54.44 feet below TIC
16. Date and Time of Retrieval Date: 3/25/15 Time: 7:30
17. Depth to Ground Water Depth to ground water at time of retrieval 53.01 feet below TIC
18. Type of Deployment Line Used Diameter: 0.25 inch Material: Nylon line

19. Material and Mass (oz.) of PDBS Weight Stainless Steel, approx. 12 oz. (stainless steel recommended)
20. Type of PDBS Used
    ■Lab Filled (Modified Trip Blank must be taken at time of deployment)
    ☐Field Filled (Modified equipment blank of fill water must be taken at time of deployment. If PDBS isn't filled at well head, blank must travel with samplers until last sampler is deployed. Blank is then taken.)
21. Dimensions of PDBS Length (in.) 24 inches Diameter (in.) 1.25 inches Filled 220 ml
22. Position of PDBS Weight
    ☐Attached to bottom of PDBS and suspended in well
    ☐Attached to bottom of deployment line and suspended in well
    ■Attached to bottom of deployment line and resting on bottom of well (preferred)
23. Position of PDBS in Well Screen (ft. from measuring point to center of PDBS)

1st PDBS	2nd PDBS	3rd PDBS	4th PDBS
approx. 104 ft bgs (center of screen)			
5th PDBS	**6th PDBS**	**7th PDBS**	**8th PDBS**

24. If the saturated portion of the well screen or open hole is greater than 5 feet, has the well been vertically profiled to assess the potential for contaminant stratification?
    ☐ **No**, this well is being profiled during this sampling round
    ☐ **Yes**, this well was profiled already. Date when well was profiled: _____
25. If the saturated portion of the well screen or open hole is greater than 10 feet, has the well been flow tested to assess the potential for vertical flow to be present within the well?
    ■ **No**, flow testing has not been conducted in this well
    ☐ **Yes**, flow testing of this well was conducted. Date of testing: _____
    Type of flow meter used: _____
    Measurements taken every _____ feet **[Please Attach Results]**
26. Weather Conditions During Deployment Temp. 60° F Wind Light ■Sunny ☐Overcast ☐Raining ☐Snowing
27. Weather Conditions During Retrieval Temp. 50° F Wind None ■Sunny ☐Overcast ☐Raining ☐Snowing

28. Field Sampling Technician: Name(s) and Company (please print clearly)

Name	Company
Roy Wagner	Tetra Tech
Jon Byk, Priscilla Merta	Tetra Tech

New Jersey Department of Environmental Protection

Checklist for the Submission of Sampling Data for Passive Diffusion Bag Samplers (PDBS)

1. Site: Former Lockheed Electronics Company Site
2. Location: Watchung and North Plainfield, NJ
3. Well Designation: MW-549I
4. Well Permit Number: 25-60736

5. Type of Well: ■Monitoring ☐Extraction ☐Residential ☐Public Supply ☐Irrigation ☐Other
6. Well Surface Finish: ■Stick Up ☐Flush Mount
7. Location of Measuring Point: ■Top of Casing ☐Other (specify) _____
8. **NOTE:** PDBS represent a point sample within the screened interval or open hole of the well. It is critical to know the exact depth within the well where the PDBS is deployed. Well construction specifications, which are typically used to determine where to set the PDBS in the well, are measured in feet below ground surface (fbgs). If the depth interval for PDBS deployment is measured from the reference point identified above, the difference between this reference point and the ground surface must be measured and accounted for to determine the proper depth interval to set the PDBS. Please identify below, any differences between the measuring point identified above and actual ground surface at the well head.

   Distance between measuring point and ground surface (ft.) 0.15 feet below TOC
9. Total Well Depth (fbgs) 212.25 (TIC)
10. Screened interval/open hole (fbgs) 190 to 210
11. Well Casing: Diameter: 2 inch Material: ■PVC ☐Carbon Steel ☐Stainless Steel
12. Well Screen (or open hole diameter): Diameter: 2 inch Material: ■PVC ☐Carbon Steel ☐Stainless Steel
13. Screen Size (slot) Screen Slot Size _____

14. Date and Time of Deployment Date: 3/11/15 Time: 7:40
15. Depth to Ground Water Depth to ground water at time of deployment 55.79 feet below TIC
16. Date and Time of Retrieval Date: 3/25/15 Time: 7:40
17. Depth to Ground Water Depth to ground water at time of retrieval 54.72 feet below TIC
18. Type of Deployment Line Used Diameter: 0.25 inch Material: Nylon line

19. Material and Mass (oz.) of PDBS Weight Stainless Steel, approx. 12 oz. (stainless steel recommended)
20. Type of PDBS Used
    ■Lab Filled (Modified Trip Blank must be taken at time of deployment)
    ☐Field Filled (Modified equipment blank of fill water must be taken at time of deployment. If PDBS isn't filled at well head, blank must travel with samplers until last sampler is deployed. Blank is then taken.)
21. Dimensions of PDBS Length (in.) 24 inches Diameter (in.) 1.25 inches Filled 220 ml
22. Position of PDBS Weight
    ☐Attached to bottom of PDBS and suspended in well
    ☐Attached to bottom of deployment line and suspended in well
    ■Attached to bottom of deployment line and resting on bottom of well (preferred)
23. Position of PDBS in Well Screen (ft. from measuring point to center of PDBS)

1st PDBS	2nd PDBS	3rd PDBS	4th PDBS
approx. 201 ft bgs			
(collected field duplicate sample DUP-01)			
5th PDBS	6th PDBS	7th PDBS	8th PDBS

24. If the saturated portion of the well screen or open hole is greater than 5 feet, has the well been vertically profiled to assess the potential for contaminant stratification?
    ☐ **No**, this well is being profiled during this sampling round
    ☐ **Yes**, this well was profiled already. Date when well was profiled: _____
25. If the saturated portion of the well screen or open hole is greater than 10 feet, has the well been flow tested to assess the potential for vertical flow to be present within the well?
    ■ **No**, flow testing has not been conducted in this well
    ☐ **Yes**, flow testing of this well was conducted. Date of testing: _____
    Type of flow meter used: _____
    Measurements taken every _____ feet **[Please Attach Results]**
26. Weather Conditions During Deployment Temp. 60° F Wind Light ■Sunny ☐Overcast ☐Raining ☐Snowing
27. Weather Conditions During Retrieval Temp. 50° F Wind None ■Sunny ☐Overcast ☐Raining ☐Snowing

28. Field Sampling Technician: Name(s) and Company (please print clearly)

Name	Company
Roy Wagner, Tetra Tech	
Jon Byk, Tetra Tech, Priscilla Merta, Tetra Tech	

New Jersey Department of Environmental Protection

Checklist for the Submission of Sampling Data for Passive Diffusion Bag Samplers (PDBS)

1. Site: Former Lockheed Electronics Company Site
2. Location: Watchung and North Plainfield, NJ
3. Well Designation: MW-550S
4. Well Permit Number: 25-60738

5. Type of Well: ■Monitoring ☐Extraction ☐Residential ☐Public Supply ☐Irrigation ☐Other
6. Well Surface Finish: ☐Stick Up ■Flush Mount
7. Location of Measuring Point: ■Top of Casing ☐Other (specify) _____
8. **NOTE:** PDBS represent a point sample within the screened interval or open hole of the well. It is critical to know the exact depth within the well where the PDBS is deployed. Well construction specifications, which are typically used to determine where to set the PDBS in the well, are measured in feet below ground surface (fbgs). If the depth interval for PDBS deployment is measured from the reference point identified above, the difference between this reference point and the ground surface must be measured and accounted for to determine the proper depth interval to set the PDBS. Please identify below, any differences between the measuring point identified above and actual ground surface at the well head.

   Distance between measuring point and ground surface (ft.) 0.55 feet below grade
9. Total Well Depth (fbgs) 49.84 (TIC)
10. Screened interval/open hole (fbgs) 30 to 50
11. Well Casing: Diameter: 2 inch Material: ■PVC ☐Carbon Steel ☐Stainless Steel
12. Well Screen (or open hole diameter): Diameter: 2 inch Material: ■PVC ☐Carbon Steel ☐Stainless Steel
13. Screen Size (slot) Screen Slot Size _____

14. Date and Time of Deployment Date: 3/3/15 Time: 14:34
15. Depth to Ground Water Depth to ground water at time of deployment 22.02 feet below TIC
16. Date and Time of Retrieval Date: 3/25/15 Time: 8:45
17. Depth to Ground Water Depth to ground water at time of retrieval 18.67 feet below TIC
18. Type of Deployment Line Used Diameter: 0.25 inch Material: Nylon line

19. Material and Mass (oz.) of PDBS Weight Stainless Steel, approx. 16 oz. (stainless steel recommended)
20. Type of PDBS Used
    ■Lab Filled (Modified Trip Blank must be taken at time of deployment)
    ☐Field Filled (Modified equipment blank of fill water must be taken at time of deployment. If PDBS isn't filled at well head, blank must travel with samplers until last sampler is deployed. Blank is then taken.)
21. Dimensions of PDBS Length (in.) 24 inches Diameter (in.) 1.25 inches Filled 220 ml
22. Position of PDBS Weight
    ☐Attached to bottom of PDBS and suspended in well
    ☐Attached to bottom of deployment line and suspended in well
    ■Attached to bottom of deployment line and resting on bottom of well (preferred)
23. Position of PDBS in Well Screen (ft. from measuring point to center of PDBS)

1st PDBS	2nd PDBS	3rd PDBS	4th PDBS
approx. 39.84 ft			

(center of screen; collected field duplicate sample DUP-02)

5th PDBS	6th PDBS	7th PDBS	8th PDBS

24. If the saturated portion of the well screen or open hole is greater than 5 feet, has the well been vertically profiled to assess the potential for contaminant stratification?
    ☐ **No**, this well is being profiled during this sampling round
    ☐ **Yes**, this well was profiled already. Date when well was profiled: _____
25. If the saturated portion of the well screen or open hole is greater than 10 feet, has the well been flow tested to assess the potential for vertical flow to be present within the well?
    ■ **No**, flow testing has not been conducted in this well
    ☐ **Yes**, flow testing of this well was conducted. Date of testing: _____
    Type of flow meter used: _____
    Measurements taken every _____ feet **[Please Attach Results]**
26. Weather Conditions During Deployment Temp. 32° F Wind None ☐Sunny ☐Overcast ☐Raining ■Snowing
27. Weather Conditions During Retrieval Temp. 50° F Wind None ■Sunny ☐Overcast ☐Raining ☐Snowing

28. Field Sampling Technician: Name(s) and Company (please print clearly)

Name	Company
Roy Wagner	Tetra Tech
Jon Byk, Priscilla Merta	Tetra Tech

New Jersey Department of Environmental Protection
Checklist for the Submission of Sampling Data for Passive Diffusion Bag Samplers (PDBS)

1. Site: Former Lockheed Electronics Company Site
2. Location: Watchung and North Plainfield, NJ
3. Well Designation: MW-550I
4. Well Permit Number: 25-60737

5. Type of Well: ■Monitoring ☐Extraction ☐Residential ☐Public Supply ☐Irrigation ☐Other
6. Well Surface Finish: ☐Stick Up ■Flush Mount
7. Location of Measuring Point: ■Top of Casing ☐Other (specify) _____
8. **NOTE:** PDBS represent a point sample within the screened interval or open hole of the well. It is critical to know the exact depth within the well where the PDBS is deployed. Well construction specifications, which are typically used to determine where to set the PDBS in the well, are measured in feet below ground surface (fbgs). If the depth interval for PDBS deployment is measured from the reference point identified above, the difference between this reference point and the ground surface must be measured and accounted for to determine the proper depth interval to set the PDBS. Please identify below, any differences between the measuring point identified above and actual ground surface at the well head.

   Distance between measuring point and ground surface (ft.) 0.35 feet below grade
9. Total Well Depth (fbgs) 100.22 (TIC)
10. Screened interval/open hole (fbgs) 80 to 100
11. Well Casing: Diameter: 2 inch Material: ■PVC ☐Carbon Steel ☐Stainless Steel
12. Well Screen (or open hole diameter): Diameter: 2 inch Material: ■PVC ☐Carbon Steel ☐Stainless Steel
13. Screen Size (slot) Screen Slot Size _____

14. Date and Time of Deployment Date: 3/3/15 Time: 14:49
15. Depth to Ground Water Depth to ground water at time of deployment 23.30 feet below TIC
16. Date and Time of Retrieval Date: 3/25/15 Time: 8:55
17. Depth to Ground Water Depth to ground water at time of retrieval 19.98 feet below TIC
18. Type of Deployment Line Used Diameter: 0.25 inch Material: Nylon line

19. Material and Mass (oz.) of PDBS Weight Stainless Steel, approx. 16 oz. (stainless steel recommended)
20. Type of PDBS Used
    ■Lab Filled (Modified Trip Blank must be taken at time of deployment)
    ☐Field Filled (Modified equipment blank of fill water must be taken at time of deployment. If PDBS isn't filled at well head, blank must travel with samplers until last sampler is deployed. Blank is then taken.)
21. Dimensions of PDBS Length (in.) 24 inches Diameter (in.) 1.25 inches Filled 220 ml
22. Position of PDBS Weight
    ☐Attached to bottom of PDBS and suspended in well
    ☐Attached to bottom of deployment line and suspended in well
    ■Attached to bottom of deployment line and resting on bottom of well (preferred)
23. Position of PDBS in Well Screen (ft. from measuring point to center of PDBS)

1st PDBS	2nd PDBS	3rd PDBS	4th PDBS
approx. 90.22 ft (center of screen)			
5th PDBS	**6th PDBS**	**7th PDBS**	**8th PDBS**

24. If the saturated portion of the well screen or open hole is greater than 5 feet, has the well been vertically profiled to assess the potential for contaminant stratification?
    ☐ **No**, this well is being profiled during this sampling round
    ☐ **Yes**, this well was profiled already. Date when well was profiled: _____
25. If the saturated portion of the well screen or open hole is greater than 10 feet, has the well been flow tested to assess the potential for vertical flow to be present within the well?
    ■ **No**, flow testing has not been conducted in this well
    ☐ **Yes**, flow testing of this well was conducted. Date of testing: _____
    Type of flow meter used: _____
    Measurements taken every _____ feet **[Please Attach Results]**
26. Weather Conditions During Deployment Temp. 32° F Wind None ☐Sunny ☐Overcast ☐Raining ■Snowing
27. Weather Conditions During Retrieval Temp. 50° F Wind None ■Sunny ☐Overcast ☐Raining ☐Snowing

28. Field Sampling Technician: Name(s) and Company (please print clearly)

Name	Company
Roy Wagner	Tetra Tech
Jon Byk, Priscilla Merta	Tetra Tech

New Jersey Department of Environmental Protection

Checklist for the Submission of Sampling Data for Passive Diffusion Bag Samplers (PDBS)

1. Site: Former Lockheed Electronics Company Site
2. Location: Watchung and North Plainfield, NJ
3. Well Designation: PZ-521S
4. Well Permit Number: 25-45029

5. Type of Well: ■Monitoring ☐Extraction ☐Residential ☐Public Supply ☐Irrigation ☐Other
6. Well Surface Finish: ☐Stick Up ■Flush Mount
7. Location of Measuring Point: ■Top of Casing ☐Other (specify) _____
8. **NOTE:** PDBS represent a point sample within the screened interval or open hole of the well. It is critical to know the exact depth within the well where the PDBS is deployed. Well construction specifications, which are typically used to determine where to set the PDBS in the well, are measured in feet below ground surface (fbgs). If the depth interval for PDBS deployment is measured from the reference point identified above, the difference between this reference point and the ground surface must be measured and accounted for to determine the proper depth interval to set the PDBS. Please identify below, any differences between the measuring point identified above and actual ground surface at the well head.

   Distance between measuring point and ground surface (ft.) 0.10 feet below grade
9. Total Well Depth (fbgs) 15.50 (TIC)
10. Screened interval/open hole (fbgs) 5.2 to 15.2
11. Well Casing: Diameter: 2 inch Material: ■PVC ☐Carbon Steel ☐Stainless Steel
12. Well Screen (or open hole diameter): Diameter: 2 inch Material: ■PVC ☐Carbon Steel ☐Stainless Steel
13. Screen Size (slot) Screen Slot Size _____

14. Date and Time of Deployment Date: 3/11/15 Time: 16:10
15. Depth to Ground Water Depth to ground water at time of deployment 2.45 feet below TIC
16. Date and Time of Retrieval Date: 3/25/15 Time: 15:35
17. Depth to Ground Water Depth to ground water at time of retrieval 2.01 feet below TIC
18. Type of Deployment Line Used Diameter: 0.25 inch Material: Nylon line

19. Material and Mass (oz.) of PDBS Weight Stainless Steel, approx. 16 oz. (stainless steel recommended)
20. Type of PDBS Used
    ■Lab Filled (Modified Trip Blank must be taken at time of deployment)
    ☐Field Filled (Modified equipment blank of fill water must be taken at time of deployment. If PDBS isn't filled at well head, blank must travel with samplers until last sampler is deployed. Blank is then taken.)
21. Dimensions of PDBS Length (in.) 24 inches Diameter (in.) 1.25 inches Filled 220 ml
22. Position of PDBS Weight
    ☐Attached to bottom of PDBS and suspended in well
    ☐Attached to bottom of deployment line and suspended in well
    ■Attached to bottom of deployment line and resting on bottom of well (preferred)
23. Position of PDBS in Well Screen (ft. from measuring point to center of PDBS)

1st PDBS	2nd PDBS	3rd PDBS	4th PDBS
approx. 10.50 ft (center of screen)			
5th PDBS	**6th PDBS**	**7th PDBS**	**8th PDBS**

24. If the saturated portion of the well screen or open hole is greater than 5 feet, has the well been vertically profiled to assess the potential for contaminant stratification?
    ☐ **No**, this well is being profiled during this sampling round
    ☐ **Yes**, this well was profiled already. Date when well was profiled: _____
25. If the saturated portion of the well screen or open hole is greater than 10 feet, has the well been flow tested to assess the potential for vertical flow to be present within the well?
    ■ **No**, flow testing has not been conducted in this well
    ☐ **Yes**, flow testing of this well was conducted. Date of testing: _____
    Type of flow meter used: _____
    Measurements taken every _____ feet **[Please Attach Results]**
26. Weather Conditions During Deployment Temp. 60° F Wind Light ■Sunny ☐Overcast ☐Raining ☐Snowing
27. Weather Conditions During Retrieval Temp. 50° F Wind None ■Sunny ☐Overcast ☐Raining ☐Snowing

28. Field Sampling Technician: Name(s) and Company (please print clearly)

Name	Company
Roy Wagner	Tetra Tech
Jon Byk, Priscilla Merta	Tetra Tech

New Jersey Department of Environmental Protection

Checklist for the Submission of Sampling Data for Passive Diffusion Bag Samplers (PDBS)

1. Site: Former Lockheed Electronics Company Site
2. Location: Watchung and North Plainfield, NJ
3. Well Designation: PZ-521I
4. Well Permit Number: 25-45028

5. Type of Well: ■Monitoring ☐Extraction ☐Residential ☐Public Supply ☐Irrigation ☐Other
6. Well Surface Finish: ☐Stick Up ■Flush Mount
7. Location of Measuring Point: ■Top of Casing ☐Other (specify) _____
8. **NOTE:** PDBS represent a point sample within the screened interval or open hole of the well. It is critical to know the exact depth within the well where the PDBS is deployed. Well construction specifications, which are typically used to determine where to set the PDBS in the well, are measured in feet below ground surface (fbgs). If the depth interval for PDBS deployment is measured from the reference point identified above, the difference between this reference point and the ground surface must be measured and accounted for to determine the proper depth interval to set the PDBS. Please identify below, any differences between the measuring point identified above and actual ground surface at the well head.

   Distance between measuring point and ground surface (ft.) 0.20 feet below grade
9. Total Well Depth (fbgs) 102.05 (TIC)
10. Screened interval/open hole (fbgs) 92.6 to 102.6
11. Well Casing: Diameter: 2 inch Material: ■PVC ☐Carbon Steel ☐Stainless Steel
12. Well Screen (or open hole diameter): Diameter: 2 inch Material: ■PVC ☐Carbon Steel ☐Stainless Steel
13. Screen Size (slot) Screen Slot Size _____

14. Date and Time of Deployment Date: 3/11/15 Time: 16:15
15. Depth to Ground Water Depth to ground water at time of deployment 4.95 feet below TIC
16. Date and Time of Retrieval Date: 3/25/15 Time: 15:40
17. Depth to Ground Water Depth to ground water at time of retrieval 4.40 feet below TIC
18. Type of Deployment Line Used Diameter: 0.25 inch Material: Nylon line

19. Material and Mass (oz.) of PDBS Weight Stainless Steel, approx. 16 oz. (stainless steel recommended)
20. Type of PDBS Used
    ■Lab Filled (Modified Trip Blank must be taken at time of deployment)
    ☐Field Filled (Modified equipment blank of fill water must be taken at time of deployment. If PDBS isn't filled at well head, blank must travel with samplers until last sampler is deployed. Blank is then taken.)
21. Dimensions of PDBS Length (in.) 24 inches Diameter (in.) 1.25 inches Filled 220 ml
22. Position of PDBS Weight
    ☐Attached to bottom of PDBS and suspended in well
    ☐Attached to bottom of deployment line and suspended in well
    ■Attached to bottom of deployment line and resting on bottom of well (preferred)
23. Position of PDBS in Well Screen (ft. from measuring point to center of PDBS)

1st PDBS	2nd PDBS	3rd PDBS	4th PDBS
approx. 97.05 ft (center of screen)			
5th PDBS	**6th PDBS**	**7th PDBS**	**8th PDBS**

24. If the saturated portion of the well screen or open hole is greater than 5 feet, has the well been vertically profiled to assess the potential for contaminant stratification?
    ☐ **No**, this well is being profiled during this sampling round
    ☐ **Yes**, this well was profiled already. Date when well was profiled: _____
25. If the saturated portion of the well screen or open hole is greater than 10 feet, has the well been flow tested to assess the potential for vertical flow to be present within the well?
    ■ **No**, flow testing has not been conducted in this well
    ☐ **Yes**, flow testing of this well was conducted. Date of testing: _____
    Type of flow meter used: _____
    Measurements taken every _____ feet **[Please Attach Results]**
26. Weather Conditions During Deployment Temp. 60° F Wind Light ■Sunny ☐Overcast ☐Raining ☐Snowing
27. Weather Conditions During Retrieval Temp. 50° F Wind None ☐Sunny ■Overcast ☐Raining ☐Snowing

28. Field Sampling Technician: Name(s) and Company (please print clearly)

Name	Company
Roy Wagner	Tetra Tech
Jon Byk, Priscilla Merta	Tetra Tech

New Jersey Department of Environmental Protection

Checklist for the Submission of Sampling Data for Passive Diffusion Bag Samplers (PDBS)

1. Site: Former Lockheed Electronics Company Site
2. Location: Watchung and North Plainfield, NJ
3. Well Designation: PZ-522S
4. Well Permit Number: 25-45020

5. Type of Well: ■Monitoring ☐Extraction ☐Residential ☐Public Supply ☐Irrigation ☐Other
6. Well Surface Finish: ☐Stick Up ■Flush Mount
7. Location of Measuring Point: ■Top of Casing ☐Other (specify) _____
8. **NOTE:** PDBS represent a point sample within the screened interval or open hole of the well. It is critical to know the exact depth within the well where the PDBS is deployed. Well construction specifications, which are typically used to determine where to set the PDBS in the well, are measured in feet below ground surface (fbgs). If the depth interval for PDBS deployment is measured from the reference point identified above, the difference between this reference point and the ground surface must be measured and accounted for to determine the proper depth interval to set the PDBS. Please identify below, any differences between the measuring point identified above and actual ground surface at the well head.

   Distance between measuring point and ground surface (ft.) 0.28 feet below grade
9. Total Well Depth (fbgs) 17.41 (TIC)
10. Screened interval/open hole (fbgs) 7.7 to 17.7
11. Well Casing: Diameter: 2 inch Material: ■PVC ☐Carbon Steel ☐Stainless Steel
12. Well Screen (or open hole diameter): Diameter: 2 inch Material: ■PVC ☐Carbon Steel ☐Stainless Steel
13. Screen Size (slot) Screen Slot Size _____

14. Date and Time of Deployment Date: 3/11/15 Time: 15:55
15. Depth to Ground Water Depth to ground water at time of deployment 6.38 feet below TIC
16. Date and Time of Retrieval Date: 3/25/15 Time: 15:10
17. Depth to Ground Water Depth to ground water at time of retrieval 6.59 feet below TIC
18. Type of Deployment Line Used Diameter: 0.25 inch Material: Nylon line

19. Material and Mass (oz.) of PDBS Weight Stainless Steel, approx. 16 oz. (stainless steel recommended)
20. Type of PDBS Used
    ■Lab Filled (Modified Trip Blank must be taken at time of deployment)
    ☐Field Filled (Modified equipment blank of fill water must be taken at time of deployment. If PDBS isn't filled at well head, blank must travel with samplers until last sampler is deployed. Blank is then taken.)
21. Dimensions of PDBS Length (in.) 24 inches Diameter (in.) 1.25 inches Filled 220 ml
22. Position of PDBS Weight
    ☐Attached to bottom of PDBS and suspended in well
    ☐Attached to bottom of deployment line and suspended in well
    ■Attached to bottom of deployment line and resting on bottom of well (preferred)
23. Position of PDBS in Well Screen (ft. from measuring point to center of PDBS)

1st PDBS	2nd PDBS	3rd PDBS	4th PDBS
approx. 12.41 ft (center of screen)			
5th PDBS	**6th PDBS**	**7th PDBS**	**8th PDBS**

24. If the saturated portion of the well screen or open hole is greater than 5 feet, has the well been vertically profiled to assess the potential for contaminant stratification?
    ☐ **No**, this well is being profiled during this sampling round
    ☐ **Yes**, this well was profiled already. Date when well was profiled: _____
25. If the saturated portion of the well screen or open hole is greater than 10 feet, has the well been flow tested to assess the potential for vertical flow to be present within the well?
    ■ **No**, flow testing has not been conducted in this well
    ☐ **Yes**, flow testing of this well was conducted. Date of testing: _____
    Type of flow meter used: _____
    Measurements taken every _____ feet **[Please Attach Results]**
26. Weather Conditions During Deployment Temp. 60° F Wind Light ■Sunny ☐Overcast ☐Raining ☐Snowing
27. Weather Conditions During Retrieval Temp. 50° F Wind None ☐Sunny ■Overcast ☐Raining ☐Snowing

28. Field Sampling Technician: Name(s) and Company (please print clearly)

Name	Company
Roy Wagner	Tetra Tech
Jon Byk, Priscilla Merta	Tetra Tech

New Jersey Department of Environmental Protection

Checklist for the Submission of Sampling Data for Passive Diffusion Bag Samplers (PDBS)

1. Site: Former Lockheed Electronics Company Site
2. Location: Watchung and North Plainfield, NJ
3. Well Designation: PZ-522I
4. Well Permit Number: 25-45019

5. Type of Well: ■Monitoring ☐Extraction ☐Residential ☐Public Supply ☐Irrigation ☐Other
6. Well Surface Finish: ☐Stick Up ■Flush Mount
7. Location of Measuring Point: ■Top of Casing ☐Other (specify) _____
8. **NOTE:** PDBS represent a point sample within the screened interval or open hole of the well. It is critical to know the exact depth within the well where the PDBS is deployed. Well construction specifications, which are typically used to determine where to set the PDBS in the well, are measured in feet below ground surface (fbgs). If the depth interval for PDBS deployment is measured from the reference point identified above, the difference between this reference point and the ground surface must be measured and accounted for to determine the proper depth interval to set the PDBS. Please identify below, any differences between the measuring point identified above and actual ground surface at the well head.

   Distance between measuring point and ground surface (ft.) 0.28 feet below grade
9. Total Well Depth (fbgs) 99.80 (TIC)
10. Screened interval/open hole (fbgs) 91 to 101
11. Well Casing: Diameter: 2 inch Material: ■PVC ☐Carbon Steel ☐Stainless Steel
12. Well Screen (or open hole diameter): Diameter: 2 inch Material: ■PVC ☐Carbon Steel ☐Stainless Steel
13. Screen Size (slot) Screen Slot Size _____

14. Date and Time of Deployment Date: 3/11/15 Time: 15:50
15. Depth to Ground Water Depth to ground water at time of deployment 9.83 feet below TIC
16. Date and Time of Retrieval Date: 3/25/15 Time: 15:15
17. Depth to Ground Water Depth to ground water at time of retrieval 9.90 feet below TIC
18. Type of Deployment Line Used Diameter: 0.25 inch Material: Nylon line

19. Material and Mass (oz.) of PDBS Weight Stainless Steel, approx. 16 oz. (stainless steel recommended)
20. Type of PDBS Used
    ■Lab Filled (Modified Trip Blank must be taken at time of deployment)
    ☐Field Filled (Modified equipment blank of fill water must be taken at time of deployment. If PDBS isn't filled at well head, blank must travel with samplers until last sampler is deployed. Blank is then taken.)
21. Dimensions of PDBS Length (in.) 24 inches Diameter (in.) 1.25 inches Filled 220 ml
22. Position of PDBS Weight
    ☐Attached to bottom of PDBS and suspended in well
    ☐Attached to bottom of deployment line and suspended in well
    ■Attached to bottom of deployment line and resting on bottom of well (preferred)
23. Position of PDBS in Well Screen (ft. from measuring point to center of PDBS)

1st PDBS	2nd PDBS	3rd PDBS	4th PDBS
approx. 94.80 ft (center of screen)			
5th PDBS	**6th PDBS**	**7th PDBS**	**8th PDBS**

24. If the saturated portion of the well screen or open hole is greater than 5 feet, has the well been vertically profiled to assess the potential for contaminant stratification?
    ☐ **No**, this well is being profiled during this sampling round
    ☐ **Yes**, this well was profiled already. Date when well was profiled: _____
25. If the saturated portion of the well screen or open hole is greater than 10 feet, has the well been flow tested to assess the potential for vertical flow to be present within the well?
    ■ **No**, flow testing has not been conducted in this well
    ☐ **Yes**, flow testing of this well was conducted. Date of testing: _____
    Type of flow meter used: _____
    Measurements taken every _____ feet **[Please Attach Results]**
26. Weather Conditions During Deployment Temp. ° F Wind None ■Sunny ☐Overcast ☐Raining ☐Snowing
27. Weather Conditions During Retrieval Temp. ° F Wind None ☐Sunny ■Overcast ☐Raining ☐Snowing

28. Field Sampling Technician: Name(s) and Company (please print clearly)

Name	Company
Roy Wagner	Tetra Tech
Jon Byk, Priscilla Merta	Tetra Tech

New Jersey Department of Environmental Protection

Checklist for the Submission of Sampling Data for Passive Diffusion Bag Samplers (PDBS)

1. Site: Former Lockheed Electronics Company Site
2. Location: Watchung and North Plainfield, NJ
3. Well Designation: PZ-522D
4. Well Permit Number: 25-45018

5. Type of Well: ■Monitoring ☐Extraction ☐Residential ☐Public Supply ☐Irrigation ☐Other
6. Well Surface Finish: ☐Stick Up ■Flush Mount
7. Location of Measuring Point: ■Top of Casing ☐Other (specify) _____
8. **NOTE:** PDBS represent a point sample within the screened interval or open hole of the well. It is critical to know the exact depth within the well where the PDBS is deployed. Well construction specifications, which are typically used to determine where to set the PDBS in the well, are measured in feet below ground surface (fbgs). If the depth interval for PDBS deployment is measured from the reference point identified above, the difference between this reference point and the ground surface must be measured and accounted for to determine the proper depth interval to set the PDBS. Please identify below, any differences between the measuring point identified above and actual ground surface at the well head.

   Distance between measuring point and ground surface (ft.) 0.30 feet below grade
9. Total Well Depth (fbgs) 195.95 (TIC)
10. Screened interval/open hole (fbgs) 187.7 to 197.7
11. Well Casing: Diameter: 2 inch Material: ■PVC ☐Carbon Steel ☐Stainless Steel
12. Well Screen (or open hole diameter): Diameter: 2 inch Material: ■PVC ☐Carbon Steel ☐Stainless Steel
13. Screen Size (slot) Screen Slot Size _____

14. Date and Time of Deployment Date: 3/11/15 Time: 15:45
15. Depth to Ground Water Depth to ground water at time of deployment 11.85 feet below TIC
16. Date and Time of Retrieval Date: 3/25/15 Time: 15:20
17. Depth to Ground Water Depth to ground water at time of retrieval 11.04 feet below TIC
18. Type of Deployment Line Used Diameter: 0.25 inch Material: Nylon line

19. Material and Mass (oz.) of PDBS Weight Stainless Steel, approx. 16 oz. (stainless steel recommended)
20. Type of PDBS Used
    ■Lab Filled (Modified Trip Blank must be taken at time of deployment)
    ☐Field Filled (Modified equipment blank of fill water must be taken at time of deployment. If PDBS isn't filled at well head, blank must travel with samplers until last sampler is deployed. Blank is then taken.)
21. Dimensions of PDBS Length (in.) 24 inches Diameter (in.) 1.25 inches Filled 220 ml
22. Position of PDBS Weight
    ☐Attached to bottom of PDBS and suspended in well
    ☐Attached to bottom of deployment line and suspended in well
    ■Attached to bottom of deployment line and resting on bottom of well (preferred)
23. Position of PDBS in Well Screen (ft. from measuring point to center of PDBS)

1st PDBS	2nd PDBS	3rd PDBS	4th PDBS
approx. 190.95 ft (center of screen)			
5th PDBS	**6th PDBS**	**7th PDBS**	**8th PDBS**

24. If the saturated portion of the well screen or open hole is greater than 5 feet, has the well been vertically profiled to assess the potential for contaminant stratification?
    ☐ **No**, this well is being profiled during this sampling round
    ☐ **Yes**, this well was profiled already. Date when well was profiled: _____
25. If the saturated portion of the well screen or open hole is greater than 10 feet, has the well been flow tested to assess the potential for vertical flow to be present within the well?
    ■ **No**, flow testing has not been conducted in this well
    ☐ **Yes**, flow testing of this well was conducted. Date of testing: _____
    Type of flow meter used: _____
    Measurements taken every _____ feet **[Please Attach Results]**
26. Weather Conditions During Deployment Temp. 60° F Wind Light ■Sunny ☐Overcast ☐Raining ☐Snowing
27. Weather Conditions During Retrieval Temp. 50° F Wind None ☐Sunny ■Overcast ☐Raining ☐Snowing

28. Field Sampling Technician: Name(s) and Company (please print clearly)

Name	Company
Roy Wagner	Tetra Tech
Jon Byk, Priscilla Merta	Tetra Tech

New Jersey Department of Environmental Protection

Checklist for the Submission of Sampling Data for Passive Diffusion Bag Samplers (PDBS)

1. Site: Former Lockheed Electronics Company Site
2. Location: Watchung and North Plainfield, NJ
3. Well Designation: PZ-524S
4. Well Permit Number: 25-45026

5. Type of Well: ■Monitoring ☐Extraction ☐Residential ☐Public Supply ☐Irrigation ☐Other
6. Well Surface Finish: ☐Stick Up ■Flush Mount
7. Location of Measuring Point: ■Top of Casing ☐Other (specify) _____
8. **NOTE:** PDBS represent a point sample within the screened interval or open hole of the well. It is critical to know the exact depth within the well where the PDBS is deployed. Well construction specifications, which are typically used to determine where to set the PDBS in the well, are measured in feet below ground surface (fbgs). If the depth interval for PDBS deployment is measured from the reference point identified above, the difference between this reference point and the ground surface must be measured and accounted for to determine the proper depth interval to set the PDBS. Please identify below, any differences between the measuring point identified above and actual ground surface at the well head.

   Distance between measuring point and ground surface (ft.) 0.16 feet below grade
9. Total Well Depth (fbgs) 13.22 (TIC)
10. Screened interval/open hole (fbgs) 4.7 to 14.7
11. Well Casing: Diameter: 2 inch Material: ■PVC ☐Carbon Steel ☐Stainless Steel
12. Well Screen (or open hole diameter): Diameter: 2 inch Material: ■PVC ☐Carbon Steel ☐Stainless Steel
13. Screen Size (slot) Screen Slot Size _____

14. Date and Time of Deployment Date: 3/12/15 Time: 10:40
15. Depth to Ground Water Depth to ground water at time of deployment 3.80 feet below TIC
16. Date and Time of Retrieval Date: 3/25/15 Time: 14:10
17. Depth to Ground Water Depth to ground water at time of retrieval 4.38 feet below TIC
18. Type of Deployment Line Used Diameter: 0.25 inch Material: Nylon line

19. Material and Mass (oz.) of PDBS Weight Stainless Steel, approx. 16 oz. (stainless steel recommended)
20. Type of PDBS Used
    ■Lab Filled (Modified Trip Blank must be taken at time of deployment)
    ☐Field Filled (Modified equipment blank of fill water must be taken at time of deployment. If PDBS isn't filled at well head, blank must travel with samplers until last sampler is deployed. Blank is then taken.)
21. Dimensions of PDBS Length (in.) 24 inches Diameter (in.) 1.25 inches Filled 220 ml
22. Position of PDBS Weight
    ☐Attached to bottom of PDBS and suspended in well
    ☐Attached to bottom of deployment line and suspended in well
    ■Attached to bottom of deployment line and resting on bottom of well (preferred)
23. Position of PDBS in Well Screen (ft. from measuring point to center of PDBS)

1st PDBS	2nd PDBS	3rd PDBS	4th PDBS
2.5 ft. bgs.			

5th PDBS	6th PDBS	7th PDBS	8th PDBS

24. If the saturated portion of the well screen or open hole is greater than 5 feet, has the well been vertically profiled to assess the potential for contaminant stratification?
    ☐ **No**, this well is being profiled during this sampling round
    ☐ **Yes**, this well was profiled already. Date when well was profiled: _____
25. If the saturated portion of the well screen or open hole is greater than 10 feet, has the well been flow tested to assess the potential for vertical flow to be present within the well?
    ■ **No**, flow testing has not been conducted in this well
    ☐ **Yes**, flow testing of this well was conducted. Date of testing: _____
    Type of flow meter used: _____
    Measurements taken every _____ feet **[Please Attach Results]**
26. Weather Conditions During Deployment Temp. 50° F Wind Light ■Sunny ☐Overcast ☐Raining ☐Snowing
27. Weather Conditions During Retrieval Temp. 50° F Wind None ☐Sunny ☐Overcast ■Raining ☐Snowing

28. Field Sampling Technician: Name(s) and Company (please print clearly)

Name	Company
Roy Wagner	Tetra Tech
Jon Byk, Priscilla Merta	Tetra Tech

New Jersey Department of Environmental Protection

Checklist for the Submission of Sampling Data for Passive Diffusion Bag Samplers (PDBS)

1. Site: Former Lockheed Electronics Company Site
2. Location: Watchung and North Plainfield, NJ
3. Well Designation: PZ-524I
4. Well Permit Number: 25-45025

5. Type of Well: ■Monitoring ☐Extraction ☐Residential ☐Public Supply ☐Irrigation ☐Other
6. Well Surface Finish: ☐Stick Up ■Flush Mount
7. Location of Measuring Point: ■Top of Casing ☐Other (specify) _____
8. **NOTE:** PDBS represent a point sample within the screened interval or open hole of the well. It is critical to know the exact depth within the well where the PDBS is deployed. Well construction specifications, which are typically used to determine where to set the PDBS in the well, are measured in feet below ground surface (fbgs). If the depth interval for PDBS deployment is measured from the reference point identified above, the difference between this reference point and the ground surface must be measured and accounted for to determine the proper depth interval to set the PDBS. Please identify below, any differences between the measuring point identified above and actual ground surface at the well head.

   Distance between measuring point and ground surface (ft.) 0.23 feet below grade
9. Total Well Depth (fbgs) 94.17 (TIC)
10. Screened interval/open hole (fbgs) 87.7 to 97.7
11. Well Casing: Diameter: 2 inch Material: ■PVC ☐Carbon Steel ☐Stainless Steel
12. Well Screen (or open hole diameter): Diameter: 2 inch Material: ■PVC ☐Carbon Steel ☐Stainless Steel
13. Screen Size (slot) Screen Slot Size _____

14. Date and Time of Deployment Date: 3/11/15 Time: 17:15
15. Depth to Ground Water Depth to ground water at time of deployment 5.20 feet below TIC
16. Date and Time of Retrieval Date: 3/25/15 Time: 14:15
17. Depth to Ground Water Depth to ground water at time of retrieval 5.25 feet below TIC
18. Type of Deployment Line Used Diameter: 0.25 inch Material: Nylon line

19. Material and Mass (oz.) of PDBS Weight Stainless Steel, approx. 16 oz. (stainless steel recommended)
20. Type of PDBS Used
    ■Lab Filled (Modified Trip Blank must be taken at time of deployment)
    ☐Field Filled (Modified equipment blank of fill water must be taken at time of deployment. If PDBS isn't filled at well head, blank must travel with samplers until last sampler is deployed. Blank is then taken.)
21. Dimensions of PDBS Length (in.) 24 inches Diameter (in.) 1.25 inches Filled 220 ml
22. Position of PDBS Weight
    ☐Attached to bottom of PDBS and suspended in well
    ☐Attached to bottom of deployment line and suspended in well
    ■Attached to bottom of deployment line and resting on bottom of well (preferred)
23. Position of PDBS in Well Screen (ft. from measuring point to center of PDBS)

1st PDBS	2nd PDBS	3rd PDBS	4th PDBS
2.5 ft. bgs.			

5th PDBS	6th PDBS	7th PDBS	8th PDBS

24. If the saturated portion of the well screen or open hole is greater than 5 feet, has the well been vertically profiled to assess the potential for contaminant stratification?
    ☐**No**, this well is being profiled during this sampling round
    ☐**Yes**, this well was profiled already. Date when well was profiled: _____
25. If the saturated portion of the well screen or open hole is greater than 10 feet, has the well been flow tested to assess the potential for vertical flow to be present within the well?
    ■**No**, flow testing has not been conducted in this well
    ☐**Yes**, flow testing of this well was conducted. Date of testing: _____
    Type of flow meter used: _____
    Measurements taken every _____ feet **[Please Attach Results]**
26. Weather Conditions During Deployment Temp. 60° F Wind Light ■Sunny ☐Overcast ☐Raining ☐Snowing
27. Weather Conditions During Retrieval Temp. 50° F Wind None ☐Sunny ☐Overcast ■Raining ☐Snowing

28. Field Sampling Technician: Name(s) and Company (please print clearly)

Name	Company
Roy Wagner	Tetra Tech
Jon Byk, Priscilla Merta	Tetra Tech

New Jersey Department of Environmental Protection

Checklist for the Submission of Sampling Data for Passive Diffusion Bag Samplers (PDBS)

1. Site: Former Lockheed Electronics Company Site
2. Location: Watchung and North Plainfield, NJ
3. Well Designation: PZ-524D
4. Well Permit Number: 25-45024

5. Type of Well: ■Monitoring ☐Extraction ☐Residential ☐Public Supply ☐Irrigation ☐Other
6. Well Surface Finish: ☐Stick Up ■Flush Mount
7. Location of Measuring Point: ■Top of Casing ☐Other (specify) _____
8. **NOTE:** PDBS represent a point sample within the screened interval or open hole of the well. It is critical to know the exact depth within the well where the PDBS is deployed. Well construction specifications, which are typically used to determine where to set the PDBS in the well, are measured in feet below ground surface (fbgs). If the depth interval for PDBS deployment is measured from the reference point identified above, the difference between this reference point and the ground surface must be measured and accounted for to determine the proper depth interval to set the PDBS. Please identify below, any differences between the measuring point identified above and actual ground surface at the well head.

   Distance between measuring point and ground surface (ft.) 0.29 feet below grade
9. Total Well Depth (fbgs) 192.3 (TIC)
10. Screened interval/open hole (fbgs) 185.7 to 195.7
11. Well Casing: Diameter: 2 inch Material: ■PVC ☐Carbon Steel ☐Stainless Steel
12. Well Screen (or open hole diameter): Diameter: 2 inch Material: ■PVC ☐Carbon Steel ☐Stainless Steel
13. Screen Size (slot) Screen Slot Size _____

14. Date and Time of Deployment Date: 3/11/15 Time: 17:10
15. Depth to Ground Water Depth to ground water at time of deployment 4.20 feet below TIC
16. Date and Time of Retrieval Date: 3/25/15 Time: 14:20
17. Depth to Ground Water Depth to ground water at time of retrieval 4.04 feet below TIC
18. Type of Deployment Line Used Diameter: 0.25 inch Material: Nylon line

19. Material and Mass (oz.) of PDBS Weight Stainless Steel, approx. 16 oz. (stainless steel recommended)
20. Type of PDBS Used
    ■Lab Filled (Modified Trip Blank must be taken at time of deployment)
    ☐Field Filled (Modified equipment blank of fill water must be taken at time of deployment. If PDBS isn't filled at well head, blank must travel with samplers until last sampler is deployed. Blank is then taken.)
21. Dimensions of PDBS Length (in.) 24 inches Diameter (in.) 1.25 inches Filled 220 ml
22. Position of PDBS Weight
    ☐Attached to bottom of PDBS and suspended in well
    ☐Attached to bottom of deployment line and suspended in well
    ■Attached to bottom of deployment line and resting on bottom of well (preferred)
23. Position of PDBS in Well Screen (ft. from measuring point to center of PDBS)

1st PDBS	2nd PDBS	3rd PDBS	4th PDBS
2.5 ft. bgs.			

5th PDBS	6th PDBS	7th PDBS	8th PDBS

24. If the saturated portion of the well screen or open hole is greater than 5 feet, has the well been vertically profiled to assess the potential for contaminant stratification?
    ☐**No**, this well is being profiled during this sampling round
    ☐**Yes**, this well was profiled already. Date when well was profiled: _____
25. If the saturated portion of the well screen or open hole is greater than 10 feet, has the well been flow tested to assess the potential for vertical flow to be present within the well?
    ■**No**, flow testing has not been conducted in this well
    ☐**Yes**, flow testing of this well was conducted. Date of testing: _____
    Type of flow meter used: _____
    Measurements taken every _____ feet **[Please Attach Results]**
26. Weather Conditions During Deployment Temp. 60° F Wind Light ■Sunny ☐Overcast ☐Raining ☐Snowing
27. Weather Conditions During Retrieval Temp. 50° F Wind None ☐Sunny ☐Overcast ■Raining ☐Snowing

28. Field Sampling Technician: Name(s) and Company (please print clearly)

Name	Company
Andrew Kelly	Tetra Tech
Jon Byk, Priscilla Merta	Tetra Tech

New Jersey Department of Environmental Protection

Checklist for the Submission of Sampling Data for Passive Diffusion Bag Samplers (PDBS)

1. Site: Former Lockheed Electronics Company Site
2. Location: Watchung and North Plainfield, NJ
3. Well Designation: MW-1S
4. Well Permit Number: E201313296

5. Type of Well: ■Monitoring ☐Extraction ☐Residential ☐Public Supply ☐Irrigation ☐Other
6. Well Surface Finish: ☐Stick Up ■Flush Mount
7. Location of Measuring Point: ■Top of Casing ☐Other (specify) _____
8. **NOTE:** PDBS represent a point sample within the screened interval or open hole of the well. It is critical to know the exact depth within the well where the PDBS is deployed. Well construction specifications, which are typically used to determine where to set the PDBS in the well, are measured in feet below ground surface (fbgs). If the depth interval for PDBS deployment is measured from the reference point identified above, the difference between this reference point and the ground surface must be measured and accounted for to determine the proper depth interval to set the PDBS. Please identify below, any differences between the measuring point identified above and actual ground surface at the well head.

   Distance between measuring point and ground surface (ft.) 0.32 feet below grade
9. Total Well Depth (fbgs) 179.68 (TIC)
10. Screened interval/open hole (fbgs) 170 to 180
11. Well Casing: Diameter: 2 inch Material: ■PVC ☐Carbon Steel ☐Stainless Steel
12. Well Screen (or open hole diameter): Diameter: 2 inch Material: ■PVC ☐Carbon Steel ☐Stainless Steel
13. Screen Size (slot) Screen Slot Size 20 slot

14. Date and Time of Deployment Date: 9/8/15 Time: 8:55; 2nd PDBS set on 9/10 @16:35
15. Depth to Ground Water Depth to ground water at time of deployment 70.30 feet below TIC
16. Date and Time of Retrieval Date: 9/22/15 Time: 9:10; 2nd PDB 9:15
17. Depth to Ground Water Depth to ground water at time of retrieval 70.51 feet below TIC
18. Type of Deployment Line Used Diameter: 1/16 inch Material: Teflon coated stainless steel

19. Material and Mass (oz.) of PDBS Weight Stainless Steel, approx. 16 oz. (stainless steel recommended)
20. Type of PDBS Used
    ■Lab Filled (Modified Trip Blank must be taken at time of deployment)
    ☐Field Filled (Modified equipment blank of fill water must be taken at time of deployment. If PDBS isn't filled at well head, blank must travel with samplers until last sampler is deployed. Blank is then taken.)
21. Dimensions of PDBS Length (in.) 24 inches Diameter (in.) 1.25 inches Filled 220 ml
22. Position of PDBS Weight
    ☐Attached to bottom of PDBS and suspended in well
    ☐Attached to bottom of deployment line and suspended in well
    ■Attached to bottom of deployment line and resting on bottom of well (preferred)
23. Position of PDBS in Well Screen (ft. from measuring point to center of PDBS)

1st PDBS	2nd PDBS	3rd PDBS	4th PDBS
176.98 ft (Set at bottom hooks)	Set above 1st PDB		

5th PDBS	6th PDBS	7th PDBS	8th PDBS

24. If the saturated portion of the well screen or open hole is greater than 5 feet, has the well been vertically profiled to assess the potential for contaminant stratification?
    ☐ **No**, this well is being profiled during this sampling round
    ■ **Yes**, this well was profiled already. Date when well was profiled: 12/31/13
25. If the saturated portion of the well screen or open hole is greater than 10 feet, has the well been flow tested to assess the potential for vertical flow to be present within the well?
    ■ **No**, flow testing has not been conducted in this well
    ☐ **Yes**, flow testing of this well was conducted. Date of testing: _____
    Type of flow meter used: _____
    Measurements taken every _____ feet **[Please Attach Results]**
26. Weather Conditions During Deployment Temp. 90 ° F Wind Slight ■Sunny ☐Overcast ☐Raining ☐Snowing
27. Weather Conditions During Retrieval Temp. 70 ° F Wind None ☐Sunny ■Overcast ☐Raining ☐Snowing

28. Field Sampling Technician: Name(s) and Company (please print clearly)

Name	Company
Roy Wagner	Tetra Tech
Andrew Kelly, Priscilla Merta	Tetra Tech

New Jersey Department of Environmental Protection

Checklist for the Submission of Sampling Data for Passive Diffusion Bag Samplers (PDBS)

1. Site: Former Lockheed Electronics Company Site
2. Location: Watchung and North Plainfield, NJ
3. Well Designation: MW-1I
4. Well Permit Number: E201313297

5. Type of Well: ■ Monitoring ☐ Extraction ☐ Residential ☐ Public Supply ☐ Irrigation ☐ Other
6. Well Surface Finish: ☐ Stick Up ■ Flush Mount
7. Location of Measuring Point: ■ Top of Casing ☐ Other (specify) _____
8. **NOTE:** PDBS represent a point sample within the screened interval or open hole of the well. It is critical to know the exact depth within the well where the PDBS is deployed. Well construction specifications, which are typically used to determine where to set the PDBS in the well, are measured in feet below ground surface (fbgs). If the depth interval for PDBS deployment is measured from the reference point identified above, the difference between this reference point and the ground surface must be measured and accounted for to determine the proper depth interval to set the PDBS. Please identify below, any differences between the measuring point identified above and actual ground surface at the well head.

   Distance between measuring point and ground surface (ft.) 0.43 feet below grade
9. Total Well Depth (fbgs) 254.63 (TIC)
10. Screened interval/open hole (fbgs) 245 to 255
11. Well Casing: Diameter: 2 inch Material: ■ PVC ☐ Carbon Steel ☐ Stainless Steel
12. Well Screen (or open hole diameter): Diameter: 2 inch Material: ■ PVC ☐ Carbon Steel ☐ Stainless Steel
13. Screen Size (slot) Screen Slot Size 20 slot

14. Date and Time of Deployment Date: 9/8/15 Time: 9:05
15. Depth to Ground Water Depth to ground water at time of deployment 72.55 feet below TIC
16. Date and Time of Retrieval Date: 9/22/15 Time: 9:05
17. Depth to Ground Water Depth to ground water at time of retrieval 72.90 feet below TIC
18. Type of Deployment Line Used Diameter: 0.25 inch Material: _____

19. Material and Mass (oz.) of PDBS Weight Stainless Steel, approx. 16 oz. (stainless steel recommended)
20. Type of PDBS Used
    ■ Lab Filled (Modified Trip Blank must be taken at time of deployment)
    ☐ Field Filled (Modified equipment blank of fill water must be taken at time of deployment. If PDBS isn't filled at well head, blank must travel with samplers until last sampler is deployed. Blank is then taken.)
21. Dimensions of PDBS Length (in.) 24 inches Diameter (in.) 1.25 inches Filled 220 ml
22. Position of PDBS Weight
    ☐ Attached to bottom of PDBS and suspended in well
    ☐ Attached to bottom of deployment line and suspended in well
    ■ Attached to bottom of deployment line and resting on bottom of well (preferred)
23. Position of PDBS in Well Screen (ft. from measuring point to center of PDBS)

1st PDBS	2nd PDBS	3rd PDBS	4th PDBS
251.93 ft (set on bottom hooks)			
5th PDBS	**6th PDBS**	**7th PDBS**	**8th PDBS**

24. If the saturated portion of the well screen or open hole is greater than 5 feet, has the well been vertically profiled to assess the potential for contaminant stratification?
    ☐ **No**, this well is being profiled during this sampling round
    ■ **Yes**, this well was profiled already. Date when well was profiled: 12/31/13
25. If the saturated portion of the well screen or open hole is greater than 10 feet, has the well been flow tested to assess the potential for vertical flow to be present within the well?
    ■ **No**, flow testing has not been conducted in this well
    ☐ **Yes**, flow testing of this well was conducted. Date of testing: _____
    Type of flow meter used: _____
    Measurements taken every _____ feet **[Please Attach Results]**
26. Weather Conditions During Deployment Temp. 90° F Wind Slight ■ Sunny ☐ Overcast ☐ Raining ☐ Snowing
27. Weather Conditions During Retrieval Temp. 70° F Wind None ☐ Sunny ■ Overcast ☐ Raining ☐ Snowing

28. Field Sampling Technician: Name(s) and Company (please print clearly)

Name	Company
Roy Wagner	Tetra Tech
Andrew Kelly, Priscilla Merta	Tetra Tech

New Jersey Department of Environmental Protection

Checklist for the Submission of Sampling Data for Passive Diffusion Bag Samplers (PDBS)

1. Site: Former Lockheed Electronics Company Site
2. Location: Watchung and North Plainfield, NJ
3. Well Designation: MW-2I
4. Well Permit Number: E201313299

5. Type of Well: ■ Monitoring ☐ Extraction ☐ Residential ☐ Public Supply ☐ Irrigation ☐ Other
6. Well Surface Finish: ☐ Stick Up ■ Flush Mount
7. Location of Measuring Point: ■ Top of Casing ☐ Other (specify) _____
8. **NOTE:** PDBS represent a point sample within the screened interval or open hole of the well. It is critical to know the exact depth within the well where the PDBS is deployed. Well construction specifications, which are typically used to determine where to set the PDBS in the well, are measured in feet below ground surface (fbgs). If the depth interval for PDBS deployment is measured from the reference point identified above, the difference between this reference point and the ground surface must be measured and accounted for to determine the proper depth interval to set the PDBS. Please identify below, any differences between the measuring point identified above and actual ground surface at the well head.

   Distance between measuring point and ground surface (ft.) 0.22 feet below grade
9. Total Well Depth (fbgs) 97.52 (TIC)
10. Screened interval/open hole (fbgs) 88 to 98
11. Well Casing: Diameter: 2 inch Material: ■ PVC ☐ Carbon Steel ☐ Stainless Steel
12. Well Screen (or open hole diameter): Diameter: 2 inch Material: ■ PVC ☐ Carbon Steel ☐ Stainless Steel
13. Screen Size (slot) Screen Slot Size 20 slot

14. Date and Time of Deployment Date: 9/8/15 Time: 11:35
15. Depth to Ground Water Depth to ground water at time of deployment 17.21 feet below TIC
16. Date and Time of Retrieval Date: 9/22/15 Time: 11:15
17. Depth to Ground Water Depth to ground water at time of retrieval 17.42 feet below TIC
18. Type of Deployment Line Used Diameter: 0.25 inch Material: _____

19. Material and Mass (oz.) of PDBS Weight Stainless Steel, approx. 16 oz. (stainless steel recommended)
20. Type of PDBS Used
    ■ Lab Filled (Modified Trip Blank must be taken at time of deployment)
    ☐ Field Filled (Modified equipment blank of fill water must be taken at time of deployment. If PDBS isn't filled at well head, blank must travel with samplers until last sampler is deployed. Blank is then taken.)
21. Dimensions of PDBS Length (in.) 24 inches Diameter (in.) 1.25 inches Filled 220 ml
22. Position of PDBS Weight
    ☐ Attached to bottom of PDBS and suspended in well
    ☐ Attached to bottom of deployment line and suspended in well
    ■ Attached to bottom of deployment line and resting on bottom of well (preferred)
23. Position of PDBS in Well Screen (ft. from measuring point to center of PDBS)

1st PDBS	2nd PDBS	3rd PDBS	4th PDBS
94.82 ft (set on bottom hooks, 3.5 ft. off bottom)			

5th PDBS	6th PDBS	7th PDBS	8th PDBS

24. If the saturated portion of the well screen or open hole is greater than 5 feet, has the well been vertically profiled to assess the potential for contaminant stratification?
    ☐ **No**, this well is being profiled during this sampling round
    ■ **Yes**, this well was profiled already. Date when well was profiled: 12/31/13
25. If the saturated portion of the well screen or open hole is greater than 10 feet, has the well been flow tested to assess the potential for vertical flow to be present within the well?
    ■ **No**, flow testing has not been conducted in this well
    ☐ **Yes**, flow testing of this well was conducted. Date of testing: _____
    Type of flow meter used: _____
    Measurements taken every _____ feet **[Please Attach Results]**
26. Weather Conditions During Deployment Temp. 90° F Wind Slight ■ Sunny ☐ Overcast ☐ Raining ☐ Snowing
27. Weather Conditions During Retrieval Temp. 70° F Wind None ☐ Sunny ■ Overcast ☐ Raining ☐ Snowing

28. Field Sampling Technician: Name(s) and Company (please print clearly)

Name	Company
Roy Wagner	Tetra Tech
Andrew Kelly, Priscilla Merta	Tetra Tech

New Jersey Department of Environmental Protection

Checklist for the Submission of Sampling Data for Passive Diffusion Bag Samplers (PDBS)

1. Site: Former Lockheed Electronics Company Site
2. Location: Watchung and North Plainfield, NJ
3. Well Designation: MW-2D
4. Well Permit Number: E201313300

5. Type of Well: ■ Monitoring ☐ Extraction ☐ Residential ☐ Public Supply ☐ Irrigation ☐ Other
6. Well Surface Finish: ☐ Stick Up ■ Flush Mount
7. Location of Measuring Point: ■ Top of Casing ☐ Other (specify) _____
8. **NOTE:** PDBS represent a point sample within the screened interval or open hole of the well. It is critical to know the exact depth within the well where the PDBS is deployed. Well construction specifications, which are typically used to determine where to set the PDBS in the well, are measured in feet below ground surface (fbgs). If the depth interval for PDBS deployment is measured from the reference point identified above, the difference between this reference point and the ground surface must be measured and accounted for to determine the proper depth interval to set the PDBS. Please identify below, any differences between the measuring point identified above and actual ground surface at the well head.

   Distance between measuring point and ground surface (ft.) 0.0 feet below grade
9. Total Well Depth (fbgs) 197.64 (TIC)
10. Screened interval/open hole (fbgs) 188 to 198
11. Well Casing: Diameter: 2 inch Material: ■ PVC ☐ Carbon Steel ☐ Stainless Steel
12. Well Screen (or open hole diameter): Diameter: 2 inch Material: ■ PVC ☐ Carbon Steel ☐ Stainless Steel
13. Screen Size (slot) Screen Slot Size 20 slot

14. Date and Time of Deployment Date: 9/8/15 Time: 11:30
15. Depth to Ground Water Depth to ground water at time of deployment 18.30 feet below TIC
16. Date and Time of Retrieval Date: 9/22/15 Time: 11:10
17. Depth to Ground Water Depth to ground water at time of retrieval 18.46 feet below TIC
18. Type of Deployment Line Used Diameter: 0.25 inch Material: _____

19. Material and Mass (oz.) of PDBS Weight Stainless Steel, approx. 16 oz. (stainless steel recommended)
20. Type of PDBS Used
    ■ Lab Filled (Modified Trip Blank must be taken at time of deployment)
    ☐ Field Filled (Modified equipment blank of fill water must be taken at time of deployment. If PDBS isn't filled at well head, blank must travel with samplers until last sampler is deployed. Blank is then taken.)
21. Dimensions of PDBS Length (in.) 24 inches Diameter (in.) 1.25 inches Filled 220 ml
22. Position of PDBS Weight
    ☐ Attached to bottom of PDBS and suspended in well
    ☐ Attached to bottom of deployment line and suspended in well
    ■ Attached to bottom of deployment line and resting on bottom of well (preferred)
23. Position of PDBS in Well Screen (ft. from measuring point to center of PDBS)

1st PDBS	2nd PDBS	3rd PDBS	4th PDBS
194.94 ft (set on bottom hooks)			
5th PDBS	**6th PDBS**	**7th PDBS**	**8th PDBS**

24. If the saturated portion of the well screen or open hole is greater than 5 feet, has the well been vertically profiled to assess the potential for contaminant stratification?
    ☐ **No**, this well is being profiled during this sampling round
    ■ **Yes**, this well was profiled already. Date when well was profiled: 12/31/13
25. If the saturated portion of the well screen or open hole is greater than 10 feet, has the well been flow tested to assess the potential for vertical flow to be present within the well?
    ■ **No**, flow testing has not been conducted in this well
    ☐ **Yes**, flow testing of this well was conducted. Date of testing: _____
    Type of flow meter used: _____
    Measurements taken every _____ feet **[Please Attach Results]**
26. Weather Conditions During Deployment Temp. 90° F Wind Slight ■ Sunny ☐ Overcast ☐ Raining ☐ Snowing
27. Weather Conditions During Retrieval Temp. 70° F Wind None ☐ Sunny ■ Overcast ☐ Raining ☐ Snowing

28. Field Sampling Technician: Name(s) and Company (please print clearly)

Name	Company
Roy Wagner, Tetra Tech	
Andrew Kelly, Tetra Tech, Priscilla Merta, Tetra Tech	

New Jersey Department of Environmental Protection

Checklist for the Submission of Sampling Data for Passive Diffusion Bag Samplers (PDBS)

1. Site: Former Lockheed Electronics Company Site
2. Location: Watchung and North Plainfield, NJ
3. Well Designation: MW-3D
4. Well Permit Number: E201313298

5. Type of Well: ■Monitoring ☐Extraction ☐Residential ☐Public Supply ☐Irrigation ☐Other
6. Well Surface Finish: ☐Stick Up ■Flush Mount
7. Location of Measuring Point: ■Top of Casing ☐Other (specify) _____
8. **NOTE:** PDBS represent a point sample within the screened interval or open hole of the well. It is critical to know the exact depth within the well where the PDBS is deployed. Well construction specifications, which are typically used to determine where to set the PDBS in the well, are measured in feet below ground surface (fbgs). If the depth interval for PDBS deployment is measured from the reference point identified above, the difference between this reference point and the ground surface must be measured and accounted for to determine the proper depth interval to set the PDBS. Please identify below, any differences between the measuring point identified above and actual ground surface at the well head.

   Distance between measuring point and ground surface (ft.) 0.32 feet below grade
9. Total Well Depth (fbgs) 348.70 (TIC)
10. Screened interval/open hole (fbgs) 335 to 350
11. Well Casing: Diameter: 2 inch Material: ■PVC ☐Carbon Steel ☐Stainless Steel
12. Well Screen (or open hole diameter): Diameter: 2 inch Material: ■PVC ☐Carbon Steel ☐Stainless Steel
13. Screen Size (slot) Screen Slot Size 20 slot

14. Date and Time of Deployment Date: 9/8/15 Time: 10:20
15. Depth to Ground Water Depth to ground water at time of deployment 128.26 feet below TIC
16. Date and Time of Retrieval Date: 9/22/15 Time: 10:15
17. Depth to Ground Water Depth to ground water at time of retrieval 128.26 feet below TIC
18. Type of Deployment Line Used Diameter: 0.25 inch Material: _____

19. Material and Mass (oz.) of PDBS Weight Stainless Steel, approx. 32 oz. (stainless steel recommended)
20. Type of PDBS Used
    ■Lab Filled (Modified Trip Blank must be taken at time of deployment)
    ☐Field Filled (Modified equipment blank of fill water must be taken at time of deployment. If PDBS isn't filled at well head, blank must travel with samplers until last sampler is deployed. Blank is then taken.)
21. Dimensions of PDBS Length (in.) 24 inches Diameter (in.) 1.25 inches Filled 220 ml
22. Position of PDBS Weight
    ☐Attached to bottom of PDBS and suspended in well
    ☐Attached to bottom of deployment line and suspended in well
    ■Attached to bottom of deployment line and resting on bottom of well (preferred)
23. Position of PDBS in Well Screen (ft. from measuring point to center of PDBS)

1st PDBS	2nd PDBS	3rd PDBS	4th PDBS
336 ft			

(Set on top of hooks 3 sets of hooks - used top set)

5th PDBS	6th PDBS	7th PDBS	8th PDBS

24. If the saturated portion of the well screen or open hole is greater than 5 feet, has the well been vertically profiled to assess the potential for contaminant stratification?
    ☐**No**, this well is being profiled during this sampling round
    ■**Yes**, this well was profiled already. Date when well was profiled: 12/31/13
25. If the saturated portion of the well screen or open hole is greater than 10 feet, has the well been flow tested to assess the potential for vertical flow to be present within the well?
    ■**No**, flow testing has not been conducted in this well
    ☐**Yes**, flow testing of this well was conducted. Date of testing: _____
    Type of flow meter used: _____
    Measurements taken every _____ feet **[Please Attach Results]**
26. Weather Conditions During Deployment Temp. 90° F Wind Slight ■Sunny ☐Overcast ☐Raining ☐Snowing
27. Weather Conditions During Retrieval Temp. 70° F Wind None ☐Sunny ■Overcast ☐Raining ☐Snowing

28. Field Sampling Technician: Name(s) and Company (please print clearly)

Name	Company
Roy Wagner, Tetra Tech	
Andrew Kelly, Tetra Tech, Priscilla Merta, Tetra Tech	

New Jersey Department of Environmental Protection

Checklist for the Submission of Sampling Data for Passive Diffusion Bag Samplers (PDBS)

1. Site: Former Lockheed Electronics Company Site
2. Location: Watchung and North Plainfield, NJ
3. Well Designation: MW-501S
4. Well Permit Number: 25-43364

5. Type of Well: ■ Monitoring ☐ Extraction ☐ Residential ☐ Public Supply ☐ Irrigation ☐ Other
6. Well Surface Finish: ☐ Stick Up ■ Flush Mount
7. Location of Measuring Point: ■ Top of Casing ☐ Other (specify) _____
8. **NOTE:** PDBS represent a point sample within the screened interval or open hole of the well. It is critical to know the exact depth within the well where the PDBS is deployed. Well construction specifications, which are typically used to determine where to set the PDBS in the well, are measured in feet below ground surface (fbgs). If the depth interval for PDBS deployment is measured from the reference point identified above, the difference between this reference point and the ground surface must be measured and accounted for to determine the proper depth interval to set the PDBS. Please identify below, any differences between the measuring point identified above and actual ground surface at the well head.

   Distance between measuring point and ground surface (ft.) 0.62 feet below grade
9. Total Well Depth (fbgs) 13.90 (TIC)
10. Screened interval/open hole (fbgs) 8 to 18
11. Well Casing: Diameter: 2 inch Material: ■ PVC ☐ Carbon Steel ☐ Stainless Steel
12. Well Screen (or open hole diameter): Diameter: 2 inch Material: ■ PVC ☐ Carbon Steel ☐ Stainless Steel
13. Screen Size (slot) Screen Slot Size _____

14. Date and Time of Deployment Date: 9/8/15 Time: 8:00
15. Depth to Ground Water Depth to ground water at time of deployment 4.80 feet below TIC
16. Date and Time of Retrieval Date: 9/22/15 Time: 8:20
17. Depth to Ground Water Depth to ground water at time of retrieval 4.83 feet below TIC
18. Type of Deployment Line Used Diameter: 0.25 inch Material: Nylon line

19. Material and Mass (oz.) of PDBS Weight Stainless Steel, approx. 12 oz. (stainless steel recommended)
20. Type of PDBS Used
    ■ Lab Filled (Modified Trip Blank must be taken at time of deployment)
    ☐ Field Filled (Modified equipment blank of fill water must be taken at time of deployment. If PDBS isn't filled at well head, blank must travel with samplers until last sampler is deployed. Blank is then taken.)
21. Dimensions of PDBS Length (in.) 24 inches Diameter (in.) 1.25 inches Filled 220 ml
22. Position of PDBS Weight
    ☐ Attached to bottom of PDBS and suspended in well
    ☐ Attached to bottom of deployment line and suspended in well
    ■ Attached to bottom of deployment line and resting on bottom of well (preferred)
23. Position of PDBS in Well Screen (ft. from measuring point to center of PDBS)

1st PDBS	2nd PDBS	3rd PDBS	4th PDBS
approx. 9.1 ft bgs			

5th PDBS	6th PDBS	7th PDBS	8th PDBS

24. If the saturated portion of the well screen or open hole is greater than 5 feet, has the well been vertically profiled to assess the potential for contaminant stratification?
    ☐ **No**, this well is being profiled during this sampling round
    ☐ **Yes**, this well was profiled already. Date when well was profiled: _____
25. If the saturated portion of the well screen or open hole is greater than 10 feet, has the well been flow tested to assess the potential for vertical flow to be present within the well?
    ■ **No**, flow testing has not been conducted in this well
    ☐ **Yes**, flow testing of this well was conducted. Date of testing: _____
    Type of flow meter used: _____
    Measurements taken every _____ feet **[Please Attach Results]**
26. Weather Conditions During Deployment Temp. 90° F Wind Light ■ Sunny ☐ Overcast ☐ Raining ☐ Snowing
27. Weather Conditions During Retrieval Temp. 70° F Wind None ☐ Sunny ■ Overcast ☐ Raining ☐ Snowing

28. Field Sampling Technician: Name(s) and Company (please print clearly)

Name	Company
Roy Wagner, Tetra Tech	
Andrew Kelly, Tetra Tech, Priscilla Merta, Tetra Tech	

New Jersey Department of Environmental Protection
Checklist for the Submission of Sampling Data for Passive Diffusion Bag Samplers (PDBS)

1. Site: Former Lockheed Electronics Company Site
2. Location: Watchung and North Plainfield, NJ
3. Well Designation: MW-501I
4. Well Permit Number: 25-43363

5. Type of Well: ■Monitoring ☐Extraction ☐Residential ☐Public Supply ☐Irrigation ☐Other
6. Well Surface Finish: ☐Stick Up ■Flush Mount
7. Location of Measuring Point: ■Top of Casing ☐Other (specify) _____
8. **NOTE:** PDBS represent a point sample within the screened interval or open hole of the well. It is critical to know the exact depth within the well where the PDBS is deployed. Well construction specifications, which are typically used to determine where to set the PDBS in the well, are measured in feet below ground surface (fbgs). If the depth interval for PDBS deployment is measured from the reference point identified above, the difference between this reference point and the ground surface must be measured and accounted for to determine the proper depth interval to set the PDBS. Please identify below, any differences between the measuring point identified above and actual ground surface at the well head.

   Distance between measuring point and ground surface (ft.) 0.44 feet below grade
9. Total Well Depth (fbgs) 73.40 (TIC)
10. Screened interval/open hole (fbgs) 64.5 to 74.5
11. Well Casing: Diameter: 2 inch Material: ■PVC ☐Carbon Steel ☐Stainless Steel
12. Well Screen (or open hole diameter): Diameter: 2 inch Material: ■PVC ☐Carbon Steel ☐Stainless Steel
13. Screen Size (slot) Screen Slot Size _____

14. Date and Time of Deployment Date: 9/8/15 Time: 8:10
15. Depth to Ground Water Depth to ground water at time of deployment 11.79 feet below TIC
16. Date and Time of Retrieval Date: 9/22/15 Time: 8:25
17. Depth to Ground Water Depth to ground water at time of retrieval 11.88 feet below TIC
18. Type of Deployment Line Used Diameter: 0.25 inch Material: Nylon line

19. Material and Mass (oz.) of PDBS Weight Stainless Steel, approx. 12 oz. (stainless steel recommended)
20. Type of PDBS Used
    ■Lab Filled (Modified Trip Blank must be taken at time of deployment)
    ☐Field Filled (Modified equipment blank of fill water must be taken at time of deployment. If PDBS isn't filled at well head, blank must travel with samplers until last sampler is deployed. Blank is then taken.)
21. Dimensions of PDBS Length (in.) 24 inches Diameter (in.) 1.25 inches Filled 220 ml
22. Position of PDBS Weight
    ☐Attached to bottom of PDBS and suspended in well
    ☐Attached to bottom of deployment line and suspended in well
    ■Attached to bottom of deployment line and resting on bottom of well (preferred)
23. Position of PDBS in Well Screen (ft. from measuring point to center of PDBS)

1st PDBS	2nd PDBS	3rd PDBS	4th PDBS
approx. 68.4 ft bgs			

5th PDBS	6th PDBS	7th PDBS	8th PDBS

24. If the saturated portion of the well screen or open hole is greater than 5 feet, has the well been vertically profiled to assess the potential for contaminant stratification?
    ☐**No**, this well is being profiled during this sampling round
    ☐**Yes**, this well was profiled already. Date when well was profiled: _____
25. If the saturated portion of the well screen or open hole is greater than 10 feet, has the well been flow tested to assess the potential for vertical flow to be present within the well?
    ■**No**, flow testing has not been conducted in this well
    ☐**Yes**, flow testing of this well was conducted. Date of testing: _____
    Type of flow meter used: _____
    Measurements taken every _____ feet **[Please Attach Results]**
26. Weather Conditions During Deployment Temp. 90° F Wind Light ■Sunny ☐Overcast ☐Raining ☐Snowing
27. Weather Conditions During Retrieval Temp. 70° F Wind None ☐Sunny ■Overcast ☐Raining ☐Snowing

28. Field Sampling Technician: Name(s) and Company (please print clearly)

Name	Company
Roy Wagner, Tetra Tech	
Andrew Kelly, Tetra Tech, Priscilla Merta, Tetra Tech	

New Jersey Department of Environmental Protection

Checklist for the Submission of Sampling Data for Passive Diffusion Bag Samplers (PDBS)

1. Site: Former Lockheed Electronics Company Site
2. Location: Watchung and North Plainfield, NJ
3. Well Designation: MW-502S
4. Well Permit Number: 25-43366

5. Type of Well: ■Monitoring ☐Extraction ☐Residential ☐Public Supply ☐Irrigation ☐Other
6. Well Surface Finish: ☐Stick Up ■Flush Mount
7. Location of Measuring Point: ■Top of Casing ☐Other (specify) _____
8. **NOTE:** PDBS represent a point sample within the screened interval or open hole of the well. It is critical to know the exact depth within the well where the PDBS is deployed. Well construction specifications, which are typically used to determine where to set the PDBS in the well, are measured in feet below ground surface (fbgs). If the depth interval for PDBS deployment is measured from the reference point identified above, the difference between this reference point and the ground surface must be measured and accounted for to determine the proper depth interval to set the PDBS. Please identify below, any differences between the measuring point identified above and actual ground surface at the well head.

   Distance between measuring point and ground surface (ft.) 0.35 feet below grade
9. Total Well Depth (fbgs) 18.51 (TIC)
10. Screened interval/open hole (fbgs) 8 to 18
11. Well Casing: Diameter: 2 inch Material: ■PVC ☐Carbon Steel ☐Stainless Steel
12. Well Screen (or open hole diameter): Diameter: 2 inch Material: ■PVC ☐Carbon Steel ☐Stainless Steel
13. Screen Size (slot) Screen Slot Size _____

14. Date and Time of Deployment Date: 9/8/15 Time: 8:30
15. Depth to Ground Water Depth to ground water at time of deployment 1.97 feet below TIC
16. Date and Time of Retrieval Date: 9/22/15 Time: 8:55
17. Depth to Ground Water Depth to ground water at time of retrieval 1.96 feet below TIC
18. Type of Deployment Line Used Diameter: 0.25 inch Material: Nylon line

19. Material and Mass (oz.) of PDBS Weight Stainless Steel, approx. 16 oz. (stainless steel recommended)
20. Type of PDBS Used
    ■Lab Filled (Modified Trip Blank must be taken at time of deployment)
    ☐Field Filled (Modified equipment blank of fill water must be taken at time of deployment. If PDBS isn't filled at well head, blank must travel with samplers until last sampler is deployed. Blank is then taken.)
21. Dimensions of PDBS Length (in.) 24 inches Diameter (in.) 1.25 inches Filled 220 ml
22. Position of PDBS Weight
    ☐Attached to bottom of PDBS and suspended in well
    ☐Attached to bottom of deployment line and suspended in well
    ■Attached to bottom of deployment line and resting on bottom of well (preferred)
23. Position of PDBS in Well Screen (ft. from measuring point to center of PDBS)

1st PDBS	2nd PDBS	3rd PDBS	4th PDBS
approx. 11.5 ft bgs			

5th PDBS	6th PDBS	7th PDBS	8th PDBS

24. If the saturated portion of the well screen or open hole is greater than 5 feet, has the well been vertically profiled to assess the potential for contaminant stratification?
    ☐**No**, this well is being profiled during this sampling round
    ☐**Yes**, this well was profiled already. Date when well was profiled: _____
25. If the saturated portion of the well screen or open hole is greater than 10 feet, has the well been flow tested to assess the potential for vertical flow to be present within the well?
    ■**No**, flow testing has not been conducted in this well
    ☐**Yes**, flow testing of this well was conducted. Date of testing: _____
    Type of flow meter used: _____
    Measurements taken every _____ feet **[Please Attach Results]**
26. Weather Conditions During Deployment Temp. 90° F Wind Light ■Sunny ☐Overcast ☐Raining ☐Snowing
27. Weather Conditions During Retrieval Temp. 70° F Wind None ☐Sunny ■Overcast ☐Raining ☐Snowing

28. Field Sampling Technician: Name(s) and Company (please print clearly)

Name	Company
Roy Wagner, Tetra Tech	
Andrew Kelly, Tetra Tech, Priscilla Merta, Tetra Tech	

New Jersey Department of Environmental Protection
Checklist for the Submission of Sampling Data for Passive Diffusion Bag Samplers (PDBS)

1. Site: Former Lockheed Electronics Company Site
2. Location: Watchung and North Plainfield, NJ
3. Well Designation: MW-502I
4. Well Permit Number: 25-43365

5. Type of Well: ■ Monitoring ☐ Extraction ☐ Residential ☐ Public Supply ☐ Irrigation ☐ Other
6. Well Surface Finish: ☐ Stick Up ■ Flush Mount
7. Location of Measuring Point: ■ Top of Casing ☐ Other (specify) _____
8. **NOTE:** PDBS represent a point sample within the screened interval or open hole of the well. It is critical to know the exact depth within the well where the PDBS is deployed. Well construction specifications, which are typically used to determine where to set the PDBS in the well, are measured in feet below ground surface (fbgs). If the depth interval for PDBS deployment is measured from the reference point identified above, the difference between this reference point and the ground surface must be measured and accounted for to determine the proper depth interval to set the PDBS. Please identify below, any differences between the measuring point identified above and actual ground surface at the well head.

   Distance between measuring point and ground surface (ft.) 0.35 feet below grade
9. Total Well Depth (fbgs) 73.75 (TIC)
10. Screened interval/open hole (fbgs) 64.7 to 74.7
11. Well Casing: Diameter: 2 inch Material: ■ PVC ☐ Carbon Steel ☐ Stainless Steel
12. Well Screen (or open hole diameter): Diameter: 2 inch Material: ■ PVC ☐ Carbon Steel ☐ Stainless Steel
13. Screen Size (slot) Screen Slot Size _____

14. Date and Time of Deployment Date: 9/8/15 Time: 8:35
15. Depth to Ground Water Depth to ground water at time of deployment 3.61 feet below TIC
16. Date and Time of Retrieval Date: 9/22/15 Time: 9:00
17. Depth to Ground Water Depth to ground water at time of retrieval 3.63 feet below TIC
18. Type of Deployment Line Used Diameter: 0.25 inch Material: Nylon line

19. Material and Mass (oz.) of PDBS Weight Stainless Steel, approx. 16 oz. (stainless steel recommended)
20. Type of PDBS Used
    ■ Lab Filled (Modified Trip Blank must be taken at time of deployment)
    ☐ Field Filled (Modified equipment blank of fill water must be taken at time of deployment. If PDBS isn't filled at well head, blank must travel with samplers until last sampler is deployed. Blank is then taken.)
21. Dimensions of PDBS Length (in.) 24 inches Diameter (in.) 1.25 inches Filled 220 ml
22. Position of PDBS Weight
    ☐ Attached to bottom of PDBS and suspended in well
    ☐ Attached to bottom of deployment line and suspended in well
    ■ Attached to bottom of deployment line and resting on bottom of well (preferred)
23. Position of PDBS in Well Screen (ft. from measuring point to center of PDBS)

1st PDBS	2nd PDBS	3rd PDBS	4th PDBS
approx. 68.75 (center of screen)			
5th PDBS	**6th PDBS**	**7th PDBS**	**8th PDBS**

24. If the saturated portion of the well screen or open hole is greater than 5 feet, has the well been vertically profiled to assess the potential for contaminant stratification?
    ☐ **No**, this well is being profiled during this sampling round
    ☐ **Yes**, this well was profiled already. Date when well was profiled: _____
25. If the saturated portion of the well screen or open hole is greater than 10 feet, has the well been flow tested to assess the potential for vertical flow to be present within the well?
    ■ **No**, flow testing has not been conducted in this well
    ☐ **Yes**, flow testing of this well was conducted. Date of testing: _____
    Type of flow meter used: _____
    Measurements taken every _____ feet **[Please Attach Results]**
26. Weather Conditions During Deployment Temp. 90° F Wind Light ■ Sunny ☐ Overcast ☐ Raining ☐ Snowing
27. Weather Conditions During Retrieval Temp. 70° F Wind None ☐ Sunny ■ Overcast ☐ Raining ☐ Snowing

28. Field Sampling Technician: Name(s) and Company (please print clearly)

Name	Company
Roy Wagner	Tetra Tech
Andrew Kelly, Priscilla Merta	Tetra Tech

New Jersey Department of Environmental Protection

Checklist for the Submission of Sampling Data for Passive Diffusion Bag Samplers (PDBS)

1. Site: Former Lockheed Electronics Company Site
2. Location: Watchung and North Plainfield, NJ
3. Well Designation: MW-503S
4. Well Permit Number: 25-43368

5. Type of Well: ■Monitoring ☐Extraction ☐Residential ☐Public Supply ☐Irrigation ☐Other
6. Well Surface Finish: ☐Stick Up ■Flush Mount
7. Location of Measuring Point: ■Top of Casing ☐Other (specify) _____
8. **NOTE:** PDBS represent a point sample within the screened interval or open hole of the well. It is critical to know the exact depth within the well where the PDBS is deployed. Well construction specifications, which are typically used to determine where to set the PDBS in the well, are measured in feet below ground surface (fbgs). If the depth interval for PDBS deployment is measured from the reference point identified above, the difference between this reference point and the ground surface must be measured and accounted for to determine the proper depth interval to set the PDBS. Please identify below, any differences between the measuring point identified above and actual ground surface at the well head.

   Distance between measuring point and ground surface (ft.) 0.28 feet below grade
9. Total Well Depth (fbgs) 23.35 (TIC)
10. Screened interval/open hole (fbgs) 8.7 to 23.7
11. Well Casing: Diameter: 2 inch Material: ■PVC ☐Carbon Steel ☐Stainless Steel
12. Well Screen (or open hole diameter): Diameter: 2 inch Material: ■PVC ☐Carbon Steel ☐Stainless Steel
13. Screen Size (slot) Screen Slot Size _____

14. Date and Time of Deployment Date: 9/8/15 Time: 8:20
15. Depth to Ground Water Depth to ground water at time of deployment 5.54 feet below TIC
16. Date and Time of Retrieval Date: 9/22/15 Time: 8:40
17. Depth to Ground Water Depth to ground water at time of retrieval 5.53 feet below TIC
18. Type of Deployment Line Used Diameter: 0.25 inch Material: Nylon line

19. Material and Mass (oz.) of PDBS Weight Stainless Steel, approx. 16 oz. (stainless steel recommended)
20. Type of PDBS Used
    ■Lab Filled (Modified Trip Blank must be taken at time of deployment)
    ☐Field Filled (Modified equipment blank of fill water must be taken at time of deployment. If PDBS isn't filled at well head, blank must travel with samplers until last sampler is deployed. Blank is then taken.)
21. Dimensions of PDBS Length (in.) 24 inches Diameter (in.) 1.25 inches Filled 220 ml
22. Position of PDBS Weight
    ☐Attached to bottom of PDBS and suspended in well
    ☐Attached to bottom of deployment line and suspended in well
    ■Attached to bottom of deployment line and resting on bottom of well (preferred)
23. Position of PDBS in Well Screen (ft. from measuring point to center of PDBS)

1st PDBS	2nd PDBS	3rd PDBS	4th PDBS
9.6 feet below TOC			

(10.55 feet well depth, set 2.5' off bottom)

5th PDBS	6th PDBS	7th PDBS	8th PDBS

24. If the saturated portion of the well screen or open hole is greater than 5 feet, has the well been vertically profiled to assess the potential for contaminant stratification?
    ☐ **No**, this well is being profiled during this sampling round
    ☐ **Yes**, this well was profiled already. Date when well was profiled: _____
25. If the saturated portion of the well screen or open hole is greater than 10 feet, has the well been flow tested to assess the potential for vertical flow to be present within the well?
    ■ **No**, flow testing has not been conducted in this well
    ☐ **Yes**, flow testing of this well was conducted. Date of testing: _____
    Type of flow meter used: _____
    Measurements taken every _____ feet **[Please Attach Results]**
26. Weather Conditions During Deployment Temp. 90° F Wind Light ■Sunny ☐Overcast ☐Raining ☐Snowing
27. Weather Conditions During Retrieval Temp. 70° F Wind None ☐Sunny ■Overcast ☐Raining ☐Snowing

28. Field Sampling Technician: Name(s) and Company (please print clearly)

Name	Company
Roy Wagner, Tetra Tech	
Andrew Kelly, Tetra Tech, Priscilla Merta, Tetra Tech	

New Jersey Department of Environmental Protection

Checklist for the Submission of Sampling Data for Passive Diffusion Bag Samplers (PDBS)

1. Site: Former Lockheed Electronics Company Site
2. Location: Watchung and North Plainfield, NJ
3. Well Designation: MW-503I
4. Well Permit Number: 25-43367

5. Type of Well: ■Monitoring ☐Extraction ☐Residential ☐Public Supply ☐Irrigation ☐Other
6. Well Surface Finish: ☐Stick Up ■Flush Mount
7. Location of Measuring Point: ■Top of Casing ☐Other (specify) _____
8. **NOTE:** PDBS represent a point sample within the screened interval or open hole of the well. It is critical to know the exact depth within the well where the PDBS is deployed. Well construction specifications, which are typically used to determine where to set the PDBS in the well, are measured in feet below ground surface (fbgs). If the depth interval for PDBS deployment is measured from the reference point identified above, the difference between this reference point and the ground surface must be measured and accounted for to determine the proper depth interval to set the PDBS. Please identify below, any differences between the measuring point identified above and actual ground surface at the well head.

   Distance between measuring point and ground surface (ft.) 0.05 feet below grade
9. Total Well Depth (fbgs) 69.94 (TIC)
10. Screened interval/open hole (fbgs) 61.5 to 71.5
11. Well Casing: Diameter: 2 inch Material: ■PVC ☐Carbon Steel ☐Stainless Steel
12. Well Screen (or open hole diameter): Diameter: 2 inch Material: ■PVC ☐Carbon Steel ☐Stainless Steel
13. Screen Size (slot) Screen Slot Size _____

14. Date and Time of Deployment Date: 9/8/15 Time: 8:25
15. Depth to Ground Water Depth to ground water at time of deployment 5.92 feet below TIC
16. Date and Time of Retrieval Date: 9/22/15 Time: _____
17. Depth to Ground Water Depth to ground water at time of retrieval feet below TIC
18. Type of Deployment Line Used Diameter: 0.25 inch Material: Nylon line

19. Material and Mass (oz.) of PDBS Weight Stainless Steel, approx. 16 oz. (stainless steel recommended)
20. Type of PDBS Used
    ■Lab Filled (Modified Trip Blank must be taken at time of deployment)
    ☐Field Filled (Modified equipment blank of fill water must be taken at time of deployment. If PDBS isn't filled at well head, blank must travel with samplers until last sampler is deployed. Blank is then taken.)
21. Dimensions of PDBS Length (in.) 24 inches Diameter (in.) 1.25 inches Filled 220 ml
22. Position of PDBS Weight
    ☐Attached to bottom of PDBS and suspended in well
    ☐Attached to bottom of deployment line and suspended in well
    ■Attached to bottom of deployment line and resting on bottom of well (preferred)
23. Position of PDBS in Well Screen (ft. from measuring point to center of PDBS)

1st PDBS	2nd PDBS	3rd PDBS	4th PDBS
approx. 64.94 ft (center of screen)			
5th PDBS	**6th PDBS**	**7th PDBS**	**8th PDBS**

24. If the saturated portion of the well screen or open hole is greater than 5 feet, has the well been vertically profiled to assess the potential for contaminant stratification?
    ☐**No**, this well is being profiled during this sampling round
    ☐**Yes**, this well was profiled already. Date when well was profiled: _____
25. If the saturated portion of the well screen or open hole is greater than 10 feet, has the well been flow tested to assess the potential for vertical flow to be present within the well?
    ■**No**, flow testing has not been conducted in this well
    ☐**Yes**, flow testing of this well was conducted. Date of testing: _____
    Type of flow meter used: _____
    Measurements taken every _____ feet **[Please Attach Results]**
26. Weather Conditions During Deployment Temp. 90° F Wind Light ■Sunny ☐Overcast ☐Raining ☐Snowing
27. Weather Conditions During Retrieval Temp. ° F Wind None ■Sunny ☐Overcast ☐Raining ☐Snowing

28. Field Sampling Technician: Name(s) and Company (please print clearly)

Name	Company
Roy Wagner, Tetra Tech	
Andrew Kelly, Tetra Tech, Priscilla Merta, Tetra Tech	

New Jersey Department of Environmental Protection

Checklist for the Submission of Sampling Data for Passive Diffusion Bag Samplers (PDBS)

1. Site: Former Lockheed Electronics Company Site
2. Location: Watchung and North Plainfield, NJ
3. Well Designation: MW-505S
4. Well Permit Number: 25-43522

5. Type of Well: ■ Monitoring ☐ Extraction ☐ Residential ☐ Public Supply ☐ Irrigation ☐ Other
6. Well Surface Finish: ■ Stick Up ☐ Flush Mount
7. Location of Measuring Point: ■ Top of Casing ☐ Other (specify) _____
8. **NOTE:** PDBS represent a point sample within the screened interval or open hole of the well. It is critical to know the exact depth within the well where the PDBS is deployed. Well construction specifications, which are typically used to determine where to set the PDBS in the well, are measured in feet below ground surface (fbgs). If the depth interval for PDBS deployment is measured from the reference point identified above, the difference between this reference point and the ground surface must be measured and accounted for to determine the proper depth interval to set the PDBS. Please identify below, any differences between the measuring point identified above and actual ground surface at the well head.

   Distance between measuring point and ground surface (ft.) 0.28 feet below grade
9. Total Well Depth (fbgs) 19.70 (TIC)
10. Screened interval/open hole (fbgs) 9.7 to 19.7
11. Well Casing: Diameter: 2 inch Material: ■ PVC ☐ Carbon Steel ☐ Stainless Steel
12. Well Screen (or open hole diameter): Diameter: 2 inch Material: ■ PVC ☐ Carbon Steel ☐ Stainless Steel
13. Screen Size (slot) Screen Slot Size _____

14. Date and Time of Deployment Date: 9/8/15 Time: 15:00
15. Depth to Ground Water Depth to ground water at time of deployment 7.13 feet below TIC
16. Date and Time of Retrieval Date: 9/22/15 Time: 15:25
17. Depth to Ground Water Depth to ground water at time of retrieval 7.08 feet below TIC
18. Type of Deployment Line Used Diameter: 0.25 inch Material: Nylon line

19. Material and Mass (oz.) of PDBS Weight Stainless Steel, approx. 16 oz. (stainless steel recommended)
20. Type of PDBS Used
    ■ Lab Filled (Modified Trip Blank must be taken at time of deployment)
    ☐ Field Filled (Modified equipment blank of fill water must be taken at time of deployment. If PDBS isn't filled at well head, blank must travel with samplers until last sampler is deployed. Blank is then taken.)
21. Dimensions of PDBS Length (in.) 24 inches Diameter (in.) 1.25 inches Filled 220 ml
22. Position of PDBS Weight
    ☐ Attached to bottom of PDBS and suspended in well
    ☐ Attached to bottom of deployment line and suspended in well
    ■ Attached to bottom of deployment line and resting on bottom of well (preferred)
23. Position of PDBS in Well Screen (ft. from measuring point to center of PDBS)

1st PDBS	2nd PDBS	3rd PDBS	4th PDBS
approx. 17.4 ft bgs			
5th PDBS	**6th PDBS**	**7th PDBS**	**8th PDBS**

24. If the saturated portion of the well screen or open hole is greater than 5 feet, has the well been vertically profiled to assess the potential for contaminant stratification?
    ☐ **No**, this well is being profiled during this sampling round
    ☐ **Yes**, this well was profiled already. Date when well was profiled: _____
25. If the saturated portion of the well screen or open hole is greater than 10 feet, has the well been flow tested to assess the potential for vertical flow to be present within the well?
    ■ **No**, flow testing has not been conducted in this well
    ☐ **Yes**, flow testing of this well was conducted. Date of testing: _____
    Type of flow meter used: _____
    Measurements taken every _____ feet **[Please Attach Results]**
26. Weather Conditions During Deployment Temp. 90° F Wind Light ■ Sunny ☐ Overcast ☐ Raining ☐ Snowing
27. Weather Conditions During Retrieval Temp. 70° F Wind None ☐ Sunny ■ Overcast ☐ Raining ☐ Snowing

28. Field Sampling Technician: Name(s) and Company (please print clearly)

Name	Company
Roy Wagner, Tetra Tech	
Andrew Kelly, Tetra Tech, Priscilla Merta, Tetra Tech	

New Jersey Department of Environmental Protection

Checklist for the Submission of Sampling Data for Passive Diffusion Bag Samplers (PDBS)

1. Site: Former Lockheed Electronics Company Site
2. Location: Watchung and North Plainfield, NJ
3. Well Designation: MW-505I
4. Well Permit Number: 25-43523

5. Type of Well: ■Monitoring ☐Extraction ☐Residential ☐Public Supply ☐Irrigation ☐Other
6. Well Surface Finish: ■Stick Up ☐Flush Mount
7. Location of Measuring Point: ■Top of Casing ☐Other (specify) _____
8. **NOTE:** PDBS represent a point sample within the screened interval or open hole of the well. It is critical to know the exact depth within the well where the PDBS is deployed. Well construction specifications, which are typically used to determine where to set the PDBS in the well, are measured in feet below ground surface (fbgs). If the depth interval for PDBS deployment is measured from the reference point identified above, the difference between this reference point and the ground surface must be measured and accounted for to determine the proper depth interval to set the PDBS. Please identify below, any differences between the measuring point identified above and actual ground surface at the well head.

   Distance between measuring point and ground surface (ft.) 0.28 feet below grade
9. Total Well Depth (fbgs) 75.00 (TIC)
10. Screened interval/open hole (fbgs) 65.0 to 75.0
11. Well Casing: Diameter: 2 inch Material: ■PVC ☐Carbon Steel ☐Stainless Steel
12. Well Screen (or open hole diameter): Diameter: 2 inch Material: ■PVC ☐Carbon Steel ☐Stainless Steel
13. Screen Size (slot) Screen Slot Size _____

14. Date and Time of Deployment Date: 9/8/15 Time: 15:05
15. Depth to Ground Water Depth to ground water at time of deployment 6.85 feet below TIC
16. Date and Time of Retrieval Date: 9/22/15 Time: 15:30
17. Depth to Ground Water Depth to ground water at time of retrieval 5.94 feet below TIC
18. Type of Deployment Line Used Diameter: 0.25 inch Material: Nylon line

19. Material and Mass (oz.) of PDBS Weight Stainless Steel, approx. 16 oz. (stainless steel recommended)
20. Type of PDBS Used
    ■Lab Filled (Modified Trip Blank must be taken at time of deployment)
    ☐Field Filled (Modified equipment blank of fill water must be taken at time of deployment. If PDBS isn't filled at well head, blank must travel with samplers until last sampler is deployed. Blank is then taken.)
21. Dimensions of PDBS Length (in.) 24 inches Diameter (in.) 1.25 inches Filled 220 ml
22. Position of PDBS Weight
    ☐Attached to bottom of PDBS and suspended in well
    ☐Attached to bottom of deployment line and suspended in well
    ■Attached to bottom of deployment line and resting on bottom of well (preferred)
23. Position of PDBS in Well Screen (ft. from measuring point to center of PDBS)

1st PDBS	2nd PDBS	3rd PDBS	4th PDBS
approx. 72.8 ft bgs			

5th PDBS	6th PDBS	7th PDBS	8th PDBS

24. If the saturated portion of the well screen or open hole is greater than 5 feet, has the well been vertically profiled to assess the potential for contaminant stratification?
    ☐ **No**, this well is being profiled during this sampling round
    ☐ **Yes**, this well was profiled already. Date when well was profiled: _____
25. If the saturated portion of the well screen or open hole is greater than 10 feet, has the well been flow tested to assess the potential for vertical flow to be present within the well?
    ■ **No**, flow testing has not been conducted in this well
    ☐ **Yes**, flow testing of this well was conducted. Date of testing: _____
    Type of flow meter used: _____
    Measurements taken every _____ feet **[Please Attach Results]**
26. Weather Conditions During Deployment Temp. 90° F Wind Light ■Sunny ☐Overcast ☐Raining ☐Snowing
27. Weather Conditions During Retrieval Temp. 70° F Wind None ☐Sunny ■Overcast ☐Raining ☐Snowing

28. Field Sampling Technician: Name(s) and Company (please print clearly)

Name	Company
Roy Wagner	Tetra Tech
Andrew Kelly, Priscilla Merta	Tetra Tech

New Jersey Department of Environmental Protection

Checklist for the Submission of Sampling Data for Passive Diffusion Bag Samplers (PDBS)

1. Site: Former Lockheed Electronics Company Site
2. Location: Watchung and North Plainfield, NJ
3. Well Designation: MW-506S
4. Well Permit Number: 25-43517

5. Type of Well: ■Monitoring ☐Extraction ☐Residential ☐Public Supply ☐Irrigation ☐Other
6. Well Surface Finish: ☐Stick Up ■Flush Mount
7. Location of Measuring Point: ■Top of Casing ☐Other (specify) _____
8. **NOTE:** PDBS represent a point sample within the screened interval or open hole of the well. It is critical to know the exact depth within the well where the PDBS is deployed. Well construction specifications, which are typically used to determine where to set the PDBS in the well, are measured in feet below ground surface (fbgs). If the depth interval for PDBS deployment is measured from the reference point identified above, the difference between this reference point and the ground surface must be measured and accounted for to determine the proper depth interval to set the PDBS. Please identify below, any differences between the measuring point identified above and actual ground surface at the well head.

   Distance between measuring point and ground surface (ft.) 0.33 feet below grade
9. Total Well Depth (fbgs) 24.62 (TIC)
10. Screened interval/open hole (fbgs) 14.6 to 24.6
11. Well Casing: Diameter: 2 inch Material: ■PVC ☐Carbon Steel ☐Stainless Steel
12. Well Screen (or open hole diameter): Diameter: 2 inch Material: ■PVC ☐Carbon Steel ☐Stainless Steel
13. Screen Size (slot) Screen Slot Size _____

14. Date and Time of Deployment Date: 9/8/15 Time: 8:40
15. Depth to Ground Water Depth to ground water at time of deployment 9.65 feet below TIC
16. Date and Time of Retrieval Date: 9/22/15 Time: 10:55
17. Depth to Ground Water Depth to ground water at time of retrieval 9.88 feet below TIC
18. Type of Deployment Line Used Diameter: 0.25 inch Material: Nylon line

19. Material and Mass (oz.) of PDBS Weight Stainless Steel, approx. 16 oz. (stainless steel recommended)
20. Type of PDBS Used
    ■Lab Filled (Modified Trip Blank must be taken at time of deployment)
    ☐Field Filled (Modified equipment blank of fill water must be taken at time of deployment. If PDBS isn't filled at well head, blank must travel with samplers until last sampler is deployed. Blank is then taken.)
21. Dimensions of PDBS Length (in.) 24 inches Diameter (in.) 1.25 inches Filled 220 ml
22. Position of PDBS Weight
    ☐Attached to bottom of PDBS and suspended in well
    ☐Attached to bottom of deployment line and suspended in well
    ■Attached to bottom of deployment line and resting on bottom of well (preferred)
23. Position of PDBS in Well Screen (ft. from measuring point to center of PDBS)

1st PDBS	2nd PDBS	3rd PDBS	4th PDBS
approx. 21.3 ft bgs (collected field duplicate sample DUP-03)			

5th PDBS	6th PDBS	7th PDBS	8th PDBS

24. If the saturated portion of the well screen or open hole is greater than 5 feet, has the well been vertically profiled to assess the potential for contaminant stratification?
    ☐ **No**, this well is being profiled during this sampling round
    ☐ **Yes**, this well was profiled already. Date when well was profiled: _____
25. If the saturated portion of the well screen or open hole is greater than 10 feet, has the well been flow tested to assess the potential for vertical flow to be present within the well?
    ■ **No**, flow testing has not been conducted in this well
    ☐ **Yes**, flow testing of this well was conducted. Date of testing: _____
    Type of flow meter used: _____
    Measurements taken every _____ feet **[Please Attach Results]**
26. Weather Conditions During Deployment Temp. 90° F Wind Light ■Sunny ☐Overcast ☐Raining ☐Snowing
27. Weather Conditions During Retrieval Temp. 70° F Wind None ☐Sunny ■Overcast ☐Raining ☐Snowing

28. Field Sampling Technician: Name(s) and Company (please print clearly)

Name	Company
Roy Wagner	Tetra Tech
Andrew Kelly, Priscilla Merta	Tetra Tech

New Jersey Department of Environmental Protection

Checklist for the Submission of Sampling Data for Passive Diffusion Bag Samplers (PDBS)

1. Site: Former Lockheed Electronics Company Site
2. Location: Watchung and North Plainfield, NJ
3. Well Designation: MW-506I
4. Well Permit Number: 25-43518

5. Type of Well: ■Monitoring ☐Extraction ☐Residential ☐Public Supply ☐Irrigation ☐Other
6. Well Surface Finish: ☐Stick Up ■Flush Mount
7. Location of Measuring Point: ■Top of Casing ☐Other (specify) _____
8. **NOTE:** PDBS represent a point sample within the screened interval or open hole of the well. It is critical to know the exact depth within the well where the PDBS is deployed. Well construction specifications, which are typically used to determine where to set the PDBS in the well, are measured in feet below ground surface (fbgs). If the depth interval for PDBS deployment is measured from the reference point identified above, the difference between this reference point and the ground surface must be measured and accounted for to determine the proper depth interval to set the PDBS. Please identify below, any differences between the measuring point identified above and actual ground surface at the well head.

   Distance between measuring point and ground surface (ft.) 0.35 feet below grade
9. Total Well Depth (fbgs) 94.95 (TIC)
10. Screened interval/open hole (fbgs) 89 to 99
11. Well Casing: Diameter: 2 inch Material: ■PVC ☐Carbon Steel ☐Stainless Steel
12. Well Screen (or open hole diameter): Diameter: 2 inch Material: ■PVC ☐Carbon Steel ☐Stainless Steel
13. Screen Size (slot) Screen Slot Size _____

14. Date and Time of Deployment Date: 9/8/15 Time: 12:45
15. Depth to Ground Water Depth to ground water at time of deployment 20.24 feet below TIC
16. Date and Time of Retrieval Date: 9/22/15 Time: 11:00
17. Depth to Ground Water Depth to ground water at time of retrieval 20.30 feet below TIC
18. Type of Deployment Line Used Diameter: 0.25 inch Material: Nylon line

19. Material and Mass (oz.) of PDBS Weight Stainless Steel, approx. 16 oz. (stainless steel recommended)
20. Type of PDBS Used
    ■Lab Filled (Modified Trip Blank must be taken at time of deployment)
    ☐Field Filled (Modified equipment blank of fill water must be taken at time of deployment. If PDBS isn't filled at well head, blank must travel with samplers until last sampler is deployed. Blank is then taken.)
21. Dimensions of PDBS Length (in.) 24 inches Diameter (in.) 1.25 inches Filled 220 ml
22. Position of PDBS Weight
    ☐Attached to bottom of PDBS and suspended in well
    ☐Attached to bottom of deployment line and suspended in well
    ■Attached to bottom of deployment line and resting on bottom of well (preferred)
23. Position of PDBS in Well Screen (ft. from measuring point to center of PDBS)

1st PDBS	2nd PDBS	3rd PDBS	4th PDBS
approx. 91 ft bgs (near top of screen)			
5th PDBS	**6th PDBS**	**7th PDBS**	**8th PDBS**

24. If the saturated portion of the well screen or open hole is greater than 5 feet, has the well been vertically profiled to assess the potential for contaminant stratification?
    ☐ **No**, this well is being profiled during this sampling round
    ☐ **Yes**, this well was profiled already. Date when well was profiled: _____
25. If the saturated portion of the well screen or open hole is greater than 10 feet, has the well been flow tested to assess the potential for vertical flow to be present within the well?
    ■ **No**, flow testing has not been conducted in this well
    ☐ **Yes**, flow testing of this well was conducted. Date of testing: _____
    Type of flow meter used: _____
    Measurements taken every _____ feet **[Please Attach Results]**
26. Weather Conditions During Deployment Temp. 90° F Wind Light ■Sunny ☐Overcast ☐Raining ☐Snowing
27. Weather Conditions During Retrieval Temp. 70° F Wind None ☐Sunny ■Overcast ☐Raining ☐Snowing

28. Field Sampling Technician: Name(s) and Company (please print clearly)

Name	Company
Roy Wagner	Tetra Tech
Andrew Kelly, Priscilla Merta	Tetra Tech

New Jersey Department of Environmental Protection

Checklist for the Submission of Sampling Data for Passive Diffusion Bag Samplers (PDBS)

1. Site: Former Lockheed Electronics Company Site
2. Location: Watchung and North Plainfield, NJ
3. Well Designation: MW-507S
4. Well Permit Number: 25-43516

5. Type of Well: ■Monitoring ☐Extraction ☐Residential ☐Public Supply ☐Irrigation ☐Other
6. Well Surface Finish: ☐Stick Up ■Flush Mount
7. Location of Measuring Point: ■Top of Casing ☐Other (specify) _____
8. **NOTE:** PDBS represent a point sample within the screened interval or open hole of the well. It is critical to know the exact depth within the well where the PDBS is deployed. Well construction specifications, which are typically used to determine where to set the PDBS in the well, are measured in feet below ground surface (fbgs). If the depth interval for PDBS deployment is measured from the reference point identified above, the difference between this reference point and the ground surface must be measured and accounted for to determine the proper depth interval to set the PDBS. Please identify below, any differences between the measuring point identified above and actual ground surface at the well head.

   Distance between measuring point and ground surface (ft.) 0.24 feet below grade
9. Total Well Depth (fbgs) 59.70 (TIC)
10. Screened interval/open hole (fbgs) 49.7 to 59.7
11. Well Casing: Diameter: 2 inch Material: ■PVC ☐Carbon Steel ☐Stainless Steel
12. Well Screen (or open hole diameter): Diameter: 2 inch Material: ■PVC ☐Carbon Steel ☐Stainless Steel
13. Screen Size (slot) Screen Slot Size _____

14. Date and Time of Deployment Date: 9/8/15 Time: 9:30
15. Depth to Ground Water Depth to ground water at time of deployment 55.56 feet below TIC
16. Date and Time of Retrieval Date: 9/22/15 Time: _____
17. Depth to Ground Water Depth to ground water at time of retrieval _____ feet below TIC
18. Type of Deployment Line Used Diameter: 0.25 inch Material: Nylon line

19. Material and Mass (oz.) of PDBS Weight Stainless Steel, approx. 16 oz. (stainless steel recommended)
20. Type of PDBS Used
    ■Lab Filled (Modified Trip Blank must be taken at time of deployment)
    ☐Field Filled (Modified equipment blank of fill water must be taken at time of deployment. If PDBS isn't filled at well head, blank must travel with samplers until last sampler is deployed. Blank is then taken.)
21. Dimensions of PDBS Length (in.) 24 inches Diameter (in.) 1.25 inches Filled 220 ml
22. Position of PDBS Weight
    ☐Attached to bottom of PDBS and suspended in well
    ☐Attached to bottom of deployment line and suspended in well
    ■Attached to bottom of deployment line and resting on bottom of well (preferred)
23. Position of PDBS in Well Screen (ft. from measuring point to center of PDBS)

1st PDBS	2nd PDBS	3rd PDBS	4th PDBS
approx. 52.8 ft bgs (center of screen)			
5th PDBS	**6th PDBS**	**7th PDBS**	**8th PDBS**

24. If the saturated portion of the well screen or open hole is greater than 5 feet, has the well been vertically profiled to assess the potential for contaminant stratification?
    ☐ **No**, this well is being profiled during this sampling round
    ☐ **Yes**, this well was profiled already. Date when well was profiled: _____
25. If the saturated portion of the well screen or open hole is greater than 10 feet, has the well been flow tested to assess the potential for vertical flow to be present within the well?
    ■ **No**, flow testing has not been conducted in this well
    ☐ **Yes**, flow testing of this well was conducted. Date of testing: _____
    Type of flow meter used: _____
    Measurements taken every _____ feet **[Please Attach Results]**
26. Weather Conditions During Deployment Temp. 90° F Wind Light ■Sunny ☐Overcast ☐Raining ☐Snowing
27. Weather Conditions During Retrieval Temp. ° F Wind None ■Sunny ☐Overcast ☐Raining ☐Snowing

28. Field Sampling Technician: Name(s) and Company (please print clearly)

Name	Company
Roy Wagner, Tetra Tech	
Andrew Kelly, Tetra Tech, Priscilla Merta, Tetra Tech	

New Jersey Department of Environmental Protection

Checklist for the Submission of Sampling Data for Passive Diffusion Bag Samplers (PDBS)

1. Site: Former Lockheed Electronics Company Site
2. Location: Watchung and North Plainfield, NJ
3. Well Designation: MW-507I
4. Well Permit Number: 25-43821

5. Type of Well: ■Monitoring ☐Extraction ☐Residential ☐Public Supply ☐Irrigation ☐Other
6. Well Surface Finish: ☐Stick Up ■Flush Mount
7. Location of Measuring Point: ■Top of Casing ☐Other (specify) _____
8. **NOTE:** PDBS represent a point sample within the screened interval or open hole of the well. It is critical to know the exact depth within the well where the PDBS is deployed. Well construction specifications, which are typically used to determine where to set the PDBS in the well, are measured in feet below ground surface (fbgs). If the depth interval for PDBS deployment is measured from the reference point identified above, the difference between this reference point and the ground surface must be measured and accounted for to determine the proper depth interval to set the PDBS. Please identify below, any differences between the measuring point identified above and actual ground surface at the well head.

   Distance between measuring point and ground surface (ft.) 0.24 feet below grade
9. Total Well Depth (fbgs) 150.90 (TIC)
10. Screened interval/open hole (fbgs) 142 to 152
11. Well Casing: Diameter: 4 inch Material: ■PVC ☐Carbon Steel ☐Stainless Steel
12. Well Screen (or open hole diameter): Diameter: 4 inch Material: ■PVC ☐Carbon Steel ☐Stainless Steel
13. Screen Size (slot) Screen Slot Size _____

14. Date and Time of Deployment Date: 9/8/15 Time: 9:35
15. Depth to Ground Water Depth to ground water at time of deployment 55.40 feet below TIC
16. Date and Time of Retrieval Date: 9/22/15 Time: _____
17. Depth to Ground Water Depth to ground water at time of retrieval _____ feet below TIC
18. Type of Deployment Line Used Diameter: 0.25 inch Material: Nylon line

19. Material and Mass (oz.) of PDBS Weight Stainless Steel, approx. 16 oz. (stainless steel recommended)
20. Type of PDBS Used
    ■Lab Filled (Modified Trip Blank must be taken at time of deployment)
    ☐Field Filled (Modified equipment blank of fill water must be taken at time of deployment. If PDBS isn't filled at well head, blank must travel with samplers until last sampler is deployed. Blank is then taken.)
21. Dimensions of PDBS Length (in.) 24 inches Diameter (in.) 1.25 inches Filled 220 ml
22. Position of PDBS Weight
    ☐Attached to bottom of PDBS and suspended in well
    ☐Attached to bottom of deployment line and suspended in well
    ■Attached to bottom of deployment line and resting on bottom of well (preferred)
23. Position of PDBS in Well Screen (ft. from measuring point to center of PDBS)

1st PDBS	2nd PDBS	3rd PDBS	4th PDBS
approx. 148.7 ft bgs (collected MS/MSD)			
5th PDBS	**6th PDBS**	**7th PDBS**	**8th PDBS**

24. If the saturated portion of the well screen or open hole is greater than 5 feet, has the well been vertically profiled to assess the potential for contaminant stratification?
    ☐ **No**, this well is being profiled during this sampling round
    ☐ **Yes**, this well was profiled already. Date when well was profiled: _____
25. If the saturated portion of the well screen or open hole is greater than 10 feet, has the well been flow tested to assess the potential for vertical flow to be present within the well?
    ■ **No**, flow testing has not been conducted in this well
    ☐ **Yes**, flow testing of this well was conducted. Date of testing: _____
    Type of flow meter used: _____
    Measurements taken every _____ feet **[Please Attach Results]**
26. Weather Conditions During Deployment Temp. 90° F Wind Light ■Sunny ☐Overcast ☐Raining ☐Snowing
27. Weather Conditions During Retrieval Temp. ° F Wind None ■Sunny ☐Overcast ☐Raining ☐Snowing

28. Field Sampling Technician: Name(s) and Company (please print clearly)

Name	Company
Roy Wagner, Tetra Tech	
Andrew Kelly, Tetra Tech, Priscilla Merta, Tetra Tech	

New Jersey Department of Environmental Protection

Checklist for the Submission of Sampling Data for Passive Diffusion Bag Samplers (PDBS)

1. Site: Former Lockheed Electronics Company Site
2. Location: Watchung and North Plainfield, NJ
3. Well Designation: MW-508S
4. Well Permit Number: 25-43524

5. Type of Well: ■Monitoring ☐Extraction ☐Residential ☐Public Supply ☐Irrigation ☐Other
6. Well Surface Finish: ☐Stick Up ■Flush Mount
7. Location of Measuring Point: ■Top of Casing ☐Other (specify) _____
8. **NOTE:** PDBS represent a point sample within the screened interval or open hole of the well. It is critical to know the exact depth within the well where the PDBS is deployed. Well construction specifications, which are typically used to determine where to set the PDBS in the well, are measured in feet below ground surface (fbgs). If the depth interval for PDBS deployment is measured from the reference point identified above, the difference between this reference point and the ground surface must be measured and accounted for to determine the proper depth interval to set the PDBS. Please identify below, any differences between the measuring point identified above and actual ground surface at the well head.

   Distance between measuring point and ground surface (ft.) 0.31 feet below grade
9. Total Well Depth (fbgs) 68.83 (TIC)
10. Screened interval/open hole (fbgs) 57.7 to 67.7
11. Well Casing: Diameter: 2 inch Material: ■PVC ☐Carbon Steel ☐Stainless Steel
12. Well Screen (or open hole diameter): Diameter: 2 inch Material: ■PVC ☐Carbon Steel ☐Stainless Steel
13. Screen Size (slot) Screen Slot Size _____

14. Date and Time of Deployment Date: 9/8/15 Time: 9:15
15. Depth to Ground Water Depth to ground water at time of deployment 59.16 feet below TIC
16. Date and Time of Retrieval Date: 9/22/15 Time: 9:25
17. Depth to Ground Water Depth to ground water at time of retrieval 59.38 feet below TIC
18. Type of Deployment Line Used Diameter: 0.25 inch Material: Nylon line

19. Material and Mass (oz.) of PDBS Weight Stainless Steel, approx. 16 oz. (stainless steel recommended)
20. Type of PDBS Used
    ■Lab Filled (Modified Trip Blank must be taken at time of deployment)
    ☐Field Filled (Modified equipment blank of fill water must be taken at time of deployment. If PDBS isn't filled at well head, blank must travel with samplers until last sampler is deployed. Blank is then taken.)
21. Dimensions of PDBS Length (in.) 24 inches Diameter (in.) 1.25 inches Filled 220 ml
22. Position of PDBS Weight
    ☐Attached to bottom of PDBS and suspended in well
    ☐Attached to bottom of deployment line and suspended in well
    ■Attached to bottom of deployment line and resting on bottom of well (preferred)
23. Position of PDBS in Well Screen (ft. from measuring point to center of PDBS)

1st PDBS	2nd PDBS	3rd PDBS	4th PDBS
approx. 62.83 ft (center of screen)			
5th PDBS	**6th PDBS**	**7th PDBS**	**8th PDBS**

24. If the saturated portion of the well screen or open hole is greater than 5 feet, has the well been vertically profiled to assess the potential for contaminant stratification?
    ☐ **No**, this well is being profiled during this sampling round
    ☐ **Yes**, this well was profiled already. Date when well was profiled: _____
25. If the saturated portion of the well screen or open hole is greater than 10 feet, has the well been flow tested to assess the potential for vertical flow to be present within the well?
    ■ **No**, flow testing has not been conducted in this well
    ☐ **Yes**, flow testing of this well was conducted. Date of testing: _____
    Type of flow meter used: _____
    Measurements taken every _____ feet **[Please Attach Results]**
26. Weather Conditions During Deployment Temp. 90° F Wind Light ■Sunny ☐Overcast ☐Raining ☐Snowing
27. Weather Conditions During Retrieval Temp. 70° F Wind None ☐Sunny ■Overcast ☐Raining ☐Snowing

28. Field Sampling Technician: Name(s) and Company (please print clearly)

Name	Company
Roy Wagner, Tetra Tech	
Andrew Kelly, Tetra Tech, Priscilla Merta, Tetra Tech	

New Jersey Department of Environmental Protection

Checklist for the Submission of Sampling Data for Passive Diffusion Bag Samplers (PDBS)

1. Site: Former Lockheed Electronics Company Site
2. Location: Watchung and North Plainfield, NJ
3. Well Designation: MW-508D
4. Well Permit Number: 25-43525

5. Type of Well: ■Monitoring ☐Extraction ☐Residential ☐Public Supply ☐Irrigation ☐Other
6. Well Surface Finish: ☐Stick Up ■Flush Mount
7. Location of Measuring Point: ■Top of Casing ☐Other (specify) _____
8. **NOTE:** PDBS represent a point sample within the screened interval or open hole of the well. It is critical to know the exact depth within the well where the PDBS is deployed. Well construction specifications, which are typically used to determine where to set the PDBS in the well, are measured in feet below ground surface (fbgs). If the depth interval for PDBS deployment is measured from the reference point identified above, the difference between this reference point and the ground surface must be measured and accounted for to determine the proper depth interval to set the PDBS. Please identify below, any differences between the measuring point identified above and actual ground surface at the well head.

   Distance between measuring point and ground surface (ft.) 0.31 feet below grade
9. Total Well Depth (fbgs) 262.70 (TIC)
10. Screened interval/open hole (fbgs) 252.7 to 262.7
11. Well Casing: Diameter: 2 inch Material: ■PVC ☐Carbon Steel ☐Stainless Steel
12. Well Screen (or open hole diameter): Diameter: 2 inch Material: ■PVC ☐Carbon Steel ☐Stainless Steel
13. Screen Size (slot) Screen Slot Size _____

14. Date and Time of Deployment Date: 9/8/15 Time: 9:25
15. Depth to Ground Water Depth to ground water at time of deployment 66.15 feet below TIC
16. Date and Time of Retrieval Date: 9/22/15 Time: 9:30
17. Depth to Ground Water Depth to ground water at time of retrieval 66.53 feet below TIC
18. Type of Deployment Line Used Diameter: 0.25 inch Material: Nylon line

19. Material and Mass (oz.) of PDBS Weight Stainless Steel, approx. 16 oz. (stainless steel recommended)
20. Type of PDBS Used
    ■Lab Filled (Modified Trip Blank must be taken at time of deployment)
    ☐Field Filled (Modified equipment blank of fill water must be taken at time of deployment. If PDBS isn't filled at well head, blank must travel with samplers until last sampler is deployed. Blank is then taken.)
21. Dimensions of PDBS Length (in.) 24 inches Diameter (in.) 1.25 inches Filled 220 ml
22. Position of PDBS Weight
    ☐Attached to bottom of PDBS and suspended in well
    ☐Attached to bottom of deployment line and suspended in well
    ■Attached to bottom of deployment line and resting on bottom of well (preferred)
23. Position of PDBS in Well Screen (ft. from measuring point to center of PDBS)

1st PDBS	2nd PDBS	3rd PDBS	4th PDBS
approx. 256 ft bgs (center of screen) Set DUP-04			
5th PDBS	**6th PDBS**	**7th PDBS**	**8th PDBS**

24. If the saturated portion of the well screen or open hole is greater than 5 feet, has the well been vertically profiled to assess the potential for contaminant stratification?
    ☐ **No**, this well is being profiled during this sampling round
    ☐ **Yes**, this well was profiled already. Date when well was profiled: _____
25. If the saturated portion of the well screen or open hole is greater than 10 feet, has the well been flow tested to assess the potential for vertical flow to be present within the well?
    ■ **No**, flow testing has not been conducted in this well
    ☐ **Yes**, flow testing of this well was conducted. Date of testing: _____
    Type of flow meter used: _____
    Measurements taken every _____ feet **[Please Attach Results]**
26. Weather Conditions During Deployment Temp. 90° F Wind Light ■Sunny ☐Overcast ☐Raining ☐Snowing
27. Weather Conditions During Retrieval Temp. 70° F Wind None ☐Sunny ■Overcast ☐Raining ☐Snowing

28. Field Sampling Technician: Name(s) and Company (please print clearly)

Name	Company
Roy Wagner	Tetra Tech
Andrew Kelly, Priscilla Merta	Tetra Tech

New Jersey Department of Environmental Protection

Checklist for the Submission of Sampling Data for Passive Diffusion Bag Samplers (PDBS)

1. Site: Former Lockheed Electronics Company Site
2. Location: Watchung and North Plainfield, NJ
3. Well Designation: MW-532S
4. Well Permit Number: 25-47893

5. Type of Well: ■Monitoring ☐Extraction ☐Residential ☐Public Supply ☐Irrigation ☐Other
6. Well Surface Finish: ☐Stick Up ■Flush Mount
7. Location of Measuring Point: ■Top of Casing ☐Other (specify) _____
8. **NOTE:** PDBS represent a point sample within the screened interval or open hole of the well. It is critical to know the exact depth within the well where the PDBS is deployed. Well construction specifications, which are typically used to determine where to set the PDBS in the well, are measured in feet below ground surface (fbgs). If the depth interval for PDBS deployment is measured from the reference point identified above, the difference between this reference point and the ground surface must be measured and accounted for to determine the proper depth interval to set the PDBS. Please identify below, any differences between the measuring point identified above and actual ground surface at the well head.

   Distance between measuring point and ground surface (ft.) 0.40 feet below grade
9. Total Well Depth (fbgs) 90.2 (TIC)
10. Screened interval/open hole (fbgs) 93 to 103
11. Well Casing: Diameter: 2 inch Material: ■PVC ☐Carbon Steel ☐Stainless Steel
12. Well Screen (or open hole diameter): Diameter: 2 inch Material: ■PVC ☐Carbon Steel ☐Stainless Steel
13. Screen Size (slot) Screen Slot Size _____

14. Date and Time of Deployment Date: 9/8/15 Time: 11:00
15. Depth to Ground Water Depth to ground water at time of deployment 51.93 feet below TIC
16. Date and Time of Retrieval Date: 9/22/15 Time: 7:55
17. Depth to Ground Water Depth to ground water at time of retrieval 52.31 feet below TIC
18. Type of Deployment Line Used Diameter: 0.25 inch Material: Nylon line

19. Material and Mass (oz.) of PDBS Weight Stainless Steel, approx. 16 oz. (stainless steel recommended)
20. Type of PDBS Used
    ■Lab Filled (Modified Trip Blank must be taken at time of deployment)
    ☐Field Filled (Modified equipment blank of fill water must be taken at time of deployment. If PDBS isn't filled at well head, blank must travel with samplers until last sampler is deployed. Blank is then taken.)
21. Dimensions of PDBS Length (in.) 24 inches Diameter (in.) 1.25 inches Filled 220 ml
22. Position of PDBS Weight
    ☐Attached to bottom of PDBS and suspended in well
    ☐Attached to bottom of deployment line and suspended in well
    ■Attached to bottom of deployment line and resting on bottom of well (preferred)
23. Position of PDBS in Well Screen (ft. from measuring point to center of PDBS)

1st PDBS	2nd PDBS	3rd PDBS	4th PDBS
2.5 ft. bgs.			

5th PDBS	6th PDBS	7th PDBS	8th PDBS

24. If the saturated portion of the well screen or open hole is greater than 5 feet, has the well been vertically profiled to assess the potential for contaminant stratification?
    ☐**No**, this well is being profiled during this sampling round
    ☐**Yes**, this well was profiled already. Date when well was profiled: _____
25. If the saturated portion of the well screen or open hole is greater than 10 feet, has the well been flow tested to assess the potential for vertical flow to be present within the well?
    ■**No**, flow testing has not been conducted in this well
    ☐**Yes**, flow testing of this well was conducted. Date of testing: _____
    Type of flow meter used: _____
    Measurements taken every _____ feet **[Please Attach Results]**
26. Weather Conditions During Deployment Temp. 90° F Wind Light ■Sunny ☐Overcast ☐Raining ☐Snowing
27. Weather Conditions During Retrieval Temp. 70° F Wind None ☐Sunny ■Overcast ☐Raining ☐Snowing

28. Field Sampling Technician: Name(s) and Company (please print clearly)

Name	Company
Roy Wagner, Tetra Tech	
Andrew Kelly, Tetra Tech, Priscilla Merta, Tetra Tech	

New Jersey Department of Environmental Protection

Checklist for the Submission of Sampling Data for Passive Diffusion Bag Samplers (PDBS)

1. Site: Former Lockheed Electronics Company Site
2. Location: Watchung and North Plainfield, NJ
3. Well Designation: MW-532D
4. Well Permit Number: 25-47892

5. Type of Well: ■Monitoring ☐Extraction ☐Residential ☐Public Supply ☐Irrigation ☐Other
6. Well Surface Finish: ☐Stick Up ■Flush Mount
7. Location of Measuring Point: ■Top of Casing ☐Other (specify) _____
8. **NOTE:** PDBS represent a point sample within the screened interval or open hole of the well. It is critical to know the exact depth within the well where the PDBS is deployed. Well construction specifications, which are typically used to determine where to set the PDBS in the well, are measured in feet below ground surface (fbgs). If the depth interval for PDBS deployment is measured from the reference point identified above, the difference between this reference point and the ground surface must be measured and accounted for to determine the proper depth interval to set the PDBS. Please identify below, any differences between the measuring point identified above and actual ground surface at the well head.

   Distance between measuring point and ground surface (ft.) 0.31 feet below grade
9. Total Well Depth (fbgs) 263.0 (TIC)
10. Screened interval/open hole (fbgs) 253.0 to 263.0
11. Well Casing: Diameter: 2 inch Material: ■PVC ☐Carbon Steel ☐Stainless Steel
12. Well Screen (or open hole diameter): Diameter: 2 inch Material: ■PVC ☐Carbon Steel ☐Stainless Steel
13. Screen Size (slot) Screen Slot Size _____

14. Date and Time of Deployment Date: 9/8/15 Time: 10:55
15. Depth to Ground Water Depth to ground water at time of deployment 56.25 feet below TIC
16. Date and Time of Retrieval Date: 9/22/15 Time: 8:00
17. Depth to Ground Water Depth to ground water at time of retrieval 56.69 feet below TIC
18. Type of Deployment Line Used Diameter: 0.25 inch Material: Nylon line

19. Material and Mass (oz.) of PDBS Weight Stainless Steel, approx. 16 oz. (stainless steel recommended)
20. Type of PDBS Used
    ■Lab Filled (Modified Trip Blank must be taken at time of deployment)
    ☐Field Filled (Modified equipment blank of fill water must be taken at time of deployment. If PDBS isn't filled at well head, blank must travel with samplers until last sampler is deployed. Blank is then taken.)
21. Dimensions of PDBS Length (in.) 24 inches Diameter (in.) 1.25 inches Filled 220 ml
22. Position of PDBS Weight
    ☐Attached to bottom of PDBS and suspended in well
    ☐Attached to bottom of deployment line and suspended in well
    ■Attached to bottom of deployment line and resting on bottom of well (preferred)
23. Position of PDBS in Well Screen (ft. from measuring point to center of PDBS)

1st PDBS	2nd PDBS	3rd PDBS	4th PDBS
approx. 258 ft (center of screen)			
5th PDBS	**6th PDBS**	**7th PDBS**	**8th PDBS**

24. If the saturated portion of the well screen or open hole is greater than 5 feet, has the well been vertically profiled to assess the potential for contaminant stratification?
    ☐ **No**, this well is being profiled during this sampling round
    ☐ **Yes**, this well was profiled already. Date when well was profiled: _____
25. If the saturated portion of the well screen or open hole is greater than 10 feet, has the well been flow tested to assess the potential for vertical flow to be present within the well?
    ■ **No**, flow testing has not been conducted in this well
    ☐ **Yes**, flow testing of this well was conducted. Date of testing: _____
    Type of flow meter used: _____
    Measurements taken every _____ feet **[Please Attach Results]**
26. Weather Conditions During Deployment Temp. 90° F Wind Light ■Sunny ☐Overcast ☐Raining ☐Snowing
27. Weather Conditions During Retrieval Temp. 70° F Wind None ☐Sunny ■Overcast ☐Raining ☐Snowing

28. Field Sampling Technician: Name(s) and Company (please print clearly)

Name	Company
Roy Wagner, Tetra Tech	
Andrew Kelly, Tetra Tech, Priscilla Merta, Tetra Tech	

New Jersey Department of Environmental Protection

Checklist for the Submission of Sampling Data for Passive Diffusion Bag Samplers (PDBS)

1. Site: Former Lockheed Electronics Company Site
2. Location: Watchung and North Plainfield, NJ
3. Well Designation: MW-544S
4. Well Permit Number: 25-54779

5. Type of Well: ■Monitoring ☐Extraction ☐Residential ☐Public Supply ☐Irrigation ☐Other
6. Well Surface Finish: ☐Stick Up ■Flush Mount
7. Location of Measuring Point: ■Top of Casing ☐Other (specify) _____
8. **NOTE:** PDBS represent a point sample within the screened interval or open hole of the well. It is critical to know the exact depth within the well where the PDBS is deployed. Well construction specifications, which are typically used to determine where to set the PDBS in the well, are measured in feet below ground surface (fbgs). If the depth interval for PDBS deployment is measured from the reference point identified above, the difference between this reference point and the ground surface must be measured and accounted for to determine the proper depth interval to set the PDBS. Please identify below, any differences between the measuring point identified above and actual ground surface at the well head.

   Distance between measuring point and ground surface (ft.) 0.13 feet below grade
9. Total Well Depth (fbgs) 22.40 (TIC)
10. Screened interval/open hole (fbgs) 3 to 23
11. Well Casing: Diameter: 2 inch Material: ■PVC ☐Carbon Steel ☐Stainless Steel
12. Well Screen (or open hole diameter): Diameter: 2 inch Material: ■PVC ☐Carbon Steel ☐Stainless Steel
13. Screen Size (slot) Screen Slot Size _____

14. Date and Time of Deployment Date: 9/8/15 Time: 13:50
15. Depth to Ground Water Depth to ground water at time of deployment 4.34 feet below TIC
16. Date and Time of Retrieval Date: 9/22/15 Time: 13:25
17. Depth to Ground Water Depth to ground water at time of retrieval 4.35 feet below TIC
18. Type of Deployment Line Used Diameter: 0.25 inch Material: Nylon line

19. Material and Mass (oz.) of PDBS Weight Stainless Steel, approx. 16 oz. (stainless steel recommended)
20. Type of PDBS Used
    ■Lab Filled (Modified Trip Blank must be taken at time of deployment)
    ☐Field Filled (Modified equipment blank of fill water must be taken at time of deployment. If PDBS isn't filled at well head, blank must travel with samplers until last sampler is deployed. Blank is then taken.)
21. Dimensions of PDBS Length (in.) 24 inches Diameter (in.) 1.25 inches Filled 220 ml
22. Position of PDBS Weight
    ☐Attached to bottom of PDBS and suspended in well
    ☐Attached to bottom of deployment line and suspended in well
    ■Attached to bottom of deployment line and resting on bottom of well (preferred)
23. Position of PDBS in Well Screen (ft. from measuring point to center of PDBS)

1st PDBS	2nd PDBS	3rd PDBS	4th PDBS
approx. 12.4 ft (center of screen)			
5th PDBS	**6th PDBS**	**7th PDBS**	**8th PDBS**

24. If the saturated portion of the well screen or open hole is greater than 5 feet, has the well been vertically profiled to assess the potential for contaminant stratification?
    ☐ **No**, this well is being profiled during this sampling round
    ☐ **Yes**, this well was profiled already. Date when well was profiled: _____
25. If the saturated portion of the well screen or open hole is greater than 10 feet, has the well been flow tested to assess the potential for vertical flow to be present within the well?
    ■ **No**, flow testing has not been conducted in this well
    ☐ **Yes**, flow testing of this well was conducted. Date of testing: _____
    Type of flow meter used: _____
    Measurements taken every _____ feet **[Please Attach Results]**
26. Weather Conditions During Deployment Temp. 90° F Wind Light ■Sunny ☐Overcast ☐Raining ☐Snowing
27. Weather Conditions During Retrieval Temp. 70° F Wind None ☐Sunny ■Overcast ☐Raining ☐Snowing

28. Field Sampling Technician: Name(s) and Company (please print clearly)

Name	Company
Roy Wagner, Tetra Tech	
Andrew Kelly, Tetra Tech, Priscilla Merta, Tetra Tech	

New Jersey Department of Environmental Protection

Checklist for the Submission of Sampling Data for Passive Diffusion Bag Samplers (PDBS)

1. Site: Former Lockheed Electronics Company Site
2. Location: Watchung and North Plainfield, NJ
3. Well Designation: MW-544I
4. Well Permit Number: 25-54778

5. Type of Well: ■Monitoring ☐Extraction ☐Residential ☐Public Supply ☐Irrigation ☐Other
6. Well Surface Finish: ☐Stick Up ■Flush Mount
7. Location of Measuring Point: ■Top of Casing ☐Other (specify) _____
8. **NOTE:** PDBS represent a point sample within the screened interval or open hole of the well. It is critical to know the exact depth within the well where the PDBS is deployed. Well construction specifications, which are typically used to determine where to set the PDBS in the well, are measured in feet below ground surface (fbgs). If the depth interval for PDBS deployment is measured from the reference point identified above, the difference between this reference point and the ground surface must be measured and accounted for to determine the proper depth interval to set the PDBS. Please identify below, any differences between the measuring point identified above and actual ground surface at the well head.

   Distance between measuring point and ground surface (ft.) 0.25 feet below grade
9. Total Well Depth (fbgs) 99.70 (TIC)
10. Screened interval/open hole (fbgs) 80 to 100
11. Well Casing: Diameter: 2 inch Material: ■PVC ☐Carbon Steel ☐Stainless Steel
12. Well Screen (or open hole diameter): Diameter: 2 inch Material: ■PVC ☐Carbon Steel ☐Stainless Steel
13. Screen Size (slot) Screen Slot Size _____

14. Date and Time of Deployment Date: 9/8/15 Time: 13:45
15. Depth to Ground Water Depth to ground water at time of deployment 9.13 feet below TIC
16. Date and Time of Retrieval Date: 9/22/15 Time: 13:30
17. Depth to Ground Water Depth to ground water at time of retrieval 9.23 feet below TIC
18. Type of Deployment Line Used Diameter: 0.25 inch Material: Nylon line

19. Material and Mass (oz.) of PDBS Weight Stainless Steel, approx. 16 oz. (stainless steel recommended)
20. Type of PDBS Used
    ■Lab Filled (Modified Trip Blank must be taken at time of deployment)
    ☐Field Filled (Modified equipment blank of fill water must be taken at time of deployment. If PDBS isn't filled at well head, blank must travel with samplers until last sampler is deployed. Blank is then taken.)
21. Dimensions of PDBS Length (in.) 24 inches Diameter (in.) 1.25 inches Filled 220 ml
22. Position of PDBS Weight
    ☐Attached to bottom of PDBS and suspended in well
    ☐Attached to bottom of deployment line and suspended in well
    ■Attached to bottom of deployment line and resting on bottom of well (preferred)
23. Position of PDBS in Well Screen (ft. from measuring point to center of PDBS)

1st PDBS	2nd PDBS	3rd PDBS	4th PDBS
approx. 89.7 ft (center of screen)			
5th PDBS	**6th PDBS**	**7th PDBS**	**8th PDBS**

24. If the saturated portion of the well screen or open hole is greater than 5 feet, has the well been vertically profiled to assess the potential for contaminant stratification?
    ☐ **No**, this well is being profiled during this sampling round
    ☐ **Yes**, this well was profiled already. Date when well was profiled: _____
25. If the saturated portion of the well screen or open hole is greater than 10 feet, has the well been flow tested to assess the potential for vertical flow to be present within the well?
    ■ **No**, flow testing has not been conducted in this well
    ☐ **Yes**, flow testing of this well was conducted. Date of testing: _____
    Type of flow meter used: _____
    Measurements taken every _____ feet **[Please Attach Results]**
26. Weather Conditions During Deployment Temp. 90° F Wind Light ■Sunny ☐Overcast ☐Raining ☐Snowing
27. Weather Conditions During Retrieval Temp. 70° F Wind None ☐Sunny ■Overcast ☐Raining ☐Snowing

28. Field Sampling Technician: Name(s) and Company (please print clearly)

Name	Company
Roy Wagner, Tetra Tech	
Andrew Kelly, Tetra Tech, Priscilla Merta, Tetra Tech	

New Jersey Department of Environmental Protection

Checklist for the Submission of Sampling Data for Passive Diffusion Bag Samplers (PDBS)

1. Site: Former Lockheed Electronics Company Site
2. Location: Watchung and North Plainfield, NJ
3. Well Designation: MW-544D
4. Well Permit Number: 25-54777

5. Type of Well: ■Monitoring ☐Extraction ☐Residential ☐Public Supply ☐Irrigation ☐Other
6. Well Surface Finish: ☐Stick Up ■Flush Mount
7. Location of Measuring Point: ■Top of Casing ☐Other (specify) _____
8. **NOTE:** PDBS represent a point sample within the screened interval or open hole of the well. It is critical to know the exact depth within the well where the PDBS is deployed. Well construction specifications, which are typically used to determine where to set the PDBS in the well, are measured in feet below ground surface (fbgs). If the depth interval for PDBS deployment is measured from the reference point identified above, the difference between this reference point and the ground surface must be measured and accounted for to determine the proper depth interval to set the PDBS. Please identify below, any differences between the measuring point identified above and actual ground surface at the well head.

   Distance between measuring point and ground surface (ft.) 0.18 feet below grade
9. Total Well Depth (fbgs) 202.00 (TIC)
10. Screened interval/open hole (fbgs) 180 to 200
11. Well Casing: Diameter: 2 inch Material: ■PVC ☐Carbon Steel ☐Stainless Steel
12. Well Screen (or open hole diameter): Diameter: 2 inch Material: ■PVC ☐Carbon Steel ☐Stainless Steel
13. Screen Size (slot) Screen Slot Size _____

14. Date and Time of Deployment Date: 9/8/15 Time: 13:55
15. Depth to Ground Water Depth to ground water at time of deployment 11.58 feet below TIC
16. Date and Time of Retrieval Date: 9/22/15 Time: 13:35
17. Depth to Ground Water Depth to ground water at time of retrieval 11.59 feet below TIC
18. Type of Deployment Line Used Diameter: 0.25 inch Material: Nylon line

19. Material and Mass (oz.) of PDBS Weight Stainless Steel, approx. 16 oz. (stainless steel recommended)
20. Type of PDBS Used
    ■Lab Filled (Modified Trip Blank must be taken at time of deployment)
    ☐Field Filled (Modified equipment blank of fill water must be taken at time of deployment. If PDBS isn't filled at well head, blank must travel with samplers until last sampler is deployed. Blank is then taken.)
21. Dimensions of PDBS Length (in.) 24 inches Diameter (in.) 1.25 inches Filled 220 ml
22. Position of PDBS Weight
    ☐Attached to bottom of PDBS and suspended in well
    ☐Attached to bottom of deployment line and suspended in well
    ■Attached to bottom of deployment line and resting on bottom of well (preferred)
23. Position of PDBS in Well Screen (ft. from measuring point to center of PDBS)

1st PDBS	2nd PDBS	3rd PDBS	4th PDBS
approx. 192 ft (center of screen)			

5th PDBS	6th PDBS	7th PDBS	8th PDBS

24. If the saturated portion of the well screen or open hole is greater than 5 feet, has the well been vertically profiled to assess the potential for contaminant stratification?
    ☐ **No**, this well is being profiled during this sampling round
    ☐ **Yes**, this well was profiled already. Date when well was profiled: _____
25. If the saturated portion of the well screen or open hole is greater than 10 feet, has the well been flow tested to assess the potential for vertical flow to be present within the well?
    ■ **No**, flow testing has not been conducted in this well
    ☐ **Yes**, flow testing of this well was conducted. Date of testing: _____
    Type of flow meter used: _____
    Measurements taken every _____ feet **[Please Attach Results]**
26. Weather Conditions During Deployment Temp. 90° F Wind Light ■Sunny ☐Overcast ☐Raining ☐Snowing
27. Weather Conditions During Retrieval Temp. 70° F Wind None ☐Sunny ■Overcast ☐Raining ☐Snowing

28. Field Sampling Technician: Name(s) and Company (please print clearly)

Name	Company
Roy Wagner	Tetra Tech
Andrew Kelly, Priscilla Merta	Tetra Tech

New Jersey Department of Environmental Protection

Checklist for the Submission of Sampling Data for Passive Diffusion Bag Samplers (PDBS)

1. Site: Former Lockheed Electronics Company Site
2. Location: Watchung and North Plainfield, NJ
3. Well Designation: MW-545S
4. Well Permit Number: 25-54786

5. Type of Well: ■Monitoring ☐Extraction ☐Residential ☐Public Supply ☐Irrigation ☐Other
6. Well Surface Finish: ☐Stick Up ■Flush Mount
7. Location of Measuring Point: ■Top of Casing ☐Other (specify) _____
8. **NOTE:** PDBS represent a point sample within the screened interval or open hole of the well. It is critical to know the exact depth within the well where the PDBS is deployed. Well construction specifications, which are typically used to determine where to set the PDBS in the well, are measured in feet below ground surface (fbgs). If the depth interval for PDBS deployment is measured from the reference point identified above, the difference between this reference point and the ground surface must be measured and accounted for to determine the proper depth interval to set the PDBS. Please identify below, any differences between the measuring point identified above and actual ground surface at the well head.

   Distance between measuring point and ground surface (ft.) 0..53 feet below grade
9. Total Well Depth (fbgs) 34.90 (TIC)
10. Screened interval/open hole (fbgs) 15 to 35
11. Well Casing: Diameter: 2 inch Material: ■PVC ☐Carbon Steel ☐Stainless Steel
12. Well Screen (or open hole diameter): Diameter: 2 inch Material: ■PVC ☐Carbon Steel ☐Stainless Steel
13. Screen Size (slot) Screen Slot Size _____

14. Date and Time of Deployment Date: 9/8/15 Time: 13:00
15. Depth to Ground Water Depth to ground water at time of deployment 14.45 feet below TIC
16. Date and Time of Retrieval Date: 9/22/15 Time: 12:45
17. Depth to Ground Water Depth to ground water at time of retrieval 14.47 feet below TIC
18. Type of Deployment Line Used Diameter: 0.25 inch Material: Nylon line

19. Material and Mass (oz.) of PDBS Weight Stainless Steel, approx. 16 oz. (stainless steel recommended)
20. Type of PDBS Used
    ■Lab Filled (Modified Trip Blank must be taken at time of deployment)
    ☐Field Filled (Modified equipment blank of fill water must be taken at time of deployment. If PDBS isn't filled at well head, blank must travel with samplers until last sampler is deployed. Blank is then taken.)
21. Dimensions of PDBS Length (in.) 24 inches Diameter (in.) 1.25 inches Filled 220 ml
22. Position of PDBS Weight
    ☐Attached to bottom of PDBS and suspended in well
    ☐Attached to bottom of deployment line and suspended in well
    ■Attached to bottom of deployment line and resting on bottom of well (preferred)
23. Position of PDBS in Well Screen (ft. from measuring point to center of PDBS)

1st PDBS	2nd PDBS	3rd PDBS	4th PDBS
approx. 24.90 ft (center of screen)			
5th PDBS	**6th PDBS**	**7th PDBS**	**8th PDBS**

24. If the saturated portion of the well screen or open hole is greater than 5 feet, has the well been vertically profiled to assess the potential for contaminant stratification?
    ☐ **No**, this well is being profiled during this sampling round
    ☐ **Yes**, this well was profiled already. Date when well was profiled: _____
25. If the saturated portion of the well screen or open hole is greater than 10 feet, has the well been flow tested to assess the potential for vertical flow to be present within the well?
    ■ **No**, flow testing has not been conducted in this well
    ☐ **Yes**, flow testing of this well was conducted. Date of testing: _____
    Type of flow meter used: _____
    Measurements taken every _____ feet **[Please Attach Results]**
26. Weather Conditions During Deployment Temp. 90° F Wind Light ■Sunny ☐Overcast ☐Raining ☐Snowing
27. Weather Conditions During Retrieval Temp. 70° F Wind None ☐Sunny ■Overcast ☐Raining ☐Snowing

28. Field Sampling Technician: Name(s) and Company (please print clearly)

Name	Company
Roy Wagner, Tetra Tech	
Andrew Kelly, Tetra Tech, Priscilla Merta, Tetra Tech	

New Jersey Department of Environmental Protection

Checklist for the Submission of Sampling Data for Passive Diffusion Bag Samplers (PDBS)

1. Site: Former Lockheed Electronics Company Site
2. Location: Watchung and North Plainfield, NJ
3. Well Designation: MW-545I
4. Well Permit Number: 25-54785

5. Type of Well: ■Monitoring ☐Extraction ☐Residential ☐Public Supply ☐Irrigation ☐Other
6. Well Surface Finish: ☐Stick Up ■Flush Mount
7. Location of Measuring Point: ■Top of Casing ☐Other (specify) _____
8. **NOTE:** PDBS represent a point sample within the screened interval or open hole of the well. It is critical to know the exact depth within the well where the PDBS is deployed. Well construction specifications, which are typically used to determine where to set the PDBS in the well, are measured in feet below ground surface (fbgs). If the depth interval for PDBS deployment is measured from the reference point identified above, the difference between this reference point and the ground surface must be measured and accounted for to determine the proper depth interval to set the PDBS. Please identify below, any differences between the measuring point identified above and actual ground surface at the well head.

   Distance between measuring point and ground surface (ft.) 0..23 feet below grade
9. Total Well Depth (fbgs) 92.35 (TIC)
10. Screened interval/open hole (fbgs) 73 to 93
11. Well Casing: Diameter: 2 inch Material: ■PVC ☐Carbon Steel ☐Stainless Steel
12. Well Screen (or open hole diameter): Diameter: 2 inch Material: ■PVC ☐Carbon Steel ☐Stainless Steel
13. Screen Size (slot) Screen Slot Size _____

14. Date and Time of Deployment Date: 9/8/15 Time: 13:05
15. Depth to Ground Water Depth to ground water at time of deployment 19.72 feet below TIC
16. Date and Time of Retrieval Date: 9/22/15 Time: 12:50
17. Depth to Ground Water Depth to ground water at time of retrieval 19.72 feet below TIC
18. Type of Deployment Line Used Diameter: 0.25 inch Material: Nylon line

19. Material and Mass (oz.) of PDBS Weight Stainless Steel, approx. 16 oz. (stainless steel recommended)
20. Type of PDBS Used
    ■Lab Filled (Modified Trip Blank must be taken at time of deployment)
    ☐Field Filled (Modified equipment blank of fill water must be taken at time of deployment. If PDBS isn't filled at well head, blank must travel with samplers until last sampler is deployed. Blank is then taken.)
21. Dimensions of PDBS Length (in.) 24 inches Diameter (in.) 1.25 inches Filled 220 ml
22. Position of PDBS Weight
    ☐Attached to bottom of PDBS and suspended in well
    ☐Attached to bottom of deployment line and suspended in well
    ■Attached to bottom of deployment line and resting on bottom of well (preferred)
23. Position of PDBS in Well Screen (ft. from measuring point to center of PDBS)

1st PDBS	2nd PDBS	3rd PDBS	4th PDBS
approx. 82.35 ft (center of screen)			
5th PDBS	**6th PDBS**	**7th PDBS**	**8th PDBS**

24. If the saturated portion of the well screen or open hole is greater than 5 feet, has the well been vertically profiled to assess the potential for contaminant stratification?
    ☐ **No**, this well is being profiled during this sampling round
    ☐ **Yes**, this well was profiled already. Date when well was profiled: _____
25. If the saturated portion of the well screen or open hole is greater than 10 feet, has the well been flow tested to assess the potential for vertical flow to be present within the well?
    ■ **No**, flow testing has not been conducted in this well
    ☐ **Yes**, flow testing of this well was conducted. Date of testing: _____
    Type of flow meter used: _____
    Measurements taken every _____ feet **[Please Attach Results]**
26. Weather Conditions During Deployment Temp. 90° F Wind Light ■Sunny ☐Overcast ☐Raining ☐Snowing
27. Weather Conditions During Retrieval Temp. 70° F Wind None ☐Sunny ■Overcast ☐Raining ☐Snowing

28. Field Sampling Technician: Name(s) and Company (please print clearly)

Name	Company
Roy Wagner	Tetra Tech
Andrew Kelly, Priscilla Merta	Tetra Tech

New Jersey Department of Environmental Protection

Checklist for the Submission of Sampling Data for Passive Diffusion Bag Samplers (PDBS)

1. Site: Former Lockheed Electronics Company Site
2. Location: Watchung and North Plainfield, NJ
3. Well Designation: MW-545D
4. Well Permit Number: 25-54784

5. Type of Well: ■Monitoring ☐Extraction ☐Residential ☐Public Supply ☐Irrigation ☐Other
6. Well Surface Finish: ☐Stick Up ■Flush Mount
7. Location of Measuring Point: ■Top of Casing ☐Other (specify) _____
8. **NOTE:** PDBS represent a point sample within the screened interval or open hole of the well. It is critical to know the exact depth within the well where the PDBS is deployed. Well construction specifications, which are typically used to determine where to set the PDBS in the well, are measured in feet below ground surface (fbgs). If the depth interval for PDBS deployment is measured from the reference point identified above, the difference between this reference point and the ground surface must be measured and accounted for to determine the proper depth interval to set the PDBS. Please identify below, any differences between the measuring point identified above and actual ground surface at the well head.

   Distance between measuring point and ground surface (ft.) 0.24 feet below grade
9. Total Well Depth (fbgs) 196.50 (TIC)
10. Screened interval/open hole (fbgs) 180 to 200
11. Well Casing: Diameter: 2 inch Material: ■PVC ☐Carbon Steel ☐Stainless Steel
12. Well Screen (or open hole diameter): Diameter: 2 inch Material: ■PVC ☐Carbon Steel ☐Stainless Steel
13. Screen Size (slot) Screen Slot Size _____

14. Date and Time of Deployment Date: 9/8/15 Time: 13:10
15. Depth to Ground Water Depth to ground water at time of deployment 19.17 feet below TIC
16. Date and Time of Retrieval Date: 9/22/15 Time: 12:55
17. Depth to Ground Water Depth to ground water at time of retrieval 19.17 feet below TIC
18. Type of Deployment Line Used Diameter: 0.25 inch Material: Nylon line

19. Material and Mass (oz.) of PDBS Weight Stainless Steel, approx. 16 oz. (stainless steel recommended)
20. Type of PDBS Used
    ■Lab Filled (Modified Trip Blank must be taken at time of deployment)
    ☐Field Filled (Modified equipment blank of fill water must be taken at time of deployment. If PDBS isn't filled at well head, blank must travel with samplers until last sampler is deployed. Blank is then taken.)
21. Dimensions of PDBS Length (in.) 24 inches Diameter (in.) 1.25 inches Filled 220 ml
22. Position of PDBS Weight
    ☐Attached to bottom of PDBS and suspended in well
    ☐Attached to bottom of deployment line and suspended in well
    ■Attached to bottom of deployment line and resting on bottom of well (preferred)
23. Position of PDBS in Well Screen (ft. from measuring point to center of PDBS)

1st PDBS	2nd PDBS	3rd PDBS	4th PDBS
approx. 184.7 ft bgs			
5th PDBS	**6th PDBS**	**7th PDBS**	**8th PDBS**

24. If the saturated portion of the well screen or open hole is greater than 5 feet, has the well been vertically profiled to assess the potential for contaminant stratification?
    ☐ **No**, this well is being profiled during this sampling round
    ☐ **Yes**, this well was profiled already. Date when well was profiled: _____
25. If the saturated portion of the well screen or open hole is greater than 10 feet, has the well been flow tested to assess the potential for vertical flow to be present within the well?
    ■ **No**, flow testing has not been conducted in this well
    ☐ **Yes**, flow testing of this well was conducted. Date of testing: _____
    Type of flow meter used: _____
    Measurements taken every _____ feet **[Please Attach Results]**
26. Weather Conditions During Deployment Temp. 90° F Wind Light ■Sunny ☐Overcast ☐Raining ☐Snowing
27. Weather Conditions During Retrieval Temp. 70° F Wind None ☐Sunny ■Overcast ☐Raining ☐Snowing

28. Field Sampling Technician: Name(s) and Company (please print clearly)

Name	Company
Roy Wagner, Tetra Tech	
Andrew Kelly, Tetra Tech, Priscilla Merta, Tetra Tech	

New Jersey Department of Environmental Protection

Checklist for the Submission of Sampling Data for Passive Diffusion Bag Samplers (PDBS)

1. Site: Former Lockheed Electronics Company Site
2. Location: Watchung and North Plainfield, NJ
3. Well Designation: MW-546S
4. Well Permit Number: 25-55005

5. Type of Well: ■Monitoring ☐Extraction ☐Residential ☐Public Supply ☐Irrigation ☐Other
6. Well Surface Finish: ☐Stick Up ■Flush Mount
7. Location of Measuring Point: ■Top of Casing ☐Other (specify) _____
8. **NOTE:** PDBS represent a point sample within the screened interval or open hole of the well. It is critical to know the exact depth within the well where the PDBS is deployed. Well construction specifications, which are typically used to determine where to set the PDBS in the well, are measured in feet below ground surface (fbgs). If the depth interval for PDBS deployment is measured from the reference point identified above, the difference between this reference point and the ground surface must be measured and accounted for to determine the proper depth interval to set the PDBS. Please identify below, any differences between the measuring point identified above and actual ground surface at the well head.

   Distance between measuring point and ground surface (ft.) 0.32 feet below grade
9. Total Well Depth (fbgs) 31.41 (TIC)
10. Screened interval/open hole (fbgs) 12 to 32
11. Well Casing: Diameter: 2 inch Material: ■PVC ☐Carbon Steel ☐Stainless Steel
12. Well Screen (or open hole diameter): Diameter: 2 inch Material: ■PVC ☐Carbon Steel ☐Stainless Steel
13. Screen Size (slot) Screen Slot Size _____

14. Date and Time of Deployment Date: 9/8/15 Time: 9:50
15. Depth to Ground Water Depth to ground water at time of deployment 11.09 feet below TIC
16. Date and Time of Retrieval Date: 9/22/15 Time: 10:35
17. Depth to Ground Water Depth to ground water at time of retrieval 11.16 feet below TIC
18. Type of Deployment Line Used Diameter: 0.25 inch Material: Nylon line

19. Material and Mass (oz.) of PDBS Weight Stainless Steel, approx. 16 oz. (stainless steel recommended)
20. Type of PDBS Used
    ■Lab Filled (Modified Trip Blank must be taken at time of deployment)
    ☐Field Filled (Modified equipment blank of fill water must be taken at time of deployment. If PDBS isn't filled at well head, blank must travel with samplers until last sampler is deployed. Blank is then taken.)
21. Dimensions of PDBS Length (in.) 24 inches Diameter (in.) 1.25 inches Filled 220 ml
22. Position of PDBS Weight
    ☐Attached to bottom of PDBS and suspended in well
    ☐Attached to bottom of deployment line and suspended in well
    ■Attached to bottom of deployment line and resting on bottom of well (preferred)
23. Position of PDBS in Well Screen (ft. from measuring point to center of PDBS)

1st PDBS	2nd PDBS	3rd PDBS	4th PDBS
approx. 21.41 ft (center of screen)			
5th PDBS	**6th PDBS**	**7th PDBS**	**8th PDBS**

24. If the saturated portion of the well screen or open hole is greater than 5 feet, has the well been vertically profiled to assess the potential for contaminant stratification?
    ☐ **No**, this well is being profiled during this sampling round
    ☐ **Yes**, this well was profiled already. Date when well was profiled: _____
25. If the saturated portion of the well screen or open hole is greater than 10 feet, has the well been flow tested to assess the potential for vertical flow to be present within the well?
    ■ **No**, flow testing has not been conducted in this well
    ☐ **Yes**, flow testing of this well was conducted. Date of testing: _____
    Type of flow meter used: _____
    Measurements taken every _____ feet **[Please Attach Results]**
26. Weather Conditions During Deployment Temp. 90° F Wind Light ■Sunny ☐Overcast ☐Raining ☐Snowing
27. Weather Conditions During Retrieval Temp. 70° F Wind None ☐Sunny ■Overcast ☐Raining ☐Snowing

28. Field Sampling Technician: Name(s) and Company (please print clearly)

Name	Company
Roy Wagner, Tetra Tech	
Andrew Kelly, Tetra Tech, Priscilla Merta, Tetra Tech	

New Jersey Department of Environmental Protection

Checklist for the Submission of Sampling Data for Passive Diffusion Bag Samplers (PDBS)

1. Site: Former Lockheed Electronics Company Site
2. Location: Watchung and North Plainfield, NJ
3. Well Designation: MW-546I
4. Well Permit Number: 25-55004

5. Type of Well: ■Monitoring ☐Extraction ☐Residential ☐Public Supply ☐Irrigation ☐Other
6. Well Surface Finish: ☐Stick Up ■Flush Mount
7. Location of Measuring Point: ■Top of Casing ☐Other (specify) _____
8. **NOTE:** PDBS represent a point sample within the screened interval or open hole of the well. It is critical to know the exact depth within the well where the PDBS is deployed. Well construction specifications, which are typically used to determine where to set the PDBS in the well, are measured in feet below ground surface (fbgs). If the depth interval for PDBS deployment is measured from the reference point identified above, the difference between this reference point and the ground surface must be measured and accounted for to determine the proper depth interval to set the PDBS. Please identify below, any differences between the measuring point identified above and actual ground surface at the well head.

   Distance between measuring point and ground surface (ft.) 0.81 feet below grade
9. Total Well Depth (fbgs) 99.32 (TIC)
10. Screened interval/open hole (fbgs) 80 to 100
11. Well Casing: Diameter: 2 inch Material: ■PVC ☐Carbon Steel ☐Stainless Steel
12. Well Screen (or open hole diameter): Diameter: 2 inch Material: ■PVC ☐Carbon Steel ☐Stainless Steel
13. Screen Size (slot) Screen Slot Size _____

14. Date and Time of Deployment Date: 9/8/15 Time: 9:55
15. Depth to Ground Water Depth to ground water at time of deployment 11.81 feet below TIC
16. Date and Time of Retrieval Date: 9/22/15 Time: 10:40
17. Depth to Ground Water Depth to ground water at time of retrieval 11.75 feet below TIC
18. Type of Deployment Line Used Diameter: 0.25 inch Material: Nylon line

19. Material and Mass (oz.) of PDBS Weight Stainless Steel, approx. 16 oz. (stainless steel recommended)
20. Type of PDBS Used
    ■Lab Filled (Modified Trip Blank must be taken at time of deployment)
    ☐Field Filled (Modified equipment blank of fill water must be taken at time of deployment. If PDBS isn't filled at well head, blank must travel with samplers until last sampler is deployed. Blank is then taken.)
21. Dimensions of PDBS Length (in.) 24 inches Diameter (in.) 1.25 inches Filled 220 ml
22. Position of PDBS Weight
    ☐Attached to bottom of PDBS and suspended in well
    ☐Attached to bottom of deployment line and suspended in well
    ■Attached to bottom of deployment line and resting on bottom of well (preferred)
23. Position of PDBS in Well Screen (ft. from measuring point to center of PDBS)

1st PDBS	2nd PDBS	3rd PDBS	4th PDBS
approx. 89.32 ft (center of screen)			
5th PDBS	**6th PDBS**	**7th PDBS**	**8th PDBS**

24. If the saturated portion of the well screen or open hole is greater than 5 feet, has the well been vertically profiled to assess the potential for contaminant stratification?
    ☐ **No**, this well is being profiled during this sampling round
    ☐ **Yes**, this well was profiled already. Date when well was profiled: _____
25. If the saturated portion of the well screen or open hole is greater than 10 feet, has the well been flow tested to assess the potential for vertical flow to be present within the well?
    ■ **No**, flow testing has not been conducted in this well
    ☐ **Yes**, flow testing of this well was conducted. Date of testing: _____
    Type of flow meter used: _____
    Measurements taken every _____ feet **[Please Attach Results]**
26. Weather Conditions During Deployment Temp. 90° F Wind Light ■Sunny ☐Overcast ☐Raining ☐Snowing
27. Weather Conditions During Retrieval Temp. 70° F Wind None ☐Sunny ■Overcast ☐Raining ☐Snowing

28. Field Sampling Technician: Name(s) and Company (please print clearly)

Name	Company
Roy Wagner	Tetra Tech
Andrew Kelly, Priscilla Merta	Tetra Tech

New Jersey Department of Environmental Protection

Checklist for the Submission of Sampling Data for Passive Diffusion Bag Samplers (PDBS)

1. Site: Former Lockheed Electronics Company Site
2. Location: Watchung and North Plainfield, NJ
3. Well Designation: MW-546D
4. Well Permit Number: 25-55003

5. Type of Well: ■Monitoring ☐Extraction ☐Residential ☐Public Supply ☐Irrigation ☐Other
6. Well Surface Finish: ☐Stick Up ■Flush Mount
7. Location of Measuring Point: ■Top of Casing ☐Other (specify) _____
8. **NOTE:** PDBS represent a point sample within the screened interval or open hole of the well. It is critical to know the exact depth within the well where the PDBS is deployed. Well construction specifications, which are typically used to determine where to set the PDBS in the well, are measured in feet below ground surface (fbgs). If the depth interval for PDBS deployment is measured from the reference point identified above, the difference between this reference point and the ground surface must be measured and accounted for to determine the proper depth interval to set the PDBS. Please identify below, any differences between the measuring point identified above and actual ground surface at the well head.

   Distance between measuring point and ground surface (ft.) 0.60 feet below grade
9. Total Well Depth (fbgs) 197.50 (TIC)
10. Screened interval/open hole (fbgs) 180 to 200
11. Well Casing: Diameter: 2 inch Material: ■PVC ☐Carbon Steel ☐Stainless Steel
12. Well Screen (or open hole diameter): Diameter: 2 inch Material: ■PVC ☐Carbon Steel ☐Stainless Steel
13. Screen Size (slot) Screen Slot Size _____

14. Date and Time of Deployment Date: 9/8/15 Time: 10:00
15. Depth to Ground Water Depth to ground water at time of deployment 18.60 feet below TIC
16. Date and Time of Retrieval Date: 9/22/15 Time: 10:45
17. Depth to Ground Water Depth to ground water at time of retrieval 18.56 feet below TIC
18. Type of Deployment Line Used Diameter: 0.25 inch Material: Nylon line

19. Material and Mass (oz.) of PDBS Weight Stainless Steel, approx. 16 oz. (stainless steel recommended)
20. Type of PDBS Used
    ■Lab Filled (Modified Trip Blank must be taken at time of deployment)
    ☐Field Filled (Modified equipment blank of fill water must be taken at time of deployment. If PDBS isn't filled at well head, blank must travel with samplers until last sampler is deployed. Blank is then taken.)
21. Dimensions of PDBS Length (in.) 24 inches Diameter (in.) 1.25 inches Filled 220 ml
22. Position of PDBS Weight
    ☐Attached to bottom of PDBS and suspended in well
    ☐Attached to bottom of deployment line and suspended in well
    ■Attached to bottom of deployment line and resting on bottom of well (preferred)
23. Position of PDBS in Well Screen (ft. from measuring point to center of PDBS)

1st PDBS	2nd PDBS	3rd PDBS	4th PDBS
approx. 187.50 ft (center of screen)			
5th PDBS	**6th PDBS**	**7th PDBS**	**8th PDBS**

24. If the saturated portion of the well screen or open hole is greater than 5 feet, has the well been vertically profiled to assess the potential for contaminant stratification?
    ☐ **No**, this well is being profiled during this sampling round
    ☐ **Yes**, this well was profiled already. Date when well was profiled: _____
25. If the saturated portion of the well screen or open hole is greater than 10 feet, has the well been flow tested to assess the potential for vertical flow to be present within the well?
    ■ **No**, flow testing has not been conducted in this well
    ☐ **Yes**, flow testing of this well was conducted. Date of testing: _____
    Type of flow meter used: _____
    Measurements taken every _____ feet **[Please Attach Results]**
26. Weather Conditions During Deployment Temp. 90° F Wind Light ■Sunny ☐Overcast ☐Raining ☐Snowing
27. Weather Conditions During Retrieval Temp. 70° F Wind None ☐Sunny ■Overcast ☐Raining ☐Snowing

28. Field Sampling Technician: Name(s) and Company (please print clearly)

Name	Company
Roy Wagner, Tetra Tech	
Andrew Kelly, Tetra Tech, Priscilla Merta, Tetra Tech	

New Jersey Department of Environmental Protection

Checklist for the Submission of Sampling Data for Passive Diffusion Bag Samplers (PDBS)

1. Site: Former Lockheed Electronics Company Site
2. Location: Watchung and North Plainfield, NJ
3. Well Designation: MW-547S
4. Well Permit Number: 25-54780

5. Type of Well: ■Monitoring ☐Extraction ☐Residential ☐Public Supply ☐Irrigation ☐Other
6. Well Surface Finish: ☐Stick Up ■Flush Mount
7. Location of Measuring Point: ■Top of Casing ☐Other (specify) _____
8. **NOTE:** PDBS represent a point sample within the screened interval or open hole of the well. It is critical to know the exact depth within the well where the PDBS is deployed. Well construction specifications, which are typically used to determine where to set the PDBS in the well, are measured in feet below ground surface (fbgs). If the depth interval for PDBS deployment is measured from the reference point identified above, the difference between this reference point and the ground surface must be measured and accounted for to determine the proper depth interval to set the PDBS. Please identify below, any differences between the measuring point identified above and actual ground surface at the well head.

   Distance between measuring point and ground surface (ft.) 0.34 feet below grade
9. Total Well Depth (fbgs) 21.8 (TIC)
10. Screened interval/open hole (fbgs) 2 to 22
11. Well Casing: Diameter: 2 inch Material: ■PVC ☐Carbon Steel ☐Stainless Steel
12. Well Screen (or open hole diameter): Diameter: 2 inch Material: ■PVC ☐Carbon Steel ☐Stainless Steel
13. Screen Size (slot) Screen Slot Size _____

14. Date and Time of Deployment Date: 9/8/15 Time: 14:30
15. Depth to Ground Water Depth to ground water at time of deployment 4.98 feet below TIC
16. Date and Time of Retrieval Date: 9/22/15 Time: 14:25
17. Depth to Ground Water Depth to ground water at time of retrieval 5.10 feet below TIC
18. Type of Deployment Line Used Diameter: 0.25 inch Material: Nylon line

19. Material and Mass (oz.) of PDBS Weight Stainless Steel, approx. 16 oz. (stainless steel recommended)
20. Type of PDBS Used
    ■Lab Filled (Modified Trip Blank must be taken at time of deployment)
    ☐Field Filled (Modified equipment blank of fill water must be taken at time of deployment. If PDBS isn't filled at well head, blank must travel with samplers until last sampler is deployed. Blank is then taken.)
21. Dimensions of PDBS Length (in.) 24 inches Diameter (in.) 1.25 inches Filled 220 ml
22. Position of PDBS Weight
    ☐Attached to bottom of PDBS and suspended in well
    ☐Attached to bottom of deployment line and suspended in well
    ■Attached to bottom of deployment line and resting on bottom of well (preferred)
23. Position of PDBS in Well Screen (ft. from measuring point to center of PDBS)

1st PDBS	2nd PDBS	3rd PDBS	4th PDBS
2.5 ft. bgs.			

5th PDBS	6th PDBS	7th PDBS	8th PDBS

24. If the saturated portion of the well screen or open hole is greater than 5 feet, has the well been vertically profiled to assess the potential for contaminant stratification?
    ☐ **No**, this well is being profiled during this sampling round
    ☐ **Yes**, this well was profiled already. Date when well was profiled: _____
25. If the saturated portion of the well screen or open hole is greater than 10 feet, has the well been flow tested to assess the potential for vertical flow to be present within the well?
    ■ **No**, flow testing has not been conducted in this well
    ☐ **Yes**, flow testing of this well was conducted. Date of testing: _____
    Type of flow meter used: _____
    Measurements taken every _____ feet **[Please Attach Results]**
26. Weather Conditions During Deployment Temp. 90° F Wind Light ■Sunny ☐Overcast ☐Raining ☐Snowing
27. Weather Conditions During Retrieval Temp. 70° F Wind None ☐Sunny ■Overcast ☐Raining ☐Snowing

28. Field Sampling Technician: Name(s) and Company (please print clearly)

Name	Company
Roy Wagner, Tetra Tech	
Andrew Kelly, Tetra Tech, Priscilla Merta, Tetra Tech	

New Jersey Department of Environmental Protection

Checklist for the Submission of Sampling Data for Passive Diffusion Bag Samplers (PDBS)

1. Site: Former Lockheed Electronics Company Site
2. Location: Watchung and North Plainfield, NJ
3. Well Designation: MW-547I
4. Well Permit Number: 25-54781

5. Type of Well: ■Monitoring ☐Extraction ☐Residential ☐Public Supply ☐Irrigation ☐Other
6. Well Surface Finish: ☐Stick Up ■Flush Mount
7. Location of Measuring Point: ■Top of Casing ☐Other (specify) _____
8. **NOTE:** PDBS represent a point sample within the screened interval or open hole of the well. It is critical to know the exact depth within the well where the PDBS is deployed. Well construction specifications, which are typically used to determine where to set the PDBS in the well, are measured in feet below ground surface (fbgs). If the depth interval for PDBS deployment is measured from the reference point identified above, the difference between this reference point and the ground surface must be measured and accounted for to determine the proper depth interval to set the PDBS. Please identify below, any differences between the measuring point identified above and actual ground surface at the well head.

   Distance between measuring point and ground surface (ft.) 0.32 feet below grade
9. Total Well Depth (fbgs) 99.4 (TIC)
10. Screened interval/open hole (fbgs) 80 to 100
11. Well Casing: Diameter: 2 inch Material: ■PVC ☐Carbon Steel ☐Stainless Steel
12. Well Screen (or open hole diameter): Diameter: 2 inch Material: ■PVC ☐Carbon Steel ☐Stainless Steel
13. Screen Size (slot) Screen Slot Size _____

14. Date and Time of Deployment Date: 9/8/15 Time: 14:35
15. Depth to Ground Water Depth to ground water at time of deployment 5.81 feet below TIC
16. Date and Time of Retrieval Date: 9/22/15 Time: 14:30
17. Depth to Ground Water Depth to ground water at time of retrieval 5.95 feet below TIC
18. Type of Deployment Line Used Diameter: 0.25 inch Material: Nylon line

19. Material and Mass (oz.) of PDBS Weight Stainless Steel, approx. 16 oz. (stainless steel recommended)
20. Type of PDBS Used
    ■Lab Filled (Modified Trip Blank must be taken at time of deployment)
    ☐Field Filled (Modified equipment blank of fill water must be taken at time of deployment. If PDBS isn't filled at well head, blank must travel with samplers until last sampler is deployed. Blank is then taken.)
21. Dimensions of PDBS Length (in.) 24 inches Diameter (in.) 1.25 inches Filled 220 ml
22. Position of PDBS Weight
    ☐Attached to bottom of PDBS and suspended in well
    ☐Attached to bottom of deployment line and suspended in well
    ■Attached to bottom of deployment line and resting on bottom of well (preferred)
23. Position of PDBS in Well Screen (ft. from measuring point to center of PDBS)

1st PDBS	2nd PDBS	3rd PDBS	4th PDBS
2.5 ft. bgs.			

5th PDBS	6th PDBS	7th PDBS	8th PDBS

24. If the saturated portion of the well screen or open hole is greater than 5 feet, has the well been vertically profiled to assess the potential for contaminant stratification?
    ☐ **No**, this well is being profiled during this sampling round
    ☐ **Yes**, this well was profiled already. Date when well was profiled: _____
25. If the saturated portion of the well screen or open hole is greater than 10 feet, has the well been flow tested to assess the potential for vertical flow to be present within the well?
    ■ **No**, flow testing has not been conducted in this well
    ☐ **Yes**, flow testing of this well was conducted. Date of testing: _____
    Type of flow meter used: _____
    Measurements taken every _____ feet **[Please Attach Results]**
26. Weather Conditions During Deployment Temp. 90° F Wind Light ■Sunny ☐Overcast ☐Raining ☐Snowing
27. Weather Conditions During Retrieval Temp. 70° F Wind None ☐Sunny ■Overcast ☐Raining ☐Snowing

28. Field Sampling Technician: Name(s) and Company (please print clearly)

Name	Company
Roy Wagner, Tetra Tech	
Andrew Kelly, Tetra Tech, Priscilla Merta, Tetra Tech	

New Jersey Department of Environmental Protection

Checklist for the Submission of Sampling Data for Passive Diffusion Bag Samplers (PDBS)

1. Site: Former Lockheed Electronics Company Site
2. Location: Watchung and North Plainfield, NJ
3. Well Designation: MW-547D
4. Well Permit Number: 25-54782

5. Type of Well: ■Monitoring ☐Extraction ☐Residential ☐Public Supply ☐Irrigation ☐Other
6. Well Surface Finish: ☐Stick Up ■Flush Mount
7. Location of Measuring Point: ■Top of Casing ☐Other (specify) _____
8. **NOTE:** PDBS represent a point sample within the screened interval or open hole of the well. It is critical to know the exact depth within the well where the PDBS is deployed. Well construction specifications, which are typically used to determine where to set the PDBS in the well, are measured in feet below ground surface (fbgs). If the depth interval for PDBS deployment is measured from the reference point identified above, the difference between this reference point and the ground surface must be measured and accounted for to determine the proper depth interval to set the PDBS. Please identify below, any differences between the measuring point identified above and actual ground surface at the well head.

   Distance between measuring point and ground surface (ft.) 0.43 feet below grade
9. Total Well Depth (fbgs) 189.4 (TIC)
10. Screened interval/open hole (fbgs) 180 to 200
11. Well Casing: Diameter: 2 inch Material: ■PVC ☐Carbon Steel ☐Stainless Steel
12. Well Screen (or open hole diameter): Diameter: 2 inch Material: ■PVC ☐Carbon Steel ☐Stainless Steel
13. Screen Size (slot) Screen Slot Size _____

14. Date and Time of Deployment Date: 9/8/15 Time: 14:40
15. Depth to Ground Water Depth to ground water at time of deployment 6.69 feet below TIC
16. Date and Time of Retrieval Date: 9/22/15 Time: 14:35
17. Depth to Ground Water Depth to ground water at time of retrieval 6.86 feet below TIC
18. Type of Deployment Line Used Diameter: 0.25 inch Material: Nylon line

19. Material and Mass (oz.) of PDBS Weight Stainless Steel, approx. 16 oz. (stainless steel recommended)
20. Type of PDBS Used
    ■Lab Filled (Modified Trip Blank must be taken at time of deployment)
    ☐Field Filled (Modified equipment blank of fill water must be taken at time of deployment. If PDBS isn't filled at well head, blank must travel with samplers until last sampler is deployed. Blank is then taken.)
21. Dimensions of PDBS Length (in.) 24 inches Diameter (in.) 1.25 inches Filled 220 ml
22. Position of PDBS Weight
    ☐Attached to bottom of PDBS and suspended in well
    ☐Attached to bottom of deployment line and suspended in well
    ■Attached to bottom of deployment line and resting on bottom of well (preferred)
23. Position of PDBS in Well Screen (ft. from measuring point to center of PDBS)

1st PDBS	2nd PDBS	3rd PDBS	4th PDBS
2.5 ft. bgs.			

5th PDBS	6th PDBS	7th PDBS	8th PDBS

24. If the saturated portion of the well screen or open hole is greater than 5 feet, has the well been vertically profiled to assess the potential for contaminant stratification?
    ☐ **No**, this well is being profiled during this sampling round
    ☐ **Yes**, this well was profiled already. Date when well was profiled: _____
25. If the saturated portion of the well screen or open hole is greater than 10 feet, has the well been flow tested to assess the potential for vertical flow to be present within the well?
    ■ **No**, flow testing has not been conducted in this well
    ☐ **Yes**, flow testing of this well was conducted. Date of testing: _____
    Type of flow meter used: _____
    Measurements taken every _____ feet **[Please Attach Results]**
26. Weather Conditions During Deployment Temp. 90° F Wind Light ■Sunny ☐Overcast ☐Raining ☐Snowing
27. Weather Conditions During Retrieval Temp. 70° F Wind None ☐Sunny ■Overcast ☐Raining ☐Snowing

28. Field Sampling Technician: Name(s) and Company (please print clearly)

Name	Company
Roy Wagner, Tetra Tech	
Andrew Kelly, Tetra Tech, Priscilla Merta, Tetra Tech	

New Jersey Department of Environmental Protection

Checklist for the Submission of Sampling Data for Passive Diffusion Bag Samplers (PDBS)

1. Site: Former Lockheed Electronics Company Site
2. Location: Watchung and North Plainfield, NJ
3. Well Designation: MW-549S
4. Well Permit Number: 25-60735

5. Type of Well: ■Monitoring ☐Extraction ☐Residential ☐Public Supply ☐Irrigation ☐Other
6. Well Surface Finish: ■Stick Up ☐Flush Mount
7. Location of Measuring Point: ■Top of Casing ☐Other (specify) _____
8. **NOTE:** PDBS represent a point sample within the screened interval or open hole of the well. It is critical to know the exact depth within the well where the PDBS is deployed. Well construction specifications, which are typically used to determine where to set the PDBS in the well, are measured in feet below ground surface (fbgs). If the depth interval for PDBS deployment is measured from the reference point identified above, the difference between this reference point and the ground surface must be measured and accounted for to determine the proper depth interval to set the PDBS. Please identify below, any differences between the measuring point identified above and actual ground surface at the well head.

   Distance between measuring point and ground surface (ft.) 0.39 feet below TOC
9. Total Well Depth (fbgs) 115.84 (TIC)
10. Screened interval/open hole (fbgs) 90 to 110
11. Well Casing: Diameter: 2 inch Material: ■PVC ☐Carbon Steel ☐Stainless Steel
12. Well Screen (or open hole diameter): Diameter: 2 inch Material: ■PVC ☐Carbon Steel ☐Stainless Steel
13. Screen Size (slot) Screen Slot Size _____

14. Date and Time of Deployment Date: 9/8/15 Time: 7:30
15. Depth to Ground Water Depth to ground water at time of deployment 54.94 feet below TIC
16. Date and Time of Retrieval Date: 9/22/15 Time: 7:35
17. Depth to Ground Water Depth to ground water at time of retrieval 55.18 feet below TIC
18. Type of Deployment Line Used Diameter: 0.25 inch Material: Nylon line

19. Material and Mass (oz.) of PDBS Weight Stainless Steel, approx. 12 oz. (stainless steel recommended)
20. Type of PDBS Used
    ■Lab Filled (Modified Trip Blank must be taken at time of deployment)
    ☐Field Filled (Modified equipment blank of fill water must be taken at time of deployment. If PDBS isn't filled at well head, blank must travel with samplers until last sampler is deployed. Blank is then taken.)
21. Dimensions of PDBS Length (in.) 24 inches Diameter (in.) 1.25 inches Filled 220 ml
22. Position of PDBS Weight
    ☐Attached to bottom of PDBS and suspended in well
    ☐Attached to bottom of deployment line and suspended in well
    ■Attached to bottom of deployment line and resting on bottom of well (preferred)
23. Position of PDBS in Well Screen (ft. from measuring point to center of PDBS)

1st PDBS	2nd PDBS	3rd PDBS	4th PDBS
approx. 104 ft bgs (center of screen)			
5th PDBS	**6th PDBS**	**7th PDBS**	**8th PDBS**

24. If the saturated portion of the well screen or open hole is greater than 5 feet, has the well been vertically profiled to assess the potential for contaminant stratification?
    ☐ **No**, this well is being profiled during this sampling round
    ☐ **Yes**, this well was profiled already. Date when well was profiled: _____
25. If the saturated portion of the well screen or open hole is greater than 10 feet, has the well been flow tested to assess the potential for vertical flow to be present within the well?
    ■ **No**, flow testing has not been conducted in this well
    ☐ **Yes**, flow testing of this well was conducted. Date of testing: _____
    Type of flow meter used: _____
    Measurements taken every _____ feet **[Please Attach Results]**
26. Weather Conditions During Deployment Temp. 90° F Wind Light ■Sunny ☐Overcast ☐Raining ☐Snowing
27. Weather Conditions During Retrieval Temp. 70° F Wind None ☐Sunny ■Overcast ☐Raining ☐Snowing

28. Field Sampling Technician: Name(s) and Company (please print clearly)

Name	Company
Roy Wagner, Tetra Tech	
Andrew Kelly, Tetra Tech, Priscilla Merta, Tetra Tech	

New Jersey Department of Environmental Protection

Checklist for the Submission of Sampling Data for Passive Diffusion Bag Samplers (PDBS)

1. Site: Former Lockheed Electronics Company Site
2. Location: Watchung and North Plainfield, NJ
3. Well Designation: MW-549I
4. Well Permit Number: 25-60736

5. Type of Well: ■Monitoring ☐Extraction ☐Residential ☐Public Supply ☐Irrigation ☐Other
6. Well Surface Finish: ■Stick Up ☐Flush Mount
7. Location of Measuring Point: ■Top of Casing ☐Other (specify) _____
8. **NOTE:** PDBS represent a point sample within the screened interval or open hole of the well. It is critical to know the exact depth within the well where the PDBS is deployed. Well construction specifications, which are typically used to determine where to set the PDBS in the well, are measured in feet below ground surface (fbgs). If the depth interval for PDBS deployment is measured from the reference point identified above, the difference between this reference point and the ground surface must be measured and accounted for to determine the proper depth interval to set the PDBS. Please identify below, any differences between the measuring point identified above and actual ground surface at the well head.

   Distance between measuring point and ground surface (ft.) 0.15 feet below TOC
9. Total Well Depth (fbgs) 212.25 (TIC)
10. Screened interval/open hole (fbgs) 190 to 210
11. Well Casing: Diameter: 2 inch Material: ■PVC ☐Carbon Steel ☐Stainless Steel
12. Well Screen (or open hole diameter): Diameter: 2 inch Material: ■PVC ☐Carbon Steel ☐Stainless Steel
13. Screen Size (slot) Screen Slot Size _____

14. Date and Time of Deployment Date: 9/8/15 Time: 7:40
15. Depth to Ground Water Depth to ground water at time of deployment 56.85 feet below TIC
16. Date and Time of Retrieval Date: 9/22/15 Time: 7:40
17. Depth to Ground Water Depth to ground water at time of retrieval 57.02 feet below TIC
18. Type of Deployment Line Used Diameter: 0.25 inch Material: Nylon line

19. Material and Mass (oz.) of PDBS Weight Stainless Steel, approx. 12 oz. (stainless steel recommended)
20. Type of PDBS Used
    ■Lab Filled (Modified Trip Blank must be taken at time of deployment)
    ☐Field Filled (Modified equipment blank of fill water must be taken at time of deployment. If PDBS isn't filled at well head, blank must travel with samplers until last sampler is deployed. Blank is then taken.)
21. Dimensions of PDBS Length (in.) 24 inches Diameter (in.) 1.25 inches Filled 220 ml
22. Position of PDBS Weight
    ☐Attached to bottom of PDBS and suspended in well
    ☐Attached to bottom of deployment line and suspended in well
    ■Attached to bottom of deployment line and resting on bottom of well (preferred)
23. Position of PDBS in Well Screen (ft. from measuring point to center of PDBS)

1st PDBS	2nd PDBS	3rd PDBS	4th PDBS
approx. 201 ft bgs			
(collected field duplicate sample DUP-01)			
5th PDBS	6th PDBS	7th PDBS	8th PDBS

24. If the saturated portion of the well screen or open hole is greater than 5 feet, has the well been vertically profiled to assess the potential for contaminant stratification?
    ☐ **No**, this well is being profiled during this sampling round
    ☐ **Yes**, this well was profiled already. Date when well was profiled: _____
25. If the saturated portion of the well screen or open hole is greater than 10 feet, has the well been flow tested to assess the potential for vertical flow to be present within the well?
    ■ **No**, flow testing has not been conducted in this well
    ☐ **Yes**, flow testing of this well was conducted. Date of testing: _____
    Type of flow meter used: _____
    Measurements taken every _____ feet **[Please Attach Results]**
26. Weather Conditions During Deployment Temp. 90° F Wind Light ■Sunny ☐Overcast ☐Raining ☐Snowing
27. Weather Conditions During Retrieval Temp. 70° F Wind None ☐Sunny ■Overcast ☐Raining ☐Snowing

28. Field Sampling Technician: Name(s) and Company (please print clearly)

Name	Company
Roy Wagner, Tetra Tech	
Andrew Kelly, Tetra Tech, Priscilla Merta, Tetra Tech	

New Jersey Department of Environmental Protection

Checklist for the Submission of Sampling Data for Passive Diffusion Bag Samplers (PDBS)

1. Site: Former Lockheed Electronics Company Site
2. Location: Watchung and North Plainfield, NJ
3. Well Designation: MW-550S
4. Well Permit Number: 25-60738

5. Type of Well: ■Monitoring ☐Extraction ☐Residential ☐Public Supply ☐Irrigation ☐Other
6. Well Surface Finish: ☐Stick Up ■Flush Mount
7. Location of Measuring Point: ■Top of Casing ☐Other (specify) _____
8. **NOTE:** PDBS represent a point sample within the screened interval or open hole of the well. It is critical to know the exact depth within the well where the PDBS is deployed. Well construction specifications, which are typically used to determine where to set the PDBS in the well, are measured in feet below ground surface (fbgs). If the depth interval for PDBS deployment is measured from the reference point identified above, the difference between this reference point and the ground surface must be measured and accounted for to determine the proper depth interval to set the PDBS. Please identify below, any differences between the measuring point identified above and actual ground surface at the well head.

   Distance between measuring point and ground surface (ft.) 0.55 feet below grade
9. Total Well Depth (fbgs) 49.84 (TIC)
10. Screened interval/open hole (fbgs) 30 to 50
11. Well Casing: Diameter: 2 inch Material: ■PVC ☐Carbon Steel ☐Stainless Steel
12. Well Screen (or open hole diameter): Diameter: 2 inch Material: ■PVC ☐Carbon Steel ☐Stainless Steel
13. Screen Size (slot) Screen Slot Size _____

14. Date and Time of Deployment Date: 9/8/15 Time: 11:10
15. Depth to Ground Water Depth to ground water at time of deployment 20.77 feet below TIC
16. Date and Time of Retrieval Date: 9/22/15 Time: 8:30
17. Depth to Ground Water Depth to ground water at time of retrieval 20.87 feet below TIC
18. Type of Deployment Line Used Diameter: 0.25 inch Material: Nylon line

19. Material and Mass (oz.) of PDBS Weight Stainless Steel, approx. 16 oz. (stainless steel recommended)
20. Type of PDBS Used
    ■Lab Filled (Modified Trip Blank must be taken at time of deployment)
    ☐Field Filled (Modified equipment blank of fill water must be taken at time of deployment. If PDBS isn't filled at well head, blank must travel with samplers until last sampler is deployed. Blank is then taken.)
21. Dimensions of PDBS Length (in.) 24 inches Diameter (in.) 1.25 inches Filled 220 ml
22. Position of PDBS Weight
    ☐Attached to bottom of PDBS and suspended in well
    ☐Attached to bottom of deployment line and suspended in well
    ■Attached to bottom of deployment line and resting on bottom of well (preferred)
23. Position of PDBS in Well Screen (ft. from measuring point to center of PDBS)

1st PDBS	2nd PDBS	3rd PDBS	4th PDBS
approx. 39.84 ft			

(center of screen; collected field duplicate sample DUP-02)

5th PDBS	6th PDBS	7th PDBS	8th PDBS

24. If the saturated portion of the well screen or open hole is greater than 5 feet, has the well been vertically profiled to assess the potential for contaminant stratification?
    ☐ **No**, this well is being profiled during this sampling round
    ☐ **Yes**, this well was profiled already. Date when well was profiled: _____
25. If the saturated portion of the well screen or open hole is greater than 10 feet, has the well been flow tested to assess the potential for vertical flow to be present within the well?
    ■ **No**, flow testing has not been conducted in this well
    ☐ **Yes**, flow testing of this well was conducted. Date of testing: _____
    Type of flow meter used: _____
    Measurements taken every _____ feet **[Please Attach Results]**
26. Weather Conditions During Deployment Temp. 90° F Wind None ■Sunny ☐Overcast ☐Raining ☐Snowing
27. Weather Conditions During Retrieval Temp. 70° F Wind None ☐Sunny ■Overcast ☐Raining ☐Snowing

28. Field Sampling Technician: Name(s) and Company (please print clearly)

Name	Company
Roy Wagner	Tetra Tech
Andrew Kelly, Priscilla Merta	Tetra Tech

New Jersey Department of Environmental Protection

Checklist for the Submission of Sampling Data for Passive Diffusion Bag Samplers (PDBS)

1. Site: Former Lockheed Electronics Company Site
2. Location: Watchung and North Plainfield, NJ
3. Well Designation: MW-550I
4. Well Permit Number: 25-60737

5. Type of Well: ■Monitoring ☐Extraction ☐Residential ☐Public Supply ☐Irrigation ☐Other
6. Well Surface Finish: ☐Stick Up ■Flush Mount
7. Location of Measuring Point: ■Top of Casing ☐Other (specify) _____
8. **NOTE:** PDBS represent a point sample within the screened interval or open hole of the well. It is critical to know the exact depth within the well where the PDBS is deployed. Well construction specifications, which are typically used to determine where to set the PDBS in the well, are measured in feet below ground surface (fbgs). If the depth interval for PDBS deployment is measured from the reference point identified above, the difference between this reference point and the ground surface must be measured and accounted for to determine the proper depth interval to set the PDBS. Please identify below, any differences between the measuring point identified above and actual ground surface at the well head.

   Distance between measuring point and ground surface (ft.) 0.35 feet below grade
9. Total Well Depth (fbgs) 100.22 (TIC)
10. Screened interval/open hole (fbgs) 80 to 100
11. Well Casing: Diameter: 2 inch Material: ■PVC ☐Carbon Steel ☐Stainless Steel
12. Well Screen (or open hole diameter): Diameter: 2 inch Material: ■PVC ☐Carbon Steel ☐Stainless Steel
13. Screen Size (slot) Screen Slot Size _____

14. Date and Time of Deployment Date: 9/8/15 Time: 11:15
15. Depth to Ground Water Depth to ground water at time of deployment 22.13 feet below TIC
16. Date and Time of Retrieval Date: 9/22/15 Time: 8:35
17. Depth to Ground Water Depth to ground water at time of retrieval 22.20 feet below TIC
18. Type of Deployment Line Used Diameter: 0.25 inch Material: Nylon line

19. Material and Mass (oz.) of PDBS Weight Stainless Steel, approx. 16 oz. (stainless steel recommended)
20. Type of PDBS Used
    ■Lab Filled (Modified Trip Blank must be taken at time of deployment)
    ☐Field Filled (Modified equipment blank of fill water must be taken at time of deployment. If PDBS isn't filled at well head, blank must travel with samplers until last sampler is deployed. Blank is then taken.)
21. Dimensions of PDBS Length (in.) 24 inches Diameter (in.) 1.25 inches Filled 220 ml
22. Position of PDBS Weight
    ☐Attached to bottom of PDBS and suspended in well
    ☐Attached to bottom of deployment line and suspended in well
    ■Attached to bottom of deployment line and resting on bottom of well (preferred)
23. Position of PDBS in Well Screen (ft. from measuring point to center of PDBS)

1st PDBS	2nd PDBS	3rd PDBS	4th PDBS
approx. 90.22 ft (center of screen)			

5th PDBS	6th PDBS	7th PDBS	8th PDBS

24. If the saturated portion of the well screen or open hole is greater than 5 feet, has the well been vertically profiled to assess the potential for contaminant stratification?
    ☐ **No**, this well is being profiled during this sampling round
    ☐ **Yes**, this well was profiled already. Date when well was profiled: _____
25. If the saturated portion of the well screen or open hole is greater than 10 feet, has the well been flow tested to assess the potential for vertical flow to be present within the well?
    ■ **No**, flow testing has not been conducted in this well
    ☐ **Yes**, flow testing of this well was conducted. Date of testing: _____
    Type of flow meter used: _____
    Measurements taken every _____ feet **[Please Attach Results]**
26. Weather Conditions During Deployment Temp. 90° F Wind None ■Sunny ☐Overcast ☐Raining ☐Snowing
27. Weather Conditions During Retrieval Temp. 70° F Wind None ☐Sunny ■Overcast ☐Raining ☐Snowing

28. Field Sampling Technician: Name(s) and Company (please print clearly)

Name	Company
Roy Wagner	Tetra Tech
Andrew Kelly, Priscilla Merta	Tetra Tech

New Jersey Department of Environmental Protection

Checklist for the Submission of Sampling Data for Passive Diffusion Bag Samplers (PDBS)

1. Site: Former Lockheed Electronics Company Site
2. Location: Watchung and North Plainfield, NJ
3. Well Designation: PZ-521S
4. Well Permit Number: 25-45029

5. Type of Well: ■Monitoring ☐Extraction ☐Residential ☐Public Supply ☐Irrigation ☐Other
6. Well Surface Finish: ☐Stick Up ■Flush Mount
7. Location of Measuring Point: ■Top of Casing ☐Other (specify) _____
8. **NOTE:** PDBS represent a point sample within the screened interval or open hole of the well. It is critical to know the exact depth within the well where the PDBS is deployed. Well construction specifications, which are typically used to determine where to set the PDBS in the well, are measured in feet below ground surface (fbgs). If the depth interval for PDBS deployment is measured from the reference point identified above, the difference between this reference point and the ground surface must be measured and accounted for to determine the proper depth interval to set the PDBS. Please identify below, any differences between the measuring point identified above and actual ground surface at the well head.

   Distance between measuring point and ground surface (ft.) 0.10 feet below grade
9. Total Well Depth (fbgs) 15.50 (TIC)
10. Screened interval/open hole (fbgs) 5.2 to 15.2
11. Well Casing: Diameter: 2 inch Material: ■PVC ☐Carbon Steel ☐Stainless Steel
12. Well Screen (or open hole diameter): Diameter: 2 inch Material: ■PVC ☐Carbon Steel ☐Stainless Steel
13. Screen Size (slot) Screen Slot Size _____

14. Date and Time of Deployment Date: 9/8/15 Time: 14:50
15. Depth to Ground Water Depth to ground water at time of deployment 4.32 feet below TIC
16. Date and Time of Retrieval Date: 9/22/15 Time: 15:00
17. Depth to Ground Water Depth to ground water at time of retrieval 4.30 feet below TIC
18. Type of Deployment Line Used Diameter: 0.25 inch Material: Nylon line

19. Material and Mass (oz.) of PDBS Weight Stainless Steel, approx. 16 oz. (stainless steel recommended)
20. Type of PDBS Used
    ■Lab Filled (Modified Trip Blank must be taken at time of deployment)
    ☐Field Filled (Modified equipment blank of fill water must be taken at time of deployment. If PDBS isn't filled at well head, blank must travel with samplers until last sampler is deployed. Blank is then taken.)
21. Dimensions of PDBS Length (in.) 24 inches Diameter (in.) 1.25 inches Filled 220 ml
22. Position of PDBS Weight
    ☐Attached to bottom of PDBS and suspended in well
    ☐Attached to bottom of deployment line and suspended in well
    ■Attached to bottom of deployment line and resting on bottom of well (preferred)
23. Position of PDBS in Well Screen (ft. from measuring point to center of PDBS)

1st PDBS	2nd PDBS	3rd PDBS	4th PDBS
approx. 10.50 ft (center of screen)			
5th PDBS	**6th PDBS**	**7th PDBS**	**8th PDBS**

24. If the saturated portion of the well screen or open hole is greater than 5 feet, has the well been vertically profiled to assess the potential for contaminant stratification?
    ☐ **No**, this well is being profiled during this sampling round
    ☐ **Yes**, this well was profiled already. Date when well was profiled: _____
25. If the saturated portion of the well screen or open hole is greater than 10 feet, has the well been flow tested to assess the potential for vertical flow to be present within the well?
    ■ **No**, flow testing has not been conducted in this well
    ☐ **Yes**, flow testing of this well was conducted. Date of testing: _____
    Type of flow meter used: _____
    Measurements taken every _____ feet **[Please Attach Results]**
26. Weather Conditions During Deployment Temp. 90° F Wind Light ■Sunny ☐Overcast ☐Raining ☐Snowing
27. Weather Conditions During Retrieval Temp. 70° F Wind None ☐Sunny ■Overcast ☐Raining ☐Snowing

28. Field Sampling Technician: Name(s) and Company (please print clearly)

Name	Company
Roy Wagner	Tetra Tech
Andrew Kelly, Priscilla Merta	Tetra Tech

New Jersey Department of Environmental Protection

Checklist for the Submission of Sampling Data for Passive Diffusion Bag Samplers (PDBS)

1. Site: Former Lockheed Electronics Company Site
2. Location: Watchung and North Plainfield, NJ
3. Well Designation: PZ-521I
4. Well Permit Number: 25-45028

5. Type of Well: ■Monitoring ☐Extraction ☐Residential ☐Public Supply ☐Irrigation ☐Other
6. Well Surface Finish: ☐Stick Up ■Flush Mount
7. Location of Measuring Point: ■Top of Casing ☐Other (specify) _____
8. **NOTE:** PDBS represent a point sample within the screened interval or open hole of the well. It is critical to know the exact depth within the well where the PDBS is deployed. Well construction specifications, which are typically used to determine where to set the PDBS in the well, are measured in feet below ground surface (fbgs). If the depth interval for PDBS deployment is measured from the reference point identified above, the difference between this reference point and the ground surface must be measured and accounted for to determine the proper depth interval to set the PDBS. Please identify below, any differences between the measuring point identified above and actual ground surface at the well head.

   Distance between measuring point and ground surface (ft.) 0.20 feet below grade
9. Total Well Depth (fbgs) 102.05 (TIC)
10. Screened interval/open hole (fbgs) 92.6 to 102.6
11. Well Casing: Diameter: 2 inch Material: ■PVC ☐Carbon Steel ☐Stainless Steel
12. Well Screen (or open hole diameter): Diameter: 2 inch Material: ■PVC ☐Carbon Steel ☐Stainless Steel
13. Screen Size (slot) Screen Slot Size _____

14. Date and Time of Deployment Date: 9/8/15 Time: 14:55
15. Depth to Ground Water Depth to ground water at time of deployment 6.68 feet below TIC
16. Date and Time of Retrieval Date: 9/22/15 Time: 15:05
17. Depth to Ground Water Depth to ground water at time of retrieval 6.58 feet below TIC
18. Type of Deployment Line Used Diameter: 0.25 inch Material: Nylon line

19. Material and Mass (oz.) of PDBS Weight Stainless Steel, approx. 16 oz. (stainless steel recommended)
20. Type of PDBS Used
    ■Lab Filled (Modified Trip Blank must be taken at time of deployment)
    ☐Field Filled (Modified equipment blank of fill water must be taken at time of deployment. If PDBS isn't filled at well head, blank must travel with samplers until last sampler is deployed. Blank is then taken.)
21. Dimensions of PDBS Length (in.) 24 inches Diameter (in.) 1.25 inches Filled 220 ml
22. Position of PDBS Weight
    ☐Attached to bottom of PDBS and suspended in well
    ☐Attached to bottom of deployment line and suspended in well
    ■Attached to bottom of deployment line and resting on bottom of well (preferred)
23. Position of PDBS in Well Screen (ft. from measuring point to center of PDBS)

1st PDBS	2nd PDBS	3rd PDBS	4th PDBS
approx. 97.05 ft (center of screen)			
5th PDBS	**6th PDBS**	**7th PDBS**	**8th PDBS**

24. If the saturated portion of the well screen or open hole is greater than 5 feet, has the well been vertically profiled to assess the potential for contaminant stratification?
    ☐ **No**, this well is being profiled during this sampling round
    ☐ **Yes**, this well was profiled already. Date when well was profiled: _____
25. If the saturated portion of the well screen or open hole is greater than 10 feet, has the well been flow tested to assess the potential for vertical flow to be present within the well?
    ■ **No**, flow testing has not been conducted in this well
    ☐ **Yes**, flow testing of this well was conducted. Date of testing: _____
    Type of flow meter used: _____
    Measurements taken every _____ feet **[Please Attach Results]**
26. Weather Conditions During Deployment Temp. 90° F Wind Light ■Sunny ☐Overcast ☐Raining ☐Snowing
27. Weather Conditions During Retrieval Temp. 70° F Wind None ☐Sunny ■Overcast ☐Raining ☐Snowing

28. Field Sampling Technician: Name(s) and Company (please print clearly)

Name	Company
Roy Wagner, Tetra Tech	
Andrew Kelly, Tetra Tech, Priscilla Merta, Tetra Tech	

New Jersey Department of Environmental Protection

Checklist for the Submission of Sampling Data for Passive Diffusion Bag Samplers (PDBS)

1. Site: Former Lockheed Electronics Company Site
2. Location: Watchung and North Plainfield, NJ
3. Well Designation: PZ-522S
4. Well Permit Number: 25-45020

5. Type of Well: ■Monitoring ☐Extraction ☐Residential ☐Public Supply ☐Irrigation ☐Other
6. Well Surface Finish: ☐Stick Up ■Flush Mount
7. Location of Measuring Point: ■Top of Casing ☐Other (specify) _____
8. **NOTE:** PDBS represent a point sample within the screened interval or open hole of the well. It is critical to know the exact depth within the well where the PDBS is deployed. Well construction specifications, which are typically used to determine where to set the PDBS in the well, are measured in feet below ground surface (fbgs). If the depth interval for PDBS deployment is measured from the reference point identified above, the difference between this reference point and the ground surface must be measured and accounted for to determine the proper depth interval to set the PDBS. Please identify below, any differences between the measuring point identified above and actual ground surface at the well head.

   Distance between measuring point and ground surface (ft.) 0.28 feet below grade
9. Total Well Depth (fbgs) 17.41 (TIC)
10. Screened interval/open hole (fbgs) 7.7 to 17.7
11. Well Casing: Diameter: 2 inch Material: ■PVC ☐Carbon Steel ☐Stainless Steel
12. Well Screen (or open hole diameter): Diameter: 2 inch Material: ■PVC ☐Carbon Steel ☐Stainless Steel
13. Screen Size (slot) Screen Slot Size _____

14. Date and Time of Deployment Date: 9/8/15 Time: 14:20
15. Depth to Ground Water Depth to ground water at time of deployment 7.45 feet below TIC
16. Date and Time of Retrieval Date: 9/22/15 Time: 14:45
17. Depth to Ground Water Depth to ground water at time of retrieval 7.45 feet below TIC
18. Type of Deployment Line Used Diameter: 0.25 inch Material: Nylon line

19. Material and Mass (oz.) of PDBS Weight Stainless Steel, approx. 16 oz. (stainless steel recommended)
20. Type of PDBS Used
    ■Lab Filled (Modified Trip Blank must be taken at time of deployment)
    ☐Field Filled (Modified equipment blank of fill water must be taken at time of deployment. If PDBS isn't filled at well head, blank must travel with samplers until last sampler is deployed. Blank is then taken.)
21. Dimensions of PDBS Length (in.) 24 inches Diameter (in.) 1.25 inches Filled 220 ml
22. Position of PDBS Weight
    ☐Attached to bottom of PDBS and suspended in well
    ☐Attached to bottom of deployment line and suspended in well
    ■Attached to bottom of deployment line and resting on bottom of well (preferred)
23. Position of PDBS in Well Screen (ft. from measuring point to center of PDBS)

1st PDBS	2nd PDBS	3rd PDBS	4th PDBS
approx. 12.41 ft (center of screen)			
5th PDBS	**6th PDBS**	**7th PDBS**	**8th PDBS**

24. If the saturated portion of the well screen or open hole is greater than 5 feet, has the well been vertically profiled to assess the potential for contaminant stratification?
    ☐ **No**, this well is being profiled during this sampling round
    ☐ **Yes**, this well was profiled already. Date when well was profiled: _____
25. If the saturated portion of the well screen or open hole is greater than 10 feet, has the well been flow tested to assess the potential for vertical flow to be present within the well?
    ■ **No**, flow testing has not been conducted in this well
    ☐ **Yes**, flow testing of this well was conducted. Date of testing: _____
    Type of flow meter used: _____
    Measurements taken every _____ feet **[Please Attach Results]**
26. Weather Conditions During Deployment Temp. 90° F Wind Light ■Sunny ☐Overcast ☐Raining ☐Snowing
27. Weather Conditions During Retrieval Temp. 70° F Wind None ☐Sunny ■Overcast ☐Raining ☐Snowing

28. Field Sampling Technician: Name(s) and Company (please print clearly)

Name	Company
Roy Wagner, Tetra Tech	
Andrew Kelly Tetra Tech, Priscilla Merta, Tetra Tech	

New Jersey Department of Environmental Protection

Checklist for the Submission of Sampling Data for Passive Diffusion Bag Samplers (PDBS)

1. Site: Former Lockheed Electronics Company Site
2. Location: Watchung and North Plainfield, NJ
3. Well Designation: PZ-522I
4. Well Permit Number: 25-45019

5. Type of Well: ■Monitoring ☐Extraction ☐Residential ☐Public Supply ☐Irrigation ☐Other
6. Well Surface Finish: ☐Stick Up ■Flush Mount
7. Location of Measuring Point: ■Top of Casing ☐Other (specify) _____
8. **NOTE:** PDBS represent a point sample within the screened interval or open hole of the well. It is critical to know the exact depth within the well where the PDBS is deployed. Well construction specifications, which are typically used to determine where to set the PDBS in the well, are measured in feet below ground surface (fbgs). If the depth interval for PDBS deployment is measured from the reference point identified above, the difference between this reference point and the ground surface must be measured and accounted for to determine the proper depth interval to set the PDBS. Please identify below, any differences between the measuring point identified above and actual ground surface at the well head.

   Distance between measuring point and ground surface (ft.) 0.28 feet below grade
9. Total Well Depth (fbgs) 99.80 (TIC)
10. Screened interval/open hole (fbgs) 91 to 101
11. Well Casing: Diameter: 2 inch Material: ■PVC ☐Carbon Steel ☐Stainless Steel
12. Well Screen (or open hole diameter): Diameter: 2 inch Material: ■PVC ☐Carbon Steel ☐Stainless Steel
13. Screen Size (slot) Screen Slot Size _____

14. Date and Time of Deployment Date: 9/8/15 Time: 14:15
15. Depth to Ground Water Depth to ground water at time of deployment 10.76 feet below TIC
16. Date and Time of Retrieval Date: 9/22/15 Time: 14:50
17. Depth to Ground Water Depth to ground water at time of retrieval 10.81 feet below TIC
18. Type of Deployment Line Used Diameter: 0.25 inch Material: Nylon line

19. Material and Mass (oz.) of PDBS Weight Stainless Steel, approx. 16 oz. (stainless steel recommended)
20. Type of PDBS Used
    ■Lab Filled (Modified Trip Blank must be taken at time of deployment)
    ☐Field Filled (Modified equipment blank of fill water must be taken at time of deployment. If PDBS isn't filled at well head, blank must travel with samplers until last sampler is deployed. Blank is then taken.)
21. Dimensions of PDBS Length (in.) 24 inches Diameter (in.) 1.25 inches Filled 220 ml
22. Position of PDBS Weight
    ☐Attached to bottom of PDBS and suspended in well
    ☐Attached to bottom of deployment line and suspended in well
    ■Attached to bottom of deployment line and resting on bottom of well (preferred)
23. Position of PDBS in Well Screen (ft. from measuring point to center of PDBS)

1st PDBS	2nd PDBS	3rd PDBS	4th PDBS
approx. 94.80 ft (center of screen)			
5th PDBS	**6th PDBS**	**7th PDBS**	**8th PDBS**

24. If the saturated portion of the well screen or open hole is greater than 5 feet, has the well been vertically profiled to assess the potential for contaminant stratification?
    ☐ **No**, this well is being profiled during this sampling round
    ☐ **Yes**, this well was profiled already. Date when well was profiled: _____
25. If the saturated portion of the well screen or open hole is greater than 10 feet, has the well been flow tested to assess the potential for vertical flow to be present within the well?
    ■ **No**, flow testing has not been conducted in this well
    ☐ **Yes**, flow testing of this well was conducted. Date of testing: _____
    Type of flow meter used: _____
    Measurements taken every _____ feet **[Please Attach Results]**
26. Weather Conditions During Deployment Temp. 90° F Wind None ■Sunny ☐Overcast ☐Raining ☐Snowing
27. Weather Conditions During Retrieval Temp. 70° F Wind None ☐Sunny ■Overcast ☐Raining ☐Snowing

28. Field Sampling Technician: Name(s) and Company (please print clearly)

Name	Company
Roy Wagner	Tetra Tech
Andrew Kelly, Priscilla Merta	Tetra Tech

New Jersey Department of Environmental Protection

Checklist for the Submission of Sampling Data for Passive Diffusion Bag Samplers (PDBS)

1. Site: Former Lockheed Electronics Company Site
2. Location: Watchung and North Plainfield, NJ
3. Well Designation: PZ-522D
4. Well Permit Number: 25-45018

5. Type of Well: ■Monitoring ☐Extraction ☐Residential ☐Public Supply ☐Irrigation ☐Other
6. Well Surface Finish: ☐Stick Up ■Flush Mount
7. Location of Measuring Point: ■Top of Casing ☐Other (specify) _____
8. **NOTE:** PDBS represent a point sample within the screened interval or open hole of the well. It is critical to know the exact depth within the well where the PDBS is deployed. Well construction specifications, which are typically used to determine where to set the PDBS in the well, are measured in feet below ground surface (fbgs). If the depth interval for PDBS deployment is measured from the reference point identified above, the difference between this reference point and the ground surface must be measured and accounted for to determine the proper depth interval to set the PDBS. Please identify below, any differences between the measuring point identified above and actual ground surface at the well head.

   Distance between measuring point and ground surface (ft.) 0.30 feet below grade
9. Total Well Depth (fbgs) 195.95 (TIC)
10. Screened interval/open hole (fbgs) 187.7 to 197.7
11. Well Casing: Diameter: 2 inch Material: ■PVC ☐Carbon Steel ☐Stainless Steel
12. Well Screen (or open hole diameter): Diameter: 2 inch Material: ■PVC ☐Carbon Steel ☐Stainless Steel
13. Screen Size (slot) Screen Slot Size _____

14. Date and Time of Deployment Date: 9/8/15 Time: 14:10
15. Depth to Ground Water Depth to ground water at time of deployment 12.07 feet below TIC
16. Date and Time of Retrieval Date: 9/22/15 Time: 14:55
17. Depth to Ground Water Depth to ground water at time of retrieval 12.11 feet below TIC
18. Type of Deployment Line Used Diameter: 0.25 inch Material: Nylon line

19. Material and Mass (oz.) of PDBS Weight Stainless Steel, approx. 16 oz. (stainless steel recommended)
20. Type of PDBS Used
    ■Lab Filled (Modified Trip Blank must be taken at time of deployment)
    ☐Field Filled (Modified equipment blank of fill water must be taken at time of deployment. If PDBS isn't filled at well head, blank must travel with samplers until last sampler is deployed. Blank is then taken.)
21. Dimensions of PDBS Length (in.) 24 inches Diameter (in.) 1.25 inches Filled 220 ml
22. Position of PDBS Weight
    ☐Attached to bottom of PDBS and suspended in well
    ☐Attached to bottom of deployment line and suspended in well
    ■Attached to bottom of deployment line and resting on bottom of well (preferred)
23. Position of PDBS in Well Screen (ft. from measuring point to center of PDBS)

1st PDBS	2nd PDBS	3rd PDBS	4th PDBS
approx. 190.95 ft (center of screen)			
5th PDBS	**6th PDBS**	**7th PDBS**	**8th PDBS**

24. If the saturated portion of the well screen or open hole is greater than 5 feet, has the well been vertically profiled to assess the potential for contaminant stratification?
    ☐ **No**, this well is being profiled during this sampling round
    ☐ **Yes**, this well was profiled already. Date when well was profiled: _____
25. If the saturated portion of the well screen or open hole is greater than 10 feet, has the well been flow tested to assess the potential for vertical flow to be present within the well?
    ■ **No**, flow testing has not been conducted in this well
    ☐ **Yes**, flow testing of this well was conducted. Date of testing: _____
    Type of flow meter used: _____
    Measurements taken every _____ feet **[Please Attach Results]**
26. Weather Conditions During Deployment Temp. 90° F Wind Light ■Sunny ☐Overcast ☐Raining ☐Snowing
27. Weather Conditions During Retrieval Temp. 70° F Wind None ☐Sunny ■Overcast ☐Raining ☐Snowing

28. Field Sampling Technician: Name(s) and Company (please print clearly)

Name	Company
Roy Wagner, Tetra Tech	
Andrew Kelly, Tetra Tech, Priscilla Merta, Tetra Tech	

New Jersey Department of Environmental Protection

Checklist for the Submission of Sampling Data for Passive Diffusion Bag Samplers (PDBS)

1. Site: Former Lockheed Electronics Company Site
2. Location: Watchung and North Plainfield, NJ
3. Well Designation: PZ-524S
4. Well Permit Number: 25-45026

5. Type of Well: ■Monitoring ☐Extraction ☐Residential ☐Public Supply ☐Irrigation ☐Other
6. Well Surface Finish: ☐Stick Up ■Flush Mount
7. Location of Measuring Point: ■Top of Casing ☐Other (specify) _____
8. **NOTE:** PDBS represent a point sample within the screened interval or open hole of the well. It is critical to know the exact depth within the well where the PDBS is deployed. Well construction specifications, which are typically used to determine where to set the PDBS in the well, are measured in feet below ground surface (fbgs). If the depth interval for PDBS deployment is measured from the reference point identified above, the difference between this reference point and the ground surface must be measured and accounted for to determine the proper depth interval to set the PDBS. Please identify below, any differences between the measuring point identified above and actual ground surface at the well head.

   Distance between measuring point and ground surface (ft.) 0.16 feet below grade
9. Total Well Depth (fbgs) 13.22 (TIC)
10. Screened interval/open hole (fbgs) 4.7 to 14.7
11. Well Casing: Diameter: 2 inch Material: ■PVC ☐Carbon Steel ☐Stainless Steel
12. Well Screen (or open hole diameter): Diameter: 2 inch Material: ■PVC ☐Carbon Steel ☐Stainless Steel
13. Screen Size (slot) Screen Slot Size _____

14. Date and Time of Deployment Date: 9/8/15 Time: 13:25
15. Depth to Ground Water Depth to ground water at time of deployment 5.34 feet below TIC
16. Date and Time of Retrieval Date: 9/22/15 Time: 13:10
17. Depth to Ground Water Depth to ground water at time of retrieval 5.31 feet below TIC
18. Type of Deployment Line Used Diameter: 0.25 inch Material: Nylon line

19. Material and Mass (oz.) of PDBS Weight Stainless Steel, approx. 16 oz. (stainless steel recommended)
20. Type of PDBS Used
    ■Lab Filled (Modified Trip Blank must be taken at time of deployment)
    ☐Field Filled (Modified equipment blank of fill water must be taken at time of deployment. If PDBS isn't filled at well head, blank must travel with samplers until last sampler is deployed. Blank is then taken.)
21. Dimensions of PDBS Length (in.) 24 inches Diameter (in.) 1.25 inches Filled 220 ml
22. Position of PDBS Weight
    ☐Attached to bottom of PDBS and suspended in well
    ☐Attached to bottom of deployment line and suspended in well
    ■Attached to bottom of deployment line and resting on bottom of well (preferred)
23. Position of PDBS in Well Screen (ft. from measuring point to center of PDBS)

1st PDBS	2nd PDBS	3rd PDBS	4th PDBS
2.5 ft. bgs.			

5th PDBS	6th PDBS	7th PDBS	8th PDBS

24. If the saturated portion of the well screen or open hole is greater than 5 feet, has the well been vertically profiled to assess the potential for contaminant stratification?
    ☐ **No**, this well is being profiled during this sampling round
    ☐ **Yes**, this well was profiled already. Date when well was profiled: _____
25. If the saturated portion of the well screen or open hole is greater than 10 feet, has the well been flow tested to assess the potential for vertical flow to be present within the well?
    ■ **No**, flow testing has not been conducted in this well
    ☐ **Yes**, flow testing of this well was conducted. Date of testing: _____
    Type of flow meter used: _____
    Measurements taken every _____ feet **[Please Attach Results]**
26. Weather Conditions During Deployment Temp. 90° F Wind Light ■Sunny ☐Overcast ☐Raining ☐Snowing
27. Weather Conditions During Retrieval Temp. 70° F Wind None ☐Sunny ■Overcast ☐Raining ☐Snowing

28. Field Sampling Technician: Name(s) and Company (please print clearly)

Name	Company
Roy Wagner, Tetra Tech	
Andrew Kelly, Tetra Tech, Priscilla Merta, Tetra Tech	

New Jersey Department of Environmental Protection

Checklist for the Submission of Sampling Data for Passive Diffusion Bag Samplers (PDBS)

1. Site: Former Lockheed Electronics Company Site
2. Location: Watchung and North Plainfield, NJ
3. Well Designation: PZ-524I
4. Well Permit Number: 25-45025

5. Type of Well: ■Monitoring ☐Extraction ☐Residential ☐Public Supply ☐Irrigation ☐Other
6. Well Surface Finish: ☐Stick Up ■Flush Mount
7. Location of Measuring Point: ■Top of Casing ☐Other (specify) _____
8. **NOTE:** PDBS represent a point sample within the screened interval or open hole of the well. It is critical to know the exact depth within the well where the PDBS is deployed. Well construction specifications, which are typically used to determine where to set the PDBS in the well, are measured in feet below ground surface (fbgs). If the depth interval for PDBS deployment is measured from the reference point identified above, the difference between this reference point and the ground surface must be measured and accounted for to determine the proper depth interval to set the PDBS. Please identify below, any differences between the measuring point identified above and actual ground surface at the well head.

   Distance between measuring point and ground surface (ft.) 0.23 feet below grade
9. Total Well Depth (fbgs) 94.17 (TIC)
10. Screened interval/open hole (fbgs) 87.7 to 97.7
11. Well Casing: Diameter: 2 inch Material: ■PVC ☐Carbon Steel ☐Stainless Steel
12. Well Screen (or open hole diameter): Diameter: 2 inch Material: ■PVC ☐Carbon Steel ☐Stainless Steel
13. Screen Size (slot) Screen Slot Size _____

14. Date and Time of Deployment Date: 9/8/15 Time: 13:30
15. Depth to Ground Water Depth to ground water at time of deployment 6.40 feet below TIC
16. Date and Time of Retrieval Date: 9/22/15 Time: 13:15
17. Depth to Ground Water Depth to ground water at time of retrieval 6.40 feet below TIC
18. Type of Deployment Line Used Diameter: 0.25 inch Material: Nylon line

19. Material and Mass (oz.) of PDBS Weight Stainless Steel, approx. 16 oz. (stainless steel recommended)
20. Type of PDBS Used
    ■Lab Filled (Modified Trip Blank must be taken at time of deployment)
    ☐Field Filled (Modified equipment blank of fill water must be taken at time of deployment. If PDBS isn't filled at well head, blank must travel with samplers until last sampler is deployed. Blank is then taken.)
21. Dimensions of PDBS Length (in.) 24 inches Diameter (in.) 1.25 inches Filled 220 ml
22. Position of PDBS Weight
    ☐Attached to bottom of PDBS and suspended in well
    ☐Attached to bottom of deployment line and suspended in well
    ■Attached to bottom of deployment line and resting on bottom of well (preferred)
23. Position of PDBS in Well Screen (ft. from measuring point to center of PDBS)

1st PDBS	2nd PDBS	3rd PDBS	4th PDBS
2.5 ft. bgs.			

5th PDBS	6th PDBS	7th PDBS	8th PDBS

24. If the saturated portion of the well screen or open hole is greater than 5 feet, has the well been vertically profiled to assess the potential for contaminant stratification?
    ☐**No**, this well is being profiled during this sampling round
    ☐**Yes**, this well was profiled already. Date when well was profiled: _____
25. If the saturated portion of the well screen or open hole is greater than 10 feet, has the well been flow tested to assess the potential for vertical flow to be present within the well?
    ■**No**, flow testing has not been conducted in this well
    ☐**Yes**, flow testing of this well was conducted. Date of testing: _____
    Type of flow meter used: _____
    Measurements taken every _____ feet **[Please Attach Results]**
26. Weather Conditions During Deployment Temp. 90° F Wind Light ■Sunny ☐Overcast ☐Raining ☐Snowing
27. Weather Conditions During Retrieval Temp. 70° F Wind None ☐Sunny ■Overcast ☐Raining ☐Snowing

28. Field Sampling Technician: Name(s) and Company (please print clearly)

Name	Company
Roy Wagner	Tetra Tech
Andrew Kelly, Priscilla Merta	Tetra Tech

New Jersey Department of Environmental Protection

Checklist for the Submission of Sampling Data for Passive Diffusion Bag Samplers (PDBS)

1. Site: Former Lockheed Electronics Company Site
2. Location: Watchung and North Plainfield, NJ
3. Well Designation: PZ-524D
4. Well Permit Number: 25-45024

5. Type of Well: ■Monitoring ☐Extraction ☐Residential ☐Public Supply ☐Irrigation ☐Other
6. Well Surface Finish: ☐Stick Up ■Flush Mount
7. Location of Measuring Point: ■Top of Casing ☐Other (specify) _____
8. **NOTE:** PDBS represent a point sample within the screened interval or open hole of the well. It is critical to know the exact depth within the well where the PDBS is deployed. Well construction specifications, which are typically used to determine where to set the PDBS in the well, are measured in feet below ground surface (fbgs). If the depth interval for PDBS deployment is measured from the reference point identified above, the difference between this reference point and the ground surface must be measured and accounted for to determine the proper depth interval to set the PDBS. Please identify below, any differences between the measuring point identified above and actual ground surface at the well head.

   Distance between measuring point and ground surface (ft.) 0.29 feet below grade
9. Total Well Depth (fbgs) 192.3 (TIC)
10. Screened interval/open hole (fbgs) 185.7 to 195.7
11. Well Casing: Diameter: 2 inch Material: ■PVC ☐Carbon Steel ☐Stainless Steel
12. Well Screen (or open hole diameter): Diameter: 2 inch Material: ■PVC ☐Carbon Steel ☐Stainless Steel
13. Screen Size (slot) Screen Slot Size _____

14. Date and Time of Deployment Date: 9/8/15 Time: 13:35
15. Depth to Ground Water Depth to ground water at time of deployment 5.08 feet below TIC
16. Date and Time of Retrieval Date: 9/22/15 Time: 13:20
17. Depth to Ground Water Depth to ground water at time of retrieval 5.06 feet below TIC
18. Type of Deployment Line Used Diameter: 0.25 inch Material: Nylon line

19. Material and Mass (oz.) of PDBS Weight Stainless Steel, approx. 16 oz. (stainless steel recommended)
20. Type of PDBS Used
    ■Lab Filled (Modified Trip Blank must be taken at time of deployment)
    ☐Field Filled (Modified equipment blank of fill water must be taken at time of deployment. If PDBS isn't filled at well head, blank must travel with samplers until last sampler is deployed. Blank is then taken.)
21. Dimensions of PDBS Length (in.) 24 inches Diameter (in.) 1.25 inches Filled 220 ml
22. Position of PDBS Weight
    ☐Attached to bottom of PDBS and suspended in well
    ☐Attached to bottom of deployment line and suspended in well
    ■Attached to bottom of deployment line and resting on bottom of well (preferred)
23. Position of PDBS in Well Screen (ft. from measuring point to center of PDBS)

1st PDBS	2nd PDBS	3rd PDBS	4th PDBS
2.5 ft. bgs.			

5th PDBS	6th PDBS	7th PDBS	8th PDBS

24. If the saturated portion of the well screen or open hole is greater than 5 feet, has the well been vertically profiled to assess the potential for contaminant stratification?
    ☐ **No**, this well is being profiled during this sampling round
    ☐ **Yes**, this well was profiled already. Date when well was profiled: _____
25. If the saturated portion of the well screen or open hole is greater than 10 feet, has the well been flow tested to assess the potential for vertical flow to be present within the well?
    ■ **No**, flow testing has not been conducted in this well
    ☐ **Yes**, flow testing of this well was conducted. Date of testing: _____
    Type of flow meter used: _____
    Measurements taken every _____ feet **[Please Attach Results]**
26. Weather Conditions During Deployment Temp. 90° F Wind Light ■Sunny ☐Overcast ☐Raining ☐Snowing
27. Weather Conditions During Retrieval Temp. 70° F Wind None ☐Sunny ■Overcast ☐Raining ☐Snowing

28. Field Sampling Technician: Name(s) and Company (please print clearly)

Name	Company
Andrew Kelly	Tetra Tech
Andrew Kelly, Priscilla Merta	Tetra Tech

APPENDIX E — LABORATORY ANALYTICAL DATA REPORTS (CD)

ALPHA ANALYTICAL

World Class Chemistry

www.alphalab.com



Lab Number: L1504653

Client: Tetra Tech GEO

ATTN: Steve Feldmann

Project Name: LOCKHEED N. PLAINFIELD

Project Number: 117-0507600

The original project report/data package is held by Alpha Analytical. This report/data package is paginated and should be reproduced only in its entirety. Alpha Analytical holds no responsibility for results and/or data that are not consistent with the original.

ANALYTICAL DATA PACKAGE FOR THE
NEW JERSEY DEPARTMENT OF ENVIRONMENTAL PROTECTION
TRENTON NEW JERSEY 08625

Agency/Division:	**Bureau/Office:**
Project No: 117-0507600	**Contract No:**
Laboratory: Alpha Analytical	**Laboratory Location:** Westborough, Ma.
	Laboratory Phone Number: (508) 898-9220
SDG No: L1504653	**NJDEP Certification #:** MA935
Date of First Sample Receipt: 03/12/2015	**Date of Last Sample Receipt:** 03/12/2015

Agency Sample Number	Laboratory Sample Number	Sample Location	Date/Time of Collection
MODTB-031115	L1504653-01	LOCKHEED N. PLAINFIELD	03/11/2015 08:30
TB-031115	L1504653-02	LOCKHEED N. PLAINFIELD	03/10/2015 00:00

I certify that this data package is in compliance with the terms and conditions of this contract, both technically and for completeness, for other than the conditions detailed above. Release of the data contained in this hardcopy data package and in the computer-readable data submitted on disk or electronically has been authorized by the laboratory director or his/her designee, as verified by the following signature.

Technical Director/Representative (Typed)	Michelle Morris	03/16/15
Technical Director/Representative (Signature)		

Table of Contents

New Jersey Reduced Data Deliverable Package 1
- Title Page 2
- Table of Contents 3
- Chain of Custody 4
  - External Chain of Custody 5
  - Lims COC (LN01) 6
  - Sample Receipt Tracking Report 7
- Methodology Review 8
  - Method References 9
- Laboratory Chronicle 10
  - Sample Receipt and Container Information 11
- NJ DEP DKQP Summary Questionnaire 12
  - DKQP Summary Questionnaire 13
- Conformance/Non-Conformance (Reliability) Summary 14
  - Conformance/Non-Conformance (Reliability) Report 15
- Glossary 17
  - Glossary Report 18
- Organics Analysis 20
  - GCMS 8260 Analysis 21
    - Sample Results Summary 22
      - Form 1 - Organics 23
    - Tune Results Summary 39
      - Form 5 - Organics 40
    - Blank Results Summary 43
      - Form 4 - Organics 44
    - Standards Data Summary 46
      - Form 6 - Organics 47
      - Form 7 - Organics 65
    - Surrogate Summary 71
      - Form 2 - Organics 72
    - Batch QC Summary 73
      - Form 3 - Organics 74
    - Internal Standard Summary 82
      - Form 8 - Organics 83
    - Chromatograms 85
      - Sample Raw Data 86
        - TB-031115 (L1504653-02) Analyzed: 03/13/15 18:20 87
        - MODTB-031115 (L1504653-01) Analyzed: 03/15/15 13:12 94
      - Method Blank Raw Data 105
        - Laboratory Method Bl (WG768108-3) Analyzed: 03/13/15 11:50 106
        - Laboratory Method Bl (WG768361-3) Analyzed: 03/15/15 12:11 115

Chain of Custody

NEW JERSEY CHAIN OF CUSTODY

ALPHA TECHNICAL

Westborough, MA 01581
8 Walkup Dr.
TEL: 508-898-9220
FAX: 508-898-9193

Mansfield, MA 02048
320 Forbes Blvd
TEL: 508-822-9300
FAX: 508-822-3288

Service Centers
Mahwah, NJ 07430: 35 Whitney Rd, Suite 5
Albany, NY 12205: 14 Walker Way
Tonawanda, NY 14150: 275 Cooper Ave, Suite 105

Page 1 of 1

Date Rec'd in Lab: 3/12/15

ALPHA Job #: L1504653

Project Information
Project Name: LockHEED N. PlainField
Project Location: N. PlainField
Project # 117-0507600
(Use Project name as Project #) ☐
Project Manager: Steve Feldmann
ALPHAQuote #:

Turn-Around Time
Standard ☒ Due Date: 3/19/15
Rush (only if pre approved) ☐ # of Days:

Client Information
Client: TETRA TECH
Address: 295 RTE 22E, Suite 104E
Whitehouse Station, NJ 08889
Phone: 908 534 2303
Fax: 908 534 4709
Email: Steve.Feldmann@tetratech.com

Deliverables
☒ NJ Full/Reduced
☐ EQuIS (1 File) ☐ EQuIS (4 File)
☐ Other

Billing Information
☒ Same as Client Info
PO #

Regulatory Requirement
☐ SRS Residential/Non Residential
☐ SRS Impact to Groundwater
☒ NJ Ground Water Quality Standards
☐ NJ IGW SPLP Leachate Criteria
☐ Other

Site Information
Is this site impacted by Petroleum? Yes ☐
Petroleum Product:

These samples have been previously analyzed by Alpha ☑

For EPH, selection is REQUIRED:
☐ Category 1
☐ Category 2

For VOC, selection is REQUIRED:
☐ 1,4-Dioxane
☐ 8011

Other project specific requirements/comments:

Please specify Metals or TAL.

ANALYSIS

Sample Filtration
☐ Done
☐ Lab to do
Preservation
☐ Lab to do
(Please Specify below)

ALPHA Lab ID (Lab Use Only)	Sample ID	Collection Date	Collection Time	Sample Matrix	Sampler's Initials	TCL VOC+15 (8260B)								Sample Specific Comments	Total Bottle
04653-01	MODTB-031115	3/11/15	8:30	AQ	RW/PM	X								THIS IS A SAMPLE	3
-02	TB-031115	3/11/15	—	AQ	RW/PM	X								Trip Blank	1 ~~2~~

Preservative Code:
A = None
B = HCl
C = HNO_3
D = H_2SO_4
E = NaOH
F = MeOH
G = $NaHSO_4$
H = $Na_2S_2O_3$
K/E = Zn Ac/NaOH
O = Other

Container Code
P = Plastic
A = Amber Glass
V = Vial
G = Glass
B = Bacteria Cup
C = Cube
O = Other
E = Encore
D = BOD Bottle

Westboro: Certification No: MA935
Mansfield: Certification No: MA015

Container Type	V							
Preservative	B							

Relinquished By:	Date/Time	Received By:	Date/Time
[signature]	3/12/15 1100	[signature]	3/12/15 1100
[signature]	3/12/15 1830	Tom Tober	3-12-15 1830
Tom Tober	3-12-15 23:00	[signature]	3/12/15 23:00

Please print clearly, legibly and completely. Samples can not be logged in and turnaround time clock will not start until any ambiguities are resolved. BY EXECUTING THIS COC, THE CLIENT HAS READ AND AGREES TO BE BOUND BY ALPHA'S TERMS & CONDITIONS. (See reverse side.)

Form No: 01-14 HC (rev. 30-Sept-2013)

ALPHA ANALYTICAL LABORATORIES, INC.
LOGIN CHAIN OF CUSTODY REPORT
Mar 16 2015, 04:11 pm

Login Number: L1504653
Account: TETRA-NJ2 Tetra Tech GEOProject: 117-0507600
Received: 12MAR15 Due Date: 19MAR15

Sample #	Client ID	Mat	PR	Collected	Container
L1504653-01	MODTB-031115	S0	1	11MAR15 08:30	3-Vial-B

8260: Run and report at lowest possible RLs, undiluted if possible. If DF required, run at lowest possible DF with exceedances and another run with exceedance within cal range. NJ-RED Package Due Date: 03/19/15

NJ-8260,NJ-RED,NJDEP

Sample #	Client ID	Mat	PR	Collected	Container
L1504653-02	TB-031115	S0	1	10MAR15 00:00	1-Vial-B

8260: Run and report at lowest possible RLs, undiluted if possible. If DF required, run at lowest possible DF with exceedances and another run with exceedance within cal range. Package Due Date: 03/19/15

NJ-8260

Logged By: Ben Rao

ALPHA ANALYTICAL LABORATORIES
Container Tracking Report

Container ID	Type	Status	Transaction Date	From Response	From Location	From Operator	To Response	To Location	To Operator
L1504653-01A	Vial-B	INTACT	15-MAR-15	GC/MS	GC/MS	Przemyslaw Kaczorows	CUSTODY	VOA DEAD FRIDGE	CUST Przemyslaw Kaczorows
L1504653-01A	Vial-B	INTACT	15-MAR-15	CUSTODY	VOA CUSTODY	Piotr Duczmalewski	GC/MS	GC/MS	Piotr Duczmalewski
L1504653-01A	Vial-B	INTACT	13-MAR-15	GC/MS	GC/MS	Piotr Duczmalewski	CUSTODY	VOA CUSTODY	Piotr Duczmalewski
L1504653-01A	Vial-B	INTACT	13-MAR-15	CUSTODY	VOA CUSTODY	Piotr Duczmalewski	GC/MS	GC/MS	Piotr Duczmalewski
L1504653-01A	Vial-B	INTACT	13-MAR-15		CUSTODY	Michael Chang	VOA CUSTODY	VOA CUSTODY	Michael Chang
L1504653-01A	Vial-B	INTACT	13-MAR-15	LOGIN	LOGIN	Ben Rao	CUSTODY	CUSTODY	Ben Rao
L1504653-01B	Vial-B	INTACT	13-MAR-15	GC/MS	GC/MS	Matilda Owusuaa	CUSTODY	VOA DEAD FRIDGE	CUST Matilda Owusuaa
L1504653-01B	Vial-B	INTACT	13-MAR-15	CUSTODY	VOA CUSTODY	Mike Vickery	GC/MS	GC/MS	Mike Vickery
L1504653-01B	Vial-B	INTACT	13-MAR-15		CUSTODY	Michael Chang	VOA CUSTODY	VOA CUSTODY	Michael Chang
L1504653-01B	Vial-B	INTACT	13-MAR-15	LOGIN	LOGIN	Ben Rao	CUSTODY	CUSTODY	Ben Rao
L1504653-01C	Vial-B	INTACT	13-MAR-15		CUSTODY	Michael Chang	VOA CUSTODY	VOA CUSTODY	Michael Chang
L1504653-01C	Vial-B	INTACT	13-MAR-15	LOGIN	LOGIN	Ben Rao	CUSTODY	CUSTODY	Ben Rao
L1504653-02A	Vial-B	INTACT	14-MAR-15	GC/MS	GC/MS	Marco Soares	CUSTODY	VOA DEAD FRIDGE	CUST Marco Soares
L1504653-02A	Vial-B	INTACT	13-MAR-15	CUSTODY	VOA CUSTODY	Piotr Duczmalewski	GC/MS	GC/MS	Piotr Duczmalewski
L1504653-02A	Vial-B	INTACT	13-MAR-15		CUSTODY	Michael Chang	VOA CUSTODY	VOA CUSTODY	Michael Chang
L1504653-02A	Vial-B	INTACT	13-MAR-15	LOGIN	LOGIN	Ben Rao	CUSTODY	CUSTODY	Ben Rao

Methodology Review

REFERENCES

1 Test Methods for Evaluating Solid Waste: Physical/Chemical Methods. EPA SW-846. Third Edition. Updates I - IV, 2007.

LIMITATION OF LIABILITIES

Alpha Analytical performs services with reasonable care and diligence normal to the analytical testing laboratory industry. In the event of an error, the sole and exclusive responsibility of Alpha Analytical shall be to re-perform the work at it's own expense. In no event shall Alpha Analytical be held liable for any incidental, consequential or special damages, including but not limited to, damages in any way connected with the use of, interpretation of, information or analysis provided by Alpha Analytical.

We strongly urge our clients to comply with EPA protocol regarding sample volume, preservation, cooling, containers, sampling procedures, holding time and splitting of samples in the field.

Laboratory Chronicle

Sample Receipt and Container Information

Were project specific reporting limits specified? YES

Reagent H2O Preserved Vials Frozen on: NA

Cooler Information **Custody Seal**

Cooler	
A	Absent

Container Information

Container ID	Container Type	Cooler	pH	Temp deg C	Pres	Seal	Analysis(*)
L1504653-01A	Vial HCl preserved	A	N/A	3.3	Y	Absent	NJ-8260(14)
L1504653-01B	Vial HCl preserved	A	N/A	3.3	Y	Absent	NJ-8260(14)
L1504653-01C	Vial HCl preserved	A	N/A	3.3	Y	Absent	NJ-8260(14)
L1504653-02A	Vial HCl preserved	A	N/A	3.3	Y	Absent	NJ-8260(14)

*Values in parentheses indicate holding time in days

NJ DEP
Data of Known Quality Protocols Conformance/Non-Conformance Summary Questionnaire

NJ DEP Data of Known Quality Protocols
Conformance/Non-Conformance
Summary Questionnaire

1	For each analytical method referenced in this laboratory report package, were all specified QA/QC performance criteria followed, including the requirement to explain any criteria falling outside of acceptable guidelines, as specified in the NJDEP Data of Known Quality performance standards?	YES
1a	Were the method specified handling, preservation, and holding time requirements met?	YES
1b	EPH Method: Was the EPH Method conducted without significant modifications (see Section 11.3 of respective DKQ methods)?	N/A
2	Were all samples received by the laboratory in a condition consistent with that described on the associated chain-of-custody document(s)?	YES
3	Were all samples received at an appropriate temperature (4 ± 2° C)?	YES
4	Were all QA/QC performance criteria specified in the NJDEP DKQP standards achieved?	YES
5a	Were reporting limits specified or referenced on the chain-of-custody or communicated to the laboratory prior to sample receipt?	YES
5b	Were these reporting limits met?	NO
6	For each analytical method referenced in this laboratory report package, were results reported for all constituents identified in the method-specific analyte lists presented in the DKQP documents and/or site-specific QAPP?	YES
7	Are project-specific matrix spikes and/or laboratory duplicates included in this data set?	NO

Note: For all questions to which the response was "No" (with the exception of question #7), additional information must be provided in an attached narrative. If the answer to question #1, #1a or #1b is "No", the data package does not meet the requirements for "Data of Known Quality".

Conformance/Non-Conformance Summary

Case Narrative

The samples were received in accordance with the Chain of Custody and no significant deviations were encountered during the preparation or analysis unless otherwise noted. Sample Receipt, Container Information, and the Chain of Custody are located at the back of the report.

Results contained within this report relate only to the samples submitted under this Alpha Lab Number and meet all of the requirements of NELAC, for all NELAC accredited parameters. The data presented in this report is organized by parameter (i.e. VOC, SVOC, etc.). Sample specific Quality Control data (i.e. Surrogate Spike Recovery) is reported at the end of the target analyte list for each individual sample, followed by the Laboratory Batch Quality Control at the end of each parameter. If a sample was re-analyzed or re-extracted due to a required quality control corrective action and if both sets of data are reported, the Laboratory ID of the re-analysis or re-extraction is designated with an "R" or "RE", respectively. When multiple Batch Quality Control elements are reported (e.g. more than one LCS), the associated samples for each element are noted in the grey shaded header line of each data table. Any Laboratory Batch, Sample Specific % recovery or RPD value that is outside the listed Acceptance Criteria is bolded in the report. Performance criteria for CAM and RCP methods allow for some LCS compound failures to occur and still be within method compliance. In these instances, the specific failures are not narrated but are noted in the associated QC table. This information is also incorporated in the Data Usability format for our Data Merger tool where it can be reviewed along with any associated usability implications. Soil/sediments, solids and tissues are reported on a dry weight basis unless otherwise noted. Definitions of all data qualifiers and acronyms used in this report are provided in the Glossary located at the back of the report.

In reference to questions H (CAM) or 4 (RCP) when "NO" is checked, the performance criteria for CAM and RCP methods allow for some quality control failures to occur and still be within method compliance. In these instances the specific failure is not narrated but noted in the associated QC table. The information is also incorporated in the Data Usability format of our Data Merger tool where it can be reviewed along with any associated usability implications.

Please see the associated ADEx data file for a comparison of laboratory reporting limits that were achieved with the regulatory Numerical Standards requested on the Chain of Custody.

HOLD POLICY
For samples submitted on hold, Alpha's policy is to hold samples free of charge for 30 days from the date the project is completed. After 30 days, we will dispose of all samples submitted including those put on hold unless you have contacted your Client Service Representative and made arrangements for Alpha to continue to hold the samples.

Please contact Client Services at 800-624-9220 with any questions.

Case Narrative (continued)

Report Submission

All non-detect (ND) or estimated concentrations (J-qualified) have been quantitated to the limit noted in the MDL column.

DKQP Related Narratives

Volatile Organics

In reference to question 5b:

L1504653-01 and -02: One or more of the target analytes did not achieve the requested regulatory limits.

I, the undersigned, attest under the pains and penalties of perjury that, to the best of my knowledge and belief and based upon my personal inquiry of those responsible for providing the information contained in this analytical report, such information is accurate and complete. This certificate of analysis is not complete unless this page accompanies any and all pages of this report.

Authorized Signature: Michelle M. Morris Report Date: 03/16/15

Title: Technical Director/Representative

Glossary

GLOSSARY

Acronyms

EDL - Estimated Detection Limit: This value represents the level to which target analyte concentrations are reported as estimated values, when those target analyte concentrations are quantified below the reporting limit (RL). The EDL includes any adjustments from dilutions, concentrations or moisture content, where applicable. The use of EDLs is specific to the analysis of PAHs using Solid-Phase Microextraction (SPME).

EPA - Environmental Protection Agency.

LCS - Laboratory Control Sample: A sample matrix, free from the analytes of interest, spiked with verified known amounts of analytes or a material containing known and verified amounts of analytes.

LCSD - Laboratory Control Sample Duplicate: Refer to LCS.

LFB - Laboratory Fortified Blank: A sample matrix, free from the analytes of interest, spiked with verified known amounts of analytes or a material containing known and verified amounts of analytes.

MDL - Method Detection Limit: This value represents the level to which target analyte concentrations are reported as estimated values, when those target analyte concentrations are quantified below the reporting limit (RL). The MDL includes any adjustments from dilutions, concentrations or moisture content, where applicable.

MS - Matrix Spike Sample: A sample prepared by adding a known mass of target analyte to a specified amount of matrix sample for which an independent estimate of target analyte concentration is available.

MSD - Matrix Spike Sample Duplicate: Refer to MS.

NA - Not Applicable.

NC - Not Calculated: Term is utilized when one or more of the results utilized in the calculation are non-detect at the parameter's reporting unit.

NI - Not Ignitable.

RL - Reporting Limit: The value at which an instrument can accurately measure an analyte at a specific concentration. The RL includes any adjustments from dilutions, concentrations or moisture content, where applicable.

RPD - Relative Percent Difference: The results from matrix and/or matrix spike duplicates are primarily designed to assess the precision of analytical results in a given matrix and are expressed as relative percent difference (RPD). Values which are less than five times the reporting limit for any individual parameter are evaluated by utilizing the absolute difference between the values; although the RPD value will be provided in the report.

SRM - Standard Reference Material: A reference sample of a known or certified value that is of the same or similar matrix as the associated field samples.

Footnotes

1 - The reference for this analyte should be considered modified since this analyte is absent from the target analyte list of the original method.

Terms

Total: With respect to Organic analyses, a 'Total' result is defined as the summation of results for individual isomers or Aroclors. If a 'Total' result is requested, the results of its individual components will also be reported. This is applicable to 'Total' results for methods 8260, 8081 and 8082.

Analytical Method: Both the document from which the method originates and the analytical reference method. (Example: EPA 8260B is shown as 1,8260B.) The codes for the reference method documents are provided in the References section of the Addendum.

Data Qualifiers

A - Spectra identified as "Aldol Condensation Product".

B - The analyte was detected above the reporting limit in the associated method blank. Flag only applies to associated field samples that have detectable concentrations of the analyte at less than ten times (10x) the concentration found in the blank. For MCP-related projects, flag only applies to associated field samples that have detectable concentrations of the analyte at less than ten times (10x) the concentration found in the blank. For DOD-related projects, flag only applies to associated field samples that have detectable concentrations of the analyte at less than ten times (10x) the concentration found in the blank AND the analyte was detected above one-half the reporting limit (or above the reporting limit for common lab contaminants) in the associated method blank. For NJ-Air-related projects, flag only applies to associated field samples that have detectable concentrations of the analyte above the reporting limit. For NJ-related projects (excluding Air), flag only applies to associated field samples that have detectable concentrations of the analyte, which was detected above the reporting limit in the associated method blank or above five times the reporting limit for common lab contaminants (Phthalates, Acetone, Methylene Chloride, 2-Butanone).

C - Co-elution: The target analyte co-elutes with a known lab standard (i.e. surrogate, internal standards, etc.) for co-extracted analyses.

D - Concentration of analyte was quantified from diluted analysis. Flag only applies to field samples that have detectable concentrations of the analyte.

E - Concentration of analyte exceeds the range of the calibration curve and/or linear range of the instrument.

Report Format: DU Report with 'J' Qualifiers

Data Qualifiers

G - The concentration may be biased high due to matrix interferences (i.e, co-elution) with non-target compound(s). The result should be considered estimated.

H - The analysis of pH was performed beyond the regulatory-required holding time of 15 minutes from the time of sample collection.

I - The lower value for the two columns has been reported due to obvious interference.

M - Reporting Limit (RL) exceeds the MCP CAM Reporting Limit for this analyte.

NJ - Presumptive evidence of compound. This represents an estimated concentration for Tentatively Identified Compounds (TICs), where the identification is based on a mass spectral library search.

P - The RPD between the results for the two columns exceeds the method-specified criteria.

Q - The quality control sample exceeds the associated acceptance criteria. For DOD-related projects, LCS and/or Continuing Calibration Standard exceedences are also qualified on all associated sample results. Note: This flag is not applicable for matrix spike recoveries when the sample concentration is greater than 4x the spike added or for batch duplicate RPD when the sample concentrations are less than 5x the RL. (Metals only.)

R - Analytical results are from sample re-analysis.

RE - Analytical results are from sample re-extraction.

S - Analytical results are from modified screening analysis.

J - Estimated value. The Target analyte concentration is below the quantitation limit (RL), but above the Method Detection Limit (MDL) or Estimated Detection Limit (EDL) for SPME-related analyses. This represents an estimated concentration for Tentatively Identified Compounds (TICs).

ND - Not detected at the method detection limit (MDL) for the sample, or estimated detection limit (EDL) for SPME-related analyses.

Report Format: DU Report with 'J' Qualifiers

Organics

GC/MS 8260
Analysis

Sample Results Summary

Form 1
Volatile Organics

Client	: Tetra Tech GEO	Lab Number	: L1504653
Project Name	: LOCKHEED N. PLAINFIELD	Project Number	: 117-0507600
Lab ID	: L1504653-01	Date Collected	: 03/11/15 08:30
Client ID	: MODTB-031115	Date Received	: 03/12/15
Sample Location	: N. PLAINFIELD	Date Analyzed	: 03/15/15 13:12
Sample Matrix	: WATER	Dilution Factor	: 1
Analytical Method	: 1,8260C	Analyst	: PD
Lab File ID	: 0315A08	Instrument ID	: VOA101.I
Sample Amount	: 10 ml	GC Column	: RTX-502.2
Level	: LOW	%Solids	: N/A
Extract Volume (MeOH)	: N/A	Injection Volume	: N/A

		ug/L			
CAS NO.	Parameter	Results	RL	MDL	Qualifier
96-12-8	1,2-Dibromo-3-chloropropane	ND	2.5	0.32	U
123-91-1	1,4-Dioxane	ND	250	41.	U
106-93-4	1,2-Dibromoethane	ND	2.0	0.10	U
75-09-2	Methylene chloride	ND	2.5	0.27	U
75-34-3	1,1-Dichloroethane	ND	0.75	0.21	U
67-66-3	Chloroform	ND	0.75	0.16	U
56-23-5	Carbon tetrachloride	ND	0.50	0.10	U
78-87-5	1,2-Dichloropropane	ND	1.0	0.11	U
124-48-1	Dibromochloromethane	ND	0.50	0.15	U
79-00-5	1,1,2-Trichloroethane	ND	0.75	0.09	U
127-18-4	Tetrachloroethene	ND	0.50	0.09	U
108-90-7	Chlorobenzene	ND	0.50	0.07	U
75-69-4	Trichlorofluoromethane	ND	2.5	0.10	U
107-06-2	1,2-Dichloroethane	ND	0.50	0.11	U
71-55-6	1,1,1-Trichloroethane	ND	0.50	0.10	U
75-27-4	Bromodichloromethane	ND	0.50	0.19	U
10061-02-6	trans-1,3-Dichloropropene	ND	0.50	0.15	U
10061-01-5	cis-1,3-Dichloropropene	ND	0.50	0.14	U
542-75-6	1,3-Dichloropropene, Total	ND	0.50	0.14	U
75-25-2	Bromoform	ND	2.0	0.25	U
79-34-5	1,1,2,2-Tetrachloroethane	ND	0.50	0.09	U
71-43-2	Benzene	ND	0.50	0.09	U
108-88-3	Toluene	0.26	0.75	0.16	J
100-41-4	Ethylbenzene	ND	0.50	0.10	U
74-87-3	Chloromethane	ND	2.5	0.09	U
74-83-9	Bromomethane	ND	1.0	0.26	U
75-01-4	Vinyl chloride	ND	1.0	0.07	U

Form 1
Volatile Organics

Client	: Tetra Tech GEO	Lab Number	: L1504653
Project Name	: LOCKHEED N. PLAINFIELD	Project Number	: 117-0507600
Lab ID	: L1504653-01	Date Collected	: 03/11/15 08:30
Client ID	: MODTB-031115	Date Received	: 03/12/15
Sample Location	: N. PLAINFIELD	Date Analyzed	: 03/15/15 13:12
Sample Matrix	: WATER	Dilution Factor	: 1
Analytical Method	: 1,8260C	Analyst	: PD
Lab File ID	: 0315A08	Instrument ID	: VOA101.I
Sample Amount	: 10 ml	GC Column	: RTX-502.2
Level	: LOW	%Solids	: N/A
Extract Volume (MeOH)	: N/A	Injection Volume	: N/A

		ug/L			
CAS NO.	Parameter	Results	RL	MDL	Qualifier
75-00-3	Chloroethane	ND	1.0	0.13	U
75-35-4	1,1-Dichloroethene	ND	0.50	0.09	U
156-60-5	trans-1,2-Dichloroethene	ND	0.75	0.16	U
79-01-6	Trichloroethene	ND	0.50	0.11	U
95-50-1	1,2-Dichlorobenzene	ND	2.5	0.07	U
541-73-1	1,3-Dichlorobenzene	ND	2.5	0.07	U
106-46-7	1,4-Dichlorobenzene	ND	2.5	0.08	U
1634-04-4	Methyl tert butyl ether	ND	1.0	0.15	U
179601-23-1	p/m-Xylene	ND	1.0	0.18	U
95-47-6	o-Xylene	ND	1.0	0.17	U
1330-20-7	Xylene (Total)	ND	1.0	0.17	U
156-59-2	cis-1,2-Dichloroethene	ND	0.50	0.11	U
540-59-0	1,2-Dichloroethene (total)	ND	0.50	0.11	U
100-42-5	Styrene	ND	1.0	0.12	U
75-71-8	Dichlorodifluoromethane	ND	5.0	0.19	U
67-64-1	Acetone	2.2	5.0	1.5	J
75-15-0	Carbon disulfide	ND	5.0	0.09	U
78-93-3	2-Butanone	ND	5.0	1.9	U
108-10-1	4-Methyl-2-pentanone	ND	5.0	0.26	U
591-78-6	2-Hexanone	ND	5.0	0.14	U
74-97-5	Bromochloromethane	ND	2.5	0.13	U
98-82-8	Isopropylbenzene	ND	0.50	0.11	U
87-61-6	1,2,3-Trichlorobenzene	0.19	2.5	0.12	J
120-82-1	1,2,4-Trichlorobenzene	0.13	2.5	0.12	J
79-20-9	Methyl Acetate	ND	2.0	0.23	U
110-82-7	Cyclohexane	ND	10	0.27	U
108-87-2	Methyl cyclohexane	ND	10	0.40	U

Form 1
Volatile Organics

Client	: Tetra Tech GEO	**Lab Number**	: L1504653
Project Name	: LOCKHEED N. PLAINFIELD	**Project Number**	: 117-0507600
Lab ID	: L1504653-01	**Date Collected**	: 03/11/15 08:30
Client ID	: MODTB-031115	**Date Received**	: 03/12/15
Sample Location	: N. PLAINFIELD	**Date Analyzed**	: 03/15/15 13:12
Sample Matrix	: WATER	**Dilution Factor**	: 1
Analytical Method	: 1,8260C	**Analyst**	: PD
Lab File ID	: 0315A08	**Instrument ID**	: VOA101.I
Sample Amount	: 10 ml	**GC Column**	: RTX-502.2
Level	: LOW	**%Solids**	: N/A
Extract Volume (MeOH)	: N/A	**Injection Volume**	: N/A

		ug/L			
CAS NO.	**Parameter**	**Results**	**RL**	**MDL**	**Qualifier**
76-13-1	1,1,2-Trichloro-1,2,2-Trifluoroethane	ND	2.5	0.15	U

Tentatively Identified Compounds
Volatile Organics

Client	: Tetra Tech GEO	**Lab Number**	: L1504653
Project Name	: LOCKHEED N. PLAINFIELD	**Project Number**	: 117-0507600
Lab ID	: L1504653-01	**Date Collected**	: 03/11/15 08:30
Client ID	: MODTB-031115	**Date Received**	: 03/12/15
Sample Location	: N. PLAINFIELD	**Date Analyzed**	: 03/15/15 13:12
Sample Matrix	: WATER	**Dilution Factor**	: 1
Analytical Method	: 1,8260C	**Analyst**	: PD
Lab File ID	: 0315A08	**Instrument ID**	: VOA101.I
Sample Amount	: 10 ml	**GC Column**	: RTX-502.2
Level	: LOW	**%Solids**	: N/A
Extract Volume (MeOH)	: N/A	**Injection Volume**	: N/A

Number TICS found: 0 **Concentration Units: ug/L**

CAS Number	Compound Name	RT	EST. CONC.	Qualifier
	NO TENTATIVELY IDENTIFIED COMPOUNDS			

Form 1
Volatile Organics

Client	: Tetra Tech GEO	Lab Number	: L1504653
Project Name	: LOCKHEED N. PLAINFIELD	Project Number	: 117-0507600
Lab ID	: L1504653-02	Date Collected	: 03/10/15 00:00
Client ID	: TB-031115	Date Received	: 03/12/15
Sample Location	: N. PLAINFIELD	Date Analyzed	: 03/13/15 18:20
Sample Matrix	: WATER	Dilution Factor	: 1
Analytical Method	: 1,8260C	Analyst	: PD
Lab File ID	: 0313A19	Instrument ID	: VOA101.I
Sample Amount	: 10 ml	GC Column	: RTX-502.2
Level	: LOW	%Solids	: N/A
Extract Volume (MeOH)	: N/A	Injection Volume	: N/A

		ug/L			
CAS NO.	Parameter	Results	RL	MDL	Qualifier
96-12-8	1,2-Dibromo-3-chloropropane	ND	2.5	0.32	U
123-91-1	1,4-Dioxane	ND	250	41.	U
106-93-4	1,2-Dibromoethane	ND	2.0	0.10	U
75-09-2	Methylene chloride	ND	2.5	0.27	U
75-34-3	1,1-Dichloroethane	ND	0.75	0.21	U
67-66-3	Chloroform	ND	0.75	0.16	U
56-23-5	Carbon tetrachloride	ND	0.50	0.10	U
78-87-5	1,2-Dichloropropane	ND	1.0	0.11	U
124-48-1	Dibromochloromethane	ND	0.50	0.15	U
79-00-5	1,1,2-Trichloroethane	ND	0.75	0.09	U
127-18-4	Tetrachloroethene	ND	0.50	0.09	U
108-90-7	Chlorobenzene	ND	0.50	0.07	U
75-69-4	Trichlorofluoromethane	ND	2.5	0.10	U
107-06-2	1,2-Dichloroethane	ND	0.50	0.11	U
71-55-6	1,1,1-Trichloroethane	ND	0.50	0.10	U
75-27-4	Bromodichloromethane	ND	0.50	0.19	U
10061-02-6	trans-1,3-Dichloropropene	ND	0.50	0.15	U
10061-01-5	cis-1,3-Dichloropropene	ND	0.50	0.14	U
542-75-6	1,3-Dichloropropene, Total	ND	0.50	0.14	U
75-25-2	Bromoform	ND	2.0	0.25	U
79-34-5	1,1,2,2-Tetrachloroethane	ND	0.50	0.09	U
71-43-2	Benzene	ND	0.50	0.09	U
108-88-3	Toluene	ND	0.75	0.16	U
100-41-4	Ethylbenzene	ND	0.50	0.10	U
74-87-3	Chloromethane	ND	2.5	0.09	U
74-83-9	Bromomethane	ND	1.0	0.26	U
75-01-4	Vinyl chloride	ND	1.0	0.07	U

Form 1
Volatile Organics

Client	: Tetra Tech GEO	Lab Number	: L1504653
Project Name	: LOCKHEED N. PLAINFIELD	Project Number	: 117-0507600
Lab ID	: L1504653-02	Date Collected	: 03/10/15 00:00
Client ID	: TB-031115	Date Received	: 03/12/15
Sample Location	: N. PLAINFIELD	Date Analyzed	: 03/13/15 18:20
Sample Matrix	: WATER	Dilution Factor	: 1
Analytical Method	: 1,8260C	Analyst	: PD
Lab File ID	: 0313A19	Instrument ID	: VOA101.I
Sample Amount	: 10 ml	GC Column	: RTX-502.2
Level	: LOW	%Solids	: N/A
Extract Volume (MeOH)	: N/A	Injection Volume	: N/A

		ug/L			
CAS NO.	Parameter	Results	RL	MDL	Qualifier
75-00-3	Chloroethane	ND	1.0	0.13	U
75-35-4	1,1-Dichloroethene	ND	0.50	0.09	U
156-60-5	trans-1,2-Dichloroethene	ND	0.75	0.16	U
79-01-6	Trichloroethene	ND	0.50	0.11	U
95-50-1	1,2-Dichlorobenzene	ND	2.5	0.07	U
541-73-1	1,3-Dichlorobenzene	ND	2.5	0.07	U
106-46-7	1,4-Dichlorobenzene	ND	2.5	0.08	U
1634-04-4	Methyl tert butyl ether	ND	1.0	0.15	U
179601-23-1	p/m-Xylene	ND	1.0	0.18	U
95-47-6	o-Xylene	ND	1.0	0.17	U
1330-20-7	Xylene (Total)	ND	1.0	0.17	U
156-59-2	cis-1,2-Dichloroethene	ND	0.50	0.11	U
540-59-0	1,2-Dichloroethene (total)	ND	0.50	0.11	U
100-42-5	Styrene	ND	1.0	0.12	U
75-71-8	Dichlorodifluoromethane	ND	5.0	0.19	U
67-64-1	Acetone	ND	5.0	1.5	U
75-15-0	Carbon disulfide	ND	5.0	0.09	U
78-93-3	2-Butanone	ND	5.0	1.9	U
108-10-1	4-Methyl-2-pentanone	ND	5.0	0.26	U
591-78-6	2-Hexanone	ND	5.0	0.14	U
74-97-5	Bromochloromethane	ND	2.5	0.13	U
98-82-8	Isopropylbenzene	ND	0.50	0.11	U
87-61-6	1,2,3-Trichlorobenzene	ND	2.5	0.12	U
120-82-1	1,2,4-Trichlorobenzene	ND	2.5	0.12	U
79-20-9	Methyl Acetate	ND	2.0	0.23	U
110-82-7	Cyclohexane	ND	10	0.27	U
108-87-2	Methyl cyclohexane	ND	10	0.40	U

Form 1
Volatile Organics

Client	: Tetra Tech GEO	**Lab Number**	: L1504653
Project Name	: LOCKHEED N. PLAINFIELD	**Project Number**	: 117-0507600
Lab ID	: L1504653-02	**Date Collected**	: 03/10/15 00:00
Client ID	: TB-031115	**Date Received**	: 03/12/15
Sample Location	: N. PLAINFIELD	**Date Analyzed**	: 03/13/15 18:20
Sample Matrix	: WATER	**Dilution Factor**	: 1
Analytical Method	: 1,8260C	**Analyst**	: PD
Lab File ID	: 0313A19	**Instrument ID**	: VOA101.I
Sample Amount	: 10 ml	**GC Column**	: RTX-502.2
Level	: LOW	**%Solids**	: N/A
Extract Volume (MeOH)	: N/A	**Injection Volume**	: N/A

		ug/L			
CAS NO.	**Parameter**	**Results**	**RL**	**MDL**	**Qualifier**
76-13-1	1,1,2-Trichloro-1,2,2-Trifluoroethane	ND	2.5	0.15	U

Tentatively Identified Compounds
Volatile Organics

Client	: Tetra Tech GEO	**Lab Number**	: L1504653
Project Name	: LOCKHEED N. PLAINFIELD	**Project Number**	: 117-0507600
Lab ID	: L1504653-02	**Date Collected**	: 03/10/15 00:00
Client ID	: TB-031115	**Date Received**	: 03/12/15
Sample Location	: N. PLAINFIELD	**Date Analyzed**	: 03/13/15 18:20
Sample Matrix	: WATER	**Dilution Factor**	: 1
Analytical Method	: 1,8260C	**Analyst**	: PD
Lab File ID	: 0313A19	**Instrument ID**	: VOA101.I
Sample Amount	: 10 ml	**GC Column**	: RTX-502.2
Level	: LOW	**%Solids**	: N/A
Extract Volume (MeOH)	: N/A	**Injection Volume**	: N/A

Number TICS found: 0 **Concentration Units: ug/L**

CAS Number	Compound Name	RT	EST. CONC.	Qualifier
	NO TENTATIVELY IDENTIFIED COMPOUNDS			

Form 1
Volatile Organics

Client	: Tetra Tech GEO	Lab Number	: L1504653
Project Name	: LOCKHEED N. PLAINFIELD	Project Number	: 117-0507600
Lab ID	: WG768108-3	Date Collected	: NA
Client ID	: WG768108-3BLANK	Date Received	: NA
Sample Location	:	Date Analyzed	: 03/13/15 11:50
Sample Matrix	: WATER	Dilution Factor	: 1
Analytical Method	: 1,8260C	Analyst	: PD
Lab File ID	: 0313A06	Instrument ID	: VOA101.I
Sample Amount	: 10 ml	GC Column	: RTX-502.2
Level	: LOW	%Solids	: N/A
Extract Volume (MeOH)	: N/A	Injection Volume	: N/A

		ug/L			
CAS NO.	Parameter	Results	RL	MDL	Qualifier
96-12-8	1,2-Dibromo-3-chloropropane	ND	2.5	0.32	U
123-91-1	1,4-Dioxane	ND	250	41.	U
106-93-4	1,2-Dibromoethane	ND	2.0	0.10	U
75-09-2	Methylene chloride	ND	2.5	0.27	U
75-34-3	1,1-Dichloroethane	ND	0.75	0.21	U
67-66-3	Chloroform	ND	0.75	0.16	U
56-23-5	Carbon tetrachloride	ND	0.50	0.10	U
78-87-5	1,2-Dichloropropane	ND	1.0	0.11	U
124-48-1	Dibromochloromethane	ND	0.50	0.15	U
79-00-5	1,1,2-Trichloroethane	ND	0.75	0.09	U
127-18-4	Tetrachloroethene	ND	0.50	0.09	U
108-90-7	Chlorobenzene	ND	0.50	0.07	U
75-69-4	Trichlorofluoromethane	ND	2.5	0.10	U
107-06-2	1,2-Dichloroethane	ND	0.50	0.11	U
71-55-6	1,1,1-Trichloroethane	ND	0.50	0.10	U
75-27-4	Bromodichloromethane	ND	0.50	0.19	U
10061-02-6	trans-1,3-Dichloropropene	ND	0.50	0.15	U
10061-01-5	cis-1,3-Dichloropropene	ND	0.50	0.14	U
542-75-6	1,3-Dichloropropene, Total	ND	0.50	0.14	U
75-25-2	Bromoform	ND	2.0	0.25	U
79-34-5	1,1,2,2-Tetrachloroethane	ND	0.50	0.09	U
71-43-2	Benzene	ND	0.50	0.09	U
108-88-3	Toluene	ND	0.75	0.16	U
100-41-4	Ethylbenzene	ND	0.50	0.10	U
74-87-3	Chloromethane	ND	2.5	0.09	U
74-83-9	Bromomethane	ND	1.0	0.26	U
75-01-4	Vinyl chloride	ND	1.0	0.07	U

Form 1
Volatile Organics

Client	: Tetra Tech GEO	Lab Number	: L1504653
Project Name	: LOCKHEED N. PLAINFIELD	Project Number	: 117-0507600
Lab ID	: WG768108-3	Date Collected	: NA
Client ID	: WG768108-3BLANK	Date Received	: NA
Sample Location	:	Date Analyzed	: 03/13/15 11:50
Sample Matrix	: WATER	Dilution Factor	: 1
Analytical Method	: 1,8260C	Analyst	: PD
Lab File ID	: 0313A06	Instrument ID	: VOA101.I
Sample Amount	: 10 ml	GC Column	: RTX-502.2
Level	: LOW	%Solids	: N/A
Extract Volume (MeOH)	: N/A	Injection Volume	: N/A

		ug/L			
CAS NO.	Parameter	Results	RL	MDL	Qualifier
75-00-3	Chloroethane	ND	1.0	0.13	U
75-35-4	1,1-Dichloroethene	ND	0.50	0.09	U
156-60-5	trans-1,2-Dichloroethene	ND	0.75	0.16	U
79-01-6	Trichloroethene	ND	0.50	0.11	U
95-50-1	1,2-Dichlorobenzene	ND	2.5	0.07	U
541-73-1	1,3-Dichlorobenzene	ND	2.5	0.07	U
106-46-7	1,4-Dichlorobenzene	ND	2.5	0.08	U
1634-04-4	Methyl tert butyl ether	ND	1.0	0.15	U
179601-23-1	p/m-Xylene	ND	1.0	0.18	U
95-47-6	o-Xylene	ND	1.0	0.17	U
1330-20-7	Xylene (Total)	ND	1.0	0.17	U
156-59-2	cis-1,2-Dichloroethene	ND	0.50	0.11	U
540-59-0	1,2-Dichloroethene (total)	ND	0.50	0.11	U
100-42-5	Styrene	ND	1.0	0.12	U
75-71-8	Dichlorodifluoromethane	ND	5.0	0.19	U
67-64-1	Acetone	ND	5.0	1.5	U
75-15-0	Carbon disulfide	ND	5.0	0.09	U
78-93-3	2-Butanone	ND	5.0	1.9	U
108-10-1	4-Methyl-2-pentanone	ND	5.0	0.26	U
591-78-6	2-Hexanone	ND	5.0	0.14	U
74-97-5	Bromochloromethane	ND	2.5	0.13	U
98-82-8	Isopropylbenzene	ND	0.50	0.11	U
87-61-6	1,2,3-Trichlorobenzene	0.42	2.5	0.12	J
120-82-1	1,2,4-Trichlorobenzene	0.26	2.5	0.12	J
79-20-9	Methyl Acetate	ND	2.0	0.23	U
110-82-7	Cyclohexane	ND	10	0.27	U
75-65-0	tert-Butyl Alcohol	ND	10	0.90	U

Form 1
Volatile Organics

Client	: Tetra Tech GEO	**Lab Number**	: L1504653
Project Name	: LOCKHEED N. PLAINFIELD	**Project Number**	: 117-0507600
Lab ID	: WG768108-3	**Date Collected**	: NA
Client ID	: WG768108-3BLANK	**Date Received**	: NA
Sample Location	:	**Date Analyzed**	: 03/13/15 11:50
Sample Matrix	: WATER	**Dilution Factor**	: 1
Analytical Method	: 1,8260C	**Analyst**	: PD
Lab File ID	: 0313A06	**Instrument ID**	: VOA101.I
Sample Amount	: 10 ml	**GC Column**	: RTX-502.2
Level	: LOW	**%Solids**	: N/A
Extract Volume (MeOH)	: N/A	**Injection Volume**	: N/A

		ug/L			
CAS NO.	**Parameter**	**Results**	**RL**	**MDL**	**Qualifier**
108-87-2	Methyl cyclohexane	ND	10	0.40	U
76-13-1	1,1,2-Trichloro-1,2,2-Trifluoroethane	ND	2.5	0.15	U

Tentatively Identified Compounds
Volatile Organics

Client	: Tetra Tech GEO	**Lab Number**	: L1504653
Project Name	: LOCKHEED N. PLAINFIELD	**Project Number**	: 117-0507600
Lab ID	: WG768108-3	**Date Collected**	: NA
Client ID	: WG768108-3BLANK	**Date Received**	: NA
Sample Location	:	**Date Analyzed**	: 03/13/15 11:50
Sample Matrix	: WATER	**Dilution Factor**	: 1
Analytical Method	: 1,8260C	**Analyst**	: PD
Lab File ID	: 0313A06	**Instrument ID**	: VOA101.I
Sample Amount	: 10 ml	**GC Column**	: RTX-502.2
Level	: LOW	**%Solids**	: N/A
Extract Volume (MeOH)	: N/A	**Injection Volume**	: N/A

Number TICS found: 0 **Concentration Units: ug/L**

CAS Number	Compound Name	RT	EST. CONC.	Qualifier
	NO TENTATIVELY IDENTIFIED COMPOUNDS			

Form 1
Volatile Organics

Client	: Tetra Tech GEO	Lab Number	: L1504653
Project Name	: LOCKHEED N. PLAINFIELD	Project Number	: 117-0507600
Lab ID	: WG768361-3	Date Collected	: NA
Client ID	: WG768361-3BLANK	Date Received	: NA
Sample Location	:	Date Analyzed	: 03/15/15 12:11
Sample Matrix	: WATER	Dilution Factor	: 1
Analytical Method	: 1,8260C	Analyst	: PD
Lab File ID	: 0315A06	Instrument ID	: VOA101.I
Sample Amount	: 10 ml	GC Column	: RTX-502.2
Level	: LOW	%Solids	: N/A
Extract Volume (MeOH)	: N/A	Injection Volume	: N/A

		ug/L			
CAS NO.	Parameter	Results	RL	MDL	Qualifier
96-12-8	1,2-Dibromo-3-chloropropane	ND	2.5	0.32	U
123-91-1	1,4-Dioxane	ND	250	41.	U
106-93-4	1,2-Dibromoethane	ND	2.0	0.10	U
75-09-2	Methylene chloride	ND	2.5	0.27	U
75-34-3	1,1-Dichloroethane	ND	0.75	0.21	U
67-66-3	Chloroform	ND	0.75	0.16	U
56-23-5	Carbon tetrachloride	ND	0.50	0.10	U
78-87-5	1,2-Dichloropropane	ND	1.0	0.11	U
124-48-1	Dibromochloromethane	ND	0.50	0.15	U
79-00-5	1,1,2-Trichloroethane	ND	0.75	0.09	U
127-18-4	Tetrachloroethene	ND	0.50	0.09	U
108-90-7	Chlorobenzene	ND	0.50	0.07	U
75-69-4	Trichlorofluoromethane	ND	2.5	0.10	U
107-06-2	1,2-Dichloroethane	ND	0.50	0.11	U
71-55-6	1,1,1-Trichloroethane	ND	0.50	0.10	U
75-27-4	Bromodichloromethane	ND	0.50	0.19	U
10061-02-6	trans-1,3-Dichloropropene	ND	0.50	0.15	U
10061-01-5	cis-1,3-Dichloropropene	ND	0.50	0.14	U
542-75-6	1,3-Dichloropropene, Total	ND	0.50	0.14	U
75-25-2	Bromoform	ND	2.0	0.25	U
79-34-5	1,1,2,2-Tetrachloroethane	ND	0.50	0.09	U
71-43-2	Benzene	ND	0.50	0.09	U
108-88-3	Toluene	ND	0.75	0.16	U
100-41-4	Ethylbenzene	ND	0.50	0.10	U
74-87-3	Chloromethane	ND	2.5	0.09	U
74-83-9	Bromomethane	ND	1.0	0.26	U
75-01-4	Vinyl chloride	ND	1.0	0.07	U

Form 1
Volatile Organics

Client	: Tetra Tech GEO	Lab Number	: L1504653
Project Name	: LOCKHEED N. PLAINFIELD	Project Number	: 117-0507600
Lab ID	: WG768361-3	Date Collected	: NA
Client ID	: WG768361-3BLANK	Date Received	: NA
Sample Location	:	Date Analyzed	: 03/15/15 12:11
Sample Matrix	: WATER	Dilution Factor	: 1
Analytical Method	: 1,8260C	Analyst	: PD
Lab File ID	: 0315A06	Instrument ID	: VOA101.I
Sample Amount	: 10 ml	GC Column	: RTX-502.2
Level	: LOW	%Solids	: N/A
Extract Volume (MeOH)	: N/A	Injection Volume	: N/A

		ug/L			
CAS NO.	Parameter	Results	RL	MDL	Qualifier
75-00-3	Chloroethane	ND	1.0	0.13	U
75-35-4	1,1-Dichloroethene	ND	0.50	0.09	U
156-60-5	trans-1,2-Dichloroethene	ND	0.75	0.16	U
79-01-6	Trichloroethene	ND	0.50	0.11	U
95-50-1	1,2-Dichlorobenzene	ND	2.5	0.07	U
541-73-1	1,3-Dichlorobenzene	ND	2.5	0.07	U
106-46-7	1,4-Dichlorobenzene	ND	2.5	0.08	U
1634-04-4	Methyl tert butyl ether	ND	1.0	0.15	U
179601-23-1	p/m-Xylene	ND	1.0	0.18	U
95-47-6	o-Xylene	ND	1.0	0.17	U
1330-20-7	Xylene (Total)	ND	1.0	0.17	U
156-59-2	cis-1,2-Dichloroethene	ND	0.50	0.11	U
540-59-0	1,2-Dichloroethene (total)	ND	0.50	0.11	U
100-42-5	Styrene	ND	1.0	0.12	U
75-71-8	Dichlorodifluoromethane	ND	5.0	0.19	U
67-64-1	Acetone	ND	5.0	1.5	U
75-15-0	Carbon disulfide	0.12	5.0	0.09	J
78-93-3	2-Butanone	ND	5.0	1.9	U
108-10-1	4-Methyl-2-pentanone	ND	5.0	0.26	U
591-78-6	2-Hexanone	ND	5.0	0.14	U
74-97-5	Bromochloromethane	ND	2.5	0.13	U
98-82-8	Isopropylbenzene	ND	0.50	0.11	U
87-61-6	1,2,3-Trichlorobenzene	0.37	2.5	0.12	J
120-82-1	1,2,4-Trichlorobenzene	0.22	2.5	0.12	J
79-20-9	Methyl Acetate	ND	2.0	0.23	U
110-82-7	Cyclohexane	ND	10	0.27	U
75-65-0	tert-Butyl Alcohol	ND	10	0.90	U

Form 1
Volatile Organics

Client	: Tetra Tech GEO	**Lab Number**	: L1504653
Project Name	: LOCKHEED N. PLAINFIELD	**Project Number**	: 117-0507600
Lab ID	: WG768361-3	**Date Collected**	: NA
Client ID	: WG768361-3BLANK	**Date Received**	: NA
Sample Location	:	**Date Analyzed**	: 03/15/15 12:11
Sample Matrix	: WATER	**Dilution Factor**	: 1
Analytical Method	: 1,8260C	**Analyst**	: PD
Lab File ID	: 0315A06	**Instrument ID**	: VOA101.I
Sample Amount	: 10 ml	**GC Column**	: RTX-502.2
Level	: LOW	**%Solids**	: N/A
Extract Volume (MeOH)	: N/A	**Injection Volume**	: N/A

		ug/L			
CAS NO.	**Parameter**	**Results**	**RL**	**MDL**	**Qualifier**
108-87-2	Methyl cyclohexane	ND	10	0.40	U
76-13-1	1,1,2-Trichloro-1,2,2-Trifluoroethane	ND	2.5	0.15	U

Tentatively Identified Compounds
Volatile Organics

Client	: Tetra Tech GEO	**Lab Number**	: L1504653
Project Name	: LOCKHEED N. PLAINFIELD	**Project Number**	: 117-0507600
Lab ID	: WG768361-3	**Date Collected**	: NA
Client ID	: WG768361-3BLANK	**Date Received**	: NA
Sample Location	:	**Date Analyzed**	: 03/15/15 12:11
Sample Matrix	: WATER	**Dilution Factor**	: 1
Analytical Method	: 1,8260C	**Analyst**	: PD
Lab File ID	: 0315A06	**Instrument ID**	: VOA101.I
Sample Amount	: 10 ml	**GC Column**	: RTX-502.2
Level	: LOW	**%Solids**	: N/A
Extract Volume (MeOH)	: N/A	**Injection Volume**	: N/A

Number TICS found: 0 **Concentration Units: ug/L**

CAS Number	Compound Name	RT	EST. CONC.	Qualifier
	NO TENTATIVELY IDENTIFIED COMPOUNDS			

Tuning Results Summary

5A
VOLATILE ORGANICS INSTRUMENT PERFORMANCE CHECK
BROMOFLUOROBENZENE (BFB)

Lab Name: Alpha Analytical Labs

SDG No.: L1504653

Lab File ID: BFB0218A_tune BFB Injection Date: 02/18/15

Instrument ID: Voa101.i BFB Injection Time: 21:10

m/e	ION ABUNDANCE CRITERIA	% Relative Abundance
95	Base Peak, 100% relative abundance	100
50	15.0 - 40.0% of mass 95	21.4
75	30.0 - 60.0% of mass 95	49.6
96	5.0 - 9.0% of mass 95	6.8
173	Less than 2.0% of mass 174	0.5 (0.73)1
174	Greater than 50.0 of mass 95	64.4
175	5.0 - 9.0% of mass 174	4.5 (6.99)1
176	95.0 - 101% of mass 174	63.2 (98.1)1
177	5.0 - 9.0% of mass 176	3.9 (6.15)2

1-Value is % of mass 174 2-Value is % of mass 176

THIS CHECK APPLIES TO THE FOLLOWING SAMPLES, MS, MSD, BLANKS, AND STANDARDS:

	CLIENT SAMPLE NO.	LAB SAMPLE ID	LAB FILE ID	DATE ANALYZED	TIME ANALYZED
01	ICAL L11	ICAL L11	0218A03	02/18/15	22:31
02	ICAL L1	ICAL L1	0218A04	02/18/15	23:01
03	ICAL L2	ICAL L2	0218A05	02/18/15	23:31
04	ICAL L3	ICAL L3	0218A06	02/19/15	00:01
05	ICAL L4	ICAL L4	0218A07	02/19/15	00:31
06	ICAL L5	ICAL L5	0218A08	02/19/15	01:01
07	ICAL L6	ICAL L6	0218A09	02/19/15	01:31
08	ICAL L7	ICAL L7	0218A10	02/19/15	02:01
09	ICAL L8	ICAL L8	0218A11	02/19/15	02:31
10	ICAL L9	ICAL L9	0218A12	02/19/15	03:01
11	ICAL L10	ICAL L10	0218A13	02/19/15	03:31
12	ICV Quant Report	ICV Quant Repo	0218A20	02/19/15	07:01
13	Initial Calibrat	Initial Calibr	0218A20	02/19/15	07:01
14	ICV Summary Form	ICV Summary Fo	ccal	02/19/15	07:01

FORM V NJ-8260

5A
VOLATILE ORGANICS INSTRUMENT PERFORMANCE CHECK
BROMOFLUOROBENZENE (BFB)

Lab Name: Alpha Analytical Labs

SDG No.: L1504653

Lab File ID: BFB0313A_tune BFB Injection Date: 03/13/15

Instrument ID: Voa101.i BFB Injection Time: 09:12

m/e	ION ABUNDANCE CRITERIA	% Relative Abundance
95	Base Peak, 100% relative abundance	100
50	15.0 - 40.0% of mass 95	23.2
75	30.0 - 60.0% of mass 95	52.5
96	5.0 - 9.0% of mass 95	7
173	Less than 2.0% of mass 174	0.6 (0.88)1
174	Greater than 50.0 of mass 95	68.1
175	5.0 - 9.0% of mass 174	4.9 (7.21)1
176	95.0 - 101% of mass 174	65.1 (95.5)1
177	5.0 - 9.0% of mass 176	4.4 (6.72)2

1-Value is % of mass 174 2-Value is % of mass 176

THIS CHECK APPLIES TO THE FOLLOWING SAMPLES, MS, MSD, BLANKS, AND STANDARDS:

	CLIENT SAMPLE NO.	LAB SAMPLE ID	LAB FILE ID	DATE ANALYZED	TIME ANALYZED
01	WG768108-1LCS	WG768108-1	0313A02	03/13/15	09:51
02	wg768-1,31,10	wg768-1,31,10	0313A02	03/13/15	09:51
03	WG768108-2LCSD	WG768108-2	0313A03	03/13/15	10:21
04	WG768108-3BLANK	WG768108-3	0313A06	03/13/15	11:50
05	TB-031115	L1504653-02	0313A19	03/13/15	18:20

FORM V NJ-8260

5A
VOLATILE ORGANICS INSTRUMENT PERFORMANCE CHECK
BROMOFLUOROBENZENE (BFB)

Lab Name: Alpha Analytical Labs

SDG No.: L1504653

Lab File ID: BFB0315A_tune BFB Injection Date: 03/15/15

Instrument ID: Voa101.i BFB Injection Time: 09:27

m/e	ION ABUNDANCE CRITERIA	% Relative Abundance
95	Base Peak, 100% relative abundance	100
50	15.0 - 40.0% of mass 95	23.6
75	30.0 - 60.0% of mass 95	52.6
96	5.0 - 9.0% of mass 95	6.5
173	Less than 2.0% of mass 174	0.6 (0.85)1
174	Greater than 50.0 of mass 95	65.8
175	5.0 - 9.0% of mass 174	4.9 (7.38)1
176	95.0 - 101% of mass 174	64.7 (98.3)1
177	5.0 - 9.0% of mass 176	4.2 (6.53)2

1-Value is % of mass 174 2-Value is % of mass 176

THIS CHECK APPLIES TO THE FOLLOWING SAMPLES, MS, MSD, BLANKS, AND STANDARDS:

	CLIENT SAMPLE NO.	LAB SAMPLE ID	LAB FILE ID	DATE ANALYZED	TIME ANALYZED
01	WG768361-1LCS	WG768361-1	0315A02	03/15/15	10:11
02	wg768-1,31,10	wg768-1,31,10	0315A02	03/15/15	10:11
03	WG768361-2LCSD	WG768361-2	0315A03	03/15/15	10:41
04	WG768361-3BLANK	WG768361-3	0315A06	03/15/15	12:11
05	MODTB-031115	L1504653-01	0315A08	03/15/15	13:12

FORM V NJ-8260

Blank Results Summary

4A

VOLATILE ORGANICS METHOD BLANK SUMMARY

SAMPLE NO.

WG768108-3BLANK

Lab Name: Alpha Analytical Labs

SDG No.: L1504653

Lab File ID: 0313A06 Lab Sample ID: WG768108-3

Date Analyzed: 03/13/15 Time Analyzed: 11:50

Instrument ID: VOA101.I

THIS METHOD BLANK APPLIES TO THE FOLLOWING SAMPLES:

	CLIENT SAMPLE NO.	LAB SAMPLE ID	LAB FILE ID	DATE ANALYZED
01	WG768108-1LCS	WG768108-1	0313A02	03/13/15 09:51
02	WG768108-2LCSD	WG768108-2	0313A03	03/13/15 10:21
03	TB-031115	L1504653-02	0313A19	03/13/15 18:20

COMMENTS: _____

FORM IV NJ-8260 LOW

4A

VOLATILE ORGANICS METHOD BLANK SUMMARY

SAMPLE NO.

WG768361-3BLANK

Lab Name: Alpha Analytical Labs

SDG No.: L1504653

Lab File ID: 0315A06 Lab Sample ID: WG768361-3

Date Analyzed: 03/15/15 Time Analyzed: 12:11

Instrument ID: VOA101.I

THIS METHOD BLANK APPLIES TO THE FOLLOWING SAMPLES:

	CLIENT SAMPLE NO.	LAB SAMPLE ID	LAB FILE ID	DATE ANALYZED
01	WG768361-1LCS	WG768361-1	0315A02	03/15/15 10:11
02	WG768361-2LCSD	WG768361-2	0315A03	03/15/15 10:41
03	MODTB-031115	L1504653-01	0315A08	03/15/15 13:12

COMMENTS: _____

_____

FORM IV NJ-8260 LOW

Standards Data Summary

VOLATILE ORGANICS ORGANICS INITIAL CALIBRATION DATA

Lab Name: Alpha Analytical Labs

SDG No.: L1504653

Instrument ID: VOA101.I Calibration Date(s): 18-FEB-2015 19-FEB-2015

Calibration Times: 22:31 03:31

Calibration File Names:

Level 1: \\Orgserv2\ff\chem\GCMSVOA\Voa101.i\150218.b\0218A04.D
Level 2: \\Orgserv2\ff\chem\GCMSVOA\Voa101.i\150218.b\0218A05.D
Level 3: \\Orgserv2\ff\chem\GCMSVOA\Voa101.i\150218.b\0218A06.D
Level 4: \\Orgserv2\ff\chem\GCMSVOA\Voa101.i\150218.b\0218A07.D
Level 5: \\Orgserv2\ff\chem\GCMSVOA\Voa101.i\150218.b\0218A08.D
Level 6: \\Orgserv2\ff\chem\GCMSVOA\Voa101.i\150218.b\0218A09.D
Level 7: \\Orgserv2\ff\chem\GCMSVOA\Voa101.i\150218.b\0218A10.D
Level 8: \\Orgserv2\ff\chem\GCMSVOA\Voa101.i\150218.b\0218A11.D
Level 9: \\Orgserv2\ff\chem\GCMSVOA\Voa101.i\150218.b\0218A12.D
Level 10: \\Orgserv2\ff\chem\GCMSVOA\Voa101.i\150218.b\0218A13.D
Level 11: \\Orgserv2\ff\chem\GCMSVOA\Voa101.i\150218.b\0218A03.D

Compound	5.0000 Level 1	20.0000 Level 2	100.0000 Level 3	300.0000 Level 4	500.0000 Level 5	800.0000 Level 6	Curve	Coefficients b	m1	m2	%RSD or R^2
	1000.0000 Level 7	1200.0000 Level 8	1600.0000 Level 9	2000.0000 Level 10	2.0000 Level 11						
1 dichlorodifluoromethane	0.16102	0.17729	0.17963	0.17598	0.16554	0.16979					
	0.16790	0.16312	0.16887	0.17184	+++++		AVRG		0.17010		3.60623
2 chloromethane	0.23980	0.23002	0.22084	0.22112	0.20481	0.20909					
	0.20948	0.21314	0.22075	0.22580	+++++		AVRG		0.21948		4.88166

FORM VI-NJ-8260

VOLATILE ORGANICS ORGANICS INITIAL CALIBRATION DATA

Lab Name: Alpha Analytical Labs

SDG No.: L1504653

Instrument ID: VOA101.I Calibration Date(s): 18-FEB-2015 19-FEB-2015

Calibration Times: 22:31 03:31

Compound	5.0000 Level 1	20.0000 Level 2	100.0000 Level 3	300.0000 Level 4	500.0000 Level 5	800.0000 Level 6	Curve	Coefficients b	m1	m2	%RSD or R^2	
	1000.0000 Level 7	1200.0000 Level 8	1600.0000 Level 9	2000.0000 Level 10	2.0000 Level 11							
3 vinyl chloride	0.15696	0.17744	0.17938	0.18166	0.17773	0.18937						
	0.18769	0.18958	0.19110	0.19335	0.15453		AVRG		0.17989		7.32114	
4 bromomethane	0.04582	0.04803	0.04747	0.04760	0.05093	0.06104						
	0.06392	0.06787	0.07201	0.07255	+++++		AVRG		0.05772		18.85380	<-
5 chloroethane	0.12109	0.12662	0.12435	0.11841	0.10922	0.09787						
	0.08135	0.07449	+++++	+++++	+++++		AVRG		0.10668		18.80485	
6 trichlorofluoromethane	0.28257	0.31054	0.31779	0.31431	0.30042	0.30732						
	0.29901	0.29903	0.29936	0.30283	+++++		AVRG		0.30332		3.27904	
7 ethyl ether	0.08456	0.08925	0.09162	0.09059	0.08935	0.09196						
	0.09401	0.09386	0.09229	0.08943	+++++		AVRG		0.09069		3.05705	
8 1,1,-dichloroethene	0.17220	0.18904	0.19102	0.19535	0.18651	0.18953						
	0.18697	0.18700	0.18632	0.18502	+++++		AVRG		0.18689		3.19125	
9 Ethanol	+++++	+++++	+++++	+++++	+++++	+++++						
	+++++	+++++	+++++	+++++	+++++		AVRG		0.000e+000		0.000e+000	<-

FORM VI-NJ-8260

VOLATILE ORGANICS ORGANICS INITIAL CALIBRATION DATA

Lab Name: Alpha Analytical Labs

SDG No.: L1504653

Instrument ID: VOA101.I Calibration Date(s): 18-FEB-2015 19-FEB-2015

Calibration Times: 22:31 03:31

Compound	5.0000 Level 1	20.0000 Level 2	100.0000 Level 3	300.0000 Level 4	500.0000 Level 5	800.0000 Level 6	Curve	Coefficients b	m1	m2	%RSD or R^2	
	1000.0000 Level 7	1200.0000 Level 8	1600.0000 Level 9	2000.0000 Level 10	2.0000 Level 11							
10 carbon disulfide	0.63817	0.55234	0.53906	0.54984	0.52284	0.53226						
	0.52206	0.52656	0.52371	0.51787	+++++		AVRG		0.54247		6.57174	
11 freon-113	0.20108	0.22367	0.22227	0.22559	0.21489	0.21774						
	0.21344	0.21210	0.21046	0.20686	+++++		AVRG		0.21481		3.60169	
12 iodomethane	1416	5700	53701	367121	691108	1144817						
	1337514	1600902	2144515	2679774	+++++		WLINR	0.08563	0.19260		0.99439	<-
13 Isopropyl Alcohol	0.00389	0.00521	0.00313	0.00480	0.00486	0.00475						
	0.00495	0.00496	0.00471	0.00471	+++++		AVRG		0.00460		13.44385	<-
14 methylene chloride	0.23106	0.21570	0.21212	0.21455	0.20378	0.20933						
	0.20654	0.20851	0.20664	0.20328	+++++		AVRG		0.21115		3.85993	
15 acetone	0.02785	0.02809	0.02826	0.02702	0.02768	0.02870						
	0.03154	0.03204	0.03013	0.02891	+++++		AVRG		0.02902		5.79482	<-
16 trans-1,2-dichloroethene	0.20723	0.21670	0.22277	0.22755	0.21532	0.21903						
	0.21493	0.21472	0.21494	0.21274	+++++		AVRG		0.21660		2.56266	

FORM VI-NJ-8260

VOLATILE ORGANICS ORGANICS INITIAL CALIBRATION DATA

Lab Name: Alpha Analytical Labs

SDG No.: L1504653

Instrument ID: VOA101.I Calibration Date(s): 18-FEB-2015 19-FEB-2015

Calibration Times: 22:31 03:31

Compound	5.0000 Level 1	20.0000 Level 2	100.0000 Level 3	300.0000 Level 4	500.0000 Level 5	800.0000 Level 6	Curve	Coefficients b	m1	m2	%RSD or R^2	
	1000.0000 Level 7	1200.0000 Level 8	1600.0000 Level 9	2000.0000 Level 10	2.0000 Level 11							
17 Methyl Acetate	0.07554	0.08740	0.08798	0.09384	0.09480	0.09510						
	0.09860	0.10011	0.09288	0.08657	+++++		AVRG		0.09128		7.86199	
18 methyl tert butyl ether	0.38903	0.41123	0.42228	0.43717	0.43174	0.44526						
	0.46121	0.46318	0.44888	0.43432	+++++		AVRG		0.43443		5.22202	
19 acrolein	0.01920	0.02270	0.02558	0.02731	0.02658	0.02707						
	0.02987	0.03017	0.02871	0.02776	+++++		AVRG		0.02649		12.63329	<-
20 Tert-Butyl Alcohol	0.00555	0.00515	0.00578	0.00667	0.00710	0.00767						
	0.00894	0.00908	0.00857	0.00804	+++++		AVRG		0.00725		19.80810	<-
21 Diisopropyl Ether	0.73359	0.79550	0.82321	0.83736	0.79322	0.80590						
	0.79312	0.79206	0.77892	0.75851	+++++		AVRG		0.79114		3.75354	
22 1,1-dichloroethane	0.41168	0.44167	0.44745	0.46171	0.43233	0.43996						
	0.43242	0.43196	0.43254	0.42279	+++++		AVRG		0.43545		3.11655	
23 halothane	0.14069	0.15738	0.16141	0.16814	0.15812	0.16078						
	0.15837	0.15812	0.15804	0.15692	+++++		AVRG		0.15780		4.34503	

FORM VI-NJ-8260

VOLATILE ORGANICS ORGANICS INITIAL CALIBRATION DATA

Lab Name: Alpha Analytical Labs

SDG No.: L1504653

Instrument ID: VOA101.I Calibration Date(s): 18-FEB-2015 19-FEB-2015

Calibration Times: 22:31 03:31

Compound	5.0000 Level 1	20.0000 Level 2	100.0000 Level 3	300.0000 Level 4	500.0000 Level 5	800.0000 Level 6	Curve	Coefficients b	m1	m2	%RSD or R^2	
	1000.0000 Level 7	1200.0000 Level 8	1600.0000 Level 9	2000.0000 Level 10	2.0000 Level 11							
24 acrylonitrile	0.02687	0.03749	0.04319	0.04434	0.04358	0.04494						
	0.04816	0.04850	0.04539	0.04221	+++++		AVRG		0.04247		14.82246	<-
25 Ethyl-Tert-Butyl-Ether	0.56554	0.59518	0.63056	0.64731	0.62560	0.63984						
	0.64196	0.64282	0.62725	0.60763	+++++		AVRG		0.62237		4.15446	
26 vinyl acetate	0.19039	0.24063	0.29860	0.33270	0.33490	0.34323						
	0.35028	0.35172	0.33441	0.31766	+++++		AVRG		0.30945		17.20189	
27 cis-1,2-dichloroethene	0.22402	0.24000	0.24628	0.24921	0.23364	0.23907						
	0.23338	0.23441	0.23436	0.23142	+++++		AVRG		0.23658		3.10168	
28 2,2-dichloropropane	0.29717	0.32554	0.34106	0.36106	0.34066	0.34581						
	0.33684	0.33855	0.33644	0.33303	+++++		AVRG		0.33562		4.86914	
29 bromochloromethane	0.09152	0.09539	0.09623	0.09448	0.08728	0.08421						
	0.08106	0.07988	0.07697	0.07405	+++++		AVRG		0.08611		9.36964	
30 Cyclohexane	0.42320	0.46725	0.47562	0.47572	0.44536	0.44968						
	0.43679	0.43396	0.42697	0.42024	+++++		AVRG		0.44548		4.73189	

FORM VI-NJ-8260

VOLATILE ORGANICS ORGANICS INITIAL CALIBRATION DATA

Lab Name: Alpha Analytical Labs

SDG No.: L1504653

Instrument ID: VOA101.I Calibration Date(s): 18-FEB-2015 19-FEB-2015

Calibration Times: 22:31 03:31

Compound	5.0000 Level 1	20.0000 Level 2	100.0000 Level 3	300.0000 Level 4	500.0000 Level 5	800.0000 Level 6	Curve	Coefficients b	m1	m2	%RSD or R^2	
	1000.0000 Level 7	1200.0000 Level 8	1600.0000 Level 9	2000.0000 Level 10	2.0000 Level 11							
31 chloroform	0.38489	0.41216	0.40594	0.41230	0.38703	0.39116						
	0.38956	0.38942	0.37849	0.38283	+++++		AVRG		0.39338		3.11246	
32 Ethyl Acetate	0.11003	0.11248	0.12023	0.12663	0.12799	0.12886						
	0.13619	0.13612	0.12628	0.11925	+++++		AVRG		0.12440		7.13998	
33 carbontetrachloride	0.25497	0.29524	0.31745	0.38280	0.31566	0.32261						
	0.31733	0.31839	0.31689	0.31531	+++++		AVRG		0.31567		9.83318	
34 tetrahydrofuran	0.04811	0.03935	0.04269	0.04339	0.04319	0.04281						
	0.04496	0.04025	0.04210	0.03871	+++++		AVRG		0.04256		6.48318	<-
35 2-Butanol	0.00555	0.00402	0.00513	0.00634	0.00704	0.00706						
	0.00761	0.00771	0.00699	0.00679	+++++		AVRG		0.00642		18.39630	<-
37 1,1,1-trichloroethane	0.33586	0.35966	0.37690	0.38915	0.36223	0.36797						
	0.36076	0.36087	0.35833	0.35611	+++++		AVRG		0.36278		3.82018	
38 2-butanone	0.05720	0.04021	0.04366	0.05142	0.05037	0.04818						
	0.05170	0.05417	0.04806	0.04680	+++++		AVRG		0.04918		10.07294	<-

FORM VI-NJ-8260

VOLATILE ORGANICS ORGANICS INITIAL CALIBRATION DATA

Lab Name: Alpha Analytical Labs

SDG No.: L1504653

Instrument ID: VOA101.I Calibration Date(s): 18-FEB-2015 19-FEB-2015

Calibration Times: 22:31 03:31

Compound	5.0000 Level 1	20.0000 Level 2	100.0000 Level 3	300.0000 Level 4	500.0000 Level 5	800.0000 Level 6	Curve	Coefficients b	m1	m2	%RSD or R^2	
	1000.0000 Level 7	1200.0000 Level 8	1600.0000 Level 9	2000.0000 Level 10	2.0000 Level 11							
39 1,1-dichloropropene	0.30522	0.34061	0.34860	0.35478	0.33343	0.33583						
	0.32938	0.32919	0.32446	0.32175	+++++		AVRG		0.33232		4.23034	
40 benzene	0.85796	0.89676	0.92275	0.94094	0.87738	0.88214						
	0.86326	0.86300	0.85688	0.84725	+++++		AVRG		0.88083		3.48653	
41 Tertiary-Amyl Methyl Ether	0.39699	0.43420	0.46431	0.47510	0.46733	0.48170						
	0.49112	0.49728	0.47784	0.46596	+++++		AVRG		0.46518		6.34901	
43 1,2-dichloroethane	0.25681	0.26578	0.26606	0.26399	0.25232	0.25573						
	0.25725	0.25799	0.24915	0.24295	+++++		AVRG		0.25680		2.87730	
44 2-methyl-2-butanol	+++++	0.00417	0.00475	0.00615	0.00582	0.00639						
	0.00765	0.00746	0.00717	0.00668	+++++		AVRG		0.00625		18.95819	<-
46 methyl cyclohexane	0.38567	0.42957	0.43900	0.43465	0.40926	0.41452						
	0.40331	0.40468	0.39599	0.38682	+++++		AVRG		0.41035		4.63086	
47 Hexane	+++++	+++++	+++++	+++++	+++++	+++++						
	+++++	+++++	+++++	+++++	+++++		AVRG		0.000e+000		0.000e+000	<-

FORM VI-NJ-8260

VOLATILE ORGANICS ORGANICS INITIAL CALIBRATION DATA

Lab Name: Alpha Analytical Labs

SDG No.: L1504653

Instrument ID: VOA101.I Calibration Date(s): 18-FEB-2015 19-FEB-2015

Calibration Times: 22:31 03:31

Compound	5.0000 Level 1	20.0000 Level 2	100.0000 Level 3	300.0000 Level 4	500.0000 Level 5	800.0000 Level 6	Curve	Coefficients b	m1	m2	%RSD or R^2	
	1000.0000 Level 7	1200.0000 Level 8	1600.0000 Level 9	2000.0000 Level 10	2.0000 Level 11							
48 Acetonitrile	+++++	+++++	+++++	+++++	+++++	+++++						
	+++++	+++++	+++++	+++++	+++++		AVRG		0.000e+000		0.000e+000	<-
49 trichloroethene	0.23388	0.24813	0.24932	0.25233	0.23353	0.23284						
	0.22739	0.22648	0.22120	0.21490	+++++		AVRG		0.23400		5.33241	
50 dibromomethane	0.09649	0.10515	0.10574	0.10580	0.10355	0.10640						
	0.10933	0.11036	0.10721	0.10342	+++++		AVRG		0.10535		3.62690	
51 n-butanol	0.02349	0.02439	0.02480	0.02500	0.02337	0.02348						
	0.02272	0.02269	0.02208	0.02143	+++++		AVRG		0.02335		4.96295	<-
52 1,2-dichloropropane	0.22037	0.24472	0.25006	0.25166	0.23971	0.24414						
	0.24155	0.24310	0.24014	0.23407	+++++		AVRG		0.24095		3.66052	
53 bromodichloromethane	0.25138	0.27771	0.29392	0.30299	0.29192	0.30004						
	0.29841	0.30138	0.29677	0.28934	+++++		AVRG		0.29039		5.35468	
54 methyl-methylacrylate	+++++	+++++	+++++	+++++	+++++	+++++						
	+++++	+++++	+++++	+++++	+++++		AVRG		0.000e+000		0.000e+000	

FORM VI-NJ-8260

VOLATILE ORGANICS ORGANICS INITIAL CALIBRATION DATA

Lab Name: Alpha Analytical Labs

SDG No.: L1504653

Instrument ID: VOA101.I Calibration Date(s): 18-FEB-2015 19-FEB-2015

Calibration Times: 22:31 03:31

Compound	5.0000 Level 1	20.0000 Level 2	100.0000 Level 3	300.0000 Level 4	500.0000 Level 5	800.0000 Level 6	Curve	Coefficients b	m1	m2	%RSD or R^2	
	1000.0000 Level 7	1200.0000 Level 8	1600.0000 Level 9	2000.0000 Level 10	2.0000 Level 11							
55 4-penten-2-ol	+++++	728	8514	37091	71603	126356						
	197399	242489	+++++	+++++	+++++		QUAD	1.70596	258	-266	0.99672	<-
56 1,4-Dioxane	0.00044	0.00042	0.00061	0.00070	0.00064	0.00069						
	0.00075	0.00081	0.00074	0.00069	+++++		AVRG		0.00065		19.70998	<-
57 2-Chloroethylvinyl ether	+++++	0.00268	0.00293	0.00378	0.00410	0.00438						
	0.00478	0.00481	0.00477	0.00462	+++++		AVRG		0.00409		19.78125	<-
58 cis-1,3-dichloropropene	0.27216	0.30120	0.33064	0.34475	0.33669	0.34991						
	0.34846	0.35328	0.35184	0.34340	+++++		AVRG		0.33323		7.91948	
60 toluene	0.78764	0.83255	0.84744	0.85376	0.80230	0.80664						
	0.79146	0.80005	0.79420	0.79046	+++++		AVRG		0.81065		3.03973	
61 2-Pentanone	+++++	+++++	+++++	+++++	+++++	+++++						
	+++++	+++++	+++++	+++++	+++++		AVRG		0.000e+000		0.000e+000	
62 4-methyl-2-pentanone	0.02742	0.03612	0.04254	0.04421	0.04493	0.04658						
	0.04892	0.04948	0.04621	0.04261	+++++		AVRG		0.04290		15.45489	<-

FORM VI-NJ-8260

VOLATILE ORGANICS ORGANICS INITIAL CALIBRATION DATA

Lab Name: Alpha Analytical Labs

SDG No.: L1504653

Instrument ID: VOA101.I Calibration Date(s): 18-FEB-2015 19-FEB-2015

Calibration Times: 22:31 03:31

Compound	5.0000 Level 1	20.0000 Level 2	100.0000 Level 3	300.0000 Level 4	500.0000 Level 5	800.0000 Level 6	Curve	Coefficients b	m1	m2	%RSD or R^2	
	1000.0000 Level 7	1200.0000 Level 8	1600.0000 Level 9	2000.0000 Level 10	2.0000 Level 11							
63 tetrachloroethene	0.31111	0.32538	0.33498	0.33754	0.31916	0.31883						
	0.31279	0.31478	0.31175	0.30954	+++++		AVRG		0.31959		3.12444	
64 trans-1,3-dichloropropene	0.31246	0.33167	0.38538	0.40294	0.39787	0.40816						
	0.41194	0.41803	0.40531	0.39443	+++++		AVRG		0.38682		9.20692	
65 ethyl-methacrylate	0.17721	0.21893	0.25748	0.27816	0.27576	0.28212						
	0.29329	0.29442	0.27950	0.26706	+++++		AVRG		0.26239		14.07743	
66 4-methyl-2-pentanol	1413	7266	48014	187017	338393	572710						
	825836	979361	1217464	1381553	+++++		WLINR	0.32150	0.02131		0.99298	<-
67 Methyl Isothiocyanate	+++++	+++++	+++++	+++++	+++++	+++++						
	+++++	+++++	+++++	+++++	+++++		AVRG		0.000e+000		0.000e+000	
68 1,1,2-trichloroethane	0.15570	0.17641	0.18176	0.18050	0.17418	0.17510						
	0.17801	0.17895	0.17110	0.16528	+++++		AVRG		0.17370		4.57568	
69 chlorodibromomethane	0.19585	0.22384	0.24976	0.25869	0.25558	0.26366						
	0.26923	0.27377	0.26779	0.26224	+++++		AVRG		0.25204		9.59987	

FORM VI-NJ-8260

VOLATILE ORGANICS ORGANICS INITIAL CALIBRATION DATA

Lab Name: Alpha Analytical Labs

SDG No.: L1504653

Instrument ID: VOA101.I Calibration Date(s): 18-FEB-2015 19-FEB-2015

Calibration Times: 22:31 03:31

Compound	5.0000 Level 1	20.0000 Level 2	100.0000 Level 3	300.0000 Level 4	500.0000 Level 5	800.0000 Level 6	Curve	b	Coefficients m1	m2	%RSD or R^2	
	1000.0000 Level 7	1200.0000 Level 8	1600.0000 Level 9	2000.0000 Level 10	2.0000 Level 11							
70 1,3-dichloropropane	0.33677	0.36767	0.38516	0.38356	0.37486	0.38181						
	0.38868	0.39235	0.37995	0.36993	+++++		AVRG		0.37607		4.21827	
71 1,2-dibromoethane	0.16834	0.18488	0.19549	0.19753	0.19455	0.19782						
	0.20553	0.20778	0.20077	0.19451	+++++		AVRG		0.19472		5.76672	
72 Heptane	+++++	+++++	+++++	+++++	+++++	+++++						
	+++++	+++++	+++++	+++++	+++++		AVRG		0.000e+000		0.000e+000	<-
73 2-hexanone	0.05740	0.08577	0.09917	0.11022	0.11219	0.11511						
	0.12409	0.12487	0.11760	0.11197	+++++		AVRG		0.10584		19.43996	
75 chlorobenzene	0.83367	0.86514	0.88040	0.88875	0.83734	0.84525						
	0.82903	0.83443	0.82735	0.82083	+++++		AVRG		0.84622		2.78745	
76 ethyl benzene	1.49748	1.60959	1.64116	1.65070	1.54955	1.54382						
	1.50972	1.51354	1.48393	1.46570	+++++		AVRG		1.54652		4.26202	
77 1,1,1,2-tetrachloroethane	0.25572	0.27530	0.29745	0.30811	0.29720	0.30067						
	0.29632	0.29682	0.29064	0.28386	+++++		AVRG		0.29021		5.21885	

FORM VI-NJ-8260

VOLATILE ORGANICS ORGANICS INITIAL CALIBRATION DATA

Lab Name: Alpha Analytical Labs

SDG No.: L1504653

Instrument ID: VOA101.I Calibration Date(s): 18-FEB-2015 19-FEB-2015

Calibration Times: 22:31 03:31

Compound	5.0000 Level 1	20.0000 Level 2	100.0000 Level 3	300.0000 Level 4	500.0000 Level 5	800.0000 Level 6	Curve	Coefficients b	m1	m2	%RSD or R^2
	1000.0000 Level 7	1200.0000 Level 8	1600.0000 Level 9	2000.0000 Level 10	2.0000 Level 11						
78 p/m xylene	0.53174	0.59003	0.60220	0.59807	0.55222	0.53996					
	0.51716	0.51030	0.48610	0.46610	+++++		AVRG		0.53939		8.67997
79 o xylene	0.49592	0.54530	0.55657	0.55003	0.51140	0.50233					
	0.48278	0.47782	0.45767	0.44087	+++++		AVRG		0.50207		7.83882
80 styrene	0.76484	0.87401	0.91181	0.89521	0.82929	0.81243					
	0.77975	0.76947	0.72596	0.68483	+++++		AVRG		0.80476		9.18308
81 bromoform	0.21017	0.24036	0.26705	0.27973	0.28185	0.29074					
	0.29540	0.30294	0.29357	0.28324	+++++		AVRG		0.27451		10.43834
82 isopropylbenzene	3.10578	3.47708	3.57943	3.59170	3.41160	3.50686					
	3.37277	3.46925	3.51835	3.54226	+++++		AVRG		3.45751		4.08701
84 bromobenzene	0.65558	0.69254	0.70630	0.71413	0.69456	0.72298					
	0.71150	0.73620	0.74569	0.74754	+++++		AVRG		0.71270		3.91377
85 n-propylbenzene	3.89319	4.23774	4.35007	4.35091	4.13302	4.22563					
	4.03938	4.15876	4.17873	4.18738	+++++		AVRG		4.17548		3.27303

FORM VI-NJ-8260

VOLATILE ORGANICS ORGANICS INITIAL CALIBRATION DATA

Lab Name: Alpha Analytical Labs

SDG No.: L1504653

Instrument ID: VOA101.I Calibration Date(s): 18-FEB-2015 19-FEB-2015

Calibration Times: 22:31 03:31

Compound	5.0000 Level 1	20.0000 Level 2	100.0000 Level 3	300.0000 Level 4	500.0000 Level 5	800.0000 Level 6	Curve	Coefficients b	m1	m2	%RSD or R^2	
	1000.0000 Level 7	1200.0000 Level 8	1600.0000 Level 9	2000.0000 Level 10	2.0000 Level 11							
86 Butyl Acetate	+++++	+++++	+++++	+++++	+++++	+++++						
	+++++	+++++	+++++	+++++	+++++		AVRG		0.000e+000		0.000e+000	<-
87 1,4-dichloro-2-butane	0.76425	0.82428	0.83551	0.80648	0.79420	0.81007						
	0.81832	0.83548	0.80624	0.77357	+++++		AVRG		0.80684		2.97060	
88 1,1,2,2,-tetrachloroethane	0.40357	0.43883	0.46127	0.46302	0.45736	0.48045						
	0.49550	0.51300	0.50366	0.49252	+++++		AVRG		0.47092		7.04595	
89 4-ethyltoluene	3.17498	3.51711	3.61264	3.66209	3.45515	3.55738						
	3.38194	3.47720	3.48743	3.48013	+++++		AVRG		3.48061		3.84802	
90 2-chlorotoluene	2.36184	2.52477	2.33434	2.35194	2.23681	2.30588						
	2.32173	2.22559	2.25886	2.43575	+++++		AVRG		2.33575		3.92387	
91 1,3,5-trimethybenzene	2.63959	2.89189	2.90912	2.94568	2.76623	2.80688						
	2.66625	2.71093	2.69636	2.66248	+++++		AVRG		2.76954		4.07597	
92 1,2,3-trichloropropane	0.38174	0.38853	0.38879	0.37959	0.37166	0.37532						
	0.37811	0.37904	0.36382	0.34337	+++++		AVRG		0.37500		3.55886	

FORM VI-NJ-8260

VOLATILE ORGANICS ORGANICS INITIAL CALIBRATION DATA

Lab Name: Alpha Analytical Labs

SDG No.: L1504653

Instrument ID: VOA101.I Calibration Date(s): 18-FEB-2015 19-FEB-2015

Calibration Times: 22:31 03:31

Compound	5.0000 Level 1	20.0000 Level 2	100.0000 Level 3	300.0000 Level 4	500.0000 Level 5	800.0000 Level 6	Curve	Coefficients b	m1	m2	%RSD or R^2
	1000.0000 Level 7	1200.0000 Level 8	1600.0000 Level 9	2000.0000 Level 10	2.0000 Level 11						
93 trans-1,4-dichloro-2-butene	0.08254	0.08867	0.11038	0.11819	0.12061	0.12604					
	0.13215	0.13625	0.12845	0.12351	+++++		AVRG		0.11668		15.39164
94 4-chorotoluene	2.33201	2.49159	2.51932	2.51644	2.37606	2.43969					
	2.33858	2.39248	2.39180	2.38635	+++++		AVRG		2.41843		2.87931
95 tert-butylbenzene	2.22354	2.42083	2.45188	2.48839	2.35600	2.41015					
	2.30119	2.34946	2.35699	2.35986	+++++		AVRG		2.37183		3.20349
96 p-isopropyltoluene	2.61748	2.96474	3.01783	3.06989	2.89595	2.94910					
	2.81674	2.85558	2.85780	2.82512	+++++		AVRG		2.88702		4.37822
97 1,2,4-trimethylbenzene	2.52550	2.76883	2.83588	2.84449	2.68756	2.77212					
	2.64149	2.70219	2.69821	2.68504	+++++		AVRG		2.71613		3.49145
98 sec-butylbenzene	3.38248	3.74945	3.72492	3.75319	3.54516	3.61713					
	3.42290	3.49051	3.47398	3.44233	+++++		AVRG		3.56021		3.97533
99 1,3-dichlorobenzene	1.31365	1.37315	1.36661	1.37061	1.30581	1.34914					
	1.29950	1.32779	1.31473	1.29777	+++++		AVRG		1.33188		2.27224

FORM VI-NJ-8260

VOLATILE ORGANICS ORGANICS INITIAL CALIBRATION DATA

Lab Name: Alpha Analytical Labs

SDG No.: L1504653

Instrument ID: VOA101.I Calibration Date(s): 18-FEB-2015 19-FEB-2015

Calibration Times: 22:31 03:31

Compound	5.0000 Level 1	20.0000 Level 2	100.0000 Level 3	300.0000 Level 4	500.0000 Level 5	800.0000 Level 6	Curve	Coefficients b	m1	m2	%RSD or R^2
	1000.0000 Level 7	1200.0000 Level 8	1600.0000 Level 9	2000.0000 Level 10	2.0000 Level 11						
101 1,4-dichlorobenzene	1.38199	1.34223	1.32813	1.32739	1.26810	1.30025					
	1.26251	1.29252	1.27919	1.25389	+++++		AVRG		1.30362		3.12685
102 p-Diethylbenzene	1.50847	1.65789	1.75225	1.78943	1.69467	1.73899					
	1.66538	1.69245	1.69223	1.67525	+++++		AVRG		1.68670		4.45830
103 n-butylbenzene	2.63654	2.86247	2.85724	2.88023	2.69823	2.78638					
	2.62867	2.69183	2.68188	2.63965	+++++		AVRG		2.73631		3.67549
104 1,2-dichlorobenzene	1.11139	1.11478	1.11223	1.11370	1.07928	1.12347					
	1.10419	1.13270	1.11958	1.10096	+++++		AVRG		1.11123		1.29936
105 1,2,4,5-tetramethylbenzene	1.95131	2.06770	2.23861	2.32185	2.26881	2.40094					
	2.35583	2.45041	2.47284	2.44703	+++++		AVRG		2.29753		7.51258
106 1,2-dibromo-3-chloropropane	0.19464	0.17349	0.17784	0.14725	0.14929	0.15851					
	0.14962	0.15683	0.15726	0.15468	+++++		AVRG		0.16194		9.42274
107 1,3,5-trichlorobenzene	0.75471	0.64432	0.65922	0.67610	0.67401	0.71868					
	0.72467	0.76091	0.76501	0.74173	+++++		AVRG		0.71194		6.31895

FORM VI-NJ-8260

VOLATILE ORGANICS ORGANICS INITIAL CALIBRATION DATA

Lab Name: Alpha Analytical Labs

SDG No.: L1504653

Instrument ID: VOA101.I Calibration Date(s): 18-FEB-2015 19-FEB-2015

Calibration Times: 22:31 03:31

Compound	5.0000 Level 1	20.0000 Level 2	100.0000 Level 3	300.0000 Level 4	500.0000 Level 5	800.0000 Level 6	Curve	Coefficients b	m1	m2	%RSD or R^2
	1000.0000 Level 7	1200.0000 Level 8	1600.0000 Level 9	2000.0000 Level 10	2.0000 Level 11						
108 hexachlorobutadiene	0.41739	0.29478	0.28533	0.28866	0.30180	0.32745					
	0.32347	0.34842	0.35602	0.35547	+++++		AVRG		0.32988		12.41334
109 1,2,4-trichlorobenzene	0.61212	0.42789	0.41887	0.42828	0.45182	0.49444					
	0.53136	0.55960	0.55531	0.52839	+++++		AVRG		0.50081		13.35240
110 naphthalene	0.94735	0.68139	0.69195	0.73360	0.79057	0.88312					
	0.99056	1.04741	1.05229	0.98722	+++++		AVRG		0.88055		16.51008
111 1,2,3-trichlorobenzene	+++++	0.30330	0.27259	0.27282	0.29823	0.33500					
	0.37297	0.39913	0.39833	0.37603	+++++		AVRG		0.33649		15.35143
$ 36 dibromofluoromethane	0.24015	0.24334	0.24166	0.24172	0.24558	0.24233					
	0.23980	0.24024	0.23644	0.23183	0.23934		AVRG		0.24022		1.51788
$ 42 1,2-dichloroethane-d4	0.26094	0.26691	0.25419	0.25332	0.25642	0.25190					
	0.25847	0.26002	0.25117	0.25051	0.26423		AVRG		0.25710		2.13420
$ 59 toluene-d8	1.31409	1.30760	1.31831	1.33363	1.33615	1.34162					
	1.34472	1.35511	1.38028	1.38627	1.30912		AVRG		1.33881		2.00434

FORM VI-NJ-8260

VOLATILE ORGANICS ORGANICS INITIAL CALIBRATION DATA

Lab Name: Alpha Analytical Labs

SDG No.: L1504653

Instrument ID: VOA101.I Calibration Date(s): 18-FEB-2015 19-FEB-2015

Calibration Times: 22:31 03:31

Compound	5.0000 Level 1	20.0000 Level 2	100.0000 Level 3	300.0000 Level 4	500.0000 Level 5	800.0000 Level 6	Curve	Coefficients b	m1	m2	%RSD or R^2
	1000.0000 Level 7	1200.0000 Level 8	1600.0000 Level 9	2000.0000 Level 10	2.0000 Level 11						
$ 83 4-bromofluorobenzene	1.13865	1.14785	1.13339	1.14439	1.16201	1.19701					
	1.18455	1.21557	1.25777	1.28973	1.13018		AVRG		1.18192		4.52572

FORM VI-NJ-8260

VOLATILE ORGANICS ORGANICS INITIAL CALIBRATION DATA

Lab Name: Alpha Analytical Labs

SDG No.: L1504653

Instrument ID: VOA101.I Calibration Date(s): 18-FEB-2015 19-FEB-2015

Calibration Times: 22:31 03:31

Curve	Formula	Units
Averaged	Amt = Rsp/m1	Response
Wt Linear	Amt = b + Rsp/m1	Response
Quad	Amt = b + m1*Rsp + m2*Rsp^2	Response

FORM VI-NJ-8260

7A
Volatile Organics CONTINUING CALIBRATION CHECK

Lab Name: Alpha Analytical Labs

SDG No.: L1504653

Instrument ID: Voa101.i Calibration Date: 15-MAR-2015 Time: 10:11

Lab File ID: 0315A02 Init. Calib. Date(s): 18-FEB-2 19-FEB-2

Sample No: wg768-1,31,10 Init. Calib. Times : 22:31 03:31

Compound	RRF	RRF	MIN RRF	%D	MAX %D	
dichlorodifluoromethane	.1701	.13175	.05	-23	20	F
chloromethane	.21948	.13728	.05	-37	20	F
vinyl chloride	.17989	.17401	.05	-3	20	
bromomethane	.05772	.05024	.05	-13	20	
chloroethane	.10668	.11112	.05	4	20	
trichlorofluoromethane	.30332	.31981	.05	5	20	
ethyl ether	.09069	.08261	.05	-9	20	
1,1,-dichloroethene	.18689	.18287	.05	-2	20	
carbon disulfide	.54247	.48769	.05	-10	20	
freon-113	.21481	.21708	.05	1	20	
methylene chloride	.21115	.2051	.05	-3	20	
acetone	.02902	.02827	.05	-3	20	F
trans-1,2-dichloroethene	.2166	.21635	.05	0	20	
Methyl Acetate	.09128	.08661	.05	-5	20	
acrolein	.02649	.02524	.05	-5	20	F
methyl tert butyl ether	.43443	.40565	.05	-7	20	
Tert-Butyl Alcohol	.00725	.00835	.05	15	20	F
Diisopropyl Ether	.79114	.74145	.05	-6	20	
1,1-dichloroethane	.43545	.42696	.05	-2	20	
halothane	.1578	.16107	.05	2	20	
acrylonitrile	.04247	.03919	.05	-8	20	F
Ethyl-Tert-Butyl-Ether	.62237	.59053	.05	-5	20	
vinyl acetate	.30945	.288	.05	-7	20	
cis-1,2-dichloroethene	.23658	.23934	.05	1	20	
2,2-dichloropropane	.33562	.34968	.05	4	20	
bromochloromethane	.08611	.09719	.05	13	20	
Cyclohexane	.44548	.42098	.05	-6	20	
chloroform	.39338	.41	.05	4	20	
Ethyl Acetate	.1244	.11604	.05	-7	20	
carbontetrachloride	.31567	.3275	.05	4	20	
tetrahydrofuran	.04256	.03966	.05	-7	20	F
1,1,1-trichloroethane	.36278	.37769	.05	4	20	
2-butanone	.04918	.04468	.05	-9	20	F
1,1-dichloropropene	.33232	.33033	.05	-1	20	
benzene	.88083	.86021	.05	-2	20	
Tertiary-Amyl Methyl Ether	.46518	.43285	.05	-7	20	
1,2-dichloroethane	.2568	.27443	.05	7	20	
methyl cyclohexane	.41035	.40671	.05	-1	20	

FORM VII NJ-8260

7A
CONTINUING CALIBRATION CHECK

Lab Name: Alpha Analytical Labs

SDG No.: L1504653

Instrument ID: Voa101.i Calibration Date: 15-MAR-2015 Time: 10:11

Lab File ID: 0315A02 Init. Calib. Date(s): 18-FEB-2 19-FEB-2

Sample No: wg768-1,31,10 Init. Calib. Times : 22:31 03:31

Compound	RRF	RRF	MIN RRF	%D	MAX %D	
trichloroethene	.234	.24422	.05	4	20	
dibromomethane	.10535	.10627	.05	1	20	
1,2-dichloropropane	.24095	.22966	.05	-5	20	
bromodichloromethane	.29039	.29449	.05	1	20	
1,4-Dioxane	.00065	.00087	.05	34	20	F
2-Chloroethylvinyl ether	.00409	.00281	.05	-31	20	F
cis-1,3-dichloropropene	.33323	.31676	.05	-5	20	
toluene	.81065	.76945	.05	-5	20	
4-methyl-2-pentanone	.0429	.03702	.05	-14	20	F
tetrachloroethene	.31959	.31117	.05	-3	20	
trans-1,3-dichloropropene	.38682	.35606	.05	-8	20	
ethyl-methacrylate	.26239	.22261	.05	-15	20	
1,1,2-trichloroethane	.1737	.16396	.05	-6	20	
chlorodibromomethane	.25204	.23959	.05	-5	20	
1,3-dichloropropane	.37607	.34929	.05	-7	20	
1,2-dibromoethane	.19472	.1811	.05	-7	20	
2-hexanone	.10584	.08872	.05	-16	20	
chlorobenzene	.84622	.84295	.05	0	20	
ethyl benzene	1.5465	1.5236	.05	-1	20	
1,1,1,2-tetrachloroethane	.29021	.29128	.05	0	20	
p/m xylene	.53939	.56267	.05	4	20	
o xylene	.50207	.52507	.05	5	20	
styrene	.80476	.86352	.05	7	20	
bromoform	.27451	.25941	.05	-5	20	
isopropylbenzene	3.4575	3.2777	.05	-5	20	
bromobenzene	.7127	.66479	.05	-7	20	
n-propylbenzene	4.1754	4.0385	.05	-3	20	
1,4-dichloro-2-butane	.80684	.75627	.05	-6	20	
1,1,2,2,-tetrachloroethane	.47092	.42493	.05	-10	20	
4-ethyltoluene	3.4806	3.3563	.05	-4	20	
2-chlorotoluene	2.3357	2.3727	.05	2	20	
1,3,5-trimethybenzene	2.7695	2.7071	.05	-2	20	
1,2,3-trichloropropane	.375	.37039	.05	-1	20	
trans-1,4-dichloro-2-butene	.11668	.10019	.05	-14	20	
4-chorotoluene	2.4184	2.3496	.05	-3	20	
tert-butylbenzene	2.3718	2.2787	.05	-4	20	
1,2,4-trimethylbenzene	2.7161	2.6324	.05	-3	20	
sec-butylbenzene	3.5602	3.5227	.05	-1	20	

FORM VII NJ-8260

7A
CONTINUING CALIBRATION CHECK

Lab Name: Alpha Analytical Labs

SDG No.: L1504653

Instrument ID: Voa101.i Calibration Date: 15-MAR-2015 Time: 10:11

Lab File ID: 0315A02 Init. Calib. Date(s): 18-FEB-2 19-FEB-2

Sample No: wg768-1,31,10 Init. Calib. Times : 22:31 03:31

Compound	RRF	RRF	MIN RRF	%D	MAX %D
p-isopropyltoluene	2.8870	2.8758	.05	0	20
1,3-dichlorobenzene	1.3318	1.3180	.05	-1	20
1,4-dichlorobenzene	1.3036	1.2729	.05	-2	20
p-Diethylbenzene	1.6867	1.6767	.05	-1	20
n-butylbenzene	2.7363	2.8135	.05	3	20
1,2-dichlorobenzene	1.1112	1.0708	.05	-4	20
1,2,4,5-tetramethylbenzene	2.2975	2.1954	.05	-4	20
1,2-dibromo-3-chloropropane	.16194	.1928	.05	19	20
1,3,5-trichlorobenzene	.71194	.72432	.05	2	20
hexachlorobutadiene	.32988	.31441	.05	-5	20
1,2,4-trichlorobenzene	.50081	.47368	.05	-5	20
naphthalene	.88055	.76742	.05	-13	20
1,2,3-trichlorobenzene	.33649	.32618	.05	-3	20
dibromofluoromethane	.24022	.25858	.05	8	30
1,2-dichloroethane-d4	.2571	.28279	.05	10	30
toluene-d8	1.3388	1.3092	.05	-2	30
4-bromofluorobenzene	1.1819	1.1255	.05	-5	30

FORM VII NJ-8260

7A
CONTINUING CALIBRATION CHECK

Lab Name: Alpha Analytical Labs

SDG No.: L1504653

Instrument ID: Voa101.i Calibration Date: 13-MAR-2015 Time: 09:51

Lab File ID: 0313A02 Init. Calib. Date(s): 18-FEB-2 19-FEB-2

Sample No: wg768-1,31,10 Init. Calib. Times : 22:31 03:31

Compound	RRF	RRF	MIN RRF	%D	MAX %D	
dichlorodifluoromethane	.1701	.13429	.05	-21	20	F
chloromethane	.21948	.12833	.05	-42	20	F
vinyl chloride	.17989	.17733	.05	-1	20	
bromomethane	.05772	.04686	.05	-19	20	
chloroethane	.10668	.11739	.05	10	20	
trichlorofluoromethane	.30332	.32985	.05	9	20	
ethyl ether	.09069	.09048	.05	0	20	
1,1,-dichloroethene	.18689	.18669	.05	0	20	
carbon disulfide	.54247	.49448	.05	-9	20	
freon-113	.21481	.22447	.05	4	20	
methylene chloride	.21115	.21106	.05	0	20	
acetone	.02902	.03633	.05	25	20	F
trans-1,2-dichloroethene	.2166	.22041	.05	2	20	
Methyl Acetate	.09128	.09495	.05	4	20	
acrolein	.02649	.02842	.05	7	20	F
methyl tert butyl ether	.43443	.43942	.05	1	20	
Tert-Butyl Alcohol	.00725	.00918	.05	27	20	F
Diisopropyl Ether	.79114	.77571	.05	-2	20	
1,1-dichloroethane	.43545	.44139	.05	1	20	
halothane	.1578	.16639	.05	5	20	
acrylonitrile	.04247	.04403	.05	4	20	F
Ethyl-Tert-Butyl-Ether	.62237	.61684	.05	-1	20	
vinyl acetate	.30945	.32177	.05	4	20	
cis-1,2-dichloroethene	.23658	.24584	.05	4	20	
2,2-dichloropropane	.33562	.35707	.05	6	20	
bromochloromethane	.08611	.10045	.05	17	20	
Cyclohexane	.44548	.43943	.05	-1	20	
chloroform	.39338	.42165	.05	7	20	
Ethyl Acetate	.1244	.12889	.05	4	20	
carbontetrachloride	.31567	.33721	.05	7	20	
tetrahydrofuran	.04256	.04621	.05	9	20	F
1,1,1-trichloroethane	.36278	.38986	.05	7	20	
2-butanone	.04918	.05284	.05	7	20	F
1,1-dichloropropene	.33232	.34262	.05	3	20	
benzene	.88083	.89527	.05	2	20	
Tertiary-Amyl Methyl Ether	.46518	.45986	.05	-1	20	
1,2-dichloroethane	.2568	.29307	.05	14	20	
methyl cyclohexane	.41035	.42118	.05	3	20	

FORM VII NJ-8260

7A
CONTINUING CALIBRATION CHECK

Lab Name: Alpha Analytical Labs

SDG No.: L1504653

Instrument ID: Voa101.i Calibration Date: 13-MAR-2015 Time: 09:51

Lab File ID: 0313A02 Init. Calib. Date(s): 18-FEB-2 19-FEB-2

Sample No: wg768-1,31,10 Init. Calib. Times : 22:31 03:31

Compound	RRF	RRF	MIN RRF	%D	MAX %D	
trichloroethene	.234	.25206	.05	8	20	
dibromomethane	.10535	.11375	.05	8	20	
1,2-dichloropropane	.24095	.23699	.05	-2	20	
bromodichloromethane	.29039	.30217	.05	4	20	
1,4-Dioxane	.00065	.00094	.05	44	20	F
2-Chloroethylvinyl ether	.00409	.00306	.05	-25	20	F
cis-1,3-dichloropropene	.33323	.32985	.05	-1	20	
toluene	.81065	.80086	.05	-1	20	
4-methyl-2-pentanone	.0429	.04207	.05	-2	20	F
tetrachloroethene	.31959	.32276	.05	1	20	
trans-1,3-dichloropropene	.38682	.37671	.05	-3	20	
ethyl-methacrylate	.26239	.24951	.05	-5	20	
1,1,2-trichloroethane	.1737	.17658	.05	2	20	
chlorodibromomethane	.25204	.25694	.05	2	20	
1,3-dichloropropane	.37607	.3749	.05	0	20	
1,2-dibromoethane	.19472	.196	.05	1	20	
2-hexanone	.10584	.09821	.05	-7	20	
chlorobenzene	.84622	.87019	.05	3	20	
ethyl benzene	1.5465	1.5760	.05	2	20	
1,1,1,2-tetrachloroethane	.29021	.30146	.05	4	20	
p/m xylene	.53939	.58067	.05	8	20	
o xylene	.50207	.54738	.05	9	20	
styrene	.80476	.89747	.05	12	20	
bromoform	.27451	.28583	.05	4	20	
isopropylbenzene	3.4575	3.4332	.05	-1	20	
bromobenzene	.7127	.68517	.05	-4	20	
n-propylbenzene	4.1754	4.1998	.05	1	20	
1,4-dichloro-2-butane	.80684	.8335	.05	3	20	
1,1,2,2,-tetrachloroethane	.47092	.47203	.05	0	20	
4-ethyltoluene	3.4806	3.4862	.05	0	20	
2-chlorotoluene	2.3357	2.4511	.05	5	20	
1,3,5-trimethybenzene	2.7695	2.8221	.05	2	20	
1,2,3-trichloropropane	.375	.40244	.05	7	20	
trans-1,4-dichloro-2-butene	.11668	.11076	.05	-5	20	
4-chorotoluene	2.4184	2.4272	.05	0	20	
tert-butylbenzene	2.3718	2.3621	.05	0	20	
1,2,4-trimethylbenzene	2.7161	2.7396	.05	1	20	
sec-butylbenzene	3.5602	3.6440	.05	2	20	

FORM VII NJ-8260

7A
CONTINUING CALIBRATION CHECK

Lab Name: Alpha Analytical Labs

SDG No.: L1504653

Instrument ID: Voa101.i Calibration Date: 13-MAR-2015 Time: 09:51

Lab File ID: 0313A02 Init. Calib. Date(s): 18-FEB-2 19-FEB-2

Sample No: wg768-1,31,10 Init. Calib. Times : 22:31 03:31

Compound	RRF	RRF	MIN RRF	%D	MAX %D	
p-isopropyltoluene	2.8870	2.9543	.05	2	20	
1,3-dichlorobenzene	1.3318	1.3686	.05	3	20	
1,4-dichlorobenzene	1.3036	1.3367	.05	3	20	
p-Diethylbenzene	1.6867	1.7180	.05	2	20	
n-butylbenzene	2.7363	2.8949	.05	6	20	
1,2-dichlorobenzene	1.1112	1.1183	.05	1	20	
1,2,4,5-tetramethylbenzene	2.2975	2.2755	.05	-1	20	
1,2-dibromo-3-chloropropane	.16194	.20739	.05	28	20	F
1,3,5-trichlorobenzene	.71194	.74292	.05	4	20	
hexachlorobutadiene	.32988	.31691	.05	-4	20	
1,2,4-trichlorobenzene	.50081	.50971	.05	2	20	
naphthalene	.88055	.87117	.05	-1	20	
1,2,3-trichlorobenzene	.33649	.36234	.05	8	20	
dibromofluoromethane	.24022	.26398	.05	10	30	
1,2-dichloroethane-d4	.2571	.29221	.05	14	30	
toluene-d8	1.3388	1.3091	.05	-2	30	
4-bromofluorobenzene	1.1819	1.1286	.05	-5	30	

FORM VII NJ-8260

Surrogate Summary

Form 2
Surrogate Recovery
Volatile Organics

Client: Tetra Tech GEO
Project Name: LOCKHEED N. PLAINFIELD

Lab Number: L1504653
Project Number: 117-0507600
Matrix:

CLIENT ID (LAB SAMPLE NO.)	SMC1 TOL	SMC2 BFB	SMC3 DCA	SMC4 DBFM	TOT OUT
WG768361-2LCSD	98	95	111	109	0
WG768361-1LCS	98	95	110	108	0
WG768361-3BLANK	97	93	114	109	0
MODTB-031115 (L1504653-01)	97	93	111	108	0
WG768108-2LCSD	98	96	113	109	0
WG768108-1LCS	98	95	114	110	0
WG768108-3BLANK	98	94	113	107	0
TB-031115 (L1504653-02)	98	96	110	107	0

	QC LIMITS
TOL = TOLUENE-D8	(70-130)
BFB = 4-BROMOFLUOROBENZENE	(70-130)
DCA = 1,2-DICHLOROETHANE-D4	(70-130)
DBFM = DIBROMOFLUOROMETHANE)	(70-130)

* Values outside of QC limits

FORM II NJ-8260

Batch QC Summary

3A

LAB CONTROL/LAB CONTROL DUPLICATE SAMPLE RECOVERY

WATER VOLATILE ORGANICS

Lab Name: Alpha Analytical Labs

SDG No.: L1504653 Matrix: Water

Lab Control Sample: WG768108-1LCS Injected: 03/13/15 09:51 Lab File ID: 0313A02.D

COMPOUND	SPIKE ADDED (ug/l)	SAMPLE CONCENTRATION (ug/l)	LCS CONCENTRATION (ug/l)	LCS % REC	QC. LIMITS REC.
1,2-Dibromo-3-chloroprop	10	NA	13.	128	40-160
1,4-Dioxane	500	NA	720	144	40-160
1,2-Dibromoethane	10	NA	10.	101	70-130
Methylene chloride	10	NA	10.	100	70-130
1,1-Dichloroethane	10	NA	10.	101	70-130
Chloroform	10	NA	11.	107	70-130
Carbontetrachloride	10	NA	11.	107	70-130
1,2-Dichloropropane	10	NA	9.8	98	70-130
Chlorodibromomethane	10	NA	10.	102	70-130
1,1,2-Trichloroethane	10	NA	10.	102	70-130
Tetrachloroethene	10	NA	10.	101	70-130
Chlorobenzene	10	NA	10.	103	70-130
Trichlorofluoromethane	10	NA	11.	109	40-160
1,2-Dichloroethane	10	NA	11.	114	70-130
1,1,1-Trichloroethane	10	NA	11.	107	70-130
Bromodichloromethane	10	NA	10.	104	70-130
trans-1,3-Dichloropropen	10	NA	9.7	97	70-130
cis-1,3-Dichloropropene	10	NA	9.9	99	70-130
Bromoform	10	NA	10.	104	40-160
1,1,2,2,-Tetrachloroetha	10	NA	10.	100	40-160
Benzene	10	NA	10.	102	70-130
Toluene	10	NA	9.9	99	70-130
Ethyl benzene	10	NA	10.	102	70-130
Chloromethane	10	NA	5.8	58	40-160
Bromomethane	10	NA	8.1	81	40-160
Vinyl chloride	10	NA	9.8	99	70-130
Chloroethane	10	NA	11.	110	40-160
1,1,-Dichloroethene	10	NA	10.	100	70-130
trans-1,2-Dichloroethene	10	NA	10.	102	70-130
Trichloroethene	10	NA	11.	108	70-130
1,2-Dichlorobenzene	10	NA	10.	101	70-130
1,3-Dichlorobenzene	10	NA	10.	103	70-130
1,4-Dichlorobenzene	10	NA	10.	102	70-130
Methyl tert butyl ether	10	NA	10.	101	70-130
p/m xylene	20	NA	22.	108	70-130
o Xylene	20	NA	22.	109	70-130
cis-1,2-Dichloroethene	10	NA	10.	104	70-130
Styrene	20	NA	22.	112	40-160
Dichlorodifluoromethane	10	NA	7.9	79	40-160
Acetone	10	NA	12.	125	40-160

* Values outside of QC limits.

COMMENTS: _____

_____

FORM III NJ-8260

3A

LAB CONTROL/LAB CONTROL DUPLICATE SAMPLE RECOVERY

WATER VOLATILE ORGANICS

Lab Name: Alpha Analytical Labs

SDG No.: L1504653 Matrix: Water

Lab Control Sample: WG768108-1LCS Injected: 03/13/15 09:51 Lab File ID: 0313A02.D

COMPOUND	SPIKE ADDED (ug/l)	SAMPLE CONCENTRATION (ug/l)	LCS CONCENTRATION (ug/l)	LCS % REC	QC. LIMITS REC.
Carbon disulfide	10	NA	9.1	91	40-160
2-Butanone	10	NA	11.	107	40-160
4-Methyl-2-pentanone	10	NA	9.8	98	40-160
2-Hexanone	10	NA	9.3	93	40-160
Bromochloromethane	10	NA	12.	117	70-130
Isopropylbenzene	10	NA	9.9	99	70-130
1,2,3-Trichlorobenzene	10	NA	11.	108	70-130
1,2,4-Trichlorobenzene	10	NA	10.	102	70-130
Methyl Acetate	10	NA	10.	104	70-130
Cyclohexane	10	NA	9.9	99	70-130
tert-Butyl Alcohol	50	NA	63.	126	40-160
Methyl cyclohexane	10	NA	10.	103	70-130
Freon-113	10	NA	10.	104	70-130

* Values outside of QC limits.

COMMENTS: _____

_____

FORM III NJ-8260

3A

LAB CONTROL/LAB CONTROL DUPLICATE SAMPLE RECOVERY

WATER VOLATILE ORGANICS

Lab Name: Alpha Analytical Labs

SDG No.: L1504653 Matrix: Water

Lab Control Sample: WG768108-1LCS Injected: 03/13/15 09:51 Lab File ID: 0313A02.D

Lab Control Dup : WG768108-2LCSD Injected: 03/13/15 10:21 Lab File ID: 0313A03.D

COMPOUND	SPIKE ADDED (ug/l)	LCSD CONCENTRATION (ug/l)	LCSD % REC	% RPD	QC LIMITS RPD	QC LIMITS REC.
1,2-Dibromo-3-chloroprop	10	12.	126	2	20	40-160
1,4-Dioxane	500	690	137	5	20	40-160
1,2-Dibromoethane	10	9.9	99	2	20	70-130
Methylene chloride	10	9.8	98	2	20	70-130
1,1-Dichloroethane	10	10.	100	1	20	70-130
Chloroform	10	11.	107	0	20	70-130
Carbontetrachloride	10	10.	104	3	20	70-130
1,2-Dichloropropane	10	9.7	97	1	20	70-130
Chlorodibromomethane	10	10.	100	2	20	70-130
1,1,2-Trichloroethane	10	10.	100	2	20	70-130
Tetrachloroethene	10	10.	100	1	20	70-130
Chlorobenzene	10	10.	101	2	20	70-130
Trichlorofluoromethane	10	10.	105	4	20	40-160
1,2-Dichloroethane	10	11.	113	1	20	70-130
1,1,1-Trichloroethane	10	10.	105	2	20	70-130
Bromodichloromethane	10	10.	103	1	20	70-130
trans-1,3-Dichloropropen	10	9.5	95	2	20	70-130
cis-1,3-Dichloropropene	10	9.7	97	2	20	70-130
Bromoform	10	10.	101	3	20	40-160
1,1,2,2,-Tetrachloroetha	10	9.7	97	3	20	40-160
Benzene	10	9.9	99	3	20	70-130
Toluene	10	9.7	97	2	20	70-130
Ethyl benzene	10	10.	101	1	20	70-130
Chloromethane	10	6.0	60	3	20	40-160
Bromomethane	10	8.0	80	1	20	40-160
Vinyl chloride	10	9.6	97	2	20	70-130
Chloroethane	10	10.	106	4	20	40-160
1,1,-Dichloroethene	10	9.8	98	2	20	70-130
trans-1,2-Dichloroethene	10	9.9	99	3	20	70-130
Trichloroethene	10	10.	105	3	20	70-130
1,2-Dichlorobenzene	10	9.9	99	2	20	70-130
1,3-Dichlorobenzene	10	10.	100	3	20	70-130
1,4-Dichlorobenzene	10	10.	100	2	20	70-130
Methyl tert butyl ether	10	9.9	99	2	20	70-130
p/m xylene	20	21.	106	2	20	70-130
o Xylene	20	21.	107	2	20	70-130
cis-1,2-Dichloroethene	10	10.	102	2	20	70-130
Styrene	20	22.	110	2	20	40-160
Dichlorodifluoromethane	10	7.6	76	4	20	40-160
Acetone	10	12.	115	8	20	40-160

* Values outside of QC limits.

COMMENTS: _____

_____

FORM III NJ-8260

3A

LAB CONTROL/LAB CONTROL DUPLICATE SAMPLE RECOVERY

WATER VOLATILE ORGANICS

Lab Name: Alpha Analytical Labs

SDG No.: L1504653 Matrix: Water

Lab Control Sample: WG768108-1LCS Injected: 03/13/15 09:51 Lab File ID: 0313A02.D

Lab Control Dup : WG768108-2LCSD Injected: 03/13/15 10:21 Lab File ID: 0313A03.D

COMPOUND	SPIKE ADDED (ug/l)	LCSD CONCENTRATION (ug/l)	LCSD % REC	% RPD	QC LIMITS RPD	QC LIMITS REC.
Carbon disulfide	10	8.9	89	2	20	40-160
2-Butanone	10	9.8	98	9	20	40-160
4-Methyl-2-pentanone	10	9.5	95	3	20	40-160
2-Hexanone	10	9.0	90	3	20	40-160
Bromochloromethane	10	12.	116	1	20	70-130
Isopropylbenzene	10	9.7	97	2	20	70-130
1,2,3-Trichlorobenzene	10	11.	106	2	20	70-130
1,2,4-Trichlorobenzene	10	10.	102	0	20	70-130
Methyl Acetate	10	10.	102	2	20	70-130
Cyclohexane	10	9.5	95	4	20	70-130
tert-Butyl Alcohol	50	63.	125	1	20	40-160
Methyl cyclohexane	10	10.	100	3	20	70-130
Freon-113	10	10.	101	3	20	70-130

* Values outside of QC limits.

COMMENTS: _____

_____

FORM III NJ-8260

3A

LAB CONTROL/LAB CONTROL DUPLICATE SAMPLE RECOVERY

WATER VOLATILE ORGANICS

Lab Name: Alpha Analytical Labs

SDG No.: L1504653 Matrix: Water

Lab Control Sample: WG768361-1LCS Injected: 03/15/15 10:11 Lab File ID: 0315A02.D

COMPOUND	SPIKE ADDED (ug/l)	SAMPLE CONCENTRATION (ug/l)	LCS CONCENTRATION (ug/l)	LCS % REC	QC. LIMITS REC.
1,2-Dibromo-3-chloroprop	10	NA	12.	119	40-160
1,4-Dioxane	500	NA	670	134	40-160
1,2-Dibromoethane	10	NA	9.3	93	70-130
Methylene chloride	10	NA	9.7	97	70-130
1,1-Dichloroethane	10	NA	9.8	98	70-130
Chloroform	10	NA	10.	104	70-130
Carbontetrachloride	10	NA	10.	104	70-130
1,2-Dichloropropane	10	NA	9.5	95	70-130
Chlorodibromomethane	10	NA	9.5	95	70-130
1,1,2-Trichloroethane	10	NA	9.4	94	70-130
Tetrachloroethene	10	NA	9.7	97	70-130
Chlorobenzene	10	NA	10.	100	70-130
Trichlorofluoromethane	10	NA	10.	105	40-160
1,2-Dichloroethane	10	NA	11.	107	70-130
1,1,1-Trichloroethane	10	NA	10.	104	70-130
Bromodichloromethane	10	NA	10.	101	70-130
trans-1,3-Dichloropropen	10	NA	9.2	92	70-130
cis-1,3-Dichloropropene	10	NA	9.5	95	70-130
Bromoform	10	NA	9.4	94	40-160
1,1,2,2,-Tetrachloroetha	10	NA	9.0	90	40-160
Benzene	10	NA	9.8	98	70-130
Toluene	10	NA	9.5	95	70-130
Ethyl benzene	10	NA	9.8	98	70-130
Chloromethane	10	NA	6.2	62	40-160
Bromomethane	10	NA	8.7	87	40-160
Vinyl chloride	10	NA	9.7	97	70-130
Chloroethane	10	NA	10.	104	40-160
1,1,-Dichloroethene	10	NA	9.8	98	70-130
trans-1,2-Dichloroethene	10	NA	10.	100	70-130
Trichloroethene	10	NA	10.	104	70-130
1,2-Dichlorobenzene	10	NA	9.6	96	70-130
1,3-Dichlorobenzene	10	NA	9.9	99	70-130
1,4-Dichlorobenzene	10	NA	9.8	98	70-130
Methyl tert butyl ether	10	NA	9.3	93	70-130
p/m xylene	20	NA	21.	104	70-130
o Xylene	20	NA	21.	104	70-130
cis-1,2-Dichloroethene	10	NA	10.	101	70-130
Styrene	20	NA	21.	107	40-160
Dichlorodifluoromethane	10	NA	7.7	77	40-160
Acetone	10	NA	9.7	97	40-160

* Values outside of QC limits.

COMMENTS: _____

_____

FORM III NJ-8260

3A

LAB CONTROL/LAB CONTROL DUPLICATE SAMPLE RECOVERY

WATER VOLATILE ORGANICS

Lab Name: Alpha Analytical Labs

SDG No.: L1504653 Matrix: Water

Lab Control Sample: WG768361-1LCS Injected: 03/15/15 10:11 Lab File ID: 0315A02.D

COMPOUND	SPIKE ADDED (ug/l)	SAMPLE CONCENTRATION (ug/l)	LCS CONCENTRATION (ug/l)	LCS % REC	QC. LIMITS REC.
Carbon disulfide	10	NA	9.0	90	40-160
2-Butanone	10	NA	9.1	91	40-160
4-Methyl-2-pentanone	10	NA	8.6	86	40-160
2-Hexanone	10	NA	8.4	84	40-160
Bromochloromethane	10	NA	11.	113	70-130
Isopropylbenzene	10	NA	9.5	95	70-130
1,2,3-Trichlorobenzene	10	NA	9.7	97	70-130
1,2,4-Trichlorobenzene	10	NA	9.4	95	70-130
Methyl Acetate	10	NA	9.5	95	70-130
Cyclohexane	10	NA	9.4	94	70-130
tert-Butyl Alcohol	50	NA	58.	115	40-160
Methyl cyclohexane	10	NA	9.9	99	70-130
Freon-113	10	NA	10.	101	70-130

* Values outside of QC limits.

COMMENTS: _____

_____

FORM III NJ-8260

3A

LAB CONTROL/LAB CONTROL DUPLICATE SAMPLE RECOVERY

WATER VOLATILE ORGANICS

Lab Name: Alpha Analytical Labs

SDG No.: L1504653 Matrix: Water

Lab Control Sample: WG768361-1LCS Injected: 03/15/15 10:11 Lab File ID: 0315A02.D

Lab Control Dup : WG768361-2LCSD Injected: 03/15/15 10:41 Lab File ID: 0315A03.D

COMPOUND	SPIKE ADDED (ug/l)	LCSD CONCENTRATION (ug/l)	LCSD % REC	% RPD	QC LIMITS RPD	QC LIMITS REC.
1,2-Dibromo-3-chloroprop	10	12.	124	4	20	40-160
1,4-Dioxane	500	690	138	3	20	40-160
1,2-Dibromoethane	10	9.6	96	3	20	70-130
Methylene chloride	10	9.8	98	1	20	70-130
1,1-Dichloroethane	10	9.8	98	0	20	70-130
Chloroform	10	11.	106	2	20	70-130
Carbontetrachloride	10	10.	104	0	20	70-130
1,2-Dichloropropane	10	9.6	96	1	20	70-130
Chlorodibromomethane	10	9.8	98	3	20	70-130
1,1,2-Trichloroethane	10	9.8	99	5	20	70-130
Tetrachloroethene	10	9.8	98	1	20	70-130
Chlorobenzene	10	10.	100	0	20	70-130
Trichlorofluoromethane	10	10.	106	1	20	40-160
1,2-Dichloroethane	10	11.	111	4	20	70-130
1,1,1-Trichloroethane	10	10.	105	1	20	70-130
Bromodichloromethane	10	10.	103	2	20	70-130
trans-1,3-Dichloropropen	10	9.4	94	2	20	70-130
cis-1,3-Dichloropropene	10	9.6	96	1	20	70-130
Bromoform	10	9.8	98	4	20	40-160
1,1,2,2,-Tetrachloroetha	10	9.4	94	4	20	40-160
Benzene	10	9.9	99	1	20	70-130
Toluene	10	9.6	96	1	20	70-130
Ethyl benzene	10	10.	100	2	20	70-130
Chloromethane	10	6.3	63	2	20	40-160
Bromomethane	10	8.7	87	0	20	40-160
Vinyl chloride	10	9.7	98	1	20	70-130
Chloroethane	10	11.	106	2	20	40-160
1,1,-Dichloroethene	10	9.8	98	0	20	70-130
trans-1,2-Dichloroethene	10	10.	100	0	20	70-130
Trichloroethene	10	10.	104	0	20	70-130
1,2-Dichlorobenzene	10	9.8	98	2	20	70-130
1,3-Dichlorobenzene	10	9.9	99	0	20	70-130
1,4-Dichlorobenzene	10	9.9	99	1	20	70-130
Methyl tert butyl ether	10	9.7	97	4	20	70-130
p/m xylene	20	21.	104	0	20	70-130
o Xylene	20	21.	106	2	20	70-130
cis-1,2-Dichloroethene	10	10.	103	2	20	70-130
Styrene	20	22.	109	2	20	40-160
Dichlorodifluoromethane	10	7.8	78	1	20	40-160
Acetone	10	12.	116	18	20	40-160

* Values outside of QC limits.

COMMENTS: _____

_____

FORM III NJ-8260

3A

LAB CONTROL/LAB CONTROL DUPLICATE SAMPLE RECOVERY

WATER VOLATILE ORGANICS

Lab Name: Alpha Analytical Labs

SDG No.: L1504653 Matrix: Water

Lab Control Sample: WG768361-1LCS Injected: 03/15/15 10:11 Lab File ID: 0315A02.D

Lab Control Dup : WG768361-2LCSD Injected: 03/15/15 10:41 Lab File ID: 0315A03.D

COMPOUND	SPIKE ADDED (ug/l)	LCSD CONCENTRATION (ug/l)	LCSD % REC	% RPD	QC LIMITS RPD	QC LIMITS REC.
Carbon disulfide	10	9.0	90	0	20	40-160
2-Butanone	10	9.6	96	5	20	40-160
4-Methyl-2-pentanone	10	9.2	92	7	20	40-160
2-Hexanone	10	8.7	88	5	20	40-160
Bromochloromethane	10	12.	115	2	20	70-130
Isopropylbenzene	10	9.5	95	0	20	70-130
1,2,3-Trichlorobenzene	10	10.	104	7	20	70-130
1,2,4-Trichlorobenzene	10	9.9	99	4	20	70-130
Methyl Acetate	10	9.9	99	4	20	70-130
Cyclohexane	10	9.4	94	0	20	70-130
tert-Butyl Alcohol	50	60.	120	4	20	40-160
Methyl cyclohexane	10	9.9	99	0	20	70-130
Freon-113	10	10.	102	1	20	70-130

* Values outside of QC limits.

COMMENTS: _____

_____

FORM III NJ-8260

Internal Standard Summary

8A

VOLATILE ORGANICS INTERNAL STANDARD AREA AND RT SUMMARY

Lab Name: Alpha Analytical Labs

SDG No.: L1504653

Lab File ID (Standard): 0313A02_ccal Date Analyzed: 13-MAR-2015

Instrument ID : Voa101.i Time Analyzed: 09:51

		IS1(FLB) AREA	RT	IS2(CBZ) AREA	RT	IS3(DCB) AREA	RT
	12 HOUR STD	685774	6.13	497667	9.69	220049	12.37
	UPPER LIMIT	1371548	6.63	995334	10.19	440098	12.87
	LOWER LIMIT	342887	5.63	248834	9.19	110025	11.87
	EPA SAMPLE NO.						
01	WG768108-1LCS	685774	6.13	497667	9.69	220049	12.37
02	WG768108-2LCSD	689692	6.13	500479	9.69	221813	12.37
03	WG768108-3BLANK	653142	6.13	476523	9.69	207074	12.36
04	TB-031115	634752	6.13	463386	9.69	197896	12.37

IS1(FLB) = FLOUROBENZENE
IS2(CBZ) = CHLOROBENZENE-D5
IS3(DCB) = 1,4-DICHLOROBENZENE-D4

AREA UPPER LIMIT = +100% of internal standard area
AREA LOWER LIMIT = - 50 % of internal standard area
RT UPPER LIMIT = +0.50 minutes of internal standard RT
RT LOWER LIMIT = -0.50 minutes of internal standard RT

* Values outside of QC limits.

8A

VOLATILE ORGANICS INTERNAL STANDARD AREA AND RT SUMMARY

Lab Name: Alpha Analytical Labs

SDG No.: L1504653

Lab File ID (Standard): 0315A02_ccal Date Analyzed: 15-MAR-2015

Instrument ID : Voa101.i Time Analyzed: 10:11

		IS1(FLB) AREA	RT	IS2(CBZ) AREA	RT	IS3(DCB) AREA	RT
	12 HOUR STD	699674	6.14	509894	9.69	225737	12.37
	UPPER LIMIT	1399348	6.64	1019788	10.19	451474	12.87
	LOWER LIMIT	349837	5.64	254947	9.19	112869	11.87
	EPA SAMPLE NO.						
01	WG768361-1LCS	699674	6.14	509894	9.69	225737	12.37
02	WG768361-2LCSD	680535	6.14	497841	9.69	222084	12.37
03	WG768361-3BLANK	623674	6.14	459313	9.69	201477	12.37
04	MODTB-031115	634570	6.14	467482	9.69	202107	12.37

IS1(FLB) = FLOUROBENZENE
IS2(CBZ) = CHLOROBENZENE-D5
IS3(DCB) = 1,4-DICHLOROBENZENE-D4

AREA UPPER LIMIT = +100% of internal standard area
AREA LOWER LIMIT = - 50 % of internal standard area
RT UPPER LIMIT = +0.50 minutes of internal standard RT
RT LOWER LIMIT = -0.50 minutes of internal standard RT

* Values outside of QC limits.

Chromatograms

Sample Raw Data

Alpha Analytical Labs

gc/ms voa - VOA101

Data file : \\orgserv2\ff\chem\GCMSVOA\Voa101.i\150313.b\0313A19.D
Lab Smp Id:
Inj Date : 13-MAR-2015 18:20
Operator : MS Inst ID: Voa101.i
Smp Info : l1504653-02,31,10,,a
Misc Info : wg768108,ical10733
Comment :
Method : \\orgserv2\ff\chem\GCMSVOA\Voa101.i\150313.b\liq8260C.m
Meth Date : 13-Mar-2015 13:20 pduczmalew Quant Type: ISTD
Cal Date : 18-FEB-2015 23:31 Cal File: 0218A05.D
Als bottle: 19
Dil Factor: 1.00000
Integrator: HP RTE Compound Sublist: NJTCL.sub
Target Version: 4.12
Processing Host: VIRTUALXP-38517

Concentration Formula: Amt * DF * CpndVariable
Cpnd Variable Local Compound Variable

	Compounds	QUANT SIG MASS	RT	EXP RT	REL RT	RESPONSE	CONCENTRATIONS ON-COLUMN (ngs)	FINAL (ngs)	REVIEW CODE
	1 dichlorodifluoromethane	85	Compound Not Detected.						
	2 chloromethane	50	Compound Not Detected.						
	3 vinyl chloride	62	Compound Not Detected.						
	4 bromomethane	94	Compound Not Detected.						
	5 chloroethane	64	Compound Not Detected.						
	6 trichlorofluoromethane	101	Compound Not Detected.						
	8 1,1,-dichloroethene	96	Compound Not Detected.						
	11 freon-113	101	Compound Not Detected.						
	10 carbon disulfide	76	Compound Not Detected.						
	14 methylene chloride	84	Compound Not Detected.						
	15 acetone	43	Compound Not Detected.						
	16 trans-1,2-dichloroethene	96	Compound Not Detected.						
	17 Methyl Acetate	43	Compound Not Detected.						
	18 methyl tert butyl ether	73	Compound Not Detected.						
	22 1,1-dichloroethane	63	Compound Not Detected.						
	27 cis-1,2-dichloroethene	96	Compound Not Detected.						
	29 bromochloromethane	128	Compound Not Detected.						
	30 Cyclohexane	56	Compound Not Detected.						
	31 chloroform	83	Compound Not Detected.						
	33 carbontetrachloride	117	Compound Not Detected.						
$	36 dibromofluoromethane	113	5.312	5.312	(0.866)	162431	106.526	106.525	
	37 1,1,1-trichloroethane	97	Compound Not Detected.						
	38 2-butanone	43	Compound Not Detected.						
	40 benzene	78	Compound Not Detected.						
$	42 1,2-dichloroethane-d4	65	5.846	5.846	(0.954)	179987	110.291	110.290	
	43 1,2-dichloroethane	62	Compound Not Detected.						
*	45 flourobenzene	96	6.130	6.130	(1.000)	634752	100.000		
	49 trichloroethene	95	Compound Not Detected.						

	Compounds	QUANT SIG MASS	RT	EXP RT	REL RT	RESPONSE	CONCENTRATIONS ON-COLUMN (ngs)	CONCENTRATIONS FINAL (ngs)	REVIEW CODE
	46 methyl cyclohexane	83	Compound Not Detected.						
	52 1,2-dichloropropane	63	Compound Not Detected.						
	53 bromodichloromethane	83	Compound Not Detected.						
	56 1,4-Dioxane	88	Compound Not Detected.						
	58 cis-1,3-dichloropropene	75	Compound Not Detected.						
$	59 toluene-d8	98	7.833	7.833	(0.809)	606768	97.8050	97.805	
	60 toluene	92	Compound Not Detected.						
	62 4-methyl-2-pentanone	58	Compound Not Detected.						
	63 tetrachloroethene	166	Compound Not Detected.						
	64 trans-1,3-dichloropropene	75	Compound Not Detected.						
	68 1,1,2-trichloroethane	83	Compound Not Detected.						
	69 chlorodibromomethane	129	Compound Not Detected.						
	71 1,2-dibromoethane	107	Compound Not Detected.						
	73 2-hexanone	43	Compound Not Detected.						
*	74 chlorobenzene-d5	117	9.688	9.688	(1.000)	463386	100.000		
	75 chlorobenzene	112	Compound Not Detected.						
	76 ethyl benzene	91	Compound Not Detected.						
	78 p/m xylene	106	Compound Not Detected.						
	79 o xylene	106	Compound Not Detected.						
	80 styrene	104	Compound Not Detected.						
	81 bromoform	173	Compound Not Detected.						
	82 isopropylbenzene	105	Compound Not Detected.						
$	83 4-bromofluorobenzene	95	11.166	11.166	(0.903)	224605	96.0274	96.027	
	88 1,1,2,2,-tetrachloroethane	83	Compound Not Detected.						
	99 1,3-dichlorobenzene	146	Compound Not Detected.						
*	100 1,4-dichlorobenzene-d4	152	12.367	12.367	(1.000)	197896	100.000		
	101 1,4-dichlorobenzene	146	Compound Not Detected.						
	104 1,2-dichlorobenzene	146	Compound Not Detected.						
	106 1,2-dibromo-3-chloropropane	75	Compound Not Detected.						
	109 1,2,4-trichlorobenzene	180	Compound Not Detected.						
	111 1,2,3-trichlorobenzene	180	Compound Not Detected.						

Alpha Analytical Labs

gc/ms voa - VOA101

Data file : \\orgserv2\ff\chem\GCMSVOA\Voa101.i\150313.b\0313A19.D
Lab Smp Id:
Inj Date : 13-MAR-2015 18:20
Operator : MS Inst ID: Voa101.i
Smp Info : l1504653-02,31,10,,a
Misc Info : wg768108,ical10733
Comment :
Method : \\orgserv2\ff\chem\GCMSVOA\Voa101.i\150313.b\liq8260C.m
Meth Date : 13-Mar-2015 13:20 pduczmalew Quant Type: ISTD
Cal Date : 18-FEB-2015 23:31 Cal File: 0218A05.D
Als bottle: 19
Dil Factor: 1.00000
Integrator: HP RTE Compound Sublist: NJTCL.sub
Target Version: 4.12
Processing Host: VIRTUALXP-38517

- NO TENTATIVELY IDENTIFIED COMPOUNDS -

Alpha Analytical Labs

INTERNAL STANDARD COMPOUNDS
AREA AND RT SUMMARY

Instrument ID: Voa101.i
Lab File ID: 0313A19.D
Lab Smp Id:
Analysis Type: VOA
Quant Type: ISTD
Operator: MS
Method File: \\orgserv2\ff\chem\GCMSVOA\Voa101.i\150313.b\liq8260C.m
Misc Info: wg768108,ical10733

Calibration Date: 13-MAR-2015
Calibration Time: 09:51
Level: LOW
Sample Type: WATER

Test Mode:
Use Last Continuing Calibrator.
If Continuing Cal. use Initial Cal. Level 3

		AREA LIMIT			
COMPOUND	STANDARD	LOWER	UPPER	SAMPLE	%DIFF
45 flourobenzene	685774	342887	1371548	634752	-7.44
74 chlorobenzene-d5	497667	248834	995334	463386	-6.89
100 1,4-dichlorobenze	220049	110025	440098	197896	-10.07

		RT LIMIT			
COMPOUND	STANDARD	LOWER	UPPER	SAMPLE	%DIFF
45 flourobenzene	6.13	5.63	6.63	6.13	-0.00
74 chlorobenzene-d5	9.69	9.19	10.19	9.69	-0.00
100 1,4-dichlorobenze	12.37	11.87	12.87	12.37	-0.00

AREA UPPER LIMIT = +100% of internal standard area.
AREA LOWER LIMIT = - 50% of internal standard area.
RT UPPER LIMIT = + 0.50 minutes of internal standard RT.
RT LOWER LIMIT = - 0.50 minutes of internal standard RT.

Alpha Analytical Labs

RECOVERY REPORT

Client Name: Client SDG: SDGa00307
Sample Matrix: LIQUID Fraction: VOA
Lab Smp Id:
Level: LOW Operator: MS
Data Type: MS DATA SampleType: SAMPLE
SpikeList File: curveallim.spk Quant Type: ISTD
Sublist File: NJTCL.sub
Method File: \\orgserv2\ff\chem\GCMSVOA\Voa101.i\150313.b\liq8260C.m
Misc Info: wg768108,ical10733

SURROGATE COMPOUND	AMOUNT ADDED ngs	AMOUNT RECOVERED ngs	% RECOVERED	LIMITS
$ 36 dibromofluorometha	100.000	106.525	106.53	70-130
$ 42 1,2-dichloroethane	100.000	110.290	110.29	70-130
$ 59 toluene-d8	100.000	97.805	97.81	70-130
$ 83 4-bromofluorobenze	100.000	96.027	96.03	70-130

Data File: \\orgserv2\ff\chem\GCMSVOA\Voa101.i\150313.b\0313A19.D
Date : 13-MAR-2015 18:20
Client ID:
Instrument: Voa101.i
Sample Info: 11504653-02,31,10,,a
Purge Volume: 10.0
Operator: MS
Column phase:
Column diameter: 0.18

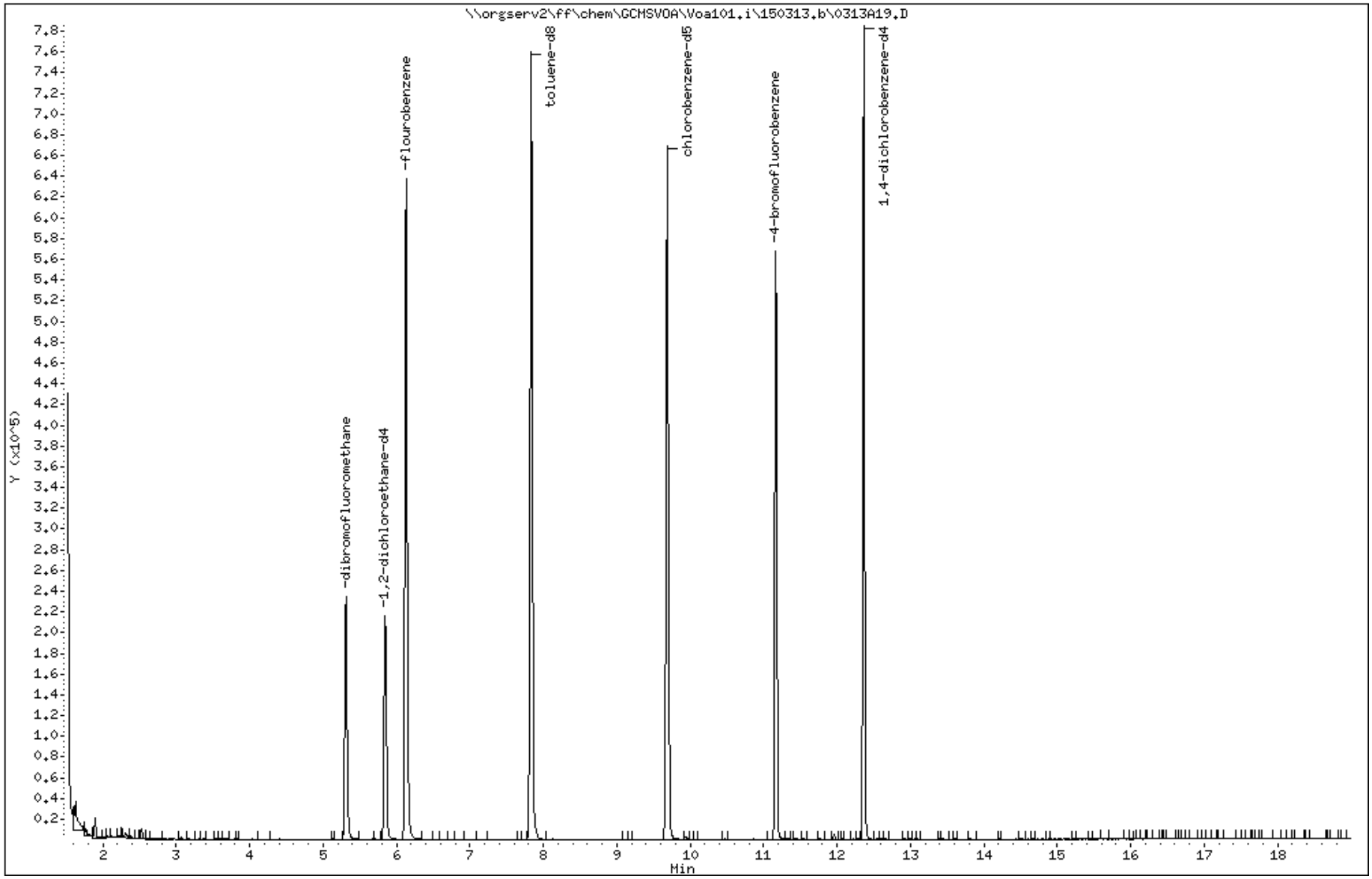

Alpha Analytical Labs

Manual Integration

Sample Info	: l1504653-02,31,10,,a wg768108,ical10733		
Instrument ID	: Voa101.i		
Method	: liq8260C.m		
File	: 0313A19.D		
Injection Date	: 13-MAR-2015 18:20		
Quantitation	: ISTD	Integrator :	HP RTE
Dilution Factor	: 1.00	Sample Type:	SAMPLE

This File has no version history.

//orgserv2/ff/chem/GCMSVOA/Voa101.i/150313.b/original/0313A19.D

Alpha Analytical Labs

gc/ms voa - VOA101

Data file : \\orgserv2\ff\chem\GCMSVOA\Voa101.i\150315.b\0315A08.D
Lab Smp Id:
Inj Date : 15-MAR-2015 13:12
Operator : PK Inst ID: Voa101.i
Smp Info : l1504653-01,31,10,,a
Misc Info : wg768361,ical10733
Comment :
Method : \\orgserv2\ff\chem\GCMSVOA\Voa101.i\150315.b\liq8260C.m
Meth Date : 15-Mar-2015 18:17 mmay Quant Type: ISTD
Cal Date : 18-FEB-2015 23:31 Cal File: 0218A05.D
Als bottle: 8
Dil Factor: 1.00000
Integrator: HP RTE Compound Sublist: NJTCL.sub
Target Version: 4.12
Processing Host: A1VOA1

Concentration Formula: Amt * DF * CpndVariable
Cpnd Variable Local Compound Variable

	Compounds	QUANT SIG MASS	RT	EXP RT	REL RT	RESPONSE	CONCENTRATIONS ON-COLUMN (ngs)	FINAL (ngs)	REVIEW CODE
	1 dichlorodifluoromethane	85	Compound Not Detected.						
	2 chloromethane	50	Compound Not Detected.						
	3 vinyl chloride	62	Compound Not Detected.						
	4 bromomethane	94	Compound Not Detected.						
	5 chloroethane	64	Compound Not Detected.						
	6 trichlorofluoromethane	101	Compound Not Detected.						
	8 1,1,-dichloroethene	96	Compound Not Detected.						
	11 freon-113	101	Compound Not Detected.						
	10 carbon disulfide	76	Compound Not Detected.						
	14 methylene chloride	84	Compound Not Detected.						
	15 acetone	43	3.653	3.648	(0.595)	4125	22.3978	22.397	
	16 trans-1,2-dichloroethene	96	Compound Not Detected.						
	17 Methyl Acetate	43	Compound Not Detected.						
	18 methyl tert butyl ether	73	Compound Not Detected.						
	22 1,1-dichloroethane	63	Compound Not Detected.						
	27 cis-1,2-dichloroethene	96	Compound Not Detected.						
	29 bromochloromethane	128	Compound Not Detected.						
	30 Cyclohexane	56	Compound Not Detected.						
	31 chloroform	83	Compound Not Detected.						
	33 carbontetrachloride	117	Compound Not Detected.						
$	36 dibromofluoromethane	113	5.312	5.312	(0.866)	164999	108.241	108.240	
	37 1,1,1-trichloroethane	97	Compound Not Detected.						
	38 2-butanone	43	Compound Not Detected.						
	40 benzene	78	Compound Not Detected.						
$	42 1,2-dichloroethane-d4	65	5.847	5.846	(0.953)	181243	111.092	111.092	
	43 1,2-dichloroethane	62	Compound Not Detected.						
*	45 flourobenzene	96	6.136	6.136	(1.000)	634570	100.000		
	49 trichloroethene	95	Compound Not Detected.						

	Compounds	QUANT SIG MASS	RT	EXP RT	REL RT	RESPONSE	CONCENTRATIONS ON-COLUMN (ngs)	CONCENTRATIONS FINAL (ngs)	REVIEW CODE
	46 methyl cyclohexane	83	Compound Not Detected.						
	52 1,2-dichloropropane	63	Compound Not Detected.						
	53 bromodichloromethane	83	Compound Not Detected.						
	56 1,4-Dioxane	88	Compound Not Detected.						
	58 cis-1,3-dichloropropene	75	Compound Not Detected.						
$	59 toluene-d8	98	7.833	7.838	(0.809)	609313	97.3547	97.354	
	60 toluene	92	7.898	7.893	(0.815)	10018	2.64352	2.643	
	62 4-methyl-2-pentanone	58	Compound Not Detected.						
	63 tetrachloroethene	166	Compound Not Detected.						
	64 trans-1,3-dichloropropene	75	Compound Not Detected.						
	68 1,1,2-trichloroethane	83	Compound Not Detected.						
	69 chlorodibromomethane	129	Compound Not Detected.						
	71 1,2-dibromoethane	107	Compound Not Detected.						
	73 2-hexanone	43	Compound Not Detected.						
*	74 chlorobenzene-d5	117	9.688	9.688	(1.000)	467482	100.000		
	75 chlorobenzene	112	Compound Not Detected.						
	76 ethyl benzene	91	Compound Not Detected.						
	78 p/m xylene	106	Compound Not Detected.						
	79 o xylene	106	Compound Not Detected.						
	80 styrene	104	Compound Not Detected.						
	81 bromoform	173	Compound Not Detected.						
	82 isopropylbenzene	105	Compound Not Detected.						
$	83 4-bromofluorobenzene	95	11.167	11.166	(0.903)	223050	93.3757	93.375	
	88 1,1,2,2,-tetrachloroethane	83	Compound Not Detected.						
	99 1,3-dichlorobenzene	146	Compound Not Detected.						
*	100 1,4-dichlorobenzene-d4	152	12.367	12.367	(1.000)	202107	100.000		
	101 1,4-dichlorobenzene	146	Compound Not Detected.						
	104 1,2-dichlorobenzene	146	Compound Not Detected.						
	106 1,2-dibromo-3-chloropropane	75	Compound Not Detected.						
	109 1,2,4-trichlorobenzene	180	14.206	14.206	(1.149)	1285	1.26956	1.269(Q)	
	111 1,2,3-trichlorobenzene	180	14.675	14.669	(1.187)	1265	1.86011	1.860	

QC Flag Legend

Q - Qualifier signal failed the ratio test.

Alpha Analytical Labs

gc/ms voa - VOA101

Data file : \\orgserv2\ff\chem\GCMSVOA\Voa101.i\150315.b\0315A08.D
Lab Smp Id:
Inj Date : 15-MAR-2015 13:12
Operator : PK Inst ID: Voa101.i
Smp Info : l1504653-01,31,10,,a
Misc Info : wg768361,ical10733
Comment :
Method : \\orgserv2\ff\chem\GCMSVOA\Voa101.i\150315.b\liq8260C.m
Meth Date : 15-Mar-2015 18:17 mmay Quant Type: ISTD
Cal Date : 18-FEB-2015 23:31 Cal File: 0218A05.D
Als bottle: 8
Dil Factor: 1.00000
Integrator: HP RTE Compound Sublist: NJTCL.sub
Target Version: 4.12
Processing Host: A1VOA1

- NO TENTATIVELY IDENTIFIED COMPOUNDS -

Alpha Analytical Labs

INTERNAL STANDARD COMPOUNDS
AREA AND RT SUMMARY

Instrument ID: Voa101.i
Lab File ID: 0315A08.D
Lab Smp Id:
Analysis Type: VOA
Quant Type: ISTD
Operator: PK
Method File: \\orgserv2\ff\chem\GCMSVOA\Voa101.i\150315.b\liq8260C.m
Misc Info: wg768361,ical10733

Calibration Date: 15-MAR-2015
Calibration Time: 10:11
Level: LOW
Sample Type: WATER

Test Mode:
Use Last Continuing Calibrator.
If Continuing Cal. use Initial Cal. Level 3

		AREA LIMIT			
COMPOUND	STANDARD	LOWER	UPPER	SAMPLE	%DIFF
45 flourobenzene	699674	349837	1399348	634570	-9.30
74 chlorobenzene-d5	509894	254947	1019788	467482	-8.32
100 1,4-dichlorobenze	225737	112869	451474	202107	-10.47

		RT LIMIT			
COMPOUND	STANDARD	LOWER	UPPER	SAMPLE	%DIFF
45 flourobenzene	6.14	5.64	6.64	6.14	0.00
74 chlorobenzene-d5	9.69	9.19	10.19	9.69	0.00
100 1,4-dichlorobenze	12.37	11.87	12.87	12.37	0.00

AREA UPPER LIMIT = +100% of internal standard area.
AREA LOWER LIMIT = - 50% of internal standard area.
RT UPPER LIMIT = + 0.50 minutes of internal standard RT.
RT LOWER LIMIT = - 0.50 minutes of internal standard RT.

Alpha Analytical Labs

RECOVERY REPORT

Client Name: Client SDG: SDGa00307
Sample Matrix: LIQUID Fraction: VOA
Lab Smp Id:
Level: LOW Operator: PK
Data Type: MS DATA SampleType: SAMPLE
SpikeList File: curveallim.spk Quant Type: ISTD
Sublist File: NJTCL.sub
Method File: \\orgserv2\ff\chem\GCMSVOA\Voa101.i\150315.b\liq8260C.m
Misc Info: wg768361,ical10733

SURROGATE COMPOUND	AMOUNT ADDED ngs	AMOUNT RECOVERED ngs	% RECOVERED	LIMITS
$ 36 dibromofluorometha	100.000	108.240	108.24	70-130
$ 42 1,2-dichloroethane	100.000	111.092	111.09	70-130
$ 59 toluene-d8	100.000	97.354	97.35	70-130
$ 83 4-bromofluorobenze	100.000	93.375	93.38	70-130

Data File: \\orgserv2\ff\chem\GCMSVOA\Voa101.i\150315.b\0315A08.D
Date : 15-MAR-2015 13:12
Client ID:
Sample Info: 11504653-01,31,10,,a
Purge Volume: 10.0
Column phase:

Instrument: Voa101.i
Operator: PK
Column diameter: 0.18

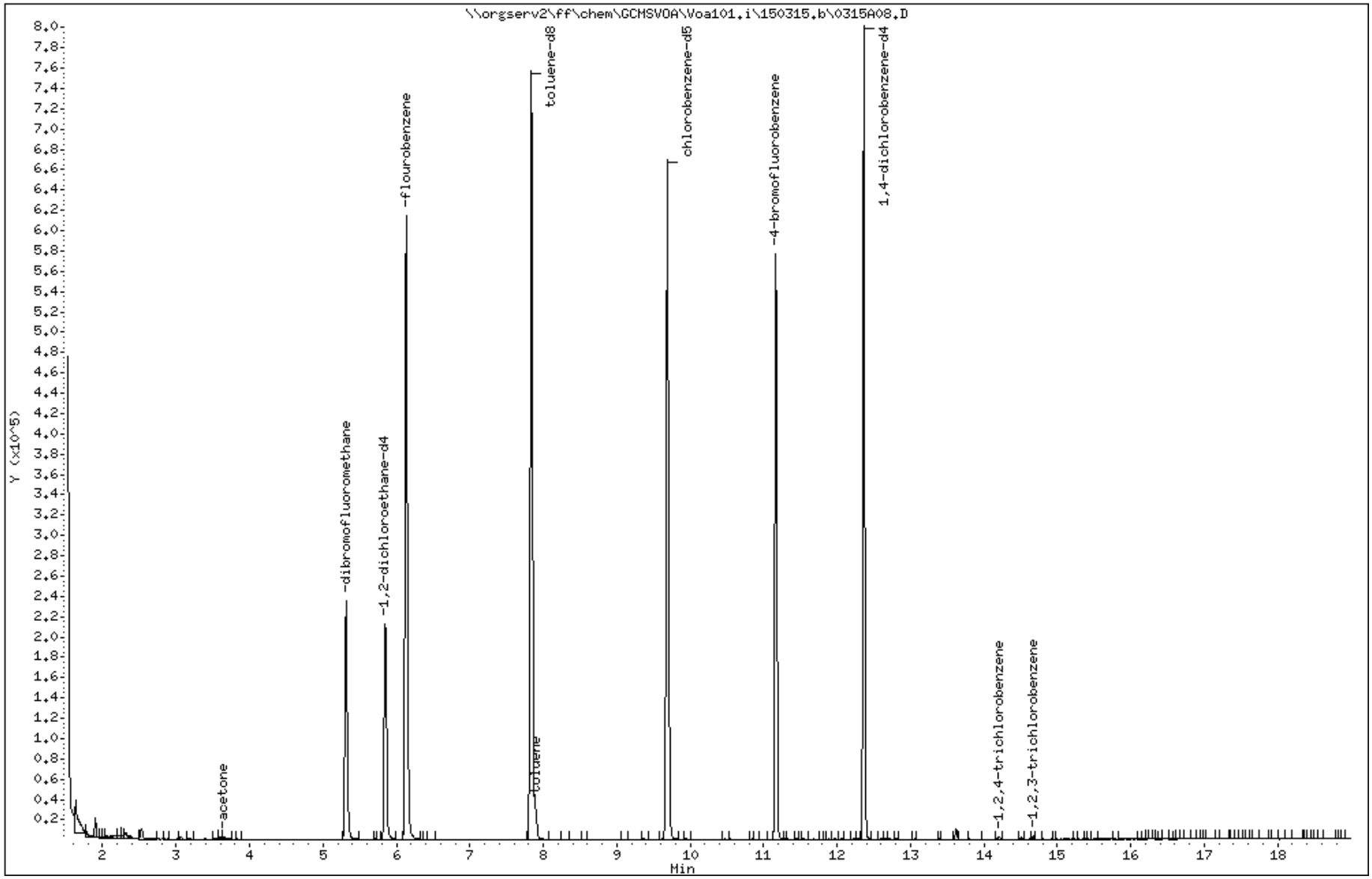

Data File: \\orgserv2\ff\chem\GCMSVOA\Voa101.i\150315.b\0315A08.D

Date : 15-MAR-2015 13:12

Client ID:

Instrument: Voa101.i

Sample Info: 11504653-01,31,10,,a

Purge Volume: 10.0

Operator: PK

Column phase:

Column diameter: 0.18

15 acetone

Concentration: 22.397 ngs

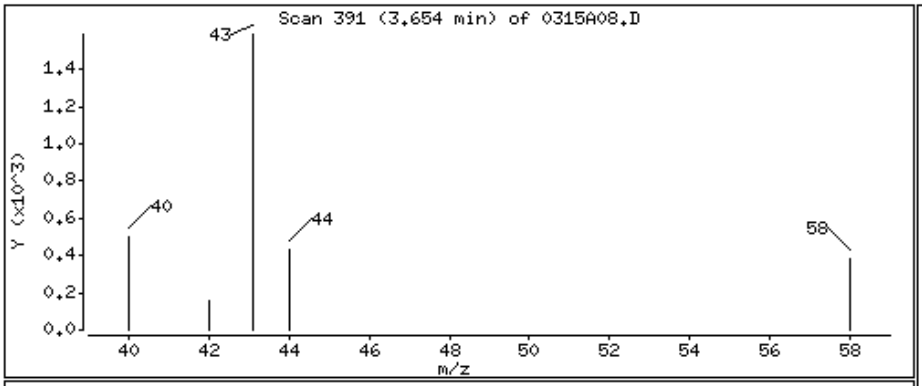

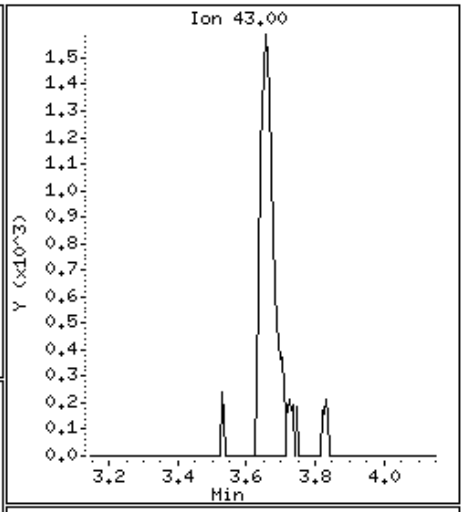

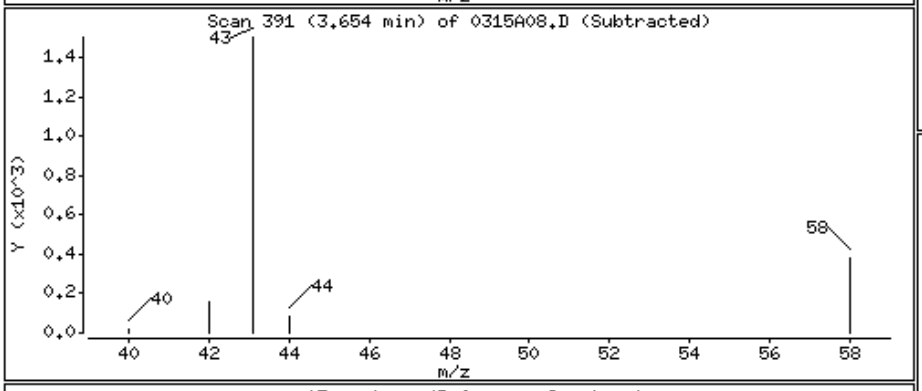

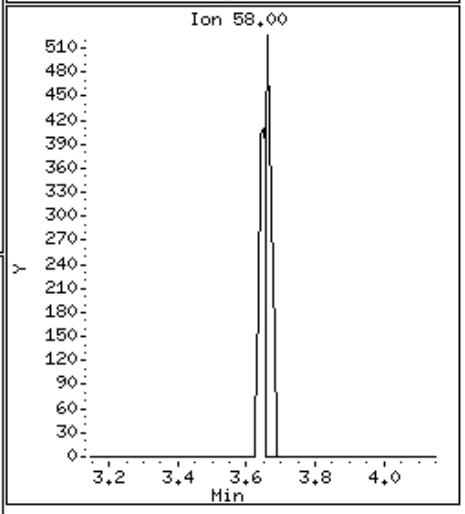

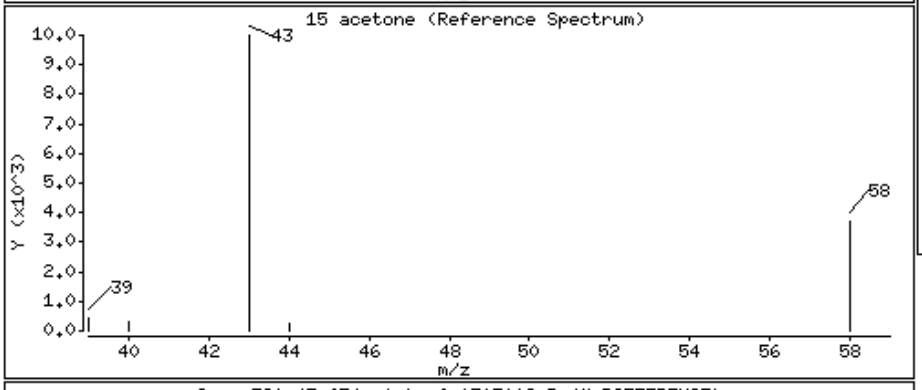

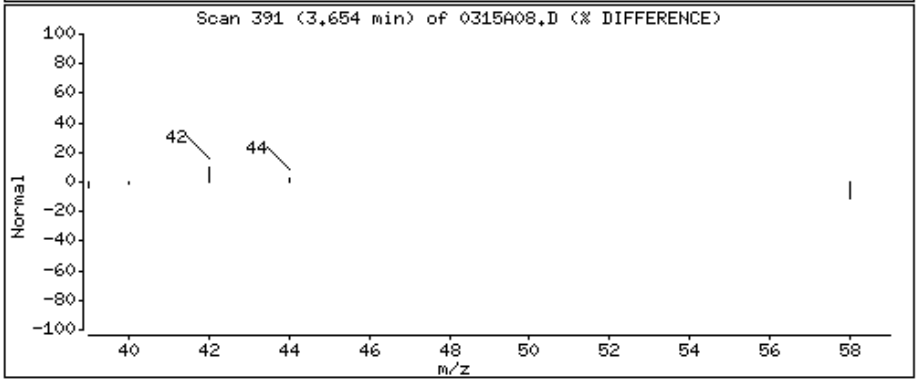

Data File: \\orgserv2\ff\chem\GCMSVOA\Voa101.i\150315.b\0315A08.D

Date : 15-MAR-2015 13:12

Client ID:

Instrument: Voa101.i

Sample Info: 11504653-01,31,10,,a

Purge Volume: 10.0

Operator: PK

Column phase:

Column diameter: 0.18

60 toluene

Concentration: 2.643 ngs

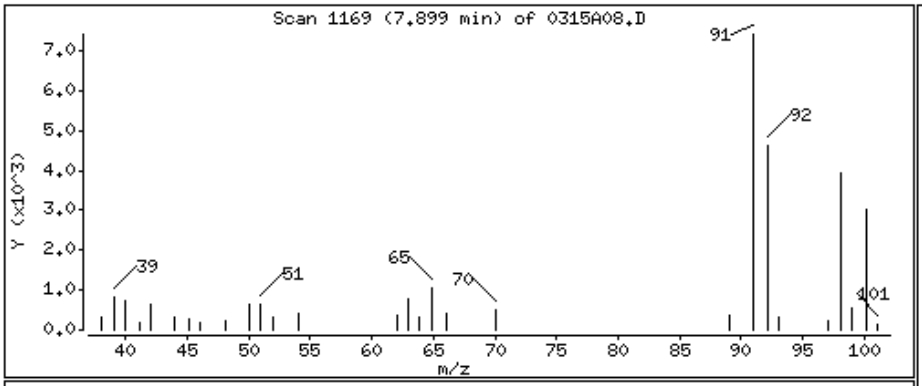

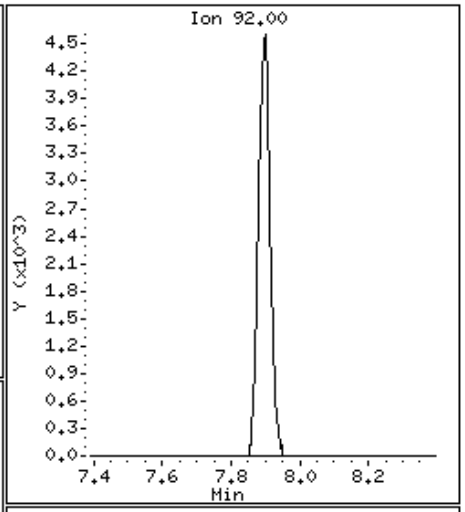

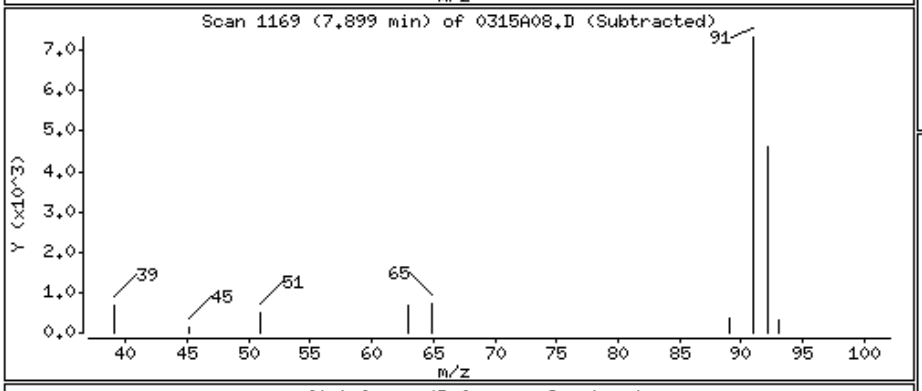

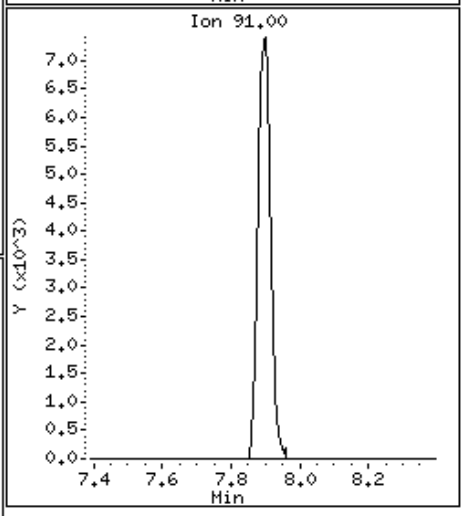

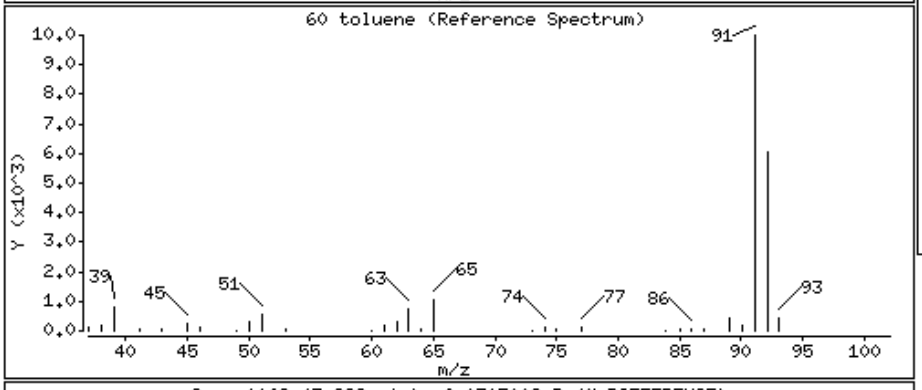

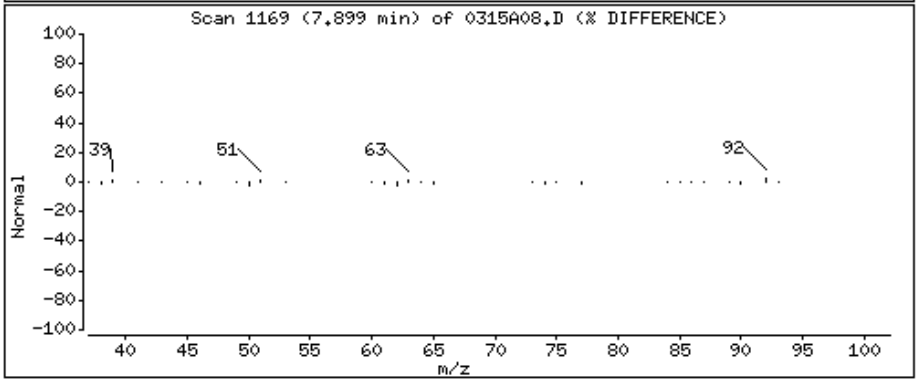

Data File: \\orgserv2\ff\chem\GCMSVOA\Voa101.i\150315.b\0315A08.D

Date : 15-MAR-2015 13:12

Client ID:

Instrument: Voa101.i

Sample Info: l1504653-01,31,10,,a

Purge Volume: 10.0

Operator: PK

Column phase:

Column diameter: 0.18

109 1,2,4-trichlorobenzene

Concentration: 1.269 ngs

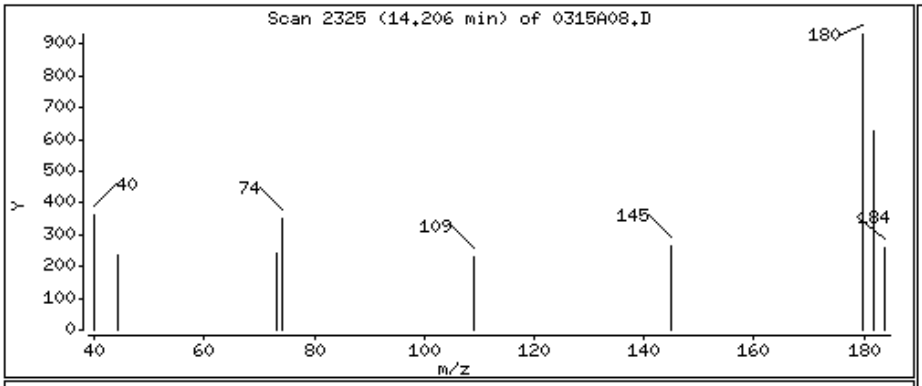

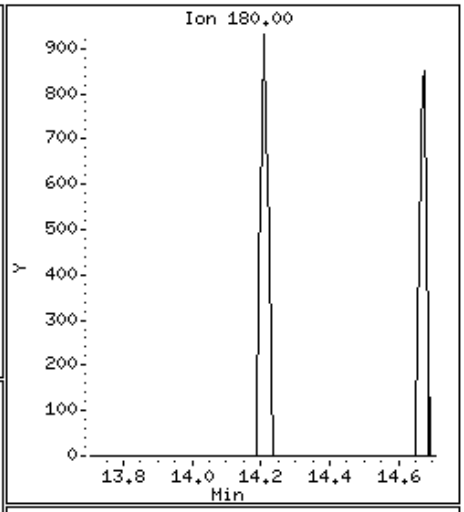

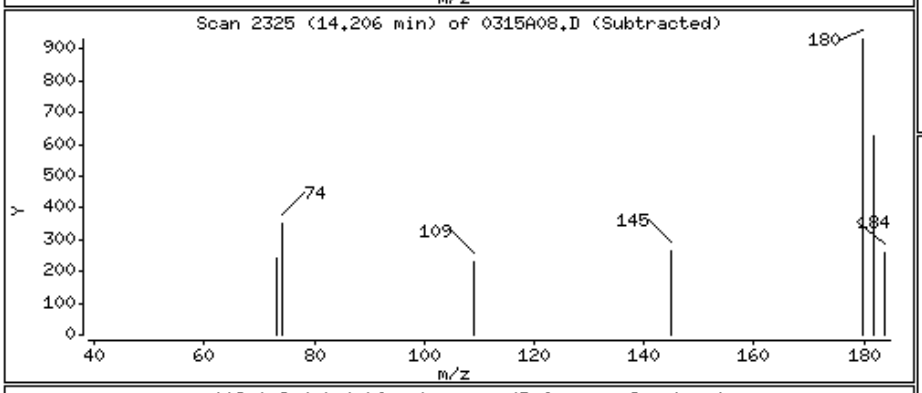

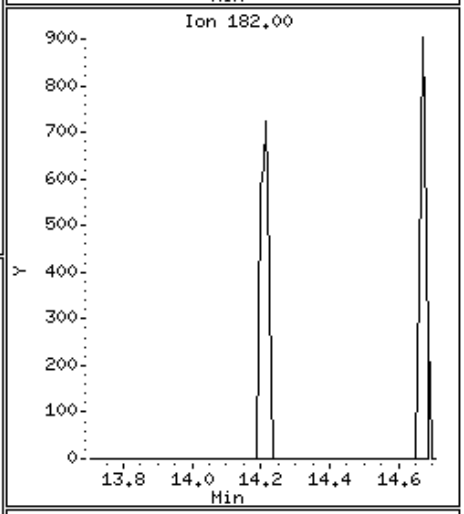

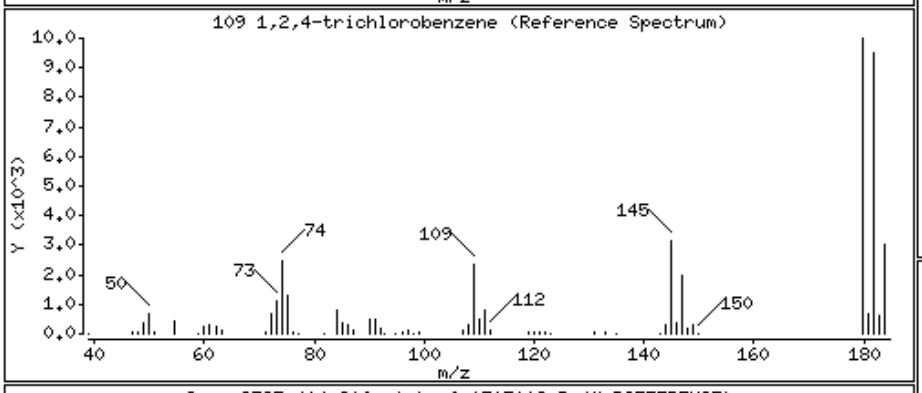

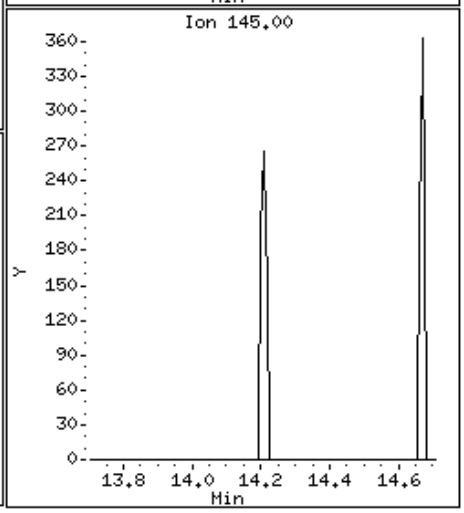

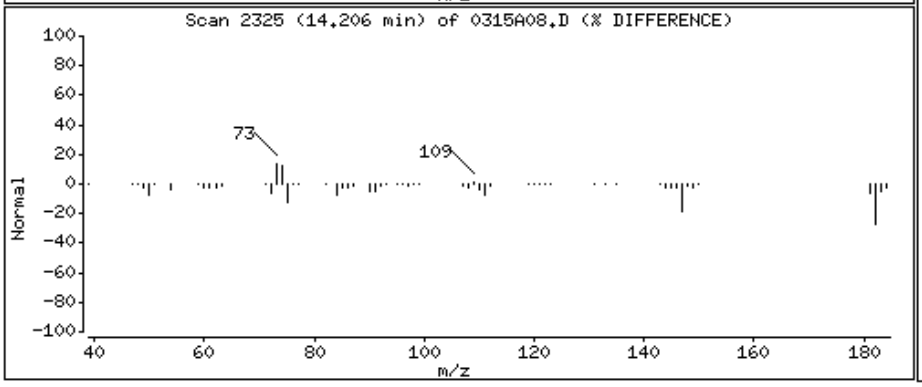

Data File: \\orgserv2\ff\chem\GCMSVOA\Voa101.i\150315.b\0315A08.D

Date : 15-MAR-2015 13:12

Client ID:

Instrument: Voa101.i

Sample Info: l1504653-01,31,10,,a

Purge Volume: 10.0

Operator: PK

Column phase:

Column diameter: 0.18

111 1,2,3-trichlorobenzene

Concentration: 1.860 ngs

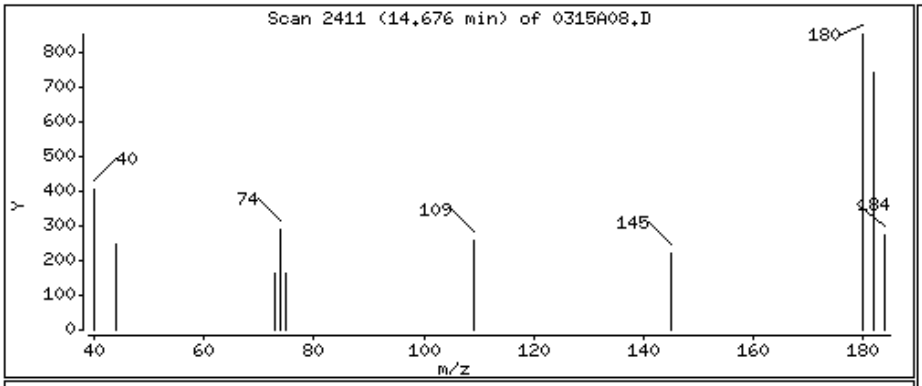

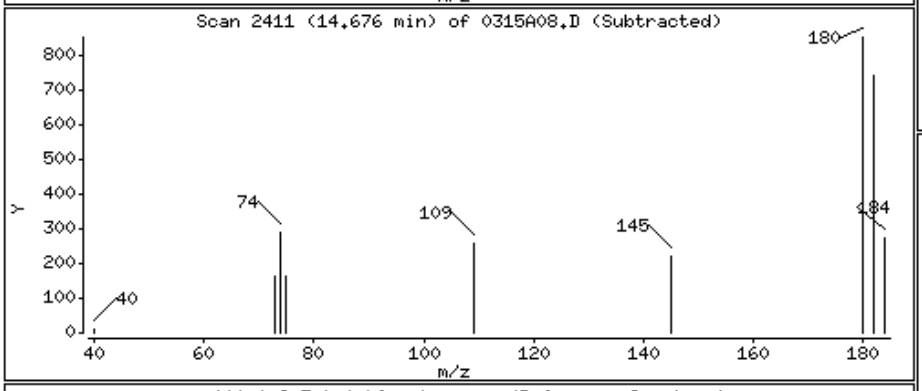

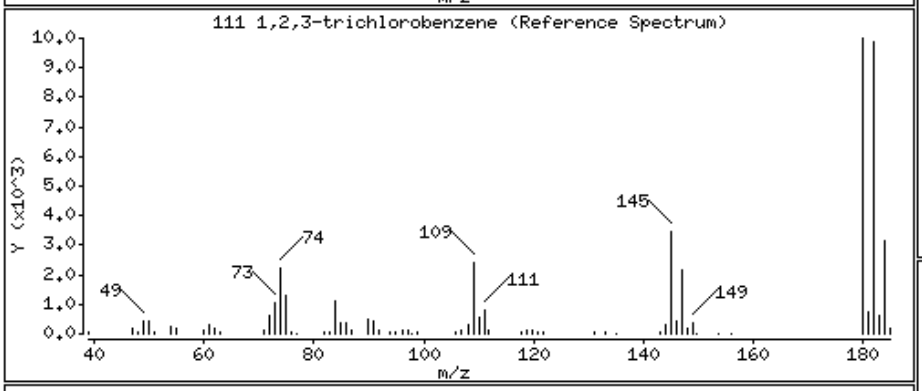

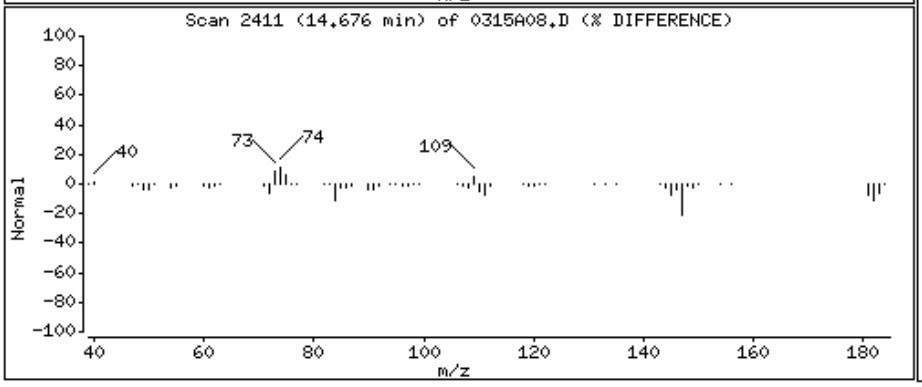

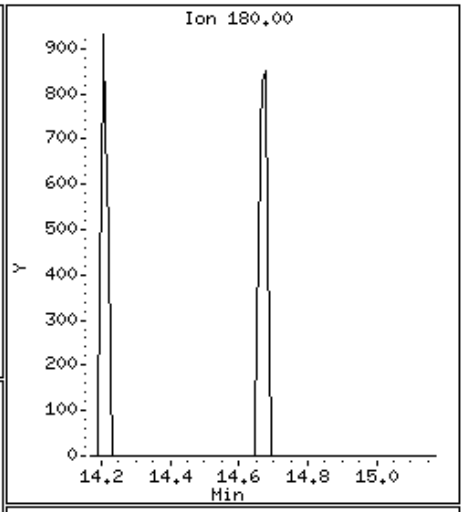

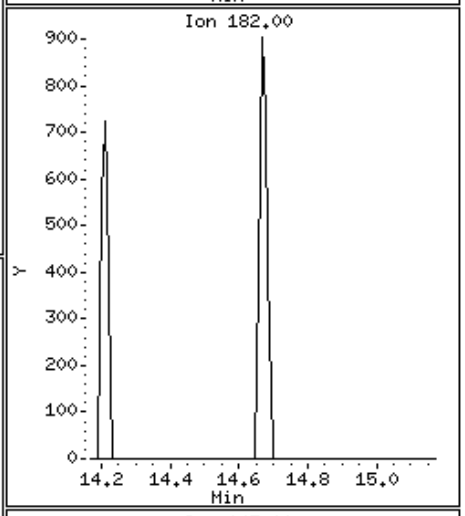

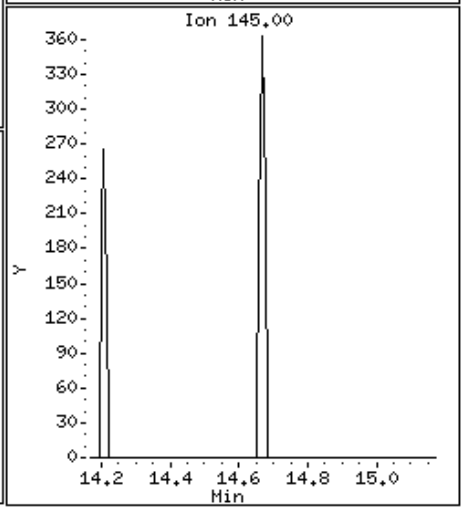

Alpha Analytical Labs

Manual Integration

Sample Info	: l1504653-01,31,10,,a wg768361,ical10733		
Instrument ID	: Voa101.i		
Method	: liq8260C.m		
File	: 0315A08.D		
Injection Date	: 15-MAR-2015 13:12		
Quantitation	: ISTD	Integrator :	HP RTE
Dilution Factor	: 1.00	Sample Type:	SAMPLE

This File has no version history.

//orgserv2/ff/chem/GCMSVOA/Voa101.i/150315.b/original/0315A08.D

Method Blank
Raw Data

Alpha Analytical Labs

gc/ms voa - VOA101

Data file : \\Orgserv2\ff\chem\GCMSVOA\Voa101.i\150313.b\0313A06.D
Lab Smp Id:
Inj Date : 13-MAR-2015 11:50
Operator : PD Inst ID: Voa101.i
Smp Info : wg768108-3,31,10
Misc Info : wg768108,ical10733
Comment :
Method : \\Orgserv2\ff\chem\GCMSVOA\Voa101.i\150313.b\liq8260C.m
Meth Date : 13-Mar-2015 11:32 pduczmalew Quant Type: ISTD
Cal Date : 18-FEB-2015 23:31 Cal File: 0218A05.D
Als bottle: 6
Dil Factor: 1.00000
Integrator: HP RTE Compound Sublist: NJTCLtba.sub
Target Version: 4.12
Processing Host: VIRTUALXP-76524

Concentration Formula: Amt * DF * CpndVariable
Cpnd Variable Local Compound Variable

	Compounds	QUANT SIG MASS	RT	EXP RT	REL RT	RESPONSE	CONCENTRATIONS ON-COLUMN (ngs)	CONCENTRATIONS FINAL (ngs)	REVIEW CODE
	1 dichlorodifluoromethane	85	Compound Not Detected.						
	2 chloromethane	50	Compound Not Detected.						
	3 vinyl chloride	62	Compound Not Detected.						
	4 bromomethane	94	Compound Not Detected.						
	5 chloroethane	64	Compound Not Detected.						
	6 trichlorofluoromethane	101	Compound Not Detected.						
	8 1,1,-dichloroethene	96	Compound Not Detected.						
	11 freon-113	101	Compound Not Detected.						
	10 carbon disulfide	76	Compound Not Detected.						
	14 methylene chloride	84	Compound Not Detected.						
	15 acetone	43	Compound Not Detected.						
	16 trans-1,2-dichloroethene	96	Compound Not Detected.						
	17 Methyl Acetate	43	Compound Not Detected.						
	18 methyl tert butyl ether	73	Compound Not Detected.						
	20 Tert-Butyl Alcohol	59	Compound Not Detected.						
	22 1,1-dichloroethane	63	Compound Not Detected.						
	27 cis-1,2-dichloroethene	96	Compound Not Detected.						
	29 bromochloromethane	128	Compound Not Detected.						
	30 Cyclohexane	56	Compound Not Detected.						
	31 chloroform	83	Compound Not Detected.						
	33 carbontetrachloride	117	Compound Not Detected.						
$	36 dibromofluoromethane	113	5.312	5.312	(0.867)	168599	107.457	107.457	
	37 1,1,1-trichloroethane	97	Compound Not Detected.						
	38 2-butanone	43	Compound Not Detected.						
	40 benzene	78	Compound Not Detected.						
$	42 1,2-dichloroethane-d4	65	5.847	5.846	(0.954)	190184	113.258	113.257	
	43 1,2-dichloroethane	62	Compound Not Detected.						
*	45 flourobenzene	96	6.130	6.130	(1.000)	653142	100.000		
	49 trichloroethene	95	Compound Not Detected.						

	Compounds	QUANT SIG MASS	RT	EXP RT	REL RT	RESPONSE	CONCENTRATIONS ON-COLUMN (ngs)	CONCENTRATIONS FINAL (ngs)	REVIEW CODE
	46 methyl cyclohexane	83	Compound Not Detected.						
	52 1,2-dichloropropane	63	Compound Not Detected.						
	53 bromodichloromethane	83	Compound Not Detected.						
	56 1,4-Dioxane	88	Compound Not Detected.						
	58 cis-1,3-dichloropropene	75	Compound Not Detected.						
$	59 toluene-d8	98	7.833	7.833	(0.809)	625249	98.0055	98.005	
	60 toluene	92	Compound Not Detected.						
	62 4-methyl-2-pentanone	58	Compound Not Detected.						
	63 tetrachloroethene	166	Compound Not Detected.						
	64 trans-1,3-dichloropropene	75	Compound Not Detected.						
	68 1,1,2-trichloroethane	83	Compound Not Detected.						
	69 chlorodibromomethane	129	Compound Not Detected.						
	71 1,2-dibromoethane	107	Compound Not Detected.						
	73 2-hexanone	43	Compound Not Detected.						
*	74 chlorobenzene-d5	117	9.688	9.688	(1.000)	476523	100.000		
	75 chlorobenzene	112	Compound Not Detected.						
	76 ethyl benzene	91	Compound Not Detected.						
	78 p/m xylene	106	Compound Not Detected.						
	79 o xylene	106	Compound Not Detected.						
	80 styrene	104	Compound Not Detected.						
	81 bromoform	173	Compound Not Detected.						
	82 isopropylbenzene	105	Compound Not Detected.						
$	83 4-bromofluorobenzene	95	11.167	11.166	(0.903)	229834	93.9078	93.907	
	88 1,1,2,2,-tetrachloroethane	83	Compound Not Detected.						
	99 1,3-dichlorobenzene	146	Compound Not Detected.						
*	100 1,4-dichlorobenzene-d4	152	12.362	12.367	(1.000)	207074	100.000		
	101 1,4-dichlorobenzene	146	Compound Not Detected.						
	104 1,2-dichlorobenzene	146	Compound Not Detected.						
	106 1,2-dibromo-3-chloropropane	75	Compound Not Detected.						
	109 1,2,4-trichlorobenzene	180	14.206	14.206	(1.149)	2656	2.56113	2.561	
	111 1,2,3-trichlorobenzene	180	14.664	14.664	(1.186)	2952	4.23663	4.236	

Alpha Analytical Labs

gc/ms voa - VOA101

Data file : \\Orgserv2\ff\chem\GCMSVOA\Voa101.i\150313.b\0313A06.D
Lab Smp Id:
Inj Date : 13-MAR-2015 11:50
Operator : PD Inst ID: Voa101.i
Smp Info : wg768108-3,31,10
Misc Info : wg768108,ical10733
Comment :
Method : \\Orgserv2\ff\chem\GCMSVOA\Voa101.i\150313.b\liq8260C.m
Meth Date : 13-Mar-2015 11:32 pduczmalew Quant Type: ISTD
Cal Date : 18-FEB-2015 23:31 Cal File: 0218A05.D
Als bottle: 6
Dil Factor: 1.00000
Integrator: HP RTE Compound Sublist: NJTCLtba.sub
Target Version: 4.12
Processing Host: VIRTUALXP-76524

- NO TENTATIVELY IDENTIFIED COMPOUNDS -

Alpha Analytical Labs

INTERNAL STANDARD COMPOUNDS
AREA AND RT SUMMARY

Instrument ID: Voa101.i
Lab File ID: 0313A06.D
Lab Smp Id:
Analysis Type: VOA
Quant Type: ISTD
Operator: PD
Method File: \\Orgserv2\ff\chem\GCMSVOA\Voa101.i\150313.b\liq8260C.m
Misc Info: wg768108,ical10733

Calibration Date: 13-MAR-2015
Calibration Time: 09:51
Level: LOW
Sample Type: WATER

Test Mode:
Use Last Continuing Calibrator.
If Continuing Cal. use Initial Cal. Level 3

		AREA LIMIT			
COMPOUND	STANDARD	LOWER	UPPER	SAMPLE	%DIFF
45 flourobenzene	685774	342887	1371548	653142	-4.76
74 chlorobenzene-d5	497667	248834	995334	476523	-4.25
100 1,4-dichlorobenze	220049	110025	440098	207074	-5.90

		RT LIMIT			
COMPOUND	STANDARD	LOWER	UPPER	SAMPLE	%DIFF
45 flourobenzene	6.13	5.63	6.63	6.13	0.00
74 chlorobenzene-d5	9.69	9.19	10.19	9.69	0.00
100 1,4-dichlorobenze	12.37	11.87	12.87	12.36	-0.04

AREA UPPER LIMIT = +100% of internal standard area.
AREA LOWER LIMIT = - 50% of internal standard area.
RT UPPER LIMIT = + 0.50 minutes of internal standard RT.
RT LOWER LIMIT = - 0.50 minutes of internal standard RT.

Alpha Analytical Labs

RECOVERY REPORT

Client Name: Client SDG: SDGa00307
Sample Matrix: LIQUID Fraction: VOA
Lab Smp Id:
Level: LOW Operator: PD
Data Type: MS DATA SampleType: SAMPLE
SpikeList File: curveallim.spk Quant Type: ISTD
Sublist File: NJTCLtba.sub
Method File: \\Orgserv2\ff\chem\GCMSVOA\Voa101.i\150313.b\liq8260C.m
Misc Info: wg768108,ical10733

SURROGATE COMPOUND	AMOUNT ADDED ngs	AMOUNT RECOVERED ngs	% RECOVERED	LIMITS
$ 36 dibromofluorometha	100.000	107.457	107.46	70-130
$ 42 1,2-dichloroethane	100.000	113.257	113.26	70-130
$ 59 toluene-d8	100.000	98.005	98.01	70-130
$ 83 4-bromofluorobenze	100.000	93.907	93.91	70-130

Data File: \\Orgserv2\ff\chem\GCMSVOA\Voa101.i\150313.b\0313A06.D
Date : 13-MAR-2015 11:50
Client ID:
Sample Info: wg768108-3,31,10
Purge Volume: 10.0
Column phase:

Instrument: Voa101.i
Operator: PD
Column diameter: 0.18

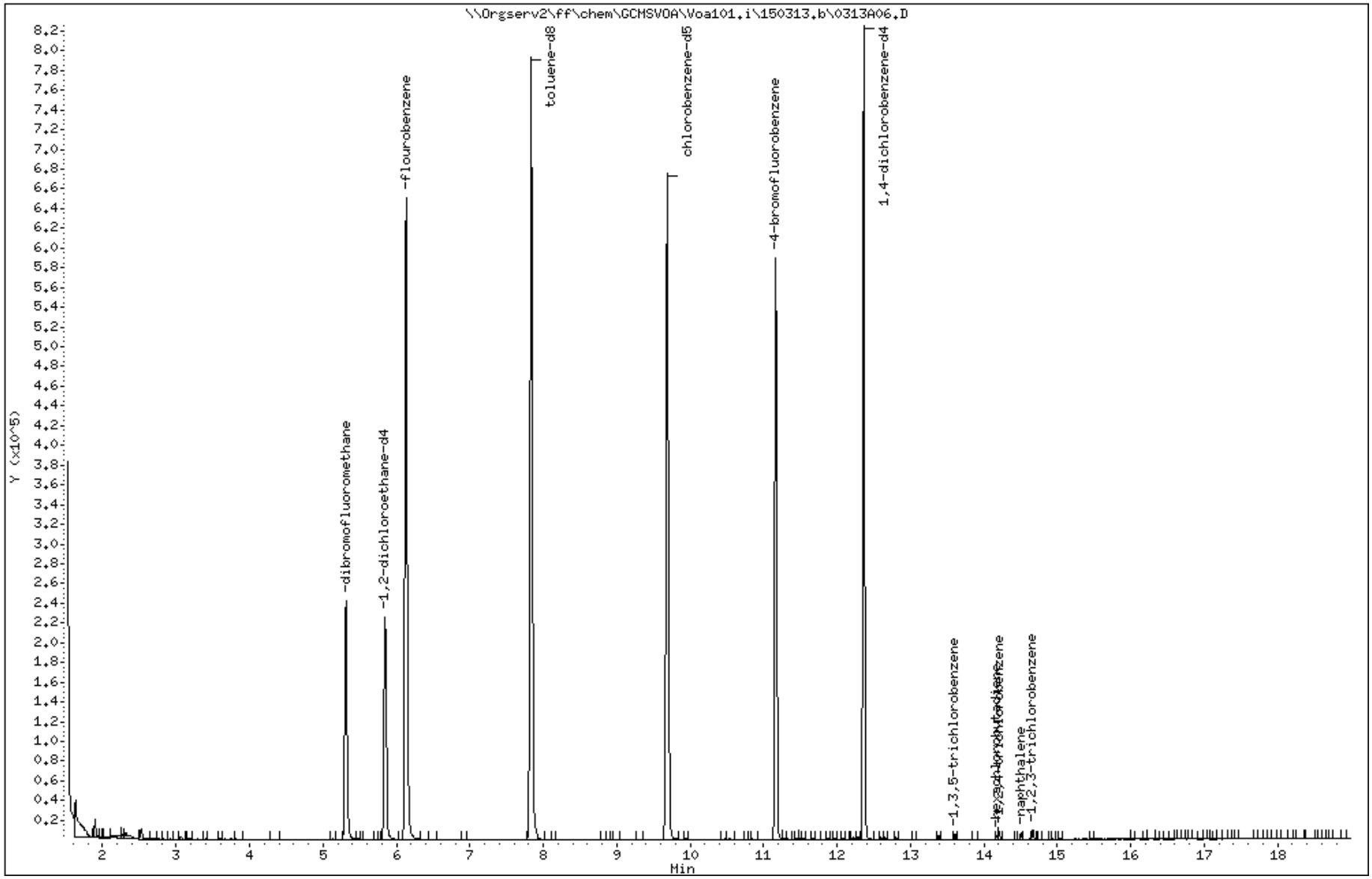

Data File: \\Orgserv2\ff\chem\GCMSVOA\Voa101.i\150313.b\0313A06.D

Date : 13-MAR-2015 11:50

Client ID:

Instrument: Voa101.i

Sample Info: wg768108-3,31,10

Purge Volume: 10.0

Operator: PD

Column phase:

Column diameter: 0.18

109 1,2,4-trichlorobenzene

Concentration: 2.561 ngs

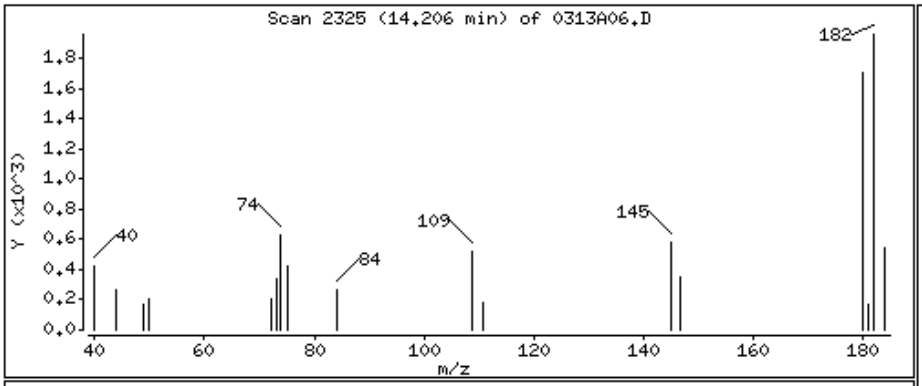

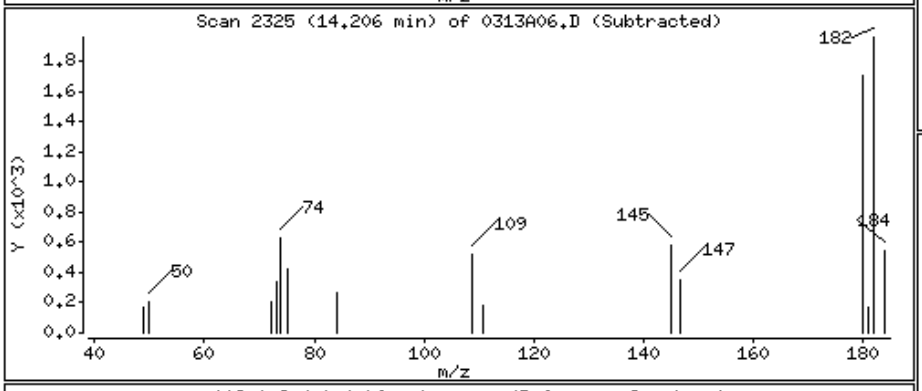

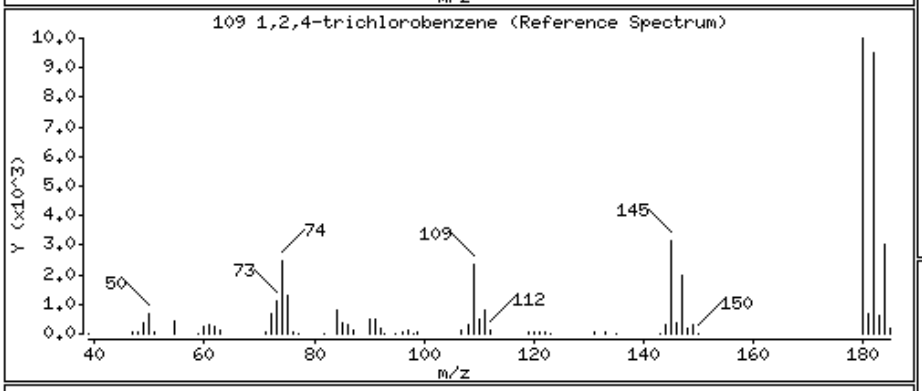

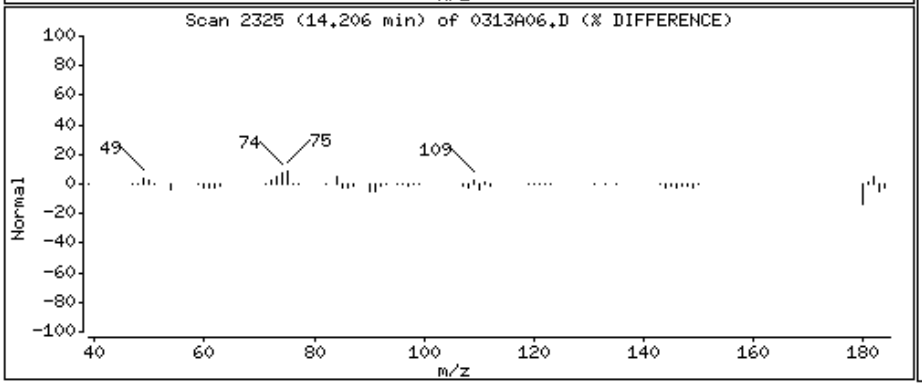

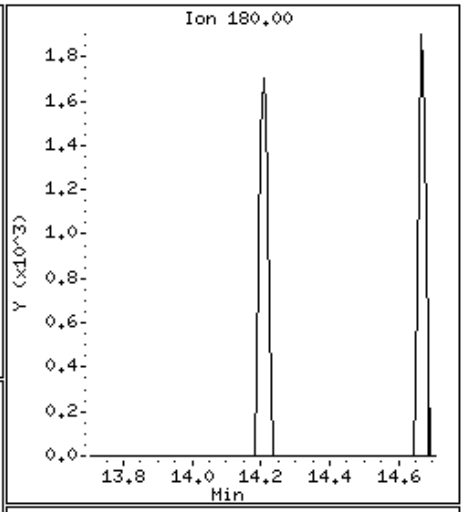

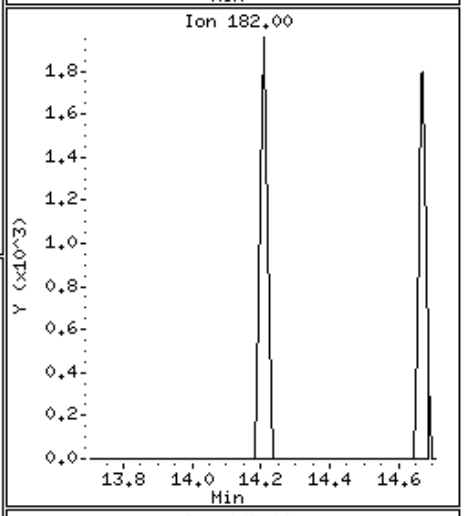

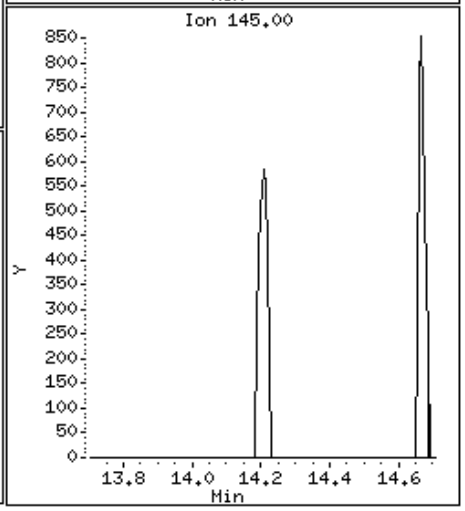

Data File: \\Orgserv2\ff\chem\GCMSVOA\Voa101.i\150313.b\0313A06.D

Date : 13-MAR-2015 11:50

Client ID:

Instrument: Voa101.i

Sample Info: wg768108-3,31,10

Purge Volume: 10.0

Operator: PD

Column phase:

Column diameter: 0.18

111 1,2,3-trichlorobenzene

Concentration: 4.236 ngs

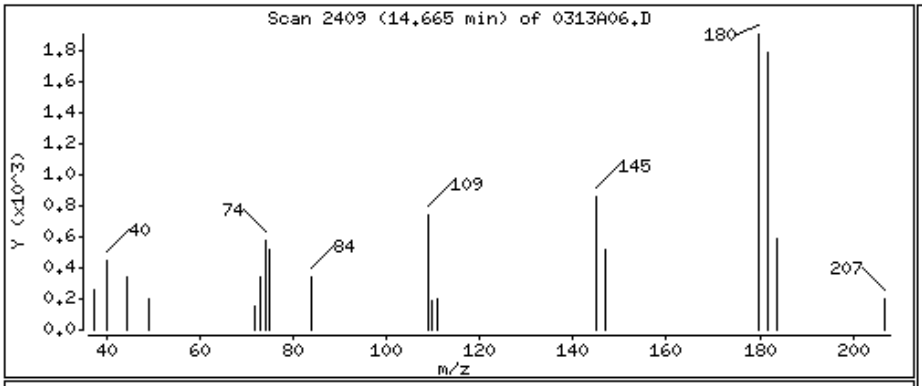

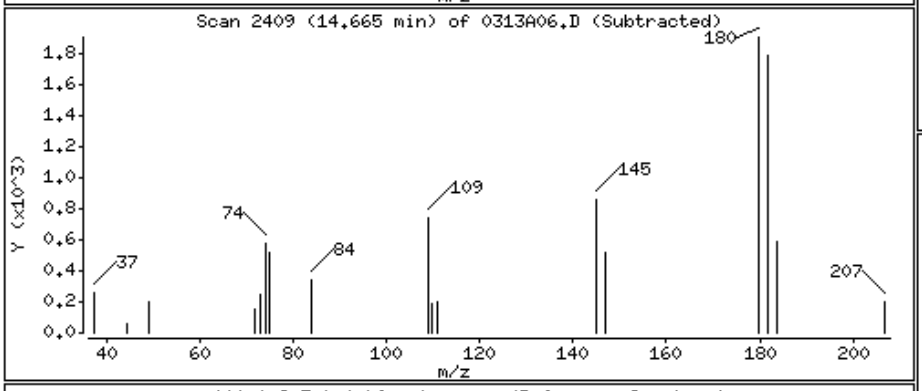

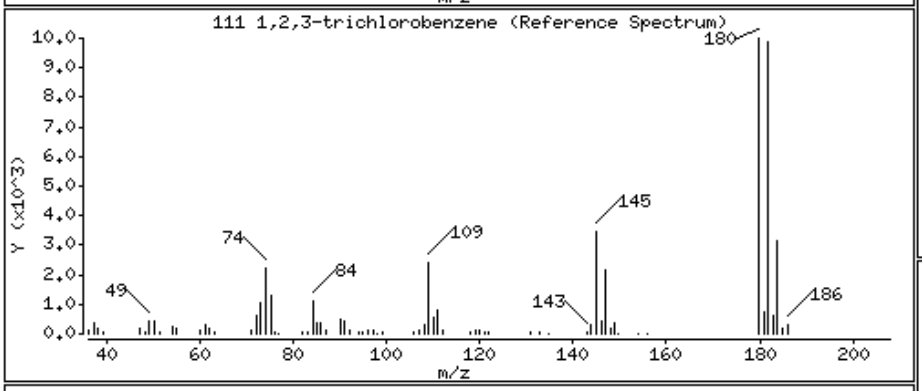

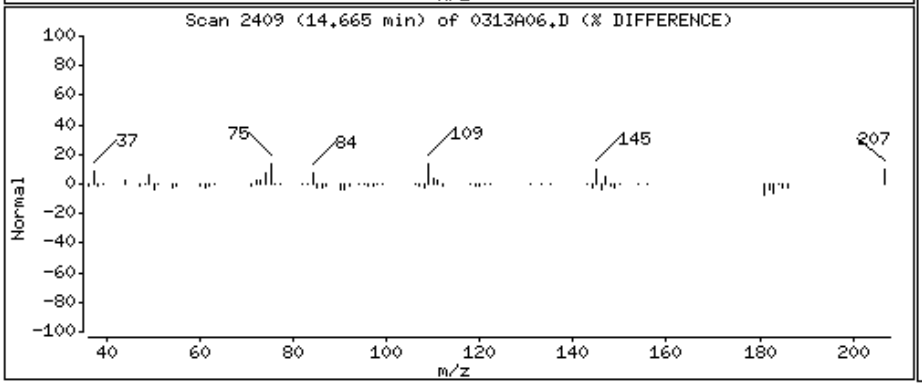

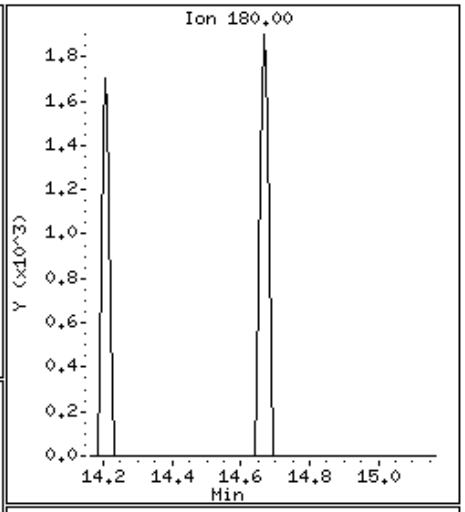

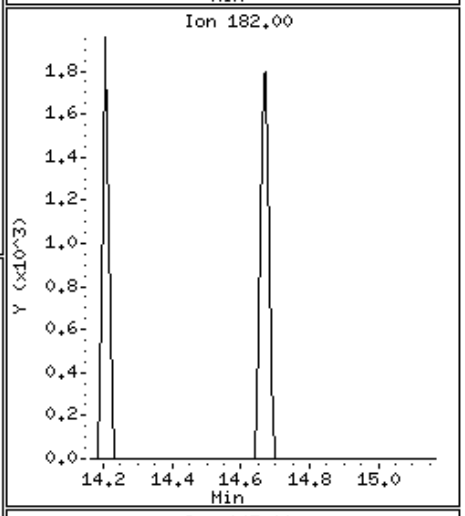

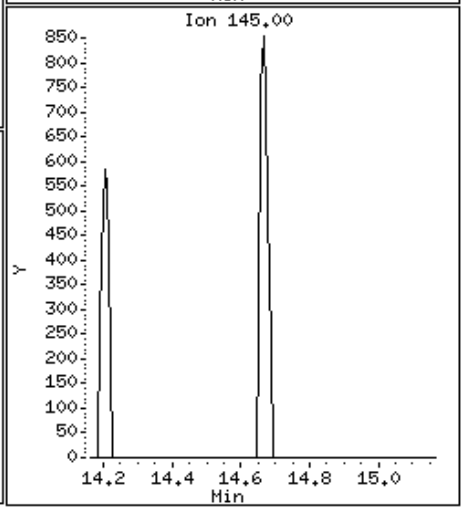

Alpha Analytical Labs

Manual Integration

Sample Info	: wg768108-3,31,10 wg768108,ical10733		
Instrument ID	: Voa101.i		
Method	: liq8260C.m		
File	: 0313A06.D		
Injection Date	: 13-MAR-2015 11:50		
Quantitation	: ISTD	Integrator : HP RTE	
Dilution Factor	: 1.00	Sample Type: SAMPLE	

There are no manual integrations in this file.

Alpha Analytical Labs

gc/ms voa - VOA101

Data file : \\orgserv2\ff\chem\GCMSVOA\Voa101.i\150315.b\0315A06.D
Lab Smp Id:
Inj Date : 15-MAR-2015 12:11
Operator : PD Inst ID: Voa101.i
Smp Info : wg768361-3,31,10
Misc Info : wg768361,ical10733
Comment :
Method : \\Orgserv2\ff\chem\GCMSVOA\Voa101.i\150315.b\liq8260C.m
Meth Date : 15-Mar-2015 18:17 mmay Quant Type: ISTD
Cal Date : 18-FEB-2015 23:31 Cal File: 0218A05.D
Als bottle: 6
Dil Factor: 1.00000
Integrator: HP RTE Compound Sublist: NJTCLtba.sub
Target Version: 4.12
Processing Host: A1VOA1

Concentration Formula: Amt * DF * CpndVariable
Cpnd Variable Local Compound Variable

	Compounds	QUANT SIG MASS	RT	EXP RT	REL RT	RESPONSE	CONCENTRATIONS ON-COLUMN (ngs)	CONCENTRATIONS FINAL (ngs)	REVIEW CODE
	1 dichlorodifluoromethane	85	Compound Not Detected.						
	2 chloromethane	50	Compound Not Detected.						
	3 vinyl chloride	62	Compound Not Detected.						
	4 bromomethane	94	Compound Not Detected.						
	5 chloroethane	64	Compound Not Detected.						
	6 trichlorofluoromethane	101	Compound Not Detected.						
	8 1,1,-dichloroethene	96	Compound Not Detected.						
	11 freon-113	101	Compound Not Detected.						
	10 carbon disulfide	76	3.069	3.069	(0.500)	3991	1.17963	1.179	
	14 methylene chloride	84	Compound Not Detected.						
	15 acetone	43	Compound Not Detected.						
	16 trans-1,2-dichloroethene	96	Compound Not Detected.						
	17 Methyl Acetate	43	Compound Not Detected.						
	18 methyl tert butyl ether	73	Compound Not Detected.						
	20 Tert-Butyl Alcohol	59	Compound Not Detected.						
	22 1,1-dichloroethane	63	Compound Not Detected.						
	27 cis-1,2-dichloroethene	96	Compound Not Detected.						
	29 bromochloromethane	128	Compound Not Detected.						
	30 Cyclohexane	56	Compound Not Detected.						
	31 chloroform	83	Compound Not Detected.						
	33 carbontetrachloride	117	Compound Not Detected.						
$	36 dibromofluoromethane	113	5.312	5.312	(0.866)	163891	109.392	109.392	
	37 1,1,1-trichloroethane	97	Compound Not Detected.						
	38 2-butanone	43	Compound Not Detected.						
	40 benzene	78	Compound Not Detected.						
$	42 1,2-dichloroethane-d4	65	5.846	5.846	(0.953)	182593	113.875	113.875	
	43 1,2-dichloroethane	62	Compound Not Detected.						
*	45 flourobenzene	96	6.136	6.136	(1.000)	623674	100.000		
	49 trichloroethene	95	Compound Not Detected.						

	Compounds	QUANT SIG MASS	RT	EXP RT	REL RT	RESPONSE	CONCENTRATIONS ON-COLUMN (ngs)	CONCENTRATIONS FINAL (ngs)	REVIEW CODE
	46 methyl cyclohexane	83	Compound Not Detected.						
	52 1,2-dichloropropane	63	Compound Not Detected.						
	53 bromodichloromethane	83	Compound Not Detected.						
	56 1,4-Dioxane	88	Compound Not Detected.						
	58 cis-1,3-dichloropropene	75	Compound Not Detected.						
$	59 toluene-d8	98	7.838	7.838	(0.809)	596202	96.9541	96.954	
	60 toluene	92	Compound Not Detected.						
	62 4-methyl-2-pentanone	58	Compound Not Detected.						
	63 tetrachloroethene	166	Compound Not Detected.						
	64 trans-1,3-dichloropropene	75	Compound Not Detected.						
	68 1,1,2-trichloroethane	83	Compound Not Detected.						
	69 chlorodibromomethane	129	Compound Not Detected.						
	71 1,2-dibromoethane	107	Compound Not Detected.						
	73 2-hexanone	43	Compound Not Detected.						
*	74 chlorobenzene-d5	117	9.688	9.688	(1.000)	459313	100.000		
	75 chlorobenzene	112	Compound Not Detected.						
	76 ethyl benzene	91	Compound Not Detected.						
	78 p/m xylene	106	Compound Not Detected.						
	79 o xylene	106	Compound Not Detected.						
	80 styrene	104	Compound Not Detected.						
	81 bromoform	173	Compound Not Detected.						
	82 isopropylbenzene	105	Compound Not Detected.						
$	83 4-bromofluorobenzene	95	11.166	11.166	(0.903)	222244	93.3292	93.329	
	88 1,1,2,2,-tetrachloroethane	83	Compound Not Detected.						
	99 1,3-dichlorobenzene	146	Compound Not Detected.						
*	100 1,4-dichlorobenzene-d4	152	12.367	12.367	(1.000)	201477	100.000		
	101 1,4-dichlorobenzene	146	Compound Not Detected.						
	104 1,2-dichlorobenzene	146	Compound Not Detected.						
	106 1,2-dibromo-3-chloropropane	75	Compound Not Detected.						
	109 1,2,4-trichlorobenzene	180	14.206	14.206	(1.149)	2271	2.25072	2.250	
	111 1,2,3-trichlorobenzene	180	14.669	14.669	(1.186)	2517	3.71268	3.712	

Alpha Analytical Labs

gc/ms voa - VOA101

Data file : \\orgserv2\ff\chem\GCMSVOA\Voa101.i\150315.b\0315A06.D
Lab Smp Id:
Inj Date : 15-MAR-2015 12:11
Operator : PD Inst ID: Voa101.i
Smp Info : wg768361-3,31,10
Misc Info : wg768361,ical10733
Comment :
Method : \\Orgserv2\ff\chem\GCMSVOA\Voa101.i\150315.b\liq8260C.m
Meth Date : 15-Mar-2015 18:17 mmay Quant Type: ISTD
Cal Date : 18-FEB-2015 23:31 Cal File: 0218A05.D
Als bottle: 6
Dil Factor: 1.00000
Integrator: HP RTE Compound Sublist: NJTCLtba.sub
Target Version: 4.12
Processing Host: A1VOA1

- NO TENTATIVELY IDENTIFIED COMPOUNDS -

Alpha Analytical Labs

INTERNAL STANDARD COMPOUNDS
AREA AND RT SUMMARY

Instrument ID: Voa101.i
Lab File ID: 0315A06.D
Lab Smp Id:
Analysis Type: VOA
Quant Type: ISTD
Operator: PD
Method File: \\Orgserv2\ff\chem\GCMSVOA\Voa101.i\150315.b\liq8260C.m
Misc Info: wg768361,ical10733

Calibration Date: 15-MAR-2015
Calibration Time: 10:11
Level: LOW
Sample Type: WATER

Test Mode:
Use Last Continuing Calibrator.
If Continuing Cal. use Initial Cal. Level 3

		AREA LIMIT			
COMPOUND	STANDARD	LOWER	UPPER	SAMPLE	%DIFF
45 flourobenzene	699674	349837	1399348	623674	-10.86
74 chlorobenzene-d5	509894	254947	1019788	459313	-9.92
100 1,4-dichlorobenze	225737	112869	451474	201477	-10.75

		RT LIMIT			
COMPOUND	STANDARD	LOWER	UPPER	SAMPLE	%DIFF
45 flourobenzene	6.14	5.64	6.64	6.14	-0.00
74 chlorobenzene-d5	9.69	9.19	10.19	9.69	-0.00
100 1,4-dichlorobenze	12.37	11.87	12.87	12.37	-0.00

AREA UPPER LIMIT = +100% of internal standard area.
AREA LOWER LIMIT = - 50% of internal standard area.
RT UPPER LIMIT = + 0.50 minutes of internal standard RT.
RT LOWER LIMIT = - 0.50 minutes of internal standard RT.

Alpha Analytical Labs

RECOVERY REPORT

Client Name: Client SDG: SDGa00307
Sample Matrix: LIQUID Fraction: VOA
Lab Smp Id:
Level: LOW Operator: PD
Data Type: MS DATA SampleType: SAMPLE
SpikeList File: curveallim.spk Quant Type: ISTD
Sublist File: NJTCLtba.sub
Method File: \\Orgserv2\ff\chem\GCMSVOA\Voa101.i\150315.b\liq8260C.m
Misc Info: wg768361,ical10733

SURROGATE COMPOUND	AMOUNT ADDED ngs	AMOUNT RECOVERED ngs	% RECOVERED	LIMITS
$ 36 dibromofluorometha	100.000	109.392	109.39	70-130
$ 42 1,2-dichloroethane	100.000	113.875	113.88	70-130
$ 59 toluene-d8	100.000	96.954	96.95	70-130
$ 83 4-bromofluorobenze	100.000	93.329	93.33	70-130

Data File: \\orgserv2\ff\chem\GCMSVOA\Voa101.i\150315.b\0315A06.D
Date : 15-MAR-2015 12:11
Client ID:
Sample Info: wg768361-3,31,10
Purge Volume: 10.0
Column phase:

Instrument: Voa101.i

Operator: PD
Column diameter: 0.18

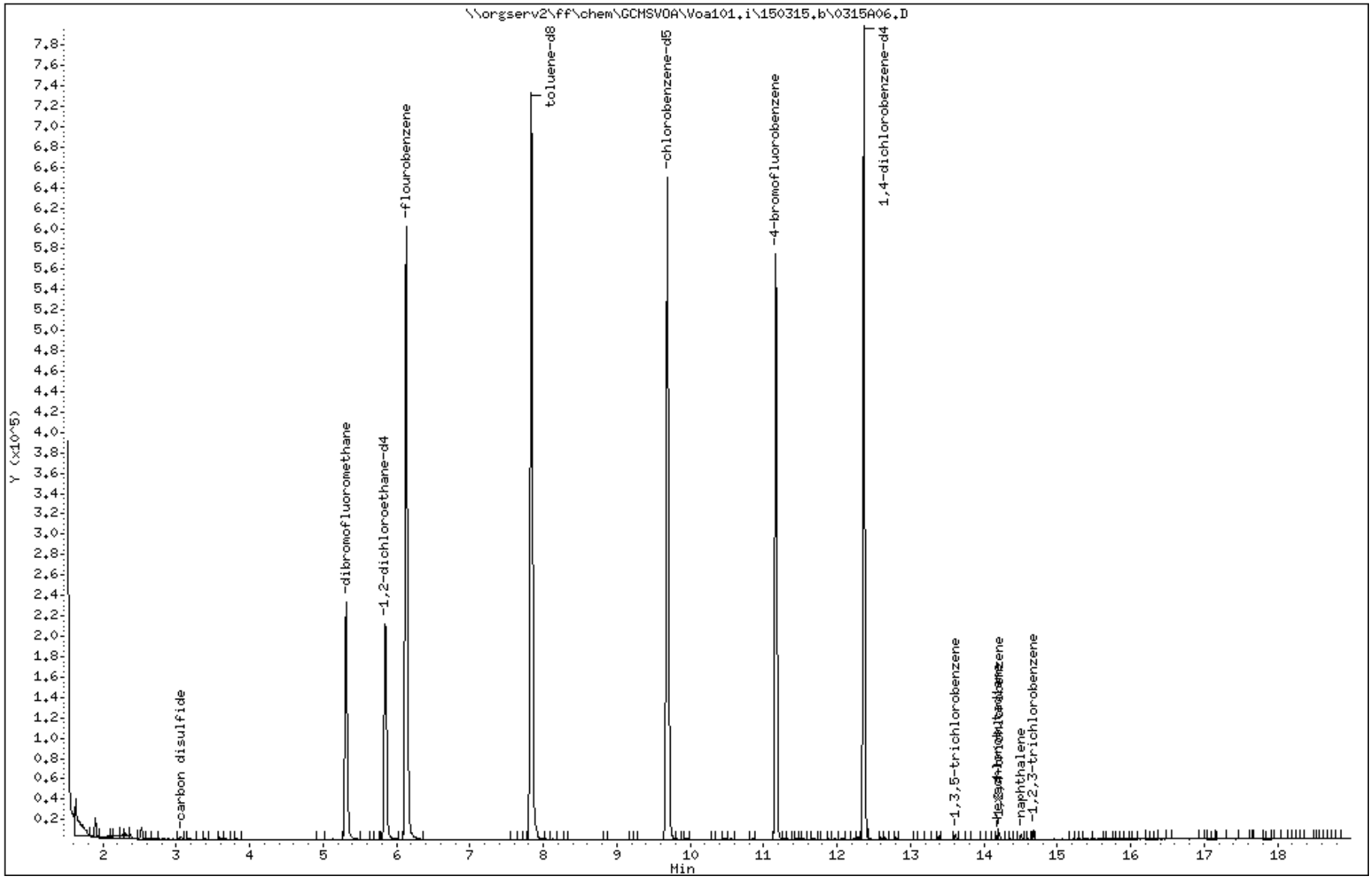

Data File: \\orgserv2\ff\chem\GCMSVOA\Voa101.i\150315.b\0315A06.D

Date : 15-MAR-2015 12:11

Client ID:

Instrument: Voa101.i

Sample Info: wg768361-3,31,10

Purge Volume: 10.0

Operator: PD

Column phase:

Column diameter: 0.18

10 carbon disulfide

Concentration: 1.179 ngs

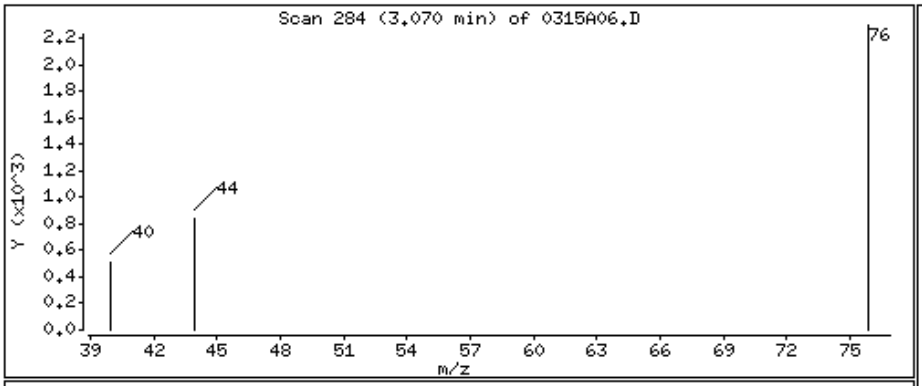

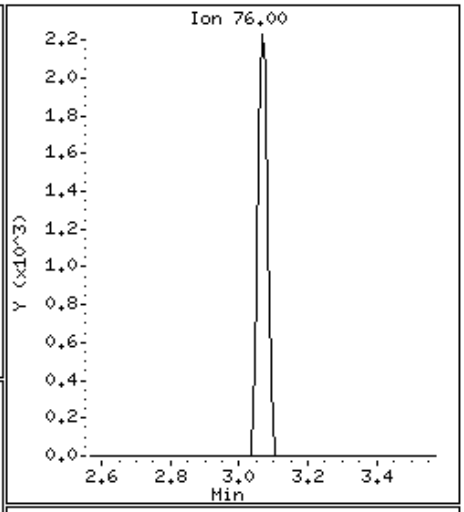

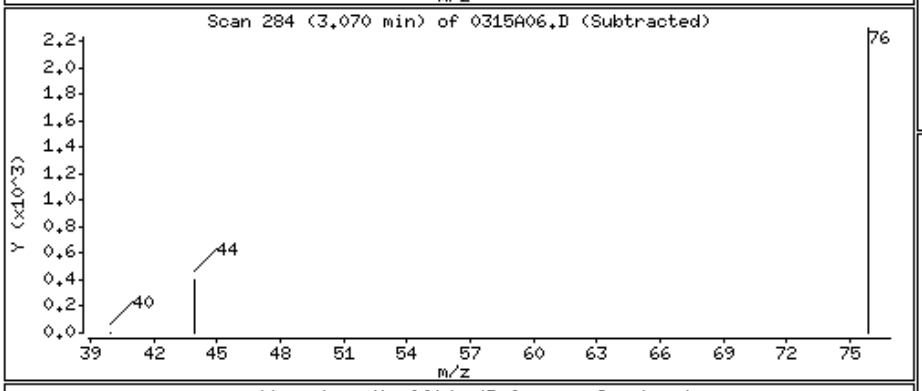

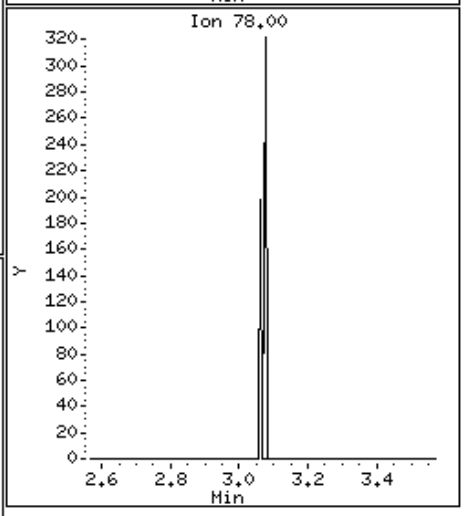

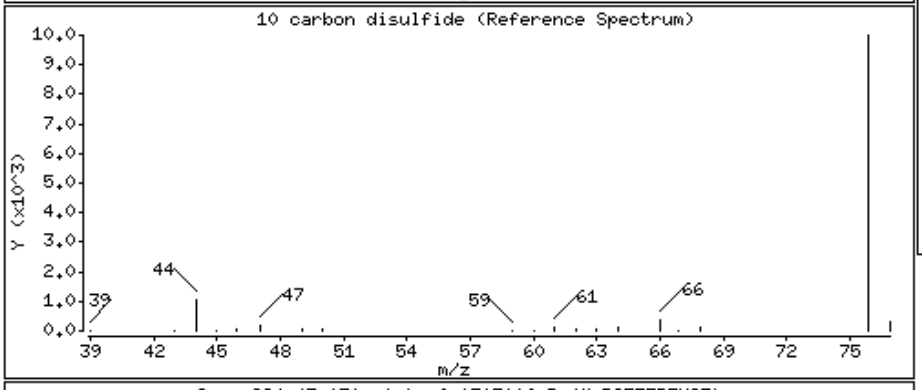

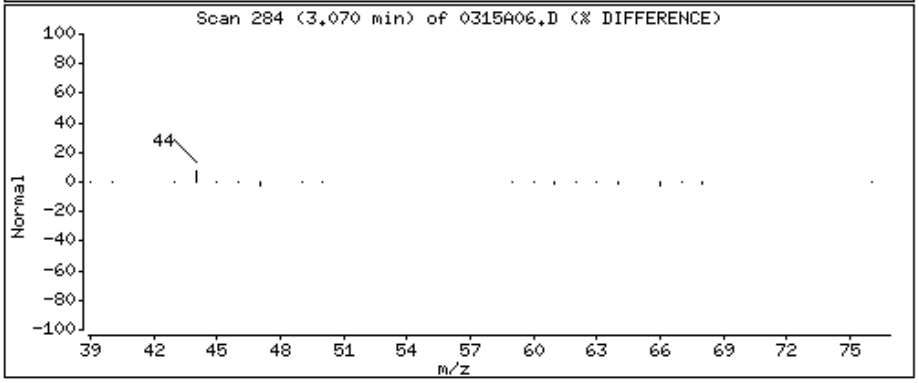

Data File: \\orgserv2\ff\chem\GCMSVOA\Voa101.i\150315.b\0315A06.D

Date : 15-MAR-2015 12:11

Client ID:

Instrument: Voa101.i

Sample Info: wg768361-3,31,10

Purge Volume: 10.0

Operator: PD

Column phase:

Column diameter: 0.18

109 1,2,4-trichlorobenzene

Concentration: 2.250 ngs

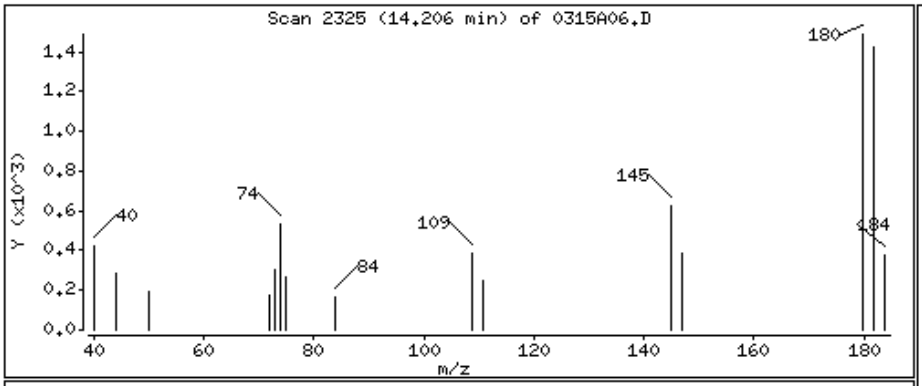

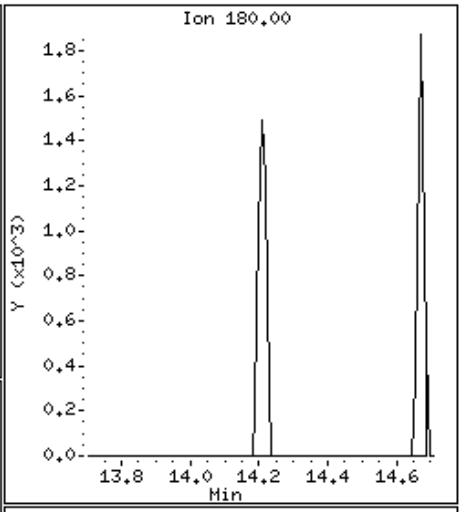

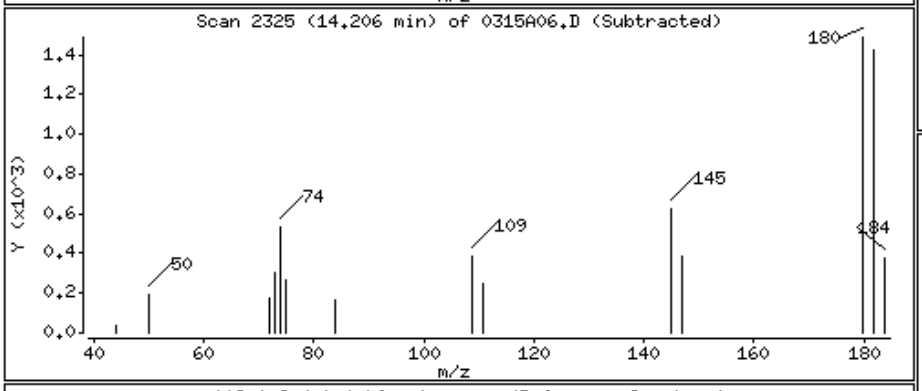

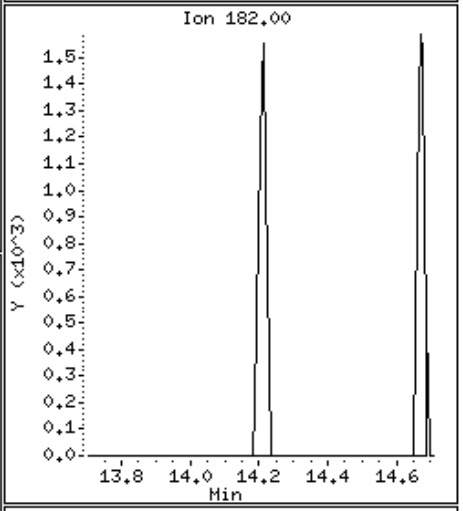

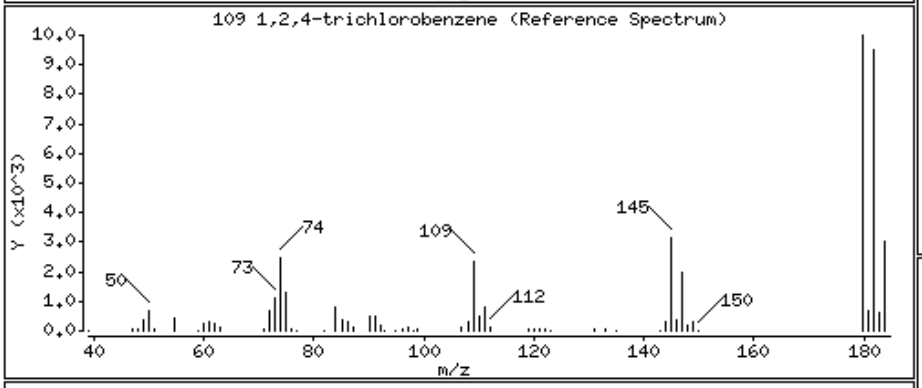

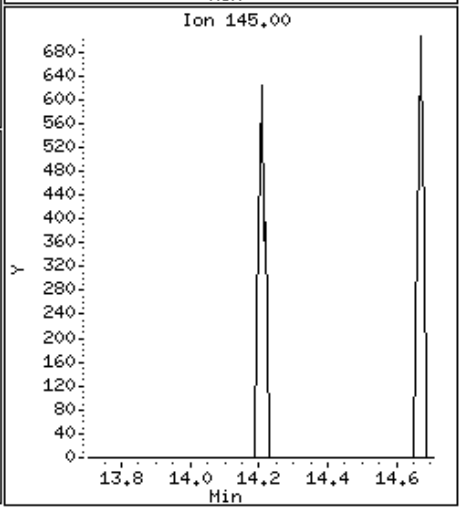

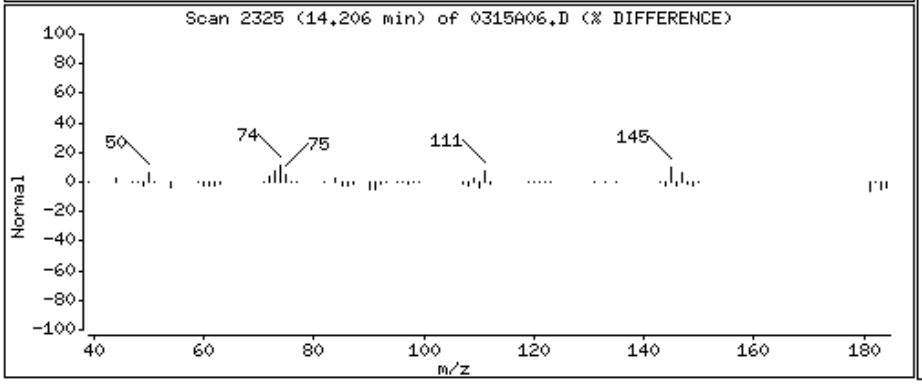

Data File: \\orgserv2\ff\chem\GCMSVOA\Voa101.i\150315.b\0315A06.D

Date : 15-MAR-2015 12:11

Client ID:

Instrument: Voa101.i

Sample Info: wg768361-3,31,10

Purge Volume: 10.0

Operator: PD

Column phase:

Column diameter: 0.18

111 1,2,3-trichlorobenzene

Concentration: 3.712 ngs

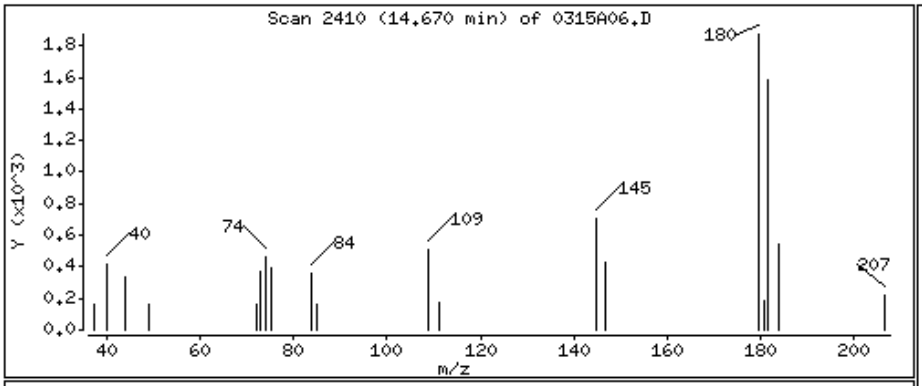

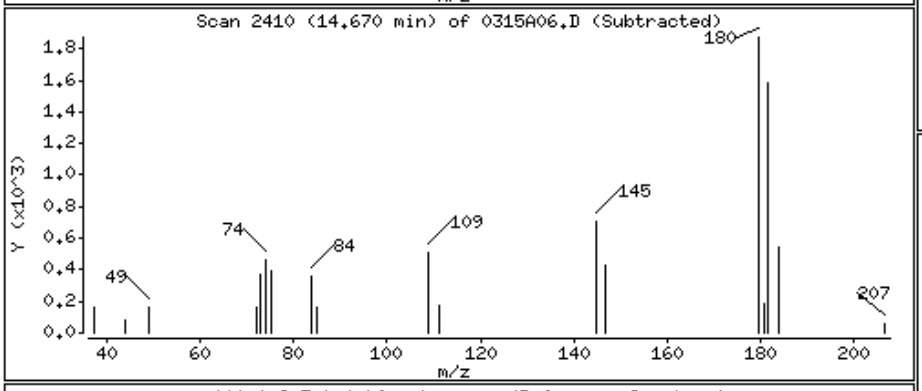

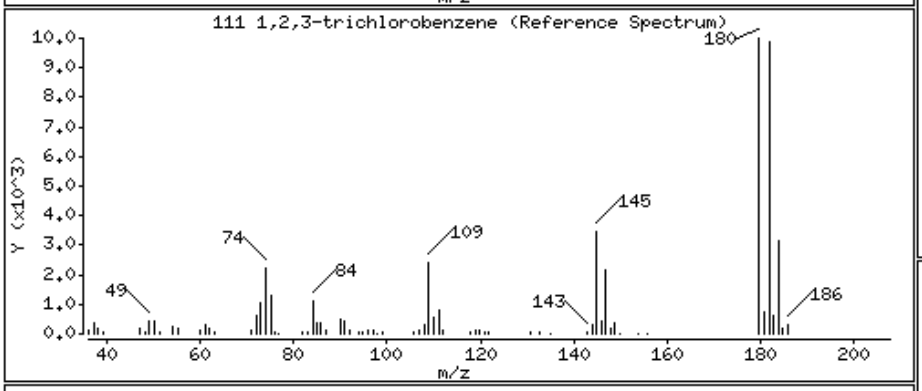

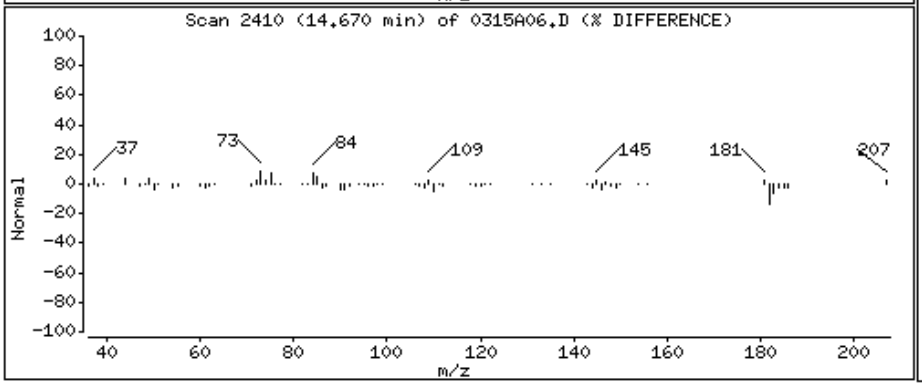

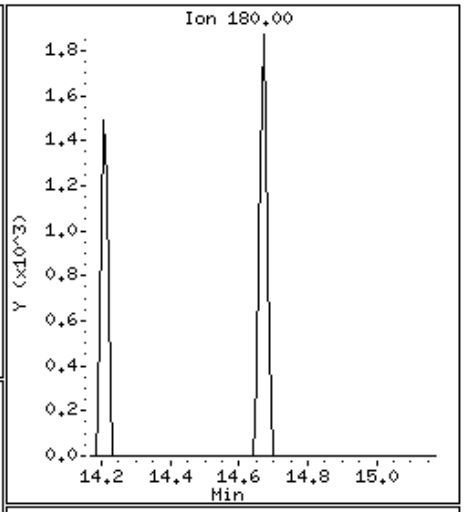

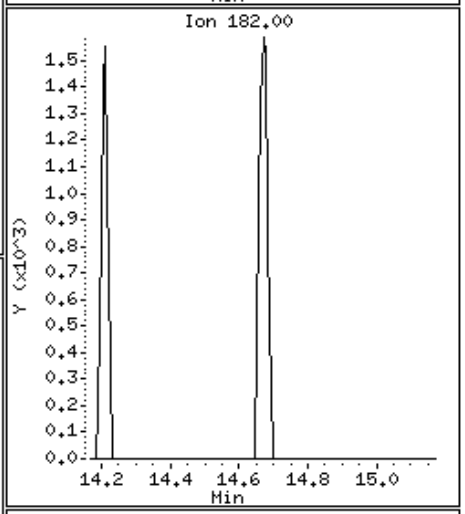

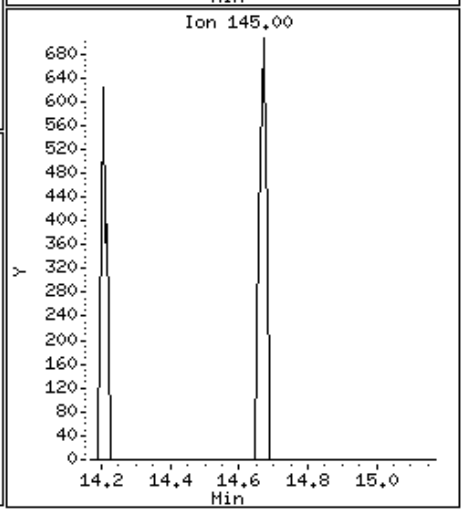

Alpha Analytical Labs

Manual Integration

Sample Info	:	wg768361-3,31,10 wg768361,ical10733	
Instrument ID	:	Voa101.i	
Method	:	liq8260C.m	
File	:	0315A06.D	
Injection Date	:	15-MAR-2015 12:11	
Quantitation	:	ISTD	Integrator : HP RTE
Dilution Factor	:	1.00	Sample Type: SAMPLE

There are no manual integrations in this file.

ALPHA ANALYTICAL

World Class Chemistry

www.alphalab.com



Lab Number: L1505963

Client: Tetra Tech GEO

ATTN: Steve Feldmann

Project Name: LOCKHEED-NORTH PLAINFIELD

Project Number: 117-0507.600

The original project report/data package is held by Alpha Analytical. This report/data package is paginated and should be reproduced only in its entirety. Alpha Analytical holds no responsibility for results and/or data that are not consistent with the original.

ANALYTICAL DATA PACKAGE FOR THE
NEW JERSEY DEPARTMENT OF ENVIRONMENTAL PROTECTION
TRENTON NEW JERSEY 08625

Agency/Division:	**Bureau/Office:**
Project No: 117-0507.600	**Contract No:**
Laboratory: Alpha Analytical	**Laboratory Location:** Westborough, Ma.
	Laboratory Phone Number: (508) 898-9220
SDG No: L1505963	**NJDEP Certification #:** MA935
Date of First Sample Receipt: 03/26/2015	**Date of Last Sample Receipt:** 03/26/2015

Agency Sample Number	Laboratory Sample Number	Sample Location	Date/Time of Collection
MW-1S-A	L1505963-01	LOCKHEED-NORTH PLAIN	03/25/2015 09:55
MW-1S-B	L1505963-02	LOCKHEED-NORTH PLAIN	03/25/2015 10:00
MW-1I	L1505963-03	LOCKHEED-NORTH PLAIN	03/25/2015 10:10
MW-2D	L1505963-04	LOCKHEED-NORTH PLAIN	03/25/2015 11:40
MW-2I	L1505963-05	LOCKHEED-NORTH PLAIN	03/25/2015 11:45
MW-3D	L1505963-06	LOCKHEED-NORTH PLAIN	03/25/2015 10:55
MW-501S	L1505963-07	LOCKHEED-NORTH PLAIN	03/25/2015 08:30
MW-501I	L1505963-08	LOCKHEED-NORTH PLAIN	03/25/2015 08:35
MW-502S	L1505963-09	LOCKHEED-NORTH PLAIN	03/25/2015 09:15
MW-502I	L1505963-10	LOCKHEED-NORTH PLAIN	03/25/2015 09:20
MW-503S	L1505963-11	LOCKHEED-NORTH PLAIN	03/25/2015 09:00
MW-503I	L1505963-12	LOCKHEED-NORTH PLAIN	03/25/2015 09:05
MW-505S	L1505963-13	LOCKHEED-NORTH PLAIN	03/25/2015 16:00
MW-505I	L1505963-14	LOCKHEED-NORTH PLAIN	03/25/2015 16:05
MW-506S	L1505963-15	LOCKHEED-NORTH PLAIN	03/25/2015 09:25
MW-506I	L1505963-16	LOCKHEED-NORTH PLAIN	03/25/2015 09:35
MW-507S	L1505963-17	LOCKHEED-NORTH PLAIN	03/25/2015 10:20
MW-507I	L1505963-18	LOCKHEED-NORTH PLAIN	03/25/2015 10:25
MW-508S	L1505963-19	LOCKHEED-NORTH PLAIN	03/25/2015 09:40
MW-508D	L1505963-20	LOCKHEED-NORTH PLAIN	03/25/2015 09:45
MW-532S	L1505963-21	LOCKHEED-NORTH PLAIN	03/25/2015 07:55

ANALYTICAL DATA PACKAGE FOR THE
NEW JERSEY DEPARTMENT OF ENVIRONMENTAL PROTECTION
TRENTON NEW JERSEY 08625

Agency/Division:	**Bureau/Office:**
Project No: 117-0507.600	**Contract No:**
Laboratory: Alpha Analytical	**Laboratory Location:** Westborough, Ma.
	Laboratory Phone Number: (508) 898-9220
SDG No: L1505963	**NJDEP Certification #:** MA935
Date of First Sample Receipt: 03/26/2015	**Date of Last Sample Receipt:** 03/26/2015

MW-532D	L1505963-22	LOCKHEED-NORTH PLAIN	03/25/2015 08:00
MW-544S	L1505963-23	LOCKHEED-NORTH PLAIN	03/25/2015 14:30
MW-544I	L1505963-24	LOCKHEED-NORTH PLAIN	03/25/2015 14:35
MW-544D	L1505963-25	LOCKHEED-NORTH PLAIN	03/25/2015 14:40
MW-545S	L1505963-26	LOCKHEED-NORTH PLAIN	03/25/2015 13:50
MW-545I	L1505963-27	LOCKHEED-NORTH PLAIN	03/25/2015 13:55
MW-545D	L1505963-28	LOCKHEED-NORTH PLAIN	03/25/2015 14:00
MW-546S	L1505963-29	LOCKHEED-NORTH PLAIN	03/25/2015 10:35
MW-546I	L1505963-30	LOCKHEED-NORTH PLAIN	03/25/2015 10:40
MW-546D	L1505963-31	LOCKHEED-NORTH PLAIN	03/25/2015 10:45
MW-547S	L1505963-32	LOCKHEED-NORTH PLAIN	03/25/2015 14:55
MW-547I	L1505963-33	LOCKHEED-NORTH PLAIN	03/25/2015 15:00
MW-547D	L1505963-34	LOCKHEED-NORTH PLAIN	03/25/2015 15:05
MW-549S	L1505963-35	LOCKHEED-NORTH PLAIN	03/25/2015 07:30
MW-549I	L1505963-36	LOCKHEED-NORTH PLAIN	03/25/2015 07:40
MW-550S	L1505963-37	LOCKHEED-NORTH PLAIN	03/25/2015 08:45
MW-550I	L1505963-38	LOCKHEED-NORTH PLAIN	03/25/2015 08:55
PZ-521S	L1505963-39	LOCKHEED-NORTH PLAIN	03/25/2015 15:35
PZ-521I	L1505963-40	LOCKHEED-NORTH PLAIN	03/25/2015 15:40
PZ-522S	L1505963-41	LOCKHEED-NORTH PLAIN	03/25/2015 15:10
PZ-522I	L1505963-42	LOCKHEED-NORTH PLAIN	03/25/2015 15:15

ANALYTICAL DATA PACKAGE FOR THE
NEW JERSEY DEPARTMENT OF ENVIRONMENTAL PROTECTION
TRENTON NEW JERSEY 08625

Agency/Division:	**Bureau/Office:**
Project No: 117-0507.600	**Contract No:**
Laboratory: Alpha Analytical	**Laboratory Location:** Westborough, Ma.
	Laboratory Phone Number: (508) 898-9220
SDG No: L1505963	**NJDEP Certification #:** MA935
Date of First Sample Receipt: 03/26/2015	**Date of Last Sample Receipt:** 03/26/2015

PZ-522D	L1505963-43	LOCKHEED-NORTH PLAIN	03/25/2015 15:20
PZ-524S	L1505963-44	LOCKHEED-NORTH PLAIN	03/25/2015 14:10
PZ-524I	L1505963-45	LOCKHEED-NORTH PLAIN	03/25/2015 14:15
PZ-524D	L1505963-46	LOCKHEED-NORTH PLAIN	03/25/2015 14:20
DUP-01	L1505963-47	LOCKHEED-NORTH PLAIN	03/25/2015 00:00
DUP-02	L1505963-48	LOCKHEED-NORTH PLAIN	03/25/2015 00:00
DUP-03	L1505963-49	LOCKHEED-NORTH PLAIN	03/25/2015 00:00
DUP-04	L1505963-50	LOCKHEED-NORTH PLAIN	03/25/2015 00:00
DUP-05	L1505963-51	LOCKHEED-NORTH PLAIN	03/25/2015 00:00
DUP-06	L1505963-52	LOCKHEED-NORTH PLAIN	03/25/2015 00:00
SW-1	L1505963-53	LOCKHEED-NORTH PLAIN	03/25/2015 16:15
SW-2	L1505963-54	LOCKHEED-NORTH PLAIN	03/25/2015 16:35
SW-3	L1505963-55	LOCKHEED-NORTH PLAIN	03/25/2015 15:50
SW-4	L1505963-56	LOCKHEED-NORTH PLAIN	03/25/2015 16:45
FB-032515	L1505963-57	LOCKHEED-NORTH PLAIN	03/25/2015 17:00
TB-032515	L1505963-58	LOCKHEED-NORTH PLAIN	03/24/2015 00:00

ANALYTICAL DATA PACKAGE FOR THE
NEW JERSEY DEPARTMENT OF ENVIRONMENTAL PROTECTION
TRENTON NEW JERSEY 08625

Agency/Division:	**Bureau/Office:**
Project No: 117-0507.600	**Contract No:**
Laboratory: Alpha Analytical	**Laboratory Location:** Westborough, Ma.
	Laboratory Phone Number: (508) 898-9220
SDG No: L1505963	**NJDEP Certification #:** MA935
Date of First Sample Receipt: 03/26/2015	**Date of Last Sample Receipt:** 03/26/2015

I certify that this data package is in compliance with the terms and conditions of this contract, both technically and for completeness, for other than the conditions detailed above. Release of the data contained in this hardcopy data package and in the computer-readable data submitted on disk or electronically has been authorized by the laboratory director or his/her designee, as verified by the following signature.

Technical Director/Representative (Typed) Lisa Westerlind	04/02/15
Technical Director/Representative (Signature) 	

Table of Contents

New Jersey Reduced Data Deliverable Package 1
- Title Page 2
- Table of Contents 6
- Chain of Custody 9
  - External Chain of Custody 10
  - Lims COC (LN01) 16
  - Sample Receipt Tracking Report 28
- Methodology Review 47
  - Method References 48
- Laboratory Chronicle 49
  - Sample Receipt and Container Information 50
- NJ DEP DKQP Summary Questionnaire 56
  - DKQP Summary Questionnaire 57
- Conformance/Non-Conformance (Reliability) Summary 58
  - Conformance/Non-Conformance (Reliability) Report 59
- Glossary 61
  - Glossary Report 62
- Organics Analysis 64
  - GCMS 8260 Analysis 65
    - Sample Results Summary 66
      - Form 1 - Organics 67
    - Tune Results Summary 327
      - Form 5 - Organics 328
    - Blank Results Summary 338
      - Form 4 - Organics 339
    - Standards Data Summary 345
      - Form 6 - Organics 346
      - Form 7 - Organics 412
    - Surrogate Summary 429
      - Form 2 - Organics 430
    - Batch QC Summary 433
      - Form 3 - Organics 434
    - Internal Standard Summary 466
      - Form 8 - Organics 467
    - Chromatograms 473
      - Sample Raw Data 474
        - MW-1S-A (L1505963-01) Analyzed: 03/31/15 21:33 475
        - MW-1S-B (L1505963-02) Analyzed: 03/31/15 22:05 487
        - MW-1I (L1505963-03) Analyzed: 03/31/15 22:36 500
        - MW-2D (L1505963-04) Analyzed: 03/31/15 23:07 512
        - MW-2I (L1505963-05) Analyzed: 03/31/15 23:39 522
        - MW-3D (L1505963-06) Analyzed: 04/01/15 00:10 532
        - MW-501S (L1505963-07) Analyzed: 04/01/15 00:42 541
        - MW-501I (L1505963-08) Analyzed: 04/01/15 01:13 548
        - MW-502S (L1505963-09) Analyzed: 04/01/15 01:45 557
        - MW-502I (L1505963-10) Analyzed: 04/01/15 02:17 569
        - MW-503S (L1505963-11) Analyzed: 04/01/15 02:48 577
        - MW-503I (L1505963-12) Analyzed: 04/01/15 03:19 588
        - MW-505S (L1505963-13) Analyzed: 04/01/15 10:33 597
        - MW-505I (L1505963-14) Analyzed: 04/01/15 11:05 606

Table of Contents

MW-506S (L1505963-15) Analyzed: 04/01/15 11:36 614
MW-506I (L1505963-16) Analyzed: 04/01/15 12:07 623
MW-507S (L1505963-17) Analyzed: 04/01/15 12:39 634
MW-507I (L1505963-18) Analyzed: 04/01/15 13:10 643
MW-508S (L1505963-19) Analyzed: 04/01/15 13:42 654
MW-508D (L1505963-20) Analyzed: 04/01/15 14:13 665
MW-532S (L1505963-21) Analyzed: 04/01/15 14:44 676
MW-532D (L1505963-22) Analyzed: 04/01/15 15:16 687
MW-544S (L1505963-23) Analyzed: 04/01/15 15:48 698
MW-544I (L1505963-24) Analyzed: 04/01/15 16:19 705
MW-544D (L1505963-25) Analyzed: 04/01/15 16:51 714
MW-545S (L1505963-26) Analyzed: 04/01/15 17:22 722
MW-545I (L1505963-27) Analyzed: 04/01/15 17:53 730
MW-545D (L1505963-28) Analyzed: 04/01/15 21:57 740
MW-546S (L1505963-29) Analyzed: 04/01/15 22:13 751
MW-546I (L1505963-30) Analyzed: 04/01/15 22:30 757
MW-546D (L1505963-31) Analyzed: 04/01/15 22:47 765
MW-547S (L1505963-32) Analyzed: 04/01/15 23:04 774
MW-547I (L1505963-33) Analyzed: 04/01/15 23:20 788
FB-032515 (L1505963-57) Analyzed: 04/01/15 23:24 798
MW-547D (L1505963-34) Analyzed: 04/01/15 23:37 809
MW-549S (L1505963-35) Analyzed: 04/01/15 23:53 816
TB-032515 (L1505963-58) Analyzed: 04/01/15 23:54 827
MW-549I (L1505963-36) Analyzed: 04/02/15 00:10 837
PZ-524D (L1505963-46) Analyzed: 04/02/15 00:24 848
MW-550S (L1505963-37) Analyzed: 04/02/15 00:26 861
MW-550I (L1505963-38) Analyzed: 04/02/15 00:43 870
DUP-01 (L1505963-47) Analyzed: 04/02/15 00:55 881
PZ-521S (L1505963-39) Analyzed: 04/02/15 00:59 895
PZ-521I (L1505963-40) Analyzed: 04/02/15 01:16 907
DUP-02 (L1505963-48) Analyzed: 04/02/15 01:25 916
PZ-522S (L1505963-41) Analyzed: 04/02/15 01:32 929
PZ-522I (L1505963-42) Analyzed: 04/02/15 01:49 935
DUP-03 (L1505963-49) Analyzed: 04/02/15 01:55 947
PZ-522D (L1505963-43) Analyzed: 04/02/15 02:05 957
PZ-524S (L1505963-44) Analyzed: 04/02/15 02:22 968
DUP-04 (L1505963-50) Analyzed: 04/02/15 02:25 977
PZ-524I (L1505963-45) Analyzed: 04/02/15 02:38 988
DUP-05 (L1505963-51) Analyzed: 04/02/15 02:55 999
DUP-06 (L1505963-52) Analyzed: 04/02/15 03:25 1014
SW-1 (L1505963-53) Analyzed: 04/02/15 03:55 1028
SW-2 (L1505963-54) Analyzed: 04/02/15 05:13 1037
SW-3 (L1505963-55) Analyzed: 04/02/15 05:44 1047
SW-4 (L1505963-56) Analyzed: 04/02/15 06:16 1060
Method Blank Raw Data 1078
Laboratory Method Bl (WG772494-3) Analyzed: 03/31/15 21:01 1079
Laboratory Method Bl (WG772555-3) Analyzed: 04/01/15 08:27 1087
Laboratory Method Bl (WG772794-3) Analyzed: 04/01/15 21:24 1094
Laboratory Method Bl (WG772795-3) Analyzed: 04/01/15 21:40 1101
Laboratory Method Bl (WG772851-3) Analyzed: 04/01/15 22:54 1108

Table of Contents

Laboratory Method Bl (WG772842-3) Analyzed: 04/02/15 04:41 1118

Chain of Custody

NEW JERSEY CHAIN OF CUSTODY

ALPHA ANALYTICAL

Westborough, MA 01581
8 Walkup Dr.
TEL: 508-898-9220
FAX: 508-898-9193

Mansfield, MA 02048
320 Forbes Blvd
TEL: 508-822-9300
FAX: 508-822-3288

Service Centers
Mahwah, NJ 07430: 35 Whitney Rd, Suite 5
Albany, NY 12205: 14 Walker Way
Tonawanda, NY 14150: 275 Cooper Ave, Suite 105

Page 1 of 6

Date Rec'd in Lab: 26-MAR-15

ALPHA Job #: L1585963

Client Information

Client: Tetra Tech
Address: One Salem Square 295 Rte 22E, Suite 104E
Whitehouse Station, NJ 08889
Phone: 908-534-2303
Fax: 908-534-4709
Email: steve.feldmann@tetratech.com

Project Information

Project Name: Lockheed - North Plainfield
Project Location: North Plainfield
Project # 117-0507.600-12 (SF)
(Use Project name as Project #)
Project Manager: Steve Feldmann
ALPHAQuote #:

Turn-Around Time

Standard ☒ Due Date: 02-Apr-15
Rush (only if pre approved) ☐ # of Days:

These samples have been previously analyzed by Alpha ☐

For EPH, selection is REQUIRED:
☐ Category 1
☐ Category 2

For VOC, selection is REQUIRED:
☐ 1,4-Dioxane
☐ 8011

Other project specific requirements/comments:
RL's must meet NJDEP GWQS for GW samples & SWQS for SW samples

Please specify Metals or TAL.

Deliverables

☒ NJ Full / Reduced
☐ EQuIS (1 File) ☐ EQuIS (4 File)
☐ Other

Regulatory Requirement

☐ SRS Residential/Non Residential
☐ SRS Impact to Groundwater
☒ NJ Ground Water Quality Standards
☐ NJ IGW SPLP Leachate Criteria
☐ Other

Billing Information

☒ Same as Client Info
PO #

Site Information

Is this site impacted by Petroleum? Yes ☐
Petroleum Product:

ANALYSIS

TCL VOC +15

Sample Filtration
☐ Done
☐ Lab to do
Preservation
☐ Lab to do
(Please Specify below)

ALPHA Lab ID (Lab Use Only)	Sample ID	Collection Date	Collection Time	Sample Matrix	Sampler's Initials	TCL VOC +15	Sample Specific Comments	Total Bottle
05963 -01	MW-1S-A	3/25/15	9:55	GW	RW/PM	X		3
-02	MW-1S-B		10:00			X		3
-03	MW-1I		10:10			X		3
-04	MW-2D		11:40			X		3
-05	MW-2I		11:45			X		3
-06	MW-3D		10:55			X		3
-07	MW-501S		8:30			X		3
-08	MW-501I		8:35			X		3
-09	MW-502S		9:15			X		3
-10	MW-502I		9:20			X		3

Container Type: V
Preservative: B

Preservative Code:
A = None
B = HCl
C = HNO_3
D = H_2SO_4
E = NaOH
F = MeOH
G = $NaHSO_4$
H = $Na_2S_2O_3$
K/E = Zn Ac/NaOH
O = Other

Container Code
P = Plastic
A = Amber Glass
V = Vial
G = Glass
B = Bacteria Cup
C = Cube
O = Other
E = Encore
D = BOD Bottle

Westboro: Certification No: MA935
Mansfield: Certification No: MA015

Relinquished By:	Date/Time	Received By:	Date/Time
	3/26/15 1610		3/26/15 1610
	3/26/15 1840	Tom Tobin	3-26-15 1840
Tom Tobin	3-26-15 2340	Graham Phillips	26-MAR-15 2340

Please print clearly, legibly and completely. Samples can not be logged in and turnaround time clock will not start until any ambiguities are resolved. BY EXECUTING THIS COC, THE CLIENT HAS READ AND AGREES TO BE BOUND BY ALPHA'S TERMS & CONDITIONS. (See reverse side.)

Form No: 01-14 HC (rev. 30-Sept-2013)

NEW JERSEY CHAIN OF CUSTODY

ALPHA ANALYTICAL

Westborough, MA 01581
8 Walkup Dr.
TEL: 508-898-9220
FAX: 508-898-9193

Mansfield, MA 02048
320 Forbes Blvd
TEL: 508-822-9300
FAX: 508-822-3288

Service Centers
Mahwah, NJ 07430: 35 Whitney Rd, Suite 5
Albany, NY 12205: 14 Walker Way
Tonawanda, NY 14150: 275 Cooper Ave, Suite 105

Page 2 of 6

Date Rec'd in Lab: 26-MAR-15

ALPHA Job #: L1505963

Client Information
Client: Tetra Tech
Address: One Salem Square, 295 Route 22E, Suite 104E, Whitehouse Station, NJ 08889
Phone: 908-534-2303
Fax: 908-534-4709
Email: steve.feldmann@tetratech.com

Project Information
Project Name: Lockheed - North Plainfield
Project Location: North Plainfield
Project #: 117-0507.600~~12~~ (SF)
(Use Project name as Project #) ☐
Project Manager: Steve Feldmann
ALPHAQuote #:

Turn-Around Time
Standard ☒ Due Date: 02-Apr-15
Rush (only if pre approved) ☐ # of Days:

Deliverables
☒ NJ Full / Reduced
☐ EQuIS (1 File) ☐ EQuIS (4 File)
☐ Other

Regulatory Requirement
☐ SRS Residential/Non Residential
☐ SRS Impact to Groundwater
☒ NJ Ground Water Quality Standards
☐ NJ IGW SPLP Leachate Criteria
☐ Other

Billing Information
☒ Same as Client Info
PO #

Site Information
Is this site impacted by Petroleum? Yes ☐
Petroleum Product:

These samples have been previously analyzed by Alpha ☐

For EPH, selection is REQUIRED:
☐ Category 1
☐ Category 2

For VOC, selection is REQUIRED:
☐ 1,4-Dioxane
☐ 8011

Other project specific requirements/comments:
RLS must meet NJDEP ~~GWQS~~ GWQS for GW samples + SWQS for SW samples
Please specify Metals or TAL.

ANALYSIS

Sample Filtration
☐ Done
☐ Lab to do
Preservation
☐ Lab to do
(Please Specify below)

ALPHA Lab ID (Lab Use Only)	Sample ID	Collection Date	Collection Time	Sample Matrix	Sampler's Initials	TCL VOC+15								Sample Specific Comments	Total Bottle
05963-11	MW-503S	3/25/15	9:00	GW	RW/PM	X									3
-12	MW-503I	↓	9:05	↓	↓	X									3
-13	MW-505S	↓	16:00	↓	↓	X									3
-14	MW-505I	↓	16:05	↓	↓	X									3
-15	MW-506S	↓	9:25	↓	↓	X									3
-16	MW-506I	↓	9:35	↓	↓	X									3
-17	MW-507S	↓	10:20	↓	↓	X									3
-18	MW-507I	↓	10:25	↓	↓	X									3
-19	MW-508S	↓	9:40	↓	↓	X									3
-20	MW-508D	↓	9:45	↓	↓	X									3
					Container Type	V									
					Preservative	B									

Preservative Code:
A = None
B = HCl
C = HNO_3
D = H_2SO_4
E = NaOH
F = MeOH
G = $NaHSO_4$
H = $Na_2S_2O_3$
K/E = Zn Ac/NaOH
O = Other

Container Code
P = Plastic
A = Amber Glass
V = Vial
G = Glass
B = Bacteria Cup
C = Cube
O = Other
E = Encore
D = BOD Bottle

Westboro: Certification No: MA935
Mansfield: Certification No: MA015

Relinquished By:	Date/Time	Received By:	Date/Time
[signature]	3/26/15 1610	[signature]	3/26/15 1610
[signature]	3/26/15 1840	Tom Tober	3-26-15 1840
Tom Tober	3-26-15 2340	Graham Phillips	26-MAR-15 2340

Please print clearly, legibly and completely. Samples can not be logged in and turnaround time clock will not start until any ambiguities are resolved. BY EXECUTING THIS COC, THE CLIENT HAS READ AND AGREES TO BE BOUND BY ALPHA'S TERMS & CONDITIONS. (See reverse side.)

Form No: 01-14 HC (rev. 30-Sept-2013)

NEW JERSEY CHAIN OF CUSTODY

ALPHA ANALYTICAL

Westborough, MA 01581
8 Walkup Dr.
TEL: 508-898-9220
FAX: 508-898-9193

Mansfield, MA 02048
320 Forbes Blvd
TEL: 508-822-9300
FAX: 508-822-3288

Service Centers
Mahwah, NJ 07430: 35 Whitney Rd, Suite 5
Albany, NY 12205: 14 Walker Way
Tonawanda, NY 14150: 275 Cooper Ave, Suite 105

Page 3 of 6

Date Rec'd in Lab: 26-MAR-15

ALPHA Job #: L1505963

Client Information

Client: Tetra Tech
Address: One Salem Square 295 Rte 22E, Suite 104E
Whitehouse Station, NJ 08889
Phone: 908-534-2303
Fax: 908-534-4709
Email: steve.feldmann@tetratech.com

Project Information

Project Name: Lockheed - North Plainfield
Project Location: North Plain Field
Project #: 117-0507.600.12 (SF)
(Use Project name as Project #): ☐
Project Manager: Steve Feldmann
ALPHAQuote #:

Turn-Around Time

Standard: ☒ Due Date: 02-Apr-15
Rush (only if pre approved): ☐ # of Days:

Deliverables

☒ NJ Full / (Reduced)
☐ EQuIS (1 File) ☐ EQuIS (4 File)
☐ Other

Regulatory Requirement

☐ SRS Residential/Non Residential
☐ SRS Impact to Groundwater
☒ NJ Ground Water Quality Standards
☒ NJ IGW SPLP Leachate Criteria
☐ Other

Billing Information

☒ Same as Client Info
PO #

Site Information

Is this site impacted by Petroleum? Yes ☐
Petroleum Product:

These samples have been previously analyzed by Alpha ☐

For EPH, selection is REQUIRED:
☐ Category 1
☐ Category 2

For VOC, selection is REQUIRED:
☐ 1,4-Dioxane
☐ 8011

Other project specific requirements/comments:
RLS must meet NJDEP GWQS for GW samples & SWQS for SW samples

Please specify Metals or TAL.

ANALYSIS

TCL VOC+15

Sample Filtration
☐ Done
☐ Lab to do
Preservation
☐ Lab to do
(Please Specify below)

Sample Specific Comments

ALPHA Lab ID (Lab Use Only)	Sample ID	Collection Date	Collection Time	Sample Matrix	Sampler's Initials	TCL VOC+15	Total Bottles
05963 -21	MW-532S	3/25/15	7:55	GW	RW/PM	X	3
-22	MW-532D		8:00			X	3
-23	MW-544S		14:30			X	3
-24	MW-544I		14:35			X	3
-25	MW-544D		14:40			X	3
-26	MW-545S		13:50			X	3
-27	MW-545I		13:55			X	3
-28	MW-545D		14:00			X	3
-29	MW-546S		10:35			X	3
-30	MW-546I		10:40			X	3

Container Type: V
Preservative: B

Preservative Code:
A = None
B = HCl
C = HNO_3
D = H_2SO_4
E = NaOH
F = MeOH
G = $NaHSO_4$
H = $Na_2S_2O_3$
K/E = Zn Ac/NaOH
O = Other

Container Code
P = Plastic
A = Amber Glass
V = Vial
G = Glass
B = Bacteria Cup
C = Cube
O = Other
E = Encore
D = BOD Bottle

Westboro: Certification No: MA935
Mansfield: Certification No: MA015

Relinquished By:	Date/Time	Received By:	Date/Time
SFG	3/26/15 1610	Mike Ward (AMPAC)	3/26/15 1610
Mike Ward	3/26/15 1840	Tom Tobin	3-26-15 1840
Tom Tobin	3-26-15 2340	Gresham Phillips	26-MAR-15 2340

Please print clearly, legibly and completely. Samples can not be logged in and turnaround time clock will not start until any ambiguities are resolved. BY EXECUTING THIS COC, THE CLIENT HAS READ AND AGREES TO BE BOUND BY ALPHA'S TERMS & CONDITIONS. (See reverse side.)

Form No: 01-14 HC (rev. 30-Sept-2013)

NEW JERSEY CHAIN OF CUSTODY

ALPHA TECHNICAL

Westborough, MA 01581
8 Walkup Dr.
TEL: 508-898-9220
FAX: 508-898-9193

Mansfield, MA 02048
320 Forbes Blvd
TEL: 508-822-9300
FAX: 508-822-3288

Service Centers
Mahwah, NJ 07430: 35 Whitney Rd, Suite 5
Albany, NY 12205: 14 Walker Way
Tonawanda, NY 14150: 275 Cooper Ave, Suite 105

Page 4 of 6

Date Rec'd in Lab: 26-MAR

ALPHA Job #: L1506[illegible]

Project Information
Project Name: Lockheed - North Plainfield
Project Location: North Plainfield
Project # 117-0507.600.~~12~~ (SF)
(Use Project name as Project #) ☐
Project Manager: Steve Feldmann
ALPHAQuote #:

Client Information
Client: TetraTech
Address: One Salem Square 295 Route 22E, Suite 104E
Whitehouse Station, NJ 08889
Phone: 908-534-2303
Fax: 908-534-4709
Email: steve.feldmann@tetratech.com

Turn-Around Time
Standard ☒ Due Date: 02-Apr-15
Rush (only if pre approved) ☐ # of Days:

Deliverables
☒ NJ Full / Reduced
☐ EQuIS (1 File) ☐ EQuIS (4 File)
☐ Other

Billing Information
☒ Same as Client Info
PO #

Regulatory Requirement
☐ SRS Residential/Non Residential
☐ SRS Impact to Groundwater
☒ NJ Ground Water Quality Standards
☐ NJ IGW SPLP Leachate Criteria
☐ Other

Site Information
Is this site impacted by Petroleum? Yes ☐
Petroleum Product:

These samples have been previously analyzed by Alpha ☐

For EPH, selection is REQUIRED:
☐ Category 1
☐ Category 2

For VOC, selection is REQUIRED:
☐ 1,4-Dioxane
☐ 8011

Other project specific requirements/comments:
RLS must meet NJDEP GWQS for GW samples & SWQS for SW samples
Please specify Metals or TAL.

Sample Filtration
☐ Done
☐ Lab to do
Preservation
☐ Lab to do
(Please Specify below)

ALPHA Lab ID (Lab Use Only)	Sample ID	Collection Date	Collection Time	Sample Matrix	Sampler's Initials	TCL VOC+15								Sample Specific Comments	Total Bottle
05963 -31	MW-546D	3/25/15	10:45	GW	RW/PM	X									3
-32	MW-547S		14:55			X									3
-33	MW-547I		15:00			X									3
-34	MW-547D		15:05			X									3
-35	MW-549S		7:30			X									3
-36	MW-549I		7:40			X									3
-37	MW-550S		8:45			X									3
-38	MW-550I		8:55			X									3
-39	PZ-521S		15:35			X									3
-40	PZ-521I		15:40			X									3

Preservative Code:
A = None
B = HCl
C = HNO_3
D = H_2SO_4
E = NaOH
F = MeOH
G = $NaHSO_4$
H = $Na_2S_2O_3$
K/E = Zn Ac/NaOH
O = Other

Container Code
P = Plastic
A = Amber Glass
V = Vial
G = Glass
B = Bacteria Cup
C = Cube
O = Other
E = Encore
D = BOD Bottle

Westboro: Certification No: MA935
Mansfield: Certification No: MA015

Container Type	V							
Preservative	B							

Relinquished By:	Date/Time	Received By:	Date/Time
[signature]	3/26/15 1610	[signature] (AAL)	3/26/15 1610
[signature]	3/26/15 1840	Tom Toker	3-26-15 1840
Tom Toker	3-26-15 2340	Graham Phillips	26-MAR-15 2340

Please print clearly, legibly and completely. Samples can not be logged in and turnaround time clock will not start until any ambiguities are resolved. BY EXECUTING THIS COC, THE CLIENT HAS READ AND AGREES TO BE BOUND BY ALPHA'S TERMS & CONDITIONS. (See reverse side.)

Form No: 01-14 HC (rev. 30-Sept-2013)

NEW JERSEY CHAIN OF CUSTODY

ALPHA ANALYTICAL

Westborough, MA 01581
8 Walkup Dr.
TEL: 508-898-9220
FAX: 508-898-9193

Mansfield, MA 02048
320 Forbes Blvd
TEL: 508-822-9300
FAX: 508-822-3288

Service Centers
Mahwah, NJ 07430: 35 Whitney Rd, Suite 5
Albany, NY 12205: 14 Walker Way
Tonawanda, NY 14150: 275 Cooper Ave, Suite 105

Page 5 of 6

Date Rec'd in Lab: 26-MAR-15

ALPHA Job #: L1505963

Client Information

Client: Tetra Tech
Address: One Salem Square 295 Rte 22E, Suite 104E
Whitehouse Station, NJ 08889
Phone: 908-534-2303
Fax: 908-534-4709
Email: steve.feldmann@tetratech.com

Project Information

Project Name: Lockheed - North Plainfield
Project Location: North Plainfield
Project # 117-0507.600.~~12~~ (F)
(Use Project name as Project #) ☐
Project Manager: Steve Feldmann
ALPHAQuote #:

Turn-Around Time

Standard ☒ Due Date: 02-Apr-15
Rush (only if pre approved) ☐ # of Days:

Deliverables

☒ NJ Full / Reduced
☐ EQuIS (1 File) ☐ EQuIS (4 File)
☐ Other

Regulatory Requirement

☐ SRS Residential/Non Residential
☐ SRS Impact to Groundwater
☒ NJ Ground Water Quality Standards
☐ NJ IGW SPLP Leachate Criteria
☐ Other

Billing Information

☒ Same as Client Info
PO #

Site Information

Is this site impacted by Petroleum? Yes ☐
Petroleum Product:

These samples have been previously analyzed by Alpha ☐

For EPH, selection is REQUIRED: ☐ Category 1 ☐ Category 2

For VOC, selection is REQUIRED: ☐ 1,4-Dioxane ☐ 8011

Other project specific requirements/comments: RLS must meet NJDEP GWQS for GW samples & SWQS for SW samples

Please specify Metals or TAL.

Sample Filtration: ☐ Done ☐ Lab to do
Preservation: ☐ Lab to do
(Please Specify below)

ALPHA Lab ID (Lab Use Only)	Sample ID	Collection Date	Collection Time	Sample Matrix	Sampler's Initials	TCL VOC+15	Sample Specific Comments	Total Bottle
05963-41	PZ-522S	3/25/15	15:10	GW	RW/PM	X		3
-42	PZ-522I	↓	15:15	GW	↓	X		3
-43	PZ-522D	↓	15:20	↓	↓	X		3
-44	PZ-524S	↓	14:10	↓	↓	X		3
-45	PZ-524I	↓	14:15	↓	↓	X		3
-46	PZ-524D	↓	14:20	↓	↓	X		3
-47	DUP-01	↓	—	↓	↓	X		3
-48	DUP-02	↓	—	↓	↓	X		3
-49	DUP-03	↓	—	↓	↓	X		3
-50	DUP-04	↓	—	↓	↓	X		3

Preservative Code:
A = None
B = HCl
C = HNO_3
D = H_2SO_4
E = NaOH
F = MeOH
G = $NaHSO_4$
H = $Na_2S_2O_3$
K/E = Zn Ac/NaOH
O = Other

Container Code
P = Plastic
A = Amber Glass
V = Vial
G = Glass
B = Bacteria Cup
C = Cube
O = Other
E = Encore
D = BOD Bottle

Westboro: Certification No: MA935
Mansfield: Certification No: MA015

Container Type	V							
Preservative	B							

Relinquished By:	Date/Time	Received By:	Date/Time
[signature]	3/26/15 1610	[signature] (AAL)	3/26/15 1610
[signature]	3/26/15 1840	Tom Tofler	3-26-15 1840
Tom Tofler	3-26-15 2340	Graham Phillips	26-MAR-15 2340

Please print clearly, legibly and completely. Samples can not be logged in and turnaround time clock will not start until any ambiguities are resolved. BY EXECUTING THIS COC, THE CLIENT HAS READ AND AGREES TO BE BOUND BY ALPHA'S TERMS & CONDITIONS. (See reverse side.)

Form No: 01-14 HC (rev. 30-Sept-2013)

NEW JERSEY CHAIN OF CUSTODY

ALPHA

Westborough, MA 01581
8 Walkup Dr.
TEL: 508-898-9220
FAX: 508-898-9193

Mansfield, MA 02048
320 Forbes Blvd
TEL: 508-822-9300
FAX: 508-822-3288

Service Centers
Mahwah, NJ 07430: 35 Whitney Rd, Suite 5
Albany, NY 12205: 14 Walker Way
Tonawanda, NY 14150: 275 Cooper Ave, Suite 105

Page 6 of 6

Date Rec'd in Lab: 26-MAR-15

ALPHA Job #: L1505963

Project Information
Project Name: Lockheed - North Plainfield
Project Location: North Plainfield
Project # 117-0507.600.12 (SF)
(Use Project name as Project #) ☐
Project Manager: Steve Feldmann
ALPHAQuote #:

Client Information
Client: Tetra Tech
Address: One Salem Square 295 Rte 22E, Suite 104E
Whitehouse Station, NJ 08889
Phone: 908-534-2303
Fax: 908-534-4709
Email: steve.feldmann@tetratech.com

Turn-Around Time
Standard ☒ Due Date: 02-Apr-15
Rush (only if pre approved) ☐ # of Days:

Deliverables
☒ NJ Full / Reduced
☐ EQuIS (1 File) ☐ EQuIS (4 File)
☐ Other

Billing Information
☒ Same as Client Info
PO #

Regulatory Requirement
☐ SRS Residential/Non Residential
☐ SRS Impact to Groundwater
☒ NJ Ground Water Quality Standards
☐ NJ IGW SPLP Leachate Criteria
☐ Other

Site Information
Is this site impacted by Petroleum? Yes ☐
Petroleum Product:

These samples have been previously analyzed by Alpha ☐

For EPH, selection is REQUIRED:
☐ Category 1
☐ Category 2

For VOC, selection is REQUIRED:
☐ 1,4-Dioxane
☐ 8011

Other project specific requirements/comments:
RLS must meet NJDEP GWQS for GW samples + SWQS for SW samples
Please specify Metals or TAL.

Sample Filtration
☐ Done
☐ Lab to do
Preservation
☐ Lab to do
(Please Specify below)

ANALYSIS

ALPHA Lab ID (Lab Use Only)	Sample ID	Collection Date	Collection Time	Sample Matrix	Sampler's Initials	TCL VOC+15	Sample Specific Comments	Total Bottle
05963-51	DUP-05	3/25/15	—	GW	RW/PM	X		3
-52	DUP-06	↓	—	SW	↓	X		3
-53	SW-1	↓	16:15	SW	↓	X		3
-54	SW-2	↓	16:35	SW	(SF)	X		3
-55	SW-3	↓	15:50	SW	↓	X		3
-56	SW-4	↓	16:45	SW	↓	X		3
-57	FB-032515	↓	17:00	↓	↓	X		3
-58	TB-032515	↓	—	↓	↓	X		2

Container Type: V
Preservative: B

Preservative Code:
A = None
B = HCl
C = HNO_3
D = H_2SO_4
E = NaOH
F = MeOH
G = $NaHSO_4$
H = $Na_2S_2O_3$
K/E = Zn Ac/NaOH
O = Other

Container Code
P = Plastic
A = Amber Glass
V = Vial
G = Glass
B = Bacteria Cup
C = Cube
O = Other
E = Encore
D = BOD Bottle

Westboro: Certification No: MA935
Mansfield: Certification No: MA015

Relinquished By:	Date/Time	Received By:	Date/Time
[signature]	3/26/15 1610	[signature] (AAL)	3/26/15 1610
[signature]	3/26/15 1840	Tom Tobin	3-26-15 1840
Tom Tobin	3-26-15 2340	Graham Phillips	26-MAR-15 2340

Please print clearly, legibly and completely. Samples can not be logged in and turnaround time clock will not start until any ambiguities are resolved. BY EXECUTING THIS COC, THE CLIENT HAS READ AND AGREES TO BE BOUND BY ALPHA'S TERMS & CONDITIONS. (See reverse side.)

Form No: 01-14 HC (rev. 30-Sept-2013)

ALPHA ANALYTICAL LABORATORIES, INC.
LOGIN CHAIN OF CUSTODY REPORT
Apr 02 2015, 04:55 pm

Login Number: L1505963
Account: TETRA-NJ2 Tetra Tech GEOProject: 117-0507.600
Received: 26MAR15 Due Date: 02APR15

Sample #	Client ID	Mat	PR	Collected	Container
L1505963-01	MW-1S-A		1	S0 25MAR15 09:55	3-Vial-B

8260: Run and report at lowest possible RLs, undiluted if possible. If DF required, run at lowest possible DF with exceedances and another run with exceedance within cal range. NJ-RED Package Due Date: 04/02/15

NJ-8260,NJ-RED,NJDEP

L1505963-02	MW-1S-B		1	S0 25MAR15 10:00	3-Vial-B

8260: Run and report at lowest possible RLs, undiluted if possible. If DF required, run at lowest possible DF with exceedances and another run with exceedance within cal range. Package Due Date: 04/02/15

NJ-8260

L1505963-03	MW-1I		1	S0 25MAR15 10:10	3-Vial-B

8260: Run and report at lowest possible RLs, undiluted if possible. If DF required, run at lowest possible DF with exceedances and another run with exceedance within cal range. Package Due Date: 04/02/15

NJ-8260

L1505963-04	MW-2D		1	S0 25MAR15 11:40	3-Vial-B

8260: Run and report at lowest possible RLs, undiluted if possible. If DF required, run at lowest possible DF with exceedances and another run with exceedance within cal range. Package Due Date: 04/02/15

NJ-8260

L1505963-05	MW-2I		1	S0 25MAR15 11:45	3-Vial-B

8260: Run and report at lowest possible RLs, undiluted if possible. If DF required, run at lowest possible DF with exceedances and another run with exceedance within cal range. Package Due Date: 04/02/15

NJ-8260

ALPHA ANALYTICAL LABORATORIES, INC.
LOGIN CHAIN OF CUSTODY REPORT
Apr 02 2015, 04:55 pm

Login Number: L1505963
Account: TETRA-NJ2 Tetra Tech GEOProject: 117-0507.600
Received: 26MAR15 Due Date: 02APR15

Sample #	Client ID	Mat	PR	Collected	Container
L1505963-06	MW-3D		1	S0 25MAR15 10:55	3-Vial-B

8260: Run and report at lowest possible RLs, undiluted if possible. If DF required, run at lowest possible DF with exceedances and another run with exceedance within cal range. Package Due Date: 04/02/15

NJ-8260

Sample #	Client ID	Mat	PR	Collected	Container
L1505963-07	MW-501S		1	S0 25MAR15 08:30	3-Vial-B

8260: Run and report at lowest possible RLs, undiluted if possible. If DF required, run at lowest possible DF with exceedances and another run with exceedance within cal range. Package Due Date: 04/02/15

NJ-8260

Sample #	Client ID	Mat	PR	Collected	Container
L1505963-08	MW-501I		1	S0 25MAR15 08:35	3-Vial-B

8260: Run and report at lowest possible RLs, undiluted if possible. If DF required, run at lowest possible DF with exceedances and another run with exceedance within cal range. Package Due Date: 04/02/15

NJ-8260

Sample #	Client ID	Mat	PR	Collected	Container
L1505963-09	MW-502S		1	S0 25MAR15 09:15	3-Vial-B

8260: Run and report at lowest possible RLs, undiluted if possible. If DF required, run at lowest possible DF with exceedances and another run with exceedance within cal range. Package Due Date: 04/02/15

NJ-8260

Sample #	Client ID	Mat	PR	Collected	Container
L1505963-10	MW-502I		1	S0 25MAR15 09:20	3-Vial-B

8260: Run and report at lowest possible RLs, undiluted if possible. If DF required, run at lowest possible DF with exceedances and another run with exceedance within cal range. Package Due Date: 04/02/15

NJ-8260

ALPHA ANALYTICAL LABORATORIES, INC.
LOGIN CHAIN OF CUSTODY REPORT
Apr 02 2015, 04:55 pm

Login Number: L1505963
Account: TETRA-NJ2 Tetra Tech GEOProject: 117-0507.600
Received: 26MAR15 Due Date: 02APR15

Sample #	Client ID	Mat	PR	Collected	Container
L1505963-11	MW-503S		1	S0 25MAR15 09:00	3-Vial-B

8260: Run and report at lowest possible RLs, undiluted if possible. If DF required, run at lowest possible DF with exceedances and another run with exceedance within cal range. Package Due Date: 04/02/15

NJ-8260

Sample #	Client ID	Mat	PR	Collected	Container
L1505963-12	MW-503I		1	S0 25MAR15 09:05	3-Vial-B

8260: Run and report at lowest possible RLs, undiluted if possible. If DF required, run at lowest possible DF with exceedances and another run with exceedance within cal range. Package Due Date: 04/02/15

NJ-8260

Sample #	Client ID	Mat	PR	Collected	Container
L1505963-13	MW-505S		1	S0 25MAR15 16:00	3-Vial-B

8260: Run and report at lowest possible RLs, undiluted if possible. If DF required, run at lowest possible DF with exceedances and another run with exceedance within cal range. Package Due Date: 04/02/15

NJ-8260

Sample #	Client ID	Mat	PR	Collected	Container
L1505963-14	MW-505I		1	S0 25MAR15 16:05	3-Vial-B

8260: Run and report at lowest possible RLs, undiluted if possible. If DF required, run at lowest possible DF with exceedances and another run with exceedance within cal range. Package Due Date: 04/02/15

NJ-8260

Sample #	Client ID	Mat	PR	Collected	Container
L1505963-15	MW-506S		1	S0 25MAR15 09:25	3-Vial-B

8260: Run and report at lowest possible RLs, undiluted if possible. If DF required, run at lowest possible DF with exceedances and another run with exceedance within cal range. Package Due Date: 04/02/15

NJ-8260

ALPHA ANALYTICAL LABORATORIES, INC.
LOGIN CHAIN OF CUSTODY REPORT
Apr 02 2015, 04:55 pm

Login Number: L1505963
Account: TETRA-NJ2 Tetra Tech GEOProject: 117-0507.600
Received: 26MAR15 Due Date: 02APR15

Sample #	Client ID	Mat	PR	Collected	Container
L1505963-16	MW-506I		1	S0 25MAR15 09:35	3-Vial-B

8260: Run and report at lowest possible RLs, undiluted if possible. If DF required, run at lowest possible DF with exceedances and another run with exceedance within cal range. Package Due Date: 04/02/15

NJ-8260

Sample #	Client ID	Mat	PR	Collected	Container
L1505963-17	MW-507S		1	S0 25MAR15 10:20	3-Vial-B

8260: Run and report at lowest possible RLs, undiluted if possible. If DF required, run at lowest possible DF with exceedances and another run with exceedance within cal range. Package Due Date: 04/02/15

NJ-8260

Sample #	Client ID	Mat	PR	Collected	Container
L1505963-18	MW-507I		1	S0 25MAR15 10:25	3-Vial-B

8260: Run and report at lowest possible RLs, undiluted if possible. If DF required, run at lowest possible DF with exceedances and another run with exceedance within cal range. Package Due Date: 04/02/15

NJ-8260

Sample #	Client ID	Mat	PR	Collected	Container
L1505963-19	MW-508S		1	S0 25MAR15 09:40	3-Vial-B

8260: Run and report at lowest possible RLs, undiluted if possible. If DF required, run at lowest possible DF with exceedances and another run with exceedance within cal range. Package Due Date: 04/02/15

NJ-8260

Sample #	Client ID	Mat	PR	Collected	Container
L1505963-20	MW-508D		1	S0 25MAR15 09:45	3-Vial-B

8260: Run and report at lowest possible RLs, undiluted if possible. If DF required, run at lowest possible DF with exceedances and another run with exceedance within cal range. Package Due Date: 04/02/15

NJ-8260

ALPHA ANALYTICAL LABORATORIES, INC.
LOGIN CHAIN OF CUSTODY REPORT
Apr 02 2015, 04:55 pm

Login Number: L1505963
Account: TETRA-NJ2 Tetra Tech GEOProject: 117-0507.600
Received: 26MAR15 Due Date: 02APR15

Sample #	Client ID	Mat	PR	Collected	Container
L1505963-21	MW-532S		1	S0 25MAR15 07:55	3-Vial-B

8260: Run and report at lowest possible RLs, undiluted if possible. If DF required, run at lowest possible DF with exceedances and another run with exceedance within cal range. Package Due Date: 04/02/15

NJ-8260

Sample #	Client ID	Mat	PR	Collected	Container
L1505963-22	MW-532D		1	S0 25MAR15 08:00	3-Vial-B

8260: Run and report at lowest possible RLs, undiluted if possible. If DF required, run at lowest possible DF with exceedances and another run with exceedance within cal range. Package Due Date: 04/02/15

NJ-8260

Sample #	Client ID	Mat	PR	Collected	Container
L1505963-23	MW-544S		1	S0 25MAR15 14:30	3-Vial-B

8260: Run and report at lowest possible RLs, undiluted if possible. If DF required, run at lowest possible DF with exceedances and another run with exceedance within cal range. Package Due Date: 04/02/15

NJ-8260

Sample #	Client ID	Mat	PR	Collected	Container
L1505963-24	MW-544I		1	S0 25MAR15 14:35	3-Vial-B

8260: Run and report at lowest possible RLs, undiluted if possible. If DF required, run at lowest possible DF with exceedances and another run with exceedance within cal range. Package Due Date: 04/02/15

NJ-8260

Sample #	Client ID	Mat	PR	Collected	Container
L1505963-25	MW-544D		1	S0 25MAR15 14:40	3-Vial-B

8260: Run and report at lowest possible RLs, undiluted if possible. If DF required, run at lowest possible DF with exceedances and another run with exceedance within cal range. Package Due Date: 04/02/15

NJ-8260

ALPHA ANALYTICAL LABORATORIES, INC.
LOGIN CHAIN OF CUSTODY REPORT
Apr 02 2015, 04:55 pm

Login Number: L1505963
Account: TETRA-NJ2 Tetra Tech GEOProject: 117-0507.600
Received: 26MAR15 Due Date: 02APR15

Sample #	Client ID	Mat	PR	Collected	Container
L1505963-26	MW-545S		1	S0 25MAR15 13:50	3-Vial-B

8260: Run and report at lowest possible RLs, undiluted if possible. If DF required, run at lowest possible DF with exceedances and another run with exceedance within cal range. Package Due Date: 04/02/15

NJ-8260

Sample #	Client ID	Mat	PR	Collected	Container
L1505963-27	MW-545I		1	S0 25MAR15 13:55	3-Vial-B

8260: Run and report at lowest possible RLs, undiluted if possible. If DF required, run at lowest possible DF with exceedances and another run with exceedance within cal range. Package Due Date: 04/02/15

NJ-8260

Sample #	Client ID	Mat	PR	Collected	Container
L1505963-28	MW-545D		1	S0 25MAR15 14:00	3-Vial-B

8260: Run and report at lowest possible RLs, undiluted if possible. If DF required, run at lowest possible DF with exceedances and another run with exceedance within cal range. Package Due Date: 04/02/15

NJ-8260

Sample #	Client ID	Mat	PR	Collected	Container
L1505963-29	MW-546S		1	S0 25MAR15 10:35	3-Vial-B

8260: Run and report at lowest possible RLs, undiluted if possible. If DF required, run at lowest possible DF with exceedances and another run with exceedance within cal range. Package Due Date: 04/02/15

NJ-8260

Sample #	Client ID	Mat	PR	Collected	Container
L1505963-30	MW-546I		1	S0 25MAR15 10:40	3-Vial-B

8260: Run and report at lowest possible RLs, undiluted if possible. If DF required, run at lowest possible DF with exceedances and another run with exceedance within cal range. Package Due Date: 04/02/15

NJ-8260

ALPHA ANALYTICAL LABORATORIES, INC.
LOGIN CHAIN OF CUSTODY REPORT
Apr 02 2015, 04:55 pm

Login Number: L1505963
Account: TETRA-NJ2 Tetra Tech GEOProject: 117-0507.600
Received: 26MAR15 Due Date: 02APR15

Sample #	Client ID	Mat	PR	Collected	Container
L1505963-31	MW-546D		1	S0 25MAR15 10:45	3-Vial-B

8260: Run and report at lowest possible RLs, undiluted if possible. If DF required, run at lowest possible DF with exceedances and another run with exceedance within cal range. Package Due Date: 04/02/15

NJ-8260

Sample #	Client ID	Mat	PR	Collected	Container
L1505963-32	MW-547S		1	S0 25MAR15 14:55	3-Vial-B

8260: Run and report at lowest possible RLs, undiluted if possible. If DF required, run at lowest possible DF with exceedances and another run with exceedance within cal range. Package Due Date: 04/02/15

NJ-8260

Sample #	Client ID	Mat	PR	Collected	Container
L1505963-33	MW-547I		1	S0 25MAR15 15:00	3-Vial-B

8260: Run and report at lowest possible RLs, undiluted if possible. If DF required, run at lowest possible DF with exceedances and another run with exceedance within cal range. Package Due Date: 04/02/15

NJ-8260

Sample #	Client ID	Mat	PR	Collected	Container
L1505963-34	MW-547D		1	S0 25MAR15 15:05	3-Vial-B

8260: Run and report at lowest possible RLs, undiluted if possible. If DF required, run at lowest possible DF with exceedances and another run with exceedance within cal range. Package Due Date: 04/02/15

NJ-8260

Sample #	Client ID	Mat	PR	Collected	Container
L1505963-35	MW-549S		1	S0 25MAR15 07:30	3-Vial-B

8260: Run and report at lowest possible RLs, undiluted if possible. If DF required, run at lowest possible DF with exceedances and another run with exceedance within cal range. Package Due Date: 04/02/15

NJ-8260

ALPHA ANALYTICAL LABORATORIES, INC.
LOGIN CHAIN OF CUSTODY REPORT
Apr 02 2015, 04:55 pm

Login Number: L1505963
Account: TETRA-NJ2 Tetra Tech GEOProject: 117-0507.600
Received: 26MAR15 Due Date: 02APR15

Sample #	Client ID	Mat	PR	Collected	Container
L1505963-36	MW-549I		1	S0 25MAR15 07:40	3-Vial-B

8260: Run and report at lowest possible RLs, undiluted if possible. If DF required, run at lowest possible DF with exceedances and another run with exceedance within cal range. Package Due Date: 04/02/15

NJ-8260

Sample #	Client ID	Mat	PR	Collected	Container
L1505963-37	MW-550S		1	S0 25MAR15 08:45	3-Vial-B

8260: Run and report at lowest possible RLs, undiluted if possible. If DF required, run at lowest possible DF with exceedances and another run with exceedance within cal range. Package Due Date: 04/02/15

NJ-8260

Sample #	Client ID	Mat	PR	Collected	Container
L1505963-38	MW-550I		1	S0 25MAR15 08:55	3-Vial-B

8260: Run and report at lowest possible RLs, undiluted if possible. If DF required, run at lowest possible DF with exceedances and another run with exceedance within cal range. Package Due Date: 04/02/15

NJ-8260

Sample #	Client ID	Mat	PR	Collected	Container
L1505963-39	PZ-521S		1	S0 25MAR15 15:35	3-Vial-B

8260: Run and report at lowest possible RLs, undiluted if possible. If DF required, run at lowest possible DF with exceedances and another run with exceedance within cal range. Package Due Date: 04/02/15

NJ-8260

Sample #	Client ID	Mat	PR	Collected	Container
L1505963-40	PZ-521I		1	S0 25MAR15 15:40	3-Vial-B

8260: Run and report at lowest possible RLs, undiluted if possible. If DF required, run at lowest possible DF with exceedances and another run with exceedance within cal range. Package Due Date: 04/02/15

NJ-8260

ALPHA ANALYTICAL LABORATORIES, INC.
LOGIN CHAIN OF CUSTODY REPORT
Apr 02 2015, 04:55 pm

Login Number: L1505963
Account: TETRA-NJ2 Tetra Tech GEOProject: 117-0507.600
Received: 26MAR15 Due Date: 02APR15

Sample #	Client ID	Mat	PR	Collected	Container
L1505963-41	PZ-522S	1	S0	25MAR15 15:10	3-Vial-B

8260: Run and report at lowest possible RLs, undiluted if possible. If DF required, run at lowest possible DF with exceedances and another run with exceedance within cal range. Package Due Date: 04/02/15

NJ-8260

Sample #	Client ID	Mat	PR	Collected	Container
L1505963-42	PZ-522I	1	S0	25MAR15 15:15	3-Vial-B

8260: Run and report at lowest possible RLs, undiluted if possible. If DF required, run at lowest possible DF with exceedances and another run with exceedance within cal range. Package Due Date: 04/02/15

NJ-8260

Sample #	Client ID	Mat	PR	Collected	Container
L1505963-43	PZ-522D	1	S0	25MAR15 15:20	3-Vial-B

8260: Run and report at lowest possible RLs, undiluted if possible. If DF required, run at lowest possible DF with exceedances and another run with exceedance within cal range. Package Due Date: 04/02/15

NJ-8260

Sample #	Client ID	Mat	PR	Collected	Container
L1505963-44	PZ-524S	1	S0	25MAR15 14:10	3-Vial-B

8260: Run and report at lowest possible RLs, undiluted if possible. If DF required, run at lowest possible DF with exceedances and another run with exceedance within cal range. Package Due Date: 04/02/15

NJ-8260

Sample #	Client ID	Mat	PR	Collected	Container
L1505963-45	PZ-524I	1	S0	25MAR15 14:15	3-Vial-B

8260: Run and report at lowest possible RLs, undiluted if possible. If DF required, run at lowest possible DF with exceedances and another run with exceedance within cal range. Package Due Date: 04/02/15

NJ-8260

ALPHA ANALYTICAL LABORATORIES, INC.
LOGIN CHAIN OF CUSTODY REPORT
Apr 02 2015, 04:55 pm

Login Number: L1505963
Account: TETRA-NJ2 Tetra Tech GEOProject: 117-0507.600
Received: 26MAR15 Due Date: 02APR15

Sample #	Client ID	Mat	PR	Collected	Container
L1505963-46	PZ-524D	1	S0	25MAR15 14:20	3-Vial-B

8260: Run and report at lowest possible RLs, undiluted if possible. If DF required, run at lowest possible DF with exceedances and another run with exceedance within cal range. Package Due Date: 04/02/15

NJ-8260

Sample #	Client ID	Mat	PR	Collected	Container
L1505963-47	DUP-01	1	S0	25MAR15 00:00	3-Vial-B

8260: Run and report at lowest possible RLs, undiluted if possible. If DF required, run at lowest possible DF with exceedances and another run with exceedance within cal range. Package Due Date: 04/02/15

NJ-8260

Sample #	Client ID	Mat	PR	Collected	Container
L1505963-48	DUP-02	1	S0	25MAR15 00:00	3-Vial-B

8260: Run and report at lowest possible RLs, undiluted if possible. If DF required, run at lowest possible DF with exceedances and another run with exceedance within cal range. Package Due Date: 04/02/15

NJ-8260

Sample #	Client ID	Mat	PR	Collected	Container
L1505963-49	DUP-03	1	S0	25MAR15 00:00	3-Vial-B

8260: Run and report at lowest possible RLs, undiluted if possible. If DF required, run at lowest possible DF with exceedances and another run with exceedance within cal range. Package Due Date: 04/02/15

NJ-8260

Sample #	Client ID	Mat	PR	Collected	Container
L1505963-50	DUP-04	1	S0	25MAR15 00:00	3-Vial-B

8260: Run and report at lowest possible RLs, undiluted if possible. If DF required, run at lowest possible DF with exceedances and another run with exceedance within cal range. Package Due Date: 04/02/15

NJ-8260

ALPHA ANALYTICAL LABORATORIES, INC.
LOGIN CHAIN OF CUSTODY REPORT
Apr 02 2015, 04:55 pm

Login Number: L1505963
Account: TETRA-NJ2 Tetra Tech GEOProject: 117-0507.600
Received: 26MAR15 Due Date: 02APR15

Sample #	Client ID	Mat	PR	Collected	Container
L1505963-51	DUP-05		1	S0 25MAR15 00:00	3-Vial-B

8260: Run and report at lowest possible RLs, undiluted if possible. If DF required, run at lowest possible DF with exceedances and another run with exceedance within cal range. Package Due Date: 04/02/15

NJ-8260

Sample #	Client ID	Mat	PR	Collected	Container
L1505963-52	DUP-06		1	S0 25MAR15 00:00	3-Vial-B

8260: Run and report at lowest possible RLs, undiluted if possible. If DF required, run at lowest possible DF with exceedances and another run with exceedance within cal range. Package Due Date: 04/02/15

NJ-8260

Sample #	Client ID	Mat	PR	Collected	Container
L1505963-53	SW-1		1	S0 25MAR15 16:15	3-Vial-B

8260: Run and report at lowest possible RLs, undiluted if possible. If DF required, run at lowest possible DF with exceedances and another run with exceedance within cal range. Package Due Date: 04/02/15

NJ-8260

Sample #	Client ID	Mat	PR	Collected	Container
L1505963-54	SW-2		1	S0 25MAR15 16:35	3-Vial-B

8260: Run and report at lowest possible RLs, undiluted if possible. If DF required, run at lowest possible DF with exceedances and another run with exceedance within cal range. Package Due Date: 04/02/15

NJ-8260

Sample #	Client ID	Mat	PR	Collected	Container
L1505963-55	SW-3		1	S0 25MAR15 15:50	3-Vial-B

8260: Run and report at lowest possible RLs, undiluted if possible. If DF required, run at lowest possible DF with exceedances and another run with exceedance within cal range. Package Due Date: 04/02/15

NJ-8260

ALPHA ANALYTICAL LABORATORIES, INC.
LOGIN CHAIN OF CUSTODY REPORT
Apr 02 2015, 04:55 pm

Login Number: L1505963
Account: TETRA-NJ2 Tetra Tech GEOProject: 117-0507.600
Received: 26MAR15 Due Date: 02APR15

Sample #	Client ID	Mat	PR	Collected	Container
L1505963-56	SW-4		1	S0 25MAR15 16:45	3-Vial-B

8260: Run and report at lowest possible RLs, undiluted if possible. If DF required, run at lowest possible DF with exceedances and another run with exceedance within cal range. Package Due Date: 04/02/15

NJ-8260

Sample #	Client ID	Mat	PR	Collected	Container
L1505963-57	FB-032515		1	S0 25MAR15 17:00	3-Vial-B

8260: Run and report at lowest possible RLs, undiluted if possible. If DF required, run at lowest possible DF with exceedances and another run with exceedance within cal range. Package Due Date: 04/02/15

NJ-8260

Sample #	Client ID	Mat	PR	Collected	Container
L1505963-58	TB-032515		1	S0 24MAR15 00:00	2-Vial-B

8260: Run and report at lowest possible RLs, undiluted if possible. If DF required, run at lowest possible DF with exceedances and another run with exceedance within cal range. Package Due Date: 04/02/15

NJ-8260

Logged By: Ethan Leighton

ALPHA ANALYTICAL LABORATORIES
Container Tracking Report

Container ID	Type	Status	Transaction Date	From Response	From Location	From Operator	To Response	To Location	To Operator
L1505963-01A	Vial-B	INTACT	01-APR-15	GC/MS	GC/MS	Mike May	CUSTODY	VOA DEAD FRIDGE	CUST Mike May
L1505963-01A	Vial-B	INTACT	31-MAR-15		VOA CUSTODY	Przemyslaw Kaczorows	GC/MS	GC/MS	Przemyslaw Kaczorows
L1505963-01A	Vial-B	INTACT	27-MAR-15		CUSTODY	Lan Tran	VOA CUSTODY	VOA CUSTODY	Lan Tran
L1505963-01A	Vial-B	INTACT	27-MAR-15	LOGIN	LOGIN	Ethan Leighton	CUSTODY	CUSTODY	Ethan Leighton
L1505963-01B	Vial-B	INTACT	27-MAR-15		CUSTODY	Lan Tran	VOA CUSTODY	VOA CUSTODY	Lan Tran
L1505963-01B	Vial-B	INTACT	27-MAR-15	LOGIN	LOGIN	Ethan Leighton	CUSTODY	CUSTODY	Ethan Leighton
L1505963-01C	Vial-B	INTACT	27-MAR-15		CUSTODY	Lan Tran	VOA CUSTODY	VOA CUSTODY	Lan Tran
L1505963-01C	Vial-B	INTACT	27-MAR-15	LOGIN	LOGIN	Ethan Leighton	CUSTODY	CUSTODY	Ethan Leighton
L1505963-02A	Vial-B	INTACT	01-APR-15	GC/MS	GC/MS	Mike May	CUSTODY	VOA DEAD FRIDGE	CUST Mike May
L1505963-02A	Vial-B	INTACT	31-MAR-15		VOA CUSTODY	Przemyslaw Kaczorows	GC/MS	GC/MS	Przemyslaw Kaczorows
L1505963-02A	Vial-B	INTACT	27-MAR-15		CUSTODY	Lan Tran	VOA CUSTODY	VOA CUSTODY	Lan Tran
L1505963-02A	Vial-B	INTACT	27-MAR-15	LOGIN	LOGIN	Ethan Leighton	CUSTODY	CUSTODY	Ethan Leighton
L1505963-02B	Vial-B	INTACT	27-MAR-15		CUSTODY	Lan Tran	VOA CUSTODY	VOA CUSTODY	Lan Tran
L1505963-02B	Vial-B	INTACT	27-MAR-15	LOGIN	LOGIN	Ethan Leighton	CUSTODY	CUSTODY	Ethan Leighton
L1505963-02C	Vial-B	INTACT	27-MAR-15		CUSTODY	Lan Tran	VOA CUSTODY	VOA CUSTODY	Lan Tran
L1505963-02C	Vial-B	INTACT	27-MAR-15	LOGIN	LOGIN	Ethan Leighton	CUSTODY	CUSTODY	Ethan Leighton
L1505963-03A	Vial-B	INTACT	01-APR-15	GC/MS	GC/MS	Mike May	CUSTODY	VOA DEAD FRIDGE	CUST Mike May
L1505963-03A	Vial-B	INTACT	31-MAR-15		VOA CUSTODY	Przemyslaw Kaczorows	GC/MS	GC/MS	Przemyslaw Kaczorows
L1505963-03A	Vial-B	INTACT	27-MAR-15		CUSTODY	Lan Tran	VOA CUSTODY	VOA CUSTODY	Lan Tran
L1505963-03A	Vial-B	INTACT	27-MAR-15	LOGIN	LOGIN	Ethan Leighton	CUSTODY	CUSTODY	Ethan Leighton
L1505963-03B	Vial-B	INTACT	27-MAR-15		CUSTODY	Lan Tran	VOA CUSTODY	VOA CUSTODY	Lan Tran
L1505963-03B	Vial-B	INTACT	27-MAR-15	LOGIN	LOGIN	Ethan Leighton	CUSTODY	CUSTODY	Ethan Leighton
L1505963-03C	Vial-B	INTACT	27-MAR-15		CUSTODY	Lan Tran	VOA CUSTODY	VOA CUSTODY	Lan Tran
L1505963-03C	Vial-B	INTACT	27-MAR-15	LOGIN	LOGIN	Ethan Leighton	CUSTODY	CUSTODY	Ethan Leighton
L1505963-04A	Vial-B	INTACT	01-APR-15	GC/MS	GC/MS	Mike May	CUSTODY	VOA DEAD FRIDGE	CUST Mike May

Container ID Type	Status	Transaction Date	From Response	Location	To Operator	Response	Location	Operator
L1505963-04A Vial-B	INTACT	31-MAR-15		VOA CUSTODY	Przemyslaw Kaczorows	GC/MS	GC/MS	Przemyslaw Kaczorows
L1505963-04A Vial-B	INTACT	27-MAR-15		CUSTODY	Lan Tran	VOA CUSTODY	VOA CUSTODY	Lan Tran
L1505963-04A Vial-B	INTACT	27-MAR-15	LOGIN	LOGIN	Ethan Leighton	CUSTODY	CUSTODY	Ethan Leighton
L1505963-04B Vial-B	INTACT	27-MAR-15		CUSTODY	Lan Tran	VOA CUSTODY	VOA CUSTODY	Lan Tran
L1505963-04B Vial-B	INTACT	27-MAR-15	LOGIN	LOGIN	Ethan Leighton	CUSTODY	CUSTODY	Ethan Leighton
L1505963-04C Vial-B	INTACT	27-MAR-15		CUSTODY	Lan Tran	VOA CUSTODY	VOA CUSTODY	Lan Tran
L1505963-04C Vial-B	INTACT	27-MAR-15	LOGIN	LOGIN	Ethan Leighton	CUSTODY	CUSTODY	Ethan Leighton
L1505963-05A Vial-B	INTACT	01-APR-15	GC/MS	GC/MS	Mike May	CUSTODY	VOA DEAD FRIDGE	CUST Mike May
L1505963-05A Vial-B	INTACT	31-MAR-15		VOA CUSTODY	Przemyslaw Kaczorows	GC/MS	GC/MS	Przemyslaw Kaczorows
L1505963-05A Vial-B	INTACT	27-MAR-15		CUSTODY	Lan Tran	VOA CUSTODY	VOA CUSTODY	Lan Tran
L1505963-05A Vial-B	INTACT	27-MAR-15	LOGIN	LOGIN	Ethan Leighton	CUSTODY	CUSTODY	Ethan Leighton
L1505963-05B Vial-B	INTACT	27-MAR-15		CUSTODY	Lan Tran	VOA CUSTODY	VOA CUSTODY	Lan Tran
L1505963-05B Vial-B	INTACT	27-MAR-15	LOGIN	LOGIN	Ethan Leighton	CUSTODY	CUSTODY	Ethan Leighton
L1505963-05C Vial-B	INTACT	27-MAR-15		CUSTODY	Lan Tran	VOA CUSTODY	VOA CUSTODY	Lan Tran
L1505963-05C Vial-B	INTACT	27-MAR-15	LOGIN	LOGIN	Ethan Leighton	CUSTODY	CUSTODY	Ethan Leighton
L1505963-06A Vial-B	INTACT	01-APR-15	GC/MS	GC/MS	Mike May	CUSTODY	VOA DEAD FRIDGE	CUST Mike May
L1505963-06A Vial-B	INTACT	31-MAR-15		VOA CUSTODY	Przemyslaw Kaczorows	GC/MS	GC/MS	Przemyslaw Kaczorows
L1505963-06A Vial-B	INTACT	27-MAR-15		CUSTODY	Lan Tran	VOA CUSTODY	VOA CUSTODY	Lan Tran
L1505963-06A Vial-B	INTACT	27-MAR-15	LOGIN	LOGIN	Ethan Leighton	CUSTODY	CUSTODY	Ethan Leighton
L1505963-06B Vial-B	INTACT	27-MAR-15		CUSTODY	Lan Tran	VOA CUSTODY	VOA CUSTODY	Lan Tran
L1505963-06B Vial-B	INTACT	27-MAR-15	LOGIN	LOGIN	Ethan Leighton	CUSTODY	CUSTODY	Ethan Leighton
L1505963-06C Vial-B	INTACT	27-MAR-15		CUSTODY	Lan Tran	VOA CUSTODY	VOA CUSTODY	Lan Tran
L1505963-06C Vial-B	INTACT	27-MAR-15	LOGIN	LOGIN	Ethan Leighton	CUSTODY	CUSTODY	Ethan Leighton
L1505963-07A Vial-B	INTACT	01-APR-15	GC/MS	GC/MS	Mike May	CUSTODY	VOA DEAD FRIDGE	CUST Mike May
L1505963-07A Vial-B	INTACT	31-MAR-15		VOA CUSTODY	Przemyslaw Kaczorows	GC/MS	GC/MS	Przemyslaw Kaczorows

Container ID Type	Status	Transaction Date	From Response	Location	To Operator	Response	Location	Operator
L1505963-07A Vial-B	INTACT	27-MAR-15		CUSTODY	Lan Tran	VOA CUSTODY	VOA CUSTODY	Lan Tran
L1505963-07A Vial-B	INTACT	27-MAR-15	LOGIN	LOGIN	Ethan Leighton	CUSTODY	CUSTODY	Ethan Leighton
L1505963-07B Vial-B	INTACT	27-MAR-15		CUSTODY	Lan Tran	VOA CUSTODY	VOA CUSTODY	Lan Tran
L1505963-07B Vial-B	INTACT	27-MAR-15	LOGIN	LOGIN	Ethan Leighton	CUSTODY	CUSTODY	Ethan Leighton
L1505963-07C Vial-B	INTACT	27-MAR-15		CUSTODY	Lan Tran	VOA CUSTODY	VOA CUSTODY	Lan Tran
L1505963-07C Vial-B	INTACT	27-MAR-15	LOGIN	LOGIN	Ethan Leighton	CUSTODY	CUSTODY	Ethan Leighton
L1505963-08A Vial-B	INTACT	01-APR-15	GC/MS	GC/MS	Mike May	CUSTODY	VOA DEAD FRIDGE	CUST Mike May
L1505963-08A Vial-B	INTACT	31-MAR-15		VOA CUSTODY	Przemyslaw Kaczorows	GC/MS	GC/MS	Przemyslaw Kaczorows
L1505963-08A Vial-B	INTACT	27-MAR-15		CUSTODY	Lan Tran	VOA CUSTODY	VOA CUSTODY	Lan Tran
L1505963-08A Vial-B	INTACT	27-MAR-15	LOGIN	LOGIN	Ethan Leighton	CUSTODY	CUSTODY	Ethan Leighton
L1505963-08B Vial-B	INTACT	27-MAR-15		CUSTODY	Lan Tran	VOA CUSTODY	VOA CUSTODY	Lan Tran
L1505963-08B Vial-B	INTACT	27-MAR-15	LOGIN	LOGIN	Ethan Leighton	CUSTODY	CUSTODY	Ethan Leighton
L1505963-08C Vial-B	INTACT	27-MAR-15		CUSTODY	Lan Tran	VOA CUSTODY	VOA CUSTODY	Lan Tran
L1505963-08C Vial-B	INTACT	27-MAR-15	LOGIN	LOGIN	Ethan Leighton	CUSTODY	CUSTODY	Ethan Leighton
L1505963-09A Vial-B	INTACT	01-APR-15	GC/MS	GC/MS	Mike May	CUSTODY	VOA DEAD FRIDGE	CUST Mike May
L1505963-09A Vial-B	INTACT	31-MAR-15		VOA CUSTODY	Przemyslaw Kaczorows	GC/MS	GC/MS	Przemyslaw Kaczorows
L1505963-09A Vial-B	INTACT	27-MAR-15		CUSTODY	Lan Tran	VOA CUSTODY	VOA CUSTODY	Lan Tran
L1505963-09A Vial-B	INTACT	27-MAR-15	LOGIN	LOGIN	Ethan Leighton	CUSTODY	CUSTODY	Ethan Leighton
L1505963-09B Vial-B	INTACT	27-MAR-15		CUSTODY	Lan Tran	VOA CUSTODY	VOA CUSTODY	Lan Tran
L1505963-09B Vial-B	INTACT	27-MAR-15	LOGIN	LOGIN	Ethan Leighton	CUSTODY	CUSTODY	Ethan Leighton
L1505963-09C Vial-B	INTACT	27-MAR-15		CUSTODY	Lan Tran	VOA CUSTODY	VOA CUSTODY	Lan Tran
L1505963-09C Vial-B	INTACT	27-MAR-15	LOGIN	LOGIN	Ethan Leighton	CUSTODY	CUSTODY	Ethan Leighton
L1505963-10A Vial-B	INTACT	01-APR-15	GC/MS	GC/MS	Mike May	CUSTODY	VOA DEAD FRIDGE	CUST Mike May
L1505963-10A Vial-B	INTACT	31-MAR-15		VOA CUSTODY	Przemyslaw Kaczorows	GC/MS	GC/MS	Przemyslaw Kaczorows
L1505963-10A Vial-B	INTACT	27-MAR-15		CUSTODY	Lan Tran	VOA CUSTODY	VOA CUSTODY	Lan Tran

Container ID Type	Status	Transaction Date	From Response	Location	To Operator	Response	Location	Operator
L1505963-10A Vial-B	INTACT	27-MAR-15	LOGIN	LOGIN	Ethan Leighton	CUSTODY	CUSTODY	Ethan Leighton
L1505963-10B Vial-B	INTACT	27-MAR-15		CUSTODY	Lan Tran	VOA CUSTODY	VOA CUSTODY	Lan Tran
L1505963-10B Vial-B	INTACT	27-MAR-15	LOGIN	LOGIN	Ethan Leighton	CUSTODY	CUSTODY	Ethan Leighton
L1505963-10C Vial-B	INTACT	27-MAR-15		CUSTODY	Lan Tran	VOA CUSTODY	VOA CUSTODY	Lan Tran
L1505963-10C Vial-B	INTACT	27-MAR-15	LOGIN	LOGIN	Ethan Leighton	CUSTODY	CUSTODY	Ethan Leighton
L1505963-11A Vial-B	INTACT	01-APR-15	GC/MS	GC/MS	Mike May	CUSTODY	VOA DEAD FRIDGE	CUST Mike May
L1505963-11A Vial-B	INTACT	31-MAR-15		VOA CUSTODY	Przemyslaw Kaczorows	GC/MS	GC/MS	Przemyslaw Kaczorows
L1505963-11A Vial-B	INTACT	27-MAR-15		CUSTODY	Lan Tran	VOA CUSTODY	VOA CUSTODY	Lan Tran
L1505963-11A Vial-B	INTACT	27-MAR-15	LOGIN	LOGIN	Ethan Leighton	CUSTODY	CUSTODY	Ethan Leighton
L1505963-11B Vial-B	INTACT	27-MAR-15		CUSTODY	Lan Tran	VOA CUSTODY	VOA CUSTODY	Lan Tran
L1505963-11B Vial-B	INTACT	27-MAR-15	LOGIN	LOGIN	Ethan Leighton	CUSTODY	CUSTODY	Ethan Leighton
L1505963-11C Vial-B	INTACT	27-MAR-15		CUSTODY	Lan Tran	VOA CUSTODY	VOA CUSTODY	Lan Tran
L1505963-11C Vial-B	INTACT	27-MAR-15	LOGIN	LOGIN	Ethan Leighton	CUSTODY	CUSTODY	Ethan Leighton
L1505963-12A Vial-B	INTACT	01-APR-15	GC/MS	GC/MS	Mike May	CUSTODY	VOA DEAD FRIDGE	CUST Mike May
L1505963-12A Vial-B	INTACT	31-MAR-15		VOA CUSTODY	Przemyslaw Kaczorows	GC/MS	GC/MS	Przemyslaw Kaczorows
L1505963-12A Vial-B	INTACT	27-MAR-15		CUSTODY	Lan Tran	VOA CUSTODY	VOA CUSTODY	Lan Tran
L1505963-12A Vial-B	INTACT	27-MAR-15	LOGIN	LOGIN	Ethan Leighton	CUSTODY	CUSTODY	Ethan Leighton
L1505963-12B Vial-B	INTACT	27-MAR-15		CUSTODY	Lan Tran	VOA CUSTODY	VOA CUSTODY	Lan Tran
L1505963-12B Vial-B	INTACT	27-MAR-15	LOGIN	LOGIN	Ethan Leighton	CUSTODY	CUSTODY	Ethan Leighton
L1505963-12C Vial-B	INTACT	27-MAR-15		CUSTODY	Lan Tran	VOA CUSTODY	VOA CUSTODY	Lan Tran
L1505963-12C Vial-B	INTACT	27-MAR-15	LOGIN	LOGIN	Ethan Leighton	CUSTODY	CUSTODY	Ethan Leighton
L1505963-13A Vial-B	INTACT	01-APR-15	GC/MS	GC/MS	Mike May	CUSTODY	VOA DEAD FRIDGE	CUST Mike May
L1505963-13A Vial-B	INTACT	01-APR-15	CUSTODY	VOA CUSTODY	Mike May	GC/MS	GC/MS	Mike May
L1505963-13A Vial-B	INTACT	27-MAR-15		CUSTODY	Lan Tran	VOA CUSTODY	VOA CUSTODY	Lan Tran
L1505963-13A Vial-B	INTACT	27-MAR-15	LOGIN	LOGIN	Ethan Leighton	CUSTODY	CUSTODY	Ethan Leighton

Container ID Type	Status	Transaction Date	From Response	Location	To Operator	Response	Location	Operator
L1505963-13B Vial-B	INTACT	27-MAR-15		CUSTODY	Lan Tran	VOA CUSTODY	VOA CUSTODY	Lan Tran
L1505963-13B Vial-B	INTACT	27-MAR-15	LOGIN	LOGIN	Ethan Leighton	CUSTODY	CUSTODY	Ethan Leighton
L1505963-13C Vial-B	INTACT	27-MAR-15		CUSTODY	Lan Tran	VOA CUSTODY	VOA CUSTODY	Lan Tran
L1505963-13C Vial-B	INTACT	27-MAR-15	LOGIN	LOGIN	Ethan Leighton	CUSTODY	CUSTODY	Ethan Leighton
L1505963-14A Vial-B	INTACT	01-APR-15	GC/MS	GC/MS	Mike May	CUSTODY	VOA DEAD FRIDGE	CUST Mike May
L1505963-14A Vial-B	INTACT	01-APR-15	CUSTODY	VOA CUSTODY	Mike May	GC/MS	GC/MS	Mike May
L1505963-14A Vial-B	INTACT	27-MAR-15		CUSTODY	Lan Tran	VOA CUSTODY	VOA CUSTODY	Lan Tran
L1505963-14A Vial-B	INTACT	27-MAR-15	LOGIN	LOGIN	Ethan Leighton	CUSTODY	CUSTODY	Ethan Leighton
L1505963-14B Vial-B	INTACT	27-MAR-15		CUSTODY	Lan Tran	VOA CUSTODY	VOA CUSTODY	Lan Tran
L1505963-14B Vial-B	INTACT	27-MAR-15	LOGIN	LOGIN	Ethan Leighton	CUSTODY	CUSTODY	Ethan Leighton
L1505963-14C Vial-B	INTACT	27-MAR-15		CUSTODY	Lan Tran	VOA CUSTODY	VOA CUSTODY	Lan Tran
L1505963-14C Vial-B	INTACT	27-MAR-15	LOGIN	LOGIN	Ethan Leighton	CUSTODY	CUSTODY	Ethan Leighton
L1505963-15A Vial-B	INTACT	01-APR-15	GC/MS	GC/MS	Mike May	CUSTODY	VOA DEAD FRIDGE	CUST Mike May
L1505963-15A Vial-B	INTACT	01-APR-15	CUSTODY	VOA CUSTODY	Mike May	GC/MS	GC/MS	Mike May
L1505963-15A Vial-B	INTACT	27-MAR-15		CUSTODY	Lan Tran	VOA CUSTODY	VOA CUSTODY	Lan Tran
L1505963-15A Vial-B	INTACT	27-MAR-15	LOGIN	LOGIN	Ethan Leighton	CUSTODY	CUSTODY	Ethan Leighton
L1505963-15B Vial-B	INTACT	27-MAR-15		CUSTODY	Lan Tran	VOA CUSTODY	VOA CUSTODY	Lan Tran
L1505963-15B Vial-B	INTACT	27-MAR-15	LOGIN	LOGIN	Ethan Leighton	CUSTODY	CUSTODY	Ethan Leighton
L1505963-15C Vial-B	INTACT	27-MAR-15		CUSTODY	Lan Tran	VOA CUSTODY	VOA CUSTODY	Lan Tran
L1505963-15C Vial-B	INTACT	27-MAR-15	LOGIN	LOGIN	Ethan Leighton	CUSTODY	CUSTODY	Ethan Leighton
L1505963-16A Vial-B	INTACT	01-APR-15	GC/MS	GC/MS	Mike May	CUSTODY	VOA DEAD FRIDGE	CUST Mike May
L1505963-16A Vial-B	INTACT	01-APR-15	CUSTODY	VOA CUSTODY	Mike May	GC/MS	GC/MS	Mike May
L1505963-16A Vial-B	INTACT	27-MAR-15		CUSTODY	Lan Tran	VOA CUSTODY	VOA CUSTODY	Lan Tran
L1505963-16A Vial-B	INTACT	27-MAR-15	LOGIN	LOGIN	Ethan Leighton	CUSTODY	CUSTODY	Ethan Leighton
L1505963-16B Vial-B	INTACT	27-MAR-15		CUSTODY	Lan Tran	VOA CUSTODY	VOA CUSTODY	Lan Tran

Container ID Type	Status	Transaction Date	From Response	Location	To Operator	Response	Location	Operator
L1505963-16B Vial-B	INTACT	27-MAR-15	LOGIN	LOGIN	Ethan Leighton	CUSTODY	CUSTODY	Ethan Leighton
L1505963-16C Vial-B	INTACT	27-MAR-15		CUSTODY	Lan Tran	VOA CUSTODY	VOA CUSTODY	Lan Tran
L1505963-16C Vial-B	INTACT	27-MAR-15	LOGIN	LOGIN	Ethan Leighton	CUSTODY	CUSTODY	Ethan Leighton
L1505963-17A Vial-B	INTACT	02-APR-15	GC/MS	GC/MS	Mike May	CUSTODY	VOA DEAD FRIDGE	CUST Mike May
L1505963-17A Vial-B	INTACT	01-APR-15	CUSTODY	VOA CUSTODY	Mike May	GC/MS	GC/MS	Mike May
L1505963-17A Vial-B	INTACT	27-MAR-15		CUSTODY	Lan Tran	VOA CUSTODY	VOA CUSTODY	Lan Tran
L1505963-17A Vial-B	INTACT	27-MAR-15	LOGIN	LOGIN	Ethan Leighton	CUSTODY	CUSTODY	Ethan Leighton
L1505963-17B Vial-B	INTACT	27-MAR-15		CUSTODY	Lan Tran	VOA CUSTODY	VOA CUSTODY	Lan Tran
L1505963-17B Vial-B	INTACT	27-MAR-15	LOGIN	LOGIN	Ethan Leighton	CUSTODY	CUSTODY	Ethan Leighton
L1505963-17C Vial-B	INTACT	27-MAR-15		CUSTODY	Lan Tran	VOA CUSTODY	VOA CUSTODY	Lan Tran
L1505963-17C Vial-B	INTACT	27-MAR-15	LOGIN	LOGIN	Ethan Leighton	CUSTODY	CUSTODY	Ethan Leighton
L1505963-18A Vial-B	INTACT	02-APR-15	GC/MS	GC/MS	Mike May	CUSTODY	VOA DEAD FRIDGE	CUST Mike May
L1505963-18A Vial-B	INTACT	01-APR-15	CUSTODY	VOA CUSTODY	Mike May	GC/MS	GC/MS	Mike May
L1505963-18A Vial-B	INTACT	27-MAR-15		CUSTODY	Lan Tran	VOA CUSTODY	VOA CUSTODY	Lan Tran
L1505963-18A Vial-B	INTACT	27-MAR-15	LOGIN	LOGIN	Ethan Leighton	CUSTODY	CUSTODY	Ethan Leighton
L1505963-18B Vial-B	INTACT	27-MAR-15		CUSTODY	Lan Tran	VOA CUSTODY	VOA CUSTODY	Lan Tran
L1505963-18B Vial-B	INTACT	27-MAR-15	LOGIN	LOGIN	Ethan Leighton	CUSTODY	CUSTODY	Ethan Leighton
L1505963-18C Vial-B	INTACT	27-MAR-15		CUSTODY	Lan Tran	VOA CUSTODY	VOA CUSTODY	Lan Tran
L1505963-18C Vial-B	INTACT	27-MAR-15	LOGIN	LOGIN	Ethan Leighton	CUSTODY	CUSTODY	Ethan Leighton
L1505963-19A Vial-B	INTACT	02-APR-15	GC/MS	GC/MS	Mike May	CUSTODY	VOA DEAD FRIDGE	CUST Mike May
L1505963-19A Vial-B	INTACT	01-APR-15	CUSTODY	VOA CUSTODY	Mike May	GC/MS	GC/MS	Mike May
L1505963-19A Vial-B	INTACT	27-MAR-15		CUSTODY	Lan Tran	VOA CUSTODY	VOA CUSTODY	Lan Tran
L1505963-19A Vial-B	INTACT	27-MAR-15	LOGIN	LOGIN	Ethan Leighton	CUSTODY	CUSTODY	Ethan Leighton
L1505963-19B Vial-B	INTACT	27-MAR-15		CUSTODY	Lan Tran	VOA CUSTODY	VOA CUSTODY	Lan Tran
L1505963-19B Vial-B	INTACT	27-MAR-15	LOGIN	LOGIN	Ethan Leighton	CUSTODY	CUSTODY	Ethan Leighton

Container ID Type	Status	Transaction Date	From Response	Location	To Operator	Response	Location	Operator
L1505963-19C Vial-B	INTACT	27-MAR-15		CUSTODY	Lan Tran	VOA CUSTODY	VOA CUSTODY	Lan Tran
L1505963-19C Vial-B	INTACT	27-MAR-15	LOGIN	LOGIN	Ethan Leighton	CUSTODY	CUSTODY	Ethan Leighton
L1505963-20A Vial-B	INTACT	02-APR-15	GC/MS	GC/MS	Mike May	CUSTODY	VOA DEAD FRIDGE	CUST Mike May
L1505963-20A Vial-B	INTACT	01-APR-15	CUSTODY	VOA CUSTODY	Mike May	GC/MS	GC/MS	Mike May
L1505963-20A Vial-B	INTACT	27-MAR-15		CUSTODY	Lan Tran	VOA CUSTODY	VOA CUSTODY	Lan Tran
L1505963-20A Vial-B	INTACT	27-MAR-15	LOGIN	LOGIN	Ethan Leighton	CUSTODY	CUSTODY	Ethan Leighton
L1505963-20B Vial-B	INTACT	27-MAR-15		CUSTODY	Lan Tran	VOA CUSTODY	VOA CUSTODY	Lan Tran
L1505963-20B Vial-B	INTACT	27-MAR-15	LOGIN	LOGIN	Ethan Leighton	CUSTODY	CUSTODY	Ethan Leighton
L1505963-20C Vial-B	INTACT	27-MAR-15		CUSTODY	Lan Tran	VOA CUSTODY	VOA CUSTODY	Lan Tran
L1505963-20C Vial-B	INTACT	27-MAR-15	LOGIN	LOGIN	Ethan Leighton	CUSTODY	CUSTODY	Ethan Leighton
L1505963-21A Vial-B	INTACT	02-APR-15	GC/MS	GC/MS	Mike May	CUSTODY	VOA DEAD FRIDGE	CUST Mike May
L1505963-21A Vial-B	INTACT	01-APR-15	CUSTODY	VOA CUSTODY	Mike May	GC/MS	GC/MS	Mike May
L1505963-21A Vial-B	INTACT	27-MAR-15		CUSTODY	Lan Tran	VOA CUSTODY	VOA CUSTODY	Lan Tran
L1505963-21A Vial-B	INTACT	27-MAR-15	LOGIN	LOGIN	Ethan Leighton	CUSTODY	CUSTODY	Ethan Leighton
L1505963-21B Vial-B	INTACT	27-MAR-15		CUSTODY	Lan Tran	VOA CUSTODY	VOA CUSTODY	Lan Tran
L1505963-21B Vial-B	INTACT	27-MAR-15	LOGIN	LOGIN	Ethan Leighton	CUSTODY	CUSTODY	Ethan Leighton
L1505963-21C Vial-B	INTACT	27-MAR-15		CUSTODY	Lan Tran	VOA CUSTODY	VOA CUSTODY	Lan Tran
L1505963-21C Vial-B	INTACT	27-MAR-15	LOGIN	LOGIN	Ethan Leighton	CUSTODY	CUSTODY	Ethan Leighton
L1505963-22A Vial-B	INTACT	02-APR-15	GC/MS	GC/MS	Mike May	CUSTODY	VOA DEAD FRIDGE	CUST Mike May
L1505963-22A Vial-B	INTACT	01-APR-15	CUSTODY	VOA CUSTODY	Mike May	GC/MS	GC/MS	Mike May
L1505963-22A Vial-B	INTACT	27-MAR-15		CUSTODY	Lan Tran	VOA CUSTODY	VOA CUSTODY	Lan Tran
L1505963-22A Vial-B	INTACT	27-MAR-15	LOGIN	LOGIN	Ethan Leighton	CUSTODY	CUSTODY	Ethan Leighton
L1505963-22B Vial-B	INTACT	27-MAR-15		CUSTODY	Lan Tran	VOA CUSTODY	VOA CUSTODY	Lan Tran
L1505963-22B Vial-B	INTACT	27-MAR-15	LOGIN	LOGIN	Ethan Leighton	CUSTODY	CUSTODY	Ethan Leighton
L1505963-22C Vial-B	INTACT	27-MAR-15		CUSTODY	Lan Tran	VOA CUSTODY	VOA CUSTODY	Lan Tran

Container ID Type	Status	Transaction Date	From Response	Location	To Operator	Response	Location	Operator
L1505963-22C Vial-B	INTACT	27-MAR-15	LOGIN	LOGIN	Ethan Leighton	CUSTODY	CUSTODY	Ethan Leighton
L1505963-23A Vial-B	INTACT	02-APR-15	GC/MS	GC/MS	Mike May	CUSTODY	VOA DEAD FRIDGE	CUST Mike May
L1505963-23A Vial-B	INTACT	01-APR-15	CUSTODY	VOA CUSTODY	Mike May	GC/MS	GC/MS	Mike May
L1505963-23A Vial-B	INTACT	27-MAR-15		CUSTODY	Lan Tran	VOA CUSTODY	VOA CUSTODY	Lan Tran
L1505963-23A Vial-B	INTACT	27-MAR-15	LOGIN	LOGIN	Ethan Leighton	CUSTODY	CUSTODY	Ethan Leighton
L1505963-23B Vial-B	INTACT	27-MAR-15		CUSTODY	Lan Tran	VOA CUSTODY	VOA CUSTODY	Lan Tran
L1505963-23B Vial-B	INTACT	27-MAR-15	LOGIN	LOGIN	Ethan Leighton	CUSTODY	CUSTODY	Ethan Leighton
L1505963-23C Vial-B	INTACT	27-MAR-15		CUSTODY	Lan Tran	VOA CUSTODY	VOA CUSTODY	Lan Tran
L1505963-23C Vial-B	INTACT	27-MAR-15	LOGIN	LOGIN	Ethan Leighton	CUSTODY	CUSTODY	Ethan Leighton
L1505963-24A Vial-B	INTACT	02-APR-15	GC/MS	GC/MS	Mike May	CUSTODY	VOA DEAD FRIDGE	CUST Mike May
L1505963-24A Vial-B	INTACT	01-APR-15	CUSTODY	VOA CUSTODY	Mike May	GC/MS	GC/MS	Mike May
L1505963-24A Vial-B	INTACT	27-MAR-15		CUSTODY	Lan Tran	VOA CUSTODY	VOA CUSTODY	Lan Tran
L1505963-24A Vial-B	INTACT	27-MAR-15	LOGIN	LOGIN	Ethan Leighton	CUSTODY	CUSTODY	Ethan Leighton
L1505963-24B Vial-B	INTACT	27-MAR-15		CUSTODY	Lan Tran	VOA CUSTODY	VOA CUSTODY	Lan Tran
L1505963-24B Vial-B	INTACT	27-MAR-15	LOGIN	LOGIN	Ethan Leighton	CUSTODY	CUSTODY	Ethan Leighton
L1505963-24C Vial-B	INTACT	27-MAR-15		CUSTODY	Lan Tran	VOA CUSTODY	VOA CUSTODY	Lan Tran
L1505963-24C Vial-B	INTACT	27-MAR-15	LOGIN	LOGIN	Ethan Leighton	CUSTODY	CUSTODY	Ethan Leighton
L1505963-25A Vial-B	INTACT	02-APR-15	GC/MS	GC/MS	Mike May	CUSTODY	VOA DEAD FRIDGE	CUST Mike May
L1505963-25A Vial-B	INTACT	01-APR-15	CUSTODY	VOA CUSTODY	Mike May	GC/MS	GC/MS	Mike May
L1505963-25A Vial-B	INTACT	27-MAR-15		CUSTODY	Lan Tran	VOA CUSTODY	VOA CUSTODY	Lan Tran
L1505963-25A Vial-B	INTACT	27-MAR-15	LOGIN	LOGIN	Ethan Leighton	CUSTODY	CUSTODY	Ethan Leighton
L1505963-25B Vial-B	INTACT	27-MAR-15		CUSTODY	Lan Tran	VOA CUSTODY	VOA CUSTODY	Lan Tran
L1505963-25B Vial-B	INTACT	27-MAR-15	LOGIN	LOGIN	Ethan Leighton	CUSTODY	CUSTODY	Ethan Leighton
L1505963-25C Vial-B	INTACT	27-MAR-15		CUSTODY	Lan Tran	VOA CUSTODY	VOA CUSTODY	Lan Tran
L1505963-25C Vial-B	INTACT	27-MAR-15	LOGIN	LOGIN	Ethan Leighton	CUSTODY	CUSTODY	Ethan Leighton

Container ID Type	Status	Transaction Date	From Response	Location	To Operator	Response	Location	Operator
L1505963-26A Vial-B	INTACT	02-APR-15	GC/MS	GC/MS	Mike May	CUSTODY	VOA DEAD FRIDGE	CUST Mike May
L1505963-26A Vial-B	INTACT	01-APR-15	CUSTODY	VOA CUSTODY	Mike May	GC/MS	GC/MS	Mike May
L1505963-26A Vial-B	INTACT	27-MAR-15		CUSTODY	Lan Tran	VOA CUSTODY	VOA CUSTODY	Lan Tran
L1505963-26A Vial-B	INTACT	27-MAR-15	LOGIN	LOGIN	Ethan Leighton	CUSTODY	CUSTODY	Ethan Leighton
L1505963-26B Vial-B	INTACT	27-MAR-15		CUSTODY	Lan Tran	VOA CUSTODY	VOA CUSTODY	Lan Tran
L1505963-26B Vial-B	INTACT	27-MAR-15	LOGIN	LOGIN	Ethan Leighton	CUSTODY	CUSTODY	Ethan Leighton
L1505963-26C Vial-B	INTACT	27-MAR-15		CUSTODY	Lan Tran	VOA CUSTODY	VOA CUSTODY	Lan Tran
L1505963-26C Vial-B	INTACT	27-MAR-15	LOGIN	LOGIN	Ethan Leighton	CUSTODY	CUSTODY	Ethan Leighton
L1505963-27A Vial-B	INTACT	02-APR-15	GC/MS	GC/MS	Mike May	CUSTODY	VOA DEAD FRIDGE	CUST Mike May
L1505963-27A Vial-B	INTACT	01-APR-15	CUSTODY	VOA CUSTODY	Mike May	GC/MS	GC/MS	Mike May
L1505963-27A Vial-B	INTACT	27-MAR-15		CUSTODY	Lan Tran	VOA CUSTODY	VOA CUSTODY	Lan Tran
L1505963-27A Vial-B	INTACT	27-MAR-15	LOGIN	LOGIN	Ethan Leighton	CUSTODY	CUSTODY	Ethan Leighton
L1505963-27B Vial-B	INTACT	27-MAR-15		CUSTODY	Lan Tran	VOA CUSTODY	VOA CUSTODY	Lan Tran
L1505963-27B Vial-B	INTACT	27-MAR-15	LOGIN	LOGIN	Ethan Leighton	CUSTODY	CUSTODY	Ethan Leighton
L1505963-27C Vial-B	INTACT	27-MAR-15		CUSTODY	Lan Tran	VOA CUSTODY	VOA CUSTODY	Lan Tran
L1505963-27C Vial-B	INTACT	27-MAR-15	LOGIN	LOGIN	Ethan Leighton	CUSTODY	CUSTODY	Ethan Leighton
L1505963-28A Vial-B	INTACT	02-APR-15	GC/MS	GC/MS	Mike May	CUSTODY	VOA DEAD FRIDGE	CUST Mike May
L1505963-28A Vial-B	INTACT	01-APR-15	CUSTODY	VOA CUSTODY	Przemyslaw Kaczorows	GC/MS	GC/MS	Przemyslaw Kaczorows
L1505963-28A Vial-B	INTACT	27-MAR-15		CUSTODY	Lan Tran	VOA CUSTODY	VOA CUSTODY	Lan Tran
L1505963-28A Vial-B	INTACT	27-MAR-15	LOGIN	LOGIN	Ethan Leighton	CUSTODY	CUSTODY	Ethan Leighton
L1505963-28B Vial-B	INTACT	27-MAR-15		CUSTODY	Lan Tran	VOA CUSTODY	VOA CUSTODY	Lan Tran
L1505963-28B Vial-B	INTACT	27-MAR-15	LOGIN	LOGIN	Ethan Leighton	CUSTODY	CUSTODY	Ethan Leighton
L1505963-28C Vial-B	INTACT	27-MAR-15		CUSTODY	Lan Tran	VOA CUSTODY	VOA CUSTODY	Lan Tran
L1505963-28C Vial-B	INTACT	27-MAR-15	LOGIN	LOGIN	Ethan Leighton	CUSTODY	CUSTODY	Ethan Leighton
L1505963-29A Vial-B	INTACT	02-APR-15	GC/MS	GC/MS	Mike May	CUSTODY	VOA DEAD FRIDGE	CUST Mike May

Container ID Type	Status	Transaction Date	From Response	Location	To Operator	Response	Location	Operator
L1505963-29A Vial-B	INTACT	01-APR-15	CUSTODY	VOA CUSTODY	Przemyslaw Kaczorows	GC/MS	GC/MS	Przemyslaw Kaczorows
L1505963-29A Vial-B	INTACT	27-MAR-15		CUSTODY	Lan Tran	VOA CUSTODY	VOA CUSTODY	Lan Tran
L1505963-29A Vial-B	INTACT	27-MAR-15	LOGIN	LOGIN	Ethan Leighton	CUSTODY	CUSTODY	Ethan Leighton
L1505963-29B Vial-B	INTACT	27-MAR-15		CUSTODY	Lan Tran	VOA CUSTODY	VOA CUSTODY	Lan Tran
L1505963-29B Vial-B	INTACT	27-MAR-15	LOGIN	LOGIN	Ethan Leighton	CUSTODY	CUSTODY	Ethan Leighton
L1505963-29C Vial-B	INTACT	27-MAR-15		CUSTODY	Lan Tran	VOA CUSTODY	VOA CUSTODY	Lan Tran
L1505963-29C Vial-B	INTACT	27-MAR-15	LOGIN	LOGIN	Ethan Leighton	CUSTODY	CUSTODY	Ethan Leighton
L1505963-30A Vial-B	INTACT	02-APR-15	GC/MS	GC/MS	Mike May	CUSTODY	VOA DEAD FRIDGE	CUST Mike May
L1505963-30A Vial-B	INTACT	01-APR-15	CUSTODY	VOA CUSTODY	Przemyslaw Kaczorows	GC/MS	GC/MS	Przemyslaw Kaczorows
L1505963-30A Vial-B	INTACT	27-MAR-15		CUSTODY	Lan Tran	VOA CUSTODY	VOA CUSTODY	Lan Tran
L1505963-30A Vial-B	INTACT	27-MAR-15	LOGIN	LOGIN	Ethan Leighton	CUSTODY	CUSTODY	Ethan Leighton
L1505963-30B Vial-B	INTACT	27-MAR-15		CUSTODY	Lan Tran	VOA CUSTODY	VOA CUSTODY	Lan Tran
L1505963-30B Vial-B	INTACT	27-MAR-15	LOGIN	LOGIN	Ethan Leighton	CUSTODY	CUSTODY	Ethan Leighton
L1505963-30C Vial-B	INTACT	27-MAR-15		CUSTODY	Lan Tran	VOA CUSTODY	VOA CUSTODY	Lan Tran
L1505963-30C Vial-B	INTACT	27-MAR-15	LOGIN	LOGIN	Ethan Leighton	CUSTODY	CUSTODY	Ethan Leighton
L1505963-31A Vial-B	INTACT	02-APR-15	GC/MS	GC/MS	Mike May	CUSTODY	VOA DEAD FRIDGE	CUST Mike May
L1505963-31A Vial-B	INTACT	01-APR-15	CUSTODY	VOA CUSTODY	Przemyslaw Kaczorows	GC/MS	GC/MS	Przemyslaw Kaczorows
L1505963-31A Vial-B	INTACT	27-MAR-15		CUSTODY	Lan Tran	VOA CUSTODY	VOA CUSTODY	Lan Tran
L1505963-31A Vial-B	INTACT	27-MAR-15	LOGIN	LOGIN	Ethan Leighton	CUSTODY	CUSTODY	Ethan Leighton
L1505963-31B Vial-B	INTACT	27-MAR-15		CUSTODY	Lan Tran	VOA CUSTODY	VOA CUSTODY	Lan Tran
L1505963-31B Vial-B	INTACT	27-MAR-15	LOGIN	LOGIN	Ethan Leighton	CUSTODY	CUSTODY	Ethan Leighton
L1505963-31C Vial-B	INTACT	27-MAR-15		CUSTODY	Lan Tran	VOA CUSTODY	VOA CUSTODY	Lan Tran
L1505963-31C Vial-B	INTACT	27-MAR-15	LOGIN	LOGIN	Ethan Leighton	CUSTODY	CUSTODY	Ethan Leighton
L1505963-32A Vial-B	INTACT	02-APR-15	GC/MS	GC/MS	Mike May	CUSTODY	VOA DEAD FRIDGE	CUST Mike May
L1505963-32A Vial-B	INTACT	01-APR-15	CUSTODY	VOA CUSTODY	Przemyslaw Kaczorows	GC/MS	GC/MS	Przemyslaw Kaczorows

Container ID Type	Status	Transaction Date	From Response	Location	To Operator	Response	Location	Operator
L1505963-32A Vial-B	INTACT	27-MAR-15		CUSTODY	Lan Tran	VOA CUSTODY	VOA CUSTODY	Lan Tran
L1505963-32A Vial-B	INTACT	27-MAR-15	LOGIN	LOGIN	Ethan Leighton	CUSTODY	CUSTODY	Ethan Leighton
L1505963-32B Vial-B	INTACT	27-MAR-15		CUSTODY	Lan Tran	VOA CUSTODY	VOA CUSTODY	Lan Tran
L1505963-32B Vial-B	INTACT	27-MAR-15	LOGIN	LOGIN	Ethan Leighton	CUSTODY	CUSTODY	Ethan Leighton
L1505963-32C Vial-B	INTACT	27-MAR-15		CUSTODY	Lan Tran	VOA CUSTODY	VOA CUSTODY	Lan Tran
L1505963-32C Vial-B	INTACT	27-MAR-15	LOGIN	LOGIN	Ethan Leighton	CUSTODY	CUSTODY	Ethan Leighton
L1505963-33A Vial-B	INTACT	02-APR-15	GC/MS	GC/MS	Mike May	CUSTODY	VOA DEAD FRIDGE	CUST Mike May
L1505963-33A Vial-B	INTACT	01-APR-15	CUSTODY	VOA CUSTODY	Przemyslaw Kaczorows	GC/MS	GC/MS	Przemyslaw Kaczorows
L1505963-33A Vial-B	INTACT	27-MAR-15		CUSTODY	Lan Tran	VOA CUSTODY	VOA CUSTODY	Lan Tran
L1505963-33A Vial-B	INTACT	27-MAR-15	LOGIN	LOGIN	Ethan Leighton	CUSTODY	CUSTODY	Ethan Leighton
L1505963-33B Vial-B	INTACT	27-MAR-15		CUSTODY	Lan Tran	VOA CUSTODY	VOA CUSTODY	Lan Tran
L1505963-33B Vial-B	INTACT	27-MAR-15	LOGIN	LOGIN	Ethan Leighton	CUSTODY	CUSTODY	Ethan Leighton
L1505963-33C Vial-B	INTACT	27-MAR-15		CUSTODY	Lan Tran	VOA CUSTODY	VOA CUSTODY	Lan Tran
L1505963-33C Vial-B	INTACT	27-MAR-15	LOGIN	LOGIN	Ethan Leighton	CUSTODY	CUSTODY	Ethan Leighton
L1505963-34A Vial-B	INTACT	02-APR-15	GC/MS	GC/MS	Mike May	CUSTODY	VOA DEAD FRIDGE	CUST Mike May
L1505963-34A Vial-B	INTACT	01-APR-15	CUSTODY	VOA CUSTODY	Przemyslaw Kaczorows	GC/MS	GC/MS	Przemyslaw Kaczorows
L1505963-34A Vial-B	INTACT	27-MAR-15		CUSTODY	Lan Tran	VOA CUSTODY	VOA CUSTODY	Lan Tran
L1505963-34A Vial-B	INTACT	27-MAR-15	LOGIN	LOGIN	Ethan Leighton	CUSTODY	CUSTODY	Ethan Leighton
L1505963-34B Vial-B	INTACT	27-MAR-15		CUSTODY	Lan Tran	VOA CUSTODY	VOA CUSTODY	Lan Tran
L1505963-34B Vial-B	INTACT	27-MAR-15	LOGIN	LOGIN	Ethan Leighton	CUSTODY	CUSTODY	Ethan Leighton
L1505963-34C Vial-B	INTACT	27-MAR-15		CUSTODY	Lan Tran	VOA CUSTODY	VOA CUSTODY	Lan Tran
L1505963-34C Vial-B	INTACT	27-MAR-15	LOGIN	LOGIN	Ethan Leighton	CUSTODY	CUSTODY	Ethan Leighton
L1505963-35A Vial-B	INTACT	02-APR-15	GC/MS	GC/MS	Mike May	CUSTODY	VOA DEAD FRIDGE	CUST Mike May
L1505963-35A Vial-B	INTACT	01-APR-15	CUSTODY	VOA CUSTODY	Przemyslaw Kaczorows	GC/MS	GC/MS	Przemyslaw Kaczorows
L1505963-35A Vial-B	INTACT	27-MAR-15		CUSTODY	Lan Tran	VOA CUSTODY	VOA CUSTODY	Lan Tran

Container ID Type	Status	Transaction Date	From Response	Location	To Operator	Response	Location	Operator
L1505963-35A Vial-B	INTACT	27-MAR-15	LOGIN	LOGIN	Ethan Leighton	CUSTODY	CUSTODY	Ethan Leighton
L1505963-35B Vial-B	INTACT	27-MAR-15		CUSTODY	Lan Tran	VOA CUSTODY	VOA CUSTODY	Lan Tran
L1505963-35B Vial-B	INTACT	27-MAR-15	LOGIN	LOGIN	Ethan Leighton	CUSTODY	CUSTODY	Ethan Leighton
L1505963-35C Vial-B	INTACT	27-MAR-15		CUSTODY	Lan Tran	VOA CUSTODY	VOA CUSTODY	Lan Tran
L1505963-35C Vial-B	INTACT	27-MAR-15	LOGIN	LOGIN	Ethan Leighton	CUSTODY	CUSTODY	Ethan Leighton
L1505963-36A Vial-B	INTACT	02-APR-15	GC/MS	GC/MS	Mike May	CUSTODY	VOA DEAD FRIDGE	CUST Mike May
L1505963-36A Vial-B	INTACT	01-APR-15	CUSTODY	VOA CUSTODY	Przemyslaw Kaczorows	GC/MS	GC/MS	Przemyslaw Kaczorows
L1505963-36A Vial-B	INTACT	27-MAR-15		CUSTODY	Lan Tran	VOA CUSTODY	VOA CUSTODY	Lan Tran
L1505963-36A Vial-B	INTACT	27-MAR-15	LOGIN	LOGIN	Ethan Leighton	CUSTODY	CUSTODY	Ethan Leighton
L1505963-36B Vial-B	INTACT	27-MAR-15		CUSTODY	Lan Tran	VOA CUSTODY	VOA CUSTODY	Lan Tran
L1505963-36B Vial-B	INTACT	27-MAR-15	LOGIN	LOGIN	Ethan Leighton	CUSTODY	CUSTODY	Ethan Leighton
L1505963-36C Vial-B	INTACT	27-MAR-15		CUSTODY	Lan Tran	VOA CUSTODY	VOA CUSTODY	Lan Tran
L1505963-36C Vial-B	INTACT	27-MAR-15	LOGIN	LOGIN	Ethan Leighton	CUSTODY	CUSTODY	Ethan Leighton
L1505963-37A Vial-B	INTACT	02-APR-15	GC/MS	GC/MS	Mike May	CUSTODY	VOA DEAD FRIDGE	CUST Mike May
L1505963-37A Vial-B	INTACT	01-APR-15	CUSTODY	VOA CUSTODY	Przemyslaw Kaczorows	GC/MS	GC/MS	Przemyslaw Kaczorows
L1505963-37A Vial-B	INTACT	27-MAR-15		CUSTODY	Lan Tran	VOA CUSTODY	VOA CUSTODY	Lan Tran
L1505963-37A Vial-B	INTACT	27-MAR-15	LOGIN	LOGIN	Ethan Leighton	CUSTODY	CUSTODY	Ethan Leighton
L1505963-37B Vial-B	INTACT	27-MAR-15		CUSTODY	Lan Tran	VOA CUSTODY	VOA CUSTODY	Lan Tran
L1505963-37B Vial-B	INTACT	27-MAR-15	LOGIN	LOGIN	Ethan Leighton	CUSTODY	CUSTODY	Ethan Leighton
L1505963-37C Vial-B	INTACT	27-MAR-15		CUSTODY	Lan Tran	VOA CUSTODY	VOA CUSTODY	Lan Tran
L1505963-37C Vial-B	INTACT	27-MAR-15	LOGIN	LOGIN	Ethan Leighton	CUSTODY	CUSTODY	Ethan Leighton
L1505963-38A Vial-B	INTACT	02-APR-15	GC/MS	GC/MS	Mike May	CUSTODY	VOA DEAD FRIDGE	CUST Mike May
L1505963-38A Vial-B	INTACT	01-APR-15	CUSTODY	VOA CUSTODY	Przemyslaw Kaczorows	GC/MS	GC/MS	Przemyslaw Kaczorows
L1505963-38A Vial-B	INTACT	27-MAR-15		CUSTODY	Lan Tran	VOA CUSTODY	VOA CUSTODY	Lan Tran
L1505963-38A Vial-B	INTACT	27-MAR-15	LOGIN	LOGIN	Ethan Leighton	CUSTODY	CUSTODY	Ethan Leighton

Container ID Type	Status	Transaction Date	From Response	Location	To Operator	Response	Location	Operator
L1505963-38B Vial-B	INTACT	27-MAR-15		CUSTODY	Lan Tran	VOA CUSTODY	VOA CUSTODY	Lan Tran
L1505963-38B Vial-B	INTACT	27-MAR-15	LOGIN	LOGIN	Ethan Leighton	CUSTODY	CUSTODY	Ethan Leighton
L1505963-38C Vial-B	INTACT	27-MAR-15		CUSTODY	Lan Tran	VOA CUSTODY	VOA CUSTODY	Lan Tran
L1505963-38C Vial-B	INTACT	27-MAR-15	LOGIN	LOGIN	Ethan Leighton	CUSTODY	CUSTODY	Ethan Leighton
L1505963-39A Vial-B	INTACT	02-APR-15	GC/MS	GC/MS	Mike May	CUSTODY	VOA DEAD FRIDGE	CUST Mike May
L1505963-39A Vial-B	INTACT	01-APR-15	CUSTODY	VOA CUSTODY	Przemyslaw Kaczorows	GC/MS	GC/MS	Przemyslaw Kaczorows
L1505963-39A Vial-B	INTACT	27-MAR-15		CUSTODY	Lan Tran	VOA CUSTODY	VOA CUSTODY	Lan Tran
L1505963-39A Vial-B	INTACT	27-MAR-15	LOGIN	LOGIN	Ethan Leighton	CUSTODY	CUSTODY	Ethan Leighton
L1505963-39B Vial-B	INTACT	27-MAR-15		CUSTODY	Lan Tran	VOA CUSTODY	VOA CUSTODY	Lan Tran
L1505963-39B Vial-B	INTACT	27-MAR-15	LOGIN	LOGIN	Ethan Leighton	CUSTODY	CUSTODY	Ethan Leighton
L1505963-39C Vial-B	INTACT	27-MAR-15		CUSTODY	Lan Tran	VOA CUSTODY	VOA CUSTODY	Lan Tran
L1505963-39C Vial-B	INTACT	27-MAR-15	LOGIN	LOGIN	Ethan Leighton	CUSTODY	CUSTODY	Ethan Leighton
L1505963-40A Vial-B	INTACT	02-APR-15	GC/MS	GC/MS	Mike May	CUSTODY	VOA DEAD FRIDGE	CUST Mike May
L1505963-40A Vial-B	INTACT	01-APR-15	CUSTODY	VOA CUSTODY	Przemyslaw Kaczorows	GC/MS	GC/MS	Przemyslaw Kaczorows
L1505963-40A Vial-B	INTACT	27-MAR-15		CUSTODY	Lan Tran	VOA CUSTODY	VOA CUSTODY	Lan Tran
L1505963-40A Vial-B	INTACT	27-MAR-15	LOGIN	LOGIN	Ethan Leighton	CUSTODY	CUSTODY	Ethan Leighton
L1505963-40B Vial-B	INTACT	27-MAR-15		CUSTODY	Lan Tran	VOA CUSTODY	VOA CUSTODY	Lan Tran
L1505963-40B Vial-B	INTACT	27-MAR-15	LOGIN	LOGIN	Ethan Leighton	CUSTODY	CUSTODY	Ethan Leighton
L1505963-40C Vial-B	INTACT	27-MAR-15		CUSTODY	Lan Tran	VOA CUSTODY	VOA CUSTODY	Lan Tran
L1505963-40C Vial-B	INTACT	27-MAR-15	LOGIN	LOGIN	Ethan Leighton	CUSTODY	CUSTODY	Ethan Leighton
L1505963-41A Vial-B	INTACT	02-APR-15	GC/MS	GC/MS	Mike May	CUSTODY	VOA DEAD FRIDGE	CUST Mike May
L1505963-41A Vial-B	INTACT	01-APR-15	CUSTODY	VOA CUSTODY	Przemyslaw Kaczorows	GC/MS	GC/MS	Przemyslaw Kaczorows
L1505963-41A Vial-B	INTACT	27-MAR-15		CUSTODY	Lan Tran	VOA CUSTODY	VOA CUSTODY	Lan Tran
L1505963-41A Vial-B	INTACT	27-MAR-15	LOGIN	LOGIN	Ethan Leighton	CUSTODY	CUSTODY	Ethan Leighton
L1505963-41B Vial-B	INTACT	27-MAR-15		CUSTODY	Lan Tran	VOA CUSTODY	VOA CUSTODY	Lan Tran

Container ID Type	Status	Transaction Date	From Response	Location	To Operator	Response	Location	Operator
L1505963-41B Vial-B	INTACT	27-MAR-15	LOGIN	LOGIN	Ethan Leighton	CUSTODY	CUSTODY	Ethan Leighton
L1505963-41C Vial-B	INTACT	27-MAR-15		CUSTODY	Lan Tran	VOA CUSTODY	VOA CUSTODY	Lan Tran
L1505963-41C Vial-B	INTACT	27-MAR-15	LOGIN	LOGIN	Ethan Leighton	CUSTODY	CUSTODY	Ethan Leighton
L1505963-42A Vial-B	INTACT	02-APR-15	GC/MS	GC/MS	Mike May	CUSTODY	VOA DEAD FRIDGE	CUST Mike May
L1505963-42A Vial-B	INTACT	01-APR-15	CUSTODY	VOA CUSTODY	Przemyslaw Kaczorows	GC/MS	GC/MS	Przemyslaw Kaczorows
L1505963-42A Vial-B	INTACT	27-MAR-15		CUSTODY	Lan Tran	VOA CUSTODY	VOA CUSTODY	Lan Tran
L1505963-42A Vial-B	INTACT	27-MAR-15	LOGIN	LOGIN	Ethan Leighton	CUSTODY	CUSTODY	Ethan Leighton
L1505963-42B Vial-B	INTACT	27-MAR-15		CUSTODY	Lan Tran	VOA CUSTODY	VOA CUSTODY	Lan Tran
L1505963-42B Vial-B	INTACT	27-MAR-15	LOGIN	LOGIN	Ethan Leighton	CUSTODY	CUSTODY	Ethan Leighton
L1505963-42C Vial-B	INTACT	27-MAR-15		CUSTODY	Lan Tran	VOA CUSTODY	VOA CUSTODY	Lan Tran
L1505963-42C Vial-B	INTACT	27-MAR-15	LOGIN	LOGIN	Ethan Leighton	CUSTODY	CUSTODY	Ethan Leighton
L1505963-43A Vial-B	INTACT	02-APR-15	GC/MS	GC/MS	Mike May	CUSTODY	VOA DEAD FRIDGE	CUST Mike May
L1505963-43A Vial-B	INTACT	01-APR-15	CUSTODY	VOA CUSTODY	Przemyslaw Kaczorows	GC/MS	GC/MS	Przemyslaw Kaczorows
L1505963-43A Vial-B	INTACT	27-MAR-15		CUSTODY	Lan Tran	VOA CUSTODY	VOA CUSTODY	Lan Tran
L1505963-43A Vial-B	INTACT	27-MAR-15	LOGIN	LOGIN	Ethan Leighton	CUSTODY	CUSTODY	Ethan Leighton
L1505963-43B Vial-B	INTACT	27-MAR-15		CUSTODY	Lan Tran	VOA CUSTODY	VOA CUSTODY	Lan Tran
L1505963-43B Vial-B	INTACT	27-MAR-15	LOGIN	LOGIN	Ethan Leighton	CUSTODY	CUSTODY	Ethan Leighton
L1505963-43C Vial-B	INTACT	27-MAR-15		CUSTODY	Lan Tran	VOA CUSTODY	VOA CUSTODY	Lan Tran
L1505963-43C Vial-B	INTACT	27-MAR-15	LOGIN	LOGIN	Ethan Leighton	CUSTODY	CUSTODY	Ethan Leighton
L1505963-44A Vial-B	INTACT	02-APR-15	GC/MS	GC/MS	Mike May	CUSTODY	VOA DEAD FRIDGE	CUST Mike May
L1505963-44A Vial-B	INTACT	01-APR-15	CUSTODY	VOA CUSTODY	Przemyslaw Kaczorows	GC/MS	GC/MS	Przemyslaw Kaczorows
L1505963-44A Vial-B	INTACT	27-MAR-15		CUSTODY	Lan Tran	VOA CUSTODY	VOA CUSTODY	Lan Tran
L1505963-44A Vial-B	INTACT	27-MAR-15	LOGIN	LOGIN	Ethan Leighton	CUSTODY	CUSTODY	Ethan Leighton
L1505963-44B Vial-B	INTACT	27-MAR-15		CUSTODY	Lan Tran	VOA CUSTODY	VOA CUSTODY	Lan Tran
L1505963-44B Vial-B	INTACT	27-MAR-15	LOGIN	LOGIN	Ethan Leighton	CUSTODY	CUSTODY	Ethan Leighton

Container ID Type	Status	Transaction Date	From Response	Location	To Operator	Response	Location	Operator
L1505963-44C Vial-B	INTACT	27-MAR-15		CUSTODY	Lan Tran	VOA CUSTODY	VOA CUSTODY	Lan Tran
L1505963-44C Vial-B	INTACT	27-MAR-15	LOGIN	LOGIN	Ethan Leighton	CUSTODY	CUSTODY	Ethan Leighton
L1505963-45A Vial-B	INTACT	02-APR-15	GC/MS	GC/MS	Mike May	CUSTODY	VOA DEAD FRIDGE	CUST Mike May
L1505963-45A Vial-B	INTACT	01-APR-15	CUSTODY	VOA CUSTODY	Przemyslaw Kaczorows	GC/MS	GC/MS	Przemyslaw Kaczorows
L1505963-45A Vial-B	INTACT	27-MAR-15		CUSTODY	Lan Tran	VOA CUSTODY	VOA CUSTODY	Lan Tran
L1505963-45A Vial-B	INTACT	27-MAR-15	LOGIN	LOGIN	Ethan Leighton	CUSTODY	CUSTODY	Ethan Leighton
L1505963-45B Vial-B	INTACT	27-MAR-15		CUSTODY	Lan Tran	VOA CUSTODY	VOA CUSTODY	Lan Tran
L1505963-45B Vial-B	INTACT	27-MAR-15	LOGIN	LOGIN	Ethan Leighton	CUSTODY	CUSTODY	Ethan Leighton
L1505963-45C Vial-B	INTACT	27-MAR-15		CUSTODY	Lan Tran	VOA CUSTODY	VOA CUSTODY	Lan Tran
L1505963-45C Vial-B	INTACT	27-MAR-15	LOGIN	LOGIN	Ethan Leighton	CUSTODY	CUSTODY	Ethan Leighton
L1505963-46A Vial-B	INTACT	02-APR-15	GC/MS	GC/MS	Marco Soares	CUSTODY	VOA DEAD FRIDGE	CUST Marco Soares
L1505963-46A Vial-B	INTACT	01-APR-15	CUSTODY	VOA CUSTODY	Przemyslaw Kaczorows	GC/MS	GC/MS	Przemyslaw Kaczorows
L1505963-46A Vial-B	INTACT	27-MAR-15		CUSTODY	Lan Tran	VOA CUSTODY	VOA CUSTODY	Lan Tran
L1505963-46A Vial-B	INTACT	27-MAR-15	LOGIN	LOGIN	Ethan Leighton	CUSTODY	CUSTODY	Ethan Leighton
L1505963-46B Vial-B	INTACT	27-MAR-15		CUSTODY	Lan Tran	VOA CUSTODY	VOA CUSTODY	Lan Tran
L1505963-46B Vial-B	INTACT	27-MAR-15	LOGIN	LOGIN	Ethan Leighton	CUSTODY	CUSTODY	Ethan Leighton
L1505963-46C Vial-B	INTACT	27-MAR-15		CUSTODY	Lan Tran	VOA CUSTODY	VOA CUSTODY	Lan Tran
L1505963-46C Vial-B	INTACT	27-MAR-15	LOGIN	LOGIN	Ethan Leighton	CUSTODY	CUSTODY	Ethan Leighton
L1505963-47A Vial-B	INTACT	02-APR-15	GC/MS	GC/MS	Marco Soares	CUSTODY	VOA DEAD FRIDGE	CUST Marco Soares
L1505963-47A Vial-B	INTACT	01-APR-15	CUSTODY	VOA CUSTODY	Przemyslaw Kaczorows	GC/MS	GC/MS	Przemyslaw Kaczorows
L1505963-47A Vial-B	INTACT	27-MAR-15		CUSTODY	Lan Tran	VOA CUSTODY	VOA CUSTODY	Lan Tran
L1505963-47A Vial-B	INTACT	27-MAR-15	LOGIN	LOGIN	Ethan Leighton	CUSTODY	CUSTODY	Ethan Leighton
L1505963-47B Vial-B	INTACT	27-MAR-15		CUSTODY	Lan Tran	VOA CUSTODY	VOA CUSTODY	Lan Tran
L1505963-47B Vial-B	INTACT	27-MAR-15	LOGIN	LOGIN	Ethan Leighton	CUSTODY	CUSTODY	Ethan Leighton
L1505963-47C Vial-B	INTACT	27-MAR-15		CUSTODY	Lan Tran	VOA CUSTODY	VOA CUSTODY	Lan Tran

Container ID Type	Status	Transaction Date	From Response	Location	To Operator	Response	Location	Operator
L1505963-47C Vial-B	INTACT	27-MAR-15	LOGIN	LOGIN	Ethan Leighton	CUSTODY	CUSTODY	Ethan Leighton
L1505963-48A Vial-B	INTACT	02-APR-15	GC/MS	GC/MS	Marco Soares	CUSTODY	VOA DEAD FRIDGE	CUST Marco Soares
L1505963-48A Vial-B	INTACT	01-APR-15	CUSTODY	VOA CUSTODY	Przemyslaw Kaczorows	GC/MS	GC/MS	Przemyslaw Kaczorows
L1505963-48A Vial-B	INTACT	27-MAR-15		CUSTODY	Lan Tran	VOA CUSTODY	VOA CUSTODY	Lan Tran
L1505963-48A Vial-B	INTACT	27-MAR-15	LOGIN	LOGIN	Ethan Leighton	CUSTODY	CUSTODY	Ethan Leighton
L1505963-48B Vial-B	INTACT	27-MAR-15		CUSTODY	Lan Tran	VOA CUSTODY	VOA CUSTODY	Lan Tran
L1505963-48B Vial-B	INTACT	27-MAR-15	LOGIN	LOGIN	Ethan Leighton	CUSTODY	CUSTODY	Ethan Leighton
L1505963-48C Vial-B	INTACT	27-MAR-15		CUSTODY	Lan Tran	VOA CUSTODY	VOA CUSTODY	Lan Tran
L1505963-48C Vial-B	INTACT	27-MAR-15	LOGIN	LOGIN	Ethan Leighton	CUSTODY	CUSTODY	Ethan Leighton
L1505963-49A Vial-B	INTACT	02-APR-15	GC/MS	GC/MS	Marco Soares	CUSTODY	VOA DEAD FRIDGE	CUST Marco Soares
L1505963-49A Vial-B	INTACT	01-APR-15	CUSTODY	VOA CUSTODY	Przemyslaw Kaczorows	GC/MS	GC/MS	Przemyslaw Kaczorows
L1505963-49A Vial-B	INTACT	27-MAR-15		CUSTODY	Lan Tran	VOA CUSTODY	VOA CUSTODY	Lan Tran
L1505963-49A Vial-B	INTACT	27-MAR-15	LOGIN	LOGIN	Ethan Leighton	CUSTODY	CUSTODY	Ethan Leighton
L1505963-49B Vial-B	INTACT	27-MAR-15		CUSTODY	Lan Tran	VOA CUSTODY	VOA CUSTODY	Lan Tran
L1505963-49B Vial-B	INTACT	27-MAR-15	LOGIN	LOGIN	Ethan Leighton	CUSTODY	CUSTODY	Ethan Leighton
L1505963-49C Vial-B	INTACT	27-MAR-15		CUSTODY	Lan Tran	VOA CUSTODY	VOA CUSTODY	Lan Tran
L1505963-49C Vial-B	INTACT	27-MAR-15	LOGIN	LOGIN	Ethan Leighton	CUSTODY	CUSTODY	Ethan Leighton
L1505963-50A Vial-B	INTACT	02-APR-15	GC/MS	GC/MS	Marco Soares	CUSTODY	VOA DEAD FRIDGE	CUST Marco Soares
L1505963-50A Vial-B	INTACT	01-APR-15	CUSTODY	VOA CUSTODY	Przemyslaw Kaczorows	GC/MS	GC/MS	Przemyslaw Kaczorows
L1505963-50A Vial-B	INTACT	27-MAR-15		CUSTODY	Lan Tran	VOA CUSTODY	VOA CUSTODY	Lan Tran
L1505963-50A Vial-B	INTACT	27-MAR-15	LOGIN	LOGIN	Ethan Leighton	CUSTODY	CUSTODY	Ethan Leighton
L1505963-50B Vial-B	INTACT	27-MAR-15		CUSTODY	Lan Tran	VOA CUSTODY	VOA CUSTODY	Lan Tran
L1505963-50B Vial-B	INTACT	27-MAR-15	LOGIN	LOGIN	Ethan Leighton	CUSTODY	CUSTODY	Ethan Leighton
L1505963-50C Vial-B	INTACT	27-MAR-15		CUSTODY	Lan Tran	VOA CUSTODY	VOA CUSTODY	Lan Tran
L1505963-50C Vial-B	INTACT	27-MAR-15	LOGIN	LOGIN	Ethan Leighton	CUSTODY	CUSTODY	Ethan Leighton

Container ID Type	Status	Transaction Date	From Response	Location	To Operator	Response	Location	Operator
L1505963-51A Vial-B	INTACT	02-APR-15	GC/MS	GC/MS	Marco Soares	CUSTODY	VOA DEAD FRIDGE	CUST Marco Soares
L1505963-51A Vial-B	INTACT	01-APR-15	CUSTODY	VOA CUSTODY	Przemyslaw Kaczorows	GC/MS	GC/MS	Przemyslaw Kaczorows
L1505963-51A Vial-B	INTACT	27-MAR-15		CUSTODY	Lan Tran	VOA CUSTODY	VOA CUSTODY	Lan Tran
L1505963-51A Vial-B	INTACT	27-MAR-15	LOGIN	LOGIN	Ethan Leighton	CUSTODY	CUSTODY	Ethan Leighton
L1505963-51B Vial-B	INTACT	27-MAR-15		CUSTODY	Lan Tran	VOA CUSTODY	VOA CUSTODY	Lan Tran
L1505963-51B Vial-B	INTACT	27-MAR-15	LOGIN	LOGIN	Ethan Leighton	CUSTODY	CUSTODY	Ethan Leighton
L1505963-51C Vial-B	INTACT	27-MAR-15		CUSTODY	Lan Tran	VOA CUSTODY	VOA CUSTODY	Lan Tran
L1505963-51C Vial-B	INTACT	27-MAR-15	LOGIN	LOGIN	Ethan Leighton	CUSTODY	CUSTODY	Ethan Leighton
L1505963-52A Vial-B	INTACT	02-APR-15	GC/MS	GC/MS	Marco Soares	CUSTODY	VOA DEAD FRIDGE	CUST Marco Soares
L1505963-52A Vial-B	INTACT	01-APR-15	CUSTODY	VOA CUSTODY	Przemyslaw Kaczorows	GC/MS	GC/MS	Przemyslaw Kaczorows
L1505963-52A Vial-B	INTACT	27-MAR-15		CUSTODY	Lan Tran	VOA CUSTODY	VOA CUSTODY	Lan Tran
L1505963-52A Vial-B	INTACT	27-MAR-15	LOGIN	LOGIN	Ethan Leighton	CUSTODY	CUSTODY	Ethan Leighton
L1505963-52B Vial-B	INTACT	27-MAR-15		CUSTODY	Lan Tran	VOA CUSTODY	VOA CUSTODY	Lan Tran
L1505963-52B Vial-B	INTACT	27-MAR-15	LOGIN	LOGIN	Ethan Leighton	CUSTODY	CUSTODY	Ethan Leighton
L1505963-52C Vial-B	INTACT	27-MAR-15		CUSTODY	Lan Tran	VOA CUSTODY	VOA CUSTODY	Lan Tran
L1505963-52C Vial-B	INTACT	27-MAR-15	LOGIN	LOGIN	Ethan Leighton	CUSTODY	CUSTODY	Ethan Leighton
L1505963-53A Vial-B	INTACT	02-APR-15	GC/MS	GC/MS	Marco Soares	CUSTODY	VOA DEAD FRIDGE	CUST Marco Soares
L1505963-53A Vial-B	INTACT	01-APR-15	CUSTODY	VOA CUSTODY	Przemyslaw Kaczorows	GC/MS	GC/MS	Przemyslaw Kaczorows
L1505963-53A Vial-B	INTACT	27-MAR-15		CUSTODY	Lan Tran	VOA CUSTODY	VOA CUSTODY	Lan Tran
L1505963-53A Vial-B	INTACT	27-MAR-15	LOGIN	LOGIN	Ethan Leighton	CUSTODY	CUSTODY	Ethan Leighton
L1505963-53B Vial-B	INTACT	27-MAR-15		CUSTODY	Lan Tran	VOA CUSTODY	VOA CUSTODY	Lan Tran
L1505963-53B Vial-B	INTACT	27-MAR-15	LOGIN	LOGIN	Ethan Leighton	CUSTODY	CUSTODY	Ethan Leighton
L1505963-53C Vial-B	INTACT	27-MAR-15		CUSTODY	Lan Tran	VOA CUSTODY	VOA CUSTODY	Lan Tran
L1505963-53C Vial-B	INTACT	27-MAR-15	LOGIN	LOGIN	Ethan Leighton	CUSTODY	CUSTODY	Ethan Leighton
L1505963-54A Vial-B	INTACT	02-APR-15	GC/MS	GC/MS	Mike May	CUSTODY	VOA DEAD FRIDGE	CUST Mike May

Container ID Type	Status	Transaction Date	From Response	Location	To Operator	Response	Location	Operator
L1505963-54A Vial-B	INTACT	02-APR-15	CUSTODY	VOA CUSTODY	Mike May	GC/MS	GC/MS	Mike May
L1505963-54A Vial-B	INTACT	27-MAR-15		CUSTODY	Lan Tran	VOA CUSTODY	VOA CUSTODY	Lan Tran
L1505963-54A Vial-B	INTACT	27-MAR-15	LOGIN	LOGIN	Ethan Leighton	CUSTODY	CUSTODY	Ethan Leighton
L1505963-54B Vial-B	INTACT	27-MAR-15		CUSTODY	Lan Tran	VOA CUSTODY	VOA CUSTODY	Lan Tran
L1505963-54B Vial-B	INTACT	27-MAR-15	LOGIN	LOGIN	Ethan Leighton	CUSTODY	CUSTODY	Ethan Leighton
L1505963-54C Vial-B	INTACT	27-MAR-15		CUSTODY	Lan Tran	VOA CUSTODY	VOA CUSTODY	Lan Tran
L1505963-54C Vial-B	INTACT	27-MAR-15	LOGIN	LOGIN	Ethan Leighton	CUSTODY	CUSTODY	Ethan Leighton
L1505963-55A Vial-B	INTACT	02-APR-15	GC/MS	GC/MS	Mike May	CUSTODY	VOA DEAD FRIDGE	CUST Mike May
L1505963-55A Vial-B	INTACT	02-APR-15	CUSTODY	VOA CUSTODY	Mike May	GC/MS	GC/MS	Mike May
L1505963-55A Vial-B	INTACT	27-MAR-15		CUSTODY	Lan Tran	VOA CUSTODY	VOA CUSTODY	Lan Tran
L1505963-55A Vial-B	INTACT	27-MAR-15	LOGIN	LOGIN	Ethan Leighton	CUSTODY	CUSTODY	Ethan Leighton
L1505963-55B Vial-B	INTACT	27-MAR-15		CUSTODY	Lan Tran	VOA CUSTODY	VOA CUSTODY	Lan Tran
L1505963-55B Vial-B	INTACT	27-MAR-15	LOGIN	LOGIN	Ethan Leighton	CUSTODY	CUSTODY	Ethan Leighton
L1505963-55C Vial-B	INTACT	27-MAR-15		CUSTODY	Lan Tran	VOA CUSTODY	VOA CUSTODY	Lan Tran
L1505963-55C Vial-B	INTACT	27-MAR-15	LOGIN	LOGIN	Ethan Leighton	CUSTODY	CUSTODY	Ethan Leighton
L1505963-56A Vial-B	INTACT	02-APR-15	GC/MS	GC/MS	Mike May	CUSTODY	VOA DEAD FRIDGE	CUST Mike May
L1505963-56A Vial-B	INTACT	02-APR-15	CUSTODY	VOA CUSTODY	Mike May	GC/MS	GC/MS	Mike May
L1505963-56A Vial-B	INTACT	27-MAR-15		CUSTODY	Lan Tran	VOA CUSTODY	VOA CUSTODY	Lan Tran
L1505963-56A Vial-B	INTACT	27-MAR-15	LOGIN	LOGIN	Ethan Leighton	CUSTODY	CUSTODY	Ethan Leighton
L1505963-56B Vial-B	INTACT	27-MAR-15		CUSTODY	Lan Tran	VOA CUSTODY	VOA CUSTODY	Lan Tran
L1505963-56B Vial-B	INTACT	27-MAR-15	LOGIN	LOGIN	Ethan Leighton	CUSTODY	CUSTODY	Ethan Leighton
L1505963-56C Vial-B	INTACT	27-MAR-15		CUSTODY	Lan Tran	VOA CUSTODY	VOA CUSTODY	Lan Tran
L1505963-56C Vial-B	INTACT	27-MAR-15	LOGIN	LOGIN	Ethan Leighton	CUSTODY	CUSTODY	Ethan Leighton
L1505963-57A Vial-B	INTACT	02-APR-15	GC/MS	GC/MS	Marco Soares	CUSTODY	VOA DEAD FRIDGE	CUST Marco Soares
L1505963-57A Vial-B	INTACT	01-APR-15	CUSTODY	VOA CUSTODY	Przemyslaw Kaczorows	GC/MS	GC/MS	Przemyslaw Kaczorows

Container ID Type	Status	Transaction Date	From Response	Location	To Operator	Response	Location	Operator
L1505963-57A Vial-B	INTACT	27-MAR-15		CUSTODY	Lan Tran	VOA CUSTODY	VOA CUSTODY	Lan Tran
L1505963-57A Vial-B	INTACT	27-MAR-15	LOGIN	LOGIN	Ethan Leighton	CUSTODY	CUSTODY	Ethan Leighton
L1505963-57B Vial-B	INTACT	27-MAR-15		CUSTODY	Lan Tran	VOA CUSTODY	VOA CUSTODY	Lan Tran
L1505963-57B Vial-B	INTACT	27-MAR-15	LOGIN	LOGIN	Ethan Leighton	CUSTODY	CUSTODY	Ethan Leighton
L1505963-57C Vial-B	INTACT	27-MAR-15		CUSTODY	Lan Tran	VOA CUSTODY	VOA CUSTODY	Lan Tran
L1505963-57C Vial-B	INTACT	27-MAR-15	LOGIN	LOGIN	Ethan Leighton	CUSTODY	CUSTODY	Ethan Leighton
L1505963-58A Vial-B	INTACT	02-APR-15	GC/MS	GC/MS	Marco Soares	CUSTODY	VOA DEAD FRIDGE	CUST Marco Soares
L1505963-58A Vial-B	INTACT	01-APR-15	CUSTODY	VOA CUSTODY	Przemyslaw Kaczorows	GC/MS	GC/MS	Przemyslaw Kaczorows
L1505963-58A Vial-B	INTACT	27-MAR-15		CUSTODY	Lan Tran	VOA CUSTODY	VOA CUSTODY	Lan Tran
L1505963-58A Vial-B	INTACT	27-MAR-15	LOGIN	LOGIN	Ethan Leighton	CUSTODY	CUSTODY	Ethan Leighton
L1505963-58B Vial-B	INTACT	27-MAR-15		CUSTODY	Lan Tran	VOA CUSTODY	VOA CUSTODY	Lan Tran
L1505963-58B Vial-B	INTACT	27-MAR-15	LOGIN	LOGIN	Ethan Leighton	CUSTODY	CUSTODY	Ethan Leighton

Methodology Review

REFERENCES

1 Test Methods for Evaluating Solid Waste: Physical/Chemical Methods. EPA SW-846. Third Edition. Updates I - IV, 2007.

LIMITATION OF LIABILITIES

Alpha Analytical performs services with reasonable care and diligence normal to the analytical testing laboratory industry. In the event of an error, the sole and exclusive responsibility of Alpha Analytical shall be to re-perform the work at it's own expense. In no event shall Alpha Analytical be held liable for any incidental, consequential or special damages, including but not limited to, damages in any way connected with the use of, interpretation of, information or analysis provided by Alpha Analytical.

We strongly urge our clients to comply with EPA protocol regarding sample volume, preservation, cooling, containers, sampling procedures, holding time and splitting of samples in the field.

Laboratory Chronicle

Sample Receipt and Container Information

Were project specific reporting limits specified? YES

Reagent H2O Preserved Vials Frozen on: NA

Cooler Information Custody Seal

Cooler	
A	Absent
B	Absent

Container Information

Container ID	Container Type	Cooler	pH	Temp deg C	Pres	Seal	Analysis(*)
L1505963-01A	Vial HCl preserved	B	N/A	3.4	Y	Absent	NJ-8260(14)
L1505963-01B	Vial HCl preserved	B	N/A	3.4	Y	Absent	NJ-8260(14)
L1505963-01C	Vial HCl preserved	B	N/A	3.4	Y	Absent	NJ-8260(14)
L1505963-02A	Vial HCl preserved	B	N/A	3.4	Y	Absent	NJ-8260(14)
L1505963-02B	Vial HCl preserved	B	N/A	3.4	Y	Absent	NJ-8260(14)
L1505963-02C	Vial HCl preserved	B	N/A	3.4	Y	Absent	NJ-8260(14)
L1505963-03A	Vial HCl preserved	B	N/A	3.4	Y	Absent	NJ-8260(14)
L1505963-03B	Vial HCl preserved	B	N/A	3.4	Y	Absent	NJ-8260(14)
L1505963-03C	Vial HCl preserved	B	N/A	3.4	Y	Absent	NJ-8260(14)
L1505963-04A	Vial HCl preserved	B	N/A	3.4	Y	Absent	NJ-8260(14)
L1505963-04B	Vial HCl preserved	B	N/A	3.4	Y	Absent	NJ-8260(14)
L1505963-04C	Vial HCl preserved	B	N/A	3.4	Y	Absent	NJ-8260(14)
L1505963-05A	Vial HCl preserved	B	N/A	3.4	Y	Absent	NJ-8260(14)
L1505963-05B	Vial HCl preserved	B	N/A	3.4	Y	Absent	NJ-8260(14)
L1505963-05C	Vial HCl preserved	B	N/A	3.4	Y	Absent	NJ-8260(14)
L1505963-06A	Vial HCl preserved	B	N/A	3.4	Y	Absent	NJ-8260(14)
L1505963-06B	Vial HCl preserved	B	N/A	3.4	Y	Absent	NJ-8260(14)
L1505963-06C	Vial HCl preserved	B	N/A	3.4	Y	Absent	NJ-8260(14)
L1505963-07A	Vial HCl preserved	B	N/A	3.4	Y	Absent	NJ-8260(14)
L1505963-07B	Vial HCl preserved	B	N/A	3.4	Y	Absent	NJ-8260(14)
L1505963-07C	Vial HCl preserved	B	N/A	3.4	Y	Absent	NJ-8260(14)
L1505963-08A	Vial HCl preserved	B	N/A	3.4	Y	Absent	NJ-8260(14)
L1505963-08B	Vial HCl preserved	B	N/A	3.4	Y	Absent	NJ-8260(14)
L1505963-08C	Vial HCl preserved	B	N/A	3.4	Y	Absent	NJ-8260(14)
L1505963-09A	Vial HCl preserved	B	N/A	3.4	Y	Absent	NJ-8260(14)
L1505963-09B	Vial HCl preserved	B	N/A	3.4	Y	Absent	NJ-8260(14)

*Values in parentheses indicate holding time in days

Container Information

Container ID	Container Type	Cooler	pH	Temp deg C	Pres	Seal	Analysis(*)
L1505963-09C	Vial HCl preserved	B	N/A	3.4	Y	Absent	NJ-8260(14)
L1505963-10A	Vial HCl preserved	B	N/A	3.4	Y	Absent	NJ-8260(14)
L1505963-10B	Vial HCl preserved	B	N/A	3.4	Y	Absent	NJ-8260(14)
L1505963-10C	Vial HCl preserved	B	N/A	3.4	Y	Absent	NJ-8260(14)
L1505963-11A	Vial HCl preserved	B	N/A	3.4	Y	Absent	NJ-8260(14)
L1505963-11B	Vial HCl preserved	B	N/A	3.4	Y	Absent	NJ-8260(14)
L1505963-11C	Vial HCl preserved	B	N/A	3.4	Y	Absent	NJ-8260(14)
L1505963-12A	Vial HCl preserved	B	N/A	3.4	Y	Absent	NJ-8260(14)
L1505963-12B	Vial HCl preserved	B	N/A	3.4	Y	Absent	NJ-8260(14)
L1505963-12C	Vial HCl preserved	B	N/A	3.4	Y	Absent	NJ-8260(14)
L1505963-13A	Vial HCl preserved	A	N/A	3.1	Y	Absent	NJ-8260(14)
L1505963-13B	Vial HCl preserved	A	N/A	3.1	Y	Absent	NJ-8260(14)
L1505963-13C	Vial HCl preserved	A	N/A	3.1	Y	Absent	NJ-8260(14)
L1505963-14A	Vial HCl preserved	A	N/A	3.1	Y	Absent	NJ-8260(14)
L1505963-14B	Vial HCl preserved	A	N/A	3.1	Y	Absent	NJ-8260(14)
L1505963-14C	Vial HCl preserved	A	N/A	3.1	Y	Absent	NJ-8260(14)
L1505963-15A	Vial HCl preserved	B	N/A	3.4	Y	Absent	NJ-8260(14)
L1505963-15B	Vial HCl preserved	B	N/A	3.4	Y	Absent	NJ-8260(14)
L1505963-15C	Vial HCl preserved	B	N/A	3.4	Y	Absent	NJ-8260(14)
L1505963-16A	Vial HCl preserved	B	N/A	3.4	Y	Absent	NJ-8260(14)
L1505963-16B	Vial HCl preserved	B	N/A	3.4	Y	Absent	NJ-8260(14)
L1505963-16C	Vial HCl preserved	B	N/A	3.4	Y	Absent	NJ-8260(14)
L1505963-17A	Vial HCl preserved	B	N/A	3.4	Y	Absent	NJ-8260(14)
L1505963-17B	Vial HCl preserved	B	N/A	3.4	Y	Absent	NJ-8260(14)
L1505963-17C	Vial HCl preserved	B	N/A	3.4	Y	Absent	NJ-8260(14)
L1505963-18A	Vial HCl preserved	B	N/A	3.4	Y	Absent	NJ-8260(14)
L1505963-18B	Vial HCl preserved	B	N/A	3.4	Y	Absent	NJ-8260(14)
L1505963-18C	Vial HCl preserved	B	N/A	3.4	Y	Absent	NJ-8260(14)
L1505963-19A	Vial HCl preserved	B	N/A	3.4	Y	Absent	NJ-8260(14)
L1505963-19B	Vial HCl preserved	B	N/A	3.4	Y	Absent	NJ-8260(14)
L1505963-19C	Vial HCl preserved	B	N/A	3.4	Y	Absent	NJ-8260(14)
L1505963-20A	Vial HCl preserved	B	N/A	3.4	Y	Absent	NJ-8260(14)
L1505963-20B	Vial HCl preserved	B	N/A	3.4	Y	Absent	NJ-8260(14)
L1505963-20C	Vial HCl preserved	B	N/A	3.4	Y	Absent	NJ-8260(14)
L1505963-21A	Vial HCl preserved	B	N/A	3.4	Y	Absent	NJ-8260(14)
L1505963-21B	Vial HCl preserved	B	N/A	3.4	Y	Absent	NJ-8260(14)

*Values in parentheses indicate holding time in days

Container Information

Container ID	Container Type	Cooler	pH	Temp deg C	Pres	Seal	Analysis(*)
L1505963-21C	Vial HCl preserved	B	N/A	3.4	Y	Absent	NJ-8260(14)
L1505963-22A	Vial HCl preserved	B	N/A	3.4	Y	Absent	NJ-8260(14)
L1505963-22B	Vial HCl preserved	B	N/A	3.4	Y	Absent	NJ-8260(14)
L1505963-22C	Vial HCl preserved	B	N/A	3.4	Y	Absent	NJ-8260(14)
L1505963-23A	Vial HCl preserved	B	N/A	3.4	Y	Absent	NJ-8260(14)
L1505963-23B	Vial HCl preserved	B	N/A	3.4	Y	Absent	NJ-8260(14)
L1505963-23C	Vial HCl preserved	B	N/A	3.4	Y	Absent	NJ-8260(14)
L1505963-24A	Vial HCl preserved	B	N/A	3.4	Y	Absent	NJ-8260(14)
L1505963-24B	Vial HCl preserved	B	N/A	3.4	Y	Absent	NJ-8260(14)
L1505963-24C	Vial HCl preserved	B	N/A	3.4	Y	Absent	NJ-8260(14)
L1505963-25A	Vial HCl preserved	A	N/A	3.1	Y	Absent	NJ-8260(14)
L1505963-25B	Vial HCl preserved	A	N/A	3.1	Y	Absent	NJ-8260(14)
L1505963-25C	Vial HCl preserved	A	N/A	3.1	Y	Absent	NJ-8260(14)
L1505963-26A	Vial HCl preserved	B	N/A	3.4	Y	Absent	NJ-8260(14)
L1505963-26B	Vial HCl preserved	B	N/A	3.4	Y	Absent	NJ-8260(14)
L1505963-26C	Vial HCl preserved	B	N/A	3.4	Y	Absent	NJ-8260(14)
L1505963-27A	Vial HCl preserved	B	N/A	3.4	Y	Absent	NJ-8260(14)
L1505963-27B	Vial HCl preserved	B	N/A	3.4	Y	Absent	NJ-8260(14)
L1505963-27C	Vial HCl preserved	B	N/A	3.4	Y	Absent	NJ-8260(14)
L1505963-28A	Vial HCl preserved	B	N/A	3.4	Y	Absent	NJ-8260(14)
L1505963-28B	Vial HCl preserved	B	N/A	3.4	Y	Absent	NJ-8260(14)
L1505963-28C	Vial HCl preserved	B	N/A	3.4	Y	Absent	NJ-8260(14)
L1505963-29A	Vial HCl preserved	B	N/A	3.4	Y	Absent	NJ-8260(14)
L1505963-29B	Vial HCl preserved	B	N/A	3.4	Y	Absent	NJ-8260(14)
L1505963-29C	Vial HCl preserved	B	N/A	3.4	Y	Absent	NJ-8260(14)
L1505963-30A	Vial HCl preserved	B	N/A	3.4	Y	Absent	NJ-8260(14)
L1505963-30B	Vial HCl preserved	B	N/A	3.4	Y	Absent	NJ-8260(14)
L1505963-30C	Vial HCl preserved	B	N/A	3.4	Y	Absent	NJ-8260(14)
L1505963-31A	Vial HCl preserved	B	N/A	3.4	Y	Absent	NJ-8260(14)
L1505963-31B	Vial HCl preserved	B	N/A	3.4	Y	Absent	NJ-8260(14)
L1505963-31C	Vial HCl preserved	B	N/A	3.4	Y	Absent	NJ-8260(14)
L1505963-32A	Vial HCl preserved	A	N/A	3.1	Y	Absent	NJ-8260(14)
L1505963-32B	Vial HCl preserved	A	N/A	3.1	Y	Absent	NJ-8260(14)
L1505963-32C	Vial HCl preserved	A	N/A	3.1	Y	Absent	NJ-8260(14)
L1505963-33A	Vial HCl preserved	A	N/A	3.1	Y	Absent	NJ-8260(14)
L1505963-33B	Vial HCl preserved	A	N/A	3.1	Y	Absent	NJ-8260(14)

*Values in parentheses indicate holding time in days

Container Information

Container ID	Container Type	Cooler	pH	Temp deg C	Pres	Seal	Analysis(*)
L1505963-33C	Vial HCl preserved	A	N/A	3.1	Y	Absent	NJ-8260(14)
L1505963-34A	Vial HCl preserved	A	N/A	3.1	Y	Absent	NJ-8260(14)
L1505963-34B	Vial HCl preserved	A	N/A	3.1	Y	Absent	NJ-8260(14)
L1505963-34C	Vial HCl preserved	A	N/A	3.1	Y	Absent	NJ-8260(14)
L1505963-35A	Vial HCl preserved	B	N/A	3.4	Y	Absent	NJ-8260(14)
L1505963-35B	Vial HCl preserved	B	N/A	3.4	Y	Absent	NJ-8260(14)
L1505963-35C	Vial HCl preserved	B	N/A	3.4	Y	Absent	NJ-8260(14)
L1505963-36A	Vial HCl preserved	B	N/A	3.4	Y	Absent	NJ-8260(14)
L1505963-36B	Vial HCl preserved	B	N/A	3.4	Y	Absent	NJ-8260(14)
L1505963-36C	Vial HCl preserved	B	N/A	3.4	Y	Absent	NJ-8260(14)
L1505963-37A	Vial HCl preserved	B	N/A	3.4	Y	Absent	NJ-8260(14)
L1505963-37B	Vial HCl preserved	B	N/A	3.4	Y	Absent	NJ-8260(14)
L1505963-37C	Vial HCl preserved	B	N/A	3.4	Y	Absent	NJ-8260(14)
L1505963-38A	Vial HCl preserved	B	N/A	3.4	Y	Absent	NJ-8260(14)
L1505963-38B	Vial HCl preserved	B	N/A	3.4	Y	Absent	NJ-8260(14)
L1505963-38C	Vial HCl preserved	B	N/A	3.4	Y	Absent	NJ-8260(14)
L1505963-39A	Vial HCl preserved	A	N/A	3.1	Y	Absent	NJ-8260(14)
L1505963-39B	Vial HCl preserved	A	N/A	3.1	Y	Absent	NJ-8260(14)
L1505963-39C	Vial HCl preserved	A	N/A	3.1	Y	Absent	NJ-8260(14)
L1505963-40A	Vial HCl preserved	A	N/A	3.1	Y	Absent	NJ-8260(14)
L1505963-40B	Vial HCl preserved	A	N/A	3.1	Y	Absent	NJ-8260(14)
L1505963-40C	Vial HCl preserved	A	N/A	3.1	Y	Absent	NJ-8260(14)
L1505963-41A	Vial HCl preserved	A	N/A	3.1	Y	Absent	NJ-8260(14)
L1505963-41B	Vial HCl preserved	A	N/A	3.1	Y	Absent	NJ-8260(14)
L1505963-41C	Vial HCl preserved	A	N/A	3.1	Y	Absent	NJ-8260(14)
L1505963-42A	Vial HCl preserved	A	N/A	3.1	Y	Absent	NJ-8260(14)
L1505963-42B	Vial HCl preserved	A	N/A	3.1	Y	Absent	NJ-8260(14)
L1505963-42C	Vial HCl preserved	A	N/A	3.1	Y	Absent	NJ-8260(14)
L1505963-43A	Vial HCl preserved	A	N/A	3.1	Y	Absent	NJ-8260(14)
L1505963-43B	Vial HCl preserved	A	N/A	3.1	Y	Absent	NJ-8260(14)
L1505963-43C	Vial HCl preserved	A	N/A	3.1	Y	Absent	NJ-8260(14)
L1505963-44A	Vial HCl preserved	B	N/A	3.4	Y	Absent	NJ-8260(14)
L1505963-44B	Vial HCl preserved	B	N/A	3.4	Y	Absent	NJ-8260(14)
L1505963-44C	Vial HCl preserved	B	N/A	3.4	Y	Absent	NJ-8260(14)
L1505963-45A	Vial HCl preserved	B	N/A	3.4	Y	Absent	NJ-8260(14)
L1505963-45B	Vial HCl preserved	B	N/A	3.4	Y	Absent	NJ-8260(14)

*Values in parentheses indicate holding time in days

Container Information

Container ID	Container Type	Cooler	pH	Temp deg C	Pres	Seal	Analysis(*)
L1505963-45C	Vial HCl preserved	B	N/A	3.4	Y	Absent	NJ-8260(14)
L1505963-46A	Vial HCl preserved	B	N/A	3.4	Y	Absent	NJ-8260(14)
L1505963-46B	Vial HCl preserved	B	N/A	3.4	Y	Absent	NJ-8260(14)
L1505963-46C	Vial HCl preserved	B	N/A	3.4	Y	Absent	NJ-8260(14)
L1505963-47A	Vial HCl preserved	B	N/A	3.4	Y	Absent	NJ-8260(14)
L1505963-47B	Vial HCl preserved	B	N/A	3.4	Y	Absent	NJ-8260(14)
L1505963-47C	Vial HCl preserved	B	N/A	3.4	Y	Absent	NJ-8260(14)
L1505963-48A	Vial HCl preserved	B	N/A	3.4	Y	Absent	NJ-8260(14)
L1505963-48B	Vial HCl preserved	B	N/A	3.4	Y	Absent	NJ-8260(14)
L1505963-48C	Vial HCl preserved	B	N/A	3.4	Y	Absent	NJ-8260(14)
L1505963-49A	Vial HCl preserved	B	N/A	3.4	Y	Absent	NJ-8260(14)
L1505963-49B	Vial HCl preserved	B	N/A	3.4	Y	Absent	NJ-8260(14)
L1505963-49C	Vial HCl preserved	B	N/A	3.4	Y	Absent	NJ-8260(14)
L1505963-50A	Vial HCl preserved	B	N/A	3.4	Y	Absent	NJ-8260(14)
L1505963-50B	Vial HCl preserved	B	N/A	3.4	Y	Absent	NJ-8260(14)
L1505963-50C	Vial HCl preserved	B	N/A	3.4	Y	Absent	NJ-8260(14)
L1505963-51A	Vial HCl preserved	A	N/A	3.1	Y	Absent	NJ-8260(14)
L1505963-51B	Vial HCl preserved	A	N/A	3.1	Y	Absent	NJ-8260(14)
L1505963-51C	Vial HCl preserved	A	N/A	3.1	Y	Absent	NJ-8260(14)
L1505963-52A	Vial HCl preserved	A	N/A	3.1	Y	Absent	NJ-8260(14)
L1505963-52B	Vial HCl preserved	A	N/A	3.1	Y	Absent	NJ-8260(14)
L1505963-52C	Vial HCl preserved	A	N/A	3.1	Y	Absent	NJ-8260(14)
L1505963-53A	Vial HCl preserved	A	N/A	3.1	Y	Absent	NJ-8260(14)
L1505963-53B	Vial HCl preserved	A	N/A	3.1	Y	Absent	NJ-8260(14)
L1505963-53C	Vial HCl preserved	A	N/A	3.1	Y	Absent	NJ-8260(14)
L1505963-54A	Vial HCl preserved	A	N/A	3.1	Y	Absent	NJ-8260(14)
L1505963-54B	Vial HCl preserved	A	N/A	3.1	Y	Absent	NJ-8260(14)
L1505963-54C	Vial HCl preserved	A	N/A	3.1	Y	Absent	NJ-8260(14)
L1505963-55A	Vial HCl preserved	A	N/A	3.1	Y	Absent	NJ-8260(14)
L1505963-55B	Vial HCl preserved	A	N/A	3.1	Y	Absent	NJ-8260(14)
L1505963-55C	Vial HCl preserved	A	N/A	3.1	Y	Absent	NJ-8260(14)
L1505963-56A	Vial HCl preserved	A	N/A	3.1	Y	Absent	NJ-8260(14)
L1505963-56B	Vial HCl preserved	A	N/A	3.1	Y	Absent	NJ-8260(14)
L1505963-56C	Vial HCl preserved	A	N/A	3.1	Y	Absent	NJ-8260(14)
L1505963-57A	Vial HCl preserved	A	N/A	3.1	Y	Absent	NJ-8260(14)
L1505963-57B	Vial HCl preserved	A	N/A	3.1	Y	Absent	NJ-8260(14)

*Values in parentheses indicate holding time in days

Container Information

Container ID	Container Type	Cooler	pH	Temp deg C	Pres	Seal	Analysis(*)
L1505963-57C	Vial HCl preserved	A	N/A	3.1	Y	Absent	NJ-8260(14)
L1505963-58A	Vial HCl preserved	A	N/A	3.1	Y	Absent	NJ-8260(14)
L1505963-58B	Vial HCl preserved	A	N/A	3.1	Y	Absent	NJ-8260(14)

*Values in parentheses indicate holding time in days

NJ DEP
Data of Known Quality Protocols Conformance/Non-Conformance Summary Questionnaire

NJ DEP Data of Known Quality Protocols
Conformance/Non-Conformance
Summary Questionnaire

1	For each analytical method referenced in this laboratory report package, were all specified QA/QC performance criteria followed, including the requirement to explain any criteria falling outside of acceptable guidelines, as specified in the NJDEP Data of Known Quality performance standards?	YES
1a	Were the method specified handling, preservation, and holding time requirements met?	YES
1b	EPH Method: Was the EPH Method conducted without significant modifications (see Section 11.3 of respective DKQ methods)?	N/A
2	Were all samples received by the laboratory in a condition consistent with that described on the associated chain-of-custody document(s)?	YES
3	Were all samples received at an appropriate temperature (4 ± 2° C)?	YES
4	Were all QA/QC performance criteria specified in the NJDEP DKQP standards achieved?	NO
5a	Were reporting limits specified or referenced on the chain-of-custody or communicated to the laboratory prior to sample receipt?	YES
5b	Were these reporting limits met?	NO
6	For each analytical method referenced in this laboratory report package, were results reported for all constituents identified in the method-specific analyte lists presented in the DKQP documents and/or site-specific QAPP?	YES
7	Are project-specific matrix spikes and/or laboratory duplicates included in this data set?	NO

Note: For all questions to which the response was "No" (with the exception of question #7), additional information must be provided in an attached narrative. If the answer to question #1, #1a or #1b is "No", the data package does not meet the requirements for "Data of Known Quality".

Conformance/Non-Conformance Summary

Case Narrative

The samples were received in accordance with the Chain of Custody and no significant deviations were encountered during the preparation or analysis unless otherwise noted. Sample Receipt, Container Information, and the Chain of Custody are located at the back of the report.

Results contained within this report relate only to the samples submitted under this Alpha Lab Number and meet all of the requirements of NELAC, for all NELAC accredited parameters. The data presented in this report is organized by parameter (i.e. VOC, SVOC, etc.). Sample specific Quality Control data (i.e. Surrogate Spike Recovery) is reported at the end of the target analyte list for each individual sample, followed by the Laboratory Batch Quality Control at the end of each parameter. If a sample was re-analyzed or re-extracted due to a required quality control corrective action and if both sets of data are reported, the Laboratory ID of the re-analysis or re-extraction is designated with an "R" or "RE", respectively. When multiple Batch Quality Control elements are reported (e.g. more than one LCS), the associated samples for each element are noted in the grey shaded header line of each data table. Any Laboratory Batch, Sample Specific % recovery or RPD value that is outside the listed Acceptance Criteria is bolded in the report. Performance criteria for CAM and RCP methods allow for some LCS compound failures to occur and still be within method compliance. In these instances, the specific failures are not narrated but are noted in the associated QC table. This information is also incorporated in the Data Usability format for our Data Merger tool where it can be reviewed along with any associated usability implications. Soil/sediments, solids and tissues are reported on a dry weight basis unless otherwise noted. Definitions of all data qualifiers and acronyms used in this report are provided in the Glossary located at the back of the report.

In reference to questions H (CAM) or 4 (RCP) when "NO" is checked, the performance criteria for CAM and RCP methods allow for some quality control failures to occur and still be within method compliance. In these instances the specific failure is not narrated but noted in the associated QC table. The information is also incorporated in the Data Usability format of our Data Merger tool where it can be reviewed along with any associated usability implications.

Please see the associated ADEx data file for a comparison of laboratory reporting limits that were achieved with the regulatory Numerical Standards requested on the Chain of Custody.

HOLD POLICY
For samples submitted on hold, Alpha's policy is to hold samples free of charge for 30 days from the date the project is completed. After 30 days, we will dispose of all samples submitted including those put on hold unless you have contacted your Client Service Representative and made arrangements for Alpha to continue to hold the samples.

Please contact Client Services at 800-624-9220 with any questions.

Case Narrative (continued)

Report Submission

All non-detect (ND) or estimated concentrations (J-qualified) have been quantitated to the limit noted in the MDL column.

DKQP Related Narratives

Volatile Organics

In reference to question 4:

WG772794-2, WG772795-1/-2, and WG772851-2: One or more compounds failed to meet the DKQP recovery and/or RPD limits. Please refer to the QC section of the report for specific details.

In reference to question 5b:

L1505963-01 through -58: One or more of the target analytes did not achieve the requested regulatory limits.

I, the undersigned, attest under the pains and penalties of perjury that, to the best of my knowledge and belief and based upon my personal inquiry of those responsible for providing the information contained in this analytical report, such information is accurate and complete. This certificate of analysis is not complete unless this page accompanies any and all pages of this report.

Authorized Signature: Report Date: 04/02/15

Title: Technical Director/Representative

Glossary

GLOSSARY

Acronyms

EDL - Estimated Detection Limit: This value represents the level to which target analyte concentrations are reported as estimated values, when those target analyte concentrations are quantified below the reporting limit (RL). The EDL includes any adjustments from dilutions, concentrations or moisture content, where applicable. The use of EDLs is specific to the analysis of PAHs using Solid-Phase Microextraction (SPME).

EPA - Environmental Protection Agency.

LCS - Laboratory Control Sample: A sample matrix, free from the analytes of interest, spiked with verified known amounts of analytes or a material containing known and verified amounts of analytes.

LCSD - Laboratory Control Sample Duplicate: Refer to LCS.

LFB - Laboratory Fortified Blank: A sample matrix, free from the analytes of interest, spiked with verified known amounts of analytes or a material containing known and verified amounts of analytes.

MDL - Method Detection Limit: This value represents the level to which target analyte concentrations are reported as estimated values, when those target analyte concentrations are quantified below the reporting limit (RL). The MDL includes any adjustments from dilutions, concentrations or moisture content, where applicable.

MS - Matrix Spike Sample: A sample prepared by adding a known mass of target analyte to a specified amount of matrix sample for which an independent estimate of target analyte concentration is available.

MSD - Matrix Spike Sample Duplicate: Refer to MS.

NA - Not Applicable.

NC - Not Calculated: Term is utilized when one or more of the results utilized in the calculation are non-detect at the parameter's reporting unit.

NI - Not Ignitable.

RL - Reporting Limit: The value at which an instrument can accurately measure an analyte at a specific concentration. The RL includes any adjustments from dilutions, concentrations or moisture content, where applicable.

RPD - Relative Percent Difference: The results from matrix and/or matrix spike duplicates are primarily designed to assess the precision of analytical results in a given matrix and are expressed as relative percent difference (RPD). Values which are less than five times the reporting limit for any individual parameter are evaluated by utilizing the absolute difference between the values; although the RPD value will be provided in the report.

SRM - Standard Reference Material: A reference sample of a known or certified value that is of the same or similar matrix as the associated field samples.

Footnotes

1 - The reference for this analyte should be considered modified since this analyte is absent from the target analyte list of the original method.

Terms

Total: With respect to Organic analyses, a 'Total' result is defined as the summation of results for individual isomers or Aroclors. If a 'Total' result is requested, the results of its individual components will also be reported. This is applicable to 'Total' results for methods 8260, 8081 and 8082.

Analytical Method: Both the document from which the method originates and the analytical reference method. (Example: EPA 8260B is shown as 1,8260B.) The codes for the reference method documents are provided in the References section of the Addendum.

Data Qualifiers

A - Spectra identified as "Aldol Condensation Product".

B - The analyte was detected above the reporting limit in the associated method blank. Flag only applies to associated field samples that have detectable concentrations of the analyte at less than ten times (10x) the concentration found in the blank. For MCP-related projects, flag only applies to associated field samples that have detectable concentrations of the analyte at less than ten times (10x) the concentration found in the blank. For DOD-related projects, flag only applies to associated field samples that have detectable concentrations of the analyte at less than ten times (10x) the concentration found in the blank AND the analyte was detected above one-half the reporting limit (or above the reporting limit for common lab contaminants) in the associated method blank. For NJ-Air-related projects, flag only applies to associated field samples that have detectable concentrations of the analyte above the reporting limit. For NJ-related projects (excluding Air), flag only applies to associated field samples that have detectable concentrations of the analyte, which was detected above the reporting limit in the associated method blank or above five times the reporting limit for common lab contaminants (Phthalates, Acetone, Methylene Chloride, 2-Butanone).

C - Co-elution: The target analyte co-elutes with a known lab standard (i.e. surrogate, internal standards, etc.) for co-extracted analyses.

D - Concentration of analyte was quantified from diluted analysis. Flag only applies to field samples that have detectable concentrations of the analyte.

E - Concentration of analyte exceeds the range of the calibration curve and/or linear range of the instrument.

Report Format: DU Report with 'J' Qualifiers

Data Qualifiers

G - The concentration may be biased high due to matrix interferences (i.e, co-elution) with non-target compound(s). The result should be considered estimated.

H - The analysis of pH was performed beyond the regulatory-required holding time of 15 minutes from the time of sample collection.

I - The lower value for the two columns has been reported due to obvious interference.

M - Reporting Limit (RL) exceeds the MCP CAM Reporting Limit for this analyte.

NJ - Presumptive evidence of compound. This represents an estimated concentration for Tentatively Identified Compounds (TICs), where the identification is based on a mass spectral library search.

P - The RPD between the results for the two columns exceeds the method-specified criteria.

Q - The quality control sample exceeds the associated acceptance criteria. For DOD-related projects, LCS and/or Continuing Calibration Standard exceedences are also qualified on all associated sample results. Note: This flag is not applicable for matrix spike recoveries when the sample concentration is greater than 4x the spike added or for batch duplicate RPD when the sample concentrations are less than 5x the RL. (Metals only.)

R - Analytical results are from sample re-analysis.

RE - Analytical results are from sample re-extraction.

S - Analytical results are from modified screening analysis.

J - Estimated value. The Target analyte concentration is below the quantitation limit (RL), but above the Method Detection Limit (MDL) or Estimated Detection Limit (EDL) for SPME-related analyses. This represents an estimated concentration for Tentatively Identified Compounds (TICs).

ND - Not detected at the method detection limit (MDL) for the sample, or estimated detection limit (EDL) for SPME-related analyses.

Report Format: DU Report with 'J' Qualifiers

Organics

GC/MS 8260
Analysis

Sample Results Summary

Form 1
Volatile Organics

Client	: Tetra Tech GEO	Lab Number	: L1505963
Project Name	: LOCKHEED-NORTH PLAINFIELD	Project Number	: 117-0507.600
Lab ID	: L1505963-01	Date Collected	: 03/25/15 09:55
Client ID	: MW-1S-A	Date Received	: 03/26/15
Sample Location	: NORTH PLAINFIELD	Date Analyzed	: 03/31/15 21:33
Sample Matrix	: WATER	Dilution Factor	: 1
Analytical Method	: 1,8260C	Analyst	: PK
Lab File ID	: 0331N06	Instrument ID	: QUIMBY.I
Sample Amount	: 10 ml	GC Column	: RTX-502.2
Level	: LOW	%Solids	: N/A
Extract Volume (MeOH)	: N/A	Injection Volume	: N/A

		ug/L			
CAS NO.	Parameter	Results	RL	MDL	Qualifier
96-12-8	1,2-Dibromo-3-chloropropane	ND	2.5	0.32	U
123-91-1	1,4-Dioxane	ND	250	41.	U
106-93-4	1,2-Dibromoethane	ND	2.0	0.10	U
75-09-2	Methylene chloride	ND	2.5	0.27	U
75-34-3	1,1-Dichloroethane	ND	0.75	0.21	U
67-66-3	Chloroform	1.6	0.75	0.16	
56-23-5	Carbon tetrachloride	ND	0.50	0.10	U
78-87-5	1,2-Dichloropropane	ND	1.0	0.11	U
124-48-1	Dibromochloromethane	ND	0.50	0.15	U
79-00-5	1,1,2-Trichloroethane	ND	0.75	0.09	U
127-18-4	Tetrachloroethene	1.4	0.50	0.09	
108-90-7	Chlorobenzene	ND	0.50	0.07	U
75-69-4	Trichlorofluoromethane	ND	2.5	0.10	U
107-06-2	1,2-Dichloroethane	ND	0.50	0.11	U
71-55-6	1,1,1-Trichloroethane	ND	0.50	0.10	U
75-27-4	Bromodichloromethane	ND	0.50	0.19	U
10061-02-6	trans-1,3-Dichloropropene	ND	0.50	0.15	U
10061-01-5	cis-1,3-Dichloropropene	ND	0.50	0.14	U
542-75-6	1,3-Dichloropropene, Total	ND	0.50	0.14	U
75-25-2	Bromoform	ND	2.0	0.25	U
79-34-5	1,1,2,2-Tetrachloroethane	ND	0.50	0.09	U
71-43-2	Benzene	ND	0.50	0.09	U
108-88-3	Toluene	ND	0.75	0.16	U
100-41-4	Ethylbenzene	ND	0.50	0.10	U
74-87-3	Chloromethane	ND	2.5	0.09	U
74-83-9	Bromomethane	0.39	1.0	0.26	J
75-01-4	Vinyl chloride	ND	1.0	0.07	U

Form 1
Volatile Organics

Client	: Tetra Tech GEO	Lab Number	: L1505963
Project Name	: LOCKHEED-NORTH PLAINFIELD	Project Number	: 117-0507.600
Lab ID	: L1505963-01	Date Collected	: 03/25/15 09:55
Client ID	: MW-1S-A	Date Received	: 03/26/15
Sample Location	: NORTH PLAINFIELD	Date Analyzed	: 03/31/15 21:33
Sample Matrix	: WATER	Dilution Factor	: 1
Analytical Method	: 1,8260C	Analyst	: PK
Lab File ID	: 0331N06	Instrument ID	: QUIMBY.I
Sample Amount	: 10 ml	GC Column	: RTX-502.2
Level	: LOW	%Solids	: N/A
Extract Volume (MeOH)	: N/A	Injection Volume	: N/A

		ug/L			
CAS NO.	Parameter	Results	RL	MDL	Qualifier
75-00-3	Chloroethane	ND	1.0	0.13	U
75-35-4	1,1-Dichloroethene	ND	0.50	0.09	U
156-60-5	trans-1,2-Dichloroethene	ND	0.75	0.16	U
79-01-6	Trichloroethene	1.3	0.50	0.11	
95-50-1	1,2-Dichlorobenzene	ND	2.5	0.07	U
541-73-1	1,3-Dichlorobenzene	ND	2.5	0.07	U
106-46-7	1,4-Dichlorobenzene	ND	2.5	0.08	U
1634-04-4	Methyl tert butyl ether	ND	1.0	0.15	U
179601-23-1	p/m-Xylene	ND	1.0	0.18	U
95-47-6	o-Xylene	ND	1.0	0.17	U
1330-20-7	Xylene (Total)	ND	1.0	0.17	U
156-59-2	cis-1,2-Dichloroethene	0.18	0.50	0.11	J
540-59-0	1,2-Dichloroethene (total)	0.18	0.50	0.11	J
100-42-5	Styrene	ND	1.0	0.12	U
75-71-8	Dichlorodifluoromethane	ND	5.0	0.19	U
67-64-1	Acetone	ND	5.0	1.5	U
75-15-0	Carbon disulfide	ND	5.0	0.09	U
78-93-3	2-Butanone	ND	5.0	1.9	U
108-10-1	4-Methyl-2-pentanone	ND	5.0	0.26	U
591-78-6	2-Hexanone	ND	5.0	0.14	U
74-97-5	Bromochloromethane	ND	2.5	0.13	U
98-82-8	Isopropylbenzene	ND	0.50	0.11	U
87-61-6	1,2,3-Trichlorobenzene	ND	2.5	0.12	U
120-82-1	1,2,4-Trichlorobenzene	ND	2.5	0.12	U
79-20-9	Methyl Acetate	ND	2.0	0.23	U
110-82-7	Cyclohexane	ND	10	0.27	U
108-87-2	Methyl cyclohexane	ND	10	0.40	U

Form 1
Volatile Organics

Client	: Tetra Tech GEO	**Lab Number**	: L1505963
Project Name	: LOCKHEED-NORTH PLAINFIELD	**Project Number**	: 117-0507.600
Lab ID	: L1505963-01	**Date Collected**	: 03/25/15 09:55
Client ID	: MW-1S-A	**Date Received**	: 03/26/15
Sample Location	: NORTH PLAINFIELD	**Date Analyzed**	: 03/31/15 21:33
Sample Matrix	: WATER	**Dilution Factor**	: 1
Analytical Method	: 1,8260C	**Analyst**	: PK
Lab File ID	: 0331N06	**Instrument ID**	: QUIMBY.I
Sample Amount	: 10 ml	**GC Column**	: RTX-502.2
Level	: LOW	**%Solids**	: N/A
Extract Volume (MeOH)	: N/A	**Injection Volume**	: N/A

		ug/L			
CAS NO.	**Parameter**	**Results**	**RL**	**MDL**	**Qualifier**
76-13-1	1,1,2-Trichloro-1,2,2-Trifluoroethane	1.4	2.5	0.15	J

Tentatively Identified Compounds
Volatile Organics

Client	: Tetra Tech GEO	**Lab Number**	: L1505963
Project Name	: LOCKHEED-NORTH PLAINFIELD	**Project Number**	: 117-0507.600
Lab ID	: L1505963-01	**Date Collected**	: 03/25/15 09:55
Client ID	: MW-1S-A	**Date Received**	: 03/26/15
Sample Location	: NORTH PLAINFIELD	**Date Analyzed**	: 03/31/15 21:33
Sample Matrix	: WATER	**Dilution Factor**	: 1
Analytical Method	: 1,8260C	**Analyst**	: PK
Lab File ID	: 0331N06	**Instrument ID**	: QUIMBY.I
Sample Amount	: 10 ml	**GC Column**	: RTX-502.2
Level	: LOW	**%Solids**	: N/A
Extract Volume (MeOH)	: N/A	**Injection Volume**	: N/A

Number TICS found: 0 **Concentration Units: ug/L**

CAS Number	Compound Name	RT	EST. CONC.	Qualifier
	NO TENTATIVELY IDENTIFIED COMPOUNDS			

Form 1
Volatile Organics

Client	: Tetra Tech GEO	Lab Number	: L1505963
Project Name	: LOCKHEED-NORTH PLAINFIELD	Project Number	: 117-0507.600
Lab ID	: L1505963-02	Date Collected	: 03/25/15 10:00
Client ID	: MW-1S-B	Date Received	: 03/26/15
Sample Location	: NORTH PLAINFIELD	Date Analyzed	: 03/31/15 22:05
Sample Matrix	: WATER	Dilution Factor	: 1
Analytical Method	: 1,8260C	Analyst	: PK
Lab File ID	: 0331N07	Instrument ID	: QUIMBY.I
Sample Amount	: 10 ml	GC Column	: RTX-502.2
Level	: LOW	%Solids	: N/A
Extract Volume (MeOH)	: N/A	Injection Volume	: N/A

		ug/L			
CAS NO.	Parameter	Results	RL	MDL	Qualifier
96-12-8	1,2-Dibromo-3-chloropropane	ND	2.5	0.32	U
123-91-1	1,4-Dioxane	ND	250	41.	U
106-93-4	1,2-Dibromoethane	ND	2.0	0.10	U
75-09-2	Methylene chloride	ND	2.5	0.27	U
75-34-3	1,1-Dichloroethane	ND	0.75	0.21	U
67-66-3	Chloroform	1.2	0.75	0.16	
56-23-5	Carbon tetrachloride	ND	0.50	0.10	U
78-87-5	1,2-Dichloropropane	ND	1.0	0.11	U
124-48-1	Dibromochloromethane	ND	0.50	0.15	U
79-00-5	1,1,2-Trichloroethane	ND	0.75	0.09	U
127-18-4	Tetrachloroethene	0.44	0.50	0.09	J
108-90-7	Chlorobenzene	ND	0.50	0.07	U
75-69-4	Trichlorofluoromethane	ND	2.5	0.10	U
107-06-2	1,2-Dichloroethane	ND	0.50	0.11	U
71-55-6	1,1,1-Trichloroethane	ND	0.50	0.10	U
75-27-4	Bromodichloromethane	ND	0.50	0.19	U
10061-02-6	trans-1,3-Dichloropropene	ND	0.50	0.15	U
10061-01-5	cis-1,3-Dichloropropene	ND	0.50	0.14	U
542-75-6	1,3-Dichloropropene, Total	ND	0.50	0.14	U
75-25-2	Bromoform	ND	2.0	0.25	U
79-34-5	1,1,2,2-Tetrachloroethane	ND	0.50	0.09	U
71-43-2	Benzene	ND	0.50	0.09	U
108-88-3	Toluene	ND	0.75	0.16	U
100-41-4	Ethylbenzene	ND	0.50	0.10	U
74-87-3	Chloromethane	ND	2.5	0.09	U
74-83-9	Bromomethane	0.30	1.0	0.26	J
75-01-4	Vinyl chloride	ND	1.0	0.07	U

Form 1
Volatile Organics

Client	: Tetra Tech GEO	Lab Number	: L1505963
Project Name	: LOCKHEED-NORTH PLAINFIELD	Project Number	: 117-0507.600
Lab ID	: L1505963-02	Date Collected	: 03/25/15 10:00
Client ID	: MW-1S-B	Date Received	: 03/26/15
Sample Location	: NORTH PLAINFIELD	Date Analyzed	: 03/31/15 22:05
Sample Matrix	: WATER	Dilution Factor	: 1
Analytical Method	: 1,8260C	Analyst	: PK
Lab File ID	: 0331N07	Instrument ID	: QUIMBY.I
Sample Amount	: 10 ml	GC Column	: RTX-502.2
Level	: LOW	%Solids	: N/A
Extract Volume (MeOH)	: N/A	Injection Volume	: N/A

		ug/L			
CAS NO.	Parameter	Results	RL	MDL	Qualifier
75-00-3	Chloroethane	ND	1.0	0.13	U
75-35-4	1,1-Dichloroethene	ND	0.50	0.09	U
156-60-5	trans-1,2-Dichloroethene	ND	0.75	0.16	U
79-01-6	Trichloroethene	2.3	0.50	0.11	
95-50-1	1,2-Dichlorobenzene	ND	2.5	0.07	U
541-73-1	1,3-Dichlorobenzene	ND	2.5	0.07	U
106-46-7	1,4-Dichlorobenzene	ND	2.5	0.08	U
1634-04-4	Methyl tert butyl ether	ND	1.0	0.15	U
179601-23-1	p/m-Xylene	ND	1.0	0.18	U
95-47-6	o-Xylene	ND	1.0	0.17	U
1330-20-7	Xylene (Total)	ND	1.0	0.17	U
156-59-2	cis-1,2-Dichloroethene	0.12	0.50	0.11	J
540-59-0	1,2-Dichloroethene (total)	0.12	0.50	0.11	J
100-42-5	Styrene	ND	1.0	0.12	U
75-71-8	Dichlorodifluoromethane	ND	5.0	0.19	U
67-64-1	Acetone	4.2	5.0	1.5	J
75-15-0	Carbon disulfide	ND	5.0	0.09	U
78-93-3	2-Butanone	ND	5.0	1.9	U
108-10-1	4-Methyl-2-pentanone	ND	5.0	0.26	U
591-78-6	2-Hexanone	ND	5.0	0.14	U
74-97-5	Bromochloromethane	ND	2.5	0.13	U
98-82-8	Isopropylbenzene	ND	0.50	0.11	U
87-61-6	1,2,3-Trichlorobenzene	ND	2.5	0.12	U
120-82-1	1,2,4-Trichlorobenzene	ND	2.5	0.12	U
79-20-9	Methyl Acetate	ND	2.0	0.23	U
110-82-7	Cyclohexane	ND	10	0.27	U
108-87-2	Methyl cyclohexane	ND	10	0.40	U

Form 1
Volatile Organics

Client	: Tetra Tech GEO	**Lab Number**	: L1505963
Project Name	: LOCKHEED-NORTH PLAINFIELD	**Project Number**	: 117-0507.600
Lab ID	: L1505963-02	**Date Collected**	: 03/25/15 10:00
Client ID	: MW-1S-B	**Date Received**	: 03/26/15
Sample Location	: NORTH PLAINFIELD	**Date Analyzed**	: 03/31/15 22:05
Sample Matrix	: WATER	**Dilution Factor**	: 1
Analytical Method	: 1,8260C	**Analyst**	: PK
Lab File ID	: 0331N07	**Instrument ID**	: QUIMBY.I
Sample Amount	: 10 ml	**GC Column**	: RTX-502.2
Level	: LOW	**%Solids**	: N/A
Extract Volume (MeOH)	: N/A	**Injection Volume**	: N/A

		ug/L			
CAS NO.	**Parameter**	**Results**	**RL**	**MDL**	**Qualifier**
76-13-1	1,1,2-Trichloro-1,2,2-Trifluoroethane	0.68	2.5	0.15	J

Tentatively Identified Compounds
Volatile Organics

Client	: Tetra Tech GEO	**Lab Number**	: L1505963
Project Name	: LOCKHEED-NORTH PLAINFIELD	**Project Number**	: 117-0507.600
Lab ID	: L1505963-02	**Date Collected**	: 03/25/15 10:00
Client ID	: MW-1S-B	**Date Received**	: 03/26/15
Sample Location	: NORTH PLAINFIELD	**Date Analyzed**	: 03/31/15 22:05
Sample Matrix	: WATER	**Dilution Factor**	: 1
Analytical Method	: 1,8260C	**Analyst**	: PK
Lab File ID	: 0331N07	**Instrument ID**	: QUIMBY.I
Sample Amount	: 10 ml	**GC Column**	: RTX-502.2
Level	: LOW	**%Solids**	: N/A
Extract Volume (MeOH)	: N/A	**Injection Volume**	: N/A

Number TICS found: 0 **Concentration Units: ug/L**

CAS Number	Compound Name	RT	EST. CONC.	Qualifier
	NO TENTATIVELY IDENTIFIED COMPOUNDS			

Form 1
Volatile Organics

Client	: Tetra Tech GEO	Lab Number	: L1505963
Project Name	: LOCKHEED-NORTH PLAINFIELD	Project Number	: 117-0507.600
Lab ID	: L1505963-03	Date Collected	: 03/25/15 10:10
Client ID	: MW-1I	Date Received	: 03/26/15
Sample Location	: NORTH PLAINFIELD	Date Analyzed	: 03/31/15 22:36
Sample Matrix	: WATER	Dilution Factor	: 1
Analytical Method	: 1,8260C	Analyst	: PK
Lab File ID	: 0331N08	Instrument ID	: QUIMBY.I
Sample Amount	: 10 ml	GC Column	: RTX-502.2
Level	: LOW	%Solids	: N/A
Extract Volume (MeOH)	: N/A	Injection Volume	: N/A

		ug/L			
CAS NO.	Parameter	Results	RL	MDL	Qualifier
96-12-8	1,2-Dibromo-3-chloropropane	ND	2.5	0.32	U
123-91-1	1,4-Dioxane	ND	250	41.	U
106-93-4	1,2-Dibromoethane	ND	2.0	0.10	U
75-09-2	Methylene chloride	ND	2.5	0.27	U
75-34-3	1,1-Dichloroethane	ND	0.75	0.21	U
67-66-3	Chloroform	0.16	0.75	0.16	J
56-23-5	Carbon tetrachloride	ND	0.50	0.10	U
78-87-5	1,2-Dichloropropane	ND	1.0	0.11	U
124-48-1	Dibromochloromethane	ND	0.50	0.15	U
79-00-5	1,1,2-Trichloroethane	ND	0.75	0.09	U
127-18-4	Tetrachloroethene	ND	0.50	0.09	U
108-90-7	Chlorobenzene	ND	0.50	0.07	U
75-69-4	Trichlorofluoromethane	ND	2.5	0.10	U
107-06-2	1,2-Dichloroethane	ND	0.50	0.11	U
71-55-6	1,1,1-Trichloroethane	ND	0.50	0.10	U
75-27-4	Bromodichloromethane	ND	0.50	0.19	U
10061-02-6	trans-1,3-Dichloropropene	ND	0.50	0.15	U
10061-01-5	cis-1,3-Dichloropropene	ND	0.50	0.14	U
542-75-6	1,3-Dichloropropene, Total	ND	0.50	0.14	U
75-25-2	Bromoform	ND	2.0	0.25	U
79-34-5	1,1,2,2-Tetrachloroethane	ND	0.50	0.09	U
71-43-2	Benzene	ND	0.50	0.09	U
108-88-3	Toluene	ND	0.75	0.16	U
100-41-4	Ethylbenzene	ND	0.50	0.10	U
74-87-3	Chloromethane	ND	2.5	0.09	U
74-83-9	Bromomethane	0.31	1.0	0.26	J
75-01-4	Vinyl chloride	ND	1.0	0.07	U

Form 1
Volatile Organics

Client	: Tetra Tech GEO	Lab Number	: L1505963
Project Name	: LOCKHEED-NORTH PLAINFIELD	Project Number	: 117-0507.600
Lab ID	: L1505963-03	Date Collected	: 03/25/15 10:10
Client ID	: MW-1I	Date Received	: 03/26/15
Sample Location	: NORTH PLAINFIELD	Date Analyzed	: 03/31/15 22:36
Sample Matrix	: WATER	Dilution Factor	: 1
Analytical Method	: 1,8260C	Analyst	: PK
Lab File ID	: 0331N08	Instrument ID	: QUIMBY.I
Sample Amount	: 10 ml	GC Column	: RTX-502.2
Level	: LOW	%Solids	: N/A
Extract Volume (MeOH)	: N/A	Injection Volume	: N/A

		ug/L			
CAS NO.	Parameter	Results	RL	MDL	Qualifier
75-00-3	Chloroethane	ND	1.0	0.13	U
75-35-4	1,1-Dichloroethene	ND	0.50	0.09	U
156-60-5	trans-1,2-Dichloroethene	ND	0.75	0.16	U
79-01-6	Trichloroethene	99	0.50	0.11	
95-50-1	1,2-Dichlorobenzene	ND	2.5	0.07	U
541-73-1	1,3-Dichlorobenzene	ND	2.5	0.07	U
106-46-7	1,4-Dichlorobenzene	ND	2.5	0.08	U
1634-04-4	Methyl tert butyl ether	ND	1.0	0.15	U
179601-23-1	p/m-Xylene	ND	1.0	0.18	U
95-47-6	o-Xylene	ND	1.0	0.17	U
1330-20-7	Xylene (Total)	ND	1.0	0.17	U
156-59-2	cis-1,2-Dichloroethene	0.93	0.50	0.11	
540-59-0	1,2-Dichloroethene (total)	0.93	0.50	0.11	
100-42-5	Styrene	ND	1.0	0.12	U
75-71-8	Dichlorodifluoromethane	ND	5.0	0.19	U
67-64-1	Acetone	ND	5.0	1.5	U
75-15-0	Carbon disulfide	0.20	5.0	0.09	J
78-93-3	2-Butanone	ND	5.0	1.9	U
108-10-1	4-Methyl-2-pentanone	ND	5.0	0.26	U
591-78-6	2-Hexanone	ND	5.0	0.14	U
74-97-5	Bromochloromethane	ND	2.5	0.13	U
98-82-8	Isopropylbenzene	ND	0.50	0.11	U
87-61-6	1,2,3-Trichlorobenzene	ND	2.5	0.12	U
120-82-1	1,2,4-Trichlorobenzene	ND	2.5	0.12	U
79-20-9	Methyl Acetate	ND	2.0	0.23	U
110-82-7	Cyclohexane	ND	10	0.27	U
108-87-2	Methyl cyclohexane	ND	10	0.40	U

Form 1
Volatile Organics

Client	: Tetra Tech GEO	**Lab Number**	: L1505963
Project Name	: LOCKHEED-NORTH PLAINFIELD	**Project Number**	: 117-0507.600
Lab ID	: L1505963-03	**Date Collected**	: 03/25/15 10:10
Client ID	: MW-1I	**Date Received**	: 03/26/15
Sample Location	: NORTH PLAINFIELD	**Date Analyzed**	: 03/31/15 22:36
Sample Matrix	: WATER	**Dilution Factor**	: 1
Analytical Method	: 1,8260C	**Analyst**	: PK
Lab File ID	: 0331N08	**Instrument ID**	: QUIMBY.I
Sample Amount	: 10 ml	**GC Column**	: RTX-502.2
Level	: LOW	**%Solids**	: N/A
Extract Volume (MeOH)	: N/A	**Injection Volume**	: N/A

		ug/L			
CAS NO.	**Parameter**	**Results**	**RL**	**MDL**	**Qualifier**
76-13-1	1,1,2-Trichloro-1,2,2-Trifluoroethane	0.32	2.5	0.15	J

Tentatively Identified Compounds
Volatile Organics

Client	: Tetra Tech GEO	**Lab Number**	: L1505963
Project Name	: LOCKHEED-NORTH PLAINFIELD	**Project Number**	: 117-0507.600
Lab ID	: L1505963-03	**Date Collected**	: 03/25/15 10:10
Client ID	: MW-1I	**Date Received**	: 03/26/15
Sample Location	: NORTH PLAINFIELD	**Date Analyzed**	: 03/31/15 22:36
Sample Matrix	: WATER	**Dilution Factor**	: 1
Analytical Method	: 1,8260C	**Analyst**	: PK
Lab File ID	: 0331N08	**Instrument ID**	: QUIMBY.I
Sample Amount	: 10 ml	**GC Column**	: RTX-502.2
Level	: LOW	**%Solids**	: N/A
Extract Volume (MeOH)	: N/A	**Injection Volume**	: N/A

Number TICS found: 0 **Concentration Units: ug/L**

CAS Number	Compound Name	RT	EST. CONC.	Qualifier
	NO TENTATIVELY IDENTIFIED COMPOUNDS			

Form 1
Volatile Organics

Client	: Tetra Tech GEO	Lab Number	: L1505963
Project Name	: LOCKHEED-NORTH PLAINFIELD	Project Number	: 117-0507.600
Lab ID	: L1505963-04	Date Collected	: 03/25/15 11:40
Client ID	: MW-2D	Date Received	: 03/26/15
Sample Location	: NORTH PLAINFIELD	Date Analyzed	: 03/31/15 23:07
Sample Matrix	: WATER	Dilution Factor	: 1
Analytical Method	: 1,8260C	Analyst	: PK
Lab File ID	: 0331N09	Instrument ID	: QUIMBY.I
Sample Amount	: 10 ml	GC Column	: RTX-502.2
Level	: LOW	%Solids	: N/A
Extract Volume (MeOH)	: N/A	Injection Volume	: N/A

		ug/L			
CAS NO.	Parameter	Results	RL	MDL	Qualifier
96-12-8	1,2-Dibromo-3-chloropropane	ND	2.5	0.32	U
123-91-1	1,4-Dioxane	ND	250	41.	U
106-93-4	1,2-Dibromoethane	ND	2.0	0.10	U
75-09-2	Methylene chloride	ND	2.5	0.27	U
75-34-3	1,1-Dichloroethane	ND	0.75	0.21	U
67-66-3	Chloroform	0.27	0.75	0.16	J
56-23-5	Carbon tetrachloride	ND	0.50	0.10	U
78-87-5	1,2-Dichloropropane	ND	1.0	0.11	U
124-48-1	Dibromochloromethane	ND	0.50	0.15	U
79-00-5	1,1,2-Trichloroethane	ND	0.75	0.09	U
127-18-4	Tetrachloroethene	ND	0.50	0.09	U
108-90-7	Chlorobenzene	ND	0.50	0.07	U
75-69-4	Trichlorofluoromethane	ND	2.5	0.10	U
107-06-2	1,2-Dichloroethane	ND	0.50	0.11	U
71-55-6	1,1,1-Trichloroethane	ND	0.50	0.10	U
75-27-4	Bromodichloromethane	ND	0.50	0.19	U
10061-02-6	trans-1,3-Dichloropropene	ND	0.50	0.15	U
10061-01-5	cis-1,3-Dichloropropene	ND	0.50	0.14	U
542-75-6	1,3-Dichloropropene, Total	ND	0.50	0.14	U
75-25-2	Bromoform	ND	2.0	0.25	U
79-34-5	1,1,2,2-Tetrachloroethane	ND	0.50	0.09	U
71-43-2	Benzene	ND	0.50	0.09	U
108-88-3	Toluene	ND	0.75	0.16	U
100-41-4	Ethylbenzene	ND	0.50	0.10	U
74-87-3	Chloromethane	ND	2.5	0.09	U
74-83-9	Bromomethane	ND	1.0	0.26	U
75-01-4	Vinyl chloride	ND	1.0	0.07	U

Form 1
Volatile Organics

Client	: Tetra Tech GEO	Lab Number	: L1505963
Project Name	: LOCKHEED-NORTH PLAINFIELD	Project Number	: 117-0507.600
Lab ID	: L1505963-04	Date Collected	: 03/25/15 11:40
Client ID	: MW-2D	Date Received	: 03/26/15
Sample Location	: NORTH PLAINFIELD	Date Analyzed	: 03/31/15 23:07
Sample Matrix	: WATER	Dilution Factor	: 1
Analytical Method	: 1,8260C	Analyst	: PK
Lab File ID	: 0331N09	Instrument ID	: QUIMBY.I
Sample Amount	: 10 ml	GC Column	: RTX-502.2
Level	: LOW	%Solids	: N/A
Extract Volume (MeOH)	: N/A	Injection Volume	: N/A

		ug/L			
CAS NO.	Parameter	Results	RL	MDL	Qualifier
75-00-3	Chloroethane	ND	1.0	0.13	U
75-35-4	1,1-Dichloroethene	ND	0.50	0.09	U
156-60-5	trans-1,2-Dichloroethene	ND	0.75	0.16	U
79-01-6	Trichloroethene	0.25	0.50	0.11	J
95-50-1	1,2-Dichlorobenzene	ND	2.5	0.07	U
541-73-1	1,3-Dichlorobenzene	ND	2.5	0.07	U
106-46-7	1,4-Dichlorobenzene	ND	2.5	0.08	U
1634-04-4	Methyl tert butyl ether	ND	1.0	0.15	U
179601-23-1	p/m-Xylene	ND	1.0	0.18	U
95-47-6	o-Xylene	ND	1.0	0.17	U
1330-20-7	Xylene (Total)	ND	1.0	0.17	U
156-59-2	cis-1,2-Dichloroethene	ND	0.50	0.11	U
540-59-0	1,2-Dichloroethene (total)	ND	0.50	0.11	U
100-42-5	Styrene	ND	1.0	0.12	U
75-71-8	Dichlorodifluoromethane	ND	5.0	0.19	U
67-64-1	Acetone	ND	5.0	1.5	U
75-15-0	Carbon disulfide	0.12	5.0	0.09	J
78-93-3	2-Butanone	ND	5.0	1.9	U
108-10-1	4-Methyl-2-pentanone	ND	5.0	0.26	U
591-78-6	2-Hexanone	ND	5.0	0.14	U
74-97-5	Bromochloromethane	ND	2.5	0.13	U
98-82-8	Isopropylbenzene	ND	0.50	0.11	U
87-61-6	1,2,3-Trichlorobenzene	ND	2.5	0.12	U
120-82-1	1,2,4-Trichlorobenzene	ND	2.5	0.12	U
79-20-9	Methyl Acetate	ND	2.0	0.23	U
110-82-7	Cyclohexane	ND	10	0.27	U
108-87-2	Methyl cyclohexane	ND	10	0.40	U

Form 1
Volatile Organics

Client	: Tetra Tech GEO	**Lab Number**	: L1505963
Project Name	: LOCKHEED-NORTH PLAINFIELD	**Project Number**	: 117-0507.600
Lab ID	: L1505963-04	**Date Collected**	: 03/25/15 11:40
Client ID	: MW-2D	**Date Received**	: 03/26/15
Sample Location	: NORTH PLAINFIELD	**Date Analyzed**	: 03/31/15 23:07
Sample Matrix	: WATER	**Dilution Factor**	: 1
Analytical Method	: 1,8260C	**Analyst**	: PK
Lab File ID	: 0331N09	**Instrument ID**	: QUIMBY.I
Sample Amount	: 10 ml	**GC Column**	: RTX-502.2
Level	: LOW	**%Solids**	: N/A
Extract Volume (MeOH)	: N/A	**Injection Volume**	: N/A

		ug/L			
CAS NO.	**Parameter**	**Results**	**RL**	**MDL**	**Qualifier**
76-13-1	1,1,2-Trichloro-1,2,2-Trifluoroethane	ND	2.5	0.15	U

Tentatively Identified Compounds
Volatile Organics

Client	: Tetra Tech GEO	**Lab Number**	: L1505963
Project Name	: LOCKHEED-NORTH PLAINFIELD	**Project Number**	: 117-0507.600
Lab ID	: L1505963-04	**Date Collected**	: 03/25/15 11:40
Client ID	: MW-2D	**Date Received**	: 03/26/15
Sample Location	: NORTH PLAINFIELD	**Date Analyzed**	: 03/31/15 23:07
Sample Matrix	: WATER	**Dilution Factor**	: 1
Analytical Method	: 1,8260C	**Analyst**	: PK
Lab File ID	: 0331N09	**Instrument ID**	: QUIMBY.I
Sample Amount	: 10 ml	**GC Column**	: RTX-502.2
Level	: LOW	**%Solids**	: N/A
Extract Volume (MeOH)	: N/A	**Injection Volume**	: N/A

Number TICS found: 0 **Concentration Units: ug/L**

CAS Number	Compound Name	RT	EST. CONC.	Qualifier
	NO TENTATIVELY IDENTIFIED COMPOUNDS			

Form 1
Volatile Organics

Client	: Tetra Tech GEO	Lab Number	: L1505963
Project Name	: LOCKHEED-NORTH PLAINFIELD	Project Number	: 117-0507.600
Lab ID	: L1505963-05	Date Collected	: 03/25/15 11:45
Client ID	: MW-2I	Date Received	: 03/26/15
Sample Location	: NORTH PLAINFIELD	Date Analyzed	: 03/31/15 23:39
Sample Matrix	: WATER	Dilution Factor	: 1
Analytical Method	: 1,8260C	Analyst	: PK
Lab File ID	: 0331N10	Instrument ID	: QUIMBY.I
Sample Amount	: 10 ml	GC Column	: RTX-502.2
Level	: LOW	%Solids	: N/A
Extract Volume (MeOH)	: N/A	Injection Volume	: N/A

		ug/L			
CAS NO.	Parameter	Results	RL	MDL	Qualifier
96-12-8	1,2-Dibromo-3-chloropropane	ND	2.5	0.32	U
123-91-1	1,4-Dioxane	ND	250	41.	U
106-93-4	1,2-Dibromoethane	ND	2.0	0.10	U
75-09-2	Methylene chloride	ND	2.5	0.27	U
75-34-3	1,1-Dichloroethane	ND	0.75	0.21	U
67-66-3	Chloroform	1.1	0.75	0.16	
56-23-5	Carbon tetrachloride	ND	0.50	0.10	U
78-87-5	1,2-Dichloropropane	ND	1.0	0.11	U
124-48-1	Dibromochloromethane	ND	0.50	0.15	U
79-00-5	1,1,2-Trichloroethane	ND	0.75	0.09	U
127-18-4	Tetrachloroethene	0.24	0.50	0.09	J
108-90-7	Chlorobenzene	ND	0.50	0.07	U
75-69-4	Trichlorofluoromethane	0.42	2.5	0.10	J
107-06-2	1,2-Dichloroethane	ND	0.50	0.11	U
71-55-6	1,1,1-Trichloroethane	ND	0.50	0.10	U
75-27-4	Bromodichloromethane	ND	0.50	0.19	U
10061-02-6	trans-1,3-Dichloropropene	ND	0.50	0.15	U
10061-01-5	cis-1,3-Dichloropropene	ND	0.50	0.14	U
542-75-6	1,3-Dichloropropene, Total	ND	0.50	0.14	U
75-25-2	Bromoform	ND	2.0	0.25	U
79-34-5	1,1,2,2-Tetrachloroethane	ND	0.50	0.09	U
71-43-2	Benzene	ND	0.50	0.09	U
108-88-3	Toluene	ND	0.75	0.16	U
100-41-4	Ethylbenzene	ND	0.50	0.10	U
74-87-3	Chloromethane	ND	2.5	0.09	U
74-83-9	Bromomethane	ND	1.0	0.26	U
75-01-4	Vinyl chloride	ND	1.0	0.07	U

Form 1
Volatile Organics

Client	: Tetra Tech GEO	Lab Number	: L1505963
Project Name	: LOCKHEED-NORTH PLAINFIELD	Project Number	: 117-0507.600
Lab ID	: L1505963-05	Date Collected	: 03/25/15 11:45
Client ID	: MW-2I	Date Received	: 03/26/15
Sample Location	: NORTH PLAINFIELD	Date Analyzed	: 03/31/15 23:39
Sample Matrix	: WATER	Dilution Factor	: 1
Analytical Method	: 1,8260C	Analyst	: PK
Lab File ID	: 0331N10	Instrument ID	: QUIMBY.I
Sample Amount	: 10 ml	GC Column	: RTX-502.2
Level	: LOW	%Solids	: N/A
Extract Volume (MeOH)	: N/A	Injection Volume	: N/A

		ug/L			
CAS NO.	Parameter	Results	RL	MDL	Qualifier
75-00-3	Chloroethane	ND	1.0	0.13	U
75-35-4	1,1-Dichloroethene	ND	0.50	0.09	U
156-60-5	trans-1,2-Dichloroethene	ND	0.75	0.16	U
79-01-6	Trichloroethene	0.24	0.50	0.11	J
95-50-1	1,2-Dichlorobenzene	ND	2.5	0.07	U
541-73-1	1,3-Dichlorobenzene	ND	2.5	0.07	U
106-46-7	1,4-Dichlorobenzene	ND	2.5	0.08	U
1634-04-4	Methyl tert butyl ether	ND	1.0	0.15	U
179601-23-1	p/m-Xylene	ND	1.0	0.18	U
95-47-6	o-Xylene	ND	1.0	0.17	U
1330-20-7	Xylene (Total)	ND	1.0	0.17	U
156-59-2	cis-1,2-Dichloroethene	ND	0.50	0.11	U
540-59-0	1,2-Dichloroethene (total)	ND	0.50	0.11	U
100-42-5	Styrene	ND	1.0	0.12	U
75-71-8	Dichlorodifluoromethane	ND	5.0	0.19	U
67-64-1	Acetone	ND	5.0	1.5	U
75-15-0	Carbon disulfide	ND	5.0	0.09	U
78-93-3	2-Butanone	ND	5.0	1.9	U
108-10-1	4-Methyl-2-pentanone	ND	5.0	0.26	U
591-78-6	2-Hexanone	ND	5.0	0.14	U
74-97-5	Bromochloromethane	ND	2.5	0.13	U
98-82-8	Isopropylbenzene	ND	0.50	0.11	U
87-61-6	1,2,3-Trichlorobenzene	ND	2.5	0.12	U
120-82-1	1,2,4-Trichlorobenzene	ND	2.5	0.12	U
79-20-9	Methyl Acetate	ND	2.0	0.23	U
110-82-7	Cyclohexane	ND	10	0.27	U
108-87-2	Methyl cyclohexane	ND	10	0.40	U

Form 1
Volatile Organics

Client	: Tetra Tech GEO	**Lab Number**	: L1505963
Project Name	: LOCKHEED-NORTH PLAINFIELD	**Project Number**	: 117-0507.600
Lab ID	: L1505963-05	**Date Collected**	: 03/25/15 11:45
Client ID	: MW-2I	**Date Received**	: 03/26/15
Sample Location	: NORTH PLAINFIELD	**Date Analyzed**	: 03/31/15 23:39
Sample Matrix	: WATER	**Dilution Factor**	: 1
Analytical Method	: 1,8260C	**Analyst**	: PK
Lab File ID	: 0331N10	**Instrument ID**	: QUIMBY.I
Sample Amount	: 10 ml	**GC Column**	: RTX-502.2
Level	: LOW	**%Solids**	: N/A
Extract Volume (MeOH)	: N/A	**Injection Volume**	: N/A

		ug/L			
CAS NO.	**Parameter**	**Results**	**RL**	**MDL**	**Qualifier**
76-13-1	1,1,2-Trichloro-1,2,2-Trifluoroethane	ND	2.5	0.15	U

Tentatively Identified Compounds
Volatile Organics

Client	: Tetra Tech GEO	**Lab Number**	: L1505963
Project Name	: LOCKHEED-NORTH PLAINFIELD	**Project Number**	: 117-0507.600
Lab ID	: L1505963-05	**Date Collected**	: 03/25/15 11:45
Client ID	: MW-2I	**Date Received**	: 03/26/15
Sample Location	: NORTH PLAINFIELD	**Date Analyzed**	: 03/31/15 23:39
Sample Matrix	: WATER	**Dilution Factor**	: 1
Analytical Method	: 1,8260C	**Analyst**	: PK
Lab File ID	: 0331N10	**Instrument ID**	: QUIMBY.I
Sample Amount	: 10 ml	**GC Column**	: RTX-502.2
Level	: LOW	**%Solids**	: N/A
Extract Volume (MeOH)	: N/A	**Injection Volume**	: N/A

Number TICS found: 0 **Concentration Units: ug/L**

CAS Number	Compound Name	RT	EST. CONC.	Qualifier
	NO TENTATIVELY IDENTIFIED COMPOUNDS			

Form 1
Volatile Organics

Client	: Tetra Tech GEO	Lab Number	: L1505963
Project Name	: LOCKHEED-NORTH PLAINFIELD	Project Number	: 117-0507.600
Lab ID	: L1505963-06	Date Collected	: 03/25/15 10:55
Client ID	: MW-3D	Date Received	: 03/26/15
Sample Location	: NORTH PLAINFIELD	Date Analyzed	: 04/01/15 00:10
Sample Matrix	: WATER	Dilution Factor	: 1
Analytical Method	: 1,8260C	Analyst	: PK
Lab File ID	: 0331N11	Instrument ID	: QUIMBY.I
Sample Amount	: 10 ml	GC Column	: RTX-502.2
Level	: LOW	%Solids	: N/A
Extract Volume (MeOH)	: N/A	Injection Volume	: N/A

		ug/L			
CAS NO.	Parameter	Results	RL	MDL	Qualifier
96-12-8	1,2-Dibromo-3-chloropropane	ND	2.5	0.32	U
123-91-1	1,4-Dioxane	ND	250	41.	U
106-93-4	1,2-Dibromoethane	ND	2.0	0.10	U
75-09-2	Methylene chloride	ND	2.5	0.27	U
75-34-3	1,1-Dichloroethane	ND	0.75	0.21	U
67-66-3	Chloroform	ND	0.75	0.16	U
56-23-5	Carbon tetrachloride	ND	0.50	0.10	U
78-87-5	1,2-Dichloropropane	ND	1.0	0.11	U
124-48-1	Dibromochloromethane	ND	0.50	0.15	U
79-00-5	1,1,2-Trichloroethane	ND	0.75	0.09	U
127-18-4	Tetrachloroethene	ND	0.50	0.09	U
108-90-7	Chlorobenzene	ND	0.50	0.07	U
75-69-4	Trichlorofluoromethane	ND	2.5	0.10	U
107-06-2	1,2-Dichloroethane	ND	0.50	0.11	U
71-55-6	1,1,1-Trichloroethane	ND	0.50	0.10	U
75-27-4	Bromodichloromethane	ND	0.50	0.19	U
10061-02-6	trans-1,3-Dichloropropene	ND	0.50	0.15	U
10061-01-5	cis-1,3-Dichloropropene	ND	0.50	0.14	U
542-75-6	1,3-Dichloropropene, Total	ND	0.50	0.14	U
75-25-2	Bromoform	ND	2.0	0.25	U
79-34-5	1,1,2,2-Tetrachloroethane	ND	0.50	0.09	U
71-43-2	Benzene	ND	0.50	0.09	U
108-88-3	Toluene	ND	0.75	0.16	U
100-41-4	Ethylbenzene	ND	0.50	0.10	U
74-87-3	Chloromethane	ND	2.5	0.09	U
74-83-9	Bromomethane	ND	1.0	0.26	U
75-01-4	Vinyl chloride	ND	1.0	0.07	U

Form 1
Volatile Organics

Client	: Tetra Tech GEO	Lab Number	: L1505963
Project Name	: LOCKHEED-NORTH PLAINFIELD	Project Number	: 117-0507.600
Lab ID	: L1505963-06	Date Collected	: 03/25/15 10:55
Client ID	: MW-3D	Date Received	: 03/26/15
Sample Location	: NORTH PLAINFIELD	Date Analyzed	: 04/01/15 00:10
Sample Matrix	: WATER	Dilution Factor	: 1
Analytical Method	: 1,8260C	Analyst	: PK
Lab File ID	: 0331N11	Instrument ID	: QUIMBY.I
Sample Amount	: 10 ml	GC Column	: RTX-502.2
Level	: LOW	%Solids	: N/A
Extract Volume (MeOH)	: N/A	Injection Volume	: N/A

		ug/L			
CAS NO.	Parameter	Results	RL	MDL	Qualifier
75-00-3	Chloroethane	ND	1.0	0.13	U
75-35-4	1,1-Dichloroethene	ND	0.50	0.09	U
156-60-5	trans-1,2-Dichloroethene	ND	0.75	0.16	U
79-01-6	Trichloroethene	ND	0.50	0.11	U
95-50-1	1,2-Dichlorobenzene	ND	2.5	0.07	U
541-73-1	1,3-Dichlorobenzene	ND	2.5	0.07	U
106-46-7	1,4-Dichlorobenzene	ND	2.5	0.08	U
1634-04-4	Methyl tert butyl ether	ND	1.0	0.15	U
179601-23-1	p/m-Xylene	ND	1.0	0.18	U
95-47-6	o-Xylene	ND	1.0	0.17	U
1330-20-7	Xylene (Total)	ND	1.0	0.17	U
156-59-2	cis-1,2-Dichloroethene	ND	0.50	0.11	U
540-59-0	1,2-Dichloroethene (total)	ND	0.50	0.11	U
100-42-5	Styrene	ND	1.0	0.12	U
75-71-8	Dichlorodifluoromethane	ND	5.0	0.19	U
67-64-1	Acetone	ND	5.0	1.5	U
75-15-0	Carbon disulfide	0.16	5.0	0.09	J
78-93-3	2-Butanone	ND	5.0	1.9	U
108-10-1	4-Methyl-2-pentanone	ND	5.0	0.26	U
591-78-6	2-Hexanone	ND	5.0	0.14	U
74-97-5	Bromochloromethane	ND	2.5	0.13	U
98-82-8	Isopropylbenzene	ND	0.50	0.11	U
87-61-6	1,2,3-Trichlorobenzene	ND	2.5	0.12	U
120-82-1	1,2,4-Trichlorobenzene	ND	2.5	0.12	U
79-20-9	Methyl Acetate	ND	2.0	0.23	U
110-82-7	Cyclohexane	ND	10	0.27	U
108-87-2	Methyl cyclohexane	ND	10	0.40	U

Form 1
Volatile Organics

Client	: Tetra Tech GEO	Lab Number	: L1505963
Project Name	: LOCKHEED-NORTH PLAINFIELD	Project Number	: 117-0507.600
Lab ID	: L1505963-06	Date Collected	: 03/25/15 10:55
Client ID	: MW-3D	Date Received	: 03/26/15
Sample Location	: NORTH PLAINFIELD	Date Analyzed	: 04/01/15 00:10
Sample Matrix	: WATER	Dilution Factor	: 1
Analytical Method	: 1,8260C	Analyst	: PK
Lab File ID	: 0331N11	Instrument ID	: QUIMBY.I
Sample Amount	: 10 ml	GC Column	: RTX-502.2
Level	: LOW	%Solids	: N/A
Extract Volume (MeOH)	: N/A	Injection Volume	: N/A

		ug/L			
CAS NO.	Parameter	Results	RL	MDL	Qualifier
76-13-1	1,1,2-Trichloro-1,2,2-Trifluoroethane	ND	2.5	0.15	U

Tentatively Identified Compounds
Volatile Organics

Client	: Tetra Tech GEO	**Lab Number**	: L1505963
Project Name	: LOCKHEED-NORTH PLAINFIELD	**Project Number**	: 117-0507.600
Lab ID	: L1505963-06	**Date Collected**	: 03/25/15 10:55
Client ID	: MW-3D	**Date Received**	: 03/26/15
Sample Location	: NORTH PLAINFIELD	**Date Analyzed**	: 04/01/15 00:10
Sample Matrix	: WATER	**Dilution Factor**	: 1
Analytical Method	: 1,8260C	**Analyst**	: PK
Lab File ID	: 0331N11	**Instrument ID**	: QUIMBY.I
Sample Amount	: 10 ml	**GC Column**	: RTX-502.2
Level	: LOW	**%Solids**	: N/A
Extract Volume (MeOH)	: N/A	**Injection Volume**	: N/A

Number TICS found: 0 **Concentration Units: ug/L**

CAS Number	Compound Name	RT	EST. CONC.	Qualifier
	NO TENTATIVELY IDENTIFIED COMPOUNDS			

Form 1
Volatile Organics

Client	: Tetra Tech GEO	Lab Number	: L1505963
Project Name	: LOCKHEED-NORTH PLAINFIELD	Project Number	: 117-0507.600
Lab ID	: L1505963-07	Date Collected	: 03/25/15 08:30
Client ID	: MW-501S	Date Received	: 03/26/15
Sample Location	: NORTH PLAINFIELD	Date Analyzed	: 04/01/15 00:42
Sample Matrix	: WATER	Dilution Factor	: 1
Analytical Method	: 1,8260C	Analyst	: PK
Lab File ID	: 0331N12	Instrument ID	: QUIMBY.I
Sample Amount	: 10 ml	GC Column	: RTX-502.2
Level	: LOW	%Solids	: N/A
Extract Volume (MeOH)	: N/A	Injection Volume	: N/A

		ug/L			
CAS NO.	Parameter	Results	RL	MDL	Qualifier
96-12-8	1,2-Dibromo-3-chloropropane	ND	2.5	0.32	U
123-91-1	1,4-Dioxane	ND	250	41.	U
106-93-4	1,2-Dibromoethane	ND	2.0	0.10	U
75-09-2	Methylene chloride	ND	2.5	0.27	U
75-34-3	1,1-Dichloroethane	ND	0.75	0.21	U
67-66-3	Chloroform	1.9	0.75	0.16	
56-23-5	Carbon tetrachloride	ND	0.50	0.10	U
78-87-5	1,2-Dichloropropane	ND	1.0	0.11	U
124-48-1	Dibromochloromethane	ND	0.50	0.15	U
79-00-5	1,1,2-Trichloroethane	ND	0.75	0.09	U
127-18-4	Tetrachloroethene	ND	0.50	0.09	U
108-90-7	Chlorobenzene	ND	0.50	0.07	U
75-69-4	Trichlorofluoromethane	ND	2.5	0.10	U
107-06-2	1,2-Dichloroethane	ND	0.50	0.11	U
71-55-6	1,1,1-Trichloroethane	ND	0.50	0.10	U
75-27-4	Bromodichloromethane	ND	0.50	0.19	U
10061-02-6	trans-1,3-Dichloropropene	ND	0.50	0.15	U
10061-01-5	cis-1,3-Dichloropropene	ND	0.50	0.14	U
542-75-6	1,3-Dichloropropene, Total	ND	0.50	0.14	U
75-25-2	Bromoform	ND	2.0	0.25	U
79-34-5	1,1,2,2-Tetrachloroethane	ND	0.50	0.09	U
71-43-2	Benzene	ND	0.50	0.09	U
108-88-3	Toluene	ND	0.75	0.16	U
100-41-4	Ethylbenzene	ND	0.50	0.10	U
74-87-3	Chloromethane	ND	2.5	0.09	U
74-83-9	Bromomethane	ND	1.0	0.26	U
75-01-4	Vinyl chloride	ND	1.0	0.07	U

Form 1
Volatile Organics

Client	: Tetra Tech GEO	Lab Number	: L1505963
Project Name	: LOCKHEED-NORTH PLAINFIELD	Project Number	: 117-0507.600
Lab ID	: L1505963-07	Date Collected	: 03/25/15 08:30
Client ID	: MW-501S	Date Received	: 03/26/15
Sample Location	: NORTH PLAINFIELD	Date Analyzed	: 04/01/15 00:42
Sample Matrix	: WATER	Dilution Factor	: 1
Analytical Method	: 1,8260C	Analyst	: PK
Lab File ID	: 0331N12	Instrument ID	: QUIMBY.I
Sample Amount	: 10 ml	GC Column	: RTX-502.2
Level	: LOW	%Solids	: N/A
Extract Volume (MeOH)	: N/A	Injection Volume	: N/A

		ug/L			
CAS NO.	Parameter	Results	RL	MDL	Qualifier
75-00-3	Chloroethane	ND	1.0	0.13	U
75-35-4	1,1-Dichloroethene	ND	0.50	0.09	U
156-60-5	trans-1,2-Dichloroethene	ND	0.75	0.16	U
79-01-6	Trichloroethene	ND	0.50	0.11	U
95-50-1	1,2-Dichlorobenzene	ND	2.5	0.07	U
541-73-1	1,3-Dichlorobenzene	ND	2.5	0.07	U
106-46-7	1,4-Dichlorobenzene	ND	2.5	0.08	U
1634-04-4	Methyl tert butyl ether	ND	1.0	0.15	U
179601-23-1	p/m-Xylene	ND	1.0	0.18	U
95-47-6	o-Xylene	ND	1.0	0.17	U
1330-20-7	Xylene (Total)	ND	1.0	0.17	U
156-59-2	cis-1,2-Dichloroethene	ND	0.50	0.11	U
540-59-0	1,2-Dichloroethene (total)	ND	0.50	0.11	U
100-42-5	Styrene	ND	1.0	0.12	U
75-71-8	Dichlorodifluoromethane	ND	5.0	0.19	U
67-64-1	Acetone	ND	5.0	1.5	U
75-15-0	Carbon disulfide	ND	5.0	0.09	U
78-93-3	2-Butanone	ND	5.0	1.9	U
108-10-1	4-Methyl-2-pentanone	ND	5.0	0.26	U
591-78-6	2-Hexanone	ND	5.0	0.14	U
74-97-5	Bromochloromethane	ND	2.5	0.13	U
98-82-8	Isopropylbenzene	ND	0.50	0.11	U
87-61-6	1,2,3-Trichlorobenzene	ND	2.5	0.12	U
120-82-1	1,2,4-Trichlorobenzene	ND	2.5	0.12	U
79-20-9	Methyl Acetate	ND	2.0	0.23	U
110-82-7	Cyclohexane	ND	10	0.27	U
108-87-2	Methyl cyclohexane	ND	10	0.40	U

Form 1
Volatile Organics

Client	: Tetra Tech GEO	**Lab Number**	: L1505963
Project Name	: LOCKHEED-NORTH PLAINFIELD	**Project Number**	: 117-0507.600
Lab ID	: L1505963-07	**Date Collected**	: 03/25/15 08:30
Client ID	: MW-501S	**Date Received**	: 03/26/15
Sample Location	: NORTH PLAINFIELD	**Date Analyzed**	: 04/01/15 00:42
Sample Matrix	: WATER	**Dilution Factor**	: 1
Analytical Method	: 1,8260C	**Analyst**	: PK
Lab File ID	: 0331N12	**Instrument ID**	: QUIMBY.I
Sample Amount	: 10 ml	**GC Column**	: RTX-502.2
Level	: LOW	**%Solids**	: N/A
Extract Volume (MeOH)	: N/A	**Injection Volume**	: N/A

		ug/L			
CAS NO.	**Parameter**	**Results**	**RL**	**MDL**	**Qualifier**
76-13-1	1,1,2-Trichloro-1,2,2-Trifluoroethane	ND	2.5	0.15	U

Tentatively Identified Compounds
Volatile Organics

Client	: Tetra Tech GEO	**Lab Number**	: L1505963
Project Name	: LOCKHEED-NORTH PLAINFIELD	**Project Number**	: 117-0507.600
Lab ID	: L1505963-07	**Date Collected**	: 03/25/15 08:30
Client ID	: MW-501S	**Date Received**	: 03/26/15
Sample Location	: NORTH PLAINFIELD	**Date Analyzed**	: 04/01/15 00:42
Sample Matrix	: WATER	**Dilution Factor**	: 1
Analytical Method	: 1,8260C	**Analyst**	: PK
Lab File ID	: 0331N12	**Instrument ID**	: QUIMBY.I
Sample Amount	: 10 ml	**GC Column**	: RTX-502.2
Level	: LOW	**%Solids**	: N/A
Extract Volume (MeOH)	: N/A	**Injection Volume**	: N/A

Number TICS found: 0 **Concentration Units: ug/L**

CAS Number	Compound Name	RT	EST. CONC.	Qualifier
	NO TENTATIVELY IDENTIFIED COMPOUNDS			

Form 1
Volatile Organics

Client	: Tetra Tech GEO	Lab Number	: L1505963
Project Name	: LOCKHEED-NORTH PLAINFIELD	Project Number	: 117-0507.600
Lab ID	: L1505963-08	Date Collected	: 03/25/15 08:35
Client ID	: MW-501I	Date Received	: 03/26/15
Sample Location	: NORTH PLAINFIELD	Date Analyzed	: 04/01/15 01:13
Sample Matrix	: WATER	Dilution Factor	: 1
Analytical Method	: 1,8260C	Analyst	: PK
Lab File ID	: 0331N13	Instrument ID	: QUIMBY.I
Sample Amount	: 10 ml	GC Column	: RTX-502.2
Level	: LOW	%Solids	: N/A
Extract Volume (MeOH)	: N/A	Injection Volume	: N/A

		ug/L			
CAS NO.	Parameter	Results	RL	MDL	Qualifier
96-12-8	1,2-Dibromo-3-chloropropane	ND	2.5	0.32	U
123-91-1	1,4-Dioxane	ND	250	41.	U
106-93-4	1,2-Dibromoethane	ND	2.0	0.10	U
75-09-2	Methylene chloride	ND	2.5	0.27	U
75-34-3	1,1-Dichloroethane	ND	0.75	0.21	U
67-66-3	Chloroform	ND	0.75	0.16	U
56-23-5	Carbon tetrachloride	ND	0.50	0.10	U
78-87-5	1,2-Dichloropropane	ND	1.0	0.11	U
124-48-1	Dibromochloromethane	ND	0.50	0.15	U
79-00-5	1,1,2-Trichloroethane	ND	0.75	0.09	U
127-18-4	Tetrachloroethene	ND	0.50	0.09	U
108-90-7	Chlorobenzene	ND	0.50	0.07	U
75-69-4	Trichlorofluoromethane	ND	2.5	0.10	U
107-06-2	1,2-Dichloroethane	ND	0.50	0.11	U
71-55-6	1,1,1-Trichloroethane	ND	0.50	0.10	U
75-27-4	Bromodichloromethane	ND	0.50	0.19	U
10061-02-6	trans-1,3-Dichloropropene	ND	0.50	0.15	U
10061-01-5	cis-1,3-Dichloropropene	ND	0.50	0.14	U
542-75-6	1,3-Dichloropropene, Total	ND	0.50	0.14	U
75-25-2	Bromoform	ND	2.0	0.25	U
79-34-5	1,1,2,2-Tetrachloroethane	ND	0.50	0.09	U
71-43-2	Benzene	ND	0.50	0.09	U
108-88-3	Toluene	ND	0.75	0.16	U
100-41-4	Ethylbenzene	ND	0.50	0.10	U
74-87-3	Chloromethane	ND	2.5	0.09	U
74-83-9	Bromomethane	ND	1.0	0.26	U
75-01-4	Vinyl chloride	ND	1.0	0.07	U

Form 1
Volatile Organics

Client	: Tetra Tech GEO	Lab Number	: L1505963
Project Name	: LOCKHEED-NORTH PLAINFIELD	Project Number	: 117-0507.600
Lab ID	: L1505963-08	Date Collected	: 03/25/15 08:35
Client ID	: MW-501I	Date Received	: 03/26/15
Sample Location	: NORTH PLAINFIELD	Date Analyzed	: 04/01/15 01:13
Sample Matrix	: WATER	Dilution Factor	: 1
Analytical Method	: 1,8260C	Analyst	: PK
Lab File ID	: 0331N13	Instrument ID	: QUIMBY.I
Sample Amount	: 10 ml	GC Column	: RTX-502.2
Level	: LOW	%Solids	: N/A
Extract Volume (MeOH)	: N/A	Injection Volume	: N/A

		ug/L			
CAS NO.	Parameter	Results	RL	MDL	Qualifier
75-00-3	Chloroethane	ND	1.0	0.13	U
75-35-4	1,1-Dichloroethene	ND	0.50	0.09	U
156-60-5	trans-1,2-Dichloroethene	ND	0.75	0.16	U
79-01-6	Trichloroethene	0.74	0.50	0.11	
95-50-1	1,2-Dichlorobenzene	ND	2.5	0.07	U
541-73-1	1,3-Dichlorobenzene	ND	2.5	0.07	U
106-46-7	1,4-Dichlorobenzene	ND	2.5	0.08	U
1634-04-4	Methyl tert butyl ether	ND	1.0	0.15	U
179601-23-1	p/m-Xylene	ND	1.0	0.18	U
95-47-6	o-Xylene	ND	1.0	0.17	U
1330-20-7	Xylene (Total)	ND	1.0	0.17	U
156-59-2	cis-1,2-Dichloroethene	ND	0.50	0.11	U
540-59-0	1,2-Dichloroethene (total)	ND	0.50	0.11	U
100-42-5	Styrene	ND	1.0	0.12	U
75-71-8	Dichlorodifluoromethane	ND	5.0	0.19	U
67-64-1	Acetone	ND	5.0	1.5	U
75-15-0	Carbon disulfide	ND	5.0	0.09	U
78-93-3	2-Butanone	ND	5.0	1.9	U
108-10-1	4-Methyl-2-pentanone	ND	5.0	0.26	U
591-78-6	2-Hexanone	ND	5.0	0.14	U
74-97-5	Bromochloromethane	ND	2.5	0.13	U
98-82-8	Isopropylbenzene	ND	0.50	0.11	U
87-61-6	1,2,3-Trichlorobenzene	ND	2.5	0.12	U
120-82-1	1,2,4-Trichlorobenzene	ND	2.5	0.12	U
79-20-9	Methyl Acetate	ND	2.0	0.23	U
110-82-7	Cyclohexane	ND	10	0.27	U
108-87-2	Methyl cyclohexane	ND	10	0.40	U

Form 1
Volatile Organics

Client	: Tetra Tech GEO	Lab Number	: L1505963
Project Name	: LOCKHEED-NORTH PLAINFIELD	Project Number	: 117-0507.600
Lab ID	: L1505963-08	Date Collected	: 03/25/15 08:35
Client ID	: MW-501I	Date Received	: 03/26/15
Sample Location	: NORTH PLAINFIELD	Date Analyzed	: 04/01/15 01:13
Sample Matrix	: WATER	Dilution Factor	: 1
Analytical Method	: 1,8260C	Analyst	: PK
Lab File ID	: 0331N13	Instrument ID	: QUIMBY.I
Sample Amount	: 10 ml	GC Column	: RTX-502.2
Level	: LOW	%Solids	: N/A
Extract Volume (MeOH)	: N/A	Injection Volume	: N/A

		ug/L			
CAS NO.	Parameter	Results	RL	MDL	Qualifier
76-13-1	1,1,2-Trichloro-1,2,2-Trifluoroethane	1.0	2.5	0.15	J

Tentatively Identified Compounds
Volatile Organics

Client	: Tetra Tech GEO	**Lab Number**	: L1505963
Project Name	: LOCKHEED-NORTH PLAINFIELD	**Project Number**	: 117-0507.600
Lab ID	: L1505963-08	**Date Collected**	: 03/25/15 08:35
Client ID	: MW-501I	**Date Received**	: 03/26/15
Sample Location	: NORTH PLAINFIELD	**Date Analyzed**	: 04/01/15 01:13
Sample Matrix	: WATER	**Dilution Factor**	: 1
Analytical Method	: 1,8260C	**Analyst**	: PK
Lab File ID	: 0331N13	**Instrument ID**	: QUIMBY.I
Sample Amount	: 10 ml	**GC Column**	: RTX-502.2
Level	: LOW	**%Solids**	: N/A
Extract Volume (MeOH)	: N/A	**Injection Volume**	: N/A

Number TICS found: 0 **Concentration Units: ug/L**

CAS Number	Compound Name	RT	EST. CONC.	Qualifier
	NO TENTATIVELY IDENTIFIED COMPOUNDS			

Form 1
Volatile Organics

Client	: Tetra Tech GEO	Lab Number	: L1505963
Project Name	: LOCKHEED-NORTH PLAINFIELD	Project Number	: 117-0507.600
Lab ID	: L1505963-09	Date Collected	: 03/25/15 09:15
Client ID	: MW-502S	Date Received	: 03/26/15
Sample Location	: NORTH PLAINFIELD	Date Analyzed	: 04/01/15 01:45
Sample Matrix	: WATER	Dilution Factor	: 1
Analytical Method	: 1,8260C	Analyst	: PK
Lab File ID	: 0331N14	Instrument ID	: QUIMBY.I
Sample Amount	: 10 ml	GC Column	: RTX-502.2
Level	: LOW	%Solids	: N/A
Extract Volume (MeOH)	: N/A	Injection Volume	: N/A

		ug/L			
CAS NO.	Parameter	Results	RL	MDL	Qualifier
96-12-8	1,2-Dibromo-3-chloropropane	ND	2.5	0.32	U
123-91-1	1,4-Dioxane	ND	250	41.	U
106-93-4	1,2-Dibromoethane	ND	2.0	0.10	U
75-09-2	Methylene chloride	ND	2.5	0.27	U
75-34-3	1,1-Dichloroethane	ND	0.75	0.21	U
67-66-3	Chloroform	1.2	0.75	0.16	
56-23-5	Carbon tetrachloride	ND	0.50	0.10	U
78-87-5	1,2-Dichloropropane	ND	1.0	0.11	U
124-48-1	Dibromochloromethane	ND	0.50	0.15	U
79-00-5	1,1,2-Trichloroethane	ND	0.75	0.09	U
127-18-4	Tetrachloroethene	1.0	0.50	0.09	
108-90-7	Chlorobenzene	ND	0.50	0.07	U
75-69-4	Trichlorofluoromethane	ND	2.5	0.10	U
107-06-2	1,2-Dichloroethane	ND	0.50	0.11	U
71-55-6	1,1,1-Trichloroethane	ND	0.50	0.10	U
75-27-4	Bromodichloromethane	ND	0.50	0.19	U
10061-02-6	trans-1,3-Dichloropropene	ND	0.50	0.15	U
10061-01-5	cis-1,3-Dichloropropene	ND	0.50	0.14	U
542-75-6	1,3-Dichloropropene, Total	ND	0.50	0.14	U
75-25-2	Bromoform	ND	2.0	0.25	U
79-34-5	1,1,2,2-Tetrachloroethane	ND	0.50	0.09	U
71-43-2	Benzene	ND	0.50	0.09	U
108-88-3	Toluene	ND	0.75	0.16	U
100-41-4	Ethylbenzene	ND	0.50	0.10	U
74-87-3	Chloromethane	ND	2.5	0.09	U
74-83-9	Bromomethane	ND	1.0	0.26	U
75-01-4	Vinyl chloride	ND	1.0	0.07	U

Form 1
Volatile Organics

Client	: Tetra Tech GEO	Lab Number	: L1505963
Project Name	: LOCKHEED-NORTH PLAINFIELD	Project Number	: 117-0507.600
Lab ID	: L1505963-09	Date Collected	: 03/25/15 09:15
Client ID	: MW-502S	Date Received	: 03/26/15
Sample Location	: NORTH PLAINFIELD	Date Analyzed	: 04/01/15 01:45
Sample Matrix	: WATER	Dilution Factor	: 1
Analytical Method	: 1,8260C	Analyst	: PK
Lab File ID	: 0331N14	Instrument ID	: QUIMBY.I
Sample Amount	: 10 ml	GC Column	: RTX-502.2
Level	: LOW	%Solids	: N/A
Extract Volume (MeOH)	: N/A	Injection Volume	: N/A

		ug/L			
CAS NO.	Parameter	Results	RL	MDL	Qualifier
75-00-3	Chloroethane	ND	1.0	0.13	U
75-35-4	1,1-Dichloroethene	ND	0.50	0.09	U
156-60-5	trans-1,2-Dichloroethene	ND	0.75	0.16	U
79-01-6	Trichloroethene	0.83	0.50	0.11	
95-50-1	1,2-Dichlorobenzene	ND	2.5	0.07	U
541-73-1	1,3-Dichlorobenzene	ND	2.5	0.07	U
106-46-7	1,4-Dichlorobenzene	ND	2.5	0.08	U
1634-04-4	Methyl tert butyl ether	ND	1.0	0.15	U
179601-23-1	p/m-Xylene	ND	1.0	0.18	U
95-47-6	o-Xylene	ND	1.0	0.17	U
1330-20-7	Xylene (Total)	ND	1.0	0.17	U
156-59-2	cis-1,2-Dichloroethene	0.14	0.50	0.11	J
540-59-0	1,2-Dichloroethene (total)	0.14	0.50	0.11	J
100-42-5	Styrene	ND	1.0	0.12	U
75-71-8	Dichlorodifluoromethane	ND	5.0	0.19	U
67-64-1	Acetone	ND	5.0	1.5	U
75-15-0	Carbon disulfide	ND	5.0	0.09	U
78-93-3	2-Butanone	ND	5.0	1.9	U
108-10-1	4-Methyl-2-pentanone	ND	5.0	0.26	U
591-78-6	2-Hexanone	ND	5.0	0.14	U
74-97-5	Bromochloromethane	ND	2.5	0.13	U
98-82-8	Isopropylbenzene	ND	0.50	0.11	U
87-61-6	1,2,3-Trichlorobenzene	ND	2.5	0.12	U
120-82-1	1,2,4-Trichlorobenzene	ND	2.5	0.12	U
79-20-9	Methyl Acetate	ND	2.0	0.23	U
110-82-7	Cyclohexane	ND	10	0.27	U
108-87-2	Methyl cyclohexane	ND	10	0.40	U

Form 1
Volatile Organics

Client	: Tetra Tech GEO	**Lab Number**	: L1505963
Project Name	: LOCKHEED-NORTH PLAINFIELD	**Project Number**	: 117-0507.600
Lab ID	: L1505963-09	**Date Collected**	: 03/25/15 09:15
Client ID	: MW-502S	**Date Received**	: 03/26/15
Sample Location	: NORTH PLAINFIELD	**Date Analyzed**	: 04/01/15 01:45
Sample Matrix	: WATER	**Dilution Factor**	: 1
Analytical Method	: 1,8260C	**Analyst**	: PK
Lab File ID	: 0331N14	**Instrument ID**	: QUIMBY.I
Sample Amount	: 10 ml	**GC Column**	: RTX-502.2
Level	: LOW	**%Solids**	: N/A
Extract Volume (MeOH)	: N/A	**Injection Volume**	: N/A

		ug/L			
CAS NO.	**Parameter**	**Results**	**RL**	**MDL**	**Qualifier**
76-13-1	1,1,2-Trichloro-1,2,2-Trifluoroethane	0.67	2.5	0.15	J

Tentatively Identified Compounds
Volatile Organics

Client	: Tetra Tech GEO	**Lab Number**	: L1505963
Project Name	: LOCKHEED-NORTH PLAINFIELD	**Project Number**	: 117-0507.600
Lab ID	: L1505963-09	**Date Collected**	: 03/25/15 09:15
Client ID	: MW-502S	**Date Received**	: 03/26/15
Sample Location	: NORTH PLAINFIELD	**Date Analyzed**	: 04/01/15 01:45
Sample Matrix	: WATER	**Dilution Factor**	: 1
Analytical Method	: 1,8260C	**Analyst**	: PK
Lab File ID	: 0331N14	**Instrument ID**	: QUIMBY.I
Sample Amount	: 10 ml	**GC Column**	: RTX-502.2
Level	: LOW	**%Solids**	: N/A
Extract Volume (MeOH)	: N/A	**Injection Volume**	: N/A

Number TICS found: 0 **Concentration Units: ug/L**

CAS Number	Compound Name	RT	EST. CONC.	Qualifier
	NO TENTATIVELY IDENTIFIED COMPOUNDS			

Form 1
Volatile Organics

Client	: Tetra Tech GEO	Lab Number	: L1505963
Project Name	: LOCKHEED-NORTH PLAINFIELD	Project Number	: 117-0507.600
Lab ID	: L1505963-10	Date Collected	: 03/25/15 09:20
Client ID	: MW-502I	Date Received	: 03/26/15
Sample Location	: NORTH PLAINFIELD	Date Analyzed	: 04/01/15 02:17
Sample Matrix	: WATER	Dilution Factor	: 1
Analytical Method	: 1,8260C	Analyst	: PK
Lab File ID	: 0331N15	Instrument ID	: QUIMBY.I
Sample Amount	: 10 ml	GC Column	: RTX-502.2
Level	: LOW	%Solids	: N/A
Extract Volume (MeOH)	: N/A	Injection Volume	: N/A

		ug/L			
CAS NO.	Parameter	Results	RL	MDL	Qualifier
96-12-8	1,2-Dibromo-3-chloropropane	ND	2.5	0.32	U
123-91-1	1,4-Dioxane	ND	250	41.	U
106-93-4	1,2-Dibromoethane	ND	2.0	0.10	U
75-09-2	Methylene chloride	ND	2.5	0.27	U
75-34-3	1,1-Dichloroethane	ND	0.75	0.21	U
67-66-3	Chloroform	0.80	0.75	0.16	
56-23-5	Carbon tetrachloride	ND	0.50	0.10	U
78-87-5	1,2-Dichloropropane	ND	1.0	0.11	U
124-48-1	Dibromochloromethane	ND	0.50	0.15	U
79-00-5	1,1,2-Trichloroethane	ND	0.75	0.09	U
127-18-4	Tetrachloroethene	ND	0.50	0.09	U
108-90-7	Chlorobenzene	ND	0.50	0.07	U
75-69-4	Trichlorofluoromethane	ND	2.5	0.10	U
107-06-2	1,2-Dichloroethane	ND	0.50	0.11	U
71-55-6	1,1,1-Trichloroethane	ND	0.50	0.10	U
75-27-4	Bromodichloromethane	ND	0.50	0.19	U
10061-02-6	trans-1,3-Dichloropropene	ND	0.50	0.15	U
10061-01-5	cis-1,3-Dichloropropene	ND	0.50	0.14	U
542-75-6	1,3-Dichloropropene, Total	ND	0.50	0.14	U
75-25-2	Bromoform	ND	2.0	0.25	U
79-34-5	1,1,2,2-Tetrachloroethane	ND	0.50	0.09	U
71-43-2	Benzene	ND	0.50	0.09	U
108-88-3	Toluene	ND	0.75	0.16	U
100-41-4	Ethylbenzene	ND	0.50	0.10	U
74-87-3	Chloromethane	ND	2.5	0.09	U
74-83-9	Bromomethane	ND	1.0	0.26	U
75-01-4	Vinyl chloride	ND	1.0	0.07	U

Form 1
Volatile Organics

Client	: Tetra Tech GEO	Lab Number	: L1505963
Project Name	: LOCKHEED-NORTH PLAINFIELD	Project Number	: 117-0507.600
Lab ID	: L1505963-10	Date Collected	: 03/25/15 09:20
Client ID	: MW-502I	Date Received	: 03/26/15
Sample Location	: NORTH PLAINFIELD	Date Analyzed	: 04/01/15 02:17
Sample Matrix	: WATER	Dilution Factor	: 1
Analytical Method	: 1,8260C	Analyst	: PK
Lab File ID	: 0331N15	Instrument ID	: QUIMBY.I
Sample Amount	: 10 ml	GC Column	: RTX-502.2
Level	: LOW	%Solids	: N/A
Extract Volume (MeOH)	: N/A	Injection Volume	: N/A

		ug/L			
CAS NO.	Parameter	Results	RL	MDL	Qualifier
75-00-3	Chloroethane	ND	1.0	0.13	U
75-35-4	1,1-Dichloroethene	ND	0.50	0.09	U
156-60-5	trans-1,2-Dichloroethene	ND	0.75	0.16	U
79-01-6	Trichloroethene	0.79	0.50	0.11	
95-50-1	1,2-Dichlorobenzene	ND	2.5	0.07	U
541-73-1	1,3-Dichlorobenzene	ND	2.5	0.07	U
106-46-7	1,4-Dichlorobenzene	ND	2.5	0.08	U
1634-04-4	Methyl tert butyl ether	ND	1.0	0.15	U
179601-23-1	p/m-Xylene	ND	1.0	0.18	U
95-47-6	o-Xylene	ND	1.0	0.17	U
1330-20-7	Xylene (Total)	ND	1.0	0.17	U
156-59-2	cis-1,2-Dichloroethene	ND	0.50	0.11	U
540-59-0	1,2-Dichloroethene (total)	ND	0.50	0.11	U
100-42-5	Styrene	ND	1.0	0.12	U
75-71-8	Dichlorodifluoromethane	ND	5.0	0.19	U
67-64-1	Acetone	ND	5.0	1.5	U
75-15-0	Carbon disulfide	ND	5.0	0.09	U
78-93-3	2-Butanone	ND	5.0	1.9	U
108-10-1	4-Methyl-2-pentanone	ND	5.0	0.26	U
591-78-6	2-Hexanone	ND	5.0	0.14	U
74-97-5	Bromochloromethane	ND	2.5	0.13	U
98-82-8	Isopropylbenzene	ND	0.50	0.11	U
87-61-6	1,2,3-Trichlorobenzene	ND	2.5	0.12	U
120-82-1	1,2,4-Trichlorobenzene	ND	2.5	0.12	U
79-20-9	Methyl Acetate	ND	2.0	0.23	U
110-82-7	Cyclohexane	ND	10	0.27	U
108-87-2	Methyl cyclohexane	ND	10	0.40	U

Form 1
Volatile Organics

Client	: Tetra Tech GEO	**Lab Number**	: L1505963
Project Name	: LOCKHEED-NORTH PLAINFIELD	**Project Number**	: 117-0507.600
Lab ID	: L1505963-10	**Date Collected**	: 03/25/15 09:20
Client ID	: MW-502I	**Date Received**	: 03/26/15
Sample Location	: NORTH PLAINFIELD	**Date Analyzed**	: 04/01/15 02:17
Sample Matrix	: WATER	**Dilution Factor**	: 1
Analytical Method	: 1,8260C	**Analyst**	: PK
Lab File ID	: 0331N15	**Instrument ID**	: QUIMBY.I
Sample Amount	: 10 ml	**GC Column**	: RTX-502.2
Level	: LOW	**%Solids**	: N/A
Extract Volume (MeOH)	: N/A	**Injection Volume**	: N/A

		ug/L			
CAS NO.	**Parameter**	**Results**	**RL**	**MDL**	**Qualifier**
76-13-1	1,1,2-Trichloro-1,2,2-Trifluoroethane	ND	2.5	0.15	U

Tentatively Identified Compounds
Volatile Organics

Client	: Tetra Tech GEO	**Lab Number**	: L1505963
Project Name	: LOCKHEED-NORTH PLAINFIELD	**Project Number**	: 117-0507.600
Lab ID	: L1505963-10	**Date Collected**	: 03/25/15 09:20
Client ID	: MW-502I	**Date Received**	: 03/26/15
Sample Location	: NORTH PLAINFIELD	**Date Analyzed**	: 04/01/15 02:17
Sample Matrix	: WATER	**Dilution Factor**	: 1
Analytical Method	: 1,8260C	**Analyst**	: PK
Lab File ID	: 0331N15	**Instrument ID**	: QUIMBY.I
Sample Amount	: 10 ml	**GC Column**	: RTX-502.2
Level	: LOW	**%Solids**	: N/A
Extract Volume (MeOH)	: N/A	**Injection Volume**	: N/A

Number TICS found: 0 **Concentration Units: ug/L**

CAS Number	Compound Name	RT	EST. CONC.	Qualifier
	NO TENTATIVELY IDENTIFIED COMPOUNDS			

Form 1
Volatile Organics

Client	: Tetra Tech GEO	Lab Number	: L1505963
Project Name	: LOCKHEED-NORTH PLAINFIELD	Project Number	: 117-0507.600
Lab ID	: L1505963-11	Date Collected	: 03/25/15 09:00
Client ID	: MW-503S	Date Received	: 03/26/15
Sample Location	: NORTH PLAINFIELD	Date Analyzed	: 04/01/15 02:48
Sample Matrix	: WATER	Dilution Factor	: 1
Analytical Method	: 1,8260C	Analyst	: PK
Lab File ID	: 0331N16	Instrument ID	: QUIMBY.I
Sample Amount	: 10 ml	GC Column	: RTX-502.2
Level	: LOW	%Solids	: N/A
Extract Volume (MeOH)	: N/A	Injection Volume	: N/A

		ug/L			
CAS NO.	Parameter	Results	RL	MDL	Qualifier
96-12-8	1,2-Dibromo-3-chloropropane	ND	2.5	0.32	U
123-91-1	1,4-Dioxane	ND	250	41.	U
106-93-4	1,2-Dibromoethane	ND	2.0	0.10	U
75-09-2	Methylene chloride	ND	2.5	0.27	U
75-34-3	1,1-Dichloroethane	ND	0.75	0.21	U
67-66-3	Chloroform	0.56	0.75	0.16	J
56-23-5	Carbon tetrachloride	ND	0.50	0.10	U
78-87-5	1,2-Dichloropropane	ND	1.0	0.11	U
124-48-1	Dibromochloromethane	ND	0.50	0.15	U
79-00-5	1,1,2-Trichloroethane	ND	0.75	0.09	U
127-18-4	Tetrachloroethene	0.28	0.50	0.09	J
108-90-7	Chlorobenzene	ND	0.50	0.07	U
75-69-4	Trichlorofluoromethane	ND	2.5	0.10	U
107-06-2	1,2-Dichloroethane	ND	0.50	0.11	U
71-55-6	1,1,1-Trichloroethane	ND	0.50	0.10	U
75-27-4	Bromodichloromethane	ND	0.50	0.19	U
10061-02-6	trans-1,3-Dichloropropene	ND	0.50	0.15	U
10061-01-5	cis-1,3-Dichloropropene	ND	0.50	0.14	U
542-75-6	1,3-Dichloropropene, Total	ND	0.50	0.14	U
75-25-2	Bromoform	ND	2.0	0.25	U
79-34-5	1,1,2,2-Tetrachloroethane	ND	0.50	0.09	U
71-43-2	Benzene	ND	0.50	0.09	U
108-88-3	Toluene	ND	0.75	0.16	U
100-41-4	Ethylbenzene	ND	0.50	0.10	U
74-87-3	Chloromethane	ND	2.5	0.09	U
74-83-9	Bromomethane	ND	1.0	0.26	U
75-01-4	Vinyl chloride	ND	1.0	0.07	U

Form 1
Volatile Organics

Client	: Tetra Tech GEO	Lab Number	: L1505963
Project Name	: LOCKHEED-NORTH PLAINFIELD	Project Number	: 117-0507.600
Lab ID	: L1505963-11	Date Collected	: 03/25/15 09:00
Client ID	: MW-503S	Date Received	: 03/26/15
Sample Location	: NORTH PLAINFIELD	Date Analyzed	: 04/01/15 02:48
Sample Matrix	: WATER	Dilution Factor	: 1
Analytical Method	: 1,8260C	Analyst	: PK
Lab File ID	: 0331N16	Instrument ID	: QUIMBY.I
Sample Amount	: 10 ml	GC Column	: RTX-502.2
Level	: LOW	%Solids	: N/A
Extract Volume (MeOH)	: N/A	Injection Volume	: N/A

		ug/L			
CAS NO.	Parameter	Results	RL	MDL	Qualifier
75-00-3	Chloroethane	ND	1.0	0.13	U
75-35-4	1,1-Dichloroethene	ND	0.50	0.09	U
156-60-5	trans-1,2-Dichloroethene	ND	0.75	0.16	U
79-01-6	Trichloroethene	0.94	0.50	0.11	
95-50-1	1,2-Dichlorobenzene	ND	2.5	0.07	U
541-73-1	1,3-Dichlorobenzene	ND	2.5	0.07	U
106-46-7	1,4-Dichlorobenzene	ND	2.5	0.08	U
1634-04-4	Methyl tert butyl ether	ND	1.0	0.15	U
179601-23-1	p/m-Xylene	ND	1.0	0.18	U
95-47-6	o-Xylene	ND	1.0	0.17	U
1330-20-7	Xylene (Total)	ND	1.0	0.17	U
156-59-2	cis-1,2-Dichloroethene	ND	0.50	0.11	U
540-59-0	1,2-Dichloroethene (total)	ND	0.50	0.11	U
100-42-5	Styrene	ND	1.0	0.12	U
75-71-8	Dichlorodifluoromethane	ND	5.0	0.19	U
67-64-1	Acetone	ND	5.0	1.5	U
75-15-0	Carbon disulfide	ND	5.0	0.09	U
78-93-3	2-Butanone	ND	5.0	1.9	U
108-10-1	4-Methyl-2-pentanone	ND	5.0	0.26	U
591-78-6	2-Hexanone	ND	5.0	0.14	U
74-97-5	Bromochloromethane	ND	2.5	0.13	U
98-82-8	Isopropylbenzene	ND	0.50	0.11	U
87-61-6	1,2,3-Trichlorobenzene	ND	2.5	0.12	U
120-82-1	1,2,4-Trichlorobenzene	ND	2.5	0.12	U
79-20-9	Methyl Acetate	ND	2.0	0.23	U
110-82-7	Cyclohexane	ND	10	0.27	U
108-87-2	Methyl cyclohexane	ND	10	0.40	U

Form 1
Volatile Organics

Client	: Tetra Tech GEO	**Lab Number**	: L1505963
Project Name	: LOCKHEED-NORTH PLAINFIELD	**Project Number**	: 117-0507.600
Lab ID	: L1505963-11	**Date Collected**	: 03/25/15 09:00
Client ID	: MW-503S	**Date Received**	: 03/26/15
Sample Location	: NORTH PLAINFIELD	**Date Analyzed**	: 04/01/15 02:48
Sample Matrix	: WATER	**Dilution Factor**	: 1
Analytical Method	: 1,8260C	**Analyst**	: PK
Lab File ID	: 0331N16	**Instrument ID**	: QUIMBY.I
Sample Amount	: 10 ml	**GC Column**	: RTX-502.2
Level	: LOW	**%Solids**	: N/A
Extract Volume (MeOH)	: N/A	**Injection Volume**	: N/A

		ug/L			
CAS NO.	**Parameter**	**Results**	**RL**	**MDL**	**Qualifier**
76-13-1	1,1,2-Trichloro-1,2,2-Trifluoroethane	0.28	2.5	0.15	J

Tentatively Identified Compounds
Volatile Organics

Client	: Tetra Tech GEO	**Lab Number**	: L1505963
Project Name	: LOCKHEED-NORTH PLAINFIELD	**Project Number**	: 117-0507.600
Lab ID	: L1505963-11	**Date Collected**	: 03/25/15 09:00
Client ID	: MW-503S	**Date Received**	: 03/26/15
Sample Location	: NORTH PLAINFIELD	**Date Analyzed**	: 04/01/15 02:48
Sample Matrix	: WATER	**Dilution Factor**	: 1
Analytical Method	: 1,8260C	**Analyst**	: PK
Lab File ID	: 0331N16	**Instrument ID**	: QUIMBY.I
Sample Amount	: 10 ml	**GC Column**	: RTX-502.2
Level	: LOW	**%Solids**	: N/A
Extract Volume (MeOH)	: N/A	**Injection Volume**	: N/A

Number TICS found: 0 **Concentration Units: ug/L**

CAS Number	Compound Name	RT	EST. CONC.	Qualifier
	NO TENTATIVELY IDENTIFIED COMPOUNDS			

Form 1
Volatile Organics

Client	: Tetra Tech GEO	Lab Number	: L1505963
Project Name	: LOCKHEED-NORTH PLAINFIELD	Project Number	: 117-0507.600
Lab ID	: L1505963-12	Date Collected	: 03/25/15 09:05
Client ID	: MW-503I	Date Received	: 03/26/15
Sample Location	: NORTH PLAINFIELD	Date Analyzed	: 04/01/15 03:19
Sample Matrix	: WATER	Dilution Factor	: 1
Analytical Method	: 1,8260C	Analyst	: PK
Lab File ID	: 0331N17	Instrument ID	: QUIMBY.I
Sample Amount	: 10 ml	GC Column	: RTX-502.2
Level	: LOW	%Solids	: N/A
Extract Volume (MeOH)	: N/A	Injection Volume	: N/A

		ug/L			
CAS NO.	Parameter	Results	RL	MDL	Qualifier
96-12-8	1,2-Dibromo-3-chloropropane	ND	2.5	0.32	U
123-91-1	1,4-Dioxane	ND	250	41.	U
106-93-4	1,2-Dibromoethane	ND	2.0	0.10	U
75-09-2	Methylene chloride	ND	2.5	0.27	U
75-34-3	1,1-Dichloroethane	ND	0.75	0.21	U
67-66-3	Chloroform	0.17	0.75	0.16	J
56-23-5	Carbon tetrachloride	ND	0.50	0.10	U
78-87-5	1,2-Dichloropropane	ND	1.0	0.11	U
124-48-1	Dibromochloromethane	ND	0.50	0.15	U
79-00-5	1,1,2-Trichloroethane	ND	0.75	0.09	U
127-18-4	Tetrachloroethene	ND	0.50	0.09	U
108-90-7	Chlorobenzene	ND	0.50	0.07	U
75-69-4	Trichlorofluoromethane	ND	2.5	0.10	U
107-06-2	1,2-Dichloroethane	ND	0.50	0.11	U
71-55-6	1,1,1-Trichloroethane	ND	0.50	0.10	U
75-27-4	Bromodichloromethane	ND	0.50	0.19	U
10061-02-6	trans-1,3-Dichloropropene	ND	0.50	0.15	U
10061-01-5	cis-1,3-Dichloropropene	ND	0.50	0.14	U
542-75-6	1,3-Dichloropropene, Total	ND	0.50	0.14	U
75-25-2	Bromoform	ND	2.0	0.25	U
79-34-5	1,1,2,2-Tetrachloroethane	ND	0.50	0.09	U
71-43-2	Benzene	ND	0.50	0.09	U
108-88-3	Toluene	ND	0.75	0.16	U
100-41-4	Ethylbenzene	ND	0.50	0.10	U
74-87-3	Chloromethane	ND	2.5	0.09	U
74-83-9	Bromomethane	ND	1.0	0.26	U
75-01-4	Vinyl chloride	ND	1.0	0.07	U

Form 1
Volatile Organics

Client	: Tetra Tech GEO	Lab Number	: L1505963
Project Name	: LOCKHEED-NORTH PLAINFIELD	Project Number	: 117-0507.600
Lab ID	: L1505963-12	Date Collected	: 03/25/15 09:05
Client ID	: MW-503I	Date Received	: 03/26/15
Sample Location	: NORTH PLAINFIELD	Date Analyzed	: 04/01/15 03:19
Sample Matrix	: WATER	Dilution Factor	: 1
Analytical Method	: 1,8260C	Analyst	: PK
Lab File ID	: 0331N17	Instrument ID	: QUIMBY.I
Sample Amount	: 10 ml	GC Column	: RTX-502.2
Level	: LOW	%Solids	: N/A
Extract Volume (MeOH)	: N/A	Injection Volume	: N/A

		ug/L			
CAS NO.	Parameter	Results	RL	MDL	Qualifier
75-00-3	Chloroethane	ND	1.0	0.13	U
75-35-4	1,1-Dichloroethene	ND	0.50	0.09	U
156-60-5	trans-1,2-Dichloroethene	ND	0.75	0.16	U
79-01-6	Trichloroethene	0.67	0.50	0.11	
95-50-1	1,2-Dichlorobenzene	ND	2.5	0.07	U
541-73-1	1,3-Dichlorobenzene	ND	2.5	0.07	U
106-46-7	1,4-Dichlorobenzene	ND	2.5	0.08	U
1634-04-4	Methyl tert butyl ether	ND	1.0	0.15	U
179601-23-1	p/m-Xylene	ND	1.0	0.18	U
95-47-6	o-Xylene	ND	1.0	0.17	U
1330-20-7	Xylene (Total)	ND	1.0	0.17	U
156-59-2	cis-1,2-Dichloroethene	ND	0.50	0.11	U
540-59-0	1,2-Dichloroethene (total)	ND	0.50	0.11	U
100-42-5	Styrene	ND	1.0	0.12	U
75-71-8	Dichlorodifluoromethane	ND	5.0	0.19	U
67-64-1	Acetone	ND	5.0	1.5	U
75-15-0	Carbon disulfide	ND	5.0	0.09	U
78-93-3	2-Butanone	ND	5.0	1.9	U
108-10-1	4-Methyl-2-pentanone	ND	5.0	0.26	U
591-78-6	2-Hexanone	ND	5.0	0.14	U
74-97-5	Bromochloromethane	ND	2.5	0.13	U
98-82-8	Isopropylbenzene	ND	0.50	0.11	U
87-61-6	1,2,3-Trichlorobenzene	ND	2.5	0.12	U
120-82-1	1,2,4-Trichlorobenzene	ND	2.5	0.12	U
79-20-9	Methyl Acetate	ND	2.0	0.23	U
110-82-7	Cyclohexane	ND	10	0.27	U
108-87-2	Methyl cyclohexane	ND	10	0.40	U

Form 1
Volatile Organics

Client	: Tetra Tech GEO	**Lab Number**	: L1505963
Project Name	: LOCKHEED-NORTH PLAINFIELD	**Project Number**	: 117-0507.600
Lab ID	: L1505963-12	**Date Collected**	: 03/25/15 09:05
Client ID	: MW-503I	**Date Received**	: 03/26/15
Sample Location	: NORTH PLAINFIELD	**Date Analyzed**	: 04/01/15 03:19
Sample Matrix	: WATER	**Dilution Factor**	: 1
Analytical Method	: 1,8260C	**Analyst**	: PK
Lab File ID	: 0331N17	**Instrument ID**	: QUIMBY.I
Sample Amount	: 10 ml	**GC Column**	: RTX-502.2
Level	: LOW	**%Solids**	: N/A
Extract Volume (MeOH)	: N/A	**Injection Volume**	: N/A

		ug/L			
CAS NO.	**Parameter**	**Results**	**RL**	**MDL**	**Qualifier**
76-13-1	1,1,2-Trichloro-1,2,2-Trifluoroethane	0.36	2.5	0.15	J

Tentatively Identified Compounds
Volatile Organics

Client	: Tetra Tech GEO	**Lab Number**	: L1505963
Project Name	: LOCKHEED-NORTH PLAINFIELD	**Project Number**	: 117-0507.600
Lab ID	: L1505963-12	**Date Collected**	: 03/25/15 09:05
Client ID	: MW-503I	**Date Received**	: 03/26/15
Sample Location	: NORTH PLAINFIELD	**Date Analyzed**	: 04/01/15 03:19
Sample Matrix	: WATER	**Dilution Factor**	: 1
Analytical Method	: 1,8260C	**Analyst**	: PK
Lab File ID	: 0331N17	**Instrument ID**	: QUIMBY.I
Sample Amount	: 10 ml	**GC Column**	: RTX-502.2
Level	: LOW	**%Solids**	: N/A
Extract Volume (MeOH)	: N/A	**Injection Volume**	: N/A

Number TICS found: 0 **Concentration Units: ug/L**

CAS Number	Compound Name	RT	EST. CONC.	Qualifier
	NO TENTATIVELY IDENTIFIED COMPOUNDS			

Form 1
Volatile Organics

Client	: Tetra Tech GEO	Lab Number	: L1505963
Project Name	: LOCKHEED-NORTH PLAINFIELD	Project Number	: 117-0507.600
Lab ID	: L1505963-13	Date Collected	: 03/25/15 16:00
Client ID	: MW-505S	Date Received	: 03/26/15
Sample Location	: NORTH PLAINFIELD	Date Analyzed	: 04/01/15 10:33
Sample Matrix	: WATER	Dilution Factor	: 1
Analytical Method	: 1,8260C	Analyst	: MM
Lab File ID	: 0401A09	Instrument ID	: QUIMBY.I
Sample Amount	: 10 ml	GC Column	: RTX-502.2
Level	: LOW	%Solids	: N/A
Extract Volume (MeOH)	: N/A	Injection Volume	: N/A

		ug/L			
CAS NO.	Parameter	Results	RL	MDL	Qualifier
96-12-8	1,2-Dibromo-3-chloropropane	ND	2.5	0.32	U
123-91-1	1,4-Dioxane	ND	250	41.	U
106-93-4	1,2-Dibromoethane	ND	2.0	0.10	U
75-09-2	Methylene chloride	ND	2.5	0.27	U
75-34-3	1,1-Dichloroethane	ND	0.75	0.21	U
67-66-3	Chloroform	0.63	0.75	0.16	J
56-23-5	Carbon tetrachloride	ND	0.50	0.10	U
78-87-5	1,2-Dichloropropane	ND	1.0	0.11	U
124-48-1	Dibromochloromethane	ND	0.50	0.15	U
79-00-5	1,1,2-Trichloroethane	ND	0.75	0.09	U
127-18-4	Tetrachloroethene	0.13	0.50	0.09	J
108-90-7	Chlorobenzene	ND	0.50	0.07	U
75-69-4	Trichlorofluoromethane	ND	2.5	0.10	U
107-06-2	1,2-Dichloroethane	ND	0.50	0.11	U
71-55-6	1,1,1-Trichloroethane	ND	0.50	0.10	U
75-27-4	Bromodichloromethane	ND	0.50	0.19	U
10061-02-6	trans-1,3-Dichloropropene	ND	0.50	0.15	U
10061-01-5	cis-1,3-Dichloropropene	ND	0.50	0.14	U
542-75-6	1,3-Dichloropropene, Total	ND	0.50	0.14	U
75-25-2	Bromoform	ND	2.0	0.25	U
79-34-5	1,1,2,2-Tetrachloroethane	ND	0.50	0.09	U
71-43-2	Benzene	ND	0.50	0.09	U
108-88-3	Toluene	ND	0.75	0.16	U
100-41-4	Ethylbenzene	ND	0.50	0.10	U
74-87-3	Chloromethane	ND	2.5	0.09	U
74-83-9	Bromomethane	ND	1.0	0.26	U
75-01-4	Vinyl chloride	ND	1.0	0.07	U

Form 1
Volatile Organics

Client	: Tetra Tech GEO	Lab Number	: L1505963
Project Name	: LOCKHEED-NORTH PLAINFIELD	Project Number	: 117-0507.600
Lab ID	: L1505963-13	Date Collected	: 03/25/15 16:00
Client ID	: MW-505S	Date Received	: 03/26/15
Sample Location	: NORTH PLAINFIELD	Date Analyzed	: 04/01/15 10:33
Sample Matrix	: WATER	Dilution Factor	: 1
Analytical Method	: 1,8260C	Analyst	: MM
Lab File ID	: 0401A09	Instrument ID	: QUIMBY.I
Sample Amount	: 10 ml	GC Column	: RTX-502.2
Level	: LOW	%Solids	: N/A
Extract Volume (MeOH)	: N/A	Injection Volume	: N/A

		ug/L			
CAS NO.	Parameter	Results	RL	MDL	Qualifier
75-00-3	Chloroethane	ND	1.0	0.13	U
75-35-4	1,1-Dichloroethene	ND	0.50	0.09	U
156-60-5	trans-1,2-Dichloroethene	ND	0.75	0.16	U
79-01-6	Trichloroethene	ND	0.50	0.11	U
95-50-1	1,2-Dichlorobenzene	ND	2.5	0.07	U
541-73-1	1,3-Dichlorobenzene	ND	2.5	0.07	U
106-46-7	1,4-Dichlorobenzene	ND	2.5	0.08	U
1634-04-4	Methyl tert butyl ether	ND	1.0	0.15	U
179601-23-1	p/m-Xylene	ND	1.0	0.18	U
95-47-6	o-Xylene	ND	1.0	0.17	U
1330-20-7	Xylene (Total)	ND	1.0	0.17	U
156-59-2	cis-1,2-Dichloroethene	ND	0.50	0.11	U
540-59-0	1,2-Dichloroethene (total)	ND	0.50	0.11	U
100-42-5	Styrene	ND	1.0	0.12	U
75-71-8	Dichlorodifluoromethane	ND	5.0	0.19	U
67-64-1	Acetone	ND	5.0	1.5	U
75-15-0	Carbon disulfide	ND	5.0	0.09	U
78-93-3	2-Butanone	ND	5.0	1.9	U
108-10-1	4-Methyl-2-pentanone	ND	5.0	0.26	U
591-78-6	2-Hexanone	ND	5.0	0.14	U
74-97-5	Bromochloromethane	ND	2.5	0.13	U
98-82-8	Isopropylbenzene	ND	0.50	0.11	U
87-61-6	1,2,3-Trichlorobenzene	ND	2.5	0.12	U
120-82-1	1,2,4-Trichlorobenzene	ND	2.5	0.12	U
79-20-9	Methyl Acetate	ND	2.0	0.23	U
110-82-7	Cyclohexane	ND	10	0.27	U
108-87-2	Methyl cyclohexane	ND	10	0.40	U

Form 1
Volatile Organics

Client	: Tetra Tech GEO	**Lab Number**	: L1505963
Project Name	: LOCKHEED-NORTH PLAINFIELD	**Project Number**	: 117-0507.600
Lab ID	: L1505963-13	**Date Collected**	: 03/25/15 16:00
Client ID	: MW-505S	**Date Received**	: 03/26/15
Sample Location	: NORTH PLAINFIELD	**Date Analyzed**	: 04/01/15 10:33
Sample Matrix	: WATER	**Dilution Factor**	: 1
Analytical Method	: 1,8260C	**Analyst**	: MM
Lab File ID	: 0401A09	**Instrument ID**	: QUIMBY.I
Sample Amount	: 10 ml	**GC Column**	: RTX-502.2
Level	: LOW	**%Solids**	: N/A
Extract Volume (MeOH)	: N/A	**Injection Volume**	: N/A

		ug/L			
CAS NO.	**Parameter**	**Results**	**RL**	**MDL**	**Qualifier**
76-13-1	1,1,2-Trichloro-1,2,2-Trifluoroethane	ND	2.5	0.15	U

Tentatively Identified Compounds
Volatile Organics

Client	: Tetra Tech GEO	**Lab Number**	: L1505963
Project Name	: LOCKHEED-NORTH PLAINFIELD	**Project Number**	: 117-0507.600
Lab ID	: L1505963-13	**Date Collected**	: 03/25/15 16:00
Client ID	: MW-505S	**Date Received**	: 03/26/15
Sample Location	: NORTH PLAINFIELD	**Date Analyzed**	: 04/01/15 10:33
Sample Matrix	: WATER	**Dilution Factor**	: 1
Analytical Method	: 1,8260C	**Analyst**	: MM
Lab File ID	: 0401A09	**Instrument ID**	: QUIMBY.I
Sample Amount	: 10 ml	**GC Column**	: RTX-502.2
Level	: LOW	**%Solids**	: N/A
Extract Volume (MeOH)	: N/A	**Injection Volume**	: N/A

Number TICS found: 0 **Concentration Units: ug/L**

CAS Number	Compound Name	RT	EST. CONC.	Qualifier
	NO TENTATIVELY IDENTIFIED COMPOUNDS			

Form 1
Volatile Organics

Client	: Tetra Tech GEO	Lab Number	: L1505963
Project Name	: LOCKHEED-NORTH PLAINFIELD	Project Number	: 117-0507.600
Lab ID	: L1505963-14	Date Collected	: 03/25/15 16:05
Client ID	: MW-505I	Date Received	: 03/26/15
Sample Location	: NORTH PLAINFIELD	Date Analyzed	: 04/01/15 11:05
Sample Matrix	: WATER	Dilution Factor	: 1
Analytical Method	: 1,8260C	Analyst	: MM
Lab File ID	: 0401A10	Instrument ID	: QUIMBY.I
Sample Amount	: 10 ml	GC Column	: RTX-502.2
Level	: LOW	%Solids	: N/A
Extract Volume (MeOH)	: N/A	Injection Volume	: N/A

		ug/L			
CAS NO.	Parameter	Results	RL	MDL	Qualifier
96-12-8	1,2-Dibromo-3-chloropropane	ND	2.5	0.32	U
123-91-1	1,4-Dioxane	ND	250	41.	U
106-93-4	1,2-Dibromoethane	ND	2.0	0.10	U
75-09-2	Methylene chloride	ND	2.5	0.27	U
75-34-3	1,1-Dichloroethane	ND	0.75	0.21	U
67-66-3	Chloroform	1.1	0.75	0.16	
56-23-5	Carbon tetrachloride	ND	0.50	0.10	U
78-87-5	1,2-Dichloropropane	ND	1.0	0.11	U
124-48-1	Dibromochloromethane	ND	0.50	0.15	U
79-00-5	1,1,2-Trichloroethane	ND	0.75	0.09	U
127-18-4	Tetrachloroethene	ND	0.50	0.09	U
108-90-7	Chlorobenzene	ND	0.50	0.07	U
75-69-4	Trichlorofluoromethane	ND	2.5	0.10	U
107-06-2	1,2-Dichloroethane	ND	0.50	0.11	U
71-55-6	1,1,1-Trichloroethane	ND	0.50	0.10	U
75-27-4	Bromodichloromethane	ND	0.50	0.19	U
10061-02-6	trans-1,3-Dichloropropene	ND	0.50	0.15	U
10061-01-5	cis-1,3-Dichloropropene	ND	0.50	0.14	U
542-75-6	1,3-Dichloropropene, Total	ND	0.50	0.14	U
75-25-2	Bromoform	ND	2.0	0.25	U
79-34-5	1,1,2,2-Tetrachloroethane	ND	0.50	0.09	U
71-43-2	Benzene	ND	0.50	0.09	U
108-88-3	Toluene	ND	0.75	0.16	U
100-41-4	Ethylbenzene	ND	0.50	0.10	U
74-87-3	Chloromethane	ND	2.5	0.09	U
74-83-9	Bromomethane	ND	1.0	0.26	U
75-01-4	Vinyl chloride	ND	1.0	0.07	U

Form 1
Volatile Organics

Client	: Tetra Tech GEO	Lab Number	: L1505963
Project Name	: LOCKHEED-NORTH PLAINFIELD	Project Number	: 117-0507.600
Lab ID	: L1505963-14	Date Collected	: 03/25/15 16:05
Client ID	: MW-505I	Date Received	: 03/26/15
Sample Location	: NORTH PLAINFIELD	Date Analyzed	: 04/01/15 11:05
Sample Matrix	: WATER	Dilution Factor	: 1
Analytical Method	: 1,8260C	Analyst	: MM
Lab File ID	: 0401A10	Instrument ID	: QUIMBY.I
Sample Amount	: 10 ml	GC Column	: RTX-502.2
Level	: LOW	%Solids	: N/A
Extract Volume (MeOH)	: N/A	Injection Volume	: N/A

		ug/L			
CAS NO.	Parameter	Results	RL	MDL	Qualifier
75-00-3	Chloroethane	ND	1.0	0.13	U
75-35-4	1,1-Dichloroethene	ND	0.50	0.09	U
156-60-5	trans-1,2-Dichloroethene	ND	0.75	0.16	U
79-01-6	Trichloroethene	ND	0.50	0.11	U
95-50-1	1,2-Dichlorobenzene	ND	2.5	0.07	U
541-73-1	1,3-Dichlorobenzene	ND	2.5	0.07	U
106-46-7	1,4-Dichlorobenzene	ND	2.5	0.08	U
1634-04-4	Methyl tert butyl ether	ND	1.0	0.15	U
179601-23-1	p/m-Xylene	ND	1.0	0.18	U
95-47-6	o-Xylene	ND	1.0	0.17	U
1330-20-7	Xylene (Total)	ND	1.0	0.17	U
156-59-2	cis-1,2-Dichloroethene	ND	0.50	0.11	U
540-59-0	1,2-Dichloroethene (total)	ND	0.50	0.11	U
100-42-5	Styrene	ND	1.0	0.12	U
75-71-8	Dichlorodifluoromethane	ND	5.0	0.19	U
67-64-1	Acetone	1.5	5.0	1.5	J
75-15-0	Carbon disulfide	ND	5.0	0.09	U
78-93-3	2-Butanone	ND	5.0	1.9	U
108-10-1	4-Methyl-2-pentanone	ND	5.0	0.26	U
591-78-6	2-Hexanone	ND	5.0	0.14	U
74-97-5	Bromochloromethane	ND	2.5	0.13	U
98-82-8	Isopropylbenzene	ND	0.50	0.11	U
87-61-6	1,2,3-Trichlorobenzene	ND	2.5	0.12	U
120-82-1	1,2,4-Trichlorobenzene	ND	2.5	0.12	U
79-20-9	Methyl Acetate	ND	2.0	0.23	U
110-82-7	Cyclohexane	ND	10	0.27	U
108-87-2	Methyl cyclohexane	ND	10	0.40	U

Form 1
Volatile Organics

Client	: Tetra Tech GEO	Lab Number	: L1505963
Project Name	: LOCKHEED-NORTH PLAINFIELD	Project Number	: 117-0507.600
Lab ID	: L1505963-14	Date Collected	: 03/25/15 16:05
Client ID	: MW-505I	Date Received	: 03/26/15
Sample Location	: NORTH PLAINFIELD	Date Analyzed	: 04/01/15 11:05
Sample Matrix	: WATER	Dilution Factor	: 1
Analytical Method	: 1,8260C	Analyst	: MM
Lab File ID	: 0401A10	Instrument ID	: QUIMBY.I
Sample Amount	: 10 ml	GC Column	: RTX-502.2
Level	: LOW	%Solids	: N/A
Extract Volume (MeOH)	: N/A	Injection Volume	: N/A

		ug/L			
CAS NO.	Parameter	Results	RL	MDL	Qualifier
76-13-1	1,1,2-Trichloro-1,2,2-Trifluoroethane	ND	2.5	0.15	U

Tentatively Identified Compounds
Volatile Organics

Client	: Tetra Tech GEO	**Lab Number**	: L1505963
Project Name	: LOCKHEED-NORTH PLAINFIELD	**Project Number**	: 117-0507.600
Lab ID	: L1505963-14	**Date Collected**	: 03/25/15 16:05
Client ID	: MW-505I	**Date Received**	: 03/26/15
Sample Location	: NORTH PLAINFIELD	**Date Analyzed**	: 04/01/15 11:05
Sample Matrix	: WATER	**Dilution Factor**	: 1
Analytical Method	: 1,8260C	**Analyst**	: MM
Lab File ID	: 0401A10	**Instrument ID**	: QUIMBY.I
Sample Amount	: 10 ml	**GC Column**	: RTX-502.2
Level	: LOW	**%Solids**	: N/A
Extract Volume (MeOH)	: N/A	**Injection Volume**	: N/A

Number TICS found: 0 **Concentration Units: ug/L**

CAS Number	Compound Name	RT	EST. CONC.	Qualifier
	NO TENTATIVELY IDENTIFIED COMPOUNDS			

Form 1
Volatile Organics

Client	: Tetra Tech GEO	Lab Number	: L1505963
Project Name	: LOCKHEED-NORTH PLAINFIELD	Project Number	: 117-0507.600
Lab ID	: L1505963-15	Date Collected	: 03/25/15 09:25
Client ID	: MW-506S	Date Received	: 03/26/15
Sample Location	: NORTH PLAINFIELD	Date Analyzed	: 04/01/15 11:36
Sample Matrix	: WATER	Dilution Factor	: 1
Analytical Method	: 1,8260C	Analyst	: MM
Lab File ID	: 0401A11	Instrument ID	: QUIMBY.I
Sample Amount	: 10 ml	GC Column	: RTX-502.2
Level	: LOW	%Solids	: N/A
Extract Volume (MeOH)	: N/A	Injection Volume	: N/A

		ug/L			
CAS NO.	Parameter	Results	RL	MDL	Qualifier
96-12-8	1,2-Dibromo-3-chloropropane	ND	2.5	0.32	U
123-91-1	1,4-Dioxane	ND	250	41.	U
106-93-4	1,2-Dibromoethane	ND	2.0	0.10	U
75-09-2	Methylene chloride	ND	2.5	0.27	U
75-34-3	1,1-Dichloroethane	ND	0.75	0.21	U
67-66-3	Chloroform	1.1	0.75	0.16	
56-23-5	Carbon tetrachloride	ND	0.50	0.10	U
78-87-5	1,2-Dichloropropane	ND	1.0	0.11	U
124-48-1	Dibromochloromethane	ND	0.50	0.15	U
79-00-5	1,1,2-Trichloroethane	ND	0.75	0.09	U
127-18-4	Tetrachloroethene	ND	0.50	0.09	U
108-90-7	Chlorobenzene	ND	0.50	0.07	U
75-69-4	Trichlorofluoromethane	ND	2.5	0.10	U
107-06-2	1,2-Dichloroethane	ND	0.50	0.11	U
71-55-6	1,1,1-Trichloroethane	ND	0.50	0.10	U
75-27-4	Bromodichloromethane	ND	0.50	0.19	U
10061-02-6	trans-1,3-Dichloropropene	ND	0.50	0.15	U
10061-01-5	cis-1,3-Dichloropropene	ND	0.50	0.14	U
542-75-6	1,3-Dichloropropene, Total	ND	0.50	0.14	U
75-25-2	Bromoform	ND	2.0	0.25	U
79-34-5	1,1,2,2-Tetrachloroethane	ND	0.50	0.09	U
71-43-2	Benzene	ND	0.50	0.09	U
108-88-3	Toluene	ND	0.75	0.16	U
100-41-4	Ethylbenzene	ND	0.50	0.10	U
74-87-3	Chloromethane	ND	2.5	0.09	U
74-83-9	Bromomethane	ND	1.0	0.26	U
75-01-4	Vinyl chloride	ND	1.0	0.07	U

Form 1
Volatile Organics

Client	: Tetra Tech GEO	Lab Number	: L1505963
Project Name	: LOCKHEED-NORTH PLAINFIELD	Project Number	: 117-0507.600
Lab ID	: L1505963-15	Date Collected	: 03/25/15 09:25
Client ID	: MW-506S	Date Received	: 03/26/15
Sample Location	: NORTH PLAINFIELD	Date Analyzed	: 04/01/15 11:36
Sample Matrix	: WATER	Dilution Factor	: 1
Analytical Method	: 1,8260C	Analyst	: MM
Lab File ID	: 0401A11	Instrument ID	: QUIMBY.I
Sample Amount	: 10 ml	GC Column	: RTX-502.2
Level	: LOW	%Solids	: N/A
Extract Volume (MeOH)	: N/A	Injection Volume	: N/A

		ug/L			
CAS NO.	Parameter	Results	RL	MDL	Qualifier
75-00-3	Chloroethane	ND	1.0	0.13	U
75-35-4	1,1-Dichloroethene	ND	0.50	0.09	U
156-60-5	trans-1,2-Dichloroethene	ND	0.75	0.16	U
79-01-6	Trichloroethene	0.29	0.50	0.11	J
95-50-1	1,2-Dichlorobenzene	ND	2.5	0.07	U
541-73-1	1,3-Dichlorobenzene	ND	2.5	0.07	U
106-46-7	1,4-Dichlorobenzene	ND	2.5	0.08	U
1634-04-4	Methyl tert butyl ether	ND	1.0	0.15	U
179601-23-1	p/m-Xylene	ND	1.0	0.18	U
95-47-6	o-Xylene	ND	1.0	0.17	U
1330-20-7	Xylene (Total)	ND	1.0	0.17	U
156-59-2	cis-1,2-Dichloroethene	ND	0.50	0.11	U
540-59-0	1,2-Dichloroethene (total)	ND	0.50	0.11	U
100-42-5	Styrene	ND	1.0	0.12	U
75-71-8	Dichlorodifluoromethane	ND	5.0	0.19	U
67-64-1	Acetone	ND	5.0	1.5	U
75-15-0	Carbon disulfide	ND	5.0	0.09	U
78-93-3	2-Butanone	ND	5.0	1.9	U
108-10-1	4-Methyl-2-pentanone	ND	5.0	0.26	U
591-78-6	2-Hexanone	ND	5.0	0.14	U
74-97-5	Bromochloromethane	ND	2.5	0.13	U
98-82-8	Isopropylbenzene	ND	0.50	0.11	U
87-61-6	1,2,3-Trichlorobenzene	ND	2.5	0.12	U
120-82-1	1,2,4-Trichlorobenzene	ND	2.5	0.12	U
79-20-9	Methyl Acetate	ND	2.0	0.23	U
110-82-7	Cyclohexane	ND	10	0.27	U
108-87-2	Methyl cyclohexane	ND	10	0.40	U

Form 1
Volatile Organics

Client	: Tetra Tech GEO	**Lab Number**	: L1505963
Project Name	: LOCKHEED-NORTH PLAINFIELD	**Project Number**	: 117-0507.600
Lab ID	: L1505963-15	**Date Collected**	: 03/25/15 09:25
Client ID	: MW-506S	**Date Received**	: 03/26/15
Sample Location	: NORTH PLAINFIELD	**Date Analyzed**	: 04/01/15 11:36
Sample Matrix	: WATER	**Dilution Factor**	: 1
Analytical Method	: 1,8260C	**Analyst**	: MM
Lab File ID	: 0401A11	**Instrument ID**	: QUIMBY.I
Sample Amount	: 10 ml	**GC Column**	: RTX-502.2
Level	: LOW	**%Solids**	: N/A
Extract Volume (MeOH)	: N/A	**Injection Volume**	: N/A

		ug/L			
CAS NO.	**Parameter**	**Results**	**RL**	**MDL**	**Qualifier**
76-13-1	1,1,2-Trichloro-1,2,2-Trifluoroethane	ND	2.5	0.15	U

Tentatively Identified Compounds
Volatile Organics

Client	: Tetra Tech GEO	**Lab Number**	: L1505963
Project Name	: LOCKHEED-NORTH PLAINFIELD	**Project Number**	: 117-0507.600
Lab ID	: L1505963-15	**Date Collected**	: 03/25/15 09:25
Client ID	: MW-506S	**Date Received**	: 03/26/15
Sample Location	: NORTH PLAINFIELD	**Date Analyzed**	: 04/01/15 11:36
Sample Matrix	: WATER	**Dilution Factor**	: 1
Analytical Method	: 1,8260C	**Analyst**	: MM
Lab File ID	: 0401A11	**Instrument ID**	: QUIMBY.I
Sample Amount	: 10 ml	**GC Column**	: RTX-502.2
Level	: LOW	**%Solids**	: N/A
Extract Volume (MeOH)	: N/A	**Injection Volume**	: N/A

Number TICS found: 0 **Concentration Units: ug/L**

CAS Number	Compound Name	RT	EST. CONC.	Qualifier
	NO TENTATIVELY IDENTIFIED COMPOUNDS			

Form 1
Volatile Organics

Client	: Tetra Tech GEO	Lab Number	: L1505963
Project Name	: LOCKHEED-NORTH PLAINFIELD	Project Number	: 117-0507.600
Lab ID	: L1505963-16	Date Collected	: 03/25/15 09:35
Client ID	: MW-506I	Date Received	: 03/26/15
Sample Location	: NORTH PLAINFIELD	Date Analyzed	: 04/01/15 12:07
Sample Matrix	: WATER	Dilution Factor	: 1
Analytical Method	: 1,8260C	Analyst	: MM
Lab File ID	: 0401A12	Instrument ID	: QUIMBY.I
Sample Amount	: 10 ml	GC Column	: RTX-502.2
Level	: LOW	%Solids	: N/A
Extract Volume (MeOH)	: N/A	Injection Volume	: N/A

		ug/L			
CAS NO.	Parameter	Results	RL	MDL	Qualifier
96-12-8	1,2-Dibromo-3-chloropropane	ND	2.5	0.32	U
123-91-1	1,4-Dioxane	ND	250	41.	U
106-93-4	1,2-Dibromoethane	ND	2.0	0.10	U
75-09-2	Methylene chloride	ND	2.5	0.27	U
75-34-3	1,1-Dichloroethane	ND	0.75	0.21	U
67-66-3	Chloroform	1.1	0.75	0.16	
56-23-5	Carbon tetrachloride	ND	0.50	0.10	U
78-87-5	1,2-Dichloropropane	ND	1.0	0.11	U
124-48-1	Dibromochloromethane	ND	0.50	0.15	U
79-00-5	1,1,2-Trichloroethane	ND	0.75	0.09	U
127-18-4	Tetrachloroethene	0.68	0.50	0.09	
108-90-7	Chlorobenzene	ND	0.50	0.07	U
75-69-4	Trichlorofluoromethane	ND	2.5	0.10	U
107-06-2	1,2-Dichloroethane	ND	0.50	0.11	U
71-55-6	1,1,1-Trichloroethane	ND	0.50	0.10	U
75-27-4	Bromodichloromethane	ND	0.50	0.19	U
10061-02-6	trans-1,3-Dichloropropene	ND	0.50	0.15	U
10061-01-5	cis-1,3-Dichloropropene	ND	0.50	0.14	U
542-75-6	1,3-Dichloropropene, Total	ND	0.50	0.14	U
75-25-2	Bromoform	ND	2.0	0.25	U
79-34-5	1,1,2,2-Tetrachloroethane	ND	0.50	0.09	U
71-43-2	Benzene	ND	0.50	0.09	U
108-88-3	Toluene	ND	0.75	0.16	U
100-41-4	Ethylbenzene	ND	0.50	0.10	U
74-87-3	Chloromethane	ND	2.5	0.09	U
74-83-9	Bromomethane	ND	1.0	0.26	U
75-01-4	Vinyl chloride	ND	1.0	0.07	U

Form 1
Volatile Organics

Client	: Tetra Tech GEO	Lab Number	: L1505963
Project Name	: LOCKHEED-NORTH PLAINFIELD	Project Number	: 117-0507.600
Lab ID	: L1505963-16	Date Collected	: 03/25/15 09:35
Client ID	: MW-506I	Date Received	: 03/26/15
Sample Location	: NORTH PLAINFIELD	Date Analyzed	: 04/01/15 12:07
Sample Matrix	: WATER	Dilution Factor	: 1
Analytical Method	: 1,8260C	Analyst	: MM
Lab File ID	: 0401A12	Instrument ID	: QUIMBY.I
Sample Amount	: 10 ml	GC Column	: RTX-502.2
Level	: LOW	%Solids	: N/A
Extract Volume (MeOH)	: N/A	Injection Volume	: N/A

		ug/L			
CAS NO.	Parameter	Results	RL	MDL	Qualifier
75-00-3	Chloroethane	ND	1.0	0.13	U
75-35-4	1,1-Dichloroethene	ND	0.50	0.09	U
156-60-5	trans-1,2-Dichloroethene	ND	0.75	0.16	U
79-01-6	Trichloroethene	1.4	0.50	0.11	
95-50-1	1,2-Dichlorobenzene	ND	2.5	0.07	U
541-73-1	1,3-Dichlorobenzene	ND	2.5	0.07	U
106-46-7	1,4-Dichlorobenzene	ND	2.5	0.08	U
1634-04-4	Methyl tert butyl ether	ND	1.0	0.15	U
179601-23-1	p/m-Xylene	ND	1.0	0.18	U
95-47-6	o-Xylene	ND	1.0	0.17	U
1330-20-7	Xylene (Total)	ND	1.0	0.17	U
156-59-2	cis-1,2-Dichloroethene	0.12	0.50	0.11	J
540-59-0	1,2-Dichloroethene (total)	0.12	0.50	0.11	J
100-42-5	Styrene	ND	1.0	0.12	U
75-71-8	Dichlorodifluoromethane	ND	5.0	0.19	U
67-64-1	Acetone	ND	5.0	1.5	U
75-15-0	Carbon disulfide	ND	5.0	0.09	U
78-93-3	2-Butanone	ND	5.0	1.9	U
108-10-1	4-Methyl-2-pentanone	ND	5.0	0.26	U
591-78-6	2-Hexanone	ND	5.0	0.14	U
74-97-5	Bromochloromethane	ND	2.5	0.13	U
98-82-8	Isopropylbenzene	ND	0.50	0.11	U
87-61-6	1,2,3-Trichlorobenzene	ND	2.5	0.12	U
120-82-1	1,2,4-Trichlorobenzene	ND	2.5	0.12	U
79-20-9	Methyl Acetate	ND	2.0	0.23	U
110-82-7	Cyclohexane	ND	10	0.27	U
108-87-2	Methyl cyclohexane	ND	10	0.40	U

Form 1
Volatile Organics

Client	: Tetra Tech GEO	**Lab Number**	: L1505963
Project Name	: LOCKHEED-NORTH PLAINFIELD	**Project Number**	: 117-0507.600
Lab ID	: L1505963-16	**Date Collected**	: 03/25/15 09:35
Client ID	: MW-506I	**Date Received**	: 03/26/15
Sample Location	: NORTH PLAINFIELD	**Date Analyzed**	: 04/01/15 12:07
Sample Matrix	: WATER	**Dilution Factor**	: 1
Analytical Method	: 1,8260C	**Analyst**	: MM
Lab File ID	: 0401A12	**Instrument ID**	: QUIMBY.I
Sample Amount	: 10 ml	**GC Column**	: RTX-502.2
Level	: LOW	**%Solids**	: N/A
Extract Volume (MeOH)	: N/A	**Injection Volume**	: N/A

		ug/L			
CAS NO.	**Parameter**	**Results**	**RL**	**MDL**	**Qualifier**
76-13-1	1,1,2-Trichloro-1,2,2-Trifluoroethane	0.56	2.5	0.15	J

Tentatively Identified Compounds
Volatile Organics

Client	: Tetra Tech GEO	**Lab Number**	: L1505963
Project Name	: LOCKHEED-NORTH PLAINFIELD	**Project Number**	: 117-0507.600
Lab ID	: L1505963-16	**Date Collected**	: 03/25/15 09:35
Client ID	: MW-506I	**Date Received**	: 03/26/15
Sample Location	: NORTH PLAINFIELD	**Date Analyzed**	: 04/01/15 12:07
Sample Matrix	: WATER	**Dilution Factor**	: 1
Analytical Method	: 1,8260C	**Analyst**	: MM
Lab File ID	: 0401A12	**Instrument ID**	: QUIMBY.I
Sample Amount	: 10 ml	**GC Column**	: RTX-502.2
Level	: LOW	**%Solids**	: N/A
Extract Volume (MeOH)	: N/A	**Injection Volume**	: N/A

Number TICS found: 0 **Concentration Units: ug/L**

CAS Number	Compound Name	RT	EST. CONC.	Qualifier
	NO TENTATIVELY IDENTIFIED COMPOUNDS			

Form 1
Volatile Organics

Client	: Tetra Tech GEO	Lab Number	: L1505963
Project Name	: LOCKHEED-NORTH PLAINFIELD	Project Number	: 117-0507.600
Lab ID	: L1505963-17	Date Collected	: 03/25/15 10:20
Client ID	: MW-507S	Date Received	: 03/26/15
Sample Location	: NORTH PLAINFIELD	Date Analyzed	: 04/01/15 12:39
Sample Matrix	: WATER	Dilution Factor	: 1
Analytical Method	: 1,8260C	Analyst	: MM
Lab File ID	: 0401A13	Instrument ID	: QUIMBY.I
Sample Amount	: 10 ml	GC Column	: RTX-502.2
Level	: LOW	%Solids	: N/A
Extract Volume (MeOH)	: N/A	Injection Volume	: N/A

		ug/L			
CAS NO.	Parameter	Results	RL	MDL	Qualifier
96-12-8	1,2-Dibromo-3-chloropropane	ND	2.5	0.32	U
123-91-1	1,4-Dioxane	ND	250	41.	U
106-93-4	1,2-Dibromoethane	ND	2.0	0.10	U
75-09-2	Methylene chloride	ND	2.5	0.27	U
75-34-3	1,1-Dichloroethane	ND	0.75	0.21	U
67-66-3	Chloroform	1.0	0.75	0.16	
56-23-5	Carbon tetrachloride	ND	0.50	0.10	U
78-87-5	1,2-Dichloropropane	ND	1.0	0.11	U
124-48-1	Dibromochloromethane	ND	0.50	0.15	U
79-00-5	1,1,2-Trichloroethane	ND	0.75	0.09	U
127-18-4	Tetrachloroethene	ND	0.50	0.09	U
108-90-7	Chlorobenzene	ND	0.50	0.07	U
75-69-4	Trichlorofluoromethane	ND	2.5	0.10	U
107-06-2	1,2-Dichloroethane	ND	0.50	0.11	U
71-55-6	1,1,1-Trichloroethane	ND	0.50	0.10	U
75-27-4	Bromodichloromethane	ND	0.50	0.19	U
10061-02-6	trans-1,3-Dichloropropene	ND	0.50	0.15	U
10061-01-5	cis-1,3-Dichloropropene	ND	0.50	0.14	U
542-75-6	1,3-Dichloropropene, Total	ND	0.50	0.14	U
75-25-2	Bromoform	ND	2.0	0.25	U
79-34-5	1,1,2,2-Tetrachloroethane	ND	0.50	0.09	U
71-43-2	Benzene	ND	0.50	0.09	U
108-88-3	Toluene	ND	0.75	0.16	U
100-41-4	Ethylbenzene	ND	0.50	0.10	U
74-87-3	Chloromethane	ND	2.5	0.09	U
74-83-9	Bromomethane	ND	1.0	0.26	U
75-01-4	Vinyl chloride	ND	1.0	0.07	U

Form 1
Volatile Organics

Client	: Tetra Tech GEO	Lab Number	: L1505963
Project Name	: LOCKHEED-NORTH PLAINFIELD	Project Number	: 117-0507.600
Lab ID	: L1505963-17	Date Collected	: 03/25/15 10:20
Client ID	: MW-507S	Date Received	: 03/26/15
Sample Location	: NORTH PLAINFIELD	Date Analyzed	: 04/01/15 12:39
Sample Matrix	: WATER	Dilution Factor	: 1
Analytical Method	: 1,8260C	Analyst	: MM
Lab File ID	: 0401A13	Instrument ID	: QUIMBY.I
Sample Amount	: 10 ml	GC Column	: RTX-502.2
Level	: LOW	%Solids	: N/A
Extract Volume (MeOH)	: N/A	Injection Volume	: N/A

		ug/L			
CAS NO.	Parameter	Results	RL	MDL	Qualifier
75-00-3	Chloroethane	ND	1.0	0.13	U
75-35-4	1,1-Dichloroethene	ND	0.50	0.09	U
156-60-5	trans-1,2-Dichloroethene	ND	0.75	0.16	U
79-01-6	Trichloroethene	0.99	0.50	0.11	
95-50-1	1,2-Dichlorobenzene	ND	2.5	0.07	U
541-73-1	1,3-Dichlorobenzene	ND	2.5	0.07	U
106-46-7	1,4-Dichlorobenzene	ND	2.5	0.08	U
1634-04-4	Methyl tert butyl ether	ND	1.0	0.15	U
179601-23-1	p/m-Xylene	ND	1.0	0.18	U
95-47-6	o-Xylene	ND	1.0	0.17	U
1330-20-7	Xylene (Total)	ND	1.0	0.17	U
156-59-2	cis-1,2-Dichloroethene	ND	0.50	0.11	U
540-59-0	1,2-Dichloroethene (total)	ND	0.50	0.11	U
100-42-5	Styrene	ND	1.0	0.12	U
75-71-8	Dichlorodifluoromethane	ND	5.0	0.19	U
67-64-1	Acetone	ND	5.0	1.5	U
75-15-0	Carbon disulfide	ND	5.0	0.09	U
78-93-3	2-Butanone	ND	5.0	1.9	U
108-10-1	4-Methyl-2-pentanone	ND	5.0	0.26	U
591-78-6	2-Hexanone	ND	5.0	0.14	U
74-97-5	Bromochloromethane	ND	2.5	0.13	U
98-82-8	Isopropylbenzene	ND	0.50	0.11	U
87-61-6	1,2,3-Trichlorobenzene	ND	2.5	0.12	U
120-82-1	1,2,4-Trichlorobenzene	ND	2.5	0.12	U
79-20-9	Methyl Acetate	ND	2.0	0.23	U
110-82-7	Cyclohexane	ND	10	0.27	U
108-87-2	Methyl cyclohexane	ND	10	0.40	U

Form 1
Volatile Organics

Client	: Tetra Tech GEO	**Lab Number**	: L1505963
Project Name	: LOCKHEED-NORTH PLAINFIELD	**Project Number**	: 117-0507.600
Lab ID	: L1505963-17	**Date Collected**	: 03/25/15 10:20
Client ID	: MW-507S	**Date Received**	: 03/26/15
Sample Location	: NORTH PLAINFIELD	**Date Analyzed**	: 04/01/15 12:39
Sample Matrix	: WATER	**Dilution Factor**	: 1
Analytical Method	: 1,8260C	**Analyst**	: MM
Lab File ID	: 0401A13	**Instrument ID**	: QUIMBY.I
Sample Amount	: 10 ml	**GC Column**	: RTX-502.2
Level	: LOW	**%Solids**	: N/A
Extract Volume (MeOH)	: N/A	**Injection Volume**	: N/A

		ug/L			
CAS NO.	**Parameter**	**Results**	**RL**	**MDL**	**Qualifier**
76-13-1	1,1,2-Trichloro-1,2,2-Trifluoroethane	0.16	2.5	0.15	J

Tentatively Identified Compounds
Volatile Organics

Client	: Tetra Tech GEO	**Lab Number**	: L1505963
Project Name	: LOCKHEED-NORTH PLAINFIELD	**Project Number**	: 117-0507.600
Lab ID	: L1505963-17	**Date Collected**	: 03/25/15 10:20
Client ID	: MW-507S	**Date Received**	: 03/26/15
Sample Location	: NORTH PLAINFIELD	**Date Analyzed**	: 04/01/15 12:39
Sample Matrix	: WATER	**Dilution Factor**	: 1
Analytical Method	: 1,8260C	**Analyst**	: MM
Lab File ID	: 0401A13	**Instrument ID**	: QUIMBY.I
Sample Amount	: 10 ml	**GC Column**	: RTX-502.2
Level	: LOW	**%Solids**	: N/A
Extract Volume (MeOH)	: N/A	**Injection Volume**	: N/A

Number TICS found: 0 **Concentration Units: ug/L**

CAS Number	Compound Name	RT	EST. CONC.	Qualifier
	NO TENTATIVELY IDENTIFIED COMPOUNDS			

Form 1
Volatile Organics

Client	: Tetra Tech GEO	Lab Number	: L1505963
Project Name	: LOCKHEED-NORTH PLAINFIELD	Project Number	: 117-0507.600
Lab ID	: L1505963-18	Date Collected	: 03/25/15 10:25
Client ID	: MW-507I	Date Received	: 03/26/15
Sample Location	: NORTH PLAINFIELD	Date Analyzed	: 04/01/15 13:10
Sample Matrix	: WATER	Dilution Factor	: 1
Analytical Method	: 1,8260C	Analyst	: MM
Lab File ID	: 0401A14	Instrument ID	: QUIMBY.I
Sample Amount	: 10 ml	GC Column	: RTX-502.2
Level	: LOW	%Solids	: N/A
Extract Volume (MeOH)	: N/A	Injection Volume	: N/A

		ug/L			
CAS NO.	Parameter	Results	RL	MDL	Qualifier
96-12-8	1,2-Dibromo-3-chloropropane	ND	2.5	0.32	U
123-91-1	1,4-Dioxane	ND	250	41.	U
106-93-4	1,2-Dibromoethane	ND	2.0	0.10	U
75-09-2	Methylene chloride	ND	2.5	0.27	U
75-34-3	1,1-Dichloroethane	ND	0.75	0.21	U
67-66-3	Chloroform	1.3	0.75	0.16	
56-23-5	Carbon tetrachloride	ND	0.50	0.10	U
78-87-5	1,2-Dichloropropane	ND	1.0	0.11	U
124-48-1	Dibromochloromethane	ND	0.50	0.15	U
79-00-5	1,1,2-Trichloroethane	ND	0.75	0.09	U
127-18-4	Tetrachloroethene	0.52	0.50	0.09	
108-90-7	Chlorobenzene	ND	0.50	0.07	U
75-69-4	Trichlorofluoromethane	ND	2.5	0.10	U
107-06-2	1,2-Dichloroethane	ND	0.50	0.11	U
71-55-6	1,1,1-Trichloroethane	ND	0.50	0.10	U
75-27-4	Bromodichloromethane	ND	0.50	0.19	U
10061-02-6	trans-1,3-Dichloropropene	ND	0.50	0.15	U
10061-01-5	cis-1,3-Dichloropropene	ND	0.50	0.14	U
542-75-6	1,3-Dichloropropene, Total	ND	0.50	0.14	U
75-25-2	Bromoform	ND	2.0	0.25	U
79-34-5	1,1,2,2-Tetrachloroethane	ND	0.50	0.09	U
71-43-2	Benzene	ND	0.50	0.09	U
108-88-3	Toluene	ND	0.75	0.16	U
100-41-4	Ethylbenzene	ND	0.50	0.10	U
74-87-3	Chloromethane	ND	2.5	0.09	U
74-83-9	Bromomethane	ND	1.0	0.26	U
75-01-4	Vinyl chloride	ND	1.0	0.07	U

Form 1
Volatile Organics

Client	: Tetra Tech GEO	Lab Number	: L1505963
Project Name	: LOCKHEED-NORTH PLAINFIELD	Project Number	: 117-0507.600
Lab ID	: L1505963-18	Date Collected	: 03/25/15 10:25
Client ID	: MW-507I	Date Received	: 03/26/15
Sample Location	: NORTH PLAINFIELD	Date Analyzed	: 04/01/15 13:10
Sample Matrix	: WATER	Dilution Factor	: 1
Analytical Method	: 1,8260C	Analyst	: MM
Lab File ID	: 0401A14	Instrument ID	: QUIMBY.I
Sample Amount	: 10 ml	GC Column	: RTX-502.2
Level	: LOW	%Solids	: N/A
Extract Volume (MeOH)	: N/A	Injection Volume	: N/A

		ug/L			
CAS NO.	Parameter	Results	RL	MDL	Qualifier
75-00-3	Chloroethane	ND	1.0	0.13	U
75-35-4	1,1-Dichloroethene	ND	0.50	0.09	U
156-60-5	trans-1,2-Dichloroethene	ND	0.75	0.16	U
79-01-6	Trichloroethene	1.1	0.50	0.11	
95-50-1	1,2-Dichlorobenzene	ND	2.5	0.07	U
541-73-1	1,3-Dichlorobenzene	ND	2.5	0.07	U
106-46-7	1,4-Dichlorobenzene	ND	2.5	0.08	U
1634-04-4	Methyl tert butyl ether	ND	1.0	0.15	U
179601-23-1	p/m-Xylene	ND	1.0	0.18	U
95-47-6	o-Xylene	ND	1.0	0.17	U
1330-20-7	Xylene (Total)	ND	1.0	0.17	U
156-59-2	cis-1,2-Dichloroethene	0.18	0.50	0.11	J
540-59-0	1,2-Dichloroethene (total)	0.18	0.50	0.11	J
100-42-5	Styrene	ND	1.0	0.12	U
75-71-8	Dichlorodifluoromethane	ND	5.0	0.19	U
67-64-1	Acetone	ND	5.0	1.5	U
75-15-0	Carbon disulfide	ND	5.0	0.09	U
78-93-3	2-Butanone	ND	5.0	1.9	U
108-10-1	4-Methyl-2-pentanone	ND	5.0	0.26	U
591-78-6	2-Hexanone	ND	5.0	0.14	U
74-97-5	Bromochloromethane	ND	2.5	0.13	U
98-82-8	Isopropylbenzene	ND	0.50	0.11	U
87-61-6	1,2,3-Trichlorobenzene	ND	2.5	0.12	U
120-82-1	1,2,4-Trichlorobenzene	ND	2.5	0.12	U
79-20-9	Methyl Acetate	ND	2.0	0.23	U
110-82-7	Cyclohexane	ND	10	0.27	U
108-87-2	Methyl cyclohexane	ND	10	0.40	U

Form 1
Volatile Organics

Client	: Tetra Tech GEO	**Lab Number**	: L1505963
Project Name	: LOCKHEED-NORTH PLAINFIELD	**Project Number**	: 117-0507.600
Lab ID	: L1505963-18	**Date Collected**	: 03/25/15 10:25
Client ID	: MW-507I	**Date Received**	: 03/26/15
Sample Location	: NORTH PLAINFIELD	**Date Analyzed**	: 04/01/15 13:10
Sample Matrix	: WATER	**Dilution Factor**	: 1
Analytical Method	: 1,8260C	**Analyst**	: MM
Lab File ID	: 0401A14	**Instrument ID**	: QUIMBY.I
Sample Amount	: 10 ml	**GC Column**	: RTX-502.2
Level	: LOW	**%Solids**	: N/A
Extract Volume (MeOH)	: N/A	**Injection Volume**	: N/A

		ug/L			
CAS NO.	**Parameter**	**Results**	**RL**	**MDL**	**Qualifier**
76-13-1	1,1,2-Trichloro-1,2,2-Trifluoroethane	0.59	2.5	0.15	J

Tentatively Identified Compounds
Volatile Organics

Client	: Tetra Tech GEO	**Lab Number**	: L1505963
Project Name	: LOCKHEED-NORTH PLAINFIELD	**Project Number**	: 117-0507.600
Lab ID	: L1505963-18	**Date Collected**	: 03/25/15 10:25
Client ID	: MW-507I	**Date Received**	: 03/26/15
Sample Location	: NORTH PLAINFIELD	**Date Analyzed**	: 04/01/15 13:10
Sample Matrix	: WATER	**Dilution Factor**	: 1
Analytical Method	: 1,8260C	**Analyst**	: MM
Lab File ID	: 0401A14	**Instrument ID**	: QUIMBY.I
Sample Amount	: 10 ml	**GC Column**	: RTX-502.2
Level	: LOW	**%Solids**	: N/A
Extract Volume (MeOH)	: N/A	**Injection Volume**	: N/A

Number TICS found: 0 **Concentration Units: ug/L**

CAS Number	Compound Name	RT	EST. CONC.	Qualifier
	NO TENTATIVELY IDENTIFIED COMPOUNDS			

Form 1
Volatile Organics

Client	: Tetra Tech GEO	Lab Number	: L1505963
Project Name	: LOCKHEED-NORTH PLAINFIELD	Project Number	: 117-0507.600
Lab ID	: L1505963-19	Date Collected	: 03/25/15 09:40
Client ID	: MW-508S	Date Received	: 03/26/15
Sample Location	: NORTH PLAINFIELD	Date Analyzed	: 04/01/15 13:42
Sample Matrix	: WATER	Dilution Factor	: 1
Analytical Method	: 1,8260C	Analyst	: MM
Lab File ID	: 0401A15	Instrument ID	: QUIMBY.I
Sample Amount	: 10 ml	GC Column	: RTX-502.2
Level	: LOW	%Solids	: N/A
Extract Volume (MeOH)	: N/A	Injection Volume	: N/A

		ug/L			
CAS NO.	Parameter	Results	RL	MDL	Qualifier
96-12-8	1,2-Dibromo-3-chloropropane	ND	2.5	0.32	U
123-91-1	1,4-Dioxane	ND	250	41.	U
106-93-4	1,2-Dibromoethane	ND	2.0	0.10	U
75-09-2	Methylene chloride	ND	2.5	0.27	U
75-34-3	1,1-Dichloroethane	ND	0.75	0.21	U
67-66-3	Chloroform	1.9	0.75	0.16	
56-23-5	Carbon tetrachloride	ND	0.50	0.10	U
78-87-5	1,2-Dichloropropane	ND	1.0	0.11	U
124-48-1	Dibromochloromethane	ND	0.50	0.15	U
79-00-5	1,1,2-Trichloroethane	ND	0.75	0.09	U
127-18-4	Tetrachloroethene	0.18	0.50	0.09	J
108-90-7	Chlorobenzene	ND	0.50	0.07	U
75-69-4	Trichlorofluoromethane	ND	2.5	0.10	U
107-06-2	1,2-Dichloroethane	ND	0.50	0.11	U
71-55-6	1,1,1-Trichloroethane	ND	0.50	0.10	U
75-27-4	Bromodichloromethane	ND	0.50	0.19	U
10061-02-6	trans-1,3-Dichloropropene	ND	0.50	0.15	U
10061-01-5	cis-1,3-Dichloropropene	ND	0.50	0.14	U
542-75-6	1,3-Dichloropropene, Total	ND	0.50	0.14	U
75-25-2	Bromoform	ND	2.0	0.25	U
79-34-5	1,1,2,2-Tetrachloroethane	ND	0.50	0.09	U
71-43-2	Benzene	ND	0.50	0.09	U
108-88-3	Toluene	ND	0.75	0.16	U
100-41-4	Ethylbenzene	ND	0.50	0.10	U
74-87-3	Chloromethane	ND	2.5	0.09	U
74-83-9	Bromomethane	ND	1.0	0.26	U
75-01-4	Vinyl chloride	ND	1.0	0.07	U

Form 1
Volatile Organics

Client	: Tetra Tech GEO	Lab Number	: L1505963
Project Name	: LOCKHEED-NORTH PLAINFIELD	Project Number	: 117-0507.600
Lab ID	: L1505963-19	Date Collected	: 03/25/15 09:40
Client ID	: MW-508S	Date Received	: 03/26/15
Sample Location	: NORTH PLAINFIELD	Date Analyzed	: 04/01/15 13:42
Sample Matrix	: WATER	Dilution Factor	: 1
Analytical Method	: 1,8260C	Analyst	: MM
Lab File ID	: 0401A15	Instrument ID	: QUIMBY.I
Sample Amount	: 10 ml	GC Column	: RTX-502.2
Level	: LOW	%Solids	: N/A
Extract Volume (MeOH)	: N/A	Injection Volume	: N/A

		ug/L			
CAS NO.	Parameter	Results	RL	MDL	Qualifier
75-00-3	Chloroethane	ND	1.0	0.13	U
75-35-4	1,1-Dichloroethene	ND	0.50	0.09	U
156-60-5	trans-1,2-Dichloroethene	ND	0.75	0.16	U
79-01-6	Trichloroethene	1.5	0.50	0.11	
95-50-1	1,2-Dichlorobenzene	ND	2.5	0.07	U
541-73-1	1,3-Dichlorobenzene	ND	2.5	0.07	U
106-46-7	1,4-Dichlorobenzene	ND	2.5	0.08	U
1634-04-4	Methyl tert butyl ether	ND	1.0	0.15	U
179601-23-1	p/m-Xylene	ND	1.0	0.18	U
95-47-6	o-Xylene	ND	1.0	0.17	U
1330-20-7	Xylene (Total)	ND	1.0	0.17	U
156-59-2	cis-1,2-Dichloroethene	ND	0.50	0.11	U
540-59-0	1,2-Dichloroethene (total)	ND	0.50	0.11	U
100-42-5	Styrene	ND	1.0	0.12	U
75-71-8	Dichlorodifluoromethane	ND	5.0	0.19	U
67-64-1	Acetone	ND	5.0	1.5	U
75-15-0	Carbon disulfide	ND	5.0	0.09	U
78-93-3	2-Butanone	ND	5.0	1.9	U
108-10-1	4-Methyl-2-pentanone	ND	5.0	0.26	U
591-78-6	2-Hexanone	ND	5.0	0.14	U
74-97-5	Bromochloromethane	ND	2.5	0.13	U
98-82-8	Isopropylbenzene	ND	0.50	0.11	U
87-61-6	1,2,3-Trichlorobenzene	ND	2.5	0.12	U
120-82-1	1,2,4-Trichlorobenzene	ND	2.5	0.12	U
79-20-9	Methyl Acetate	ND	2.0	0.23	U
110-82-7	Cyclohexane	ND	10	0.27	U
108-87-2	Methyl cyclohexane	ND	10	0.40	U

Form 1
Volatile Organics

Client	: Tetra Tech GEO	**Lab Number**	: L1505963
Project Name	: LOCKHEED-NORTH PLAINFIELD	**Project Number**	: 117-0507.600
Lab ID	: L1505963-19	**Date Collected**	: 03/25/15 09:40
Client ID	: MW-508S	**Date Received**	: 03/26/15
Sample Location	: NORTH PLAINFIELD	**Date Analyzed**	: 04/01/15 13:42
Sample Matrix	: WATER	**Dilution Factor**	: 1
Analytical Method	: 1,8260C	**Analyst**	: MM
Lab File ID	: 0401A15	**Instrument ID**	: QUIMBY.I
Sample Amount	: 10 ml	**GC Column**	: RTX-502.2
Level	: LOW	**%Solids**	: N/A
Extract Volume (MeOH)	: N/A	**Injection Volume**	: N/A

		ug/L			
CAS NO.	**Parameter**	**Results**	**RL**	**MDL**	**Qualifier**
76-13-1	1,1,2-Trichloro-1,2,2-Trifluoroethane	0.38	2.5	0.15	J

Tentatively Identified Compounds
Volatile Organics

Client	: Tetra Tech GEO	**Lab Number**	: L1505963
Project Name	: LOCKHEED-NORTH PLAINFIELD	**Project Number**	: 117-0507.600
Lab ID	: L1505963-19	**Date Collected**	: 03/25/15 09:40
Client ID	: MW-508S	**Date Received**	: 03/26/15
Sample Location	: NORTH PLAINFIELD	**Date Analyzed**	: 04/01/15 13:42
Sample Matrix	: WATER	**Dilution Factor**	: 1
Analytical Method	: 1,8260C	**Analyst**	: MM
Lab File ID	: 0401A15	**Instrument ID**	: QUIMBY.I
Sample Amount	: 10 ml	**GC Column**	: RTX-502.2
Level	: LOW	**%Solids**	: N/A
Extract Volume (MeOH)	: N/A	**Injection Volume**	: N/A

Number TICS found: 0 **Concentration Units: ug/L**

CAS Number	Compound Name	RT	EST. CONC.	Qualifier
	NO TENTATIVELY IDENTIFIED COMPOUNDS			

Form 1
Volatile Organics

Client	: Tetra Tech GEO	Lab Number	: L1505963
Project Name	: LOCKHEED-NORTH PLAINFIELD	Project Number	: 117-0507.600
Lab ID	: L1505963-20	Date Collected	: 03/25/15 09:45
Client ID	: MW-508D	Date Received	: 03/26/15
Sample Location	: NORTH PLAINFIELD	Date Analyzed	: 04/01/15 14:13
Sample Matrix	: WATER	Dilution Factor	: 1
Analytical Method	: 1,8260C	Analyst	: MM
Lab File ID	: 0401A16	Instrument ID	: QUIMBY.I
Sample Amount	: 10 ml	GC Column	: RTX-502.2
Level	: LOW	%Solids	: N/A
Extract Volume (MeOH)	: N/A	Injection Volume	: N/A

		ug/L			
CAS NO.	Parameter	Results	RL	MDL	Qualifier
96-12-8	1,2-Dibromo-3-chloropropane	ND	2.5	0.32	U
123-91-1	1,4-Dioxane	ND	250	41.	U
106-93-4	1,2-Dibromoethane	ND	2.0	0.10	U
75-09-2	Methylene chloride	ND	2.5	0.27	U
75-34-3	1,1-Dichloroethane	ND	0.75	0.21	U
67-66-3	Chloroform	ND	0.75	0.16	U
56-23-5	Carbon tetrachloride	ND	0.50	0.10	U
78-87-5	1,2-Dichloropropane	ND	1.0	0.11	U
124-48-1	Dibromochloromethane	ND	0.50	0.15	U
79-00-5	1,1,2-Trichloroethane	ND	0.75	0.09	U
127-18-4	Tetrachloroethene	ND	0.50	0.09	U
108-90-7	Chlorobenzene	ND	0.50	0.07	U
75-69-4	Trichlorofluoromethane	ND	2.5	0.10	U
107-06-2	1,2-Dichloroethane	ND	0.50	0.11	U
71-55-6	1,1,1-Trichloroethane	ND	0.50	0.10	U
75-27-4	Bromodichloromethane	ND	0.50	0.19	U
10061-02-6	trans-1,3-Dichloropropene	ND	0.50	0.15	U
10061-01-5	cis-1,3-Dichloropropene	ND	0.50	0.14	U
542-75-6	1,3-Dichloropropene, Total	ND	0.50	0.14	U
75-25-2	Bromoform	ND	2.0	0.25	U
79-34-5	1,1,2,2-Tetrachloroethane	ND	0.50	0.09	U
71-43-2	Benzene	ND	0.50	0.09	U
108-88-3	Toluene	ND	0.75	0.16	U
100-41-4	Ethylbenzene	ND	0.50	0.10	U
74-87-3	Chloromethane	ND	2.5	0.09	U
74-83-9	Bromomethane	ND	1.0	0.26	U
75-01-4	Vinyl chloride	1.1	1.0	0.07	

Form 1
Volatile Organics

Client	: Tetra Tech GEO	Lab Number	: L1505963
Project Name	: LOCKHEED-NORTH PLAINFIELD	Project Number	: 117-0507.600
Lab ID	: L1505963-20	Date Collected	: 03/25/15 09:45
Client ID	: MW-508D	Date Received	: 03/26/15
Sample Location	: NORTH PLAINFIELD	Date Analyzed	: 04/01/15 14:13
Sample Matrix	: WATER	Dilution Factor	: 1
Analytical Method	: 1,8260C	Analyst	: MM
Lab File ID	: 0401A16	Instrument ID	: QUIMBY.I
Sample Amount	: 10 ml	GC Column	: RTX-502.2
Level	: LOW	%Solids	: N/A
Extract Volume (MeOH)	: N/A	Injection Volume	: N/A

		ug/L			
CAS NO.	Parameter	Results	RL	MDL	Qualifier
75-00-3	Chloroethane	ND	1.0	0.13	U
75-35-4	1,1-Dichloroethene	ND	0.50	0.09	U
156-60-5	trans-1,2-Dichloroethene	ND	0.75	0.16	U
79-01-6	Trichloroethene	1.7	0.50	0.11	
95-50-1	1,2-Dichlorobenzene	ND	2.5	0.07	U
541-73-1	1,3-Dichlorobenzene	ND	2.5	0.07	U
106-46-7	1,4-Dichlorobenzene	ND	2.5	0.08	U
1634-04-4	Methyl tert butyl ether	ND	1.0	0.15	U
179601-23-1	p/m-Xylene	ND	1.0	0.18	U
95-47-6	o-Xylene	ND	1.0	0.17	U
1330-20-7	Xylene (Total)	ND	1.0	0.17	U
156-59-2	cis-1,2-Dichloroethene	1.4	0.50	0.11	
540-59-0	1,2-Dichloroethene (total)	1.4	0.50	0.11	
100-42-5	Styrene	ND	1.0	0.12	U
75-71-8	Dichlorodifluoromethane	ND	5.0	0.19	U
67-64-1	Acetone	ND	5.0	1.5	U
75-15-0	Carbon disulfide	ND	5.0	0.09	U
78-93-3	2-Butanone	ND	5.0	1.9	U
108-10-1	4-Methyl-2-pentanone	ND	5.0	0.26	U
591-78-6	2-Hexanone	ND	5.0	0.14	U
74-97-5	Bromochloromethane	ND	2.5	0.13	U
98-82-8	Isopropylbenzene	ND	0.50	0.11	U
87-61-6	1,2,3-Trichlorobenzene	ND	2.5	0.12	U
120-82-1	1,2,4-Trichlorobenzene	ND	2.5	0.12	U
79-20-9	Methyl Acetate	ND	2.0	0.23	U
110-82-7	Cyclohexane	ND	10	0.27	U
108-87-2	Methyl cyclohexane	ND	10	0.40	U

Form 1
Volatile Organics

Client	: Tetra Tech GEO	Lab Number	: L1505963
Project Name	: LOCKHEED-NORTH PLAINFIELD	Project Number	: 117-0507.600
Lab ID	: L1505963-20	Date Collected	: 03/25/15 09:45
Client ID	: MW-508D	Date Received	: 03/26/15
Sample Location	: NORTH PLAINFIELD	Date Analyzed	: 04/01/15 14:13
Sample Matrix	: WATER	Dilution Factor	: 1
Analytical Method	: 1,8260C	Analyst	: MM
Lab File ID	: 0401A16	Instrument ID	: QUIMBY.I
Sample Amount	: 10 ml	GC Column	: RTX-502.2
Level	: LOW	%Solids	: N/A
Extract Volume (MeOH)	: N/A	Injection Volume	: N/A

		ug/L			
CAS NO.	Parameter	Results	RL	MDL	Qualifier
76-13-1	1,1,2-Trichloro-1,2,2-Trifluoroethane	ND	2.5	0.15	U

Tentatively Identified Compounds
Volatile Organics

Client	: Tetra Tech GEO	**Lab Number**	: L1505963
Project Name	: LOCKHEED-NORTH PLAINFIELD	**Project Number**	: 117-0507.600
Lab ID	: L1505963-20	**Date Collected**	: 03/25/15 09:45
Client ID	: MW-508D	**Date Received**	: 03/26/15
Sample Location	: NORTH PLAINFIELD	**Date Analyzed**	: 04/01/15 14:13
Sample Matrix	: WATER	**Dilution Factor**	: 1
Analytical Method	: 1,8260C	**Analyst**	: MM
Lab File ID	: 0401A16	**Instrument ID**	: QUIMBY.I
Sample Amount	: 10 ml	**GC Column**	: RTX-502.2
Level	: LOW	**%Solids**	: N/A
Extract Volume (MeOH)	: N/A	**Injection Volume**	: N/A

Number TICS found: 0 **Concentration Units: ug/L**

CAS Number	Compound Name	RT	EST. CONC.	Qualifier
	NO TENTATIVELY IDENTIFIED COMPOUNDS			

Form 1
Volatile Organics

Client	: Tetra Tech GEO	Lab Number	: L1505963
Project Name	: LOCKHEED-NORTH PLAINFIELD	Project Number	: 117-0507.600
Lab ID	: L1505963-21	Date Collected	: 03/25/15 07:55
Client ID	: MW-532S	Date Received	: 03/26/15
Sample Location	: NORTH PLAINFIELD	Date Analyzed	: 04/01/15 14:44
Sample Matrix	: WATER	Dilution Factor	: 1
Analytical Method	: 1,8260C	Analyst	: MM
Lab File ID	: 0401A17	Instrument ID	: QUIMBY.I
Sample Amount	: 10 ml	GC Column	: RTX-502.2
Level	: LOW	%Solids	: N/A
Extract Volume (MeOH)	: N/A	Injection Volume	: N/A

		ug/L			
CAS NO.	Parameter	Results	RL	MDL	Qualifier
96-12-8	1,2-Dibromo-3-chloropropane	ND	2.5	0.32	U
123-91-1	1,4-Dioxane	ND	250	41.	U
106-93-4	1,2-Dibromoethane	ND	2.0	0.10	U
75-09-2	Methylene chloride	ND	2.5	0.27	U
75-34-3	1,1-Dichloroethane	ND	0.75	0.21	U
67-66-3	Chloroform	ND	0.75	0.16	U
56-23-5	Carbon tetrachloride	ND	0.50	0.10	U
78-87-5	1,2-Dichloropropane	ND	1.0	0.11	U
124-48-1	Dibromochloromethane	ND	0.50	0.15	U
79-00-5	1,1,2-Trichloroethane	ND	0.75	0.09	U
127-18-4	Tetrachloroethene	0.20	0.50	0.09	J
108-90-7	Chlorobenzene	ND	0.50	0.07	U
75-69-4	Trichlorofluoromethane	ND	2.5	0.10	U
107-06-2	1,2-Dichloroethane	ND	0.50	0.11	U
71-55-6	1,1,1-Trichloroethane	ND	0.50	0.10	U
75-27-4	Bromodichloromethane	ND	0.50	0.19	U
10061-02-6	trans-1,3-Dichloropropene	ND	0.50	0.15	U
10061-01-5	cis-1,3-Dichloropropene	ND	0.50	0.14	U
542-75-6	1,3-Dichloropropene, Total	ND	0.50	0.14	U
75-25-2	Bromoform	ND	2.0	0.25	U
79-34-5	1,1,2,2-Tetrachloroethane	ND	0.50	0.09	U
71-43-2	Benzene	ND	0.50	0.09	U
108-88-3	Toluene	ND	0.75	0.16	U
100-41-4	Ethylbenzene	ND	0.50	0.10	U
74-87-3	Chloromethane	ND	2.5	0.09	U
74-83-9	Bromomethane	ND	1.0	0.26	U
75-01-4	Vinyl chloride	ND	1.0	0.07	U

Form 1
Volatile Organics

Client	: Tetra Tech GEO	Lab Number	: L1505963
Project Name	: LOCKHEED-NORTH PLAINFIELD	Project Number	: 117-0507.600
Lab ID	: L1505963-21	Date Collected	: 03/25/15 07:55
Client ID	: MW-532S	Date Received	: 03/26/15
Sample Location	: NORTH PLAINFIELD	Date Analyzed	: 04/01/15 14:44
Sample Matrix	: WATER	Dilution Factor	: 1
Analytical Method	: 1,8260C	Analyst	: MM
Lab File ID	: 0401A17	Instrument ID	: QUIMBY.I
Sample Amount	: 10 ml	GC Column	: RTX-502.2
Level	: LOW	%Solids	: N/A
Extract Volume (MeOH)	: N/A	Injection Volume	: N/A

		ug/L			
CAS NO.	Parameter	Results	RL	MDL	Qualifier
75-00-3	Chloroethane	ND	1.0	0.13	U
75-35-4	1,1-Dichloroethene	ND	0.50	0.09	U
156-60-5	trans-1,2-Dichloroethene	ND	0.75	0.16	U
79-01-6	Trichloroethene	0.44	0.50	0.11	J
95-50-1	1,2-Dichlorobenzene	ND	2.5	0.07	U
541-73-1	1,3-Dichlorobenzene	ND	2.5	0.07	U
106-46-7	1,4-Dichlorobenzene	ND	2.5	0.08	U
1634-04-4	Methyl tert butyl ether	ND	1.0	0.15	U
179601-23-1	p/m-Xylene	ND	1.0	0.18	U
95-47-6	o-Xylene	ND	1.0	0.17	U
1330-20-7	Xylene (Total)	ND	1.0	0.17	U
156-59-2	cis-1,2-Dichloroethene	ND	0.50	0.11	U
540-59-0	1,2-Dichloroethene (total)	ND	0.50	0.11	U
100-42-5	Styrene	ND	1.0	0.12	U
75-71-8	Dichlorodifluoromethane	ND	5.0	0.19	U
67-64-1	Acetone	ND	5.0	1.5	U
75-15-0	Carbon disulfide	ND	5.0	0.09	U
78-93-3	2-Butanone	ND	5.0	1.9	U
108-10-1	4-Methyl-2-pentanone	ND	5.0	0.26	U
591-78-6	2-Hexanone	ND	5.0	0.14	U
74-97-5	Bromochloromethane	ND	2.5	0.13	U
98-82-8	Isopropylbenzene	ND	0.50	0.11	U
87-61-6	1,2,3-Trichlorobenzene	ND	2.5	0.12	U
120-82-1	1,2,4-Trichlorobenzene	ND	2.5	0.12	U
79-20-9	Methyl Acetate	ND	2.0	0.23	U
110-82-7	Cyclohexane	ND	10	0.27	U
108-87-2	Methyl cyclohexane	ND	10	0.40	U

Form 1
Volatile Organics

Client	: Tetra Tech GEO	**Lab Number**	: L1505963
Project Name	: LOCKHEED-NORTH PLAINFIELD	**Project Number**	: 117-0507.600
Lab ID	: L1505963-21	**Date Collected**	: 03/25/15 07:55
Client ID	: MW-532S	**Date Received**	: 03/26/15
Sample Location	: NORTH PLAINFIELD	**Date Analyzed**	: 04/01/15 14:44
Sample Matrix	: WATER	**Dilution Factor**	: 1
Analytical Method	: 1,8260C	**Analyst**	: MM
Lab File ID	: 0401A17	**Instrument ID**	: QUIMBY.I
Sample Amount	: 10 ml	**GC Column**	: RTX-502.2
Level	: LOW	**%Solids**	: N/A
Extract Volume (MeOH)	: N/A	**Injection Volume**	: N/A

		ug/L			
CAS NO.	**Parameter**	**Results**	**RL**	**MDL**	**Qualifier**
76-13-1	1,1,2-Trichloro-1,2,2-Trifluoroethane	0.49	2.5	0.15	J

Tentatively Identified Compounds
Volatile Organics

Client	: Tetra Tech GEO	**Lab Number**	: L1505963
Project Name	: LOCKHEED-NORTH PLAINFIELD	**Project Number**	: 117-0507.600
Lab ID	: L1505963-21	**Date Collected**	: 03/25/15 07:55
Client ID	: MW-532S	**Date Received**	: 03/26/15
Sample Location	: NORTH PLAINFIELD	**Date Analyzed**	: 04/01/15 14:44
Sample Matrix	: WATER	**Dilution Factor**	: 1
Analytical Method	: 1,8260C	**Analyst**	: MM
Lab File ID	: 0401A17	**Instrument ID**	: QUIMBY.I
Sample Amount	: 10 ml	**GC Column**	: RTX-502.2
Level	: LOW	**%Solids**	: N/A
Extract Volume (MeOH)	: N/A	**Injection Volume**	: N/A

Number TICS found: 0 **Concentration Units: ug/L**

CAS Number	Compound Name	RT	EST. CONC.	Qualifier
	NO TENTATIVELY IDENTIFIED COMPOUNDS			

Form 1
Volatile Organics

Client	: Tetra Tech GEO	Lab Number	: L1505963
Project Name	: LOCKHEED-NORTH PLAINFIELD	Project Number	: 117-0507.600
Lab ID	: L1505963-22	Date Collected	: 03/25/15 08:00
Client ID	: MW-532D	Date Received	: 03/26/15
Sample Location	: NORTH PLAINFIELD	Date Analyzed	: 04/01/15 15:16
Sample Matrix	: WATER	Dilution Factor	: 1
Analytical Method	: 1,8260C	Analyst	: MM
Lab File ID	: 0401A18	Instrument ID	: QUIMBY.I
Sample Amount	: 10 ml	GC Column	: RTX-502.2
Level	: LOW	%Solids	: N/A
Extract Volume (MeOH)	: N/A	Injection Volume	: N/A

		ug/L			
CAS NO.	Parameter	Results	RL	MDL	Qualifier
96-12-8	1,2-Dibromo-3-chloropropane	ND	2.5	0.32	U
123-91-1	1,4-Dioxane	ND	250	41.	U
106-93-4	1,2-Dibromoethane	ND	2.0	0.10	U
75-09-2	Methylene chloride	ND	2.5	0.27	U
75-34-3	1,1-Dichloroethane	ND	0.75	0.21	U
67-66-3	Chloroform	0.44	0.75	0.16	J
56-23-5	Carbon tetrachloride	ND	0.50	0.10	U
78-87-5	1,2-Dichloropropane	ND	1.0	0.11	U
124-48-1	Dibromochloromethane	ND	0.50	0.15	U
79-00-5	1,1,2-Trichloroethane	ND	0.75	0.09	U
127-18-4	Tetrachloroethene	1.0	0.50	0.09	
108-90-7	Chlorobenzene	ND	0.50	0.07	U
75-69-4	Trichlorofluoromethane	ND	2.5	0.10	U
107-06-2	1,2-Dichloroethane	ND	0.50	0.11	U
71-55-6	1,1,1-Trichloroethane	ND	0.50	0.10	U
75-27-4	Bromodichloromethane	ND	0.50	0.19	U
10061-02-6	trans-1,3-Dichloropropene	ND	0.50	0.15	U
10061-01-5	cis-1,3-Dichloropropene	ND	0.50	0.14	U
542-75-6	1,3-Dichloropropene, Total	ND	0.50	0.14	U
75-25-2	Bromoform	ND	2.0	0.25	U
79-34-5	1,1,2,2-Tetrachloroethane	ND	0.50	0.09	U
71-43-2	Benzene	ND	0.50	0.09	U
108-88-3	Toluene	ND	0.75	0.16	U
100-41-4	Ethylbenzene	ND	0.50	0.10	U
74-87-3	Chloromethane	ND	2.5	0.09	U
74-83-9	Bromomethane	ND	1.0	0.26	U
75-01-4	Vinyl chloride	ND	1.0	0.07	U

Form 1
Volatile Organics

Client	: Tetra Tech GEO	Lab Number	: L1505963
Project Name	: LOCKHEED-NORTH PLAINFIELD	Project Number	: 117-0507.600
Lab ID	: L1505963-22	Date Collected	: 03/25/15 08:00
Client ID	: MW-532D	Date Received	: 03/26/15
Sample Location	: NORTH PLAINFIELD	Date Analyzed	: 04/01/15 15:16
Sample Matrix	: WATER	Dilution Factor	: 1
Analytical Method	: 1,8260C	Analyst	: MM
Lab File ID	: 0401A18	Instrument ID	: QUIMBY.I
Sample Amount	: 10 ml	GC Column	: RTX-502.2
Level	: LOW	%Solids	: N/A
Extract Volume (MeOH)	: N/A	Injection Volume	: N/A

		ug/L			
CAS NO.	Parameter	Results	RL	MDL	Qualifier
75-00-3	Chloroethane	ND	1.0	0.13	U
75-35-4	1,1-Dichloroethene	ND	0.50	0.09	U
156-60-5	trans-1,2-Dichloroethene	ND	0.75	0.16	U
79-01-6	Trichloroethene	1.2	0.50	0.11	
95-50-1	1,2-Dichlorobenzene	ND	2.5	0.07	U
541-73-1	1,3-Dichlorobenzene	ND	2.5	0.07	U
106-46-7	1,4-Dichlorobenzene	ND	2.5	0.08	U
1634-04-4	Methyl tert butyl ether	ND	1.0	0.15	U
179601-23-1	p/m-Xylene	ND	1.0	0.18	U
95-47-6	o-Xylene	ND	1.0	0.17	U
1330-20-7	Xylene (Total)	ND	1.0	0.17	U
156-59-2	cis-1,2-Dichloroethene	ND	0.50	0.11	U
540-59-0	1,2-Dichloroethene (total)	ND	0.50	0.11	U
100-42-5	Styrene	ND	1.0	0.12	U
75-71-8	Dichlorodifluoromethane	ND	5.0	0.19	U
67-64-1	Acetone	ND	5.0	1.5	U
75-15-0	Carbon disulfide	ND	5.0	0.09	U
78-93-3	2-Butanone	ND	5.0	1.9	U
108-10-1	4-Methyl-2-pentanone	ND	5.0	0.26	U
591-78-6	2-Hexanone	ND	5.0	0.14	U
74-97-5	Bromochloromethane	ND	2.5	0.13	U
98-82-8	Isopropylbenzene	ND	0.50	0.11	U
87-61-6	1,2,3-Trichlorobenzene	ND	2.5	0.12	U
120-82-1	1,2,4-Trichlorobenzene	ND	2.5	0.12	U
79-20-9	Methyl Acetate	ND	2.0	0.23	U
110-82-7	Cyclohexane	ND	10	0.27	U
108-87-2	Methyl cyclohexane	ND	10	0.40	U

Form 1
Volatile Organics

Client	: Tetra Tech GEO	**Lab Number**	: L1505963
Project Name	: LOCKHEED-NORTH PLAINFIELD	**Project Number**	: 117-0507.600
Lab ID	: L1505963-22	**Date Collected**	: 03/25/15 08:00
Client ID	: MW-532D	**Date Received**	: 03/26/15
Sample Location	: NORTH PLAINFIELD	**Date Analyzed**	: 04/01/15 15:16
Sample Matrix	: WATER	**Dilution Factor**	: 1
Analytical Method	: 1,8260C	**Analyst**	: MM
Lab File ID	: 0401A18	**Instrument ID**	: QUIMBY.I
Sample Amount	: 10 ml	**GC Column**	: RTX-502.2
Level	: LOW	**%Solids**	: N/A
Extract Volume (MeOH)	: N/A	**Injection Volume**	: N/A

		ug/L			
CAS NO.	**Parameter**	**Results**	**RL**	**MDL**	**Qualifier**
76-13-1	1,1,2-Trichloro-1,2,2-Trifluoroethane	1.1	2.5	0.15	J

Tentatively Identified Compounds
Volatile Organics

Client	: Tetra Tech GEO	**Lab Number**	: L1505963
Project Name	: LOCKHEED-NORTH PLAINFIELD	**Project Number**	: 117-0507.600
Lab ID	: L1505963-22	**Date Collected**	: 03/25/15 08:00
Client ID	: MW-532D	**Date Received**	: 03/26/15
Sample Location	: NORTH PLAINFIELD	**Date Analyzed**	: 04/01/15 15:16
Sample Matrix	: WATER	**Dilution Factor**	: 1
Analytical Method	: 1,8260C	**Analyst**	: MM
Lab File ID	: 0401A18	**Instrument ID**	: QUIMBY.I
Sample Amount	: 10 ml	**GC Column**	: RTX-502.2
Level	: LOW	**%Solids**	: N/A
Extract Volume (MeOH)	: N/A	**Injection Volume**	: N/A

Number TICS found: 0 **Concentration Units: ug/L**

CAS Number	Compound Name	RT	EST. CONC.	Qualifier
	NO TENTATIVELY IDENTIFIED COMPOUNDS			

Form 1
Volatile Organics

Client	: Tetra Tech GEO	Lab Number	: L1505963
Project Name	: LOCKHEED-NORTH PLAINFIELD	Project Number	: 117-0507.600
Lab ID	: L1505963-23	Date Collected	: 03/25/15 14:30
Client ID	: MW-544S	Date Received	: 03/26/15
Sample Location	: NORTH PLAINFIELD	Date Analyzed	: 04/01/15 15:48
Sample Matrix	: WATER	Dilution Factor	: 1
Analytical Method	: 1,8260C	Analyst	: MM
Lab File ID	: 0401A19	Instrument ID	: QUIMBY.I
Sample Amount	: 10 ml	GC Column	: RTX-502.2
Level	: LOW	%Solids	: N/A
Extract Volume (MeOH)	: N/A	Injection Volume	: N/A

		ug/L			
CAS NO.	Parameter	Results	RL	MDL	Qualifier
96-12-8	1,2-Dibromo-3-chloropropane	ND	2.5	0.32	U
123-91-1	1,4-Dioxane	ND	250	41.	U
106-93-4	1,2-Dibromoethane	ND	2.0	0.10	U
75-09-2	Methylene chloride	ND	2.5	0.27	U
75-34-3	1,1-Dichloroethane	ND	0.75	0.21	U
67-66-3	Chloroform	ND	0.75	0.16	U
56-23-5	Carbon tetrachloride	ND	0.50	0.10	U
78-87-5	1,2-Dichloropropane	ND	1.0	0.11	U
124-48-1	Dibromochloromethane	ND	0.50	0.15	U
79-00-5	1,1,2-Trichloroethane	ND	0.75	0.09	U
127-18-4	Tetrachloroethene	ND	0.50	0.09	U
108-90-7	Chlorobenzene	ND	0.50	0.07	U
75-69-4	Trichlorofluoromethane	ND	2.5	0.10	U
107-06-2	1,2-Dichloroethane	ND	0.50	0.11	U
71-55-6	1,1,1-Trichloroethane	ND	0.50	0.10	U
75-27-4	Bromodichloromethane	ND	0.50	0.19	U
10061-02-6	trans-1,3-Dichloropropene	ND	0.50	0.15	U
10061-01-5	cis-1,3-Dichloropropene	ND	0.50	0.14	U
542-75-6	1,3-Dichloropropene, Total	ND	0.50	0.14	U
75-25-2	Bromoform	ND	2.0	0.25	U
79-34-5	1,1,2,2-Tetrachloroethane	ND	0.50	0.09	U
71-43-2	Benzene	ND	0.50	0.09	U
108-88-3	Toluene	ND	0.75	0.16	U
100-41-4	Ethylbenzene	ND	0.50	0.10	U
74-87-3	Chloromethane	ND	2.5	0.09	U
74-83-9	Bromomethane	ND	1.0	0.26	U
75-01-4	Vinyl chloride	ND	1.0	0.07	U

Form 1
Volatile Organics

Client	: Tetra Tech GEO	Lab Number	: L1505963
Project Name	: LOCKHEED-NORTH PLAINFIELD	Project Number	: 117-0507.600
Lab ID	: L1505963-23	Date Collected	: 03/25/15 14:30
Client ID	: MW-544S	Date Received	: 03/26/15
Sample Location	: NORTH PLAINFIELD	Date Analyzed	: 04/01/15 15:48
Sample Matrix	: WATER	Dilution Factor	: 1
Analytical Method	: 1,8260C	Analyst	: MM
Lab File ID	: 0401A19	Instrument ID	: QUIMBY.I
Sample Amount	: 10 ml	GC Column	: RTX-502.2
Level	: LOW	%Solids	: N/A
Extract Volume (MeOH)	: N/A	Injection Volume	: N/A

		ug/L			
CAS NO.	Parameter	Results	RL	MDL	Qualifier
75-00-3	Chloroethane	ND	1.0	0.13	U
75-35-4	1,1-Dichloroethene	ND	0.50	0.09	U
156-60-5	trans-1,2-Dichloroethene	ND	0.75	0.16	U
79-01-6	Trichloroethene	ND	0.50	0.11	U
95-50-1	1,2-Dichlorobenzene	ND	2.5	0.07	U
541-73-1	1,3-Dichlorobenzene	ND	2.5	0.07	U
106-46-7	1,4-Dichlorobenzene	ND	2.5	0.08	U
1634-04-4	Methyl tert butyl ether	ND	1.0	0.15	U
179601-23-1	p/m-Xylene	ND	1.0	0.18	U
95-47-6	o-Xylene	ND	1.0	0.17	U
1330-20-7	Xylene (Total)	ND	1.0	0.17	U
156-59-2	cis-1,2-Dichloroethene	ND	0.50	0.11	U
540-59-0	1,2-Dichloroethene (total)	ND	0.50	0.11	U
100-42-5	Styrene	ND	1.0	0.12	U
75-71-8	Dichlorodifluoromethane	ND	5.0	0.19	U
67-64-1	Acetone	ND	5.0	1.5	U
75-15-0	Carbon disulfide	ND	5.0	0.09	U
78-93-3	2-Butanone	ND	5.0	1.9	U
108-10-1	4-Methyl-2-pentanone	ND	5.0	0.26	U
591-78-6	2-Hexanone	ND	5.0	0.14	U
74-97-5	Bromochloromethane	ND	2.5	0.13	U
98-82-8	Isopropylbenzene	ND	0.50	0.11	U
87-61-6	1,2,3-Trichlorobenzene	ND	2.5	0.12	U
120-82-1	1,2,4-Trichlorobenzene	ND	2.5	0.12	U
79-20-9	Methyl Acetate	ND	2.0	0.23	U
110-82-7	Cyclohexane	ND	10	0.27	U
108-87-2	Methyl cyclohexane	ND	10	0.40	U

Form 1
Volatile Organics

Client	: Tetra Tech GEO	**Lab Number**	: L1505963
Project Name	: LOCKHEED-NORTH PLAINFIELD	**Project Number**	: 117-0507.600
Lab ID	: L1505963-23	**Date Collected**	: 03/25/15 14:30
Client ID	: MW-544S	**Date Received**	: 03/26/15
Sample Location	: NORTH PLAINFIELD	**Date Analyzed**	: 04/01/15 15:48
Sample Matrix	: WATER	**Dilution Factor**	: 1
Analytical Method	: 1,8260C	**Analyst**	: MM
Lab File ID	: 0401A19	**Instrument ID**	: QUIMBY.I
Sample Amount	: 10 ml	**GC Column**	: RTX-502.2
Level	: LOW	**%Solids**	: N/A
Extract Volume (MeOH)	: N/A	**Injection Volume**	: N/A

		ug/L			
CAS NO.	**Parameter**	**Results**	**RL**	**MDL**	**Qualifier**
76-13-1	1,1,2-Trichloro-1,2,2-Trifluoroethane	ND	2.5	0.15	U

Tentatively Identified Compounds
Volatile Organics

Client	: Tetra Tech GEO	**Lab Number**	: L1505963
Project Name	: LOCKHEED-NORTH PLAINFIELD	**Project Number**	: 117-0507.600
Lab ID	: L1505963-23	**Date Collected**	: 03/25/15 14:30
Client ID	: MW-544S	**Date Received**	: 03/26/15
Sample Location	: NORTH PLAINFIELD	**Date Analyzed**	: 04/01/15 15:48
Sample Matrix	: WATER	**Dilution Factor**	: 1
Analytical Method	: 1,8260C	**Analyst**	: MM
Lab File ID	: 0401A19	**Instrument ID**	: QUIMBY.I
Sample Amount	: 10 ml	**GC Column**	: RTX-502.2
Level	: LOW	**%Solids**	: N/A
Extract Volume (MeOH)	: N/A	**Injection Volume**	: N/A

Number TICS found: 0 **Concentration Units: ug/L**

CAS Number	Compound Name	RT	EST. CONC.	Qualifier
	NO TENTATIVELY IDENTIFIED COMPOUNDS			

Form 1
Volatile Organics

Client	: Tetra Tech GEO	Lab Number	: L1505963
Project Name	: LOCKHEED-NORTH PLAINFIELD	Project Number	: 117-0507.600
Lab ID	: L1505963-24	Date Collected	: 03/25/15 14:35
Client ID	: MW-544I	Date Received	: 03/26/15
Sample Location	: NORTH PLAINFIELD	Date Analyzed	: 04/01/15 16:19
Sample Matrix	: WATER	Dilution Factor	: 1
Analytical Method	: 1,8260C	Analyst	: MM
Lab File ID	: 0401A20	Instrument ID	: QUIMBY.I
Sample Amount	: 10 ml	GC Column	: RTX-502.2
Level	: LOW	%Solids	: N/A
Extract Volume (MeOH)	: N/A	Injection Volume	: N/A

		ug/L			
CAS NO.	Parameter	Results	RL	MDL	Qualifier
96-12-8	1,2-Dibromo-3-chloropropane	ND	2.5	0.32	U
123-91-1	1,4-Dioxane	ND	250	41.	U
106-93-4	1,2-Dibromoethane	ND	2.0	0.10	U
75-09-2	Methylene chloride	ND	2.5	0.27	U
75-34-3	1,1-Dichloroethane	ND	0.75	0.21	U
67-66-3	Chloroform	ND	0.75	0.16	U
56-23-5	Carbon tetrachloride	0.11	0.50	0.10	J
78-87-5	1,2-Dichloropropane	ND	1.0	0.11	U
124-48-1	Dibromochloromethane	ND	0.50	0.15	U
79-00-5	1,1,2-Trichloroethane	ND	0.75	0.09	U
127-18-4	Tetrachloroethene	0.13	0.50	0.09	J
108-90-7	Chlorobenzene	ND	0.50	0.07	U
75-69-4	Trichlorofluoromethane	ND	2.5	0.10	U
107-06-2	1,2-Dichloroethane	ND	0.50	0.11	U
71-55-6	1,1,1-Trichloroethane	ND	0.50	0.10	U
75-27-4	Bromodichloromethane	ND	0.50	0.19	U
10061-02-6	trans-1,3-Dichloropropene	ND	0.50	0.15	U
10061-01-5	cis-1,3-Dichloropropene	ND	0.50	0.14	U
542-75-6	1,3-Dichloropropene, Total	ND	0.50	0.14	U
75-25-2	Bromoform	ND	2.0	0.25	U
79-34-5	1,1,2,2-Tetrachloroethane	ND	0.50	0.09	U
71-43-2	Benzene	ND	0.50	0.09	U
108-88-3	Toluene	ND	0.75	0.16	U
100-41-4	Ethylbenzene	ND	0.50	0.10	U
74-87-3	Chloromethane	ND	2.5	0.09	U
74-83-9	Bromomethane	ND	1.0	0.26	U
75-01-4	Vinyl chloride	ND	1.0	0.07	U

Form 1
Volatile Organics

Client	: Tetra Tech GEO	Lab Number	: L1505963
Project Name	: LOCKHEED-NORTH PLAINFIELD	Project Number	: 117-0507.600
Lab ID	: L1505963-24	Date Collected	: 03/25/15 14:35
Client ID	: MW-544I	Date Received	: 03/26/15
Sample Location	: NORTH PLAINFIELD	Date Analyzed	: 04/01/15 16:19
Sample Matrix	: WATER	Dilution Factor	: 1
Analytical Method	: 1,8260C	Analyst	: MM
Lab File ID	: 0401A20	Instrument ID	: QUIMBY.I
Sample Amount	: 10 ml	GC Column	: RTX-502.2
Level	: LOW	%Solids	: N/A
Extract Volume (MeOH)	: N/A	Injection Volume	: N/A

		ug/L			
CAS NO.	Parameter	Results	RL	MDL	Qualifier
75-00-3	Chloroethane	ND	1.0	0.13	U
75-35-4	1,1-Dichloroethene	ND	0.50	0.09	U
156-60-5	trans-1,2-Dichloroethene	ND	0.75	0.16	U
79-01-6	Trichloroethene	0.97	0.50	0.11	
95-50-1	1,2-Dichlorobenzene	ND	2.5	0.07	U
541-73-1	1,3-Dichlorobenzene	ND	2.5	0.07	U
106-46-7	1,4-Dichlorobenzene	ND	2.5	0.08	U
1634-04-4	Methyl tert butyl ether	ND	1.0	0.15	U
179601-23-1	p/m-Xylene	ND	1.0	0.18	U
95-47-6	o-Xylene	ND	1.0	0.17	U
1330-20-7	Xylene (Total)	ND	1.0	0.17	U
156-59-2	cis-1,2-Dichloroethene	ND	0.50	0.11	U
540-59-0	1,2-Dichloroethene (total)	ND	0.50	0.11	U
100-42-5	Styrene	ND	1.0	0.12	U
75-71-8	Dichlorodifluoromethane	ND	5.0	0.19	U
67-64-1	Acetone	ND	5.0	1.5	U
75-15-0	Carbon disulfide	ND	5.0	0.09	U
78-93-3	2-Butanone	ND	5.0	1.9	U
108-10-1	4-Methyl-2-pentanone	ND	5.0	0.26	U
591-78-6	2-Hexanone	ND	5.0	0.14	U
74-97-5	Bromochloromethane	ND	2.5	0.13	U
98-82-8	Isopropylbenzene	ND	0.50	0.11	U
87-61-6	1,2,3-Trichlorobenzene	ND	2.5	0.12	U
120-82-1	1,2,4-Trichlorobenzene	ND	2.5	0.12	U
79-20-9	Methyl Acetate	ND	2.0	0.23	U
110-82-7	Cyclohexane	ND	10	0.27	U
108-87-2	Methyl cyclohexane	ND	10	0.40	U

Form 1
Volatile Organics

Client	: Tetra Tech GEO	Lab Number	: L1505963
Project Name	: LOCKHEED-NORTH PLAINFIELD	Project Number	: 117-0507.600
Lab ID	: L1505963-24	Date Collected	: 03/25/15 14:35
Client ID	: MW-544I	Date Received	: 03/26/15
Sample Location	: NORTH PLAINFIELD	Date Analyzed	: 04/01/15 16:19
Sample Matrix	: WATER	Dilution Factor	: 1
Analytical Method	: 1,8260C	Analyst	: MM
Lab File ID	: 0401A20	Instrument ID	: QUIMBY.I
Sample Amount	: 10 ml	GC Column	: RTX-502.2
Level	: LOW	%Solids	: N/A
Extract Volume (MeOH)	: N/A	Injection Volume	: N/A

		ug/L			
CAS NO.	Parameter	Results	RL	MDL	Qualifier
76-13-1	1,1,2-Trichloro-1,2,2-Trifluoroethane	ND	2.5	0.15	U

Tentatively Identified Compounds
Volatile Organics

Client	: Tetra Tech GEO	**Lab Number**	: L1505963
Project Name	: LOCKHEED-NORTH PLAINFIELD	**Project Number**	: 117-0507.600
Lab ID	: L1505963-24	**Date Collected**	: 03/25/15 14:35
Client ID	: MW-544I	**Date Received**	: 03/26/15
Sample Location	: NORTH PLAINFIELD	**Date Analyzed**	: 04/01/15 16:19
Sample Matrix	: WATER	**Dilution Factor**	: 1
Analytical Method	: 1,8260C	**Analyst**	: MM
Lab File ID	: 0401A20	**Instrument ID**	: QUIMBY.I
Sample Amount	: 10 ml	**GC Column**	: RTX-502.2
Level	: LOW	**%Solids**	: N/A
Extract Volume (MeOH)	: N/A	**Injection Volume**	: N/A

Number TICS found: 0 **Concentration Units: ug/L**

CAS Number	Compound Name	RT	EST. CONC.	Qualifier
	NO TENTATIVELY IDENTIFIED COMPOUNDS			

Form 1
Volatile Organics

Client	: Tetra Tech GEO	Lab Number	: L1505963
Project Name	: LOCKHEED-NORTH PLAINFIELD	Project Number	: 117-0507.600
Lab ID	: L1505963-25	Date Collected	: 03/25/15 14:40
Client ID	: MW-544D	Date Received	: 03/26/15
Sample Location	: NORTH PLAINFIELD	Date Analyzed	: 04/01/15 16:51
Sample Matrix	: WATER	Dilution Factor	: 1
Analytical Method	: 1,8260C	Analyst	: MM
Lab File ID	: 0401A21	Instrument ID	: QUIMBY.I
Sample Amount	: 10 ml	GC Column	: RTX-502.2
Level	: LOW	%Solids	: N/A
Extract Volume (MeOH)	: N/A	Injection Volume	: N/A

		ug/L			
CAS NO.	Parameter	Results	RL	MDL	Qualifier
96-12-8	1,2-Dibromo-3-chloropropane	ND	2.5	0.32	U
123-91-1	1,4-Dioxane	ND	250	41.	U
106-93-4	1,2-Dibromoethane	ND	2.0	0.10	U
75-09-2	Methylene chloride	ND	2.5	0.27	U
75-34-3	1,1-Dichloroethane	ND	0.75	0.21	U
67-66-3	Chloroform	ND	0.75	0.16	U
56-23-5	Carbon tetrachloride	ND	0.50	0.10	U
78-87-5	1,2-Dichloropropane	ND	1.0	0.11	U
124-48-1	Dibromochloromethane	ND	0.50	0.15	U
79-00-5	1,1,2-Trichloroethane	ND	0.75	0.09	U
127-18-4	Tetrachloroethene	ND	0.50	0.09	U
108-90-7	Chlorobenzene	ND	0.50	0.07	U
75-69-4	Trichlorofluoromethane	ND	2.5	0.10	U
107-06-2	1,2-Dichloroethane	ND	0.50	0.11	U
71-55-6	1,1,1-Trichloroethane	ND	0.50	0.10	U
75-27-4	Bromodichloromethane	ND	0.50	0.19	U
10061-02-6	trans-1,3-Dichloropropene	ND	0.50	0.15	U
10061-01-5	cis-1,3-Dichloropropene	ND	0.50	0.14	U
542-75-6	1,3-Dichloropropene, Total	ND	0.50	0.14	U
75-25-2	Bromoform	ND	2.0	0.25	U
79-34-5	1,1,2,2-Tetrachloroethane	ND	0.50	0.09	U
71-43-2	Benzene	ND	0.50	0.09	U
108-88-3	Toluene	ND	0.75	0.16	U
100-41-4	Ethylbenzene	ND	0.50	0.10	U
74-87-3	Chloromethane	ND	2.5	0.09	U
74-83-9	Bromomethane	ND	1.0	0.26	U
75-01-4	Vinyl chloride	ND	1.0	0.07	U

Form 1
Volatile Organics

Client	: Tetra Tech GEO	Lab Number	: L1505963
Project Name	: LOCKHEED-NORTH PLAINFIELD	Project Number	: 117-0507.600
Lab ID	: L1505963-25	Date Collected	: 03/25/15 14:40
Client ID	: MW-544D	Date Received	: 03/26/15
Sample Location	: NORTH PLAINFIELD	Date Analyzed	: 04/01/15 16:51
Sample Matrix	: WATER	Dilution Factor	: 1
Analytical Method	: 1,8260C	Analyst	: MM
Lab File ID	: 0401A21	Instrument ID	: QUIMBY.I
Sample Amount	: 10 ml	GC Column	: RTX-502.2
Level	: LOW	%Solids	: N/A
Extract Volume (MeOH)	: N/A	Injection Volume	: N/A

		ug/L			
CAS NO.	Parameter	Results	RL	MDL	Qualifier
75-00-3	Chloroethane	ND	1.0	0.13	U
75-35-4	1,1-Dichloroethene	ND	0.50	0.09	U
156-60-5	trans-1,2-Dichloroethene	ND	0.75	0.16	U
79-01-6	Trichloroethene	0.36	0.50	0.11	J
95-50-1	1,2-Dichlorobenzene	ND	2.5	0.07	U
541-73-1	1,3-Dichlorobenzene	ND	2.5	0.07	U
106-46-7	1,4-Dichlorobenzene	ND	2.5	0.08	U
1634-04-4	Methyl tert butyl ether	ND	1.0	0.15	U
179601-23-1	p/m-Xylene	ND	1.0	0.18	U
95-47-6	o-Xylene	ND	1.0	0.17	U
1330-20-7	Xylene (Total)	ND	1.0	0.17	U
156-59-2	cis-1,2-Dichloroethene	ND	0.50	0.11	U
540-59-0	1,2-Dichloroethene (total)	ND	0.50	0.11	U
100-42-5	Styrene	ND	1.0	0.12	U
75-71-8	Dichlorodifluoromethane	ND	5.0	0.19	U
67-64-1	Acetone	ND	5.0	1.5	U
75-15-0	Carbon disulfide	ND	5.0	0.09	U
78-93-3	2-Butanone	ND	5.0	1.9	U
108-10-1	4-Methyl-2-pentanone	ND	5.0	0.26	U
591-78-6	2-Hexanone	ND	5.0	0.14	U
74-97-5	Bromochloromethane	ND	2.5	0.13	U
98-82-8	Isopropylbenzene	ND	0.50	0.11	U
87-61-6	1,2,3-Trichlorobenzene	ND	2.5	0.12	U
120-82-1	1,2,4-Trichlorobenzene	ND	2.5	0.12	U
79-20-9	Methyl Acetate	ND	2.0	0.23	U
110-82-7	Cyclohexane	ND	10	0.27	U
108-87-2	Methyl cyclohexane	ND	10	0.40	U

Form 1
Volatile Organics

Client	: Tetra Tech GEO	**Lab Number**	: L1505963
Project Name	: LOCKHEED-NORTH PLAINFIELD	**Project Number**	: 117-0507.600
Lab ID	: L1505963-25	**Date Collected**	: 03/25/15 14:40
Client ID	: MW-544D	**Date Received**	: 03/26/15
Sample Location	: NORTH PLAINFIELD	**Date Analyzed**	: 04/01/15 16:51
Sample Matrix	: WATER	**Dilution Factor**	: 1
Analytical Method	: 1,8260C	**Analyst**	: MM
Lab File ID	: 0401A21	**Instrument ID**	: QUIMBY.I
Sample Amount	: 10 ml	**GC Column**	: RTX-502.2
Level	: LOW	**%Solids**	: N/A
Extract Volume (MeOH)	: N/A	**Injection Volume**	: N/A

		ug/L			
CAS NO.	**Parameter**	**Results**	**RL**	**MDL**	**Qualifier**
76-13-1	1,1,2-Trichloro-1,2,2-Trifluoroethane	ND	2.5	0.15	U

Tentatively Identified Compounds
Volatile Organics

Client	: Tetra Tech GEO	**Lab Number**	: L1505963
Project Name	: LOCKHEED-NORTH PLAINFIELD	**Project Number**	: 117-0507.600
Lab ID	: L1505963-25	**Date Collected**	: 03/25/15 14:40
Client ID	: MW-544D	**Date Received**	: 03/26/15
Sample Location	: NORTH PLAINFIELD	**Date Analyzed**	: 04/01/15 16:51
Sample Matrix	: WATER	**Dilution Factor**	: 1
Analytical Method	: 1,8260C	**Analyst**	: MM
Lab File ID	: 0401A21	**Instrument ID**	: QUIMBY.I
Sample Amount	: 10 ml	**GC Column**	: RTX-502.2
Level	: LOW	**%Solids**	: N/A
Extract Volume (MeOH)	: N/A	**Injection Volume**	: N/A

Number TICS found: 0 **Concentration Units: ug/L**

CAS Number	Compound Name	RT	EST. CONC.	Qualifier
	NO TENTATIVELY IDENTIFIED COMPOUNDS			

Form 1
Volatile Organics

Client	: Tetra Tech GEO	Lab Number	: L1505963
Project Name	: LOCKHEED-NORTH PLAINFIELD	Project Number	: 117-0507.600
Lab ID	: L1505963-26	Date Collected	: 03/25/15 13:50
Client ID	: MW-545S	Date Received	: 03/26/15
Sample Location	: NORTH PLAINFIELD	Date Analyzed	: 04/01/15 17:22
Sample Matrix	: WATER	Dilution Factor	: 1
Analytical Method	: 1,8260C	Analyst	: MM
Lab File ID	: 0401A22	Instrument ID	: QUIMBY.I
Sample Amount	: 10 ml	GC Column	: RTX-502.2
Level	: LOW	%Solids	: N/A
Extract Volume (MeOH)	: N/A	Injection Volume	: N/A

		ug/L			
CAS NO.	Parameter	Results	RL	MDL	Qualifier
96-12-8	1,2-Dibromo-3-chloropropane	ND	2.5	0.32	U
123-91-1	1,4-Dioxane	ND	250	41.	U
106-93-4	1,2-Dibromoethane	ND	2.0	0.10	U
75-09-2	Methylene chloride	ND	2.5	0.27	U
75-34-3	1,1-Dichloroethane	ND	0.75	0.21	U
67-66-3	Chloroform	0.51	0.75	0.16	J
56-23-5	Carbon tetrachloride	ND	0.50	0.10	U
78-87-5	1,2-Dichloropropane	ND	1.0	0.11	U
124-48-1	Dibromochloromethane	ND	0.50	0.15	U
79-00-5	1,1,2-Trichloroethane	ND	0.75	0.09	U
127-18-4	Tetrachloroethene	ND	0.50	0.09	U
108-90-7	Chlorobenzene	ND	0.50	0.07	U
75-69-4	Trichlorofluoromethane	ND	2.5	0.10	U
107-06-2	1,2-Dichloroethane	ND	0.50	0.11	U
71-55-6	1,1,1-Trichloroethane	ND	0.50	0.10	U
75-27-4	Bromodichloromethane	ND	0.50	0.19	U
10061-02-6	trans-1,3-Dichloropropene	ND	0.50	0.15	U
10061-01-5	cis-1,3-Dichloropropene	ND	0.50	0.14	U
542-75-6	1,3-Dichloropropene, Total	ND	0.50	0.14	U
75-25-2	Bromoform	ND	2.0	0.25	U
79-34-5	1,1,2,2-Tetrachloroethane	ND	0.50	0.09	U
71-43-2	Benzene	ND	0.50	0.09	U
108-88-3	Toluene	ND	0.75	0.16	U
100-41-4	Ethylbenzene	ND	0.50	0.10	U
74-87-3	Chloromethane	ND	2.5	0.09	U
74-83-9	Bromomethane	ND	1.0	0.26	U
75-01-4	Vinyl chloride	ND	1.0	0.07	U

Form 1
Volatile Organics

Client	: Tetra Tech GEO	Lab Number	: L1505963
Project Name	: LOCKHEED-NORTH PLAINFIELD	Project Number	: 117-0507.600
Lab ID	: L1505963-26	Date Collected	: 03/25/15 13:50
Client ID	: MW-545S	Date Received	: 03/26/15
Sample Location	: NORTH PLAINFIELD	Date Analyzed	: 04/01/15 17:22
Sample Matrix	: WATER	Dilution Factor	: 1
Analytical Method	: 1,8260C	Analyst	: MM
Lab File ID	: 0401A22	Instrument ID	: QUIMBY.I
Sample Amount	: 10 ml	GC Column	: RTX-502.2
Level	: LOW	%Solids	: N/A
Extract Volume (MeOH)	: N/A	Injection Volume	: N/A

		ug/L			
CAS NO.	Parameter	Results	RL	MDL	Qualifier
75-00-3	Chloroethane	ND	1.0	0.13	U
75-35-4	1,1-Dichloroethene	ND	0.50	0.09	U
156-60-5	trans-1,2-Dichloroethene	ND	0.75	0.16	U
79-01-6	Trichloroethene	ND	0.50	0.11	U
95-50-1	1,2-Dichlorobenzene	ND	2.5	0.07	U
541-73-1	1,3-Dichlorobenzene	ND	2.5	0.07	U
106-46-7	1,4-Dichlorobenzene	ND	2.5	0.08	U
1634-04-4	Methyl tert butyl ether	ND	1.0	0.15	U
179601-23-1	p/m-Xylene	ND	1.0	0.18	U
95-47-6	o-Xylene	ND	1.0	0.17	U
1330-20-7	Xylene (Total)	ND	1.0	0.17	U
156-59-2	cis-1,2-Dichloroethene	ND	0.50	0.11	U
540-59-0	1,2-Dichloroethene (total)	ND	0.50	0.11	U
100-42-5	Styrene	ND	1.0	0.12	U
75-71-8	Dichlorodifluoromethane	ND	5.0	0.19	U
67-64-1	Acetone	1.8	5.0	1.5	J
75-15-0	Carbon disulfide	ND	5.0	0.09	U
78-93-3	2-Butanone	ND	5.0	1.9	U
108-10-1	4-Methyl-2-pentanone	ND	5.0	0.26	U
591-78-6	2-Hexanone	ND	5.0	0.14	U
74-97-5	Bromochloromethane	ND	2.5	0.13	U
98-82-8	Isopropylbenzene	ND	0.50	0.11	U
87-61-6	1,2,3-Trichlorobenzene	ND	2.5	0.12	U
120-82-1	1,2,4-Trichlorobenzene	ND	2.5	0.12	U
79-20-9	Methyl Acetate	ND	2.0	0.23	U
110-82-7	Cyclohexane	ND	10	0.27	U
108-87-2	Methyl cyclohexane	ND	10	0.40	U

Form 1
Volatile Organics

Client	: Tetra Tech GEO	**Lab Number**	: L1505963
Project Name	: LOCKHEED-NORTH PLAINFIELD	**Project Number**	: 117-0507.600
Lab ID	: L1505963-26	**Date Collected**	: 03/25/15 13:50
Client ID	: MW-545S	**Date Received**	: 03/26/15
Sample Location	: NORTH PLAINFIELD	**Date Analyzed**	: 04/01/15 17:22
Sample Matrix	: WATER	**Dilution Factor**	: 1
Analytical Method	: 1,8260C	**Analyst**	: MM
Lab File ID	: 0401A22	**Instrument ID**	: QUIMBY.I
Sample Amount	: 10 ml	**GC Column**	: RTX-502.2
Level	: LOW	**%Solids**	: N/A
Extract Volume (MeOH)	: N/A	**Injection Volume**	: N/A

		ug/L			
CAS NO.	**Parameter**	**Results**	**RL**	**MDL**	**Qualifier**
76-13-1	1,1,2-Trichloro-1,2,2-Trifluoroethane	ND	2.5	0.15	U

Tentatively Identified Compounds
Volatile Organics

Client	: Tetra Tech GEO	**Lab Number**	: L1505963
Project Name	: LOCKHEED-NORTH PLAINFIELD	**Project Number**	: 117-0507.600
Lab ID	: L1505963-26	**Date Collected**	: 03/25/15 13:50
Client ID	: MW-545S	**Date Received**	: 03/26/15
Sample Location	: NORTH PLAINFIELD	**Date Analyzed**	: 04/01/15 17:22
Sample Matrix	: WATER	**Dilution Factor**	: 1
Analytical Method	: 1,8260C	**Analyst**	: MM
Lab File ID	: 0401A22	**Instrument ID**	: QUIMBY.I
Sample Amount	: 10 ml	**GC Column**	: RTX-502.2
Level	: LOW	**%Solids**	: N/A
Extract Volume (MeOH)	: N/A	**Injection Volume**	: N/A

Number TICS found: 0 **Concentration Units: ug/L**

CAS Number	Compound Name	RT	EST. CONC.	Qualifier
	NO TENTATIVELY IDENTIFIED COMPOUNDS			

Form 1
Volatile Organics

Client	: Tetra Tech GEO	Lab Number	: L1505963
Project Name	: LOCKHEED-NORTH PLAINFIELD	Project Number	: 117-0507.600
Lab ID	: L1505963-27	Date Collected	: 03/25/15 13:55
Client ID	: MW-545I	Date Received	: 03/26/15
Sample Location	: NORTH PLAINFIELD	Date Analyzed	: 04/01/15 17:53
Sample Matrix	: WATER	Dilution Factor	: 1
Analytical Method	: 1,8260C	Analyst	: MM
Lab File ID	: 0401A23	Instrument ID	: QUIMBY.I
Sample Amount	: 10 ml	GC Column	: RTX-502.2
Level	: LOW	%Solids	: N/A
Extract Volume (MeOH)	: N/A	Injection Volume	: N/A

		ug/L			
CAS NO.	Parameter	Results	RL	MDL	Qualifier
96-12-8	1,2-Dibromo-3-chloropropane	ND	2.5	0.32	U
123-91-1	1,4-Dioxane	ND	250	41.	U
106-93-4	1,2-Dibromoethane	ND	2.0	0.10	U
75-09-2	Methylene chloride	ND	2.5	0.27	U
75-34-3	1,1-Dichloroethane	ND	0.75	0.21	U
67-66-3	Chloroform	0.54	0.75	0.16	J
56-23-5	Carbon tetrachloride	ND	0.50	0.10	U
78-87-5	1,2-Dichloropropane	ND	1.0	0.11	U
124-48-1	Dibromochloromethane	ND	0.50	0.15	U
79-00-5	1,1,2-Trichloroethane	ND	0.75	0.09	U
127-18-4	Tetrachloroethene	0.25	0.50	0.09	J
108-90-7	Chlorobenzene	ND	0.50	0.07	U
75-69-4	Trichlorofluoromethane	3.0	2.5	0.10	
107-06-2	1,2-Dichloroethane	ND	0.50	0.11	U
71-55-6	1,1,1-Trichloroethane	ND	0.50	0.10	U
75-27-4	Bromodichloromethane	ND	0.50	0.19	U
10061-02-6	trans-1,3-Dichloropropene	ND	0.50	0.15	U
10061-01-5	cis-1,3-Dichloropropene	ND	0.50	0.14	U
542-75-6	1,3-Dichloropropene, Total	ND	0.50	0.14	U
75-25-2	Bromoform	ND	2.0	0.25	U
79-34-5	1,1,2,2-Tetrachloroethane	ND	0.50	0.09	U
71-43-2	Benzene	ND	0.50	0.09	U
108-88-3	Toluene	ND	0.75	0.16	U
100-41-4	Ethylbenzene	ND	0.50	0.10	U
74-87-3	Chloromethane	ND	2.5	0.09	U
74-83-9	Bromomethane	ND	1.0	0.26	U
75-01-4	Vinyl chloride	ND	1.0	0.07	U

Form 1
Volatile Organics

Client	: Tetra Tech GEO	Lab Number	: L1505963
Project Name	: LOCKHEED-NORTH PLAINFIELD	Project Number	: 117-0507.600
Lab ID	: L1505963-27	Date Collected	: 03/25/15 13:55
Client ID	: MW-545I	Date Received	: 03/26/15
Sample Location	: NORTH PLAINFIELD	Date Analyzed	: 04/01/15 17:53
Sample Matrix	: WATER	Dilution Factor	: 1
Analytical Method	: 1,8260C	Analyst	: MM
Lab File ID	: 0401A23	Instrument ID	: QUIMBY.I
Sample Amount	: 10 ml	GC Column	: RTX-502.2
Level	: LOW	%Solids	: N/A
Extract Volume (MeOH)	: N/A	Injection Volume	: N/A

		ug/L			
CAS NO.	Parameter	Results	RL	MDL	Qualifier
75-00-3	Chloroethane	ND	1.0	0.13	U
75-35-4	1,1-Dichloroethene	ND	0.50	0.09	U
156-60-5	trans-1,2-Dichloroethene	ND	0.75	0.16	U
79-01-6	Trichloroethene	ND	0.50	0.11	U
95-50-1	1,2-Dichlorobenzene	ND	2.5	0.07	U
541-73-1	1,3-Dichlorobenzene	ND	2.5	0.07	U
106-46-7	1,4-Dichlorobenzene	ND	2.5	0.08	U
1634-04-4	Methyl tert butyl ether	ND	1.0	0.15	U
179601-23-1	p/m-Xylene	ND	1.0	0.18	U
95-47-6	o-Xylene	ND	1.0	0.17	U
1330-20-7	Xylene (Total)	ND	1.0	0.17	U
156-59-2	cis-1,2-Dichloroethene	ND	0.50	0.11	U
540-59-0	1,2-Dichloroethene (total)	ND	0.50	0.11	U
100-42-5	Styrene	ND	1.0	0.12	U
75-71-8	Dichlorodifluoromethane	ND	5.0	0.19	U
67-64-1	Acetone	2.0	5.0	1.5	J
75-15-0	Carbon disulfide	ND	5.0	0.09	U
78-93-3	2-Butanone	ND	5.0	1.9	U
108-10-1	4-Methyl-2-pentanone	ND	5.0	0.26	U
591-78-6	2-Hexanone	ND	5.0	0.14	U
74-97-5	Bromochloromethane	ND	2.5	0.13	U
98-82-8	Isopropylbenzene	ND	0.50	0.11	U
87-61-6	1,2,3-Trichlorobenzene	ND	2.5	0.12	U
120-82-1	1,2,4-Trichlorobenzene	ND	2.5	0.12	U
79-20-9	Methyl Acetate	ND	2.0	0.23	U
110-82-7	Cyclohexane	ND	10	0.27	U
108-87-2	Methyl cyclohexane	ND	10	0.40	U

Form 1
Volatile Organics

Client	: Tetra Tech GEO	**Lab Number**	: L1505963
Project Name	: LOCKHEED-NORTH PLAINFIELD	**Project Number**	: 117-0507.600
Lab ID	: L1505963-27	**Date Collected**	: 03/25/15 13:55
Client ID	: MW-545I	**Date Received**	: 03/26/15
Sample Location	: NORTH PLAINFIELD	**Date Analyzed**	: 04/01/15 17:53
Sample Matrix	: WATER	**Dilution Factor**	: 1
Analytical Method	: 1,8260C	**Analyst**	: MM
Lab File ID	: 0401A23	**Instrument ID**	: QUIMBY.I
Sample Amount	: 10 ml	**GC Column**	: RTX-502.2
Level	: LOW	**%Solids**	: N/A
Extract Volume (MeOH)	: N/A	**Injection Volume**	: N/A

		ug/L			
CAS NO.	**Parameter**	**Results**	**RL**	**MDL**	**Qualifier**
76-13-1	1,1,2-Trichloro-1,2,2-Trifluoroethane	ND	2.5	0.15	U

Tentatively Identified Compounds
Volatile Organics

Client	: Tetra Tech GEO	**Lab Number**	: L1505963
Project Name	: LOCKHEED-NORTH PLAINFIELD	**Project Number**	: 117-0507.600
Lab ID	: L1505963-27	**Date Collected**	: 03/25/15 13:55
Client ID	: MW-545I	**Date Received**	: 03/26/15
Sample Location	: NORTH PLAINFIELD	**Date Analyzed**	: 04/01/15 17:53
Sample Matrix	: WATER	**Dilution Factor**	: 1
Analytical Method	: 1,8260C	**Analyst**	: MM
Lab File ID	: 0401A23	**Instrument ID**	: QUIMBY.I
Sample Amount	: 10 ml	**GC Column**	: RTX-502.2
Level	: LOW	**%Solids**	: N/A
Extract Volume (MeOH)	: N/A	**Injection Volume**	: N/A

Number TICS found: 0 **Concentration Units: ug/L**

CAS Number	Compound Name	RT	EST. CONC.	Qualifier
	NO TENTATIVELY IDENTIFIED COMPOUNDS			

Form 1
Volatile Organics

Client	: Tetra Tech GEO	Lab Number	: L1505963
Project Name	: LOCKHEED-NORTH PLAINFIELD	Project Number	: 117-0507.600
Lab ID	: L1505963-28	Date Collected	: 03/25/15 14:00
Client ID	: MW-545D	Date Received	: 03/26/15
Sample Location	: NORTH PLAINFIELD	Date Analyzed	: 04/01/15 21:57
Sample Matrix	: WATER	Dilution Factor	: 1
Analytical Method	: 1,8260C	Analyst	: PK
Lab File ID	: 0401N09	Instrument ID	: JACK.I
Sample Amount	: 10 ml	GC Column	: RTX-502.2
Level	: LOW	%Solids	: N/A
Extract Volume (MeOH)	: N/A	Injection Volume	: N/A

		ug/L			
CAS NO.	Parameter	Results	RL	MDL	Qualifier
96-12-8	1,2-Dibromo-3-chloropropane	ND	2.5	0.32	U
123-91-1	1,4-Dioxane	ND	250	41.	U
106-93-4	1,2-Dibromoethane	ND	2.0	0.10	U
75-09-2	Methylene chloride	ND	2.5	0.27	U
75-34-3	1,1-Dichloroethane	ND	0.75	0.21	U
67-66-3	Chloroform	0.39	0.75	0.16	J
56-23-5	Carbon tetrachloride	ND	0.50	0.10	U
78-87-5	1,2-Dichloropropane	ND	1.0	0.11	U
124-48-1	Dibromochloromethane	ND	0.50	0.15	U
79-00-5	1,1,2-Trichloroethane	ND	0.75	0.09	U
127-18-4	Tetrachloroethene	2.6	0.50	0.09	
108-90-7	Chlorobenzene	ND	0.50	0.07	U
75-69-4	Trichlorofluoromethane	0.24	2.5	0.10	J
107-06-2	1,2-Dichloroethane	ND	0.50	0.11	U
71-55-6	1,1,1-Trichloroethane	ND	0.50	0.10	U
75-27-4	Bromodichloromethane	ND	0.50	0.19	U
10061-02-6	trans-1,3-Dichloropropene	ND	0.50	0.15	U
10061-01-5	cis-1,3-Dichloropropene	ND	0.50	0.14	U
542-75-6	1,3-Dichloropropene, Total	ND	0.50	0.14	U
75-25-2	Bromoform	ND	2.0	0.25	U
79-34-5	1,1,2,2-Tetrachloroethane	ND	0.50	0.09	U
71-43-2	Benzene	ND	0.50	0.09	U
108-88-3	Toluene	ND	0.75	0.16	U
100-41-4	Ethylbenzene	ND	0.50	0.10	U
74-87-3	Chloromethane	ND	2.5	0.09	U
74-83-9	Bromomethane	ND	1.0	0.26	U
75-01-4	Vinyl chloride	ND	1.0	0.07	U

Form 1
Volatile Organics

Client	: Tetra Tech GEO	Lab Number	: L1505963
Project Name	: LOCKHEED-NORTH PLAINFIELD	Project Number	: 117-0507.600
Lab ID	: L1505963-28	Date Collected	: 03/25/15 14:00
Client ID	: MW-545D	Date Received	: 03/26/15
Sample Location	: NORTH PLAINFIELD	Date Analyzed	: 04/01/15 21:57
Sample Matrix	: WATER	Dilution Factor	: 1
Analytical Method	: 1,8260C	Analyst	: PK
Lab File ID	: 0401N09	Instrument ID	: JACK.I
Sample Amount	: 10 ml	GC Column	: RTX-502.2
Level	: LOW	%Solids	: N/A
Extract Volume (MeOH)	: N/A	Injection Volume	: N/A

		ug/L			
CAS NO.	Parameter	Results	RL	MDL	Qualifier
75-00-3	Chloroethane	ND	1.0	0.13	U
75-35-4	1,1-Dichloroethene	ND	0.50	0.09	U
156-60-5	trans-1,2-Dichloroethene	ND	0.75	0.16	U
79-01-6	Trichloroethene	0.26	0.50	0.11	J
95-50-1	1,2-Dichlorobenzene	ND	2.5	0.07	U
541-73-1	1,3-Dichlorobenzene	ND	2.5	0.07	U
106-46-7	1,4-Dichlorobenzene	ND	2.5	0.08	U
1634-04-4	Methyl tert butyl ether	ND	1.0	0.15	U
179601-23-1	p/m-Xylene	ND	1.0	0.18	U
95-47-6	o-Xylene	ND	1.0	0.17	U
1330-20-7	Xylene (Total)	ND	1.0	0.17	U
156-59-2	cis-1,2-Dichloroethene	ND	0.50	0.11	U
540-59-0	1,2-Dichloroethene (total)	ND	0.50	0.11	U
100-42-5	Styrene	ND	1.0	0.12	U
75-71-8	Dichlorodifluoromethane	ND	5.0	0.19	U
67-64-1	Acetone	1.6	5.0	1.5	J
75-15-0	Carbon disulfide	ND	5.0	0.09	U
78-93-3	2-Butanone	ND	5.0	1.9	U
108-10-1	4-Methyl-2-pentanone	ND	5.0	0.26	U
591-78-6	2-Hexanone	ND	5.0	0.14	U
74-97-5	Bromochloromethane	ND	2.5	0.13	U
98-82-8	Isopropylbenzene	ND	0.50	0.11	U
87-61-6	1,2,3-Trichlorobenzene	ND	2.5	0.12	U
120-82-1	1,2,4-Trichlorobenzene	ND	2.5	0.12	U
79-20-9	Methyl Acetate	ND	2.0	0.23	U
110-82-7	Cyclohexane	ND	10	0.27	U
108-87-2	Methyl cyclohexane	ND	10	0.40	U

Form 1
Volatile Organics

Client	: Tetra Tech GEO	**Lab Number**	: L1505963
Project Name	: LOCKHEED-NORTH PLAINFIELD	**Project Number**	: 117-0507.600
Lab ID	: L1505963-28	**Date Collected**	: 03/25/15 14:00
Client ID	: MW-545D	**Date Received**	: 03/26/15
Sample Location	: NORTH PLAINFIELD	**Date Analyzed**	: 04/01/15 21:57
Sample Matrix	: WATER	**Dilution Factor**	: 1
Analytical Method	: 1,8260C	**Analyst**	: PK
Lab File ID	: 0401N09	**Instrument ID**	: JACK.I
Sample Amount	: 10 ml	**GC Column**	: RTX-502.2
Level	: LOW	**%Solids**	: N/A
Extract Volume (MeOH)	: N/A	**Injection Volume**	: N/A

		ug/L			
CAS NO.	**Parameter**	**Results**	**RL**	**MDL**	**Qualifier**
76-13-1	1,1,2-Trichloro-1,2,2-Trifluoroethane	ND	2.5	0.15	U

Tentatively Identified Compounds
Volatile Organics

Client	: Tetra Tech GEO	**Lab Number**	: L1505963
Project Name	: LOCKHEED-NORTH PLAINFIELD	**Project Number**	: 117-0507.600
Lab ID	: L1505963-28	**Date Collected**	: 03/25/15 14:00
Client ID	: MW-545D	**Date Received**	: 03/26/15
Sample Location	: NORTH PLAINFIELD	**Date Analyzed**	: 04/01/15 21:57
Sample Matrix	: WATER	**Dilution Factor**	: 1
Analytical Method	: 1,8260C	**Analyst**	: PK
Lab File ID	: 0401N09	**Instrument ID**	: JACK.I
Sample Amount	: 10 ml	**GC Column**	: RTX-502.2
Level	: LOW	**%Solids**	: N/A
Extract Volume (MeOH)	: N/A	**Injection Volume**	: N/A

Number TICS found: 0 **Concentration Units: ug/L**

CAS Number	Compound Name	RT	EST. CONC.	Qualifier
	NO TENTATIVELY IDENTIFIED COMPOUNDS			

Form 1
Volatile Organics

Client	: Tetra Tech GEO	Lab Number	: L1505963
Project Name	: LOCKHEED-NORTH PLAINFIELD	Project Number	: 117-0507.600
Lab ID	: L1505963-29	Date Collected	: 03/25/15 10:35
Client ID	: MW-546S	Date Received	: 03/26/15
Sample Location	: NORTH PLAINFIELD	Date Analyzed	: 04/01/15 22:13
Sample Matrix	: WATER	Dilution Factor	: 1
Analytical Method	: 1,8260C	Analyst	: PK
Lab File ID	: 0401N10	Instrument ID	: JACK.I
Sample Amount	: 10 ml	GC Column	: RTX-502.2
Level	: LOW	%Solids	: N/A
Extract Volume (MeOH)	: N/A	Injection Volume	: N/A

		ug/L			
CAS NO.	Parameter	Results	RL	MDL	Qualifier
96-12-8	1,2-Dibromo-3-chloropropane	ND	2.5	0.32	U
123-91-1	1,4-Dioxane	ND	250	41.	U
106-93-4	1,2-Dibromoethane	ND	2.0	0.10	U
75-09-2	Methylene chloride	ND	2.5	0.27	U
75-34-3	1,1-Dichloroethane	ND	0.75	0.21	U
67-66-3	Chloroform	ND	0.75	0.16	U
56-23-5	Carbon tetrachloride	ND	0.50	0.10	U
78-87-5	1,2-Dichloropropane	ND	1.0	0.11	U
124-48-1	Dibromochloromethane	ND	0.50	0.15	U
79-00-5	1,1,2-Trichloroethane	ND	0.75	0.09	U
127-18-4	Tetrachloroethene	ND	0.50	0.09	U
108-90-7	Chlorobenzene	ND	0.50	0.07	U
75-69-4	Trichlorofluoromethane	ND	2.5	0.10	U
107-06-2	1,2-Dichloroethane	ND	0.50	0.11	U
71-55-6	1,1,1-Trichloroethane	ND	0.50	0.10	U
75-27-4	Bromodichloromethane	ND	0.50	0.19	U
10061-02-6	trans-1,3-Dichloropropene	ND	0.50	0.15	U
10061-01-5	cis-1,3-Dichloropropene	ND	0.50	0.14	U
542-75-6	1,3-Dichloropropene, Total	ND	0.50	0.14	U
75-25-2	Bromoform	ND	2.0	0.25	U
79-34-5	1,1,2,2-Tetrachloroethane	ND	0.50	0.09	U
71-43-2	Benzene	ND	0.50	0.09	U
108-88-3	Toluene	ND	0.75	0.16	U
100-41-4	Ethylbenzene	ND	0.50	0.10	U
74-87-3	Chloromethane	ND	2.5	0.09	U
74-83-9	Bromomethane	ND	1.0	0.26	U
75-01-4	Vinyl chloride	ND	1.0	0.07	U

Form 1
Volatile Organics

Client	: Tetra Tech GEO	Lab Number	: L1505963
Project Name	: LOCKHEED-NORTH PLAINFIELD	Project Number	: 117-0507.600
Lab ID	: L1505963-29	Date Collected	: 03/25/15 10:35
Client ID	: MW-546S	Date Received	: 03/26/15
Sample Location	: NORTH PLAINFIELD	Date Analyzed	: 04/01/15 22:13
Sample Matrix	: WATER	Dilution Factor	: 1
Analytical Method	: 1,8260C	Analyst	: PK
Lab File ID	: 0401N10	Instrument ID	: JACK.I
Sample Amount	: 10 ml	GC Column	: RTX-502.2
Level	: LOW	%Solids	: N/A
Extract Volume (MeOH)	: N/A	Injection Volume	: N/A

		ug/L			
CAS NO.	Parameter	Results	RL	MDL	Qualifier
75-00-3	Chloroethane	ND	1.0	0.13	U
75-35-4	1,1-Dichloroethene	ND	0.50	0.09	U
156-60-5	trans-1,2-Dichloroethene	ND	0.75	0.16	U
79-01-6	Trichloroethene	ND	0.50	0.11	U
95-50-1	1,2-Dichlorobenzene	ND	2.5	0.07	U
541-73-1	1,3-Dichlorobenzene	ND	2.5	0.07	U
106-46-7	1,4-Dichlorobenzene	ND	2.5	0.08	U
1634-04-4	Methyl tert butyl ether	ND	1.0	0.15	U
179601-23-1	p/m-Xylene	ND	1.0	0.18	U
95-47-6	o-Xylene	ND	1.0	0.17	U
1330-20-7	Xylene (Total)	ND	1.0	0.17	U
156-59-2	cis-1,2-Dichloroethene	ND	0.50	0.11	U
540-59-0	1,2-Dichloroethene (total)	ND	0.50	0.11	U
100-42-5	Styrene	ND	1.0	0.12	U
75-71-8	Dichlorodifluoromethane	ND	5.0	0.19	U
67-64-1	Acetone	ND	5.0	1.5	U
75-15-0	Carbon disulfide	ND	5.0	0.09	U
78-93-3	2-Butanone	ND	5.0	1.9	U
108-10-1	4-Methyl-2-pentanone	ND	5.0	0.26	U
591-78-6	2-Hexanone	ND	5.0	0.14	U
74-97-5	Bromochloromethane	ND	2.5	0.13	U
98-82-8	Isopropylbenzene	ND	0.50	0.11	U
87-61-6	1,2,3-Trichlorobenzene	ND	2.5	0.12	U
120-82-1	1,2,4-Trichlorobenzene	ND	2.5	0.12	U
79-20-9	Methyl Acetate	ND	2.0	0.23	U
110-82-7	Cyclohexane	ND	10	0.27	U
108-87-2	Methyl cyclohexane	ND	10	0.40	U

Form 1
Volatile Organics

Client	: Tetra Tech GEO	**Lab Number**	: L1505963
Project Name	: LOCKHEED-NORTH PLAINFIELD	**Project Number**	: 117-0507.600
Lab ID	: L1505963-29	**Date Collected**	: 03/25/15 10:35
Client ID	: MW-546S	**Date Received**	: 03/26/15
Sample Location	: NORTH PLAINFIELD	**Date Analyzed**	: 04/01/15 22:13
Sample Matrix	: WATER	**Dilution Factor**	: 1
Analytical Method	: 1,8260C	**Analyst**	: PK
Lab File ID	: 0401N10	**Instrument ID**	: JACK.I
Sample Amount	: 10 ml	**GC Column**	: RTX-502.2
Level	: LOW	**%Solids**	: N/A
Extract Volume (MeOH)	: N/A	**Injection Volume**	: N/A

		ug/L			
CAS NO.	**Parameter**	**Results**	**RL**	**MDL**	**Qualifier**
76-13-1	1,1,2-Trichloro-1,2,2-Trifluoroethane	ND	2.5	0.15	U

Tentatively Identified Compounds
Volatile Organics

Client	: Tetra Tech GEO	**Lab Number**	: L1505963
Project Name	: LOCKHEED-NORTH PLAINFIELD	**Project Number**	: 117-0507.600
Lab ID	: L1505963-29	**Date Collected**	: 03/25/15 10:35
Client ID	: MW-546S	**Date Received**	: 03/26/15
Sample Location	: NORTH PLAINFIELD	**Date Analyzed**	: 04/01/15 22:13
Sample Matrix	: WATER	**Dilution Factor**	: 1
Analytical Method	: 1,8260C	**Analyst**	: PK
Lab File ID	: 0401N10	**Instrument ID**	: JACK.I
Sample Amount	: 10 ml	**GC Column**	: RTX-502.2
Level	: LOW	**%Solids**	: N/A
Extract Volume (MeOH)	: N/A	**Injection Volume**	: N/A

Number TICS found: 0 **Concentration Units: ug/L**

CAS Number	Compound Name	RT	EST. CONC.	Qualifier
	NO TENTATIVELY IDENTIFIED COMPOUNDS			

Form 1
Volatile Organics

Client	: Tetra Tech GEO	Lab Number	: L1505963
Project Name	: LOCKHEED-NORTH PLAINFIELD	Project Number	: 117-0507.600
Lab ID	: L1505963-30	Date Collected	: 03/25/15 10:40
Client ID	: MW-546I	Date Received	: 03/26/15
Sample Location	: NORTH PLAINFIELD	Date Analyzed	: 04/01/15 22:30
Sample Matrix	: WATER	Dilution Factor	: 1
Analytical Method	: 1,8260C	Analyst	: PK
Lab File ID	: 0401N11	Instrument ID	: JACK.I
Sample Amount	: 10 ml	GC Column	: RTX-502.2
Level	: LOW	%Solids	: N/A
Extract Volume (MeOH)	: N/A	Injection Volume	: N/A

		ug/L			
CAS NO.	Parameter	Results	RL	MDL	Qualifier
96-12-8	1,2-Dibromo-3-chloropropane	ND	2.5	0.32	U
123-91-1	1,4-Dioxane	ND	250	41.	U
106-93-4	1,2-Dibromoethane	ND	2.0	0.10	U
75-09-2	Methylene chloride	ND	2.5	0.27	U
75-34-3	1,1-Dichloroethane	ND	0.75	0.21	U
67-66-3	Chloroform	0.39	0.75	0.16	J
56-23-5	Carbon tetrachloride	ND	0.50	0.10	U
78-87-5	1,2-Dichloropropane	ND	1.0	0.11	U
124-48-1	Dibromochloromethane	ND	0.50	0.15	U
79-00-5	1,1,2-Trichloroethane	ND	0.75	0.09	U
127-18-4	Tetrachloroethene	ND	0.50	0.09	U
108-90-7	Chlorobenzene	ND	0.50	0.07	U
75-69-4	Trichlorofluoromethane	ND	2.5	0.10	U
107-06-2	1,2-Dichloroethane	ND	0.50	0.11	U
71-55-6	1,1,1-Trichloroethane	ND	0.50	0.10	U
75-27-4	Bromodichloromethane	ND	0.50	0.19	U
10061-02-6	trans-1,3-Dichloropropene	ND	0.50	0.15	U
10061-01-5	cis-1,3-Dichloropropene	ND	0.50	0.14	U
542-75-6	1,3-Dichloropropene, Total	ND	0.50	0.14	U
75-25-2	Bromoform	ND	2.0	0.25	U
79-34-5	1,1,2,2-Tetrachloroethane	ND	0.50	0.09	U
71-43-2	Benzene	ND	0.50	0.09	U
108-88-3	Toluene	ND	0.75	0.16	U
100-41-4	Ethylbenzene	ND	0.50	0.10	U
74-87-3	Chloromethane	ND	2.5	0.09	U
74-83-9	Bromomethane	ND	1.0	0.26	U
75-01-4	Vinyl chloride	ND	1.0	0.07	U

Form 1
Volatile Organics

Client	: Tetra Tech GEO	Lab Number	: L1505963
Project Name	: LOCKHEED-NORTH PLAINFIELD	Project Number	: 117-0507.600
Lab ID	: L1505963-30	Date Collected	: 03/25/15 10:40
Client ID	: MW-546I	Date Received	: 03/26/15
Sample Location	: NORTH PLAINFIELD	Date Analyzed	: 04/01/15 22:30
Sample Matrix	: WATER	Dilution Factor	: 1
Analytical Method	: 1,8260C	Analyst	: PK
Lab File ID	: 0401N11	Instrument ID	: JACK.I
Sample Amount	: 10 ml	GC Column	: RTX-502.2
Level	: LOW	%Solids	: N/A
Extract Volume (MeOH)	: N/A	Injection Volume	: N/A

		ug/L			
CAS NO.	Parameter	Results	RL	MDL	Qualifier
75-00-3	Chloroethane	ND	1.0	0.13	U
75-35-4	1,1-Dichloroethene	ND	0.50	0.09	U
156-60-5	trans-1,2-Dichloroethene	ND	0.75	0.16	U
79-01-6	Trichloroethene	0.53	0.50	0.11	
95-50-1	1,2-Dichlorobenzene	ND	2.5	0.07	U
541-73-1	1,3-Dichlorobenzene	ND	2.5	0.07	U
106-46-7	1,4-Dichlorobenzene	ND	2.5	0.08	U
1634-04-4	Methyl tert butyl ether	ND	1.0	0.15	U
179601-23-1	p/m-Xylene	ND	1.0	0.18	U
95-47-6	o-Xylene	ND	1.0	0.17	U
1330-20-7	Xylene (Total)	ND	1.0	0.17	U
156-59-2	cis-1,2-Dichloroethene	ND	0.50	0.11	U
540-59-0	1,2-Dichloroethene (total)	ND	0.50	0.11	U
100-42-5	Styrene	ND	1.0	0.12	U
75-71-8	Dichlorodifluoromethane	ND	5.0	0.19	U
67-64-1	Acetone	ND	5.0	1.5	U
75-15-0	Carbon disulfide	ND	5.0	0.09	U
78-93-3	2-Butanone	ND	5.0	1.9	U
108-10-1	4-Methyl-2-pentanone	ND	5.0	0.26	U
591-78-6	2-Hexanone	ND	5.0	0.14	U
74-97-5	Bromochloromethane	ND	2.5	0.13	U
98-82-8	Isopropylbenzene	ND	0.50	0.11	U
87-61-6	1,2,3-Trichlorobenzene	ND	2.5	0.12	U
120-82-1	1,2,4-Trichlorobenzene	ND	2.5	0.12	U
79-20-9	Methyl Acetate	ND	2.0	0.23	U
110-82-7	Cyclohexane	ND	10	0.27	U
108-87-2	Methyl cyclohexane	ND	10	0.40	U

Form 1
Volatile Organics

Client	: Tetra Tech GEO	**Lab Number**	: L1505963
Project Name	: LOCKHEED-NORTH PLAINFIELD	**Project Number**	: 117-0507.600
Lab ID	: L1505963-30	**Date Collected**	: 03/25/15 10:40
Client ID	: MW-546I	**Date Received**	: 03/26/15
Sample Location	: NORTH PLAINFIELD	**Date Analyzed**	: 04/01/15 22:30
Sample Matrix	: WATER	**Dilution Factor**	: 1
Analytical Method	: 1,8260C	**Analyst**	: PK
Lab File ID	: 0401N11	**Instrument ID**	: JACK.I
Sample Amount	: 10 ml	**GC Column**	: RTX-502.2
Level	: LOW	**%Solids**	: N/A
Extract Volume (MeOH)	: N/A	**Injection Volume**	: N/A

		ug/L			
CAS NO.	**Parameter**	**Results**	**RL**	**MDL**	**Qualifier**
76-13-1	1,1,2-Trichloro-1,2,2-Trifluoroethane	ND	2.5	0.15	U

Tentatively Identified Compounds
Volatile Organics

Client	: Tetra Tech GEO	**Lab Number**	: L1505963
Project Name	: LOCKHEED-NORTH PLAINFIELD	**Project Number**	: 117-0507.600
Lab ID	: L1505963-30	**Date Collected**	: 03/25/15 10:40
Client ID	: MW-546I	**Date Received**	: 03/26/15
Sample Location	: NORTH PLAINFIELD	**Date Analyzed**	: 04/01/15 22:30
Sample Matrix	: WATER	**Dilution Factor**	: 1
Analytical Method	: 1,8260C	**Analyst**	: PK
Lab File ID	: 0401N11	**Instrument ID**	: JACK.I
Sample Amount	: 10 ml	**GC Column**	: RTX-502.2
Level	: LOW	**%Solids**	: N/A
Extract Volume (MeOH)	: N/A	**Injection Volume**	: N/A

Number TICS found: 0 **Concentration Units: ug/L**

CAS Number	Compound Name	RT	EST. CONC.	Qualifier
	NO TENTATIVELY IDENTIFIED COMPOUNDS			

Form 1
Volatile Organics

Client	: Tetra Tech GEO	Lab Number	: L1505963
Project Name	: LOCKHEED-NORTH PLAINFIELD	Project Number	: 117-0507.600
Lab ID	: L1505963-31	Date Collected	: 03/25/15 10:45
Client ID	: MW-546D	Date Received	: 03/26/15
Sample Location	: NORTH PLAINFIELD	Date Analyzed	: 04/01/15 22:47
Sample Matrix	: WATER	Dilution Factor	: 1
Analytical Method	: 1,8260C	Analyst	: PK
Lab File ID	: 0401N12	Instrument ID	: JACK.I
Sample Amount	: 10 ml	GC Column	: RTX-502.2
Level	: LOW	%Solids	: N/A
Extract Volume (MeOH)	: N/A	Injection Volume	: N/A

		ug/L			
CAS NO.	Parameter	Results	RL	MDL	Qualifier
96-12-8	1,2-Dibromo-3-chloropropane	ND	2.5	0.32	U
123-91-1	1,4-Dioxane	ND	250	41.	U
106-93-4	1,2-Dibromoethane	ND	2.0	0.10	U
75-09-2	Methylene chloride	ND	2.5	0.27	U
75-34-3	1,1-Dichloroethane	ND	0.75	0.21	U
67-66-3	Chloroform	3.6	0.75	0.16	
56-23-5	Carbon tetrachloride	ND	0.50	0.10	U
78-87-5	1,2-Dichloropropane	ND	1.0	0.11	U
124-48-1	Dibromochloromethane	ND	0.50	0.15	U
79-00-5	1,1,2-Trichloroethane	ND	0.75	0.09	U
127-18-4	Tetrachloroethene	ND	0.50	0.09	U
108-90-7	Chlorobenzene	ND	0.50	0.07	U
75-69-4	Trichlorofluoromethane	ND	2.5	0.10	U
107-06-2	1,2-Dichloroethane	ND	0.50	0.11	U
71-55-6	1,1,1-Trichloroethane	ND	0.50	0.10	U
75-27-4	Bromodichloromethane	ND	0.50	0.19	U
10061-02-6	trans-1,3-Dichloropropene	ND	0.50	0.15	U
10061-01-5	cis-1,3-Dichloropropene	ND	0.50	0.14	U
542-75-6	1,3-Dichloropropene, Total	ND	0.50	0.14	U
75-25-2	Bromoform	ND	2.0	0.25	U
79-34-5	1,1,2,2-Tetrachloroethane	ND	0.50	0.09	U
71-43-2	Benzene	ND	0.50	0.09	U
108-88-3	Toluene	ND	0.75	0.16	U
100-41-4	Ethylbenzene	ND	0.50	0.10	U
74-87-3	Chloromethane	ND	2.5	0.09	U
74-83-9	Bromomethane	ND	1.0	0.26	U
75-01-4	Vinyl chloride	ND	1.0	0.07	U

Form 1
Volatile Organics

Client	: Tetra Tech GEO	Lab Number	: L1505963
Project Name	: LOCKHEED-NORTH PLAINFIELD	Project Number	: 117-0507.600
Lab ID	: L1505963-31	Date Collected	: 03/25/15 10:45
Client ID	: MW-546D	Date Received	: 03/26/15
Sample Location	: NORTH PLAINFIELD	Date Analyzed	: 04/01/15 22:47
Sample Matrix	: WATER	Dilution Factor	: 1
Analytical Method	: 1,8260C	Analyst	: PK
Lab File ID	: 0401N12	Instrument ID	: JACK.I
Sample Amount	: 10 ml	GC Column	: RTX-502.2
Level	: LOW	%Solids	: N/A
Extract Volume (MeOH)	: N/A	Injection Volume	: N/A

		ug/L			
CAS NO.	Parameter	Results	RL	MDL	Qualifier
75-00-3	Chloroethane	ND	1.0	0.13	U
75-35-4	1,1-Dichloroethene	ND	0.50	0.09	U
156-60-5	trans-1,2-Dichloroethene	ND	0.75	0.16	U
79-01-6	Trichloroethene	2.8	0.50	0.11	
95-50-1	1,2-Dichlorobenzene	ND	2.5	0.07	U
541-73-1	1,3-Dichlorobenzene	ND	2.5	0.07	U
106-46-7	1,4-Dichlorobenzene	ND	2.5	0.08	U
1634-04-4	Methyl tert butyl ether	ND	1.0	0.15	U
179601-23-1	p/m-Xylene	ND	1.0	0.18	U
95-47-6	o-Xylene	ND	1.0	0.17	U
1330-20-7	Xylene (Total)	ND	1.0	0.17	U
156-59-2	cis-1,2-Dichloroethene	0.37	0.50	0.11	J
540-59-0	1,2-Dichloroethene (total)	0.37	0.50	0.11	J
100-42-5	Styrene	ND	1.0	0.12	U
75-71-8	Dichlorodifluoromethane	ND	5.0	0.19	U
67-64-1	Acetone	ND	5.0	1.5	U
75-15-0	Carbon disulfide	ND	5.0	0.09	U
78-93-3	2-Butanone	ND	5.0	1.9	U
108-10-1	4-Methyl-2-pentanone	ND	5.0	0.26	U
591-78-6	2-Hexanone	ND	5.0	0.14	U
74-97-5	Bromochloromethane	ND	2.5	0.13	U
98-82-8	Isopropylbenzene	ND	0.50	0.11	U
87-61-6	1,2,3-Trichlorobenzene	ND	2.5	0.12	U
120-82-1	1,2,4-Trichlorobenzene	ND	2.5	0.12	U
79-20-9	Methyl Acetate	ND	2.0	0.23	U
110-82-7	Cyclohexane	ND	10	0.27	U
108-87-2	Methyl cyclohexane	ND	10	0.40	U

Form 1
Volatile Organics

Client	: Tetra Tech GEO	**Lab Number**	: L1505963
Project Name	: LOCKHEED-NORTH PLAINFIELD	**Project Number**	: 117-0507.600
Lab ID	: L1505963-31	**Date Collected**	: 03/25/15 10:45
Client ID	: MW-546D	**Date Received**	: 03/26/15
Sample Location	: NORTH PLAINFIELD	**Date Analyzed**	: 04/01/15 22:47
Sample Matrix	: WATER	**Dilution Factor**	: 1
Analytical Method	: 1,8260C	**Analyst**	: PK
Lab File ID	: 0401N12	**Instrument ID**	: JACK.I
Sample Amount	: 10 ml	**GC Column**	: RTX-502.2
Level	: LOW	**%Solids**	: N/A
Extract Volume (MeOH)	: N/A	**Injection Volume**	: N/A

		ug/L			
CAS NO.	**Parameter**	**Results**	**RL**	**MDL**	**Qualifier**
76-13-1	1,1,2-Trichloro-1,2,2-Trifluoroethane	ND	2.5	0.15	U

Tentatively Identified Compounds
Volatile Organics

Client	: Tetra Tech GEO	**Lab Number**	: L1505963
Project Name	: LOCKHEED-NORTH PLAINFIELD	**Project Number**	: 117-0507.600
Lab ID	: L1505963-31	**Date Collected**	: 03/25/15 10:45
Client ID	: MW-546D	**Date Received**	: 03/26/15
Sample Location	: NORTH PLAINFIELD	**Date Analyzed**	: 04/01/15 22:47
Sample Matrix	: WATER	**Dilution Factor**	: 1
Analytical Method	: 1,8260C	**Analyst**	: PK
Lab File ID	: 0401N12	**Instrument ID**	: JACK.I
Sample Amount	: 10 ml	**GC Column**	: RTX-502.2
Level	: LOW	**%Solids**	: N/A
Extract Volume (MeOH)	: N/A	**Injection Volume**	: N/A

Number TICS found: 0 **Concentration Units: ug/L**

CAS Number	Compound Name	RT	EST. CONC.	Qualifier
	NO TENTATIVELY IDENTIFIED COMPOUNDS			

Form 1
Volatile Organics

Client	: Tetra Tech GEO	Lab Number	: L1505963
Project Name	: LOCKHEED-NORTH PLAINFIELD	Project Number	: 117-0507.600
Lab ID	: L1505963-32	Date Collected	: 03/25/15 14:55
Client ID	: MW-547S	Date Received	: 03/26/15
Sample Location	: NORTH PLAINFIELD	Date Analyzed	: 04/01/15 23:04
Sample Matrix	: WATER	Dilution Factor	: 1
Analytical Method	: 1,8260C	Analyst	: PK
Lab File ID	: 0401N13	Instrument ID	: JACK.I
Sample Amount	: 10 ml	GC Column	: RTX-502.2
Level	: LOW	%Solids	: N/A
Extract Volume (MeOH)	: N/A	Injection Volume	: N/A

		ug/L			
CAS NO.	Parameter	Results	RL	MDL	Qualifier
96-12-8	1,2-Dibromo-3-chloropropane	ND	2.5	0.32	U
123-91-1	1,4-Dioxane	ND	250	41.	U
106-93-4	1,2-Dibromoethane	ND	2.0	0.10	U
75-09-2	Methylene chloride	ND	2.5	0.27	U
75-34-3	1,1-Dichloroethane	ND	0.75	0.21	U
67-66-3	Chloroform	ND	0.75	0.16	U
56-23-5	Carbon tetrachloride	ND	0.50	0.10	U
78-87-5	1,2-Dichloropropane	ND	1.0	0.11	U
124-48-1	Dibromochloromethane	ND	0.50	0.15	U
79-00-5	1,1,2-Trichloroethane	ND	0.75	0.09	U
127-18-4	Tetrachloroethene	ND	0.50	0.09	U
108-90-7	Chlorobenzene	12	0.50	0.07	
75-69-4	Trichlorofluoromethane	ND	2.5	0.10	U
107-06-2	1,2-Dichloroethane	ND	0.50	0.11	U
71-55-6	1,1,1-Trichloroethane	ND	0.50	0.10	U
75-27-4	Bromodichloromethane	ND	0.50	0.19	U
10061-02-6	trans-1,3-Dichloropropene	ND	0.50	0.15	U
10061-01-5	cis-1,3-Dichloropropene	ND	0.50	0.14	U
542-75-6	1,3-Dichloropropene, Total	ND	0.50	0.14	U
75-25-2	Bromoform	ND	2.0	0.25	U
79-34-5	1,1,2,2-Tetrachloroethane	ND	0.50	0.09	U
71-43-2	Benzene	ND	0.50	0.09	U
108-88-3	Toluene	ND	0.75	0.16	U
100-41-4	Ethylbenzene	ND	0.50	0.10	U
74-87-3	Chloromethane	ND	2.5	0.09	U
74-83-9	Bromomethane	ND	1.0	0.26	U
75-01-4	Vinyl chloride	ND	1.0	0.07	U

Form 1
Volatile Organics

Client	: Tetra Tech GEO	Lab Number	: L1505963
Project Name	: LOCKHEED-NORTH PLAINFIELD	Project Number	: 117-0507.600
Lab ID	: L1505963-32	Date Collected	: 03/25/15 14:55
Client ID	: MW-547S	Date Received	: 03/26/15
Sample Location	: NORTH PLAINFIELD	Date Analyzed	: 04/01/15 23:04
Sample Matrix	: WATER	Dilution Factor	: 1
Analytical Method	: 1,8260C	Analyst	: PK
Lab File ID	: 0401N13	Instrument ID	: JACK.I
Sample Amount	: 10 ml	GC Column	: RTX-502.2
Level	: LOW	%Solids	: N/A
Extract Volume (MeOH)	: N/A	Injection Volume	: N/A

		ug/L			
CAS NO.	Parameter	Results	RL	MDL	Qualifier
75-00-3	Chloroethane	ND	1.0	0.13	U
75-35-4	1,1-Dichloroethene	ND	0.50	0.09	U
156-60-5	trans-1,2-Dichloroethene	ND	0.75	0.16	U
79-01-6	Trichloroethene	1.2	0.50	0.11	
95-50-1	1,2-Dichlorobenzene	42	2.5	0.07	
541-73-1	1,3-Dichlorobenzene	0.42	2.5	0.07	J
106-46-7	1,4-Dichlorobenzene	7.0	2.5	0.08	
1634-04-4	Methyl tert butyl ether	ND	1.0	0.15	U
179601-23-1	p/m-Xylene	ND	1.0	0.18	U
95-47-6	o-Xylene	ND	1.0	0.17	U
1330-20-7	Xylene (Total)	ND	1.0	0.17	U
156-59-2	cis-1,2-Dichloroethene	0.72	0.50	0.11	
540-59-0	1,2-Dichloroethene (total)	0.72	0.50	0.11	
100-42-5	Styrene	ND	1.0	0.12	U
75-71-8	Dichlorodifluoromethane	ND	5.0	0.19	U
67-64-1	Acetone	2.0	5.0	1.5	J
75-15-0	Carbon disulfide	ND	5.0	0.09	U
78-93-3	2-Butanone	ND	5.0	1.9	U
108-10-1	4-Methyl-2-pentanone	ND	5.0	0.26	U
591-78-6	2-Hexanone	ND	5.0	0.14	U
74-97-5	Bromochloromethane	ND	2.5	0.13	U
98-82-8	Isopropylbenzene	ND	0.50	0.11	U
87-61-6	1,2,3-Trichlorobenzene	ND	2.5	0.12	U
120-82-1	1,2,4-Trichlorobenzene	0.44	2.5	0.12	J
79-20-9	Methyl Acetate	ND	2.0	0.23	U
110-82-7	Cyclohexane	ND	10	0.27	U
108-87-2	Methyl cyclohexane	ND	10	0.40	U

Form 1
Volatile Organics

Client	: Tetra Tech GEO	**Lab Number**	: L1505963
Project Name	: LOCKHEED-NORTH PLAINFIELD	**Project Number**	: 117-0507.600
Lab ID	: L1505963-32	**Date Collected**	: 03/25/15 14:55
Client ID	: MW-547S	**Date Received**	: 03/26/15
Sample Location	: NORTH PLAINFIELD	**Date Analyzed**	: 04/01/15 23:04
Sample Matrix	: WATER	**Dilution Factor**	: 1
Analytical Method	: 1,8260C	**Analyst**	: PK
Lab File ID	: 0401N13	**Instrument ID**	: JACK.I
Sample Amount	: 10 ml	**GC Column**	: RTX-502.2
Level	: LOW	**%Solids**	: N/A
Extract Volume (MeOH)	: N/A	**Injection Volume**	: N/A

		ug/L			
CAS NO.	**Parameter**	**Results**	**RL**	**MDL**	**Qualifier**
76-13-1	1,1,2-Trichloro-1,2,2-Trifluoroethane	ND	2.5	0.15	U

Tentatively Identified Compounds
Volatile Organics

Client	: Tetra Tech GEO	**Lab Number**	: L1505963
Project Name	: LOCKHEED-NORTH PLAINFIELD	**Project Number**	: 117-0507.600
Lab ID	: L1505963-32	**Date Collected**	: 03/25/15 14:55
Client ID	: MW-547S	**Date Received**	: 03/26/15
Sample Location	: NORTH PLAINFIELD	**Date Analyzed**	: 04/01/15 23:04
Sample Matrix	: WATER	**Dilution Factor**	: 1
Analytical Method	: 1,8260C	**Analyst**	: PK
Lab File ID	: 0401N13	**Instrument ID**	: JACK.I
Sample Amount	: 10 ml	**GC Column**	: RTX-502.2
Level	: LOW	**%Solids**	: N/A
Extract Volume (MeOH)	: N/A	**Injection Volume**	: N/A

Number TICS found: 0 **Concentration Units: ug/L**

CAS Number	Compound Name	RT	EST. CONC.	Qualifier
	NO TENTATIVELY IDENTIFIED COMPOUNDS			

Form 1
Volatile Organics

Client	: Tetra Tech GEO	Lab Number	: L1505963
Project Name	: LOCKHEED-NORTH PLAINFIELD	Project Number	: 117-0507.600
Lab ID	: L1505963-33	Date Collected	: 03/25/15 15:00
Client ID	: MW-547I	Date Received	: 03/26/15
Sample Location	: NORTH PLAINFIELD	Date Analyzed	: 04/01/15 23:20
Sample Matrix	: WATER	Dilution Factor	: 1
Analytical Method	: 1,8260C	Analyst	: PK
Lab File ID	: 0401N14	Instrument ID	: JACK.I
Sample Amount	: 10 ml	GC Column	: RTX-502.2
Level	: LOW	%Solids	: N/A
Extract Volume (MeOH)	: N/A	Injection Volume	: N/A

		ug/L			
CAS NO.	Parameter	Results	RL	MDL	Qualifier
96-12-8	1,2-Dibromo-3-chloropropane	ND	2.5	0.32	U
123-91-1	1,4-Dioxane	ND	250	41.	U
106-93-4	1,2-Dibromoethane	ND	2.0	0.10	U
75-09-2	Methylene chloride	ND	2.5	0.27	U
75-34-3	1,1-Dichloroethane	ND	0.75	0.21	U
67-66-3	Chloroform	0.49	0.75	0.16	J
56-23-5	Carbon tetrachloride	ND	0.50	0.10	U
78-87-5	1,2-Dichloropropane	ND	1.0	0.11	U
124-48-1	Dibromochloromethane	ND	0.50	0.15	U
79-00-5	1,1,2-Trichloroethane	ND	0.75	0.09	U
127-18-4	Tetrachloroethene	0.20	0.50	0.09	J
108-90-7	Chlorobenzene	ND	0.50	0.07	U
75-69-4	Trichlorofluoromethane	ND	2.5	0.10	U
107-06-2	1,2-Dichloroethane	ND	0.50	0.11	U
71-55-6	1,1,1-Trichloroethane	ND	0.50	0.10	U
75-27-4	Bromodichloromethane	ND	0.50	0.19	U
10061-02-6	trans-1,3-Dichloropropene	ND	0.50	0.15	U
10061-01-5	cis-1,3-Dichloropropene	ND	0.50	0.14	U
542-75-6	1,3-Dichloropropene, Total	ND	0.50	0.14	U
75-25-2	Bromoform	ND	2.0	0.25	U
79-34-5	1,1,2,2-Tetrachloroethane	ND	0.50	0.09	U
71-43-2	Benzene	ND	0.50	0.09	U
108-88-3	Toluene	ND	0.75	0.16	U
100-41-4	Ethylbenzene	ND	0.50	0.10	U
74-87-3	Chloromethane	ND	2.5	0.09	U
74-83-9	Bromomethane	ND	1.0	0.26	U
75-01-4	Vinyl chloride	ND	1.0	0.07	U

Form 1
Volatile Organics

Client	: Tetra Tech GEO	Lab Number	: L1505963
Project Name	: LOCKHEED-NORTH PLAINFIELD	Project Number	: 117-0507.600
Lab ID	: L1505963-33	Date Collected	: 03/25/15 15:00
Client ID	: MW-547I	Date Received	: 03/26/15
Sample Location	: NORTH PLAINFIELD	Date Analyzed	: 04/01/15 23:20
Sample Matrix	: WATER	Dilution Factor	: 1
Analytical Method	: 1,8260C	Analyst	: PK
Lab File ID	: 0401N14	Instrument ID	: JACK.I
Sample Amount	: 10 ml	GC Column	: RTX-502.2
Level	: LOW	%Solids	: N/A
Extract Volume (MeOH)	: N/A	Injection Volume	: N/A

		ug/L			
CAS NO.	Parameter	Results	RL	MDL	Qualifier
75-00-3	Chloroethane	ND	1.0	0.13	U
75-35-4	1,1-Dichloroethene	ND	0.50	0.09	U
156-60-5	trans-1,2-Dichloroethene	ND	0.75	0.16	U
79-01-6	Trichloroethene	0.81	0.50	0.11	
95-50-1	1,2-Dichlorobenzene	ND	2.5	0.07	U
541-73-1	1,3-Dichlorobenzene	ND	2.5	0.07	U
106-46-7	1,4-Dichlorobenzene	ND	2.5	0.08	U
1634-04-4	Methyl tert butyl ether	ND	1.0	0.15	U
179601-23-1	p/m-Xylene	ND	1.0	0.18	U
95-47-6	o-Xylene	ND	1.0	0.17	U
1330-20-7	Xylene (Total)	ND	1.0	0.17	U
156-59-2	cis-1,2-Dichloroethene	ND	0.50	0.11	U
540-59-0	1,2-Dichloroethene (total)	ND	0.50	0.11	U
100-42-5	Styrene	ND	1.0	0.12	U
75-71-8	Dichlorodifluoromethane	ND	5.0	0.19	U
67-64-1	Acetone	ND	5.0	1.5	U
75-15-0	Carbon disulfide	ND	5.0	0.09	U
78-93-3	2-Butanone	ND	5.0	1.9	U
108-10-1	4-Methyl-2-pentanone	ND	5.0	0.26	U
591-78-6	2-Hexanone	ND	5.0	0.14	U
74-97-5	Bromochloromethane	ND	2.5	0.13	U
98-82-8	Isopropylbenzene	ND	0.50	0.11	U
87-61-6	1,2,3-Trichlorobenzene	ND	2.5	0.12	U
120-82-1	1,2,4-Trichlorobenzene	ND	2.5	0.12	U
79-20-9	Methyl Acetate	ND	2.0	0.23	U
110-82-7	Cyclohexane	ND	10	0.27	U
108-87-2	Methyl cyclohexane	ND	10	0.40	U

Form 1
Volatile Organics

Client	: Tetra Tech GEO	**Lab Number**	: L1505963
Project Name	: LOCKHEED-NORTH PLAINFIELD	**Project Number**	: 117-0507.600
Lab ID	: L1505963-33	**Date Collected**	: 03/25/15 15:00
Client ID	: MW-547I	**Date Received**	: 03/26/15
Sample Location	: NORTH PLAINFIELD	**Date Analyzed**	: 04/01/15 23:20
Sample Matrix	: WATER	**Dilution Factor**	: 1
Analytical Method	: 1,8260C	**Analyst**	: PK
Lab File ID	: 0401N14	**Instrument ID**	: JACK.I
Sample Amount	: 10 ml	**GC Column**	: RTX-502.2
Level	: LOW	**%Solids**	: N/A
Extract Volume (MeOH)	: N/A	**Injection Volume**	: N/A

		ug/L			
CAS NO.	**Parameter**	**Results**	**RL**	**MDL**	**Qualifier**
76-13-1	1,1,2-Trichloro-1,2,2-Trifluoroethane	0.23	2.5	0.15	J

Tentatively Identified Compounds
Volatile Organics

Client	: Tetra Tech GEO	**Lab Number**	: L1505963
Project Name	: LOCKHEED-NORTH PLAINFIELD	**Project Number**	: 117-0507.600
Lab ID	: L1505963-33	**Date Collected**	: 03/25/15 15:00
Client ID	: MW-547I	**Date Received**	: 03/26/15
Sample Location	: NORTH PLAINFIELD	**Date Analyzed**	: 04/01/15 23:20
Sample Matrix	: WATER	**Dilution Factor**	: 1
Analytical Method	: 1,8260C	**Analyst**	: PK
Lab File ID	: 0401N14	**Instrument ID**	: JACK.I
Sample Amount	: 10 ml	**GC Column**	: RTX-502.2
Level	: LOW	**%Solids**	: N/A
Extract Volume (MeOH)	: N/A	**Injection Volume**	: N/A

Number TICS found: 0 **Concentration Units: ug/L**

CAS Number	Compound Name	RT	EST. CONC.	Qualifier
	NO TENTATIVELY IDENTIFIED COMPOUNDS			

Form 1
Volatile Organics

Client	: Tetra Tech GEO	Lab Number	: L1505963
Project Name	: LOCKHEED-NORTH PLAINFIELD	Project Number	: 117-0507.600
Lab ID	: L1505963-34	Date Collected	: 03/25/15 15:05
Client ID	: MW-547D	Date Received	: 03/26/15
Sample Location	: NORTH PLAINFIELD	Date Analyzed	: 04/01/15 23:37
Sample Matrix	: WATER	Dilution Factor	: 1
Analytical Method	: 1,8260C	Analyst	: PK
Lab File ID	: 0401N15	Instrument ID	: JACK.I
Sample Amount	: 10 ml	GC Column	: RTX-502.2
Level	: LOW	%Solids	: N/A
Extract Volume (MeOH)	: N/A	Injection Volume	: N/A

		ug/L			
CAS NO.	Parameter	Results	RL	MDL	Qualifier
96-12-8	1,2-Dibromo-3-chloropropane	ND	2.5	0.32	U
123-91-1	1,4-Dioxane	ND	250	41.	U
106-93-4	1,2-Dibromoethane	ND	2.0	0.10	U
75-09-2	Methylene chloride	ND	2.5	0.27	U
75-34-3	1,1-Dichloroethane	ND	0.75	0.21	U
67-66-3	Chloroform	ND	0.75	0.16	U
56-23-5	Carbon tetrachloride	ND	0.50	0.10	U
78-87-5	1,2-Dichloropropane	ND	1.0	0.11	U
124-48-1	Dibromochloromethane	ND	0.50	0.15	U
79-00-5	1,1,2-Trichloroethane	ND	0.75	0.09	U
127-18-4	Tetrachloroethene	ND	0.50	0.09	U
108-90-7	Chlorobenzene	ND	0.50	0.07	U
75-69-4	Trichlorofluoromethane	ND	2.5	0.10	U
107-06-2	1,2-Dichloroethane	ND	0.50	0.11	U
71-55-6	1,1,1-Trichloroethane	ND	0.50	0.10	U
75-27-4	Bromodichloromethane	ND	0.50	0.19	U
10061-02-6	trans-1,3-Dichloropropene	ND	0.50	0.15	U
10061-01-5	cis-1,3-Dichloropropene	ND	0.50	0.14	U
542-75-6	1,3-Dichloropropene, Total	ND	0.50	0.14	U
75-25-2	Bromoform	ND	2.0	0.25	U
79-34-5	1,1,2,2-Tetrachloroethane	ND	0.50	0.09	U
71-43-2	Benzene	ND	0.50	0.09	U
108-88-3	Toluene	ND	0.75	0.16	U
100-41-4	Ethylbenzene	ND	0.50	0.10	U
74-87-3	Chloromethane	ND	2.5	0.09	U
74-83-9	Bromomethane	ND	1.0	0.26	U
75-01-4	Vinyl chloride	ND	1.0	0.07	U

Form 1
Volatile Organics

Client	: Tetra Tech GEO	Lab Number	: L1505963
Project Name	: LOCKHEED-NORTH PLAINFIELD	Project Number	: 117-0507.600
Lab ID	: L1505963-34	Date Collected	: 03/25/15 15:05
Client ID	: MW-547D	Date Received	: 03/26/15
Sample Location	: NORTH PLAINFIELD	Date Analyzed	: 04/01/15 23:37
Sample Matrix	: WATER	Dilution Factor	: 1
Analytical Method	: 1,8260C	Analyst	: PK
Lab File ID	: 0401N15	Instrument ID	: JACK.I
Sample Amount	: 10 ml	GC Column	: RTX-502.2
Level	: LOW	%Solids	: N/A
Extract Volume (MeOH)	: N/A	Injection Volume	: N/A

		ug/L			
CAS NO.	Parameter	Results	RL	MDL	Qualifier
75-00-3	Chloroethane	ND	1.0	0.13	U
75-35-4	1,1-Dichloroethene	ND	0.50	0.09	U
156-60-5	trans-1,2-Dichloroethene	ND	0.75	0.16	U
79-01-6	Trichloroethene	ND	0.50	0.11	U
95-50-1	1,2-Dichlorobenzene	0.17	2.5	0.07	J
541-73-1	1,3-Dichlorobenzene	ND	2.5	0.07	U
106-46-7	1,4-Dichlorobenzene	ND	2.5	0.08	U
1634-04-4	Methyl tert butyl ether	ND	1.0	0.15	U
179601-23-1	p/m-Xylene	ND	1.0	0.18	U
95-47-6	o-Xylene	ND	1.0	0.17	U
1330-20-7	Xylene (Total)	ND	1.0	0.17	U
156-59-2	cis-1,2-Dichloroethene	ND	0.50	0.11	U
540-59-0	1,2-Dichloroethene (total)	ND	0.50	0.11	U
100-42-5	Styrene	ND	1.0	0.12	U
75-71-8	Dichlorodifluoromethane	ND	5.0	0.19	U
67-64-1	Acetone	ND	5.0	1.5	U
75-15-0	Carbon disulfide	ND	5.0	0.09	U
78-93-3	2-Butanone	ND	5.0	1.9	U
108-10-1	4-Methyl-2-pentanone	ND	5.0	0.26	U
591-78-6	2-Hexanone	ND	5.0	0.14	U
74-97-5	Bromochloromethane	ND	2.5	0.13	U
98-82-8	Isopropylbenzene	ND	0.50	0.11	U
87-61-6	1,2,3-Trichlorobenzene	ND	2.5	0.12	U
120-82-1	1,2,4-Trichlorobenzene	ND	2.5	0.12	U
79-20-9	Methyl Acetate	ND	2.0	0.23	U
110-82-7	Cyclohexane	ND	10	0.27	U
108-87-2	Methyl cyclohexane	ND	10	0.40	U

Form 1
Volatile Organics

Client	: Tetra Tech GEO	**Lab Number**	: L1505963
Project Name	: LOCKHEED-NORTH PLAINFIELD	**Project Number**	: 117-0507.600
Lab ID	: L1505963-34	**Date Collected**	: 03/25/15 15:05
Client ID	: MW-547D	**Date Received**	: 03/26/15
Sample Location	: NORTH PLAINFIELD	**Date Analyzed**	: 04/01/15 23:37
Sample Matrix	: WATER	**Dilution Factor**	: 1
Analytical Method	: 1,8260C	**Analyst**	: PK
Lab File ID	: 0401N15	**Instrument ID**	: JACK.I
Sample Amount	: 10 ml	**GC Column**	: RTX-502.2
Level	: LOW	**%Solids**	: N/A
Extract Volume (MeOH)	: N/A	**Injection Volume**	: N/A

		ug/L			
CAS NO.	**Parameter**	**Results**	**RL**	**MDL**	**Qualifier**
76-13-1	1,1,2-Trichloro-1,2,2-Trifluoroethane	ND	2.5	0.15	U

Tentatively Identified Compounds
Volatile Organics

Client	: Tetra Tech GEO	**Lab Number**	: L1505963
Project Name	: LOCKHEED-NORTH PLAINFIELD	**Project Number**	: 117-0507.600
Lab ID	: L1505963-34	**Date Collected**	: 03/25/15 15:05
Client ID	: MW-547D	**Date Received**	: 03/26/15
Sample Location	: NORTH PLAINFIELD	**Date Analyzed**	: 04/01/15 23:37
Sample Matrix	: WATER	**Dilution Factor**	: 1
Analytical Method	: 1,8260C	**Analyst**	: PK
Lab File ID	: 0401N15	**Instrument ID**	: JACK.I
Sample Amount	: 10 ml	**GC Column**	: RTX-502.2
Level	: LOW	**%Solids**	: N/A
Extract Volume (MeOH)	: N/A	**Injection Volume**	: N/A

Number TICS found: 0 **Concentration Units: ug/L**

CAS Number	Compound Name	RT	EST. CONC.	Qualifier
	NO TENTATIVELY IDENTIFIED COMPOUNDS			

Form 1
Volatile Organics

Client	: Tetra Tech GEO	Lab Number	: L1505963
Project Name	: LOCKHEED-NORTH PLAINFIELD	Project Number	: 117-0507.600
Lab ID	: L1505963-35	Date Collected	: 03/25/15 07:30
Client ID	: MW-549S	Date Received	: 03/26/15
Sample Location	: NORTH PLAINFIELD	Date Analyzed	: 04/01/15 23:53
Sample Matrix	: WATER	Dilution Factor	: 1
Analytical Method	: 1,8260C	Analyst	: PK
Lab File ID	: 0401N16	Instrument ID	: JACK.I
Sample Amount	: 10 ml	GC Column	: RTX-502.2
Level	: LOW	%Solids	: N/A
Extract Volume (MeOH)	: N/A	Injection Volume	: N/A

		ug/L			
CAS NO.	Parameter	Results	RL	MDL	Qualifier
96-12-8	1,2-Dibromo-3-chloropropane	ND	2.5	0.32	U
123-91-1	1,4-Dioxane	ND	250	41.	U
106-93-4	1,2-Dibromoethane	ND	2.0	0.10	U
75-09-2	Methylene chloride	ND	2.5	0.27	U
75-34-3	1,1-Dichloroethane	ND	0.75	0.21	U
67-66-3	Chloroform	2.2	0.75	0.16	
56-23-5	Carbon tetrachloride	ND	0.50	0.10	U
78-87-5	1,2-Dichloropropane	ND	1.0	0.11	U
124-48-1	Dibromochloromethane	ND	0.50	0.15	U
79-00-5	1,1,2-Trichloroethane	ND	0.75	0.09	U
127-18-4	Tetrachloroethene	3.1	0.50	0.09	
108-90-7	Chlorobenzene	ND	0.50	0.07	U
75-69-4	Trichlorofluoromethane	ND	2.5	0.10	U
107-06-2	1,2-Dichloroethane	ND	0.50	0.11	U
71-55-6	1,1,1-Trichloroethane	ND	0.50	0.10	U
75-27-4	Bromodichloromethane	ND	0.50	0.19	U
10061-02-6	trans-1,3-Dichloropropene	ND	0.50	0.15	U
10061-01-5	cis-1,3-Dichloropropene	ND	0.50	0.14	U
542-75-6	1,3-Dichloropropene, Total	ND	0.50	0.14	U
75-25-2	Bromoform	ND	2.0	0.25	U
79-34-5	1,1,2,2-Tetrachloroethane	ND	0.50	0.09	U
71-43-2	Benzene	ND	0.50	0.09	U
108-88-3	Toluene	ND	0.75	0.16	U
100-41-4	Ethylbenzene	ND	0.50	0.10	U
74-87-3	Chloromethane	ND	2.5	0.09	U
74-83-9	Bromomethane	ND	1.0	0.26	U
75-01-4	Vinyl chloride	ND	1.0	0.07	U

Form 1
Volatile Organics

Client	: Tetra Tech GEO	Lab Number	: L1505963
Project Name	: LOCKHEED-NORTH PLAINFIELD	Project Number	: 117-0507.600
Lab ID	: L1505963-35	Date Collected	: 03/25/15 07:30
Client ID	: MW-549S	Date Received	: 03/26/15
Sample Location	: NORTH PLAINFIELD	Date Analyzed	: 04/01/15 23:53
Sample Matrix	: WATER	Dilution Factor	: 1
Analytical Method	: 1,8260C	Analyst	: PK
Lab File ID	: 0401N16	Instrument ID	: JACK.I
Sample Amount	: 10 ml	GC Column	: RTX-502.2
Level	: LOW	%Solids	: N/A
Extract Volume (MeOH)	: N/A	Injection Volume	: N/A

		ug/L			
CAS NO.	Parameter	Results	RL	MDL	Qualifier
75-00-3	Chloroethane	ND	1.0	0.13	U
75-35-4	1,1-Dichloroethene	ND	0.50	0.09	U
156-60-5	trans-1,2-Dichloroethene	ND	0.75	0.16	U
79-01-6	Trichloroethene	1.3	0.50	0.11	
95-50-1	1,2-Dichlorobenzene	ND	2.5	0.07	U
541-73-1	1,3-Dichlorobenzene	ND	2.5	0.07	U
106-46-7	1,4-Dichlorobenzene	ND	2.5	0.08	U
1634-04-4	Methyl tert butyl ether	ND	1.0	0.15	U
179601-23-1	p/m-Xylene	ND	1.0	0.18	U
95-47-6	o-Xylene	ND	1.0	0.17	U
1330-20-7	Xylene (Total)	ND	1.0	0.17	U
156-59-2	cis-1,2-Dichloroethene	0.22	0.50	0.11	J
540-59-0	1,2-Dichloroethene (total)	0.22	0.50	0.11	J
100-42-5	Styrene	ND	1.0	0.12	U
75-71-8	Dichlorodifluoromethane	ND	5.0	0.19	U
67-64-1	Acetone	ND	5.0	1.5	U
75-15-0	Carbon disulfide	ND	5.0	0.09	U
78-93-3	2-Butanone	ND	5.0	1.9	U
108-10-1	4-Methyl-2-pentanone	ND	5.0	0.26	U
591-78-6	2-Hexanone	ND	5.0	0.14	U
74-97-5	Bromochloromethane	ND	2.5	0.13	U
98-82-8	Isopropylbenzene	ND	0.50	0.11	U
87-61-6	1,2,3-Trichlorobenzene	ND	2.5	0.12	U
120-82-1	1,2,4-Trichlorobenzene	ND	2.5	0.12	U
79-20-9	Methyl Acetate	ND	2.0	0.23	U
110-82-7	Cyclohexane	ND	10	0.27	U
108-87-2	Methyl cyclohexane	ND	10	0.40	U

Form 1
Volatile Organics

Client	: Tetra Tech GEO	**Lab Number**	: L1505963
Project Name	: LOCKHEED-NORTH PLAINFIELD	**Project Number**	: 117-0507.600
Lab ID	: L1505963-35	**Date Collected**	: 03/25/15 07:30
Client ID	: MW-549S	**Date Received**	: 03/26/15
Sample Location	: NORTH PLAINFIELD	**Date Analyzed**	: 04/01/15 23:53
Sample Matrix	: WATER	**Dilution Factor**	: 1
Analytical Method	: 1,8260C	**Analyst**	: PK
Lab File ID	: 0401N16	**Instrument ID**	: JACK.I
Sample Amount	: 10 ml	**GC Column**	: RTX-502.2
Level	: LOW	**%Solids**	: N/A
Extract Volume (MeOH)	: N/A	**Injection Volume**	: N/A

		ug/L			
CAS NO.	**Parameter**	**Results**	**RL**	**MDL**	**Qualifier**
76-13-1	1,1,2-Trichloro-1,2,2-Trifluoroethane	1.4	2.5	0.15	J

Tentatively Identified Compounds
Volatile Organics

Client	: Tetra Tech GEO	**Lab Number**	: L1505963
Project Name	: LOCKHEED-NORTH PLAINFIELD	**Project Number**	: 117-0507.600
Lab ID	: L1505963-35	**Date Collected**	: 03/25/15 07:30
Client ID	: MW-549S	**Date Received**	: 03/26/15
Sample Location	: NORTH PLAINFIELD	**Date Analyzed**	: 04/01/15 23:53
Sample Matrix	: WATER	**Dilution Factor**	: 1
Analytical Method	: 1,8260C	**Analyst**	: PK
Lab File ID	: 0401N16	**Instrument ID**	: JACK.I
Sample Amount	: 10 ml	**GC Column**	: RTX-502.2
Level	: LOW	**%Solids**	: N/A
Extract Volume (MeOH)	: N/A	**Injection Volume**	: N/A

Number TICS found: 0 **Concentration Units: ug/L**

CAS Number	Compound Name	RT	EST. CONC.	Qualifier
	NO TENTATIVELY IDENTIFIED COMPOUNDS			

Form 1
Volatile Organics

Client	: Tetra Tech GEO	Lab Number	: L1505963
Project Name	: LOCKHEED-NORTH PLAINFIELD	Project Number	: 117-0507.600
Lab ID	: L1505963-36	Date Collected	: 03/25/15 07:40
Client ID	: MW-549I	Date Received	: 03/26/15
Sample Location	: NORTH PLAINFIELD	Date Analyzed	: 04/02/15 00:10
Sample Matrix	: WATER	Dilution Factor	: 1
Analytical Method	: 1,8260C	Analyst	: PK
Lab File ID	: 0401N17	Instrument ID	: JACK.I
Sample Amount	: 10 ml	GC Column	: RTX-502.2
Level	: LOW	%Solids	: N/A
Extract Volume (MeOH)	: N/A	Injection Volume	: N/A

		ug/L			
CAS NO.	Parameter	Results	RL	MDL	Qualifier
96-12-8	1,2-Dibromo-3-chloropropane	ND	2.5	0.32	U
123-91-1	1,4-Dioxane	ND	250	41.	U
106-93-4	1,2-Dibromoethane	ND	2.0	0.10	U
75-09-2	Methylene chloride	ND	2.5	0.27	U
75-34-3	1,1-Dichloroethane	ND	0.75	0.21	U
67-66-3	Chloroform	ND	0.75	0.16	U
56-23-5	Carbon tetrachloride	ND	0.50	0.10	U
78-87-5	1,2-Dichloropropane	ND	1.0	0.11	U
124-48-1	Dibromochloromethane	ND	0.50	0.15	U
79-00-5	1,1,2-Trichloroethane	ND	0.75	0.09	U
127-18-4	Tetrachloroethene	1.0	0.50	0.09	
108-90-7	Chlorobenzene	ND	0.50	0.07	U
75-69-4	Trichlorofluoromethane	ND	2.5	0.10	U
107-06-2	1,2-Dichloroethane	ND	0.50	0.11	U
71-55-6	1,1,1-Trichloroethane	ND	0.50	0.10	U
75-27-4	Bromodichloromethane	ND	0.50	0.19	U
10061-02-6	trans-1,3-Dichloropropene	ND	0.50	0.15	U
10061-01-5	cis-1,3-Dichloropropene	ND	0.50	0.14	U
542-75-6	1,3-Dichloropropene, Total	ND	0.50	0.14	U
75-25-2	Bromoform	ND	2.0	0.25	U
79-34-5	1,1,2,2-Tetrachloroethane	ND	0.50	0.09	U
71-43-2	Benzene	ND	0.50	0.09	U
108-88-3	Toluene	ND	0.75	0.16	U
100-41-4	Ethylbenzene	ND	0.50	0.10	U
74-87-3	Chloromethane	ND	2.5	0.09	U
74-83-9	Bromomethane	ND	1.0	0.26	U
75-01-4	Vinyl chloride	ND	1.0	0.07	U

Form 1
Volatile Organics

Client	: Tetra Tech GEO	Lab Number	: L1505963
Project Name	: LOCKHEED-NORTH PLAINFIELD	Project Number	: 117-0507.600
Lab ID	: L1505963-36	Date Collected	: 03/25/15 07:40
Client ID	: MW-549I	Date Received	: 03/26/15
Sample Location	: NORTH PLAINFIELD	Date Analyzed	: 04/02/15 00:10
Sample Matrix	: WATER	Dilution Factor	: 1
Analytical Method	: 1,8260C	Analyst	: PK
Lab File ID	: 0401N17	Instrument ID	: JACK.I
Sample Amount	: 10 ml	GC Column	: RTX-502.2
Level	: LOW	%Solids	: N/A
Extract Volume (MeOH)	: N/A	Injection Volume	: N/A

		ug/L			
CAS NO.	Parameter	Results	RL	MDL	Qualifier
75-00-3	Chloroethane	ND	1.0	0.13	U
75-35-4	1,1-Dichloroethene	ND	0.50	0.09	U
156-60-5	trans-1,2-Dichloroethene	ND	0.75	0.16	U
79-01-6	Trichloroethene	8.2	0.50	0.11	
95-50-1	1,2-Dichlorobenzene	ND	2.5	0.07	U
541-73-1	1,3-Dichlorobenzene	ND	2.5	0.07	U
106-46-7	1,4-Dichlorobenzene	ND	2.5	0.08	U
1634-04-4	Methyl tert butyl ether	ND	1.0	0.15	U
179601-23-1	p/m-Xylene	ND	1.0	0.18	U
95-47-6	o-Xylene	ND	1.0	0.17	U
1330-20-7	Xylene (Total)	ND	1.0	0.17	U
156-59-2	cis-1,2-Dichloroethene	0.96	0.50	0.11	
540-59-0	1,2-Dichloroethene (total)	0.96	0.50	0.11	
100-42-5	Styrene	ND	1.0	0.12	U
75-71-8	Dichlorodifluoromethane	ND	5.0	0.19	U
67-64-1	Acetone	ND	5.0	1.5	U
75-15-0	Carbon disulfide	ND	5.0	0.09	U
78-93-3	2-Butanone	ND	5.0	1.9	U
108-10-1	4-Methyl-2-pentanone	ND	5.0	0.26	U
591-78-6	2-Hexanone	ND	5.0	0.14	U
74-97-5	Bromochloromethane	ND	2.5	0.13	U
98-82-8	Isopropylbenzene	ND	0.50	0.11	U
87-61-6	1,2,3-Trichlorobenzene	ND	2.5	0.12	U
120-82-1	1,2,4-Trichlorobenzene	ND	2.5	0.12	U
79-20-9	Methyl Acetate	ND	2.0	0.23	U
110-82-7	Cyclohexane	ND	10	0.27	U
108-87-2	Methyl cyclohexane	ND	10	0.40	U

Form 1
Volatile Organics

Client	: Tetra Tech GEO	**Lab Number**	: L1505963
Project Name	: LOCKHEED-NORTH PLAINFIELD	**Project Number**	: 117-0507.600
Lab ID	: L1505963-36	**Date Collected**	: 03/25/15 07:40
Client ID	: MW-549I	**Date Received**	: 03/26/15
Sample Location	: NORTH PLAINFIELD	**Date Analyzed**	: 04/02/15 00:10
Sample Matrix	: WATER	**Dilution Factor**	: 1
Analytical Method	: 1,8260C	**Analyst**	: PK
Lab File ID	: 0401N17	**Instrument ID**	: JACK.I
Sample Amount	: 10 ml	**GC Column**	: RTX-502.2
Level	: LOW	**%Solids**	: N/A
Extract Volume (MeOH)	: N/A	**Injection Volume**	: N/A

		ug/L			
CAS NO.	**Parameter**	**Results**	**RL**	**MDL**	**Qualifier**
76-13-1	1,1,2-Trichloro-1,2,2-Trifluoroethane	0.83	2.5	0.15	J

Tentatively Identified Compounds
Volatile Organics

Client	: Tetra Tech GEO	**Lab Number**	: L1505963
Project Name	: LOCKHEED-NORTH PLAINFIELD	**Project Number**	: 117-0507.600
Lab ID	: L1505963-36	**Date Collected**	: 03/25/15 07:40
Client ID	: MW-549I	**Date Received**	: 03/26/15
Sample Location	: NORTH PLAINFIELD	**Date Analyzed**	: 04/02/15 00:10
Sample Matrix	: WATER	**Dilution Factor**	: 1
Analytical Method	: 1,8260C	**Analyst**	: PK
Lab File ID	: 0401N17	**Instrument ID**	: JACK.I
Sample Amount	: 10 ml	**GC Column**	: RTX-502.2
Level	: LOW	**%Solids**	: N/A
Extract Volume (MeOH)	: N/A	**Injection Volume**	: N/A

Number TICS found: 0 **Concentration Units: ug/L**

CAS Number	Compound Name	RT	EST. CONC.	Qualifier
	NO TENTATIVELY IDENTIFIED COMPOUNDS			

Form 1
Volatile Organics

Client	: Tetra Tech GEO	Lab Number	: L1505963
Project Name	: LOCKHEED-NORTH PLAINFIELD	Project Number	: 117-0507.600
Lab ID	: L1505963-37	Date Collected	: 03/25/15 08:45
Client ID	: MW-550S	Date Received	: 03/26/15
Sample Location	: NORTH PLAINFIELD	Date Analyzed	: 04/02/15 00:26
Sample Matrix	: WATER	Dilution Factor	: 1
Analytical Method	: 1,8260C	Analyst	: PK
Lab File ID	: 0401N18	Instrument ID	: JACK.I
Sample Amount	: 10 ml	GC Column	: RTX-502.2
Level	: LOW	%Solids	: N/A
Extract Volume (MeOH)	: N/A	Injection Volume	: N/A

		ug/L			
CAS NO.	Parameter	Results	RL	MDL	Qualifier
96-12-8	1,2-Dibromo-3-chloropropane	ND	2.5	0.32	U
123-91-1	1,4-Dioxane	ND	250	41.	U
106-93-4	1,2-Dibromoethane	ND	2.0	0.10	U
75-09-2	Methylene chloride	ND	2.5	0.27	U
75-34-3	1,1-Dichloroethane	ND	0.75	0.21	U
67-66-3	Chloroform	1.3	0.75	0.16	
56-23-5	Carbon tetrachloride	ND	0.50	0.10	U
78-87-5	1,2-Dichloropropane	ND	1.0	0.11	U
124-48-1	Dibromochloromethane	ND	0.50	0.15	U
79-00-5	1,1,2-Trichloroethane	ND	0.75	0.09	U
127-18-4	Tetrachloroethene	ND	0.50	0.09	U
108-90-7	Chlorobenzene	ND	0.50	0.07	U
75-69-4	Trichlorofluoromethane	ND	2.5	0.10	U
107-06-2	1,2-Dichloroethane	ND	0.50	0.11	U
71-55-6	1,1,1-Trichloroethane	ND	0.50	0.10	U
75-27-4	Bromodichloromethane	ND	0.50	0.19	U
10061-02-6	trans-1,3-Dichloropropene	ND	0.50	0.15	U
10061-01-5	cis-1,3-Dichloropropene	ND	0.50	0.14	U
542-75-6	1,3-Dichloropropene, Total	ND	0.50	0.14	U
75-25-2	Bromoform	ND	2.0	0.25	U
79-34-5	1,1,2,2-Tetrachloroethane	ND	0.50	0.09	U
71-43-2	Benzene	ND	0.50	0.09	U
108-88-3	Toluene	ND	0.75	0.16	U
100-41-4	Ethylbenzene	ND	0.50	0.10	U
74-87-3	Chloromethane	ND	2.5	0.09	U
74-83-9	Bromomethane	ND	1.0	0.26	U
75-01-4	Vinyl chloride	ND	1.0	0.07	U

Form 1
Volatile Organics

Client	: Tetra Tech GEO	Lab Number	: L1505963
Project Name	: LOCKHEED-NORTH PLAINFIELD	Project Number	: 117-0507.600
Lab ID	: L1505963-37	Date Collected	: 03/25/15 08:45
Client ID	: MW-550S	Date Received	: 03/26/15
Sample Location	: NORTH PLAINFIELD	Date Analyzed	: 04/02/15 00:26
Sample Matrix	: WATER	Dilution Factor	: 1
Analytical Method	: 1,8260C	Analyst	: PK
Lab File ID	: 0401N18	Instrument ID	: JACK.I
Sample Amount	: 10 ml	GC Column	: RTX-502.2
Level	: LOW	%Solids	: N/A
Extract Volume (MeOH)	: N/A	Injection Volume	: N/A

		ug/L			
CAS NO.	Parameter	Results	RL	MDL	Qualifier
75-00-3	Chloroethane	ND	1.0	0.13	U
75-35-4	1,1-Dichloroethene	ND	0.50	0.09	U
156-60-5	trans-1,2-Dichloroethene	ND	0.75	0.16	U
79-01-6	Trichloroethene	0.82	0.50	0.11	
95-50-1	1,2-Dichlorobenzene	ND	2.5	0.07	U
541-73-1	1,3-Dichlorobenzene	ND	2.5	0.07	U
106-46-7	1,4-Dichlorobenzene	ND	2.5	0.08	U
1634-04-4	Methyl tert butyl ether	ND	1.0	0.15	U
179601-23-1	p/m-Xylene	ND	1.0	0.18	U
95-47-6	o-Xylene	ND	1.0	0.17	U
1330-20-7	Xylene (Total)	ND	1.0	0.17	U
156-59-2	cis-1,2-Dichloroethene	0.12	0.50	0.11	J
540-59-0	1,2-Dichloroethene (total)	0.12	0.50	0.11	J
100-42-5	Styrene	ND	1.0	0.12	U
75-71-8	Dichlorodifluoromethane	ND	5.0	0.19	U
67-64-1	Acetone	ND	5.0	1.5	U
75-15-0	Carbon disulfide	ND	5.0	0.09	U
78-93-3	2-Butanone	ND	5.0	1.9	U
108-10-1	4-Methyl-2-pentanone	ND	5.0	0.26	U
591-78-6	2-Hexanone	ND	5.0	0.14	U
74-97-5	Bromochloromethane	ND	2.5	0.13	U
98-82-8	Isopropylbenzene	ND	0.50	0.11	U
87-61-6	1,2,3-Trichlorobenzene	ND	2.5	0.12	U
120-82-1	1,2,4-Trichlorobenzene	ND	2.5	0.12	U
79-20-9	Methyl Acetate	ND	2.0	0.23	U
110-82-7	Cyclohexane	ND	10	0.27	U
108-87-2	Methyl cyclohexane	ND	10	0.40	U

Form 1
Volatile Organics

Client	: Tetra Tech GEO	**Lab Number**	: L1505963
Project Name	: LOCKHEED-NORTH PLAINFIELD	**Project Number**	: 117-0507.600
Lab ID	: L1505963-37	**Date Collected**	: 03/25/15 08:45
Client ID	: MW-550S	**Date Received**	: 03/26/15
Sample Location	: NORTH PLAINFIELD	**Date Analyzed**	: 04/02/15 00:26
Sample Matrix	: WATER	**Dilution Factor**	: 1
Analytical Method	: 1,8260C	**Analyst**	: PK
Lab File ID	: 0401N18	**Instrument ID**	: JACK.I
Sample Amount	: 10 ml	**GC Column**	: RTX-502.2
Level	: LOW	**%Solids**	: N/A
Extract Volume (MeOH)	: N/A	**Injection Volume**	: N/A

		ug/L			
CAS NO.	**Parameter**	**Results**	**RL**	**MDL**	**Qualifier**
76-13-1	1,1,2-Trichloro-1,2,2-Trifluoroethane	ND	2.5	0.15	U

Tentatively Identified Compounds
Volatile Organics

Client	: Tetra Tech GEO	**Lab Number**	: L1505963
Project Name	: LOCKHEED-NORTH PLAINFIELD	**Project Number**	: 117-0507.600
Lab ID	: L1505963-37	**Date Collected**	: 03/25/15 08:45
Client ID	: MW-550S	**Date Received**	: 03/26/15
Sample Location	: NORTH PLAINFIELD	**Date Analyzed**	: 04/02/15 00:26
Sample Matrix	: WATER	**Dilution Factor**	: 1
Analytical Method	: 1,8260C	**Analyst**	: PK
Lab File ID	: 0401N18	**Instrument ID**	: JACK.I
Sample Amount	: 10 ml	**GC Column**	: RTX-502.2
Level	: LOW	**%Solids**	: N/A
Extract Volume (MeOH)	: N/A	**Injection Volume**	: N/A

Number TICS found: 0 **Concentration Units: ug/L**

CAS Number	Compound Name	RT	EST. CONC.	Qualifier
	NO TENTATIVELY IDENTIFIED COMPOUNDS			

Form 1
Volatile Organics

Client	: Tetra Tech GEO	Lab Number	: L1505963
Project Name	: LOCKHEED-NORTH PLAINFIELD	Project Number	: 117-0507.600
Lab ID	: L1505963-38	Date Collected	: 03/25/15 08:55
Client ID	: MW-550I	Date Received	: 03/26/15
Sample Location	: NORTH PLAINFIELD	Date Analyzed	: 04/02/15 00:43
Sample Matrix	: WATER	Dilution Factor	: 1
Analytical Method	: 1,8260C	Analyst	: PK
Lab File ID	: 0401N19	Instrument ID	: JACK.I
Sample Amount	: 10 ml	GC Column	: RTX-502.2
Level	: LOW	%Solids	: N/A
Extract Volume (MeOH)	: N/A	Injection Volume	: N/A

CAS NO.	Parameter	ug/L Results	RL	MDL	Qualifier
96-12-8	1,2-Dibromo-3-chloropropane	ND	2.5	0.32	U
123-91-1	1,4-Dioxane	ND	250	41.	U
106-93-4	1,2-Dibromoethane	ND	2.0	0.10	U
75-09-2	Methylene chloride	ND	2.5	0.27	U
75-34-3	1,1-Dichloroethane	ND	0.75	0.21	U
67-66-3	Chloroform	2.1	0.75	0.16	
56-23-5	Carbon tetrachloride	ND	0.50	0.10	U
78-87-5	1,2-Dichloropropane	ND	1.0	0.11	U
124-48-1	Dibromochloromethane	ND	0.50	0.15	U
79-00-5	1,1,2-Trichloroethane	ND	0.75	0.09	U
127-18-4	Tetrachloroethene	1.9	0.50	0.09	
108-90-7	Chlorobenzene	ND	0.50	0.07	U
75-69-4	Trichlorofluoromethane	ND	2.5	0.10	U
107-06-2	1,2-Dichloroethane	ND	0.50	0.11	U
71-55-6	1,1,1-Trichloroethane	ND	0.50	0.10	U
75-27-4	Bromodichloromethane	ND	0.50	0.19	U
10061-02-6	trans-1,3-Dichloropropene	ND	0.50	0.15	U
10061-01-5	cis-1,3-Dichloropropene	ND	0.50	0.14	U
542-75-6	1,3-Dichloropropene, Total	ND	0.50	0.14	U
75-25-2	Bromoform	ND	2.0	0.25	U
79-34-5	1,1,2,2-Tetrachloroethane	ND	0.50	0.09	U
71-43-2	Benzene	ND	0.50	0.09	U
108-88-3	Toluene	ND	0.75	0.16	U
100-41-4	Ethylbenzene	ND	0.50	0.10	U
74-87-3	Chloromethane	ND	2.5	0.09	U
74-83-9	Bromomethane	ND	1.0	0.26	U
75-01-4	Vinyl chloride	ND	1.0	0.07	U

Form 1
Volatile Organics

Client	: Tetra Tech GEO	Lab Number	: L1505963
Project Name	: LOCKHEED-NORTH PLAINFIELD	Project Number	: 117-0507.600
Lab ID	: L1505963-38	Date Collected	: 03/25/15 08:55
Client ID	: MW-550I	Date Received	: 03/26/15
Sample Location	: NORTH PLAINFIELD	Date Analyzed	: 04/02/15 00:43
Sample Matrix	: WATER	Dilution Factor	: 1
Analytical Method	: 1,8260C	Analyst	: PK
Lab File ID	: 0401N19	Instrument ID	: JACK.I
Sample Amount	: 10 ml	GC Column	: RTX-502.2
Level	: LOW	%Solids	: N/A
Extract Volume (MeOH)	: N/A	Injection Volume	: N/A

		ug/L			
CAS NO.	Parameter	Results	RL	MDL	Qualifier
75-00-3	Chloroethane	ND	1.0	0.13	U
75-35-4	1,1-Dichloroethene	ND	0.50	0.09	U
156-60-5	trans-1,2-Dichloroethene	ND	0.75	0.16	U
79-01-6	Trichloroethene	1.4	0.50	0.11	
95-50-1	1,2-Dichlorobenzene	ND	2.5	0.07	U
541-73-1	1,3-Dichlorobenzene	ND	2.5	0.07	U
106-46-7	1,4-Dichlorobenzene	ND	2.5	0.08	U
1634-04-4	Methyl tert butyl ether	ND	1.0	0.15	U
179601-23-1	p/m-Xylene	ND	1.0	0.18	U
95-47-6	o-Xylene	ND	1.0	0.17	U
1330-20-7	Xylene (Total)	ND	1.0	0.17	U
156-59-2	cis-1,2-Dichloroethene	0.20	0.50	0.11	J
540-59-0	1,2-Dichloroethene (total)	0.20	0.50	0.11	J
100-42-5	Styrene	ND	1.0	0.12	U
75-71-8	Dichlorodifluoromethane	ND	5.0	0.19	U
67-64-1	Acetone	ND	5.0	1.5	U
75-15-0	Carbon disulfide	ND	5.0	0.09	U
78-93-3	2-Butanone	ND	5.0	1.9	U
108-10-1	4-Methyl-2-pentanone	ND	5.0	0.26	U
591-78-6	2-Hexanone	ND	5.0	0.14	U
74-97-5	Bromochloromethane	ND	2.5	0.13	U
98-82-8	Isopropylbenzene	ND	0.50	0.11	U
87-61-6	1,2,3-Trichlorobenzene	ND	2.5	0.12	U
120-82-1	1,2,4-Trichlorobenzene	ND	2.5	0.12	U
79-20-9	Methyl Acetate	ND	2.0	0.23	U
110-82-7	Cyclohexane	ND	10	0.27	U
108-87-2	Methyl cyclohexane	ND	10	0.40	U

Form 1
Volatile Organics

Client	: Tetra Tech GEO	**Lab Number**	: L1505963
Project Name	: LOCKHEED-NORTH PLAINFIELD	**Project Number**	: 117-0507.600
Lab ID	: L1505963-38	**Date Collected**	: 03/25/15 08:55
Client ID	: MW-550I	**Date Received**	: 03/26/15
Sample Location	: NORTH PLAINFIELD	**Date Analyzed**	: 04/02/15 00:43
Sample Matrix	: WATER	**Dilution Factor**	: 1
Analytical Method	: 1,8260C	**Analyst**	: PK
Lab File ID	: 0401N19	**Instrument ID**	: JACK.I
Sample Amount	: 10 ml	**GC Column**	: RTX-502.2
Level	: LOW	**%Solids**	: N/A
Extract Volume (MeOH)	: N/A	**Injection Volume**	: N/A

		ug/L			
CAS NO.	**Parameter**	**Results**	**RL**	**MDL**	**Qualifier**
76-13-1	1,1,2-Trichloro-1,2,2-Trifluoroethane	0.67	2.5	0.15	J

Tentatively Identified Compounds
Volatile Organics

Client	: Tetra Tech GEO	**Lab Number**	: L1505963
Project Name	: LOCKHEED-NORTH PLAINFIELD	**Project Number**	: 117-0507.600
Lab ID	: L1505963-38	**Date Collected**	: 03/25/15 08:55
Client ID	: MW-550I	**Date Received**	: 03/26/15
Sample Location	: NORTH PLAINFIELD	**Date Analyzed**	: 04/02/15 00:43
Sample Matrix	: WATER	**Dilution Factor**	: 1
Analytical Method	: 1,8260C	**Analyst**	: PK
Lab File ID	: 0401N19	**Instrument ID**	: JACK.I
Sample Amount	: 10 ml	**GC Column**	: RTX-502.2
Level	: LOW	**%Solids**	: N/A
Extract Volume (MeOH)	: N/A	**Injection Volume**	: N/A

Number TICS found: 0 **Concentration Units: ug/L**

CAS Number	Compound Name	RT	EST. CONC.	Qualifier
	NO TENTATIVELY IDENTIFIED COMPOUNDS			

Form 1
Volatile Organics

Client	: Tetra Tech GEO	Lab Number	: L1505963
Project Name	: LOCKHEED-NORTH PLAINFIELD	Project Number	: 117-0507.600
Lab ID	: L1505963-39	Date Collected	: 03/25/15 15:35
Client ID	: PZ-521S	Date Received	: 03/26/15
Sample Location	: NORTH PLAINFIELD	Date Analyzed	: 04/02/15 00:59
Sample Matrix	: WATER	Dilution Factor	: 1
Analytical Method	: 1,8260C	Analyst	: PK
Lab File ID	: 0401N20	Instrument ID	: JACK.I
Sample Amount	: 10 ml	GC Column	: RTX-502.2
Level	: LOW	%Solids	: N/A
Extract Volume (MeOH)	: N/A	Injection Volume	: N/A

		ug/L			
CAS NO.	Parameter	Results	RL	MDL	Qualifier
96-12-8	1,2-Dibromo-3-chloropropane	ND	2.5	0.32	U
123-91-1	1,4-Dioxane	ND	250	41.	U
106-93-4	1,2-Dibromoethane	ND	2.0	0.10	U
75-09-2	Methylene chloride	ND	2.5	0.27	U
75-34-3	1,1-Dichloroethane	ND	0.75	0.21	U
67-66-3	Chloroform	ND	0.75	0.16	U
56-23-5	Carbon tetrachloride	ND	0.50	0.10	U
78-87-5	1,2-Dichloropropane	ND	1.0	0.11	U
124-48-1	Dibromochloromethane	ND	0.50	0.15	U
79-00-5	1,1,2-Trichloroethane	ND	0.75	0.09	U
127-18-4	Tetrachloroethene	0.32	0.50	0.09	J
108-90-7	Chlorobenzene	ND	0.50	0.07	U
75-69-4	Trichlorofluoromethane	ND	2.5	0.10	U
107-06-2	1,2-Dichloroethane	ND	0.50	0.11	U
71-55-6	1,1,1-Trichloroethane	ND	0.50	0.10	U
75-27-4	Bromodichloromethane	ND	0.50	0.19	U
10061-02-6	trans-1,3-Dichloropropene	ND	0.50	0.15	U
10061-01-5	cis-1,3-Dichloropropene	ND	0.50	0.14	U
542-75-6	1,3-Dichloropropene, Total	ND	0.50	0.14	U
75-25-2	Bromoform	ND	2.0	0.25	U
79-34-5	1,1,2,2-Tetrachloroethane	ND	0.50	0.09	U
71-43-2	Benzene	ND	0.50	0.09	U
108-88-3	Toluene	ND	0.75	0.16	U
100-41-4	Ethylbenzene	ND	0.50	0.10	U
74-87-3	Chloromethane	ND	2.5	0.09	U
74-83-9	Bromomethane	ND	1.0	0.26	U
75-01-4	Vinyl chloride	ND	1.0	0.07	U

Form 1
Volatile Organics

Client	: Tetra Tech GEO	Lab Number	: L1505963
Project Name	: LOCKHEED-NORTH PLAINFIELD	Project Number	: 117-0507.600
Lab ID	: L1505963-39	Date Collected	: 03/25/15 15:35
Client ID	: PZ-521S	Date Received	: 03/26/15
Sample Location	: NORTH PLAINFIELD	Date Analyzed	: 04/02/15 00:59
Sample Matrix	: WATER	Dilution Factor	: 1
Analytical Method	: 1,8260C	Analyst	: PK
Lab File ID	: 0401N20	Instrument ID	: JACK.I
Sample Amount	: 10 ml	GC Column	: RTX-502.2
Level	: LOW	%Solids	: N/A
Extract Volume (MeOH)	: N/A	Injection Volume	: N/A

		ug/L			
CAS NO.	Parameter	Results	RL	MDL	Qualifier
75-00-3	Chloroethane	ND	1.0	0.13	U
75-35-4	1,1-Dichloroethene	ND	0.50	0.09	U
156-60-5	trans-1,2-Dichloroethene	ND	0.75	0.16	U
79-01-6	Trichloroethene	0.44	0.50	0.11	J
95-50-1	1,2-Dichlorobenzene	0.20	2.5	0.07	J
541-73-1	1,3-Dichlorobenzene	ND	2.5	0.07	U
106-46-7	1,4-Dichlorobenzene	ND	2.5	0.08	U
1634-04-4	Methyl tert butyl ether	ND	1.0	0.15	U
179601-23-1	p/m-Xylene	ND	1.0	0.18	U
95-47-6	o-Xylene	ND	1.0	0.17	U
1330-20-7	Xylene (Total)	ND	1.0	0.17	U
156-59-2	cis-1,2-Dichloroethene	0.97	0.50	0.11	
540-59-0	1,2-Dichloroethene (total)	0.97	0.50	0.11	
100-42-5	Styrene	ND	1.0	0.12	U
75-71-8	Dichlorodifluoromethane	ND	5.0	0.19	U
67-64-1	Acetone	ND	5.0	1.5	U
75-15-0	Carbon disulfide	ND	5.0	0.09	U
78-93-3	2-Butanone	ND	5.0	1.9	U
108-10-1	4-Methyl-2-pentanone	ND	5.0	0.26	U
591-78-6	2-Hexanone	ND	5.0	0.14	U
74-97-5	Bromochloromethane	ND	2.5	0.13	U
98-82-8	Isopropylbenzene	ND	0.50	0.11	U
87-61-6	1,2,3-Trichlorobenzene	ND	2.5	0.12	U
120-82-1	1,2,4-Trichlorobenzene	ND	2.5	0.12	U
79-20-9	Methyl Acetate	ND	2.0	0.23	U
110-82-7	Cyclohexane	ND	10	0.27	U
108-87-2	Methyl cyclohexane	ND	10	0.40	U

Form 1
Volatile Organics

Client	: Tetra Tech GEO	**Lab Number**	: L1505963
Project Name	: LOCKHEED-NORTH PLAINFIELD	**Project Number**	: 117-0507.600
Lab ID	: L1505963-39	**Date Collected**	: 03/25/15 15:35
Client ID	: PZ-521S	**Date Received**	: 03/26/15
Sample Location	: NORTH PLAINFIELD	**Date Analyzed**	: 04/02/15 00:59
Sample Matrix	: WATER	**Dilution Factor**	: 1
Analytical Method	: 1,8260C	**Analyst**	: PK
Lab File ID	: 0401N20	**Instrument ID**	: JACK.I
Sample Amount	: 10 ml	**GC Column**	: RTX-502.2
Level	: LOW	**%Solids**	: N/A
Extract Volume (MeOH)	: N/A	**Injection Volume**	: N/A

		ug/L			
CAS NO.	**Parameter**	**Results**	**RL**	**MDL**	**Qualifier**
76-13-1	1,1,2-Trichloro-1,2,2-Trifluoroethane	0.17	2.5	0.15	J

Tentatively Identified Compounds
Volatile Organics

Client	: Tetra Tech GEO	**Lab Number**	: L1505963
Project Name	: LOCKHEED-NORTH PLAINFIELD	**Project Number**	: 117-0507.600
Lab ID	: L1505963-39	**Date Collected**	: 03/25/15 15:35
Client ID	: PZ-521S	**Date Received**	: 03/26/15
Sample Location	: NORTH PLAINFIELD	**Date Analyzed**	: 04/02/15 00:59
Sample Matrix	: WATER	**Dilution Factor**	: 1
Analytical Method	: 1,8260C	**Analyst**	: PK
Lab File ID	: 0401N20	**Instrument ID**	: JACK.I
Sample Amount	: 10 ml	**GC Column**	: RTX-502.2
Level	: LOW	**%Solids**	: N/A
Extract Volume (MeOH)	: N/A	**Injection Volume**	: N/A

Number TICS found: 0 **Concentration Units: ug/L**

CAS Number	Compound Name	RT	EST. CONC.	Qualifier
	NO TENTATIVELY IDENTIFIED COMPOUNDS			

Form 1
Volatile Organics

Client	: Tetra Tech GEO	Lab Number	: L1505963
Project Name	: LOCKHEED-NORTH PLAINFIELD	Project Number	: 117-0507.600
Lab ID	: L1505963-40	Date Collected	: 03/25/15 15:40
Client ID	: PZ-521I	Date Received	: 03/26/15
Sample Location	: NORTH PLAINFIELD	Date Analyzed	: 04/02/15 01:16
Sample Matrix	: WATER	Dilution Factor	: 1
Analytical Method	: 1,8260C	Analyst	: PK
Lab File ID	: 0401N21	Instrument ID	: JACK.I
Sample Amount	: 10 ml	GC Column	: RTX-502.2
Level	: LOW	%Solids	: N/A
Extract Volume (MeOH)	: N/A	Injection Volume	: N/A

		ug/L			
CAS NO.	Parameter	Results	RL	MDL	Qualifier
96-12-8	1,2-Dibromo-3-chloropropane	ND	2.5	0.32	U
123-91-1	1,4-Dioxane	ND	250	41.	U
106-93-4	1,2-Dibromoethane	ND	2.0	0.10	U
75-09-2	Methylene chloride	ND	2.5	0.27	U
75-34-3	1,1-Dichloroethane	ND	0.75	0.21	U
67-66-3	Chloroform	0.17	0.75	0.16	J
56-23-5	Carbon tetrachloride	ND	0.50	0.10	U
78-87-5	1,2-Dichloropropane	ND	1.0	0.11	U
124-48-1	Dibromochloromethane	ND	0.50	0.15	U
79-00-5	1,1,2-Trichloroethane	ND	0.75	0.09	U
127-18-4	Tetrachloroethene	ND	0.50	0.09	U
108-90-7	Chlorobenzene	ND	0.50	0.07	U
75-69-4	Trichlorofluoromethane	ND	2.5	0.10	U
107-06-2	1,2-Dichloroethane	ND	0.50	0.11	U
71-55-6	1,1,1-Trichloroethane	ND	0.50	0.10	U
75-27-4	Bromodichloromethane	ND	0.50	0.19	U
10061-02-6	trans-1,3-Dichloropropene	ND	0.50	0.15	U
10061-01-5	cis-1,3-Dichloropropene	ND	0.50	0.14	U
542-75-6	1,3-Dichloropropene, Total	ND	0.50	0.14	U
75-25-2	Bromoform	ND	2.0	0.25	U
79-34-5	1,1,2,2-Tetrachloroethane	ND	0.50	0.09	U
71-43-2	Benzene	ND	0.50	0.09	U
108-88-3	Toluene	ND	0.75	0.16	U
100-41-4	Ethylbenzene	ND	0.50	0.10	U
74-87-3	Chloromethane	ND	2.5	0.09	U
74-83-9	Bromomethane	ND	1.0	0.26	U
75-01-4	Vinyl chloride	ND	1.0	0.07	U

Form 1
Volatile Organics

Client	: Tetra Tech GEO	Lab Number	: L1505963
Project Name	: LOCKHEED-NORTH PLAINFIELD	Project Number	: 117-0507.600
Lab ID	: L1505963-40	Date Collected	: 03/25/15 15:40
Client ID	: PZ-521I	Date Received	: 03/26/15
Sample Location	: NORTH PLAINFIELD	Date Analyzed	: 04/02/15 01:16
Sample Matrix	: WATER	Dilution Factor	: 1
Analytical Method	: 1,8260C	Analyst	: PK
Lab File ID	: 0401N21	Instrument ID	: JACK.I
Sample Amount	: 10 ml	GC Column	: RTX-502.2
Level	: LOW	%Solids	: N/A
Extract Volume (MeOH)	: N/A	Injection Volume	: N/A

		ug/L			
CAS NO.	Parameter	Results	RL	MDL	Qualifier
75-00-3	Chloroethane	ND	1.0	0.13	U
75-35-4	1,1-Dichloroethene	ND	0.50	0.09	U
156-60-5	trans-1,2-Dichloroethene	ND	0.75	0.16	U
79-01-6	Trichloroethene	0.82	0.50	0.11	
95-50-1	1,2-Dichlorobenzene	ND	2.5	0.07	U
541-73-1	1,3-Dichlorobenzene	ND	2.5	0.07	U
106-46-7	1,4-Dichlorobenzene	ND	2.5	0.08	U
1634-04-4	Methyl tert butyl ether	ND	1.0	0.15	U
179601-23-1	p/m-Xylene	ND	1.0	0.18	U
95-47-6	o-Xylene	ND	1.0	0.17	U
1330-20-7	Xylene (Total)	ND	1.0	0.17	U
156-59-2	cis-1,2-Dichloroethene	ND	0.50	0.11	U
540-59-0	1,2-Dichloroethene (total)	ND	0.50	0.11	U
100-42-5	Styrene	ND	1.0	0.12	U
75-71-8	Dichlorodifluoromethane	ND	5.0	0.19	U
67-64-1	Acetone	ND	5.0	1.5	U
75-15-0	Carbon disulfide	ND	5.0	0.09	U
78-93-3	2-Butanone	ND	5.0	1.9	U
108-10-1	4-Methyl-2-pentanone	ND	5.0	0.26	U
591-78-6	2-Hexanone	ND	5.0	0.14	U
74-97-5	Bromochloromethane	ND	2.5	0.13	U
98-82-8	Isopropylbenzene	ND	0.50	0.11	U
87-61-6	1,2,3-Trichlorobenzene	ND	2.5	0.12	U
120-82-1	1,2,4-Trichlorobenzene	ND	2.5	0.12	U
79-20-9	Methyl Acetate	ND	2.0	0.23	U
110-82-7	Cyclohexane	ND	10	0.27	U
108-87-2	Methyl cyclohexane	ND	10	0.40	U

Form 1
Volatile Organics

Client	: Tetra Tech GEO	**Lab Number**	: L1505963
Project Name	: LOCKHEED-NORTH PLAINFIELD	**Project Number**	: 117-0507.600
Lab ID	: L1505963-40	**Date Collected**	: 03/25/15 15:40
Client ID	: PZ-521I	**Date Received**	: 03/26/15
Sample Location	: NORTH PLAINFIELD	**Date Analyzed**	: 04/02/15 01:16
Sample Matrix	: WATER	**Dilution Factor**	: 1
Analytical Method	: 1,8260C	**Analyst**	: PK
Lab File ID	: 0401N21	**Instrument ID**	: JACK.I
Sample Amount	: 10 ml	**GC Column**	: RTX-502.2
Level	: LOW	**%Solids**	: N/A
Extract Volume (MeOH)	: N/A	**Injection Volume**	: N/A

		ug/L			
CAS NO.	**Parameter**	**Results**	**RL**	**MDL**	**Qualifier**
76-13-1	1,1,2-Trichloro-1,2,2-Trifluoroethane	ND	2.5	0.15	U

Tentatively Identified Compounds
Volatile Organics

Client	: Tetra Tech GEO	**Lab Number**	: L1505963
Project Name	: LOCKHEED-NORTH PLAINFIELD	**Project Number**	: 117-0507.600
Lab ID	: L1505963-40	**Date Collected**	: 03/25/15 15:40
Client ID	: PZ-521I	**Date Received**	: 03/26/15
Sample Location	: NORTH PLAINFIELD	**Date Analyzed**	: 04/02/15 01:16
Sample Matrix	: WATER	**Dilution Factor**	: 1
Analytical Method	: 1,8260C	**Analyst**	: PK
Lab File ID	: 0401N21	**Instrument ID**	: JACK.I
Sample Amount	: 10 ml	**GC Column**	: RTX-502.2
Level	: LOW	**%Solids**	: N/A
Extract Volume (MeOH)	: N/A	**Injection Volume**	: N/A

Number TICS found: 0 **Concentration Units: ug/L**

CAS Number	Compound Name	RT	EST. CONC.	Qualifier
	NO TENTATIVELY IDENTIFIED COMPOUNDS			

Form 1
Volatile Organics

Client	: Tetra Tech GEO	Lab Number	: L1505963
Project Name	: LOCKHEED-NORTH PLAINFIELD	Project Number	: 117-0507.600
Lab ID	: L1505963-41	Date Collected	: 03/25/15 15:10
Client ID	: PZ-522S	Date Received	: 03/26/15
Sample Location	: NORTH PLAINFIELD	Date Analyzed	: 04/02/15 01:32
Sample Matrix	: WATER	Dilution Factor	: 1
Analytical Method	: 1,8260C	Analyst	: PK
Lab File ID	: 0401N22	Instrument ID	: JACK.I
Sample Amount	: 10 ml	GC Column	: RTX-502.2
Level	: LOW	%Solids	: N/A
Extract Volume (MeOH)	: N/A	Injection Volume	: N/A

		ug/L			
CAS NO.	Parameter	Results	RL	MDL	Qualifier
96-12-8	1,2-Dibromo-3-chloropropane	ND	2.5	0.32	U
123-91-1	1,4-Dioxane	ND	250	41.	U
106-93-4	1,2-Dibromoethane	ND	2.0	0.10	U
75-09-2	Methylene chloride	ND	2.5	0.27	U
75-34-3	1,1-Dichloroethane	ND	0.75	0.21	U
67-66-3	Chloroform	ND	0.75	0.16	U
56-23-5	Carbon tetrachloride	ND	0.50	0.10	U
78-87-5	1,2-Dichloropropane	ND	1.0	0.11	U
124-48-1	Dibromochloromethane	ND	0.50	0.15	U
79-00-5	1,1,2-Trichloroethane	ND	0.75	0.09	U
127-18-4	Tetrachloroethene	ND	0.50	0.09	U
108-90-7	Chlorobenzene	ND	0.50	0.07	U
75-69-4	Trichlorofluoromethane	ND	2.5	0.10	U
107-06-2	1,2-Dichloroethane	ND	0.50	0.11	U
71-55-6	1,1,1-Trichloroethane	ND	0.50	0.10	U
75-27-4	Bromodichloromethane	ND	0.50	0.19	U
10061-02-6	trans-1,3-Dichloropropene	ND	0.50	0.15	U
10061-01-5	cis-1,3-Dichloropropene	ND	0.50	0.14	U
542-75-6	1,3-Dichloropropene, Total	ND	0.50	0.14	U
75-25-2	Bromoform	ND	2.0	0.25	U
79-34-5	1,1,2,2-Tetrachloroethane	ND	0.50	0.09	U
71-43-2	Benzene	ND	0.50	0.09	U
108-88-3	Toluene	ND	0.75	0.16	U
100-41-4	Ethylbenzene	ND	0.50	0.10	U
74-87-3	Chloromethane	ND	2.5	0.09	U
74-83-9	Bromomethane	ND	1.0	0.26	U
75-01-4	Vinyl chloride	ND	1.0	0.07	U

Form 1
Volatile Organics

Client	: Tetra Tech GEO	Lab Number	: L1505963
Project Name	: LOCKHEED-NORTH PLAINFIELD	Project Number	: 117-0507.600
Lab ID	: L1505963-41	Date Collected	: 03/25/15 15:10
Client ID	: PZ-522S	Date Received	: 03/26/15
Sample Location	: NORTH PLAINFIELD	Date Analyzed	: 04/02/15 01:32
Sample Matrix	: WATER	Dilution Factor	: 1
Analytical Method	: 1,8260C	Analyst	: PK
Lab File ID	: 0401N22	Instrument ID	: JACK.I
Sample Amount	: 10 ml	GC Column	: RTX-502.2
Level	: LOW	%Solids	: N/A
Extract Volume (MeOH)	: N/A	Injection Volume	: N/A

		ug/L			
CAS NO.	Parameter	Results	RL	MDL	Qualifier
75-00-3	Chloroethane	ND	1.0	0.13	U
75-35-4	1,1-Dichloroethene	ND	0.50	0.09	U
156-60-5	trans-1,2-Dichloroethene	ND	0.75	0.16	U
79-01-6	Trichloroethene	ND	0.50	0.11	U
95-50-1	1,2-Dichlorobenzene	ND	2.5	0.07	U
541-73-1	1,3-Dichlorobenzene	ND	2.5	0.07	U
106-46-7	1,4-Dichlorobenzene	ND	2.5	0.08	U
1634-04-4	Methyl tert butyl ether	ND	1.0	0.15	U
179601-23-1	p/m-Xylene	ND	1.0	0.18	U
95-47-6	o-Xylene	ND	1.0	0.17	U
1330-20-7	Xylene (Total)	ND	1.0	0.17	U
156-59-2	cis-1,2-Dichloroethene	ND	0.50	0.11	U
540-59-0	1,2-Dichloroethene (total)	ND	0.50	0.11	U
100-42-5	Styrene	ND	1.0	0.12	U
75-71-8	Dichlorodifluoromethane	ND	5.0	0.19	U
67-64-1	Acetone	ND	5.0	1.5	U
75-15-0	Carbon disulfide	ND	5.0	0.09	U
78-93-3	2-Butanone	ND	5.0	1.9	U
108-10-1	4-Methyl-2-pentanone	ND	5.0	0.26	U
591-78-6	2-Hexanone	ND	5.0	0.14	U
74-97-5	Bromochloromethane	ND	2.5	0.13	U
98-82-8	Isopropylbenzene	ND	0.50	0.11	U
87-61-6	1,2,3-Trichlorobenzene	ND	2.5	0.12	U
120-82-1	1,2,4-Trichlorobenzene	ND	2.5	0.12	U
79-20-9	Methyl Acetate	ND	2.0	0.23	U
110-82-7	Cyclohexane	ND	10	0.27	U
108-87-2	Methyl cyclohexane	ND	10	0.40	U

Form 1
Volatile Organics

Client	: Tetra Tech GEO	**Lab Number**	: L1505963
Project Name	: LOCKHEED-NORTH PLAINFIELD	**Project Number**	: 117-0507.600
Lab ID	: L1505963-41	**Date Collected**	: 03/25/15 15:10
Client ID	: PZ-522S	**Date Received**	: 03/26/15
Sample Location	: NORTH PLAINFIELD	**Date Analyzed**	: 04/02/15 01:32
Sample Matrix	: WATER	**Dilution Factor**	: 1
Analytical Method	: 1,8260C	**Analyst**	: PK
Lab File ID	: 0401N22	**Instrument ID**	: JACK.I
Sample Amount	: 10 ml	**GC Column**	: RTX-502.2
Level	: LOW	**%Solids**	: N/A
Extract Volume (MeOH)	: N/A	**Injection Volume**	: N/A

		ug/L			
CAS NO.	**Parameter**	**Results**	**RL**	**MDL**	**Qualifier**
76-13-1	1,1,2-Trichloro-1,2,2-Trifluoroethane	ND	2.5	0.15	U

Tentatively Identified Compounds
Volatile Organics

Client	: Tetra Tech GEO	**Lab Number**	: L1505963
Project Name	: LOCKHEED-NORTH PLAINFIELD	**Project Number**	: 117-0507.600
Lab ID	: L1505963-41	**Date Collected**	: 03/25/15 15:10
Client ID	: PZ-522S	**Date Received**	: 03/26/15
Sample Location	: NORTH PLAINFIELD	**Date Analyzed**	: 04/02/15 01:32
Sample Matrix	: WATER	**Dilution Factor**	: 1
Analytical Method	: 1,8260C	**Analyst**	: PK
Lab File ID	: 0401N22	**Instrument ID**	: JACK.I
Sample Amount	: 10 ml	**GC Column**	: RTX-502.2
Level	: LOW	**%Solids**	: N/A
Extract Volume (MeOH)	: N/A	**Injection Volume**	: N/A

Number TICS found: 0 **Concentration Units: ug/L**

CAS Number	Compound Name	RT	EST. CONC.	Qualifier
	NO TENTATIVELY IDENTIFIED COMPOUNDS			

Form 1
Volatile Organics

Client	: Tetra Tech GEO	Lab Number	: L1505963
Project Name	: LOCKHEED-NORTH PLAINFIELD	Project Number	: 117-0507.600
Lab ID	: L1505963-42	Date Collected	: 03/25/15 15:15
Client ID	: PZ-522I	Date Received	: 03/26/15
Sample Location	: NORTH PLAINFIELD	Date Analyzed	: 04/02/15 01:49
Sample Matrix	: WATER	Dilution Factor	: 1
Analytical Method	: 1,8260C	Analyst	: PK
Lab File ID	: 0401N23	Instrument ID	: JACK.I
Sample Amount	: 10 ml	GC Column	: RTX-502.2
Level	: LOW	%Solids	: N/A
Extract Volume (MeOH)	: N/A	Injection Volume	: N/A

		ug/L			
CAS NO.	Parameter	Results	RL	MDL	Qualifier
96-12-8	1,2-Dibromo-3-chloropropane	ND	2.5	0.32	U
123-91-1	1,4-Dioxane	ND	250	41.	U
106-93-4	1,2-Dibromoethane	ND	2.0	0.10	U
75-09-2	Methylene chloride	ND	2.5	0.27	U
75-34-3	1,1-Dichloroethane	1.2	0.75	0.21	
67-66-3	Chloroform	2.4	0.75	0.16	
56-23-5	Carbon tetrachloride	ND	0.50	0.10	U
78-87-5	1,2-Dichloropropane	ND	1.0	0.11	U
124-48-1	Dibromochloromethane	ND	0.50	0.15	U
79-00-5	1,1,2-Trichloroethane	ND	0.75	0.09	U
127-18-4	Tetrachloroethene	0.73	0.50	0.09	
108-90-7	Chlorobenzene	ND	0.50	0.07	U
75-69-4	Trichlorofluoromethane	ND	2.5	0.10	U
107-06-2	1,2-Dichloroethane	ND	0.50	0.11	U
71-55-6	1,1,1-Trichloroethane	ND	0.50	0.10	U
75-27-4	Bromodichloromethane	ND	0.50	0.19	U
10061-02-6	trans-1,3-Dichloropropene	ND	0.50	0.15	U
10061-01-5	cis-1,3-Dichloropropene	ND	0.50	0.14	U
542-75-6	1,3-Dichloropropene, Total	ND	0.50	0.14	U
75-25-2	Bromoform	ND	2.0	0.25	U
79-34-5	1,1,2,2-Tetrachloroethane	ND	0.50	0.09	U
71-43-2	Benzene	ND	0.50	0.09	U
108-88-3	Toluene	ND	0.75	0.16	U
100-41-4	Ethylbenzene	ND	0.50	0.10	U
74-87-3	Chloromethane	ND	2.5	0.09	U
74-83-9	Bromomethane	ND	1.0	0.26	U
75-01-4	Vinyl chloride	ND	1.0	0.07	U

Form 1
Volatile Organics

Client	: Tetra Tech GEO	Lab Number	: L1505963
Project Name	: LOCKHEED-NORTH PLAINFIELD	Project Number	: 117-0507.600
Lab ID	: L1505963-42	Date Collected	: 03/25/15 15:15
Client ID	: PZ-522I	Date Received	: 03/26/15
Sample Location	: NORTH PLAINFIELD	Date Analyzed	: 04/02/15 01:49
Sample Matrix	: WATER	Dilution Factor	: 1
Analytical Method	: 1,8260C	Analyst	: PK
Lab File ID	: 0401N23	Instrument ID	: JACK.I
Sample Amount	: 10 ml	GC Column	: RTX-502.2
Level	: LOW	%Solids	: N/A
Extract Volume (MeOH)	: N/A	Injection Volume	: N/A

		ug/L			
CAS NO.	Parameter	Results	RL	MDL	Qualifier
75-00-3	Chloroethane	ND	1.0	0.13	U
75-35-4	1,1-Dichloroethene	ND	0.50	0.09	U
156-60-5	trans-1,2-Dichloroethene	ND	0.75	0.16	U
79-01-6	Trichloroethene	2.1	0.50	0.11	
95-50-1	1,2-Dichlorobenzene	ND	2.5	0.07	U
541-73-1	1,3-Dichlorobenzene	ND	2.5	0.07	U
106-46-7	1,4-Dichlorobenzene	ND	2.5	0.08	U
1634-04-4	Methyl tert butyl ether	ND	1.0	0.15	U
179601-23-1	p/m-Xylene	ND	1.0	0.18	U
95-47-6	o-Xylene	ND	1.0	0.17	U
1330-20-7	Xylene (Total)	ND	1.0	0.17	U
156-59-2	cis-1,2-Dichloroethene	5.9	0.50	0.11	
540-59-0	1,2-Dichloroethene (total)	5.9	0.50	0.11	
100-42-5	Styrene	ND	1.0	0.12	U
75-71-8	Dichlorodifluoromethane	ND	5.0	0.19	U
67-64-1	Acetone	ND	5.0	1.5	U
75-15-0	Carbon disulfide	ND	5.0	0.09	U
78-93-3	2-Butanone	ND	5.0	1.9	U
108-10-1	4-Methyl-2-pentanone	ND	5.0	0.26	U
591-78-6	2-Hexanone	ND	5.0	0.14	U
74-97-5	Bromochloromethane	ND	2.5	0.13	U
98-82-8	Isopropylbenzene	ND	0.50	0.11	U
87-61-6	1,2,3-Trichlorobenzene	ND	2.5	0.12	U
120-82-1	1,2,4-Trichlorobenzene	ND	2.5	0.12	U
79-20-9	Methyl Acetate	ND	2.0	0.23	U
110-82-7	Cyclohexane	ND	10	0.27	U
108-87-2	Methyl cyclohexane	ND	10	0.40	U

Form 1
Volatile Organics

Client	: Tetra Tech GEO	**Lab Number**	: L1505963
Project Name	: LOCKHEED-NORTH PLAINFIELD	**Project Number**	: 117-0507.600
Lab ID	: L1505963-42	**Date Collected**	: 03/25/15 15:15
Client ID	: PZ-522I	**Date Received**	: 03/26/15
Sample Location	: NORTH PLAINFIELD	**Date Analyzed**	: 04/02/15 01:49
Sample Matrix	: WATER	**Dilution Factor**	: 1
Analytical Method	: 1,8260C	**Analyst**	: PK
Lab File ID	: 0401N23	**Instrument ID**	: JACK.I
Sample Amount	: 10 ml	**GC Column**	: RTX-502.2
Level	: LOW	**%Solids**	: N/A
Extract Volume (MeOH)	: N/A	**Injection Volume**	: N/A

		ug/L			
CAS NO.	**Parameter**	**Results**	**RL**	**MDL**	**Qualifier**
76-13-1	1,1,2-Trichloro-1,2,2-Trifluoroethane	ND	2.5	0.15	U

Tentatively Identified Compounds
Volatile Organics

Client	: Tetra Tech GEO	**Lab Number**	: L1505963
Project Name	: LOCKHEED-NORTH PLAINFIELD	**Project Number**	: 117-0507.600
Lab ID	: L1505963-42	**Date Collected**	: 03/25/15 15:15
Client ID	: PZ-522I	**Date Received**	: 03/26/15
Sample Location	: NORTH PLAINFIELD	**Date Analyzed**	: 04/02/15 01:49
Sample Matrix	: WATER	**Dilution Factor**	: 1
Analytical Method	: 1,8260C	**Analyst**	: PK
Lab File ID	: 0401N23	**Instrument ID**	: JACK.I
Sample Amount	: 10 ml	**GC Column**	: RTX-502.2
Level	: LOW	**%Solids**	: N/A
Extract Volume (MeOH)	: N/A	**Injection Volume**	: N/A

Number TICS found: 0 **Concentration Units: ug/L**

CAS Number	Compound Name	RT	EST. CONC.	Qualifier
	NO TENTATIVELY IDENTIFIED COMPOUNDS			

Form 1
Volatile Organics

Client	: Tetra Tech GEO	Lab Number	: L1505963
Project Name	: LOCKHEED-NORTH PLAINFIELD	Project Number	: 117-0507.600
Lab ID	: L1505963-43	Date Collected	: 03/25/15 15:20
Client ID	: PZ-522D	Date Received	: 03/26/15
Sample Location	: NORTH PLAINFIELD	Date Analyzed	: 04/02/15 02:05
Sample Matrix	: WATER	Dilution Factor	: 1
Analytical Method	: 1,8260C	Analyst	: PK
Lab File ID	: 0401N24	Instrument ID	: JACK.I
Sample Amount	: 10 ml	GC Column	: RTX-502.2
Level	: LOW	%Solids	: N/A
Extract Volume (MeOH)	: N/A	Injection Volume	: N/A

		ug/L			
CAS NO.	Parameter	Results	RL	MDL	Qualifier
96-12-8	1,2-Dibromo-3-chloropropane	ND	2.5	0.32	U
123-91-1	1,4-Dioxane	ND	250	41.	U
106-93-4	1,2-Dibromoethane	ND	2.0	0.10	U
75-09-2	Methylene chloride	ND	2.5	0.27	U
75-34-3	1,1-Dichloroethane	0.32	0.75	0.21	J
67-66-3	Chloroform	2.6	0.75	0.16	
56-23-5	Carbon tetrachloride	ND	0.50	0.10	U
78-87-5	1,2-Dichloropropane	ND	1.0	0.11	U
124-48-1	Dibromochloromethane	ND	0.50	0.15	U
79-00-5	1,1,2-Trichloroethane	ND	0.75	0.09	U
127-18-4	Tetrachloroethene	0.16	0.50	0.09	J
108-90-7	Chlorobenzene	ND	0.50	0.07	U
75-69-4	Trichlorofluoromethane	ND	2.5	0.10	U
107-06-2	1,2-Dichloroethane	ND	0.50	0.11	U
71-55-6	1,1,1-Trichloroethane	ND	0.50	0.10	U
75-27-4	Bromodichloromethane	ND	0.50	0.19	U
10061-02-6	trans-1,3-Dichloropropene	ND	0.50	0.15	U
10061-01-5	cis-1,3-Dichloropropene	ND	0.50	0.14	U
542-75-6	1,3-Dichloropropene, Total	ND	0.50	0.14	U
75-25-2	Bromoform	ND	2.0	0.25	U
79-34-5	1,1,2,2-Tetrachloroethane	ND	0.50	0.09	U
71-43-2	Benzene	ND	0.50	0.09	U
108-88-3	Toluene	ND	0.75	0.16	U
100-41-4	Ethylbenzene	ND	0.50	0.10	U
74-87-3	Chloromethane	ND	2.5	0.09	U
74-83-9	Bromomethane	ND	1.0	0.26	U
75-01-4	Vinyl chloride	ND	1.0	0.07	U

Form 1
Volatile Organics

Client	: Tetra Tech GEO	Lab Number	: L1505963
Project Name	: LOCKHEED-NORTH PLAINFIELD	Project Number	: 117-0507.600
Lab ID	: L1505963-43	Date Collected	: 03/25/15 15:20
Client ID	: PZ-522D	Date Received	: 03/26/15
Sample Location	: NORTH PLAINFIELD	Date Analyzed	: 04/02/15 02:05
Sample Matrix	: WATER	Dilution Factor	: 1
Analytical Method	: 1,8260C	Analyst	: PK
Lab File ID	: 0401N24	Instrument ID	: JACK.I
Sample Amount	: 10 ml	GC Column	: RTX-502.2
Level	: LOW	%Solids	: N/A
Extract Volume (MeOH)	: N/A	Injection Volume	: N/A

		ug/L			
CAS NO.	Parameter	Results	RL	MDL	Qualifier
75-00-3	Chloroethane	ND	1.0	0.13	U
75-35-4	1,1-Dichloroethene	ND	0.50	0.09	U
156-60-5	trans-1,2-Dichloroethene	ND	0.75	0.16	U
79-01-6	Trichloroethene	1.9	0.50	0.11	
95-50-1	1,2-Dichlorobenzene	ND	2.5	0.07	U
541-73-1	1,3-Dichlorobenzene	ND	2.5	0.07	U
106-46-7	1,4-Dichlorobenzene	ND	2.5	0.08	U
1634-04-4	Methyl tert butyl ether	ND	1.0	0.15	U
179601-23-1	p/m-Xylene	ND	1.0	0.18	U
95-47-6	o-Xylene	ND	1.0	0.17	U
1330-20-7	Xylene (Total)	ND	1.0	0.17	U
156-59-2	cis-1,2-Dichloroethene	0.22	0.50	0.11	J
540-59-0	1,2-Dichloroethene (total)	0.22	0.50	0.11	J
100-42-5	Styrene	ND	1.0	0.12	U
75-71-8	Dichlorodifluoromethane	ND	5.0	0.19	U
67-64-1	Acetone	ND	5.0	1.5	U
75-15-0	Carbon disulfide	ND	5.0	0.09	U
78-93-3	2-Butanone	ND	5.0	1.9	U
108-10-1	4-Methyl-2-pentanone	ND	5.0	0.26	U
591-78-6	2-Hexanone	ND	5.0	0.14	U
74-97-5	Bromochloromethane	ND	2.5	0.13	U
98-82-8	Isopropylbenzene	ND	0.50	0.11	U
87-61-6	1,2,3-Trichlorobenzene	ND	2.5	0.12	U
120-82-1	1,2,4-Trichlorobenzene	ND	2.5	0.12	U
79-20-9	Methyl Acetate	ND	2.0	0.23	U
110-82-7	Cyclohexane	ND	10	0.27	U
108-87-2	Methyl cyclohexane	ND	10	0.40	U

Form 1
Volatile Organics

Client	: Tetra Tech GEO	**Lab Number**	: L1505963
Project Name	: LOCKHEED-NORTH PLAINFIELD	**Project Number**	: 117-0507.600
Lab ID	: L1505963-43	**Date Collected**	: 03/25/15 15:20
Client ID	: PZ-522D	**Date Received**	: 03/26/15
Sample Location	: NORTH PLAINFIELD	**Date Analyzed**	: 04/02/15 02:05
Sample Matrix	: WATER	**Dilution Factor**	: 1
Analytical Method	: 1,8260C	**Analyst**	: PK
Lab File ID	: 0401N24	**Instrument ID**	: JACK.I
Sample Amount	: 10 ml	**GC Column**	: RTX-502.2
Level	: LOW	**%Solids**	: N/A
Extract Volume (MeOH)	: N/A	**Injection Volume**	: N/A

		ug/L			
CAS NO.	**Parameter**	**Results**	**RL**	**MDL**	**Qualifier**
76-13-1	1,1,2-Trichloro-1,2,2-Trifluoroethane	ND	2.5	0.15	U

Tentatively Identified Compounds
Volatile Organics

Client	: Tetra Tech GEO	**Lab Number**	: L1505963
Project Name	: LOCKHEED-NORTH PLAINFIELD	**Project Number**	: 117-0507.600
Lab ID	: L1505963-43	**Date Collected**	: 03/25/15 15:20
Client ID	: PZ-522D	**Date Received**	: 03/26/15
Sample Location	: NORTH PLAINFIELD	**Date Analyzed**	: 04/02/15 02:05
Sample Matrix	: WATER	**Dilution Factor**	: 1
Analytical Method	: 1,8260C	**Analyst**	: PK
Lab File ID	: 0401N24	**Instrument ID**	: JACK.I
Sample Amount	: 10 ml	**GC Column**	: RTX-502.2
Level	: LOW	**%Solids**	: N/A
Extract Volume (MeOH)	: N/A	**Injection Volume**	: N/A

Number TICS found: 0 **Concentration Units: ug/L**

CAS Number	Compound Name	RT	EST. CONC.	Qualifier
	NO TENTATIVELY IDENTIFIED COMPOUNDS			

Form 1
Volatile Organics

Client	: Tetra Tech GEO	Lab Number	: L1505963
Project Name	: LOCKHEED-NORTH PLAINFIELD	Project Number	: 117-0507.600
Lab ID	: L1505963-44	Date Collected	: 03/25/15 14:10
Client ID	: PZ-524S	Date Received	: 03/26/15
Sample Location	: NORTH PLAINFIELD	Date Analyzed	: 04/02/15 02:22
Sample Matrix	: WATER	Dilution Factor	: 1
Analytical Method	: 1,8260C	Analyst	: PK
Lab File ID	: 0401N25	Instrument ID	: JACK.I
Sample Amount	: 10 ml	GC Column	: RTX-502.2
Level	: LOW	%Solids	: N/A
Extract Volume (MeOH)	: N/A	Injection Volume	: N/A

		ug/L			
CAS NO.	Parameter	Results	RL	MDL	Qualifier
96-12-8	1,2-Dibromo-3-chloropropane	ND	2.5	0.32	U
123-91-1	1,4-Dioxane	ND	250	41.	U
106-93-4	1,2-Dibromoethane	ND	2.0	0.10	U
75-09-2	Methylene chloride	ND	2.5	0.27	U
75-34-3	1,1-Dichloroethane	ND	0.75	0.21	U
67-66-3	Chloroform	2.0	0.75	0.16	
56-23-5	Carbon tetrachloride	ND	0.50	0.10	U
78-87-5	1,2-Dichloropropane	ND	1.0	0.11	U
124-48-1	Dibromochloromethane	ND	0.50	0.15	U
79-00-5	1,1,2-Trichloroethane	ND	0.75	0.09	U
127-18-4	Tetrachloroethene	0.12	0.50	0.09	J
108-90-7	Chlorobenzene	ND	0.50	0.07	U
75-69-4	Trichlorofluoromethane	ND	2.5	0.10	U
107-06-2	1,2-Dichloroethane	ND	0.50	0.11	U
71-55-6	1,1,1-Trichloroethane	ND	0.50	0.10	U
75-27-4	Bromodichloromethane	ND	0.50	0.19	U
10061-02-6	trans-1,3-Dichloropropene	ND	0.50	0.15	U
10061-01-5	cis-1,3-Dichloropropene	ND	0.50	0.14	U
542-75-6	1,3-Dichloropropene, Total	ND	0.50	0.14	U
75-25-2	Bromoform	ND	2.0	0.25	U
79-34-5	1,1,2,2-Tetrachloroethane	ND	0.50	0.09	U
71-43-2	Benzene	ND	0.50	0.09	U
108-88-3	Toluene	ND	0.75	0.16	U
100-41-4	Ethylbenzene	ND	0.50	0.10	U
74-87-3	Chloromethane	ND	2.5	0.09	U
74-83-9	Bromomethane	ND	1.0	0.26	U
75-01-4	Vinyl chloride	ND	1.0	0.07	U

Form 1
Volatile Organics

Client	: Tetra Tech GEO	Lab Number	: L1505963
Project Name	: LOCKHEED-NORTH PLAINFIELD	Project Number	: 117-0507.600
Lab ID	: L1505963-44	Date Collected	: 03/25/15 14:10
Client ID	: PZ-524S	Date Received	: 03/26/15
Sample Location	: NORTH PLAINFIELD	Date Analyzed	: 04/02/15 02:22
Sample Matrix	: WATER	Dilution Factor	: 1
Analytical Method	: 1,8260C	Analyst	: PK
Lab File ID	: 0401N25	Instrument ID	: JACK.I
Sample Amount	: 10 ml	GC Column	: RTX-502.2
Level	: LOW	%Solids	: N/A
Extract Volume (MeOH)	: N/A	Injection Volume	: N/A

		ug/L			
CAS NO.	Parameter	Results	RL	MDL	Qualifier
75-00-3	Chloroethane	ND	1.0	0.13	U
75-35-4	1,1-Dichloroethene	ND	0.50	0.09	U
156-60-5	trans-1,2-Dichloroethene	ND	0.75	0.16	U
79-01-6	Trichloroethene	ND	0.50	0.11	U
95-50-1	1,2-Dichlorobenzene	ND	2.5	0.07	U
541-73-1	1,3-Dichlorobenzene	ND	2.5	0.07	U
106-46-7	1,4-Dichlorobenzene	ND	2.5	0.08	U
1634-04-4	Methyl tert butyl ether	ND	1.0	0.15	U
179601-23-1	p/m-Xylene	ND	1.0	0.18	U
95-47-6	o-Xylene	ND	1.0	0.17	U
1330-20-7	Xylene (Total)	ND	1.0	0.17	U
156-59-2	cis-1,2-Dichloroethene	ND	0.50	0.11	U
540-59-0	1,2-Dichloroethene (total)	ND	0.50	0.11	U
100-42-5	Styrene	ND	1.0	0.12	U
75-71-8	Dichlorodifluoromethane	ND	5.0	0.19	U
67-64-1	Acetone	ND	5.0	1.5	U
75-15-0	Carbon disulfide	ND	5.0	0.09	U
78-93-3	2-Butanone	ND	5.0	1.9	U
108-10-1	4-Methyl-2-pentanone	ND	5.0	0.26	U
591-78-6	2-Hexanone	ND	5.0	0.14	U
74-97-5	Bromochloromethane	ND	2.5	0.13	U
98-82-8	Isopropylbenzene	ND	0.50	0.11	U
87-61-6	1,2,3-Trichlorobenzene	ND	2.5	0.12	U
120-82-1	1,2,4-Trichlorobenzene	ND	2.5	0.12	U
79-20-9	Methyl Acetate	ND	2.0	0.23	U
110-82-7	Cyclohexane	ND	10	0.27	U
108-87-2	Methyl cyclohexane	ND	10	0.40	U

Form 1
Volatile Organics

Client	: Tetra Tech GEO	**Lab Number**	: L1505963
Project Name	: LOCKHEED-NORTH PLAINFIELD	**Project Number**	: 117-0507.600
Lab ID	: L1505963-44	**Date Collected**	: 03/25/15 14:10
Client ID	: PZ-524S	**Date Received**	: 03/26/15
Sample Location	: NORTH PLAINFIELD	**Date Analyzed**	: 04/02/15 02:22
Sample Matrix	: WATER	**Dilution Factor**	: 1
Analytical Method	: 1,8260C	**Analyst**	: PK
Lab File ID	: 0401N25	**Instrument ID**	: JACK.I
Sample Amount	: 10 ml	**GC Column**	: RTX-502.2
Level	: LOW	**%Solids**	: N/A
Extract Volume (MeOH)	: N/A	**Injection Volume**	: N/A

		ug/L			
CAS NO.	**Parameter**	**Results**	**RL**	**MDL**	**Qualifier**
76-13-1	1,1,2-Trichloro-1,2,2-Trifluoroethane	ND	2.5	0.15	U

Tentatively Identified Compounds
Volatile Organics

Client	: Tetra Tech GEO	**Lab Number**	: L1505963
Project Name	: LOCKHEED-NORTH PLAINFIELD	**Project Number**	: 117-0507.600
Lab ID	: L1505963-44	**Date Collected**	: 03/25/15 14:10
Client ID	: PZ-524S	**Date Received**	: 03/26/15
Sample Location	: NORTH PLAINFIELD	**Date Analyzed**	: 04/02/15 02:22
Sample Matrix	: WATER	**Dilution Factor**	: 1
Analytical Method	: 1,8260C	**Analyst**	: PK
Lab File ID	: 0401N25	**Instrument ID**	: JACK.I
Sample Amount	: 10 ml	**GC Column**	: RTX-502.2
Level	: LOW	**%Solids**	: N/A
Extract Volume (MeOH)	: N/A	**Injection Volume**	: N/A

Number TICS found: 0 **Concentration Units: ug/L**

CAS Number	Compound Name	RT	EST. CONC.	Qualifier
	NO TENTATIVELY IDENTIFIED COMPOUNDS			

Form 1
Volatile Organics

Client	: Tetra Tech GEO	Lab Number	: L1505963
Project Name	: LOCKHEED-NORTH PLAINFIELD	Project Number	: 117-0507.600
Lab ID	: L1505963-45	Date Collected	: 03/25/15 14:15
Client ID	: PZ-524I	Date Received	: 03/26/15
Sample Location	: NORTH PLAINFIELD	Date Analyzed	: 04/02/15 02:38
Sample Matrix	: WATER	Dilution Factor	: 1
Analytical Method	: 1,8260C	Analyst	: PK
Lab File ID	: 0401N26	Instrument ID	: JACK.I
Sample Amount	: 10 ml	GC Column	: RTX-502.2
Level	: LOW	%Solids	: N/A
Extract Volume (MeOH)	: N/A	Injection Volume	: N/A

		ug/L			
CAS NO.	Parameter	Results	RL	MDL	Qualifier
96-12-8	1,2-Dibromo-3-chloropropane	ND	2.5	0.32	U
123-91-1	1,4-Dioxane	ND	250	41.	U
106-93-4	1,2-Dibromoethane	ND	2.0	0.10	U
75-09-2	Methylene chloride	ND	2.5	0.27	U
75-34-3	1,1-Dichloroethane	0.27	0.75	0.21	J
67-66-3	Chloroform	2.4	0.75	0.16	
56-23-5	Carbon tetrachloride	ND	0.50	0.10	U
78-87-5	1,2-Dichloropropane	ND	1.0	0.11	U
124-48-1	Dibromochloromethane	ND	0.50	0.15	U
79-00-5	1,1,2-Trichloroethane	ND	0.75	0.09	U
127-18-4	Tetrachloroethene	94	0.50	0.09	
108-90-7	Chlorobenzene	ND	0.50	0.07	U
75-69-4	Trichlorofluoromethane	ND	2.5	0.10	U
107-06-2	1,2-Dichloroethane	ND	0.50	0.11	U
71-55-6	1,1,1-Trichloroethane	ND	0.50	0.10	U
75-27-4	Bromodichloromethane	ND	0.50	0.19	U
10061-02-6	trans-1,3-Dichloropropene	ND	0.50	0.15	U
10061-01-5	cis-1,3-Dichloropropene	ND	0.50	0.14	U
542-75-6	1,3-Dichloropropene, Total	ND	0.50	0.14	U
75-25-2	Bromoform	ND	2.0	0.25	U
79-34-5	1,1,2,2-Tetrachloroethane	ND	0.50	0.09	U
71-43-2	Benzene	ND	0.50	0.09	U
108-88-3	Toluene	ND	0.75	0.16	U
100-41-4	Ethylbenzene	ND	0.50	0.10	U
74-87-3	Chloromethane	ND	2.5	0.09	U
74-83-9	Bromomethane	ND	1.0	0.26	U
75-01-4	Vinyl chloride	ND	1.0	0.07	U

Form 1
Volatile Organics

Client	: Tetra Tech GEO	Lab Number	: L1505963
Project Name	: LOCKHEED-NORTH PLAINFIELD	Project Number	: 117-0507.600
Lab ID	: L1505963-45	Date Collected	: 03/25/15 14:15
Client ID	: PZ-524I	Date Received	: 03/26/15
Sample Location	: NORTH PLAINFIELD	Date Analyzed	: 04/02/15 02:38
Sample Matrix	: WATER	Dilution Factor	: 1
Analytical Method	: 1,8260C	Analyst	: PK
Lab File ID	: 0401N26	Instrument ID	: JACK.I
Sample Amount	: 10 ml	GC Column	: RTX-502.2
Level	: LOW	%Solids	: N/A
Extract Volume (MeOH)	: N/A	Injection Volume	: N/A

		ug/L			
CAS NO.	Parameter	Results	RL	MDL	Qualifier
75-00-3	Chloroethane	ND	1.0	0.13	U
75-35-4	1,1-Dichloroethene	ND	0.50	0.09	U
156-60-5	trans-1,2-Dichloroethene	ND	0.75	0.16	U
79-01-6	Trichloroethene	2.2	0.50	0.11	
95-50-1	1,2-Dichlorobenzene	ND	2.5	0.07	U
541-73-1	1,3-Dichlorobenzene	ND	2.5	0.07	U
106-46-7	1,4-Dichlorobenzene	ND	2.5	0.08	U
1634-04-4	Methyl tert butyl ether	ND	1.0	0.15	U
179601-23-1	p/m-Xylene	ND	1.0	0.18	U
95-47-6	o-Xylene	ND	1.0	0.17	U
1330-20-7	Xylene (Total)	ND	1.0	0.17	U
156-59-2	cis-1,2-Dichloroethene	1.9	0.50	0.11	
540-59-0	1,2-Dichloroethene (total)	1.9	0.50	0.11	
100-42-5	Styrene	ND	1.0	0.12	U
75-71-8	Dichlorodifluoromethane	ND	5.0	0.19	U
67-64-1	Acetone	ND	5.0	1.5	U
75-15-0	Carbon disulfide	ND	5.0	0.09	U
78-93-3	2-Butanone	ND	5.0	1.9	U
108-10-1	4-Methyl-2-pentanone	ND	5.0	0.26	U
591-78-6	2-Hexanone	ND	5.0	0.14	U
74-97-5	Bromochloromethane	ND	2.5	0.13	U
98-82-8	Isopropylbenzene	ND	0.50	0.11	U
87-61-6	1,2,3-Trichlorobenzene	ND	2.5	0.12	U
120-82-1	1,2,4-Trichlorobenzene	ND	2.5	0.12	U
79-20-9	Methyl Acetate	ND	2.0	0.23	U
110-82-7	Cyclohexane	ND	10	0.27	U
108-87-2	Methyl cyclohexane	ND	10	0.40	U

Form 1
Volatile Organics

Client	: Tetra Tech GEO	**Lab Number**	: L1505963
Project Name	: LOCKHEED-NORTH PLAINFIELD	**Project Number**	: 117-0507.600
Lab ID	: L1505963-45	**Date Collected**	: 03/25/15 14:15
Client ID	: PZ-524I	**Date Received**	: 03/26/15
Sample Location	: NORTH PLAINFIELD	**Date Analyzed**	: 04/02/15 02:38
Sample Matrix	: WATER	**Dilution Factor**	: 1
Analytical Method	: 1,8260C	**Analyst**	: PK
Lab File ID	: 0401N26	**Instrument ID**	: JACK.I
Sample Amount	: 10 ml	**GC Column**	: RTX-502.2
Level	: LOW	**%Solids**	: N/A
Extract Volume (MeOH)	: N/A	**Injection Volume**	: N/A

		ug/L			
CAS NO.	**Parameter**	**Results**	**RL**	**MDL**	**Qualifier**
76-13-1	1,1,2-Trichloro-1,2,2-Trifluoroethane	ND	2.5	0.15	U

Tentatively Identified Compounds
Volatile Organics

Client	: Tetra Tech GEO	**Lab Number**	: L1505963
Project Name	: LOCKHEED-NORTH PLAINFIELD	**Project Number**	: 117-0507.600
Lab ID	: L1505963-45	**Date Collected**	: 03/25/15 14:15
Client ID	: PZ-524I	**Date Received**	: 03/26/15
Sample Location	: NORTH PLAINFIELD	**Date Analyzed**	: 04/02/15 02:38
Sample Matrix	: WATER	**Dilution Factor**	: 1
Analytical Method	: 1,8260C	**Analyst**	: PK
Lab File ID	: 0401N26	**Instrument ID**	: JACK.I
Sample Amount	: 10 ml	**GC Column**	: RTX-502.2
Level	: LOW	**%Solids**	: N/A
Extract Volume (MeOH)	: N/A	**Injection Volume**	: N/A

Number TICS found: 0 **Concentration Units: ug/L**

CAS Number	Compound Name	RT	EST. CONC.	Qualifier
	NO TENTATIVELY IDENTIFIED COMPOUNDS			

Form 1
Volatile Organics

Client	: Tetra Tech GEO	Lab Number	: L1505963
Project Name	: LOCKHEED-NORTH PLAINFIELD	Project Number	: 117-0507.600
Lab ID	: L1505963-46	Date Collected	: 03/25/15 14:20
Client ID	: PZ-524D	Date Received	: 03/26/15
Sample Location	: NORTH PLAINFIELD	Date Analyzed	: 04/02/15 00:24
Sample Matrix	: WATER	Dilution Factor	: 1
Analytical Method	: 1,8260C	Analyst	: MS
Lab File ID	: 0401A08	Instrument ID	: VOA101.I
Sample Amount	: 10 ml	GC Column	: RTX-502.2
Level	: LOW	%Solids	: N/A
Extract Volume (MeOH)	: N/A	Injection Volume	: N/A

		ug/L			
CAS NO.	Parameter	Results	RL	MDL	Qualifier
96-12-8	1,2-Dibromo-3-chloropropane	ND	2.5	0.32	U
123-91-1	1,4-Dioxane	ND	250	41.	U
106-93-4	1,2-Dibromoethane	ND	2.0	0.10	U
75-09-2	Methylene chloride	ND	2.5	0.27	U
75-34-3	1,1-Dichloroethane	ND	0.75	0.21	U
67-66-3	Chloroform	1.3	0.75	0.16	
56-23-5	Carbon tetrachloride	ND	0.50	0.10	U
78-87-5	1,2-Dichloropropane	ND	1.0	0.11	U
124-48-1	Dibromochloromethane	ND	0.50	0.15	U
79-00-5	1,1,2-Trichloroethane	ND	0.75	0.09	U
127-18-4	Tetrachloroethene	59	0.50	0.09	
108-90-7	Chlorobenzene	ND	0.50	0.07	U
75-69-4	Trichlorofluoromethane	ND	2.5	0.10	U
107-06-2	1,2-Dichloroethane	ND	0.50	0.11	U
71-55-6	1,1,1-Trichloroethane	ND	0.50	0.10	U
75-27-4	Bromodichloromethane	ND	0.50	0.19	U
10061-02-6	trans-1,3-Dichloropropene	ND	0.50	0.15	U
10061-01-5	cis-1,3-Dichloropropene	ND	0.50	0.14	U
542-75-6	1,3-Dichloropropene, Total	ND	0.50	0.14	U
75-25-2	Bromoform	ND	2.0	0.25	U
79-34-5	1,1,2,2-Tetrachloroethane	ND	0.50	0.09	U
71-43-2	Benzene	ND	0.50	0.09	U
108-88-3	Toluene	ND	0.75	0.16	U
100-41-4	Ethylbenzene	ND	0.50	0.10	U
74-87-3	Chloromethane	ND	2.5	0.09	U
74-83-9	Bromomethane	ND	1.0	0.26	U
75-01-4	Vinyl chloride	ND	1.0	0.07	U

Form 1
Volatile Organics

Client	: Tetra Tech GEO	Lab Number	: L1505963
Project Name	: LOCKHEED-NORTH PLAINFIELD	Project Number	: 117-0507.600
Lab ID	: L1505963-46	Date Collected	: 03/25/15 14:20
Client ID	: PZ-524D	Date Received	: 03/26/15
Sample Location	: NORTH PLAINFIELD	Date Analyzed	: 04/02/15 00:24
Sample Matrix	: WATER	Dilution Factor	: 1
Analytical Method	: 1,8260C	Analyst	: MS
Lab File ID	: 0401A08	Instrument ID	: VOA101.I
Sample Amount	: 10 ml	GC Column	: RTX-502.2
Level	: LOW	%Solids	: N/A
Extract Volume (MeOH)	: N/A	Injection Volume	: N/A

		ug/L			
CAS NO.	Parameter	Results	RL	MDL	Qualifier
75-00-3	Chloroethane	ND	1.0	0.13	U
75-35-4	1,1-Dichloroethene	ND	0.50	0.09	U
156-60-5	trans-1,2-Dichloroethene	ND	0.75	0.16	U
79-01-6	Trichloroethene	2.4	0.50	0.11	
95-50-1	1,2-Dichlorobenzene	ND	2.5	0.07	U
541-73-1	1,3-Dichlorobenzene	ND	2.5	0.07	U
106-46-7	1,4-Dichlorobenzene	ND	2.5	0.08	U
1634-04-4	Methyl tert butyl ether	ND	1.0	0.15	U
179601-23-1	p/m-Xylene	ND	1.0	0.18	U
95-47-6	o-Xylene	ND	1.0	0.17	U
1330-20-7	Xylene (Total)	ND	1.0	0.17	U
156-59-2	cis-1,2-Dichloroethene	0.84	0.50	0.11	
540-59-0	1,2-Dichloroethene (total)	0.84	0.50	0.11	
100-42-5	Styrene	ND	1.0	0.12	U
75-71-8	Dichlorodifluoromethane	ND	5.0	0.19	U
67-64-1	Acetone	3.3	5.0	1.5	J
75-15-0	Carbon disulfide	ND	5.0	0.09	U
78-93-3	2-Butanone	ND	5.0	1.9	U
108-10-1	4-Methyl-2-pentanone	ND	5.0	0.26	U
591-78-6	2-Hexanone	ND	5.0	0.14	U
74-97-5	Bromochloromethane	ND	2.5	0.13	U
98-82-8	Isopropylbenzene	ND	0.50	0.11	U
87-61-6	1,2,3-Trichlorobenzene	ND	2.5	0.12	U
120-82-1	1,2,4-Trichlorobenzene	ND	2.5	0.12	U
79-20-9	Methyl Acetate	ND	2.0	0.23	U
110-82-7	Cyclohexane	ND	10	0.27	U
108-87-2	Methyl cyclohexane	ND	10	0.40	U

Form 1
Volatile Organics

Client	: Tetra Tech GEO	**Lab Number**	: L1505963
Project Name	: LOCKHEED-NORTH PLAINFIELD	**Project Number**	: 117-0507.600
Lab ID	: L1505963-46	**Date Collected**	: 03/25/15 14:20
Client ID	: PZ-524D	**Date Received**	: 03/26/15
Sample Location	: NORTH PLAINFIELD	**Date Analyzed**	: 04/02/15 00:24
Sample Matrix	: WATER	**Dilution Factor**	: 1
Analytical Method	: 1,8260C	**Analyst**	: MS
Lab File ID	: 0401A08	**Instrument ID**	: VOA101.I
Sample Amount	: 10 ml	**GC Column**	: RTX-502.2
Level	: LOW	**%Solids**	: N/A
Extract Volume (MeOH)	: N/A	**Injection Volume**	: N/A

		ug/L			
CAS NO.	**Parameter**	**Results**	**RL**	**MDL**	**Qualifier**
76-13-1	1,1,2-Trichloro-1,2,2-Trifluoroethane	ND	2.5	0.15	U

Tentatively Identified Compounds
Volatile Organics

Client	: Tetra Tech GEO	**Lab Number**	: L1505963
Project Name	: LOCKHEED-NORTH PLAINFIELD	**Project Number**	: 117-0507.600
Lab ID	: L1505963-46	**Date Collected**	: 03/25/15 14:20
Client ID	: PZ-524D	**Date Received**	: 03/26/15
Sample Location	: NORTH PLAINFIELD	**Date Analyzed**	: 04/02/15 00:24
Sample Matrix	: WATER	**Dilution Factor**	: 1
Analytical Method	: 1,8260C	**Analyst**	: MS
Lab File ID	: 0401A08	**Instrument ID**	: VOA101.I
Sample Amount	: 10 ml	**GC Column**	: RTX-502.2
Level	: LOW	**%Solids**	: N/A
Extract Volume (MeOH)	: N/A	**Injection Volume**	: N/A

Number TICS found: 0 **Concentration Units: ug/L**

CAS Number	Compound Name	RT	EST. CONC.	Qualifier
	NO TENTATIVELY IDENTIFIED COMPOUNDS			

Form 1
Volatile Organics

Client	: Tetra Tech GEO	Lab Number	: L1505963
Project Name	: LOCKHEED-NORTH PLAINFIELD	Project Number	: 117-0507.600
Lab ID	: L1505963-47	Date Collected	: 03/25/15 00:00
Client ID	: DUP-01	Date Received	: 03/26/15
Sample Location	: NORTH PLAINFIELD	Date Analyzed	: 04/02/15 00:55
Sample Matrix	: WATER	Dilution Factor	: 1
Analytical Method	: 1,8260C	Analyst	: MS
Lab File ID	: 0401A09	Instrument ID	: VOA101.I
Sample Amount	: 10 ml	GC Column	: RTX-502.2
Level	: LOW	%Solids	: N/A
Extract Volume (MeOH)	: N/A	Injection Volume	: N/A

		ug/L			
CAS NO.	Parameter	Results	RL	MDL	Qualifier
96-12-8	1,2-Dibromo-3-chloropropane	ND	2.5	0.32	U
123-91-1	1,4-Dioxane	ND	250	41.	U
106-93-4	1,2-Dibromoethane	ND	2.0	0.10	U
75-09-2	Methylene chloride	ND	2.5	0.27	U
75-34-3	1,1-Dichloroethane	ND	0.75	0.21	U
67-66-3	Chloroform	0.17	0.75	0.16	J
56-23-5	Carbon tetrachloride	ND	0.50	0.10	U
78-87-5	1,2-Dichloropropane	ND	1.0	0.11	U
124-48-1	Dibromochloromethane	ND	0.50	0.15	U
79-00-5	1,1,2-Trichloroethane	ND	0.75	0.09	U
127-18-4	Tetrachloroethene	1.1	0.50	0.09	
108-90-7	Chlorobenzene	ND	0.50	0.07	U
75-69-4	Trichlorofluoromethane	ND	2.5	0.10	U
107-06-2	1,2-Dichloroethane	ND	0.50	0.11	U
71-55-6	1,1,1-Trichloroethane	ND	0.50	0.10	U
75-27-4	Bromodichloromethane	ND	0.50	0.19	U
10061-02-6	trans-1,3-Dichloropropene	ND	0.50	0.15	U
10061-01-5	cis-1,3-Dichloropropene	ND	0.50	0.14	U
542-75-6	1,3-Dichloropropene, Total	ND	0.50	0.14	U
75-25-2	Bromoform	ND	2.0	0.25	U
79-34-5	1,1,2,2-Tetrachloroethane	ND	0.50	0.09	U
71-43-2	Benzene	ND	0.50	0.09	U
108-88-3	Toluene	ND	0.75	0.16	U
100-41-4	Ethylbenzene	ND	0.50	0.10	U
74-87-3	Chloromethane	ND	2.5	0.09	U
74-83-9	Bromomethane	ND	1.0	0.26	U
75-01-4	Vinyl chloride	ND	1.0	0.07	U

Form 1
Volatile Organics

Client	: Tetra Tech GEO	Lab Number	: L1505963
Project Name	: LOCKHEED-NORTH PLAINFIELD	Project Number	: 117-0507.600
Lab ID	: L1505963-47	Date Collected	: 03/25/15 00:00
Client ID	: DUP-01	Date Received	: 03/26/15
Sample Location	: NORTH PLAINFIELD	Date Analyzed	: 04/02/15 00:55
Sample Matrix	: WATER	Dilution Factor	: 1
Analytical Method	: 1,8260C	Analyst	: MS
Lab File ID	: 0401A09	Instrument ID	: VOA101.I
Sample Amount	: 10 ml	GC Column	: RTX-502.2
Level	: LOW	%Solids	: N/A
Extract Volume (MeOH)	: N/A	Injection Volume	: N/A

		ug/L			
CAS NO.	Parameter	Results	RL	MDL	Qualifier
75-00-3	Chloroethane	ND	1.0	0.13	U
75-35-4	1,1-Dichloroethene	ND	0.50	0.09	U
156-60-5	trans-1,2-Dichloroethene	ND	0.75	0.16	U
79-01-6	Trichloroethene	8.7	0.50	0.11	
95-50-1	1,2-Dichlorobenzene	ND	2.5	0.07	U
541-73-1	1,3-Dichlorobenzene	ND	2.5	0.07	U
106-46-7	1,4-Dichlorobenzene	ND	2.5	0.08	U
1634-04-4	Methyl tert butyl ether	ND	1.0	0.15	U
179601-23-1	p/m-Xylene	ND	1.0	0.18	U
95-47-6	o-Xylene	ND	1.0	0.17	U
1330-20-7	Xylene (Total)	ND	1.0	0.17	U
156-59-2	cis-1,2-Dichloroethene	0.81	0.50	0.11	
540-59-0	1,2-Dichloroethene (total)	0.81	0.50	0.11	
100-42-5	Styrene	ND	1.0	0.12	U
75-71-8	Dichlorodifluoromethane	ND	5.0	0.19	U
67-64-1	Acetone	2.6	5.0	1.5	J
75-15-0	Carbon disulfide	0.15	5.0	0.09	J
78-93-3	2-Butanone	ND	5.0	1.9	U
108-10-1	4-Methyl-2-pentanone	ND	5.0	0.26	U
591-78-6	2-Hexanone	ND	5.0	0.14	U
74-97-5	Bromochloromethane	ND	2.5	0.13	U
98-82-8	Isopropylbenzene	ND	0.50	0.11	U
87-61-6	1,2,3-Trichlorobenzene	ND	2.5	0.12	U
120-82-1	1,2,4-Trichlorobenzene	ND	2.5	0.12	U
79-20-9	Methyl Acetate	ND	2.0	0.23	U
110-82-7	Cyclohexane	ND	10	0.27	U
108-87-2	Methyl cyclohexane	ND	10	0.40	U

Form 1
Volatile Organics

Client	: Tetra Tech GEO	**Lab Number**	: L1505963
Project Name	: LOCKHEED-NORTH PLAINFIELD	**Project Number**	: 117-0507.600
Lab ID	: L1505963-47	**Date Collected**	: 03/25/15 00:00
Client ID	: DUP-01	**Date Received**	: 03/26/15
Sample Location	: NORTH PLAINFIELD	**Date Analyzed**	: 04/02/15 00:55
Sample Matrix	: WATER	**Dilution Factor**	: 1
Analytical Method	: 1,8260C	**Analyst**	: MS
Lab File ID	: 0401A09	**Instrument ID**	: VOA101.I
Sample Amount	: 10 ml	**GC Column**	: RTX-502.2
Level	: LOW	**%Solids**	: N/A
Extract Volume (MeOH)	: N/A	**Injection Volume**	: N/A

		ug/L			
CAS NO.	**Parameter**	**Results**	**RL**	**MDL**	**Qualifier**
76-13-1	1,1,2-Trichloro-1,2,2-Trifluoroethane	0.98	2.5	0.15	J

Tentatively Identified Compounds
Volatile Organics

Client	: Tetra Tech GEO	**Lab Number**	: L1505963
Project Name	: LOCKHEED-NORTH PLAINFIELD	**Project Number**	: 117-0507.600
Lab ID	: L1505963-47	**Date Collected**	: 03/25/15 00:00
Client ID	: DUP-01	**Date Received**	: 03/26/15
Sample Location	: NORTH PLAINFIELD	**Date Analyzed**	: 04/02/15 00:55
Sample Matrix	: WATER	**Dilution Factor**	: 1
Analytical Method	: 1,8260C	**Analyst**	: MS
Lab File ID	: 0401A09	**Instrument ID**	: VOA101.I
Sample Amount	: 10 ml	**GC Column**	: RTX-502.2
Level	: LOW	**%Solids**	: N/A
Extract Volume (MeOH)	: N/A	**Injection Volume**	: N/A

Number TICS found: 0 **Concentration Units: ug/L**

CAS Number	Compound Name	RT	EST. CONC.	Qualifier
	NO TENTATIVELY IDENTIFIED COMPOUNDS			

Form 1
Volatile Organics

Client	: Tetra Tech GEO	Lab Number	: L1505963
Project Name	: LOCKHEED-NORTH PLAINFIELD	Project Number	: 117-0507.600
Lab ID	: L1505963-48	Date Collected	: 03/25/15 00:00
Client ID	: DUP-02	Date Received	: 03/26/15
Sample Location	: NORTH PLAINFIELD	Date Analyzed	: 04/02/15 01:25
Sample Matrix	: WATER	Dilution Factor	: 1
Analytical Method	: 1,8260C	Analyst	: MS
Lab File ID	: 0401A10	Instrument ID	: VOA101.I
Sample Amount	: 10 ml	GC Column	: RTX-502.2
Level	: LOW	%Solids	: N/A
Extract Volume (MeOH)	: N/A	Injection Volume	: N/A

		ug/L			
CAS NO.	Parameter	Results	RL	MDL	Qualifier
96-12-8	1,2-Dibromo-3-chloropropane	ND	2.5	0.32	U
123-91-1	1,4-Dioxane	ND	250	41.	U
106-93-4	1,2-Dibromoethane	ND	2.0	0.10	U
75-09-2	Methylene chloride	ND	2.5	0.27	U
75-34-3	1,1-Dichloroethane	ND	0.75	0.21	U
67-66-3	Chloroform	1.0	0.75	0.16	
56-23-5	Carbon tetrachloride	ND	0.50	0.10	U
78-87-5	1,2-Dichloropropane	ND	1.0	0.11	U
124-48-1	Dibromochloromethane	ND	0.50	0.15	U
79-00-5	1,1,2-Trichloroethane	ND	0.75	0.09	U
127-18-4	Tetrachloroethene	0.15	0.50	0.09	J
108-90-7	Chlorobenzene	ND	0.50	0.07	U
75-69-4	Trichlorofluoromethane	ND	2.5	0.10	U
107-06-2	1,2-Dichloroethane	ND	0.50	0.11	U
71-55-6	1,1,1-Trichloroethane	ND	0.50	0.10	U
75-27-4	Bromodichloromethane	ND	0.50	0.19	U
10061-02-6	trans-1,3-Dichloropropene	ND	0.50	0.15	U
10061-01-5	cis-1,3-Dichloropropene	ND	0.50	0.14	U
542-75-6	1,3-Dichloropropene, Total	ND	0.50	0.14	U
75-25-2	Bromoform	ND	2.0	0.25	U
79-34-5	1,1,2,2-Tetrachloroethane	ND	0.50	0.09	U
71-43-2	Benzene	ND	0.50	0.09	U
108-88-3	Toluene	ND	0.75	0.16	U
100-41-4	Ethylbenzene	ND	0.50	0.10	U
74-87-3	Chloromethane	ND	2.5	0.09	U
74-83-9	Bromomethane	ND	1.0	0.26	U
75-01-4	Vinyl chloride	ND	1.0	0.07	U

Form 1
Volatile Organics

Client	: Tetra Tech GEO	Lab Number	: L1505963
Project Name	: LOCKHEED-NORTH PLAINFIELD	Project Number	: 117-0507.600
Lab ID	: L1505963-48	Date Collected	: 03/25/15 00:00
Client ID	: DUP-02	Date Received	: 03/26/15
Sample Location	: NORTH PLAINFIELD	Date Analyzed	: 04/02/15 01:25
Sample Matrix	: WATER	Dilution Factor	: 1
Analytical Method	: 1,8260C	Analyst	: MS
Lab File ID	: 0401A10	Instrument ID	: VOA101.I
Sample Amount	: 10 ml	GC Column	: RTX-502.2
Level	: LOW	%Solids	: N/A
Extract Volume (MeOH)	: N/A	Injection Volume	: N/A

		ug/L			
CAS NO.	Parameter	Results	RL	MDL	Qualifier
75-00-3	Chloroethane	ND	1.0	0.13	U
75-35-4	1,1-Dichloroethene	ND	0.50	0.09	U
156-60-5	trans-1,2-Dichloroethene	ND	0.75	0.16	U
79-01-6	Trichloroethene	0.76	0.50	0.11	
95-50-1	1,2-Dichlorobenzene	ND	2.5	0.07	U
541-73-1	1,3-Dichlorobenzene	ND	2.5	0.07	U
106-46-7	1,4-Dichlorobenzene	ND	2.5	0.08	U
1634-04-4	Methyl tert butyl ether	ND	1.0	0.15	U
179601-23-1	p/m-Xylene	ND	1.0	0.18	U
95-47-6	o-Xylene	ND	1.0	0.17	U
1330-20-7	Xylene (Total)	ND	1.0	0.17	U
156-59-2	cis-1,2-Dichloroethene	0.11	0.50	0.11	J
540-59-0	1,2-Dichloroethene (total)	0.11	0.50	0.11	J
100-42-5	Styrene	ND	1.0	0.12	U
75-71-8	Dichlorodifluoromethane	ND	5.0	0.19	U
67-64-1	Acetone	2.0	5.0	1.5	J
75-15-0	Carbon disulfide	ND	5.0	0.09	U
78-93-3	2-Butanone	ND	5.0	1.9	U
108-10-1	4-Methyl-2-pentanone	ND	5.0	0.26	U
591-78-6	2-Hexanone	ND	5.0	0.14	U
74-97-5	Bromochloromethane	ND	2.5	0.13	U
98-82-8	Isopropylbenzene	ND	0.50	0.11	U
87-61-6	1,2,3-Trichlorobenzene	ND	2.5	0.12	U
120-82-1	1,2,4-Trichlorobenzene	ND	2.5	0.12	U
79-20-9	Methyl Acetate	ND	2.0	0.23	U
110-82-7	Cyclohexane	ND	10	0.27	U
108-87-2	Methyl cyclohexane	ND	10	0.40	U

Form 1
Volatile Organics

Client	: Tetra Tech GEO	**Lab Number**	: L1505963
Project Name	: LOCKHEED-NORTH PLAINFIELD	**Project Number**	: 117-0507.600
Lab ID	: L1505963-48	**Date Collected**	: 03/25/15 00:00
Client ID	: DUP-02	**Date Received**	: 03/26/15
Sample Location	: NORTH PLAINFIELD	**Date Analyzed**	: 04/02/15 01:25
Sample Matrix	: WATER	**Dilution Factor**	: 1
Analytical Method	: 1,8260C	**Analyst**	: MS
Lab File ID	: 0401A10	**Instrument ID**	: VOA101.I
Sample Amount	: 10 ml	**GC Column**	: RTX-502.2
Level	: LOW	**%Solids**	: N/A
Extract Volume (MeOH)	: N/A	**Injection Volume**	: N/A

		ug/L			
CAS NO.	**Parameter**	**Results**	**RL**	**MDL**	**Qualifier**
76-13-1	1,1,2-Trichloro-1,2,2-Trifluoroethane	ND	2.5	0.15	U

Tentatively Identified Compounds
Volatile Organics

Client	: Tetra Tech GEO	**Lab Number**	: L1505963
Project Name	: LOCKHEED-NORTH PLAINFIELD	**Project Number**	: 117-0507.600
Lab ID	: L1505963-48	**Date Collected**	: 03/25/15 00:00
Client ID	: DUP-02	**Date Received**	: 03/26/15
Sample Location	: NORTH PLAINFIELD	**Date Analyzed**	: 04/02/15 01:25
Sample Matrix	: WATER	**Dilution Factor**	: 1
Analytical Method	: 1,8260C	**Analyst**	: MS
Lab File ID	: 0401A10	**Instrument ID**	: VOA101.I
Sample Amount	: 10 ml	**GC Column**	: RTX-502.2
Level	: LOW	**%Solids**	: N/A
Extract Volume (MeOH)	: N/A	**Injection Volume**	: N/A

Number TICS found: 0 **Concentration Units: ug/L**

CAS Number	Compound Name	RT	EST. CONC.	Qualifier
	NO TENTATIVELY IDENTIFIED COMPOUNDS			

Form 1
Volatile Organics

Client	: Tetra Tech GEO	Lab Number	: L1505963
Project Name	: LOCKHEED-NORTH PLAINFIELD	Project Number	: 117-0507.600
Lab ID	: L1505963-49	Date Collected	: 03/25/15 00:00
Client ID	: DUP-03	Date Received	: 03/26/15
Sample Location	: NORTH PLAINFIELD	Date Analyzed	: 04/02/15 01:55
Sample Matrix	: WATER	Dilution Factor	: 1
Analytical Method	: 1,8260C	Analyst	: MS
Lab File ID	: 0401A11	Instrument ID	: VOA101.I
Sample Amount	: 10 ml	GC Column	: RTX-502.2
Level	: LOW	%Solids	: N/A
Extract Volume (MeOH)	: N/A	Injection Volume	: N/A

		ug/L			
CAS NO.	Parameter	Results	RL	MDL	Qualifier
96-12-8	1,2-Dibromo-3-chloropropane	ND	2.5	0.32	U
123-91-1	1,4-Dioxane	ND	250	41.	U
106-93-4	1,2-Dibromoethane	ND	2.0	0.10	U
75-09-2	Methylene chloride	ND	2.5	0.27	U
75-34-3	1,1-Dichloroethane	ND	0.75	0.21	U
67-66-3	Chloroform	0.82	0.75	0.16	
56-23-5	Carbon tetrachloride	ND	0.50	0.10	U
78-87-5	1,2-Dichloropropane	ND	1.0	0.11	U
124-48-1	Dibromochloromethane	ND	0.50	0.15	U
79-00-5	1,1,2-Trichloroethane	ND	0.75	0.09	U
127-18-4	Tetrachloroethene	ND	0.50	0.09	U
108-90-7	Chlorobenzene	ND	0.50	0.07	U
75-69-4	Trichlorofluoromethane	ND	2.5	0.10	U
107-06-2	1,2-Dichloroethane	ND	0.50	0.11	U
71-55-6	1,1,1-Trichloroethane	ND	0.50	0.10	U
75-27-4	Bromodichloromethane	ND	0.50	0.19	U
10061-02-6	trans-1,3-Dichloropropene	ND	0.50	0.15	U
10061-01-5	cis-1,3-Dichloropropene	ND	0.50	0.14	U
542-75-6	1,3-Dichloropropene, Total	ND	0.50	0.14	U
75-25-2	Bromoform	ND	2.0	0.25	U
79-34-5	1,1,2,2-Tetrachloroethane	ND	0.50	0.09	U
71-43-2	Benzene	ND	0.50	0.09	U
108-88-3	Toluene	ND	0.75	0.16	U
100-41-4	Ethylbenzene	ND	0.50	0.10	U
74-87-3	Chloromethane	ND	2.5	0.09	U
74-83-9	Bromomethane	ND	1.0	0.26	U
75-01-4	Vinyl chloride	ND	1.0	0.07	U

Form 1
Volatile Organics

Client	: Tetra Tech GEO	Lab Number	: L1505963
Project Name	: LOCKHEED-NORTH PLAINFIELD	Project Number	: 117-0507.600
Lab ID	: L1505963-49	Date Collected	: 03/25/15 00:00
Client ID	: DUP-03	Date Received	: 03/26/15
Sample Location	: NORTH PLAINFIELD	Date Analyzed	: 04/02/15 01:55
Sample Matrix	: WATER	Dilution Factor	: 1
Analytical Method	: 1,8260C	Analyst	: MS
Lab File ID	: 0401A11	Instrument ID	: VOA101.I
Sample Amount	: 10 ml	GC Column	: RTX-502.2
Level	: LOW	%Solids	: N/A
Extract Volume (MeOH)	: N/A	Injection Volume	: N/A

		ug/L			
CAS NO.	Parameter	Results	RL	MDL	Qualifier
75-00-3	Chloroethane	ND	1.0	0.13	U
75-35-4	1,1-Dichloroethene	ND	0.50	0.09	U
156-60-5	trans-1,2-Dichloroethene	ND	0.75	0.16	U
79-01-6	Trichloroethene	0.22	0.50	0.11	J
95-50-1	1,2-Dichlorobenzene	ND	2.5	0.07	U
541-73-1	1,3-Dichlorobenzene	ND	2.5	0.07	U
106-46-7	1,4-Dichlorobenzene	ND	2.5	0.08	U
1634-04-4	Methyl tert butyl ether	ND	1.0	0.15	U
179601-23-1	p/m-Xylene	ND	1.0	0.18	U
95-47-6	o-Xylene	ND	1.0	0.17	U
1330-20-7	Xylene (Total)	ND	1.0	0.17	U
156-59-2	cis-1,2-Dichloroethene	ND	0.50	0.11	U
540-59-0	1,2-Dichloroethene (total)	ND	0.50	0.11	U
100-42-5	Styrene	ND	1.0	0.12	U
75-71-8	Dichlorodifluoromethane	ND	5.0	0.19	U
67-64-1	Acetone	2.8	5.0	1.5	J
75-15-0	Carbon disulfide	ND	5.0	0.09	U
78-93-3	2-Butanone	ND	5.0	1.9	U
108-10-1	4-Methyl-2-pentanone	ND	5.0	0.26	U
591-78-6	2-Hexanone	ND	5.0	0.14	U
74-97-5	Bromochloromethane	ND	2.5	0.13	U
98-82-8	Isopropylbenzene	ND	0.50	0.11	U
87-61-6	1,2,3-Trichlorobenzene	ND	2.5	0.12	U
120-82-1	1,2,4-Trichlorobenzene	ND	2.5	0.12	U
79-20-9	Methyl Acetate	ND	2.0	0.23	U
110-82-7	Cyclohexane	ND	10	0.27	U
108-87-2	Methyl cyclohexane	ND	10	0.40	U

Form 1
Volatile Organics

Client	: Tetra Tech GEO	**Lab Number**	: L1505963
Project Name	: LOCKHEED-NORTH PLAINFIELD	**Project Number**	: 117-0507.600
Lab ID	: L1505963-49	**Date Collected**	: 03/25/15 00:00
Client ID	: DUP-03	**Date Received**	: 03/26/15
Sample Location	: NORTH PLAINFIELD	**Date Analyzed**	: 04/02/15 01:55
Sample Matrix	: WATER	**Dilution Factor**	: 1
Analytical Method	: 1,8260C	**Analyst**	: MS
Lab File ID	: 0401A11	**Instrument ID**	: VOA101.I
Sample Amount	: 10 ml	**GC Column**	: RTX-502.2
Level	: LOW	**%Solids**	: N/A
Extract Volume (MeOH)	: N/A	**Injection Volume**	: N/A

		ug/L			
CAS NO.	**Parameter**	**Results**	**RL**	**MDL**	**Qualifier**
76-13-1	1,1,2-Trichloro-1,2,2-Trifluoroethane	ND	2.5	0.15	U

Tentatively Identified Compounds
Volatile Organics

Client	: Tetra Tech GEO	**Lab Number**	: L1505963
Project Name	: LOCKHEED-NORTH PLAINFIELD	**Project Number**	: 117-0507.600
Lab ID	: L1505963-49	**Date Collected**	: 03/25/15 00:00
Client ID	: DUP-03	**Date Received**	: 03/26/15
Sample Location	: NORTH PLAINFIELD	**Date Analyzed**	: 04/02/15 01:55
Sample Matrix	: WATER	**Dilution Factor**	: 1
Analytical Method	: 1,8260C	**Analyst**	: MS
Lab File ID	: 0401A11	**Instrument ID**	: VOA101.I
Sample Amount	: 10 ml	**GC Column**	: RTX-502.2
Level	: LOW	**%Solids**	: N/A
Extract Volume (MeOH)	: N/A	**Injection Volume**	: N/A

Number TICS found: 0 **Concentration Units: ug/L**

CAS Number	Compound Name	RT	EST. CONC.	Qualifier
	NO TENTATIVELY IDENTIFIED COMPOUNDS			

Form 1
Volatile Organics

Client	: Tetra Tech GEO	Lab Number	: L1505963
Project Name	: LOCKHEED-NORTH PLAINFIELD	Project Number	: 117-0507.600
Lab ID	: L1505963-50	Date Collected	: 03/25/15 00:00
Client ID	: DUP-04	Date Received	: 03/26/15
Sample Location	: NORTH PLAINFIELD	Date Analyzed	: 04/02/15 02:25
Sample Matrix	: WATER	Dilution Factor	: 1
Analytical Method	: 1,8260C	Analyst	: MS
Lab File ID	: 0401A12	Instrument ID	: VOA101.I
Sample Amount	: 10 ml	GC Column	: RTX-502.2
Level	: LOW	%Solids	: N/A
Extract Volume (MeOH)	: N/A	Injection Volume	: N/A

		ug/L			
CAS NO.	Parameter	Results	RL	MDL	Qualifier
96-12-8	1,2-Dibromo-3-chloropropane	ND	2.5	0.32	U
123-91-1	1,4-Dioxane	ND	250	41.	U
106-93-4	1,2-Dibromoethane	ND	2.0	0.10	U
75-09-2	Methylene chloride	ND	2.5	0.27	U
75-34-3	1,1-Dichloroethane	ND	0.75	0.21	U
67-66-3	Chloroform	ND	0.75	0.16	U
56-23-5	Carbon tetrachloride	ND	0.50	0.10	U
78-87-5	1,2-Dichloropropane	ND	1.0	0.11	U
124-48-1	Dibromochloromethane	ND	0.50	0.15	U
79-00-5	1,1,2-Trichloroethane	ND	0.75	0.09	U
127-18-4	Tetrachloroethene	ND	0.50	0.09	U
108-90-7	Chlorobenzene	ND	0.50	0.07	U
75-69-4	Trichlorofluoromethane	ND	2.5	0.10	U
107-06-2	1,2-Dichloroethane	ND	0.50	0.11	U
71-55-6	1,1,1-Trichloroethane	ND	0.50	0.10	U
75-27-4	Bromodichloromethane	ND	0.50	0.19	U
10061-02-6	trans-1,3-Dichloropropene	ND	0.50	0.15	U
10061-01-5	cis-1,3-Dichloropropene	ND	0.50	0.14	U
542-75-6	1,3-Dichloropropene, Total	ND	0.50	0.14	U
75-25-2	Bromoform	ND	2.0	0.25	U
79-34-5	1,1,2,2-Tetrachloroethane	ND	0.50	0.09	U
71-43-2	Benzene	ND	0.50	0.09	U
108-88-3	Toluene	ND	0.75	0.16	U
100-41-4	Ethylbenzene	ND	0.50	0.10	U
74-87-3	Chloromethane	ND	2.5	0.09	U
74-83-9	Bromomethane	ND	1.0	0.26	U
75-01-4	Vinyl chloride	1.0	1.0	0.07	

Form 1
Volatile Organics

Client	: Tetra Tech GEO	Lab Number	: L1505963
Project Name	: LOCKHEED-NORTH PLAINFIELD	Project Number	: 117-0507.600
Lab ID	: L1505963-50	Date Collected	: 03/25/15 00:00
Client ID	: DUP-04	Date Received	: 03/26/15
Sample Location	: NORTH PLAINFIELD	Date Analyzed	: 04/02/15 02:25
Sample Matrix	: WATER	Dilution Factor	: 1
Analytical Method	: 1,8260C	Analyst	: MS
Lab File ID	: 0401A12	Instrument ID	: VOA101.I
Sample Amount	: 10 ml	GC Column	: RTX-502.2
Level	: LOW	%Solids	: N/A
Extract Volume (MeOH)	: N/A	Injection Volume	: N/A

		ug/L			
CAS NO.	Parameter	Results	RL	MDL	Qualifier
75-00-3	Chloroethane	ND	1.0	0.13	U
75-35-4	1,1-Dichloroethene	ND	0.50	0.09	U
156-60-5	trans-1,2-Dichloroethene	ND	0.75	0.16	U
79-01-6	Trichloroethene	1.2	0.50	0.11	
95-50-1	1,2-Dichlorobenzene	ND	2.5	0.07	U
541-73-1	1,3-Dichlorobenzene	ND	2.5	0.07	U
106-46-7	1,4-Dichlorobenzene	ND	2.5	0.08	U
1634-04-4	Methyl tert butyl ether	ND	1.0	0.15	U
179601-23-1	p/m-Xylene	ND	1.0	0.18	U
95-47-6	o-Xylene	ND	1.0	0.17	U
1330-20-7	Xylene (Total)	ND	1.0	0.17	U
156-59-2	cis-1,2-Dichloroethene	1.0	0.50	0.11	
540-59-0	1,2-Dichloroethene (total)	1.0	0.50	0.11	
100-42-5	Styrene	ND	1.0	0.12	U
75-71-8	Dichlorodifluoromethane	ND	5.0	0.19	U
67-64-1	Acetone	2.4	5.0	1.5	J
75-15-0	Carbon disulfide	ND	5.0	0.09	U
78-93-3	2-Butanone	ND	5.0	1.9	U
108-10-1	4-Methyl-2-pentanone	ND	5.0	0.26	U
591-78-6	2-Hexanone	ND	5.0	0.14	U
74-97-5	Bromochloromethane	ND	2.5	0.13	U
98-82-8	Isopropylbenzene	ND	0.50	0.11	U
87-61-6	1,2,3-Trichlorobenzene	ND	2.5	0.12	U
120-82-1	1,2,4-Trichlorobenzene	ND	2.5	0.12	U
79-20-9	Methyl Acetate	ND	2.0	0.23	U
110-82-7	Cyclohexane	ND	10	0.27	U
108-87-2	Methyl cyclohexane	ND	10	0.40	U

Form 1
Volatile Organics

Client	: Tetra Tech GEO	**Lab Number**	: L1505963
Project Name	: LOCKHEED-NORTH PLAINFIELD	**Project Number**	: 117-0507.600
Lab ID	: L1505963-50	**Date Collected**	: 03/25/15 00:00
Client ID	: DUP-04	**Date Received**	: 03/26/15
Sample Location	: NORTH PLAINFIELD	**Date Analyzed**	: 04/02/15 02:25
Sample Matrix	: WATER	**Dilution Factor**	: 1
Analytical Method	: 1,8260C	**Analyst**	: MS
Lab File ID	: 0401A12	**Instrument ID**	: VOA101.I
Sample Amount	: 10 ml	**GC Column**	: RTX-502.2
Level	: LOW	**%Solids**	: N/A
Extract Volume (MeOH)	: N/A	**Injection Volume**	: N/A

		ug/L			
CAS NO.	**Parameter**	**Results**	**RL**	**MDL**	**Qualifier**
76-13-1	1,1,2-Trichloro-1,2,2-Trifluoroethane	ND	2.5	0.15	U

Tentatively Identified Compounds
Volatile Organics

Client	: Tetra Tech GEO	**Lab Number**	: L1505963
Project Name	: LOCKHEED-NORTH PLAINFIELD	**Project Number**	: 117-0507.600
Lab ID	: L1505963-50	**Date Collected**	: 03/25/15 00:00
Client ID	: DUP-04	**Date Received**	: 03/26/15
Sample Location	: NORTH PLAINFIELD	**Date Analyzed**	: 04/02/15 02:25
Sample Matrix	: WATER	**Dilution Factor**	: 1
Analytical Method	: 1,8260C	**Analyst**	: MS
Lab File ID	: 0401A12	**Instrument ID**	: VOA101.I
Sample Amount	: 10 ml	**GC Column**	: RTX-502.2
Level	: LOW	**%Solids**	: N/A
Extract Volume (MeOH)	: N/A	**Injection Volume**	: N/A

Number TICS found: 0 **Concentration Units: ug/L**

CAS Number	Compound Name	RT	EST. CONC.	Qualifier
	NO TENTATIVELY IDENTIFIED COMPOUNDS			

Form 1
Volatile Organics

Client	: Tetra Tech GEO	Lab Number	: L1505963
Project Name	: LOCKHEED-NORTH PLAINFIELD	Project Number	: 117-0507.600
Lab ID	: L1505963-51	Date Collected	: 03/25/15 00:00
Client ID	: DUP-05	Date Received	: 03/26/15
Sample Location	: NORTH PLAINFIELD	Date Analyzed	: 04/02/15 02:55
Sample Matrix	: WATER	Dilution Factor	: 1
Analytical Method	: 1,8260C	Analyst	: MS
Lab File ID	: 0401A13	Instrument ID	: VOA101.I
Sample Amount	: 10 ml	GC Column	: RTX-502.2
Level	: LOW	%Solids	: N/A
Extract Volume (MeOH)	: N/A	Injection Volume	: N/A

		ug/L			
CAS NO.	Parameter	Results	RL	MDL	Qualifier
96-12-8	1,2-Dibromo-3-chloropropane	ND	2.5	0.32	U
123-91-1	1,4-Dioxane	ND	250	41.	U
106-93-4	1,2-Dibromoethane	ND	2.0	0.10	U
75-09-2	Methylene chloride	ND	2.5	0.27	U
75-34-3	1,1-Dichloroethane	1.1	0.75	0.21	
67-66-3	Chloroform	2.4	0.75	0.16	
56-23-5	Carbon tetrachloride	ND	0.50	0.10	U
78-87-5	1,2-Dichloropropane	ND	1.0	0.11	U
124-48-1	Dibromochloromethane	ND	0.50	0.15	U
79-00-5	1,1,2-Trichloroethane	ND	0.75	0.09	U
127-18-4	Tetrachloroethene	0.58	0.50	0.09	
108-90-7	Chlorobenzene	ND	0.50	0.07	U
75-69-4	Trichlorofluoromethane	ND	2.5	0.10	U
107-06-2	1,2-Dichloroethane	ND	0.50	0.11	U
71-55-6	1,1,1-Trichloroethane	ND	0.50	0.10	U
75-27-4	Bromodichloromethane	ND	0.50	0.19	U
10061-02-6	trans-1,3-Dichloropropene	ND	0.50	0.15	U
10061-01-5	cis-1,3-Dichloropropene	ND	0.50	0.14	U
542-75-6	1,3-Dichloropropene, Total	ND	0.50	0.14	U
75-25-2	Bromoform	ND	2.0	0.25	U
79-34-5	1,1,2,2-Tetrachloroethane	ND	0.50	0.09	U
71-43-2	Benzene	ND	0.50	0.09	U
108-88-3	Toluene	ND	0.75	0.16	U
100-41-4	Ethylbenzene	ND	0.50	0.10	U
74-87-3	Chloromethane	ND	2.5	0.09	U
74-83-9	Bromomethane	ND	1.0	0.26	U
75-01-4	Vinyl chloride	ND	1.0	0.07	U

Form 1
Volatile Organics

Client	: Tetra Tech GEO	Lab Number	: L1505963
Project Name	: LOCKHEED-NORTH PLAINFIELD	Project Number	: 117-0507.600
Lab ID	: L1505963-51	Date Collected	: 03/25/15 00:00
Client ID	: DUP-05	Date Received	: 03/26/15
Sample Location	: NORTH PLAINFIELD	Date Analyzed	: 04/02/15 02:55
Sample Matrix	: WATER	Dilution Factor	: 1
Analytical Method	: 1,8260C	Analyst	: MS
Lab File ID	: 0401A13	Instrument ID	: VOA101.I
Sample Amount	: 10 ml	GC Column	: RTX-502.2
Level	: LOW	%Solids	: N/A
Extract Volume (MeOH)	: N/A	Injection Volume	: N/A

		ug/L			
CAS NO.	Parameter	Results	RL	MDL	Qualifier
75-00-3	Chloroethane	ND	1.0	0.13	U
75-35-4	1,1-Dichloroethene	ND	0.50	0.09	U
156-60-5	trans-1,2-Dichloroethene	ND	0.75	0.16	U
79-01-6	Trichloroethene	1.9	0.50	0.11	
95-50-1	1,2-Dichlorobenzene	ND	2.5	0.07	U
541-73-1	1,3-Dichlorobenzene	ND	2.5	0.07	U
106-46-7	1,4-Dichlorobenzene	ND	2.5	0.08	U
1634-04-4	Methyl tert butyl ether	ND	1.0	0.15	U
179601-23-1	p/m-Xylene	ND	1.0	0.18	U
95-47-6	o-Xylene	ND	1.0	0.17	U
1330-20-7	Xylene (Total)	ND	1.0	0.17	U
156-59-2	cis-1,2-Dichloroethene	5.2	0.50	0.11	
540-59-0	1,2-Dichloroethene (total)	5.2	0.50	0.11	
100-42-5	Styrene	ND	1.0	0.12	U
75-71-8	Dichlorodifluoromethane	ND	5.0	0.19	U
67-64-1	Acetone	3.2	5.0	1.5	J
75-15-0	Carbon disulfide	ND	5.0	0.09	U
78-93-3	2-Butanone	ND	5.0	1.9	U
108-10-1	4-Methyl-2-pentanone	ND	5.0	0.26	U
591-78-6	2-Hexanone	ND	5.0	0.14	U
74-97-5	Bromochloromethane	ND	2.5	0.13	U
98-82-8	Isopropylbenzene	ND	0.50	0.11	U
87-61-6	1,2,3-Trichlorobenzene	ND	2.5	0.12	U
120-82-1	1,2,4-Trichlorobenzene	ND	2.5	0.12	U
79-20-9	Methyl Acetate	ND	2.0	0.23	U
110-82-7	Cyclohexane	ND	10	0.27	U
108-87-2	Methyl cyclohexane	ND	10	0.40	U

Form 1
Volatile Organics

Client	: Tetra Tech GEO	**Lab Number**	: L1505963
Project Name	: LOCKHEED-NORTH PLAINFIELD	**Project Number**	: 117-0507.600
Lab ID	: L1505963-51	**Date Collected**	: 03/25/15 00:00
Client ID	: DUP-05	**Date Received**	: 03/26/15
Sample Location	: NORTH PLAINFIELD	**Date Analyzed**	: 04/02/15 02:55
Sample Matrix	: WATER	**Dilution Factor**	: 1
Analytical Method	: 1,8260C	**Analyst**	: MS
Lab File ID	: 0401A13	**Instrument ID**	: VOA101.I
Sample Amount	: 10 ml	**GC Column**	: RTX-502.2
Level	: LOW	**%Solids**	: N/A
Extract Volume (MeOH)	: N/A	**Injection Volume**	: N/A

		ug/L			
CAS NO.	**Parameter**	**Results**	**RL**	**MDL**	**Qualifier**
76-13-1	1,1,2-Trichloro-1,2,2-Trifluoroethane	ND	2.5	0.15	U

Tentatively Identified Compounds
Volatile Organics

Client	: Tetra Tech GEO	**Lab Number**	: L1505963
Project Name	: LOCKHEED-NORTH PLAINFIELD	**Project Number**	: 117-0507.600
Lab ID	: L1505963-51	**Date Collected**	: 03/25/15 00:00
Client ID	: DUP-05	**Date Received**	: 03/26/15
Sample Location	: NORTH PLAINFIELD	**Date Analyzed**	: 04/02/15 02:55
Sample Matrix	: WATER	**Dilution Factor**	: 1
Analytical Method	: 1,8260C	**Analyst**	: MS
Lab File ID	: 0401A13	**Instrument ID**	: VOA101.I
Sample Amount	: 10 ml	**GC Column**	: RTX-502.2
Level	: LOW	**%Solids**	: N/A
Extract Volume (MeOH)	: N/A	**Injection Volume**	: N/A

Number TICS found: 0 **Concentration Units: ug/L**

CAS Number	Compound Name	RT	EST. CONC.	Qualifier
	NO TENTATIVELY IDENTIFIED COMPOUNDS			

Form 1
Volatile Organics

Client	: Tetra Tech GEO	Lab Number	: L1505963
Project Name	: LOCKHEED-NORTH PLAINFIELD	Project Number	: 117-0507.600
Lab ID	: L1505963-52	Date Collected	: 03/25/15 00:00
Client ID	: DUP-06	Date Received	: 03/26/15
Sample Location	: NORTH PLAINFIELD	Date Analyzed	: 04/02/15 03:25
Sample Matrix	: WATER	Dilution Factor	: 1
Analytical Method	: 1,8260C	Analyst	: MS
Lab File ID	: 0401A14	Instrument ID	: VOA101.I
Sample Amount	: 10 ml	GC Column	: RTX-502.2
Level	: LOW	%Solids	: N/A
Extract Volume (MeOH)	: N/A	Injection Volume	: N/A

		ug/L			
CAS NO.	Parameter	Results	RL	MDL	Qualifier
96-12-8	1,2-Dibromo-3-chloropropane	ND	2.5	0.32	U
123-91-1	1,4-Dioxane	ND	250	41.	U
106-93-4	1,2-Dibromoethane	ND	2.0	0.10	U
75-09-2	Methylene chloride	ND	2.5	0.27	U
75-34-3	1,1-Dichloroethane	ND	0.75	0.21	U
67-66-3	Chloroform	ND	0.75	0.16	U
56-23-5	Carbon tetrachloride	ND	0.50	0.10	U
78-87-5	1,2-Dichloropropane	ND	1.0	0.11	U
124-48-1	Dibromochloromethane	ND	0.50	0.15	U
79-00-5	1,1,2-Trichloroethane	ND	0.75	0.09	U
127-18-4	Tetrachloroethene	ND	0.50	0.09	U
108-90-7	Chlorobenzene	ND	0.50	0.07	U
75-69-4	Trichlorofluoromethane	ND	2.5	0.10	U
107-06-2	1,2-Dichloroethane	ND	0.50	0.11	U
71-55-6	1,1,1-Trichloroethane	ND	0.50	0.10	U
75-27-4	Bromodichloromethane	ND	0.50	0.19	U
10061-02-6	trans-1,3-Dichloropropene	ND	0.50	0.15	U
10061-01-5	cis-1,3-Dichloropropene	ND	0.50	0.14	U
542-75-6	1,3-Dichloropropene, Total	ND	0.50	0.14	U
75-25-2	Bromoform	ND	2.0	0.25	U
79-34-5	1,1,2,2-Tetrachloroethane	ND	0.50	0.09	U
71-43-2	Benzene	0.35	0.50	0.09	J
108-88-3	Toluene	ND	0.75	0.16	U
100-41-4	Ethylbenzene	ND	0.50	0.10	U
74-87-3	Chloromethane	ND	2.5	0.09	U
74-83-9	Bromomethane	ND	1.0	0.26	U
75-01-4	Vinyl chloride	ND	1.0	0.07	U

Form 1
Volatile Organics

Client	: Tetra Tech GEO	Lab Number	: L1505963
Project Name	: LOCKHEED-NORTH PLAINFIELD	Project Number	: 117-0507.600
Lab ID	: L1505963-52	Date Collected	: 03/25/15 00:00
Client ID	: DUP-06	Date Received	: 03/26/15
Sample Location	: NORTH PLAINFIELD	Date Analyzed	: 04/02/15 03:25
Sample Matrix	: WATER	Dilution Factor	: 1
Analytical Method	: 1,8260C	Analyst	: MS
Lab File ID	: 0401A14	Instrument ID	: VOA101.I
Sample Amount	: 10 ml	GC Column	: RTX-502.2
Level	: LOW	%Solids	: N/A
Extract Volume (MeOH)	: N/A	Injection Volume	: N/A

		ug/L			
CAS NO.	Parameter	Results	RL	MDL	Qualifier
75-00-3	Chloroethane	ND	1.0	0.13	U
75-35-4	1,1-Dichloroethene	ND	0.50	0.09	U
156-60-5	trans-1,2-Dichloroethene	ND	0.75	0.16	U
79-01-6	Trichloroethene	ND	0.50	0.11	U
95-50-1	1,2-Dichlorobenzene	ND	2.5	0.07	U
541-73-1	1,3-Dichlorobenzene	ND	2.5	0.07	U
106-46-7	1,4-Dichlorobenzene	ND	2.5	0.08	U
1634-04-4	Methyl tert butyl ether	ND	1.0	0.15	U
179601-23-1	p/m-Xylene	ND	1.0	0.18	U
95-47-6	o-Xylene	ND	1.0	0.17	U
1330-20-7	Xylene (Total)	ND	1.0	0.17	U
156-59-2	cis-1,2-Dichloroethene	0.30	0.50	0.11	J
540-59-0	1,2-Dichloroethene (total)	0.30	0.50	0.11	J
100-42-5	Styrene	ND	1.0	0.12	U
75-71-8	Dichlorodifluoromethane	ND	5.0	0.19	U
67-64-1	Acetone	4.8	5.0	1.5	J
75-15-0	Carbon disulfide	ND	5.0	0.09	U
78-93-3	2-Butanone	ND	5.0	1.9	U
108-10-1	4-Methyl-2-pentanone	ND	5.0	0.26	U
591-78-6	2-Hexanone	ND	5.0	0.14	U
74-97-5	Bromochloromethane	ND	2.5	0.13	U
98-82-8	Isopropylbenzene	ND	0.50	0.11	U
87-61-6	1,2,3-Trichlorobenzene	ND	2.5	0.12	U
120-82-1	1,2,4-Trichlorobenzene	ND	2.5	0.12	U
79-20-9	Methyl Acetate	ND	2.0	0.23	U
110-82-7	Cyclohexane	ND	10	0.27	U
108-87-2	Methyl cyclohexane	ND	10	0.40	U

Form 1
Volatile Organics

Client	: Tetra Tech GEO	**Lab Number**	: L1505963
Project Name	: LOCKHEED-NORTH PLAINFIELD	**Project Number**	: 117-0507.600
Lab ID	: L1505963-52	**Date Collected**	: 03/25/15 00:00
Client ID	: DUP-06	**Date Received**	: 03/26/15
Sample Location	: NORTH PLAINFIELD	**Date Analyzed**	: 04/02/15 03:25
Sample Matrix	: WATER	**Dilution Factor**	: 1
Analytical Method	: 1,8260C	**Analyst**	: MS
Lab File ID	: 0401A14	**Instrument ID**	: VOA101.I
Sample Amount	: 10 ml	**GC Column**	: RTX-502.2
Level	: LOW	**%Solids**	: N/A
Extract Volume (MeOH)	: N/A	**Injection Volume**	: N/A

		ug/L			
CAS NO.	**Parameter**	**Results**	**RL**	**MDL**	**Qualifier**
76-13-1	1,1,2-Trichloro-1,2,2-Trifluoroethane	ND	2.5	0.15	U

Tentatively Identified Compounds
Volatile Organics

Client	: Tetra Tech GEO	**Lab Number**	: L1505963
Project Name	: LOCKHEED-NORTH PLAINFIELD	**Project Number**	: 117-0507.600
Lab ID	: L1505963-52	**Date Collected**	: 03/25/15 00:00
Client ID	: DUP-06	**Date Received**	: 03/26/15
Sample Location	: NORTH PLAINFIELD	**Date Analyzed**	: 04/02/15 03:25
Sample Matrix	: WATER	**Dilution Factor**	: 1
Analytical Method	: 1,8260C	**Analyst**	: MS
Lab File ID	: 0401A14	**Instrument ID**	: VOA101.I
Sample Amount	: 10 ml	**GC Column**	: RTX-502.2
Level	: LOW	**%Solids**	: N/A
Extract Volume (MeOH)	: N/A	**Injection Volume**	: N/A

Number TICS found: 0 **Concentration Units: ug/L**

CAS Number	Compound Name	RT	EST. CONC.	Qualifier
	NO TENTATIVELY IDENTIFIED COMPOUNDS			

Form 1
Volatile Organics

Client	: Tetra Tech GEO	Lab Number	: L1505963
Project Name	: LOCKHEED-NORTH PLAINFIELD	Project Number	: 117-0507.600
Lab ID	: L1505963-53	Date Collected	: 03/25/15 16:15
Client ID	: SW-1	Date Received	: 03/26/15
Sample Location	: NORTH PLAINFIELD	Date Analyzed	: 04/02/15 03:55
Sample Matrix	: WATER	Dilution Factor	: 1
Analytical Method	: 1,8260C	Analyst	: MS
Lab File ID	: 0401A15	Instrument ID	: VOA101.I
Sample Amount	: 10 ml	GC Column	: RTX-502.2
Level	: LOW	%Solids	: N/A
Extract Volume (MeOH)	: N/A	Injection Volume	: N/A

		ug/L			
CAS NO.	Parameter	Results	RL	MDL	Qualifier
96-12-8	1,2-Dibromo-3-chloropropane	ND	2.5	0.32	U
123-91-1	1,4-Dioxane	ND	250	41.	U
106-93-4	1,2-Dibromoethane	ND	2.0	0.10	U
75-09-2	Methylene chloride	ND	2.5	0.27	U
75-34-3	1,1-Dichloroethane	ND	0.75	0.21	U
67-66-3	Chloroform	ND	0.75	0.16	U
56-23-5	Carbon tetrachloride	ND	0.50	0.10	U
78-87-5	1,2-Dichloropropane	ND	1.0	0.11	U
124-48-1	Dibromochloromethane	ND	0.50	0.15	U
79-00-5	1,1,2-Trichloroethane	ND	0.75	0.09	U
127-18-4	Tetrachloroethene	ND	0.50	0.09	U
108-90-7	Chlorobenzene	ND	0.50	0.07	U
75-69-4	Trichlorofluoromethane	ND	2.5	0.10	U
107-06-2	1,2-Dichloroethane	ND	0.50	0.11	U
71-55-6	1,1,1-Trichloroethane	ND	0.50	0.10	U
75-27-4	Bromodichloromethane	ND	0.50	0.19	U
10061-02-6	trans-1,3-Dichloropropene	ND	0.50	0.15	U
10061-01-5	cis-1,3-Dichloropropene	ND	0.50	0.14	U
542-75-6	1,3-Dichloropropene, Total	ND	0.50	0.14	U
75-25-2	Bromoform	ND	2.0	0.25	U
79-34-5	1,1,2,2-Tetrachloroethane	ND	0.50	0.09	U
71-43-2	Benzene	ND	0.50	0.09	U
108-88-3	Toluene	ND	0.75	0.16	U
100-41-4	Ethylbenzene	ND	0.50	0.10	U
74-87-3	Chloromethane	ND	2.5	0.09	U
74-83-9	Bromomethane	ND	1.0	0.26	U
75-01-4	Vinyl chloride	ND	1.0	0.07	U

Form 1
Volatile Organics

Client	: Tetra Tech GEO	Lab Number	: L1505963
Project Name	: LOCKHEED-NORTH PLAINFIELD	Project Number	: 117-0507.600
Lab ID	: L1505963-53	Date Collected	: 03/25/15 16:15
Client ID	: SW-1	Date Received	: 03/26/15
Sample Location	: NORTH PLAINFIELD	Date Analyzed	: 04/02/15 03:55
Sample Matrix	: WATER	Dilution Factor	: 1
Analytical Method	: 1,8260C	Analyst	: MS
Lab File ID	: 0401A15	Instrument ID	: VOA101.I
Sample Amount	: 10 ml	GC Column	: RTX-502.2
Level	: LOW	%Solids	: N/A
Extract Volume (MeOH)	: N/A	Injection Volume	: N/A

		ug/L			
CAS NO.	Parameter	Results	RL	MDL	Qualifier
75-00-3	Chloroethane	ND	1.0	0.13	U
75-35-4	1,1-Dichloroethene	ND	0.50	0.09	U
156-60-5	trans-1,2-Dichloroethene	ND	0.75	0.16	U
79-01-6	Trichloroethene	ND	0.50	0.11	U
95-50-1	1,2-Dichlorobenzene	ND	2.5	0.07	U
541-73-1	1,3-Dichlorobenzene	ND	2.5	0.07	U
106-46-7	1,4-Dichlorobenzene	ND	2.5	0.08	U
1634-04-4	Methyl tert butyl ether	ND	1.0	0.15	U
179601-23-1	p/m-Xylene	ND	1.0	0.18	U
95-47-6	o-Xylene	ND	1.0	0.17	U
1330-20-7	Xylene (Total)	ND	1.0	0.17	U
156-59-2	cis-1,2-Dichloroethene	ND	0.50	0.11	U
540-59-0	1,2-Dichloroethene (total)	ND	0.50	0.11	U
100-42-5	Styrene	ND	1.0	0.12	U
75-71-8	Dichlorodifluoromethane	ND	5.0	0.19	U
67-64-1	Acetone	2.6	5.0	1.5	J
75-15-0	Carbon disulfide	ND	5.0	0.09	U
78-93-3	2-Butanone	ND	5.0	1.9	U
108-10-1	4-Methyl-2-pentanone	ND	5.0	0.26	U
591-78-6	2-Hexanone	ND	5.0	0.14	U
74-97-5	Bromochloromethane	ND	2.5	0.13	U
98-82-8	Isopropylbenzene	ND	0.50	0.11	U
87-61-6	1,2,3-Trichlorobenzene	ND	2.5	0.12	U
120-82-1	1,2,4-Trichlorobenzene	ND	2.5	0.12	U
79-20-9	Methyl Acetate	ND	2.0	0.23	U
110-82-7	Cyclohexane	ND	10	0.27	U
108-87-2	Methyl cyclohexane	ND	10	0.40	U

Form 1
Volatile Organics

Client	: Tetra Tech GEO	**Lab Number**	: L1505963
Project Name	: LOCKHEED-NORTH PLAINFIELD	**Project Number**	: 117-0507.600
Lab ID	: L1505963-53	**Date Collected**	: 03/25/15 16:15
Client ID	: SW-1	**Date Received**	: 03/26/15
Sample Location	: NORTH PLAINFIELD	**Date Analyzed**	: 04/02/15 03:55
Sample Matrix	: WATER	**Dilution Factor**	: 1
Analytical Method	: 1,8260C	**Analyst**	: MS
Lab File ID	: 0401A15	**Instrument ID**	: VOA101.I
Sample Amount	: 10 ml	**GC Column**	: RTX-502.2
Level	: LOW	**%Solids**	: N/A
Extract Volume (MeOH)	: N/A	**Injection Volume**	: N/A

		ug/L			
CAS NO.	**Parameter**	**Results**	**RL**	**MDL**	**Qualifier**
76-13-1	1,1,2-Trichloro-1,2,2-Trifluoroethane	ND	2.5	0.15	U

Tentatively Identified Compounds
Volatile Organics

Client	: Tetra Tech GEO	**Lab Number**	: L1505963
Project Name	: LOCKHEED-NORTH PLAINFIELD	**Project Number**	: 117-0507.600
Lab ID	: L1505963-53	**Date Collected**	: 03/25/15 16:15
Client ID	: SW-1	**Date Received**	: 03/26/15
Sample Location	: NORTH PLAINFIELD	**Date Analyzed**	: 04/02/15 03:55
Sample Matrix	: WATER	**Dilution Factor**	: 1
Analytical Method	: 1,8260C	**Analyst**	: MS
Lab File ID	: 0401A15	**Instrument ID**	: VOA101.I
Sample Amount	: 10 ml	**GC Column**	: RTX-502.2
Level	: LOW	**%Solids**	: N/A
Extract Volume (MeOH)	: N/A	**Injection Volume**	: N/A

Number TICS found: 0 **Concentration Units: ug/L**

CAS Number	Compound Name	RT	EST. CONC.	Qualifier
	NO TENTATIVELY IDENTIFIED COMPOUNDS			

Form 1
Volatile Organics

Client	: Tetra Tech GEO	Lab Number	: L1505963
Project Name	: LOCKHEED-NORTH PLAINFIELD	Project Number	: 117-0507.600
Lab ID	: L1505963-54	Date Collected	: 03/25/15 16:35
Client ID	: SW-2	Date Received	: 03/26/15
Sample Location	: NORTH PLAINFIELD	Date Analyzed	: 04/02/15 05:13
Sample Matrix	: WATER	Dilution Factor	: 1
Analytical Method	: 1,8260C	Analyst	: MM
Lab File ID	: 0402A05	Instrument ID	: QUIMBY.I
Sample Amount	: 10 ml	GC Column	: RTX-502.2
Level	: LOW	%Solids	: N/A
Extract Volume (MeOH)	: N/A	Injection Volume	: N/A

		ug/L			
CAS NO.	Parameter	Results	RL	MDL	Qualifier
96-12-8	1,2-Dibromo-3-chloropropane	ND	2.5	0.32	U
123-91-1	1,4-Dioxane	ND	250	41.	U
106-93-4	1,2-Dibromoethane	ND	2.0	0.10	U
75-09-2	Methylene chloride	ND	2.5	0.27	U
75-34-3	1,1-Dichloroethane	ND	0.75	0.21	U
67-66-3	Chloroform	0.21	0.75	0.16	J
56-23-5	Carbon tetrachloride	ND	0.50	0.10	U
78-87-5	1,2-Dichloropropane	ND	1.0	0.11	U
124-48-1	Dibromochloromethane	ND	0.50	0.15	U
79-00-5	1,1,2-Trichloroethane	ND	0.75	0.09	U
127-18-4	Tetrachloroethene	ND	0.50	0.09	U
108-90-7	Chlorobenzene	ND	0.50	0.07	U
75-69-4	Trichlorofluoromethane	ND	2.5	0.10	U
107-06-2	1,2-Dichloroethane	ND	0.50	0.11	U
71-55-6	1,1,1-Trichloroethane	ND	0.50	0.10	U
75-27-4	Bromodichloromethane	ND	0.50	0.19	U
10061-02-6	trans-1,3-Dichloropropene	ND	0.50	0.15	U
10061-01-5	cis-1,3-Dichloropropene	ND	0.50	0.14	U
542-75-6	1,3-Dichloropropene, Total	ND	0.50	0.14	U
75-25-2	Bromoform	ND	2.0	0.25	U
79-34-5	1,1,2,2-Tetrachloroethane	ND	0.50	0.09	U
71-43-2	Benzene	ND	0.50	0.09	U
108-88-3	Toluene	ND	0.75	0.16	U
100-41-4	Ethylbenzene	ND	0.50	0.10	U
74-87-3	Chloromethane	ND	2.5	0.09	U
74-83-9	Bromomethane	0.30	1.0	0.26	J
75-01-4	Vinyl chloride	ND	1.0	0.07	U

Form 1
Volatile Organics

Client	: Tetra Tech GEO	Lab Number	: L1505963
Project Name	: LOCKHEED-NORTH PLAINFIELD	Project Number	: 117-0507.600
Lab ID	: L1505963-54	Date Collected	: 03/25/15 16:35
Client ID	: SW-2	Date Received	: 03/26/15
Sample Location	: NORTH PLAINFIELD	Date Analyzed	: 04/02/15 05:13
Sample Matrix	: WATER	Dilution Factor	: 1
Analytical Method	: 1,8260C	Analyst	: MM
Lab File ID	: 0402A05	Instrument ID	: QUIMBY.I
Sample Amount	: 10 ml	GC Column	: RTX-502.2
Level	: LOW	%Solids	: N/A
Extract Volume (MeOH)	: N/A	Injection Volume	: N/A

		ug/L			
CAS NO.	Parameter	Results	RL	MDL	Qualifier
75-00-3	Chloroethane	ND	1.0	0.13	U
75-35-4	1,1-Dichloroethene	ND	0.50	0.09	U
156-60-5	trans-1,2-Dichloroethene	ND	0.75	0.16	U
79-01-6	Trichloroethene	0.12	0.50	0.11	J
95-50-1	1,2-Dichlorobenzene	ND	2.5	0.07	U
541-73-1	1,3-Dichlorobenzene	ND	2.5	0.07	U
106-46-7	1,4-Dichlorobenzene	ND	2.5	0.08	U
1634-04-4	Methyl tert butyl ether	ND	1.0	0.15	U
179601-23-1	p/m-Xylene	ND	1.0	0.18	U
95-47-6	o-Xylene	ND	1.0	0.17	U
1330-20-7	Xylene (Total)	ND	1.0	0.17	U
156-59-2	cis-1,2-Dichloroethene	0.12	0.50	0.11	J
540-59-0	1,2-Dichloroethene (total)	0.12	0.50	0.11	J
100-42-5	Styrene	ND	1.0	0.12	U
75-71-8	Dichlorodifluoromethane	ND	5.0	0.19	U
67-64-1	Acetone	ND	5.0	1.5	U
75-15-0	Carbon disulfide	ND	5.0	0.09	U
78-93-3	2-Butanone	ND	5.0	1.9	U
108-10-1	4-Methyl-2-pentanone	ND	5.0	0.26	U
591-78-6	2-Hexanone	ND	5.0	0.14	U
74-97-5	Bromochloromethane	ND	2.5	0.13	U
98-82-8	Isopropylbenzene	ND	0.50	0.11	U
87-61-6	1,2,3-Trichlorobenzene	ND	2.5	0.12	U
120-82-1	1,2,4-Trichlorobenzene	ND	2.5	0.12	U
79-20-9	Methyl Acetate	ND	2.0	0.23	U
110-82-7	Cyclohexane	ND	10	0.27	U
108-87-2	Methyl cyclohexane	ND	10	0.40	U

Form 1
Volatile Organics

Client	: Tetra Tech GEO	**Lab Number**	: L1505963
Project Name	: LOCKHEED-NORTH PLAINFIELD	**Project Number**	: 117-0507.600
Lab ID	: L1505963-54	**Date Collected**	: 03/25/15 16:35
Client ID	: SW-2	**Date Received**	: 03/26/15
Sample Location	: NORTH PLAINFIELD	**Date Analyzed**	: 04/02/15 05:13
Sample Matrix	: WATER	**Dilution Factor**	: 1
Analytical Method	: 1,8260C	**Analyst**	: MM
Lab File ID	: 0402A05	**Instrument ID**	: QUIMBY.I
Sample Amount	: 10 ml	**GC Column**	: RTX-502.2
Level	: LOW	**%Solids**	: N/A
Extract Volume (MeOH)	: N/A	**Injection Volume**	: N/A

		ug/L			
CAS NO.	**Parameter**	**Results**	**RL**	**MDL**	**Qualifier**
76-13-1	1,1,2-Trichloro-1,2,2-Trifluoroethane	ND	2.5	0.15	U

Tentatively Identified Compounds
Volatile Organics

Client	: Tetra Tech GEO	**Lab Number**	: L1505963
Project Name	: LOCKHEED-NORTH PLAINFIELD	**Project Number**	: 117-0507.600
Lab ID	: L1505963-54	**Date Collected**	: 03/25/15 16:35
Client ID	: SW-2	**Date Received**	: 03/26/15
Sample Location	: NORTH PLAINFIELD	**Date Analyzed**	: 04/02/15 05:13
Sample Matrix	: WATER	**Dilution Factor**	: 1
Analytical Method	: 1,8260C	**Analyst**	: MM
Lab File ID	: 0402A05	**Instrument ID**	: QUIMBY.I
Sample Amount	: 10 ml	**GC Column**	: RTX-502.2
Level	: LOW	**%Solids**	: N/A
Extract Volume (MeOH)	: N/A	**Injection Volume**	: N/A

Number TICS found: 0 **Concentration Units: ug/L**

CAS Number	Compound Name	RT	EST. CONC.	Qualifier
	NO TENTATIVELY IDENTIFIED COMPOUNDS			

Form 1
Volatile Organics

Client	: Tetra Tech GEO	Lab Number	: L1505963
Project Name	: LOCKHEED-NORTH PLAINFIELD	Project Number	: 117-0507.600
Lab ID	: L1505963-55	Date Collected	: 03/25/15 15:50
Client ID	: SW-3	Date Received	: 03/26/15
Sample Location	: NORTH PLAINFIELD	Date Analyzed	: 04/02/15 05:44
Sample Matrix	: WATER	Dilution Factor	: 1
Analytical Method	: 1,8260C	Analyst	: MM
Lab File ID	: 0402A06	Instrument ID	: QUIMBY.I
Sample Amount	: 10 ml	GC Column	: RTX-502.2
Level	: LOW	%Solids	: N/A
Extract Volume (MeOH)	: N/A	Injection Volume	: N/A

		ug/L			
CAS NO.	Parameter	Results	RL	MDL	Qualifier
96-12-8	1,2-Dibromo-3-chloropropane	ND	2.5	0.32	U
123-91-1	1,4-Dioxane	ND	250	41.	U
106-93-4	1,2-Dibromoethane	ND	2.0	0.10	U
75-09-2	Methylene chloride	ND	2.5	0.27	U
75-34-3	1,1-Dichloroethane	ND	0.75	0.21	U
67-66-3	Chloroform	ND	0.75	0.16	U
56-23-5	Carbon tetrachloride	ND	0.50	0.10	U
78-87-5	1,2-Dichloropropane	ND	1.0	0.11	U
124-48-1	Dibromochloromethane	ND	0.50	0.15	U
79-00-5	1,1,2-Trichloroethane	ND	0.75	0.09	U
127-18-4	Tetrachloroethene	ND	0.50	0.09	U
108-90-7	Chlorobenzene	ND	0.50	0.07	U
75-69-4	Trichlorofluoromethane	ND	2.5	0.10	U
107-06-2	1,2-Dichloroethane	ND	0.50	0.11	U
71-55-6	1,1,1-Trichloroethane	ND	0.50	0.10	U
75-27-4	Bromodichloromethane	ND	0.50	0.19	U
10061-02-6	trans-1,3-Dichloropropene	ND	0.50	0.15	U
10061-01-5	cis-1,3-Dichloropropene	ND	0.50	0.14	U
542-75-6	1,3-Dichloropropene, Total	ND	0.50	0.14	U
75-25-2	Bromoform	ND	2.0	0.25	U
79-34-5	1,1,2,2-Tetrachloroethane	ND	0.50	0.09	U
71-43-2	Benzene	ND	0.50	0.09	U
108-88-3	Toluene	0.58	0.75	0.16	J
100-41-4	Ethylbenzene	ND	0.50	0.10	U
74-87-3	Chloromethane	ND	2.5	0.09	U
74-83-9	Bromomethane	0.29	1.0	0.26	J
75-01-4	Vinyl chloride	ND	1.0	0.07	U

Form 1
Volatile Organics

Client	: Tetra Tech GEO	Lab Number	: L1505963
Project Name	: LOCKHEED-NORTH PLAINFIELD	Project Number	: 117-0507.600
Lab ID	: L1505963-55	Date Collected	: 03/25/15 15:50
Client ID	: SW-3	Date Received	: 03/26/15
Sample Location	: NORTH PLAINFIELD	Date Analyzed	: 04/02/15 05:44
Sample Matrix	: WATER	Dilution Factor	: 1
Analytical Method	: 1,8260C	Analyst	: MM
Lab File ID	: 0402A06	Instrument ID	: QUIMBY.I
Sample Amount	: 10 ml	GC Column	: RTX-502.2
Level	: LOW	%Solids	: N/A
Extract Volume (MeOH)	: N/A	Injection Volume	: N/A

		ug/L			
CAS NO.	Parameter	Results	RL	MDL	Qualifier
75-00-3	Chloroethane	ND	1.0	0.13	U
75-35-4	1,1-Dichloroethene	ND	0.50	0.09	U
156-60-5	trans-1,2-Dichloroethene	ND	0.75	0.16	U
79-01-6	Trichloroethene	ND	0.50	0.11	U
95-50-1	1,2-Dichlorobenzene	ND	2.5	0.07	U
541-73-1	1,3-Dichlorobenzene	ND	2.5	0.07	U
106-46-7	1,4-Dichlorobenzene	ND	2.5	0.08	U
1634-04-4	Methyl tert butyl ether	ND	1.0	0.15	U
179601-23-1	p/m-Xylene	ND	1.0	0.18	U
95-47-6	o-Xylene	ND	1.0	0.17	U
1330-20-7	Xylene (Total)	ND	1.0	0.17	U
156-59-2	cis-1,2-Dichloroethene	ND	0.50	0.11	U
540-59-0	1,2-Dichloroethene (total)	ND	0.50	0.11	U
100-42-5	Styrene	ND	1.0	0.12	U
75-71-8	Dichlorodifluoromethane	ND	5.0	0.19	U
67-64-1	Acetone	28	5.0	1.5	
75-15-0	Carbon disulfide	ND	5.0	0.09	U
78-93-3	2-Butanone	ND	5.0	1.9	U
108-10-1	4-Methyl-2-pentanone	ND	5.0	0.26	U
591-78-6	2-Hexanone	ND	5.0	0.14	U
74-97-5	Bromochloromethane	ND	2.5	0.13	U
98-82-8	Isopropylbenzene	ND	0.50	0.11	U
87-61-6	1,2,3-Trichlorobenzene	ND	2.5	0.12	U
120-82-1	1,2,4-Trichlorobenzene	ND	2.5	0.12	U
79-20-9	Methyl Acetate	ND	2.0	0.23	U
110-82-7	Cyclohexane	ND	10	0.27	U
108-87-2	Methyl cyclohexane	ND	10	0.40	U

Form 1
Volatile Organics

Client	: Tetra Tech GEO	**Lab Number**	: L1505963
Project Name	: LOCKHEED-NORTH PLAINFIELD	**Project Number**	: 117-0507.600
Lab ID	: L1505963-55	**Date Collected**	: 03/25/15 15:50
Client ID	: SW-3	**Date Received**	: 03/26/15
Sample Location	: NORTH PLAINFIELD	**Date Analyzed**	: 04/02/15 05:44
Sample Matrix	: WATER	**Dilution Factor**	: 1
Analytical Method	: 1,8260C	**Analyst**	: MM
Lab File ID	: 0402A06	**Instrument ID**	: QUIMBY.I
Sample Amount	: 10 ml	**GC Column**	: RTX-502.2
Level	: LOW	**%Solids**	: N/A
Extract Volume (MeOH)	: N/A	**Injection Volume**	: N/A

		ug/L			
CAS NO.	**Parameter**	**Results**	**RL**	**MDL**	**Qualifier**
76-13-1	1,1,2-Trichloro-1,2,2-Trifluoroethane	ND	2.5	0.15	U

Tentatively Identified Compounds
Volatile Organics

Client	: Tetra Tech GEO	**Lab Number**	: L1505963
Project Name	: LOCKHEED-NORTH PLAINFIELD	**Project Number**	: 117-0507.600
Lab ID	: L1505963-55	**Date Collected**	: 03/25/15 15:50
Client ID	: SW-3	**Date Received**	: 03/26/15
Sample Location	: NORTH PLAINFIELD	**Date Analyzed**	: 04/02/15 05:44
Sample Matrix	: WATER	**Dilution Factor**	: 1
Analytical Method	: 1,8260C	**Analyst**	: MM
Lab File ID	: 0402A06	**Instrument ID**	: QUIMBY.I
Sample Amount	: 10 ml	**GC Column**	: RTX-502.2
Level	: LOW	**%Solids**	: N/A
Extract Volume (MeOH)	: N/A	**Injection Volume**	: N/A

Number TICS found: 3 **Concentration Units: ug/L**

CAS Number	Compound Name	RT	EST. CONC.	Qualifier
115-07-1	Propene	2.19	1	NJ
	Unknown Aldehyde	2.82	6.7	J
	Total TIC Compounds		7.7J	J

Form 1
Volatile Organics

Client	: Tetra Tech GEO	Lab Number	: L1505963
Project Name	: LOCKHEED-NORTH PLAINFIELD	Project Number	: 117-0507.600
Lab ID	: L1505963-56	Date Collected	: 03/25/15 16:45
Client ID	: SW-4	Date Received	: 03/26/15
Sample Location	: NORTH PLAINFIELD	Date Analyzed	: 04/02/15 06:16
Sample Matrix	: WATER	Dilution Factor	: 1
Analytical Method	: 1,8260C	Analyst	: MM
Lab File ID	: 0402A07	Instrument ID	: QUIMBY.I
Sample Amount	: 10 ml	GC Column	: RTX-502.2
Level	: LOW	%Solids	: N/A
Extract Volume (MeOH)	: N/A	Injection Volume	: N/A

		ug/L			
CAS NO.	Parameter	Results	RL	MDL	Qualifier
96-12-8	1,2-Dibromo-3-chloropropane	ND	2.5	0.32	U
123-91-1	1,4-Dioxane	ND	250	41.	U
106-93-4	1,2-Dibromoethane	ND	2.0	0.10	U
75-09-2	Methylene chloride	ND	2.5	0.27	U
75-34-3	1,1-Dichloroethane	ND	0.75	0.21	U
67-66-3	Chloroform	ND	0.75	0.16	U
56-23-5	Carbon tetrachloride	ND	0.50	0.10	U
78-87-5	1,2-Dichloropropane	ND	1.0	0.11	U
124-48-1	Dibromochloromethane	ND	0.50	0.15	U
79-00-5	1,1,2-Trichloroethane	ND	0.75	0.09	U
127-18-4	Tetrachloroethene	ND	0.50	0.09	U
108-90-7	Chlorobenzene	ND	0.50	0.07	U
75-69-4	Trichlorofluoromethane	ND	2.5	0.10	U
107-06-2	1,2-Dichloroethane	ND	0.50	0.11	U
71-55-6	1,1,1-Trichloroethane	ND	0.50	0.10	U
75-27-4	Bromodichloromethane	ND	0.50	0.19	U
10061-02-6	trans-1,3-Dichloropropene	ND	0.50	0.15	U
10061-01-5	cis-1,3-Dichloropropene	ND	0.50	0.14	U
542-75-6	1,3-Dichloropropene, Total	ND	0.50	0.14	U
75-25-2	Bromoform	ND	2.0	0.25	U
79-34-5	1,1,2,2-Tetrachloroethane	ND	0.50	0.09	U
71-43-2	Benzene	0.51	0.50	0.09	
108-88-3	Toluene	ND	0.75	0.16	U
100-41-4	Ethylbenzene	0.13	0.50	0.10	J
74-87-3	Chloromethane	ND	2.5	0.09	U
74-83-9	Bromomethane	ND	1.0	0.26	U
75-01-4	Vinyl chloride	ND	1.0	0.07	U

Form 1
Volatile Organics

Client	: Tetra Tech GEO	Lab Number	: L1505963
Project Name	: LOCKHEED-NORTH PLAINFIELD	Project Number	: 117-0507.600
Lab ID	: L1505963-56	Date Collected	: 03/25/15 16:45
Client ID	: SW-4	Date Received	: 03/26/15
Sample Location	: NORTH PLAINFIELD	Date Analyzed	: 04/02/15 06:16
Sample Matrix	: WATER	Dilution Factor	: 1
Analytical Method	: 1,8260C	Analyst	: MM
Lab File ID	: 0402A07	Instrument ID	: QUIMBY.I
Sample Amount	: 10 ml	GC Column	: RTX-502.2
Level	: LOW	%Solids	: N/A
Extract Volume (MeOH)	: N/A	Injection Volume	: N/A

		ug/L			
CAS NO.	Parameter	Results	RL	MDL	Qualifier
75-00-3	Chloroethane	ND	1.0	0.13	U
75-35-4	1,1-Dichloroethene	ND	0.50	0.09	U
156-60-5	trans-1,2-Dichloroethene	ND	0.75	0.16	U
79-01-6	Trichloroethene	0.14	0.50	0.11	J
95-50-1	1,2-Dichlorobenzene	ND	2.5	0.07	U
541-73-1	1,3-Dichlorobenzene	ND	2.5	0.07	U
106-46-7	1,4-Dichlorobenzene	ND	2.5	0.08	U
1634-04-4	Methyl tert butyl ether	ND	1.0	0.15	U
179601-23-1	p/m-Xylene	ND	1.0	0.18	U
95-47-6	o-Xylene	ND	1.0	0.17	U
1330-20-7	Xylene (Total)	ND	1.0	0.17	U
156-59-2	cis-1,2-Dichloroethene	0.38	0.50	0.11	J
540-59-0	1,2-Dichloroethene (total)	0.38	0.50	0.11	J
100-42-5	Styrene	ND	1.0	0.12	U
75-71-8	Dichlorodifluoromethane	ND	5.0	0.19	U
67-64-1	Acetone	2.4	5.0	1.5	J
75-15-0	Carbon disulfide	ND	5.0	0.09	U
78-93-3	2-Butanone	ND	5.0	1.9	U
108-10-1	4-Methyl-2-pentanone	ND	5.0	0.26	U
591-78-6	2-Hexanone	ND	5.0	0.14	U
74-97-5	Bromochloromethane	ND	2.5	0.13	U
98-82-8	Isopropylbenzene	ND	0.50	0.11	U
87-61-6	1,2,3-Trichlorobenzene	ND	2.5	0.12	U
120-82-1	1,2,4-Trichlorobenzene	ND	2.5	0.12	U
79-20-9	Methyl Acetate	ND	2.0	0.23	U
110-82-7	Cyclohexane	ND	10	0.27	U
108-87-2	Methyl cyclohexane	ND	10	0.40	U

Form 1
Volatile Organics

Client	: Tetra Tech GEO	**Lab Number**	: L1505963
Project Name	: LOCKHEED-NORTH PLAINFIELD	**Project Number**	: 117-0507.600
Lab ID	: L1505963-56	**Date Collected**	: 03/25/15 16:45
Client ID	: SW-4	**Date Received**	: 03/26/15
Sample Location	: NORTH PLAINFIELD	**Date Analyzed**	: 04/02/15 06:16
Sample Matrix	: WATER	**Dilution Factor**	: 1
Analytical Method	: 1,8260C	**Analyst**	: MM
Lab File ID	: 0402A07	**Instrument ID**	: QUIMBY.I
Sample Amount	: 10 ml	**GC Column**	: RTX-502.2
Level	: LOW	**%Solids**	: N/A
Extract Volume (MeOH)	: N/A	**Injection Volume**	: N/A

		ug/L			
CAS NO.	**Parameter**	**Results**	**RL**	**MDL**	**Qualifier**
76-13-1	1,1,2-Trichloro-1,2,2-Trifluoroethane	ND	2.5	0.15	U

Tentatively Identified Compounds
Volatile Organics

Client	: Tetra Tech GEO	**Lab Number**	: L1505963
Project Name	: LOCKHEED-NORTH PLAINFIELD	**Project Number**	: 117-0507.600
Lab ID	: L1505963-56	**Date Collected**	: 03/25/15 16:45
Client ID	: SW-4	**Date Received**	: 03/26/15
Sample Location	: NORTH PLAINFIELD	**Date Analyzed**	: 04/02/15 06:16
Sample Matrix	: WATER	**Dilution Factor**	: 1
Analytical Method	: 1,8260C	**Analyst**	: MM
Lab File ID	: 0402A07	**Instrument ID**	: QUIMBY.I
Sample Amount	: 10 ml	**GC Column**	: RTX-502.2
Level	: LOW	**%Solids**	: N/A
Extract Volume (MeOH)	: N/A	**Injection Volume**	: N/A

Number TICS found: 4 **Concentration Units: ug/L**

CAS Number	Compound Name	RT	EST. CONC.	Qualifier
	Unknown	2.19	1.2	J
78-78-4	Butane, 2-methyl-	3.33	2.5	NJ
	Unknown	5.46	1.1	J
	Total TIC Compounds		4.8J	J

Form 1
Volatile Organics

Client	: Tetra Tech GEO	Lab Number	: L1505963
Project Name	: LOCKHEED-NORTH PLAINFIELD	Project Number	: 117-0507.600
Lab ID	: L1505963-57	Date Collected	: 03/25/15 17:00
Client ID	: FB-032515	Date Received	: 03/26/15
Sample Location	: NORTH PLAINFIELD	Date Analyzed	: 04/01/15 23:24
Sample Matrix	: WATER	Dilution Factor	: 1
Analytical Method	: 1,8260C	Analyst	: MS
Lab File ID	: 0401A06	Instrument ID	: VOA101.I
Sample Amount	: 10 ml	GC Column	: RTX-502.2
Level	: LOW	%Solids	: N/A
Extract Volume (MeOH)	: N/A	Injection Volume	: N/A

		ug/L			
CAS NO.	Parameter	Results	RL	MDL	Qualifier
96-12-8	1,2-Dibromo-3-chloropropane	ND	2.5	0.32	U
123-91-1	1,4-Dioxane	ND	250	41.	U
106-93-4	1,2-Dibromoethane	ND	2.0	0.10	U
75-09-2	Methylene chloride	ND	2.5	0.27	U
75-34-3	1,1-Dichloroethane	ND	0.75	0.21	U
67-66-3	Chloroform	ND	0.75	0.16	U
56-23-5	Carbon tetrachloride	ND	0.50	0.10	U
78-87-5	1,2-Dichloropropane	ND	1.0	0.11	U
124-48-1	Dibromochloromethane	ND	0.50	0.15	U
79-00-5	1,1,2-Trichloroethane	ND	0.75	0.09	U
127-18-4	Tetrachloroethene	ND	0.50	0.09	U
108-90-7	Chlorobenzene	ND	0.50	0.07	U
75-69-4	Trichlorofluoromethane	ND	2.5	0.10	U
107-06-2	1,2-Dichloroethane	ND	0.50	0.11	U
71-55-6	1,1,1-Trichloroethane	ND	0.50	0.10	U
75-27-4	Bromodichloromethane	ND	0.50	0.19	U
10061-02-6	trans-1,3-Dichloropropene	ND	0.50	0.15	U
10061-01-5	cis-1,3-Dichloropropene	ND	0.50	0.14	U
542-75-6	1,3-Dichloropropene, Total	ND	0.50	0.14	U
75-25-2	Bromoform	ND	2.0	0.25	U
79-34-5	1,1,2,2-Tetrachloroethane	ND	0.50	0.09	U
71-43-2	Benzene	ND	0.50	0.09	U
108-88-3	Toluene	ND	0.75	0.16	U
100-41-4	Ethylbenzene	ND	0.50	0.10	U
74-87-3	Chloromethane	ND	2.5	0.09	U
74-83-9	Bromomethane	ND	1.0	0.26	U
75-01-4	Vinyl chloride	ND	1.0	0.07	U

Form 1
Volatile Organics

Client	: Tetra Tech GEO	Lab Number	: L1505963
Project Name	: LOCKHEED-NORTH PLAINFIELD	Project Number	: 117-0507.600
Lab ID	: L1505963-57	Date Collected	: 03/25/15 17:00
Client ID	: FB-032515	Date Received	: 03/26/15
Sample Location	: NORTH PLAINFIELD	Date Analyzed	: 04/01/15 23:24
Sample Matrix	: WATER	Dilution Factor	: 1
Analytical Method	: 1,8260C	Analyst	: MS
Lab File ID	: 0401A06	Instrument ID	: VOA101.I
Sample Amount	: 10 ml	GC Column	: RTX-502.2
Level	: LOW	%Solids	: N/A
Extract Volume (MeOH)	: N/A	Injection Volume	: N/A

		ug/L			
CAS NO.	Parameter	Results	RL	MDL	Qualifier
75-00-3	Chloroethane	ND	1.0	0.13	U
75-35-4	1,1-Dichloroethene	ND	0.50	0.09	U
156-60-5	trans-1,2-Dichloroethene	ND	0.75	0.16	U
79-01-6	Trichloroethene	ND	0.50	0.11	U
95-50-1	1,2-Dichlorobenzene	ND	2.5	0.07	U
541-73-1	1,3-Dichlorobenzene	ND	2.5	0.07	U
106-46-7	1,4-Dichlorobenzene	ND	2.5	0.08	U
1634-04-4	Methyl tert butyl ether	ND	1.0	0.15	U
179601-23-1	p/m-Xylene	ND	1.0	0.18	U
95-47-6	o-Xylene	ND	1.0	0.17	U
1330-20-7	Xylene (Total)	ND	1.0	0.17	U
156-59-2	cis-1,2-Dichloroethene	ND	0.50	0.11	U
540-59-0	1,2-Dichloroethene (total)	ND	0.50	0.11	U
100-42-5	Styrene	ND	1.0	0.12	U
75-71-8	Dichlorodifluoromethane	ND	5.0	0.19	U
67-64-1	Acetone	1.6	5.0	1.5	J
75-15-0	Carbon disulfide	0.27	5.0	0.09	J
78-93-3	2-Butanone	ND	5.0	1.9	U
108-10-1	4-Methyl-2-pentanone	ND	5.0	0.26	U
591-78-6	2-Hexanone	ND	5.0	0.14	U
74-97-5	Bromochloromethane	ND	2.5	0.13	U
98-82-8	Isopropylbenzene	ND	0.50	0.11	U
87-61-6	1,2,3-Trichlorobenzene	0.17	2.5	0.12	J
120-82-1	1,2,4-Trichlorobenzene	0.13	2.5	0.12	J
79-20-9	Methyl Acetate	ND	2.0	0.23	U
110-82-7	Cyclohexane	ND	10	0.27	U
108-87-2	Methyl cyclohexane	ND	10	0.40	U

Form 1
Volatile Organics

Client	: Tetra Tech GEO	**Lab Number**	: L1505963
Project Name	: LOCKHEED-NORTH PLAINFIELD	**Project Number**	: 117-0507.600
Lab ID	: L1505963-57	**Date Collected**	: 03/25/15 17:00
Client ID	: FB-032515	**Date Received**	: 03/26/15
Sample Location	: NORTH PLAINFIELD	**Date Analyzed**	: 04/01/15 23:24
Sample Matrix	: WATER	**Dilution Factor**	: 1
Analytical Method	: 1,8260C	**Analyst**	: MS
Lab File ID	: 0401A06	**Instrument ID**	: VOA101.I
Sample Amount	: 10 ml	**GC Column**	: RTX-502.2
Level	: LOW	**%Solids**	: N/A
Extract Volume (MeOH)	: N/A	**Injection Volume**	: N/A

		ug/L			
CAS NO.	**Parameter**	**Results**	**RL**	**MDL**	**Qualifier**
76-13-1	1,1,2-Trichloro-1,2,2-Trifluoroethane	ND	2.5	0.15	U

Tentatively Identified Compounds
Volatile Organics

Client	: Tetra Tech GEO	**Lab Number**	: L1505963
Project Name	: LOCKHEED-NORTH PLAINFIELD	**Project Number**	: 117-0507.600
Lab ID	: L1505963-57	**Date Collected**	: 03/25/15 17:00
Client ID	: FB-032515	**Date Received**	: 03/26/15
Sample Location	: NORTH PLAINFIELD	**Date Analyzed**	: 04/01/15 23:24
Sample Matrix	: WATER	**Dilution Factor**	: 1
Analytical Method	: 1,8260C	**Analyst**	: MS
Lab File ID	: 0401A06	**Instrument ID**	: VOA101.I
Sample Amount	: 10 ml	**GC Column**	: RTX-502.2
Level	: LOW	**%Solids**	: N/A
Extract Volume (MeOH)	: N/A	**Injection Volume**	: N/A

Number TICS found: 0 **Concentration Units: ug/L**

CAS Number	Compound Name	RT	EST. CONC.	Qualifier
	NO TENTATIVELY IDENTIFIED COMPOUNDS			

Form 1
Volatile Organics

Client	: Tetra Tech GEO	Lab Number	: L1505963
Project Name	: LOCKHEED-NORTH PLAINFIELD	Project Number	: 117-0507.600
Lab ID	: L1505963-58	Date Collected	: 03/24/15 00:00
Client ID	: TB-032515	Date Received	: 03/26/15
Sample Location	: NORTH PLAINFIELD	Date Analyzed	: 04/01/15 23:54
Sample Matrix	: WATER	Dilution Factor	: 1
Analytical Method	: 1,8260C	Analyst	: MS
Lab File ID	: 0401A07	Instrument ID	: VOA101.I
Sample Amount	: 10 ml	GC Column	: RTX-502.2
Level	: LOW	%Solids	: N/A
Extract Volume (MeOH)	: N/A	Injection Volume	: N/A

		ug/L			
CAS NO.	Parameter	Results	RL	MDL	Qualifier
96-12-8	1,2-Dibromo-3-chloropropane	ND	2.5	0.32	U
123-91-1	1,4-Dioxane	ND	250	41.	U
106-93-4	1,2-Dibromoethane	ND	2.0	0.10	U
75-09-2	Methylene chloride	ND	2.5	0.27	U
75-34-3	1,1-Dichloroethane	ND	0.75	0.21	U
67-66-3	Chloroform	ND	0.75	0.16	U
56-23-5	Carbon tetrachloride	ND	0.50	0.10	U
78-87-5	1,2-Dichloropropane	ND	1.0	0.11	U
124-48-1	Dibromochloromethane	ND	0.50	0.15	U
79-00-5	1,1,2-Trichloroethane	ND	0.75	0.09	U
127-18-4	Tetrachloroethene	ND	0.50	0.09	U
108-90-7	Chlorobenzene	ND	0.50	0.07	U
75-69-4	Trichlorofluoromethane	ND	2.5	0.10	U
107-06-2	1,2-Dichloroethane	ND	0.50	0.11	U
71-55-6	1,1,1-Trichloroethane	ND	0.50	0.10	U
75-27-4	Bromodichloromethane	ND	0.50	0.19	U
10061-02-6	trans-1,3-Dichloropropene	ND	0.50	0.15	U
10061-01-5	cis-1,3-Dichloropropene	ND	0.50	0.14	U
542-75-6	1,3-Dichloropropene, Total	ND	0.50	0.14	U
75-25-2	Bromoform	ND	2.0	0.25	U
79-34-5	1,1,2,2-Tetrachloroethane	ND	0.50	0.09	U
71-43-2	Benzene	ND	0.50	0.09	U
108-88-3	Toluene	ND	0.75	0.16	U
100-41-4	Ethylbenzene	ND	0.50	0.10	U
74-87-3	Chloromethane	ND	2.5	0.09	U
74-83-9	Bromomethane	ND	1.0	0.26	U
75-01-4	Vinyl chloride	ND	1.0	0.07	U

Form 1
Volatile Organics

Client	: Tetra Tech GEO	Lab Number	: L1505963
Project Name	: LOCKHEED-NORTH PLAINFIELD	Project Number	: 117-0507.600
Lab ID	: L1505963-58	Date Collected	: 03/24/15 00:00
Client ID	: TB-032515	Date Received	: 03/26/15
Sample Location	: NORTH PLAINFIELD	Date Analyzed	: 04/01/15 23:54
Sample Matrix	: WATER	Dilution Factor	: 1
Analytical Method	: 1,8260C	Analyst	: MS
Lab File ID	: 0401A07	Instrument ID	: VOA101.I
Sample Amount	: 10 ml	GC Column	: RTX-502.2
Level	: LOW	%Solids	: N/A
Extract Volume (MeOH)	: N/A	Injection Volume	: N/A

		ug/L			
CAS NO.	Parameter	Results	RL	MDL	Qualifier
75-00-3	Chloroethane	ND	1.0	0.13	U
75-35-4	1,1-Dichloroethene	ND	0.50	0.09	U
156-60-5	trans-1,2-Dichloroethene	ND	0.75	0.16	U
79-01-6	Trichloroethene	ND	0.50	0.11	U
95-50-1	1,2-Dichlorobenzene	ND	2.5	0.07	U
541-73-1	1,3-Dichlorobenzene	ND	2.5	0.07	U
106-46-7	1,4-Dichlorobenzene	ND	2.5	0.08	U
1634-04-4	Methyl tert butyl ether	ND	1.0	0.15	U
179601-23-1	p/m-Xylene	ND	1.0	0.18	U
95-47-6	o-Xylene	ND	1.0	0.17	U
1330-20-7	Xylene (Total)	ND	1.0	0.17	U
156-59-2	cis-1,2-Dichloroethene	ND	0.50	0.11	U
540-59-0	1,2-Dichloroethene (total)	ND	0.50	0.11	U
100-42-5	Styrene	ND	1.0	0.12	U
75-71-8	Dichlorodifluoromethane	ND	5.0	0.19	U
67-64-1	Acetone	3.0	5.0	1.5	J
75-15-0	Carbon disulfide	ND	5.0	0.09	U
78-93-3	2-Butanone	ND	5.0	1.9	U
108-10-1	4-Methyl-2-pentanone	ND	5.0	0.26	U
591-78-6	2-Hexanone	ND	5.0	0.14	U
74-97-5	Bromochloromethane	ND	2.5	0.13	U
98-82-8	Isopropylbenzene	ND	0.50	0.11	U
87-61-6	1,2,3-Trichlorobenzene	ND	2.5	0.12	U
120-82-1	1,2,4-Trichlorobenzene	ND	2.5	0.12	U
79-20-9	Methyl Acetate	ND	2.0	0.23	U
110-82-7	Cyclohexane	ND	10	0.27	U
108-87-2	Methyl cyclohexane	ND	10	0.40	U

Form 1
Volatile Organics

Client	: Tetra Tech GEO	**Lab Number**	: L1505963
Project Name	: LOCKHEED-NORTH PLAINFIELD	**Project Number**	: 117-0507.600
Lab ID	: L1505963-58	**Date Collected**	: 03/24/15 00:00
Client ID	: TB-032515	**Date Received**	: 03/26/15
Sample Location	: NORTH PLAINFIELD	**Date Analyzed**	: 04/01/15 23:54
Sample Matrix	: WATER	**Dilution Factor**	: 1
Analytical Method	: 1,8260C	**Analyst**	: MS
Lab File ID	: 0401A07	**Instrument ID**	: VOA101.I
Sample Amount	: 10 ml	**GC Column**	: RTX-502.2
Level	: LOW	**%Solids**	: N/A
Extract Volume (MeOH)	: N/A	**Injection Volume**	: N/A

		ug/L			
CAS NO.	**Parameter**	**Results**	**RL**	**MDL**	**Qualifier**
76-13-1	1,1,2-Trichloro-1,2,2-Trifluoroethane	ND	2.5	0.15	U

Tentatively Identified Compounds
Volatile Organics

Client	: Tetra Tech GEO	**Lab Number**	: L1505963
Project Name	: LOCKHEED-NORTH PLAINFIELD	**Project Number**	: 117-0507.600
Lab ID	: L1505963-58	**Date Collected**	: 03/24/15 00:00
Client ID	: TB-032515	**Date Received**	: 03/26/15
Sample Location	: NORTH PLAINFIELD	**Date Analyzed**	: 04/01/15 23:54
Sample Matrix	: WATER	**Dilution Factor**	: 1
Analytical Method	: 1,8260C	**Analyst**	: MS
Lab File ID	: 0401A07	**Instrument ID**	: VOA101.I
Sample Amount	: 10 ml	**GC Column**	: RTX-502.2
Level	: LOW	**%Solids**	: N/A
Extract Volume (MeOH)	: N/A	**Injection Volume**	: N/A

Number TICS found: 0 **Concentration Units: ug/L**

CAS Number	Compound Name	RT	EST. CONC.	Qualifier
	NO TENTATIVELY IDENTIFIED COMPOUNDS			

Form 1
Volatile Organics

Client	: Tetra Tech GEO	Lab Number	: L1505963
Project Name	: LOCKHEED-NORTH PLAINFIELD	Project Number	: 117-0507.600
Lab ID	: WG772494-3	Date Collected	: NA
Client ID	: WG772494-3BLANK	Date Received	: NA
Sample Location	:	Date Analyzed	: 03/31/15 21:01
Sample Matrix	: WATER	Dilution Factor	: 1
Analytical Method	: 1,8260C	Analyst	: PK
Lab File ID	: 0331N05	Instrument ID	: QUIMBY.I
Sample Amount	: 10 ml	GC Column	: RTX-502.2
Level	: LOW	%Solids	: N/A
Extract Volume (MeOH)	: N/A	Injection Volume	: N/A

		ug/L			
CAS NO.	Parameter	Results	RL	MDL	Qualifier
96-12-8	1,2-Dibromo-3-chloropropane	ND	2.5	0.32	U
123-91-1	1,4-Dioxane	ND	250	41.	U
106-93-4	1,2-Dibromoethane	ND	2.0	0.10	U
75-09-2	Methylene chloride	ND	2.5	0.27	U
75-34-3	1,1-Dichloroethane	ND	0.75	0.21	U
67-66-3	Chloroform	ND	0.75	0.16	U
56-23-5	Carbon tetrachloride	ND	0.50	0.10	U
78-87-5	1,2-Dichloropropane	ND	1.0	0.11	U
124-48-1	Dibromochloromethane	ND	0.50	0.15	U
79-00-5	1,1,2-Trichloroethane	ND	0.75	0.09	U
127-18-4	Tetrachloroethene	ND	0.50	0.09	U
108-90-7	Chlorobenzene	ND	0.50	0.07	U
75-69-4	Trichlorofluoromethane	ND	2.5	0.10	U
107-06-2	1,2-Dichloroethane	ND	0.50	0.11	U
71-55-6	1,1,1-Trichloroethane	ND	0.50	0.10	U
75-27-4	Bromodichloromethane	ND	0.50	0.19	U
10061-02-6	trans-1,3-Dichloropropene	ND	0.50	0.15	U
10061-01-5	cis-1,3-Dichloropropene	ND	0.50	0.14	U
542-75-6	1,3-Dichloropropene, Total	ND	0.50	0.14	U
75-25-2	Bromoform	ND	2.0	0.25	U
79-34-5	1,1,2,2-Tetrachloroethane	ND	0.50	0.09	U
71-43-2	Benzene	ND	0.50	0.09	U
108-88-3	Toluene	ND	0.75	0.16	U
100-41-4	Ethylbenzene	ND	0.50	0.10	U
74-87-3	Chloromethane	ND	2.5	0.09	U
74-83-9	Bromomethane	0.38	1.0	0.26	J
75-01-4	Vinyl chloride	ND	1.0	0.07	U

Form 1
Volatile Organics

Client	: Tetra Tech GEO	Lab Number	: L1505963
Project Name	: LOCKHEED-NORTH PLAINFIELD	Project Number	: 117-0507.600
Lab ID	: WG772494-3	Date Collected	: NA
Client ID	: WG772494-3BLANK	Date Received	: NA
Sample Location	:	Date Analyzed	: 03/31/15 21:01
Sample Matrix	: WATER	Dilution Factor	: 1
Analytical Method	: 1,8260C	Analyst	: PK
Lab File ID	: 0331N05	Instrument ID	: QUIMBY.I
Sample Amount	: 10 ml	GC Column	: RTX-502.2
Level	: LOW	%Solids	: N/A
Extract Volume (MeOH)	: N/A	Injection Volume	: N/A

		ug/L			
CAS NO.	Parameter	Results	RL	MDL	Qualifier
75-00-3	Chloroethane	ND	1.0	0.13	U
75-35-4	1,1-Dichloroethene	ND	0.50	0.09	U
156-60-5	trans-1,2-Dichloroethene	ND	0.75	0.16	U
79-01-6	Trichloroethene	ND	0.50	0.11	U
95-50-1	1,2-Dichlorobenzene	ND	2.5	0.07	U
541-73-1	1,3-Dichlorobenzene	ND	2.5	0.07	U
106-46-7	1,4-Dichlorobenzene	ND	2.5	0.08	U
1634-04-4	Methyl tert butyl ether	ND	1.0	0.15	U
179601-23-1	p/m-Xylene	ND	1.0	0.18	U
95-47-6	o-Xylene	ND	1.0	0.17	U
1330-20-7	Xylene (Total)	ND	1.0	0.17	U
156-59-2	cis-1,2-Dichloroethene	ND	0.50	0.11	U
540-59-0	1,2-Dichloroethene (total)	ND	0.50	0.11	U
100-42-5	Styrene	ND	1.0	0.12	U
75-71-8	Dichlorodifluoromethane	ND	5.0	0.19	U
67-64-1	Acetone	ND	5.0	1.5	U
75-15-0	Carbon disulfide	0.13	5.0	0.09	J
78-93-3	2-Butanone	ND	5.0	1.9	U
108-10-1	4-Methyl-2-pentanone	ND	5.0	0.26	U
591-78-6	2-Hexanone	ND	5.0	0.14	U
74-97-5	Bromochloromethane	ND	2.5	0.13	U
98-82-8	Isopropylbenzene	ND	0.50	0.11	U
87-61-6	1,2,3-Trichlorobenzene	ND	2.5	0.12	U
120-82-1	1,2,4-Trichlorobenzene	ND	2.5	0.12	U
79-20-9	Methyl Acetate	ND	2.0	0.23	U
110-82-7	Cyclohexane	ND	10	0.27	U
75-65-0	tert-Butyl Alcohol	ND	10	0.90	U

Form 1
Volatile Organics

Client	: Tetra Tech GEO	**Lab Number**	: L1505963
Project Name	: LOCKHEED-NORTH PLAINFIELD	**Project Number**	: 117-0507.600
Lab ID	: WG772494-3	**Date Collected**	: NA
Client ID	: WG772494-3BLANK	**Date Received**	: NA
Sample Location	:	**Date Analyzed**	: 03/31/15 21:01
Sample Matrix	: WATER	**Dilution Factor**	: 1
Analytical Method	: 1,8260C	**Analyst**	: PK
Lab File ID	: 0331N05	**Instrument ID**	: QUIMBY.I
Sample Amount	: 10 ml	**GC Column**	: RTX-502.2
Level	: LOW	**%Solids**	: N/A
Extract Volume (MeOH)	: N/A	**Injection Volume**	: N/A

		ug/L			
CAS NO.	**Parameter**	**Results**	**RL**	**MDL**	**Qualifier**
108-87-2	Methyl cyclohexane	ND	10	0.40	U
76-13-1	1,1,2-Trichloro-1,2,2-Trifluoroethane	ND	2.5	0.15	U

Tentatively Identified Compounds
Volatile Organics

Client	: Tetra Tech GEO	**Lab Number**	: L1505963
Project Name	: LOCKHEED-NORTH PLAINFIELD	**Project Number**	: 117-0507.600
Lab ID	: WG772494-3	**Date Collected**	: NA
Client ID	: WG772494-3BLANK	**Date Received**	: NA
Sample Location	:	**Date Analyzed**	: 03/31/15 21:01
Sample Matrix	: WATER	**Dilution Factor**	: 1
Analytical Method	: 1,8260C	**Analyst**	: PK
Lab File ID	: 0331N05	**Instrument ID**	: QUIMBY.I
Sample Amount	: 10 ml	**GC Column**	: RTX-502.2
Level	: LOW	**%Solids**	: N/A
Extract Volume (MeOH)	: N/A	**Injection Volume**	: N/A

Number TICS found: 0 **Concentration Units: ug/L**

CAS Number	Compound Name	RT	EST. CONC.	Qualifier
	NO TENTATIVELY IDENTIFIED COMPOUNDS			

Form 1
Volatile Organics

Client	: Tetra Tech GEO	Lab Number	: L1505963
Project Name	: LOCKHEED-NORTH PLAINFIELD	Project Number	: 117-0507.600
Lab ID	: WG772555-3	Date Collected	: NA
Client ID	: WG772555-3BLANK	Date Received	: NA
Sample Location	:	Date Analyzed	: 04/01/15 08:27
Sample Matrix	: WATER	Dilution Factor	: 1
Analytical Method	: 1,8260C	Analyst	: MM
Lab File ID	: 0401A05	Instrument ID	: QUIMBY.I
Sample Amount	: 10 ml	GC Column	: RTX-502.2
Level	: LOW	%Solids	: N/A
Extract Volume (MeOH)	: N/A	Injection Volume	: N/A

		ug/L			
CAS NO.	Parameter	Results	RL	MDL	Qualifier
96-12-8	1,2-Dibromo-3-chloropropane	ND	2.5	0.32	U
123-91-1	1,4-Dioxane	ND	250	41.	U
106-93-4	1,2-Dibromoethane	ND	2.0	0.10	U
75-09-2	Methylene chloride	ND	2.5	0.27	U
75-34-3	1,1-Dichloroethane	ND	0.75	0.21	U
67-66-3	Chloroform	ND	0.75	0.16	U
56-23-5	Carbon tetrachloride	ND	0.50	0.10	U
78-87-5	1,2-Dichloropropane	ND	1.0	0.11	U
124-48-1	Dibromochloromethane	ND	0.50	0.15	U
79-00-5	1,1,2-Trichloroethane	ND	0.75	0.09	U
110-75-8	2-Chloroethylvinyl ether	ND	10	0.40	U
127-18-4	Tetrachloroethene	ND	0.50	0.09	U
108-90-7	Chlorobenzene	ND	0.50	0.07	U
75-69-4	Trichlorofluoromethane	ND	2.5	0.10	U
107-06-2	1,2-Dichloroethane	ND	0.50	0.11	U
71-55-6	1,1,1-Trichloroethane	ND	0.50	0.10	U
75-27-4	Bromodichloromethane	ND	0.50	0.19	U
10061-02-6	trans-1,3-Dichloropropene	ND	0.50	0.15	U
10061-01-5	cis-1,3-Dichloropropene	ND	0.50	0.14	U
542-75-6	1,3-Dichloropropene, Total	ND	0.50	0.14	U
563-58-6	1,1-Dichloropropene	ND	2.5	0.17	U
75-25-2	Bromoform	ND	2.0	0.25	U
79-34-5	1,1,2,2-Tetrachloroethane	ND	0.50	0.09	U
71-43-2	Benzene	ND	0.50	0.09	U
108-88-3	Toluene	ND	0.75	0.16	U
100-41-4	Ethylbenzene	ND	0.50	0.10	U
74-87-3	Chloromethane	ND	2.5	0.09	U

Form 1
Volatile Organics

Client	: Tetra Tech GEO	Lab Number	: L1505963
Project Name	: LOCKHEED-NORTH PLAINFIELD	Project Number	: 117-0507.600
Lab ID	: WG772555-3	Date Collected	: NA
Client ID	: WG772555-3BLANK	Date Received	: NA
Sample Location	:	Date Analyzed	: 04/01/15 08:27
Sample Matrix	: WATER	Dilution Factor	: 1
Analytical Method	: 1,8260C	Analyst	: MM
Lab File ID	: 0401A05	Instrument ID	: QUIMBY.I
Sample Amount	: 10 ml	GC Column	: RTX-502.2
Level	: LOW	%Solids	: N/A
Extract Volume (MeOH)	: N/A	Injection Volume	: N/A

		ug/L			
CAS NO.	Parameter	Results	RL	MDL	Qualifier
74-83-9	Bromomethane	0.29	1.0	0.26	J
75-01-4	Vinyl chloride	ND	1.0	0.07	U
75-00-3	Chloroethane	ND	1.0	0.13	U
75-35-4	1,1-Dichloroethene	ND	0.50	0.09	U
156-60-5	trans-1,2-Dichloroethene	ND	0.75	0.16	U
79-01-6	Trichloroethene	ND	0.50	0.11	U
95-50-1	1,2-Dichlorobenzene	ND	2.5	0.07	U
541-73-1	1,3-Dichlorobenzene	ND	2.5	0.07	U
106-46-7	1,4-Dichlorobenzene	ND	2.5	0.08	U
1634-04-4	Methyl tert butyl ether	ND	1.0	0.15	U
179601-23-1	p/m-Xylene	ND	1.0	0.18	U
95-47-6	o-Xylene	ND	1.0	0.17	U
1330-20-7	Xylene (Total)	ND	1.0	0.17	U
156-59-2	cis-1,2-Dichloroethene	ND	0.50	0.11	U
540-59-0	1,2-Dichloroethene (total)	ND	0.50	0.11	U
74-95-3	Dibromomethane	ND	5.0	0.36	U
110-56-5	1,4-Dichlorobutane	ND	5.0	0.46	U
74-88-4	Iodomethane	ND	5.0	0.25	U
96-18-4	1,2,3-Trichloropropane	ND	5.0	0.18	U
100-42-5	Styrene	ND	1.0	0.12	U
75-71-8	Dichlorodifluoromethane	ND	5.0	0.19	U
67-64-1	Acetone	ND	5.0	1.5	U
75-15-0	Carbon disulfide	ND	5.0	0.09	U
78-93-3	2-Butanone	ND	5.0	1.9	U
108-05-4	Vinyl acetate	ND	5.0	0.31	U
108-10-1	4-Methyl-2-pentanone	ND	5.0	0.26	U
591-78-6	2-Hexanone	ND	5.0	0.14	U

Form 1
Volatile Organics

Client	: Tetra Tech GEO	Lab Number	: L1505963
Project Name	: LOCKHEED-NORTH PLAINFIELD	Project Number	: 117-0507.600
Lab ID	: WG772555-3	Date Collected	: NA
Client ID	: WG772555-3BLANK	Date Received	: NA
Sample Location	:	Date Analyzed	: 04/01/15 08:27
Sample Matrix	: WATER	Dilution Factor	: 1
Analytical Method	: 1,8260C	Analyst	: MM
Lab File ID	: 0401A05	Instrument ID	: QUIMBY.I
Sample Amount	: 10 ml	GC Column	: RTX-502.2
Level	: LOW	%Solids	: N/A
Extract Volume (MeOH)	: N/A	Injection Volume	: N/A

CAS NO.	Parameter	ug/L Results	RL	MDL	Qualifier
97-63-2	Ethyl methacrylate	ND	5.0	0.61	U
107-02-8	Acrolein	ND	5.0	0.63	U
107-13-1	Acrylonitrile	ND	5.0	0.43	U
74-97-5	Bromochloromethane	ND	2.5	0.13	U
109-99-9	Tetrahydrofuran	ND	5.0	0.52	U
594-20-7	2,2-Dichloropropane	ND	2.5	0.20	U
142-28-9	1,3-Dichloropropane	ND	2.5	0.21	U
630-20-6	1,1,1,2-Tetrachloroethane	ND	0.50	0.16	U
108-86-1	Bromobenzene	ND	2.5	0.15	U
104-51-8	n-Butylbenzene	ND	0.50	0.19	U
135-98-8	sec-Butylbenzene	ND	0.50	0.18	U
98-06-6	tert-Butylbenzene	ND	2.5	0.18	U
95-49-8	o-Chlorotoluene	ND	2.5	0.17	U
106-43-4	p-Chlorotoluene	ND	2.5	0.18	U
87-68-3	Hexachlorobutadiene	ND	0.50	0.22	U
98-82-8	Isopropylbenzene	ND	0.50	0.11	U
99-87-6	p-Isopropyltoluene	ND	0.50	0.19	U
91-20-3	Naphthalene	ND	2.5	0.22	U
103-65-1	n-Propylbenzene	ND	0.50	0.17	U
87-61-6	1,2,3-Trichlorobenzene	ND	2.5	0.12	U
120-82-1	1,2,4-Trichlorobenzene	ND	2.5	0.12	U
108-67-8	1,3,5-Trimethylbenzene	ND	2.5	0.17	U
95-63-6	1,2,4-Trimethylbenzene	ND	2.5	0.19	U
110-57-6	trans-1,4-Dichloro-2-butene	ND	2.5	0.17	U
60-29-7	Ethyl ether	ND	2.5	0.15	U
79-20-9	Methyl Acetate	ND	2.0	0.23	U
141-78-6	Ethyl Acetate	ND	10	0.72	U

Form 1
Volatile Organics

Client	: Tetra Tech GEO	Lab Number	: L1505963
Project Name	: LOCKHEED-NORTH PLAINFIELD	Project Number	: 117-0507.600
Lab ID	: WG772555-3	Date Collected	: NA
Client ID	: WG772555-3BLANK	Date Received	: NA
Sample Location	:	Date Analyzed	: 04/01/15 08:27
Sample Matrix	: WATER	Dilution Factor	: 1
Analytical Method	: 1,8260C	Analyst	: MM
Lab File ID	: 0401A05	Instrument ID	: QUIMBY.I
Sample Amount	: 10 ml	GC Column	: RTX-502.2
Level	: LOW	%Solids	: N/A
Extract Volume (MeOH)	: N/A	Injection Volume	: N/A

		ug/L			
CAS NO.	Parameter	Results	RL	MDL	Qualifier
108-20-3	Isopropyl Ether	ND	2.0	0.42	U
110-82-7	Cyclohexane	ND	10	0.27	U
75-65-0	tert-Butyl Alcohol	ND	10	0.90	U
637-92-3	Ethyl-Tert-Butyl-Ether	ND	2.0	0.15	U
994-05-8	Tertiary-Amyl Methyl Ether	ND	2.0	0.28	U
95-93-2	1,2,4,5-Tetramethylbenzene	ND	2.0	0.54	U
105-05-5	1,4-Diethylbenzene	ND	2.0	0.39	U
108-87-2	Methyl cyclohexane	ND	10	0.40	U
76-13-1	1,1,2-Trichloro-1,2,2-Trifluoroethane	ND	2.5	0.15	U
622-96-8	4-Ethyltoluene	ND	2.0	0.34	U

Tentatively Identified Compounds
Volatile Organics

Client	: Tetra Tech GEO	**Lab Number**	: L1505963
Project Name	: LOCKHEED-NORTH PLAINFIELD	**Project Number**	: 117-0507.600
Lab ID	: WG772555-3	**Date Collected**	: NA
Client ID	: WG772555-3BLANK	**Date Received**	: NA
Sample Location	:	**Date Analyzed**	: 04/01/15 08:27
Sample Matrix	: WATER	**Dilution Factor**	: 1
Analytical Method	: 1,8260C	**Analyst**	: MM
Lab File ID	: 0401A05	**Instrument ID**	: QUIMBY.I
Sample Amount	: 10 ml	**GC Column**	: RTX-502.2
Level	: LOW	**%Solids**	: N/A
Extract Volume (MeOH)	: N/A	**Injection Volume**	: N/A

Number TICS found: 0 **Concentration Units: ug/L**

CAS Number	Compound Name	RT	EST. CONC.	Qualifier
	NO TENTATIVELY IDENTIFIED COMPOUNDS			

Form 1
Volatile Organics

Client	: Tetra Tech GEO	Lab Number	: L1505963
Project Name	: LOCKHEED-NORTH PLAINFIELD	Project Number	: 117-0507.600
Lab ID	: WG772794-3	Date Collected	: NA
Client ID	: WG772794-3BLANK	Date Received	: NA
Sample Location	:	Date Analyzed	: 04/01/15 21:24
Sample Matrix	: WATER	Dilution Factor	: 1
Analytical Method	: 1,8260C	Analyst	: PK
Lab File ID	: 0401N07	Instrument ID	: JACK.I
Sample Amount	: 10 ml	GC Column	: RTX-502.2
Level	: LOW	%Solids	: N/A
Extract Volume (MeOH)	: N/A	Injection Volume	: N/A

		ug/L			
CAS NO.	Parameter	Results	RL	MDL	Qualifier
96-12-8	1,2-Dibromo-3-chloropropane	ND	2.5	0.32	U
123-91-1	1,4-Dioxane	ND	250	41.	U
106-93-4	1,2-Dibromoethane	ND	2.0	0.10	U
75-09-2	Methylene chloride	ND	2.5	0.27	U
75-34-3	1,1-Dichloroethane	ND	0.75	0.21	U
67-66-3	Chloroform	ND	0.75	0.16	U
56-23-5	Carbon tetrachloride	ND	0.50	0.10	U
78-87-5	1,2-Dichloropropane	ND	1.0	0.11	U
124-48-1	Dibromochloromethane	ND	0.50	0.15	U
79-00-5	1,1,2-Trichloroethane	ND	0.75	0.09	U
110-75-8	2-Chloroethylvinyl ether	ND	10	0.40	U
127-18-4	Tetrachloroethene	ND	0.50	0.09	U
108-90-7	Chlorobenzene	ND	0.50	0.07	U
75-69-4	Trichlorofluoromethane	ND	2.5	0.10	U
107-06-2	1,2-Dichloroethane	ND	0.50	0.11	U
71-55-6	1,1,1-Trichloroethane	ND	0.50	0.10	U
75-27-4	Bromodichloromethane	ND	0.50	0.19	U
10061-02-6	trans-1,3-Dichloropropene	ND	0.50	0.15	U
10061-01-5	cis-1,3-Dichloropropene	ND	0.50	0.14	U
542-75-6	1,3-Dichloropropene, Total	ND	0.50	0.14	U
563-58-6	1,1-Dichloropropene	ND	2.5	0.17	U
75-25-2	Bromoform	ND	2.0	0.25	U
79-34-5	1,1,2,2-Tetrachloroethane	ND	0.50	0.09	U
71-43-2	Benzene	ND	0.50	0.09	U
108-88-3	Toluene	ND	0.75	0.16	U
100-41-4	Ethylbenzene	ND	0.50	0.10	U
74-87-3	Chloromethane	ND	2.5	0.09	U

Form 1
Volatile Organics

Client	: Tetra Tech GEO	Lab Number	: L1505963
Project Name	: LOCKHEED-NORTH PLAINFIELD	Project Number	: 117-0507.600
Lab ID	: WG772794-3	Date Collected	: NA
Client ID	: WG772794-3BLANK	Date Received	: NA
Sample Location	:	Date Analyzed	: 04/01/15 21:24
Sample Matrix	: WATER	Dilution Factor	: 1
Analytical Method	: 1,8260C	Analyst	: PK
Lab File ID	: 0401N07	Instrument ID	: JACK.I
Sample Amount	: 10 ml	GC Column	: RTX-502.2
Level	: LOW	%Solids	: N/A
Extract Volume (MeOH)	: N/A	Injection Volume	: N/A

		ug/L			
CAS NO.	Parameter	Results	RL	MDL	Qualifier
74-83-9	Bromomethane	ND	1.0	0.26	U
75-01-4	Vinyl chloride	ND	1.0	0.07	U
75-00-3	Chloroethane	ND	1.0	0.13	U
75-35-4	1,1-Dichloroethene	ND	0.50	0.09	U
156-60-5	trans-1,2-Dichloroethene	ND	0.75	0.16	U
79-01-6	Trichloroethene	ND	0.50	0.11	U
95-50-1	1,2-Dichlorobenzene	ND	2.5	0.07	U
541-73-1	1,3-Dichlorobenzene	ND	2.5	0.07	U
106-46-7	1,4-Dichlorobenzene	ND	2.5	0.08	U
1634-04-4	Methyl tert butyl ether	ND	1.0	0.15	U
179601-23-1	p/m-Xylene	ND	1.0	0.18	U
95-47-6	o-Xylene	ND	1.0	0.17	U
1330-20-7	Xylene (Total)	ND	1.0	0.17	U
156-59-2	cis-1,2-Dichloroethene	ND	0.50	0.11	U
540-59-0	1,2-Dichloroethene (total)	ND	0.50	0.11	U
74-95-3	Dibromomethane	ND	5.0	0.36	U
110-56-5	1,4-Dichlorobutane	ND	5.0	0.46	U
74-88-4	Iodomethane	ND	5.0	0.25	U
96-18-4	1,2,3-Trichloropropane	ND	5.0	0.18	U
100-42-5	Styrene	ND	1.0	0.12	U
75-71-8	Dichlorodifluoromethane	ND	5.0	0.19	U
67-64-1	Acetone	ND	5.0	1.5	U
75-15-0	Carbon disulfide	ND	5.0	0.09	U
78-93-3	2-Butanone	ND	5.0	1.9	U
108-05-4	Vinyl acetate	ND	5.0	0.31	U
108-10-1	4-Methyl-2-pentanone	ND	5.0	0.26	U
591-78-6	2-Hexanone	ND	5.0	0.14	U

Form 1
Volatile Organics

Client	: Tetra Tech GEO	Lab Number	: L1505963
Project Name	: LOCKHEED-NORTH PLAINFIELD	Project Number	: 117-0507.600
Lab ID	: WG772794-3	Date Collected	: NA
Client ID	: WG772794-3BLANK	Date Received	: NA
Sample Location	:	Date Analyzed	: 04/01/15 21:24
Sample Matrix	: WATER	Dilution Factor	: 1
Analytical Method	: 1,8260C	Analyst	: PK
Lab File ID	: 0401N07	Instrument ID	: JACK.I
Sample Amount	: 10 ml	GC Column	: RTX-502.2
Level	: LOW	%Solids	: N/A
Extract Volume (MeOH)	: N/A	Injection Volume	: N/A

		ug/L			
CAS NO.	Parameter	Results	RL	MDL	Qualifier
97-63-2	Ethyl methacrylate	ND	5.0	0.61	U
107-02-8	Acrolein	ND	5.0	0.63	U
107-13-1	Acrylonitrile	ND	5.0	0.43	U
74-97-5	Bromochloromethane	ND	2.5	0.13	U
109-99-9	Tetrahydrofuran	ND	5.0	0.52	U
594-20-7	2,2-Dichloropropane	ND	2.5	0.20	U
142-28-9	1,3-Dichloropropane	ND	2.5	0.21	U
630-20-6	1,1,1,2-Tetrachloroethane	ND	0.50	0.16	U
108-86-1	Bromobenzene	ND	2.5	0.15	U
104-51-8	n-Butylbenzene	ND	0.50	0.19	U
135-98-8	sec-Butylbenzene	ND	0.50	0.18	U
98-06-6	tert-Butylbenzene	ND	2.5	0.18	U
95-49-8	o-Chlorotoluene	ND	2.5	0.17	U
106-43-4	p-Chlorotoluene	ND	2.5	0.18	U
87-68-3	Hexachlorobutadiene	ND	0.50	0.22	U
98-82-8	Isopropylbenzene	ND	0.50	0.11	U
99-87-6	p-Isopropyltoluene	ND	0.50	0.19	U
91-20-3	Naphthalene	ND	2.5	0.22	U
103-65-1	n-Propylbenzene	ND	0.50	0.17	U
87-61-6	1,2,3-Trichlorobenzene	ND	2.5	0.12	U
120-82-1	1,2,4-Trichlorobenzene	ND	2.5	0.12	U
108-67-8	1,3,5-Trimethylbenzene	ND	2.5	0.17	U
95-63-6	1,2,4-Trimethylbenzene	ND	2.5	0.19	U
110-57-6	trans-1,4-Dichloro-2-butene	ND	2.5	0.17	U
60-29-7	Ethyl ether	ND	2.5	0.15	U
79-20-9	Methyl Acetate	ND	2.0	0.23	U
141-78-6	Ethyl Acetate	ND	10	0.72	U

Form 1
Volatile Organics

Client	: Tetra Tech GEO	Lab Number	: L1505963
Project Name	: LOCKHEED-NORTH PLAINFIELD	Project Number	: 117-0507.600
Lab ID	: WG772794-3	Date Collected	: NA
Client ID	: WG772794-3BLANK	Date Received	: NA
Sample Location	:	Date Analyzed	: 04/01/15 21:24
Sample Matrix	: WATER	Dilution Factor	: 1
Analytical Method	: 1,8260C	Analyst	: PK
Lab File ID	: 0401N07	Instrument ID	: JACK.I
Sample Amount	: 10 ml	GC Column	: RTX-502.2
Level	: LOW	%Solids	: N/A
Extract Volume (MeOH)	: N/A	Injection Volume	: N/A

		ug/L			
CAS NO.	Parameter	Results	RL	MDL	Qualifier
108-20-3	Isopropyl Ether	ND	2.0	0.42	U
110-82-7	Cyclohexane	ND	10	0.27	U
75-65-0	tert-Butyl Alcohol	ND	10	0.90	U
637-92-3	Ethyl-Tert-Butyl-Ether	ND	2.0	0.15	U
994-05-8	Tertiary-Amyl Methyl Ether	ND	2.0	0.28	U
95-93-2	1,2,4,5-Tetramethylbenzene	ND	2.0	0.54	U
105-05-5	1,4-Diethylbenzene	ND	2.0	0.39	U
108-87-2	Methyl cyclohexane	ND	10	0.40	U
76-13-1	1,1,2-Trichloro-1,2,2-Trifluoroethane	ND	2.5	0.15	U
622-96-8	4-Ethyltoluene	ND	2.0	0.34	U

Tentatively Identified Compounds
Volatile Organics

Client	: Tetra Tech GEO	**Lab Number**	: L1505963
Project Name	: LOCKHEED-NORTH PLAINFIELD	**Project Number**	: 117-0507.600
Lab ID	: WG772794-3	**Date Collected**	: NA
Client ID	: WG772794-3BLANK	**Date Received**	: NA
Sample Location	:	**Date Analyzed**	: 04/01/15 21:24
Sample Matrix	: WATER	**Dilution Factor**	: 1
Analytical Method	: 1,8260C	**Analyst**	: PK
Lab File ID	: 0401N07	**Instrument ID**	: JACK.I
Sample Amount	: 10 ml	**GC Column**	: RTX-502.2
Level	: LOW	**%Solids**	: N/A
Extract Volume (MeOH)	: N/A	**Injection Volume**	: N/A

Number TICS found: 0 **Concentration Units: ug/L**

CAS Number	Compound Name	RT	EST. CONC.	Qualifier
	NO TENTATIVELY IDENTIFIED COMPOUNDS			

Form 1
Volatile Organics

Client	: Tetra Tech GEO	Lab Number	: L1505963
Project Name	: LOCKHEED-NORTH PLAINFIELD	Project Number	: 117-0507.600
Lab ID	: WG772795-3	Date Collected	: NA
Client ID	: WG772795-3BLANK	Date Received	: NA
Sample Location	:	Date Analyzed	: 04/01/15 21:40
Sample Matrix	: WATER	Dilution Factor	: 1
Analytical Method	: 1,8260C	Analyst	: PK
Lab File ID	: 0401N08	Instrument ID	: JACK.I
Sample Amount	: 10 ml	GC Column	: RTX-502.2
Level	: LOW	%Solids	: N/A
Extract Volume (MeOH)	: N/A	Injection Volume	: N/A

		ug/L			
CAS NO.	Parameter	Results	RL	MDL	Qualifier
96-12-8	1,2-Dibromo-3-chloropropane	ND	2.5	0.32	U
123-91-1	1,4-Dioxane	ND	250	41.	U
106-93-4	1,2-Dibromoethane	ND	2.0	0.10	U
75-09-2	Methylene chloride	ND	2.5	0.27	U
75-34-3	1,1-Dichloroethane	ND	0.75	0.21	U
67-66-3	Chloroform	ND	0.75	0.16	U
56-23-5	Carbon tetrachloride	ND	0.50	0.10	U
78-87-5	1,2-Dichloropropane	ND	1.0	0.11	U
124-48-1	Dibromochloromethane	ND	0.50	0.15	U
79-00-5	1,1,2-Trichloroethane	ND	0.75	0.09	U
110-75-8	2-Chloroethylvinyl ether	ND	10	0.40	U
127-18-4	Tetrachloroethene	ND	0.50	0.09	U
108-90-7	Chlorobenzene	ND	0.50	0.07	U
75-69-4	Trichlorofluoromethane	ND	2.5	0.10	U
107-06-2	1,2-Dichloroethane	ND	0.50	0.11	U
71-55-6	1,1,1-Trichloroethane	ND	0.50	0.10	U
75-27-4	Bromodichloromethane	ND	0.50	0.19	U
10061-02-6	trans-1,3-Dichloropropene	ND	0.50	0.15	U
10061-01-5	cis-1,3-Dichloropropene	ND	0.50	0.14	U
542-75-6	1,3-Dichloropropene, Total	ND	0.50	0.14	U
563-58-6	1,1-Dichloropropene	ND	2.5	0.17	U
75-25-2	Bromoform	ND	2.0	0.25	U
79-34-5	1,1,2,2-Tetrachloroethane	ND	0.50	0.09	U
71-43-2	Benzene	ND	0.50	0.09	U
108-88-3	Toluene	ND	0.75	0.16	U
100-41-4	Ethylbenzene	ND	0.50	0.10	U
74-87-3	Chloromethane	ND	2.5	0.09	U

Form 1
Volatile Organics

Client	: Tetra Tech GEO	Lab Number	: L1505963
Project Name	: LOCKHEED-NORTH PLAINFIELD	Project Number	: 117-0507.600
Lab ID	: WG772795-3	Date Collected	: NA
Client ID	: WG772795-3BLANK	Date Received	: NA
Sample Location	:	Date Analyzed	: 04/01/15 21:40
Sample Matrix	: WATER	Dilution Factor	: 1
Analytical Method	: 1,8260C	Analyst	: PK
Lab File ID	: 0401N08	Instrument ID	: JACK.I
Sample Amount	: 10 ml	GC Column	: RTX-502.2
Level	: LOW	%Solids	: N/A
Extract Volume (MeOH)	: N/A	Injection Volume	: N/A

		ug/L			
CAS NO.	Parameter	Results	RL	MDL	Qualifier
74-83-9	Bromomethane	ND	1.0	0.26	U
75-01-4	Vinyl chloride	ND	1.0	0.07	U
75-00-3	Chloroethane	ND	1.0	0.13	U
75-35-4	1,1-Dichloroethene	ND	0.50	0.09	U
156-60-5	trans-1,2-Dichloroethene	ND	0.75	0.16	U
79-01-6	Trichloroethene	ND	0.50	0.11	U
95-50-1	1,2-Dichlorobenzene	ND	2.5	0.07	U
541-73-1	1,3-Dichlorobenzene	ND	2.5	0.07	U
106-46-7	1,4-Dichlorobenzene	ND	2.5	0.08	U
1634-04-4	Methyl tert butyl ether	ND	1.0	0.15	U
179601-23-1	p/m-Xylene	ND	1.0	0.18	U
95-47-6	o-Xylene	ND	1.0	0.17	U
1330-20-7	Xylene (Total)	ND	1.0	0.17	U
156-59-2	cis-1,2-Dichloroethene	ND	0.50	0.11	U
540-59-0	1,2-Dichloroethene (total)	ND	0.50	0.11	U
74-95-3	Dibromomethane	ND	5.0	0.36	U
110-56-5	1,4-Dichlorobutane	ND	5.0	0.46	U
74-88-4	Iodomethane	ND	5.0	0.25	U
96-18-4	1,2,3-Trichloropropane	ND	5.0	0.18	U
100-42-5	Styrene	ND	1.0	0.12	U
75-71-8	Dichlorodifluoromethane	ND	5.0	0.19	U
67-64-1	Acetone	ND	5.0	1.5	U
75-15-0	Carbon disulfide	ND	5.0	0.09	U
78-93-3	2-Butanone	ND	5.0	1.9	U
108-05-4	Vinyl acetate	ND	5.0	0.31	U
108-10-1	4-Methyl-2-pentanone	ND	5.0	0.26	U
591-78-6	2-Hexanone	ND	5.0	0.14	U

Form 1
Volatile Organics

Client	: Tetra Tech GEO	Lab Number	: L1505963
Project Name	: LOCKHEED-NORTH PLAINFIELD	Project Number	: 117-0507.600
Lab ID	: WG772795-3	Date Collected	: NA
Client ID	: WG772795-3BLANK	Date Received	: NA
Sample Location	:	Date Analyzed	: 04/01/15 21:40
Sample Matrix	: WATER	Dilution Factor	: 1
Analytical Method	: 1,8260C	Analyst	: PK
Lab File ID	: 0401N08	Instrument ID	: JACK.I
Sample Amount	: 10 ml	GC Column	: RTX-502.2
Level	: LOW	%Solids	: N/A
Extract Volume (MeOH)	: N/A	Injection Volume	: N/A

		ug/L			
CAS NO.	Parameter	Results	RL	MDL	Qualifier
97-63-2	Ethyl methacrylate	ND	5.0	0.61	U
107-02-8	Acrolein	ND	5.0	0.63	U
107-13-1	Acrylonitrile	ND	5.0	0.43	U
74-97-5	Bromochloromethane	ND	2.5	0.13	U
109-99-9	Tetrahydrofuran	ND	5.0	0.52	U
594-20-7	2,2-Dichloropropane	ND	2.5	0.20	U
142-28-9	1,3-Dichloropropane	ND	2.5	0.21	U
630-20-6	1,1,1,2-Tetrachloroethane	ND	0.50	0.16	U
108-86-1	Bromobenzene	ND	2.5	0.15	U
104-51-8	n-Butylbenzene	ND	0.50	0.19	U
135-98-8	sec-Butylbenzene	ND	0.50	0.18	U
98-06-6	tert-Butylbenzene	ND	2.5	0.18	U
95-49-8	o-Chlorotoluene	ND	2.5	0.17	U
106-43-4	p-Chlorotoluene	ND	2.5	0.18	U
87-68-3	Hexachlorobutadiene	ND	0.50	0.22	U
98-82-8	Isopropylbenzene	ND	0.50	0.11	U
99-87-6	p-Isopropyltoluene	ND	0.50	0.19	U
91-20-3	Naphthalene	ND	2.5	0.22	U
103-65-1	n-Propylbenzene	ND	0.50	0.17	U
87-61-6	1,2,3-Trichlorobenzene	ND	2.5	0.12	U
120-82-1	1,2,4-Trichlorobenzene	ND	2.5	0.12	U
108-67-8	1,3,5-Trimethylbenzene	ND	2.5	0.17	U
95-63-6	1,2,4-Trimethylbenzene	ND	2.5	0.19	U
110-57-6	trans-1,4-Dichloro-2-butene	ND	2.5	0.17	U
60-29-7	Ethyl ether	ND	2.5	0.15	U
79-20-9	Methyl Acetate	ND	2.0	0.23	U
141-78-6	Ethyl Acetate	ND	10	0.72	U

Form 1
Volatile Organics

Client	: Tetra Tech GEO	Lab Number	: L1505963
Project Name	: LOCKHEED-NORTH PLAINFIELD	Project Number	: 117-0507.600
Lab ID	: WG772795-3	Date Collected	: NA
Client ID	: WG772795-3BLANK	Date Received	: NA
Sample Location	:	Date Analyzed	: 04/01/15 21:40
Sample Matrix	: WATER	Dilution Factor	: 1
Analytical Method	: 1,8260C	Analyst	: PK
Lab File ID	: 0401N08	Instrument ID	: JACK.I
Sample Amount	: 10 ml	GC Column	: RTX-502.2
Level	: LOW	%Solids	: N/A
Extract Volume (MeOH)	: N/A	Injection Volume	: N/A

		ug/L			
CAS NO.	Parameter	Results	RL	MDL	Qualifier
108-20-3	Isopropyl Ether	ND	2.0	0.42	U
110-82-7	Cyclohexane	ND	10	0.27	U
75-65-0	tert-Butyl Alcohol	ND	10	0.90	U
637-92-3	Ethyl-Tert-Butyl-Ether	ND	2.0	0.15	U
994-05-8	Tertiary-Amyl Methyl Ether	ND	2.0	0.28	U
95-93-2	1,2,4,5-Tetramethylbenzene	ND	2.0	0.54	U
105-05-5	1,4-Diethylbenzene	ND	2.0	0.39	U
108-87-2	Methyl cyclohexane	ND	10	0.40	U
76-13-1	1,1,2-Trichloro-1,2,2-Trifluoroethane	ND	2.5	0.15	U
622-96-8	4-Ethyltoluene	ND	2.0	0.34	U

Tentatively Identified Compounds
Volatile Organics

Client	: Tetra Tech GEO	**Lab Number**	: L1505963
Project Name	: LOCKHEED-NORTH PLAINFIELD	**Project Number**	: 117-0507.600
Lab ID	: WG772795-3	**Date Collected**	: NA
Client ID	: WG772795-3BLANK	**Date Received**	: NA
Sample Location	:	**Date Analyzed**	: 04/01/15 21:40
Sample Matrix	: WATER	**Dilution Factor**	: 1
Analytical Method	: 1,8260C	**Analyst**	: PK
Lab File ID	: 0401N08	**Instrument ID**	: JACK.I
Sample Amount	: 10 ml	**GC Column**	: RTX-502.2
Level	: LOW	**%Solids**	: N/A
Extract Volume (MeOH)	: N/A	**Injection Volume**	: N/A

Number TICS found: 0 **Concentration Units: ug/L**

CAS Number	Compound Name	RT	EST. CONC.	Qualifier
	NO TENTATIVELY IDENTIFIED COMPOUNDS			

Form 1
Volatile Organics

Client	: Tetra Tech GEO	Lab Number	: L1505963
Project Name	: LOCKHEED-NORTH PLAINFIELD	Project Number	: 117-0507.600
Lab ID	: WG772842-3	Date Collected	: NA
Client ID	: WG772842-3BLANK	Date Received	: NA
Sample Location	:	Date Analyzed	: 04/02/15 04:41
Sample Matrix	: WATER	Dilution Factor	: 1
Analytical Method	: 1,8260C	Analyst	: MM
Lab File ID	: 0402A04	Instrument ID	: QUIMBY.I
Sample Amount	: 10 ml	GC Column	: RTX-502.2
Level	: LOW	%Solids	: N/A
Extract Volume (MeOH)	: N/A	Injection Volume	: N/A

		ug/L			
CAS NO.	Parameter	Results	RL	MDL	Qualifier
96-12-8	1,2-Dibromo-3-chloropropane	ND	2.5	0.32	U
123-91-1	1,4-Dioxane	ND	250	41.	U
106-93-4	1,2-Dibromoethane	ND	2.0	0.10	U
75-09-2	Methylene chloride	ND	2.5	0.27	U
75-34-3	1,1-Dichloroethane	ND	0.75	0.21	U
67-66-3	Chloroform	ND	0.75	0.16	U
56-23-5	Carbon tetrachloride	ND	0.50	0.10	U
78-87-5	1,2-Dichloropropane	ND	1.0	0.11	U
124-48-1	Dibromochloromethane	ND	0.50	0.15	U
79-00-5	1,1,2-Trichloroethane	ND	0.75	0.09	U
110-75-8	2-Chloroethylvinyl ether	ND	10	0.40	U
127-18-4	Tetrachloroethene	ND	0.50	0.09	U
108-90-7	Chlorobenzene	ND	0.50	0.07	U
75-69-4	Trichlorofluoromethane	ND	2.5	0.10	U
107-06-2	1,2-Dichloroethane	ND	0.50	0.11	U
71-55-6	1,1,1-Trichloroethane	ND	0.50	0.10	U
75-27-4	Bromodichloromethane	ND	0.50	0.19	U
10061-02-6	trans-1,3-Dichloropropene	ND	0.50	0.15	U
10061-01-5	cis-1,3-Dichloropropene	ND	0.50	0.14	U
542-75-6	1,3-Dichloropropene, Total	ND	0.50	0.14	U
563-58-6	1,1-Dichloropropene	ND	2.5	0.17	U
75-25-2	Bromoform	ND	2.0	0.25	U
79-34-5	1,1,2,2-Tetrachloroethane	ND	0.50	0.09	U
71-43-2	Benzene	ND	0.50	0.09	U
108-88-3	Toluene	ND	0.75	0.16	U
100-41-4	Ethylbenzene	ND	0.50	0.10	U
74-87-3	Chloromethane	ND	2.5	0.09	U

Form 1
Volatile Organics

Client	: Tetra Tech GEO	Lab Number	: L1505963
Project Name	: LOCKHEED-NORTH PLAINFIELD	Project Number	: 117-0507.600
Lab ID	: WG772842-3	Date Collected	: NA
Client ID	: WG772842-3BLANK	Date Received	: NA
Sample Location	:	Date Analyzed	: 04/02/15 04:41
Sample Matrix	: WATER	Dilution Factor	: 1
Analytical Method	: 1,8260C	Analyst	: MM
Lab File ID	: 0402A04	Instrument ID	: QUIMBY.I
Sample Amount	: 10 ml	GC Column	: RTX-502.2
Level	: LOW	%Solids	: N/A
Extract Volume (MeOH)	: N/A	Injection Volume	: N/A

		ug/L			
CAS NO.	Parameter	Results	RL	MDL	Qualifier
74-83-9	Bromomethane	ND	1.0	0.26	U
75-01-4	Vinyl chloride	ND	1.0	0.07	U
75-00-3	Chloroethane	ND	1.0	0.13	U
75-35-4	1,1-Dichloroethene	ND	0.50	0.09	U
156-60-5	trans-1,2-Dichloroethene	ND	0.75	0.16	U
79-01-6	Trichloroethene	ND	0.50	0.11	U
95-50-1	1,2-Dichlorobenzene	ND	2.5	0.07	U
541-73-1	1,3-Dichlorobenzene	ND	2.5	0.07	U
106-46-7	1,4-Dichlorobenzene	ND	2.5	0.08	U
1634-04-4	Methyl tert butyl ether	ND	1.0	0.15	U
179601-23-1	p/m-Xylene	ND	1.0	0.18	U
95-47-6	o-Xylene	ND	1.0	0.17	U
1330-20-7	Xylene (Total)	ND	1.0	0.17	U
156-59-2	cis-1,2-Dichloroethene	ND	0.50	0.11	U
540-59-0	1,2-Dichloroethene (total)	ND	0.50	0.11	U
74-95-3	Dibromomethane	ND	5.0	0.36	U
110-56-5	1,4-Dichlorobutane	ND	5.0	0.46	U
74-88-4	Iodomethane	ND	5.0	0.25	U
96-18-4	1,2,3-Trichloropropane	ND	5.0	0.18	U
100-42-5	Styrene	ND	1.0	0.12	U
75-71-8	Dichlorodifluoromethane	ND	5.0	0.19	U
67-64-1	Acetone	ND	5.0	1.5	U
75-15-0	Carbon disulfide	ND	5.0	0.09	U
78-93-3	2-Butanone	ND	5.0	1.9	U
108-05-4	Vinyl acetate	ND	5.0	0.31	U
108-10-1	4-Methyl-2-pentanone	ND	5.0	0.26	U
591-78-6	2-Hexanone	ND	5.0	0.14	U

Form 1
Volatile Organics

Client	: Tetra Tech GEO	Lab Number	: L1505963
Project Name	: LOCKHEED-NORTH PLAINFIELD	Project Number	: 117-0507.600
Lab ID	: WG772842-3	Date Collected	: NA
Client ID	: WG772842-3BLANK	Date Received	: NA
Sample Location	:	Date Analyzed	: 04/02/15 04:41
Sample Matrix	: WATER	Dilution Factor	: 1
Analytical Method	: 1,8260C	Analyst	: MM
Lab File ID	: 0402A04	Instrument ID	: QUIMBY.I
Sample Amount	: 10 ml	GC Column	: RTX-502.2
Level	: LOW	%Solids	: N/A
Extract Volume (MeOH)	: N/A	Injection Volume	: N/A

		ug/L			
CAS NO.	Parameter	Results	RL	MDL	Qualifier
97-63-2	Ethyl methacrylate	ND	5.0	0.61	U
107-02-8	Acrolein	ND	5.0	0.63	U
107-13-1	Acrylonitrile	ND	5.0	0.43	U
74-97-5	Bromochloromethane	ND	2.5	0.13	U
109-99-9	Tetrahydrofuran	ND	5.0	0.52	U
594-20-7	2,2-Dichloropropane	ND	2.5	0.20	U
142-28-9	1,3-Dichloropropane	ND	2.5	0.21	U
630-20-6	1,1,1,2-Tetrachloroethane	ND	0.50	0.16	U
108-86-1	Bromobenzene	ND	2.5	0.15	U
104-51-8	n-Butylbenzene	ND	0.50	0.19	U
135-98-8	sec-Butylbenzene	ND	0.50	0.18	U
98-06-6	tert-Butylbenzene	ND	2.5	0.18	U
95-49-8	o-Chlorotoluene	ND	2.5	0.17	U
106-43-4	p-Chlorotoluene	ND	2.5	0.18	U
87-68-3	Hexachlorobutadiene	ND	0.50	0.22	U
98-82-8	Isopropylbenzene	ND	0.50	0.11	U
99-87-6	p-Isopropyltoluene	ND	0.50	0.19	U
91-20-3	Naphthalene	ND	2.5	0.22	U
103-65-1	n-Propylbenzene	ND	0.50	0.17	U
87-61-6	1,2,3-Trichlorobenzene	ND	2.5	0.12	U
120-82-1	1,2,4-Trichlorobenzene	ND	2.5	0.12	U
108-67-8	1,3,5-Trimethylbenzene	ND	2.5	0.17	U
95-63-6	1,2,4-Trimethylbenzene	ND	2.5	0.19	U
110-57-6	trans-1,4-Dichloro-2-butene	ND	2.5	0.17	U
60-29-7	Ethyl ether	ND	2.5	0.15	U
79-20-9	Methyl Acetate	ND	2.0	0.23	U
141-78-6	Ethyl Acetate	ND	10	0.72	U

Form 1
Volatile Organics

Client	: Tetra Tech GEO	Lab Number	: L1505963
Project Name	: LOCKHEED-NORTH PLAINFIELD	Project Number	: 117-0507.600
Lab ID	: WG772842-3	Date Collected	: NA
Client ID	: WG772842-3BLANK	Date Received	: NA
Sample Location	:	Date Analyzed	: 04/02/15 04:41
Sample Matrix	: WATER	Dilution Factor	: 1
Analytical Method	: 1,8260C	Analyst	: MM
Lab File ID	: 0402A04	Instrument ID	: QUIMBY.I
Sample Amount	: 10 ml	GC Column	: RTX-502.2
Level	: LOW	%Solids	: N/A
Extract Volume (MeOH)	: N/A	Injection Volume	: N/A

		ug/L			
CAS NO.	Parameter	Results	RL	MDL	Qualifier
108-20-3	Isopropyl Ether	ND	2.0	0.42	U
110-82-7	Cyclohexane	ND	10	0.27	U
75-65-0	tert-Butyl Alcohol	ND	10	0.90	U
637-92-3	Ethyl-Tert-Butyl-Ether	ND	2.0	0.15	U
994-05-8	Tertiary-Amyl Methyl Ether	ND	2.0	0.28	U
95-93-2	1,2,4,5-Tetramethylbenzene	ND	2.0	0.54	U
105-05-5	1,4-Diethylbenzene	ND	2.0	0.39	U
108-87-2	Methyl cyclohexane	ND	10	0.40	U
76-13-1	1,1,2-Trichloro-1,2,2-Trifluoroethane	ND	2.5	0.15	U
622-96-8	4-Ethyltoluene	ND	2.0	0.34	U

Tentatively Identified Compounds
Volatile Organics

Client	: Tetra Tech GEO	**Lab Number**	: L1505963
Project Name	: LOCKHEED-NORTH PLAINFIELD	**Project Number**	: 117-0507.600
Lab ID	: WG772842-3	**Date Collected**	: NA
Client ID	: WG772842-3BLANK	**Date Received**	: NA
Sample Location	:	**Date Analyzed**	: 04/02/15 04:41
Sample Matrix	: WATER	**Dilution Factor**	: 1
Analytical Method	: 1,8260C	**Analyst**	: MM
Lab File ID	: 0402A04	**Instrument ID**	: QUIMBY.I
Sample Amount	: 10 ml	**GC Column**	: RTX-502.2
Level	: LOW	**%Solids**	: N/A
Extract Volume (MeOH)	: N/A	**Injection Volume**	: N/A

Number TICS found: 0 **Concentration Units: ug/L**

CAS Number	Compound Name	RT	EST. CONC.	Qualifier
	NO TENTATIVELY IDENTIFIED COMPOUNDS			

Form 1
Volatile Organics

Client	: Tetra Tech GEO	Lab Number	: L1505963
Project Name	: LOCKHEED-NORTH PLAINFIELD	Project Number	: 117-0507.600
Lab ID	: WG772851-3	Date Collected	: NA
Client ID	: WG772851-3BLANK	Date Received	: NA
Sample Location	:	Date Analyzed	: 04/01/15 22:54
Sample Matrix	: WATER	Dilution Factor	: 1
Analytical Method	: 1,8260C	Analyst	: MS
Lab File ID	: 0401A05	Instrument ID	: VOA101.I
Sample Amount	: 10 ml	GC Column	: RTX-502.2
Level	: LOW	%Solids	: N/A
Extract Volume (MeOH)	: N/A	Injection Volume	: N/A

		ug/L			
CAS NO.	Parameter	Results	RL	MDL	Qualifier
96-12-8	1,2-Dibromo-3-chloropropane	ND	2.5	0.32	U
123-91-1	1,4-Dioxane	ND	250	41.	U
106-93-4	1,2-Dibromoethane	ND	2.0	0.10	U
75-09-2	Methylene chloride	ND	2.5	0.27	U
75-34-3	1,1-Dichloroethane	ND	0.75	0.21	U
67-66-3	Chloroform	ND	0.75	0.16	U
56-23-5	Carbon tetrachloride	ND	0.50	0.10	U
78-87-5	1,2-Dichloropropane	ND	1.0	0.11	U
124-48-1	Dibromochloromethane	ND	0.50	0.15	U
79-00-5	1,1,2-Trichloroethane	ND	0.75	0.09	U
127-18-4	Tetrachloroethene	ND	0.50	0.09	U
108-90-7	Chlorobenzene	ND	0.50	0.07	U
75-69-4	Trichlorofluoromethane	ND	2.5	0.10	U
107-06-2	1,2-Dichloroethane	ND	0.50	0.11	U
71-55-6	1,1,1-Trichloroethane	ND	0.50	0.10	U
75-27-4	Bromodichloromethane	ND	0.50	0.19	U
10061-02-6	trans-1,3-Dichloropropene	ND	0.50	0.15	U
10061-01-5	cis-1,3-Dichloropropene	ND	0.50	0.14	U
542-75-6	1,3-Dichloropropene, Total	ND	0.50	0.14	U
75-25-2	Bromoform	ND	2.0	0.25	U
79-34-5	1,1,2,2-Tetrachloroethane	ND	0.50	0.09	U
71-43-2	Benzene	ND	0.50	0.09	U
108-88-3	Toluene	ND	0.75	0.16	U
100-41-4	Ethylbenzene	ND	0.50	0.10	U
74-87-3	Chloromethane	ND	2.5	0.09	U
74-83-9	Bromomethane	ND	1.0	0.26	U
75-01-4	Vinyl chloride	ND	1.0	0.07	U

Form 1
Volatile Organics

Client	: Tetra Tech GEO	Lab Number	: L1505963
Project Name	: LOCKHEED-NORTH PLAINFIELD	Project Number	: 117-0507.600
Lab ID	: WG772851-3	Date Collected	: NA
Client ID	: WG772851-3BLANK	Date Received	: NA
Sample Location	:	Date Analyzed	: 04/01/15 22:54
Sample Matrix	: WATER	Dilution Factor	: 1
Analytical Method	: 1,8260C	Analyst	: MS
Lab File ID	: 0401A05	Instrument ID	: VOA101.I
Sample Amount	: 10 ml	GC Column	: RTX-502.2
Level	: LOW	%Solids	: N/A
Extract Volume (MeOH)	: N/A	Injection Volume	: N/A

		ug/L			
CAS NO.	Parameter	Results	RL	MDL	Qualifier
75-00-3	Chloroethane	ND	1.0	0.13	U
75-35-4	1,1-Dichloroethene	ND	0.50	0.09	U
156-60-5	trans-1,2-Dichloroethene	ND	0.75	0.16	U
79-01-6	Trichloroethene	ND	0.50	0.11	U
95-50-1	1,2-Dichlorobenzene	0.10	2.5	0.07	J
541-73-1	1,3-Dichlorobenzene	ND	2.5	0.07	U
106-46-7	1,4-Dichlorobenzene	ND	2.5	0.08	U
1634-04-4	Methyl tert butyl ether	ND	1.0	0.15	U
179601-23-1	p/m-Xylene	ND	1.0	0.18	U
95-47-6	o-Xylene	ND	1.0	0.17	U
1330-20-7	Xylene (Total)	ND	1.0	0.17	U
156-59-2	cis-1,2-Dichloroethene	ND	0.50	0.11	U
540-59-0	1,2-Dichloroethene (total)	ND	0.50	0.11	U
100-42-5	Styrene	ND	1.0	0.12	U
75-71-8	Dichlorodifluoromethane	ND	5.0	0.19	U
67-64-1	Acetone	ND	5.0	1.5	U
75-15-0	Carbon disulfide	ND	5.0	0.09	U
78-93-3	2-Butanone	ND	5.0	1.9	U
108-10-1	4-Methyl-2-pentanone	ND	5.0	0.26	U
591-78-6	2-Hexanone	ND	5.0	0.14	U
74-97-5	Bromochloromethane	ND	2.5	0.13	U
98-82-8	Isopropylbenzene	ND	0.50	0.11	U
87-61-6	1,2,3-Trichlorobenzene	0.26	2.5	0.12	J
120-82-1	1,2,4-Trichlorobenzene	0.21	2.5	0.12	J
79-20-9	Methyl Acetate	ND	2.0	0.23	U
110-82-7	Cyclohexane	ND	10	0.27	U
108-87-2	Methyl cyclohexane	ND	10	0.40	U

Form 1
Volatile Organics

Client	: Tetra Tech GEO	**Lab Number**	: L1505963
Project Name	: LOCKHEED-NORTH PLAINFIELD	**Project Number**	: 117-0507.600
Lab ID	: WG772851-3	**Date Collected**	: NA
Client ID	: WG772851-3BLANK	**Date Received**	: NA
Sample Location	:	**Date Analyzed**	: 04/01/15 22:54
Sample Matrix	: WATER	**Dilution Factor**	: 1
Analytical Method	: 1,8260C	**Analyst**	: MS
Lab File ID	: 0401A05	**Instrument ID**	: VOA101.I
Sample Amount	: 10 ml	**GC Column**	: RTX-502.2
Level	: LOW	**%Solids**	: N/A
Extract Volume (MeOH)	: N/A	**Injection Volume**	: N/A

		ug/L			
CAS NO.	**Parameter**	**Results**	**RL**	**MDL**	**Qualifier**
76-13-1	1,1,2-Trichloro-1,2,2-Trifluoroethane	ND	2.5	0.15	U

Tentatively Identified Compounds
Volatile Organics

Client	: Tetra Tech GEO	**Lab Number**	: L1505963
Project Name	: LOCKHEED-NORTH PLAINFIELD	**Project Number**	: 117-0507.600
Lab ID	: WG772851-3	**Date Collected**	: NA
Client ID	: WG772851-3BLANK	**Date Received**	: NA
Sample Location	:	**Date Analyzed**	: 04/01/15 22:54
Sample Matrix	: WATER	**Dilution Factor**	: 1
Analytical Method	: 1,8260C	**Analyst**	: MS
Lab File ID	: 0401A05	**Instrument ID**	: VOA101.I
Sample Amount	: 10 ml	**GC Column**	: RTX-502.2
Level	: LOW	**%Solids**	: N/A
Extract Volume (MeOH)	: N/A	**Injection Volume**	: N/A

Number TICS found: 0 **Concentration Units: ug/L**

CAS Number	Compound Name	RT	EST. CONC.	Qualifier
	NO TENTATIVELY IDENTIFIED COMPOUNDS			

Tuning Results Summary

5A
VOLATILE ORGANICS INSTRUMENT PERFORMANCE CHECK
BROMOFLUOROBENZENE (BFB)

Lab Name: Alpha Analytical Labs

SDG No.: L1505963

Lab File ID: BFB0224B_tune BFB Injection Date: 02/24/15

Instrument ID: Jack.i BFB Injection Time: 05:40

m/e	ION ABUNDANCE CRITERIA	% Relative Abundance
95	Base Peak, 100% relative abundance	100
50	15.0 - 40.0% of mass 95	17.9
75	30.0 - 60.0% of mass 95	49.1
96	5.0 - 9.0% of mass 95	7
173	Less than 2.0% of mass 174	0.8 (0.89)1
174	Greater than 50.0 of mass 95	87.9
175	5.0 - 9.0% of mass 174	6.5 (7.35)1
176	95.0 - 101% of mass 174	83.6 (95.0)1
177	5.0 - 9.0% of mass 176	5.7 (6.87)2

1-Value is % of mass 174 2-Value is % of mass 176

THIS CHECK APPLIES TO THE FOLLOWING SAMPLES, MS, MSD, BLANKS, AND STANDARDS:

	CLIENT SAMPLE NO.	LAB SAMPLE ID	LAB FILE ID	DATE ANALYZED	TIME ANALYZED
01	ICAL L11	ICAL L11	0224A03	02/24/15	06:22
02	ICAL L2	ICAL L2	0224A07	02/24/15	07:29
03	ICAL L3	ICAL L3	0224A09	02/24/15	08:03
04	ICAL L4	ICAL L4	0224A11	02/24/15	08:36
05	ICAL L5	ICAL L5	0224A13	02/24/15	09:09
06	ICAL L6	ICAL L6	0224A15	02/24/15	09:43
07	ICAL L7	ICAL L7	0224A17	02/24/15	10:16
08	ICAL L8	ICAL L8	0224A19	02/24/15	10:49
09	ICAL L9	ICAL L9	0224A21	02/24/15	11:23
10	ICAL L10	ICAL L10	0224A23	02/24/15	11:56
11	ICAL L1	ICAL L1	0224A35	02/24/15	15:16
12	ICV Quant Report	ICV Quant Repo	0224A39	02/24/15	16:21
13	ICV Summary Form	ICV Summary Fo	ccal	02/24/15	16:21

FORM V NJ-8260

5A
VOLATILE ORGANICS INSTRUMENT PERFORMANCE CHECK
BROMOFLUOROBENZENE (BFB)

Lab Name: Alpha Analytical Labs

SDG No.: L1505963

Lab File ID: BFB0224B_tune BFB Injection Date: 02/24/15

Instrument ID: Jack.i BFB Injection Time: 05:40

m/e	ION ABUNDANCE CRITERIA	% Relative Abundance
95	Base Peak, 100% relative abundance	100
50	15.0 - 40.0% of mass 95	17.9
75	30.0 - 60.0% of mass 95	49.1
96	5.0 - 9.0% of mass 95	7
173	Less than 2.0% of mass 174	0.8 (0.89)1
174	Greater than 50.0 of mass 95	87.9
175	5.0 - 9.0% of mass 174	6.5 (7.35)1
176	95.0 - 101% of mass 174	83.6 (95.0)1
177	5.0 - 9.0% of mass 176	5.7 (6.87)2

1-Value is % of mass 174 2-Value is % of mass 176

THIS CHECK APPLIES TO THE FOLLOWING SAMPLES, MS, MSD, BLANKS, AND STANDARDS:

	CLIENT SAMPLE NO.	LAB SAMPLE ID	LAB FILE ID	DATE ANALYZED	TIME ANALYZED
01	ICAL L2	ICAL L2	0224A08	02/24/15	07:45
02	ICAL L3	ICAL L3	0224A10	02/24/15	08:19
03	ICAL L4	ICAL L4	0224A12	02/24/15	08:52
04	ICAL L5	ICAL L5	0224A14	02/24/15	09:26
05	ICAL L6	ICAL L6	0224A16	02/24/15	09:59
06	ICAL L7	ICAL L7	0224A18	02/24/15	10:32
07	ICAL L8	ICAL L8	0224A20	02/24/15	11:06
08	ICAL L9	ICAL L9	0224A22	02/24/15	11:39
09	ICAL L10	ICAL L10	0224A24	02/24/15	12:12
10	ICAL L1	ICAL L1	0224A34	02/24/15	14:59
11	ICV Quant Report	ICV Quant Repo	0224A38	02/24/15	16:04

FORM V NJ-8260

5A
VOLATILE ORGANICS INSTRUMENT PERFORMANCE CHECK
BROMOFLUOROBENZENE (BFB)

Lab Name: Alpha Analytical Labs

SDG No.: L1505963

Lab File ID: BFB0113C_tune BFB Injection Date: 01/13/15

Instrument ID: Quimby.i BFB Injection Time: 08:15

m/e	ION ABUNDANCE CRITERIA	% Relative Abundance
95	Base Peak, 100% relative abundance	100
50	15.0 - 40.0% of mass 95	20.5
75	30.0 - 60.0% of mass 95	49
96	5.0 - 9.0% of mass 95	6.8
173	Less than 2.0% of mass 174	0 (0.00)1
174	Greater than 50.0 of mass 95	67.2
175	5.0 - 9.0% of mass 174	5.1 (7.61)1
176	95.0 - 101% of mass 174	66 (98.3)1
177	5.0 - 9.0% of mass 176	4.1 (6.16)2

1-Value is % of mass 174 2-Value is % of mass 176

THIS CHECK APPLIES TO THE FOLLOWING SAMPLES, MS, MSD, BLANKS, AND STANDARDS:

	CLIENT SAMPLE NO.	LAB SAMPLE ID	LAB FILE ID	DATE ANALYZED	TIME ANALYZED
01	ICAL 1	ICAL 1	0113A04	01/13/15	10:02
02	ICAL 2	ICAL 2	0113A05	01/13/15	10:34
03	ICAL 3	ICAL 3	0113A06	01/13/15	11:05
04	ICAL 5	ICAL 5	0113A08	01/13/15	12:08
05	ICAL 6	ICAL 6	0113A09	01/13/15	12:39
06	ICAL 4	ICAL 4	0113A10	01/13/15	13:11
07	ICAL 7	ICAL 7	0113A11	01/13/15	13:42
08	ICAL 8	ICAL 8	0113A12	01/13/15	14:14
09	ICAL 9	ICAL 9	0113A13	01/13/15	14:45
10	ICAL 10	ICAL 10	0113A14	01/13/15	15:17
11	ICV Quant Report	ICV Quant Repo	0113A21	01/13/15	18:57

FORM V NJ-8260

5A
VOLATILE ORGANICS INSTRUMENT PERFORMANCE CHECK
BROMOFLUOROBENZENE (BFB)

Lab Name: Alpha Analytical Labs

SDG No.: L1505963

Lab File ID: BFB0218A_tune BFB Injection Date: 02/18/15

Instrument ID: Voa101.i BFB Injection Time: 21:10

m/e	ION ABUNDANCE CRITERIA	% Relative Abundance
95	Base Peak, 100% relative abundance	100
50	15.0 - 40.0% of mass 95	21.4
75	30.0 - 60.0% of mass 95	49.6
96	5.0 - 9.0% of mass 95	6.8
173	Less than 2.0% of mass 174	0.5 (0.73)1
174	Greater than 50.0 of mass 95	64.4
175	5.0 - 9.0% of mass 174	4.5 (6.99)1
176	95.0 - 101% of mass 174	63.2 (98.1)1
177	5.0 - 9.0% of mass 176	3.9 (6.15)2

1-Value is % of mass 174 2-Value is % of mass 176

THIS CHECK APPLIES TO THE FOLLOWING SAMPLES, MS, MSD, BLANKS, AND STANDARDS:

	CLIENT SAMPLE NO.	LAB SAMPLE ID	LAB FILE ID	DATE ANALYZED	TIME ANALYZED
01	wg769623-2, ICAL	wg769623-2, IC	0218A03	02/18/15	22:31
02	wg769623-3, ICAL	wg769623-3, IC	0218A04	02/18/15	23:01
03	wg769623-4, ICAL	wg769623-4, IC	0218A05	02/18/15	23:31
04	wg769623-5, ICAL	wg769623-5, IC	0218A06	02/19/15	00:01
05	wg769623-6, ICAL	wg769623-6, IC	0218A07	02/19/15	00:31
06	wg769623-7, ICAL	wg769623-7, IC	0218A08	02/19/15	01:01
07	wg769623-8, ICAL	wg769623-8, IC	0218A09	02/19/15	01:31
08	wg769623-9, ICAL	wg769623-9, IC	0218A10	02/19/15	02:01
09	wg769623-10, ICA	wg769623-10, I	0218A11	02/19/15	02:31
10	wg769623-11, ICA	wg769623-11, I	0218A12	02/19/15	03:01
11	wg769623-12, ICA	wg769623-12, I	0218A13	02/19/15	03:31
12	ICV Quant Report	ICV Quant Repo	0218A20	02/19/15	07:01
13	ICV Summary Form	ICV Summary Fo	ccal	02/19/15	07:01

FORM V NJ-8260

5A
VOLATILE ORGANICS INSTRUMENT PERFORMANCE CHECK
BROMOFLUOROBENZENE (BFB)

Lab Name: Alpha Analytical Labs

SDG No.: L1505963

Lab File ID: BFB0401N_tune BFB Injection Date: 04/01/15

Instrument ID: Jack.i BFB Injection Time: 19:25

m/e	ION ABUNDANCE CRITERIA	% Relative Abundance
95	Base Peak, 100% relative abundance	100
50	15.0 - 40.0% of mass 95	15.4
75	30.0 - 60.0% of mass 95	45.9
96	5.0 - 9.0% of mass 95	6.9
173	Less than 2.0% of mass 174	0.2 (0.24)1
174	Greater than 50.0 of mass 95	85.9
175	5.0 - 9.0% of mass 174	6.3 (7.37)1
176	95.0 - 101% of mass 174	83.5 (97.2)1
177	5.0 - 9.0% of mass 176	5.3 (6.35)2

1-Value is % of mass 174 2-Value is % of mass 176

THIS CHECK APPLIES TO THE FOLLOWING SAMPLES, MS, MSD, BLANKS, AND STANDARDS:

	CLIENT SAMPLE NO.	LAB SAMPLE ID	LAB FILE ID	DATE ANALYZED	TIME ANALYZED
01	8260 CCAL	8260 CCAL	0401N01	04/01/15	19:45
02	WG772794-1LCS	WG772794-1	0401N01	04/01/15	19:45
03	WG772794-2LCSD	WG772794-2	0401N03	04/01/15	20:18
04	WG772794-3BLANK	WG772794-3	0401N07	04/01/15	21:24
05	MW-545D	L1505963-28	0401N09	04/01/15	21:57
06	MW-546I	L1505963-30	0401N11	04/01/15	22:30
07	MW-547S	L1505963-32	0401N13	04/01/15	23:04
08	MW-547D	L1505963-34	0401N15	04/01/15	23:37
09	MW-549I	L1505963-36	0401N17	04/02/15	00:10
10	MW-550I	L1505963-38	0401N19	04/02/15	00:43
11	PZ-521I	L1505963-40	0401N21	04/02/15	01:16
12	PZ-522I	L1505963-42	0401N23	04/02/15	01:49
13	PZ-524S	L1505963-44	0401N25	04/02/15	02:22

5A
VOLATILE ORGANICS INSTRUMENT PERFORMANCE CHECK
BROMOFLUOROBENZENE (BFB)

Lab Name: Alpha Analytical Labs

SDG No.: L1505963

Lab File ID: BFB0401N_tune BFB Injection Date: 04/01/15

Instrument ID: Jack.i BFB Injection Time: 19:25

m/e	ION ABUNDANCE CRITERIA	% Relative Abundance
95	Base Peak, 100% relative abundance	100
50	15.0 - 40.0% of mass 95	15.4
75	30.0 - 60.0% of mass 95	45.9
96	5.0 - 9.0% of mass 95	6.9
173	Less than 2.0% of mass 174	0.2 (0.24)1
174	Greater than 50.0 of mass 95	85.9
175	5.0 - 9.0% of mass 174	6.3 (7.37)1
176	95.0 - 101% of mass 174	83.5 (97.2)1
177	5.0 - 9.0% of mass 176	5.3 (6.35)2

1-Value is % of mass 174 2-Value is % of mass 176

THIS CHECK APPLIES TO THE FOLLOWING SAMPLES, MS, MSD, BLANKS, AND STANDARDS:

	CLIENT SAMPLE NO.	LAB SAMPLE ID	LAB FILE ID	DATE ANALYZED	TIME ANALYZED
01	8260 CCAL	8260 CCAL	0401N02	04/01/15	20:01
02	WG772795-1LCS	WG772795-1	0401N02	04/01/15	20:01
03	WG772795-2LCSD	WG772795-2	0401N04	04/01/15	20:34
04	WG772795-3BLANK	WG772795-3	0401N08	04/01/15	21:40
05	MW-546S	L1505963-29	0401N10	04/01/15	22:13
06	MW-546D	L1505963-31	0401N12	04/01/15	22:47
07	MW-547I	L1505963-33	0401N14	04/01/15	23:20
08	MW-549S	L1505963-35	0401N16	04/01/15	23:53
09	MW-550S	L1505963-37	0401N18	04/02/15	00:26
10	PZ-521S	L1505963-39	0401N20	04/02/15	00:59
11	PZ-522S	L1505963-41	0401N22	04/02/15	01:32
12	PZ-522D	L1505963-43	0401N24	04/02/15	02:05
13	PZ-524I	L1505963-45	0401N26	04/02/15	02:38

FORM V NJ-8260

5A
VOLATILE ORGANICS INSTRUMENT PERFORMANCE CHECK
BROMOFLUOROBENZENE (BFB)

Lab Name: Alpha Analytical Labs

SDG No.: L1505963

Lab File ID: BFB0331N_tune BFB Injection Date: 03/31/15

Instrument ID: Quimby.i BFB Injection Time: 18:34

m/e	ION ABUNDANCE CRITERIA	% Relative Abundance
95	Base Peak, 100% relative abundance	100
50	15.0 - 40.0% of mass 95	17.8
75	30.0 - 60.0% of mass 95	45.9
96	5.0 - 9.0% of mass 95	7.8
173	Less than 2.0% of mass 174	0 (0.00)1
174	Greater than 50.0 of mass 95	76.8
175	5.0 - 9.0% of mass 174	5.5 (7.10)1
176	95.0 - 101% of mass 174	73.5 (95.7)1
177	5.0 - 9.0% of mass 176	5 (6.82)2

1-Value is % of mass 174 2-Value is % of mass 176

THIS CHECK APPLIES TO THE FOLLOWING SAMPLES, MS, MSD, BLANKS, AND STANDARDS:

	CLIENT SAMPLE NO.	LAB SAMPLE ID	LAB FILE ID	DATE ANALYZED	TIME ANALYZED
01	8260 CCAL	8260 CCAL	0331N02	03/31/15	19:27
02	WG772494-1LCS	WG772494-1	0331N02	03/31/15	19:27
03	WG772494-2LCSD	WG772494-2	0331N03	03/31/15	19:58
04	WG772494-3BLANK	WG772494-3	0331N05	03/31/15	21:01
05	MW-1S-A	L1505963-01	0331N06	03/31/15	21:33
06	MW-1S-B	L1505963-02	0331N07	03/31/15	22:05
07	MW-1I	L1505963-03	0331N08	03/31/15	22:36
08	MW-2D	L1505963-04	0331N09	03/31/15	23:07
09	MW-2I	L1505963-05	0331N10	03/31/15	23:39
10	MW-3D	L1505963-06	0331N11	04/01/15	00:10
11	MW-501S	L1505963-07	0331N12	04/01/15	00:42
12	MW-501I	L1505963-08	0331N13	04/01/15	01:13
13	MW-502S	L1505963-09	0331N14	04/01/15	01:45
14	MW-502I	L1505963-10	0331N15	04/01/15	02:17
15	MW-503S	L1505963-11	0331N16	04/01/15	02:48
16	MW-503I	L1505963-12	0331N17	04/01/15	03:19

5A
VOLATILE ORGANICS INSTRUMENT PERFORMANCE CHECK
BROMOFLUOROBENZENE (BFB)

Lab Name: Alpha Analytical Labs

SDG No.: L1505963

Lab File ID: BFB0401A_tune BFB Injection Date: 04/01/15

Instrument ID: Quimby.i BFB Injection Time: 06:07

m/e	ION ABUNDANCE CRITERIA	% Relative Abundance
95	Base Peak, 100% relative abundance	100
50	15.0 - 40.0% of mass 95	18.4
75	30.0 - 60.0% of mass 95	47.2
96	5.0 - 9.0% of mass 95	6.4
173	Less than 2.0% of mass 174	0 (0.00)1
174	Greater than 50.0 of mass 95	74.3
175	5.0 - 9.0% of mass 174	5.7 (7.64)1
176	95.0 - 101% of mass 174	72.5 (97.5)1
177	5.0 - 9.0% of mass 176	4.5 (6.20)2

1-Value is % of mass 174 2-Value is % of mass 176

THIS CHECK APPLIES TO THE FOLLOWING SAMPLES, MS, MSD, BLANKS, AND STANDARDS:

	CLIENT SAMPLE NO.	LAB SAMPLE ID	LAB FILE ID	DATE ANALYZED	TIME ANALYZED
01	8260 CCAL	8260 CCAL	0401A02	04/01/15	06:53
02	WG772555-1LCS	WG772555-1	0401A02	04/01/15	06:53
03	WG772555-2LCSD	WG772555-2	0401A03	04/01/15	07:24
04	WG772555-3BLANK	WG772555-3	0401A05	04/01/15	08:27
05	MW-505S	L1505963-13	0401A09	04/01/15	10:33
06	MW-505I	L1505963-14	0401A10	04/01/15	11:05
07	MW-506S	L1505963-15	0401A11	04/01/15	11:36
08	MW-506I	L1505963-16	0401A12	04/01/15	12:07
09	MW-507S	L1505963-17	0401A13	04/01/15	12:39
10	MW-507I	L1505963-18	0401A14	04/01/15	13:10
11	MW-508S	L1505963-19	0401A15	04/01/15	13:42
12	MW-508D	L1505963-20	0401A16	04/01/15	14:13
13	MW-532S	L1505963-21	0401A17	04/01/15	14:44
14	MW-532D	L1505963-22	0401A18	04/01/15	15:16
15	MW-544S	L1505963-23	0401A19	04/01/15	15:48
16	MW-544I	L1505963-24	0401A20	04/01/15	16:19
17	MW-544D	L1505963-25	0401A21	04/01/15	16:51
18	MW-545S	L1505963-26	0401A22	04/01/15	17:22
19	MW-545I	L1505963-27	0401A23	04/01/15	17:53

FORM V NJ-8260

5A
VOLATILE ORGANICS INSTRUMENT PERFORMANCE CHECK
BROMOFLUOROBENZENE (BFB)

Lab Name: Alpha Analytical Labs

SDG No.: L1505963

Lab File ID: BFB0402A_tune BFB Injection Date: 04/02/15

Instrument ID: Quimby.i BFB Injection Time: 02:54

m/e	ION ABUNDANCE CRITERIA	% Relative Abundance
95	Base Peak, 100% relative abundance	100
50	15.0 - 40.0% of mass 95	18.2
75	30.0 - 60.0% of mass 95	47.1
96	5.0 - 9.0% of mass 95	6.8
173	Less than 2.0% of mass 174	0 (0.00)1
174	Greater than 50.0 of mass 95	74.2
175	5.0 - 9.0% of mass 174	5.3 (7.17)1
176	95.0 - 101% of mass 174	73 (98.4)1
177	5.0 - 9.0% of mass 176	4.7 (6.47)2

1-Value is % of mass 174 2-Value is % of mass 176

THIS CHECK APPLIES TO THE FOLLOWING SAMPLES, MS, MSD, BLANKS, AND STANDARDS:

	CLIENT SAMPLE NO.	LAB SAMPLE ID	LAB FILE ID	DATE ANALYZED	TIME ANALYZED
01	8260 CCAL	8260 CCAL	0402A01	04/02/15	03:07
02	WG772842-1LCS	WG772842-1	0402A01	04/02/15	03:07
03	WG772842-2LCSD	WG772842-2	0402A02	04/02/15	03:39
04	WG772842-3BLANK	WG772842-3	0402A04	04/02/15	04:41
05	SW-2	L1505963-54	0402A05	04/02/15	05:13
06	SW-3	L1505963-55	0402A06	04/02/15	05:44
07	SW-4	L1505963-56	0402A07	04/02/15	06:16

FORM V NJ-8260

5A
VOLATILE ORGANICS INSTRUMENT PERFORMANCE CHECK
BROMOFLUOROBENZENE (BFB)

Lab Name: Alpha Analytical Labs

SDG No.: L1505963

Lab File ID: BFB0401A_tune BFB Injection Date: 04/01/15

Instrument ID: Voa101.i BFB Injection Time: 20:33

m/e	ION ABUNDANCE CRITERIA	% Relative Abundance
95	Base Peak, 100% relative abundance	100
50	15.0 - 40.0% of mass 95	22.6
75	30.0 - 60.0% of mass 95	51.9
96	5.0 - 9.0% of mass 95	6.9
173	Less than 2.0% of mass 174	0.4 (0.58)1
174	Greater than 50.0 of mass 95	72.7
175	5.0 - 9.0% of mass 174	5.4 (7.41)1
176	95.0 - 101% of mass 174	70.7 (97.2)1
177	5.0 - 9.0% of mass 176	4.5 (6.42)2

1-Value is % of mass 174 2-Value is % of mass 176

THIS CHECK APPLIES TO THE FOLLOWING SAMPLES, MS, MSD, BLANKS, AND STANDARDS:

	CLIENT SAMPLE NO.	LAB SAMPLE ID	LAB FILE ID	DATE ANALYZED	TIME ANALYZED
01	8260 CCAL	8260 CCAL	0401A01	04/01/15	20:54
02	WG772851-1LCS	WG772851-1	0401A01	04/01/15	20:54
03	WG772851-2LCSD	WG772851-2	0401A02	04/01/15	21:24
04	WG772851-3BLANK	WG772851-3	0401A05	04/01/15	22:54
05	FB-032515	L1505963-57	0401A06	04/01/15	23:24
06	TB-032515	L1505963-58	0401A07	04/01/15	23:54
07	PZ-524D	L1505963-46	0401A08	04/02/15	00:24
08	DUP-01	L1505963-47	0401A09	04/02/15	00:55
09	DUP-02	L1505963-48	0401A10	04/02/15	01:25
10	DUP-03	L1505963-49	0401A11	04/02/15	01:55
11	DUP-04	L1505963-50	0401A12	04/02/15	02:25
12	DUP-05	L1505963-51	0401A13	04/02/15	02:55
13	DUP-06	L1505963-52	0401A14	04/02/15	03:25
14	SW-1	L1505963-53	0401A15	04/02/15	03:55

FORM V NJ-8260

Blank Results Summary

4A

VOLATILE ORGANICS METHOD BLANK SUMMARY

SAMPLE NO.: WG772494-3BLANK

Lab Name: Alpha Analytical Labs

SDG No.: L1505963

Lab File ID: 0331N05 Lab Sample ID: WG772494-3

Date Analyzed: 03/31/15 Time Analyzed: 21:01

Instrument ID: QUIMBY.I

THIS METHOD BLANK APPLIES TO THE FOLLOWING SAMPLES:

	CLIENT SAMPLE NO.	LAB SAMPLE ID	LAB FILE ID	DATE ANALYZED
01	WG772494-1LCS	WG772494-1	0331N02	03/31/15 19:27
02	WG772494-2LCSD	WG772494-2	0331N03	03/31/15 19:58
03	MW-1S-A	L1505963-01	0331N06	03/31/15 21:33
04	MW-1S-B	L1505963-02	0331N07	03/31/15 22:05
05	MW-1I	L1505963-03	0331N08	03/31/15 22:36
06	MW-2D	L1505963-04	0331N09	03/31/15 23:07
07	MW-2I	L1505963-05	0331N10	03/31/15 23:39
08	MW-3D	L1505963-06	0331N11	04/01/15 00:10
09	MW-501S	L1505963-07	0331N12	04/01/15 00:42
10	MW-501I	L1505963-08	0331N13	04/01/15 01:13
11	MW-502S	L1505963-09	0331N14	04/01/15 01:45
12	MW-502I	L1505963-10	0331N15	04/01/15 02:17
13	MW-503S	L1505963-11	0331N16	04/01/15 02:48
14	MW-503I	L1505963-12	0331N17	04/01/15 03:19

COMMENTS: _____

FORM IV NJ-8260 LOW

4A

VOLATILE ORGANICS METHOD BLANK SUMMARY

SAMPLE NO.

WG772555-3BLANK

Lab Name: Alpha Analytical Labs

SDG No.: L1505963

Lab File ID: 0401A05 Lab Sample ID: WG772555-3

Date Analyzed: 04/01/15 Time Analyzed: 08:27

Instrument ID: QUIMBY.I

THIS METHOD BLANK APPLIES TO THE FOLLOWING SAMPLES:

	CLIENT SAMPLE NO.	LAB SAMPLE ID	LAB FILE ID	DATE ANALYZED
01	WG772555-1LCS	WG772555-1	0401A02	04/01/15 06:53
02	WG772555-2LCSD	WG772555-2	0401A03	04/01/15 07:24
03	MW-505S	L1505963-13	0401A09	04/01/15 10:33
04	MW-505I	L1505963-14	0401A10	04/01/15 11:05
05	MW-506S	L1505963-15	0401A11	04/01/15 11:36
06	MW-506I	L1505963-16	0401A12	04/01/15 12:07
07	MW-507S	L1505963-17	0401A13	04/01/15 12:39
08	MW-507I	L1505963-18	0401A14	04/01/15 13:10
09	MW-508S	L1505963-19	0401A15	04/01/15 13:42
10	MW-508D	L1505963-20	0401A16	04/01/15 14:13
11	MW-532S	L1505963-21	0401A17	04/01/15 14:44
12	MW-532D	L1505963-22	0401A18	04/01/15 15:16
13	MW-544S	L1505963-23	0401A19	04/01/15 15:48
14	MW-544I	L1505963-24	0401A20	04/01/15 16:19
15	MW-544D	L1505963-25	0401A21	04/01/15 16:51
16	MW-545S	L1505963-26	0401A22	04/01/15 17:22
17	MW-545I	L1505963-27	0401A23	04/01/15 17:53

COMMENTS: _____

_____

FORM IV NJ-8260 LOW

4A

VOLATILE ORGANICS METHOD BLANK SUMMARY

SAMPLE NO.

WG772794-3BLANK

Lab Name: Alpha Analytical Labs

SDG No.: L1505963

Lab File ID: 0401N07 Lab Sample ID: WG772794-3

Date Analyzed: 04/01/15 Time Analyzed: 21:24

Instrument ID: JACK.I

THIS METHOD BLANK APPLIES TO THE FOLLOWING SAMPLES:

	CLIENT SAMPLE NO.	LAB SAMPLE ID	LAB FILE ID	DATE ANALYZED
01	WG772794-1LCS	WG772794-1	0401N01	04/01/15 19:45
02	WG772794-2LCSD	WG772794-2	0401N03	04/01/15 20:18
03	MW-545D	L1505963-28	0401N09	04/01/15 21:57
04	MW-546I	L1505963-30	0401N11	04/01/15 22:30
05	MW-547S	L1505963-32	0401N13	04/01/15 23:04
06	MW-547D	L1505963-34	0401N15	04/01/15 23:37
07	MW-549I	L1505963-36	0401N17	04/02/15 00:10
08	MW-550I	L1505963-38	0401N19	04/02/15 00:43
09	PZ-521I	L1505963-40	0401N21	04/02/15 01:16
10	PZ-522I	L1505963-42	0401N23	04/02/15 01:49
11	PZ-524S	L1505963-44	0401N25	04/02/15 02:22

COMMENTS: _____

_____

FORM IV NJ-8260 LOW

4A

VOLATILE ORGANICS METHOD BLANK SUMMARY

SAMPLE NO.

WG772795-3BLANK

Lab Name: Alpha Analytical Labs

SDG No.: L1505963

Lab File ID: 0401N08 Lab Sample ID: WG772795-3

Date Analyzed: 04/01/15 Time Analyzed: 21:40

Instrument ID: JACK.I

THIS METHOD BLANK APPLIES TO THE FOLLOWING SAMPLES:

	CLIENT SAMPLE NO.	LAB SAMPLE ID	LAB FILE ID	DATE ANALYZED
01	WG772795-1LCS	WG772795-1	0401N02	04/01/15 20:01
02	WG772795-2LCSD	WG772795-2	0401N04	04/01/15 20:34
03	MW-546S	L1505963-29	0401N10	04/01/15 22:13
04	MW-546D	L1505963-31	0401N12	04/01/15 22:47
05	MW-547I	L1505963-33	0401N14	04/01/15 23:20
06	MW-549S	L1505963-35	0401N16	04/01/15 23:53
07	MW-550S	L1505963-37	0401N18	04/02/15 00:26
08	PZ-521S	L1505963-39	0401N20	04/02/15 00:59
09	PZ-522S	L1505963-41	0401N22	04/02/15 01:32
10	PZ-522D	L1505963-43	0401N24	04/02/15 02:05
11	PZ-524I	L1505963-45	0401N26	04/02/15 02:38

COMMENTS: _____

_____

FORM IV NJ-8260 LOW

4A

VOLATILE ORGANICS METHOD BLANK SUMMARY

SAMPLE NO.

WG772851-3BLANK

Lab Name: Alpha Analytical Labs

SDG No.: L1505963

Lab File ID: 0401A05 Lab Sample ID: WG772851-3

Date Analyzed: 04/01/15 Time Analyzed: 22:54

Instrument ID: VOA101.I

THIS METHOD BLANK APPLIES TO THE FOLLOWING SAMPLES:

	CLIENT SAMPLE NO.	LAB SAMPLE ID	LAB FILE ID	DATE ANALYZED
01	WG772851-1LCS	WG772851-1	0401A01	04/01/15 20:54
02	WG772851-2LCSD	WG772851-2	0401A02	04/01/15 21:24
03	FB-032515	L1505963-57	0401A06	04/01/15 23:24
04	TB-032515	L1505963-58	0401A07	04/01/15 23:54
05	PZ-524D	L1505963-46	0401A08	04/02/15 00:24
06	DUP-01	L1505963-47	0401A09	04/02/15 00:55
07	DUP-02	L1505963-48	0401A10	04/02/15 01:25
08	DUP-03	L1505963-49	0401A11	04/02/15 01:55
09	DUP-04	L1505963-50	0401A12	04/02/15 02:25
10	DUP-05	L1505963-51	0401A13	04/02/15 02:55
11	DUP-06	L1505963-52	0401A14	04/02/15 03:25
12	SW-1	L1505963-53	0401A15	04/02/15 03:55

COMMENTS: _____

_____

FORM IV NJ-8260 LOW

4A

VOLATILE ORGANICS METHOD BLANK SUMMARY

SAMPLE NO.

WG772842-3BLANK

Lab Name: Alpha Analytical Labs

SDG No.: L1505963

Lab File ID: 0402A04 Lab Sample ID: WG772842-3

Date Analyzed: 04/02/15 Time Analyzed: 04:41

Instrument ID: QUIMBY.I

THIS METHOD BLANK APPLIES TO THE FOLLOWING SAMPLES:

	CLIENT SAMPLE NO.	LAB SAMPLE ID	LAB FILE ID	DATE ANALYZED
01	WG772842-1LCS	WG772842-1	0402A01	04/02/15 03:07
02	WG772842-2LCSD	WG772842-2	0402A02	04/02/15 03:39
03	SW-2	L1505963-54	0402A05	04/02/15 05:13
04	SW-3	L1505963-55	0402A06	04/02/15 05:44
05	SW-4	L1505963-56	0402A07	04/02/15 06:16

COMMENTS: _____

_____

FORM IV NJ-8260 LOW

Standards Data Summary

VOLATILE ORGANICS ORGANICS INITIAL CALIBRATION DATA

Lab Name: Alpha Analytical Labs

SDG No.: L1505963

Instrument ID: QUIMBY.I Calibration Date(s): 13-JAN-2015 13-JAN-2015

Calibration Times: 09:31 15:17

Calibration File Names:

Level 1: \\orgserv2\ff\chem\GCMSVOA\Quimby.i\150113.b\0113A04.D
Level 2: \\orgserv2\ff\chem\GCMSVOA\Quimby.i\150113.b\0113A05.D
Level 3: \\orgserv2\ff\chem\GCMSVOA\Quimby.i\150113.b\0113A06.D
Level 4: \\orgserv2\ff\chem\GCMSVOA\Quimby.i\150113.b\0113A10.D
Level 5: \\orgserv2\ff\chem\GCMSVOA\Quimby.i\150113.b\0113A08.D
Level 6: \\orgserv2\ff\chem\GCMSVOA\Quimby.i\150113.b\0113A09.D
Level 7: \\orgserv2\ff\chem\GCMSVOA\Quimby.i\150113.b\0113A11.D
Level 8: \\orgserv2\ff\chem\GCMSVOA\Quimby.i\150113.b\0113A12.D
Level 9: \\orgserv2\ff\chem\GCMSVOA\Quimby.i\150113.b\0113A13.D
Level 10: \\orgserv2\ff\chem\GCMSVOA\Quimby.i\150113.b\0113A14.D
Level 11: \\orgserv2\ff\chem\GCMSVOA\Quimby.i\150113.b\0113A03.D

Compound	5.0000 Level 1	20.0000 Level 2	100.0000 Level 3	300.0000 Level 4	500.0000 Level 5	800.0000 Level 6	Curve	Coefficients b	m1	m2	%RSD or R^2
	1000.0000 Level 7	1200.0000 Level 8	1600.0000 Level 9	2000.0000 Level 10	2.0000 Level 11						
1 dichlorodifluoromethane	0.28375	0.27482	0.28593	0.28571	0.26663	0.27886					
	0.27892	0.25231	0.25265	0.24563	+++++		AVRG		0.27052		5.63012
2 chloromethane	+++++	0.54565	0.50037	0.45825	0.44028	0.45508					
	0.43916	0.42101	0.41189	0.40006	+++++		AVRG		0.45242		10.10645

FORM VI-NJ-8260

VOLATILE ORGANICS ORGANICS INITIAL CALIBRATION DATA

Lab Name: Alpha Analytical Labs

SDG No.: L1505963

Instrument ID: QUIMBY.I Calibration Date(s): 13-JAN-2015 13-JAN-2015

Calibration Times: 09:31 15:17

Compound	5.0000 Level 1	20.0000 Level 2	100.0000 Level 3	300.0000 Level 4	500.0000 Level 5	800.0000 Level 6	Curve	Coefficients b	m1	m2	%RSD or R^2	
	1000.0000 Level 7	1200.0000 Level 8	1600.0000 Level 9	2000.0000 Level 10	2.0000 Level 11							
3 vinyl chloride	0.41881	0.39377	0.39286	0.36227	0.34569	0.35340						
	0.33986	0.31882	0.30090	0.29009	0.47630		AVRG		0.36298		15.04980	
4 bromomethane	+++++	0.24737	0.21270	0.22024	0.20389	0.21578						
	0.21415	0.21216	0.20611	0.20400	+++++		AVRG		0.21516		6.17685	
5 chloroethane	0.30487	0.27690	0.26492	0.25552	0.24573	0.25514						
	0.24891	0.23915	0.22832	0.22036	+++++		AVRG		0.25398		9.59220	
6 trichlorofluoromethane	0.48418	0.46932	0.48177	0.48693	0.44901	0.48286						
	0.47077	0.46563	0.44092	0.44790	+++++		AVRG		0.46793		3.59272	
7 ethyl ether	0.17573	0.16894	0.14763	0.14954	0.13837	0.14953						
	0.14333	0.13875	0.13984	0.13618	+++++		AVRG		0.14878		8.99613	
8 acrolein	+++++	0.04146	0.03016	0.03165	0.02823	0.03287						
	0.02840	0.02782	0.02901	0.02766	+++++		AVRG		0.03081		14.21461	<-
9 freon-113	0.34288	0.32711	0.33373	0.34192	0.31811	0.33929						
	0.33523	0.33324	0.31989	0.32001	+++++		AVRG		0.33114		2.81958	

FORM VI-NJ-8260

VOLATILE ORGANICS ORGANICS INITIAL CALIBRATION DATA

Lab Name: Alpha Analytical Labs

SDG No.: L1505963

Instrument ID: QUIMBY.I Calibration Date(s): 13-JAN-2015 13-JAN-2015

Calibration Times: 09:31 15:17

Compound	5.0000 Level 1	20.0000 Level 2	100.0000 Level 3	300.0000 Level 4	500.0000 Level 5	800.0000 Level 6	Curve	Coefficients b	m1	m2	%RSD or R^2	
	1000.0000 Level 7	1200.0000 Level 8	1600.0000 Level 9	2000.0000 Level 10	2.0000 Level 11							
10 acetone	+++++	12219	28763	82056	128531	200871						
	248845	295634	387368	472532	+++++		WLINR	-0.35070	0.04481		0.99851	<-
11 1,1,-dichloroethene	0.33148	0.30833	0.31368	0.31378	0.29606	0.31535						
	0.30993	0.30781	0.29539	0.29737	+++++		AVRG		0.30892		3.54793	
12 tert-butyl alcohol	3366	11436	33703	+++++	169514	308268						
	351289	434887	623437	753675	+++++		WLINR	-0.27812	0.01395		0.99786	<-
13 iodomethane	+++++	0.27917	0.34553	0.41935	0.38066	0.41954						
	0.41932	0.41561	0.40073	0.40280	+++++		AVRG		0.38697		12.18782	
14 methyl acetate	+++++	0.16606	0.13216	0.13700	0.12732	0.13922						
	0.13160	0.12492	0.12861	0.12365	+++++		AVRG		0.13451		9.60157	
15 methylene chloride	+++++	0.38294	0.33322	0.32998	0.30746	0.32518						
	0.31356	0.30957	0.29905	0.29422	+++++		AVRG		0.32169		8.25926	
16 carbon disulfide	+++++	0.86388	0.86587	0.88126	0.81540	0.87015						
	0.85493	0.84503	0.80752	0.80614	+++++		AVRG		0.84558		3.40341	

FORM VI-NJ-8260

VOLATILE ORGANICS ORGANICS INITIAL CALIBRATION DATA

Lab Name: Alpha Analytical Labs

SDG No.: L1505963

Instrument ID: QUIMBY.I Calibration Date(s): 13-JAN-2015 13-JAN-2015

Calibration Times: 09:31 15:17

Compound	5.0000 Level 1	20.0000 Level 2	100.0000 Level 3	300.0000 Level 4	500.0000 Level 5	800.0000 Level 6	Curve	Coefficients b	m1	m2	%RSD or R^2
	1000.0000 Level 7	1200.0000 Level 8	1600.0000 Level 9	2000.0000 Level 10	2.0000 Level 11						
17 acrylonitrile	+++++	0.09867	0.07878	0.08221	0.07511	0.08130					
	0.07700	0.07332	0.07376	0.07248	+++++		AVRG		0.07918		10.21732
18 methyl tert butyl ether	0.79203	0.77900	0.66040	0.68013	0.62640	0.68118					
	0.64973	0.62507	0.63551	0.61570	+++++		AVRG		0.67452		9.29241
19 Halothane	0.25821	0.23880	0.23311	0.24660	0.23167	0.24912					
	0.24469	0.24604	0.23729	0.24001	+++++		AVRG		0.24256		3.30150
20 trans-1,2-dichloroethene	0.36929	0.35743	0.34504	0.34770	0.32400	0.34581					
	0.33792	0.33604	0.32363	0.32435	+++++		AVRG		0.34112		4.43119
21 Diisopropyl Ether	1.48259	1.44243	1.23912	1.21219	1.14502	1.20626					
	1.14904	1.10812	1.07759	1.04565	+++++		AVRG		1.21080		12.06466
22 vinyl acetate	0.49816	0.44675	0.41292	0.45848	0.42870	0.46652					
	0.44516	0.42931	0.42890	0.41433	+++++		AVRG		0.44292		5.91211
23 1,1-dichloroethane	0.80839	0.74956	0.69794	0.68542	0.64878	0.68244					
	0.66018	0.64957	0.62128	0.61443	+++++		AVRG		0.68180		8.70310

FORM VI-NJ-8260

VOLATILE ORGANICS ORGANICS INITIAL CALIBRATION DATA

Lab Name: Alpha Analytical Labs

SDG No.: L1505963

Instrument ID: QUIMBY.I Calibration Date(s): 13-JAN-2015 13-JAN-2015

Calibration Times: 09:31 15:17

Compound	5.0000 Level 1	20.0000 Level 2	100.0000 Level 3	300.0000 Level 4	500.0000 Level 5	800.0000 Level 6	Curve	Coefficients b	m1	m2	%RSD or R^2	
	1000.0000 Level 7	1200.0000 Level 8	1600.0000 Level 9	2000.0000 Level 10	2.0000 Level 11							
24 Ethyl-Tert-Butyl-Ether	1.18916	1.20534	1.02962	1.04004	0.97356	1.04325						
	0.99833	0.96108	0.95930	0.93183	+++++		AVRG		1.03315		9.11564	
25 2-butanone	+++++	14574	42723	124141	195522	325116						
	393309	451768	625361	759799	+++++		WLINR	-0.21357	0.07185		0.99878	<-
26 2,2-dichloropropane	+++++	0.48644	0.48788	0.51831	0.48706	0.52079						
	0.51211	0.51519	0.49360	0.49097	+++++		AVRG		0.50137		2.94871	
27 ethyl acetate	0.21703	0.21260	0.16720	0.17648	0.16466	0.17642						
	0.16576	0.15669	0.16015	0.15282	+++++		AVRG		0.17498		12.75881	
28 cis-1,2-dichloroethene	0.50769	0.42624	0.37979	0.37847	0.35445	0.37286						
	0.36254	0.35940	0.34902	0.34816	+++++		AVRG		0.38386		12.79207	
29 chloroform	0.69025	0.64721	0.58186	0.58039	0.55043	0.58197						
	0.56489	0.55690	0.53854	0.53613	+++++		AVRG		0.58286		8.45884	
30 bromochloromethane	0.15480	0.15642	0.14005	0.14429	0.13438	0.14404						
	0.13954	0.13690	0.13474	0.13346	+++++		AVRG		0.14186		5.75828	

FORM VI-NJ-8260

VOLATILE ORGANICS ORGANICS INITIAL CALIBRATION DATA

Lab Name: Alpha Analytical Labs

SDG No.: L1505963

Instrument ID: QUIMBY.I Calibration Date(s): 13-JAN-2015 13-JAN-2015

Calibration Times: 09:31 15:17

Compound	5.0000 Level 1	20.0000 Level 2	100.0000 Level 3	300.0000 Level 4	500.0000 Level 5	800.0000 Level 6	Curve	Coefficients b	m1	m2	%RSD or R^2	
	1000.0000 Level 7	1200.0000 Level 8	1600.0000 Level 9	2000.0000 Level 10	2.0000 Level 11							
31 tetrahydrofuran	+++++	7459	25549	81926	130943	226171						
	269936	305147	431242	520688	+++++		WLINR	-0.09897	0.04966		0.99817	<-
33 1,1,1-trichloroethane	0.55153	0.52291	0.52051	0.53494	0.50764	0.53486						
	0.52366	0.51714	0.49325	0.48994	+++++		AVRG		0.51964		3.65113	
34 cyclohexane	0.79255	0.75130	0.77649	0.77321	0.72671	0.76711						
	0.74838	0.73239	0.68939	0.67406	+++++		AVRG		0.74316		5.14798	
35 1,1-dichloropropene	0.54692	0.51403	0.51028	0.51540	0.48837	0.51648						
	0.50509	0.50137	0.47958	0.47952	+++++		AVRG		0.50570		4.00225	
36 carbontetrachloride	0.34828	0.34887	0.38610	0.43510	0.41367	0.44742						
	0.44105	0.44201	0.42246	0.42229	+++++		AVRG		0.41073		9.05560	
37 Tertiary-Amyl Methyl Ether	0.88690	0.88999	0.74219	0.77941	0.72595	0.79128						
	0.75475	0.72687	0.73661	0.71694	+++++		AVRG		0.77509		8.28182	
40 1,2-dichloroethane	0.48688	0.46549	0.40515	0.40327	0.37991	0.40005						
	0.37881	0.36656	0.35644	0.34570	+++++		AVRG		0.39882		11.42209	

FORM VI-NJ-8260

VOLATILE ORGANICS ORGANICS INITIAL CALIBRATION DATA

Lab Name: Alpha Analytical Labs

SDG No.: L1505963

Instrument ID: QUIMBY.I Calibration Date(s): 13-JAN-2015 13-JAN-2015

Calibration Times: 09:31 15:17

Compound	5.0000 Level 1	20.0000 Level 2	100.0000 Level 3	300.0000 Level 4	500.0000 Level 5	800.0000 Level 6	Curve	Coefficients b	m1	m2	%RSD or R^2	
	1000.0000 Level 7	1200.0000 Level 8	1600.0000 Level 9	2000.0000 Level 10	2.0000 Level 11							
41 benzene	1.71749	1.60880	1.47398	1.45565	1.37673	1.44463						
	1.39528	1.37285	1.30337	1.27772	+++++		AVRG		1.44265		9.31017	
39 isopropyl acetate	+++++	+++++	+++++	+++++	+++++	+++++						
	+++++	+++++	+++++	+++++	+++++		AVRG		0.000e+000		0.000e+000	<-
43 trichloroethene	0.40749	0.39017	0.36435	0.36651	0.34909	0.36918						
	0.36105	0.35957	0.34576	0.34795	+++++		AVRG		0.36611		5.31361	
44 methyl cyclohexane	0.66725	0.65356	0.66786	0.69412	0.63559	0.68599						
	0.67855	0.67289	0.64381	0.64559	+++++		AVRG		0.66452		2.91061	
45 1,2-dichloropropane	0.45026	0.43164	0.38466	0.38561	0.36639	0.39024						
	0.37732	0.37207	0.36285	0.36127	+++++		AVRG		0.38823		7.67219	
46 bromodichloromethane	0.39300	0.39230	0.37072	0.41111	0.39192	0.42838						
	0.41743	0.41209	0.40676	0.40632	+++++		AVRG		0.40300		4.05628	
47 1,4-dioxane	0.00133	0.00121	0.00153	0.00207	0.00161	0.00184						
	0.00162	0.00163	0.00162	0.00163	+++++		AVRG		0.00161		14.83885	<-

FORM VI-NJ-8260

VOLATILE ORGANICS ORGANICS INITIAL CALIBRATION DATA

Lab Name: Alpha Analytical Labs

SDG No.: L1505963

Instrument ID: QUIMBY.I Calibration Date(s): 13-JAN-2015 13-JAN-2015

Calibration Times: 09:31 15:17

Compound	5.0000 Level 1	20.0000 Level 2	100.0000 Level 3	300.0000 Level 4	500.0000 Level 5	800.0000 Level 6	Curve	Coefficients b	m1	m2	%RSD or R^2	
	1000.0000 Level 7	1200.0000 Level 8	1600.0000 Level 9	2000.0000 Level 10	2.0000 Level 11							
190 methyl-methylacrylate	+++++	+++++	+++++	+++++	+++++	+++++						
	+++++	+++++	+++++	+++++	+++++		AVRG		0.000e+000		0.000e+000	<-
48 dibromomethane	0.16389	0.17378	0.14803	0.15296	0.14298	0.15484						
	0.14867	0.14427	0.14404	0.14204	+++++		AVRG		0.15155		6.79115	
49 2-chloroethylvinyl ether	0.14980	0.16122	0.13286	0.14160	0.13154	0.14466						
	0.13856	0.13350	0.13544	0.13339	+++++		AVRG		0.14026		6.72655	
50 4-methyl-2-pentanone	+++++	0.10985	0.07580	0.08033	0.07361	0.08218						
	0.07804	0.07469	0.07816	0.07562	+++++		AVRG		0.08092		13.82694	<-
51 n-propyl acetate	+++++	+++++	+++++	+++++	+++++	+++++						
	+++++	+++++	+++++	+++++	+++++		AVRG		0.000e+000		0.000e+000	<-
52 cis-1,3-dichloropropene	0.50733	0.52256	0.48637	0.52609	0.49595	0.53763						
	0.52339	0.51409	0.50790	0.50402	+++++		AVRG		0.51253		2.99132	
54 toluene	1.46739	1.35694	1.25348	1.23484	1.16271	1.21048						
	1.17810	1.14421	1.09310	1.08582	+++++		AVRG		1.21871		9.71865	

FORM VI-NJ-8260

VOLATILE ORGANICS ORGANICS INITIAL CALIBRATION DATA

Lab Name: Alpha Analytical Labs

SDG No.: L1505963

Instrument ID: QUIMBY.I Calibration Date(s): 13-JAN-2015 13-JAN-2015

Calibration Times: 09:31 15:17

Compound	5.0000 Level 1	20.0000 Level 2	100.0000 Level 3	300.0000 Level 4	500.0000 Level 5	800.0000 Level 6	Curve	Coefficients b	m1	m2	%RSD or R^2
	1000.0000 Level 7	1200.0000 Level 8	1600.0000 Level 9	2000.0000 Level 10	2.0000 Level 11						
55 ethyl-methacrylate	+++++	0.50625	0.38189	0.40087	0.37301	0.40331					
	0.38873	0.36612	0.37406	0.36330	+++++		AVRG		0.39528		11.11813
56 trans-1,3-dichloropropene	0.49567	0.52712	0.49013	0.54864	0.51312	0.55801					
	0.54168	0.52377	0.51953	0.51218	+++++		AVRG		0.52299		4.18141
57 2-hexanone	+++++	18772	59375	197132	300408	519598					
	626757	707037	993196	1186371	+++++		WLINR	-0.15008	0.14324		0.99692
58 1,1,2-trichloroethane	0.31875	0.31603	0.24635	0.24997	0.23480	0.25096					
	0.24319	0.23294	0.23306	0.23295	+++++		AVRG		0.25590		12.96003
59 1,3-dichloropropane	0.66478	0.66715	0.53928	0.54497	0.51288	0.54696					
	0.52757	0.50470	0.50404	0.49951	+++++		AVRG		0.55118		11.41512
60 tetrachloroethene	0.50946	0.47847	0.46629	0.47233	0.44323	0.46649					
	0.46151	0.45149	0.43441	0.43975	+++++		AVRG		0.46234		4.77581
61 chlorodibromomethane	0.26197	0.28391	0.25862	0.32081	0.30382	0.34023					
	0.33576	0.32591	0.32863	0.32928	+++++		AVRG		0.30889		9.84294

FORM VI-NJ-8260

VOLATILE ORGANICS ORGANICS INITIAL CALIBRATION DATA

Lab Name: Alpha Analytical Labs

SDG No.: L1505963

Instrument ID: QUIMBY.I Calibration Date(s): 13-JAN-2015 13-JAN-2015

Calibration Times: 09:31 15:17

Compound	5.0000 Level 1	20.0000 Level 2	100.0000 Level 3	300.0000 Level 4	500.0000 Level 5	800.0000 Level 6	Curve	Coefficients b	m1	m2	%RSD or R^2
	1000.0000 Level 7	1200.0000 Level 8	1600.0000 Level 9	2000.0000 Level 10	2.0000 Level 11						
62 1,2-dibromoethane	0.31985	0.32154	0.27626	0.28600	0.26657	0.28980					
	0.28122	0.27014	0.27145	0.26855	+++++		AVRG		0.28514		7.09077
64 chlorobenzene	1.56889	1.52072	1.30607	1.30704	1.22579	1.27858					
	1.24177	1.20945	1.15297	1.14547	+++++		AVRG		1.29568		11.03457
65 1,1,1,2-tetrachloroethane	0.39563	0.41237	0.37037	0.40712	0.38340	0.40948					
	0.40090	0.38764	0.37578	0.37203	+++++		AVRG		0.39147		4.04936
66 ethyl benzene	2.83786	2.68761	2.44843	2.45592	2.30046	2.38875					
	2.30165	2.22178	2.03791	1.93131	+++++		AVRG		2.36117		11.53034
67 p/m xylene	1.14085	1.06540	0.96689	0.96575	0.90040	0.92222					
	0.88632	0.85200	0.78706	0.75955	+++++		AVRG		0.92464		12.67193
68 o xylene	1.12014	1.04196	0.91815	0.90609	0.84179	0.86309					
	0.82845	0.79650	0.74016	0.71620	+++++		AVRG		0.87725		14.40494
69 styrene	1.78437	1.79829	1.50002	1.51110	1.39881	1.40821					
	1.34617	1.27812	1.15783	1.08538	+++++		AVRG		1.42683		16.46946

FORM VI-NJ-8260

VOLATILE ORGANICS ORGANICS INITIAL CALIBRATION DATA

Lab Name: Alpha Analytical Labs

SDG No.: L1505963

Instrument ID: QUIMBY.I Calibration Date(s): 13-JAN-2015 13-JAN-2015

Calibration Times: 09:31 15:17

Compound	5.0000 Level 1	20.0000 Level 2	100.0000 Level 3	300.0000 Level 4	500.0000 Level 5	800.0000 Level 6	Curve	Coefficients b	m1	m2	%RSD or R^2	
	1000.0000 Level 7	1200.0000 Level 8	1600.0000 Level 9	2000.0000 Level 10	2.0000 Level 11							
70 isopropylbenzene	2.82147	2.70586	2.46625	2.48732	2.31381	2.41803						
	2.34110	2.25138	2.08431	1.98132	+++++		AVRG		2.38708		10.72415	
71 bromoform	+++++	0.26078	0.21709	0.30054	0.28478	0.32711						
	0.32883	0.31783	0.32907	0.33042	+++++		AVRG		0.29961		13.08587	
72 1,4-dichlorobutane	+++++	1.63457	1.15907	1.18850	1.10120	1.18047						
	1.15185	1.10280	1.10562	1.09907	+++++		AVRG		1.19146		14.26213	
73 cyclohexanone	+++++	+++++	+++++	+++++	+++++	+++++						
	+++++	+++++	+++++	+++++	+++++		AVRG		0.000e+000		0.000e+000	<-
74 1,1,2,2,-tetrachloroethane	9376	39585	124947	412328	657578	1150796						
	1403996	1610936	2254331	2778298	+++++		WLINR	-0.04414	0.62543		0.99896	
76 1,2,3-trichloropropane	+++++	29915	96373	310892	492634	864649						
	1052689	1208790	1684831	2070893	+++++		WLINR	-0.11007	0.46463		0.99923	
77 trans-1,4-dichloro-2-butene	0.11831	0.12450	0.09230	0.10733	0.10063	0.11044						
	0.10532	0.09989	0.09842	0.09377	+++++		AVRG		0.10509		9.86926	

FORM VI-NJ-8260

VOLATILE ORGANICS ORGANICS INITIAL CALIBRATION DATA

Lab Name: Alpha Analytical Labs

SDG No.: L1505963

Instrument ID: QUIMBY.I Calibration Date(s): 13-JAN-2015 13-JAN-2015

Calibration Times: 09:31 15:17

Compound	5.0000 Level 1	20.0000 Level 2	100.0000 Level 3	300.0000 Level 4	500.0000 Level 5	800.0000 Level 6	Curve	Coefficients b	m1	m2	%RSD or R^2
	1000.0000 Level 7	1200.0000 Level 8	1600.0000 Level 9	2000.0000 Level 10	2.0000 Level 11						
78 n-propylbenzene	6.49717	6.13393	5.50793	5.51496	5.09098	5.24963					
	5.14588	4.94848	4.51344	4.30451	+++++		AVRG		5.29069		12.63293
79 bromobenzene	1.29017	1.22525	0.95193	0.97305	0.90473	0.96100					
	0.95661	0.92963	0.91040	0.92752	+++++		AVRG		1.00303		13.64532
80 4-ethyltoluene	5.83804	5.64547	4.96095	4.98820	4.57586	4.77951					
	4.67185	4.49699	4.13558	3.99609	+++++		AVRG		4.80885		12.20345
81 1,3,5-trimethybenzene	4.80860	4.60097	3.99735	3.98206	3.65622	3.75025					
	3.65974	3.52762	3.29102	3.12950	+++++		AVRG		3.84033		13.83410
82 2-chlorotoluene	4.88801	4.57546	3.74188	3.71819	3.45236	3.53110					
	3.46792	3.34189	3.14688	3.04887	+++++		AVRG		3.69126		16.10596
83 4-chorotoluene	4.41963	4.22978	3.38600	3.38849	3.15758	3.26829					
	3.21911	3.12150	2.94309	2.91252	+++++		AVRG		3.40460		15.04423
84 tert-butylbenzene	4.09836	3.80769	3.36212	3.37686	3.09521	3.23236					
	3.18830	3.08652	2.95208	2.92887	+++++		AVRG		3.31284		11.32396

FORM VI-NJ-8260

VOLATILE ORGANICS ORGANICS INITIAL CALIBRATION DATA

Lab Name: Alpha Analytical Labs

SDG No.: L1505963

Instrument ID: QUIMBY.I Calibration Date(s): 13-JAN-2015 13-JAN-2015

Calibration Times: 09:31 15:17

Compound	5.0000 Level 1	20.0000 Level 2	100.0000 Level 3	300.0000 Level 4	500.0000 Level 5	800.0000 Level 6	Curve	Coefficients b	m1	m2	%RSD or R^2
	1000.0000 Level 7	1200.0000 Level 8	1600.0000 Level 9	2000.0000 Level 10	2.0000 Level 11						
85 1,2,4-trimethylbenzene	4.79543	4.76020	3.96055	3.95148	3.64234	3.74546					
	3.69203	3.54614	3.30352	3.22182	+++++		AVRG		3.86190		13.93897
86 sec-butylbenzene	5.66253	5.38809	4.85081	4.96535	4.47647	4.69860					
	4.62601	4.46178	4.13979	4.00347	+++++		AVRG		4.72729		10.91649
87 p-isopropyltoluene	4.60852	4.46908	4.02689	4.14177	3.73935	3.88818					
	3.84699	3.70449	3.43361	3.35696	+++++		AVRG		3.92158		10.32365
88 1,3-dichlorobenzene	2.61703	2.52184	1.97177	2.00603	1.84988	1.93584					
	1.91341	1.85405	1.78447	1.78468	+++++		AVRG		2.02390		14.69821
90 1,4-dichlorobenzene	2.69240	2.54847	1.94783	2.00432	1.83476	1.91075					
	1.89182	1.82966	1.75204	1.74989	+++++		AVRG		2.01619		16.36984
91 n-butylbenzene	4.52392	4.49939	4.07672	4.29886	3.81529	3.99587					
	3.93428	3.78932	3.53455	3.47330	+++++		AVRG		3.99415		9.12550
92 1,2,4,5-tetramethylbenezene	2.73221	2.72307	2.41697	2.51269	2.23865	2.32144					
	2.28705	2.20357	2.05430	2.01484	+++++		AVRG		2.35048		10.56124

FORM VI-NJ-8260

VOLATILE ORGANICS ORGANICS INITIAL CALIBRATION DATA

Lab Name: Alpha Analytical Labs

SDG No.: L1505963

Instrument ID: QUIMBY.I Calibration Date(s): 13-JAN-2015 13-JAN-2015

Calibration Times: 09:31 15:17

Compound	5.0000 Level 1	20.0000 Level 2	100.0000 Level 3	300.0000 Level 4	500.0000 Level 5	800.0000 Level 6	Curve	Coefficients b	m1	m2	%RSD or R^2
	1000.0000 Level 7	1200.0000 Level 8	1600.0000 Level 9	2000.0000 Level 10	2.0000 Level 11						
93 1,2-dichlorobenzene	2.40554	2.36985	1.70712	1.74967	1.60301	1.67893					
	1.65413	1.59032	1.53949	1.53816	+++++		AVRG		1.78362		18.26342
94 p-diethylbenzene	3.89175	3.96677	3.30546	3.49611	3.09411	3.21191					
	3.16550	3.03548	2.85969	2.82921	+++++		AVRG		3.28560		11.93911
95 1,2-dibromo-3-chloropropane	0.07464	0.10068	0.07058	0.09100	0.08257	0.09392					
	0.09166	0.08777	0.09116	0.09016	+++++		AVRG		0.08741		10.37951
96 1,3,5-trichlorobenzene	1.34926	1.35834	1.10227	1.18941	1.04998	1.11310					
	1.10422	1.07196	1.03904	1.05211	+++++		AVRG		1.14297		10.42958
97 1,2,4-trichlorobenzene	0.89259	0.97829	0.78837	0.89744	0.78372	0.84685					
	0.83431	0.80541	0.79741	0.79835	+++++		AVRG		0.84227		7.48749
98 hexachlorobutadiene	0.41271	0.38654	0.35090	0.41839	0.34003	0.36151					
	0.36784	0.36492	0.34925	0.36074	+++++		AVRG		0.37128		7.12863
99 naphthalene	1.53949	1.82601	1.34429	1.54822	1.34781	1.48311					
	1.43767	1.36118	1.39133	1.35987	+++++		AVRG		1.46390		10.16862

FORM VI-NJ-8260

VOLATILE ORGANICS ORGANICS INITIAL CALIBRATION DATA

Lab Name: Alpha Analytical Labs

SDG No.: L1505963

Instrument ID: QUIMBY.I Calibration Date(s): 13-JAN-2015 13-JAN-2015

Calibration Times: 09:31 15:17

Compound	5.0000 Level 1	20.0000 Level 2	100.0000 Level 3	300.0000 Level 4	500.0000 Level 5	800.0000 Level 6	Curve	Coefficients b	m1	m2	%RSD or R^2
	1000.0000 Level 7	1200.0000 Level 8	1600.0000 Level 9	2000.0000 Level 10	2.0000 Level 11						
100 1,2,3-trichlorobenzene	0.68805	0.75165	0.57118	0.67515	0.57102	0.62834					
	0.61416	0.58456	0.59358	0.58737	+++++		AVRG		0.62651		9.58982
$ 32 dibromofluoromethane	0.20705	0.21150	0.21361	0.21660	0.21590	0.21645					
	0.21416	0.21565	0.21477	0.21562	0.20839		AVRG		0.21361		1.53112
$ 38 1,2-dichloroethane-d4	0.24546	0.24868	0.24500	0.24085	0.24179	0.24859					
	0.24160	0.23781	0.23716	0.23351	0.24901		AVRG		0.24268		2.13194
$ 53 toluene-d8	1.30542	1.29312	1.30410	1.29098	1.29020	1.28122					
	1.28584	1.26310	1.26939	1.27127	1.30590		AVRG		1.28732		1.15609
$ 75 4-bromofluorobenzene	1.02328	1.00516	0.99654	0.98678	0.99183	0.99039					
	1.00158	0.99450	1.00280	1.01560	1.02528		AVRG		1.00307		1.31290

FORM VI-NJ-8260

VOLATILE ORGANICS ORGANICS INITIAL CALIBRATION DATA

Lab Name: Alpha Analytical Labs

SDG No.: L1505963

Instrument ID: QUIMBY.I Calibration Date(s): 13-JAN-2015 13-JAN-2015

Calibration Times: 09:31 15:17

Curve	Formula	Units
Averaged	Amt = Rsp/m1	Response
Wt Linear	Amt = b + Rsp/m1	Response

FORM VI-NJ-8260

VOLATILE ORGANICS ORGANICS INITIAL CALIBRATION DATA

Lab Name: Alpha Analytical Labs

SDG No.: L1505963

Instrument ID: VOA101.I Calibration Date(s): 18-FEB-2015 19-FEB-2015

Calibration Times: 22:31 03:31

Calibration File Names:

Level 1: \\Orgserv2\ff\chem\GCMSVOA\Voa101.i\150218.b\0218A04.D
Level 2: \\Orgserv2\ff\chem\GCMSVOA\Voa101.i\150218.b\0218A05.D
Level 3: \\Orgserv2\ff\chem\GCMSVOA\Voa101.i\150218.b\0218A06.D
Level 4: \\Orgserv2\ff\chem\GCMSVOA\Voa101.i\150218.b\0218A07.D
Level 5: \\Orgserv2\ff\chem\GCMSVOA\Voa101.i\150218.b\0218A08.D
Level 6: \\Orgserv2\ff\chem\GCMSVOA\Voa101.i\150218.b\0218A09.D
Level 7: \\Orgserv2\ff\chem\GCMSVOA\Voa101.i\150218.b\0218A10.D
Level 8: \\Orgserv2\ff\chem\GCMSVOA\Voa101.i\150218.b\0218A11.D
Level 9: \\Orgserv2\ff\chem\GCMSVOA\Voa101.i\150218.b\0218A12.D
Level 10: \\Orgserv2\ff\chem\GCMSVOA\Voa101.i\150218.b\0218A13.D
Level 11: \\Orgserv2\ff\chem\GCMSVOA\Voa101.i\150218.b\0218A03.D

Compound	5.0000 Level 1	20.0000 Level 2	100.0000 Level 3	300.0000 Level 4	500.0000 Level 5	800.0000 Level 6	Curve	Coefficients b	m1	m2	%RSD or R^2
	1000.0000 Level 7	1200.0000 Level 8	1600.0000 Level 9	2000.0000 Level 10	2.0000 Level 11						
1 dichlorodifluoromethane	0.16102	0.17729	0.17963	0.17598	0.16554	0.16979					
	0.16790	0.16312	0.16887	0.17184	+++++		AVRG		0.17010		3.60623
2 chloromethane	0.23980	0.23002	0.22084	0.22112	0.20481	0.20909					
	0.20948	0.21314	0.22075	0.22580	+++++		AVRG		0.21948		4.88166

FORM VI-NJ-8260

VOLATILE ORGANICS ORGANICS INITIAL CALIBRATION DATA

Lab Name: Alpha Analytical Labs

SDG No.: L1505963

Instrument ID: VOA101.I Calibration Date(s): 18-FEB-2015 19-FEB-2015

Calibration Times: 22:31 03:31

Compound	5.0000 Level 1	20.0000 Level 2	100.0000 Level 3	300.0000 Level 4	500.0000 Level 5	800.0000 Level 6	Curve	Coefficients b	m1	m2	%RSD or R^2	
	1000.0000 Level 7	1200.0000 Level 8	1600.0000 Level 9	2000.0000 Level 10	2.0000 Level 11							
3 vinyl chloride	0.15696	0.17744	0.17938	0.18166	0.17773	0.18937						
	0.18769	0.18958	0.19110	0.19335	0.15453		AVRG		0.17989		7.32114	
4 bromomethane	0.04582	0.04803	0.04747	0.04760	0.05093	0.06104						
	0.06392	0.06787	0.07201	0.07255	+++++		AVRG		0.05772		18.85380	<-
5 chloroethane	0.12109	0.12662	0.12435	0.11841	0.10922	0.09787						
	0.08135	0.07449	+++++	+++++	+++++		AVRG		0.10668		18.80485	
6 trichlorofluoromethane	0.28257	0.31054	0.31779	0.31431	0.30042	0.30732						
	0.29901	0.29903	0.29936	0.30283	+++++		AVRG		0.30332		3.27904	
7 ethyl ether	0.08456	0.08925	0.09162	0.09059	0.08935	0.09196						
	0.09401	0.09386	0.09229	0.08943	+++++		AVRG		0.09069		3.05705	
8 1,1,-dichloroethene	0.17220	0.18904	0.19102	0.19535	0.18651	0.18953						
	0.18697	0.18700	0.18632	0.18502	+++++		AVRG		0.18689		3.19125	
9 Ethanol	+++++	+++++	+++++	+++++	+++++	+++++						
	+++++	+++++	+++++	+++++	+++++		AVRG		0.000e+000		0.000e+000	<-

FORM VI-NJ-8260

VOLATILE ORGANICS ORGANICS INITIAL CALIBRATION DATA

Lab Name: Alpha Analytical Labs

SDG No.: L1505963

Instrument ID: VOA101.I Calibration Date(s): 18-FEB-2015 19-FEB-2015

Calibration Times: 22:31 03:31

Compound	5.0000 Level 1	20.0000 Level 2	100.0000 Level 3	300.0000 Level 4	500.0000 Level 5	800.0000 Level 6	Curve	Coefficients b	m1	m2	%RSD or R^2	
	1000.0000 Level 7	1200.0000 Level 8	1600.0000 Level 9	2000.0000 Level 10	2.0000 Level 11							
10 carbon disulfide	0.63817	0.55234	0.53906	0.54984	0.52284	0.53226						
	0.52206	0.52656	0.52371	0.51787	+++++		AVRG		0.54247		6.57174	
11 freon-113	0.20108	0.22367	0.22227	0.22559	0.21489	0.21774						
	0.21344	0.21210	0.21046	0.20686	+++++		AVRG		0.21481		3.60169	
12 iodomethane	1416	5700	53701	367121	691108	1144817						
	1337514	1600902	2144515	2679774	+++++		WLINR	0.08563	0.19260		0.99439	<-
13 Isopropyl Alcohol	+++++	1862	11877	44299	78900	133348						
	199209	245129	293100	349452	+++++		WLINR	0.91077	0.00528		0.99232	<-
14 methylene chloride	0.23106	0.21570	0.21212	0.21455	0.20378	0.20933						
	0.20654	0.20851	0.20664	0.20328	+++++		AVRG		0.21115		3.85993	
15 acetone	0.02785	0.02809	0.02826	0.02702	0.02768	0.02870						
	0.03154	0.03204	0.03013	0.02891	+++++		AVRG		0.02902		5.79482	<-
16 trans-1,2-dichloroethene	0.20723	0.21670	0.22277	0.22755	0.21532	0.21903						
	0.21493	0.21472	0.21494	0.21274	+++++		AVRG		0.21660		2.56266	

FORM VI-NJ-8260

VOLATILE ORGANICS ORGANICS INITIAL CALIBRATION DATA

Lab Name: Alpha Analytical Labs

SDG No.: L1505963

Instrument ID: VOA101.I Calibration Date(s): 18-FEB-2015 19-FEB-2015

Calibration Times: 22:31 03:31

Compound	5.0000 Level 1	20.0000 Level 2	100.0000 Level 3	300.0000 Level 4	500.0000 Level 5	800.0000 Level 6	Curve	Coefficients b	m1	m2	%RSD or R^2	
	1000.0000 Level 7	1200.0000 Level 8	1600.0000 Level 9	2000.0000 Level 10	2.0000 Level 11							
17 Methyl Acetate	0.07554	0.08740	0.08798	0.09384	0.09480	0.09510						
	0.09860	0.10011	0.09288	0.08657	+++++		AVRG		0.09128		7.86199	
18 methyl tert butyl ether	0.38903	0.41123	0.42228	0.43717	0.43174	0.44526						
	0.46121	0.46318	0.44888	0.43432	+++++		AVRG		0.43443		5.22202	
19 acrolein	0.01920	0.02270	0.02558	0.02731	0.02658	0.02707						
	0.02987	0.03017	0.02871	0.02776	+++++		AVRG		0.02649		12.63329	<-
20 Tert-Butyl Alcohol	0.00555	0.00515	0.00578	0.00667	0.00710	0.00767						
	0.00894	0.00908	0.00857	0.00804	+++++		AVRG		0.00725		19.80810	<-
21 Diisopropyl Ether	0.73359	0.79550	0.82321	0.83736	0.79322	0.80590						
	0.79312	0.79206	0.77892	0.75851	+++++		AVRG		0.79114		3.75354	
22 1,1-dichloroethane	0.41168	0.44167	0.44745	0.46171	0.43233	0.43996						
	0.43242	0.43196	0.43254	0.42279	+++++		AVRG		0.43545		3.11655	
23 halothane	0.14069	0.15738	0.16141	0.16814	0.15812	0.16078						
	0.15837	0.15812	0.15804	0.15692	+++++		AVRG		0.15780		4.34503	

FORM VI-NJ-8260

VOLATILE ORGANICS ORGANICS INITIAL CALIBRATION DATA

Lab Name: Alpha Analytical Labs

SDG No.: L1505963

Instrument ID: VOA101.I Calibration Date(s): 18-FEB-2015 19-FEB-2015

Calibration Times: 22:31 03:31

Compound	5.0000 Level 1	20.0000 Level 2	100.0000 Level 3	300.0000 Level 4	500.0000 Level 5	800.0000 Level 6	Curve	Coefficients b	m1	m2	%RSD or R^2	
	1000.0000 Level 7	1200.0000 Level 8	1600.0000 Level 9	2000.0000 Level 10	2.0000 Level 11							
24 acrylonitrile	0.02687	0.03749	0.04319	0.04434	0.04358	0.04494						
	0.04816	0.04850	0.04539	0.04221	+++++		AVRG		0.04247		14.82246	<-
25 Ethyl-Tert-Butyl-Ether	0.56554	0.59518	0.63056	0.64731	0.62560	0.63984						
	0.64196	0.64282	0.62725	0.60763	+++++		AVRG		0.62237		4.15446	
26 vinyl acetate	0.19039	0.24063	0.29860	0.33270	0.33490	0.34323						
	0.35028	0.35172	0.33441	0.31766	+++++		AVRG		0.30945		17.20189	
27 cis-1,2-dichloroethene	0.22402	0.24000	0.24628	0.24921	0.23364	0.23907						
	0.23338	0.23441	0.23436	0.23142	+++++		AVRG		0.23658		3.10168	
28 2,2-dichloropropane	0.29717	0.32554	0.34106	0.36106	0.34066	0.34581						
	0.33684	0.33855	0.33644	0.33303	+++++		AVRG		0.33562		4.86914	
29 bromochloromethane	0.09152	0.09539	0.09623	0.09448	0.08728	0.08421						
	0.08106	0.07988	0.07697	0.07405	+++++		AVRG		0.08611		9.36964	
30 Cyclohexane	0.42320	0.46725	0.47562	0.47572	0.44536	0.44968						
	0.43679	0.43396	0.42697	0.42024	+++++		AVRG		0.44548		4.73189	

FORM VI-NJ-8260

VOLATILE ORGANICS ORGANICS INITIAL CALIBRATION DATA

Lab Name: Alpha Analytical Labs

SDG No.: L1505963

Instrument ID: VOA101.I Calibration Date(s): 18-FEB-2015 19-FEB-2015

Calibration Times: 22:31 03:31

Compound	5.0000 Level 1	20.0000 Level 2	100.0000 Level 3	300.0000 Level 4	500.0000 Level 5	800.0000 Level 6	Curve	Coefficients b	m1	m2	%RSD or R^2	
	1000.0000 Level 7	1200.0000 Level 8	1600.0000 Level 9	2000.0000 Level 10	2.0000 Level 11							
31 chloroform	0.38489	0.41216	0.40594	0.41230	0.38703	0.39116						
	0.38956	0.38942	0.37849	0.38283	+++++		AVRG		0.39338		3.11246	
32 Ethyl Acetate	0.11003	0.11248	0.12023	0.12663	0.12799	0.12886						
	0.13619	0.13612	0.12628	0.11925	+++++		AVRG		0.12440		7.13998	
33 carbontetrachloride	0.25497	0.29524	0.31745	0.38280	0.31566	0.32261						
	0.31733	0.31839	0.31689	0.31531	+++++		AVRG		0.31567		9.83318	
34 tetrahydrofuran	0.04811	0.03935	0.04269	0.04339	0.04319	0.04281						
	0.04496	0.04025	0.04210	0.03871	+++++		AVRG		0.04256		6.48318	<-
35 2-Butanol	0.00555	0.00402	0.00513	0.00634	0.00704	0.00706						
	0.00761	0.00771	0.00699	0.00679	+++++		AVRG		0.00642		18.39630	<-
37 1,1,1-trichloroethane	0.33586	0.35966	0.37690	0.38915	0.36223	0.36797						
	0.36076	0.36087	0.35833	0.35611	+++++		AVRG		0.36278		3.82018	
38 2-butanone	0.05720	0.04021	0.04366	0.05142	0.05037	0.04818						
	0.05170	0.05417	0.04806	0.04680	+++++		AVRG		0.04918		10.07294	<-

FORM VI-NJ-8260

VOLATILE ORGANICS ORGANICS INITIAL CALIBRATION DATA

Lab Name: Alpha Analytical Labs

SDG No.: L1505963

Instrument ID: VOA101.I Calibration Date(s): 18-FEB-2015 19-FEB-2015

Calibration Times: 22:31 03:31

Compound	5.0000 Level 1	20.0000 Level 2	100.0000 Level 3	300.0000 Level 4	500.0000 Level 5	800.0000 Level 6	Curve	Coefficients b	m1	m2	%RSD or R^2	
	1000.0000 Level 7	1200.0000 Level 8	1600.0000 Level 9	2000.0000 Level 10	2.0000 Level 11							
39 1,1-dichloropropene	0.30522	0.34061	0.34860	0.35478	0.33343	0.33583						
	0.32938	0.32919	0.32446	0.32175	+++++		AVRG		0.33232		4.23034	
40 benzene	0.85796	0.89676	0.92275	0.94094	0.87738	0.88214						
	0.86326	0.86300	0.85688	0.84725	+++++		AVRG		0.88083		3.48653	
41 Tertiary-Amyl Methyl Ether	0.39699	0.43420	0.46431	0.47510	0.46733	0.48170						
	0.49112	0.49728	0.47784	0.46596	+++++		AVRG		0.46518		6.34901	
43 1,2-dichloroethane	0.25681	0.26578	0.26606	0.26399	0.25232	0.25573						
	0.25725	0.25799	0.24915	0.24295	+++++		AVRG		0.25680		2.87730	
44 2-methyl-2-butanol	+++++	0.00417	0.00475	0.00615	0.00582	0.00639						
	0.00765	0.00746	0.00717	0.00668	+++++		AVRG		0.00625		18.95819	<-
46 methyl cyclohexane	0.38567	0.42957	0.43900	0.43465	0.40926	0.41452						
	0.40331	0.40468	0.39599	0.38682	+++++		AVRG		0.41035		4.63086	
47 Hexane	+++++	+++++	+++++	+++++	+++++	+++++						
	+++++	+++++	+++++	+++++	+++++		AVRG		0.000e+000		0.000e+000	<-

FORM VI-NJ-8260

VOLATILE ORGANICS ORGANICS INITIAL CALIBRATION DATA

Lab Name: Alpha Analytical Labs

SDG No.: L1505963

Instrument ID: VOA101.I Calibration Date(s): 18-FEB-2015 19-FEB-2015

Calibration Times: 22:31 03:31

Compound	5.0000 Level 1	20.0000 Level 2	100.0000 Level 3	300.0000 Level 4	500.0000 Level 5	800.0000 Level 6	Curve	Coefficients b	m1	m2	%RSD or R^2	
	1000.0000 Level 7	1200.0000 Level 8	1600.0000 Level 9	2000.0000 Level 10	2.0000 Level 11							
48 Acetonitrile	+++++	+++++	+++++	+++++	+++++	+++++						
	+++++	+++++	+++++	+++++	+++++		AVRG		0.000e+000		0.000e+000	<-
49 trichloroethene	0.23388	0.24813	0.24932	0.25233	0.23353	0.23284						
	0.22739	0.22648	0.22120	0.21490	+++++		AVRG		0.23400		5.33241	
50 dibromomethane	0.09649	0.10515	0.10574	0.10580	0.10355	0.10640						
	0.10933	0.11036	0.10721	0.10342	+++++		AVRG		0.10535		3.62690	
51 n-butanol	0.02349	0.02439	0.02480	0.02500	0.02337	0.02348						
	0.02272	0.02269	0.02208	0.02143	+++++		AVRG		0.02335		4.96295	<-
52 1,2-dichloropropane	0.22037	0.24472	0.25006	0.25166	0.23971	0.24414						
	0.24155	0.24310	0.24014	0.23407	+++++		AVRG		0.24095		3.66052	
53 bromodichloromethane	0.25138	0.27771	0.29392	0.30299	0.29192	0.30004						
	0.29841	0.30138	0.29677	0.28934	+++++		AVRG		0.29039		5.35468	
54 methyl-methylacrylate	+++++	+++++	+++++	+++++	+++++	+++++						
	+++++	+++++	+++++	+++++	+++++		AVRG		0.000e+000		0.000e+000	

FORM VI-NJ-8260

VOLATILE ORGANICS ORGANICS INITIAL CALIBRATION DATA

Lab Name: Alpha Analytical Labs

SDG No.: L1505963

Instrument ID: VOA101.I Calibration Date(s): 18-FEB-2015 19-FEB-2015

Calibration Times: 22:31 03:31

Compound	5.0000 Level 1	20.0000 Level 2	100.0000 Level 3	300.0000 Level 4	500.0000 Level 5	800.0000 Level 6	Curve	Coefficients b	m1	m2	%RSD or R^2	
	1000.0000 Level 7	1200.0000 Level 8	1600.0000 Level 9	2000.0000 Level 10	2.0000 Level 11							
55 4-penten-2-ol	+++++	728	8514	37091	71603	126356						
	197399	242489	+++++	+++++	+++++		QUAD	1.70596	258	-266	0.99672	<-
56 1,4-Dioxane	0.00044	0.00042	0.00061	0.00070	0.00064	0.00069						
	0.00075	0.00081	0.00074	0.00069	+++++		AVRG		0.00065		19.70998	<-
57 2-Chloroethylvinyl ether	+++++	0.00268	0.00293	0.00378	0.00410	0.00438						
	0.00478	0.00481	0.00477	0.00462	+++++		AVRG		0.00409		19.78125	<-
58 cis-1,3-dichloropropene	0.27216	0.30120	0.33064	0.34475	0.33669	0.34991						
	0.34846	0.35328	0.35184	0.34340	+++++		AVRG		0.33323		7.91948	
60 toluene	0.78764	0.83255	0.84744	0.85376	0.80230	0.80664						
	0.79146	0.80005	0.79420	0.79046	+++++		AVRG		0.81065		3.03973	
61 2-Pentanone	+++++	+++++	+++++	+++++	+++++	+++++						
	+++++	+++++	+++++	+++++	+++++		AVRG		0.000e+000		0.000e+000	
62 4-methyl-2-pentanone	0.02742	0.03612	0.04254	0.04421	0.04493	0.04658						
	0.04892	0.04948	0.04621	0.04261	+++++		AVRG		0.04290		15.45489	<-

FORM VI-NJ-8260

VOLATILE ORGANICS ORGANICS INITIAL CALIBRATION DATA

Lab Name: Alpha Analytical Labs

SDG No.: L1505963

Instrument ID: VOA101.I Calibration Date(s): 18-FEB-2015 19-FEB-2015

Calibration Times: 22:31 03:31

Compound	5.0000 Level 1	20.0000 Level 2	100.0000 Level 3	300.0000 Level 4	500.0000 Level 5	800.0000 Level 6	Curve	Coefficients b	m1	m2	%RSD or R^2	
	1000.0000 Level 7	1200.0000 Level 8	1600.0000 Level 9	2000.0000 Level 10	2.0000 Level 11							
63 tetrachloroethene	0.31111	0.32538	0.33498	0.33754	0.31916	0.31883						
	0.31279	0.31478	0.31175	0.30954	+++++		AVRG		0.31959		3.12444	
64 trans-1,3-dichloropropene	0.31246	0.33167	0.38538	0.40294	0.39787	0.40816						
	0.41194	0.41803	0.40531	0.39443	+++++		AVRG		0.38682		9.20692	
65 ethyl-methacrylate	0.17721	0.21893	0.25748	0.27816	0.27576	0.28212						
	0.29329	0.29442	0.27950	0.26706	+++++		AVRG		0.26239		14.07743	
66 4-methyl-2-pentanol	1413	7266	48014	187017	338393	572710						
	825836	979361	1217464	1381553	+++++		WLINR	0.32150	0.02131		0.99298	<-
67 Methyl Isothiocyanate	+++++	+++++	+++++	+++++	+++++	+++++						
	+++++	+++++	+++++	+++++	+++++		AVRG		0.000e+000		0.000e+000	
68 1,1,2-trichloroethane	0.15570	0.17641	0.18176	0.18050	0.17418	0.17510						
	0.17801	0.17895	0.17110	0.16528	+++++		AVRG		0.17370		4.57568	
69 chlorodibromomethane	0.19585	0.22384	0.24976	0.25869	0.25558	0.26366						
	0.26923	0.27377	0.26779	0.26224	+++++		AVRG		0.25204		9.59987	

FORM VI-NJ-8260

VOLATILE ORGANICS ORGANICS INITIAL CALIBRATION DATA

Lab Name: Alpha Analytical Labs

SDG No.: L1505963

Instrument ID: VOA101.I Calibration Date(s): 18-FEB-2015 19-FEB-2015

Calibration Times: 22:31 03:31

Compound	5.0000 Level 1	20.0000 Level 2	100.0000 Level 3	300.0000 Level 4	500.0000 Level 5	800.0000 Level 6	Curve	Coefficients b	m1	m2	%RSD or R^2	
	1000.0000 Level 7	1200.0000 Level 8	1600.0000 Level 9	2000.0000 Level 10	2.0000 Level 11							
70 1,3-dichloropropane	0.33677	0.36767	0.38516	0.38356	0.37486	0.38181						
	0.38868	0.39235	0.37995	0.36993	+++++		AVRG		0.37607		4.21827	
71 1,2-dibromoethane	0.16834	0.18488	0.19549	0.19753	0.19455	0.19782						
	0.20553	0.20778	0.20077	0.19451	+++++		AVRG		0.19472		5.76672	
72 Heptane	+++++	+++++	+++++	+++++	+++++	+++++						
	+++++	+++++	+++++	+++++	+++++		AVRG		0.000e+000		0.000e+000	<-
73 2-hexanone	0.05740	0.08577	0.09917	0.11022	0.11219	0.11511						
	0.12409	0.12487	0.11760	0.11197	+++++		AVRG		0.10584		19.43996	
75 chlorobenzene	0.83367	0.86514	0.88040	0.88875	0.83734	0.84525						
	0.82903	0.83443	0.82735	0.82083	+++++		AVRG		0.84622		2.78745	
76 ethyl benzene	1.49748	1.60959	1.64116	1.65070	1.54955	1.54382						
	1.50972	1.51354	1.48393	1.46570	+++++		AVRG		1.54652		4.26202	
77 1,1,1,2-tetrachloroethane	0.25572	0.27530	0.29745	0.30811	0.29720	0.30067						
	0.29632	0.29682	0.29064	0.28386	+++++		AVRG		0.29021		5.21885	

FORM VI-NJ-8260

VOLATILE ORGANICS ORGANICS INITIAL CALIBRATION DATA

Lab Name: Alpha Analytical Labs

SDG No.: L1505963

Instrument ID: VOA101.I Calibration Date(s): 18-FEB-2015 19-FEB-2015

Calibration Times: 22:31 03:31

Compound	5.0000 Level 1	20.0000 Level 2	100.0000 Level 3	300.0000 Level 4	500.0000 Level 5	800.0000 Level 6	Curve	Coefficients b	m1	m2	%RSD or R^2
	1000.0000 Level 7	1200.0000 Level 8	1600.0000 Level 9	2000.0000 Level 10	2.0000 Level 11						
78 p/m xylene	0.53174	0.59003	0.60220	0.59807	0.55222	0.53996					
	0.51716	0.51030	0.48610	0.46610	+++++		AVRG		0.53939		8.67997
79 o xylene	0.49592	0.54530	0.55657	0.55003	0.51140	0.50233					
	0.48278	0.47782	0.45767	0.44087	+++++		AVRG		0.50207		7.83882
80 styrene	0.76484	0.87401	0.91181	0.89521	0.82929	0.81243					
	0.77975	0.76947	0.72596	0.68483	+++++		AVRG		0.80476		9.18308
81 bromoform	0.21017	0.24036	0.26705	0.27973	0.28185	0.29074					
	0.29540	0.30294	0.29357	0.28324	+++++		AVRG		0.27451		10.43834
82 isopropylbenzene	3.10578	3.47708	3.57943	3.59170	3.41160	3.50686					
	3.37277	3.46925	3.51835	3.54226	+++++		AVRG		3.45751		4.08701
84 bromobenzene	0.65558	0.69254	0.70630	0.71413	0.69456	0.72298					
	0.71150	0.73620	0.74569	0.74754	+++++		AVRG		0.71270		3.91377
85 n-propylbenzene	3.89319	4.23774	4.35007	4.35091	4.13302	4.22563					
	4.03938	4.15876	4.17873	4.18738	+++++		AVRG		4.17548		3.27303

FORM VI-NJ-8260

VOLATILE ORGANICS ORGANICS INITIAL CALIBRATION DATA

Lab Name: Alpha Analytical Labs

SDG No.: L1505963

Instrument ID: VOA101.I Calibration Date(s): 18-FEB-2015 19-FEB-2015

Calibration Times: 22:31 03:31

Compound	5.0000 Level 1	20.0000 Level 2	100.0000 Level 3	300.0000 Level 4	500.0000 Level 5	800.0000 Level 6	Curve	Coefficients b	m1	m2	%RSD or R^2	
	1000.0000 Level 7	1200.0000 Level 8	1600.0000 Level 9	2000.0000 Level 10	2.0000 Level 11							
86 Butyl Acetate	+++++	+++++	+++++	+++++	+++++	+++++						
	+++++	+++++	+++++	+++++	+++++		AVRG		0.000e+000		0.000e+000	<-
87 1,4-dichloro-2-butane	0.76425	0.82428	0.83551	0.80648	0.79420	0.81007						
	0.81832	0.83548	0.80624	0.77357	+++++		AVRG		0.80684		2.97060	
88 1,1,2,2,-tetrachloroethane	0.40357	0.43883	0.46127	0.46302	0.45736	0.48045						
	0.49550	0.51300	0.50366	0.49252	+++++		AVRG		0.47092		7.04595	
89 4-ethyltoluene	3.17498	3.51711	3.61264	3.66209	3.45515	3.55738						
	3.38194	3.47720	3.48743	3.48013	+++++		AVRG		3.48061		3.84802	
90 2-chlorotoluene	2.36184	2.52477	2.33434	2.35194	2.23681	2.30588						
	2.32173	2.22559	2.25886	2.43575	+++++		AVRG		2.33575		3.92387	
91 1,3,5-trimethybenzene	2.63959	2.89189	2.90912	2.94568	2.76623	2.80688						
	2.66625	2.71093	2.69636	2.66248	+++++		AVRG		2.76954		4.07597	
92 1,2,3-trichloropropane	0.38174	0.38853	0.38879	0.37959	0.37166	0.37532						
	0.37811	0.37904	0.36382	0.34337	+++++		AVRG		0.37500		3.55886	

FORM VI-NJ-8260

VOLATILE ORGANICS ORGANICS INITIAL CALIBRATION DATA

Lab Name: Alpha Analytical Labs

SDG No.: L1505963

Instrument ID: VOA101.I Calibration Date(s): 18-FEB-2015 19-FEB-2015

Calibration Times: 22:31 03:31

Compound	5.0000 Level 1	20.0000 Level 2	100.0000 Level 3	300.0000 Level 4	500.0000 Level 5	800.0000 Level 6	Curve	Coefficients b	m1	m2	%RSD or R^2
	1000.0000 Level 7	1200.0000 Level 8	1600.0000 Level 9	2000.0000 Level 10	2.0000 Level 11						
93 trans-1,4-dichloro-2-butene	0.08254	0.08867	0.11038	0.11819	0.12061	0.12604					
	0.13215	0.13625	0.12845	0.12351	+++++		AVRG		0.11668		15.39164
94 4-chorotoluene	2.33201	2.49159	2.51932	2.51644	2.37606	2.43969					
	2.33858	2.39248	2.39180	2.38635	+++++		AVRG		2.41843		2.87931
95 tert-butylbenzene	2.22354	2.42083	2.45188	2.48839	2.35600	2.41015					
	2.30119	2.34946	2.35699	2.35986	+++++		AVRG		2.37183		3.20349
96 p-isopropyltoluene	2.61748	2.96474	3.01783	3.06989	2.89595	2.94910					
	2.81674	2.85558	2.85780	2.82512	+++++		AVRG		2.88702		4.37822
97 1,2,4-trimethylbenzene	2.52550	2.76883	2.83588	2.84449	2.68756	2.77212					
	2.64149	2.70219	2.69821	2.68504	+++++		AVRG		2.71613		3.49145
98 sec-butylbenzene	3.38248	3.74945	3.72492	3.75319	3.54516	3.61713					
	3.42290	3.49051	3.47398	3.44233	+++++		AVRG		3.56021		3.97533
99 1,3-dichlorobenzene	1.31365	1.37315	1.36661	1.37061	1.30581	1.34914					
	1.29950	1.32779	1.31473	1.29777	+++++		AVRG		1.33188		2.27224

FORM VI-NJ-8260

VOLATILE ORGANICS ORGANICS INITIAL CALIBRATION DATA

Lab Name: Alpha Analytical Labs

SDG No.: L1505963

Instrument ID: VOA101.I Calibration Date(s): 18-FEB-2015 19-FEB-2015

Calibration Times: 22:31 03:31

Compound	5.0000 Level 1	20.0000 Level 2	100.0000 Level 3	300.0000 Level 4	500.0000 Level 5	800.0000 Level 6	Curve	Coefficients b	m1	m2	%RSD or R^2
	1000.0000 Level 7	1200.0000 Level 8	1600.0000 Level 9	2000.0000 Level 10	2.0000 Level 11						
101 1,4-dichlorobenzene	1.38199	1.34223	1.32813	1.32739	1.26810	1.30025					
	1.26251	1.29252	1.27919	1.25389	+++++		AVRG		1.30362		3.12685
102 p-Diethylbenzene	1.50847	1.65789	1.75225	1.78943	1.69467	1.73899					
	1.66538	1.69245	1.69223	1.67525	+++++		AVRG		1.68670		4.45830
103 n-butylbenzene	2.63654	2.86247	2.85724	2.88023	2.69823	2.78638					
	2.62867	2.69183	2.68188	2.63965	+++++		AVRG		2.73631		3.67549
104 1,2-dichlorobenzene	1.11139	1.11478	1.11223	1.11370	1.07928	1.12347					
	1.10419	1.13270	1.11958	1.10096	+++++		AVRG		1.11123		1.29936
105 1,2,4,5-tetramethylbenzene	1.95131	2.06770	2.23861	2.32185	2.26881	2.40094					
	2.35583	2.45041	2.47284	2.44703	+++++		AVRG		2.29753		7.51258
106 1,2-dibromo-3-chloropropane	0.19464	0.17349	0.17784	0.14725	0.14929	0.15851					
	0.14962	0.15683	0.15726	0.15468	+++++		AVRG		0.16194		9.42274
107 1,3,5-trichlorobenzene	0.75471	0.64432	0.65922	0.67610	0.67401	0.71868					
	0.72467	0.76091	0.76501	0.74173	+++++		AVRG		0.71194		6.31895

FORM VI-NJ-8260

VOLATILE ORGANICS ORGANICS INITIAL CALIBRATION DATA

Lab Name: Alpha Analytical Labs

SDG No.: L1505963

Instrument ID: VOA101.I Calibration Date(s): 18-FEB-2015 19-FEB-2015

Calibration Times: 22:31 03:31

Compound	5.0000 Level 1	20.0000 Level 2	100.0000 Level 3	300.0000 Level 4	500.0000 Level 5	800.0000 Level 6	Curve	Coefficients b	m1	m2	%RSD or R^2
	1000.0000 Level 7	1200.0000 Level 8	1600.0000 Level 9	2000.0000 Level 10	2.0000 Level 11						
108 hexachlorobutadiene	0.41739	0.29478	0.28533	0.28866	0.30180	0.32745					
	0.32347	0.34842	0.35602	0.35547	+++++		AVRG		0.32988		12.41334
109 1,2,4-trichlorobenzene	0.61212	0.42789	0.41887	0.42828	0.45182	0.49444					
	0.53136	0.55960	0.55531	0.52839	+++++		AVRG		0.50081		13.35240
110 naphthalene	0.94735	0.68139	0.69195	0.73360	0.79057	0.88312					
	0.99056	1.04741	1.05229	0.98722	+++++		AVRG		0.88055		16.51008
111 1,2,3-trichlorobenzene	+++++	0.30330	0.27259	0.27282	0.29823	0.33500					
	0.37297	0.39913	0.39833	0.37603	+++++		AVRG		0.33649		15.35143
$ 36 dibromofluoromethane	0.24015	0.24334	0.24166	0.24172	0.24558	0.24233					
	0.23980	0.24024	0.23644	0.23183	0.23934		AVRG		0.24022		1.51788
$ 42 1,2-dichloroethane-d4	0.26094	0.26691	0.25419	0.25332	0.25642	0.25190					
	0.25847	0.26002	0.25117	0.25051	0.26423		AVRG		0.25710		2.13420
$ 59 toluene-d8	1.31409	1.30760	1.31831	1.33363	1.33615	1.34162					
	1.34472	1.35511	1.38028	1.38627	1.30912		AVRG		1.33881		2.00434

FORM VI-NJ-8260

6A

VOLATILE ORGANICS ORGANICS INITIAL CALIBRATION DATA

Lab Name: Alpha Analytical Labs

SDG No.: L1505963

Instrument ID: VOA101.I Calibration Date(s): 18-FEB-2015 19-FEB-2015

Calibration Times: 22:31 03:31

Compound	5.0000 Level 1	20.0000 Level 2	100.0000 Level 3	300.0000 Level 4	500.0000 Level 5	800.0000 Level 6	Curve	Coefficients b	m1	m2	%RSD or R^2
	1000.0000 Level 7	1200.0000 Level 8	1600.0000 Level 9	2000.0000 Level 10	2.0000 Level 11						
$ 83 4-bromofluorobenzene	1.13865	1.14785	1.13339	1.14439	1.16201	1.19701					
	1.18455	1.21557	1.25777	1.28973	1.13018		AVRG		1.18192		4.52572

FORM VI-NJ-8260

VOLATILE ORGANICS ORGANICS INITIAL CALIBRATION DATA

Lab Name: Alpha Analytical Labs

SDG No.: L1505963

Instrument ID: VOA101.I Calibration Date(s): 18-FEB-2015 19-FEB-2015

Calibration Times: 22:31 03:31

Curve	Formula	Units
Averaged	Amt = Rsp/m1	Response
Wt Linear	Amt = b + Rsp/m1	Response
Quad	Amt = b + m1*Rsp + m2*Rsp^2	Response

FORM VI-NJ-8260

VOLATILE ORGANICS ORGANICS INITIAL CALIBRATION DATA

Lab Name: Alpha Analytical Labs

SDG No.: L1505963

Instrument ID: JACK.I Calibration Date(s): 24-FEB-2015 24-FEB-2015

Calibration Times: 06:39 14:59

Calibration File Names:

Level 1: \\orgserv2\ff\chem\GCMSVOA\Jack.i\150224con2.b\0224A34.D
Level 2: \\orgserv2\ff\chem\GCMSVOA\Jack.i\150224con2.b\0224A08.D
Level 3: \\orgserv2\ff\chem\GCMSVOA\Jack.i\150224con2.b\0224A10.D
Level 4: \\orgserv2\ff\chem\GCMSVOA\Jack.i\150224con2.b\0224A12.D
Level 5: \\orgserv2\ff\chem\GCMSVOA\Jack.i\150224con2.b\0224A14.D
Level 6: \\orgserv2\ff\chem\GCMSVOA\Jack.i\150224con2.b\0224A16.D
Level 7: \\orgserv2\ff\chem\GCMSVOA\Jack.i\150224con2.b\0224A18.D
Level 8: \\orgserv2\ff\chem\GCMSVOA\Jack.i\150224con2.b\0224A20.D
Level 9: \\orgserv2\ff\chem\GCMSVOA\Jack.i\150224con2.b\0224A22.D
Level 10: \\orgserv2\ff\chem\GCMSVOA\Jack.i\150224con2.b\0224A24.D
Level 11: \\orgserv2\ff\chem\GCMSVOA\Jack.i\150224con2.b\0224A04.D

Compound	5.0000 Level 1	20.0000 Level 2	100.0000 Level 3	300.0000 Level 4	500.0000 Level 5	800.0000 Level 6	Curve	Coefficients b	m1	m2	%RSD or R^2
	1000.0000 Level 7	1200.0000 Level 8	1600.0000 Level 9	2000.0000 Level 10	2.0000 Level 11						
1 dichlorodifluoromethane	0.57007	0.71120	0.78760	0.73170	0.72880	0.71348					
	0.69129	0.70264	0.73852	0.62189	+++++		AVRG		0.69972		8.83083
2 chloromethane	+++++	0.37275	0.35419	0.30836	0.29516	0.36197					
	0.34326	0.32194	0.29402	0.30155	+++++		AVRG		0.32813		9.28827

FORM VI-NJ-8260

VOLATILE ORGANICS ORGANICS INITIAL CALIBRATION DATA

Lab Name: Alpha Analytical Labs

SDG No.: L1505963

Instrument ID: JACK.I Calibration Date(s): 24-FEB-2015 24-FEB-2015

Calibration Times: 06:39 14:59

Compound	5.0000 Level 1	20.0000 Level 2	100.0000 Level 3	300.0000 Level 4	500.0000 Level 5	800.0000 Level 6	Curve	Coefficients b	m1	m2	%RSD or R^2
	1000.0000 Level 7	1200.0000 Level 8	1600.0000 Level 9	2000.0000 Level 10	2.0000 Level 11						
3 vinyl chloride	0.67513	0.90548	0.81298	0.77467	0.76975	0.77469					
	0.78388	0.81142	0.87948	0.77932	0.77925		AVRG		0.79510		7.58660
4 bromomethane	+++++	0.63983	0.55023	0.51557	0.49806	0.50670					
	0.51471	0.53686	0.59018	+++++	+++++		AVRG		0.54402		8.94407
5 chloroethane	0.52549	0.60037	0.53039	0.50840	0.52015	0.48769					
	0.49324	0.49070	0.49403	0.41648	+++++		AVRG		0.50669		9.06114
6 trichlorofluoromethane	1.19510	1.34399	1.24067	1.18505	1.22134	1.20295					
	1.22894	1.27200	1.35606	1.16504	+++++		AVRG		1.24111		5.22135
7 ethyl ether	0.29243	0.29160	0.28846	0.29915	0.30512	0.30365					
	0.31765	0.32657	0.36755	0.32176	+++++		AVRG		0.31139		7.61249
8 1,1,-dichloroethene	0.70029	0.76029	0.66924	0.65013	0.65246	0.63974					
	0.65413	0.66802	0.75088	0.65201	+++++		AVRG		0.67972		6.36835
9 carbon disulfide	2.37188	1.99386	1.84335	1.81207	1.85774	1.88315					
	1.92659	2.02374	2.21281	1.96370	+++++		AVRG		1.98889		8.92222

FORM VI-NJ-8260

VOLATILE ORGANICS ORGANICS INITIAL CALIBRATION DATA

Lab Name: Alpha Analytical Labs

SDG No.: L1505963

Instrument ID: JACK.I Calibration Date(s): 24-FEB-2015 24-FEB-2015

Calibration Times: 06:39 14:59

Compound	5.0000 Level 1	20.0000 Level 2	100.0000 Level 3	300.0000 Level 4	500.0000 Level 5	800.0000 Level 6	Curve	Coefficients b	m1	m2	%RSD or R^2	
	1000.0000 Level 7	1200.0000 Level 8	1600.0000 Level 9	2000.0000 Level 10	2.0000 Level 11							
10 freon-113	0.71905	0.86112	0.79525	0.75436	0.77381	0.75185						
	0.76372	0.79748	0.87259	0.78536	+++++		AVRG		0.78746		6.08045	
11 iodomethane	+++++	+++++	0.71638	0.87193	0.97806	1.00929						
	1.03955	1.09267	1.14394	1.01447	+++++		AVRG		0.98329		13.65826	
12 acrolein	+++++	0.09380	0.07342	0.06955	0.06961	0.07198						
	0.07341	0.07037	0.08427	0.07371	+++++		AVRG		0.07557		10.79604	
13 methylene chloride	+++++	0.71461	0.76501	0.72010	0.71239	0.71593						
	0.72285	0.75376	0.82550	0.73487	+++++		AVRG		0.74056		4.96712	
14 acetone	+++++	6264	14095	38262	59075	92628						
	109176	135431	201706	+++++	+++++		WLINR	-0.50985	0.08810		0.99625	<-
15 trans-1,2-dichloroethene	0.79055	0.78792	0.73914	0.70262	0.71129	0.69031						
	0.71057	0.73113	0.80243	0.71793	+++++		AVRG		0.73839		5.50074	
16 Methyl Acetate	+++++	0.29200	0.23068	0.23671	0.22490	0.23753						
	0.23682	0.23223	0.27348	0.25877	+++++		AVRG		0.24702		9.20560	

FORM VI-NJ-8260

VOLATILE ORGANICS ORGANICS INITIAL CALIBRATION DATA

Lab Name: Alpha Analytical Labs

SDG No.: L1505963

Instrument ID: JACK.I Calibration Date(s): 24-FEB-2015 24-FEB-2015

Calibration Times: 06:39 14:59

Compound	5.0000 Level 1	20.0000 Level 2	100.0000 Level 3	300.0000 Level 4	500.0000 Level 5	800.0000 Level 6	Curve	Coefficients b	m1	m2	%RSD or R^2	
	1000.0000 Level 7	1200.0000 Level 8	1600.0000 Level 9	2000.0000 Level 10	2.0000 Level 11							
17 methyl tert butyl ether	1.07879	1.10893	1.19043	1.28859	1.34490	1.42227						
	1.40212	1.41752	1.63086	1.47604	+++++		AVRG		1.33605		12.87370	
19 Tert-Butyl Alcohol	+++++	0.04215	0.02880	0.02648	0.02811	0.02849						
	0.03010	0.03073	0.03549	0.03232	+++++		AVRG		0.03141		15.33295	<-
18 Hexane	+++++	+++++	+++++	+++++	+++++	+++++						
	+++++	+++++	+++++	+++++	+++++		AVRG		0.000e+000		0.000e+000	
20 Diisopropyl Ether	1.52130	1.56095	1.54930	1.63702	1.70358	1.74956						
	1.81011	1.85738	2.10168	1.89186	+++++		AVRG		1.73827		10.51738	
21 1,1-dichloroethane	1.20194	1.30499	1.20719	1.17168	1.17604	1.15935						
	1.17165	1.19369	1.29894	1.17963	+++++		AVRG		1.20651		4.34487	
22 Acetonitrile	+++++	+++++	+++++	+++++	+++++	+++++						
	+++++	+++++	+++++	+++++	+++++		AVRG		0.000e+000		0.000e+000	
24 acrylonitrile	+++++	0.13570	0.12342	0.11483	0.11604	0.11352						
	0.10849	0.12073	0.13824	0.12187	+++++		AVRG		0.12143		8.20349	

FORM VI-NJ-8260

VOLATILE ORGANICS ORGANICS INITIAL CALIBRATION DATA

Lab Name: Alpha Analytical Labs

SDG No.: L1505963

Instrument ID: JACK.I Calibration Date(s): 24-FEB-2015 24-FEB-2015

Calibration Times: 06:39 14:59

Compound	5.0000 Level 1	20.0000 Level 2	100.0000 Level 3	300.0000 Level 4	500.0000 Level 5	800.0000 Level 6	Curve	Coefficients b	m1	m2	%RSD or R^2
	1000.0000 Level 7	1200.0000 Level 8	1600.0000 Level 9	2000.0000 Level 10	2.0000 Level 11						
23 Halothane	0.41492	0.55949	0.52743	0.54442	0.55130	0.54821					
	0.54561	0.55865	0.59769	0.53917	+++++		AVRG		0.53869		8.77034
25 Ethyl-Tert-Butyl-Ether	1.29089	1.31916	1.35539	1.47472	1.55253	1.60139					
	1.64491	1.70323	1.96719	1.77238	+++++		AVRG		1.56818		13.76392
26 vinyl acetate	0.78592	0.78094	0.86154	0.97129	1.02486	1.05055					
	1.10489	1.14951	1.32450	1.17811	+++++		AVRG		1.02321		17.29896
27 cis-1,2-dichloroethene	0.82962	0.84486	0.79091	0.76029	0.74997	0.74287					
	0.74143	0.75562	0.82132	0.73442	+++++		AVRG		0.77713		5.29549
28 2,2-dichloropropane	1.03002	1.12193	1.06185	1.07839	1.08814	1.08660					
	1.10057	1.12261	1.23557	1.10612	+++++		AVRG		1.10318		4.91393
29 Cyclohexane	0.99868	1.09063	1.09133	1.10406	1.15170	1.13134					
	1.13621	1.17646	1.31458	1.16291	+++++		AVRG		1.13579		7.09539
30 bromochloromethane	0.40388	0.40232	0.35778	0.35202	0.35913	0.34650					
	0.35146	0.34556	0.36875	0.32824	+++++		AVRG		0.36156		6.71847

FORM VI-NJ-8260

VOLATILE ORGANICS ORGANICS INITIAL CALIBRATION DATA

Lab Name: Alpha Analytical Labs

SDG No.: L1505963

Instrument ID: JACK.I Calibration Date(s): 24-FEB-2015 24-FEB-2015

Calibration Times: 06:39 14:59

Compound	5.0000 Level 1	20.0000 Level 2	100.0000 Level 3	300.0000 Level 4	500.0000 Level 5	800.0000 Level 6	Curve	Coefficients b	m1	m2	%RSD or R^2	
	1000.0000 Level 7	1200.0000 Level 8	1600.0000 Level 9	2000.0000 Level 10	2.0000 Level 11							
31 chloroform	1.39660	1.32921	1.31861	1.26602	1.25081	1.23352						
	1.23137	1.25737	1.36796	1.23922	+++++		AVRG		1.28907		4.63793	
32 carbontetrachloride	0.91172	1.03940	1.03197	1.06615	1.08688	1.08088						
	1.06656	1.09642	1.17116	1.04628	+++++		AVRG		1.05974		6.15619	
34 tetrahydrofuran	+++++	0.12796	0.10611	0.11077	0.11056	0.10764						
	0.11242	0.11216	0.12880	0.11639	+++++		AVRG		0.11476		7.19435	
33 Ethyl Acetate	0.33789	0.31851	0.29118	0.30964	0.30593	0.30866						
	0.31824	0.32127	0.36939	0.33221	+++++		AVRG		0.32129		6.69412	
36 1,1,1-trichloroethane	1.10152	1.19315	1.20035	1.19998	1.19158	1.17029						
	1.16383	1.18612	1.27546	1.14689	+++++		AVRG		1.18292		3.75916	
37 1,1-dichloropropene	0.75590	0.85827	0.94245	1.00424	1.02267	1.01464						
	1.02502	1.04081	1.13450	1.02167	+++++		AVRG		0.98202		10.80587	
38 2-butanone	+++++	6496	17669	52452	86744	134994						
	171965	211263	337759	364107	+++++		WLINR	-0.21517	0.14217		0.99243	<-

FORM VI-NJ-8260

VOLATILE ORGANICS ORGANICS INITIAL CALIBRATION DATA

Lab Name: Alpha Analytical Labs

SDG No.: L1505963

Instrument ID: JACK.I Calibration Date(s): 24-FEB-2015 24-FEB-2015

Calibration Times: 06:39 14:59

Compound	5.0000 Level 1	20.0000 Level 2	100.0000 Level 3	300.0000 Level 4	500.0000 Level 5	800.0000 Level 6	Curve	Coefficients b	m1	m2	%RSD or R^2	
	1000.0000 Level 7	1200.0000 Level 8	1600.0000 Level 9	2000.0000 Level 10	2.0000 Level 11							
39 benzene	2.42044	2.59260	2.65455	2.73130	2.78264	2.74975						
	2.79068	2.84637	3.13192	2.81595	+++++		AVRG		2.75162		6.69064	
41 Tertiary-Amyl Methyl Ether	1.23350	1.28460	1.24151	1.33143	1.37673	1.38449						
	1.43589	1.45661	1.68010	1.52179	+++++		AVRG		1.39466		9.82946	
42 1,2-dichloroethane	0.76848	0.81728	0.80885	0.77149	0.77089	0.76673						
	0.78171	0.78876	0.89234	0.80906	+++++		AVRG		0.79756		4.79209	
44 Heptane	+++++	+++++	+++++	+++++	+++++	+++++						
	+++++	+++++	+++++	+++++	+++++		AVRG		0.000e+000		0.000e+000	<-
45 methyl cyclohexane	1.21143	1.27385	1.23034	1.24858	1.29586	1.28694						
	1.28948	1.33934	1.50455	1.31246	+++++		AVRG		1.29928		6.27703	
46 trichloroethene	0.72611	0.69320	0.70023	0.74451	0.74407	0.74053						
	0.74654	0.77010	0.85757	0.77515	+++++		AVRG		0.74980		6.13577	
47 dibromomethane	0.48444	0.36113	0.35354	0.34805	0.35199	0.34820						
	0.35015	0.35516	0.39354	0.35360	+++++		AVRG		0.36998		11.45474	

FORM VI-NJ-8260

VOLATILE ORGANICS ORGANICS INITIAL CALIBRATION DATA

Lab Name: Alpha Analytical Labs

SDG No.: L1505963

Instrument ID: JACK.I Calibration Date(s): 24-FEB-2015 24-FEB-2015

Calibration Times: 06:39 14:59

Compound	5.0000 Level 1	20.0000 Level 2	100.0000 Level 3	300.0000 Level 4	500.0000 Level 5	800.0000 Level 6	Curve	Coefficients b	m1	m2	%RSD or R^2	
	1000.0000 Level 7	1200.0000 Level 8	1600.0000 Level 9	2000.0000 Level 10	2.0000 Level 11							
48 1,2-dichloropropane	0.59170	0.56948	0.59622	0.70143	0.73091	0.74826						
	0.76597	0.78366	0.89030	0.79376	+++++		AVRG		0.71717		14.41823	
49 bromodichloromethane	0.83072	0.87530	0.90396	0.96574	0.99194	0.94783						
	0.95152	0.96651	1.04701	0.92149	+++++		AVRG		0.94020		6.48682	
175 methyl-methylacrylate	+++++	+++++	+++++	+++++	+++++	+++++						
	+++++	+++++	+++++	+++++	+++++		AVRG		0.000e+000		0.000e+000	
50 1,4-Dioxane	0.00327	0.00352	0.00361	0.00382	0.00359	0.00385						
	0.00389	0.00372	0.00428	0.00396	+++++		AVRG		0.00375		7.43563	<-
51 2-Chloroethylvinyl ether	0.23549	0.25851	0.24176	0.24651	0.23790	0.23690						
	0.24078	0.24087	0.26892	0.23687	+++++		AVRG		0.24445		4.46446	
52 cis-1,3-dichloropropene	1.07416	0.88457	0.96654	1.04165	1.07454	1.08119						
	1.11065	1.13224	1.26181	1.13275	+++++		AVRG		1.07601		9.39356	
54 toluene	2.00327	2.02249	1.99891	2.08325	2.07095	2.03013						
	2.11007	2.18523	2.38658	2.18299	+++++		AVRG		2.10738		5.64633	

FORM VI-NJ-8260

VOLATILE ORGANICS ORGANICS INITIAL CALIBRATION DATA

Lab Name: Alpha Analytical Labs

SDG No.: L1505963

Instrument ID: JACK.I Calibration Date(s): 24-FEB-2015 24-FEB-2015

Calibration Times: 06:39 14:59

Compound	5.0000 Level 1	20.0000 Level 2	100.0000 Level 3	300.0000 Level 4	500.0000 Level 5	800.0000 Level 6	Curve	Coefficients b	m1	m2	%RSD or R^2
	1000.0000 Level 7	1200.0000 Level 8	1600.0000 Level 9	2000.0000 Level 10	2.0000 Level 11						
55 tetrachloroethene	0.91904	0.89726	0.91541	1.00129	1.01001	1.00572					
	1.04722	1.08290	1.17156	1.06470	+++++		AVRG		1.01151		8.45304
56 4-methyl-2-pentanone	0.07570	0.11791	0.11185	0.10980	0.10916	0.10824					
	0.10954	0.11004	0.12740	0.11551	+++++		AVRG		0.10951		12.08835
57 trans-1,3-dichloropropene	0.93524	0.78245	0.82630	0.96489	0.97507	0.98231					
	1.04309	1.05876	1.17595	1.08811	+++++		AVRG		0.98322		11.98997
58 1,1,2-trichloroethane	0.38406	0.40988	0.39724	0.44909	0.45023	0.45450					
	0.47594	0.48239	0.53508	0.49075	+++++		AVRG		0.45292		10.22411
59 ethyl-methacrylate	0.60753	0.60909	0.60555	0.64162	0.63685	0.62930					
	0.65925	0.66260	0.73214	0.67269	+++++		AVRG		0.64566		5.98577
60 chlorodibromomethane	0.40317	0.58386	0.63222	0.71841	0.73614	0.74484					
	0.78647	0.80364	0.88191	0.80690	+++++		AVRG		0.70976		19.45690
61 1,3-dichloropropane	0.78965	0.81353	0.83445	0.93235	0.94048	0.95158					
	0.99143	1.01096	1.11799	1.02822	+++++		AVRG		0.94106		11.03546

FORM VI-NJ-8260

VOLATILE ORGANICS ORGANICS INITIAL CALIBRATION DATA

Lab Name: Alpha Analytical Labs

SDG No.: L1505963

Instrument ID: JACK.I Calibration Date(s): 24-FEB-2015 24-FEB-2015

Calibration Times: 06:39 14:59

Compound	5.0000 Level 1	20.0000 Level 2	100.0000 Level 3	300.0000 Level 4	500.0000 Level 5	800.0000 Level 6	Curve	Coefficients b	m1	m2	%RSD or R^2	
	1000.0000 Level 7	1200.0000 Level 8	1600.0000 Level 9	2000.0000 Level 10	2.0000 Level 11							
62 1,2-dibromoethane	0.44356	0.49459	0.50950	0.55863	0.56355	0.56490						
	0.59247	0.59744	0.65438	0.59960	+++++		AVRG		0.55786		10.90574	
63 2-hexanone	+++++	0.27714	0.21618	0.22232	0.21177	0.21207						
	0.22369	0.22587	0.25571	0.23631	+++++		AVRG		0.23123		9.51132	
68 Butyl Acetate	+++++	+++++	+++++	+++++	+++++	+++++						
	+++++	+++++	+++++	+++++	+++++		AVRG		0.000e+000		0.000e+000	<-
65 chlorobenzene	2.73197	2.46485	2.35657	2.48499	2.44730	2.40495						
	2.49954	2.53767	2.77859	2.53314	+++++		AVRG		2.52396		5.31635	
66 ethyl benzene	4.36012	4.35568	4.19860	4.34928	4.24698	4.19747						
	4.39894	4.55618	4.94100	4.46952	+++++		AVRG		4.40738		4.97372	
67 1,1,1,2-tetrachloroethane	0.70113	0.75908	0.80110	0.88055	0.87779	0.88130						
	0.92975	0.96135	1.08417	0.99284	+++++		AVRG		0.88691		12.79407	
69 p/m xylene	1.69527	1.70810	1.69771	1.79678	1.75061	1.75153						
	1.84793	1.91150	2.03007	1.80341	+++++		AVRG		1.79929		5.92675	

FORM VI-NJ-8260

VOLATILE ORGANICS ORGANICS INITIAL CALIBRATION DATA

Lab Name: Alpha Analytical Labs

SDG No.: L1505963

Instrument ID: JACK.I Calibration Date(s): 24-FEB-2015 24-FEB-2015

Calibration Times: 06:39 14:59

Compound	5.0000 Level 1	20.0000 Level 2	100.0000 Level 3	300.0000 Level 4	500.0000 Level 5	800.0000 Level 6	Curve	Coefficients b	m1	m2	%RSD or R^2
	1000.0000 Level 7	1200.0000 Level 8	1600.0000 Level 9	2000.0000 Level 10	2.0000 Level 11						
70 o xylene	1.61485	1.63950	1.63447	1.71336	1.67098	1.72211					
	1.80661	1.87083	1.99511	1.78577	+++++		AVRG		1.74536		6.91601
71 bromoform	+++++	0.58884	0.59889	0.68788	0.70455	0.72643					
	0.76661	0.77967	0.88179	0.77446	+++++		AVRG		0.72324		12.74418
72 styrene	2.74769	2.64564	2.67120	2.79793	2.80043	2.87238					
	3.00761	3.06243	3.17189	2.81761	+++++		AVRG		2.85948		5.98502
73 isopropylbenzene	9.40353	9.66821	8.73879	9.02172	8.98727	8.74072					
	9.08749	9.15082	9.78748	8.43852	+++++		AVRG		9.10246		4.64114
75 bromobenzene	1.99582	1.85755	1.73191	1.80535	1.77205	1.72118					
	1.78606	1.78349	2.00190	1.75074	+++++		AVRG		1.82061		5.57525
76 n-propylbenzene	9.48308	9.49440	8.70208	9.07360	9.05801	8.95002					
	9.37242	9.40084	10.00708	8.62097	+++++		AVRG		9.21625		4.52815
77 1,4-dichloro-2-butene	1.46287	1.54630	1.31031	1.34891	1.35012	1.34369					
	1.40456	1.39194	1.53916	1.35006	+++++		AVRG		1.40479		5.97393

FORM VI-NJ-8260

VOLATILE ORGANICS ORGANICS INITIAL CALIBRATION DATA

Lab Name: Alpha Analytical Labs

SDG No.: L1505963

Instrument ID: JACK.I Calibration Date(s): 24-FEB-2015 24-FEB-2015

Calibration Times: 06:39 14:59

Compound	5.0000 Level 1 / 1000.0000 Level 7	20.0000 Level 2 / 1200.0000 Level 8	100.0000 Level 3 / 1600.0000 Level 9	300.0000 Level 4 / 2000.0000 Level 10	500.0000 Level 5 / 2.0000 Level 11	800.0000 Level 6	Curve	Coefficients b	m1	m2	%RSD or R^2	
78 1,1,2,2,-tetrachloroethane	1.24734	1.13570	0.97437	0.95253	0.93955	0.90838						
	0.93745	0.94107	1.07725	0.96329	+++++		AVRG		1.00769		10.90375	
79 4-ethyltoluene	8.24184	8.46120	7.67128	7.94889	7.91118	7.93509						
	8.23006	8.20426	8.61667	7.25733	+++++		AVRG		8.04778		4.89665	
80 2-chlorotoluene	6.75177	6.55786	5.68830	5.80320	5.71092	5.76648						
	6.01317	6.08622	6.46676	5.43651	+++++		AVRG		6.02812		7.17882	
81 1,2,3-trichloropropane	1.07605	0.93655	0.80922	0.81545	0.80564	0.77845						
	0.82020	0.83127	0.93971	0.84172	+++++		AVRG		0.86542		10.58393	
174 cyclohexanone	+++++	+++++	+++++	+++++	+++++	+++++						
	+++++	+++++	+++++	+++++	+++++		AVRG		0.000e+000		0.000e+000	<-
82 1,3,5-trimethybenzene	6.81387	7.02164	6.37323	6.61323	6.55984	6.51970						
	6.77980	6.87201	7.34467	6.40789	+++++		AVRG		6.73059		4.45841	
83 trans-1,4-dichloro-2-butene	0.18753	0.29590	0.24657	0.23701	0.26093	0.25621						
	0.27395	0.28671	0.32371	0.29423	+++++		AVRG		0.26628		14.27872	

FORM VI-NJ-8260

VOLATILE ORGANICS ORGANICS INITIAL CALIBRATION DATA

Lab Name: Alpha Analytical Labs

SDG No.: L1505963

Instrument ID: JACK.I Calibration Date(s): 24-FEB-2015 24-FEB-2015

Calibration Times: 06:39 14:59

Compound	5.0000 Level 1	20.0000 Level 2	100.0000 Level 3	300.0000 Level 4	500.0000 Level 5	800.0000 Level 6	Curve	Coefficients b	m1	m2	%RSD or R^2
	1000.0000 Level 7	1200.0000 Level 8	1600.0000 Level 9	2000.0000 Level 10	2.0000 Level 11						
84 4-chorotoluene	5.99639	5.89048	5.21213	5.31210	5.25335	5.12812					
	5.32832	5.40960	5.97005	5.22889	+++++		AVRG		5.47294		6.21402
85 tert-butylbenzene	6.29432	5.95643	5.55230	5.80176	5.75462	5.63620					
	5.85433	5.98080	6.45743	5.58721	+++++		AVRG		5.88754		5.04993
86 1,2,4-trimethylbenzene	6.71077	6.58487	6.18018	6.41416	6.38498	6.35592					
	6.61873	6.68251	7.18710	6.15780	+++++		AVRG		6.52770		4.63595
87 sec-butylbenzene	9.05689	8.91435	8.11938	8.52085	8.60209	8.50868					
	8.81624	8.91702	9.44438	8.16163	+++++		AVRG		8.70615		4.67806
88 p-isopropyltoluene	7.37361	7.11553	6.97496	7.15952	7.30207	7.20634					
	7.53272	7.55864	7.86827	6.69095	+++++		AVRG		7.27826		4.54262
89 1,3-dichlorobenzene	4.08703	3.86486	3.65134	3.72470	3.70145	3.65209					
	3.80273	3.82870	4.04280	3.47704	+++++		AVRG		3.78327		4.88367
91 1,4-dichlorobenzene	4.90045	3.73610	3.56025	3.64618	3.59870	3.49562					
	3.62752	3.65978	3.97199	3.45808	+++++		AVRG		3.76547		11.24414

FORM VI-NJ-8260

VOLATILE ORGANICS ORGANICS INITIAL CALIBRATION DATA

Lab Name: Alpha Analytical Labs

SDG No.: L1505963

Instrument ID: JACK.I Calibration Date(s): 24-FEB-2015 24-FEB-2015

Calibration Times: 06:39 14:59

Compound	5.0000 Level 1	20.0000 Level 2	100.0000 Level 3	300.0000 Level 4	500.0000 Level 5	800.0000 Level 6	Curve	Coefficients b	m1	m2	%RSD or R^2
	1000.0000 Level 7	1200.0000 Level 8	1600.0000 Level 9	2000.0000 Level 10	2.0000 Level 11						
92 p-Diethylbenzene	4.21651	3.89529	3.85647	4.03210	4.14245	4.06996					
	4.26595	4.32328	4.66422	3.98836	+++++		AVRG		4.14546		5.74032
93 n-butylbenzene	6.68642	5.78855	5.56485	5.87338	6.01601	5.95858					
	6.24683	6.21450	6.61524	5.63797	+++++		AVRG		6.06023		6.27973
94 1,2-dichlorobenzene	3.98190	3.46055	3.12077	3.22703	3.14067	3.03148					
	3.17577	3.19161	3.46917	3.00623	+++++		AVRG		3.28052		8.88147
95 1,2,4,5-tetramethylbenzene	5.80724	4.80242	4.74969	5.05739	5.00569	4.93223					
	5.21627	5.30232	5.85589	5.09371	+++++		AVRG		5.18229		7.35763
96 1,2-dibromo-3-chloropropane	+++++	0.17380	0.13321	0.14444	0.14548	0.15397					
	0.16284	0.15716	0.17905	0.15786	+++++		AVRG		0.15642		9.22687
97 1,3,5-Trichlorobenzene	2.53242	1.92397	1.87138	2.07697	2.10077	2.03080					
	2.11280	2.14750	2.39631	2.08516	+++++		AVRG		2.12781		9.37671
98 1,2,4-trichlorobenzene	1.68368	1.22773	1.33831	1.44739	1.51924	1.46601					
	1.52679	1.54682	1.76103	1.53927	+++++		AVRG		1.50563		10.15930

FORM VI-NJ-8260

VOLATILE ORGANICS ORGANICS INITIAL CALIBRATION DATA

Lab Name: Alpha Analytical Labs

SDG No.: L1505963

Instrument ID: JACK.I Calibration Date(s): 24-FEB-2015 24-FEB-2015

Calibration Times: 06:39 14:59

Compound	5.0000 Level 1	20.0000 Level 2	100.0000 Level 3	300.0000 Level 4	500.0000 Level 5	800.0000 Level 6	Curve	Coefficients b	m1	m2	%RSD or R^2
	1000.0000 Level 7	1200.0000 Level 8	1600.0000 Level 9	2000.0000 Level 10	2.0000 Level 11						
99 hexachlorobutadiene	0.97295	0.55619	0.56435	0.60236	0.62193	0.60509					
	0.64467	0.65730	0.74379	0.65224	+++++		AVRG		0.66209		18.35564
100 naphthalene	3.14371	1.60272	1.89579	2.25067	2.29564	2.22490					
	2.34588	2.32968	2.69353	2.39491	+++++		AVRG		2.31774		17.80813
101 1,2,3-trichlorobenzene	1.51726	0.87864	0.89293	1.04332	1.07691	1.03930					
	1.10130	1.08854	1.23601	1.09932	+++++		AVRG		1.09735		16.41373
$ 35 dibromofluoromethane	0.28839	0.29721	0.28250	0.27564	0.27021	0.26314					
	0.26190	0.26170	0.26366	0.25758	0.29724		AVRG		0.27447		5.36114
$ 40 1,2-dichloroethane-d4	0.25405	0.29598	0.27026	0.25587	0.27524	0.27257					
	0.27517	0.28602	0.29111	0.30775	0.27426		AVRG		0.27802		5.82932
$ 53 toluene-d8	1.19187	1.18094	1.15708	1.15220	1.16465	1.15856					
	1.17632	1.19527	1.13299	1.16876	1.19818		AVRG		1.17062		1.72584
$ 74 4-bromofluorobenzene	0.85457	0.89180	0.81998	0.79372	0.78596	0.76687					
	0.77638	0.76856	0.77670	0.76015	0.89023		AVRG		0.80772		6.10306

FORM VI-NJ-8260

VOLATILE ORGANICS ORGANICS INITIAL CALIBRATION DATA

Lab Name: Alpha Analytical Labs

SDG No.: L1505963

Instrument ID: JACK.I Calibration Date(s): 24-FEB-2015 24-FEB-2015

Calibration Times: 06:39 14:59

Curve	Formula	Units
Averaged	Amt = Rsp/m1	Response
Wt Linear	Amt = b + Rsp/m1	Response

FORM VI-NJ-8260

VOLATILE ORGANICS ORGANICS INITIAL CALIBRATION DATA

Lab Name: Alpha Analytical Labs

SDG No.: L1505963

Instrument ID: JACK.I Calibration Date(s): 24-FEB-2015 24-FEB-2015

Calibration Times: 06:22 15:16

Calibration File Names:

Level 1: \\orgserv2\ff\chem\GCMSVOA\Jack.i\150224con1.b\0224A35.D
Level 2: \\orgserv2\ff\chem\GCMSVOA\Jack.i\150224con1.b\0224A07.D
Level 3: \\orgserv2\ff\chem\GCMSVOA\Jack.i\150224con1.b\0224A09.D
Level 4: \\orgserv2\ff\chem\GCMSVOA\Jack.i\150224con1.b\0224A11.D
Level 5: \\orgserv2\ff\chem\GCMSVOA\Jack.i\150224con1.b\0224A13.D
Level 6: \\orgserv2\ff\chem\GCMSVOA\Jack.i\150224con1.b\0224A15.D
Level 7: \\orgserv2\ff\chem\GCMSVOA\Jack.i\150224con1.b\0224A17.D
Level 8: \\orgserv2\ff\chem\GCMSVOA\Jack.i\150224con1.b\0224A19.D
Level 9: \\orgserv2\ff\chem\GCMSVOA\Jack.i\150224con1.b\0224A21.D
Level 10: \\orgserv2\ff\chem\GCMSVOA\Jack.i\150224con1.b\0224A23.D
Level 11: \\orgserv2\ff\chem\GCMSVOA\Jack.i\150224con1.b\0224A03.D

Compound	5.0000 Level 1	20.0000 Level 2	100.0000 Level 3	300.0000 Level 4	500.0000 Level 5	800.0000 Level 6	Curve	Coefficients b	m1	m2	%RSD or R^2
	1000.0000 Level 7	1200.0000 Level 8	1600.0000 Level 9	2000.0000 Level 10	2.0000 Level 11						
1 dichlorodifluoromethane	0.47222	0.64838	0.61177	0.65532	0.65210	0.64578					
	0.62827	0.65906	0.68805	0.57809	+++++		AVRG		0.62391		9.77622
2 chloromethane	0.60963	0.65156	0.60983	0.64472	0.64491	0.63689					
	0.65149	0.67566	0.75335	0.66104	+++++		AVRG		0.65391		6.19774

FORM VI-NJ-8260

VOLATILE ORGANICS ORGANICS INITIAL CALIBRATION DATA

Lab Name: Alpha Analytical Labs

SDG No.: L1505963

Instrument ID: JACK.I Calibration Date(s): 24-FEB-2015 24-FEB-2015

Calibration Times: 06:22 15:16

Compound	5.0000 Level 1	20.0000 Level 2	100.0000 Level 3	300.0000 Level 4	500.0000 Level 5	800.0000 Level 6	Curve	Coefficients b	m1	m2	%RSD or R^2
	1000.0000 Level 7	1200.0000 Level 8	1600.0000 Level 9	2000.0000 Level 10	2.0000 Level 11						
3 vinyl chloride	0.54332	0.68897	0.64286	0.68169	0.68819	0.68990					
	0.71065	0.75239	0.80915	0.71523	0.72570		AVRG		0.69528		9.53289
4 bromomethane	+++++	0.53935	0.45963	0.44732	0.44331	0.47532					
	0.47993	0.50948	0.54570	0.49283	+++++		AVRG		0.48810		7.64322
5 chloroethane	0.43713	0.47423	0.44923	0.49121	0.48467	0.47909					
	0.46675	0.46947	0.48461	0.38268	+++++		AVRG		0.46191		7.02327
6 trichlorofluoromethane	0.94212	1.12686	1.07669	1.12278	1.13466	1.14691					
	1.16381	1.24241	1.34930	1.13699	+++++		AVRG		1.14425		9.13811
7 ethyl ether	0.29879	0.34122	0.30021	0.31533	0.31841	0.31758					
	0.32198	0.34294	0.37444	0.33766	+++++		AVRG		0.32686		6.95961
8 1,1,-dichloroethene	0.57254	0.62329	0.58279	0.61219	0.61392	0.61309					
	0.61978	0.66257	0.72573	0.63140	+++++		AVRG		0.62573		6.86088
9 carbon disulfide	1.72441	1.64153	1.59213	1.67136	1.70841	1.73156					
	1.74595	1.85553	2.03773	1.76369	+++++		AVRG		1.74723		7.12941

FORM VI-NJ-8260

VOLATILE ORGANICS ORGANICS INITIAL CALIBRATION DATA

Lab Name: Alpha Analytical Labs

SDG No.: L1505963

Instrument ID: JACK.I Calibration Date(s): 24-FEB-2015 24-FEB-2015

Calibration Times: 06:22 15:16

Compound	5.0000 Level 1	20.0000 Level 2	100.0000 Level 3	300.0000 Level 4	500.0000 Level 5	800.0000 Level 6	Curve	Coefficients b	m1	m2	%RSD or R^2	
	1000.0000 Level 7	1200.0000 Level 8	1600.0000 Level 9	2000.0000 Level 10	2.0000 Level 11							
10 freon-113	0.59232	0.71170	0.67584	0.70975	0.70908	0.71254						
	0.71806	0.77446	0.84538	0.73061	+++++		AVRG		0.71797		8.97393	
11 iodomethane	4480	15259	98661	406532	761190	1260116						
	1563744	1964453	2912522	3145193	+++++		WLINR	0.05409	1.11100		0.99404	<-
12 acrolein	+++++	0.07881	0.06769	0.06842	0.06833	0.06940						
	0.07018	0.07413	0.07995	0.07488	+++++		AVRG		0.07242		6.47155	
13 methylene chloride	0.70516	0.66558	0.62280	0.65986	0.66682	0.65488						
	0.66587	0.71704	0.74987	0.68881	+++++		AVRG		0.67967		5.33959	
14 acetone	+++++	5727	14005	33852	50461	81225						
	102993	131962	181888	206359	+++++		WLINR	-0.38581	0.07017		0.99687	<-
15 trans-1,2-dichloroethene	0.63638	0.67606	0.63488	0.64841	0.65126	0.64364						
	0.64911	0.67644	0.75255	0.66446	+++++		AVRG		0.66332		5.21973	
16 Methyl Acetate	+++++	0.22891	0.21713	0.22391	0.20992	0.21522						
	0.22215	0.22975	0.24461	0.22957	+++++		AVRG		0.22457		4.55268	

FORM VI-NJ-8260

VOLATILE ORGANICS ORGANICS INITIAL CALIBRATION DATA

Lab Name: Alpha Analytical Labs

SDG No.: L1505963

Instrument ID: JACK.I Calibration Date(s): 24-FEB-2015 24-FEB-2015

Calibration Times: 06:22 15:16

Compound	5.0000 Level 1	20.0000 Level 2	100.0000 Level 3	300.0000 Level 4	500.0000 Level 5	800.0000 Level 6	Curve	Coefficients b	m1	m2	%RSD or R^2	
	1000.0000 Level 7	1200.0000 Level 8	1600.0000 Level 9	2000.0000 Level 10	2.0000 Level 11							
17 methyl tert butyl ether	1.37446	1.47258	1.38229	1.46735	1.48847	1.49190						
	1.49958	1.57576	1.68402	1.55373	+++++		AVRG		1.49901		6.05371	
19 Tert-Butyl Alcohol	+++++	0.02614	0.02138	0.01839	0.02015	0.02036						
	0.02192	0.02565	0.02317	0.02461	+++++		AVRG		0.02242		11.86812	<-
18 Hexane	+++++	+++++	+++++	+++++	+++++	+++++						
	+++++	+++++	+++++	+++++	+++++		AVRG		0.000e+000		0.000e+000	<-
20 Diisopropyl Ether	1.67649	1.77838	1.73363	1.86150	1.85511	1.88697						
	1.90962	1.99223	2.17414	1.96851	+++++		AVRG		1.88366		7.54674	
21 1,1-dichloroethane	0.95186	1.09752	1.04341	1.12107	1.11947	1.12207						
	1.15764	1.17394	1.28299	1.14379	+++++		AVRG		1.12138		7.64164	
22 Acetonitrile	+++++	+++++	+++++	+++++	+++++	+++++						
	+++++	+++++	+++++	+++++	+++++		AVRG		0.000e+000		0.000e+000	<-
24 acrylonitrile	0.07249	0.12106	0.10814	0.11360	0.11062	0.11434						
	0.11332	0.12190	0.12828	0.11899	+++++		AVRG		0.11227		13.54155	

FORM VI-NJ-8260

VOLATILE ORGANICS ORGANICS INITIAL CALIBRATION DATA

Lab Name: Alpha Analytical Labs

SDG No.: L1505963

Instrument ID: JACK.I Calibration Date(s): 24-FEB-2015 24-FEB-2015

Calibration Times: 06:22 15:16

Compound	5.0000 Level 1	20.0000 Level 2	100.0000 Level 3	300.0000 Level 4	500.0000 Level 5	800.0000 Level 6	Curve	Coefficients b	m1	m2	%RSD or R^2
	1000.0000 Level 7	1200.0000 Level 8	1600.0000 Level 9	2000.0000 Level 10	2.0000 Level 11						
23 Halothane	0.41766	0.48825	0.47716	0.52040	0.52267	0.52639					
	0.52146	0.54598	0.59861	0.52751	+++++		AVRG		0.51461		9.15755
25 Ethyl-Tert-Butyl-Ether	1.51883	1.65957	1.61189	1.72947	1.74260	1.77056					
	1.79702	1.88140	2.07690	1.90652	+++++		AVRG		1.76948		9.00752
26 vinyl acetate	1.06423	1.11162	1.10197	1.16017	1.19108	1.19790					
	1.21971	1.29465	1.40957	1.28464	+++++		AVRG		1.20355		8.66248
27 cis-1,2-dichloroethene	0.69712	0.73402	0.72053	0.73480	0.72997	0.71416					
	0.71772	0.74436	0.81779	0.72418	+++++		AVRG		0.73346		4.41508
28 2,2-dichloropropane	0.91229	1.04598	1.01264	1.11484	1.10428	1.10055					
	1.12190	1.17111	1.28433	1.13336	+++++		AVRG		1.10013		8.91915
29 Cyclohexane	0.88910	1.05915	1.01809	1.07778	1.09012	1.09420					
	1.10333	1.17443	1.27357	1.12605	+++++		AVRG		1.09058		9.11579
30 bromochloromethane	0.31888	0.34059	0.32750	0.34949	0.35450	0.35294					
	0.35105	0.35845	0.38416	0.34305	+++++		AVRG		0.34806		5.10575

FORM VI-NJ-8260

VOLATILE ORGANICS ORGANICS INITIAL CALIBRATION DATA

Lab Name: Alpha Analytical Labs

SDG No.: L1505963

Instrument ID: JACK.I Calibration Date(s): 24-FEB-2015 24-FEB-2015

Calibration Times: 06:22 15:16

Compound	5.0000 Level 1	20.0000 Level 2	100.0000 Level 3	300.0000 Level 4	500.0000 Level 5	800.0000 Level 6	Curve	Coefficients b	m1	m2	%RSD or R^2
	1000.0000 Level 7	1200.0000 Level 8	1600.0000 Level 9	2000.0000 Level 10	2.0000 Level 11						
31 chloroform	1.12575	1.21408	1.16562	1.23141	1.22243	1.21642					
	1.20705	1.25317	1.37053	1.19941	+++++		AVRG		1.22059		5.20824
32 carbontetrachloride	0.70902	0.97134	0.95442	1.04840	1.04977	1.03555					
	1.02379	1.06587	1.16352	1.01629	+++++		AVRG		1.00380		11.75993
34 tetrahydrofuran	+++++	0.11058	0.11259	0.11264	0.10676	0.10657					
	0.10759	0.11467	0.11834	0.10993	+++++		AVRG		0.11107		3.52928
33 Ethyl Acetate	+++++	0.36122	0.32574	0.33237	0.33135	0.32751					
	0.32887	0.35018	0.36986	0.34439	+++++		AVRG		0.34128		4.70918
36 1,1,1-trichloroethane	0.96747	1.10402	1.08016	1.15156	1.14365	1.13421					
	1.11819	1.15901	1.26289	1.10612	+++++		AVRG		1.12273		6.56714
37 1,1-dichloropropene	0.83330	0.93252	0.92764	0.99992	0.99791	0.98276					
	0.97831	1.03245	1.12087	0.98480	+++++		AVRG		0.97905		7.60192
38 2-butanone	+++++	9312	23035	61213	95582	148829					
	190132	239107	344417	372479	+++++		WLINR	-0.30186	0.13013		0.99596

FORM VI-NJ-8260

VOLATILE ORGANICS ORGANICS INITIAL CALIBRATION DATA

Lab Name: Alpha Analytical Labs

SDG No.: L1505963

Instrument ID: JACK.I Calibration Date(s): 24-FEB-2015 24-FEB-2015

Calibration Times: 06:22 15:16

Compound	5.0000 Level 1	20.0000 Level 2	100.0000 Level 3	300.0000 Level 4	500.0000 Level 5	800.0000 Level 6	Curve	Coefficients b	m1	m2	%RSD or R^2	
	1000.0000 Level 7	1200.0000 Level 8	1600.0000 Level 9	2000.0000 Level 10	2.0000 Level 11							
39 benzene	2.44488	2.73082	2.61559	2.80937	2.73715	2.73456						
	2.74587	2.85932	3.13821	2.77657	+++++		AVRG		2.75923		6.36953	
41 Tertiary-Amyl Methyl Ether	1.48312	1.53796	1.50608	1.60292	1.60625	1.60485						
	1.60632	1.69419	1.83481	1.69314	+++++		AVRG		1.61696		6.39545	
42 1,2-dichloroethane	0.76993	0.80541	0.76742	0.79568	0.78863	0.78755						
	0.78528	0.82605	0.90058	0.82045	+++++		AVRG		0.80470		4.81440	
44 Heptane	+++++	+++++	+++++	+++++	+++++	+++++						
	+++++	+++++	+++++	+++++	+++++		AVRG		0.000e+000		0.000e+000	<-
45 methyl cyclohexane	1.13951	1.28599	1.25763	1.31750	1.32136	1.30745						
	1.30206	1.39656	1.53242	1.33548	+++++		AVRG		1.31960		7.54989	
46 trichloroethene	0.70191	0.72874	0.72478	0.73746	0.73175	0.72450						
	0.72773	0.76919	0.85658	0.75253	+++++		AVRG		0.74552		5.75525	
47 dibromomethane	0.31394	0.35126	0.34075	0.36182	0.36035	0.35804						
	0.35587	0.37379	0.40085	0.36236	+++++		AVRG		0.35790		6.18726	

FORM VI-NJ-8260

VOLATILE ORGANICS ORGANICS INITIAL CALIBRATION DATA

Lab Name: Alpha Analytical Labs

SDG No.: L1505963

Instrument ID: JACK.I Calibration Date(s): 24-FEB-2015 24-FEB-2015

Calibration Times: 06:22 15:16

Compound	5.0000 Level 1	20.0000 Level 2	100.0000 Level 3	300.0000 Level 4	500.0000 Level 5	800.0000 Level 6	Curve	Coefficients b	m1	m2	%RSD or R^2	
	1000.0000 Level 7	1200.0000 Level 8	1600.0000 Level 9	2000.0000 Level 10	2.0000 Level 11							
48 1,2-dichloropropane	0.61319	0.64510	0.68895	0.64432	0.74755	0.64295						
	0.74851	0.81790	0.90395	0.77056	+++++		AVRG		0.72230		12.81768	
49 bromodichloromethane	0.63869	0.73081	0.68515	0.74067	0.74441	0.74078						
	0.72510	0.76807	0.79296	0.69087	+++++		AVRG		0.72575		6.08861	
175 methyl-methylacrylate	+++++	+++++	+++++	+++++	+++++	+++++						
	+++++	+++++	+++++	+++++	+++++		AVRG		0.000e+000		0.000e+000	<-
50 1,4-Dioxane	0.00312	0.00181	0.00290	0.00339	0.00349	0.00341						
	0.00300	0.00314	0.00279	0.00299	+++++		AVRG		0.00300		16.01789	<-
51 2-Chloroethylvinyl ether	0.26973	0.28004	0.27551	0.29123	0.29137	0.29220						
	0.29481	0.31073	0.33558	0.30475	+++++		AVRG		0.29459		6.46538	
52 cis-1,3-dichloropropene	1.01384	0.99986	1.02454	1.11881	1.11741	1.12051						
	1.13109	1.17767	1.28216	1.16026	+++++		AVRG		1.11461		7.67705	
54 toluene	2.22302	2.11170	2.08326	2.21368	2.20919	2.15069						
	2.09740	2.25853	2.48338	2.19187	+++++		AVRG		2.20227		5.21985	

FORM VI-NJ-8260

VOLATILE ORGANICS ORGANICS INITIAL CALIBRATION DATA

Lab Name: Alpha Analytical Labs

SDG No.: L1505963

Instrument ID: JACK.I Calibration Date(s): 24-FEB-2015 24-FEB-2015

Calibration Times: 06:22 15:16

Compound	5.0000 Level 1	20.0000 Level 2	100.0000 Level 3	300.0000 Level 4	500.0000 Level 5	800.0000 Level 6	Curve	Coefficients b	m1	m2	%RSD or R^2
	1000.0000 Level 7	1200.0000 Level 8	1600.0000 Level 9	2000.0000 Level 10	2.0000 Level 11						
55 tetrachloroethene	0.57161	0.95056	0.97776	1.06176	1.08105	1.04760					
	1.04080	1.11429	1.20127	1.05199	+++++		AVRG		1.00987		16.70315
56 4-methyl-2-pentanone	0.10836	0.13290	0.12524	0.13017	0.13075	0.12891					
	0.12720	0.13512	0.14265	0.13475	+++++		AVRG		0.12961		6.88323
57 trans-1,3-dichloropropene	1.11548	0.99389	1.02706	1.08661	1.09625	1.07456					
	1.05736	1.13352	1.21250	1.10252	+++++		AVRG		1.08998		5.49283
58 1,1,2-trichloroethane	0.47156	0.49580	0.50876	0.51219	0.51067	0.49688					
	0.48716	0.51856	0.54698	0.49619	+++++		AVRG		0.50447		4.02254
59 ethyl-methacrylate	0.70598	0.75329	0.74154	0.79468	0.80707	0.77934					
	0.75816	0.81540	0.86310	0.79069	+++++		AVRG		0.78092		5.62428
60 chlorodibromomethane	0.67864	0.68856	0.73899	0.80425	0.82280	0.80658					
	0.79105	0.83751	0.88865	0.79499	+++++		AVRG		0.78520		8.34404
61 1,3-dichloropropane	1.06895	0.99552	1.01168	1.05074	1.06252	1.03250					
	1.01253	1.07355	1.14313	1.02993	+++++		AVRG		1.04811		4.05513

FORM VI-NJ-8260

VOLATILE ORGANICS ORGANICS INITIAL CALIBRATION DATA

Lab Name: Alpha Analytical Labs

SDG No.: L1505963

Instrument ID: JACK.I Calibration Date(s): 24-FEB-2015 24-FEB-2015

Calibration Times: 06:22 15:16

Compound	5.0000 Level 1	20.0000 Level 2	100.0000 Level 3	300.0000 Level 4	500.0000 Level 5	800.0000 Level 6	Curve	Coefficients b	m1	m2	%RSD or R^2	
	1000.0000 Level 7	1200.0000 Level 8	1600.0000 Level 9	2000.0000 Level 10	2.0000 Level 11							
62 1,2-dibromoethane	0.61252	0.56445	0.60369	0.62959	0.63793	0.61711						
	0.60595	0.64007	0.67080	0.60648	+++++		AVRG		0.61886		4.56386	
63 2-hexanone	+++++	0.27954	0.26162	0.25786	0.25339	0.24415						
	0.24435	0.26486	0.27885	0.25533	+++++		AVRG		0.25999		4.95913	
68 Butyl Acetate	+++++	+++++	+++++	+++++	+++++	+++++						
	+++++	+++++	+++++	+++++	+++++		AVRG		0.000e+000		0.000e+000	<-
65 chlorobenzene	2.63621	2.50129	2.49966	2.59916	2.58833	2.51268						
	2.45653	2.59082	2.81406	2.48042	+++++		AVRG		2.56792		4.09214	
66 ethyl benzene	3.97856	4.28759	4.23975	4.43314	4.42411	4.22202						
	4.22405	4.52695	4.89337	4.25762	+++++		AVRG		4.34872		5.59997	
67 1,1,1,2-tetrachloroethane	0.85760	0.88023	0.90180	0.96945	0.95502	0.93293						
	0.92323	0.98531	1.08690	0.96420	+++++		AVRG		0.94567		6.79319	
69 p/m xylene	1.61496	1.66684	1.68646	1.76320	1.77669	1.74320						
	1.77774	1.88142	1.98265	1.68043	+++++		AVRG		1.75736		6.19251	

FORM VI-NJ-8260

VOLATILE ORGANICS ORGANICS INITIAL CALIBRATION DATA

Lab Name: Alpha Analytical Labs

SDG No.: L1505963

Instrument ID: JACK.I Calibration Date(s): 24-FEB-2015 24-FEB-2015

Calibration Times: 06:22 15:16

Compound	5.0000 Level 1	20.0000 Level 2	100.0000 Level 3	300.0000 Level 4	500.0000 Level 5	800.0000 Level 6	Curve	Coefficients b	m1	m2	%RSD or R^2
	1000.0000 Level 7	1200.0000 Level 8	1600.0000 Level 9	2000.0000 Level 10	2.0000 Level 11						
70 o xylene	1.52810	1.59922	1.61558	1.70783	1.71136	1.69535					
	1.71194	1.82243	1.92619	1.67113	+++++		AVRG		1.69891		6.62929
71 bromoform	0.61764	0.66897	0.73925	0.80942	0.81659	0.87812					
	0.87207	0.89990	0.95575	0.84408	+++++		AVRG		0.81018		13.07024
72 styrene	2.62128	2.60514	2.69193	2.81209	2.87725	2.86484					
	2.85741	2.97358	3.03567	2.60824	+++++		AVRG		2.79474		5.56076
73 isopropylbenzene	9.29221	9.96968	9.73475	9.56451	9.37753	9.48940					
	9.37542	9.38312	9.83599	8.35391	+++++		AVRG		9.43765		4.67885
75 bromobenzene	2.02253	1.92587	1.93659	1.94292	1.90162	1.92480					
	1.89630	1.90163	2.10996	1.86196	+++++		AVRG		1.94242		3.72175
76 n-propylbenzene	9.34014	9.70660	9.45064	9.49734	9.38755	9.68358					
	9.61053	9.63113	10.17362	8.73312	+++++		AVRG		9.52143		3.80891
77 1,4-dichloro-2-butene	1.76810	1.65191	1.60909	1.59051	1.59426	1.62900					
	1.60558	1.63278	1.72529	1.52136	+++++		AVRG		1.63279		4.29375

FORM VI-NJ-8260

VOLATILE ORGANICS ORGANICS INITIAL CALIBRATION DATA

Lab Name: Alpha Analytical Labs

SDG No.: L1505963

Instrument ID: JACK.I Calibration Date(s): 24-FEB-2015 24-FEB-2015

Calibration Times: 06:22 15:16

Compound	5.0000 Level 1	20.0000 Level 2	100.0000 Level 3	300.0000 Level 4	500.0000 Level 5	800.0000 Level 6	Curve	Coefficients b	m1	m2	%RSD or R^2	
	1000.0000 Level 7	1200.0000 Level 8	1600.0000 Level 9	2000.0000 Level 10	2.0000 Level 11							
78 1,1,2,2,-tetrachloroethane	1.22606	1.21528	1.16461	1.11547	1.07963	1.10952						
	1.06885	1.09335	1.18512	1.08423	+++++		AVRG		1.13421		5.16626	
79 4-ethyltoluene	8.06615	8.24930	8.19500	8.23906	8.15131	8.45261						
	8.35803	8.34565	8.63786	7.37641	+++++		AVRG		8.20714		4.06917	
80 2-chlorotoluene	6.74976	6.32287	6.19613	6.06398	6.04360	6.24761						
	6.28484	6.20744	6.55892	5.62804	+++++		AVRG		6.23032		4.83470	
81 1,2,3-trichloropropane	1.14198	1.02995	1.00527	0.93539	0.91977	0.94427						
	0.92977	0.95151	1.04003	0.93352	+++++		AVRG		0.98315		7.21356	
174 cyclohexanone	+++++	+++++	+++++	+++++	+++++	+++++						
	+++++	+++++	+++++	+++++	+++++		AVRG		0.000e+000		0.000e+000	<-
82 1,3,5-trimethybenzene	6.65905	6.86667	6.85482	6.83997	6.70953	6.88407						
	6.85591	6.96454	7.53496	6.55313	+++++		AVRG		6.87226		3.82924	
83 trans-1,4-dichloro-2-butene	+++++	0.32606	0.27698	0.33278	0.32264	0.31738						
	0.32772	0.33986	0.37080	0.33873	+++++		AVRG		0.32810		7.51136	

FORM VI-NJ-8260

VOLATILE ORGANICS ORGANICS INITIAL CALIBRATION DATA

Lab Name: Alpha Analytical Labs

SDG No.: L1505963

Instrument ID: JACK.I Calibration Date(s): 24-FEB-2015 24-FEB-2015

Calibration Times: 06:22 15:16

Compound	5.0000 Level 1	20.0000 Level 2	100.0000 Level 3	300.0000 Level 4	500.0000 Level 5	800.0000 Level 6	Curve	Coefficients b	m1	m2	%RSD or R^2
	1000.0000 Level 7	1200.0000 Level 8	1600.0000 Level 9	2000.0000 Level 10	2.0000 Level 11						
84 4-chorotoluene	5.92378	5.64550	5.67734	5.50198	5.38605	5.48995					
	5.46658	5.61432	6.09877	5.41059	+++++		AVRG		5.62149		4.10139
85 tert-butylbenzene	5.67857	6.06149	5.94525	6.08083	5.96297	6.05624					
	6.04963	6.13636	6.61917	5.74185	+++++		AVRG		6.03323		4.21197
86 1,2,4-trimethylbenzene	6.48943	6.45682	6.54730	6.58098	6.50136	6.69555					
	6.72634	6.84281	7.32538	6.40308	+++++		AVRG		6.65690		4.07479
87 sec-butylbenzene	8.32943	8.69334	8.86799	8.93478	8.88327	9.19828					
	9.07624	9.22728	9.76730	8.46994	+++++		AVRG		8.94479		4.58689
88 p-isopropyltoluene	6.83899	7.26370	7.30974	7.49082	7.44581	7.86388					
	7.81717	7.79138	8.11941	6.94119	+++++		AVRG		7.48821		5.53207
89 1,3-dichlorobenzene	4.33858	3.77165	3.84836	3.82964	3.75929	3.91437					
	3.93898	3.93109	4.16927	3.60237	+++++		AVRG		3.91036		5.38414
91 1,4-dichlorobenzene	4.51889	3.74520	3.80193	3.75878	3.66603	3.79779					
	3.76482	3.81250	4.10530	3.60517	+++++		AVRG		3.85764		6.90619

FORM VI-NJ-8260

VOLATILE ORGANICS ORGANICS INITIAL CALIBRATION DATA

Lab Name: Alpha Analytical Labs

SDG No.: L1505963

Instrument ID: JACK.I Calibration Date(s): 24-FEB-2015 24-FEB-2015

Calibration Times: 06:22 15:16

Compound	5.0000 Level 1	20.0000 Level 2	100.0000 Level 3	300.0000 Level 4	500.0000 Level 5	800.0000 Level 6	Curve	Coefficients b	m1	m2	%RSD or R^2
	1000.0000 Level 7	1200.0000 Level 8	1600.0000 Level 9	2000.0000 Level 10	2.0000 Level 11						
92 p-Diethylbenzene	4.08009	4.05118	4.19126	4.27470	4.25507	4.46586					
	4.49659	4.56395	4.79977	4.21267	+++++		AVRG		4.33911		5.44659
93 n-butylbenzene	5.99089	5.93221	6.11172	6.21670	6.29796	6.62931					
	6.54409	6.66501	6.85586	5.98422	+++++		AVRG		6.32280		5.21354
94 1,2-dichlorobenzene	3.70545	3.35954	3.32495	3.28996	3.22073	3.33914					
	3.33997	3.36968	3.57170	3.16352	+++++		AVRG		3.36846		4.73034
95 1,2,4,5-tetramethylbenzene	5.41271	5.02081	5.16223	5.37132	5.34891	5.54066					
	5.39180	5.60236	5.95225	5.30034	+++++		AVRG		5.41034		4.68627
96 1,2-dibromo-3-chloropropane	+++++	0.16468	0.15863	0.16067	0.18264	0.18026					
	0.16819	0.17385	0.20389	0.17842	+++++		AVRG		0.17458		7.99370
97 1,3,5-Trichlorobenzene	2.62763	1.96151	2.10713	2.22585	2.24756	2.25010					
	2.16787	2.23455	2.47110	2.15796	+++++		AVRG		2.24513		8.27890
98 1,2,4-trichlorobenzene	+++++	1.56215	1.58540	1.68250	1.67172	1.68585					
	1.64023	1.70717	1.83444	1.63143	+++++		AVRG		1.66676		4.73844

FORM VI-NJ-8260

VOLATILE ORGANICS ORGANICS INITIAL CALIBRATION DATA

Lab Name: Alpha Analytical Labs

SDG No.: L1505963

Instrument ID: JACK.I Calibration Date(s): 24-FEB-2015 24-FEB-2015

Calibration Times: 06:22 15:16

Compound	5.0000 Level 1	20.0000 Level 2	100.0000 Level 3	300.0000 Level 4	500.0000 Level 5	800.0000 Level 6	Curve	Coefficients b	m1	m2	%RSD or R^2
	1000.0000 Level 7	1200.0000 Level 8	1600.0000 Level 9	2000.0000 Level 10	2.0000 Level 11						
99 hexachlorobutadiene	0.76587	0.64268	0.61798	0.64605	0.64742	0.66925					
	0.64702	0.69365	0.74834	0.66324	+++++		AVRG		0.67415		7.13547
100 naphthalene	+++++	2.73388	2.79321	2.92528	2.96814	2.97144					
	2.81171	2.92767	3.10369	2.82695	+++++		AVRG		2.89577		3.94896
101 1,2,3-trichlorobenzene	+++++	1.06713	1.20094	1.28346	1.29206	1.30218					
	1.20788	1.30791	1.35126	1.22189	+++++		AVRG		1.24830		6.79765
$ 35 dibromofluoromethane	0.23611	0.24611	0.24631	0.25599	0.26221	0.25223					
	0.25943	0.25197	0.25433	0.26376	0.23979		AVRG		0.25166		3.52355
$ 40 1,2-dichloroethane-d4	0.24350	0.26156	0.26649	0.26025	0.27798	0.27335					
	0.27989	0.28214	0.29643	0.31310	0.26367		AVRG		0.27440		6.89984
$ 53 toluene-d8	1.23909	1.19743	1.21017	1.18953	1.23090	1.18555					
	1.20791	1.20862	1.17173	1.15779	1.21387		AVRG		1.20114		2.00632
$ 74 4-bromofluorobenzene	0.83794	0.88838	0.84999	0.83121	0.82650	0.85116					
	0.79801	0.78565	0.78356	0.77313	0.92195		AVRG		0.83159		5.52925

FORM VI-NJ-8260

VOLATILE ORGANICS ORGANICS INITIAL CALIBRATION DATA

Lab Name: Alpha Analytical Labs

SDG No.: L1505963

Instrument ID: JACK.I Calibration Date(s): 24-FEB-2015 24-FEB-2015

Calibration Times: 06:22 15:16

Curve	Formula	Units
Averaged	Amt = Rsp/m1	Response
Wt Linear	Amt = b + Rsp/m1	Response

FORM VI-NJ-8260

7A
Volatile Organics CONTINUING CALIBRATION CHECK

Lab Name: Alpha Analytical Labs

SDG No.: L1505963

Instrument ID: Jack.i Calibration Date: 01-APR-2015 Time: 20:01

Lab File ID: 0401N02 Init. Calib. Date(s): 24-FEB-2 24-FEB-2

Sample No: 8260 CCAL Init. Calib. Times : 06:39 14:59

Compound	RRF	RRF	MIN RRF	%D	MAX %D	
dichlorodifluoromethane	.69972	.73538	.05	5	20	
chloromethane	.32813	.34524	.1	5	20	
vinyl chloride	.7951	.79616	.1	0	20	
bromomethane	.54402	.36958	.05	-32	20	F
chloroethane	.50669	.48085	.1	-5	20	
trichlorofluoromethane	1.2411	1.1081	.1	-11	20	
ethyl ether	.31139	.29453	.05	-5	20	
1,1,-dichloroethene	.67972	.66586	.1	-2	20	
carbon disulfide	1.9888	1.7174	.1	-14	20	
freon-113	.78746	.75527	.05	-4	20	
iodomethane	.98329	.15906	.05	-84	20	F
acrolein	.07557	.06905	.05	-9	20	
methylene chloride	.74056	.73557	.1	-1	20	
acetone	100	57.469	.1	-43	20	F
trans-1,2-dichloroethene	.73839	.73569	.1	0	20	
Methyl Acetate	.24702	.23229	.1	-6	20	
methyl tert butyl ether	1.3360	1.2677	.1	-5	20	
Tert-Butyl Alcohol	.03141	.02886	.05	-8	20	F
Diisopropyl Ether	1.7382	1.5457	.05	-11	20	
1,1-dichloroethane	1.2065	1.2368	.2	3	20	
acrylonitrile	.12143	.11995	.05	-1	20	
Halothane	.53869	.56652	.05	5	20	
Ethyl-Tert-Butyl-Ether	1.5681	1.3978	.05	-11	20	
vinyl acetate	1.0232	.89612	.05	-12	20	
cis-1,2-dichloroethene	.77713	.82154	.1	6	20	
2,2-dichloropropane	1.1031	1.1187	.05	1	20	
Cyclohexane	1.1357	1.1737	.1	3	20	
bromochloromethane	.36156	.38294	.05	6	20	
chloroform	1.2890	1.3274	.2	3	20	
carbontetrachloride	1.0597	1.0345	.1	-2	20	
Ethyl Acetate	.32129	.30117	.05	-6	20	
tetrahydrofuran	.11476	.11964	.05	4	20	
1,1,1-trichloroethane	1.1829	1.2094	.1	2	20	
1,1-dichloropropene	.98202	1.0025	.05	2	20	
2-butanone	100	72.090	.1	-28	20	F
benzene	2.7516	2.7450	.5	0	20	
Tertiary-Amyl Methyl Ether	1.3946	1.2690	.05	-9	20	
1,2-dichloroethane	.79756	.81275	.1	2	20	

FORM VII NJ-8260

7A
CONTINUING CALIBRATION CHECK

Lab Name: Alpha Analytical Labs

SDG No.: L1505963

Instrument ID: Jack.i Calibration Date: 01-APR-2015 Time: 20:01

Lab File ID: 0401N02 Init. Calib. Date(s): 24-FEB-2 24-FEB-2

Sample No: 8260 CCAL Init. Calib. Times : 06:39 14:59

Compound	RRF	RRF	MIN RRF	%D	MAX %D	
methyl cyclohexane	1.2992	1.3447	.1	4	20	
trichloroethene	.7498	.75492	.2	1	20	
dibromomethane	.36998	.35657	.05	-4	20	
1,2-dichloropropane	.71717	.61756	.1	-14	20	
bromodichloromethane	.9402	.86978	.2	-7	20	
1,4-Dioxane	.00375	.00392	.05	4	20	F
2-Chloroethylvinyl ether	.24445	.15482	.05	-37	20	F
cis-1,3-dichloropropene	1.0760	.98461	.2	-8	20	
toluene	2.1073	2.1793	.4	3	20	
tetrachloroethene	1.0115	1.0591	.2	5	20	
4-methyl-2-pentanone	.10951	.11212	.05	2	20	
trans-1,3-dichloropropene	.98322	.89426	.2	-9	20	
1,1,2-trichloroethane	.45292	.42835	.1	-5	20	
ethyl-methacrylate	.64566	.65601	.05	2	20	
chlorodibromomethane	.70976	.6479	.1	-9	20	
1,3-dichloropropane	.94106	.89997	.05	-4	20	
1,2-dibromoethane	.55786	.53353	.1	-4	20	
2-hexanone	.23123	.20751	.1	-10	20	
chlorobenzene	2.5239	2.5587	.05	1	20	
ethyl benzene	4.4073	4.4942	.1	2	20	
1,1,1,2-tetrachloroethane	.88691	.83062	.05	-6	20	
p/m xylene	1.7992	1.8458	.1	3	20	
o xylene	1.7453	1.7505	.3	0	20	
bromoform	.72324	.60676	.1	-16	20	
styrene	2.8594	2.8763	.3	1	20	
isopropylbenzene	9.1024	9.1217	.1	0	20	
bromobenzene	1.8206	1.8284	.1	0	20	
n-propylbenzene	9.2162	9.1396	.05	-1	20	
1,4-dichloro-2-butene	1.4047	1.2942	.05	-8	20	
1,1,2,2,-tetrachloroethane	1.0076	.9731	.3	-3	20	
4-ethyltoluene	8.0477	8.0668	.05	0	20	
2-chlorotoluene	6.0281	5.9629	.05	-1	20	
1,2,3-trichloropropane	.86542	.81087	.05	-6	20	
1,3,5-trimethybenzene	6.7305	6.7264	.05	0	20	
trans-1,4-dichloro-2-butene	.26628	.24513	.05	-8	20	
4-chorotoluene	5.4729	5.3657	.05	-2	20	
tert-butylbenzene	5.8875	5.8570	.05	-1	20	
1,2,4-trimethylbenzene	6.5277	6.4556	.05	-1	20	

FORM VII NJ-8260

7A
CONTINUING CALIBRATION CHECK

Lab Name: Alpha Analytical Labs

SDG No.: L1505963

Instrument ID: Jack.i Calibration Date: 01-APR-2015 Time: 20:01

Lab File ID: 0401N02 Init. Calib. Date(s): 24-FEB-2 24-FEB-2

Sample No: 8260 CCAL Init. Calib. Times : 06:39 14:59

Compound	RRF	RRF	MIN RRF	%D	MAX %D
sec-butylbenzene	8.7061	8.6153	.05	-1	20
p-isopropyltoluene	7.2782	7.2034	.05	-1	20
1,3-dichlorobenzene	3.7832	3.8018	.6	0	20
1,4-dichlorobenzene	3.7654	3.7202	.5	-1	20
p-Diethylbenzene	4.1454	4.1238	.05	-1	20
n-butylbenzene	6.0602	6.0142	.05	-1	20
1,2-dichlorobenzene	3.2805	3.2842	.4	0	20
1,2,4,5-tetramethylbenzene	5.1822	5.0264	.05	-3	20
1,2-dibromo-3-chloropropane	.15642	.13016	.05	-17	20
1,3,5-Trichlorobenzene	2.1278	2.1786	.05	2	20
1,2,4-trichlorobenzene	1.5056	1.5257	.2	1	20
hexachlorobutadiene	.66209	.7577	.05	14	20
naphthalene	2.3177	1.9698	.05	-15	20
1,2,3-trichlorobenzene	1.0973	1.053	.05	-4	20
dibromofluoromethane	.27447	.28234	.05	3	20
1,2-dichloroethane-d4	.27802	.2758	.05	-1	20
toluene-d8	1.1706	1.1694	.05	0	20
4-bromofluorobenzene	.80772	.79197	.05	-2	20

FORM VII NJ-8260

7A
CONTINUING CALIBRATION CHECK

Lab Name: Alpha Analytical Labs

SDG No.: L1505963

Instrument ID: Quimby.i Calibration Date: 31-MAR-2015 Time: 19:27

Lab File ID: 0331N02 Init. Calib. Date(s): 13-JAN-2 13-JAN-2

Sample No: 8260 CCAL Init. Calib. Times : 09:31 15:17

Compound	RRF	RRF	MIN RRF	%D	MAX %D	
dichlorodifluoromethane	.27052	.21824	.05	-19	20	
chloromethane	.45242	.33335	.1	-26	20	F
vinyl chloride	.36298	.34254	.1	-6	20	
bromomethane	.21516	.22847	.1	6	20	
chloroethane	.25398	.27773	.1	9	20	
trichlorofluoromethane	.46793	.54596	.1	17	20	
freon-113	.33114	.42076	.05	27	20	F
acetone	100	101	.1	1	20	
1,1,-dichloroethene	.30892	.36148	.1	17	20	
tert-butyl alcohol	500	402	.05	-20	20	
methyl acetate	.13451	.13543	.1	1	20	
methylene chloride	.32169	.40188	.1	25	20	F
carbon disulfide	.84558	.8605	.1	2	20	
methyl tert butyl ether	.67452	.62132	.05	-8	20	
trans-1,2-dichloroethene	.34112	.40448	.1	19	20	
1,1-dichloroethane	.6818	.76693	.2	12	20	
2-butanone	100	107	.1	7	20	
cis-1,2-dichloroethene	.38386	.45138	.1	18	20	
chloroform	.58286	.68708	.2	18	20	
bromochloromethane	.14186	.175	.05	23	20	F
1,1,1-trichloroethane	.51964	.56142	.1	8	20	
cyclohexane	.74316	.85062	.1	14	20	
carbontetrachloride	.41073	.44357	.1	8	20	
1,2-dichloroethane	.39882	.47165	.1	18	20	
benzene	1.4426	1.7006	.5	18	20	
trichloroethene	.36611	.42423	.2	16	20	
methyl cyclohexane	.66452	.75411	.1	13	20	
1,2-dichloropropane	.38823	.43738	.1	13	20	
bromodichloromethane	.403	.4505	.2	12	20	
1,4-dioxane	.00161	.00257	.05	60	20	F
4-methyl-2-pentanone	.08092	.08005	.1	-1	20	F
cis-1,3-dichloropropene	.51253	.50081	.2	-2	20	
toluene	1.2187	1.3961	.4	15	20	
trans-1,3-dichloropropene	.52299	.44689	.2	-15	20	
2-hexanone	100	86.368	.1	-14	20	
1,1,2-trichloroethane	.2559	.27819	.1	9	20	
tetrachloroethene	.46234	.56738	.2	23	20	F
chlorodibromomethane	.30889	.33199	.1	7	20	

FORM VII NJ-8260

7A
CONTINUING CALIBRATION CHECK

Lab Name: Alpha Analytical Labs

SDG No.: L1505963

Instrument ID: Quimby.i Calibration Date: 31-MAR-2015 Time: 19:27

Lab File ID: 0331N02 Init. Calib. Date(s): 13-JAN-2 13-JAN-2

Sample No: 8260 CCAL Init. Calib. Times : 09:31 15:17

Compound	RRF	RRF	MIN RRF	%D	MAX %D	
1,2-dibromoethane	.28514	.30317	.1	6	20	
chlorobenzene	1.2956	1.5312	.05	18	20	
ethyl benzene	2.3611	2.7693	.1	17	20	
p/m xylene	.92464	1.1115	.1	20	20	F
o xylene	.87725	1.0702	.3	22	20	F
styrene	1.4268	1.7334	.3	21	20	F
isopropylbenzene	2.3870	2.7772	.1	16	20	
bromoform	.29961	.28149	.1	-6	20	
1,1,2,2,-tetrachloroethane	100	103	.3	3	20	
1,3-dichlorobenzene	2.0239	2.3205	.6	15	20	
1,4-dichlorobenzene	2.0161	2.2795	.5	13	20	
1,2-dichlorobenzene	1.7836	2.0055	.4	12	20	
1,2-dibromo-3-chloropropane	.08741	.06617	.05	-24	20	F
1,2,4-trichlorobenzene	.84227	.83718	.2	-1	20	
1,2,3-trichlorobenzene	.62651	.59674	.05	-5	20	
dibromofluoromethane	.21361	.22309	.05	4	20	
1,2-dichloroethane-d4	.24268	.23155	.05	-5	20	
toluene-d8	1.2873	1.2581	.05	-2	20	
4-bromofluorobenzene	1.0030	.94183	.05	-6	20	

FORM VII NJ-8260

7A
CONTINUING CALIBRATION CHECK

Lab Name: Alpha Analytical Labs

SDG No.: L1505963

Instrument ID: Quimby.i Calibration Date: 01-APR-2015 Time: 06:53

Lab File ID: 0401A02 Init. Calib. Date(s): 13-JAN-2 13-JAN-2

Sample No: 8260 CCAL Init. Calib. Times : 09:31 15:17

Compound	RRF	RRF	MIN RRF	%D	MAX %D	
dichlorodifluoromethane	.27052	.20663	.05	-24	20	F
chloromethane	.45242	.34624	.1	-23	20	F
vinyl chloride	.36298	.3583	.1	-1	20	
bromomethane	.21516	.19127	.1	-11	20	
chloroethane	.25398	.27875	.1	10	20	
trichlorofluoromethane	.46793	.53687	.1	15	20	
ethyl ether	.14878	.16738	.05	12	20	
freon-113	.33114	.41451	.05	25	20	F
acrolein	.03081	.03611	.05	17	20	F
acetone	100	96.129	.1	-4	20	
1,1,-dichloroethene	.30892	.35923	.1	16	20	
tert-butyl alcohol	500	360	.05	-28	20	F
iodomethane	.38697	.30995	.05	-20	20	
methyl acetate	.13451	.13108	.1	-3	20	
methylene chloride	.32169	.38482	.1	20	20	
carbon disulfide	.84558	.86079	.1	2	20	
acrylonitrile	.07918	.08915	.05	13	20	
methyl tert butyl ether	.67452	.59616	.05	-12	20	
Halothane	.24256	.29295	.05	21	20	F
trans-1,2-dichloroethene	.34112	.39738	.1	16	20	
Diisopropyl Ether	1.2108	1.1761	.05	-3	20	
vinyl acetate	.44292	.44782	.05	1	20	
1,1-dichloroethane	.6818	.7594	.2	11	20	
Ethyl-Tert-Butyl-Ether	1.0331	.85815	.05	-17	20	
2-butanone	100	91.872	.1	-8	20	
2,2-dichloropropane	.50137	.41567	.05	-17	20	
ethyl acetate	.17498	.17408	.05	-1	20	
cis-1,2-dichloroethene	.38386	.43105	.1	12	20	
chloroform	.58286	.67796	.2	16	20	
bromochloromethane	.14186	.1702	.05	20	20	
tetrahydrofuran	100	95.184	.05	-5	20	
1,1,1-trichloroethane	.51964	.5571	.1	7	20	
cyclohexane	.74316	.85961	.1	16	20	
1,1-dichloropropene	.5057	.60202	.05	19	20	
carbontetrachloride	.41073	.4307	.1	5	20	
Tertiary-Amyl Methyl Ether	.77509	.58211	.05	-25	20	F
1,2-dichloroethane	.39882	.4663	.1	17	20	
benzene	1.4426	1.6686	.5	16	20	

FORM VII NJ-8260

7A
CONTINUING CALIBRATION CHECK

Lab Name: Alpha Analytical Labs

SDG No.: L1505963

Instrument ID: Quimby.i Calibration Date: 01-APR-2015 Time: 06:53

Lab File ID: 0401A02 Init. Calib. Date(s): 13-JAN-2 13-JAN-2

Sample No: 8260 CCAL Init. Calib. Times : 09:31 15:17

Compound	RRF	RRF	MIN RRF	%D	MAX %D	
trichloroethene	.36611	.42086	.2	15	20	
methyl cyclohexane	.66452	.77766	.1	17	20	
1,2-dichloropropane	.38823	.43327	.1	12	20	
bromodichloromethane	.403	.42704	.2	6	20	
1,4-dioxane	.00161	.00213	.05	32	20	F
dibromomethane	.15155	.17782	.05	17	20	
2-chloroethylvinyl ether	.14026	.12387	.05	-12	20	
4-methyl-2-pentanone	.08092	.07347	.1	-9	20	F
cis-1,3-dichloropropene	.51253	.47854	.2	-7	20	
toluene	1.2187	1.4291	.4	17	20	
ethyl-methacrylate	.39528	.36185	.05	-8	20	
trans-1,3-dichloropropene	.52299	.44528	.2	-15	20	
2-hexanone	100	85.058	.1	-15	20	
1,1,2-trichloroethane	.2559	.28375	.1	11	20	
1,3-dichloropropane	.55118	.61038	.05	11	20	
tetrachloroethene	.46234	.59065	.2	28	20	F
chlorodibromomethane	.30889	.31796	.1	3	20	
1,2-dibromoethane	.28514	.29403	.1	3	20	
chlorobenzene	1.2956	1.5439	.05	19	20	
1,1,1,2-tetrachloroethane	.39147	.41003	.05	5	20	
ethyl benzene	2.3611	2.8503	.1	21	20	F
p/m xylene	.92464	1.1320	.1	22	20	F
o xylene	.87725	1.0783	.3	23	20	F
styrene	1.4268	1.762	.3	23	20	F
isopropylbenzene	2.3870	2.8666	.1	20	20	F
bromoform	.29961	.26785	.1	-11	20	
1,4-dichlorobutane	1.1914	1.1777	.05	-1	20	
1,1,2,2,-tetrachloroethane	100	102	.3	2	20	
1,2,3-trichloropropane	100	101	.05	1	20	
trans-1,4-dichloro-2-butene	.10509	.0872	.05	-17	20	
n-propylbenzene	5.2906	6.1590	.05	16	20	
bromobenzene	1.0030	1.1312	.05	13	20	
4-ethyltoluene	4.8088	5.3947	.05	12	20	
1,3,5-trimethybenzene	3.8403	4.5275	.05	18	20	
2-chlorotoluene	3.6912	4.1786	.05	13	20	
4-chorotoluene	3.4046	3.8185	.05	12	20	
tert-butylbenzene	3.3128	3.7874	.05	14	20	
1,2,4-trimethylbenzene	3.8619	4.4560	.05	15	20	

FORM VII NJ-8260

7A
CONTINUING CALIBRATION CHECK

Lab Name: Alpha Analytical Labs

SDG No.: L1505963

Instrument ID: Quimby.i Calibration Date: 01-APR-2015 Time: 06:53

Lab File ID: 0401A02 Init. Calib. Date(s): 13-JAN-2 13-JAN-2

Sample No: 8260 CCAL Init. Calib. Times : 09:31 15:17

Compound	RRF	RRF	MIN RRF	%D	MAX %D	
sec-butylbenzene	4.7272	5.2636	.05	11	20	
p-isopropyltoluene	3.9215	4.4712	.05	14	20	
1,3-dichlorobenzene	2.0239	2.3548	.6	16	20	
1,4-dichlorobenzene	2.0161	2.2971	.5	14	20	
n-butylbenzene	3.9941	4.4143	.05	11	20	
1,2,4,5-tetramethylbenezene	2.3504	2.6518	.05	13	20	
1,2-dichlorobenzene	1.7836	2.0311	.4	14	20	
p-diethylbenzene	3.2856	3.7976	.05	16	20	
1,2-dibromo-3-chloropropane	.08741	.06214	.05	-29	20	F
1,3,5-trichlorobenzene	1.1429	1.3175	.05	15	20	
1,2,4-trichlorobenzene	.84227	.80493	.2	-4	20	
hexachlorobutadiene	.37128	.42279	.05	14	20	
naphthalene	1.4639	1.1574	.05	-21	20	F
1,2,3-trichlorobenzene	.62651	.57081	.05	-9	20	
dibromofluoromethane	.21361	.21964	.05	3	20	
1,2-dichloroethane-d4	.24268	.23472	.05	-3	20	
toluene-d8	1.2873	1.2967	.05	1	20	
4-bromofluorobenzene	1.0030	.9416	.05	-6	20	

FORM VII NJ-8260

7A
CONTINUING CALIBRATION CHECK

Lab Name: Alpha Analytical Labs

SDG No.: L1505963

Instrument ID: Voa101.i Calibration Date: 01-APR-2015 Time: 20:54

Lab File ID: 0401A01 Init. Calib. Date(s): 18-FEB-2 19-FEB-2

Sample No: 8260 CCAL Init. Calib. Times : 22:31 03:31

Compound	RRF	RRF	MIN RRF	%D	MAX %D	
dichlorodifluoromethane	.1701	.09995	.05	-41	20	F
chloromethane	.21948	.12974	.05	-41	20	F
vinyl chloride	.17989	.17035	.05	-5	20	
bromomethane	.05772	.04813	.05	-17	20	
chloroethane	.10668	.12223	.05	15	20	
trichlorofluoromethane	.30332	.29618	.05	-2	20	
ethyl ether	.09069	.08567	.05	-6	20	
1,1,-dichloroethene	.18689	.17214	.05	-8	20	
carbon disulfide	.54247	.46261	.05	-15	20	
freon-113	.21481	.20481	.05	-5	20	
methylene chloride	.21115	.20853	.05	-1	20	
acetone	.02902	.03657	.05	26	20	F
trans-1,2-dichloroethene	.2166	.21098	.05	-3	20	
Methyl Acetate	.09128	.08624	.05	-6	20	
acrolein	.02649	.02525	.05	-5	20	F
methyl tert butyl ether	.43443	.40859	.05	-6	20	
Tert-Butyl Alcohol	.00725	.0074	.05	2	20	F
Diisopropyl Ether	.79114	.72251	.05	-9	20	
1,1-dichloroethane	.43545	.42022	.05	-3	20	
halothane	.1578	.15744	.05	0	20	
acrylonitrile	.04247	.03892	.05	-8	20	F
Ethyl-Tert-Butyl-Ether	.62237	.58176	.05	-7	20	
vinyl acetate	.30945	.29065	.05	-6	20	
cis-1,2-dichloroethene	.23658	.23823	.05	1	20	
2,2-dichloropropane	.33562	.35182	.05	5	20	
bromochloromethane	.08611	.09905	.05	15	20	
Cyclohexane	.44548	.38522	.05	-14	20	
chloroform	.39338	.41468	.05	5	20	
Ethyl Acetate	.1244	.11388	.05	-8	20	
carbontetrachloride	.31567	.30662	.05	-3	20	
tetrahydrofuran	.04256	.03939	.05	-7	20	F
1,1,1-trichloroethane	.36278	.36216	.05	0	20	
2-butanone	.04918	.04909	.05	0	20	F
1,1-dichloropropene	.33232	.31151	.05	-6	20	
benzene	.88083	.85502	.05	-3	20	
Tertiary-Amyl Methyl Ether	.46518	.42995	.05	-8	20	
1,2-dichloroethane	.2568	.27998	.05	9	20	
methyl cyclohexane	.41035	.38158	.05	-7	20	

FORM VII NJ-8260

7A
CONTINUING CALIBRATION CHECK

Lab Name: Alpha Analytical Labs

SDG No.: L1505963

Instrument ID: Voa101.i Calibration Date: 01-APR-2015 Time: 20:54

Lab File ID: 0401A01 Init. Calib. Date(s): 18-FEB-2 19-FEB-2

Sample No: 8260 CCAL Init. Calib. Times : 22:31 03:31

Compound	RRF	RRF	MIN RRF	%D	MAX %D	
trichloroethene	.234	.239	.05	2	20	
dibromomethane	.10535	.10631	.05	1	20	
1,2-dichloropropane	.24095	.22646	.05	-6	20	
bromodichloromethane	.29039	.29091	.05	0	20	
1,4-Dioxane	.00065	.00051	.05	-21	20	F
2-Chloroethylvinyl ether	.00409	.00237	.05	-42	20	F
cis-1,3-dichloropropene	.33323	.30802	.05	-8	20	
toluene	.81065	.76266	.05	-6	20	
4-methyl-2-pentanone	.0429	.03668	.05	-15	20	F
tetrachloroethene	.31959	.30547	.05	-4	20	
trans-1,3-dichloropropene	.38682	.34524	.05	-11	20	
ethyl-methacrylate	.26239	.2205	.05	-16	20	
1,1,2-trichloroethane	.1737	.16944	.05	-2	20	
chlorodibromomethane	.25204	.23888	.05	-5	20	
1,3-dichloropropane	.37607	.35084	.05	-7	20	
1,2-dibromoethane	.19472	.18237	.05	-6	20	
2-hexanone	.10584	.08692	.05	-18	20	
chlorobenzene	.84622	.82637	.05	-2	20	
ethyl benzene	1.5465	1.4946	.05	-3	20	
1,1,1,2-tetrachloroethane	.29021	.29116	.05	0	20	
p/m xylene	.53939	.55142	.05	2	20	
o xylene	.50207	.52056	.05	4	20	
styrene	.80476	.83702	.05	4	20	
bromoform	.27451	.26073	.05	-5	20	
isopropylbenzene	3.4575	3.1415	.05	-9	20	
bromobenzene	.7127	.63395	.05	-11	20	
n-propylbenzene	4.1754	3.7686	.05	-10	20	
1,4-dichloro-2-butane	.80684	.7333	.05	-9	20	
1,1,2,2,-tetrachloroethane	.47092	.42788	.05	-9	20	
4-ethyltoluene	3.4806	3.1418	.05	-10	20	
2-chlorotoluene	2.3357	2.2524	.05	-4	20	
1,3,5-trimethybenzene	2.7695	2.6115	.05	-6	20	
1,2,3-trichloropropane	.375	.37173	.05	-1	20	
trans-1,4-dichloro-2-butene	.11668	.09126	.05	-22	20	F
4-chorotoluene	2.4184	2.1651	.05	-10	20	
tert-butylbenzene	2.3718	2.1768	.05	-8	20	
1,2,4-trimethylbenzene	2.7161	2.5393	.05	-7	20	
sec-butylbenzene	3.5602	3.2521	.05	-9	20	

FORM VII NJ-8260

7A
CONTINUING CALIBRATION CHECK

Lab Name: Alpha Analytical Labs

SDG No.: L1505963

Instrument ID: Voa101.i Calibration Date: 01-APR-2015 Time: 20:54

Lab File ID: 0401A01 Init. Calib. Date(s): 18-FEB-2 19-FEB-2

Sample No: 8260 CCAL Init. Calib. Times : 22:31 03:31

Compound	RRF	RRF	MIN RRF	%D	MAX %D	
p-isopropyltoluene	2.8870	2.6562	.05	-8	20	
1,3-dichlorobenzene	1.3318	1.2169	.05	-9	20	
1,4-dichlorobenzene	1.3036	1.1727	.05	-10	20	
p-Diethylbenzene	1.6867	1.4698	.05	-13	20	
n-butylbenzene	2.7363	2.3453	.05	-14	20	
1,2-dichlorobenzene	1.1112	1.0299	.05	-7	20	
1,2,4,5-tetramethylbenzene	2.2975	2.0622	.05	-10	20	
1,2-dibromo-3-chloropropane	.16194	.16787	.05	4	20	
1,3,5-trichlorobenzene	.71194	.63065	.05	-11	20	
hexachlorobutadiene	.32988	.24266	.05	-26	20	F
1,2,4-trichlorobenzene	.50081	.39055	.05	-22	20	F
naphthalene	.88055	.63502	.05	-28	20	F
1,2,3-trichlorobenzene	.33649	.26509	.05	-21	20	F
dibromofluoromethane	.24022	.26357	.05	10	30	
1,2-dichloroethane-d4	.2571	.29232	.05	14	30	
toluene-d8	1.3388	1.3016	.05	-3	30	
4-bromofluorobenzene	1.1819	1.0733	.05	-9	30	

FORM VII NJ-8260

7A
CONTINUING CALIBRATION CHECK

Lab Name: Alpha Analytical Labs

SDG No.: L1505963

Instrument ID: Jack.i Calibration Date: 01-APR-2015 Time: 19:45

Lab File ID: 0401N01 Init. Calib. Date(s): 24-FEB-2 24-FEB-2

Sample No: 8260 CCAL Init. Calib. Times : 06:22 15:16

Compound	RRF	RRF	MIN RRF	%D	MAX %D	
dichlorodifluoromethane	.62391	.64147	.05	3	20	
chloromethane	.65391	.58809	.1	-10	20	
vinyl chloride	.69528	.66398	.1	-5	20	
bromomethane	.4881	.4274	.05	-12	20	
chloroethane	.46191	.41152	.1	-11	20	
trichlorofluoromethane	1.1442	.93639	.1	-18	20	
ethyl ether	.32686	.28897	.05	-12	20	
1,1,-dichloroethene	.62573	.56724	.1	-9	20	
carbon disulfide	1.7472	1.4402	.1	-18	20	
freon-113	.71797	.65321	.05	-9	20	
iodomethane	100	42.289	.05	-58	20	F
acrolein	.07242	.06825	.05	-6	20	
methylene chloride	.67967	.61824	.1	-9	20	
acetone	100	78.302	.1	-22	20	F
trans-1,2-dichloroethene	.66332	.64585	.1	-3	20	
Methyl Acetate	.22457	.22876	.1	2	20	
methyl tert butyl ether	1.4990	1.3842	.1	-8	20	
Tert-Butyl Alcohol	.02242	.02924	.05	30	20	F
Diisopropyl Ether	1.8836	1.671	.05	-11	20	
1,1-dichloroethane	1.1213	1.0635	.2	-5	20	
acrylonitrile	.11227	.11123	.05	-1	20	
Halothane	.51461	.49332	.05	-4	20	
Ethyl-Tert-Butyl-Ether	1.7694	1.5796	.05	-11	20	
vinyl acetate	1.2035	1.0498	.05	-13	20	
cis-1,2-dichloroethene	.73346	.71523	.1	-2	20	
2,2-dichloropropane	1.1001	.97558	.05	-11	20	
Cyclohexane	1.0905	1.0421	.1	-4	20	
bromochloromethane	.34806	.34434	.05	-1	20	
chloroform	1.2205	1.1602	.2	-5	20	
carbontetrachloride	1.0038	.89704	.1	-11	20	
Ethyl Acetate	.34128	.32344	.05	-5	20	
tetrahydrofuran	.11107	.11436	.05	3	20	
1,1,1-trichloroethane	1.1227	1.0535	.1	-6	20	
1,1-dichloropropene	.97905	.9364	.05	-4	20	
2-butanone	100	77.095	.1	-23	20	F
benzene	2.7592	2.6597	.5	-4	20	
Tertiary-Amyl Methyl Ether	1.6169	1.4401	.05	-11	20	
1,2-dichloroethane	.8047	.76689	.1	-5	20	

FORM VII NJ-8260

7A
CONTINUING CALIBRATION CHECK

Lab Name: Alpha Analytical Labs

SDG No.: L1505963

Instrument ID: Jack.i Calibration Date: 01-APR-2015 Time: 19:45

Lab File ID: 0401N01 Init. Calib. Date(s): 24-FEB-2 24-FEB-2

Sample No: 8260 CCAL Init. Calib. Times : 06:22 15:16

Compound	RRF	RRF	MIN RRF	%D	MAX %D	
methyl cyclohexane	1.3196	1.2702	.1	-4	20	
trichloroethene	.74552	.72528	.2	-3	20	
dibromomethane	.3579	.33603	.05	-6	20	
1,2-dichloropropane	.7223	.68577	.1	-5	20	
bromodichloromethane	.72575	.76029	.2	5	20	
1,4-Dioxane	.003	.00285	.05	-5	20	F
2-Chloroethylvinyl ether	.29459	.27923	.05	-5	20	
cis-1,3-dichloropropene	1.1146	1.0089	.2	-9	20	
toluene	2.2022	2.1385	.4	-3	20	
tetrachloroethene	1.0098	1.0546	.2	4	20	
4-methyl-2-pentanone	.12961	.12781	.05	-1	20	
trans-1,3-dichloropropene	1.0899	1.012	.2	-7	20	
1,1,2-trichloroethane	.50447	.49654	.1	-2	20	
ethyl-methacrylate	.78092	.73013	.05	-7	20	
chlorodibromomethane	.7852	.71497	.1	-9	20	
1,3-dichloropropane	1.0481	1.0409	.05	-1	20	
1,2-dibromoethane	.61886	.599	.1	-3	20	
2-hexanone	.25999	.24115	.1	-7	20	
chlorobenzene	2.5679	2.5282	.05	-2	20	
ethyl benzene	4.3487	4.3250	.1	-1	20	
1,1,1,2-tetrachloroethane	.94567	.87932	.05	-7	20	
p/m xylene	1.7573	1.7186	.1	-2	20	
o xylene	1.6989	1.6403	.3	-3	20	
bromoform	.81018	.71003	.1	-12	20	
styrene	2.7947	2.6758	.3	-4	20	
isopropylbenzene	9.4376	9.5499	.1	1	20	
bromobenzene	1.9424	1.9471	.1	0	20	
n-propylbenzene	9.5214	9.3354	.05	-2	20	
1,4-dichloro-2-butene	1.6327	1.5738	.05	-4	20	
1,1,2,2,-tetrachloroethane	1.1342	1.1303	.3	0	20	
4-ethyltoluene	8.2071	8.1761	.05	0	20	
2-chlorotoluene	6.2303	6.0872	.05	-2	20	
1,2,3-trichloropropane	.98315	.97791	.05	-1	20	
1,3,5-trimethybenzene	6.8722	6.7079	.05	-2	20	
trans-1,4-dichloro-2-butene	.3281	.30622	.05	-7	20	
4-chorotoluene	5.6214	5.5650	.05	-1	20	
tert-butylbenzene	6.0332	5.8617	.05	-3	20	
1,2,4-trimethylbenzene	6.6569	6.4631	.05	-3	20	

FORM VII NJ-8260

7A
CONTINUING CALIBRATION CHECK

Lab Name: Alpha Analytical Labs

SDG No.: L1505963

Instrument ID: Jack.i Calibration Date: 01-APR-2015 Time: 19:45

Lab File ID: 0401N01 Init. Calib. Date(s): 24-FEB-2 24-FEB-2

Sample No: 8260 CCAL Init. Calib. Times : 06:22 15:16

Compound	RRF	RRF	MIN RRF	%D	MAX %D
sec-butylbenzene	8.9447	8.6873	.05	-3	20
p-isopropyltoluene	7.4882	7.3501	.05	-2	20
1,3-dichlorobenzene	3.9103	3.8561	.6	-1	20
1,4-dichlorobenzene	3.8576	3.8435	.5	0	20
p-Diethylbenzene	4.3391	4.0980	.05	-6	20
n-butylbenzene	6.3228	6.0028	.05	-5	20
1,2-dichlorobenzene	3.3684	3.3288	.4	-1	20
1,2,4,5-tetramethylbenzene	5.4103	5.0442	.05	-7	20
1,2-dibromo-3-chloropropane	.17458	.14592	.05	-16	20
1,3,5-Trichlorobenzene	2.2451	2.3117	.05	3	20
hexachlorobutadiene	.67415	.72978	.05	8	20
1,2,4-trichlorobenzene	1.6667	1.8022	.2	8	20
naphthalene	2.8957	2.8583	.05	-1	20
1,2,3-trichlorobenzene	1.2483	1.3917	.05	11	20
dibromofluoromethane	.25166	.24489	.05	-3	20
1,2-dichloroethane-d4	.2744	.25312	.05	-8	20
toluene-d8	1.2011	1.1888	.05	-1	20
4-bromofluorobenzene	.83159	.84774	.05	2	20

FORM VII NJ-8260

7A
CONTINUING CALIBRATION CHECK

Lab Name: Alpha Analytical Labs

SDG No.: L1505963

Instrument ID: Quimby.i Calibration Date: 02-APR-2015 Time: 03:07

Lab File ID: 0402A01 Init. Calib. Date(s): 13-JAN-2 13-JAN-2

Sample No: 8260 CCAL Init. Calib. Times : 09:31 15:17

Compound	RRF	RRF	MIN RRF	%D	MAX %D	
dichlorodifluoromethane	.27052	.18295	.05	-32	20	F
chloromethane	.45242	.33483	.1	-26	20	F
vinyl chloride	.36298	.32557	.1	-10	20	
bromomethane	.21516	.22357	.1	4	20	
chloroethane	.25398	.26204	.1	3	20	
trichlorofluoromethane	.46793	.50388	.1	8	20	
ethyl ether	.14878	.16959	.05	14	20	
freon-113	.33114	.38561	.05	16	20	
acrolein	.03081	.03595	.05	17	20	F
acetone	100	89.128	.1	-11	20	
1,1,-dichloroethene	.30892	.33462	.1	8	20	
tert-butyl alcohol	500	349	.05	-30	20	F
iodomethane	.38697	.22668	.05	-41	20	F
methyl acetate	.13451	.13923	.1	4	20	
methylene chloride	.32169	.38117	.1	18	20	
carbon disulfide	.84558	.78589	.1	-7	20	
acrylonitrile	.07918	.09031	.05	14	20	
methyl tert butyl ether	.67452	.60502	.05	-10	20	
Halothane	.24256	.2868	.05	18	20	
trans-1,2-dichloroethene	.34112	.38766	.1	14	20	
Diisopropyl Ether	1.2108	1.1488	.05	-5	20	
vinyl acetate	.44292	.46103	.05	4	20	
1,1-dichloroethane	.6818	.74083	.2	9	20	
Ethyl-Tert-Butyl-Ether	1.0331	.85617	.05	-17	20	
2-butanone	100	93.972	.1	-6	20	
2,2-dichloropropane	.50137	.40894	.05	-18	20	
ethyl acetate	.17498	.17171	.05	-2	20	
cis-1,2-dichloroethene	.38386	.43788	.1	14	20	
chloroform	.58286	.6709	.2	15	20	
bromochloromethane	.14186	.17184	.05	21	20	F
tetrahydrofuran	100	95.741	.05	-4	20	
1,1,1-trichloroethane	.51964	.5523	.1	6	20	
cyclohexane	.74316	.78401	.1	5	20	
1,1-dichloropropene	.5057	.57437	.05	14	20	
carbontetrachloride	.41073	.44338	.1	8	20	
Tertiary-Amyl Methyl Ether	.77509	.58951	.05	-24	20	F
1,2-dichloroethane	.39882	.46852	.1	17	20	
benzene	1.4426	1.6345	.5	13	20	

FORM VII NJ-8260

7A
CONTINUING CALIBRATION CHECK

Lab Name: Alpha Analytical Labs

SDG No.: L1505963

Instrument ID: Quimby.i Calibration Date: 02-APR-2015 Time: 03:07

Lab File ID: 0402A01 Init. Calib. Date(s): 13-JAN-2 13-JAN-2

Sample No: 8260 CCAL Init. Calib. Times : 09:31 15:17

Compound	RRF	RRF	MIN RRF	%D	MAX %D	
trichloroethene	.36611	.4133	.2	13	20	
methyl cyclohexane	.66452	.70935	.1	7	20	
1,2-dichloropropane	.38823	.42547	.1	10	20	
bromodichloromethane	.403	.44405	.2	10	20	
1,4-dioxane	.00161	.00205	.05	28	20	F
dibromomethane	.15155	.18148	.05	20	20	
2-chloroethylvinyl ether	.14026	.12881	.05	-8	20	
4-methyl-2-pentanone	.08092	.07518	.1	-7	20	F
cis-1,3-dichloropropene	.51253	.4934	.2	-4	20	
toluene	1.2187	1.3986	.4	15	20	
ethyl-methacrylate	.39528	.37115	.05	-6	20	
trans-1,3-dichloropropene	.52299	.47498	.2	-9	20	
2-hexanone	100	82.920	.1	-17	20	
1,1,2-trichloroethane	.2559	.29131	.1	14	20	
1,3-dichloropropane	.55118	.62235	.05	13	20	
tetrachloroethene	.46234	.57004	.2	23	20	F
chlorodibromomethane	.30889	.34527	.1	12	20	
1,2-dibromoethane	.28514	.30596	.1	7	20	
chlorobenzene	1.2956	1.5227	.05	18	20	
1,1,1,2-tetrachloroethane	.39147	.44167	.05	13	20	
ethyl benzene	2.3611	2.7436	.1	16	20	
p/m xylene	.92464	1.1001	.1	19	20	
o xylene	.87725	1.0502	.3	20	20	
styrene	1.4268	1.7195	.3	21	20	F
isopropylbenzene	2.3870	2.7359	.1	15	20	
bromoform	.29961	.31043	.1	4	20	
1,4-dichlorobutane	1.1914	1.2000	.05	1	20	
1,1,2,2,-tetrachloroethane	100	108	.3	8	20	
1,2,3-trichloropropane	100	107	.05	7	20	
trans-1,4-dichloro-2-butene	.10509	.09387	.05	-11	20	
n-propylbenzene	5.2906	5.9416	.05	12	20	
bromobenzene	1.0030	1.1401	.05	14	20	
4-ethyltoluene	4.8088	5.2788	.05	10	20	
1,3,5-trimethybenzene	3.8403	4.4533	.05	16	20	
2-chlorotoluene	3.6912	4.1096	.05	11	20	
4-chorotoluene	3.4046	3.7582	.05	10	20	
tert-butylbenzene	3.3128	3.6661	.05	11	20	
1,2,4-trimethylbenzene	3.8619	4.3966	.05	14	20	

FORM VII NJ-8260

7A
CONTINUING CALIBRATION CHECK

Lab Name: Alpha Analytical Labs

SDG No.: L1505963

Instrument ID: Quimby.i Calibration Date: 02-APR-2015 Time: 03:07

Lab File ID: 0402A01 Init. Calib. Date(s): 13-JAN-2 13-JAN-2

Sample No: 8260 CCAL Init. Calib. Times : 09:31 15:17

Compound	RRF	RRF	MIN RRF	%D	MAX %D	
sec-butylbenzene	4.7272	5.0815	.05	7	20	
p-isopropyltoluene	3.9215	4.3072	.05	10	20	
1,3-dichlorobenzene	2.0239	2.3304	.6	15	20	
1,4-dichlorobenzene	2.0161	2.2783	.5	13	20	
n-butylbenzene	3.9941	4.1907	.05	5	20	
1,2,4,5-tetramethylbenezene	2.3504	2.5741	.05	10	20	
1,2-dichlorobenzene	1.7836	2.0404	.4	14	20	
p-diethylbenzene	3.2856	3.6393	.05	11	20	
1,2-dibromo-3-chloropropane	.08741	.07381	.05	-16	20	
1,3,5-trichlorobenzene	1.1429	1.2931	.05	13	20	
1,2,4-trichlorobenzene	.84227	.76714	.2	-9	20	
hexachlorobutadiene	.37128	.40201	.05	8	20	
naphthalene	1.4639	1.1046	.05	-25	20	F
1,2,3-trichlorobenzene	.62651	.53046	.05	-15	20	
dibromofluoromethane	.21361	.2231	.05	4	20	
1,2-dichloroethane-d4	.24268	.24088	.05	-1	20	
toluene-d8	1.2873	1.2943	.05	1	20	
4-bromofluorobenzene	1.0030	.93529	.05	-7	20	

FORM VII NJ-8260

Surrogate Summary

Form 2
Surrogate Recovery
Volatile Organics

Client: Tetra Tech GEO
Project Name: LOCKHEED-NORTH PLAINFIELD

Lab Number: L1505963
Project Number: 117-0507.600
Matrix:

CLIENT ID (LAB SAMPLE NO.)	SMC1 TOL	SMC2 BFB	SMC3 DCA	SMC4 DBFM	TOT OUT
WG772555-2LCSD	100	95	97	103	0
WG772555-1LCS	101	94	97	103	0
WG772555-3BLANK	100	105	98	102	0
MW-505I (L1505963-14)	101	104	98	104	0
MW-505S (L1505963-13)	99	101	98	102	0
MW-506I (L1505963-16)	99	104	99	103	0
MW-506S (L1505963-15)	99	102	100	104	0
MW-507I (L1505963-18)	100	103	98	104	0
MW-507S (L1505963-17)	99	103	100	104	0
MW-508D (L1505963-20)	99	104	101	106	0
MW-508S (L1505963-19)	99	102	102	107	0
MW-532D (L1505963-22)	100	102	103	107	0
MW-532S (L1505963-21)	99	105	104	107	0
MW-544D (L1505963-25)	99	105	101	108	0
MW-544I (L1505963-24)	98	103	103	107	0
MW-544S (L1505963-23)	99	103	103	106	0
MW-545I (L1505963-27)	99	103	103	108	0
MW-545S (L1505963-26)	100	104	102	106	0
WG772494-2LCSD	99	94	95	105	0
WG772494-1LCS	98	94	95	104	0
WG772494-3BLANK	100	103	96	102	0
MW-1I (L1505963-03)	98	103	97	104	0
MW-1S-A (L1505963-01)	98	102	95	105	0
MW-1S-B (L1505963-02)	99	102	98	105	0
MW-2D (L1505963-04)	99	101	98	106	0
MW-2I (L1505963-05)	98	101	102	108	0
MW-3D (L1505963-06)	98	102	99	105	0
MW-501I (L1505963-08)	98	101	101	106	0
MW-501S (L1505963-07)	98	105	101	106	0
MW-502I (L1505963-10)	98	101	102	108	0

	QC LIMITS
TOL = TOLUENE-D8	(70-130)
BFB = 4-BROMOFLUOROBENZENE	(70-130)
DCA = 1,2-DICHLOROETHANE-D4	(70-130)
DBFM = DIBROMOFLUOROMETHANE)	(70-130)

* Values outside of QC limits

Form 2
Surrogate Recovery
Volatile Organics

Client: Tetra Tech GEO
Project Name: LOCKHEED-NORTH PLAINFIELD

Lab Number: L1505963
Project Number: 117-0507.600
Matrix:

CLIENT ID (LAB SAMPLE NO.)	SMC1 TOL	SMC2 BFB	SMC3 DCA	SMC4 DBFM	TOT OUT
MW-502S (L1505963-09)	97	101	102	106	0
MW-503I (L1505963-12)	98	103	102	107	0
MW-503S (L1505963-11)	98	100	101	106	0
WG772795-2LCSD	97	100	95	103	0
WG772795-1LCS	100	98	99	103	0
WG772795-3BLANK	97	107	96	107	0
MW-546D (L1505963-31)	97	102	97	108	0
MW-546S (L1505963-29)	97	109	95	105	0
MW-547I (L1505963-33)	100	106	100	109	0
MW-549S (L1505963-35)	97	108	100	109	0
MW-550S (L1505963-37)	99	106	96	112	0
PZ-521S (L1505963-39)	97	108	99	108	0
PZ-522D (L1505963-43)	97	105	100	112	0
PZ-522S (L1505963-41)	97	106	97	106	0
PZ-524I (L1505963-45)	95	111	89	104	0
DUP-01 (L1505963-47)	98	90	115	109	0
DUP-02 (L1505963-48)	99	90	113	109	0
DUP-03 (L1505963-49)	98	89	115	109	0
DUP-04 (L1505963-50)	99	91	113	109	0
DUP-05 (L1505963-51)	98	91	114	109	0
DUP-06 (L1505963-52)	98	90	117	109	0
FB-032515 (L1505963-57)	98	90	114	110	0
WG772851-2LCSD	98	92	110	109	0
WG772851-1LCS	97	91	114	110	0
WG772851-3BLANK	98	90	114	109	0
PZ-524D (L1505963-46)	97	91	116	110	0
SW-1 (L1505963-53)	98	89	116	109	0
TB-032515 (L1505963-58)	99	89	115	109	0
WG772794-2LCSD	102	101	94	102	0
WG772794-1LCS	99	102	92	97	0

	QC LIMITS
TOL = TOLUENE-D8	(70-130)
BFB = 4-BROMOFLUOROBENZENE	(70-130)
DCA = 1,2-DICHLOROETHANE-D4	(70-130)
DBFM = DIBROMOFLUOROMETHANE)	(70-130)

* Values outside of QC limits

FORM II NJ-8260

Form 2
Surrogate Recovery
Volatile Organics

Client: Tetra Tech GEO
Project Name: LOCKHEED-NORTH PLAINFIELD

Lab Number: L1505963
Project Number: 117-0507.600
Matrix:

CLIENT ID (LAB SAMPLE NO.)	SMC1 TOL	SMC2 BFB	SMC3 DCA	SMC4 DBFM	TOT OUT
WG772794-3BLANK	102	105	93	94	0
MW-545D (L1505963-28)	99	103	94	94	0
MW-546I (L1505963-30)	101	106	93	96	0
MW-547D (L1505963-34)	101	105	93	92	0
MW-547S (L1505963-32)	97	103	96	95	0
MW-549I (L1505963-36)	102	104	94	95	0
MW-550I (L1505963-38)	101	103	93	93	0
PZ-521I (L1505963-40)	102	103	95	92	0
PZ-522I (L1505963-42)	100	102	95	97	0
PZ-524S (L1505963-44)	102	107	94	97	0
WG772842-2LCSD	100	93	98	106	0
WG772842-1LCS	101	93	99	104	0
WG772842-3BLANK	98	103	100	105	0
SW-2 (L1505963-54)	100	104	100	106	0
SW-3 (L1505963-55)	98	101	101	105	0
SW-4 (L1505963-56)	99	100	99	105	0

	QC LIMITS
TOL = TOLUENE-D8	(70-130)
BFB = 4-BROMOFLUOROBENZENE	(70-130)
DCA = 1,2-DICHLOROETHANE-D4	(70-130)
DBFM = DIBROMOFLUOROMETHANE)	(70-130)

* Values outside of QC limits

FORM II

Batch QC Summary

3A

LAB CONTROL/LAB CONTROL DUPLICATE SAMPLE RECOVERY

WATER VOLATILE ORGANICS

Lab Name: Alpha Analytical Labs

SDG No.: L1505963 Matrix: Water

Lab Control Sample: WG772494-1LCS Injected: 03/31/15 19:27 Lab File ID: 0331N02.D

COMPOUND	SPIKE ADDED (ug/l)	SAMPLE CONCENTRATION (ug/l)	LCS CONCENTRATION (ug/l)	LCS % REC	QC. LIMITS REC.
1,2-Dibromo-3-chloroprop	10	NA	7.6	76	40-160
1,4-Dioxane	500	NA	800	160	40-160
1,2-Dibromoethane	10	NA	11.	106	70-130
Methylene chloride	10	NA	12.	125	70-130
1,1-Dichloroethane	10	NA	11.	112	70-130
Chloroform	10	NA	12.	118	70-130
Carbontetrachloride	10	NA	11.	108	70-130
1,2-Dichloropropane	10	NA	11.	113	70-130
Chlorodibromomethane	10	NA	11.	107	70-130
1,1,2-Trichloroethane	10	NA	11.	109	70-130
Tetrachloroethene	10	NA	12.	123	70-130
Chlorobenzene	10	NA	12.	118	70-130
Trichlorofluoromethane	10	NA	12.	117	40-160
1,2-Dichloroethane	10	NA	12.	118	70-130
1,1,1-Trichloroethane	10	NA	11.	108	70-130
Bromodichloromethane	10	NA	11.	112	70-130
trans-1,3-Dichloropropen	10	NA	8.5	85	70-130
cis-1,3-Dichloropropene	10	NA	9.8	98	70-130
Bromoform	10	NA	9.4	94	40-160
1,1,2,2,-Tetrachloroetha	10	NA	10.	103	40-160
Benzene	10	NA	12.	118	70-130
Toluene	10	NA	11.	114	70-130
Ethyl benzene	10	NA	12.	117	70-130
Chloromethane	10	NA	7.4	74	40-160
Bromomethane	10	NA	11.	106	40-160
Vinyl chloride	10	NA	9.4	94	70-130
Chloroethane	10	NA	11.	109	40-160
1,1,-Dichloroethene	10	NA	12.	117	70-130
trans-1,2-Dichloroethene	10	NA	12.	118	70-130
Trichloroethene	10	NA	12.	116	70-130
1,2-Dichlorobenzene	10	NA	11.	112	70-130
1,3-Dichlorobenzene	10	NA	11.	115	70-130
1,4-Dichlorobenzene	10	NA	11.	113	70-130
Methyl tert butyl ether	10	NA	9.2	92	70-130
p/m xylene	20	NA	24.	120	70-130
o Xylene	20	NA	24.	122	70-130
cis-1,2-Dichloroethene	10	NA	12.	118	70-130
Styrene	20	NA	24.	121	40-160
Dichlorodifluoromethane	10	NA	8.1	81	40-160
Acetone	10	NA	10.	101	40-160

* Values outside of QC limits.

COMMENTS: _____

_____

FORM III NJ-8260

3A

LAB CONTROL/LAB CONTROL DUPLICATE SAMPLE RECOVERY

WATER VOLATILE ORGANICS

Lab Name: Alpha Analytical Labs

SDG No.: L1505963 Matrix: Water

Lab Control Sample: WG772494-1LCS Injected: 03/31/15 19:27 Lab File ID: 0331N02.D

COMPOUND	SPIKE ADDED (ug/l)	SAMPLE CONCENTRATION (ug/l)	LCS CONCENTRATION (ug/l)	LCS % REC	QC. LIMITS REC.
Carbon disulfide	10	NA	10.	102	40-160
2-Butanone	10	NA	11.	107	40-160
4-Methyl-2-pentanone	10	NA	9.9	99	40-160
2-Hexanone	10	NA	8.6	86	40-160
Bromochloromethane	10	NA	12.	123	70-130
Isopropylbenzene	10	NA	12.	116	70-130
1,2,3-Trichlorobenzene	10	NA	9.5	95	70-130
1,2,4-Trichlorobenzene	10	NA	9.9	99	70-130
Methyl Acetate	10	NA	10.	101	70-130
Cyclohexane	10	NA	11.	114	70-130
tert-Butyl Alcohol	50	NA	40.	80	40-160
Methyl cyclohexane	10	NA	11.	113	70-130
Freon-113	10	NA	13.	127	70-130

* Values outside of QC limits.

COMMENTS: _____

_____

FORM III NJ-8260

3A

LAB CONTROL/LAB CONTROL DUPLICATE SAMPLE RECOVERY

WATER VOLATILE ORGANICS

Lab Name: Alpha Analytical Labs

SDG No.: L1505963 Matrix: Water

Lab Control Sample: WG772494-1LCS Injected: 03/31/15 19:27 Lab File ID: 0331N02.D

Lab Control Dup : WG772494-2LCSD Injected: 03/31/15 19:58 Lab File ID: 0331N03.D

COMPOUND	SPIKE ADDED (ug/l)	LCSD CONCENTRATION (ug/l)	LCSD % REC	% RPD	QC LIMITS RPD	QC LIMITS REC.
1,2-Dibromo-3-chloroprop	10	8.1	81	6	20	40-160
1,4-Dioxane	500	770	154	4	20	40-160
1,2-Dibromoethane	10	11.	107	1	20	70-130
Methylene chloride	10	12.	121	3	20	70-130
1,1-Dichloroethane	10	11.	110	2	20	70-130
Chloroform	10	12.	117	1	20	70-130
Carbontetrachloride	10	11.	106	2	20	70-130
1,2-Dichloropropane	10	11.	111	2	20	70-130
Chlorodibromomethane	10	11.	106	1	20	70-130
1,1,2-Trichloroethane	10	11.	111	2	20	70-130
Tetrachloroethene	10	12.	119	3	20	70-130
Chlorobenzene	10	12.	117	1	20	70-130
Trichlorofluoromethane	10	11.	112	4	20	40-160
1,2-Dichloroethane	10	12.	116	2	20	70-130
1,1,1-Trichloroethane	10	10.	106	2	20	70-130
Bromodichloromethane	10	11.	111	1	20	70-130
trans-1,3-Dichloropropen	10	8.7	87	2	20	70-130
cis-1,3-Dichloropropene	10	9.8	98	0	20	70-130
Bromoform	10	9.6	96	2	20	40-160
1,1,2,2,-Tetrachloroetha	10	10.	103	0	20	40-160
Benzene	10	12.	115	3	20	70-130
Toluene	10	11.	112	2	20	70-130
Ethyl benzene	10	12.	115	2	20	70-130
Chloromethane	10	7.1	71	4	20	40-160
Bromomethane	10	9.8	98	8	20	40-160
Vinyl chloride	10	9.3	93	1	20	70-130
Chloroethane	10	10.	105	4	20	40-160
1,1,-Dichloroethene	10	11.	115	2	20	70-130
trans-1,2-Dichloroethene	10	12.	115	3	20	70-130
Trichloroethene	10	11.	114	2	20	70-130
1,2-Dichlorobenzene	10	11.	113	1	20	70-130
1,3-Dichlorobenzene	10	11.	114	1	20	70-130
1,4-Dichlorobenzene	10	11.	112	1	20	70-130
Methyl tert butyl ether	10	9.2	92	0	20	70-130
p/m xylene	20	24.	118	2	20	70-130
o Xylene	20	24.	119	2	20	70-130
cis-1,2-Dichloroethene	10	11.	114	3	20	70-130
Styrene	20	24.	119	2	20	40-160
Dichlorodifluoromethane	10	7.6	76	6	20	40-160
Acetone	10	10.	100	1	20	40-160

* Values outside of QC limits.

COMMENTS: _____

_____

FORM III NJ-8260

3A

LAB CONTROL/LAB CONTROL DUPLICATE SAMPLE RECOVERY

WATER VOLATILE ORGANICS

Lab Name: Alpha Analytical Labs

SDG No.: L1505963 Matrix: Water

Lab Control Sample: WG772494-1LCS Injected: 03/31/15 19:27 Lab File ID: 0331N02.D

Lab Control Dup : WG772494-2LCSD Injected: 03/31/15 19:58 Lab File ID: 0331N03.D

COMPOUND	SPIKE ADDED (ug/l)	LCSD CONCENTRATION (ug/l)	LCSD % REC	% RPD	QC LIMITS RPD	QC LIMITS REC.
Carbon disulfide	10	10.	100	2	20	40-160
2-Butanone	10	10.	102	5	20	40-160
4-Methyl-2-pentanone	10	9.5	95	4	20	40-160
2-Hexanone	10	8.6	87	1	20	40-160
Bromochloromethane	10	12.	123	0	20	70-130
Isopropylbenzene	10	11.	114	2	20	70-130
1,2,3-Trichlorobenzene	10	9.5	95	0	20	70-130
1,2,4-Trichlorobenzene	10	9.8	98	1	20	70-130
Methyl Acetate	10	10.	101	0	20	70-130
Cyclohexane	10	11.	110	4	20	70-130
tert-Butyl Alcohol	50	40.	80	0	20	40-160
Methyl cyclohexane	10	11.	110	3	20	70-130
Freon-113	10	12.	121	5	20	70-130

* Values outside of QC limits.

COMMENTS: _____

_____

FORM III NJ-8260

3A

LAB CONTROL/LAB CONTROL DUPLICATE SAMPLE RECOVERY

WATER VOLATILE ORGANICS

Lab Name: Alpha Analytical Labs

SDG No.: L1505963 Matrix: Water

Lab Control Sample: WG772555-1LCS Injected: 04/01/15 06:53 Lab File ID: 0401A02.D

COMPOUND	SPIKE ADDED (ug/l)	SAMPLE CONCENTRATION (ug/l)	LCS CONCENTRATION (ug/l)	LCS % REC	QC. LIMITS REC.
1,2-Dibromo-3-chloroprop	10	NA	7.1	71	40-160
1,4-Dioxane	500	NA	660	132	40-160
1,2-Dibromoethane	10	NA	10.	103	70-130
Methylene chloride	10	NA	12.	120	70-130
1,1-Dichloroethane	10	NA	11.	111	70-130
Chloroform	10	NA	12.	116	70-130
Carbontetrachloride	10	NA	10.	105	70-130
1,2-Dichloropropane	10	NA	11.	112	70-130
Chlorodibromomethane	10	NA	10.	103	70-130
1,1,2-Trichloroethane	10	NA	11.	111	70-130
2-Chloroethylvinyl ether	10	NA	8.8	88	40-160
Tetrachloroethene	10	NA	13.	128	70-130
Chlorobenzene	10	NA	12.	119	70-130
Trichlorofluoromethane	10	NA	11.	115	40-160
1,2-Dichloroethane	10	NA	12.	117	70-130
1,1,1-Trichloroethane	10	NA	11.	107	70-130
Bromodichloromethane	10	NA	10.	106	70-130
trans-1,3-Dichloropropen	10	NA	8.5	85	70-130
cis-1,3-Dichloropropene	10	NA	9.3	93	70-130
1,1-Dichloropropene	10	NA	12.	119	70-130
Bromoform	10	NA	8.9	89	40-160
1,1,2,2,-Tetrachloroetha	10	NA	10.	102	40-160
Benzene	10	NA	12.	116	70-130
Toluene	10	NA	12.	117	70-130
Ethyl benzene	10	NA	12.	121	70-130
Chloromethane	10	NA	7.6	76	40-160
Bromomethane	10	NA	8.9	89	40-160
Vinyl chloride	10	NA	9.9	99	70-130
Chloroethane	10	NA	11.	110	40-160
1,1,-Dichloroethene	10	NA	12.	116	70-130
trans-1,2-Dichloroethene	10	NA	12.	116	70-130
Trichloroethene	10	NA	11.	115	70-130
1,2-Dichlorobenzene	10	NA	11.	114	70-130
1,3-Dichlorobenzene	10	NA	12.	116	70-130
1,4-Dichlorobenzene	10	NA	11.	114	70-130
Methyl tert butyl ether	10	NA	8.8	88	70-130
p/m xylene	20	NA	24.	122	70-130
o Xylene	20	NA	24.	123	70-130
cis-1,2-Dichloroethene	10	NA	11.	112	70-130
Dibromomethane	10	NA	12.	117	70-130

* Values outside of QC limits.

COMMENTS: _____

_____

FORM III NJ-8260

3A

LAB CONTROL/LAB CONTROL DUPLICATE SAMPLE RECOVERY

WATER VOLATILE ORGANICS

Lab Name: Alpha Analytical Labs

SDG No.: L1505963 Matrix: Water

Lab Control Sample: WG772555-1LCS Injected: 04/01/15 06:53 Lab File ID: 0401A02.D

COMPOUND	SPIKE ADDED (ug/l)	SAMPLE CONCENTRATION (ug/l)	LCS CONCENTRATION (ug/l)	LCS % REC	QC. LIMITS REC.
1,4-Dichlorobutane	10	NA	9.9	99	70-130
Iodomethane	10	NA	8.0	80	40-160
1,2,3-Trichloropropane	10	NA	10.	101	70-130
Styrene	20	NA	25.	123	40-160
Dichlorodifluoromethane	10	NA	7.6	76	40-160
Acetone	10	NA	9.6	96	40-160
Carbon disulfide	10	NA	10.	102	40-160
2-Butanone	10	NA	9.2	92	40-160
Vinyl acetate	10	NA	10.	101	70-130
4-Methyl-2-pentanone	10	NA	9.1	91	40-160
2-Hexanone	10	NA	8.5	85	40-160
Ethyl-methacrylate	10	NA	9.2	92	70-130
Acrolein	10	NA	12.	117	40-160
Acrylonitrile	10	NA	11.	112	70-130
Bromochloromethane	10	NA	12.	120	70-130
Tetrahydrofuran	10	NA	9.5	95	70-130
2,2-Dichloropropane	10	NA	8.3	83	40-160
1,3-Dichloropropane	10	NA	11.	111	70-130
1,1,1,2-Tetrachloroethan	10	NA	10.	105	40-160
Bromobenzene	10	NA	11.	113	70-130
n-Butylbenzene	10	NA	11.	110	70-130
sec-Butylbenzene	10	NA	11.	111	70-130
tert-Butylbenzene	10	NA	11.	114	70-130
2-Chlorotoluene	10	NA	11.	113	70-130
4-Chorotoluene	10	NA	11.	112	70-130
Hexachlorobutadiene	10	NA	11.	114	70-130
Isopropylbenzene	10	NA	12.	120	70-130
p-Isopropyltoluene	10	NA	11.	114	70-130
Naphthalene	10	NA	7.9	79	40-160
n-Propylbenzene	10	NA	12.	116	70-130
1,2,3-Trichlorobenzene	10	NA	9.1	91	70-130
1,2,4-Trichlorobenzene	10	NA	9.6	96	70-130
1,3,5-Trimethybenzene	10	NA	12.	118	70-130
1,2,4-Trimethylbenzene	10	NA	12.	115	70-130
trans-1,4-Dichloro-2-but	10	NA	8.3	83	70-130
Ethyl ether	10	NA	11.	112	70-130
Methyl Acetate	10	NA	9.7	97	70-130
Ethyl Acetate	10	NA	9.9	100	70-130
Diisopropyl Ether	10	NA	9.7	97	70-130
Cyclohexane	10	NA	12.	116	70-130

* Values outside of QC limits.

COMMENTS: _____

_____

FORM III NJ-8260

3A

LAB CONTROL/LAB CONTROL DUPLICATE SAMPLE RECOVERY

WATER VOLATILE ORGANICS

Lab Name: Alpha Analytical Labs

SDG No.: L1505963 Matrix: Water

Lab Control Sample: WG772555-1LCS Injected: 04/01/15 06:53 Lab File ID: 0401A02.D

COMPOUND	SPIKE ADDED (ug/l)	SAMPLE CONCENTRATION (ug/l)	LCS CONCENTRATION (ug/l)	LCS % REC	QC. LIMITS REC.
tert-Butyl Alcohol	50	NA	36.	72	40-160
Ethyl-Tert-Butyl-Ether	10	NA	8.3	83	70-130
Tertiary-Amyl Methyl Eth	10	NA	7.5	75	70-130
1,2,4,5-tetramethylbenez	10	NA	11.	113	70-130
p-Diethylbenzene	10	NA	12.	116	70-130
Methyl cyclohexane	10	NA	12.	117	70-130
Freon-113	10	NA	12.	125	70-130
4-Ethyltoluene	10	NA	11.	112	70-130

* Values outside of QC limits.

COMMENTS: _____

_____

FORM III NJ-8260

3A

LAB CONTROL/LAB CONTROL DUPLICATE SAMPLE RECOVERY

WATER VOLATILE ORGANICS

Lab Name: Alpha Analytical Labs

SDG No.: L1505963 Matrix: Water

Lab Control Sample: WG772555-1LCS Injected: 04/01/15 06:53 Lab File ID: 0401A02.D

Lab Control Dup : WG772555-2LCSD Injected: 04/01/15 07:24 Lab File ID: 0401A03.D

COMPOUND	SPIKE ADDED (ug/l)	LCSD CONCENTRATION (ug/l)	LCSD % REC	% RPD	QC LIMITS RPD	QC LIMITS REC.
1,2-Dibromo-3-chloroprop	10	7.8	78	9	20	40-160
1,4-Dioxane	500	650	130	2	20	40-160
1,2-Dibromoethane	10	11.	106	3	20	70-130
Methylene chloride	10	12.	118	2	20	70-130
1,1-Dichloroethane	10	11.	109	2	20	70-130
Chloroform	10	12.	115	1	20	70-130
Carbontetrachloride	10	10.	105	0	20	70-130
1,2-Dichloropropane	10	11.	109	3	20	70-130
Chlorodibromomethane	10	10.	103	0	20	70-130
1,1,2-Trichloroethane	10	11.	109	2	20	70-130
2-Chloroethylvinyl ether	10	8.3	83	6	20	40-160
Tetrachloroethene	10	12.	124	3	20	70-130
Chlorobenzene	10	12.	116	3	20	70-130
Trichlorofluoromethane	10	11.	113	2	20	40-160
1,2-Dichloroethane	10	12.	116	1	20	70-130
1,1,1-Trichloroethane	10	11.	107	0	20	70-130
Bromodichloromethane	10	11.	107	1	20	70-130
trans-1,3-Dichloropropen	10	8.5	85	0	20	70-130
cis-1,3-Dichloropropene	10	9.4	94	1	20	70-130
1,1-Dichloropropene	10	12.	116	3	20	70-130
Bromoform	10	9.3	93	4	20	40-160
1,1,2,2,-Tetrachloroetha	10	10.	104	2	20	40-160
Benzene	10	11.	113	3	20	70-130
Toluene	10	11.	114	3	20	70-130
Ethyl benzene	10	12.	117	3	20	70-130
Chloromethane	10	7.3	73	4	20	40-160
Bromomethane	10	8.9	89	0	20	40-160
Vinyl chloride	10	9.8	98	1	20	70-130
Chloroethane	10	11.	108	2	20	40-160
1,1,-Dichloroethene	10	11.	115	1	20	70-130
trans-1,2-Dichloroethene	10	11.	114	2	20	70-130
Trichloroethene	10	11.	113	2	20	70-130
1,2-Dichlorobenzene	10	11.	113	1	20	70-130
1,3-Dichlorobenzene	10	11.	114	2	20	70-130
1,4-Dichlorobenzene	10	11.	112	2	20	70-130
Methyl tert butyl ether	10	8.9	89	1	20	70-130
p/m xylene	20	24.	118	3	20	70-130
o Xylene	20	24.	120	2	20	70-130
cis-1,2-Dichloroethene	10	11.	113	1	20	70-130
Dibromomethane	10	12.	117	0	20	70-130

* Values outside of QC limits.

COMMENTS: _____

_____

FORM III NJ-8260

3A

LAB CONTROL/LAB CONTROL DUPLICATE SAMPLE RECOVERY

WATER VOLATILE ORGANICS

Lab Name: Alpha Analytical Labs

SDG No.: L1505963 Matrix: Water

Lab Control Sample: WG772555-1LCS Injected: 04/01/15 06:53 Lab File ID: 0401A02.D

Lab Control Dup : WG772555-2LCSD Injected: 04/01/15 07:24 Lab File ID: 0401A03.D

COMPOUND	SPIKE ADDED (ug/l)	LCSD CONCENTRATION (ug/l)	LCSD % REC	% RPD	QC LIMITS RPD	QC LIMITS REC.
1,4-Dichlorobutane	10	10.	100	1	20	70-130
Iodomethane	10	8.3	83	4	20	40-160
1,2,3-Trichloropropane	10	10.	103	2	20	70-130
Styrene	20	24.	120	2	20	40-160
Dichlorodifluoromethane	10	7.5	75	1	20	40-160
Acetone	10	9.6	96	0	20	40-160
Carbon disulfide	10	10.	101	1	20	40-160
2-Butanone	10	9.2	92	0	20	40-160
Vinyl acetate	10	10.	100	1	20	70-130
4-Methyl-2-pentanone	10	9.3	93	2	20	40-160
2-Hexanone	10	8.2	82	4	20	40-160
Ethyl-methacrylate	10	9.3	93	1	20	70-130
Acrolein	10	12.	121	3	20	40-160
Acrylonitrile	10	11.	112	0	20	70-130
Bromochloromethane	10	12.	119	1	20	70-130
Tetrahydrofuran	10	9.4	94	1	20	70-130
2,2-Dichloropropane	10	8.1	81	2	20	40-160
1,3-Dichloropropane	10	11.	108	3	20	70-130
1,1,1,2-Tetrachloroethan	10	10.	105	0	20	40-160
Bromobenzene	10	11.	112	1	20	70-130
n-Butylbenzene	10	11.	107	3	20	70-130
sec-Butylbenzene	10	11.	110	1	20	70-130
tert-Butylbenzene	10	11.	113	1	20	70-130
2-Chlorotoluene	10	11.	112	1	20	70-130
4-Chorotoluene	10	11.	111	1	20	70-130
Hexachlorobutadiene	10	11.	111	3	20	70-130
Isopropylbenzene	10	12.	116	3	20	70-130
p-Isopropyltoluene	10	11.	112	2	20	70-130
Naphthalene	10	7.8	78	1	20	40-160
n-Propylbenzene	10	11.	115	1	20	70-130
1,2,3-Trichlorobenzene	10	9.0	90	1	20	70-130
1,2,4-Trichlorobenzene	10	9.3	93	3	20	70-130
1,3,5-Trimethybenzene	10	12.	116	2	20	70-130
1,2,4-Trimethylbenzene	10	11.	114	1	20	70-130
trans-1,4-Dichloro-2-but	10	8.3	83	0	20	70-130
Ethyl ether	10	11.	112	0	20	70-130
Methyl Acetate	10	9.8	98	1	20	70-130
Ethyl Acetate	10	9.5	95	5	20	70-130
Diisopropyl Ether	10	9.6	96	1	20	70-130
Cyclohexane	10	11.	113	3	20	70-130

* Values outside of QC limits.

COMMENTS: _____

_____

FORM III NJ-8260

3A

LAB CONTROL/LAB CONTROL DUPLICATE SAMPLE RECOVERY

WATER VOLATILE ORGANICS

Lab Name: Alpha Analytical Labs

SDG No.: L1505963 Matrix: Water

Lab Control Sample: WG772555-1LCS Injected: 04/01/15 06:53 Lab File ID: 0401A02.D

Lab Control Dup : WG772555-2LCSD Injected: 04/01/15 07:24 Lab File ID: 0401A03.D

COMPOUND	SPIKE ADDED (ug/l)	LCSD CONCENTRATION (ug/l)	LCSD % REC	% RPD	QC LIMITS RPD	QC LIMITS REC.
tert-Butyl Alcohol	50	38.	75	4	20	40-160
Ethyl-Tert-Butyl-Ether	10	8.3	83	0	20	70-130
Tertiary-Amyl Methyl Eth	10	7.6	76	1	20	70-130
1,2,4,5-tetramethylbenez	10	11.	111	2	20	70-130
p-Diethylbenzene	10	11.	113	3	20	70-130
Methyl cyclohexane	10	11.	114	3	20	70-130
Freon-113	10	12.	122	2	20	70-130
4-Ethyltoluene	10	11.	111	1	20	70-130

* Values outside of QC limits.

COMMENTS: _____

_____

FORM III NJ-8260

3A

LAB CONTROL/LAB CONTROL DUPLICATE SAMPLE RECOVERY

WATER VOLATILE ORGANICS

Lab Name: Alpha Analytical Labs

SDG No.: L1505963 Matrix: Water

Lab Control Sample: WG772794-1LCS Injected: 04/01/15 19:45 Lab File ID: 0401N01.D

COMPOUND	SPIKE ADDED (ug/l)	SAMPLE CONCENTRATION (ug/l)	LCS CONCENTRATION (ug/l)	LCS % REC	QC. LIMITS REC.
1,2-Dibromo-3-chloroprop	10	NA	8.4	84	40-160
1,4-Dioxane	500	NA	470	95	40-160
1,2-Dibromoethane	10	NA	9.7	97	70-130
Methylene chloride	10	NA	9.1	91	70-130
1,1-Dichloroethane	10	NA	9.5	95	70-130
Chloroform	10	NA	9.5	95	70-130
Carbontetrachloride	10	NA	8.9	89	70-130
1,2-Dichloropropane	10	NA	9.5	95	70-130
Chlorodibromomethane	10	NA	9.1	91	70-130
1,1,2-Trichloroethane	10	NA	9.8	98	70-130
2-Chloroethylvinyl ether	10	NA	9.5	95	40-160
Tetrachloroethene	10	NA	10.	104	70-130
Chlorobenzene	10	NA	9.8	98	70-130
Trichlorofluoromethane	10	NA	8.2	82	40-160
1,2-Dichloroethane	10	NA	9.5	95	70-130
1,1,1-Trichloroethane	10	NA	9.4	94	70-130
Bromodichloromethane	10	NA	10.	105	70-130
trans-1,3-Dichloropropen	10	NA	9.3	93	70-130
cis-1,3-Dichloropropene	10	NA	9.0	90	70-130
1,1-Dichloropropene	10	NA	9.6	96	70-130
Bromoform	10	NA	8.8	88	40-160
1,1,2,2,-Tetrachloroetha	10	NA	10.	100	40-160
Benzene	10	NA	9.6	96	70-130
Toluene	10	NA	9.7	97	70-130
Ethyl benzene	10	NA	9.9	99	70-130
Chloromethane	10	NA	9.0	90	40-160
Bromomethane	10	NA	8.8	88	40-160
Vinyl chloride	10	NA	9.5	96	70-130
Chloroethane	10	NA	8.9	89	40-160
1,1,-Dichloroethene	10	NA	9.1	91	70-130
trans-1,2-Dichloroethene	10	NA	9.7	97	70-130
Trichloroethene	10	NA	9.7	97	70-130
1,2-Dichlorobenzene	10	NA	9.9	99	70-130
1,3-Dichlorobenzene	10	NA	9.9	99	70-130
1,4-Dichlorobenzene	10	NA	10.	100	70-130
Methyl tert butyl ether	10	NA	9.2	92	70-130
p/m xylene	20	NA	20.	98	70-130
o Xylene	20	NA	19.	97	70-130
cis-1,2-Dichloroethene	10	NA	9.8	98	70-130
Dibromomethane	10	NA	9.4	94	70-130

* Values outside of QC limits.

COMMENTS: _____

_____

FORM III NJ-8260

3A

LAB CONTROL/LAB CONTROL DUPLICATE SAMPLE RECOVERY

WATER VOLATILE ORGANICS

Lab Name: Alpha Analytical Labs

SDG No.: L1505963 Matrix: Water

Lab Control Sample: WG772794-1LCS Injected: 04/01/15 19:45 Lab File ID: 0401N01.D

COMPOUND	SPIKE ADDED (ug/l)	SAMPLE CONCENTRATION (ug/l)	LCS CONCENTRATION (ug/l)	LCS % REC	QC. LIMITS REC.
1,4-Dichloro-2-butene	10	NA	9.6	96	70-130
Iodomethane	10	NA	4.2	42	40-160
1,2,3-Trichloropropane	10	NA	9.9	100	70-130
Styrene	20	NA	19.	96	40-160
Dichlorodifluoromethane	10	NA	10.	103	40-160
Acetone	10	NA	7.8	78	40-160
Carbon disulfide	10	NA	8.2	82	40-160
2-Butanone	10	NA	7.7	77	40-160
Vinyl acetate	10	NA	8.7	87	70-130
4-Methyl-2-pentanone	10	NA	9.9	99	40-160
2-Hexanone	10	NA	9.3	93	40-160
Ethyl-methacrylate	10	NA	9.3	94	70-130
Acrolein	10	NA	9.4	94	40-160
Acrylonitrile	10	NA	9.9	99	70-130
Bromochloromethane	10	NA	9.9	99	70-130
Tetrahydrofuran	10	NA	10.	103	70-130
2,2-Dichloropropane	10	NA	8.9	89	40-160
1,3-Dichloropropane	10	NA	9.9	99	70-130
1,1,1,2-Tetrachloroethan	10	NA	9.3	93	40-160
Bromobenzene	10	NA	10.	100	70-130
n-Butylbenzene	10	NA	9.5	95	70-130
sec-Butylbenzene	10	NA	9.7	97	70-130
tert-Butylbenzene	10	NA	9.7	97	70-130
2-Chlorotoluene	10	NA	9.8	98	70-130
4-Chorotoluene	10	NA	9.9	99	70-130
Hexachlorobutadiene	10	NA	11.	108	70-130
Isopropylbenzene	10	NA	10.	101	70-130
p-Isopropyltoluene	10	NA	9.8	98	70-130
Naphthalene	10	NA	9.9	99	40-160
n-Propylbenzene	10	NA	9.8	98	70-130
1,2,3-Trichlorobenzene	10	NA	11.	111	70-130
1,2,4-Trichlorobenzene	10	NA	11.	108	70-130
1,3,5-Trimethybenzene	10	NA	9.8	98	70-130
1,2,4-Trimethylbenzene	10	NA	9.7	97	70-130
trans-1,4-Dichloro-2-but	10	NA	9.3	93	70-130
Ethyl ether	10	NA	8.8	88	70-130
Methyl Acetate	10	NA	10.	102	70-130
Ethyl Acetate	10	NA	9.5	95	70-130
Diisopropyl Ether	10	NA	8.9	89	70-130
Cyclohexane	10	NA	9.6	96	70-130

* Values outside of QC limits.

COMMENTS: _____

_____

FORM III NJ-8260

3A

LAB CONTROL/LAB CONTROL DUPLICATE SAMPLE RECOVERY

WATER VOLATILE ORGANICS

Lab Name: Alpha Analytical Labs

SDG No.: L1505963 Matrix: Water

Lab Control Sample: WG772794-1LCS Injected: 04/01/15 19:45 Lab File ID: 0401N01.D

COMPOUND	SPIKE ADDED (ug/l)	SAMPLE CONCENTRATION (ug/l)	LCS CONCENTRATION (ug/l)	LCS % REC	QC. LIMITS REC.
tert-Butyl Alcohol	50	NA	65.	130	40-160
Ethyl-Tert-Butyl-Ether	10	NA	8.9	89	70-130
Tertiary-Amyl Methyl Eth	10	NA	8.9	89	70-130
1,2,4,5-Tetramethylbenze	10	NA	9.3	93	70-130
p-Diethylbenzene	10	NA	9.4	94	70-130
Methyl cyclohexane	10	NA	9.6	96	70-130
Freon-113	10	NA	9.1	91	70-130
4-Ethyltoluene	10	NA	10.	100	70-130

* Values outside of QC limits.

COMMENTS: _____

_____

FORM III NJ-8260

3A

LAB CONTROL/LAB CONTROL DUPLICATE SAMPLE RECOVERY

WATER VOLATILE ORGANICS

Lab Name: Alpha Analytical Labs

SDG No.: L1505963 Matrix: Water

Lab Control Sample: WG772794-1LCS Injected: 04/01/15 19:45 Lab File ID: 0401N01.D

Lab Control Dup : WG772794-2LCSD Injected: 04/01/15 20:18 Lab File ID: 0401N03.D

COMPOUND	SPIKE ADDED (ug/l)	LCSD CONCENTRATION (ug/l)	LCSD % REC	% RPD	QC LIMITS RPD	QC LIMITS REC.
1,2-Dibromo-3-chloroprop	10	11.	111	28 *	20	40-160
1,4-Dioxane	500	580	116	20	20	40-160
1,2-Dibromoethane	10	10.	106	9	20	70-130
Methylene chloride	10	9.3	93	2	20	70-130
1,1-Dichloroethane	10	9.7	97	2	20	70-130
Chloroform	10	9.8	98	3	20	70-130
Carbontetrachloride	10	9.5	95	7	20	70-130
1,2-Dichloropropane	10	10.	100	5	20	70-130
Chlorodibromomethane	10	9.7	97	6	20	70-130
1,1,2-Trichloroethane	10	11.	106	8	20	70-130
2-Chloroethylvinyl ether	10	11.	107	12	20	40-160
Tetrachloroethene	10	11.	107	3	20	70-130
Chlorobenzene	10	10.	102	4	20	70-130
Trichlorofluoromethane	10	8.4	84	2	20	40-160
1,2-Dichloroethane	10	10.	100	5	20	70-130
1,1,1-Trichloroethane	10	9.9	99	5	20	70-130
Bromodichloromethane	10	9.0	90	15	20	70-130
trans-1,3-Dichloropropen	10	10.	101	8	20	70-130
cis-1,3-Dichloropropene	10	9.6	96	6	20	70-130
1,1-Dichloropropene	10	9.8	98	2	20	70-130
Bromoform	10	9.9	100	13	20	40-160
1,1,2,2,-Tetrachloroetha	10	11.	110	10	20	40-160
Benzene	10	9.8	98	2	20	70-130
Toluene	10	10.	100	3	20	70-130
Ethyl benzene	10	10.	102	3	20	70-130
Chloromethane	10	9.0	90	0	20	40-160
Bromomethane	10	8.0	80	10	20	40-160
Vinyl chloride	10	9.7	97	1	20	70-130
Chloroethane	10	8.8	88	1	20	40-160
1,1,-Dichloroethene	10	9.5	95	4	20	70-130
trans-1,2-Dichloroethene	10	9.9	99	2	20	70-130
Trichloroethene	10	10.	101	4	20	70-130
1,2-Dichlorobenzene	10	10.	101	2	20	70-130
1,3-Dichlorobenzene	10	9.9	99	0	20	70-130
1,4-Dichlorobenzene	10	9.9	99	1	20	70-130
Methyl tert butyl ether	10	10.	102	10	20	70-130
p/m xylene	20	20.	101	3	20	70-130
o Xylene	20	20.	100	3	20	70-130
cis-1,2-Dichloroethene	10	10.	102	4	20	70-130
Dibromomethane	10	10.	100	6	20	70-130

* Values outside of QC limits.

COMMENTS: _____

_____

FORM III NJ-8260

3A

LAB CONTROL/LAB CONTROL DUPLICATE SAMPLE RECOVERY

WATER VOLATILE ORGANICS

Lab Name: Alpha Analytical Labs

SDG No.: L1505963 Matrix: Water

Lab Control Sample: WG772794-1LCS Injected: 04/01/15 19:45 Lab File ID: 0401N01.D

Lab Control Dup : WG772794-2LCSD Injected: 04/01/15 20:18 Lab File ID: 0401N03.D

COMPOUND	SPIKE ADDED (ug/l)	LCSD CONCENTRATION (ug/l)	LCSD % REC	% RPD	QC LIMITS RPD	QC LIMITS REC.
1,4-Dichloro-2-butene	10	10.	103	7	20	70-130
Iodomethane	10	5.0	50	17	20	40-160
1,2,3-Trichloropropane	10	11.	107	7	20	70-130
Styrene	20	20.	100	4	20	40-160
Dichlorodifluoromethane	10	10.	104	1	20	40-160
Acetone	10	10.	102	27 *	20	40-160
Carbon disulfide	10	8.8	88	7	20	40-160
2-Butanone	10	9.6	96	22 *	20	40-160
Vinyl acetate	10	9.8	98	12	20	70-130
4-Methyl-2-pentanone	10	11.	113	13	20	40-160
2-Hexanone	10	11.	110	17	20	40-160
Ethyl-methacrylate	10	11.	108	14	20	70-130
Acrolein	10	9.7	97	3	20	40-160
Acrylonitrile	10	12.	118	18	20	70-130
Bromochloromethane	10	10.	104	5	20	70-130
Tetrahydrofuran	10	12.	115	11	20	70-130
2,2-Dichloropropane	10	9.1	91	2	20	40-160
1,3-Dichloropropane	10	10.	105	6	20	70-130
1,1,1,2-Tetrachloroethan	10	9.8	98	5	20	40-160
Bromobenzene	10	10.	101	1	20	70-130
n-Butylbenzene	10	9.4	95	0	20	70-130
sec-Butylbenzene	10	9.7	97	0	20	70-130
tert-Butylbenzene	10	9.7	97	0	20	70-130
2-Chlorotoluene	10	9.8	98	0	20	70-130
4-Chorotoluene	10	9.8	99	0	20	70-130
Hexachlorobutadiene	10	11.	109	1	20	70-130
Isopropylbenzene	10	10.	101	0	20	70-130
p-Isopropyltoluene	10	9.9	99	1	20	70-130
Naphthalene	10	11.	109	10	20	40-160
n-Propylbenzene	10	9.8	98	0	20	70-130
1,2,3-Trichlorobenzene	10	12.	116	4	20	70-130
1,2,4-Trichlorobenzene	10	11.	110	2	20	70-130
1,3,5-Trimethybenzene	10	9.9	99	1	20	70-130
1,2,4-Trimethylbenzene	10	9.7	97	0	20	70-130
trans-1,4-Dichloro-2-but	10	8.9	89	4	20	70-130
Ethyl ether	10	9.6	96	9	20	70-130
Methyl Acetate	10	12.	116	13	20	70-130
Ethyl Acetate	10	11.	111	16	20	70-130
Diisopropyl Ether	10	9.4	94	5	20	70-130
Cyclohexane	10	9.9	99	3	20	70-130

* Values outside of QC limits.

COMMENTS: _____

_____

FORM III NJ-8260

3A

LAB CONTROL/LAB CONTROL DUPLICATE SAMPLE RECOVERY

WATER VOLATILE ORGANICS

Lab Name: Alpha Analytical Labs

SDG No.: L1505963 Matrix: Water

Lab Control Sample: WG772794-1LCS Injected: 04/01/15 19:45 Lab File ID: 0401N01.D

Lab Control Dup : WG772794-2LCSD Injected: 04/01/15 20:18 Lab File ID: 0401N03.D

COMPOUND	SPIKE ADDED (ug/l)	LCSD CONCENTRATION (ug/l)	LCSD % REC	% RPD	QC LIMITS RPD	QC LIMITS REC.
tert-Butyl Alcohol	50	78.	156	18	20	40-160
Ethyl-Tert-Butyl-Ether	10	9.8	98	10	20	70-130
Tertiary-Amyl Methyl Eth	10	10.	100	12	20	70-130
1,2,4,5-Tetramethylbenze	10	9.8	98	5	20	70-130
p-Diethylbenzene	10	9.5	95	1	20	70-130
Methyl cyclohexane	10	10.	102	6	20	70-130
Freon-113	10	9.3	93	2	20	70-130
4-Ethyltoluene	10	10.	100	0	20	70-130

* Values outside of QC limits.

COMMENTS: _____

_____

FORM III NJ-8260

3A

LAB CONTROL/LAB CONTROL DUPLICATE SAMPLE RECOVERY

WATER VOLATILE ORGANICS

Lab Name: Alpha Analytical Labs

SDG No.: L1505963 Matrix: Water

Lab Control Sample: WG772795-1LCS Injected: 04/01/15 20:01 Lab File ID: 0401N02.D

COMPOUND	SPIKE ADDED (ug/l)	SAMPLE CONCENTRATION (ug/l)	LCS CONCENTRATION (ug/l)	LCS % REC	QC. LIMITS REC.
1,2-Dibromo-3-chloroprop	10	NA	8.3	83	40-160
1,4-Dioxane	500	NA	520	104	40-160
1,2-Dibromoethane	10	NA	9.6	96	70-130
Methylene chloride	10	NA	9.9	99	70-130
1,1-Dichloroethane	10	NA	10.	102	70-130
Chloroform	10	NA	10.	103	70-130
Carbontetrachloride	10	NA	9.8	98	70-130
1,2-Dichloropropane	10	NA	8.6	86	70-130
Chlorodibromomethane	10	NA	9.1	91	70-130
1,1,2-Trichloroethane	10	NA	9.4	95	70-130
2-Chloroethylvinyl ether	10	NA	6.3	63	40-160
Tetrachloroethene	10	NA	10.	105	70-130
Chlorobenzene	10	NA	10.	101	70-130
Trichlorofluoromethane	10	NA	8.9	89	40-160
1,2-Dichloroethane	10	NA	10.	102	70-130
1,1,1-Trichloroethane	10	NA	10.	102	70-130
Bromodichloromethane	10	NA	9.2	92	70-130
trans-1,3-Dichloropropen	10	NA	9.1	91	70-130
cis-1,3-Dichloropropene	10	NA	9.2	92	70-130
1,1-Dichloropropene	10	NA	10.	102	70-130
Bromoform	10	NA	8.4	84	40-160
1,1,2,2,-Tetrachloroetha	10	NA	9.6	97	40-160
Benzene	10	NA	10.	100	70-130
Toluene	10	NA	10.	103	70-130
Ethyl benzene	10	NA	10.	102	70-130
Chloromethane	10	NA	10.	105	40-160
Bromomethane	10	NA	6.8	68	40-160
Vinyl chloride	10	NA	10.	100	70-130
Chloroethane	10	NA	9.5	95	40-160
1,1,-Dichloroethene	10	NA	9.8	98	70-130
trans-1,2-Dichloroethene	10	NA	10.	100	70-130
Trichloroethene	10	NA	10.	101	70-130
1,2-Dichlorobenzene	10	NA	10.	100	70-130
1,3-Dichlorobenzene	10	NA	10.	100	70-130
1,4-Dichlorobenzene	10	NA	9.9	99	70-130
Methyl tert butyl ether	10	NA	9.5	95	70-130
p/m xylene	20	NA	20.	102	70-130
o Xylene	20	NA	20.	100	70-130
cis-1,2-Dichloroethene	10	NA	10.	106	70-130
Dibromomethane	10	NA	9.6	96	70-130

* Values outside of QC limits.

COMMENTS: _____

_____

FORM III NJ-8260

3A

LAB CONTROL/LAB CONTROL DUPLICATE SAMPLE RECOVERY

WATER VOLATILE ORGANICS

Lab Name: Alpha Analytical Labs

SDG No.: L1505963 Matrix: Water

Lab Control Sample: WG772795-1LCS Injected: 04/01/15 20:01 Lab File ID: 0401N02.D

COMPOUND	SPIKE ADDED (ug/l)	SAMPLE CONCENTRATION (ug/l)	LCS CONCENTRATION (ug/l)	LCS % REC	QC. LIMITS REC.
1,4-Dichloro-2-butene	10	NA	9.2	92	70-130
Iodomethane	10	NA	1.6	16*	40-160
1,2,3-Trichloropropane	10	NA	9.4	94	70-130
Styrene	20	NA	20.	100	40-160
Dichlorodifluoromethane	10	NA	10.	105	40-160
Acetone	10	NA	5.7	58	40-160
Carbon disulfide	10	NA	8.6	86	40-160
2-Butanone	10	NA	7.2	72	40-160
Vinyl acetate	10	NA	8.8	88	70-130
4-Methyl-2-pentanone	10	NA	10.	102	40-160
2-Hexanone	10	NA	9.0	90	40-160
Ethyl-methacrylate	10	NA	10.	102	70-130
Acrolein	10	NA	9.1	91	40-160
Acrylonitrile	10	NA	9.9	99	70-130
Bromochloromethane	10	NA	10.	106	70-130
Tetrahydrofuran	10	NA	10.	104	70-130
2,2-Dichloropropane	10	NA	10.	101	40-160
1,3-Dichloropropane	10	NA	9.6	96	70-130
1,1,1,2-Tetrachloroethan	10	NA	9.4	94	40-160
Bromobenzene	10	NA	10.	100	70-130
n-Butylbenzene	10	NA	9.9	99	70-130
sec-Butylbenzene	10	NA	9.9	99	70-130
tert-Butylbenzene	10	NA	9.9	100	70-130
2-Chlorotoluene	10	NA	9.9	99	70-130
4-Chorotoluene	10	NA	9.8	98	70-130
Hexachlorobutadiene	10	NA	11.	114	70-130
Isopropylbenzene	10	NA	10.	100	70-130
p-Isopropyltoluene	10	NA	9.9	99	70-130
Naphthalene	10	NA	8.5	85	40-160
n-Propylbenzene	10	NA	9.9	99	70-130
1,2,3-Trichlorobenzene	10	NA	9.6	96	70-130
1,2,4-Trichlorobenzene	10	NA	10.	101	70-130
1,3,5-Trimethybenzene	10	NA	10.	100	70-130
1,2,4-Trimethylbenzene	10	NA	9.9	99	70-130
trans-1,4-Dichloro-2-but	10	NA	9.2	92	70-130
Ethyl ether	10	NA	9.4	95	70-130
Methyl Acetate	10	NA	9.4	94	70-130
Ethyl Acetate	10	NA	9.4	94	70-130
Diisopropyl Ether	10	NA	8.9	89	70-130
Cyclohexane	10	NA	10.	103	70-130

* Values outside of QC limits.

COMMENTS: _____

_____

FORM III NJ-8260

3A

LAB CONTROL/LAB CONTROL DUPLICATE SAMPLE RECOVERY

WATER VOLATILE ORGANICS

Lab Name: Alpha Analytical Labs

SDG No.: L1505963 Matrix: Water

Lab Control Sample: WG772795-1LCS Injected: 04/01/15 20:01 Lab File ID: 0401N02.D

COMPOUND	SPIKE ADDED (ug/l)	SAMPLE CONCENTRATION (ug/l)	LCS CONCENTRATION (ug/l)	LCS % REC	QC. LIMITS REC.
tert-Butyl Alcohol	50	NA	46.	92	40-160
Ethyl-Tert-Butyl-Ether	10	NA	8.9	89	70-130
Tertiary-Amyl Methyl Eth	10	NA	9.1	91	70-130
1,2,4,5-Tetramethylbenze	10	NA	9.7	97	70-130
p-Diethylbenzene	10	NA	9.9	100	70-130
Methyl cyclohexane	10	NA	10.	104	70-130
Freon-113	10	NA	9.6	96	70-130
4-Ethyltoluene	10	NA	10.	100	70-130

* Values outside of QC limits.

COMMENTS: _____

_____

FORM III NJ-8260

3A

LAB CONTROL/LAB CONTROL DUPLICATE SAMPLE RECOVERY

WATER VOLATILE ORGANICS

Lab Name: Alpha Analytical Labs

SDG No.: L1505963 Matrix: Water

Lab Control Sample: WG772795-1LCS Injected: 04/01/15 20:01 Lab File ID: 0401N02.D

Lab Control Dup : WG772795-2LCSD Injected: 04/01/15 20:34 Lab File ID: 0401N04.D

COMPOUND	SPIKE ADDED (ug/l)	LCSD CONCENTRATION (ug/l)	LCSD % REC	% RPD	QC LIMITS RPD	QC LIMITS REC.
1,2-Dibromo-3-chloroprop	10	8.8	88	6	20	40-160
1,4-Dioxane	500	580	116	11	20	40-160
1,2-Dibromoethane	10	9.5	95	1	20	70-130
Methylene chloride	10	9.5	95	4	20	70-130
1,1-Dichloroethane	10	10.	103	1	20	70-130
Chloroform	10	10.	104	1	20	70-130
Carbontetrachloride	10	9.9	99	1	20	70-130
1,2-Dichloropropane	10	8.6	86	0	20	70-130
Chlorodibromomethane	10	8.9	89	2	20	70-130
1,1,2-Trichloroethane	10	9.6	96	1	20	70-130
2-Chloroethylvinyl ether	10	6.9	69	9	20	40-160
Tetrachloroethene	10	10.	102	3	20	70-130
Chlorobenzene	10	10.	100	1	20	70-130
Trichlorofluoromethane	10	9.0	90	1	20	40-160
1,2-Dichloroethane	10	10.	101	1	20	70-130
1,1,1-Trichloroethane	10	10.	104	2	20	70-130
Bromodichloromethane	10	9.9	100	8	20	70-130
trans-1,3-Dichloropropen	10	9.0	90	1	20	70-130
cis-1,3-Dichloropropene	10	9.2	92	0	20	70-130
1,1-Dichloropropene	10	10.	102	0	20	70-130
Bromoform	10	8.8	88	5	20	40-160
1,1,2,2,-Tetrachloroetha	10	10.	100	3	20	40-160
Benzene	10	9.8	99	1	20	70-130
Toluene	10	10.	101	2	20	70-130
Ethyl benzene	10	10.	101	1	20	70-130
Chloromethane	10	9.7	97	8	20	40-160
Bromomethane	10	6.8	68	0	20	40-160
Vinyl chloride	10	10.	102	2	20	70-130
Chloroethane	10	9.2	92	3	20	40-160
1,1,-Dichloroethene	10	9.9	99	1	20	70-130
trans-1,2-Dichloroethene	10	10.	100	0	20	70-130
Trichloroethene	10	10.	102	1	20	70-130
1,2-Dichlorobenzene	10	10.	102	2	20	70-130
1,3-Dichlorobenzene	10	10.	102	2	20	70-130
1,4-Dichlorobenzene	10	10.	100	1	20	70-130
Methyl tert butyl ether	10	9.7	97	2	20	70-130
p/m xylene	20	20.	101	1	20	70-130
o Xylene	20	20.	99	1	20	70-130
cis-1,2-Dichloroethene	10	11.	107	1	20	70-130
Dibromomethane	10	9.8	98	2	20	70-130

* Values outside of QC limits.

COMMENTS: _____

_____

FORM III NJ-8260

3A

LAB CONTROL/LAB CONTROL DUPLICATE SAMPLE RECOVERY

WATER VOLATILE ORGANICS

Lab Name: Alpha Analytical Labs

SDG No.: L1505963 Matrix: Water

Lab Control Sample: WG772795-1LCS Injected: 04/01/15 20:01 Lab File ID: 0401N02.D

Lab Control Dup : WG772795-2LCSD Injected: 04/01/15 20:34 Lab File ID: 0401N04.D

COMPOUND	SPIKE ADDED (ug/l)	LCSD CONCENTRATION (ug/l)	LCSD % REC	% RPD	QC LIMITS RPD	QC LIMITS REC.
1,4-Dichloro-2-butene	10	9.5	95	3	20	70-130
Iodomethane	10	2.3	23 *	36 *	20	40-160
1,2,3-Trichloropropane	10	9.6	96	2	20	70-130
Styrene	20	20.	98	2	20	40-160
Dichlorodifluoromethane	10	11.	108	3	20	40-160
Acetone	10	6.3	63	8	20	40-160
Carbon disulfide	10	8.9	89	3	20	40-160
2-Butanone	10	7.6	76	5	20	40-160
Vinyl acetate	10	9.1	91	3	20	70-130
4-Methyl-2-pentanone	10	11.	107	5	20	40-160
2-Hexanone	10	9.2	92	2	20	40-160
Ethyl-methacrylate	10	10.	101	1	20	70-130
Acrolein	10	9.5	95	4	20	40-160
Acrylonitrile	10	9.9	99	0	20	70-130
Bromochloromethane	10	11.	107	1	20	70-130
Tetrahydrofuran	10	10.	104	0	20	70-130
2,2-Dichloropropane	10	10.	103	2	20	40-160
1,3-Dichloropropane	10	9.6	96	0	20	70-130
1,1,1,2-Tetrachloroethan	10	9.2	92	2	20	40-160
Bromobenzene	10	10.	102	2	20	70-130
n-Butylbenzene	10	9.8	98	1	20	70-130
sec-Butylbenzene	10	10.	100	1	20	70-130
tert-Butylbenzene	10	10.	100	0	20	70-130
2-Chlorotoluene	10	10.	100	1	20	70-130
4-Chorotoluene	10	9.9	99	1	20	70-130
Hexachlorobutadiene	10	12.	116	2	20	70-130
Isopropylbenzene	10	10.	102	2	20	70-130
p-Isopropyltoluene	10	10.	100	1	20	70-130
Naphthalene	10	9.2	92	8	20	40-160
n-Propylbenzene	10	10.	100	1	20	70-130
1,2,3-Trichlorobenzene	10	10.	101	5	20	70-130
1,2,4-Trichlorobenzene	10	10.	102	1	20	70-130
1,3,5-Trimethybenzene	10	10.	100	0	20	70-130
1,2,4-Trimethylbenzene	10	10.	100	1	20	70-130
trans-1,4-Dichloro-2-but	10	9.7	97	5	20	70-130
Ethyl ether	10	9.4	94	1	20	70-130
Methyl Acetate	10	10.	102	8	20	70-130
Ethyl Acetate	10	9.4	94	0	20	70-130
Diisopropyl Ether	10	9.1	91	2	20	70-130
Cyclohexane	10	10.	105	2	20	70-130

* Values outside of QC limits.

COMMENTS: _____

_____

FORM III NJ-8260

3A

LAB CONTROL/LAB CONTROL DUPLICATE SAMPLE RECOVERY

WATER VOLATILE ORGANICS

Lab Name: Alpha Analytical Labs

SDG No.: L1505963 Matrix: Water

Lab Control Sample: WG772795-1LCS Injected: 04/01/15 20:01 Lab File ID: 0401N02.D

Lab Control Dup : WG772795-2LCSD Injected: 04/01/15 20:34 Lab File ID: 0401N04.D

COMPOUND	SPIKE ADDED (ug/l)	LCSD CONCENTRATION (ug/l)	LCSD % REC	% RPD	QC LIMITS RPD	QC LIMITS REC.
tert-Butyl Alcohol	50	48.	97	5	20	40-160
Ethyl-Tert-Butyl-Ether	10	9.2	92	3	20	70-130
Tertiary-Amyl Methyl Eth	10	9.4	94	3	20	70-130
1,2,4,5-Tetramethylbenze	10	9.9	99	2	20	70-130
p-Diethylbenzene	10	9.9	99	1	20	70-130
Methyl cyclohexane	10	10.	104	0	20	70-130
Freon-113	10	9.8	98	2	20	70-130
4-Ethyltoluene	10	10.	101	1	20	70-130

* Values outside of QC limits.

COMMENTS: _____

_____

FORM III NJ-8260

3A

LAB CONTROL/LAB CONTROL DUPLICATE SAMPLE RECOVERY

WATER VOLATILE ORGANICS

Lab Name: Alpha Analytical Labs

SDG No.: L1505963 Matrix: Water

Lab Control Sample: WG772842-1LCS Injected: 04/02/15 03:07 Lab File ID: 0402A01.D

COMPOUND	SPIKE ADDED (ug/l)	SAMPLE CONCENTRATION (ug/l)	LCS CONCENTRATION (ug/l)	LCS % REC	QC. LIMITS REC.
1,2-Dibromo-3-chloroprop	10	NA	8.4	84	40-160
1,4-Dioxane	500	NA	640	128	40-160
1,2-Dibromoethane	10	NA	11.	107	70-130
Methylene chloride	10	NA	12.	118	70-130
1,1-Dichloroethane	10	NA	11.	109	70-130
Chloroform	10	NA	12.	115	70-130
Carbontetrachloride	10	NA	11.	108	70-130
1,2-Dichloropropane	10	NA	11.	110	70-130
Chlorodibromomethane	10	NA	11.	112	70-130
1,1,2-Trichloroethane	10	NA	11.	114	70-130
2-Chloroethylvinyl ether	10	NA	9.2	92	40-160
Tetrachloroethene	10	NA	12.	123	70-130
Chlorobenzene	10	NA	12.	118	70-130
Trichlorofluoromethane	10	NA	11.	108	40-160
1,2-Dichloroethane	10	NA	12.	117	70-130
1,1,1-Trichloroethane	10	NA	11.	106	70-130
Bromodichloromethane	10	NA	11.	110	70-130
trans-1,3-Dichloropropen	10	NA	9.1	91	70-130
cis-1,3-Dichloropropene	10	NA	9.6	96	70-130
1,1-Dichloropropene	10	NA	11.	114	70-130
Bromoform	10	NA	10.	104	40-160
1,1,2,2,-Tetrachloroetha	10	NA	11.	108	40-160
Benzene	10	NA	11.	113	70-130
Toluene	10	NA	11.	115	70-130
Ethyl benzene	10	NA	12.	116	70-130
Chloromethane	10	NA	7.4	74	40-160
Bromomethane	10	NA	10.	104	40-160
Vinyl chloride	10	NA	9.0	90	70-130
Chloroethane	10	NA	10.	103	40-160
1,1,-Dichloroethene	10	NA	11.	108	70-130
trans-1,2-Dichloroethene	10	NA	11.	114	70-130
Trichloroethene	10	NA	11.	113	70-130
1,2-Dichlorobenzene	10	NA	11.	114	70-130
1,3-Dichlorobenzene	10	NA	12.	115	70-130
1,4-Dichlorobenzene	10	NA	11.	113	70-130
Methyl tert butyl ether	10	NA	9.0	90	70-130
p/m xylene	20	NA	24.	119	70-130
o Xylene	20	NA	24.	120	70-130
cis-1,2-Dichloroethene	10	NA	11.	114	70-130
Dibromomethane	10	NA	12.	120	70-130

* Values outside of QC limits.

COMMENTS: _____

_____

FORM III NJ-8260

3A

LAB CONTROL/LAB CONTROL DUPLICATE SAMPLE RECOVERY

WATER VOLATILE ORGANICS

Lab Name: Alpha Analytical Labs

SDG No.: L1505963 Matrix: Water

Lab Control Sample: WG772842-1LCS Injected: 04/02/15 03:07 Lab File ID: 0402A01.D

COMPOUND	SPIKE ADDED (ug/l)	SAMPLE CONCENTRATION (ug/l)	LCS CONCENTRATION (ug/l)	LCS % REC	QC. LIMITS REC.
1,4-Dichlorobutane	10	NA	10.	101	70-130
Iodomethane	10	NA	5.8	59	40-160
1,2,3-Trichloropropane	10	NA	11.	107	70-130
Styrene	20	NA	24.	120	40-160
Dichlorodifluoromethane	10	NA	6.8	68	40-160
Acetone	10	NA	8.9	89	40-160
Carbon disulfide	10	NA	9.3	93	40-160
2-Butanone	10	NA	9.4	94	40-160
Vinyl acetate	10	NA	10.	104	70-130
4-Methyl-2-pentanone	10	NA	9.3	93	40-160
2-Hexanone	10	NA	8.3	83	40-160
Ethyl-methacrylate	10	NA	9.4	94	70-130
Acrolein	10	NA	12.	117	40-160
Acrylonitrile	10	NA	11.	114	70-130
Bromochloromethane	10	NA	12.	121	70-130
Tetrahydrofuran	10	NA	9.6	96	70-130
2,2-Dichloropropane	10	NA	8.2	82	40-160
1,3-Dichloropropane	10	NA	11.	113	70-130
1,1,1,2-Tetrachloroethan	10	NA	11.	113	40-160
Bromobenzene	10	NA	11.	114	70-130
n-Butylbenzene	10	NA	10.	105	70-130
sec-Butylbenzene	10	NA	11.	107	70-130
tert-Butylbenzene	10	NA	11.	111	70-130
2-Chlorotoluene	10	NA	11.	111	70-130
4-Chorotoluene	10	NA	11.	110	70-130
Hexachlorobutadiene	10	NA	11.	108	70-130
Isopropylbenzene	10	NA	11.	115	70-130
p-Isopropyltoluene	10	NA	11.	110	70-130
Naphthalene	10	NA	7.5	75	40-160
n-Propylbenzene	10	NA	11.	112	70-130
1,2,3-Trichlorobenzene	10	NA	8.5	85	70-130
1,2,4-Trichlorobenzene	10	NA	9.1	91	70-130
1,3,5-Trimethybenzene	10	NA	12.	116	70-130
1,2,4-Trimethylbenzene	10	NA	11.	114	70-130
trans-1,4-Dichloro-2-but	10	NA	8.9	89	70-130
Ethyl ether	10	NA	11.	114	70-130
Methyl Acetate	10	NA	10.	104	70-130
Ethyl Acetate	10	NA	9.8	98	70-130
Diisopropyl Ether	10	NA	9.5	95	70-130
Cyclohexane	10	NA	10.	105	70-130

* Values outside of QC limits.

COMMENTS: _____

_____

FORM III NJ-8260

3A

LAB CONTROL/LAB CONTROL DUPLICATE SAMPLE RECOVERY

WATER VOLATILE ORGANICS

Lab Name: Alpha Analytical Labs

SDG No.: L1505963 Matrix: Water

Lab Control Sample: WG772842-1LCS Injected: 04/02/15 03:07 Lab File ID: 0402A01.D

COMPOUND	SPIKE ADDED (ug/l)	SAMPLE CONCENTRATION (ug/l)	LCS CONCENTRATION (ug/l)	LCS % REC	QC. LIMITS REC.
tert-Butyl Alcohol	50	NA	35.	70	40-160
Ethyl-Tert-Butyl-Ether	10	NA	8.3	83	70-130
Tertiary-Amyl Methyl Eth	10	NA	7.6	76	70-130
1,2,4,5-tetramethylbenez	10	NA	11.	110	70-130
p-Diethylbenzene	10	NA	11.	111	70-130
Methyl cyclohexane	10	NA	11.	107	70-130
Freon-113	10	NA	12.	116	70-130
4-Ethyltoluene	10	NA	11.	110	70-130

* Values outside of QC limits.

COMMENTS: _____

_____

FORM III NJ-8260

3A

LAB CONTROL/LAB CONTROL DUPLICATE SAMPLE RECOVERY

WATER VOLATILE ORGANICS

Lab Name: Alpha Analytical Labs

SDG No.: L1505963 Matrix: Water

Lab Control Sample: WG772842-1LCS Injected: 04/02/15 03:07 Lab File ID: 0402A01.D

Lab Control Dup : WG772842-2LCSD Injected: 04/02/15 03:39 Lab File ID: 0402A02.D

COMPOUND	SPIKE ADDED (ug/l)	LCSD CONCENTRATION (ug/l)	LCSD % REC	% RPD	QC LIMITS RPD	QC LIMITS REC.
1,2-Dibromo-3-chloroprop	10	8.8	89	6	20	40-160
1,4-Dioxane	500	720	143	11	20	40-160
1,2-Dibromoethane	10	11.	110	3	20	70-130
Methylene chloride	10	12.	121	3	20	70-130
1,1-Dichloroethane	10	11.	111	2	20	70-130
Chloroform	10	12.	120	4	20	70-130
Carbontetrachloride	10	11.	113	5	20	70-130
1,2-Dichloropropane	10	11.	113	3	20	70-130
Chlorodibromomethane	10	12.	116	4	20	70-130
1,1,2-Trichloroethane	10	12.	115	1	20	70-130
2-Chloroethylvinyl ether	10	9.6	97	5	20	40-160
Tetrachloroethene	10	12.	124	1	20	70-130
Chlorobenzene	10	12.	119	1	20	70-130
Trichlorofluoromethane	10	11.	110	2	20	40-160
1,2-Dichloroethane	10	12.	122	4	20	70-130
1,1,1-Trichloroethane	10	11.	110	4	20	70-130
Bromodichloromethane	10	11.	114	4	20	70-130
trans-1,3-Dichloropropen	10	9.4	94	3	20	70-130
cis-1,3-Dichloropropene	10	10.	101	5	20	70-130
1,1-Dichloropropene	10	12.	115	1	20	70-130
Bromoform	10	11.	108	4	20	40-160
1,1,2,2,-Tetrachloroetha	10	11.	110	2	20	40-160
Benzene	10	12.	116	3	20	70-130
Toluene	10	12.	115	0	20	70-130
Ethyl benzene	10	12.	118	2	20	70-130
Chloromethane	10	7.3	73	1	20	40-160
Bromomethane	10	10.	100	4	20	40-160
Vinyl chloride	10	9.3	93	3	20	70-130
Chloroethane	10	10.	105	2	20	40-160
1,1,-Dichloroethene	10	11.	112	4	20	70-130
trans-1,2-Dichloroethene	10	12.	115	1	20	70-130
Trichloroethene	10	12.	115	2	20	70-130
1,2-Dichlorobenzene	10	12.	118	3	20	70-130
1,3-Dichlorobenzene	10	12.	120	4	20	70-130
1,4-Dichlorobenzene	10	12.	117	3	20	70-130
Methyl tert butyl ether	10	9.2	92	2	20	70-130
p/m xylene	20	24.	121	2	20	70-130
o Xylene	20	24.	123	2	20	70-130
cis-1,2-Dichloroethene	10	12.	117	3	20	70-130
Dibromomethane	10	12.	126	5	20	70-130

* Values outside of QC limits.

COMMENTS: _____

_____

FORM III NJ-8260

3A

LAB CONTROL/LAB CONTROL DUPLICATE SAMPLE RECOVERY

WATER VOLATILE ORGANICS

Lab Name: Alpha Analytical Labs

SDG No.: L1505963 Matrix: Water

Lab Control Sample: WG772842-1LCS Injected: 04/02/15 03:07 Lab File ID: 0402A01.D

Lab Control Dup : WG772842-2LCSD Injected: 04/02/15 03:39 Lab File ID: 0402A02.D

COMPOUND	SPIKE ADDED (ug/l)	LCSD CONCENTRATION (ug/l)	LCSD % REC	% RPD	QC LIMITS RPD	QC LIMITS REC.
1,4-Dichlorobutane	10	10.	102	1	20	70-130
Iodomethane	10	6.7	67	13	20	40-160
1,2,3-Trichloropropane	10	11.	110	3	20	70-130
Styrene	20	25.	124	3	20	40-160
Dichlorodifluoromethane	10	6.9	69	1	20	40-160
Acetone	10	9.7	97	9	20	40-160
Carbon disulfide	10	9.7	97	4	20	40-160
2-Butanone	10	9.8	98	4	20	40-160
Vinyl acetate	10	11.	108	4	20	70-130
4-Methyl-2-pentanone	10	9.7	97	4	20	40-160
2-Hexanone	10	8.7	87	5	20	40-160
Ethyl-methacrylate	10	9.6	96	2	20	70-130
Acrolein	10	13.	129	10	20	40-160
Acrylonitrile	10	12.	120	5	20	70-130
Bromochloromethane	10	13.	127	5	20	70-130
Tetrahydrofuran	10	10.	100	4	20	70-130
2,2-Dichloropropane	10	8.5	85	4	20	40-160
1,3-Dichloropropane	10	11.	114	1	20	70-130
1,1,1,2-Tetrachloroethan	10	12.	117	3	20	40-160
Bromobenzene	10	12.	117	3	20	70-130
n-Butylbenzene	10	11.	109	4	20	70-130
sec-Butylbenzene	10	11.	110	3	20	70-130
tert-Butylbenzene	10	11.	113	2	20	70-130
2-Chlorotoluene	10	11.	112	1	20	70-130
4-Chorotoluene	10	11.	113	3	20	70-130
Hexachlorobutadiene	10	12.	116	7	20	70-130
Isopropylbenzene	10	12.	117	2	20	70-130
p-Isopropyltoluene	10	11.	114	4	20	70-130
Naphthalene	10	8.6	86	14	20	40-160
n-Propylbenzene	10	11.	114	2	20	70-130
1,2,3-Trichlorobenzene	10	9.8	98	14	20	70-130
1,2,4-Trichlorobenzene	10	10.	100	9	20	70-130
1,3,5-Trimethybenzene	10	12.	118	2	20	70-130
1,2,4-Trimethylbenzene	10	12.	116	2	20	70-130
trans-1,4-Dichloro-2-but	10	9.1	91	2	20	70-130
Ethyl ether	10	12.	117	3	20	70-130
Methyl Acetate	10	10.	104	0	20	70-130
Ethyl Acetate	10	10.	103	5	20	70-130
Diisopropyl Ether	10	9.8	98	3	20	70-130
Cyclohexane	10	11.	108	3	20	70-130

* Values outside of QC limits.

COMMENTS: _____

_____

FORM III NJ-8260

3A

LAB CONTROL/LAB CONTROL DUPLICATE SAMPLE RECOVERY

WATER VOLATILE ORGANICS

Lab Name: Alpha Analytical Labs

SDG No.: L1505963 Matrix: Water

Lab Control Sample: WG772842-1LCS Injected: 04/02/15 03:07 Lab File ID: 0402A01.D

Lab Control Dup : WG772842-2LCSD Injected: 04/02/15 03:39 Lab File ID: 0402A02.D

COMPOUND	SPIKE ADDED (ug/l)	LCSD CONCENTRATION (ug/l)	LCSD % REC	% RPD	QC LIMITS RPD	QC LIMITS REC.
tert-Butyl Alcohol	50	40.	79	12	20	40-160
Ethyl-Tert-Butyl-Ether	10	8.6	86	4	20	70-130
Tertiary-Amyl Methyl Eth	10	7.9	79	4	20	70-130
1,2,4,5-tetramethylbenez	10	11.	113	3	20	70-130
p-Diethylbenzene	10	12.	118	6	20	70-130
Methyl cyclohexane	10	11.	111	4	20	70-130
Freon-113	10	12.	117	1	20	70-130
4-Ethyltoluene	10	11.	111	1	20	70-130

* Values outside of QC limits.

COMMENTS: _____

_____

FORM III NJ-8260

3A

LAB CONTROL/LAB CONTROL DUPLICATE SAMPLE RECOVERY

WATER VOLATILE ORGANICS

Lab Name: Alpha Analytical Labs

SDG No.: L1505963 Matrix: Water

Lab Control Sample: WG772851-1LCS Injected: 04/01/15 20:54 Lab File ID: 0401A01.D

COMPOUND	SPIKE ADDED (ug/l)	SAMPLE CONCENTRATION (ug/l)	LCS CONCENTRATION (ug/l)	LCS % REC	QC. LIMITS REC.
1,2-Dibromo-3-chloroprop	10	NA	10.	104	40-160
1,4-Dioxane	500	NA	400	79	40-160
1,2-Dibromoethane	10	NA	9.4	94	70-130
Methylene chloride	10	NA	9.9	99	70-130
1,1-Dichloroethane	10	NA	9.6	96	70-130
Chloroform	10	NA	10.	105	70-130
Carbontetrachloride	10	NA	9.7	97	70-130
1,2-Dichloropropane	10	NA	9.4	94	70-130
Chlorodibromomethane	10	NA	9.5	95	70-130
1,1,2-Trichloroethane	10	NA	9.8	98	70-130
Tetrachloroethene	10	NA	9.6	96	70-130
Chlorobenzene	10	NA	9.8	98	70-130
Trichlorofluoromethane	10	NA	9.8	98	40-160
1,2-Dichloroethane	10	NA	11.	109	70-130
1,1,1-Trichloroethane	10	NA	10.	100	70-130
Bromodichloromethane	10	NA	10.	100	70-130
trans-1,3-Dichloropropen	10	NA	8.9	89	70-130
cis-1,3-Dichloropropene	10	NA	9.2	92	70-130
Bromoform	10	NA	9.5	95	40-160
1,1,2,2,-Tetrachloroetha	10	NA	9.1	91	40-160
Benzene	10	NA	9.7	97	70-130
Toluene	10	NA	9.4	94	70-130
Ethyl benzene	10	NA	9.7	97	70-130
Chloromethane	10	NA	5.9	59	40-160
Bromomethane	10	NA	8.3	83	40-160
Vinyl chloride	10	NA	9.5	95	70-130
Chloroethane	10	NA	11.	114	40-160
1,1,-Dichloroethene	10	NA	9.2	92	70-130
trans-1,2-Dichloroethene	10	NA	9.7	97	70-130
Trichloroethene	10	NA	10.	102	70-130
1,2-Dichlorobenzene	10	NA	9.3	93	70-130
1,3-Dichlorobenzene	10	NA	9.1	91	70-130
1,4-Dichlorobenzene	10	NA	9.0	90	70-130
Methyl tert butyl ether	10	NA	9.4	94	70-130
p/m xylene	20	NA	20.	102	70-130
o Xylene	20	NA	21.	104	70-130
cis-1,2-Dichloroethene	10	NA	10.	101	70-130
Styrene	20	NA	21.	104	40-160
Dichlorodifluoromethane	10	NA	5.9	59	40-160
Acetone	10	NA	13.	126	40-160

* Values outside of QC limits.

COMMENTS: _____

_____

FORM III NJ-8260

3A

LAB CONTROL/LAB CONTROL DUPLICATE SAMPLE RECOVERY

WATER VOLATILE ORGANICS

Lab Name: Alpha Analytical Labs

SDG No.: L1505963 Matrix: Water

Lab Control Sample: WG772851-1LCS Injected: 04/01/15 20:54 Lab File ID: 0401A01.D

COMPOUND	SPIKE ADDED (ug/l)	SAMPLE CONCENTRATION (ug/l)	LCS CONCENTRATION (ug/l)	LCS % REC	QC. LIMITS REC.
Carbon disulfide	10	NA	8.5	85	40-160
2-Butanone	10	NA	10.	100	40-160
4-Methyl-2-pentanone	10	NA	8.5	86	40-160
2-Hexanone	10	NA	8.2	82	40-160
Bromochloromethane	10	NA	12.	115	70-130
Isopropylbenzene	10	NA	9.1	91	70-130
1,2,3-Trichlorobenzene	10	NA	7.9	79	70-130
1,2,4-Trichlorobenzene	10	NA	7.8	78	70-130
Methyl Acetate	10	NA	9.4	94	70-130
Cyclohexane	10	NA	8.6	86	70-130
Methyl cyclohexane	10	NA	9.3	93	70-130
Freon-113	10	NA	9.5	95	70-130

* Values outside of QC limits.

COMMENTS: _____

_____

FORM III NJ-8260

3A

LAB CONTROL/LAB CONTROL DUPLICATE SAMPLE RECOVERY

WATER VOLATILE ORGANICS

Lab Name: Alpha Analytical Labs

SDG No.: L1505963 Matrix: Water

Lab Control Sample: WG772851-1LCS Injected: 04/01/15 20:54 Lab File ID: 0401A01.D

Lab Control Dup : WG772851-2LCSD Injected: 04/01/15 21:24 Lab File ID: 0401A02.D

COMPOUND	SPIKE ADDED (ug/l)	LCSD CONCENTRATION (ug/l)	LCSD % REC	% RPD	QC LIMITS RPD	QC LIMITS REC.
1,2-Dibromo-3-chloroprop	10	8.9	89	16	20	40-160
1,4-Dioxane	500	510	102	25 *	20	40-160
1,2-Dibromoethane	10	9.2	92	2	20	70-130
Methylene chloride	10	9.5	95	4	20	70-130
1,1-Dichloroethane	10	9.5	95	1	20	70-130
Chloroform	10	10.	102	3	20	70-130
Carbontetrachloride	10	9.8	98	1	20	70-130
1,2-Dichloropropane	10	9.2	92	2	20	70-130
Chlorodibromomethane	10	9.3	93	2	20	70-130
1,1,2-Trichloroethane	10	9.5	95	3	20	70-130
Tetrachloroethene	10	9.5	95	1	20	70-130
Chlorobenzene	10	9.7	97	1	20	70-130
Trichlorofluoromethane	10	9.7	98	0	20	40-160
1,2-Dichloroethane	10	10.	104	5	20	70-130
1,1,1-Trichloroethane	10	9.8	98	2	20	70-130
Bromodichloromethane	10	9.8	99	1	20	70-130
trans-1,3-Dichloropropen	10	8.8	88	1	20	70-130
cis-1,3-Dichloropropene	10	9.0	90	2	20	70-130
Bromoform	10	9.4	94	1	20	40-160
1,1,2,2,-Tetrachloroetha	10	9.0	90	1	20	40-160
Benzene	10	9.5	95	2	20	70-130
Toluene	10	9.4	94	0	20	70-130
Ethyl benzene	10	9.6	96	1	20	70-130
Chloromethane	10	5.9	59	0	20	40-160
Bromomethane	10	8.5	85	2	20	40-160
Vinyl chloride	10	9.3	93	2	20	70-130
Chloroethane	10	11.	113	1	20	40-160
1,1,-Dichloroethene	10	9.2	92	0	20	70-130
trans-1,2-Dichloroethene	10	9.5	95	2	20	70-130
Trichloroethene	10	9.9	99	3	20	70-130
1,2-Dichlorobenzene	10	9.5	95	2	20	70-130
1,3-Dichlorobenzene	10	9.5	95	4	20	70-130
1,4-Dichlorobenzene	10	9.3	93	3	20	70-130
Methyl tert butyl ether	10	9.0	90	4	20	70-130
p/m xylene	20	20.	102	0	20	70-130
o Xylene	20	21.	104	0	20	70-130
cis-1,2-Dichloroethene	10	9.8	98	3	20	70-130
Styrene	20	21.	105	1	20	40-160
Dichlorodifluoromethane	10	5.7	57	3	20	40-160
Acetone	10	11.	107	16	20	40-160

* Values outside of QC limits.

COMMENTS: _____

_____

FORM III NJ-8260

3A

LAB CONTROL/LAB CONTROL DUPLICATE SAMPLE RECOVERY

WATER VOLATILE ORGANICS

Lab Name: Alpha Analytical Labs

SDG No.: L1505963 Matrix: Water

Lab Control Sample: WG772851-1LCS Injected: 04/01/15 20:54 Lab File ID: 0401A01.D

Lab Control Dup : WG772851-2LCSD Injected: 04/01/15 21:24 Lab File ID: 0401A02.D

COMPOUND	SPIKE ADDED (ug/l)	LCSD CONCENTRATION (ug/l)	LCSD % REC	% RPD	QC LIMITS RPD	QC LIMITS REC.
Carbon disulfide	10	8.3	83	2	20	40-160
2-Butanone	10	8.1	81	21 *	20	40-160
4-Methyl-2-pentanone	10	7.9	79	8	20	40-160
2-Hexanone	10	7.5	75	9	20	40-160
Bromochloromethane	10	11.	110	4	20	70-130
Isopropylbenzene	10	9.2	92	1	20	70-130
1,2,3-Trichlorobenzene	10	9.0	90	13	20	70-130
1,2,4-Trichlorobenzene	10	8.6	86	10	20	70-130
Methyl Acetate	10	8.7	87	8	20	70-130
Cyclohexane	10	8.5	85	1	20	70-130
Methyl cyclohexane	10	9.1	91	2	20	70-130
Freon-113	10	9.3	93	2	20	70-130

* Values outside of QC limits.

COMMENTS: _____

_____

FORM III NJ-8260

Internal Standard Summary

8A

VOLATILE ORGANICS INTERNAL STANDARD AREA AND RT SUMMARY

Lab Name: Alpha Analytical Labs

SDG No.: L1505963

Lab File ID (Standard): 0401N02_ccal Date Analyzed: 01-APR-2015

Instrument ID : Jack.i Time Analyzed: 20:01

		IS1(FLB) AREA	RT	IS2(CBZ) AREA	RT	IS3(DCB) AREA	RT
	12 HOUR STD	114289	4.27	104966	7.01	66662	9.41
	UPPER LIMIT	228578	4.77	209932	7.51	133324	9.91
	LOWER LIMIT	57145	3.77	52483	6.51	33331	8.91
	EPA SAMPLE NO.						
01	WG772795-1LCS	114289	4.27	104966	7.01	66662	9.41
02	WG772795-2LCSD	112992	4.27	105715	7.01	64966	9.42
03	WG772795-3BLANK	96922	4.27	96156	7.01	53974	9.41
04	MW-546S	99090	4.27	97730	7.01	54776	9.41
05	MW-546D	97351	4.27	95841	7.01	55491	9.41
06	MW-547I	94046	4.27	93208	7.01	54401	9.41
07	MW-549S	94020	4.27	93259	7.01	52510	9.41
08	MW-550S	90346	4.27	91782	7.01	52034	9.41
09	PZ-521S	93569	4.27	92937	7.01	52493	9.41
10	PZ-522S	95475	4.27	95375	7.01	54047	9.41
11	PZ-522D	92234	4.27	92520	7.01	52521	9.41
12	PZ-524I	101615	4.27	96402	7.01	52006	9.41

IS1(FLB) = FLOUROBENZENE
IS2(CBZ) = CHLOROBENZENE-D5
IS3(DCB) = 1,4-DICHLOROBENZENE-D4

AREA UPPER LIMIT = +100% of internal standard area
AREA LOWER LIMIT = - 50 % of internal standard area
RT UPPER LIMIT = +0.50 minutes of internal standard RT
RT LOWER LIMIT = -0.50 minutes of internal standard RT

* Values outside of QC limits.

8A

VOLATILE ORGANICS INTERNAL STANDARD AREA AND RT SUMMARY

Lab Name: Alpha Analytical Labs

SDG No.: L1505963

Lab File ID (Standard): 0402A01_ccal Date Analyzed: 02-APR-2015

Instrument ID : Quimby.i Time Analyzed: 03:07

		IS1(FLB) AREA	RT	IS2(CBZ) AREA	RT	IS3(DCB) AREA	RT
	12 HOUR STD	340831	9.11	267763	14.19	142411	18.47
	UPPER LIMIT	681662	9.61	535526	14.69	284822	18.97
	LOWER LIMIT	170416	8.61	133882	13.69	71206	17.97
	EPA SAMPLE NO.						
01	WG772842-1LCS	340831	9.11	267763	14.19	142411	18.47
02	WG772842-2LCSD	319445	9.12	255773	14.19	137442	18.47
03	WG772842-3BLANK	310538	9.12	253763	14.19	113544	18.47
04	SW-2	311113	9.12	248926	14.19	105999	18.47
05	SW-3	277306	9.12	226067	14.19	102933	18.47
06	SW-4	306355	9.12	245029	14.19	107034	18.47

IS1(FLB) = FLUOROBENZENE
IS2(CBZ) = CHLOROBENZENE-D5
IS3(DCB) = 1,4-DICHLOROBENZENE-D4

AREA UPPER LIMIT = +100% of internal standard area
AREA LOWER LIMIT = - 50 % of internal standard area
RT UPPER LIMIT = +0.50 minutes of internal standard RT
RT LOWER LIMIT = -0.50 minutes of internal standard RT

* Values outside of QC limits.

8A

VOLATILE ORGANICS INTERNAL STANDARD AREA AND RT SUMMARY

Lab Name: Alpha Analytical Labs

SDG No.: L1505963

Lab File ID (Standard): 0401A02_ccal Date Analyzed: 01-APR-2015

Instrument ID : Quimby.i Time Analyzed: 06:53

		IS1(FLB) AREA	RT	IS2(CBZ) AREA	RT	IS3(DCB) AREA	RT
	12 HOUR STD	344707	9.12	270356	14.19	146387	18.47
	UPPER LIMIT	689414	9.62	540712	14.69	292774	18.97
	LOWER LIMIT	172354	8.62	135178	13.69	73194	17.97
	EPA SAMPLE NO.						
01	WG772555-1LCS	344707	9.12	270356	14.19	146387	18.47
02	WG772555-2LCSD	356604	9.12	281833	14.19	149310	18.47
03	WG772555-3BLANK	328119	9.12	260985	14.19	112573	18.47
04	MW-505S	327388	9.12	261798	14.19	118331	18.47
05	MW-505I	321476	9.12	255212	14.19	111516	18.47
06	MW-506S	311095	9.12	249838	14.19	110904	18.47
07	MW-506I	314188	9.12	252034	14.19	108162	18.47
08	MW-507S	299394	9.12	238951	14.19	105069	18.47
09	MW-507I	306601	9.12	245474	14.19	106399	18.47
10	MW-508S	302190	9.12	246011	14.19	108075	18.47
11	MW-508D	295154	9.12	238249	14.19	101420	18.47
12	MW-532S	287266	9.12	232731	14.19	100087	18.47
13	MW-532D	285851	9.12	229109	14.19	99735	18.47
14	MW-544S	300964	9.12	241849	14.19	104627	18.47
15	MW-544I	294487	9.12	239848	14.19	102271	18.47
16	MW-544D	280702	9.12	226732	14.19	96243	18.47
17	MW-545S	297973	9.12	238263	14.19	101427	18.47
18	MW-545I	295677	9.12	238647	14.19	102014	18.47

IS1(FLB) = FLUOROBENZENE
IS2(CBZ) = CHLOROBENZENE-D5
IS3(DCB) = 1,4-DICHLOROBENZENE-D4

AREA UPPER LIMIT = +100% of internal standard area
AREA LOWER LIMIT = - 50 % of internal standard area
RT UPPER LIMIT = +0.50 minutes of internal standard RT
RT LOWER LIMIT = -0.50 minutes of internal standard RT

* Values outside of QC limits.

8A

VOLATILE ORGANICS INTERNAL STANDARD AREA AND RT SUMMARY

Lab Name: Alpha Analytical Labs

SDG No.: L1505963

Lab File ID (Standard): 0401N01_ccal Date Analyzed: 01-APR-2015

Instrument ID : Jack.i Time Analyzed: 19:45

		IS1(FLB) AREA	RT	IS2(CBZ) AREA	RT	IS3(DCB) AREA	RT
	12 HOUR STD	149828	4.28	126962	7.01	70260	9.41
	UPPER LIMIT	299656	4.78	253924	7.51	140520	9.91
	LOWER LIMIT	74914	3.78	63481	6.51	35130	8.91
	EPA SAMPLE NO.						
01	WG772794-1LCS	149828	4.28	126962	7.01	70260	9.41
02	WG772794-2LCSD	144003	4.29	122400	7.01	70729	9.42
03	WG772794-3BLANK	145183	4.29	120519	7.01	64993	9.42
04	MW-545D	143373	4.29	119343	7.01	65003	9.42
05	MW-546I	138293	4.29	114034	7.01	61274	9.42
06	MW-547S	138676	4.29	118562	7.01	63520	9.42
07	MW-547D	142537	4.29	115072	7.01	62247	9.42
08	MW-549I	139401	4.29	113786	7.01	61558	9.42
09	MW-550I	141891	4.29	115882	7.01	63046	9.42
10	PZ-521I	137239	4.29	112794	7.01	61398	9.42
11	PZ-522I	142624	4.29	118509	7.01	64711	9.42
12	PZ-524S	138489	4.29	113439	7.01	60899	9.42

IS1(FLB) = FLOUROBENZENE
IS2(CBZ) = CHLOROBENZENE-D5
IS3(DCB) = 1,4-DICHLOROBENZENE-D4

AREA UPPER LIMIT = +100% of internal standard area
AREA LOWER LIMIT = - 50 % of internal standard area
RT UPPER LIMIT = +0.50 minutes of internal standard RT
RT LOWER LIMIT = -0.50 minutes of internal standard RT

* Values outside of QC limits.

8A

VOLATILE ORGANICS INTERNAL STANDARD AREA AND RT SUMMARY

Lab Name: Alpha Analytical Labs

SDG No.: L1505963

Lab File ID (Standard): 0401A01_ccal Date Analyzed: 01-APR-2015

Instrument ID : Voa101.i Time Analyzed: 20:54

		IS1(FLB) AREA	RT	IS2(CBZ) AREA	RT	IS3(DCB) AREA	RT
	12 HOUR STD	699464	6.13	507495	9.69	230293	12.37
	UPPER LIMIT	1398928	6.63	1014990	10.19	460586	12.87
	LOWER LIMIT	349732	5.63	253748	9.19	115147	11.87
	EPA SAMPLE NO.						
01	WG772851-1LCS	699464	6.13	507495	9.69	230293	12.37
02	WG772851-2LCSD	674013	6.13	482038	9.69	215651	12.36
03	WG772851-3BLANK	656669	6.13	466841	9.69	203081	12.36
04	FB-032515	641073	6.13	461940	9.69	199889	12.37
05	TB-032515	640023	6.13	455161	9.69	201049	12.37
06	PZ-524D	646652	6.13	468328	9.69	201123	12.37
07	DUP-01	636969	6.13	456140	9.69	197917	12.36
08	DUP-02	638254	6.13	456169	9.69	196962	12.36
09	DUP-03	637053	6.13	453688	9.69	198341	12.37
10	DUP-04	638914	6.13	456683	9.69	196330	12.37
11	DUP-05	639886	6.13	458877	9.69	196259	12.36
12	DUP-06	633266	6.13	457298	9.69	198615	12.37
13	SW-1	623330	6.13	446879	9.69	194698	12.36

IS1(FLB) = FLOUROBENZENE
IS2(CBZ) = CHLOROBENZENE-D5
IS3(DCB) = 1,4-DICHLOROBENZENE-D4

AREA UPPER LIMIT = +100% of internal standard area
AREA LOWER LIMIT = - 50 % of internal standard area
RT UPPER LIMIT = +0.50 minutes of internal standard RT
RT LOWER LIMIT = -0.50 minutes of internal standard RT

* Values outside of QC limits.

8A

VOLATILE ORGANICS INTERNAL STANDARD AREA AND RT SUMMARY

Lab Name: Alpha Analytical Labs

SDG No.: L1505963

Lab File ID (Standard): 0331N02_ccal Date Analyzed: 31-MAR-2015

Instrument ID : Quimby.i Time Analyzed: 19:27

		IS1(FLB) AREA	RT	IS2(CBZ) AREA	RT	IS3(DCB) AREA	RT
	12 HOUR STD	293911	9.12	239361	14.19	130988	18.47
	UPPER LIMIT	587822	9.62	478722	14.69	261976	18.97
	LOWER LIMIT	146956	8.62	119681	13.69	65494	17.97
	EPA SAMPLE NO.						
01	WG772494-1LCS	293911	9.12	239361	14.19	130988	18.47
02	WG772494-2LCSD	298477	9.12	241326	14.19	131130	18.47
03	WG772494-3BLANK	290503	9.12	230113	14.19	102401	18.47
04	MW-1S-A	257014	9.12	209348	14.19	95491	18.47
05	MW-1S-B	279493	9.12	224088	14.19	99452	18.47
06	MW-1I	263164	9.12	214189	14.19	96381	18.47
07	MW-2D	261137	9.12	214184	14.19	96603	18.47
08	MW-2I	257136	9.12	212589	14.19	96257	18.47
09	MW-3D	252593	9.12	208651	14.19	90750	18.47
10	MW-501S	262758	9.12	215434	14.19	93163	18.47
11	MW-501I	249519	9.12	204033	14.19	91712	18.47
12	MW-502S	242879	9.12	200839	14.19	90410	18.47
13	MW-502I	240751	9.12	198958	14.19	89433	18.47
14	MW-503S	255093	9.12	209107	14.19	94148	18.47
15	MW-503I	255589	9.12	208950	14.19	93350	18.47

IS1(FLB) = FLUOROBENZENE
IS2(CBZ) = CHLOROBENZENE-D5
IS3(DCB) = 1,4-DICHLOROBENZENE-D4

AREA UPPER LIMIT = +100% of internal standard area
AREA LOWER LIMIT = - 50 % of internal standard area
RT UPPER LIMIT = +0.50 minutes of internal standard RT
RT LOWER LIMIT = -0.50 minutes of internal standard RT

* Values outside of QC limits.

Chromatograms

Sample Raw Data

Alpha Analytical Labs

gc/ms voa

Data file : \\orgserv2\ff\chem\GCMSVOA\Quimby.i\150331N.b\0331N06.D
Lab Smp Id:
Inj Date : 31-MAR-2015 21:33
Operator : mm Inst ID: Quimby.i
Smp Info : l1505963-01,31,10,,a
Misc Info : wg772494,ical10611
Comment :
Method : \\orgserv2\ff\chem\GCMSVOA\Quimby.i\150331N.b\liq8260.m
Meth Date : 01-Apr-2015 05:37 mmay Quant Type: ISTD
Cal Date : 13-JAN-2015 15:17 Cal File: 0113A14.D
Als bottle: 6
Dil Factor: 1.00000
Integrator: HP RTE Compound Sublist: njtcl.sub
Target Version: 4.12
Processing Host: A1VOA1

Concentration Formula: Amt * DF * CpndVariable
Cpnd Variable Local Compound Variable

	Compounds	QUANT SIG MASS	RT	EXP RT	REL RT	RESPONSE	CONCENTRATIONS ON-COLUMN (ngs)	FINAL (ngs)	REVIEW CODE
1	dichlorodifluoromethane	85	Compound Not Detected.						
2	chloromethane	50	Compound Not Detected.						
3	vinyl chloride	62	Compound Not Detected.						
4	bromomethane	94	3.285	3.274	(0.360)	2147	3.88260	3.882(QM)	M1
5	chloroethane	64	Compound Not Detected.						
6	trichlorofluoromethane	101	Compound Not Detected.						
9	freon-113	101	4.372	4.372	(0.479)	11998	14.0974	14.097	
10	acetone	43	Compound Not Detected.						
11	1,1,-dichloroethene	96	Compound Not Detected.						
14	methyl acetate	43	Compound Not Detected.						
15	methylene chloride	84	Compound Not Detected.						
16	carbon disulfide	76	Compound Not Detected.						
18	methyl tert butyl ether	73	Compound Not Detected.						
20	trans-1,2-dichloroethene	96	Compound Not Detected.						
23	1,1-dichloroethane	63	Compound Not Detected.						
25	2-butanone	43	Compound Not Detected.						
28	cis-1,2-dichloroethene	96	7.316	7.316	(0.802)	1732	1.75556	1.755	
29	chloroform	83	7.548	7.548	(0.828)	23538	15.7127	15.712	
30	bromochloromethane	128	Compound Not Detected.						
$ 32	dibromofluoromethane	113	7.875	7.875	(0.863)	57380	104.516	104.515	
33	1,1,1-trichloroethane	97	Compound Not Detected.						
34	cyclohexane	56	Compound Not Detected.						
36	carbontetrachloride	117	Compound Not Detected.						
$ 38	1,2-dichloroethane-d4	65	8.635	8.635	(0.947)	59548	95.4724	95.472	
40	1,2-dichloroethane	62	Compound Not Detected.						
41	benzene	78	Compound Not Detected.						
* 42	fluorobenzene	96	9.120	9.120	(1.000)	257014	100.000		
43	trichloroethene	95	9.732	9.733	(1.067)	12426	13.2057	13.205	
44	methyl cyclohexane	83	Compound Not Detected.						

	Compounds	QUANT SIG MASS	RT	EXP RT	REL RT	RESPONSE	CONCENTRATIONS ON-COLUMN (ngs)	CONCENTRATIONS FINAL (ngs)	REVIEW CODE
	45 1,2-dichloropropane	63	Compound Not Detected.						
	46 bromodichloromethane	83	Compound Not Detected.						
	47 1,4-dioxane	88	Compound Not Detected.						
	50 4-methyl-2-pentanone	58	Compound Not Detected.						
	52 cis-1,3-dichloropropene	75	Compound Not Detected.						
$	53 toluene-d8	98	11.642	11.643	(0.821)	263339	97.7147	97.714	
	54 toluene	92	Compound Not Detected.						
	56 trans-1,3-dichloropropene	75	Compound Not Detected.						
	57 2-hexanone	43	Compound Not Detected.						
	58 1,1,2-trichloroethane	83	Compound Not Detected.						
	60 tetrachloroethene	166	12.856	12.856	(0.906)	13780	14.2369	14.236	
	61 chlorodibromomethane	129	Compound Not Detected.						
	62 1,2-dibromoethane	107	Compound Not Detected.						
*	63 chlorobenzene-d5	117	14.186	14.186	(1.000)	209348	100.000		
	64 chlorobenzene	112	Compound Not Detected.						
	66 ethyl benzene	91	Compound Not Detected.						
	67 p/m xylene	106	Compound Not Detected.						
	68 o xylene	106	Compound Not Detected.						
	69 styrene	104	Compound Not Detected.						
	70 isopropylbenzene	105	Compound Not Detected.						
	71 bromoform	173	Compound Not Detected.						
	74 1,1,2,2,-tetrachloroethane	83	Compound Not Detected.						
$	75 4-bromofluorobenzene	95	16.328	16.328	(0.884)	97671	101.970	101.970	
	88 1,3-dichlorobenzene	146	Compound Not Detected.						
*	89 1,4-dichlorobenzene-d4	152	18.470	18.470	(1.000)	95491	100.000		
	90 1,4-dichlorobenzene	146	Compound Not Detected.						
	93 1,2-dichlorobenzene	146	Compound Not Detected.						
	95 1,2-dibromo-3-chloropropane	75	Compound Not Detected.						
	97 1,2,4-trichlorobenzene	180	Compound Not Detected.						
	100 1,2,3-trichlorobenzene	180	Compound Not Detected.						

QC Flag Legend

Q - Qualifier signal failed the ratio test.
M - Compound response manually integrated.

Alpha Analytical Labs

gc/ms voa

Data file : \\orgserv2\ff\chem\GCMSVOA\Quimby.i\150331N.b\0331N06.D
Lab Smp Id:
Inj Date : 31-MAR-2015 21:33
Operator : mm Inst ID: Quimby.i
Smp Info : l1505963-01,31,10,,a
Misc Info : wg772494,ical10611
Comment :
Method : \\orgserv2\ff\chem\GCMSVOA\Quimby.i\150331N.b\liq8260.m
Meth Date : 01-Apr-2015 05:37 mmay Quant Type: ISTD
Cal Date : 13-JAN-2015 15:17 Cal File: 0113A14.D
Als bottle: 6
Dil Factor: 1.00000
Integrator: HP RTE Compound Sublist: njtcl.sub
Target Version: 4.12
Processing Host: A1VOA1

- NO TENTATIVELY IDENTIFIED COMPOUNDS -

Alpha Analytical Labs

INTERNAL STANDARD COMPOUNDS
AREA AND RT SUMMARY

Instrument ID: Quimby.i
Lab File ID: 0331N06.D
Lab Smp Id:
Analysis Type: VOA
Quant Type: ISTD
Operator: mm
Method File: \\orgserv2\ff\chem\GCMSVOA\Quimby.i\150331N.b\liq8260.m
Misc Info: wg772494,ical10611

Calibration Date: 31-MAR-2015
Calibration Time: 19:27
Level: LOW
Sample Type: WATER

Test Mode:
Use Last Continuing Calibrator.
If Continuing Cal. use Initial Cal. Level 3

		AREA LIMIT			
COMPOUND	STANDARD	LOWER	UPPER	SAMPLE	%DIFF
42 fluorobenzene	293911	146956	587822	257014	-12.55
63 chlorobenzene-d5	239361	119681	478722	209348	-12.54
89 1,4-dichlorobenze	130988	65494	261976	95491	-27.10

		RT LIMIT			
COMPOUND	STANDARD	LOWER	UPPER	SAMPLE	%DIFF
42 fluorobenzene	9.12	8.62	9.62	9.12	-0.00
63 chlorobenzene-d5	14.19	13.69	14.69	14.19	-0.00
89 1,4-dichlorobenze	18.47	17.97	18.97	18.47	-0.00

AREA UPPER LIMIT = +100% of internal standard area.
AREA LOWER LIMIT = - 50% of internal standard area.
RT UPPER LIMIT = + 0.50 minutes of internal standard RT.
RT LOWER LIMIT = - 0.50 minutes of internal standard RT.

Alpha Analytical Labs

RECOVERY REPORT

Client Name: Client SDG: SDGa02552
Sample Matrix: LIQUID Fraction: VOA
Lab Smp Id:
Level: LOW Operator: mm
Data Type: MS DATA SampleType: SAMPLE
SpikeList File: curve.spk Quant Type: ISTD
Sublist File: njtcl.sub
Method File: \\orgserv2\ff\chem\GCMSVOA\Quimby.i\150331N.b\liq8260.m
Misc Info: wg772494,ical10611

SURROGATE COMPOUND	AMOUNT ADDED ngs	AMOUNT RECOVERED ngs	% RECOVERED	LIMITS
$ 32 dibromofluorometha	100.000	104.515	104.52	70-130
$ 38 1,2-dichloroethane	100.000	95.472	95.47	70-130
$ 53 toluene-d8	100.000	97.714	97.71	70-130
$ 75 4-bromofluorobenze	100.000	101.970	101.97	70-130

Data File: \\orgserv2\ff\chem\GCMSVOA\Quimby.i\150331N.b\0331N06.D
Date : 31-MAR-2015 21:33
Client ID:
Instrument: Quimby.i
Sample Info: 11505963-01,31,10,,a
Purge Volume: 10.0
Operator: mm
Column phase: Rtx-502.2
Column diameter: 0.18

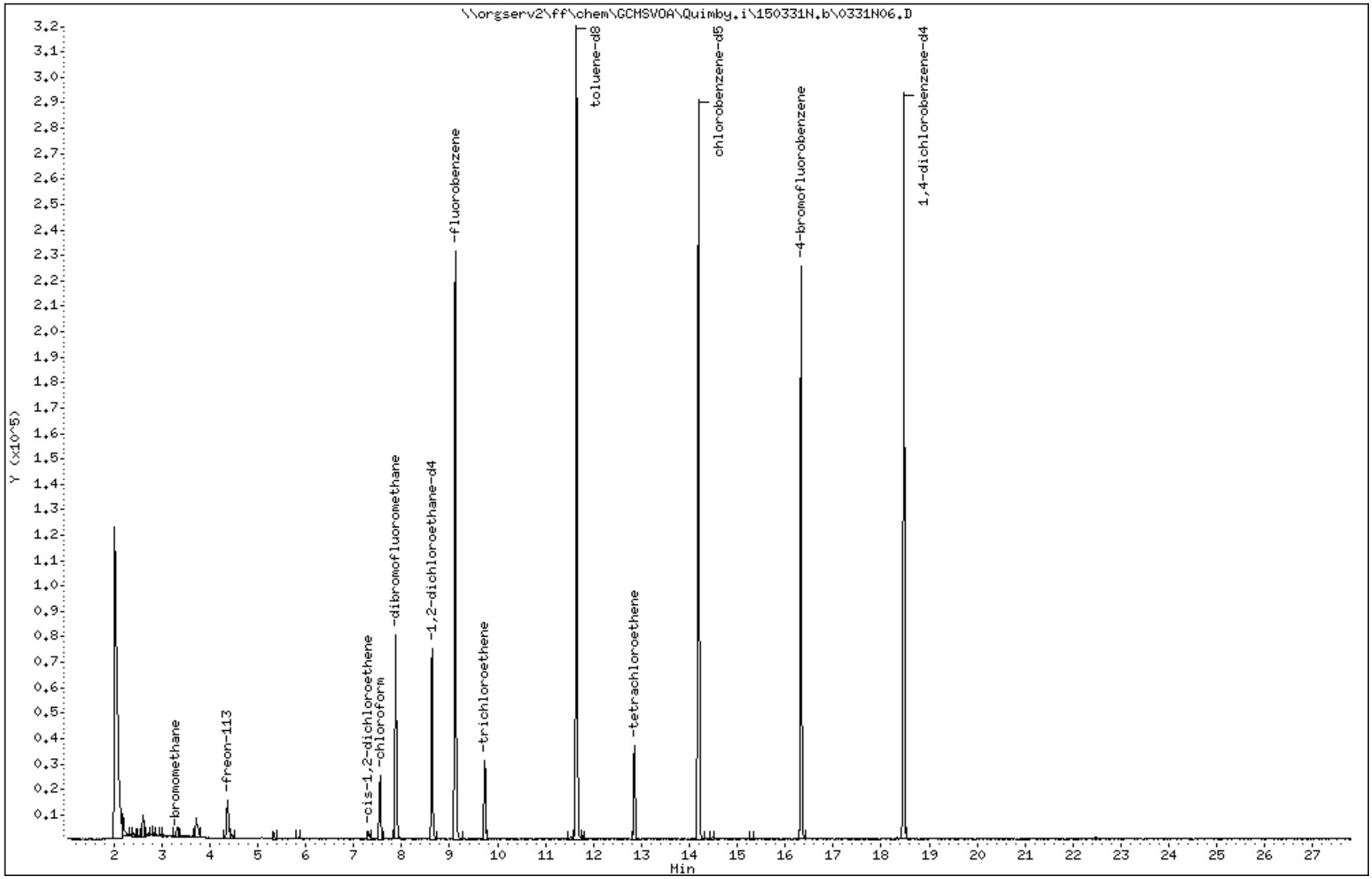

Data File: \\orgserv2\ff\chem\GCMSVOA\Quimby.i\150331N.b\0331N06.D

Date : 31-MAR-2015 21:33

Client ID:

Instrument: Quimby.i

Sample Info: 11505963-01,31,10,,a

Purge Volume: 10.0

Operator: mm

Column phase: Rtx-502.2

Column diameter: 0.18

4 bromomethane

Concentration: 3.882 ngs

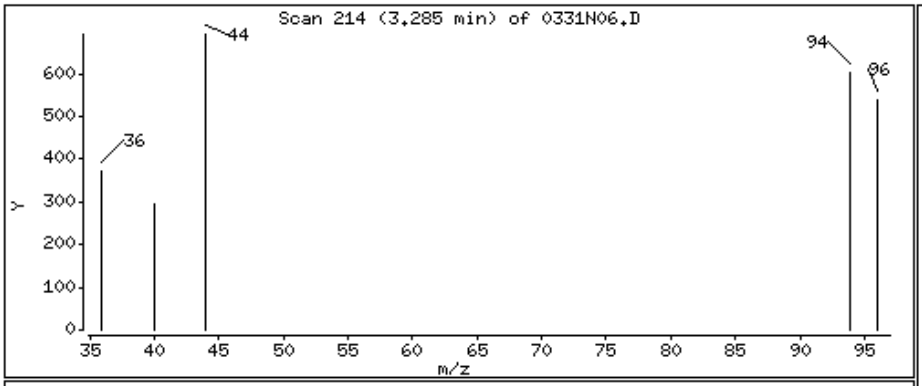

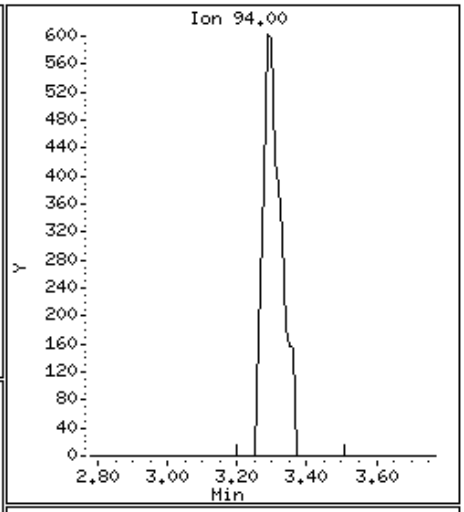

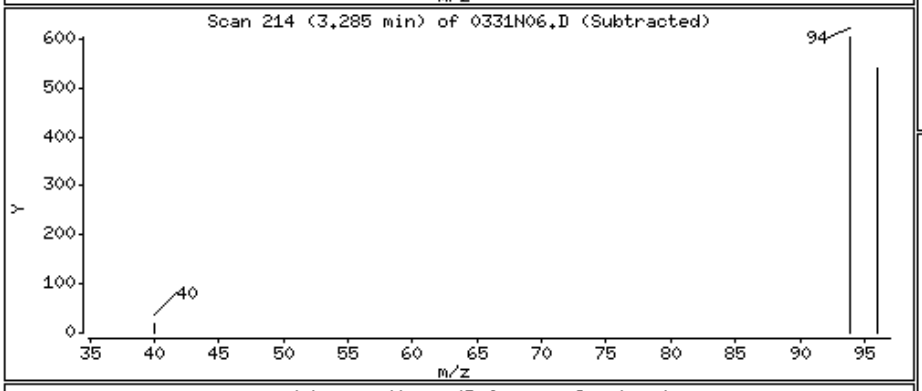

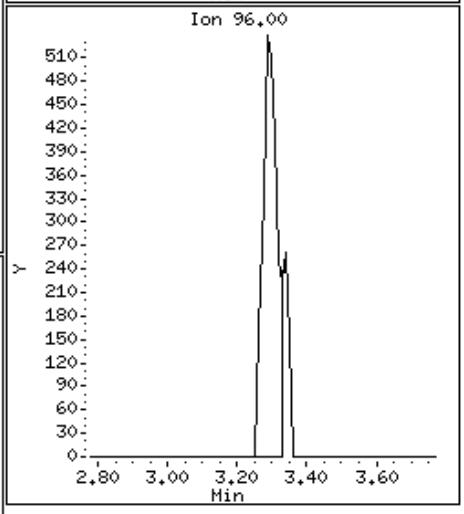

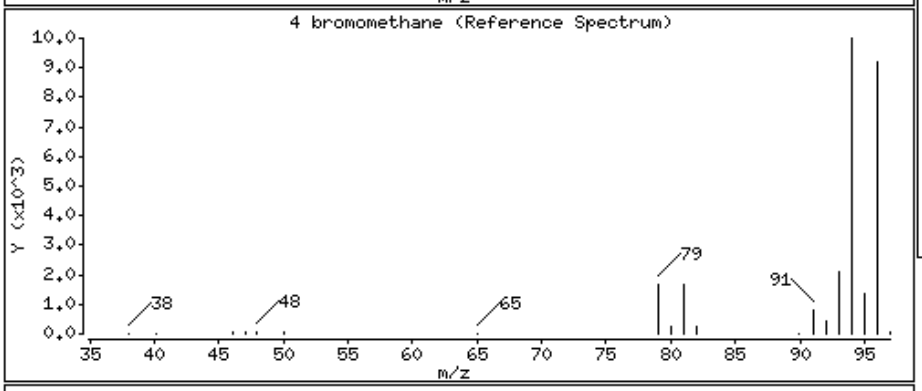

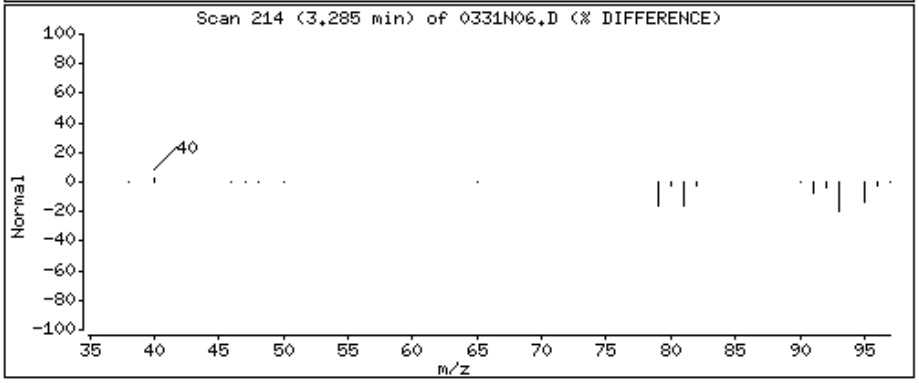

Data File: \\orgserv2\ff\chem\GCMSVOA\Quimby.i\150331N.b\0331N06.D

Date : 31-MAR-2015 21:33

Client ID:

Instrument: Quimby.i

Sample Info: 11505963-01,31,10,,a

Purge Volume: 10.0

Operator: mm

Column phase: Rtx-502.2

Column diameter: 0.18

9 freon-113

Concentration: 14.097 ngs

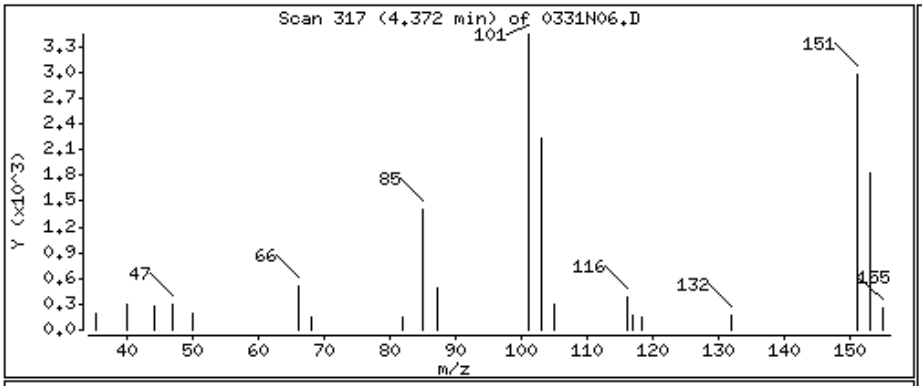

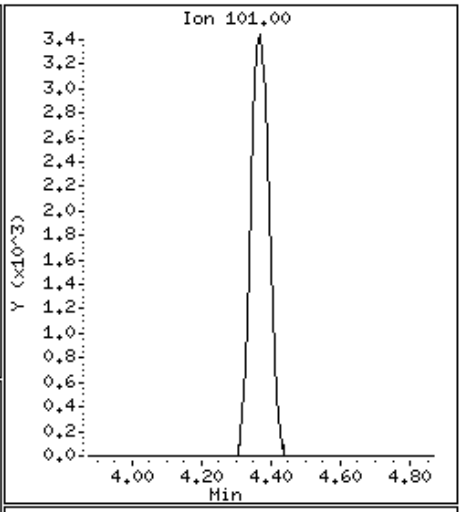

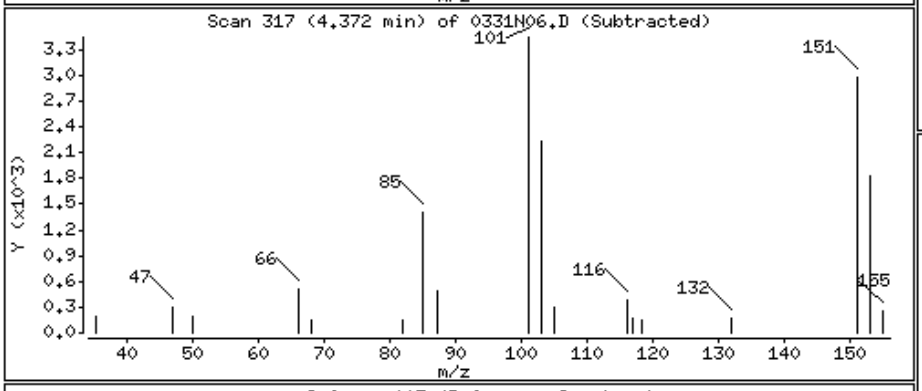

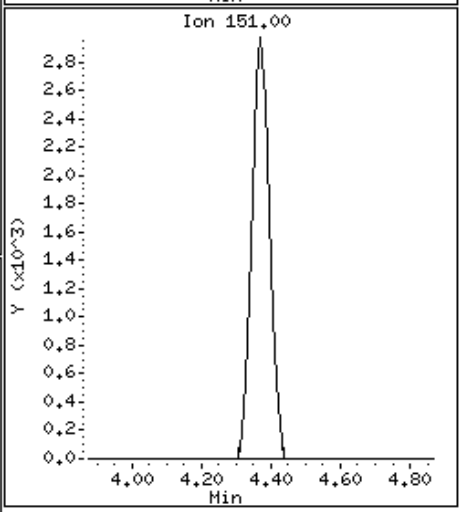

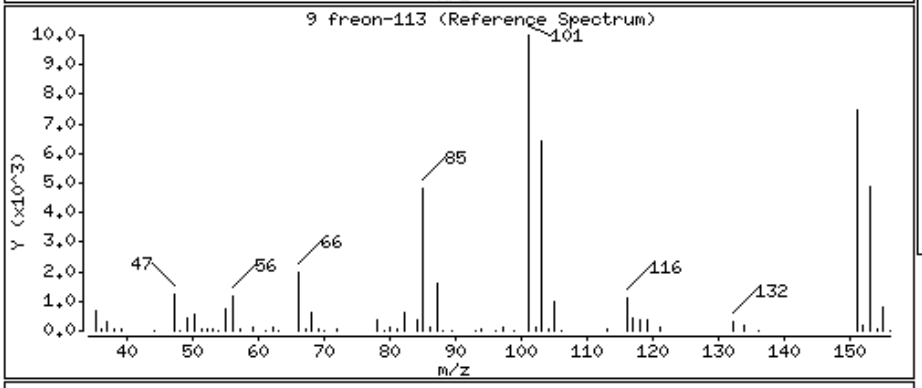

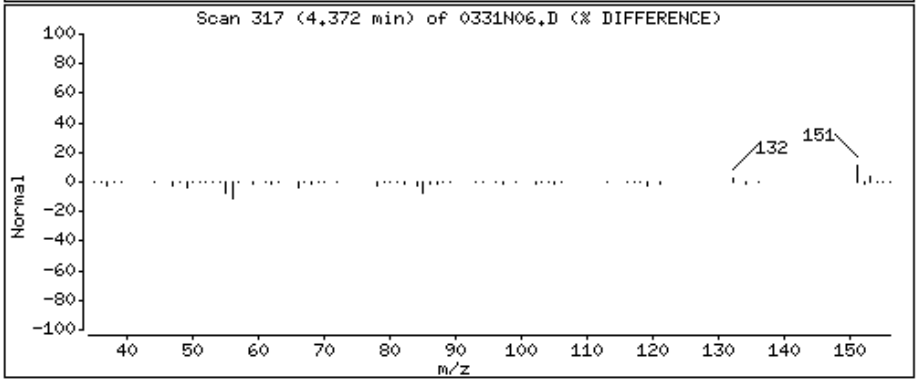

Data File: \\orgserv2\ff\chem\GCMSVOA\Quimby.i\150331N.b\0331N06.D

Date : 31-MAR-2015 21:33

Client ID:

Instrument: Quimby.i

Sample Info: 11505963-01,31,10,,a

Purge Volume: 10.0

Operator: mm

Column phase: Rtx-502.2

Column diameter: 0.18

28 cis-1,2-dichloroethene

Concentration: 1.755 ngs

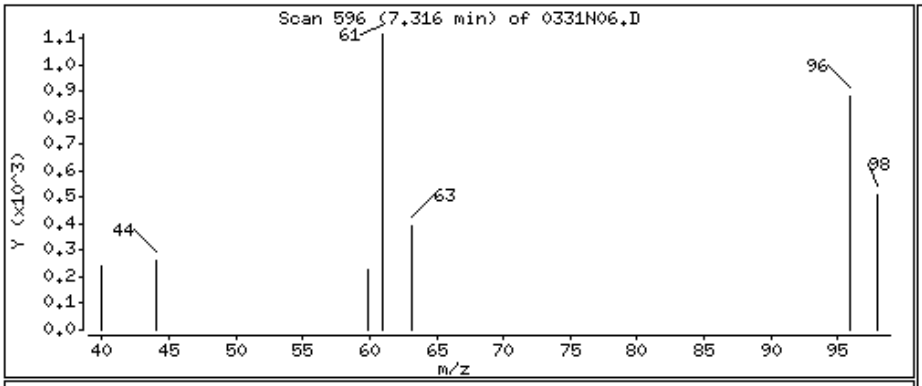

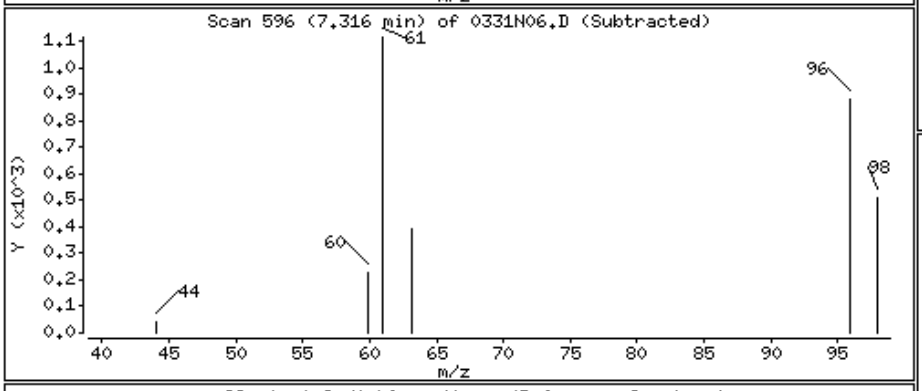

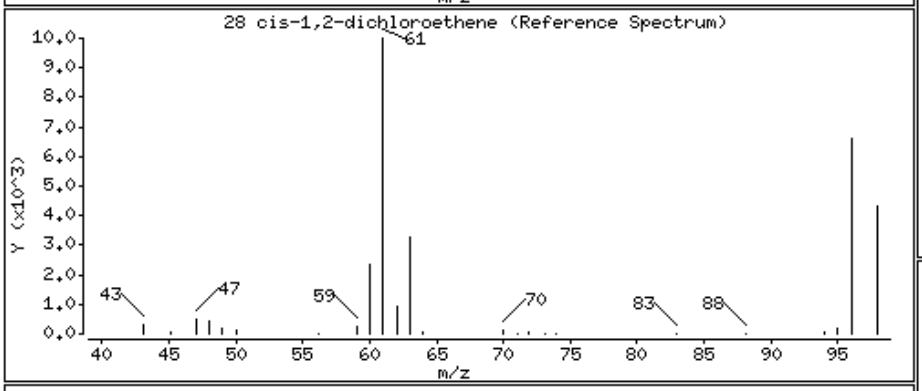

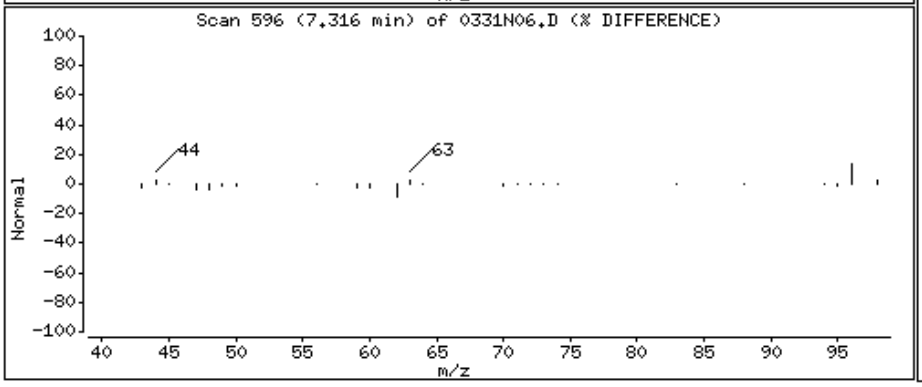

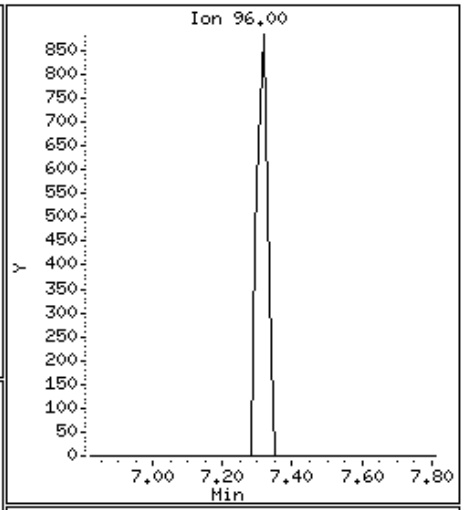

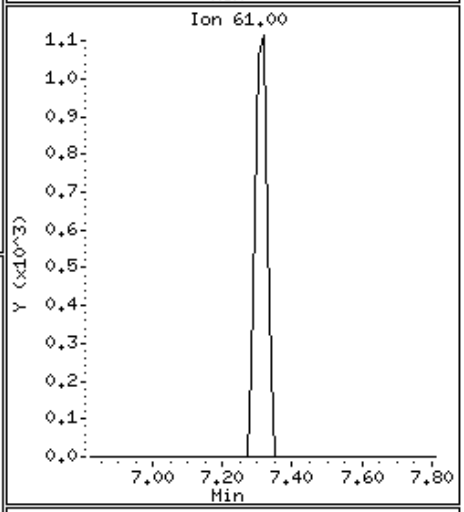

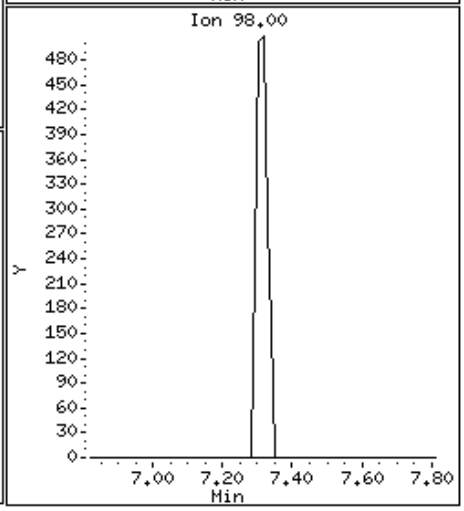

Data File: \\orgserv2\ff\chem\GCMSVOA\Quimby.i\150331N.b\0331N06.D

Date : 31-MAR-2015 21:33

Client ID:

Instrument: Quimby.i

Sample Info: 11505963-01,31,10,,a

Purge Volume: 10.0

Operator: mm

Column phase: Rtx-502.2

Column diameter: 0.18

29 chloroform

Concentration: 15.712 ngs

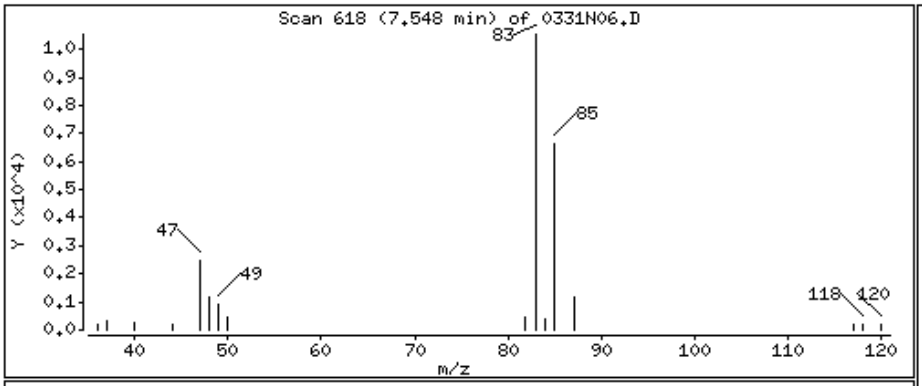

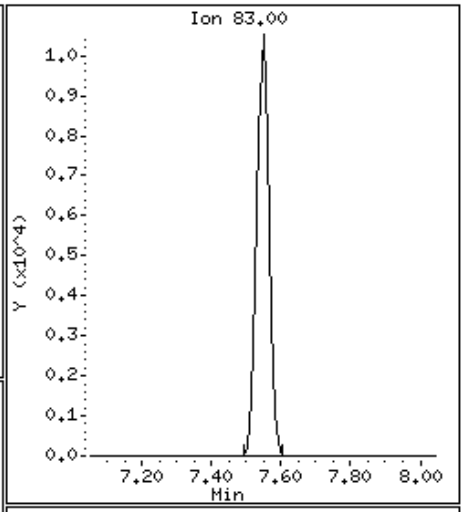

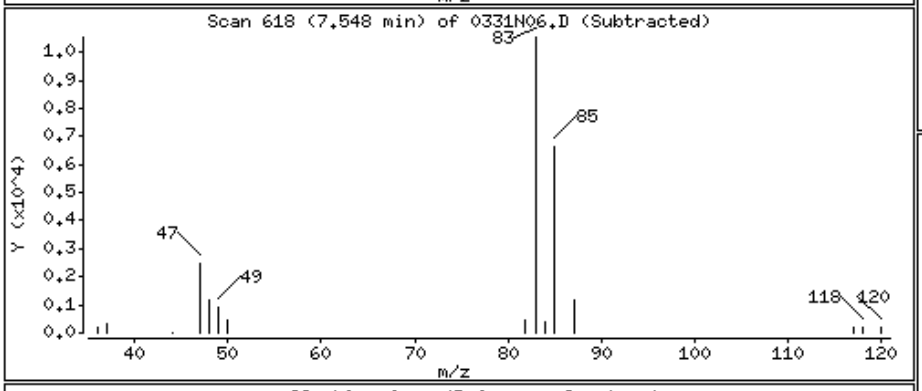

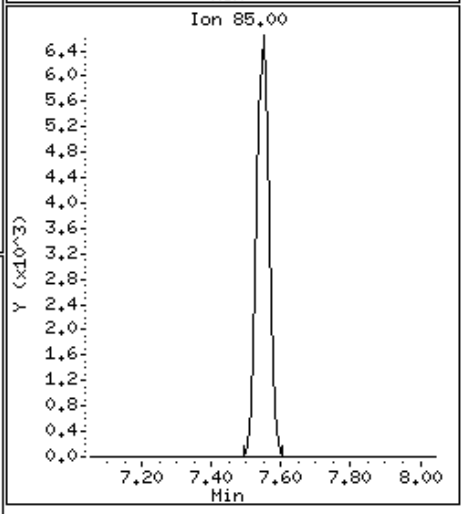

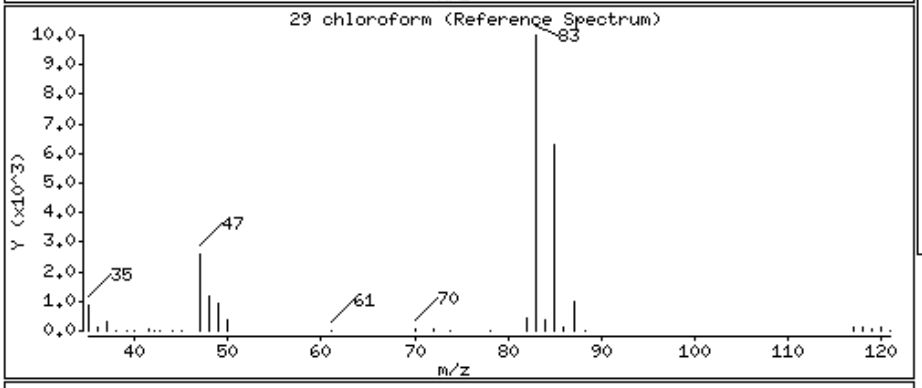

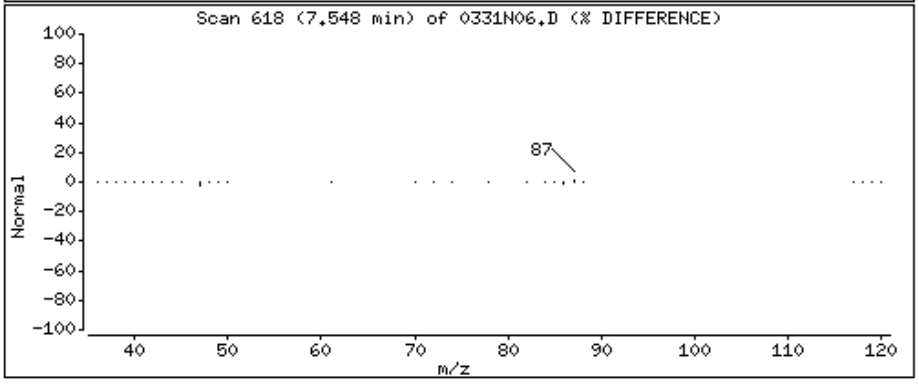

Data File: \\orgserv2\ff\chem\GCMSVOA\Quimby.i\150331N.b\0331N06.D

Date : 31-MAR-2015 21:33

Client ID:

Instrument: Quimby.i

Sample Info: 11505963-01,31,10,,a

Purge Volume: 10.0

Operator: mm

Column phase: Rtx-502.2

Column diameter: 0.18

43 trichloroethene

Concentration: 13.205 ngs

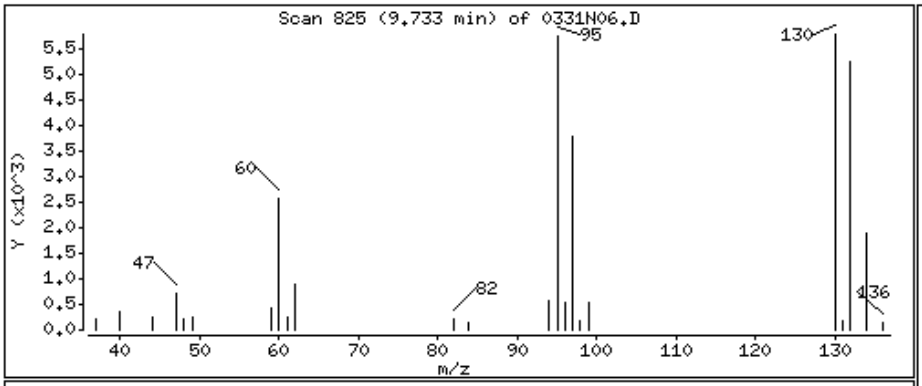

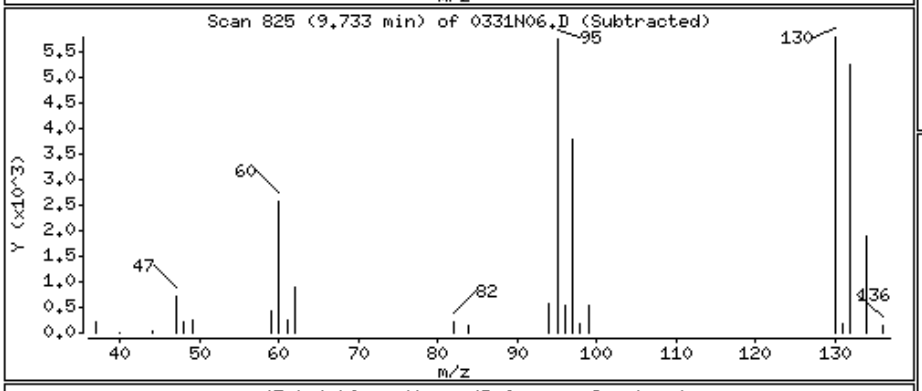

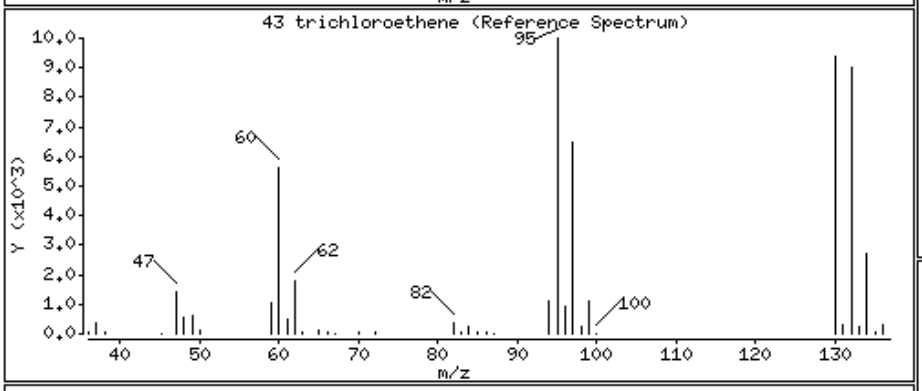

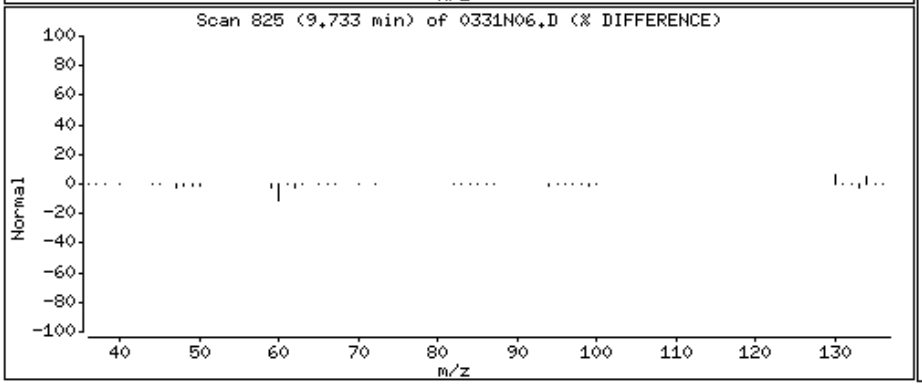

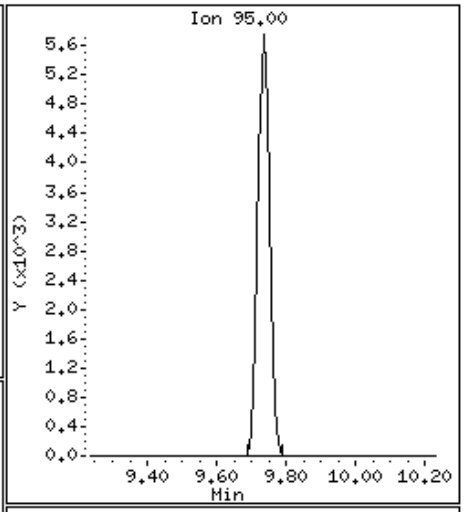

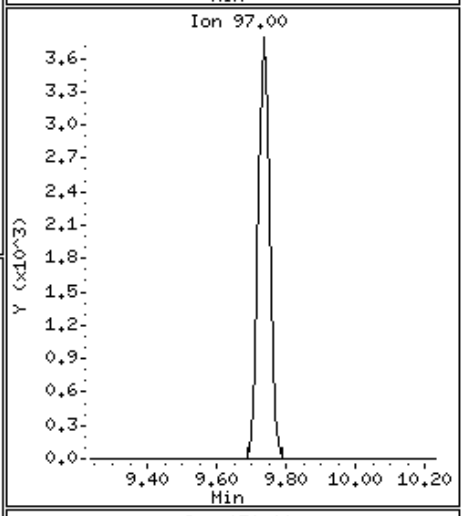

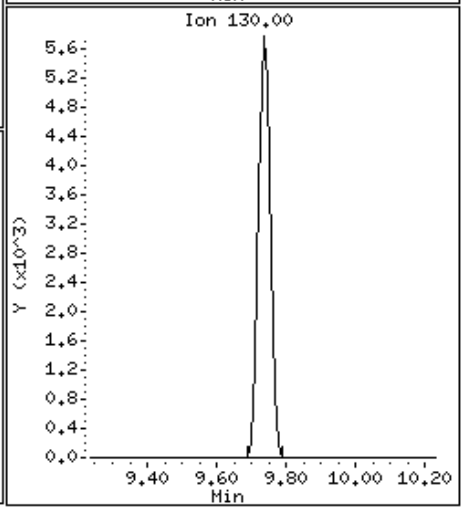

Data File: \\orgserv2\ff\chem\GCMSVOA\Quimby.i\150331N.b\0331N06.D

Date : 31-MAR-2015 21:33

Client ID:

Instrument: Quimby.i

Sample Info: 11505963-01,31,10,,a

Purge Volume: 10.0

Operator: mm

Column phase: Rtx-502.2

Column diameter: 0.18

60 tetrachloroethene

Concentration: 14.236 ngs

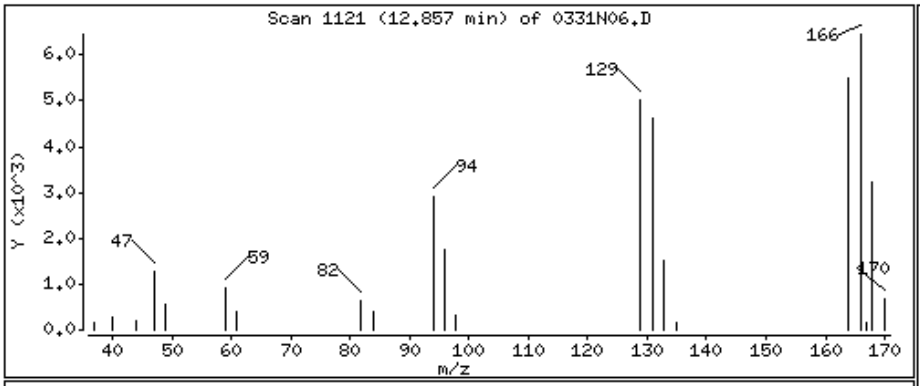

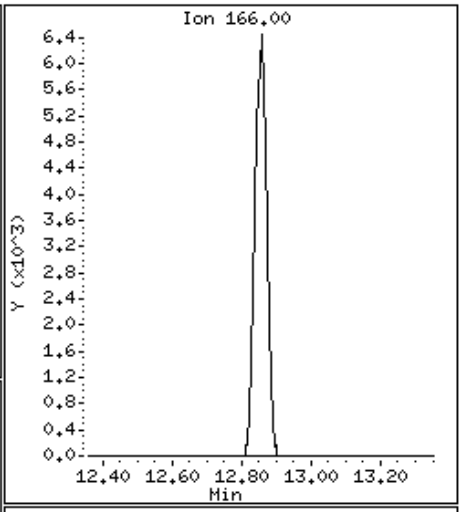

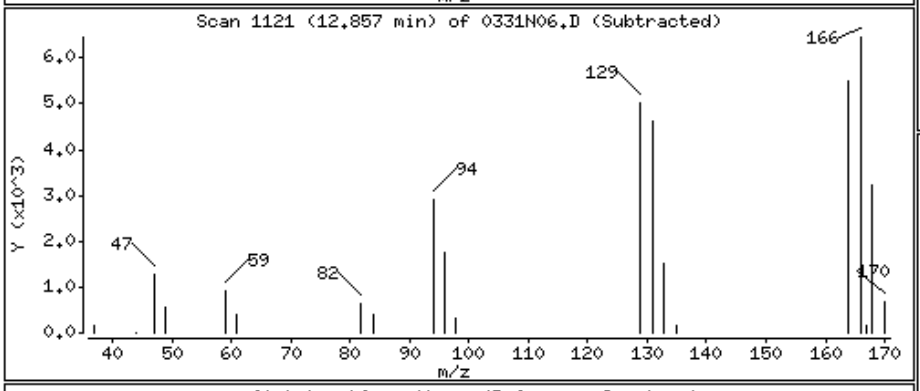

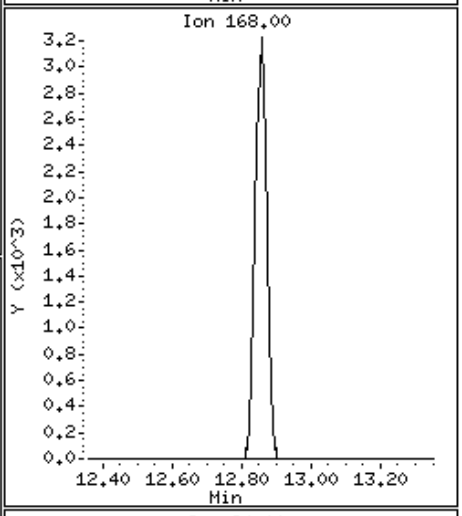

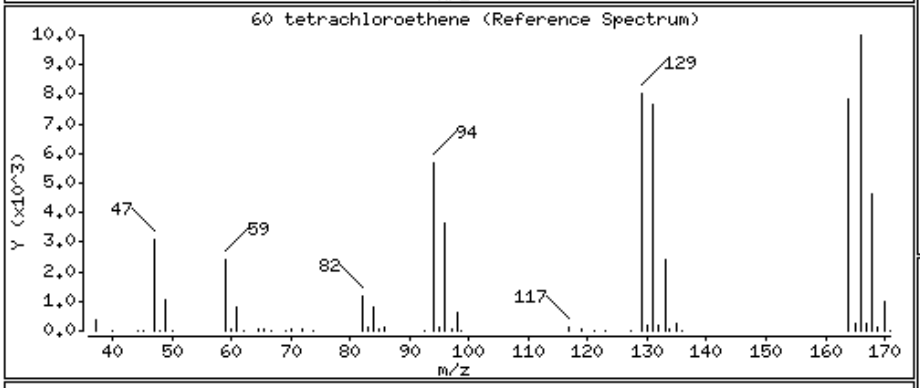

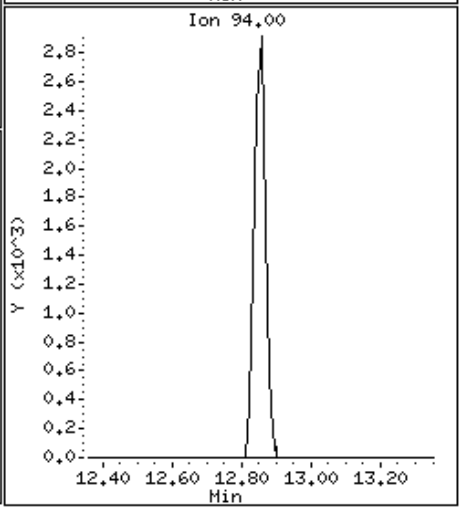

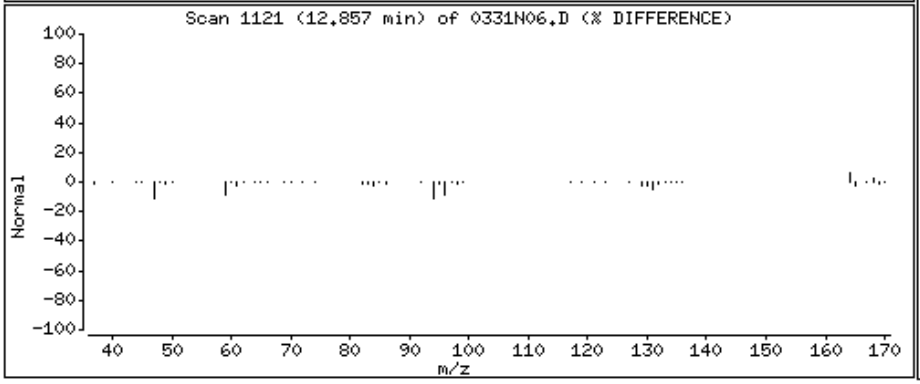

Alpha Analytical Labs

gc/ms voa

Data file : \\orgserv2\ff\chem\GCMSVOA\Quimby.i\150331N.b\0331N07.D
Lab Smp Id:
Inj Date : 31-MAR-2015 22:05
Operator : mm Inst ID: Quimby.i
Smp Info : l1505963-02,31,10,,a
Misc Info : wg772494,ical10611
Comment :
Method : \\orgserv2\ff\chem\GCMSVOA\Quimby.i\150331N.b\liq8260.m
Meth Date : 01-Apr-2015 05:37 mmay Quant Type: ISTD
Cal Date : 13-JAN-2015 15:17 Cal File: 0113A14.D
Als bottle: 7
Dil Factor: 1.00000
Integrator: HP RTE Compound Sublist: njtcl.sub
Target Version: 4.12
Processing Host: A1VOA1

Concentration Formula: Amt * DF * CpndVariable
Cpnd Variable Local Compound Variable

	Compounds	QUANT SIG MASS	RT	EXP RT	REL RT	RESPONSE	CONCENTRATIONS ON-COLUMN (ngs)	CONCENTRATIONS FINAL (ngs)	REVIEW CODE
	1 dichlorodifluoromethane	85	Compound Not Detected.						
	2 chloromethane	50	Compound Not Detected.						
	3 vinyl chloride	62	Compound Not Detected.						
	4 bromomethane	94	3.285	3.274	(0.360)	1821	3.02821	3.028(Q)	
	5 chloroethane	64	Compound Not Detected.						
	6 trichlorofluoromethane	101	Compound Not Detected.						
	9 freon-113	101	4.372	4.372	(0.479)	6334	6.84375	6.843	
	10 acetone	43	4.456	4.456	(0.489)	9652	41.9991	41.999	
	11 1,1,-dichloroethene	96	Compound Not Detected.						
	14 methyl acetate	43	Compound Not Detected.						
	15 methylene chloride	84	Compound Not Detected.						
	16 carbon disulfide	76	Compound Not Detected.						
	18 methyl tert butyl ether	73	Compound Not Detected.						
	20 trans-1,2-dichloroethene	96	Compound Not Detected.						
	23 1,1-dichloroethane	63	Compound Not Detected.						
	25 2-butanone	43	Compound Not Detected.						
	28 cis-1,2-dichloroethene	96	7.305	7.316	(0.801)	1239	1.15485	1.154	
	29 chloroform	83	7.548	7.548	(0.828)	19077	11.7106	11.710	
	30 bromochloromethane	128	Compound Not Detected.						
$	32 dibromofluoromethane	113	7.875	7.875	(0.863)	62613	104.875	104.875	
	33 1,1,1-trichloroethane	97	Compound Not Detected.						
	34 cyclohexane	56	Compound Not Detected.						
	36 carbontetrachloride	117	Compound Not Detected.						
$	38 1,2-dichloroethane-d4	65	8.635	8.635	(0.947)	66643	98.2542	98.254	
	40 1,2-dichloroethane	62	Compound Not Detected.						
	41 benzene	78	Compound Not Detected.						
*	42 fluorobenzene	96	9.121	9.120	(1.000)	279493	100.000		
	43 trichloroethene	95	9.733	9.733	(1.067)	23186	22.6590	22.659	
	44 methyl cyclohexane	83	Compound Not Detected.						

	Compounds	QUANT SIG MASS	RT	EXP RT	REL RT	RESPONSE	CONCENTRATIONS ON-COLUMN (ngs)	CONCENTRATIONS FINAL (ngs)	REVIEW CODE
	45 1,2-dichloropropane	63	Compound Not Detected.						
	46 bromodichloromethane	83	Compound Not Detected.						
	47 1,4-dioxane	88	Compound Not Detected.						
	50 4-methyl-2-pentanone	58	Compound Not Detected.						
	52 cis-1,3-dichloropropene	75	Compound Not Detected.						
$	53 toluene-d8	98	11.643	11.643	(0.821)	284310	98.5569	98.556	
	54 toluene	92	Compound Not Detected.						
	56 trans-1,3-dichloropropene	75	Compound Not Detected.						
	57 2-hexanone	43	Compound Not Detected.						
	58 1,1,2-trichloroethane	83	Compound Not Detected.						
	60 tetrachloroethene	166	12.856	12.856	(0.906)	4508	4.35112	4.351	
	61 chlorodibromomethane	129	Compound Not Detected.						
	62 1,2-dibromoethane	107	Compound Not Detected.						
*	63 chlorobenzene-d5	117	14.186	14.186	(1.000)	224088	100.000		
	64 chlorobenzene	112	Compound Not Detected.						
	66 ethyl benzene	91	Compound Not Detected.						
	67 p/m xylene	106	Compound Not Detected.						
	68 o xylene	106	Compound Not Detected.						
	69 styrene	104	Compound Not Detected.						
	70 isopropylbenzene	105	Compound Not Detected.						
	71 bromoform	173	Compound Not Detected.						
	74 1,1,2,2,-tetrachloroethane	83	Compound Not Detected.						
$	75 4-bromofluorobenzene	95	16.328	16.328	(0.884)	101875	102.123	102.123	
	88 1,3-dichlorobenzene	146	Compound Not Detected.						
*	89 1,4-dichlorobenzene-d4	152	18.470	18.470	(1.000)	99452	100.000		
	90 1,4-dichlorobenzene	146	Compound Not Detected.						
	93 1,2-dichlorobenzene	146	Compound Not Detected.						
	95 1,2-dibromo-3-chloropropane	75	Compound Not Detected.						
	97 1,2,4-trichlorobenzene	180	Compound Not Detected.						
	100 1,2,3-trichlorobenzene	180	Compound Not Detected.						

QC Flag Legend

Q - Qualifier signal failed the ratio test.

Alpha Analytical Labs

gc/ms voa

Data file : \\orgserv2\ff\chem\GCMSVOA\Quimby.i\150331N.b\0331N07.D
Lab Smp Id:
Inj Date : 31-MAR-2015 22:05
Operator : mm Inst ID: Quimby.i
Smp Info : l1505963-02,31,10,,a
Misc Info : wg772494,ical10611
Comment :
Method : \\orgserv2\ff\chem\GCMSVOA\Quimby.i\150331N.b\liq8260.m
Meth Date : 01-Apr-2015 05:37 mmay Quant Type: ISTD
Cal Date : 13-JAN-2015 15:17 Cal File: 0113A14.D
Als bottle: 7
Dil Factor: 1.00000
Integrator: HP RTE Compound Sublist: njtcl.sub
Target Version: 4.12
Processing Host: A1VOA1

- NO TENTATIVELY IDENTIFIED COMPOUNDS -

Alpha Analytical Labs

INTERNAL STANDARD COMPOUNDS
AREA AND RT SUMMARY

Instrument ID: Quimby.i
Lab File ID: 0331N07.D
Lab Smp Id:
Analysis Type: VOA
Quant Type: ISTD
Operator: mm
Method File: \\orgserv2\ff\chem\GCMSVOA\Quimby.i\150331N.b\liq8260.m
Misc Info: wg772494,ical10611

Calibration Date: 31-MAR-2015
Calibration Time: 19:27

Level: LOW
Sample Type: WATER

Test Mode:
Use Last Continuing Calibrator.
If Continuing Cal. use Initial Cal. Level 3

		AREA LIMIT			
COMPOUND	STANDARD	LOWER	UPPER	SAMPLE	%DIFF
42 fluorobenzene	293911	146956	587822	279493	-4.91
63 chlorobenzene-d5	239361	119681	478722	224088	-6.38
89 1,4-dichlorobenze	130988	65494	261976	99452	-24.08

		RT LIMIT			
COMPOUND	STANDARD	LOWER	UPPER	SAMPLE	%DIFF
42 fluorobenzene	9.12	8.62	9.62	9.12	0.00
63 chlorobenzene-d5	14.19	13.69	14.69	14.19	0.00
89 1,4-dichlorobenze	18.47	17.97	18.97	18.47	0.00

AREA UPPER LIMIT = +100% of internal standard area.
AREA LOWER LIMIT = - 50% of internal standard area.
RT UPPER LIMIT = + 0.50 minutes of internal standard RT.
RT LOWER LIMIT = - 0.50 minutes of internal standard RT.

Alpha Analytical Labs

RECOVERY REPORT

Client Name: Client SDG: SDGa02552
Sample Matrix: LIQUID Fraction: VOA
Lab Smp Id:
Level: LOW Operator: mm
Data Type: MS DATA SampleType: SAMPLE
SpikeList File: curve.spk Quant Type: ISTD
Sublist File: njtcl.sub
Method File: \\orgserv2\ff\chem\GCMSVOA\Quimby.i\150331N.b\liq8260.m
Misc Info: wg772494,ical10611

SURROGATE COMPOUND	AMOUNT ADDED ngs	AMOUNT RECOVERED ngs	% RECOVERED	LIMITS
$ 32 dibromofluorometha	100.000	104.875	104.88	70-130
$ 38 1,2-dichloroethane	100.000	98.254	98.25	70-130
$ 53 toluene-d8	100.000	98.556	98.56	70-130
$ 75 4-bromofluorobenze	100.000	102.123	102.12	70-130

Data File: \\orgserv2\ff\chem\GCMSVOA\Quimby.i\150331N.b\0331N07.D
Date : 31-MAR-2015 22:05
Client ID:
Sample Info: 11505963-02,31,10,,a
Purge Volume: 10.0
Column phase: Rtx-502.2

Instrument: Quimby.i
Operator: mm
Column diameter: 0.18

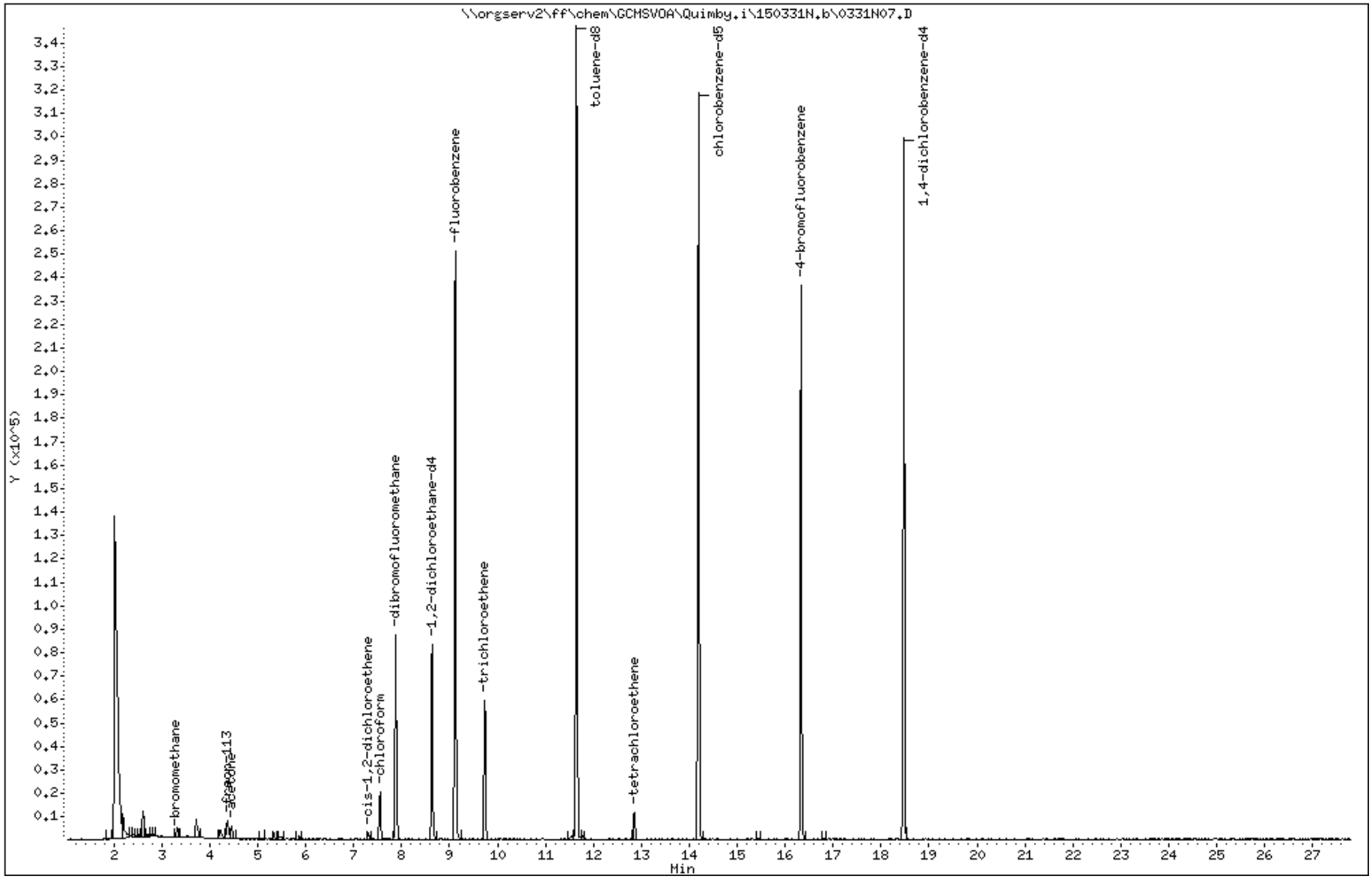

Data File: \\orgserv2\ff\chem\GCMSVOA\Quimby.i\150331N.b\0331N07.D

Date : 31-MAR-2015 22:05

Client ID:

Instrument: Quimby.i

Sample Info: 11505963-02,31,10,,a

Purge Volume: 10.0

Operator: mm

Column phase: Rtx-502.2

Column diameter: 0.18

4 bromomethane

Concentration: 3.028 ngs

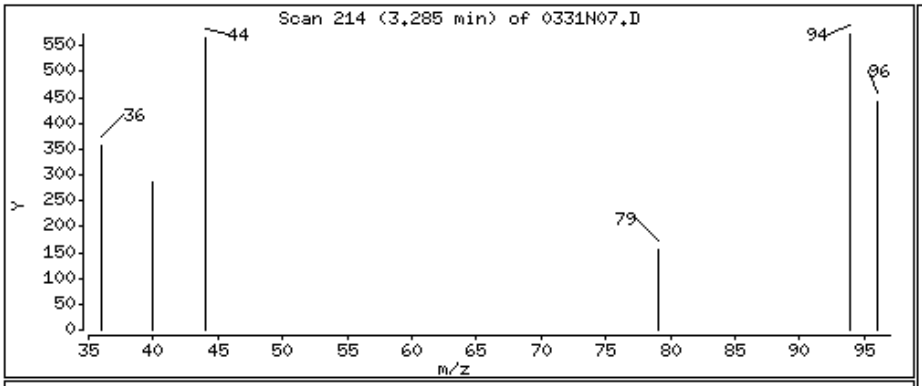

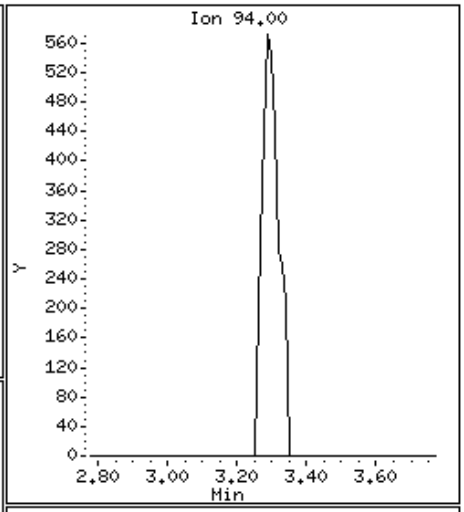

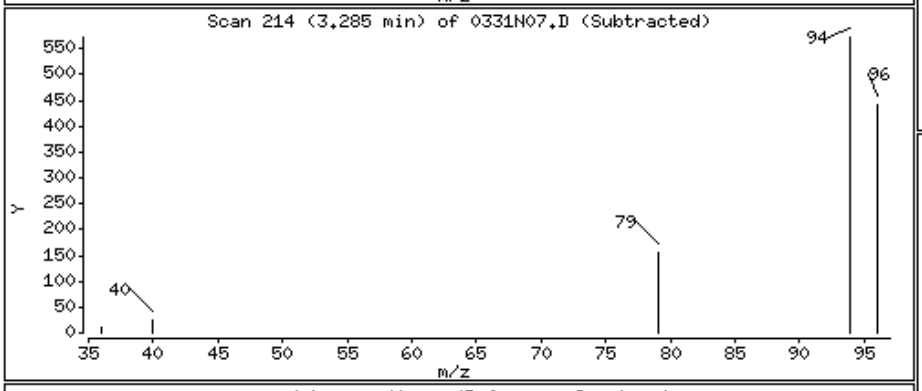

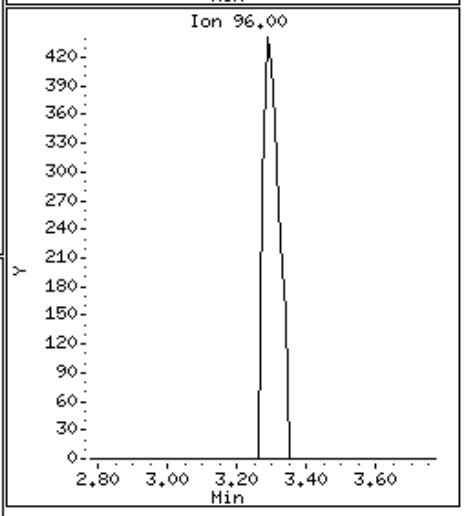

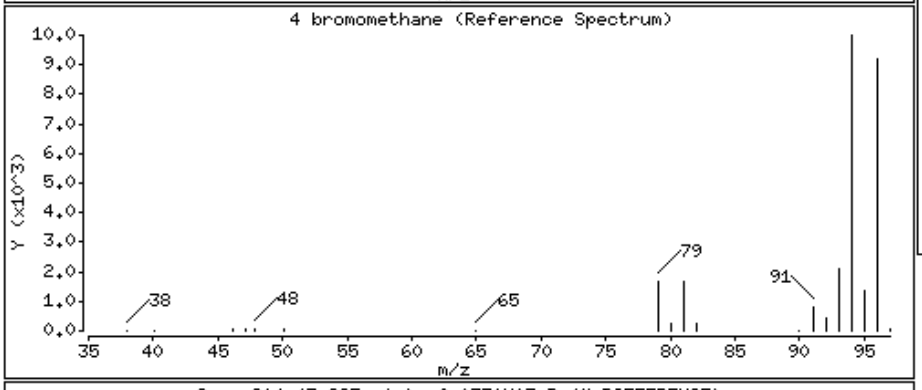

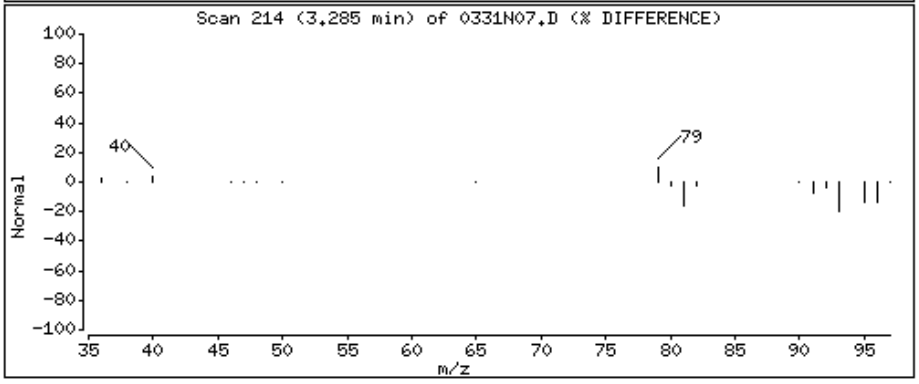

Data File: \\orgserv2\ff\chem\GCMSVOA\Quimby.i\150331N.b\0331N07.D

Date : 31-MAR-2015 22:05

Client ID:

Instrument: Quimby.i

Sample Info: 11505963-02,31,10,,a

Purge Volume: 10.0

Operator: mm

Column phase: Rtx-502.2

Column diameter: 0.18

9 freon-113

Concentration: 6.843 ngs

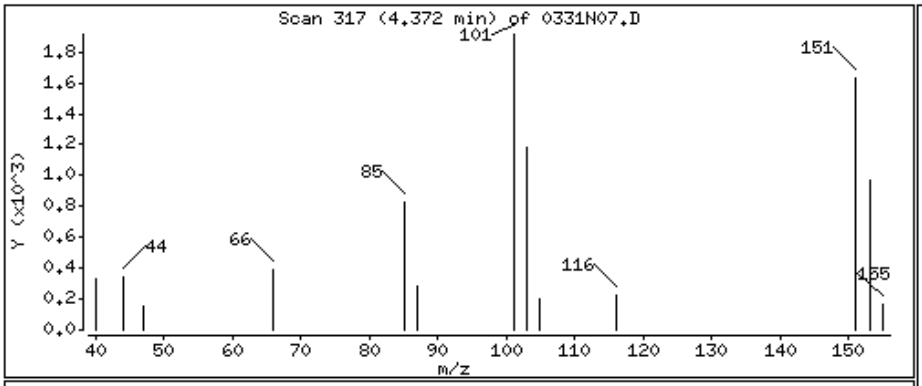

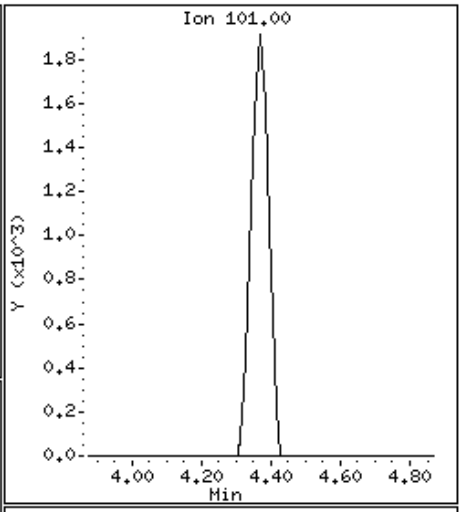

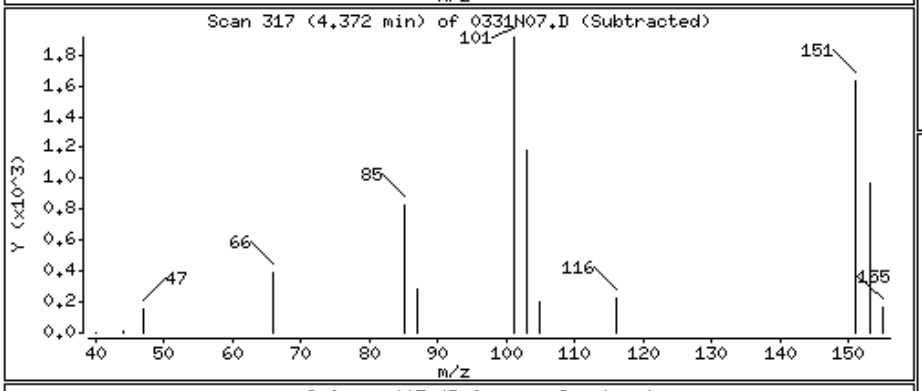

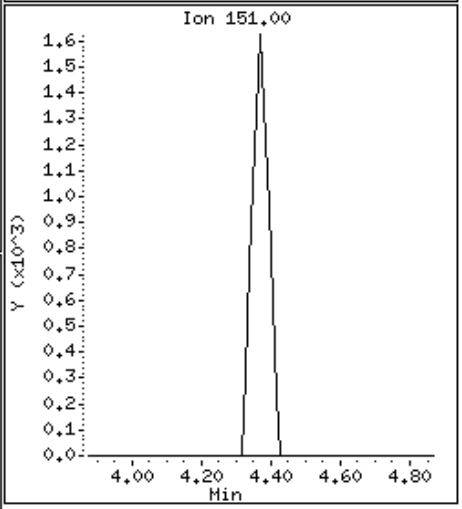

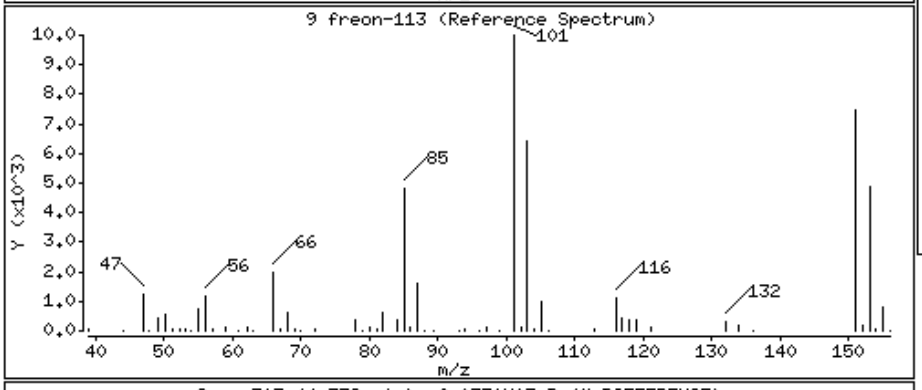

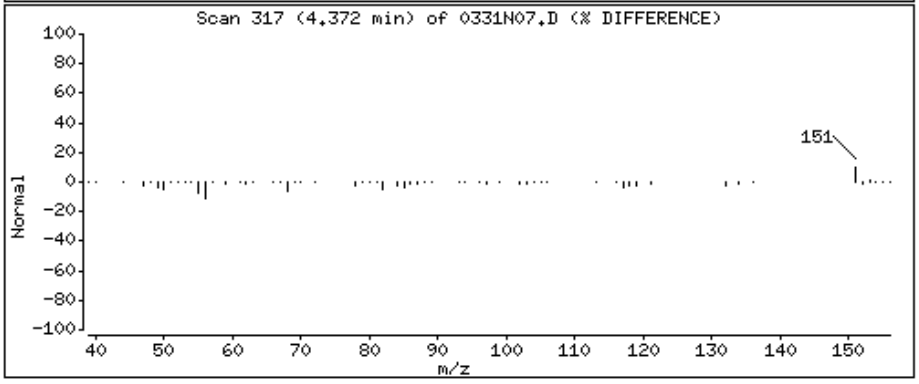

Data File: \\orgserv2\ff\chem\GCMSVOA\Quimby.i\150331N.b\0331N07.D

Date : 31-MAR-2015 22:05

Client ID:

Instrument: Quimby.i

Sample Info: 11505963-02,31,10,,a

Purge Volume: 10.0

Operator: mm

Column phase: Rtx-502.2

Column diameter: 0.18

10 acetone

Concentration: 41.999 ngs

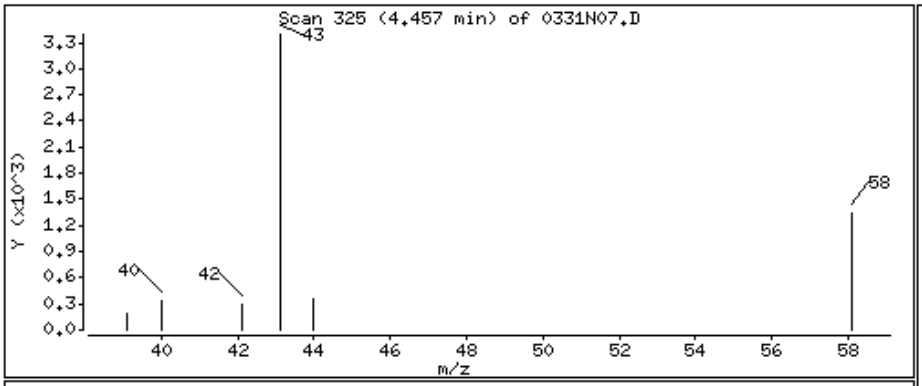

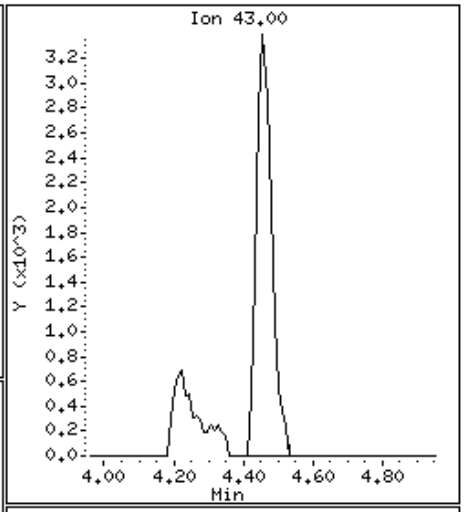

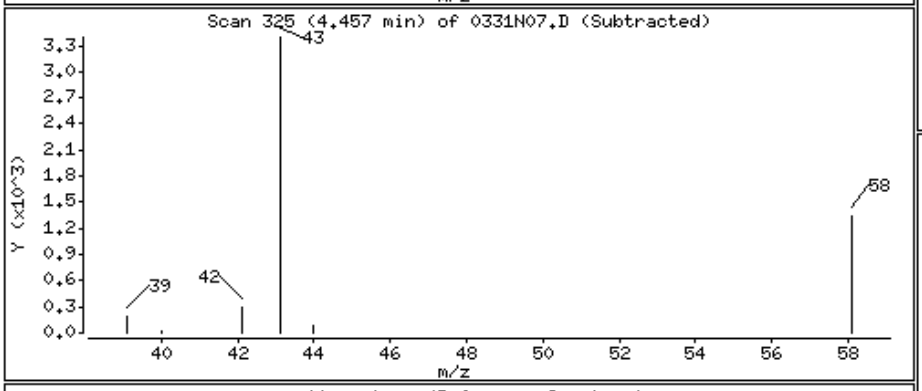

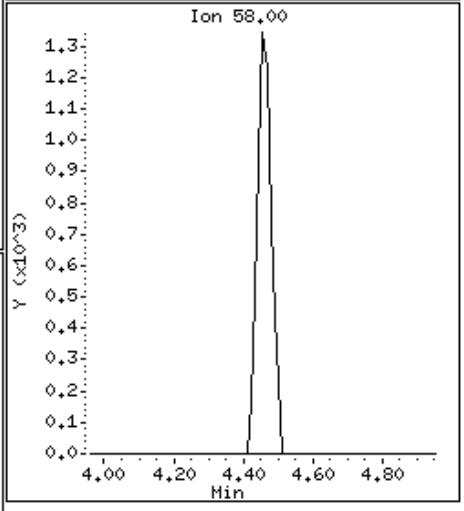

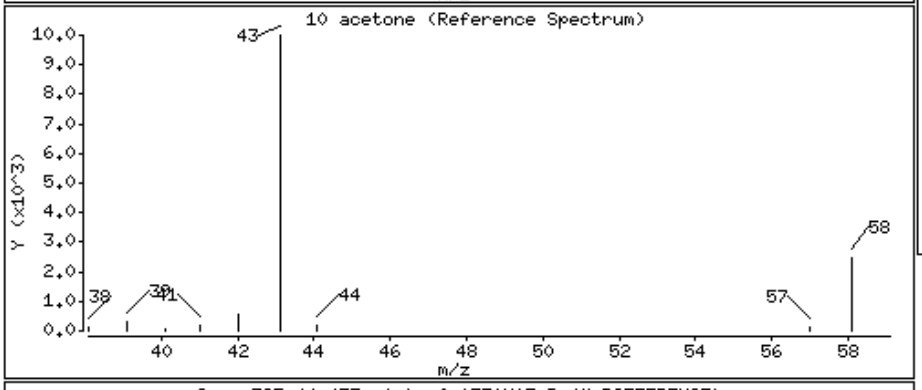

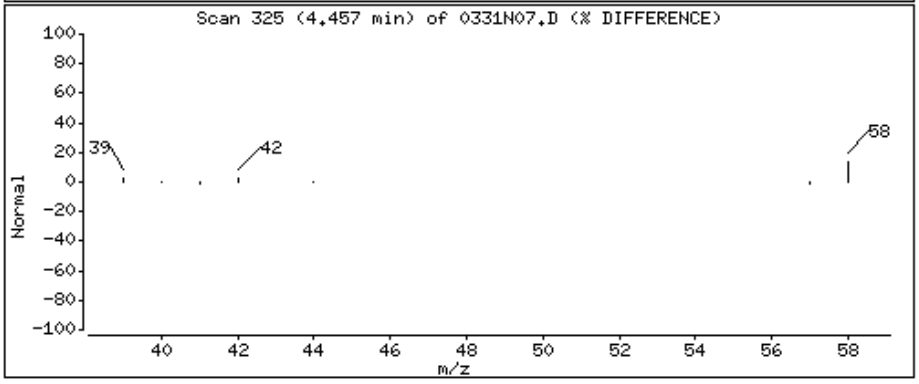

Data File: \\orgserv2\ff\chem\GCMSVOA\Quimby.i\150331N.b\0331N07.D

Date : 31-MAR-2015 22:05

Client ID:

Instrument: Quimby.i

Sample Info: 11505963-02,31,10,,a

Purge Volume: 10.0

Operator: mm

Column phase: Rtx-502.2

Column diameter: 0.18

28 cis-1,2-dichloroethene

Concentration: 1.154 ngs

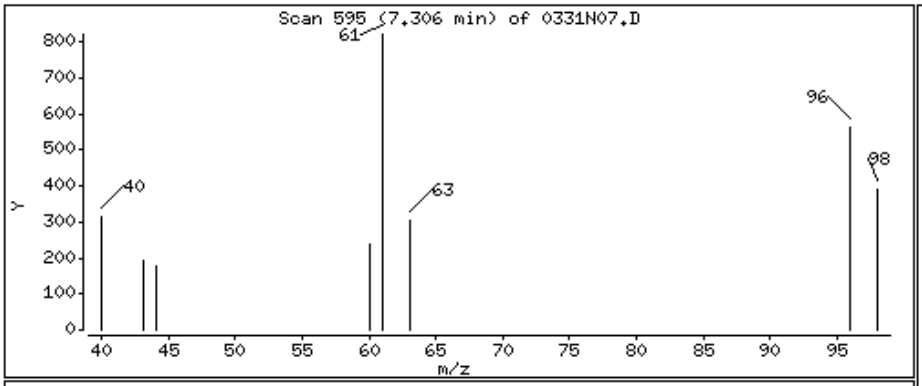

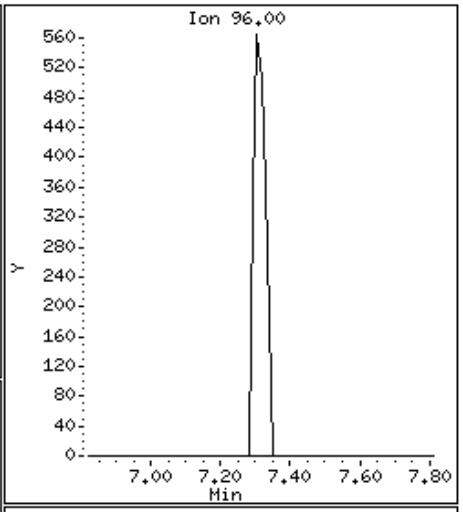

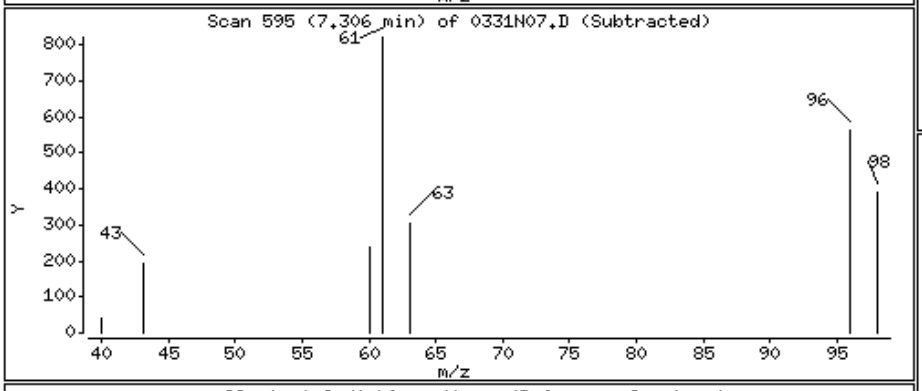

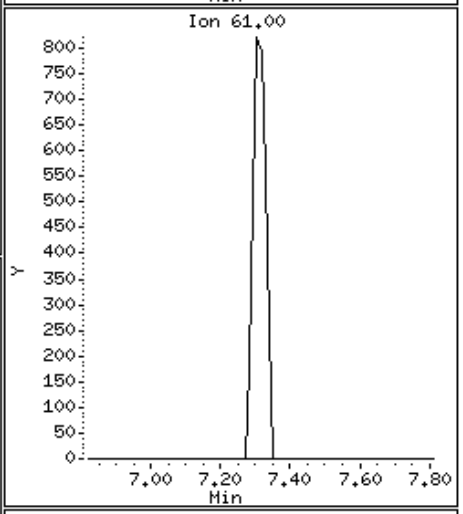

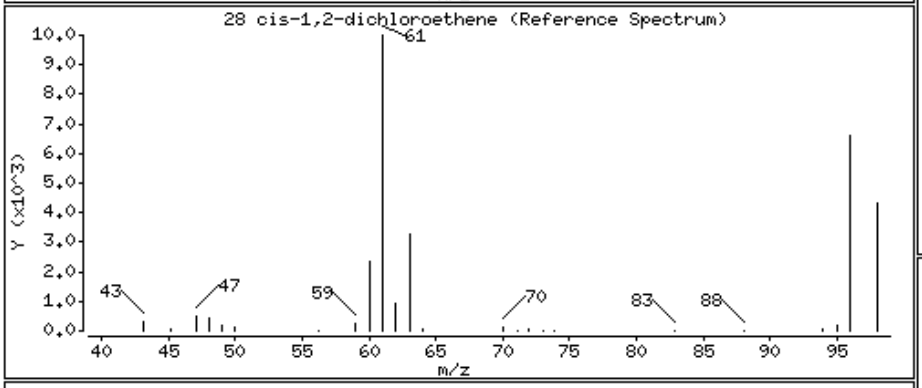

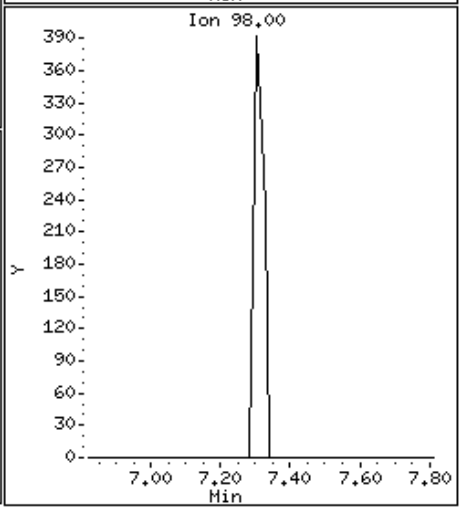

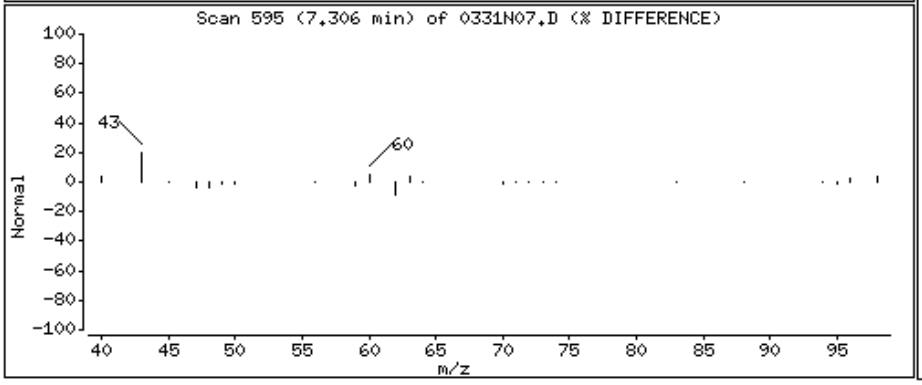

Data File: \\orgserv2\ff\chem\GCMSVOA\Quimby.i\150331N.b\0331N07.D

Date : 31-MAR-2015 22:05

Client ID:

Instrument: Quimby.i

Sample Info: 11505963-02,31,10,,a

Purge Volume: 10.0

Operator: mm

Column phase: Rtx-502.2

Column diameter: 0.18

29 chloroform

Concentration: 11.710 ngs

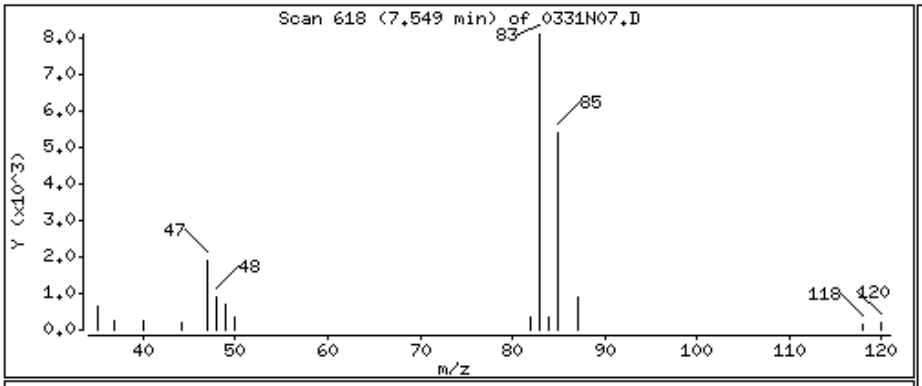

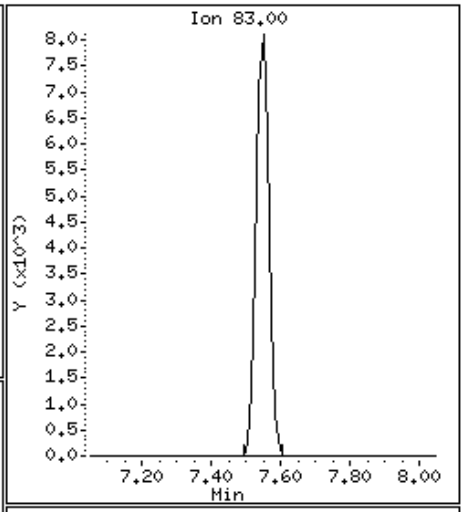

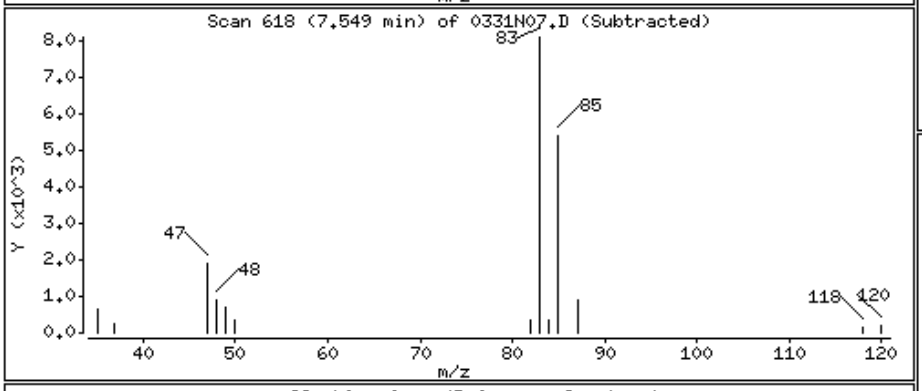

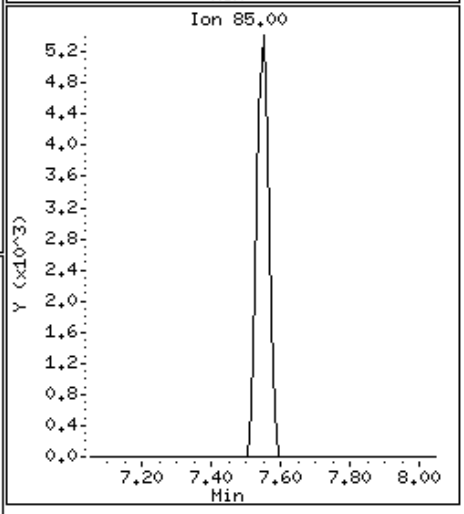

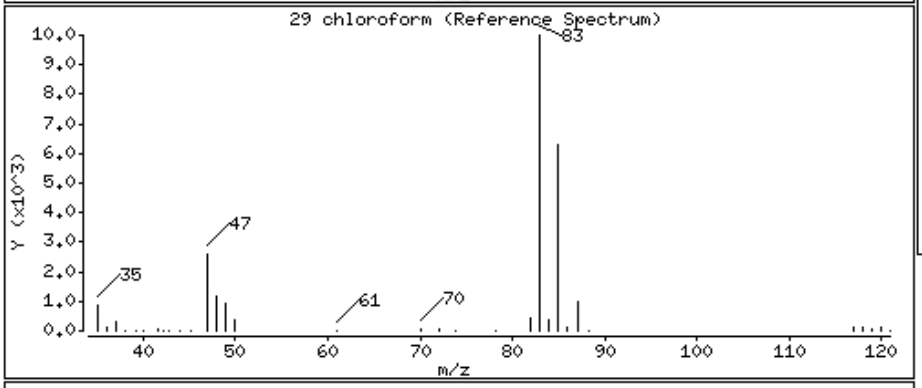

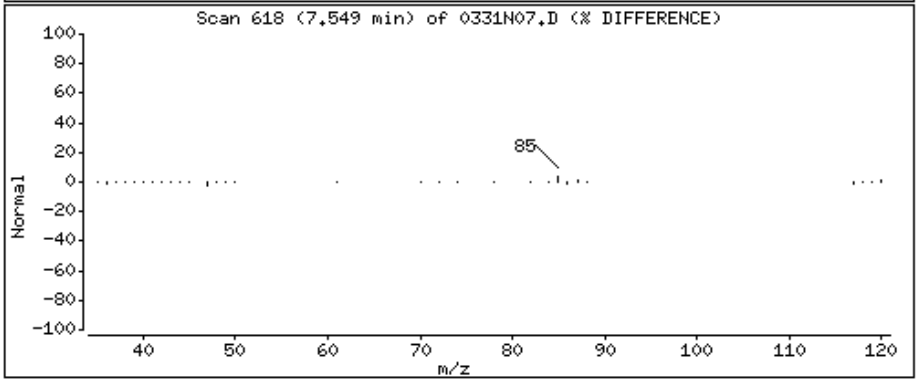

Data File: \\orgserv2\ff\chem\GCMSVOA\Quimby.i\150331N.b\0331N07.D

Date : 31-MAR-2015 22:05

Client ID:

Instrument: Quimby.i

Sample Info: 11505963-02,31,10,,a

Purge Volume: 10.0

Operator: mm

Column phase: Rtx-502.2

Column diameter: 0.18

43 trichloroethene

Concentration: 22.659 ngs

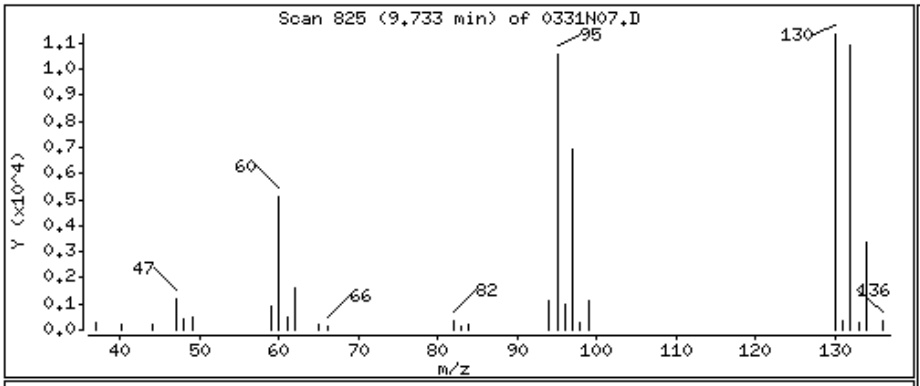

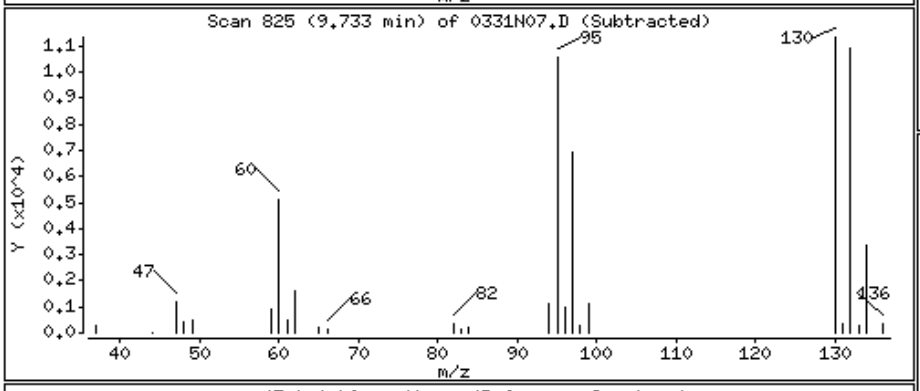

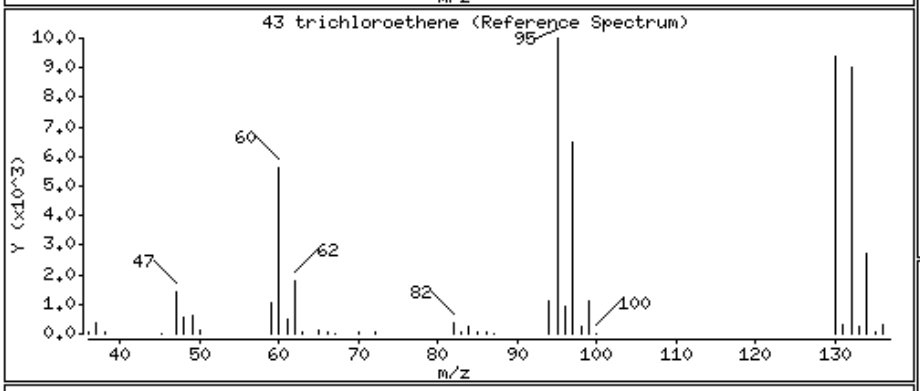

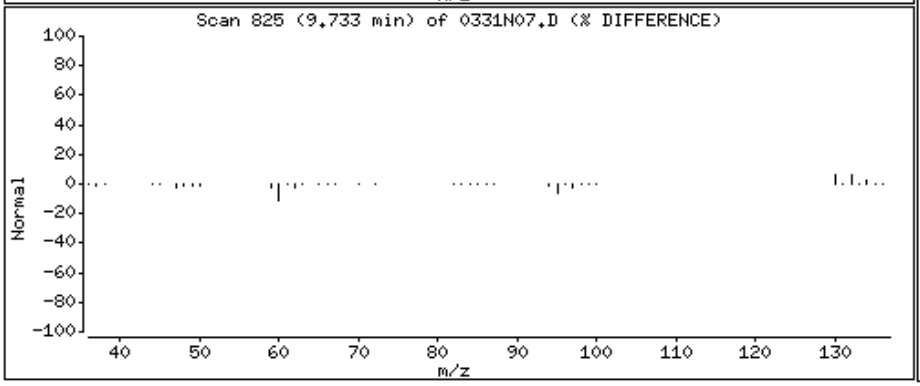

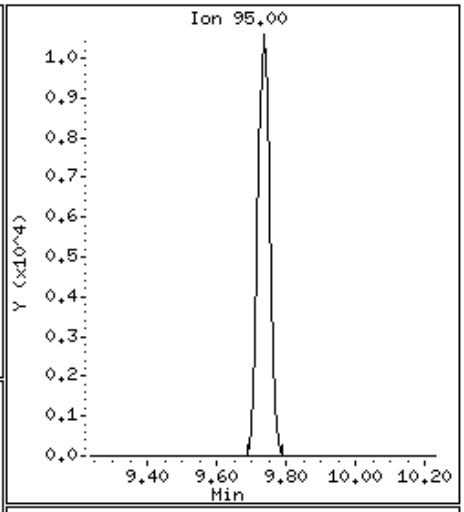

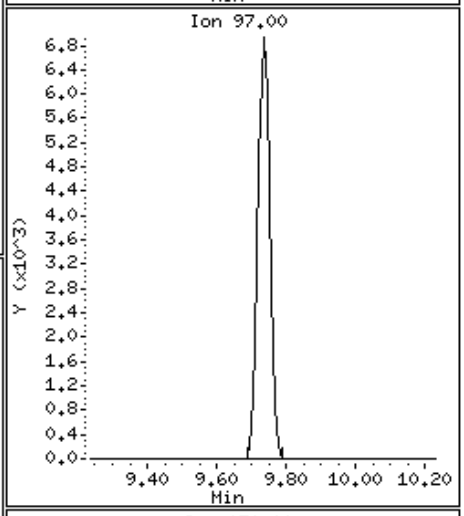

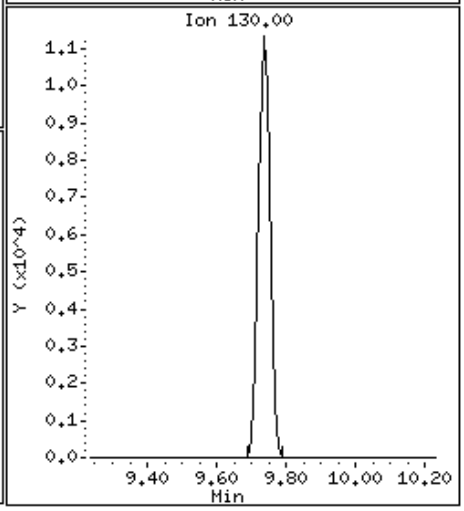

Data File: \\orgserv2\ff\chem\GCMSVOA\Quimby.i\150331N.b\0331N07.D

Date : 31-MAR-2015 22:05

Client ID:

Instrument: Quimby.i

Sample Info: 11505963-02,31,10,,a

Purge Volume: 10.0

Operator: mm

Column phase: Rtx-502.2

Column diameter: 0.18

60 tetrachloroethene

Concentration: 4.351 ngs

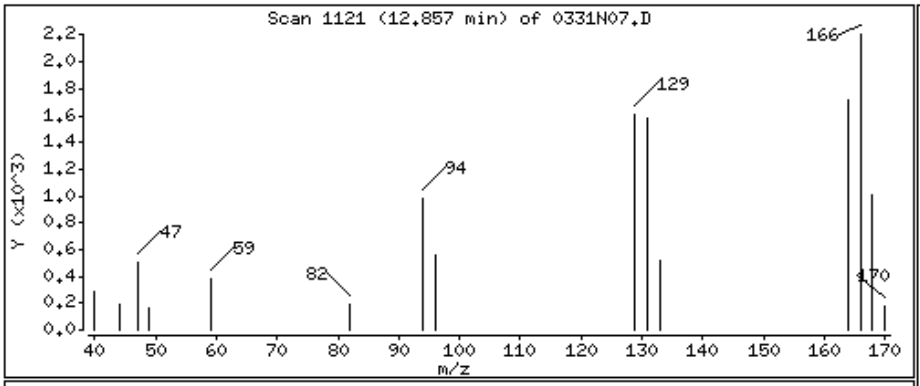

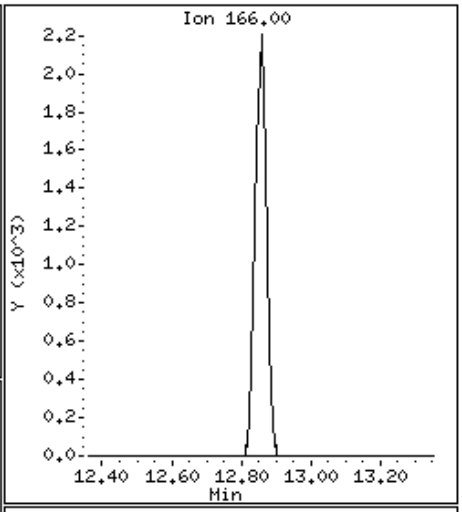

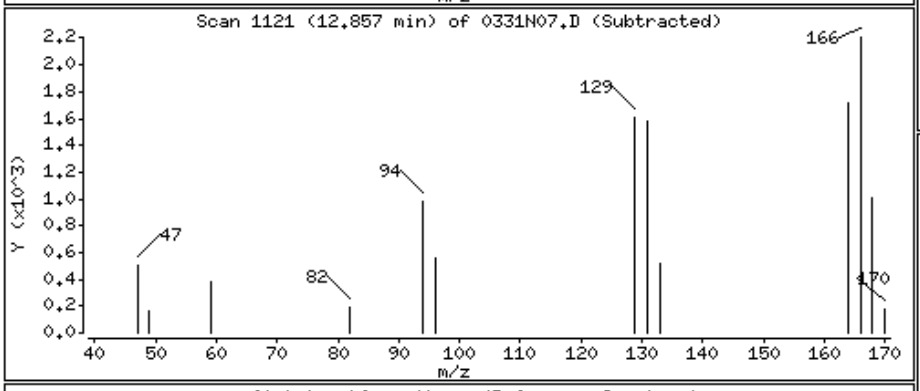

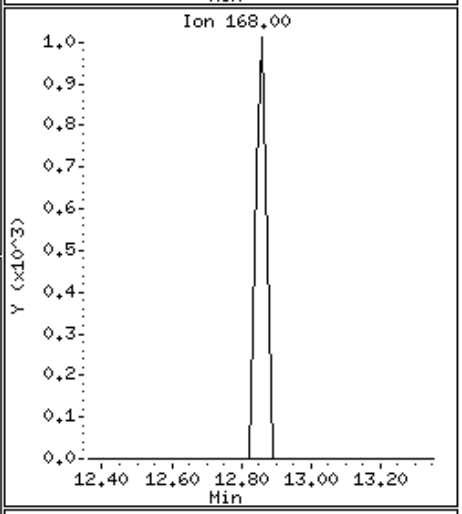

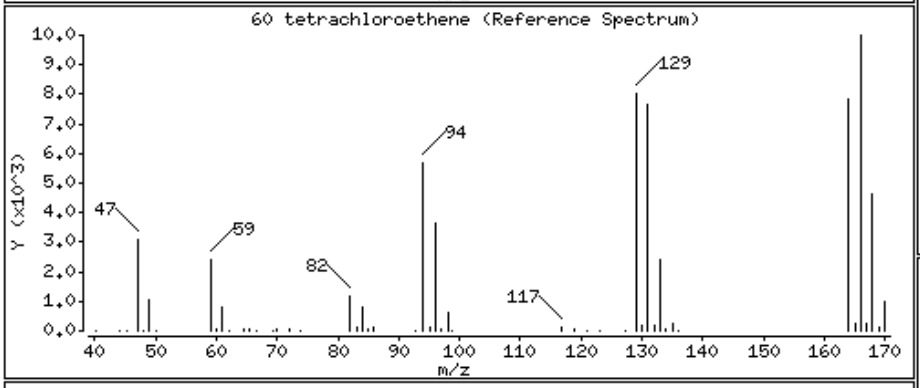

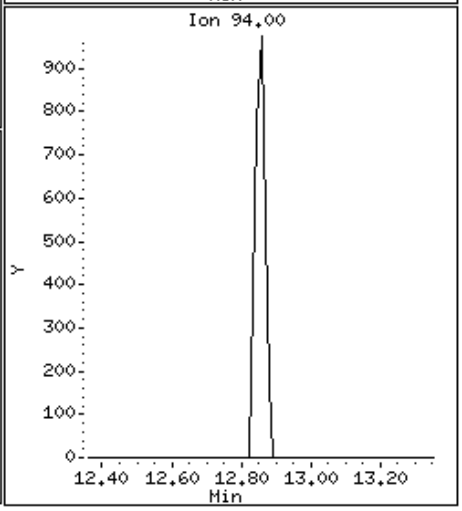

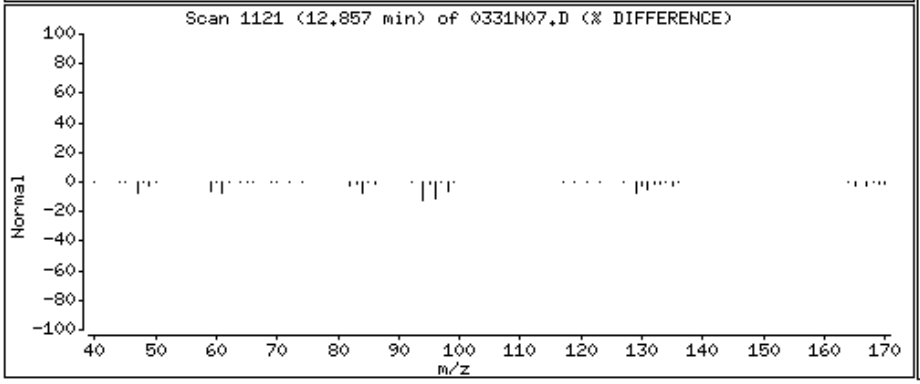

Alpha Analytical Labs

gc/ms voa

Data file : \\orgserv2\ff\chem\GCMSVOA\Quimby.i\150331N.b\0331N08.D
Lab Smp Id:
Inj Date : 31-MAR-2015 22:36
Operator : mm Inst ID: Quimby.i
Smp Info : l1505963-03,31,10,,a
Misc Info : wg772494,ical10611
Comment :
Method : \\orgserv2\ff\chem\GCMSVOA\Quimby.i\150331N.b\liq8260.m
Meth Date : 01-Apr-2015 05:37 mmay Quant Type: ISTD
Cal Date : 13-JAN-2015 15:17 Cal File: 0113A14.D
Als bottle: 8
Dil Factor: 1.00000
Integrator: HP RTE Compound Sublist: njtcl.sub
Target Version: 4.12
Processing Host: A1VOA1

Concentration Formula: Amt * DF * CpndVariable
Cpnd Variable Local Compound Variable

	Compounds	QUANT SIG MASS	RT	EXP RT	REL RT	RESPONSE	CONCENTRATIONS ON-COLUMN (ngs)	FINAL (ngs)	REVIEW CODE
1	dichlorodifluoromethane	85	Compound Not Detected.						
2	chloromethane	50	Compound Not Detected.						
3	vinyl chloride	62	Compound Not Detected.						
4	bromomethane	94	3.285	3.274	(0.360)	1748	3.08718	3.087(Q)	
5	chloroethane	64	Compound Not Detected.						
6	trichlorofluoromethane	101	Compound Not Detected.						
9	freon-113	101	4.372	4.372	(0.479)	2838	3.25666	3.256	
10	acetone	43	Compound Not Detected.						
11	1,1,-dichloroethene	96	Compound Not Detected.						
14	methyl acetate	43	Compound Not Detected.						
15	methylene chloride	84	Compound Not Detected.						
16	carbon disulfide	76	5.343	5.343	(0.586)	4460	2.00427	2.004	
18	methyl tert butyl ether	73	Compound Not Detected.						
20	trans-1,2-dichloroethene	96	Compound Not Detected.						
23	1,1-dichloroethane	63	Compound Not Detected.						
25	2-butanone	43	Compound Not Detected.						
28	cis-1,2-dichloroethene	96	7.316	7.316	(0.802)	9393	9.29828	9.298	
29	chloroform	83	7.548	7.548	(0.828)	2543	1.65790	1.657	
30	bromochloromethane	128	Compound Not Detected.						
$ 32	dibromofluoromethane	113	7.875	7.875	(0.863)	58424	103.931	103.930	
33	1,1,1-trichloroethane	97	Compound Not Detected.						
34	cyclohexane	56	Compound Not Detected.						
36	carbontetrachloride	117	Compound Not Detected.						
$ 38	1,2-dichloroethane-d4	65	8.635	8.635	(0.947)	62240	97.4565	97.456	
40	1,2-dichloroethane	62	Compound Not Detected.						
41	benzene	78	Compound Not Detected.						
* 42	fluorobenzene	96	9.121	9.120	(1.000)	263164	100.000		
43	trichloroethene	95	9.733	9.733	(1.067)	952356	988.460	988.459	
44	methyl cyclohexane	83	Compound Not Detected.						

	Compounds	QUANT SIG MASS	RT	EXP RT	REL RT	RESPONSE	CONCENTRATIONS ON-COLUMN (ngs)	CONCENTRATIONS FINAL (ngs)	REVIEW CODE
	45 1,2-dichloropropane	63	Compound Not Detected.						
	46 bromodichloromethane	83	Compound Not Detected.						
	47 1,4-dioxane	88	Compound Not Detected.						
	50 4-methyl-2-pentanone	58	Compound Not Detected.						
	52 cis-1,3-dichloropropene	75	Compound Not Detected.						
$	53 toluene-d8	98	11.643	11.643	(0.821)	269916	97.8915	97.891	
	54 toluene	92	Compound Not Detected.						
	56 trans-1,3-dichloropropene	75	Compound Not Detected.						
	57 2-hexanone	43	Compound Not Detected.						
	58 1,1,2-trichloroethane	83	Compound Not Detected.						
	60 tetrachloroethene	166	Compound Not Detected.						
	61 chlorodibromomethane	129	Compound Not Detected.						
	62 1,2-dibromoethane	107	Compound Not Detected.						
*	63 chlorobenzene-d5	117	14.186	14.186	(1.000)	214189	100.000		
	64 chlorobenzene	112	Compound Not Detected.						
	66 ethyl benzene	91	Compound Not Detected.						
	67 p/m xylene	106	Compound Not Detected.						
	68 o xylene	106	Compound Not Detected.						
	69 styrene	104	Compound Not Detected.						
	70 isopropylbenzene	105	Compound Not Detected.						
	71 bromoform	173	Compound Not Detected.						
	74 1,1,2,2,-tetrachloroethane	83	Compound Not Detected.						
$	75 4-bromofluorobenzene	95	16.328	16.328	(0.884)	99465	102.884	102.884	
	88 1,3-dichlorobenzene	146	Compound Not Detected.						
*	89 1,4-dichlorobenzene-d4	152	18.470	18.470	(1.000)	96381	100.000		
	90 1,4-dichlorobenzene	146	Compound Not Detected.						
	93 1,2-dichlorobenzene	146	Compound Not Detected.						
	95 1,2-dibromo-3-chloropropane	75	Compound Not Detected.						
	97 1,2,4-trichlorobenzene	180	Compound Not Detected.						
	100 1,2,3-trichlorobenzene	180	Compound Not Detected.						

QC Flag Legend

Q - Qualifier signal failed the ratio test.

Alpha Analytical Labs

gc/ms voa

Data file : \\orgserv2\ff\chem\GCMSVOA\Quimby.i\150331N.b\0331N08.D
Lab Smp Id:
Inj Date : 31-MAR-2015 22:36
Operator : mm Inst ID: Quimby.i
Smp Info : l1505963-03,31,10,,a
Misc Info : wg772494,ical10611
Comment :
Method : \\orgserv2\ff\chem\GCMSVOA\Quimby.i\150331N.b\liq8260.m
Meth Date : 01-Apr-2015 05:37 mmay Quant Type: ISTD
Cal Date : 13-JAN-2015 15:17 Cal File: 0113A14.D
Als bottle: 8
Dil Factor: 1.00000
Integrator: HP RTE Compound Sublist: njtcl.sub
Target Version: 4.12
Processing Host: A1VOA1

- NO TENTATIVELY IDENTIFIED COMPOUNDS -

Alpha Analytical Labs

INTERNAL STANDARD COMPOUNDS
AREA AND RT SUMMARY

Instrument ID: Quimby.i
Lab File ID: 0331N08.D
Lab Smp Id:
Analysis Type: VOA
Quant Type: ISTD
Operator: mm
Method File: \\orgserv2\ff\chem\GCMSVOA\Quimby.i\150331N.b\liq8260.m
Misc Info: wg772494,ical10611

Calibration Date: 31-MAR-2015
Calibration Time: 19:27

Level: LOW
Sample Type: WATER

Test Mode:
Use Last Continuing Calibrator.
If Continuing Cal. use Initial Cal. Level 3

		AREA LIMIT			
COMPOUND	STANDARD	LOWER	UPPER	SAMPLE	%DIFF
42 fluorobenzene	293911	146956	587822	263164	-10.46
63 chlorobenzene-d5	239361	119681	478722	214189	-10.52
89 1,4-dichlorobenze	130988	65494	261976	96381	-26.42

		RT LIMIT			
COMPOUND	STANDARD	LOWER	UPPER	SAMPLE	%DIFF
42 fluorobenzene	9.12	8.62	9.62	9.12	0.00
63 chlorobenzene-d5	14.19	13.69	14.69	14.19	0.00
89 1,4-dichlorobenze	18.47	17.97	18.97	18.47	0.00

AREA UPPER LIMIT = +100% of internal standard area.
AREA LOWER LIMIT = - 50% of internal standard area.
RT UPPER LIMIT = + 0.50 minutes of internal standard RT.
RT LOWER LIMIT = - 0.50 minutes of internal standard RT.

Alpha Analytical Labs

RECOVERY REPORT

Client Name: Client SDG: SDGa02552
Sample Matrix: LIQUID Fraction: VOA
Lab Smp Id:
Level: LOW Operator: mm
Data Type: MS DATA SampleType: SAMPLE
SpikeList File: curve.spk Quant Type: ISTD
Sublist File: njtcl.sub
Method File: \\orgserv2\ff\chem\GCMSVOA\Quimby.i\150331N.b\liq8260.m
Misc Info: wg772494,ical10611

SURROGATE COMPOUND	AMOUNT ADDED ngs	AMOUNT RECOVERED ngs	% RECOVERED	LIMITS
$ 32 dibromofluorometha	100.000	103.930	103.93	70-130
$ 38 1,2-dichloroethane	100.000	97.456	97.46	70-130
$ 53 toluene-d8	100.000	97.891	97.89	70-130
$ 75 4-bromofluorobenze	100.000	102.884	102.88	70-130

Data File: \\orgserv2\ff\chem\GCMSVOA\Quimby.i\150331N.b\0331N08.D
Date : 31-MAR-2015 22:36
Client ID:
Sample Info: 11505963-03,31,10,,a
Purge Volume: 10.0
Column phase: Rtx-502.2

Instrument: Quimby.i
Operator: mm
Column diameter: 0.18

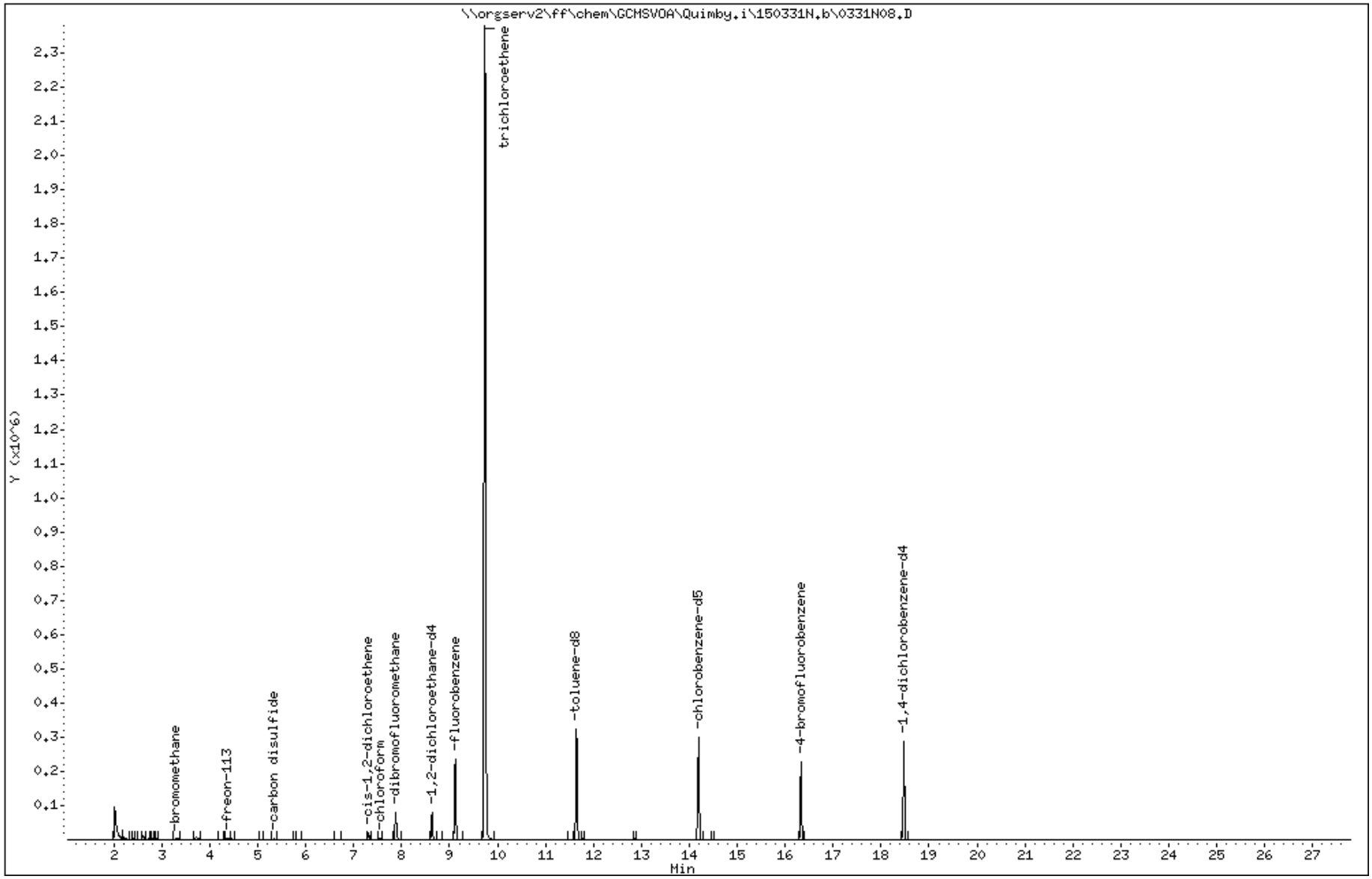

Data File: \\orgserv2\ff\chem\GCMSVOA\Quimby.i\150331N.b\0331N08.D

Date : 31-MAR-2015 22:36

Client ID:

Instrument: Quimby.i

Sample Info: 11505963-03,31,10,,a

Purge Volume: 10.0

Operator: mm

Column phase: Rtx-502.2

Column diameter: 0.18

4 bromomethane

Concentration: 3.087 ngs

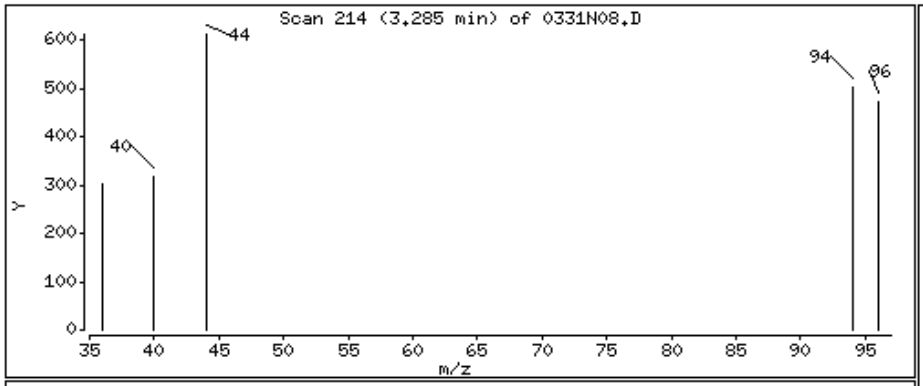

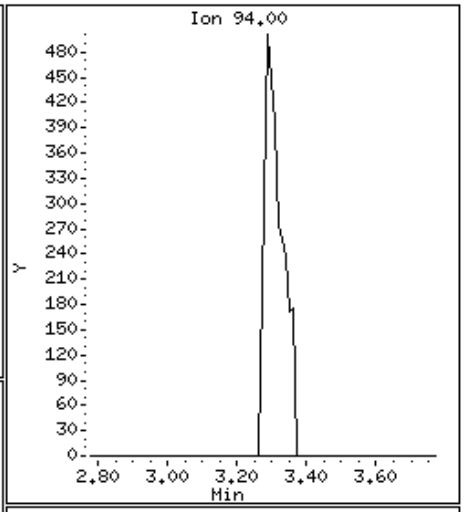

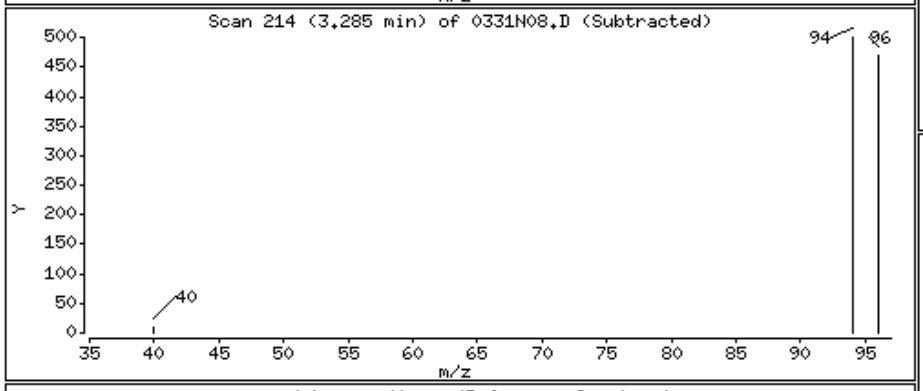

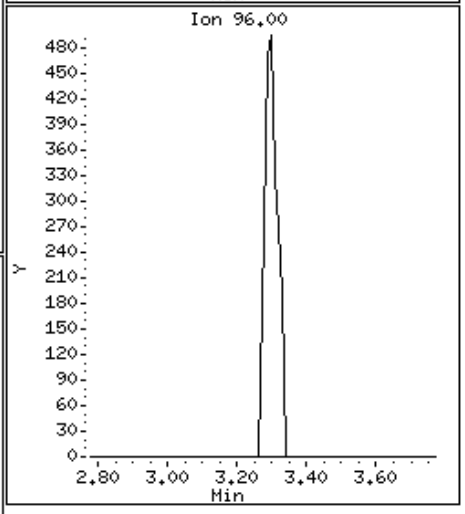

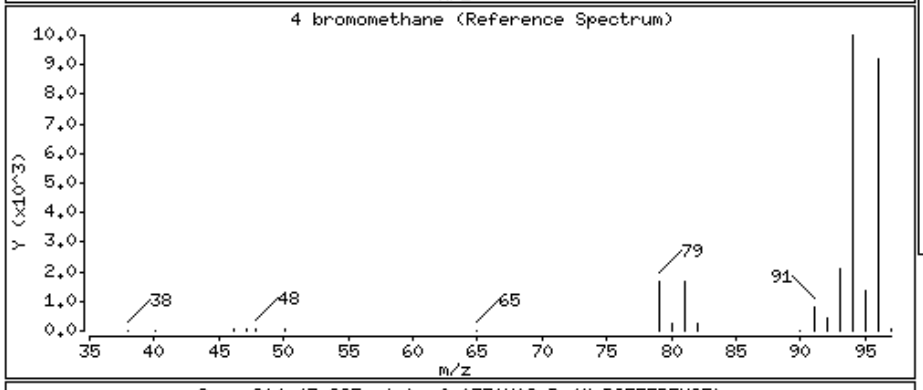

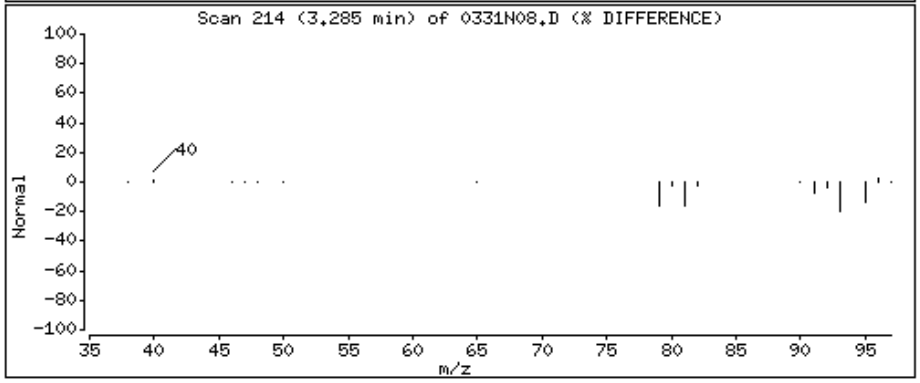

Data File: \\orgserv2\ff\chem\GCMSVOA\Quimby.i\150331N.b\0331N08.D

Date : 31-MAR-2015 22:36

Client ID:

Instrument: Quimby.i

Sample Info: 11505963-03,31,10,,a

Purge Volume: 10.0

Operator: mm

Column phase: Rtx-502.2

Column diameter: 0.18

9 freon-113

Concentration: 3.256 ngs

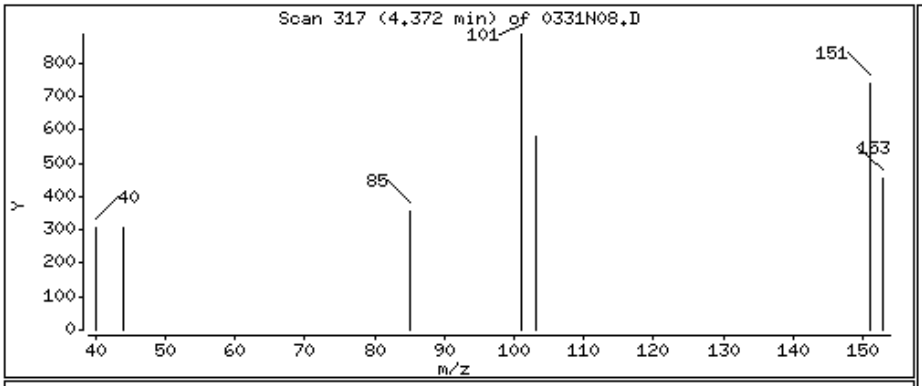

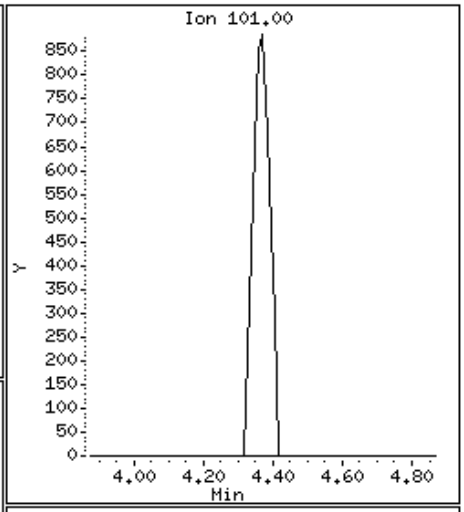

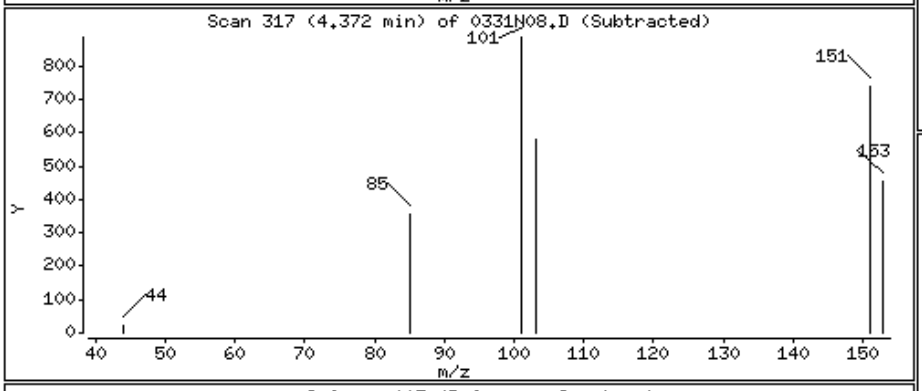

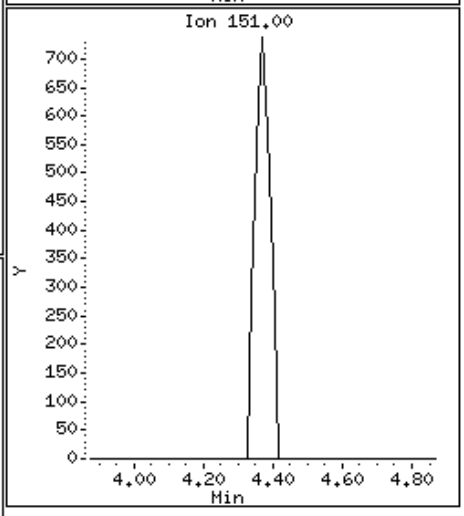

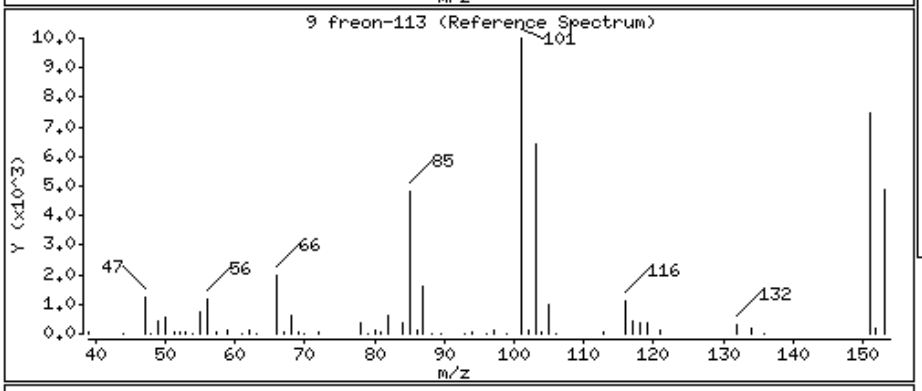

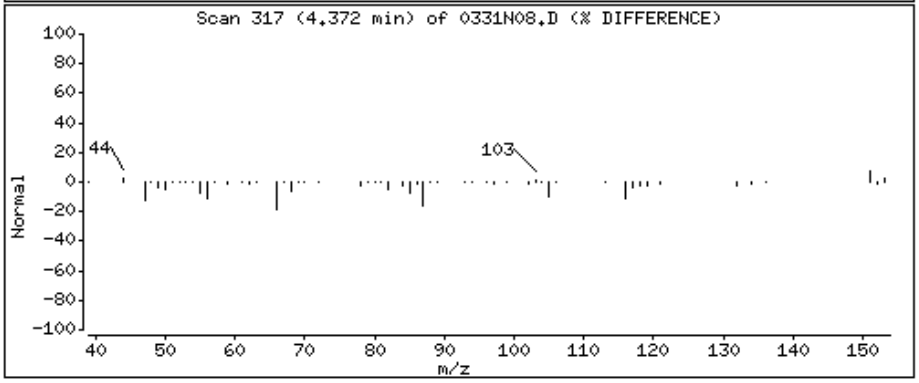

Data File: \\orgserv2\ff\chem\GCMSVOA\Quimby.i\150331N.b\0331N08.D

Date : 31-MAR-2015 22:36

Client ID:

Instrument: Quimby.i

Sample Info: 11505963-03,31,10,,a

Purge Volume: 10.0

Operator: mm

Column phase: Rtx-502.2

Column diameter: 0.18

16 carbon disulfide

Concentration: 2.004 ngs

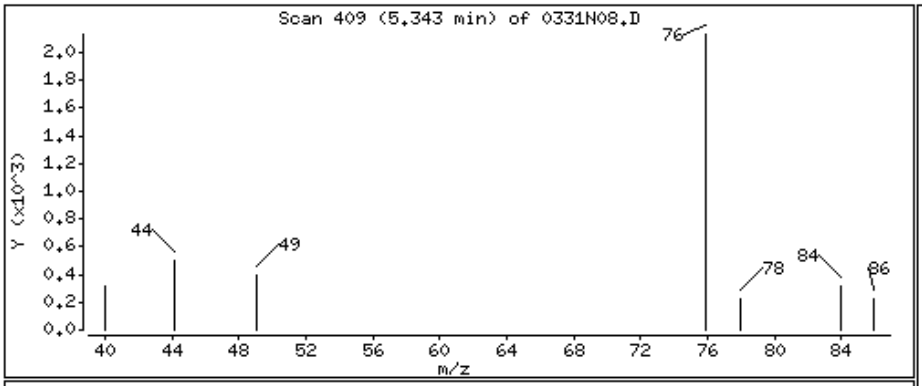

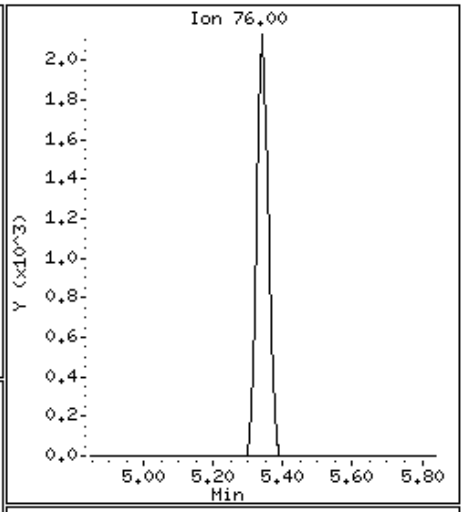

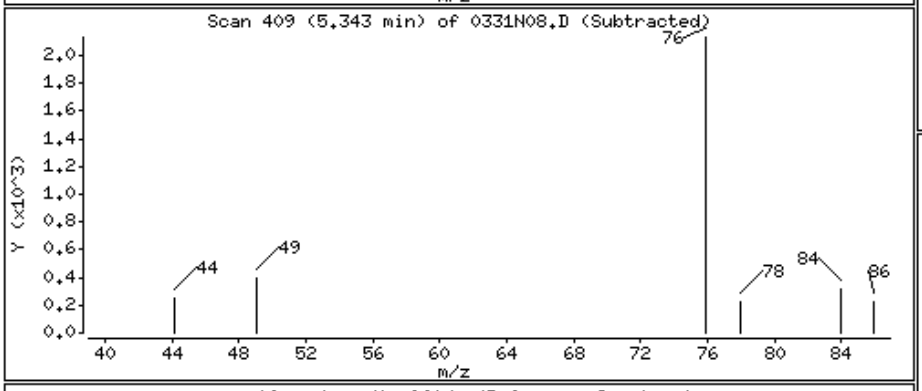

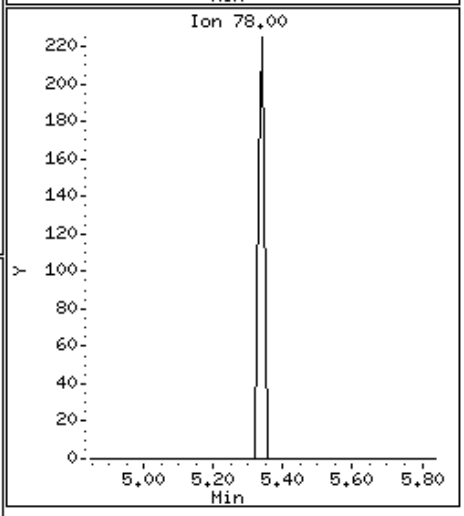

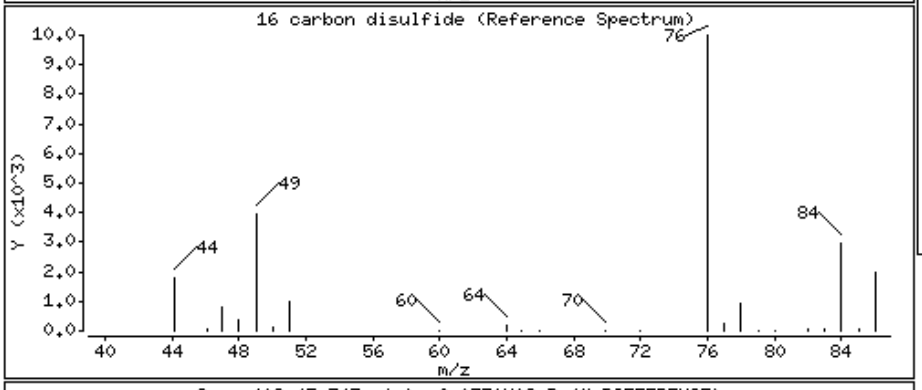

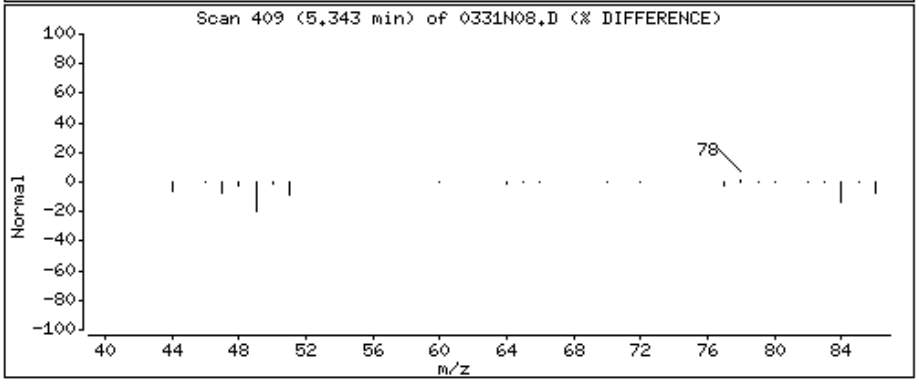

Data File: \\orgserv2\ff\chem\GCMSVOA\Quimby.i\150331N.b\0331N08.D

Date : 31-MAR-2015 22:36

Client ID:

Instrument: Quimby.i

Sample Info: 11505963-03,31,10,,a

Purge Volume: 10.0

Operator: mm

Column phase: Rtx-502.2

Column diameter: 0.18

28 cis-1,2-dichloroethene

Concentration: 9.298 ngs

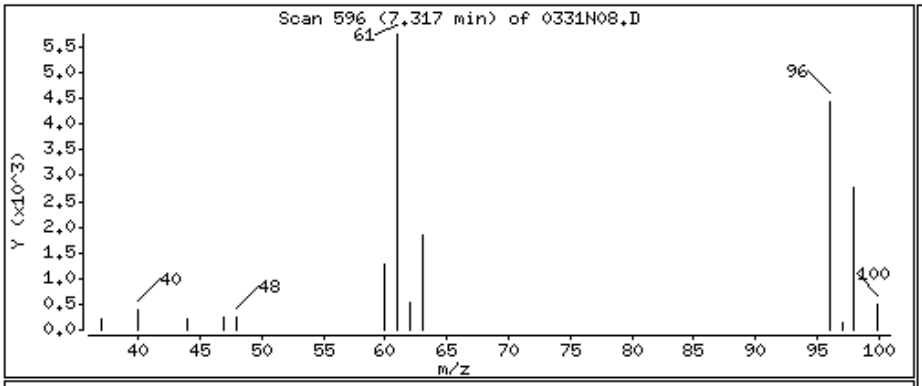

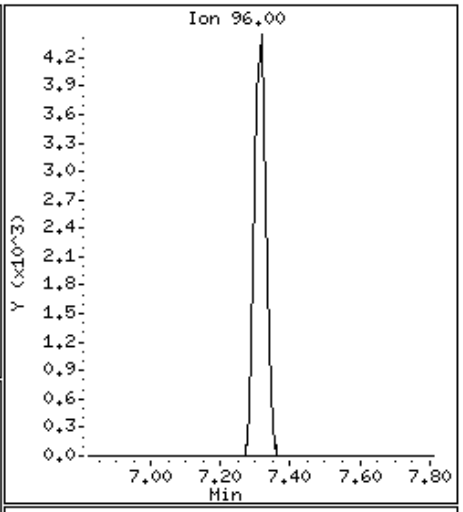

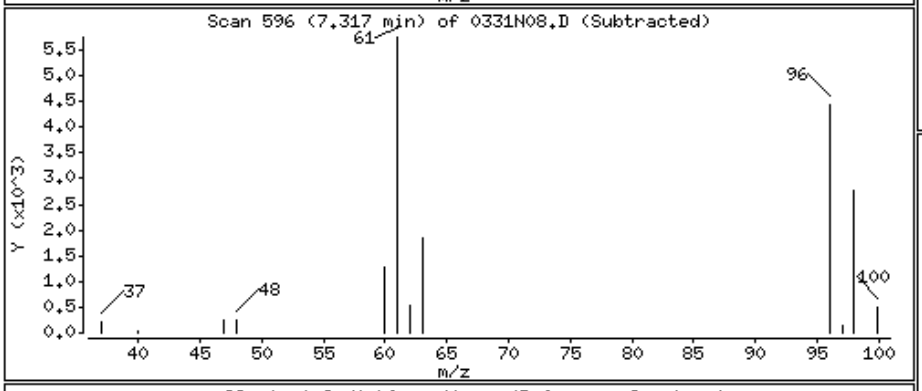

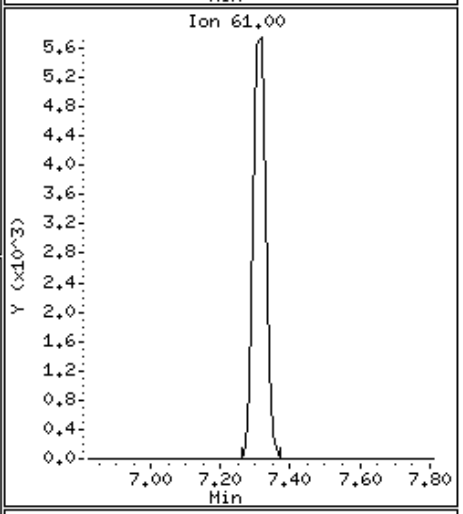

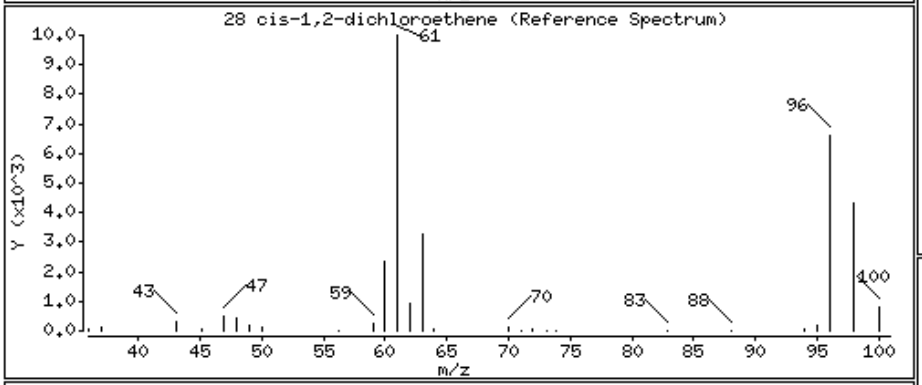

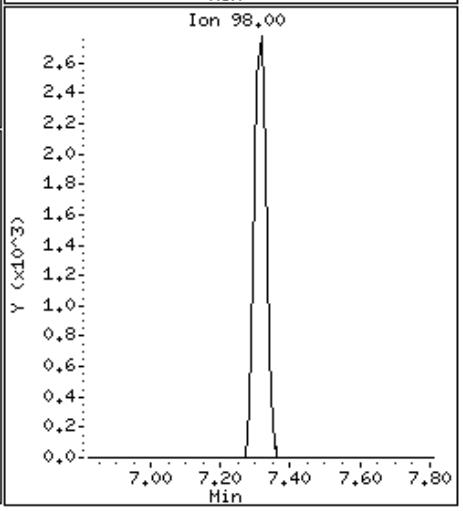

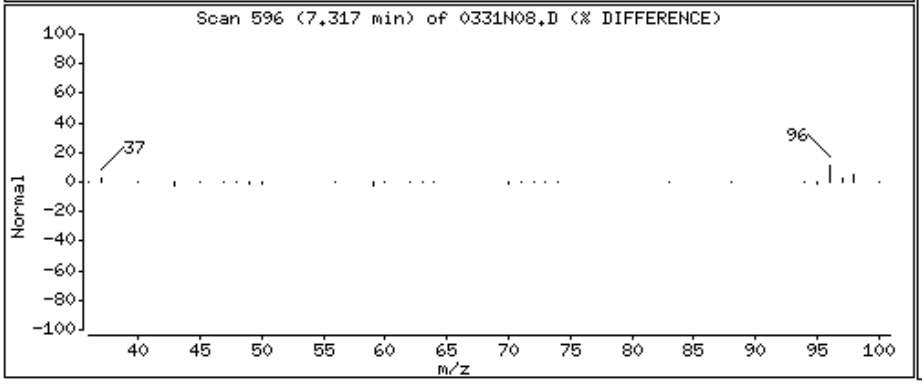

Data File: \\orgserv2\ff\chem\GCMSVOA\Quimby.i\150331N.b\0331N08.D

Date : 31-MAR-2015 22:36

Client ID:

Instrument: Quimby.i

Sample Info: 11505963-03,31,10,,a

Purge Volume: 10.0

Operator: mm

Column phase: Rtx-502.2

Column diameter: 0.18

29 chloroform

Concentration: 1.657 ngs

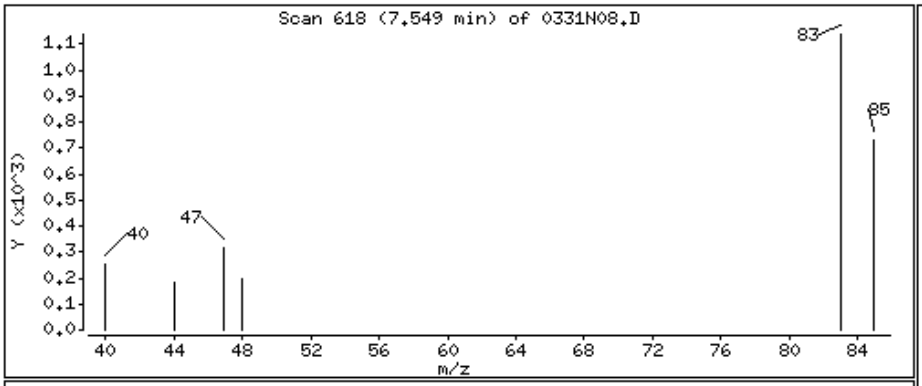

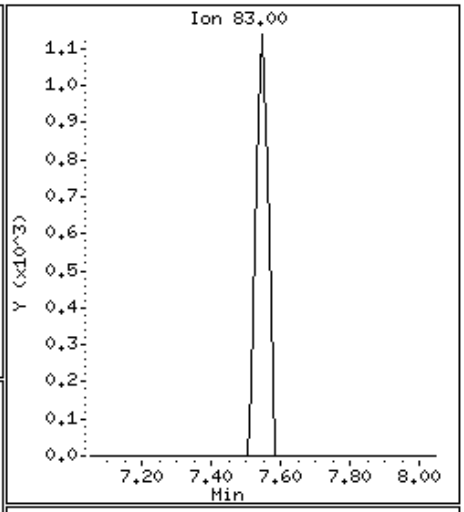

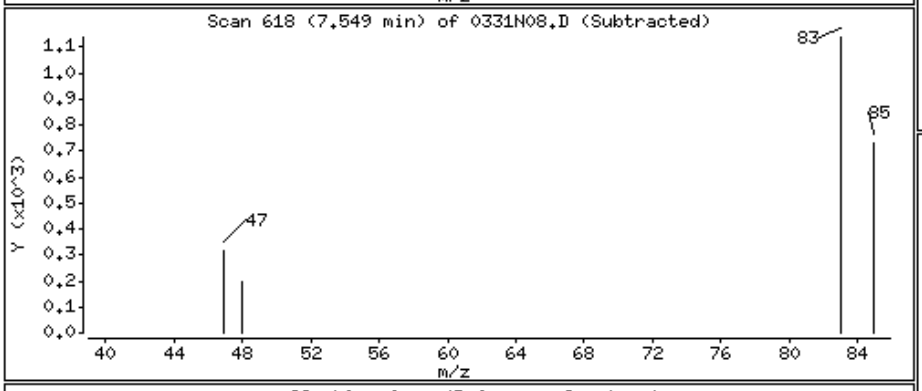

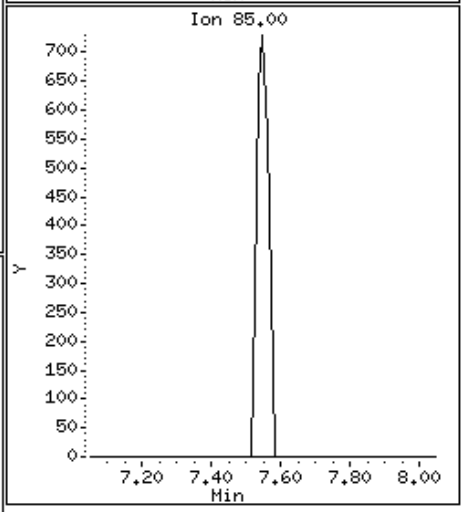

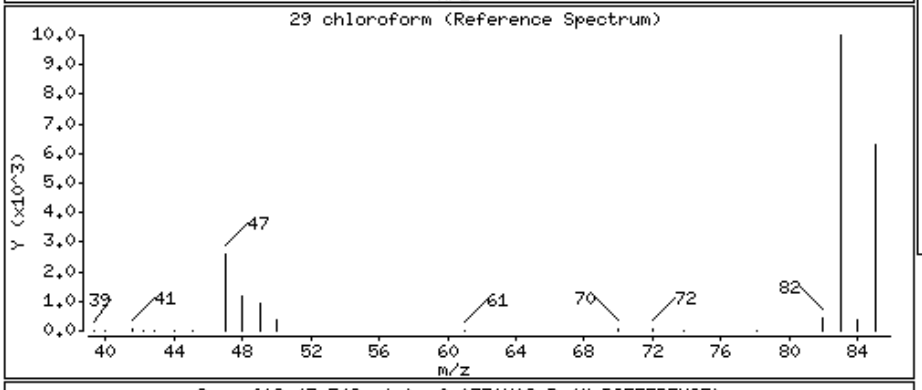

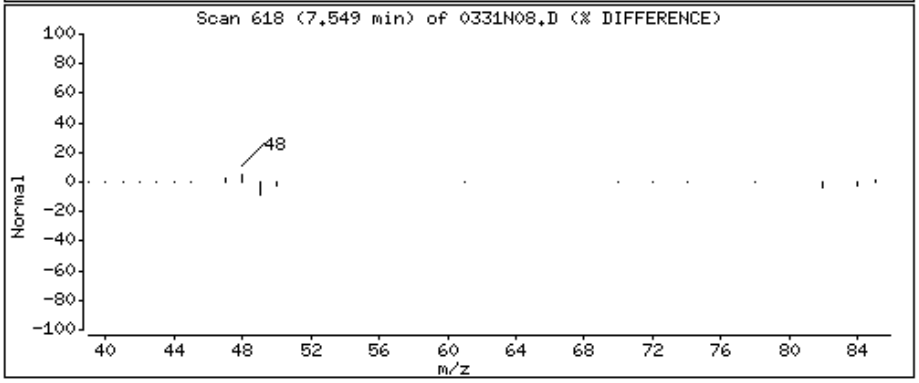

Data File: \\orgserv2\ff\chem\GCMSVOA\Quimby.i\150331N.b\0331N08.D

Date : 31-MAR-2015 22:36

Client ID:

Instrument: Quimby.i

Sample Info: 11505963-03,31,10,,a

Purge Volume: 10.0

Operator: mm

Column phase: Rtx-502.2

Column diameter: 0.18

43 trichloroethene

Concentration: 988.459 ngs

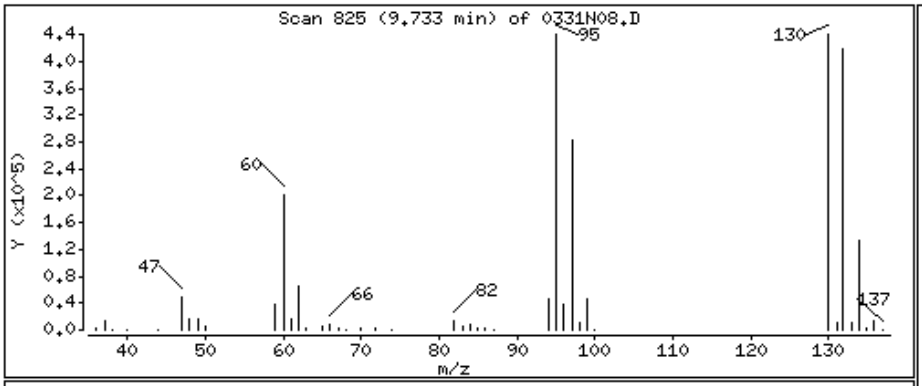

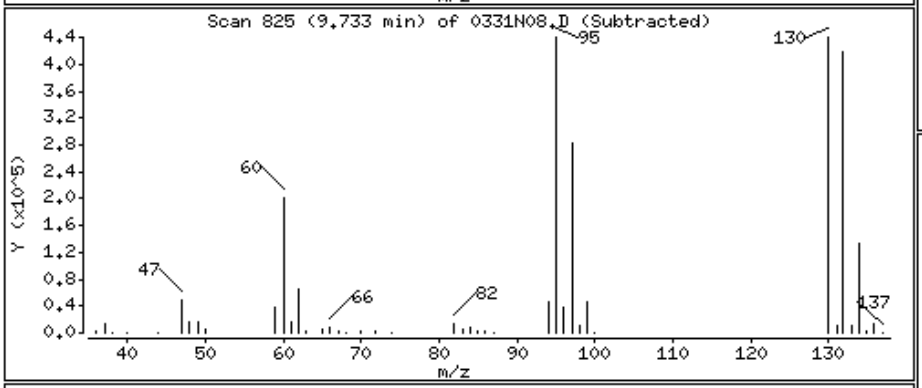

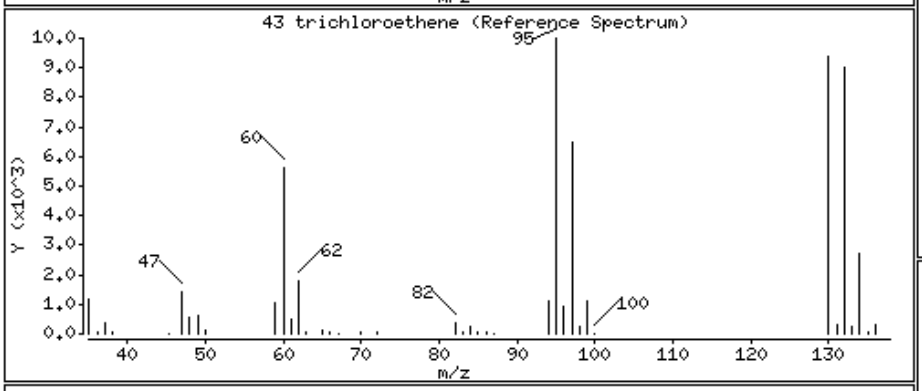

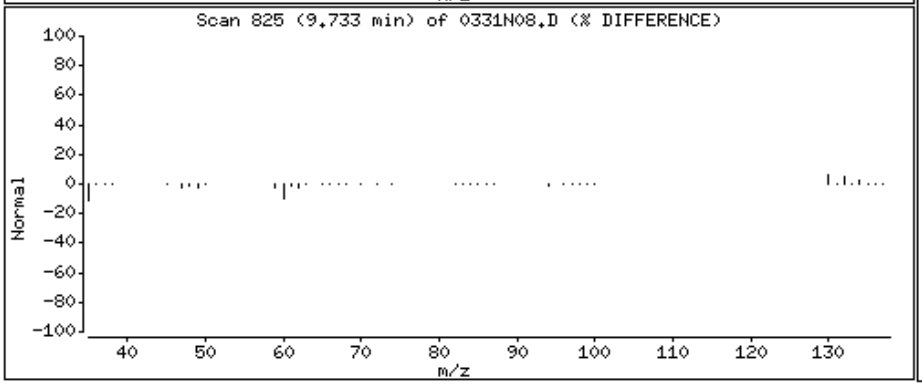

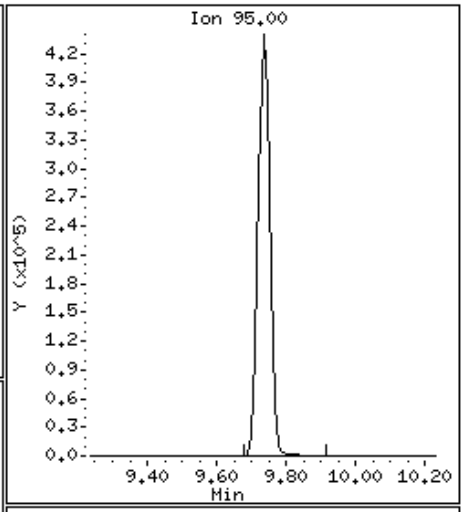

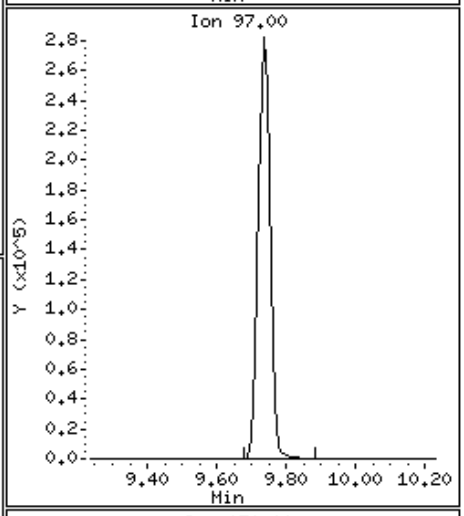

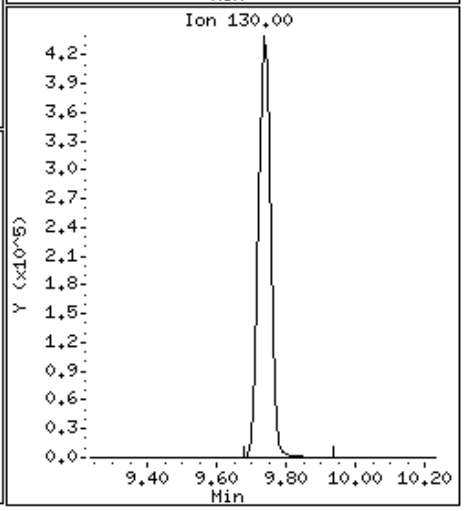

Alpha Analytical Labs

gc/ms voa

Data file : \\orgserv2\ff\chem\GCMSVOA\Quimby.i\150331N.b\0331N09.D
Lab Smp Id:
Inj Date : 31-MAR-2015 23:07
Operator : mm Inst ID: Quimby.i
Smp Info : l1505963-04,31,10,,a
Misc Info : wg772494,ical10611
Comment :
Method : \\orgserv2\ff\chem\GCMSVOA\Quimby.i\150331N.b\liq8260.m
Meth Date : 01-Apr-2015 05:37 mmay Quant Type: ISTD
Cal Date : 13-JAN-2015 15:17 Cal File: 0113A14.D
Als bottle: 9
Dil Factor: 1.00000
Integrator: HP RTE Compound Sublist: njtcl.sub
Target Version: 4.12
Processing Host: A1VOA1

Concentration Formula: Amt * DF * CpndVariable
Cpnd Variable Local Compound Variable

	Compounds	QUANT SIG MASS	RT	EXP RT	REL RT	RESPONSE	CONCENTRATIONS ON-COLUMN (ngs)	FINAL (ngs)	REVIEW CODE
1	dichlorodifluoromethane	85	Compound Not Detected.						
2	chloromethane	50	Compound Not Detected.						
3	vinyl chloride	62	Compound Not Detected.						
4	bromomethane	94	Compound Not Detected.						
5	chloroethane	64	Compound Not Detected.						
6	trichlorofluoromethane	101	Compound Not Detected.						
9	freon-113	101	Compound Not Detected.						
10	acetone	43	4.466	4.456	(0.490)	4947	7.20720	7.207	
11	1,1,-dichloroethene	96	Compound Not Detected.						
14	methyl acetate	43	Compound Not Detected.						
15	methylene chloride	84	Compound Not Detected.						
16	carbon disulfide	76	5.342	5.343	(0.586)	2677	1.21235	1.212	
18	methyl tert butyl ether	73	Compound Not Detected.						
20	trans-1,2-dichloroethene	96	Compound Not Detected.						
23	1,1-dichloroethane	63	Compound Not Detected.						
25	2-butanone	43	Compound Not Detected.						
28	cis-1,2-dichloroethene	96	Compound Not Detected.						
29	chloroform	83	7.548	7.548	(0.828)	4130	2.71344	2.713	
30	bromochloromethane	128	Compound Not Detected.						
$ 32	dibromofluoromethane	113	7.875	7.875	(0.863)	59260	106.236	106.236	
33	1,1,1-trichloroethane	97	Compound Not Detected.						
34	cyclohexane	56	Compound Not Detected.						
36	carbontetrachloride	117	Compound Not Detected.						
$ 38	1,2-dichloroethane-d4	65	8.635	8.635	(0.947)	62171	98.1041	98.104	
40	1,2-dichloroethane	62	Compound Not Detected.						
41	benzene	78	Compound Not Detected.						
* 42	fluorobenzene	96	9.120	9.120	(1.000)	261137	100.000		
43	trichloroethene	95	9.732	9.733	(1.067)	2352	2.46011	2.460	
44	methyl cyclohexane	83	Compound Not Detected.						

	Compounds	QUANT SIG MASS	RT	EXP RT	REL RT	RESPONSE	CONCENTRATIONS ON-COLUMN (ngs)	CONCENTRATIONS FINAL (ngs)	REVIEW CODE
	45 1,2-dichloropropane	63	Compound Not Detected.						
	46 bromodichloromethane	83	Compound Not Detected.						
	47 1,4-dioxane	88	Compound Not Detected.						
	50 4-methyl-2-pentanone	58	Compound Not Detected.						
	52 cis-1,3-dichloropropene	75	Compound Not Detected.						
$	53 toluene-d8	98	11.642	11.643	(0.821)	272400	98.7947	98.794	
	54 toluene	92	Compound Not Detected.						
	56 trans-1,3-dichloropropene	75	Compound Not Detected.						
	57 2-hexanone	43	Compound Not Detected.						
	58 1,1,2-trichloroethane	83	Compound Not Detected.						
	60 tetrachloroethene	166	Compound Not Detected.						
	61 chlorodibromomethane	129	Compound Not Detected.						
	62 1,2-dibromoethane	107	Compound Not Detected.						
*	63 chlorobenzene-d5	117	14.186	14.186	(1.000)	214184	100.000		
	64 chlorobenzene	112	Compound Not Detected.						
	66 ethyl benzene	91	Compound Not Detected.						
	67 p/m xylene	106	Compound Not Detected.						
	68 o xylene	106	Compound Not Detected.						
	69 styrene	104	Compound Not Detected.						
	70 isopropylbenzene	105	Compound Not Detected.						
	71 bromoform	173	Compound Not Detected.						
	74 1,1,2,2,-tetrachloroethane	83	Compound Not Detected.						
$	75 4-bromofluorobenzene	95	16.328	16.328	(0.884)	98135	101.275	101.275	
	88 1,3-dichlorobenzene	146	Compound Not Detected.						
*	89 1,4-dichlorobenzene-d4	152	18.470	18.470	(1.000)	96603	100.000		
	90 1,4-dichlorobenzene	146	Compound Not Detected.						
	93 1,2-dichlorobenzene	146	Compound Not Detected.						
	95 1,2-dibromo-3-chloropropane	75	Compound Not Detected.						
	97 1,2,4-trichlorobenzene	180	Compound Not Detected.						
	100 1,2,3-trichlorobenzene	180	Compound Not Detected.						

Alpha Analytical Labs

gc/ms voa

Data file : \\orgserv2\ff\chem\GCMSVOA\Quimby.i\150331N.b\0331N09.D
Lab Smp Id:
Inj Date : 31-MAR-2015 23:07
Operator : mm Inst ID: Quimby.i
Smp Info : l1505963-04,31,10,,a
Misc Info : wg772494,ical10611
Comment :
Method : \\orgserv2\ff\chem\GCMSVOA\Quimby.i\150331N.b\liq8260.m
Meth Date : 01-Apr-2015 05:37 mmay Quant Type: ISTD
Cal Date : 13-JAN-2015 15:17 Cal File: 0113A14.D
Als bottle: 9
Dil Factor: 1.00000
Integrator: HP RTE Compound Sublist: njtcl.sub
Target Version: 4.12
Processing Host: A1VOA1

- NO TENTATIVELY IDENTIFIED COMPOUNDS -

Alpha Analytical Labs

INTERNAL STANDARD COMPOUNDS
AREA AND RT SUMMARY

Instrument ID: Quimby.i
Lab File ID: 0331N09.D
Lab Smp Id:
Analysis Type: VOA
Quant Type: ISTD
Operator: mm
Method File: \\orgserv2\ff\chem\GCMSVOA\Quimby.i\150331N.b\liq8260.m
Misc Info: wg772494,ical10611

Calibration Date: 31-MAR-2015
Calibration Time: 19:27

Level: LOW
Sample Type: WATER

Test Mode:
Use Last Continuing Calibrator.
If Continuing Cal. use Initial Cal. Level 3

		AREA LIMIT			
COMPOUND	STANDARD	LOWER	UPPER	SAMPLE	%DIFF
42 fluorobenzene	293911	146956	587822	261137	-11.15
63 chlorobenzene-d5	239361	119681	478722	214184	-10.52
89 1,4-dichlorobenze	130988	65494	261976	96603	-26.25

		RT LIMIT			
COMPOUND	STANDARD	LOWER	UPPER	SAMPLE	%DIFF
42 fluorobenzene	9.12	8.62	9.62	9.12	-0.00
63 chlorobenzene-d5	14.19	13.69	14.69	14.19	-0.00
89 1,4-dichlorobenze	18.47	17.97	18.97	18.47	-0.00

AREA UPPER LIMIT = +100% of internal standard area.
AREA LOWER LIMIT = - 50% of internal standard area.
RT UPPER LIMIT = + 0.50 minutes of internal standard RT.
RT LOWER LIMIT = - 0.50 minutes of internal standard RT.

Alpha Analytical Labs

RECOVERY REPORT

Client Name: Client SDG: SDGa02552
Sample Matrix: LIQUID Fraction: VOA
Lab Smp Id:
Level: LOW Operator: mm
Data Type: MS DATA SampleType: SAMPLE
SpikeList File: curve.spk Quant Type: ISTD
Sublist File: njtcl.sub
Method File: \\orgserv2\ff\chem\GCMSVOA\Quimby.i\150331N.b\liq8260.m
Misc Info: wg772494,ical10611

SURROGATE COMPOUND	AMOUNT ADDED ngs	AMOUNT RECOVERED ngs	% RECOVERED	LIMITS
$ 32 dibromofluorometha	100.000	106.236	106.24	70-130
$ 38 1,2-dichloroethane	100.000	98.104	98.10	70-130
$ 53 toluene-d8	100.000	98.794	98.79	70-130
$ 75 4-bromofluorobenze	100.000	101.275	101.28	70-130

Data File: \\orgserv2\ff\chem\GCMSVOA\Quimby.i\150331N.b\0331N09.D
Date : 31-MAR-2015 23:07
Client ID:
Sample Info: 11505963-04,31,10,,a
Purge Volume: 10.0
Column phase: Rtx-502.2

Instrument: Quimby.i
Operator: mm
Column diameter: 0.18

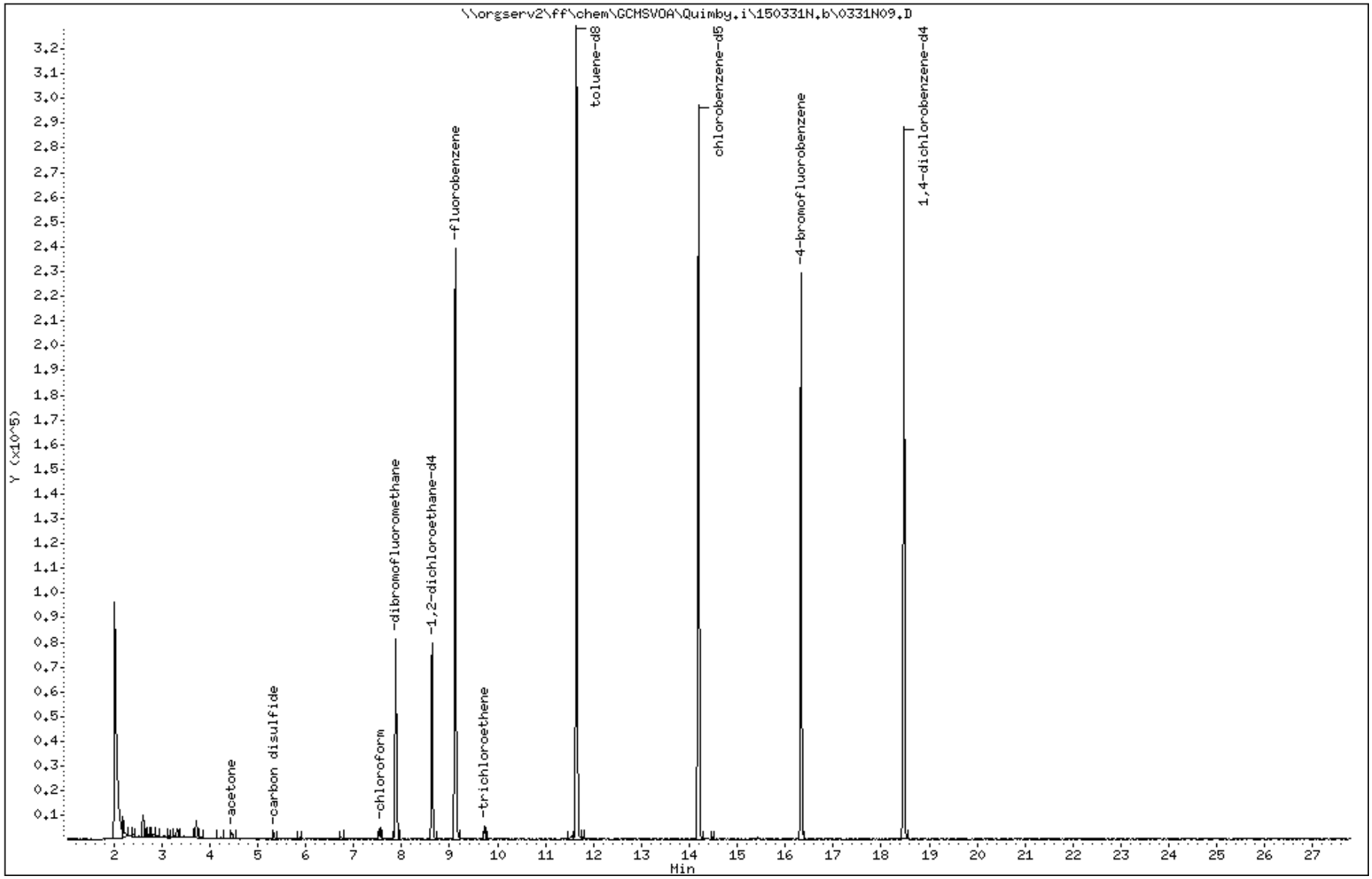

Data File: \\orgserv2\ff\chem\GCMSVOA\Quimby.i\150331N.b\0331N09.D

Date : 31-MAR-2015 23:07

Client ID:

Instrument: Quimby.i

Sample Info: 11505963-04,31,10,,a

Purge Volume: 10.0

Operator: mm

Column phase: Rtx-502.2

Column diameter: 0.18

10 acetone

Concentration: 7.207 ngs

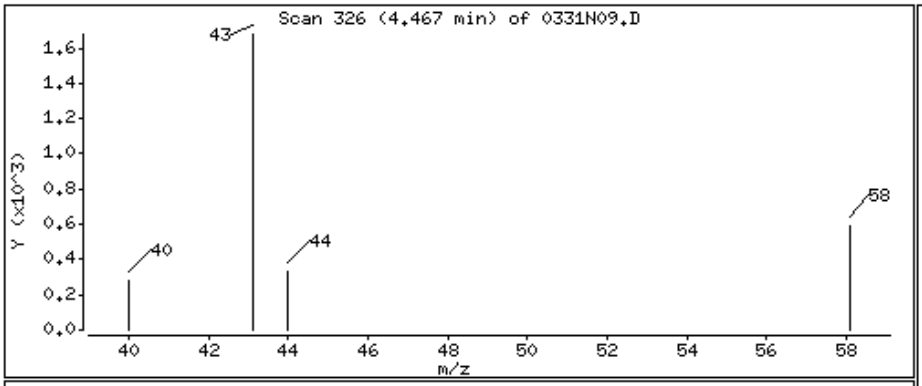

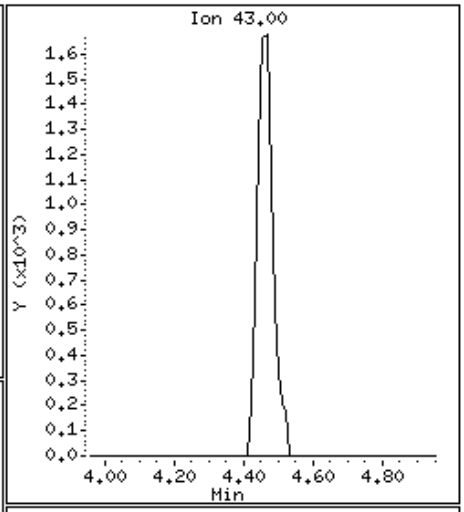

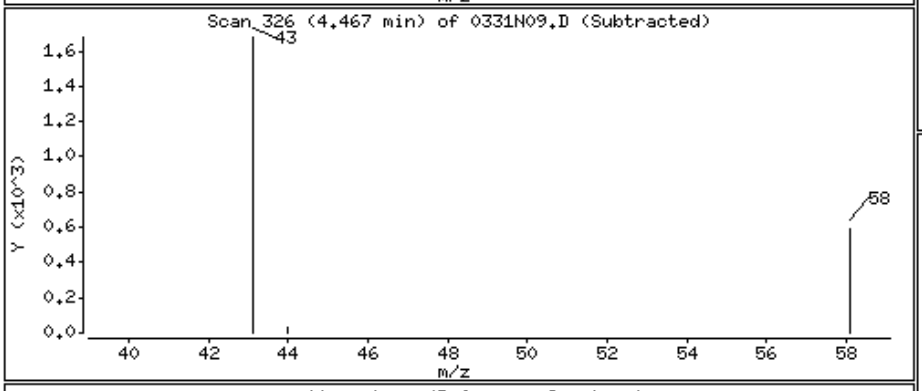

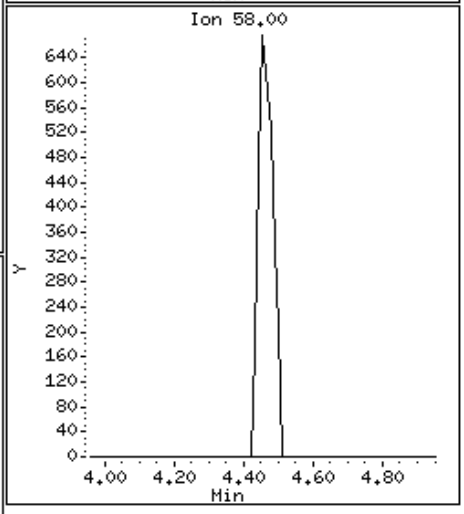

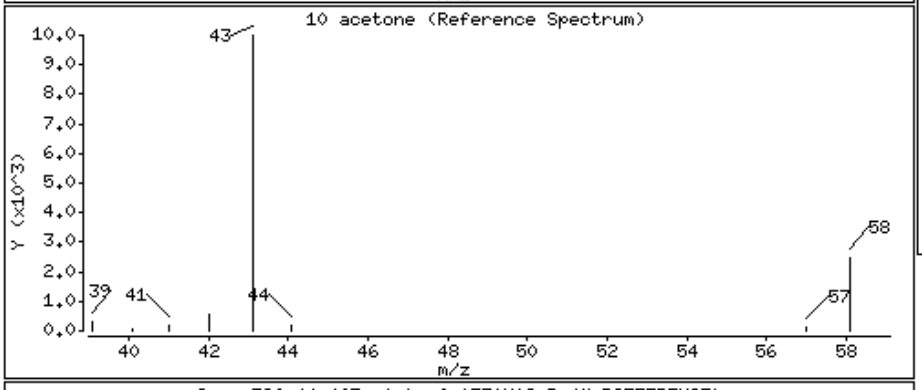

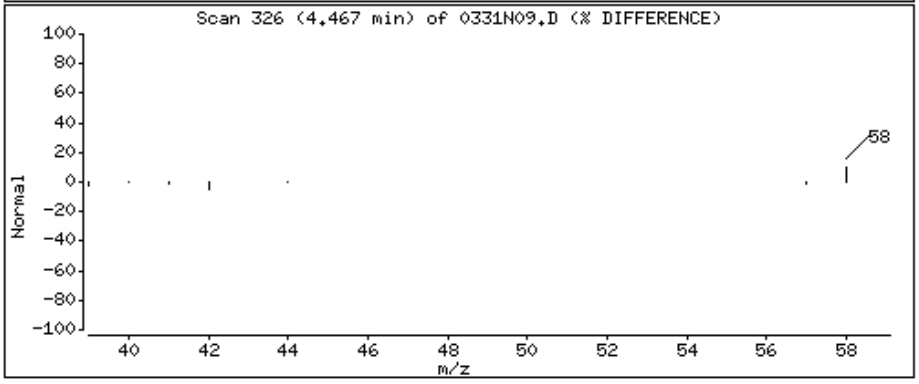

Data File: \\orgserv2\ff\chem\GCMSVOA\Quimby.i\150331N.b\0331N09.D

Date : 31-MAR-2015 23:07

Client ID:

Instrument: Quimby.i

Sample Info: 11505963-04,31,10,,a

Purge Volume: 10.0

Operator: mm

Column phase: Rtx-502.2

Column diameter: 0.18

16 carbon disulfide

Concentration: 1.212 ngs

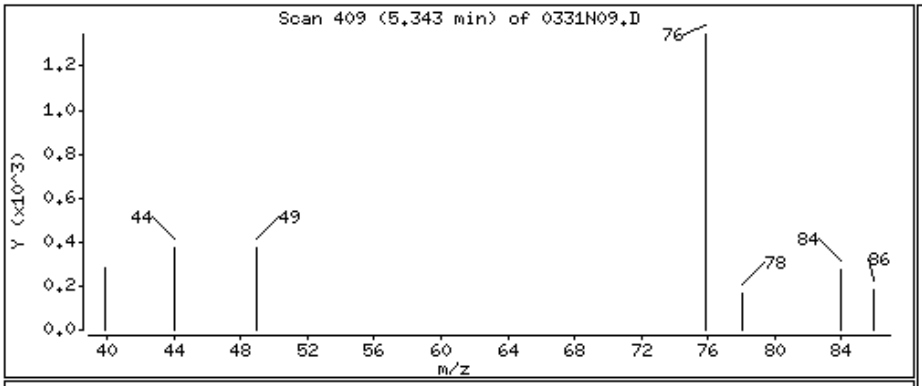

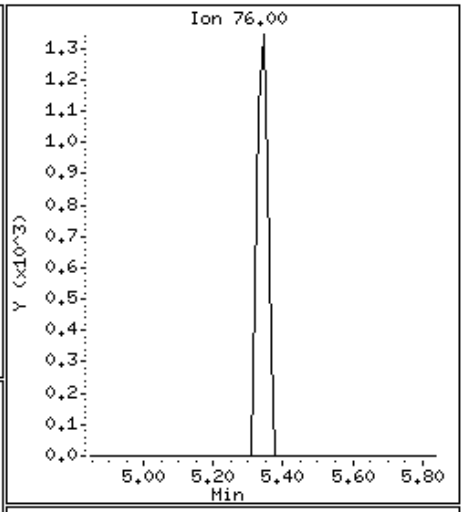

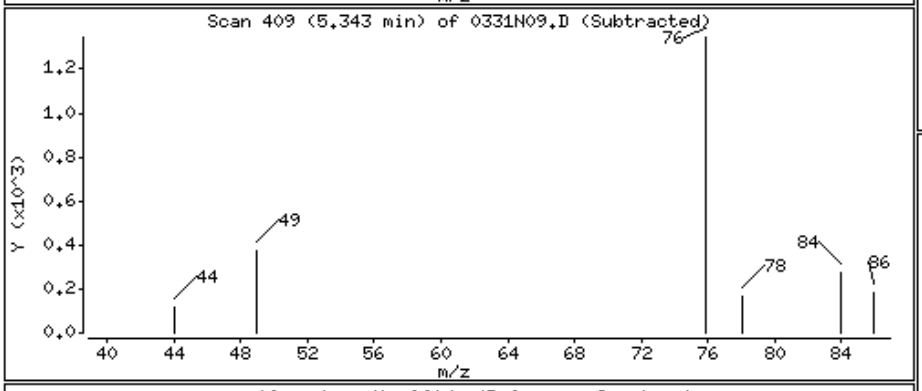

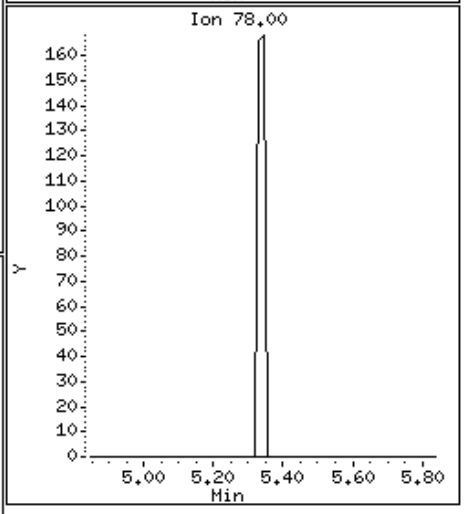

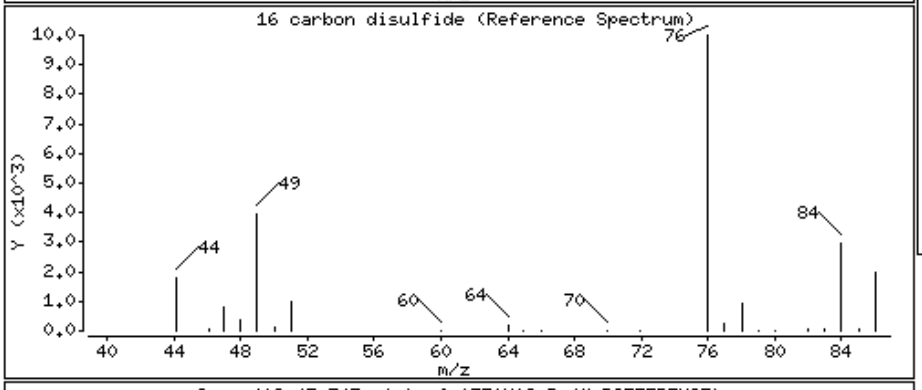

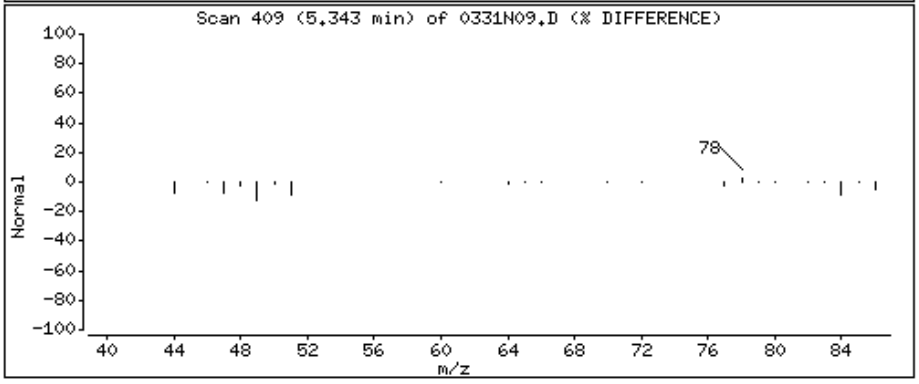

Data File: \\orgserv2\ff\chem\GCMSVOA\Quimby.i\150331N.b\0331N09.D

Date : 31-MAR-2015 23:07

Client ID:

Instrument: Quimby.i

Sample Info: 11505963-04,31,10,,a

Purge Volume: 10.0

Operator: mm

Column phase: Rtx-502.2

Column diameter: 0.18

29 chloroform

Concentration: 2.713 ngs

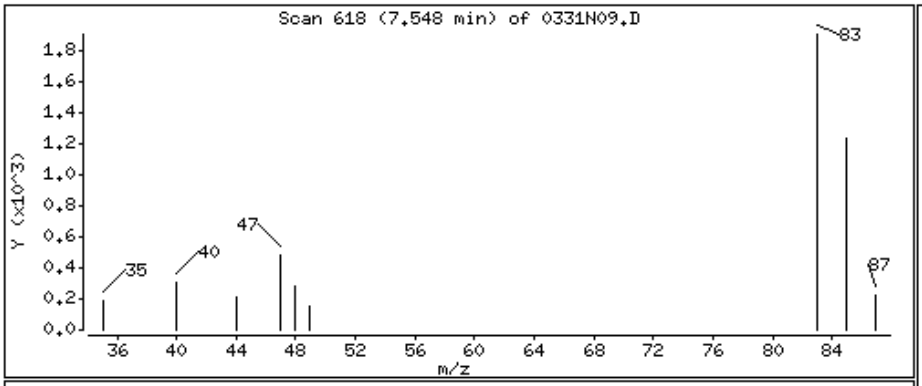

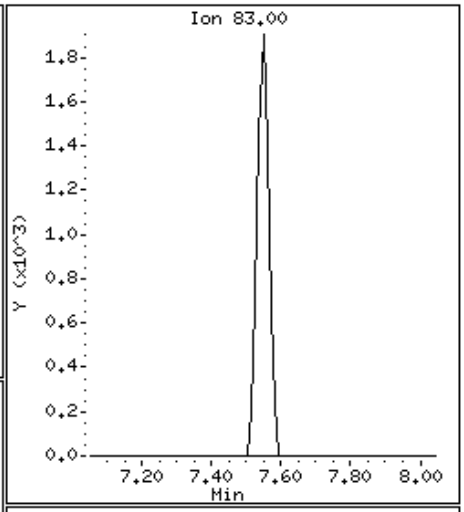

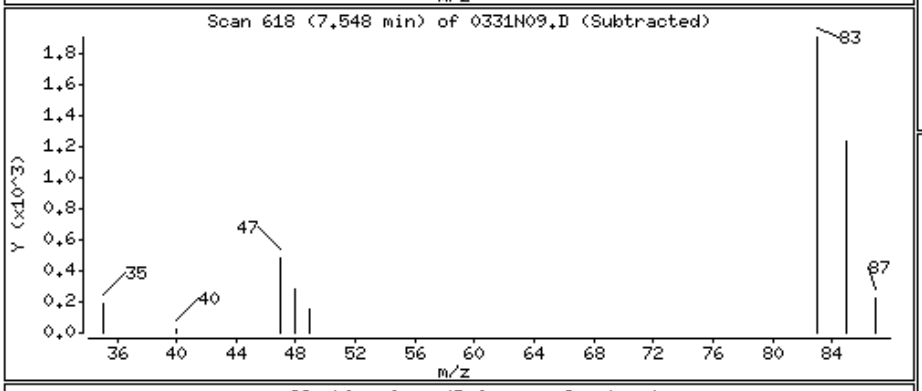

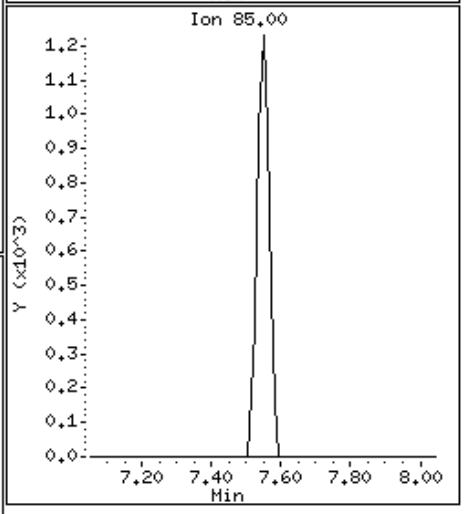

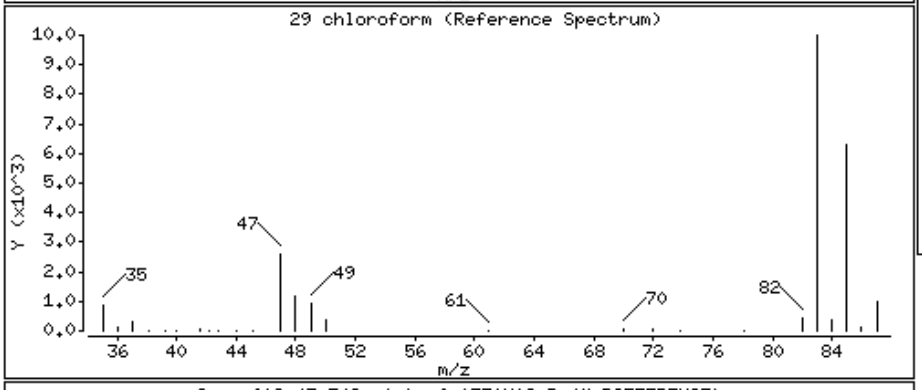

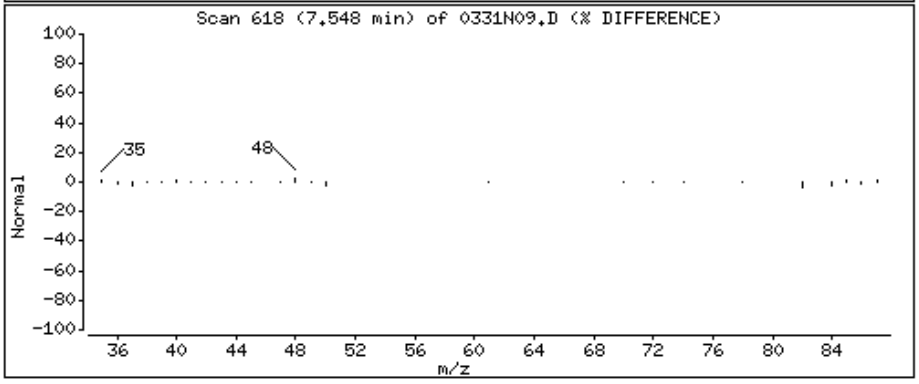

Data File: \\orgserv2\ff\chem\GCMSVOA\Quimby.i\150331N.b\0331N09.D

Date : 31-MAR-2015 23:07

Client ID:

Instrument: Quimby.i

Sample Info: 11505963-04,31,10,,a

Purge Volume: 10.0

Operator: mm

Column phase: Rtx-502.2

Column diameter: 0.18

43 trichloroethene

Concentration: 2.460 ngs

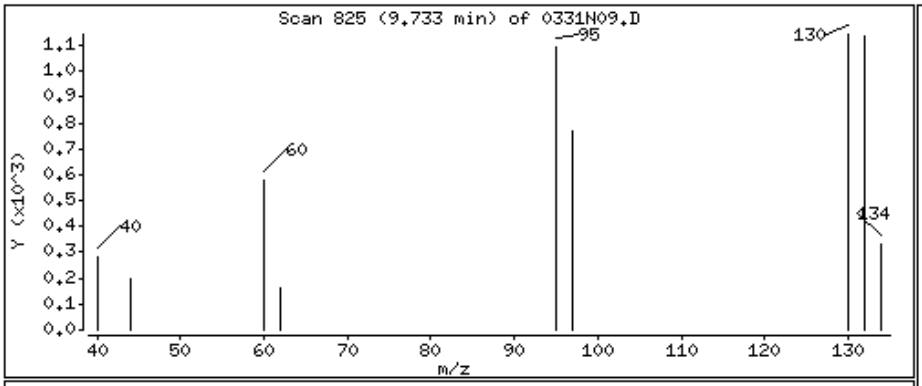

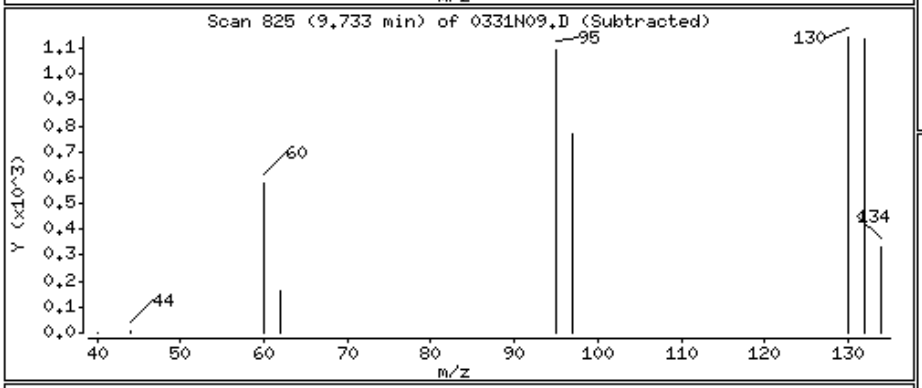

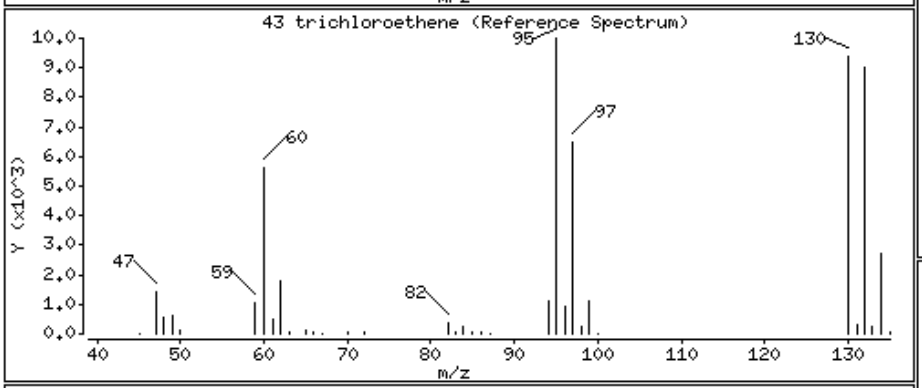

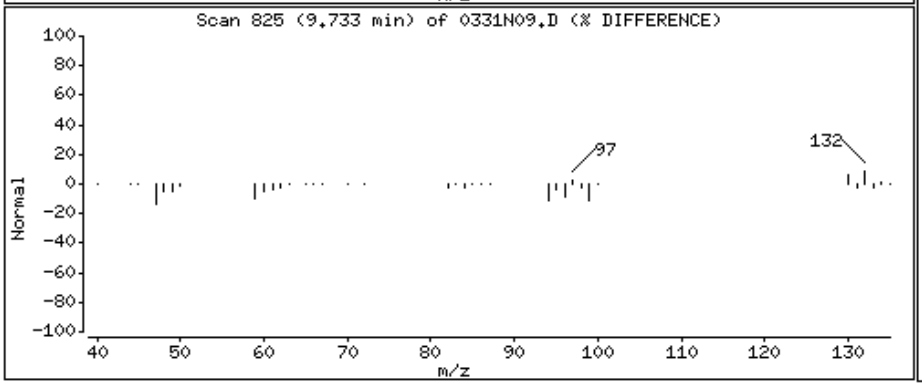

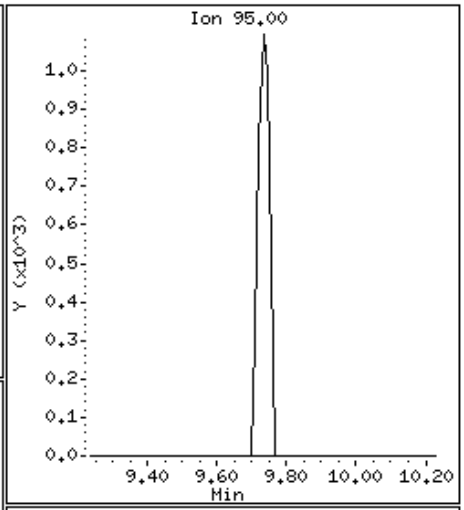

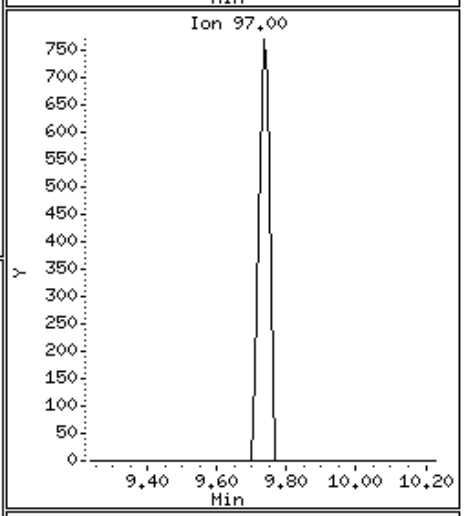

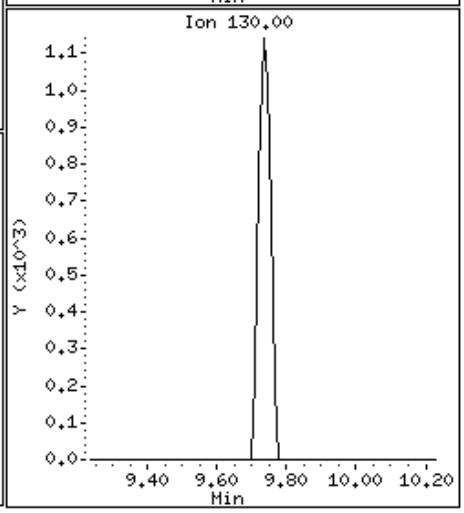

Alpha Analytical Labs

gc/ms voa

Data file : \\orgserv2\ff\chem\GCMSVOA\Quimby.i\150331N.b\0331N10.D
Lab Smp Id:
Inj Date : 31-MAR-2015 23:39
Operator : mm Inst ID: Quimby.i
Smp Info : l1505963-05,31,10,,a
Misc Info : wg772494,ical10611
Comment :
Method : \\orgserv2\ff\chem\GCMSVOA\Quimby.i\150331N.b\liq8260.m
Meth Date : 01-Apr-2015 05:37 mmay Quant Type: ISTD
Cal Date : 13-JAN-2015 15:17 Cal File: 0113A14.D
Als bottle: 10
Dil Factor: 1.00000
Integrator: HP RTE Compound Sublist: njtcl.sub
Target Version: 4.12
Processing Host: A1VOA1

Concentration Formula: Amt * DF * CpndVariable
Cpnd Variable Local Compound Variable

	Compounds	QUANT SIG MASS	RT	EXP RT	REL RT	RESPONSE	CONCENTRATIONS ON-COLUMN (ngs)	FINAL (ngs)	REVIEW CODE
1	dichlorodifluoromethane	85	Compound Not Detected.						
2	chloromethane	50	Compound Not Detected.						
3	vinyl chloride	62	Compound Not Detected.						
4	bromomethane	94	Compound Not Detected.						
5	chloroethane	64	Compound Not Detected.						
6	trichlorofluoromethane	101	3.738	3.738	(0.410)	5084	4.22536	4.225	
9	freon-113	101	Compound Not Detected.						
10	acetone	43	Compound Not Detected.						
11	1,1,-dichloroethene	96	Compound Not Detected.						
14	methyl acetate	43	Compound Not Detected.						
15	methylene chloride	84	Compound Not Detected.						
16	carbon disulfide	76	Compound Not Detected.						
18	methyl tert butyl ether	73	Compound Not Detected.						
20	trans-1,2-dichloroethene	96	Compound Not Detected.						
23	1,1-dichloroethane	63	Compound Not Detected.						
25	2-butanone	43	Compound Not Detected.						
28	cis-1,2-dichloroethene	96	Compound Not Detected.						
29	chloroform	83	7.548	7.548	(0.828)	17002	11.3443	11.344	
30	bromochloromethane	128	Compound Not Detected.						
$ 32	dibromofluoromethane	113	7.875	7.875	(0.863)	59160	107.707	107.707	
33	1,1,1-trichloroethane	97	Compound Not Detected.						
34	cyclohexane	56	Compound Not Detected.						
36	carbontetrachloride	117	Compound Not Detected.						
$ 38	1,2-dichloroethane-d4	65	8.635	8.635	(0.947)	63555	101.848	101.848	
40	1,2-dichloroethane	62	Compound Not Detected.						
41	benzene	78	Compound Not Detected.						
* 42	fluorobenzene	96	9.120	9.120	(1.000)	257136	100.000		
43	trichloroethene	95	9.732	9.733	(1.067)	2238	2.37730	2.377	
44	methyl cyclohexane	83	Compound Not Detected.						

	Compounds	QUANT SIG MASS	RT	EXP RT	REL RT	RESPONSE	CONCENTRATIONS ON-COLUMN (ngs)	CONCENTRATIONS FINAL (ngs)	REVIEW CODE
	45 1,2-dichloropropane	63	Compound Not Detected.						
	46 bromodichloromethane	83	Compound Not Detected.						
	47 1,4-dioxane	88	Compound Not Detected.						
	50 4-methyl-2-pentanone	58	Compound Not Detected.						
	52 cis-1,3-dichloropropene	75	Compound Not Detected.						
$	53 toluene-d8	98	11.643	11.643	(0.821)	267495	97.7436	97.743	
	54 toluene	92	Compound Not Detected.						
	56 trans-1,3-dichloropropene	75	Compound Not Detected.						
	57 2-hexanone	43	Compound Not Detected.						
	58 1,1,2-trichloroethane	83	Compound Not Detected.						
	60 tetrachloroethene	166	12.856	12.856	(0.906)	2367	2.40820	2.408	
	61 chlorodibromomethane	129	Compound Not Detected.						
	62 1,2-dibromoethane	107	Compound Not Detected.						
*	63 chlorobenzene-d5	117	14.186	14.186	(1.000)	212589	100.000		
	64 chlorobenzene	112	Compound Not Detected.						
	66 ethyl benzene	91	Compound Not Detected.						
	67 p/m xylene	106	Compound Not Detected.						
	68 o xylene	106	Compound Not Detected.						
	69 styrene	104	Compound Not Detected.						
	70 isopropylbenzene	105	Compound Not Detected.						
	71 bromoform	173	Compound Not Detected.						
	74 1,1,2,2,-tetrachloroethane	83	Compound Not Detected.						
$	75 4-bromofluorobenzene	95	16.328	16.328	(0.884)	97558	101.042	101.041	
	88 1,3-dichlorobenzene	146	Compound Not Detected.						
*	89 1,4-dichlorobenzene-d4	152	18.470	18.470	(1.000)	96257	100.000		
	90 1,4-dichlorobenzene	146	Compound Not Detected.						
	93 1,2-dichlorobenzene	146	Compound Not Detected.						
	95 1,2-dibromo-3-chloropropane	75	Compound Not Detected.						
	97 1,2,4-trichlorobenzene	180	Compound Not Detected.						
	100 1,2,3-trichlorobenzene	180	Compound Not Detected.						

Alpha Analytical Labs

gc/ms voa

Data file : \\orgserv2\ff\chem\GCMSVOA\Quimby.i\150331N.b\0331N10.D
Lab Smp Id:
Inj Date : 31-MAR-2015 23:39
Operator : mm Inst ID: Quimby.i
Smp Info : l1505963-05,31,10,,a
Misc Info : wg772494,ical10611
Comment :
Method : \\orgserv2\ff\chem\GCMSVOA\Quimby.i\150331N.b\liq8260.m
Meth Date : 01-Apr-2015 05:37 mmay Quant Type: ISTD
Cal Date : 13-JAN-2015 15:17 Cal File: 0113A14.D
Als bottle: 10
Dil Factor: 1.00000
Integrator: HP RTE Compound Sublist: njtcl.sub
Target Version: 4.12
Processing Host: A1VOA1

- NO TENTATIVELY IDENTIFIED COMPOUNDS -

Alpha Analytical Labs

INTERNAL STANDARD COMPOUNDS
AREA AND RT SUMMARY

Instrument ID: Quimby.i
Lab File ID: 0331N10.D
Lab Smp Id:
Analysis Type: VOA
Quant Type: ISTD
Operator: mm
Method File: \\orgserv2\ff\chem\GCMSVOA\Quimby.i\150331N.b\liq8260.m
Misc Info: wg772494,ical10611

Calibration Date: 31-MAR-2015
Calibration Time: 19:27

Level: LOW
Sample Type: WATER

Test Mode:
Use Last Continuing Calibrator.
If Continuing Cal. use Initial Cal. Level 3

		AREA LIMIT			
COMPOUND	STANDARD	LOWER	UPPER	SAMPLE	%DIFF
42 fluorobenzene	293911	146956	587822	257136	-12.51
63 chlorobenzene-d5	239361	119681	478722	212589	-11.18
89 1,4-dichlorobenze	130988	65494	261976	96257	-26.51

		RT LIMIT			
COMPOUND	STANDARD	LOWER	UPPER	SAMPLE	%DIFF
42 fluorobenzene	9.12	8.62	9.62	9.12	-0.00
63 chlorobenzene-d5	14.19	13.69	14.69	14.19	-0.00
89 1,4-dichlorobenze	18.47	17.97	18.97	18.47	-0.00

AREA UPPER LIMIT = +100% of internal standard area.
AREA LOWER LIMIT = - 50% of internal standard area.
RT UPPER LIMIT = + 0.50 minutes of internal standard RT.
RT LOWER LIMIT = - 0.50 minutes of internal standard RT.

Alpha Analytical Labs

RECOVERY REPORT

Client Name: Client SDG: SDGa02552
Sample Matrix: LIQUID Fraction: VOA
Lab Smp Id:
Level: LOW Operator: mm
Data Type: MS DATA SampleType: SAMPLE
SpikeList File: curve.spk Quant Type: ISTD
Sublist File: njtcl.sub
Method File: \\orgserv2\ff\chem\GCMSVOA\Quimby.i\150331N.b\liq8260.m
Misc Info: wg772494,ical10611

SURROGATE COMPOUND	AMOUNT ADDED ngs	AMOUNT RECOVERED ngs	% RECOVERED	LIMITS
$ 32 dibromofluorometha	100.000	107.707	107.71	70-130
$ 38 1,2-dichloroethane	100.000	101.848	101.85	70-130
$ 53 toluene-d8	100.000	97.743	97.74	70-130
$ 75 4-bromofluorobenze	100.000	101.041	101.04	70-130

Data File: \\orgserv2\ff\chem\GCMSVOA\Quimby.i\150331N.b\0331N10.D
Date : 31-MAR-2015 23:39
Client ID:
Sample Info: 11505963-05,31,10,,a
Purge Volume: 10.0
Column phase: Rtx-502.2

Instrument: Quimby.i
Operator: mm
Column diameter: 0.18

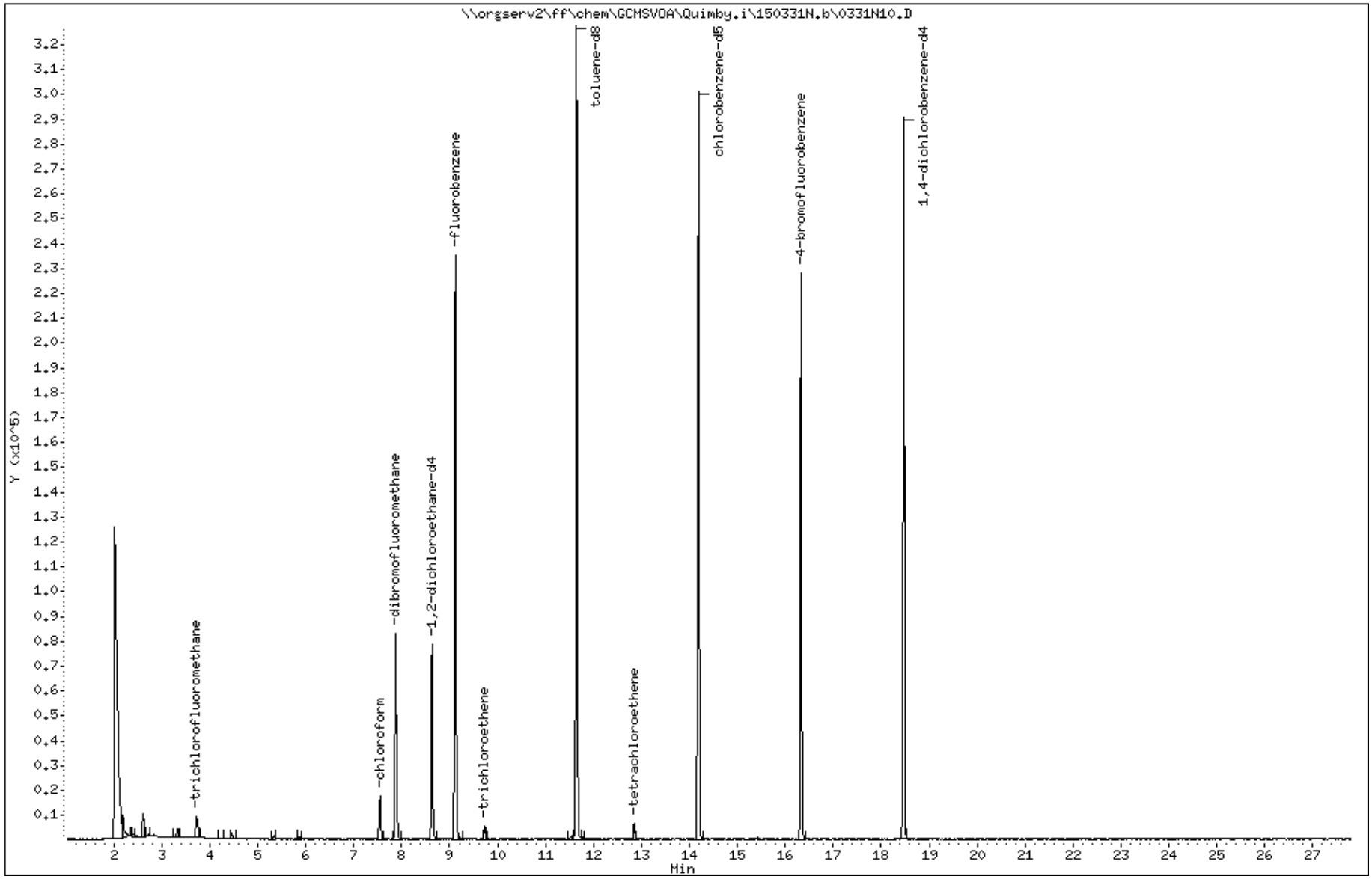

Data File: \\orgserv2\ff\chem\GCMSVOA\Quimby.i\150331N.b\0331N10.D

Date : 31-MAR-2015 23:39

Client ID:

Instrument: Quimby.i

Sample Info: 11505963-05,31,10,,a

Purge Volume: 10.0

Operator: mm

Column phase: Rtx-502.2

Column diameter: 0.18

6 trichlorofluoromethane

Concentration: 4.225 ngs

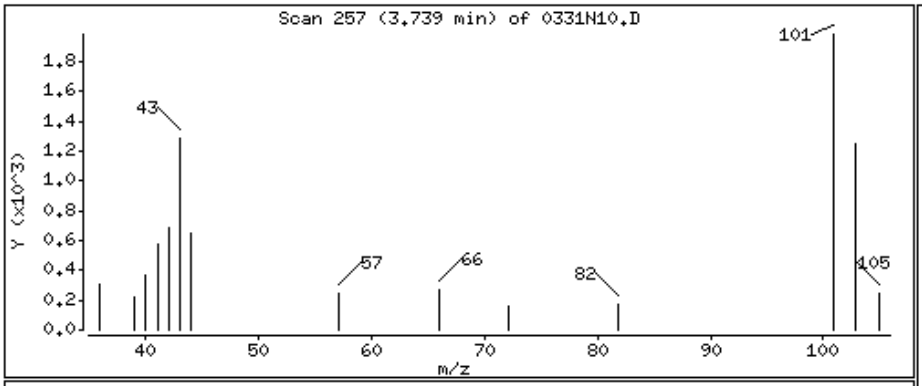

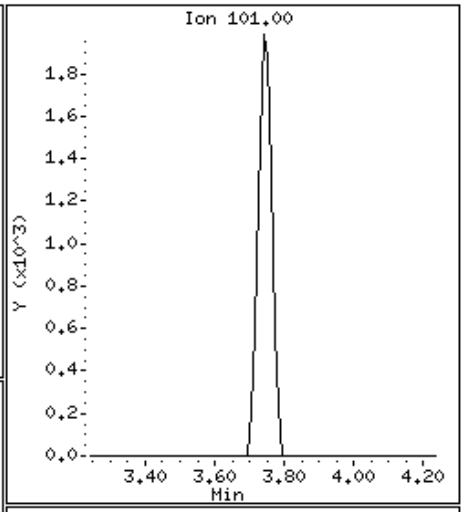

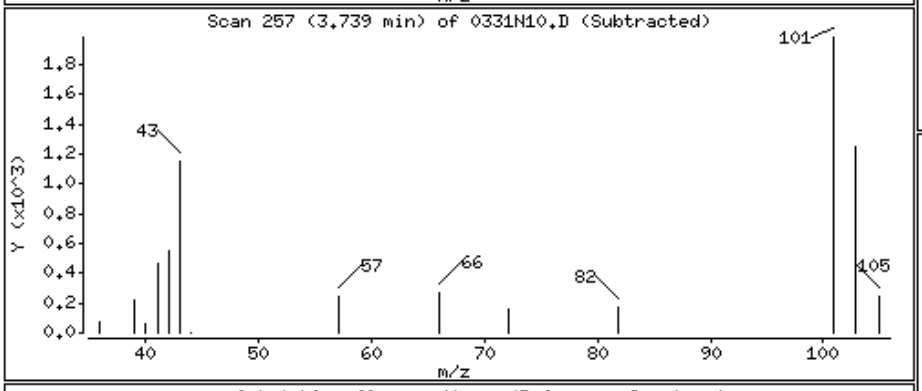

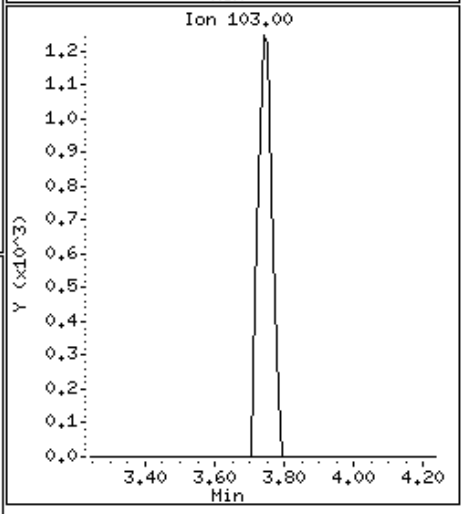

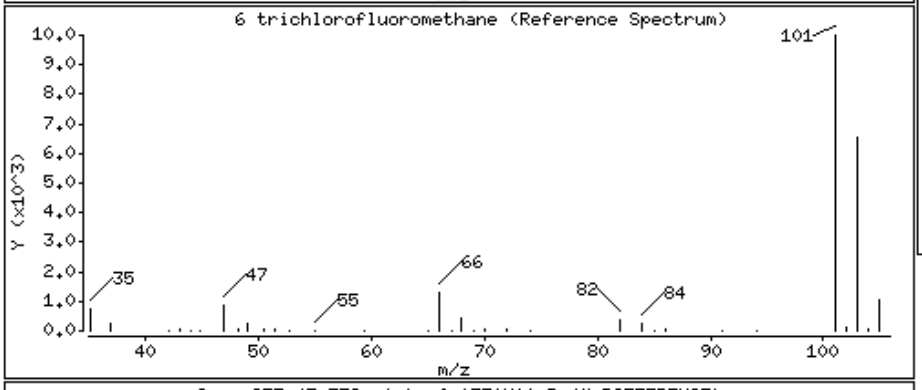

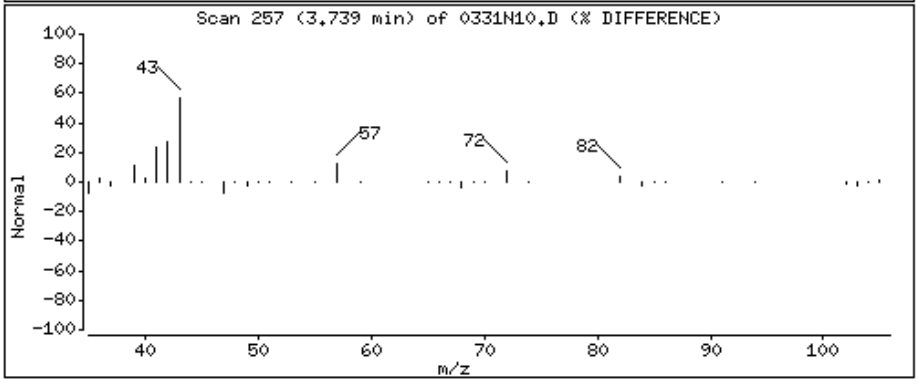

Data File: \\orgserv2\ff\chem\GCMSVOA\Quimby.i\150331N.b\0331N10.D

Date : 31-MAR-2015 23:39

Client ID:

Instrument: Quimby.i

Sample Info: 11505963-05,31,10,,a

Purge Volume: 10.0

Operator: mm

Column phase: Rtx-502.2

Column diameter: 0.18

29 chloroform

Concentration: 11.344 ngs

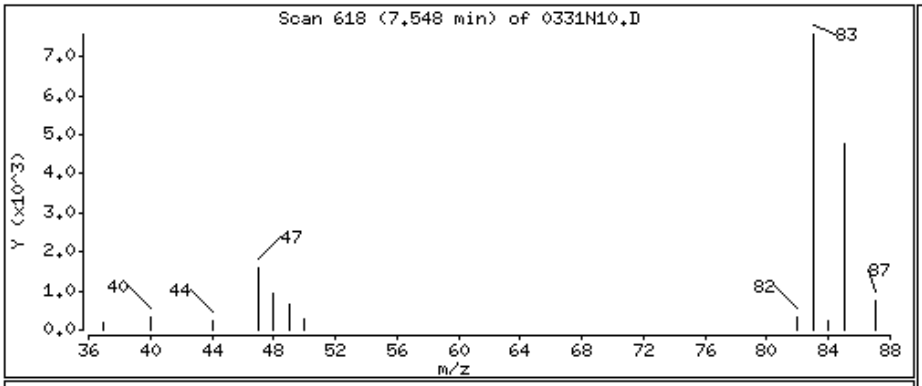

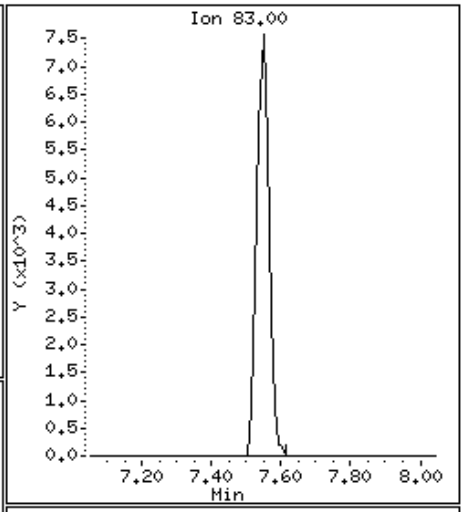

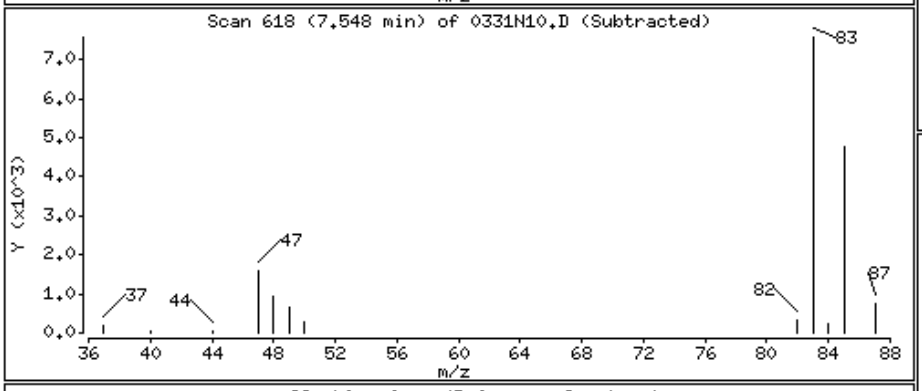

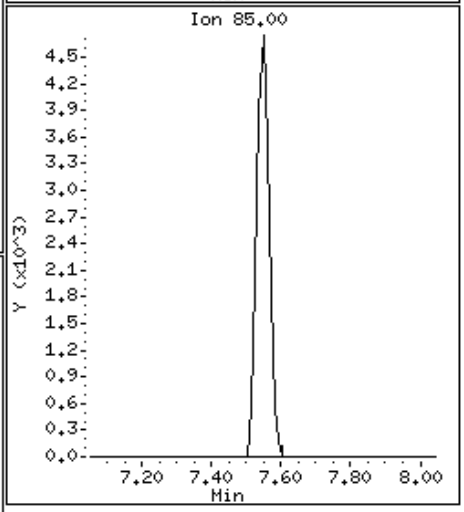

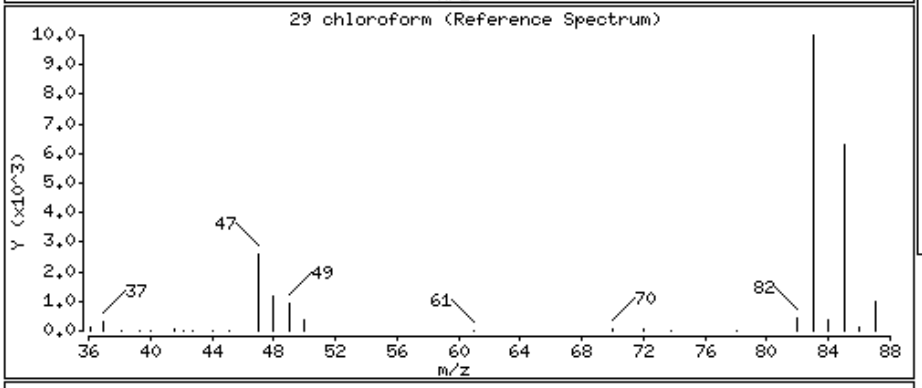

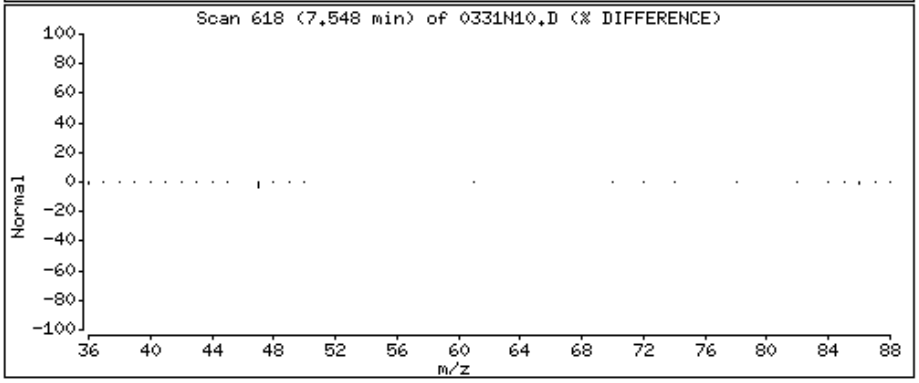

Data File: \\orgserv2\ff\chem\GCMSVOA\Quimby.i\150331N.b\0331N10.D

Date : 31-MAR-2015 23:39

Client ID:

Instrument: Quimby.i

Sample Info: 11505963-05,31,10,,a

Purge Volume: 10.0

Operator: mm

Column phase: Rtx-502.2

Column diameter: 0.18

43 trichloroethene

Concentration: 2.377 ngs

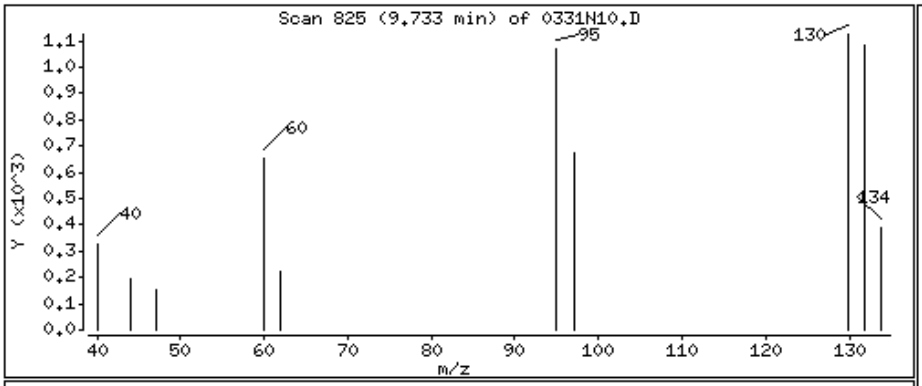

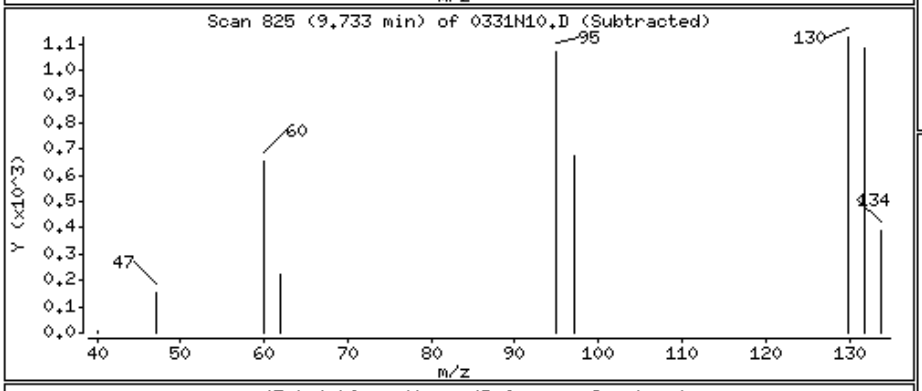

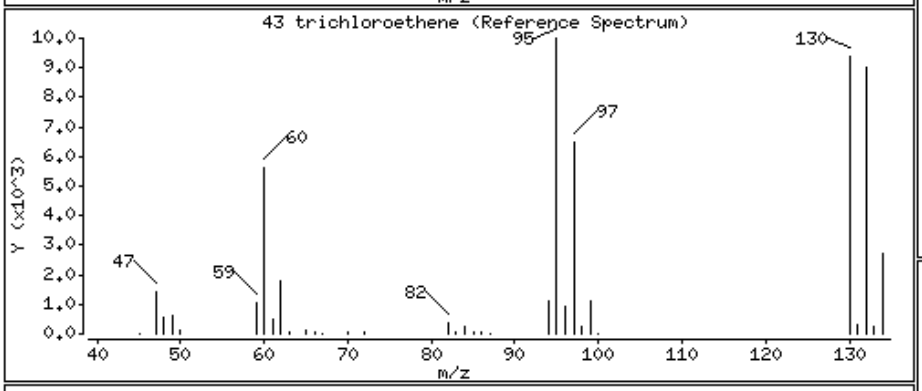

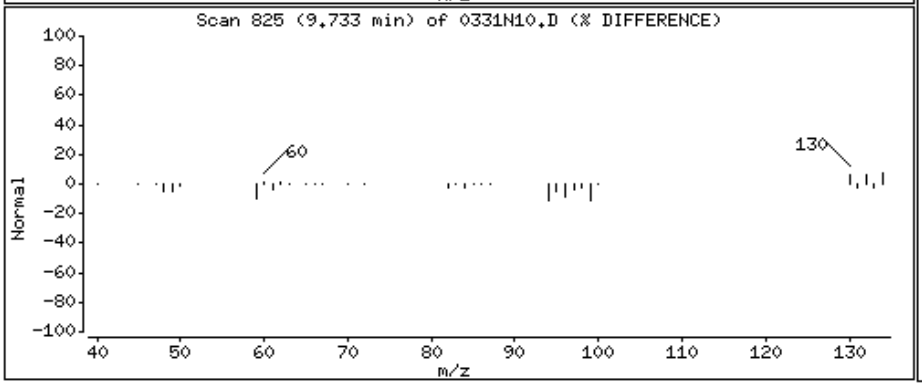

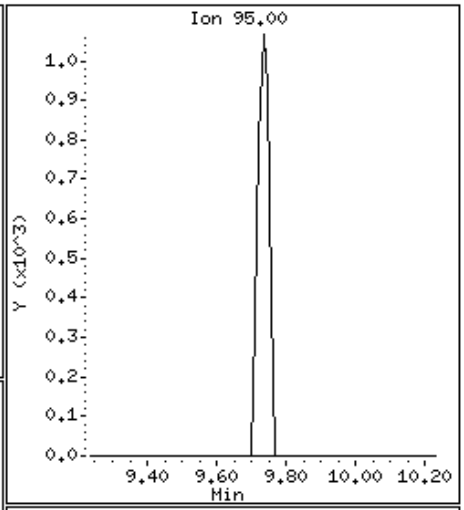

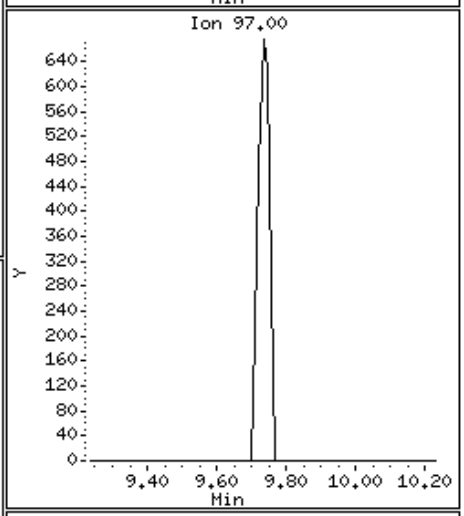

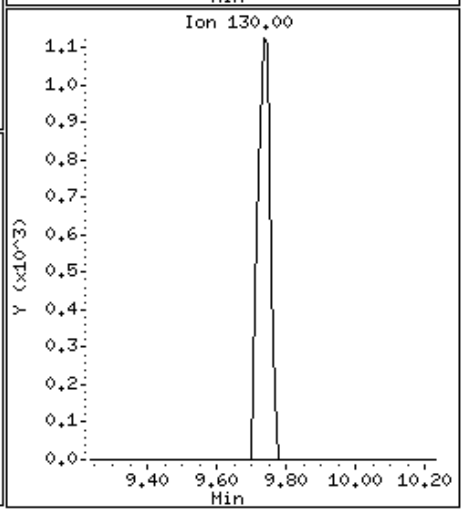

Data File: \\orgserv2\ff\chem\GCMSVOA\Quimby.i\150331N.b\0331N10.D

Date : 31-MAR-2015 23:39

Client ID:

Instrument: Quimby.i

Sample Info: 11505963-05,31,10,,a

Purge Volume: 10.0

Operator: mm

Column phase: Rtx-502.2

Column diameter: 0.18

60 tetrachloroethene

Concentration: 2.408 ngs

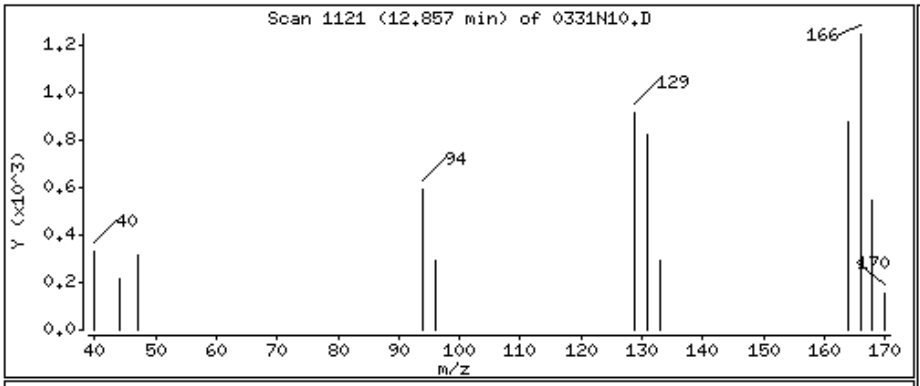

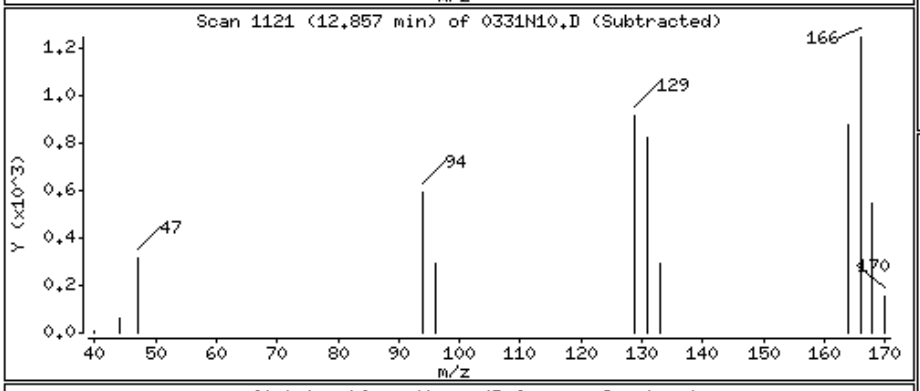

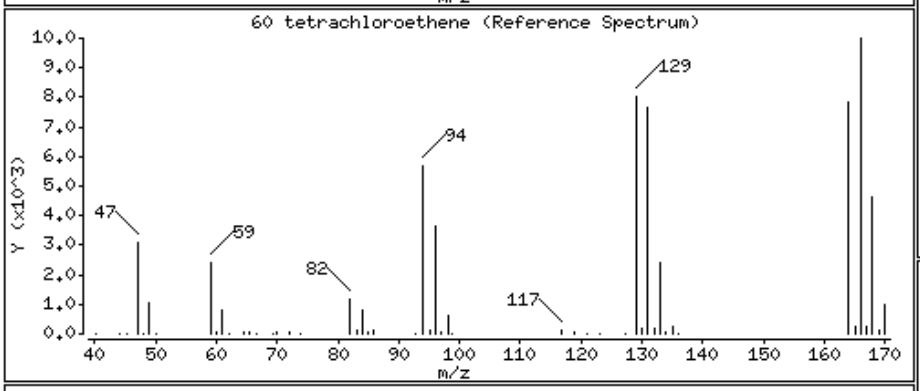

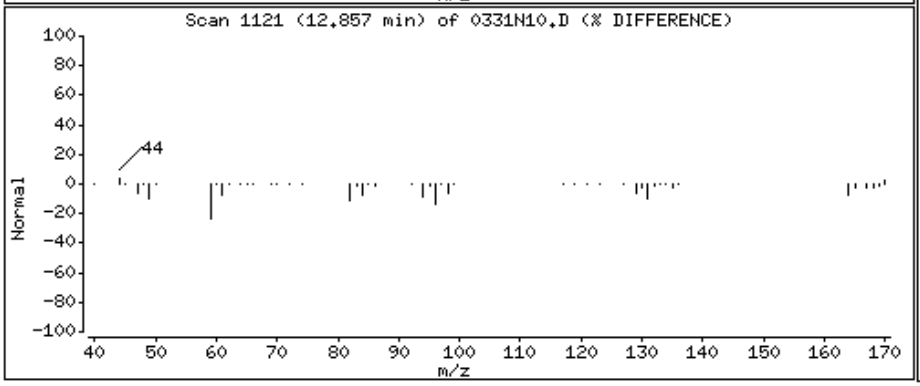

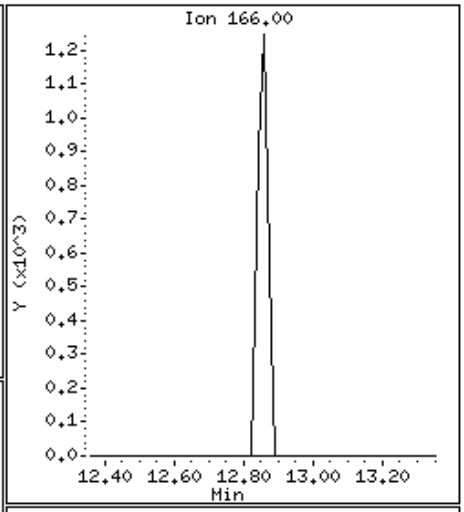

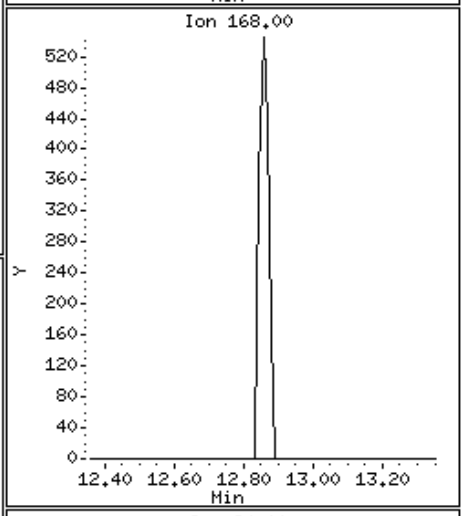

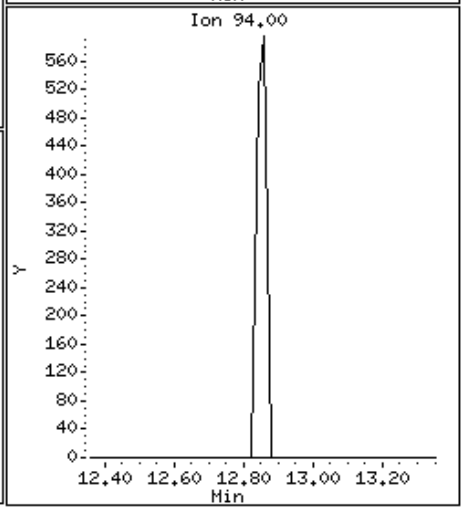

Alpha Analytical Labs

gc/ms voa

Data file : \\orgserv2\ff\chem\GCMSVOA\Quimby.i\150331N.b\0331N11.D
Lab Smp Id:
Inj Date : 01-APR-2015 00:10
Operator : mm Inst ID: Quimby.i
Smp Info : l1505963-06,31,10,,a
Misc Info : wg772494,ical10611
Comment :
Method : \\orgserv2\ff\chem\GCMSVOA\Quimby.i\150331N.b\liq8260.m
Meth Date : 01-Apr-2015 05:37 mmay Quant Type: ISTD
Cal Date : 13-JAN-2015 15:17 Cal File: 0113A14.D
Als bottle: 11
Dil Factor: 1.00000
Integrator: HP RTE Compound Sublist: njtcl.sub
Target Version: 4.12
Processing Host: A1VOA1

Concentration Formula: Amt * DF * CpndVariable
Cpnd Variable Local Compound Variable

		QUANT SIG					CONCENTRATIONS ON-COLUMN	FINAL	
	Compounds	MASS	RT	EXP RT	REL RT	RESPONSE	(ngs)	(ngs)	REVIEW CODE
	1 dichlorodifluoromethane	85	Compound Not Detected.						
	2 chloromethane	50	Compound Not Detected.						
	3 vinyl chloride	62	Compound Not Detected.						
	4 bromomethane	94	Compound Not Detected.						
	5 chloroethane	64	Compound Not Detected.						
	6 trichlorofluoromethane	101	Compound Not Detected.						
	9 freon-113	101	Compound Not Detected.						
	10 acetone	43	4.467	4.456	(0.490)	4119	1.32174	1.321	
	11 1,1,-dichloroethene	96	Compound Not Detected.						
	14 methyl acetate	43	Compound Not Detected.						
	15 methylene chloride	84	Compound Not Detected.						
	16 carbon disulfide	76	5.343	5.343	(0.586)	3521	1.64851	1.648	
	18 methyl tert butyl ether	73	Compound Not Detected.						
	20 trans-1,2-dichloroethene	96	Compound Not Detected.						
	23 1,1-dichloroethane	63	Compound Not Detected.						
	25 2-butanone	43	Compound Not Detected.						
	28 cis-1,2-dichloroethene	96	Compound Not Detected.						
	29 chloroform	83	7.548	7.548	(0.828)	2036	1.38291	1.382	
	30 bromochloromethane	128	Compound Not Detected.						
$	32 dibromofluoromethane	113	7.875	7.875	(0.863)	56874	105.407	105.407	
	33 1,1,1-trichloroethane	97	Compound Not Detected.						
	34 cyclohexane	56	Compound Not Detected.						
	36 carbontetrachloride	117	Compound Not Detected.						
$	38 1,2-dichloroethane-d4	65	8.635	8.635	(0.947)	60959	99.4453	99.445	
	40 1,2-dichloroethane	62	Compound Not Detected.						
	41 benzene	78	Compound Not Detected.						
*	42 fluorobenzene	96	9.121	9.120	(1.000)	252593	100.000		
	43 trichloroethene	95	Compound Not Detected.						

	Compounds	QUANT SIG MASS	RT	EXP RT	REL RT	RESPONSE	CONCENTRATIONS ON-COLUMN (ngs)	CONCENTRATIONS FINAL (ngs)	REVIEW CODE
	44 methyl cyclohexane	83	Compound Not Detected.						
	45 1,2-dichloropropane	63	Compound Not Detected.						
	46 bromodichloromethane	83	Compound Not Detected.						
	47 1,4-dioxane	88	Compound Not Detected.						
	50 4-methyl-2-pentanone	58	Compound Not Detected.						
	52 cis-1,3-dichloropropene	75	Compound Not Detected.						
$	53 toluene-d8	98	11.643	11.643	(0.821)	262652	97.7854	97.785	
	54 toluene	92	Compound Not Detected.						
	56 trans-1,3-dichloropropene	75	Compound Not Detected.						
	57 2-hexanone	43	Compound Not Detected.						
	58 1,1,2-trichloroethane	83	Compound Not Detected.						
	60 tetrachloroethene	166	Compound Not Detected.						
	61 chlorodibromomethane	129	Compound Not Detected.						
	62 1,2-dibromoethane	107	Compound Not Detected.						
*	63 chlorobenzene-d5	117	14.186	14.186	(1.000)	208651	100.000		
	64 chlorobenzene	112	Compound Not Detected.						
	66 ethyl benzene	91	Compound Not Detected.						
	67 p/m xylene	106	Compound Not Detected.						
	68 o xylene	106	Compound Not Detected.						
	69 styrene	104	Compound Not Detected.						
	70 isopropylbenzene	105	Compound Not Detected.						
	71 bromoform	173	Compound Not Detected.						
	74 1,1,2,2,-tetrachloroethane	83	Compound Not Detected.						
$	75 4-bromofluorobenzene	95	16.328	16.328	(0.884)	93068	102.241	102.240	
	88 1,3-dichlorobenzene	146	Compound Not Detected.						
*	89 1,4-dichlorobenzene-d4	152	18.470	18.470	(1.000)	90750	100.000		
	90 1,4-dichlorobenzene	146	Compound Not Detected.						
	93 1,2-dichlorobenzene	146	Compound Not Detected.						
	95 1,2-dibromo-3-chloropropane	75	Compound Not Detected.						
	97 1,2,4-trichlorobenzene	180	Compound Not Detected.						
	100 1,2,3-trichlorobenzene	180	Compound Not Detected.						

Alpha Analytical Labs

gc/ms voa

Data file : \\orgserv2\ff\chem\GCMSVOA\Quimby.i\150331N.b\0331N11.D
Lab Smp Id:
Inj Date : 01-APR-2015 00:10
Operator : mm Inst ID: Quimby.i
Smp Info : l1505963-06,31,10,,a
Misc Info : wg772494,ical10611
Comment :
Method : \\orgserv2\ff\chem\GCMSVOA\Quimby.i\150331N.b\liq8260.m
Meth Date : 01-Apr-2015 05:37 mmay Quant Type: ISTD
Cal Date : 13-JAN-2015 15:17 Cal File: 0113A14.D
Als bottle: 11
Dil Factor: 1.00000
Integrator: HP RTE Compound Sublist: njtcl.sub
Target Version: 4.12
Processing Host: A1VOA1

- NO TENTATIVELY IDENTIFIED COMPOUNDS -

Alpha Analytical Labs

INTERNAL STANDARD COMPOUNDS
AREA AND RT SUMMARY

Instrument ID: Quimby.i
Lab File ID: 0331N11.D
Lab Smp Id:
Analysis Type: VOA
Quant Type: ISTD
Operator: mm
Method File: \\orgserv2\ff\chem\GCMSVOA\Quimby.i\150331N.b\liq8260.m
Misc Info: wg772494,ical10611

Calibration Date: 31-MAR-2015
Calibration Time: 19:27

Level: LOW
Sample Type: WATER

Test Mode:
Use Last Continuing Calibrator.
If Continuing Cal. use Initial Cal. Level 3

		AREA LIMIT			
COMPOUND	STANDARD	LOWER	UPPER	SAMPLE	%DIFF
42 fluorobenzene	293911	146956	587822	252593	-14.06
63 chlorobenzene-d5	239361	119681	478722	208651	-12.83
89 1,4-dichlorobenze	130988	65494	261976	90750	-30.72

		RT LIMIT			
COMPOUND	STANDARD	LOWER	UPPER	SAMPLE	%DIFF
42 fluorobenzene	9.12	8.62	9.62	9.12	0.00
63 chlorobenzene-d5	14.19	13.69	14.69	14.19	0.00
89 1,4-dichlorobenze	18.47	17.97	18.97	18.47	0.00

AREA UPPER LIMIT = +100% of internal standard area.
AREA LOWER LIMIT = - 50% of internal standard area.
RT UPPER LIMIT = + 0.50 minutes of internal standard RT.
RT LOWER LIMIT = - 0.50 minutes of internal standard RT.

Alpha Analytical Labs

RECOVERY REPORT

Client Name: Client SDG: SDGa02552
Sample Matrix: LIQUID Fraction: VOA
Lab Smp Id:
Level: LOW Operator: mm
Data Type: MS DATA SampleType: SAMPLE
SpikeList File: curve.spk Quant Type: ISTD
Sublist File: njtcl.sub
Method File: \\orgserv2\ff\chem\GCMSVOA\Quimby.i\150331N.b\liq8260.m
Misc Info: wg772494,ical10611

SURROGATE COMPOUND	AMOUNT ADDED ngs	AMOUNT RECOVERED ngs	% RECOVERED	LIMITS
$ 32 dibromofluorometha	100.000	105.407	105.41	70-130
$ 38 1,2-dichloroethane	100.000	99.445	99.45	70-130
$ 53 toluene-d8	100.000	97.785	97.79	70-130
$ 75 4-bromofluorobenze	100.000	102.240	102.24	70-130

Data File: \\orgserv2\ff\chem\GCMSVOA\Quimby.i\150331N.b\0331N11.D
Date : 01-APR-2015 00:10
Client ID:
Sample Info: 11505963-06,31,10,,a
Purge Volume: 10.0
Column phase: Rtx-502.2

Instrument: Quimby.i
Operator: mm
Column diameter: 0.18

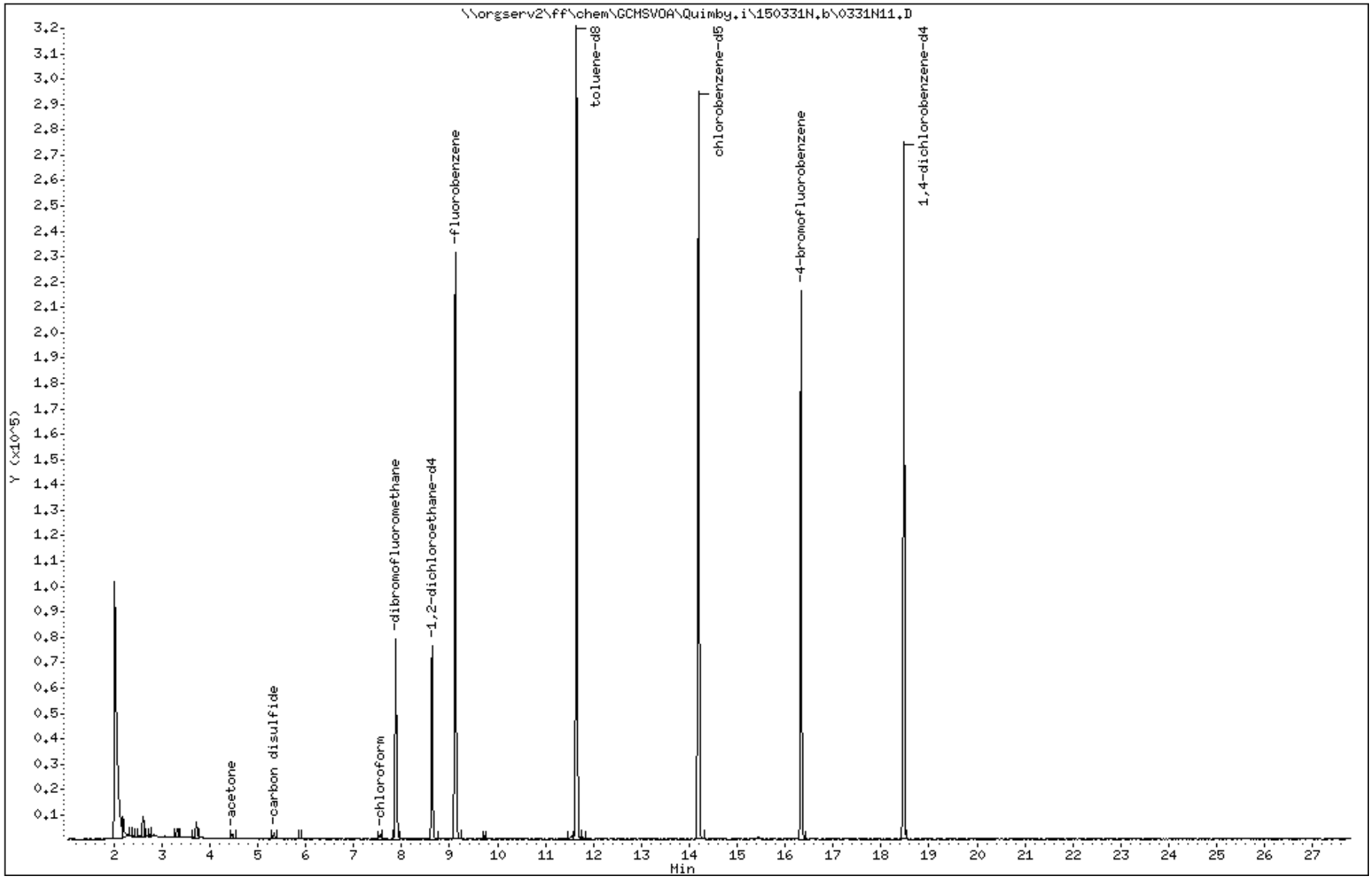

Data File: \\orgserv2\ff\chem\GCMSVOA\Quimby.i\150331N.b\0331N11.D

Date : 01-APR-2015 00:10

Client ID:

Instrument: Quimby.i

Sample Info: 11505963-06,31,10,,a

Purge Volume: 10.0

Operator: mm

Column phase: Rtx-502.2

Column diameter: 0.18

10 acetone

Concentration: 1.321 ngs

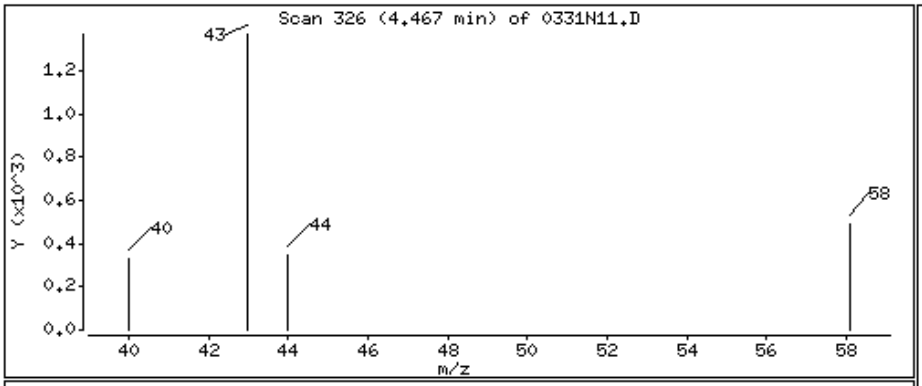

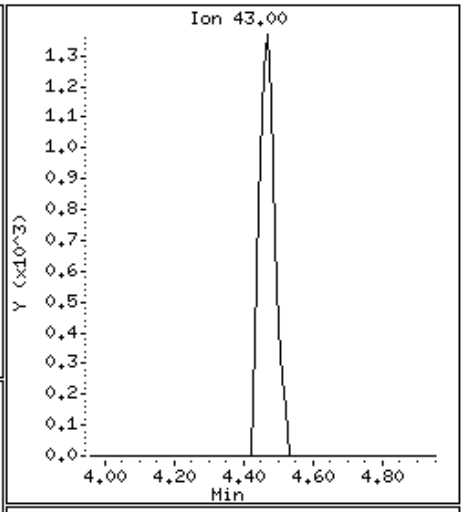

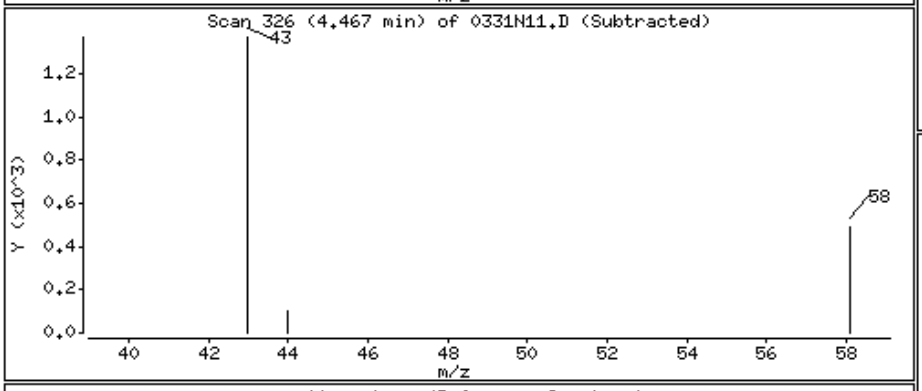

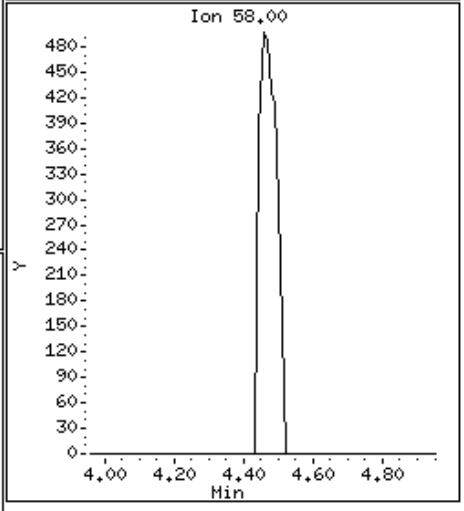

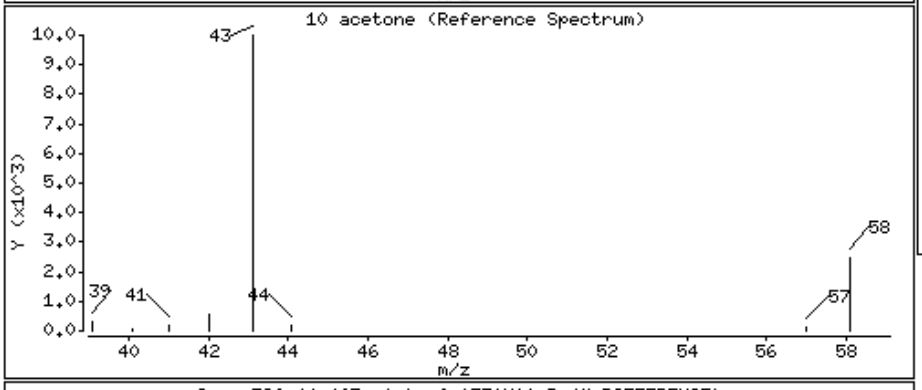

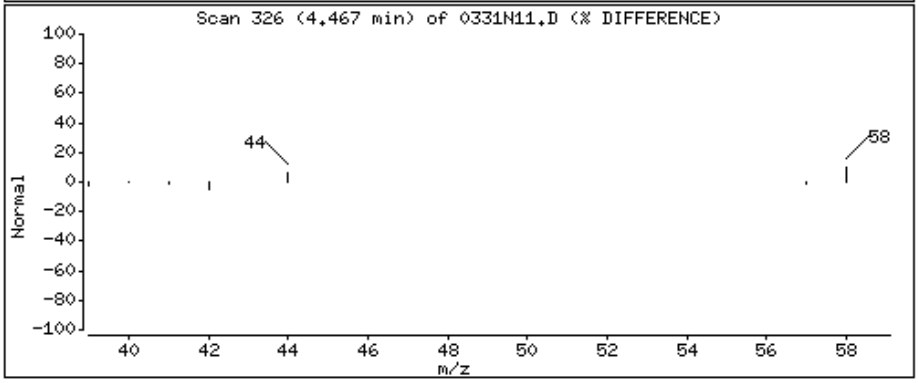

Data File: \\orgserv2\ff\chem\GCMSVOA\Quimby.i\150331N.b\0331N11.D

Date : 01-APR-2015 00:10

Client ID:

Instrument: Quimby.i

Sample Info: 11505963-06,31,10,,a

Purge Volume: 10.0

Operator: mm

Column phase: Rtx-502.2

Column diameter: 0.18

16 carbon disulfide

Concentration: 1.648 ngs

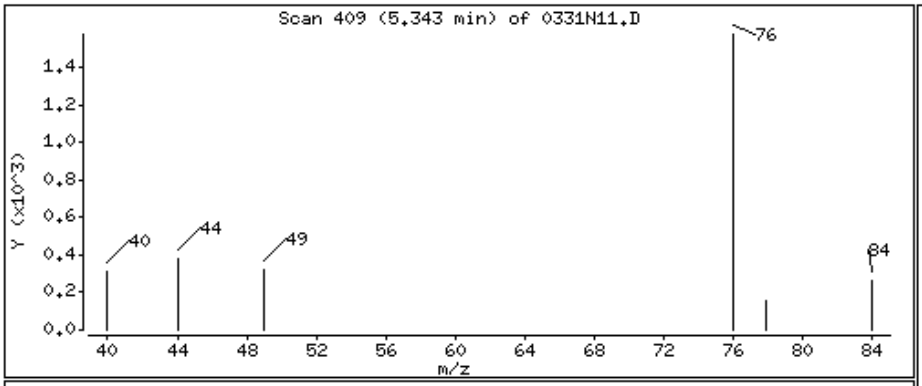

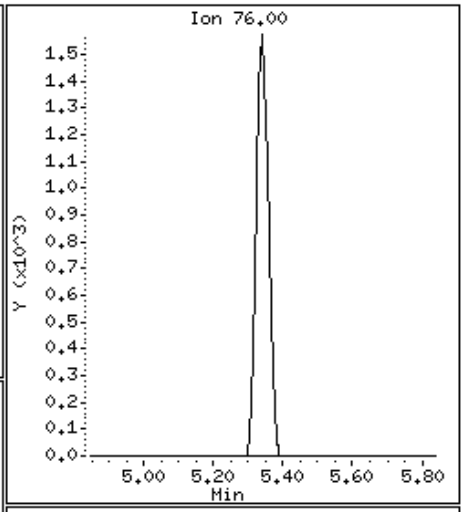

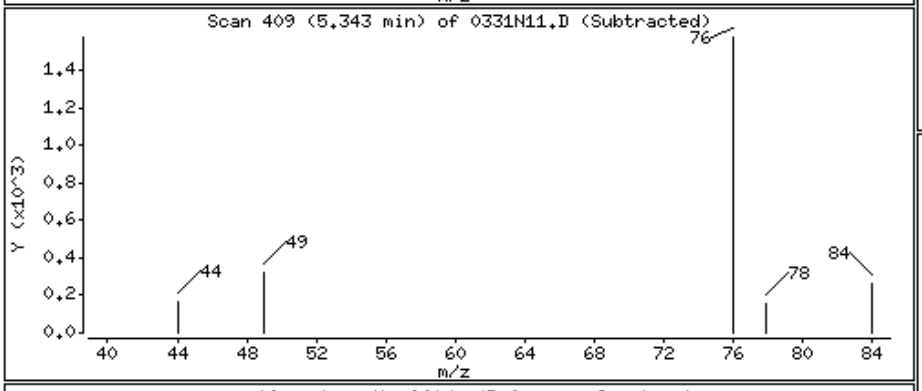

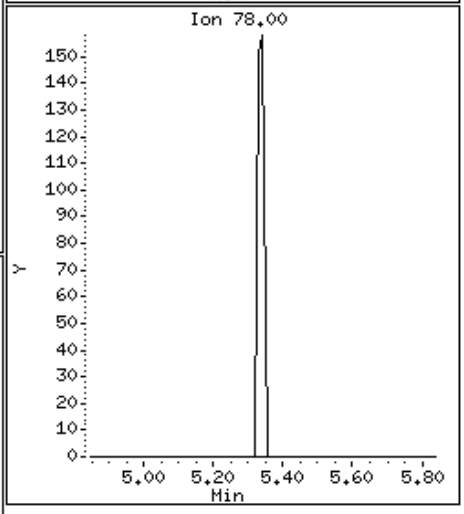

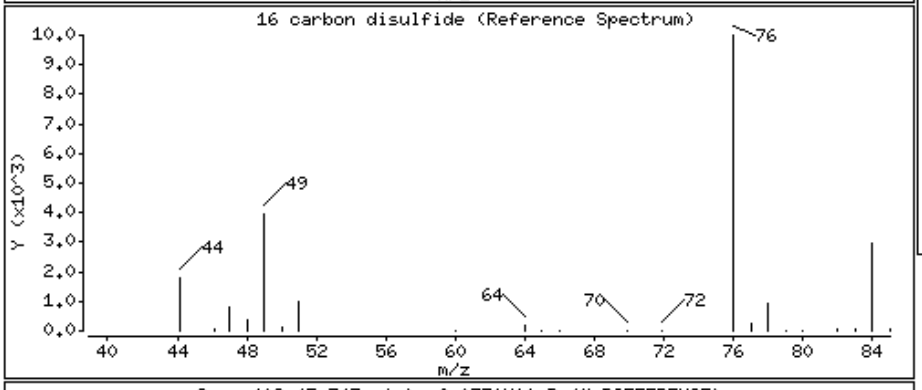

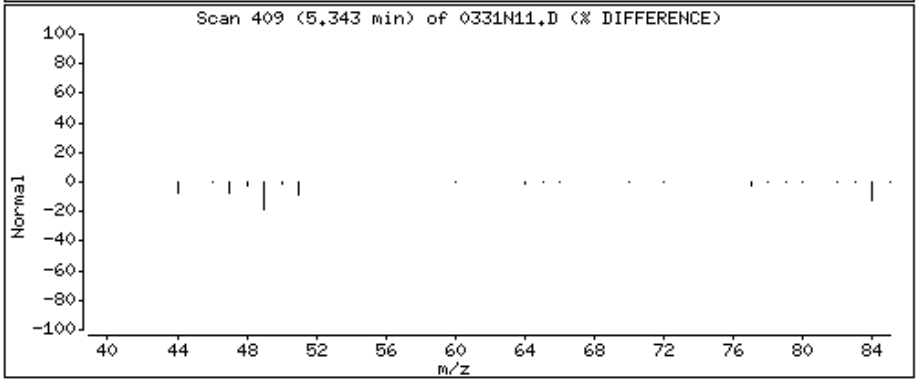

Data File: \\orgserv2\ff\chem\GCMSVOA\Quimby.i\150331N.b\0331N11.D

Date : 01-APR-2015 00:10

Client ID:

Instrument: Quimby.i

Sample Info: 11505963-06,31,10,,a

Purge Volume: 10.0

Operator: mm

Column phase: Rtx-502.2

Column diameter: 0.18

29 chloroform

Concentration: 1.382 ngs

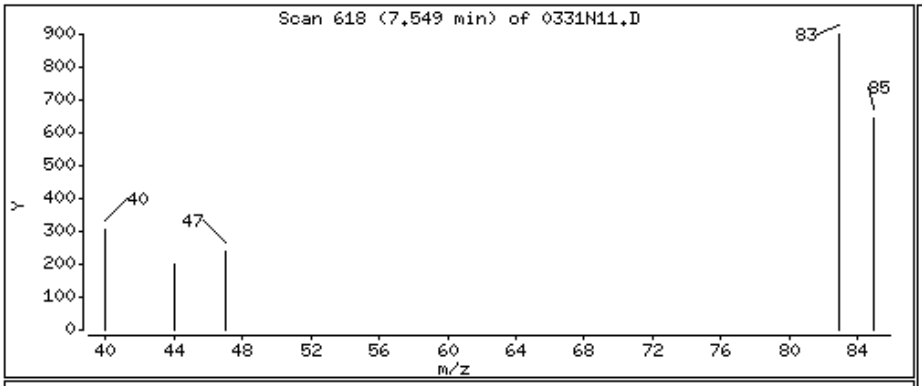

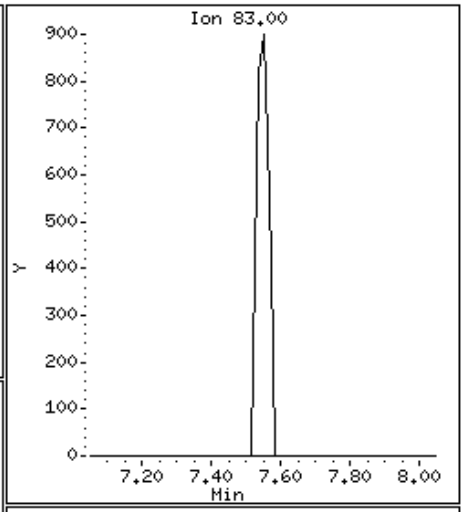

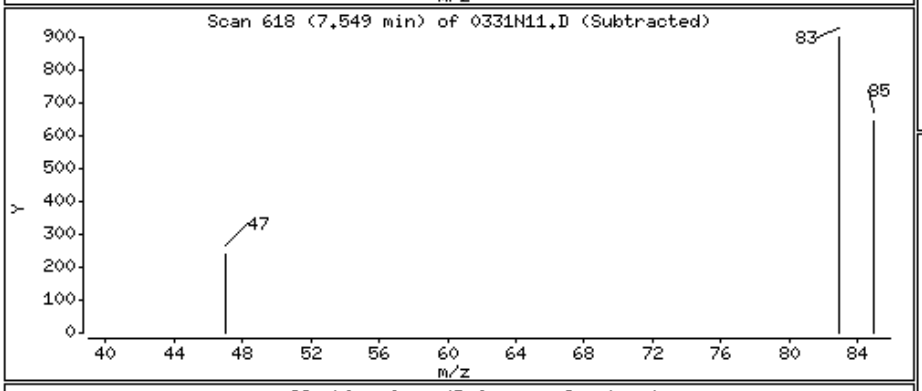

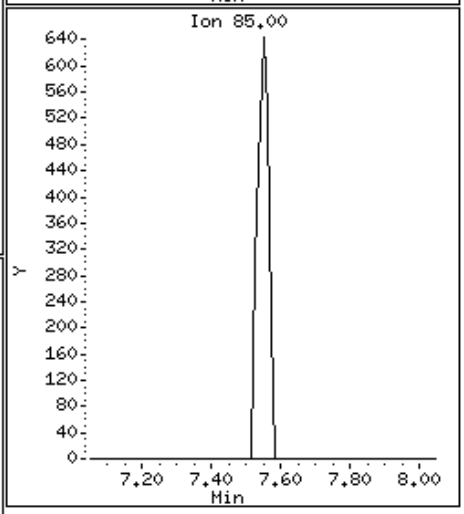

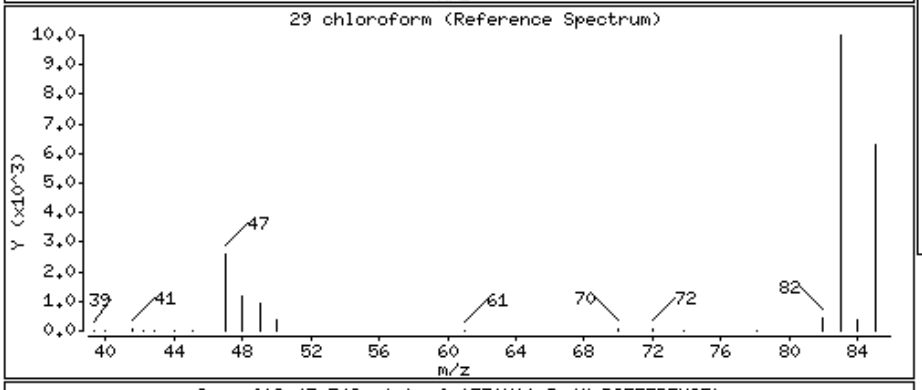

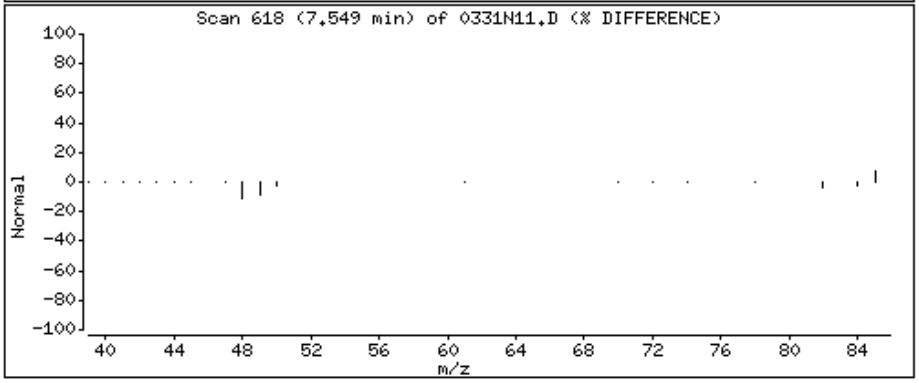

Alpha Analytical Labs

gc/ms voa

Data file : \\orgserv2\ff\chem\GCMSVOA\Quimby.i\150331N.b\0331N12.D
Lab Smp Id:
Inj Date : 01-APR-2015 00:42
Operator : mm Inst ID: Quimby.i
Smp Info : l1505963-07,31,10,,a
Misc Info : wg772494,ical10611
Comment :
Method : \\orgserv2\ff\chem\GCMSVOA\Quimby.i\150331N.b\liq8260.m
Meth Date : 01-Apr-2015 05:37 mmay Quant Type: ISTD
Cal Date : 13-JAN-2015 15:17 Cal File: 0113A14.D
Als bottle: 12
Dil Factor: 1.00000
Integrator: HP RTE Compound Sublist: njtcl.sub
Target Version: 4.12
Processing Host: A1VOA1

Concentration Formula: Amt * DF * CpndVariable
Cpnd Variable Local Compound Variable

	Compounds	QUANT SIG MASS	RT	EXP RT	REL RT	RESPONSE	CONCENTRATIONS ON-COLUMN (ngs)	CONCENTRATIONS FINAL (ngs)	REVIEW CODE
	1 dichlorodifluoromethane	85	Compound Not Detected.						
	2 chloromethane	50	Compound Not Detected.						
	3 vinyl chloride	62	Compound Not Detected.						
	4 bromomethane	94	Compound Not Detected.						
	5 chloroethane	64	Compound Not Detected.						
	6 trichlorofluoromethane	101	Compound Not Detected.						
	9 freon-113	101	Compound Not Detected.						
	10 acetone	43	Compound Not Detected.						
	11 1,1,-dichloroethene	96	Compound Not Detected.						
	14 methyl acetate	43	Compound Not Detected.						
	15 methylene chloride	84	Compound Not Detected.						
	16 carbon disulfide	76	Compound Not Detected.						
	18 methyl tert butyl ether	73	Compound Not Detected.						
	20 trans-1,2-dichloroethene	96	Compound Not Detected.						
	23 1,1-dichloroethane	63	Compound Not Detected.						
	25 2-butanone	43	Compound Not Detected.						
	28 cis-1,2-dichloroethene	96	Compound Not Detected.						
	29 chloroform	83	7.548	7.548	(0.828)	29331	19.1518	19.151	
	30 bromochloromethane	128	Compound Not Detected.						
$	32 dibromofluoromethane	113	7.875	7.875	(0.863)	59643	106.263	106.263	
	33 1,1,1-trichloroethane	97	Compound Not Detected.						
	34 cyclohexane	56	Compound Not Detected.						
	36 carbontetrachloride	117	Compound Not Detected.						
$	38 1,2-dichloroethane-d4	65	8.635	8.635	(0.947)	64099	100.522	100.522	
	40 1,2-dichloroethane	62	Compound Not Detected.						
	41 benzene	78	Compound Not Detected.						
*	42 fluorobenzene	96	9.120	9.120	(1.000)	262758	100.000		
	43 trichloroethene	95	Compound Not Detected.						

	Compounds	QUANT SIG MASS	RT	EXP RT	REL RT	RESPONSE	CONCENTRATIONS ON-COLUMN (ngs)	CONCENTRATIONS FINAL (ngs)	REVIEW CODE
	44 methyl cyclohexane	83	Compound Not Detected.						
	45 1,2-dichloropropane	63	Compound Not Detected.						
	46 bromodichloromethane	83	Compound Not Detected.						
	47 1,4-dioxane	88	Compound Not Detected.						
	50 4-methyl-2-pentanone	58	Compound Not Detected.						
	52 cis-1,3-dichloropropene	75	Compound Not Detected.						
$	53 toluene-d8	98	11.643	11.643	(0.821)	273045	98.4540	98.454	
	54 toluene	92	Compound Not Detected.						
	56 trans-1,3-dichloropropene	75	Compound Not Detected.						
	57 2-hexanone	43	Compound Not Detected.						
	58 1,1,2-trichloroethane	83	Compound Not Detected.						
	60 tetrachloroethene	166	Compound Not Detected.						
	61 chlorodibromomethane	129	Compound Not Detected.						
	62 1,2-dibromoethane	107	Compound Not Detected.						
*	63 chlorobenzene-d5	117	14.186	14.186	(1.000)	215434	100.000		
	64 chlorobenzene	112	Compound Not Detected.						
	66 ethyl benzene	91	Compound Not Detected.						
	67 p/m xylene	106	Compound Not Detected.						
	68 o xylene	106	Compound Not Detected.						
	69 styrene	104	Compound Not Detected.						
	70 isopropylbenzene	105	Compound Not Detected.						
	71 bromoform	173	Compound Not Detected.						
	74 1,1,2,2,-tetrachloroethane	83	Compound Not Detected.						
$	75 4-bromofluorobenzene	95	16.328	16.328	(0.884)	97798	104.654	104.654	
	88 1,3-dichlorobenzene	146	Compound Not Detected.						
*	89 1,4-dichlorobenzene-d4	152	18.470	18.470	(1.000)	93163	100.000		
	90 1,4-dichlorobenzene	146	Compound Not Detected.						
	93 1,2-dichlorobenzene	146	Compound Not Detected.						
	95 1,2-dibromo-3-chloropropane	75	Compound Not Detected.						
	97 1,2,4-trichlorobenzene	180	Compound Not Detected.						
	100 1,2,3-trichlorobenzene	180	Compound Not Detected.						

Alpha Analytical Labs

gc/ms voa

Data file : \\orgserv2\ff\chem\GCMSVOA\Quimby.i\150331N.b\0331N12.D
Lab Smp Id:
Inj Date : 01-APR-2015 00:42
Operator : mm Inst ID: Quimby.i
Smp Info : l1505963-07,31,10,,a
Misc Info : wg772494,ical10611
Comment :
Method : \\orgserv2\ff\chem\GCMSVOA\Quimby.i\150331N.b\liq8260.m
Meth Date : 01-Apr-2015 05:37 mmay Quant Type: ISTD
Cal Date : 13-JAN-2015 15:17 Cal File: 0113A14.D
Als bottle: 12
Dil Factor: 1.00000
Integrator: HP RTE Compound Sublist: njtcl.sub
Target Version: 4.12
Processing Host: A1VOA1

- NO TENTATIVELY IDENTIFIED COMPOUNDS -

Alpha Analytical Labs

INTERNAL STANDARD COMPOUNDS
AREA AND RT SUMMARY

Instrument ID: Quimby.i
Lab File ID: 0331N12.D
Lab Smp Id:
Analysis Type: VOA
Quant Type: ISTD
Operator: mm
Method File: \\orgserv2\ff\chem\GCMSVOA\Quimby.i\150331N.b\liq8260.m
Misc Info: wg772494,ical10611

Calibration Date: 31-MAR-2015
Calibration Time: 19:27

Level: LOW
Sample Type: WATER

Test Mode:
Use Last Continuing Calibrator.
If Continuing Cal. use Initial Cal. Level 3

		AREA LIMIT			
COMPOUND	STANDARD	LOWER	UPPER	SAMPLE	%DIFF
42 fluorobenzene	293911	146956	587822	262758	-10.60
63 chlorobenzene-d5	239361	119681	478722	215434	-10.00
89 1,4-dichlorobenze	130988	65494	261976	93163	-28.88

		RT LIMIT			
COMPOUND	STANDARD	LOWER	UPPER	SAMPLE	%DIFF
42 fluorobenzene	9.12	8.62	9.62	9.12	-0.00
63 chlorobenzene-d5	14.19	13.69	14.69	14.19	-0.00
89 1,4-dichlorobenze	18.47	17.97	18.97	18.47	-0.00

AREA UPPER LIMIT = +100% of internal standard area.
AREA LOWER LIMIT = - 50% of internal standard area.
RT UPPER LIMIT = + 0.50 minutes of internal standard RT.
RT LOWER LIMIT = - 0.50 minutes of internal standard RT.

Alpha Analytical Labs

RECOVERY REPORT

Client Name: Client SDG: SDGa02552
Sample Matrix: LIQUID Fraction: VOA
Lab Smp Id:
Level: LOW Operator: mm
Data Type: MS DATA SampleType: SAMPLE
SpikeList File: curve.spk Quant Type: ISTD
Sublist File: njtcl.sub
Method File: \\orgserv2\ff\chem\GCMSVOA\Quimby.i\150331N.b\liq8260.m
Misc Info: wg772494,ical10611

SURROGATE COMPOUND	AMOUNT ADDED ngs	AMOUNT RECOVERED ngs	% RECOVERED	LIMITS
$ 32 dibromofluorometha	100.000	106.263	106.26	70-130
$ 38 1,2-dichloroethane	100.000	100.522	100.52	70-130
$ 53 toluene-d8	100.000	98.454	98.45	70-130
$ 75 4-bromofluorobenze	100.000	104.654	104.65	70-130

Data File: \\orgserv2\ff\chem\GCMSVOA\Quimby.i\150331N.b\0331N12.D
Date : 01-APR-2015 00:42
Client ID:
Sample Info: 11505963-07,31,10,,a
Purge Volume: 10.0
Column phase: Rtx-502.2

Instrument: Quimby.i
Operator: mm
Column diameter: 0.18

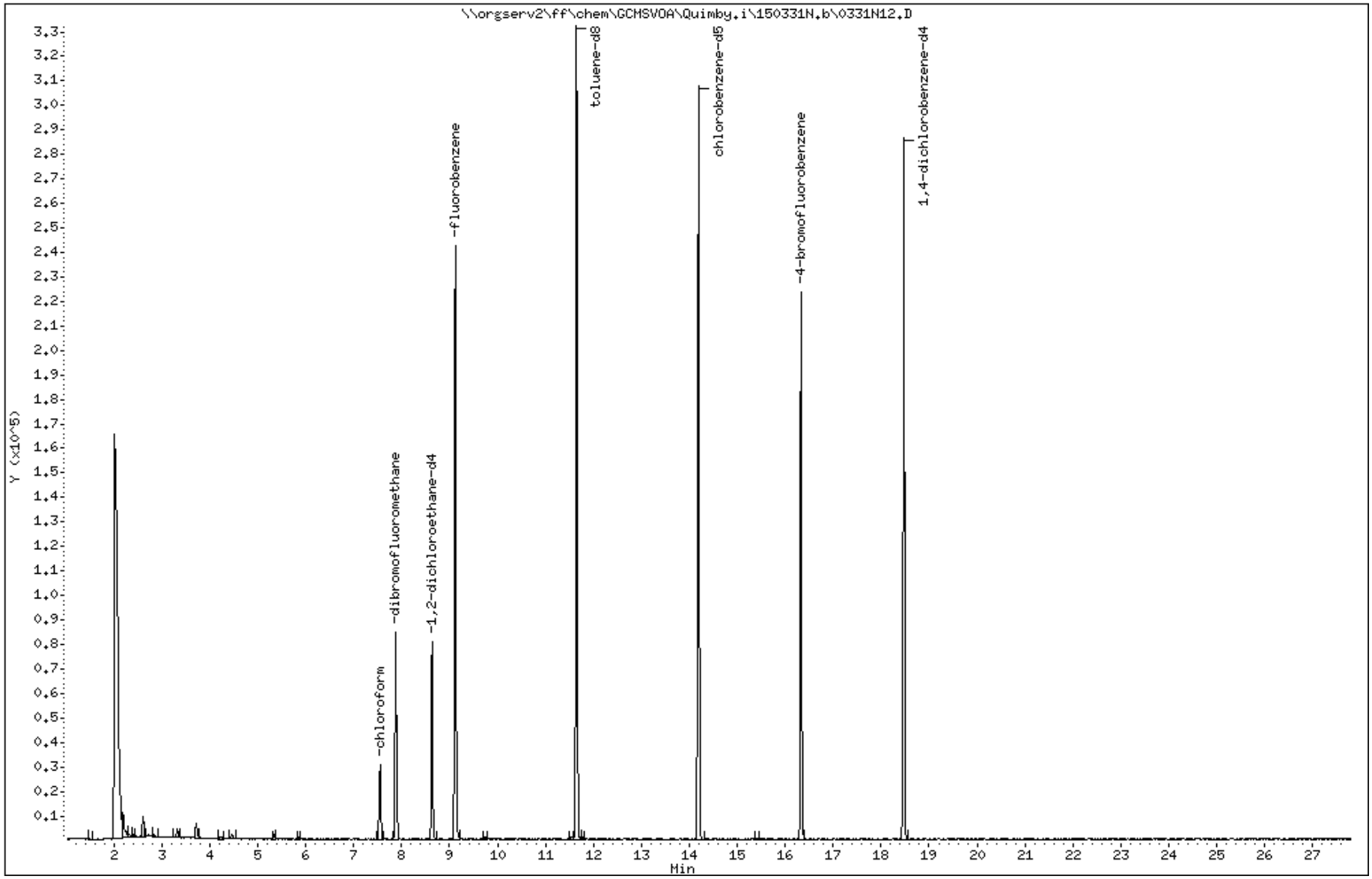

Data File: \\orgserv2\ff\chem\GCMSVOA\Quimby.i\150331N.b\0331N12.D

Date : 01-APR-2015 00:42

Client ID:

Instrument: Quimby.i

Sample Info: 11505963-07,31,10,,a

Purge Volume: 10.0

Operator: mm

Column phase: Rtx-502.2

Column diameter: 0.18

29 chloroform

Concentration: 19.151 ngs

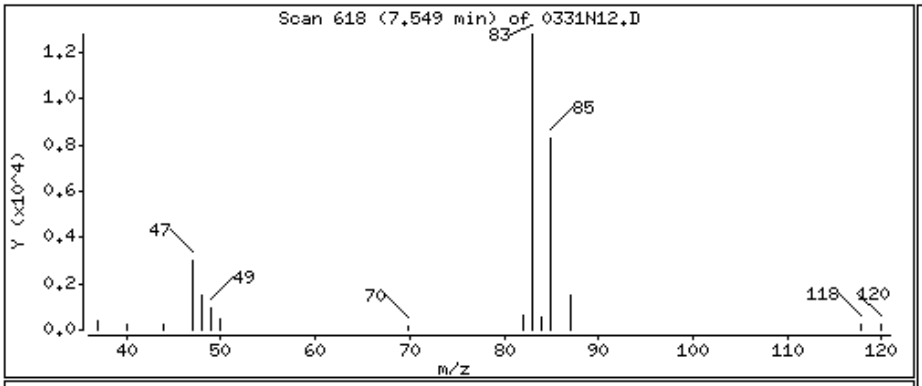

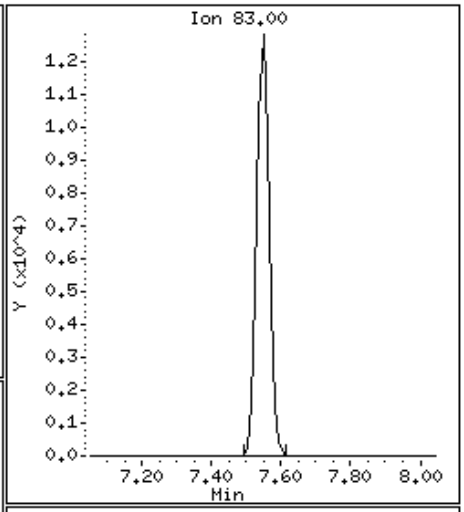

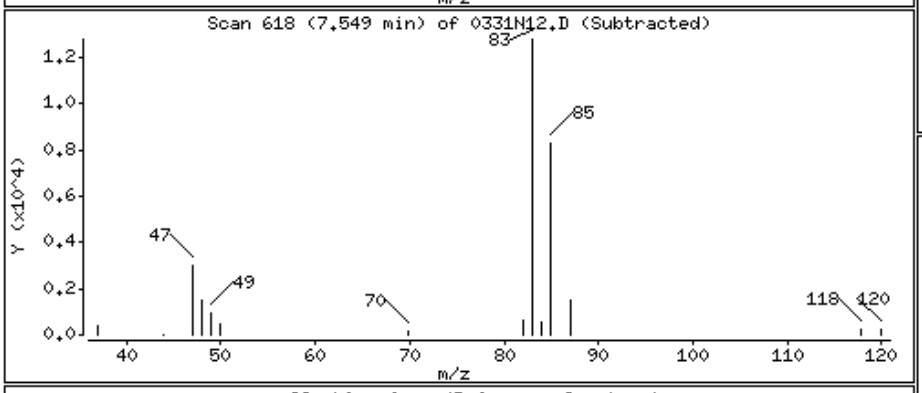

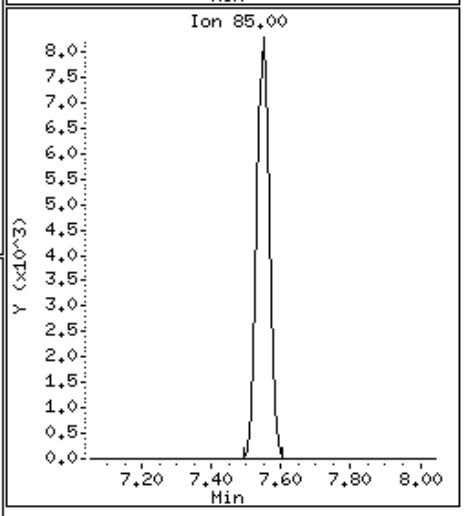

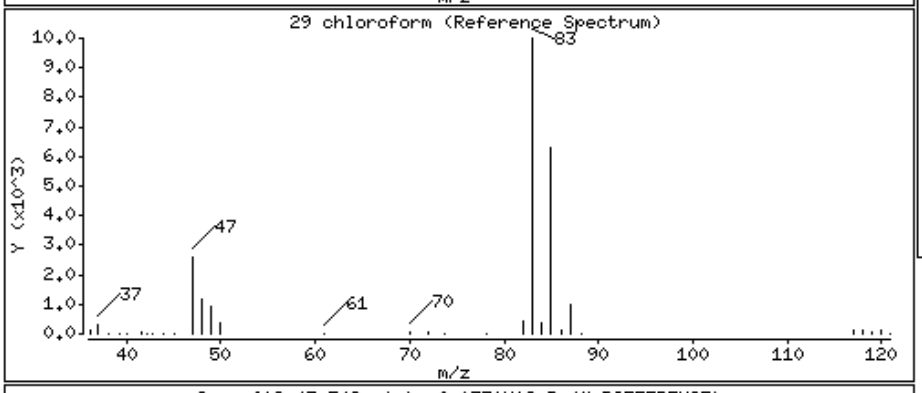

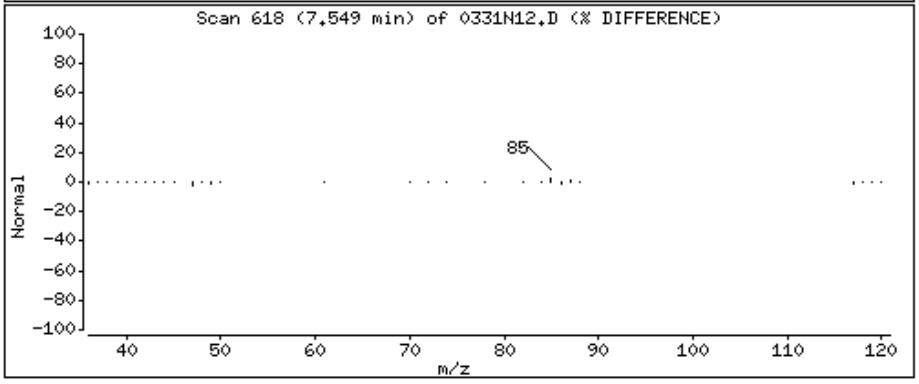

Alpha Analytical Labs

gc/ms voa

Data file : \\orgserv2\ff\chem\GCMSVOA\Quimby.i\150331N.b\0331N13.D
Lab Smp Id:
Inj Date : 01-APR-2015 01:13
Operator : mm Inst ID: Quimby.i
Smp Info : l1505963-08,31,10,,a
Misc Info : wg772494,ical10611
Comment :
Method : \\orgserv2\ff\chem\GCMSVOA\Quimby.i\150331N.b\liq8260.m
Meth Date : 01-Apr-2015 05:37 mmay Quant Type: ISTD
Cal Date : 13-JAN-2015 15:17 Cal File: 0113A14.D
Als bottle: 13
Dil Factor: 1.00000
Integrator: HP RTE Compound Sublist: njtcl.sub
Target Version: 4.12
Processing Host: A1VOA1

Concentration Formula: Amt * DF * CpndVariable
Cpnd Variable Local Compound Variable

							CONCENTRATIONS		
	Compounds	QUANT SIG MASS	RT	EXP RT	REL RT	RESPONSE	ON-COLUMN (ngs)	FINAL (ngs)	REVIEW CODE
	1 dichlorodifluoromethane	85	Compound Not Detected.						
	2 chloromethane	50	Compound Not Detected.						
	3 vinyl chloride	62	Compound Not Detected.						
	4 bromomethane	94	3.285	3.274	(0.360)	1002	1.86643	1.866(QM)	M1
	5 chloroethane	64	Compound Not Detected.						
	6 trichlorofluoromethane	101	Compound Not Detected.						
	9 freon-113	101	4.372	4.372	(0.479)	8474	10.2558	10.255	
	10 acetone	43	Compound Not Detected.						
	11 1,1,-dichloroethene	96	Compound Not Detected.						
	14 methyl acetate	43	Compound Not Detected.						
	15 methylene chloride	84	Compound Not Detected.						
	16 carbon disulfide	76	Compound Not Detected.						
	18 methyl tert butyl ether	73	Compound Not Detected.						
	20 trans-1,2-dichloroethene	96	Compound Not Detected.						
	23 1,1-dichloroethane	63	Compound Not Detected.						
	25 2-butanone	43	Compound Not Detected.						
	28 cis-1,2-dichloroethene	96	Compound Not Detected.						
	29 chloroform	83	Compound Not Detected.						
	30 bromochloromethane	128	Compound Not Detected.						
$	32 dibromofluoromethane	113	7.875	7.875	(0.863)	56757	106.487	106.486	
	33 1,1,1-trichloroethane	97	Compound Not Detected.						
	34 cyclohexane	56	Compound Not Detected.						
	36 carbontetrachloride	117	Compound Not Detected.						
$	38 1,2-dichloroethane-d4	65	8.635	8.635	(0.947)	60962	100.675	100.675	
	40 1,2-dichloroethane	62	Compound Not Detected.						
	41 benzene	78	Compound Not Detected.						
*	42 fluorobenzene	96	9.120	9.120	(1.000)	249519	100.000		
	43 trichloroethene	95	9.732	9.733	(1.067)	6761	7.40105	7.401	
	44 methyl cyclohexane	83	Compound Not Detected.						

	Compounds	QUANT SIG MASS	RT	EXP RT	REL RT	RESPONSE	CONCENTRATIONS ON-COLUMN (ngs)	CONCENTRATIONS FINAL (ngs)	REVIEW CODE
	45 1,2-dichloropropane	63	Compound Not Detected.						
	46 bromodichloromethane	83	Compound Not Detected.						
	47 1,4-dioxane	88	Compound Not Detected.						
	50 4-methyl-2-pentanone	58	Compound Not Detected.						
	52 cis-1,3-dichloropropene	75	Compound Not Detected.						
$	53 toluene-d8	98	11.642	11.643	(0.821)	258377	98.3710	98.370	
	54 toluene	92	Compound Not Detected.						
	56 trans-1,3-dichloropropene	75	Compound Not Detected.						
	57 2-hexanone	43	Compound Not Detected.						
	58 1,1,2-trichloroethane	83	Compound Not Detected.						
	60 tetrachloroethene	166	Compound Not Detected.						
	61 chlorodibromomethane	129	Compound Not Detected.						
	62 1,2-dibromoethane	107	Compound Not Detected.						
*	63 chlorobenzene-d5	117	14.186	14.186	(1.000)	204033	100.000		
	64 chlorobenzene	112	Compound Not Detected.						
	66 ethyl benzene	91	Compound Not Detected.						
	67 p/m xylene	106	Compound Not Detected.						
	68 o xylene	106	Compound Not Detected.						
	69 styrene	104	Compound Not Detected.						
	70 isopropylbenzene	105	Compound Not Detected.						
	71 bromoform	173	Compound Not Detected.						
	74 1,1,2,2,-tetrachloroethane	83	Compound Not Detected.						
$	75 4-bromofluorobenzene	95	16.328	16.328	(0.884)	93004	101.099	101.098	
	88 1,3-dichlorobenzene	146	Compound Not Detected.						
*	89 1,4-dichlorobenzene-d4	152	18.470	18.470	(1.000)	91712	100.000		
	90 1,4-dichlorobenzene	146	Compound Not Detected.						
	93 1,2-dichlorobenzene	146	Compound Not Detected.						
	95 1,2-dibromo-3-chloropropane	75	Compound Not Detected.						
	97 1,2,4-trichlorobenzene	180	Compound Not Detected.						
	100 1,2,3-trichlorobenzene	180	Compound Not Detected.						

QC Flag Legend

Q - Qualifier signal failed the ratio test.
M - Compound response manually integrated.

Alpha Analytical Labs

gc/ms voa

Data file : \\orgserv2\ff\chem\GCMSVOA\Quimby.i\150331N.b\0331N13.D
Lab Smp Id:
Inj Date : 01-APR-2015 01:13
Operator : mm Inst ID: Quimby.i
Smp Info : l1505963-08,31,10,,a
Misc Info : wg772494,ical10611
Comment :
Method : \\orgserv2\ff\chem\GCMSVOA\Quimby.i\150331N.b\liq8260.m
Meth Date : 01-Apr-2015 05:37 mmay Quant Type: ISTD
Cal Date : 13-JAN-2015 15:17 Cal File: 0113A14.D
Als bottle: 13
Dil Factor: 1.00000
Integrator: HP RTE Compound Sublist: njtcl.sub
Target Version: 4.12
Processing Host: A1VOA1

- NO TENTATIVELY IDENTIFIED COMPOUNDS -

Alpha Analytical Labs

INTERNAL STANDARD COMPOUNDS
AREA AND RT SUMMARY

Instrument ID: Quimby.i
Lab File ID: 0331N13.D
Lab Smp Id:
Analysis Type: VOA
Quant Type: ISTD
Operator: mm
Method File: \\orgserv2\ff\chem\GCMSVOA\Quimby.i\150331N.b\liq8260.m
Misc Info: wg772494,ical10611

Calibration Date: 31-MAR-2015
Calibration Time: 19:27
Level: LOW
Sample Type: WATER

Test Mode:
Use Last Continuing Calibrator.
If Continuing Cal. use Initial Cal. Level 3

COMPOUND	STANDARD	AREA LIMIT LOWER	AREA LIMIT UPPER	SAMPLE	%DIFF
42 fluorobenzene	293911	146956	587822	249519	-15.10
63 chlorobenzene-d5	239361	119681	478722	204033	-14.76
89 1,4-dichlorobenze	130988	65494	261976	91712	-29.98

COMPOUND	STANDARD	RT LIMIT LOWER	RT LIMIT UPPER	SAMPLE	%DIFF
42 fluorobenzene	9.12	8.62	9.62	9.12	-0.00
63 chlorobenzene-d5	14.19	13.69	14.69	14.19	-0.00
89 1,4-dichlorobenze	18.47	17.97	18.97	18.47	-0.00

AREA UPPER LIMIT = +100% of internal standard area.
AREA LOWER LIMIT = - 50% of internal standard area.
RT UPPER LIMIT = + 0.50 minutes of internal standard RT.
RT LOWER LIMIT = - 0.50 minutes of internal standard RT.

Alpha Analytical Labs

RECOVERY REPORT

Client Name: Client SDG: SDGa02552
Sample Matrix: LIQUID Fraction: VOA
Lab Smp Id:
Level: LOW Operator: mm
Data Type: MS DATA SampleType: SAMPLE
SpikeList File: curve.spk Quant Type: ISTD
Sublist File: njtcl.sub
Method File: \\orgserv2\ff\chem\GCMSVOA\Quimby.i\150331N.b\liq8260.m
Misc Info: wg772494,ical10611

SURROGATE COMPOUND	AMOUNT ADDED ngs	AMOUNT RECOVERED ngs	% RECOVERED	LIMITS
$ 32 dibromofluorometha	100.000	106.486	106.49	70-130
$ 38 1,2-dichloroethane	100.000	100.675	100.68	70-130
$ 53 toluene-d8	100.000	98.370	98.37	70-130
$ 75 4-bromofluorobenze	100.000	101.098	101.10	70-130

Data File: \\orgserv2\ff\chem\GCMSVOA\Quimby.i\150331N.b\0331N13.D
Date : 01-APR-2015 01:13
Client ID:
Sample Info: 11505963-08,31,10,,a
Purge Volume: 10.0
Column phase: Rtx-502.2

Instrument: Quimby.i
Operator: mm
Column diameter: 0.18

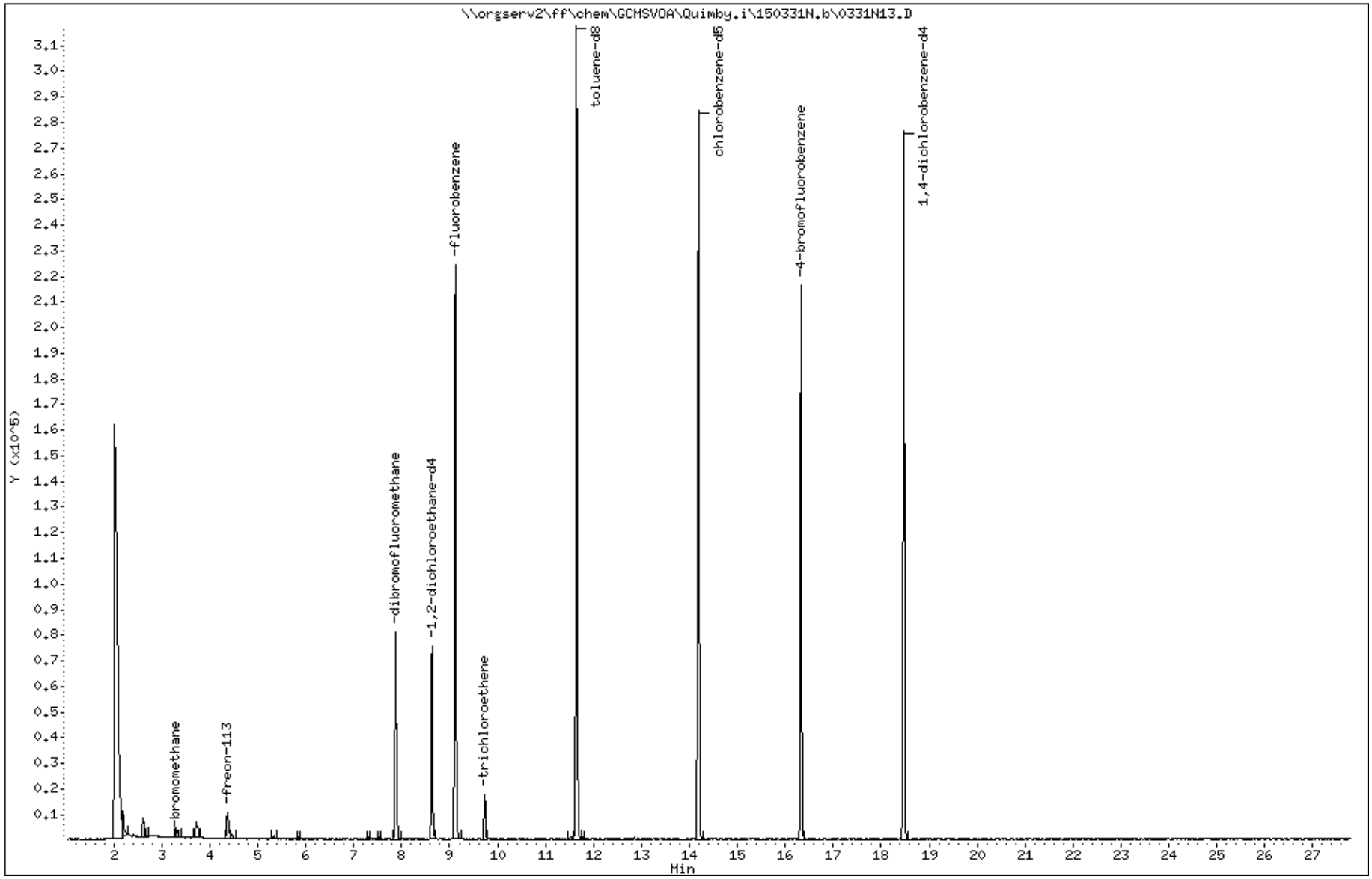

Data File: \\orgserv2\ff\chem\GCMSVOA\Quimby.i\150331N.b\0331N13.D

Date : 01-APR-2015 01:13

Client ID:

Instrument: Quimby.i

Sample Info: 11505963-08,31,10,,a

Purge Volume: 10.0

Operator: mm

Column phase: Rtx-502.2

Column diameter: 0.18

4 bromomethane

Concentration: 1.866 ngs

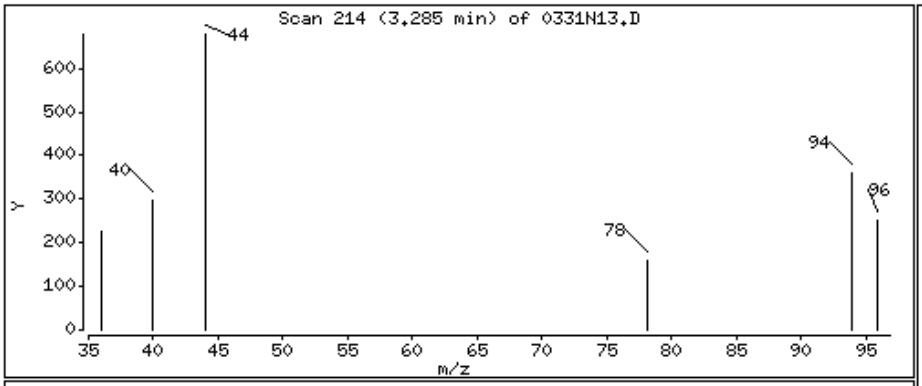

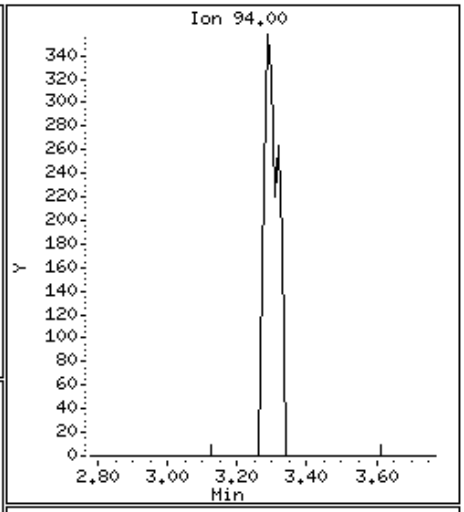

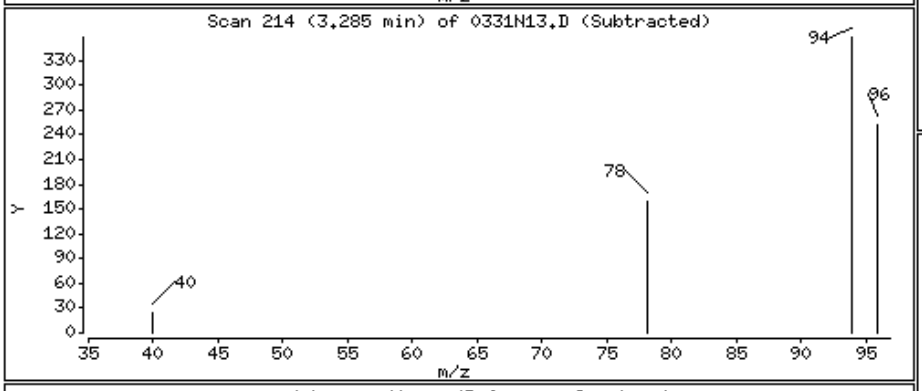

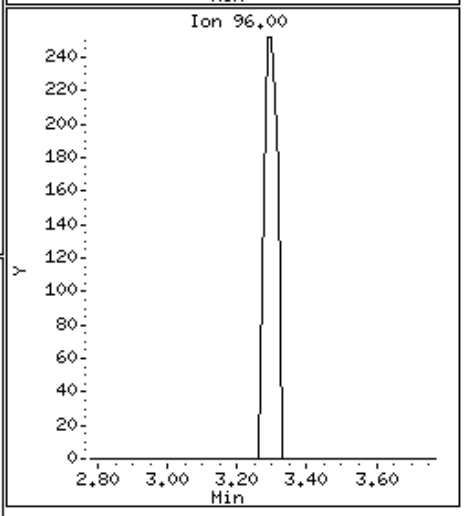

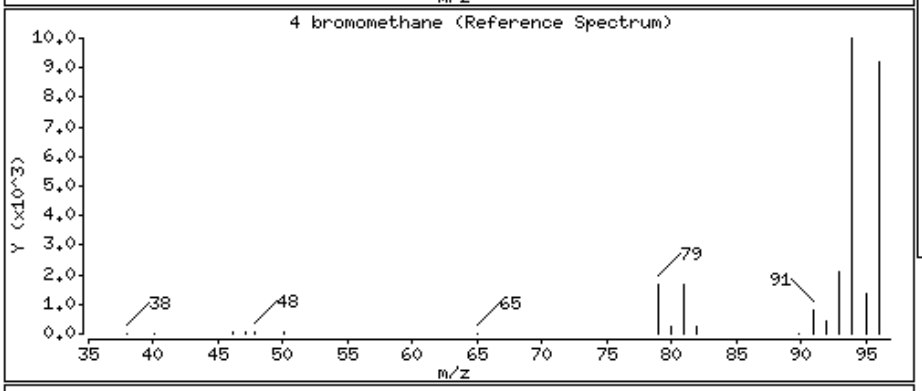

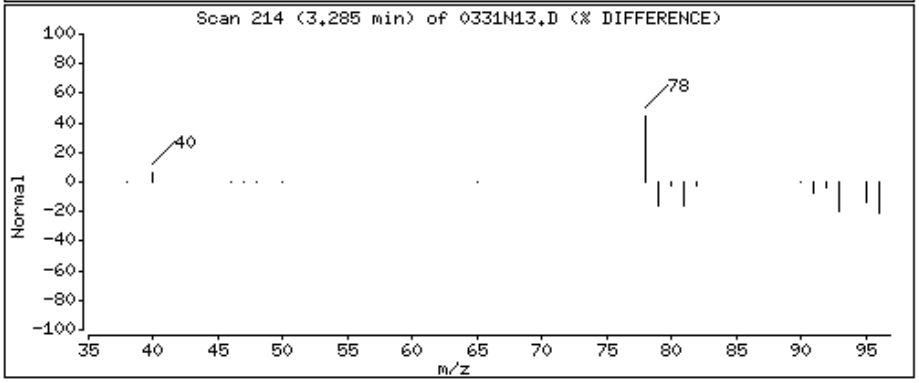

Data File: \\orgserv2\ff\chem\GCMSVOA\Quimby.i\150331N.b\0331N13.D

Date : 01-APR-2015 01:13

Client ID:

Instrument: Quimby.i

Sample Info: 11505963-08,31,10,,a

Purge Volume: 10.0

Operator: mm

Column phase: Rtx-502.2

Column diameter: 0.18

9 freon-113

Concentration: 10.255 ngs

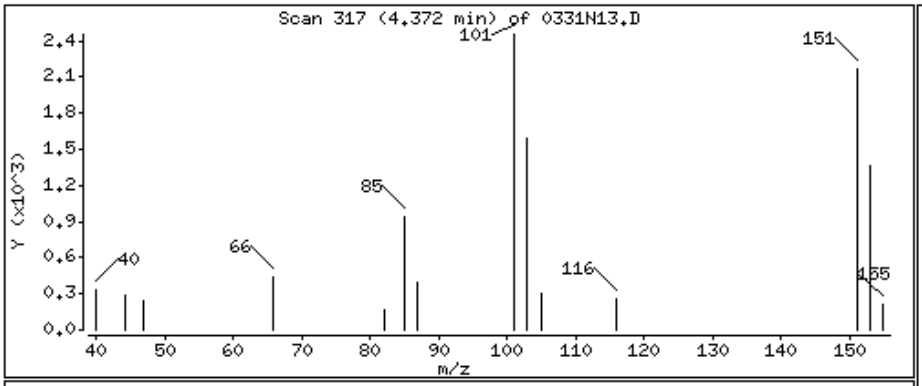

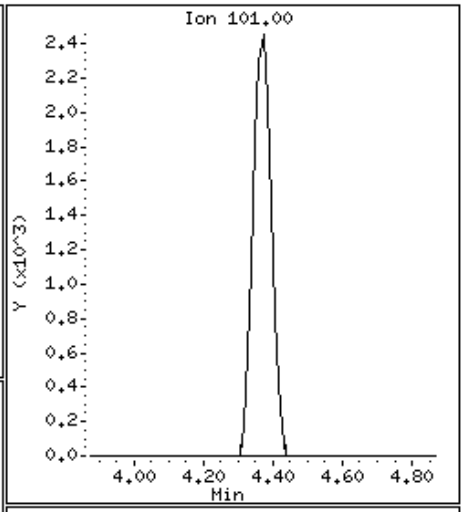

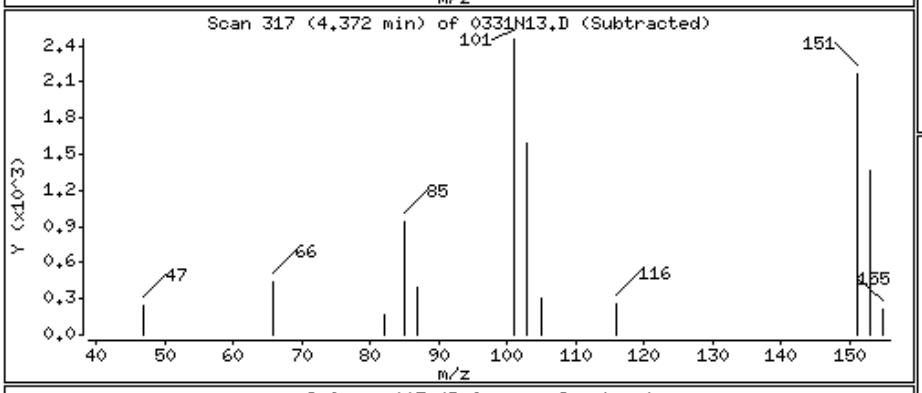

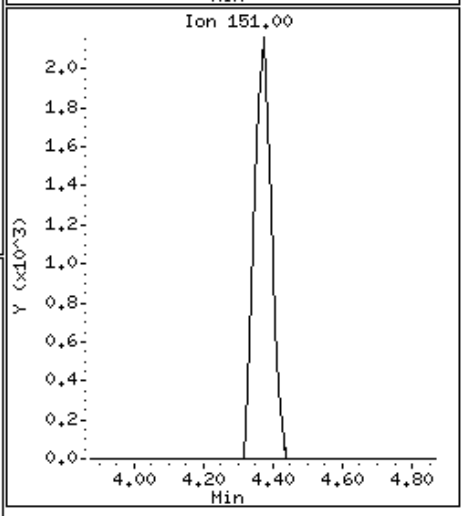

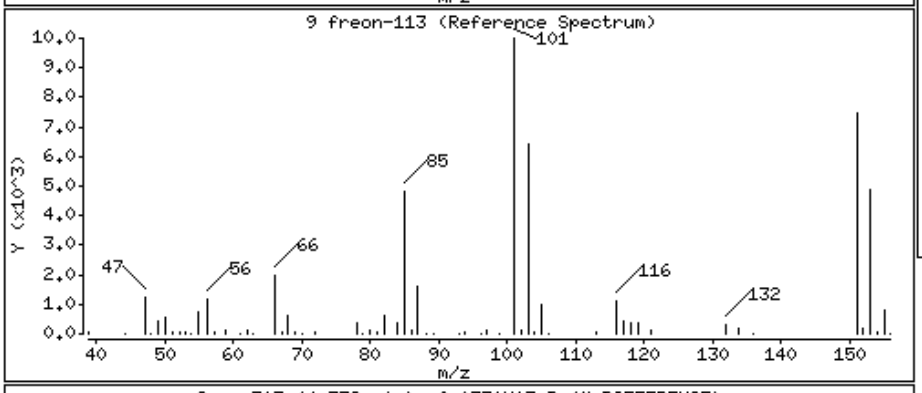

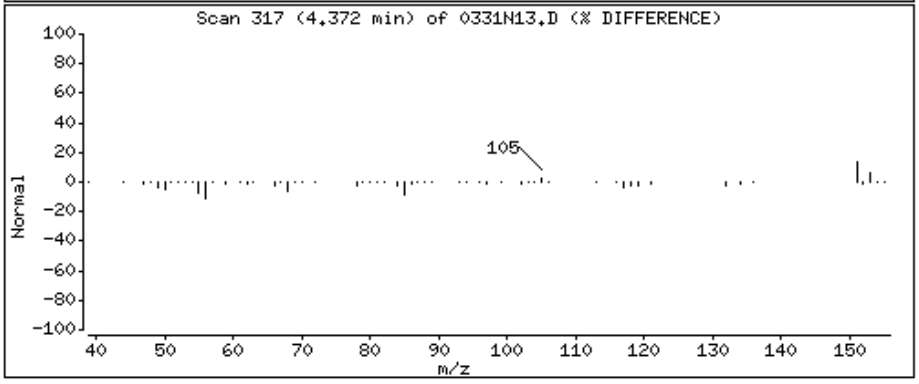

Data File: \\orgserv2\ff\chem\GCMSVOA\Quimby.i\150331N.b\0331N13.D

Date : 01-APR-2015 01:13

Client ID:

Instrument: Quimby.i

Sample Info: 11505963-08,31,10,,a

Purge Volume: 10.0

Operator: mm

Column phase: Rtx-502.2

Column diameter: 0.18

43 trichloroethene

Concentration: 7.401 ngs

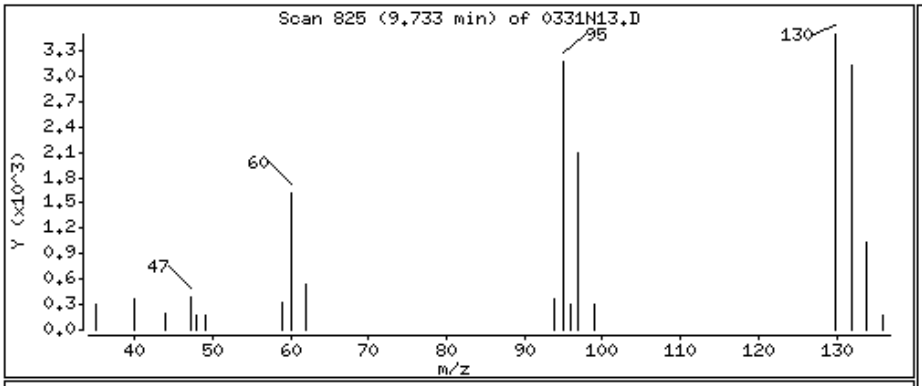

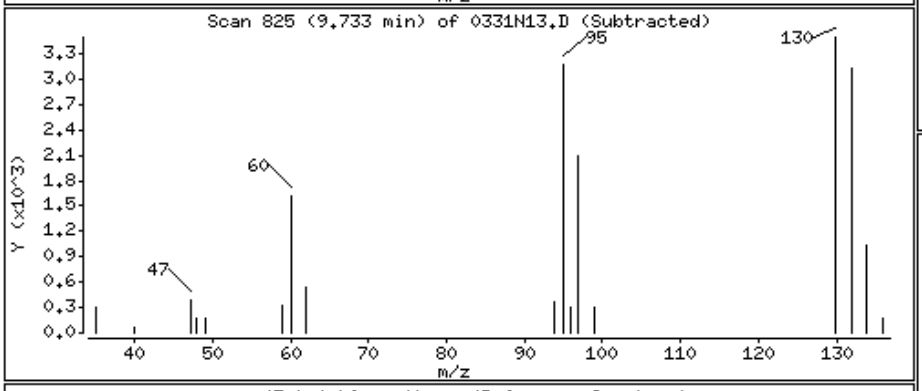

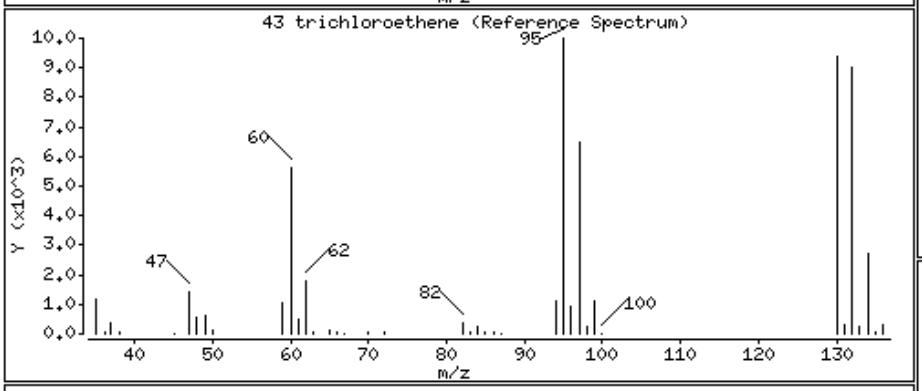

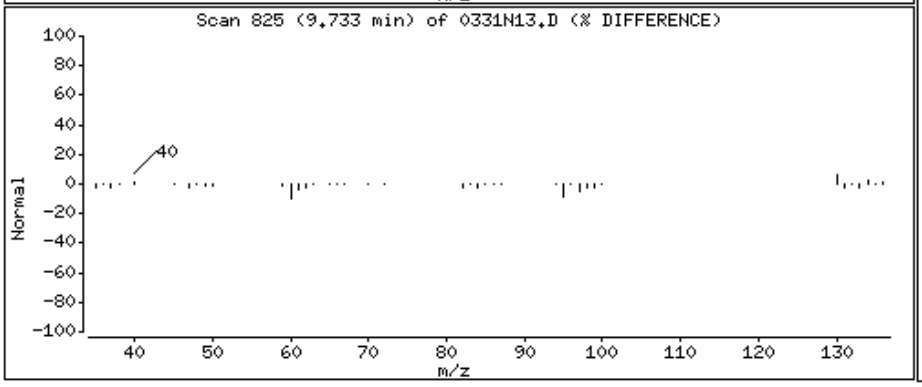

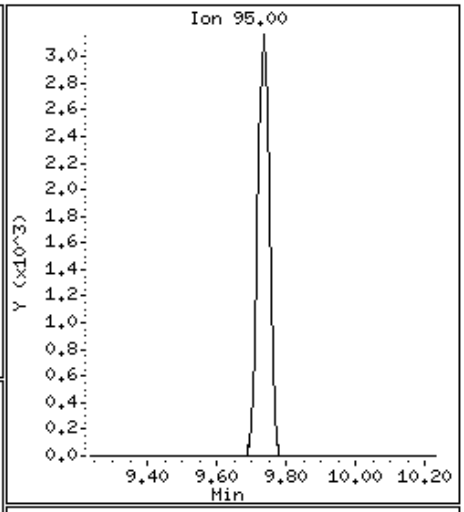

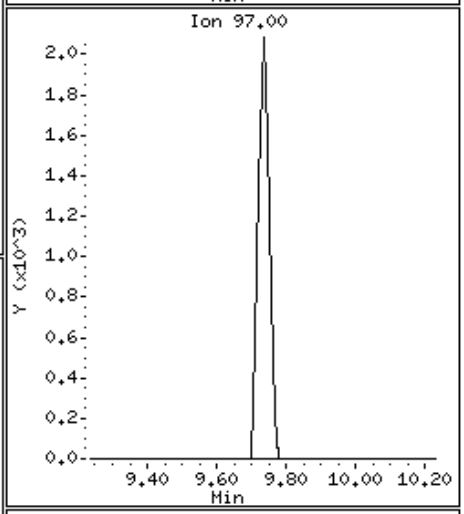

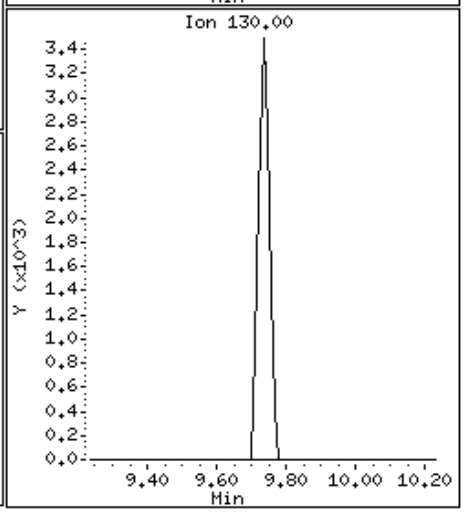

Alpha Analytical Labs

gc/ms voa

Data file : \\orgserv2\ff\chem\GCMSVOA\Quimby.i\150331N.b\0331N14.D
Lab Smp Id:
Inj Date : 01-APR-2015 01:45
Operator : mm Inst ID: Quimby.i
Smp Info : l1505963-09,31,10,,a
Misc Info : wg772494,ical10611
Comment :
Method : \\orgserv2\ff\chem\GCMSVOA\Quimby.i\150331N.b\liq8260.m
Meth Date : 01-Apr-2015 05:37 mmay Quant Type: ISTD
Cal Date : 13-JAN-2015 15:17 Cal File: 0113A14.D
Als bottle: 14
Dil Factor: 1.00000
Integrator: HP RTE Compound Sublist: njtcl.sub
Target Version: 4.12
Processing Host: A1VOA1

Concentration Formula: Amt * DF * CpndVariable
Cpnd Variable Local Compound Variable

	Compounds	QUANT SIG MASS	RT	EXP RT	REL RT	RESPONSE	CONCENTRATIONS ON-COLUMN (ngs)	FINAL (ngs)	REVIEW CODE
	1 dichlorodifluoromethane	85	Compound Not Detected.						
	2 chloromethane	50	Compound Not Detected.						
	3 vinyl chloride	62	Compound Not Detected.						
	4 bromomethane	94	Compound Not Detected.						
	5 chloroethane	64	Compound Not Detected.						
	6 trichlorofluoromethane	101	Compound Not Detected.						
	9 freon-113	101	4.361	4.372	(0.478)	5418	6.73652	6.736	
	10 acetone	43	4.456	4.456	(0.489)	4202	3.53990	3.539	
	11 1,1,-dichloroethene	96	Compound Not Detected.						
	14 methyl acetate	43	Compound Not Detected.						
	15 methylene chloride	84	Compound Not Detected.						
	16 carbon disulfide	76	Compound Not Detected.						
	18 methyl tert butyl ether	73	Compound Not Detected.						
	20 trans-1,2-dichloroethene	96	Compound Not Detected.						
	23 1,1-dichloroethane	63	Compound Not Detected.						
	25 2-butanone	43	Compound Not Detected.						
	28 cis-1,2-dichloroethene	96	7.316	7.316	(0.802)	1359	1.45765	1.457	
	29 chloroform	83	7.548	7.548	(0.828)	17129	12.0999	12.099	
	30 bromochloromethane	128	Compound Not Detected.						
$	32 dibromofluoromethane	113	7.875	7.875	(0.863)	55055	106.117	106.117	
	33 1,1,1-trichloroethane	97	Compound Not Detected.						
	34 cyclohexane	56	Compound Not Detected.						
	36 carbontetrachloride	117	Compound Not Detected.						
$	38 1,2-dichloroethane-d4	65	8.635	8.635	(0.947)	59841	101.526	101.525	
	40 1,2-dichloroethane	62	Compound Not Detected.						
	41 benzene	78	Compound Not Detected.						
*	42 fluorobenzene	96	9.120	9.120	(1.000)	242879	100.000		
	43 trichloroethene	95	9.733	9.733	(1.067)	7370	8.28827	8.288	
	44 methyl cyclohexane	83	Compound Not Detected.						

	Compounds	QUANT SIG MASS	RT	EXP RT	REL RT	RESPONSE	CONCENTRATIONS ON-COLUMN (ngs)	CONCENTRATIONS FINAL (ngs)	REVIEW CODE
	45 1,2-dichloropropane	63	Compound Not Detected.						
	46 bromodichloromethane	83	Compound Not Detected.						
	47 1,4-dioxane	88	Compound Not Detected.						
	50 4-methyl-2-pentanone	58	Compound Not Detected.						
	52 cis-1,3-dichloropropene	75	Compound Not Detected.						
$	53 toluene-d8	98	11.643	11.643	(0.821)	250100	96.7340	96.734	
	54 toluene	92	Compound Not Detected.						
	56 trans-1,3-dichloropropene	75	Compound Not Detected.						
	57 2-hexanone	43	Compound Not Detected.						
	58 1,1,2-trichloroethane	83	Compound Not Detected.						
	60 tetrachloroethene	166	12.856	12.856	(0.906)	9420	10.1447	10.144	
	61 chlorodibromomethane	129	Compound Not Detected.						
	62 1,2-dibromoethane	107	Compound Not Detected.						
*	63 chlorobenzene-d5	117	14.186	14.186	(1.000)	200839	100.000		
	64 chlorobenzene	112	Compound Not Detected.						
	66 ethyl benzene	91	Compound Not Detected.						
	67 p/m xylene	106	Compound Not Detected.						
	68 o xylene	106	Compound Not Detected.						
	69 styrene	104	Compound Not Detected.						
	70 isopropylbenzene	105	Compound Not Detected.						
	71 bromoform	173	Compound Not Detected.						
	74 1,1,2,2,-tetrachloroethane	83	Compound Not Detected.						
$	75 4-bromofluorobenzene	95	16.328	16.328	(0.884)	91287	100.661	100.661	
	88 1,3-dichlorobenzene	146	Compound Not Detected.						
*	89 1,4-dichlorobenzene-d4	152	18.470	18.470	(1.000)	90410	100.000		
	90 1,4-dichlorobenzene	146	Compound Not Detected.						
	93 1,2-dichlorobenzene	146	Compound Not Detected.						
	95 1,2-dibromo-3-chloropropane	75	Compound Not Detected.						
	97 1,2,4-trichlorobenzene	180	Compound Not Detected.						
	100 1,2,3-trichlorobenzene	180	Compound Not Detected.						

Alpha Analytical Labs

gc/ms voa

Data file : \\orgserv2\ff\chem\GCMSVOA\Quimby.i\150331N.b\0331N14.D
Lab Smp Id:
Inj Date : 01-APR-2015 01:45
Operator : mm Inst ID: Quimby.i
Smp Info : l1505963-09,31,10,,a
Misc Info : wg772494,ical10611
Comment :
Method : \\orgserv2\ff\chem\GCMSVOA\Quimby.i\150331N.b\liq8260.m
Meth Date : 01-Apr-2015 05:37 mmay Quant Type: ISTD
Cal Date : 13-JAN-2015 15:17 Cal File: 0113A14.D
Als bottle: 14
Dil Factor: 1.00000
Integrator: HP RTE Compound Sublist: njtcl.sub
Target Version: 4.12
Processing Host: A1VOA1

- NO TENTATIVELY IDENTIFIED COMPOUNDS -

Alpha Analytical Labs

INTERNAL STANDARD COMPOUNDS
AREA AND RT SUMMARY

Instrument ID: Quimby.i
Lab File ID: 0331N14.D
Lab Smp Id:
Analysis Type: VOA
Quant Type: ISTD
Operator: mm
Method File: \\orgserv2\ff\chem\GCMSVOA\Quimby.i\150331N.b\liq8260.m
Misc Info: wg772494,ical10611

Calibration Date: 31-MAR-2015
Calibration Time: 19:27

Level: LOW
Sample Type: WATER

Test Mode:
Use Last Continuing Calibrator.
If Continuing Cal. use Initial Cal. Level 3

		AREA LIMIT			
COMPOUND	STANDARD	LOWER	UPPER	SAMPLE	%DIFF
42 fluorobenzene	293911	146956	587822	242879	-17.36
63 chlorobenzene-d5	239361	119681	478722	200839	-16.09
89 1,4-dichlorobenze	130988	65494	261976	90410	-30.98

		RT LIMIT			
COMPOUND	STANDARD	LOWER	UPPER	SAMPLE	%DIFF
42 fluorobenzene	9.12	8.62	9.62	9.12	0.00
63 chlorobenzene-d5	14.19	13.69	14.69	14.19	0.00
89 1,4-dichlorobenze	18.47	17.97	18.97	18.47	0.00

AREA UPPER LIMIT = +100% of internal standard area.
AREA LOWER LIMIT = - 50% of internal standard area.
RT UPPER LIMIT = + 0.50 minutes of internal standard RT.
RT LOWER LIMIT = - 0.50 minutes of internal standard RT.

Alpha Analytical Labs

RECOVERY REPORT

Client Name: Client SDG: SDGa02552
Sample Matrix: LIQUID Fraction: VOA
Lab Smp Id:
Level: LOW Operator: mm
Data Type: MS DATA SampleType: SAMPLE
SpikeList File: curve.spk Quant Type: ISTD
Sublist File: njtcl.sub
Method File: \\orgserv2\ff\chem\GCMSVOA\Quimby.i\150331N.b\liq8260.m
Misc Info: wg772494,ical10611

SURROGATE COMPOUND	AMOUNT ADDED ngs	AMOUNT RECOVERED ngs	% RECOVERED	LIMITS
$ 32 dibromofluorometha	100.000	106.117	106.12	70-130
$ 38 1,2-dichloroethane	100.000	101.525	101.53	70-130
$ 53 toluene-d8	100.000	96.734	96.73	70-130
$ 75 4-bromofluorobenze	100.000	100.661	100.66	70-130

Data File: \\orgserv2\ff\chem\GCMSVOA\Quimby.i\150331N.b\0331N14.D
Date : 01-APR-2015 01:45
Client ID:
Sample Info: 11505963-09,31,10,,a
Purge Volume: 10.0
Column phase: Rtx-502.2

Instrument: Quimby.i
Operator: mm
Column diameter: 0.18

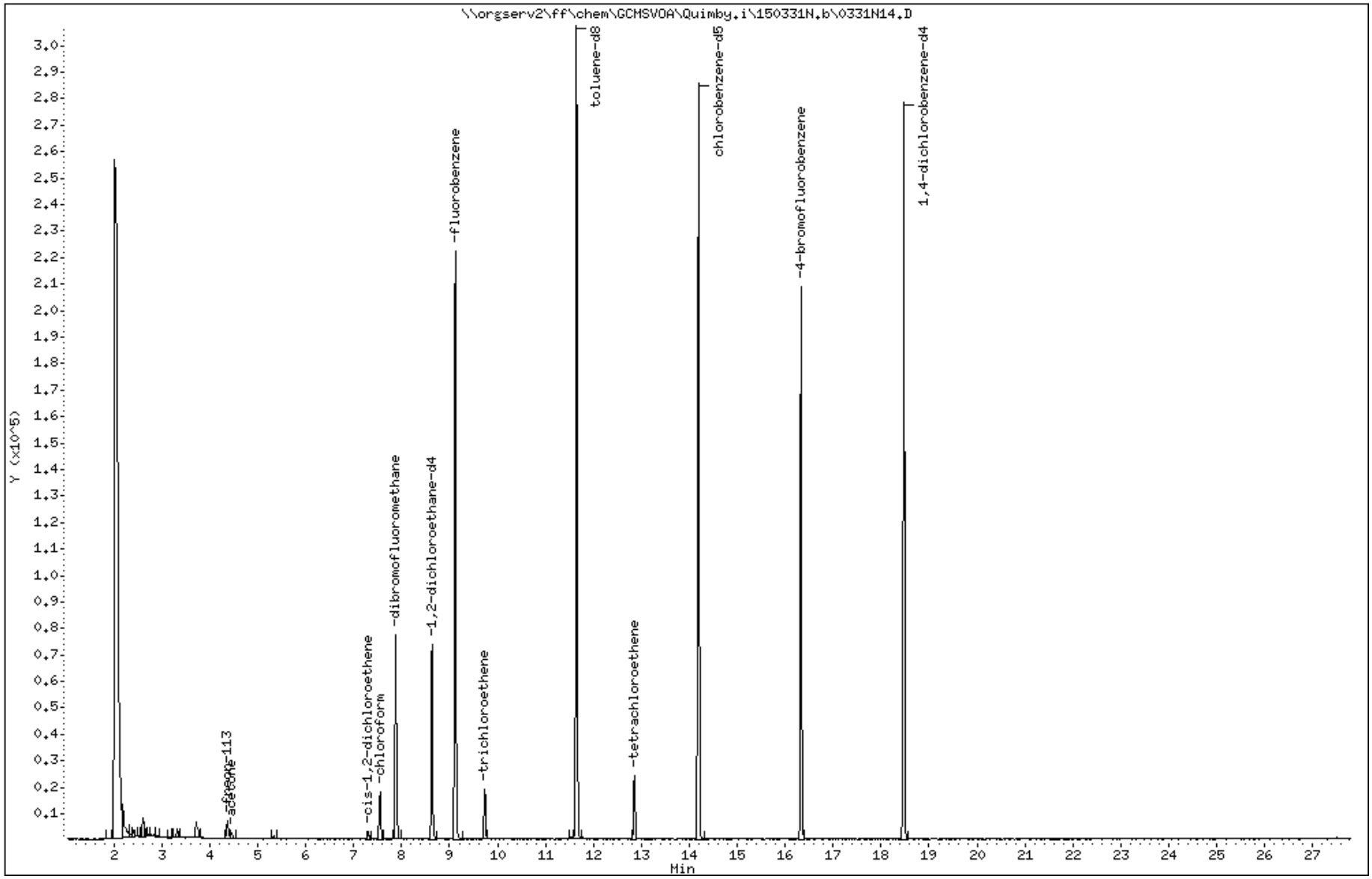

Data File: \\orgserv2\ff\chem\GCMSVOA\Quimby.i\150331N.b\0331N14.D

Date : 01-APR-2015 01:45

Client ID:

Instrument: Quimby.i

Sample Info: 11505963-09,31,10,,a

Purge Volume: 10.0

Operator: mm

Column phase: Rtx-502.2

Column diameter: 0.18

9 freon-113

Concentration: 6.736 ngs

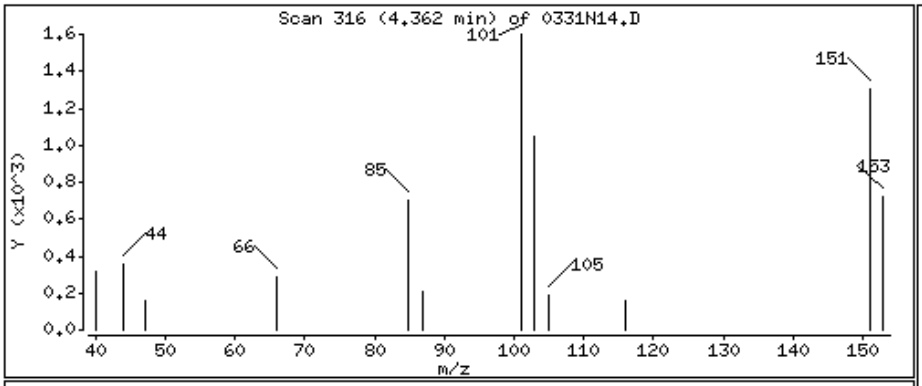

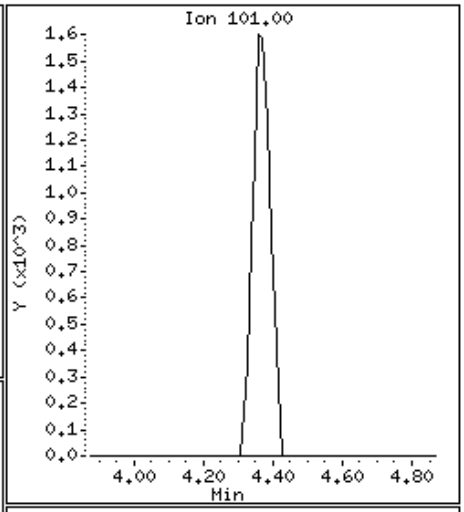

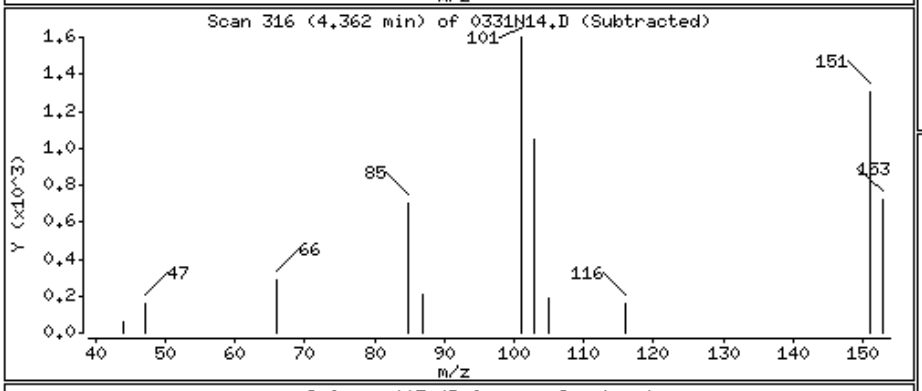

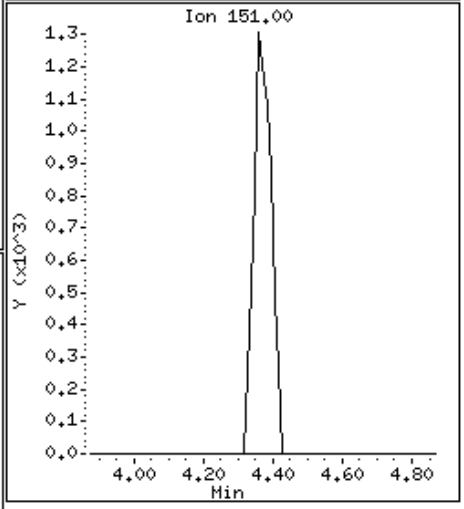

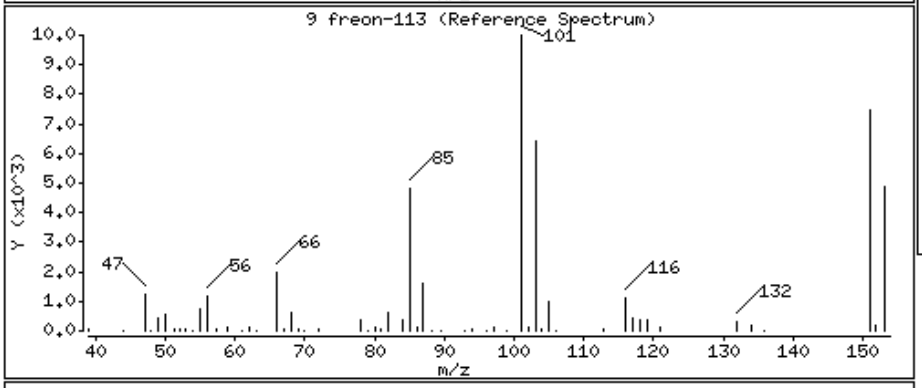

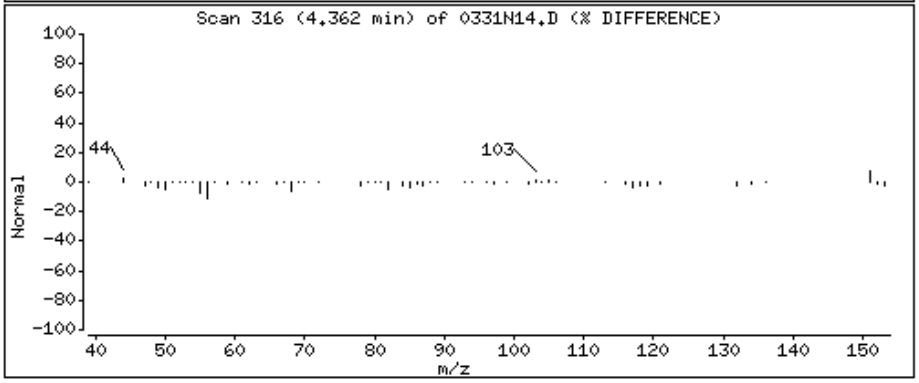

Data File: \\orgserv2\ff\chem\GCMSVOA\Quimby.i\150331N.b\0331N14.D

Date : 01-APR-2015 01:45

Client ID:

Instrument: Quimby.i

Sample Info: 11505963-09,31,10,,a

Purge Volume: 10.0

Operator: mm

Column phase: Rtx-502.2

Column diameter: 0.18

10 acetone

Concentration: 3.539 ngs

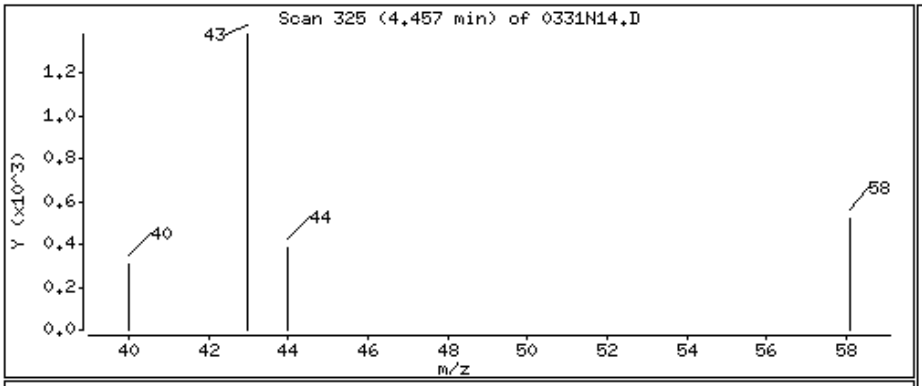

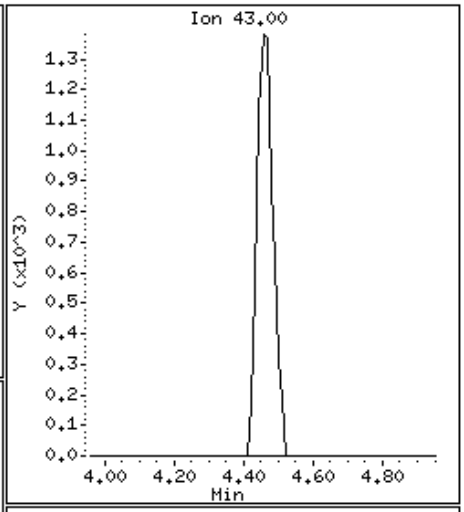

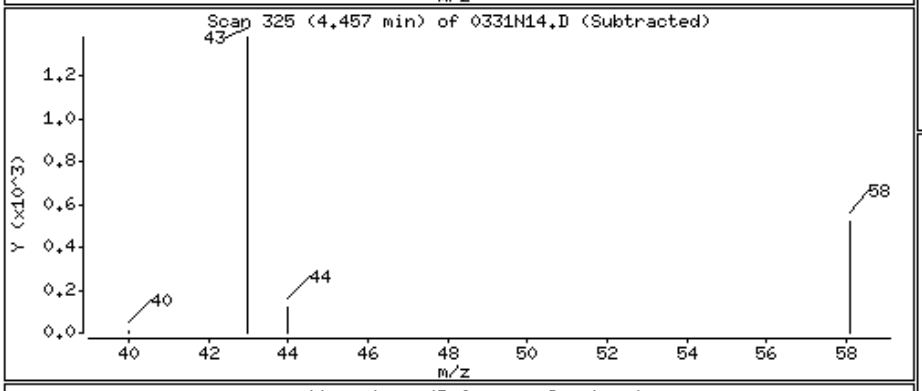

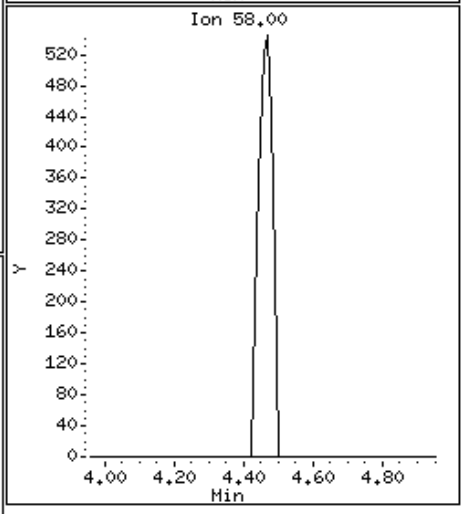

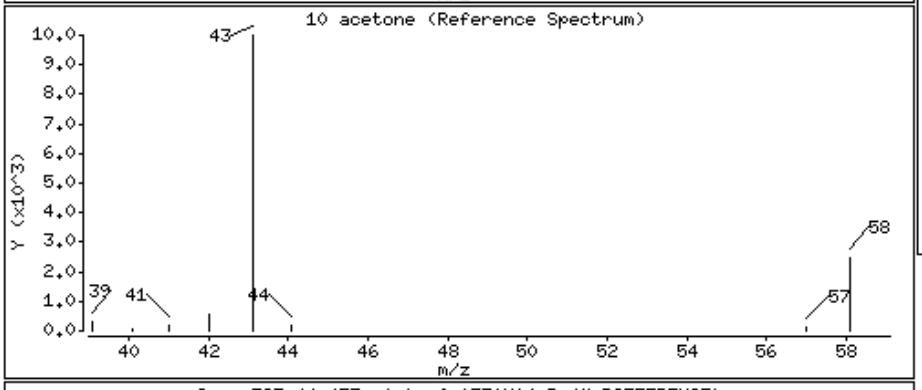

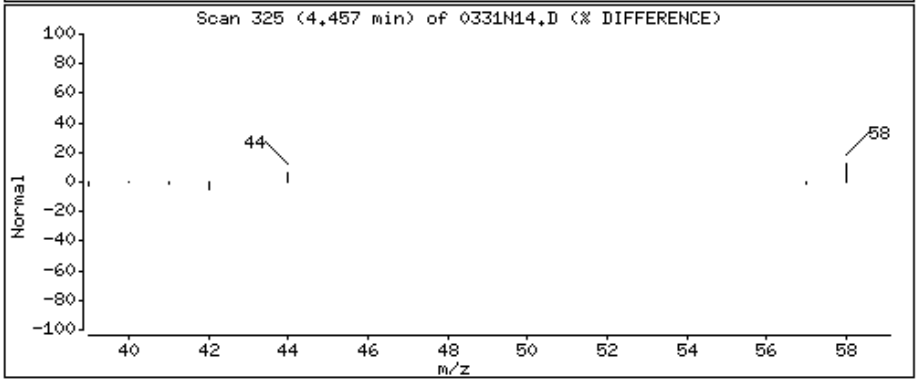

Data File: \\orgserv2\ff\chem\GCMSVOA\Quimby.i\150331N.b\0331N14.D

Date : 01-APR-2015 01:45

Client ID:

Instrument: Quimby.i

Sample Info: 11505963-09,31,10,,a

Purge Volume: 10.0

Operator: mm

Column phase: Rtx-502.2

Column diameter: 0.18

28 cis-1,2-dichloroethene

Concentration: 1.457 ngs

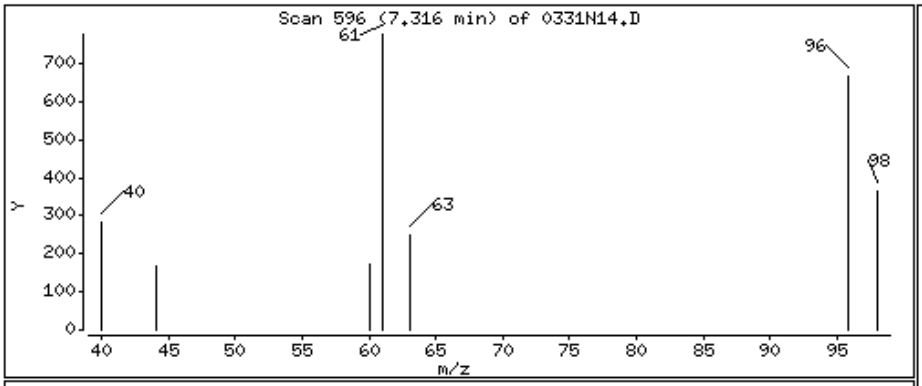

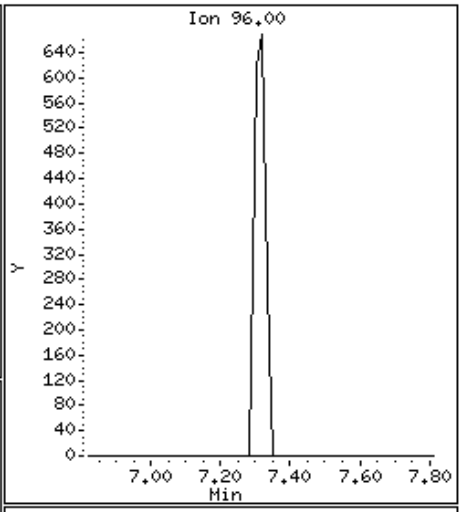

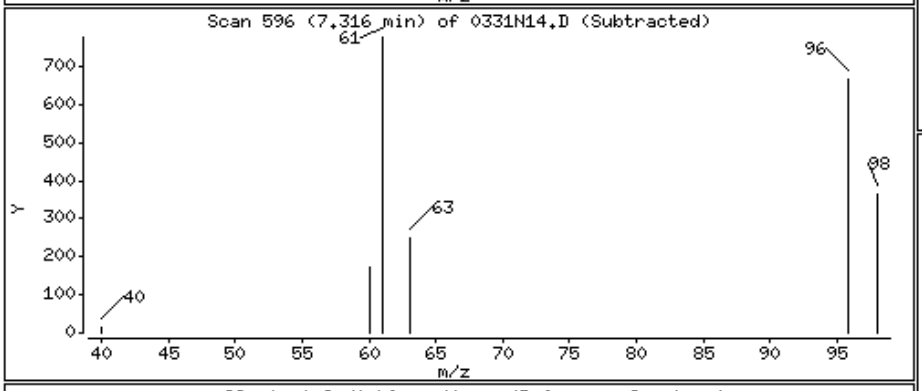

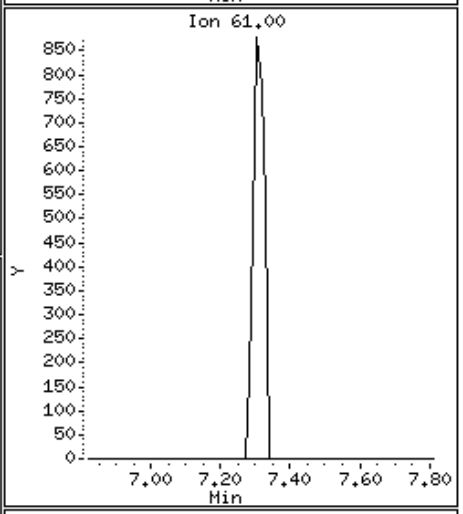

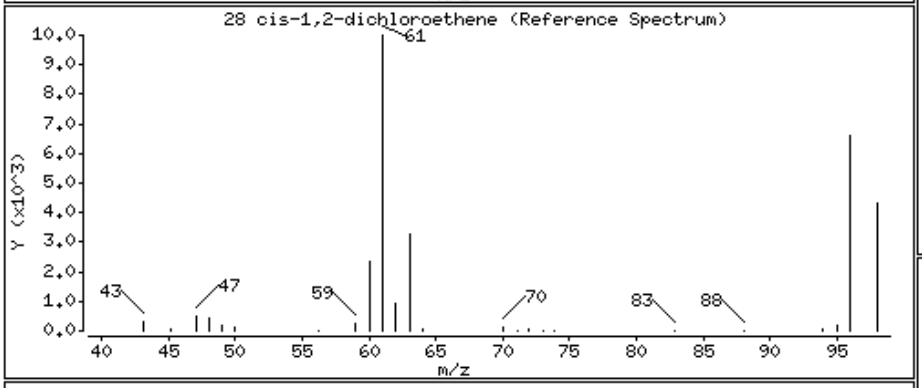

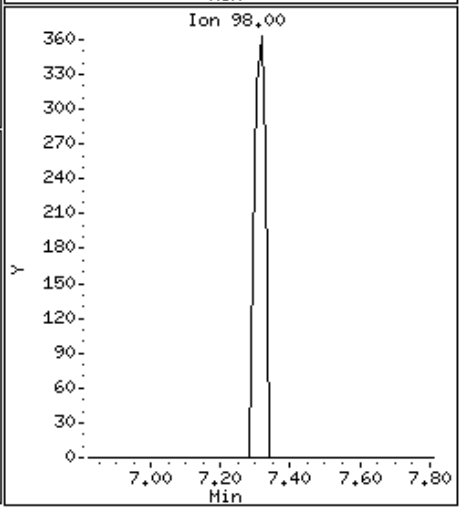

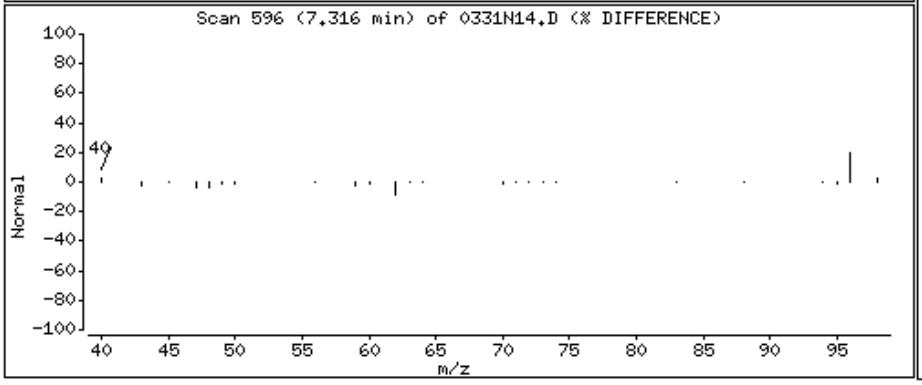

Data File: \\orgserv2\ff\chem\GCMSVOA\Quimby.i\150331N.b\0331N14.D

Date : 01-APR-2015 01:45

Client ID:

Instrument: Quimby.i

Sample Info: 11505963-09,31,10,,a

Purge Volume: 10.0

Operator: mm

Column phase: Rtx-502.2

Column diameter: 0.18

29 chloroform

Concentration: 12.099 ngs

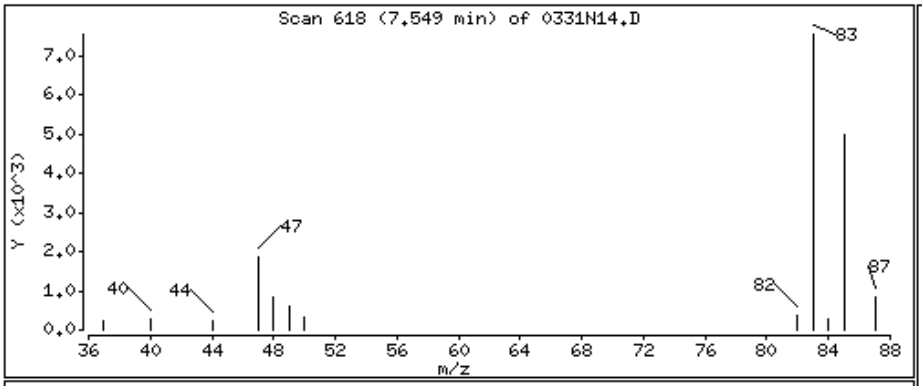

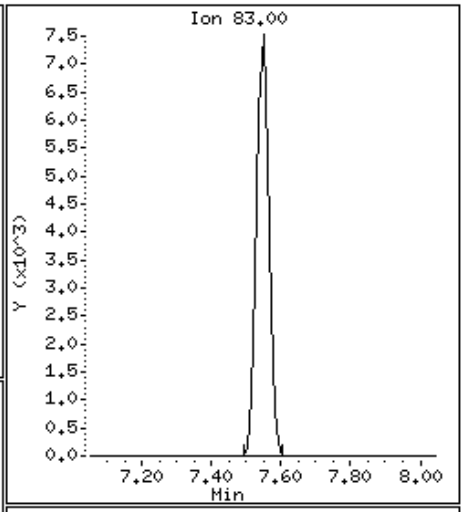

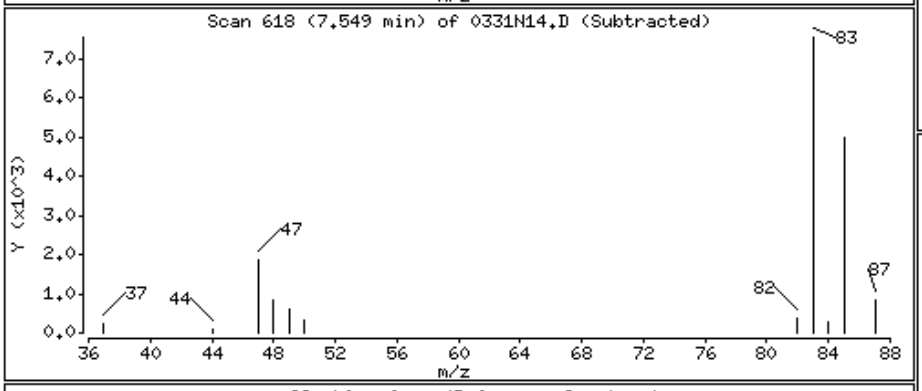

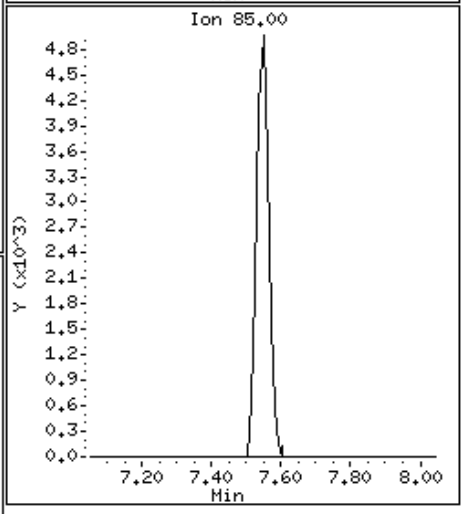

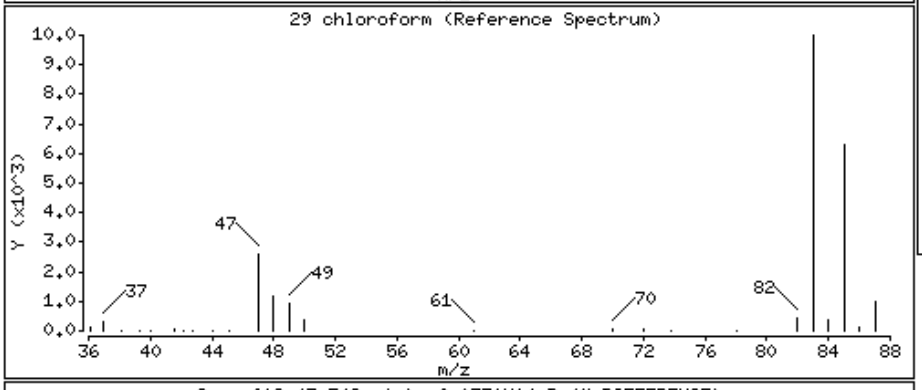

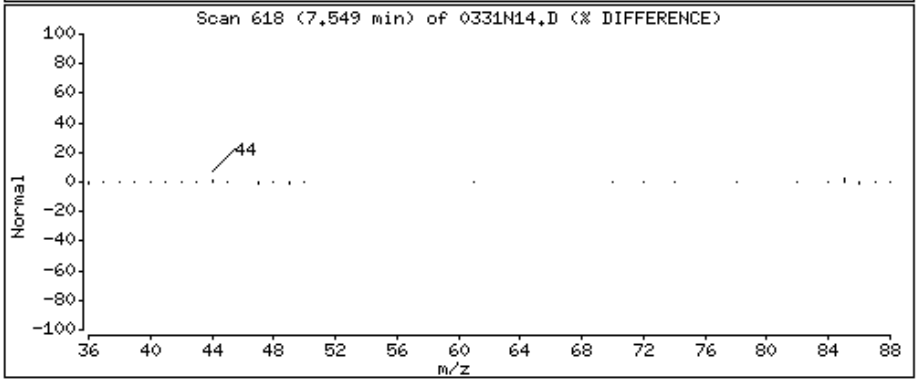

Data File: \\orgserv2\ff\chem\GCMSVOA\Quimby.i\150331N.b\0331N14.D

Date : 01-APR-2015 01:45

Client ID:

Instrument: Quimby.i

Sample Info: 11505963-09,31,10,,a

Purge Volume: 10.0

Operator: mm

Column phase: Rtx-502.2

Column diameter: 0.18

43 trichloroethene

Concentration: 8.288 ngs

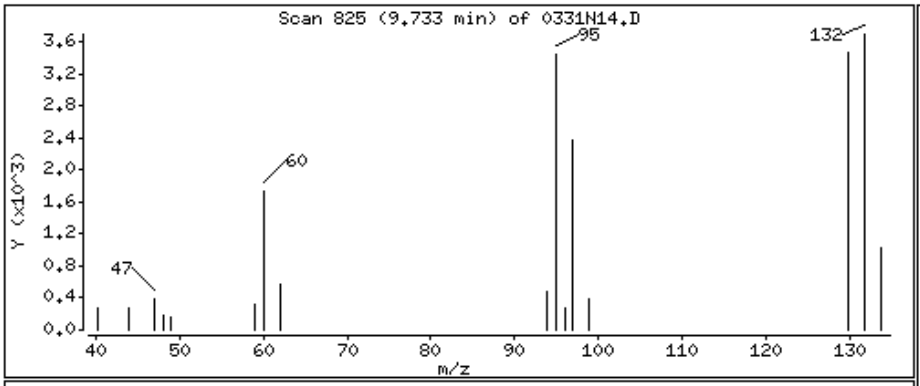

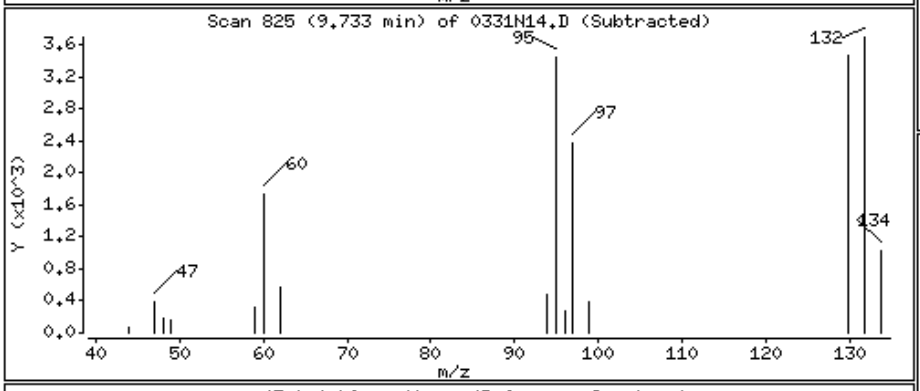

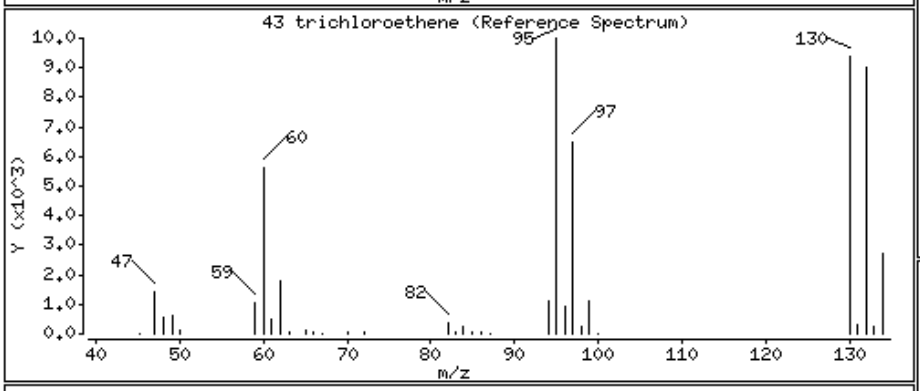

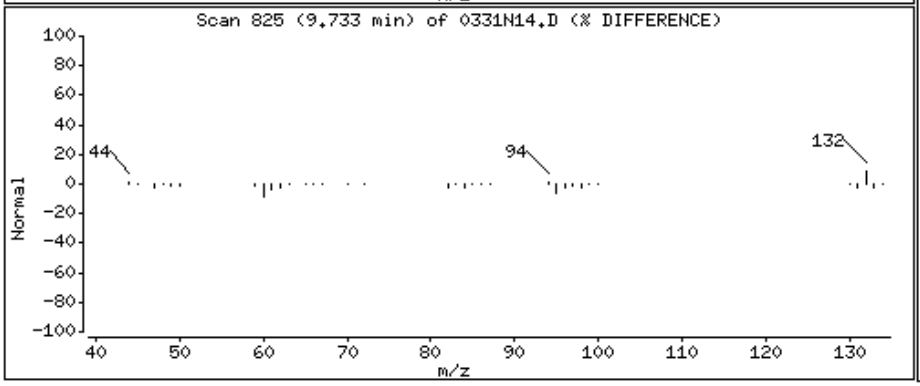

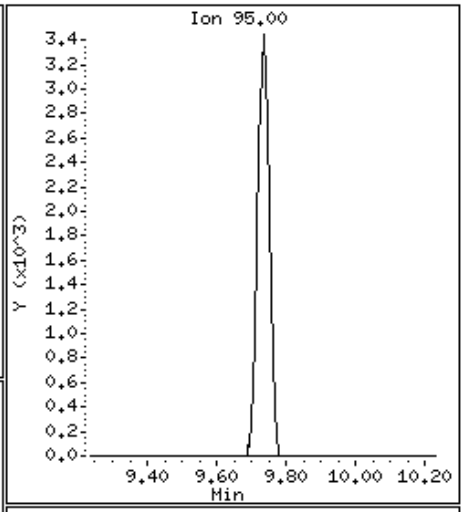

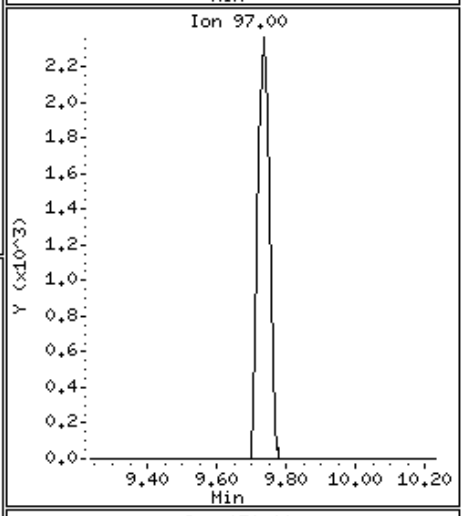

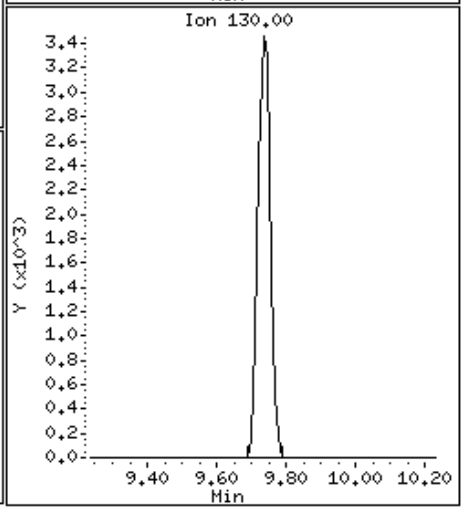

Data File: \\orgserv2\ff\chem\GCMSVOA\Quimby.i\150331N.b\0331N14.D

Date : 01-APR-2015 01:45

Client ID:

Instrument: Quimby.i

Sample Info: 11505963-09,31,10,,a

Purge Volume: 10.0

Operator: mm

Column phase: Rtx-502.2

Column diameter: 0.18

60 tetrachloroethene

Concentration: 10.144 ngs

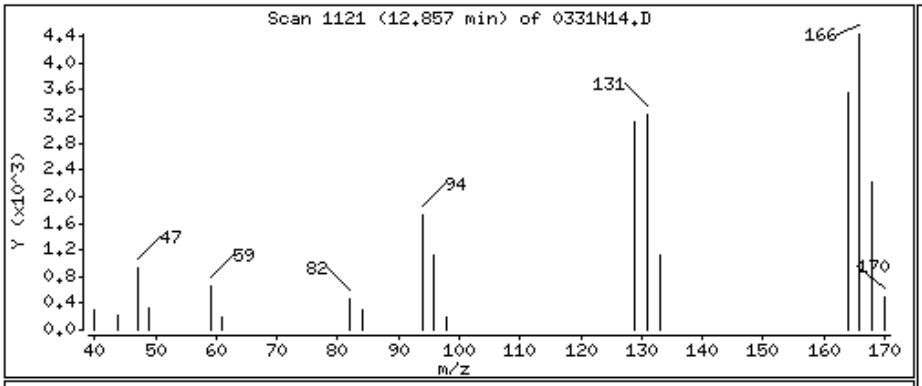

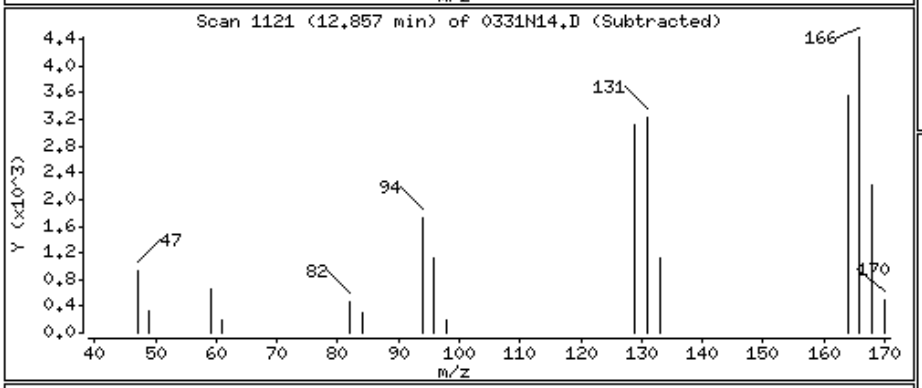

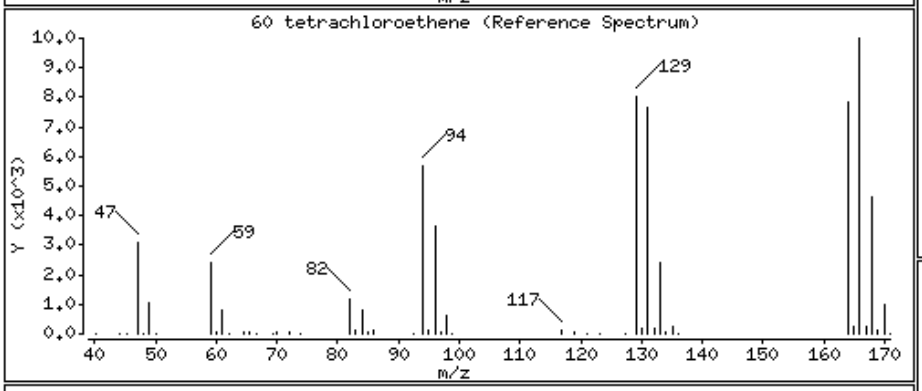

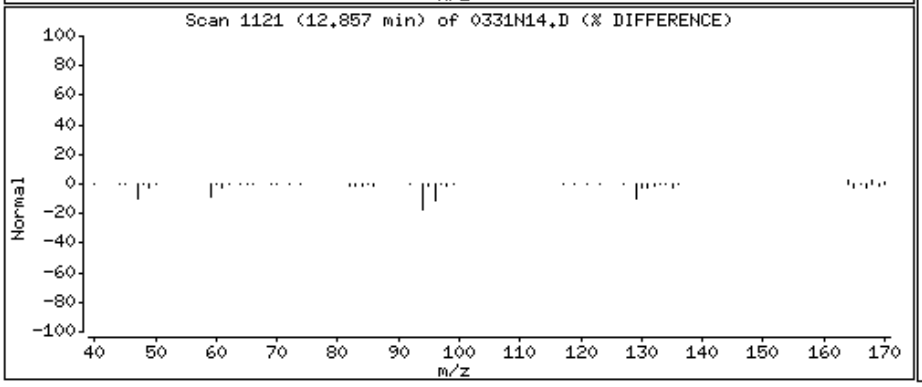

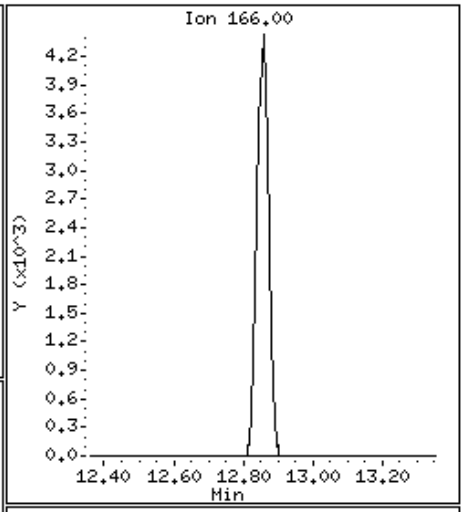

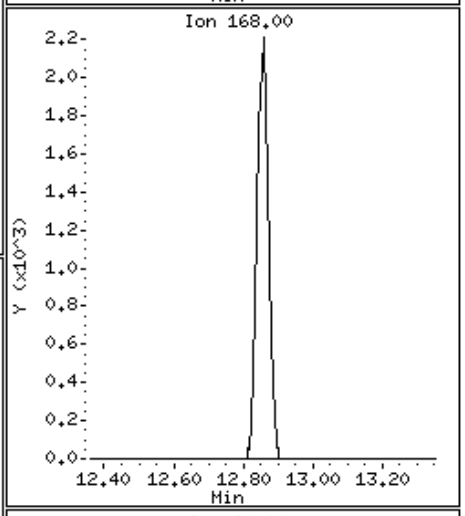

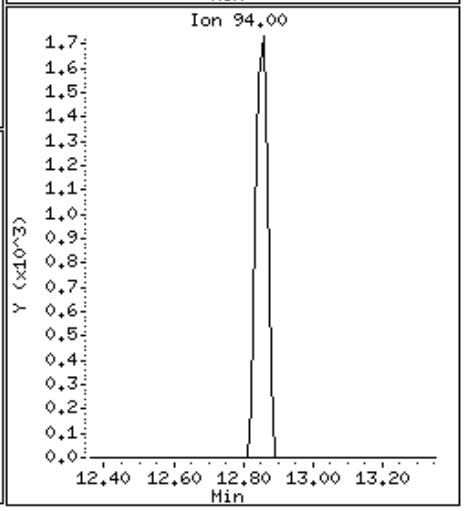

Alpha Analytical Labs

gc/ms voa

Data file : \\orgserv2\ff\chem\GCMSVOA\Quimby.i\150331N.b\0331N15.D
Lab Smp Id:
Inj Date : 01-APR-2015 02:17
Operator : mm Inst ID: Quimby.i
Smp Info : l1505963-10,31,10,,a
Misc Info : wg772494,ical10611
Comment :
Method : \\orgserv2\ff\chem\GCMSVOA\Quimby.i\150331N.b\liq8260.m
Meth Date : 01-Apr-2015 05:37 mmay Quant Type: ISTD
Cal Date : 13-JAN-2015 15:17 Cal File: 0113A14.D
Als bottle: 15
Dil Factor: 1.00000
Integrator: HP RTE Compound Sublist: njtcl.sub
Target Version: 4.12
Processing Host: A1VOA1

Concentration Formula: Amt * DF * CpndVariable
Cpnd Variable Local Compound Variable

	Compounds	QUANT SIG MASS	RT	EXP RT	REL RT	RESPONSE	CONCENTRATIONS ON-COLUMN (ngs)	CONCENTRATIONS FINAL (ngs)	REVIEW CODE
	1 dichlorodifluoromethane	85	Compound Not Detected.						
	2 chloromethane	50	Compound Not Detected.						
	3 vinyl chloride	62	Compound Not Detected.						
	4 bromomethane	94	Compound Not Detected.						
	5 chloroethane	64	Compound Not Detected.						
	6 trichlorofluoromethane	101	Compound Not Detected.						
	9 freon-113	101	Compound Not Detected.						
	10 acetone	43	Compound Not Detected.						
	11 1,1,-dichloroethene	96	Compound Not Detected.						
	14 methyl acetate	43	Compound Not Detected.						
	15 methylene chloride	84	Compound Not Detected.						
	16 carbon disulfide	76	Compound Not Detected.						
	18 methyl tert butyl ether	73	Compound Not Detected.						
	20 trans-1,2-dichloroethene	96	Compound Not Detected.						
	23 1,1-dichloroethane	63	Compound Not Detected.						
	25 2-butanone	43	Compound Not Detected.						
	28 cis-1,2-dichloroethene	96	Compound Not Detected.						
	29 chloroform	83	7.548	7.548	(0.828)	11206	7.98585	7.985	
	30 bromochloromethane	128	Compound Not Detected.						
$	32 dibromofluoromethane	113	7.875	7.875	(0.863)	55479	107.880	107.879	
	33 1,1,1-trichloroethane	97	Compound Not Detected.						
	34 cyclohexane	56	Compound Not Detected.						
	36 carbontetrachloride	117	Compound Not Detected.						
$	38 1,2-dichloroethane-d4	65	8.635	8.635	(0.947)	59571	101.961	101.961	
	40 1,2-dichloroethane	62	Compound Not Detected.						
	41 benzene	78	Compound Not Detected.						
*	42 fluorobenzene	96	9.120	9.120	(1.000)	240751	100.000		
	43 trichloroethene	95	9.733	9.733	(1.067)	6949	7.88389	7.883	
	44 methyl cyclohexane	83	Compound Not Detected.						

	Compounds	QUANT SIG MASS	RT	EXP RT	REL RT	RESPONSE	CONCENTRATIONS ON-COLUMN (ngs)	CONCENTRATIONS FINAL (ngs)	REVIEW CODE
	45 1,2-dichloropropane	63	Compound Not Detected.						
	46 bromodichloromethane	83	Compound Not Detected.						
	47 1,4-dioxane	88	Compound Not Detected.						
	50 4-methyl-2-pentanone	58	Compound Not Detected.						
	52 cis-1,3-dichloropropene	75	Compound Not Detected.						
$	53 toluene-d8	98	11.643	11.643	(0.821)	251035	98.0136	98.013	
	54 toluene	92	Compound Not Detected.						
	56 trans-1,3-dichloropropene	75	Compound Not Detected.						
	57 2-hexanone	43	Compound Not Detected.						
	58 1,1,2-trichloroethane	83	Compound Not Detected.						
	60 tetrachloroethene	166	Compound Not Detected.						
	61 chlorodibromomethane	129	Compound Not Detected.						
	62 1,2-dibromoethane	107	Compound Not Detected.						
*	63 chlorobenzene-d5	117	14.186	14.186	(1.000)	198958	100.000		
	64 chlorobenzene	112	Compound Not Detected.						
	66 ethyl benzene	91	Compound Not Detected.						
	67 p/m xylene	106	Compound Not Detected.						
	68 o xylene	106	Compound Not Detected.						
	69 styrene	104	Compound Not Detected.						
	70 isopropylbenzene	105	Compound Not Detected.						
	71 bromoform	173	Compound Not Detected.						
	74 1,1,2,2,-tetrachloroethane	83	Compound Not Detected.						
$	75 4-bromofluorobenzene	95	16.328	16.328	(0.884)	90314	100.676	100.676	
	88 1,3-dichlorobenzene	146	Compound Not Detected.						
*	89 1,4-dichlorobenzene-d4	152	18.470	18.470	(1.000)	89433	100.000		
	90 1,4-dichlorobenzene	146	Compound Not Detected.						
	93 1,2-dichlorobenzene	146	Compound Not Detected.						
	95 1,2-dibromo-3-chloropropane	75	Compound Not Detected.						
	97 1,2,4-trichlorobenzene	180	Compound Not Detected.						
	100 1,2,3-trichlorobenzene	180	Compound Not Detected.						

Alpha Analytical Labs

gc/ms voa

Data file : \\orgserv2\ff\chem\GCMSVOA\Quimby.i\150331N.b\0331N15.D
Lab Smp Id:
Inj Date : 01-APR-2015 02:17
Operator : mm Inst ID: Quimby.i
Smp Info : l1505963-10,31,10,,a
Misc Info : wg772494,ical10611
Comment :
Method : \\orgserv2\ff\chem\GCMSVOA\Quimby.i\150331N.b\liq8260.m
Meth Date : 01-Apr-2015 05:37 mmay Quant Type: ISTD
Cal Date : 13-JAN-2015 15:17 Cal File: 0113A14.D
Als bottle: 15
Dil Factor: 1.00000
Integrator: HP RTE Compound Sublist: njtcl.sub
Target Version: 4.12
Processing Host: A1VOA1

- NO TENTATIVELY IDENTIFIED COMPOUNDS -

Alpha Analytical Labs

INTERNAL STANDARD COMPOUNDS
AREA AND RT SUMMARY

Instrument ID: Quimby.i
Lab File ID: 0331N15.D
Lab Smp Id:
Analysis Type: VOA
Quant Type: ISTD
Operator: mm
Method File: \\orgserv2\ff\chem\GCMSVOA\Quimby.i\150331N.b\liq8260.m
Misc Info: wg772494,ical10611

Calibration Date: 31-MAR-2015
Calibration Time: 19:27

Level: LOW
Sample Type: WATER

Test Mode:
Use Last Continuing Calibrator.
If Continuing Cal. use Initial Cal. Level 3

		AREA LIMIT			
COMPOUND	STANDARD	LOWER	UPPER	SAMPLE	%DIFF
42 fluorobenzene	293911	146956	587822	240751	-18.09
63 chlorobenzene-d5	239361	119681	478722	198958	-16.88
89 1,4-dichlorobenze	130988	65494	261976	89433	-31.72

		RT LIMIT			
COMPOUND	STANDARD	LOWER	UPPER	SAMPLE	%DIFF
42 fluorobenzene	9.12	8.62	9.62	9.12	0.00
63 chlorobenzene-d5	14.19	13.69	14.69	14.19	0.00
89 1,4-dichlorobenze	18.47	17.97	18.97	18.47	0.00

AREA UPPER LIMIT = +100% of internal standard area.
AREA LOWER LIMIT = - 50% of internal standard area.
RT UPPER LIMIT = + 0.50 minutes of internal standard RT.
RT LOWER LIMIT = - 0.50 minutes of internal standard RT.

Alpha Analytical Labs

RECOVERY REPORT

Client Name: Client SDG: SDGa02552
Sample Matrix: LIQUID Fraction: VOA
Lab Smp Id:
Level: LOW Operator: mm
Data Type: MS DATA SampleType: SAMPLE
SpikeList File: curve.spk Quant Type: ISTD
Sublist File: njtcl.sub
Method File: \\orgserv2\ff\chem\GCMSVOA\Quimby.i\150331N.b\liq8260.m
Misc Info: wg772494,ical10611

SURROGATE COMPOUND	AMOUNT ADDED ngs	AMOUNT RECOVERED ngs	% RECOVERED	LIMITS
$ 32 dibromofluorometha	100.000	107.879	107.88	70-130
$ 38 1,2-dichloroethane	100.000	101.961	101.96	70-130
$ 53 toluene-d8	100.000	98.013	98.01	70-130
$ 75 4-bromofluorobenze	100.000	100.676	100.68	70-130

Data File: \\orgserv2\ff\chem\GCMSVOA\Quimby.i\150331N.b\0331N15.D
Date : 01-APR-2015 02:17
Client ID:
Sample Info: 11505963-10,31,10,,a
Purge Volume: 10.0
Column phase: Rtx-502.2

Instrument: Quimby.i
Operator: mm
Column diameter: 0.18

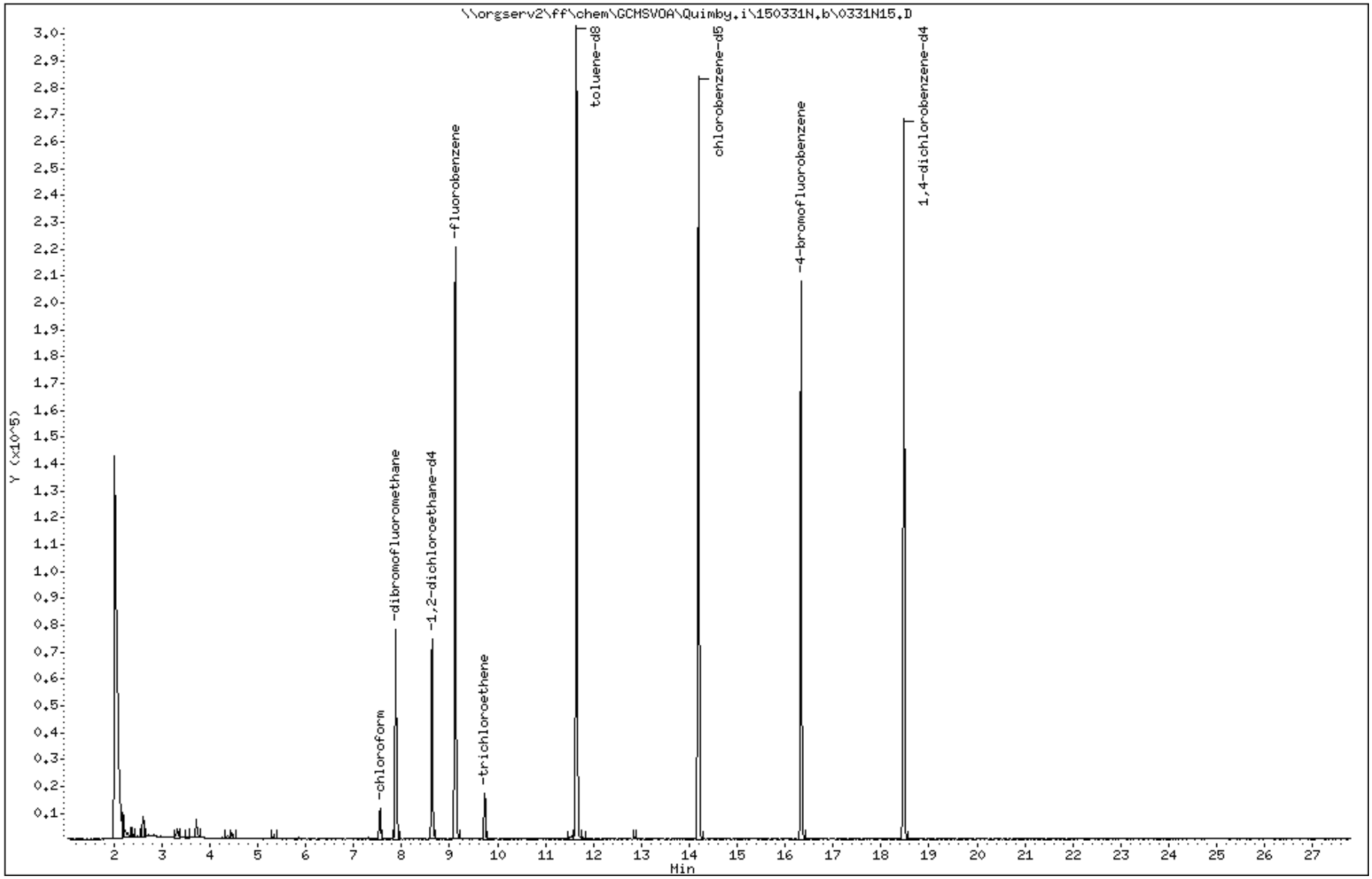

Data File: \\orgserv2\ff\chem\GCMSVOA\Quimby.i\150331N.b\0331N15.D

Date : 01-APR-2015 02:17

Client ID:

Instrument: Quimby.i

Sample Info: 11505963-10,31,10,,a

Purge Volume: 10.0

Operator: mm

Column phase: Rtx-502.2

Column diameter: 0.18

29 chloroform

Concentration: 7.985 ngs

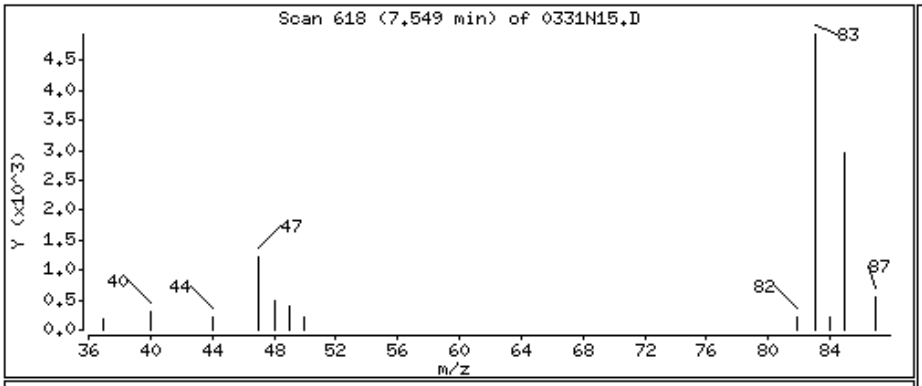

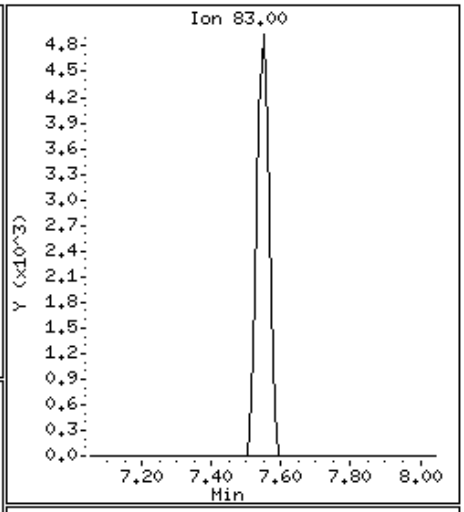

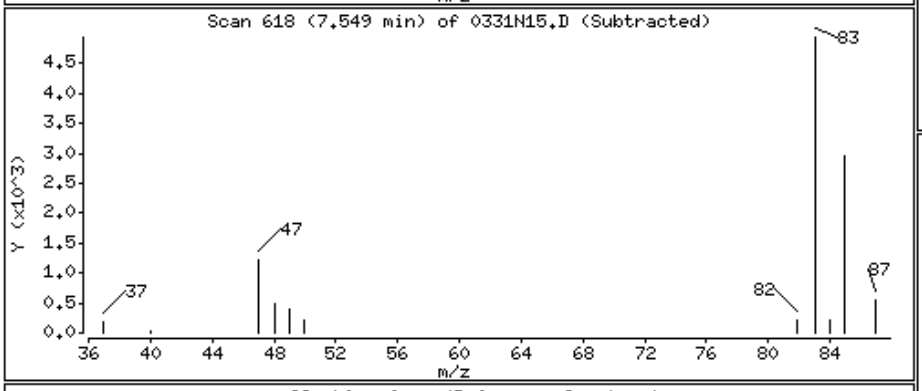

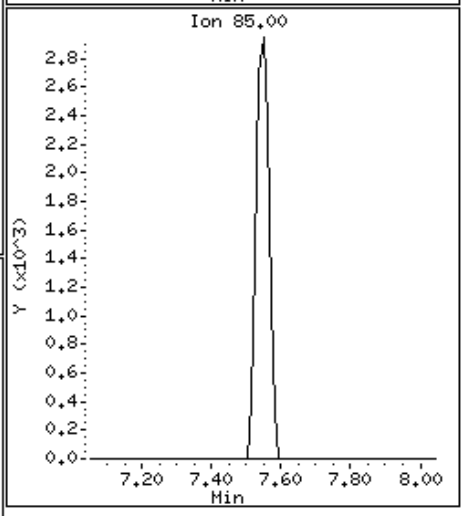

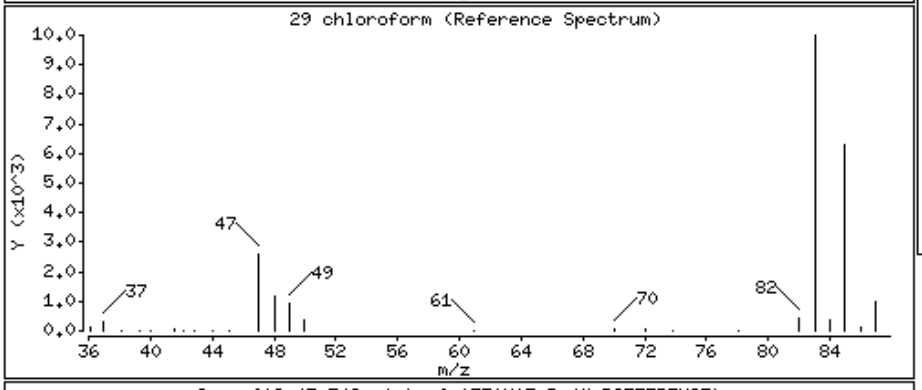

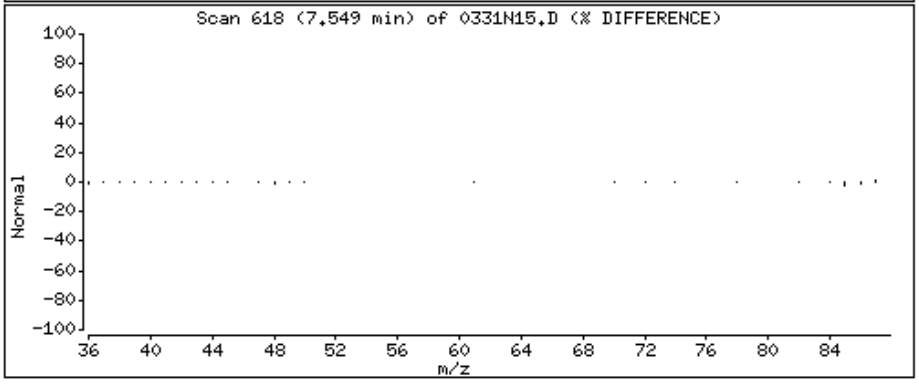

Data File: \\orgserv2\ff\chem\GCMSVOA\Quimby.i\150331N.b\0331N15.D

Date : 01-APR-2015 02:17

Client ID:

Instrument: Quimby.i

Sample Info: 11505963-10,31,10,,a

Purge Volume: 10.0

Operator: mm

Column phase: Rtx-502.2

Column diameter: 0.18

43 trichloroethene

Concentration: 7.883 ngs

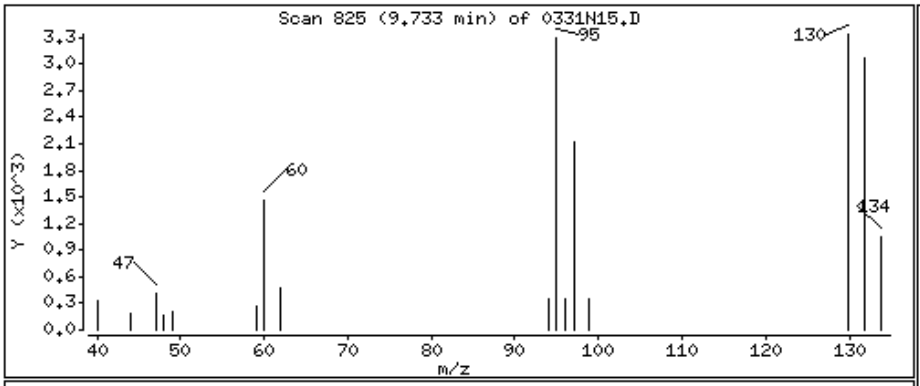

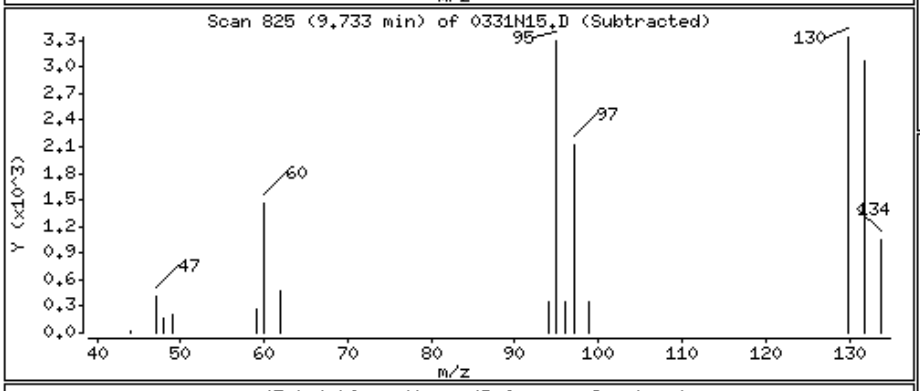

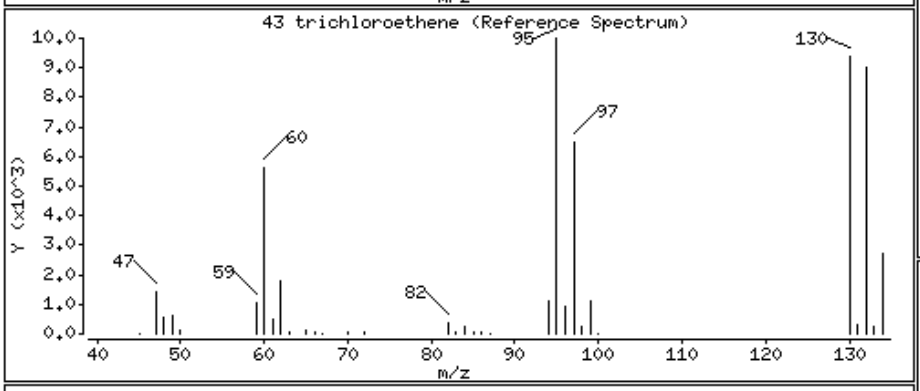

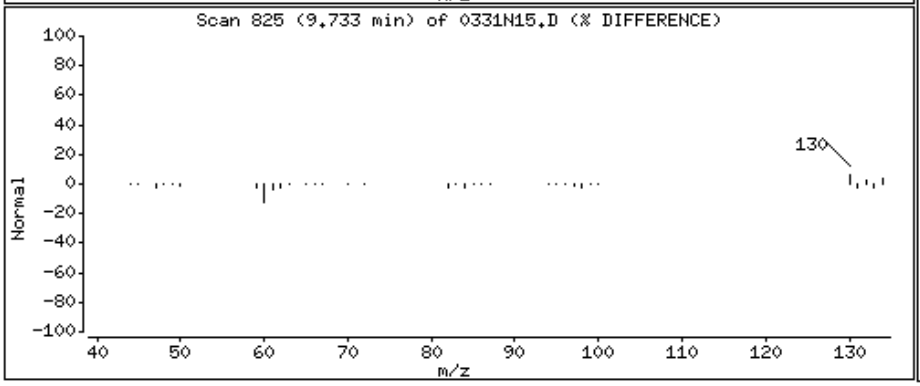

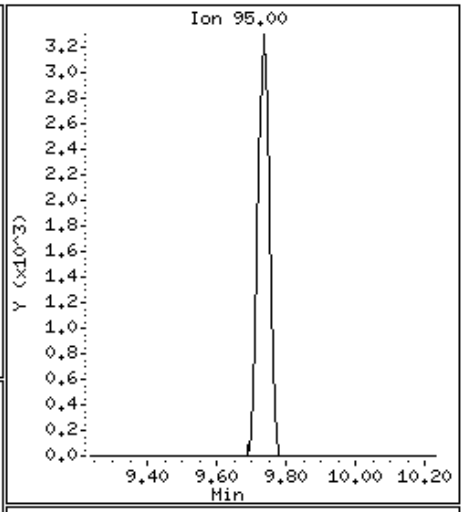

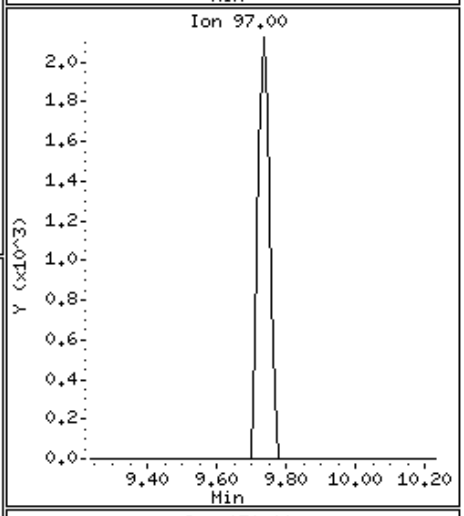

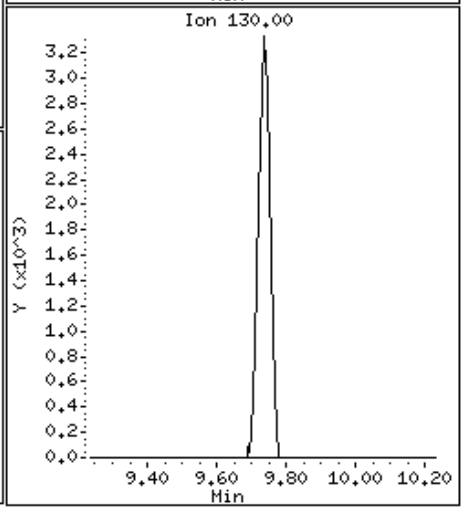

Alpha Analytical Labs

gc/ms voa

Data file : \\orgserv2\ff\chem\GCMSVOA\Quimby.i\150331N.b\0331N16.D
Lab Smp Id:
Inj Date : 01-APR-2015 02:48
Operator : mm Inst ID: Quimby.i
Smp Info : l1505963-11,31,10,,a
Misc Info : wg772494,ical10611
Comment :
Method : \\orgserv2\ff\chem\GCMSVOA\Quimby.i\150331N.b\liq8260.m
Meth Date : 01-Apr-2015 05:37 mmay Quant Type: ISTD
Cal Date : 13-JAN-2015 15:17 Cal File: 0113A14.D
Als bottle: 16
Dil Factor: 1.00000
Integrator: HP RTE Compound Sublist: njtcl.sub
Target Version: 4.12
Processing Host: A1VOA1

Concentration Formula: Amt * DF * CpndVariable
Cpnd Variable Local Compound Variable

	Compounds	QUANT SIG MASS	RT	EXP RT	REL RT	RESPONSE	CONCENTRATIONS ON-COLUMN (ngs)	FINAL (ngs)	REVIEW CODE
1	dichlorodifluoromethane	85	Compound Not Detected.						
2	chloromethane	50	Compound Not Detected.						
3	vinyl chloride	62	Compound Not Detected.						
4	bromomethane	94	Compound Not Detected.						
5	chloroethane	64	Compound Not Detected.						
6	trichlorofluoromethane	101	Compound Not Detected.						
9	freon-113	101	4.372	4.372	(0.479)	2353	2.78554	2.785	
10	acetone	43	4.456	4.456	(0.489)	4549	4.72697	4.726	
11	1,1,-dichloroethene	96	Compound Not Detected.						
14	methyl acetate	43	Compound Not Detected.						
15	methylene chloride	84	Compound Not Detected.						
16	carbon disulfide	76	Compound Not Detected.						
18	methyl tert butyl ether	73	Compound Not Detected.						
20	trans-1,2-dichloroethene	96	Compound Not Detected.						
23	1,1-dichloroethane	63	Compound Not Detected.						
25	2-butanone	43	Compound Not Detected.						
28	cis-1,2-dichloroethene	96	Compound Not Detected.						
29	chloroform	83	7.548	7.548	(0.828)	8361	5.62339	5.623	
30	bromochloromethane	128	Compound Not Detected.						
$ 32	dibromofluoromethane	113	7.875	7.875	(0.863)	57820	106.111	106.110	
33	1,1,1-trichloroethane	97	Compound Not Detected.						
34	cyclohexane	56	Compound Not Detected.						
36	carbontetrachloride	117	Compound Not Detected.						
$ 38	1,2-dichloroethane-d4	65	8.635	8.635	(0.947)	62280	100.605	100.604	
40	1,2-dichloroethane	62	Compound Not Detected.						
41	benzene	78	Compound Not Detected.						
* 42	fluorobenzene	96	9.121	9.120	(1.000)	255093	100.000		
43	trichloroethene	95	9.733	9.733	(1.067)	8777	9.39796	9.397	
44	methyl cyclohexane	83	Compound Not Detected.						

	Compounds	QUANT SIG MASS	RT	EXP RT	REL RT	RESPONSE	CONCENTRATIONS ON-COLUMN (ngs)	CONCENTRATIONS FINAL (ngs)	REVIEW CODE
	45 1,2-dichloropropane	63	Compound Not Detected.						
	46 bromodichloromethane	83	Compound Not Detected.						
	47 1,4-dioxane	88	Compound Not Detected.						
	50 4-methyl-2-pentanone	58	Compound Not Detected.						
	52 cis-1,3-dichloropropene	75	Compound Not Detected.						
$	53 toluene-d8	98	11.643	11.643	(0.821)	263204	97.7772	97.777	
	54 toluene	92	Compound Not Detected.						
	56 trans-1,3-dichloropropene	75	Compound Not Detected.						
	57 2-hexanone	43	Compound Not Detected.						
	58 1,1,2-trichloroethane	83	Compound Not Detected.						
	60 tetrachloroethene	166	12.856	12.856	(0.906)	2744	2.83825	2.838	
	61 chlorodibromomethane	129	Compound Not Detected.						
	62 1,2-dibromoethane	107	Compound Not Detected.						
*	63 chlorobenzene-d5	117	14.186	14.186	(1.000)	209107	100.000		
	64 chlorobenzene	112	Compound Not Detected.						
	66 ethyl benzene	91	Compound Not Detected.						
	67 p/m xylene	106	Compound Not Detected.						
	68 o xylene	106	Compound Not Detected.						
	69 styrene	104	Compound Not Detected.						
	70 isopropylbenzene	105	Compound Not Detected.						
	71 bromoform	173	Compound Not Detected.						
	74 1,1,2,2,-tetrachloroethane	83	Compound Not Detected.						
$	75 4-bromofluorobenzene	95	16.328	16.328	(0.884)	94653	100.229	100.229	
	88 1,3-dichlorobenzene	146	Compound Not Detected.						
*	89 1,4-dichlorobenzene-d4	152	18.470	18.470	(1.000)	94148	100.000		
	90 1,4-dichlorobenzene	146	Compound Not Detected.						
	93 1,2-dichlorobenzene	146	Compound Not Detected.						
	95 1,2-dibromo-3-chloropropane	75	Compound Not Detected.						
	97 1,2,4-trichlorobenzene	180	Compound Not Detected.						
	100 1,2,3-trichlorobenzene	180	Compound Not Detected.						

Alpha Analytical Labs

gc/ms voa

Data file : \\orgserv2\ff\chem\GCMSVOA\Quimby.i\150331N.b\0331N16.D
Lab Smp Id:
Inj Date : 01-APR-2015 02:48
Operator : mm Inst ID: Quimby.i
Smp Info : l1505963-11,31,10,,a
Misc Info : wg772494,ical10611
Comment :
Method : \\orgserv2\ff\chem\GCMSVOA\Quimby.i\150331N.b\liq8260.m
Meth Date : 01-Apr-2015 05:37 mmay Quant Type: ISTD
Cal Date : 13-JAN-2015 15:17 Cal File: 0113A14.D
Als bottle: 16
Dil Factor: 1.00000
Integrator: HP RTE Compound Sublist: njtcl.sub
Target Version: 4.12
Processing Host: A1VOA1

- NO TENTATIVELY IDENTIFIED COMPOUNDS -

Alpha Analytical Labs

INTERNAL STANDARD COMPOUNDS
AREA AND RT SUMMARY

Instrument ID: Quimby.i
Lab File ID: 0331N16.D
Lab Smp Id:
Analysis Type: VOA
Quant Type: ISTD
Operator: mm
Method File: \\orgserv2\ff\chem\GCMSVOA\Quimby.i\150331N.b\liq8260.m
Misc Info: wg772494,ical10611

Calibration Date: 31-MAR-2015
Calibration Time: 19:27

Level: LOW
Sample Type: WATER

Test Mode:
Use Last Continuing Calibrator.
If Continuing Cal. use Initial Cal. Level 3

		AREA LIMIT			
COMPOUND	STANDARD	LOWER	UPPER	SAMPLE	%DIFF
42 fluorobenzene	293911	146956	587822	255093	-13.21
63 chlorobenzene-d5	239361	119681	478722	209107	-12.64
89 1,4-dichlorobenze	130988	65494	261976	94148	-28.12

		RT LIMIT			
COMPOUND	STANDARD	LOWER	UPPER	SAMPLE	%DIFF
42 fluorobenzene	9.12	8.62	9.62	9.12	0.00
63 chlorobenzene-d5	14.19	13.69	14.69	14.19	0.00
89 1,4-dichlorobenze	18.47	17.97	18.97	18.47	0.00

AREA UPPER LIMIT = +100% of internal standard area.
AREA LOWER LIMIT = - 50% of internal standard area.
RT UPPER LIMIT = + 0.50 minutes of internal standard RT.
RT LOWER LIMIT = - 0.50 minutes of internal standard RT.

Alpha Analytical Labs

RECOVERY REPORT

Client Name: Client SDG: SDGa02552
Sample Matrix: LIQUID Fraction: VOA
Lab Smp Id:
Level: LOW Operator: mm
Data Type: MS DATA SampleType: SAMPLE
SpikeList File: curve.spk Quant Type: ISTD
Sublist File: njtcl.sub
Method File: \\orgserv2\ff\chem\GCMSVOA\Quimby.i\150331N.b\liq8260.m
Misc Info: wg772494,ical10611

SURROGATE COMPOUND	AMOUNT ADDED ngs	AMOUNT RECOVERED ngs	% RECOVERED	LIMITS
$ 32 dibromofluorometha	100.000	106.110	106.11	70-130
$ 38 1,2-dichloroethane	100.000	100.604	100.60	70-130
$ 53 toluene-d8	100.000	97.777	97.78	70-130
$ 75 4-bromofluorobenze	100.000	100.229	100.23	70-130

Data File: \\orgserv2\ff\chem\GCMSVOA\Quimby.i\150331N.b\0331N16.D
Date : 01-APR-2015 02:48
Client ID:
Sample Info: 11505963-11,31,10,,a
Purge Volume: 10.0
Column phase: Rtx-502.2

Instrument: Quimby.i
Operator: mm
Column diameter: 0.18

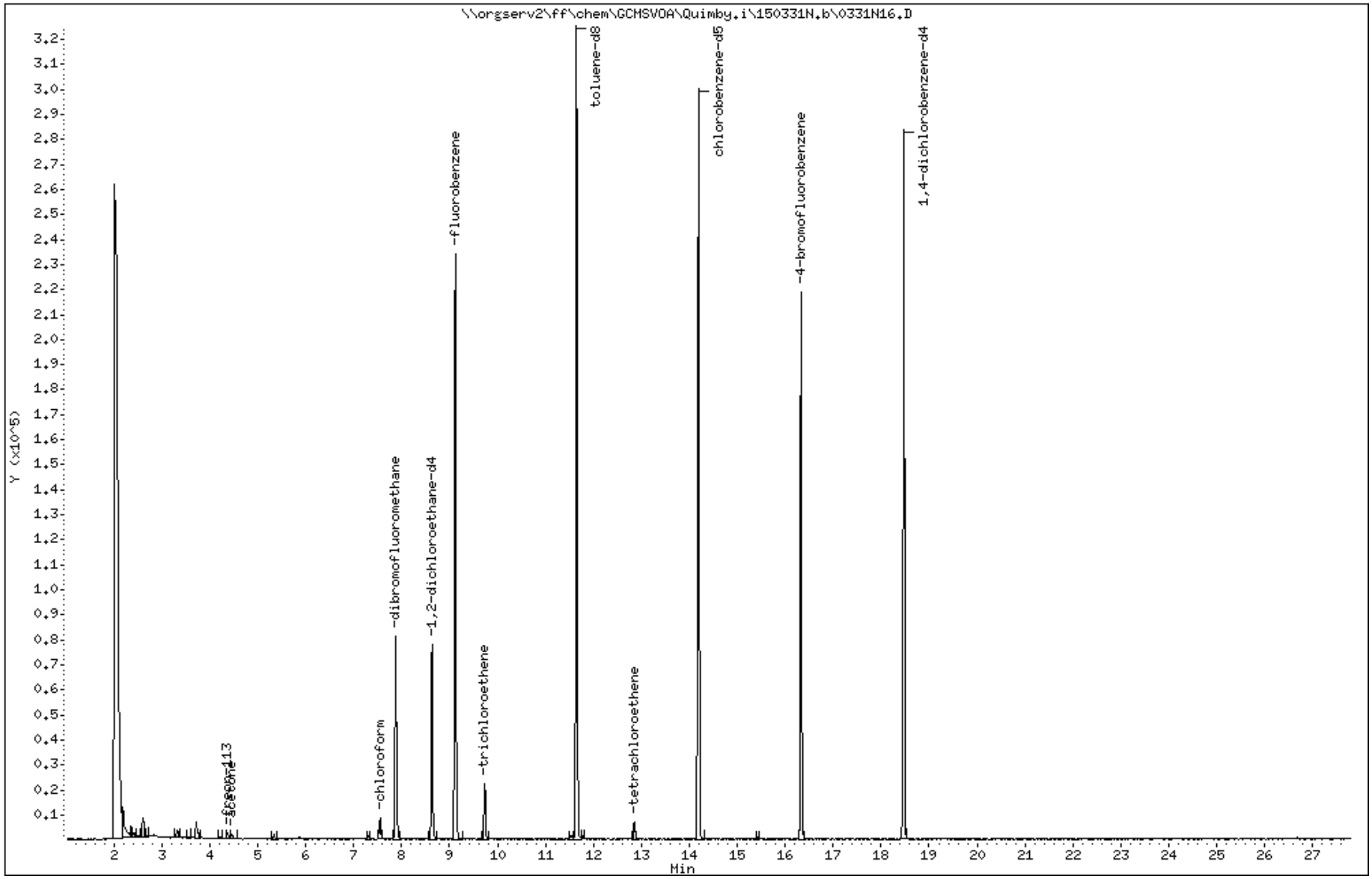

Data File: \\orgserv2\ff\chem\GCMSVOA\Quimby.i\150331N.b\0331N16.D

Date : 01-APR-2015 02:48

Client ID:

Instrument: Quimby.i

Sample Info: l1505963-11,31,10,,a

Purge Volume: 10.0

Operator: mm

Column phase: Rtx-502.2

Column diameter: 0.18

9 freon-113

Concentration: 2.785 ngs

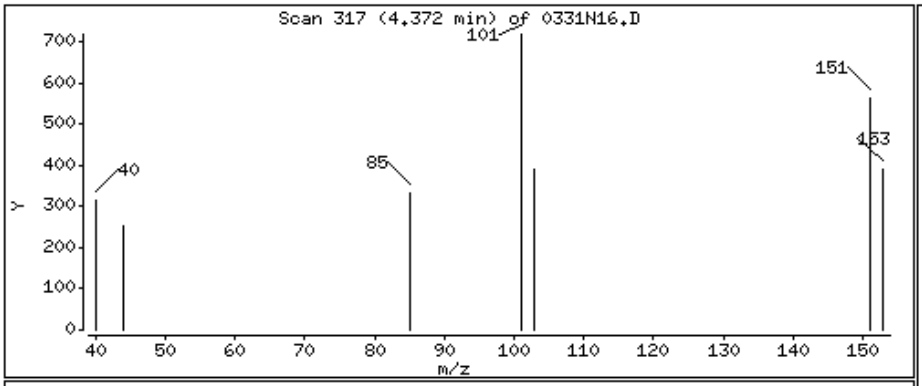

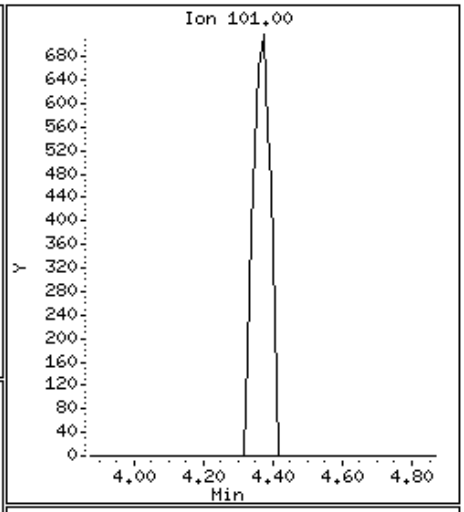

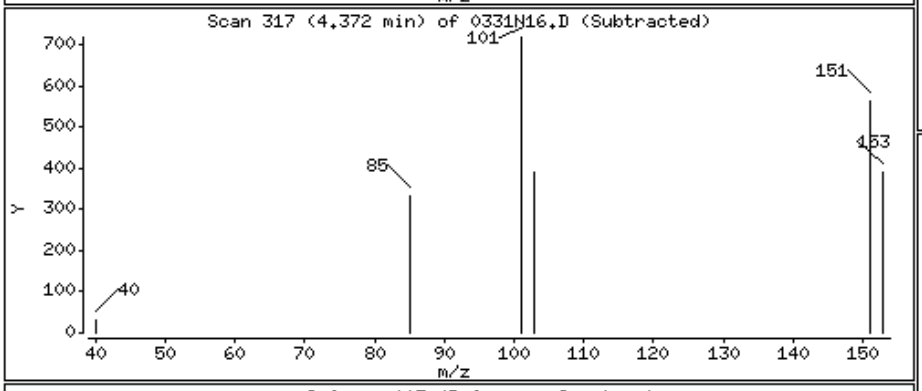

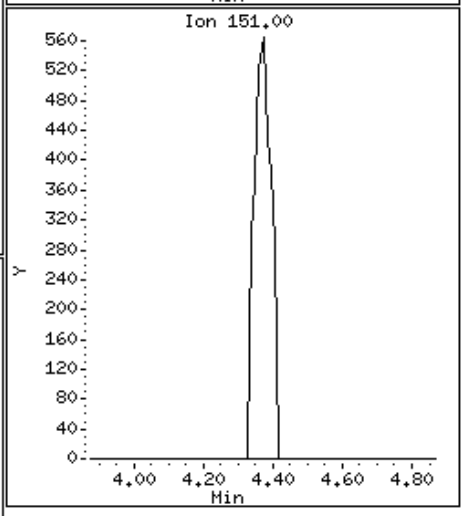

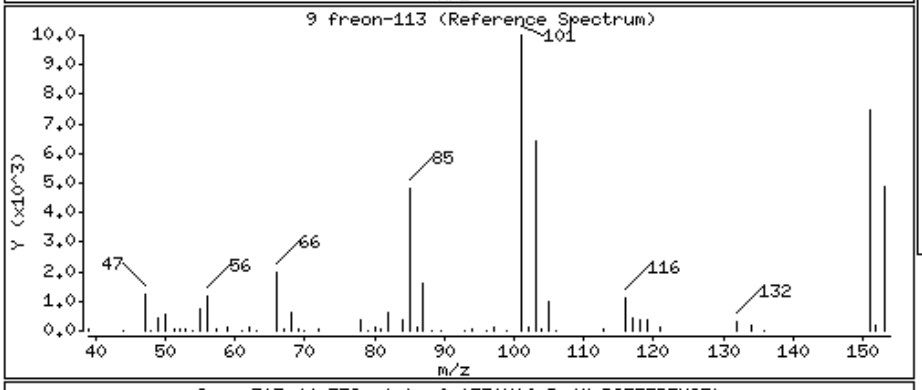

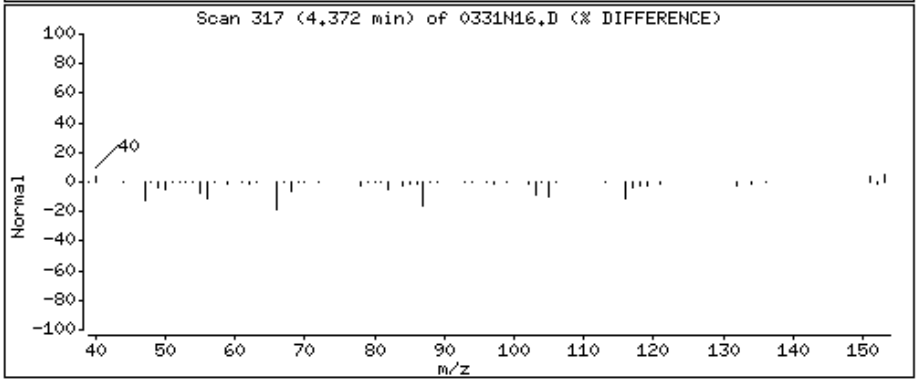

Data File: \\orgserv2\ff\chem\GCMSVOA\Quimby.i\150331N.b\0331N16.D

Date : 01-APR-2015 02:48

Client ID:

Instrument: Quimby.i

Sample Info: 11505963-11,31,10,,a

Purge Volume: 10.0

Operator: mm

Column phase: Rtx-502.2

Column diameter: 0.18

10 acetone

Concentration: 4.726 ngs

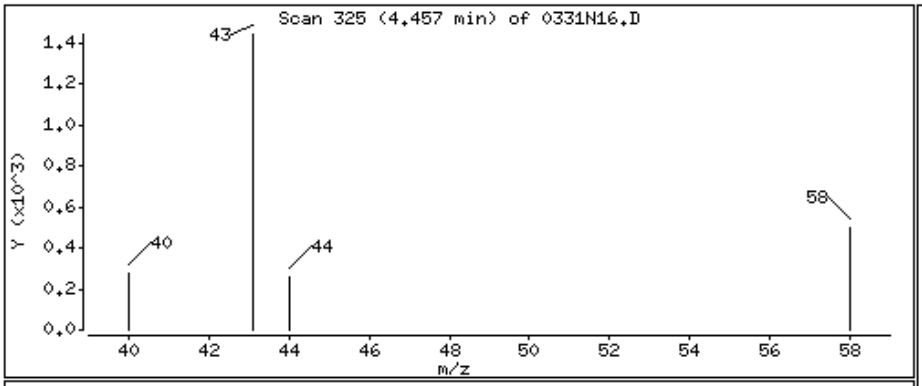

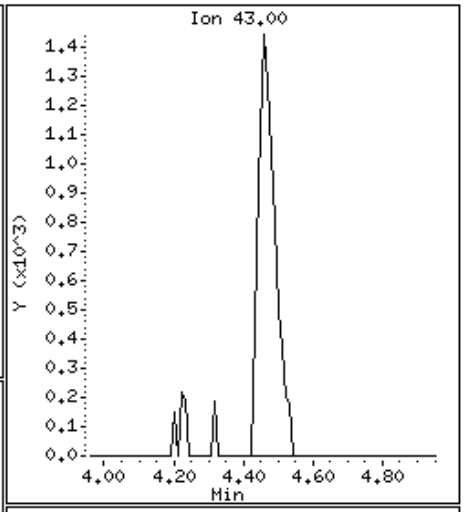

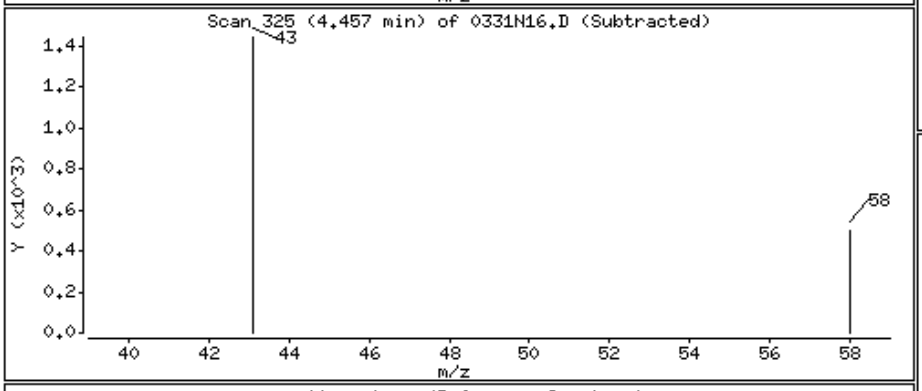

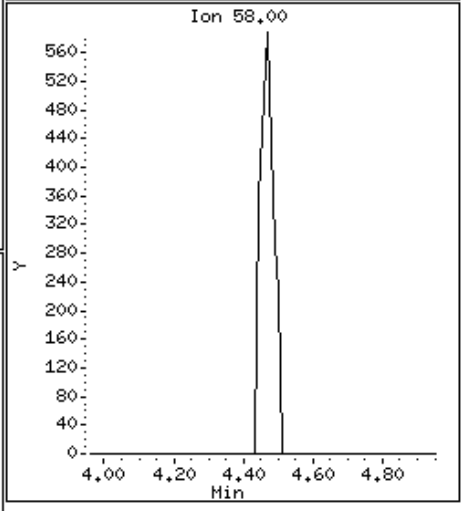

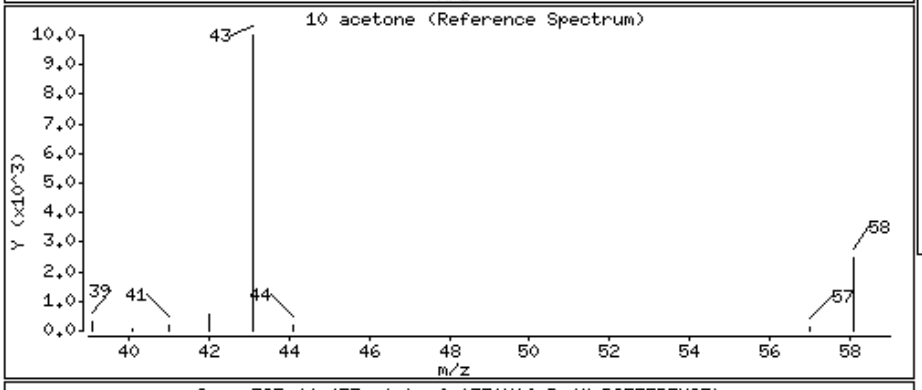

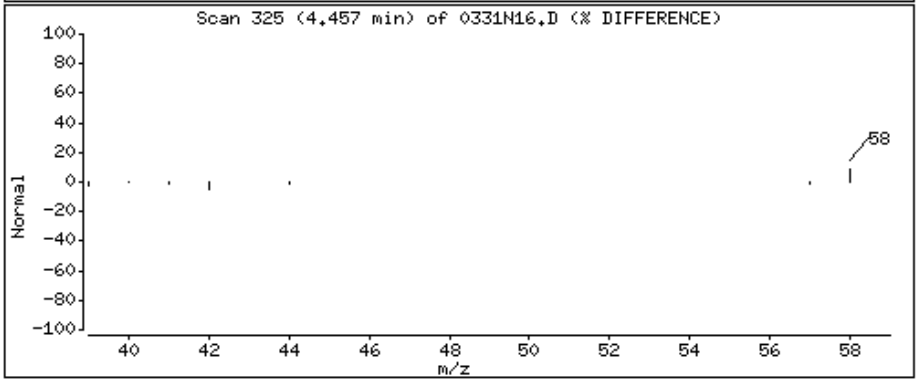

Data File: \\orgserv2\ff\chem\GCMSVOA\Quimby.i\150331N.b\0331N16.D

Date : 01-APR-2015 02:48

Client ID:

Instrument: Quimby.i

Sample Info: 11505963-11,31,10,,a

Purge Volume: 10.0

Operator: mm

Column phase: Rtx-502.2

Column diameter: 0.18

29 chloroform

Concentration: 5.623 ngs

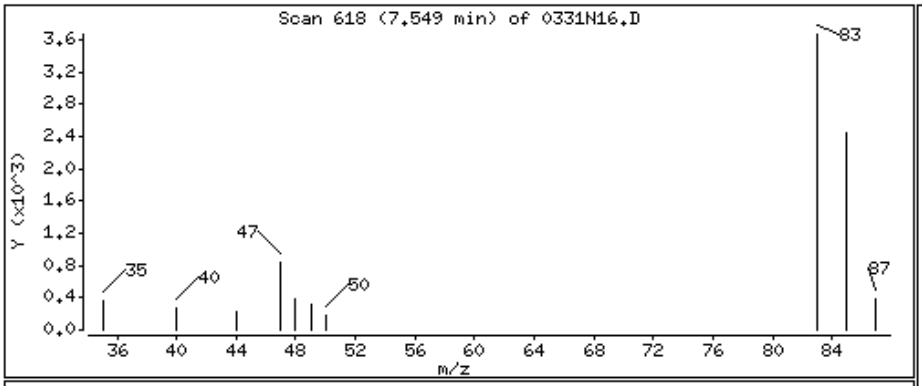

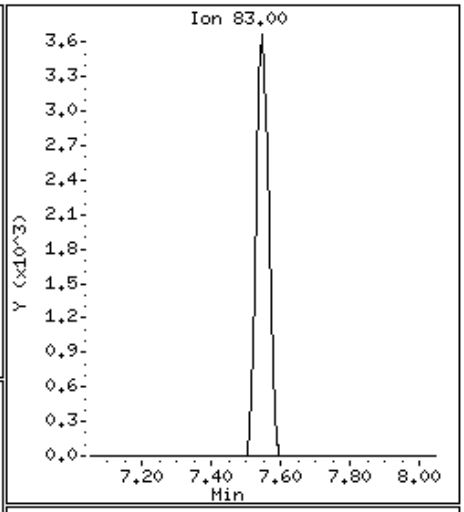

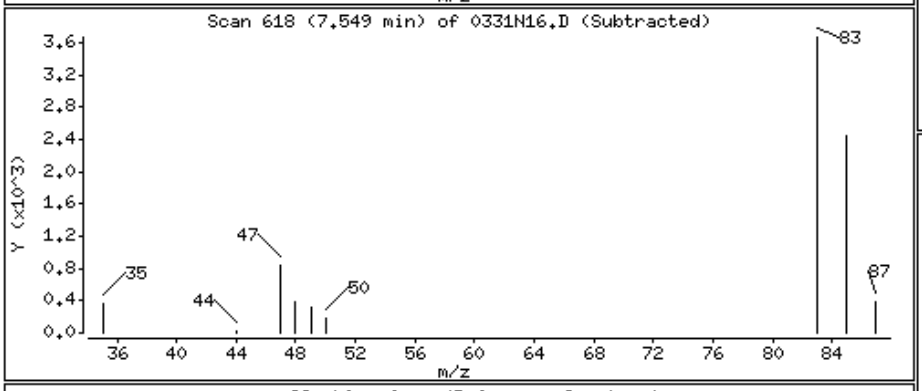

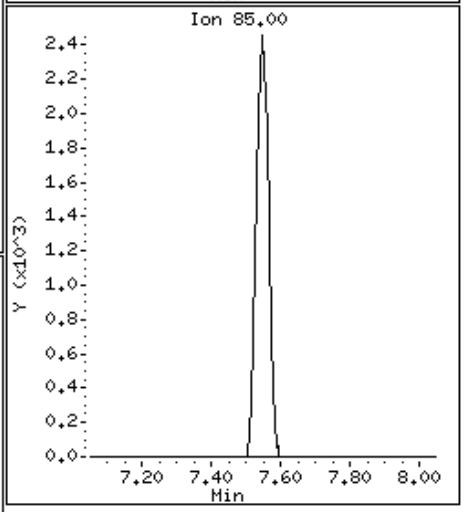

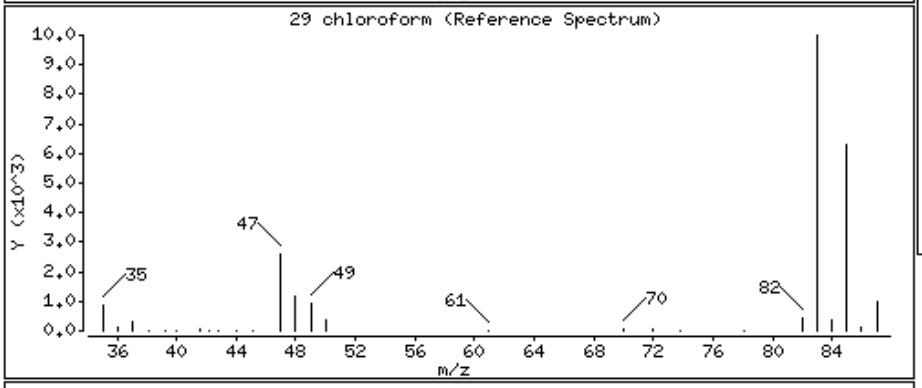

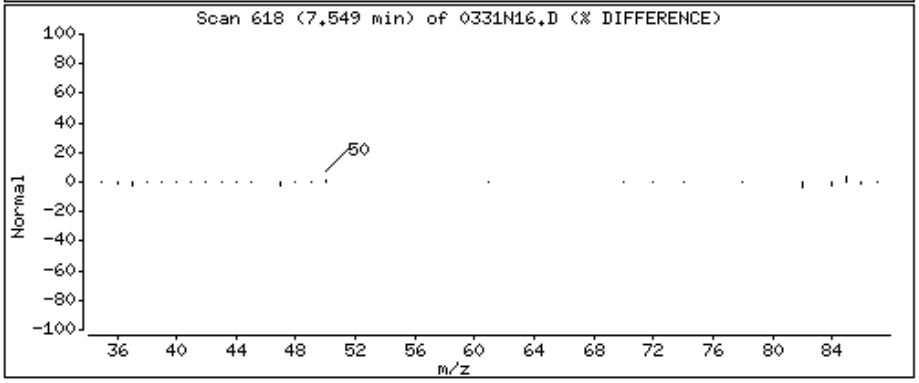

Data File: \\orgserv2\ff\chem\GCMSVOA\Quimby.i\150331N.b\0331N16.D

Date : 01-APR-2015 02:48

Client ID:

Instrument: Quimby.i

Sample Info: l1505963-11,31,10,,a

Purge Volume: 10.0

Operator: mm

Column phase: Rtx-502.2

Column diameter: 0.18

43 trichloroethene

Concentration: 9.397 ngs

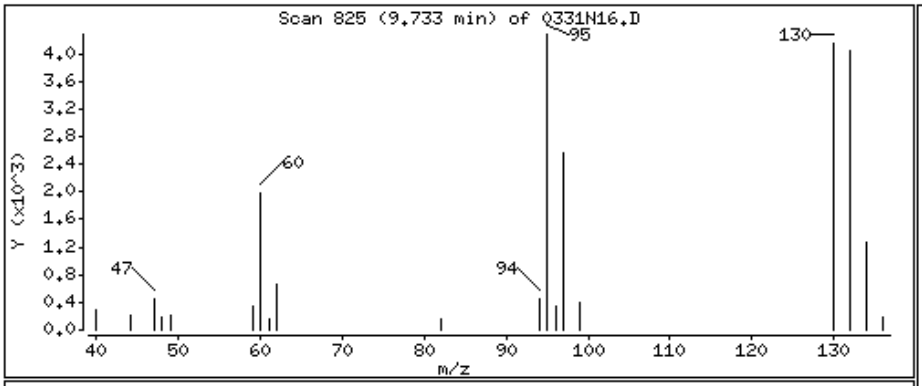

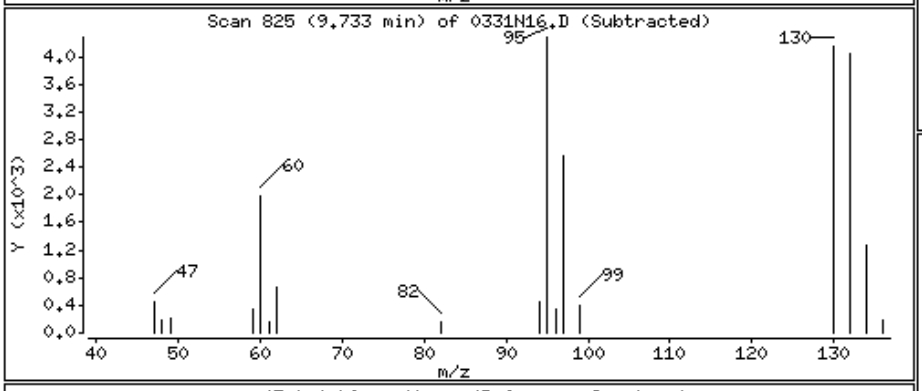

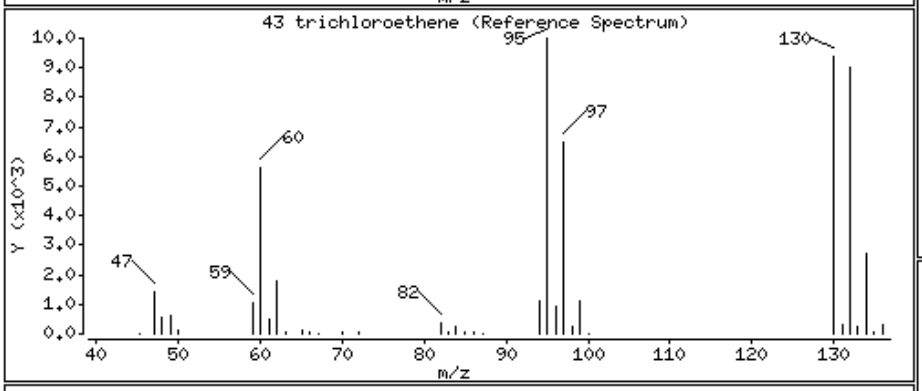

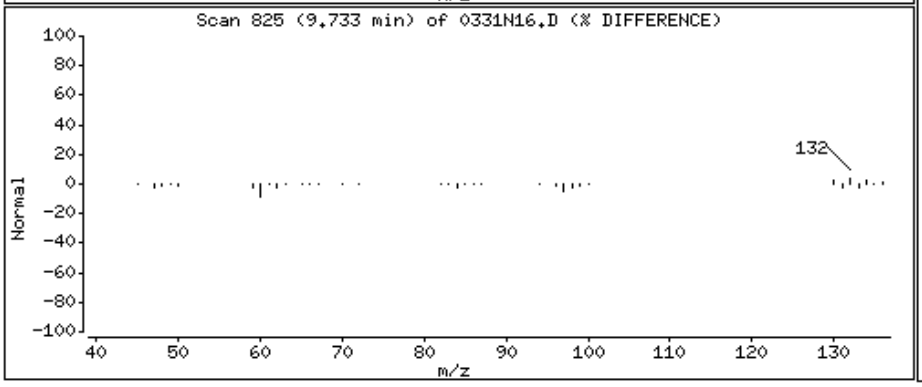

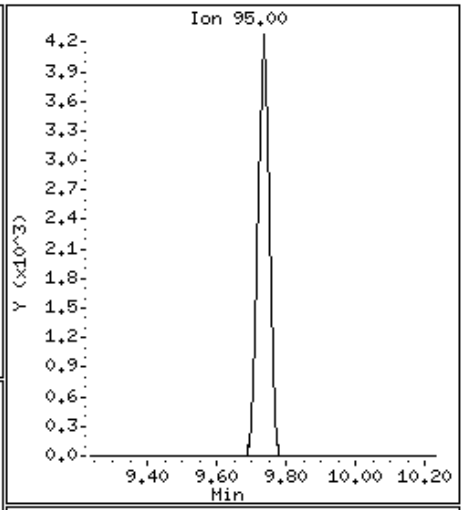

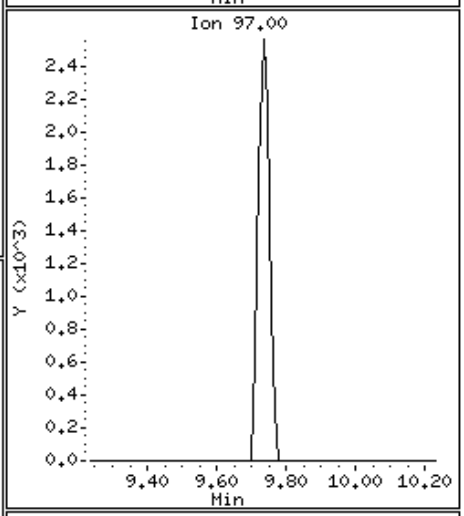

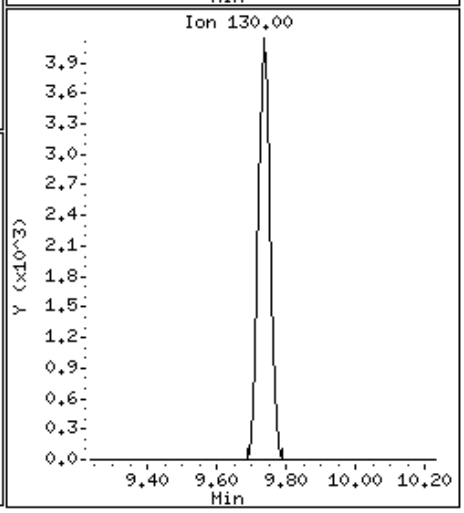

Data File: \\orgserv2\ff\chem\GCMSVOA\Quimby.i\150331N.b\0331N16.D

Date : 01-APR-2015 02:48

Client ID:

Instrument: Quimby.i

Sample Info: l1505963-11,31,10,,a

Purge Volume: 10.0

Operator: mm

Column phase: Rtx-502.2

Column diameter: 0.18

60 tetrachloroethene

Concentration: 2.838 ngs

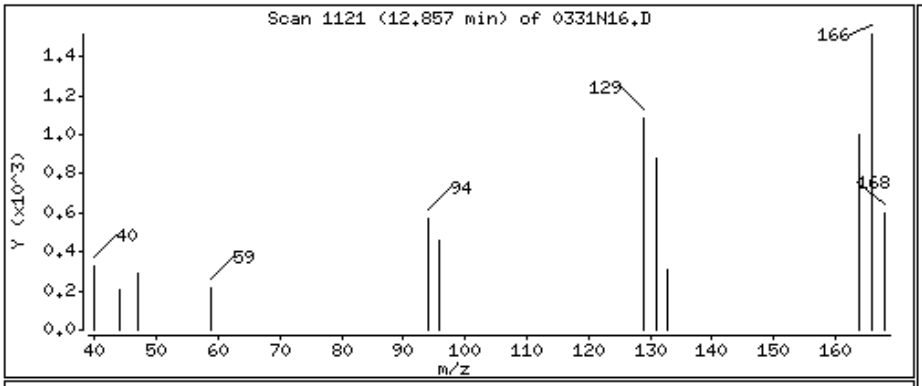

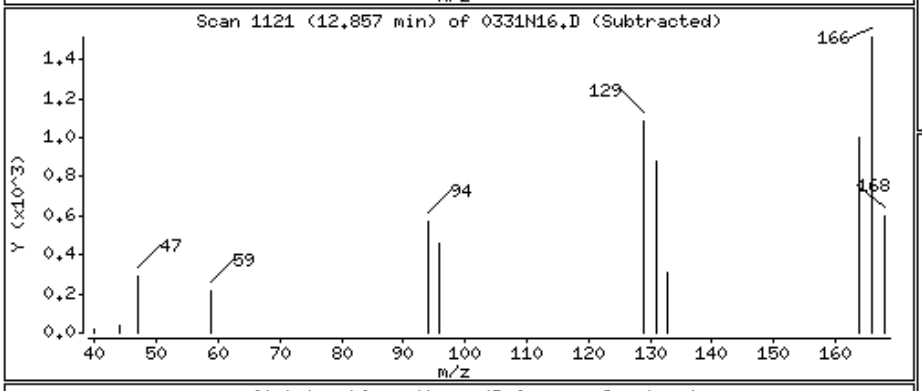

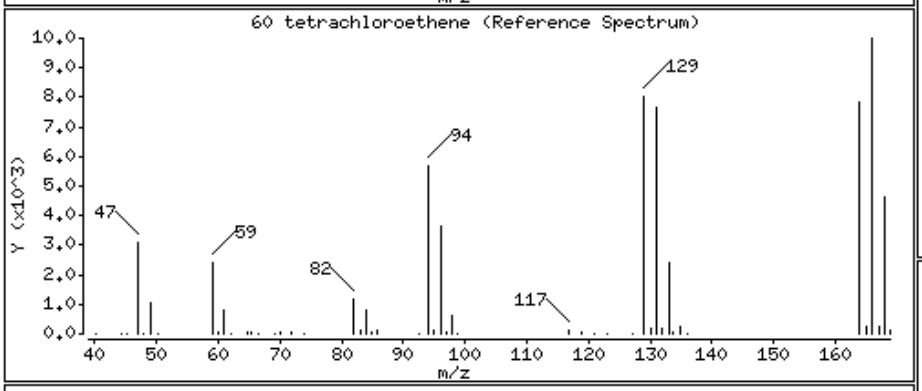

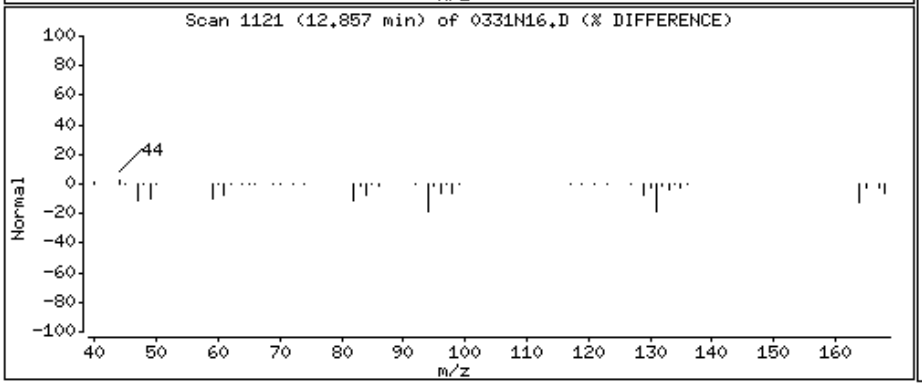

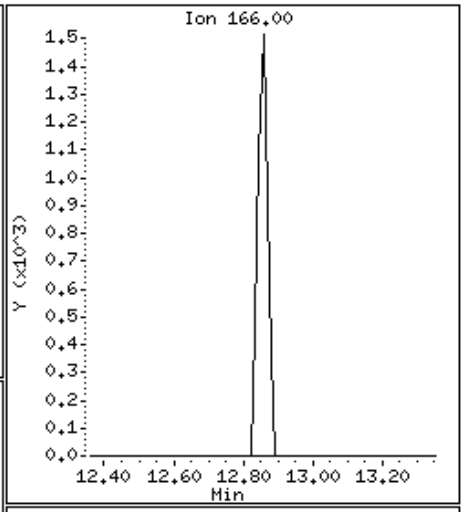

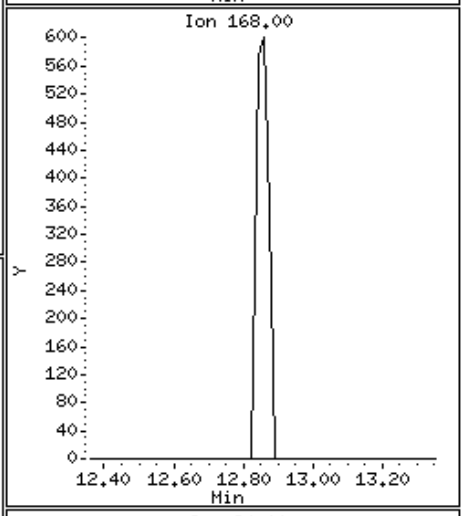

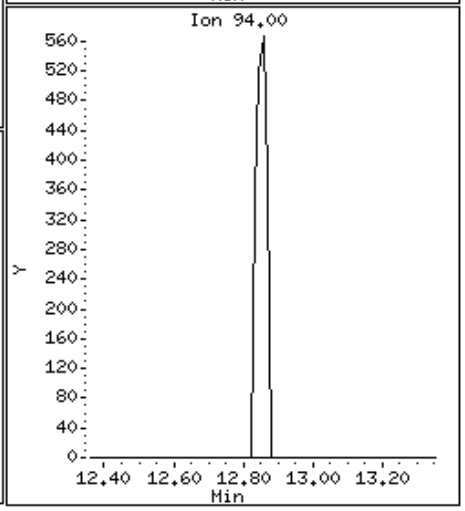

Alpha Analytical Labs

gc/ms voa

Data file : \\orgserv2\ff\chem\GCMSVOA\Quimby.i\150331N.b\0331N17.D
Lab Smp Id:
Inj Date : 01-APR-2015 03:19
Operator : mm Inst ID: Quimby.i
Smp Info : l1505963-12,31,10,,a
Misc Info : wg772494,ical10611
Comment :
Method : \\orgserv2\ff\chem\GCMSVOA\Quimby.i\150331N.b\liq8260.m
Meth Date : 01-Apr-2015 05:37 mmay Quant Type: ISTD
Cal Date : 13-JAN-2015 15:17 Cal File: 0113A14.D
Als bottle: 17
Dil Factor: 1.00000
Integrator: HP RTE Compound Sublist: njtcl.sub
Target Version: 4.12
Processing Host: A1VOA1

Concentration Formula: Amt * DF * CpndVariable
Cpnd Variable Local Compound Variable

	Compounds	QUANT SIG MASS	RT	EXP RT	REL RT	RESPONSE	CONCENTRATIONS ON-COLUMN (ngs)	CONCENTRATIONS FINAL (ngs)	REVIEW CODE
	1 dichlorodifluoromethane	85	Compound Not Detected.						
	2 chloromethane	50	Compound Not Detected.						
	3 vinyl chloride	62	Compound Not Detected.						
	4 bromomethane	94	Compound Not Detected.						
	5 chloroethane	64	Compound Not Detected.						
	6 trichlorofluoromethane	101	Compound Not Detected.						
	9 freon-113	101	4.371	4.372	(0.479)	3036	3.58712	3.587	
	10 acetone	43	Compound Not Detected.						
	11 1,1,-dichloroethene	96	Compound Not Detected.						
	14 methyl acetate	43	Compound Not Detected.						
	15 methylene chloride	84	Compound Not Detected.						
	16 carbon disulfide	76	Compound Not Detected.						
	18 methyl tert butyl ether	73	Compound Not Detected.						
	20 trans-1,2-dichloroethene	96	Compound Not Detected.						
	23 1,1-dichloroethane	63	Compound Not Detected.						
	25 2-butanone	43	Compound Not Detected.						
	28 cis-1,2-dichloroethene	96	Compound Not Detected.						
	29 chloroform	83	7.548	7.548	(0.828)	2543	1.70704	1.707	
	30 bromochloromethane	128	Compound Not Detected.						
$	32 dibromofluoromethane	113	7.875	7.875	(0.863)	58175	106.555	106.554	
	33 1,1,1-trichloroethane	97	Compound Not Detected.						
	34 cyclohexane	56	Compound Not Detected.						
	36 carbontetrachloride	117	Compound Not Detected.						
$	38 1,2-dichloroethane-d4	65	8.635	8.635	(0.947)	63273	102.010	102.010	
	40 1,2-dichloroethane	62	Compound Not Detected.						
	41 benzene	78	Compound Not Detected.						
*	42 fluorobenzene	96	9.120	9.120	(1.000)	255589	100.000		
	43 trichloroethene	95	9.732	9.733	(1.067)	6273	6.70377	6.703	
	44 methyl cyclohexane	83	Compound Not Detected.						

	Compounds	QUANT SIG MASS	RT	EXP RT	REL RT	RESPONSE	CONCENTRATIONS ON-COLUMN (ngs)	CONCENTRATIONS FINAL (ngs)	REVIEW CODE
	45 1,2-dichloropropane	63	Compound Not Detected.						
	46 bromodichloromethane	83	Compound Not Detected.						
	47 1,4-dioxane	88	Compound Not Detected.						
	50 4-methyl-2-pentanone	58	Compound Not Detected.						
	52 cis-1,3-dichloropropene	75	Compound Not Detected.						
$	53 toluene-d8	98	11.642	11.643	(0.821)	264490	98.3287	98.328	
	54 toluene	92	Compound Not Detected.						
	56 trans-1,3-dichloropropene	75	Compound Not Detected.						
	57 2-hexanone	43	Compound Not Detected.						
	58 1,1,2-trichloroethane	83	Compound Not Detected.						
	60 tetrachloroethene	166	Compound Not Detected.						
	61 chlorodibromomethane	129	Compound Not Detected.						
	62 1,2-dibromoethane	107	Compound Not Detected.						
*	63 chlorobenzene-d5	117	14.186	14.186	(1.000)	208950	100.000		
	64 chlorobenzene	112	Compound Not Detected.						
	66 ethyl benzene	91	Compound Not Detected.						
	67 p/m xylene	106	Compound Not Detected.						
	68 o xylene	106	Compound Not Detected.						
	69 styrene	104	Compound Not Detected.						
	70 isopropylbenzene	105	Compound Not Detected.						
	71 bromoform	173	Compound Not Detected.						
	74 1,1,2,2,-tetrachloroethane	83	Compound Not Detected.						
$	75 4-bromofluorobenzene	95	16.328	16.328	(0.884)	96480	103.037	103.037	
	88 1,3-dichlorobenzene	146	Compound Not Detected.						
*	89 1,4-dichlorobenzene-d4	152	18.470	18.470	(1.000)	93350	100.000		
	90 1,4-dichlorobenzene	146	Compound Not Detected.						
	93 1,2-dichlorobenzene	146	Compound Not Detected.						
	95 1,2-dibromo-3-chloropropane	75	Compound Not Detected.						
	97 1,2,4-trichlorobenzene	180	Compound Not Detected.						
	100 1,2,3-trichlorobenzene	180	Compound Not Detected.						

Alpha Analytical Labs

gc/ms voa

Data file : \\orgserv2\ff\chem\GCMSVOA\Quimby.i\150331N.b\0331N17.D
Lab Smp Id:
Inj Date : 01-APR-2015 03:19
Operator : mm Inst ID: Quimby.i
Smp Info : l1505963-12,31,10,,a
Misc Info : wg772494,ical10611
Comment :
Method : \\orgserv2\ff\chem\GCMSVOA\Quimby.i\150331N.b\liq8260.m
Meth Date : 01-Apr-2015 05:37 mmay Quant Type: ISTD
Cal Date : 13-JAN-2015 15:17 Cal File: 0113A14.D
Als bottle: 17
Dil Factor: 1.00000
Integrator: HP RTE Compound Sublist: njtcl.sub
Target Version: 4.12
Processing Host: A1VOA1

- NO TENTATIVELY IDENTIFIED COMPOUNDS -

Alpha Analytical Labs

INTERNAL STANDARD COMPOUNDS
AREA AND RT SUMMARY

Instrument ID: Quimby.i
Lab File ID: 0331N17.D
Lab Smp Id:
Analysis Type: VOA
Quant Type: ISTD
Operator: mm
Method File: \\orgserv2\ff\chem\GCMSVOA\Quimby.i\150331N.b\liq8260.m
Misc Info: wg772494,ical10611

Calibration Date: 31-MAR-2015
Calibration Time: 19:27

Level: LOW
Sample Type: WATER

Test Mode:
Use Last Continuing Calibrator.
If Continuing Cal. use Initial Cal. Level 3

COMPOUND	STANDARD	AREA LIMIT LOWER	AREA LIMIT UPPER	SAMPLE	%DIFF
42 fluorobenzene	293911	146956	587822	255589	-13.04
63 chlorobenzene-d5	239361	119681	478722	208950	-12.71
89 1,4-dichlorobenze	130988	65494	261976	93350	-28.73

COMPOUND	STANDARD	RT LIMIT LOWER	RT LIMIT UPPER	SAMPLE	%DIFF
42 fluorobenzene	9.12	8.62	9.62	9.12	-0.00
63 chlorobenzene-d5	14.19	13.69	14.69	14.19	-0.00
89 1,4-dichlorobenze	18.47	17.97	18.97	18.47	-0.00

AREA UPPER LIMIT = +100% of internal standard area.
AREA LOWER LIMIT = - 50% of internal standard area.
RT UPPER LIMIT = + 0.50 minutes of internal standard RT.
RT LOWER LIMIT = - 0.50 minutes of internal standard RT.

Alpha Analytical Labs

RECOVERY REPORT

Client Name: Client SDG: SDGa02552
Sample Matrix: LIQUID Fraction: VOA
Lab Smp Id:
Level: LOW Operator: mm
Data Type: MS DATA SampleType: SAMPLE
SpikeList File: curve.spk Quant Type: ISTD
Sublist File: njtcl.sub
Method File: \\orgserv2\ff\chem\GCMSVOA\Quimby.i\150331N.b\liq8260.m
Misc Info: wg772494,ical10611

SURROGATE COMPOUND	AMOUNT ADDED ngs	AMOUNT RECOVERED ngs	% RECOVERED	LIMITS
$ 32 dibromofluorometha	100.000	106.554	106.55	70-130
$ 38 1,2-dichloroethane	100.000	102.010	102.01	70-130
$ 53 toluene-d8	100.000	98.328	98.33	70-130
$ 75 4-bromofluorobenze	100.000	103.037	103.04	70-130

Data File: \\orgserv2\ff\chem\GCMSVOA\Quimby.i\150331N.b\0331N17.D
Date : 01-APR-2015 03:19
Client ID:
Sample Info: 11505963-12,31,10,,a
Purge Volume: 10.0
Column phase: Rtx-502.2

Instrument: Quimby.i
Operator: mm
Column diameter: 0.18

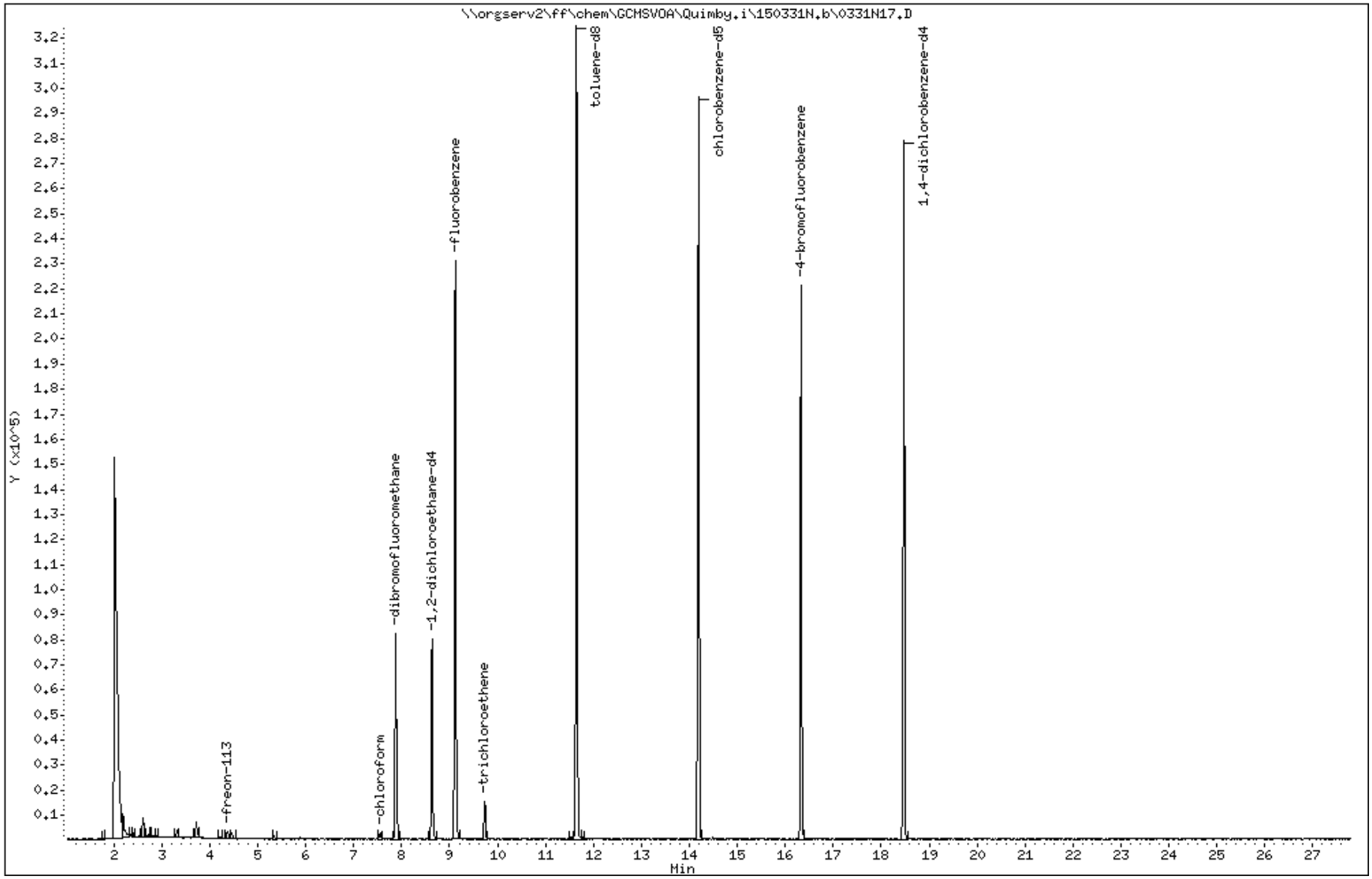

Data File: \\orgserv2\ff\chem\GCMSVOA\Quimby.i\150331N.b\0331N17.D

Date : 01-APR-2015 03:19

Client ID:

Instrument: Quimby.i

Sample Info: l1505963-12,31,10,,a

Purge Volume: 10.0

Operator: mm

Column phase: Rtx-502.2

Column diameter: 0.18

9 freon-113

Concentration: 3.587 ngs

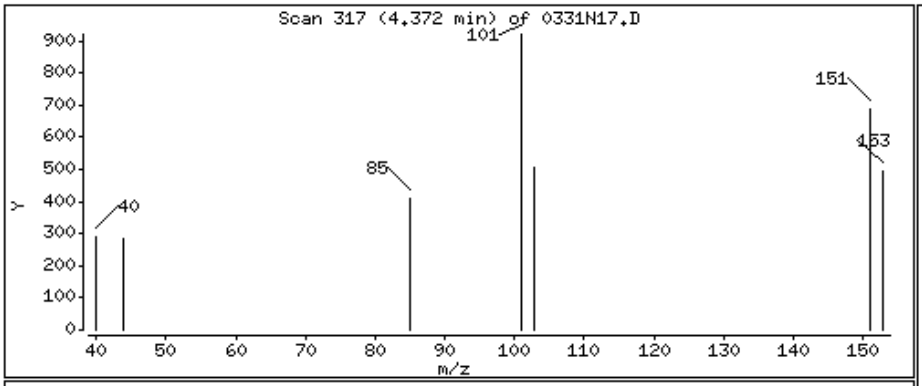

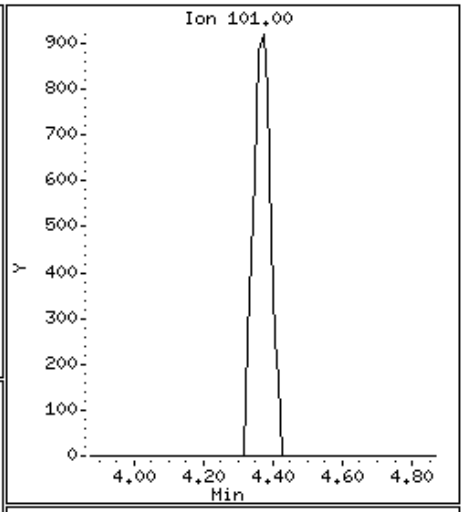

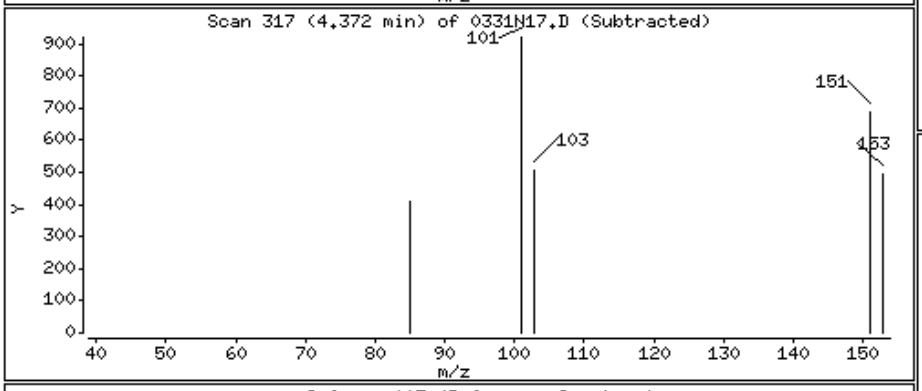

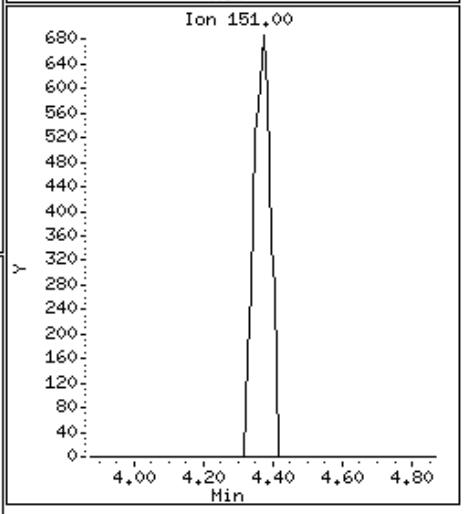

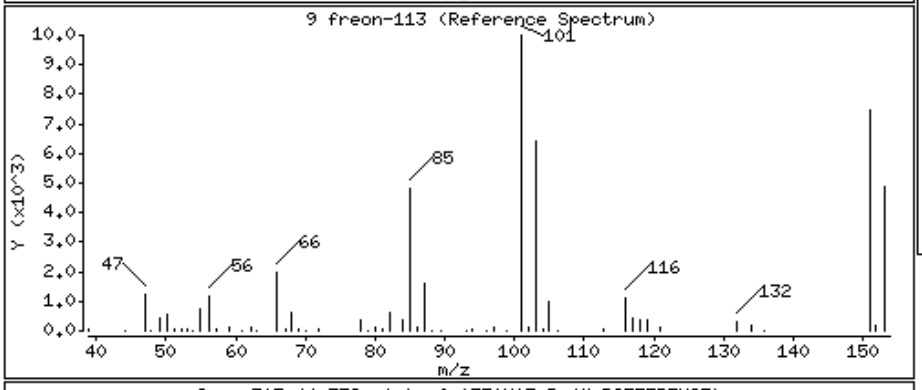

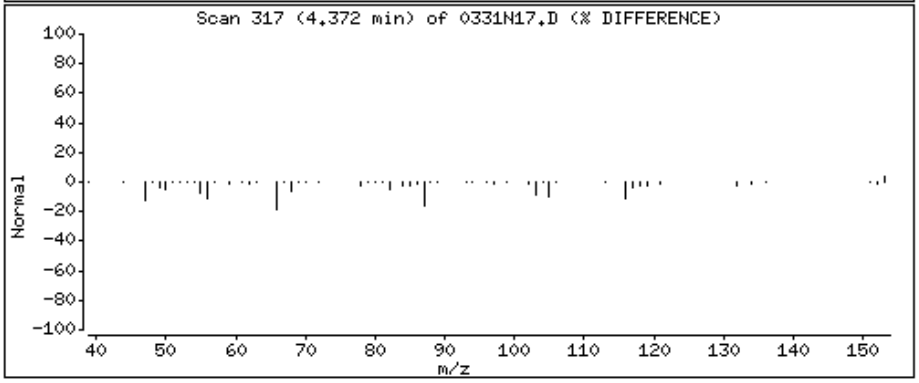

Data File: \\orgserv2\ff\chem\GCMSVOA\Quimby.i\150331N.b\0331N17.D

Date : 01-APR-2015 03:19

Client ID:

Instrument: Quimby.i

Sample Info: 11505963-12,31,10,,a

Purge Volume: 10.0

Operator: mm

Column phase: Rtx-502.2

Column diameter: 0.18

29 chloroform

Concentration: 1.707 ngs

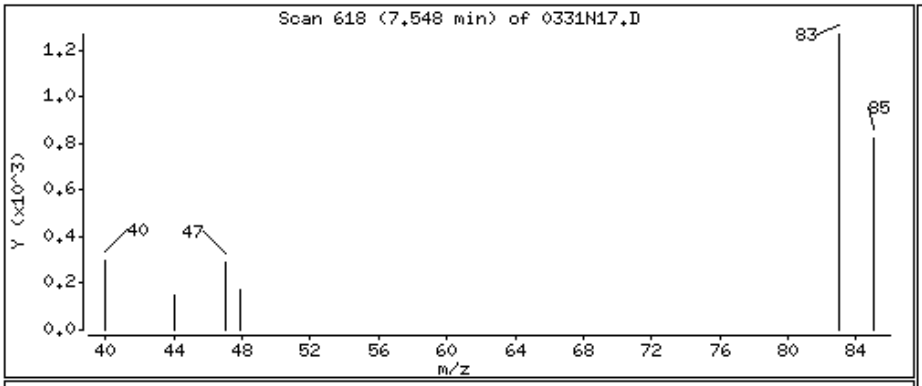

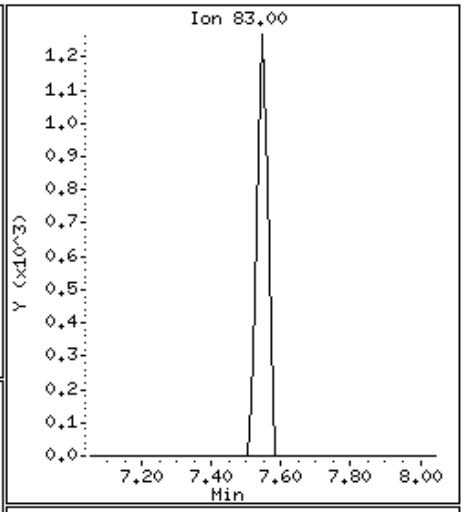

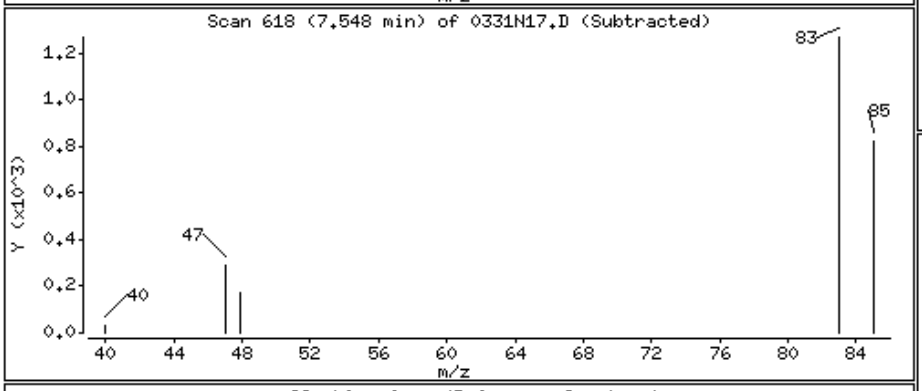

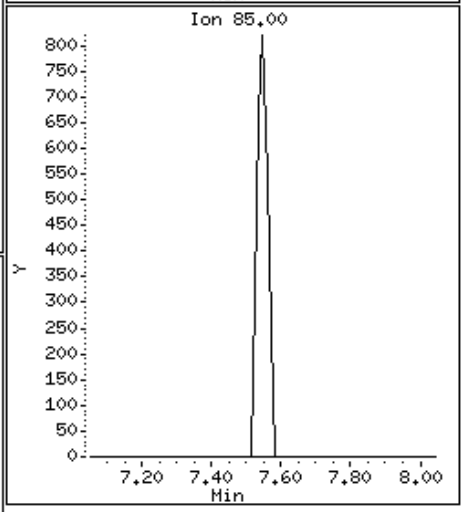

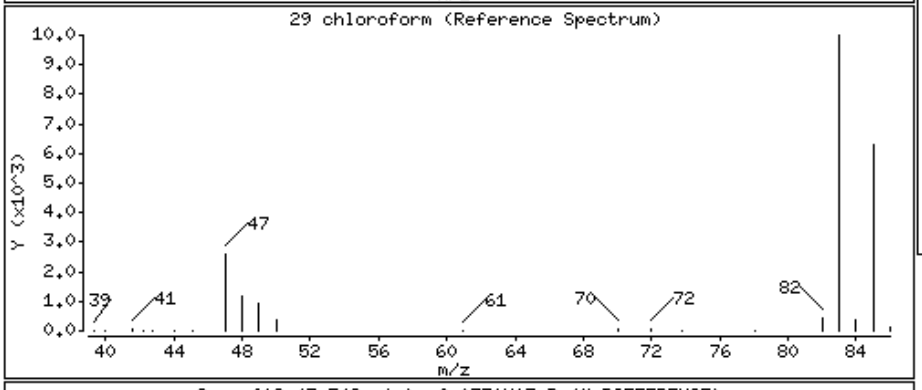

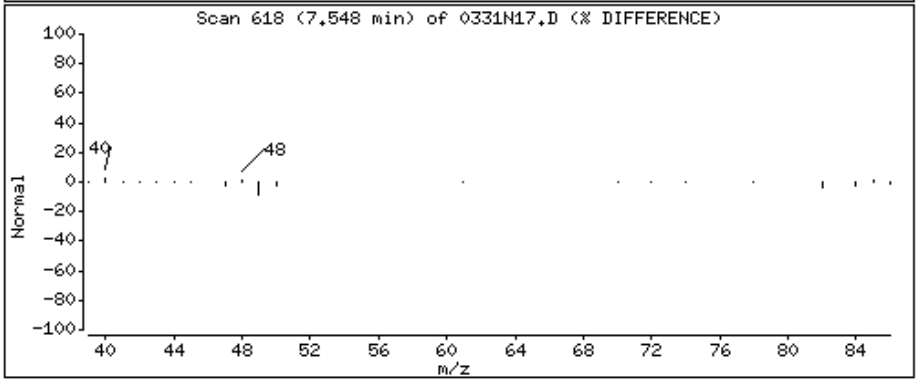

Data File: \\orgserv2\ff\chem\GCMSVOA\Quimby.i\150331N.b\0331N17.D

Date : 01-APR-2015 03:19

Client ID:

Instrument: Quimby.i

Sample Info: 11505963-12,31,10,,a

Purge Volume: 10.0

Operator: mm

Column phase: Rtx-502.2

Column diameter: 0.18

43 trichloroethene

Concentration: 6.703 ngs

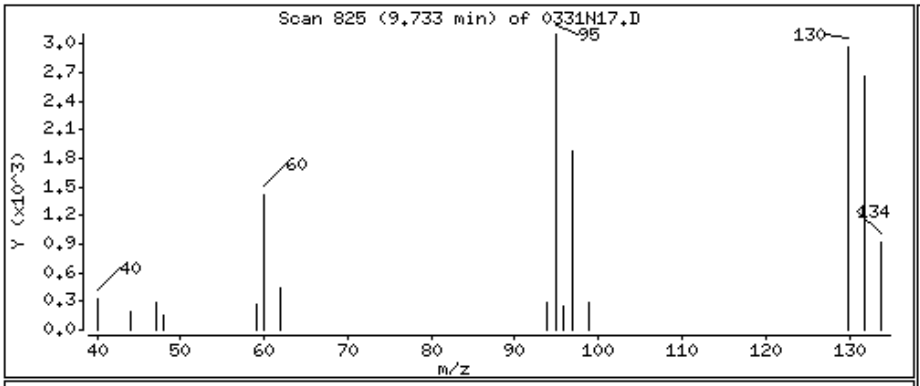

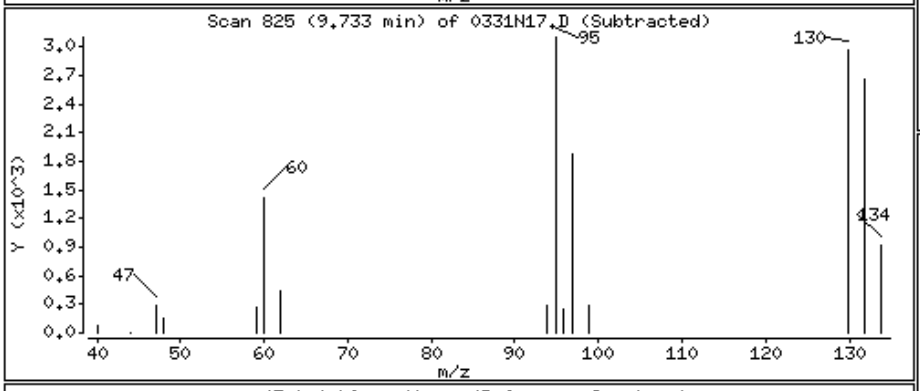

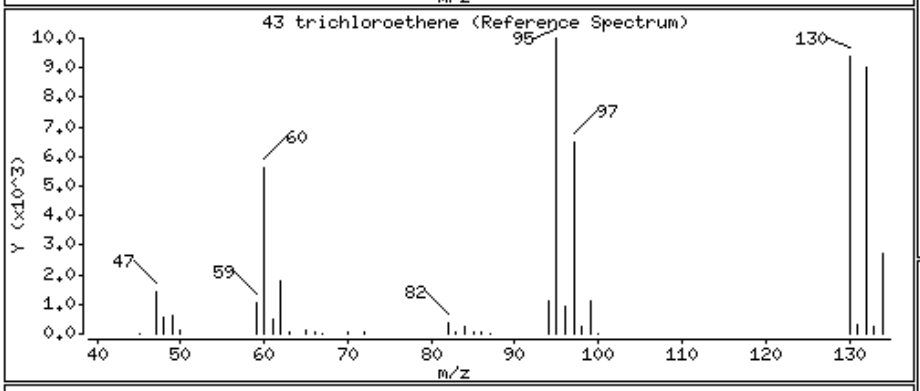

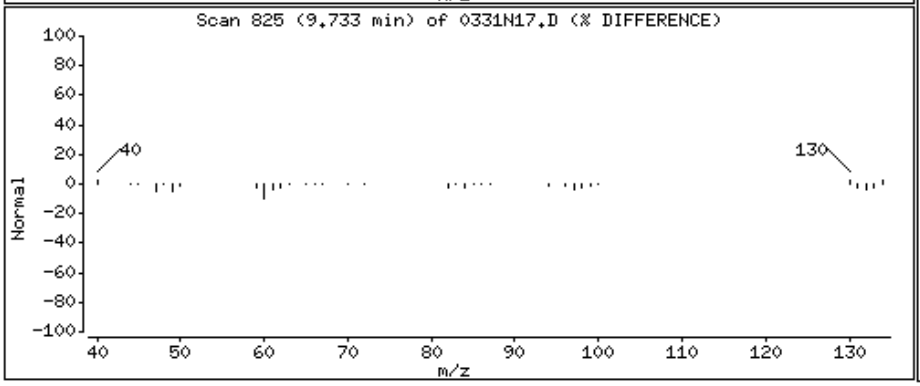

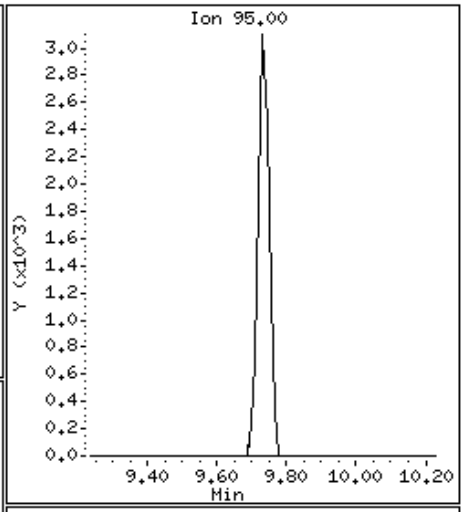

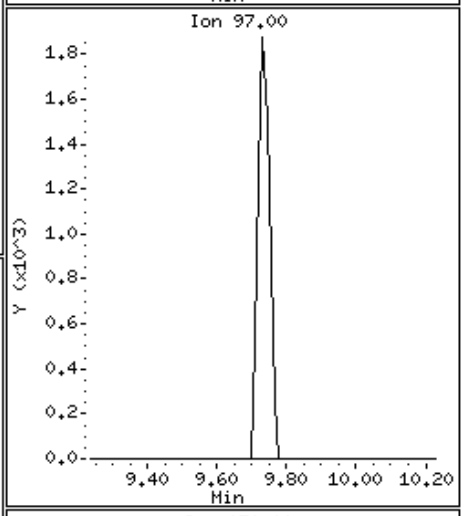

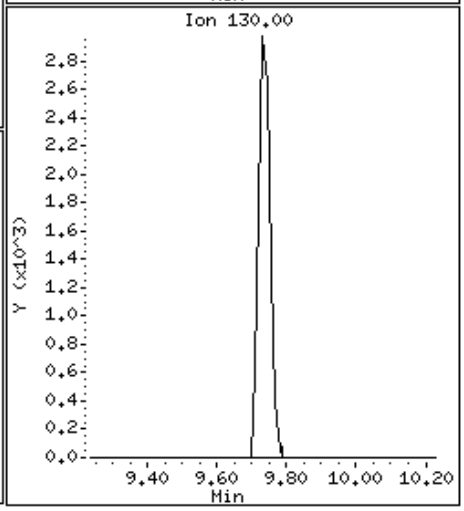

Alpha Analytical Labs

gc/ms voa

Data file : \\orgserv2\ff\chem\GCMSVOA\Quimby.i\150401.b\0401A09.D
Lab Smp Id:
Inj Date : 01-APR-2015 10:33
Operator : mm Inst ID: Quimby.i
Smp Info : l1505963-13,31,10,,a
Misc Info : wg772555,ical10611
Comment :
Method : \\orgserv2\ff\chem\GCMSVOA\Quimby.i\150401.b\liq8260.m
Meth Date : 01-Apr-2015 10:01 mmay Quant Type: ISTD
Cal Date : 13-JAN-2015 15:17 Cal File: 0113A14.D
Als bottle: 9
Dil Factor: 1.00000
Integrator: HP RTE Compound Sublist: njtcl.sub
Target Version: 4.12
Processing Host: A1VOA1

Concentration Formula: Amt * DF * CpndVariable
Cpnd Variable Local Compound Variable

	Compounds	QUANT SIG MASS	RT	EXP RT	REL RT	RESPONSE	CONCENTRATIONS ON-COLUMN (ngs)	FINAL (ngs)	REVIEW CODE
	1 dichlorodifluoromethane	85	Compound Not Detected.						
	2 chloromethane	50	Compound Not Detected.						
	3 vinyl chloride	62	Compound Not Detected.						
	4 bromomethane	94	Compound Not Detected.						
	5 chloroethane	64	Compound Not Detected.						
	6 trichlorofluoromethane	101	Compound Not Detected.						
	9 freon-113	101	Compound Not Detected.						
	10 acetone	43	4.456	4.456	(0.489)	6506	9.27904	9.279	
	11 1,1,-dichloroethene	96	Compound Not Detected.						
	14 methyl acetate	43	Compound Not Detected.						
	15 methylene chloride	84	Compound Not Detected.						
	16 carbon disulfide	76	Compound Not Detected.						
	18 methyl tert butyl ether	73	Compound Not Detected.						
	20 trans-1,2-dichloroethene	96	Compound Not Detected.						
	23 1,1-dichloroethane	63	Compound Not Detected.						
	25 2-butanone	43	Compound Not Detected.						
	28 cis-1,2-dichloroethene	96	Compound Not Detected.						
	29 chloroform	83	7.548	7.537	(0.828)	12033	6.30594	6.305	
	30 bromochloromethane	128	Compound Not Detected.						
$	32 dibromofluoromethane	113	7.875	7.875	(0.863)	71248	101.880	101.879	
	33 1,1,1-trichloroethane	97	Compound Not Detected.						
	34 cyclohexane	56	Compound Not Detected.						
	36 carbontetrachloride	117	Compound Not Detected.						
$	38 1,2-dichloroethane-d4	65	8.624	8.624	(0.946)	77677	97.7681	97.768	
	40 1,2-dichloroethane	62	Compound Not Detected.						
	41 benzene	78	Compound Not Detected.						
*	42 fluorobenzene	96	9.120	9.110	(1.000)	327388	100.000		
	43 trichloroethene	95	Compound Not Detected.						

	Compounds	QUANT SIG MASS	RT	EXP RT	REL RT	RESPONSE	CONCENTRATIONS ON-COLUMN (ngs)	CONCENTRATIONS FINAL (ngs)	REVIEW CODE
	44 methyl cyclohexane	83	Compound Not Detected.						
	45 1,2-dichloropropane	63	Compound Not Detected.						
	46 bromodichloromethane	83	Compound Not Detected.						
	47 1,4-dioxane	88	Compound Not Detected.						
	50 4-methyl-2-pentanone	58	Compound Not Detected.						
	52 cis-1,3-dichloropropene	75	Compound Not Detected.						
$	53 toluene-d8	98	11.643	11.642	(0.821)	333075	98.8301	98.830	
	54 toluene	92	Compound Not Detected.						
	56 trans-1,3-dichloropropene	75	Compound Not Detected.						
	57 2-hexanone	43	Compound Not Detected.						
	58 1,1,2-trichloroethane	83	Compound Not Detected.						
	60 tetrachloroethene	166	12.856	12.856	(0.906)	1613	1.33261	1.332	
	61 chlorodibromomethane	129	Compound Not Detected.						
	62 1,2-dibromoethane	107	Compound Not Detected.						
*	63 chlorobenzene-d5	117	14.186	14.186	(1.000)	261798	100.000		
	64 chlorobenzene	112	Compound Not Detected.						
	66 ethyl benzene	91	Compound Not Detected.						
	67 p/m xylene	106	Compound Not Detected.						
	68 o xylene	106	Compound Not Detected.						
	69 styrene	104	Compound Not Detected.						
	70 isopropylbenzene	105	Compound Not Detected.						
	71 bromoform	173	Compound Not Detected.						
	74 1,1,2,2,-tetrachloroethane	83	Compound Not Detected.						
$	75 4-bromofluorobenzene	95	16.328	16.328	(0.884)	119845	100.970	100.969	
	88 1,3-dichlorobenzene	146	Compound Not Detected.						
*	89 1,4-dichlorobenzene-d4	152	18.470	18.470	(1.000)	118331	100.000		
	90 1,4-dichlorobenzene	146	Compound Not Detected.						
	93 1,2-dichlorobenzene	146	Compound Not Detected.						
	95 1,2-dibromo-3-chloropropane	75	Compound Not Detected.						
	97 1,2,4-trichlorobenzene	180	Compound Not Detected.						
	100 1,2,3-trichlorobenzene	180	Compound Not Detected.						

Alpha Analytical Labs

gc/ms voa

Data file : \\orgserv2\ff\chem\GCMSVOA\Quimby.i\150401.b\0401A09.D
Lab Smp Id:
Inj Date : 01-APR-2015 10:33
Operator : mm Inst ID: Quimby.i
Smp Info : l1505963-13,31,10,,a
Misc Info : wg772555,ical10611
Comment :
Method : \\orgserv2\ff\chem\GCMSVOA\Quimby.i\150401.b\liq8260.m
Meth Date : 01-Apr-2015 10:01 mmay Quant Type: ISTD
Cal Date : 13-JAN-2015 15:17 Cal File: 0113A14.D
Als bottle: 9
Dil Factor: 1.00000
Integrator: HP RTE Compound Sublist: njtcl.sub
Target Version: 4.12
Processing Host: A1VOA1

- NO TENTATIVELY IDENTIFIED COMPOUNDS -

Alpha Analytical Labs

INTERNAL STANDARD COMPOUNDS
AREA AND RT SUMMARY

Instrument ID: Quimby.i
Lab File ID: 0401A09.D
Lab Smp Id:
Analysis Type: VOA
Quant Type: ISTD
Operator: mm
Method File: \\orgserv2\ff\chem\GCMSVOA\Quimby.i\150401.b\liq8260.m
Misc Info: wg772555,ical10611

Calibration Date: 01-APR-2015
Calibration Time: 06:21
Level: LOW
Sample Type: WATER

Test Mode:
Use Last Continuing Calibrator.
If Continuing Cal. use Initial Cal. Level 3

COMPOUND	STANDARD	AREA LIMIT LOWER	AREA LIMIT UPPER	SAMPLE	%DIFF
42 fluorobenzene	360230	180115	720460	327388	-9.12
63 chlorobenzene-d5	284242	142121	568484	261798	-7.90
89 1,4-dichlorobenze	147392	73696	294784	118331	-19.72

COMPOUND	STANDARD	RT LIMIT LOWER	RT LIMIT UPPER	SAMPLE	%DIFF
42 fluorobenzene	9.11	8.61	9.61	9.12	0.12
63 chlorobenzene-d5	14.19	13.69	14.69	14.19	0.00
89 1,4-dichlorobenze	18.47	17.97	18.97	18.47	0.00

AREA UPPER LIMIT = +100% of internal standard area.
AREA LOWER LIMIT = - 50% of internal standard area.
RT UPPER LIMIT = + 0.50 minutes of internal standard RT.
RT LOWER LIMIT = - 0.50 minutes of internal standard RT.

Alpha Analytical Labs

RECOVERY REPORT

Client Name: Client SDG: SDGa02552
Sample Matrix: LIQUID Fraction: VOA
Lab Smp Id:
Level: LOW Operator: mm
Data Type: MS DATA SampleType: SAMPLE
SpikeList File: curve.spk Quant Type: ISTD
Sublist File: njtcl.sub
Method File: \\orgserv2\ff\chem\GCMSVOA\Quimby.i\150401.b\liq8260.m
Misc Info: wg772555,ical10611

SURROGATE COMPOUND	AMOUNT ADDED ngs	AMOUNT RECOVERED ngs	% RECOVERED	LIMITS
$ 32 dibromofluorometha	100.000	101.879	101.88	70-130
$ 38 1,2-dichloroethane	100.000	97.768	97.77	70-130
$ 53 toluene-d8	100.000	98.830	98.83	70-130
$ 75 4-bromofluorobenze	100.000	100.969	100.97	70-130

Data File: \\orgserv2\ff\chem\GCMSVOA\Quimby.i\150401.b\0401A09.D
Date : 01-APR-2015 10:33
Client ID:
Instrument: Quimby.i
Sample Info: 11505963-13,31,10,,a
Purge Volume: 10.0
Operator: mm
Column phase: Rtx-502.2
Column diameter: 0.18

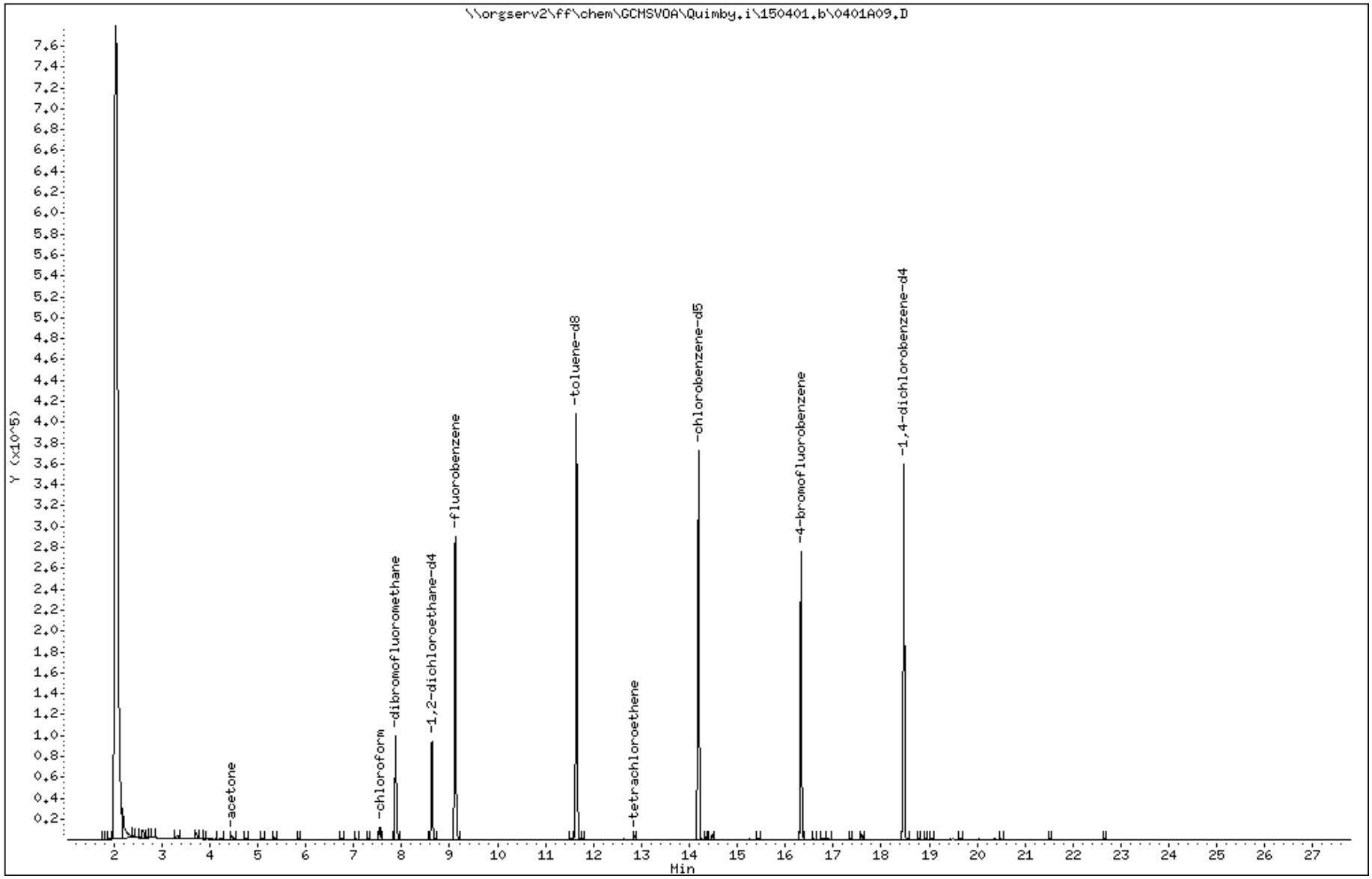

Data File: \\orgserv2\ff\chem\GCMSVOA\Quimby.i\150401.b\0401A09.D

Date : 01-APR-2015 10:33

Client ID:

Instrument: Quimby.i

Sample Info: 11505963-13,31,10,,a

Purge Volume: 10.0

Operator: mm

Column phase: Rtx-502.2

Column diameter: 0.18

10 acetone

Concentration: 9.279 ngs

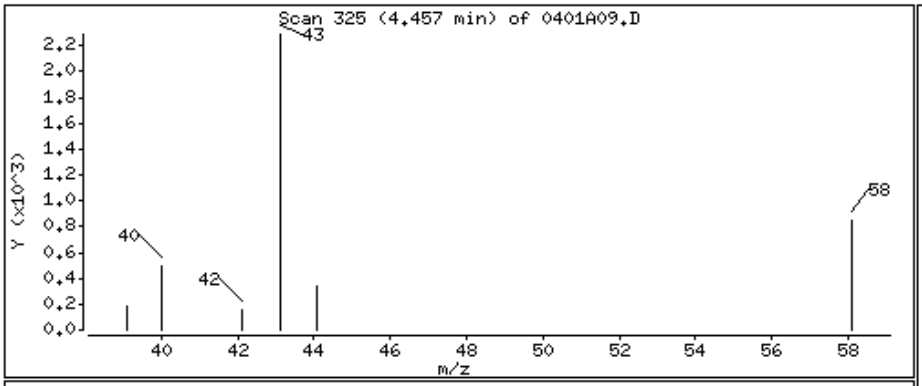

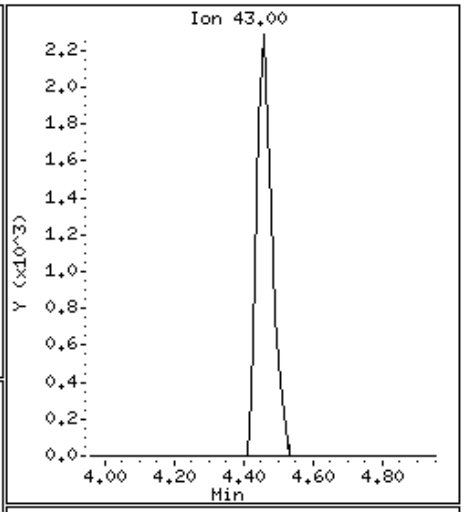

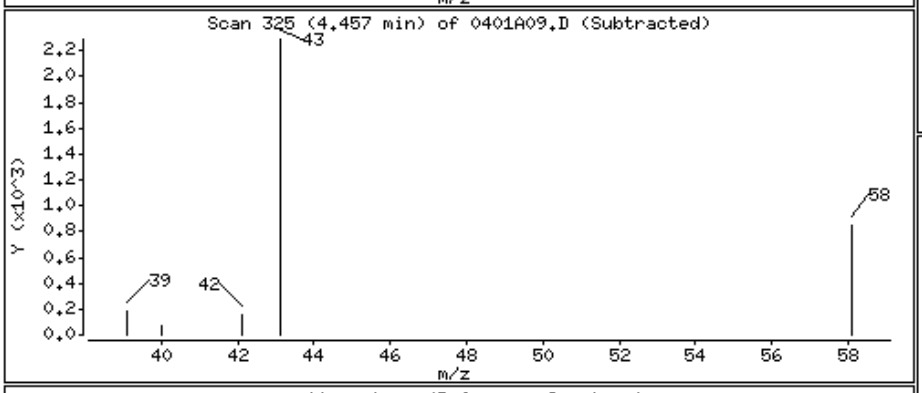

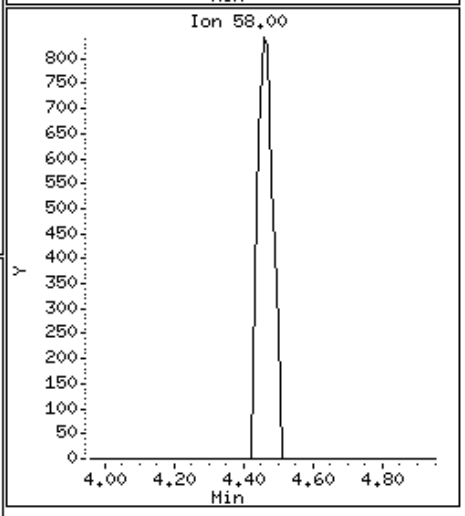

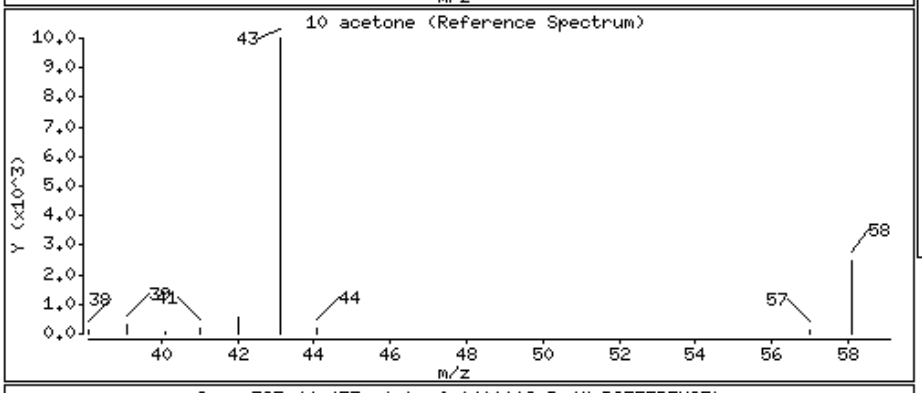

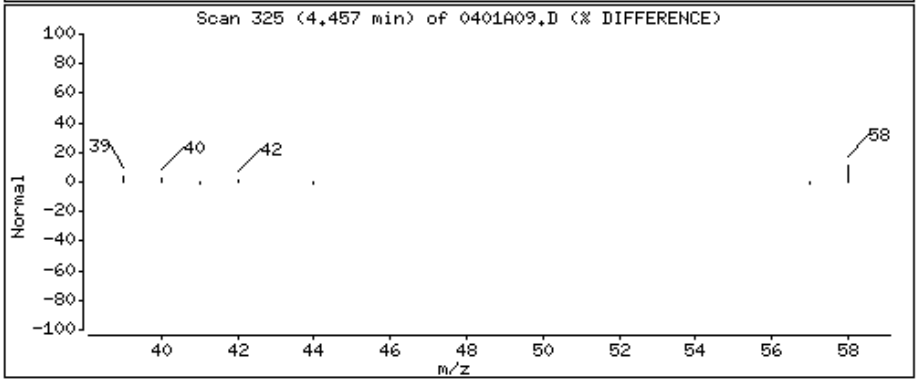

Data File: \\orgserv2\ff\chem\GCMSVOA\Quimby.i\150401.b\0401A09.D

Date : 01-APR-2015 10:33

Client ID:

Instrument: Quimby.i

Sample Info: 11505963-13,31,10,,a

Purge Volume: 10.0

Operator: mm

Column phase: Rtx-502.2

Column diameter: 0.18

29 chloroform

Concentration: 6.305 ngs

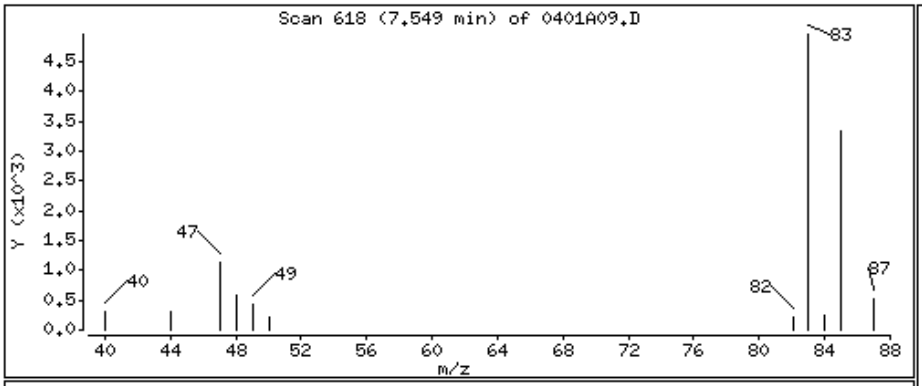

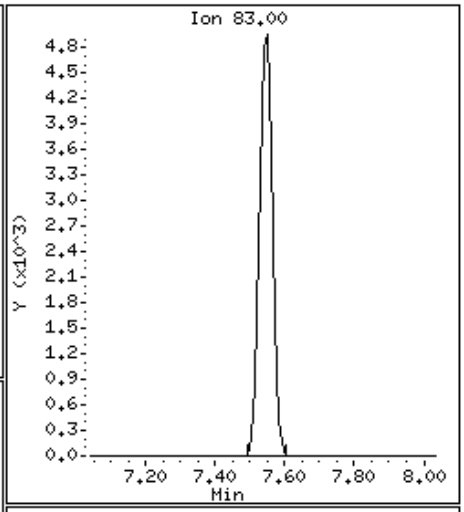

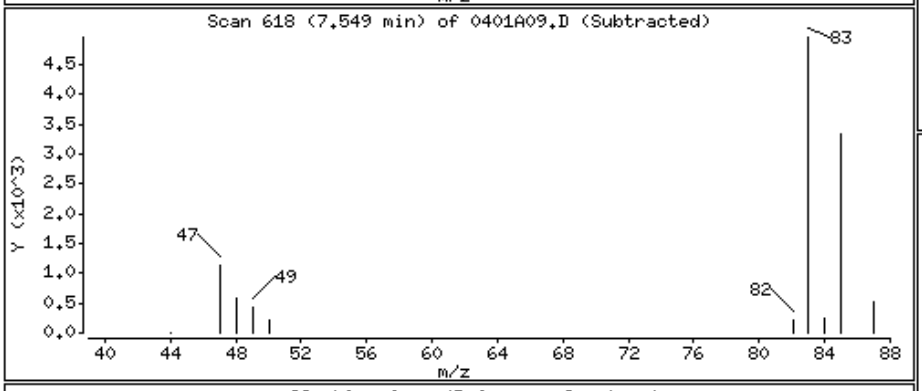

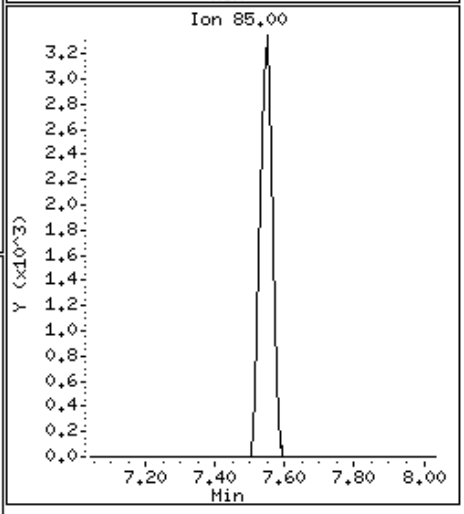

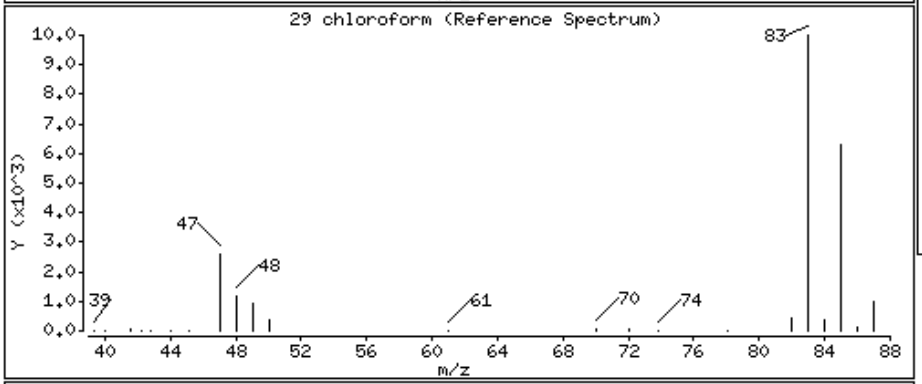

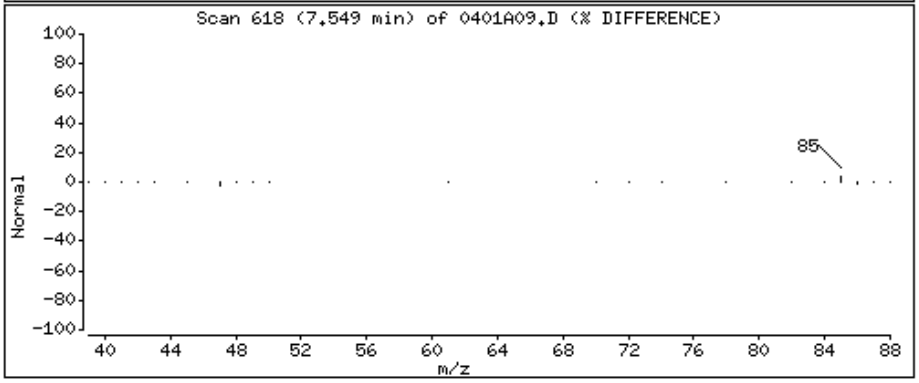

Data File: \\orgserv2\ff\chem\GCMSVOA\Quimby.i\150401.b\0401A09.D

Date : 01-APR-2015 10:33

Client ID:

Instrument: Quimby.i

Sample Info: l1505963-13,31,10,,a

Purge Volume: 10.0

Operator: mm

Column phase: Rtx-502.2

Column diameter: 0.18

60 tetrachloroethene

Concentration: 1.332 ngs

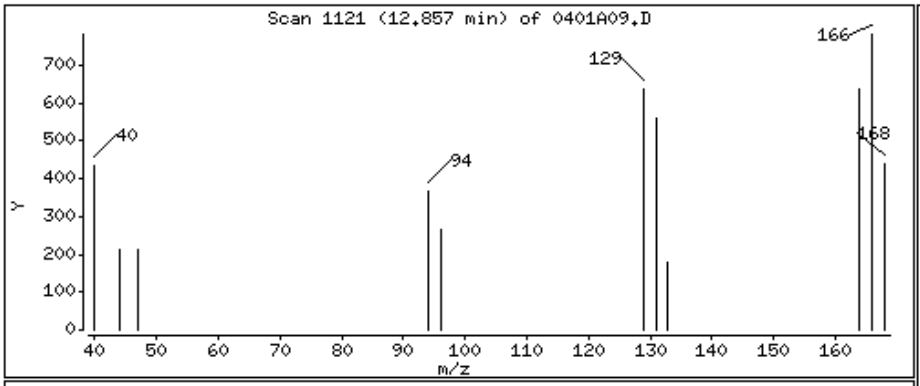

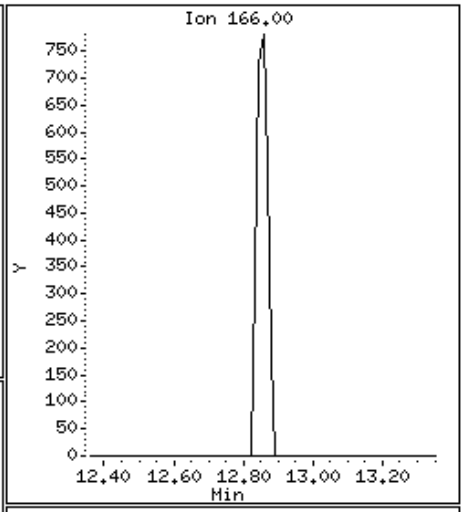

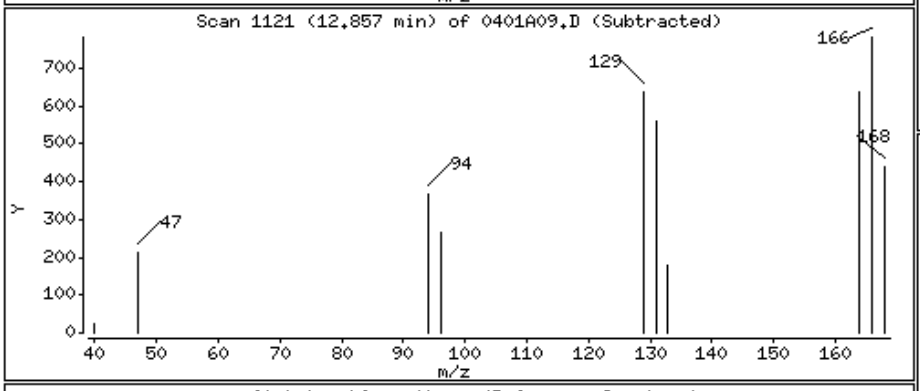

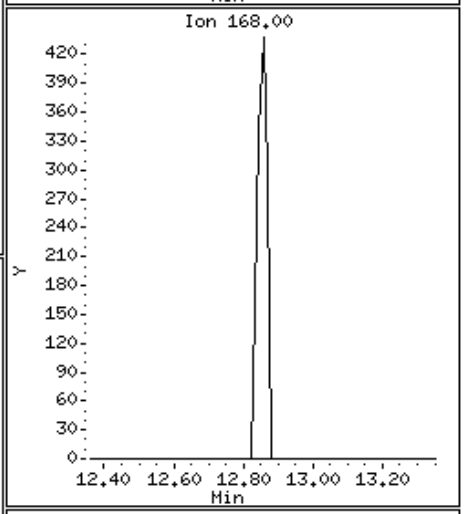

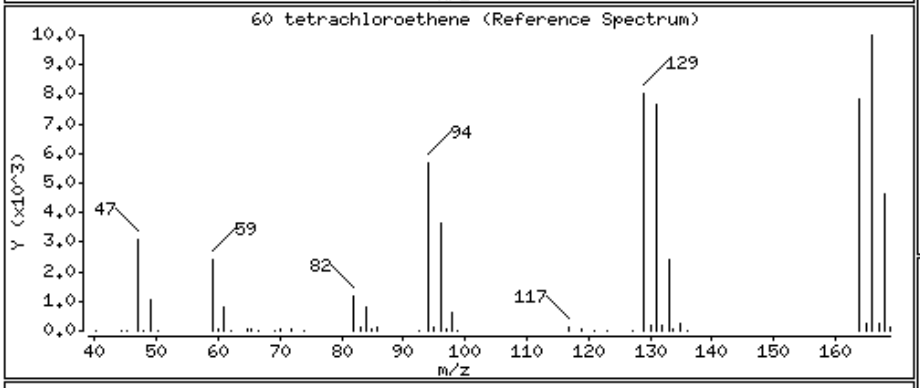

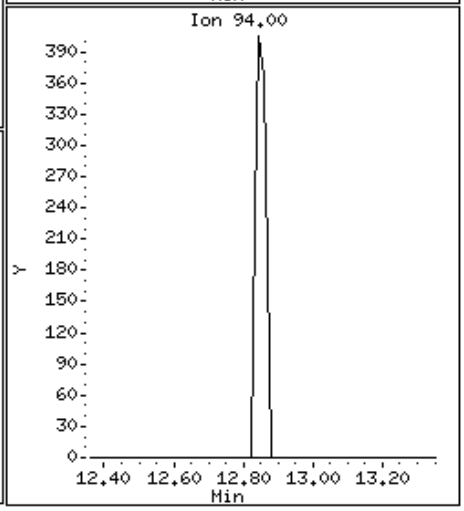

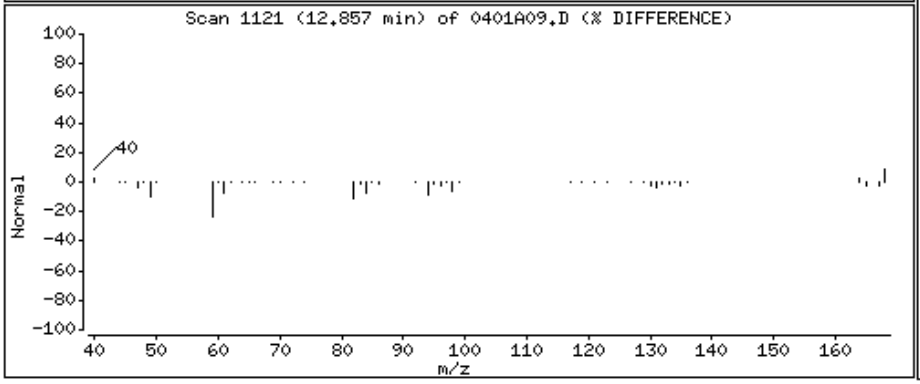

Alpha Analytical Labs

gc/ms voa

Data file : \\orgserv2\ff\chem\GCMSVOA\Quimby.i\150401.b\0401A10.D
Lab Smp Id:
Inj Date : 01-APR-2015 11:05
Operator : mm Inst ID: Quimby.i
Smp Info : l1505963-14,31,10,,a
Misc Info : wg772555,ical10611
Comment :
Method : \\orgserv2\ff\chem\GCMSVOA\Quimby.i\150401.b\liq8260.m
Meth Date : 01-Apr-2015 10:01 mmay Quant Type: ISTD
Cal Date : 13-JAN-2015 15:17 Cal File: 0113A14.D
Als bottle: 10
Dil Factor: 1.00000
Integrator: HP RTE Compound Sublist: njtcl.sub
Target Version: 4.12
Processing Host: A1VOA1

Concentration Formula: Amt * DF * CpndVariable
Cpnd Variable Local Compound Variable

	Compounds	QUANT SIG MASS	RT	EXP RT	REL RT	RESPONSE	CONCENTRATIONS ON-COLUMN (ngs)	CONCENTRATIONS FINAL (ngs)	REVIEW CODE
	1 dichlorodifluoromethane	85	Compound Not Detected.						
	2 chloromethane	50	Compound Not Detected.						
	3 vinyl chloride	62	Compound Not Detected.						
	4 bromomethane	94	Compound Not Detected.						
	5 chloroethane	64	Compound Not Detected.						
	6 trichlorofluoromethane	101	Compound Not Detected.						
	9 freon-113	101	Compound Not Detected.						
	10 acetone	43	4.456	4.456	(0.489)	7161	14.6417	14.641	
	11 1,1,-dichloroethene	96	Compound Not Detected.						
	14 methyl acetate	43	Compound Not Detected.						
	15 methylene chloride	84	Compound Not Detected.						
	16 carbon disulfide	76	Compound Not Detected.						
	18 methyl tert butyl ether	73	Compound Not Detected.						
	20 trans-1,2-dichloroethene	96	Compound Not Detected.						
	23 1,1-dichloroethane	63	Compound Not Detected.						
	25 2-butanone	43	Compound Not Detected.						
	28 cis-1,2-dichloroethene	96	Compound Not Detected.						
	29 chloroform	83	7.548	7.537	(0.828)	20599	10.9935	10.993	
	30 bromochloromethane	128	Compound Not Detected.						
$	32 dibromofluoromethane	113	7.875	7.875	(0.863)	71115	103.560	103.559	
	33 1,1,1-trichloroethane	97	Compound Not Detected.						
	34 cyclohexane	56	Compound Not Detected.						
	36 carbontetrachloride	117	Compound Not Detected.						
$	38 1,2-dichloroethane-d4	65	8.635	8.624	(0.947)	76684	98.2933	98.293	
	40 1,2-dichloroethane	62	Compound Not Detected.						
	41 benzene	78	Compound Not Detected.						
*	42 fluorobenzene	96	9.120	9.110	(1.000)	321476	100.000		
	43 trichloroethene	95	Compound Not Detected.						

	Compounds	QUANT SIG MASS	RT	EXP RT	REL RT	RESPONSE	CONCENTRATIONS ON-COLUMN (ngs)	CONCENTRATIONS FINAL (ngs)	REVIEW CODE
	44 methyl cyclohexane	83	Compound Not Detected.						
	45 1,2-dichloropropane	63	Compound Not Detected.						
	46 bromodichloromethane	83	Compound Not Detected.						
	47 1,4-dioxane	88	Compound Not Detected.						
	50 4-methyl-2-pentanone	58	Compound Not Detected.						
	52 cis-1,3-dichloropropene	75	Compound Not Detected.						
$	53 toluene-d8	98	11.642	11.642	(0.821)	330349	100.551	100.550	
	54 toluene	92	Compound Not Detected.						
	56 trans-1,3-dichloropropene	75	Compound Not Detected.						
	57 2-hexanone	43	Compound Not Detected.						
	58 1,1,2-trichloroethane	83	Compound Not Detected.						
	60 tetrachloroethene	166	Compound Not Detected.						
	61 chlorodibromomethane	129	Compound Not Detected.						
	62 1,2-dibromoethane	107	Compound Not Detected.						
*	63 chlorobenzene-d5	117	14.186	14.186	(1.000)	255212	100.000		
	64 chlorobenzene	112	Compound Not Detected.						
	66 ethyl benzene	91	Compound Not Detected.						
	67 p/m xylene	106	Compound Not Detected.						
	68 o xylene	106	Compound Not Detected.						
	69 styrene	104	Compound Not Detected.						
	70 isopropylbenzene	105	Compound Not Detected.						
	71 bromoform	173	Compound Not Detected.						
	74 1,1,2,2,-tetrachloroethane	83	Compound Not Detected.						
$	75 4-bromofluorobenzene	95	16.328	16.328	(0.884)	116691	104.321	104.320	
	88 1,3-dichlorobenzene	146	Compound Not Detected.						
*	89 1,4-dichlorobenzene-d4	152	18.470	18.470	(1.000)	111516	100.000		
	90 1,4-dichlorobenzene	146	Compound Not Detected.						
	93 1,2-dichlorobenzene	146	Compound Not Detected.						
	95 1,2-dibromo-3-chloropropane	75	Compound Not Detected.						
	97 1,2,4-trichlorobenzene	180	Compound Not Detected.						
	100 1,2,3-trichlorobenzene	180	Compound Not Detected.						

Alpha Analytical Labs

gc/ms voa

Data file : \\orgserv2\ff\chem\GCMSVOA\Quimby.i\150401.b\0401A10.D
Lab Smp Id:
Inj Date : 01-APR-2015 11:05
Operator : mm Inst ID: Quimby.i
Smp Info : l1505963-14,31,10,,a
Misc Info : wg772555,ical10611
Comment :
Method : \\orgserv2\ff\chem\GCMSVOA\Quimby.i\150401.b\liq8260.m
Meth Date : 01-Apr-2015 10:01 mmay Quant Type: ISTD
Cal Date : 13-JAN-2015 15:17 Cal File: 0113A14.D
Als bottle: 10
Dil Factor: 1.00000
Integrator: HP RTE Compound Sublist: njtcl.sub
Target Version: 4.12
Processing Host: A1VOA1

- NO TENTATIVELY IDENTIFIED COMPOUNDS -

Alpha Analytical Labs

INTERNAL STANDARD COMPOUNDS
AREA AND RT SUMMARY

Instrument ID: Quimby.i
Lab File ID: 0401A10.D
Lab Smp Id:
Analysis Type: VOA
Quant Type: ISTD
Operator: mm
Method File: \\orgserv2\ff\chem\GCMSVOA\Quimby.i\150401.b\liq8260.m
Misc Info: wg772555,ical10611

Calibration Date: 01-APR-2015
Calibration Time: 06:21
Level: LOW
Sample Type: WATER

Test Mode:
Use Last Continuing Calibrator.
If Continuing Cal. use Initial Cal. Level 3

COMPOUND	STANDARD	AREA LIMIT LOWER	AREA LIMIT UPPER	SAMPLE	%DIFF
42 fluorobenzene	360230	180115	720460	321476	-10.76
63 chlorobenzene-d5	284242	142121	568484	255212	-10.21
89 1,4-dichlorobenze	147392	73696	294784	111516	-24.34

COMPOUND	STANDARD	RT LIMIT LOWER	RT LIMIT UPPER	SAMPLE	%DIFF
42 fluorobenzene	9.11	8.61	9.61	9.12	0.12
63 chlorobenzene-d5	14.19	13.69	14.69	14.19	0.00
89 1,4-dichlorobenze	18.47	17.97	18.97	18.47	0.00

AREA UPPER LIMIT = +100% of internal standard area.
AREA LOWER LIMIT = - 50% of internal standard area.
RT UPPER LIMIT = + 0.50 minutes of internal standard RT.
RT LOWER LIMIT = - 0.50 minutes of internal standard RT.

Alpha Analytical Labs

RECOVERY REPORT

Client Name: Client SDG: SDGa02552
Sample Matrix: LIQUID Fraction: VOA
Lab Smp Id:
Level: LOW Operator: mm
Data Type: MS DATA SampleType: SAMPLE
SpikeList File: curve.spk Quant Type: ISTD
Sublist File: njtcl.sub
Method File: \\orgserv2\ff\chem\GCMSVOA\Quimby.i\150401.b\liq8260.m
Misc Info: wg772555,ical10611

SURROGATE COMPOUND	AMOUNT ADDED ngs	AMOUNT RECOVERED ngs	% RECOVERED	LIMITS
$ 32 dibromofluorometha	100.000	103.559	103.56	70-130
$ 38 1,2-dichloroethane	100.000	98.293	98.29	70-130
$ 53 toluene-d8	100.000	100.550	100.55	70-130
$ 75 4-bromofluorobenze	100.000	104.320	104.32	70-130

Data File: \\orgserv2\ff\chem\GCMSVOA\Quimby.i\150401.b\0401A10.D
Date : 01-APR-2015 11:05
Client ID:
Sample Info: 11505963-14,31,10,,a
Purge Volume: 10.0
Column phase: Rtx-502.2

Instrument: Quimby.i
Operator: mm
Column diameter: 0.18

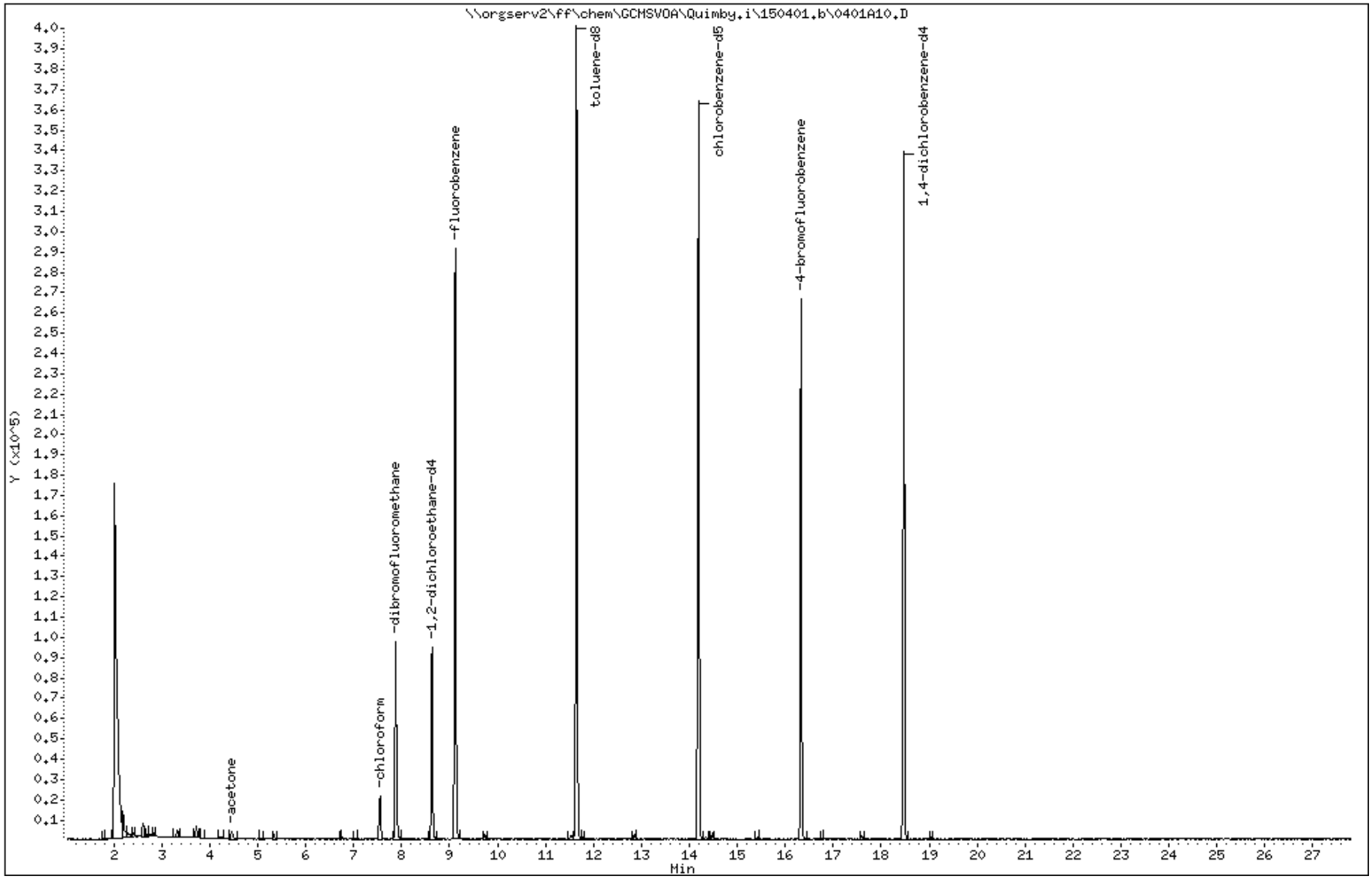

Data File: \\orgserv2\ff\chem\GCMSVOA\Quimby.i\150401.b\0401A10.D

Date : 01-APR-2015 11:05

Client ID:

Instrument: Quimby.i

Sample Info: 11505963-14,31,10,,a

Purge Volume: 10.0

Operator: mm

Column phase: Rtx-502.2

Column diameter: 0.18

10 acetone

Concentration: 14.641 ngs

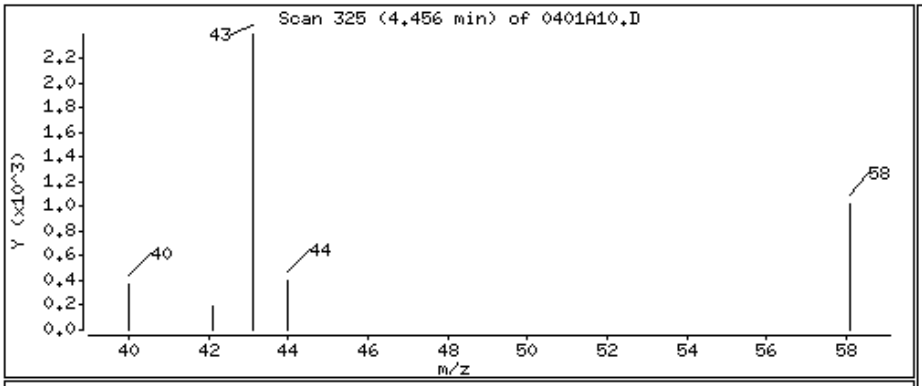

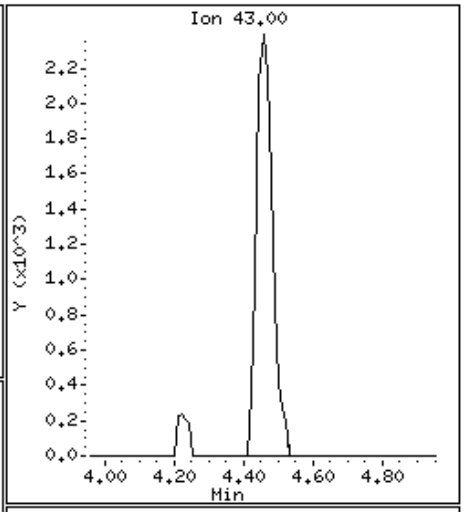

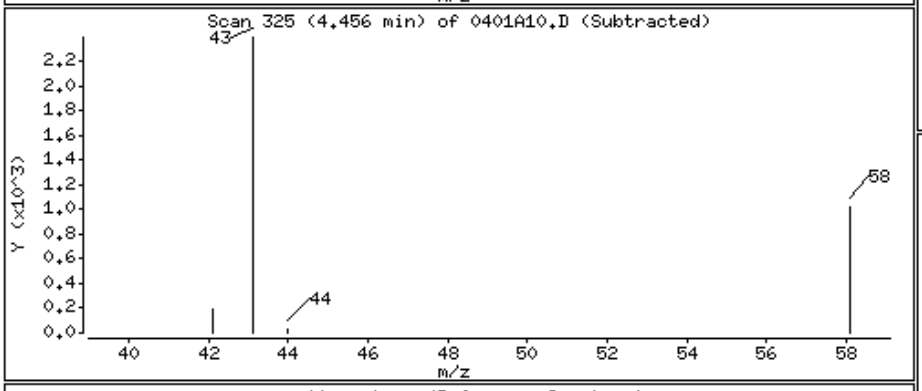

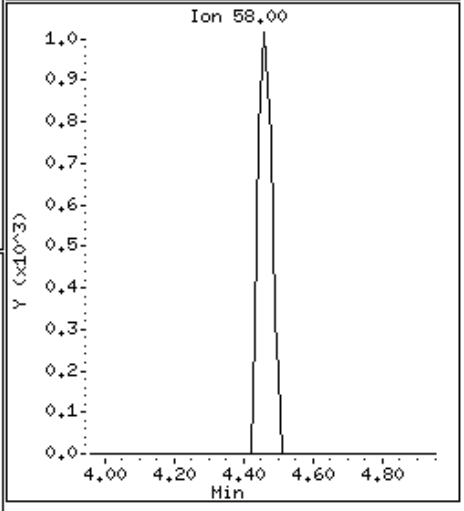

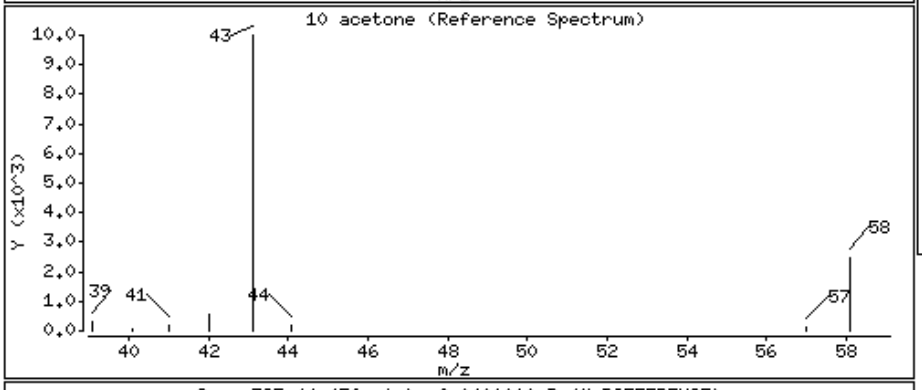

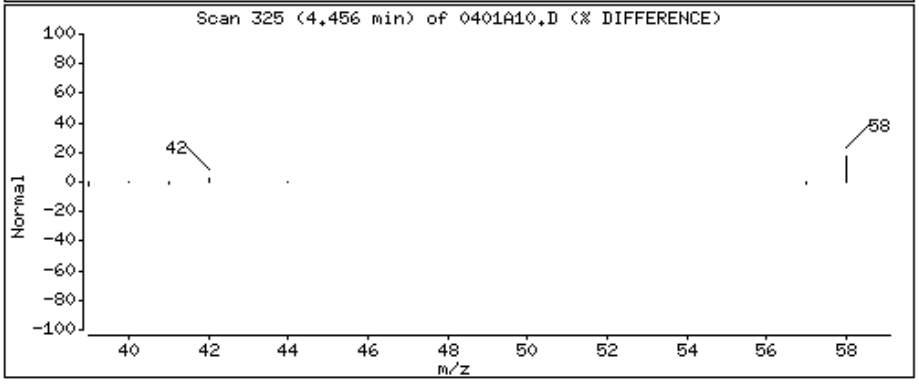

Data File: \\orgserv2\ff\chem\GCMSVOA\Quimby.i\150401.b\0401A10.D

Date : 01-APR-2015 11:05

Client ID:

Instrument: Quimby.i

Sample Info: 11505963-14,31,10,,a

Purge Volume: 10.0

Operator: mm

Column phase: Rtx-502.2

Column diameter: 0.18

29 chloroform

Concentration: 10.993 ngs

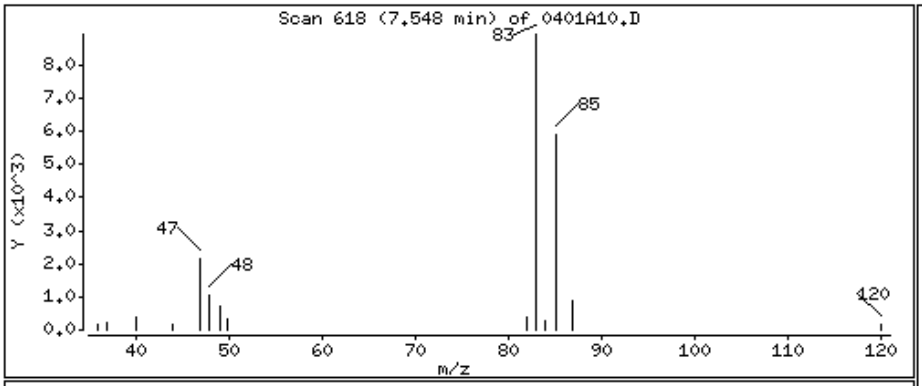

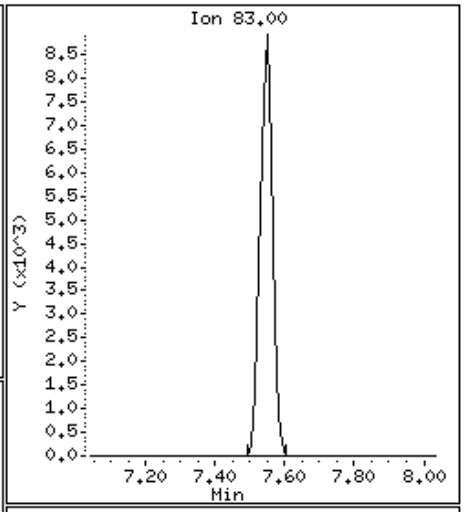

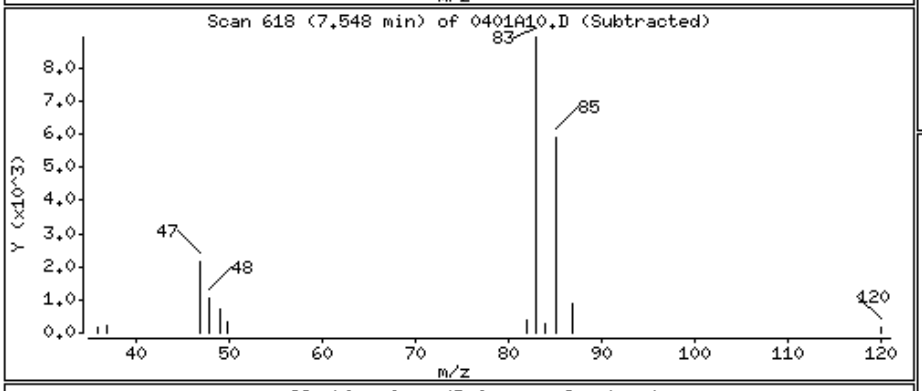

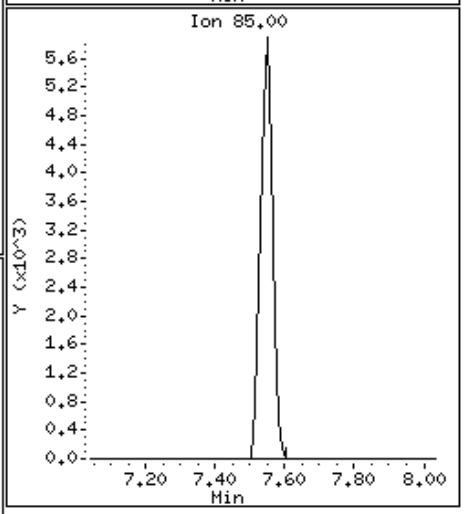

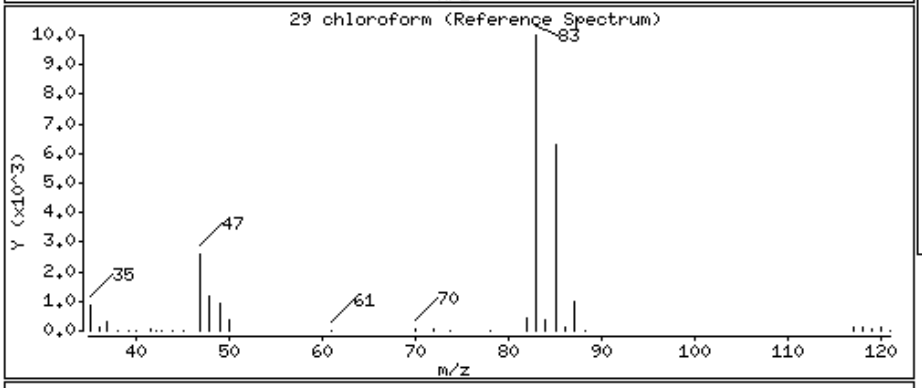

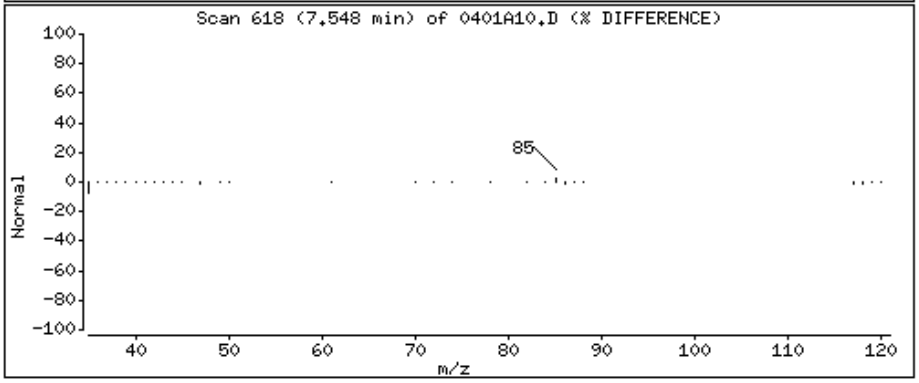

Alpha Analytical Labs

gc/ms voa

Data file : \\orgserv2\ff\chem\GCMSVOA\Quimby.i\150401.b\0401A11.D
Lab Smp Id:
Inj Date : 01-APR-2015 11:36
Operator : mm Inst ID: Quimby.i
Smp Info : l1505963-15,31,10,,a
Misc Info : wg772555,ical10611
Comment :
Method : \\orgserv2\ff\chem\GCMSVOA\Quimby.i\150401.b\liq8260.m
Meth Date : 01-Apr-2015 10:01 mmay Quant Type: ISTD
Cal Date : 13-JAN-2015 15:17 Cal File: 0113A14.D
Als bottle: 11
Dil Factor: 1.00000
Integrator: HP RTE Compound Sublist: njtcl.sub
Target Version: 4.12
Processing Host: A1VOA1

Concentration Formula: Amt * DF * CpndVariable
Cpnd Variable Local Compound Variable

	Compounds	QUANT SIG MASS	RT	EXP RT	REL RT	RESPONSE	CONCENTRATIONS ON-COLUMN (ngs)	FINAL (ngs)	REVIEW CODE
1	dichlorodifluoromethane	85	Compound Not Detected.						
2	chloromethane	50	Compound Not Detected.						
3	vinyl chloride	62	Compound Not Detected.						
4	bromomethane	94	3.285	3.274	(0.360)	927	1.38495	1.384(Q)	
5	chloroethane	64	Compound Not Detected.						
6	trichlorofluoromethane	101	Compound Not Detected.						
9	freon-113	101	Compound Not Detected.						
10	acetone	43	Compound Not Detected.						
11	1,1,-dichloroethene	96	Compound Not Detected.						
14	methyl acetate	43	Compound Not Detected.						
15	methylene chloride	84	Compound Not Detected.						
16	carbon disulfide	76	Compound Not Detected.						
18	methyl tert butyl ether	73	Compound Not Detected.						
20	trans-1,2-dichloroethene	96	Compound Not Detected.						
23	1,1-dichloroethane	63	Compound Not Detected.						
25	2-butanone	43	Compound Not Detected.						
28	cis-1,2-dichloroethene	96	Compound Not Detected.						
29	chloroform	83	7.548	7.537	(0.828)	19234	10.6076	10.607	
30	bromochloromethane	128	Compound Not Detected.						
$ 32	dibromofluoromethane	113	7.875	7.875	(0.863)	69230	104.179	104.179	
33	1,1,1-trichloroethane	97	Compound Not Detected.						
34	cyclohexane	56	Compound Not Detected.						
36	carbontetrachloride	117	Compound Not Detected.						
$ 38	1,2-dichloroethane-d4	65	8.635	8.624	(0.947)	75134	99.5202	99.520	
40	1,2-dichloroethane	62	Compound Not Detected.						
41	benzene	78	Compound Not Detected.						
* 42	fluorobenzene	96	9.120	9.110	(1.000)	311095	100.000		
43	trichloroethene	95	9.733	9.732	(1.067)	3321	2.91583	2.915	
44	methyl cyclohexane	83	Compound Not Detected.						

	Compounds	QUANT SIG MASS	RT	EXP RT	REL RT	RESPONSE	CONCENTRATIONS ON-COLUMN (ngs)	CONCENTRATIONS FINAL (ngs)	REVIEW CODE
	45 1,2-dichloropropane	63	Compound Not Detected.						
	46 bromodichloromethane	83	Compound Not Detected.						
	47 1,4-dioxane	88	Compound Not Detected.						
	50 4-methyl-2-pentanone	58	Compound Not Detected.						
	52 cis-1,3-dichloropropene	75	Compound Not Detected.						
$	53 toluene-d8	98	11.643	11.642	(0.821)	319229	99.2561	99.256	
	54 toluene	92	Compound Not Detected.						
	56 trans-1,3-dichloropropene	75	Compound Not Detected.						
	57 2-hexanone	43	Compound Not Detected.						
	58 1,1,2-trichloroethane	83	Compound Not Detected.						
	60 tetrachloroethene	166	Compound Not Detected.						
	61 chlorodibromomethane	129	Compound Not Detected.						
	62 1,2-dibromoethane	107	Compound Not Detected.						
*	63 chlorobenzene-d5	117	14.186	14.186	(1.000)	249838	100.000		
	64 chlorobenzene	112	Compound Not Detected.						
	66 ethyl benzene	91	Compound Not Detected.						
	67 p/m xylene	106	Compound Not Detected.						
	68 o xylene	106	Compound Not Detected.						
	69 styrene	104	Compound Not Detected.						
	70 isopropylbenzene	105	Compound Not Detected.						
	71 bromoform	173	Compound Not Detected.						
	74 1,1,2,2,-tetrachloroethane	83	Compound Not Detected.						
$	75 4-bromofluorobenzene	95	16.328	16.328	(0.884)	113069	101.640	101.640	
	88 1,3-dichlorobenzene	146	Compound Not Detected.						
*	89 1,4-dichlorobenzene-d4	152	18.470	18.470	(1.000)	110904	100.000		
	90 1,4-dichlorobenzene	146	Compound Not Detected.						
	93 1,2-dichlorobenzene	146	Compound Not Detected.						
	95 1,2-dibromo-3-chloropropane	75	Compound Not Detected.						
	97 1,2,4-trichlorobenzene	180	Compound Not Detected.						
	100 1,2,3-trichlorobenzene	180	Compound Not Detected.						

QC Flag Legend

Q - Qualifier signal failed the ratio test.

Alpha Analytical Labs

gc/ms voa

Data file : \\orgserv2\ff\chem\GCMSVOA\Quimby.i\150401.b\0401A11.D
Lab Smp Id:
Inj Date : 01-APR-2015 11:36
Operator : mm Inst ID: Quimby.i
Smp Info : l1505963-15,31,10,,a
Misc Info : wg772555,ical10611
Comment :
Method : \\orgserv2\ff\chem\GCMSVOA\Quimby.i\150401.b\liq8260.m
Meth Date : 01-Apr-2015 10:01 mmay Quant Type: ISTD
Cal Date : 13-JAN-2015 15:17 Cal File: 0113A14.D
Als bottle: 11
Dil Factor: 1.00000
Integrator: HP RTE Compound Sublist: njtcl.sub
Target Version: 4.12
Processing Host: A1VOA1

- NO TENTATIVELY IDENTIFIED COMPOUNDS -

Alpha Analytical Labs

INTERNAL STANDARD COMPOUNDS
AREA AND RT SUMMARY

Instrument ID: Quimby.i
Lab File ID: 0401A11.D
Lab Smp Id:
Analysis Type: VOA
Quant Type: ISTD
Operator: mm
Method File: \\orgserv2\ff\chem\GCMSVOA\Quimby.i\150401.b\liq8260.m
Misc Info: wg772555,ical10611

Calibration Date: 01-APR-2015
Calibration Time: 06:21
Level: LOW
Sample Type: WATER

Test Mode:
Use Last Continuing Calibrator.
If Continuing Cal. use Initial Cal. Level 3

COMPOUND	STANDARD	AREA LIMIT LOWER	AREA LIMIT UPPER	SAMPLE	%DIFF
42 fluorobenzene	360230	180115	720460	311095	-13.64
63 chlorobenzene-d5	284242	142121	568484	249838	-12.10
89 1,4-dichlorobenze	147392	73696	294784	110904	-24.76

COMPOUND	STANDARD	RT LIMIT LOWER	RT LIMIT UPPER	SAMPLE	%DIFF
42 fluorobenzene	9.11	8.61	9.61	9.12	0.12
63 chlorobenzene-d5	14.19	13.69	14.69	14.19	0.00
89 1,4-dichlorobenze	18.47	17.97	18.97	18.47	0.00

AREA UPPER LIMIT = +100% of internal standard area.
AREA LOWER LIMIT = - 50% of internal standard area.
RT UPPER LIMIT = + 0.50 minutes of internal standard RT.
RT LOWER LIMIT = - 0.50 minutes of internal standard RT.

Alpha Analytical Labs

RECOVERY REPORT

Client Name: Client SDG: SDGa02552
Sample Matrix: LIQUID Fraction: VOA
Lab Smp Id:
Level: LOW Operator: mm
Data Type: MS DATA SampleType: SAMPLE
SpikeList File: curve.spk Quant Type: ISTD
Sublist File: njtcl.sub
Method File: \\orgserv2\ff\chem\GCMSVOA\Quimby.i\150401.b\liq8260.m
Misc Info: wg772555,ical10611

SURROGATE COMPOUND	AMOUNT ADDED ngs	AMOUNT RECOVERED ngs	% RECOVERED	LIMITS
$ 32 dibromofluorometha	100.000	104.179	104.18	70-130
$ 38 1,2-dichloroethane	100.000	99.520	99.52	70-130
$ 53 toluene-d8	100.000	99.256	99.26	70-130
$ 75 4-bromofluorobenze	100.000	101.640	101.64	70-130

Data File: \\orgserv2\ff\chem\GCMSVOA\Quimby.i\150401.b\0401A11.D
Date : 01-APR-2015 11:36
Client ID:
Instrument: Quimby.i
Sample Info: 11505963-15,31,10,,a
Purge Volume: 10.0
Operator: mm
Column phase: Rtx-502.2
Column diameter: 0.18

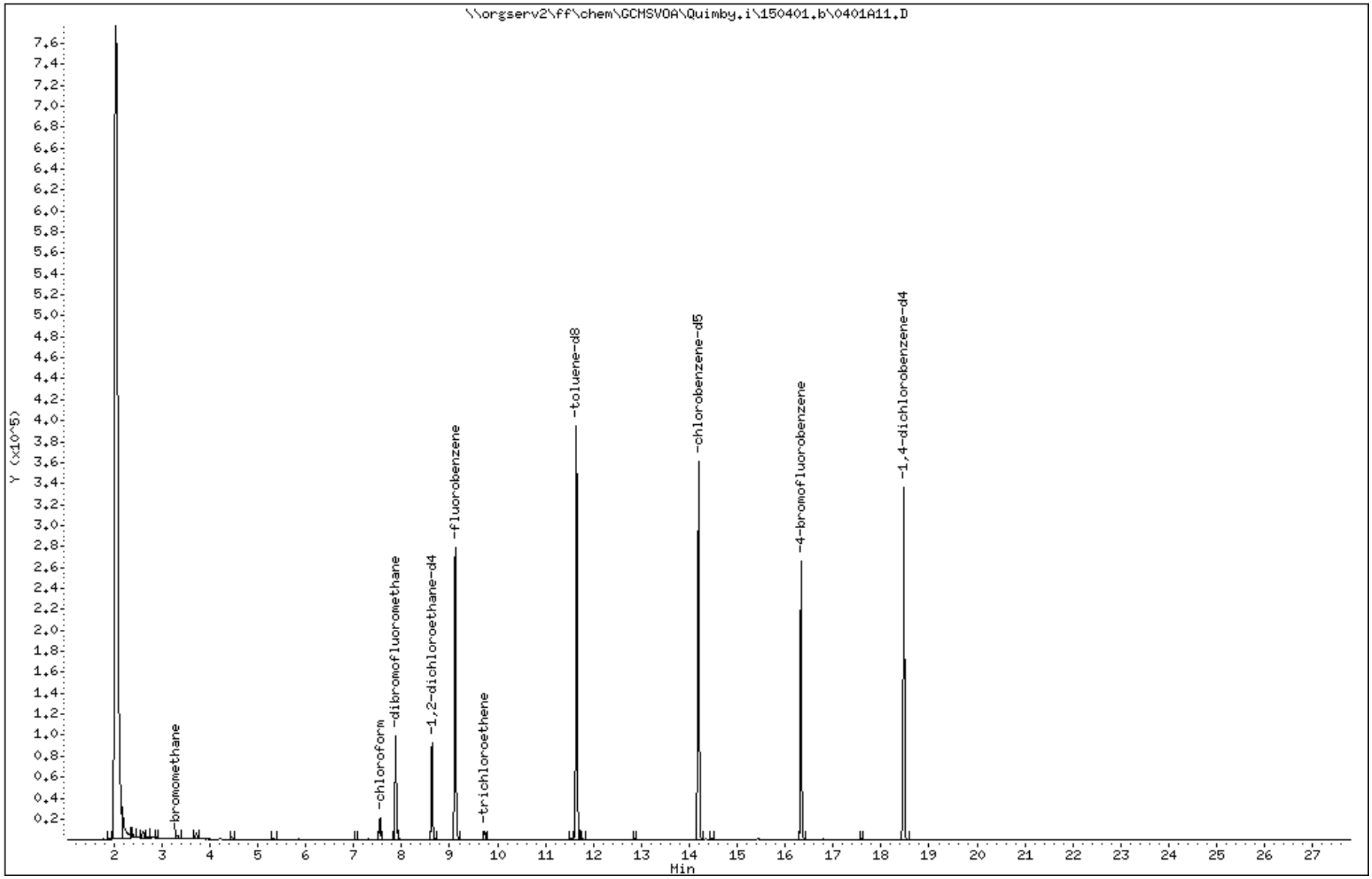

Data File: \\orgserv2\ff\chem\GCMSVOA\Quimby.i\150401.b\0401A11.D

Date : 01-APR-2015 11:36

Client ID:

Instrument: Quimby.i

Sample Info: 11505963-15,31,10,,a

Purge Volume: 10.0

Operator: mm

Column phase: Rtx-502.2

Column diameter: 0.18

4 bromomethane

Concentration: 1.384 ngs

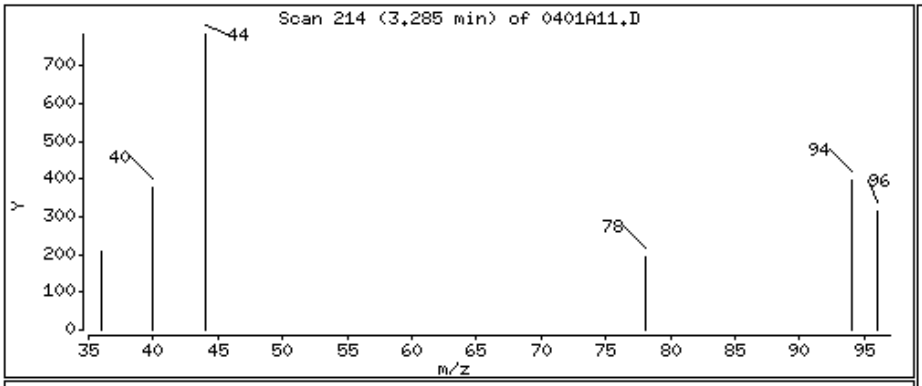

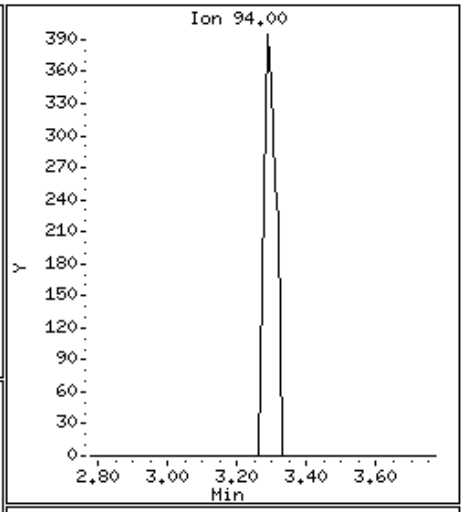

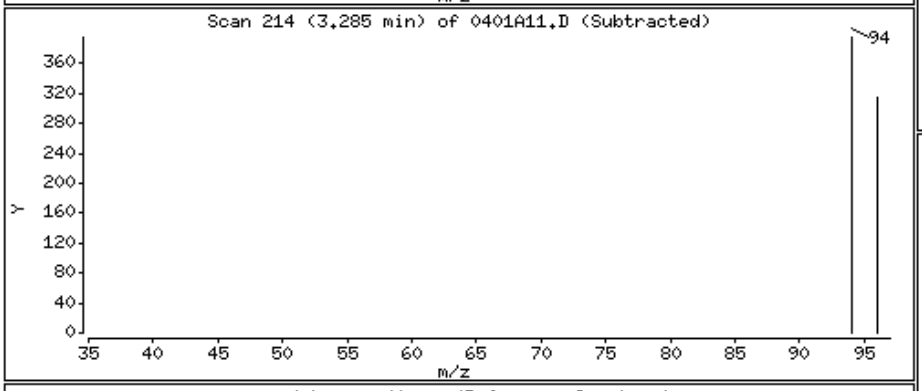

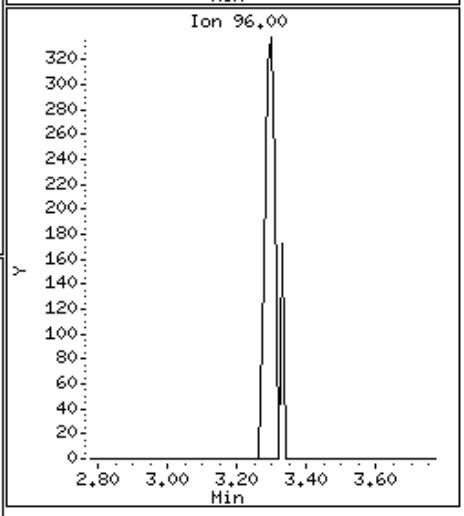

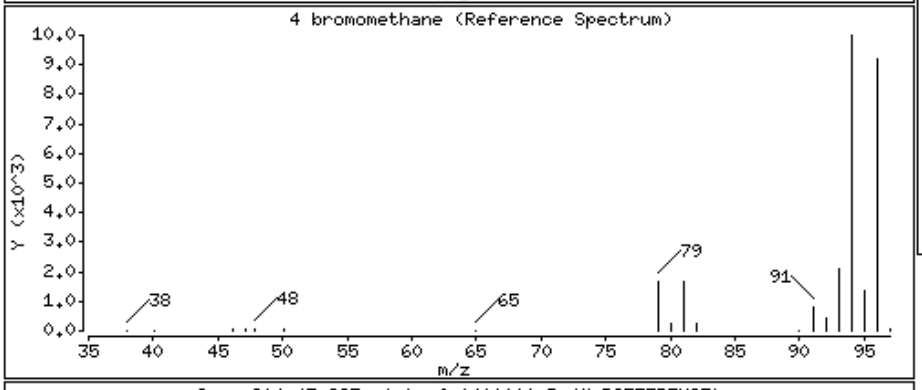

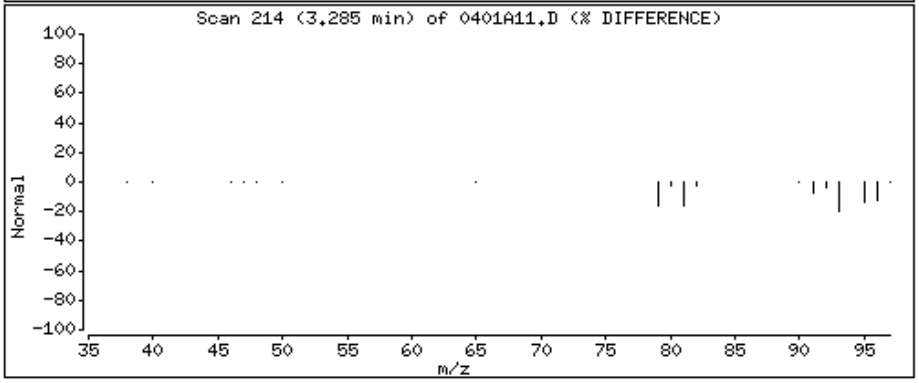

Data File: \\orgserv2\ff\chem\GCMSVOA\Quimby.i\150401.b\0401A11.D

Date : 01-APR-2015 11:36

Client ID:

Instrument: Quimby.i

Sample Info: l1505963-15,31,10,,a

Purge Volume: 10.0

Operator: mm

Column phase: Rtx-502.2

Column diameter: 0.18

29 chloroform

Concentration: 10.607 ngs

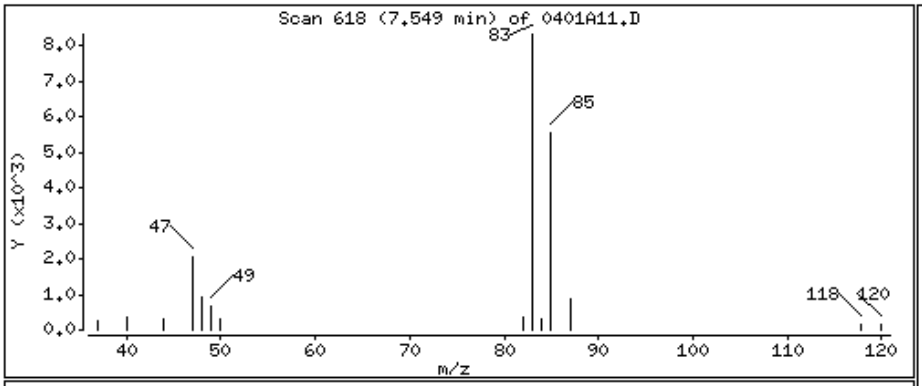

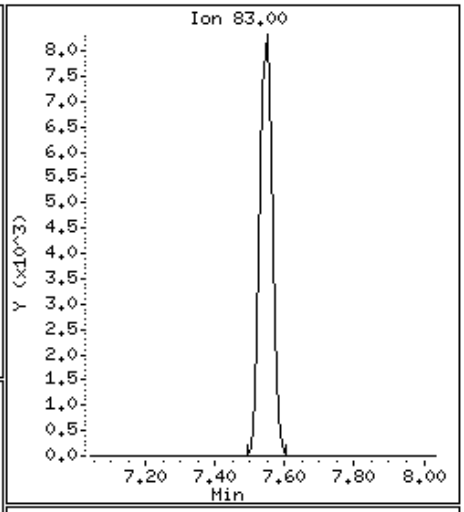

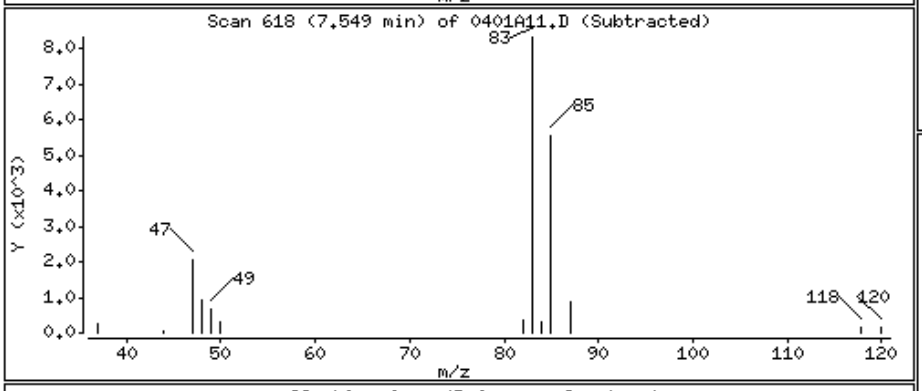

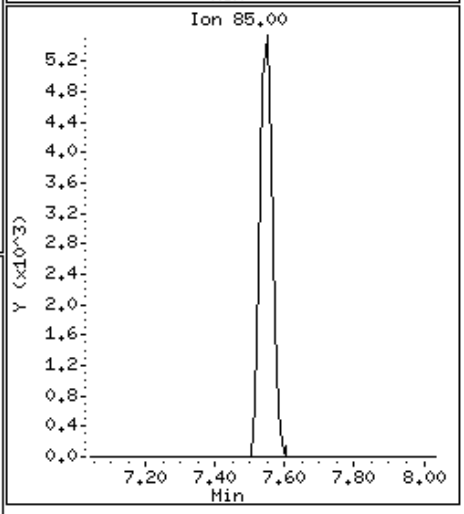

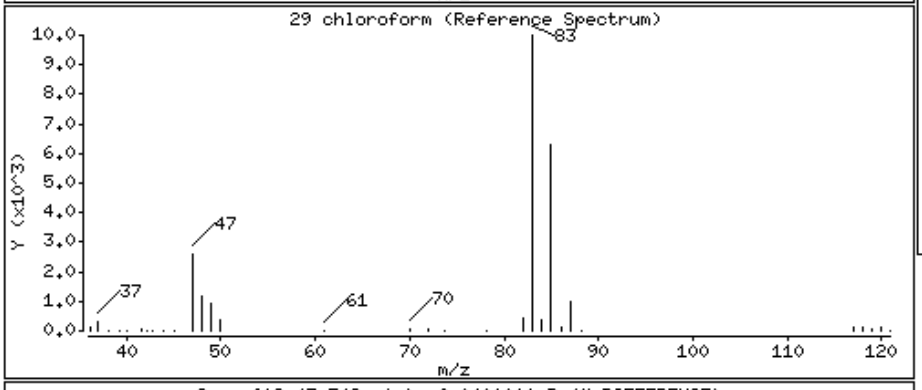

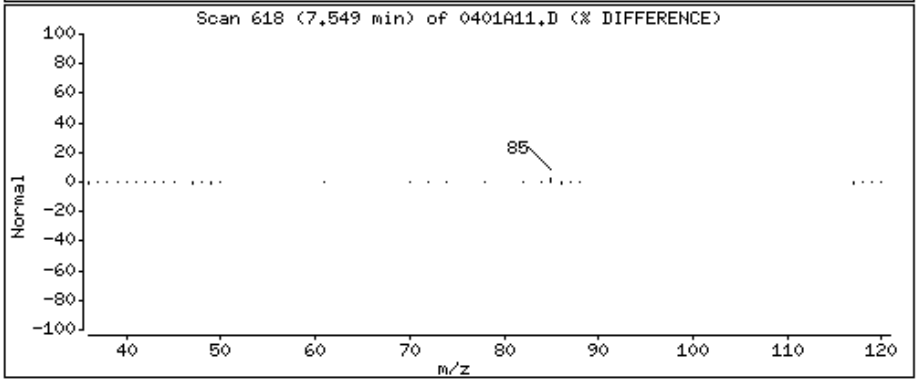

Data File: \\orgserv2\ff\chem\GCMSVOA\Quimby.i\150401.b\0401A11.D

Date : 01-APR-2015 11:36

Client ID:

Instrument: Quimby.i

Sample Info: 11505963-15,31,10,,a

Purge Volume: 10.0

Operator: mm

Column phase: Rtx-502.2

Column diameter: 0.18

43 trichloroethene

Concentration: 2.915 ngs

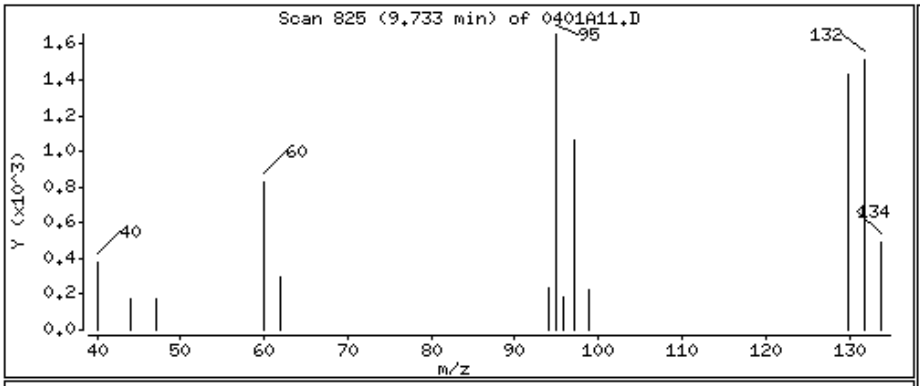

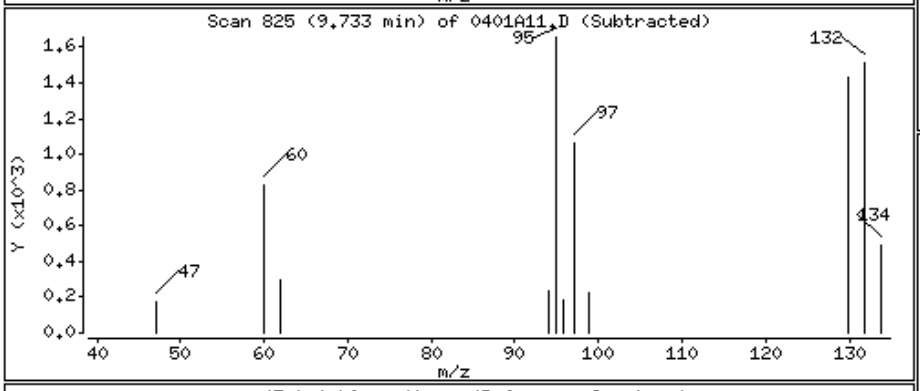

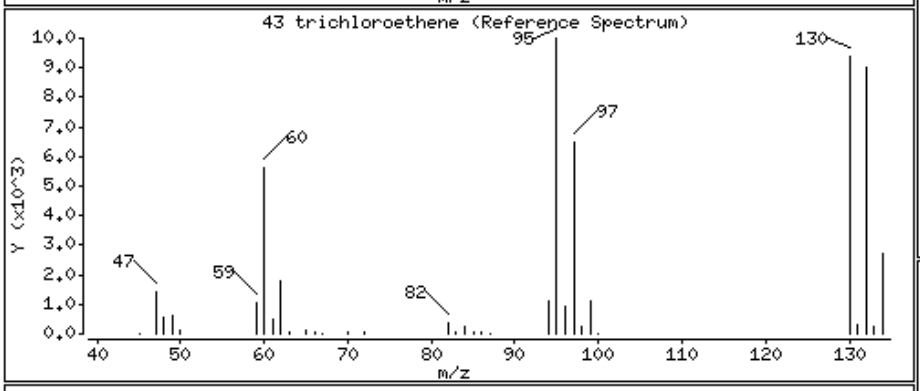

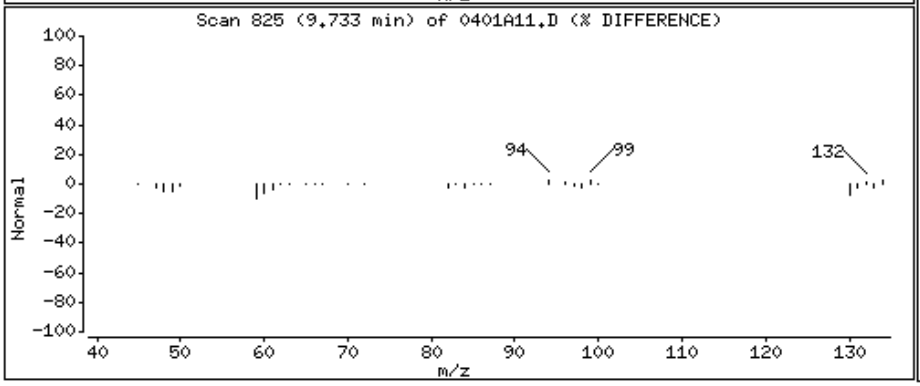

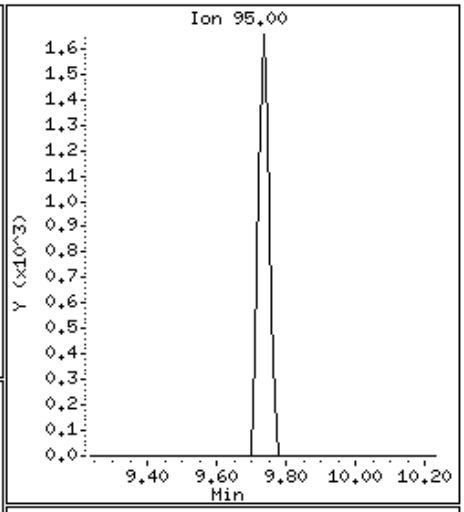

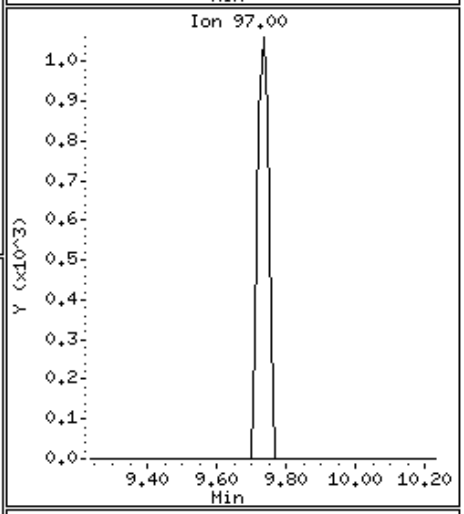

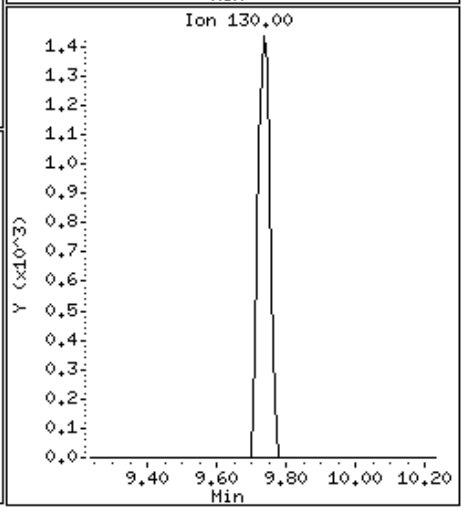

Alpha Analytical Labs

gc/ms voa

Data file : \\orgserv2\ff\chem\GCMSVOA\Quimby.i\150401.b\0401A12.D
Lab Smp Id:
Inj Date : 01-APR-2015 12:07
Operator : mm Inst ID: Quimby.i
Smp Info : l1505963-16,31,10,,a
Misc Info : wg772555,ical10611
Comment :
Method : \\orgserv2\ff\chem\GCMSVOA\Quimby.i\150401.b\liq8260.m
Meth Date : 01-Apr-2015 10:01 mmay Quant Type: ISTD
Cal Date : 13-JAN-2015 15:17 Cal File: 0113A14.D
Als bottle: 12
Dil Factor: 1.00000
Integrator: HP RTE Compound Sublist: njtcl.sub
Target Version: 4.12
Processing Host: A1VOA1

Concentration Formula: Amt * DF * CpndVariable
Cpnd Variable Local Compound Variable

	Compounds	QUANT SIG MASS	RT	EXP RT	REL RT	RESPONSE	CONCENTRATIONS ON-COLUMN (ngs)	FINAL (ngs)	REVIEW CODE
	1 dichlorodifluoromethane	85	Compound Not Detected.						
	2 chloromethane	50	Compound Not Detected.						
	3 vinyl chloride	62	Compound Not Detected.						
	4 bromomethane	94	Compound Not Detected.						
	5 chloroethane	64	Compound Not Detected.						
	6 trichlorofluoromethane	101	Compound Not Detected.						
	9 freon-113	101	4.372	4.361	(0.479)	5835	5.60839	5.608	
	10 acetone	43	Compound Not Detected.						
	11 1,1,-dichloroethene	96	Compound Not Detected.						
	14 methyl acetate	43	Compound Not Detected.						
	15 methylene chloride	84	Compound Not Detected.						
	16 carbon disulfide	76	Compound Not Detected.						
	18 methyl tert butyl ether	73	Compound Not Detected.						
	20 trans-1,2-dichloroethene	96	Compound Not Detected.						
	23 1,1-dichloroethane	63	Compound Not Detected.						
	25 2-butanone	43	Compound Not Detected.						
	28 cis-1,2-dichloroethene	96	7.316	7.305	(0.802)	1431	1.18652	1.186	
	29 chloroform	83	7.548	7.537	(0.828)	20338	11.1060	11.105	
	30 bromochloromethane	128	Compound Not Detected.						
$	32 dibromofluoromethane	113	7.875	7.875	(0.863)	68999	102.809	102.809	
	33 1,1,1-trichloroethane	97	Compound Not Detected.						
	34 cyclohexane	56	Compound Not Detected.						
	36 carbontetrachloride	117	Compound Not Detected.						
$	38 1,2-dichloroethane-d4	65	8.635	8.624	(0.947)	75771	99.3759	99.375	
	40 1,2-dichloroethane	62	Compound Not Detected.						
	41 benzene	78	Compound Not Detected.						
*	42 fluorobenzene	96	9.120	9.110	(1.000)	314188	100.000		
	43 trichloroethene	95	9.733	9.732	(1.067)	15844	13.7740	13.774	
	44 methyl cyclohexane	83	Compound Not Detected.						

	Compounds	QUANT SIG MASS	RT	EXP RT	REL RT	RESPONSE	CONCENTRATIONS ON-COLUMN (ngs)	CONCENTRATIONS FINAL (ngs)	REVIEW CODE
	45 1,2-dichloropropane	63	Compound Not Detected.						
	46 bromodichloromethane	83	Compound Not Detected.						
	47 1,4-dioxane	88	Compound Not Detected.						
	50 4-methyl-2-pentanone	58	Compound Not Detected.						
	52 cis-1,3-dichloropropene	75	Compound Not Detected.						
$	53 toluene-d8	98	11.643	11.642	(0.821)	321962	99.2337	99.233	
	54 toluene	92	Compound Not Detected.						
	56 trans-1,3-dichloropropene	75	Compound Not Detected.						
	57 2-hexanone	43	Compound Not Detected.						
	58 1,1,2-trichloroethane	83	Compound Not Detected.						
	60 tetrachloroethene	166	12.856	12.856	(0.906)	7895	6.77530	6.775	
	61 chlorodibromomethane	129	Compound Not Detected.						
	62 1,2-dibromoethane	107	Compound Not Detected.						
*	63 chlorobenzene-d5	117	14.186	14.186	(1.000)	252034	100.000		
	64 chlorobenzene	112	Compound Not Detected.						
	66 ethyl benzene	91	Compound Not Detected.						
	67 p/m xylene	106	Compound Not Detected.						
	68 o xylene	106	Compound Not Detected.						
	69 styrene	104	Compound Not Detected.						
	70 isopropylbenzene	105	Compound Not Detected.						
	71 bromoform	173	Compound Not Detected.						
	74 1,1,2,2,-tetrachloroethane	83	Compound Not Detected.						
$	75 4-bromofluorobenzene	95	16.328	16.328	(0.884)	112759	103.931	103.931	
	88 1,3-dichlorobenzene	146	Compound Not Detected.						
*	89 1,4-dichlorobenzene-d4	152	18.470	18.470	(1.000)	108162	100.000		
	90 1,4-dichlorobenzene	146	Compound Not Detected.						
	93 1,2-dichlorobenzene	146	Compound Not Detected.						
	95 1,2-dibromo-3-chloropropane	75	Compound Not Detected.						
	97 1,2,4-trichlorobenzene	180	Compound Not Detected.						
	100 1,2,3-trichlorobenzene	180	Compound Not Detected.						

Alpha Analytical Labs

gc/ms voa

Data file : \\orgserv2\ff\chem\GCMSVOA\Quimby.i\150401.b\0401A12.D
Lab Smp Id:
Inj Date : 01-APR-2015 12:07
Operator : mm Inst ID: Quimby.i
Smp Info : l1505963-16,31,10,,a
Misc Info : wg772555,ical10611
Comment :
Method : \\orgserv2\ff\chem\GCMSVOA\Quimby.i\150401.b\liq8260.m
Meth Date : 01-Apr-2015 10:01 mmay Quant Type: ISTD
Cal Date : 13-JAN-2015 15:17 Cal File: 0113A14.D
Als bottle: 12
Dil Factor: 1.00000
Integrator: HP RTE Compound Sublist: njtcl.sub
Target Version: 4.12
Processing Host: A1VOA1

- NO TENTATIVELY IDENTIFIED COMPOUNDS -

Alpha Analytical Labs

INTERNAL STANDARD COMPOUNDS
AREA AND RT SUMMARY

Instrument ID: Quimby.i
Lab File ID: 0401A12.D
Lab Smp Id:
Analysis Type: VOA
Quant Type: ISTD
Operator: mm
Method File: \\orgserv2\ff\chem\GCMSVOA\Quimby.i\150401.b\liq8260.m
Misc Info: wg772555,ical10611

Calibration Date: 01-APR-2015
Calibration Time: 06:21
Level: LOW
Sample Type: WATER

Test Mode:
Use Last Continuing Calibrator.
If Continuing Cal. use Initial Cal. Level 3

		AREA LIMIT			
COMPOUND	STANDARD	LOWER	UPPER	SAMPLE	%DIFF
42 fluorobenzene	360230	180115	720460	314188	-12.78
63 chlorobenzene-d5	284242	142121	568484	252034	-11.33
89 1,4-dichlorobenze	147392	73696	294784	108162	-26.62

		RT LIMIT			
COMPOUND	STANDARD	LOWER	UPPER	SAMPLE	%DIFF
42 fluorobenzene	9.11	8.61	9.61	9.12	0.12
63 chlorobenzene-d5	14.19	13.69	14.69	14.19	0.00
89 1,4-dichlorobenze	18.47	17.97	18.97	18.47	0.00

AREA UPPER LIMIT = +100% of internal standard area.
AREA LOWER LIMIT = - 50% of internal standard area.
RT UPPER LIMIT = + 0.50 minutes of internal standard RT.
RT LOWER LIMIT = - 0.50 minutes of internal standard RT.

Alpha Analytical Labs

RECOVERY REPORT

Client Name: Client SDG: SDGa02552
Sample Matrix: LIQUID Fraction: VOA
Lab Smp Id:
Level: LOW Operator: mm
Data Type: MS DATA SampleType: SAMPLE
SpikeList File: curve.spk Quant Type: ISTD
Sublist File: njtcl.sub
Method File: \\orgserv2\ff\chem\GCMSVOA\Quimby.i\150401.b\liq8260.m
Misc Info: wg772555,ical10611

SURROGATE COMPOUND	AMOUNT ADDED ngs	AMOUNT RECOVERED ngs	% RECOVERED	LIMITS
$ 32 dibromofluorometha	100.000	102.809	102.81	70-130
$ 38 1,2-dichloroethane	100.000	99.375	99.38	70-130
$ 53 toluene-d8	100.000	99.233	99.23	70-130
$ 75 4-bromofluorobenze	100.000	103.931	103.93	70-130

Data File: \\orgserv2\ff\chem\GCMSVOA\Quimby.i\150401.b\0401A12.D
Date : 01-APR-2015 12:07
Client ID:
Instrument: Quimby.i
Sample Info: 11505963-16,31,10,,a
Purge Volume: 10.0
Operator: mm
Column phase: Rtx-502.2
Column diameter: 0.18

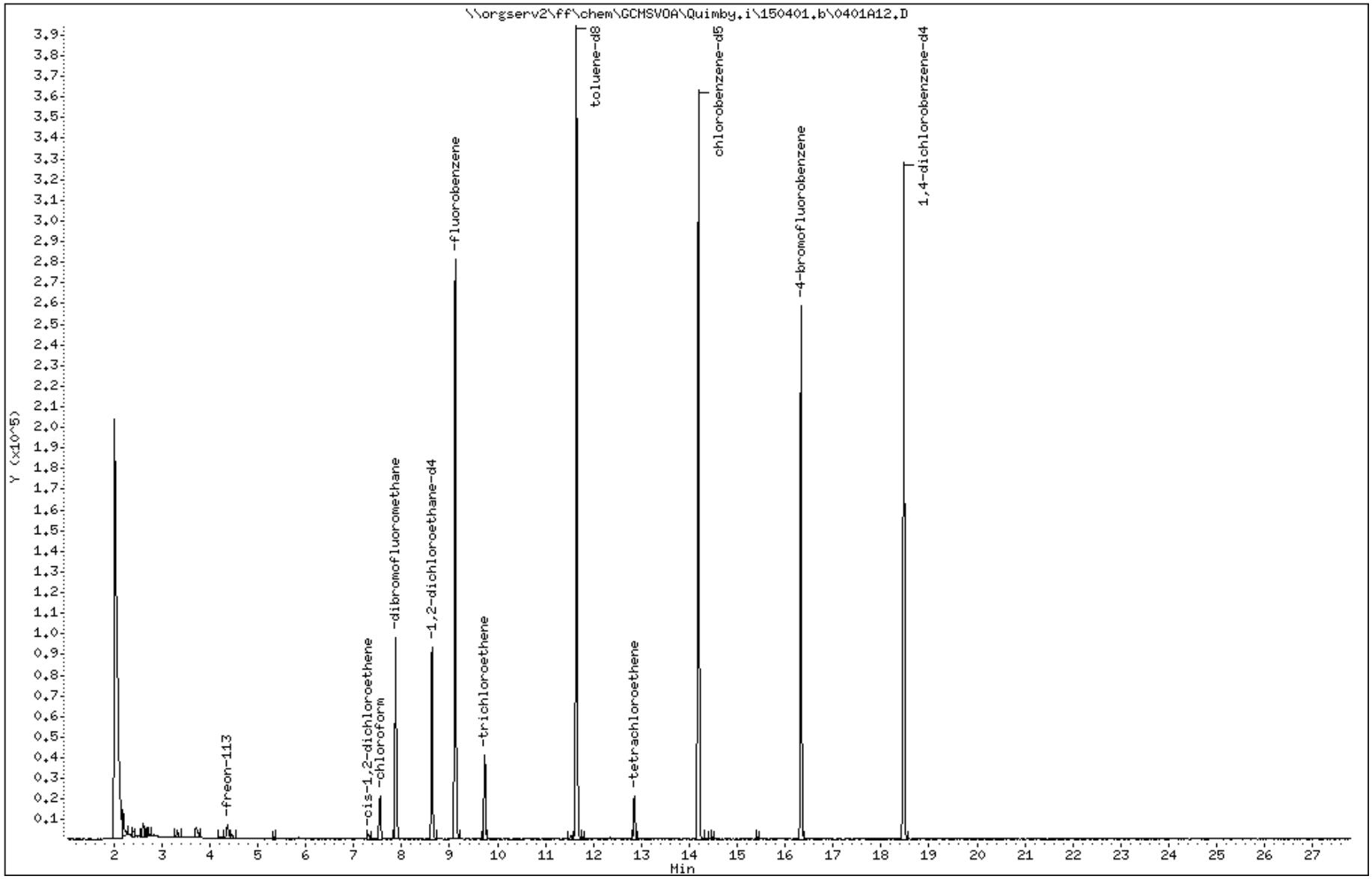

Data File: \\orgserv2\ff\chem\GCMSVOA\Quimby.i\150401.b\0401A12.D

Date : 01-APR-2015 12:07

Client ID:

Instrument: Quimby.i

Sample Info: l1505963-16,31,10,,a

Purge Volume: 10.0

Operator: mm

Column phase: Rtx-502.2

Column diameter: 0.18

9 freon-113

Concentration: 5.608 ngs

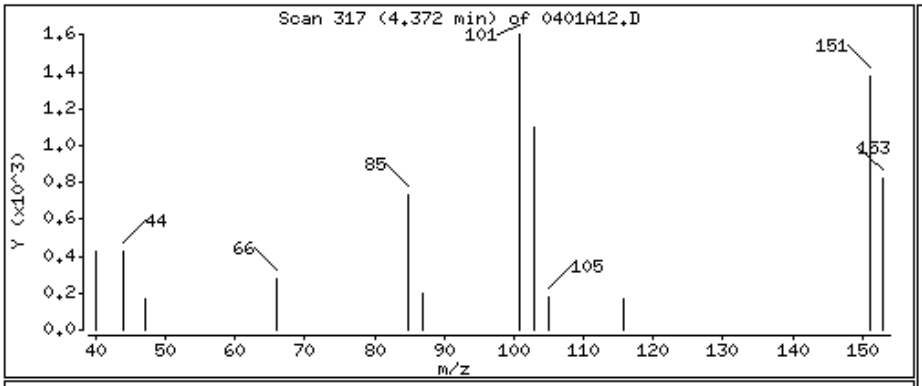

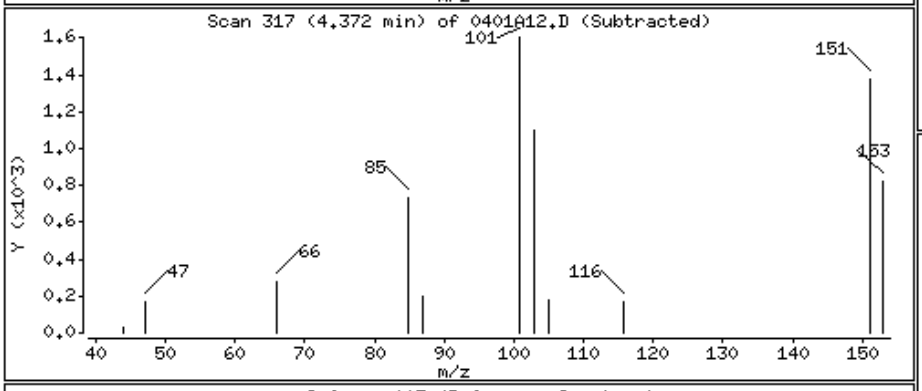

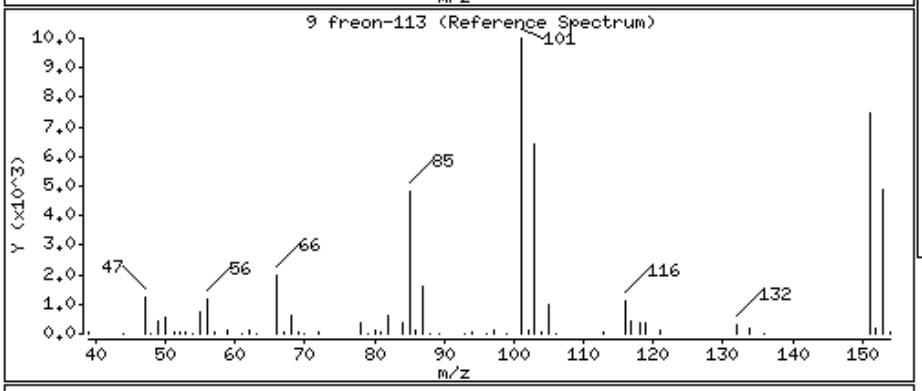

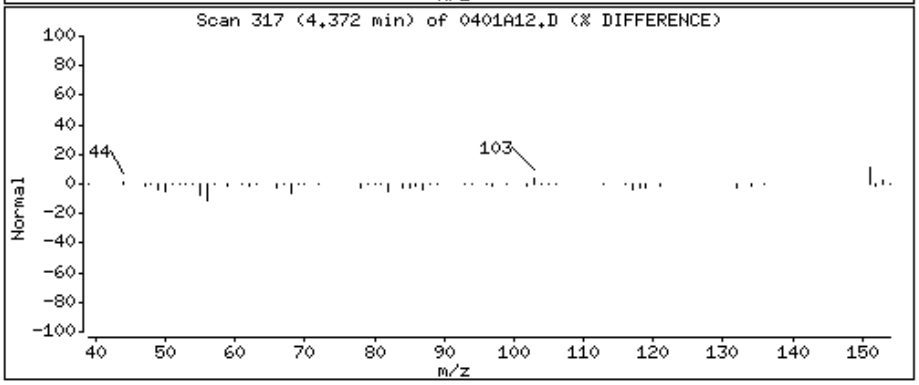

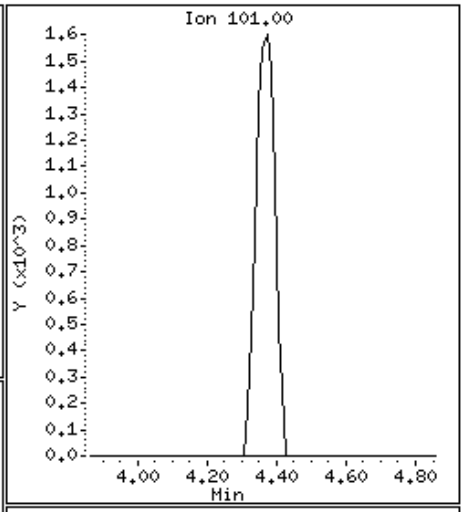

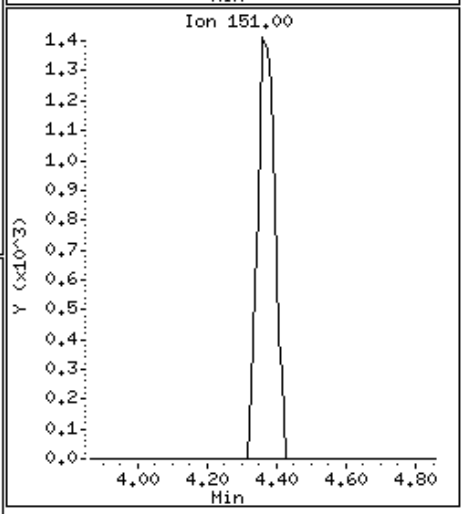

Data File: \\orgserv2\ff\chem\GCMSVOA\Quimby.i\150401.b\0401A12.D

Date : 01-APR-2015 12:07

Client ID:

Instrument: Quimby.i

Sample Info: 11505963-16,31,10,,a

Purge Volume: 10.0

Operator: mm

Column phase: Rtx-502.2

Column diameter: 0.18

28 cis-1,2-dichloroethene

Concentration: 1.186 ngs

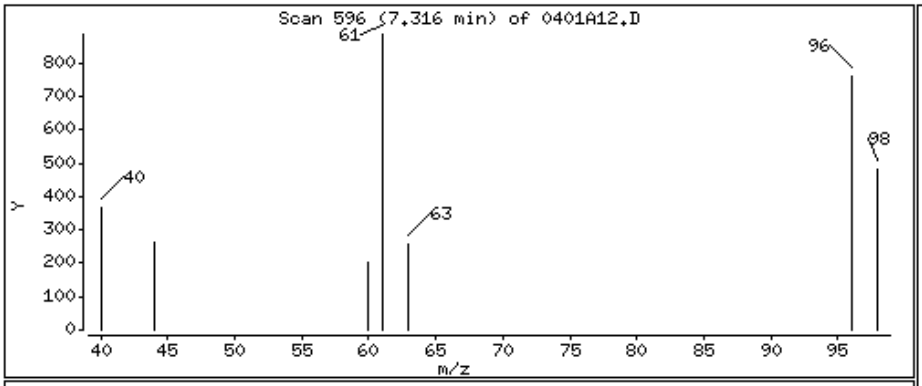

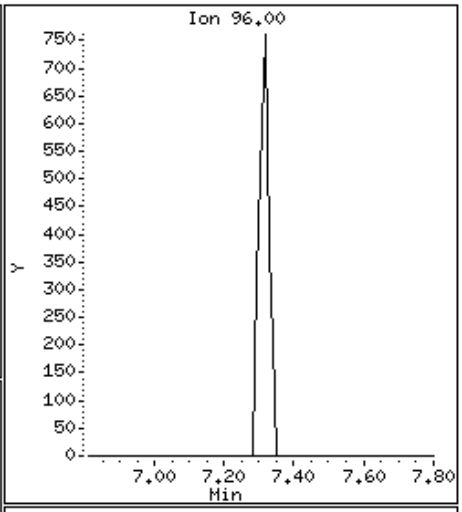

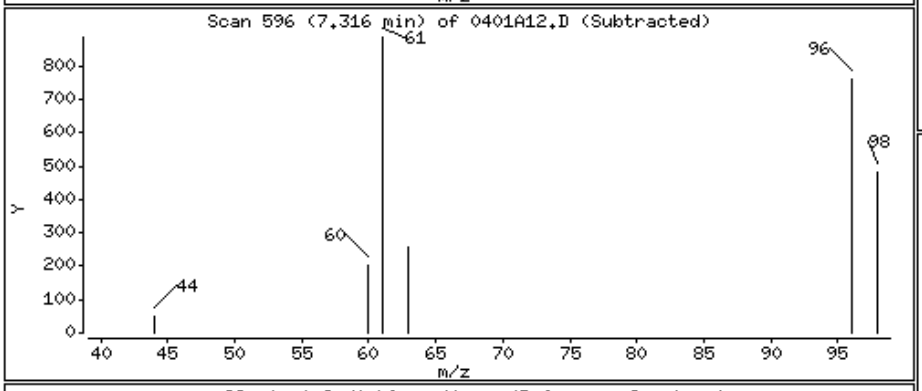

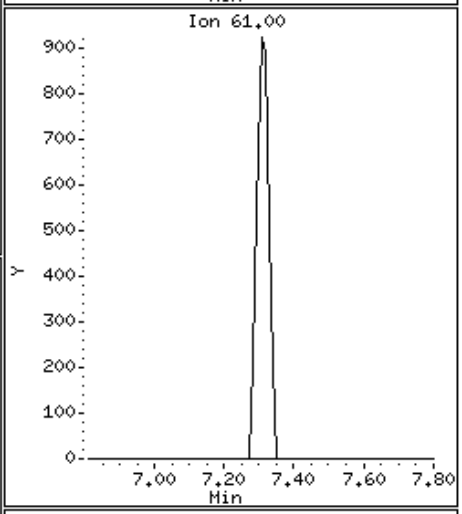

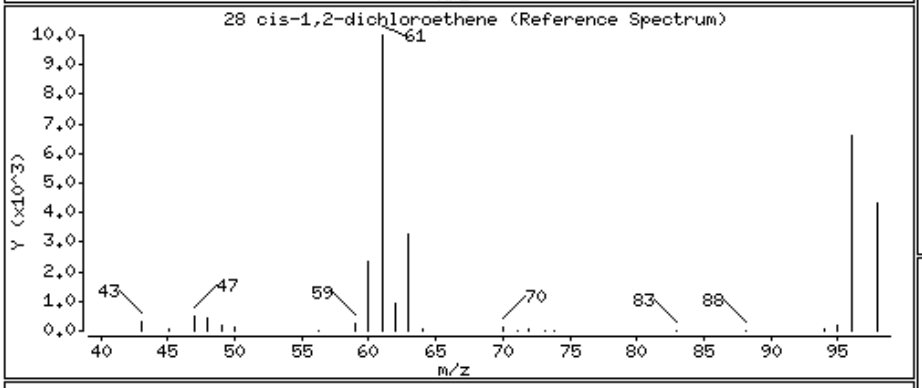

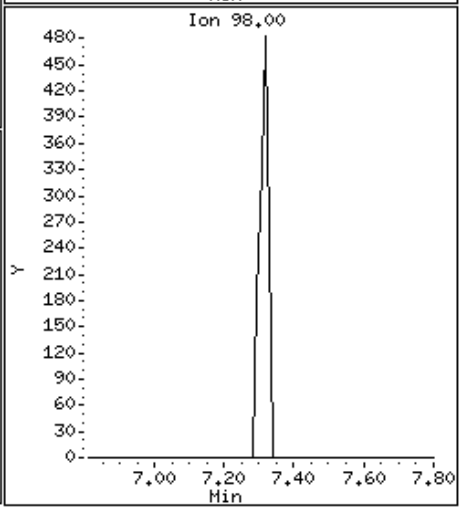

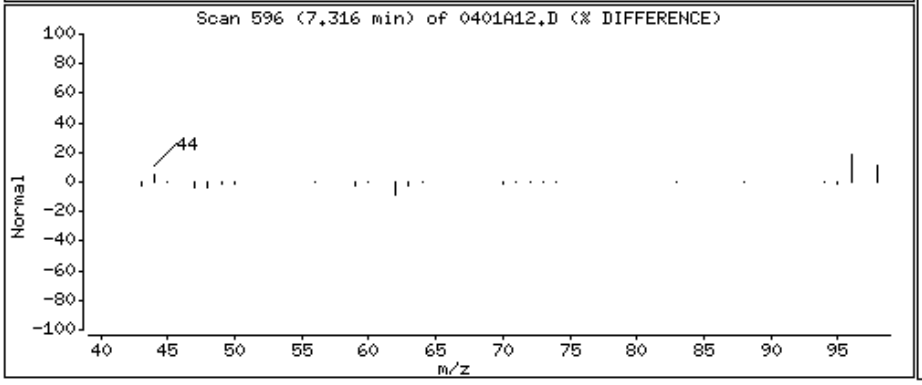

Data File: \\orgserv2\ff\chem\GCMSVOA\Quimby.i\150401.b\0401A12.D

Date : 01-APR-2015 12:07

Client ID:

Instrument: Quimby.i

Sample Info: l1505963-16,31,10,,a

Purge Volume: 10.0

Operator: mm

Column phase: Rtx-502.2

Column diameter: 0.18

29 chloroform

Concentration: 11.105 ngs

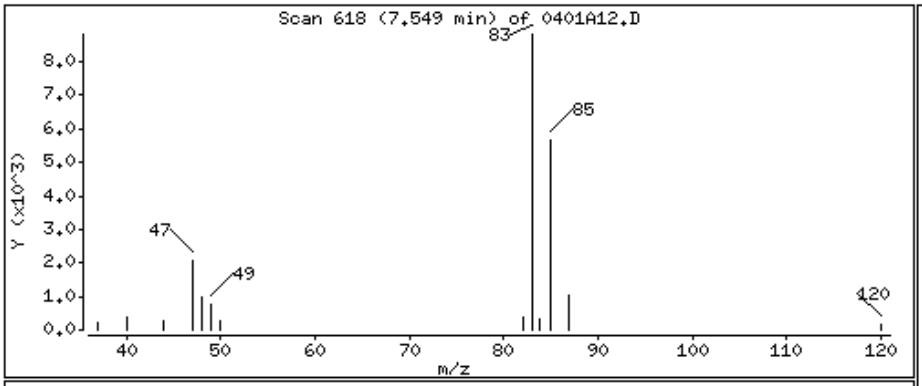

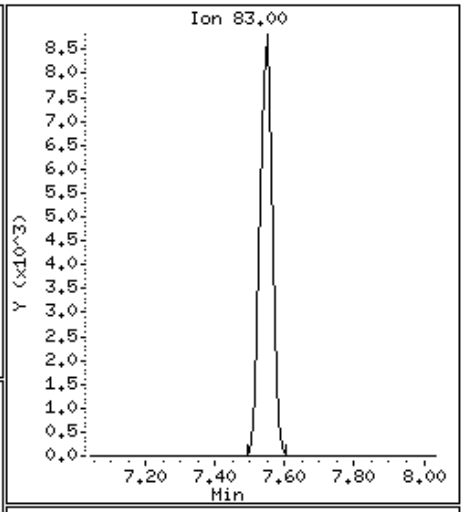

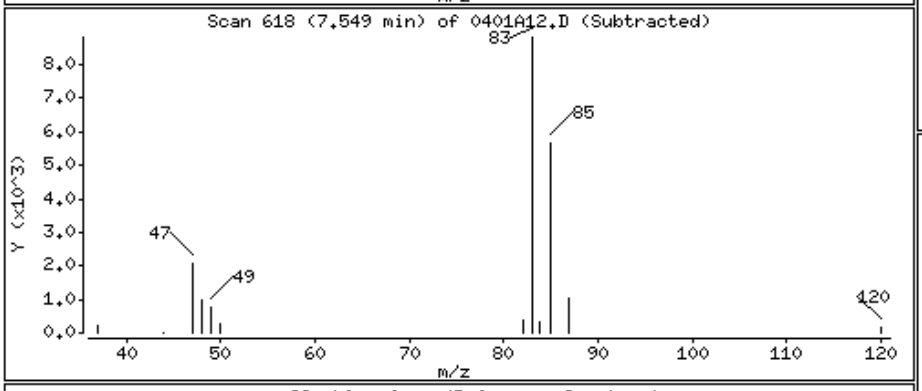

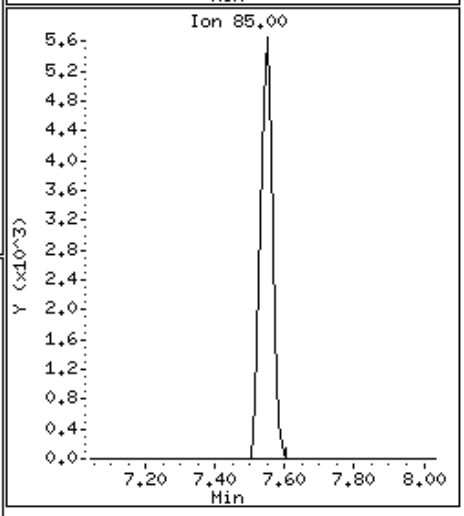

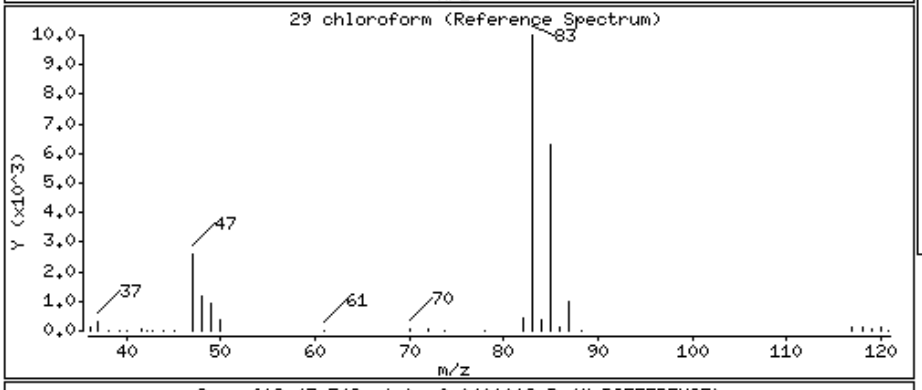

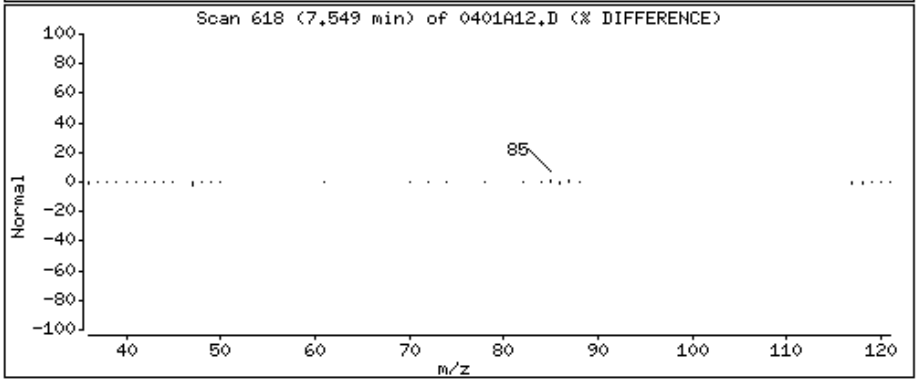

Data File: \\orgserv2\ff\chem\GCMSVOA\Quimby.i\150401.b\0401A12.D

Date : 01-APR-2015 12:07

Client ID:

Instrument: Quimby.i

Sample Info: 11505963-16,31,10,,a

Purge Volume: 10.0

Operator: mm

Column phase: Rtx-502.2

Column diameter: 0.18

43 trichloroethene

Concentration: 13.774 ngs

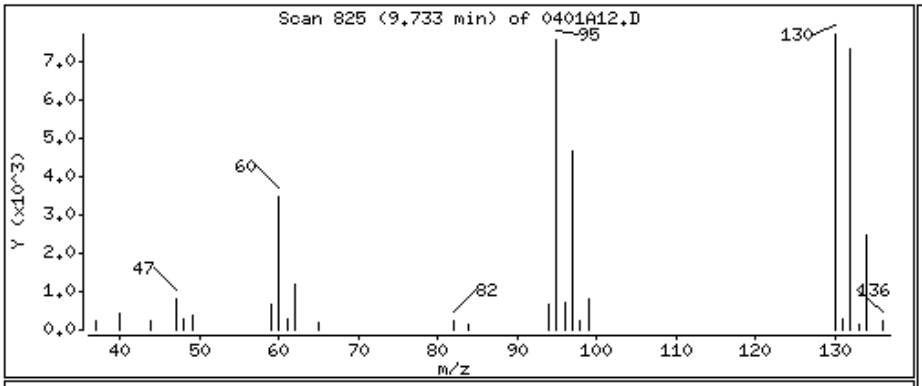

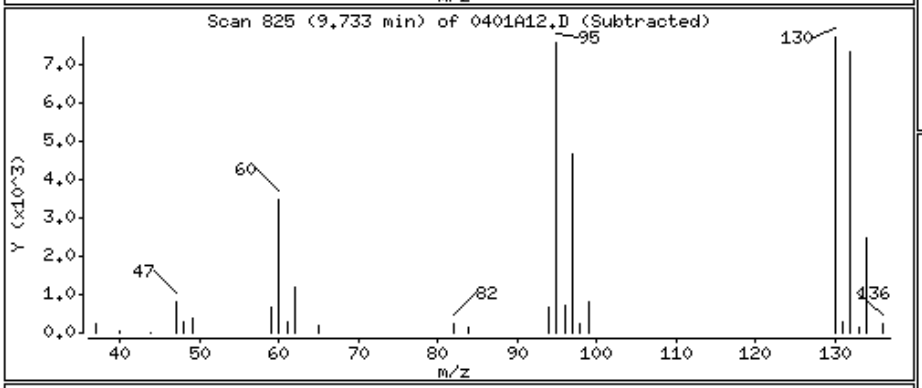

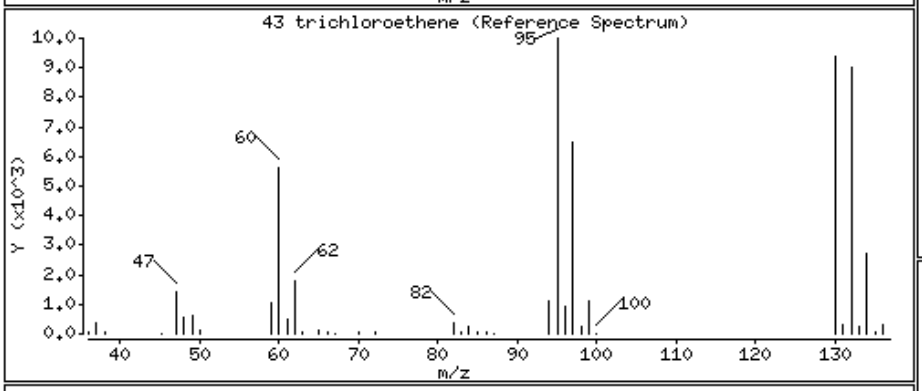

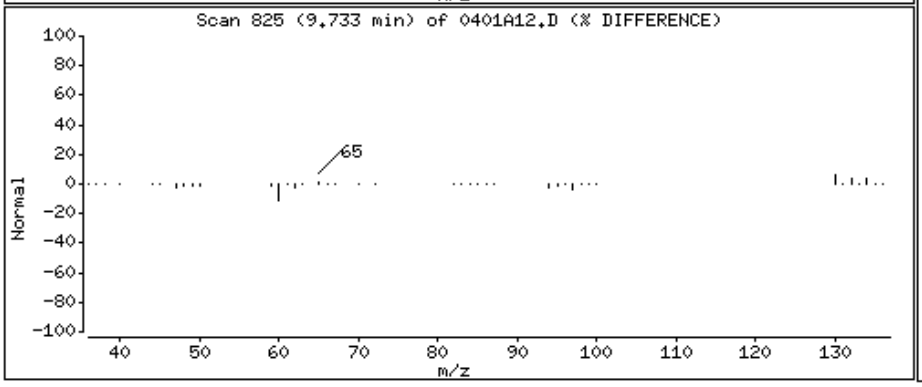

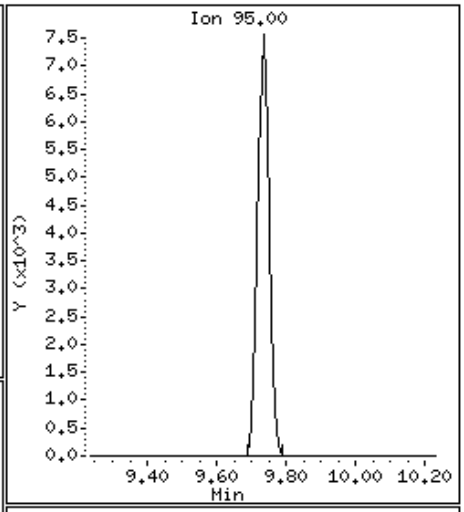

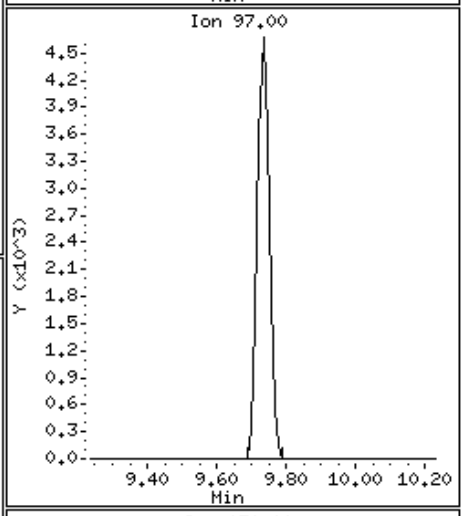

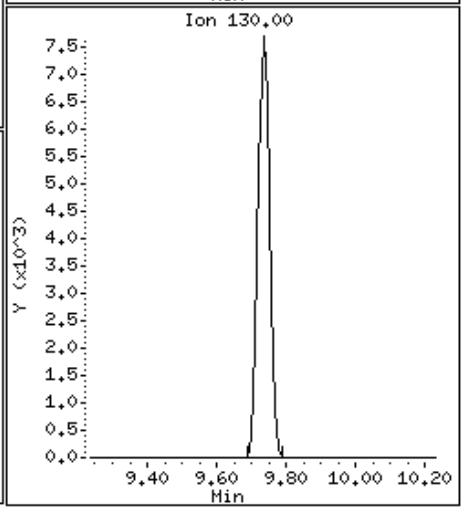

Data File: \\orgserv2\ff\chem\GCMSVOA\Quimby.i\150401.b\0401A12.D

Date : 01-APR-2015 12:07

Client ID:

Instrument: Quimby.i

Sample Info: l1505963-16,31,10,,a

Purge Volume: 10.0

Operator: mm

Column phase: Rtx-502.2

Column diameter: 0.18

60 tetrachloroethene

Concentration: 6.775 ngs

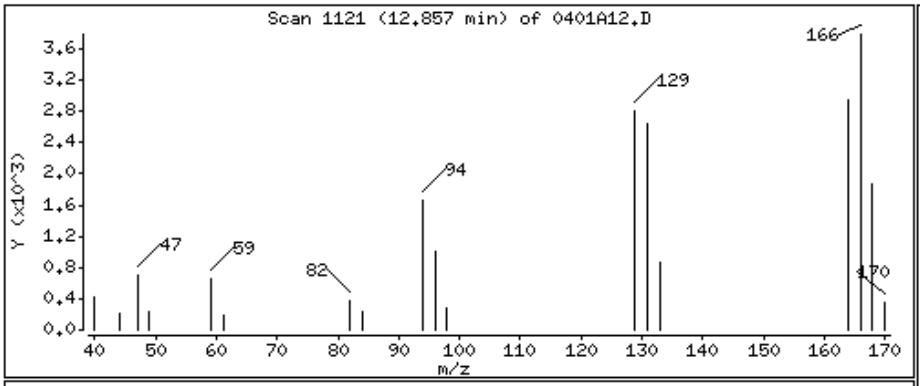

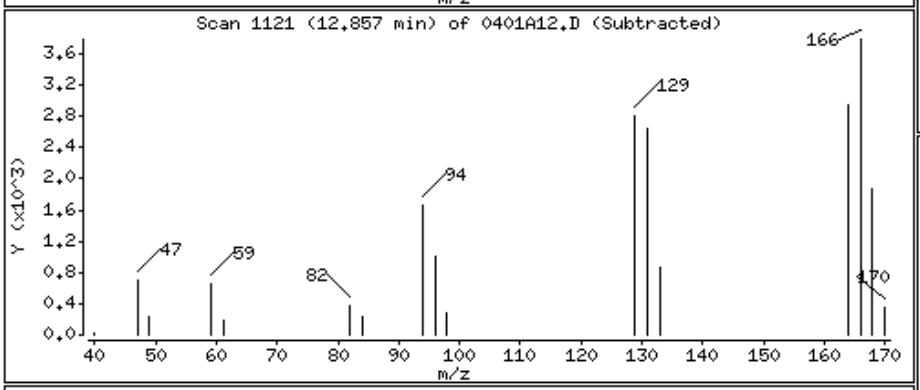

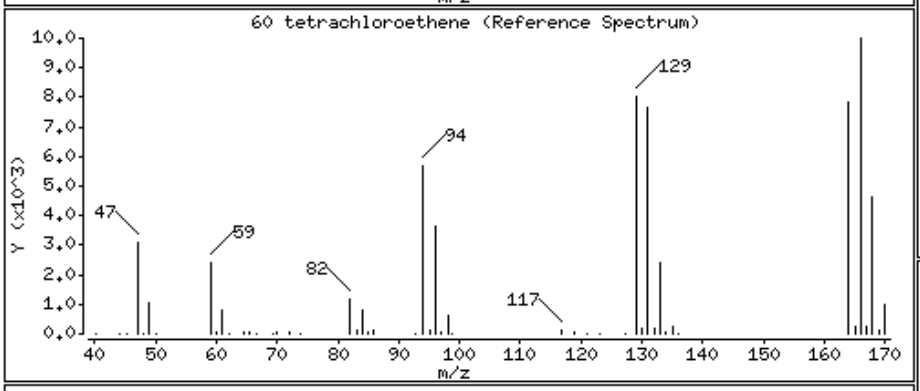

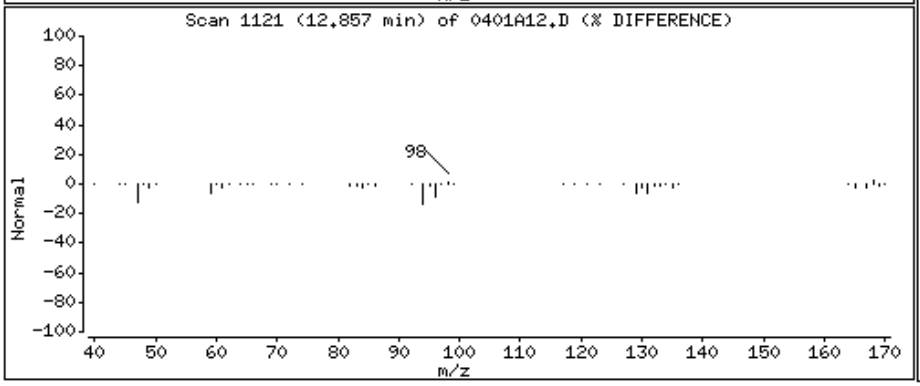

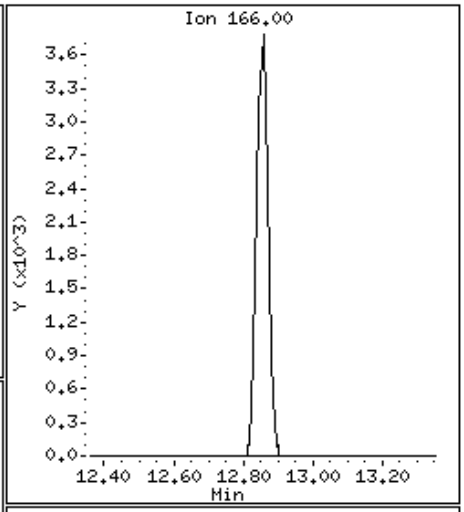

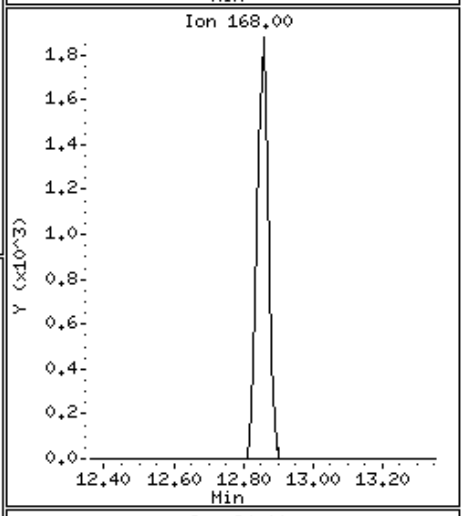

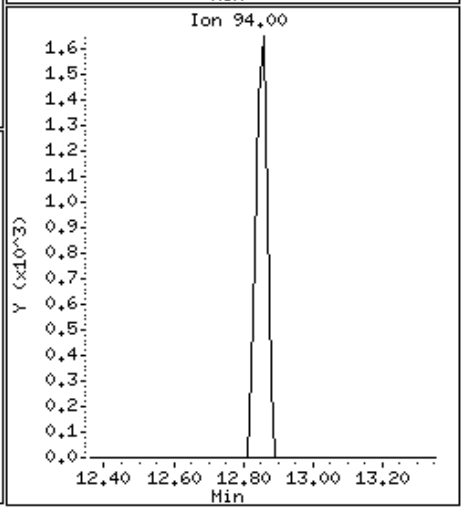

Alpha Analytical Labs

gc/ms voa

Data file : \\orgserv2\ff\chem\GCMSVOA\Quimby.i\150401.b\0401A13.D
Lab Smp Id:
Inj Date : 01-APR-2015 12:39
Operator : mm Inst ID: Quimby.i
Smp Info : l1505963-17,31,10,,a
Misc Info : wg772555,ical10611
Comment :
Method : \\orgserv2\ff\chem\GCMSVOA\Quimby.i\150401.b\liq8260.m
Meth Date : 01-Apr-2015 10:01 mmay Quant Type: ISTD
Cal Date : 13-JAN-2015 15:17 Cal File: 0113A14.D
Als bottle: 13
Dil Factor: 1.00000
Integrator: HP RTE Compound Sublist: njtcl.sub
Target Version: 4.12
Processing Host: A1VOA1

Concentration Formula: Amt * DF * CpndVariable
Cpnd Variable Local Compound Variable

	Compounds	QUANT SIG MASS	RT	EXP RT	REL RT	RESPONSE	CONCENTRATIONS ON-COLUMN (ngs)	CONCENTRATIONS FINAL (ngs)	REVIEW CODE
	1 dichlorodifluoromethane	85	Compound Not Detected.						
	2 chloromethane	50	Compound Not Detected.						
	3 vinyl chloride	62	Compound Not Detected.						
	4 bromomethane	94	Compound Not Detected.						
	5 chloroethane	64	Compound Not Detected.						
	6 trichlorofluoromethane	101	Compound Not Detected.						
	9 freon-113	101	4.372	4.361	(0.479)	1566	1.57956	1.579	
	10 acetone	43	Compound Not Detected.						
	11 1,1,-dichloroethene	96	Compound Not Detected.						
	14 methyl acetate	43	Compound Not Detected.						
	15 methylene chloride	84	Compound Not Detected.						
	16 carbon disulfide	76	Compound Not Detected.						
	18 methyl tert butyl ether	73	Compound Not Detected.						
	20 trans-1,2-dichloroethene	96	Compound Not Detected.						
	23 1,1-dichloroethane	63	Compound Not Detected.						
	25 2-butanone	43	Compound Not Detected.						
	28 cis-1,2-dichloroethene	96	Compound Not Detected.						
	29 chloroform	83	7.548	7.537	(0.828)	17810	10.2061	10.206	
	30 bromochloromethane	128	Compound Not Detected.						
$	32 dibromofluoromethane	113	7.875	7.875	(0.863)	66723	104.331	104.330	
	33 1,1,1-trichloroethane	97	Compound Not Detected.						
	34 cyclohexane	56	Compound Not Detected.						
	36 carbontetrachloride	117	Compound Not Detected.						
$	38 1,2-dichloroethane-d4	65	8.635	8.624	(0.947)	72592	99.9110	99.910	
	40 1,2-dichloroethane	62	Compound Not Detected.						
	41 benzene	78	Compound Not Detected.						
*	42 fluorobenzene	96	9.120	9.110	(1.000)	299394	100.000		
	43 trichloroethene	95	9.733	9.732	(1.067)	10823	9.87395	9.873	
	44 methyl cyclohexane	83	Compound Not Detected.						

	Compounds	QUANT SIG MASS	RT	EXP RT	REL RT	RESPONSE	CONCENTRATIONS ON-COLUMN (ngs)	CONCENTRATIONS FINAL (ngs)	REVIEW CODE
	45 1,2-dichloropropane	63	Compound Not Detected.						
	46 bromodichloromethane	83	Compound Not Detected.						
	47 1,4-dioxane	88	Compound Not Detected.						
	50 4-methyl-2-pentanone	58	Compound Not Detected.						
	52 cis-1,3-dichloropropene	75	Compound Not Detected.						
$	53 toluene-d8	98	11.643	11.642	(0.821)	305600	99.3478	99.347	
	54 toluene	92	Compound Not Detected.						
	56 trans-1,3-dichloropropene	75	Compound Not Detected.						
	57 2-hexanone	43	Compound Not Detected.						
	58 1,1,2-trichloroethane	83	Compound Not Detected.						
	60 tetrachloroethene	166	Compound Not Detected.						
	61 chlorodibromomethane	129	Compound Not Detected.						
	62 1,2-dibromoethane	107	Compound Not Detected.						
*	63 chlorobenzene-d5	117	14.186	14.186	(1.000)	238951	100.000		
	64 chlorobenzene	112	Compound Not Detected.						
	66 ethyl benzene	91	Compound Not Detected.						
	67 p/m xylene	106	Compound Not Detected.						
	68 o xylene	106	Compound Not Detected.						
	69 styrene	104	Compound Not Detected.						
	70 isopropylbenzene	105	Compound Not Detected.						
	71 bromoform	173	Compound Not Detected.						
	74 1,1,2,2,-tetrachloroethane	83	Compound Not Detected.						
$	75 4-bromofluorobenzene	95	16.328	16.328	(0.884)	108299	102.759	102.759	
	88 1,3-dichlorobenzene	146	Compound Not Detected.						
*	89 1,4-dichlorobenzene-d4	152	18.470	18.470	(1.000)	105069	100.000		
	90 1,4-dichlorobenzene	146	Compound Not Detected.						
	93 1,2-dichlorobenzene	146	Compound Not Detected.						
	95 1,2-dibromo-3-chloropropane	75	Compound Not Detected.						
	97 1,2,4-trichlorobenzene	180	Compound Not Detected.						
	100 1,2,3-trichlorobenzene	180	Compound Not Detected.						

Alpha Analytical Labs

gc/ms voa

Data file : \\orgserv2\ff\chem\GCMSVOA\Quimby.i\150401.b\0401A13.D
Lab Smp Id:
Inj Date : 01-APR-2015 12:39
Operator : mm Inst ID: Quimby.i
Smp Info : l1505963-17,31,10,,a
Misc Info : wg772555,ical10611
Comment :
Method : \\orgserv2\ff\chem\GCMSVOA\Quimby.i\150401.b\liq8260.m
Meth Date : 01-Apr-2015 10:01 mmay Quant Type: ISTD
Cal Date : 13-JAN-2015 15:17 Cal File: 0113A14.D
Als bottle: 13
Dil Factor: 1.00000
Integrator: HP RTE Compound Sublist: njtcl.sub
Target Version: 4.12
Processing Host: A1VOA1

- NO TENTATIVELY IDENTIFIED COMPOUNDS -

Alpha Analytical Labs

INTERNAL STANDARD COMPOUNDS
AREA AND RT SUMMARY

Instrument ID: Quimby.i
Lab File ID: 0401A13.D
Lab Smp Id:
Analysis Type: VOA
Quant Type: ISTD
Operator: mm
Method File: \\orgserv2\ff\chem\GCMSVOA\Quimby.i\150401.b\liq8260.m
Misc Info: wg772555,ical10611

Calibration Date: 01-APR-2015
Calibration Time: 06:21
Level: LOW
Sample Type: WATER

Test Mode:
Use Last Continuing Calibrator.
If Continuing Cal. use Initial Cal. Level 3

COMPOUND	STANDARD	AREA LIMIT LOWER	AREA LIMIT UPPER	SAMPLE	%DIFF
42 fluorobenzene	360230	180115	720460	299394	-16.89
63 chlorobenzene-d5	284242	142121	568484	238951	-15.93
89 1,4-dichlorobenze	147392	73696	294784	105069	-28.71

COMPOUND	STANDARD	RT LIMIT LOWER	RT LIMIT UPPER	SAMPLE	%DIFF
42 fluorobenzene	9.11	8.61	9.61	9.12	0.12
63 chlorobenzene-d5	14.19	13.69	14.69	14.19	0.00
89 1,4-dichlorobenze	18.47	17.97	18.97	18.47	0.00

AREA UPPER LIMIT = +100% of internal standard area.
AREA LOWER LIMIT = - 50% of internal standard area.
RT UPPER LIMIT = + 0.50 minutes of internal standard RT.
RT LOWER LIMIT = - 0.50 minutes of internal standard RT.

Alpha Analytical Labs

RECOVERY REPORT

Client Name: Client SDG: SDGa02552
Sample Matrix: LIQUID Fraction: VOA
Lab Smp Id:
Level: LOW Operator: mm
Data Type: MS DATA SampleType: SAMPLE
SpikeList File: curve.spk Quant Type: ISTD
Sublist File: njtcl.sub
Method File: \\orgserv2\ff\chem\GCMSVOA\Quimby.i\150401.b\liq8260.m
Misc Info: wg772555,ical10611

SURROGATE COMPOUND	AMOUNT ADDED ngs	AMOUNT RECOVERED ngs	% RECOVERED	LIMITS
$ 32 dibromofluorometha	100.000	104.330	104.33	70-130
$ 38 1,2-dichloroethane	100.000	99.910	99.91	70-130
$ 53 toluene-d8	100.000	99.347	99.35	70-130
$ 75 4-bromofluorobenze	100.000	102.759	102.76	70-130

Data File: \\orgserv2\ff\chem\GCMSVOA\Quimby.i\150401.b\0401A13.D
Date : 01-APR-2015 12:39
Client ID:
Instrument: Quimby.i
Sample Info: 11505963-17,31,10,,a
Purge Volume: 10.0
Operator: mm
Column phase: Rtx-502.2
Column diameter: 0.18

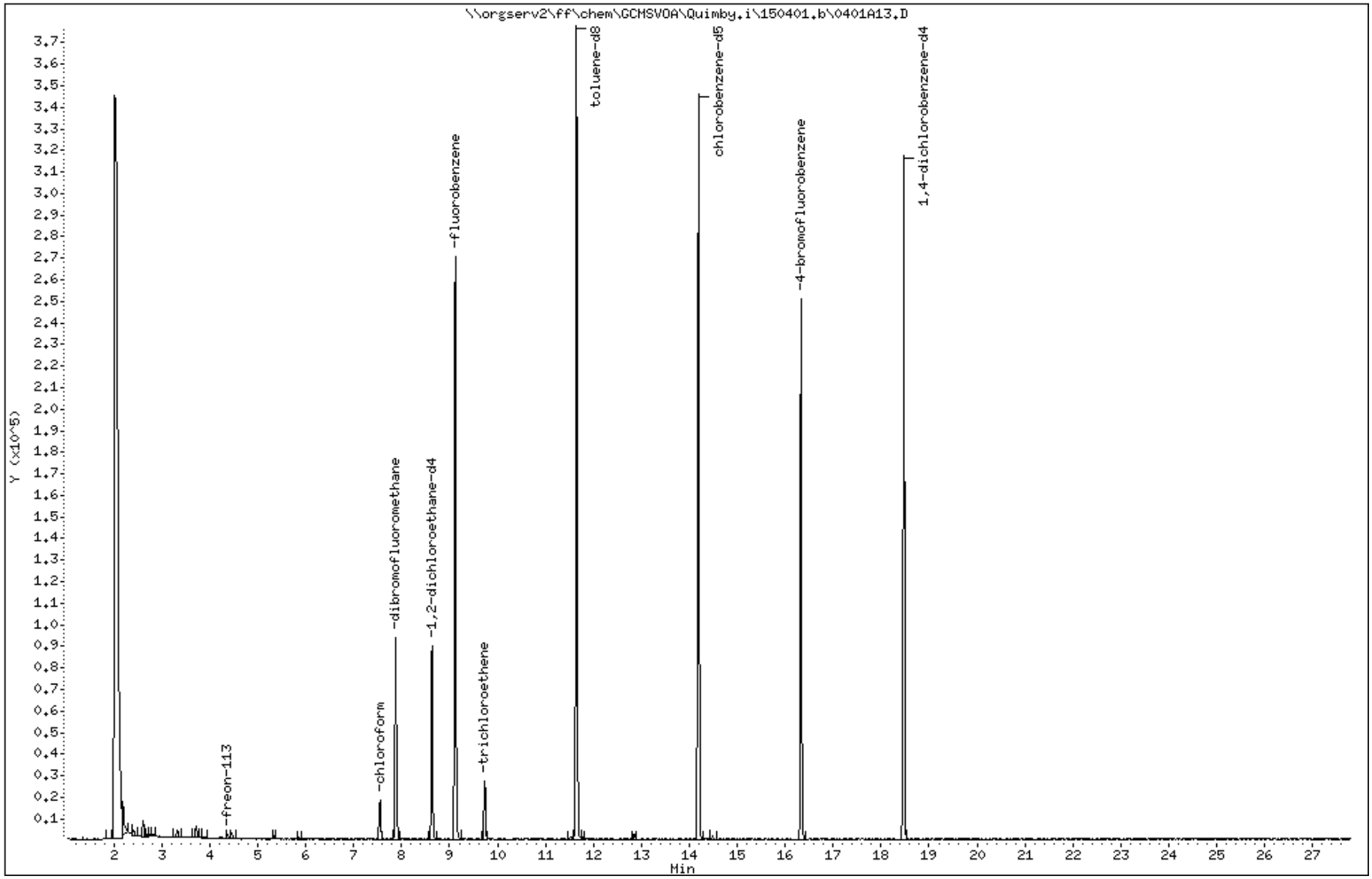

Data File: \\orgserv2\ff\chem\GCMSVOA\Quimby.i\150401.b\0401A13.D

Date : 01-APR-2015 12:39

Client ID:

Instrument: Quimby.i

Sample Info: l1505963-17,31,10,,a

Purge Volume: 10.0

Operator: mm

Column phase: Rtx-502.2

Column diameter: 0.18

9 freon-113

Concentration: 1.579 ngs

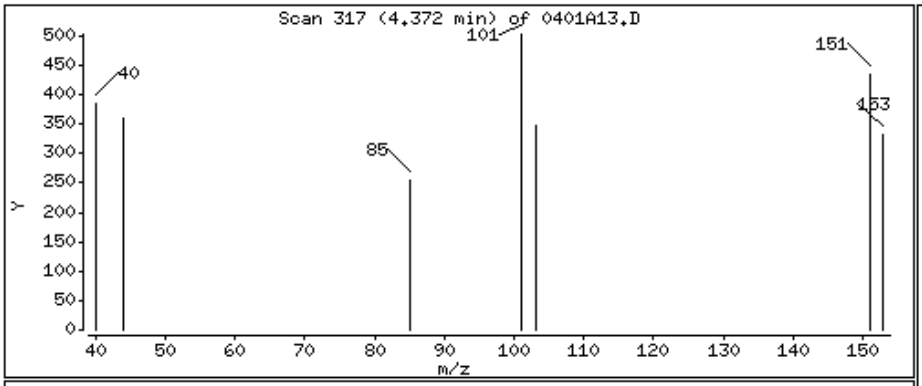

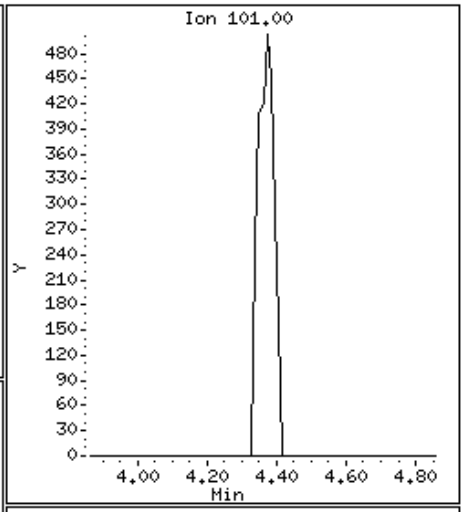

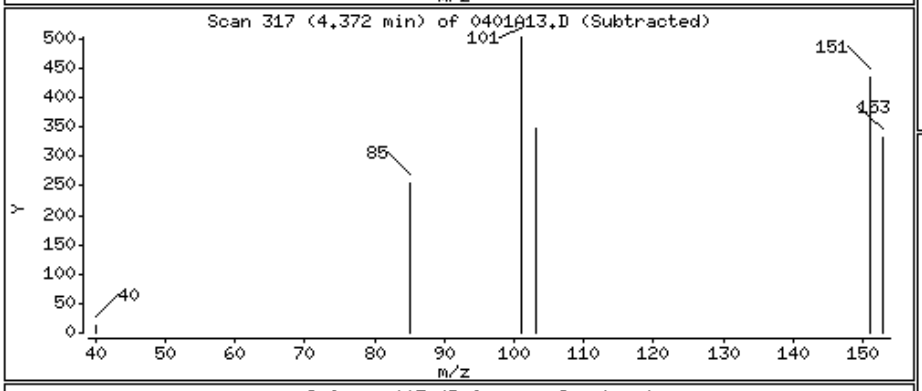

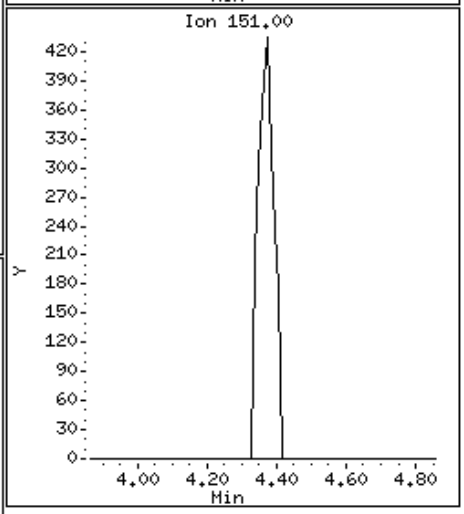

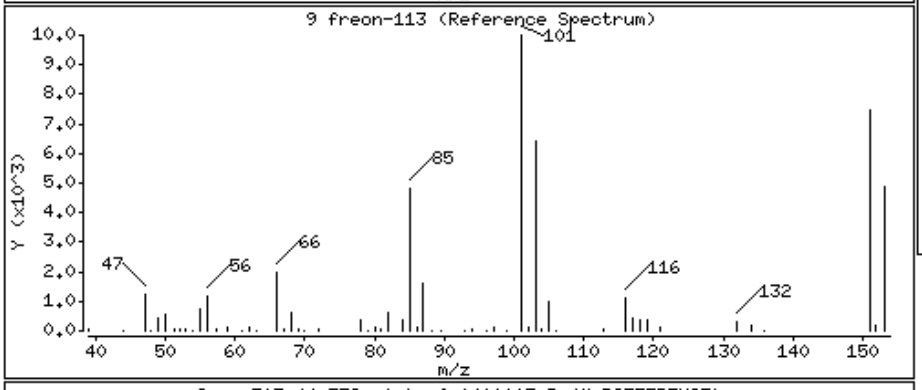

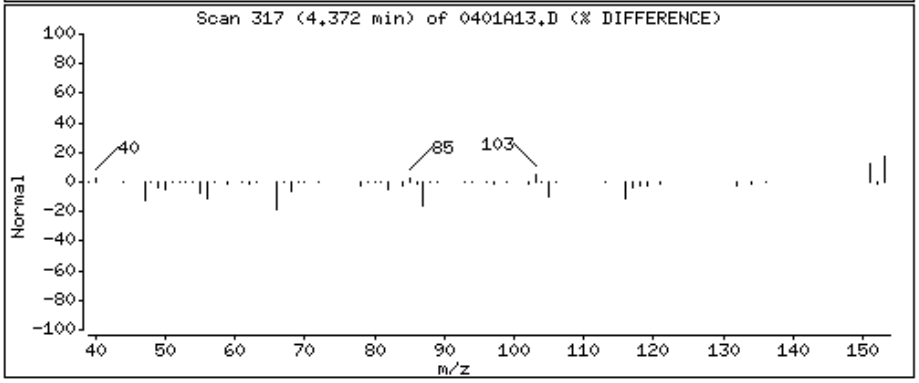

Data File: \\orgserv2\ff\chem\GCMSVOA\Quimby.i\150401.b\0401A13.D

Date : 01-APR-2015 12:39

Client ID:

Instrument: Quimby.i

Sample Info: 11505963-17,31,10,,a

Purge Volume: 10.0

Operator: mm

Column phase: Rtx-502.2

Column diameter: 0.18

29 chloroform

Concentration: 10.206 ngs

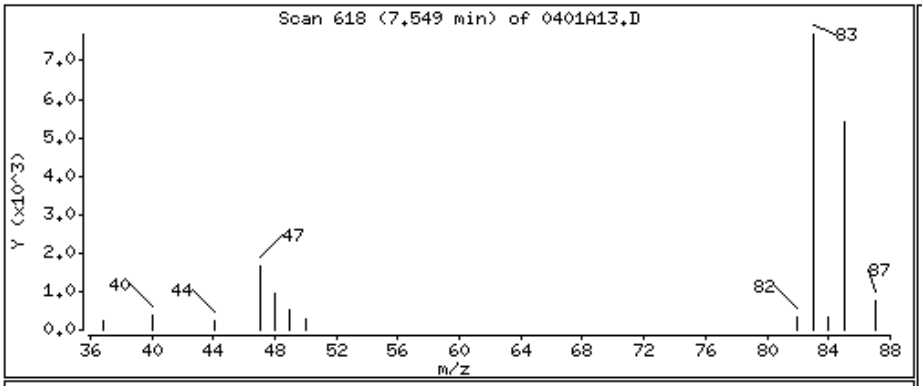

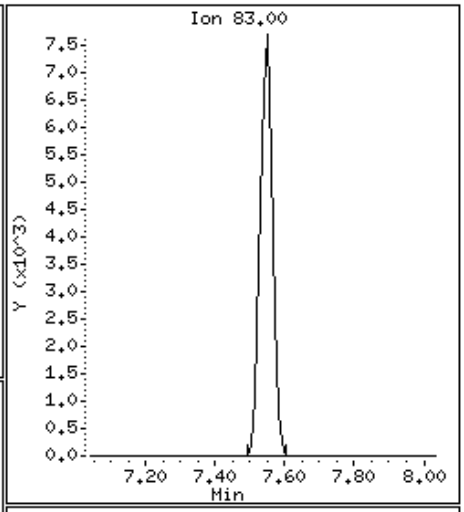

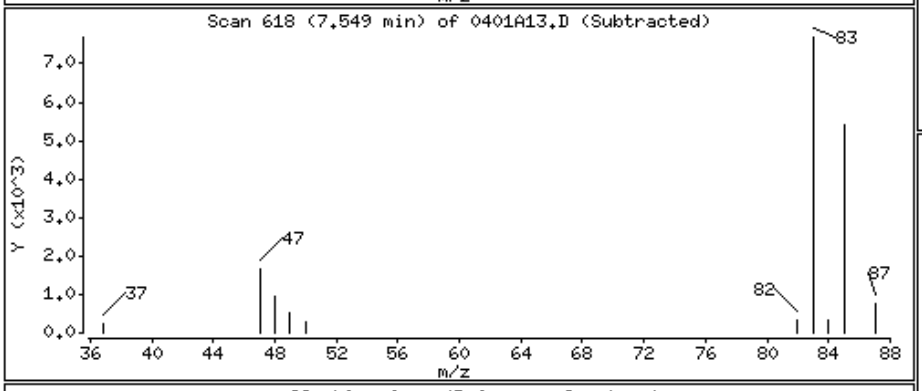

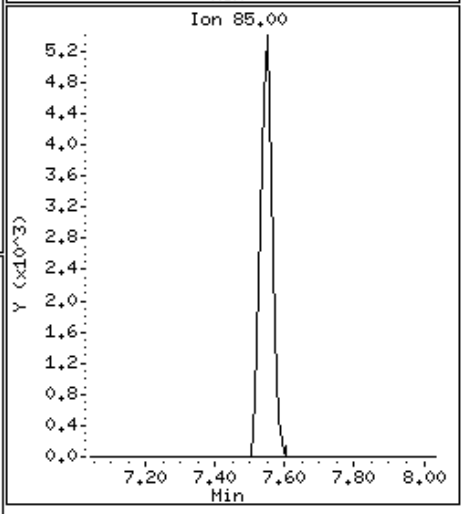

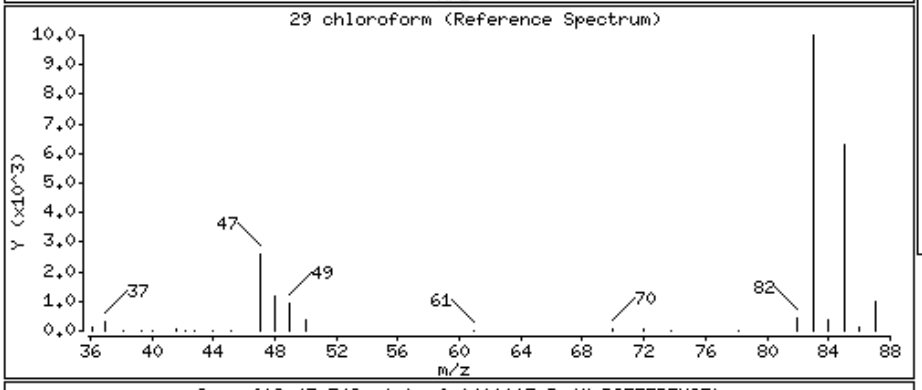

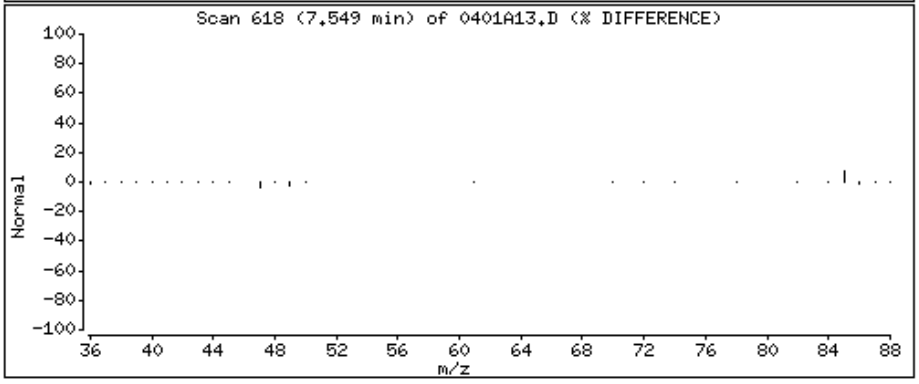

Data File: \\orgserv2\ff\chem\GCMSVOA\Quimby.i\150401.b\0401A13.D

Date : 01-APR-2015 12:39

Client ID:

Instrument: Quimby.i

Sample Info: 11505963-17,31,10,,a

Purge Volume: 10.0

Operator: mm

Column phase: Rtx-502.2

Column diameter: 0.18

43 trichloroethene

Concentration: 9.873 ngs

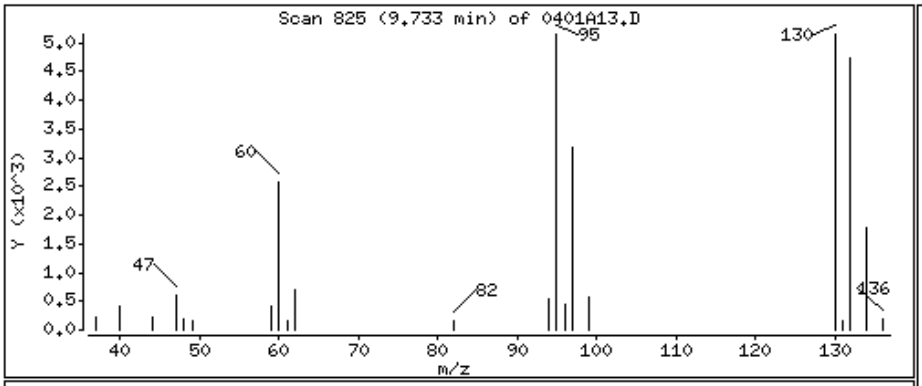

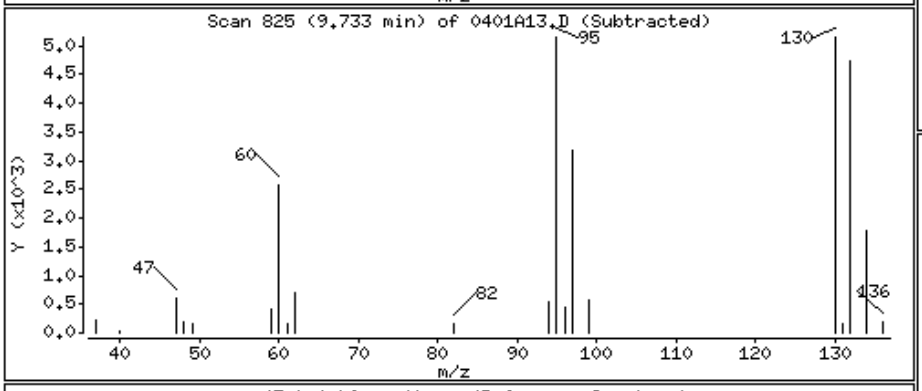

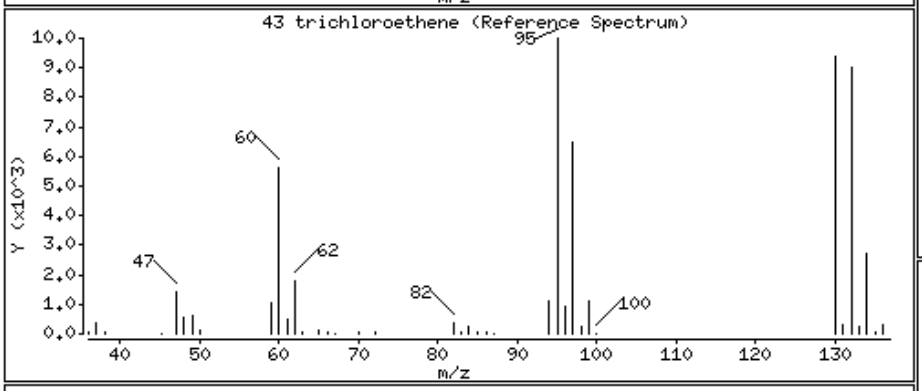

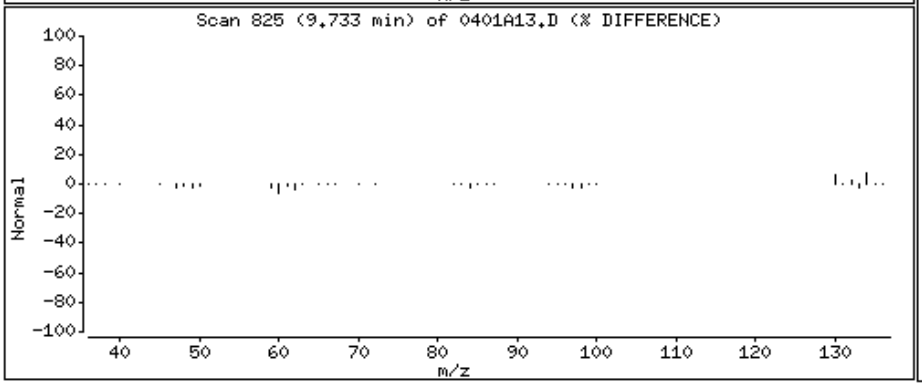

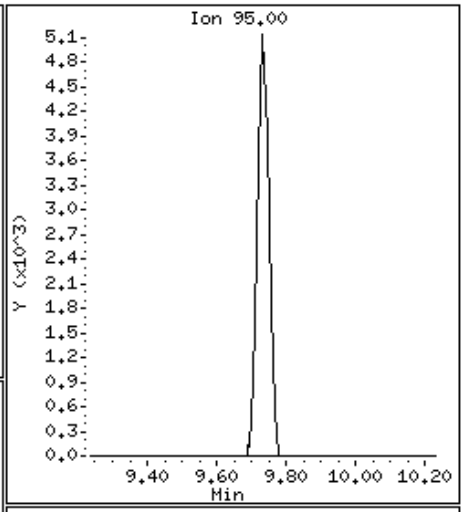

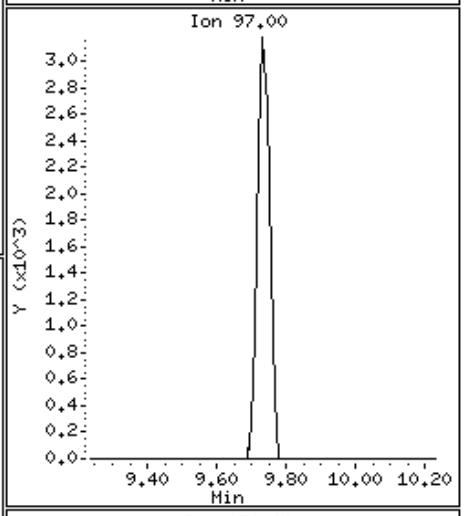

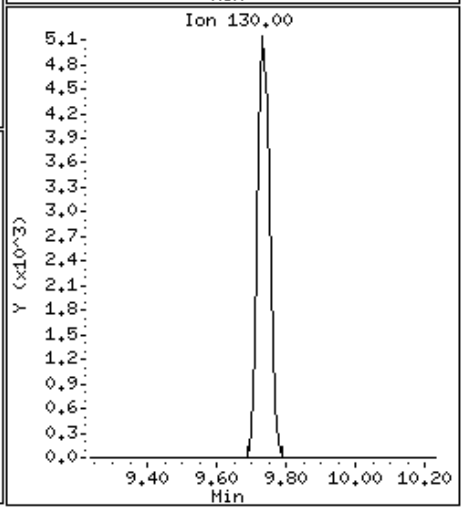

Alpha Analytical Labs

gc/ms voa

Data file : \\orgserv2\ff\chem\GCMSVOA\Quimby.i\150401.b\0401A14.D
Lab Smp Id:
Inj Date : 01-APR-2015 13:10
Operator : mm Inst ID: Quimby.i
Smp Info : l1505963-18,31,10,,a
Misc Info : wg772555,ical10611
Comment :
Method : \\orgserv2\ff\chem\GCMSVOA\Quimby.i\150401.b\liq8260.m
Meth Date : 01-Apr-2015 10:01 mmay Quant Type: ISTD
Cal Date : 13-JAN-2015 15:17 Cal File: 0113A14.D
Als bottle: 14
Dil Factor: 1.00000
Integrator: HP RTE Compound Sublist: njtcl.sub
Target Version: 4.12
Processing Host: A1VOA1

Concentration Formula: Amt * DF * CpndVariable
Cpnd Variable Local Compound Variable

	Compounds	QUANT SIG MASS	RT	EXP RT	REL RT	RESPONSE	CONCENTRATIONS ON-COLUMN (ngs)	CONCENTRATIONS FINAL (ngs)	REVIEW CODE
	1 dichlorodifluoromethane	85	Compound Not Detected.						
	2 chloromethane	50	Compound Not Detected.						
	3 vinyl chloride	62	Compound Not Detected.						
	4 bromomethane	94	Compound Not Detected.						
	5 chloroethane	64	Compound Not Detected.						
	6 trichlorofluoromethane	101	Compound Not Detected.						
	9 freon-113	101	4.372	4.361	(0.479)	6001	5.91067	5.910	
	10 acetone	43	Compound Not Detected.						
	11 1,1,-dichloroethene	96	Compound Not Detected.						
	14 methyl acetate	43	Compound Not Detected.						
	15 methylene chloride	84	Compound Not Detected.						
	16 carbon disulfide	76	Compound Not Detected.						
	18 methyl tert butyl ether	73	Compound Not Detected.						
	20 trans-1,2-dichloroethene	96	Compound Not Detected.						
	23 1,1-dichloroethane	63	Compound Not Detected.						
	25 2-butanone	43	Compound Not Detected.						
	28 cis-1,2-dichloroethene	96	7.305	7.305	(0.801)	2136	1.81490	1.814	
	29 chloroform	83	7.548	7.537	(0.828)	23467	13.1318	13.131	
	30 bromochloromethane	128	Compound Not Detected.						
$	32 dibromofluoromethane	113	7.875	7.875	(0.863)	68007	103.839	103.838	
	33 1,1,1-trichloroethane	97	Compound Not Detected.						
	34 cyclohexane	56	Compound Not Detected.						
	36 carbontetrachloride	117	Compound Not Detected.						
$	38 1,2-dichloroethane-d4	65	8.635	8.624	(0.947)	73241	98.4347	98.434	
	40 1,2-dichloroethane	62	Compound Not Detected.						
	41 benzene	78	Compound Not Detected.						
*	42 fluorobenzene	96	9.120	9.110	(1.000)	306601	100.000		
	43 trichloroethene	95	9.732	9.732	(1.067)	12285	10.9443	10.944	
	44 methyl cyclohexane	83	Compound Not Detected.						

			QUANT SIG					CONCENTRATIONS		
		Compounds	MASS	RT	EXP RT	REL RT	RESPONSE	ON-COLUMN (ngs)	FINAL (ngs)	REVIEW CODE
	45	1,2-dichloropropane	63	Compound Not Detected.						
	46	bromodichloromethane	83	Compound Not Detected.						
	47	1,4-dioxane	88	Compound Not Detected.						
	50	4-methyl-2-pentanone	58	Compound Not Detected.						
	52	cis-1,3-dichloropropene	75	Compound Not Detected.						
$	53	toluene-d8	98	11.642	11.642	(0.821)	315028	99.6913	99.691	
	54	toluene	92	Compound Not Detected.						
	56	trans-1,3-dichloropropene	75	Compound Not Detected.						
	57	2-hexanone	43	Compound Not Detected.						
	58	1,1,2-trichloroethane	83	Compound Not Detected.						
	60	tetrachloroethene	166	12.856	12.856	(0.906)	5965	5.25582	5.255	
	61	chlorodibromomethane	129	Compound Not Detected.						
	62	1,2-dibromoethane	107	Compound Not Detected.						
*	63	chlorobenzene-d5	117	14.186	14.186	(1.000)	245474	100.000		
	64	chlorobenzene	112	Compound Not Detected.						
	66	ethyl benzene	91	Compound Not Detected.						
	67	p/m xylene	106	Compound Not Detected.						
	68	o xylene	106	Compound Not Detected.						
	69	styrene	104	Compound Not Detected.						
	70	isopropylbenzene	105	Compound Not Detected.						
	71	bromoform	173	Compound Not Detected.						
	74	1,1,2,2,-tetrachloroethane	83	Compound Not Detected.						
$	75	4-bromofluorobenzene	95	16.328	16.328	(0.884)	109648	102.739	102.738	
	88	1,3-dichlorobenzene	146	Compound Not Detected.						
*	89	1,4-dichlorobenzene-d4	152	18.470	18.470	(1.000)	106399	100.000		
	90	1,4-dichlorobenzene	146	Compound Not Detected.						
	93	1,2-dichlorobenzene	146	Compound Not Detected.						
	95	1,2-dibromo-3-chloropropane	75	Compound Not Detected.						
	97	1,2,4-trichlorobenzene	180	Compound Not Detected.						
	100	1,2,3-trichlorobenzene	180	Compound Not Detected.						

Alpha Analytical Labs

gc/ms voa

Data file : \\orgserv2\ff\chem\GCMSVOA\Quimby.i\150401.b\0401A14.D
Lab Smp Id:
Inj Date : 01-APR-2015 13:10
Operator : mm Inst ID: Quimby.i
Smp Info : l1505963-18,31,10,,a
Misc Info : wg772555,ical10611
Comment :
Method : \\orgserv2\ff\chem\GCMSVOA\Quimby.i\150401.b\liq8260.m
Meth Date : 01-Apr-2015 10:01 mmay Quant Type: ISTD
Cal Date : 13-JAN-2015 15:17 Cal File: 0113A14.D
Als bottle: 14
Dil Factor: 1.00000
Integrator: HP RTE Compound Sublist: njtcl.sub
Target Version: 4.12
Processing Host: A1VOA1

- NO TENTATIVELY IDENTIFIED COMPOUNDS -

Alpha Analytical Labs

INTERNAL STANDARD COMPOUNDS
AREA AND RT SUMMARY

Instrument ID: Quimby.i
Lab File ID: 0401A14.D
Lab Smp Id:
Analysis Type: VOA
Quant Type: ISTD
Operator: mm
Method File: \\orgserv2\ff\chem\GCMSVOA\Quimby.i\150401.b\liq8260.m
Misc Info: wg772555,ical10611

Calibration Date: 01-APR-2015
Calibration Time: 06:21

Level: LOW
Sample Type: WATER

Test Mode:
Use Last Continuing Calibrator.
If Continuing Cal. use Initial Cal. Level 3

COMPOUND	STANDARD	AREA LIMIT LOWER	AREA LIMIT UPPER	SAMPLE	%DIFF
42 fluorobenzene	360230	180115	720460	306601	-14.89
63 chlorobenzene-d5	284242	142121	568484	245474	-13.64
89 1,4-dichlorobenze	147392	73696	294784	106399	-27.81

COMPOUND	STANDARD	RT LIMIT LOWER	RT LIMIT UPPER	SAMPLE	%DIFF
42 fluorobenzene	9.11	8.61	9.61	9.12	0.12
63 chlorobenzene-d5	14.19	13.69	14.69	14.19	0.00
89 1,4-dichlorobenze	18.47	17.97	18.97	18.47	0.00

AREA UPPER LIMIT = +100% of internal standard area.
AREA LOWER LIMIT = - 50% of internal standard area.
RT UPPER LIMIT = + 0.50 minutes of internal standard RT.
RT LOWER LIMIT = - 0.50 minutes of internal standard RT.

Alpha Analytical Labs

RECOVERY REPORT

Client Name: Client SDG: SDGa02552
Sample Matrix: LIQUID Fraction: VOA
Lab Smp Id:
Level: LOW Operator: mm
Data Type: MS DATA SampleType: SAMPLE
SpikeList File: curve.spk Quant Type: ISTD
Sublist File: njtcl.sub
Method File: \\orgserv2\ff\chem\GCMSVOA\Quimby.i\150401.b\liq8260.m
Misc Info: wg772555,ical10611

SURROGATE COMPOUND	AMOUNT ADDED ngs	AMOUNT RECOVERED ngs	% RECOVERED	LIMITS
$ 32 dibromofluorometha	100.000	103.838	103.84	70-130
$ 38 1,2-dichloroethane	100.000	98.434	98.43	70-130
$ 53 toluene-d8	100.000	99.691	99.69	70-130
$ 75 4-bromofluorobenze	100.000	102.738	102.74	70-130

Data File: \\orgserv2\ff\chem\GCMSVOA\Quimby.i\150401.b\0401A14.D
Date : 01-APR-2015 13:10
Client ID:
Instrument: Quimby.i
Sample Info: 11505963-18,31,10,,a
Purge Volume: 10.0
Operator: mm
Column phase: Rtx-502.2
Column diameter: 0.18

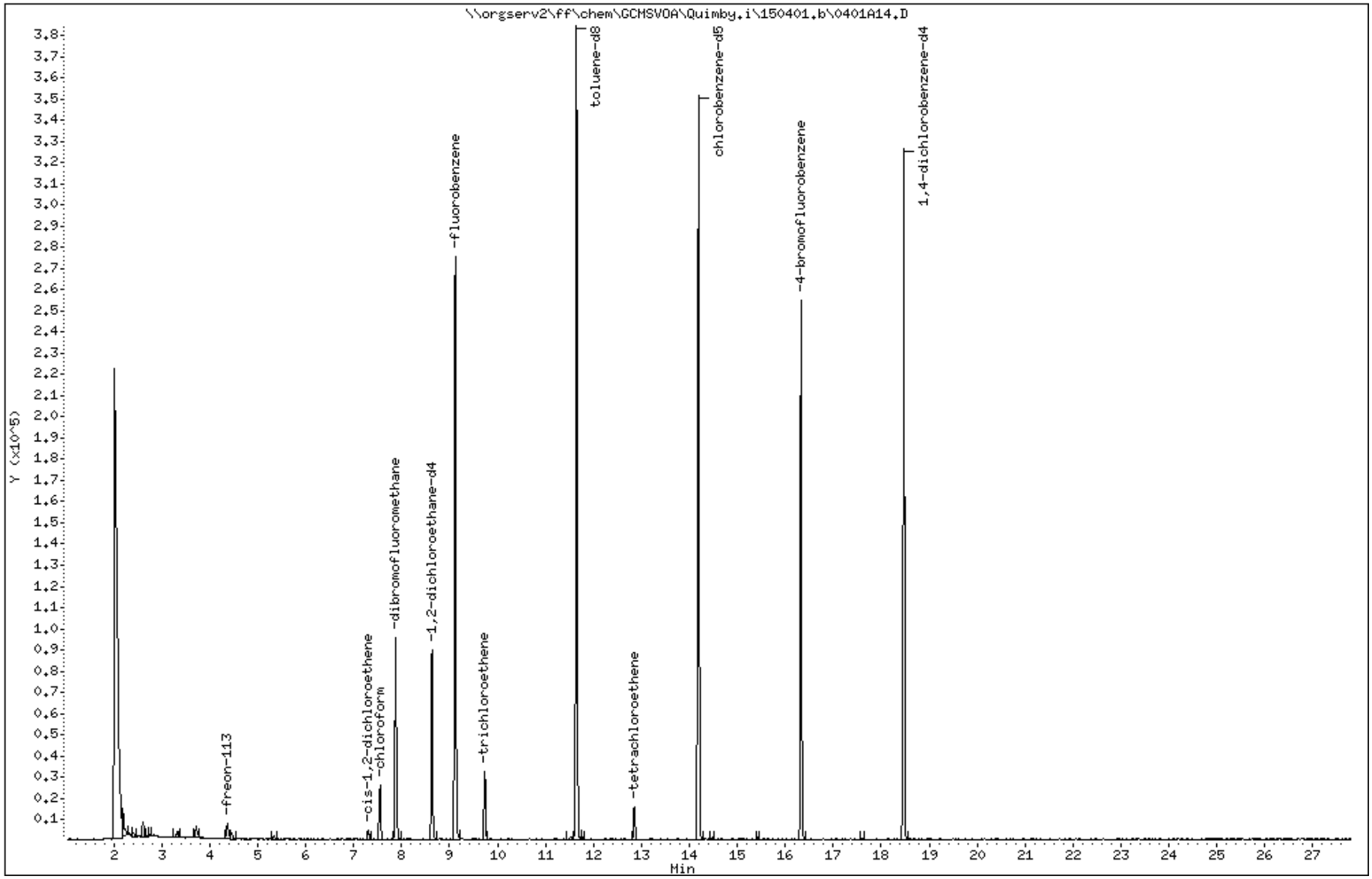

Data File: \\orgserv2\ff\chem\GCMSVOA\Quimby.i\150401.b\0401A14.D

Date : 01-APR-2015 13:10

Client ID:

Instrument: Quimby.i

Sample Info: l1505963-18,31,10,,a

Purge Volume: 10.0

Operator: mm

Column phase: Rtx-502.2

Column diameter: 0.18

9 freon-113

Concentration: 5.910 ngs

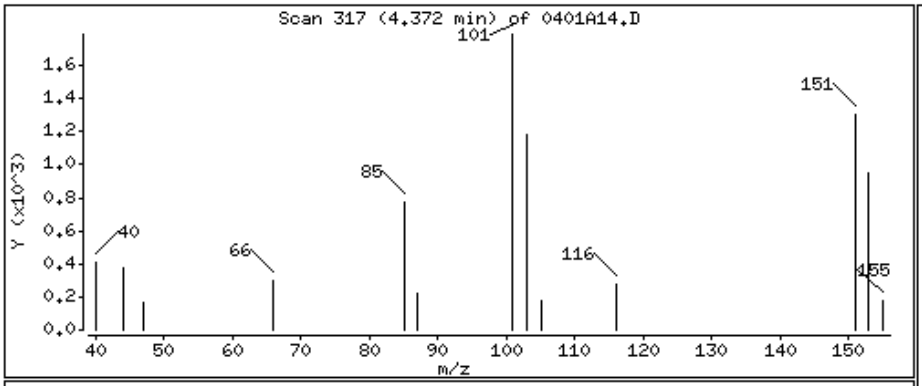

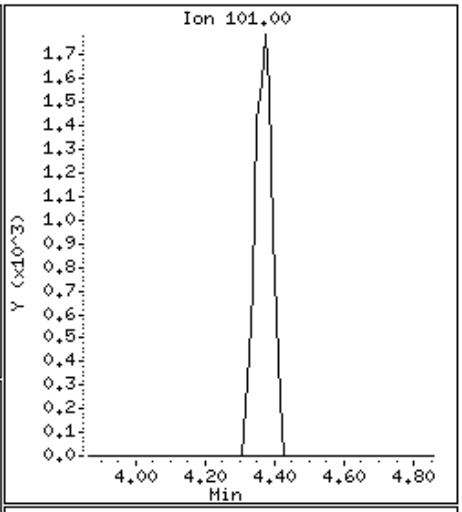

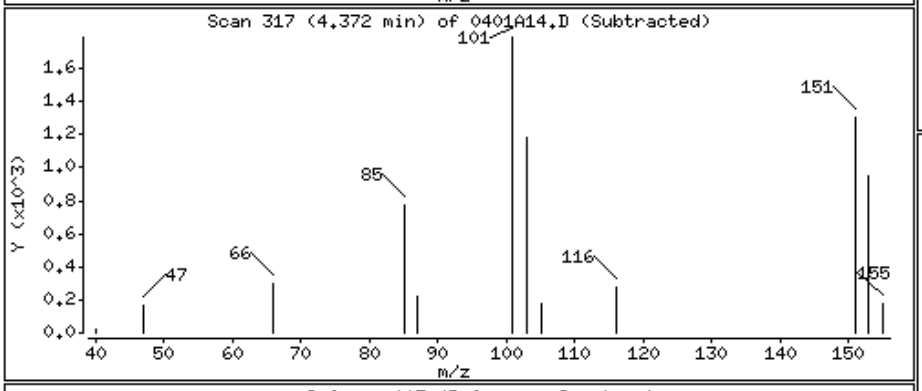

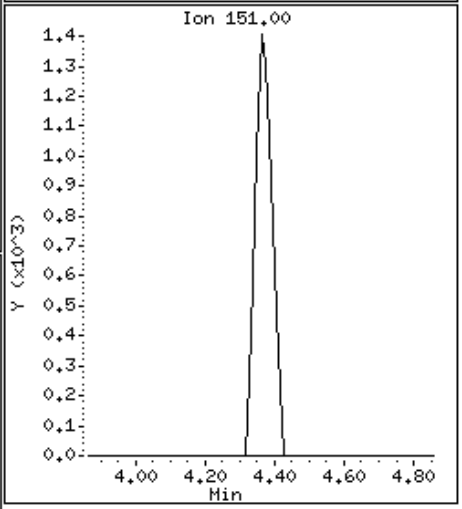

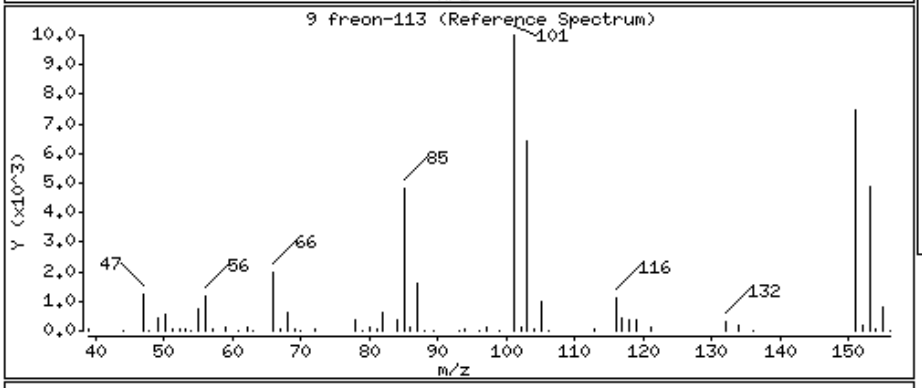

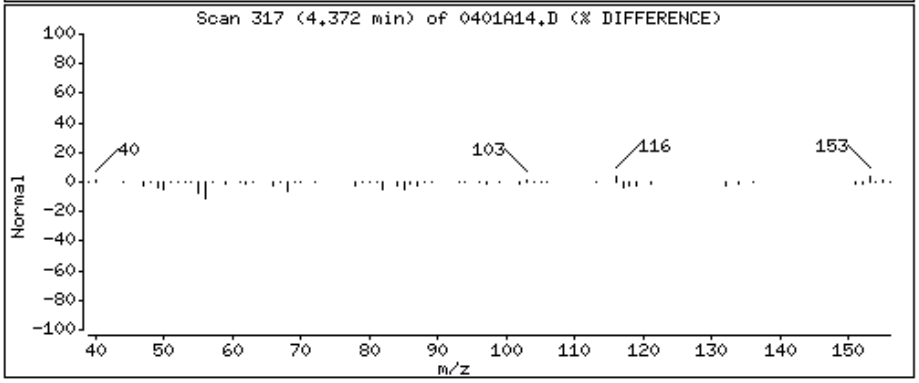

Data File: \\orgserv2\ff\chem\GCMSVOA\Quimby.i\150401.b\0401A14.D

Date : 01-APR-2015 13:10

Client ID:

Instrument: Quimby.i

Sample Info: l1505963-18,31,10,,a

Purge Volume: 10.0

Operator: mm

Column phase: Rtx-502.2

Column diameter: 0.18

28 cis-1,2-dichloroethene

Concentration: 1.814 ngs

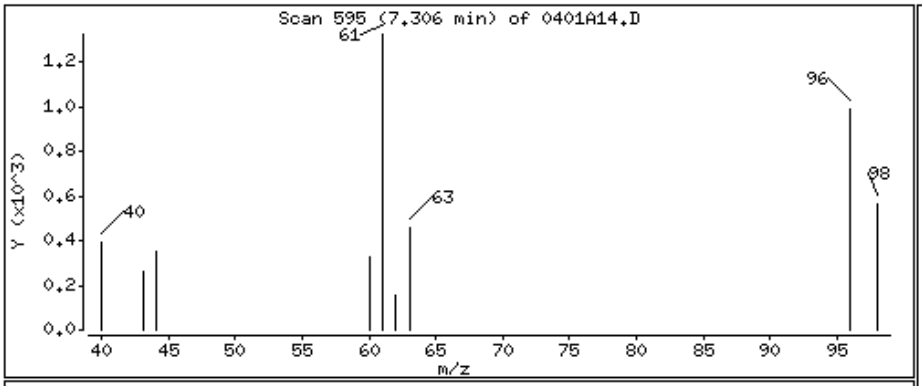

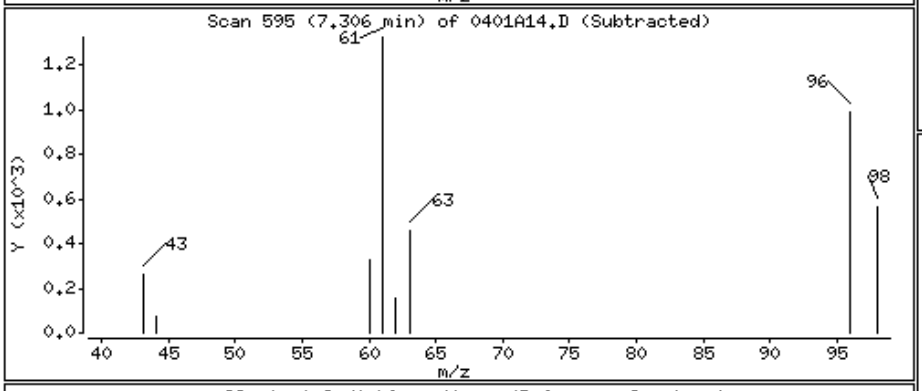

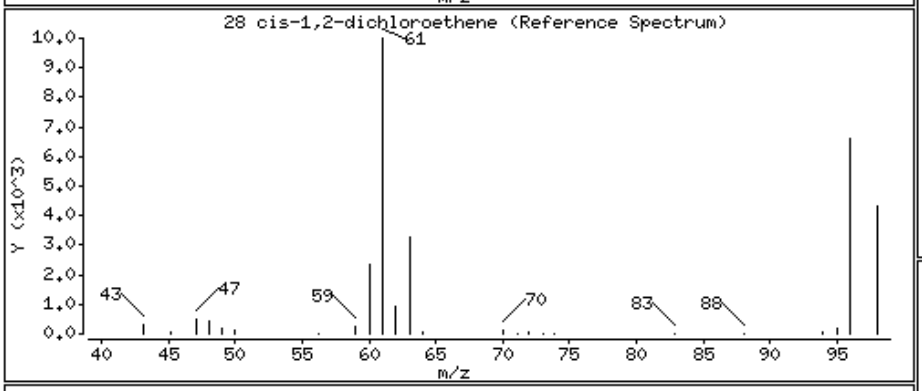

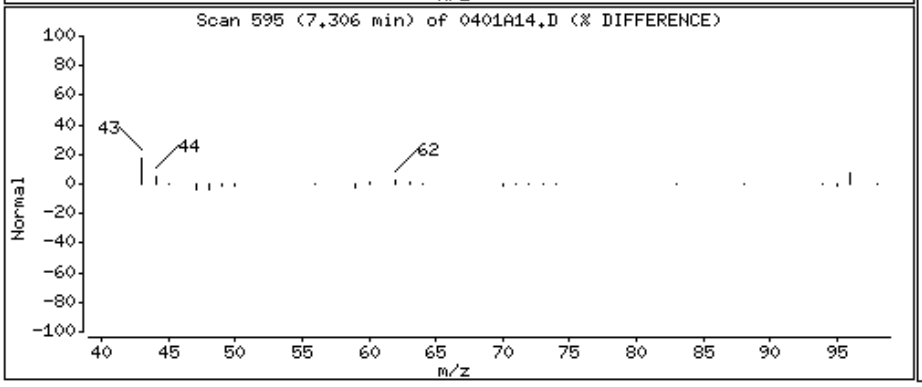

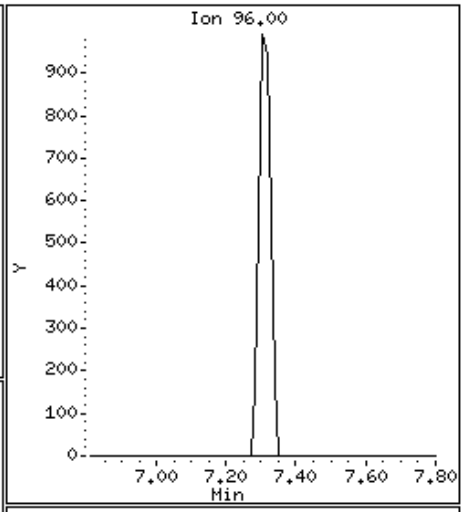

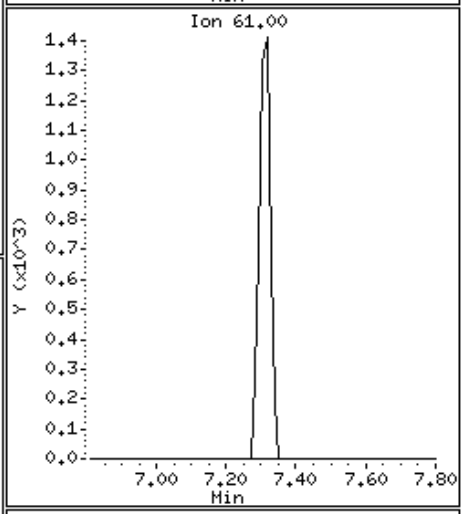

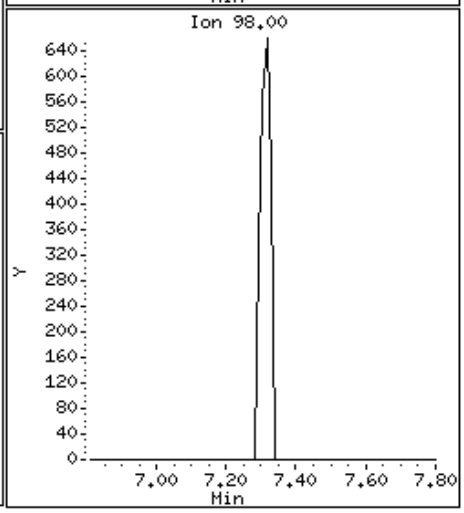

Data File: \\orgserv2\ff\chem\GCMSVOA\Quimby.i\150401.b\0401A14.D

Date : 01-APR-2015 13:10

Client ID:

Instrument: Quimby.i

Sample Info: 11505963-18,31,10,,a

Purge Volume: 10.0

Operator: mm

Column phase: Rtx-502.2

Column diameter: 0.18

29 chloroform

Concentration: 13.131 ngs

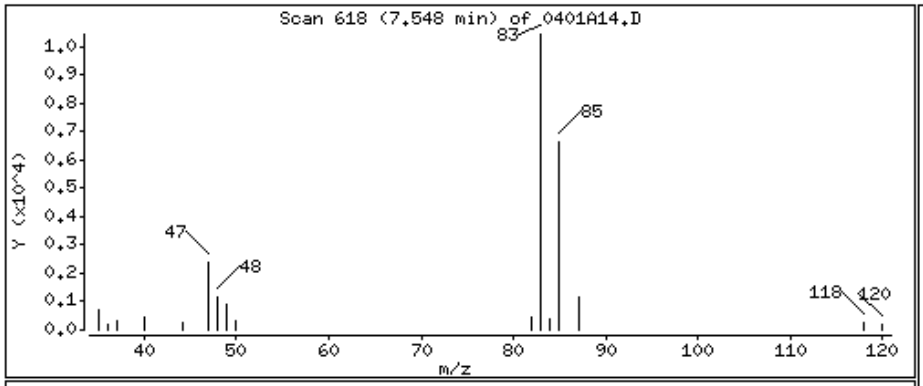

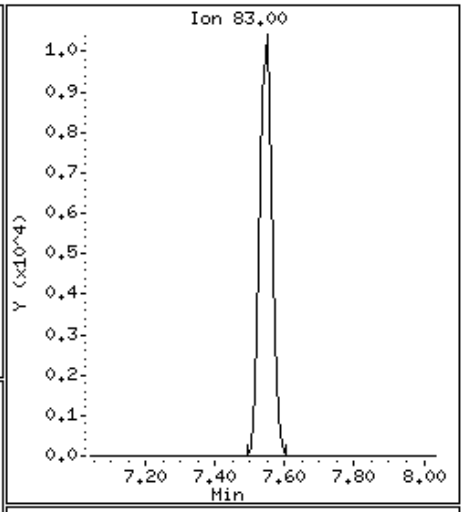

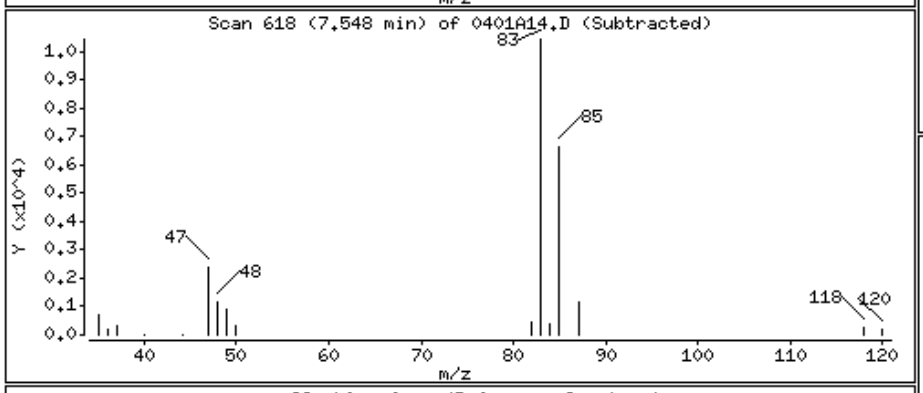

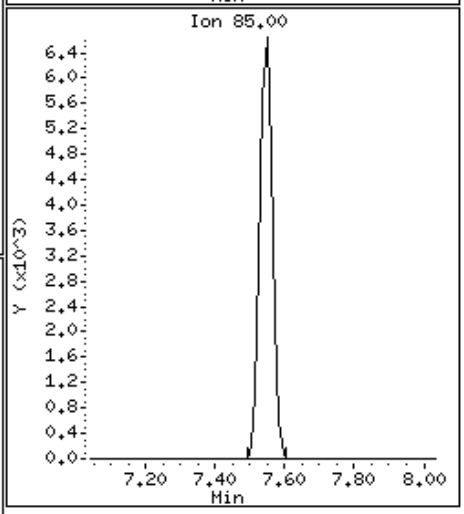

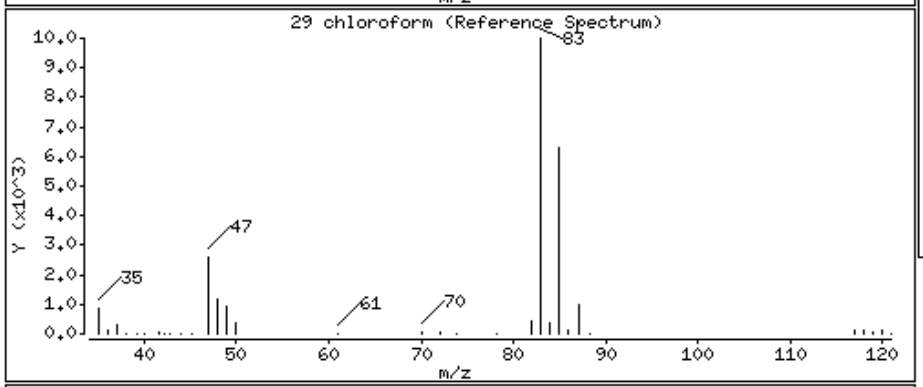

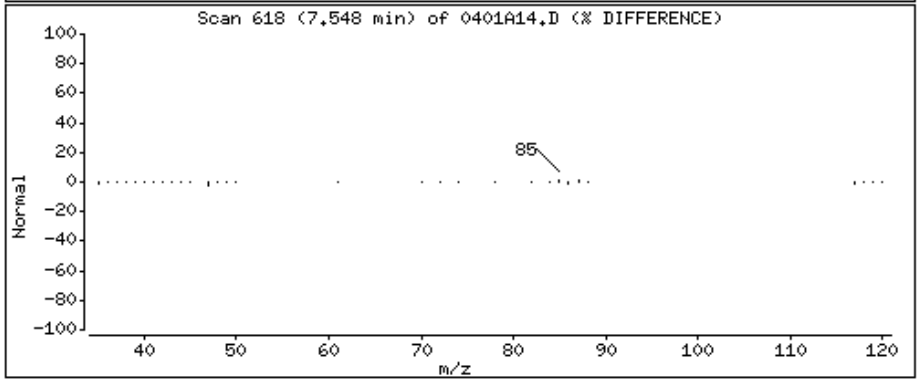

Data File: \\orgserv2\ff\chem\GCMSVOA\Quimby.i\150401.b\0401A14.D

Date : 01-APR-2015 13:10

Client ID:

Instrument: Quimby.i

Sample Info: 11505963-18,31,10,,a

Purge Volume: 10.0

Operator: mm

Column phase: Rtx-502.2

Column diameter: 0.18

43 trichloroethene

Concentration: 10.944 ngs

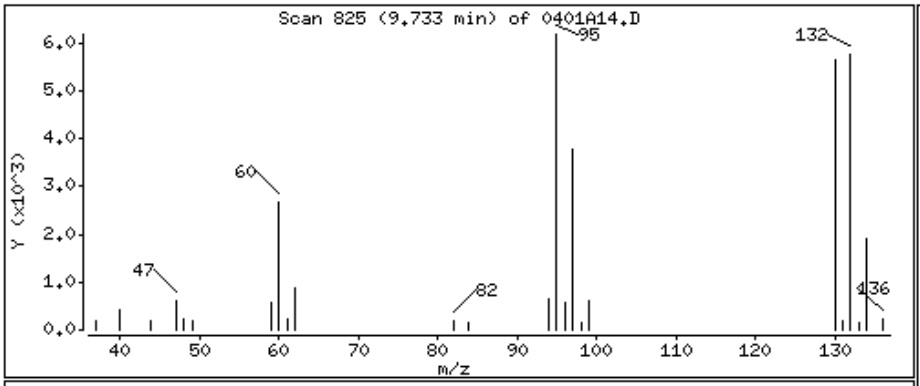

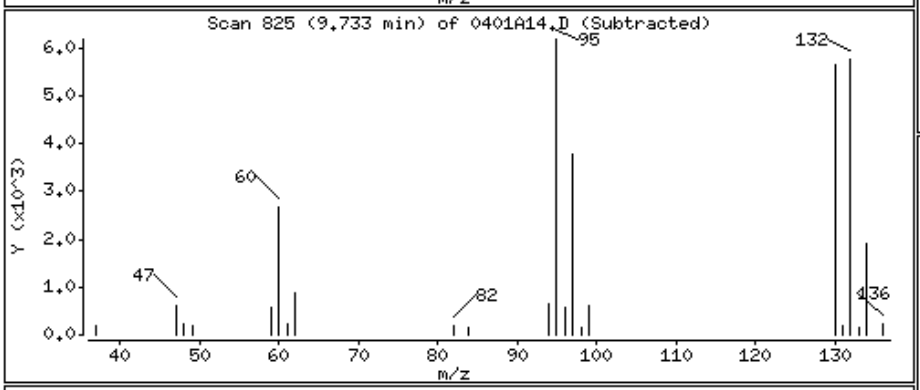

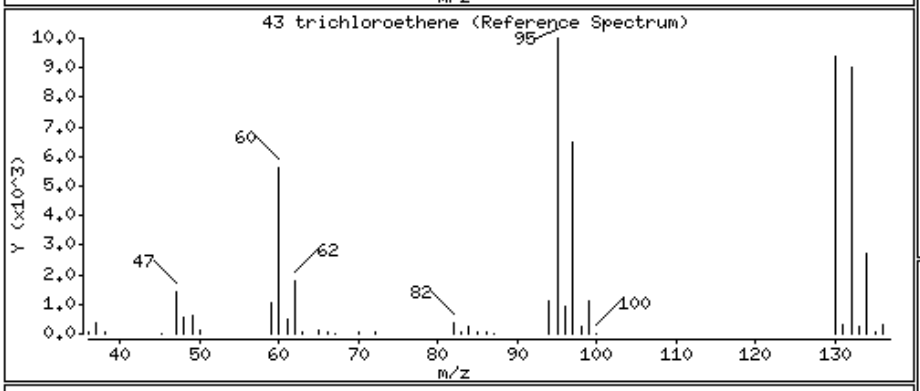

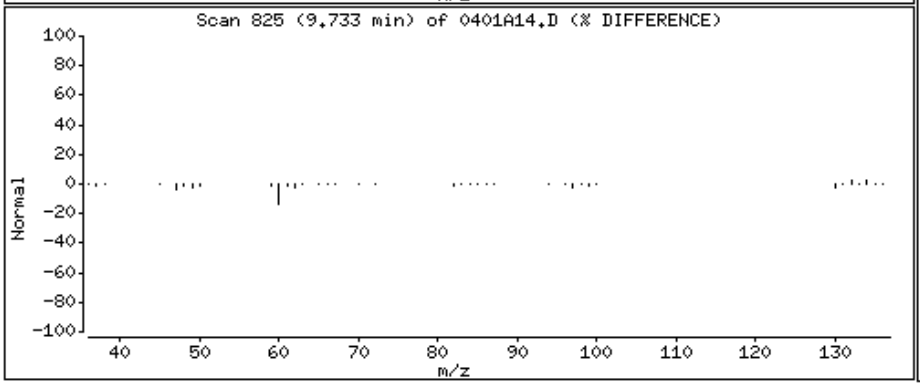

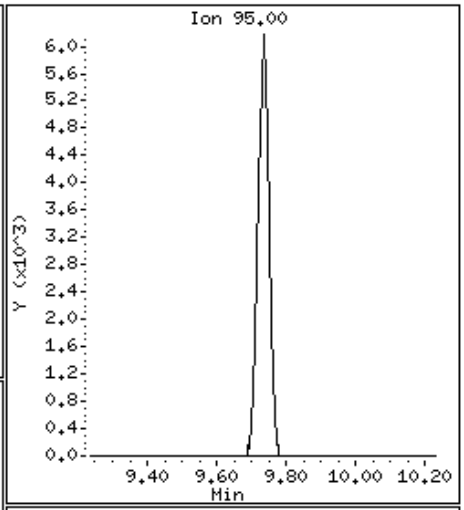

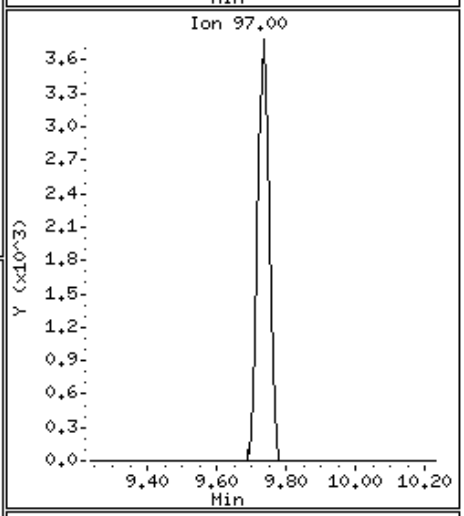

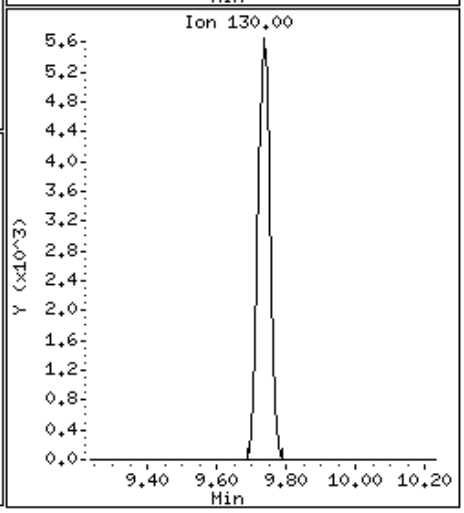

Data File: \\orgserv2\ff\chem\GCMSVOA\Quimby.i\150401.b\0401A14.D

Date : 01-APR-2015 13:10

Client ID:

Instrument: Quimby.i

Sample Info: l1505963-18,31,10,,a

Purge Volume: 10.0

Operator: mm

Column phase: Rtx-502.2

Column diameter: 0.18

60 tetrachloroethene

Concentration: 5.255 ngs

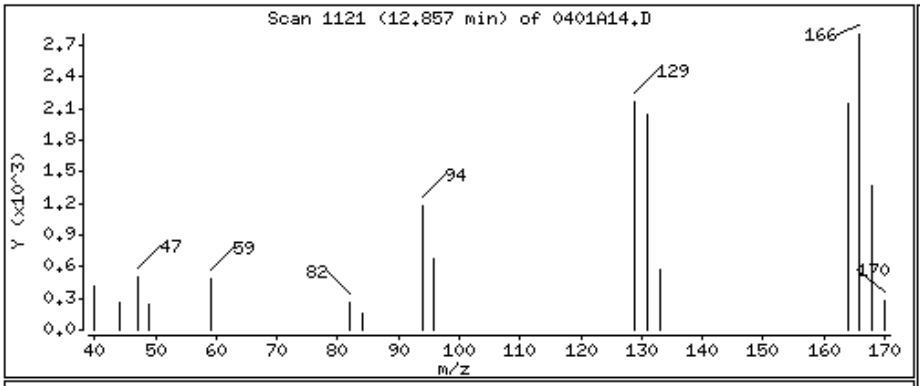

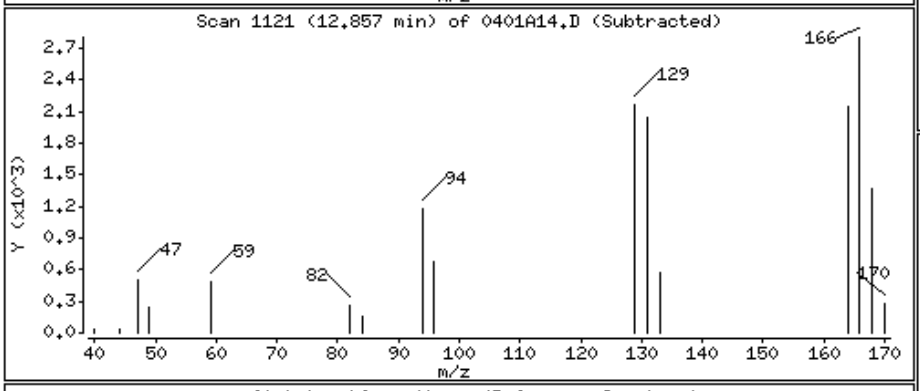

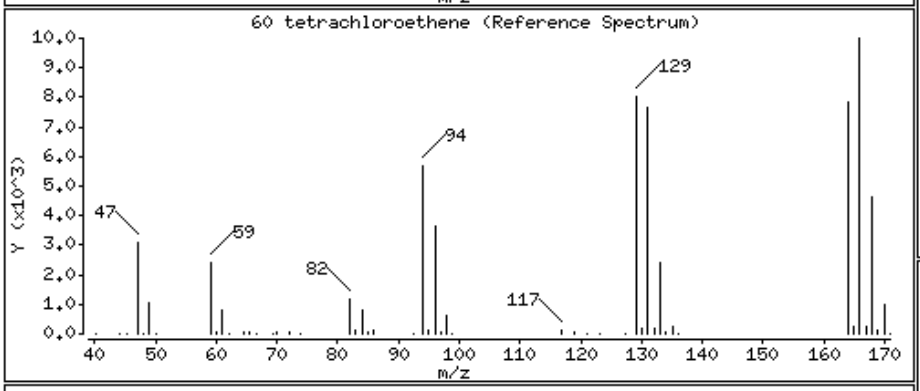

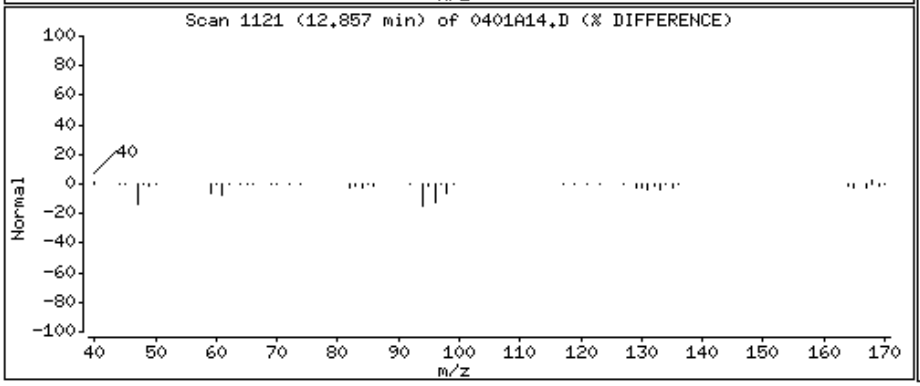

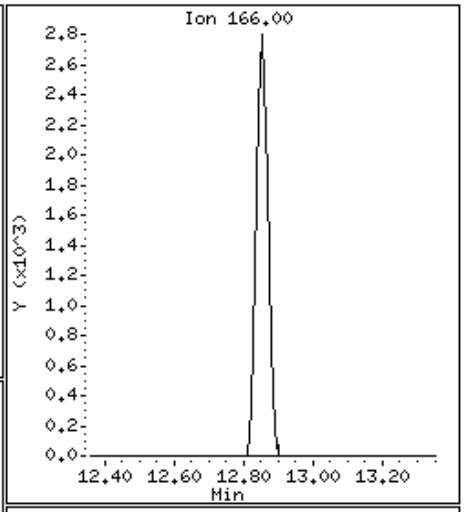

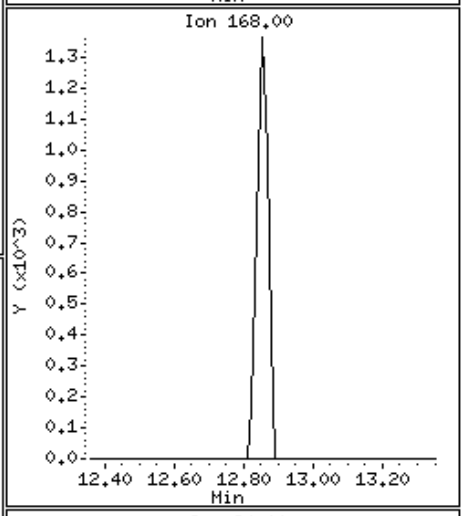

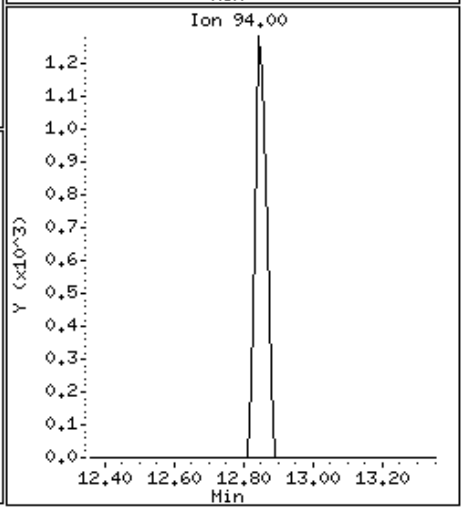

Alpha Analytical Labs

gc/ms voa

Data file : \\orgserv2\ff\chem\GCMSVOA\Quimby.i\150401.b\0401A15.D
Lab Smp Id:
Inj Date : 01-APR-2015 13:42
Operator : mm Inst ID: Quimby.i
Smp Info : l1505963-19,31,10,,a
Misc Info : wg772555,ical10611
Comment :
Method : \\orgserv2\ff\chem\GCMSVOA\Quimby.i\150401.b\liq8260.m
Meth Date : 01-Apr-2015 10:01 mmay Quant Type: ISTD
Cal Date : 13-JAN-2015 15:17 Cal File: 0113A14.D
Als bottle: 15
Dil Factor: 1.00000
Integrator: HP RTE Compound Sublist: njtcl.sub
Target Version: 4.12
Processing Host: A1VOA1

Concentration Formula: Amt * DF * CpndVariable
Cpnd Variable Local Compound Variable

	Compounds	QUANT SIG MASS	RT	EXP RT	REL RT	RESPONSE	CONCENTRATIONS ON-COLUMN (ngs)	FINAL (ngs)	REVIEW CODE
	1 dichlorodifluoromethane	85	Compound Not Detected.						
	2 chloromethane	50	Compound Not Detected.						
	3 vinyl chloride	62	Compound Not Detected.						
	4 bromomethane	94	Compound Not Detected.						
	5 chloroethane	64	Compound Not Detected.						
	6 trichlorofluoromethane	101	Compound Not Detected.						
	9 freon-113	101	4.372	4.361	(0.479)	3766	3.76346	3.763	
	10 acetone	43	4.456	4.456	(0.489)	5272	3.86390	3.863	
	11 1,1,-dichloroethene	96	Compound Not Detected.						
	14 methyl acetate	43	Compound Not Detected.						
	15 methylene chloride	84	Compound Not Detected.						
	16 carbon disulfide	76	Compound Not Detected.						
	18 methyl tert butyl ether	73	Compound Not Detected.						
	20 trans-1,2-dichloroethene	96	Compound Not Detected.						
	23 1,1-dichloroethane	63	Compound Not Detected.						
	25 2-butanone	43	Compound Not Detected.						
	28 cis-1,2-dichloroethene	96	Compound Not Detected.						
	29 chloroform	83	7.548	7.537	(0.828)	33778	19.1775	19.177	
	30 bromochloromethane	128	Compound Not Detected.						
$	32 dibromofluoromethane	113	7.875	7.875	(0.863)	69377	107.477	107.476	
	33 1,1,1-trichloroethane	97	Compound Not Detected.						
	34 cyclohexane	56	Compound Not Detected.						
	36 carbontetrachloride	117	Compound Not Detected.						
$	38 1,2-dichloroethane-d4	65	8.635	8.624	(0.947)	75136	102.456	102.455	
	40 1,2-dichloroethane	62	Compound Not Detected.						
	41 benzene	78	Compound Not Detected.						
*	42 fluorobenzene	96	9.120	9.110	(1.000)	302190	100.000		
	43 trichloroethene	95	9.732	9.732	(1.067)	16317	14.7485	14.748	
	44 methyl cyclohexane	83	Compound Not Detected.						

			QUANT SIG					CONCENTRATIONS ON-COLUMN	CONCENTRATIONS FINAL	
		Compounds	MASS	RT	EXP RT	REL RT	RESPONSE	(ngs)	(ngs)	REVIEW CODE
	45	1,2-dichloropropane	63	Compound Not Detected.						
	46	bromodichloromethane	83	Compound Not Detected.						
	47	1,4-dioxane	88	Compound Not Detected.						
	50	4-methyl-2-pentanone	58	Compound Not Detected.						
	52	cis-1,3-dichloropropene	75	Compound Not Detected.						
$	53	toluene-d8	98	11.643	11.642	(0.821)	312271	98.6031	98.603	
	54	toluene	92	Compound Not Detected.						
	56	trans-1,3-dichloropropene	75	Compound Not Detected.						
	57	2-hexanone	43	Compound Not Detected.						
	58	1,1,2-trichloroethane	83	Compound Not Detected.						
	60	tetrachloroethene	166	12.856	12.856	(0.906)	2066	1.81640	1.816	
	61	chlorodibromomethane	129	Compound Not Detected.						
	62	1,2-dibromoethane	107	Compound Not Detected.						
*	63	chlorobenzene-d5	117	14.186	14.186	(1.000)	246011	100.000		
	64	chlorobenzene	112	Compound Not Detected.						
	66	ethyl benzene	91	Compound Not Detected.						
	67	p/m xylene	106	Compound Not Detected.						
	68	o xylene	106	Compound Not Detected.						
	69	styrene	104	Compound Not Detected.						
	70	isopropylbenzene	105	Compound Not Detected.						
	71	bromoform	173	Compound Not Detected.						
	74	1,1,2,2,-tetrachloroethane	83	Compound Not Detected.						
$	75	4-bromofluorobenzene	95	16.328	16.328	(0.884)	110303	101.750	101.749	
	88	1,3-dichlorobenzene	146	Compound Not Detected.						
*	89	1,4-dichlorobenzene-d4	152	18.470	18.470	(1.000)	108075	100.000		
	90	1,4-dichlorobenzene	146	Compound Not Detected.						
	93	1,2-dichlorobenzene	146	Compound Not Detected.						
	95	1,2-dibromo-3-chloropropane	75	Compound Not Detected.						
	97	1,2,4-trichlorobenzene	180	Compound Not Detected.						
	100	1,2,3-trichlorobenzene	180	Compound Not Detected.						

Alpha Analytical Labs

gc/ms voa

Data file : \\orgserv2\ff\chem\GCMSVOA\Quimby.i\150401.b\0401A15.D
Lab Smp Id:
Inj Date : 01-APR-2015 13:42
Operator : mm Inst ID: Quimby.i
Smp Info : l1505963-19,31,10,,a
Misc Info : wg772555,ical10611
Comment :
Method : \\orgserv2\ff\chem\GCMSVOA\Quimby.i\150401.b\liq8260.m
Meth Date : 01-Apr-2015 10:01 mmay Quant Type: ISTD
Cal Date : 13-JAN-2015 15:17 Cal File: 0113A14.D
Als bottle: 15
Dil Factor: 1.00000
Integrator: HP RTE Compound Sublist: njtcl.sub
Target Version: 4.12
Processing Host: A1VOA1

- NO TENTATIVELY IDENTIFIED COMPOUNDS -

Alpha Analytical Labs

INTERNAL STANDARD COMPOUNDS
AREA AND RT SUMMARY

Instrument ID: Quimby.i
Lab File ID: 0401A15.D
Lab Smp Id:
Analysis Type: VOA
Quant Type: ISTD
Operator: mm
Method File: \\orgserv2\ff\chem\GCMSVOA\Quimby.i\150401.b\liq8260.m
Misc Info: wg772555,ical10611

Calibration Date: 01-APR-2015
Calibration Time: 06:21

Level: LOW
Sample Type: WATER

Test Mode:
Use Last Continuing Calibrator.
If Continuing Cal. use Initial Cal. Level 3

		AREA LIMIT			
COMPOUND	STANDARD	LOWER	UPPER	SAMPLE	%DIFF
42 fluorobenzene	360230	180115	720460	302190	-16.11
63 chlorobenzene-d5	284242	142121	568484	246011	-13.45
89 1,4-dichlorobenze	147392	73696	294784	108075	-26.68

		RT LIMIT			
COMPOUND	STANDARD	LOWER	UPPER	SAMPLE	%DIFF
42 fluorobenzene	9.11	8.61	9.61	9.12	0.12
63 chlorobenzene-d5	14.19	13.69	14.69	14.19	0.00
89 1,4-dichlorobenze	18.47	17.97	18.97	18.47	0.00

AREA UPPER LIMIT = +100% of internal standard area.
AREA LOWER LIMIT = - 50% of internal standard area.
RT UPPER LIMIT = + 0.50 minutes of internal standard RT.
RT LOWER LIMIT = - 0.50 minutes of internal standard RT.

Alpha Analytical Labs

RECOVERY REPORT

Client Name: Client SDG: SDGa02552
Sample Matrix: LIQUID Fraction: VOA
Lab Smp Id:
Level: LOW Operator: mm
Data Type: MS DATA SampleType: SAMPLE
SpikeList File: curve.spk Quant Type: ISTD
Sublist File: njtcl.sub
Method File: \\orgserv2\ff\chem\GCMSVOA\Quimby.i\150401.b\liq8260.m
Misc Info: wg772555,ical10611

SURROGATE COMPOUND	AMOUNT ADDED ngs	AMOUNT RECOVERED ngs	% RECOVERED	LIMITS
$ 32 dibromofluorometha	100.000	107.476	107.48	70-130
$ 38 1,2-dichloroethane	100.000	102.455	102.46	70-130
$ 53 toluene-d8	100.000	98.603	98.60	70-130
$ 75 4-bromofluorobenze	100.000	101.749	101.75	70-130

Data File: \\orgserv2\ff\chem\GCMSVOA\Quimby.i\150401.b\0401A15.D
Date : 01-APR-2015 13:42
Client ID:
Sample Info: 11505963-19,31,10,,a
Purge Volume: 10.0
Column phase: Rtx-502.2

Instrument: Quimby.i
Operator: mm
Column diameter: 0.18

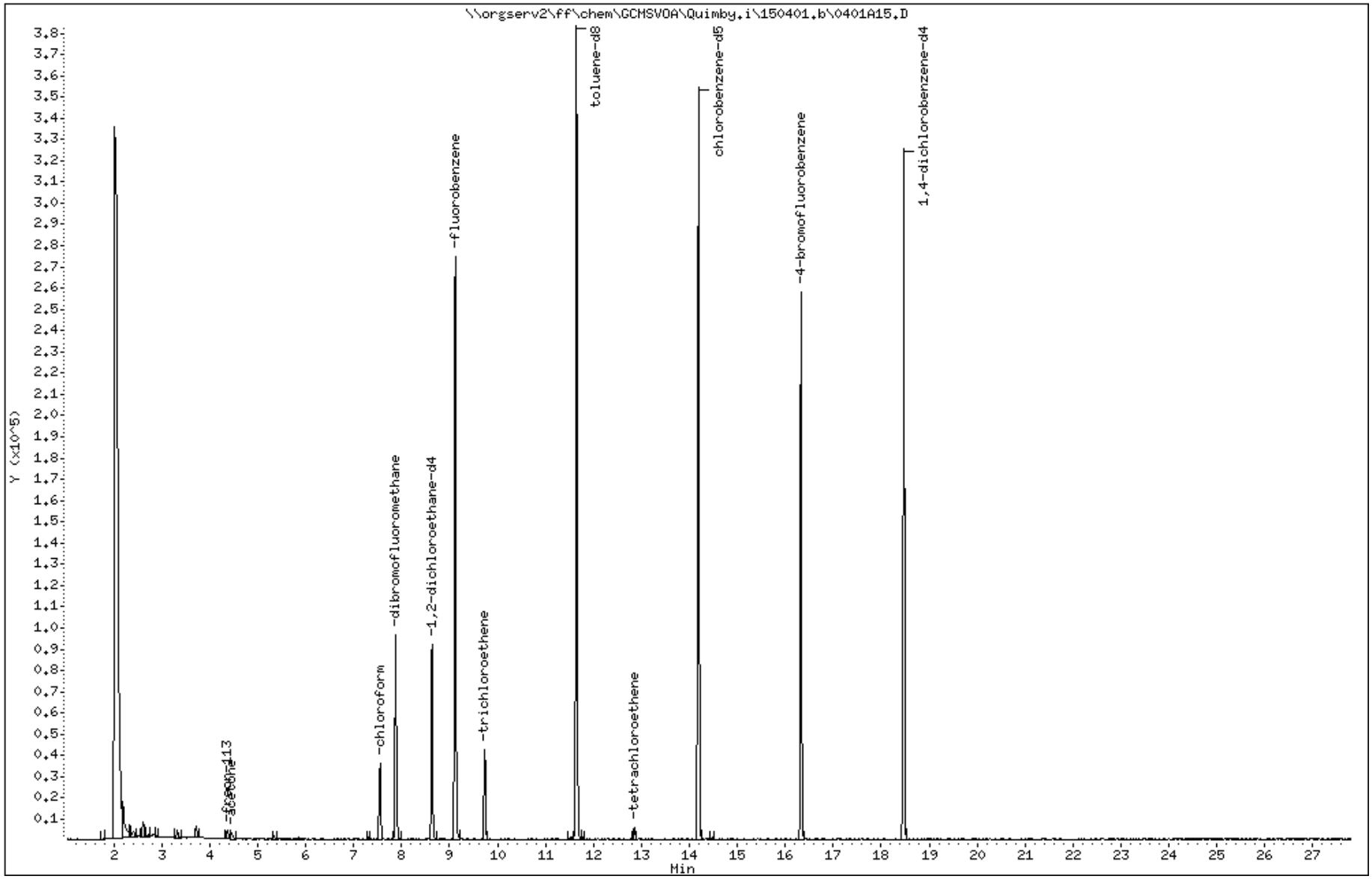

Data File: \\orgserv2\ff\chem\GCMSVOA\Quimby.i\150401.b\0401A15.D

Date : 01-APR-2015 13:42

Client ID:

Instrument: Quimby.i

Sample Info: l1505963-19,31,10,,a

Purge Volume: 10.0

Operator: mm

Column phase: Rtx-502.2

Column diameter: 0.18

9 freon-113

Concentration: 3.763 ngs

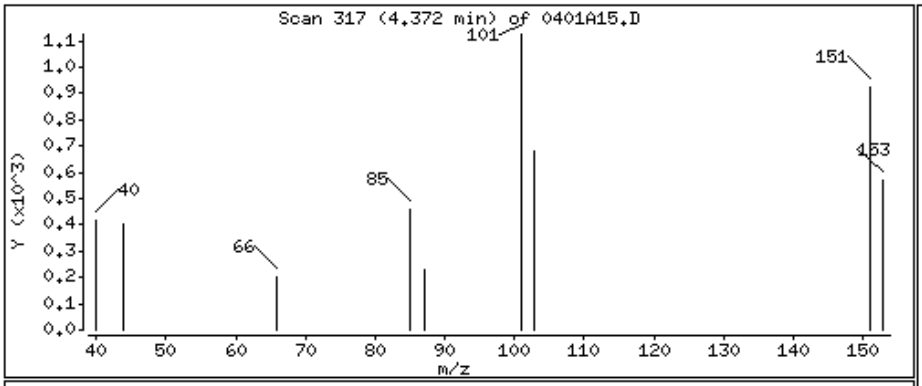

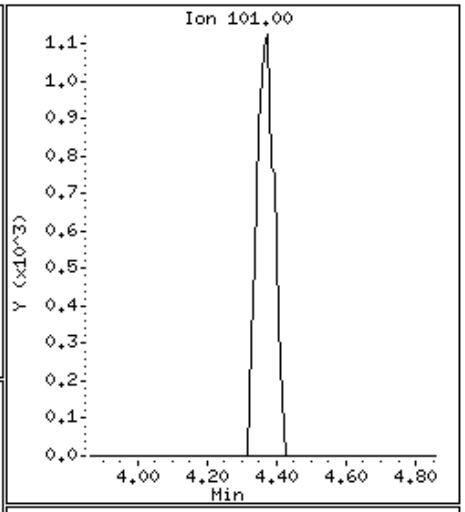

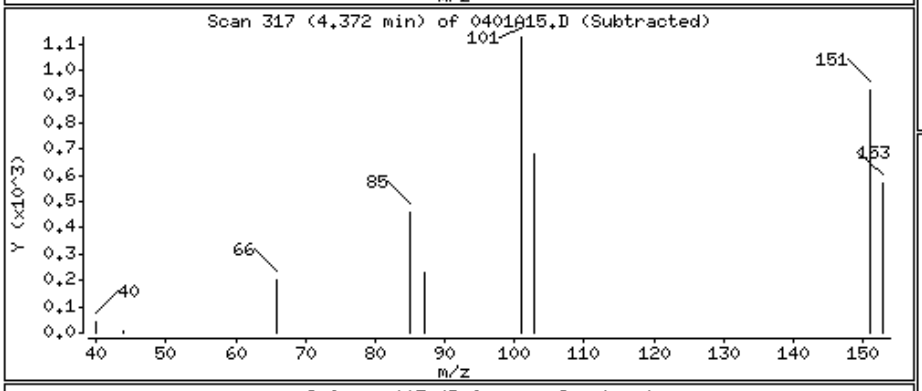

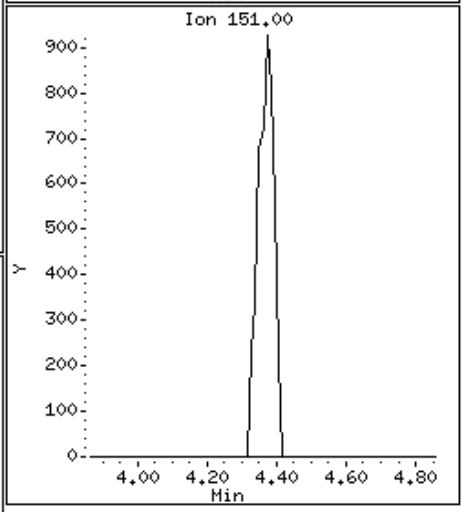

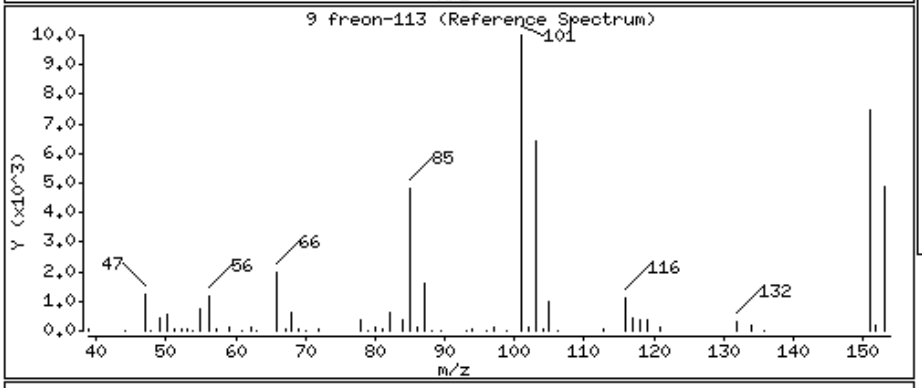

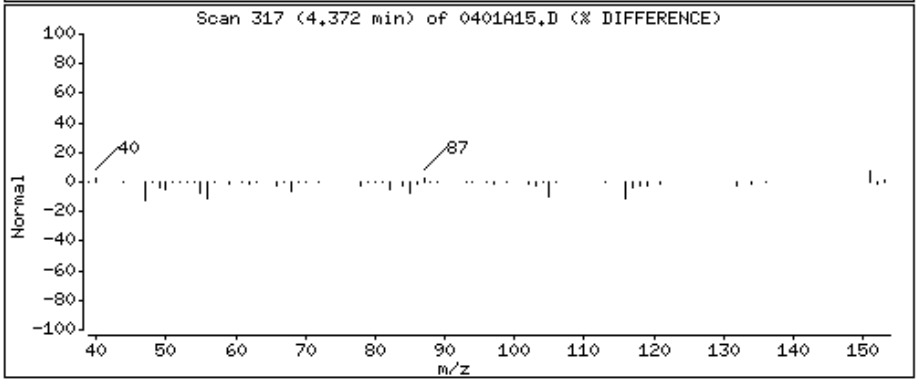

Data File: \\orgserv2\ff\chem\GCMSVOA\Quimby.i\150401.b\0401A15.D

Date : 01-APR-2015 13:42

Client ID:

Instrument: Quimby.i

Sample Info: 11505963-19,31,10,,a

Purge Volume: 10.0

Operator: mm

Column phase: Rtx-502.2

Column diameter: 0.18

10 acetone

Concentration: 3.863 ngs

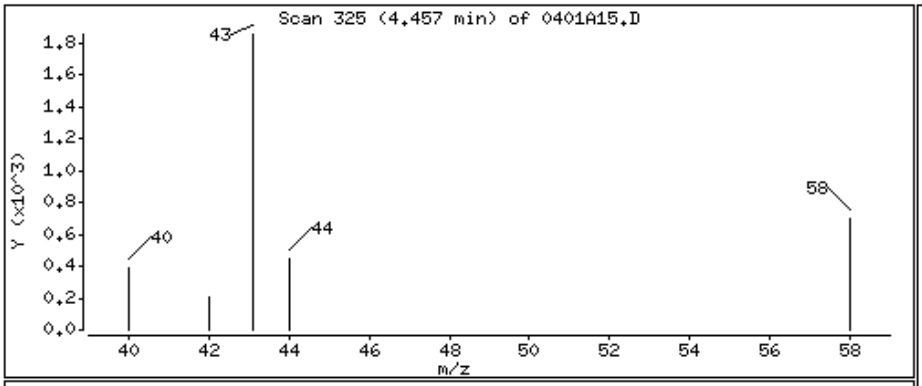

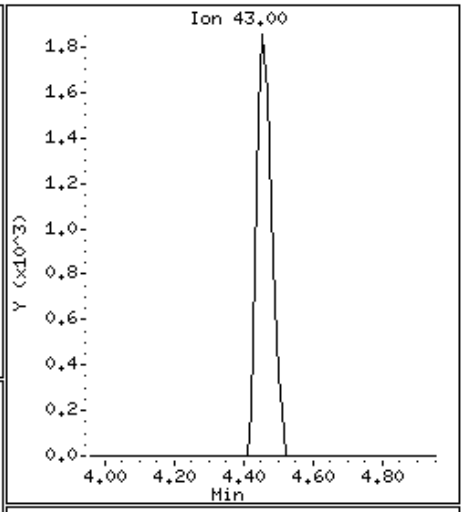

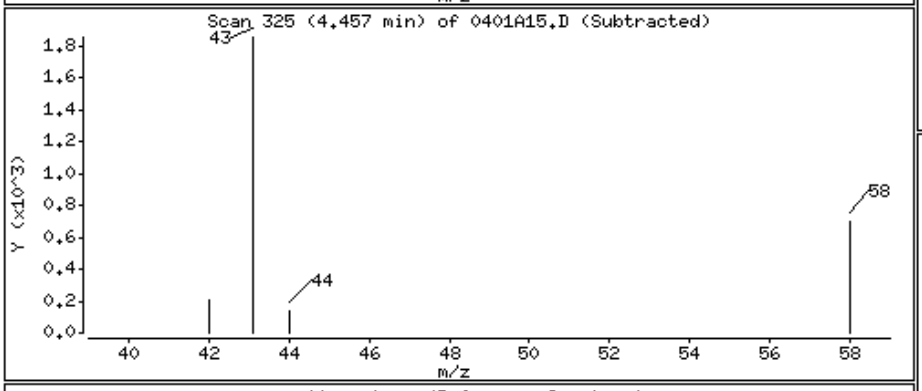

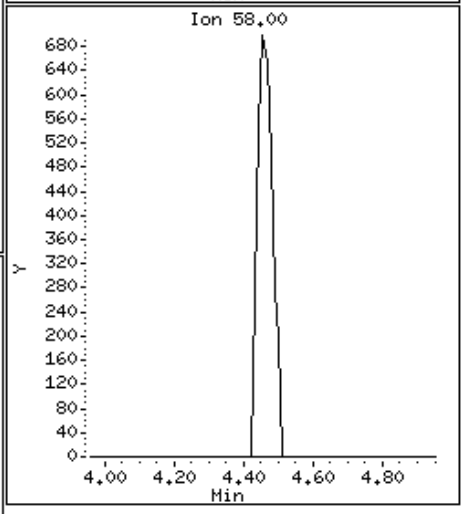

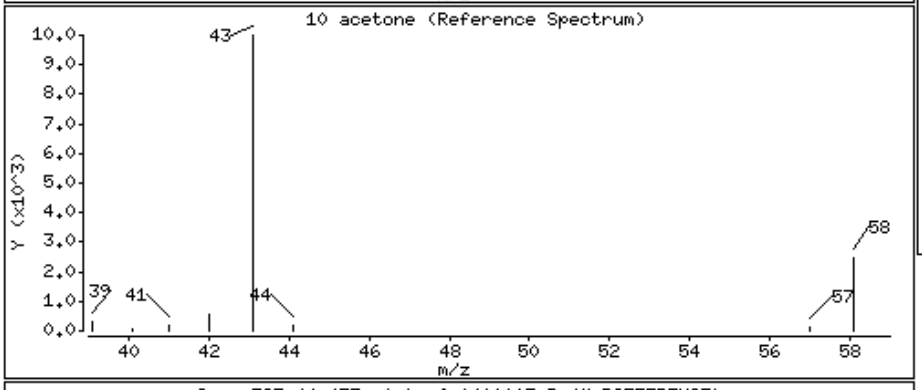

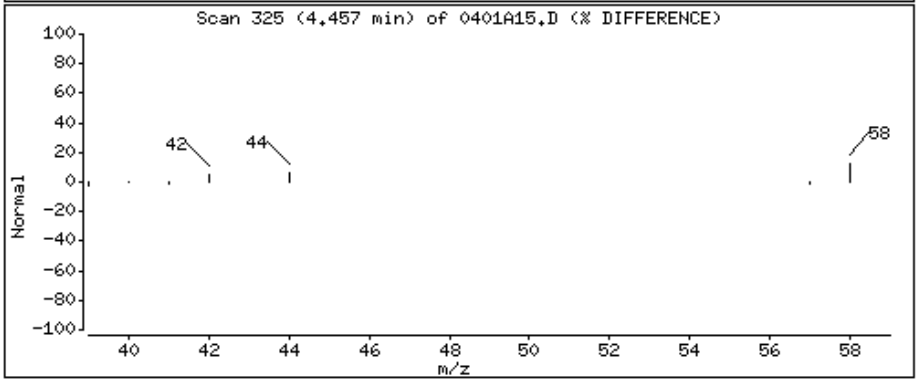

Data File: \\orgserv2\ff\chem\GCMSVOA\Quimby.i\150401.b\0401A15.D

Date : 01-APR-2015 13:42

Client ID:

Instrument: Quimby.i

Sample Info: 11505963-19,31,10,,a

Purge Volume: 10.0

Operator: mm

Column phase: Rtx-502.2

Column diameter: 0.18

29 chloroform

Concentration: 19.177 ngs

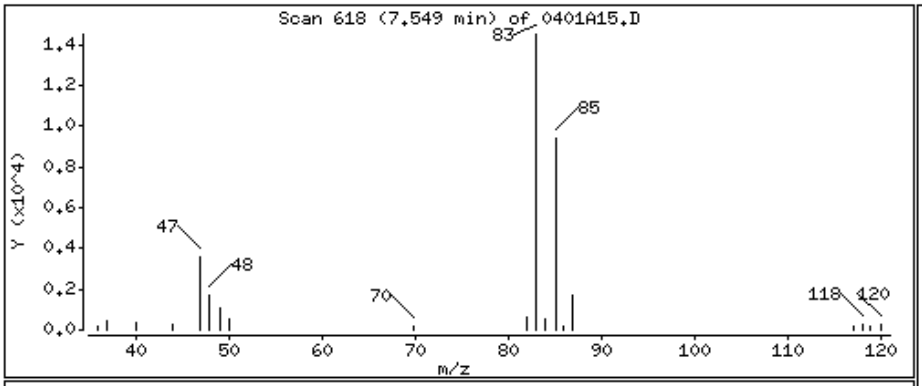

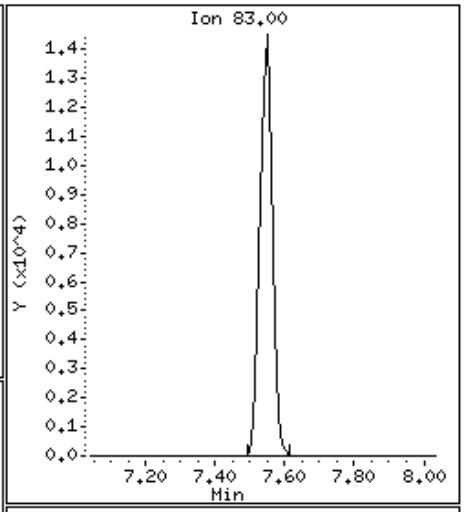

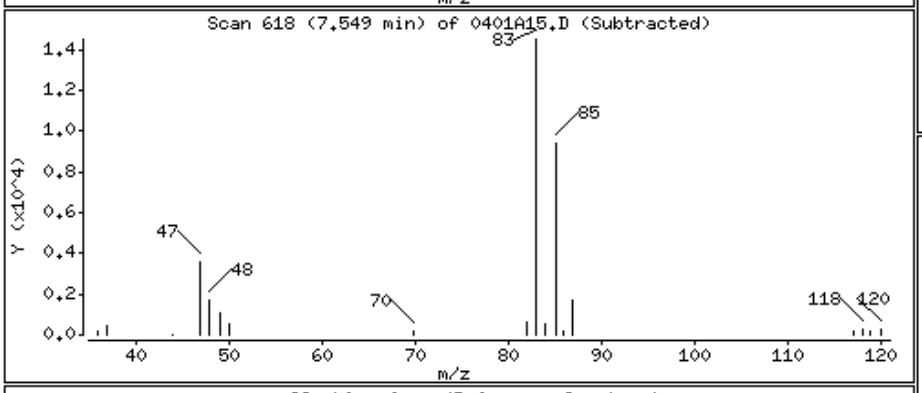

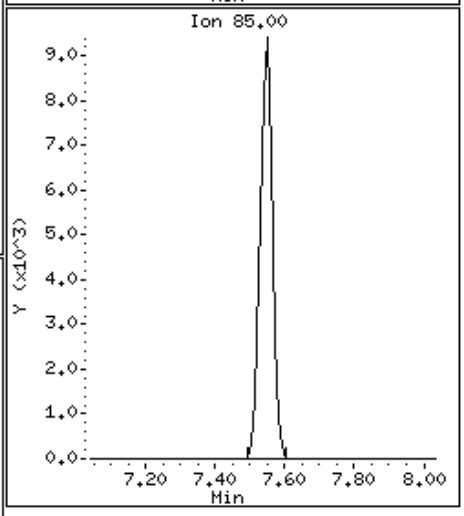

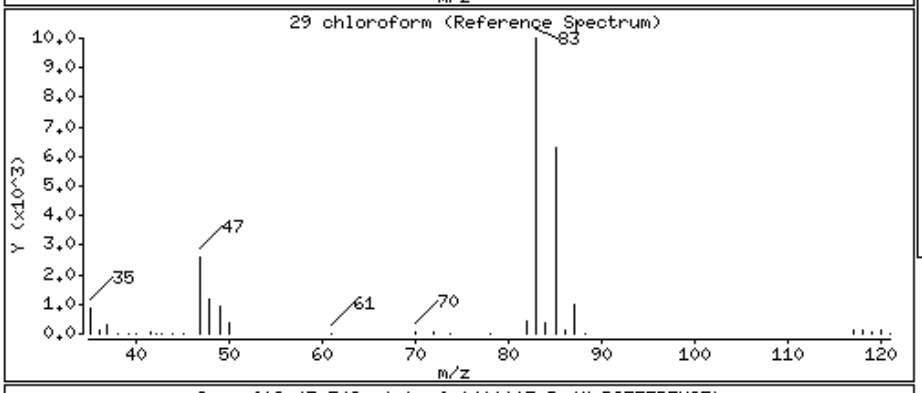

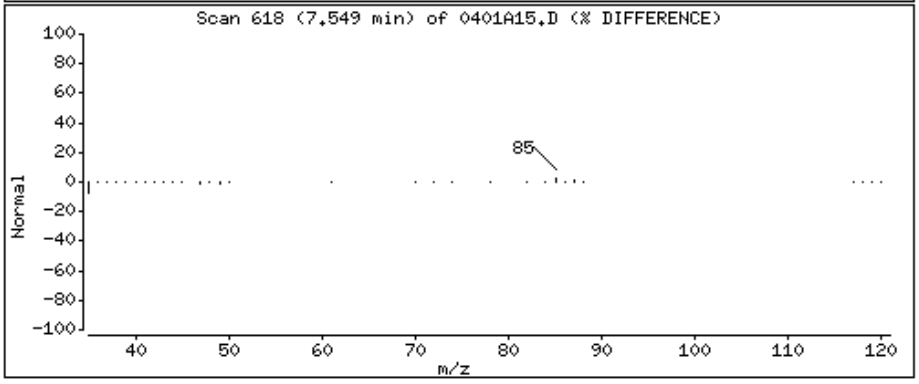

Data File: \\orgserv2\ff\chem\GCMSVOA\Quimby.i\150401.b\0401A15.D

Date : 01-APR-2015 13:42

Client ID:

Instrument: Quimby.i

Sample Info: 11505963-19,31,10,,a

Purge Volume: 10.0

Operator: mm

Column phase: Rtx-502.2

Column diameter: 0.18

43 trichloroethene

Concentration: 14.748 ngs

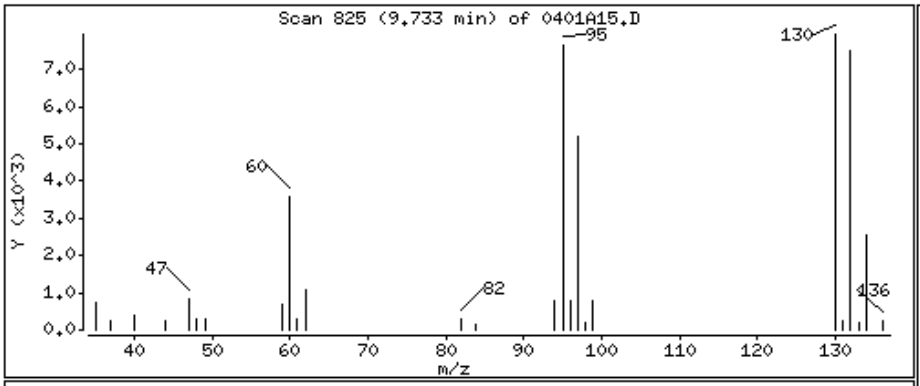

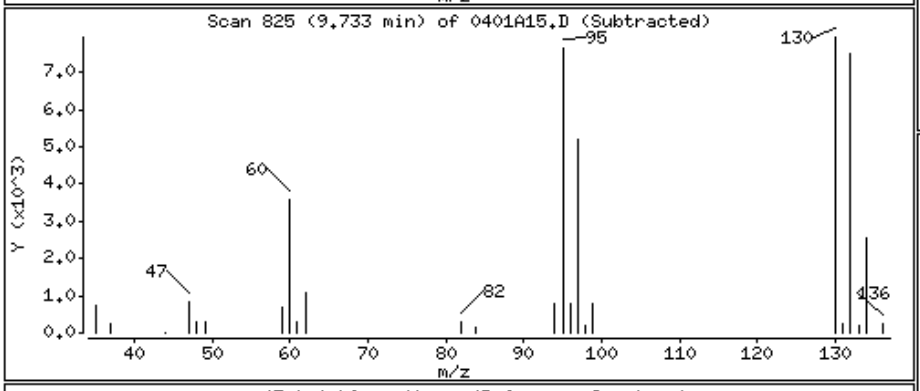

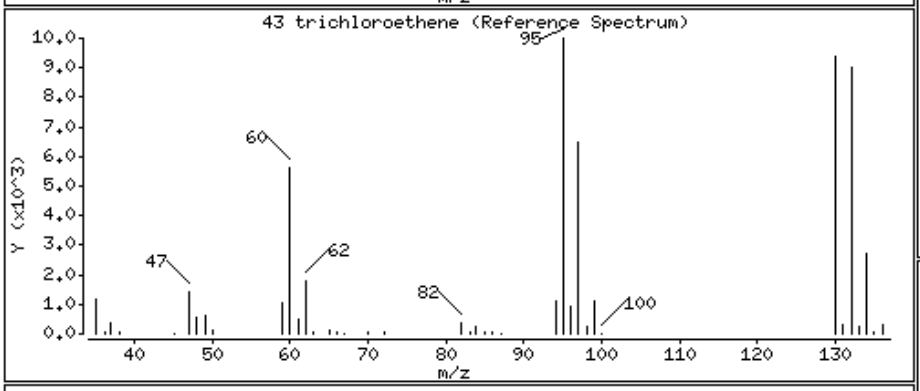

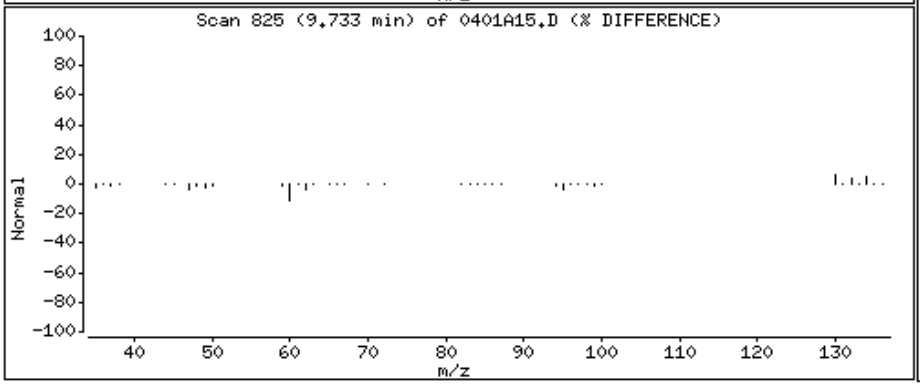

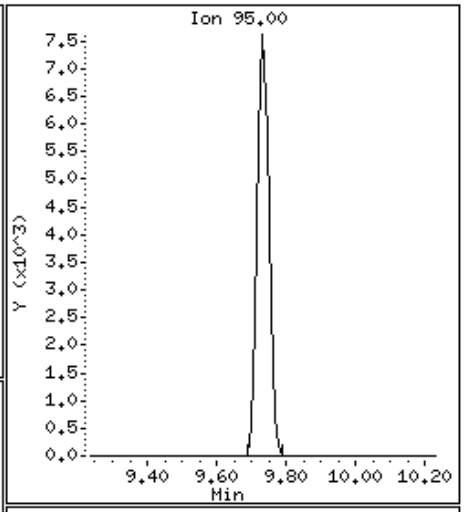

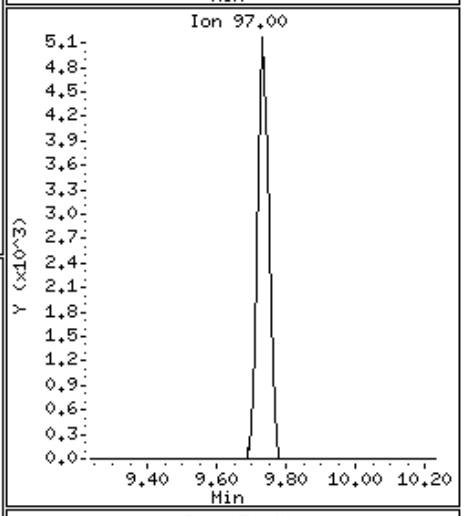

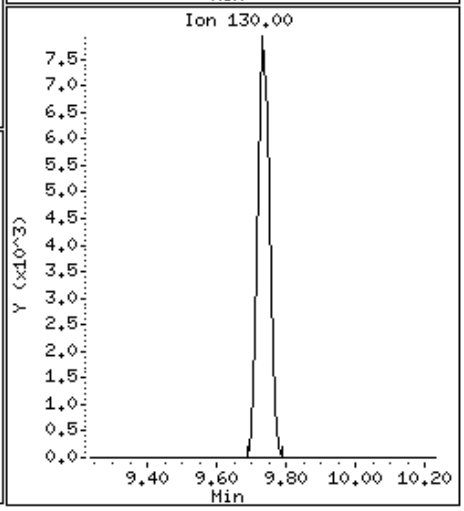

Data File: \\orgserv2\ff\chem\GCMSVOA\Quimby.i\150401.b\0401A15.D

Date : 01-APR-2015 13:42

Client ID:

Instrument: Quimby.i

Sample Info: l1505963-19,31,10,,a

Purge Volume: 10.0

Operator: mm

Column phase: Rtx-502.2

Column diameter: 0.18

60 tetrachloroethene

Concentration: 1.816 ngs

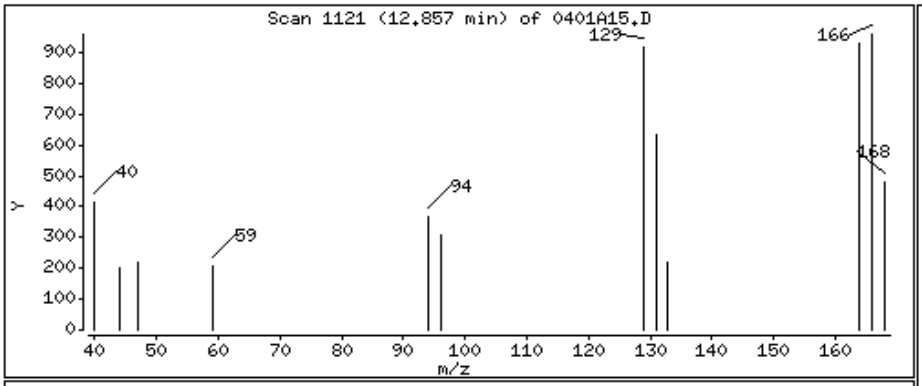

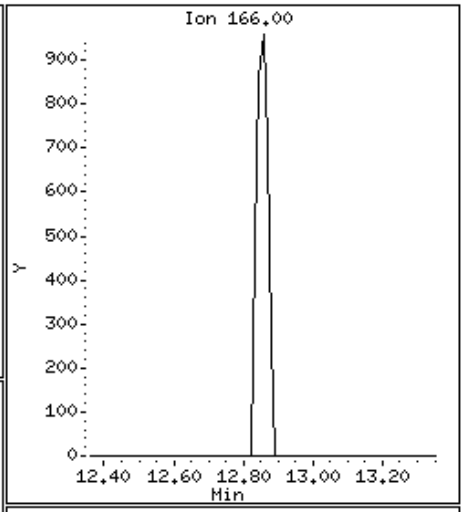

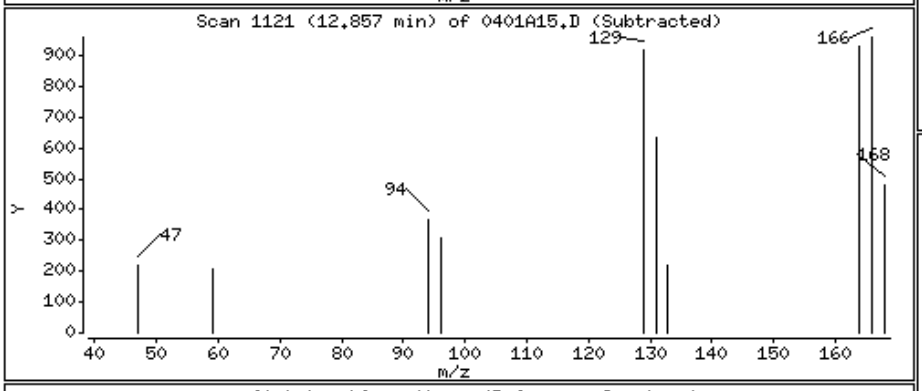

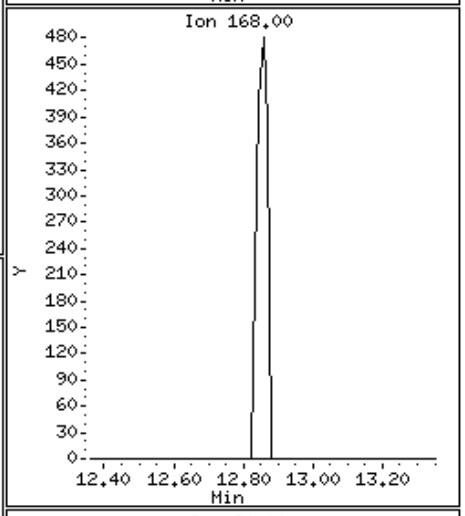

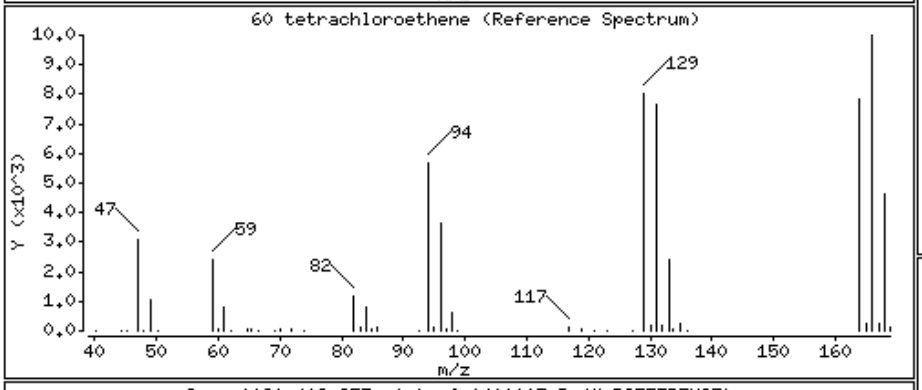

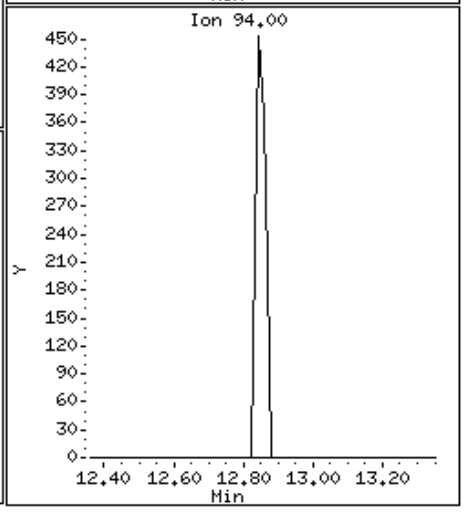

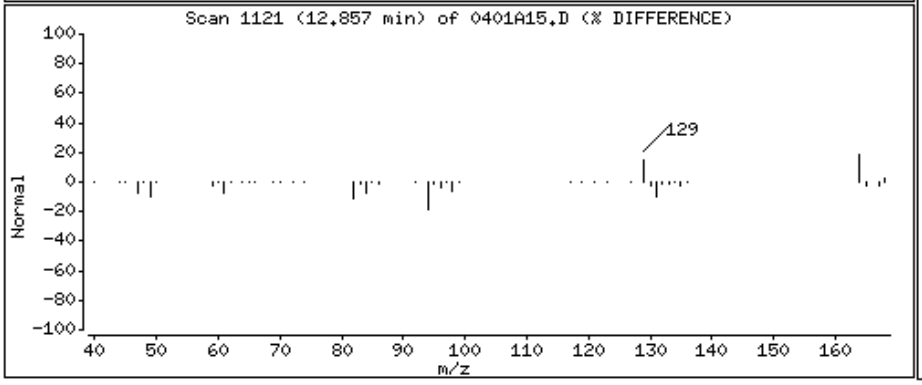

Alpha Analytical Labs

gc/ms voa

Data file : \\orgserv2\ff\chem\GCMSVOA\Quimby.i\150401.b\0401A16.D
Lab Smp Id:
Inj Date : 01-APR-2015 14:13
Operator : mm Inst ID: Quimby.i
Smp Info : l1505963-20,31,10,,a
Misc Info : wg772555,ical10611
Comment :
Method : \\orgserv2\ff\chem\GCMSVOA\Quimby.i\150401.b\liq8260.m
Meth Date : 01-Apr-2015 10:01 mmay Quant Type: ISTD
Cal Date : 13-JAN-2015 15:17 Cal File: 0113A14.D
Als bottle: 16
Dil Factor: 1.00000
Integrator: HP RTE Compound Sublist: njtcl.sub
Target Version: 4.12
Processing Host: A1VOA1

Concentration Formula: Amt * DF * CpndVariable
Cpnd Variable Local Compound Variable

	Compounds	QUANT SIG MASS	RT	EXP RT	REL RT	RESPONSE	CONCENTRATIONS ON-COLUMN (ngs)	FINAL (ngs)	REVIEW CODE
	1 dichlorodifluoromethane	85	Compound Not Detected.						
	2 chloromethane	50	Compound Not Detected.						
	3 vinyl chloride	62	2.673	2.672	(0.293)	11834	11.0459	11.045	
	4 bromomethane	94	3.285	3.274	(0.360)	785	1.23614	1.236(Q)	
	5 chloroethane	64	Compound Not Detected.						
	6 trichlorofluoromethane	101	Compound Not Detected.						
	9 freon-113	101	Compound Not Detected.						
	10 acetone	43	4.456	4.456	(0.489)	5385	5.64643	5.646	
	11 1,1,-dichloroethene	96	Compound Not Detected.						
	14 methyl acetate	43	Compound Not Detected.						
	15 methylene chloride	84	Compound Not Detected.						
	16 carbon disulfide	76	Compound Not Detected.						
	18 methyl tert butyl ether	73	Compound Not Detected.						
	20 trans-1,2-dichloroethene	96	Compound Not Detected.						
	23 1,1-dichloroethane	63	Compound Not Detected.						
	25 2-butanone	43	Compound Not Detected.						
	28 cis-1,2-dichloroethene	96	7.316	7.305	(0.802)	15805	13.9499	13.949	
	29 chloroform	83	Compound Not Detected.						
	30 bromochloromethane	128	Compound Not Detected.						
$	32 dibromofluoromethane	113	7.875	7.875	(0.863)	66985	106.245	106.244	
	33 1,1,1-trichloroethane	97	Compound Not Detected.						
	34 cyclohexane	56	Compound Not Detected.						
	36 carbontetrachloride	117	Compound Not Detected.						
$	38 1,2-dichloroethane-d4	65	8.635	8.624	(0.947)	72444	101.140	101.139	
	40 1,2-dichloroethane	62	Compound Not Detected.						
	41 benzene	78	Compound Not Detected.						
*	42 fluorobenzene	96	9.121	9.110	(1.000)	295154	100.000		
	43 trichloroethene	95	9.733	9.732	(1.067)	18179	16.8232	16.823	
	44 methyl cyclohexane	83	Compound Not Detected.						

	Compounds	QUANT SIG MASS	RT	EXP RT	REL RT	RESPONSE	CONCENTRATIONS ON-COLUMN (ngs)	CONCENTRATIONS FINAL (ngs)	REVIEW CODE
	45 1,2-dichloropropane	63	Compound Not Detected.						
	46 bromodichloromethane	83	Compound Not Detected.						
	47 1,4-dioxane	88	Compound Not Detected.						
	50 4-methyl-2-pentanone	58	Compound Not Detected.						
	52 cis-1,3-dichloropropene	75	Compound Not Detected.						
$	53 toluene-d8	98	11.643	11.642	(0.821)	304573	99.3056	99.305	
	54 toluene	92	Compound Not Detected.						
	56 trans-1,3-dichloropropene	75	Compound Not Detected.						
	57 2-hexanone	43	Compound Not Detected.						
	58 1,1,2-trichloroethane	83	Compound Not Detected.						
	60 tetrachloroethene	166	Compound Not Detected.						
	61 chlorodibromomethane	129	Compound Not Detected.						
	62 1,2-dibromoethane	107	Compound Not Detected.						
*	63 chlorobenzene-d5	117	14.186	14.186	(1.000)	238249	100.000		
	64 chlorobenzene	112	Compound Not Detected.						
	66 ethyl benzene	91	Compound Not Detected.						
	67 p/m xylene	106	Compound Not Detected.						
	68 o xylene	106	Compound Not Detected.						
	69 styrene	104	Compound Not Detected.						
	70 isopropylbenzene	105	Compound Not Detected.						
	71 bromoform	173	Compound Not Detected.						
	74 1,1,2,2,-tetrachloroethane	83	Compound Not Detected.						
$	75 4-bromofluorobenzene	95	16.328	16.328	(0.884)	105478	103.683	103.683	
	88 1,3-dichlorobenzene	146	Compound Not Detected.						
*	89 1,4-dichlorobenzene-d4	152	18.470	18.470	(1.000)	101420	100.000		
	90 1,4-dichlorobenzene	146	Compound Not Detected.						
	93 1,2-dichlorobenzene	146	Compound Not Detected.						
	95 1,2-dibromo-3-chloropropane	75	Compound Not Detected.						
	97 1,2,4-trichlorobenzene	180	Compound Not Detected.						
	100 1,2,3-trichlorobenzene	180	Compound Not Detected.						

QC Flag Legend

Q - Qualifier signal failed the ratio test.

Alpha Analytical Labs

gc/ms voa

Data file : \\orgserv2\ff\chem\GCMSVOA\Quimby.i\150401.b\0401A16.D
Lab Smp Id:
Inj Date : 01-APR-2015 14:13
Operator : mm Inst ID: Quimby.i
Smp Info : l1505963-20,31,10,,a
Misc Info : wg772555,ical10611
Comment :
Method : \\orgserv2\ff\chem\GCMSVOA\Quimby.i\150401.b\liq8260.m
Meth Date : 01-Apr-2015 10:01 mmay Quant Type: ISTD
Cal Date : 13-JAN-2015 15:17 Cal File: 0113A14.D
Als bottle: 16
Dil Factor: 1.00000
Integrator: HP RTE Compound Sublist: njtcl.sub
Target Version: 4.12
Processing Host: A1VOA1

- NO TENTATIVELY IDENTIFIED COMPOUNDS -

Alpha Analytical Labs

INTERNAL STANDARD COMPOUNDS
AREA AND RT SUMMARY

Instrument ID: Quimby.i
Lab File ID: 0401A16.D
Lab Smp Id:
Analysis Type: VOA
Quant Type: ISTD
Operator: mm
Method File: \\orgserv2\ff\chem\GCMSVOA\Quimby.i\150401.b\liq8260.m
Misc Info: wg772555,ical10611

Calibration Date: 01-APR-2015
Calibration Time: 06:21
Level: LOW
Sample Type: WATER

Test Mode:
Use Last Continuing Calibrator.
If Continuing Cal. use Initial Cal. Level 3

		AREA LIMIT			
COMPOUND	STANDARD	LOWER	UPPER	SAMPLE	%DIFF
42 fluorobenzene	360230	180115	720460	295154	-18.07
63 chlorobenzene-d5	284242	142121	568484	238249	-16.18
89 1,4-dichlorobenze	147392	73696	294784	101420	-31.19

		RT LIMIT			
COMPOUND	STANDARD	LOWER	UPPER	SAMPLE	%DIFF
42 fluorobenzene	9.11	8.61	9.61	9.12	0.12
63 chlorobenzene-d5	14.19	13.69	14.69	14.19	0.00
89 1,4-dichlorobenze	18.47	17.97	18.97	18.47	0.00

AREA UPPER LIMIT = +100% of internal standard area.
AREA LOWER LIMIT = - 50% of internal standard area.
RT UPPER LIMIT = + 0.50 minutes of internal standard RT.
RT LOWER LIMIT = - 0.50 minutes of internal standard RT.

Alpha Analytical Labs

RECOVERY REPORT

Client Name: Client SDG: SDGa02552
Sample Matrix: LIQUID Fraction: VOA
Lab Smp Id:
Level: LOW Operator: mm
Data Type: MS DATA SampleType: SAMPLE
SpikeList File: curve.spk Quant Type: ISTD
Sublist File: njtcl.sub
Method File: \\orgserv2\ff\chem\GCMSVOA\Quimby.i\150401.b\liq8260.m
Misc Info: wg772555,ical10611

SURROGATE COMPOUND	AMOUNT ADDED ngs	AMOUNT RECOVERED ngs	% RECOVERED	LIMITS
$ 32 dibromofluorometha	100.000	106.244	106.24	70-130
$ 38 1,2-dichloroethane	100.000	101.139	101.14	70-130
$ 53 toluene-d8	100.000	99.305	99.31	70-130
$ 75 4-bromofluorobenze	100.000	103.683	103.68	70-130

Data File: \\orgserv2\ff\chem\GCMSVOA\Quimby.i\150401.b\0401A16.D
Date : 01-APR-2015 14:13
Client ID:
Instrument: Quimby.i
Sample Info: 11505963-20,31,10,,a
Purge Volume: 10.0
Operator: mm
Column phase: Rtx-502.2
Column diameter: 0.18

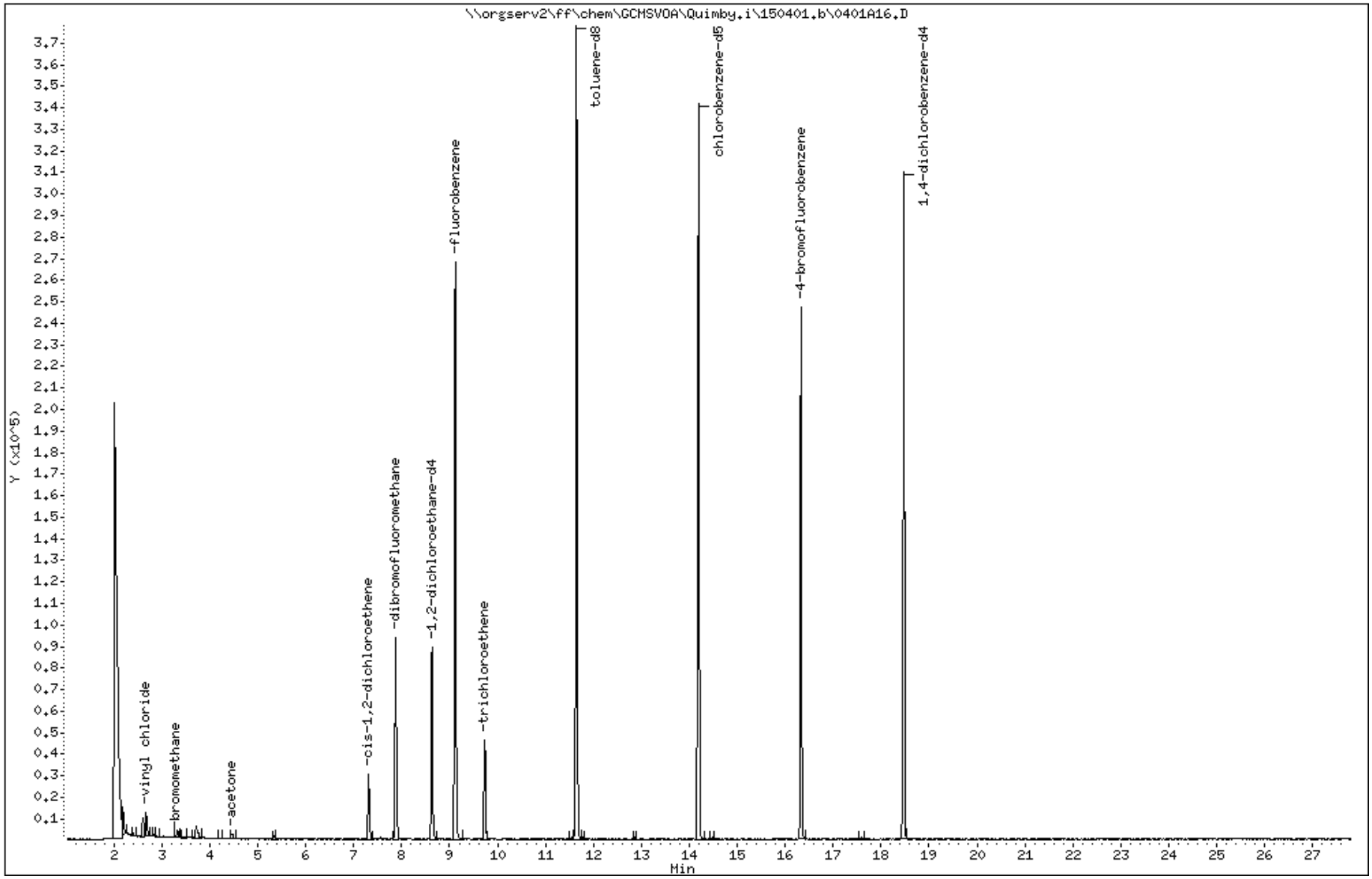

Data File: \\orgserv2\ff\chem\GCMSVOA\Quimby.i\150401.b\0401A16.D

Date : 01-APR-2015 14:13

Client ID:

Instrument: Quimby.i

Sample Info: 11505963-20,31,10,,a

Purge Volume: 10.0

Operator: mm

Column phase: Rtx-502.2

Column diameter: 0.18

3 vinyl chloride

Concentration: 11.045 ngs

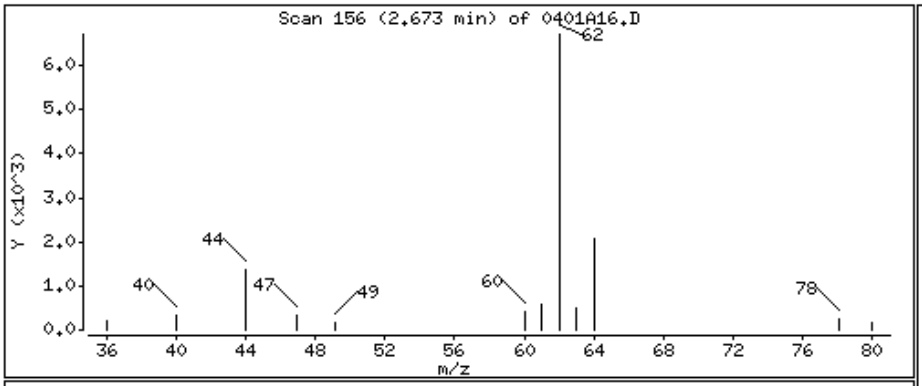

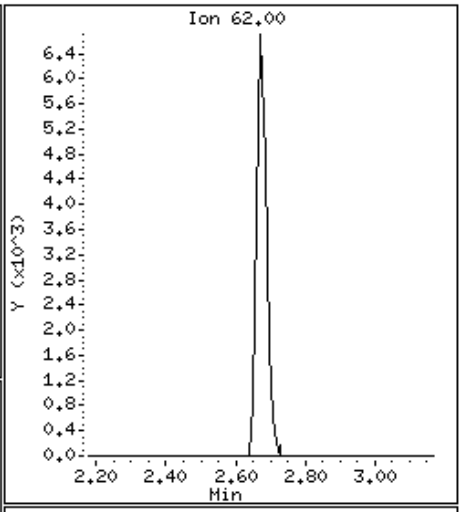

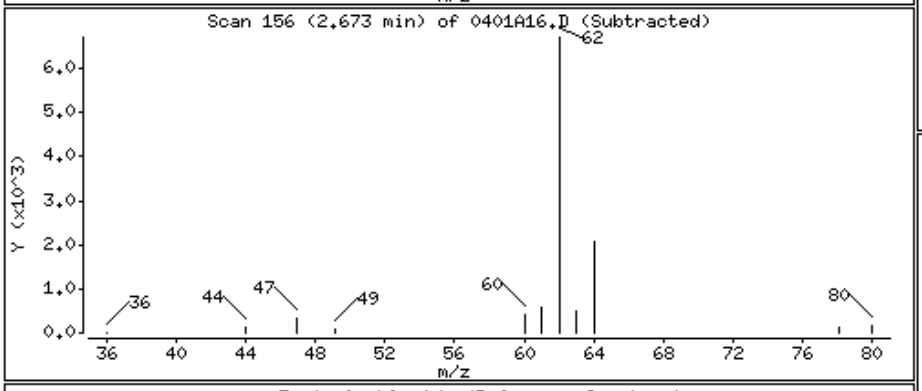

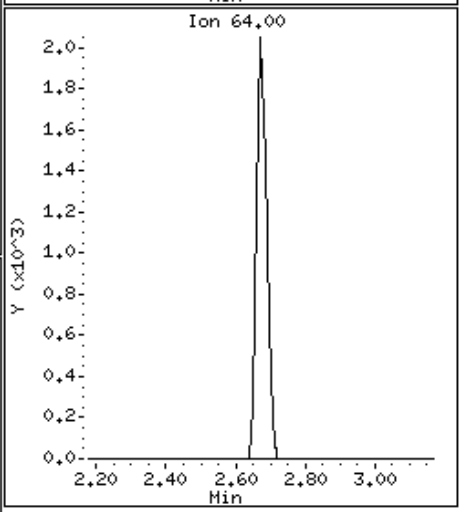

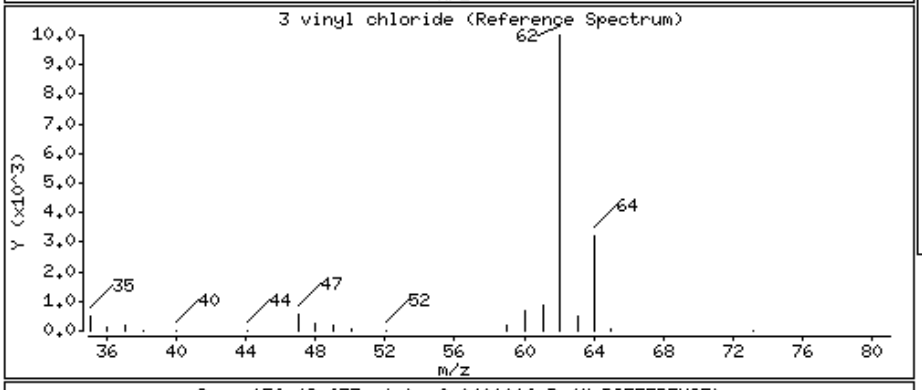

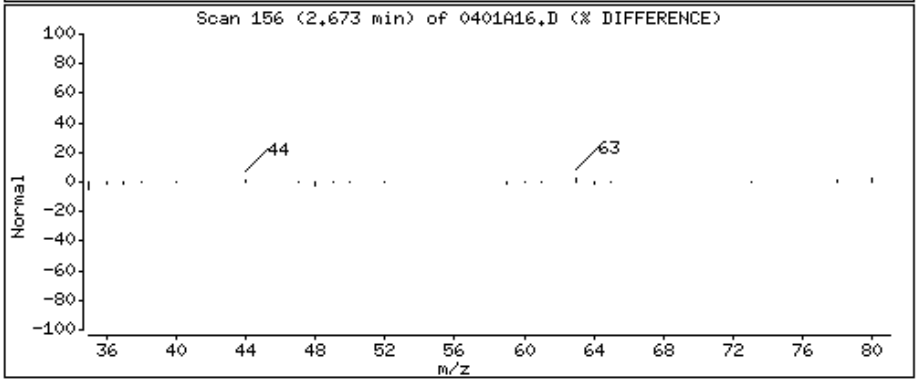

Data File: \\orgserv2\ff\chem\GCMSVOA\Quimby.i\150401.b\0401A16.D

Date : 01-APR-2015 14:13

Client ID:

Instrument: Quimby.i

Sample Info: 11505963-20,31,10,,a

Purge Volume: 10.0

Operator: mm

Column phase: Rtx-502.2

Column diameter: 0.18

4 bromomethane

Concentration: 1.236 ngs

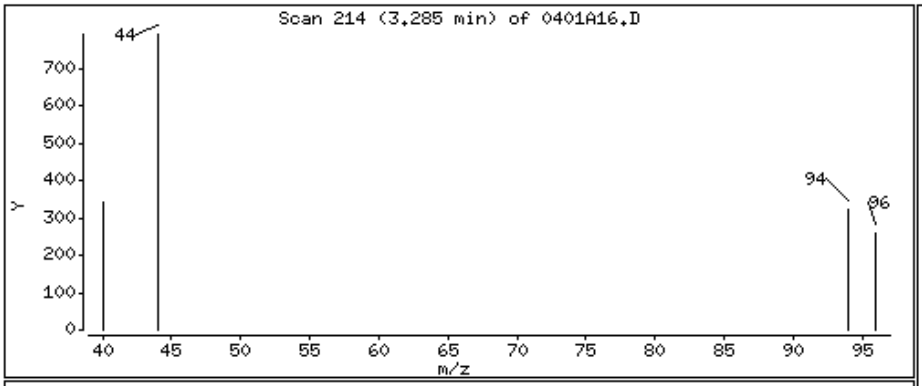

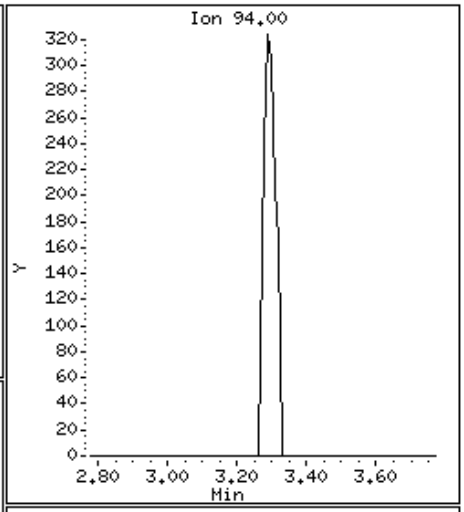

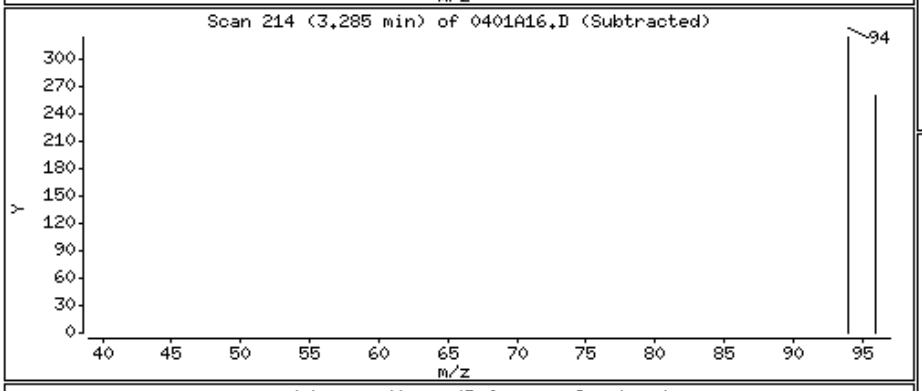

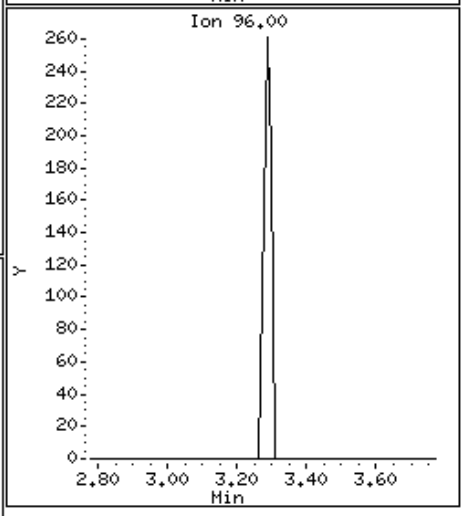

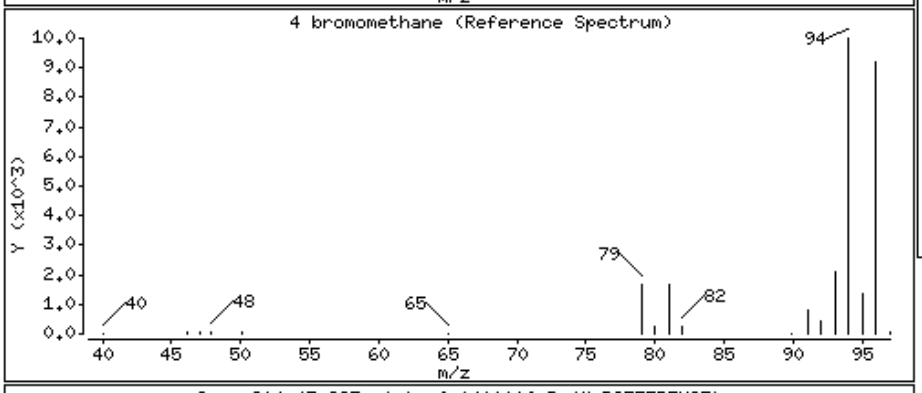

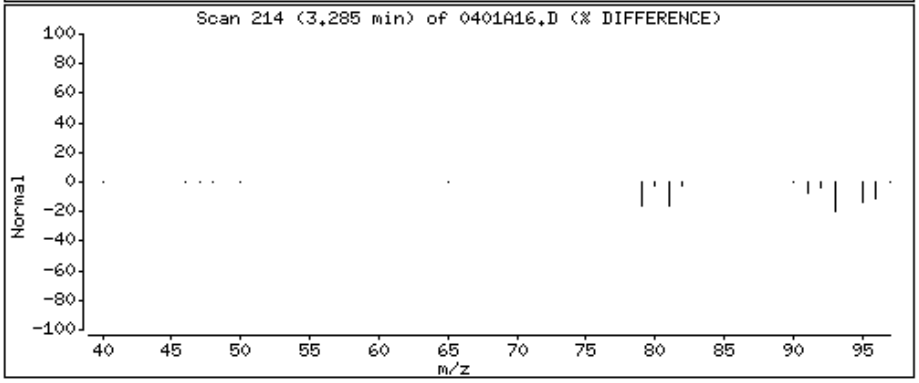

Data File: \\orgserv2\ff\chem\GCMSVOA\Quimby.i\150401.b\0401A16.D

Date : 01-APR-2015 14:13

Client ID:

Instrument: Quimby.i

Sample Info: 11505963-20,31,10,,a

Purge Volume: 10.0

Operator: mm

Column phase: Rtx-502.2

Column diameter: 0.18

10 acetone

Concentration: 5.646 ngs

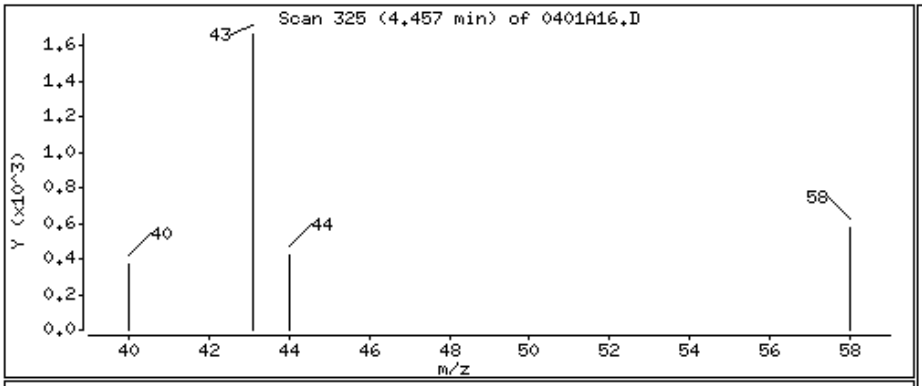

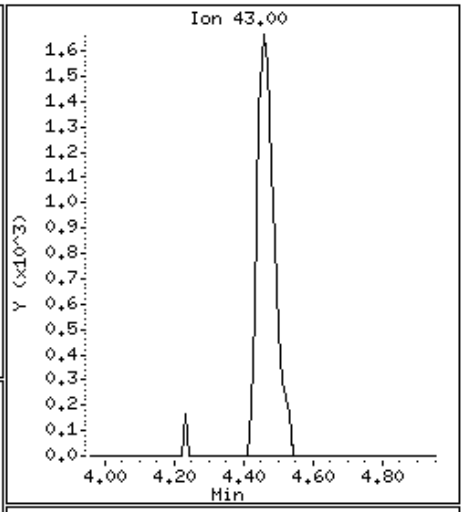

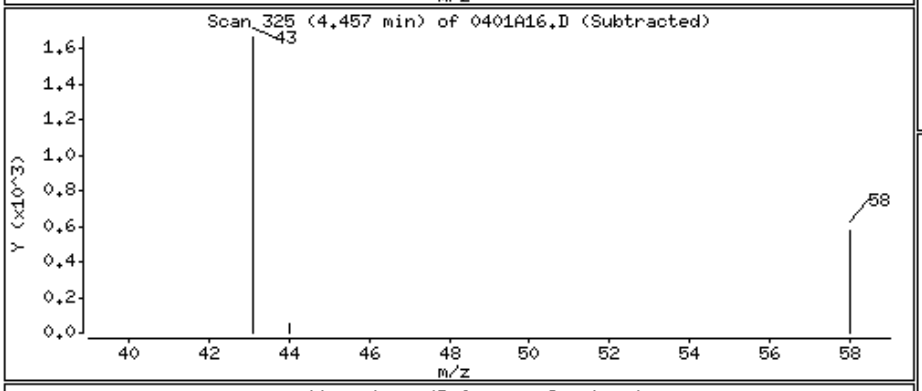

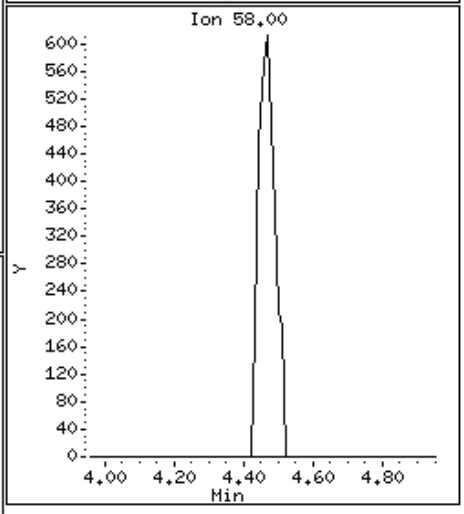

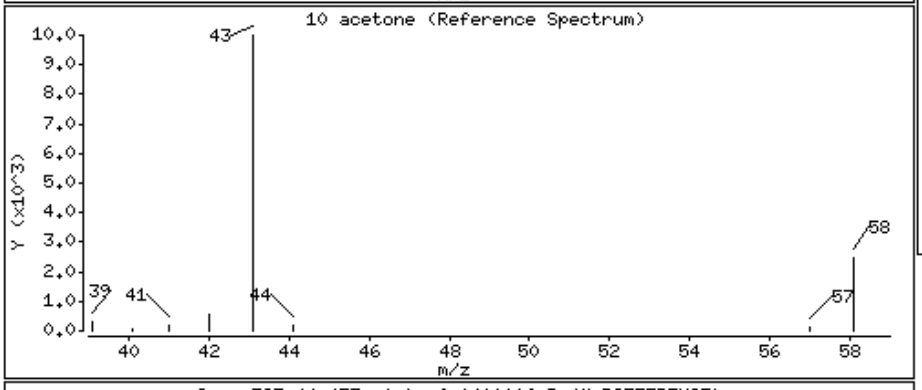

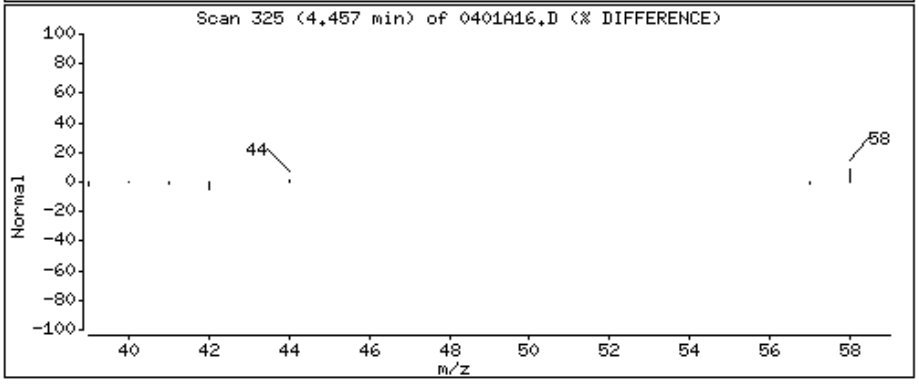

Data File: \\orgserv2\ff\chem\GCMSVOA\Quimby.i\150401.b\0401A16.D

Date : 01-APR-2015 14:13

Client ID:

Instrument: Quimby.i

Sample Info: 11505963-20,31,10,,a

Purge Volume: 10.0

Operator: mm

Column phase: Rtx-502.2

Column diameter: 0.18

28 cis-1,2-dichloroethene

Concentration: 13.949 ngs

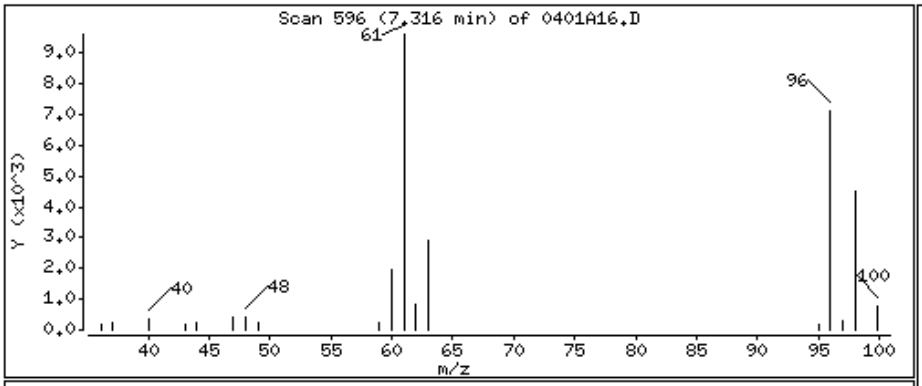

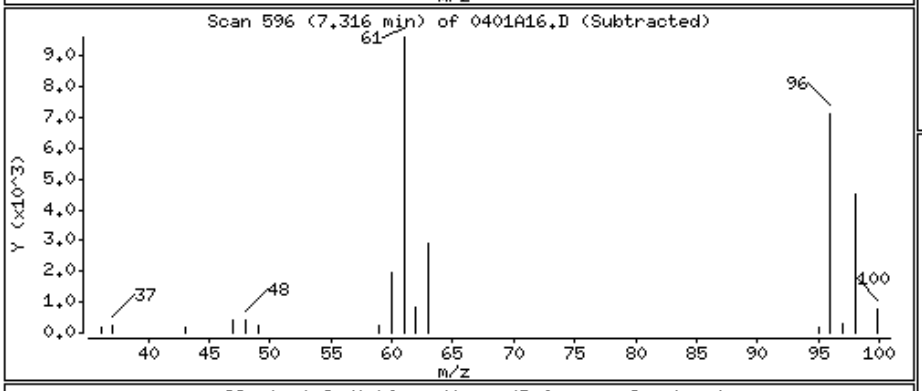

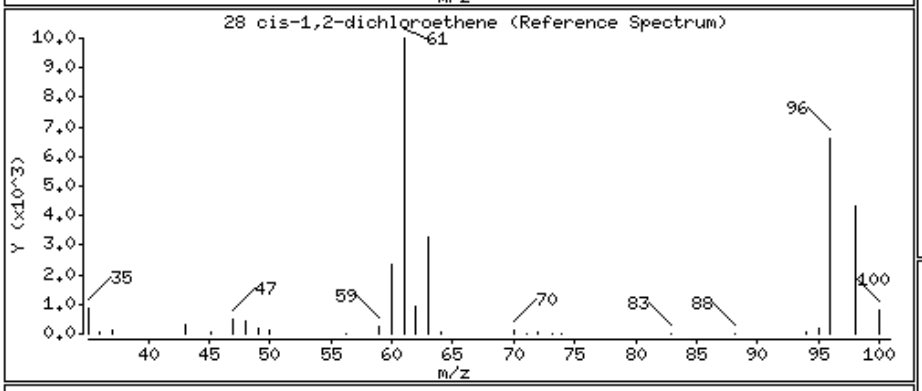

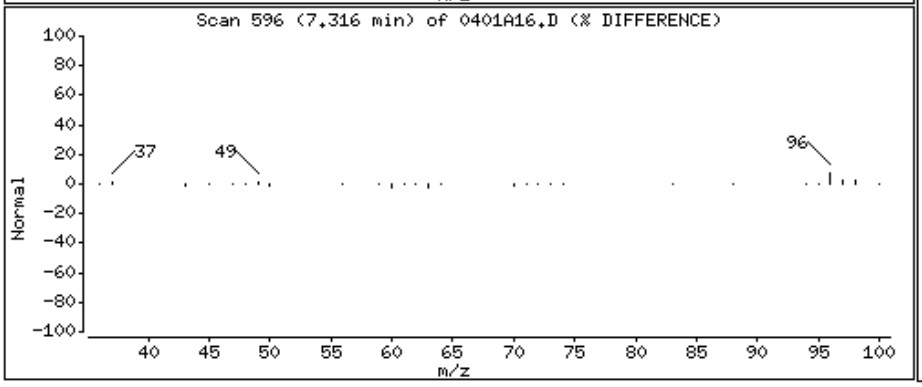

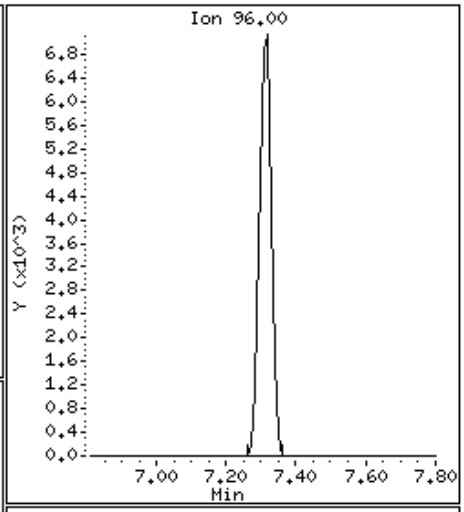

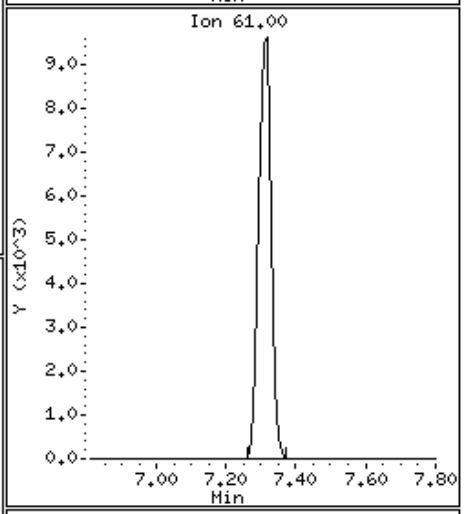

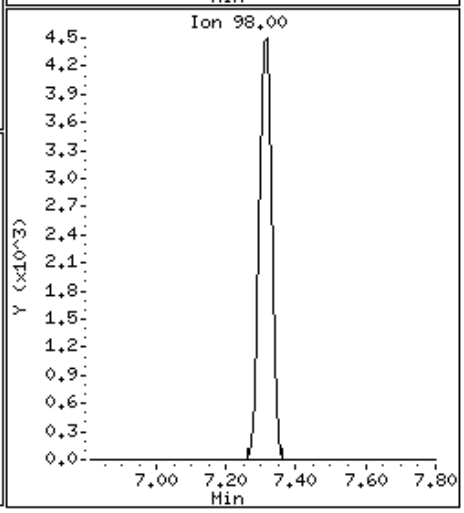

Data File: \\orgserv2\ff\chem\GCMSVOA\Quimby.i\150401.b\0401A16.D

Date : 01-APR-2015 14:13

Client ID:

Instrument: Quimby.i

Sample Info: 11505963-20,31,10,,a

Purge Volume: 10.0

Operator: mm

Column phase: Rtx-502.2

Column diameter: 0.18

43 trichloroethene

Concentration: 16.823 ngs

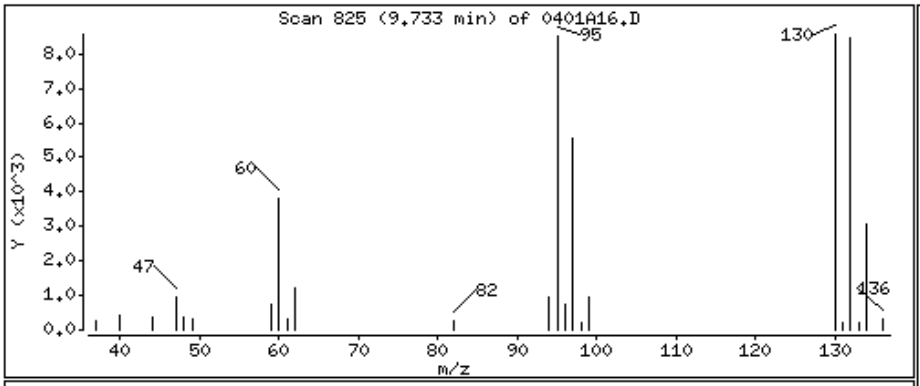

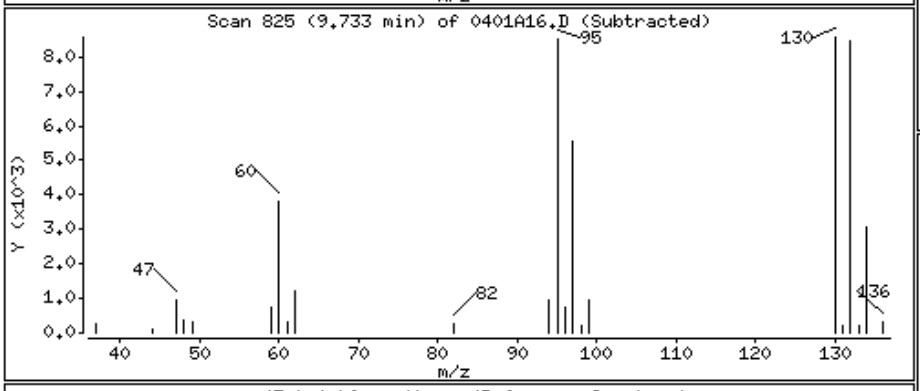

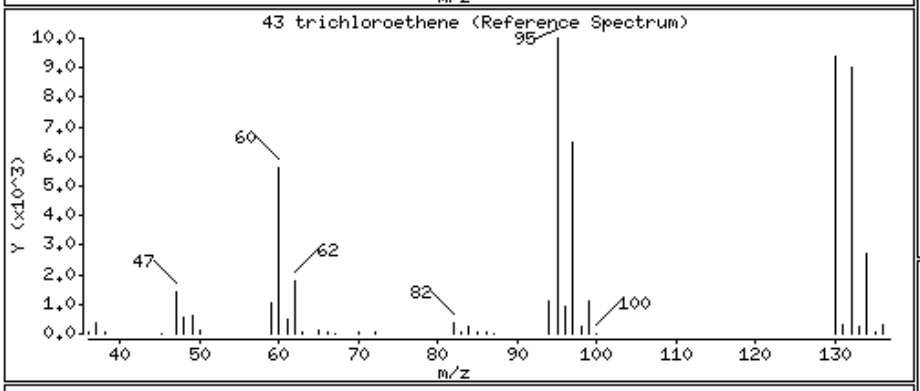

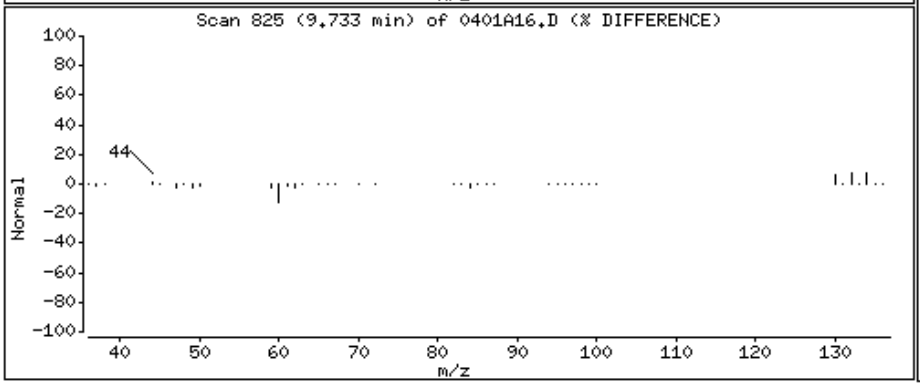

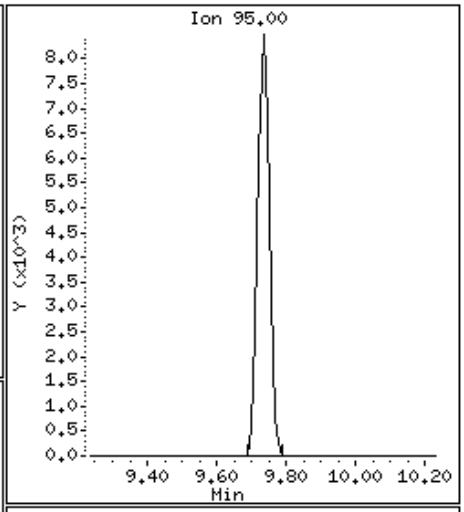

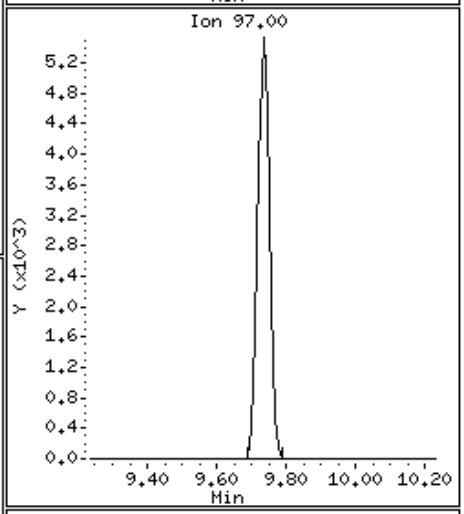

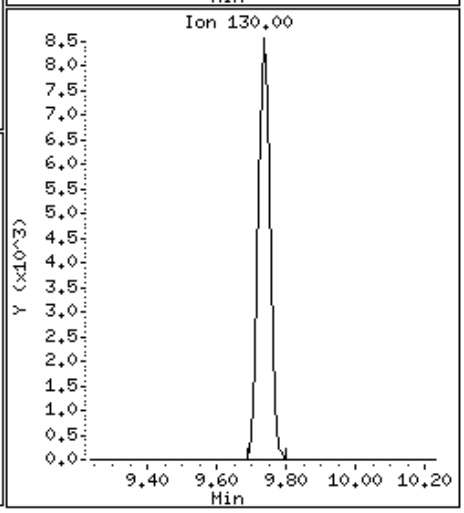

Alpha Analytical Labs

gc/ms voa

Data file : \\orgserv2\ff\chem\GCMSVOA\Quimby.i\150401.b\0401A17.D
Lab Smp Id:
Inj Date : 01-APR-2015 14:44
Operator : mm Inst ID: Quimby.i
Smp Info : l1505963-21,31,10,,a
Misc Info : wg772555,ical10611
Comment :
Method : \\orgserv2\ff\chem\GCMSVOA\Quimby.i\150401.b\liq8260.m
Meth Date : 01-Apr-2015 10:01 mmay Quant Type: ISTD
Cal Date : 13-JAN-2015 15:17 Cal File: 0113A14.D
Als bottle: 17
Dil Factor: 1.00000
Integrator: HP RTE Compound Sublist: njtcl.sub
Target Version: 4.12
Processing Host: A1VOA1

Concentration Formula: Amt * DF * CpndVariable
Cpnd Variable Local Compound Variable

	Compounds	QUANT SIG MASS	RT	EXP RT	REL RT	RESPONSE	CONCENTRATIONS ON-COLUMN (ngs)	FINAL (ngs)	REVIEW CODE
	1 dichlorodifluoromethane	85	Compound Not Detected.						
	2 chloromethane	50	Compound Not Detected.						
	3 vinyl chloride	62	Compound Not Detected.						
	4 bromomethane	94	Compound Not Detected.						
	5 chloroethane	64	Compound Not Detected.						
	6 trichlorofluoromethane	101	Compound Not Detected.						
	9 freon-113	101	4.372	4.361	(0.479)	4706	4.94714	4.947	
	10 acetone	43	4.456	4.456	(0.489)	5252	5.73122	5.731	
	11 1,1,-dichloroethene	96	Compound Not Detected.						
	14 methyl acetate	43	Compound Not Detected.						
	15 methylene chloride	84	Compound Not Detected.						
	16 carbon disulfide	76	Compound Not Detected.						
	18 methyl tert butyl ether	73	Compound Not Detected.						
	20 trans-1,2-dichloroethene	96	Compound Not Detected.						
	23 1,1-dichloroethane	63	Compound Not Detected.						
	25 2-butanone	43	Compound Not Detected.						
	28 cis-1,2-dichloroethene	96	Compound Not Detected.						
	29 chloroform	83	7.548	7.537	(0.828)	2475	1.47819	1.478	
	30 bromochloromethane	128	Compound Not Detected.						
$	32 dibromofluoromethane	113	7.875	7.875	(0.863)	65358	106.511	106.510	
	33 1,1,1-trichloroethane	97	Compound Not Detected.						
	34 cyclohexane	56	Compound Not Detected.						
	36 carbontetrachloride	117	Compound Not Detected.						
$	38 1,2-dichloroethane-d4	65	8.635	8.624	(0.947)	72442	103.914	103.913	
	40 1,2-dichloroethane	62	Compound Not Detected.						
	41 benzene	78	Compound Not Detected.						
*	42 fluorobenzene	96	9.120	9.110	(1.000)	287266	100.000		
	43 trichloroethene	95	9.732	9.732	(1.067)	4618	4.39092	4.390	
	44 methyl cyclohexane	83	Compound Not Detected.						

	Compounds	QUANT SIG MASS	RT	EXP RT	REL RT	RESPONSE	CONCENTRATIONS ON-COLUMN (ngs)	CONCENTRATIONS FINAL (ngs)	REVIEW CODE
	45 1,2-dichloropropane	63	Compound Not Detected.						
	46 bromodichloromethane	83	Compound Not Detected.						
	47 1,4-dioxane	88	Compound Not Detected.						
	50 4-methyl-2-pentanone	58	Compound Not Detected.						
	52 cis-1,3-dichloropropene	75	Compound Not Detected.						
$	53 toluene-d8	98	11.642	11.642	(0.821)	297475	99.2910	99.290	
	54 toluene	92	Compound Not Detected.						
	56 trans-1,3-dichloropropene	75	Compound Not Detected.						
	57 2-hexanone	43	Compound Not Detected.						
	58 1,1,2-trichloroethane	83	Compound Not Detected.						
	60 tetrachloroethene	166	12.856	12.856	(0.906)	2141	1.98975	1.989	
	61 chlorodibromomethane	129	Compound Not Detected.						
	62 1,2-dibromoethane	107	Compound Not Detected.						
*	63 chlorobenzene-d5	117	14.186	14.186	(1.000)	232731	100.000		
	64 chlorobenzene	112	Compound Not Detected.						
	66 ethyl benzene	91	Compound Not Detected.						
	67 p/m xylene	106	Compound Not Detected.						
	68 o xylene	106	Compound Not Detected.						
	69 styrene	104	Compound Not Detected.						
	70 isopropylbenzene	105	Compound Not Detected.						
	71 bromoform	173	Compound Not Detected.						
	74 1,1,2,2,-tetrachloroethane	83	Compound Not Detected.						
$	75 4-bromofluorobenzene	95	16.328	16.328	(0.884)	105390	104.976	104.976	
	88 1,3-dichlorobenzene	146	Compound Not Detected.						
*	89 1,4-dichlorobenzene-d4	152	18.470	18.470	(1.000)	100087	100.000		
	90 1,4-dichlorobenzene	146	Compound Not Detected.						
	93 1,2-dichlorobenzene	146	Compound Not Detected.						
	95 1,2-dibromo-3-chloropropane	75	Compound Not Detected.						
	97 1,2,4-trichlorobenzene	180	Compound Not Detected.						
	100 1,2,3-trichlorobenzene	180	Compound Not Detected.						

Alpha Analytical Labs

gc/ms voa

Data file : \\orgserv2\ff\chem\GCMSVOA\Quimby.i\150401.b\0401A17.D
Lab Smp Id:
Inj Date : 01-APR-2015 14:44
Operator : mm Inst ID: Quimby.i
Smp Info : l1505963-21,31,10,,a
Misc Info : wg772555,ical10611
Comment :
Method : \\orgserv2\ff\chem\GCMSVOA\Quimby.i\150401.b\liq8260.m
Meth Date : 01-Apr-2015 10:01 mmay Quant Type: ISTD
Cal Date : 13-JAN-2015 15:17 Cal File: 0113A14.D
Als bottle: 17
Dil Factor: 1.00000
Integrator: HP RTE Compound Sublist: njtcl.sub
Target Version: 4.12
Processing Host: A1VOA1

- NO TENTATIVELY IDENTIFIED COMPOUNDS -

Alpha Analytical Labs

INTERNAL STANDARD COMPOUNDS
AREA AND RT SUMMARY

Instrument ID: Quimby.i
Lab File ID: 0401A17.D
Lab Smp Id:
Analysis Type: VOA
Quant Type: ISTD
Operator: mm
Method File: \\orgserv2\ff\chem\GCMSVOA\Quimby.i\150401.b\liq8260.m
Misc Info: wg772555,ical10611

Calibration Date: 01-APR-2015
Calibration Time: 06:21
Level: LOW
Sample Type: WATER

Test Mode:
Use Last Continuing Calibrator.
If Continuing Cal. use Initial Cal. Level 3

COMPOUND	STANDARD	AREA LIMIT LOWER	AREA LIMIT UPPER	SAMPLE	%DIFF
42 fluorobenzene	360230	180115	720460	287266	-20.25
63 chlorobenzene-d5	284242	142121	568484	232731	-18.12
89 1,4-dichlorobenze	147392	73696	294784	100087	-32.09

COMPOUND	STANDARD	RT LIMIT LOWER	RT LIMIT UPPER	SAMPLE	%DIFF
42 fluorobenzene	9.11	8.61	9.61	9.12	0.12
63 chlorobenzene-d5	14.19	13.69	14.69	14.19	0.00
89 1,4-dichlorobenze	18.47	17.97	18.97	18.47	0.00

AREA UPPER LIMIT = +100% of internal standard area.
AREA LOWER LIMIT = - 50% of internal standard area.
RT UPPER LIMIT = + 0.50 minutes of internal standard RT.
RT LOWER LIMIT = - 0.50 minutes of internal standard RT.

Alpha Analytical Labs

RECOVERY REPORT

Client Name: Client SDG: SDGa02552
Sample Matrix: LIQUID Fraction: VOA
Lab Smp Id:
Level: LOW Operator: mm
Data Type: MS DATA SampleType: SAMPLE
SpikeList File: curve.spk Quant Type: ISTD
Sublist File: njtcl.sub
Method File: \\orgserv2\ff\chem\GCMSVOA\Quimby.i\150401.b\liq8260.m
Misc Info: wg772555,ical10611

SURROGATE COMPOUND	AMOUNT ADDED ngs	AMOUNT RECOVERED ngs	% RECOVERED	LIMITS
$ 32 dibromofluorometha	100.000	106.510	106.51	70-130
$ 38 1,2-dichloroethane	100.000	103.913	103.91	70-130
$ 53 toluene-d8	100.000	99.290	99.29	70-130
$ 75 4-bromofluorobenze	100.000	104.976	104.98	70-130

Data File: \\orgserv2\ff\chem\GCMSVOA\Quimby.i\150401.b\0401A17.D
Date : 01-APR-2015 14:44
Client ID:
Instrument: Quimby.i
Sample Info: 11505963-21,31,10,,a
Purge Volume: 10.0
Operator: mm
Column phase: Rtx-502.2
Column diameter: 0.18

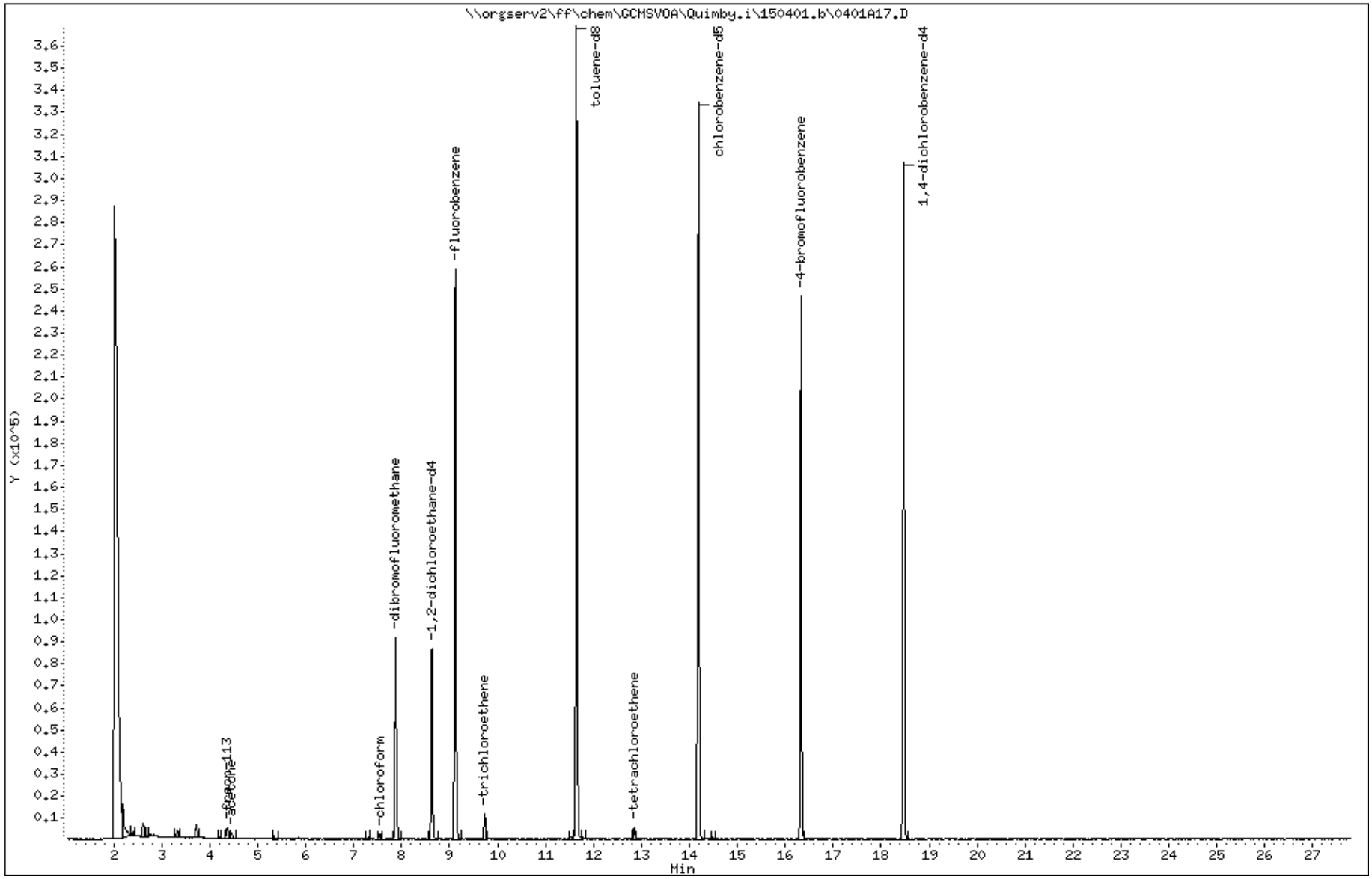

Data File: \\orgserv2\ff\chem\GCMSVOA\Quimby.i\150401.b\0401A17.D

Date : 01-APR-2015 14:44

Client ID:

Instrument: Quimby.i

Sample Info: l1505963-21,31,10,,a

Purge Volume: 10.0

Operator: mm

Column phase: Rtx-502.2

Column diameter: 0.18

9 freon-113

Concentration: 4.947 ngs

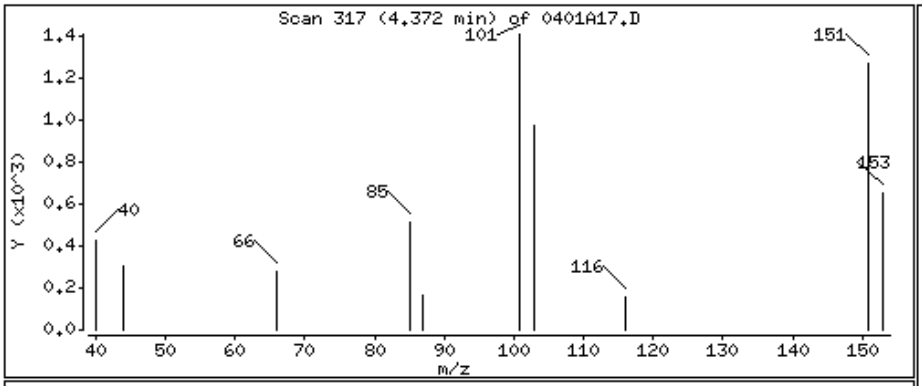

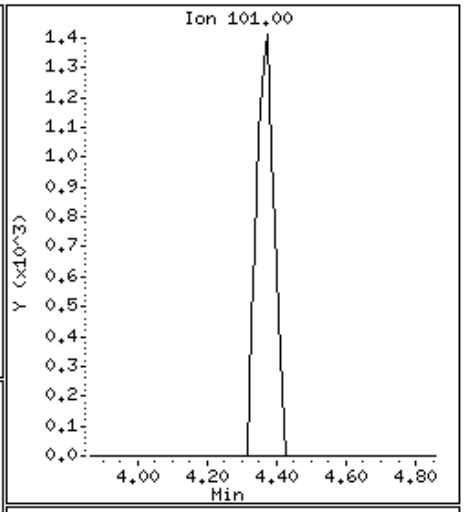

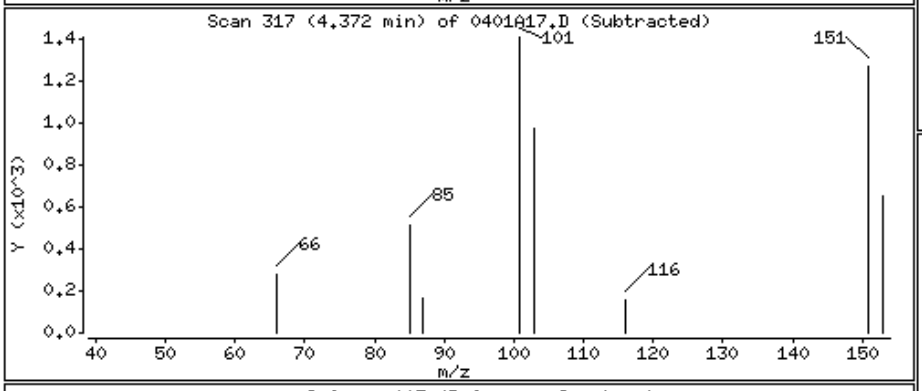

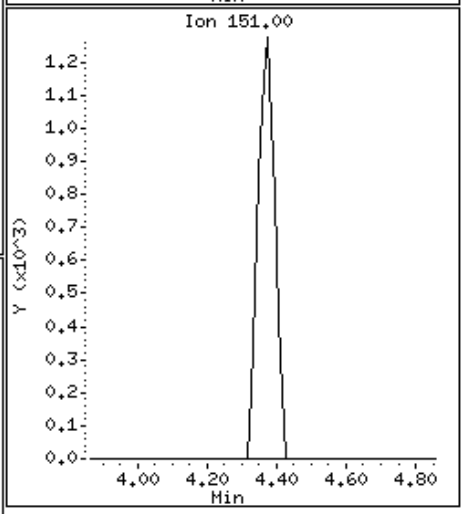

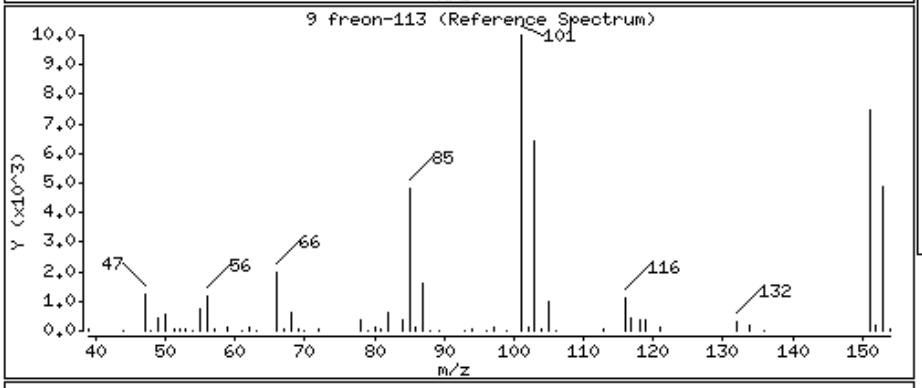

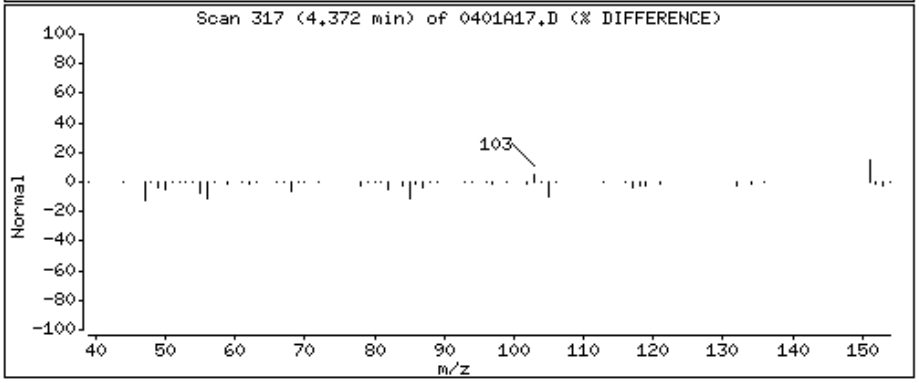

Data File: \\orgserv2\ff\chem\GCMSVOA\Quimby.i\150401.b\0401A17.D

Date : 01-APR-2015 14:44

Client ID:

Instrument: Quimby.i

Sample Info: 11505963-21,31,10,,a

Purge Volume: 10.0

Operator: mm

Column phase: Rtx-502.2

Column diameter: 0.18

10 acetone

Concentration: 5.731 ngs

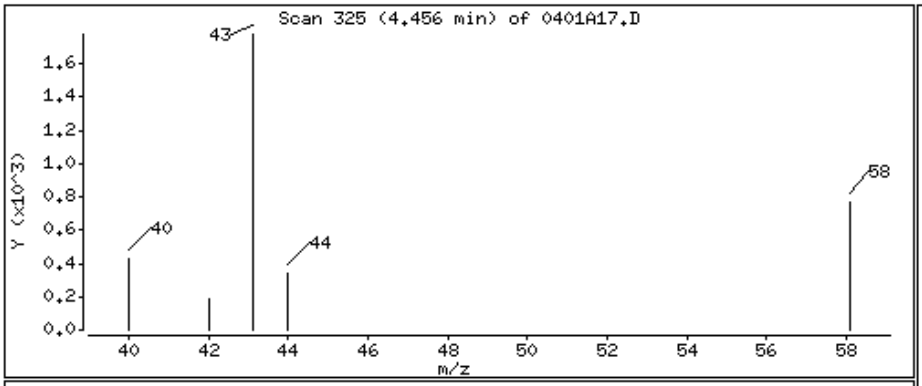

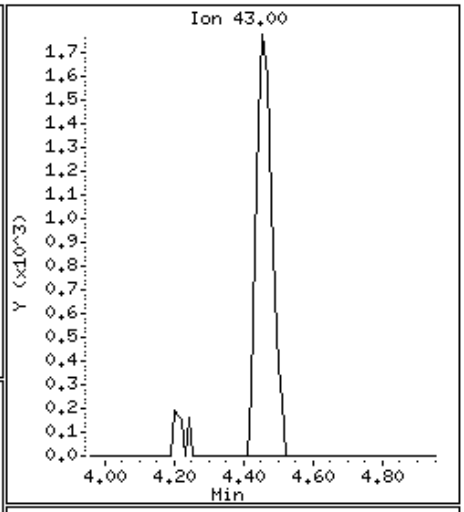

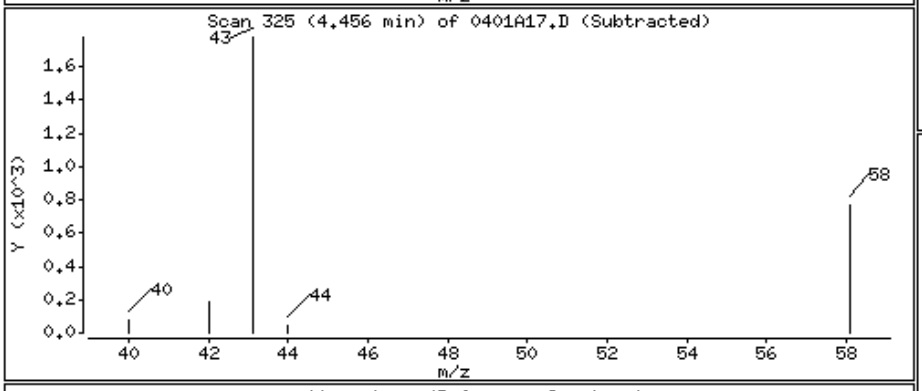

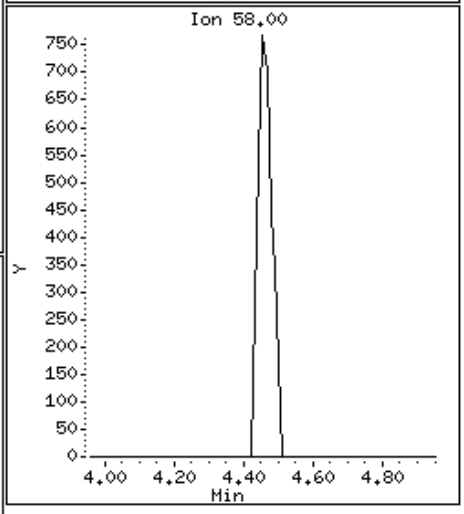

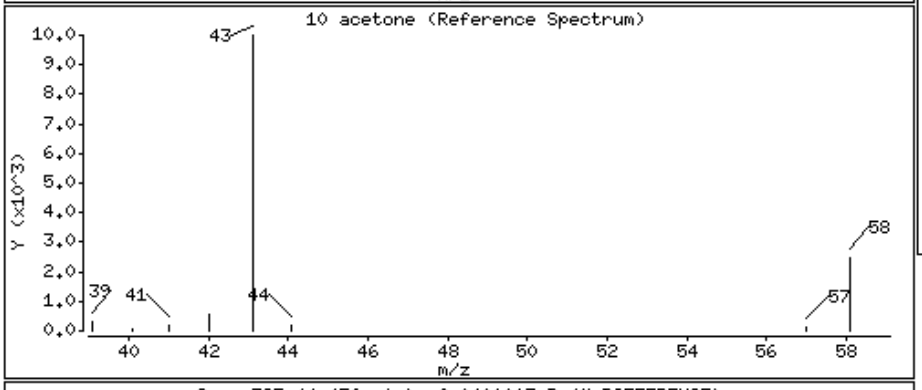

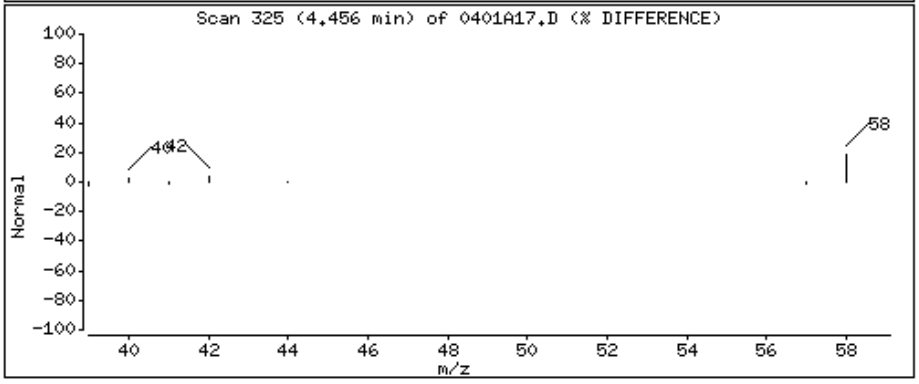

Data File: \\orgserv2\ff\chem\GCMSVOA\Quimby.i\150401.b\0401A17.D

Date : 01-APR-2015 14:44

Client ID:

Instrument: Quimby.i

Sample Info: 11505963-21,31,10,,a

Purge Volume: 10.0

Operator: mm

Column phase: Rtx-502.2

Column diameter: 0.18

29 chloroform

Concentration: 1.478 ngs

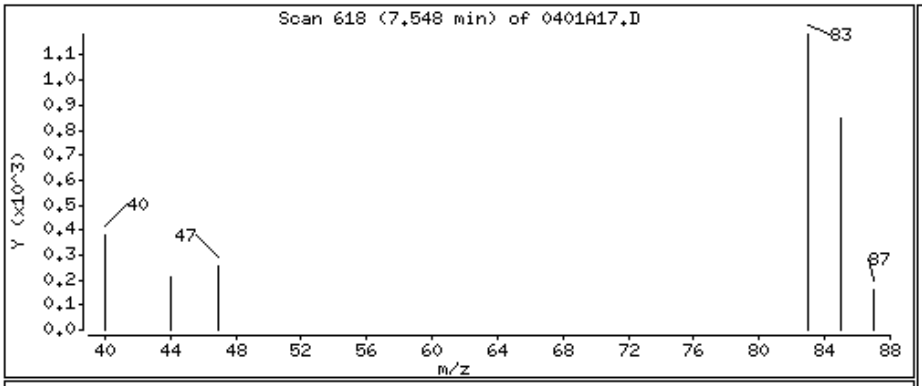

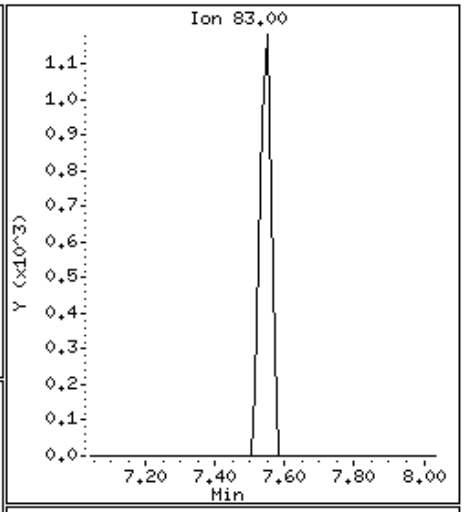

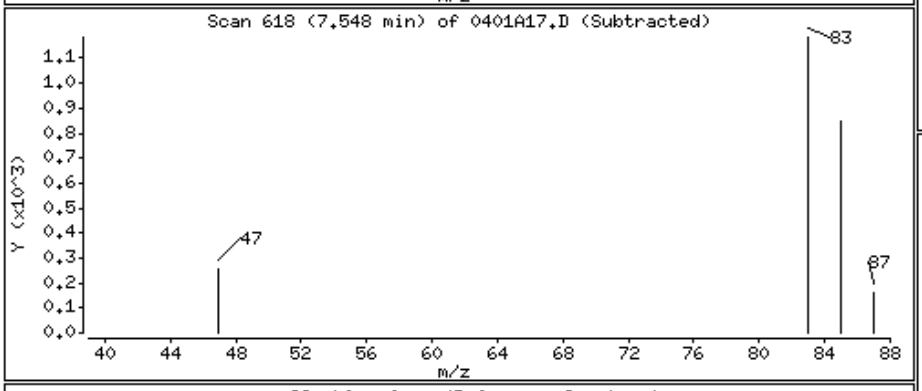

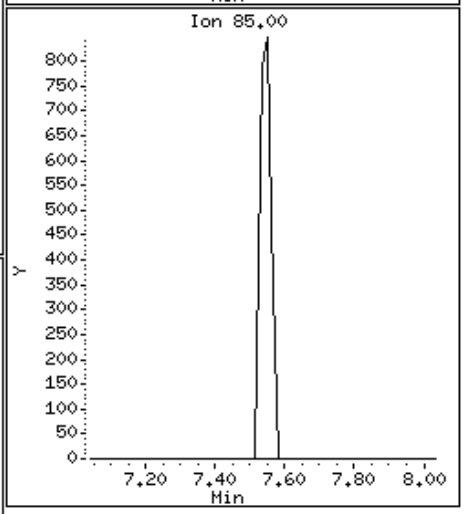

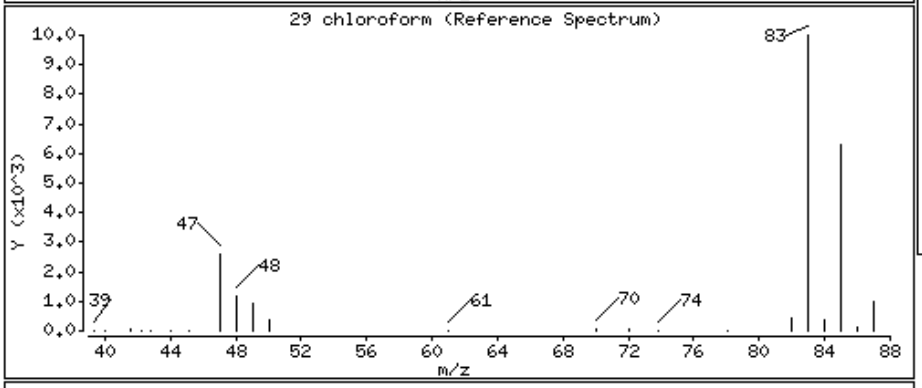

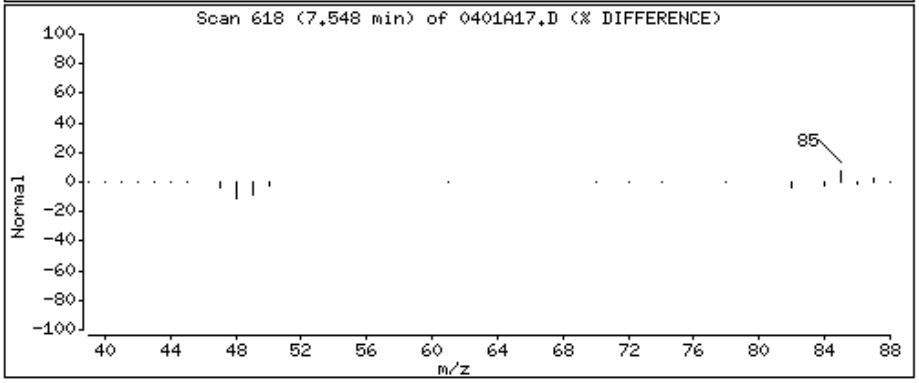

Data File: \\orgserv2\ff\chem\GCMSVOA\Quimby.i\150401.b\0401A17.D

Date : 01-APR-2015 14:44

Client ID:

Instrument: Quimby.i

Sample Info: 11505963-21,31,10,,a

Purge Volume: 10.0

Operator: mm

Column phase: Rtx-502.2

Column diameter: 0.18

43 trichloroethene

Concentration: 4.390 ngs

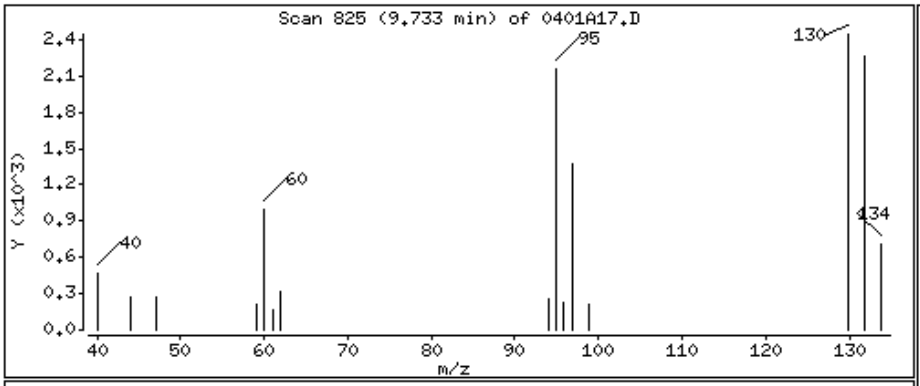

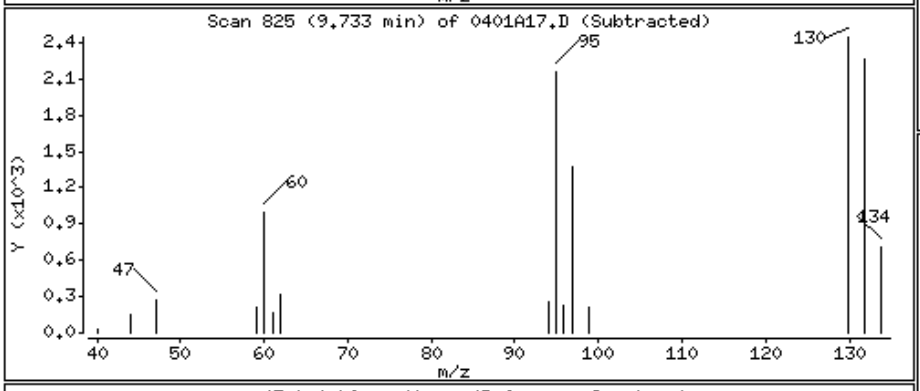

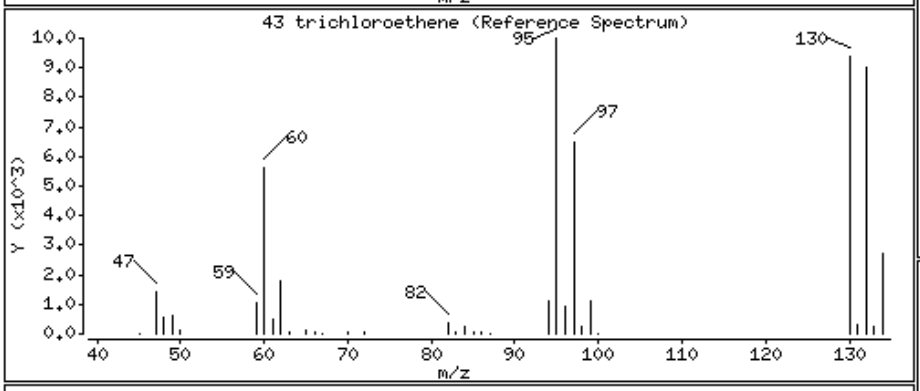

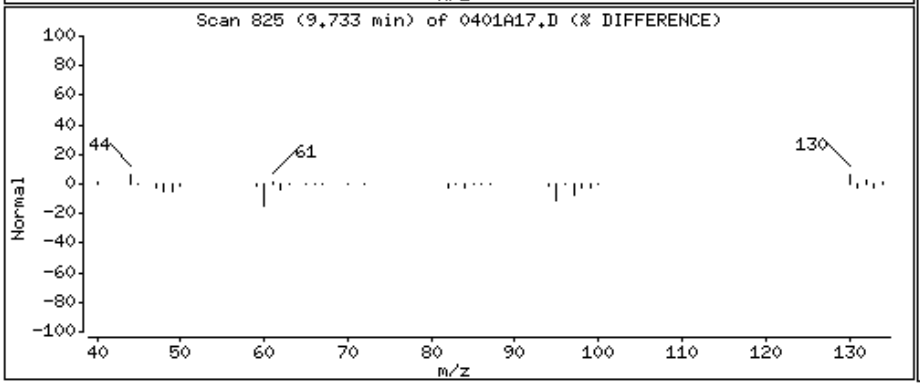

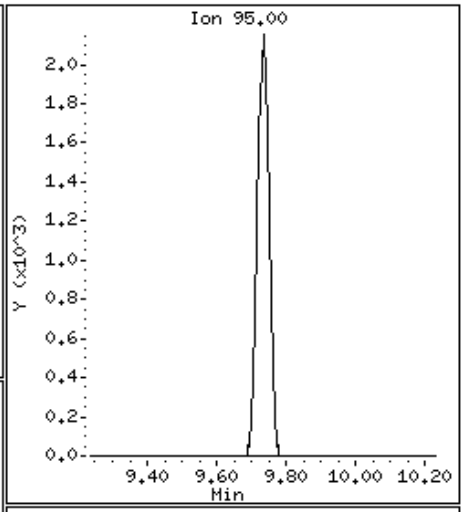

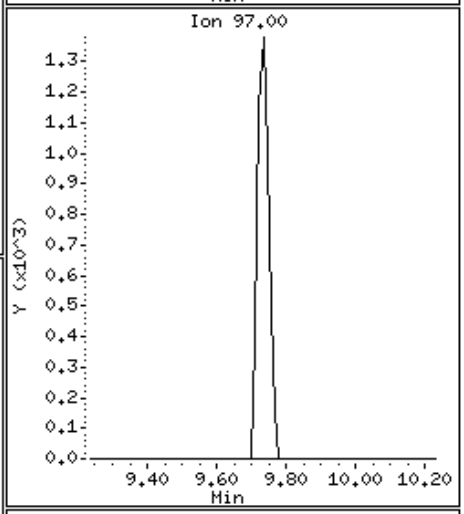

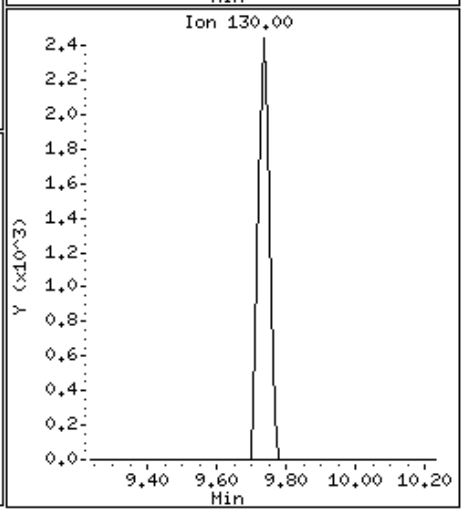

Data File: \\orgserv2\ff\chem\GCMSVOA\Quimby.i\150401.b\0401A17.D

Date : 01-APR-2015 14:44

Client ID:

Instrument: Quimby.i

Sample Info: 11505963-21,31,10,,a

Purge Volume: 10.0

Operator: mm

Column phase: Rtx-502.2

Column diameter: 0.18

60 tetrachloroethene

Concentration: 1.989 ngs

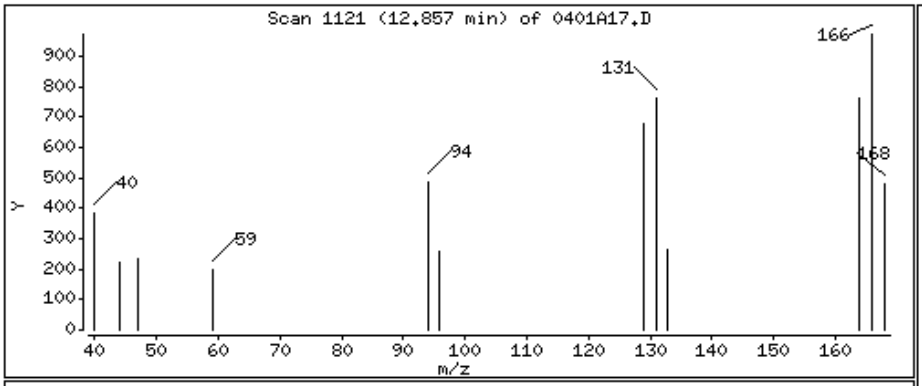

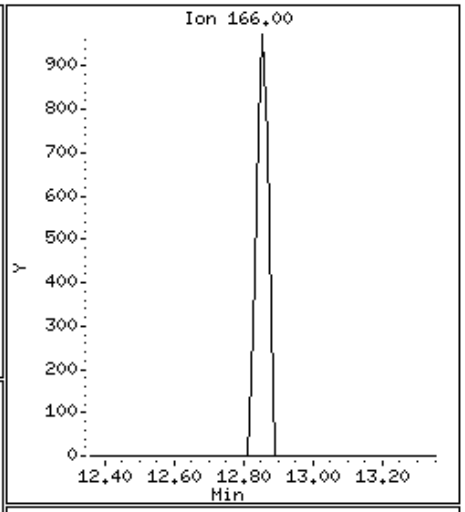

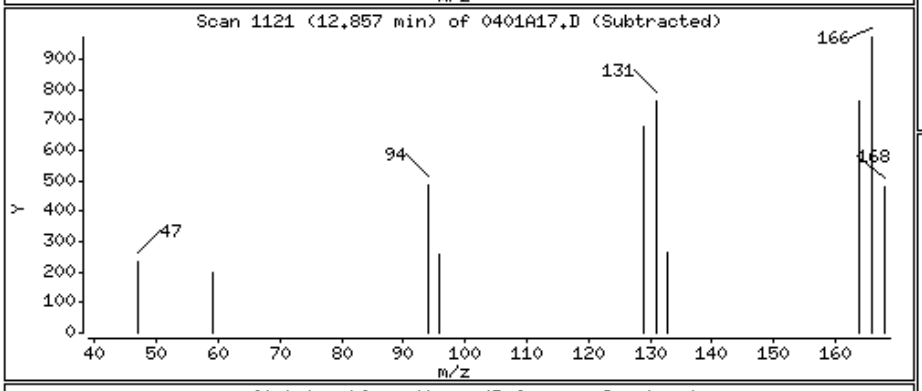

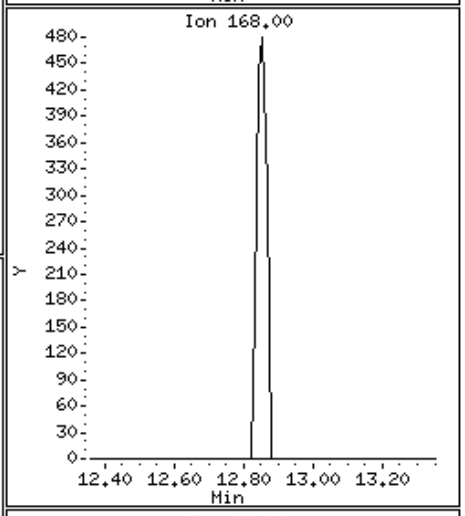

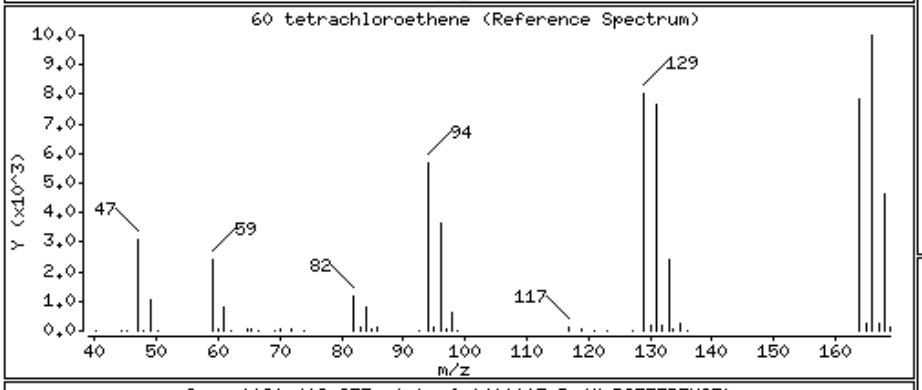

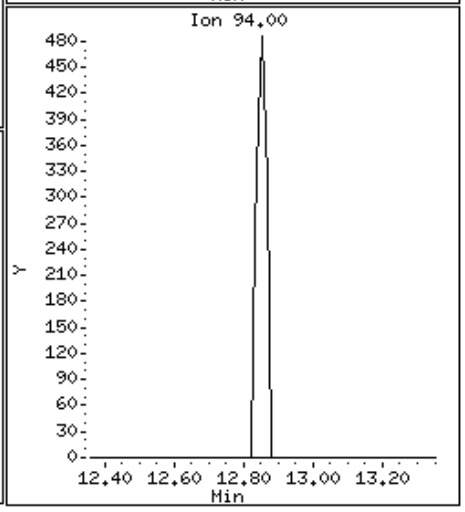

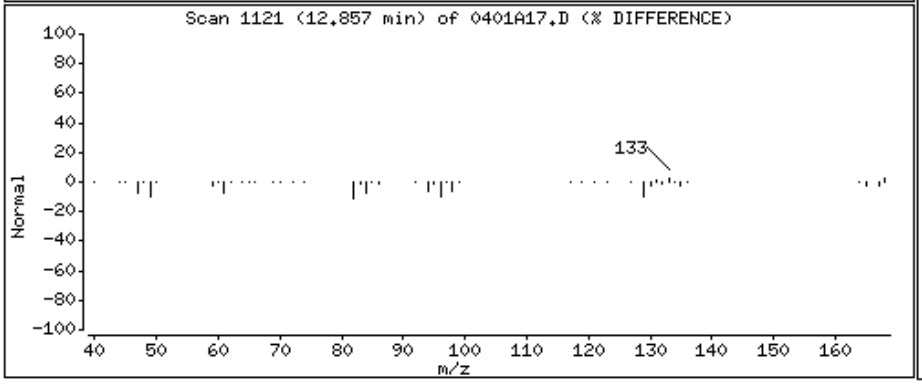

Alpha Analytical Labs

gc/ms voa

Data file : \\orgserv2\ff\chem\GCMSVOA\Quimby.i\150401.b\0401A18.D
Lab Smp Id:
Inj Date : 01-APR-2015 15:16
Operator : mm Inst ID: Quimby.i
Smp Info : l1505963-22,31,10,,a
Misc Info : wg772555,ical10611
Comment :
Method : \\orgserv2\ff\chem\GCMSVOA\Quimby.i\150401.b\liq8260.m
Meth Date : 01-Apr-2015 10:01 mmay Quant Type: ISTD
Cal Date : 13-JAN-2015 15:17 Cal File: 0113A14.D
Als bottle: 18
Dil Factor: 1.00000
Integrator: HP RTE Compound Sublist: njtcl.sub
Target Version: 4.12
Processing Host: A1VOA1

Concentration Formula: Amt * DF * CpndVariable
Cpnd Variable Local Compound Variable

	Compounds	QUANT SIG MASS	RT	EXP RT	REL RT	RESPONSE	CONCENTRATIONS ON-COLUMN (ngs)	FINAL (ngs)	REVIEW CODE
	1 dichlorodifluoromethane	85	Compound Not Detected.						
	2 chloromethane	50	Compound Not Detected.						
	3 vinyl chloride	62	Compound Not Detected.						
	4 bromomethane	94	Compound Not Detected.						
	5 chloroethane	64	Compound Not Detected.						
	6 trichlorofluoromethane	101	Compound Not Detected.						
	9 freon-113	101	4.372	4.361	(0.479)	10268	10.8476	10.847	
	10 acetone	43	4.456	4.456	(0.489)	5484	7.74447	7.744	
	11 1,1,-dichloroethene	96	Compound Not Detected.						
	14 methyl acetate	43	Compound Not Detected.						
	15 methylene chloride	84	Compound Not Detected.						
	16 carbon disulfide	76	Compound Not Detected.						
	18 methyl tert butyl ether	73	Compound Not Detected.						
	20 trans-1,2-dichloroethene	96	Compound Not Detected.						
	23 1,1-dichloroethane	63	Compound Not Detected.						
	25 2-butanone	43	Compound Not Detected.						
	28 cis-1,2-dichloroethene	96	Compound Not Detected.						
	29 chloroform	83	7.548	7.537	(0.828)	7359	4.41690	4.416	
	30 bromochloromethane	128	Compound Not Detected.						
$	32 dibromofluoromethane	113	7.875	7.875	(0.863)	65218	106.809	106.808	
	33 1,1,1-trichloroethane	97	Compound Not Detected.						
	34 cyclohexane	56	Compound Not Detected.						
	36 carbontetrachloride	117	Compound Not Detected.						
$	38 1,2-dichloroethane-d4	65	8.635	8.624	(0.947)	71566	103.166	103.165	
	40 1,2-dichloroethane	62	Compound Not Detected.						
	41 benzene	78	Compound Not Detected.						
*	42 fluorobenzene	96	9.120	9.110	(1.000)	285851	100.000		
	43 trichloroethene	95	9.732	9.732	(1.067)	12271	11.7254	11.725	
	44 methyl cyclohexane	83	Compound Not Detected.						

	Compounds	QUANT SIG MASS	RT	EXP RT	REL RT	RESPONSE	CONCENTRATIONS ON-COLUMN (ngs)	CONCENTRATIONS FINAL (ngs)	REVIEW CODE
	45 1,2-dichloropropane	63	Compound Not Detected.						
	46 bromodichloromethane	83	Compound Not Detected.						
	47 1,4-dioxane	88	Compound Not Detected.						
	50 4-methyl-2-pentanone	58	Compound Not Detected.						
	52 cis-1,3-dichloropropene	75	Compound Not Detected.						
$	53 toluene-d8	98	11.642	11.642	(0.821)	293779	99.6075	99.607	
	54 toluene	92	Compound Not Detected.						
	56 trans-1,3-dichloropropene	75	Compound Not Detected.						
	57 2-hexanone	43	Compound Not Detected.						
	58 1,1,2-trichloroethane	83	Compound Not Detected.						
	60 tetrachloroethene	166	12.856	12.856	(0.906)	11198	10.5714	10.571	
	61 chlorodibromomethane	129	Compound Not Detected.						
	62 1,2-dibromoethane	107	Compound Not Detected.						
*	63 chlorobenzene-d5	117	14.186	14.186	(1.000)	229109	100.000		
	64 chlorobenzene	112	Compound Not Detected.						
	66 ethyl benzene	91	Compound Not Detected.						
	67 p/m xylene	106	Compound Not Detected.						
	68 o xylene	106	Compound Not Detected.						
	69 styrene	104	Compound Not Detected.						
	70 isopropylbenzene	105	Compound Not Detected.						
	71 bromoform	173	Compound Not Detected.						
	74 1,1,2,2,-tetrachloroethane	83	Compound Not Detected.						
$	75 4-bromofluorobenzene	95	16.328	16.328	(0.884)	101970	101.928	101.928	
	88 1,3-dichlorobenzene	146	Compound Not Detected.						
*	89 1,4-dichlorobenzene-d4	152	18.470	18.470	(1.000)	99735	100.000		
	90 1,4-dichlorobenzene	146	Compound Not Detected.						
	93 1,2-dichlorobenzene	146	Compound Not Detected.						
	95 1,2-dibromo-3-chloropropane	75	Compound Not Detected.						
	97 1,2,4-trichlorobenzene	180	Compound Not Detected.						
	100 1,2,3-trichlorobenzene	180	Compound Not Detected.						

Alpha Analytical Labs

gc/ms voa

Data file : \\orgserv2\ff\chem\GCMSVOA\Quimby.i\150401.b\0401A18.D
Lab Smp Id:
Inj Date : 01-APR-2015 15:16
Operator : mm Inst ID: Quimby.i
Smp Info : l1505963-22,31,10,,a
Misc Info : wg772555,ical10611
Comment :
Method : \\orgserv2\ff\chem\GCMSVOA\Quimby.i\150401.b\liq8260.m
Meth Date : 01-Apr-2015 10:01 mmay Quant Type: ISTD
Cal Date : 13-JAN-2015 15:17 Cal File: 0113A14.D
Als bottle: 18
Dil Factor: 1.00000
Integrator: HP RTE Compound Sublist: njtcl.sub
Target Version: 4.12
Processing Host: A1VOA1

- NO TENTATIVELY IDENTIFIED COMPOUNDS -

Alpha Analytical Labs

INTERNAL STANDARD COMPOUNDS
AREA AND RT SUMMARY

Instrument ID: Quimby.i
Lab File ID: 0401A18.D
Lab Smp Id:
Analysis Type: VOA
Quant Type: ISTD
Operator: mm
Method File: \\orgserv2\ff\chem\GCMSVOA\Quimby.i\150401.b\liq8260.m
Misc Info: wg772555,ical10611

Calibration Date: 01-APR-2015
Calibration Time: 06:21
Level: LOW
Sample Type: WATER

Test Mode:
Use Last Continuing Calibrator.
If Continuing Cal. use Initial Cal. Level 3

		AREA LIMIT			
COMPOUND	STANDARD	LOWER	UPPER	SAMPLE	%DIFF
42 fluorobenzene	360230	180115	720460	285851	-20.65
63 chlorobenzene-d5	284242	142121	568484	229109	-19.40
89 1,4-dichlorobenze	147392	73696	294784	99735	-32.33

		RT LIMIT			
COMPOUND	STANDARD	LOWER	UPPER	SAMPLE	%DIFF
42 fluorobenzene	9.11	8.61	9.61	9.12	0.12
63 chlorobenzene-d5	14.19	13.69	14.69	14.19	0.00
89 1,4-dichlorobenze	18.47	17.97	18.97	18.47	0.00

AREA UPPER LIMIT = +100% of internal standard area.
AREA LOWER LIMIT = - 50% of internal standard area.
RT UPPER LIMIT = + 0.50 minutes of internal standard RT.
RT LOWER LIMIT = - 0.50 minutes of internal standard RT.

Alpha Analytical Labs

RECOVERY REPORT

Client Name: Client SDG: SDGa02552
Sample Matrix: LIQUID Fraction: VOA
Lab Smp Id:
Level: LOW Operator: mm
Data Type: MS DATA SampleType: SAMPLE
SpikeList File: curve.spk Quant Type: ISTD
Sublist File: njtcl.sub
Method File: \\orgserv2\ff\chem\GCMSVOA\Quimby.i\150401.b\liq8260.m
Misc Info: wg772555,ical10611

SURROGATE COMPOUND	AMOUNT ADDED ngs	AMOUNT RECOVERED ngs	% RECOVERED	LIMITS
$ 32 dibromofluorometha	100.000	106.808	106.81	70-130
$ 38 1,2-dichloroethane	100.000	103.165	103.17	70-130
$ 53 toluene-d8	100.000	99.607	99.61	70-130
$ 75 4-bromofluorobenze	100.000	101.928	101.93	70-130

Data File: \\orgserv2\ff\chem\GCMSVOA\Quimby.i\150401.b\0401A18.D
Date : 01-APR-2015 15:16
Client ID:
Instrument: Quimby.i
Sample Info: 11505963-22,31,10,,a
Purge Volume: 10.0
Operator: mm
Column phase: Rtx-502.2
Column diameter: 0.18

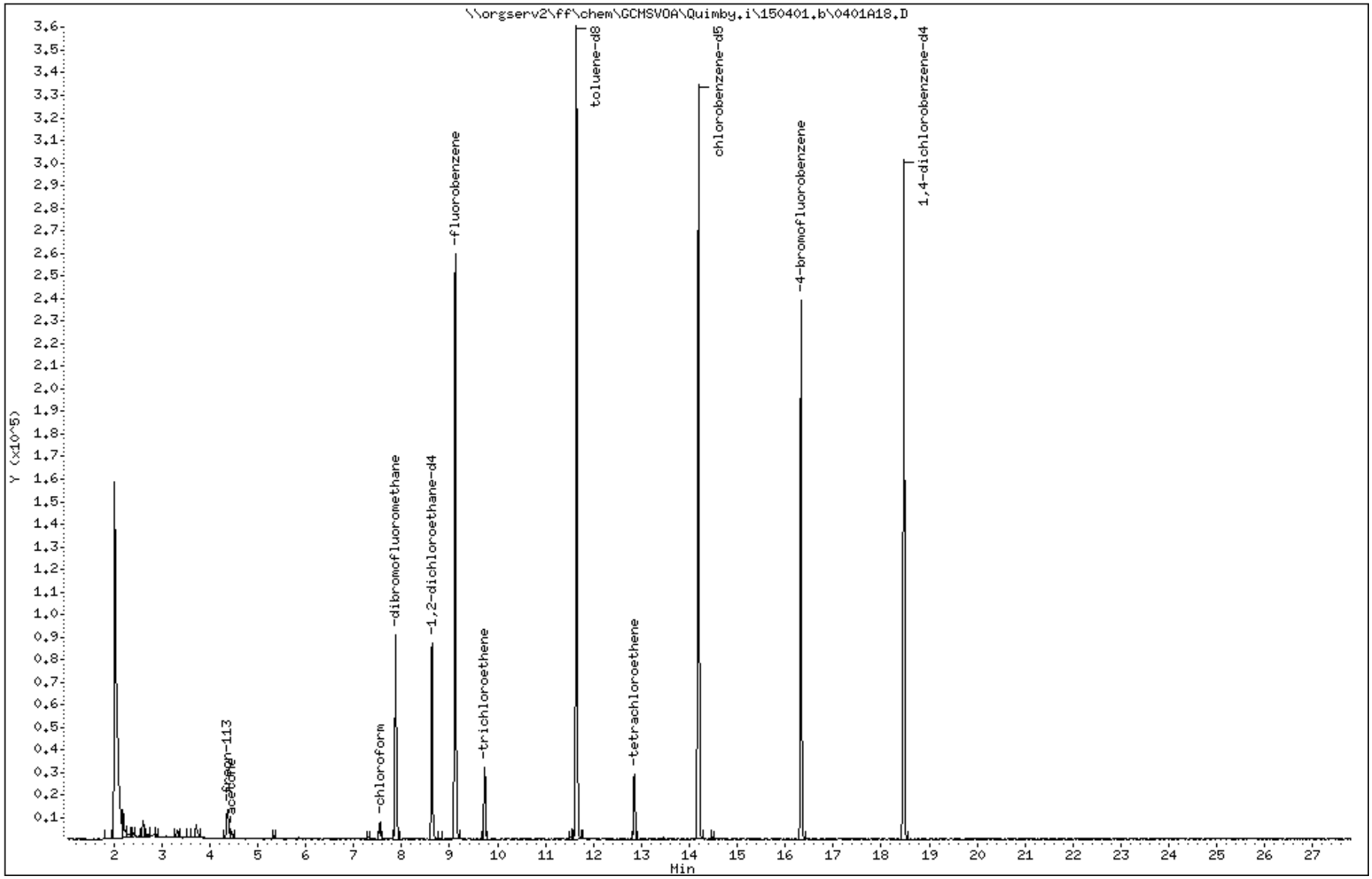

Data File: \\orgserv2\ff\chem\GCMSVOA\Quimby.i\150401.b\0401A18.D

Date : 01-APR-2015 15:16

Client ID:

Instrument: Quimby.i

Sample Info: 11505963-22,31,10,,a

Purge Volume: 10.0

Operator: mm

Column phase: Rtx-502.2

Column diameter: 0.18

9 freon-113

Concentration: 10.847 ngs

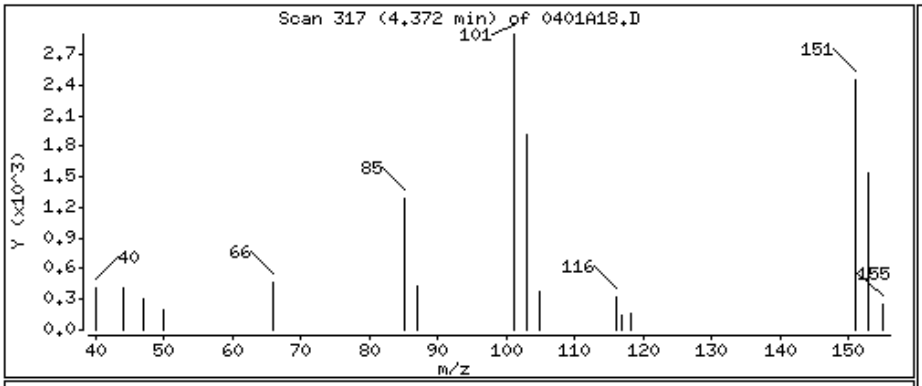

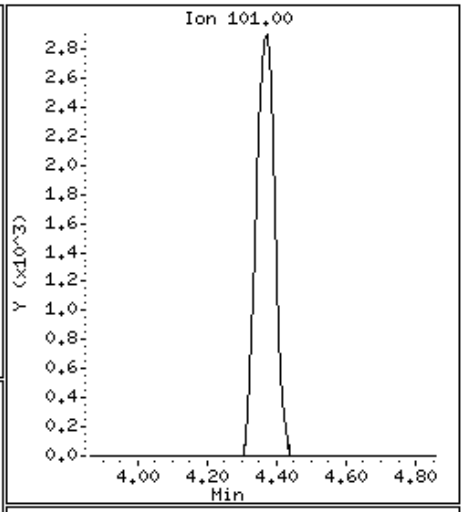

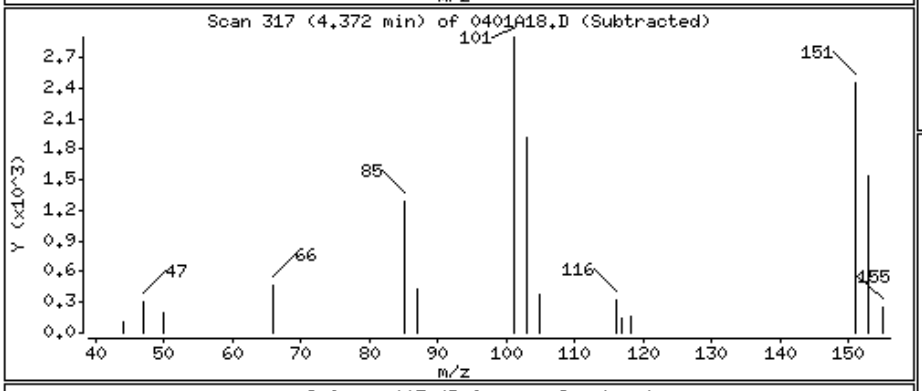

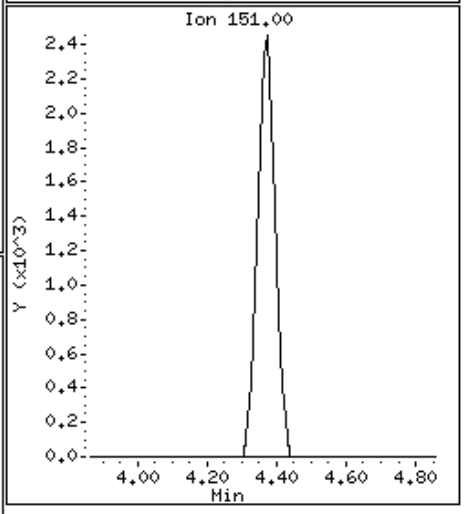

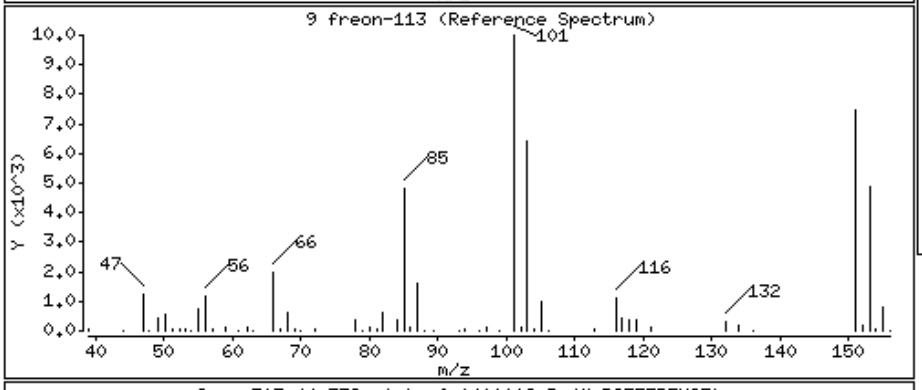

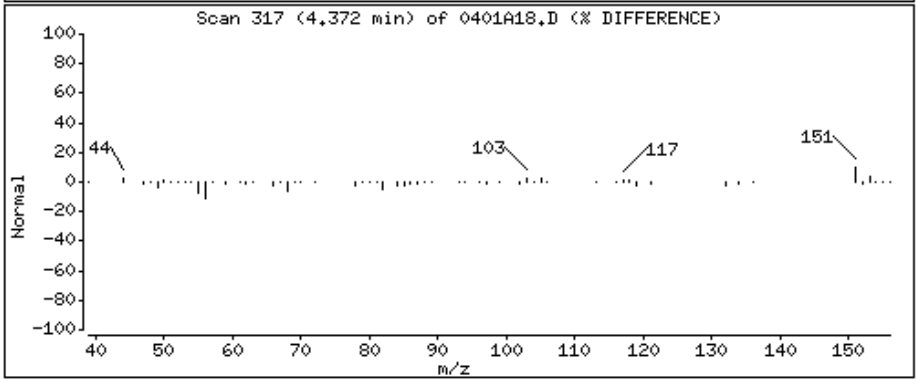

Data File: \\orgserv2\ff\chem\GCMSVOA\Quimby.i\150401.b\0401A18.D

Date : 01-APR-2015 15:16

Client ID:

Instrument: Quimby.i

Sample Info: 11505963-22,31,10,,a

Purge Volume: 10.0

Operator: mm

Column phase: Rtx-502.2

Column diameter: 0.18

10 acetone

Concentration: 7.744 ngs

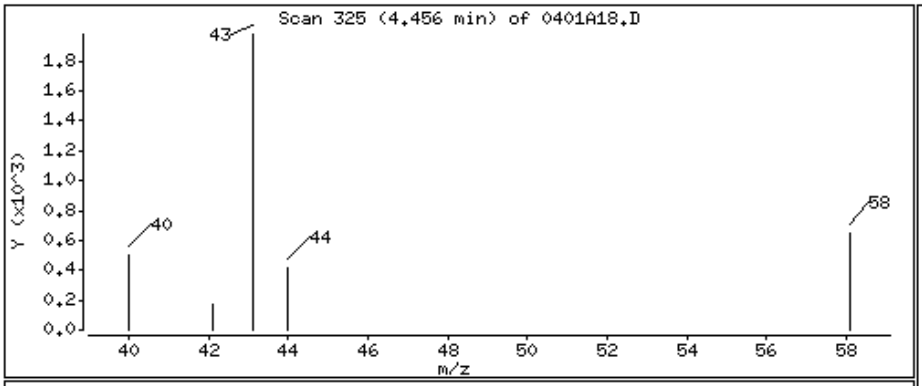

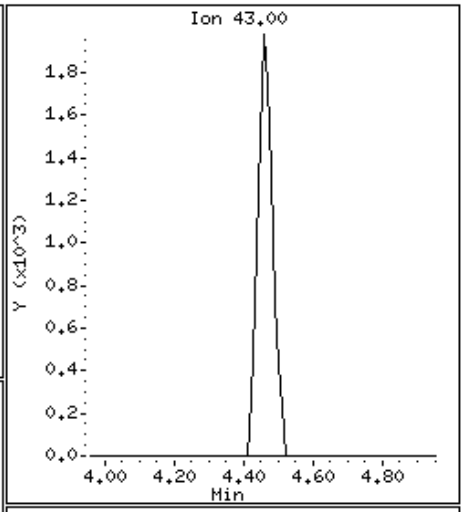

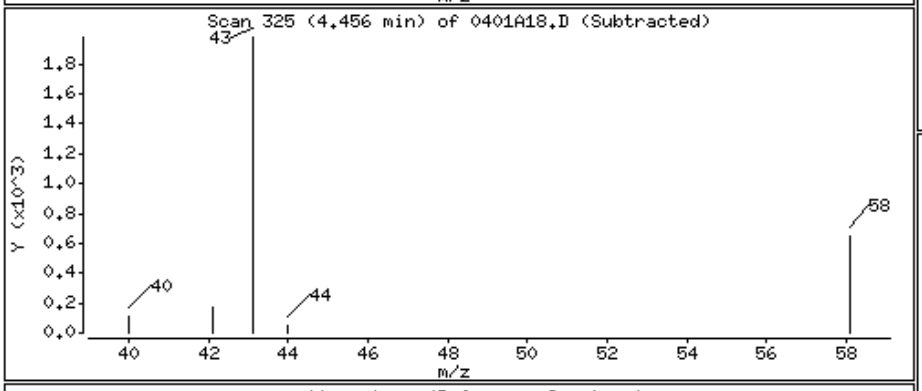

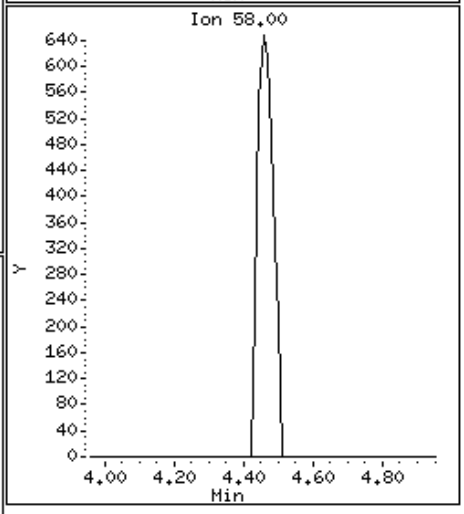

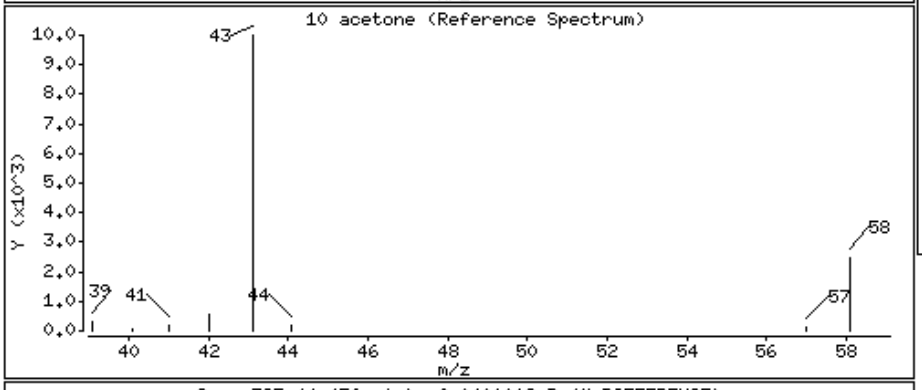

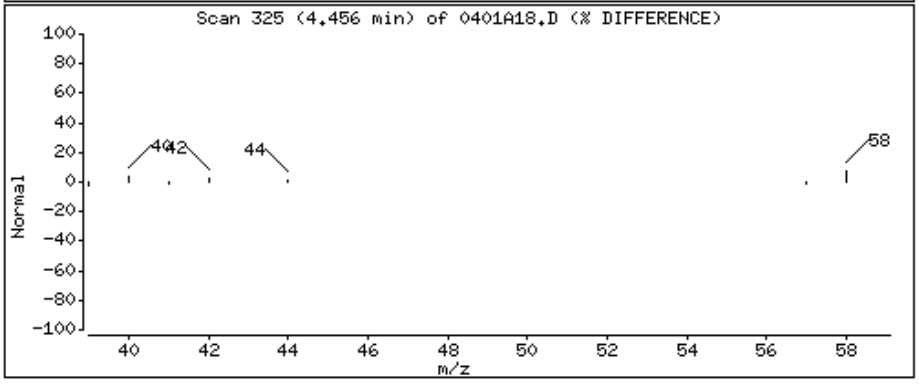

Data File: \\orgserv2\ff\chem\GCMSVOA\Quimby.i\150401.b\0401A18.D

Date : 01-APR-2015 15:16

Client ID:

Instrument: Quimby.i

Sample Info: 11505963-22,31,10,,a

Purge Volume: 10.0

Operator: mm

Column phase: Rtx-502.2

Column diameter: 0.18

29 chloroform

Concentration: 4.416 ngs

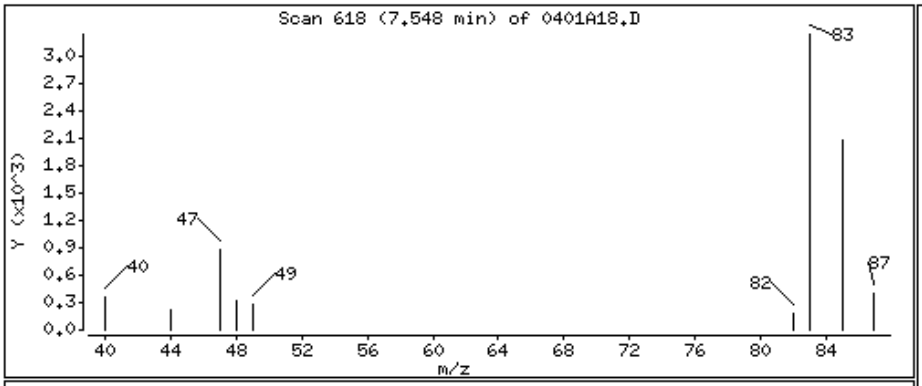

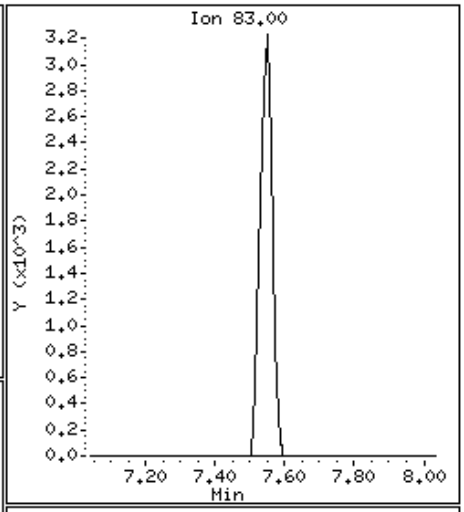

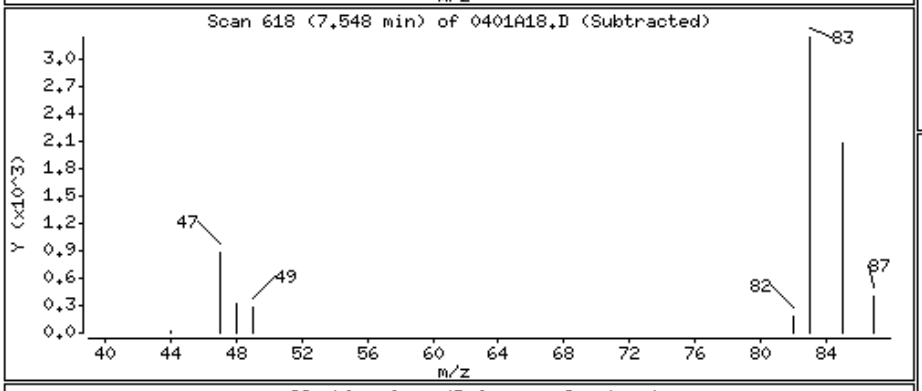

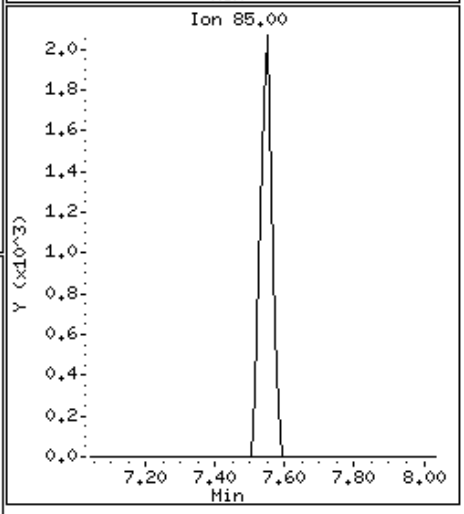

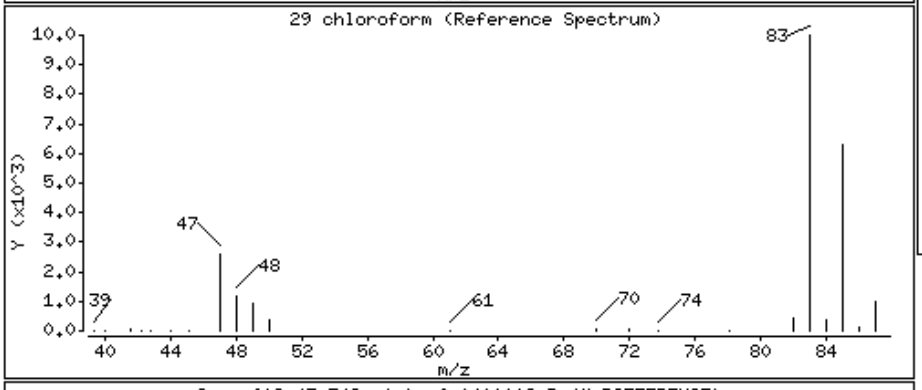

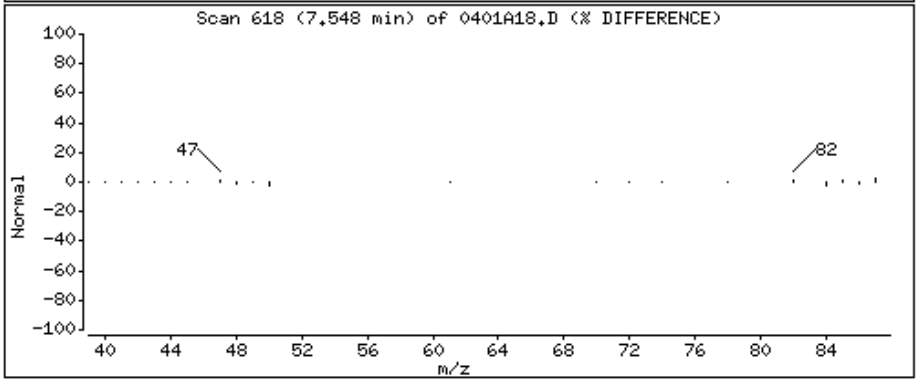

Data File: \\orgserv2\ff\chem\GCMSVOA\Quimby.i\150401.b\0401A18.D

Date : 01-APR-2015 15:16

Client ID:

Instrument: Quimby.i

Sample Info: 11505963-22,31,10,,a

Purge Volume: 10.0

Operator: mm

Column phase: Rtx-502.2

Column diameter: 0.18

43 trichloroethene

Concentration: 11.725 ngs

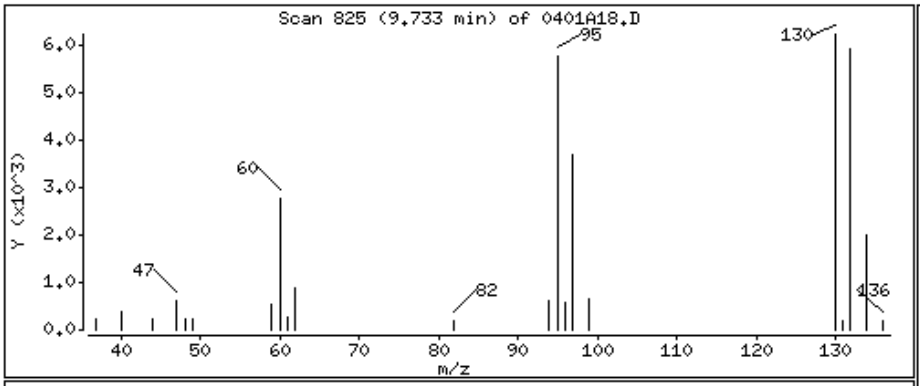

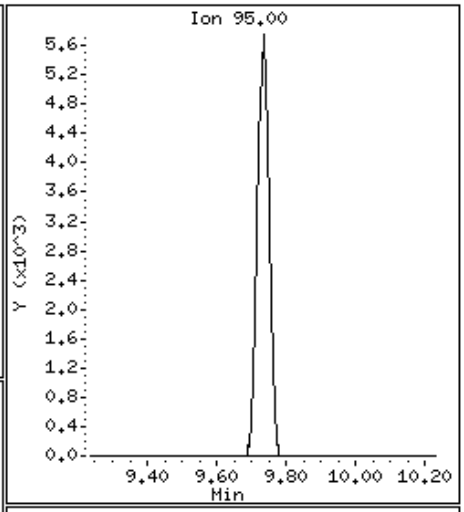

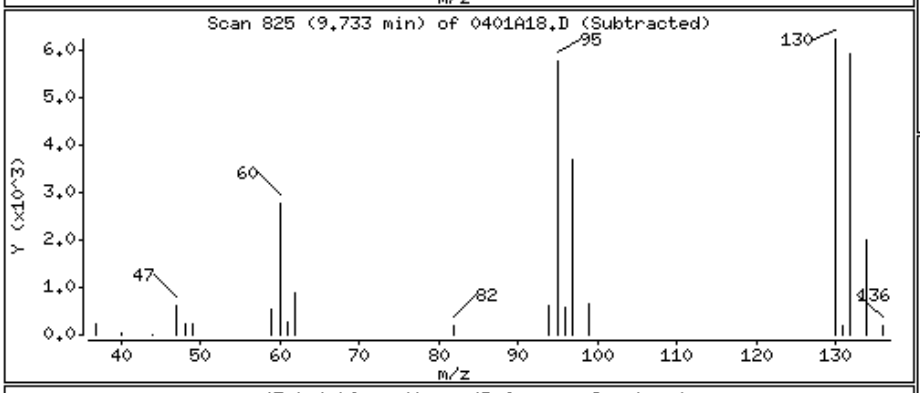

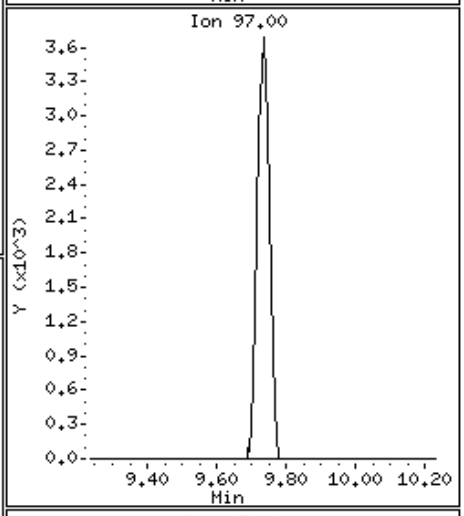

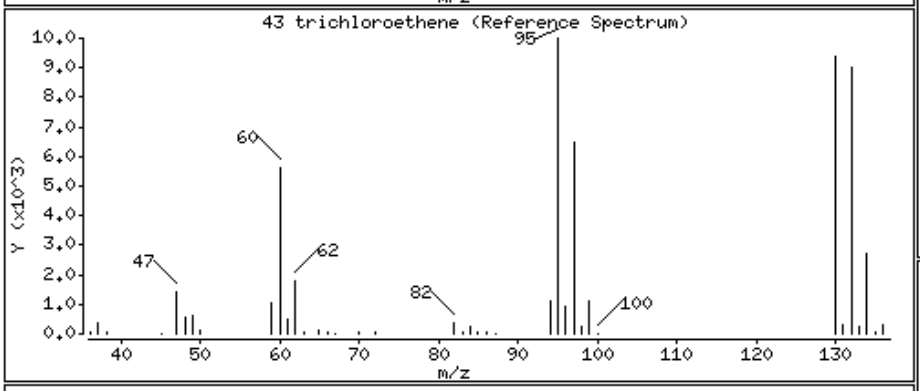

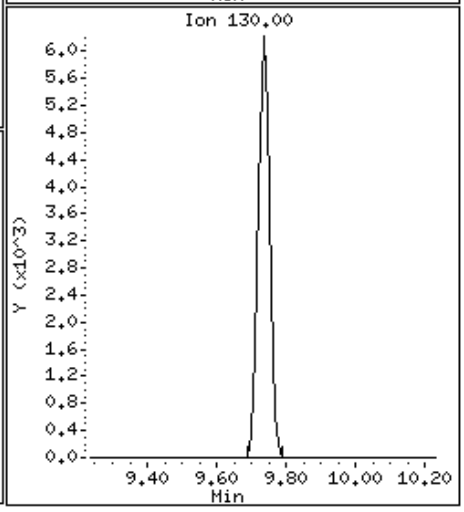

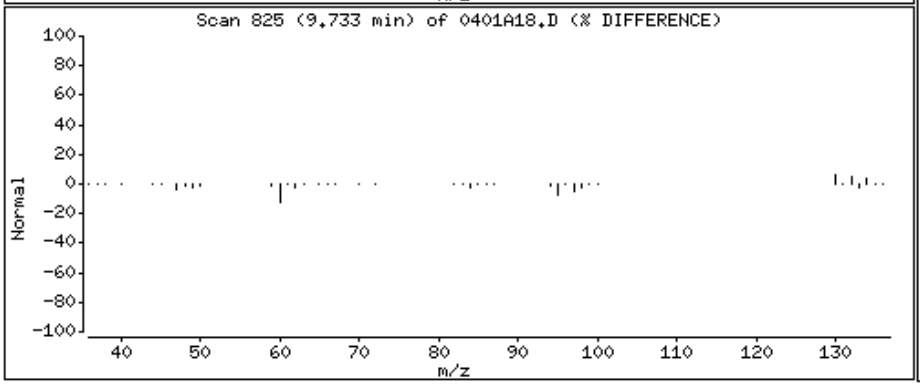

Data File: \\orgserv2\ff\chem\GCMSVOA\Quimby.i\150401.b\0401A18.D

Date : 01-APR-2015 15:16

Client ID:

Instrument: Quimby.i

Sample Info: 11505963-22,31,10,,a

Purge Volume: 10.0

Operator: mm

Column phase: Rtx-502.2

Column diameter: 0.18

60 tetrachloroethene

Concentration: 10.571 ngs

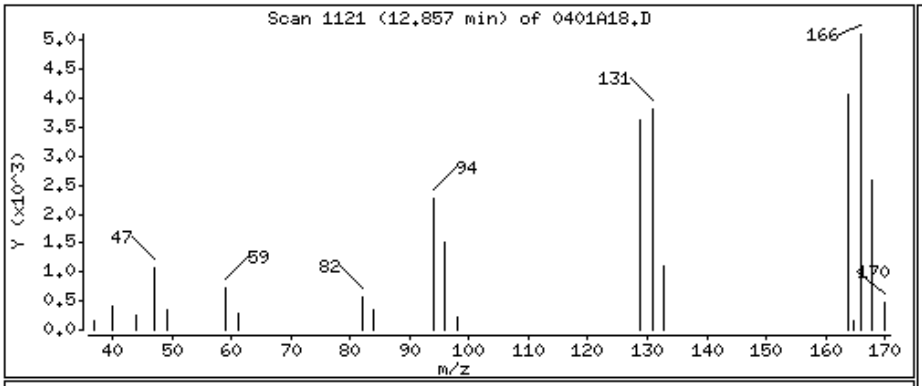

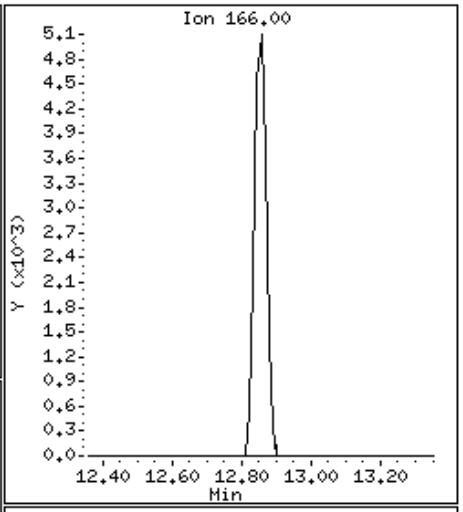

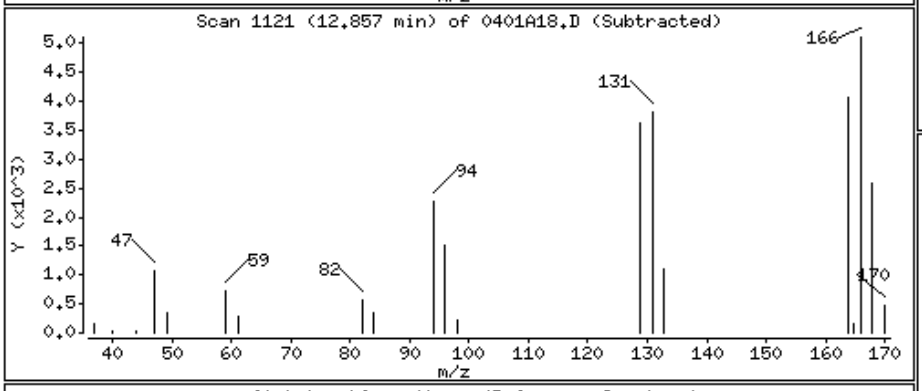

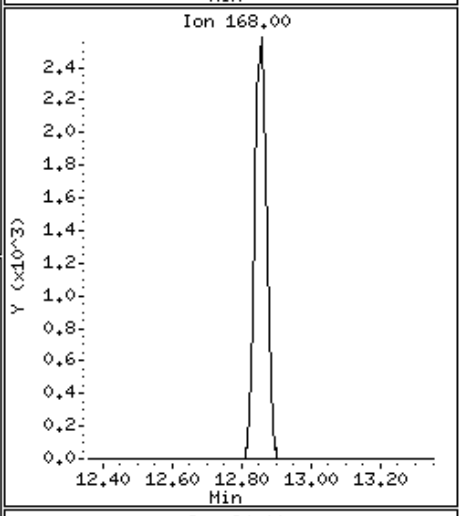

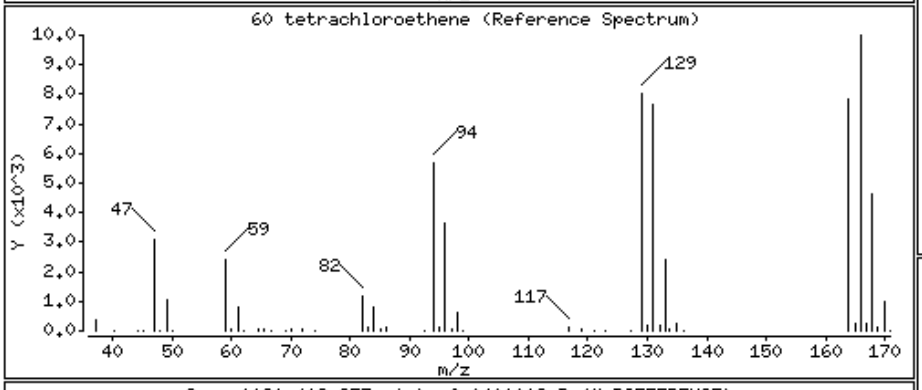

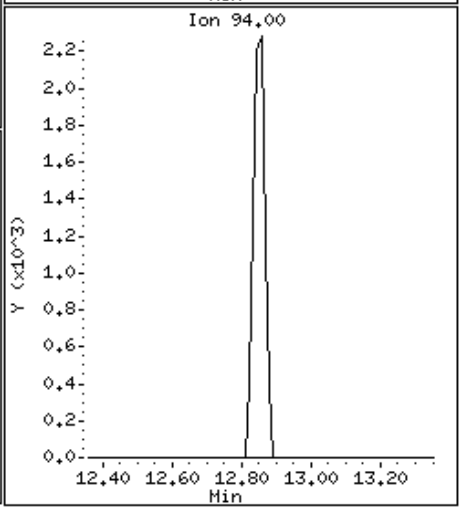

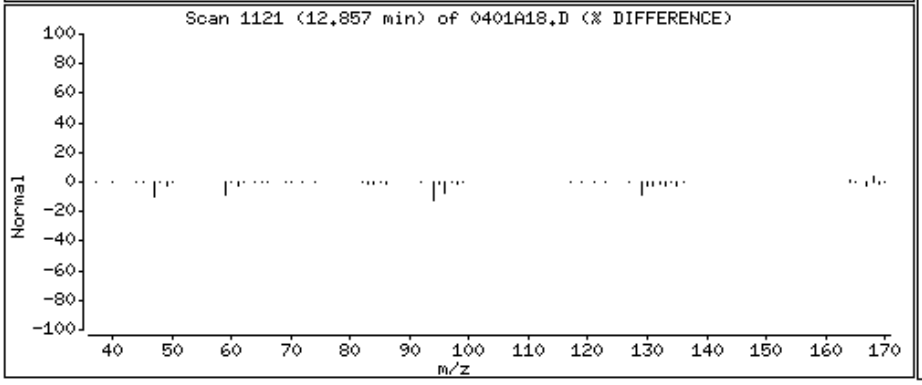

Alpha Analytical Labs

gc/ms voa

Data file : \\orgserv2\ff\chem\GCMSVOA\Quimby.i\150401.b\0401A19.D
Lab Smp Id:
Inj Date : 01-APR-2015 15:48
Operator : mm Inst ID: Quimby.i
Smp Info : l1505963-23,31,10,,a
Misc Info : wg772555,ical10611
Comment :
Method : \\orgserv2\ff\chem\GCMSVOA\Quimby.i\150401.b\liq8260.m
Meth Date : 01-Apr-2015 10:01 mmay Quant Type: ISTD
Cal Date : 13-JAN-2015 15:17 Cal File: 0113A14.D
Als bottle: 19
Dil Factor: 1.00000
Integrator: HP RTE Compound Sublist: njtcl.sub
Target Version: 4.12
Processing Host: A1VOA1

Concentration Formula: Amt * DF * CpndVariable
Cpnd Variable Local Compound Variable

	Compounds	QUANT SIG MASS	RT	EXP RT	REL RT	RESPONSE	CONCENTRATIONS ON-COLUMN (ngs)	FINAL (ngs)	REVIEW CODE
	1 dichlorodifluoromethane	85	Compound Not Detected.						
	2 chloromethane	50	Compound Not Detected.						
	3 vinyl chloride	62	Compound Not Detected.						
	4 bromomethane	94	Compound Not Detected.						
	5 chloroethane	64	Compound Not Detected.						
	6 trichlorofluoromethane	101	Compound Not Detected.						
	9 freon-113	101	Compound Not Detected.						
	10 acetone	43	4.456	4.456	(0.489)	6356	12.0605	12.060	
	11 1,1,-dichloroethene	96	Compound Not Detected.						
	14 methyl acetate	43	Compound Not Detected.						
	15 methylene chloride	84	Compound Not Detected.						
	16 carbon disulfide	76	Compound Not Detected.						
	18 methyl tert butyl ether	73	Compound Not Detected.						
	20 trans-1,2-dichloroethene	96	Compound Not Detected.						
	23 1,1-dichloroethane	63	Compound Not Detected.						
	25 2-butanone	43	Compound Not Detected.						
	28 cis-1,2-dichloroethene	96	Compound Not Detected.						
	29 chloroform	83	Compound Not Detected.						
	30 bromochloromethane	128	Compound Not Detected.						
$	32 dibromofluoromethane	113	7.875	7.875	(0.863)	68429	106.440	106.439	
	33 1,1,1-trichloroethane	97	Compound Not Detected.						
	34 cyclohexane	56	Compound Not Detected.						
	36 carbontetrachloride	117	Compound Not Detected.						
$	38 1,2-dichloroethane-d4	65	8.635	8.624	(0.947)	75536	103.421	103.420	
	40 1,2-dichloroethane	62	Compound Not Detected.						
	41 benzene	78	Compound Not Detected.						
*	42 fluorobenzene	96	9.120	9.110	(1.000)	300964	100.000		
	43 trichloroethene	95	Compound Not Detected.						

	Compounds	QUANT SIG MASS	RT	EXP RT	REL RT	RESPONSE	CONCENTRATIONS ON-COLUMN (ngs)	CONCENTRATIONS FINAL (ngs)	REVIEW CODE
	44 methyl cyclohexane	83	Compound Not Detected.						
	45 1,2-dichloropropane	63	Compound Not Detected.						
	46 bromodichloromethane	83	Compound Not Detected.						
	47 1,4-dioxane	88	Compound Not Detected.						
	50 4-methyl-2-pentanone	58	Compound Not Detected.						
	52 cis-1,3-dichloropropene	75	Compound Not Detected.						
$	53 toluene-d8	98	11.643	11.642	(0.821)	308941	99.2304	99.230	
	54 toluene	92	Compound Not Detected.						
	56 trans-1,3-dichloropropene	75	Compound Not Detected.						
	57 2-hexanone	43	Compound Not Detected.						
	58 1,1,2-trichloroethane	83	Compound Not Detected.						
	60 tetrachloroethene	166	Compound Not Detected.						
	61 chlorodibromomethane	129	Compound Not Detected.						
	62 1,2-dibromoethane	107	Compound Not Detected.						
*	63 chlorobenzene-d5	117	14.186	14.186	(1.000)	241849	100.000		
	64 chlorobenzene	112	Compound Not Detected.						
	66 ethyl benzene	91	Compound Not Detected.						
	67 p/m xylene	106	Compound Not Detected.						
	68 o xylene	106	Compound Not Detected.						
	69 styrene	104	Compound Not Detected.						
	70 isopropylbenzene	105	Compound Not Detected.						
	71 bromoform	173	Compound Not Detected.						
	74 1,1,2,2,-tetrachloroethane	83	Compound Not Detected.						
$	75 4-bromofluorobenzene	95	16.328	16.328	(0.884)	107899	102.812	102.812	
	88 1,3-dichlorobenzene	146	Compound Not Detected.						
*	89 1,4-dichlorobenzene-d4	152	18.470	18.470	(1.000)	104627	100.000		
	90 1,4-dichlorobenzene	146	Compound Not Detected.						
	93 1,2-dichlorobenzene	146	Compound Not Detected.						
	95 1,2-dibromo-3-chloropropane	75	Compound Not Detected.						
	97 1,2,4-trichlorobenzene	180	Compound Not Detected.						
	100 1,2,3-trichlorobenzene	180	Compound Not Detected.						

Alpha Analytical Labs

gc/ms voa

Data file : \\orgserv2\ff\chem\GCMSVOA\Quimby.i\150401.b\0401A19.D
Lab Smp Id:
Inj Date : 01-APR-2015 15:48
Operator : mm Inst ID: Quimby.i
Smp Info : l1505963-23,31,10,,a
Misc Info : wg772555,ical10611
Comment :
Method : \\orgserv2\ff\chem\GCMSVOA\Quimby.i\150401.b\liq8260.m
Meth Date : 01-Apr-2015 10:01 mmay Quant Type: ISTD
Cal Date : 13-JAN-2015 15:17 Cal File: 0113A14.D
Als bottle: 19
Dil Factor: 1.00000
Integrator: HP RTE Compound Sublist: njtcl.sub
Target Version: 4.12
Processing Host: A1VOA1

- NO TENTATIVELY IDENTIFIED COMPOUNDS -

Alpha Analytical Labs

INTERNAL STANDARD COMPOUNDS
AREA AND RT SUMMARY

Instrument ID: Quimby.i
Lab File ID: 0401A19.D
Lab Smp Id:
Analysis Type: VOA
Quant Type: ISTD
Operator: mm
Method File: \\orgserv2\ff\chem\GCMSVOA\Quimby.i\150401.b\liq8260.m
Misc Info: wg772555,ical10611

Calibration Date: 01-APR-2015
Calibration Time: 06:21

Level: LOW
Sample Type: WATER

Test Mode:
Use Last Continuing Calibrator.
If Continuing Cal. use Initial Cal. Level 3

		AREA LIMIT			
COMPOUND	STANDARD	LOWER	UPPER	SAMPLE	%DIFF
42 fluorobenzene	360230	180115	720460	300964	-16.45
63 chlorobenzene-d5	284242	142121	568484	241849	-14.91
89 1,4-dichlorobenze	147392	73696	294784	104627	-29.01

		RT LIMIT			
COMPOUND	STANDARD	LOWER	UPPER	SAMPLE	%DIFF
42 fluorobenzene	9.11	8.61	9.61	9.12	0.12
63 chlorobenzene-d5	14.19	13.69	14.69	14.19	0.00
89 1,4-dichlorobenze	18.47	17.97	18.97	18.47	0.00

AREA UPPER LIMIT = +100% of internal standard area.
AREA LOWER LIMIT = - 50% of internal standard area.
RT UPPER LIMIT = + 0.50 minutes of internal standard RT.
RT LOWER LIMIT = - 0.50 minutes of internal standard RT.

Alpha Analytical Labs

RECOVERY REPORT

Client Name: Client SDG: SDGa02552
Sample Matrix: LIQUID Fraction: VOA
Lab Smp Id:
Level: LOW Operator: mm
Data Type: MS DATA SampleType: SAMPLE
SpikeList File: curve.spk Quant Type: ISTD
Sublist File: njtcl.sub
Method File: \\orgserv2\ff\chem\GCMSVOA\Quimby.i\150401.b\liq8260.m
Misc Info: wg772555,ical10611

SURROGATE COMPOUND	AMOUNT ADDED ngs	AMOUNT RECOVERED ngs	% RECOVERED	LIMITS
$ 32 dibromofluorometha	100.000	106.439	106.44	70-130
$ 38 1,2-dichloroethane	100.000	103.420	103.42	70-130
$ 53 toluene-d8	100.000	99.230	99.23	70-130
$ 75 4-bromofluorobenze	100.000	102.812	102.81	70-130

Data File: \\orgserv2\ff\chem\GCMSVOA\Quimby.i\150401.b\0401A19.D
Date : 01-APR-2015 15:48
Client ID:
Instrument: Quimby.i
Sample Info: 11505963-23,31,10,,a
Purge Volume: 10.0
Operator: mm
Column phase: Rtx-502.2
Column diameter: 0.18

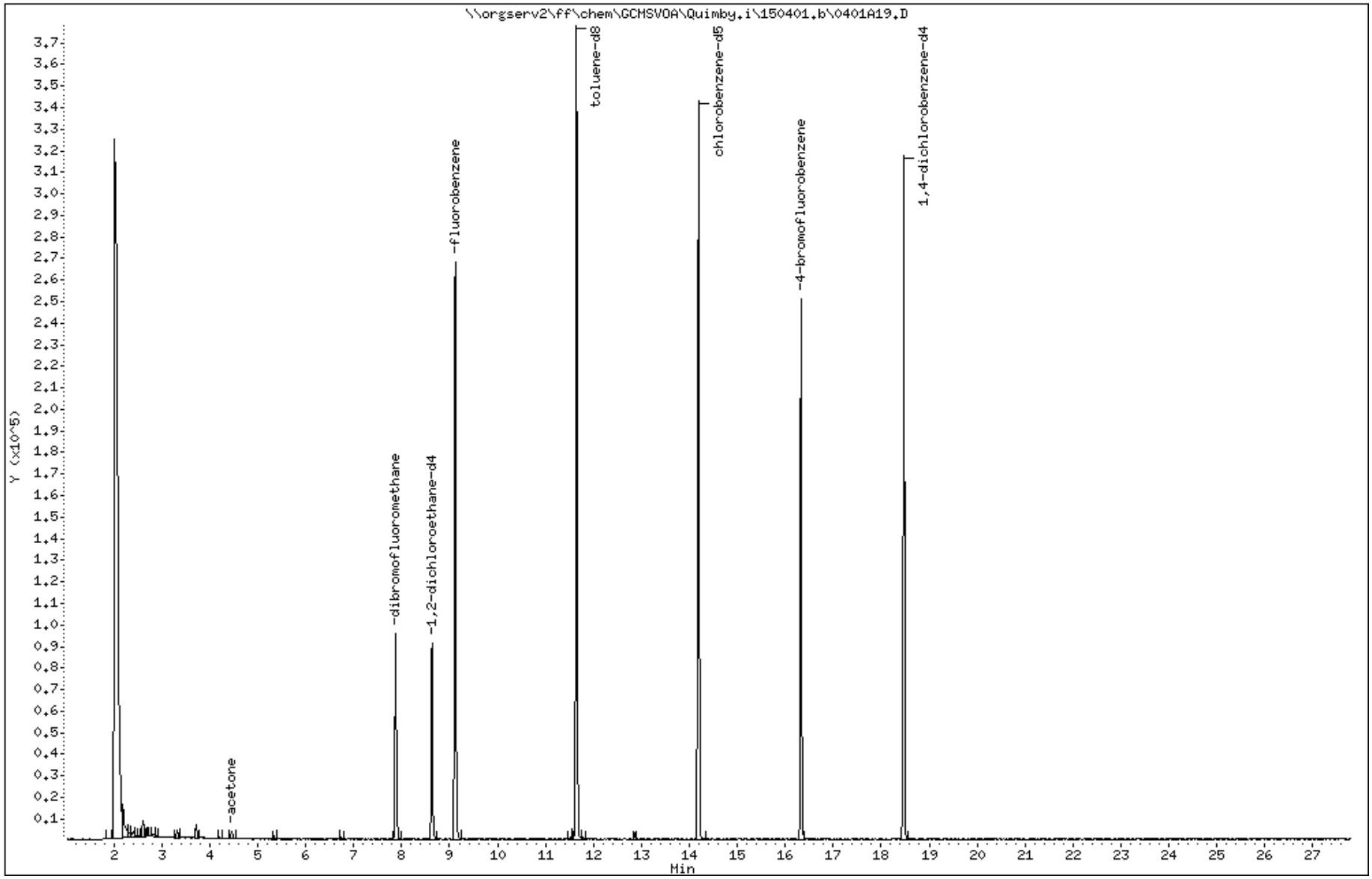

Data File: \\orgserv2\ff\chem\GCMSVOA\Quimby.i\150401.b\0401A19.D

Date : 01-APR-2015 15:48

Client ID:

Instrument: Quimby.i

Sample Info: 11505963-23,31,10,,a

Purge Volume: 10.0

Operator: mm

Column phase: Rtx-502.2

Column diameter: 0.18

10 acetone

Concentration: 12.060 ngs

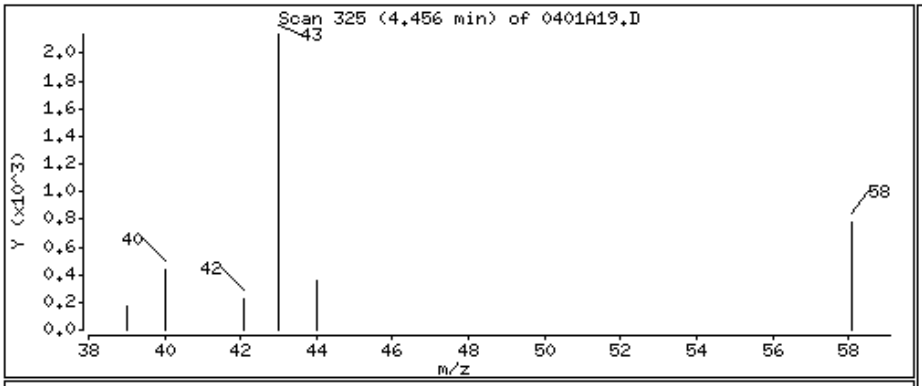

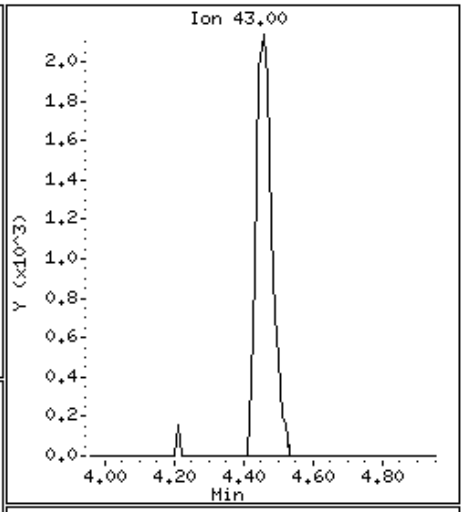

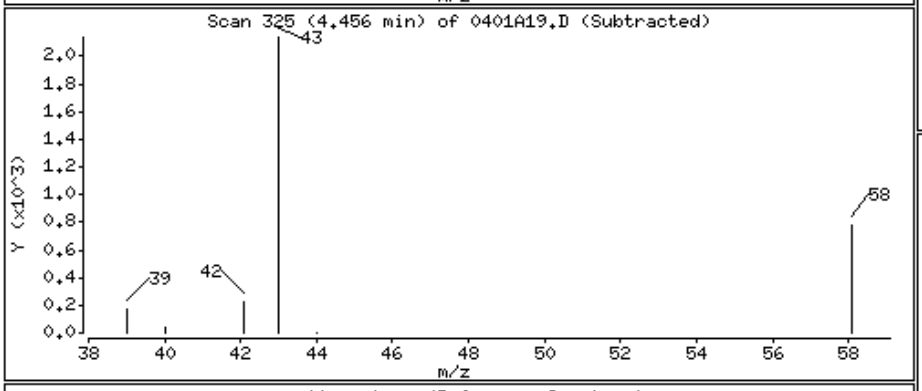

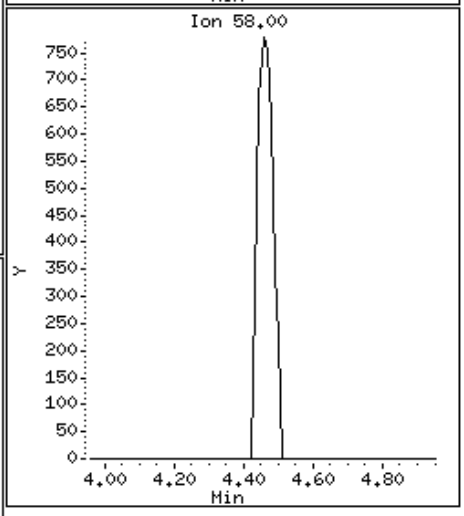

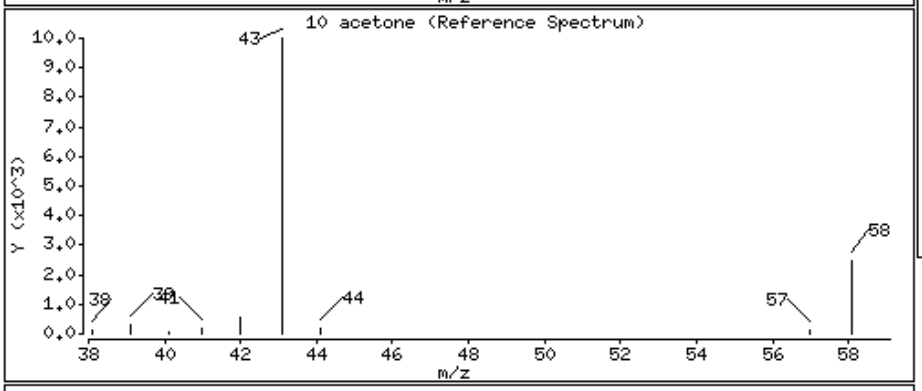

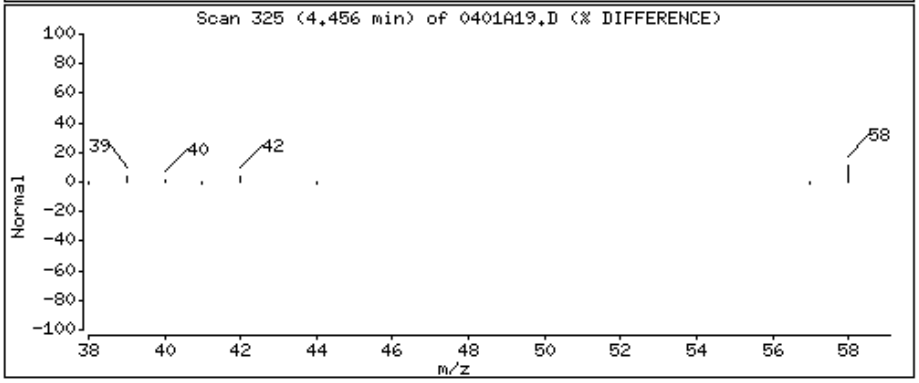

Alpha Analytical Labs

gc/ms voa

Data file : \\orgserv2\ff\chem\GCMSVOA\Quimby.i\150401.b\0401A20.D
Lab Smp Id:
Inj Date : 01-APR-2015 16:19
Operator : mm Inst ID: Quimby.i
Smp Info : l1505963-24,31,10,,a
Misc Info : wg772555,ical10611
Comment :
Method : \\orgserv2\ff\chem\GCMSVOA\Quimby.i\150401.b\liq8260.m
Meth Date : 01-Apr-2015 10:01 mmay Quant Type: ISTD
Cal Date : 13-JAN-2015 15:17 Cal File: 0113A14.D
Als bottle: 20
Dil Factor: 1.00000
Integrator: HP RTE Compound Sublist: njtcl.sub
Target Version: 4.12
Processing Host: A1VOA1

Concentration Formula: Amt * DF * CpndVariable
Cpnd Variable Local Compound Variable

	Compounds	QUANT SIG MASS	RT	EXP RT	REL RT	RESPONSE	CONCENTRATIONS ON-COLUMN (ngs)	FINAL (ngs)	REVIEW CODE
1	dichlorodifluoromethane	85	Compound Not Detected.						
2	chloromethane	50	Compound Not Detected.						
3	vinyl chloride	62	Compound Not Detected.						
4	bromomethane	94	Compound Not Detected.						
5	chloroethane	64	Compound Not Detected.						
6	trichlorofluoromethane	101	Compound Not Detected.						
9	freon-113	101	Compound Not Detected.						
10	acetone	43	Compound Not Detected.						
11	1,1,-dichloroethene	96	Compound Not Detected.						
14	methyl acetate	43	Compound Not Detected.						
15	methylene chloride	84	Compound Not Detected.						
16	carbon disulfide	76	Compound Not Detected.						
18	methyl tert butyl ether	73	Compound Not Detected.						
20	trans-1,2-dichloroethene	96	Compound Not Detected.						
23	1,1-dichloroethane	63	Compound Not Detected.						
25	2-butanone	43	Compound Not Detected.						
28	cis-1,2-dichloroethene	96	Compound Not Detected.						
29	chloroform	83	Compound Not Detected.						
30	bromochloromethane	128	Compound Not Detected.						
$ 32	dibromofluoromethane	113	7.875	7.875	(0.863)	67434	107.199	107.199	
33	1,1,1-trichloroethane	97	Compound Not Detected.						
34	cyclohexane	56	Compound Not Detected.						
36	carbontetrachloride	117	8.519	8.529	(0.934)	1301	1.07562	1.075(H)	
$ 38	1,2-dichloroethane-d4	65	8.635	8.624	(0.947)	73361	102.652	102.651	
40	1,2-dichloroethane	62	Compound Not Detected.						
41	benzene	78	Compound Not Detected.						
* 42	fluorobenzene	96	9.120	9.110	(1.000)	294487	100.000		
43	trichloroethene	95	9.732	9.732	(1.067)	10473	9.71385	9.713	
44	methyl cyclohexane	83	Compound Not Detected.						

	Compounds	QUANT SIG MASS	RT	EXP RT	REL RT	RESPONSE	CONCENTRATIONS ON-COLUMN (ngs)	CONCENTRATIONS FINAL (ngs)	REVIEW CODE
	45 1,2-dichloropropane	63	Compound Not Detected.						
	46 bromodichloromethane	83	Compound Not Detected.						
	47 1,4-dioxane	88	Compound Not Detected.						
	50 4-methyl-2-pentanone	58	Compound Not Detected.						
	52 cis-1,3-dichloropropene	75	Compound Not Detected.						
$	53 toluene-d8	98	11.642	11.642	(0.821)	303624	98.3362	98.336	
	54 toluene	92	Compound Not Detected.						
	56 trans-1,3-dichloropropene	75	Compound Not Detected.						
	57 2-hexanone	43	Compound Not Detected.						
	58 1,1,2-trichloroethane	83	Compound Not Detected.						
	60 tetrachloroethene	166	12.856	12.856	(0.906)	1459	1.31569	1.315	
	61 chlorodibromomethane	129	Compound Not Detected.						
	62 1,2-dibromoethane	107	Compound Not Detected.						
*	63 chlorobenzene-d5	117	14.186	14.186	(1.000)	239848	100.000		
	64 chlorobenzene	112	Compound Not Detected.						
	66 ethyl benzene	91	Compound Not Detected.						
	67 p/m xylene	106	Compound Not Detected.						
	68 o xylene	106	Compound Not Detected.						
	69 styrene	104	Compound Not Detected.						
	70 isopropylbenzene	105	Compound Not Detected.						
	71 bromoform	173	Compound Not Detected.						
	74 1,1,2,2,-tetrachloroethane	83	Compound Not Detected.						
$	75 4-bromofluorobenzene	95	16.328	16.328	(0.884)	105704	103.041	103.040	
	88 1,3-dichlorobenzene	146	Compound Not Detected.						
*	89 1,4-dichlorobenzene-d4	152	18.470	18.470	(1.000)	102271	100.000		
	90 1,4-dichlorobenzene	146	Compound Not Detected.						
	93 1,2-dichlorobenzene	146	Compound Not Detected.						
	95 1,2-dibromo-3-chloropropane	75	Compound Not Detected.						
	97 1,2,4-trichlorobenzene	180	Compound Not Detected.						
	100 1,2,3-trichlorobenzene	180	Compound Not Detected.						

QC Flag Legend

H - Operator selected an alternate compound hit.

Alpha Analytical Labs

gc/ms voa

Data file : \\orgserv2\ff\chem\GCMSVOA\Quimby.i\150401.b\0401A20.D
Lab Smp Id:
Inj Date : 01-APR-2015 16:19
Operator : mm Inst ID: Quimby.i
Smp Info : l1505963-24,31,10,,a
Misc Info : wg772555,ical10611
Comment :
Method : \\orgserv2\ff\chem\GCMSVOA\Quimby.i\150401.b\liq8260.m
Meth Date : 01-Apr-2015 10:01 mmay Quant Type: ISTD
Cal Date : 13-JAN-2015 15:17 Cal File: 0113A14.D
Als bottle: 20
Dil Factor: 1.00000
Integrator: HP RTE Compound Sublist: njtcl.sub
Target Version: 4.12
Processing Host: A1VOA1

- NO TENTATIVELY IDENTIFIED COMPOUNDS -

Alpha Analytical Labs

INTERNAL STANDARD COMPOUNDS
AREA AND RT SUMMARY

Instrument ID: Quimby.i
Lab File ID: 0401A20.D
Lab Smp Id:
Analysis Type: VOA
Quant Type: ISTD
Operator: mm
Method File: \\orgserv2\ff\chem\GCMSVOA\Quimby.i\150401.b\liq8260.m
Misc Info: wg772555,ical10611

Calibration Date: 01-APR-2015
Calibration Time: 06:21

Level: LOW
Sample Type: WATER

Test Mode:
Use Last Continuing Calibrator.
If Continuing Cal. use Initial Cal. Level 3

COMPOUND	STANDARD	AREA LIMIT LOWER	AREA LIMIT UPPER	SAMPLE	%DIFF
42 fluorobenzene	360230	180115	720460	294487	-18.25
63 chlorobenzene-d5	284242	142121	568484	239848	-15.62
89 1,4-dichlorobenze	147392	73696	294784	102271	-30.61

COMPOUND	STANDARD	RT LIMIT LOWER	RT LIMIT UPPER	SAMPLE	%DIFF
42 fluorobenzene	9.11	8.61	9.61	9.12	0.12
63 chlorobenzene-d5	14.19	13.69	14.69	14.19	-0.00
89 1,4-dichlorobenze	18.47	17.97	18.97	18.47	-0.00

AREA UPPER LIMIT = +100% of internal standard area.
AREA LOWER LIMIT = - 50% of internal standard area.
RT UPPER LIMIT = + 0.50 minutes of internal standard RT.
RT LOWER LIMIT = - 0.50 minutes of internal standard RT.

Alpha Analytical Labs

RECOVERY REPORT

Client Name: Client SDG: SDGa02552
Sample Matrix: LIQUID Fraction: VOA
Lab Smp Id:
Level: LOW Operator: mm
Data Type: MS DATA SampleType: SAMPLE
SpikeList File: curve.spk Quant Type: ISTD
Sublist File: njtcl.sub
Method File: \\orgserv2\ff\chem\GCMSVOA\Quimby.i\150401.b\liq8260.m
Misc Info: wg772555,ical10611

SURROGATE COMPOUND	AMOUNT ADDED ngs	AMOUNT RECOVERED ngs	% RECOVERED	LIMITS
$ 32 dibromofluorometha	100.000	107.199	107.20	70-130
$ 38 1,2-dichloroethane	100.000	102.651	102.65	70-130
$ 53 toluene-d8	100.000	98.336	98.34	70-130
$ 75 4-bromofluorobenze	100.000	103.040	103.04	70-130

Data File: \\orgserv2\ff\chem\GCMSVOA\Quimby.i\150401.b\0401A20.D
Date : 01-APR-2015 16:19
Client ID:
Sample Info: 11505963-24,31,10,,a
Purge Volume: 10.0
Column phase: Rtx-502.2

Instrument: Quimby.i
Operator: mm
Column diameter: 0.18

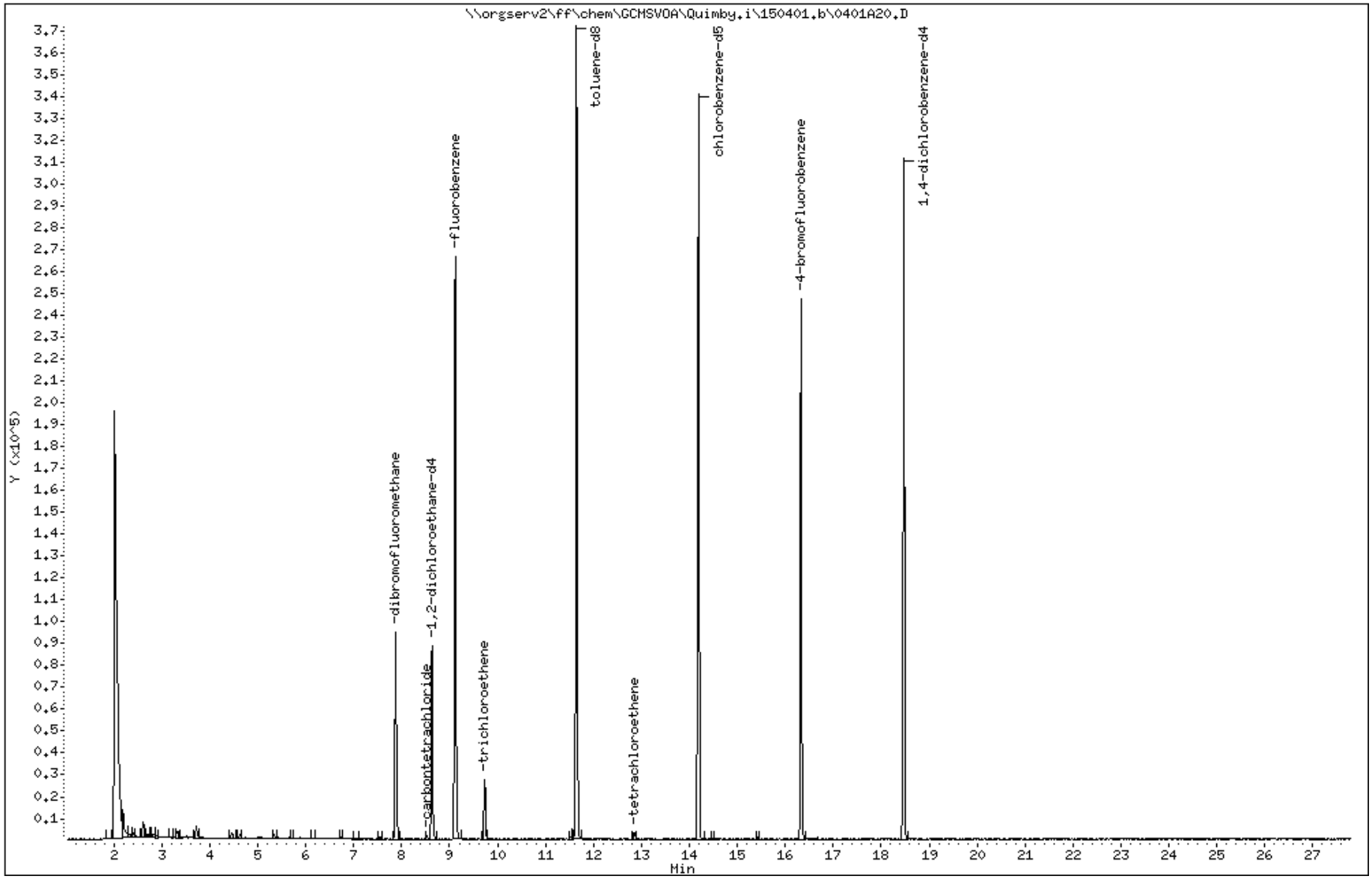

Data File: \\orgserv2\ff\chem\GCMSVOA\Quimby.i\150401.b\0401A20.D

Date : 01-APR-2015 16:19

Client ID:

Instrument: Quimby.i

Sample Info: 11505963-24,31,10,,a

Purge Volume: 10.0

Operator: mm

Column phase: Rtx-502.2

Column diameter: 0.18

36 carbontetrachloride

Concentration: 1.075 ngs

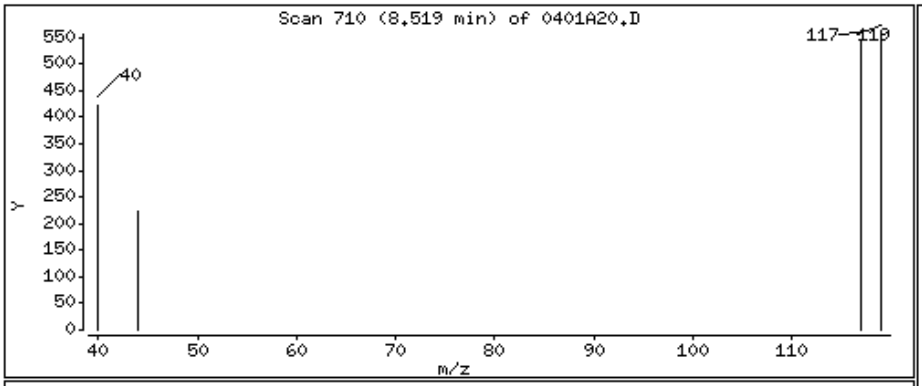

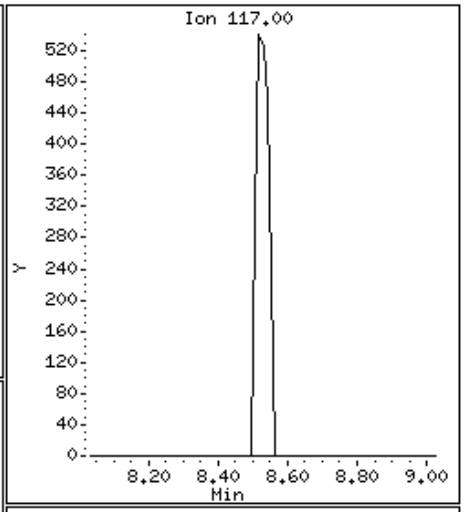

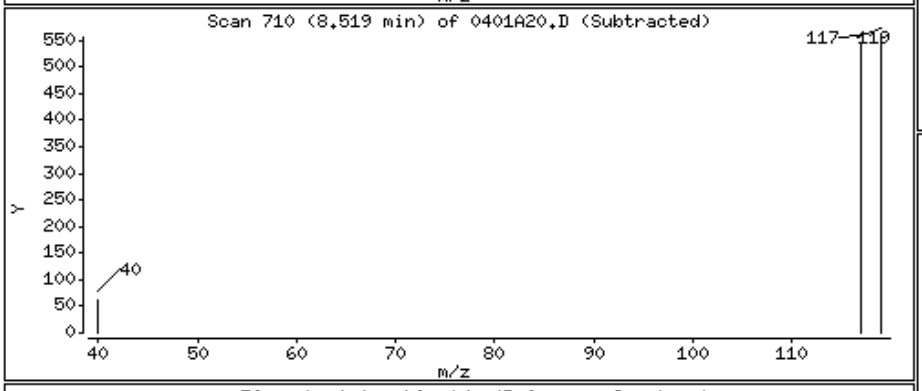

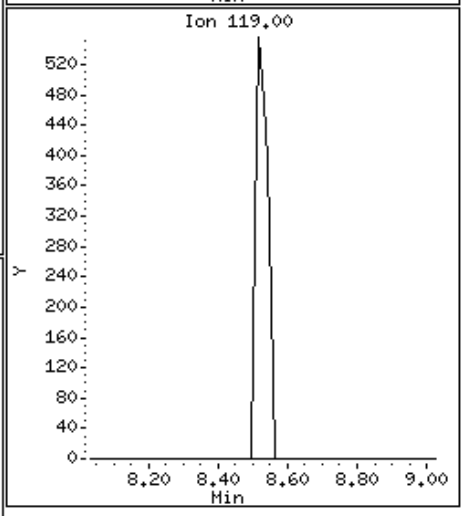

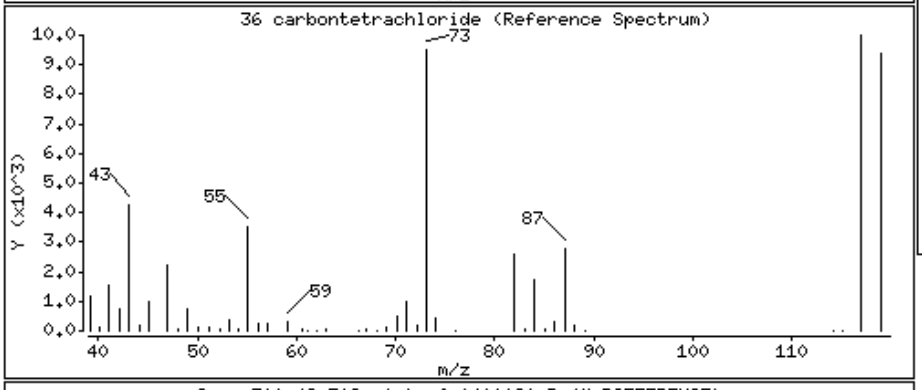

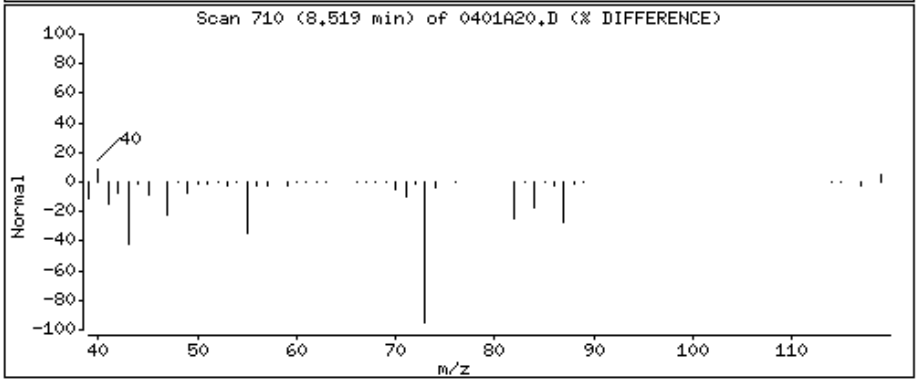

Data File: \\orgserv2\ff\chem\GCMSVOA\Quimby.i\150401.b\0401A20.D

Date : 01-APR-2015 16:19

Client ID:

Instrument: Quimby.i

Sample Info: 11505963-24,31,10,,a

Purge Volume: 10.0

Operator: mm

Column phase: Rtx-502.2

Column diameter: 0.18

43 trichloroethene

Concentration: 9.713 ngs

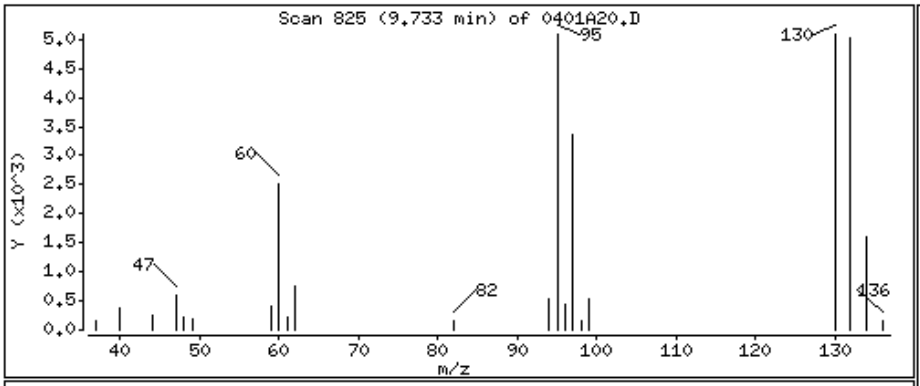

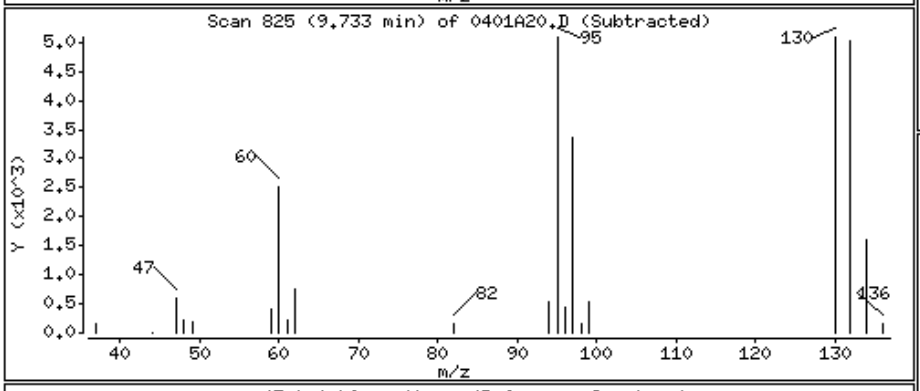

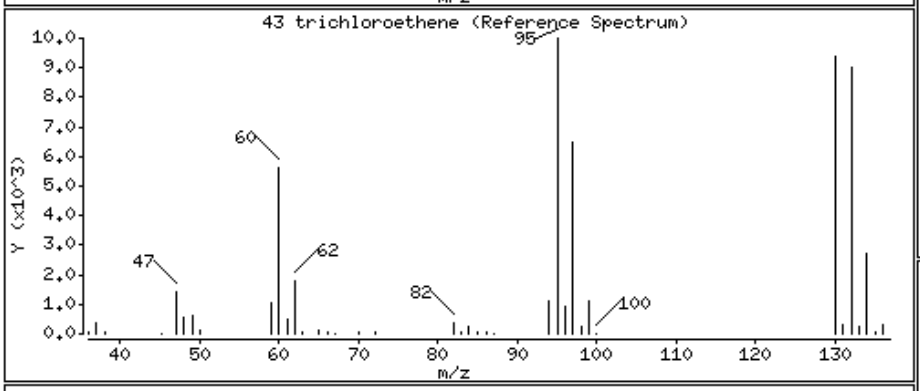

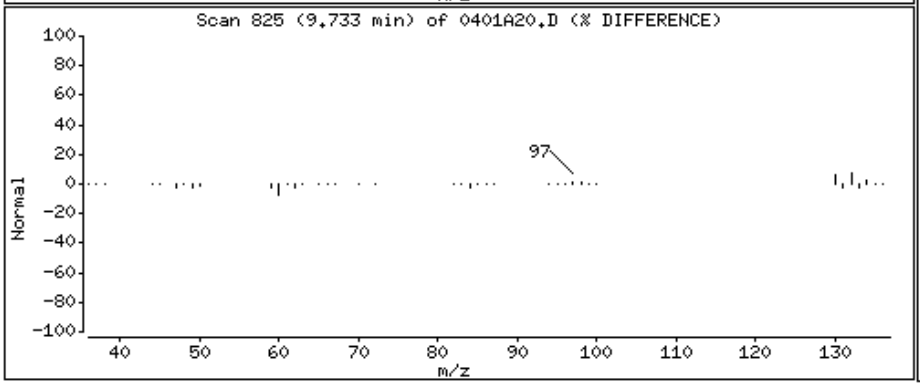

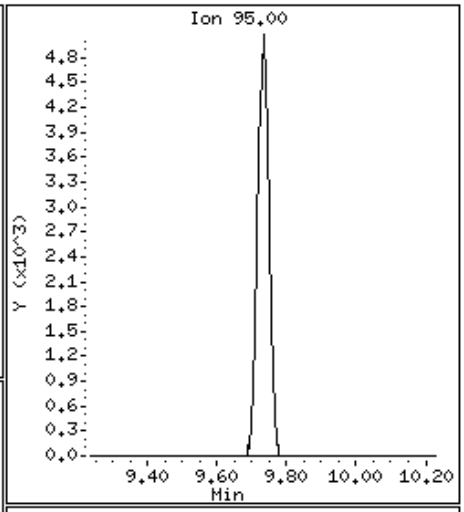

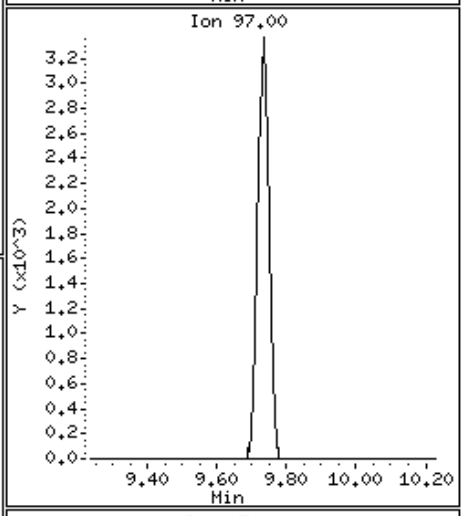

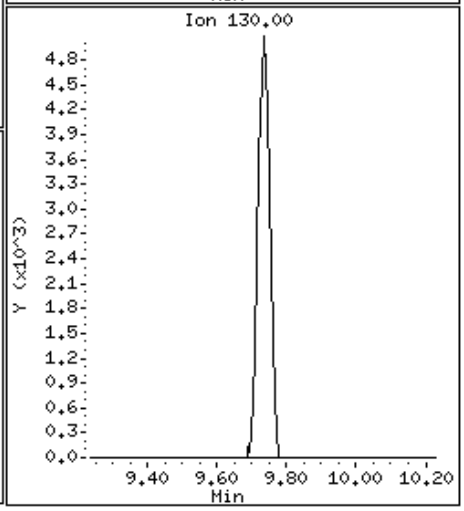

Data File: \\orgserv2\ff\chem\GCMSVOA\Quimby.i\150401.b\0401A20.D

Date : 01-APR-2015 16:19

Client ID:

Instrument: Quimby.i

Sample Info: l1505963-24,31,10,,a

Purge Volume: 10.0

Operator: mm

Column phase: Rtx-502.2

Column diameter: 0.18

60 tetrachloroethene

Concentration: 1.315 ngs

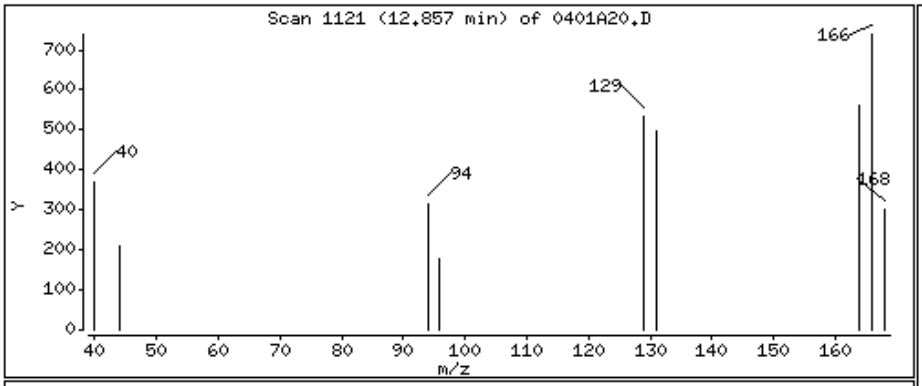

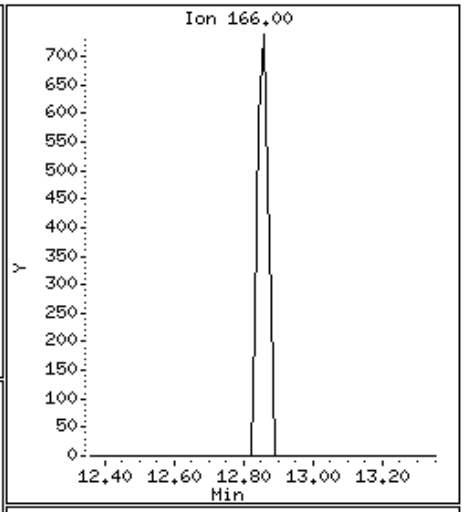

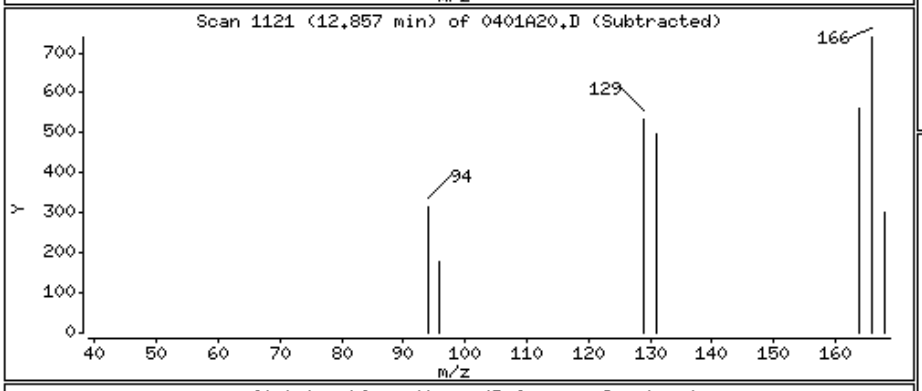

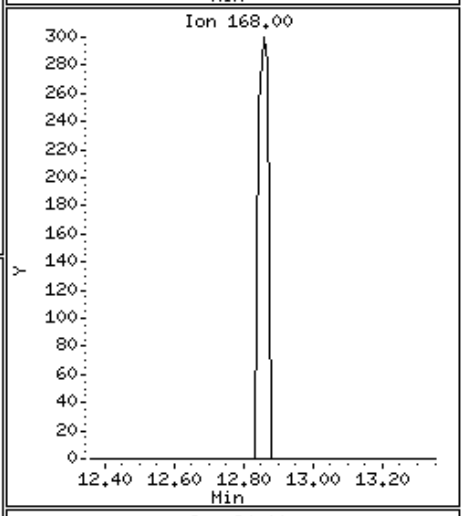

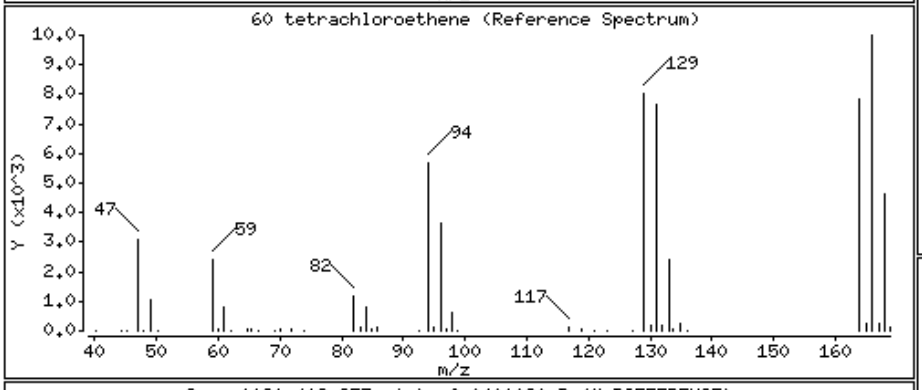

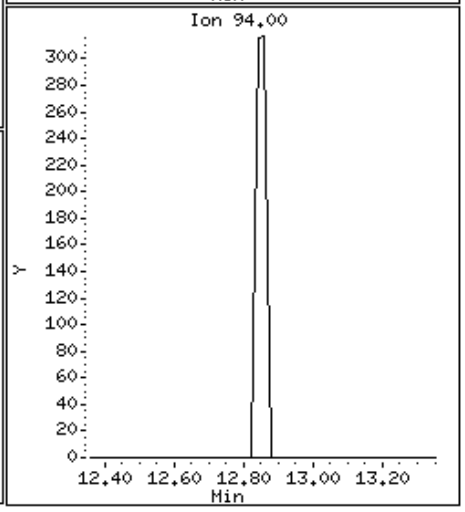

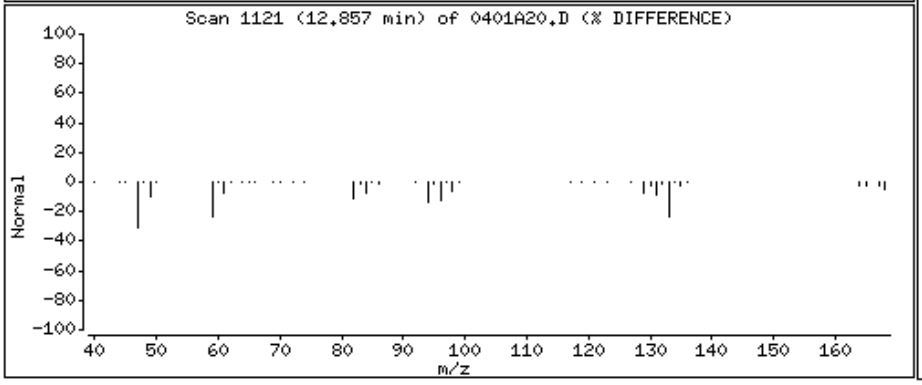

Alpha Analytical Labs

gc/ms voa

Data file : \\orgserv2\ff\chem\GCMSVOA\Quimby.i\150401.b\0401A21.D
Lab Smp Id:
Inj Date : 01-APR-2015 16:51
Operator : mm Inst ID: Quimby.i
Smp Info : l1505963-25,31,10,,a
Misc Info : wg772555,ical10611
Comment :
Method : \\orgserv2\ff\chem\GCMSVOA\Quimby.i\150401.b\liq8260.m
Meth Date : 01-Apr-2015 10:01 mmay Quant Type: ISTD
Cal Date : 13-JAN-2015 15:17 Cal File: 0113A14.D
Als bottle: 21
Dil Factor: 1.00000
Integrator: HP RTE Compound Sublist: njtcl.sub
Target Version: 4.12
Processing Host: A1VOA1

Concentration Formula: Amt * DF * CpndVariable
Cpnd Variable Local Compound Variable

	Compounds	QUANT SIG MASS	RT	EXP RT	REL RT	RESPONSE	CONCENTRATIONS ON-COLUMN (ngs)	FINAL (ngs)	REVIEW CODE
	1 dichlorodifluoromethane	85	Compound Not Detected.						
	2 chloromethane	50	Compound Not Detected.						
	3 vinyl chloride	62	Compound Not Detected.						
	4 bromomethane	94	Compound Not Detected.						
	5 chloroethane	64	Compound Not Detected.						
	6 trichlorofluoromethane	101	Compound Not Detected.						
	9 freon-113	101	Compound Not Detected.						
	10 acetone	43	4.456	4.456	(0.489)	5679	10.0802	10.080	
	11 1,1,-dichloroethene	96	Compound Not Detected.						
	14 methyl acetate	43	Compound Not Detected.						
	15 methylene chloride	84	Compound Not Detected.						
	16 carbon disulfide	76	Compound Not Detected.						
	18 methyl tert butyl ether	73	Compound Not Detected.						
	20 trans-1,2-dichloroethene	96	Compound Not Detected.						
	23 1,1-dichloroethane	63	Compound Not Detected.						
	25 2-butanone	43	Compound Not Detected.						
	28 cis-1,2-dichloroethene	96	Compound Not Detected.						
	29 chloroform	83	Compound Not Detected.						
	30 bromochloromethane	128	Compound Not Detected.						
$	32 dibromofluoromethane	113	7.875	7.875	(0.863)	64642	107.807	107.807	
	33 1,1,1-trichloroethane	97	Compound Not Detected.						
	34 cyclohexane	56	Compound Not Detected.						
	36 carbontetrachloride	117	Compound Not Detected.						
$	38 1,2-dichloroethane-d4	65	8.635	8.624	(0.947)	68933	101.193	101.192	
	40 1,2-dichloroethane	62	Compound Not Detected.						
	41 benzene	78	Compound Not Detected.						
*	42 fluorobenzene	96	9.121	9.110	(1.000)	280702	100.000		
	43 trichloroethene	95	9.733	9.732	(1.067)	3733	3.63244	3.632	
	44 methyl cyclohexane	83	Compound Not Detected.						

	Compounds	QUANT SIG MASS	RT	EXP RT	REL RT	RESPONSE	CONCENTRATIONS ON-COLUMN (ngs)	CONCENTRATIONS FINAL (ngs)	REVIEW CODE
	45 1,2-dichloropropane	63	Compound Not Detected.						
	46 bromodichloromethane	83	Compound Not Detected.						
	47 1,4-dioxane	88	Compound Not Detected.						
	50 4-methyl-2-pentanone	58	Compound Not Detected.						
	52 cis-1,3-dichloropropene	75	Compound Not Detected.						
$	53 toluene-d8	98	11.643	11.642	(0.821)	290413	99.4986	99.498	
	54 toluene	92	Compound Not Detected.						
	56 trans-1,3-dichloropropene	75	Compound Not Detected.						
	57 2-hexanone	43	Compound Not Detected.						
	58 1,1,2-trichloroethane	83	Compound Not Detected.						
	60 tetrachloroethene	166	Compound Not Detected.						
	61 chlorodibromomethane	129	Compound Not Detected.						
	62 1,2-dibromoethane	107	Compound Not Detected.						
*	63 chlorobenzene-d5	117	14.186	14.186	(1.000)	226732	100.000		
	64 chlorobenzene	112	Compound Not Detected.						
	66 ethyl benzene	91	Compound Not Detected.						
	67 p/m xylene	106	Compound Not Detected.						
	68 o xylene	106	Compound Not Detected.						
	69 styrene	104	Compound Not Detected.						
	70 isopropylbenzene	105	Compound Not Detected.						
	71 bromoform	173	Compound Not Detected.						
	74 1,1,2,2,-tetrachloroethane	83	Compound Not Detected.						
$	75 4-bromofluorobenzene	95	16.328	16.328	(0.884)	101494	105.134	105.133	
	88 1,3-dichlorobenzene	146	Compound Not Detected.						
*	89 1,4-dichlorobenzene-d4	152	18.470	18.470	(1.000)	96243	100.000		
	90 1,4-dichlorobenzene	146	Compound Not Detected.						
	93 1,2-dichlorobenzene	146	Compound Not Detected.						
	95 1,2-dibromo-3-chloropropane	75	Compound Not Detected.						
	97 1,2,4-trichlorobenzene	180	Compound Not Detected.						
	100 1,2,3-trichlorobenzene	180	Compound Not Detected.						

Alpha Analytical Labs

gc/ms voa

Data file : \\orgserv2\ff\chem\GCMSVOA\Quimby.i\150401.b\0401A21.D
Lab Smp Id:
Inj Date : 01-APR-2015 16:51
Operator : mm Inst ID: Quimby.i
Smp Info : l1505963-25,31,10,,a
Misc Info : wg772555,ical10611
Comment :
Method : \\orgserv2\ff\chem\GCMSVOA\Quimby.i\150401.b\liq8260.m
Meth Date : 01-Apr-2015 10:01 mmay Quant Type: ISTD
Cal Date : 13-JAN-2015 15:17 Cal File: 0113A14.D
Als bottle: 21
Dil Factor: 1.00000
Integrator: HP RTE Compound Sublist: njtcl.sub
Target Version: 4.12
Processing Host: A1VOA1

- NO TENTATIVELY IDENTIFIED COMPOUNDS -

Alpha Analytical Labs

INTERNAL STANDARD COMPOUNDS
AREA AND RT SUMMARY

Instrument ID: Quimby.i
Lab File ID: 0401A21.D
Lab Smp Id:
Analysis Type: VOA
Quant Type: ISTD
Operator: mm
Method File: \\orgserv2\ff\chem\GCMSVOA\Quimby.i\150401.b\liq8260.m
Misc Info: wg772555,ical10611

Calibration Date: 01-APR-2015
Calibration Time: 06:21
Level: LOW
Sample Type: WATER

Test Mode:
Use Last Continuing Calibrator.
If Continuing Cal. use Initial Cal. Level 3

		AREA LIMIT			
COMPOUND	STANDARD	LOWER	UPPER	SAMPLE	%DIFF
42 fluorobenzene	360230	180115	720460	280702	-22.08
63 chlorobenzene-d5	284242	142121	568484	226732	-20.23
89 1,4-dichlorobenze	147392	73696	294784	96243	-34.70

		RT LIMIT			
COMPOUND	STANDARD	LOWER	UPPER	SAMPLE	%DIFF
42 fluorobenzene	9.11	8.61	9.61	9.12	0.12
63 chlorobenzene-d5	14.19	13.69	14.69	14.19	0.00
89 1,4-dichlorobenze	18.47	17.97	18.97	18.47	0.00

AREA UPPER LIMIT = +100% of internal standard area.
AREA LOWER LIMIT = - 50% of internal standard area.
RT UPPER LIMIT = + 0.50 minutes of internal standard RT.
RT LOWER LIMIT = - 0.50 minutes of internal standard RT.

Alpha Analytical Labs

RECOVERY REPORT

Client Name: Client SDG: SDGa02552
Sample Matrix: LIQUID Fraction: VOA
Lab Smp Id:
Level: LOW Operator: mm
Data Type: MS DATA SampleType: SAMPLE
SpikeList File: curve.spk Quant Type: ISTD
Sublist File: njtcl.sub
Method File: \\orgserv2\ff\chem\GCMSVOA\Quimby.i\150401.b\liq8260.m
Misc Info: wg772555,ical10611

SURROGATE COMPOUND	AMOUNT ADDED ngs	AMOUNT RECOVERED ngs	% RECOVERED	LIMITS
$ 32 dibromofluorometha	100.000	107.807	107.81	70-130
$ 38 1,2-dichloroethane	100.000	101.192	101.19	70-130
$ 53 toluene-d8	100.000	99.498	99.50	70-130
$ 75 4-bromofluorobenze	100.000	105.133	105.13	70-130

Data File: \\orgserv2\ff\chem\GCMSVOA\Quimby.i\150401.b\0401A21.D
Date : 01-APR-2015 16:51
Client ID:
Instrument: Quimby.i
Sample Info: 11505963-25,31,10,,a
Purge Volume: 10.0
Operator: mm
Column phase: Rtx-502.2
Column diameter: 0.18

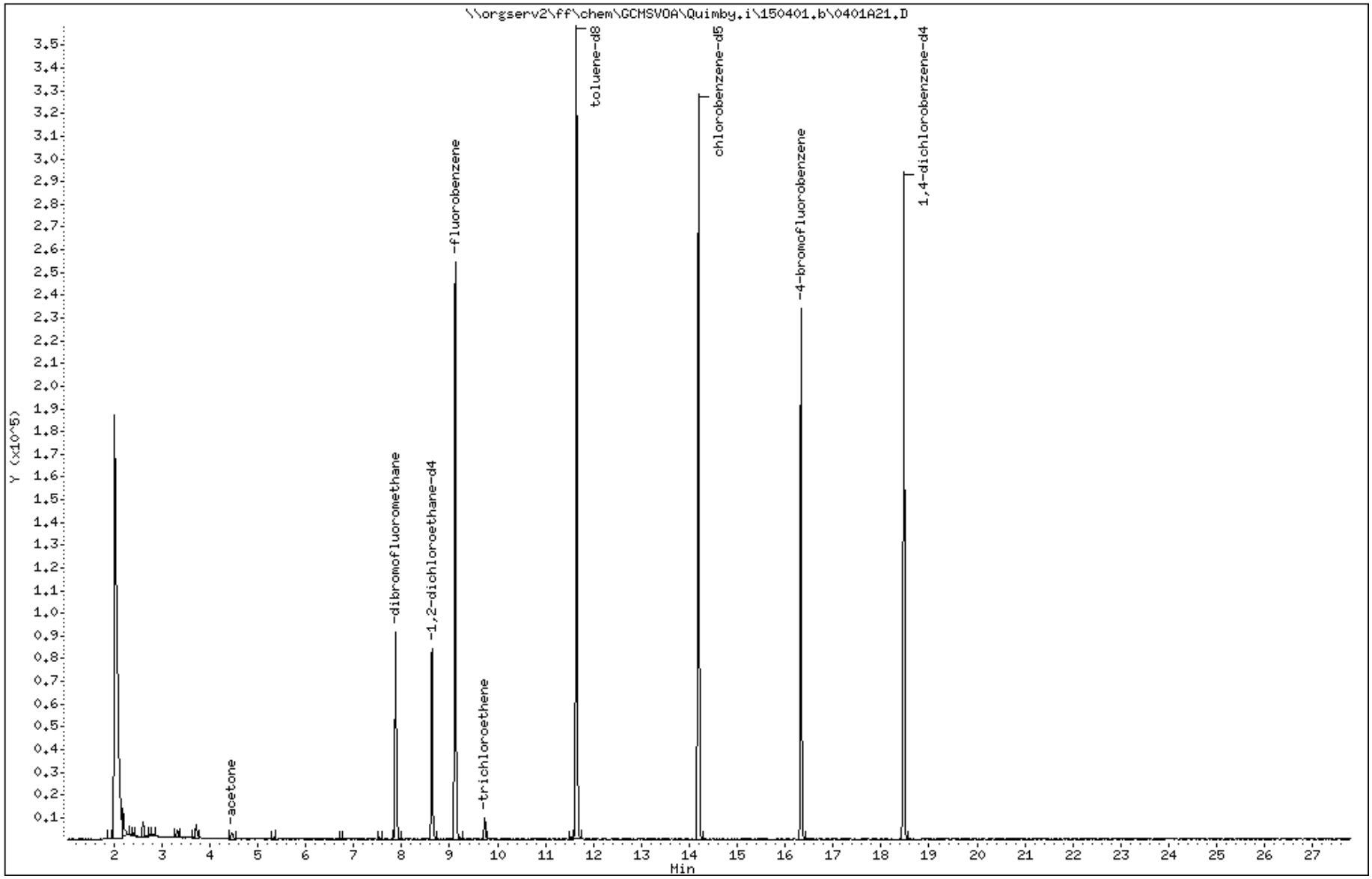

Data File: \\orgserv2\ff\chem\GCMSVOA\Quimby.i\150401.b\0401A21.D

Date : 01-APR-2015 16:51

Client ID:

Instrument: Quimby.i

Sample Info: 11505963-25,31,10,,a

Purge Volume: 10.0

Operator: mm

Column phase: Rtx-502.2

Column diameter: 0.18

10 acetone

Concentration: 10.080 ngs

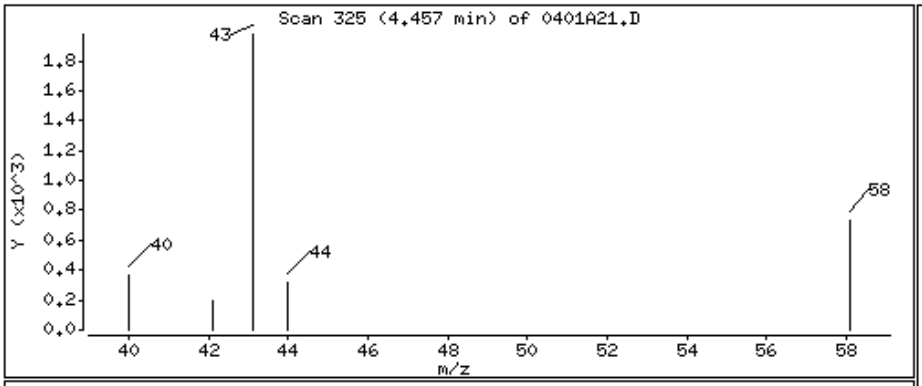

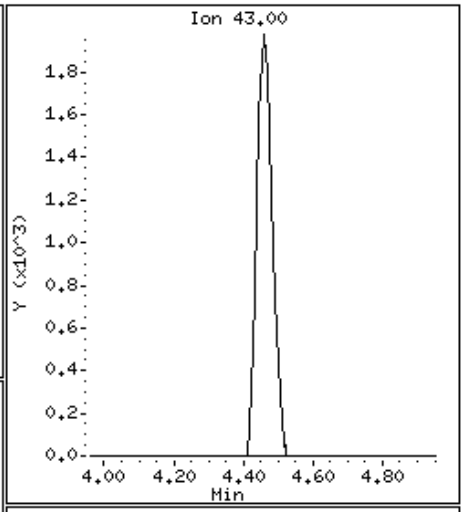

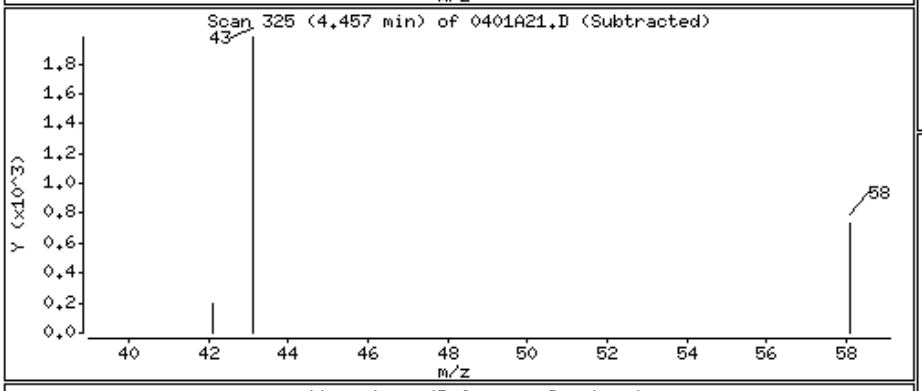

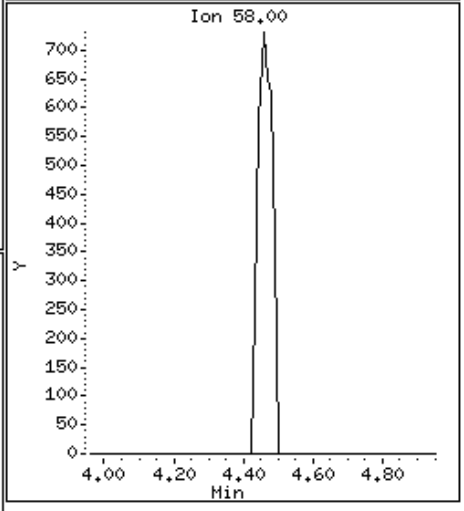

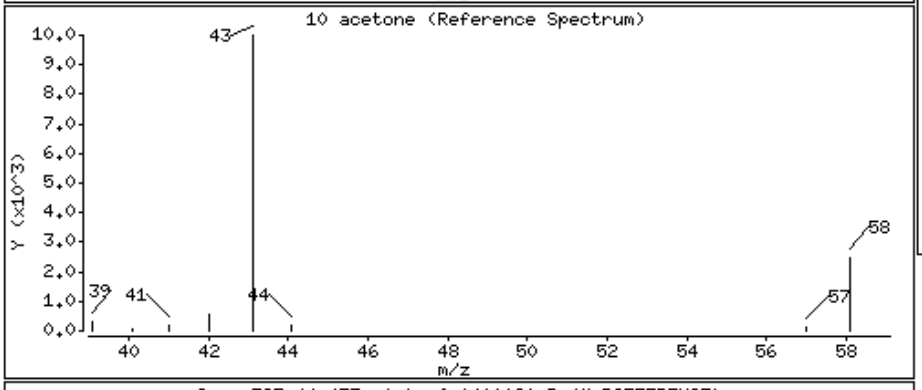

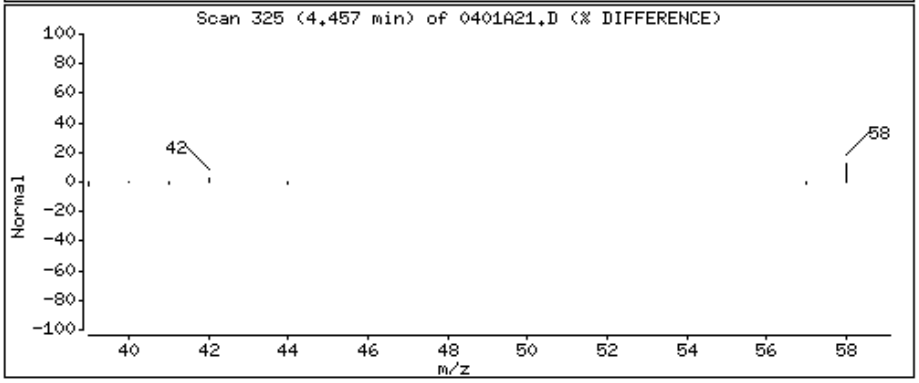

Data File: \\orgserv2\ff\chem\GCMSVOA\Quimby.i\150401.b\0401A21.D

Date : 01-APR-2015 16:51

Client ID:

Instrument: Quimby.i

Sample Info: 11505963-25,31,10,,a

Purge Volume: 10.0

Operator: mm

Column phase: Rtx-502.2

Column diameter: 0.18

43 trichloroethene

Concentration: 3.632 ngs

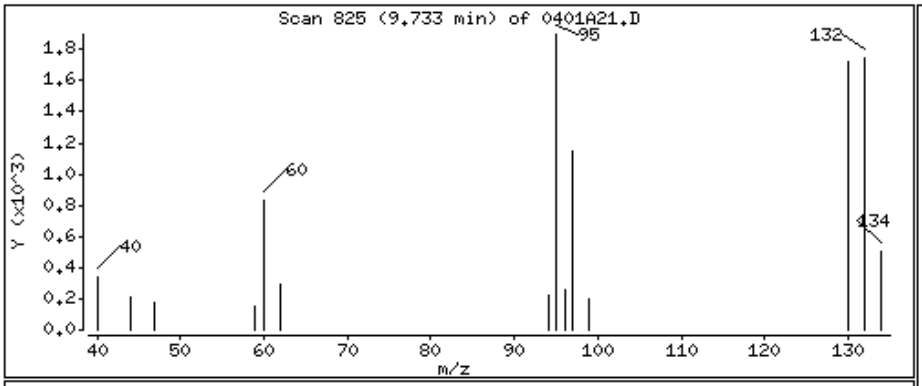

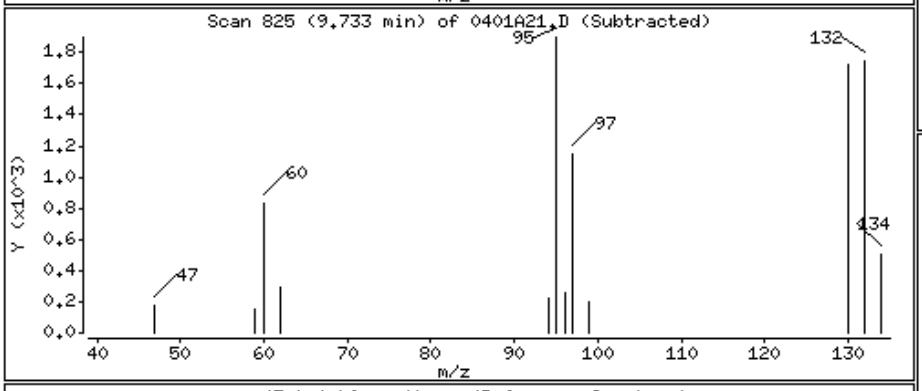

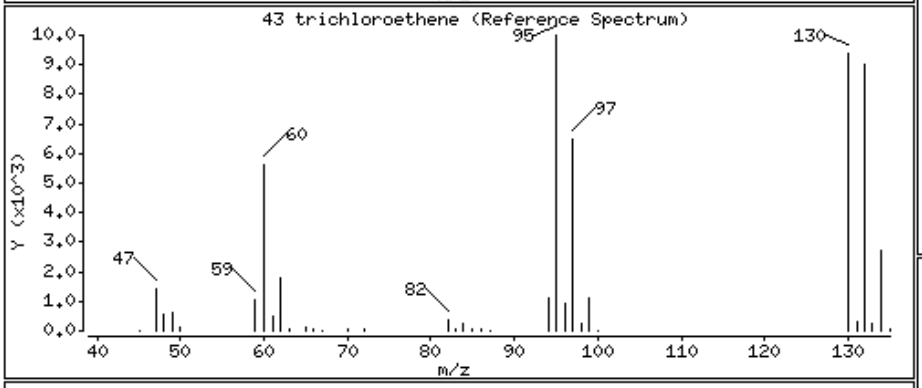

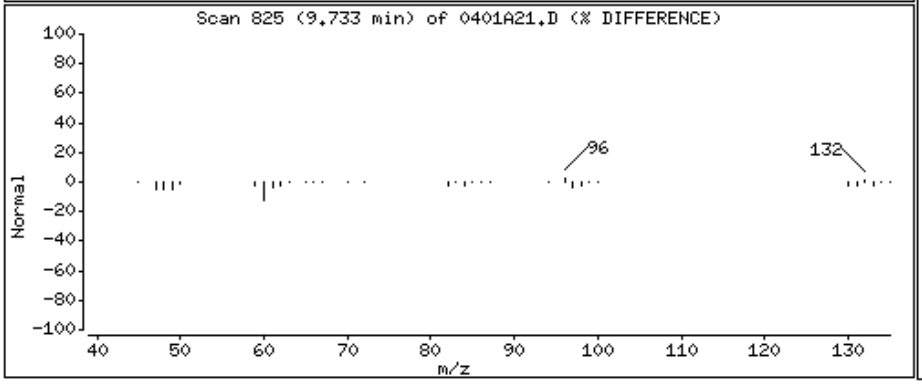

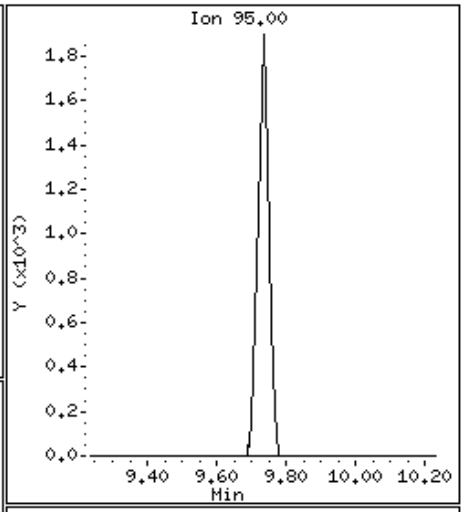

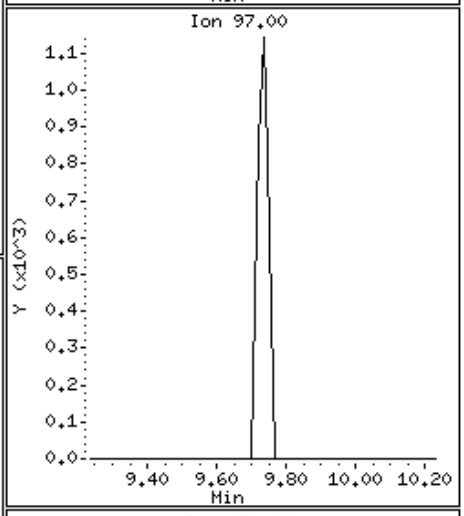

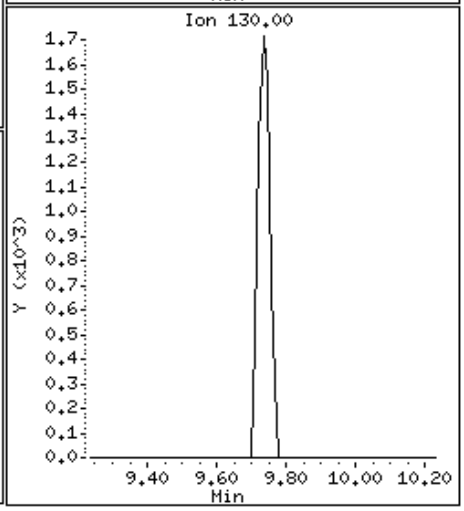

Alpha Analytical Labs

gc/ms voa

Data file : \\orgserv2\ff\chem\GCMSVOA\Quimby.i\150401.b\0401A22.D
Lab Smp Id:
Inj Date : 01-APR-2015 17:22
Operator : mm Inst ID: Quimby.i
Smp Info : l1505963-26,31,10,,a
Misc Info : wg772555,ical10611
Comment :
Method : \\orgserv2\ff\chem\GCMSVOA\Quimby.i\150401.b\liq8260.m
Meth Date : 01-Apr-2015 10:01 mmay Quant Type: ISTD
Cal Date : 13-JAN-2015 15:17 Cal File: 0113A14.D
Als bottle: 22
Dil Factor: 1.00000
Integrator: HP RTE Compound Sublist: njtcl.sub
Target Version: 4.12
Processing Host: A1VOA1

Concentration Formula: Amt * DF * CpndVariable
Cpnd Variable Local Compound Variable

	Compounds	QUANT SIG MASS	RT	EXP RT	REL RT	RESPONSE	CONCENTRATIONS ON-COLUMN (ngs)	FINAL (ngs)	REVIEW CODE
	1 dichlorodifluoromethane	85	Compound Not Detected.						
	2 chloromethane	50	Compound Not Detected.						
	3 vinyl chloride	62	Compound Not Detected.						
	4 bromomethane	94	Compound Not Detected.						
	5 chloroethane	64	Compound Not Detected.						
	6 trichlorofluoromethane	101	Compound Not Detected.						
	9 freon-113	101	Compound Not Detected.						
	10 acetone	43	4.456	4.456	(0.489)	7158	18.5403	18.540	
	11 1,1,-dichloroethene	96	Compound Not Detected.						
	14 methyl acetate	43	Compound Not Detected.						
	15 methylene chloride	84	Compound Not Detected.						
	16 carbon disulfide	76	Compound Not Detected.						
	18 methyl tert butyl ether	73	Compound Not Detected.						
	20 trans-1,2-dichloroethene	96	Compound Not Detected.						
	23 1,1-dichloroethane	63	Compound Not Detected.						
	25 2-butanone	43	Compound Not Detected.						
	28 cis-1,2-dichloroethene	96	Compound Not Detected.						
	29 chloroform	83	7.548	7.537	(0.828)	8862	5.10262	5.102	
	30 bromochloromethane	128	Compound Not Detected.						
$	32 dibromofluoromethane	113	7.875	7.875	(0.863)	67394	105.882	105.882	
	33 1,1,1-trichloroethane	97	Compound Not Detected.						
	34 cyclohexane	56	Compound Not Detected.						
	36 carbontetrachloride	117	Compound Not Detected.						
$	38 1,2-dichloroethane-d4	65	8.635	8.624	(0.947)	74025	102.369	102.369	
	40 1,2-dichloroethane	62	Compound Not Detected.						
	41 benzene	78	Compound Not Detected.						
*	42 fluorobenzene	96	9.120	9.110	(1.000)	297973	100.000		
	43 trichloroethene	95	Compound Not Detected.						

	Compounds	QUANT SIG MASS	RT	EXP RT	REL RT	RESPONSE	CONCENTRATIONS ON-COLUMN (ngs)	CONCENTRATIONS FINAL (ngs)	REVIEW CODE
	44 methyl cyclohexane	83	Compound Not Detected.						
	45 1,2-dichloropropane	63	Compound Not Detected.						
	46 bromodichloromethane	83	Compound Not Detected.						
	47 1,4-dioxane	88	Compound Not Detected.						
	50 4-methyl-2-pentanone	58	Compound Not Detected.						
	52 cis-1,3-dichloropropene	75	Compound Not Detected.						
$	53 toluene-d8	98	11.643	11.642	(0.821)	306823	100.033	100.033	
	54 toluene	92	Compound Not Detected.						
	56 trans-1,3-dichloropropene	75	Compound Not Detected.						
	57 2-hexanone	43	Compound Not Detected.						
	58 1,1,2-trichloroethane	83	Compound Not Detected.						
	60 tetrachloroethene	166	Compound Not Detected.						
	61 chlorodibromomethane	129	Compound Not Detected.						
	62 1,2-dibromoethane	107	Compound Not Detected.						
*	63 chlorobenzene-d5	117	14.186	14.186	(1.000)	238263	100.000		
	64 chlorobenzene	112	Compound Not Detected.						
	66 ethyl benzene	91	Compound Not Detected.						
	67 p/m xylene	106	Compound Not Detected.						
	68 o xylene	106	Compound Not Detected.						
	69 styrene	104	Compound Not Detected.						
	70 isopropylbenzene	105	Compound Not Detected.						
	71 bromoform	173	Compound Not Detected.						
	74 1,1,2,2,-tetrachloroethane	83	Compound Not Detected.						
$	75 4-bromofluorobenzene	95	16.328	16.328	(0.884)	106113	104.300	104.300	
	88 1,3-dichlorobenzene	146	Compound Not Detected.						
*	89 1,4-dichlorobenzene-d4	152	18.470	18.470	(1.000)	101427	100.000		
	90 1,4-dichlorobenzene	146	Compound Not Detected.						
	93 1,2-dichlorobenzene	146	Compound Not Detected.						
	95 1,2-dibromo-3-chloropropane	75	Compound Not Detected.						
	97 1,2,4-trichlorobenzene	180	Compound Not Detected.						
	100 1,2,3-trichlorobenzene	180	Compound Not Detected.						

Alpha Analytical Labs

gc/ms voa

Data file : \\orgserv2\ff\chem\GCMSVOA\Quimby.i\150401.b\0401A22.D
Lab Smp Id:
Inj Date : 01-APR-2015 17:22
Operator : mm Inst ID: Quimby.i
Smp Info : l1505963-26,31,10,,a
Misc Info : wg772555,ical10611
Comment :
Method : \\orgserv2\ff\chem\GCMSVOA\Quimby.i\150401.b\liq8260.m
Meth Date : 01-Apr-2015 10:01 mmay Quant Type: ISTD
Cal Date : 13-JAN-2015 15:17 Cal File: 0113A14.D
Als bottle: 22
Dil Factor: 1.00000
Integrator: HP RTE Compound Sublist: njtcl.sub
Target Version: 4.12
Processing Host: A1VOA1

- NO TENTATIVELY IDENTIFIED COMPOUNDS -

Alpha Analytical Labs

INTERNAL STANDARD COMPOUNDS
AREA AND RT SUMMARY

Instrument ID: Quimby.i
Lab File ID: 0401A22.D
Lab Smp Id:
Analysis Type: VOA
Quant Type: ISTD
Operator: mm
Method File: \\orgserv2\ff\chem\GCMSVOA\Quimby.i\150401.b\liq8260.m
Misc Info: wg772555,ical10611

Calibration Date: 01-APR-2015
Calibration Time: 06:21

Level: LOW
Sample Type: WATER

Test Mode:
Use Last Continuing Calibrator.
If Continuing Cal. use Initial Cal. Level 3

		AREA LIMIT			
COMPOUND	STANDARD	LOWER	UPPER	SAMPLE	%DIFF
42 fluorobenzene	360230	180115	720460	297973	-17.28
63 chlorobenzene-d5	284242	142121	568484	238263	-16.18
89 1,4-dichlorobenze	147392	73696	294784	101427	-31.19

		RT LIMIT			
COMPOUND	STANDARD	LOWER	UPPER	SAMPLE	%DIFF
42 fluorobenzene	9.11	8.61	9.61	9.12	0.12
63 chlorobenzene-d5	14.19	13.69	14.69	14.19	0.00
89 1,4-dichlorobenze	18.47	17.97	18.97	18.47	0.00

AREA UPPER LIMIT = +100% of internal standard area.
AREA LOWER LIMIT = - 50% of internal standard area.
RT UPPER LIMIT = + 0.50 minutes of internal standard RT.
RT LOWER LIMIT = - 0.50 minutes of internal standard RT.

Alpha Analytical Labs

RECOVERY REPORT

Client Name: Client SDG: SDGa02552
Sample Matrix: LIQUID Fraction: VOA
Lab Smp Id:
Level: LOW Operator: mm
Data Type: MS DATA SampleType: SAMPLE
SpikeList File: curve.spk Quant Type: ISTD
Sublist File: njtcl.sub
Method File: \\orgserv2\ff\chem\GCMSVOA\Quimby.i\150401.b\liq8260.m
Misc Info: wg772555,ical10611

SURROGATE COMPOUND	AMOUNT ADDED ngs	AMOUNT RECOVERED ngs	% RECOVERED	LIMITS
$ 32 dibromofluorometha	100.000	105.882	105.88	70-130
$ 38 1,2-dichloroethane	100.000	102.369	102.37	70-130
$ 53 toluene-d8	100.000	100.033	100.03	70-130
$ 75 4-bromofluorobenze	100.000	104.300	104.30	70-130

Data File: \\orgserv2\ff\chem\GCMSVOA\Quimby.i\150401.b\0401A22.D
Date : 01-APR-2015 17:22
Client ID:
Sample Info: 11505963-26,31,10,,a
Purge Volume: 10.0
Column phase: Rtx-502.2

Instrument: Quimby.i
Operator: mm
Column diameter: 0.18

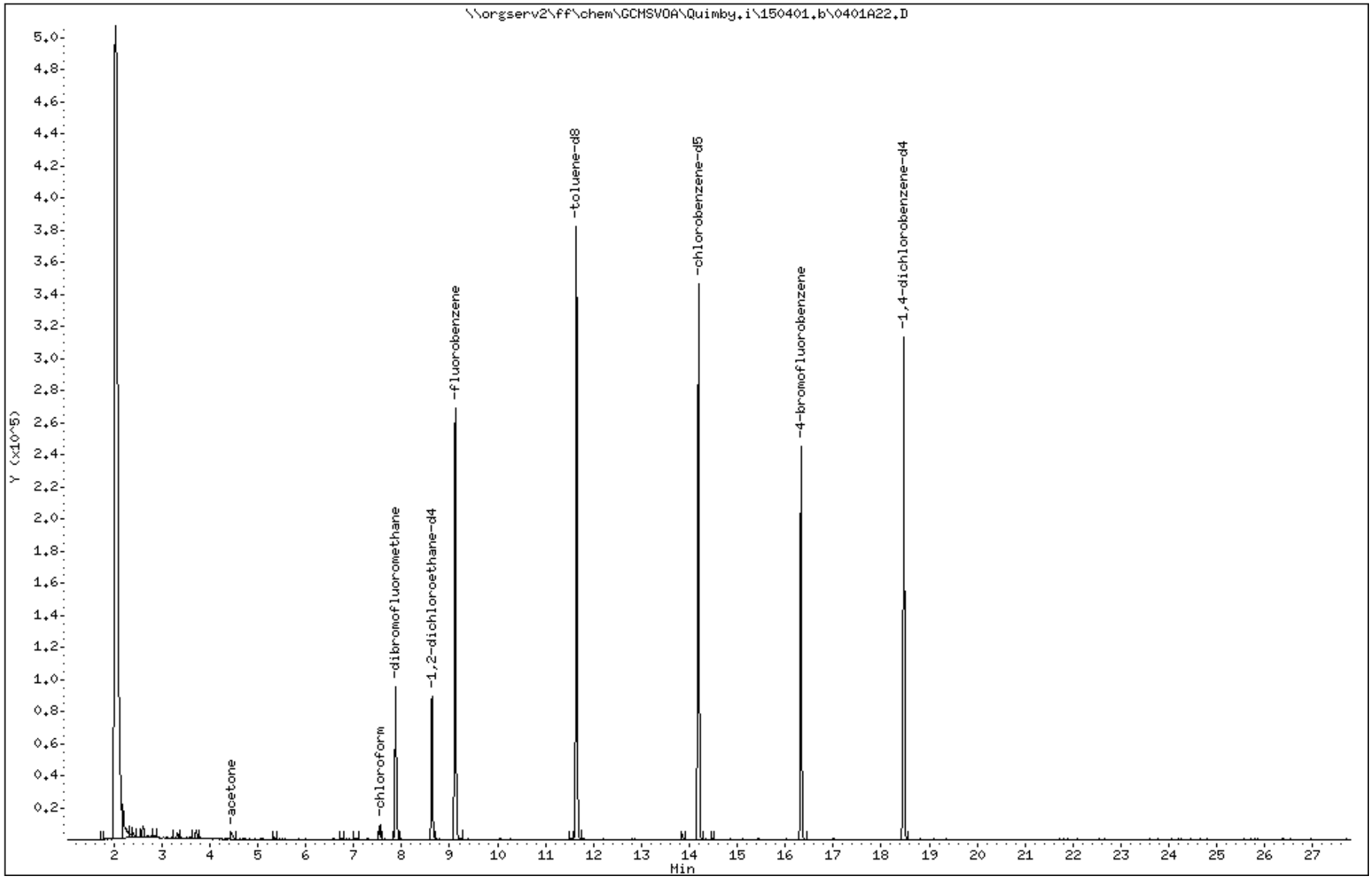

Data File: \\orgserv2\ff\chem\GCMSVOA\Quimby.i\150401.b\0401A22.D

Date : 01-APR-2015 17:22

Client ID:

Instrument: Quimby.i

Sample Info: 11505963-26,31,10,,a

Purge Volume: 10.0

Operator: mm

Column phase: Rtx-502.2

Column diameter: 0.18

10 acetone

Concentration: 18.540 ngs

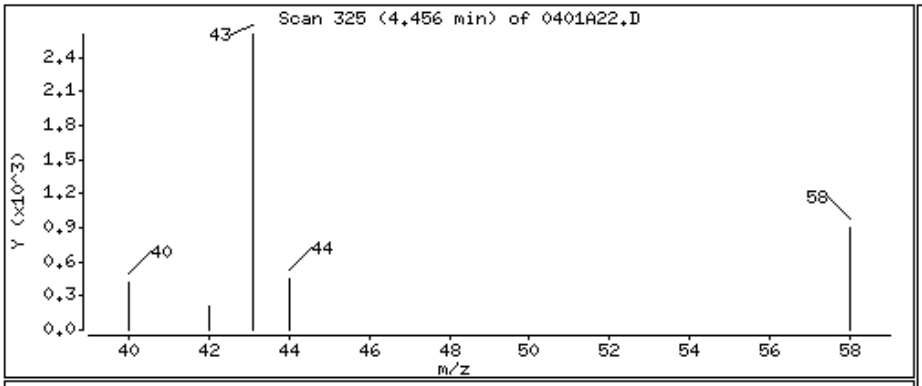

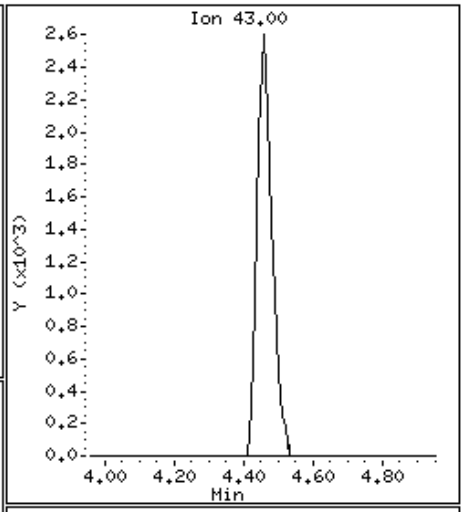

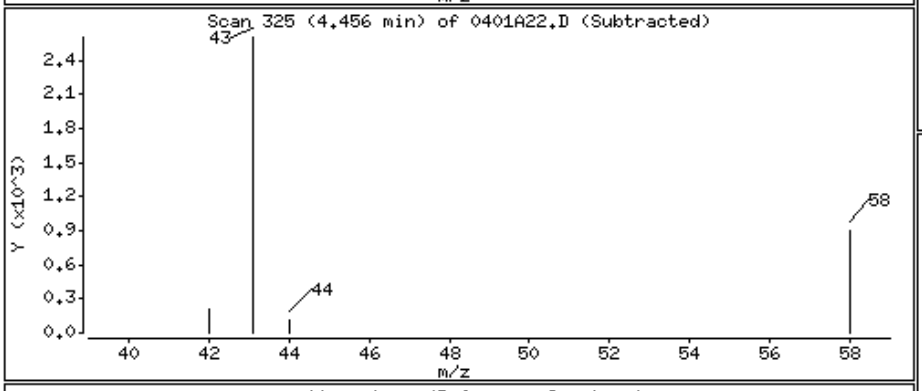

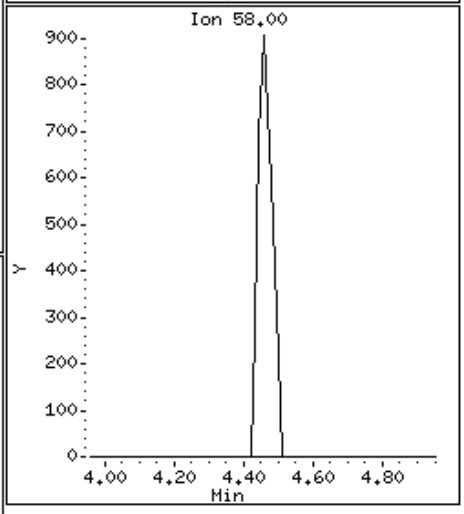

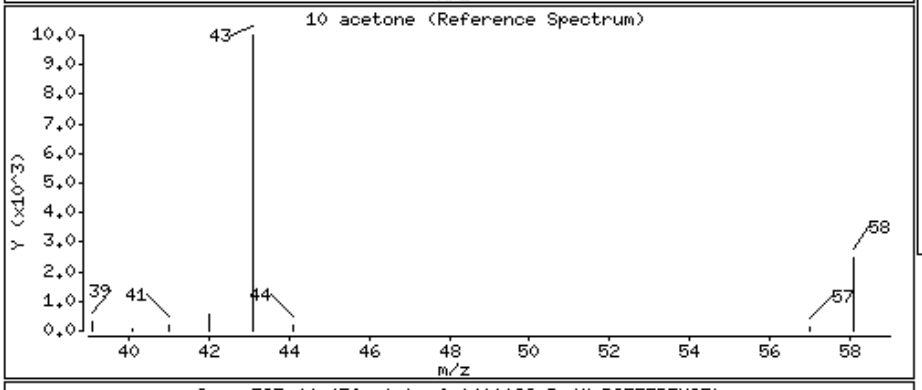

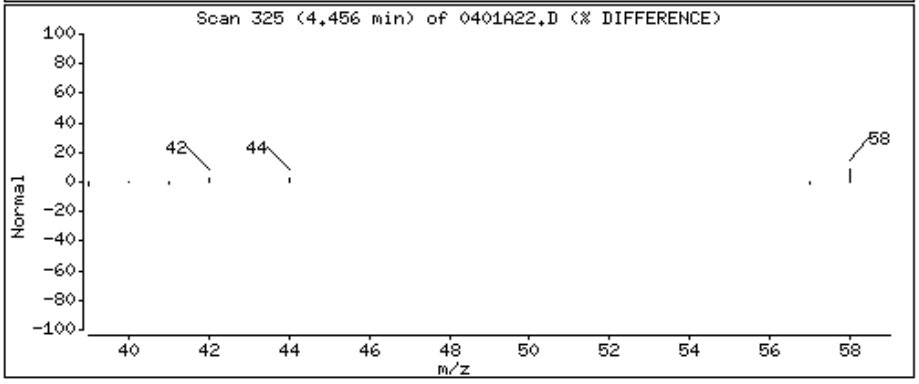

Data File: \\orgserv2\ff\chem\GCMSVOA\Quimby.i\150401.b\0401A22.D

Date : 01-APR-2015 17:22

Client ID:

Instrument: Quimby.i

Sample Info: 11505963-26,31,10,,a

Purge Volume: 10.0

Operator: mm

Column phase: Rtx-502.2

Column diameter: 0.18

29 chloroform

Concentration: 5.102 ngs

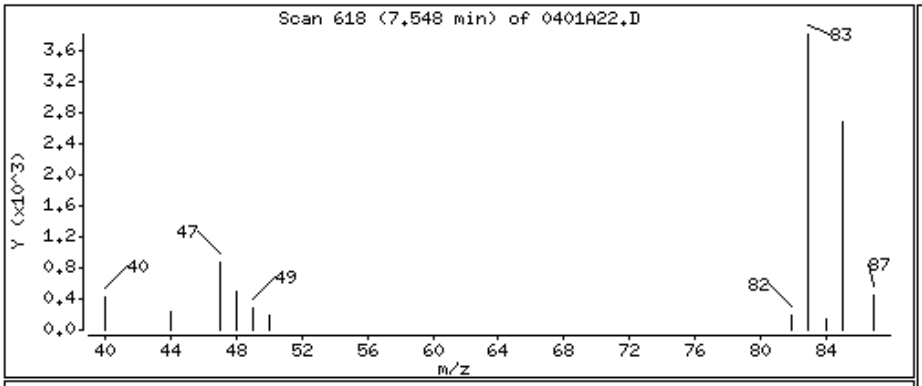

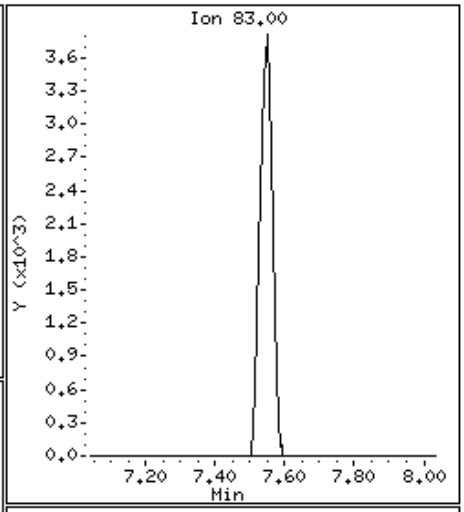

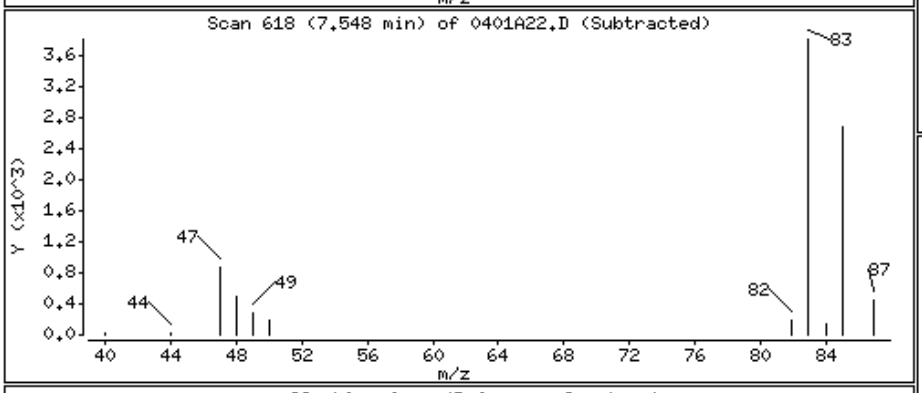

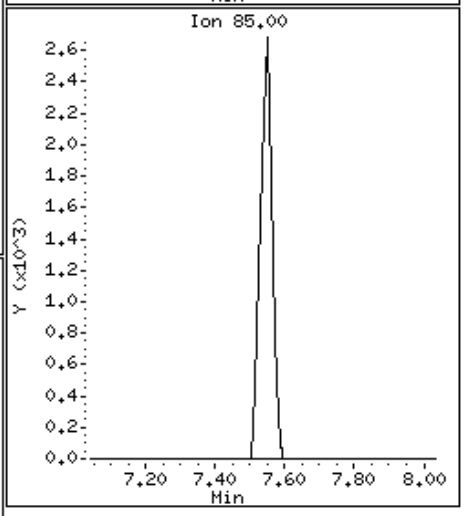

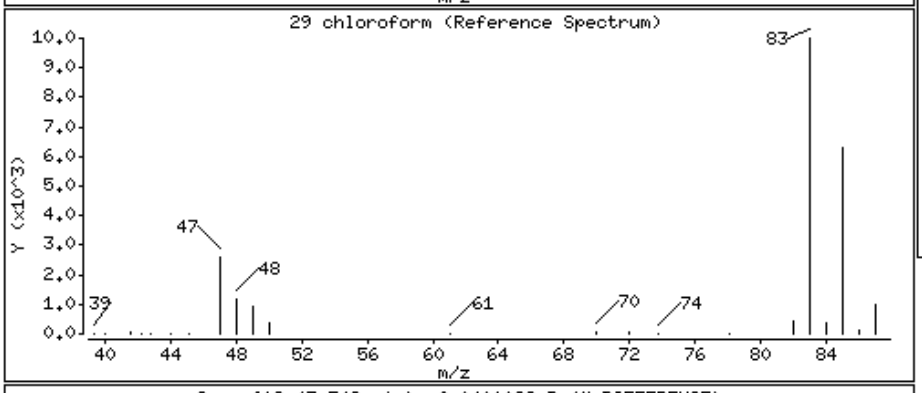

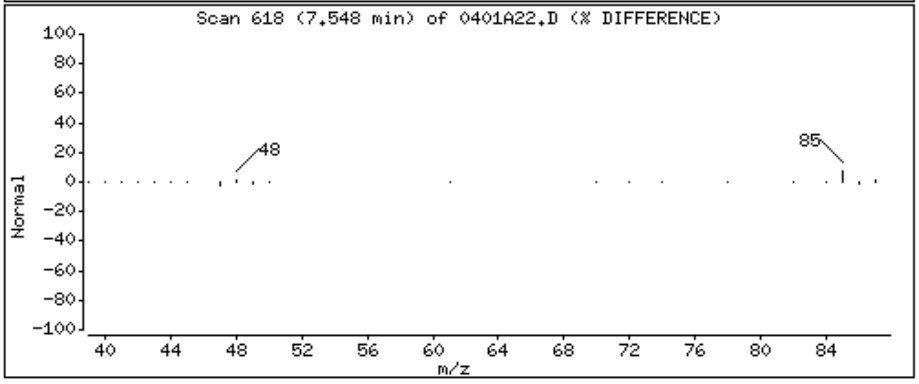

Alpha Analytical Labs

gc/ms voa

Data file : \\orgserv2\ff\chem\GCMSVOA\Quimby.i\150401.b\0401A23.D
Lab Smp Id:
Inj Date : 01-APR-2015 17:53
Operator : mm Inst ID: Quimby.i
Smp Info : l1505963-27,31,10,,a
Misc Info : wg772555,ical10611
Comment :
Method : \\orgserv2\ff\chem\GCMSVOA\Quimby.i\150401.b\liq8260.m
Meth Date : 01-Apr-2015 10:01 mmay Quant Type: ISTD
Cal Date : 13-JAN-2015 15:17 Cal File: 0113A14.D
Als bottle: 23
Dil Factor: 1.00000
Integrator: HP RTE Compound Sublist: njtcl.sub
Target Version: 4.12
Processing Host: A1VOA1

Concentration Formula: Amt * DF * CpndVariable
Cpnd Variable Local Compound Variable

	Compounds	QUANT SIG MASS	RT	EXP RT	REL RT	RESPONSE	CONCENTRATIONS ON-COLUMN (ngs)	CONCENTRATIONS FINAL (ngs)	REVIEW CODE
	1 dichlorodifluoromethane	85	Compound Not Detected.						
	2 chloromethane	50	Compound Not Detected.						
	3 vinyl chloride	62	Compound Not Detected.						
	4 bromomethane	94	Compound Not Detected.						
	5 chloroethane	64	Compound Not Detected.						
	6 trichlorofluoromethane	101	3.738	3.738	(0.410)	41429	29.9439	29.943	
	9 freon-113	101	Compound Not Detected.						
	10 acetone	43	4.456	4.456	(0.489)	7329	20.2472	20.247	
	11 1,1,-dichloroethene	96	Compound Not Detected.						
	14 methyl acetate	43	Compound Not Detected.						
	15 methylene chloride	84	Compound Not Detected.						
	16 carbon disulfide	76	Compound Not Detected.						
	18 methyl tert butyl ether	73	Compound Not Detected.						
	20 trans-1,2-dichloroethene	96	Compound Not Detected.						
	23 1,1-dichloroethane	63	Compound Not Detected.						
	25 2-butanone	43	Compound Not Detected.						
	28 cis-1,2-dichloroethene	96	Compound Not Detected.						
	29 chloroform	83	7.548	7.537	(0.828)	9260	5.37319	5.373	
	30 bromochloromethane	128	Compound Not Detected.						
$	32 dibromofluoromethane	113	7.875	7.875	(0.863)	67902	107.509	107.508	
	33 1,1,1-trichloroethane	97	Compound Not Detected.						
	34 cyclohexane	56	Compound Not Detected.						
	36 carbontetrachloride	117	Compound Not Detected.						
$	38 1,2-dichloroethane-d4	65	8.635	8.624	(0.947)	73785	102.830	102.829	
	40 1,2-dichloroethane	62	Compound Not Detected.						
	41 benzene	78	Compound Not Detected.						
*	42 fluorobenzene	96	9.120	9.110	(1.000)	295677	100.000		
	43 trichloroethene	95	Compound Not Detected.						

	Compounds	QUANT SIG MASS	RT	EXP RT	REL RT	RESPONSE	CONCENTRATIONS ON-COLUMN (ngs)	CONCENTRATIONS FINAL (ngs)	REVIEW CODE
	44 methyl cyclohexane	83	Compound Not Detected.						
	45 1,2-dichloropropane	63	Compound Not Detected.						
	46 bromodichloromethane	83	Compound Not Detected.						
	47 1,4-dioxane	88	Compound Not Detected.						
	50 4-methyl-2-pentanone	58	Compound Not Detected.						
	52 cis-1,3-dichloropropene	75	Compound Not Detected.						
$	53 toluene-d8	98	11.642	11.642	(0.821)	305140	99.3246	99.324	
	54 toluene	92	Compound Not Detected.						
	56 trans-1,3-dichloropropene	75	Compound Not Detected.						
	57 2-hexanone	43	Compound Not Detected.						
	58 1,1,2-trichloroethane	83	Compound Not Detected.						
	60 tetrachloroethene	166	12.856	12.856	(0.906)	2744	2.48693	2.486	
	61 chlorodibromomethane	129	Compound Not Detected.						
	62 1,2-dibromoethane	107	Compound Not Detected.						
*	63 chlorobenzene-d5	117	14.186	14.186	(1.000)	238647	100.000		
	64 chlorobenzene	112	Compound Not Detected.						
	66 ethyl benzene	91	Compound Not Detected.						
	67 p/m xylene	106	Compound Not Detected.						
	68 o xylene	106	Compound Not Detected.						
	69 styrene	104	Compound Not Detected.						
	70 isopropylbenzene	105	Compound Not Detected.						
	71 bromoform	173	Compound Not Detected.						
	74 1,1,2,2,-tetrachloroethane	83	Compound Not Detected.						
$	75 4-bromofluorobenzene	95	16.328	16.328	(0.884)	105716	103.312	103.312	
	88 1,3-dichlorobenzene	146	Compound Not Detected.						
*	89 1,4-dichlorobenzene-d4	152	18.470	18.470	(1.000)	102014	100.000		
	90 1,4-dichlorobenzene	146	Compound Not Detected.						
	93 1,2-dichlorobenzene	146	Compound Not Detected.						
	95 1,2-dibromo-3-chloropropane	75	Compound Not Detected.						
	97 1,2,4-trichlorobenzene	180	Compound Not Detected.						
	100 1,2,3-trichlorobenzene	180	Compound Not Detected.						

Alpha Analytical Labs

gc/ms voa

Data file : \\orgserv2\ff\chem\GCMSVOA\Quimby.i\150401.b\0401A23.D
Lab Smp Id:
Inj Date : 01-APR-2015 17:53
Operator : mm Inst ID: Quimby.i
Smp Info : l1505963-27,31,10,,a
Misc Info : wg772555,ical10611
Comment :
Method : \\orgserv2\ff\chem\GCMSVOA\Quimby.i\150401.b\liq8260.m
Meth Date : 01-Apr-2015 10:01 mmay Quant Type: ISTD
Cal Date : 13-JAN-2015 15:17 Cal File: 0113A14.D
Als bottle: 23
Dil Factor: 1.00000
Integrator: HP RTE Compound Sublist: njtcl.sub
Target Version: 4.12
Processing Host: A1VOA1

- NO TENTATIVELY IDENTIFIED COMPOUNDS -

Alpha Analytical Labs

INTERNAL STANDARD COMPOUNDS
AREA AND RT SUMMARY

Instrument ID: Quimby.i
Lab File ID: 0401A23.D
Lab Smp Id:
Analysis Type: VOA
Quant Type: ISTD
Operator: mm
Method File: \\orgserv2\ff\chem\GCMSVOA\Quimby.i\150401.b\liq8260.m
Misc Info: wg772555,ical10611

Calibration Date: 01-APR-2015
Calibration Time: 06:21
Level: LOW
Sample Type: WATER

Test Mode:
Use Last Continuing Calibrator.
If Continuing Cal. use Initial Cal. Level 3

COMPOUND	STANDARD	AREA LIMIT LOWER	AREA LIMIT UPPER	SAMPLE	%DIFF
42 fluorobenzene	360230	180115	720460	295677	-17.92
63 chlorobenzene-d5	284242	142121	568484	238647	-16.04
89 1,4-dichlorobenze	147392	73696	294784	102014	-30.79

COMPOUND	STANDARD	RT LIMIT LOWER	RT LIMIT UPPER	SAMPLE	%DIFF
42 fluorobenzene	9.11	8.61	9.61	9.12	0.12
63 chlorobenzene-d5	14.19	13.69	14.69	14.19	-0.00
89 1,4-dichlorobenze	18.47	17.97	18.97	18.47	-0.00

AREA UPPER LIMIT = +100% of internal standard area.
AREA LOWER LIMIT = - 50% of internal standard area.
RT UPPER LIMIT = + 0.50 minutes of internal standard RT.
RT LOWER LIMIT = - 0.50 minutes of internal standard RT.

Alpha Analytical Labs

RECOVERY REPORT

Client Name: Client SDG: SDGa02552
Sample Matrix: LIQUID Fraction: VOA
Lab Smp Id:
Level: LOW Operator: mm
Data Type: MS DATA SampleType: SAMPLE
SpikeList File: curve.spk Quant Type: ISTD
Sublist File: njtcl.sub
Method File: \\orgserv2\ff\chem\GCMSVOA\Quimby.i\150401.b\liq8260.m
Misc Info: wg772555,ical10611

SURROGATE COMPOUND	AMOUNT ADDED ngs	AMOUNT RECOVERED ngs	% RECOVERED	LIMITS
$ 32 dibromofluorometha	100.000	107.508	107.51	70-130
$ 38 1,2-dichloroethane	100.000	102.829	102.83	70-130
$ 53 toluene-d8	100.000	99.324	99.32	70-130
$ 75 4-bromofluorobenze	100.000	103.312	103.31	70-130

Data File: \\orgserv2\ff\chem\GCMSVOA\Quimby.i\150401.b\0401A23.D
Date : 01-APR-2015 17:53
Client ID:
Instrument: Quimby.i
Sample Info: 11505963-27,31,10,,a
Purge Volume: 10.0
Operator: mm
Column phase: Rtx-502.2
Column diameter: 0.18

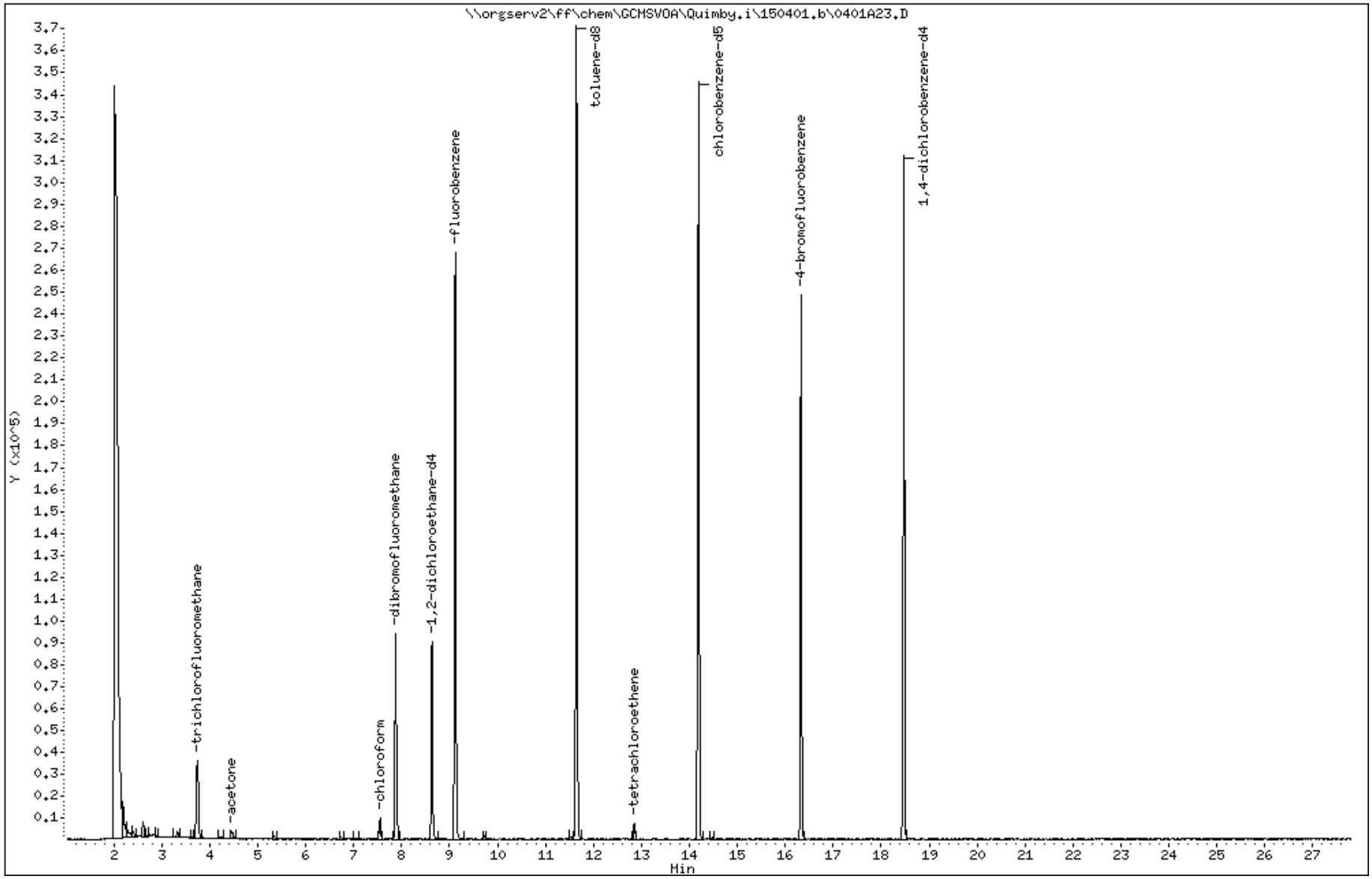

Data File: \\orgserv2\ff\chem\GCMSVOA\Quimby.i\150401.b\0401A23.D

Date : 01-APR-2015 17:53

Client ID:

Instrument: Quimby.i

Sample Info: 11505963-27,31,10,,a

Purge Volume: 10.0

Operator: mm

Column phase: Rtx-502.2

Column diameter: 0.18

6 trichlorofluoromethane

Concentration: 29.943 ngs

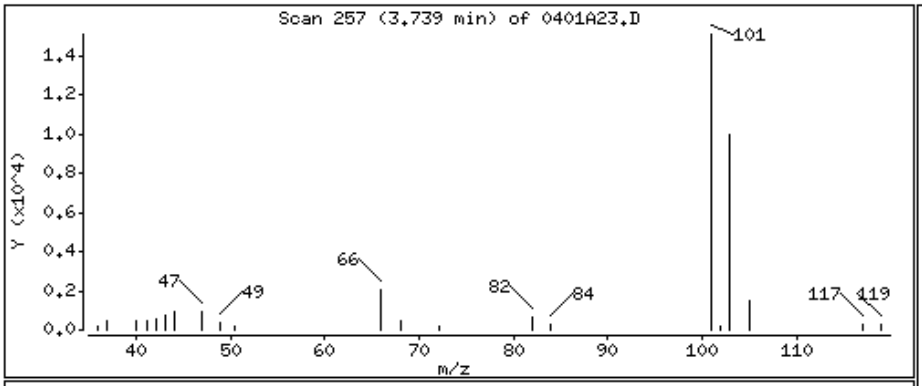

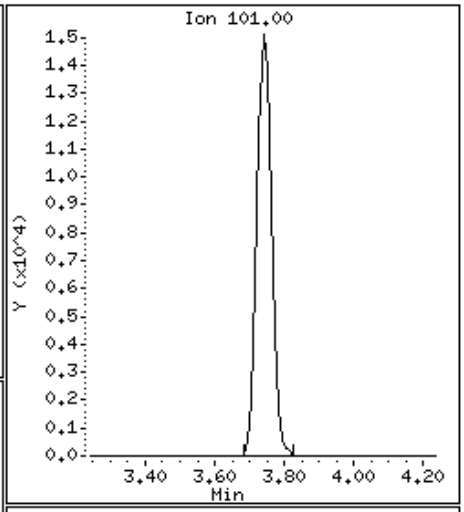

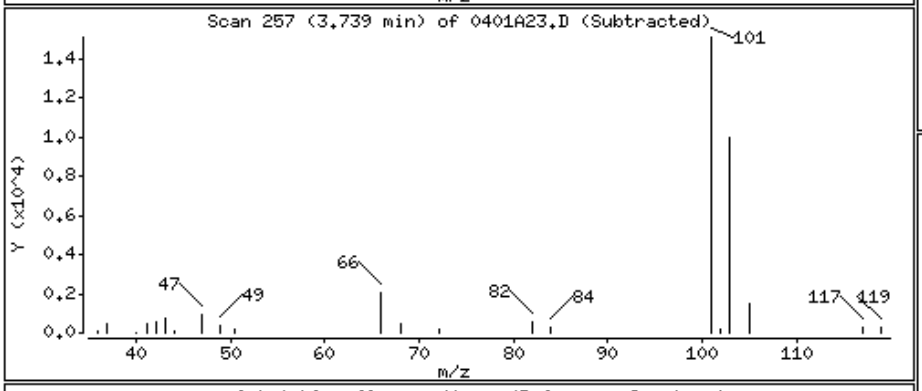

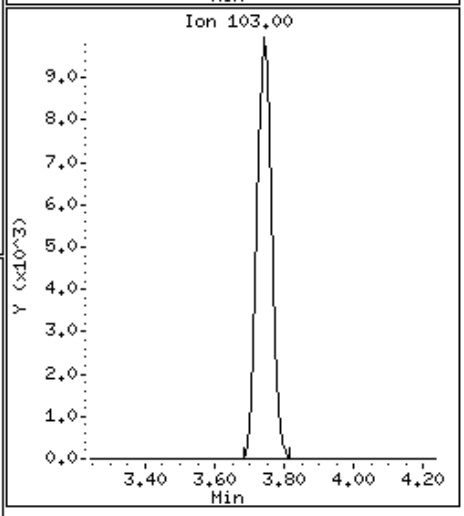

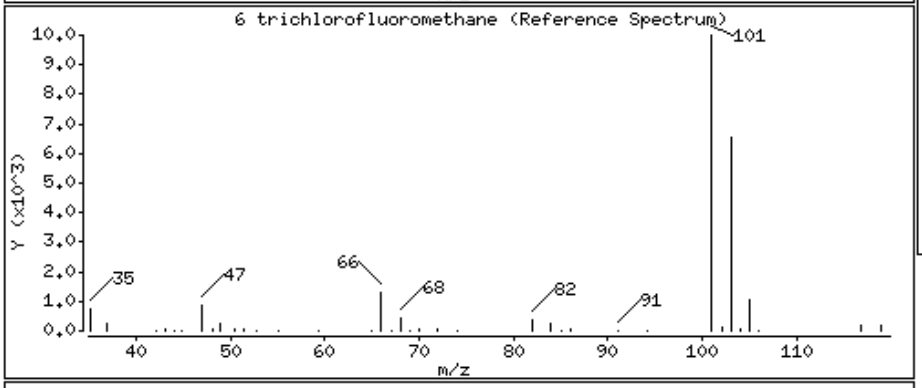

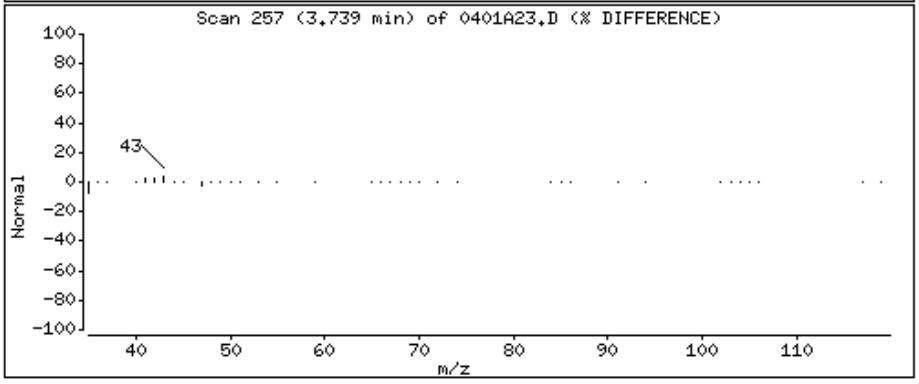

Data File: \\orgserv2\ff\chem\GCMSVOA\Quimby.i\150401.b\0401A23.D

Date : 01-APR-2015 17:53

Client ID:

Instrument: Quimby.i

Sample Info: 11505963-27,31,10,,a

Purge Volume: 10.0

Operator: mm

Column phase: Rtx-502.2

Column diameter: 0.18

10 acetone

Concentration: 20.247 ngs

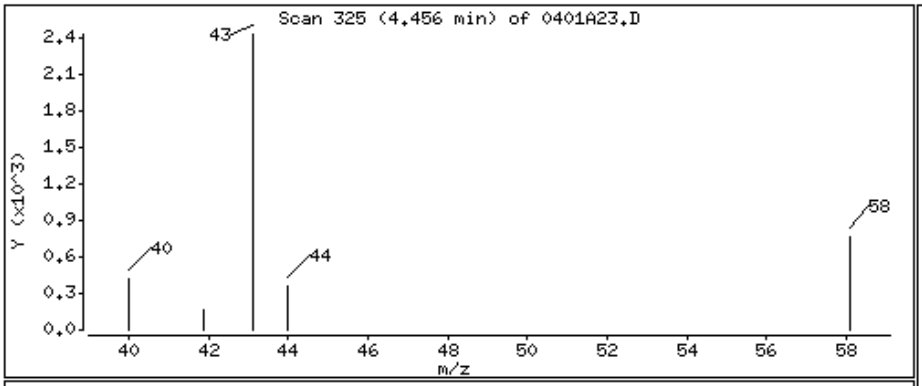

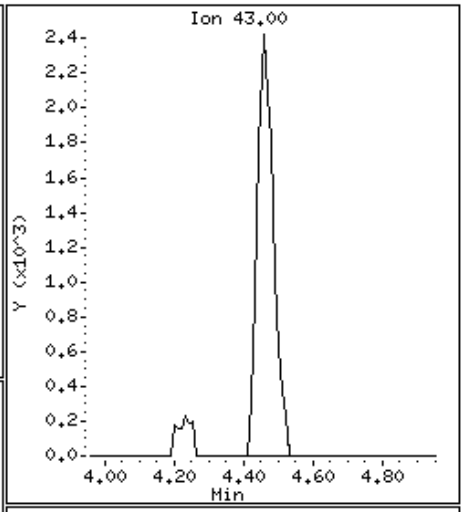

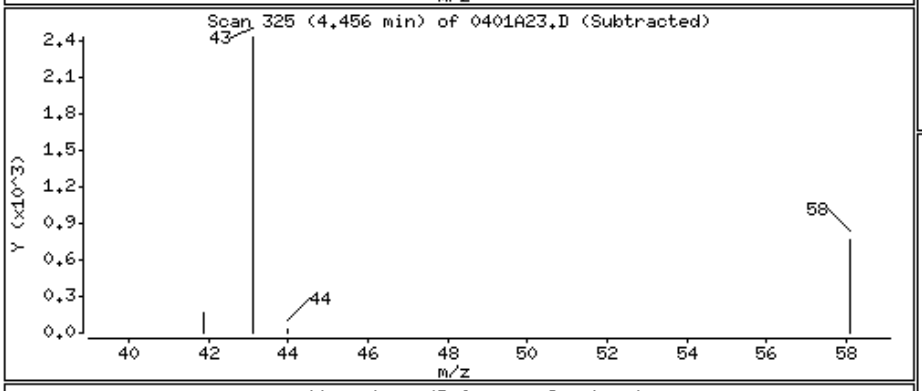

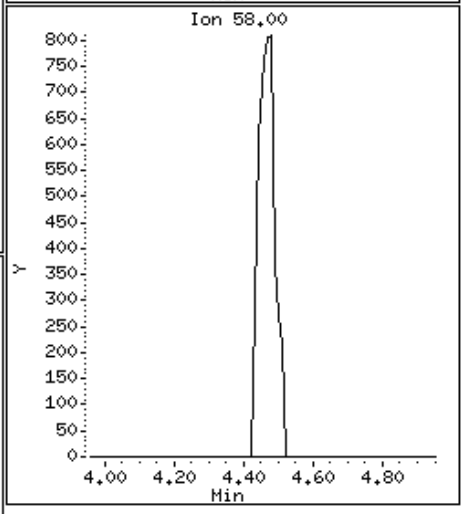

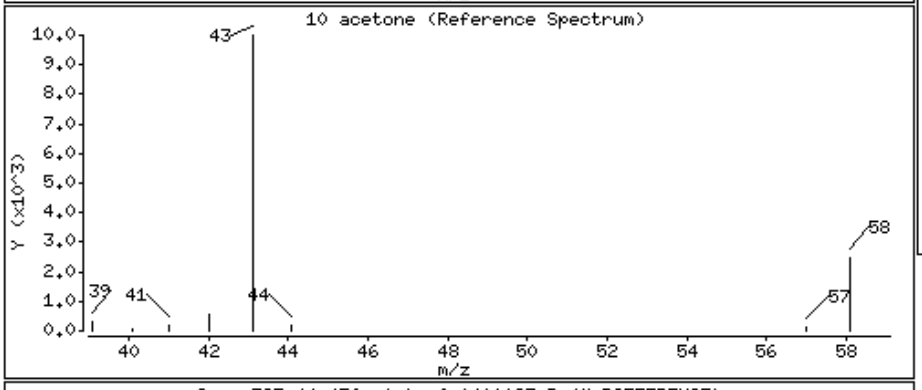

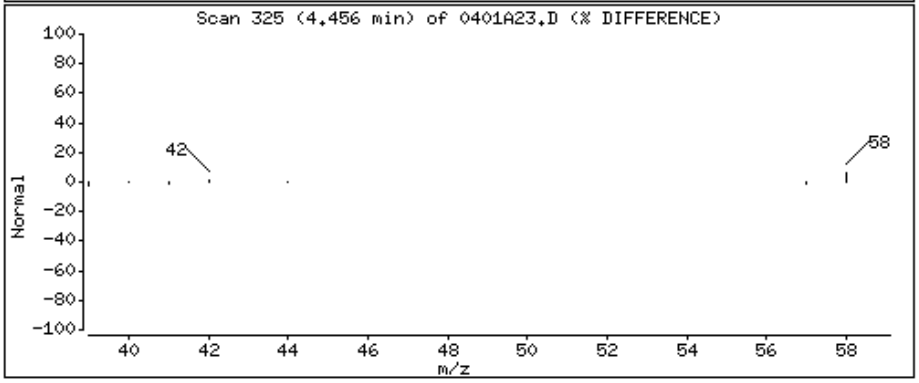

Data File: \\orgserv2\ff\chem\GCMSVOA\Quimby.i\150401.b\0401A23.D

Date : 01-APR-2015 17:53

Client ID:

Instrument: Quimby.i

Sample Info: 11505963-27,31,10,,a

Purge Volume: 10.0

Operator: mm

Column phase: Rtx-502.2

Column diameter: 0.18

29 chloroform

Concentration: 5.373 ngs

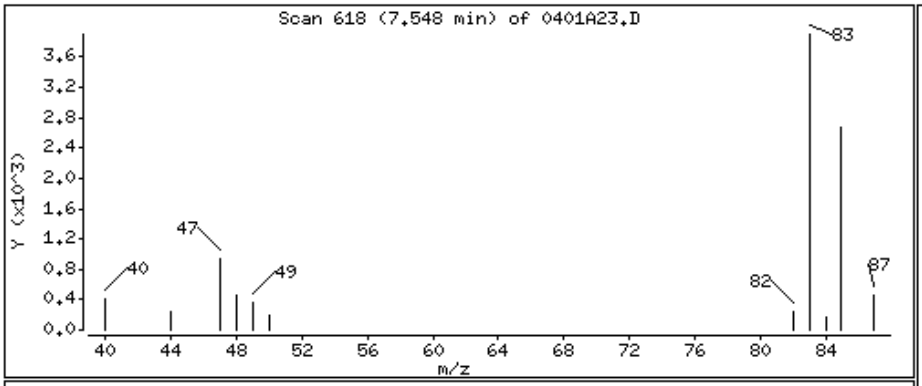

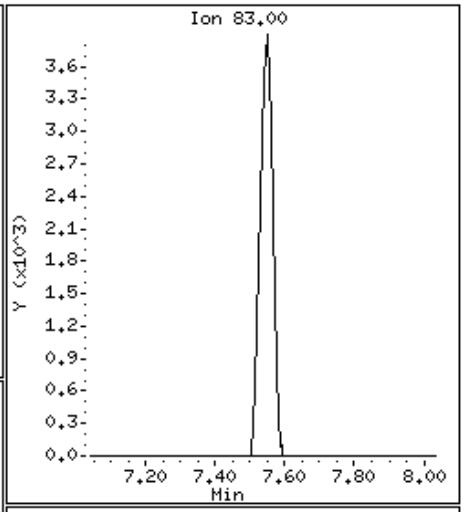

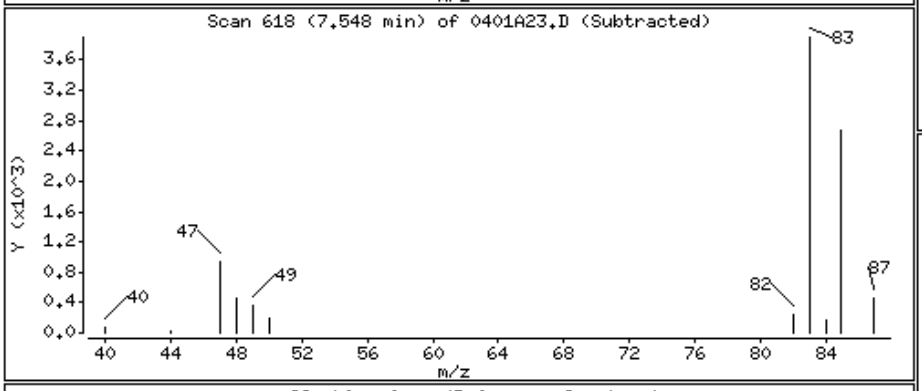

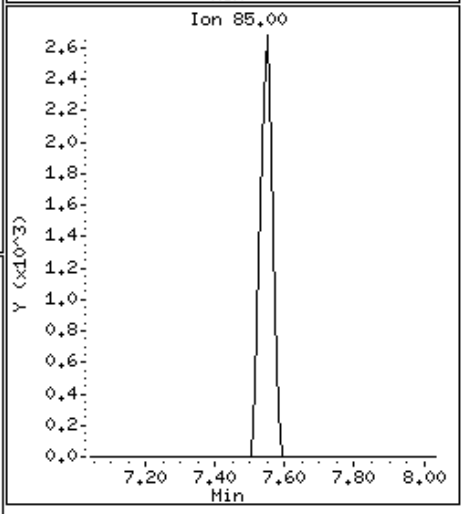

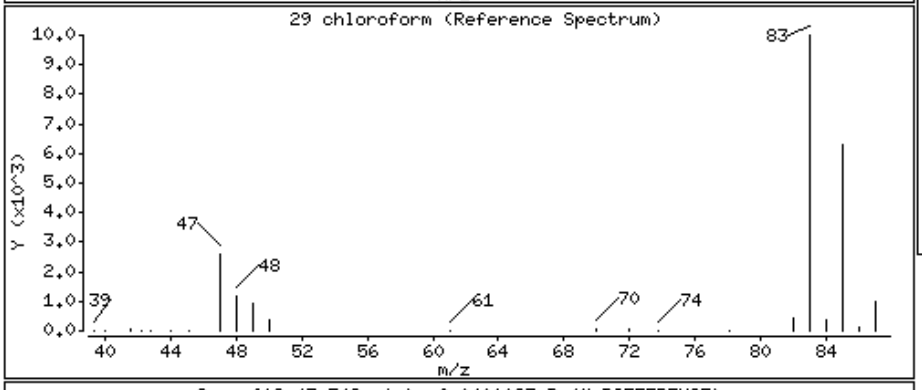

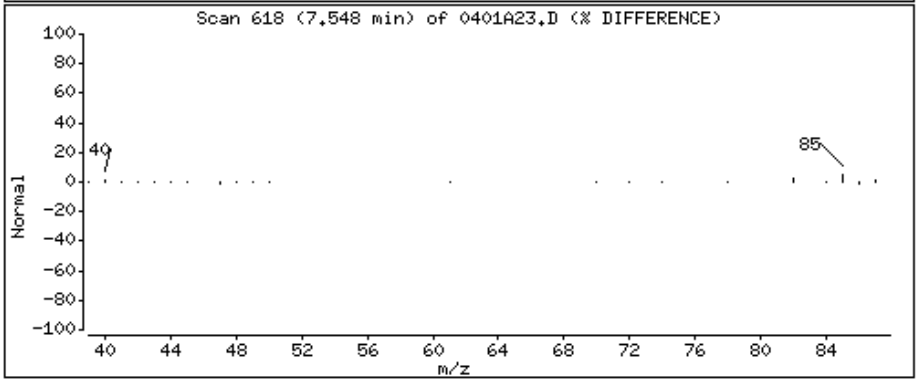

Data File: \\orgserv2\ff\chem\GCMSVOA\Quimby.i\150401.b\0401A23.D

Date : 01-APR-2015 17:53

Client ID:

Instrument: Quimby.i

Sample Info: 11505963-27,31,10,,a

Purge Volume: 10.0

Operator: mm

Column phase: Rtx-502.2

Column diameter: 0.18

60 tetrachloroethene

Concentration: 2.486 ngs

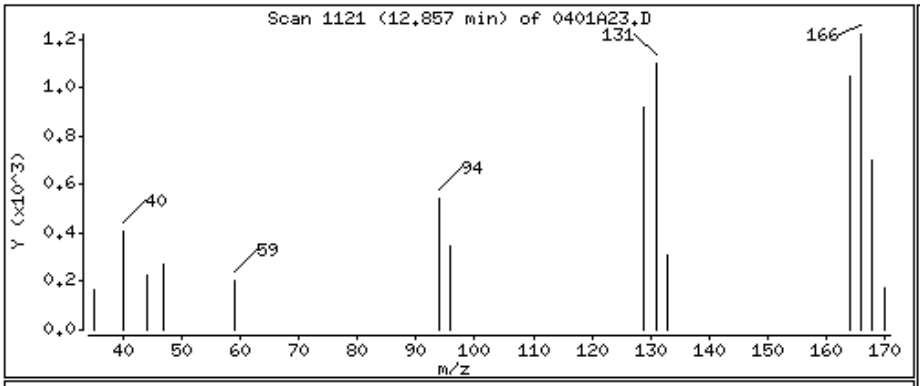

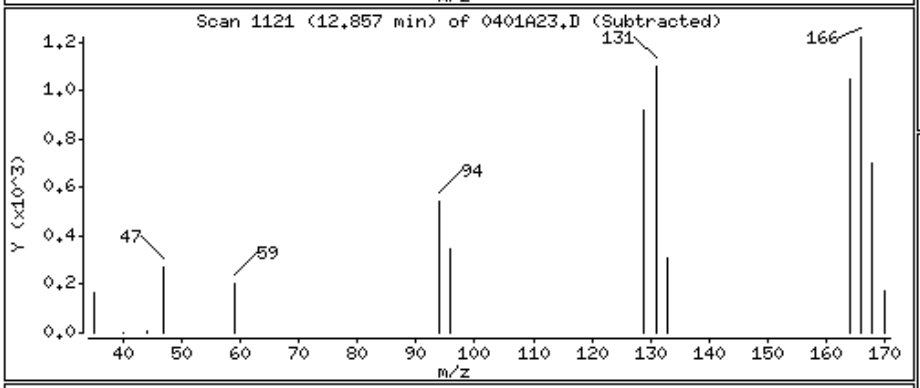

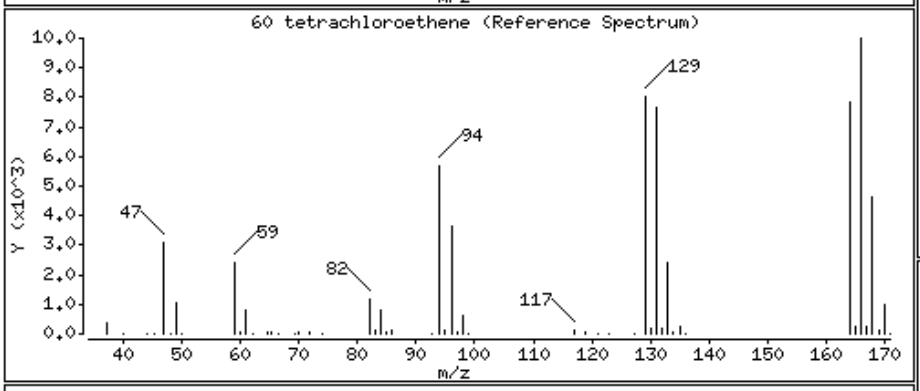

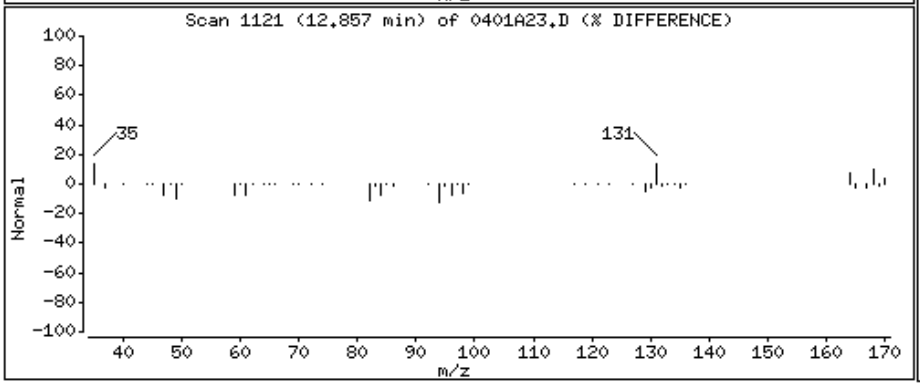

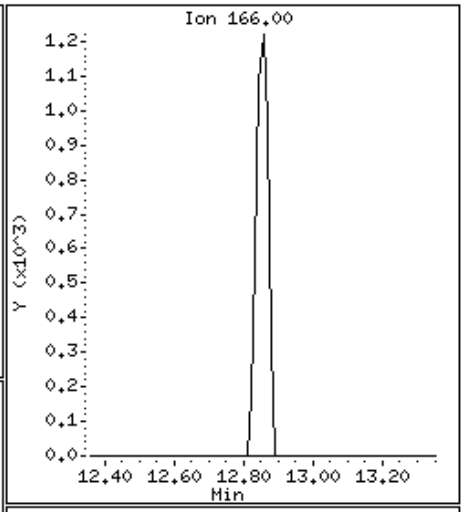

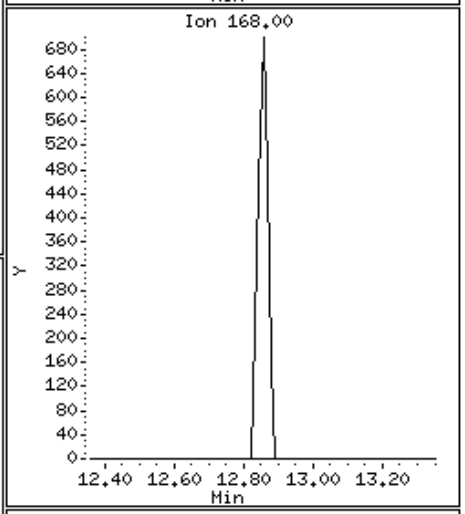

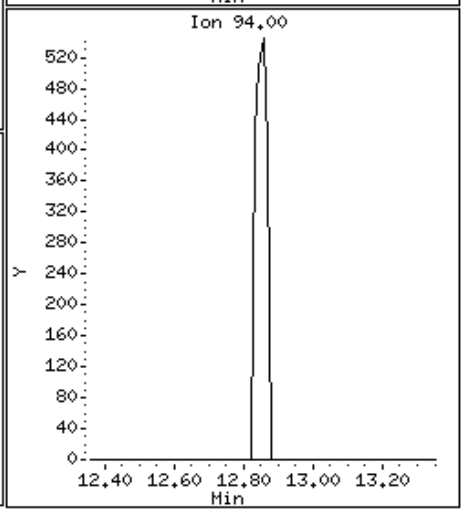

Alpha Analytical Labs

gc/ms voa - Jack

Data file : \\orgserv2\ff\chem\GCMSVOA\Jack.i\150401Ncon1.b\0401N09.D
Lab Smp Id:
Inj Date : 01-APR-2015 21:57
Operator : mm Inst ID: Jack.i
Smp Info : l1505963-28,31,10,,a
Misc Info : wg772794,ical10742
Comment :
Method : \\orgserv2\ff\chem\GCMSVOA\Jack.i\150401Ncon1.b\liquid8260Bcon1.m
Meth Date : 02-Apr-2015 03:08 mmay Quant Type: ISTD
Cal Date : 24-FEB-2015 11:23 Cal File: 0224A21.D
Als bottle: 5
Dil Factor: 1.00000
Integrator: HP RTE Compound Sublist: NJTCL.sub
Target Version: 4.12
Processing Host: A1VOA1

Concentration Formula: Amt * DF * CpndVariable
Cpnd Variable Local Compound Variable

	Compounds	QUANT SIG MASS	RT	EXP RT	REL RT	RESPONSE	CONCENTRATIONS ON-COLUMN (ngs)	CONCENTRATIONS FINAL (ng)	REVIEW CODE
	1 dichlorodifluoromethane	85	Compound Not Detected.						
	2 chloromethane	50	Compound Not Detected.						
	3 vinyl chloride	62	Compound Not Detected.						
	4 bromomethane	94	Compound Not Detected.						
	5 chloroethane	64	Compound Not Detected.						
	6 trichlorofluoromethane	101	1.689	1.684	(0.394)	3991	2.43272	2.432(a)	
	8 1,1,-dichloroethene	96	Compound Not Detected.						
	9 carbon disulfide	76	Compound Not Detected.						
	10 freon-113	101	Compound Not Detected.						
	13 methylene chloride	84	Compound Not Detected.						
	14 acetone	43	2.444	2.435	(0.570)	5528	16.3643	16.364	
	15 trans-1,2-dichloroethene	96	Compound Not Detected.						
	16 methyl acetate	43	Compound Not Detected.						
	17 methyl tert butyl ether	73	Compound Not Detected.						
	21 1,1-dichloroethane	63	Compound Not Detected.						
	27 cis-1,2-dichloroethene	96	Compound Not Detected.						
	29 cyclohexane	56	Compound Not Detected.						
	30 bromochloromethane	128	Compound Not Detected.						
	31 chloroform	83	3.535	3.521	(0.825)	6762	3.86402	3.864(a)	
	32 carbontetrachloride	117	Compound Not Detected.						
$	35 dibromofluoromethane	113	3.664	3.654	(0.855)	33810	93.7061	93.706	
	36 1,1,1-trichloroethane	97	Compound Not Detected.						
	38 2-butanone	43	Compound Not Detected.						
	39 benzene	78	Compound Not Detected.						
$	40 1,2-dichloroethane-d4	65	4.064	4.060	(0.948)	37021	94.1029	94.102	
	42 1,2-dichloroethane	62	Compound Not Detected.						
*	43 flourobenzene	96	4.285	4.276	(1.000)	143373	100.000		
	45 methyl cyclohexane	83	Compound Not Detected.						

	Compounds	QUANT SIG MASS	RT	EXP RT	REL RT	RESPONSE	CONCENTRATIONS ON-COLUMN (ngs)	CONCENTRATIONS FINAL (ng)	REVIEW CODE
	46 trichloroethene	95	4.414	4.409	(1.030)	2820	2.63830	2.638(a)	
	48 1,2-dichloropropane	63	Compound Not Detected.						
	49 bromodichloromethane	83	Compound Not Detected.						
	50 1,4-Dioxane	88	Compound Not Detected.						
	52 cis-1,3-dichloropropene	75	Compound Not Detected.						
$	53 toluene-d8	98	5.602	5.596	(0.799)	142039	99.0868	99.086	
	54 toluene	92	Compound Not Detected.						
	55 tetrachloroethene	166	5.972	5.966	(0.852)	31704	26.3058	26.305	
	56 4-methyl-2-pentanone	58	Compound Not Detected.						
	57 trans-1,3-dichloropropene	75	Compound Not Detected.						
	58 1,1,2-trichloroethane	83	Compound Not Detected.						
	60 chlorodibromomethane	129	Compound Not Detected.						
	62 1,2-dibromoethane	107	Compound Not Detected.						
	63 2-hexanone	43	Compound Not Detected.						
*	64 chlorobenzene-d5	117	7.013	7.013	(1.000)	119343	100.000		
	65 chlorobenzene	112	Compound Not Detected.						
	66 ethyl benzene	91	Compound Not Detected.						
	69 p/m xylene	106	Compound Not Detected.						
	70 o xylene	106	Compound Not Detected.						
	71 bromoform	173	Compound Not Detected.						
	72 styrene	104	Compound Not Detected.						
	73 isopropylbenzene	105	Compound Not Detected.						
$	74 4-bromofluorobenzene	95	8.240	8.240	(0.875)	55703	103.047	103.047	
	78 1,1,2,2,-tetrachloroethane	83	Compound Not Detected.						
	89 1,3-dichlorobenzene	146	Compound Not Detected.						
*	90 1,4-dichlorobenzene-d4	152	9.418	9.410	(1.000)	65003	100.000		
	91 1,4-dichlorobenzene	146	Compound Not Detected.						
	94 1,2-dichlorobenzene	146	Compound Not Detected.						
	96 1,2-dibromo-3-chloropropane	75	Compound Not Detected.						
	98 1,2,4-trichlorobenzene	180	Compound Not Detected.						
	101 1,2,3-trichlorobenzene	180	Compound Not Detected.						

QC Flag Legend

a - Target compound detected but, quantitated amount
Below Limit Of Quantitation(BLOQ).

Alpha Analytical Labs

gc/ms voa - Jack

Data file : \\orgserv2\ff\chem\GCMSVOA\Jack.i\150401Ncon1.b\0401N09.D
Lab Smp Id:
Inj Date : 01-APR-2015 21:57
Operator : mm Inst ID: Jack.i
Smp Info : l1505963-28,31,10,,a
Misc Info : wg772794,ical10742
Comment :
Method : \\orgserv2\ff\chem\GCMSVOA\Jack.i\150401Ncon1.b\liquid8260Bcon1.m
Meth Date : 02-Apr-2015 03:08 mmay Quant Type: ISTD
Cal Date : 24-FEB-2015 11:23 Cal File: 0224A21.D
Als bottle: 5
Dil Factor: 1.00000
Integrator: HP RTE Compound Sublist: NJTCL.sub
Target Version: 4.12
Processing Host: A1VOA1

- NO TENTATIVELY IDENTIFIED COMPOUNDS -

Alpha Analytical Labs

INTERNAL STANDARD COMPOUNDS
AREA AND RT SUMMARY

Instrument ID: Jack.i Calibration Date: 01-APR-2015
Lab File ID: 0401N09.D Calibration Time: 19:45
Lab Smp Id:
Analysis Type: VOA Level: HIGH
Quant Type: ISTD Sample Type: WATER
Operator: mm
Method File: \\orgserv2\ff\chem\GCMSVOA\Jack.i\150401Ncon1.b\liquid8260Bcon1.m
Misc Info: wg772794,ical10742

Test Mode:
Use Last Continuing Calibrator.
If Continuing Cal. use Initial Cal. Level 3

		AREA LIMIT			
COMPOUND	STANDARD	LOWER	UPPER	SAMPLE	%DIFF
43 flourobenzene	149828	74914	299656	143373	-4.31
64 chlorobenzene-d5	126962	63481	253924	119343	-6.00
90 1,4-dichlorobenze	70260	35130	140520	65003	-7.48

		RT LIMIT			
COMPOUND	STANDARD	LOWER	UPPER	SAMPLE	%DIFF
43 flourobenzene	4.28	3.78	4.78	4.29	0.21
64 chlorobenzene-d5	7.01	6.51	7.51	7.01	-0.00
90 1,4-dichlorobenze	9.41	8.91	9.91	9.42	0.08

AREA UPPER LIMIT = +100% of internal standard area.
AREA LOWER LIMIT = - 50% of internal standard area.
RT UPPER LIMIT = + 0.50 minutes of internal standard RT.
RT LOWER LIMIT = - 0.50 minutes of internal standard RT.

Alpha Analytical Labs

RECOVERY REPORT

Client Name: Client SDG: SDGa00307
Sample Matrix: LIQUID Fraction: VOA
Lab Smp Id:
Level: HIGH Operator: mm
Data Type: MS DATA SampleType: SAMPLE
SpikeList File: curve.spk Quant Type: ISTD
Sublist File: NJTCL.sub
Method File: \\orgserv2\ff\chem\GCMSVOA\Jack.i\150401Ncon1.b\liquid8260Bcon1.m
Misc Info: wg772794,ical10742

SURROGATE COMPOUND	AMOUNT ADDED ngs	AMOUNT RECOVERED ngs	% RECOVERED	LIMITS
$ 35 dibromofluorometha	100.000	93.706	93.71	70-130
$ 40 1,2-dichloroethane	100.000	94.102	94.10	70-130
$ 53 toluene-d8	100.000	99.086	99.09	70-130
$ 74 4-bromofluorobenze	100.000	103.047	103.05	70-130

Data File: \\orgserv2\ff\chem\GCMSVOA\Jack.i\150401Ncon1.b\0401N09.D
Date : 01-APR-2015 21:57
Client ID:
Instrument: Jack.i
Sample Info: 11505963-28,31,10,,a
Purge Volume: 10.0
Operator: mm
Column phase:
Column diameter: 0.18

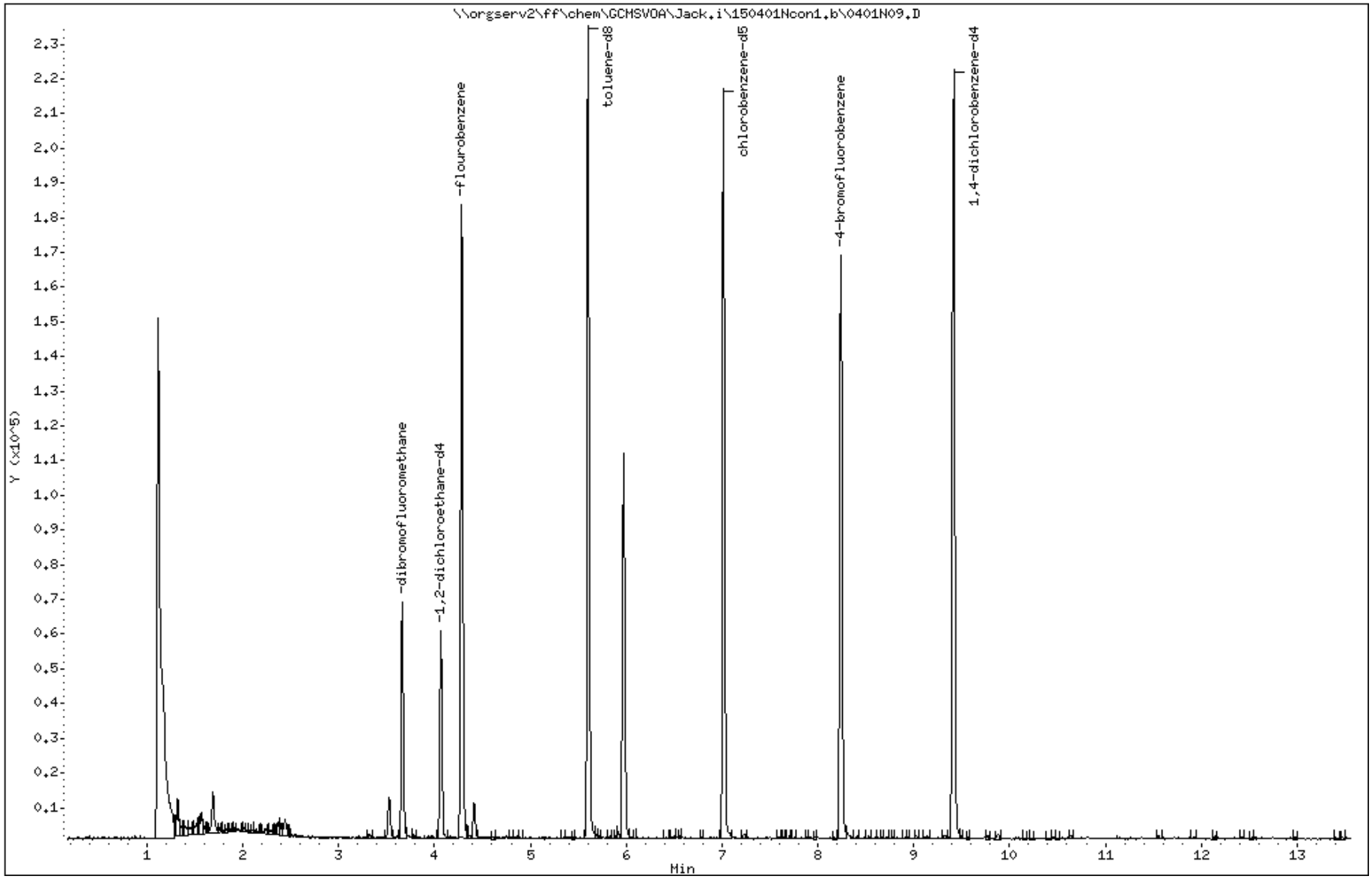

Data File: \\orgserv2\ff\chem\GCMSVOA\Jack.i\150401Ncon1.b\0401N09.D

Date : 01-APR-2015 21:57

Client ID:

Instrument: Jack.i

Sample Info: 11505963-28,31,10,,a

Purge Volume: 10.0

Operator: mm

Column phase:

Column diameter: 0.18

6 trichlorofluoromethane

Concentration: 2.432 ng

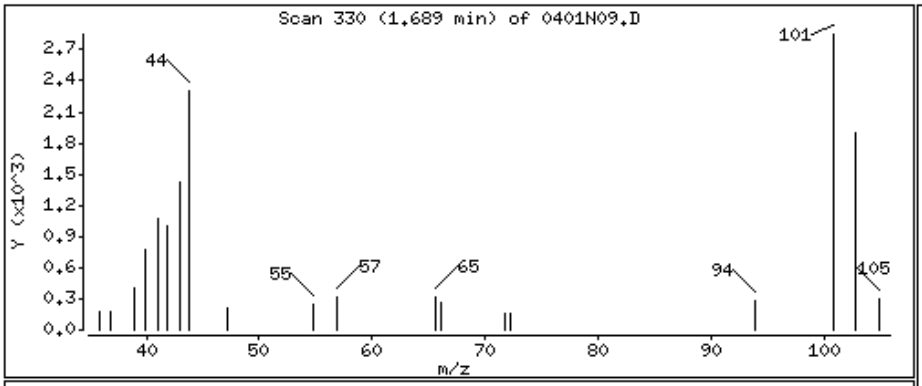

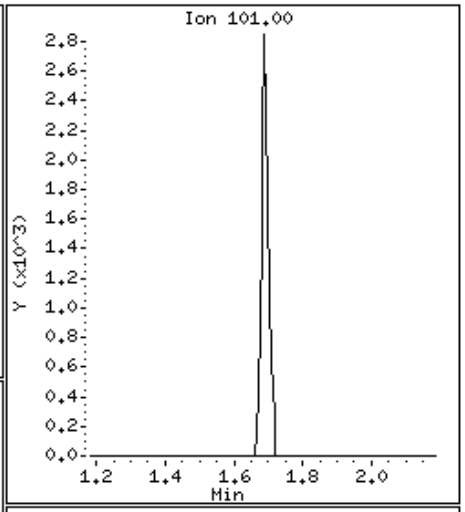

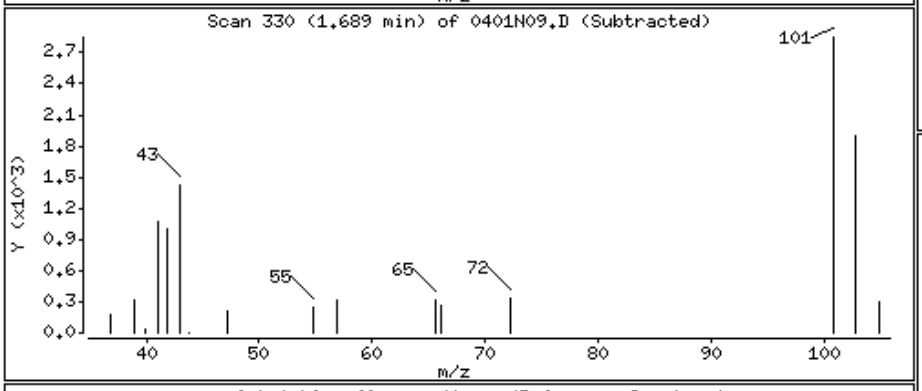

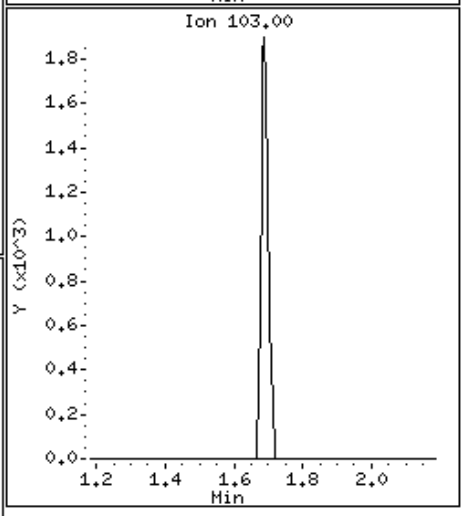

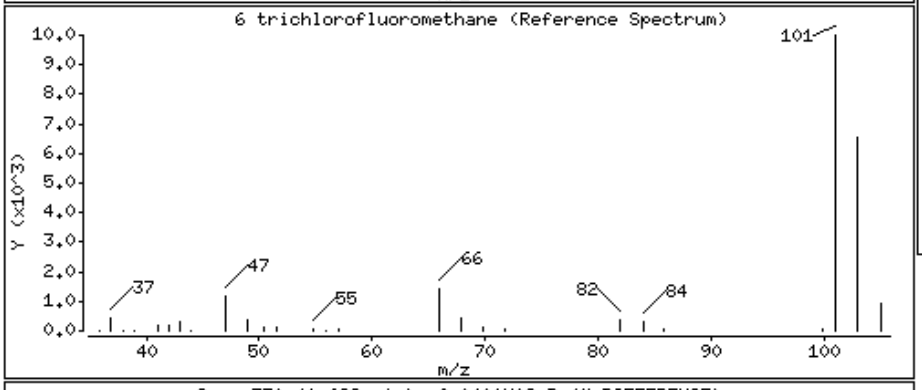

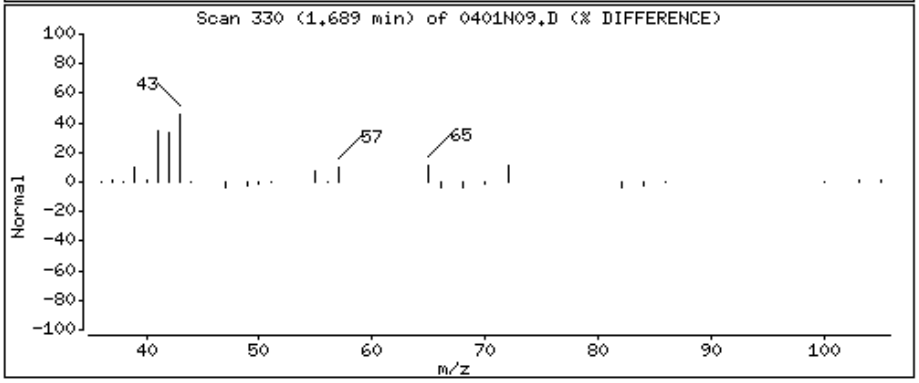

Data File: \\orgserv2\ff\chem\GCMSVOA\Jack.i\150401Ncon1.b\0401N09.D

Date : 01-APR-2015 21:57

Client ID:

Instrument: Jack.i

Sample Info: 11505963-28,31,10,,a

Purge Volume: 10.0

Operator: mm

Column phase:

Column diameter: 0.18

14 acetone

Concentration: 16.364 ng

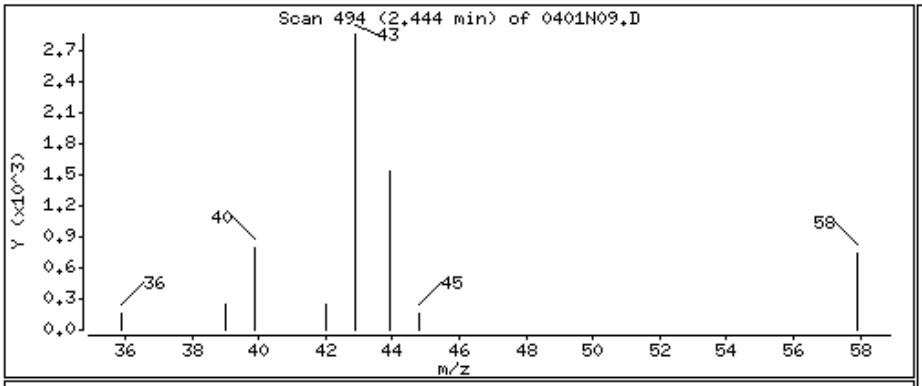

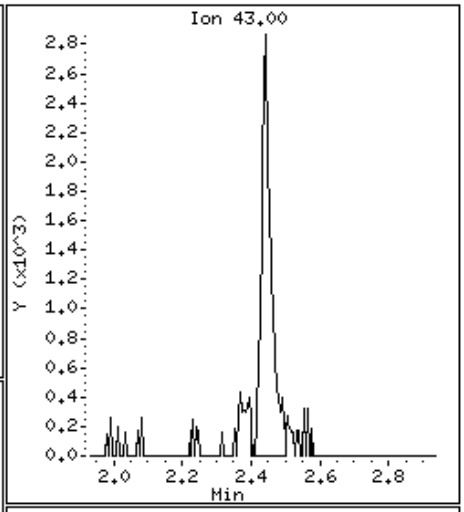

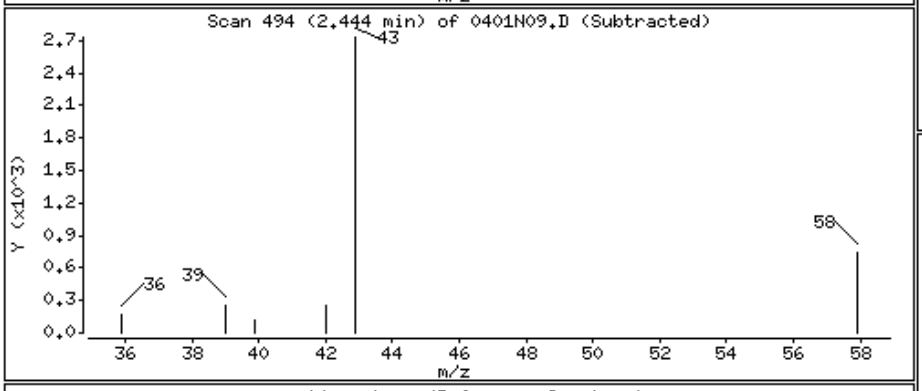

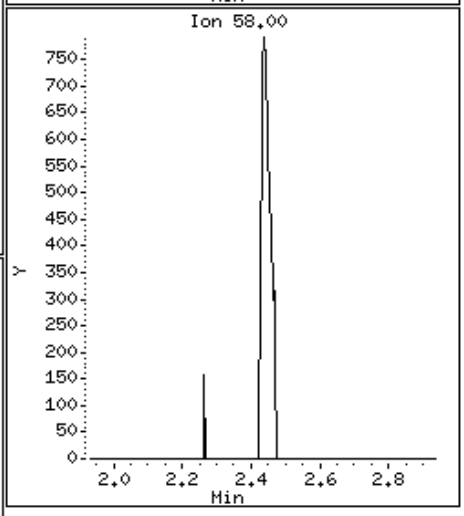

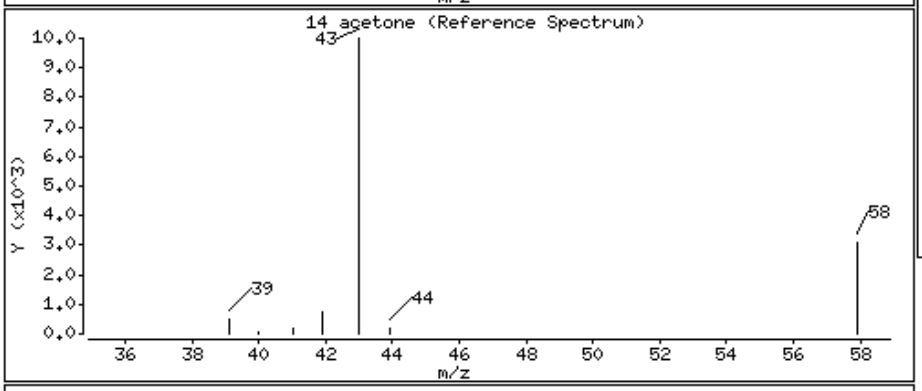

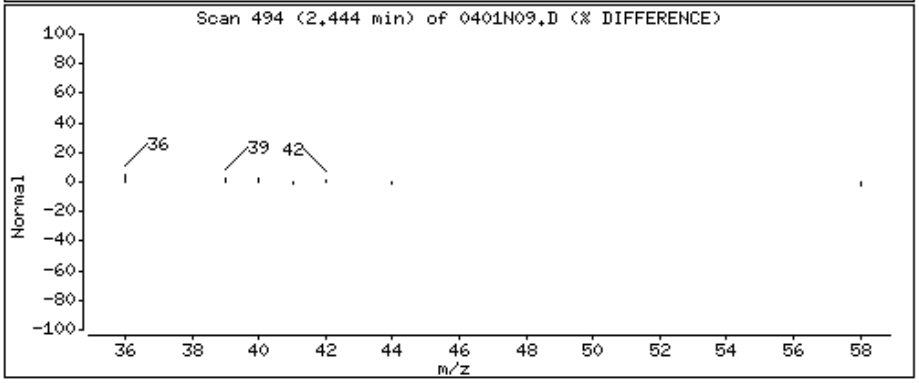

Data File: \\orgserv2\ff\chem\GCMSVOA\Jack.i\150401Ncon1.b\0401N09.D

Date : 01-APR-2015 21:57

Client ID:

Instrument: Jack.i

Sample Info: 11505963-28,31,10,,a

Purge Volume: 10.0

Operator: mm

Column phase:

Column diameter: 0.18

31 chloroform

Concentration: 3.864 ng

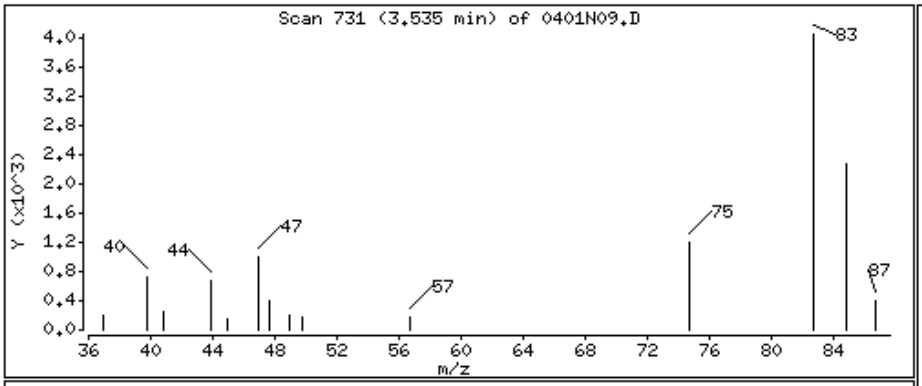

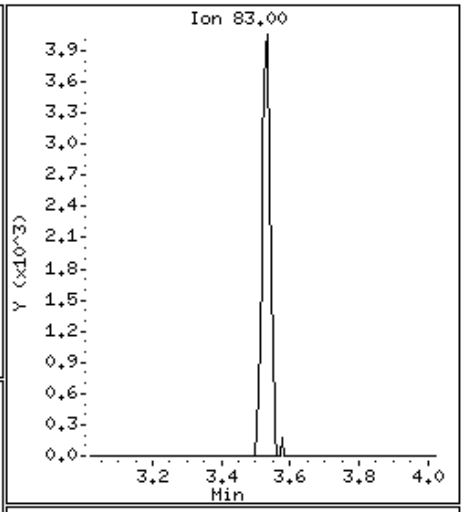

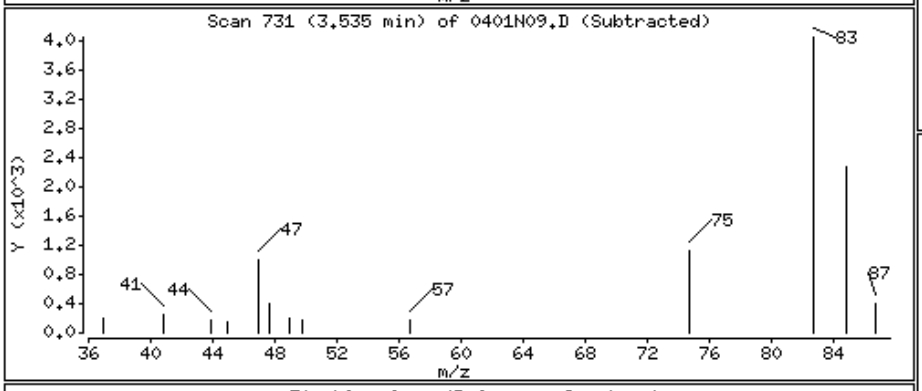

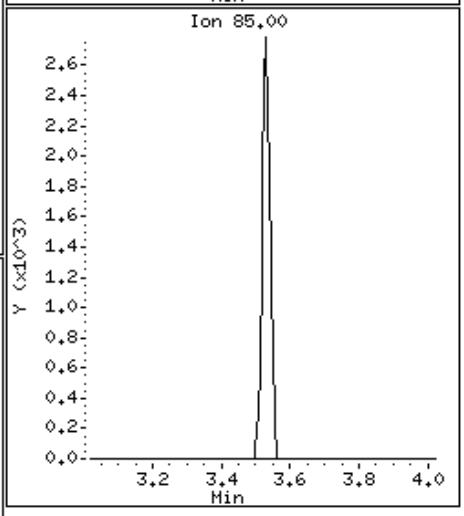

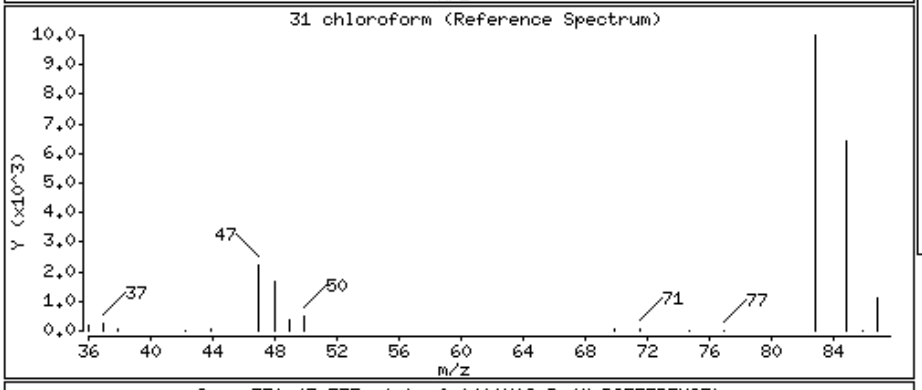

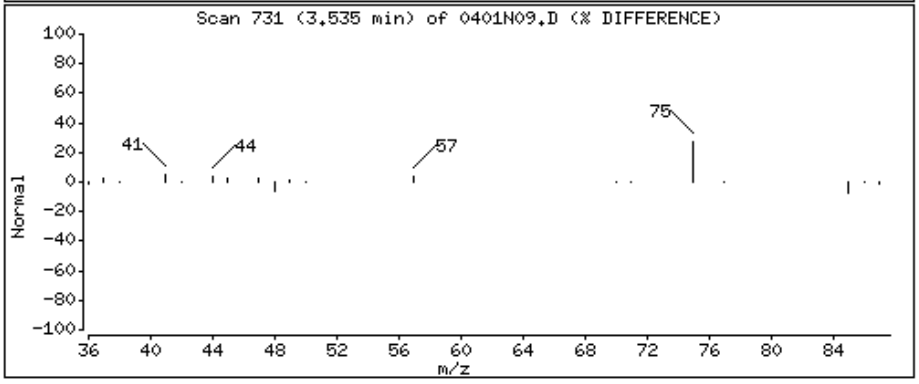

Data File: \\orgserv2\ff\chem\GCMSVOA\Jack.i\150401Ncon1.b\0401N09.D

Date : 01-APR-2015 21:57

Client ID:

Instrument: Jack.i

Sample Info: 11505963-28,31,10,,a

Purge Volume: 10.0

Operator: mm

Column phase:

Column diameter: 0.18

46 trichloroethene

Concentration: 2.638 ng

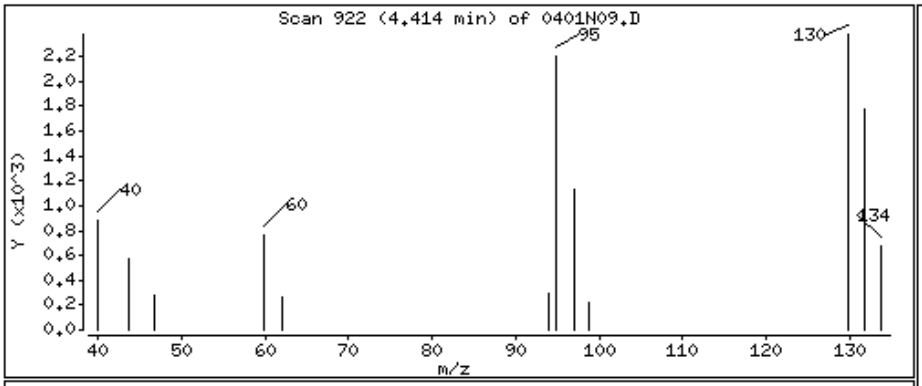

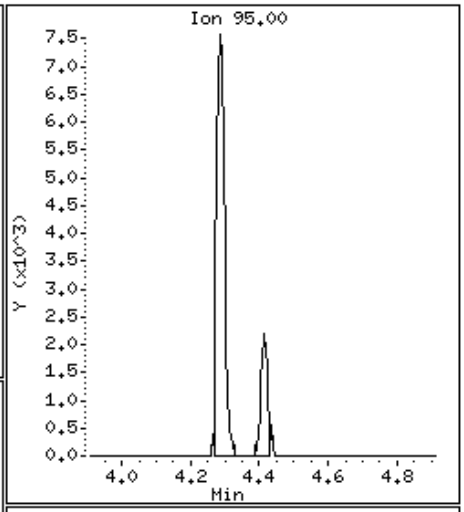

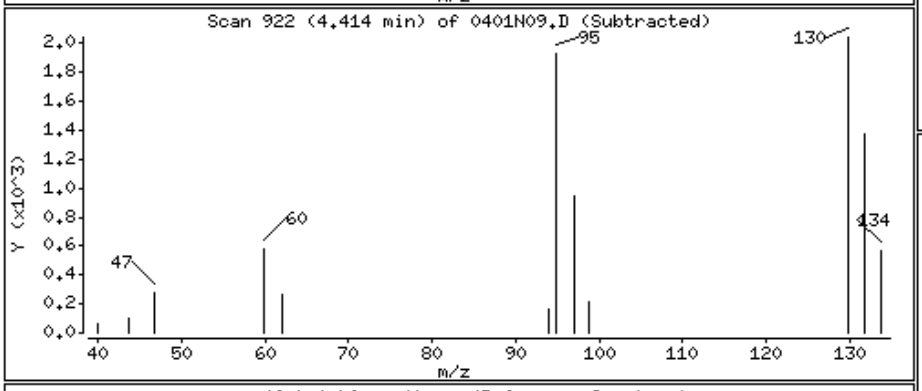

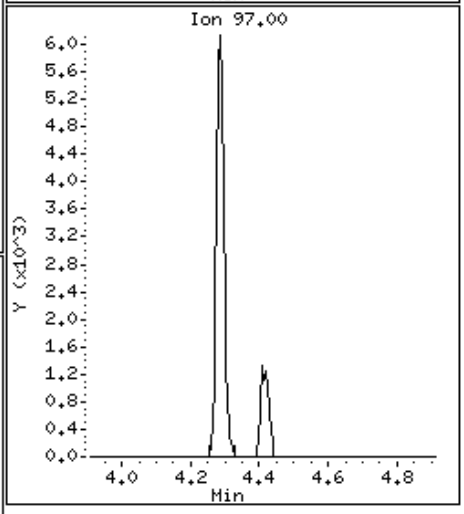

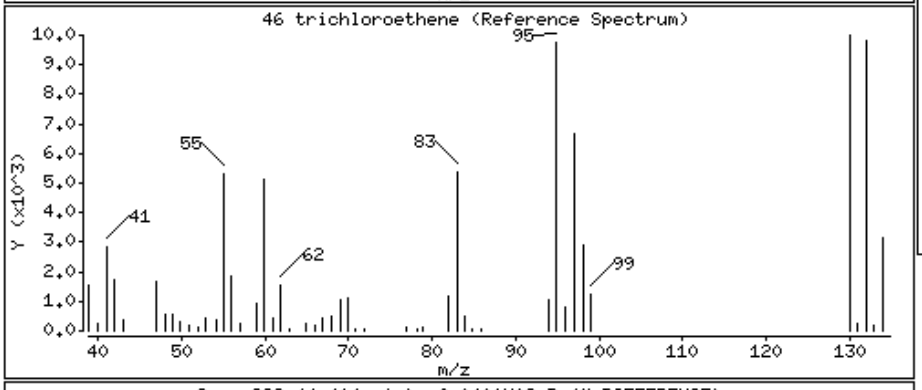

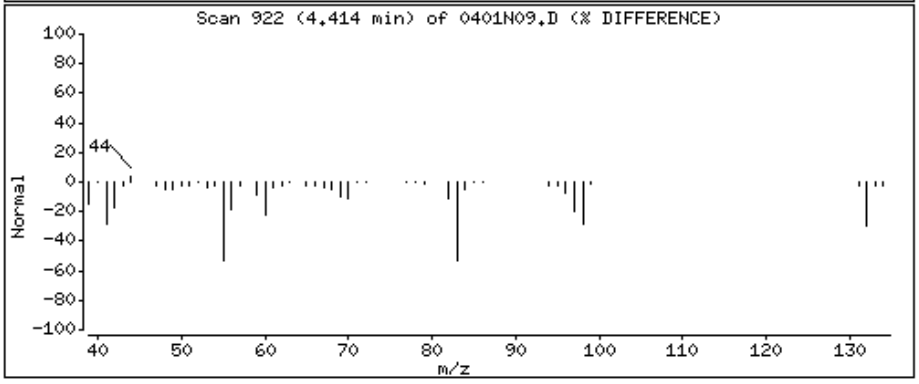

Data File: \\orgserv2\ff\chem\GCMSVOA\Jack.i\150401Ncon1.b\0401N09.D

Date : 01-APR-2015 21:57

Client ID:

Instrument: Jack.i

Sample Info: 11505963-28,31,10,,a

Purge Volume: 10.0

Operator: mm

Column phase:

Column diameter: 0.18

55 tetrachloroethene

Concentration: 26.305 ng

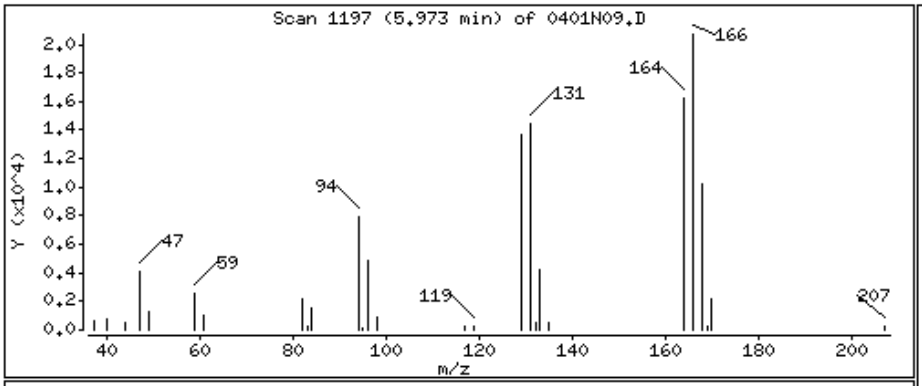

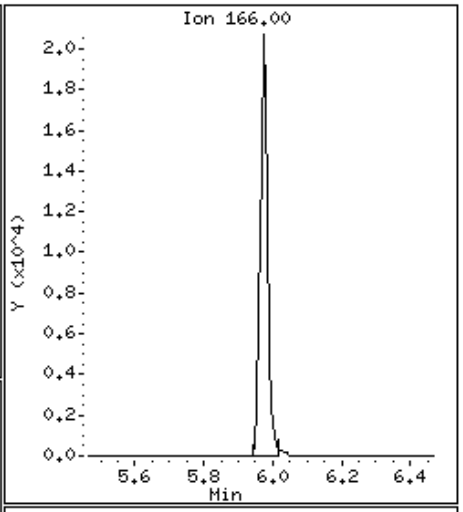

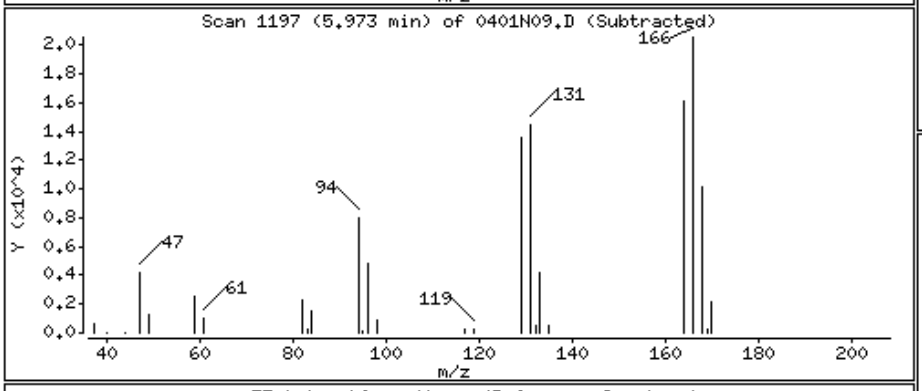

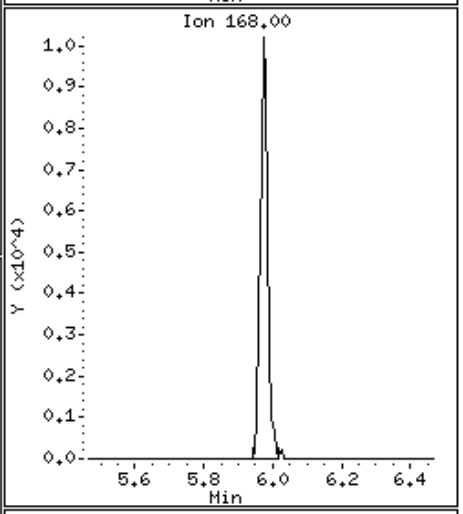

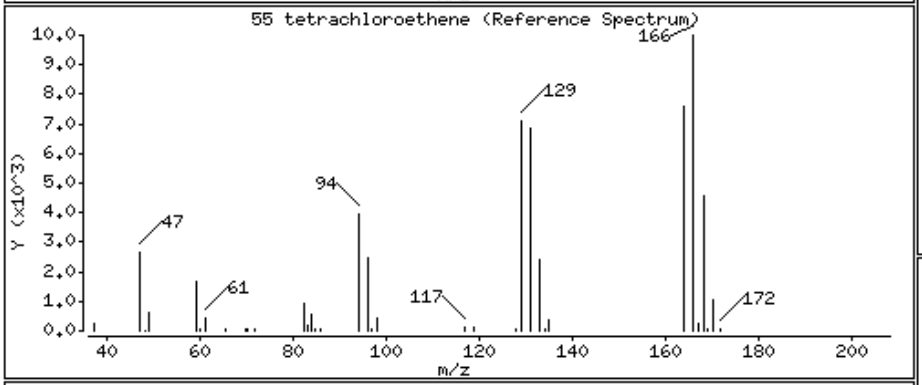

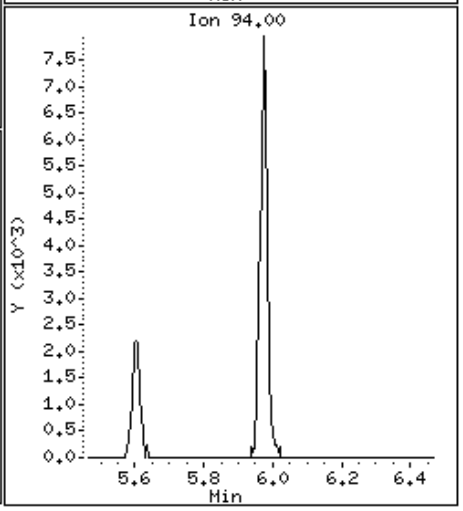

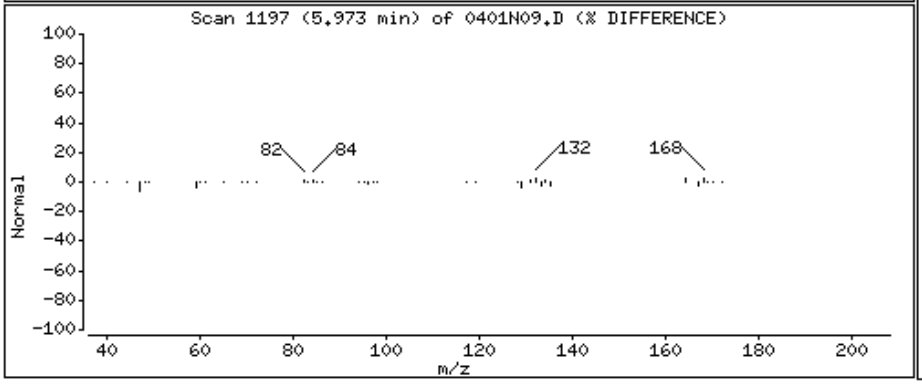

Alpha Analytical Labs

gc/ms voa - Jack

Data file : \\orgserv2\ff\chem\GCMSVOA\Jack.i\150401Ncon2.b\0401N10.D
Lab Smp Id:
Inj Date : 01-APR-2015 22:13
Operator : mm Inst ID: Jack.i
Smp Info : l1505963-29,31,10,,a
Misc Info : wg772795,ical10743
Comment :
Method : \\orgserv2\ff\chem\GCMSVOA\Jack.i\150401Ncon2.b\liquid8260Bcon2.m
Meth Date : 02-Apr-2015 03:04 mmay Quant Type: ISTD
Cal Date : 24-FEB-2015 09:59 Cal File: 0224A16.D
Als bottle: 55
Dil Factor: 1.00000
Integrator: HP RTE Compound Sublist: NJTCL.sub
Target Version: 4.12
Processing Host: A1VOA1

Concentration Formula: Amt * DF * CpndVariable
Cpnd Variable Local Compound Variable

			QUANT SIG					CONCENTRATIONS ON-COLUMN	FINAL	
		Compounds	MASS	RT	EXP RT	REL RT	RESPONSE	(ngs)	(ng)	REVIEW CODE
	1	dichlorodifluoromethane	85	Compound Not Detected.						
	2	chloromethane	50	Compound Not Detected.						
	3	vinyl chloride	62	Compound Not Detected.						
	4	bromomethane	94	Compound Not Detected.						
	5	chloroethane	64	Compound Not Detected.						
	6	trichlorofluoromethane	101	Compound Not Detected.						
	8	1,1,-dichloroethene	96	Compound Not Detected.						
	9	carbon disulfide	76	Compound Not Detected.						
	10	freon-113	101	Compound Not Detected.						
	13	methylene chloride	84	Compound Not Detected.						
	14	acetone	43	Compound Not Detected.						
	15	trans-1,2-dichloroethene	96	Compound Not Detected.						
	16	methyl acetate	43	Compound Not Detected.						
	17	methyl tert butyl ether	73	Compound Not Detected.						
	21	1,1-dichloroethane	63	Compound Not Detected.						
	27	cis-1,2-dichloroethene	96	Compound Not Detected.						
	29	cyclohexane	56	Compound Not Detected.						
	30	bromochloromethane	128	Compound Not Detected.						
	31	chloroform	83	Compound Not Detected.						
	32	carbontetrachloride	117	Compound Not Detected.						
$	35	dibromofluoromethane	113	3.645	3.645	(0.854)	28552	104.981	104.981	
	36	1,1,1-trichloroethane	97	Compound Not Detected.						
	38	2-butanone	43	Compound Not Detected.						
	39	benzene	78	Compound Not Detected.						
$	40	1,2-dichloroethane-d4	65	4.046	4.046	(0.948)	26195	95.0835	95.083	
	42	1,2-dichloroethane	62	Compound Not Detected.						
*	43	flourobenzene	96	4.267	4.267	(1.000)	99090	100.000		
	45	methyl cyclohexane	83	Compound Not Detected.						

	Compounds	QUANT SIG MASS	RT	EXP RT	REL RT	RESPONSE	CONCENTRATIONS ON-COLUMN (ngs)	CONCENTRATIONS FINAL (ng)	REVIEW CODE
	46 trichloroethene	95	Compound Not Detected.						
	48 1,2-dichloropropane	63	Compound Not Detected.						
	49 bromodichloromethane	83	Compound Not Detected.						
	50 1,4-Dioxane	88	Compound Not Detected.						
	52 cis-1,3-dichloropropene	75	Compound Not Detected.						
$	53 toluene-d8	98	5.596	5.596	(0.798)	110753	96.8080	96.808	
	54 toluene	92	Compound Not Detected.						
	55 tetrachloroethene	166	Compound Not Detected.						
	56 4-methyl-2-pentanone	58	Compound Not Detected.						
	57 trans-1,3-dichloropropene	75	Compound Not Detected.						
	58 1,1,2-trichloroethane	83	Compound Not Detected.						
	60 chlorodibromomethane	129	Compound Not Detected.						
	62 1,2-dibromoethane	107	Compound Not Detected.						
	63 2-hexanone	43	Compound Not Detected.						
*	64 chlorobenzene-d5	117	7.013	7.013	(1.000)	97730	100.000		
	65 chlorobenzene	112	Compound Not Detected.						
	66 ethyl benzene	91	Compound Not Detected.						
	69 p/m xylene	106	Compound Not Detected.						
	70 o xylene	106	Compound Not Detected.						
	71 bromoform	173	Compound Not Detected.						
	72 styrene	104	Compound Not Detected.						
	73 isopropylbenzene	105	Compound Not Detected.						
$	74 4-bromofluorobenzene	95	8.232	8.233	(0.875)	48024	108.545	108.544	
	78 1,1,2,2,-tetrachloroethane	83	Compound Not Detected.						
	89 1,3-dichlorobenzene	146	Compound Not Detected.						
*	90 1,4-dichlorobenzene-d4	152	9.410	9.411	(1.000)	54776	100.000		
	91 1,4-dichlorobenzene	146	Compound Not Detected.						
	94 1,2-dichlorobenzene	146	Compound Not Detected.						
	96 1,2-dibromo-3-chloropropane	75	Compound Not Detected.						
	98 1,2,4-trichlorobenzene	180	Compound Not Detected.						
	101 1,2,3-trichlorobenzene	180	Compound Not Detected.						

Alpha Analytical Labs

gc/ms voa - Jack

Data file : \\orgserv2\ff\chem\GCMSVOA\Jack.i\150401Ncon2.b\0401N10.D
Lab Smp Id:
Inj Date : 01-APR-2015 22:13
Operator : mm Inst ID: Jack.i
Smp Info : l1505963-29,31,10,,a
Misc Info : wg772795,ical10743
Comment :
Method : \\orgserv2\ff\chem\GCMSVOA\Jack.i\150401Ncon2.b\liquid8260Bcon2.m
Meth Date : 02-Apr-2015 03:04 mmay Quant Type: ISTD
Cal Date : 24-FEB-2015 09:59 Cal File: 0224A16.D
Als bottle: 55
Dil Factor: 1.00000
Integrator: HP RTE Compound Sublist: NJTCL.sub
Target Version: 4.12
Processing Host: A1VOA1

- NO TENTATIVELY IDENTIFIED COMPOUNDS -

Alpha Analytical Labs

INTERNAL STANDARD COMPOUNDS
AREA AND RT SUMMARY

Instrument ID: Jack.i
Lab File ID: 0401N10.D
Lab Smp Id:
Analysis Type: VOA
Quant Type: ISTD
Operator: mm
Method File: \\orgserv2\ff\chem\GCMSVOA\Jack.i\150401Ncon2.b\liquid8260Bcon2.m
Misc Info: wg772795,ical10743

Calibration Date: 01-APR-2015
Calibration Time: 20:01
Level: HIGH
Sample Type: WATER

Test Mode:
Use Last Continuing Calibrator.
If Continuing Cal. use Initial Cal. Level 3

		AREA LIMIT			
COMPOUND	STANDARD	LOWER	UPPER	SAMPLE	%DIFF
43 flourobenzene	114289	57145	228578	99090	-13.30
64 chlorobenzene-d5	104966	52483	209932	97730	-6.89
90 1,4-dichlorobenze	66662	33331	133324	54776	-17.83

		RT LIMIT			
COMPOUND	STANDARD	LOWER	UPPER	SAMPLE	%DIFF
43 flourobenzene	4.27	3.77	4.77	4.27	-0.01
64 chlorobenzene-d5	7.01	6.51	7.51	7.01	-0.00
90 1,4-dichlorobenze	9.41	8.91	9.91	9.41	-0.00

AREA UPPER LIMIT = +100% of internal standard area.
AREA LOWER LIMIT = - 50% of internal standard area.
RT UPPER LIMIT = + 0.50 minutes of internal standard RT.
RT LOWER LIMIT = - 0.50 minutes of internal standard RT.

Alpha Analytical Labs

RECOVERY REPORT

Client Name: Client SDG: SDGa00307
Sample Matrix: LIQUID Fraction: VOA
Lab Smp Id:
Level: HIGH Operator: mm
Data Type: MS DATA SampleType: SAMPLE
SpikeList File: curve.spk Quant Type: ISTD
Sublist File: NJTCL.sub
Method File: \\orgserv2\ff\chem\GCMSVOA\Jack.i\150401Ncon2.b\liquid8260Bcon2.m
Misc Info: wg772795,ical10743

SURROGATE COMPOUND	AMOUNT ADDED ngs	AMOUNT RECOVERED ngs	% RECOVERED	LIMITS
$ 35 dibromofluorometha	100.000	104.981	104.98	70-130
$ 40 1,2-dichloroethane	100.000	95.083	95.08	70-130
$ 53 toluene-d8	100.000	96.808	96.81	70-130
$ 74 4-bromofluorobenze	100.000	108.544	108.54	70-130

Data File: \\orgserv2\ff\chem\GCMSVOA\Jack.i\150401Ncon2.b\0401N10.D
Date : 01-APR-2015 22:13
Client ID:
Sample Info: 11505963-29,31,10,,a
Purge Volume: 10.0
Column phase:

Instrument: Jack.i
Operator: mm
Column diameter: 0.18

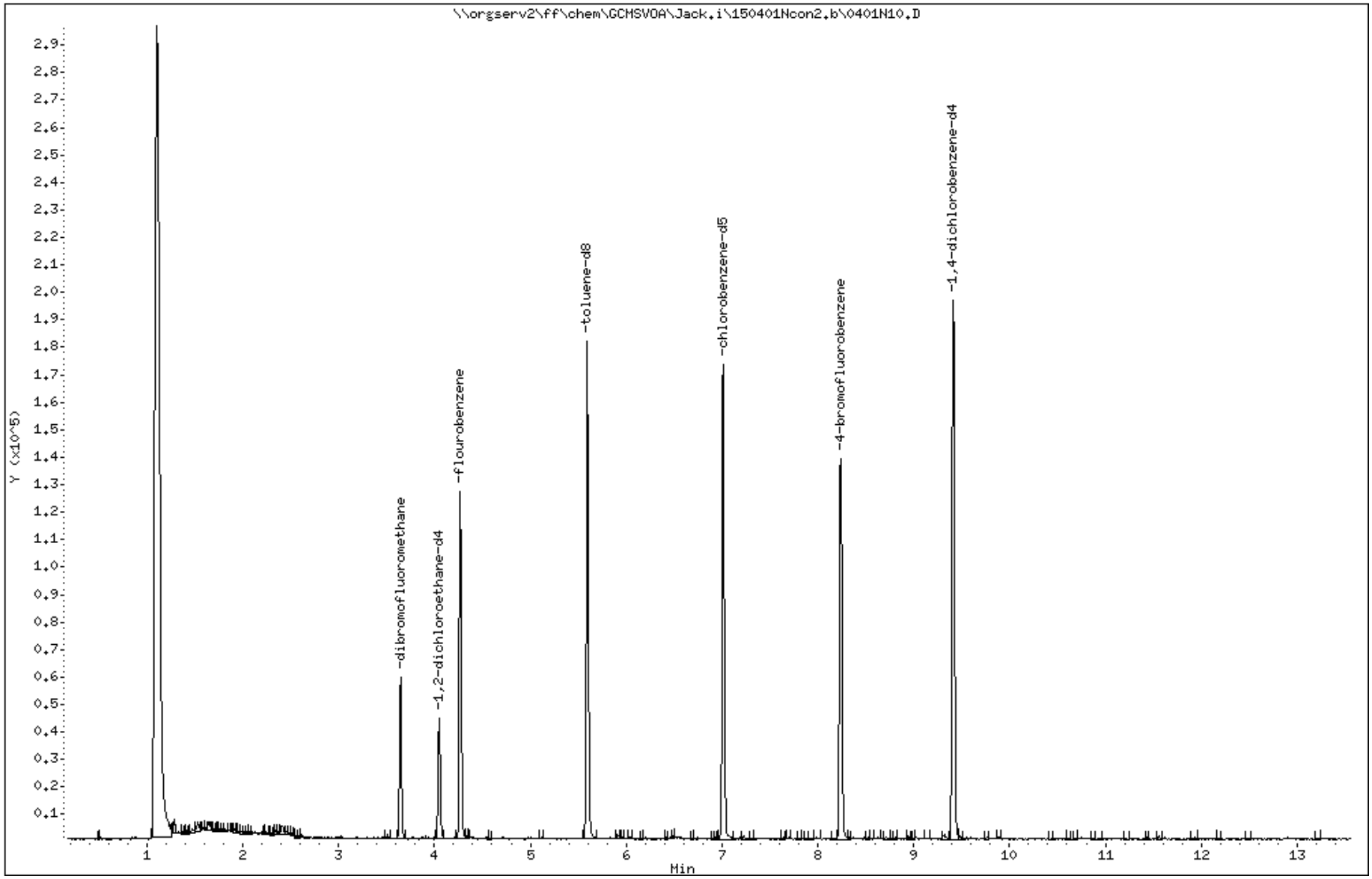

Alpha Analytical Labs

gc/ms voa - Jack

Data file : \\orgserv2\ff\chem\GCMSVOA\Jack.i\150401Ncon1.b\0401N11.D
Lab Smp Id:
Inj Date : 01-APR-2015 22:30
Operator : mm Inst ID: Jack.i
Smp Info : l1505963-30,31,10,,a
Misc Info : wg772794,ical10742
Comment :
Method : \\orgserv2\ff\chem\GCMSVOA\Jack.i\150401Ncon1.b\liquid8260Bcon1.m
Meth Date : 02-Apr-2015 03:08 mmay Quant Type: ISTD
Cal Date : 24-FEB-2015 11:23 Cal File: 0224A21.D
Als bottle: 6
Dil Factor: 1.00000
Integrator: HP RTE Compound Sublist: NJTCL.sub
Target Version: 4.12
Processing Host: A1VOA1

Concentration Formula: Amt * DF * CpndVariable
Cpnd Variable Local Compound Variable

		QUANT SIG MASS	RT	EXP RT	REL RT	RESPONSE	CONCENTRATIONS ON-COLUMN (ngs)	FINAL (ng)	REVIEW CODE
	1 dichlorodifluoromethane	85	Compound Not Detected.						
	2 chloromethane	50	Compound Not Detected.						
	3 vinyl chloride	62	Compound Not Detected.						
	4 bromomethane	94	Compound Not Detected.						
	5 chloroethane	64	Compound Not Detected.						
	6 trichlorofluoromethane	101	Compound Not Detected.						
	8 1,1,-dichloroethene	96	Compound Not Detected.						
	9 carbon disulfide	76	Compound Not Detected.						
	10 freon-113	101	Compound Not Detected.						
	13 methylene chloride	84	Compound Not Detected.						
	14 acetone	43	Compound Not Detected.						
	15 trans-1,2-dichloroethene	96	Compound Not Detected.						
	16 methyl acetate	43	Compound Not Detected.						
	17 methyl tert butyl ether	73	Compound Not Detected.						
	21 1,1-dichloroethane	63	Compound Not Detected.						
	27 cis-1,2-dichloroethene	96	Compound Not Detected.						
	29 cyclohexane	56	Compound Not Detected.						
	30 bromochloromethane	128	Compound Not Detected.						
	31 chloroform	83	3.530	3.521	(0.824)	6594	3.90643	3.906(a)	
	32 carbontetrachloride	117	Compound Not Detected.						
$	35 dibromofluoromethane	113	3.664	3.654	(0.855)	33279	95.6225	95.622	
	36 1,1,1-trichloroethane	97	Compound Not Detected.						
	38 2-butanone	43	Compound Not Detected.						
	39 benzene	78	Compound Not Detected.						
$	40 1,2-dichloroethane-d4	65	4.064	4.060	(0.948)	35141	92.6053	92.605	
	42 1,2-dichloroethane	62	Compound Not Detected.						
*	43 flourobenzene	96	4.285	4.276	(1.000)	138293	100.000		
	45 methyl cyclohexane	83	Compound Not Detected.						

	Compounds	QUANT SIG MASS	RT	EXP RT	REL RT	RESPONSE	CONCENTRATIONS ON-COLUMN (ngs)	CONCENTRATIONS FINAL (ng)	REVIEW CODE
	46 trichloroethene	95	4.409	4.409	(1.029)	5504	5.33851	5.338	
	48 1,2-dichloropropane	63	Compound Not Detected.						
	49 bromodichloromethane	83	Compound Not Detected.						
	50 1,4-Dioxane	88	Compound Not Detected.						
	52 cis-1,3-dichloropropene	75	Compound Not Detected.						
$	53 toluene-d8	98	5.602	5.596	(0.799)	138692	101.256	101.256	
	54 toluene	92	Compound Not Detected.						
	55 tetrachloroethene	166	Compound Not Detected.						
	56 4-methyl-2-pentanone	58	Compound Not Detected.						
	57 trans-1,3-dichloropropene	75	Compound Not Detected.						
	58 1,1,2-trichloroethane	83	Compound Not Detected.						
	60 chlorodibromomethane	129	Compound Not Detected.						
	62 1,2-dibromoethane	107	Compound Not Detected.						
	63 2-hexanone	43	Compound Not Detected.						
*	64 chlorobenzene-d5	117	7.013	7.013	(1.000)	114034	100.000		
	65 chlorobenzene	112	Compound Not Detected.						
	66 ethyl benzene	91	Compound Not Detected.						
	69 p/m xylene	106	Compound Not Detected.						
	70 o xylene	106	Compound Not Detected.						
	71 bromoform	173	Compound Not Detected.						
	72 styrene	104	Compound Not Detected.						
	73 isopropylbenzene	105	Compound Not Detected.						
$	74 4-bromofluorobenzene	95	8.241	8.240	(0.875)	53977	105.931	105.931	
	78 1,1,2,2,-tetrachloroethane	83	Compound Not Detected.						
	89 1,3-dichlorobenzene	146	Compound Not Detected.						
*	90 1,4-dichlorobenzene-d4	152	9.418	9.410	(1.000)	61274	100.000		
	91 1,4-dichlorobenzene	146	Compound Not Detected.						
	94 1,2-dichlorobenzene	146	Compound Not Detected.						
	96 1,2-dibromo-3-chloropropane	75	Compound Not Detected.						
	98 1,2,4-trichlorobenzene	180	Compound Not Detected.						
	101 1,2,3-trichlorobenzene	180	Compound Not Detected.						

QC Flag Legend

a - Target compound detected but, quantitated amount
Below Limit Of Quantitation(BLOQ).

Alpha Analytical Labs

gc/ms voa - Jack

Data file : \\orgserv2\ff\chem\GCMSVOA\Jack.i\150401Ncon1.b\0401N11.D
Lab Smp Id:
Inj Date : 01-APR-2015 22:30
Operator : mm Inst ID: Jack.i
Smp Info : l1505963-30,31,10,,a
Misc Info : wg772794,ical10742
Comment :
Method : \\orgserv2\ff\chem\GCMSVOA\Jack.i\150401Ncon1.b\liquid8260Bcon1.m
Meth Date : 02-Apr-2015 03:08 mmay Quant Type: ISTD
Cal Date : 24-FEB-2015 11:23 Cal File: 0224A21.D
Als bottle: 6
Dil Factor: 1.00000
Integrator: HP RTE Compound Sublist: NJTCL.sub
Target Version: 4.12
Processing Host: A1VOA1

- NO TENTATIVELY IDENTIFIED COMPOUNDS -

Alpha Analytical Labs

INTERNAL STANDARD COMPOUNDS
AREA AND RT SUMMARY

Instrument ID: Jack.i
Lab File ID: 0401N11.D
Lab Smp Id:
Analysis Type: VOA
Quant Type: ISTD
Operator: mm
Method File: \\orgserv2\ff\chem\GCMSVOA\Jack.i\150401Ncon1.b\liquid8260Bcon1.m
Misc Info: wg772794,ical10742

Calibration Date: 01-APR-2015
Calibration Time: 19:45
Level: HIGH
Sample Type: WATER

Test Mode:
Use Last Continuing Calibrator.
If Continuing Cal. use Initial Cal. Level 3

		AREA LIMIT			
COMPOUND	STANDARD	LOWER	UPPER	SAMPLE	%DIFF
43 flourobenzene	149828	74914	299656	138293	-7.70
64 chlorobenzene-d5	126962	63481	253924	114034	-10.18
90 1,4-dichlorobenze	70260	35130	140520	61274	-12.79

		RT LIMIT			
COMPOUND	STANDARD	LOWER	UPPER	SAMPLE	%DIFF
43 flourobenzene	4.28	3.78	4.78	4.29	0.22
64 chlorobenzene-d5	7.01	6.51	7.51	7.01	0.00
90 1,4-dichlorobenze	9.41	8.91	9.91	9.42	0.09

AREA UPPER LIMIT = +100% of internal standard area.
AREA LOWER LIMIT = - 50% of internal standard area.
RT UPPER LIMIT = + 0.50 minutes of internal standard RT.
RT LOWER LIMIT = - 0.50 minutes of internal standard RT.

Alpha Analytical Labs

RECOVERY REPORT

Client Name: Client SDG: SDGa00307
Sample Matrix: LIQUID Fraction: VOA
Lab Smp Id:
Level: HIGH Operator: mm
Data Type: MS DATA SampleType: SAMPLE
SpikeList File: curve.spk Quant Type: ISTD
Sublist File: NJTCL.sub
Method File: \\orgserv2\ff\chem\GCMSVOA\Jack.i\150401Ncon1.b\liquid8260Bcon1.m
Misc Info: wg772794,ical10742

SURROGATE COMPOUND	AMOUNT ADDED ngs	AMOUNT RECOVERED ngs	% RECOVERED	LIMITS
$ 35 dibromofluorometha	100.000	95.622	95.62	70-130
$ 40 1,2-dichloroethane	100.000	92.605	92.61	70-130
$ 53 toluene-d8	100.000	101.256	101.26	70-130
$ 74 4-bromofluorobenze	100.000	105.931	105.93	70-130

Data File: \\orgserv2\ff\chem\GCMSVOA\Jack.i\150401Ncon1.b\0401N11.D
Date : 01-APR-2015 22:30
Client ID:
Sample Info: 11505963-30,31,10,,a
Purge Volume: 10.0
Column phase:

Instrument: Jack.i
Operator: mm
Column diameter: 0.18

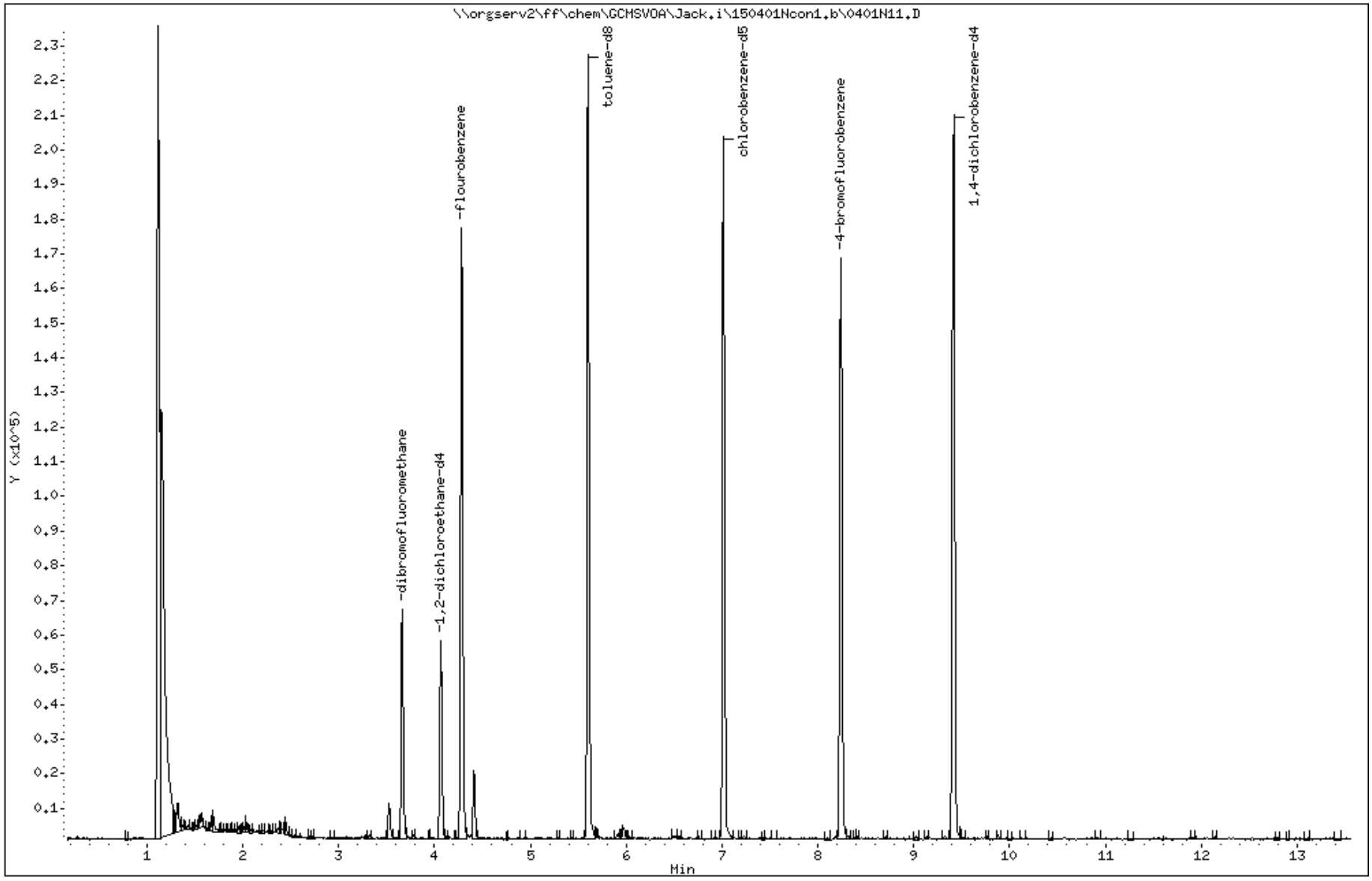

Data File: \\orgserv2\ff\chem\GCMSVOA\Jack.i\150401Ncon1.b\0401N11.D

Date : 01-APR-2015 22:30

Client ID:

Instrument: Jack.i

Sample Info: 11505963-30,31,10,,a

Purge Volume: 10.0

Operator: mm

Column phase:

Column diameter: 0.18

31 chloroform

Concentration: 3.906 ng

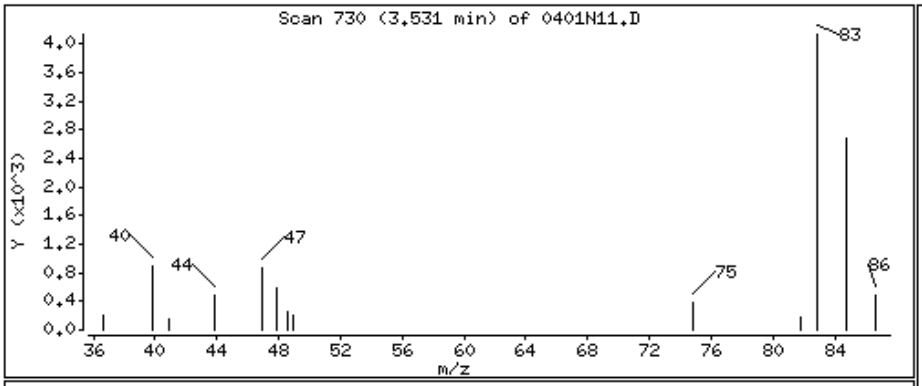

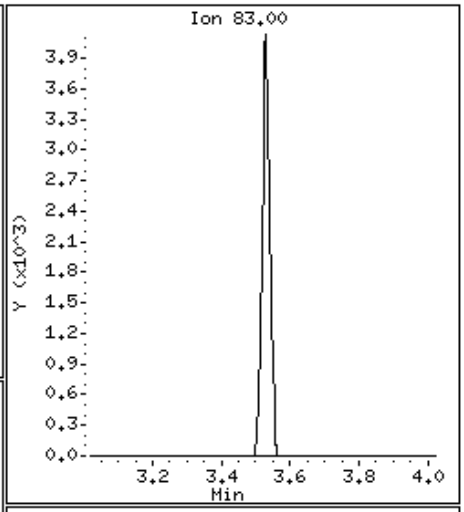

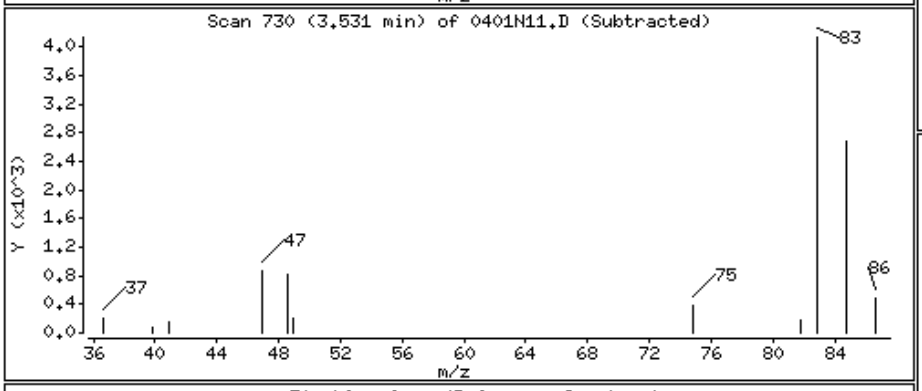

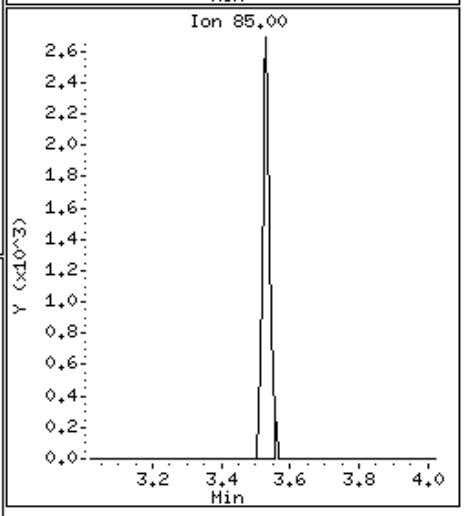

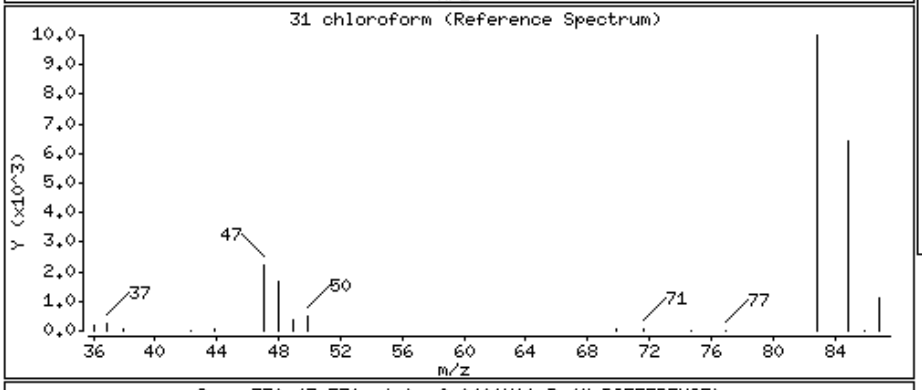

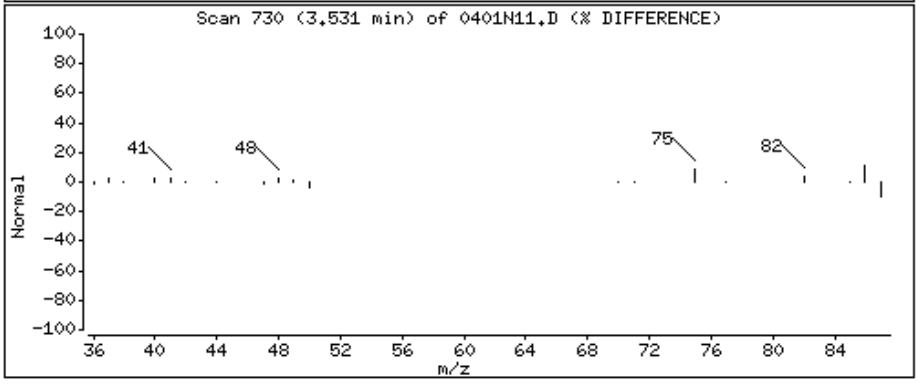

Data File: \\orgserv2\ff\chem\GCMSVOA\Jack.i\150401Ncon1.b\0401N11.D

Date : 01-APR-2015 22:30

Client ID:

Instrument: Jack.i

Sample Info: 11505963-30,31,10,,a

Purge Volume: 10.0

Operator: mm

Column phase:

Column diameter: 0.18

46 trichloroethene

Concentration: 5.338 ng

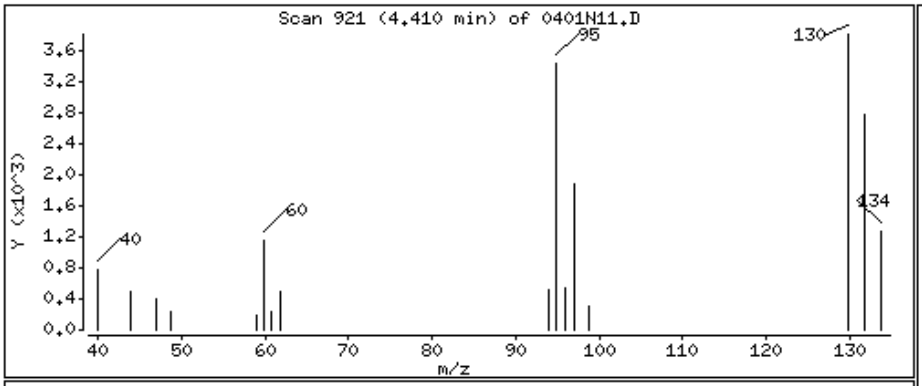

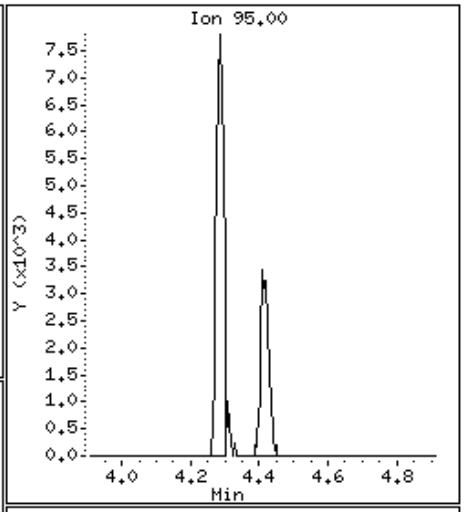

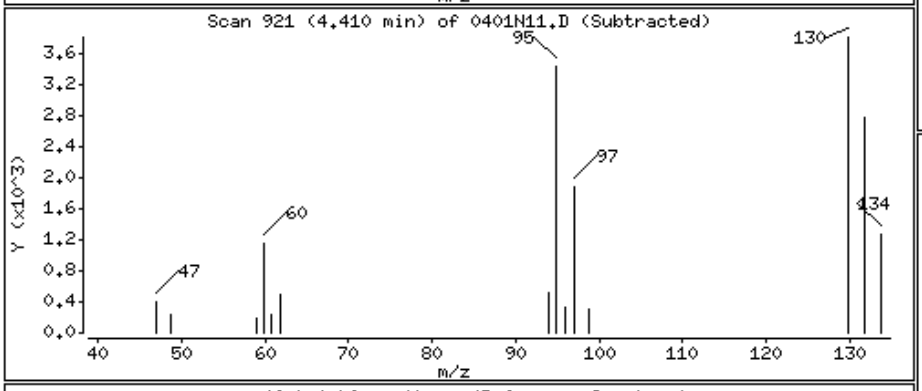

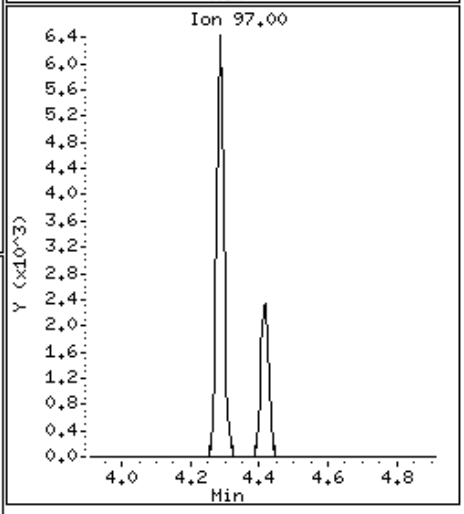

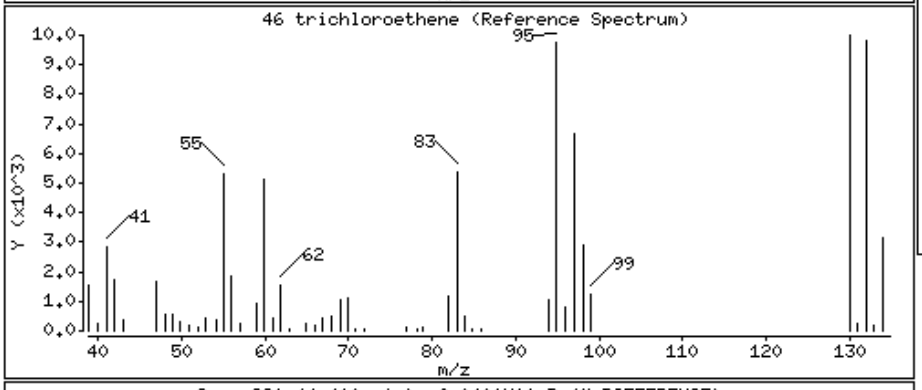

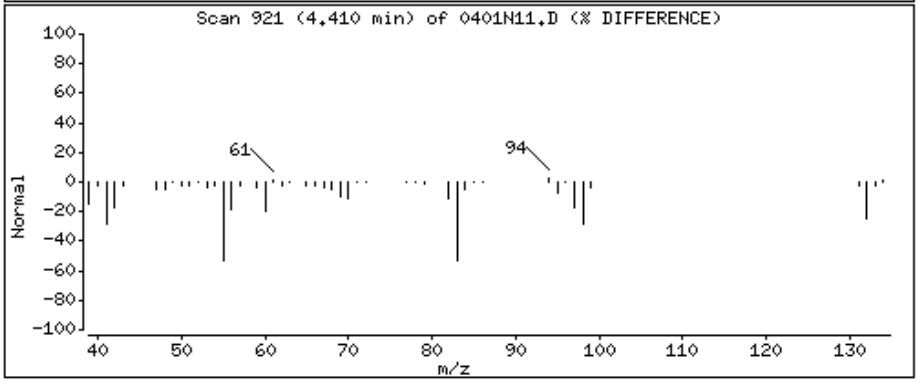

Alpha Analytical Labs

gc/ms voa - Jack

Data file : \\orgserv2\ff\chem\GCMSVOA\Jack.i\150401Ncon2.b\0401N12.D
Lab Smp Id:
Inj Date : 01-APR-2015 22:47
Operator : mm Inst ID: Jack.i
Smp Info : l1505963-31,31,10,,a
Misc Info : wg772795,ical10743
Comment :
Method : \\orgserv2\ff\chem\GCMSVOA\Jack.i\150401Ncon2.b\liquid8260Bcon2.m
Meth Date : 02-Apr-2015 03:04 mmay Quant Type: ISTD
Cal Date : 24-FEB-2015 09:59 Cal File: 0224A16.D
Als bottle: 56
Dil Factor: 1.00000
Integrator: HP RTE Compound Sublist: NJTCL.sub
Target Version: 4.12
Processing Host: A1VOA1

Concentration Formula: Amt * DF * CpndVariable
Cpnd Variable Local Compound Variable

	Compounds	QUANT SIG MASS	RT	EXP RT	REL RT	RESPONSE	CONCENTRATIONS ON-COLUMN (ngs)	FINAL (ng)	REVIEW CODE
	1 dichlorodifluoromethane	85	Compound Not Detected.						
	2 chloromethane	50	Compound Not Detected.						
	3 vinyl chloride	62	Compound Not Detected.						
	4 bromomethane	94	Compound Not Detected.						
	5 chloroethane	64	Compound Not Detected.						
	6 trichlorofluoromethane	101	Compound Not Detected.						
	8 1,1,-dichloroethene	96	Compound Not Detected.						
	9 carbon disulfide	76	Compound Not Detected.						
	10 freon-113	101	Compound Not Detected.						
	13 methylene chloride	84	Compound Not Detected.						
	14 acetone	43	Compound Not Detected.						
	15 trans-1,2-dichloroethene	96	Compound Not Detected.						
	16 methyl acetate	43	Compound Not Detected.						
	17 methyl tert butyl ether	73	Compound Not Detected.						
	21 1,1-dichloroethane	63	Compound Not Detected.						
	27 cis-1,2-dichloroethene	96	3.300	3.300	(0.773)	2801	3.70235	3.702(a)	
	29 cyclohexane	56	Compound Not Detected.						
	30 bromochloromethane	128	Compound Not Detected.						
	31 chloroform	83	3.512	3.507	(0.822)	44606	35.5449	35.544	
	32 carbontetrachloride	117	Compound Not Detected.						
$	35 dibromofluoromethane	113	3.645	3.645	(0.853)	28935	108.290	108.289	
	36 1,1,1-trichloroethane	97	Compound Not Detected.						
	38 2-butanone	43	Compound Not Detected.						
	39 benzene	78	Compound Not Detected.						
$	40 1,2-dichloroethane-d4	65	4.050	4.046	(0.948)	26345	97.3362	97.336	
	42 1,2-dichloroethane	62	Compound Not Detected.						
*	43 flourobenzene	96	4.271	4.267	(1.000)	97351	100.000		
	45 methyl cyclohexane	83	Compound Not Detected.						

	Compounds	QUANT SIG MASS	RT	EXP RT	REL RT	RESPONSE	CONCENTRATIONS ON-COLUMN (ngs)	CONCENTRATIONS FINAL (ng)	REVIEW CODE
	46 trichloroethene	95	4.396	4.400	(1.029)	20444	28.0078	28.007	
	48 1,2-dichloropropane	63	Compound Not Detected.						
	49 bromodichloromethane	83	Compound Not Detected.						
	50 1,4-Dioxane	88	Compound Not Detected.						
	52 cis-1,3-dichloropropene	75	Compound Not Detected.						
$	53 toluene-d8	98	5.596	5.596	(0.798)	108607	96.8033	96.803	
	54 toluene	92	Compound Not Detected.						
	55 tetrachloroethene	166	Compound Not Detected.						
	56 4-methyl-2-pentanone	58	Compound Not Detected.						
	57 trans-1,3-dichloropropene	75	Compound Not Detected.						
	58 1,1,2-trichloroethane	83	Compound Not Detected.						
	60 chlorodibromomethane	129	Compound Not Detected.						
	62 1,2-dibromoethane	107	Compound Not Detected.						
	63 2-hexanone	43	Compound Not Detected.						
*	64 chlorobenzene-d5	117	7.013	7.013	(1.000)	95841	100.000		
	65 chlorobenzene	112	Compound Not Detected.						
	66 ethyl benzene	91	Compound Not Detected.						
	69 p/m xylene	106	Compound Not Detected.						
	70 o xylene	106	Compound Not Detected.						
	71 bromoform	173	Compound Not Detected.						
	72 styrene	104	Compound Not Detected.						
	73 isopropylbenzene	105	Compound Not Detected.						
$	74 4-bromofluorobenzene	95	8.233	8.233	(0.875)	45887	102.378	102.378	
	78 1,1,2,2,-tetrachloroethane	83	Compound Not Detected.						
	89 1,3-dichlorobenzene	146	Compound Not Detected.						
*	90 1,4-dichlorobenzene-d4	152	9.410	9.411	(1.000)	55491	100.000		
	91 1,4-dichlorobenzene	146	Compound Not Detected.						
	94 1,2-dichlorobenzene	146	Compound Not Detected.						
	96 1,2-dibromo-3-chloropropane	75	Compound Not Detected.						
	98 1,2,4-trichlorobenzene	180	Compound Not Detected.						
	101 1,2,3-trichlorobenzene	180	Compound Not Detected.						

QC Flag Legend

a - Target compound detected but, quantitated amount
Below Limit Of Quantitation(BLOQ).

Alpha Analytical Labs

gc/ms voa - Jack

Data file : \\orgserv2\ff\chem\GCMSVOA\Jack.i\150401Ncon2.b\0401N12.D
Lab Smp Id:
Inj Date : 01-APR-2015 22:47
Operator : mm Inst ID: Jack.i
Smp Info : l1505963-31,31,10,,a
Misc Info : wg772795,ical10743
Comment :
Method : \\orgserv2\ff\chem\GCMSVOA\Jack.i\150401Ncon2.b\liquid8260Bcon2.m
Meth Date : 02-Apr-2015 03:04 mmay Quant Type: ISTD
Cal Date : 24-FEB-2015 09:59 Cal File: 0224A16.D
Als bottle: 56
Dil Factor: 1.00000
Integrator: HP RTE Compound Sublist: NJTCL.sub
Target Version: 4.12
Processing Host: A1VOA1

- NO TENTATIVELY IDENTIFIED COMPOUNDS -

Alpha Analytical Labs

INTERNAL STANDARD COMPOUNDS
AREA AND RT SUMMARY

Instrument ID: Jack.i
Lab File ID: 0401N12.D
Lab Smp Id:
Analysis Type: VOA
Quant Type: ISTD
Operator: mm
Method File: \\orgserv2\ff\chem\GCMSVOA\Jack.i\150401Ncon2.b\liquid8260Bcon2.m
Misc Info: wg772795,ical10743

Calibration Date: 01-APR-2015
Calibration Time: 20:01
Level: HIGH
Sample Type: WATER

Test Mode:
Use Last Continuing Calibrator.
If Continuing Cal. use Initial Cal. Level 3

		AREA LIMIT			
COMPOUND	STANDARD	LOWER	UPPER	SAMPLE	%DIFF
43 flourobenzene	114289	57145	228578	97351	-14.82
64 chlorobenzene-d5	104966	52483	209932	95841	-8.69
90 1,4-dichlorobenze	66662	33331	133324	55491	-16.76

		RT LIMIT			
COMPOUND	STANDARD	LOWER	UPPER	SAMPLE	%DIFF
43 flourobenzene	4.27	3.77	4.77	4.27	0.11
64 chlorobenzene-d5	7.01	6.51	7.51	7.01	-0.00
90 1,4-dichlorobenze	9.41	8.91	9.91	9.41	-0.00

AREA UPPER LIMIT = +100% of internal standard area.
AREA LOWER LIMIT = - 50% of internal standard area.
RT UPPER LIMIT = + 0.50 minutes of internal standard RT.
RT LOWER LIMIT = - 0.50 minutes of internal standard RT.

Alpha Analytical Labs

RECOVERY REPORT

Client Name: Client SDG: SDGa00307
Sample Matrix: LIQUID Fraction: VOA
Lab Smp Id:
Level: HIGH Operator: mm
Data Type: MS DATA SampleType: SAMPLE
SpikeList File: curve.spk Quant Type: ISTD
Sublist File: NJTCL.sub
Method File: \\orgserv2\ff\chem\GCMSVOA\Jack.i\150401Ncon2.b\liquid8260Bcon2.m
Misc Info: wg772795,ical10743

SURROGATE COMPOUND	AMOUNT ADDED ngs	AMOUNT RECOVERED ngs	% RECOVERED	LIMITS
$ 35 dibromofluorometha	100.000	108.289	108.29	70-130
$ 40 1,2-dichloroethane	100.000	97.336	97.34	70-130
$ 53 toluene-d8	100.000	96.803	96.80	70-130
$ 74 4-bromofluorobenze	100.000	102.378	102.38	70-130

Data File: \\orgserv2\ff\chem\GCMSVOA\Jack.i\150401Ncon2.b\0401N12.D
Date : 01-APR-2015 22:47
Client ID:
Sample Info: 11505963-31,31,10,,a
Purge Volume: 10.0
Column phase:

Instrument: Jack.i
Operator: mm
Column diameter: 0.18

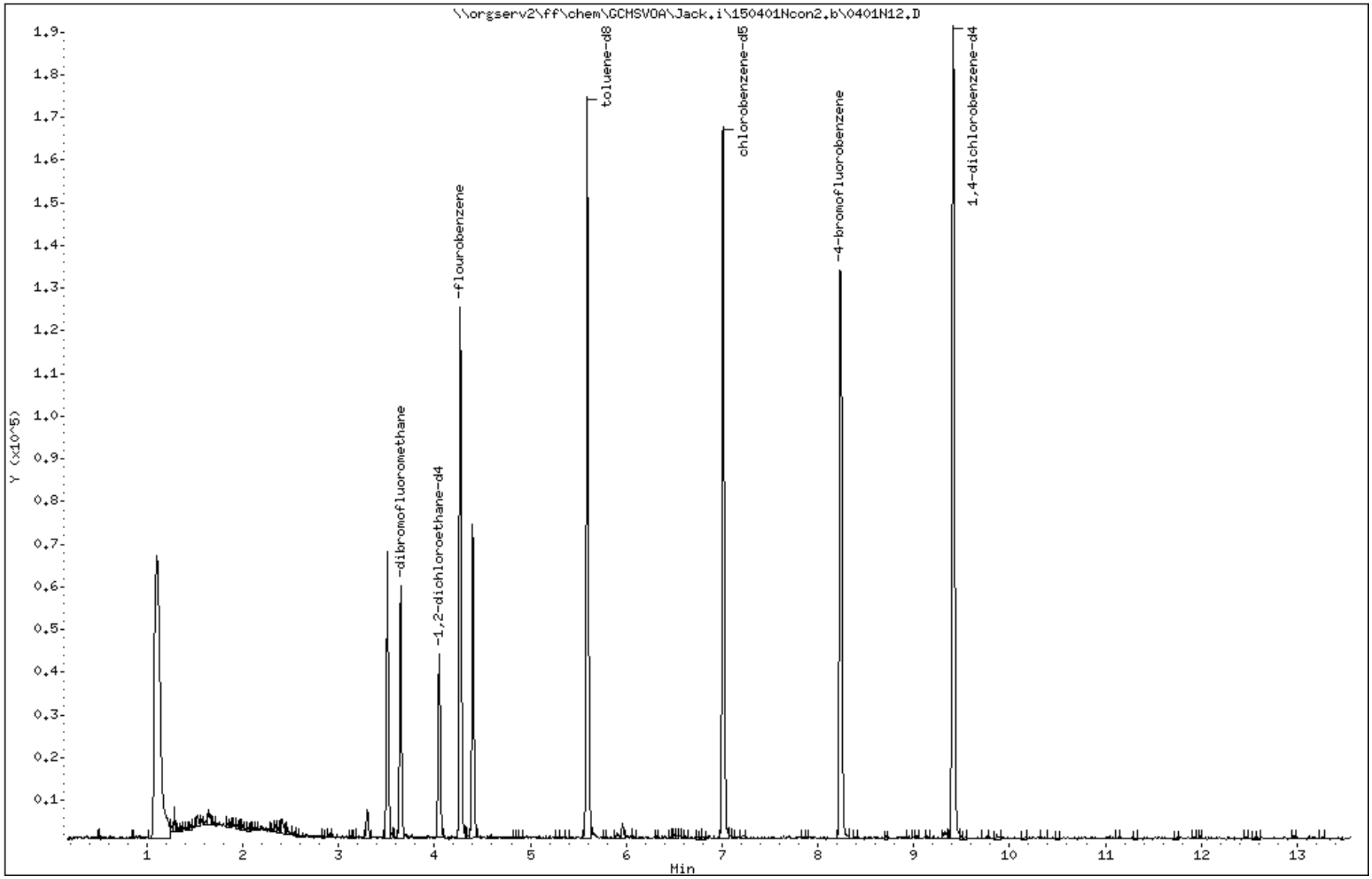

Data File: \\orgserv2\ff\chem\GCMSVOA\Jack.i\150401Ncon2.b\0401N12.D

Date : 01-APR-2015 22:47

Client ID:

Instrument: Jack.i

Sample Info: 11505963-31,31,10,,a

Purge Volume: 10.0

Operator: mm

Column phase:

Column diameter: 0.18

27 cis-1,2-dichloroethene

Concentration: 3.702 ng

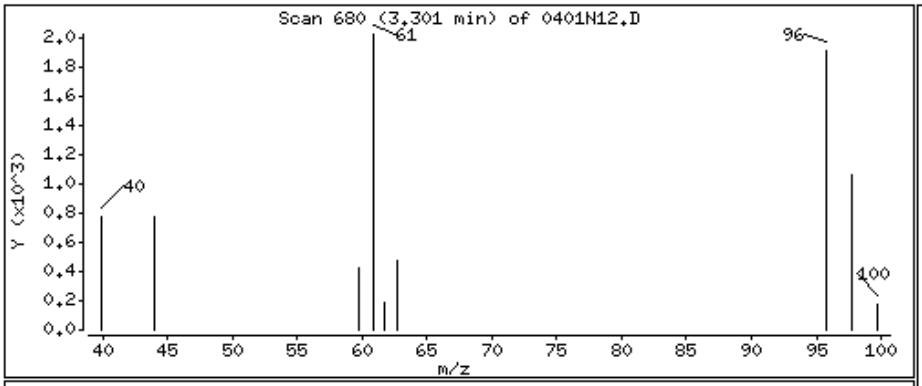

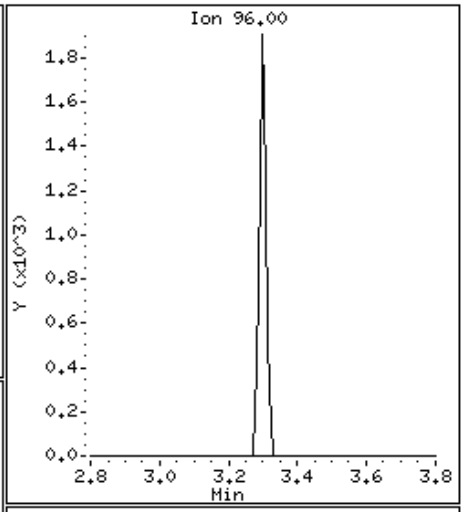

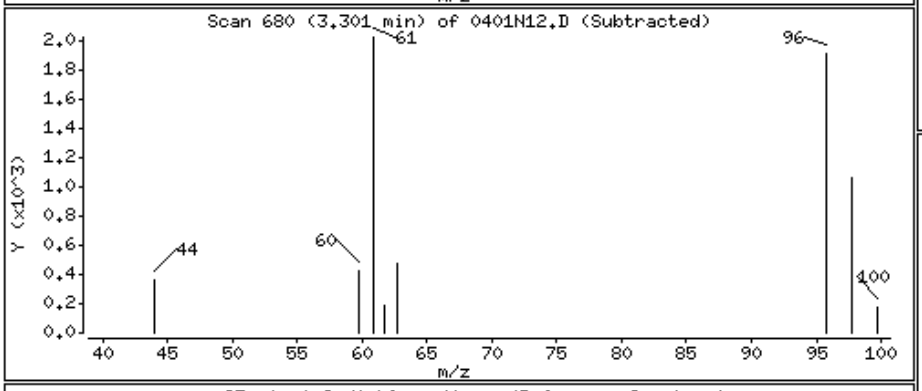

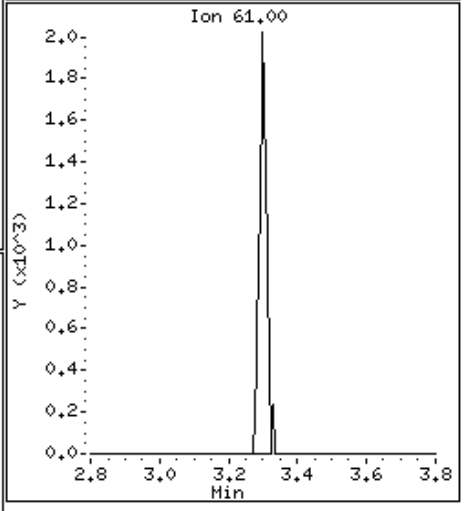

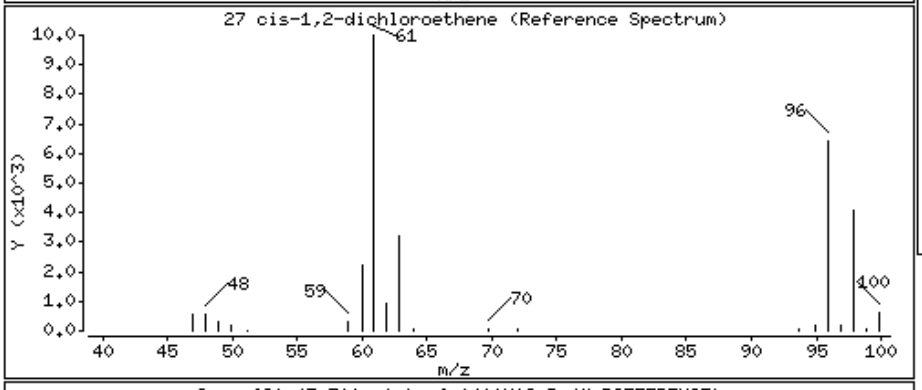

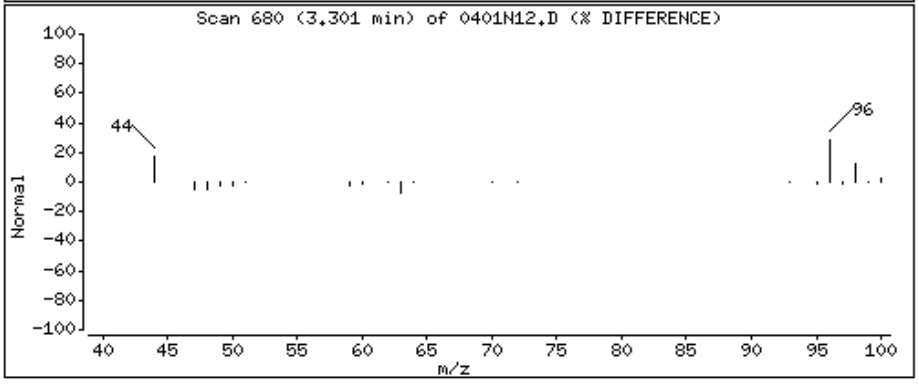

Data File: \\orgserv2\ff\chem\GCMSVOA\Jack.i\150401Ncon2.b\0401N12.D

Date : 01-APR-2015 22:47

Client ID:

Instrument: Jack.i

Sample Info: 11505963-31,31,10,,a

Purge Volume: 10.0

Operator: mm

Column phase:

Column diameter: 0.18

31 chloroform

Concentration: 35.544 ng

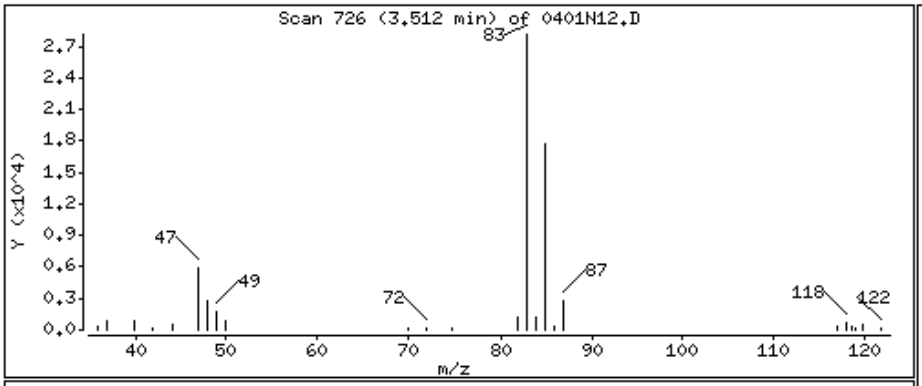

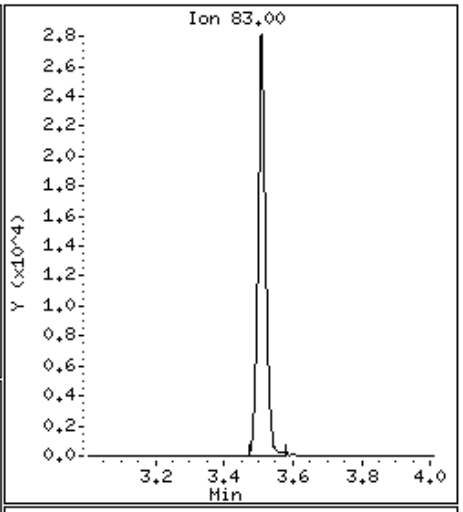

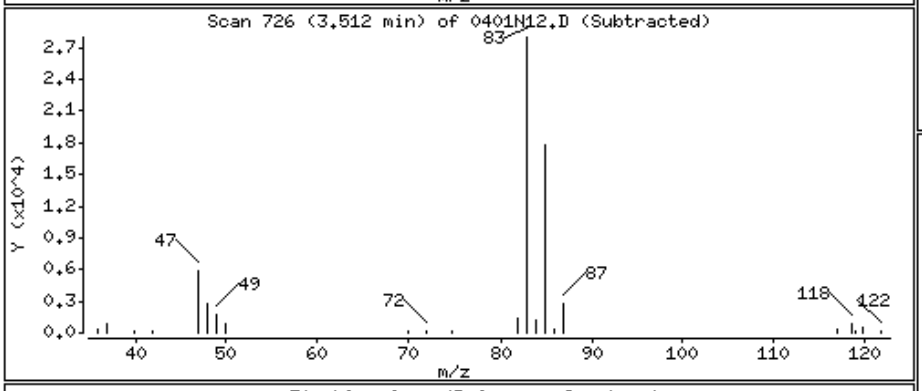

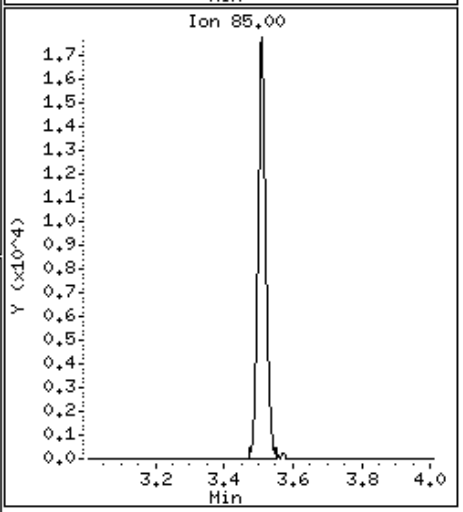

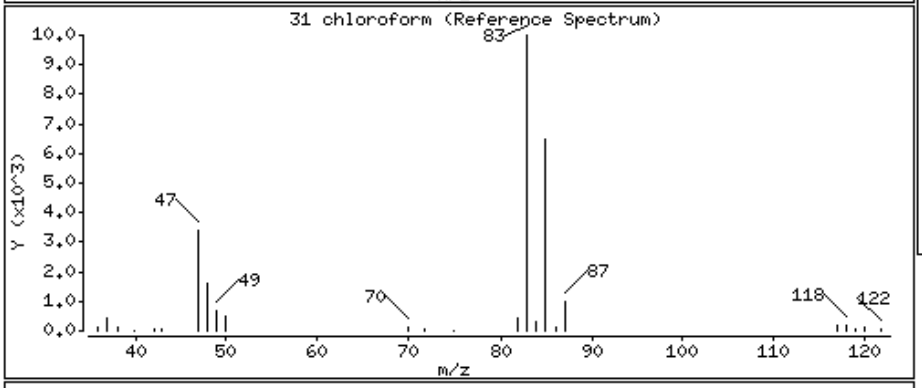

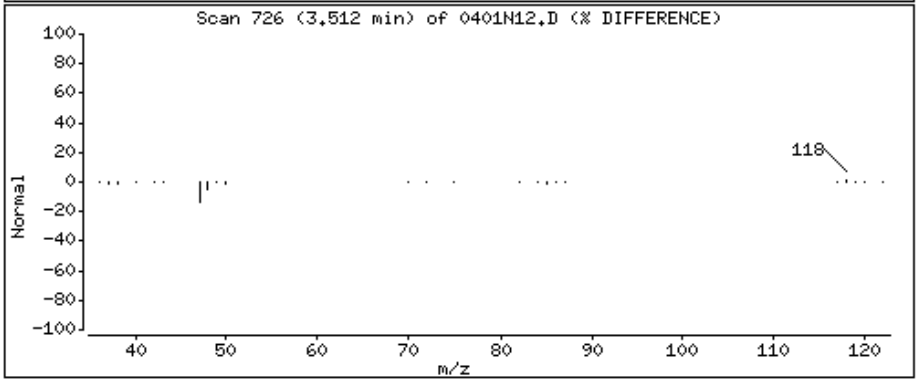

Data File: \\orgserv2\ff\chem\GCMSVOA\Jack.i\150401Ncon2.b\0401N12.D

Date : 01-APR-2015 22:47

Client ID:

Instrument: Jack.i

Sample Info: 11505963-31,31,10,,a

Purge Volume: 10.0

Operator: mm

Column phase:

Column diameter: 0.18

46 trichloroethene

Concentration: 28.007 ng

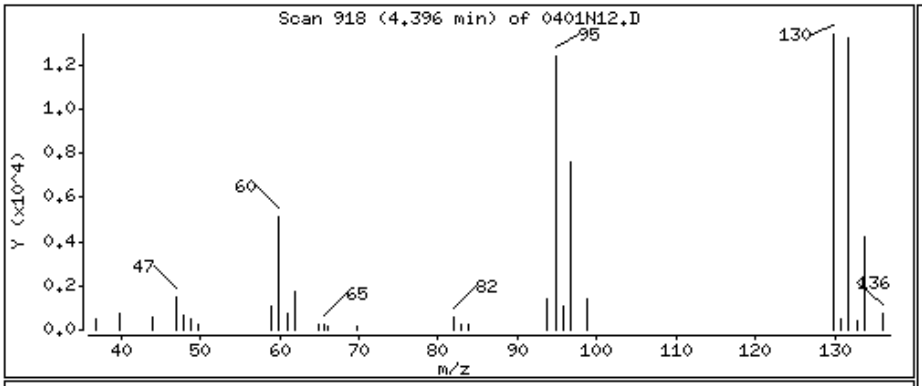

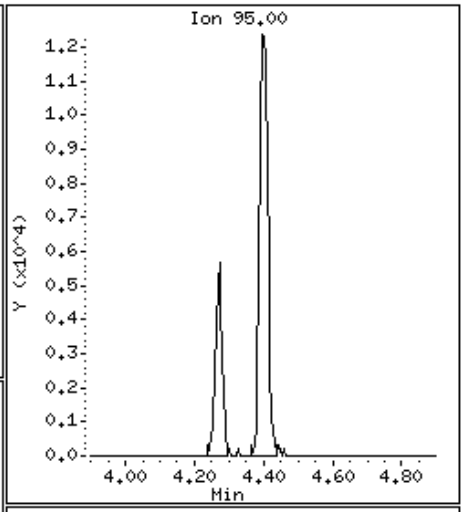

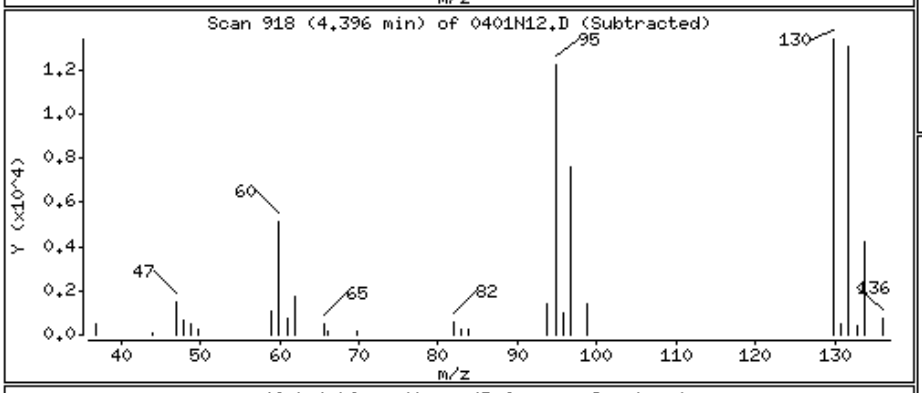

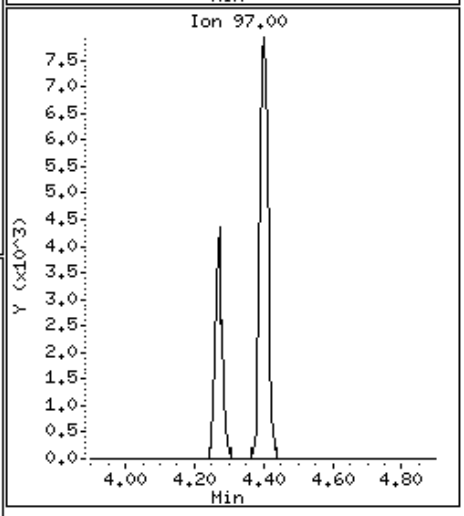

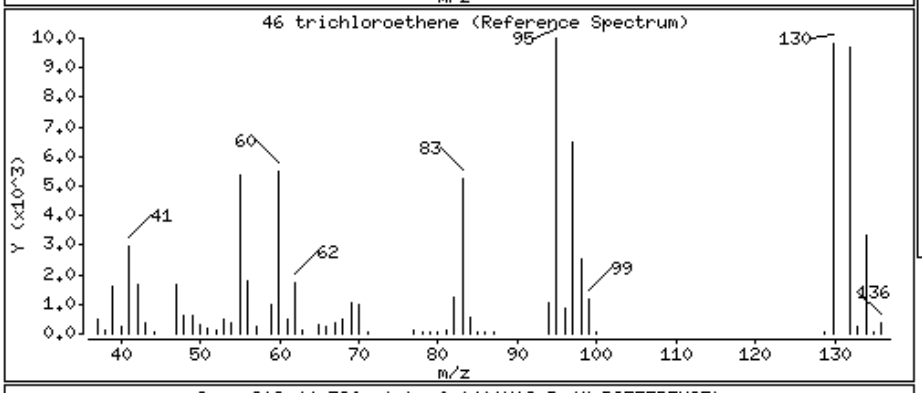

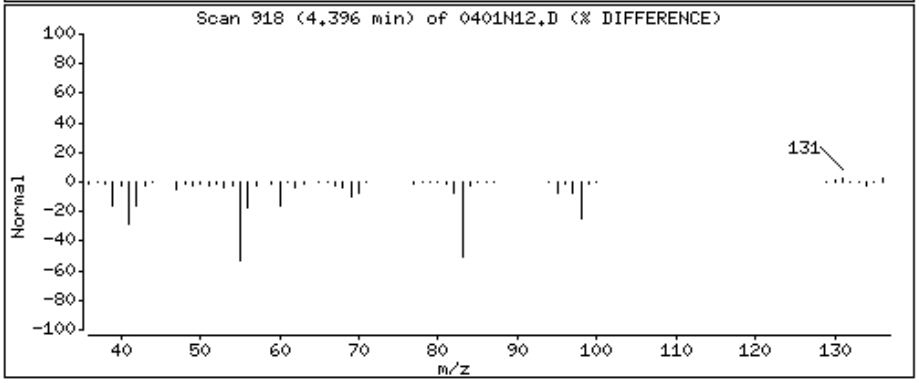

Alpha Analytical Labs

gc/ms voa - Jack

Data file : \\orgserv2\ff\chem\GCMSVOA\Jack.i\150401Ncon1.b\0401N13.D
Lab Smp Id:
Inj Date : 01-APR-2015 23:04
Operator : mm Inst ID: Jack.i
Smp Info : l1505963-32,31,10,,a
Misc Info : wg772794,ical10742
Comment :
Method : \\orgserv2\ff\chem\GCMSVOA\Jack.i\150401Ncon1.b\liquid8260Bcon1.m
Meth Date : 02-Apr-2015 03:08 mmay Quant Type: ISTD
Cal Date : 24-FEB-2015 11:23 Cal File: 0224A21.D
Als bottle: 7
Dil Factor: 1.00000
Integrator: HP RTE Compound Sublist: NJTCL.sub
Target Version: 4.12
Processing Host: A1VOA1

Concentration Formula: Amt * DF * CpndVariable
Cpnd Variable Local Compound Variable

			QUANT SIG					CONCENTRATIONS ON-COLUMN	FINAL	
		Compounds	MASS	RT	EXP RT	REL RT	RESPONSE	(ngs)	(ng)	REVIEW CODE
	1	dichlorodifluoromethane	85	Compound Not Detected.						
	2	chloromethane	50	Compound Not Detected.						
	3	vinyl chloride	62	Compound Not Detected.						
	4	bromomethane	94	Compound Not Detected.						
	5	chloroethane	64	Compound Not Detected.						
	6	trichlorofluoromethane	101	Compound Not Detected.						
	8	1,1,-dichloroethene	96	Compound Not Detected.						
	9	carbon disulfide	76	Compound Not Detected.						
	10	freon-113	101	Compound Not Detected.						
	13	methylene chloride	84	Compound Not Detected.						
	14	acetone	43	2.449	2.435	(0.571)	5703	20.0237	20.023	
	15	trans-1,2-dichloroethene	96	Compound Not Detected.						
	16	methyl acetate	43	Compound Not Detected.						
	17	methyl tert butyl ether	73	Compound Not Detected.						
	21	1,1-dichloroethane	63	Compound Not Detected.						
	27	cis-1,2-dichloroethene	96	3.323	3.314	(0.776)	7308	7.18485	7.184	
	29	cyclohexane	56	Compound Not Detected.						
	30	bromochloromethane	128	Compound Not Detected.						
	31	chloroform	83	Compound Not Detected.						
	32	carbontetrachloride	117	Compound Not Detected.						
$	35	dibromofluoromethane	113	3.664	3.654	(0.855)	33200	95.1321	95.132	
	36	1,1,1-trichloroethane	97	Compound Not Detected.						
	38	2-butanone	43	Compound Not Detected.						
	39	benzene	78	Compound Not Detected.						
$	40	1,2-dichloroethane-d4	65	4.064	4.060	(0.948)	36441	95.7659	95.765	
	42	1,2-dichloroethane	62	Compound Not Detected.						
*	43	flourobenzene	96	4.285	4.276	(1.000)	138676	100.000		
	45	methyl cyclohexane	83	Compound Not Detected.						

	Compounds	QUANT SIG MASS	RT	EXP RT	REL RT	RESPONSE	CONCENTRATIONS ON-COLUMN (ngs)	CONCENTRATIONS FINAL (ng)	REVIEW CODE
	46 trichloroethene	95	4.419	4.409	(1.031)	11972	11.5800	11.579	
	48 1,2-dichloropropane	63	Compound Not Detected.						
	49 bromodichloromethane	83	Compound Not Detected.						
	50 1,4-Dioxane	88	Compound Not Detected.						
	52 cis-1,3-dichloropropene	75	Compound Not Detected.						
$	53 toluene-d8	98	5.602	5.596	(0.799)	138270	97.0929	97.092	
	54 toluene	92	Compound Not Detected.						
	55 tetrachloroethene	166	Compound Not Detected.						
	56 4-methyl-2-pentanone	58	Compound Not Detected.						
	57 trans-1,3-dichloropropene	75	Compound Not Detected.						
	58 1,1,2-trichloroethane	83	Compound Not Detected.						
	60 chlorodibromomethane	129	Compound Not Detected.						
	62 1,2-dibromoethane	107	Compound Not Detected.						
	63 2-hexanone	43	Compound Not Detected.						
*	64 chlorobenzene-d5	117	7.013	7.013	(1.000)	118562	100.000		
	65 chlorobenzene	112	7.032	7.025	(1.003)	381920	125.443	125.442	
	66 ethyl benzene	91	Compound Not Detected.						
	69 p/m xylene	106	Compound Not Detected.						
	70 o xylene	106	Compound Not Detected.						
	71 bromoform	173	Compound Not Detected.						
	72 styrene	104	Compound Not Detected.						
	73 isopropylbenzene	105	Compound Not Detected.						
$	74 4-bromofluorobenzene	95	8.241	8.240	(0.875)	54596	103.357	103.357	
	78 1,1,2,2,-tetrachloroethane	83	Compound Not Detected.						
	89 1,3-dichlorobenzene	146	9.331	9.331	(0.991)	10323	4.15603	4.156(a)	
*	90 1,4-dichlorobenzene-d4	152	9.419	9.410	(1.000)	63520	100.000		
	91 1,4-dichlorobenzene	146	9.434	9.426	(1.002)	170694	69.6604	69.660	
	94 1,2-dichlorobenzene	146	9.880	9.880	(1.049)	889832	415.878	415.877	
	96 1,2-dibromo-3-chloropropane	75	Compound Not Detected.						
	98 1,2,4-trichlorobenzene	180	11.559	11.559	(1.227)	4621	4.36467	4.364(a)	
	101 1,2,3-trichlorobenzene	180	Compound Not Detected.						

QC Flag Legend

a - Target compound detected but, quantitated amount
Below Limit Of Quantitation(BLOQ).

Alpha Analytical Labs

gc/ms voa - Jack

Data file : \\orgserv2\ff\chem\GCMSVOA\Jack.i\150401Ncon1.b\0401N13.D
Lab Smp Id:
Inj Date : 01-APR-2015 23:04
Operator : mm Inst ID: Jack.i
Smp Info : l1505963-32,31,10,,a
Misc Info : wg772794,ical10742
Comment :
Method : \\orgserv2\ff\chem\GCMSVOA\Jack.i\150401Ncon1.b\liquid8260Bcon1.m
Meth Date : 02-Apr-2015 03:08 mmay Quant Type: ISTD
Cal Date : 24-FEB-2015 11:23 Cal File: 0224A21.D
Als bottle: 7
Dil Factor: 1.00000
Integrator: HP RTE Compound Sublist: NJTCL.sub
Target Version: 4.12
Processing Host: A1VOA1

- NO TENTATIVELY IDENTIFIED COMPOUNDS -

Alpha Analytical Labs

INTERNAL STANDARD COMPOUNDS
AREA AND RT SUMMARY

Instrument ID: Jack.i
Lab File ID: 0401N13.D
Lab Smp Id:
Analysis Type: VOA
Quant Type: ISTD
Operator: mm
Method File: \\orgserv2\ff\chem\GCMSVOA\Jack.i\150401Ncon1.b\liquid8260Bcon1.m
Misc Info: wg772794,ical10742

Calibration Date: 01-APR-2015
Calibration Time: 19:45

Level: HIGH
Sample Type: WATER

Test Mode:
Use Last Continuing Calibrator.
If Continuing Cal. use Initial Cal. Level 3

		AREA LIMIT			
COMPOUND	STANDARD	LOWER	UPPER	SAMPLE	%DIFF
43 flourobenzene	149828	74914	299656	138676	-7.44
64 chlorobenzene-d5	126962	63481	253924	118562	-6.62
90 1,4-dichlorobenze	70260	35130	140520	63520	-9.59

		RT LIMIT			
COMPOUND	STANDARD	LOWER	UPPER	SAMPLE	%DIFF
43 flourobenzene	4.28	3.78	4.78	4.29	0.22
64 chlorobenzene-d5	7.01	6.51	7.51	7.01	0.00
90 1,4-dichlorobenze	9.41	8.91	9.91	9.42	0.09

AREA UPPER LIMIT = +100% of internal standard area.
AREA LOWER LIMIT = - 50% of internal standard area.
RT UPPER LIMIT = + 0.50 minutes of internal standard RT.
RT LOWER LIMIT = - 0.50 minutes of internal standard RT.

Alpha Analytical Labs

RECOVERY REPORT

Client Name: Client SDG: SDGa00307
Sample Matrix: LIQUID Fraction: VOA
Lab Smp Id:
Level: HIGH Operator: mm
Data Type: MS DATA SampleType: SAMPLE
SpikeList File: curve.spk Quant Type: ISTD
Sublist File: NJTCL.sub
Method File: \\orgserv2\ff\chem\GCMSVOA\Jack.i\150401Ncon1.b\liquid8260Bcon1.m
Misc Info: wg772794,ical10742

SURROGATE COMPOUND	AMOUNT ADDED ngs	AMOUNT RECOVERED ngs	% RECOVERED	LIMITS
$ 35 dibromofluorometha	100.000	95.132	95.13	70-130
$ 40 1,2-dichloroethane	100.000	95.765	95.77	70-130
$ 53 toluene-d8	100.000	97.092	97.09	70-130
$ 74 4-bromofluorobenze	100.000	103.357	103.36	70-130

Data File: \\orgserv2\ff\chem\GCMSVOA\Jack.i\150401Ncon1.b\0401N13.D
Date : 01-APR-2015 23:04
Client ID:
Instrument: Jack.i
Sample Info: 11505963-32,31,10,,a
Purge Volume: 10.0
Operator: mm
Column phase:
Column diameter: 0.18

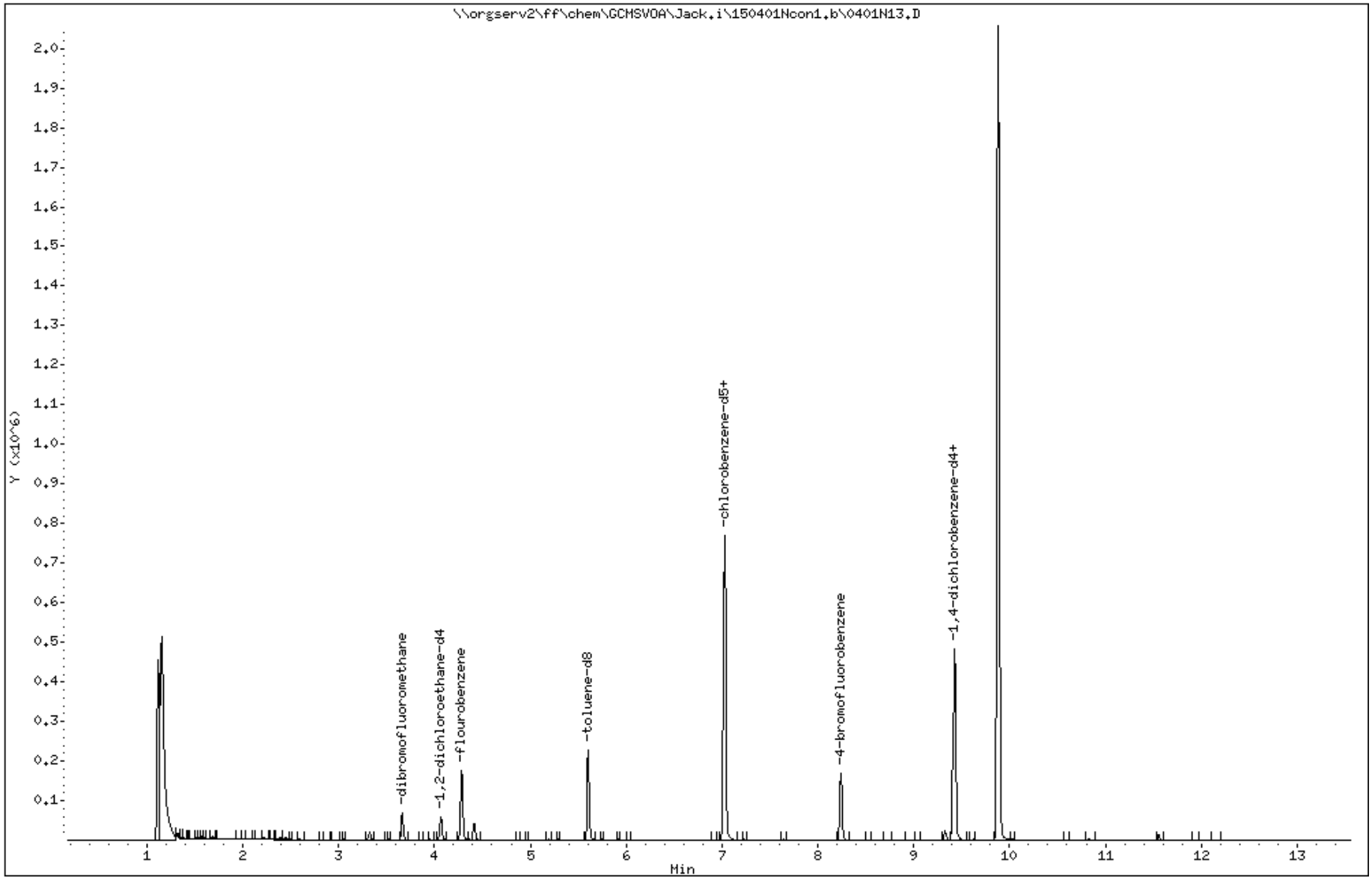

Data File: \\orgserv2\ff\chem\GCMSVOA\Jack.i\150401Ncon1.b\0401N13.D

Date : 01-APR-2015 23:04

Client ID:

Instrument: Jack.i

Sample Info: 11505963-32,31,10,,a

Purge Volume: 10.0

Operator: mm

Column phase:

Column diameter: 0.18

14 acetone

Concentration: 20.023 ng

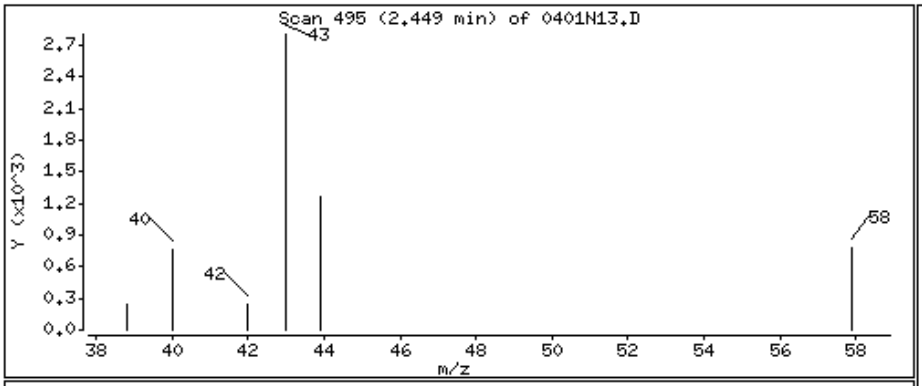

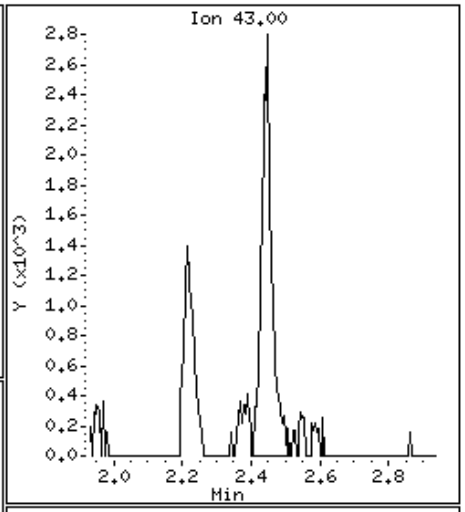

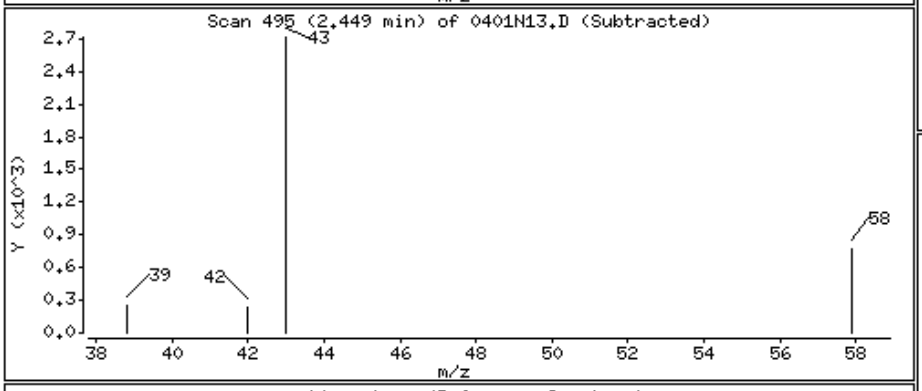

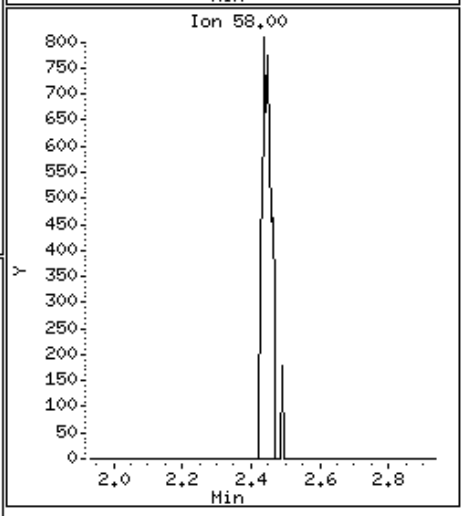

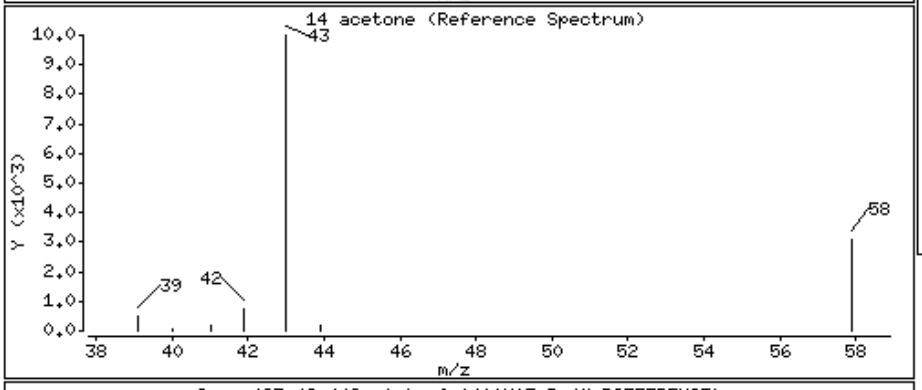

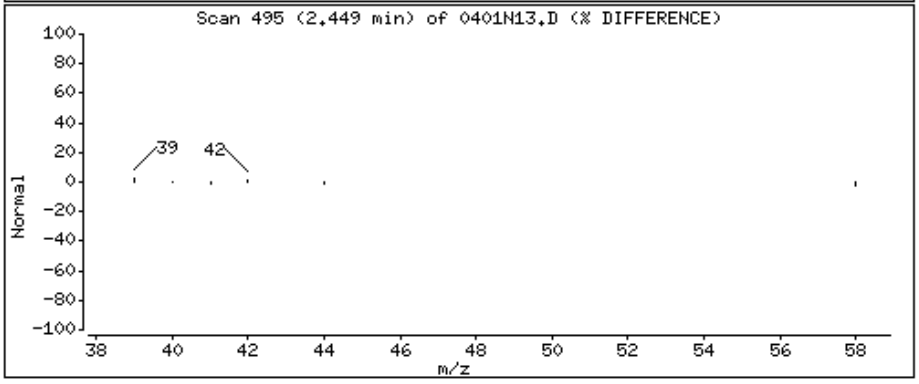

Data File: \\orgserv2\ff\chem\GCMSVOA\Jack.i\150401Ncon1.b\0401N13.D

Date : 01-APR-2015 23:04

Client ID:

Instrument: Jack.i

Sample Info: 11505963-32,31,10,,a

Purge Volume: 10.0

Operator: mm

Column phase:

Column diameter: 0.18

27 cis-1,2-dichloroethene

Concentration: 7.184 ng

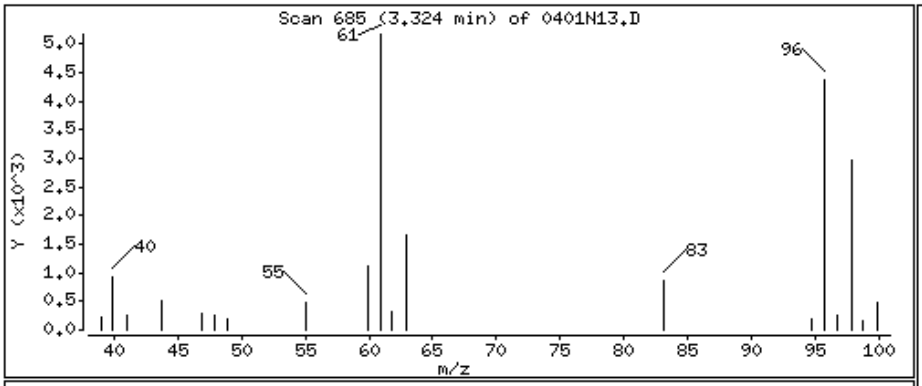

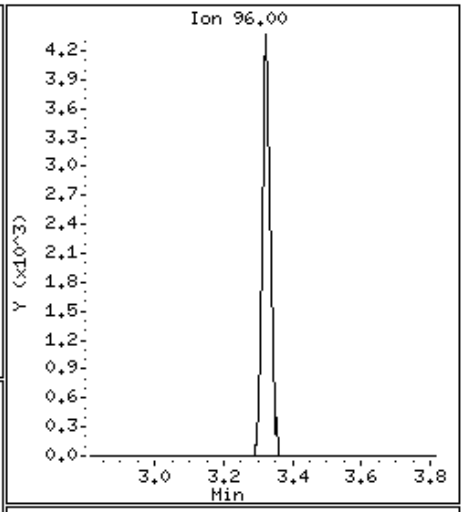

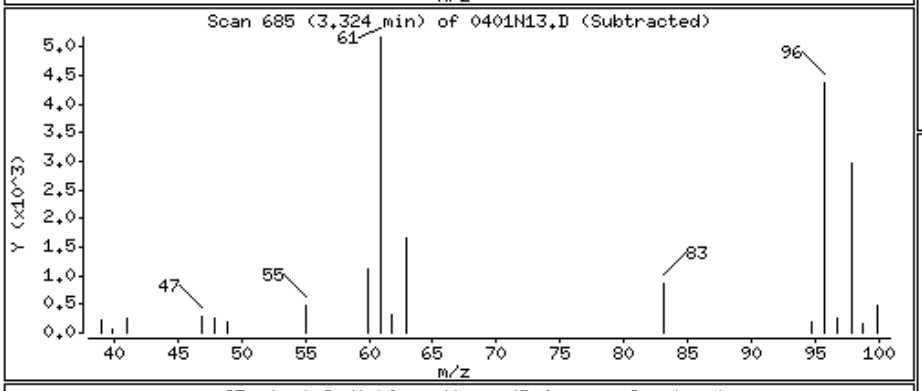

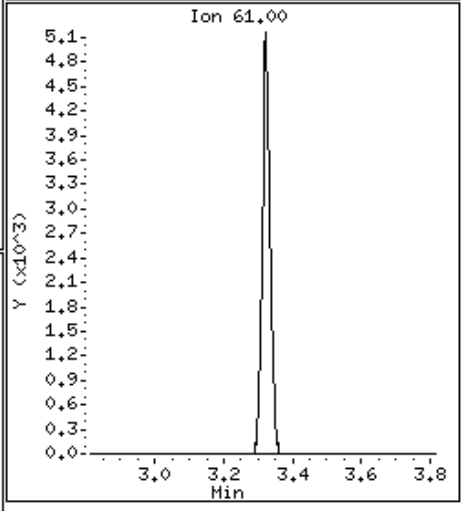

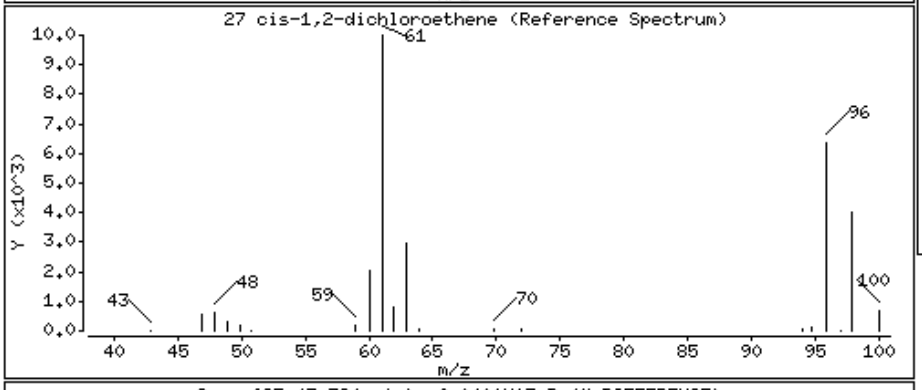

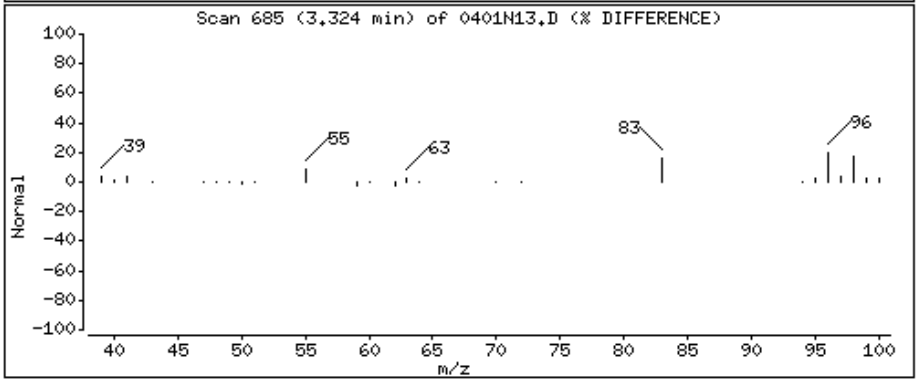

Data File: \\orgserv2\ff\chem\GCMSVOA\Jack.i\150401Ncon1.b\0401N13.D

Date : 01-APR-2015 23:04

Client ID:

Instrument: Jack.i

Sample Info: 11505963-32,31,10,,a

Purge Volume: 10.0

Operator: mm

Column phase:

Column diameter: 0.18

46 trichloroethene

Concentration: 11.579 ng

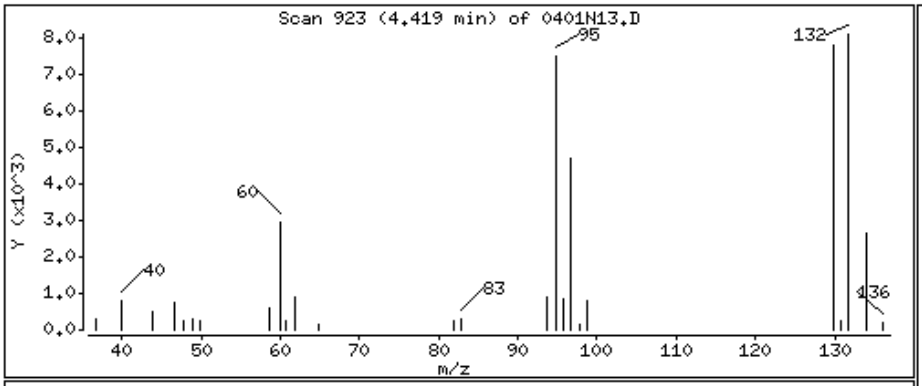

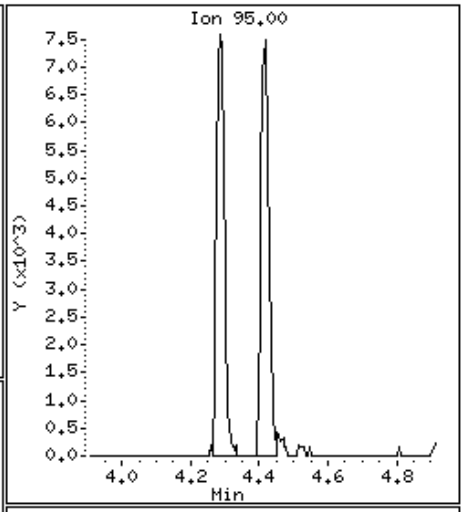

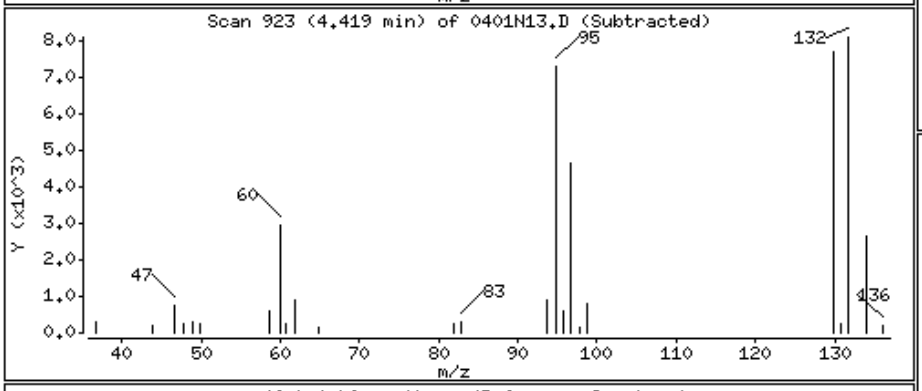

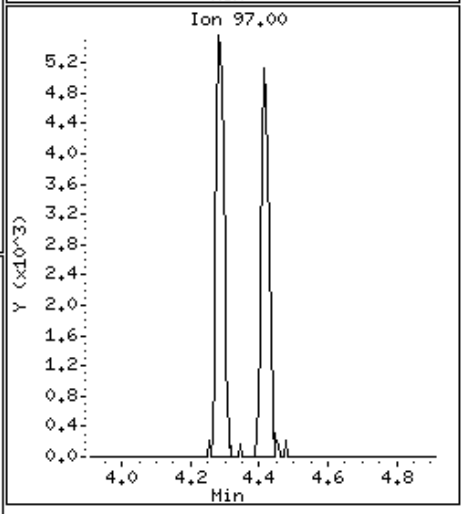

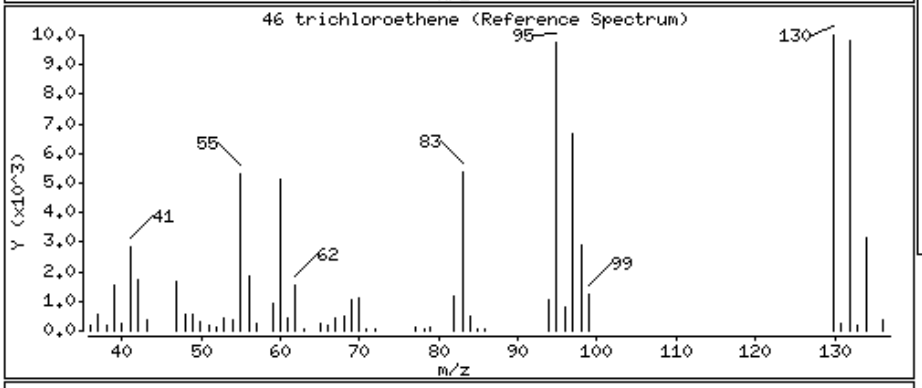

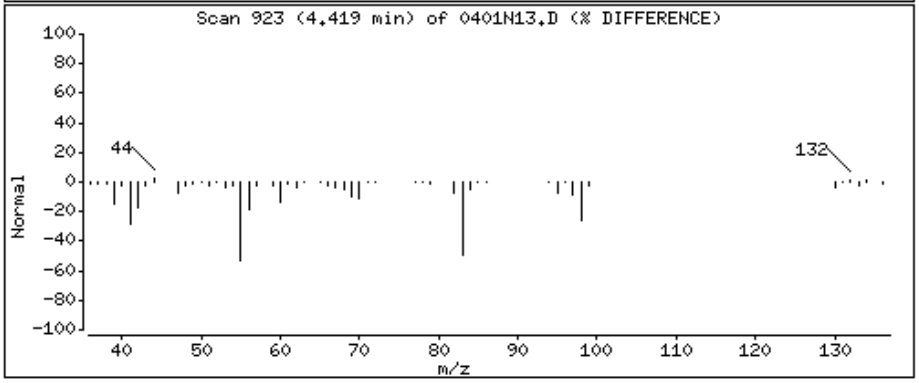

Data File: \\orgserv2\ff\chem\GCMSVOA\Jack.i\150401Ncon1.b\0401N13.D

Date : 01-APR-2015 23:04

Client ID:

Instrument: Jack.i

Sample Info: 11505963-32,31,10,,a

Purge Volume: 10.0

Operator: mm

Column phase:

Column diameter: 0.18

65 chlorobenzene

Concentration: 125.442 ng

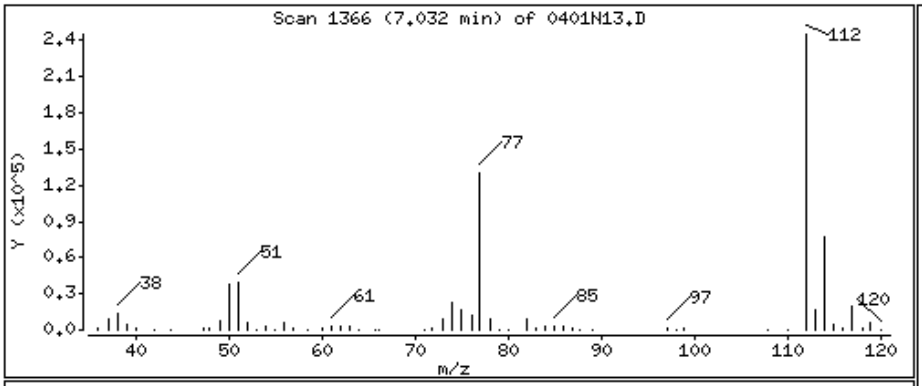

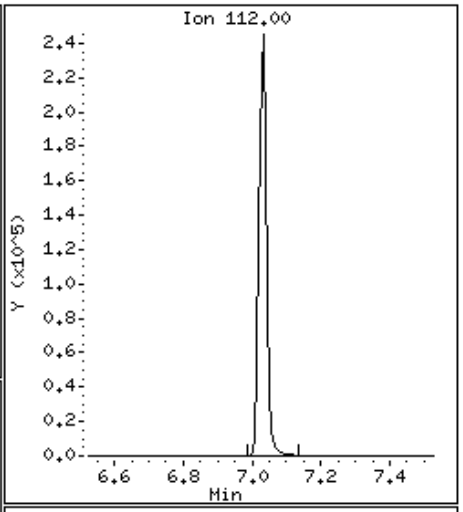

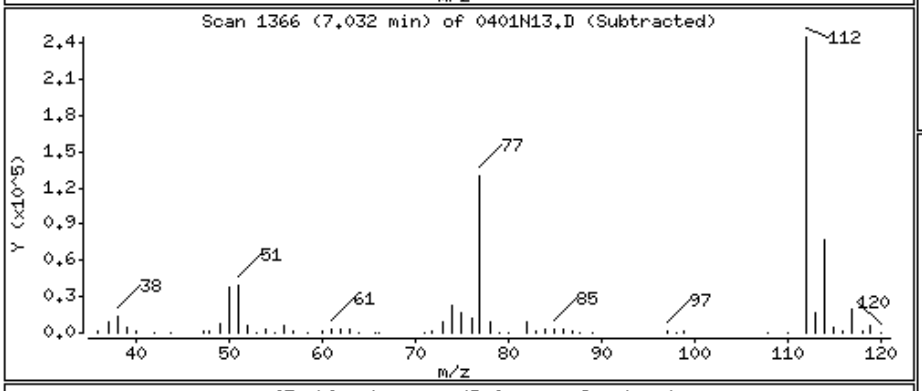

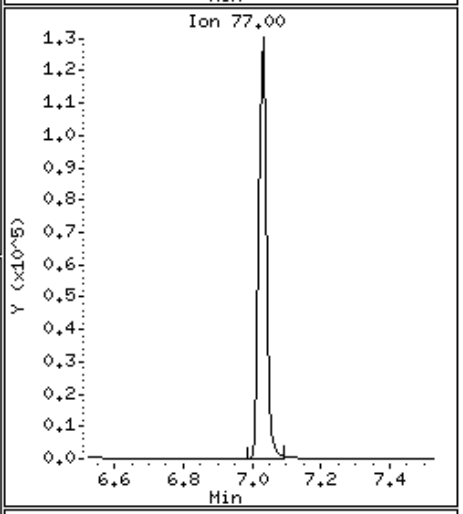

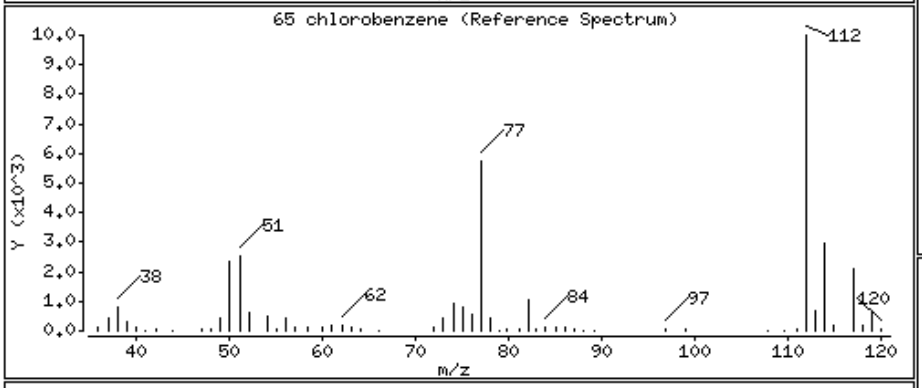

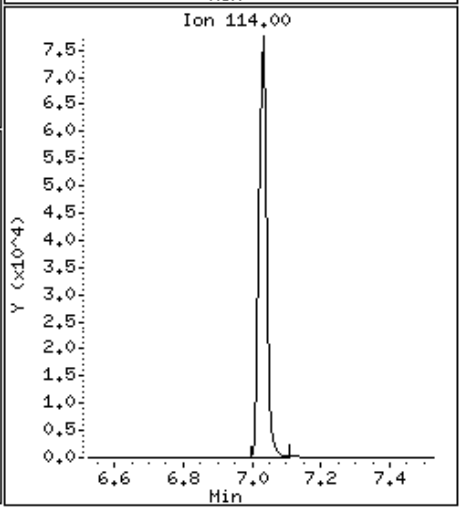

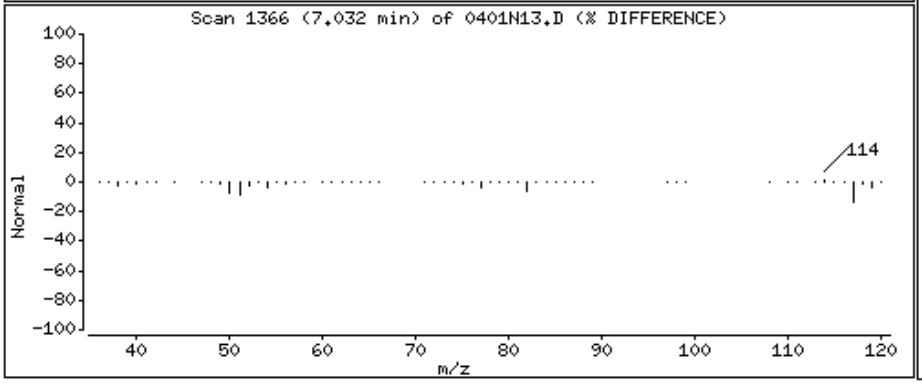

Data File: \\orgserv2\ff\chem\GCMSVOA\Jack.i\150401Ncon1.b\0401N13.D

Date : 01-APR-2015 23:04

Client ID:

Instrument: Jack.i

Sample Info: 11505963-32,31,10,,a

Purge Volume: 10.0

Operator: mm

Column phase:

Column diameter: 0.18

89 1,3-dichlorobenzene

Concentration: 4.156 ng

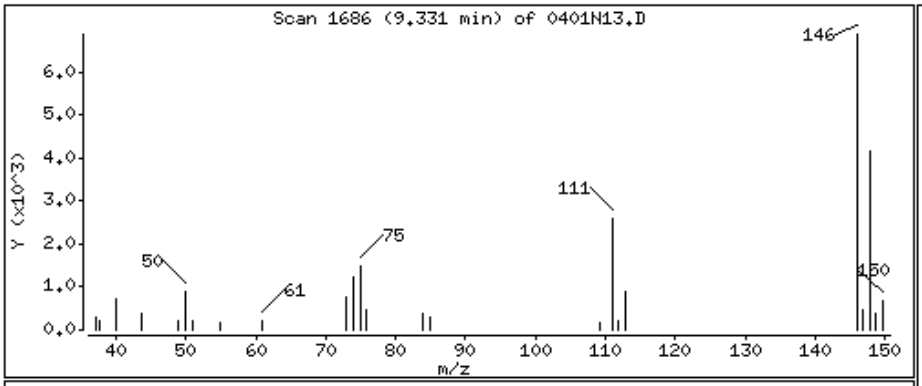

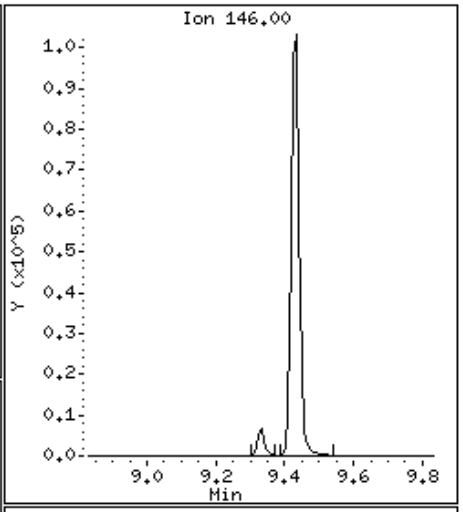

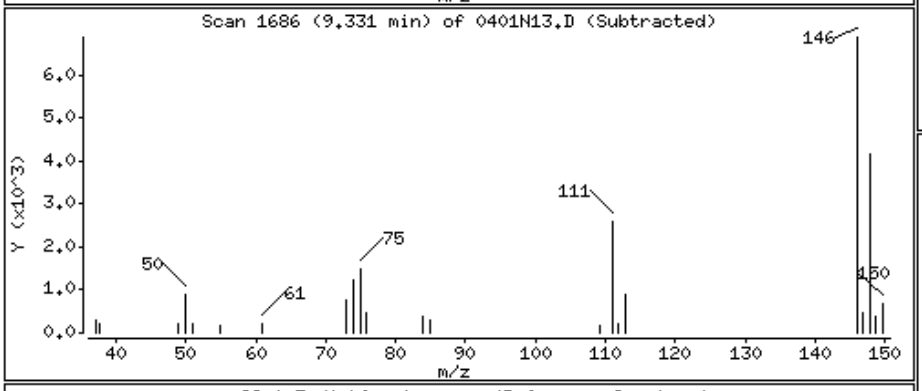

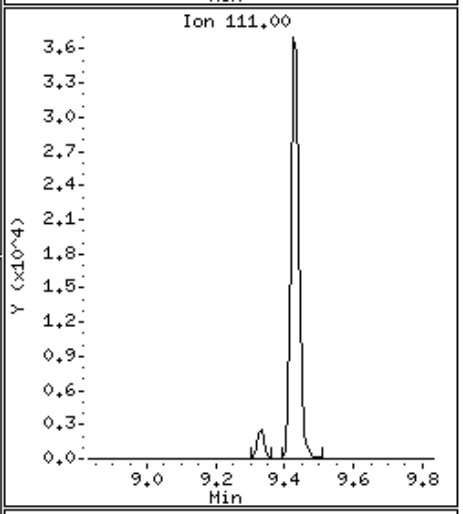

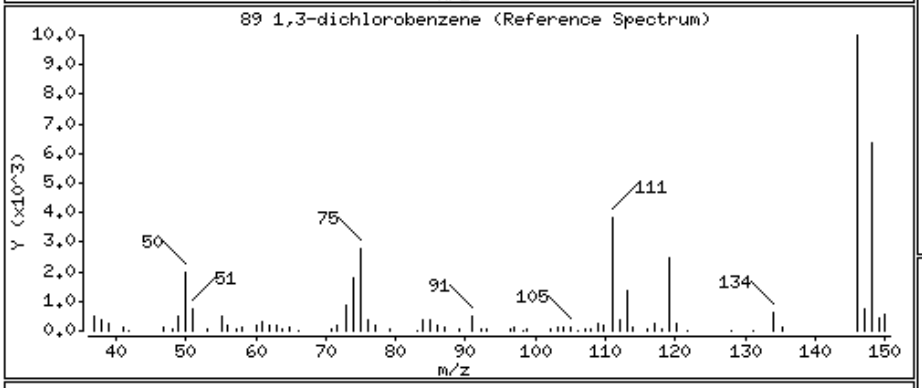

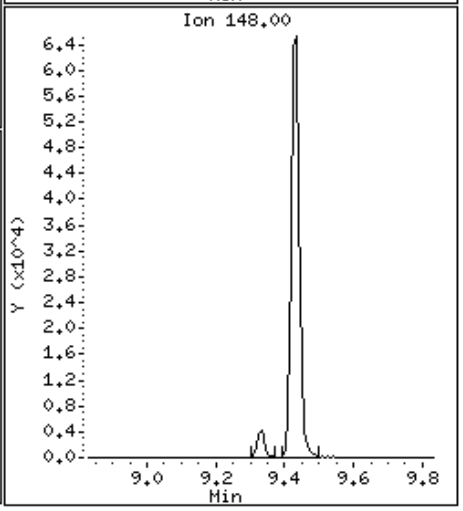

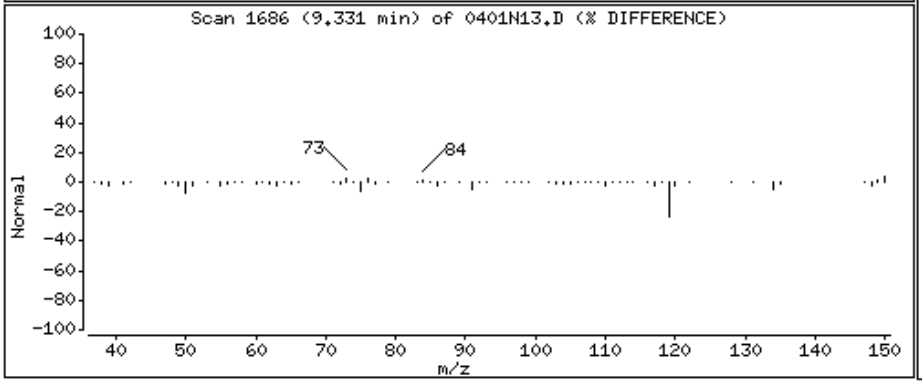

Data File: \\orgserv2\ff\chem\GCMSVOA\Jack.i\150401Ncon1.b\0401N13.D

Date : 01-APR-2015 23:04

Client ID:

Instrument: Jack.i

Sample Info: 11505963-32,31,10,,a

Purge Volume: 10.0

Operator: mm

Column phase:

Column diameter: 0.18

91 1,4-dichlorobenzene

Concentration: 69.660 ng

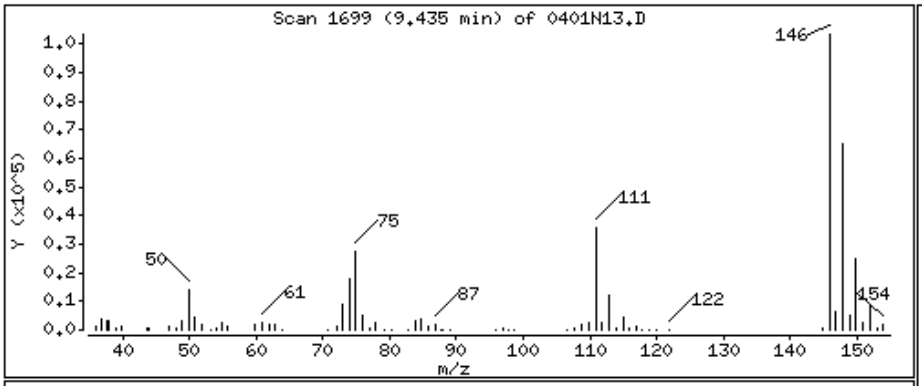

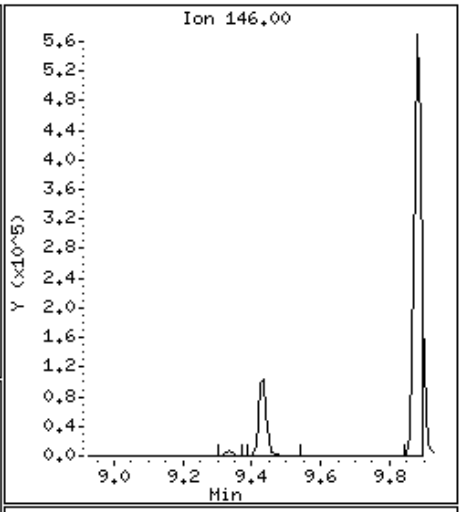

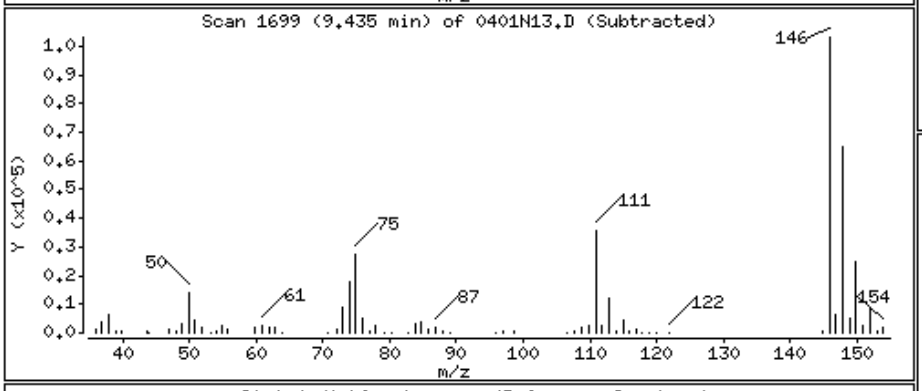

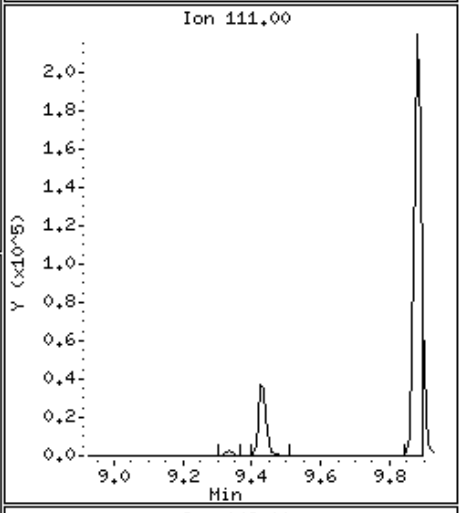

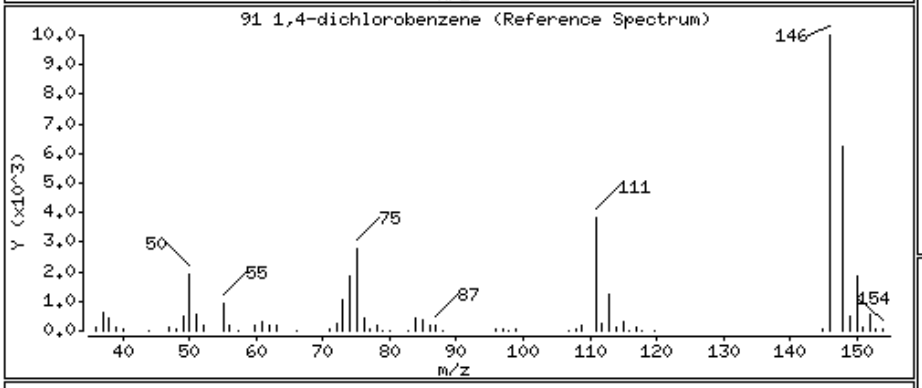

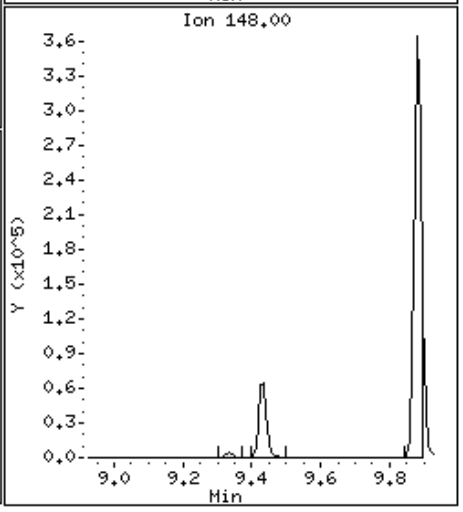

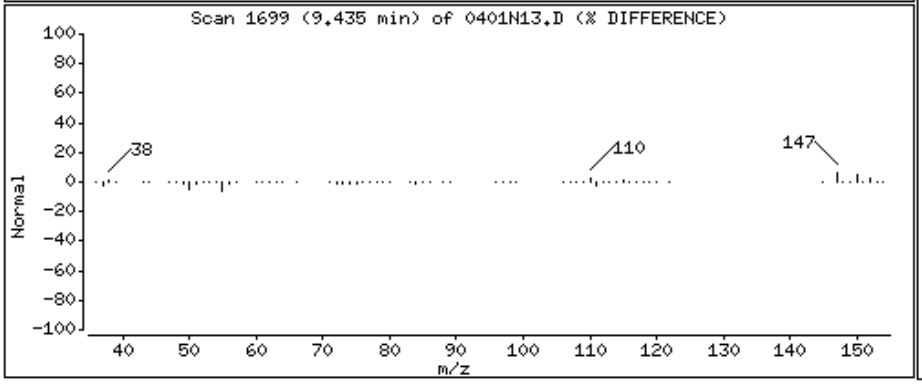

Data File: \\orgserv2\ff\chem\GCMSVOA\Jack.i\150401Ncon1.b\0401N13.D

Date : 01-APR-2015 23:04

Client ID:

Instrument: Jack.i

Sample Info: 11505963-32,31,10,,a

Purge Volume: 10.0

Operator: mm

Column phase:

Column diameter: 0.18

94 1,2-dichlorobenzene

Concentration: 415.877 ng

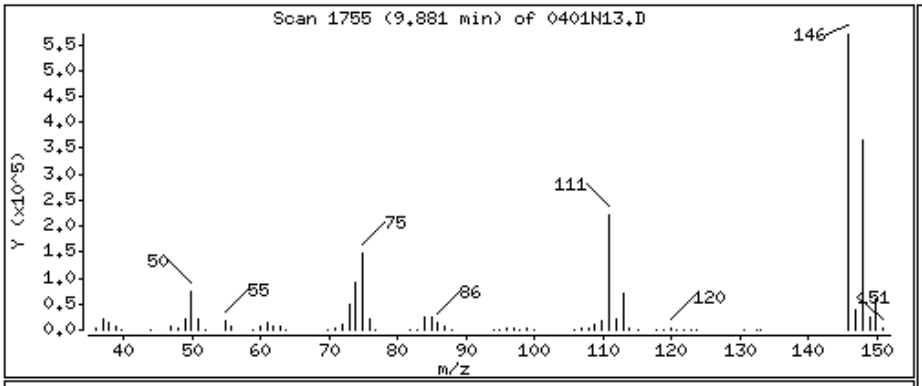

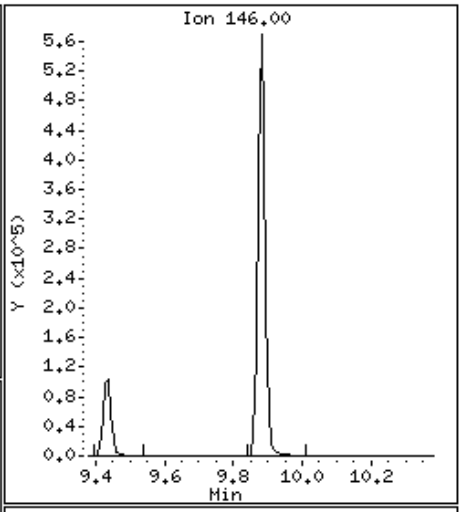

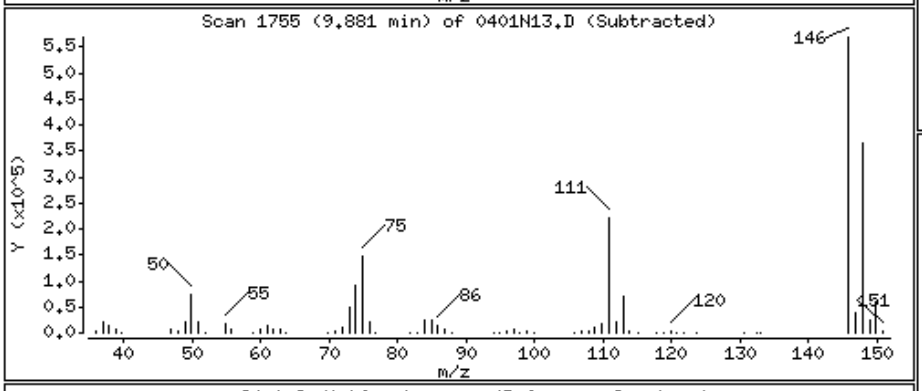

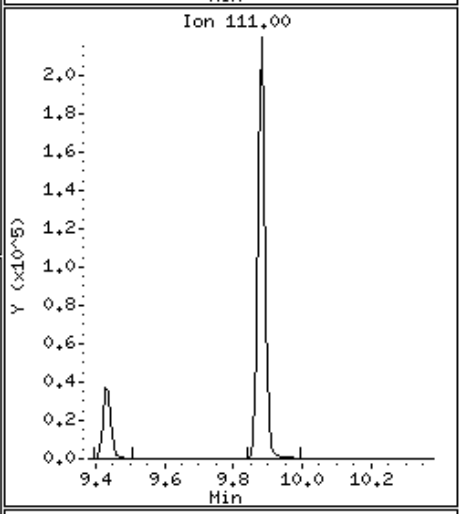

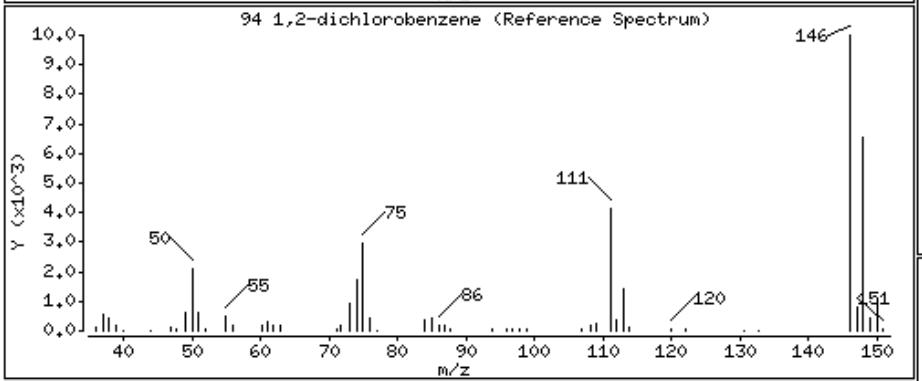

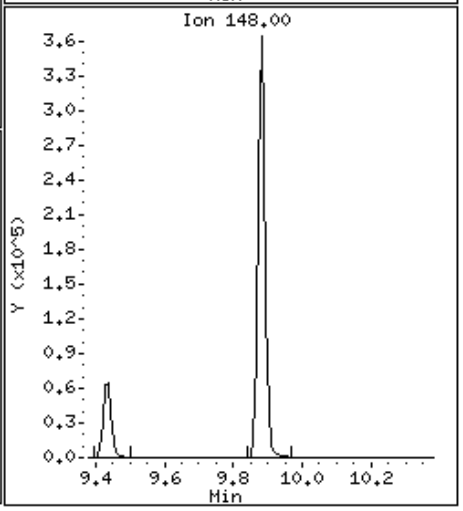

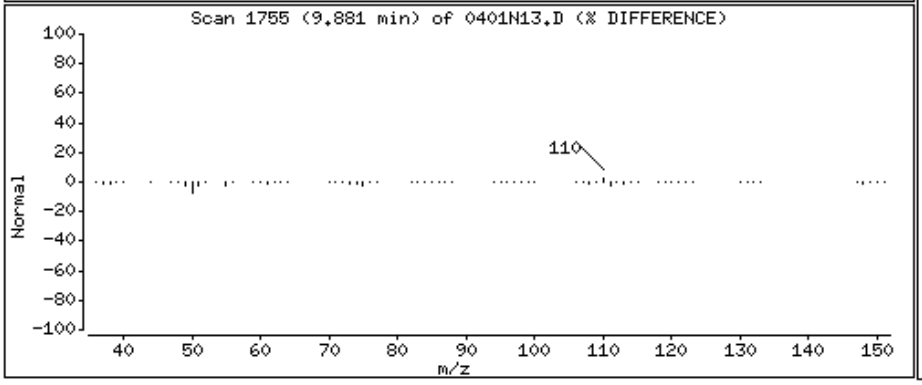

Data File: \\orgserv2\ff\chem\GCMSVOA\Jack.i\150401Ncon1.b\0401N13.D

Date : 01-APR-2015 23:04

Client ID:

Instrument: Jack.i

Sample Info: 11505963-32,31,10,,a

Purge Volume: 10.0

Operator: mm

Column phase:

Column diameter: 0.18

98 1,2,4-trichlorobenzene

Concentration: 4.364 ng

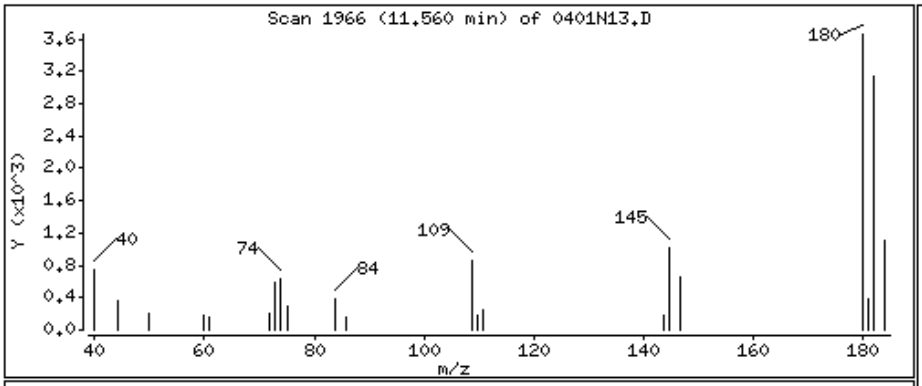

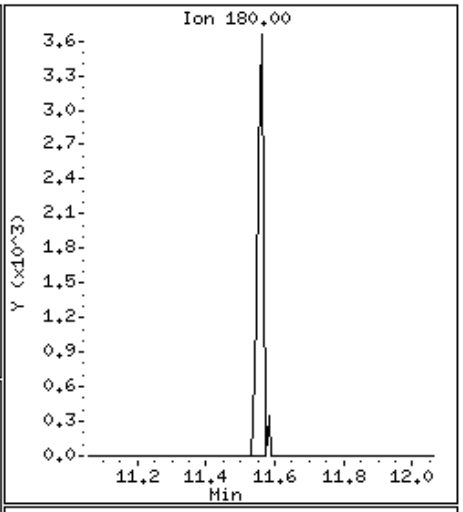

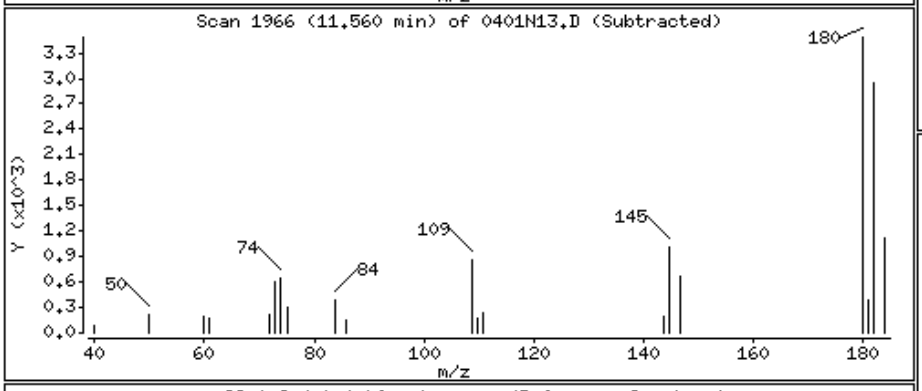

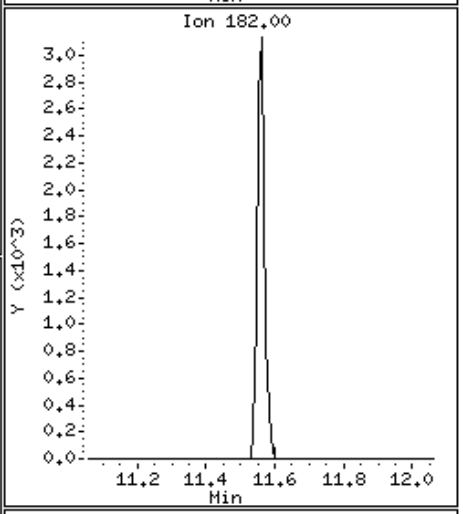

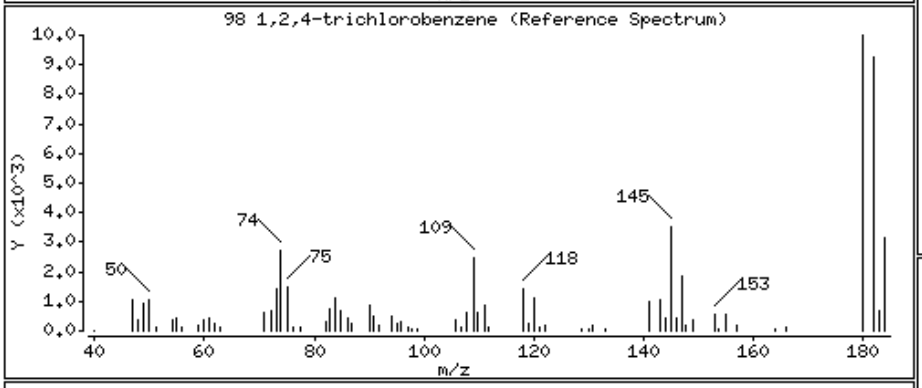

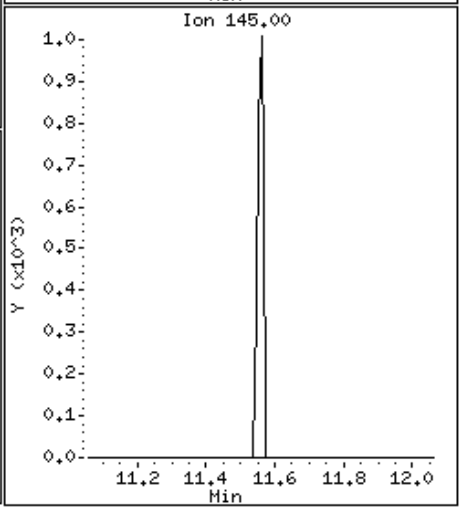

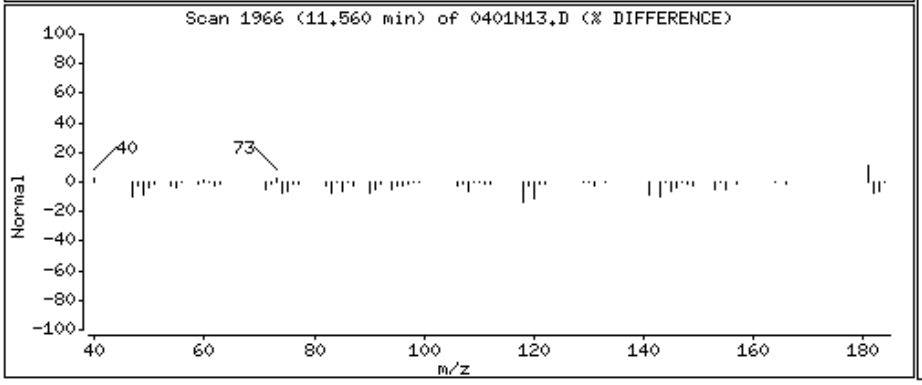

Alpha Analytical Labs

gc/ms voa - Jack

Data file : \\orgserv2\ff\chem\GCMSVOA\Jack.i\150401Ncon2.b\0401N14.D
Lab Smp Id:
Inj Date : 01-APR-2015 23:20
Operator : mm Inst ID: Jack.i
Smp Info : l1505963-33,31,10,,a
Misc Info : wg772795,ical10743
Comment :
Method : \\orgserv2\ff\chem\GCMSVOA\Jack.i\150401Ncon2.b\liquid8260Bcon2.m
Meth Date : 02-Apr-2015 03:04 mmay Quant Type: ISTD
Cal Date : 24-FEB-2015 09:59 Cal File: 0224A16.D
Als bottle: 57
Dil Factor: 1.00000
Integrator: HP RTE Compound Sublist: NJTCL.sub
Target Version: 4.12
Processing Host: A1VOA1

Concentration Formula: Amt * DF * CpndVariable
Cpnd Variable Local Compound Variable

	Compounds	QUANT SIG MASS	RT	EXP RT	REL RT	RESPONSE	CONCENTRATIONS ON-COLUMN (ngs)	CONCENTRATIONS FINAL (ng)	REVIEW CODE
	1 dichlorodifluoromethane	85	Compound Not Detected.						
	2 chloromethane	50	Compound Not Detected.						
	3 vinyl chloride	62	Compound Not Detected.						
	4 bromomethane	94	Compound Not Detected.						
	5 chloroethane	64	Compound Not Detected.						
	6 trichlorofluoromethane	101	Compound Not Detected.						
	8 1,1,-dichloroethene	96	Compound Not Detected.						
	9 carbon disulfide	76	Compound Not Detected.						
	10 freon-113	101	1.997	1.998	(0.468)	1697	2.29147	2.291(aQ)	
	13 methylene chloride	84	Compound Not Detected.						
	14 acetone	43	Compound Not Detected.						
	15 trans-1,2-dichloroethene	96	Compound Not Detected.						
	16 methyl acetate	43	Compound Not Detected.						
	17 methyl tert butyl ether	73	Compound Not Detected.						
	21 1,1-dichloroethane	63	Compound Not Detected.						
	27 cis-1,2-dichloroethene	96	Compound Not Detected.						
	29 cyclohexane	56	Compound Not Detected.						
	30 bromochloromethane	128	Compound Not Detected.						
	31 chloroform	83	3.507	3.507	(0.822)	5914	4.87826	4.878(a)	
	32 carbontetrachloride	117	Compound Not Detected.						
$	35 dibromofluoromethane	113	3.645	3.645	(0.854)	28203	109.260	109.259	
	36 1,1,1-trichloroethane	97	Compound Not Detected.						
	38 2-butanone	43	Compound Not Detected.						
	39 benzene	78	Compound Not Detected.						
$	40 1,2-dichloroethane-d4	65	4.050	4.046	(0.949)	26162	100.057	100.056	
	42 1,2-dichloroethane	62	Compound Not Detected.						
*	43 flourobenzene	96	4.267	4.267	(1.000)	94046	100.000		
	45 methyl cyclohexane	83	Compound Not Detected.						

	Compounds	QUANT SIG MASS	RT	EXP RT	REL RT	RESPONSE	CONCENTRATIONS ON-COLUMN (ngs)	FINAL (ng)	REVIEW CODE
	46 trichloroethene	95	4.395	4.400	(1.030)	5715	8.10456	8.104	
	48 1,2-dichloropropane	63	Compound Not Detected.						
	49 bromodichloromethane	83	Compound Not Detected.						
	50 1,4-Dioxane	88	Compound Not Detected.						
	52 cis-1,3-dichloropropene	75	Compound Not Detected.						
$	53 toluene-d8	98	5.596	5.596	(0.798)	108690	99.6139	99.613	
	54 toluene	92	Compound Not Detected.						
	55 tetrachloroethene	166	5.966	5.966	(0.851)	1850	1.96222	1.962(aQ)	
	56 4-methyl-2-pentanone	58	Compound Not Detected.						
	57 trans-1,3-dichloropropene	75	Compound Not Detected.						
	58 1,1,2-trichloroethane	83	Compound Not Detected.						
	60 chlorodibromomethane	129	Compound Not Detected.						
	62 1,2-dibromoethane	107	Compound Not Detected.						
	63 2-hexanone	43	Compound Not Detected.						
*	64 chlorobenzene-d5	117	7.013	7.013	(1.000)	93208	100.000		
	65 chlorobenzene	112	Compound Not Detected.						
	66 ethyl benzene	91	Compound Not Detected.						
	69 p/m xylene	106	Compound Not Detected.						
	70 o xylene	106	Compound Not Detected.						
	71 bromoform	173	Compound Not Detected.						
	72 styrene	104	Compound Not Detected.						
	73 isopropylbenzene	105	Compound Not Detected.						
$	74 4-bromofluorobenzene	95	8.232	8.233	(0.875)	46741	106.373	106.373	
	78 1,1,2,2,-tetrachloroethane	83	Compound Not Detected.						
	89 1,3-dichlorobenzene	146	Compound Not Detected.						
*	90 1,4-dichlorobenzene-d4	152	9.410	9.411	(1.000)	54401	100.000		
	91 1,4-dichlorobenzene	146	Compound Not Detected.						
	94 1,2-dichlorobenzene	146	Compound Not Detected.						
	96 1,2-dibromo-3-chloropropane	75	Compound Not Detected.						
	98 1,2,4-trichlorobenzene	180	Compound Not Detected.						
	101 1,2,3-trichlorobenzene	180	Compound Not Detected.						

QC Flag Legend

a - Target compound detected but, quantitated amount
Below Limit Of Quantitation(BLOQ).
Q - Qualifier signal failed the ratio test.

Alpha Analytical Labs

gc/ms voa - Jack

Data file : \\orgserv2\ff\chem\GCMSVOA\Jack.i\150401Ncon2.b\0401N14.D
Lab Smp Id:
Inj Date : 01-APR-2015 23:20
Operator : mm Inst ID: Jack.i
Smp Info : l1505963-33,31,10,,a
Misc Info : wg772795,ical10743
Comment :
Method : \\orgserv2\ff\chem\GCMSVOA\Jack.i\150401Ncon2.b\liquid8260Bcon2.m
Meth Date : 02-Apr-2015 03:04 mmay Quant Type: ISTD
Cal Date : 24-FEB-2015 09:59 Cal File: 0224A16.D
Als bottle: 57
Dil Factor: 1.00000
Integrator: HP RTE Compound Sublist: NJTCL.sub
Target Version: 4.12
Processing Host: A1VOA1

- NO TENTATIVELY IDENTIFIED COMPOUNDS -

Alpha Analytical Labs

INTERNAL STANDARD COMPOUNDS
AREA AND RT SUMMARY

Instrument ID: Jack.i Calibration Date: 01-APR-2015
Lab File ID: 0401N14.D Calibration Time: 20:01
Lab Smp Id:
Analysis Type: VOA Level: HIGH
Quant Type: ISTD Sample Type: WATER
Operator: mm
Method File: \\orgserv2\ff\chem\GCMSVOA\Jack.i\150401Ncon2.b\liquid8260Bcon2.m
Misc Info: wg772795,ical10743

Test Mode:
Use Last Continuing Calibrator.
If Continuing Cal. use Initial Cal. Level 3

		AREA LIMIT			
COMPOUND	STANDARD	LOWER	UPPER	SAMPLE	%DIFF
43 flourobenzene	114289	57145	228578	94046	-17.71
64 chlorobenzene-d5	104966	52483	209932	93208	-11.20
90 1,4-dichlorobenze	66662	33331	133324	54401	-18.39

		RT LIMIT			
COMPOUND	STANDARD	LOWER	UPPER	SAMPLE	%DIFF
43 flourobenzene	4.27	3.77	4.77	4.27	-0.01
64 chlorobenzene-d5	7.01	6.51	7.51	7.01	-0.00
90 1,4-dichlorobenze	9.41	8.91	9.91	9.41	-0.00

AREA UPPER LIMIT = +100% of internal standard area.
AREA LOWER LIMIT = - 50% of internal standard area.
RT UPPER LIMIT = + 0.50 minutes of internal standard RT.
RT LOWER LIMIT = - 0.50 minutes of internal standard RT.

Alpha Analytical Labs

RECOVERY REPORT

Client Name: Client SDG: SDGa00307
Sample Matrix: LIQUID Fraction: VOA
Lab Smp Id:
Level: HIGH Operator: mm
Data Type: MS DATA SampleType: SAMPLE
SpikeList File: curve.spk Quant Type: ISTD
Sublist File: NJTCL.sub
Method File: \\orgserv2\ff\chem\GCMSVOA\Jack.i\150401Ncon2.b\liquid8260Bcon2.m
Misc Info: wg772795,ical10743

SURROGATE COMPOUND	AMOUNT ADDED ngs	AMOUNT RECOVERED ngs	% RECOVERED	LIMITS
$ 35 dibromofluorometha	100.000	109.259	109.26	70-130
$ 40 1,2-dichloroethane	100.000	100.056	100.06	70-130
$ 53 toluene-d8	100.000	99.613	99.61	70-130
$ 74 4-bromofluorobenze	100.000	106.373	106.37	70-130

Data File: \\orgserv2\ff\chem\GCMSVOA\Jack.i\150401Ncon2.b\0401N14.D
Date : 01-APR-2015 23:20
Client ID:
Sample Info: 11505963-33,31,10,,a
Purge Volume: 10.0
Column phase:

Instrument: Jack.i
Operator: mm
Column diameter: 0.18

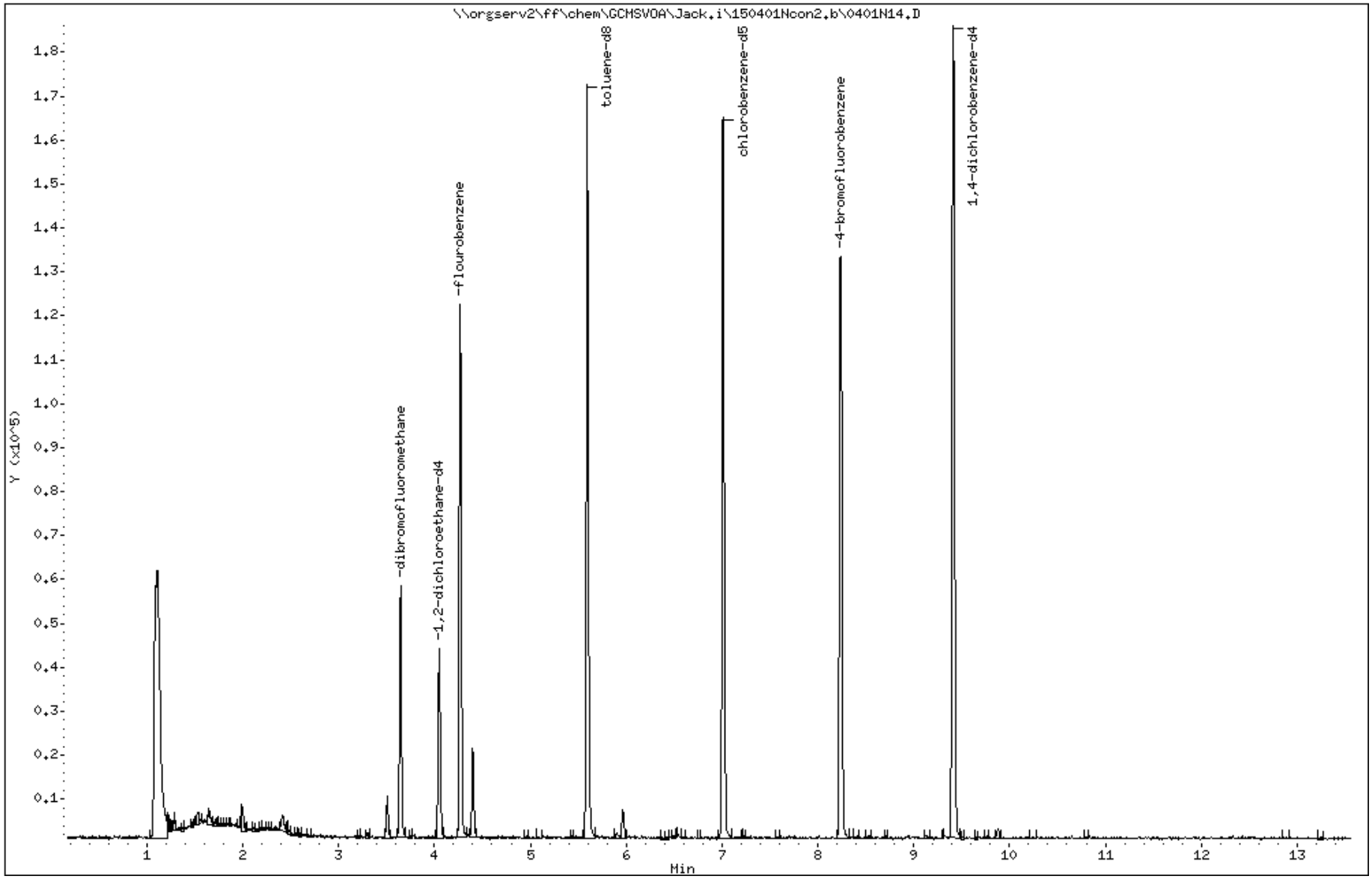

Data File: \\orgserv2\ff\chem\GCMSVOA\Jack.i\150401Ncon2.b\0401N14.D

Date : 01-APR-2015 23:20

Client ID:

Instrument: Jack.i

Sample Info: 11505963-33,31,10,,a

Purge Volume: 10.0

Operator: mm

Column phase:

Column diameter: 0.18

10 freon-113

Concentration: 2.291 ng

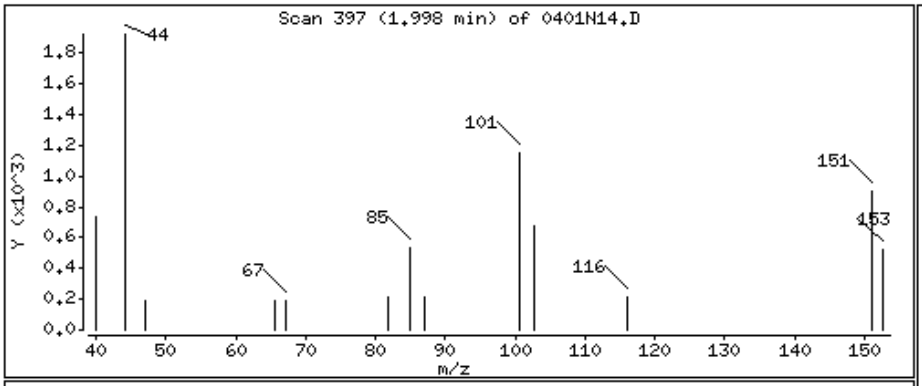

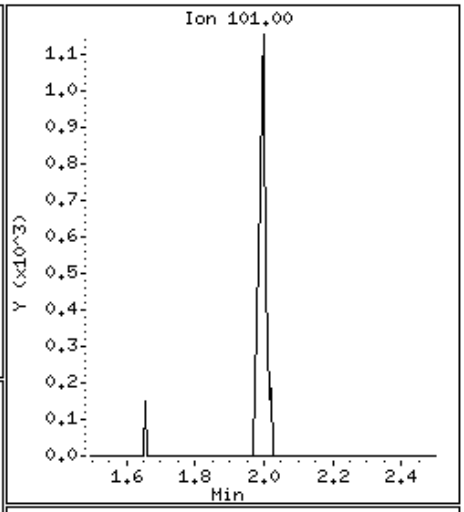

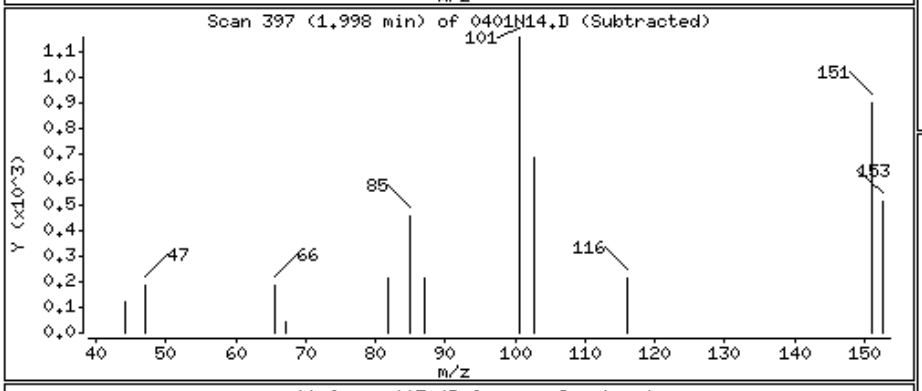

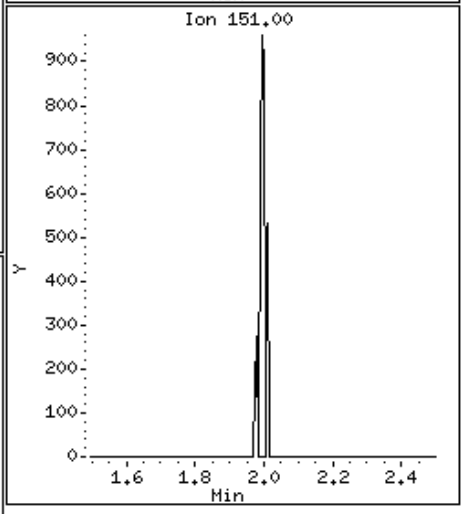

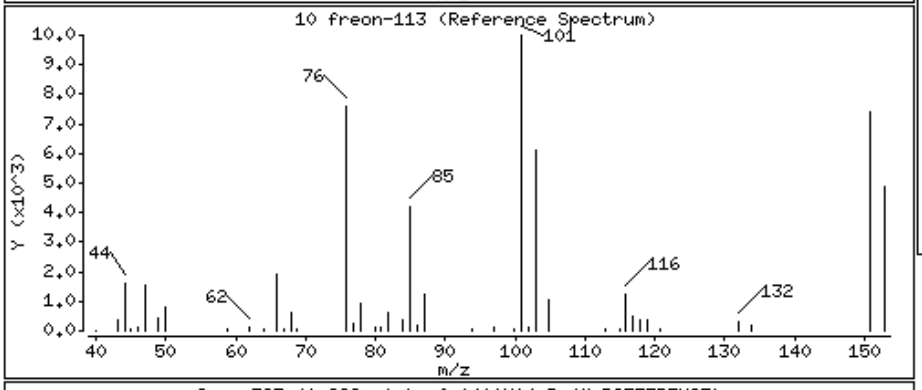

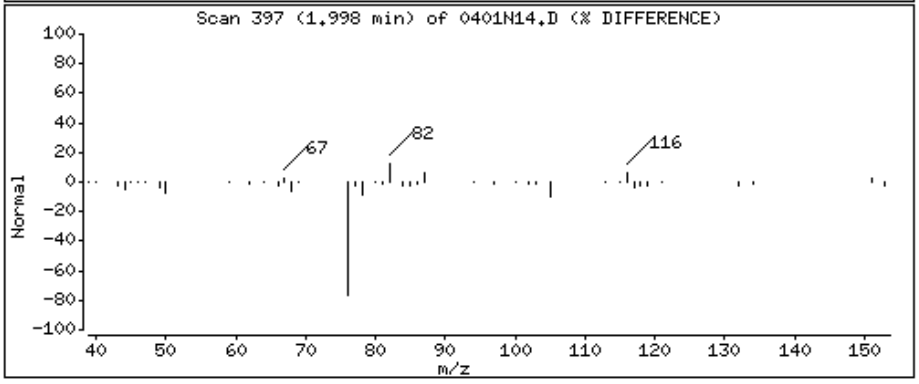

Data File: \\orgserv2\ff\chem\GCMSVOA\Jack.i\150401Ncon2.b\0401N14.D

Date : 01-APR-2015 23:20

Client ID:

Instrument: Jack.i

Sample Info: 11505963-33,31,10,,a

Purge Volume: 10.0

Operator: mm

Column phase:

Column diameter: 0.18

31 chloroform

Concentration: 4.878 ng

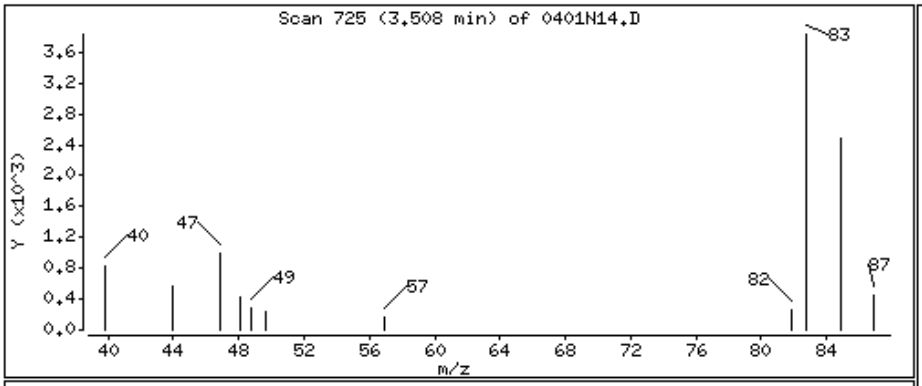

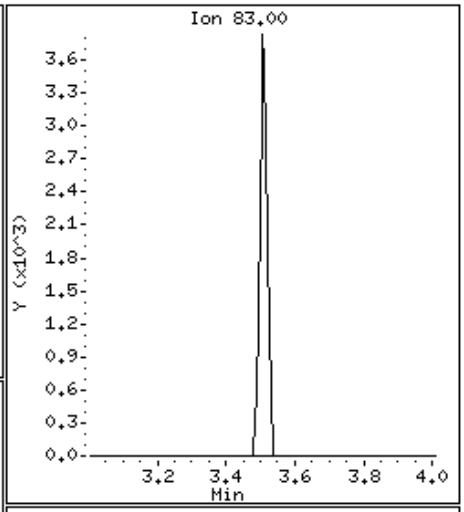

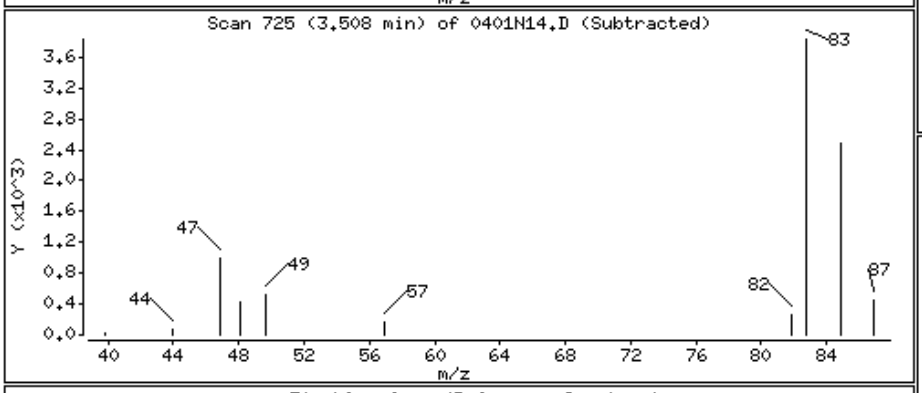

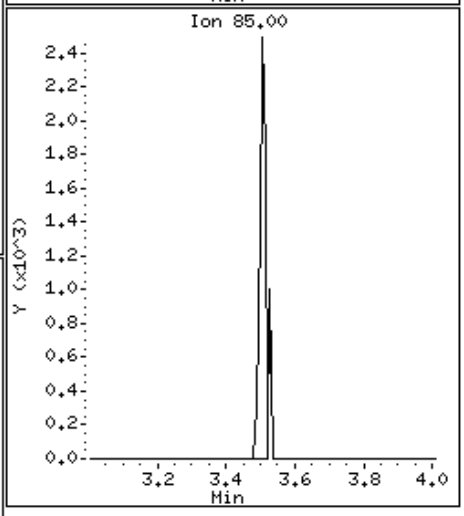

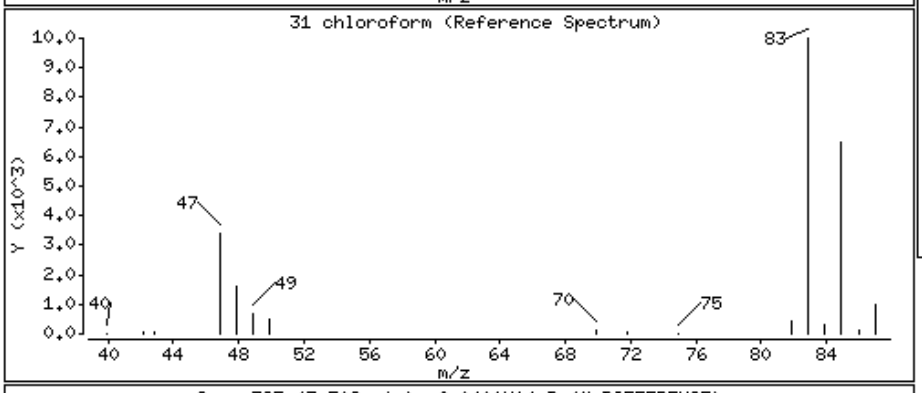

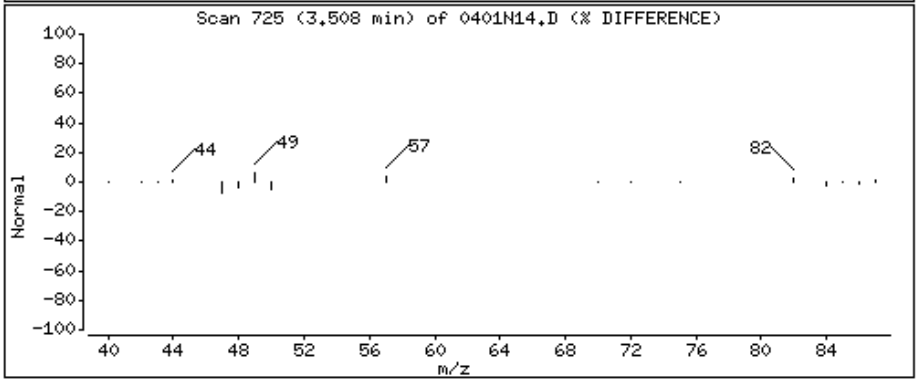

Data File: \\orgserv2\ff\chem\GCMSVOA\Jack.i\150401Ncon2.b\0401N14.D

Date : 01-APR-2015 23:20

Client ID:

Instrument: Jack.i

Sample Info: 11505963-33,31,10,,a

Purge Volume: 10.0

Operator: mm

Column phase:

Column diameter: 0.18

46 trichloroethene

Concentration: 8.104 ng

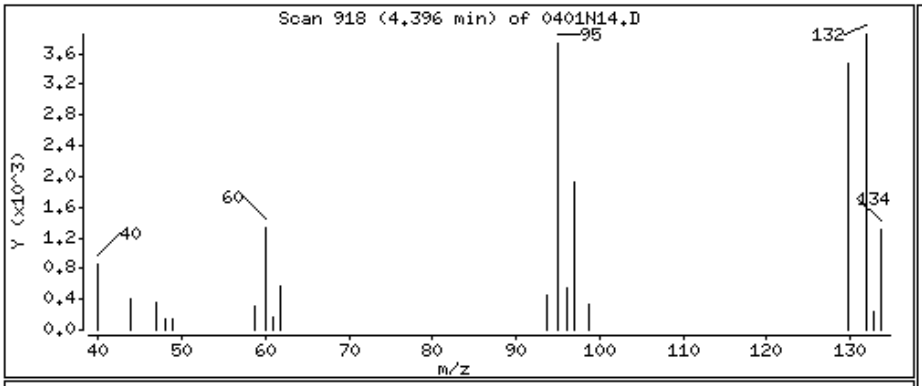

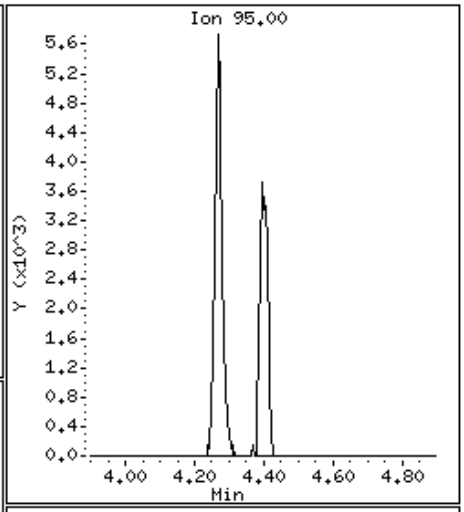

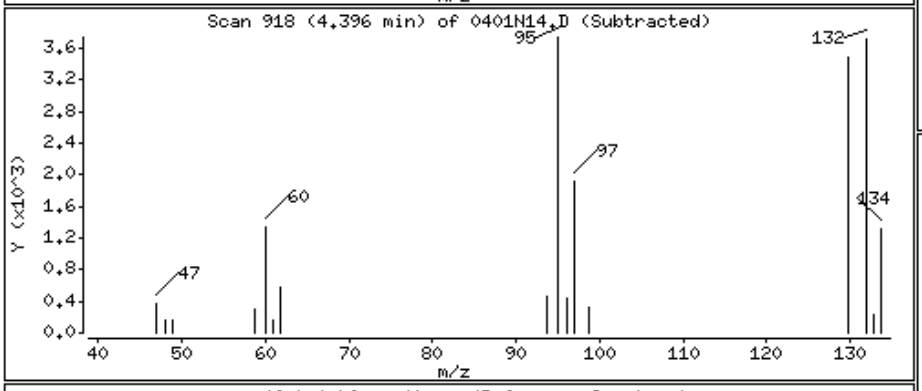

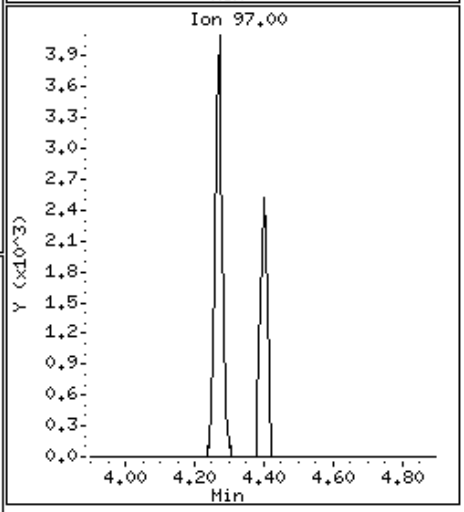

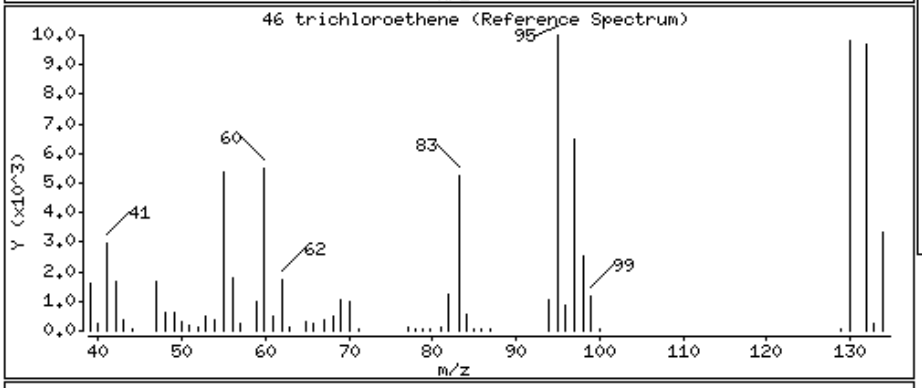

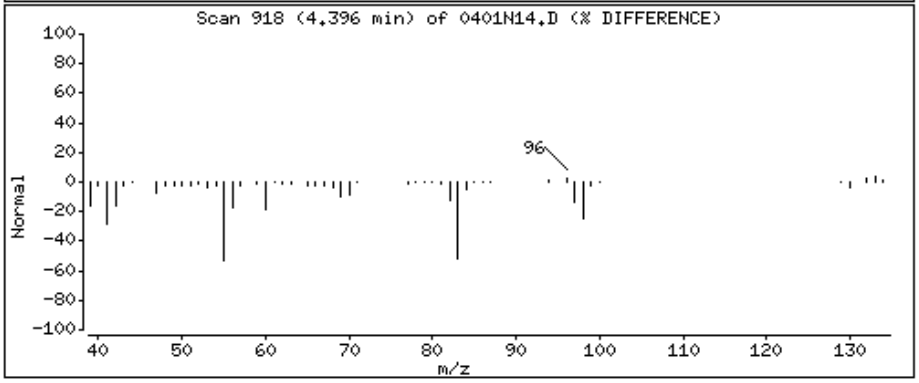

Data File: \\orgserv2\ff\chem\GCMSVOA\Jack.i\150401Ncon2.b\0401N14.D

Date : 01-APR-2015 23:20

Client ID:

Instrument: Jack.i

Sample Info: 11505963-33,31,10,,a

Purge Volume: 10.0

Operator: mm

Column phase:

Column diameter: 0.18

55 tetrachloroethene

Concentration: 1.962 ng

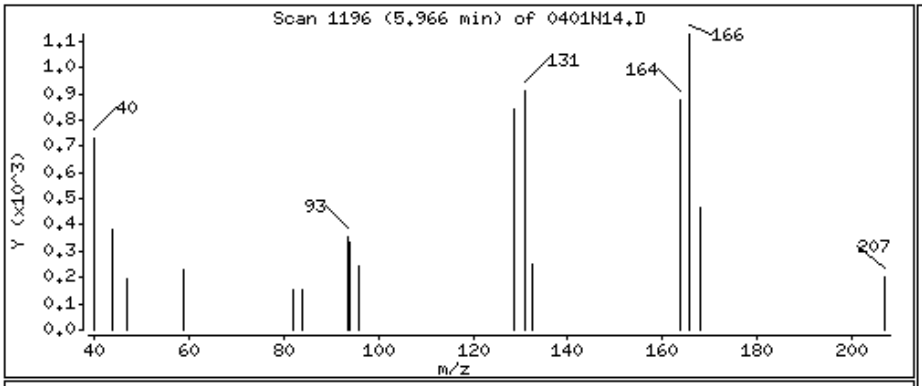

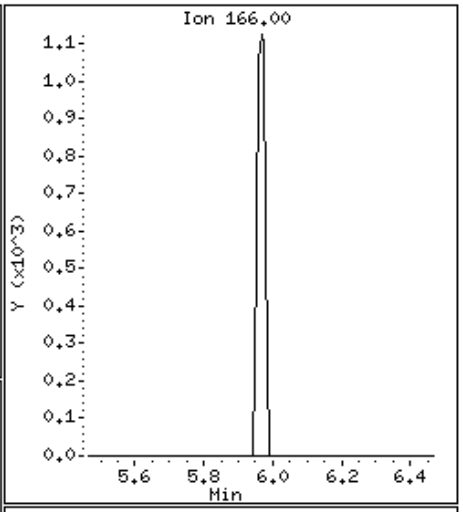

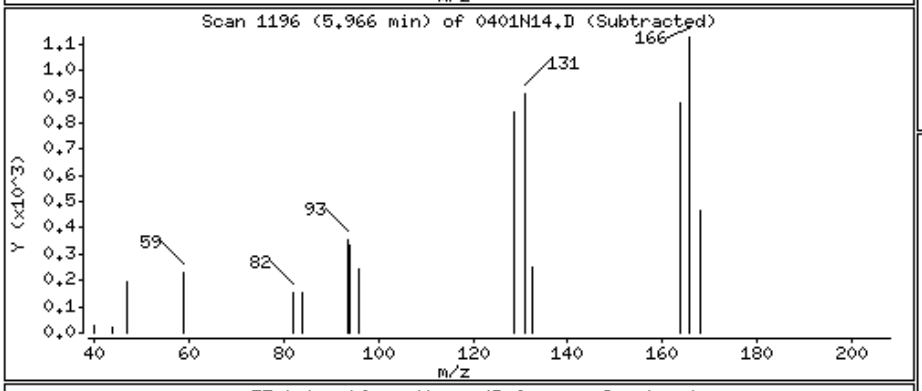

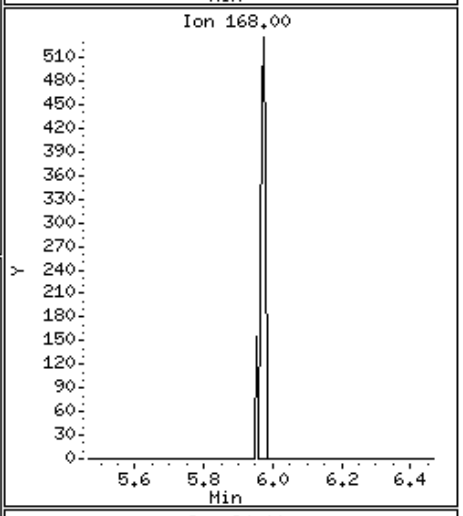

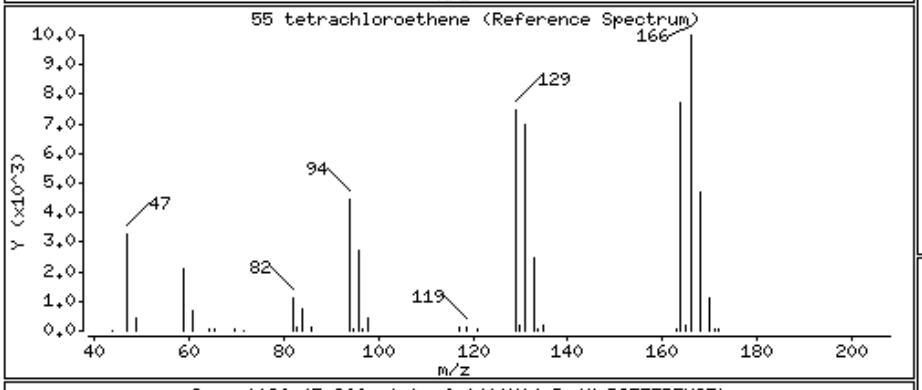

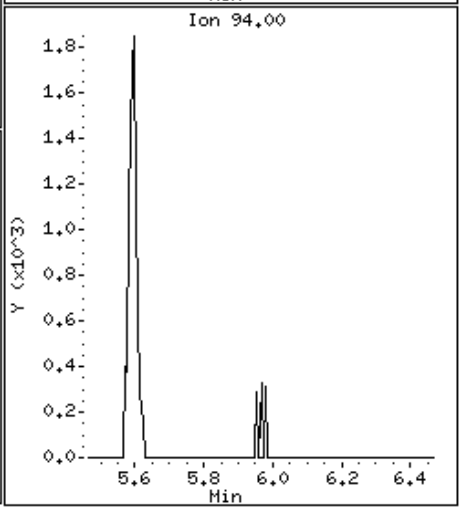

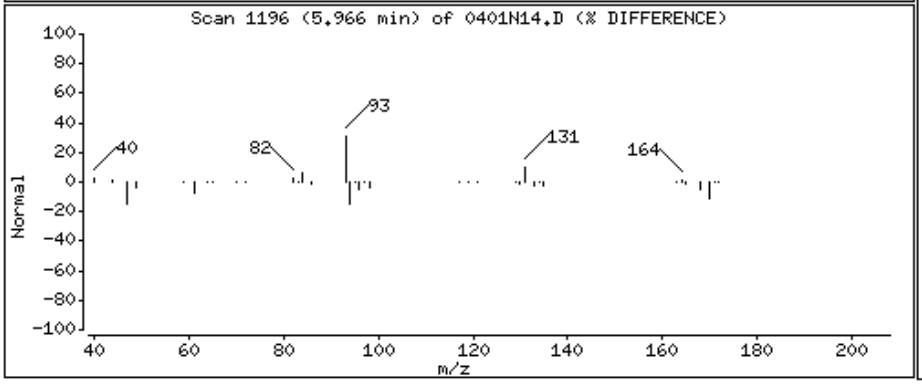

Alpha Analytical Labs

gc/ms voa - VOA101

Data file : \\Orgserv2\ff\chem\GCMSVOA\Voa101.i\150401.b\0401A06.D
Lab Smp Id:
Inj Date : 01-APR-2015 23:24
Operator : MS Inst ID: Voa101.i
Smp Info : l1505963-57,31,10,,a
Misc Info : wg772851,ical10733
Comment :
Method : \\Orgserv2\ff\chem\GCMSVOA\Voa101.i\150401.b\liq8260C.m
Meth Date : 02-Apr-2015 08:00 msoares Quant Type: ISTD
Cal Date : 19-FEB-2015 03:31 Cal File: 0218A13.D
Als bottle: 6
Dil Factor: 1.00000
Integrator: HP RTE Compound Sublist: NJTCL.sub
Target Version: 4.12
Processing Host: VIRTUALXP-76524

Concentration Formula: Amt * DF * CpndVariable
Cpnd Variable Local Compound Variable

	Compounds	QUANT SIG MASS	RT	EXP RT	REL RT	RESPONSE	CONCENTRATIONS ON-COLUMN (ngs)	FINAL (ngs)	REVIEW CODE
	1 dichlorodifluoromethane	85	Compound Not Detected.						
	2 chloromethane	50	Compound Not Detected.						
	3 vinyl chloride	62	Compound Not Detected.						
	4 bromomethane	94	Compound Not Detected.						
	5 chloroethane	64	Compound Not Detected.						
	6 trichlorofluoromethane	101	Compound Not Detected.						
	8 1,1,-dichloroethene	96	Compound Not Detected.						
	11 freon-113	101	Compound Not Detected.						
	10 carbon disulfide	76	3.069	3.064	(0.501)	9397	2.70212	2.702	
	14 methylene chloride	84	Compound Not Detected.						
	15 acetone	43	3.653	3.648	(0.596)	2926	15.7263	15.726	
	16 trans-1,2-dichloroethene	96	Compound Not Detected.						
	17 Methyl Acetate	43	Compound Not Detected.						
	18 methyl tert butyl ether	73	Compound Not Detected.						
	22 1,1-dichloroethane	63	Compound Not Detected.						
	27 cis-1,2-dichloroethene	96	Compound Not Detected.						
	29 bromochloromethane	128	Compound Not Detected.						
	30 Cyclohexane	56	Compound Not Detected.						
	31 chloroform	83	Compound Not Detected.						
	33 carbontetrachloride	117	Compound Not Detected.						
$	36 dibromofluoromethane	113	5.312	5.312	(0.866)	169172	109.853	109.852	
	37 1,1,1-trichloroethane	97	Compound Not Detected.						
	38 2-butanone	43	Compound Not Detected.						
	40 benzene	78	Compound Not Detected.						
$	42 1,2-dichloroethane-d4	65	5.847	5.847	(0.954)	188027	114.081	114.081	
	43 1,2-dichloroethane	62	Compound Not Detected.						
*	45 flourobenzene	96	6.130	6.130	(1.000)	641073	100.000		
	49 trichloroethene	95	Compound Not Detected.						

	Compounds	QUANT SIG MASS	RT	EXP RT	REL RT	RESPONSE	CONCENTRATIONS ON-COLUMN (ngs)	CONCENTRATIONS FINAL (ngs)	REVIEW CODE
	46 methyl cyclohexane	83	Compound Not Detected.						
	52 1,2-dichloropropane	63	Compound Not Detected.						
	53 bromodichloromethane	83	Compound Not Detected.						
	56 1,4-Dioxane	88	Compound Not Detected.						
	58 cis-1,3-dichloropropene	75	Compound Not Detected.						
$	59 toluene-d8	98	7.833	7.833	(0.809)	608064	98.3208	98.320	
	60 toluene	92	Compound Not Detected.						
	62 4-methyl-2-pentanone	58	Compound Not Detected.						
	63 tetrachloroethene	166	Compound Not Detected.						
	64 trans-1,3-dichloropropene	75	Compound Not Detected.						
	68 1,1,2-trichloroethane	83	Compound Not Detected.						
	69 chlorodibromomethane	129	Compound Not Detected.						
	71 1,2-dibromoethane	107	Compound Not Detected.						
	73 2-hexanone	43	Compound Not Detected.						
*	74 chlorobenzene-d5	117	9.688	9.688	(1.000)	461940	100.000		
	75 chlorobenzene	112	Compound Not Detected.						
	76 ethyl benzene	91	Compound Not Detected.						
	78 p/m xylene	106	Compound Not Detected.						
	79 o xylene	106	Compound Not Detected.						
	80 styrene	104	Compound Not Detected.						
	81 bromoform	173	Compound Not Detected.						
	82 isopropylbenzene	105	Compound Not Detected.						
$	83 4-bromofluorobenzene	95	11.166	11.167	(0.903)	213332	90.2984	90.298	
	88 1,1,2,2,-tetrachloroethane	83	Compound Not Detected.						
	99 1,3-dichlorobenzene	146	Compound Not Detected.						
*	100 1,4-dichlorobenzene-d4	152	12.367	12.367	(1.000)	199889	100.000		
	101 1,4-dichlorobenzene	146	Compound Not Detected.						
	104 1,2-dichlorobenzene	146	Compound Not Detected.						
	106 1,2-dibromo-3-chloropropane	75	Compound Not Detected.						
	109 1,2,4-trichlorobenzene	180	14.206	14.206	(1.149)	1337	1.33559	1.335	
	111 1,2,3-trichlorobenzene	180	14.664	14.670	(1.186)	1125	1.67260	1.672	

Alpha Analytical Labs

gc/ms voa - VOA101

Data file : \\Orgserv2\ff\chem\GCMSVOA\Voa101.i\150401.b\0401A06.D
Lab Smp Id:
Inj Date : 01-APR-2015 23:24
Operator : MS Inst ID: Voa101.i
Smp Info : l1505963-57,31,10,,a
Misc Info : wg772851,ical10733
Comment :
Method : \\Orgserv2\ff\chem\GCMSVOA\Voa101.i\150401.b\liq8260C.m
Meth Date : 02-Apr-2015 08:00 msoares Quant Type: ISTD
Cal Date : 19-FEB-2015 03:31 Cal File: 0218A13.D
Als bottle: 6
Dil Factor: 1.00000
Integrator: HP RTE Compound Sublist: NJTCL.sub
Target Version: 4.12
Processing Host: VIRTUALXP-76524

- NO TENTATIVELY IDENTIFIED COMPOUNDS -

Alpha Analytical Labs

INTERNAL STANDARD COMPOUNDS
AREA AND RT SUMMARY

Instrument ID: Voa101.i
Lab File ID: 0401A06.D
Lab Smp Id:
Analysis Type: VOA
Quant Type: ISTD
Operator: MS
Method File: \\Orgserv2\ff\chem\GCMSVOA\Voa101.i\150401.b\liq8260C.m
Misc Info: wg772851,ical10733

Calibration Date: 01-APR-2015
Calibration Time: 20:54
Level: LOW
Sample Type: WATER

Test Mode:
Use Last Continuing Calibrator.
If Continuing Cal. use Initial Cal. Level 3

COMPOUND	STANDARD	AREA LIMIT LOWER	AREA LIMIT UPPER	SAMPLE	%DIFF
45 flourobenzene	699464	349732	1398928	641073	-8.35
74 chlorobenzene-d5	507495	253748	1014990	461940	-8.98
100 1,4-dichlorobenze	230293	115147	460586	199889	-13.20

COMPOUND	STANDARD	RT LIMIT LOWER	RT LIMIT UPPER	SAMPLE	%DIFF
45 flourobenzene	6.13	5.63	6.63	6.13	-0.00
74 chlorobenzene-d5	9.69	9.19	10.19	9.69	-0.00
100 1,4-dichlorobenze	12.37	11.87	12.87	12.37	-0.00

AREA UPPER LIMIT = +100% of internal standard area.
AREA LOWER LIMIT = - 50% of internal standard area.
RT UPPER LIMIT = + 0.50 minutes of internal standard RT.
RT LOWER LIMIT = - 0.50 minutes of internal standard RT.

Alpha Analytical Labs

RECOVERY REPORT

Client Name: Client SDG: SDGa00307
Sample Matrix: LIQUID Fraction: VOA
Lab Smp Id:
Level: LOW Operator: MS
Data Type: MS DATA SampleType: SAMPLE
SpikeList File: curveallim.spk Quant Type: ISTD
Sublist File: NJTCL.sub
Method File: \\Orgserv2\ff\chem\GCMSVOA\Voa101.i\150401.b\liq8260C.m
Misc Info: wg772851,ical10733

SURROGATE COMPOUND	AMOUNT ADDED ngs	AMOUNT RECOVERED ngs	% RECOVERED	LIMITS
$ 36 dibromofluorometha	100.000	109.852	109.85	70-130
$ 42 1,2-dichloroethane	100.000	114.081	114.08	70-130
$ 59 toluene-d8	100.000	98.320	98.32	70-130
$ 83 4-bromofluorobenze	100.000	90.298	90.30	70-130

Data File: \\Orgserv2\ff\chem\GCMSVOA\Voa101.i\150401.b\0401A06.D
Date : 01-APR-2015 23:24
Client ID:
Sample Info: 11505963-57,31,10,,a
Purge Volume: 10.0
Column phase:

Instrument: Voa101.i
Operator: MS
Column diameter: 0.18

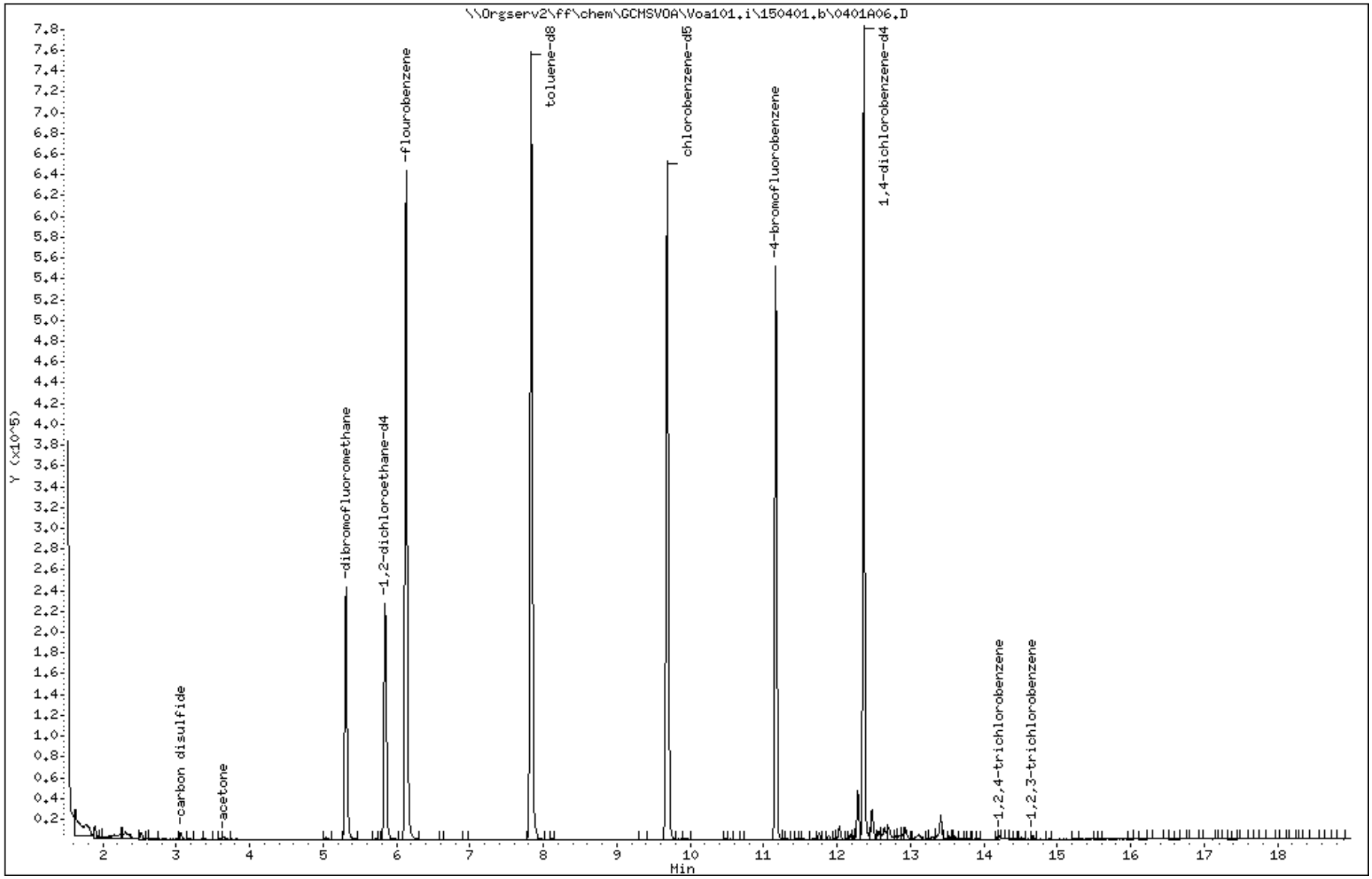

Data File: \\Orgserv2\ff\chem\GCMSVOA\Voa101.i\150401.b\0401A06.D

Date : 01-APR-2015 23:24

Client ID:

Instrument: Voa101.i

Sample Info: 11505963-57,31,10,,a

Purge Volume: 10.0

Operator: MS

Column phase:

Column diameter: 0.18

10 carbon disulfide

Concentration: 2.702 ngs

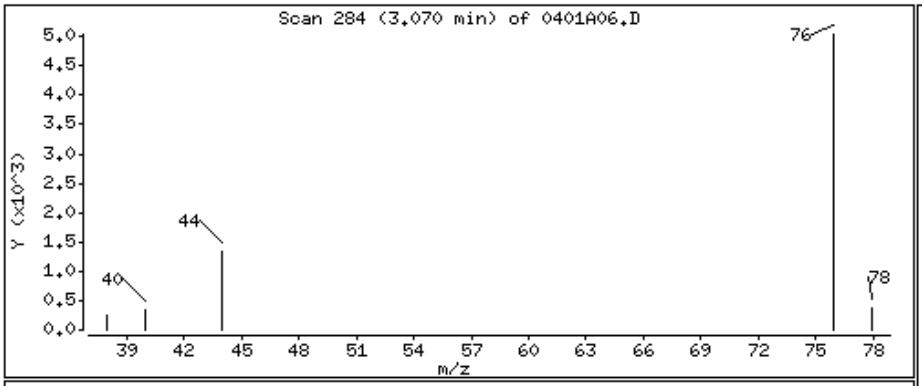

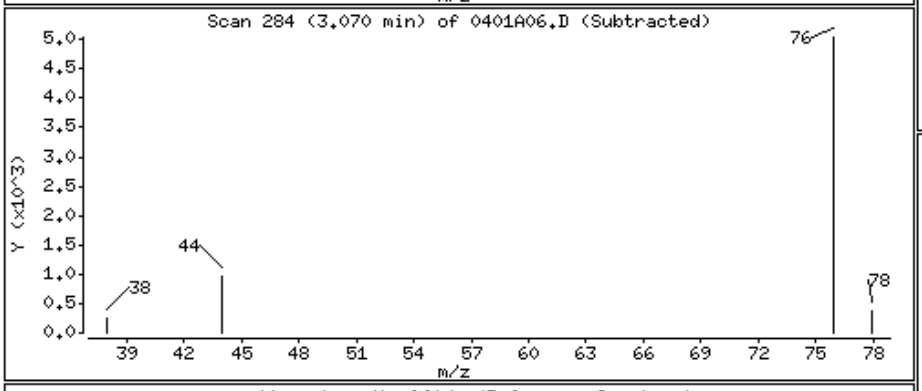

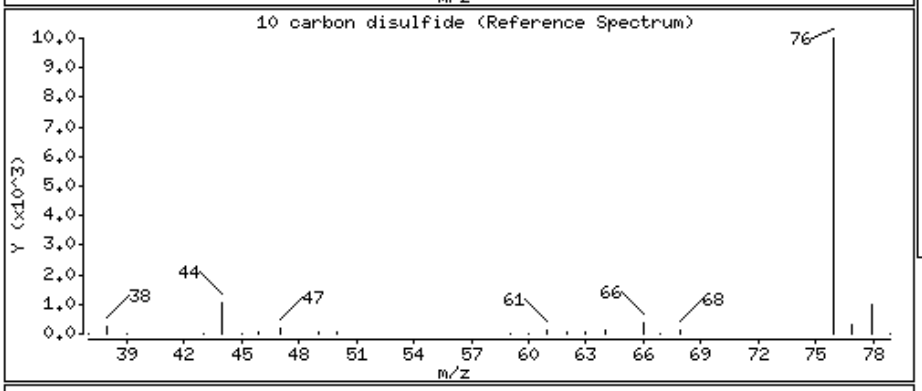

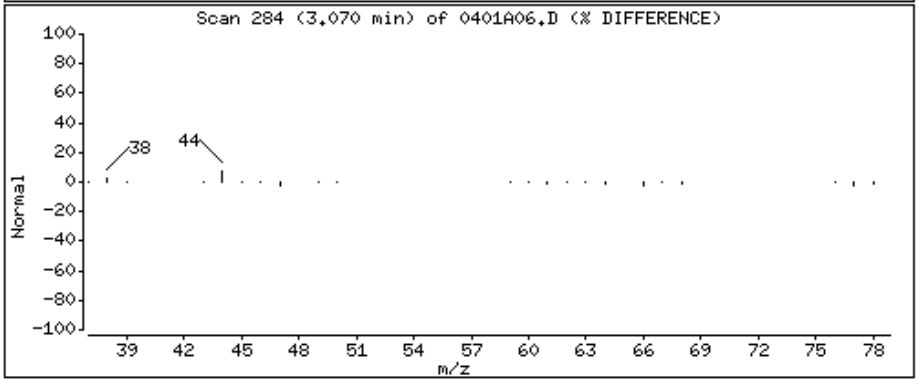

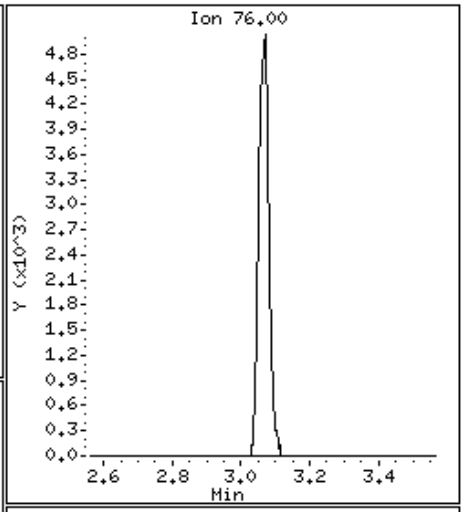

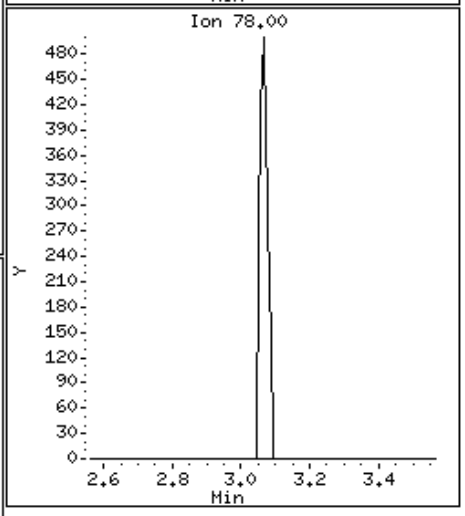

Data File: \\Orgserv2\ff\chem\GCMSVOA\Voa101.i\150401.b\0401A06.D

Date : 01-APR-2015 23:24

Client ID:

Instrument: Voa101.i

Sample Info: 11505963-57,31,10,,a

Purge Volume: 10.0

Operator: MS

Column phase:

Column diameter: 0.18

15 acetone

Concentration: 15.726 ngs

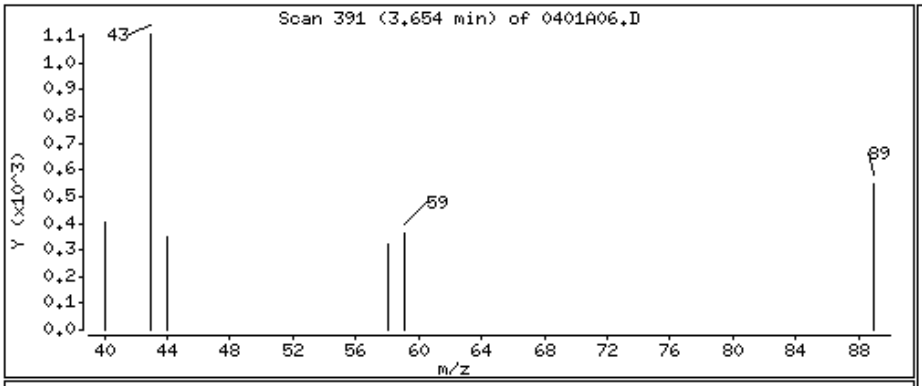

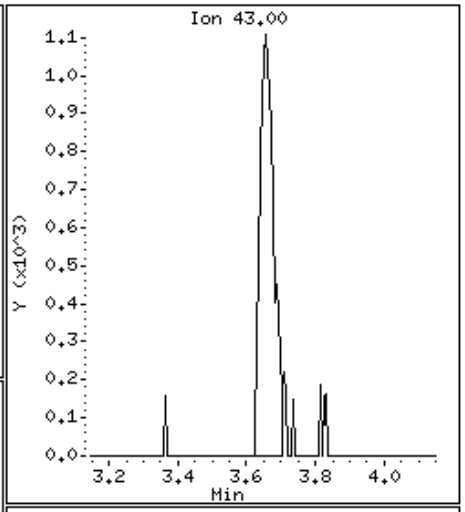

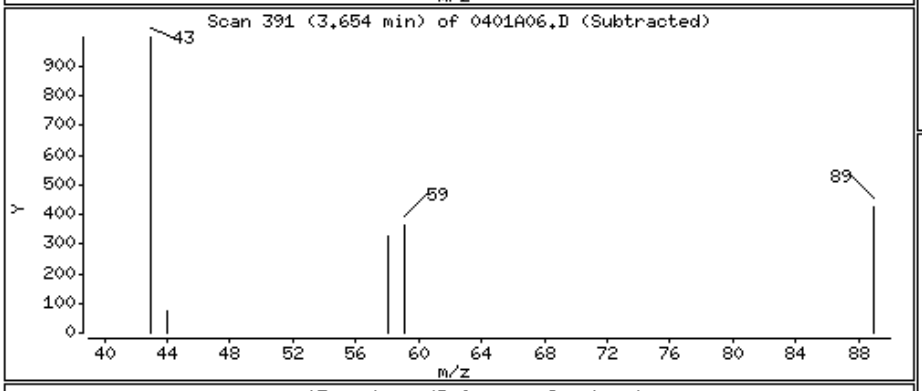

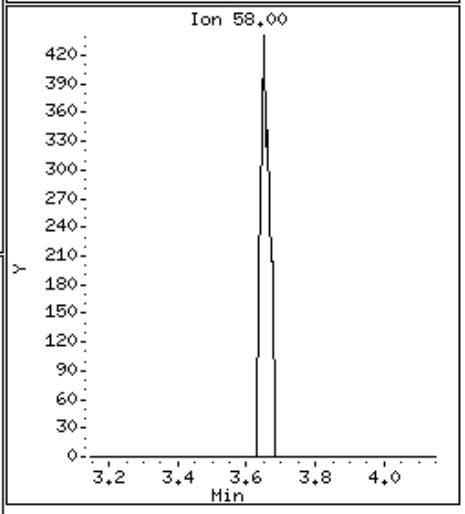

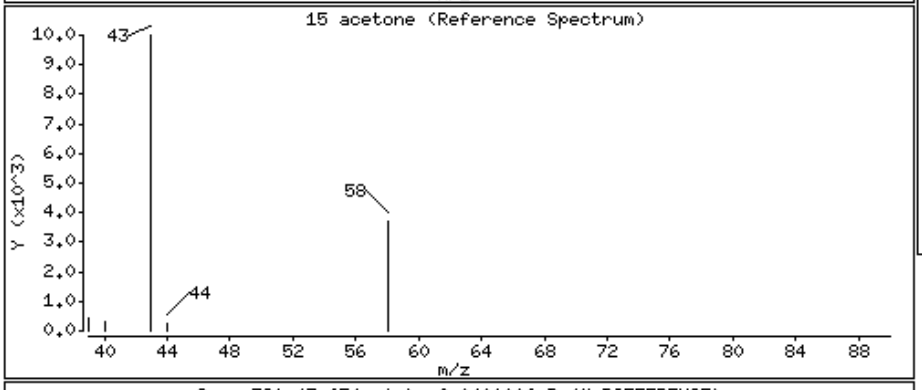

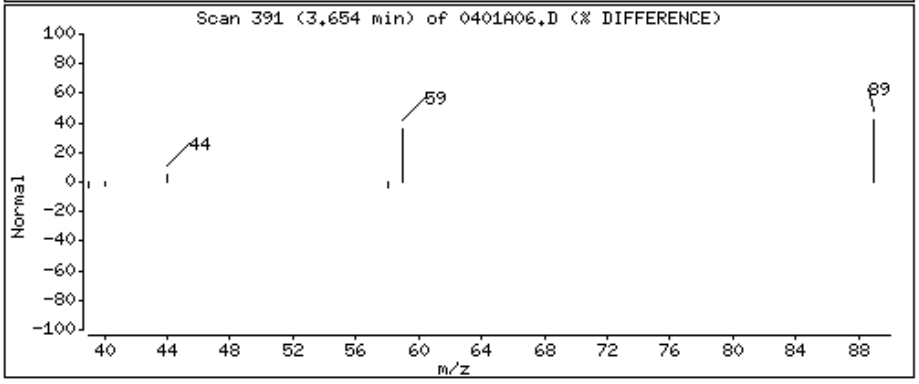

Data File: \\Orgserv2\ff\chem\GCMSVOA\Voa101.i\150401.b\0401A06.D

Date : 01-APR-2015 23:24

Client ID:

Instrument: Voa101.i

Sample Info: 11505963-57,31,10,,a

Purge Volume: 10.0

Operator: MS

Column phase:

Column diameter: 0.18

109 1,2,4-trichlorobenzene

Concentration: 1.335 ngs

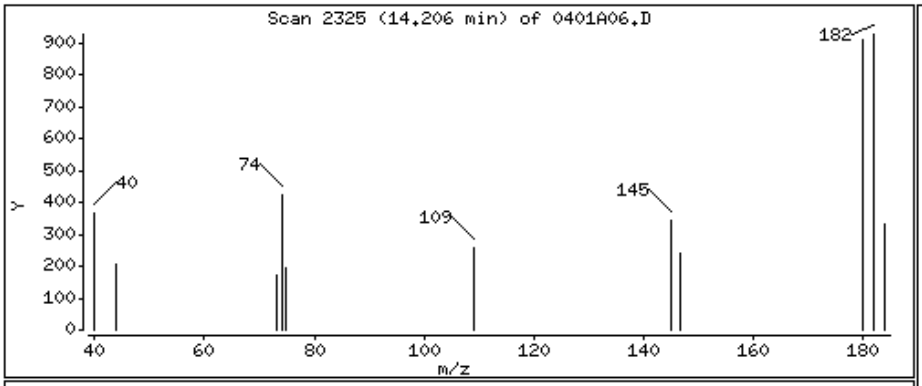

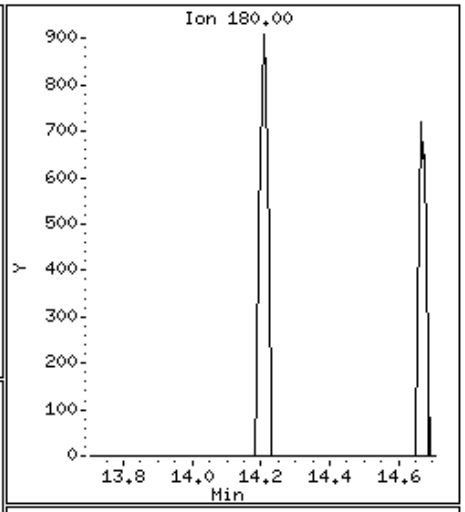

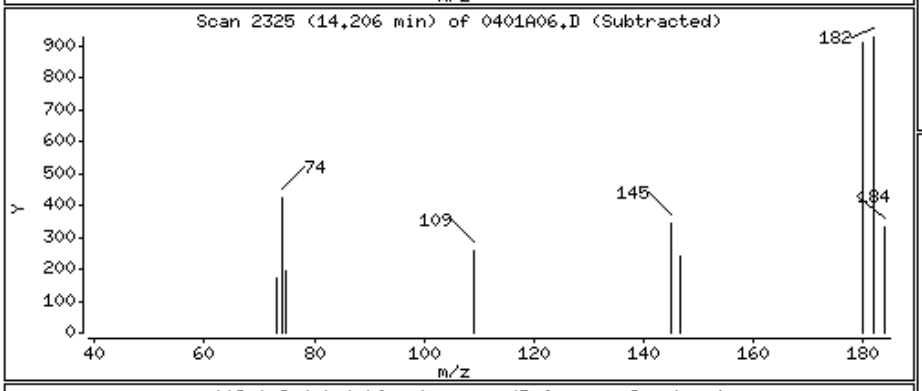

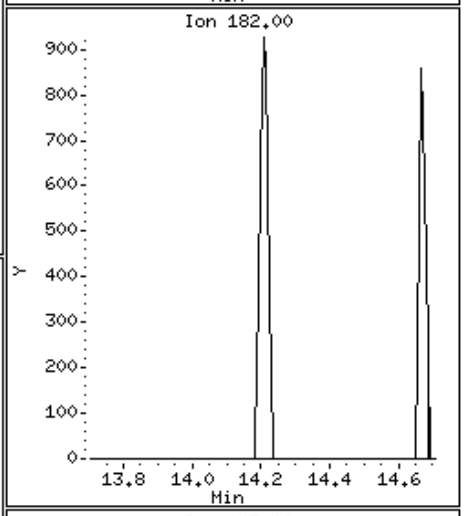

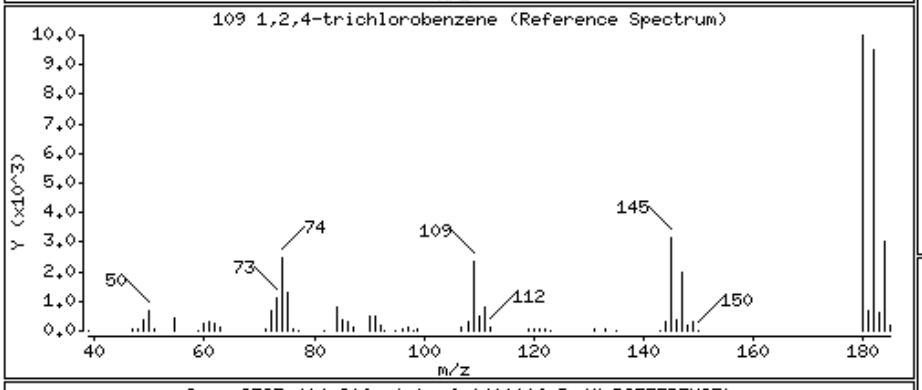

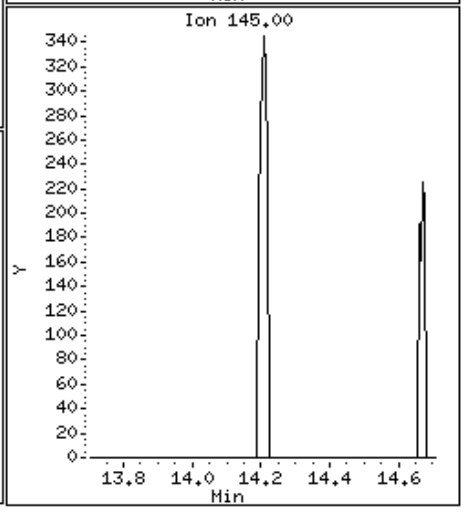

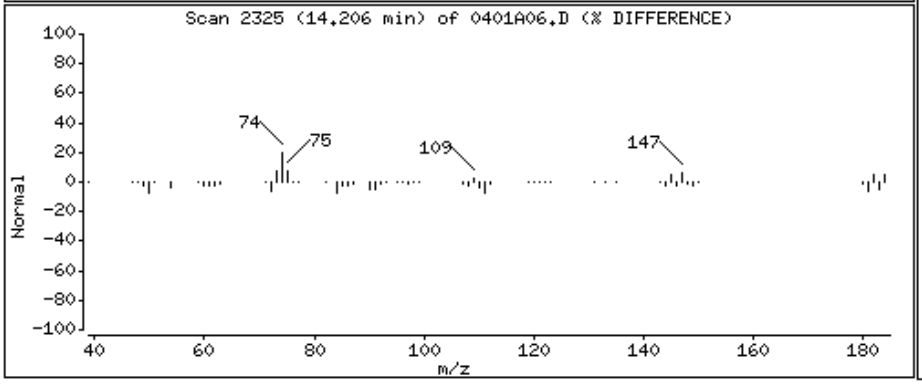

Data File: \\Orgserv2\ff\chem\GCMSVOA\Voa101.i\150401.b\0401A06.D

Date : 01-APR-2015 23:24

Client ID:

Instrument: Voa101.i

Sample Info: 11505963-57,31,10,,a

Purge Volume: 10.0

Operator: MS

Column phase:

Column diameter: 0.18

111 1,2,3-trichlorobenzene

Concentration: 1.672 ngs

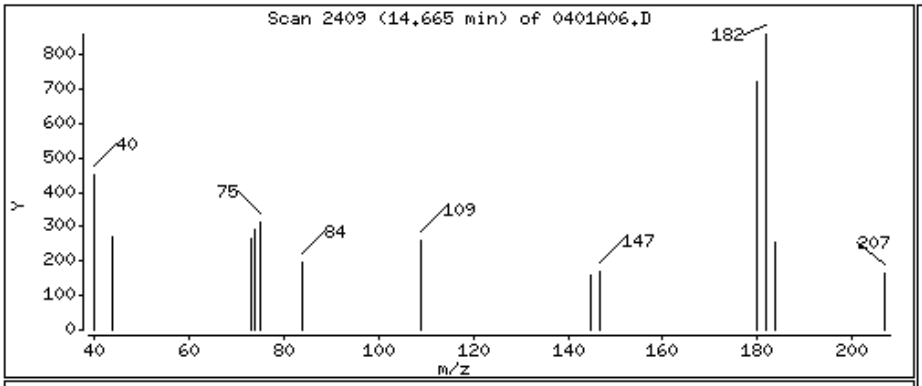

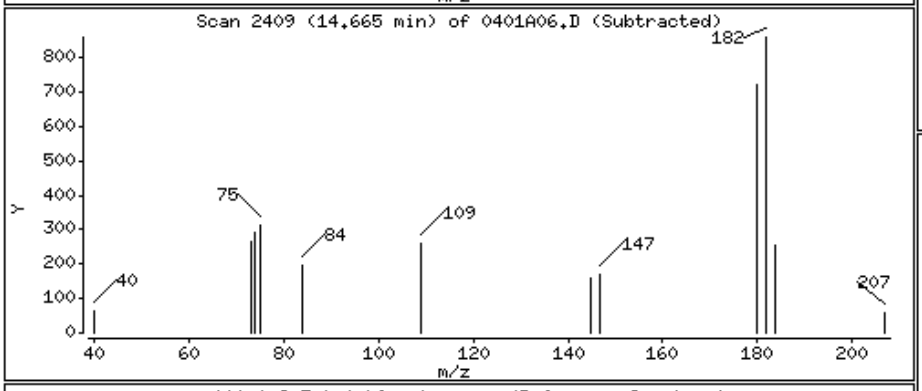

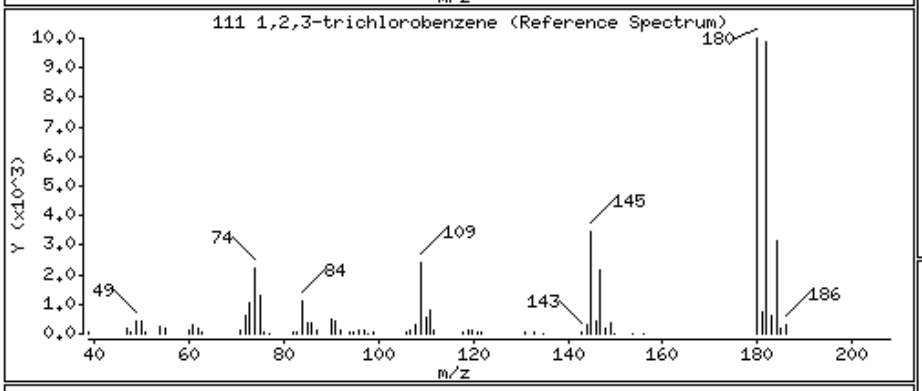

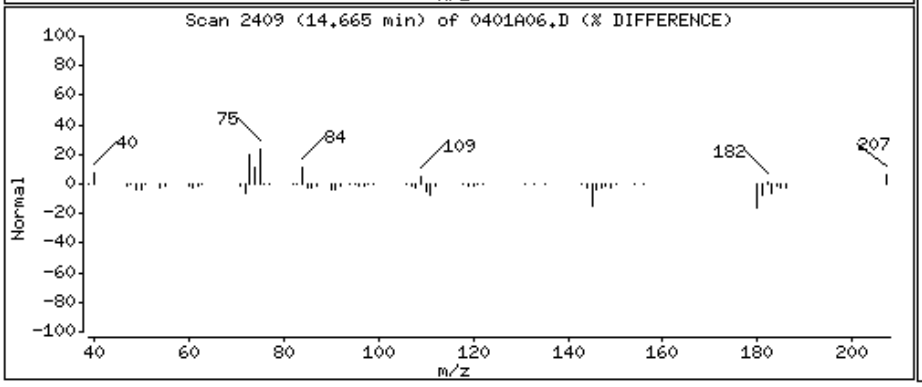

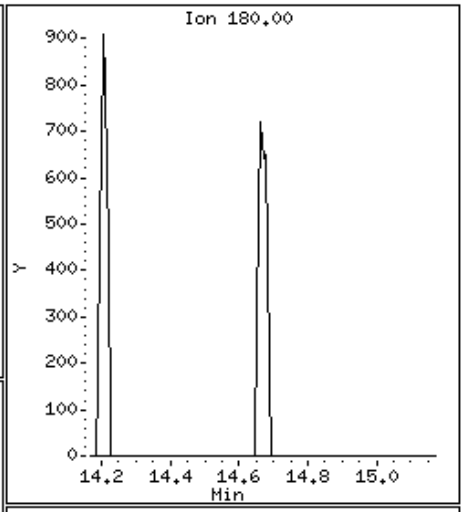

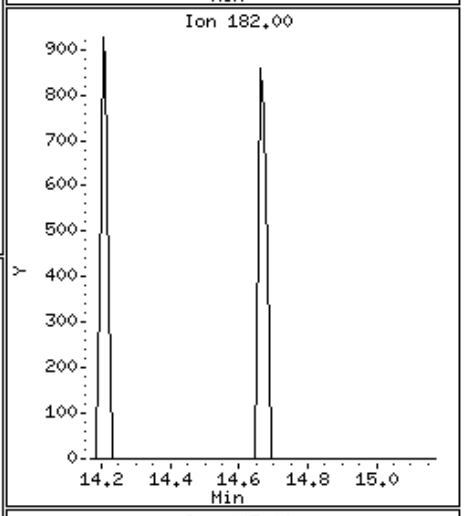

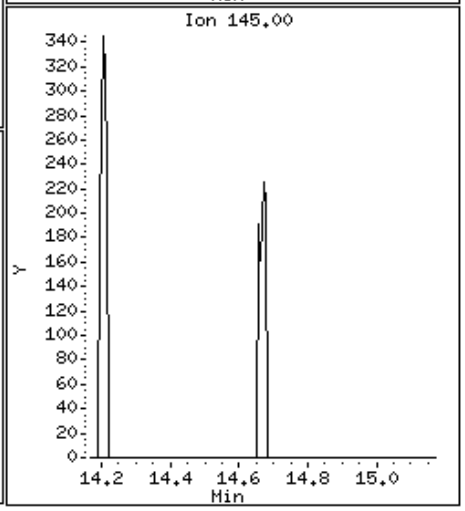

Alpha Analytical Labs

Manual Integration

Sample Info	: l1505963-57,31,10,,a wg772851,ical10733		
Instrument ID	: Voa101.i		
Method	: liq8260C.m		
File	: 0401A06.D		
Injection Date	: 01-APR-2015 23:24		
Quantitation	: ISTD	Integrator :	HP RTE
Dilution Factor	: 1.00	Sample Type:	SAMPLE

This File has no version history.

//Orgserv2/ff/chem/GCMSVOA/Voa101.i/150401.b/original/0401A06.D

Alpha Analytical Labs

gc/ms voa - Jack

Data file : \\orgserv2\ff\chem\GCMSVOA\Jack.i\150401Ncon1.b\0401N15.D
Lab Smp Id:
Inj Date : 01-APR-2015 23:37
Operator : mm Inst ID: Jack.i
Smp Info : l1505963-34,31,10,,a
Misc Info : wg772794,ical10742
Comment :
Method : \\orgserv2\ff\chem\GCMSVOA\Jack.i\150401Ncon1.b\liquid8260Bcon1.m
Meth Date : 02-Apr-2015 03:08 mmay Quant Type: ISTD
Cal Date : 24-FEB-2015 11:23 Cal File: 0224A21.D
Als bottle: 8
Dil Factor: 1.00000
Integrator: HP RTE Compound Sublist: NJTCL.sub
Target Version: 4.12
Processing Host: A1VOA1

Concentration Formula: Amt * DF * CpndVariable
Cpnd Variable Local Compound Variable

	Compounds	QUANT SIG MASS	RT	EXP RT	REL RT	RESPONSE	CONCENTRATIONS ON-COLUMN (ngs)	FINAL (ng)	REVIEW CODE
	1 dichlorodifluoromethane	85	Compound Not Detected.						
	2 chloromethane	50	Compound Not Detected.						
	3 vinyl chloride	62	Compound Not Detected.						
	4 bromomethane	94	Compound Not Detected.						
	5 chloroethane	64	Compound Not Detected.						
	6 trichlorofluoromethane	101	Compound Not Detected.						
	8 1,1,-dichloroethene	96	Compound Not Detected.						
	9 carbon disulfide	76	Compound Not Detected.						
	10 freon-113	101	Compound Not Detected.						
	13 methylene chloride	84	Compound Not Detected.						
	14 acetone	43	Compound Not Detected.						
	15 trans-1,2-dichloroethene	96	Compound Not Detected.						
	16 methyl acetate	43	Compound Not Detected.						
	17 methyl tert butyl ether	73	Compound Not Detected.						
	21 1,1-dichloroethane	63	Compound Not Detected.						
	27 cis-1,2-dichloroethene	96	Compound Not Detected.						
	29 cyclohexane	56	Compound Not Detected.						
	30 bromochloromethane	128	Compound Not Detected.						
	31 chloroform	83	Compound Not Detected.						
	32 carbontetrachloride	117	Compound Not Detected.						
$	35 dibromofluoromethane	113	3.664	3.654	(0.855)	33153	92.4241	92.424	
	36 1,1,1-trichloroethane	97	Compound Not Detected.						
	38 2-butanone	43	Compound Not Detected.						
	39 benzene	78	Compound Not Detected.						
$	40 1,2-dichloroethane-d4	65	4.069	4.060	(0.950)	36220	92.6068	92.606	
	42 1,2-dichloroethane	62	Compound Not Detected.						
*	43 flourobenzene	96	4.285	4.276	(1.000)	142537	100.000		
	45 methyl cyclohexane	83	Compound Not Detected.						

	Compounds	QUANT SIG MASS	RT	EXP RT	REL RT	RESPONSE	CONCENTRATIONS ON-COLUMN (ngs)	CONCENTRATIONS FINAL (ng)	REVIEW CODE
	46 trichloroethene	95	Compound Not Detected.						
	48 1,2-dichloropropane	63	Compound Not Detected.						
	49 bromodichloromethane	83	Compound Not Detected.						
	50 1,4-Dioxane	88	Compound Not Detected.						
	52 cis-1,3-dichloropropene	75	Compound Not Detected.						
$	53 toluene-d8	98	5.602	5.596	(0.799)	139907	101.222	101.221	
	54 toluene	92	Compound Not Detected.						
	55 tetrachloroethene	166	Compound Not Detected.						
	56 4-methyl-2-pentanone	58	Compound Not Detected.						
	57 trans-1,3-dichloropropene	75	Compound Not Detected.						
	58 1,1,2-trichloroethane	83	Compound Not Detected.						
	60 chlorodibromomethane	129	Compound Not Detected.						
	62 1,2-dibromoethane	107	Compound Not Detected.						
	63 2-hexanone	43	Compound Not Detected.						
*	64 chlorobenzene-d5	117	7.013	7.013	(1.000)	115072	100.000		
	65 chlorobenzene	112	Compound Not Detected.						
	66 ethyl benzene	91	Compound Not Detected.						
	69 p/m xylene	106	Compound Not Detected.						
	70 o xylene	106	Compound Not Detected.						
	71 bromoform	173	Compound Not Detected.						
	72 styrene	104	Compound Not Detected.						
	73 isopropylbenzene	105	Compound Not Detected.						
$	74 4-bromofluorobenzene	95	8.241	8.240	(0.875)	54121	104.553	104.553	
	78 1,1,2,2,-tetrachloroethane	83	Compound Not Detected.						
	89 1,3-dichlorobenzene	146	Compound Not Detected.						
*	90 1,4-dichlorobenzene-d4	152	9.418	9.410	(1.000)	62247	100.000		
	91 1,4-dichlorobenzene	146	Compound Not Detected.						
	94 1,2-dichlorobenzene	146	9.880	9.880	(1.049)	3615	1.72408	1.724(a)	
	96 1,2-dibromo-3-chloropropane	75	Compound Not Detected.						
	98 1,2,4-trichlorobenzene	180	Compound Not Detected.						
	101 1,2,3-trichlorobenzene	180	Compound Not Detected.						

QC Flag Legend

a - Target compound detected but, quantitated amount
Below Limit Of Quantitation(BLOQ).

Alpha Analytical Labs

gc/ms voa - Jack

Data file : \\orgserv2\ff\chem\GCMSVOA\Jack.i\150401Ncon1.b\0401N15.D
Lab Smp Id:
Inj Date : 01-APR-2015 23:37
Operator : mm Inst ID: Jack.i
Smp Info : l1505963-34,31,10,,a
Misc Info : wg772794,ical10742
Comment :
Method : \\orgserv2\ff\chem\GCMSVOA\Jack.i\150401Ncon1.b\liquid8260Bcon1.m
Meth Date : 02-Apr-2015 03:08 mmay Quant Type: ISTD
Cal Date : 24-FEB-2015 11:23 Cal File: 0224A21.D
Als bottle: 8
Dil Factor: 1.00000
Integrator: HP RTE Compound Sublist: NJTCL.sub
Target Version: 4.12
Processing Host: A1VOA1

- NO TENTATIVELY IDENTIFIED COMPOUNDS -

Alpha Analytical Labs

INTERNAL STANDARD COMPOUNDS
AREA AND RT SUMMARY

Instrument ID: Jack.i Calibration Date: 01-APR-2015
Lab File ID: 0401N15.D Calibration Time: 19:45
Lab Smp Id:
Analysis Type: VOA Level: HIGH
Quant Type: ISTD Sample Type: WATER
Operator: mm
Method File: \\orgserv2\ff\chem\GCMSVOA\Jack.i\150401Ncon1.b\liquid8260Bcon1.m
Misc Info: wg772794,ical10742

Test Mode:
Use Last Continuing Calibrator.
If Continuing Cal. use Initial Cal. Level 3

		AREA LIMIT			
COMPOUND	STANDARD	LOWER	UPPER	SAMPLE	%DIFF
43 flourobenzene	149828	74914	299656	142537	-4.87
64 chlorobenzene-d5	126962	63481	253924	115072	-9.37
90 1,4-dichlorobenze	70260	35130	140520	62247	-11.40

		RT LIMIT			
COMPOUND	STANDARD	LOWER	UPPER	SAMPLE	%DIFF
43 flourobenzene	4.28	3.78	4.78	4.29	0.22
64 chlorobenzene-d5	7.01	6.51	7.51	7.01	0.00
90 1,4-dichlorobenze	9.41	8.91	9.91	9.42	0.09

AREA UPPER LIMIT = +100% of internal standard area.
AREA LOWER LIMIT = - 50% of internal standard area.
RT UPPER LIMIT = + 0.50 minutes of internal standard RT.
RT LOWER LIMIT = - 0.50 minutes of internal standard RT.

Alpha Analytical Labs

RECOVERY REPORT

Client Name: Client SDG: SDGa00307
Sample Matrix: LIQUID Fraction: VOA
Lab Smp Id:
Level: HIGH Operator: mm
Data Type: MS DATA SampleType: SAMPLE
SpikeList File: curve.spk Quant Type: ISTD
Sublist File: NJTCL.sub
Method File: \\orgserv2\ff\chem\GCMSVOA\Jack.i\150401Ncon1.b\liquid8260Bcon1.m
Misc Info: wg772794,ical10742

SURROGATE COMPOUND	AMOUNT ADDED ngs	AMOUNT RECOVERED ngs	% RECOVERED	LIMITS
$ 35 dibromofluorometha	100.000	92.424	92.42	70-130
$ 40 1,2-dichloroethane	100.000	92.606	92.61	70-130
$ 53 toluene-d8	100.000	101.221	101.22	70-130
$ 74 4-bromofluorobenze	100.000	104.553	104.55	70-130

Data File: \\orgserv2\ff\chem\GCMSVOA\Jack.i\150401Ncon1.b\0401N15.D
Date : 01-APR-2015 23:37
Client ID:
Sample Info: 11505963-34,31,10,,a
Purge Volume: 10.0
Column phase:

Instrument: Jack.i
Operator: mm
Column diameter: 0.18

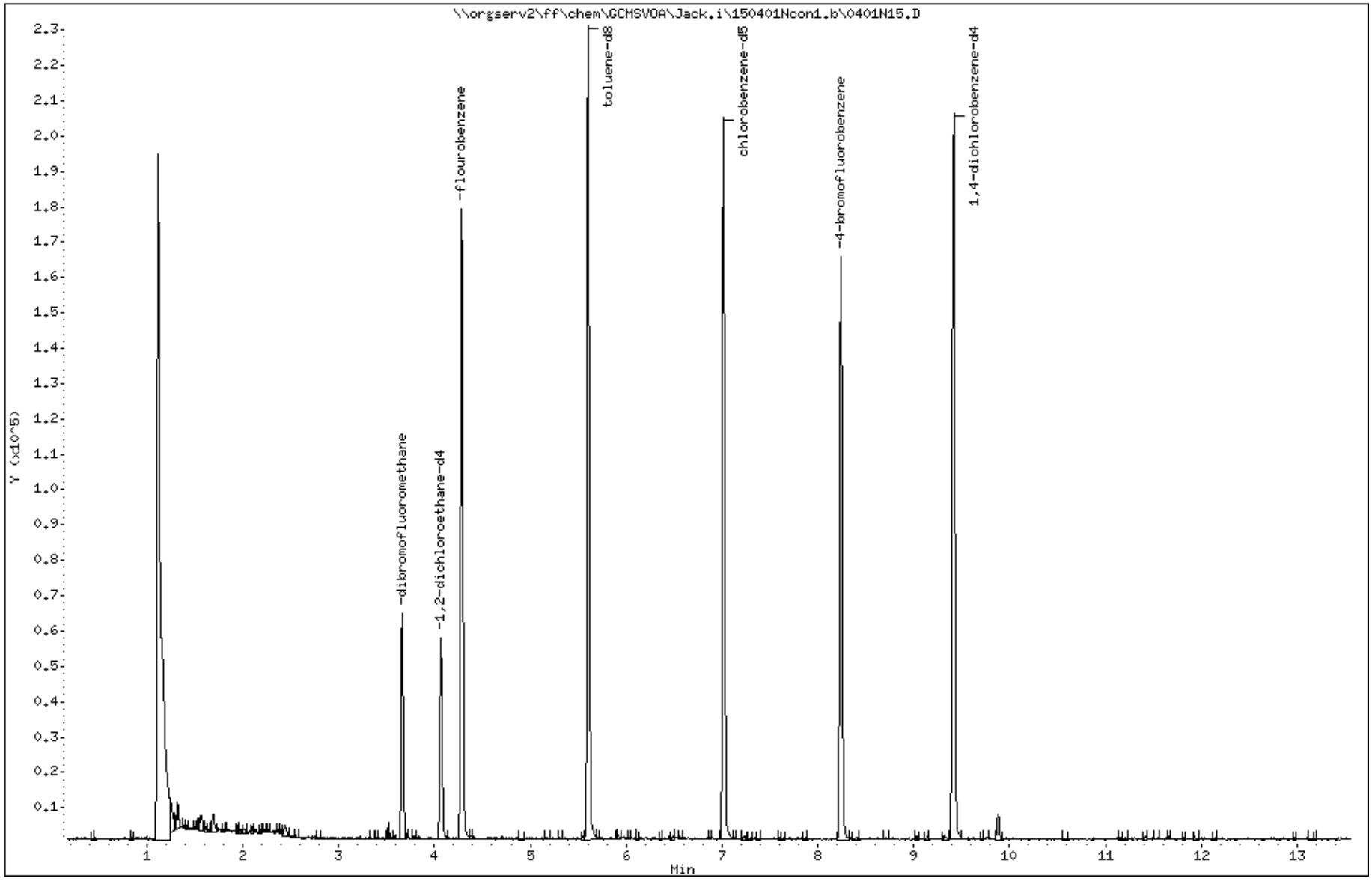

Data File: \\orgserv2\ff\chem\GCMSVOA\Jack.i\150401Ncon1.b\0401N15.D

Date : 01-APR-2015 23:37

Client ID:

Instrument: Jack.i

Sample Info: 11505963-34,31,10,,a

Purge Volume: 10.0

Operator: mm

Column phase:

Column diameter: 0.18

94 1,2-dichlorobenzene

Concentration: 1.724 ng

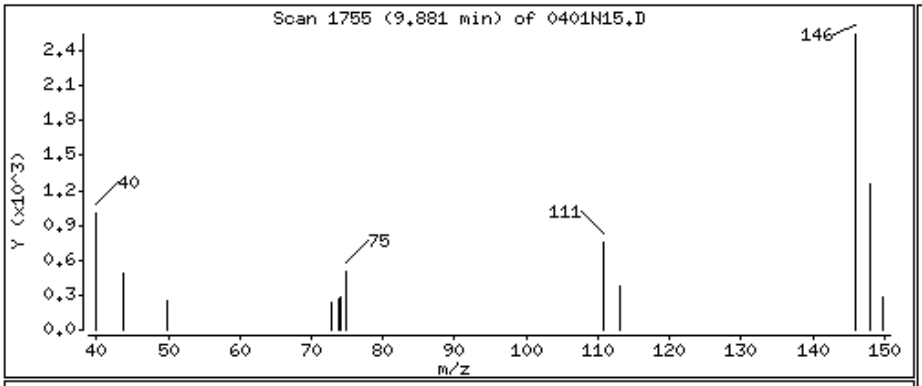

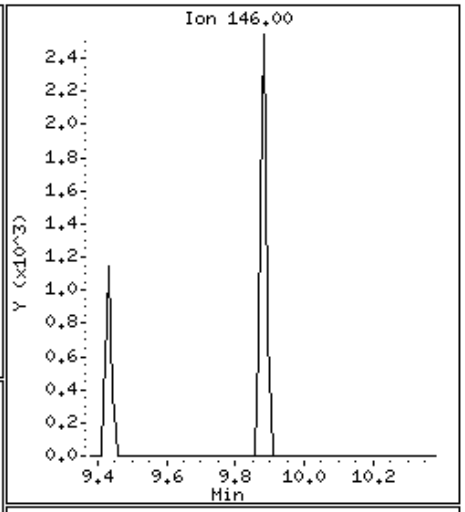

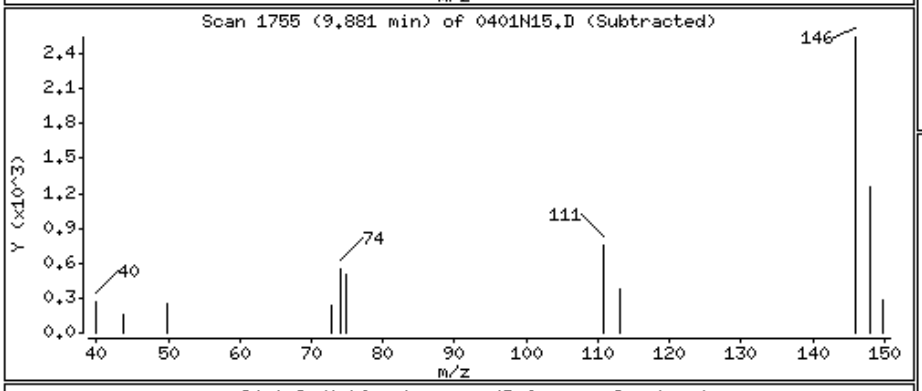

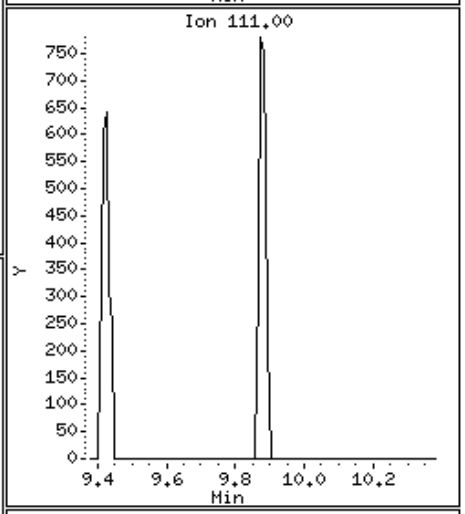

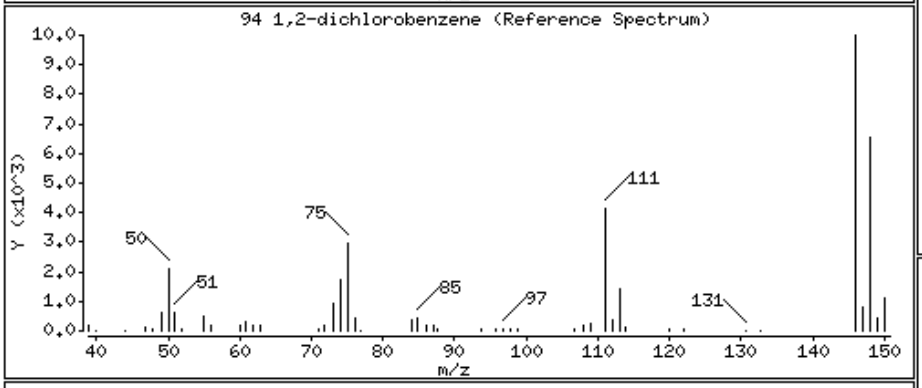

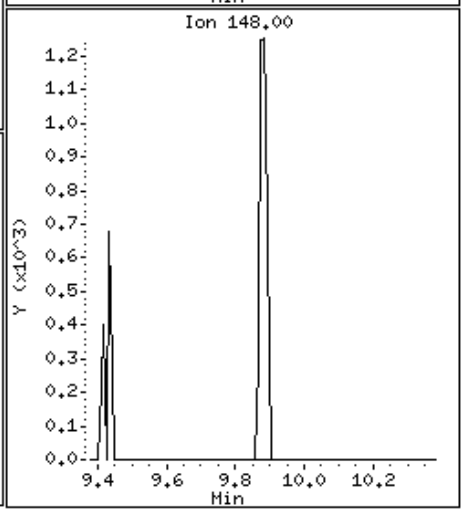

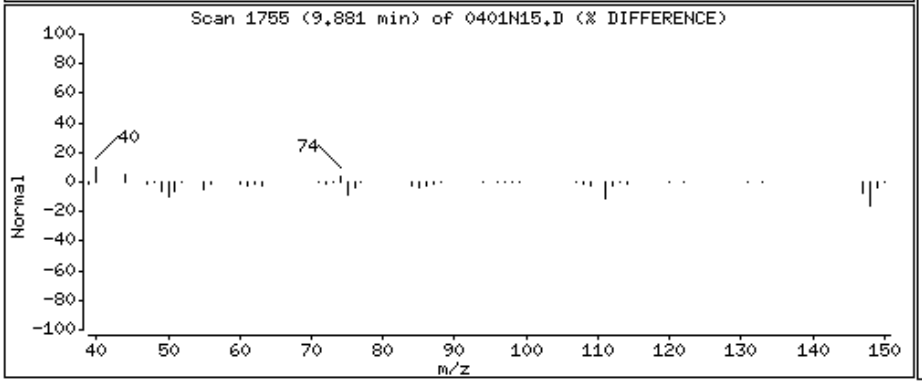

Alpha Analytical Labs

gc/ms voa - Jack

Data file : \\orgserv2\ff\chem\GCMSVOA\Jack.i\150401Ncon2.b\0401N16.D
Lab Smp Id:
Inj Date : 01-APR-2015 23:53
Operator : mm Inst ID: Jack.i
Smp Info : l1505963-35,31,10,,a
Misc Info : wg772795,ical10743
Comment :
Method : \\orgserv2\ff\chem\GCMSVOA\Jack.i\150401Ncon2.b\liquid8260Bcon2.m
Meth Date : 02-Apr-2015 03:04 mmay Quant Type: ISTD
Cal Date : 24-FEB-2015 09:59 Cal File: 0224A16.D
Als bottle: 58
Dil Factor: 1.00000
Integrator: HP RTE Compound Sublist: NJTCL.sub
Target Version: 4.12
Processing Host: A1VOA1

Concentration Formula: Amt * DF * CpndVariable
Cpnd Variable Local Compound Variable

	Compounds	QUANT SIG MASS	RT	EXP RT	REL RT	RESPONSE	CONCENTRATIONS ON-COLUMN (ngs)	FINAL (ng)	REVIEW CODE
	1 dichlorodifluoromethane	85	Compound Not Detected.						
	2 chloromethane	50	Compound Not Detected.						
	3 vinyl chloride	62	Compound Not Detected.						
	4 bromomethane	94	Compound Not Detected.						
	5 chloroethane	64	Compound Not Detected.						
	6 trichlorofluoromethane	101	Compound Not Detected.						
	8 1,1,-dichloroethene	96	Compound Not Detected.						
	9 carbon disulfide	76	Compound Not Detected.						
	10 freon-113	101	1.997	1.998	(0.468)	10234	13.8229	13.822	
	13 methylene chloride	84	Compound Not Detected.						
	14 acetone	43	Compound Not Detected.						
	15 trans-1,2-dichloroethene	96	Compound Not Detected.						
	16 methyl acetate	43	Compound Not Detected.						
	17 methyl tert butyl ether	73	Compound Not Detected.						
	21 1,1-dichloroethane	63	Compound Not Detected.						
	27 cis-1,2-dichloroethene	96	3.295	3.300	(0.772)	1628	2.22812	2.228(a)	
	29 cyclohexane	56	Compound Not Detected.						
	30 bromochloromethane	128	Compound Not Detected.						
	31 chloroform	83	3.507	3.507	(0.821)	26619	21.9632	21.963	
	32 carbontetrachloride	117	Compound Not Detected.						
$	35 dibromofluoromethane	113	3.645	3.645	(0.853)	28169	109.158	109.158	
	36 1,1,1-trichloroethane	97	Compound Not Detected.						
	38 2-butanone	43	Compound Not Detected.						
	39 benzene	78	Compound Not Detected.						
$	40 1,2-dichloroethane-d4	65	4.046	4.046	(0.947)	26010	99.5032	99.503	
	42 1,2-dichloroethane	62	Compound Not Detected.						
*	43 flourobenzene	96	4.271	4.267	(1.000)	94020	100.000		
	45 methyl cyclohexane	83	Compound Not Detected.						

	Compounds	QUANT SIG MASS	RT	EXP RT	REL RT	RESPONSE	CONCENTRATIONS ON-COLUMN (ngs)	CONCENTRATIONS FINAL (ng)	REVIEW CODE
	46 trichloroethene	95	4.400	4.400	(1.030)	8969	12.7226	12.722	
	48 1,2-dichloropropane	63	Compound Not Detected.						
	49 bromodichloromethane	83	Compound Not Detected.						
	50 1,4-Dioxane	88	Compound Not Detected.						
	52 cis-1,3-dichloropropene	75	Compound Not Detected.						
$	53 toluene-d8	98	5.596	5.596	(0.798)	105911	97.0139	97.013	
	54 toluene	92	Compound Not Detected.						
	55 tetrachloroethene	166	5.966	5.966	(0.851)	29463	31.2331	31.233	
	56 4-methyl-2-pentanone	58	Compound Not Detected.						
	57 trans-1,3-dichloropropene	75	Compound Not Detected.						
	58 1,1,2-trichloroethane	83	Compound Not Detected.						
	60 chlorodibromomethane	129	Compound Not Detected.						
	62 1,2-dibromoethane	107	Compound Not Detected.						
	63 2-hexanone	43	Compound Not Detected.						
*	64 chlorobenzene-d5	117	7.013	7.013	(1.000)	93259	100.000		
	65 chlorobenzene	112	Compound Not Detected.						
	66 ethyl benzene	91	Compound Not Detected.						
	69 p/m xylene	106	Compound Not Detected.						
	70 o xylene	106	Compound Not Detected.						
	71 bromoform	173	Compound Not Detected.						
	72 styrene	104	Compound Not Detected.						
	73 isopropylbenzene	105	Compound Not Detected.						
$	74 4-bromofluorobenzene	95	8.240	8.233	(0.876)	45676	107.693	107.692	
	78 1,1,2,2,-tetrachloroethane	83	Compound Not Detected.						
	89 1,3-dichlorobenzene	146	Compound Not Detected.						
*	90 1,4-dichlorobenzene-d4	152	9.410	9.411	(1.000)	52510	100.000		
	91 1,4-dichlorobenzene	146	Compound Not Detected.						
	94 1,2-dichlorobenzene	146	Compound Not Detected.						
	96 1,2-dibromo-3-chloropropane	75	Compound Not Detected.						
	98 1,2,4-trichlorobenzene	180	Compound Not Detected.						
	101 1,2,3-trichlorobenzene	180	Compound Not Detected.						

QC Flag Legend

a - Target compound detected but, quantitated amount
Below Limit Of Quantitation(BLOQ).

Alpha Analytical Labs

gc/ms voa - Jack

Data file : \\orgserv2\ff\chem\GCMSVOA\Jack.i\150401Ncon2.b\0401N16.D
Lab Smp Id:
Inj Date : 01-APR-2015 23:53
Operator : mm Inst ID: Jack.i
Smp Info : l1505963-35,31,10,,a
Misc Info : wg772795,ical10743
Comment :
Method : \\orgserv2\ff\chem\GCMSVOA\Jack.i\150401Ncon2.b\liquid8260Bcon2.m
Meth Date : 02-Apr-2015 03:04 mmay Quant Type: ISTD
Cal Date : 24-FEB-2015 09:59 Cal File: 0224A16.D
Als bottle: 58
Dil Factor: 1.00000
Integrator: HP RTE Compound Sublist: NJTCL.sub
Target Version: 4.12
Processing Host: A1VOA1

- NO TENTATIVELY IDENTIFIED COMPOUNDS -

Alpha Analytical Labs

INTERNAL STANDARD COMPOUNDS
AREA AND RT SUMMARY

Instrument ID: Jack.i
Lab File ID: 0401N16.D
Lab Smp Id:
Analysis Type: VOA
Quant Type: ISTD
Operator: mm
Method File: \\orgserv2\ff\chem\GCMSVOA\Jack.i\150401Ncon2.b\liquid8260Bcon2.m
Misc Info: wg772795,ical10743

Calibration Date: 01-APR-2015
Calibration Time: 20:01
Level: HIGH
Sample Type: WATER

Test Mode:
Use Last Continuing Calibrator.
If Continuing Cal. use Initial Cal. Level 3

		AREA LIMIT			
COMPOUND	STANDARD	LOWER	UPPER	SAMPLE	%DIFF
43 flourobenzene	114289	57145	228578	94020	-17.73
64 chlorobenzene-d5	104966	52483	209932	93259	-11.15
90 1,4-dichlorobenze	66662	33331	133324	52510	-21.23

		RT LIMIT			
COMPOUND	STANDARD	LOWER	UPPER	SAMPLE	%DIFF
43 flourobenzene	4.27	3.77	4.77	4.27	0.10
64 chlorobenzene-d5	7.01	6.51	7.51	7.01	-0.00
90 1,4-dichlorobenze	9.41	8.91	9.91	9.41	-0.00

AREA UPPER LIMIT = +100% of internal standard area.
AREA LOWER LIMIT = - 50% of internal standard area.
RT UPPER LIMIT = + 0.50 minutes of internal standard RT.
RT LOWER LIMIT = - 0.50 minutes of internal standard RT.

Alpha Analytical Labs

RECOVERY REPORT

Client Name: Client SDG: SDGa00307
Sample Matrix: LIQUID Fraction: VOA
Lab Smp Id:
Level: HIGH Operator: mm
Data Type: MS DATA SampleType: SAMPLE
SpikeList File: curve.spk Quant Type: ISTD
Sublist File: NJTCL.sub
Method File: \\orgserv2\ff\chem\GCMSVOA\Jack.i\150401Ncon2.b\liquid8260Bcon2.m
Misc Info: wg772795,ical10743

SURROGATE COMPOUND	AMOUNT ADDED ngs	AMOUNT RECOVERED ngs	% RECOVERED	LIMITS
$ 35 dibromofluorometha	100.000	109.158	109.16	70-130
$ 40 1,2-dichloroethane	100.000	99.503	99.50	70-130
$ 53 toluene-d8	100.000	97.013	97.01	70-130
$ 74 4-bromofluorobenze	100.000	107.692	107.69	70-130

Data File: \\orgserv2\ff\chem\GCMSVOA\Jack.i\150401Ncon2.b\0401N16.D
Date : 01-APR-2015 23:53
Client ID:
Instrument: Jack.i
Sample Info: 11505963-35,31,10,,a
Purge Volume: 10.0
Operator: mm
Column phase:
Column diameter: 0.18

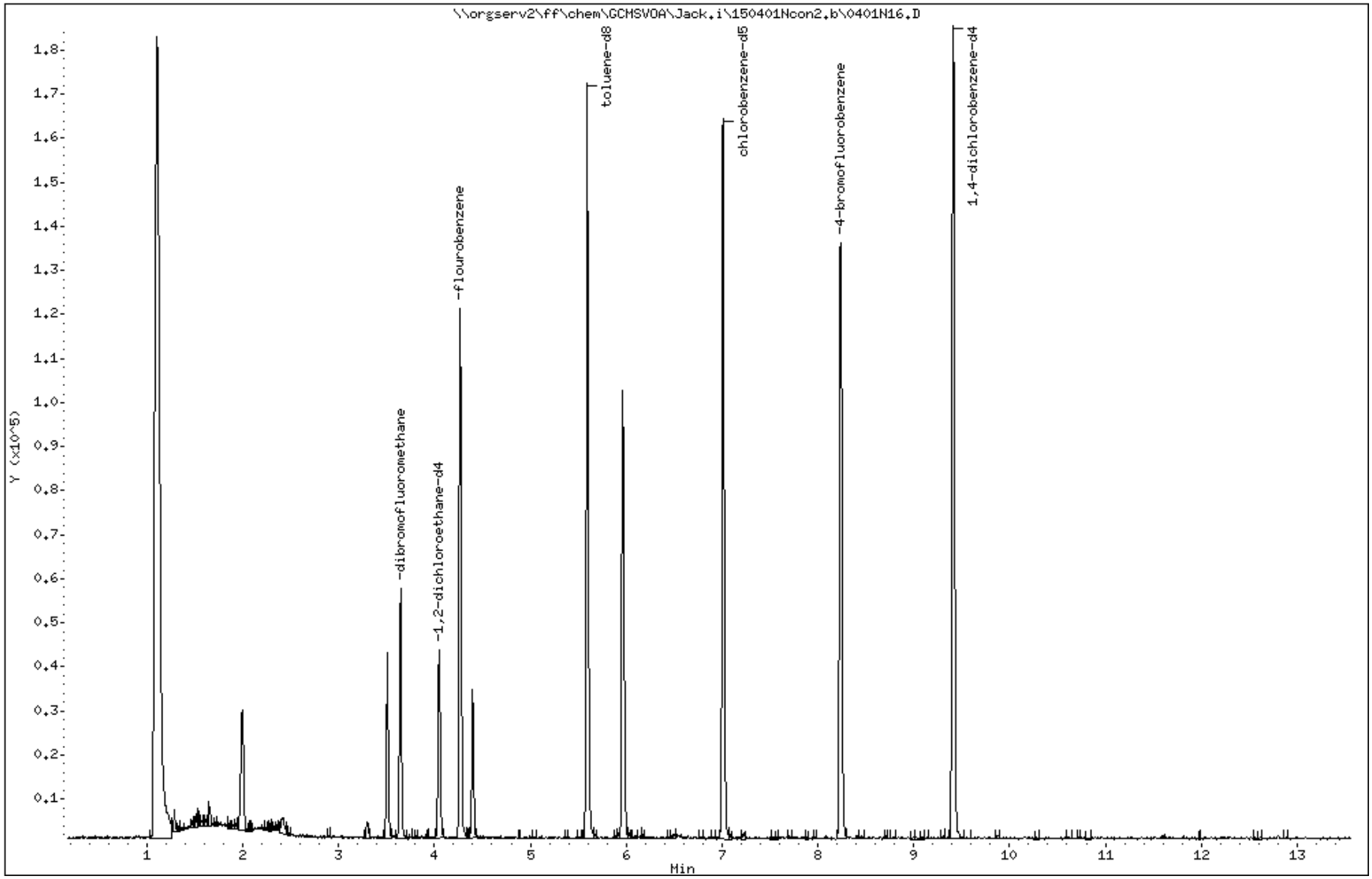

Data File: \\orgserv2\ff\chem\GCMSVOA\Jack.i\150401Ncon2.b\0401N16.D

Date : 01-APR-2015 23:53

Client ID:

Instrument: Jack.i

Sample Info: l1505963-35,31,10,,a

Purge Volume: 10.0

Operator: mm

Column phase:

Column diameter: 0.18

10 freon-113

Concentration: 13.822 ng

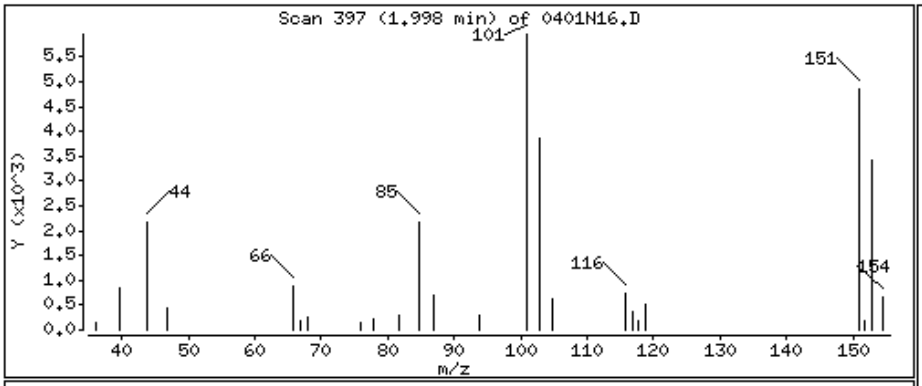

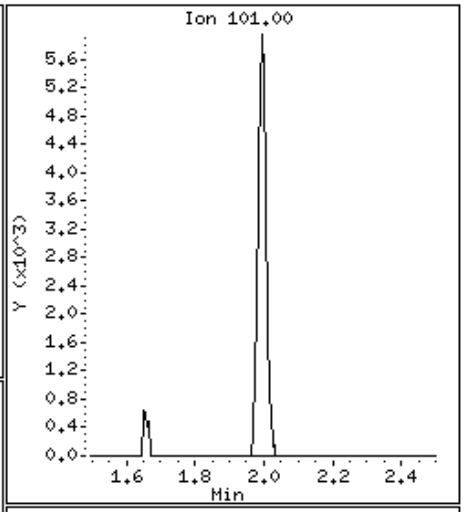

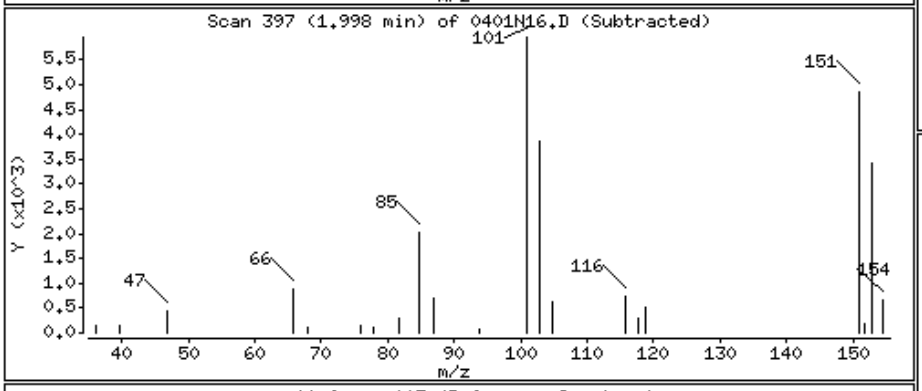

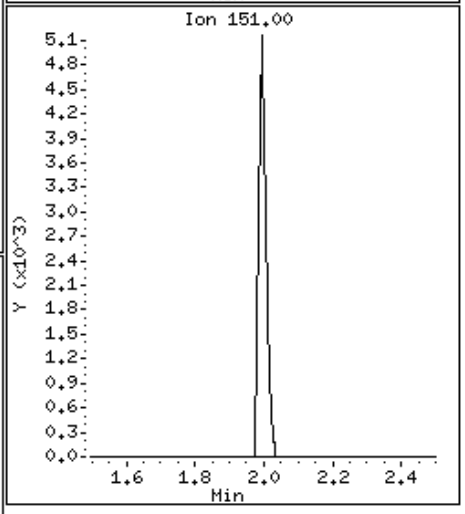

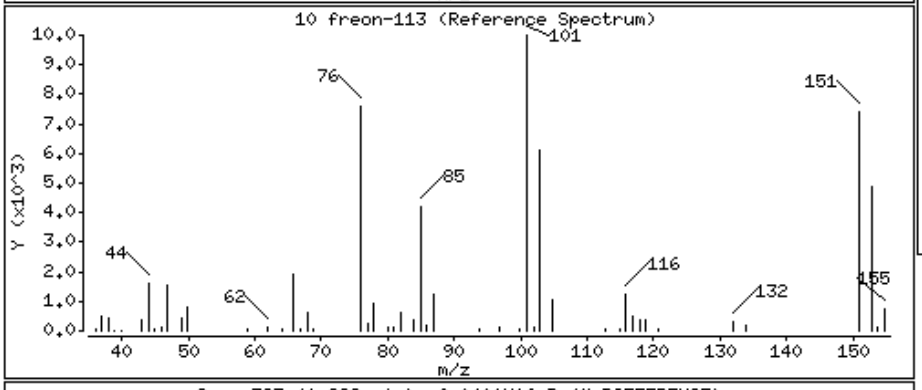

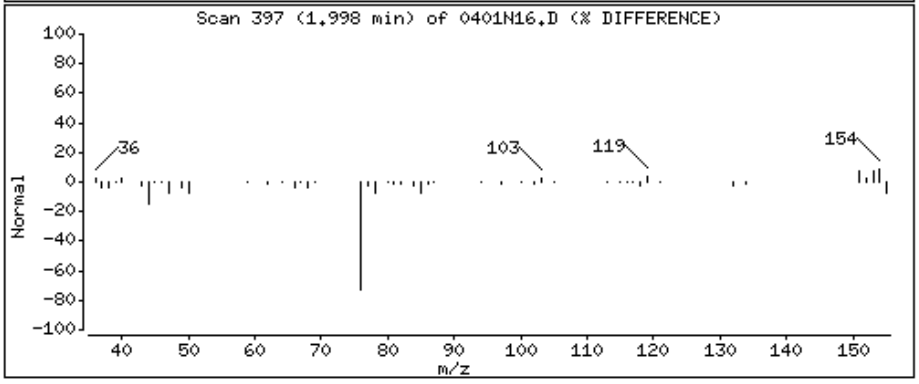

Data File: \\orgserv2\ff\chem\GCMSVOA\Jack.i\150401Ncon2.b\0401N16.D

Date : 01-APR-2015 23:53

Client ID:

Instrument: Jack.i

Sample Info: 11505963-35,31,10,,a

Purge Volume: 10.0

Operator: mm

Column phase:

Column diameter: 0.18

27 cis-1,2-dichloroethene

Concentration: 2.228 ng

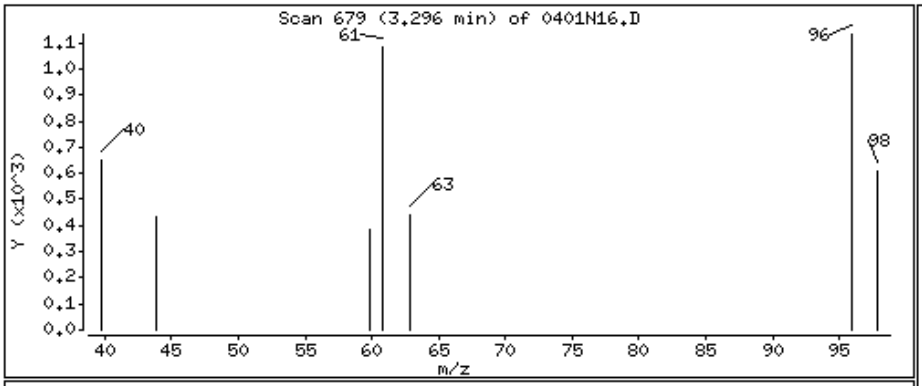

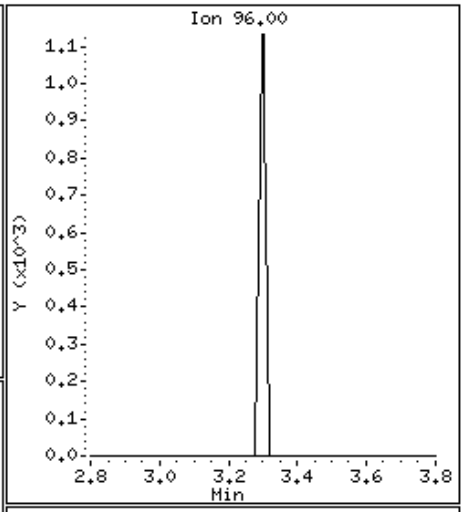

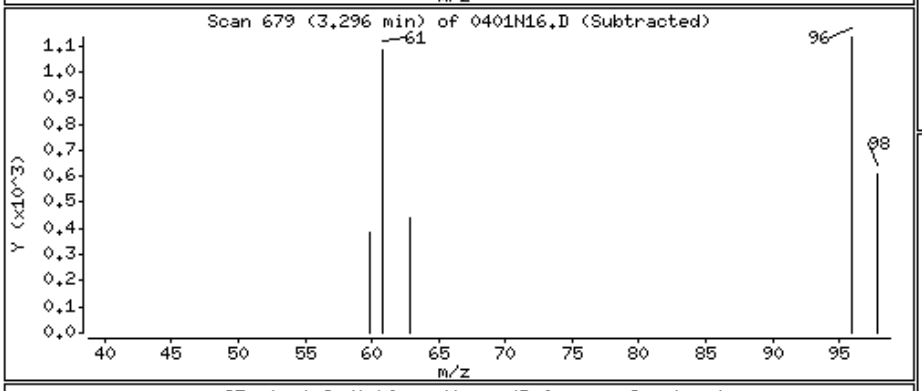

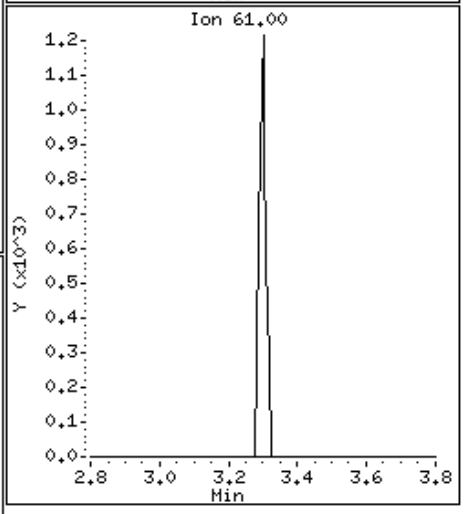

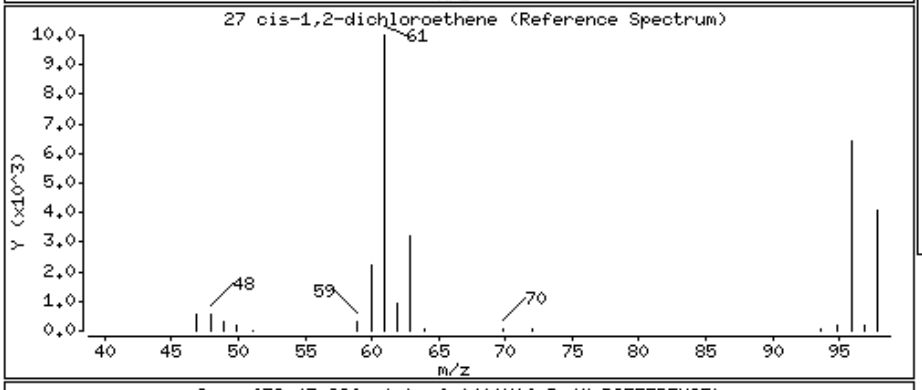

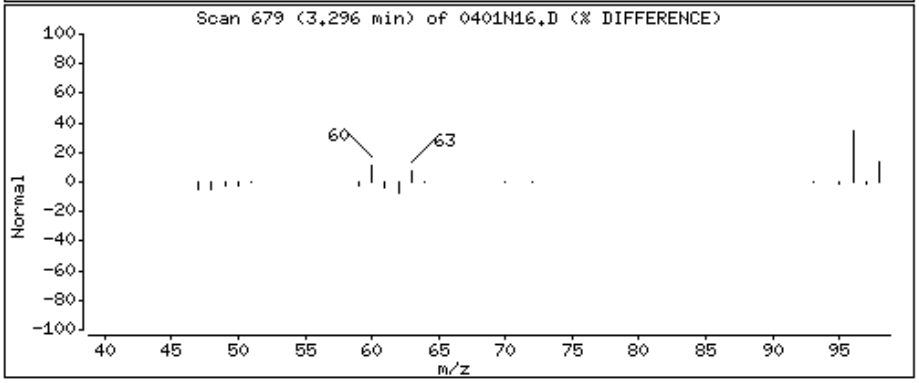

Data File: \\orgserv2\ff\chem\GCMSVOA\Jack.i\150401Ncon2.b\0401N16.D

Date : 01-APR-2015 23:53

Client ID:

Instrument: Jack.i

Sample Info: 11505963-35,31,10,,a

Purge Volume: 10.0

Operator: mm

Column phase:

Column diameter: 0.18

31 chloroform

Concentration: 21.963 ng

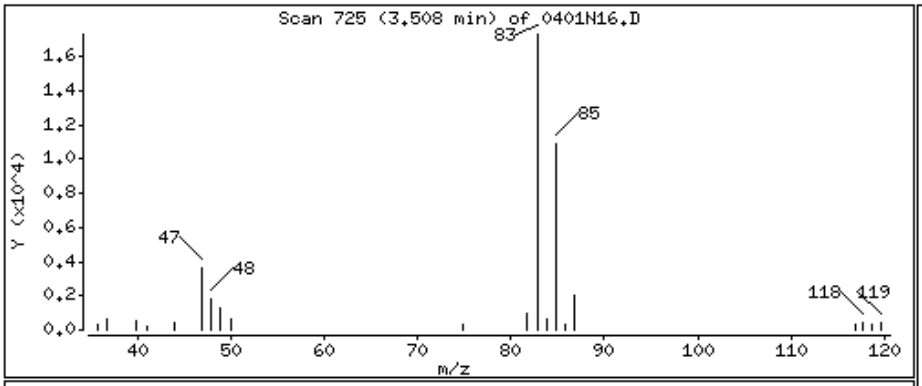

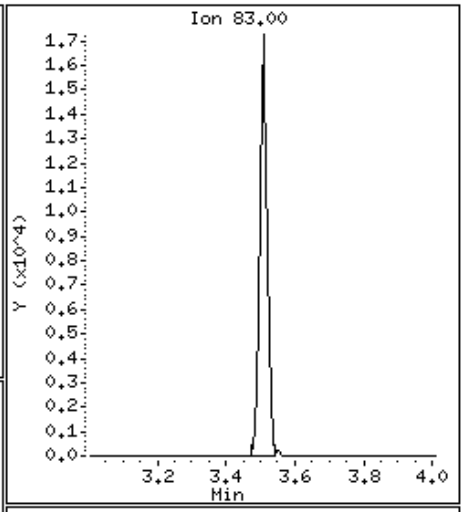

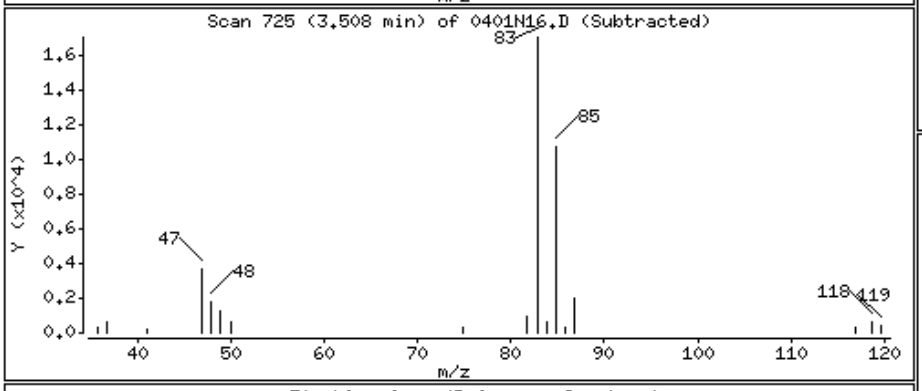

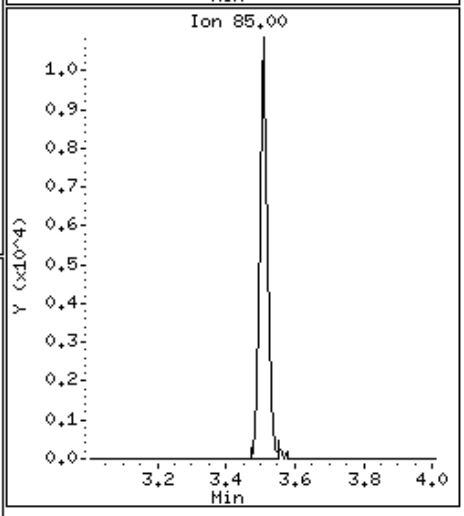

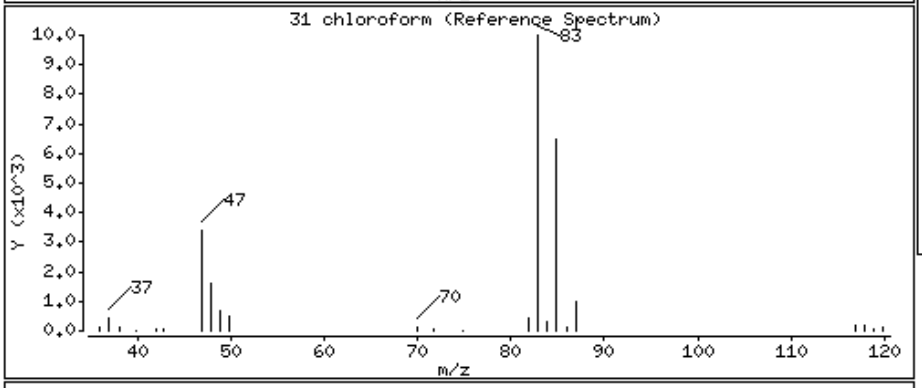

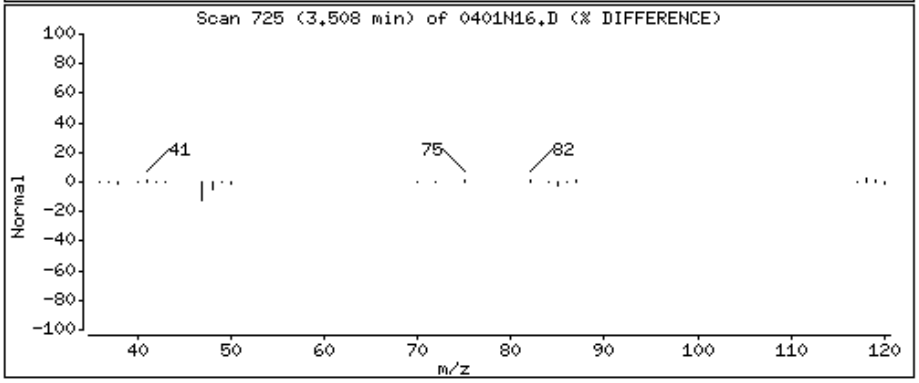

Data File: \\orgserv2\ff\chem\GCMSVOA\Jack.i\150401Ncon2.b\0401N16.D

Date : 01-APR-2015 23:53

Client ID:

Instrument: Jack.i

Sample Info: 11505963-35,31,10,,a

Purge Volume: 10.0

Operator: mm

Column phase:

Column diameter: 0.18

46 trichloroethene

Concentration: 12.722 ng

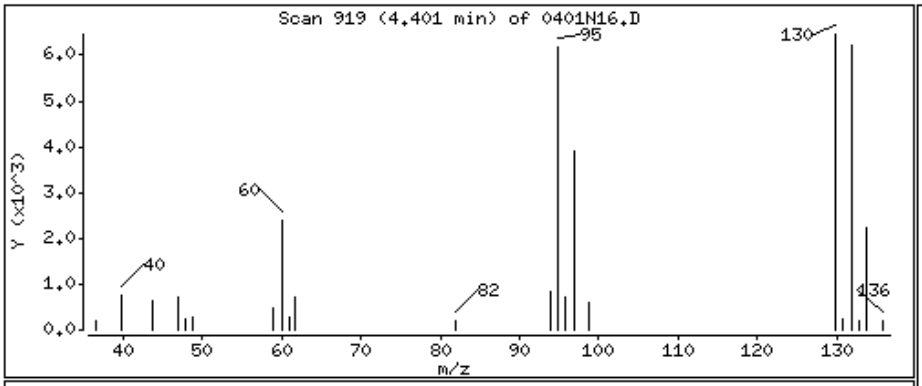

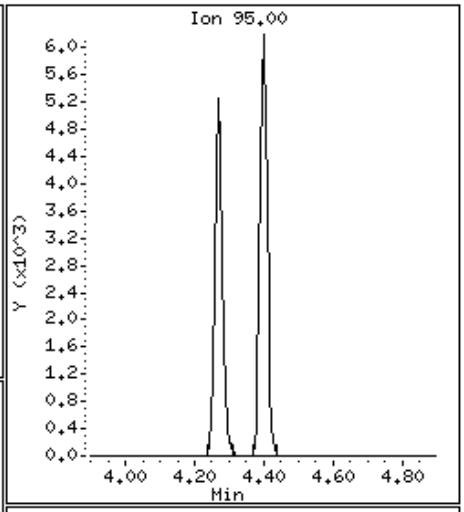

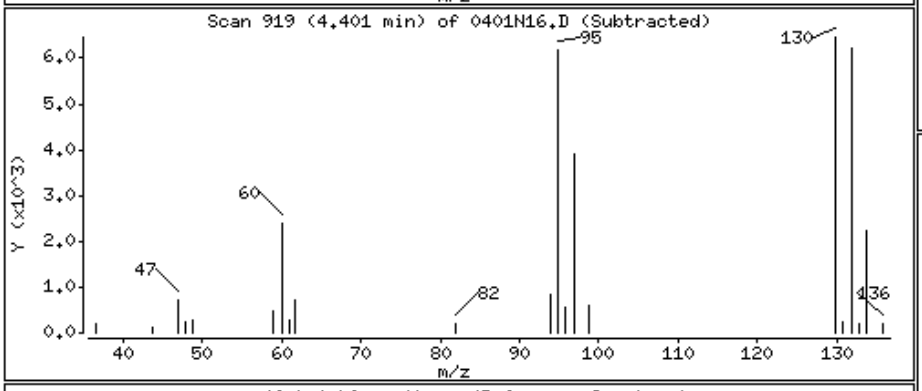

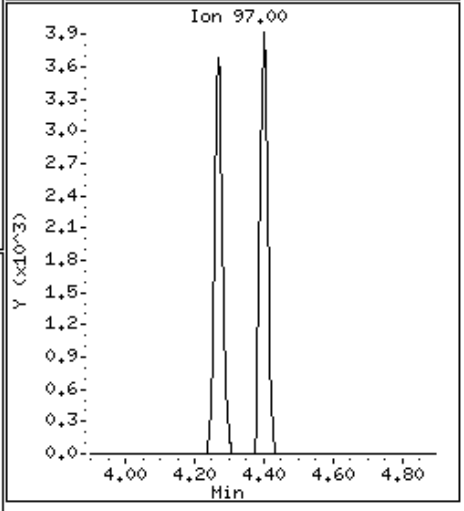

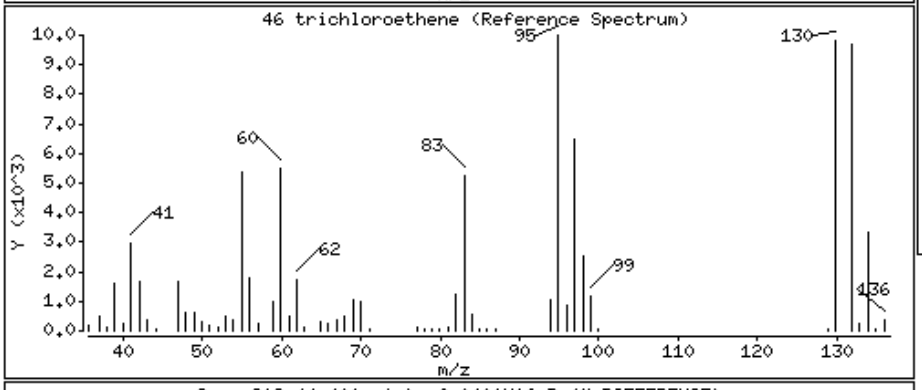

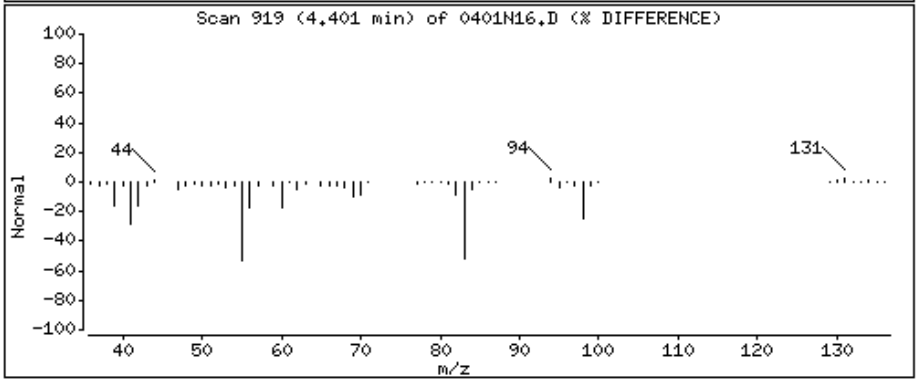

Data File: \\orgserv2\ff\chem\GCMSVOA\Jack.i\150401Ncon2.b\0401N16.D

Date : 01-APR-2015 23:53

Client ID:

Instrument: Jack.i

Sample Info: 11505963-35,31,10,,a

Purge Volume: 10.0

Operator: mm

Column phase:

Column diameter: 0.18

55 tetrachloroethene

Concentration: 31.233 ng

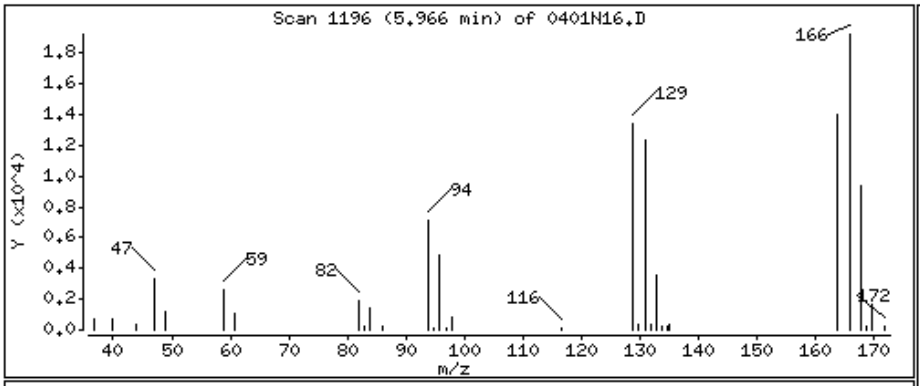

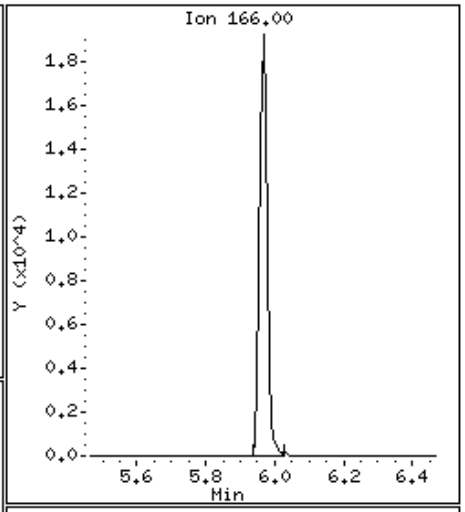

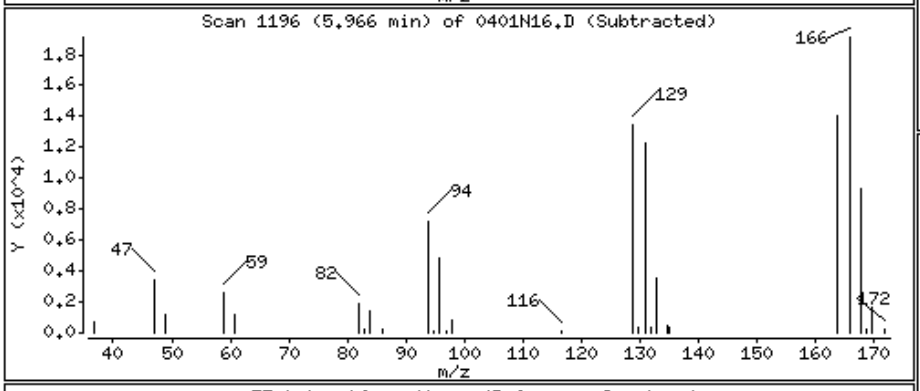

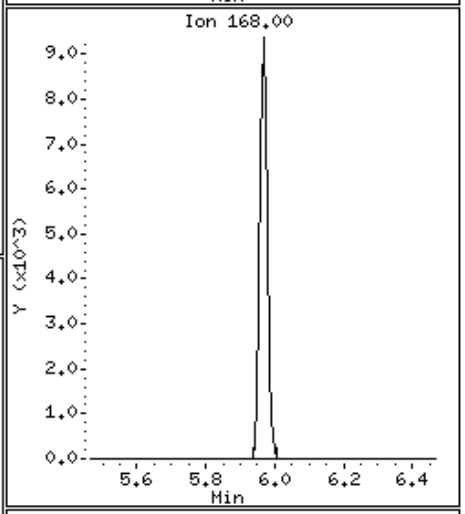

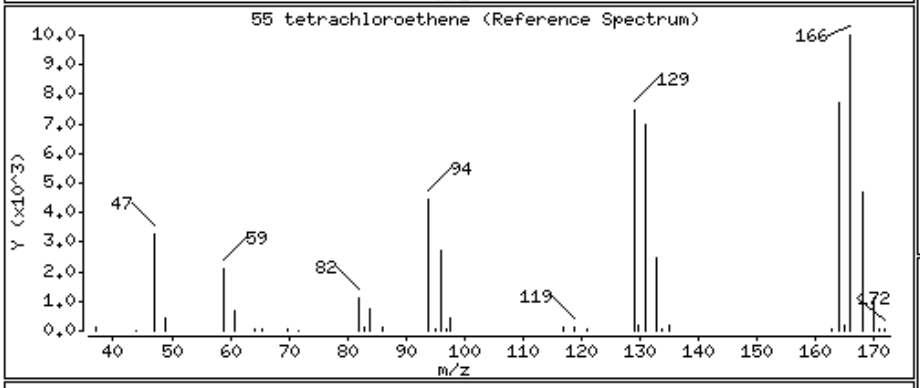

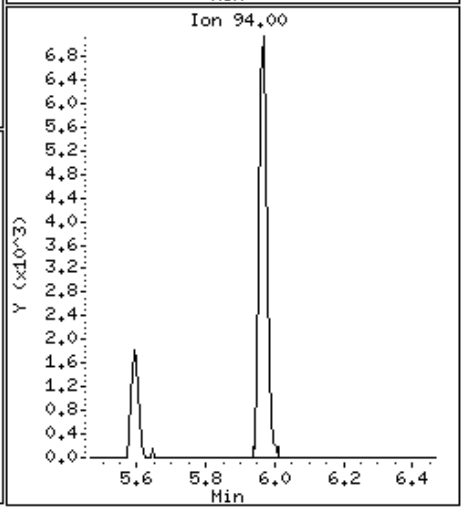

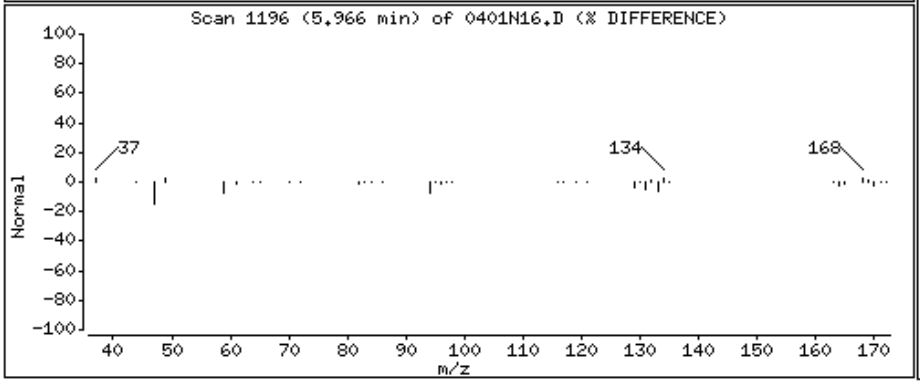

Alpha Analytical Labs

gc/ms voa - VOA101

Data file : \\Orgserv2\ff\chem\GCMSVOA\Voa101.i\150401.b\0401A07.D
Lab Smp Id:
Inj Date : 01-APR-2015 23:54
Operator : MS Inst ID: Voa101.i
Smp Info : l1505963-58,31,10,,a
Misc Info : wg772851,ical10733
Comment :
Method : \\Orgserv2\ff\chem\GCMSVOA\Voa101.i\150401.b\liq8260C.m
Meth Date : 02-Apr-2015 08:00 msoares Quant Type: ISTD
Cal Date : 19-FEB-2015 03:31 Cal File: 0218A13.D
Als bottle: 7
Dil Factor: 1.00000
Integrator: HP RTE Compound Sublist: NJTCL.sub
Target Version: 4.12
Processing Host: VIRTUALXP-76524

Concentration Formula: Amt * DF * CpndVariable
Cpnd Variable Local Compound Variable

			QUANT SIG					CONCENTRATIONS ON-COLUMN	CONCENTRATIONS FINAL	
		Compounds	MASS	RT	EXP RT	REL RT	RESPONSE	(ngs)	(ngs)	REVIEW CODE
	1	dichlorodifluoromethane	85	Compound Not Detected.						
	2	chloromethane	50	Compound Not Detected.						
	3	vinyl chloride	62	Compound Not Detected.						
	4	bromomethane	94	Compound Not Detected.						
	5	chloroethane	64	Compound Not Detected.						
	6	trichlorofluoromethane	101	Compound Not Detected.						
	8	1,1,-dichloroethene	96	Compound Not Detected.						
	11	freon-113	101	Compound Not Detected.						
	10	carbon disulfide	76	Compound Not Detected.						
	14	methylene chloride	84	Compound Not Detected.						
	15	acetone	43	3.653	3.648	(0.596)	5577	30.0238	30.023	
	16	trans-1,2-dichloroethene	96	Compound Not Detected.						
	17	Methyl Acetate	43	Compound Not Detected.						
	18	methyl tert butyl ether	73	Compound Not Detected.						
	22	1,1-dichloroethane	63	Compound Not Detected.						
	27	cis-1,2-dichloroethene	96	Compound Not Detected.						
	29	bromochloromethane	128	Compound Not Detected.						
	30	Cyclohexane	56	Compound Not Detected.						
	31	chloroform	83	Compound Not Detected.						
	33	carbontetrachloride	117	Compound Not Detected.						
$	36	dibromofluoromethane	113	5.312	5.312	(0.867)	167301	108.816	108.815	
	37	1,1,1-trichloroethane	97	Compound Not Detected.						
	38	2-butanone	43	Compound Not Detected.						
	40	benzene	78	Compound Not Detected.						
$	42	1,2-dichloroethane-d4	65	5.847	5.847	(0.954)	189487	115.156	115.155	
	43	1,2-dichloroethane	62	Compound Not Detected.						
*	45	flourobenzene	96	6.130	6.130	(1.000)	640023	100.000		
	49	trichloroethene	95	Compound Not Detected.						

	Compounds	QUANT SIG MASS	RT	EXP RT	REL RT	RESPONSE	CONCENTRATIONS ON-COLUMN (ngs)	CONCENTRATIONS FINAL (ngs)	REVIEW CODE
	46 methyl cyclohexane	83	Compound Not Detected.						
	52 1,2-dichloropropane	63	Compound Not Detected.						
	53 bromodichloromethane	83	Compound Not Detected.						
	56 1,4-Dioxane	88	Compound Not Detected.						
	58 cis-1,3-dichloropropene	75	Compound Not Detected.						
$	59 toluene-d8	98	7.833	7.833	(0.809)	601039	98.6323	98.632	
	60 toluene	92	Compound Not Detected.						
	62 4-methyl-2-pentanone	58	Compound Not Detected.						
	63 tetrachloroethene	166	Compound Not Detected.						
	64 trans-1,3-dichloropropene	75	Compound Not Detected.						
	68 1,1,2-trichloroethane	83	Compound Not Detected.						
	69 chlorodibromomethane	129	Compound Not Detected.						
	71 1,2-dibromoethane	107	Compound Not Detected.						
	73 2-hexanone	43	Compound Not Detected.						
*	74 chlorobenzene-d5	117	9.688	9.688	(1.000)	455161	100.000		
	75 chlorobenzene	112	Compound Not Detected.						
	76 ethyl benzene	91	Compound Not Detected.						
	78 p/m xylene	106	Compound Not Detected.						
	79 o xylene	106	Compound Not Detected.						
	80 styrene	104	Compound Not Detected.						
	81 bromoform	173	Compound Not Detected.						
	82 isopropylbenzene	105	Compound Not Detected.						
$	83 4-bromofluorobenzene	95	11.167	11.167	(0.903)	211643	89.0666	89.066	
	88 1,1,2,2,-tetrachloroethane	83	Compound Not Detected.						
	99 1,3-dichlorobenzene	146	Compound Not Detected.						
*	100 1,4-dichlorobenzene-d4	152	12.367	12.367	(1.000)	201049	100.000		
	101 1,4-dichlorobenzene	146	Compound Not Detected.						
	104 1,2-dichlorobenzene	146	Compound Not Detected.						
	106 1,2-dibromo-3-chloropropane	75	Compound Not Detected.						
	109 1,2,4-trichlorobenzene	180	14.206	14.206	(1.149)	1029	1.02198	1.021	
	111 1,2,3-trichlorobenzene	180	14.670	14.670	(1.186)	705	1.04212	1.042(Q)	

QC Flag Legend

Q - Qualifier signal failed the ratio test.

Alpha Analytical Labs

gc/ms voa - VOA101

Data file : \\Orgserv2\ff\chem\GCMSVOA\Voa101.i\150401.b\0401A07.D
Lab Smp Id:
Inj Date : 01-APR-2015 23:54
Operator : MS Inst ID: Voa101.i
Smp Info : l1505963-58,31,10,,a
Misc Info : wg772851,ical10733
Comment :
Method : \\Orgserv2\ff\chem\GCMSVOA\Voa101.i\150401.b\liq8260C.m
Meth Date : 02-Apr-2015 08:00 msoares Quant Type: ISTD
Cal Date : 19-FEB-2015 03:31 Cal File: 0218A13.D
Als bottle: 7
Dil Factor: 1.00000
Integrator: HP RTE Compound Sublist: NJTCL.sub
Target Version: 4.12
Processing Host: VIRTUALXP-76524

- NO TENTATIVELY IDENTIFIED COMPOUNDS -

Alpha Analytical Labs

INTERNAL STANDARD COMPOUNDS
AREA AND RT SUMMARY

Instrument ID: Voa101.i
Lab File ID: 0401A07.D
Lab Smp Id:
Analysis Type: VOA
Quant Type: ISTD
Operator: MS
Method File: \\Orgserv2\ff\chem\GCMSVOA\Voa101.i\150401.b\liq8260C.m
Misc Info: wg772851,ical10733

Calibration Date: 01-APR-2015
Calibration Time: 20:54
Level: LOW
Sample Type: WATER

Test Mode:
Use Last Continuing Calibrator.
If Continuing Cal. use Initial Cal. Level 3

		AREA LIMIT			
COMPOUND	STANDARD	LOWER	UPPER	SAMPLE	%DIFF
45 flourobenzene	699464	349732	1398928	640023	-8.50
74 chlorobenzene-d5	507495	253748	1014990	455161	-10.31
100 1,4-dichlorobenze	230293	115147	460586	201049	-12.70

		RT LIMIT			
COMPOUND	STANDARD	LOWER	UPPER	SAMPLE	%DIFF
45 flourobenzene	6.13	5.63	6.63	6.13	0.00
74 chlorobenzene-d5	9.69	9.19	10.19	9.69	0.00
100 1,4-dichlorobenze	12.37	11.87	12.87	12.37	0.00

AREA UPPER LIMIT = +100% of internal standard area.
AREA LOWER LIMIT = - 50% of internal standard area.
RT UPPER LIMIT = + 0.50 minutes of internal standard RT.
RT LOWER LIMIT = - 0.50 minutes of internal standard RT.

Alpha Analytical Labs

RECOVERY REPORT

Client Name: Client SDG: SDGa00307
Sample Matrix: LIQUID Fraction: VOA
Lab Smp Id:
Level: LOW Operator: MS
Data Type: MS DATA SampleType: SAMPLE
SpikeList File: curveallim.spk Quant Type: ISTD
Sublist File: NJTCL.sub
Method File: \\Orgserv2\ff\chem\GCMSVOA\Voa101.i\150401.b\liq8260C.m
Misc Info: wg772851,ical10733

SURROGATE COMPOUND	AMOUNT ADDED ngs	AMOUNT RECOVERED ngs	% RECOVERED	LIMITS
$ 36 dibromofluorometha	100.000	108.815	108.82	70-130
$ 42 1,2-dichloroethane	100.000	115.155	115.16	70-130
$ 59 toluene-d8	100.000	98.632	98.63	70-130
$ 83 4-bromofluorobenze	100.000	89.066	89.07	70-130

Data File: \\Orgserv2\ff\chem\GCMSVOA\Voa101.i\150401.b\0401A07.D
Date : 01-APR-2015 23:54
Client ID:
Sample Info: 11505963-58,31,10,,a
Purge Volume: 10.0
Column phase:

Instrument: Voa101.i
Operator: MS
Column diameter: 0.18

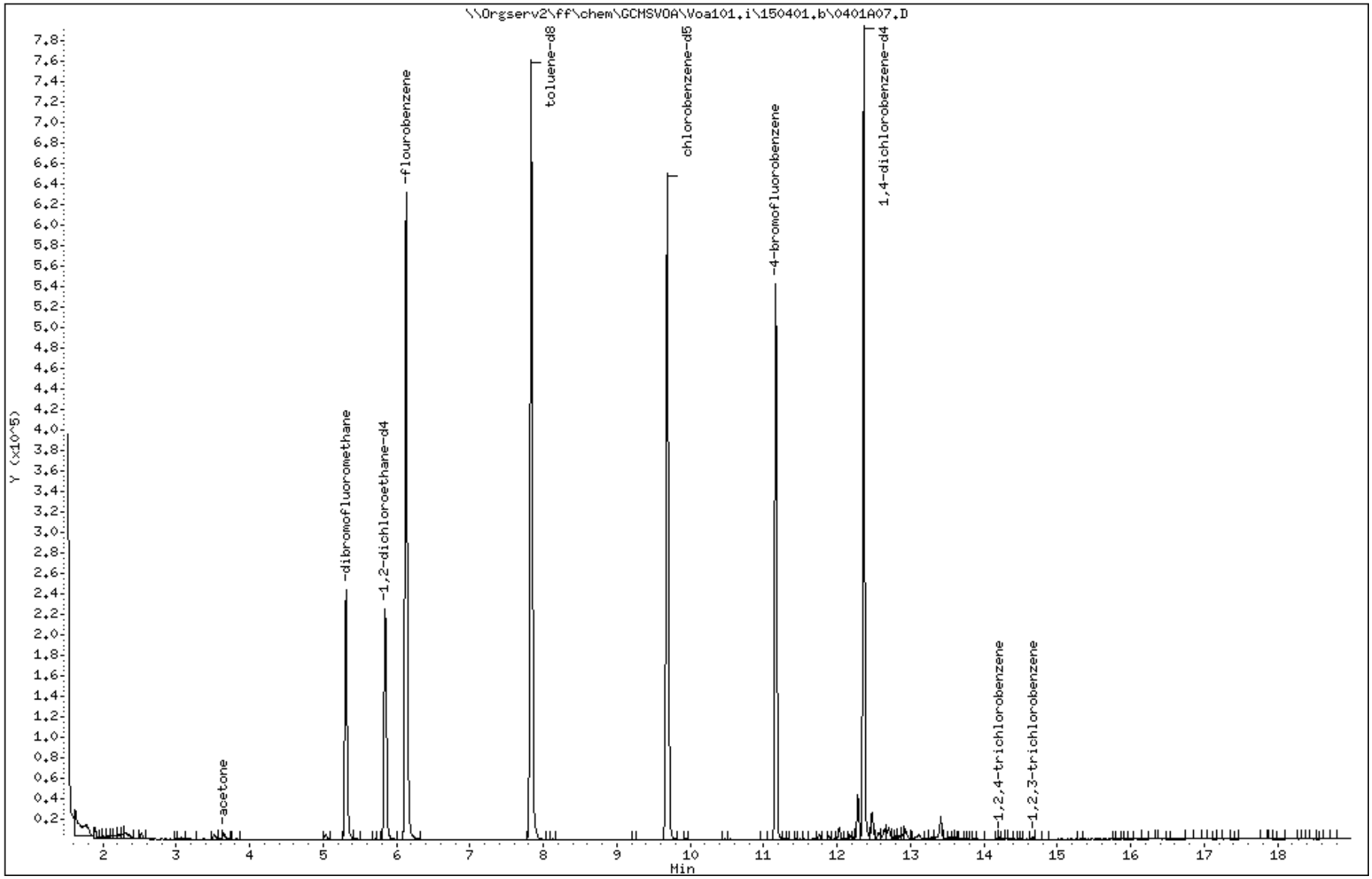

Data File: \\Orgserv2\ff\chem\GCMSVOA\Voa101.i\150401.b\0401A07.D

Date : 01-APR-2015 23:54

Client ID:

Instrument: Voa101.i

Sample Info: 11505963-58,31,10,,a

Purge Volume: 10.0

Operator: MS

Column phase:

Column diameter: 0.18

15 acetone

Concentration: 30.023 ngs

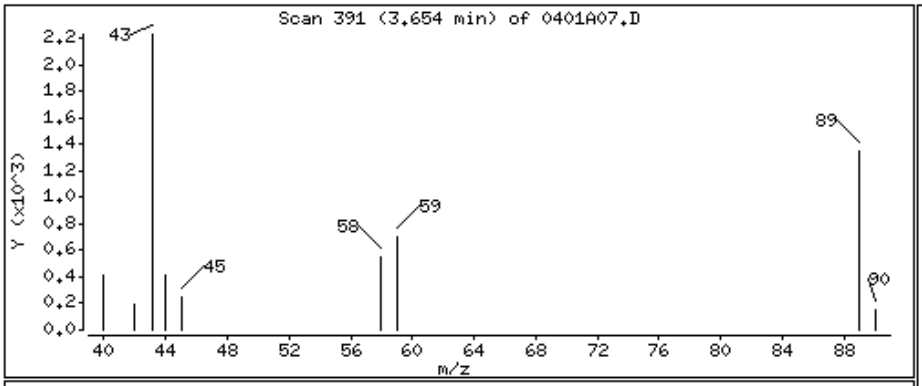

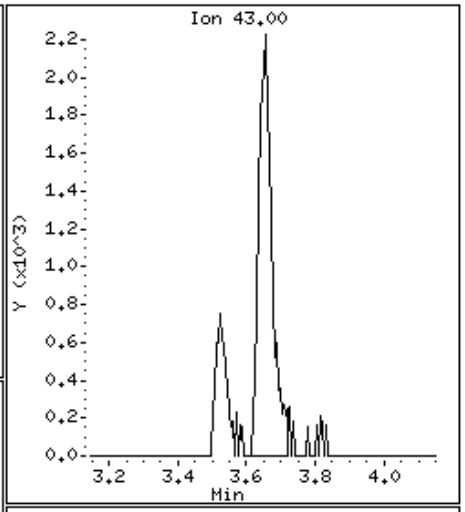

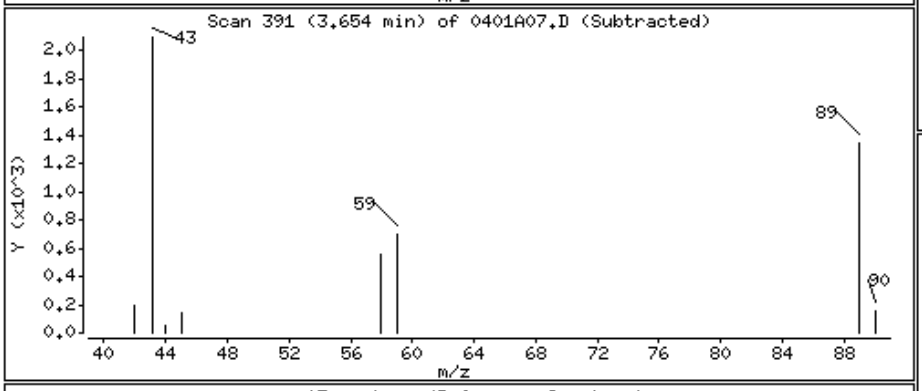

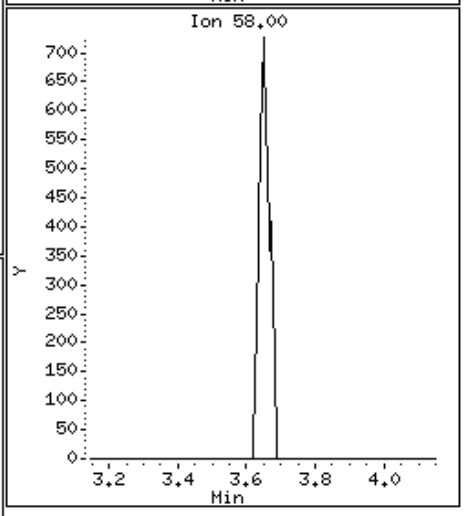

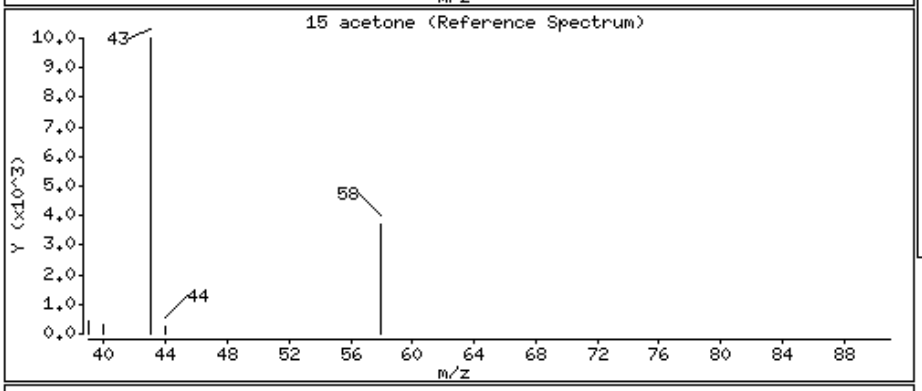

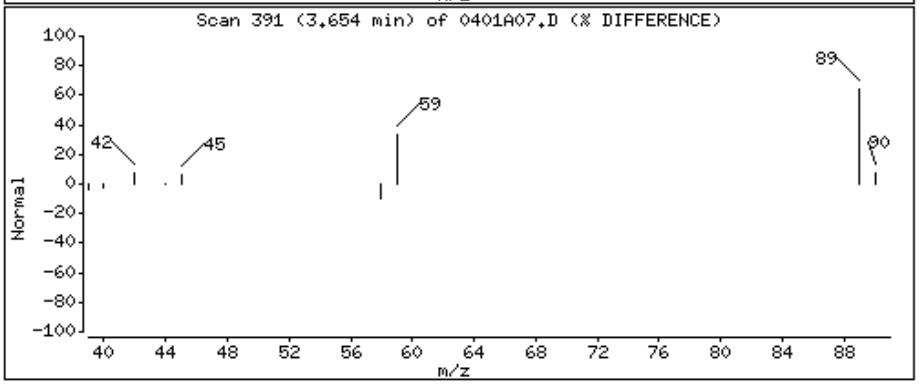

Data File: \\Orgserv2\ff\chem\GCMSVOA\Voa101.i\150401.b\0401A07.D

Date : 01-APR-2015 23:54

Client ID:

Instrument: Voa101.i

Sample Info: 11505963-58,31,10,,a

Purge Volume: 10.0

Operator: MS

Column phase:

Column diameter: 0.18

109 1,2,4-trichlorobenzene

Concentration: 1.021 ngs

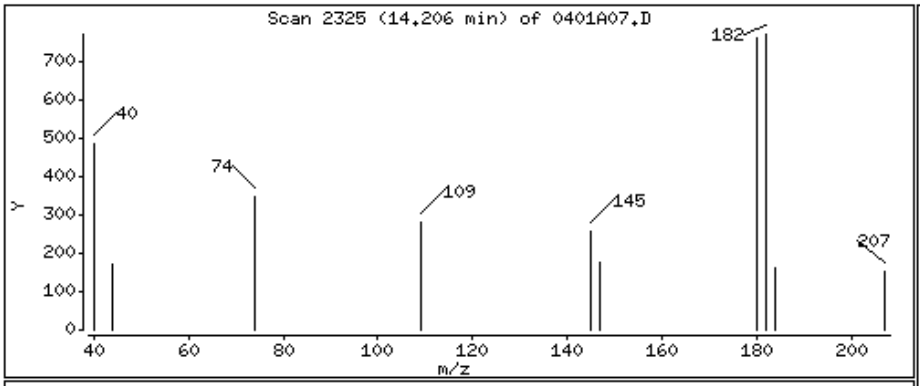

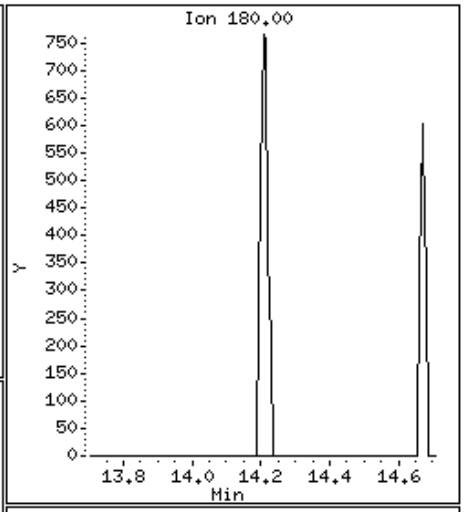

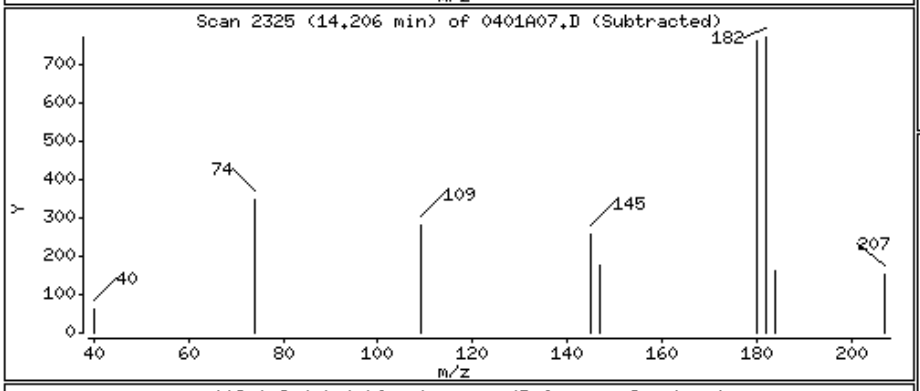

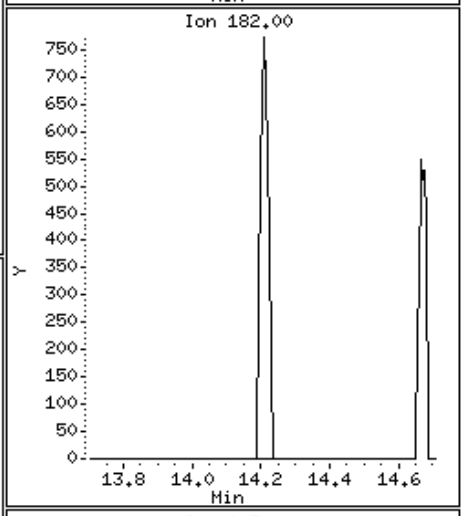

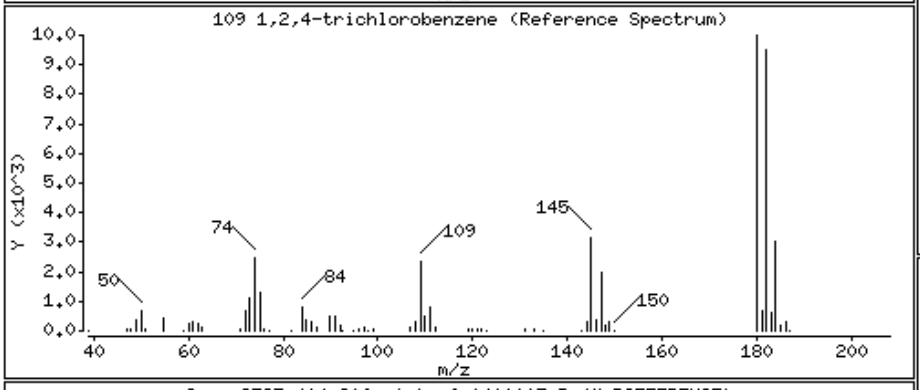

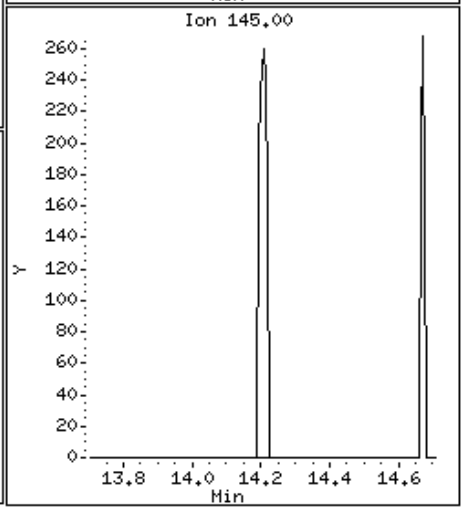

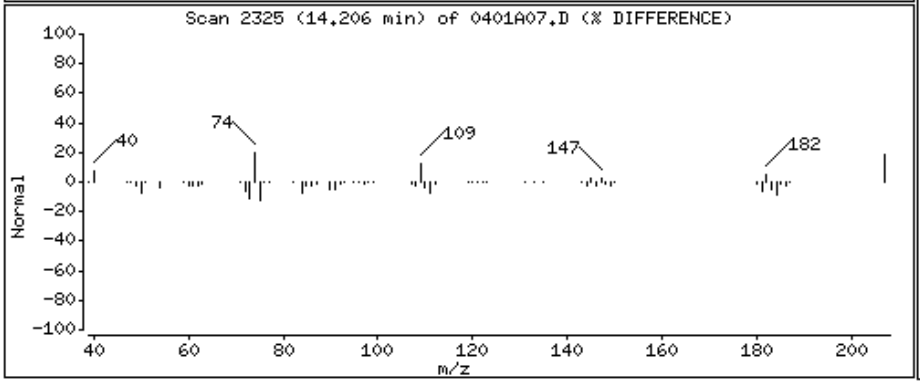

Data File: \\Orgserv2\ff\chem\GCMSVOA\Voa101.i\150401.b\0401A07.D

Date : 01-APR-2015 23:54

Client ID:

Instrument: Voa101.i

Sample Info: 11505963-58,31,10,,a

Purge Volume: 10.0

Operator: MS

Column phase:

Column diameter: 0.18

111 1,2,3-trichlorobenzene

Concentration: 1.042 ngs

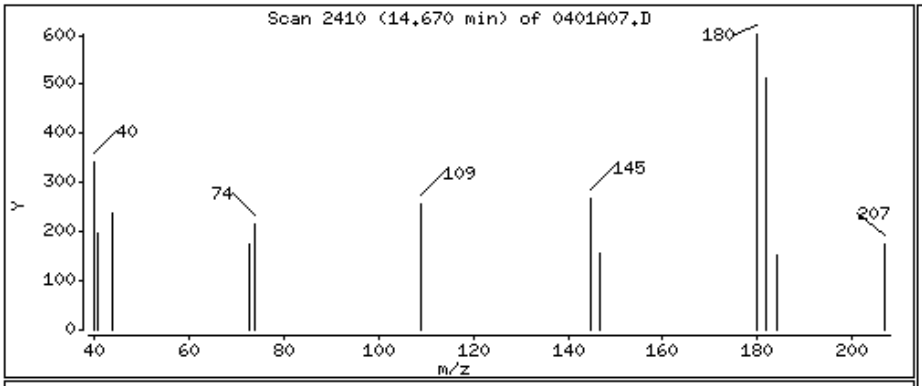

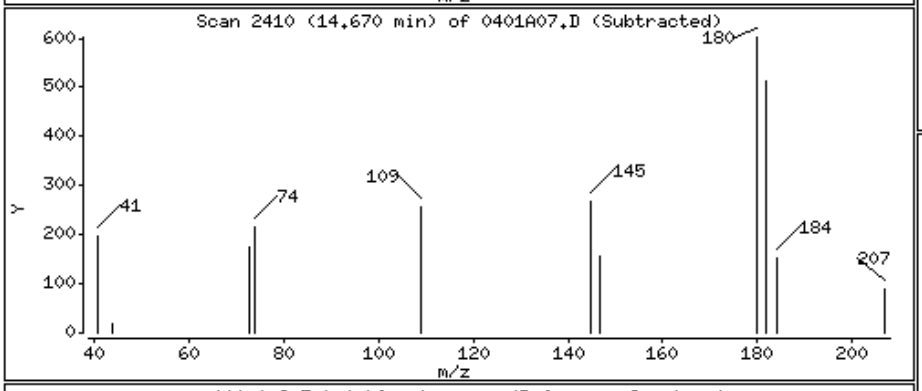

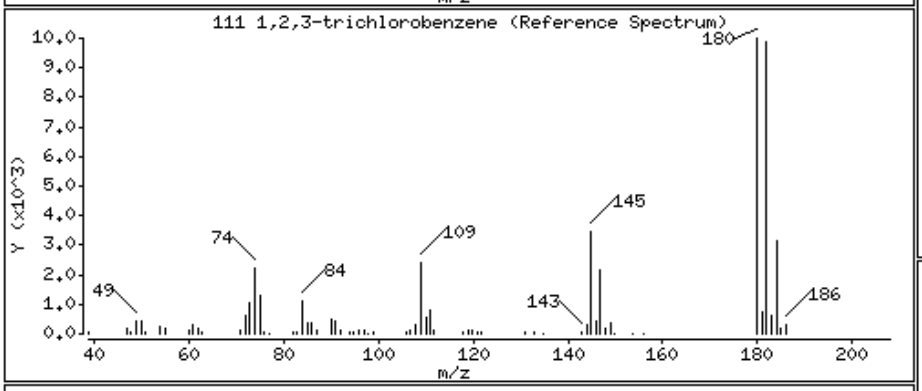

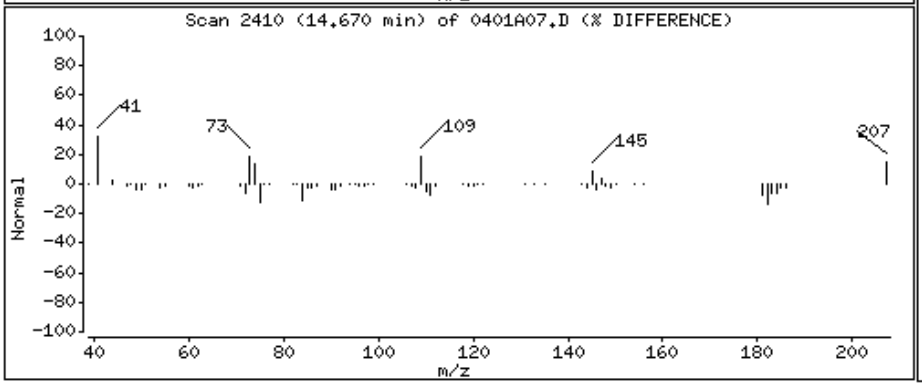

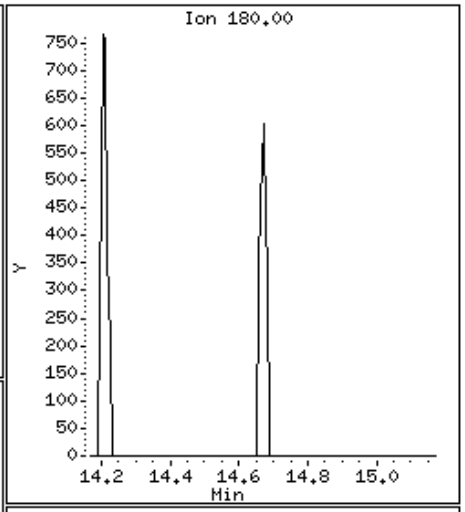

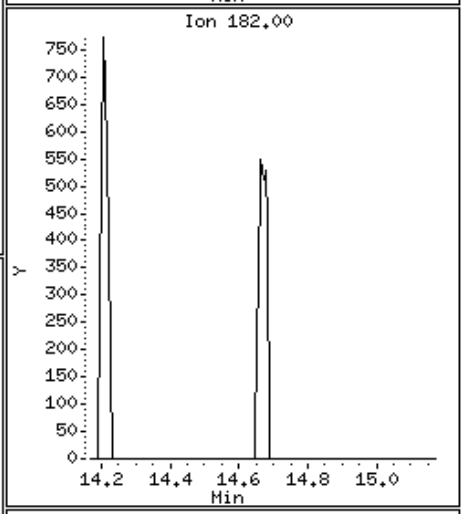

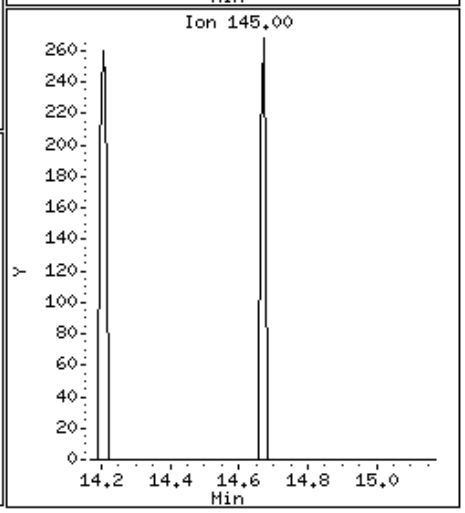

Alpha Analytical Labs

Manual Integration

Sample Info	: l1505963-58,31,10,,a wg772851,ical10733		
Instrument ID	: Voa101.i		
Method	: liq8260C.m		
File	: 0401A07.D		
Injection Date	: 01-APR-2015 23:54		
Quantitation	: ISTD	Integrator :	HP RTE
Dilution Factor	: 1.00	Sample Type:	SAMPLE

This File has no version history.

//Orgserv2/ff/chem/GCMSVOA/Voa101.i/150401.b/original/0401A07.D

Alpha Analytical Labs

gc/ms voa - Jack

Data file : \\orgserv2\ff\chem\GCMSVOA\Jack.i\150401Ncon1.b\0401N17.D
Lab Smp Id:
Inj Date : 02-APR-2015 00:10
Operator : mm Inst ID: Jack.i
Smp Info : l1505963-36,31,10,,a
Misc Info : wg772794,ical10742
Comment :
Method : \\orgserv2\ff\chem\GCMSVOA\Jack.i\150401Ncon1.b\liquid8260Bcon1.m
Meth Date : 02-Apr-2015 03:08 mmay Quant Type: ISTD
Cal Date : 24-FEB-2015 11:23 Cal File: 0224A21.D
Als bottle: 9
Dil Factor: 1.00000
Integrator: HP RTE Compound Sublist: NJTCL.sub
Target Version: 4.12
Processing Host: A1VOA1

Concentration Formula: Amt * DF * CpndVariable
Cpnd Variable Local Compound Variable

	Compounds	QUANT SIG MASS	RT	EXP RT	REL RT	RESPONSE	CONCENTRATIONS ON-COLUMN (ngs)	FINAL (ng)	REVIEW CODE
	1 dichlorodifluoromethane	85	Compound Not Detected.						
	2 chloromethane	50	Compound Not Detected.						
	3 vinyl chloride	62	Compound Not Detected.						
	4 bromomethane	94	Compound Not Detected.						
	5 chloroethane	64	Compound Not Detected.						
	6 trichlorofluoromethane	101	Compound Not Detected.						
	8 1,1,-dichloroethene	96	Compound Not Detected.						
	9 carbon disulfide	76	Compound Not Detected.						
	10 freon-113	101	2.030	2.025	(0.474)	8296	8.28885	8.288	
	13 methylene chloride	84	Compound Not Detected.						
	14 acetone	43	Compound Not Detected.						
	15 trans-1,2-dichloroethene	96	Compound Not Detected.						
	16 methyl acetate	43	Compound Not Detected.						
	17 methyl tert butyl ether	73	Compound Not Detected.						
	21 1,1-dichloroethane	63	Compound Not Detected.						
	27 cis-1,2-dichloroethene	96	3.323	3.314	(0.776)	9768	9.55346	9.553	
	29 cyclohexane	56	Compound Not Detected.						
	30 bromochloromethane	128	Compound Not Detected.						
	31 chloroform	83	3.525	3.521	(0.823)	2471	1.45224	1.452(a)	
	32 carbontetrachloride	117	Compound Not Detected.						
$	35 dibromofluoromethane	113	3.664	3.654	(0.855)	33185	94.5946	94.594	
	36 1,1,1-trichloroethane	97	Compound Not Detected.						
	38 2-butanone	43	Compound Not Detected.						
	39 benzene	78	Compound Not Detected.						
$	40 1,2-dichloroethane-d4	65	4.064	4.060	(0.948)	35796	93.5817	93.581	
	42 1,2-dichloroethane	62	Compound Not Detected.						
*	43 flourobenzene	96	4.285	4.276	(1.000)	139401	100.000		
	45 methyl cyclohexane	83	Compound Not Detected.						

	Compounds	QUANT SIG MASS	RT	EXP RT	REL RT	RESPONSE	CONCENTRATIONS ON-COLUMN (ngs)	CONCENTRATIONS FINAL (ng)	REVIEW CODE
	46 trichloroethene	95	4.414	4.409	(1.030)	85834	82.5915	82.591	
	48 1,2-dichloropropane	63	Compound Not Detected.						
	49 bromodichloromethane	83	Compound Not Detected.						
	50 1,4-Dioxane	88	Compound Not Detected.						
	52 cis-1,3-dichloropropene	75	Compound Not Detected.						
$	53 toluene-d8	98	5.602	5.596	(0.799)	139390	101.988	101.987	
	54 toluene	92	Compound Not Detected.						
	55 tetrachloroethene	166	5.972	5.966	(0.852)	12016	10.4570	10.456	
	56 4-methyl-2-pentanone	58	Compound Not Detected.						
	57 trans-1,3-dichloropropene	75	Compound Not Detected.						
	58 1,1,2-trichloroethane	83	Compound Not Detected.						
	60 chlorodibromomethane	129	Compound Not Detected.						
	62 1,2-dibromoethane	107	Compound Not Detected.						
	63 2-hexanone	43	Compound Not Detected.						
*	64 chlorobenzene-d5	117	7.013	7.013	(1.000)	113786	100.000		
	65 chlorobenzene	112	Compound Not Detected.						
	66 ethyl benzene	91	Compound Not Detected.						
	69 p/m xylene	106	Compound Not Detected.						
	70 o xylene	106	Compound Not Detected.						
	71 bromoform	173	Compound Not Detected.						
	72 styrene	104	Compound Not Detected.						
	73 isopropylbenzene	105	Compound Not Detected.						
$	74 4-bromofluorobenzene	95	8.240	8.240	(0.875)	53102	103.733	103.733	
	78 1,1,2,2,-tetrachloroethane	83	Compound Not Detected.						
	89 1,3-dichlorobenzene	146	Compound Not Detected.						
*	90 1,4-dichlorobenzene-d4	152	9.418	9.410	(1.000)	61558	100.000		
	91 1,4-dichlorobenzene	146	Compound Not Detected.						
	94 1,2-dichlorobenzene	146	Compound Not Detected.						
	96 1,2-dibromo-3-chloropropane	75	Compound Not Detected.						
	98 1,2,4-trichlorobenzene	180	Compound Not Detected.						
	101 1,2,3-trichlorobenzene	180	Compound Not Detected.						

QC Flag Legend

a - Target compound detected but, quantitated amount
Below Limit Of Quantitation(BLOQ).

Alpha Analytical Labs

gc/ms voa - Jack

Data file : \\orgserv2\ff\chem\GCMSVOA\Jack.i\150401Ncon1.b\0401N17.D
Lab Smp Id:
Inj Date : 02-APR-2015 00:10
Operator : mm Inst ID: Jack.i
Smp Info : l1505963-36,31,10,,a
Misc Info : wg772794,ical10742
Comment :
Method : \\orgserv2\ff\chem\GCMSVOA\Jack.i\150401Ncon1.b\liquid8260Bcon1.m
Meth Date : 02-Apr-2015 03:08 mmay Quant Type: ISTD
Cal Date : 24-FEB-2015 11:23 Cal File: 0224A21.D
Als bottle: 9
Dil Factor: 1.00000
Integrator: HP RTE Compound Sublist: NJTCL.sub
Target Version: 4.12
Processing Host: A1VOA1

- NO TENTATIVELY IDENTIFIED COMPOUNDS -

Alpha Analytical Labs

INTERNAL STANDARD COMPOUNDS
AREA AND RT SUMMARY

Instrument ID: Jack.i
Lab File ID: 0401N17.D
Lab Smp Id:
Analysis Type: VOA
Quant Type: ISTD
Operator: mm
Method File: \\orgserv2\ff\chem\GCMSVOA\Jack.i\150401Ncon1.b\liquid8260Bcon1.m
Misc Info: wg772794,ical10742

Calibration Date: 01-APR-2015
Calibration Time: 19:45
Level: HIGH
Sample Type: WATER

Test Mode:
Use Last Continuing Calibrator.
If Continuing Cal. use Initial Cal. Level 3

		AREA LIMIT			
COMPOUND	STANDARD	LOWER	UPPER	SAMPLE	%DIFF
43 flourobenzene	149828	74914	299656	139401	-6.96
64 chlorobenzene-d5	126962	63481	253924	113786	-10.38
90 1,4-dichlorobenze	70260	35130	140520	61558	-12.39

		RT LIMIT			
COMPOUND	STANDARD	LOWER	UPPER	SAMPLE	%DIFF
43 flourobenzene	4.28	3.78	4.78	4.29	0.21
64 chlorobenzene-d5	7.01	6.51	7.51	7.01	-0.00
90 1,4-dichlorobenze	9.41	8.91	9.91	9.42	0.08

AREA UPPER LIMIT = +100% of internal standard area.
AREA LOWER LIMIT = - 50% of internal standard area.
RT UPPER LIMIT = + 0.50 minutes of internal standard RT.
RT LOWER LIMIT = - 0.50 minutes of internal standard RT.

Alpha Analytical Labs

RECOVERY REPORT

Client Name: Client SDG: SDGa00307
Sample Matrix: LIQUID Fraction: VOA
Lab Smp Id:
Level: HIGH Operator: mm
Data Type: MS DATA SampleType: SAMPLE
SpikeList File: curve.spk Quant Type: ISTD
Sublist File: NJTCL.sub
Method File: \\orgserv2\ff\chem\GCMSVOA\Jack.i\150401Ncon1.b\liquid8260Bcon1.m
Misc Info: wg772794,ical10742

SURROGATE COMPOUND	AMOUNT ADDED ngs	AMOUNT RECOVERED ngs	% RECOVERED	LIMITS
$ 35 dibromofluorometha	100.000	94.594	94.59	70-130
$ 40 1,2-dichloroethane	100.000	93.581	93.58	70-130
$ 53 toluene-d8	100.000	101.987	101.99	70-130
$ 74 4-bromofluorobenze	100.000	103.733	103.73	70-130

Data File: \\orgserv2\ff\chem\GCMSVOA\Jack.i\150401Ncon1.b\0401N17.D
Date : 02-APR-2015 00:10
Client ID:
Sample Info: 11505963-36,31,10,,a
Purge Volume: 10.0
Column phase:

Instrument: Jack.i
Operator: mm
Column diameter: 0.18

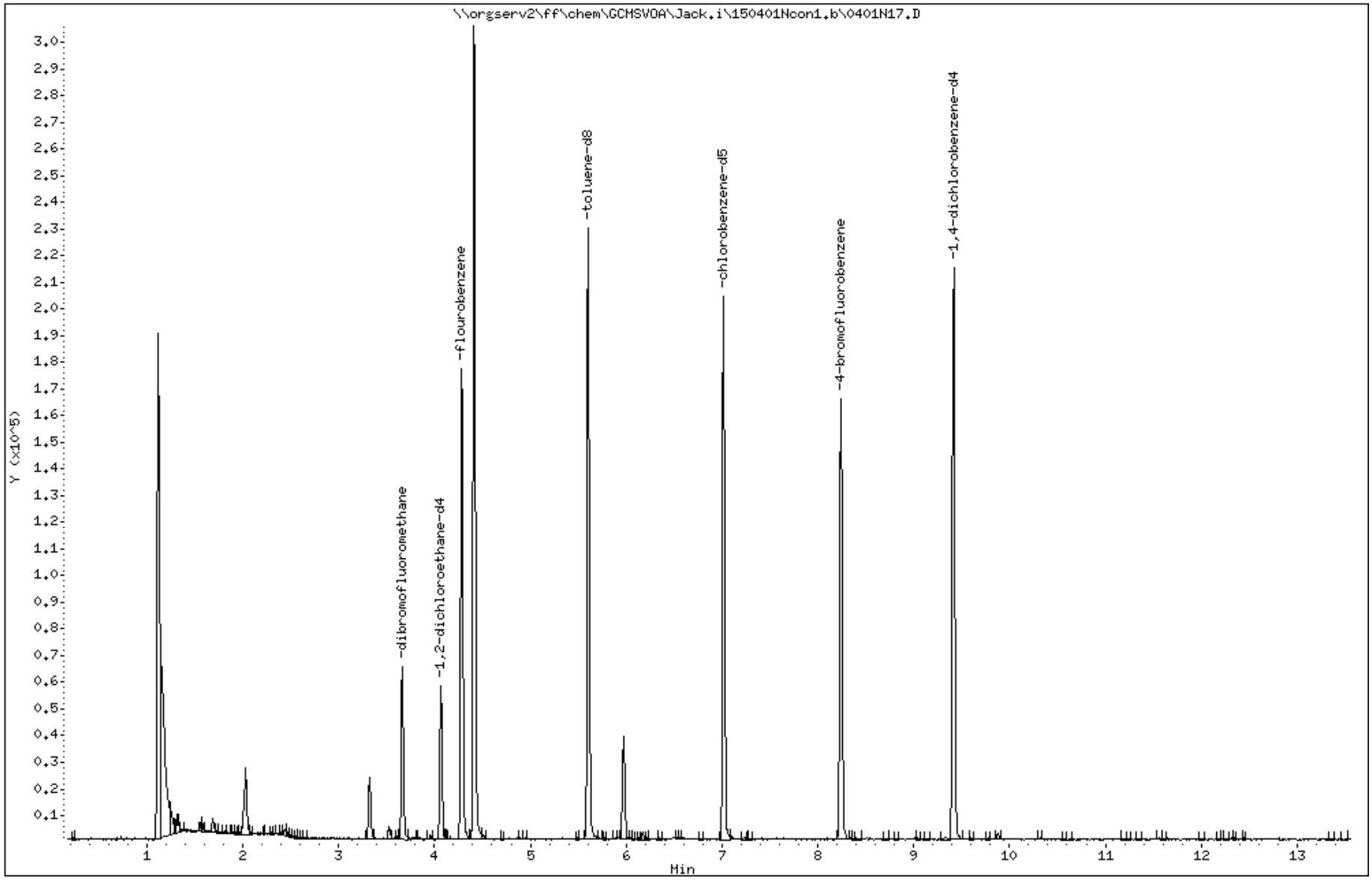

Data File: \\orgserv2\ff\chem\GCMSVOA\Jack.i\150401Ncon1.b\0401N17.D

Date : 02-APR-2015 00:10

Client ID:

Instrument: Jack.i

Sample Info: l1505963-36,31,10,,a

Purge Volume: 10.0

Operator: mm

Column phase:

Column diameter: 0.18

10 freon-113

Concentration: 8.288 ng

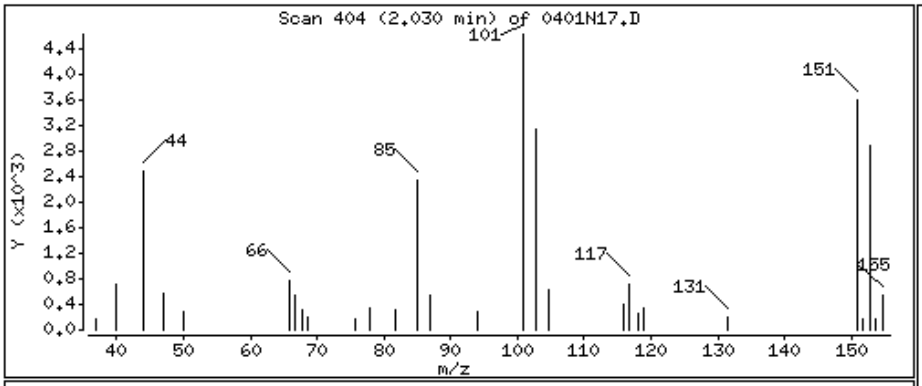

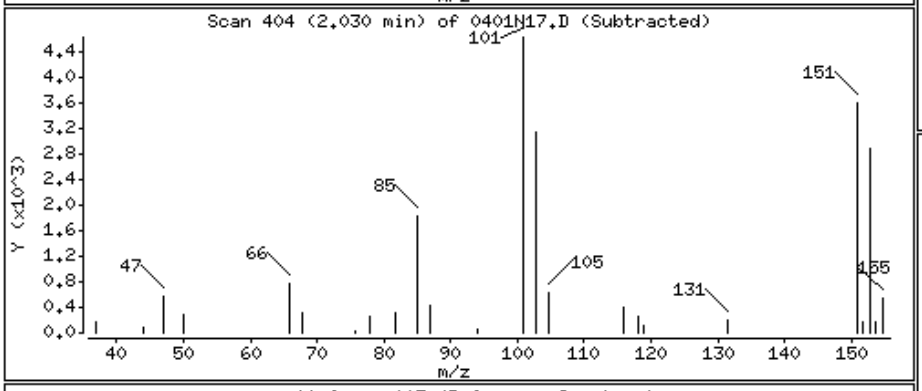

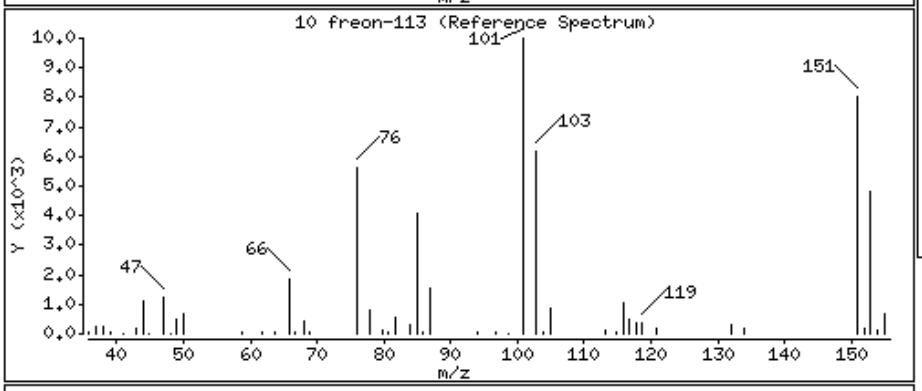

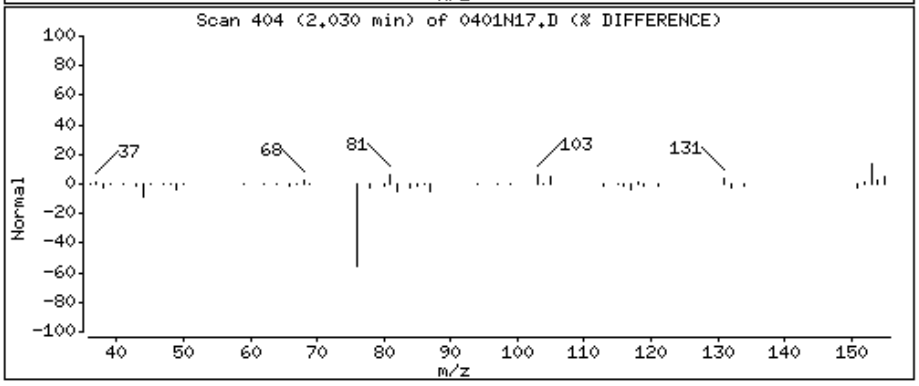

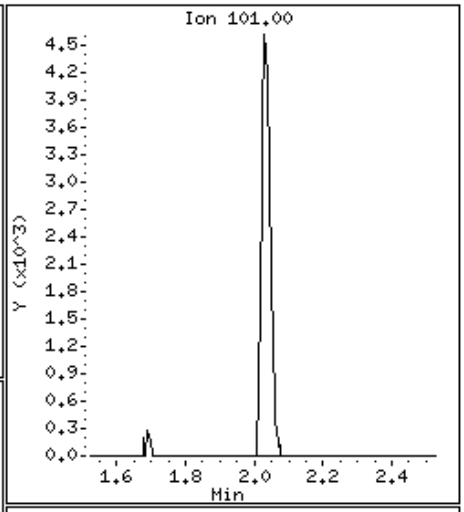

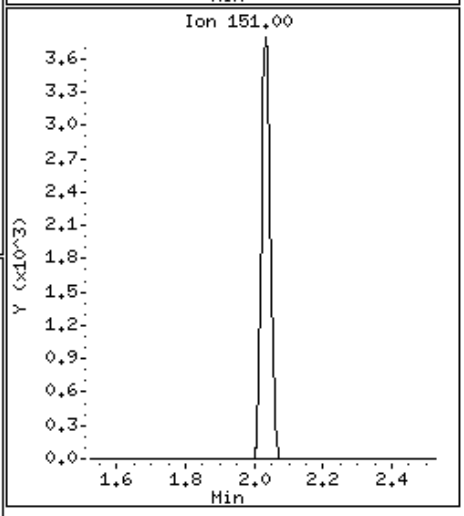

Data File: \\orgserv2\ff\chem\GCMSVOA\Jack.i\150401Ncon1.b\0401N17.D

Date : 02-APR-2015 00:10

Client ID:

Instrument: Jack.i

Sample Info: 11505963-36,31,10,,a

Purge Volume: 10.0

Operator: mm

Column phase:

Column diameter: 0.18

27 cis-1,2-dichloroethene

Concentration: 9.553 ng

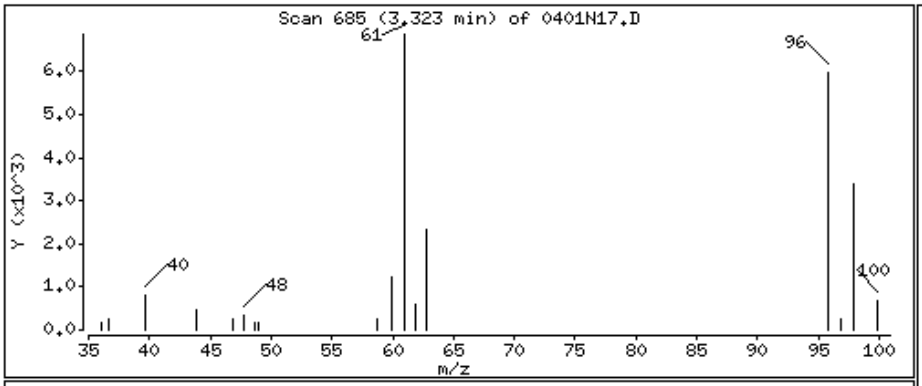

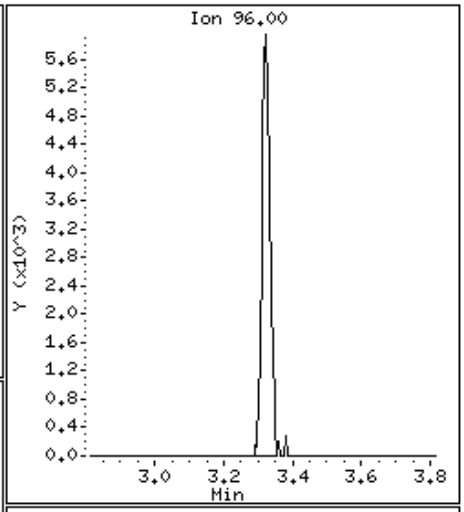

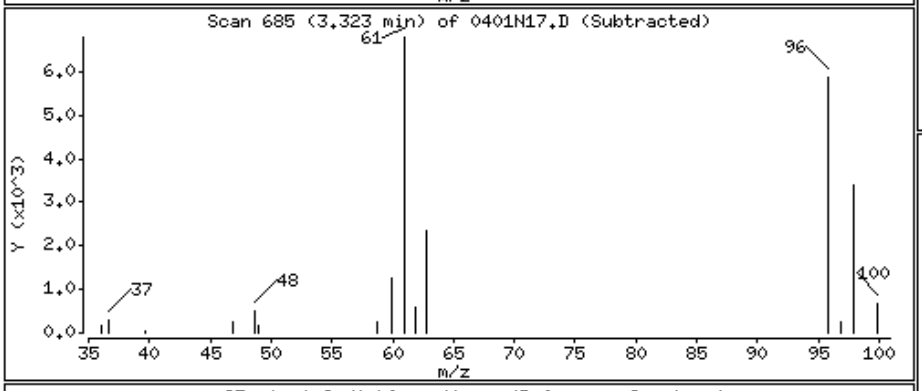

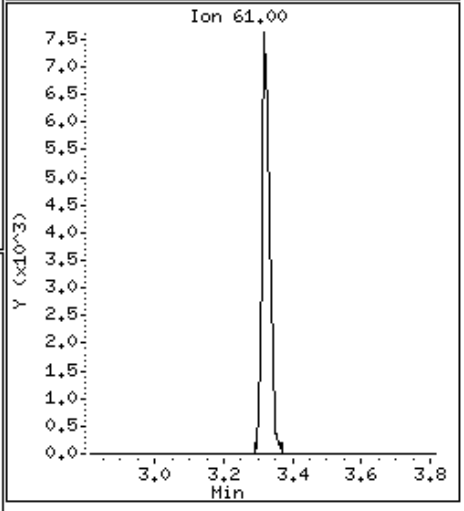

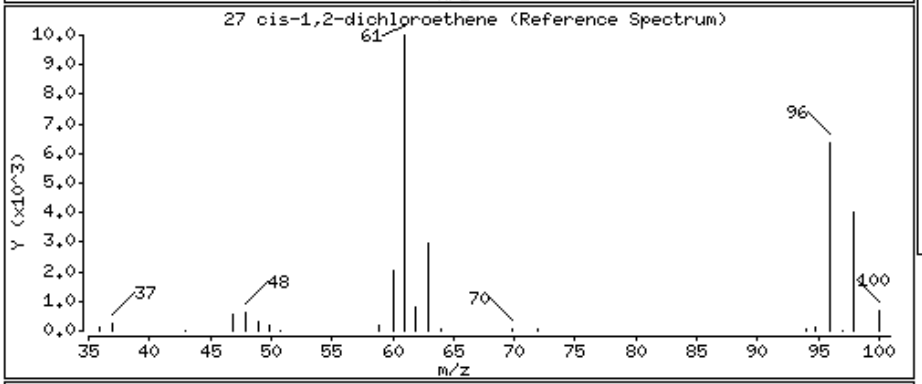

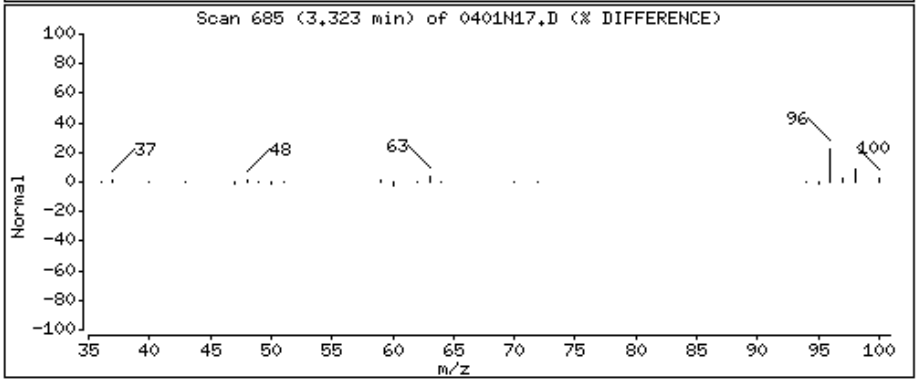

Data File: \\orgserv2\ff\chem\GCMSVOA\Jack.i\150401Ncon1.b\0401N17.D

Date : 02-APR-2015 00:10

Client ID:

Instrument: Jack.i

Sample Info: 11505963-36,31,10,,a

Purge Volume: 10.0

Operator: mm

Column phase:

Column diameter: 0.18

31 chloroform

Concentration: 1.452 ng

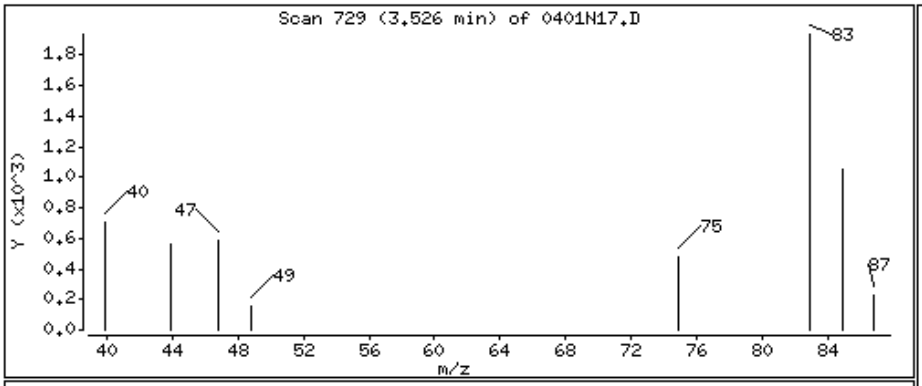

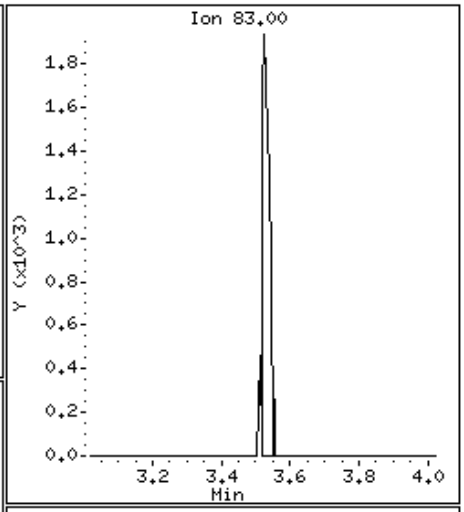

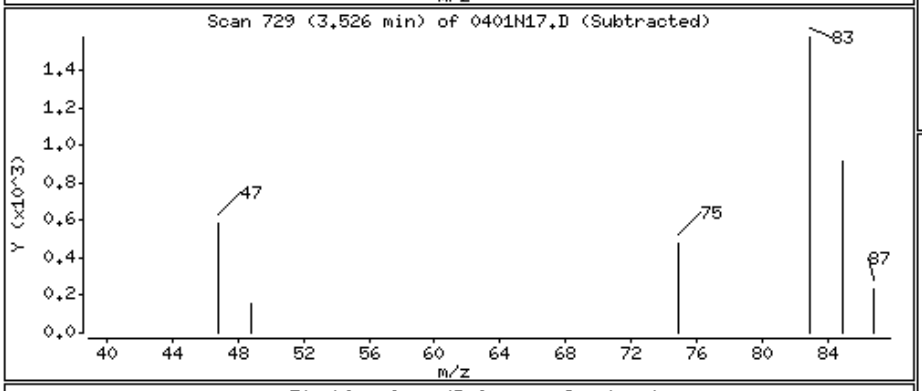

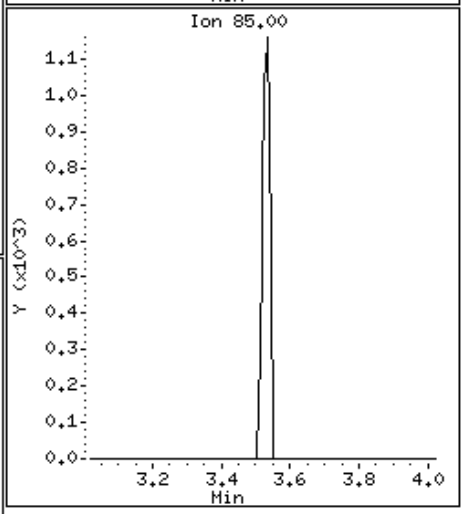

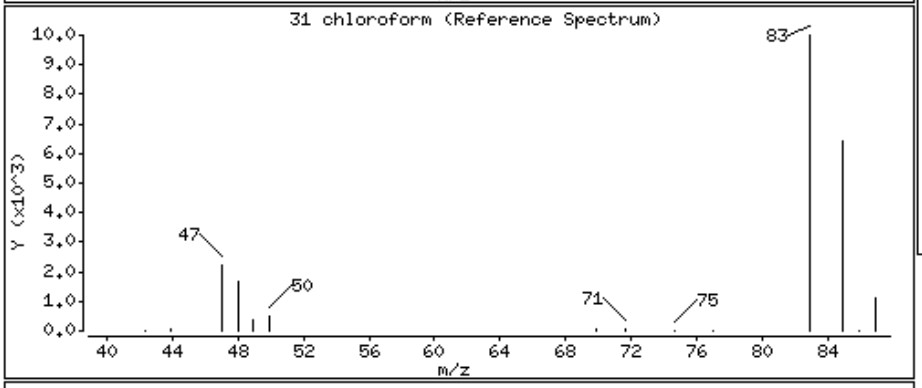

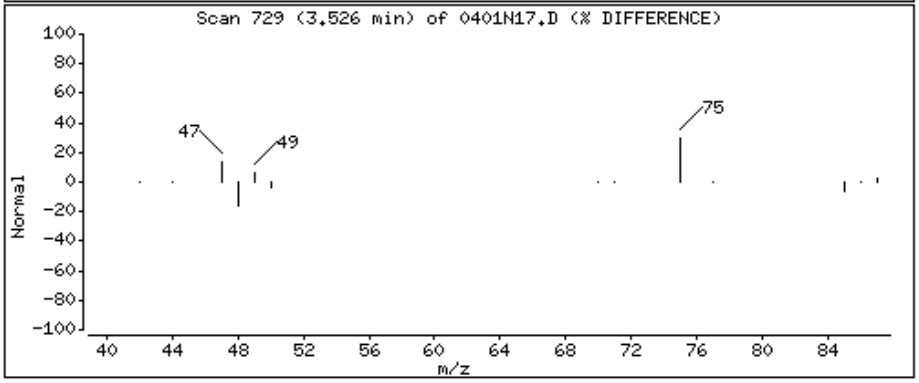

Data File: \\orgserv2\ff\chem\GCMSVOA\Jack.i\150401Ncon1.b\0401N17.D

Date : 02-APR-2015 00:10

Client ID:

Instrument: Jack.i

Sample Info: 11505963-36,31,10,,a

Purge Volume: 10.0

Operator: mm

Column phase:

Column diameter: 0.18

46 trichloroethene

Concentration: 82.591 ng

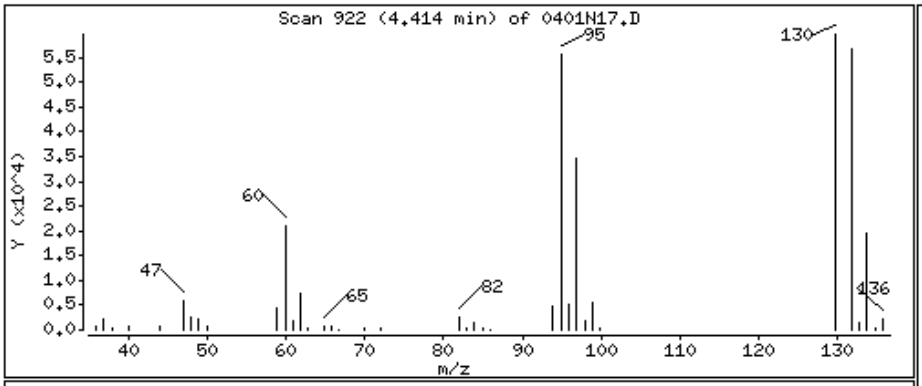

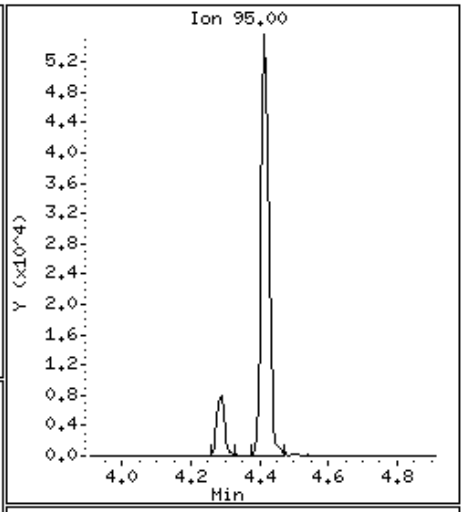

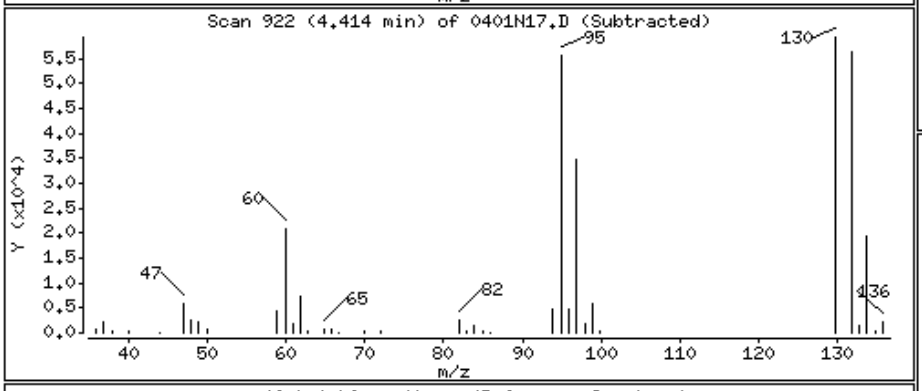

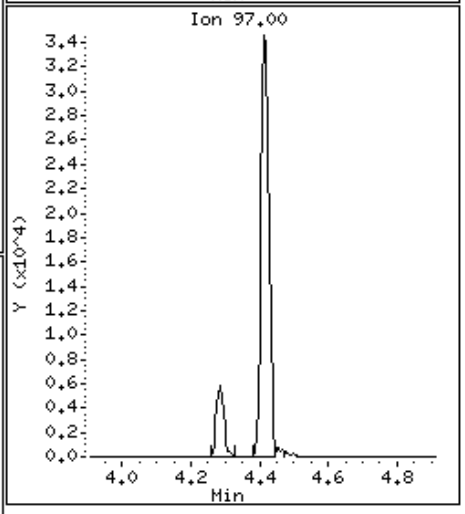

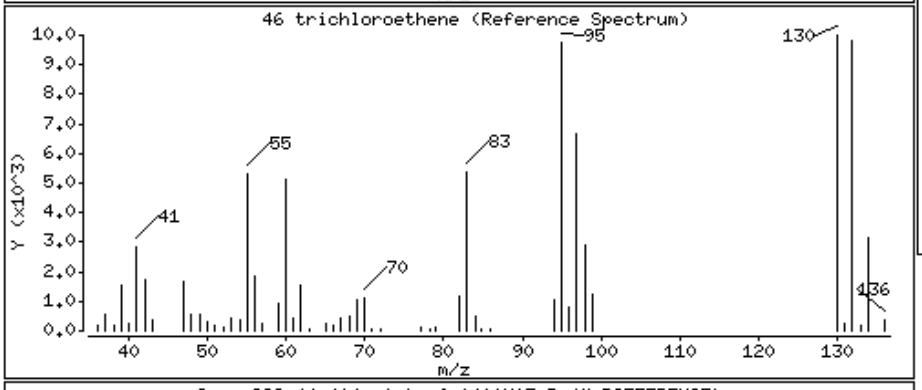

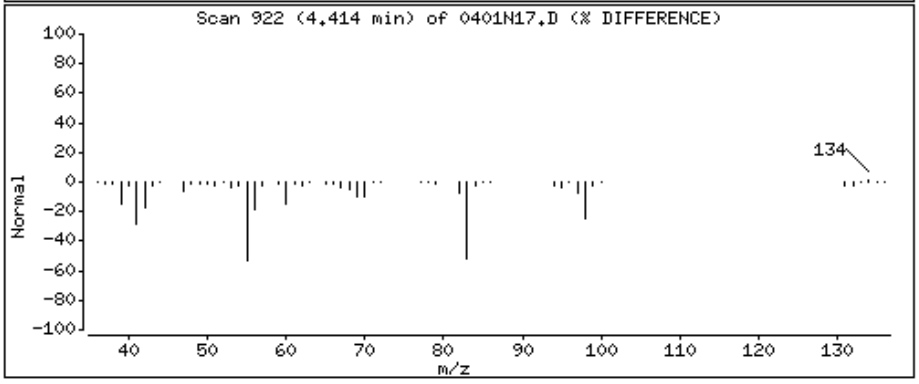

Data File: \\orgserv2\ff\chem\GCMSVOA\Jack.i\150401Ncon1.b\0401N17.D

Date : 02-APR-2015 00:10

Client ID:

Instrument: Jack.i

Sample Info: 11505963-36,31,10,,a

Purge Volume: 10.0

Operator: mm

Column phase:

Column diameter: 0.18

55 tetrachloroethene

Concentration: 10.456 ng

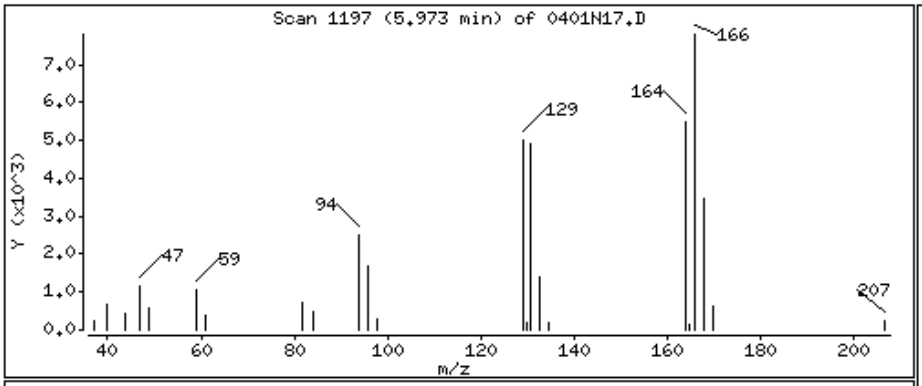

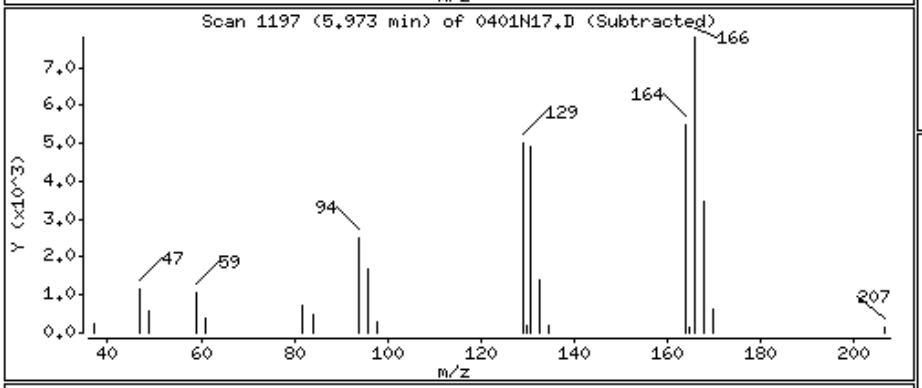

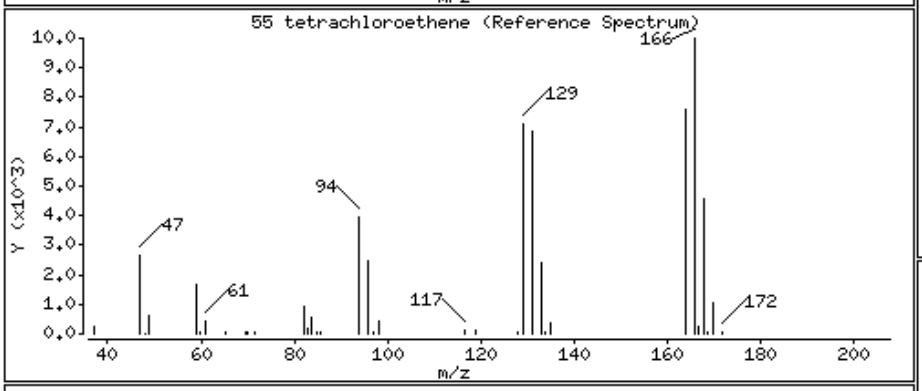

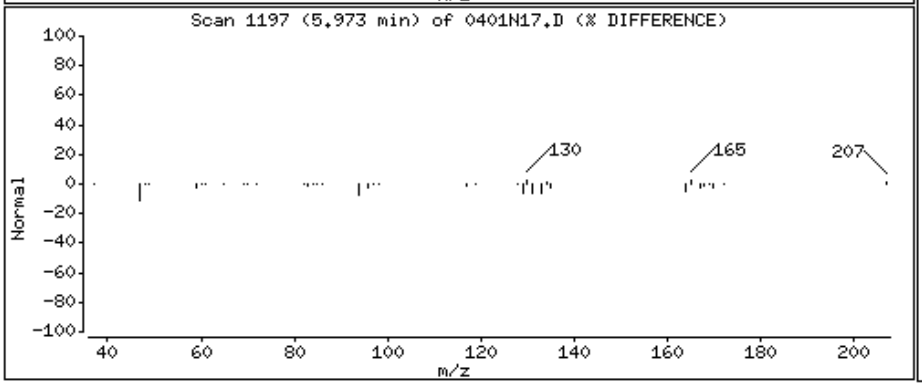

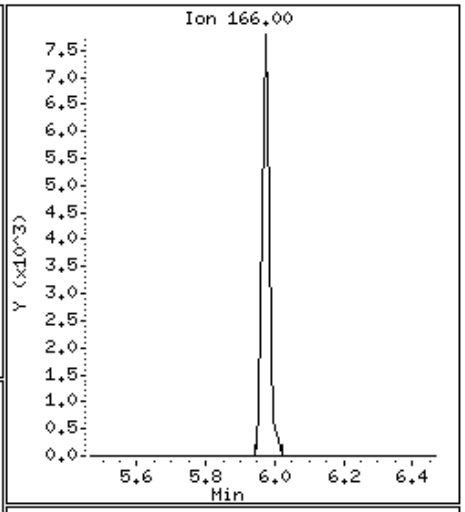

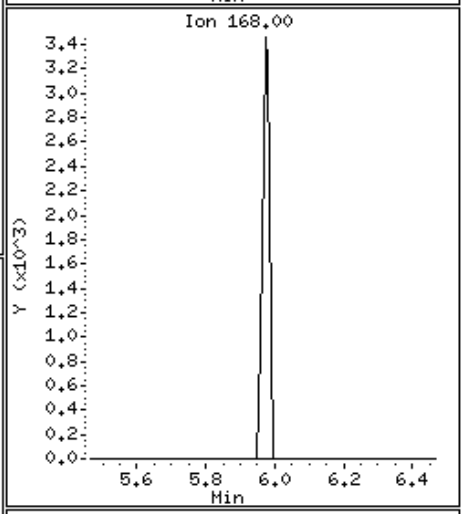

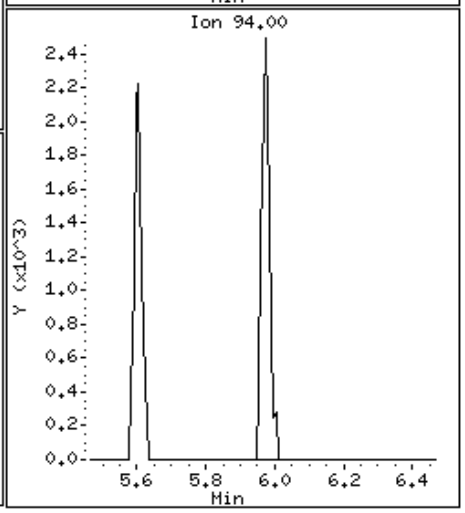

Alpha Analytical Labs

gc/ms voa - VOA101

Data file : \\Orgserv2\ff\chem\GCMSVOA\Voa101.i\150401.b\0401A08.D
Lab Smp Id:
Inj Date : 02-APR-2015 00:24
Operator : MS Inst ID: Voa101.i
Smp Info : l1505963-46,31,10,,a
Misc Info : wg772851,ical10733
Comment :
Method : \\Orgserv2\ff\chem\GCMSVOA\Voa101.i\150401.b\liq8260C.m
Meth Date : 02-Apr-2015 08:00 msoares Quant Type: ISTD
Cal Date : 19-FEB-2015 03:31 Cal File: 0218A13.D
Als bottle: 8
Dil Factor: 1.00000
Integrator: HP RTE Compound Sublist: NJTCL.sub
Target Version: 4.12
Processing Host: VIRTUALXP-76524

Concentration Formula: Amt * DF * CpndVariable
Cpnd Variable Local Compound Variable

	Compounds	QUANT SIG MASS	RT	EXP RT	REL RT	RESPONSE	CONCENTRATIONS ON-COLUMN (ngs)	CONCENTRATIONS FINAL (ngs)	REVIEW CODE
	1 dichlorodifluoromethane	85	Compound Not Detected.						
	2 chloromethane	50	Compound Not Detected.						
	3 vinyl chloride	62	Compound Not Detected.						
	4 bromomethane	94	2.267	2.267	(0.370)	423	1.13322	1.133(Q)	
	5 chloroethane	64	Compound Not Detected.						
	6 trichlorofluoromethane	101	Compound Not Detected.						
	8 1,1,-dichloroethene	96	Compound Not Detected.						
	11 freon-113	101	Compound Not Detected.						
	10 carbon disulfide	76	Compound Not Detected.						
	14 methylene chloride	84	Compound Not Detected.						
	15 acetone	43	3.648	3.648	(0.595)	6154	32.7904	32.790	
	16 trans-1,2-dichloroethene	96	Compound Not Detected.						
	17 Methyl Acetate	43	Compound Not Detected.						
	18 methyl tert butyl ether	73	Compound Not Detected.						
	22 1,1-dichloroethane	63	Compound Not Detected.						
	27 cis-1,2-dichloroethene	96	4.870	4.870	(0.794)	12922	8.44664	8.446	
	29 bromochloromethane	128	Compound Not Detected.						
	30 Cyclohexane	56	Compound Not Detected.						
	31 chloroform	83	5.132	5.132	(0.837)	32982	12.9657	12.965	
	33 carbontetrachloride	117	Compound Not Detected.						
$	36 dibromofluoromethane	113	5.312	5.312	(0.866)	170242	109.594	109.593	
	37 1,1,1-trichloroethane	97	Compound Not Detected.						
	38 2-butanone	43	Compound Not Detected.						
	40 benzene	78	Compound Not Detected.						
$	42 1,2-dichloroethane-d4	65	5.847	5.847	(0.954)	192392	115.723	115.722	
	43 1,2-dichloroethane	62	Compound Not Detected.						
*	45 flourobenzene	96	6.130	6.130	(1.000)	646652	100.000		
	49 trichloroethene	95	6.305	6.305	(1.028)	36637	24.2122	24.212	
	46 methyl cyclohexane	83	Compound Not Detected.						

	Compounds	QUANT SIG MASS	RT	EXP RT	REL RT	RESPONSE	CONCENTRATIONS ON-COLUMN (ngs)	CONCENTRATIONS FINAL (ngs)	REVIEW CODE
	52 1,2-dichloropropane	63	Compound Not Detected.						
	53 bromodichloromethane	83	Compound Not Detected.						
	56 1,4-Dioxane	88	Compound Not Detected.						
	58 cis-1,3-dichloropropene	75	Compound Not Detected.						
$	59 toluene-d8	98	7.833	7.833	(0.809)	608535	97.0548	97.054	
	60 toluene	92	Compound Not Detected.						
	62 4-methyl-2-pentanone	58	Compound Not Detected.						
	63 tetrachloroethene	166	8.340	8.340	(0.861)	882800	589.826	589.826	
	64 trans-1,3-dichloropropene	75	Compound Not Detected.						
	68 1,1,2-trichloroethane	83	Compound Not Detected.						
	69 chlorodibromomethane	129	Compound Not Detected.						
	71 1,2-dibromoethane	107	Compound Not Detected.						
	73 2-hexanone	43	Compound Not Detected.						
*	74 chlorobenzene-d5	117	9.688	9.688	(1.000)	468328	100.000		
	75 chlorobenzene	112	Compound Not Detected.						
	76 ethyl benzene	91	Compound Not Detected.						
	78 p/m xylene	106	Compound Not Detected.						
	79 o xylene	106	Compound Not Detected.						
	80 styrene	104	Compound Not Detected.						
	81 bromoform	173	Compound Not Detected.						
	82 isopropylbenzene	105	Compound Not Detected.						
$	83 4-bromofluorobenzene	95	11.167	11.167	(0.903)	216611	91.1238	91.123	
	88 1,1,2,2,-tetrachloroethane	83	Compound Not Detected.						
	99 1,3-dichlorobenzene	146	Compound Not Detected.						
*	100 1,4-dichlorobenzene-d4	152	12.367	12.367	(1.000)	201123	100.000		
	101 1,4-dichlorobenzene	146	Compound Not Detected.						
	104 1,2-dichlorobenzene	146	Compound Not Detected.						
	106 1,2-dibromo-3-chloropropane	75	Compound Not Detected.						
	109 1,2,4-trichlorobenzene	180	Compound Not Detected.						
	111 1,2,3-trichlorobenzene	180	Compound Not Detected.						

QC Flag Legend

Q - Qualifier signal failed the ratio test.

Alpha Analytical Labs

gc/ms voa - VOA101

Data file : \\Orgserv2\ff\chem\GCMSVOA\Voa101.i\150401.b\0401A08.D
Lab Smp Id:
Inj Date : 02-APR-2015 00:24
Operator : MS Inst ID: Voa101.i
Smp Info : l1505963-46,31,10,,a
Misc Info : wg772851,ical10733
Comment :
Method : \\Orgserv2\ff\chem\GCMSVOA\Voa101.i\150401.b\liq8260C.m
Meth Date : 02-Apr-2015 08:00 msoares Quant Type: ISTD
Cal Date : 19-FEB-2015 03:31 Cal File: 0218A13.D
Als bottle: 8
Dil Factor: 1.00000
Integrator: HP RTE Compound Sublist: NJTCL.sub
Target Version: 4.12
Processing Host: VIRTUALXP-76524

- NO TENTATIVELY IDENTIFIED COMPOUNDS -

Alpha Analytical Labs

INTERNAL STANDARD COMPOUNDS
AREA AND RT SUMMARY

Instrument ID: Voa101.i
Lab File ID: 0401A08.D
Lab Smp Id:
Analysis Type: VOA
Quant Type: ISTD
Operator: MS
Method File: \\Orgserv2\ff\chem\GCMSVOA\Voa101.i\150401.b\liq8260C.m
Misc Info: wg772851,ical10733

Calibration Date: 01-APR-2015
Calibration Time: 20:54
Level: LOW
Sample Type: WATER

Test Mode:
Use Last Continuing Calibrator.
If Continuing Cal. use Initial Cal. Level 3

		AREA LIMIT			
COMPOUND	STANDARD	LOWER	UPPER	SAMPLE	%DIFF
45 flourobenzene	699464	349732	1398928	646652	-7.55
74 chlorobenzene-d5	507495	253748	1014990	468328	-7.72
100 1,4-dichlorobenze	230293	115147	460586	201123	-12.67

		RT LIMIT			
COMPOUND	STANDARD	LOWER	UPPER	SAMPLE	%DIFF
45 flourobenzene	6.13	5.63	6.63	6.13	-0.00
74 chlorobenzene-d5	9.69	9.19	10.19	9.69	-0.00
100 1,4-dichlorobenze	12.37	11.87	12.87	12.37	-0.00

AREA UPPER LIMIT = +100% of internal standard area.
AREA LOWER LIMIT = - 50% of internal standard area.
RT UPPER LIMIT = + 0.50 minutes of internal standard RT.
RT LOWER LIMIT = - 0.50 minutes of internal standard RT.

Alpha Analytical Labs

RECOVERY REPORT

Client Name: Client SDG: SDGa00307
Sample Matrix: LIQUID Fraction: VOA
Lab Smp Id:
Level: LOW Operator: MS
Data Type: MS DATA SampleType: SAMPLE
SpikeList File: curveallim.spk Quant Type: ISTD
Sublist File: NJTCL.sub
Method File: \\Orgserv2\ff\chem\GCMSVOA\Voa101.i\150401.b\liq8260C.m
Misc Info: wg772851,ical10733

SURROGATE COMPOUND	AMOUNT ADDED ngs	AMOUNT RECOVERED ngs	% RECOVERED	LIMITS
$ 36 dibromofluorometha	100.000	109.593	109.59	70-130
$ 42 1,2-dichloroethane	100.000	115.722	115.72	70-130
$ 59 toluene-d8	100.000	97.054	97.05	70-130
$ 83 4-bromofluorobenze	100.000	91.123	91.12	70-130

Data File: \\Orgserv2\ff\chem\GCMSVOA\Voa101.i\150401.b\0401A08.D
Date : 02-APR-2015 00:24
Client ID:
Sample Info: 11505963-46,31,10,,a
Purge Volume: 10.0
Column phase:

Instrument: Voa101.i
Operator: MS
Column diameter: 0.18

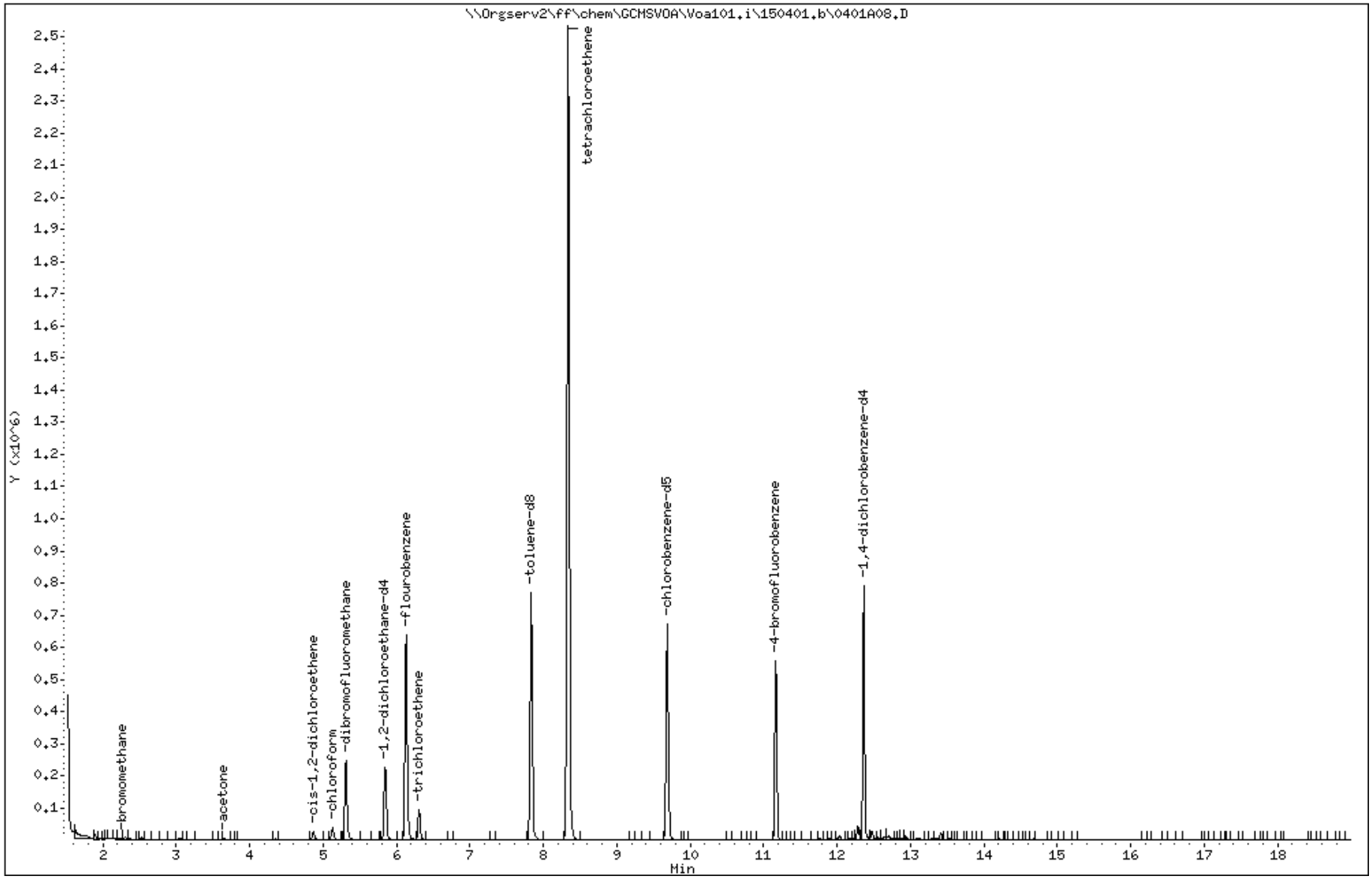

Data File: \\Orgserv2\ff\chem\GCMSVOA\Voa101.i\150401.b\0401A08.D

Date : 02-APR-2015 00:24

Client ID:

Instrument: Voa101.i

Sample Info: 11505963-46,31,10,,a

Purge Volume: 10.0

Operator: MS

Column phase:

Column diameter: 0.18

4 bromomethane

Concentration: 1.133 ngs

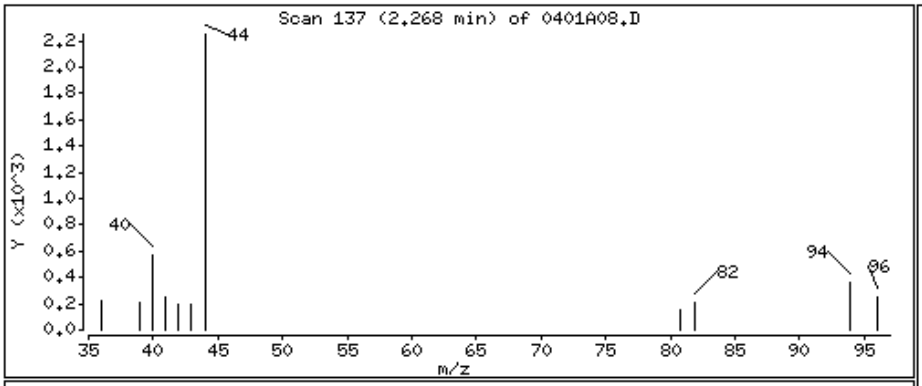

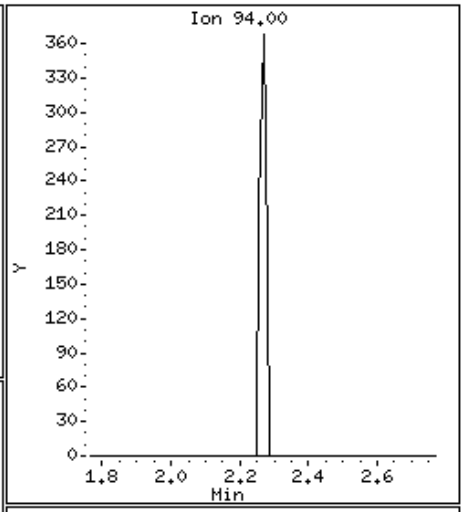

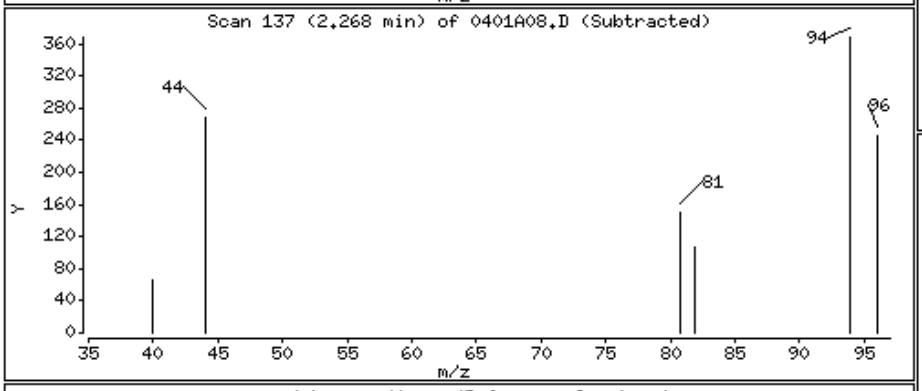

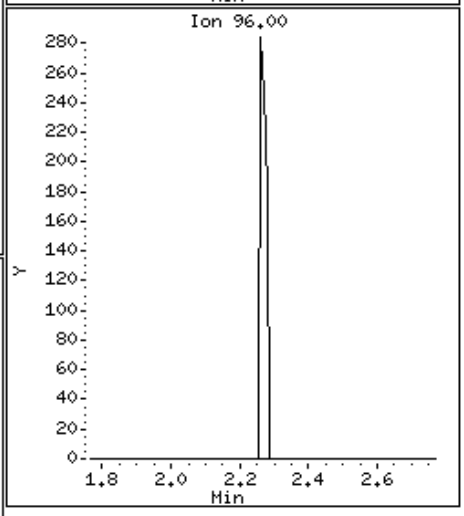

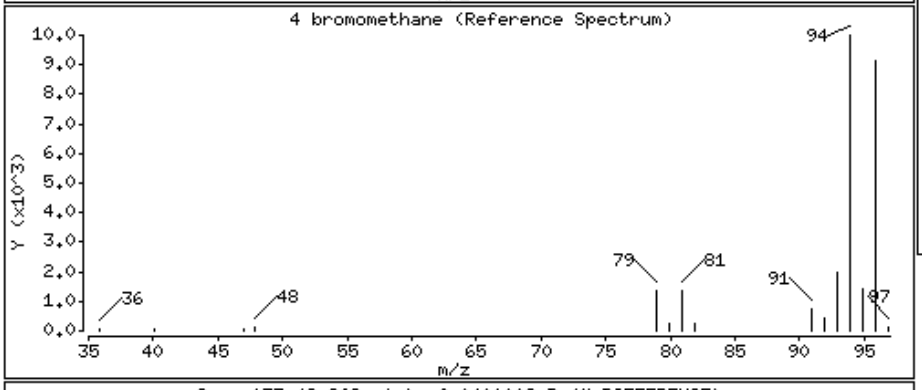

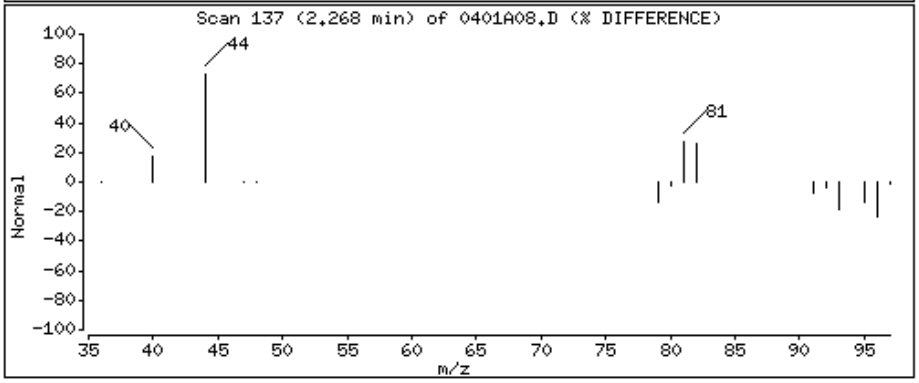

Data File: \\Orgserv2\ff\chem\GCMSVOA\Voa101.i\150401.b\0401A08.D

Date : 02-APR-2015 00:24

Client ID:

Instrument: Voa101.i

Sample Info: 11505963-46,31,10,,a

Purge Volume: 10.0

Operator: MS

Column phase:

Column diameter: 0.18

15 acetone

Concentration: 32.790 ngs

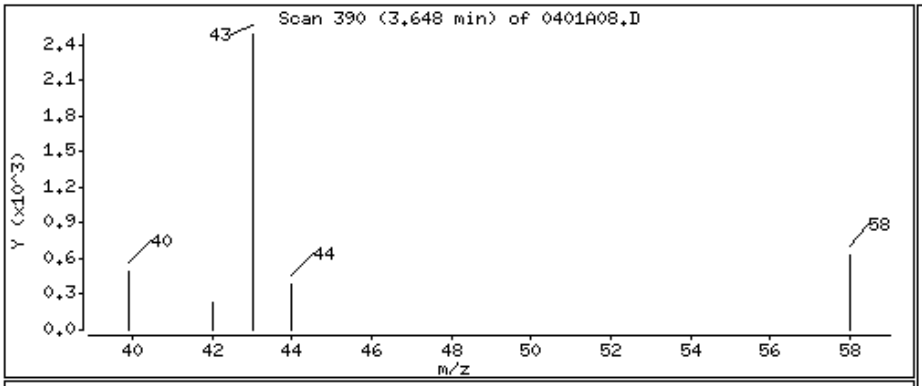

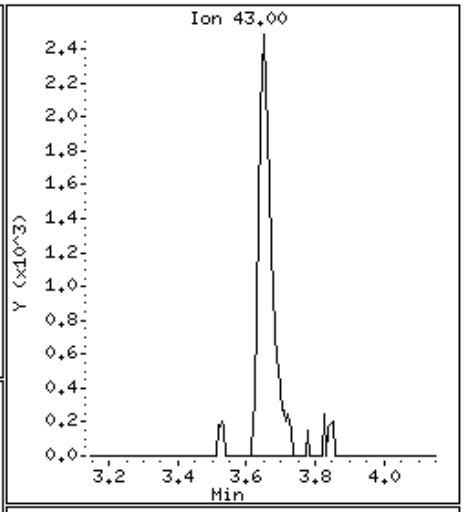

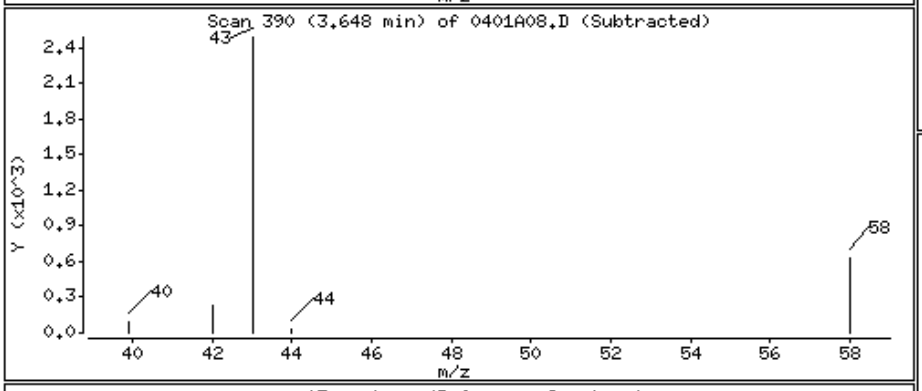

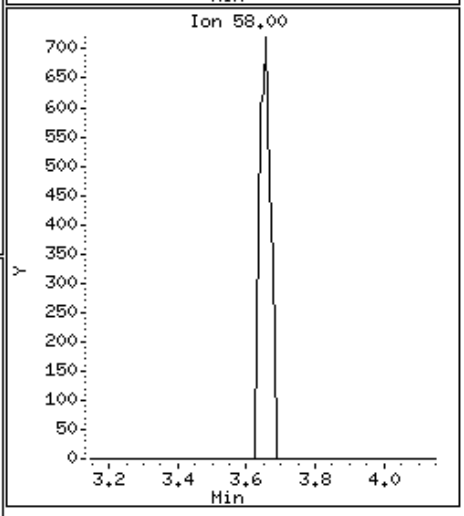

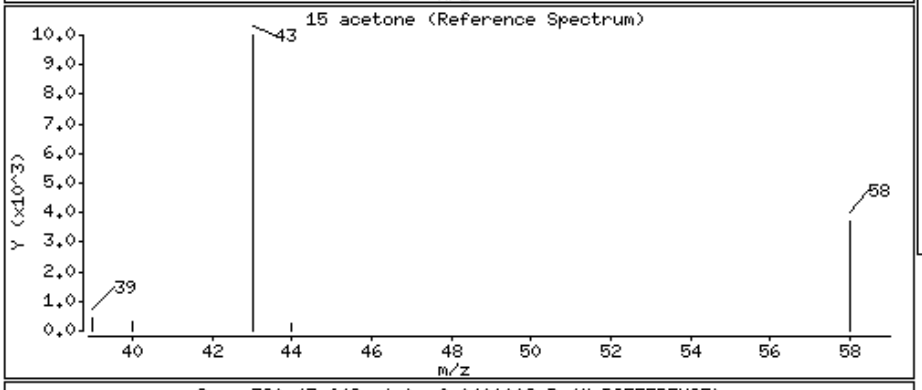

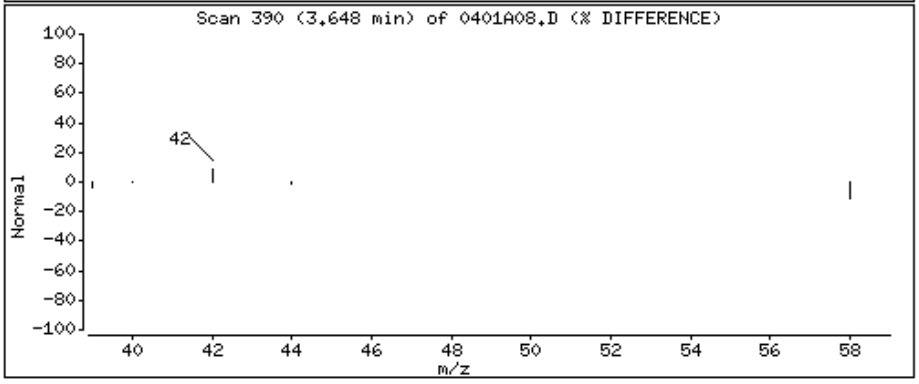

Data File: \\Orgserv2\ff\chem\GCMSVOA\Voa101.i\150401.b\0401A08.D

Date : 02-APR-2015 00:24

Client ID:

Instrument: Voa101.i

Sample Info: 11505963-46,31,10,,a

Purge Volume: 10.0

Operator: MS

Column phase:

Column diameter: 0.18

27 cis-1,2-dichloroethene

Concentration: 8.446 ngs

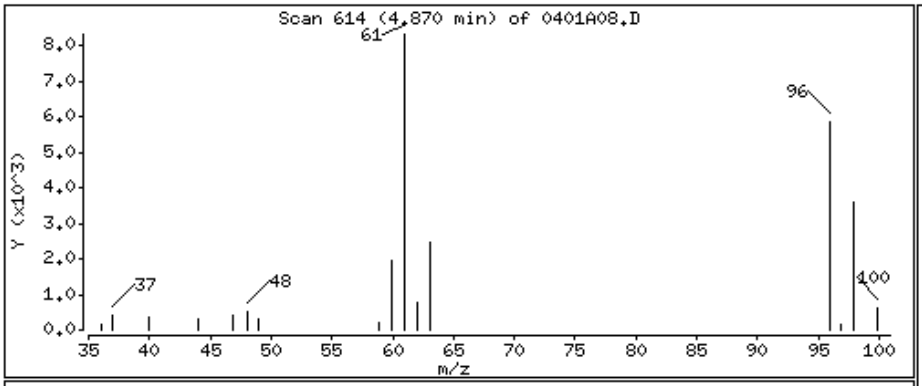

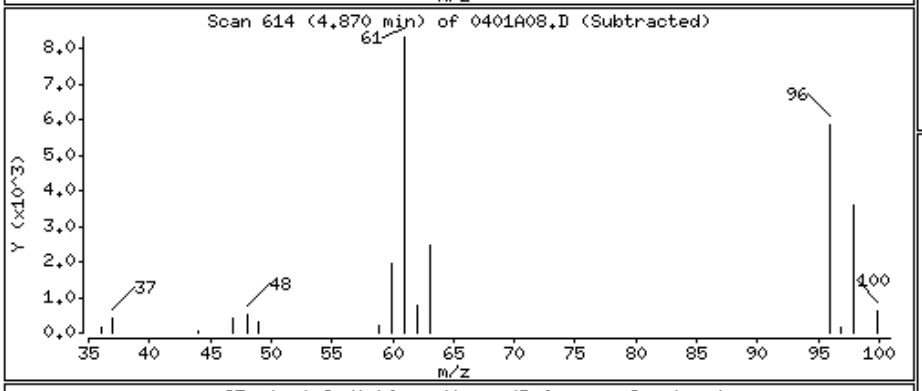

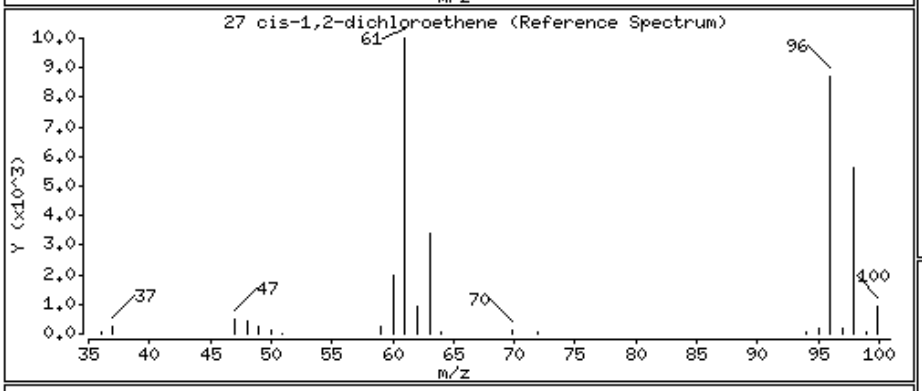

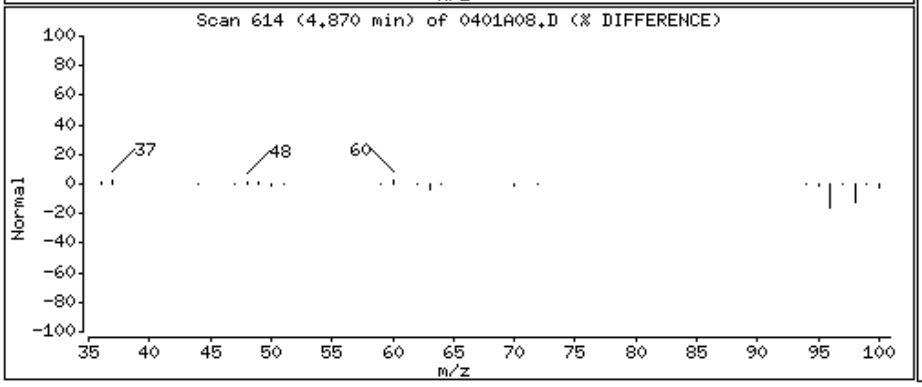

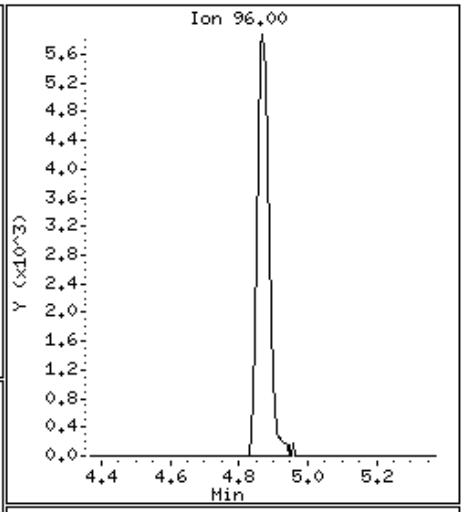

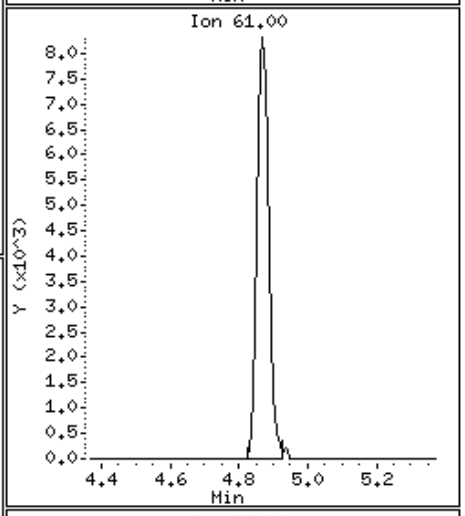

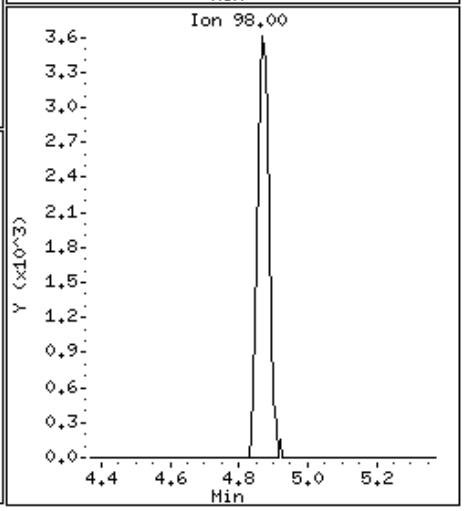

Data File: \\Orgserv2\ff\chem\GCMSVOA\Voa101.i\150401.b\0401A08.D

Date : 02-APR-2015 00:24

Client ID:

Instrument: Voa101.i

Sample Info: 11505963-46,31,10,,a

Purge Volume: 10.0

Operator: MS

Column phase:

Column diameter: 0.18

31 chloroform

Concentration: 12.965 ngs

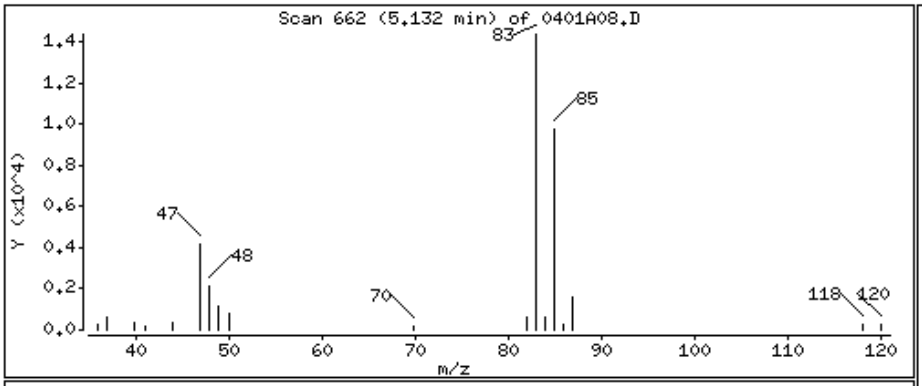

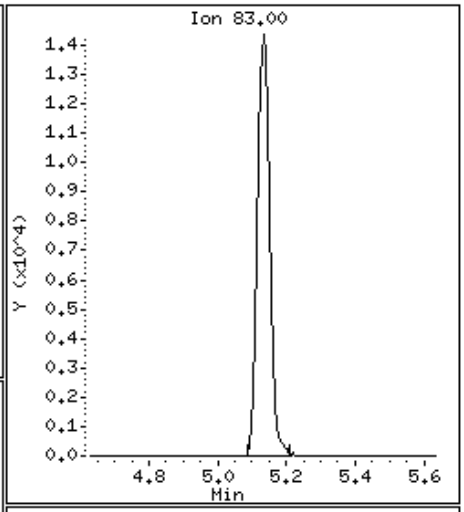

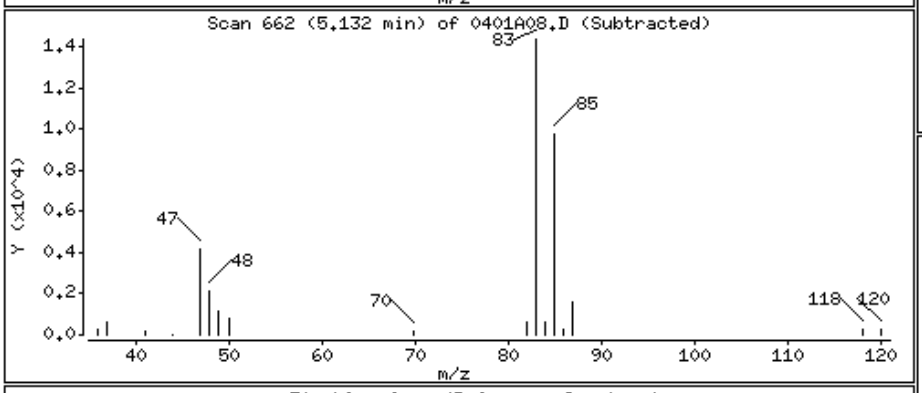

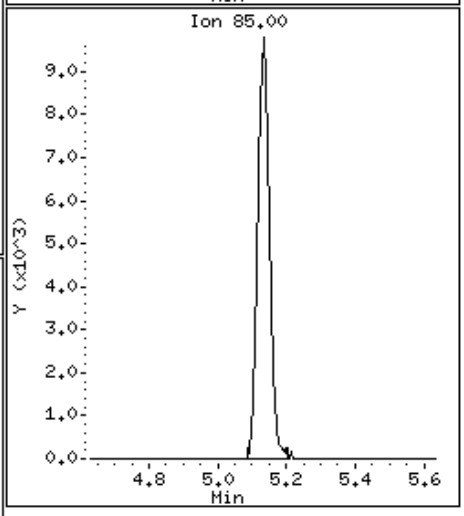

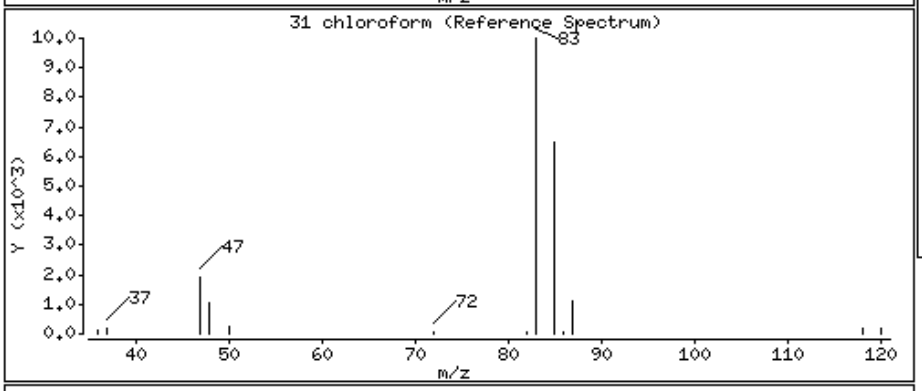

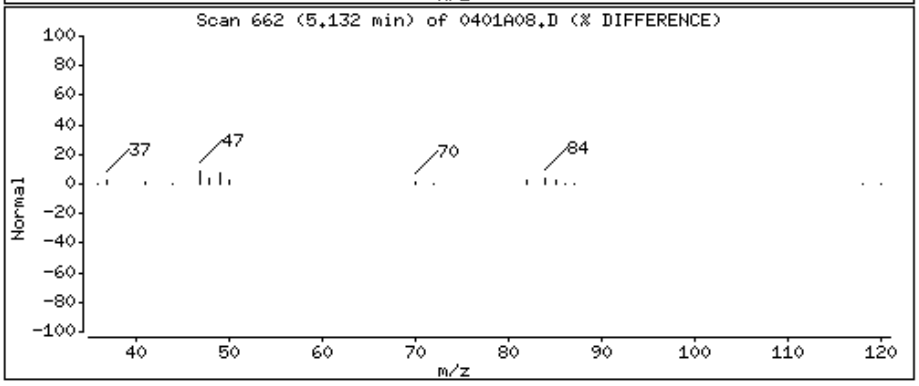

Data File: \\Orgserv2\ff\chem\GCMSVOA\Voa101.i\150401.b\0401A08.D

Date : 02-APR-2015 00:24

Client ID:

Instrument: Voa101.i

Sample Info: 11505963-46,31,10,,a

Purge Volume: 10.0

Operator: MS

Column phase:

Column diameter: 0.18

49 trichloroethene

Concentration: 24.212 ngs

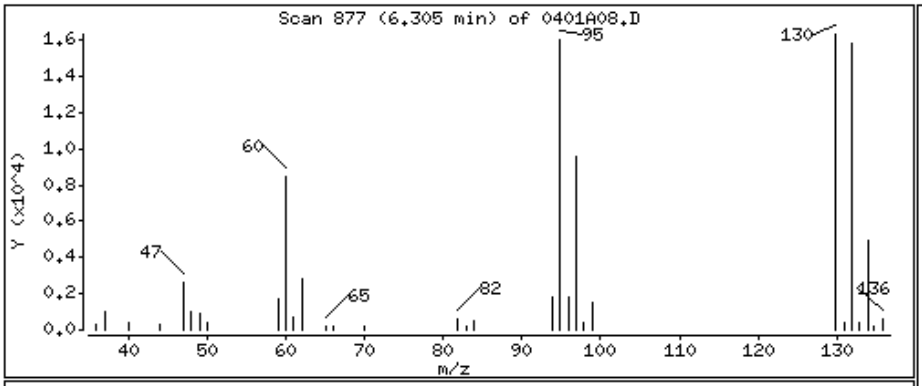

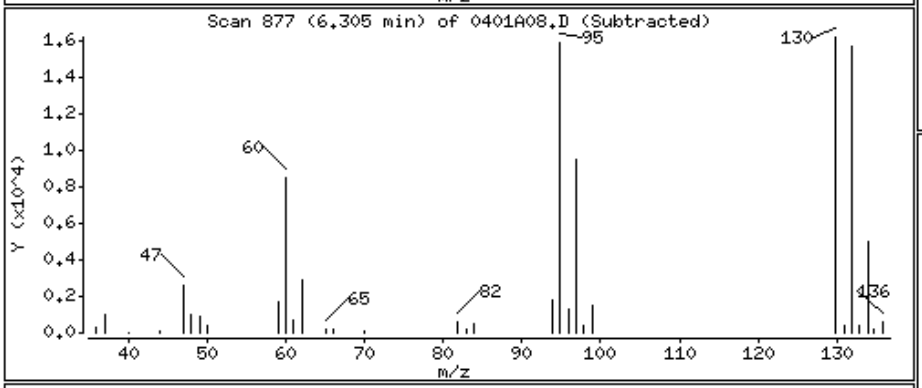

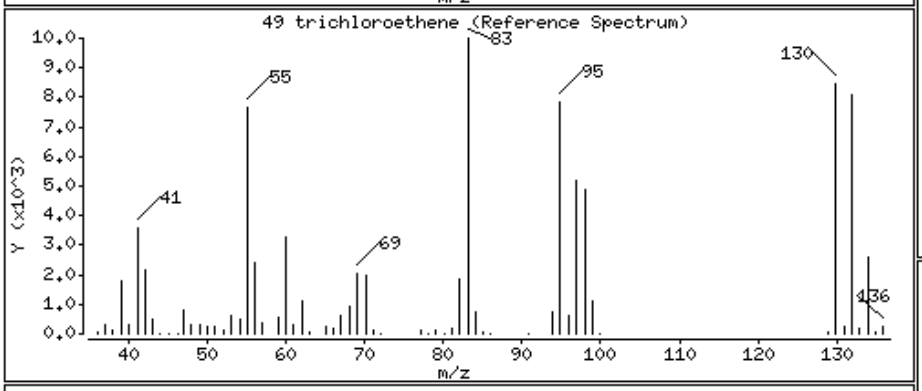

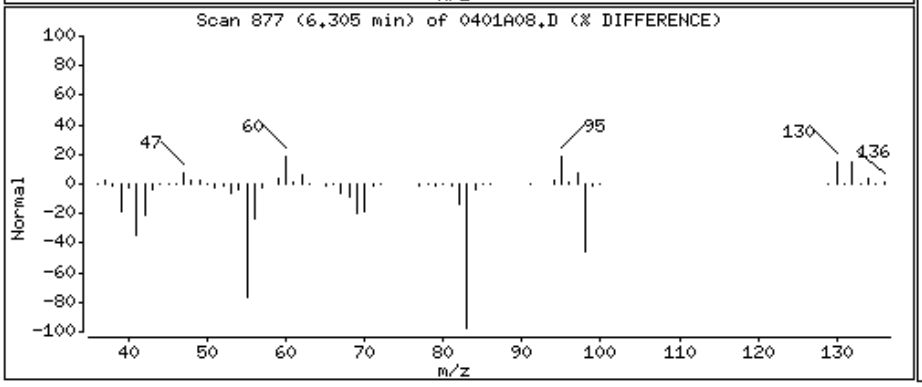

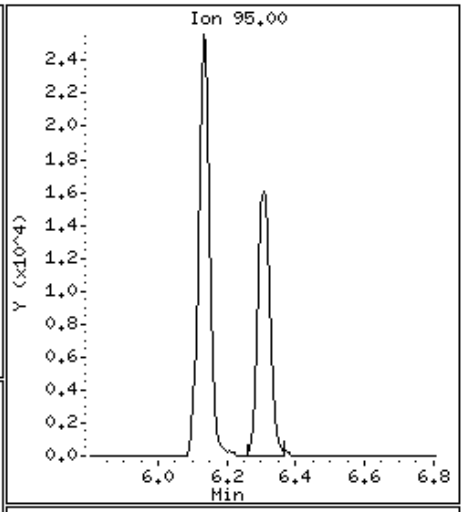

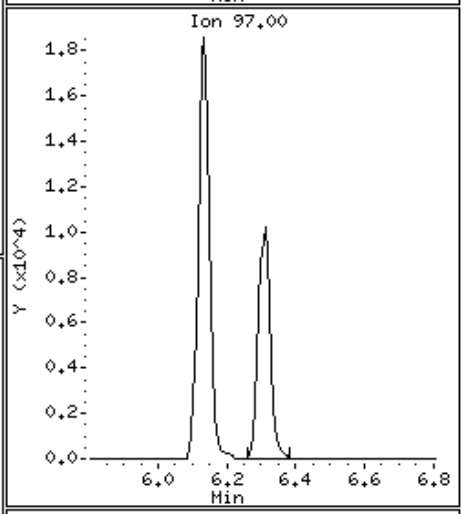

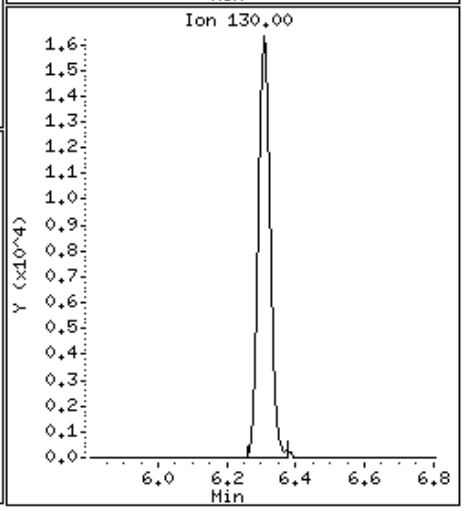

Data File: \\Orgserv2\ff\chem\GCMSVOA\Voa101.i\150401.b\0401A08.D

Date : 02-APR-2015 00:24

Client ID:

Instrument: Voa101.i

Sample Info: 11505963-46,31,10,,a

Purge Volume: 10.0

Operator: MS

Column phase:

Column diameter: 0.18

63 tetrachloroethene

Concentration: 589.826 ngs

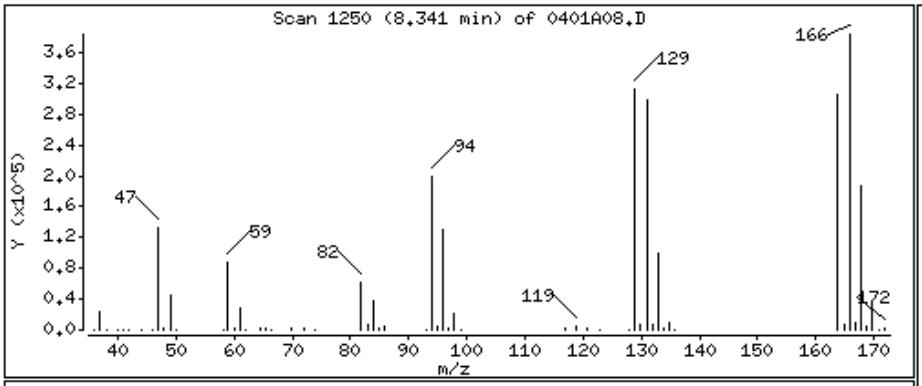

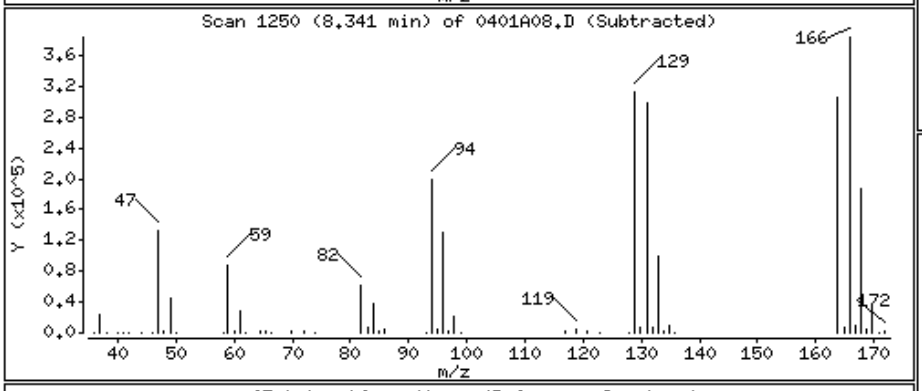

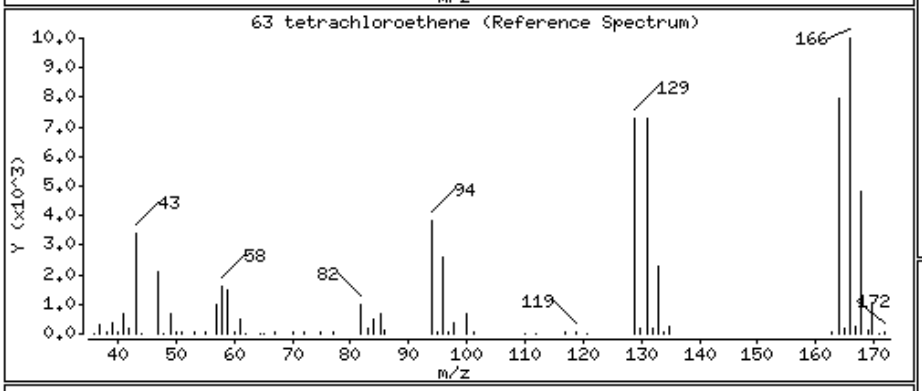

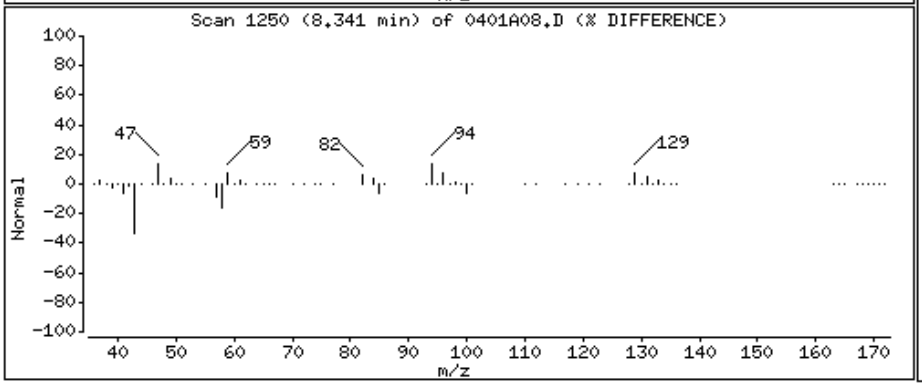

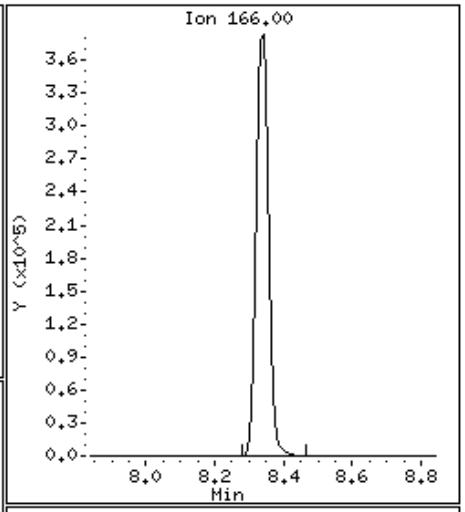

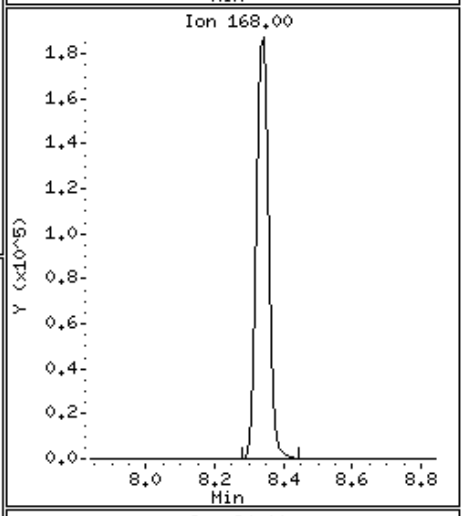

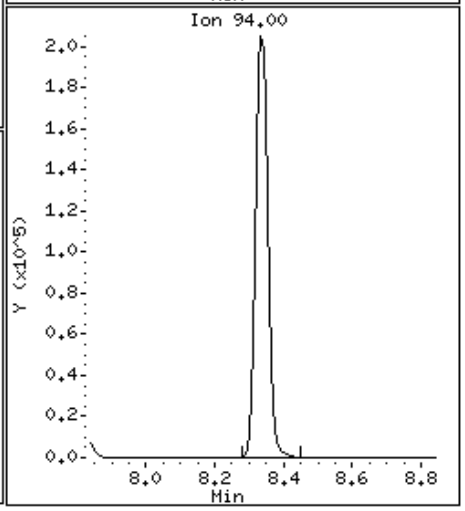

Alpha Analytical Labs

Manual Integration

Sample Info : l1505963-46,31,10,,a
wg772851,ical10733

Instrument ID : Voa101.i
Method : liq8260C.m
File : 0401A08.D
Injection Date : 02-APR-2015 00:24
Quantitation : ISTD Integrator : HP RTE
Dilution Factor : 1.00 Sample Type: SAMPLE

This File has no version history.

//Orgserv2/ff/chem/GCMSVOA/Voa101.i/150401.b/original/0401A08.D

Alpha Analytical Labs

gc/ms voa - Jack

Data file : \\orgserv2\ff\chem\GCMSVOA\Jack.i\150401Ncon2.b\0401N18.D
Lab Smp Id:
Inj Date : 02-APR-2015 00:26
Operator : mm Inst ID: Jack.i
Smp Info : l1505963-37,31,10,,a
Misc Info : wg772795,ical10743
Comment :
Method : \\orgserv2\ff\chem\GCMSVOA\Jack.i\150401Ncon2.b\liquid8260Bcon2.m
Meth Date : 02-Apr-2015 03:04 mmay Quant Type: ISTD
Cal Date : 24-FEB-2015 09:59 Cal File: 0224A16.D
Als bottle: 59
Dil Factor: 1.00000
Integrator: HP RTE Compound Sublist: NJTCL.sub
Target Version: 4.12
Processing Host: A1VOA1

Concentration Formula: Amt * DF * CpndVariable
Cpnd Variable Local Compound Variable

	Compounds	QUANT SIG MASS	RT	EXP RT	REL RT	RESPONSE	CONCENTRATIONS ON-COLUMN (ngs)	FINAL (ng)	REVIEW CODE
	1 dichlorodifluoromethane	85	Compound Not Detected.						
	2 chloromethane	50	Compound Not Detected.						
	3 vinyl chloride	62	Compound Not Detected.						
	4 bromomethane	94	Compound Not Detected.						
	5 chloroethane	64	Compound Not Detected.						
	6 trichlorofluoromethane	101	Compound Not Detected.						
	8 1,1,-dichloroethene	96	Compound Not Detected.						
	9 carbon disulfide	76	Compound Not Detected.						
	10 freon-113	101	Compound Not Detected.						
	13 methylene chloride	84	Compound Not Detected.						
	14 acetone	43	Compound Not Detected.						
	15 trans-1,2-dichloroethene	96	Compound Not Detected.						
	16 methyl acetate	43	Compound Not Detected.						
	17 methyl tert butyl ether	73	Compound Not Detected.						
	21 1,1-dichloroethane	63	Compound Not Detected.						
	27 cis-1,2-dichloroethene	96	3.295	3.300	(0.772)	825	1.17503	1.175(aM)	M1
	29 cyclohexane	56	Compound Not Detected.						
	30 bromochloromethane	128	Compound Not Detected.						
	31 chloroform	83	3.507	3.507	(0.821)	15240	13.0858	13.085	
	32 carbontetrachloride	117	Compound Not Detected.						
$	35 dibromofluoromethane	113	3.645	3.645	(0.853)	27861	112.355	112.355	
	36 1,1,1-trichloroethane	97	Compound Not Detected.						
	38 2-butanone	43	Compound Not Detected.						
	39 benzene	78	Compound Not Detected.						
$	40 1,2-dichloroethane-d4	65	4.050	4.046	(0.948)	24232	96.4711	96.471	
	42 1,2-dichloroethane	62	Compound Not Detected.						
*	43 flourobenzene	96	4.271	4.267	(1.000)	90346	100.000		
	45 methyl cyclohexane	83	Compound Not Detected.						

	Compounds	QUANT SIG MASS	RT	EXP RT	REL RT	RESPONSE	CONCENTRATIONS ON-COLUMN (ngs)	CONCENTRATIONS FINAL (ng)	REVIEW CODE
	46 trichloroethene	95	4.400	4.400	(1.030)	5563	8.21209	8.212	
	48 1,2-dichloropropane	63	Compound Not Detected.						
	49 bromodichloromethane	83	Compound Not Detected.						
	50 1,4-Dioxane	88	Compound Not Detected.						
	52 cis-1,3-dichloropropene	75	Compound Not Detected.						
$	53 toluene-d8	98	5.596	5.596	(0.798)	106196	98.8404	98.840	
	54 toluene	92	Compound Not Detected.						
	55 tetrachloroethene	166	Compound Not Detected.						
	56 4-methyl-2-pentanone	58	Compound Not Detected.						
	57 trans-1,3-dichloropropene	75	Compound Not Detected.						
	58 1,1,2-trichloroethane	83	Compound Not Detected.						
	60 chlorodibromomethane	129	Compound Not Detected.						
	62 1,2-dibromoethane	107	Compound Not Detected.						
	63 2-hexanone	43	Compound Not Detected.						
*	64 chlorobenzene-d5	117	7.013	7.013	(1.000)	91782	100.000		
	65 chlorobenzene	112	Compound Not Detected.						
	66 ethyl benzene	91	Compound Not Detected.						
	69 p/m xylene	106	Compound Not Detected.						
	70 o xylene	106	Compound Not Detected.						
	71 bromoform	173	Compound Not Detected.						
	72 styrene	104	Compound Not Detected.						
	73 isopropylbenzene	105	Compound Not Detected.						
$	74 4-bromofluorobenzene	95	8.240	8.233	(0.876)	44472	105.813	105.813	
	78 1,1,2,2,-tetrachloroethane	83	Compound Not Detected.						
	89 1,3-dichlorobenzene	146	Compound Not Detected.						
*	90 1,4-dichlorobenzene-d4	152	9.410	9.411	(1.000)	52034	100.000		
	91 1,4-dichlorobenzene	146	Compound Not Detected.						
	94 1,2-dichlorobenzene	146	Compound Not Detected.						
	96 1,2-dibromo-3-chloropropane	75	Compound Not Detected.						
	98 1,2,4-trichlorobenzene	180	Compound Not Detected.						
	101 1,2,3-trichlorobenzene	180	Compound Not Detected.						

QC Flag Legend

a - Target compound detected but, quantitated amount
Below Limit Of Quantitation(BLOQ).
M - Compound response manually integrated.

Alpha Analytical Labs

gc/ms voa - Jack

Data file : \\orgserv2\ff\chem\GCMSVOA\Jack.i\150401Ncon2.b\0401N18.D
Lab Smp Id:
Inj Date : 02-APR-2015 00:26
Operator : mm Inst ID: Jack.i
Smp Info : l1505963-37,31,10,,a
Misc Info : wg772795,ical10743
Comment :
Method : \\orgserv2\ff\chem\GCMSVOA\Jack.i\150401Ncon2.b\liquid8260Bcon2.m
Meth Date : 02-Apr-2015 03:04 mmay Quant Type: ISTD
Cal Date : 24-FEB-2015 09:59 Cal File: 0224A16.D
Als bottle: 59
Dil Factor: 1.00000
Integrator: HP RTE Compound Sublist: NJTCL.sub
Target Version: 4.12
Processing Host: A1VOA1

- NO TENTATIVELY IDENTIFIED COMPOUNDS -

Alpha Analytical Labs

INTERNAL STANDARD COMPOUNDS
AREA AND RT SUMMARY

Instrument ID: Jack.i Calibration Date: 01-APR-2015
Lab File ID: 0401N18.D Calibration Time: 20:01
Lab Smp Id:
Analysis Type: VOA Level: HIGH
Quant Type: ISTD Sample Type: WATER
Operator: mm
Method File: \\orgserv2\ff\chem\GCMSVOA\Jack.i\150401Ncon2.b\liquid8260Bcon2.m
Misc Info: wg772795,ical10743

Test Mode:
Use Last Continuing Calibrator.
If Continuing Cal. use Initial Cal. Level 3

		AREA LIMIT			
COMPOUND	STANDARD	LOWER	UPPER	SAMPLE	%DIFF
43 flourobenzene	114289	57145	228578	90346	-20.95
64 chlorobenzene-d5	104966	52483	209932	91782	-12.56
90 1,4-dichlorobenze	66662	33331	133324	52034	-21.94

		RT LIMIT			
COMPOUND	STANDARD	LOWER	UPPER	SAMPLE	%DIFF
43 flourobenzene	4.27	3.77	4.77	4.27	0.10
64 chlorobenzene-d5	7.01	6.51	7.51	7.01	-0.00
90 1,4-dichlorobenze	9.41	8.91	9.91	9.41	-0.00

AREA UPPER LIMIT = +100% of internal standard area.
AREA LOWER LIMIT = - 50% of internal standard area.
RT UPPER LIMIT = + 0.50 minutes of internal standard RT.
RT LOWER LIMIT = - 0.50 minutes of internal standard RT.

Alpha Analytical Labs

RECOVERY REPORT

Client Name: Client SDG: SDGa00307
Sample Matrix: LIQUID Fraction: VOA
Lab Smp Id:
Level: HIGH Operator: mm
Data Type: MS DATA SampleType: SAMPLE
SpikeList File: curve.spk Quant Type: ISTD
Sublist File: NJTCL.sub
Method File: \\orgserv2\ff\chem\GCMSVOA\Jack.i\150401Ncon2.b\liquid8260Bcon2.m
Misc Info: wg772795,ical10743

SURROGATE COMPOUND	AMOUNT ADDED ngs	AMOUNT RECOVERED ngs	% RECOVERED	LIMITS
$ 35 dibromofluorometha	100.000	112.355	112.36	70-130
$ 40 1,2-dichloroethane	100.000	96.471	96.47	70-130
$ 53 toluene-d8	100.000	98.840	98.84	70-130
$ 74 4-bromofluorobenze	100.000	105.813	105.81	70-130

Data File: \\orgserv2\ff\chem\GCMSVOA\Jack.i\150401Ncon2.b\0401N18.D
Date : 02-APR-2015 00:26
Client ID:
Instrument: Jack.i
Sample Info: 11505963-37,31,10,,a
Purge Volume: 10.0
Operator: mm
Column phase:
Column diameter: 0.18

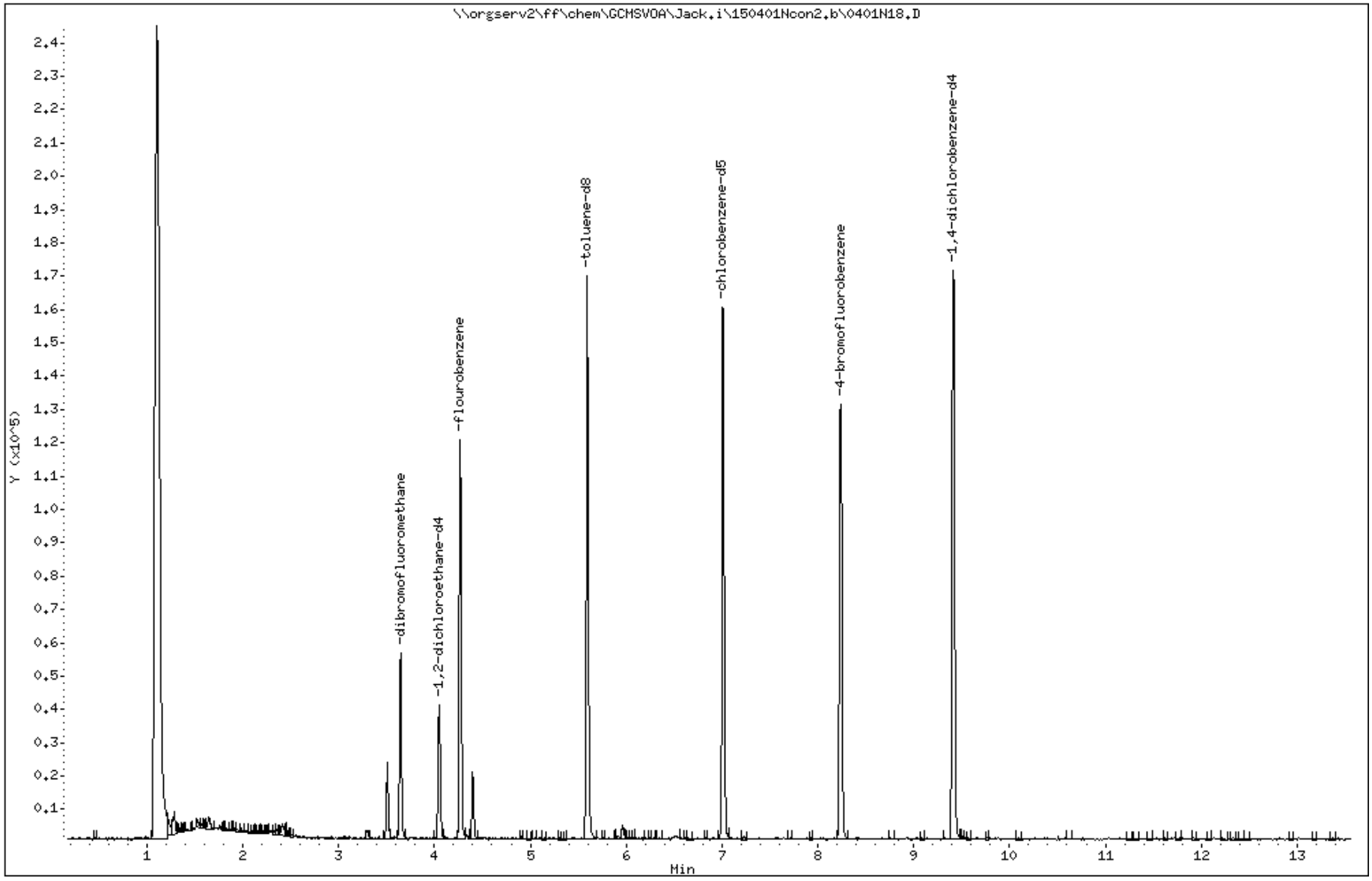

Data File: \\orgserv2\ff\chem\GCMSVOA\Jack.i\150401Ncon2.b\0401N18.D

Date : 02-APR-2015 00:26

Client ID:

Instrument: Jack.i

Sample Info: 11505963-37,31,10,,a

Purge Volume: 10.0

Operator: mm

Column phase:

Column diameter: 0.18

27 cis-1,2-dichloroethene

Concentration: 1.175 ng

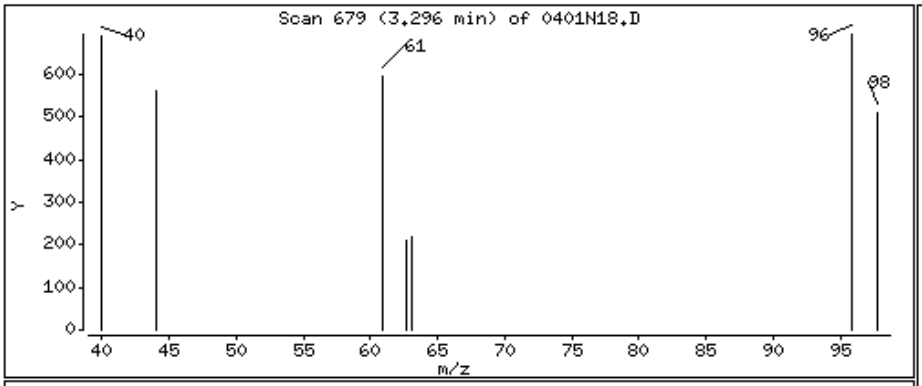

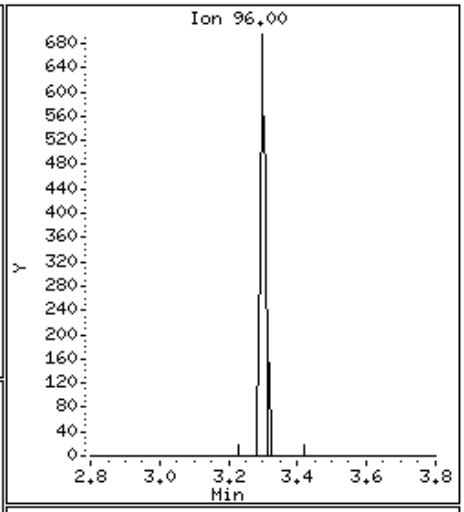

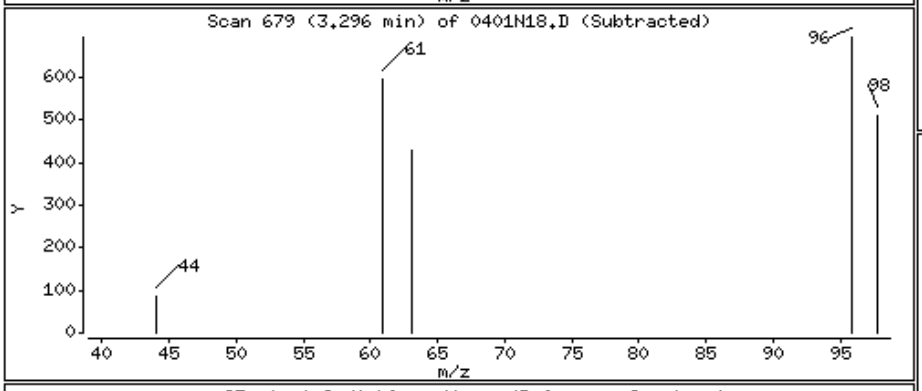

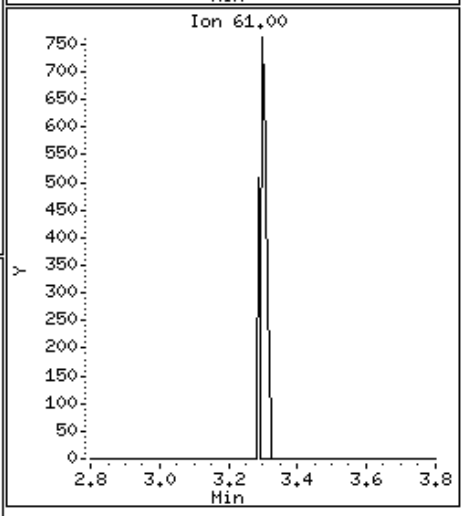

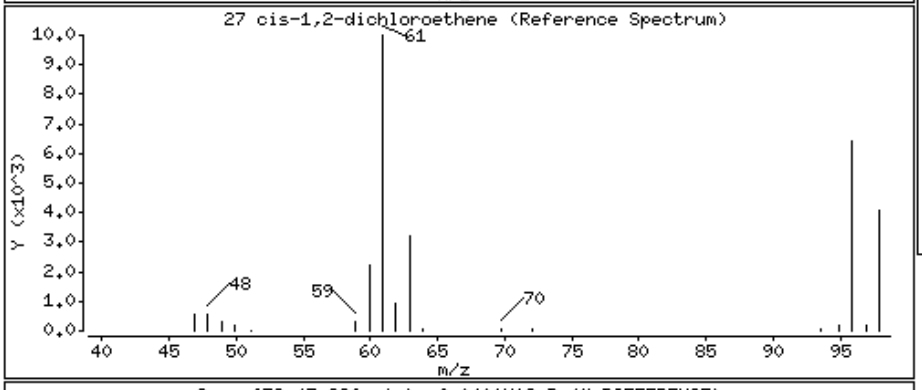

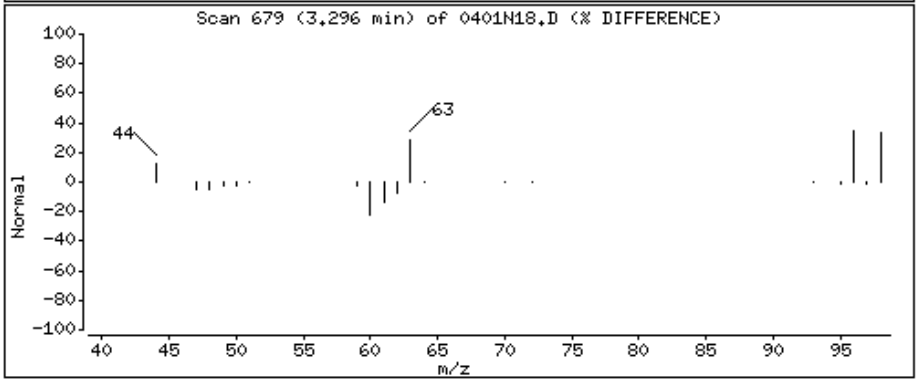

Data File: \\orgserv2\ff\chem\GCMSVOA\Jack.i\150401Ncon2.b\0401N18.D

Date : 02-APR-2015 00:26

Client ID:

Instrument: Jack.i

Sample Info: 11505963-37,31,10,,a

Purge Volume: 10.0

Operator: mm

Column phase:

Column diameter: 0.18

31 chloroform

Concentration: 13.085 ng

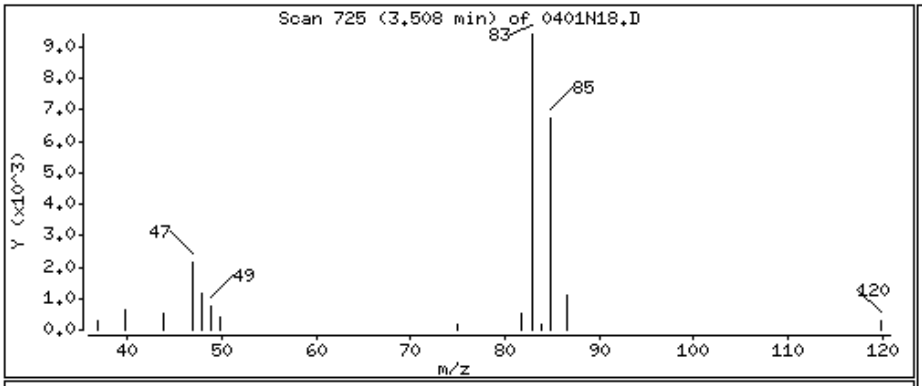

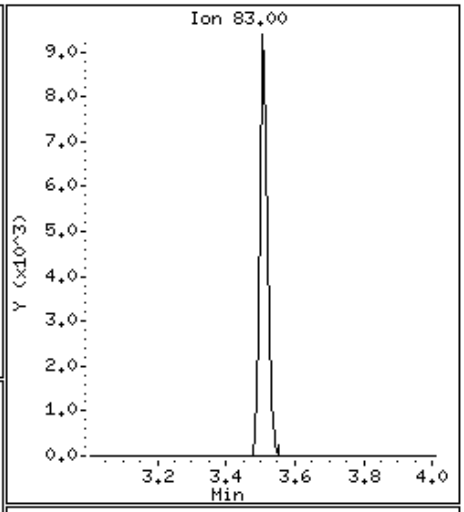

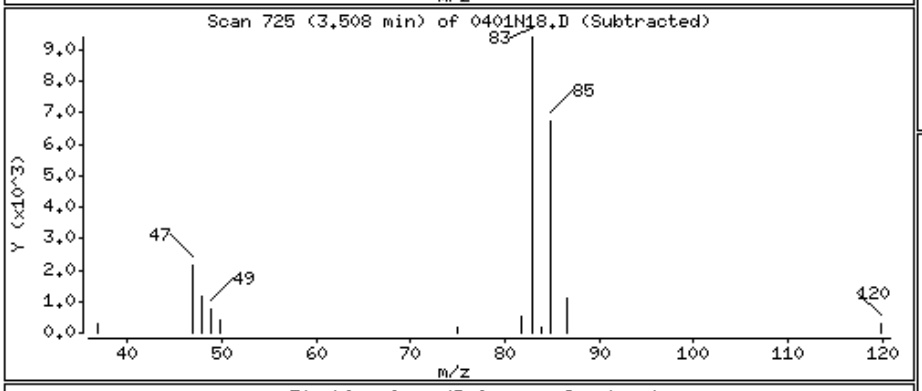

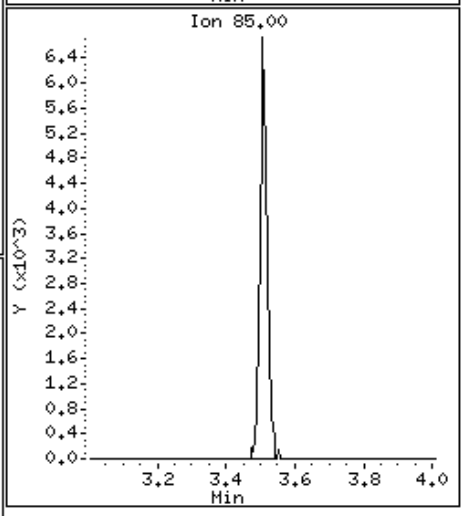

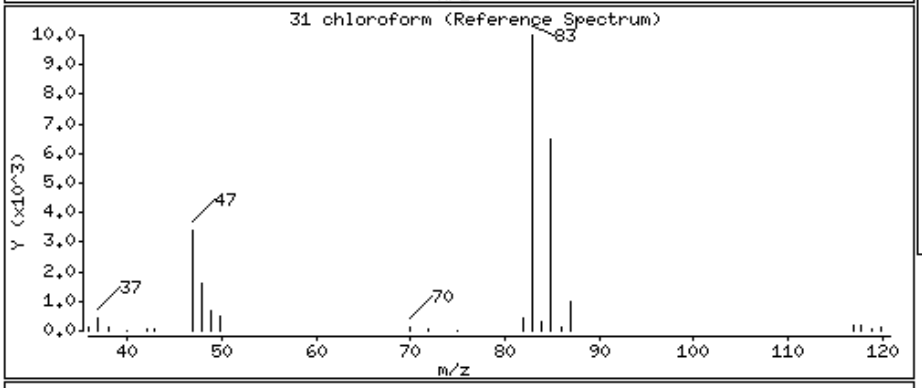

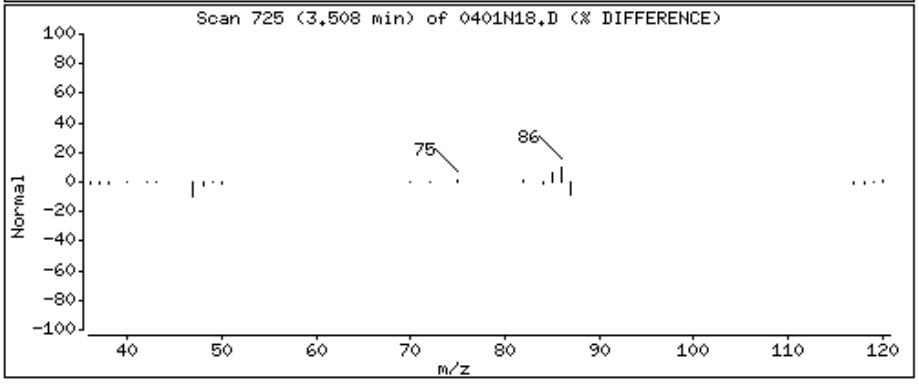

Data File: \\orgserv2\ff\chem\GCMSVOA\Jack.i\150401Ncon2.b\0401N18.D

Date : 02-APR-2015 00:26

Client ID:

Instrument: Jack.i

Sample Info: 11505963-37,31,10,,a

Purge Volume: 10.0

Operator: mm

Column phase:

Column diameter: 0.18

46 trichloroethene

Concentration: 8.212 ng

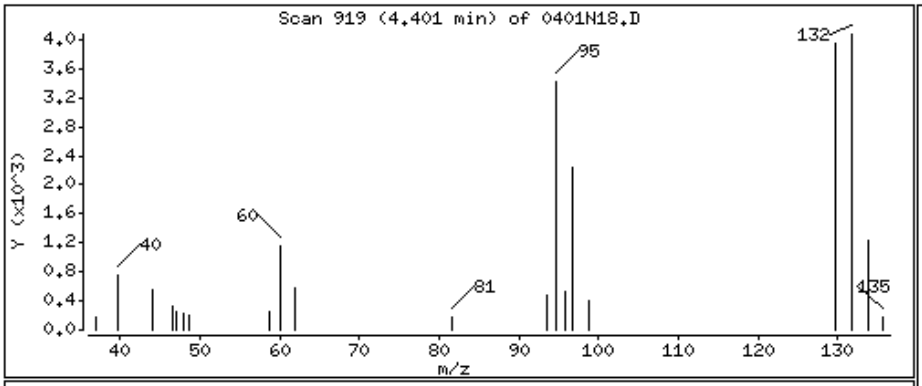

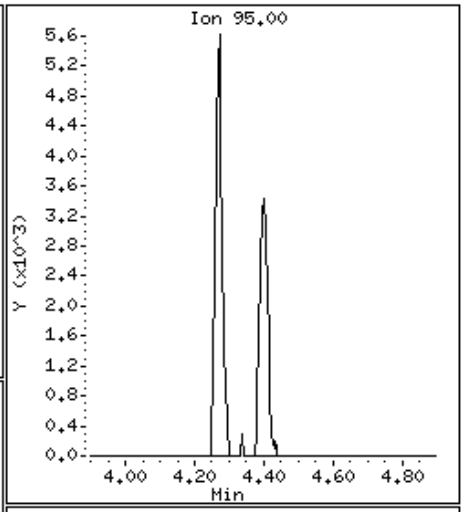

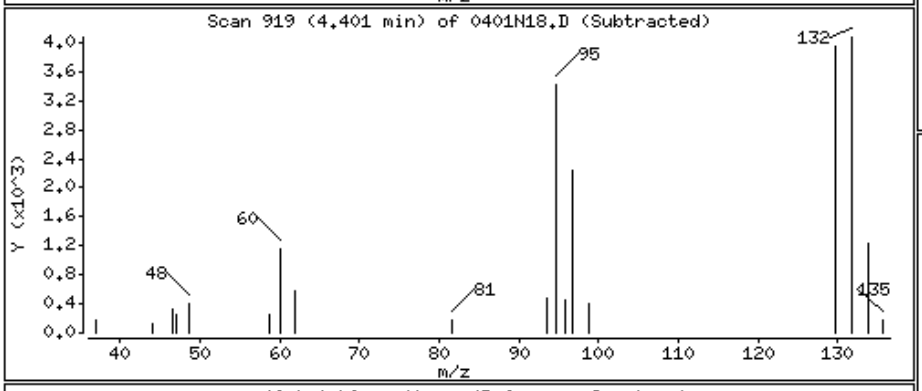

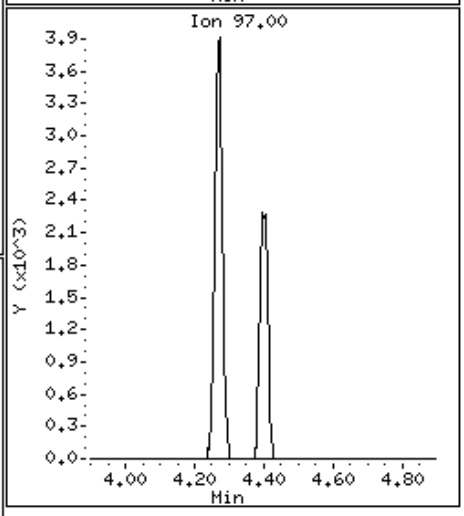

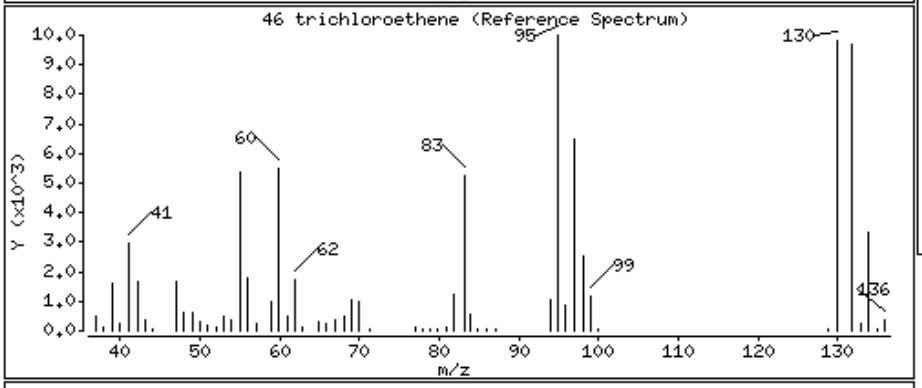

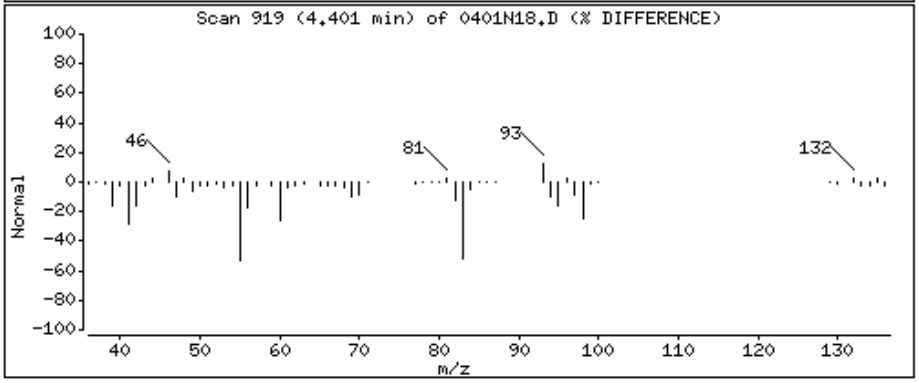

Alpha Analytical Labs

gc/ms voa - Jack

Data file : \\orgserv2\ff\chem\GCMSVOA\Jack.i\150401Ncon1.b\0401N19.D
Lab Smp Id:
Inj Date : 02-APR-2015 00:43
Operator : mm Inst ID: Jack.i
Smp Info : l1505963-38,31,10,,a
Misc Info : wg772794,ical10742
Comment :
Method : \\orgserv2\ff\chem\GCMSVOA\Jack.i\150401Ncon1.b\liquid8260Bcon1.m
Meth Date : 02-Apr-2015 03:08 mmay Quant Type: ISTD
Cal Date : 24-FEB-2015 11:23 Cal File: 0224A21.D
Als bottle: 10
Dil Factor: 1.00000
Integrator: HP RTE Compound Sublist: NJTCL.sub
Target Version: 4.12
Processing Host: A1VOA1

Concentration Formula: Amt * DF * CpndVariable
Cpnd Variable Local Compound Variable

	Compounds	QUANT SIG MASS	RT	EXP RT	REL RT	RESPONSE	CONCENTRATIONS ON-COLUMN (ngs)	FINAL (ng)	REVIEW CODE
	1 dichlorodifluoromethane	85	Compound Not Detected.						
	2 chloromethane	50	Compound Not Detected.						
	3 vinyl chloride	62	Compound Not Detected.						
	4 bromomethane	94	Compound Not Detected.						
	5 chloroethane	64	Compound Not Detected.						
	6 trichlorofluoromethane	101	Compound Not Detected.						
	8 1,1,-dichloroethene	96	Compound Not Detected.						
	9 carbon disulfide	76	Compound Not Detected.						
	10 freon-113	101	2.034	2.025	(0.475)	6814	6.68865	6.688	
	13 methylene chloride	84	Compound Not Detected.						
	14 acetone	43	Compound Not Detected.						
	15 trans-1,2-dichloroethene	96	Compound Not Detected.						
	16 methyl acetate	43	Compound Not Detected.						
	17 methyl tert butyl ether	73	Compound Not Detected.						
	21 1,1-dichloroethane	63	Compound Not Detected.						
	27 cis-1,2-dichloroethene	96	3.323	3.314	(0.776)	2045	1.96498	1.964(a)	
	29 cyclohexane	56	Compound Not Detected.						
	30 bromochloromethane	128	Compound Not Detected.						
	31 chloroform	83	3.530	3.521	(0.824)	36017	20.7962	20.796	
	32 carbontetrachloride	117	Compound Not Detected.						
$	35 dibromofluoromethane	113	3.664	3.654	(0.855)	33348	93.3910	93.391	
	36 1,1,1-trichloroethane	97	Compound Not Detected.						
	38 2-butanone	43	Compound Not Detected.						
	39 benzene	78	Compound Not Detected.						
$	40 1,2-dichloroethane-d4	65	4.069	4.060	(0.950)	36035	92.5533	92.553	
	42 1,2-dichloroethane	62	Compound Not Detected.						
*	43 flourobenzene	96	4.285	4.276	(1.000)	141891	100.000		
	45 methyl cyclohexane	83	Compound Not Detected.						

	Compounds	QUANT SIG MASS	RT	EXP RT	REL RT	RESPONSE	CONCENTRATIONS ON-COLUMN (ngs)	CONCENTRATIONS FINAL (ng)	REVIEW CODE
	46 trichloroethene	95	4.419	4.409	(1.031)	14771	13.9636	13.963	
	48 1,2-dichloropropane	63	Compound Not Detected.						
	49 bromodichloromethane	83	Compound Not Detected.						
	50 1,4-Dioxane	88	Compound Not Detected.						
	52 cis-1,3-dichloropropene	75	Compound Not Detected.						
$	53 toluene-d8	98	5.602	5.596	(0.799)	140958	101.270	101.269	
	54 toluene	92	Compound Not Detected.						
	55 tetrachloroethene	166	5.978	5.966	(0.853)	21798	18.6267	18.626	
	56 4-methyl-2-pentanone	58	Compound Not Detected.						
	57 trans-1,3-dichloropropene	75	Compound Not Detected.						
	58 1,1,2-trichloroethane	83	Compound Not Detected.						
	60 chlorodibromomethane	129	Compound Not Detected.						
	62 1,2-dibromoethane	107	Compound Not Detected.						
	63 2-hexanone	43	Compound Not Detected.						
*	64 chlorobenzene-d5	117	7.013	7.013	(1.000)	115882	100.000		
	65 chlorobenzene	112	Compound Not Detected.						
	66 ethyl benzene	91	Compound Not Detected.						
	69 p/m xylene	106	Compound Not Detected.						
	70 o xylene	106	Compound Not Detected.						
	71 bromoform	173	Compound Not Detected.						
	72 styrene	104	Compound Not Detected.						
	73 isopropylbenzene	105	Compound Not Detected.						
$	74 4-bromofluorobenzene	95	8.240	8.240	(0.875)	54131	103.247	103.247	
	78 1,1,2,2,-tetrachloroethane	83	Compound Not Detected.						
	89 1,3-dichlorobenzene	146	Compound Not Detected.						
*	90 1,4-dichlorobenzene-d4	152	9.418	9.410	(1.000)	63046	100.000		
	91 1,4-dichlorobenzene	146	Compound Not Detected.						
	94 1,2-dichlorobenzene	146	Compound Not Detected.						
	96 1,2-dibromo-3-chloropropane	75	Compound Not Detected.						
	98 1,2,4-trichlorobenzene	180	Compound Not Detected.						
	101 1,2,3-trichlorobenzene	180	Compound Not Detected.						

QC Flag Legend

a - Target compound detected but, quantitated amount
Below Limit Of Quantitation(BLOQ).

Alpha Analytical Labs

gc/ms voa - Jack

Data file : \\orgserv2\ff\chem\GCMSVOA\Jack.i\150401Ncon1.b\0401N19.D
Lab Smp Id:
Inj Date : 02-APR-2015 00:43
Operator : mm Inst ID: Jack.i
Smp Info : l1505963-38,31,10,,a
Misc Info : wg772794,ical10742
Comment :
Method : \\orgserv2\ff\chem\GCMSVOA\Jack.i\150401Ncon1.b\liquid8260Bcon1.m
Meth Date : 02-Apr-2015 03:08 mmay Quant Type: ISTD
Cal Date : 24-FEB-2015 11:23 Cal File: 0224A21.D
Als bottle: 10
Dil Factor: 1.00000
Integrator: HP RTE Compound Sublist: NJTCL.sub
Target Version: 4.12
Processing Host: A1VOA1

- NO TENTATIVELY IDENTIFIED COMPOUNDS -

Alpha Analytical Labs

INTERNAL STANDARD COMPOUNDS
AREA AND RT SUMMARY

Instrument ID: Jack.i Calibration Date: 01-APR-2015
Lab File ID: 0401N19.D Calibration Time: 19:45
Lab Smp Id:
Analysis Type: VOA Level: HIGH
Quant Type: ISTD Sample Type: WATER
Operator: mm
Method File: \\orgserv2\ff\chem\GCMSVOA\Jack.i\150401Ncon1.b\liquid8260Bcon1.m
Misc Info: wg772794,ical10742

Test Mode:
Use Last Continuing Calibrator.
If Continuing Cal. use Initial Cal. Level 3

		AREA LIMIT			
COMPOUND	STANDARD	LOWER	UPPER	SAMPLE	%DIFF
43 flourobenzene	149828	74914	299656	141891	-5.30
64 chlorobenzene-d5	126962	63481	253924	115882	-8.73
90 1,4-dichlorobenze	70260	35130	140520	63046	-10.27

		RT LIMIT			
COMPOUND	STANDARD	LOWER	UPPER	SAMPLE	%DIFF
43 flourobenzene	4.28	3.78	4.78	4.29	0.21
64 chlorobenzene-d5	7.01	6.51	7.51	7.01	-0.00
90 1,4-dichlorobenze	9.41	8.91	9.91	9.42	0.08

AREA UPPER LIMIT = +100% of internal standard area.
AREA LOWER LIMIT = - 50% of internal standard area.
RT UPPER LIMIT = + 0.50 minutes of internal standard RT.
RT LOWER LIMIT = - 0.50 minutes of internal standard RT.

Alpha Analytical Labs

RECOVERY REPORT

Client Name: Client SDG: SDGa00307
Sample Matrix: LIQUID Fraction: VOA
Lab Smp Id:
Level: HIGH Operator: mm
Data Type: MS DATA SampleType: SAMPLE
SpikeList File: curve.spk Quant Type: ISTD
Sublist File: NJTCL.sub
Method File: \\orgserv2\ff\chem\GCMSVOA\Jack.i\150401Ncon1.b\liquid8260Bcon1.m
Misc Info: wg772794,ical10742

SURROGATE COMPOUND	AMOUNT ADDED ngs	AMOUNT RECOVERED ngs	% RECOVERED	LIMITS
$ 35 dibromofluorometha	100.000	93.391	93.39	70-130
$ 40 1,2-dichloroethane	100.000	92.553	92.55	70-130
$ 53 toluene-d8	100.000	101.269	101.27	70-130
$ 74 4-bromofluorobenze	100.000	103.247	103.25	70-130

Data File: \\orgserv2\ff\chem\GCMSVOA\Jack.i\150401Ncon1.b\0401N19.D
Date : 02-APR-2015 00:43
Client ID:
Sample Info: 11505963-38,31,10,,a
Purge Volume: 10.0
Column phase:

Instrument: Jack.i
Operator: mm
Column diameter: 0.18

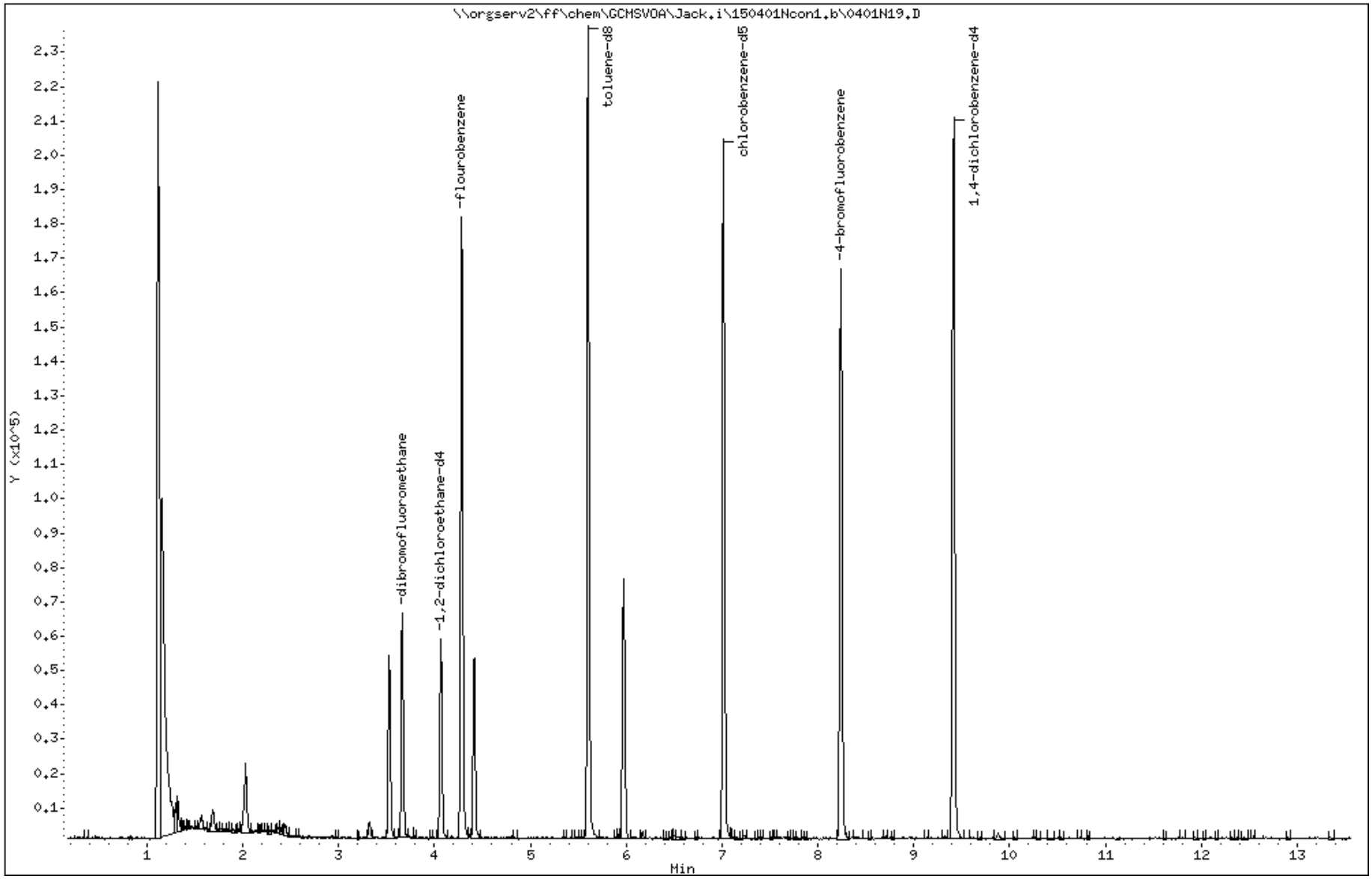

Data File: \\orgserv2\ff\chem\GCMSVOA\Jack.i\150401Ncon1.b\0401N19.D

Date : 02-APR-2015 00:43

Client ID:

Instrument: Jack.i

Sample Info: l1505963-38,31,10,,a

Purge Volume: 10.0

Operator: mm

Column phase:

Column diameter: 0.18

10 freon-113

Concentration: 6.688 ng

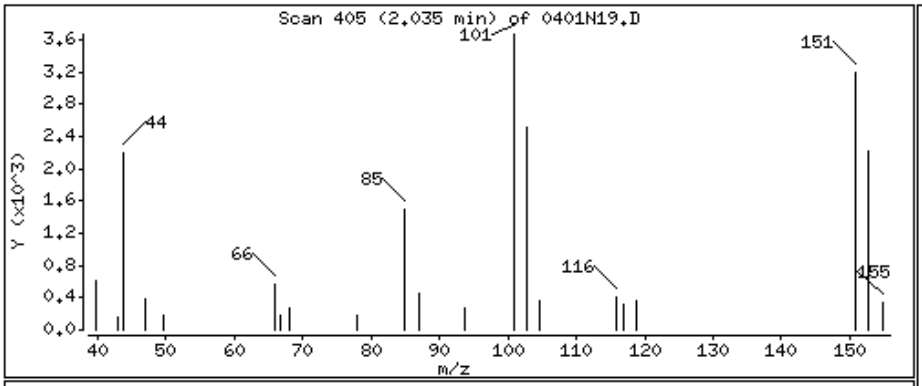

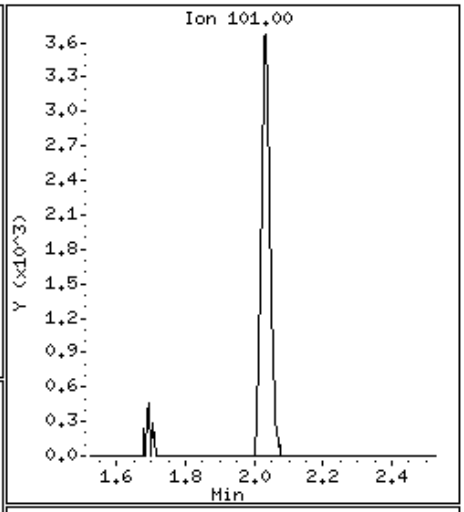

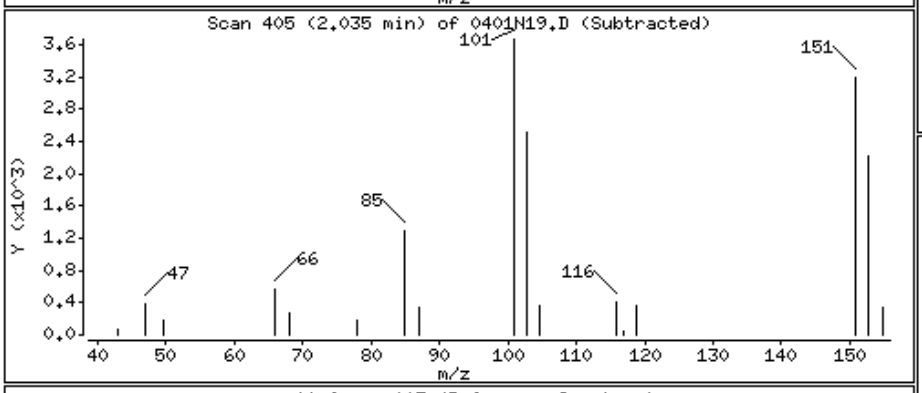

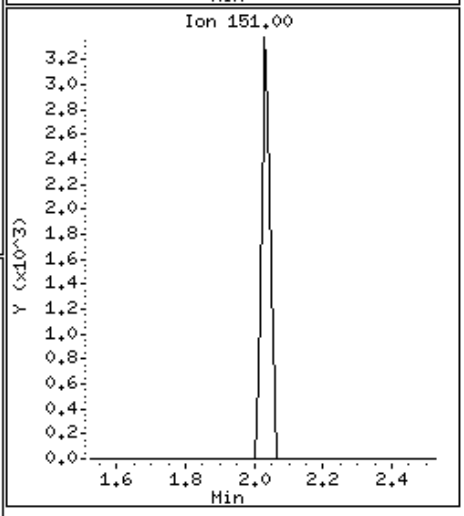

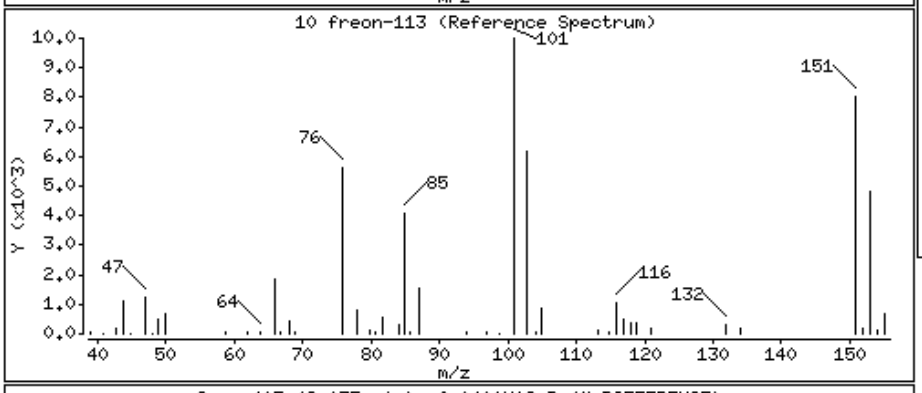

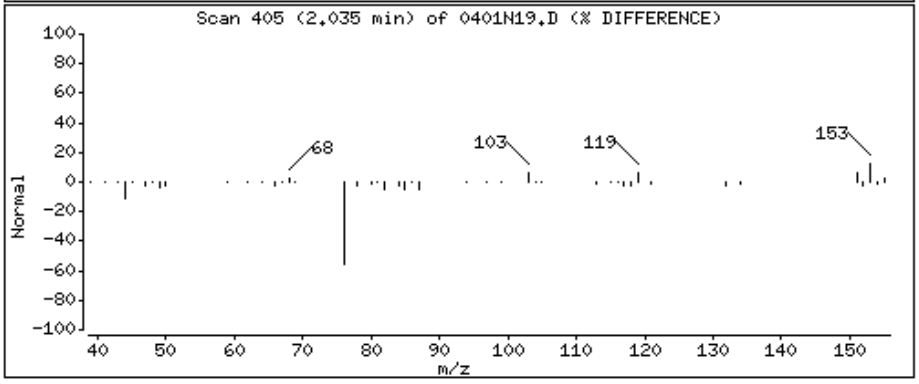

Data File: \\orgserv2\ff\chem\GCMSVOA\Jack.i\150401Ncon1.b\0401N19.D

Date : 02-APR-2015 00:43

Client ID:

Instrument: Jack.i

Sample Info: 11505963-38,31,10,,a

Purge Volume: 10.0

Operator: mm

Column phase:

Column diameter: 0.18

27 cis-1,2-dichloroethene

Concentration: 1.964 ng

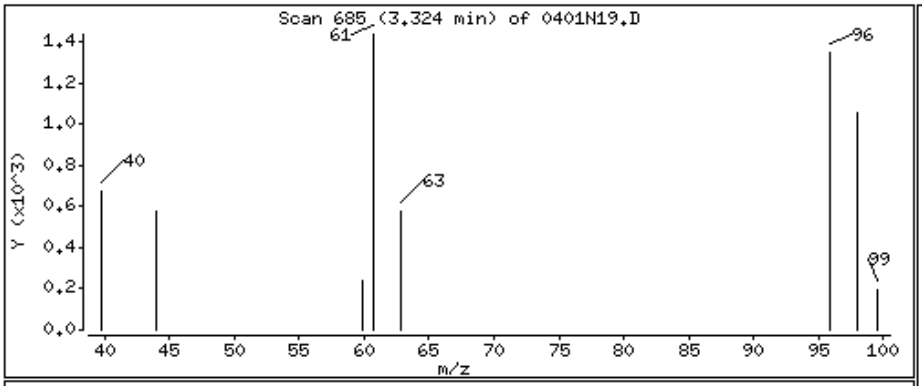

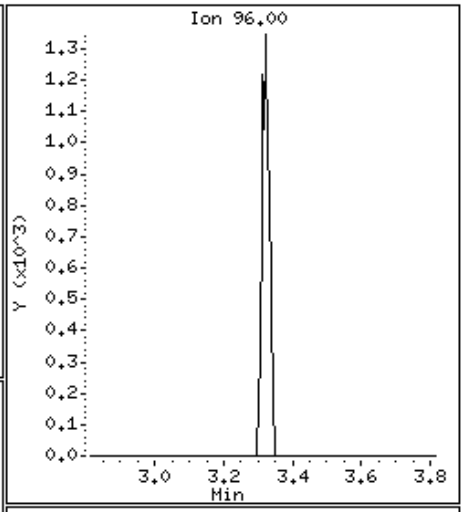

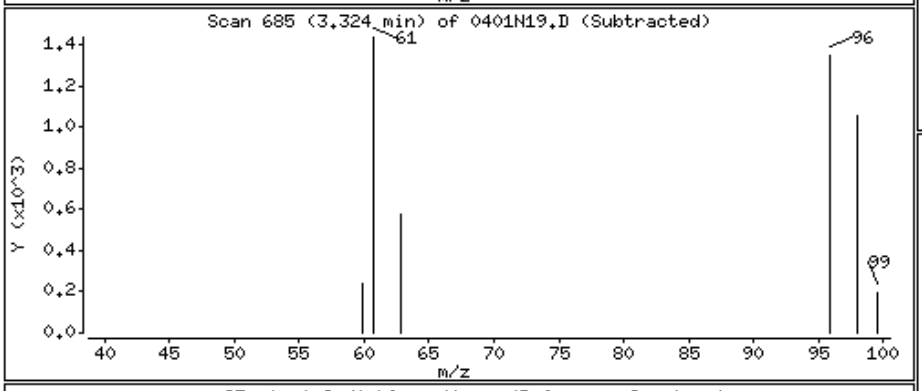

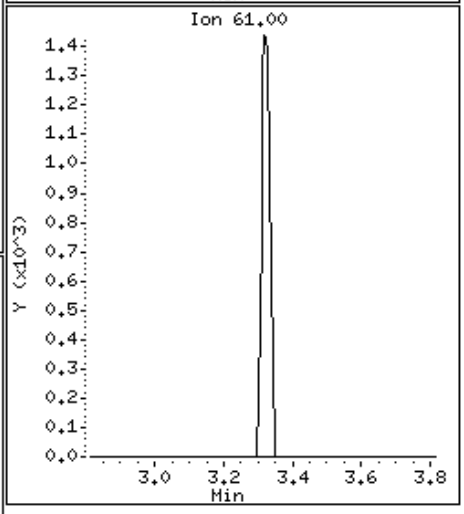

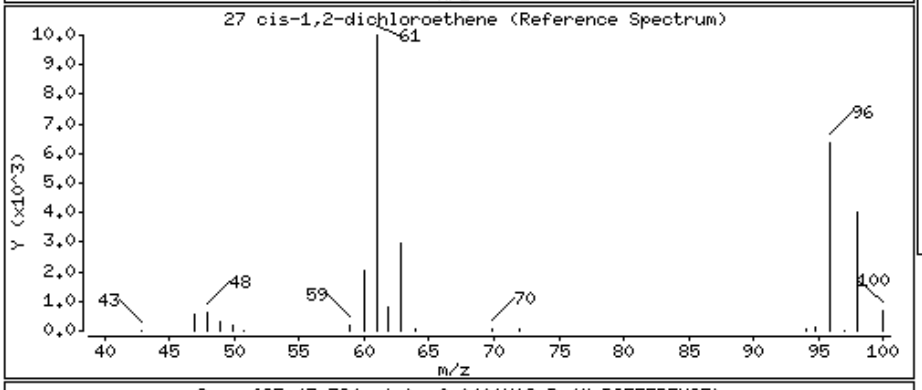

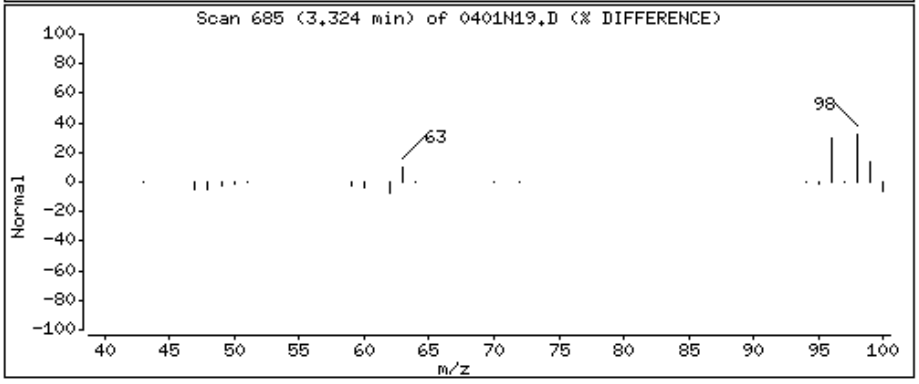

Data File: \\orgserv2\ff\chem\GCMSVOA\Jack.i\150401Ncon1.b\0401N19.D

Date : 02-APR-2015 00:43

Client ID:

Instrument: Jack.i

Sample Info: 11505963-38,31,10,,a

Purge Volume: 10.0

Operator: mm

Column phase:

Column diameter: 0.18

31 chloroform

Concentration: 20.796 ng

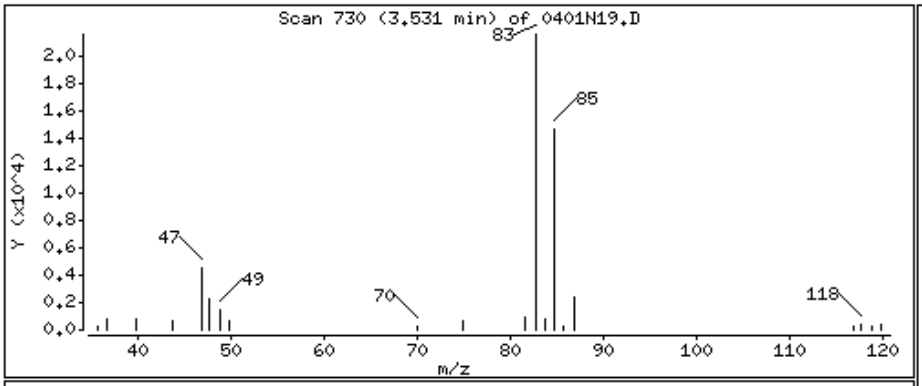

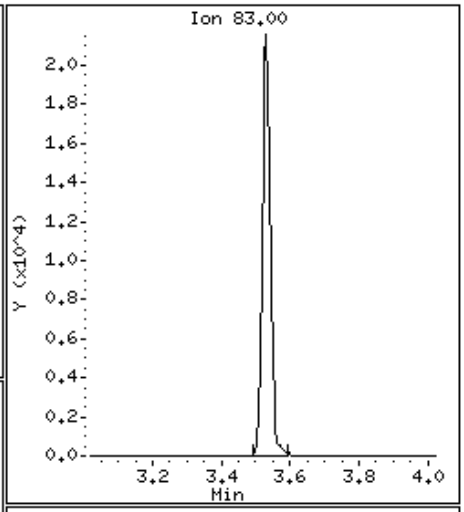

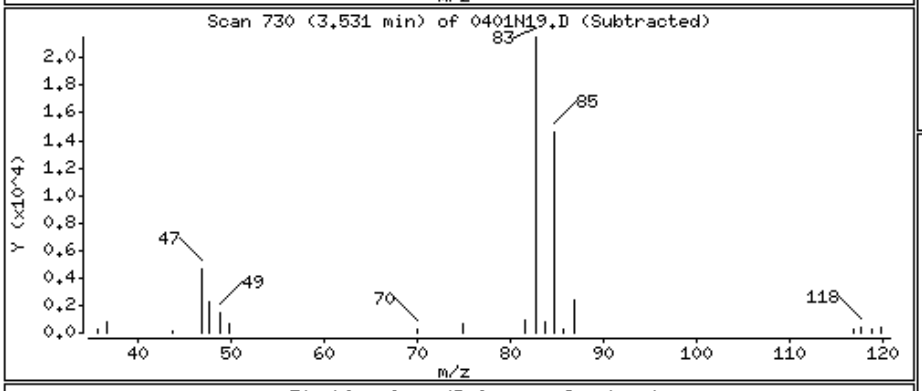

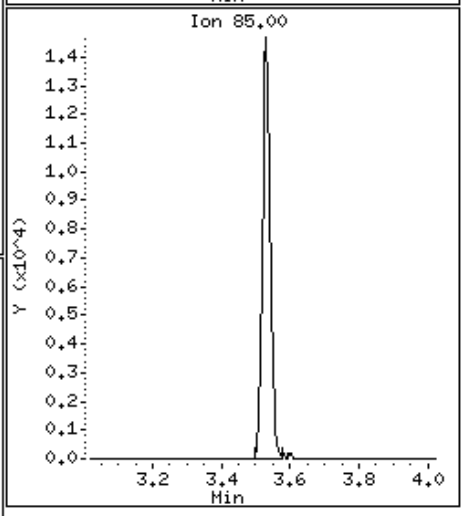

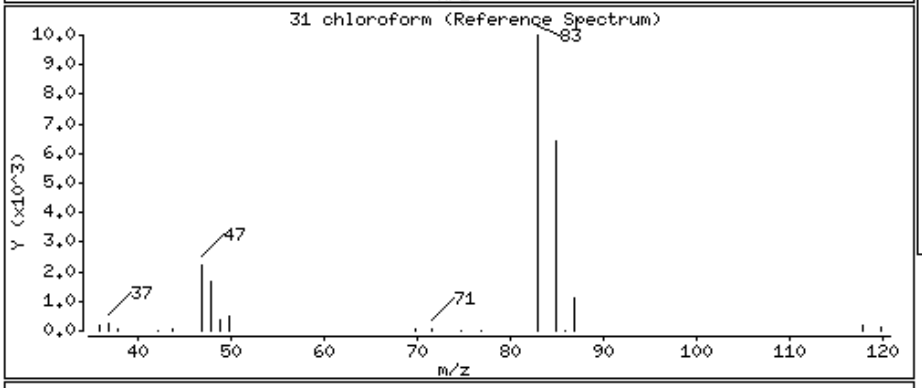

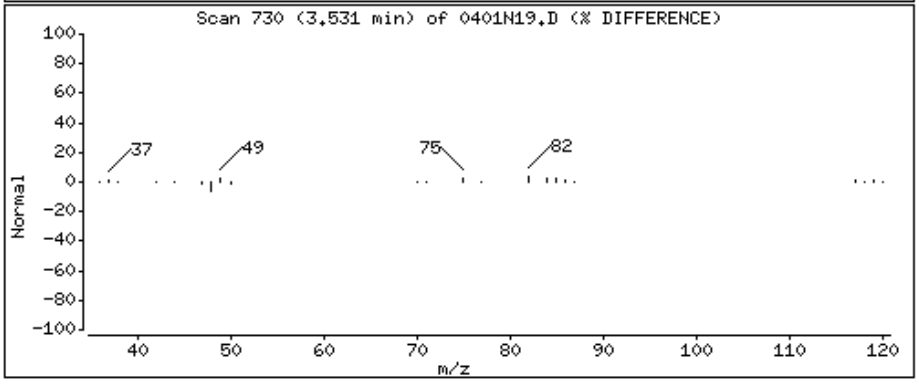

Data File: \\orgserv2\ff\chem\GCMSVOA\Jack.i\150401Ncon1.b\0401N19.D

Date : 02-APR-2015 00:43

Client ID:

Instrument: Jack.i

Sample Info: 11505963-38,31,10,,a

Purge Volume: 10.0

Operator: mm

Column phase:

Column diameter: 0.18

46 trichloroethene

Concentration: 13.963 ng

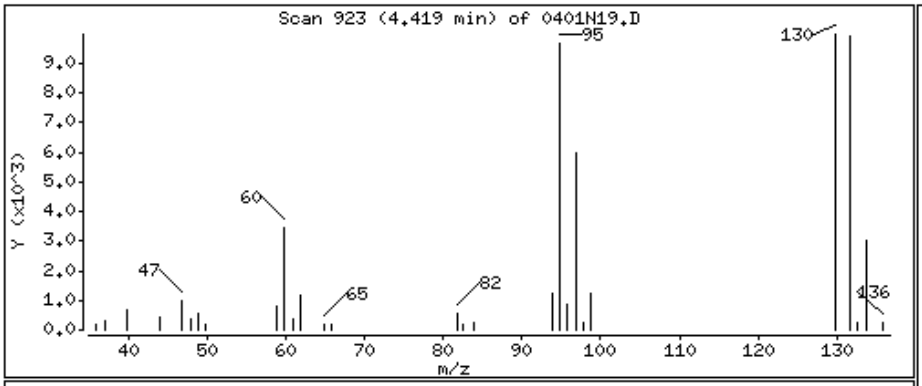

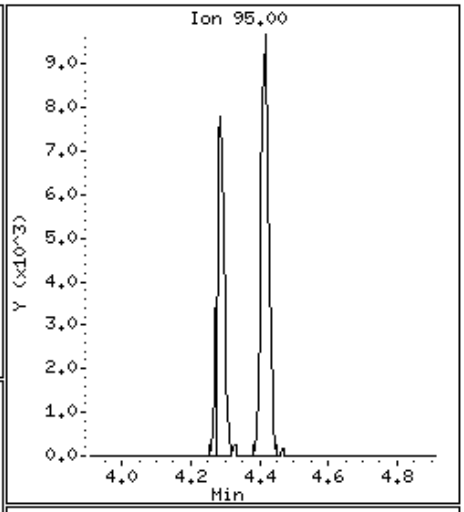

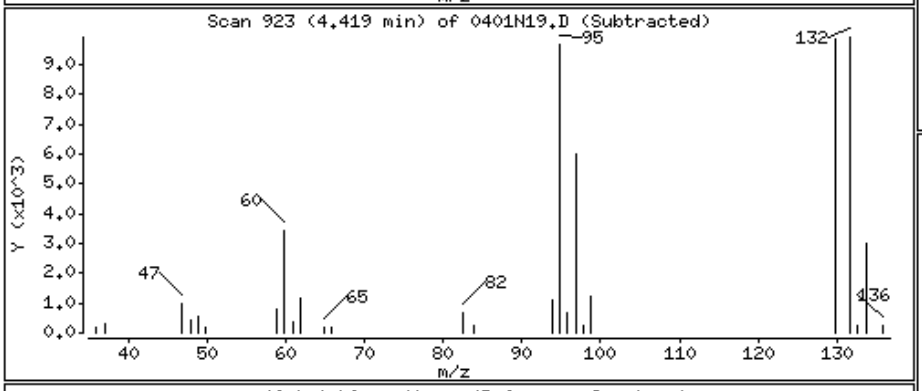

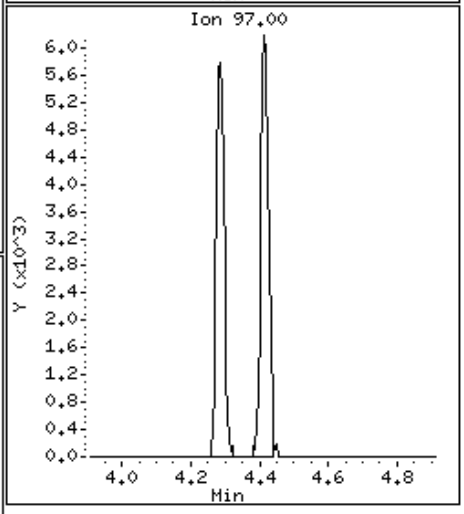

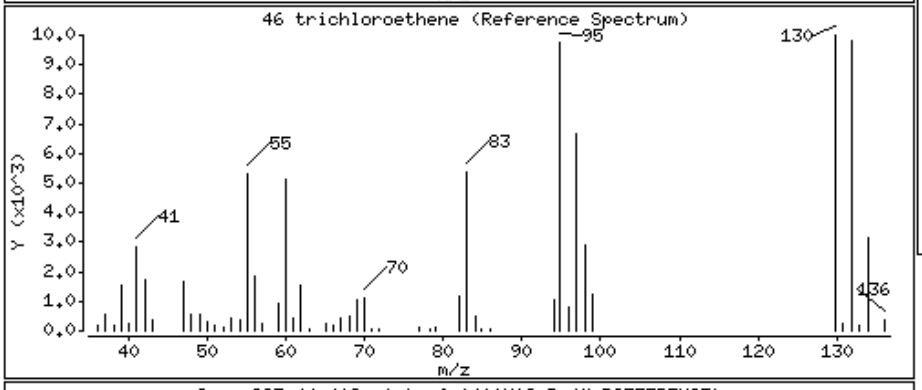

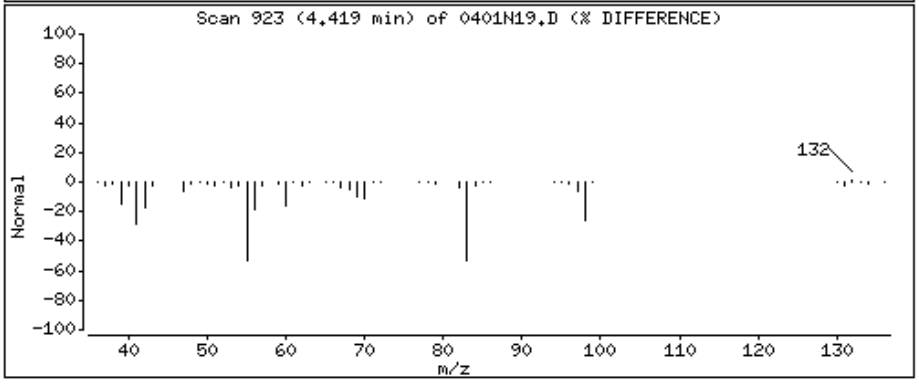

Data File: \\orgserv2\ff\chem\GCMSVOA\Jack.i\150401Ncon1.b\0401N19.D

Date : 02-APR-2015 00:43

Client ID:

Instrument: Jack.i

Sample Info: 11505963-38,31,10,,a

Purge Volume: 10.0

Operator: mm

Column phase:

Column diameter: 0.18

55 tetrachloroethene

Concentration: 18.626 ng

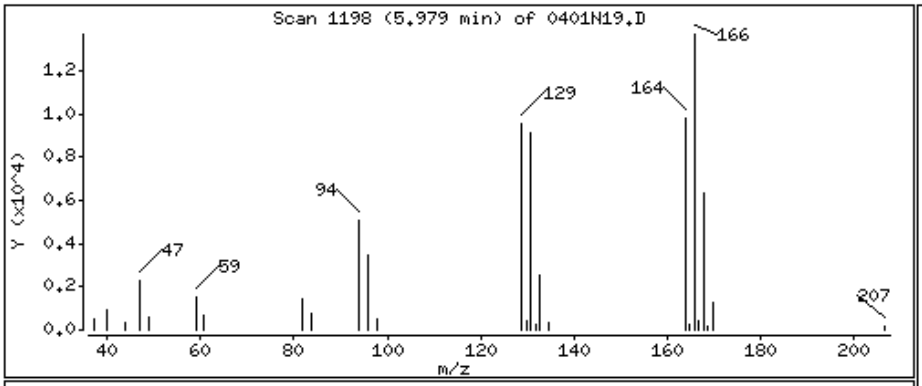

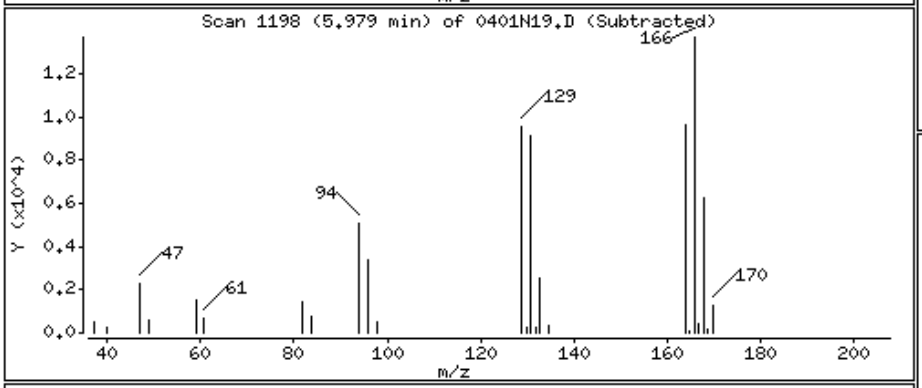

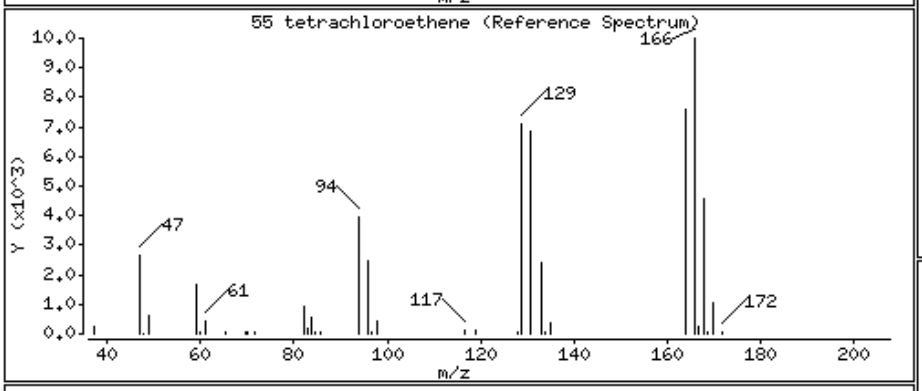

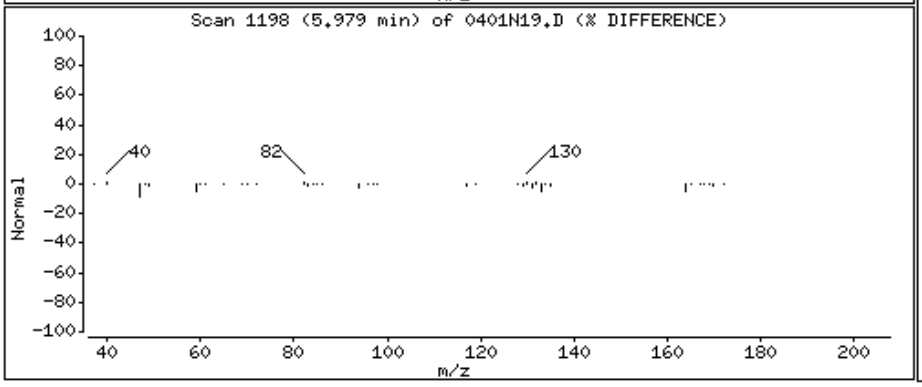

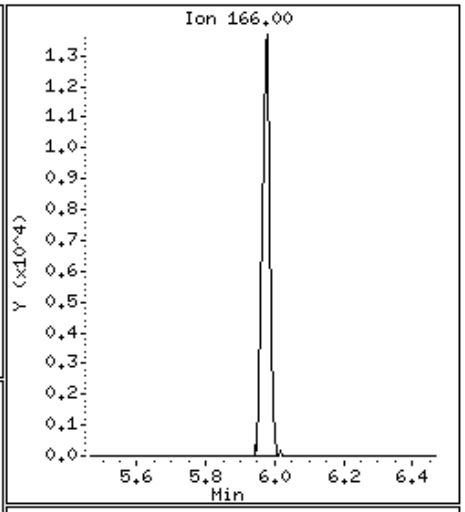

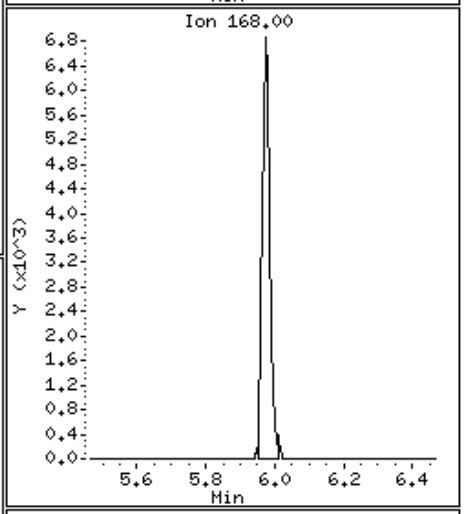

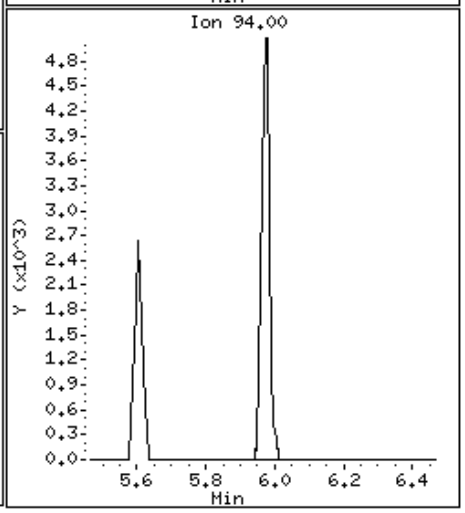

Alpha Analytical Labs

gc/ms voa - VOA101

Data file : \\Orgserv2\ff\chem\GCMSVOA\Voa101.i\150401.b\0401A09.D
Lab Smp Id:
Inj Date : 02-APR-2015 00:55
Operator : MS Inst ID: Voa101.i
Smp Info : l1505963-47,31,10,,a
Misc Info : wg772851,ical10733
Comment :
Method : \\Orgserv2\ff\chem\GCMSVOA\Voa101.i\150401.b\liq8260C.m
Meth Date : 02-Apr-2015 08:00 msoares Quant Type: ISTD
Cal Date : 19-FEB-2015 03:31 Cal File: 0218A13.D
Als bottle: 9
Dil Factor: 1.00000
Integrator: HP RTE Compound Sublist: NJTCL.sub
Target Version: 4.12
Processing Host: VIRTUALXP-76524

Concentration Formula: Amt * DF * CpndVariable
Cpnd Variable Local Compound Variable

	Compounds	QUANT SIG MASS	RT	EXP RT	REL RT	RESPONSE	CONCENTRATIONS ON-COLUMN (ngs)	FINAL (ngs)	REVIEW CODE
	1 dichlorodifluoromethane	85	Compound Not Detected.						
	2 chloromethane	50	Compound Not Detected.						
	3 vinyl chloride	62	Compound Not Detected.						
	4 bromomethane	94	Compound Not Detected.						
	5 chloroethane	64	Compound Not Detected.						
	6 trichlorofluoromethane	101	Compound Not Detected.						
	8 1,1,-dichloroethene	96	Compound Not Detected.						
	11 freon-113	101	3.080	3.075	(0.502)	13369	9.77076	9.770	
	10 carbon disulfide	76	3.064	3.064	(0.500)	5124	1.48291	1.482	
	14 methylene chloride	84	Compound Not Detected.						
	15 acetone	43	3.653	3.648	(0.596)	4805	25.9918	25.991	
	16 trans-1,2-dichloroethene	96	Compound Not Detected.						
	17 Methyl Acetate	43	Compound Not Detected.						
	18 methyl tert butyl ether	73	Compound Not Detected.						
	22 1,1-dichloroethane	63	Compound Not Detected.						
	27 cis-1,2-dichloroethene	96	4.870	4.870	(0.794)	12269	8.14171	8.141	
	29 bromochloromethane	128	Compound Not Detected.						
	30 Cyclohexane	56	Compound Not Detected.						
	31 chloroform	83	5.132	5.132	(0.837)	4191	1.67259	1.672	
	33 carbontetrachloride	117	Compound Not Detected.						
$	36 dibromofluoromethane	113	5.312	5.312	(0.867)	166407	108.753	108.753	
	37 1,1,1-trichloroethane	97	Compound Not Detected.						
	38 2-butanone	43	Compound Not Detected.						
	40 benzene	78	Compound Not Detected.						
$	42 1,2-dichloroethane-d4	65	5.847	5.847	(0.954)	189005	115.414	115.413	
	43 1,2-dichloroethane	62	Compound Not Detected.						
*	45 flourobenzene	96	6.130	6.130	(1.000)	636969	100.000		
	49 trichloroethene	95	6.305	6.305	(1.028)	129243	86.7111	86.711(H)	
	46 methyl cyclohexane	83	Compound Not Detected.						

	Compounds	QUANT SIG MASS	RT	EXP RT	REL RT	RESPONSE	CONCENTRATIONS ON-COLUMN (ngs)	CONCENTRATIONS FINAL (ngs)	REVIEW CODE
	52 1,2-dichloropropane	63	Compound Not Detected.						
	53 bromodichloromethane	83	Compound Not Detected.						
	56 1,4-Dioxane	88	Compound Not Detected.						
	58 cis-1,3-dichloropropene	75	Compound Not Detected.						
$	59 toluene-d8	98	7.833	7.833	(0.809)	599699	98.2012	98.201	
	60 toluene	92	Compound Not Detected.						
	62 4-methyl-2-pentanone	58	Compound Not Detected.						
	63 tetrachloroethene	166	8.340	8.340	(0.861)	15548	10.6657	10.665	
	64 trans-1,3-dichloropropene	75	Compound Not Detected.						
	68 1,1,2-trichloroethane	83	Compound Not Detected.						
	69 chlorodibromomethane	129	Compound Not Detected.						
	71 1,2-dibromoethane	107	Compound Not Detected.						
	73 2-hexanone	43	Compound Not Detected.						
*	74 chlorobenzene-d5	117	9.688	9.688	(1.000)	456140	100.000		
	75 chlorobenzene	112	Compound Not Detected.						
	76 ethyl benzene	91	Compound Not Detected.						
	78 p/m xylene	106	Compound Not Detected.						
	79 o xylene	106	Compound Not Detected.						
	80 styrene	104	Compound Not Detected.						
	81 bromoform	173	Compound Not Detected.						
	82 isopropylbenzene	105	Compound Not Detected.						
$	83 4-bromofluorobenzene	95	11.167	11.167	(0.903)	211657	90.4821	90.482	
	88 1,1,2,2,-tetrachloroethane	83	Compound Not Detected.						
	99 1,3-dichlorobenzene	146	Compound Not Detected.						
*	100 1,4-dichlorobenzene-d4	152	12.362	12.367	(1.000)	197917	100.000		
	101 1,4-dichlorobenzene	146	Compound Not Detected.						
	104 1,2-dichlorobenzene	146	Compound Not Detected.						
	106 1,2-dibromo-3-chloropropane	75	Compound Not Detected.						
	109 1,2,4-trichlorobenzene	180	Compound Not Detected.						
	111 1,2,3-trichlorobenzene	180	Compound Not Detected.						

QC Flag Legend

H - Operator selected an alternate compound hit.

Alpha Analytical Labs

gc/ms voa - VOA101

Data file : \\Orgserv2\ff\chem\GCMSVOA\Voa101.i\150401.b\0401A09.D
Lab Smp Id:
Inj Date : 02-APR-2015 00:55
Operator : MS Inst ID: Voa101.i
Smp Info : l1505963-47,31,10,,a
Misc Info : wg772851,ical10733
Comment :
Method : \\Orgserv2\ff\chem\GCMSVOA\Voa101.i\150401.b\liq8260C.m
Meth Date : 02-Apr-2015 08:00 msoares Quant Type: ISTD
Cal Date : 19-FEB-2015 03:31 Cal File: 0218A13.D
Als bottle: 9
Dil Factor: 1.00000
Integrator: HP RTE Compound Sublist: NJTCL.sub
Target Version: 4.12
Processing Host: VIRTUALXP-76524

- NO TENTATIVELY IDENTIFIED COMPOUNDS -

Alpha Analytical Labs

INTERNAL STANDARD COMPOUNDS
AREA AND RT SUMMARY

Instrument ID: Voa101.i
Lab File ID: 0401A09.D
Lab Smp Id:
Analysis Type: VOA
Quant Type: ISTD
Operator: MS
Method File: \\Orgserv2\ff\chem\GCMSVOA\Voa101.i\150401.b\liq8260C.m
Misc Info: wg772851,ical10733

Calibration Date: 01-APR-2015
Calibration Time: 20:54
Level: LOW
Sample Type: WATER

Test Mode:
Use Last Continuing Calibrator.
If Continuing Cal. use Initial Cal. Level 3

		AREA LIMIT			
COMPOUND	STANDARD	LOWER	UPPER	SAMPLE	%DIFF
45 flourobenzene	699464	349732	1398928	636969	-8.93
74 chlorobenzene-d5	507495	253748	1014990	456140	-10.12
100 1,4-dichlorobenze	230293	115147	460586	197917	-14.06

		RT LIMIT			
COMPOUND	STANDARD	LOWER	UPPER	SAMPLE	%DIFF
45 flourobenzene	6.13	5.63	6.63	6.13	-0.00
74 chlorobenzene-d5	9.69	9.19	10.19	9.69	-0.00
100 1,4-dichlorobenze	12.37	11.87	12.87	12.36	-0.04

AREA UPPER LIMIT = +100% of internal standard area.
AREA LOWER LIMIT = - 50% of internal standard area.
RT UPPER LIMIT = + 0.50 minutes of internal standard RT.
RT LOWER LIMIT = - 0.50 minutes of internal standard RT.

Alpha Analytical Labs

RECOVERY REPORT

Client Name: Client SDG: SDGa00307
Sample Matrix: LIQUID Fraction: VOA
Lab Smp Id:
Level: LOW Operator: MS
Data Type: MS DATA SampleType: SAMPLE
SpikeList File: curveallim.spk Quant Type: ISTD
Sublist File: NJTCL.sub
Method File: \\Orgserv2\ff\chem\GCMSVOA\Voa101.i\150401.b\liq8260C.m
Misc Info: wg772851,ical10733

SURROGATE COMPOUND	AMOUNT ADDED ngs	AMOUNT RECOVERED ngs	% RECOVERED	LIMITS
$ 36 dibromofluorometha	100.000	108.753	108.75	70-130
$ 42 1,2-dichloroethane	100.000	115.413	115.41	70-130
$ 59 toluene-d8	100.000	98.201	98.20	70-130
$ 83 4-bromofluorobenze	100.000	90.482	90.48	70-130

Data File: \\Orgserv2\ff\chem\GCMSVOA\Voa101.i\150401.b\0401A09.D
Date : 02-APR-2015 00:55
Client ID:
Sample Info: 11505963-47,31,10,,a
Purge Volume: 10.0
Column phase:

Instrument: Voa101.i
Operator: MS
Column diameter: 0.18

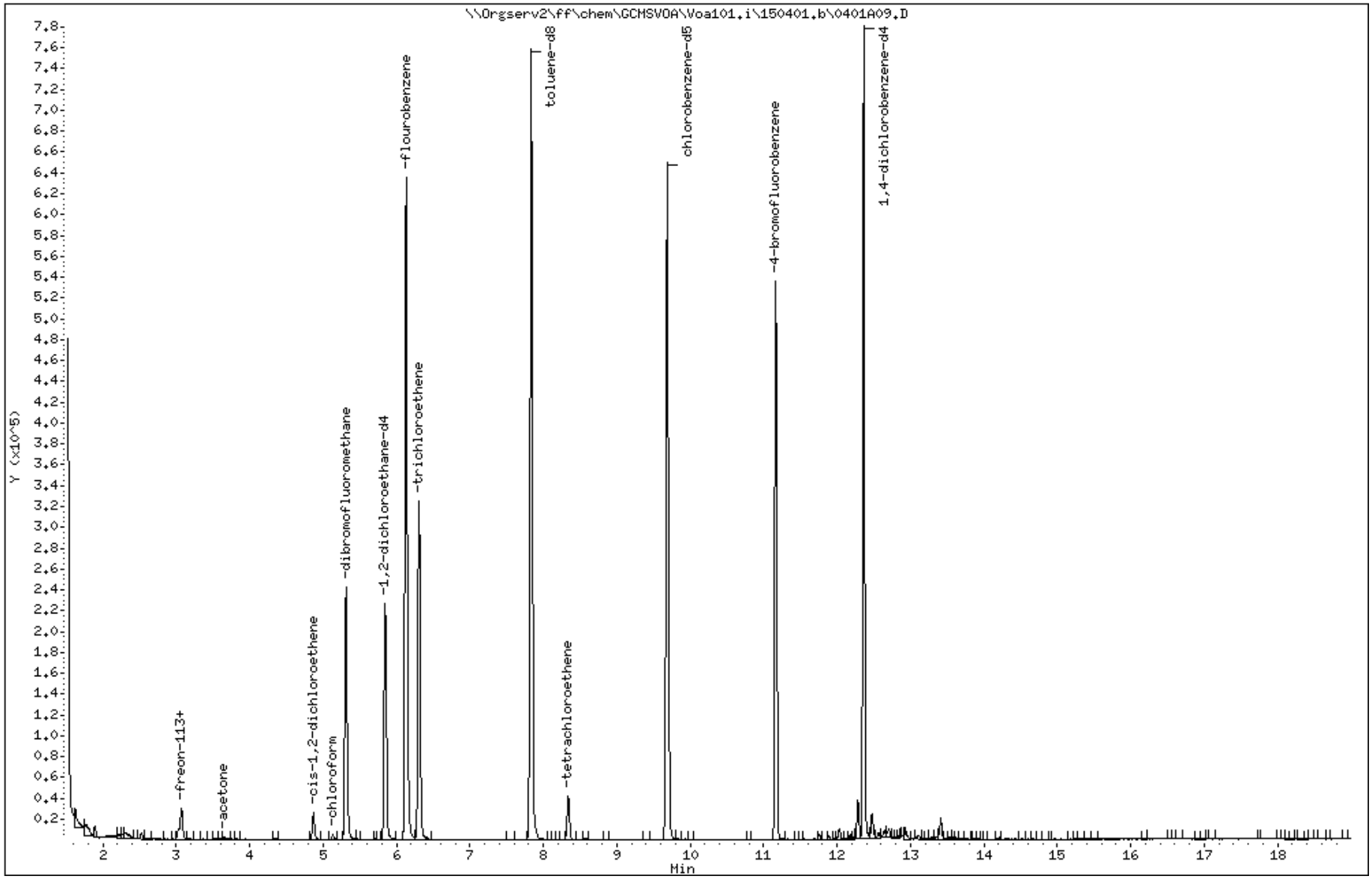

Data File: \\Orgserv2\ff\chem\GCMSVOA\Voa101.i\150401.b\0401A09.D

Date : 02-APR-2015 00:55

Client ID:

Instrument: Voa101.i

Sample Info: 11505963-47,31,10,,a

Purge Volume: 10.0

Operator: MS

Column phase:

Column diameter: 0.18

11 freon-113

Concentration: 9.770 ngs

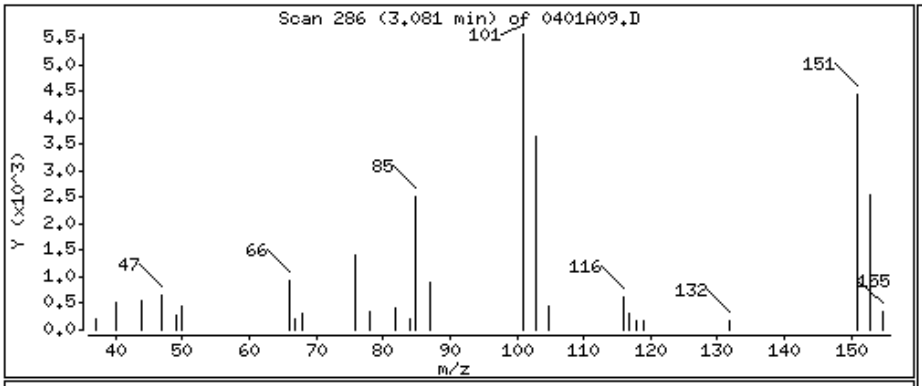

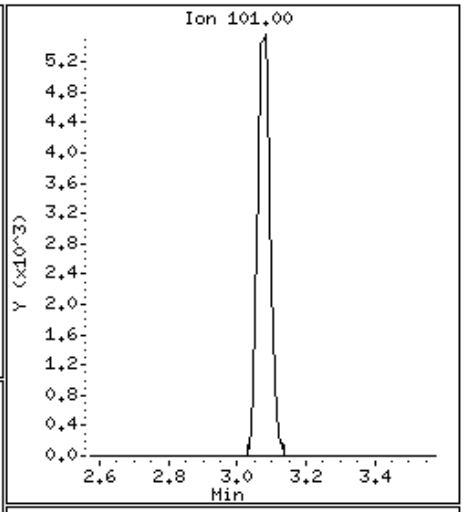

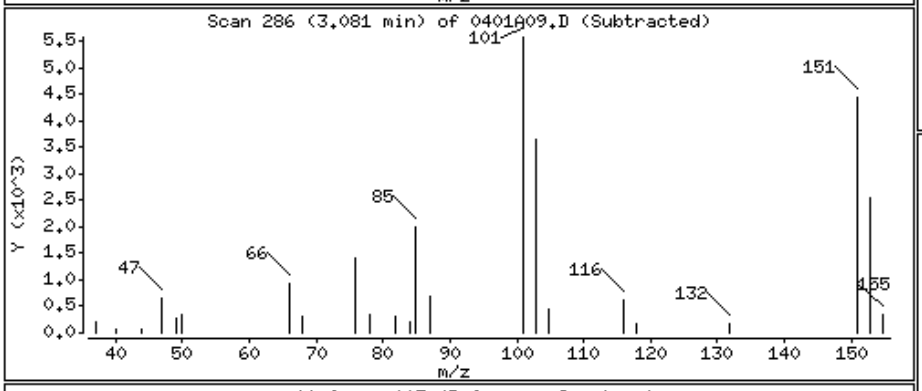

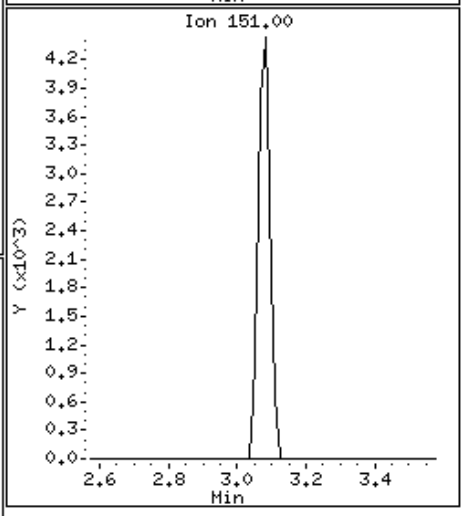

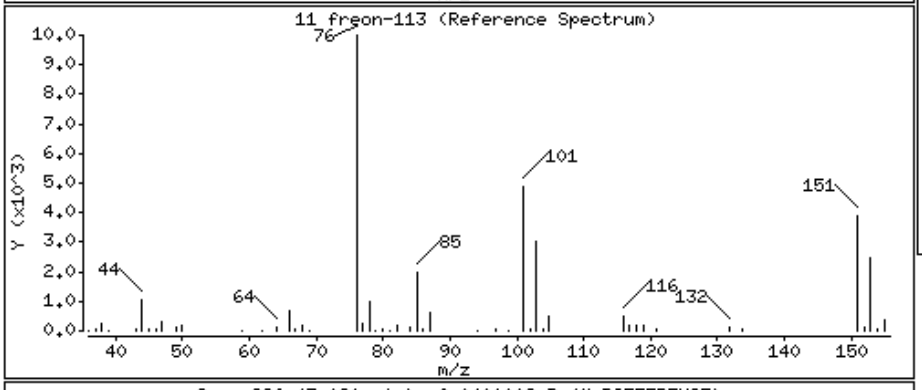

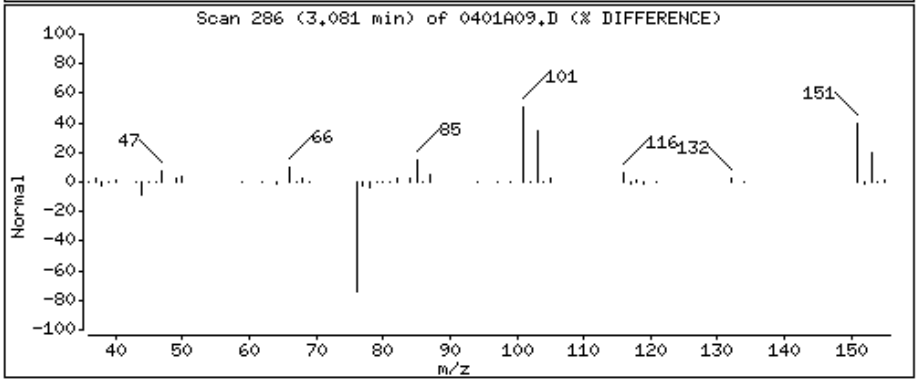

Data File: \\Orgserv2\ff\chem\GCMSVOA\Voa101.i\150401.b\0401A09.D

Date : 02-APR-2015 00:55

Client ID:

Instrument: Voa101.i

Sample Info: 11505963-47,31,10,,a

Purge Volume: 10.0

Operator: MS

Column phase:

Column diameter: 0.18

10 carbon disulfide

Concentration: 1.482 ngs

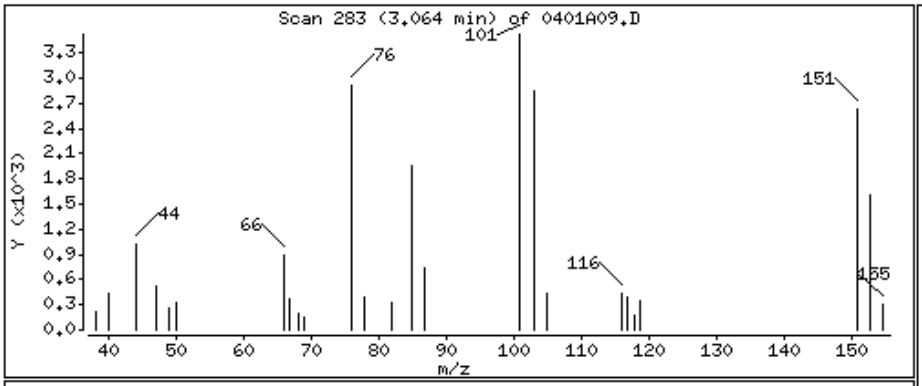

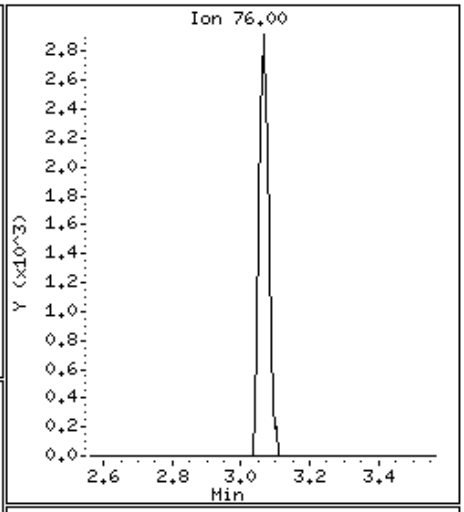

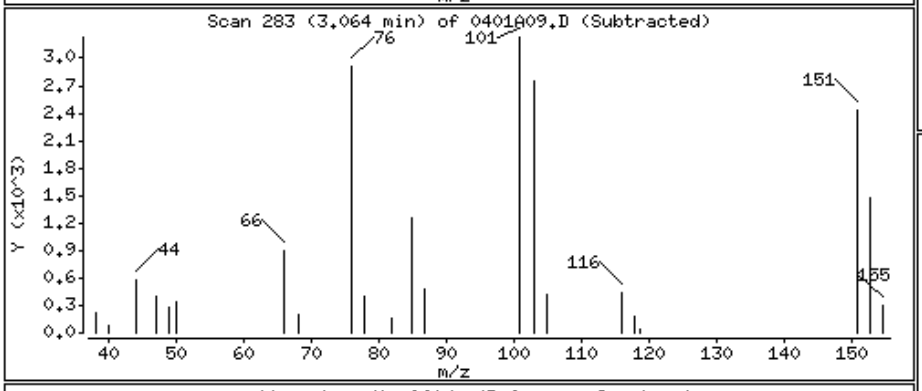

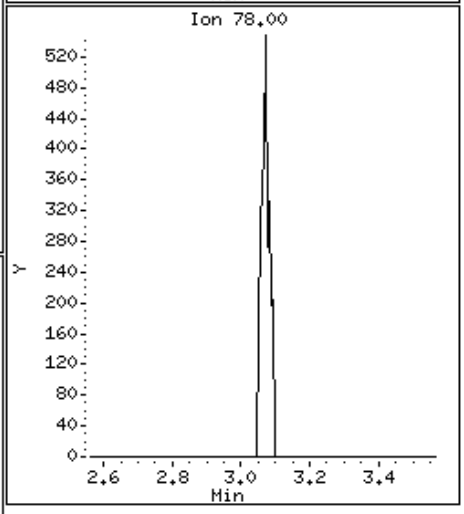

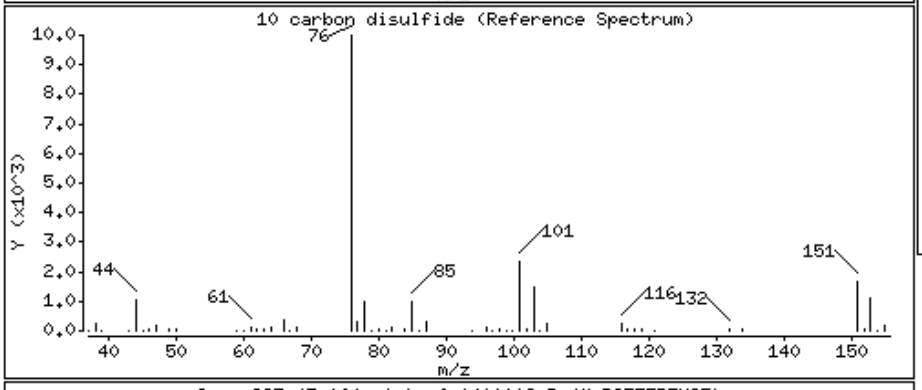

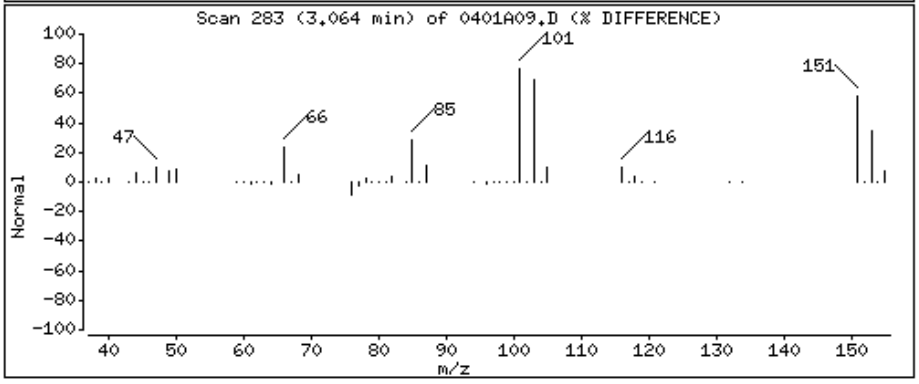

Data File: \\Orgserv2\ff\chem\GCMSVOA\Voa101.i\150401.b\0401A09.D

Date : 02-APR-2015 00:55

Client ID:

Instrument: Voa101.i

Sample Info: 11505963-47,31,10,,a

Purge Volume: 10.0

Operator: MS

Column phase:

Column diameter: 0.18

15 acetone

Concentration: 25.991 ngs

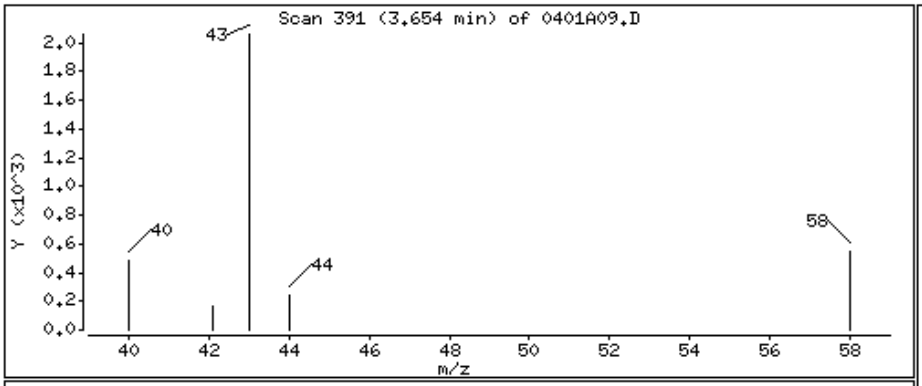

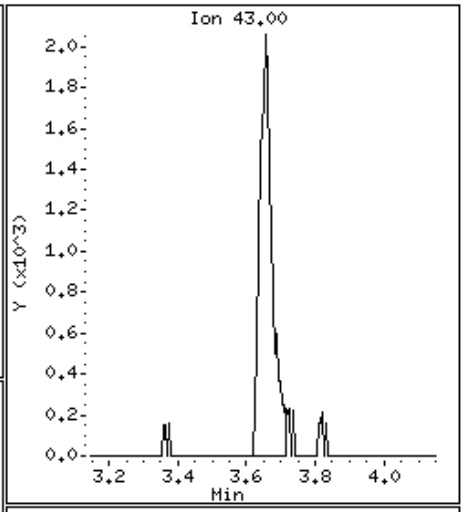

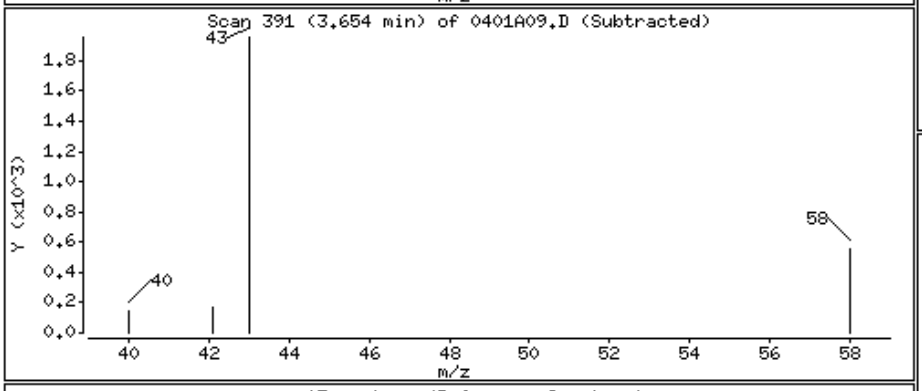

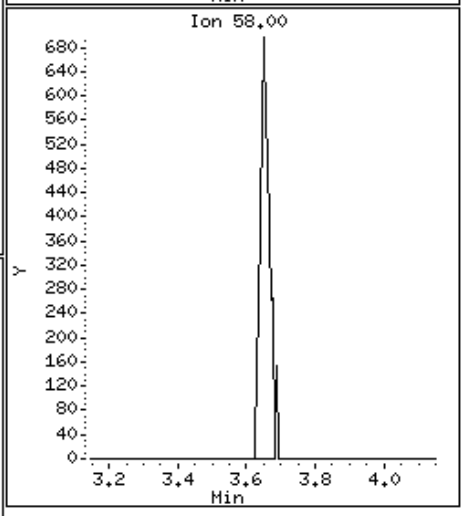

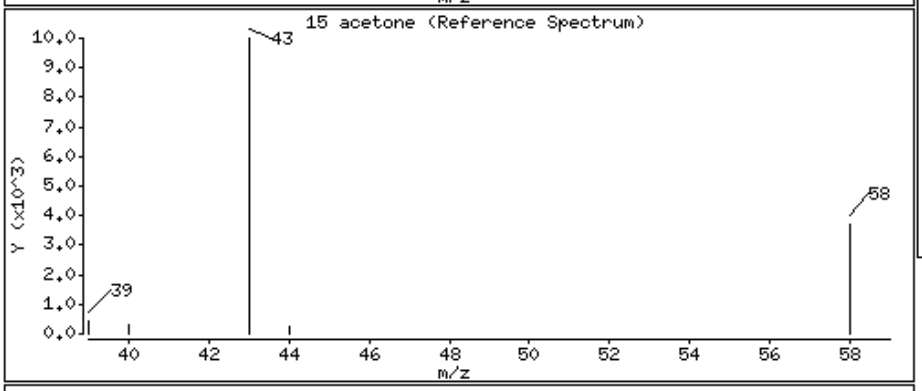

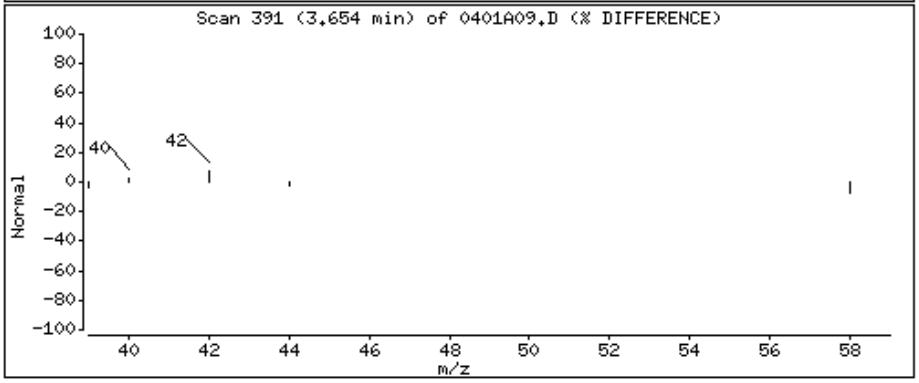

Data File: \\Orgserv2\ff\chem\GCMSVOA\Voa101.i\150401.b\0401A09.D

Date : 02-APR-2015 00:55

Client ID:

Instrument: Voa101.i

Sample Info: 11505963-47,31,10,,a

Purge Volume: 10.0

Operator: MS

Column phase:

Column diameter: 0.18

27 cis-1,2-dichloroethene

Concentration: 8.141 ngs

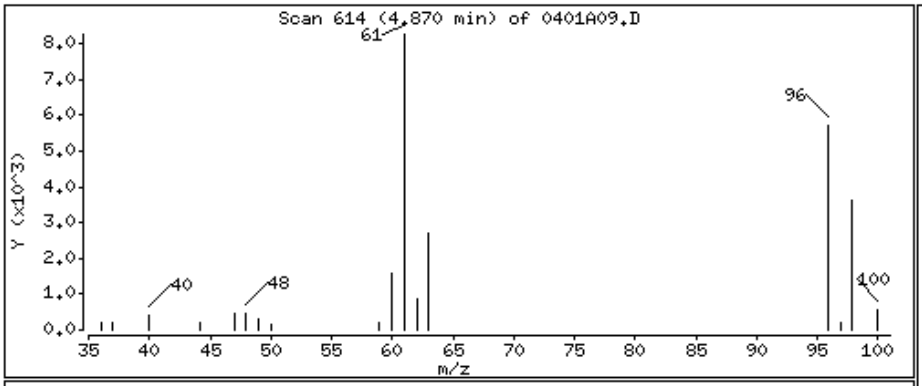

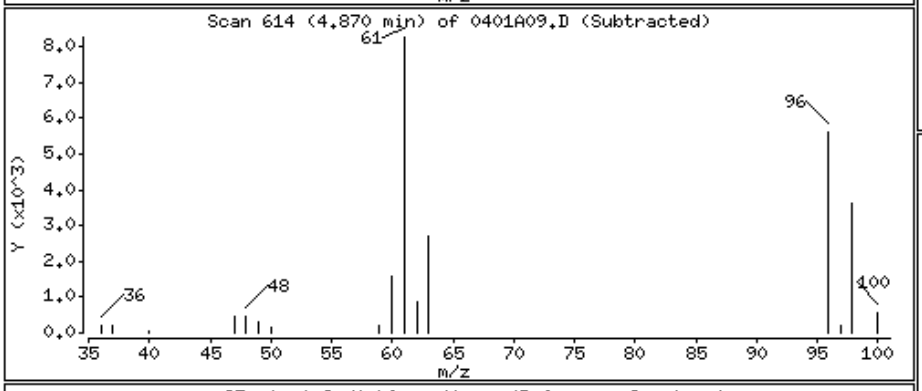

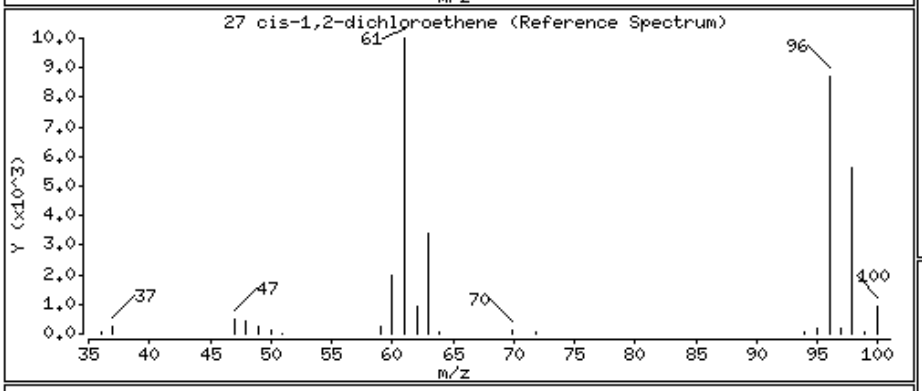

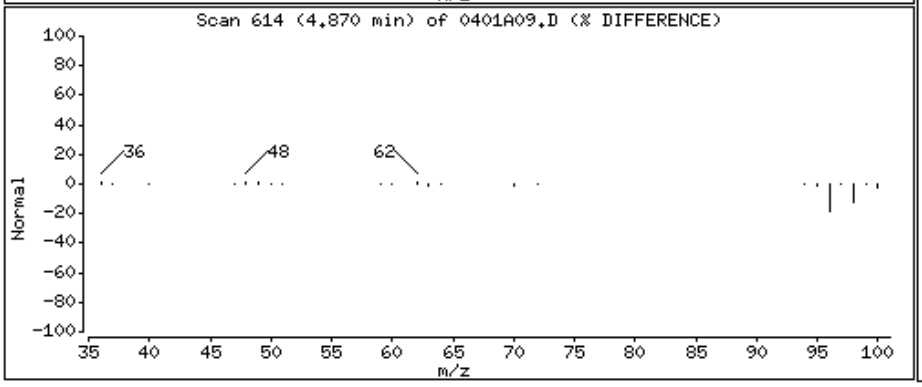

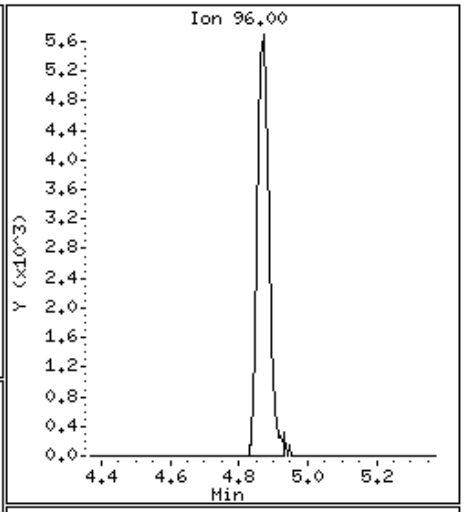

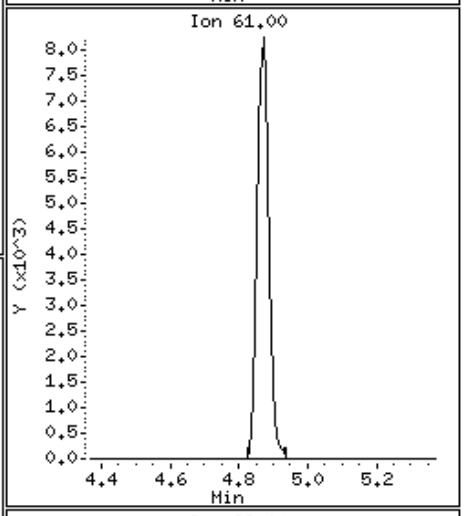

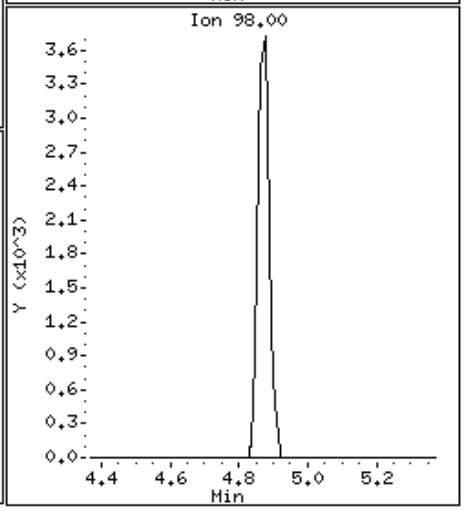

Data File: \\Orgserv2\ff\chem\GCMSVOA\Voa101.i\150401.b\0401A09.D

Date : 02-APR-2015 00:55

Client ID:

Instrument: Voa101.i

Sample Info: 11505963-47,31,10,,a

Purge Volume: 10.0

Operator: MS

Column phase:

Column diameter: 0.18

31 chloroform

Concentration: 1.672 ngs

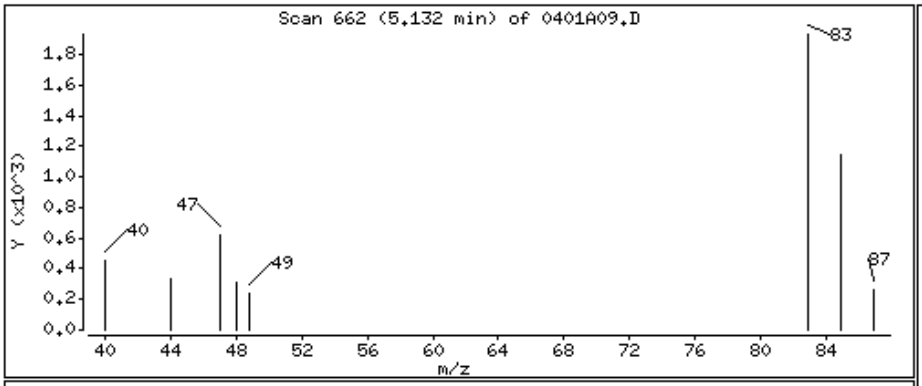

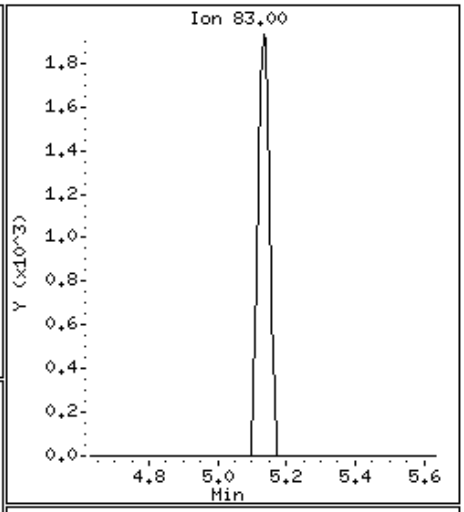

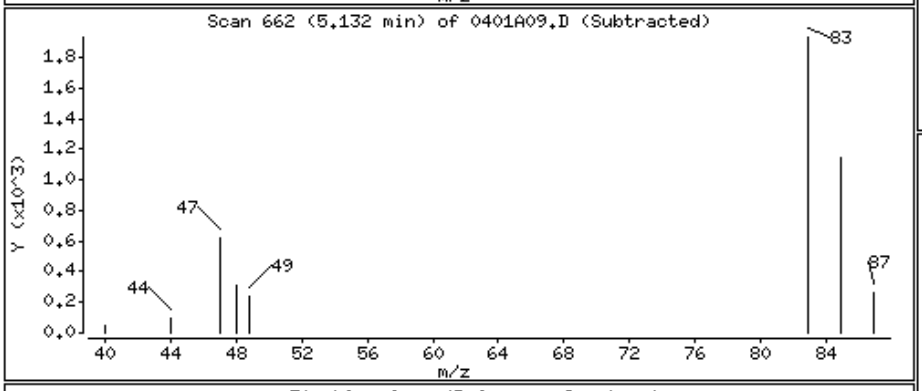

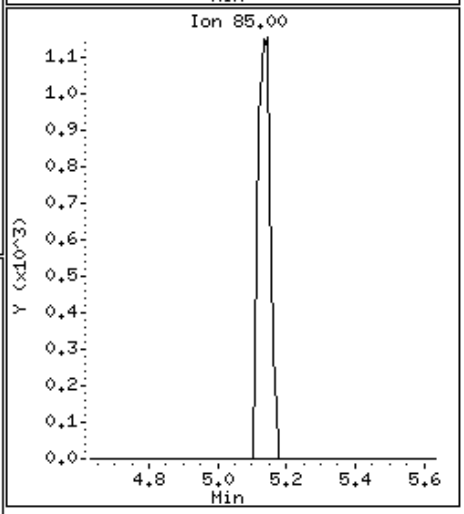

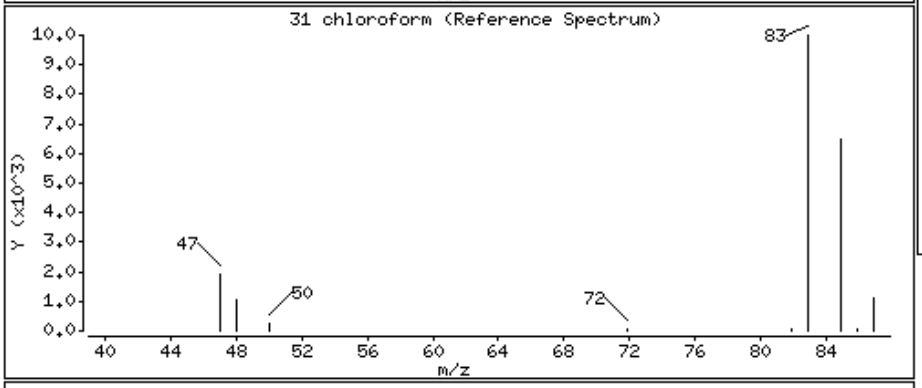

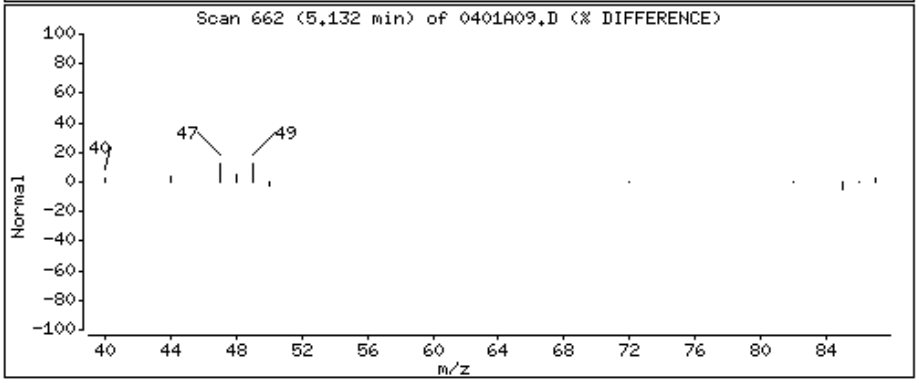

Data File: \\Orgserv2\ff\chem\GCMSVOA\Voa101.i\150401.b\0401A09.D

Date : 02-APR-2015 00:55

Client ID:

Instrument: Voa101.i

Sample Info: 11505963-47,31,10,,a

Purge Volume: 10.0

Operator: MS

Column phase:

Column diameter: 0.18

49 trichloroethene

Concentration: 86.711 ngs

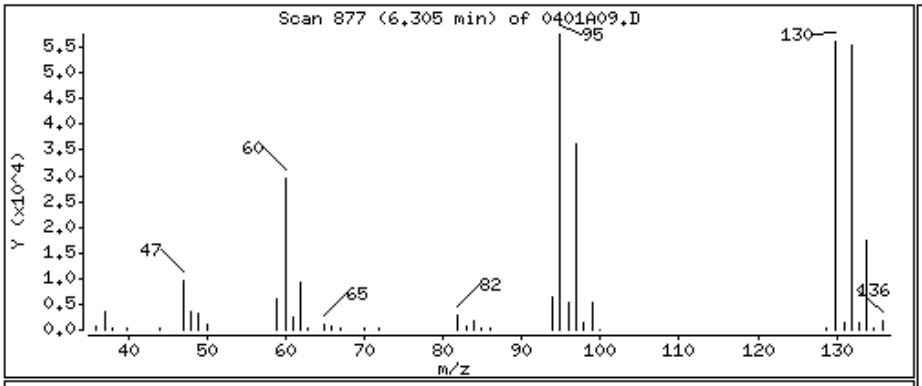

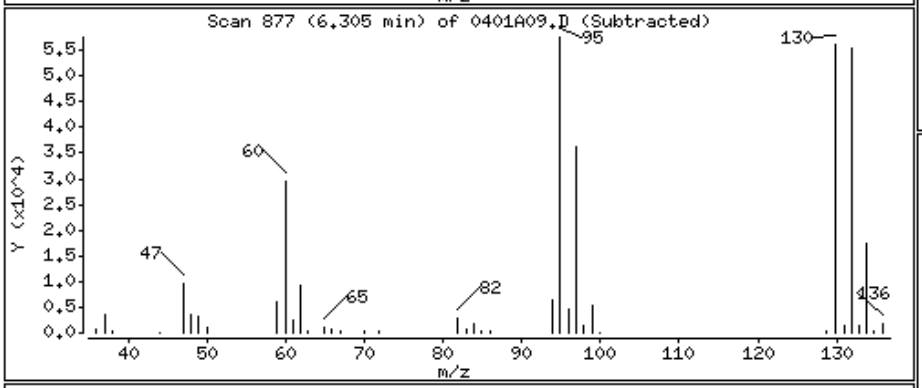

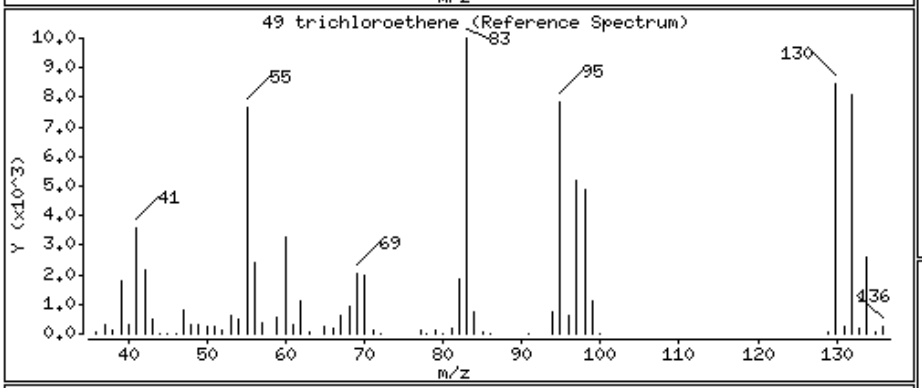

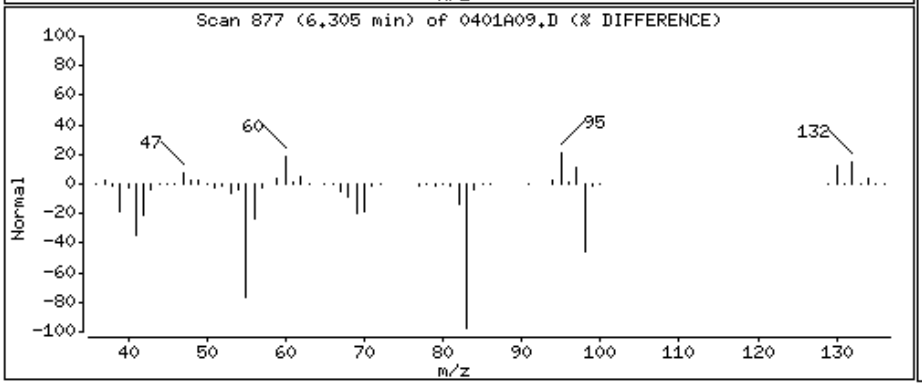

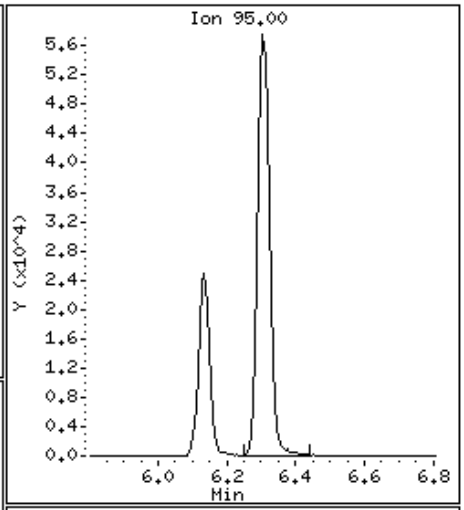

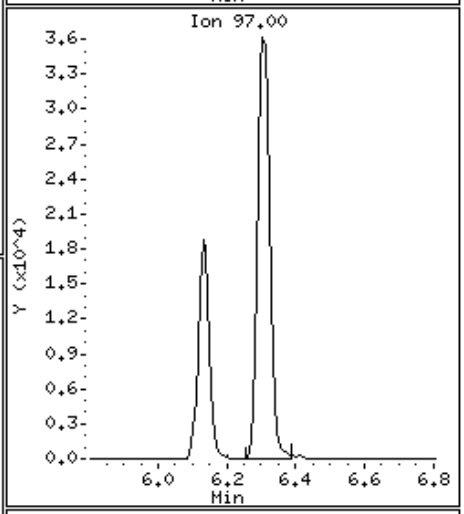

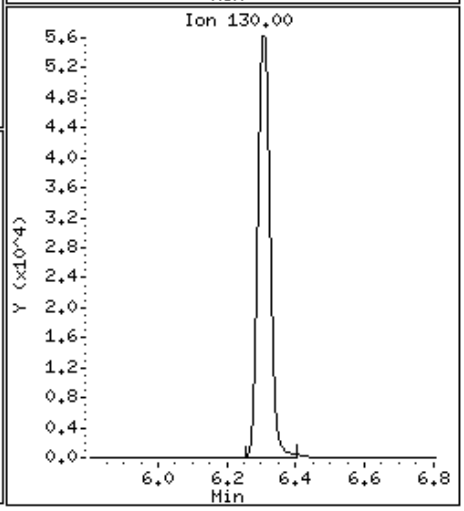

Data File: \\Orgserv2\ff\chem\GCMSVOA\Voa101.i\150401.b\0401A09.D

Date : 02-APR-2015 00:55

Client ID:

Instrument: Voa101.i

Sample Info: 11505963-47,31,10,,a

Purge Volume: 10.0

Operator: MS

Column phase:

Column diameter: 0.18

63 tetrachloroethene

Concentration: 10.665 ngs

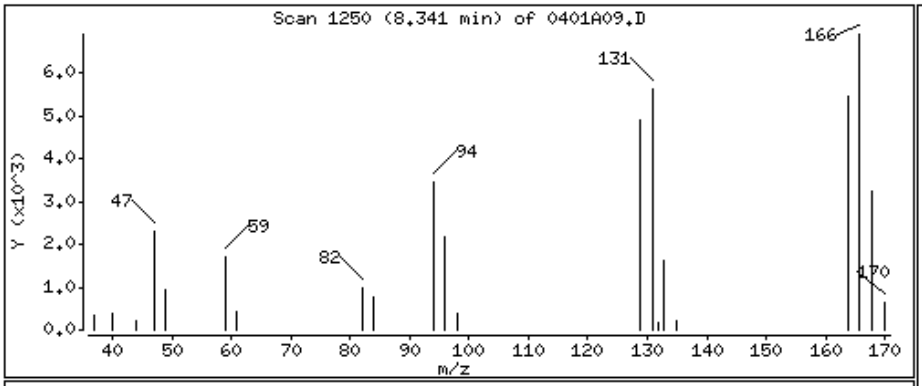

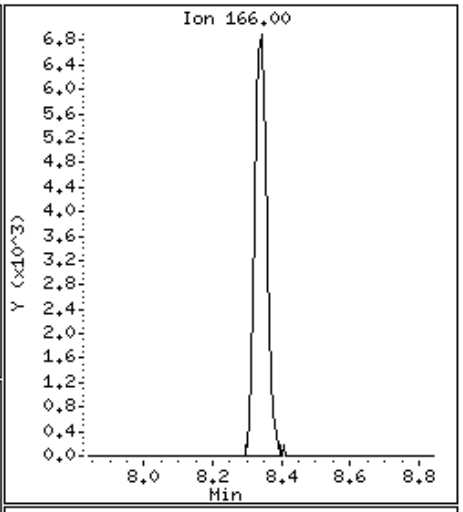

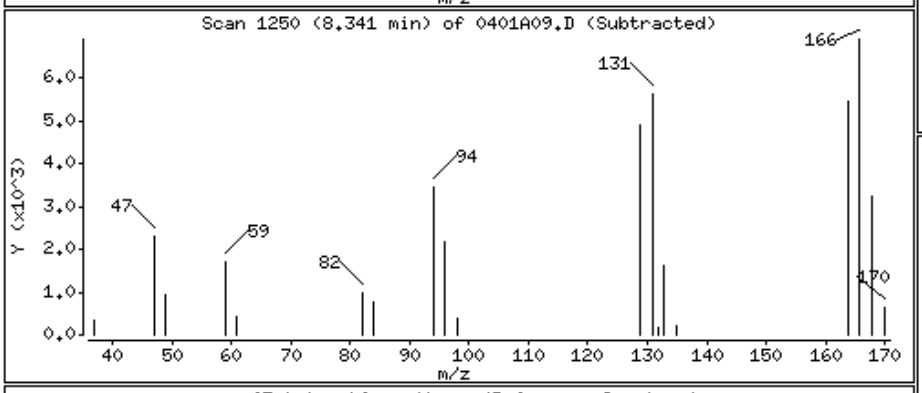

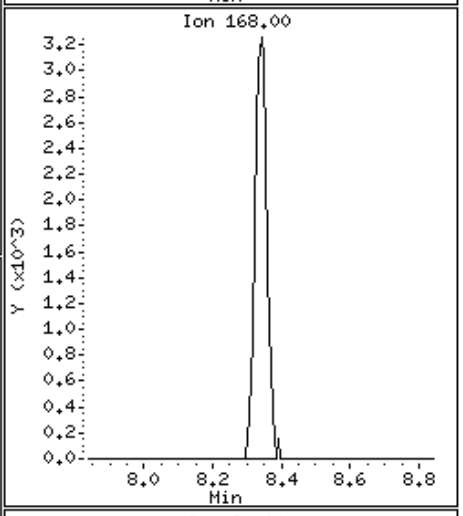

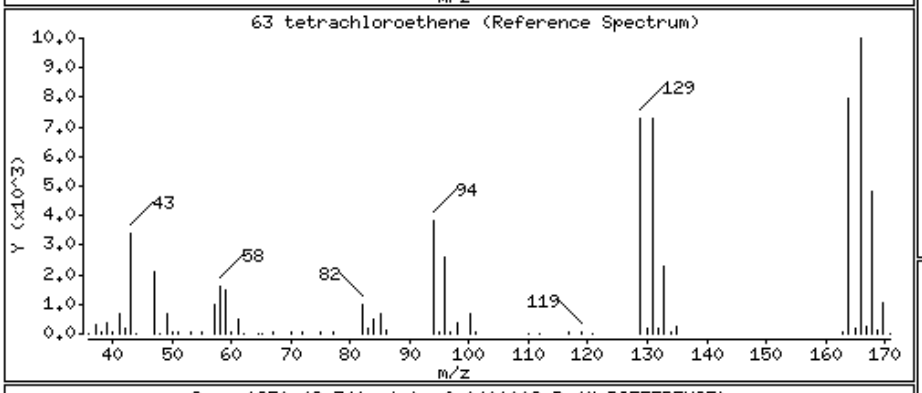

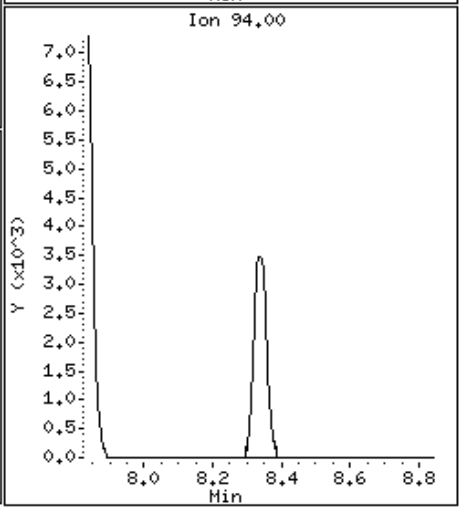

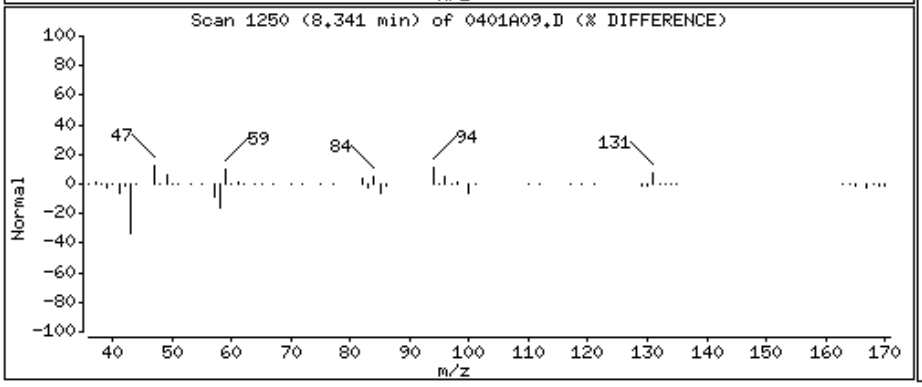

Alpha Analytical Labs

Manual Integration

Sample Info	:	l1505963-47,31,10,,a wg772851,ical10733	
Instrument ID	:	Voa101.i	
Method	:	liq8260C.m	
File	:	0401A09.D	
Injection Date	:	02-APR-2015 00:55	
Quantitation	:	ISTD	Integrator : HP RTE
Dilution Factor	:	1.00	Sample Type: SAMPLE

This File has no version history.

//Orgserv2/ff/chem/GCMSVOA/Voa101.i/150401.b/original/0401A09.D

Alpha Analytical Labs

gc/ms voa - Jack

Data file : \\orgserv2\ff\chem\GCMSVOA\Jack.i\150401Ncon2.b\0401N20.D
Lab Smp Id:
Inj Date : 02-APR-2015 00:59
Operator : ITmm Inst ID: Jack.i
Smp Info : l1505963-39,31,10,,a
Misc Info : wg772795,ical10743
Comment :
Method : \\orgserv2\ff\chem\GCMSVOA\Jack.i\150401Ncon2.b\liquid8260Bcon2.m
Meth Date : 02-Apr-2015 03:04 mmay Quant Type: ISTD
Cal Date : 24-FEB-2015 09:59 Cal File: 0224A16.D
Als bottle: 60
Dil Factor: 1.00000
Integrator: HP RTE Compound Sublist: NJTCL.sub
Target Version: 4.12
Processing Host: A1VOA1

Concentration Formula: Amt * DF * CpndVariable
Cpnd Variable Local Compound Variable

	Compounds	QUANT SIG MASS	RT	EXP RT	REL RT	RESPONSE	CONCENTRATIONS ON-COLUMN (ngs)	CONCENTRATIONS FINAL (ng)	REVIEW CODE
	1 dichlorodifluoromethane	85	Compound Not Detected.						
	2 chloromethane	50	Compound Not Detected.						
	3 vinyl chloride	62	Compound Not Detected.						
	4 bromomethane	94	Compound Not Detected.						
	5 chloroethane	64	Compound Not Detected.						
	6 trichlorofluoromethane	101	Compound Not Detected.						
	8 1,1,-dichloroethene	96	Compound Not Detected.						
	9 carbon disulfide	76	Compound Not Detected.						
	10 freon-113	101	1.993	1.998	(0.467)	1283	1.74128	1.741(aQ)	
	13 methylene chloride	84	Compound Not Detected.						
	14 acetone	43	2.416	2.416	(0.566)	4304	1.22689	1.226(a)	
	15 trans-1,2-dichloroethene	96	Compound Not Detected.						
	16 methyl acetate	43	Compound Not Detected.						
	17 methyl tert butyl ether	73	Compound Not Detected.						
	21 1,1-dichloroethane	63	Compound Not Detected.						
	27 cis-1,2-dichloroethene	96	3.295	3.300	(0.772)	7075	9.72971	9.729	
	29 cyclohexane	56	Compound Not Detected.						
	30 bromochloromethane	128	Compound Not Detected.						
	31 chloroform	83	Compound Not Detected.						
	32 carbontetrachloride	117	Compound Not Detected.						
$	35 dibromofluoromethane	113	3.645	3.645	(0.853)	27692	107.827	107.826	
	36 1,1,1-trichloroethane	97	Compound Not Detected.						
	38 2-butanone	43	Compound Not Detected.						
	39 benzene	78	Compound Not Detected.						
$	40 1,2-dichloroethane-d4	65	4.050	4.046	(0.948)	25742	98.9526	98.952	
	42 1,2-dichloroethane	62	Compound Not Detected.						
*	43 flourobenzene	96	4.271	4.267	(1.000)	93569	100.000		
	45 methyl cyclohexane	83	Compound Not Detected.						

	Compounds	QUANT SIG MASS	RT	EXP RT	REL RT	RESPONSE	CONCENTRATIONS ON-COLUMN (ngs)	FINAL (ng)	REVIEW CODE
	46 trichloroethene	95	4.400	4.400	(1.030)	3052	4.35017	4.350(a)	
	48 1,2-dichloropropane	63	Compound Not Detected.						
	49 bromodichloromethane	83	Compound Not Detected.						
	50 1,4-Dioxane	88	Compound Not Detected.						
	52 cis-1,3-dichloropropene	75	Compound Not Detected.						
$	53 toluene-d8	98	5.596	5.596	(0.799)	105238	96.7314	96.731	
	54 toluene	92	Compound Not Detected.						
	55 tetrachloroethene	166	5.966	5.966	(0.851)	3053	3.24763	3.247(a)	
	56 4-methyl-2-pentanone	58	Compound Not Detected.						
	57 trans-1,3-dichloropropene	75	Compound Not Detected.						
	58 1,1,2-trichloroethane	83	Compound Not Detected.						
	60 chlorodibromomethane	129	Compound Not Detected.						
	62 1,2-dibromoethane	107	Compound Not Detected.						
	63 2-hexanone	43	Compound Not Detected.						
*	64 chlorobenzene-d5	117	7.007	7.013	(1.000)	92937	100.000		
	65 chlorobenzene	112	Compound Not Detected.						
	66 ethyl benzene	91	Compound Not Detected.						
	69 p/m xylene	106	Compound Not Detected.						
	70 o xylene	106	Compound Not Detected.						
	71 bromoform	173	Compound Not Detected.						
	72 styrene	104	Compound Not Detected.						
	73 isopropylbenzene	105	Compound Not Detected.						
$	74 4-bromofluorobenzene	95	8.233	8.233	(0.875)	45650	107.666	107.666	
	78 1,1,2,2,-tetrachloroethane	83	Compound Not Detected.						
	89 1,3-dichlorobenzene	146	Compound Not Detected.						
*	90 1,4-dichlorobenzene-d4	152	9.410	9.411	(1.000)	52493	100.000		
	91 1,4-dichlorobenzene	146	Compound Not Detected.						
	94 1,2-dichlorobenzene	146	9.880	9.880	(1.050)	3470	2.01505	2.015(a)	
	96 1,2-dibromo-3-chloropropane	75	Compound Not Detected.						
	98 1,2,4-trichlorobenzene	180	Compound Not Detected.						
	101 1,2,3-trichlorobenzene	180	Compound Not Detected.						

QC Flag Legend

a - Target compound detected but, quantitated amount
Below Limit Of Quantitation(BLOQ).
Q - Qualifier signal failed the ratio test.

Alpha Analytical Labs

gc/ms voa - Jack

Data file : \\orgserv2\ff\chem\GCMSVOA\Jack.i\150401Ncon2.b\0401N20.D
Lab Smp Id:
Inj Date : 02-APR-2015 00:59
Operator : ITmm Inst ID: Jack.i
Smp Info : l1505963-39,31,10,,a
Misc Info : wg772795,ical10743
Comment :
Method : \\orgserv2\ff\chem\GCMSVOA\Jack.i\150401Ncon2.b\liquid8260Bcon2.m
Meth Date : 02-Apr-2015 03:04 mmay Quant Type: ISTD
Cal Date : 24-FEB-2015 09:59 Cal File: 0224A16.D
Als bottle: 60
Dil Factor: 1.00000
Integrator: HP RTE Compound Sublist: NJTCL.sub
Target Version: 4.12
Processing Host: A1VOA1

- NO TENTATIVELY IDENTIFIED COMPOUNDS -

Alpha Analytical Labs

INTERNAL STANDARD COMPOUNDS
AREA AND RT SUMMARY

Instrument ID: Jack.i
Lab File ID: 0401N20.D
Lab Smp Id:
Analysis Type: VOA
Quant Type: ISTD
Operator: ITmm
Method File: \\orgserv2\ff\chem\GCMSVOA\Jack.i\150401Ncon2.b\liquid8260Bcon2.m
Misc Info: wg772795,ical10743

Calibration Date: 01-APR-2015
Calibration Time: 20:01
Level: HIGH
Sample Type: WATER

Test Mode:
Use Last Continuing Calibrator.
If Continuing Cal. use Initial Cal. Level 3

		AREA LIMIT			
COMPOUND	STANDARD	LOWER	UPPER	SAMPLE	%DIFF
43 flourobenzene	114289	57145	228578	93569	-18.13
64 chlorobenzene-d5	104966	52483	209932	92937	-11.46
90 1,4-dichlorobenze	66662	33331	133324	52493	-21.25

		RT LIMIT			
COMPOUND	STANDARD	LOWER	UPPER	SAMPLE	%DIFF
43 flourobenzene	4.27	3.77	4.77	4.27	0.11
64 chlorobenzene-d5	7.01	6.51	7.51	7.01	-0.09
90 1,4-dichlorobenze	9.41	8.91	9.91	9.41	-0.00

AREA UPPER LIMIT = +100% of internal standard area.
AREA LOWER LIMIT = - 50% of internal standard area.
RT UPPER LIMIT = + 0.50 minutes of internal standard RT.
RT LOWER LIMIT = - 0.50 minutes of internal standard RT.

Alpha Analytical Labs

RECOVERY REPORT

Client Name: Client SDG: SDGa00307
Sample Matrix: LIQUID Fraction: VOA
Lab Smp Id:
Level: HIGH Operator: ITmm
Data Type: MS DATA SampleType: SAMPLE
SpikeList File: curve.spk Quant Type: ISTD
Sublist File: NJTCL.sub
Method File: \\orgserv2\ff\chem\GCMSVOA\Jack.i\150401Ncon2.b\liquid8260Bcon2.m
Misc Info: wg772795,ical10743

SURROGATE COMPOUND	AMOUNT ADDED ngs	AMOUNT RECOVERED ngs	% RECOVERED	LIMITS
$ 35 dibromofluorometha	100.000	107.826	107.83	70-130
$ 40 1,2-dichloroethane	100.000	98.952	98.95	70-130
$ 53 toluene-d8	100.000	96.731	96.73	70-130
$ 74 4-bromofluorobenze	100.000	107.666	107.67	70-130

Data File: \\orgserv2\ff\chem\GCMSVOA\Jack.i\150401Ncon2.b\0401N20.D
Date : 02-APR-2015 00:59
Client ID:
Sample Info: 11505963-39,31,10,,a
Purge Volume: 10.0
Column phase:

Instrument: Jack.i
Operator: ITmm
Column diameter: 0.18

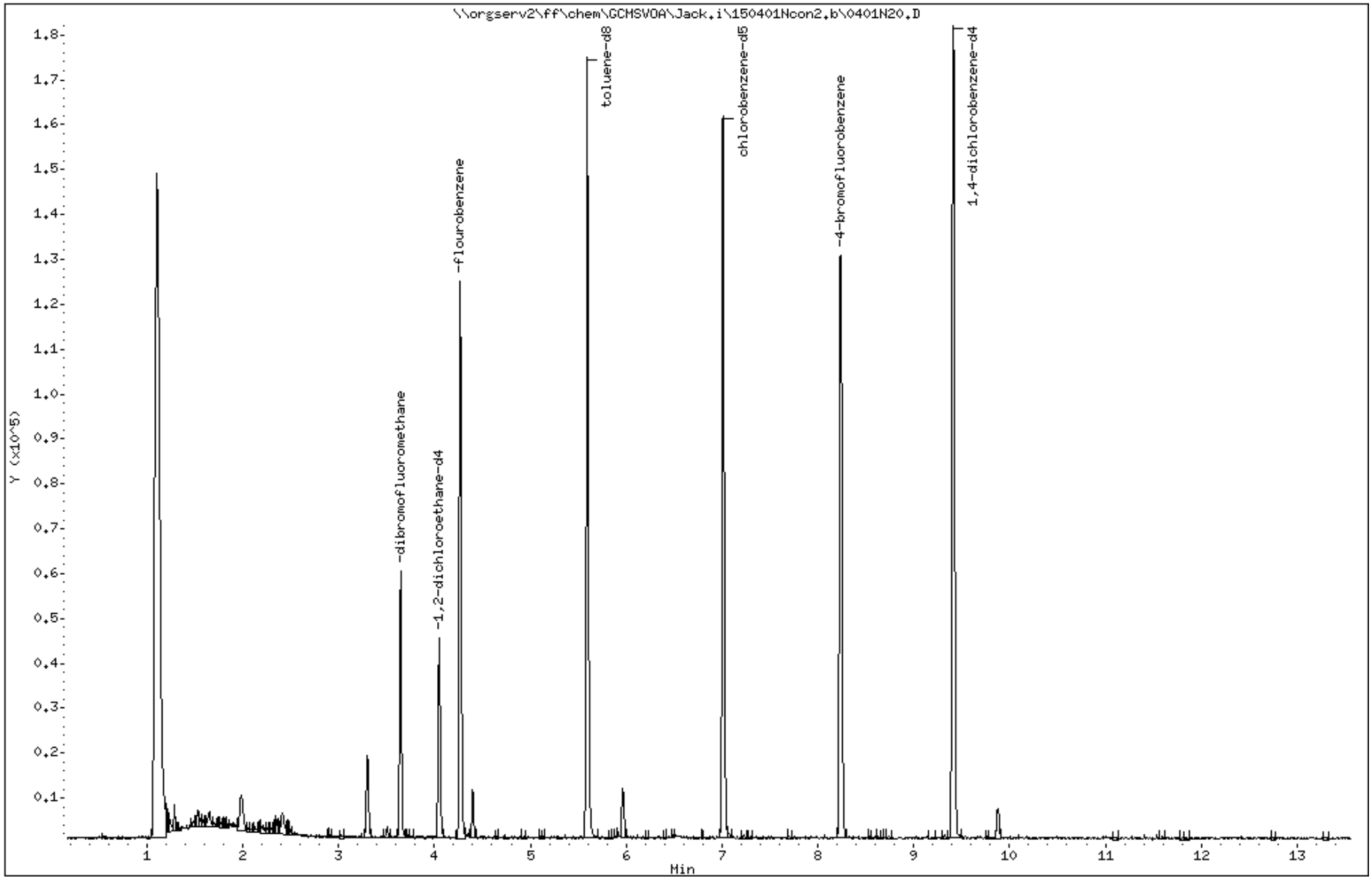

Data File: \\orgserv2\ff\chem\GCMSVOA\Jack.i\150401Ncon2.b\0401N20.D

Date : 02-APR-2015 00:59

Client ID:

Instrument: Jack.i

Sample Info: 11505963-39,31,10,,a

Purge Volume: 10.0

Operator: ITmm

Column phase:

Column diameter: 0.18

10 freon-113

Concentration: 1.741 ng

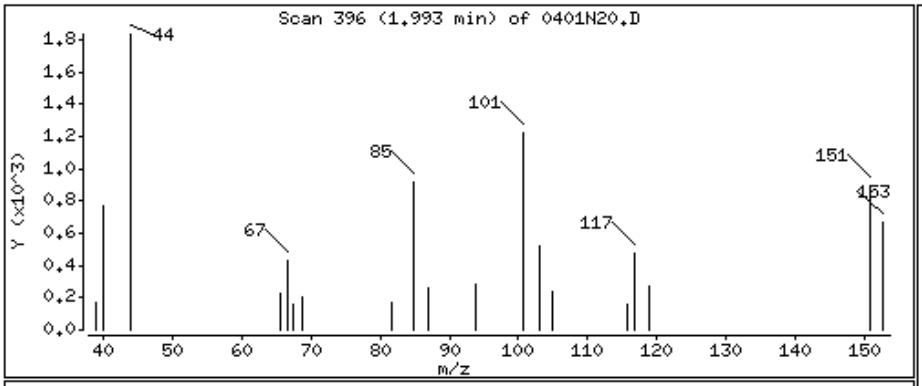

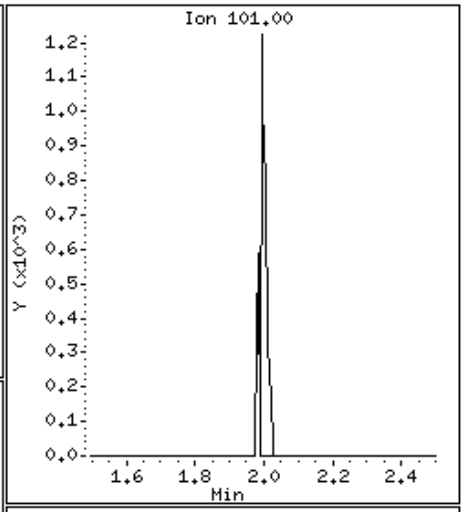

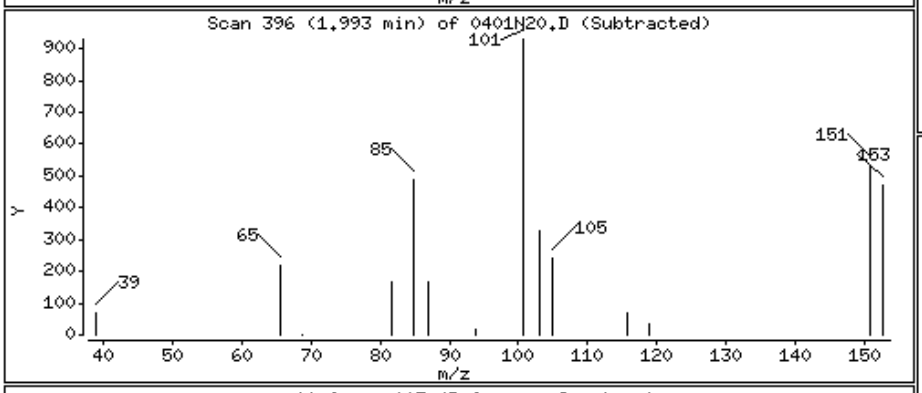

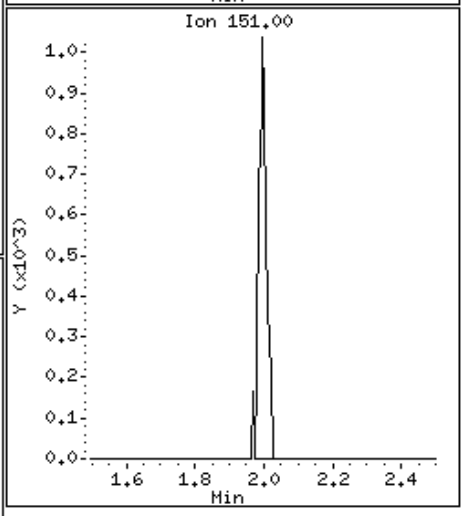

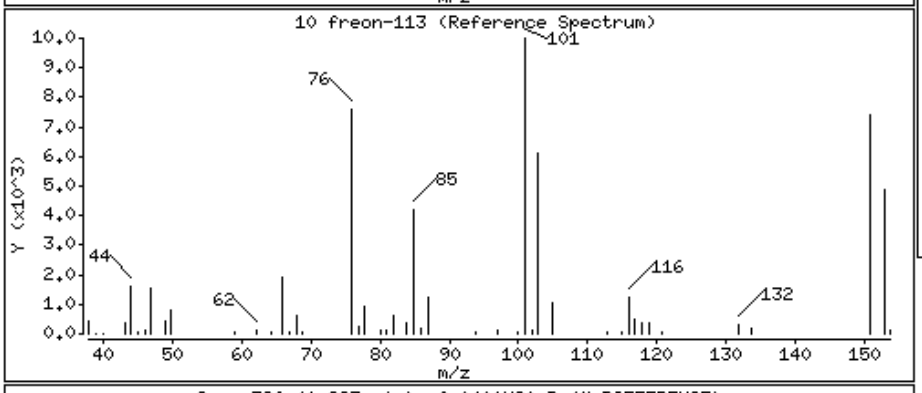

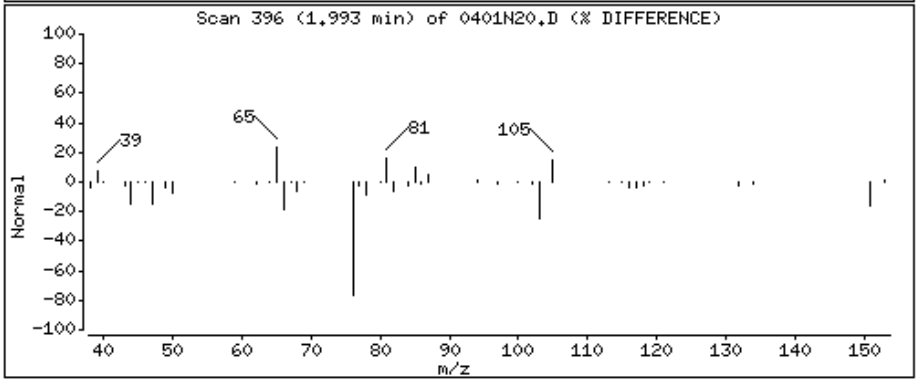

Data File: \\orgserv2\ff\chem\GCMSVOA\Jack.i\150401Ncon2.b\0401N20.D

Date : 02-APR-2015 00:59

Client ID:

Instrument: Jack.i

Sample Info: 11505963-39,31,10,,a

Purge Volume: 10.0

Operator: ITmm

Column phase:

Column diameter: 0.18

14 acetone

Concentration: 1.226 ng

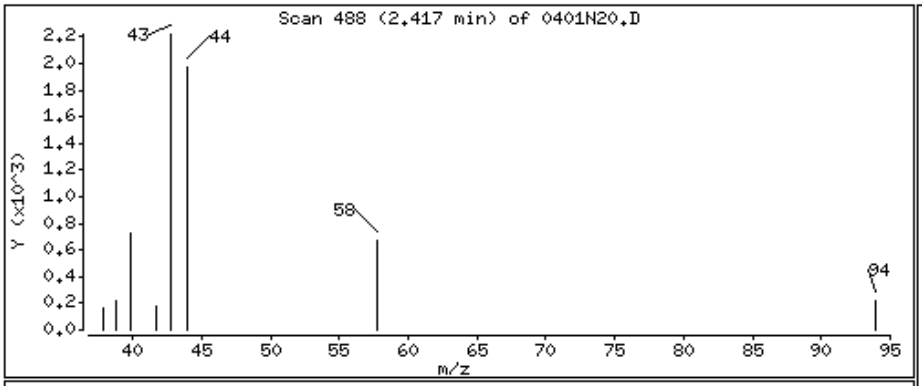

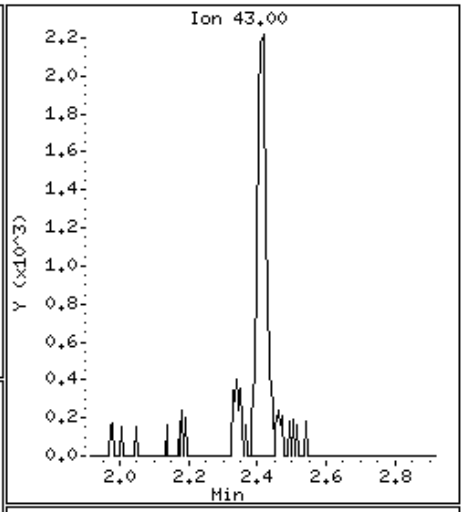

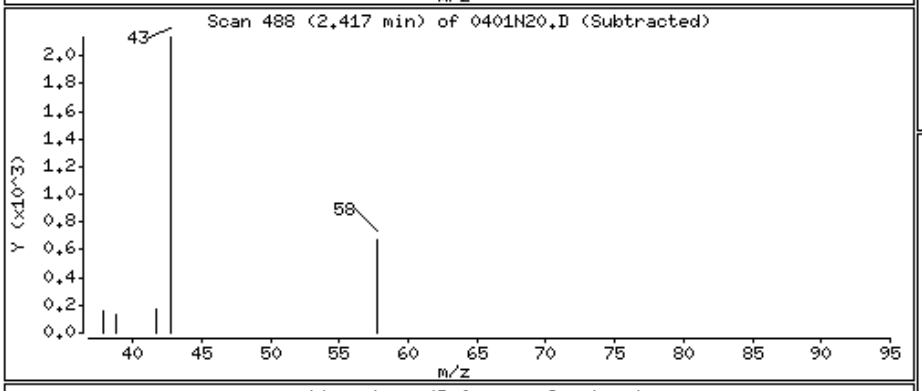

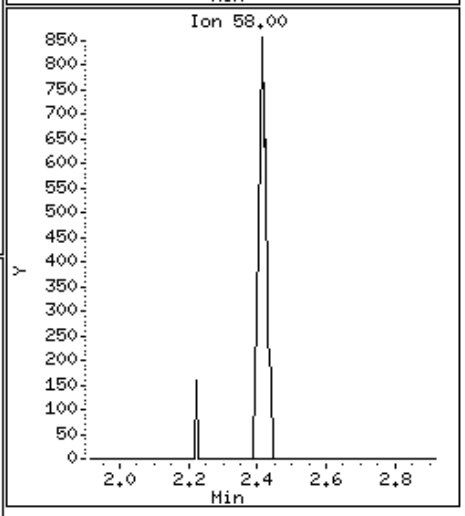

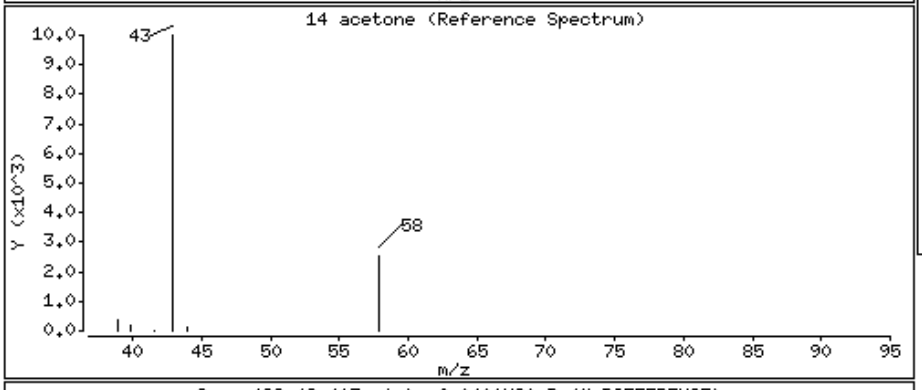

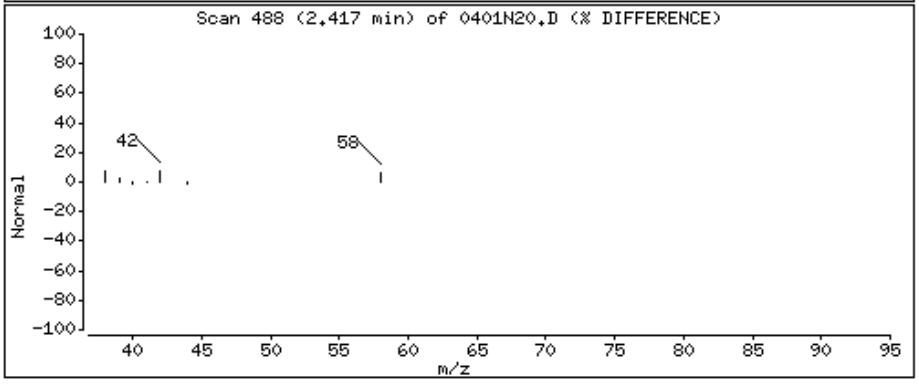

Data File: \\orgserv2\ff\chem\GCMSVOA\Jack.i\150401Ncon2.b\0401N20.D

Date : 02-APR-2015 00:59

Client ID:

Instrument: Jack.i

Sample Info: 11505963-39,31,10,,a

Purge Volume: 10.0

Operator: ITmm

Column phase:

Column diameter: 0.18

27 cis-1,2-dichloroethene

Concentration: 9.729 ng

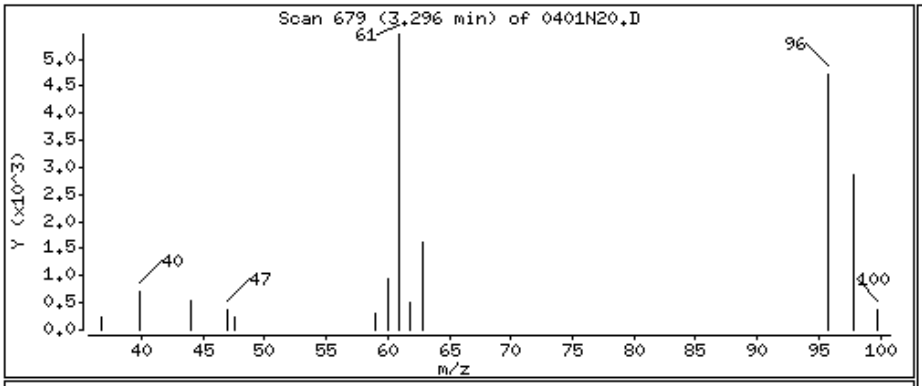

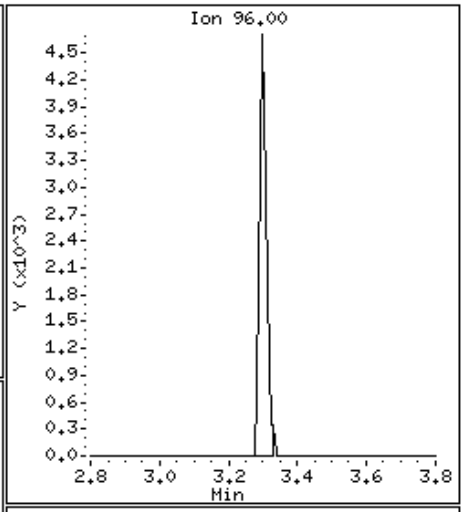

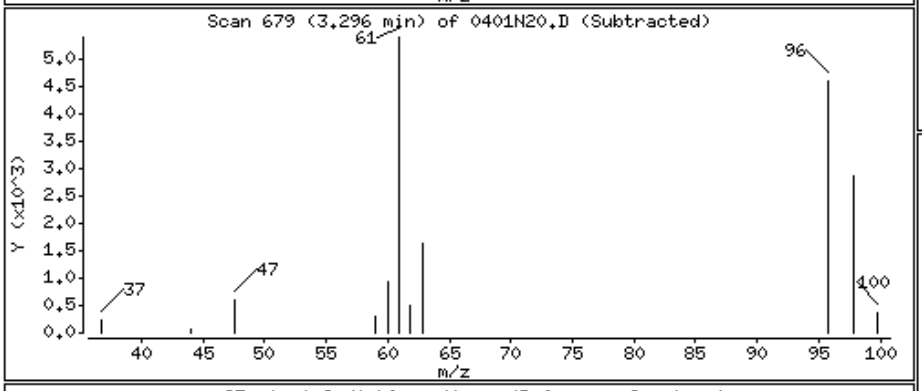

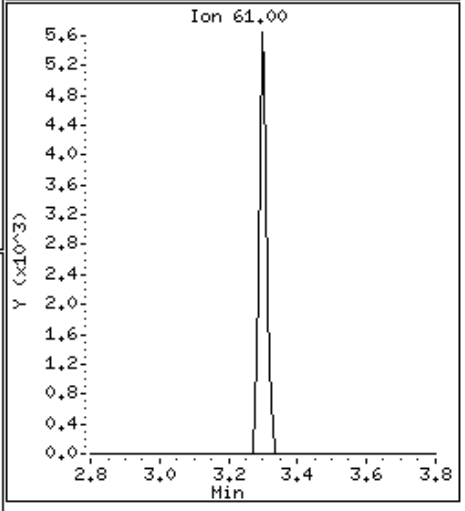

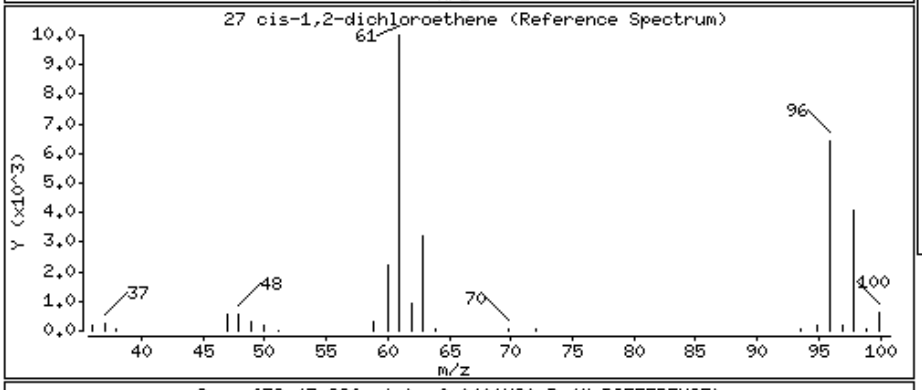

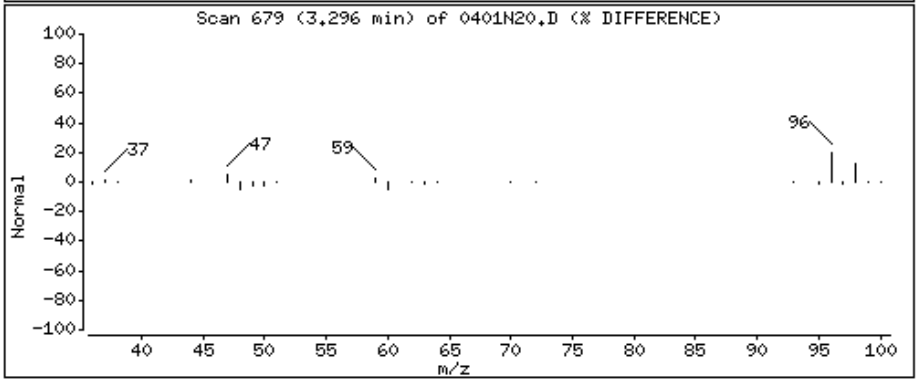

Data File: \\orgserv2\ff\chem\GCMSVOA\Jack.i\150401Ncon2.b\0401N20.D

Date : 02-APR-2015 00:59

Client ID:

Instrument: Jack.i

Sample Info: 11505963-39,31,10,,a

Purge Volume: 10.0

Operator: ITmm

Column phase:

Column diameter: 0.18

46 trichloroethene

Concentration: 4.350 ng

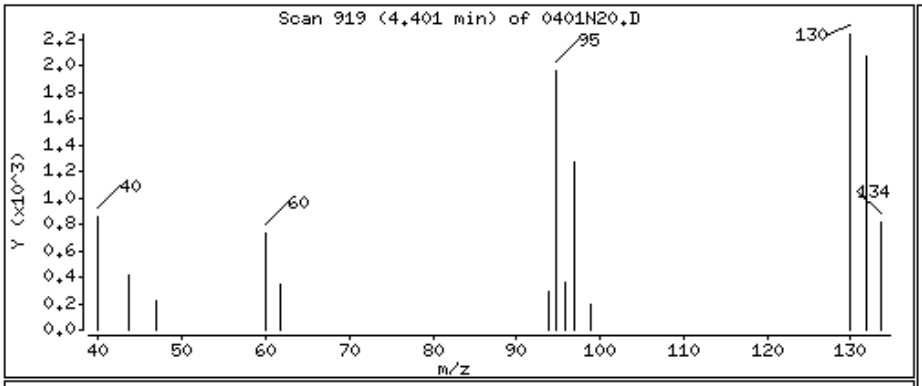

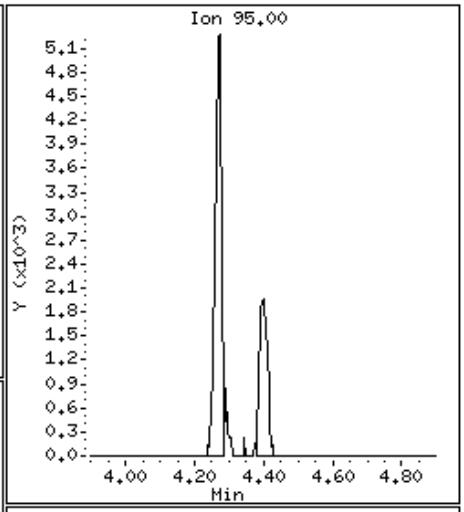

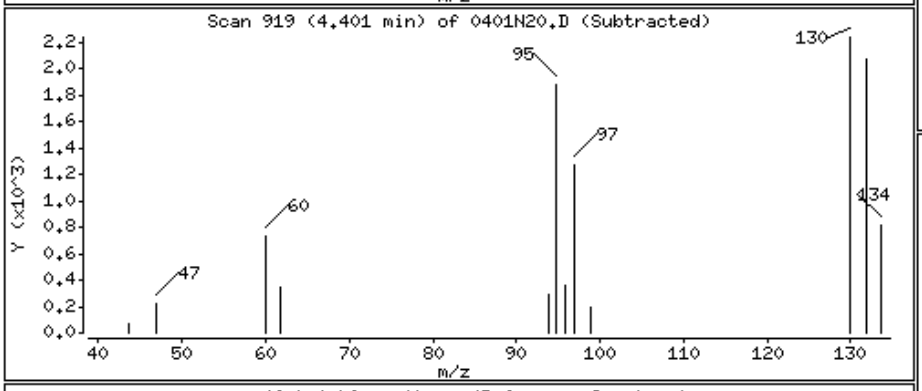

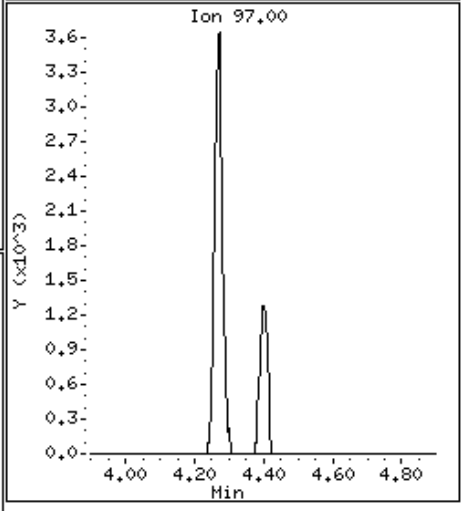

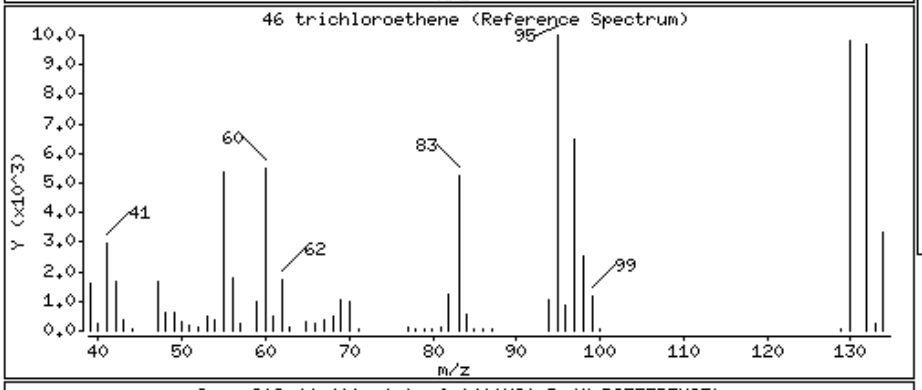

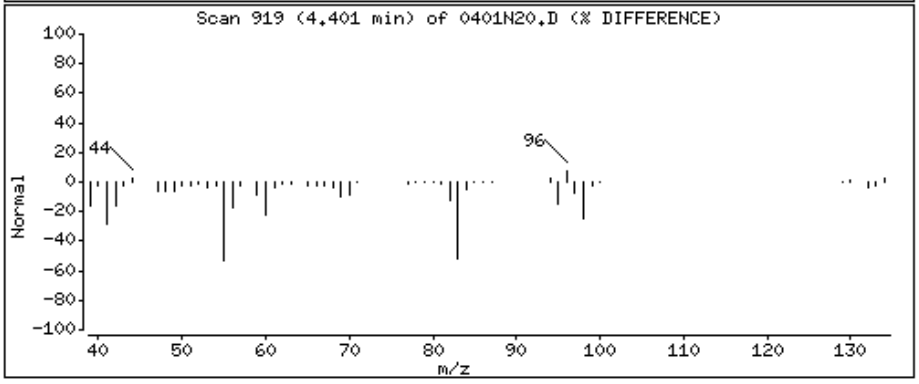

Data File: \\orgserv2\ff\chem\GCMSVOA\Jack.i\150401Ncon2.b\0401N20.D

Date : 02-APR-2015 00:59

Client ID:

Instrument: Jack.i

Sample Info: 11505963-39,31,10,,a

Purge Volume: 10.0

Operator: ITmm

Column phase:

Column diameter: 0.18

55 tetrachloroethene

Concentration: 3.247 ng

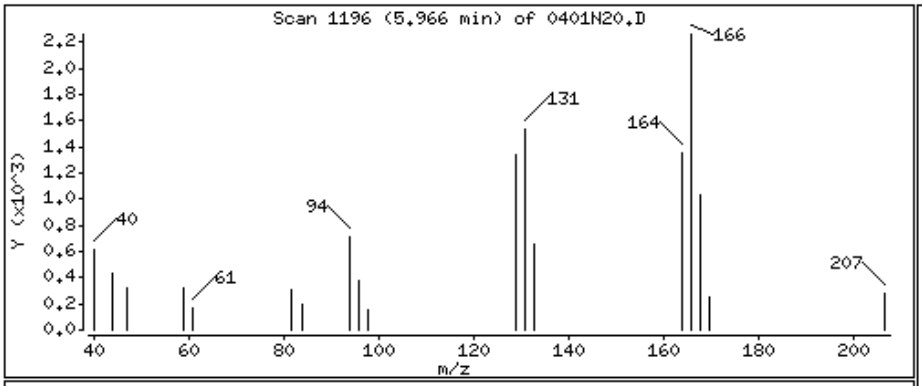

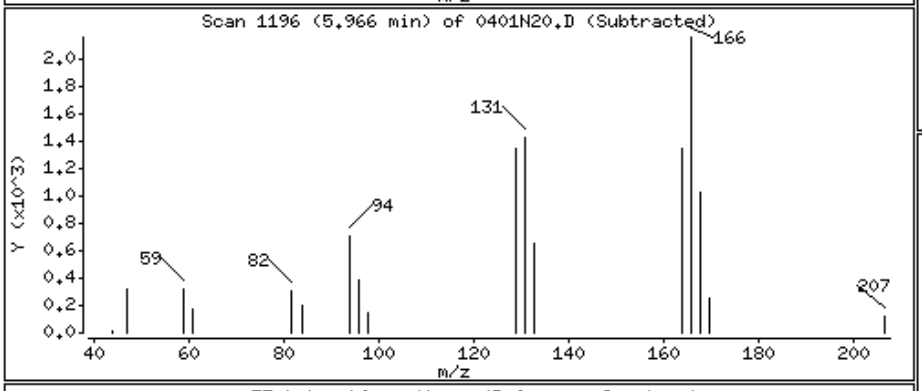

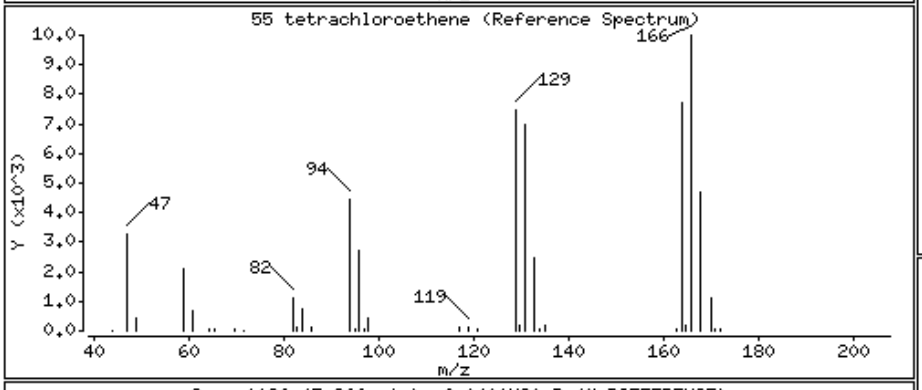

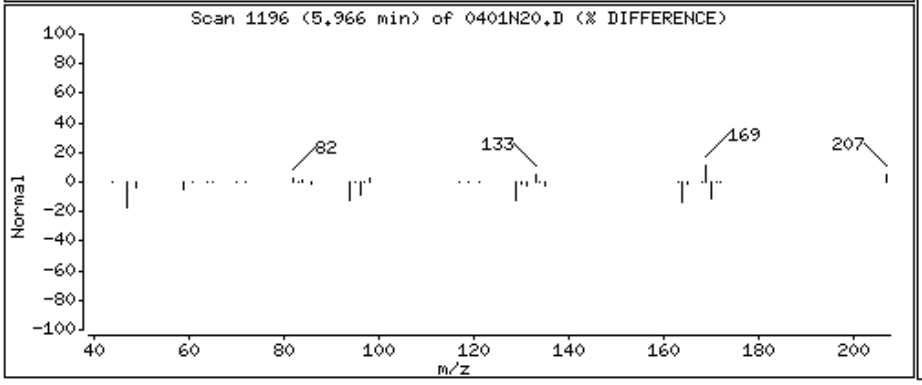

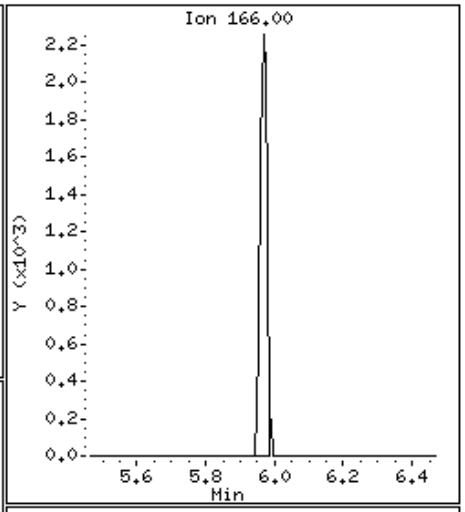

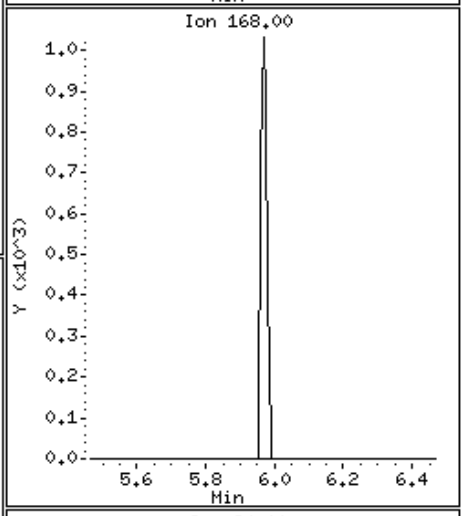

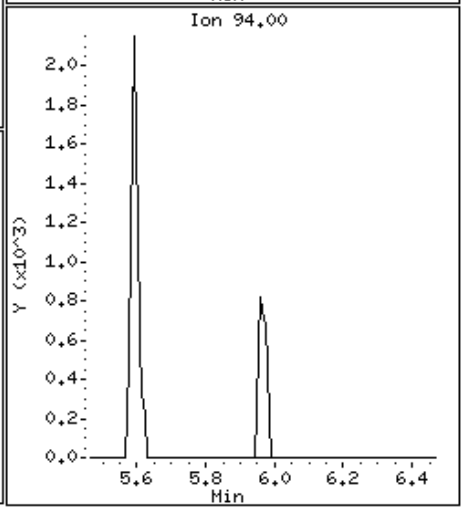

Data File: \\orgserv2\ff\chem\GCMSVOA\Jack.i\150401Ncon2.b\0401N20.D

Date : 02-APR-2015 00:59

Client ID:

Instrument: Jack.i

Sample Info: 11505963-39,31,10,,a

Purge Volume: 10.0

Operator: ITmm

Column phase:

Column diameter: 0.18

94 1,2-dichlorobenzene

Concentration: 2.015 ng

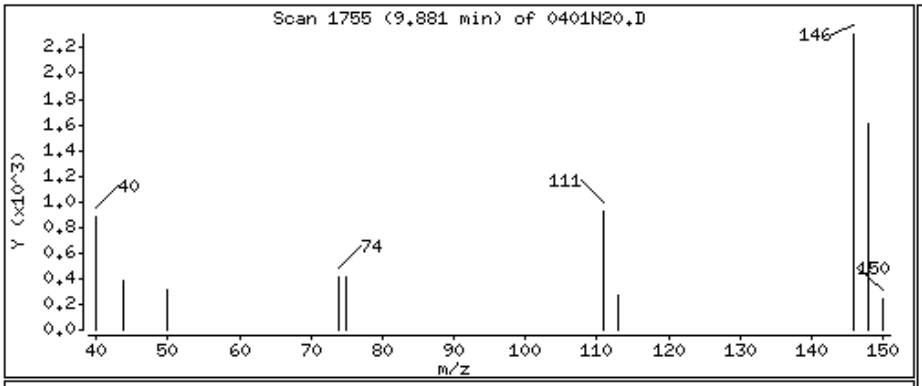

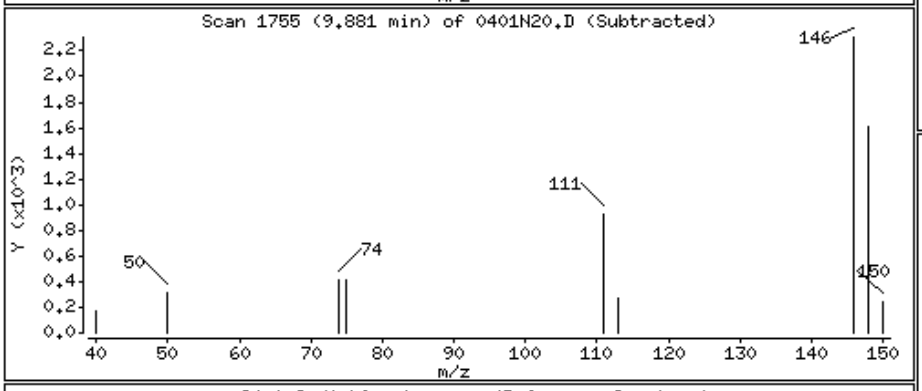

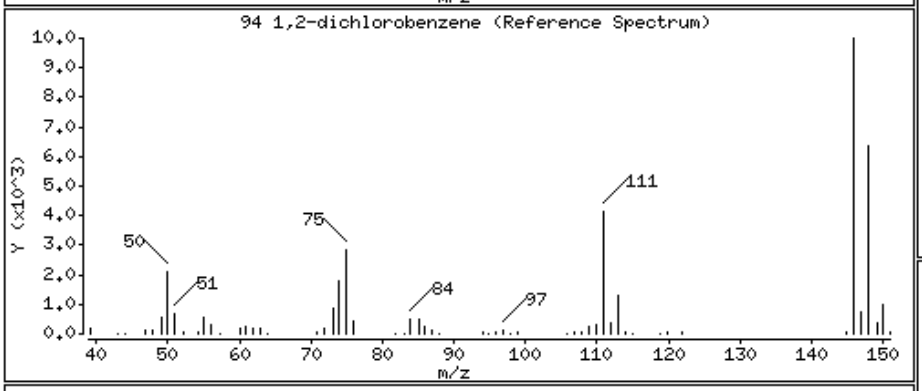

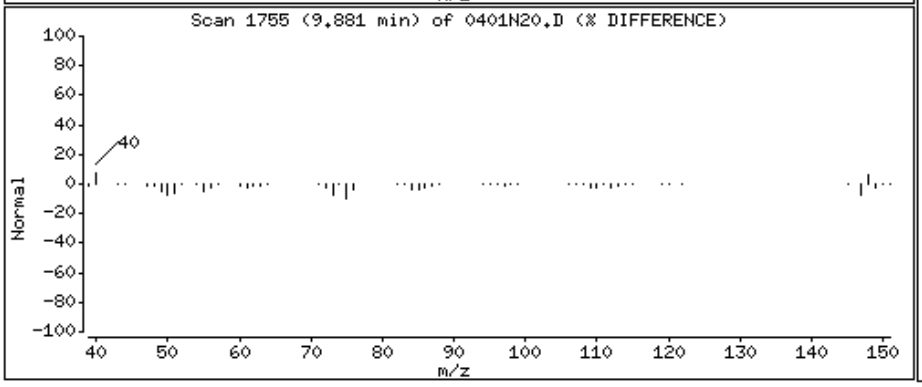

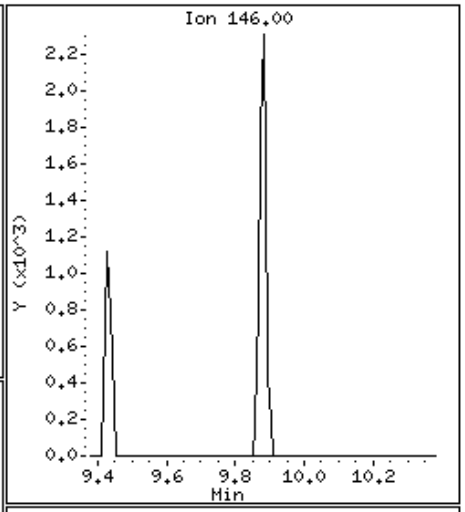

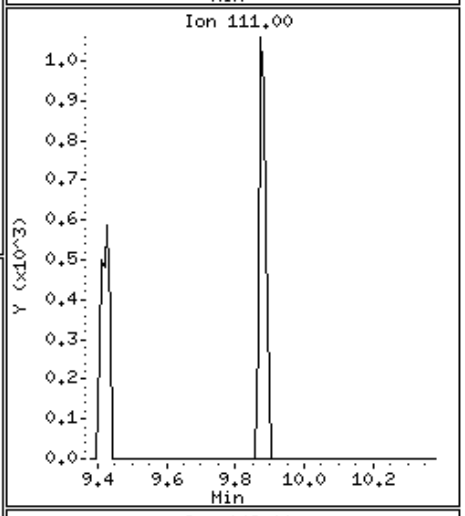

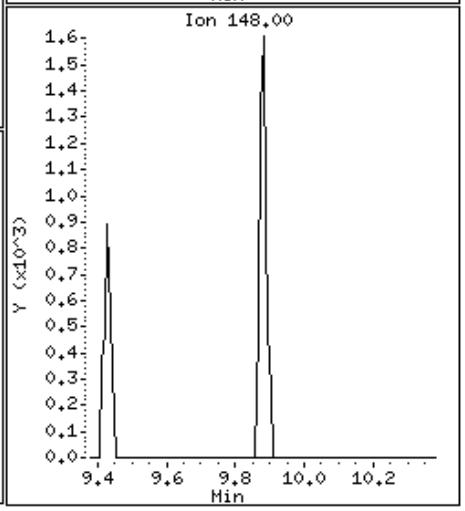

Alpha Analytical Labs

gc/ms voa - Jack

Data file : \\orgserv2\ff\chem\GCMSVOA\Jack.i\150401Ncon1.b\0401N21.D
Lab Smp Id:
Inj Date : 02-APR-2015 01:16
Operator : mm Inst ID: Jack.i
Smp Info : l1505963-40,31,10,,a
Misc Info : wg772794,ical10742
Comment :
Method : \\orgserv2\ff\chem\GCMSVOA\Jack.i\150401Ncon1.b\liquid8260Bcon1.m
Meth Date : 02-Apr-2015 03:08 mmay Quant Type: ISTD
Cal Date : 24-FEB-2015 11:23 Cal File: 0224A21.D
Als bottle: 11
Dil Factor: 1.00000
Integrator: HP RTE Compound Sublist: NJTCL.sub
Target Version: 4.12
Processing Host: A1VOA1

Concentration Formula: Amt * DF * CpndVariable
Cpnd Variable Local Compound Variable

			QUANT SIG					CONCENTRATIONS ON-COLUMN	FINAL	
		Compounds	MASS	RT	EXP RT	REL RT	RESPONSE	(ngs)	(ng)	REVIEW CODE
	1	dichlorodifluoromethane	85	Compound Not Detected.						
	2	chloromethane	50	Compound Not Detected.						
	3	vinyl chloride	62	Compound Not Detected.						
	4	bromomethane	94	Compound Not Detected.						
	5	chloroethane	64	Compound Not Detected.						
	6	trichlorofluoromethane	101	Compound Not Detected.						
	8	1,1,-dichloroethene	96	Compound Not Detected.						
	9	carbon disulfide	76	Compound Not Detected.						
	10	freon-113	101	Compound Not Detected.						
	13	methylene chloride	84	Compound Not Detected.						
	14	acetone	43	2.444	2.435	(0.570)	4752	10.7624	10.762	
	15	trans-1,2-dichloroethene	96	Compound Not Detected.						
	16	methyl acetate	43	Compound Not Detected.						
	17	methyl tert butyl ether	73	Compound Not Detected.						
	21	1,1-dichloroethane	63	Compound Not Detected.						
	27	cis-1,2-dichloroethene	96	Compound Not Detected.						
	29	cyclohexane	56	Compound Not Detected.						
	30	bromochloromethane	128	Compound Not Detected.						
	31	chloroform	83	3.526	3.521	(0.823)	2824	1.68585	1.685(a)	
	32	carbontetrachloride	117	Compound Not Detected.						
$	35	dibromofluoromethane	113	3.664	3.654	(0.855)	31670	91.6982	91.698	
	36	1,1,1-trichloroethane	97	Compound Not Detected.						
	38	2-butanone	43	Compound Not Detected.						
	39	benzene	78	Compound Not Detected.						
$	40	1,2-dichloroethane-d4	65	4.064	4.060	(0.948)	35826	95.1356	95.135	
	42	1,2-dichloroethane	62	Compound Not Detected.						
*	43	flourobenzene	96	4.285	4.276	(1.000)	137239	100.000		
	45	methyl cyclohexane	83	Compound Not Detected.						

	Compounds	QUANT SIG MASS	RT	EXP RT	REL RT	RESPONSE	CONCENTRATIONS ON-COLUMN (ngs)	CONCENTRATIONS FINAL (ng)	REVIEW CODE
	46 trichloroethene	95	4.414	4.409	(1.030)	8391	8.20122	8.201	
	48 1,2-dichloropropane	63	Compound Not Detected.						
	49 bromodichloromethane	83	Compound Not Detected.						
	50 1,4-Dioxane	88	Compound Not Detected.						
	52 cis-1,3-dichloropropene	75	Compound Not Detected.						
$	53 toluene-d8	98	5.602	5.596	(0.799)	137642	101.594	101.594	
	54 toluene	92	Compound Not Detected.						
	55 tetrachloroethene	166	Compound Not Detected.						
	56 4-methyl-2-pentanone	58	Compound Not Detected.						
	57 trans-1,3-dichloropropene	75	Compound Not Detected.						
	58 1,1,2-trichloroethane	83	Compound Not Detected.						
	60 chlorodibromomethane	129	Compound Not Detected.						
	62 1,2-dibromoethane	107	Compound Not Detected.						
	63 2-hexanone	43	Compound Not Detected.						
*	64 chlorobenzene-d5	117	7.013	7.013	(1.000)	112794	100.000		
	65 chlorobenzene	112	Compound Not Detected.						
	66 ethyl benzene	91	Compound Not Detected.						
	69 p/m xylene	106	Compound Not Detected.						
	70 o xylene	106	Compound Not Detected.						
	71 bromoform	173	Compound Not Detected.						
	72 styrene	104	Compound Not Detected.						
	73 isopropylbenzene	105	Compound Not Detected.						
$	74 4-bromofluorobenzene	95	8.241	8.240	(0.875)	52662	103.142	103.141	
	78 1,1,2,2,-tetrachloroethane	83	Compound Not Detected.						
	89 1,3-dichlorobenzene	146	Compound Not Detected.						
*	90 1,4-dichlorobenzene-d4	152	9.419	9.410	(1.000)	61398	100.000		
	91 1,4-dichlorobenzene	146	Compound Not Detected.						
	94 1,2-dichlorobenzene	146	Compound Not Detected.						
	96 1,2-dibromo-3-chloropropane	75	Compound Not Detected.						
	98 1,2,4-trichlorobenzene	180	Compound Not Detected.						
	101 1,2,3-trichlorobenzene	180	Compound Not Detected.						

QC Flag Legend

a - Target compound detected but, quantitated amount
Below Limit Of Quantitation(BLOQ).

Alpha Analytical Labs

gc/ms voa - Jack

Data file : \\orgserv2\ff\chem\GCMSVOA\Jack.i\150401Ncon1.b\0401N21.D
Lab Smp Id:
Inj Date : 02-APR-2015 01:16
Operator : mm Inst ID: Jack.i
Smp Info : l1505963-40,31,10,,a
Misc Info : wg772794,ical10742
Comment :
Method : \\orgserv2\ff\chem\GCMSVOA\Jack.i\150401Ncon1.b\liquid8260Bcon1.m
Meth Date : 02-Apr-2015 03:08 mmay Quant Type: ISTD
Cal Date : 24-FEB-2015 11:23 Cal File: 0224A21.D
Als bottle: 11
Dil Factor: 1.00000
Integrator: HP RTE Compound Sublist: NJTCL.sub
Target Version: 4.12
Processing Host: A1VOA1

- NO TENTATIVELY IDENTIFIED COMPOUNDS -

Alpha Analytical Labs

INTERNAL STANDARD COMPOUNDS
AREA AND RT SUMMARY

Instrument ID: Jack.i
Lab File ID: 0401N21.D
Lab Smp Id:
Analysis Type: VOA
Quant Type: ISTD
Operator: mm
Method File: \\orgserv2\ff\chem\GCMSVOA\Jack.i\150401Ncon1.b\liquid8260Bcon1.m
Misc Info: wg772794,ical10742

Calibration Date: 01-APR-2015
Calibration Time: 19:45
Level: HIGH
Sample Type: WATER

Test Mode:
Use Last Continuing Calibrator.
If Continuing Cal. use Initial Cal. Level 3

		AREA LIMIT			
COMPOUND	STANDARD	LOWER	UPPER	SAMPLE	%DIFF
43 flourobenzene	149828	74914	299656	137239	-8.40
64 chlorobenzene-d5	126962	63481	253924	112794	-11.16
90 1,4-dichlorobenze	70260	35130	140520	61398	-12.61

		RT LIMIT			
COMPOUND	STANDARD	LOWER	UPPER	SAMPLE	%DIFF
43 flourobenzene	4.28	3.78	4.78	4.29	0.22
64 chlorobenzene-d5	7.01	6.51	7.51	7.01	0.00
90 1,4-dichlorobenze	9.41	8.91	9.91	9.42	0.09

AREA UPPER LIMIT = +100% of internal standard area.
AREA LOWER LIMIT = - 50% of internal standard area.
RT UPPER LIMIT = + 0.50 minutes of internal standard RT.
RT LOWER LIMIT = - 0.50 minutes of internal standard RT.

Alpha Analytical Labs

RECOVERY REPORT

Client Name: Client SDG: SDGa00307
Sample Matrix: LIQUID Fraction: VOA
Lab Smp Id:
Level: HIGH Operator: mm
Data Type: MS DATA SampleType: SAMPLE
SpikeList File: curve.spk Quant Type: ISTD
Sublist File: NJTCL.sub
Method File: \\orgserv2\ff\chem\GCMSVOA\Jack.i\150401Ncon1.b\liquid8260Bcon1.m
Misc Info: wg772794,ical10742

SURROGATE COMPOUND	AMOUNT ADDED ngs	AMOUNT RECOVERED ngs	% RECOVERED	LIMITS
$ 35 dibromofluorometha	100.000	91.698	91.70	70-130
$ 40 1,2-dichloroethane	100.000	95.135	95.14	70-130
$ 53 toluene-d8	100.000	101.594	101.59	70-130
$ 74 4-bromofluorobenze	100.000	103.141	103.14	70-130

Data File: \\orgserv2\ff\chem\GCMSVOA\Jack.i\150401Ncon1.b\0401N21.D
Date : 02-APR-2015 01:16
Client ID:
Instrument: Jack.i
Sample Info: 11505963-40,31,10,,a
Purge Volume: 10.0
Operator: mm
Column phase:
Column diameter: 0.18

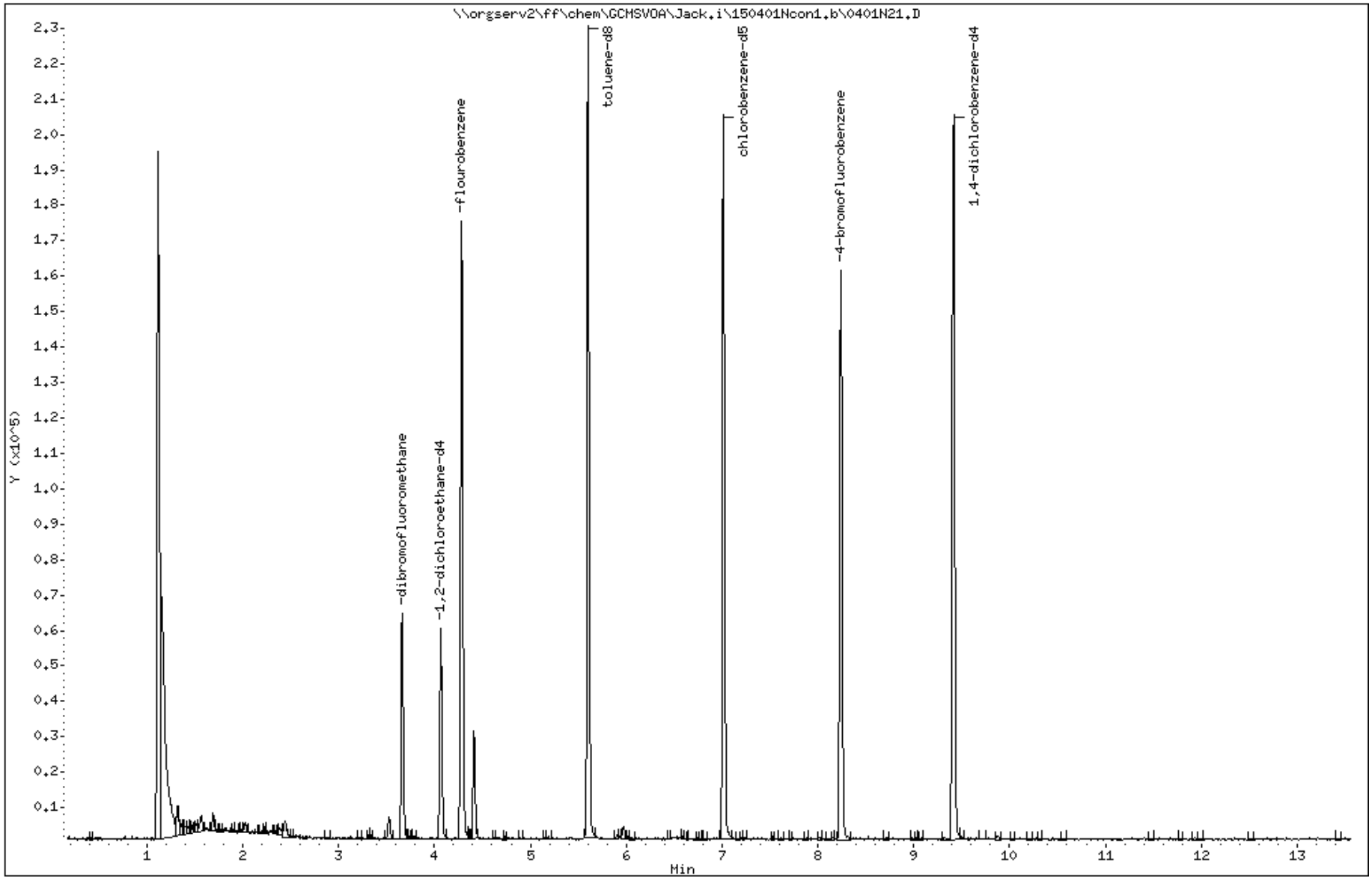

Data File: \\orgserv2\ff\chem\GCMSVOA\Jack.i\150401Ncon1.b\0401N21.D

Date : 02-APR-2015 01:16

Client ID:

Instrument: Jack.i

Sample Info: 11505963-40,31,10,,a

Purge Volume: 10.0

Operator: mm

Column phase:

Column diameter: 0.18

14 acetone

Concentration: 10.762 ng

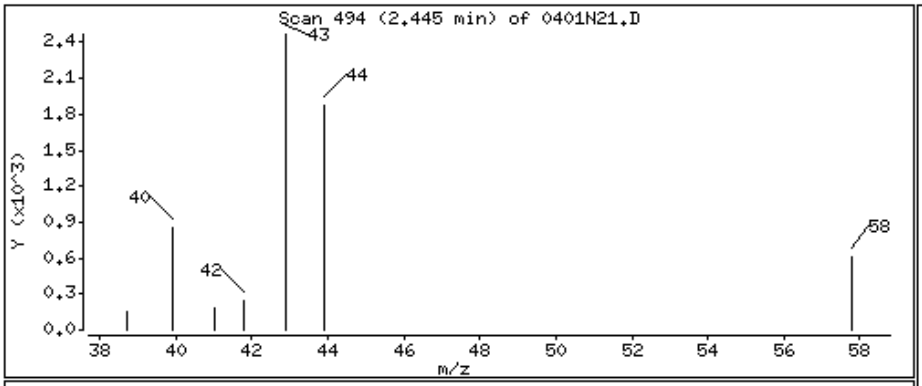

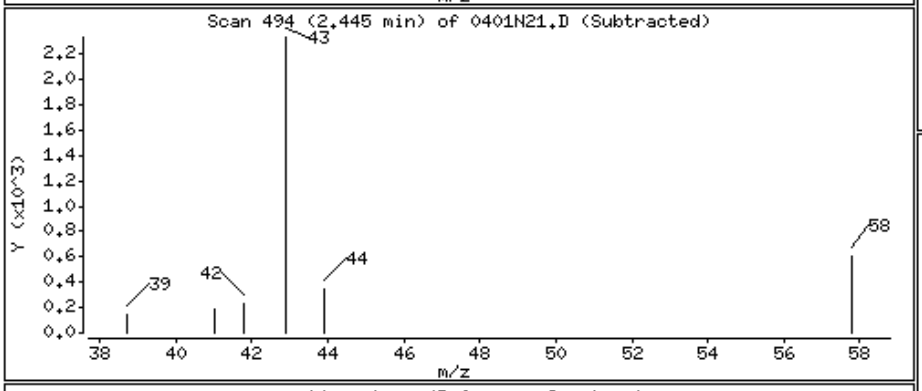

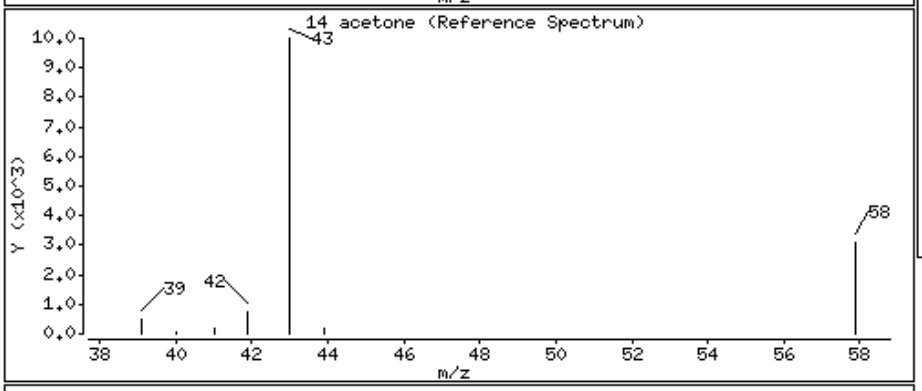

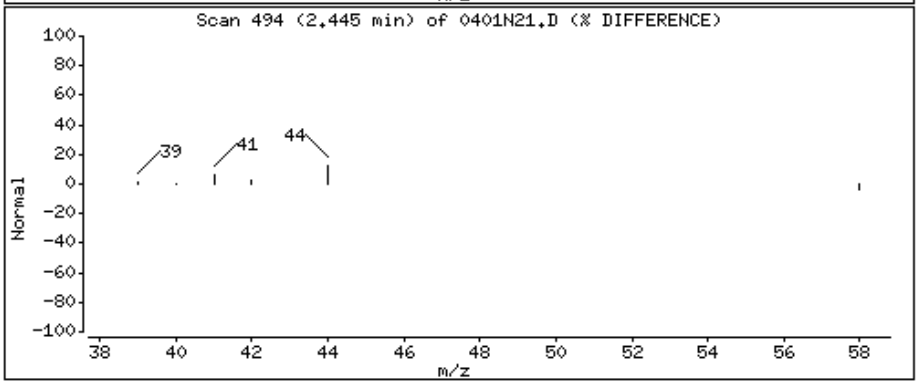

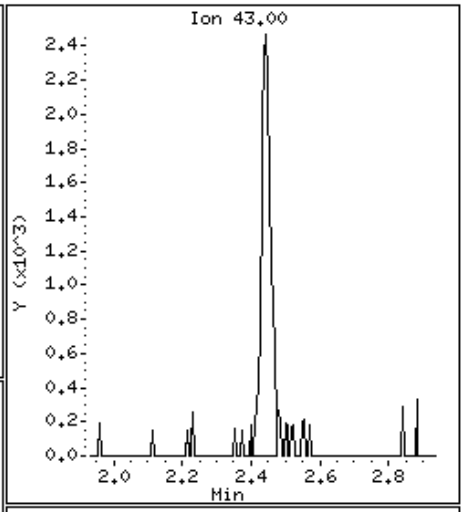

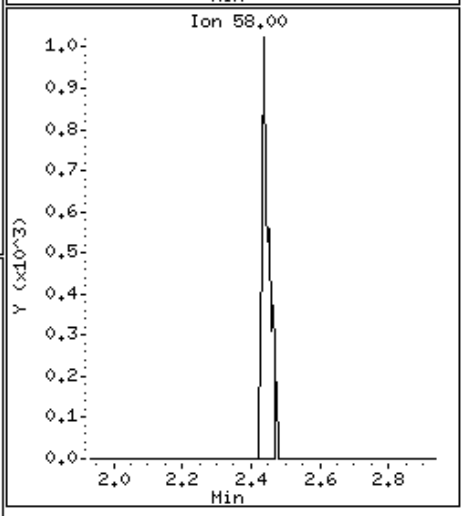

Data File: \\orgserv2\ff\chem\GCMSVOA\Jack.i\150401Ncon1.b\0401N21.D

Date : 02-APR-2015 01:16

Client ID:

Instrument: Jack.i

Sample Info: 11505963-40,31,10,,a

Purge Volume: 10.0

Operator: mm

Column phase:

Column diameter: 0.18

31 chloroform

Concentration: 1.685 ng

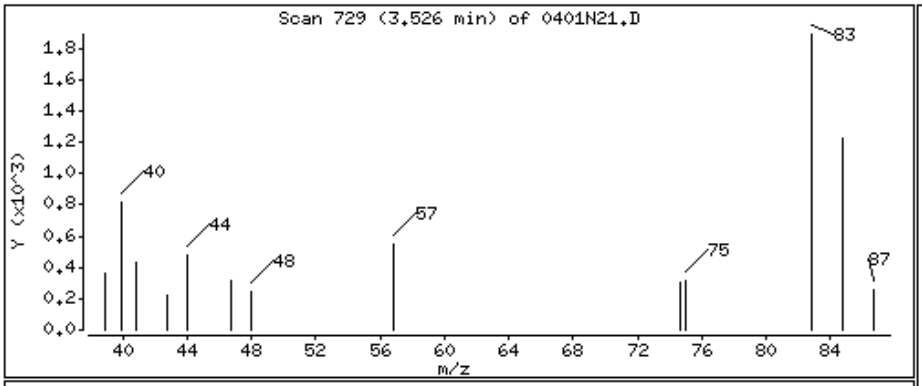

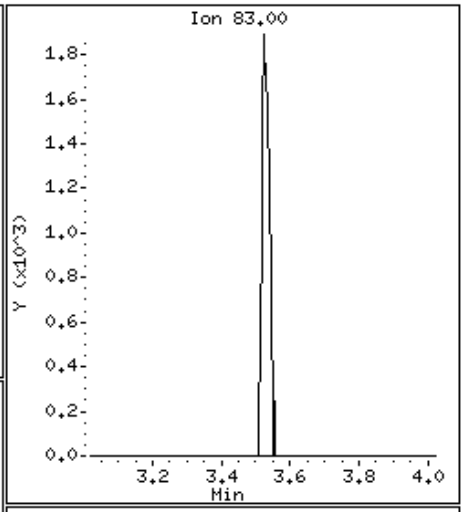

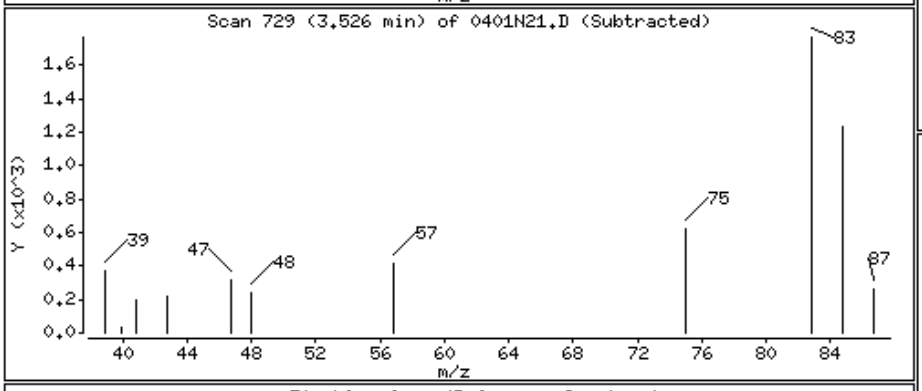

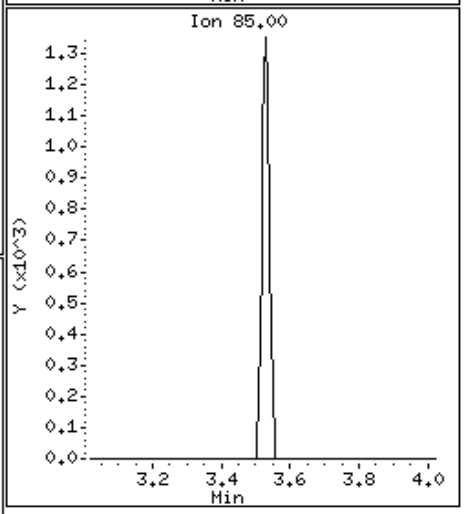

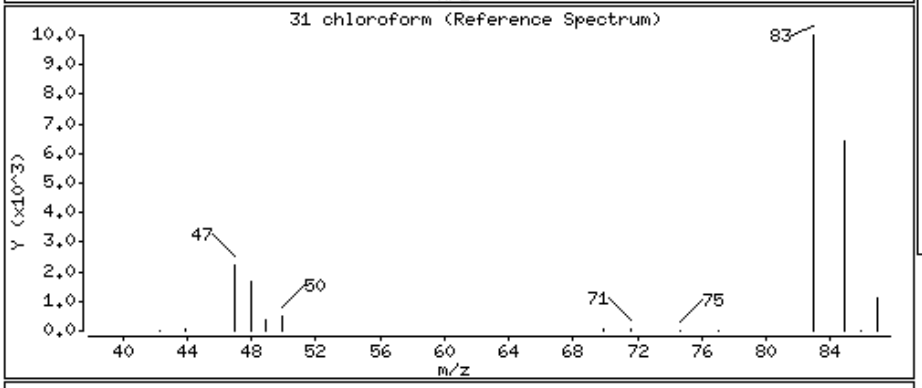

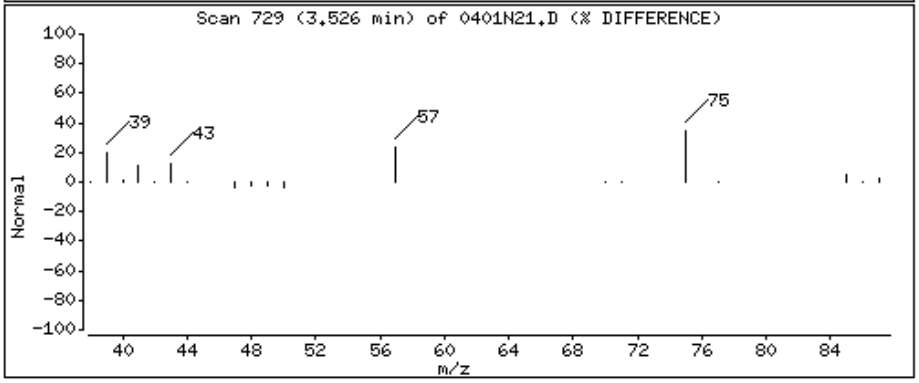

Data File: \\orgserv2\ff\chem\GCMSVOA\Jack.i\150401Ncon1.b\0401N21.D

Date : 02-APR-2015 01:16

Client ID:

Instrument: Jack.i

Sample Info: 11505963-40,31,10,,a

Purge Volume: 10.0

Operator: mm

Column phase:

Column diameter: 0.18

46 trichloroethene

Concentration: 8.201 ng

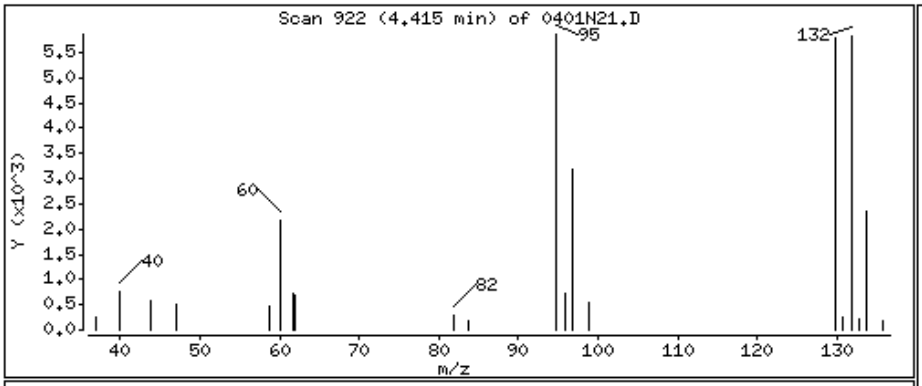

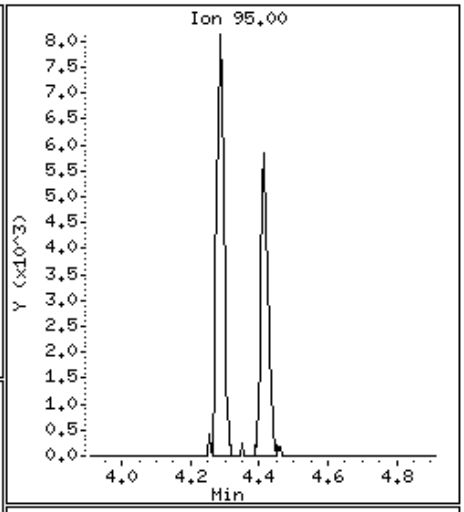

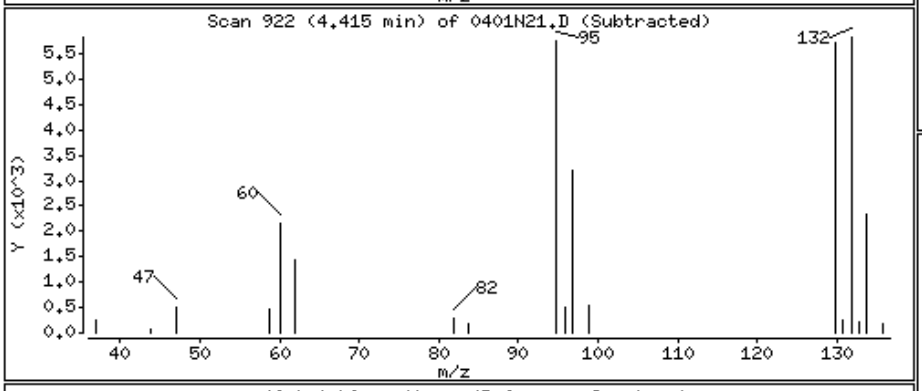

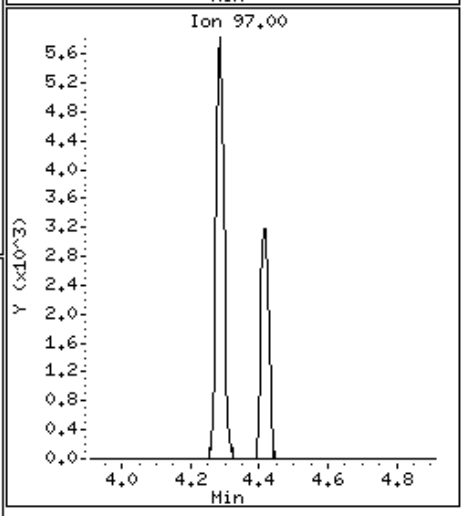

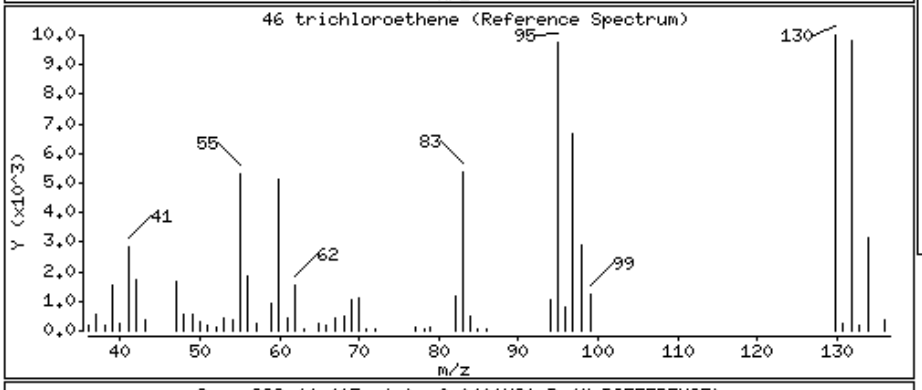

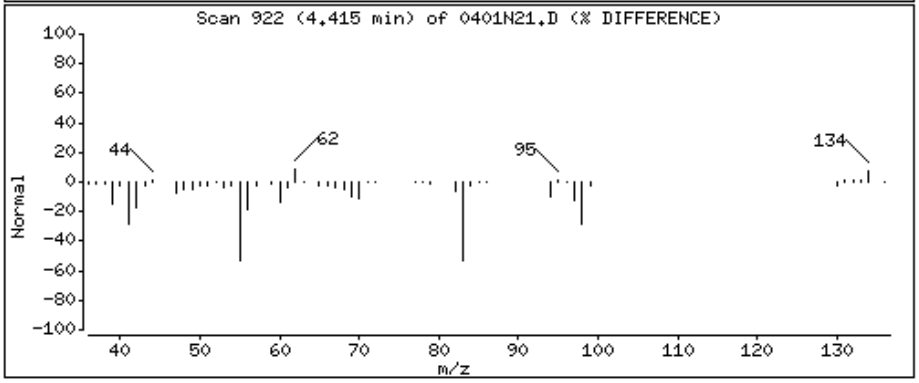

Alpha Analytical Labs

gc/ms voa - VOA101

Data file : \\Orgserv2\ff\chem\GCMSVOA\Voa101.i\150401.b\0401A10.D
Lab Smp Id:
Inj Date : 02-APR-2015 01:25
Operator : MS Inst ID: Voa101.i
Smp Info : l1505963-48,31,10,,a
Misc Info : wg772851,ical10733
Comment :
Method : \\Orgserv2\ff\chem\GCMSVOA\Voa101.i\150401.b\liq8260C.m
Meth Date : 02-Apr-2015 08:00 msoares Quant Type: ISTD
Cal Date : 19-FEB-2015 03:31 Cal File: 0218A13.D
Als bottle: 10
Dil Factor: 1.00000
Integrator: HP RTE Compound Sublist: NJTCL.sub
Target Version: 4.12
Processing Host: VIRTUALXP-76524

Concentration Formula: Amt * DF * CpndVariable
Cpnd Variable Local Compound Variable

	Compounds	QUANT SIG MASS	RT	EXP RT	REL RT	RESPONSE	CONCENTRATIONS ON-COLUMN (ngs)	CONCENTRATIONS FINAL (ngs)	REVIEW CODE
	1 dichlorodifluoromethane	85	Compound Not Detected.						
	2 chloromethane	50	Compound Not Detected.						
	3 vinyl chloride	62	Compound Not Detected.						
	4 bromomethane	94	2.267	2.267	(0.370)	483	1.31099	1.310(Q)	
	5 chloroethane	64	Compound Not Detected.						
	6 trichlorofluoromethane	101	Compound Not Detected.						
	8 1,1,-dichloroethene	96	Compound Not Detected.						
	11 freon-113	101	Compound Not Detected.						
	10 carbon disulfide	76	Compound Not Detected.						
	14 methylene chloride	84	Compound Not Detected.						
	15 acetone	43	3.653	3.648	(0.596)	3808	20.5572	20.557	
	16 trans-1,2-dichloroethene	96	Compound Not Detected.						
	17 Methyl Acetate	43	Compound Not Detected.						
	18 methyl tert butyl ether	73	Compound Not Detected.						
	22 1,1-dichloroethane	63	Compound Not Detected.						
	27 cis-1,2-dichloroethene	96	4.870	4.870	(0.794)	1642	1.08744	1.087	
	29 bromochloromethane	128	Compound Not Detected.						
	30 Cyclohexane	56	Compound Not Detected.						
	31 chloroform	83	5.132	5.132	(0.837)	25927	10.3264	10.326	
	33 carbontetrachloride	117	Compound Not Detected.						
$	36 dibromofluoromethane	113	5.312	5.312	(0.866)	166468	108.574	108.574	
	37 1,1,1-trichloroethane	97	Compound Not Detected.						
	38 2-butanone	43	Compound Not Detected.						
	40 benzene	78	Compound Not Detected.						
$	42 1,2-dichloroethane-d4	65	5.846	5.847	(0.954)	185578	113.093	113.092	
	43 1,2-dichloroethane	62	Compound Not Detected.						
*	45 flourobenzene	96	6.130	6.130	(1.000)	638254	100.000		
	49 trichloroethene	95	6.310	6.305	(1.029)	11403	7.63504	7.635	
	46 methyl cyclohexane	83	Compound Not Detected.						

	Compounds	QUANT SIG MASS	RT	EXP RT	REL RT	RESPONSE	CONCENTRATIONS ON-COLUMN (ngs)	CONCENTRATIONS FINAL (ngs)	REVIEW CODE
	52 1,2-dichloropropane	63	Compound Not Detected.						
	53 bromodichloromethane	83	Compound Not Detected.						
	56 1,4-Dioxane	88	Compound Not Detected.						
	58 cis-1,3-dichloropropene	75	Compound Not Detected.						
$	59 toluene-d8	98	7.833	7.833	(0.809)	601925	98.5594	98.559	
	60 toluene	92	Compound Not Detected.						
	62 4-methyl-2-pentanone	58	Compound Not Detected.						
	63 tetrachloroethene	166	8.340	8.340	(0.861)	2196	1.50632	1.506	
	64 trans-1,3-dichloropropene	75	Compound Not Detected.						
	68 1,1,2-trichloroethane	83	Compound Not Detected.						
	69 chlorodibromomethane	129	Compound Not Detected.						
	71 1,2-dibromoethane	107	Compound Not Detected.						
	73 2-hexanone	43	Compound Not Detected.						
*	74 chlorobenzene-d5	117	9.688	9.688	(1.000)	456169	100.000		
	75 chlorobenzene	112	Compound Not Detected.						
	76 ethyl benzene	91	Compound Not Detected.						
	78 p/m xylene	106	Compound Not Detected.						
	79 o xylene	106	Compound Not Detected.						
	80 styrene	104	Compound Not Detected.						
	81 bromoform	173	Compound Not Detected.						
	82 isopropylbenzene	105	Compound Not Detected.						
$	83 4-bromofluorobenzene	95	11.166	11.167	(0.903)	209662	90.0638	90.063	
	88 1,1,2,2,-tetrachloroethane	83	Compound Not Detected.						
	99 1,3-dichlorobenzene	146	Compound Not Detected.						
*	100 1,4-dichlorobenzene-d4	152	12.361	12.367	(1.000)	196962	100.000		
	101 1,4-dichlorobenzene	146	Compound Not Detected.						
	104 1,2-dichlorobenzene	146	Compound Not Detected.						
	106 1,2-dibromo-3-chloropropane	75	Compound Not Detected.						
	109 1,2,4-trichlorobenzene	180	Compound Not Detected.						
	111 1,2,3-trichlorobenzene	180	Compound Not Detected.						

QC Flag Legend

Q - Qualifier signal failed the ratio test.

Alpha Analytical Labs

gc/ms voa - VOA101

Data file : \\Orgserv2\ff\chem\GCMSVOA\Voa101.i\150401.b\0401A10.D
Lab Smp Id:
Inj Date : 02-APR-2015 01:25
Operator : MS Inst ID: Voa101.i
Smp Info : l1505963-48,31,10,,a
Misc Info : wg772851,ical10733
Comment :
Method : \\Orgserv2\ff\chem\GCMSVOA\Voa101.i\150401.b\liq8260C.m
Meth Date : 02-Apr-2015 08:00 msoares Quant Type: ISTD
Cal Date : 19-FEB-2015 03:31 Cal File: 0218A13.D
Als bottle: 10
Dil Factor: 1.00000
Integrator: HP RTE Compound Sublist: NJTCL.sub
Target Version: 4.12
Processing Host: VIRTUALXP-76524

- NO TENTATIVELY IDENTIFIED COMPOUNDS -

Alpha Analytical Labs

INTERNAL STANDARD COMPOUNDS
AREA AND RT SUMMARY

Instrument ID: Voa101.i
Lab File ID: 0401A10.D
Lab Smp Id:
Analysis Type: VOA
Quant Type: ISTD
Operator: MS
Method File: \\Orgserv2\ff\chem\GCMSVOA\Voa101.i\150401.b\liq8260C.m
Misc Info: wg772851,ical10733

Calibration Date: 01-APR-2015
Calibration Time: 20:54
Level: LOW
Sample Type: WATER

Test Mode:
Use Last Continuing Calibrator.
If Continuing Cal. use Initial Cal. Level 3

		AREA LIMIT			
COMPOUND	STANDARD	LOWER	UPPER	SAMPLE	%DIFF
45 flourobenzene	699464	349732	1398928	638254	-8.75
74 chlorobenzene-d5	507495	253748	1014990	456169	-10.11
100 1,4-dichlorobenze	230293	115147	460586	196962	-14.47

		RT LIMIT			
COMPOUND	STANDARD	LOWER	UPPER	SAMPLE	%DIFF
45 flourobenzene	6.13	5.63	6.63	6.13	-0.00
74 chlorobenzene-d5	9.69	9.19	10.19	9.69	-0.00
100 1,4-dichlorobenze	12.37	11.87	12.87	12.36	-0.05

AREA UPPER LIMIT = +100% of internal standard area.
AREA LOWER LIMIT = - 50% of internal standard area.
RT UPPER LIMIT = + 0.50 minutes of internal standard RT.
RT LOWER LIMIT = - 0.50 minutes of internal standard RT.

Alpha Analytical Labs

RECOVERY REPORT

Client Name: Client SDG: SDGa00307
Sample Matrix: LIQUID Fraction: VOA
Lab Smp Id:
Level: LOW Operator: MS
Data Type: MS DATA SampleType: SAMPLE
SpikeList File: curveallim.spk Quant Type: ISTD
Sublist File: NJTCL.sub
Method File: \\Orgserv2\ff\chem\GCMSVOA\Voa101.i\150401.b\liq8260C.m
Misc Info: wg772851,ical10733

SURROGATE COMPOUND	AMOUNT ADDED ngs	AMOUNT RECOVERED ngs	% RECOVERED	LIMITS
$ 36 dibromofluorometha	100.000	108.574	108.57	70-130
$ 42 1,2-dichloroethane	100.000	113.092	113.09	70-130
$ 59 toluene-d8	100.000	98.559	98.56	70-130
$ 83 4-bromofluorobenze	100.000	90.063	90.06	70-130

Data File: \\Orgserv2\ff\chem\GCMSVOA\Voa101.i\150401.b\0401A10.D
Date : 02-APR-2015 01:25
Client ID:
Sample Info: 11505963-48,31,10,,a
Purge Volume: 10.0
Column phase:

Instrument: Voa101.i
Operator: MS
Column diameter: 0.18

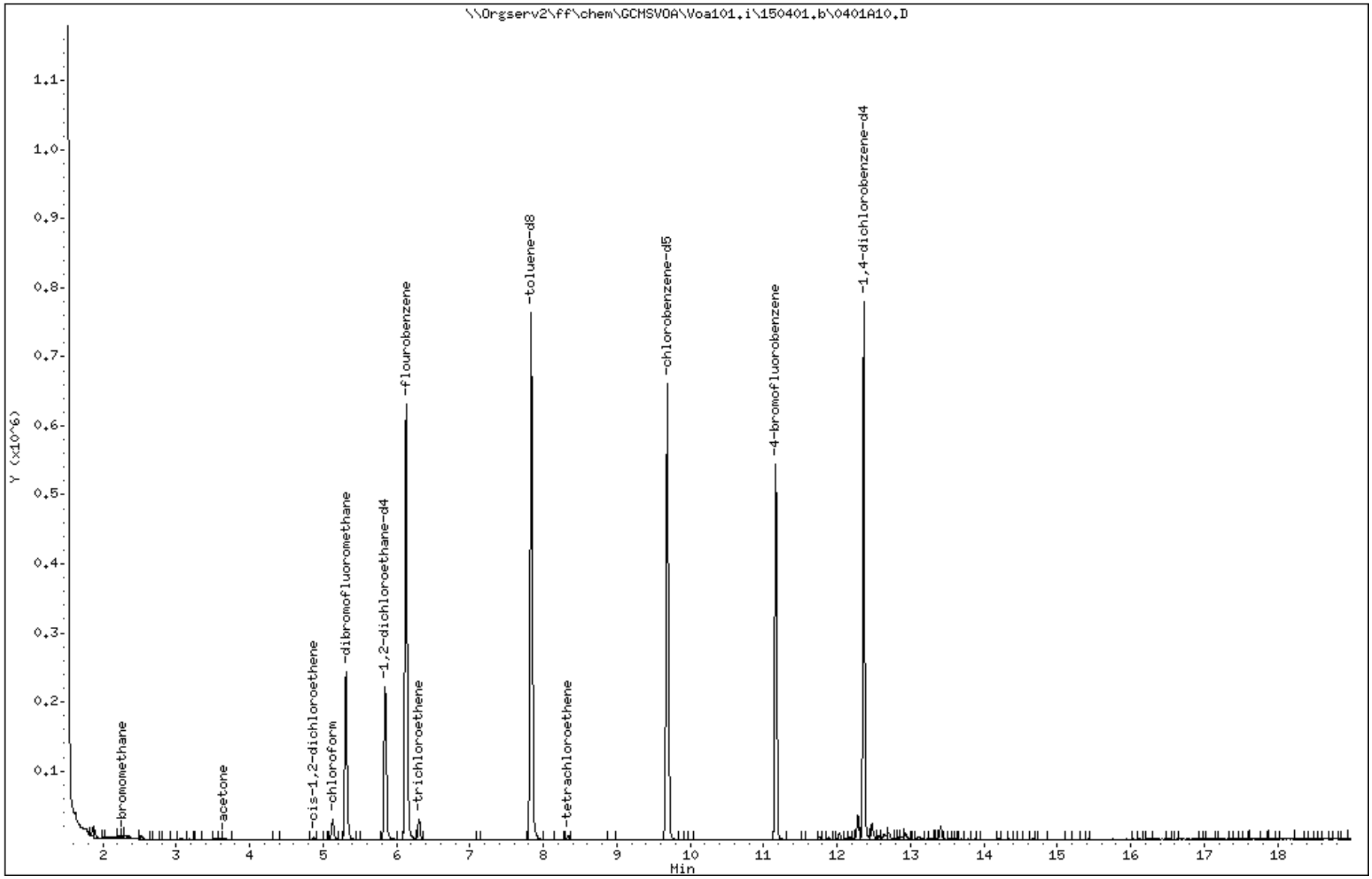

Data File: \\Orgserv2\ff\chem\GCMSVOA\Voa101.i\150401.b\0401A10.D

Date : 02-APR-2015 01:25

Client ID:

Instrument: Voa101.i

Sample Info: 11505963-48,31,10,,a

Purge Volume: 10.0

Operator: MS

Column phase:

Column diameter: 0.18

4 bromomethane

Concentration: 1.310 ngs

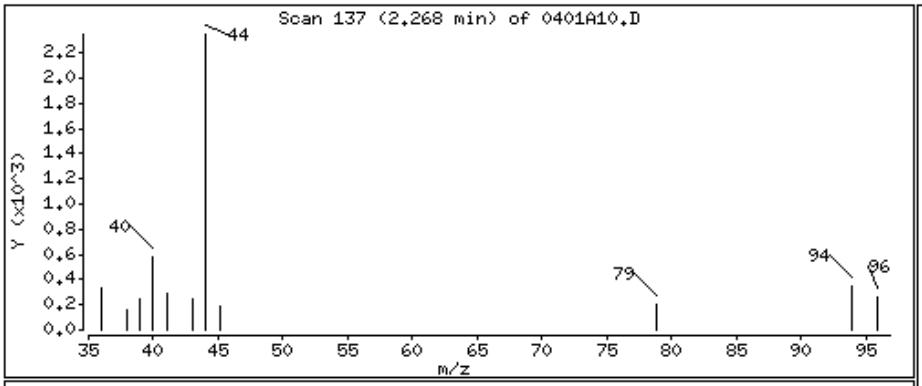

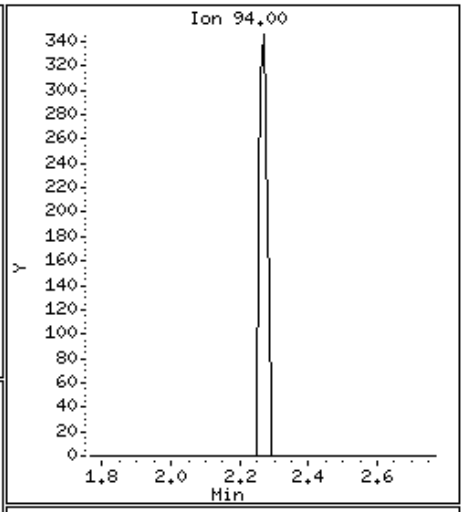

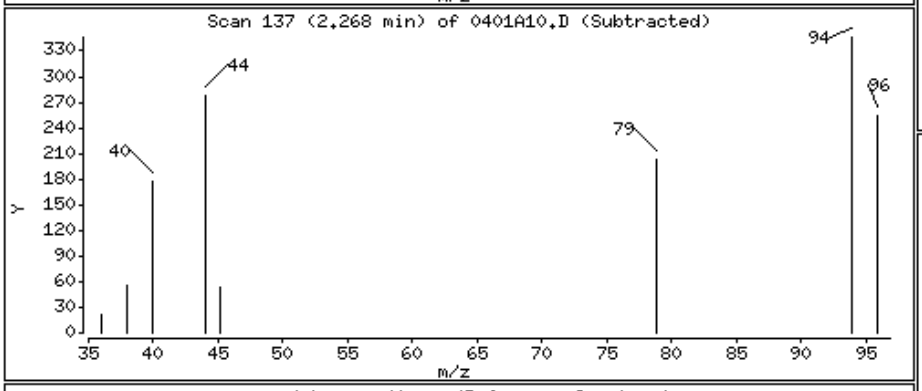

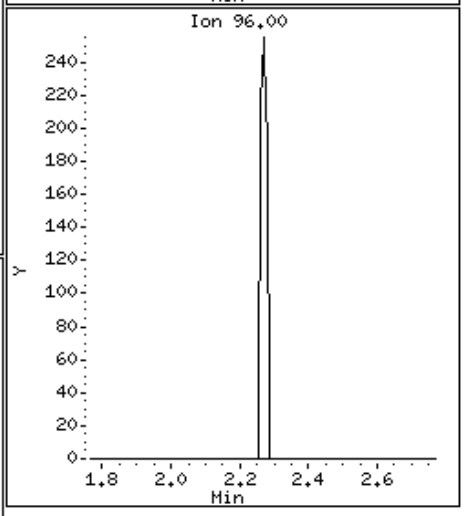

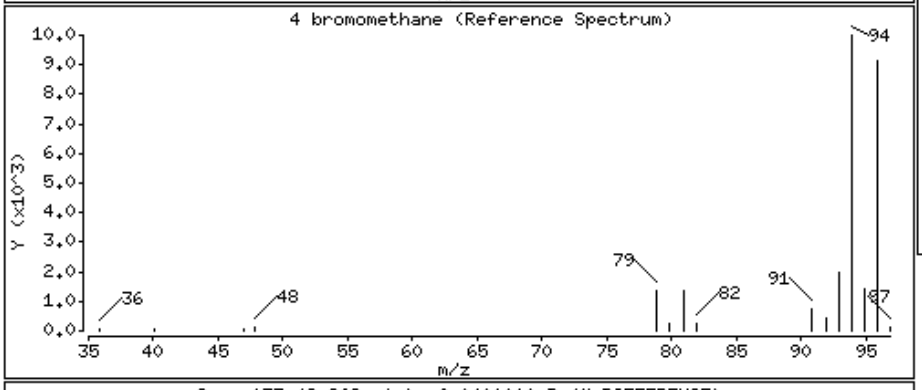

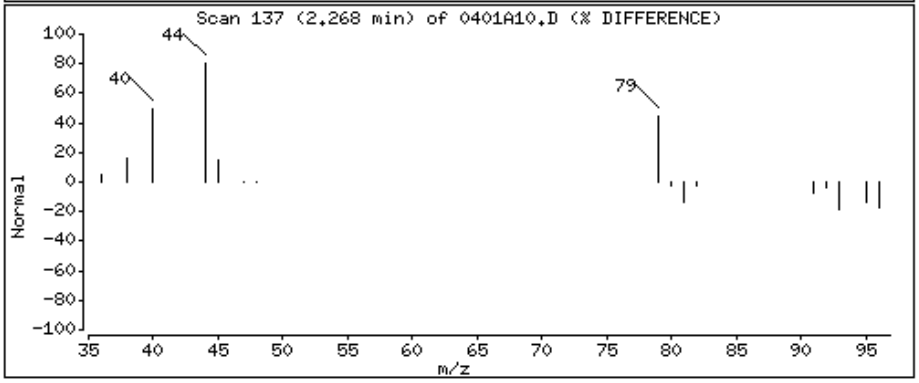

Data File: \\Orgserv2\ff\chem\GCMSVOA\Voa101.i\150401.b\0401A10.D

Date : 02-APR-2015 01:25

Client ID:

Instrument: Voa101.i

Sample Info: 11505963-48,31,10,,a

Purge Volume: 10.0

Operator: MS

Column phase:

Column diameter: 0.18

15 acetone

Concentration: 20.557 ngs

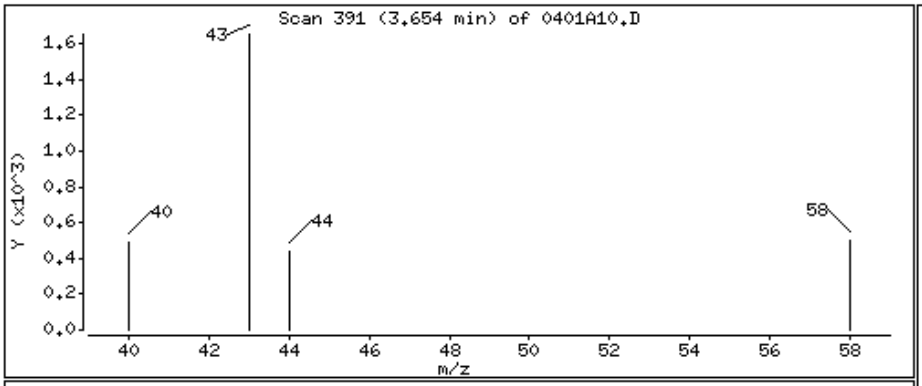

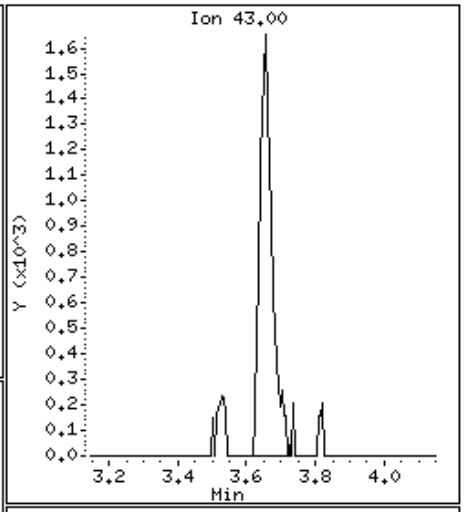

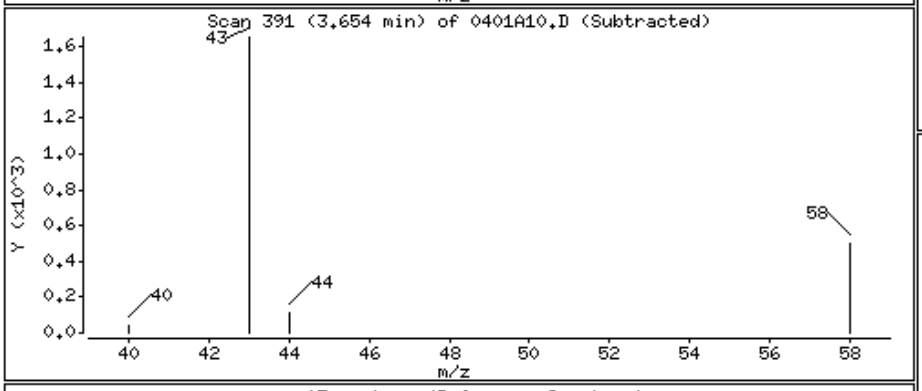

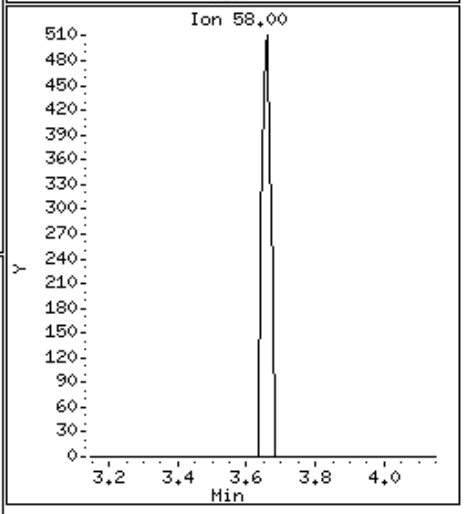

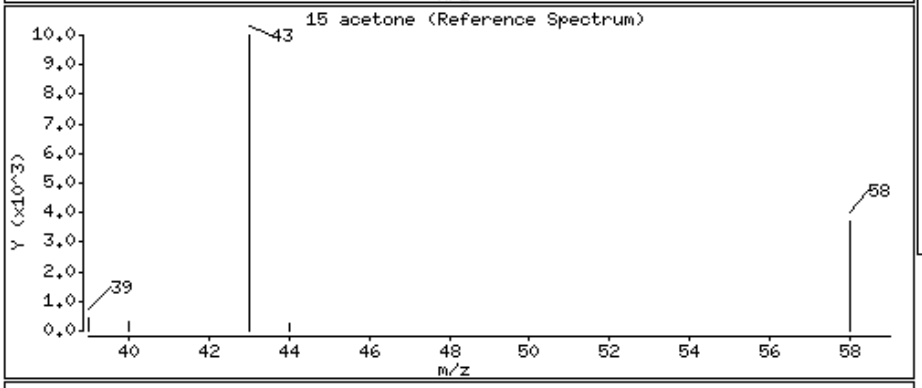

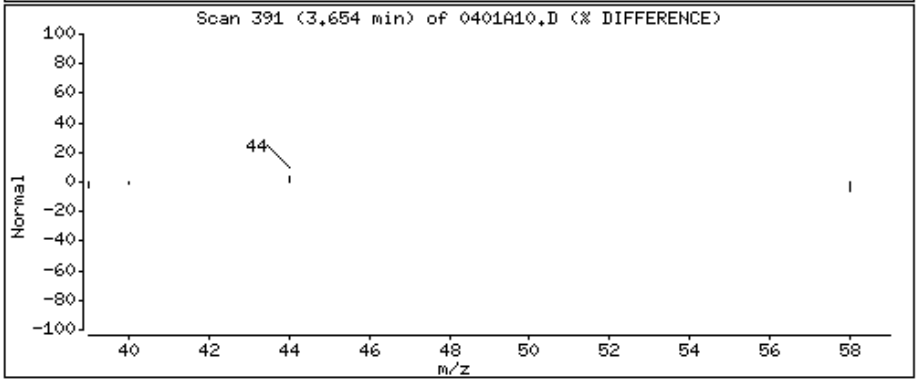

Data File: \\Orgserv2\ff\chem\GCMSVOA\Voa101.i\150401.b\0401A10.D

Date : 02-APR-2015 01:25

Client ID:

Instrument: Voa101.i

Sample Info: 11505963-48,31,10,,a

Purge Volume: 10.0

Operator: MS

Column phase:

Column diameter: 0.18

27 cis-1,2-dichloroethene

Concentration: 1.087 ngs

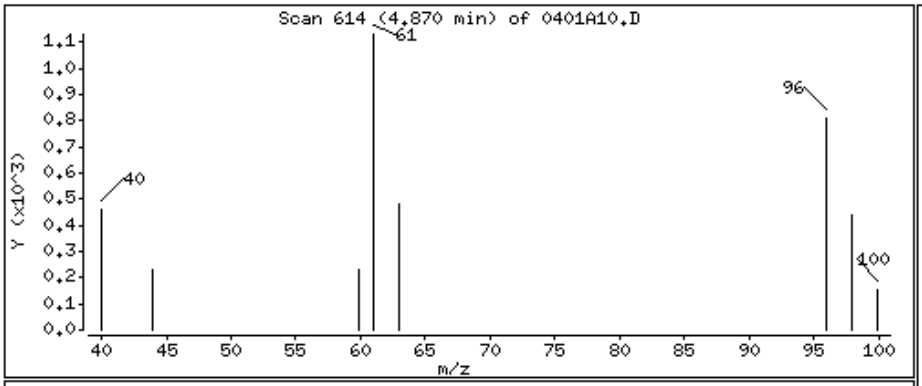

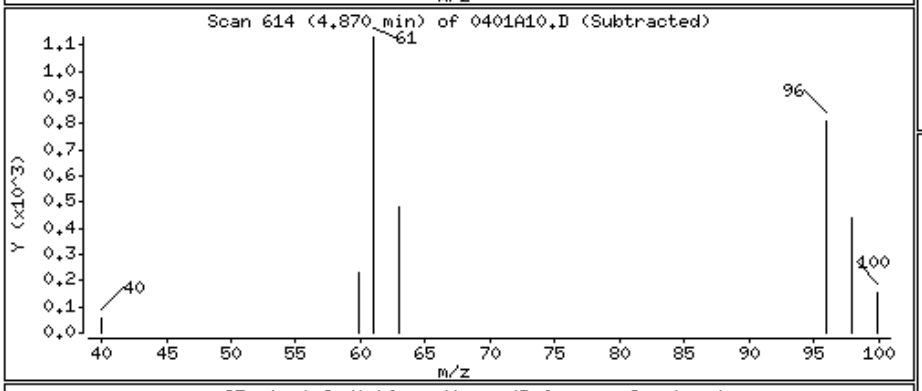

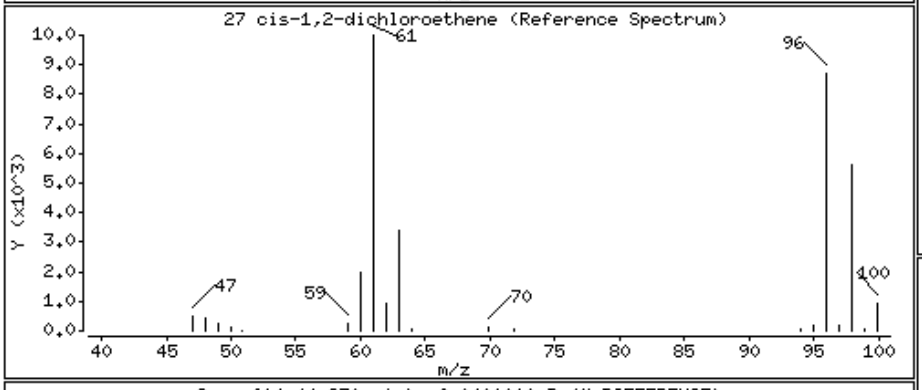

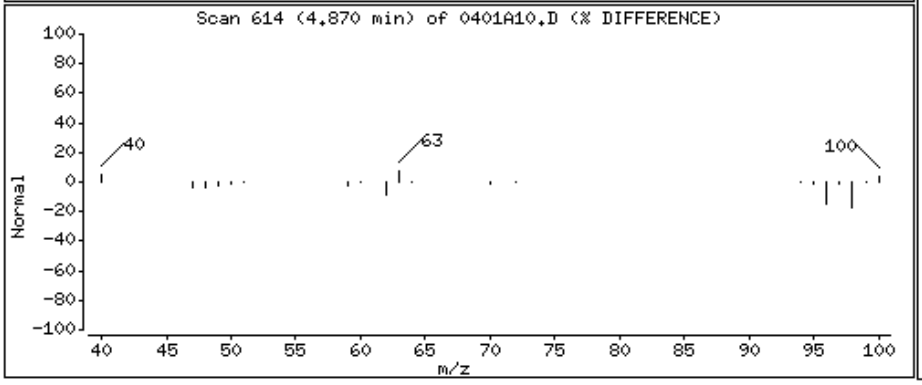

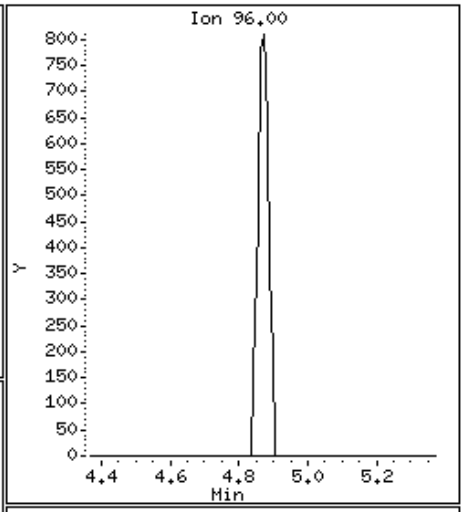

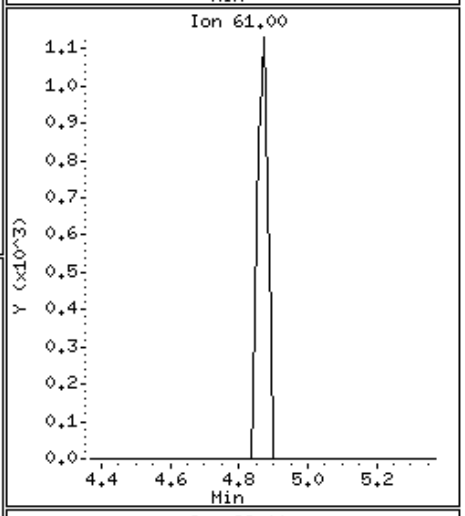

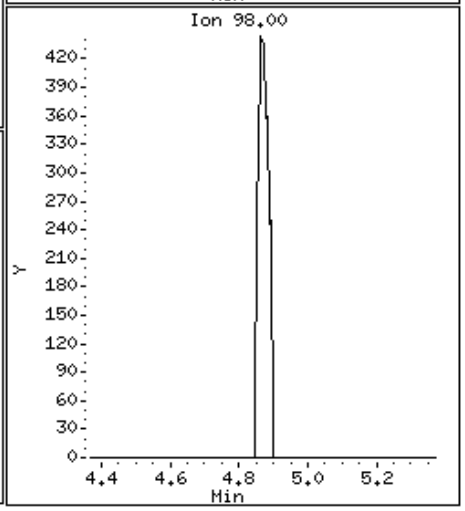

Data File: \\Orgserv2\ff\chem\GCMSVOA\Voa101.i\150401.b\0401A10.D

Date : 02-APR-2015 01:25

Client ID:

Instrument: Voa101.i

Sample Info: 11505963-48,31,10,,a

Purge Volume: 10.0

Operator: MS

Column phase:

Column diameter: 0.18

31 chloroform

Concentration: 10.326 ngs

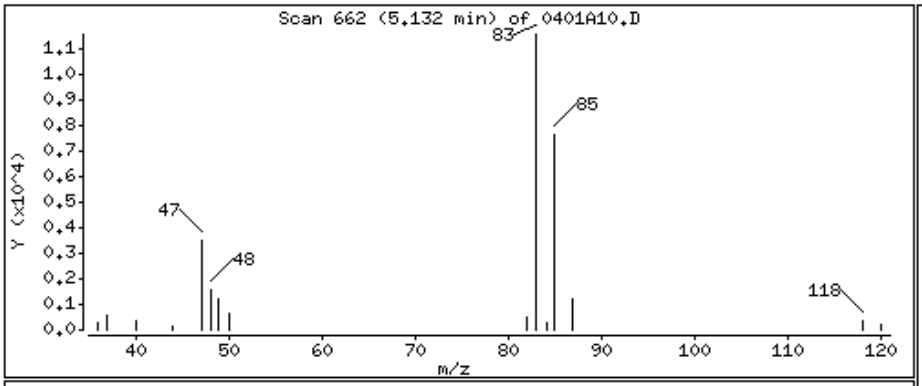

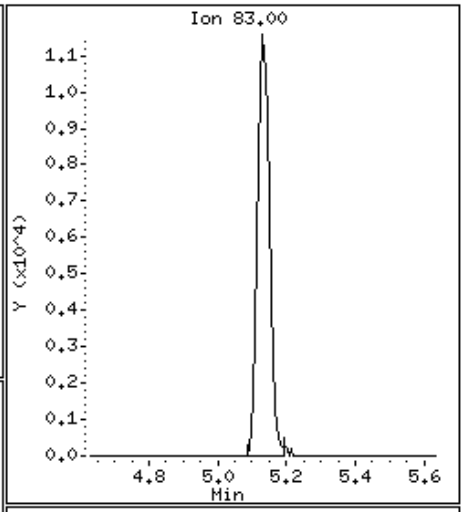

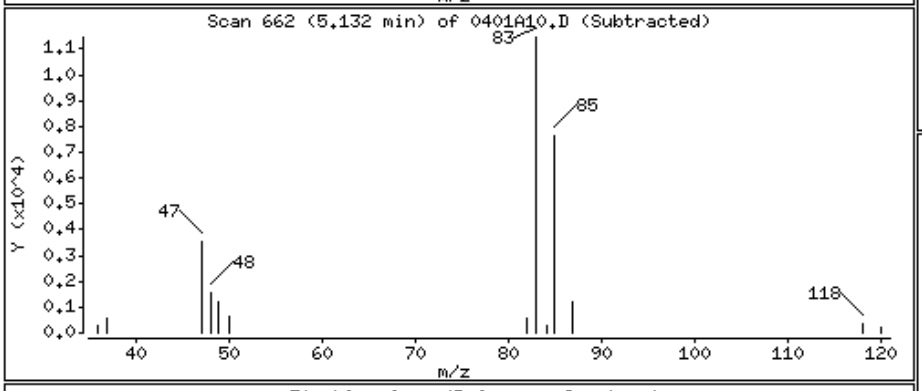

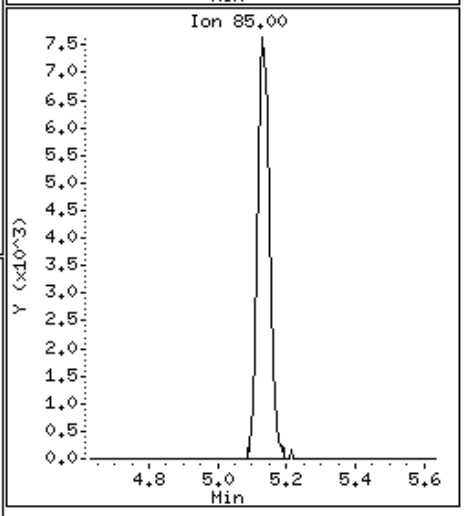

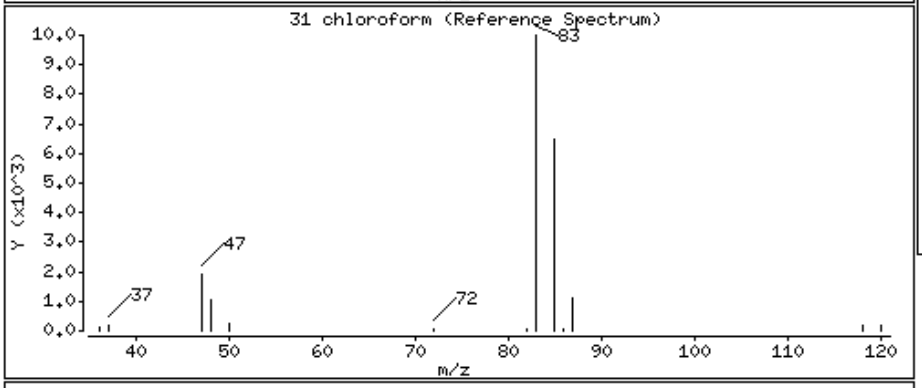

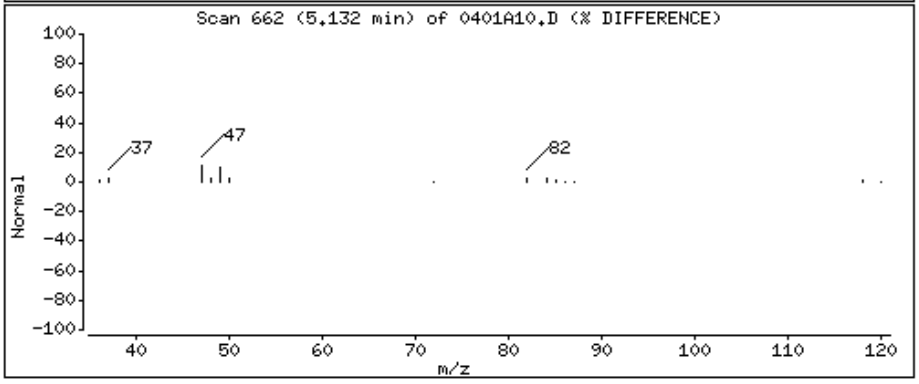

Data File: \\Orgserv2\ff\chem\GCMSVOA\Voa101.i\150401.b\0401A10.D

Date : 02-APR-2015 01:25

Client ID:

Instrument: Voa101.i

Sample Info: 11505963-48,31,10,,a

Purge Volume: 10.0

Operator: MS

Column phase:

Column diameter: 0.18

49 trichloroethene

Concentration: 7.635 ngs

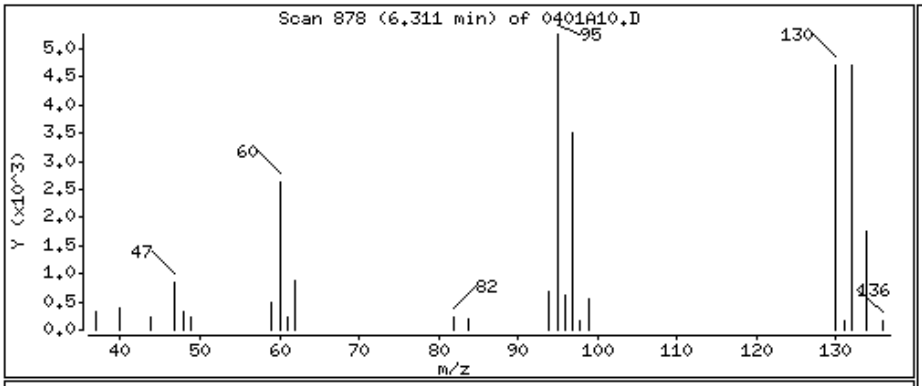

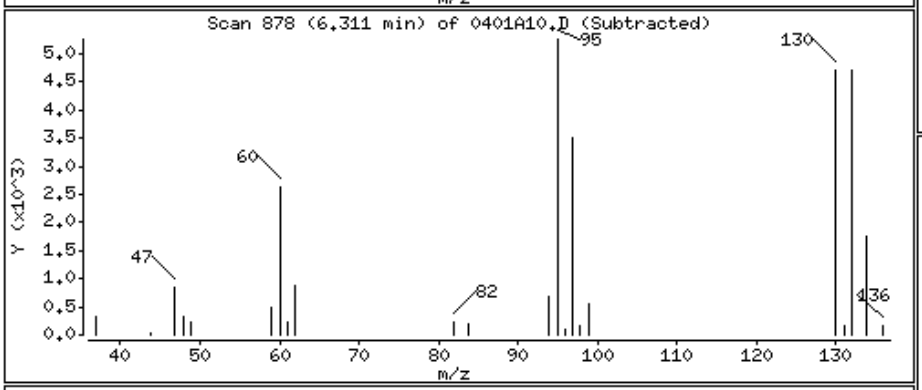

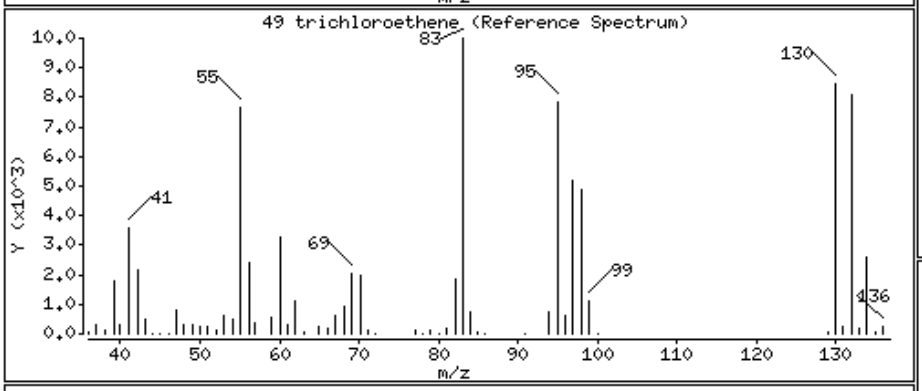

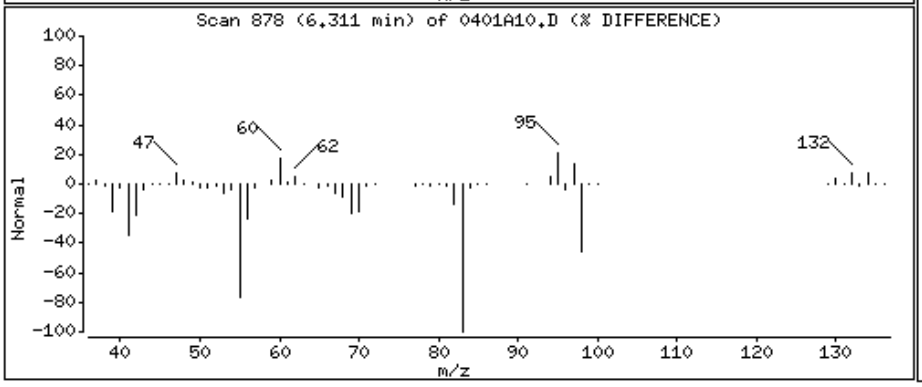

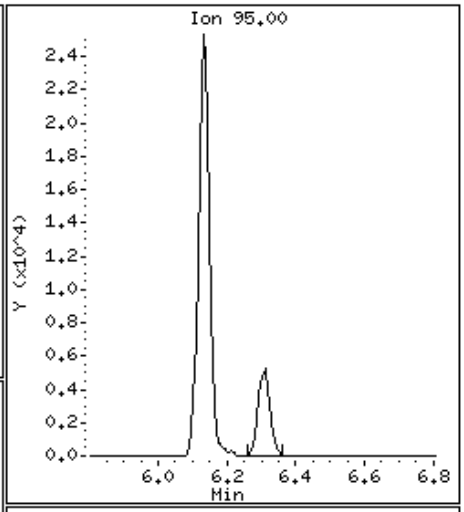

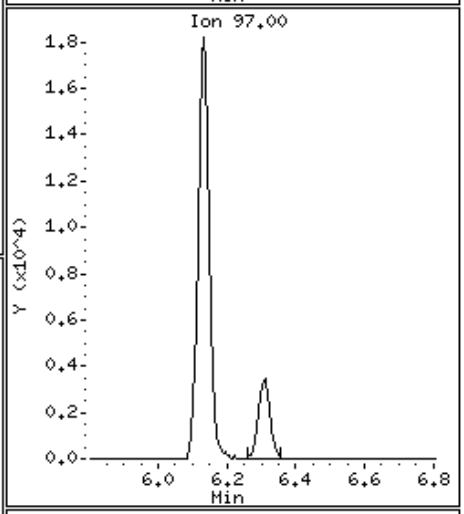

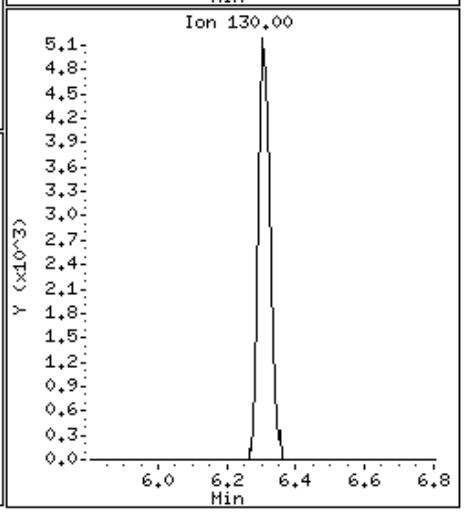

Data File: \\Orgserv2\ff\chem\GCMSVOA\Voa101.i\150401.b\0401A10.D

Date : 02-APR-2015 01:25

Client ID:

Instrument: Voa101.i

Sample Info: 11505963-48,31,10,,a

Purge Volume: 10.0

Operator: MS

Column phase:

Column diameter: 0.18

63 tetrachloroethene

Concentration: 1.506 ngs

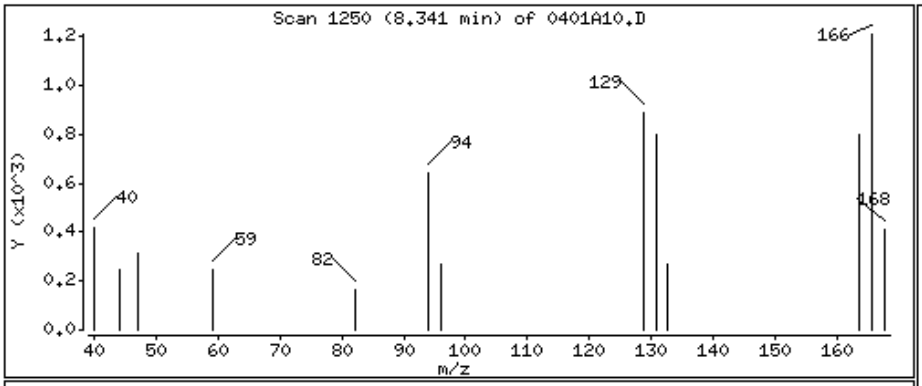

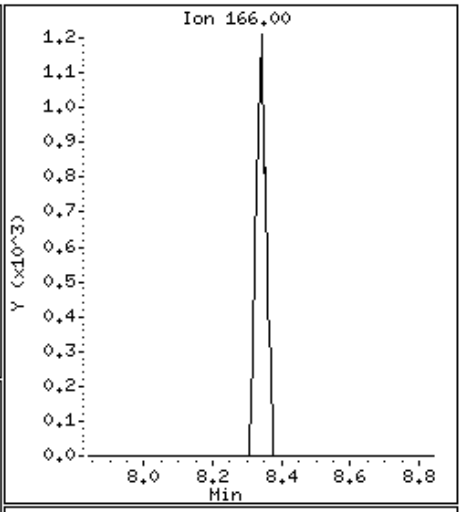

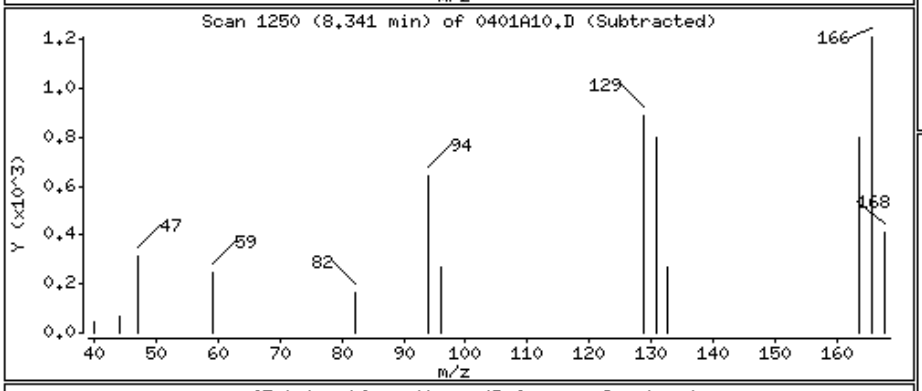

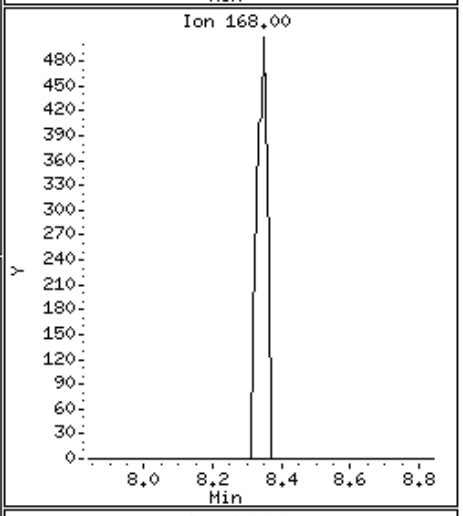

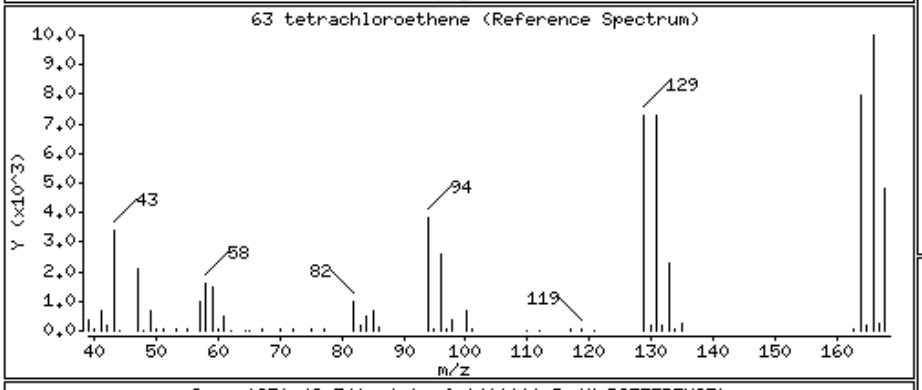

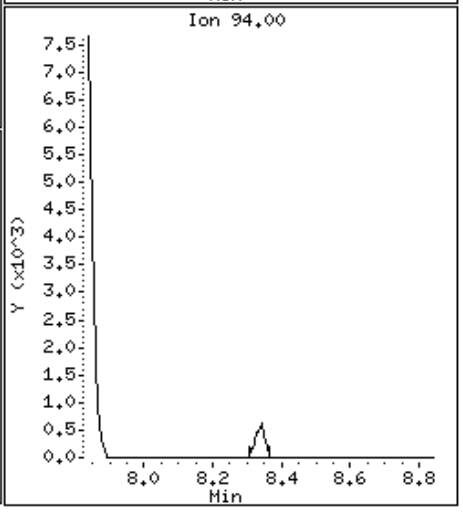

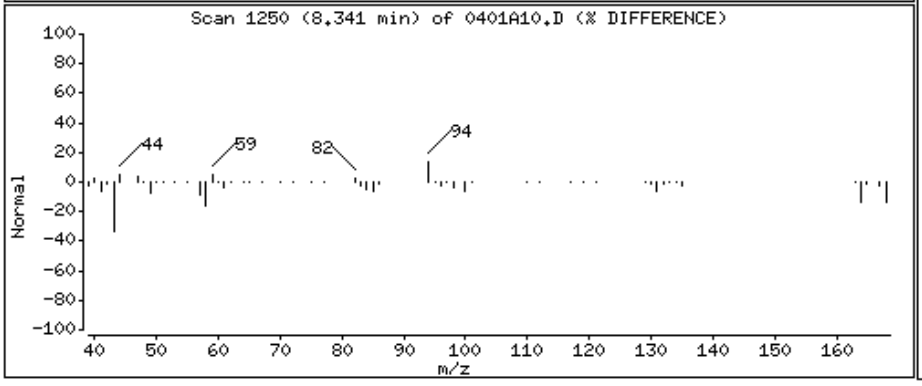

Alpha Analytical Labs

Manual Integration

Sample Info	: l1505963-48,31,10,,a wg772851,ical10733		
Instrument ID	: Voa101.i		
Method	: liq8260C.m		
File	: 0401A10.D		
Injection Date	: 02-APR-2015 01:25		
Quantitation	: ISTD	Integrator :	HP RTE
Dilution Factor	: 1.00	Sample Type:	SAMPLE

This File has no version history.

//Orgserv2/ff/chem/GCMSVOA/Voa101.i/150401.b/original/0401A10.D

Alpha Analytical Labs

gc/ms voa - Jack

Data file : \\orgserv2\ff\chem\GCMSVOA\Jack.i\150401Ncon2.b\0401N22.D
Lab Smp Id:
Inj Date : 02-APR-2015 01:32
Operator : mm Inst ID: Jack.i
Smp Info : l1505963-41,31,10,,a
Misc Info : wg772795,ical10743
Comment :
Method : \\orgserv2\ff\chem\GCMSVOA\Jack.i\150401Ncon2.b\liquid8260Bcon2.m
Meth Date : 02-Apr-2015 03:04 mmay Quant Type: ISTD
Cal Date : 24-FEB-2015 09:59 Cal File: 0224A16.D
Als bottle: 61
Dil Factor: 1.00000
Integrator: HP RTE Compound Sublist: NJTCL.sub
Target Version: 4.12
Processing Host: A1VOA1

Concentration Formula: Amt * DF * CpndVariable
Cpnd Variable Local Compound Variable

			QUANT SIG					CONCENTRATIONS ON-COLUMN	FINAL	
		Compounds	MASS	RT	EXP RT	REL RT	RESPONSE	(ngs)	(ng)	REVIEW CODE
	1	dichlorodifluoromethane	85	Compound Not Detected.						
	2	chloromethane	50	Compound Not Detected.						
	3	vinyl chloride	62	Compound Not Detected.						
	4	bromomethane	94	Compound Not Detected.						
	5	chloroethane	64	Compound Not Detected.						
	6	trichlorofluoromethane	101	Compound Not Detected.						
	8	1,1,-dichloroethene	96	Compound Not Detected.						
	9	carbon disulfide	76	Compound Not Detected.						
	10	freon-113	101	Compound Not Detected.						
	13	methylene chloride	84	Compound Not Detected.						
	14	acetone	43	Compound Not Detected.						
	15	trans-1,2-dichloroethene	96	Compound Not Detected.						
	16	methyl acetate	43	Compound Not Detected.						
	17	methyl tert butyl ether	73	Compound Not Detected.						
	21	1,1-dichloroethane	63	Compound Not Detected.						
	27	cis-1,2-dichloroethene	96	Compound Not Detected.						
	29	cyclohexane	56	Compound Not Detected.						
	30	bromochloromethane	128	Compound Not Detected.						
	31	chloroform	83	Compound Not Detected.						
	32	carbontetrachloride	117	Compound Not Detected.						
$	35	dibromofluoromethane	113	3.645	3.645	(0.853)	27756	105.919	105.918	
	36	1,1,1-trichloroethane	97	Compound Not Detected.						
	38	2-butanone	43	Compound Not Detected.						
	39	benzene	78	Compound Not Detected.						
$	40	1,2-dichloroethane-d4	65	4.050	4.046	(0.948)	25757	97.0337	97.033	
	42	1,2-dichloroethane	62	Compound Not Detected.						
*	43	flourobenzene	96	4.271	4.267	(1.000)	95475	100.000		
	45	methyl cyclohexane	83	Compound Not Detected.						

	Compounds	QUANT SIG MASS	RT	EXP RT	REL RT	RESPONSE	CONCENTRATIONS ON-COLUMN (ngs)	CONCENTRATIONS FINAL (ng)	REVIEW CODE
	46 trichloroethene	95	Compound Not Detected.						
	48 1,2-dichloropropane	63	Compound Not Detected.						
	49 bromodichloromethane	83	Compound Not Detected.						
	50 1,4-Dioxane	88	Compound Not Detected.						
	52 cis-1,3-dichloropropene	75	Compound Not Detected.						
$	53 toluene-d8	98	5.596	5.596	(0.799)	108311	97.0112	97.011	
	54 toluene	92	Compound Not Detected.						
	55 tetrachloroethene	166	Compound Not Detected.						
	56 4-methyl-2-pentanone	58	Compound Not Detected.						
	57 trans-1,3-dichloropropene	75	Compound Not Detected.						
	58 1,1,2-trichloroethane	83	Compound Not Detected.						
	60 chlorodibromomethane	129	Compound Not Detected.						
	62 1,2-dibromoethane	107	Compound Not Detected.						
	63 2-hexanone	43	Compound Not Detected.						
*	64 chlorobenzene-d5	117	7.007	7.013	(1.000)	95375	100.000		
	65 chlorobenzene	112	Compound Not Detected.						
	66 ethyl benzene	91	Compound Not Detected.						
	69 p/m xylene	106	Compound Not Detected.						
	70 o xylene	106	Compound Not Detected.						
	71 bromoform	173	Compound Not Detected.						
	72 styrene	104	Compound Not Detected.						
	73 isopropylbenzene	105	Compound Not Detected.						
$	74 4-bromofluorobenzene	95	8.233	8.233	(0.875)	46442	106.385	106.384	
	78 1,1,2,2,-tetrachloroethane	83	Compound Not Detected.						
	89 1,3-dichlorobenzene	146	Compound Not Detected.						
*	90 1,4-dichlorobenzene-d4	152	9.411	9.411	(1.000)	54047	100.000		
	91 1,4-dichlorobenzene	146	Compound Not Detected.						
	94 1,2-dichlorobenzene	146	Compound Not Detected.						
	96 1,2-dibromo-3-chloropropane	75	Compound Not Detected.						
	98 1,2,4-trichlorobenzene	180	Compound Not Detected.						
	101 1,2,3-trichlorobenzene	180	Compound Not Detected.						

Alpha Analytical Labs

gc/ms voa - Jack

Data file : \\orgserv2\ff\chem\GCMSVOA\Jack.i\150401Ncon2.b\0401N22.D
Lab Smp Id:
Inj Date : 02-APR-2015 01:32
Operator : mm Inst ID: Jack.i
Smp Info : l1505963-41,31,10,,a
Misc Info : wg772795,ical10743
Comment :
Method : \\orgserv2\ff\chem\GCMSVOA\Jack.i\150401Ncon2.b\liquid8260Bcon2.m
Meth Date : 02-Apr-2015 03:04 mmay Quant Type: ISTD
Cal Date : 24-FEB-2015 09:59 Cal File: 0224A16.D
Als bottle: 61
Dil Factor: 1.00000
Integrator: HP RTE Compound Sublist: NJTCL.sub
Target Version: 4.12
Processing Host: A1VOA1

- NO TENTATIVELY IDENTIFIED COMPOUNDS -

Alpha Analytical Labs

INTERNAL STANDARD COMPOUNDS
AREA AND RT SUMMARY

Instrument ID: Jack.i
Lab File ID: 0401N22.D
Lab Smp Id:
Analysis Type: VOA
Quant Type: ISTD
Operator: mm
Method File: \\orgserv2\ff\chem\GCMSVOA\Jack.i\150401Ncon2.b\liquid8260Bcon2.m
Misc Info: wg772795,ical10743

Calibration Date: 01-APR-2015
Calibration Time: 20:01
Level: HIGH
Sample Type: WATER

Test Mode:
Use Last Continuing Calibrator.
If Continuing Cal. use Initial Cal. Level 3

		AREA LIMIT			
COMPOUND	STANDARD	LOWER	UPPER	SAMPLE	%DIFF
43 flourobenzene	114289	57145	228578	95475	-16.46
64 chlorobenzene-d5	104966	52483	209932	95375	-9.14
90 1,4-dichlorobenze	66662	33331	133324	54047	-18.92

		RT LIMIT			
COMPOUND	STANDARD	LOWER	UPPER	SAMPLE	%DIFF
43 flourobenzene	4.27	3.77	4.77	4.27	0.11
64 chlorobenzene-d5	7.01	6.51	7.51	7.01	-0.09
90 1,4-dichlorobenze	9.41	8.91	9.91	9.41	-0.00

AREA UPPER LIMIT = +100% of internal standard area.
AREA LOWER LIMIT = - 50% of internal standard area.
RT UPPER LIMIT = + 0.50 minutes of internal standard RT.
RT LOWER LIMIT = - 0.50 minutes of internal standard RT.

Alpha Analytical Labs

RECOVERY REPORT

Client Name: Client SDG: SDGa00307
Sample Matrix: LIQUID Fraction: VOA
Lab Smp Id:
Level: HIGH Operator: mm
Data Type: MS DATA SampleType: SAMPLE
SpikeList File: curve.spk Quant Type: ISTD
Sublist File: NJTCL.sub
Method File: \\orgserv2\ff\chem\GCMSVOA\Jack.i\150401Ncon2.b\liquid8260Bcon2.m
Misc Info: wg772795,ical10743

SURROGATE COMPOUND	AMOUNT ADDED ngs	AMOUNT RECOVERED ngs	% RECOVERED	LIMITS
$ 35 dibromofluorometha	100.000	105.918	105.92	70-130
$ 40 1,2-dichloroethane	100.000	97.033	97.03	70-130
$ 53 toluene-d8	100.000	97.011	97.01	70-130
$ 74 4-bromofluorobenze	100.000	106.384	106.38	70-130

Data File: \\orgserv2\ff\chem\GCMSVOA\Jack.i\150401Ncon2.b\0401N22.D
Date : 02-APR-2015 01:32
Client ID:
Instrument: Jack.i
Sample Info: 11505963-41,31,10,,a
Purge Volume: 10.0
Operator: mm
Column phase:
Column diameter: 0.18

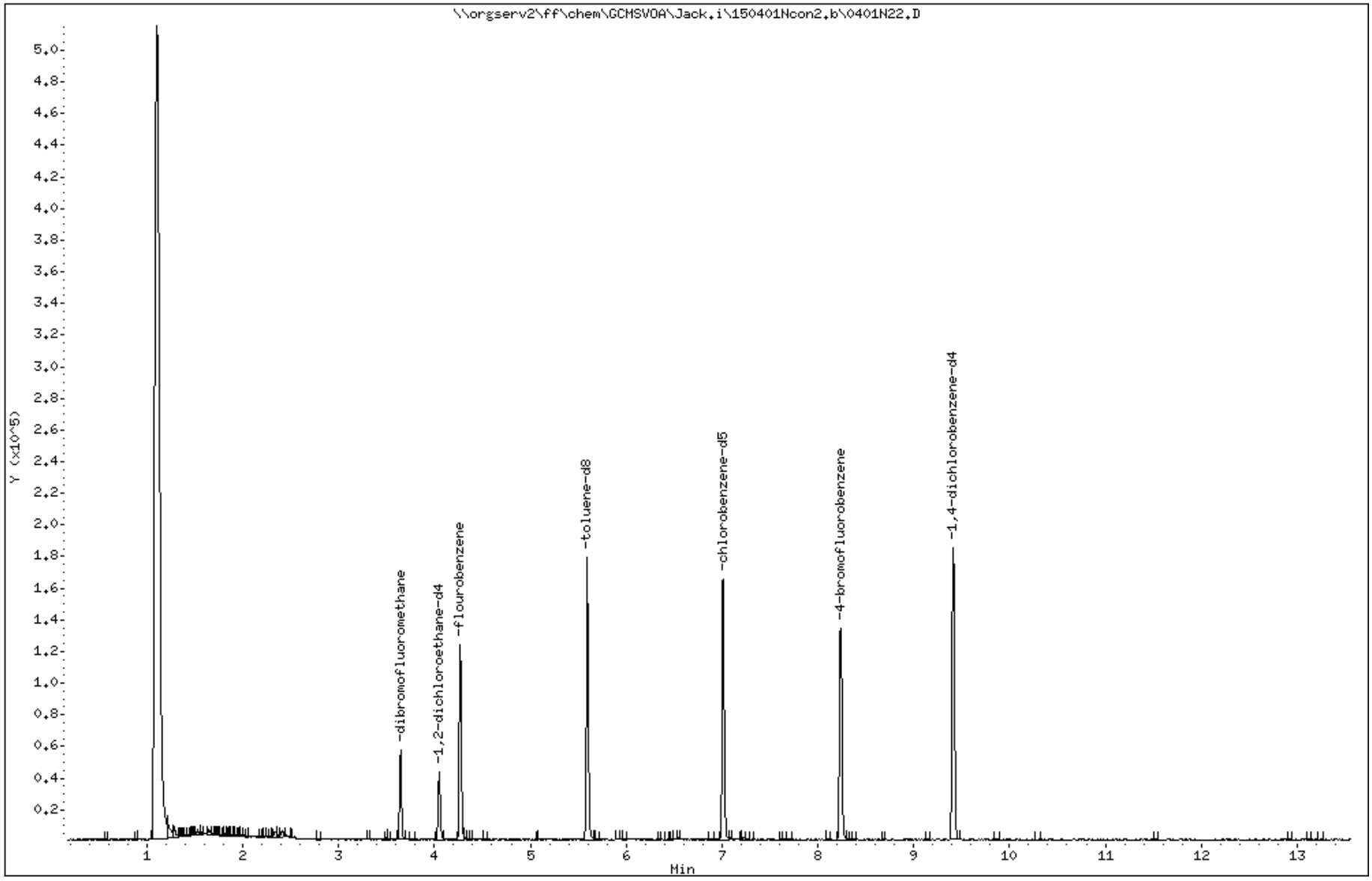

Alpha Analytical Labs

gc/ms voa - Jack

Data file : \\orgserv2\ff\chem\GCMSVOA\Jack.i\150401Ncon1.b\0401N23.D
Lab Smp Id:
Inj Date : 02-APR-2015 01:49
Operator : mm Inst ID: Jack.i
Smp Info : l1505963-42,31,10,,a
Misc Info : wg772794,ical10742
Comment :
Method : \\orgserv2\ff\chem\GCMSVOA\Jack.i\150401Ncon1.b\liquid8260Bcon1.m
Meth Date : 02-Apr-2015 03:08 mmay Quant Type: ISTD
Cal Date : 24-FEB-2015 11:23 Cal File: 0224A21.D
Als bottle: 12
Dil Factor: 1.00000
Integrator: HP RTE Compound Sublist: NJTCL.sub
Target Version: 4.12
Processing Host: A1VOA1

Concentration Formula: Amt * DF * CpndVariable
Cpnd Variable Local Compound Variable

	Compounds	QUANT SIG MASS	RT	EXP RT	REL RT	RESPONSE	CONCENTRATIONS ON-COLUMN (ngs)	FINAL (ng)	REVIEW CODE
	1 dichlorodifluoromethane	85	Compound Not Detected.						
	2 chloromethane	50	Compound Not Detected.						
	3 vinyl chloride	62	Compound Not Detected.						
	4 bromomethane	94	Compound Not Detected.						
	5 chloroethane	64	Compound Not Detected.						
	6 trichlorofluoromethane	101	Compound Not Detected.						
	8 1,1,-dichloroethene	96	Compound Not Detected.						
	9 carbon disulfide	76	Compound Not Detected.						
	10 freon-113	101	Compound Not Detected.						
	13 methylene chloride	84	Compound Not Detected.						
	14 acetone	43	2.439	2.435	(0.569)	4959	10.9676	10.967	
	15 trans-1,2-dichloroethene	96	Compound Not Detected.						
	16 methyl acetate	43	Compound Not Detected.						
	17 methyl tert butyl ether	73	Compound Not Detected.						
	21 1,1-dichloroethane	63	2.932	2.927	(0.684)	18776	11.7398	11.739	
	27 cis-1,2-dichloroethene	96	3.318	3.314	(0.774)	61332	58.6294	58.629	
	29 cyclohexane	56	Compound Not Detected.						
	30 bromochloromethane	128	Compound Not Detected.						
	31 chloroform	83	3.530	3.521	(0.824)	42658	24.5041	24.504	
	32 carbontetrachloride	117	Compound Not Detected.						
$	35 dibromofluoromethane	113	3.664	3.654	(0.855)	34928	97.3131	97.313	
	36 1,1,1-trichloroethane	97	Compound Not Detected.						
	38 2-butanone	43	Compound Not Detected.						
	39 benzene	78	Compound Not Detected.						
$	40 1,2-dichloroethane-d4	65	4.064	4.060	(0.948)	37374	95.4991	95.499	
	42 1,2-dichloroethane	62	Compound Not Detected.						
*	43 flourobenzene	96	4.285	4.276	(1.000)	142624	100.000		
	45 methyl cyclohexane	83	Compound Not Detected.						

	Compounds	QUANT SIG MASS	RT	EXP RT	REL RT	RESPONSE	CONCENTRATIONS ON-COLUMN (ngs)	CONCENTRATIONS FINAL (ng)	REVIEW CODE
	46 trichloroethene	95	4.419	4.409	(1.031)	22223	20.9003	20.900	
	48 1,2-dichloropropane	63	Compound Not Detected.						
	49 bromodichloromethane	83	Compound Not Detected.						
	50 1,4-Dioxane	88	Compound Not Detected.						
	52 cis-1,3-dichloropropene	75	Compound Not Detected.						
$	53 toluene-d8	98	5.602	5.596	(0.799)	142377	100.022	100.021	
	54 toluene	92	Compound Not Detected.						
	55 tetrachloroethene	166	5.979	5.966	(0.853)	8764	7.32295	7.322	
	56 4-methyl-2-pentanone	58	Compound Not Detected.						
	57 trans-1,3-dichloropropene	75	Compound Not Detected.						
	58 1,1,2-trichloroethane	83	Compound Not Detected.						
	60 chlorodibromomethane	129	Compound Not Detected.						
	62 1,2-dibromoethane	107	Compound Not Detected.						
	63 2-hexanone	43	Compound Not Detected.						
*	64 chlorobenzene-d5	117	7.013	7.013	(1.000)	118509	100.000		
	65 chlorobenzene	112	Compound Not Detected.						
	66 ethyl benzene	91	Compound Not Detected.						
	69 p/m xylene	106	Compound Not Detected.						
	70 o xylene	106	Compound Not Detected.						
	71 bromoform	173	Compound Not Detected.						
	72 styrene	104	Compound Not Detected.						
	73 isopropylbenzene	105	Compound Not Detected.						
$	74 4-bromofluorobenzene	95	8.241	8.240	(0.875)	55062	102.321	102.320	
	78 1,1,2,2,-tetrachloroethane	83	Compound Not Detected.						
	89 1,3-dichlorobenzene	146	Compound Not Detected.						
*	90 1,4-dichlorobenzene-d4	152	9.418	9.410	(1.000)	64711	100.000		
	91 1,4-dichlorobenzene	146	Compound Not Detected.						
	94 1,2-dichlorobenzene	146	Compound Not Detected.						
	96 1,2-dibromo-3-chloropropane	75	Compound Not Detected.						
	98 1,2,4-trichlorobenzene	180	Compound Not Detected.						
	101 1,2,3-trichlorobenzene	180	Compound Not Detected.						

Alpha Analytical Labs

gc/ms voa - Jack

Data file : \\orgserv2\ff\chem\GCMSVOA\Jack.i\150401Ncon1.b\0401N23.D
Lab Smp Id:
Inj Date : 02-APR-2015 01:49
Operator : mm Inst ID: Jack.i
Smp Info : l1505963-42,31,10,,a
Misc Info : wg772794,ical10742
Comment :
Method : \\orgserv2\ff\chem\GCMSVOA\Jack.i\150401Ncon1.b\liquid8260Bcon1.m
Meth Date : 02-Apr-2015 03:08 mmay Quant Type: ISTD
Cal Date : 24-FEB-2015 11:23 Cal File: 0224A21.D
Als bottle: 12
Dil Factor: 1.00000
Integrator: HP RTE Compound Sublist: NJTCL.sub
Target Version: 4.12
Processing Host: A1VOA1

- NO TENTATIVELY IDENTIFIED COMPOUNDS -

Alpha Analytical Labs

INTERNAL STANDARD COMPOUNDS
AREA AND RT SUMMARY

Instrument ID: Jack.i
Lab File ID: 0401N23.D
Lab Smp Id:
Analysis Type: VOA
Quant Type: ISTD
Operator: mm
Method File: \\orgserv2\ff\chem\GCMSVOA\Jack.i\150401Ncon1.b\liquid8260Bcon1.m
Misc Info: wg772794,ical10742

Calibration Date: 01-APR-2015
Calibration Time: 19:45
Level: HIGH
Sample Type: WATER

Test Mode:
Use Last Continuing Calibrator.
If Continuing Cal. use Initial Cal. Level 3

		AREA LIMIT			
COMPOUND	STANDARD	LOWER	UPPER	SAMPLE	%DIFF
43 flourobenzene	149828	74914	299656	142624	-4.81
64 chlorobenzene-d5	126962	63481	253924	118509	-6.66
90 1,4-dichlorobenze	70260	35130	140520	64711	-7.90

		RT LIMIT			
COMPOUND	STANDARD	LOWER	UPPER	SAMPLE	%DIFF
43 flourobenzene	4.28	3.78	4.78	4.29	0.22
64 chlorobenzene-d5	7.01	6.51	7.51	7.01	0.00
90 1,4-dichlorobenze	9.41	8.91	9.91	9.42	0.09

AREA UPPER LIMIT = +100% of internal standard area.
AREA LOWER LIMIT = - 50% of internal standard area.
RT UPPER LIMIT = + 0.50 minutes of internal standard RT.
RT LOWER LIMIT = - 0.50 minutes of internal standard RT.

Alpha Analytical Labs

RECOVERY REPORT

Client Name: Client SDG: SDGa00307
Sample Matrix: LIQUID Fraction: VOA
Lab Smp Id:
Level: HIGH Operator: mm
Data Type: MS DATA SampleType: SAMPLE
SpikeList File: curve.spk Quant Type: ISTD
Sublist File: NJTCL.sub
Method File: \\orgserv2\ff\chem\GCMSVOA\Jack.i\150401Ncon1.b\liquid8260Bcon1.m
Misc Info: wg772794,ical10742

SURROGATE COMPOUND	AMOUNT ADDED ngs	AMOUNT RECOVERED ngs	% RECOVERED	LIMITS
$ 35 dibromofluorometha	100.000	97.313	97.31	70-130
$ 40 1,2-dichloroethane	100.000	95.499	95.50	70-130
$ 53 toluene-d8	100.000	100.021	100.02	70-130
$ 74 4-bromofluorobenze	100.000	102.320	102.32	70-130

Data File: \\orgserv2\ff\chem\GCMSVOA\Jack.i\150401Ncon1.b\0401N23.D
Date : 02-APR-2015 01:49
Client ID:
Sample Info: 11505963-42,31,10,,a
Purge Volume: 10.0
Column phase:

Instrument: Jack.i
Operator: mm
Column diameter: 0.18

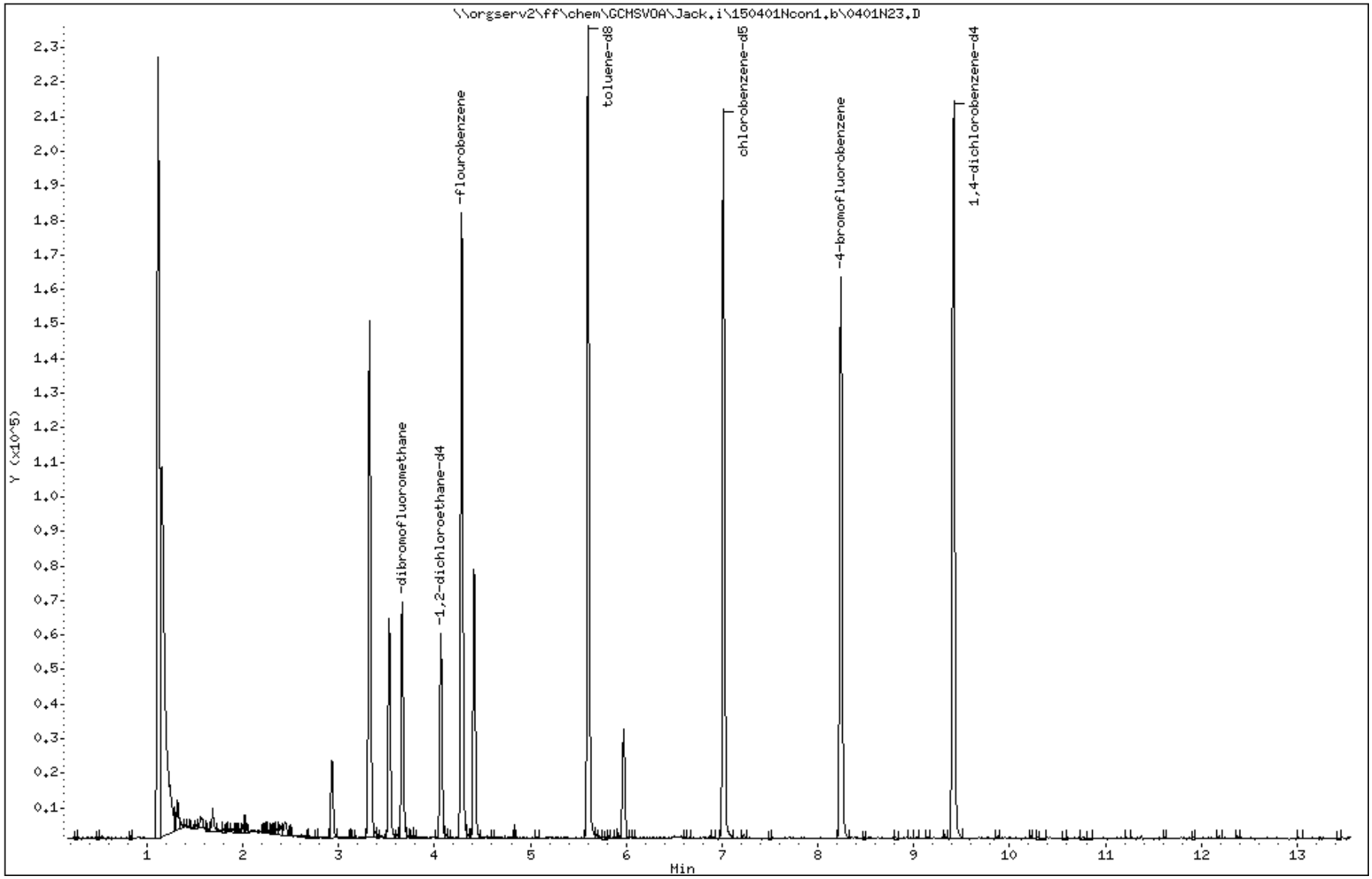

Data File: \\orgserv2\ff\chem\GCMSVOA\Jack.i\150401Ncon1.b\0401N23.D

Date : 02-APR-2015 01:49

Client ID:

Instrument: Jack.i

Sample Info: 11505963-42,31,10,,a

Purge Volume: 10.0

Operator: mm

Column phase:

Column diameter: 0.18

14 acetone

Concentration: 10.967 ng

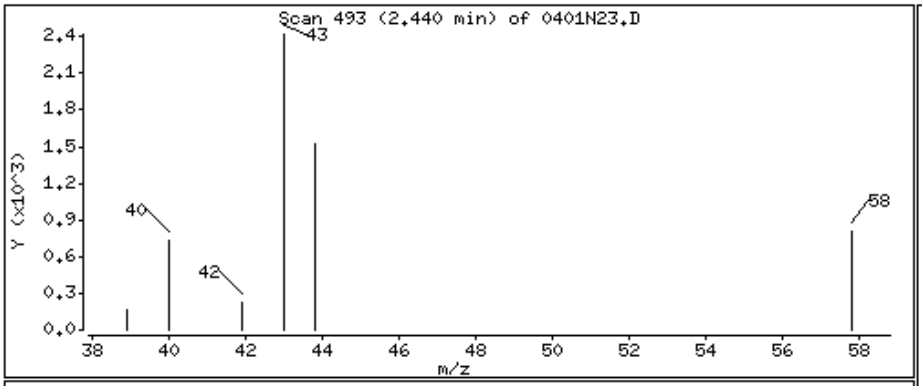

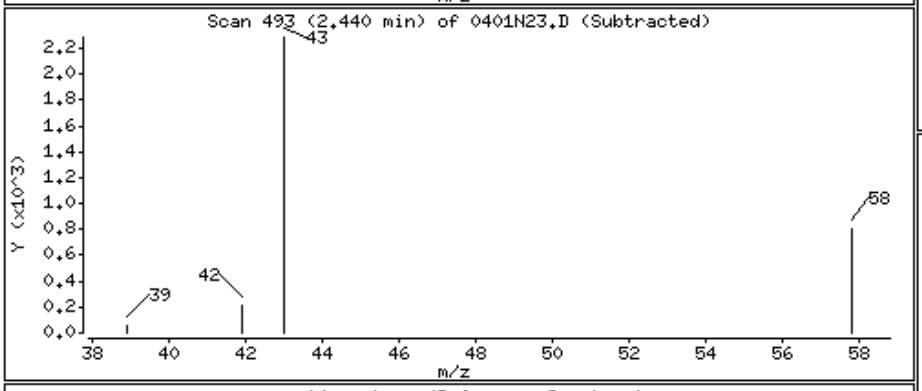

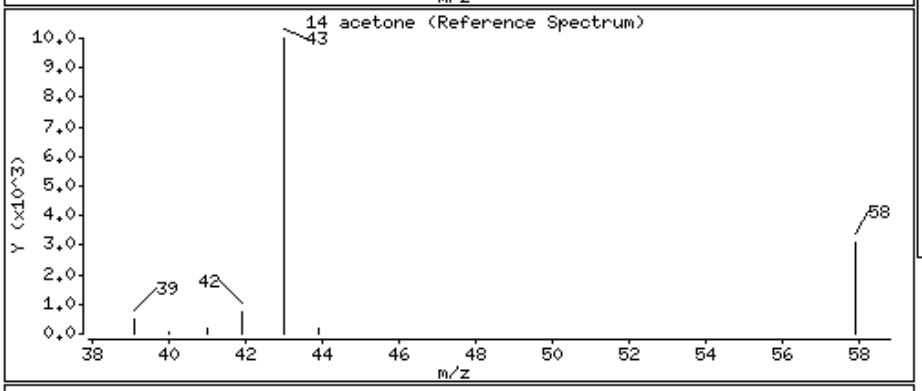

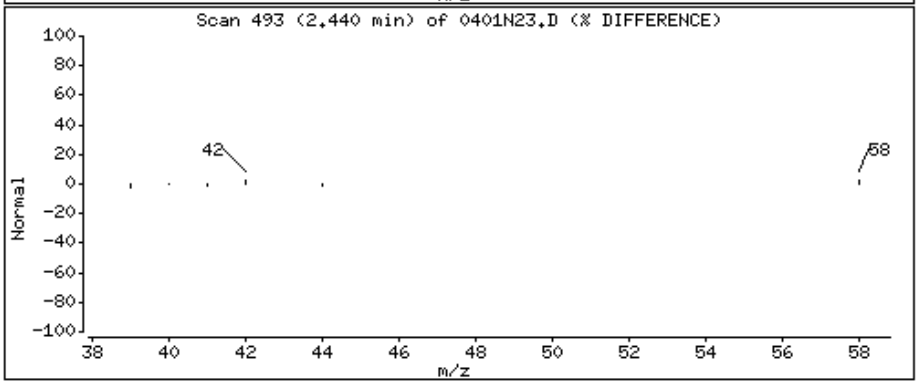

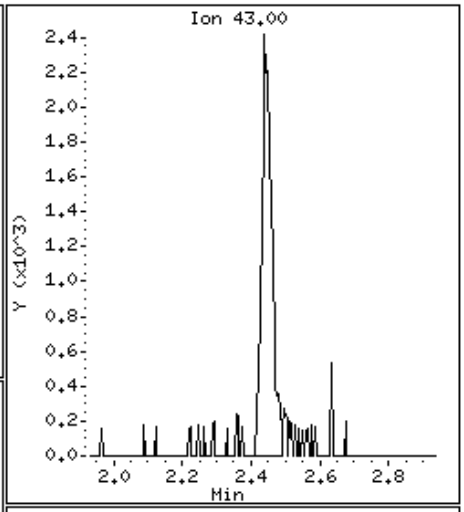

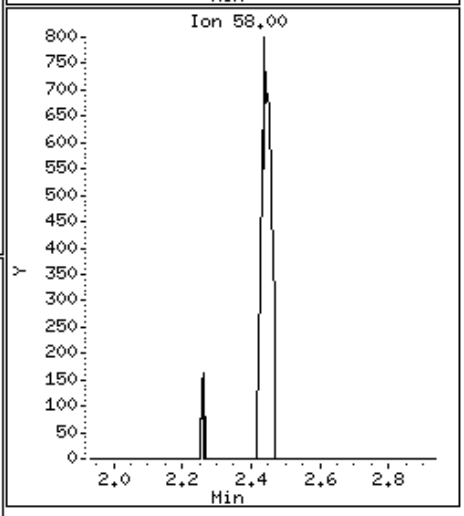

Data File: \\orgserv2\ff\chem\GCMSVOA\Jack.i\150401Ncon1.b\0401N23.D

Date : 02-APR-2015 01:49

Client ID:

Instrument: Jack.i

Sample Info: 11505963-42,31,10,,a

Purge Volume: 10.0

Operator: mm

Column phase:

Column diameter: 0.18

21 1,1-dichloroethane

Concentration: 11.739 ng

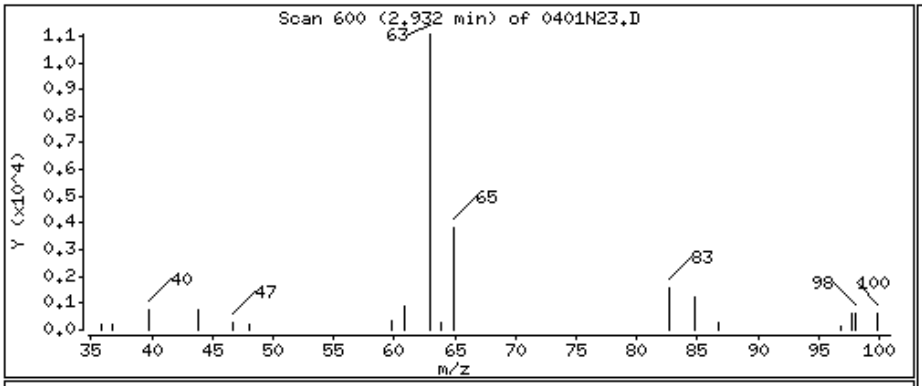

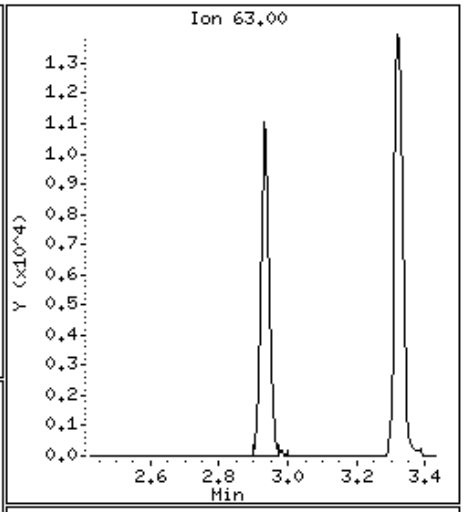

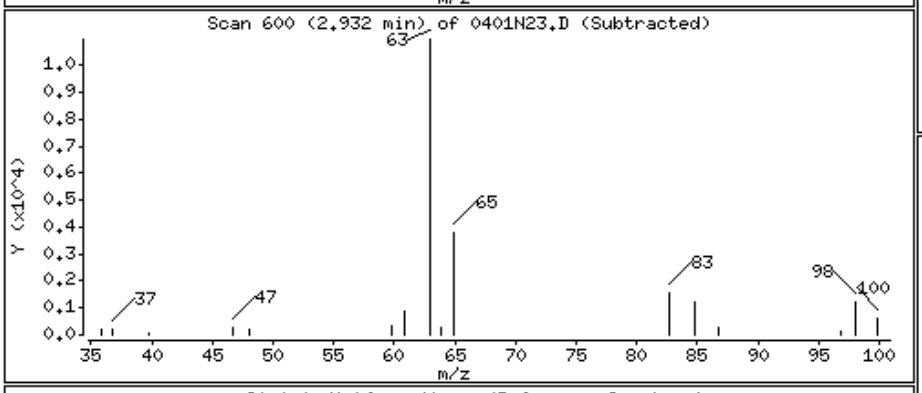

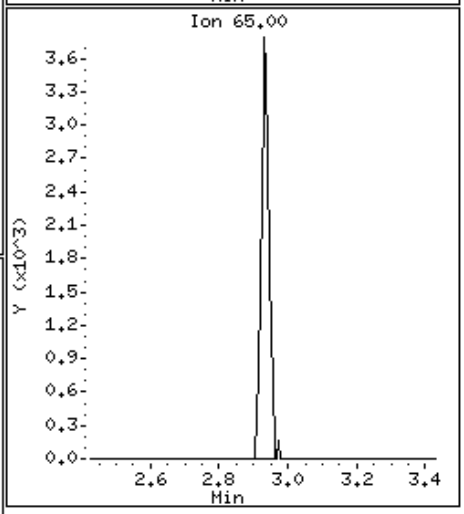

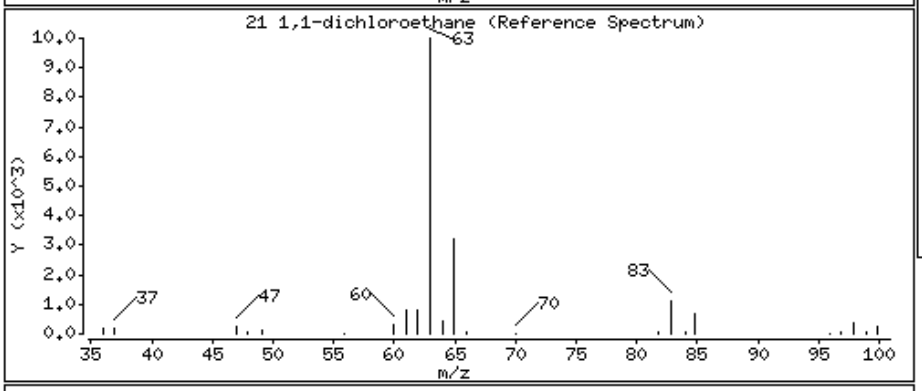

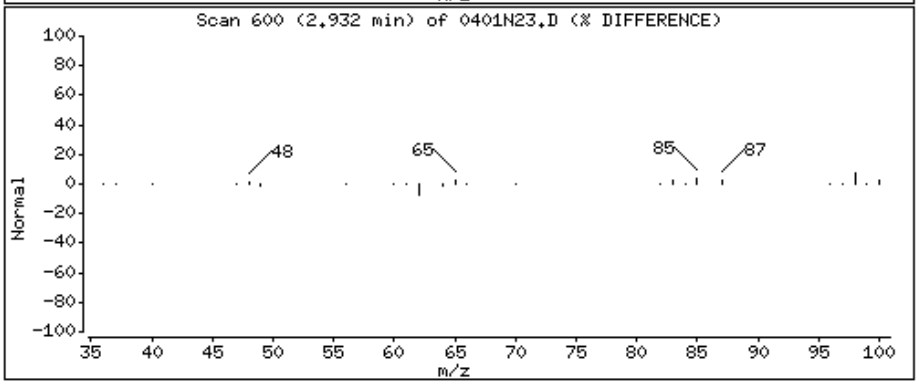

Data File: \\orgserv2\ff\chem\GCMSVOA\Jack.i\150401Ncon1.b\0401N23.D

Date : 02-APR-2015 01:49

Client ID:

Instrument: Jack.i

Sample Info: 11505963-42,31,10,,a

Purge Volume: 10.0

Operator: mm

Column phase:

Column diameter: 0.18

27 cis-1,2-dichloroethene

Concentration: 58.629 ng

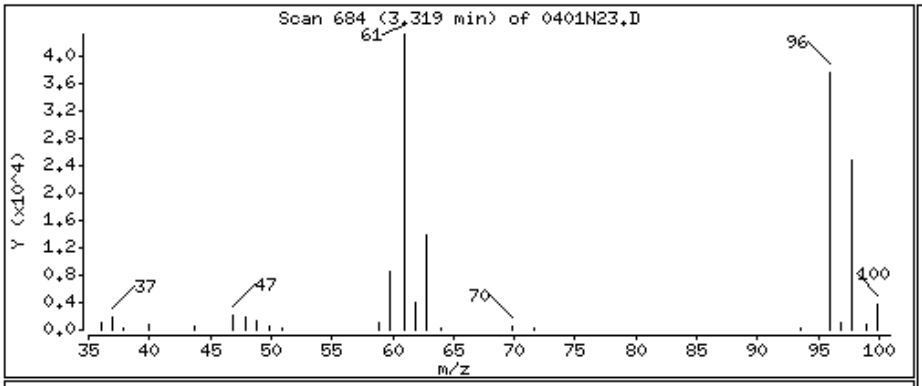

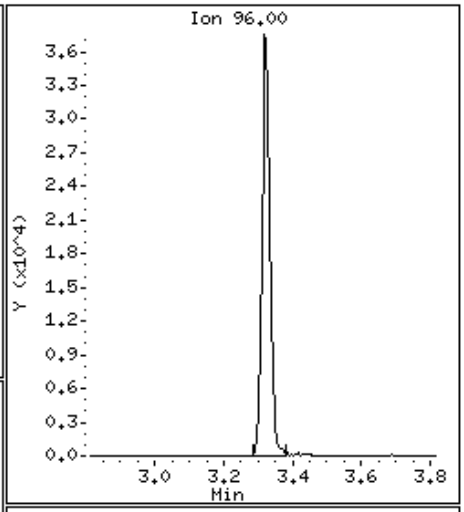

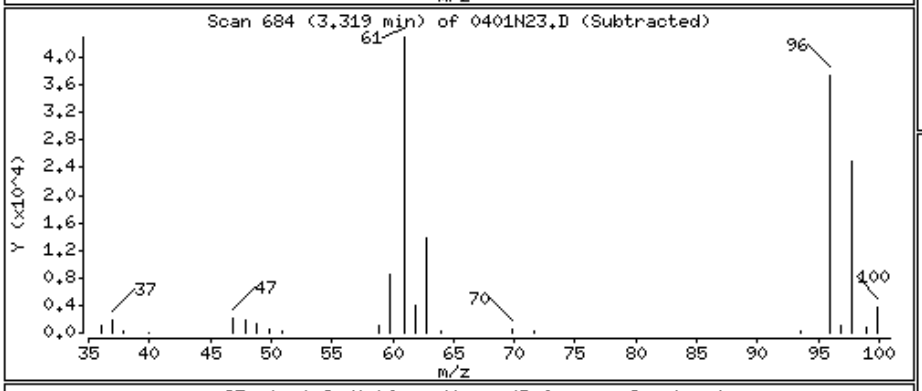

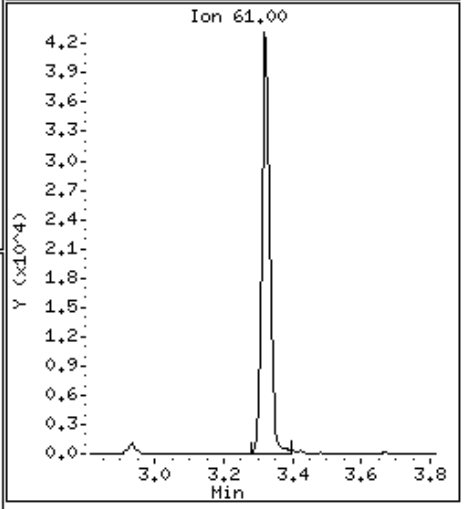

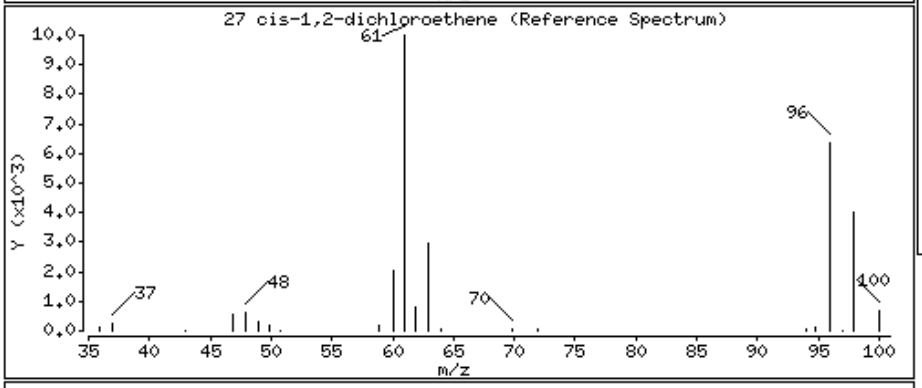

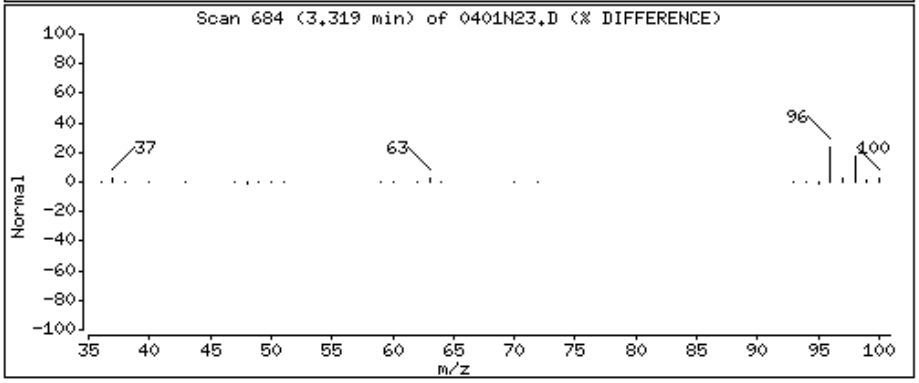

Data File: \\orgserv2\ff\chem\GCMSVOA\Jack.i\150401Ncon1.b\0401N23.D

Date : 02-APR-2015 01:49

Client ID:

Instrument: Jack.i

Sample Info: 11505963-42,31,10,,a

Purge Volume: 10.0

Operator: mm

Column phase:

Column diameter: 0.18

31 chloroform

Concentration: 24.504 ng

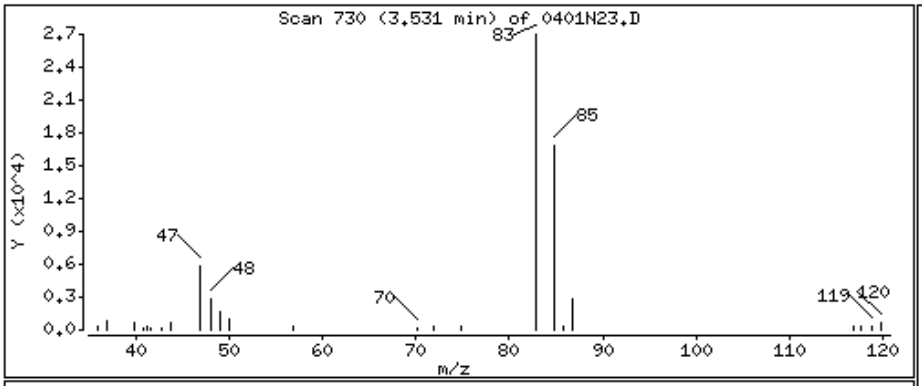

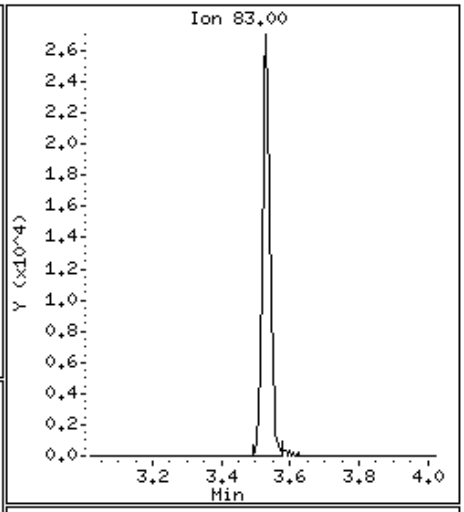

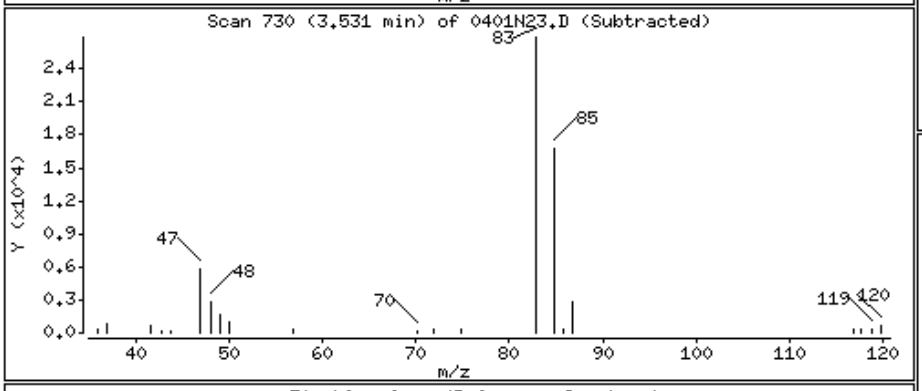

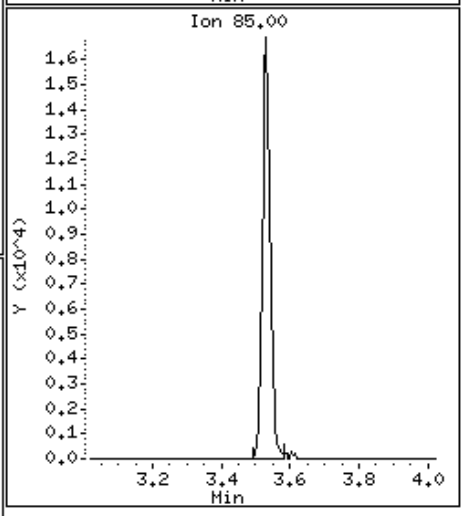

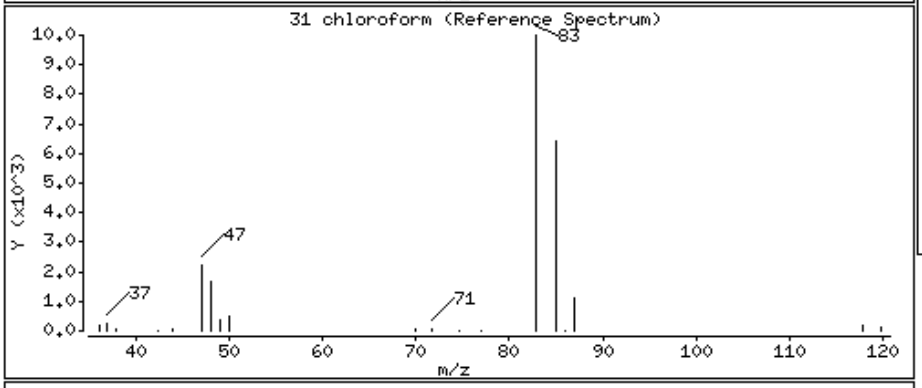

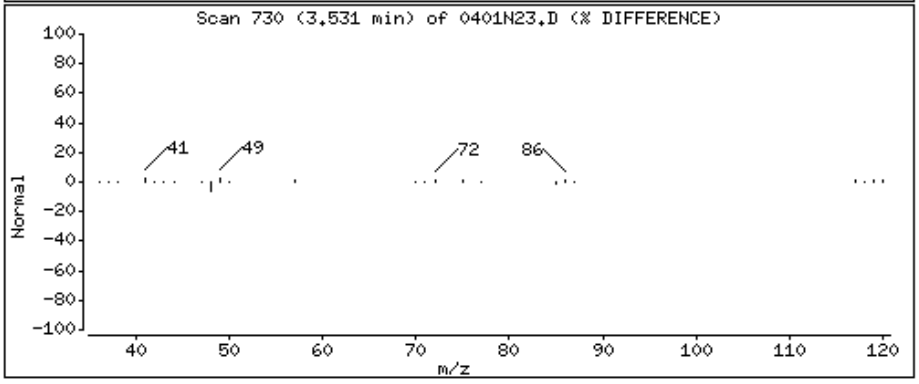

Data File: \\orgserv2\ff\chem\GCMSVOA\Jack.i\150401Ncon1.b\0401N23.D

Date : 02-APR-2015 01:49

Client ID:

Instrument: Jack.i

Sample Info: 11505963-42,31,10,,a

Purge Volume: 10.0

Operator: mm

Column phase:

Column diameter: 0.18

46 trichloroethene

Concentration: 20.900 ng

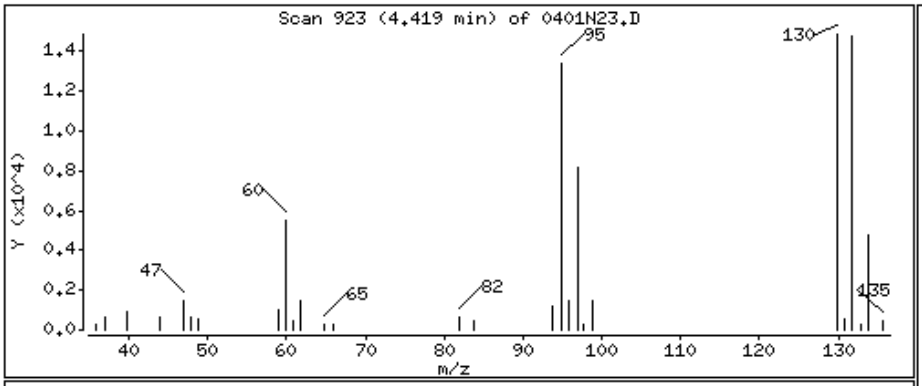

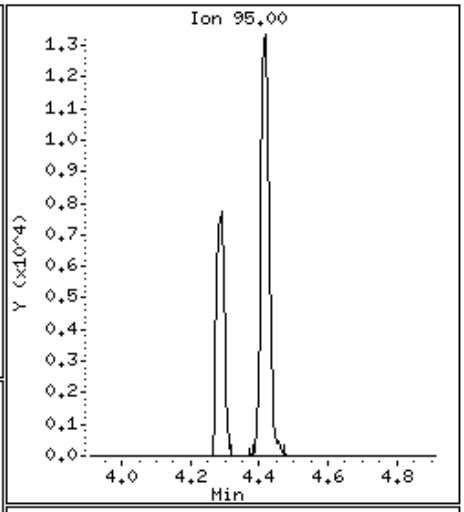

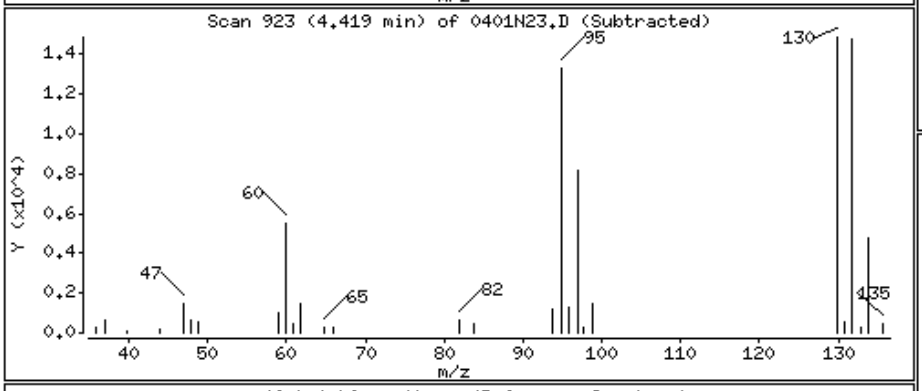

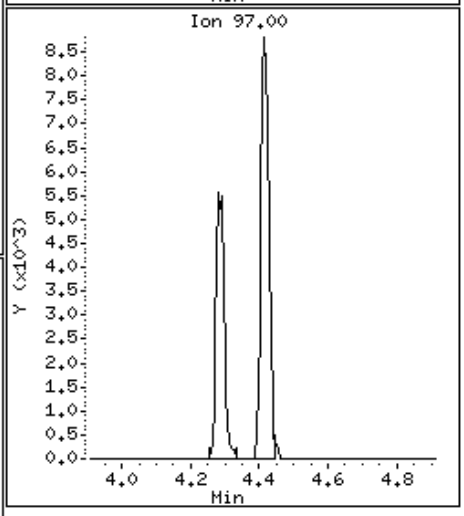

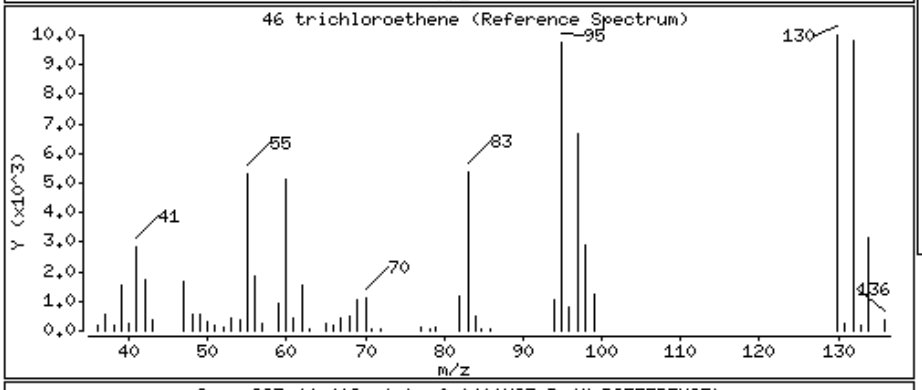

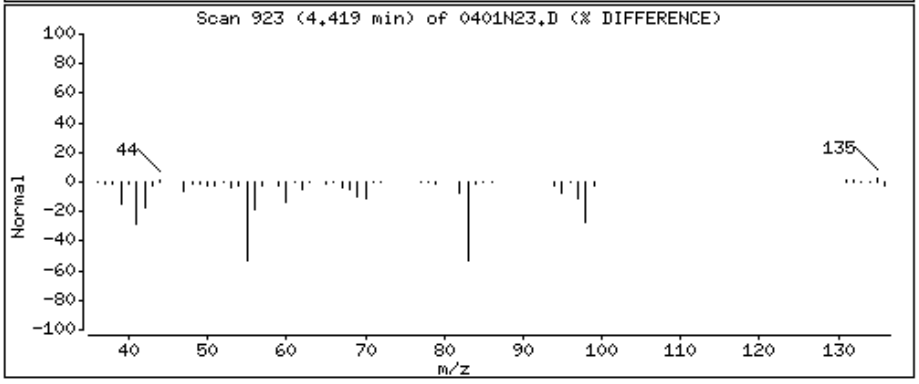

Data File: \\orgserv2\ff\chem\GCMSVOA\Jack.i\150401Ncon1.b\0401N23.D

Date : 02-APR-2015 01:49

Client ID:

Instrument: Jack.i

Sample Info: 11505963-42,31,10,,a

Purge Volume: 10.0

Operator: mm

Column phase:

Column diameter: 0.18

55 tetrachloroethene

Concentration: 7.322 ng

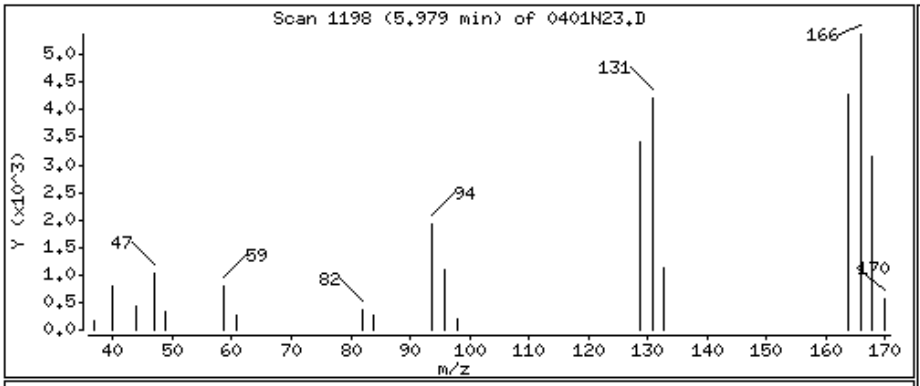

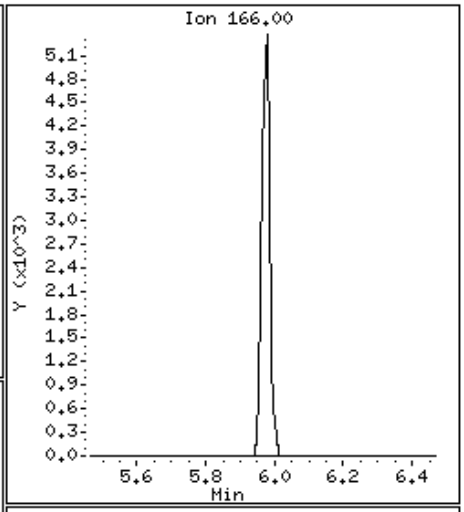

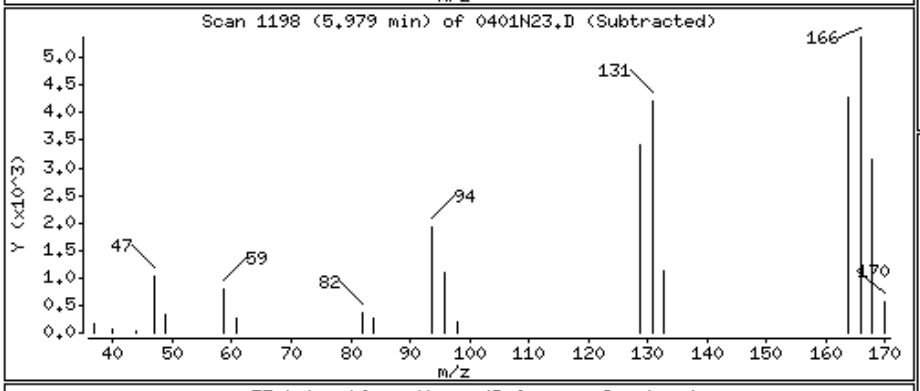

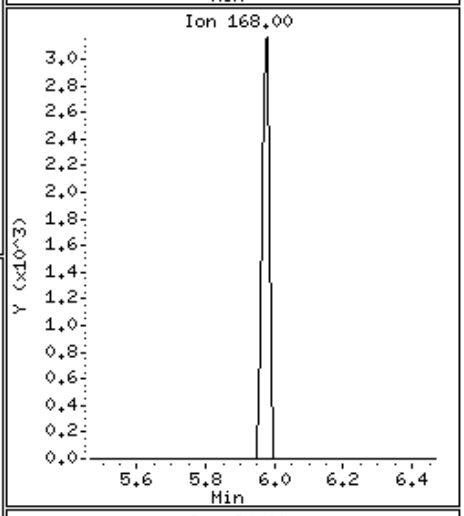

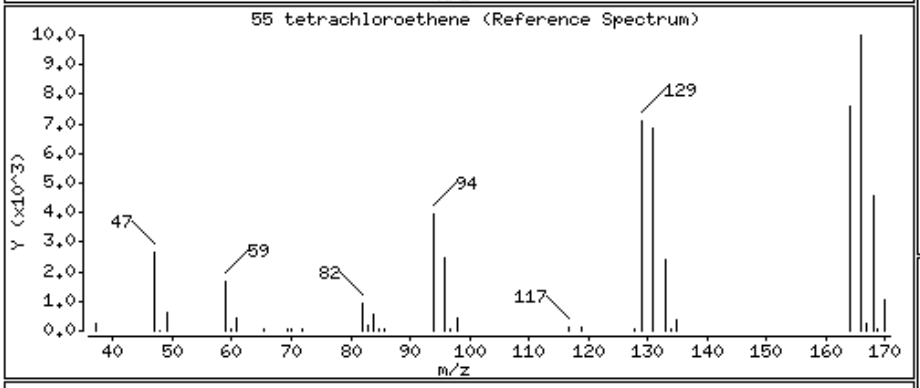

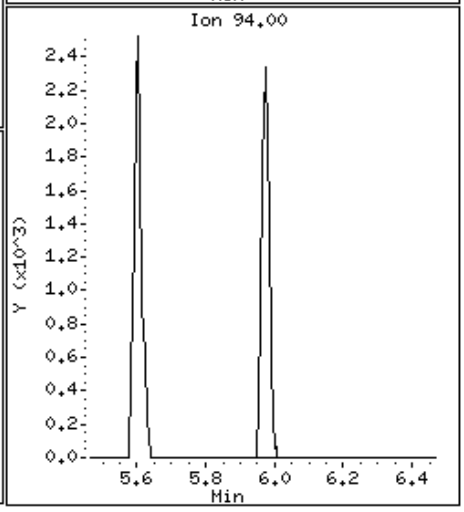

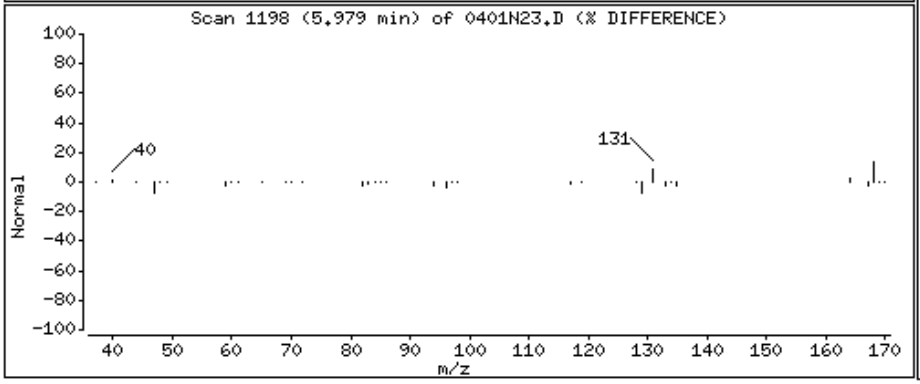

Alpha Analytical Labs

gc/ms voa - VOA101

Data file : \\Orgserv2\ff\chem\GCMSVOA\Voa101.i\150401.b\0401A11.D
Lab Smp Id:
Inj Date : 02-APR-2015 01:55
Operator : MS Inst ID: Voa101.i
Smp Info : l1505963-49,31,10,,a
Misc Info : wg772851,ical10733
Comment :
Method : \\Orgserv2\ff\chem\GCMSVOA\Voa101.i\150401.b\liq8260C.m
Meth Date : 02-Apr-2015 08:00 msoares Quant Type: ISTD
Cal Date : 19-FEB-2015 03:31 Cal File: 0218A13.D
Als bottle: 11
Dil Factor: 1.00000
Integrator: HP RTE Compound Sublist: NJTCL.sub
Target Version: 4.12
Processing Host: VIRTUALXP-76524

Concentration Formula: Amt * DF * CpndVariable
Cpnd Variable Local Compound Variable

	Compounds	QUANT SIG MASS	RT	EXP RT	REL RT	RESPONSE	CONCENTRATIONS ON-COLUMN (ngs)	FINAL (ngs)	REVIEW CODE
	1 dichlorodifluoromethane	85	Compound Not Detected.						
	2 chloromethane	50	Compound Not Detected.						
	3 vinyl chloride	62	Compound Not Detected.						
	4 bromomethane	94	Compound Not Detected.						
	5 chloroethane	64	Compound Not Detected.						
	6 trichlorofluoromethane	101	Compound Not Detected.						
	8 1,1,-dichloroethene	96	Compound Not Detected.						
	11 freon-113	101	Compound Not Detected.						
	10 carbon disulfide	76	Compound Not Detected.						
	14 methylene chloride	84	Compound Not Detected.						
	15 acetone	43	3.653	3.648	(0.596)	5114	27.6596	27.659(M)	M1
	16 trans-1,2-dichloroethene	96	Compound Not Detected.						
	17 Methyl Acetate	43	Compound Not Detected.						
	18 methyl tert butyl ether	73	Compound Not Detected.						
	22 1,1-dichloroethane	63	Compound Not Detected.						
	27 cis-1,2-dichloroethene	96	Compound Not Detected.						
	29 bromochloromethane	128	Compound Not Detected.						
	30 Cyclohexane	56	Compound Not Detected.						
	31 chloroform	83	5.132	5.132	(0.837)	20632	8.23294	8.232	
	33 carbontetrachloride	117	Compound Not Detected.						
$	36 dibromofluoromethane	113	5.312	5.312	(0.867)	167089	109.185	109.184	
	37 1,1,1-trichloroethane	97	Compound Not Detected.						
	38 2-butanone	43	Compound Not Detected.						
	40 benzene	78	Compound Not Detected.						
$	42 1,2-dichloroethane-d4	65	5.847	5.847	(0.954)	187589	114.534	114.533	
	43 1,2-dichloroethane	62	Compound Not Detected.						
*	45 flourobenzene	96	6.130	6.130	(1.000)	637053	100.000		
	49 trichloroethene	95	6.310	6.305	(1.029)	3287	2.20501	2.205	
	46 methyl cyclohexane	83	Compound Not Detected.						

	Compounds	QUANT SIG MASS	RT	EXP RT	REL RT	RESPONSE	CONCENTRATIONS ON-COLUMN (ngs)	CONCENTRATIONS FINAL (ngs)	REVIEW CODE
	52 1,2-dichloropropane	63	Compound Not Detected.						
	53 bromodichloromethane	83	Compound Not Detected.						
	56 1,4-Dioxane	88	Compound Not Detected.						
	58 cis-1,3-dichloropropene	75	Compound Not Detected.						
$	59 toluene-d8	98	7.833	7.833	(0.809)	597643	98.3934	98.393	
	60 toluene	92	Compound Not Detected.						
	62 4-methyl-2-pentanone	58	Compound Not Detected.						
	63 tetrachloroethene	166	Compound Not Detected.						
	64 trans-1,3-dichloropropene	75	Compound Not Detected.						
	68 1,1,2-trichloroethane	83	Compound Not Detected.						
	69 chlorodibromomethane	129	Compound Not Detected.						
	71 1,2-dibromoethane	107	Compound Not Detected.						
	73 2-hexanone	43	Compound Not Detected.						
*	74 chlorobenzene-d5	117	9.688	9.688	(1.000)	453688	100.000		
	75 chlorobenzene	112	Compound Not Detected.						
	76 ethyl benzene	91	Compound Not Detected.						
	78 p/m xylene	106	Compound Not Detected.						
	79 o xylene	106	Compound Not Detected.						
	80 styrene	104	Compound Not Detected.						
	81 bromoform	173	Compound Not Detected.						
	82 isopropylbenzene	105	Compound Not Detected.						
$	83 4-bromofluorobenzene	95	11.167	11.167	(0.903)	208972	89.1433	89.143	
	88 1,1,2,2,-tetrachloroethane	83	Compound Not Detected.						
	99 1,3-dichlorobenzene	146	Compound Not Detected.						
*	100 1,4-dichlorobenzene-d4	152	12.367	12.367	(1.000)	198341	100.000		
	101 1,4-dichlorobenzene	146	Compound Not Detected.						
	104 1,2-dichlorobenzene	146	Compound Not Detected.						
	106 1,2-dibromo-3-chloropropane	75	Compound Not Detected.						
	109 1,2,4-trichlorobenzene	180	Compound Not Detected.						
	111 1,2,3-trichlorobenzene	180	Compound Not Detected.						

QC Flag Legend

M - Compound response manually integrated.

Alpha Analytical Labs

gc/ms voa - VOA101

Data file : \\Orgserv2\ff\chem\GCMSVOA\Voa101.i\150401.b\0401A11.D
Lab Smp Id:
Inj Date : 02-APR-2015 01:55
Operator : MS Inst ID: Voa101.i
Smp Info : l1505963-49,31,10,,a
Misc Info : wg772851,ical10733
Comment :
Method : \\Orgserv2\ff\chem\GCMSVOA\Voa101.i\150401.b\liq8260C.m
Meth Date : 02-Apr-2015 08:00 msoares Quant Type: ISTD
Cal Date : 19-FEB-2015 03:31 Cal File: 0218A13.D
Als bottle: 11
Dil Factor: 1.00000
Integrator: HP RTE Compound Sublist: NJTCL.sub
Target Version: 4.12
Processing Host: VIRTUALXP-76524

- NO TENTATIVELY IDENTIFIED COMPOUNDS -

Alpha Analytical Labs

INTERNAL STANDARD COMPOUNDS
AREA AND RT SUMMARY

Instrument ID: Voa101.i
Lab File ID: 0401A11.D
Lab Smp Id:
Analysis Type: VOA
Quant Type: ISTD
Operator: MS
Method File: \\Orgserv2\ff\chem\GCMSVOA\Voa101.i\150401.b\liq8260C.m
Misc Info: wg772851,ical10733

Calibration Date: 01-APR-2015
Calibration Time: 20:54
Level: LOW
Sample Type: WATER

Test Mode:
Use Last Continuing Calibrator.
If Continuing Cal. use Initial Cal. Level 3

		AREA LIMIT			
COMPOUND	STANDARD	LOWER	UPPER	SAMPLE	%DIFF
45 flourobenzene	699464	349732	1398928	637053	-8.92
74 chlorobenzene-d5	507495	253748	1014990	453688	-10.60
100 1,4-dichlorobenze	230293	115147	460586	198341	-13.87

		RT LIMIT			
COMPOUND	STANDARD	LOWER	UPPER	SAMPLE	%DIFF
45 flourobenzene	6.13	5.63	6.63	6.13	-0.00
74 chlorobenzene-d5	9.69	9.19	10.19	9.69	-0.00
100 1,4-dichlorobenze	12.37	11.87	12.87	12.37	-0.00

AREA UPPER LIMIT = +100% of internal standard area.
AREA LOWER LIMIT = - 50% of internal standard area.
RT UPPER LIMIT = + 0.50 minutes of internal standard RT.
RT LOWER LIMIT = - 0.50 minutes of internal standard RT.

Alpha Analytical Labs

RECOVERY REPORT

Client Name: Client SDG: SDGa00307
Sample Matrix: LIQUID Fraction: VOA
Lab Smp Id:
Level: LOW Operator: MS
Data Type: MS DATA SampleType: SAMPLE
SpikeList File: curveallim.spk Quant Type: ISTD
Sublist File: NJTCL.sub
Method File: \\Orgserv2\ff\chem\GCMSVOA\Voa101.i\150401.b\liq8260C.m
Misc Info: wg772851,ical10733

SURROGATE COMPOUND	AMOUNT ADDED ngs	AMOUNT RECOVERED ngs	% RECOVERED	LIMITS
$ 36 dibromofluorometha	100.000	109.184	109.18	70-130
$ 42 1,2-dichloroethane	100.000	114.533	114.53	70-130
$ 59 toluene-d8	100.000	98.393	98.39	70-130
$ 83 4-bromofluorobenze	100.000	89.143	89.14	70-130

Data File: \\Orgserv2\ff\chem\GCMSVOA\Voa101.i\150401.b\0401A11.D
Date : 02-APR-2015 01:55
Client ID:
Sample Info: 11505963-49,31,10,,a
Purge Volume: 10.0
Column phase:

Instrument: Voa101.i
Operator: MS
Column diameter: 0.18

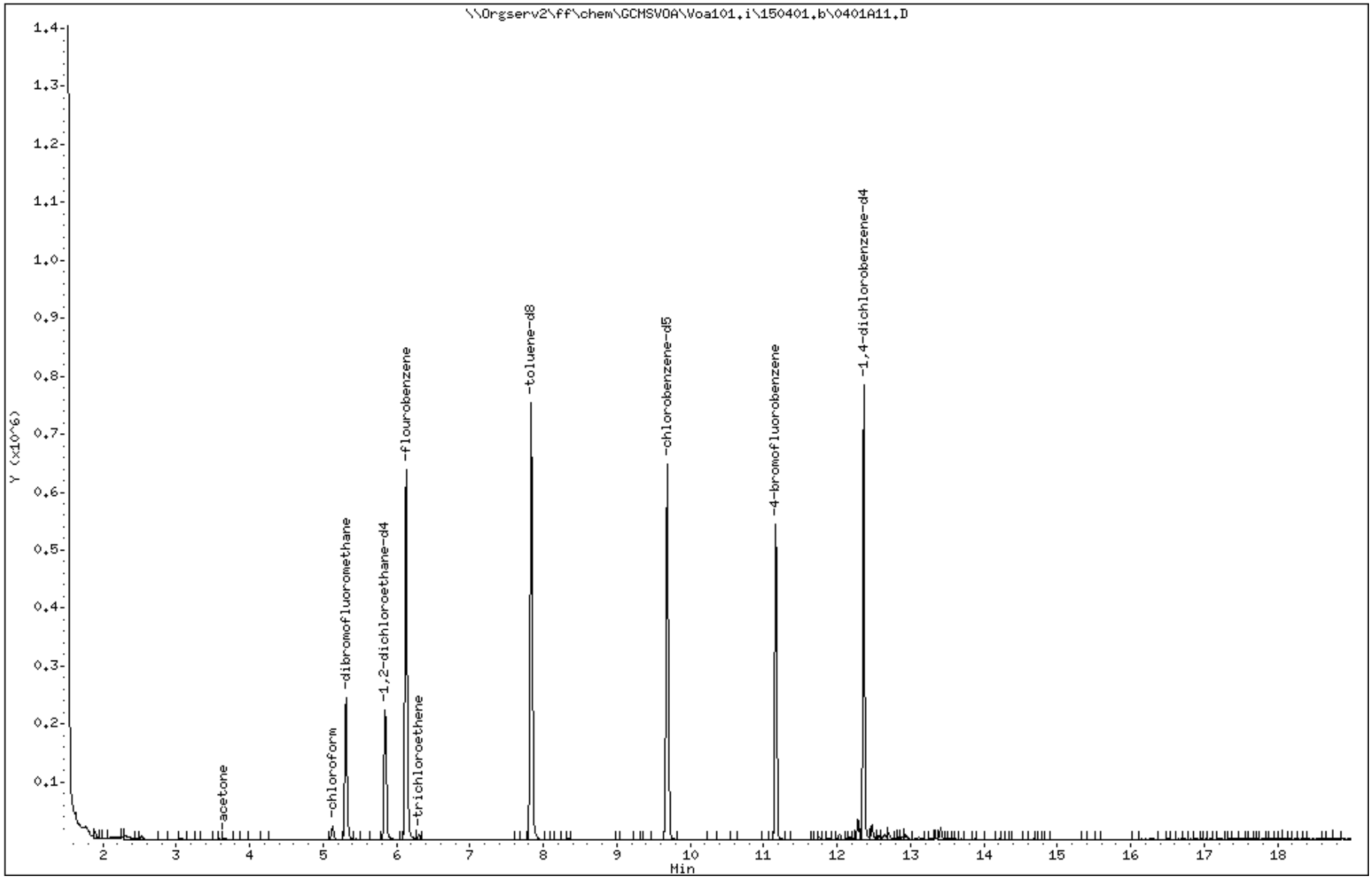

Data File: \\Orgserv2\ff\chem\GCMSVOA\Voa101.i\150401.b\0401A11.D

Date : 02-APR-2015 01:55

Client ID:

Instrument: Voa101.i

Sample Info: 11505963-49,31,10,,a

Purge Volume: 10.0

Operator: MS

Column phase:

Column diameter: 0.18

15 acetone

Concentration: 27.659 ngs

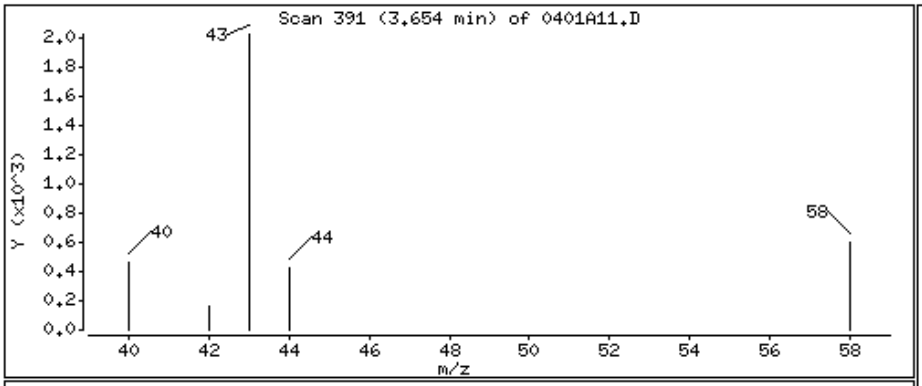

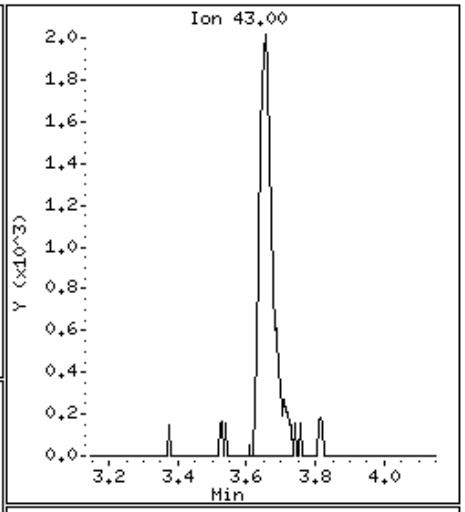

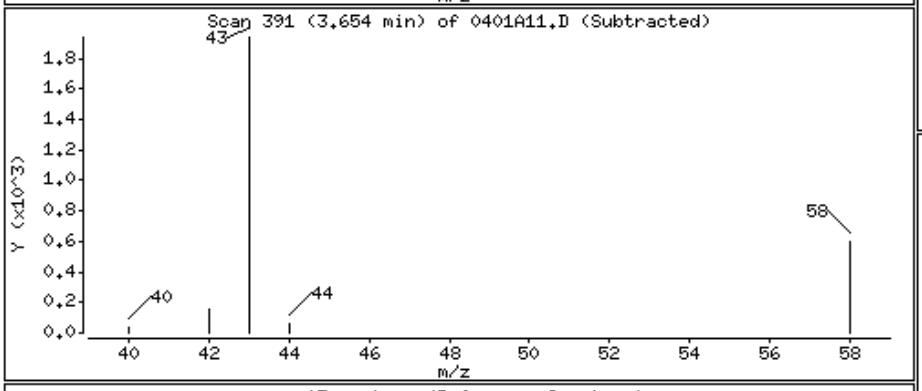

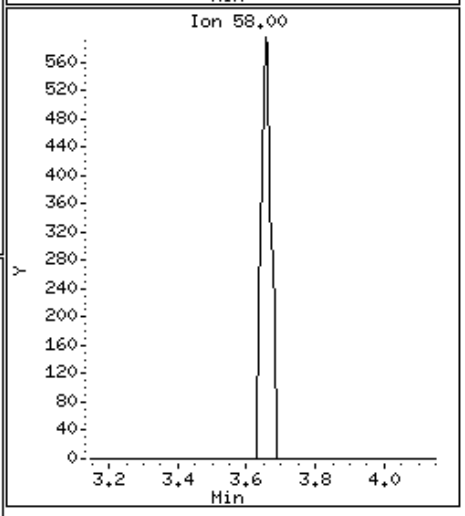

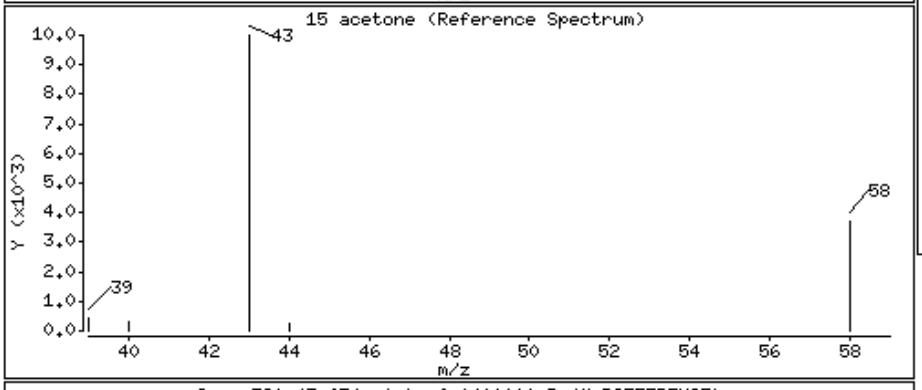

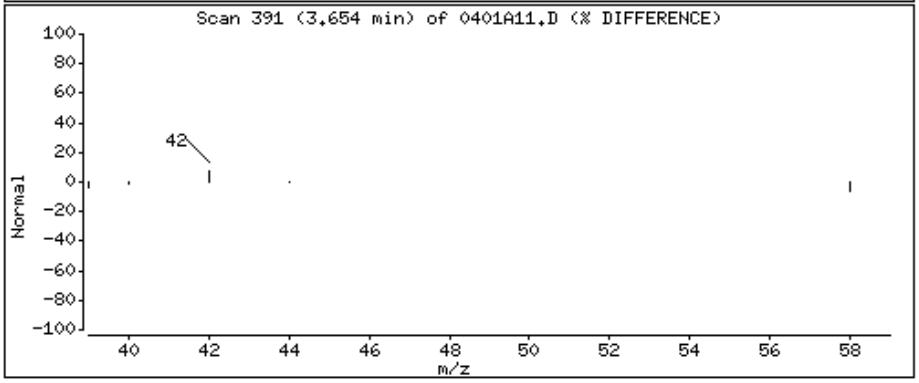

Data File: \\Orgserv2\ff\chem\GCMSVOA\Voa101.i\150401.b\0401A11.D

Date : 02-APR-2015 01:55

Client ID:

Instrument: Voa101.i

Sample Info: 11505963-49,31,10,,a

Purge Volume: 10.0

Operator: MS

Column phase:

Column diameter: 0.18

31 chloroform

Concentration: 8.232 ngs

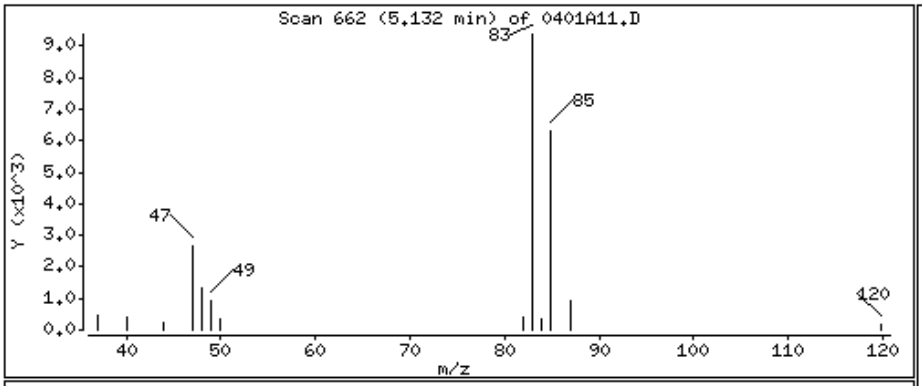

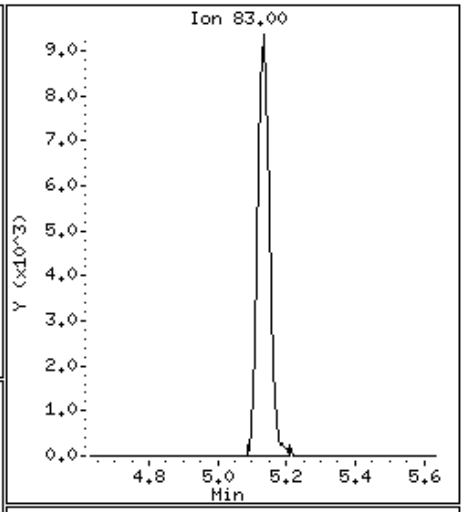

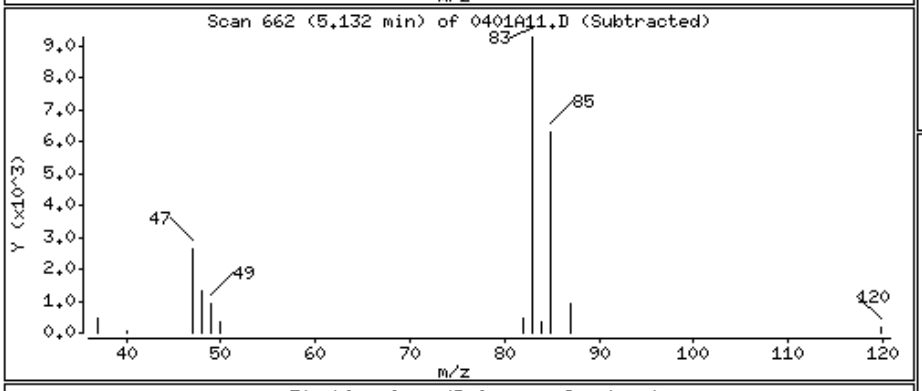

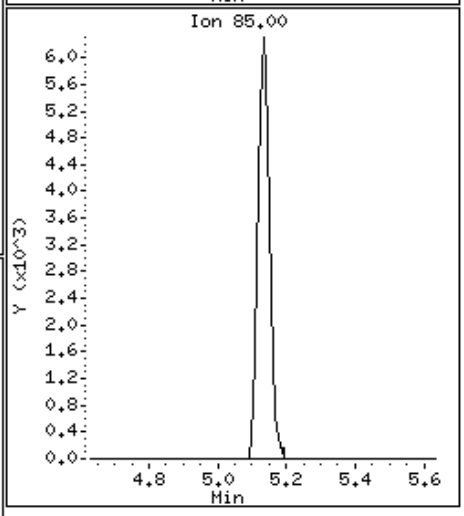

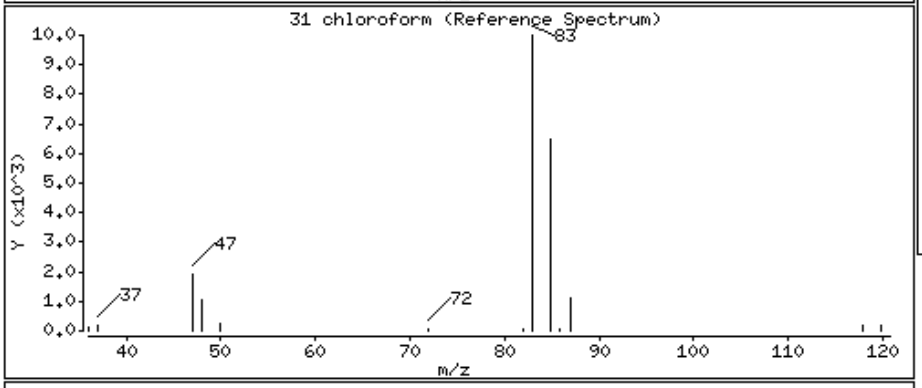

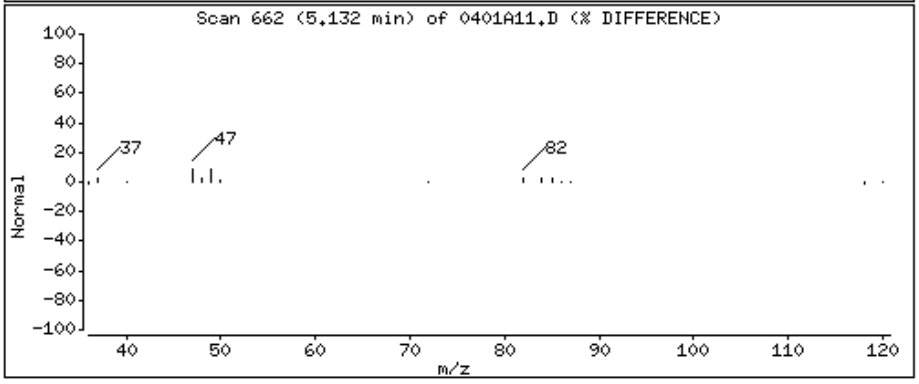

Data File: \\Orgserv2\ff\chem\GCMSVOA\Voa101.i\150401.b\0401A11.D

Date : 02-APR-2015 01:55

Client ID:

Instrument: Voa101.i

Sample Info: 11505963-49,31,10,,a

Purge Volume: 10.0

Operator: MS

Column phase:

Column diameter: 0.18

49 trichloroethene

Concentration: 2.205 ngs

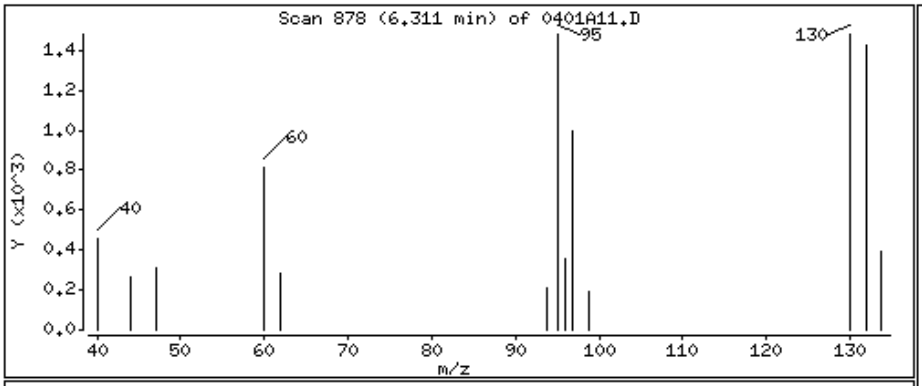

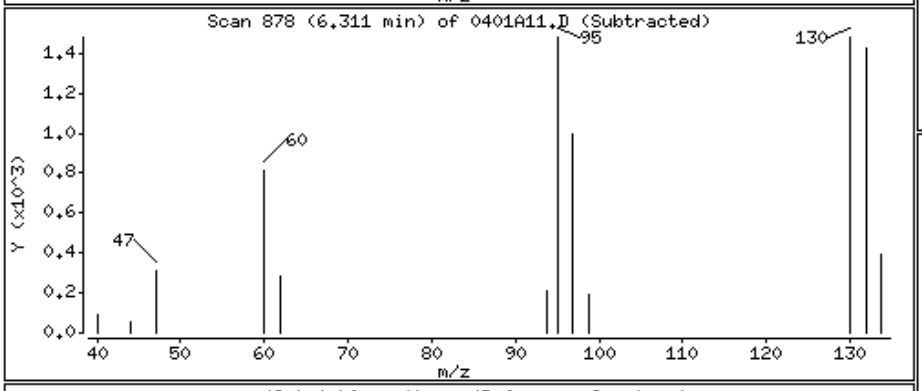

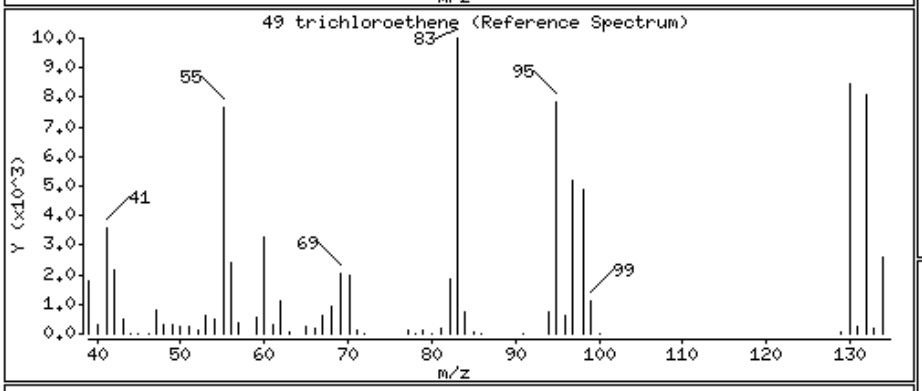

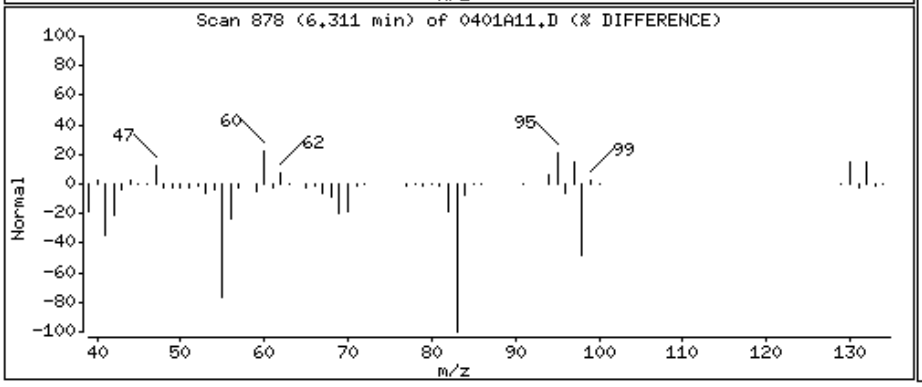

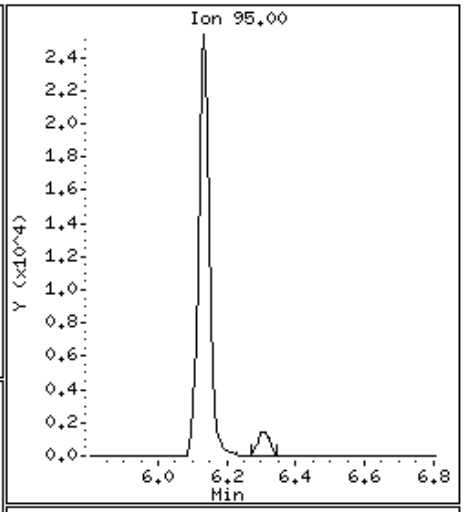

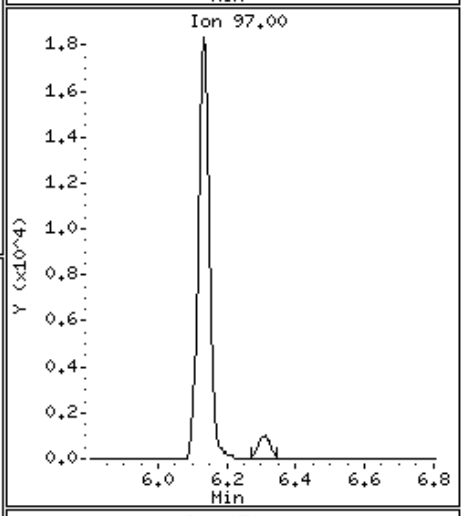

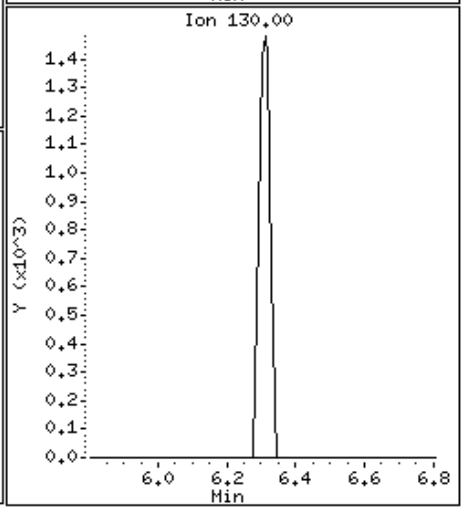

Alpha Analytical Labs

Manual Integration

Sample Info	: l1505963-49,31,10,,a wg772851,ical10733		
Instrument ID	: Voa101.i		
Method	: liq8260C.m		
File	: 0401A11.D		
Injection Date	: 02-APR-2015 01:55		
Quantitation	: ISTD	Integrator :	HP RTE
Dilution Factor	: 1.00	Sample Type:	SAMPLE

This File has no version history.

//Orgserv2/ff/chem/GCMSVOA/Voa101.i/150401.b/original/0401A11.D

Alpha Analytical Labs

gc/ms voa - Jack

Data file : \\orgserv2\ff\chem\GCMSVOA\Jack.i\150401Ncon2.b\0401N24.D
Lab Smp Id:
Inj Date : 02-APR-2015 02:05
Operator : mm Inst ID: Jack.i
Smp Info : l1505963-43,31,10,,a
Misc Info : wg772795,ical10743
Comment :
Method : \\orgserv2\ff\chem\GCMSVOA\Jack.i\150401Ncon2.b\liquid8260Bcon2.m
Meth Date : 02-Apr-2015 03:04 mmay Quant Type: ISTD
Cal Date : 24-FEB-2015 09:59 Cal File: 0224A16.D
Als bottle: 62
Dil Factor: 1.00000
Integrator: HP RTE Compound Sublist: NJTCL.sub
Target Version: 4.12
Processing Host: A1VOA1

Concentration Formula: Amt * DF * CpndVariable
Cpnd Variable Local Compound Variable

	Compounds	QUANT SIG MASS	RT	EXP RT	REL RT	RESPONSE	CONCENTRATIONS ON-COLUMN (ngs)	FINAL (ng)	REVIEW CODE
	1 dichlorodifluoromethane	85	Compound Not Detected.						
	2 chloromethane	50	Compound Not Detected.						
	3 vinyl chloride	62	Compound Not Detected.						
	4 bromomethane	94	Compound Not Detected.						
	5 chloroethane	64	Compound Not Detected.						
	6 trichlorofluoromethane	101	Compound Not Detected.						
	8 1,1,-dichloroethene	96	Compound Not Detected.						
	9 carbon disulfide	76	Compound Not Detected.						
	10 freon-113	101	Compound Not Detected.						
	13 methylene chloride	84	Compound Not Detected.						
	14 acetone	43	Compound Not Detected.						
	15 trans-1,2-dichloroethene	96	Compound Not Detected.						
	16 methyl acetate	43	Compound Not Detected.						
	17 methyl tert butyl ether	73	Compound Not Detected.						
	21 1,1-dichloroethane	63	2.909	2.909	(0.682)	3595	3.23055	3.230(a)	
	27 cis-1,2-dichloroethene	96	3.300	3.300	(0.773)	1557	2.17222	2.172(a)	
	29 cyclohexane	56	Compound Not Detected.						
	30 bromochloromethane	128	Compound Not Detected.						
	31 chloroform	83	3.512	3.507	(0.823)	30929	26.0135	26.013	
	32 carbontetrachloride	117	Compound Not Detected.						
$	35 dibromofluoromethane	113	3.645	3.645	(0.854)	28233	111.525	111.524	
	36 1,1,1-trichloroethane	97	Compound Not Detected.						
	38 2-butanone	43	Compound Not Detected.						
	39 benzene	78	Compound Not Detected.						
$	40 1,2-dichloroethane-d4	65	4.050	4.046	(0.949)	25535	99.5776	99.577	
	42 1,2-dichloroethane	62	Compound Not Detected.						
*	43 flourobenzene	96	4.267	4.267	(1.000)	92234	100.000		
	45 methyl cyclohexane	83	Compound Not Detected.						

	Compounds	QUANT SIG MASS	RT	EXP RT	REL RT	RESPONSE	CONCENTRATIONS ON-COLUMN (ngs)	CONCENTRATIONS FINAL (ng)	REVIEW CODE
	46 trichloroethene	95	4.400	4.400	(1.031)	13234	19.1361	19.136	
	48 1,2-dichloropropane	63	Compound Not Detected.						
	49 bromodichloromethane	83	Compound Not Detected.						
	50 1,4-Dioxane	88	Compound Not Detected.						
	52 cis-1,3-dichloropropene	75	Compound Not Detected.						
$	53 toluene-d8	98	5.596	5.596	(0.798)	105479	97.3899	97.389	
	54 toluene	92	Compound Not Detected.						
	55 tetrachloroethene	166	5.966	5.966	(0.851)	1510	1.61350	1.613(a)	
	56 4-methyl-2-pentanone	58	Compound Not Detected.						
	57 trans-1,3-dichloropropene	75	Compound Not Detected.						
	58 1,1,2-trichloroethane	83	Compound Not Detected.						
	60 chlorodibromomethane	129	Compound Not Detected.						
	62 1,2-dibromoethane	107	Compound Not Detected.						
	63 2-hexanone	43	Compound Not Detected.						
*	64 chlorobenzene-d5	117	7.013	7.013	(1.000)	92520	100.000		
	65 chlorobenzene	112	Compound Not Detected.						
	66 ethyl benzene	91	Compound Not Detected.						
	69 p/m xylene	106	Compound Not Detected.						
	70 o xylene	106	Compound Not Detected.						
	71 bromoform	173	Compound Not Detected.						
	72 styrene	104	Compound Not Detected.						
	73 isopropylbenzene	105	Compound Not Detected.						
$	74 4-bromofluorobenzene	95	8.233	8.233	(0.875)	44480	104.851	104.850	
	78 1,1,2,2,-tetrachloroethane	83	Compound Not Detected.						
	89 1,3-dichlorobenzene	146	Compound Not Detected.						
*	90 1,4-dichlorobenzene-d4	152	9.410	9.411	(1.000)	52521	100.000		
	91 1,4-dichlorobenzene	146	Compound Not Detected.						
	94 1,2-dichlorobenzene	146	Compound Not Detected.						
	96 1,2-dibromo-3-chloropropane	75	Compound Not Detected.						
	98 1,2,4-trichlorobenzene	180	Compound Not Detected.						
	101 1,2,3-trichlorobenzene	180	Compound Not Detected.						

QC Flag Legend

a - Target compound detected but, quantitated amount
Below Limit Of Quantitation(BLOQ).

Alpha Analytical Labs

gc/ms voa - Jack

Data file : \\orgserv2\ff\chem\GCMSVOA\Jack.i\150401Ncon2.b\0401N24.D
Lab Smp Id:
Inj Date : 02-APR-2015 02:05
Operator : mm Inst ID: Jack.i
Smp Info : l1505963-43,31,10,,a
Misc Info : wg772795,ical10743
Comment :
Method : \\orgserv2\ff\chem\GCMSVOA\Jack.i\150401Ncon2.b\liquid8260Bcon2.m
Meth Date : 02-Apr-2015 03:04 mmay Quant Type: ISTD
Cal Date : 24-FEB-2015 09:59 Cal File: 0224A16.D
Als bottle: 62
Dil Factor: 1.00000
Integrator: HP RTE Compound Sublist: NJTCL.sub
Target Version: 4.12
Processing Host: A1VOA1

- NO TENTATIVELY IDENTIFIED COMPOUNDS -

Alpha Analytical Labs

INTERNAL STANDARD COMPOUNDS
AREA AND RT SUMMARY

Instrument ID: Jack.i
Lab File ID: 0401N24.D
Lab Smp Id:
Analysis Type: VOA
Quant Type: ISTD
Operator: mm
Method File: \\orgserv2\ff\chem\GCMSVOA\Jack.i\150401Ncon2.b\liquid8260Bcon2.m
Misc Info: wg772795,ical10743

Calibration Date: 01-APR-2015
Calibration Time: 20:01
Level: HIGH
Sample Type: WATER

Test Mode:
Use Last Continuing Calibrator.
If Continuing Cal. use Initial Cal. Level 3

		AREA LIMIT			
COMPOUND	STANDARD	LOWER	UPPER	SAMPLE	%DIFF
43 flourobenzene	114289	57145	228578	92234	-19.30
64 chlorobenzene-d5	104966	52483	209932	92520	-11.86
90 1,4-dichlorobenze	66662	33331	133324	52521	-21.21

		RT LIMIT			
COMPOUND	STANDARD	LOWER	UPPER	SAMPLE	%DIFF
43 flourobenzene	4.27	3.77	4.77	4.27	-0.00
64 chlorobenzene-d5	7.01	6.51	7.51	7.01	-0.00
90 1,4-dichlorobenze	9.41	8.91	9.91	9.41	-0.00

AREA UPPER LIMIT = +100% of internal standard area.
AREA LOWER LIMIT = - 50% of internal standard area.
RT UPPER LIMIT = + 0.50 minutes of internal standard RT.
RT LOWER LIMIT = - 0.50 minutes of internal standard RT.

Alpha Analytical Labs

RECOVERY REPORT

Client Name: Client SDG: SDGa00307
Sample Matrix: LIQUID Fraction: VOA
Lab Smp Id:
Level: HIGH Operator: mm
Data Type: MS DATA SampleType: SAMPLE
SpikeList File: curve.spk Quant Type: ISTD
Sublist File: NJTCL.sub
Method File: \\orgserv2\ff\chem\GCMSVOA\Jack.i\150401Ncon2.b\liquid8260Bcon2.m
Misc Info: wg772795,ical10743

SURROGATE COMPOUND	AMOUNT ADDED ngs	AMOUNT RECOVERED ngs	% RECOVERED	LIMITS
$ 35 dibromofluorometha	100.000	111.524	111.52	70-130
$ 40 1,2-dichloroethane	100.000	99.577	99.58	70-130
$ 53 toluene-d8	100.000	97.389	97.39	70-130
$ 74 4-bromofluorobenze	100.000	104.850	104.85	70-130

Data File: \\orgserv2\ff\chem\GCMSVOA\Jack.i\150401Ncon2.b\0401N24.D
Date : 02-APR-2015 02:05
Client ID:
Sample Info: 11505963-43,31,10,,a
Purge Volume: 10.0
Column phase:

Instrument: Jack.i
Operator: mm
Column diameter: 0.18

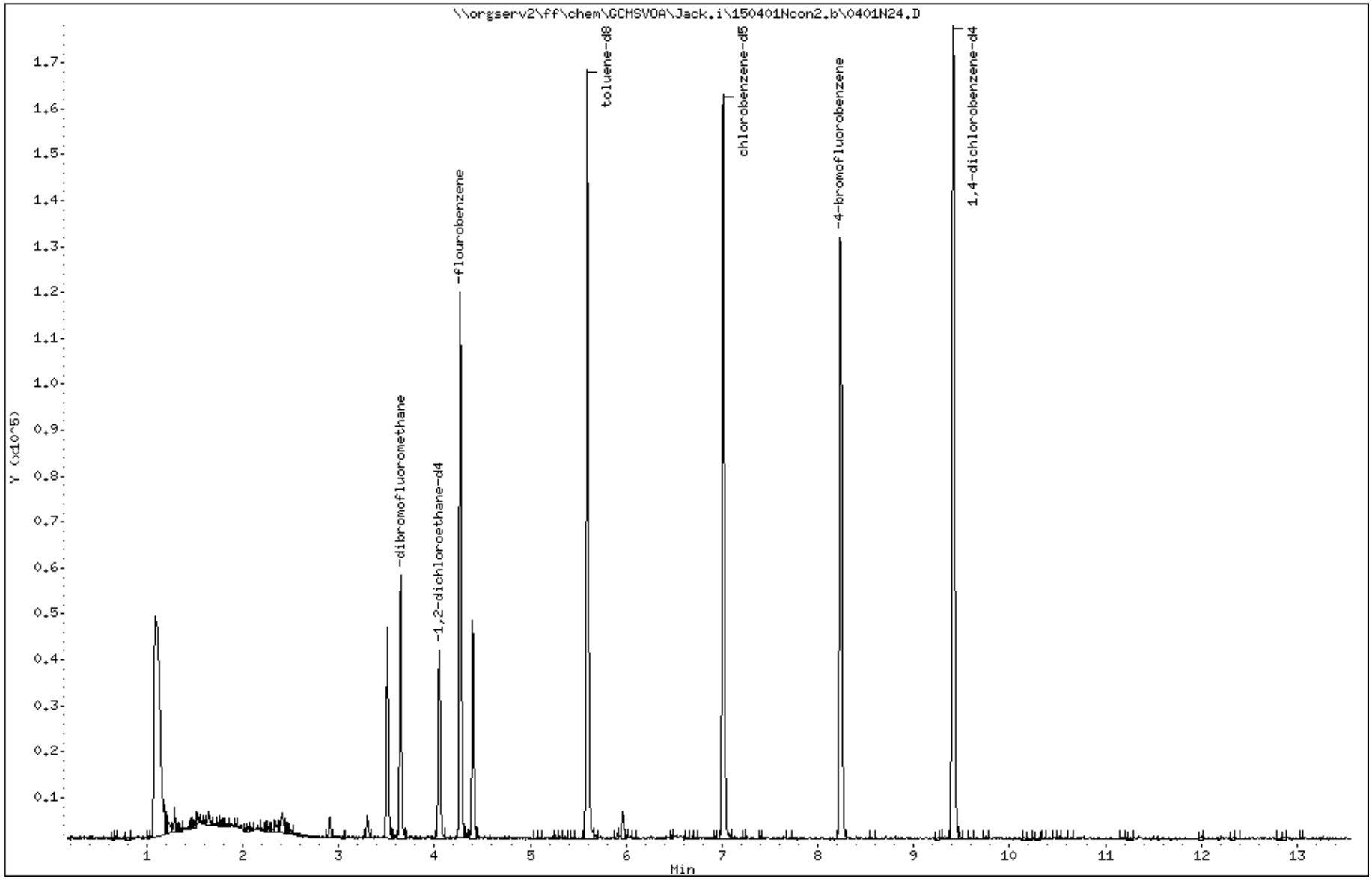

Data File: \\orgserv2\ff\chem\GCMSVOA\Jack.i\150401Ncon2.b\0401N24.D

Date : 02-APR-2015 02:05

Client ID:

Instrument: Jack.i

Sample Info: 11505963-43,31,10,,a

Purge Volume: 10.0

Operator: mm

Column phase:

Column diameter: 0.18

21 1,1-dichloroethane

Concentration: 3.230 ng

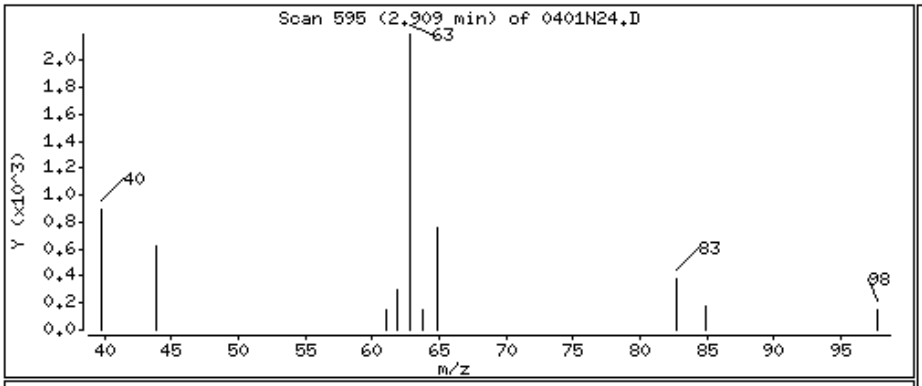

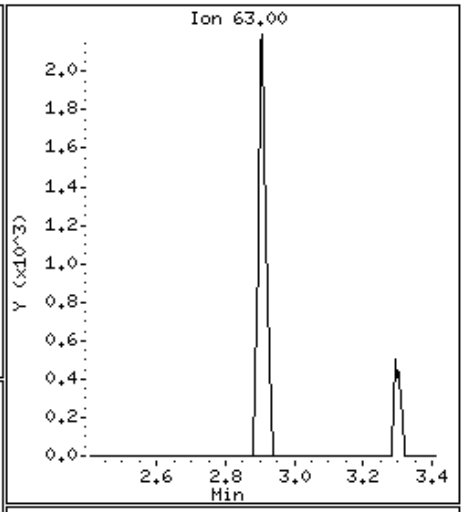

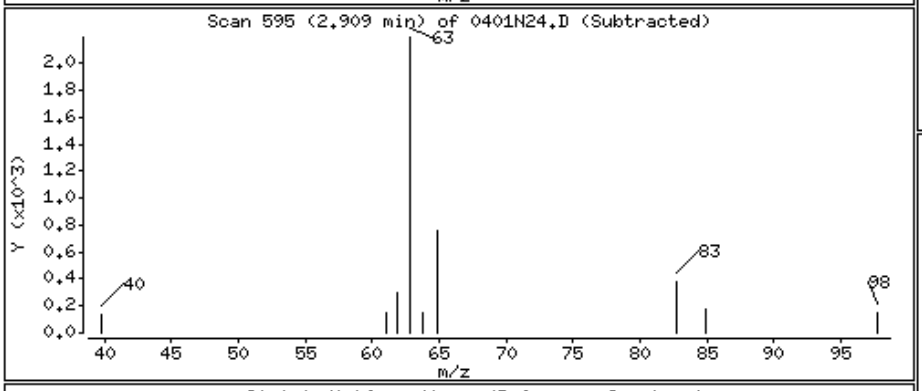

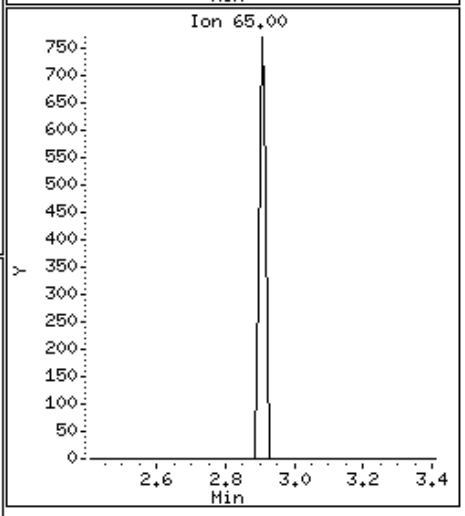

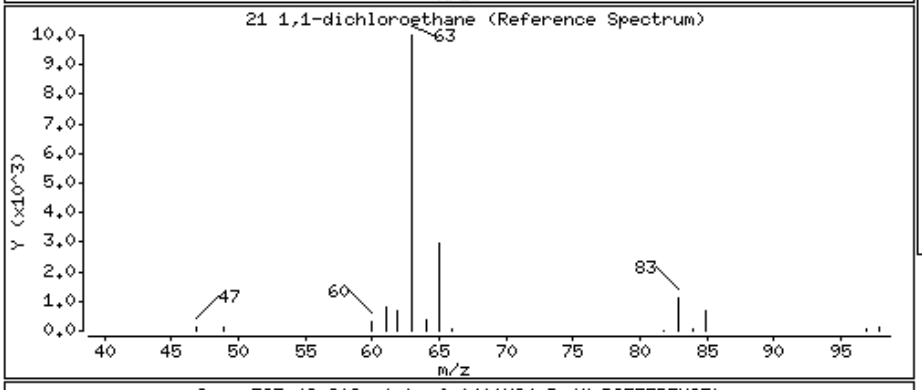

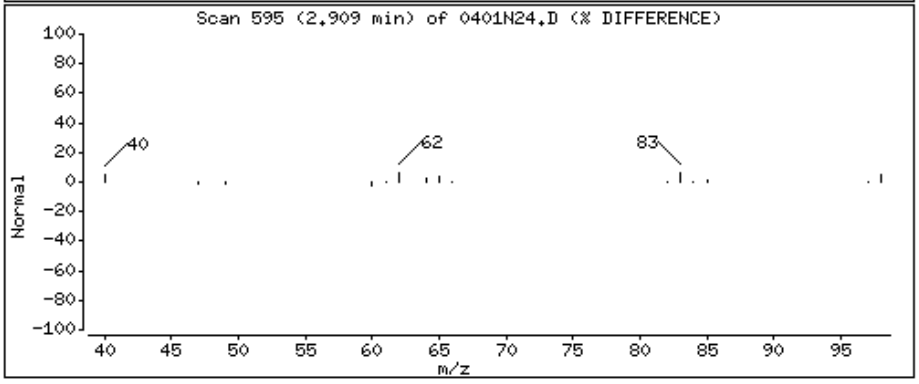

Data File: \\orgserv2\ff\chem\GCMSVOA\Jack.i\150401Ncon2.b\0401N24.D

Date : 02-APR-2015 02:05

Client ID:

Instrument: Jack.i

Sample Info: 11505963-43,31,10,,a

Purge Volume: 10.0

Operator: mm

Column phase:

Column diameter: 0.18

27 cis-1,2-dichloroethene

Concentration: 2.172 ng

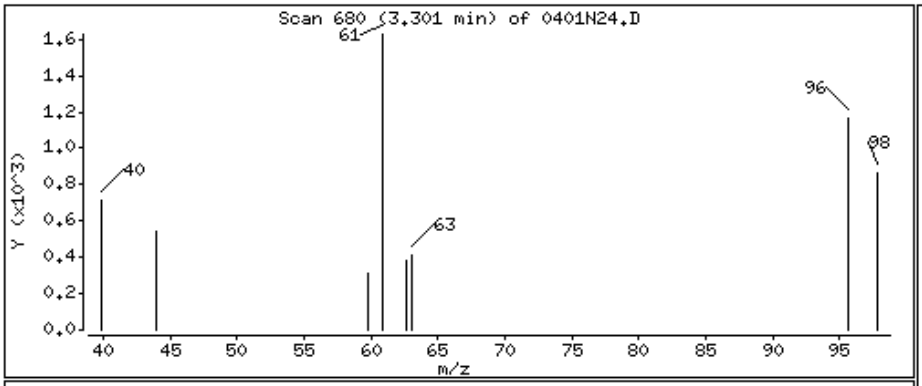

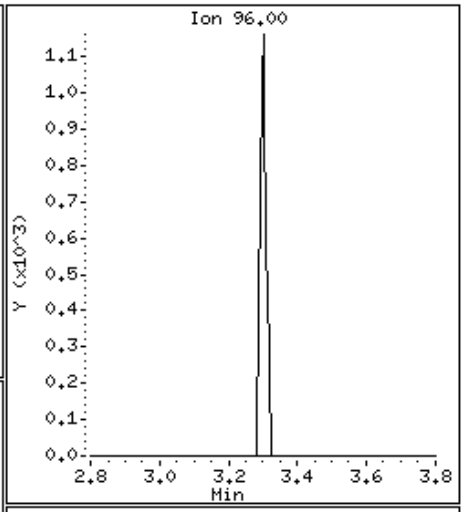

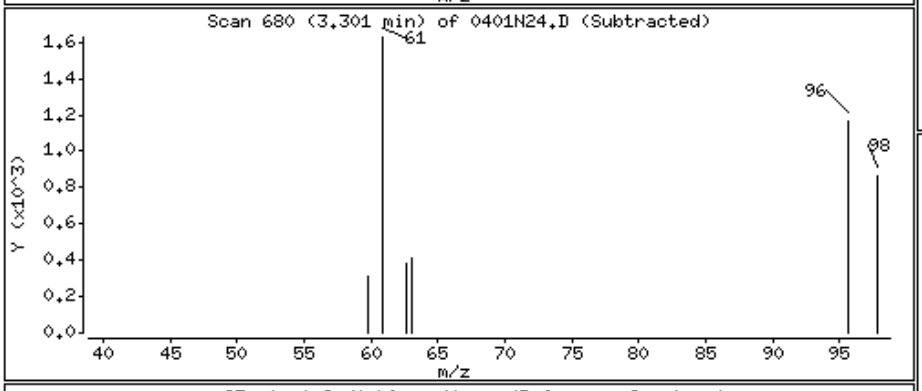

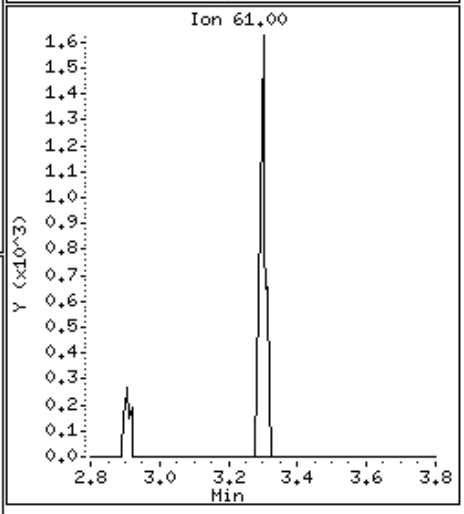

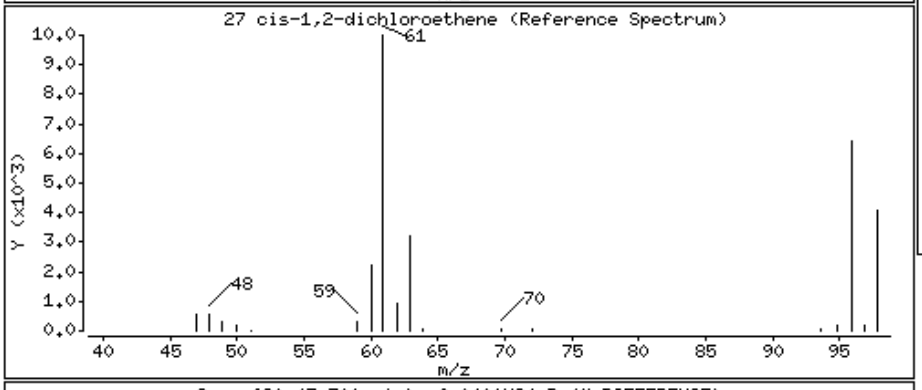

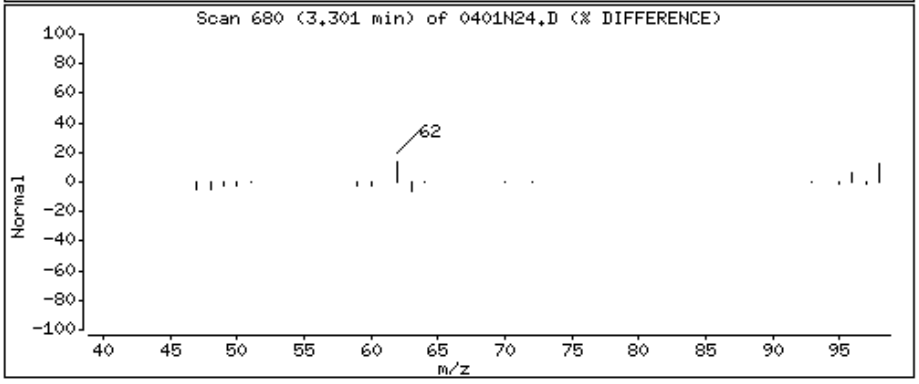

Data File: \\orgserv2\ff\chem\GCMSVOA\Jack.i\150401Ncon2.b\0401N24.D

Date : 02-APR-2015 02:05

Client ID:

Instrument: Jack.i

Sample Info: 11505963-43,31,10,,a

Purge Volume: 10.0

Operator: mm

Column phase:

Column diameter: 0.18

31 chloroform

Concentration: 26.013 ng

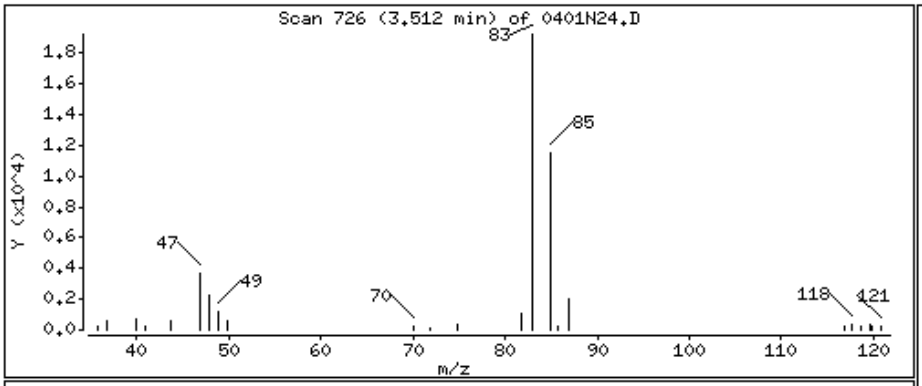

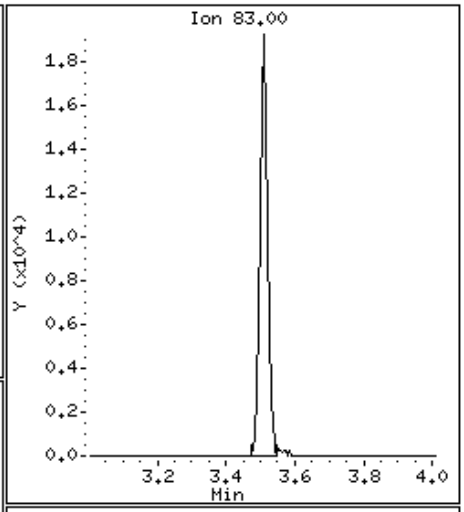

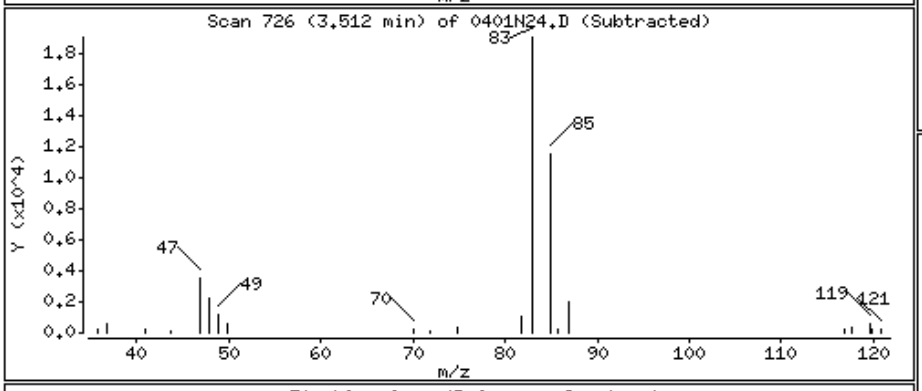

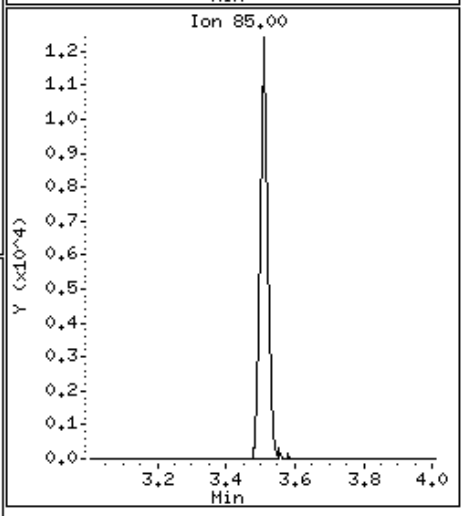

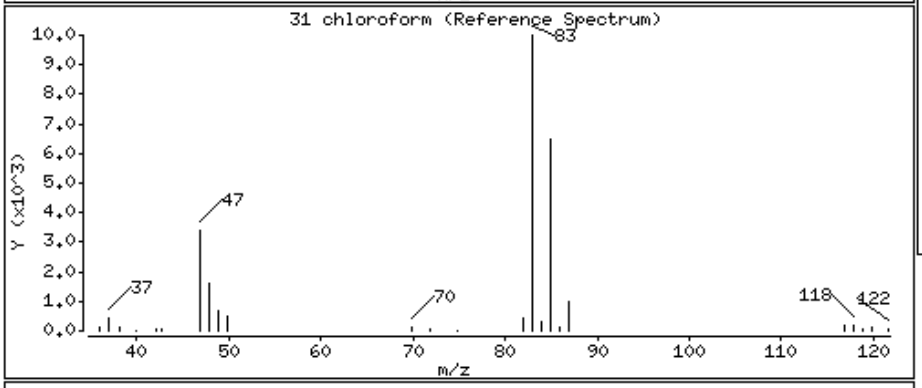

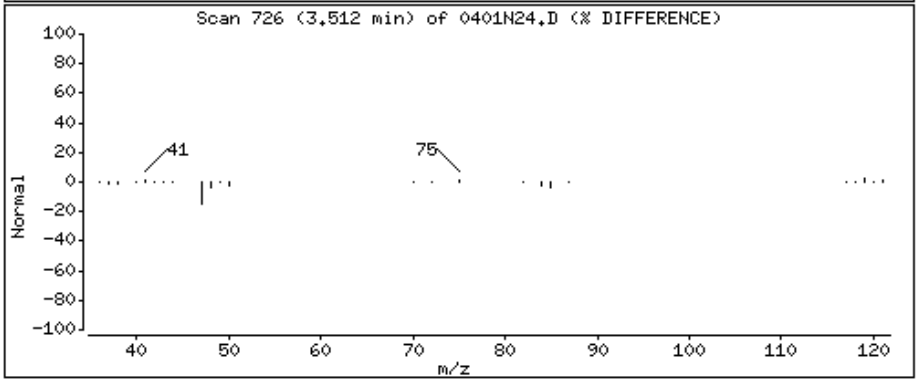

Data File: \\orgserv2\ff\chem\GCMSVOA\Jack.i\150401Ncon2.b\0401N24.D

Date : 02-APR-2015 02:05

Client ID:

Instrument: Jack.i

Sample Info: 11505963-43,31,10,,a

Purge Volume: 10.0

Operator: mm

Column phase:

Column diameter: 0.18

46 trichloroethene

Concentration: 19.136 ng

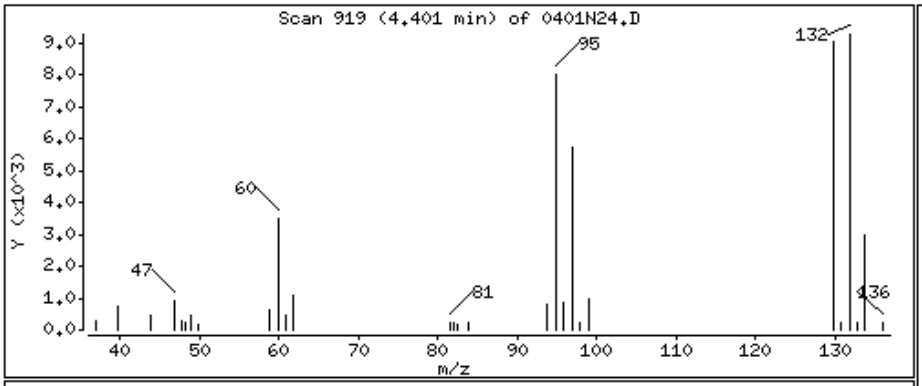

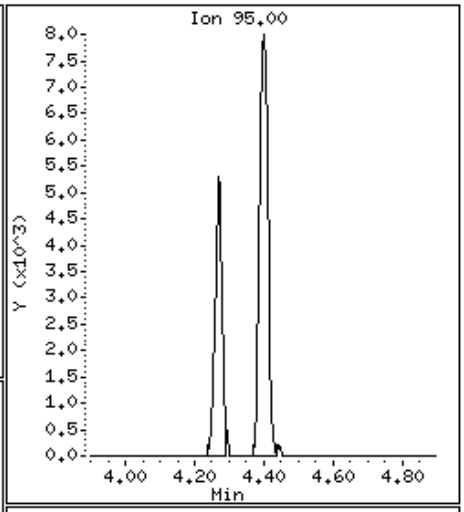

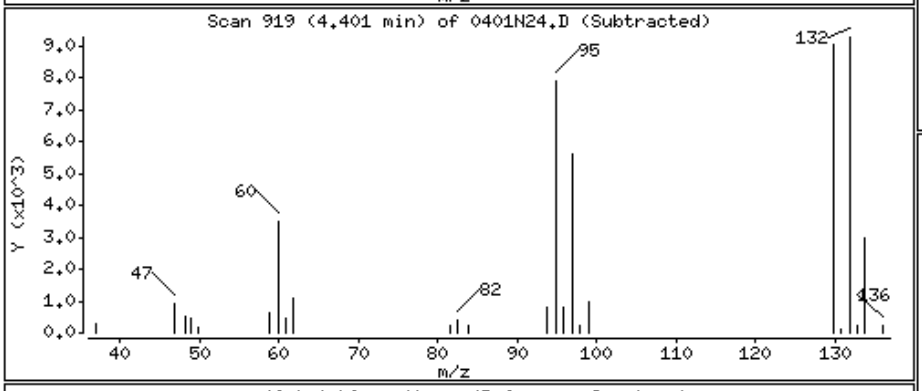

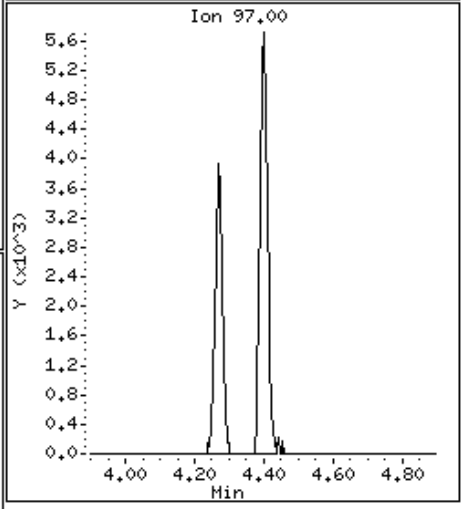

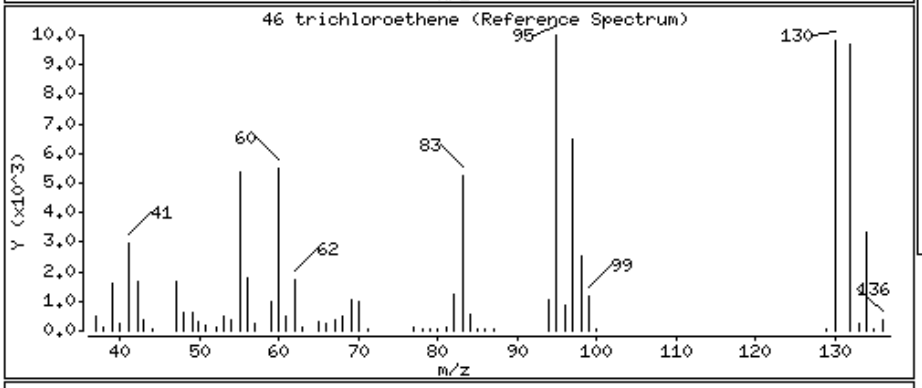

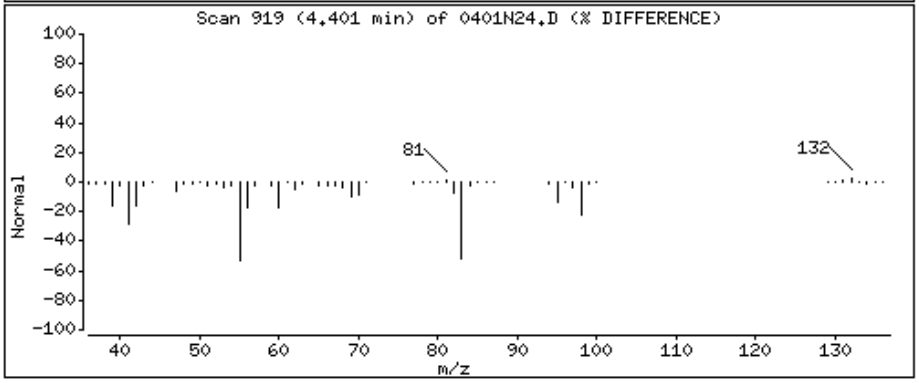

Data File: \\orgserv2\ff\chem\GCMSVOA\Jack.i\150401Ncon2.b\0401N24.D

Date : 02-APR-2015 02:05

Client ID:

Instrument: Jack.i

Sample Info: 11505963-43,31,10,,a

Purge Volume: 10.0

Operator: mm

Column phase:

Column diameter: 0.18

55 tetrachloroethene

Concentration: 1.613 ng

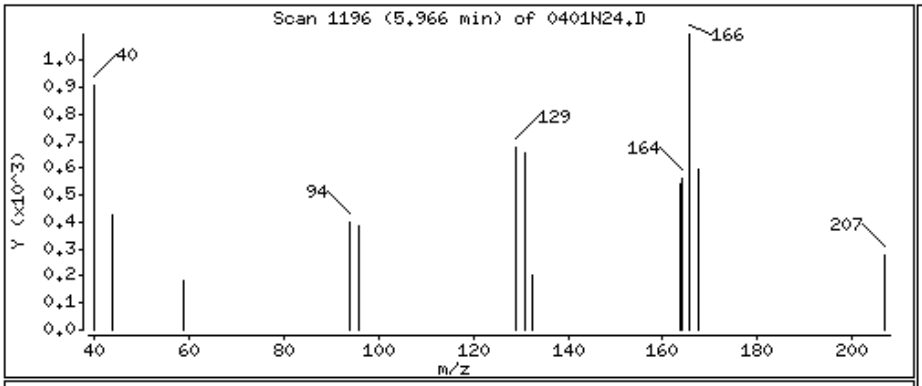

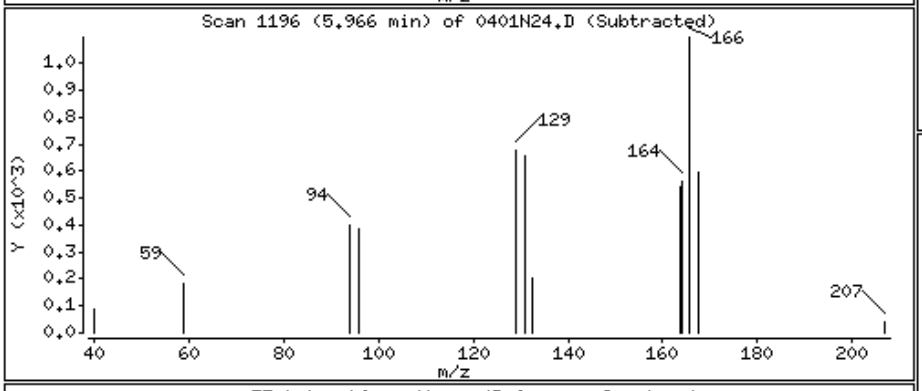

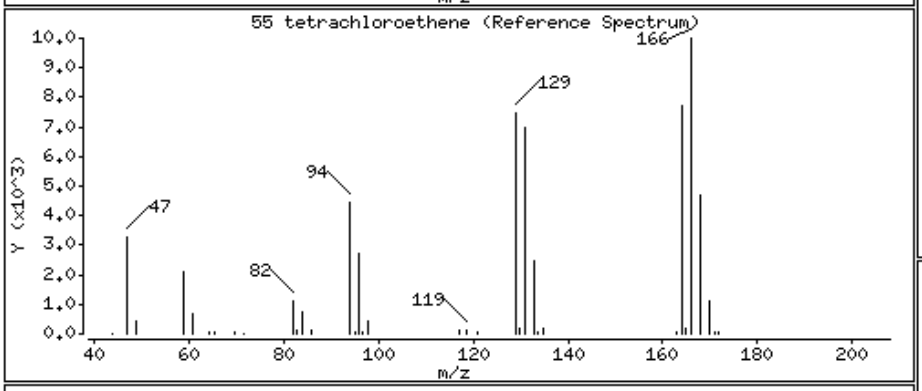

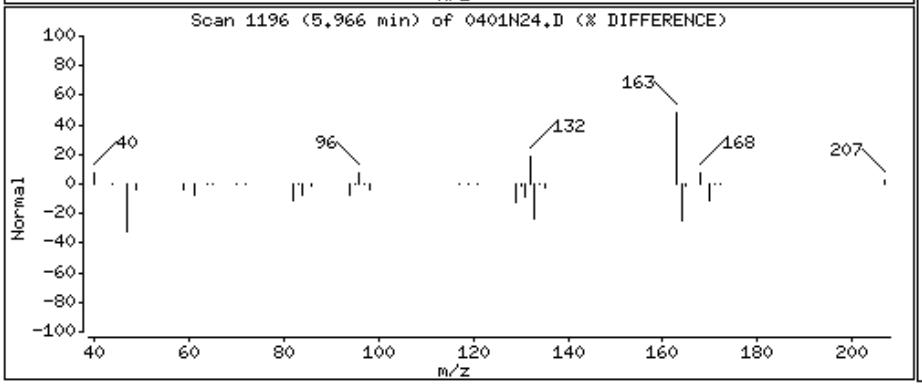

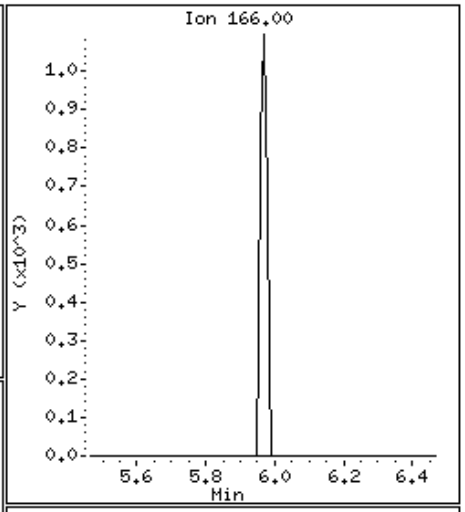

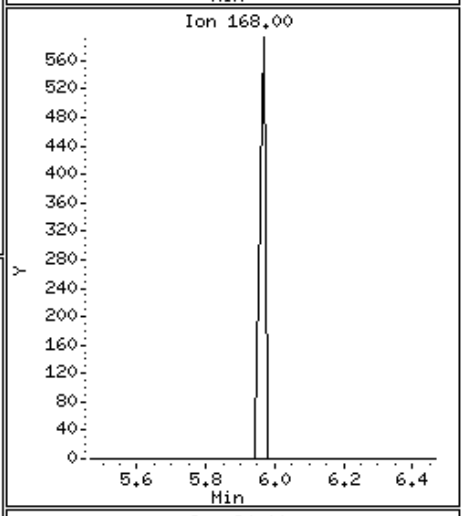

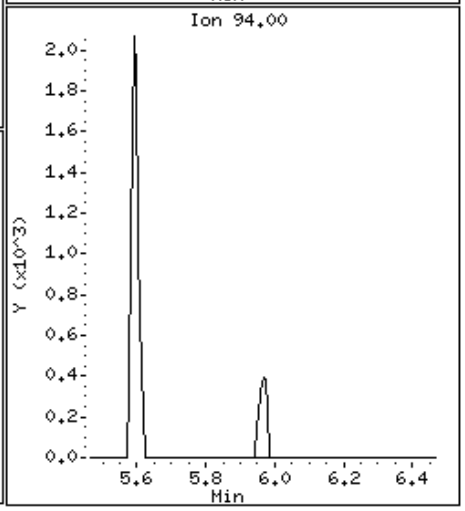

Alpha Analytical Labs

gc/ms voa - Jack

Data file : \\orgserv2\ff\chem\GCMSVOA\Jack.i\150401Ncon1.b\0401N25.D
Lab Smp Id:
Inj Date : 02-APR-2015 02:22
Operator : mm Inst ID: Jack.i
Smp Info : l1505963-44,31,10,,a
Misc Info : wg772794,ical10742
Comment :
Method : \\orgserv2\ff\chem\GCMSVOA\Jack.i\150401Ncon1.b\liquid8260Bcon1.m
Meth Date : 02-Apr-2015 03:08 mmay Quant Type: ISTD
Cal Date : 24-FEB-2015 11:23 Cal File: 0224A21.D
Als bottle: 13
Dil Factor: 1.00000
Integrator: HP RTE Compound Sublist: NJTCL.sub
Target Version: 4.12
Processing Host: A1VOA1

Concentration Formula: Amt * DF * CpndVariable
Cpnd Variable Local Compound Variable

	Compounds	QUANT SIG MASS	RT	EXP RT	REL RT	RESPONSE	CONCENTRATIONS ON-COLUMN (ngs)	FINAL (ng)	REVIEW CODE
	1 dichlorodifluoromethane	85	Compound Not Detected.						
	2 chloromethane	50	Compound Not Detected.						
	3 vinyl chloride	62	Compound Not Detected.						
	4 bromomethane	94	Compound Not Detected.						
	5 chloroethane	64	Compound Not Detected.						
	6 trichlorofluoromethane	101	Compound Not Detected.						
	8 1,1,-dichloroethene	96	Compound Not Detected.						
	9 carbon disulfide	76	Compound Not Detected.						
	10 freon-113	101	Compound Not Detected.						
	13 methylene chloride	84	Compound Not Detected.						
	14 acetone	43	2.448	2.435	(0.571)	5043	13.3114	13.311	
	15 trans-1,2-dichloroethene	96	Compound Not Detected.						
	16 methyl acetate	43	Compound Not Detected.						
	17 methyl tert butyl ether	73	Compound Not Detected.						
	21 1,1-dichloroethane	63	Compound Not Detected.						
	27 cis-1,2-dichloroethene	96	Compound Not Detected.						
	29 cyclohexane	56	Compound Not Detected.						
	30 bromochloromethane	128	Compound Not Detected.						
	31 chloroform	83	3.530	3.521	(0.824)	33101	19.5820	19.582	
	32 carbontetrachloride	117	Compound Not Detected.						
$	35 dibromofluoromethane	113	3.664	3.654	(0.855)	33644	96.5345	96.534	
	36 1,1,1-trichloroethane	97	Compound Not Detected.						
	38 2-butanone	43	Compound Not Detected.						
	39 benzene	78	Compound Not Detected.						
$	40 1,2-dichloroethane-d4	65	4.064	4.060	(0.948)	35620	93.7348	93.734	
	42 1,2-dichloroethane	62	Compound Not Detected.						
*	43 flourobenzene	96	4.285	4.276	(1.000)	138489	100.000		
	45 methyl cyclohexane	83	Compound Not Detected.						

	Compounds	QUANT SIG MASS	RT	EXP RT	REL RT	RESPONSE	CONCENTRATIONS ON-COLUMN (ngs)	CONCENTRATIONS FINAL (ng)	REVIEW CODE
	46 trichloroethene	95	Compound Not Detected.						
	48 1,2-dichloropropane	63	Compound Not Detected.						
	49 bromodichloromethane	83	Compound Not Detected.						
	50 1,4-Dioxane	88	Compound Not Detected.						
	52 cis-1,3-dichloropropene	75	Compound Not Detected.						
$	53 toluene-d8	98	5.602	5.596	(0.799)	139255	102.201	102.200	
	54 toluene	92	Compound Not Detected.						
	55 tetrachloroethene	166	5.978	5.966	(0.853)	1408	1.22907	1.229(aQ)	
	56 4-methyl-2-pentanone	58	Compound Not Detected.						
	57 trans-1,3-dichloropropene	75	Compound Not Detected.						
	58 1,1,2-trichloroethane	83	Compound Not Detected.						
	60 chlorodibromomethane	129	Compound Not Detected.						
	62 1,2-dibromoethane	107	Compound Not Detected.						
	63 2-hexanone	43	Compound Not Detected.						
*	64 chlorobenzene-d5	117	7.013	7.013	(1.000)	113439	100.000		
	65 chlorobenzene	112	Compound Not Detected.						
	66 ethyl benzene	91	Compound Not Detected.						
	69 p/m xylene	106	Compound Not Detected.						
	70 o xylene	106	Compound Not Detected.						
	71 bromoform	173	Compound Not Detected.						
	72 styrene	104	Compound Not Detected.						
	73 isopropylbenzene	105	Compound Not Detected.						
$	74 4-bromofluorobenzene	95	8.240	8.240	(0.875)	54065	106.757	106.757	
	78 1,1,2,2,-tetrachloroethane	83	Compound Not Detected.						
	89 1,3-dichlorobenzene	146	Compound Not Detected.						
*	90 1,4-dichlorobenzene-d4	152	9.418	9.410	(1.000)	60899	100.000		
	91 1,4-dichlorobenzene	146	Compound Not Detected.						
	94 1,2-dichlorobenzene	146	Compound Not Detected.						
	96 1,2-dibromo-3-chloropropane	75	Compound Not Detected.						
	98 1,2,4-trichlorobenzene	180	Compound Not Detected.						
	101 1,2,3-trichlorobenzene	180	Compound Not Detected.						

QC Flag Legend

a - Target compound detected but, quantitated amount
Below Limit Of Quantitation(BLOQ).
Q - Qualifier signal failed the ratio test.

Alpha Analytical Labs

gc/ms voa - Jack

Data file : \\orgserv2\ff\chem\GCMSVOA\Jack.i\150401Ncon1.b\0401N25.D
Lab Smp Id:
Inj Date : 02-APR-2015 02:22
Operator : mm Inst ID: Jack.i
Smp Info : l1505963-44,31,10,,a
Misc Info : wg772794,ical10742
Comment :
Method : \\orgserv2\ff\chem\GCMSVOA\Jack.i\150401Ncon1.b\liquid8260Bcon1.m
Meth Date : 02-Apr-2015 03:08 mmay Quant Type: ISTD
Cal Date : 24-FEB-2015 11:23 Cal File: 0224A21.D
Als bottle: 13
Dil Factor: 1.00000
Integrator: HP RTE Compound Sublist: NJTCL.sub
Target Version: 4.12
Processing Host: A1VOA1

- NO TENTATIVELY IDENTIFIED COMPOUNDS -

Alpha Analytical Labs

INTERNAL STANDARD COMPOUNDS
AREA AND RT SUMMARY

Instrument ID: Jack.i
Lab File ID: 0401N25.D
Lab Smp Id:
Analysis Type: VOA
Quant Type: ISTD
Operator: mm
Method File: \\orgserv2\ff\chem\GCMSVOA\Jack.i\150401Ncon1.b\liquid8260Bcon1.m
Misc Info: wg772794,ical10742

Calibration Date: 01-APR-2015
Calibration Time: 19:45
Level: HIGH
Sample Type: WATER

Test Mode:
Use Last Continuing Calibrator.
If Continuing Cal. use Initial Cal. Level 3

		AREA LIMIT			
COMPOUND	STANDARD	LOWER	UPPER	SAMPLE	%DIFF
43 flourobenzene	149828	74914	299656	138489	-7.57
64 chlorobenzene-d5	126962	63481	253924	113439	-10.65
90 1,4-dichlorobenze	70260	35130	140520	60899	-13.32

		RT LIMIT			
COMPOUND	STANDARD	LOWER	UPPER	SAMPLE	%DIFF
43 flourobenzene	4.28	3.78	4.78	4.29	0.21
64 chlorobenzene-d5	7.01	6.51	7.51	7.01	-0.00
90 1,4-dichlorobenze	9.41	8.91	9.91	9.42	0.08

AREA UPPER LIMIT = +100% of internal standard area.
AREA LOWER LIMIT = - 50% of internal standard area.
RT UPPER LIMIT = + 0.50 minutes of internal standard RT.
RT LOWER LIMIT = - 0.50 minutes of internal standard RT.

Alpha Analytical Labs

RECOVERY REPORT

Client Name: Client SDG: SDGa00307
Sample Matrix: LIQUID Fraction: VOA
Lab Smp Id:
Level: HIGH Operator: mm
Data Type: MS DATA SampleType: SAMPLE
SpikeList File: curve.spk Quant Type: ISTD
Sublist File: NJTCL.sub
Method File: \\orgserv2\ff\chem\GCMSVOA\Jack.i\150401Ncon1.b\liquid8260Bcon1.m
Misc Info: wg772794,ical10742

SURROGATE COMPOUND	AMOUNT ADDED ngs	AMOUNT RECOVERED ngs	% RECOVERED	LIMITS
$ 35 dibromofluorometha	100.000	96.534	96.53	70-130
$ 40 1,2-dichloroethane	100.000	93.734	93.73	70-130
$ 53 toluene-d8	100.000	102.200	102.20	70-130
$ 74 4-bromofluorobenze	100.000	106.757	106.76	70-130

Data File: \\orgserv2\ff\chem\GCMSVOA\Jack.i\150401Ncon1.b\0401N25.D
Date : 02-APR-2015 02:22
Client ID:
Sample Info: 11505963-44,31,10,,a
Purge Volume: 10.0
Column phase:

Instrument: Jack.i
Operator: mm
Column diameter: 0.18

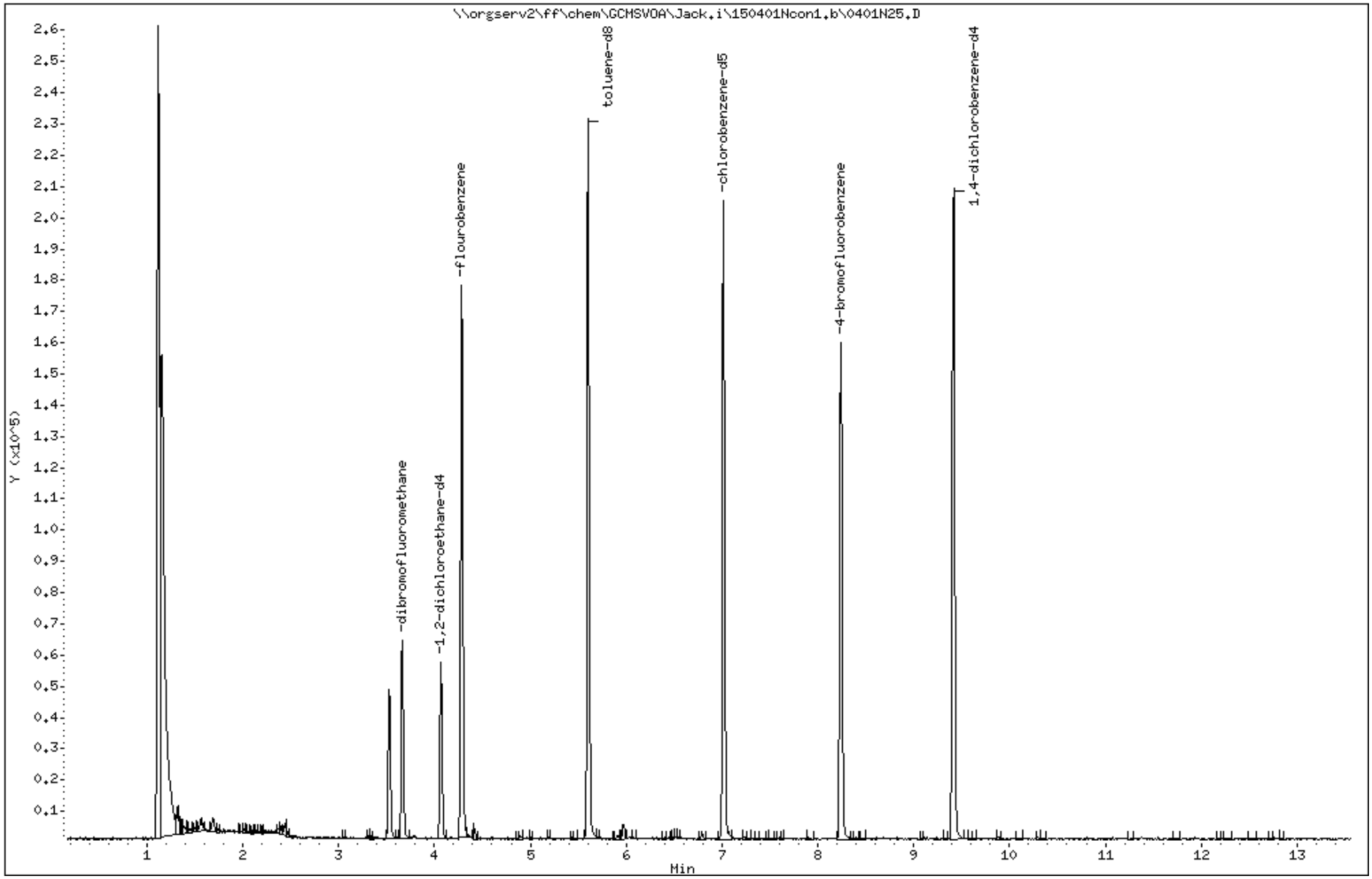

Data File: \\orgserv2\ff\chem\GCMSVOA\Jack.i\150401Ncon1.b\0401N25.D

Date : 02-APR-2015 02:22

Client ID:

Instrument: Jack.i

Sample Info: 11505963-44,31,10,,a

Purge Volume: 10.0

Operator: mm

Column phase:

Column diameter: 0.18

14 acetone

Concentration: 13.311 ng

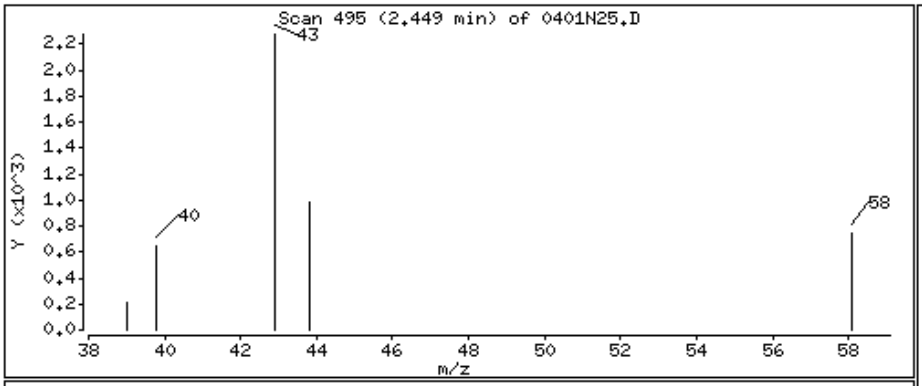

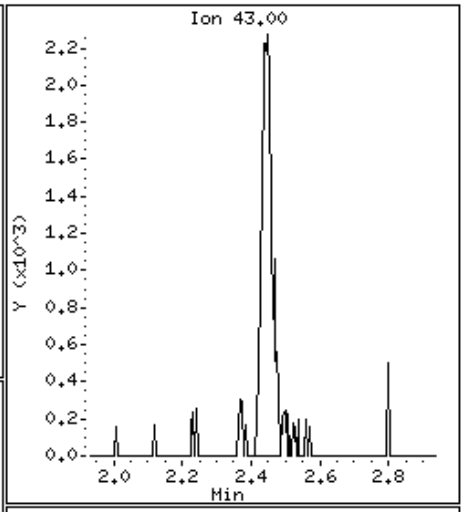

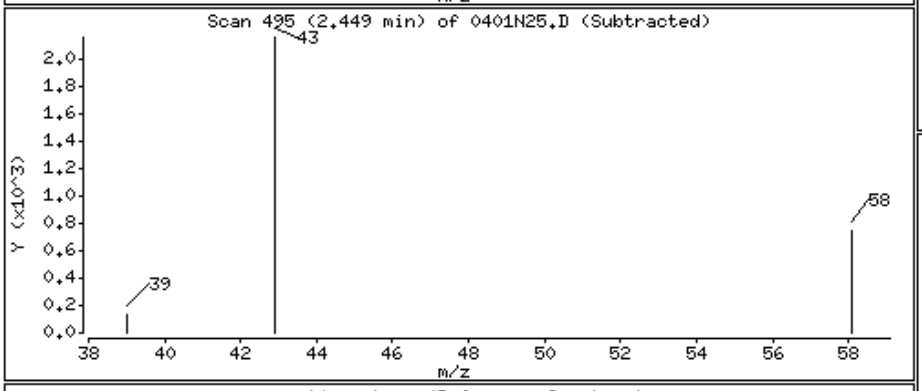

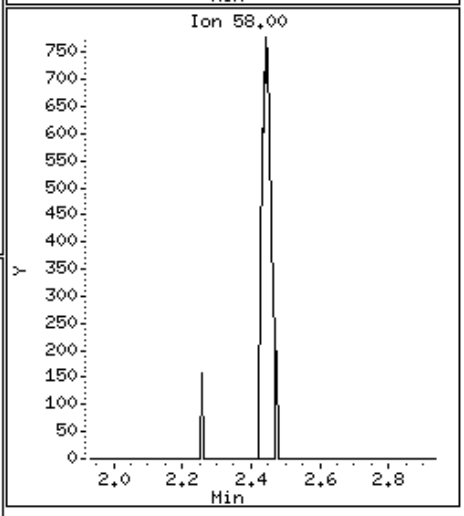

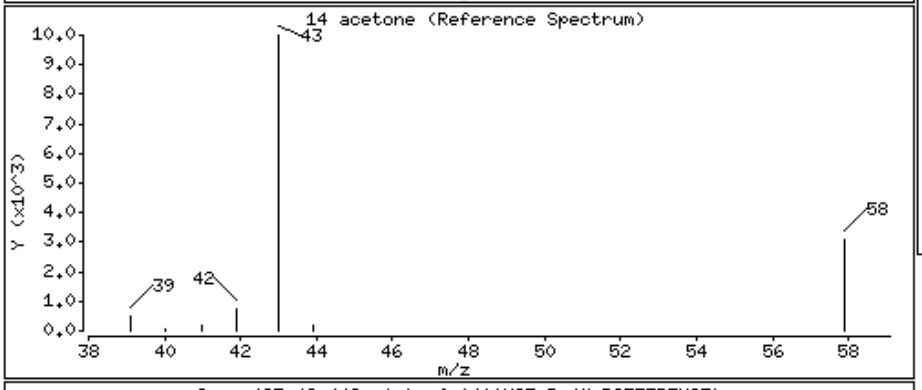

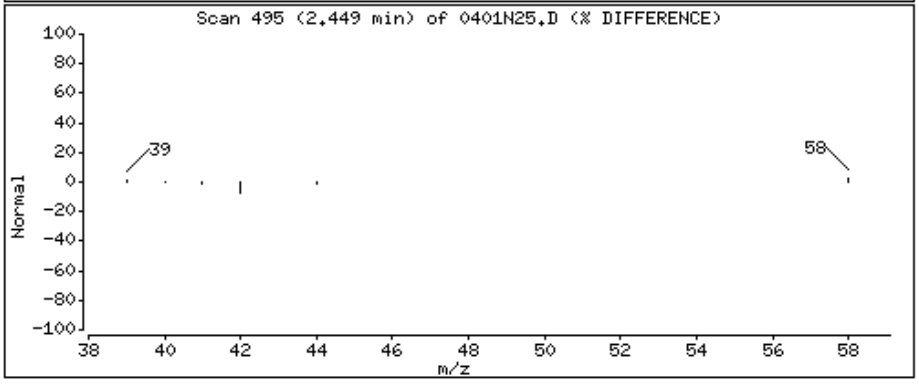

Data File: \\orgserv2\ff\chem\GCMSVOA\Jack.i\150401Ncon1.b\0401N25.D

Date : 02-APR-2015 02:22

Client ID:

Instrument: Jack.i

Sample Info: 11505963-44,31,10,,a

Purge Volume: 10.0

Operator: mm

Column phase:

Column diameter: 0.18

31 chloroform

Concentration: 19.582 ng

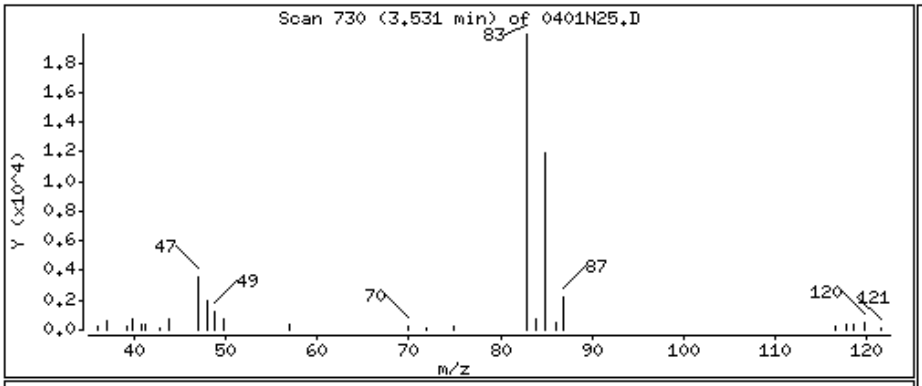

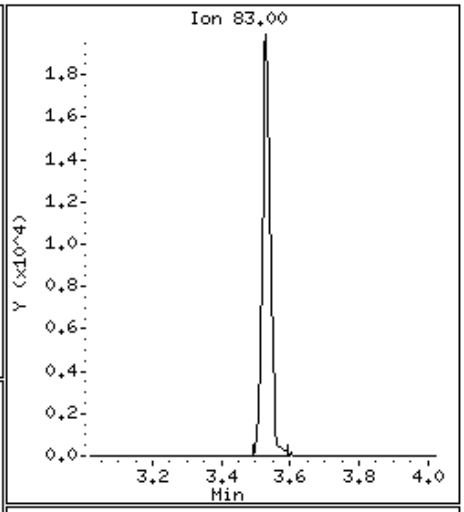

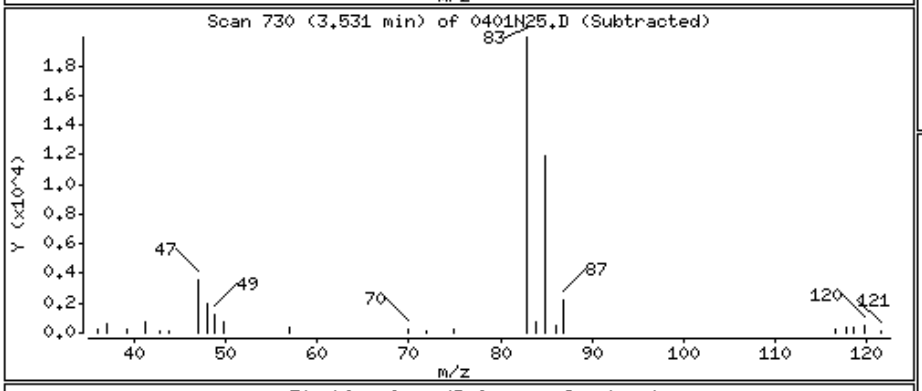

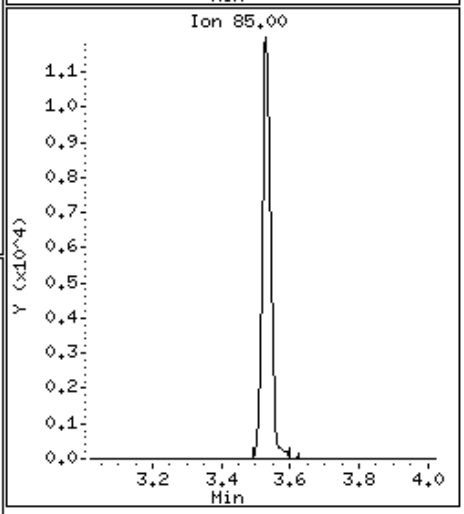

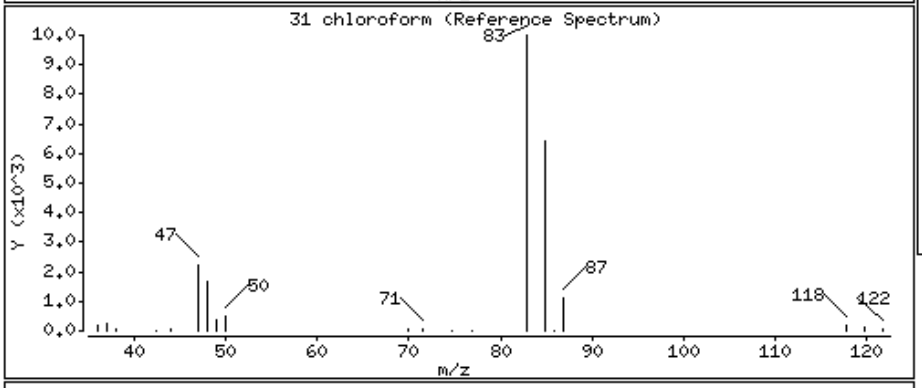

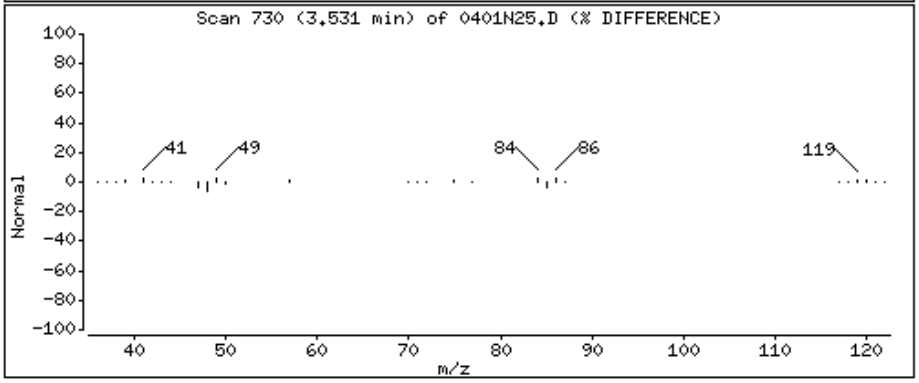

Data File: \\orgserv2\ff\chem\GCMSVOA\Jack.i\150401Ncon1.b\0401N25.D

Date : 02-APR-2015 02:22

Client ID:

Instrument: Jack.i

Sample Info: 11505963-44,31,10,,a

Purge Volume: 10.0

Operator: mm

Column phase:

Column diameter: 0.18

55 tetrachloroethene

Concentration: 1.229 ng

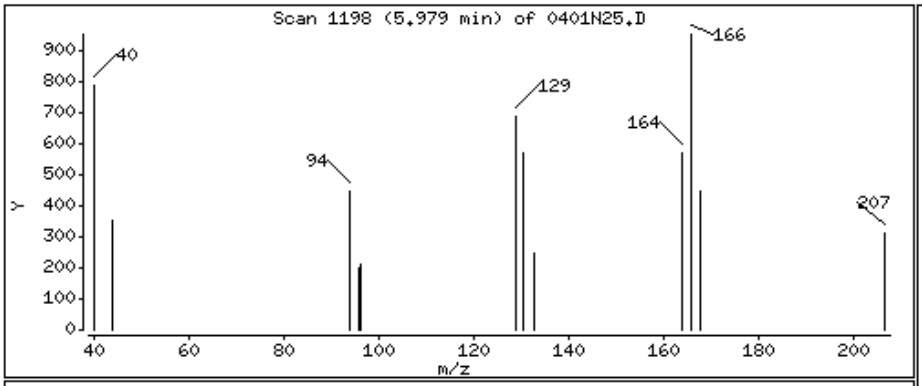

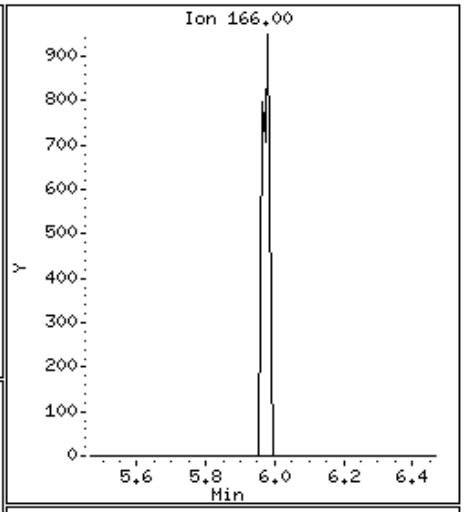

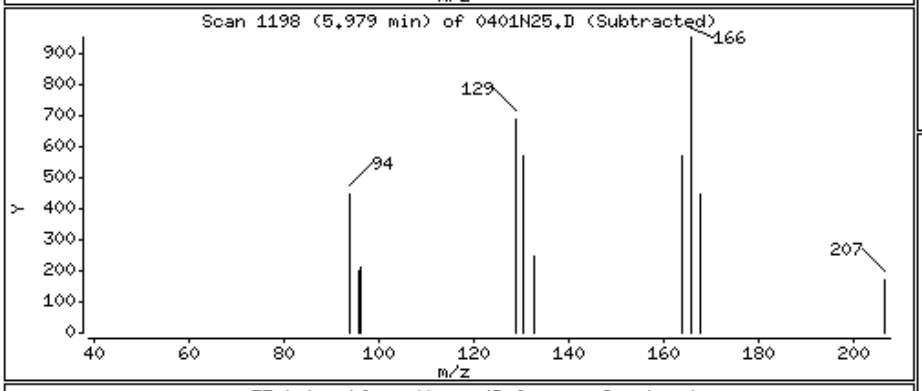

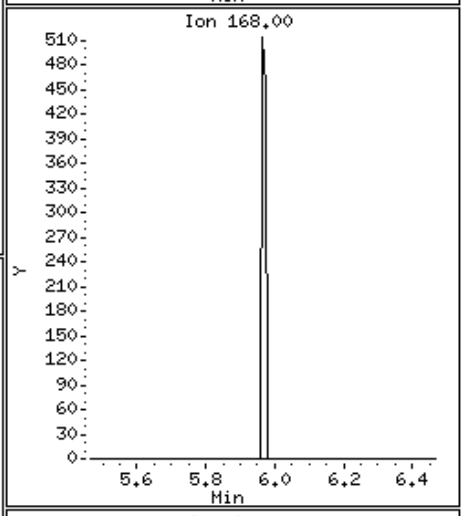

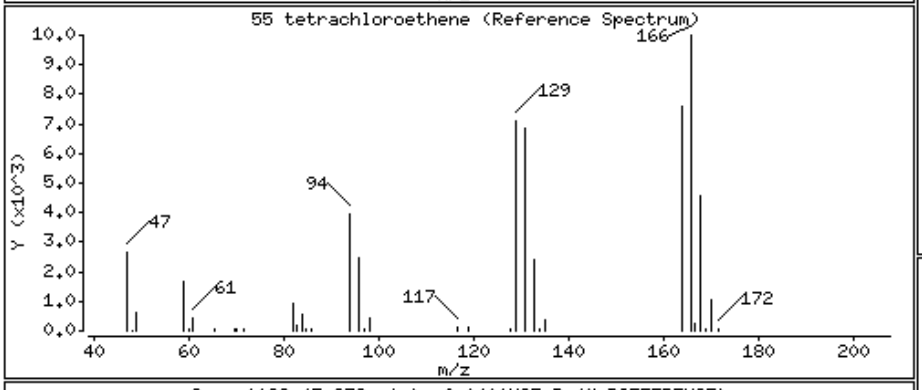

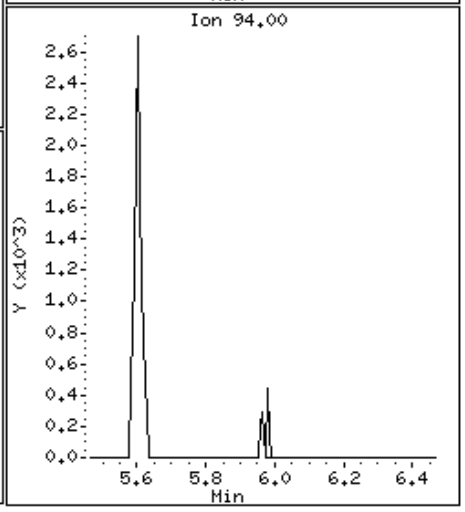

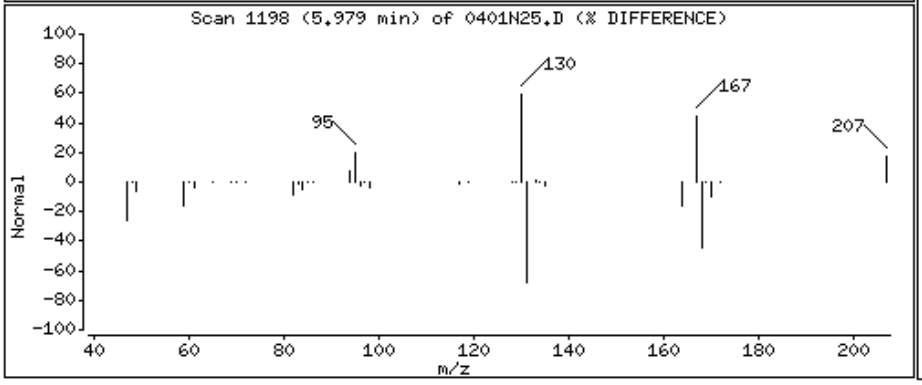

Alpha Analytical Labs

gc/ms voa - VOA101

Data file : \\Orgserv2\ff\chem\GCMSVOA\Voa101.i\150401.b\0401A12.D
Lab Smp Id:
Inj Date : 02-APR-2015 02:25
Operator : MS Inst ID: Voa101.i
Smp Info : l1505963-50,31,10,,a
Misc Info : wg772851,ical10733
Comment :
Method : \\Orgserv2\ff\chem\GCMSVOA\Voa101.i\150401.b\liq8260C.m
Meth Date : 02-Apr-2015 08:00 msoares Quant Type: ISTD
Cal Date : 19-FEB-2015 03:31 Cal File: 0218A13.D
Als bottle: 12
Dil Factor: 1.00000
Integrator: HP RTE Compound Sublist: NJTCL.sub
Target Version: 4.12
Processing Host: VIRTUALXP-76524

Concentration Formula: Amt * DF * CpndVariable
Cpnd Variable Local Compound Variable

	Compounds	QUANT SIG MASS	RT	EXP RT	REL RT	RESPONSE	CONCENTRATIONS ON-COLUMN (ngs)	FINAL (ngs)	REVIEW CODE
	1 dichlorodifluoromethane	85	Compound Not Detected.						
	2 chloromethane	50	Compound Not Detected.						
	3 vinyl chloride	62	1.945	1.951	(0.317)	11628	10.1171	10.117	
	4 bromomethane	94	Compound Not Detected.						
	5 chloroethane	64	Compound Not Detected.						
	6 trichlorofluoromethane	101	Compound Not Detected.						
	8 1,1,-dichloroethene	96	Compound Not Detected.						
	11 freon-113	101	Compound Not Detected.						
	10 carbon disulfide	76	Compound Not Detected.						
	14 methylene chloride	84	Compound Not Detected.						
	15 acetone	43	3.648	3.648	(0.595)	4523	24.3918	24.391	
	16 trans-1,2-dichloroethene	96	Compound Not Detected.						
	17 Methyl Acetate	43	Compound Not Detected.						
	18 methyl tert butyl ether	73	Compound Not Detected.						
	22 1,1-dichloroethane	63	Compound Not Detected.						
	27 cis-1,2-dichloroethene	96	4.870	4.870	(0.794)	15812	10.4609	10.460	
	29 bromochloromethane	128	Compound Not Detected.						
	30 Cyclohexane	56	Compound Not Detected.						
	31 chloroform	83	Compound Not Detected.						
	33 carbontetrachloride	117	Compound Not Detected.						
$	36 dibromofluoromethane	113	5.312	5.312	(0.867)	167075	108.857	108.857	
	37 1,1,1-trichloroethane	97	Compound Not Detected.						
	38 2-butanone	43	Compound Not Detected.						
	40 benzene	78	Compound Not Detected.						
$	42 1,2-dichloroethane-d4	65	5.847	5.847	(0.954)	186352	113.447	113.447	
	43 1,2-dichloroethane	62	Compound Not Detected.						
*	45 flourobenzene	96	6.130	6.130	(1.000)	638914	100.000		
	49 trichloroethene	95	6.310	6.305	(1.029)	17246	11.5354	11.535	
	46 methyl cyclohexane	83	Compound Not Detected.						

	Compounds	QUANT SIG MASS	RT	EXP RT	REL RT	RESPONSE	CONCENTRATIONS ON-COLUMN (ngs)	CONCENTRATIONS FINAL (ngs)	REVIEW CODE
	52 1,2-dichloropropane	63	Compound Not Detected.						
	53 bromodichloromethane	83	Compound Not Detected.						
	56 1,4-Dioxane	88	Compound Not Detected.						
	58 cis-1,3-dichloropropene	75	Compound Not Detected.						
$	59 toluene-d8	98	7.833	7.833	(0.809)	607461	99.3539	99.353	
	60 toluene	92	Compound Not Detected.						
	62 4-methyl-2-pentanone	58	Compound Not Detected.						
	63 tetrachloroethene	166	Compound Not Detected.						
	64 trans-1,3-dichloropropene	75	Compound Not Detected.						
	68 1,1,2-trichloroethane	83	Compound Not Detected.						
	69 chlorodibromomethane	129	Compound Not Detected.						
	71 1,2-dibromoethane	107	Compound Not Detected.						
	73 2-hexanone	43	Compound Not Detected.						
*	74 chlorobenzene-d5	117	9.688	9.688	(1.000)	456683	100.000		
	75 chlorobenzene	112	Compound Not Detected.						
	76 ethyl benzene	91	Compound Not Detected.						
	78 p/m xylene	106	Compound Not Detected.						
	79 o xylene	106	Compound Not Detected.						
	80 styrene	104	Compound Not Detected.						
	81 bromoform	173	Compound Not Detected.						
	82 isopropylbenzene	105	Compound Not Detected.						
$	83 4-bromofluorobenzene	95	11.166	11.167	(0.903)	210006	90.5020	90.501	
	88 1,1,2,2,-tetrachloroethane	83	Compound Not Detected.						
	99 1,3-dichlorobenzene	146	Compound Not Detected.						
*	100 1,4-dichlorobenzene-d4	152	12.367	12.367	(1.000)	196330	100.000		
	101 1,4-dichlorobenzene	146	Compound Not Detected.						
	104 1,2-dichlorobenzene	146	Compound Not Detected.						
	106 1,2-dibromo-3-chloropropane	75	Compound Not Detected.						
	109 1,2,4-trichlorobenzene	180	Compound Not Detected.						
	111 1,2,3-trichlorobenzene	180	Compound Not Detected.						

Alpha Analytical Labs

gc/ms voa - VOA101

Data file : \\Orgserv2\ff\chem\GCMSVOA\Voa101.i\150401.b\0401A12.D
Lab Smp Id:
Inj Date : 02-APR-2015 02:25
Operator : MS Inst ID: Voa101.i
Smp Info : l1505963-50,31,10,,a
Misc Info : wg772851,ical10733
Comment :
Method : \\Orgserv2\ff\chem\GCMSVOA\Voa101.i\150401.b\liq8260C.m
Meth Date : 02-Apr-2015 08:00 msoares Quant Type: ISTD
Cal Date : 19-FEB-2015 03:31 Cal File: 0218A13.D
Als bottle: 12
Dil Factor: 1.00000
Integrator: HP RTE Compound Sublist: NJTCL.sub
Target Version: 4.12
Processing Host: VIRTUALXP-76524

- NO TENTATIVELY IDENTIFIED COMPOUNDS -

Alpha Analytical Labs

INTERNAL STANDARD COMPOUNDS
AREA AND RT SUMMARY

Instrument ID: Voa101.i
Lab File ID: 0401A12.D
Lab Smp Id:
Analysis Type: VOA
Quant Type: ISTD
Operator: MS
Method File: \\Orgserv2\ff\chem\GCMSVOA\Voa101.i\150401.b\liq8260C.m
Misc Info: wg772851,ical10733

Calibration Date: 01-APR-2015
Calibration Time: 20:54
Level: LOW
Sample Type: WATER

Test Mode:
Use Last Continuing Calibrator.
If Continuing Cal. use Initial Cal. Level 3

		AREA LIMIT			
COMPOUND	STANDARD	LOWER	UPPER	SAMPLE	%DIFF
45 flourobenzene	699464	349732	1398928	638914	-8.66
74 chlorobenzene-d5	507495	253748	1014990	456683	-10.01
100 1,4-dichlorobenze	230293	115147	460586	196330	-14.75

		RT LIMIT			
COMPOUND	STANDARD	LOWER	UPPER	SAMPLE	%DIFF
45 flourobenzene	6.13	5.63	6.63	6.13	-0.00
74 chlorobenzene-d5	9.69	9.19	10.19	9.69	-0.00
100 1,4-dichlorobenze	12.37	11.87	12.87	12.37	-0.00

AREA UPPER LIMIT = +100% of internal standard area.
AREA LOWER LIMIT = - 50% of internal standard area.
RT UPPER LIMIT = + 0.50 minutes of internal standard RT.
RT LOWER LIMIT = - 0.50 minutes of internal standard RT.

Alpha Analytical Labs

RECOVERY REPORT

Client Name: Client SDG: SDGa00307
Sample Matrix: LIQUID Fraction: VOA
Lab Smp Id:
Level: LOW Operator: MS
Data Type: MS DATA SampleType: SAMPLE
SpikeList File: curveallim.spk Quant Type: ISTD
Sublist File: NJTCL.sub
Method File: \\Orgserv2\ff\chem\GCMSVOA\Voa101.i\150401.b\liq8260C.m
Misc Info: wg772851,ical10733

SURROGATE COMPOUND	AMOUNT ADDED ngs	AMOUNT RECOVERED ngs	% RECOVERED	LIMITS
$ 36 dibromofluorometha	100.000	108.857	108.86	70-130
$ 42 1,2-dichloroethane	100.000	113.447	113.45	70-130
$ 59 toluene-d8	100.000	99.353	99.35	70-130
$ 83 4-bromofluorobenze	100.000	90.501	90.50	70-130

Data File: \\Orgserv2\ff\chem\GCMSVOA\Voa101.i\150401.b\0401A12.D
Date : 02-APR-2015 02:25
Client ID:
Sample Info: 11505963-50,31,10,,a
Purge Volume: 10.0
Column phase:

Instrument: Voa101.i
Operator: MS
Column diameter: 0.18

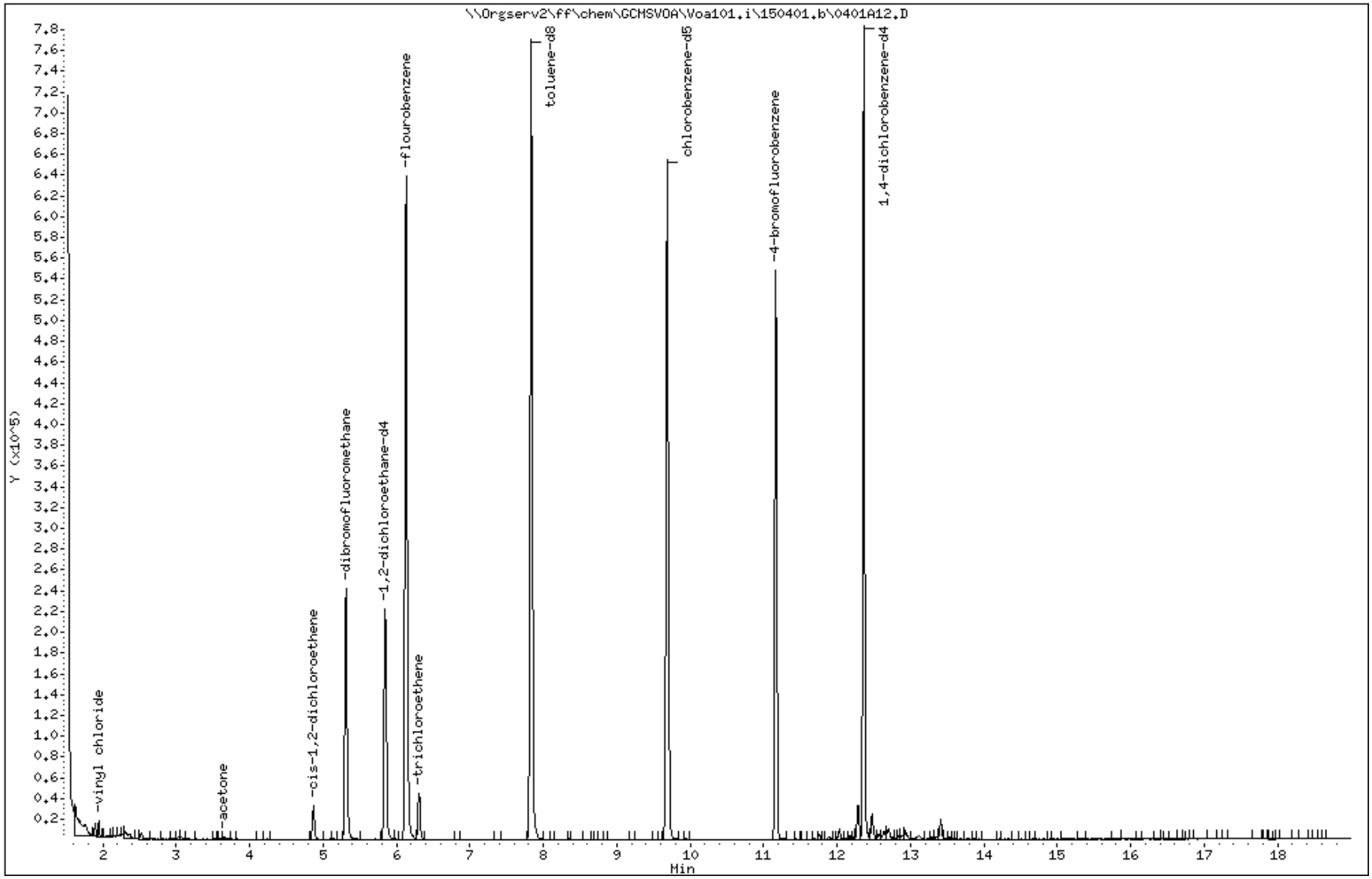

Data File: \\Orgserv2\ff\chem\GCMSVOA\Voa101.i\150401.b\0401A12.D

Date : 02-APR-2015 02:25

Client ID:

Instrument: Voa101.i

Sample Info: 11505963-50,31,10,,a

Purge Volume: 10.0

Operator: MS

Column phase:

Column diameter: 0.18

3 vinyl chloride

Concentration: 10.117 ngs

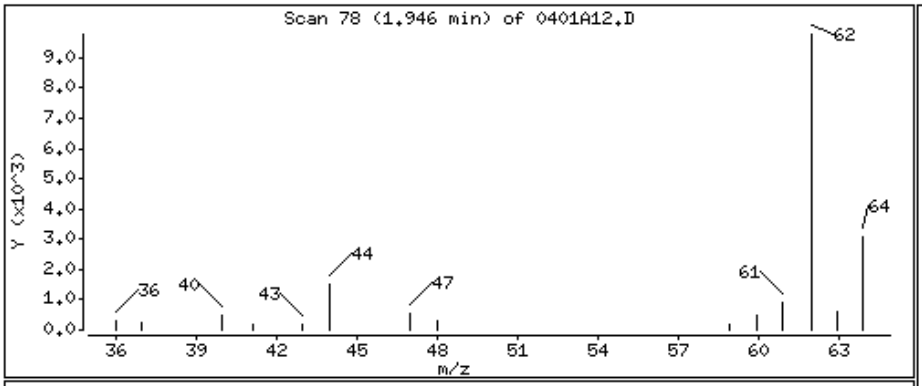

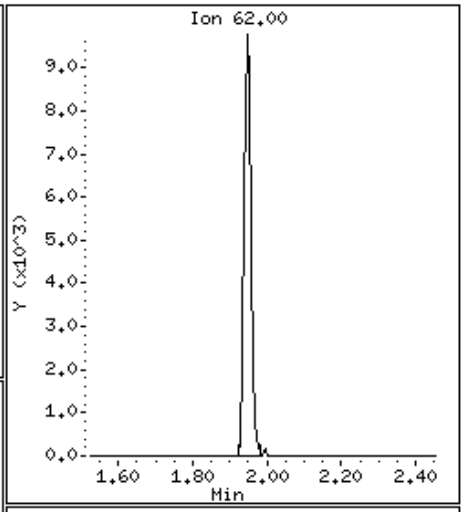

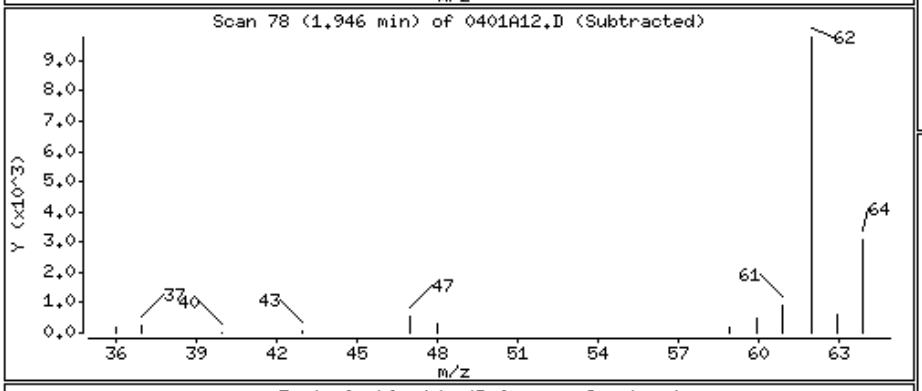

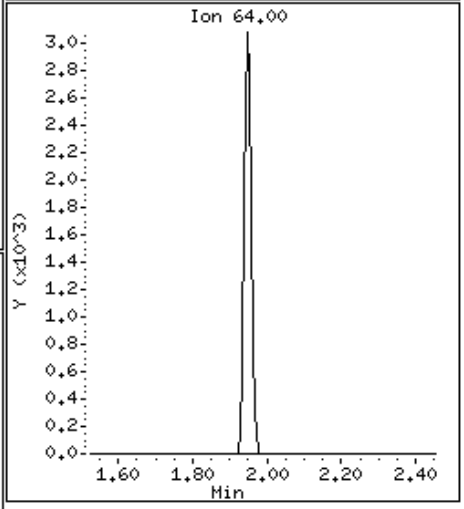

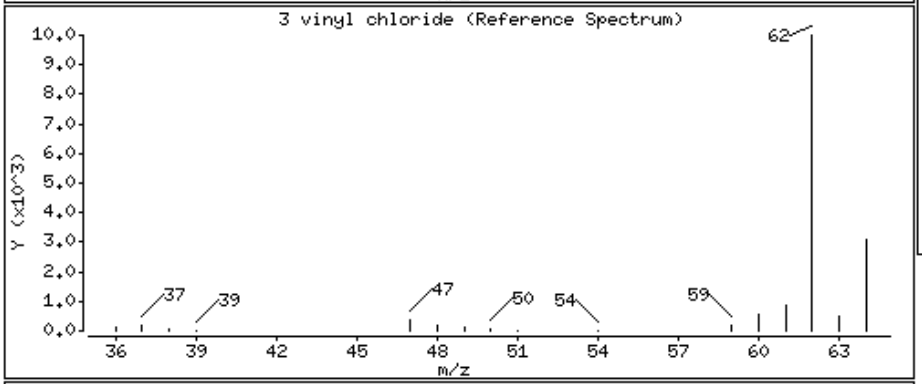

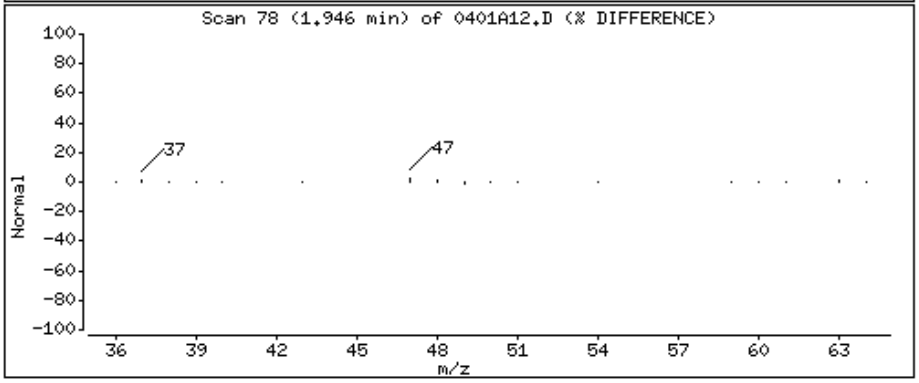

Data File: \\Orgserv2\ff\chem\GCMSVOA\Voa101.i\150401.b\0401A12.D

Date : 02-APR-2015 02:25

Client ID:

Instrument: Voa101.i

Sample Info: 11505963-50,31,10,,a

Purge Volume: 10.0

Operator: MS

Column phase:

Column diameter: 0.18

15 acetone

Concentration: 24.391 ngs

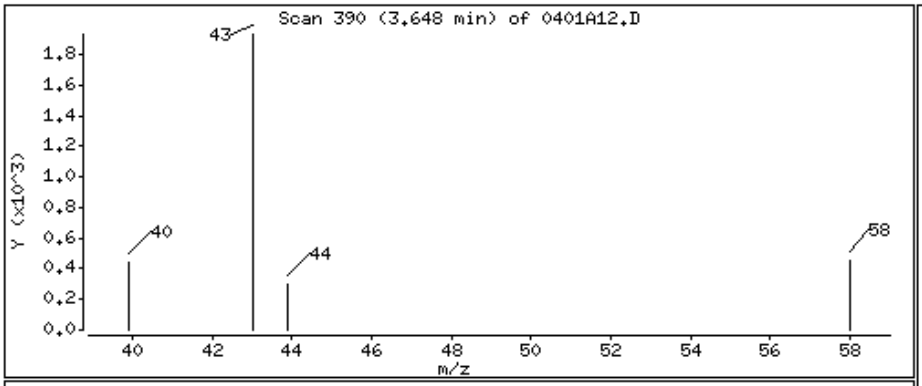

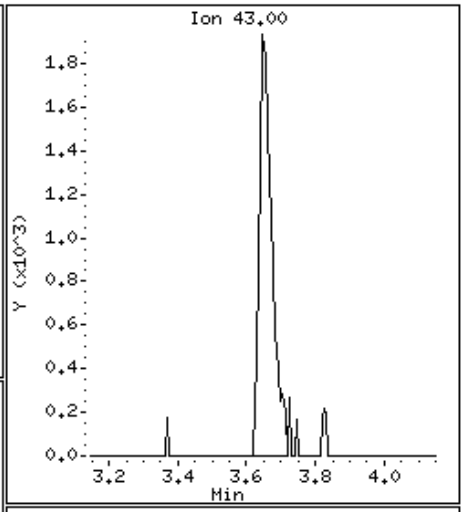

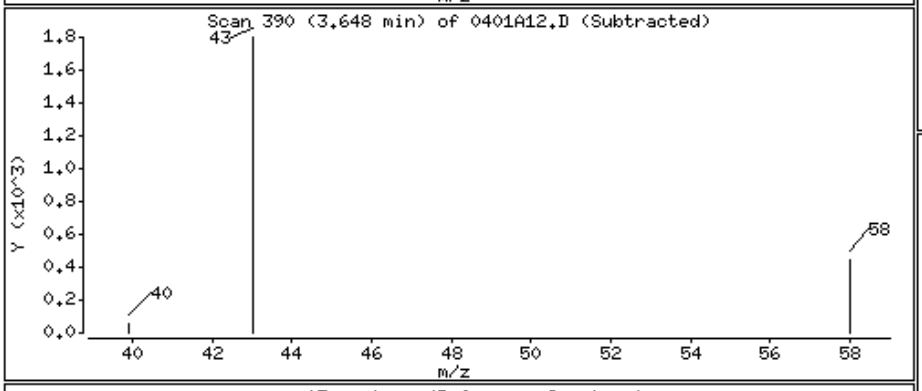

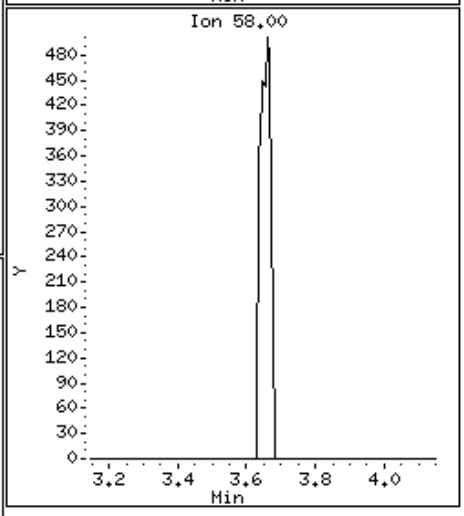

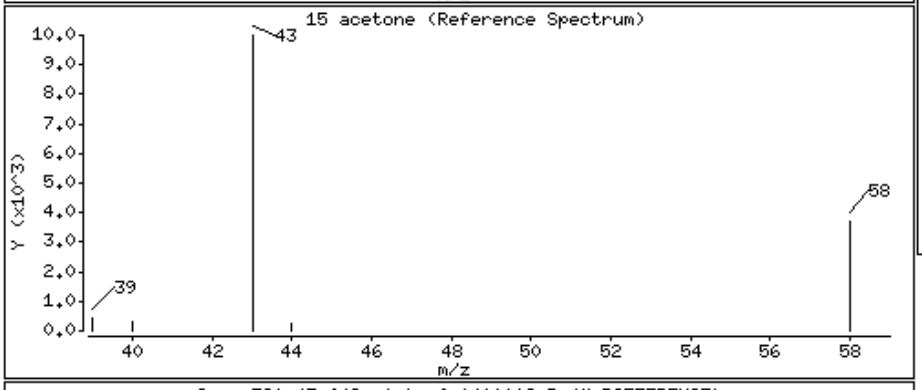

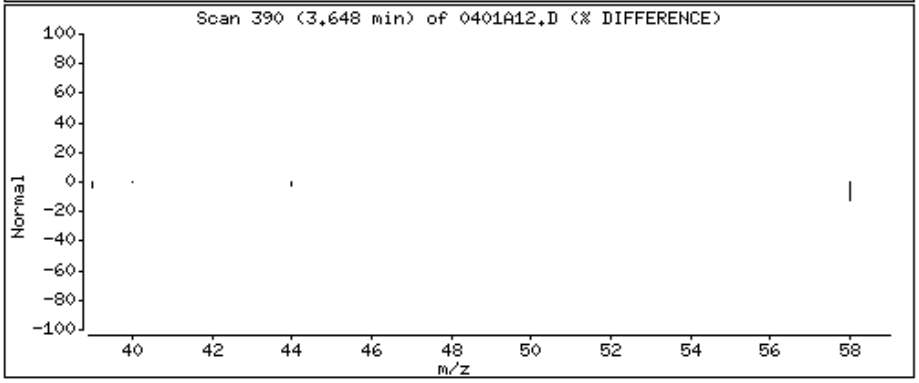

Data File: \\Orgserv2\ff\chem\GCMSVOA\Voa101.i\150401.b\0401A12.D

Date : 02-APR-2015 02:25

Client ID:

Instrument: Voa101.i

Sample Info: 11505963-50,31,10,,a

Purge Volume: 10.0

Operator: MS

Column phase:

Column diameter: 0.18

27 cis-1,2-dichloroethene

Concentration: 10.460 ngs

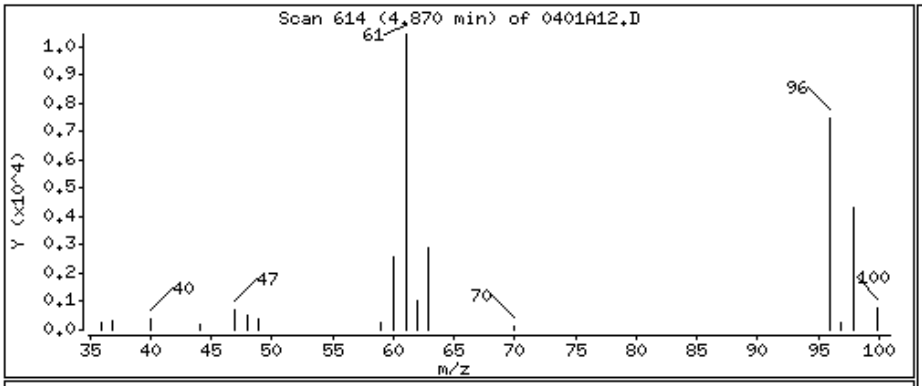

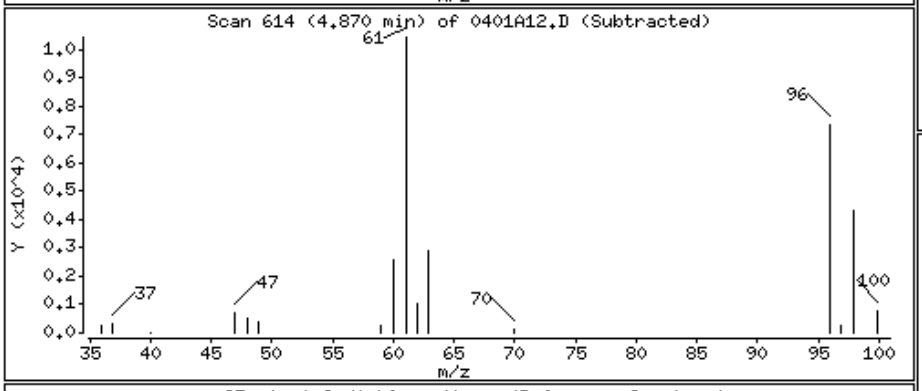

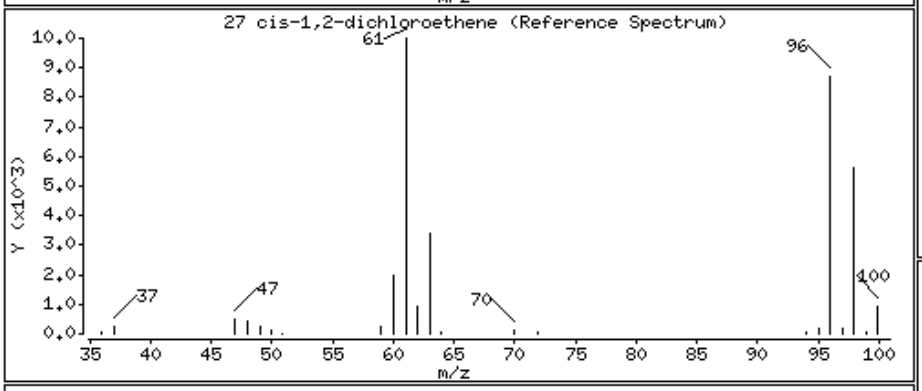

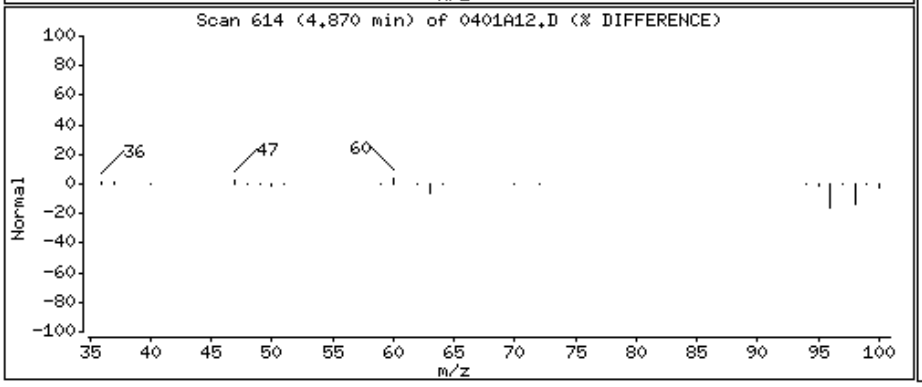

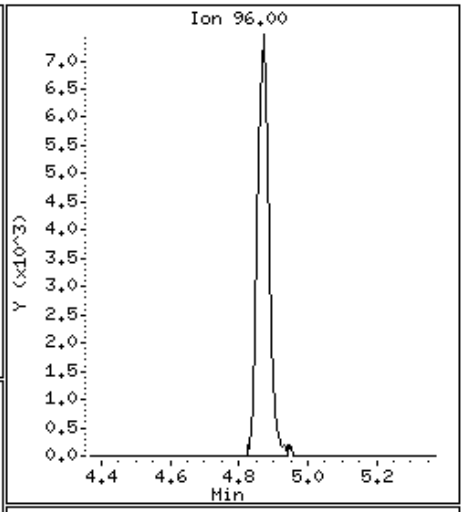

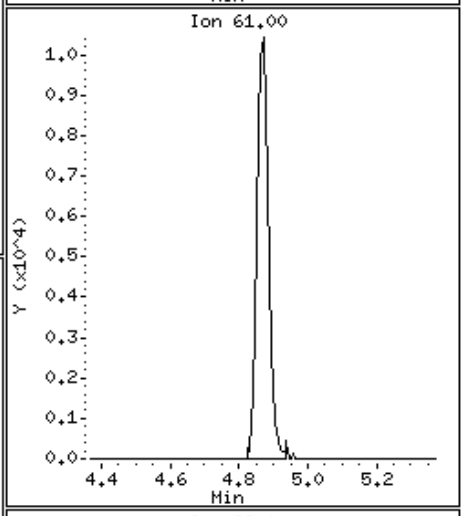

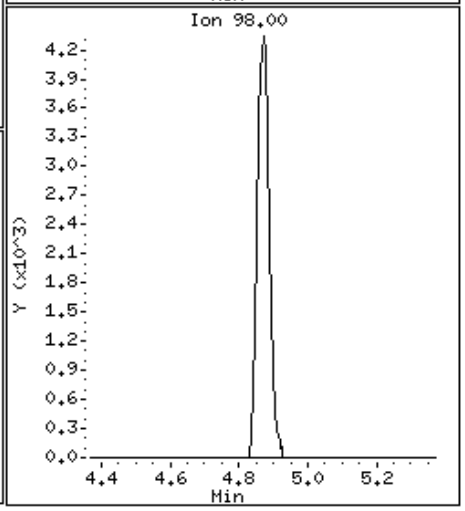

Data File: \\Orgserv2\ff\chem\GCMSVOA\Voa101.i\150401.b\0401A12.D

Date : 02-APR-2015 02:25

Client ID:

Instrument: Voa101.i

Sample Info: 11505963-50,31,10,,a

Purge Volume: 10.0

Operator: MS

Column phase:

Column diameter: 0.18

49 trichloroethene

Concentration: 11.535 ngs

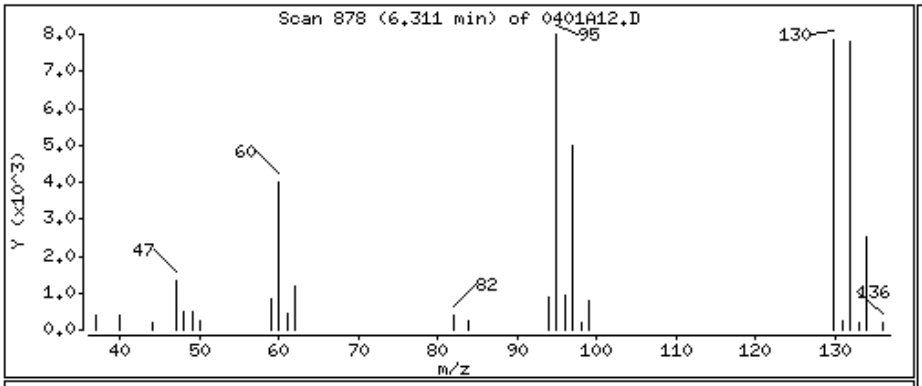

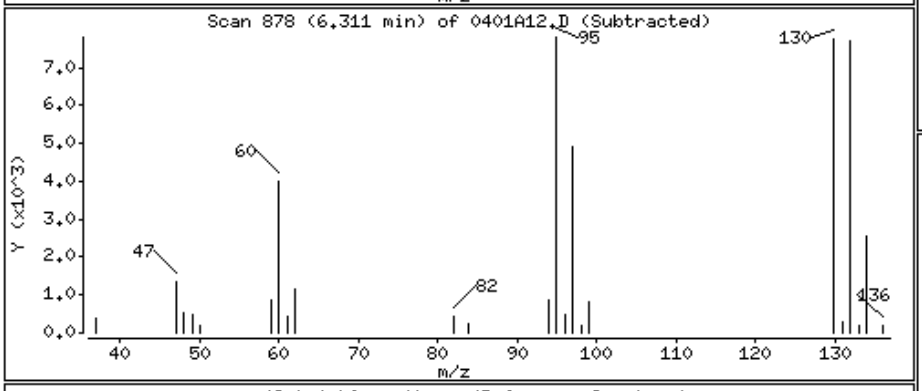

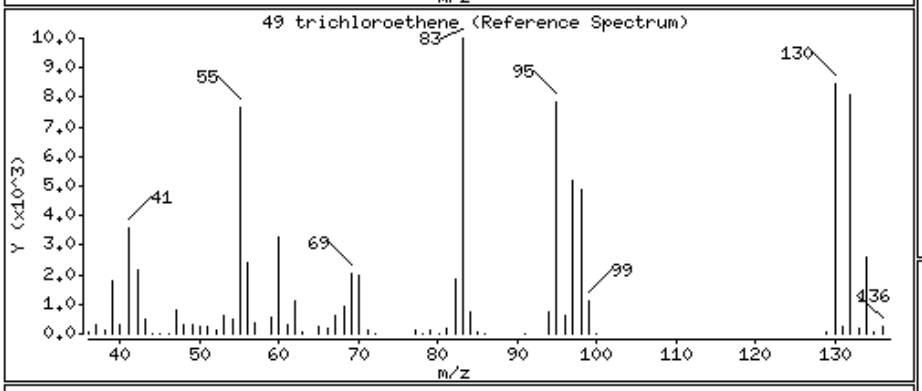

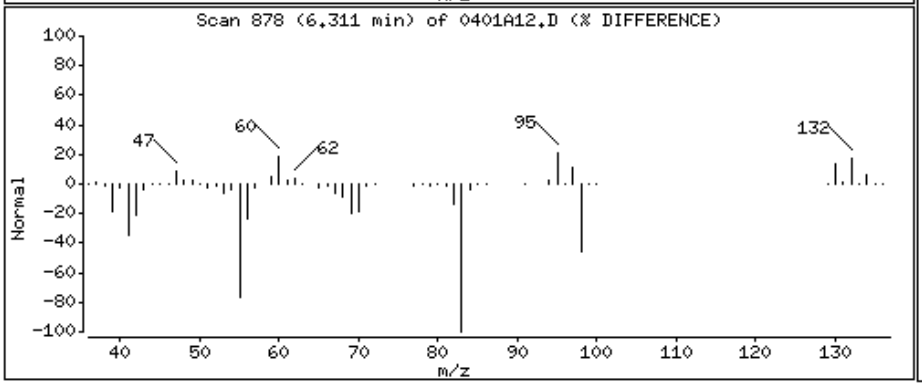

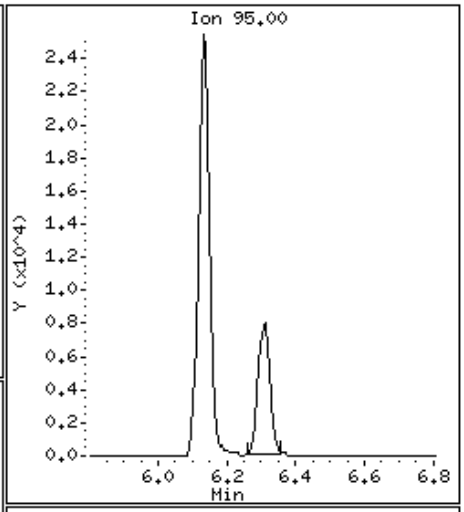

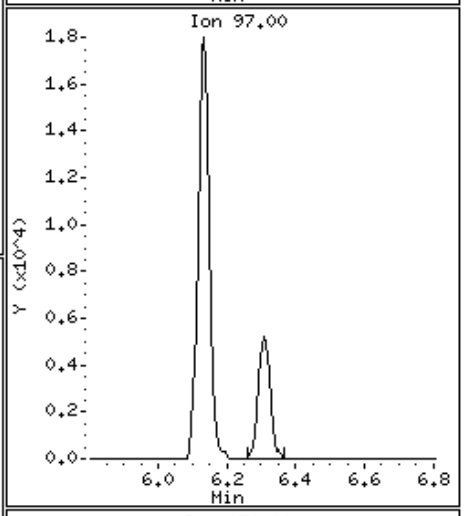

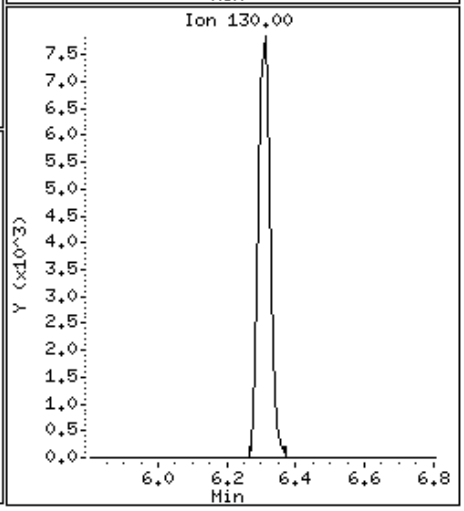

Alpha Analytical Labs

Manual Integration

Sample Info	:	l1505963-50,31,10,,a wg772851,ical10733	
Instrument ID	:	Voa101.i	
Method	:	liq8260C.m	
File	:	0401A12.D	
Injection Date	:	02-APR-2015 02:25	
Quantitation	:	ISTD	Integrator : HP RTE
Dilution Factor	:	1.00	Sample Type: SAMPLE

This File has no version history.

//Orgserv2/ff/chem/GCMSVOA/Voa101.i/150401.b/original/0401A12.D

Alpha Analytical Labs

gc/ms voa - Jack

Data file : \\orgserv2\ff\chem\GCMSVOA\Jack.i\150401Ncon2.b\0401N26.D
Lab Smp Id:
Inj Date : 02-APR-2015 02:38
Operator : mm Inst ID: Jack.i
Smp Info : l1505963-45,31,10,,a
Misc Info : wg772795,ical10743
Comment :
Method : \\orgserv2\ff\chem\GCMSVOA\Jack.i\150401Ncon2.b\liquid8260Bcon2.m
Meth Date : 02-Apr-2015 03:04 mmay Quant Type: ISTD
Cal Date : 24-FEB-2015 09:59 Cal File: 0224A16.D
Als bottle: 63
Dil Factor: 1.00000
Integrator: HP RTE Compound Sublist: NJTCL.sub
Target Version: 4.12
Processing Host: A1VOA1

Concentration Formula: Amt * DF * CpndVariable
Cpnd Variable Local Compound Variable

	Compounds	QUANT SIG MASS	RT	EXP RT	REL RT	RESPONSE	CONCENTRATIONS ON-COLUMN (ngs)	CONCENTRATIONS FINAL (ng)	REVIEW CODE
	1 dichlorodifluoromethane	85	Compound Not Detected.						
	2 chloromethane	50	Compound Not Detected.						
	3 vinyl chloride	62	Compound Not Detected.						
	4 bromomethane	94	Compound Not Detected.						
	5 chloroethane	64	Compound Not Detected.						
	6 trichlorofluoromethane	101	Compound Not Detected.						
	8 1,1,-dichloroethene	96	Compound Not Detected.						
	9 carbon disulfide	76	Compound Not Detected.						
	10 freon-113	101	Compound Not Detected.						
	13 methylene chloride	84	Compound Not Detected.						
	14 acetone	43	Compound Not Detected.						
	15 trans-1,2-dichloroethene	96	Compound Not Detected.						
	16 methyl acetate	43	Compound Not Detected.						
	17 methyl tert butyl ether	73	Compound Not Detected.						
	21 1,1-dichloroethane	63	2.909	2.909	(0.681)	3336	2.72105	2.721(a)	
	27 cis-1,2-dichloroethene	96	3.295	3.300	(0.772)	15357	19.4471	19.447	
	29 cyclohexane	56	Compound Not Detected.						
	30 bromochloromethane	128	Compound Not Detected.						
	31 chloroform	83	3.512	3.507	(0.822)	30977	23.6486	23.648	
	32 carbontetrachloride	117	Compound Not Detected.						
$	35 dibromofluoromethane	113	3.645	3.645	(0.853)	29063	104.205	104.204	
	36 1,1,1-trichloroethane	97	Compound Not Detected.						
	38 2-butanone	43	Compound Not Detected.						
	39 benzene	78	Compound Not Detected.						
$	40 1,2-dichloroethane-d4	65	4.046	4.046	(0.947)	25239	89.3369	89.336	
	42 1,2-dichloroethane	62	Compound Not Detected.						
*	43 flourobenzene	96	4.271	4.267	(1.000)	101615	100.000		
	45 methyl cyclohexane	83	Compound Not Detected.						

	Compounds	QUANT SIG MASS	RT	EXP RT	REL RT	RESPONSE	CONCENTRATIONS ON-COLUMN (ngs)	CONCENTRATIONS FINAL (ng)	REVIEW CODE
	46 trichloroethene	95	4.400	4.400	(1.030)	16755	21.9908	21.990	
	48 1,2-dichloropropane	63	Compound Not Detected.						
	49 bromodichloromethane	83	Compound Not Detected.						
	50 1,4-Dioxane	88	Compound Not Detected.						
	52 cis-1,3-dichloropropene	75	Compound Not Detected.						
$	53 toluene-d8	98	5.596	5.596	(0.798)	107689	95.4265	95.426	
	54 toluene	92	Compound Not Detected.						
	55 tetrachloroethene	166	5.966	5.966	(0.851)	919532	942.995	942.994	
	56 4-methyl-2-pentanone	58	Compound Not Detected.						
	57 trans-1,3-dichloropropene	75	Compound Not Detected.						
	58 1,1,2-trichloroethane	83	Compound Not Detected.						
	60 chlorodibromomethane	129	Compound Not Detected.						
	62 1,2-dibromoethane	107	Compound Not Detected.						
	63 2-hexanone	43	Compound Not Detected.						
*	64 chlorobenzene-d5	117	7.013	7.013	(1.000)	96402	100.000		
	65 chlorobenzene	112	Compound Not Detected.						
	66 ethyl benzene	91	Compound Not Detected.						
	69 p/m xylene	106	Compound Not Detected.						
	70 o xylene	106	Compound Not Detected.						
	71 bromoform	173	Compound Not Detected.						
	72 styrene	104	Compound Not Detected.						
	73 isopropylbenzene	105	Compound Not Detected.						
$	74 4-bromofluorobenzene	95	8.240	8.233	(0.876)	46617	110.977	110.976	
	78 1,1,2,2,-tetrachloroethane	83	Compound Not Detected.						
	89 1,3-dichlorobenzene	146	Compound Not Detected.						
*	90 1,4-dichlorobenzene-d4	152	9.410	9.411	(1.000)	52006	100.000		
	91 1,4-dichlorobenzene	146	Compound Not Detected.						
	94 1,2-dichlorobenzene	146	Compound Not Detected.						
	96 1,2-dibromo-3-chloropropane	75	Compound Not Detected.						
	98 1,2,4-trichlorobenzene	180	Compound Not Detected.						
	101 1,2,3-trichlorobenzene	180	Compound Not Detected.						

QC Flag Legend

a - Target compound detected but, quantitated amount
Below Limit Of Quantitation(BLOQ).

Alpha Analytical Labs

gc/ms voa - Jack

Data file : \\orgserv2\ff\chem\GCMSVOA\Jack.i\150401Ncon2.b\0401N26.D
Lab Smp Id:
Inj Date : 02-APR-2015 02:38
Operator : mm Inst ID: Jack.i
Smp Info : l1505963-45,31,10,,a
Misc Info : wg772795,ical10743
Comment :
Method : \\orgserv2\ff\chem\GCMSVOA\Jack.i\150401Ncon2.b\liquid8260Bcon2.m
Meth Date : 02-Apr-2015 03:04 mmay Quant Type: ISTD
Cal Date : 24-FEB-2015 09:59 Cal File: 0224A16.D
Als bottle: 63
Dil Factor: 1.00000
Integrator: HP RTE Compound Sublist: NJTCL.sub
Target Version: 4.12
Processing Host: A1VOA1

- NO TENTATIVELY IDENTIFIED COMPOUNDS -

Alpha Analytical Labs

INTERNAL STANDARD COMPOUNDS
AREA AND RT SUMMARY

Instrument ID: Jack.i
Lab File ID: 0401N26.D
Lab Smp Id:
Analysis Type: VOA
Quant Type: ISTD
Operator: mm
Method File: \\orgserv2\ff\chem\GCMSVOA\Jack.i\150401Ncon2.b\liquid8260Bcon2.m
Misc Info: wg772795,ical10743

Calibration Date: 01-APR-2015
Calibration Time: 20:01
Level: HIGH
Sample Type: WATER

Test Mode:
Use Last Continuing Calibrator.
If Continuing Cal. use Initial Cal. Level 3

		AREA LIMIT			
COMPOUND	STANDARD	LOWER	UPPER	SAMPLE	%DIFF
43 flourobenzene	114289	57145	228578	101615	-11.09
64 chlorobenzene-d5	104966	52483	209932	96402	-8.16
90 1,4-dichlorobenze	66662	33331	133324	52006	-21.99

		RT LIMIT			
COMPOUND	STANDARD	LOWER	UPPER	SAMPLE	%DIFF
43 flourobenzene	4.27	3.77	4.77	4.27	0.10
64 chlorobenzene-d5	7.01	6.51	7.51	7.01	-0.00
90 1,4-dichlorobenze	9.41	8.91	9.91	9.41	-0.00

AREA UPPER LIMIT = +100% of internal standard area.
AREA LOWER LIMIT = - 50% of internal standard area.
RT UPPER LIMIT = + 0.50 minutes of internal standard RT.
RT LOWER LIMIT = - 0.50 minutes of internal standard RT.

Alpha Analytical Labs

RECOVERY REPORT

Client Name: Client SDG: SDGa00307
Sample Matrix: LIQUID Fraction: VOA
Lab Smp Id:
Level: HIGH Operator: mm
Data Type: MS DATA SampleType: SAMPLE
SpikeList File: curve.spk Quant Type: ISTD
Sublist File: NJTCL.sub
Method File: \\orgserv2\ff\chem\GCMSVOA\Jack.i\150401Ncon2.b\liquid8260Bcon2.m
Misc Info: wg772795,ical10743

SURROGATE COMPOUND	AMOUNT ADDED ngs	AMOUNT RECOVERED ngs	% RECOVERED	LIMITS
$ 35 dibromofluorometha	100.000	104.204	104.20	70-130
$ 40 1,2-dichloroethane	100.000	89.336	89.34	70-130
$ 53 toluene-d8	100.000	95.426	95.43	70-130
$ 74 4-bromofluorobenze	100.000	110.976	110.98	70-130

Data File: \\orgserv2\ff\chem\GCMSVOA\Jack.i\150401Ncon2.b\0401N26.D
Date : 02-APR-2015 02:38
Client ID:
Instrument: Jack.i
Sample Info: 11505963-45,31,10,,a
Purge Volume: 10.0
Operator: mm
Column phase:
Column diameter: 0.18

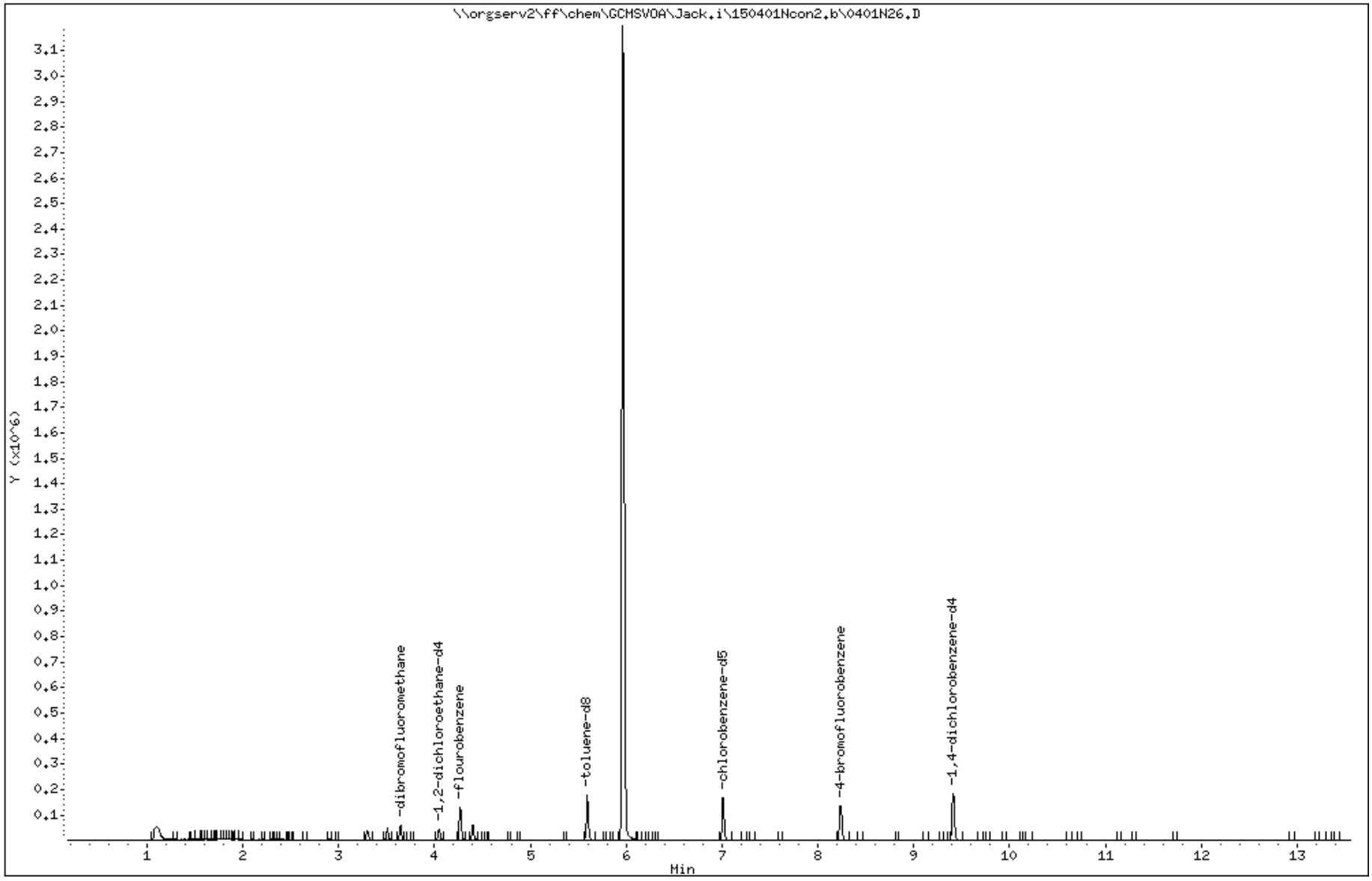

Data File: \\orgserv2\ff\chem\GCMSVOA\Jack.i\150401Ncon2.b\0401N26.D

Date : 02-APR-2015 02:38

Client ID:

Instrument: Jack.i

Sample Info: 11505963-45,31,10,,a

Purge Volume: 10.0

Operator: mm

Column phase:

Column diameter: 0.18

21 1,1-dichloroethane

Concentration: 2.721 ng

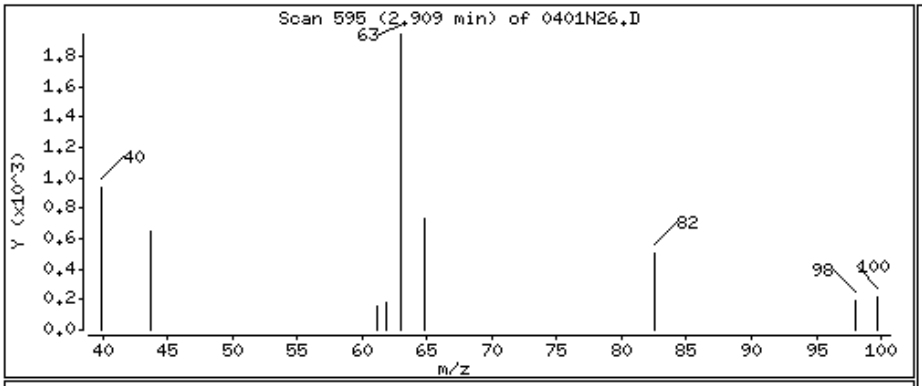

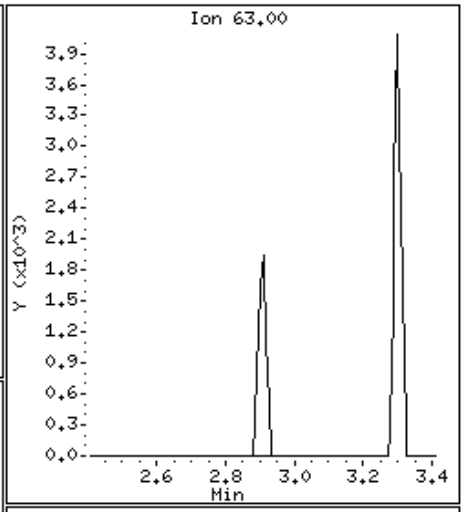

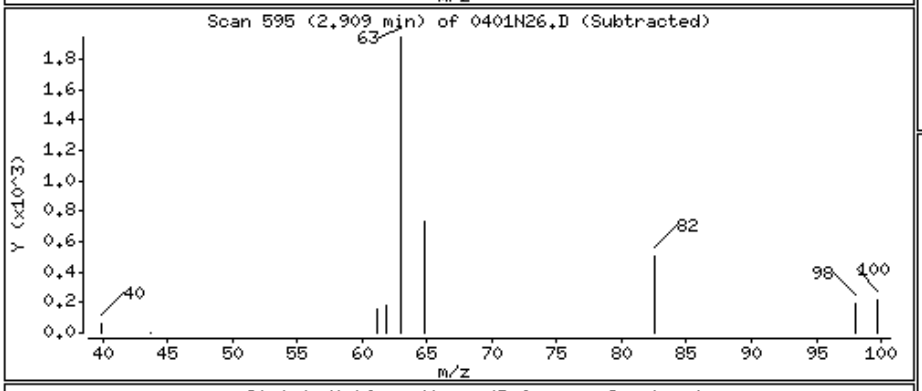

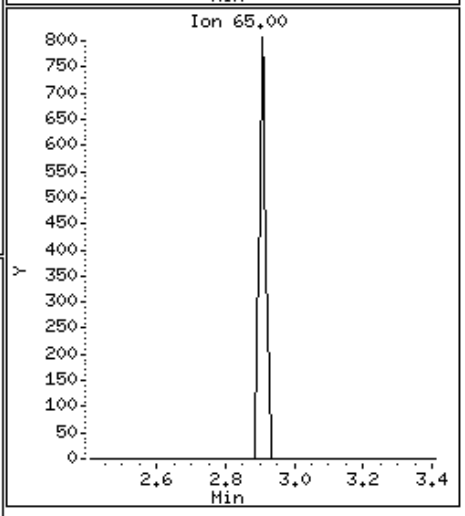

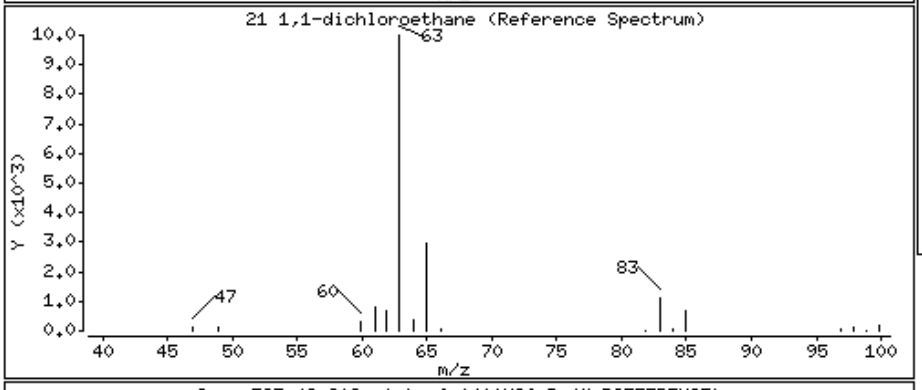

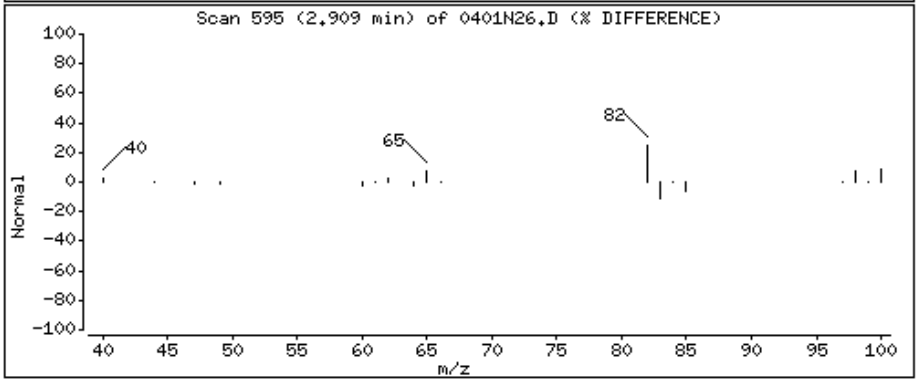

Data File: \\orgserv2\ff\chem\GCMSVOA\Jack.i\150401Ncon2.b\0401N26.D

Date : 02-APR-2015 02:38

Client ID:

Instrument: Jack.i

Sample Info: 11505963-45,31,10,,a

Purge Volume: 10.0

Operator: mm

Column phase:

Column diameter: 0.18

27 cis-1,2-dichloroethene

Concentration: 19.447 ng

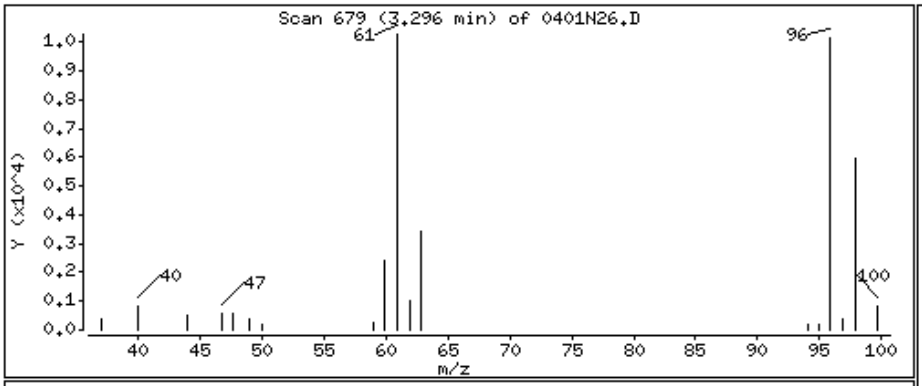

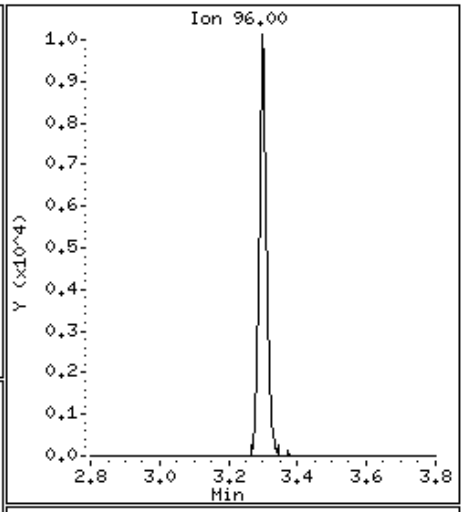

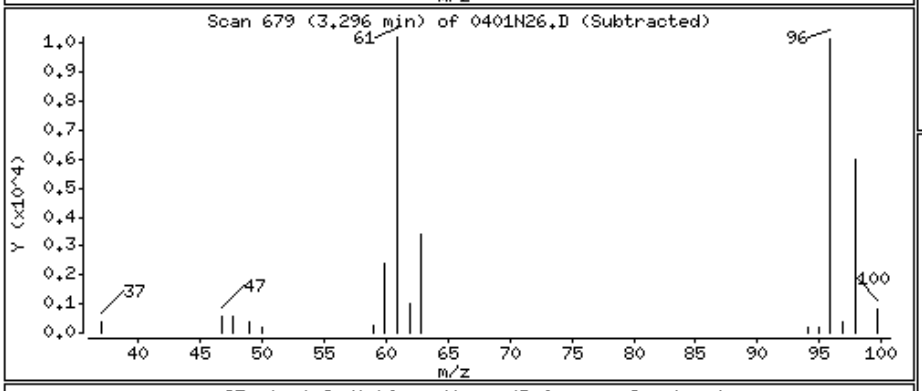

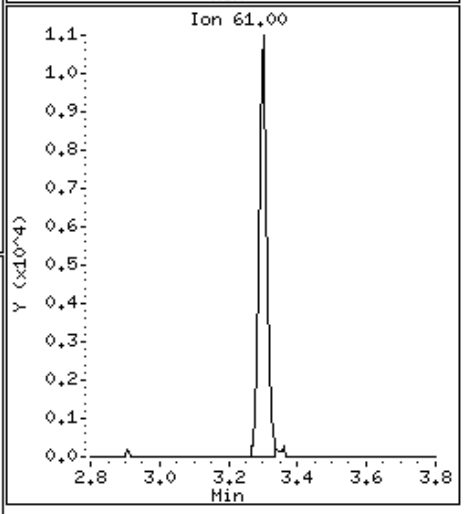

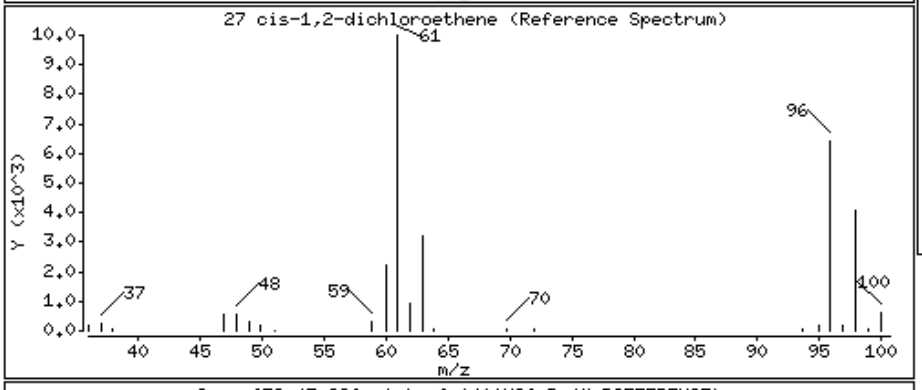

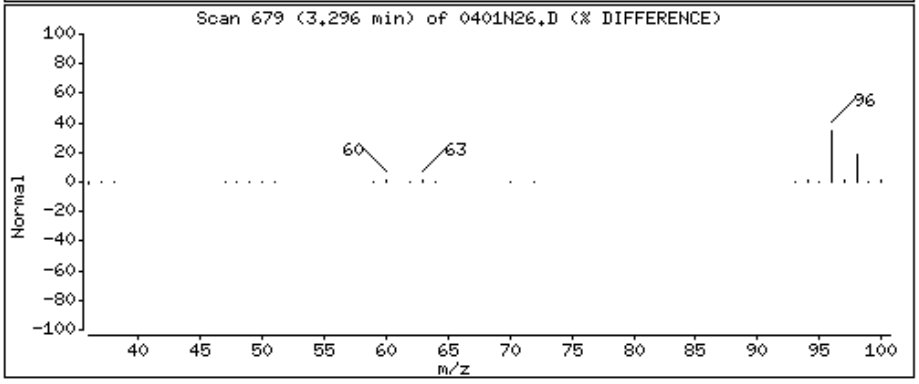

Data File: \\orgserv2\ff\chem\GCMSVOA\Jack.i\150401Ncon2.b\0401N26.D

Date : 02-APR-2015 02:38

Client ID:

Instrument: Jack.i

Sample Info: 11505963-45,31,10,,a

Purge Volume: 10.0

Operator: mm

Column phase:

Column diameter: 0.18

31 chloroform

Concentration: 23.648 ng

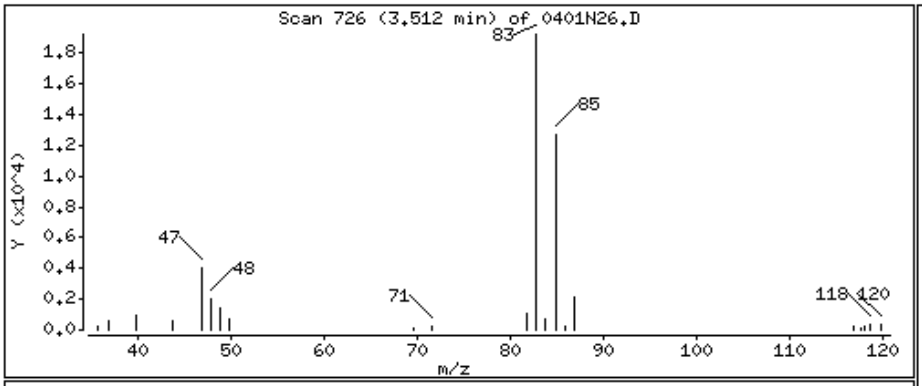

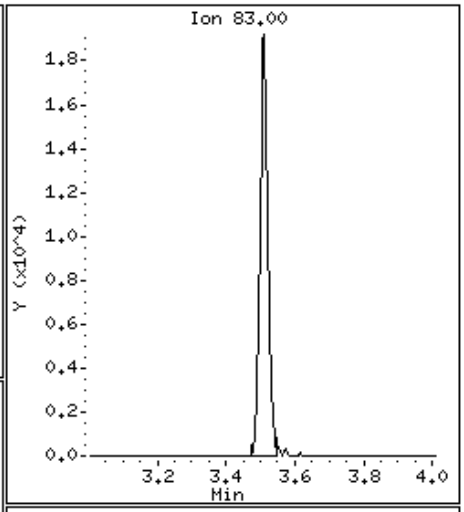

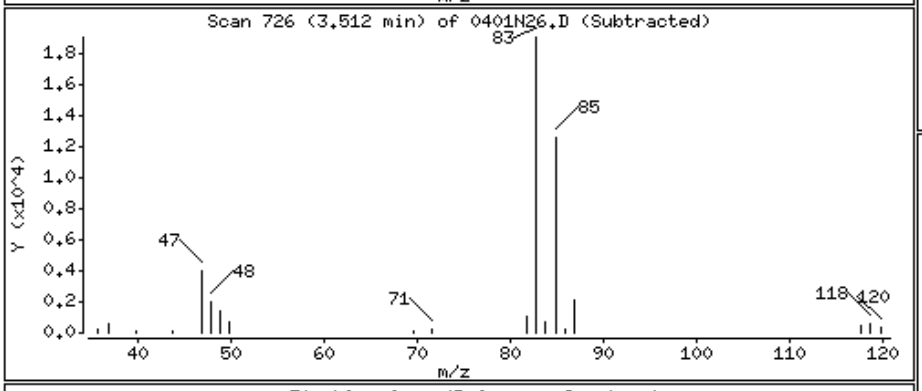

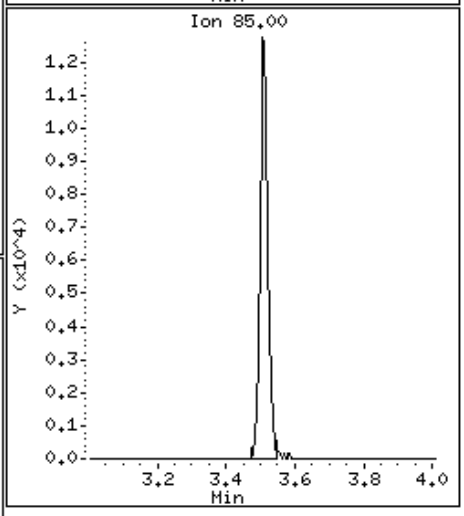

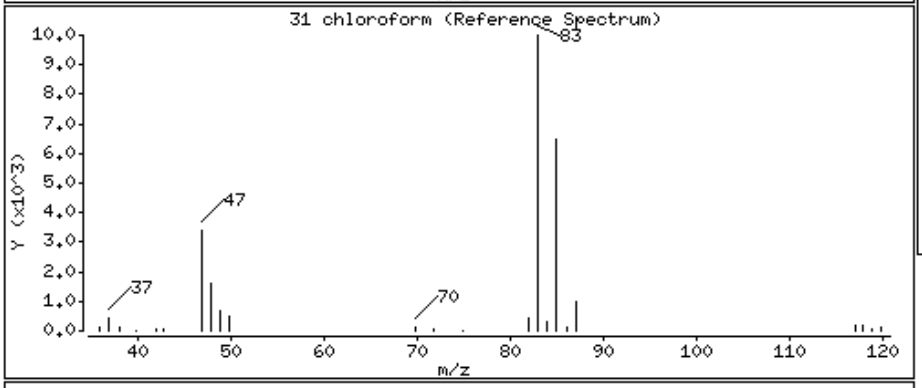

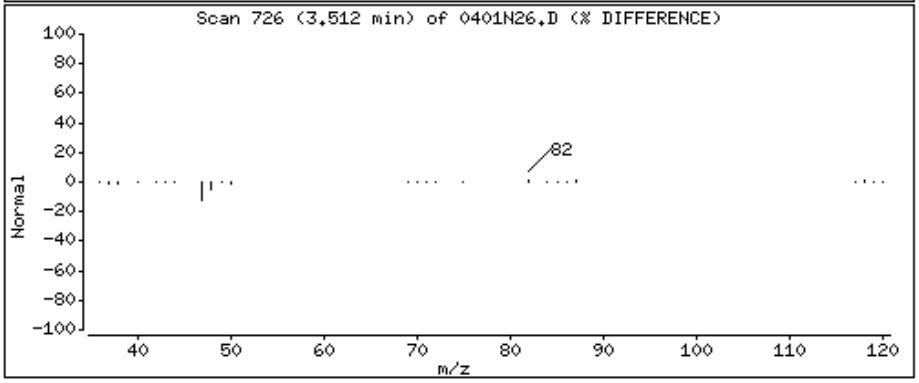

Data File: \\orgserv2\ff\chem\GCMSVOA\Jack.i\150401Ncon2.b\0401N26.D

Date : 02-APR-2015 02:38

Client ID:

Instrument: Jack.i

Sample Info: 11505963-45,31,10,,a

Purge Volume: 10.0

Operator: mm

Column phase:

Column diameter: 0.18

46 trichloroethene

Concentration: 21.990 ng

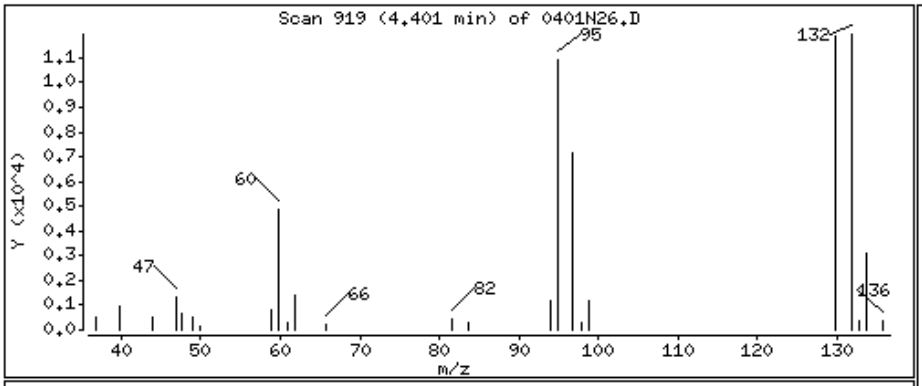

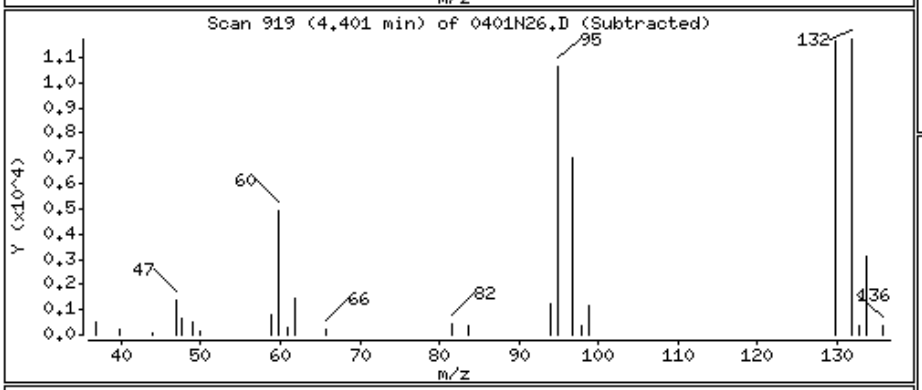

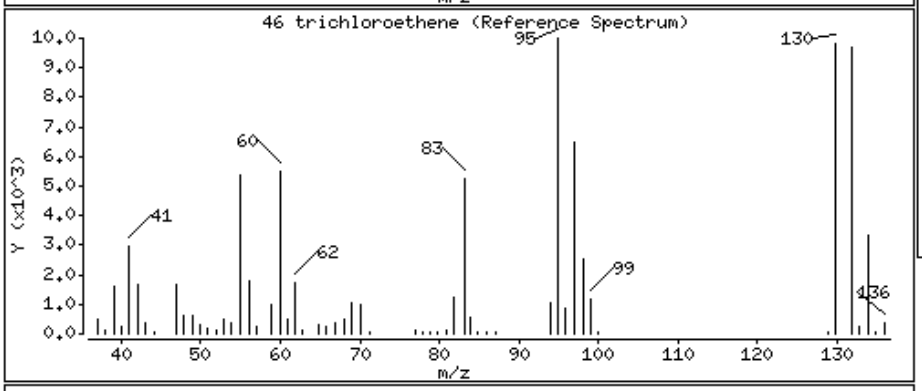

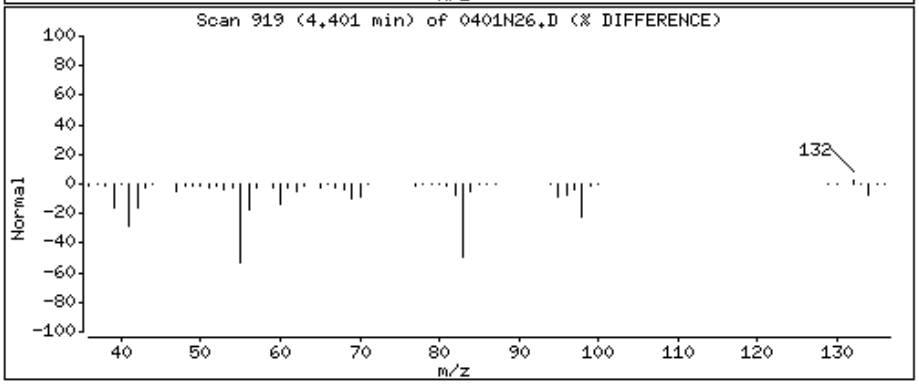

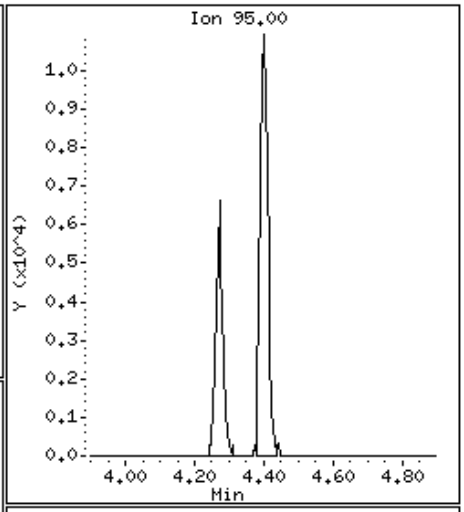

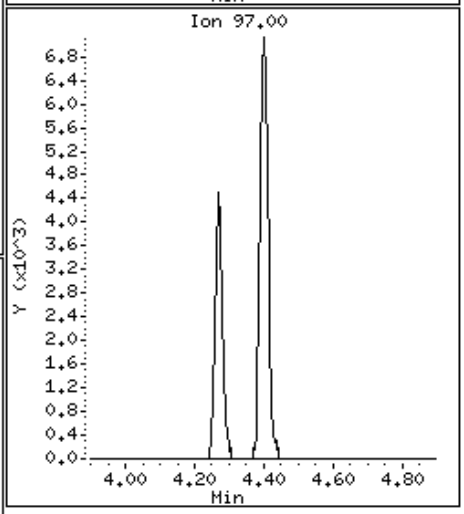

Data File: \\orgserv2\ff\chem\GCMSVOA\Jack.i\150401Ncon2.b\0401N26.D

Date : 02-APR-2015 02:38

Client ID:

Instrument: Jack.i

Sample Info: 11505963-45,31,10,,a

Purge Volume: 10.0

Operator: mm

Column phase:

Column diameter: 0.18

55 tetrachloroethene

Concentration: 942.994 ng

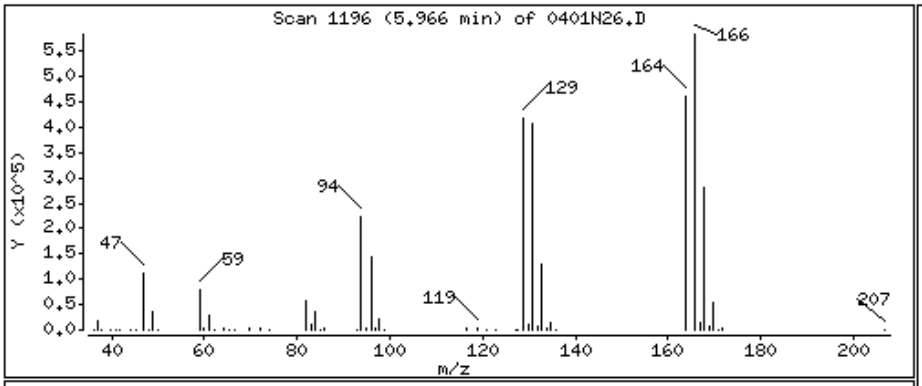

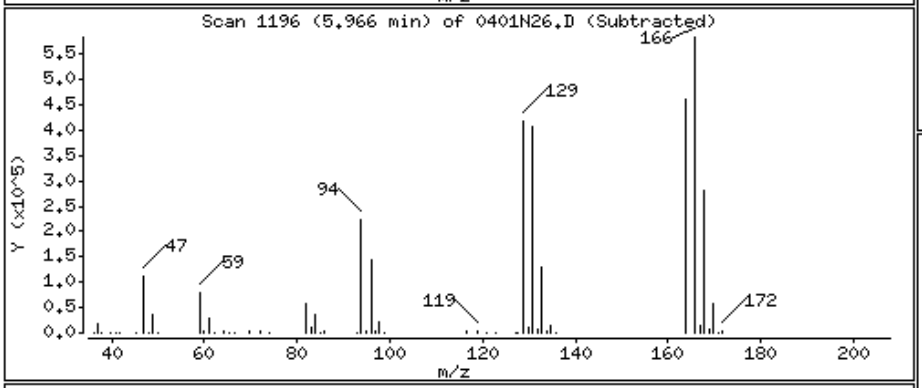

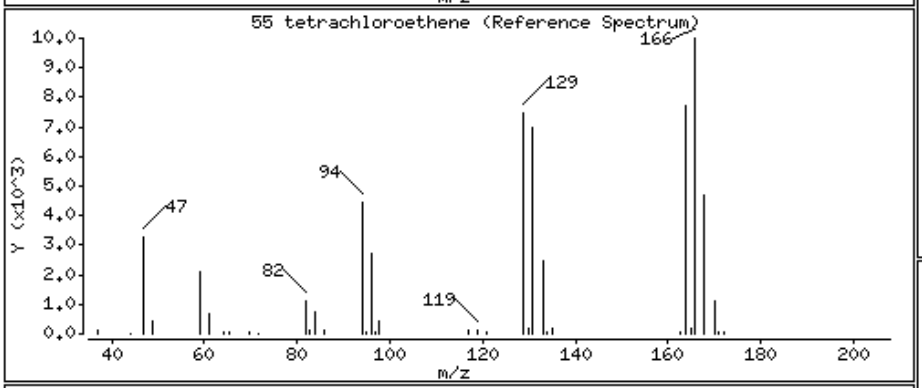

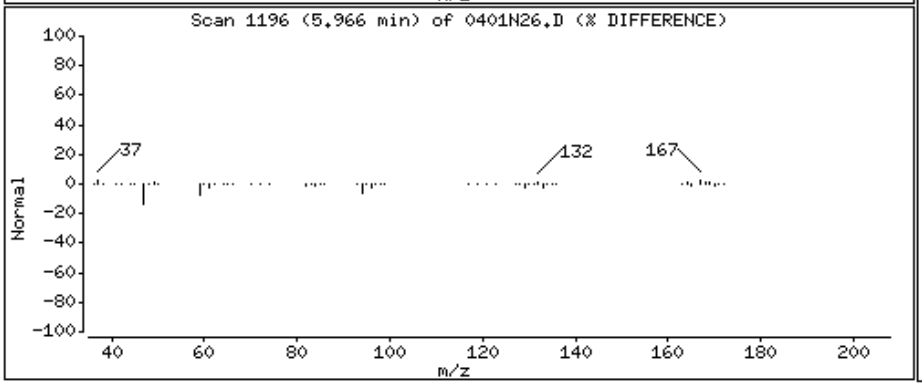

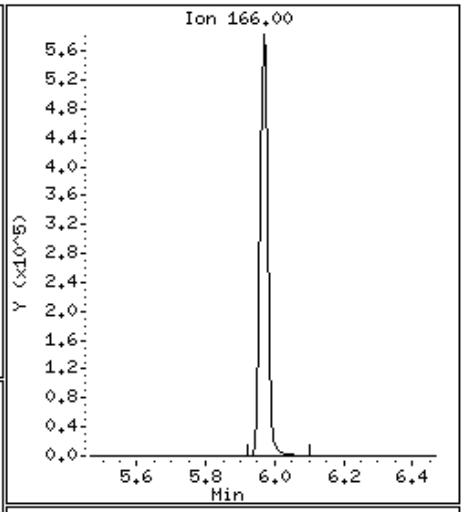

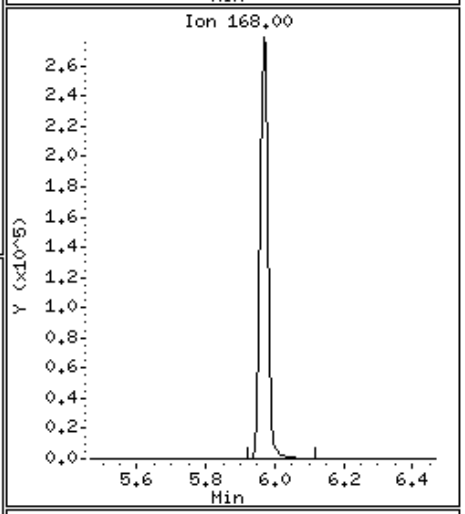

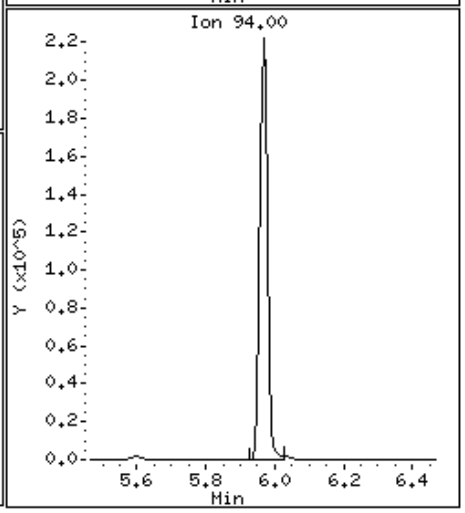

Alpha Analytical Labs

gc/ms voa - VOA101

Data file : \\Orgserv2\ff\chem\GCMSVOA\Voa101.i\150401.b\0401A13.D
Lab Smp Id:
Inj Date : 02-APR-2015 02:55
Operator : MS Inst ID: Voa101.i
Smp Info : l1505963-51,31,10,,a
Misc Info : wg772851,ical10733
Comment :
Method : \\Orgserv2\ff\chem\GCMSVOA\Voa101.i\150401.b\liq8260C.m
Meth Date : 02-Apr-2015 08:00 msoares Quant Type: ISTD
Cal Date : 19-FEB-2015 03:31 Cal File: 0218A13.D
Als bottle: 13
Dil Factor: 1.00000
Integrator: HP RTE Compound Sublist: NJTCL.sub
Target Version: 4.12
Processing Host: VIRTUALXP-76524

Concentration Formula: Amt * DF * CpndVariable
Cpnd Variable Local Compound Variable

	Compounds	QUANT SIG MASS	RT	EXP RT	REL RT	RESPONSE	CONCENTRATIONS ON-COLUMN (ngs)	CONCENTRATIONS FINAL (ngs)	REVIEW CODE
	1 dichlorodifluoromethane	85	Compound Not Detected.						
	2 chloromethane	50	Compound Not Detected.						
	3 vinyl chloride	62	Compound Not Detected.						
	4 bromomethane	94	2.267	2.267	(0.370)	403	1.09106	1.091	
	5 chloroethane	64	Compound Not Detected.						
	6 trichlorofluoromethane	101	Compound Not Detected.						
	8 1,1,-dichloroethene	96	Compound Not Detected.						
	11 freon-113	101	3.075	3.075	(0.502)	1386	1.00834	1.008(Q)	
	10 carbon disulfide	76	Compound Not Detected.						
	14 methylene chloride	84	Compound Not Detected.						
	15 acetone	43	3.653	3.648	(0.596)	5957	32.0764	32.076	
	16 trans-1,2-dichloroethene	96	Compound Not Detected.						
	17 Methyl Acetate	43	Compound Not Detected.						
	18 methyl tert butyl ether	73	Compound Not Detected.						
	22 1,1-dichloroethane	63	4.351	4.346	(0.710)	31296	11.2317	11.231	
	27 cis-1,2-dichloroethene	96	4.870	4.870	(0.794)	78247	51.6880	51.688	
	29 bromochloromethane	128	Compound Not Detected.						
	30 Cyclohexane	56	Compound Not Detected.						
	31 chloroform	83	5.137	5.132	(0.838)	61019	24.2411	24.241	
	33 carbontetrachloride	117	Compound Not Detected.						
$	36 dibromofluoromethane	113	5.312	5.312	(0.866)	167277	108.823	108.823	
	37 1,1,1-trichloroethane	97	Compound Not Detected.						
	38 2-butanone	43	Compound Not Detected.						
	40 benzene	78	Compound Not Detected.						
$	42 1,2-dichloroethane-d4	65	5.846	5.847	(0.954)	187783	114.145	114.144	
	43 1,2-dichloroethane	62	Compound Not Detected.						
*	45 flourobenzene	96	6.130	6.130	(1.000)	639886	100.000		
	49 trichloroethene	95	6.305	6.305	(1.028)	28744	19.1969	19.196	
	46 methyl cyclohexane	83	Compound Not Detected.						

	Compounds	QUANT SIG MASS	RT	EXP RT	REL RT	RESPONSE	CONCENTRATIONS ON-COLUMN (ngs)	CONCENTRATIONS FINAL (ngs)	REVIEW CODE
	52 1,2-dichloropropane	63	Compound Not Detected.						
	53 bromodichloromethane	83	Compound Not Detected.						
	56 1,4-Dioxane	88	Compound Not Detected.						
	58 cis-1,3-dichloropropene	75	Compound Not Detected.						
$	59 toluene-d8	98	7.833	7.833	(0.809)	603366	98.2123	98.212	
	60 toluene	92	Compound Not Detected.						
	62 4-methyl-2-pentanone	58	Compound Not Detected.						
	63 tetrachloroethene	166	8.335	8.340	(0.860)	8443	5.75722	5.757	
	64 trans-1,3-dichloropropene	75	Compound Not Detected.						
	68 1,1,2-trichloroethane	83	Compound Not Detected.						
	69 chlorodibromomethane	129	Compound Not Detected.						
	71 1,2-dibromoethane	107	Compound Not Detected.						
	73 2-hexanone	43	Compound Not Detected.						
*	74 chlorobenzene-d5	117	9.688	9.688	(1.000)	458877	100.000		
	75 chlorobenzene	112	Compound Not Detected.						
	76 ethyl benzene	91	Compound Not Detected.						
	78 p/m xylene	106	Compound Not Detected.						
	79 o xylene	106	Compound Not Detected.						
	80 styrene	104	Compound Not Detected.						
	81 bromoform	173	Compound Not Detected.						
	82 isopropylbenzene	105	Compound Not Detected.						
$	83 4-bromofluorobenzene	95	11.166	11.167	(0.903)	210660	90.8166	90.816	
	88 1,1,2,2,-tetrachloroethane	83	Compound Not Detected.						
	99 1,3-dichlorobenzene	146	Compound Not Detected.						
*	100 1,4-dichlorobenzene-d4	152	12.361	12.367	(1.000)	196259	100.000		
	101 1,4-dichlorobenzene	146	Compound Not Detected.						
	104 1,2-dichlorobenzene	146	Compound Not Detected.						
	106 1,2-dibromo-3-chloropropane	75	Compound Not Detected.						
	109 1,2,4-trichlorobenzene	180	Compound Not Detected.						
	111 1,2,3-trichlorobenzene	180	Compound Not Detected.						

QC Flag Legend

Q - Qualifier signal failed the ratio test.

Alpha Analytical Labs

gc/ms voa - VOA101

Data file : \\Orgserv2\ff\chem\GCMSVOA\Voa101.i\150401.b\0401A13.D
Lab Smp Id:
Inj Date : 02-APR-2015 02:55
Operator : MS Inst ID: Voa101.i
Smp Info : l1505963-51,31,10,,a
Misc Info : wg772851,ical10733
Comment :
Method : \\Orgserv2\ff\chem\GCMSVOA\Voa101.i\150401.b\liq8260C.m
Meth Date : 02-Apr-2015 08:00 msoares Quant Type: ISTD
Cal Date : 19-FEB-2015 03:31 Cal File: 0218A13.D
Als bottle: 13
Dil Factor: 1.00000
Integrator: HP RTE Compound Sublist: NJTCL.sub
Target Version: 4.12
Processing Host: VIRTUALXP-76524

- NO TENTATIVELY IDENTIFIED COMPOUNDS -

Alpha Analytical Labs

INTERNAL STANDARD COMPOUNDS
AREA AND RT SUMMARY

Instrument ID: Voa101.i
Lab File ID: 0401A13.D
Lab Smp Id:
Analysis Type: VOA
Quant Type: ISTD
Operator: MS
Method File: \\Orgserv2\ff\chem\GCMSVOA\Voa101.i\150401.b\liq8260C.m
Misc Info: wg772851,ical10733

Calibration Date: 01-APR-2015
Calibration Time: 20:54
Level: LOW
Sample Type: WATER

Test Mode:
Use Last Continuing Calibrator.
If Continuing Cal. use Initial Cal. Level 3

		AREA LIMIT			
COMPOUND	STANDARD	LOWER	UPPER	SAMPLE	%DIFF
45 flourobenzene	699464	349732	1398928	639886	-8.52
74 chlorobenzene-d5	507495	253748	1014990	458877	-9.58
100 1,4-dichlorobenze	230293	115147	460586	196259	-14.78

		RT LIMIT			
COMPOUND	STANDARD	LOWER	UPPER	SAMPLE	%DIFF
45 flourobenzene	6.13	5.63	6.63	6.13	-0.00
74 chlorobenzene-d5	9.69	9.19	10.19	9.69	-0.00
100 1,4-dichlorobenze	12.37	11.87	12.87	12.36	-0.05

AREA UPPER LIMIT = +100% of internal standard area.
AREA LOWER LIMIT = - 50% of internal standard area.
RT UPPER LIMIT = + 0.50 minutes of internal standard RT.
RT LOWER LIMIT = - 0.50 minutes of internal standard RT.

Alpha Analytical Labs

RECOVERY REPORT

Client Name: Client SDG: SDGa00307
Sample Matrix: LIQUID Fraction: VOA
Lab Smp Id:
Level: LOW Operator: MS
Data Type: MS DATA SampleType: SAMPLE
SpikeList File: curveallim.spk Quant Type: ISTD
Sublist File: NJTCL.sub
Method File: \\Orgserv2\ff\chem\GCMSVOA\Voa101.i\150401.b\liq8260C.m
Misc Info: wg772851,ical10733

SURROGATE COMPOUND	AMOUNT ADDED ngs	AMOUNT RECOVERED ngs	% RECOVERED	LIMITS
$ 36 dibromofluorometha	100.000	108.823	108.82	70-130
$ 42 1,2-dichloroethane	100.000	114.144	114.14	70-130
$ 59 toluene-d8	100.000	98.212	98.21	70-130
$ 83 4-bromofluorobenze	100.000	90.816	90.82	70-130

Data File: \\Orgserv2\ff\chem\GCMSVOA\Voa101.i\150401.b\0401A13.D
Date : 02-APR-2015 02:55
Client ID:
Sample Info: 11505963-51,31,10,,a
Purge Volume: 10.0
Column phase:

Instrument: Voa101.i
Operator: MS
Column diameter: 0.18

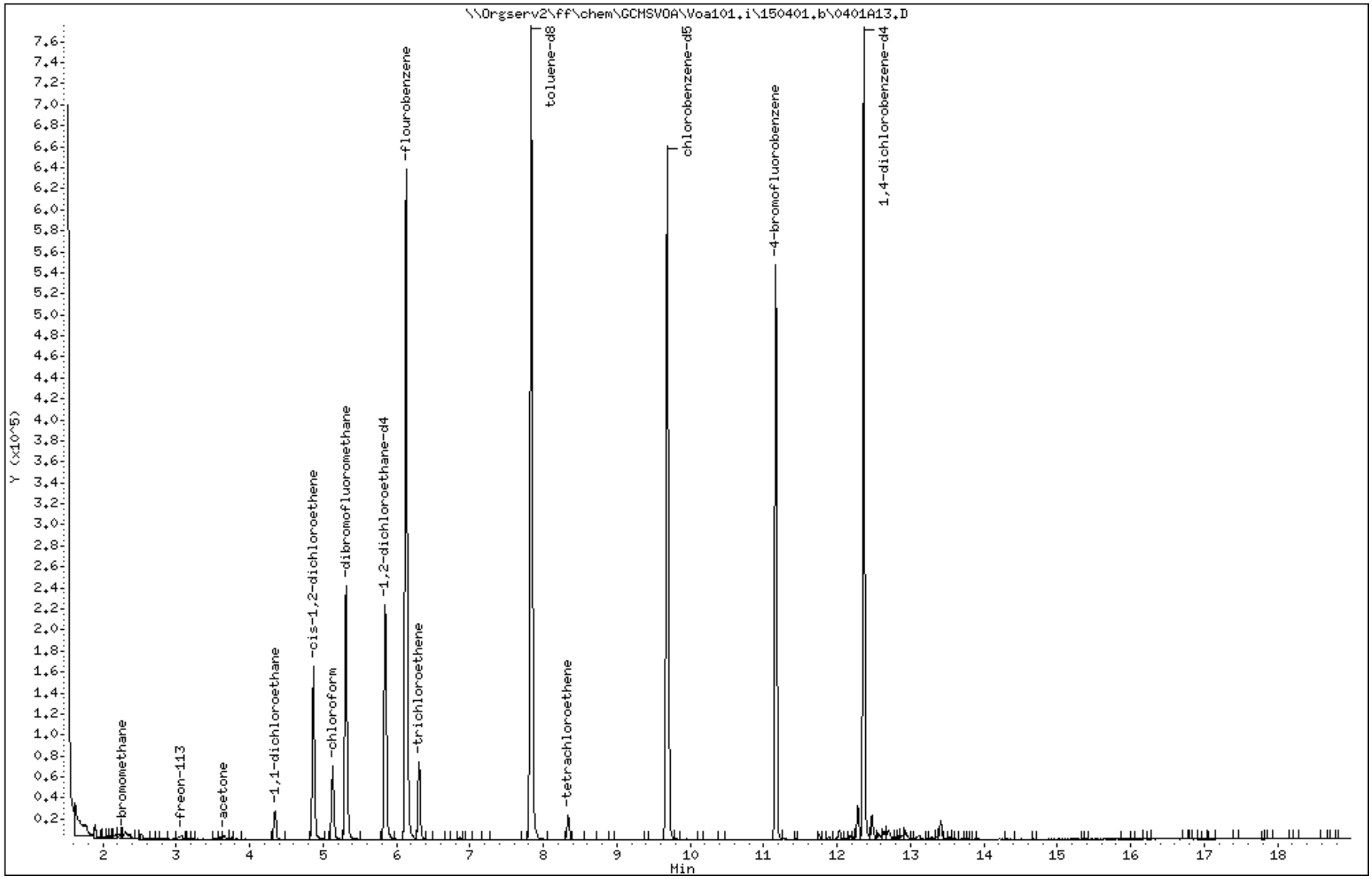

Data File: \\Orgserv2\ff\chem\GCMSVOA\Voa101.i\150401.b\0401A13.D

Date : 02-APR-2015 02:55

Client ID:

Instrument: Voa101.i

Sample Info: 11505963-51,31,10,,a

Purge Volume: 10.0

Operator: MS

Column phase:

Column diameter: 0.18

4 bromomethane

Concentration: 1.091 ngs

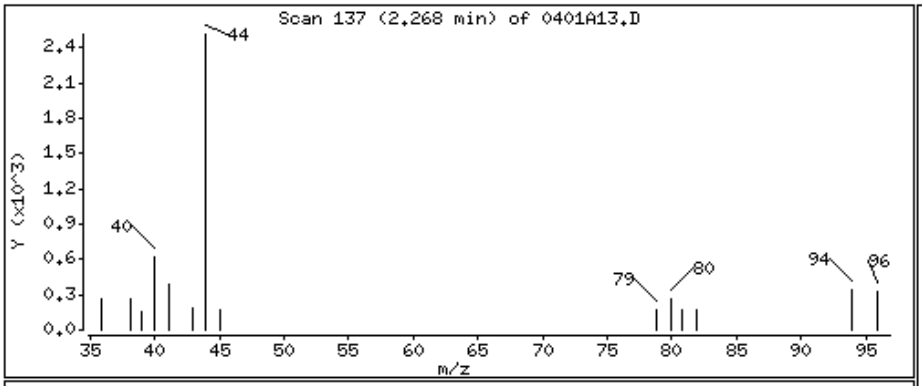

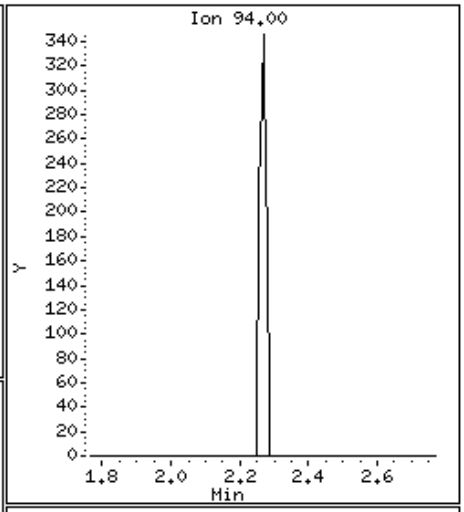

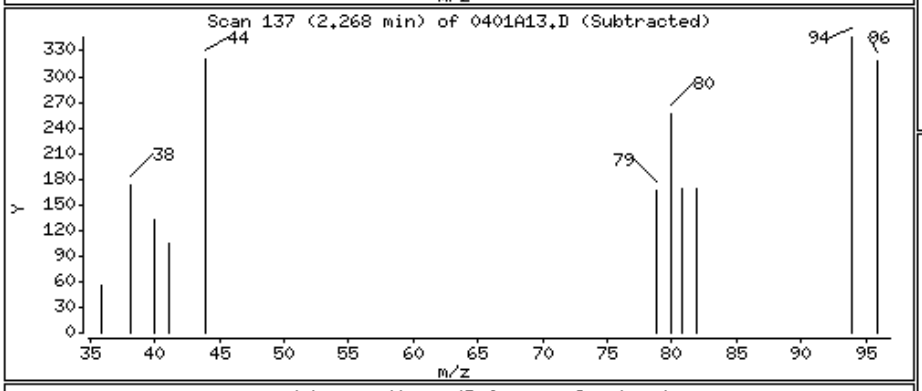

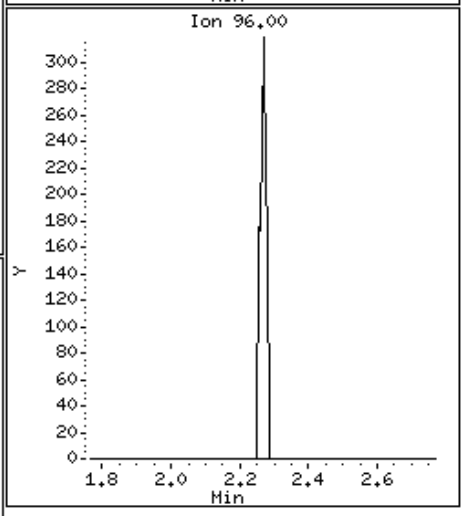

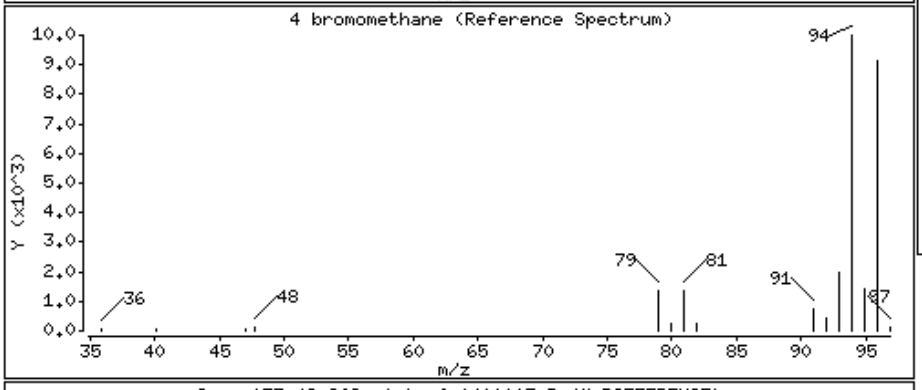

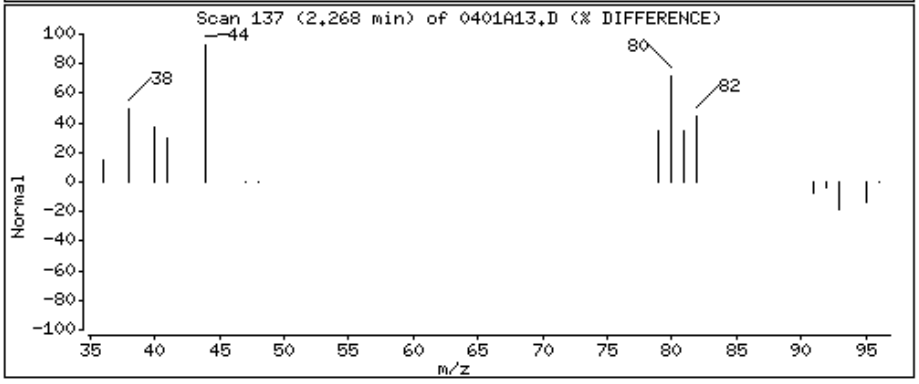

Data File: \\Orgserv2\ff\chem\GCMSVOA\Voa101.i\150401.b\0401A13.D

Date : 02-APR-2015 02:55

Client ID:

Instrument: Voa101.i

Sample Info: 11505963-51,31,10,,a

Purge Volume: 10.0

Operator: MS

Column phase:

Column diameter: 0.18

11 freon-113

Concentration: 1.008 ngs

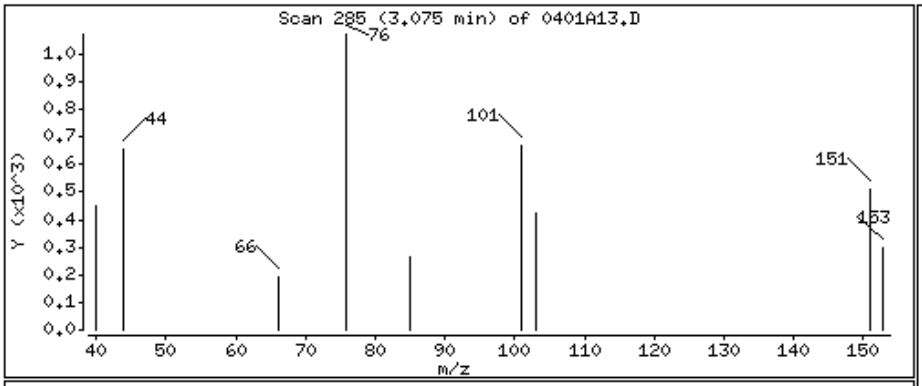

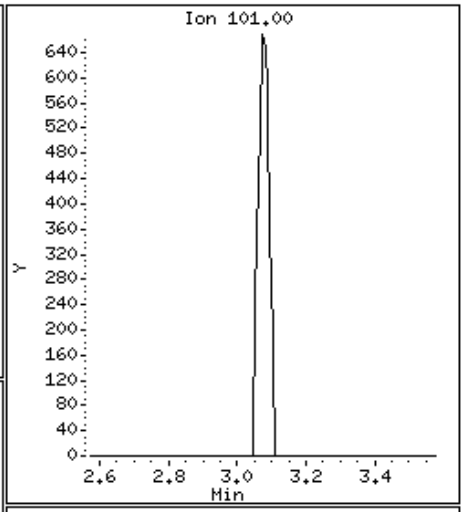

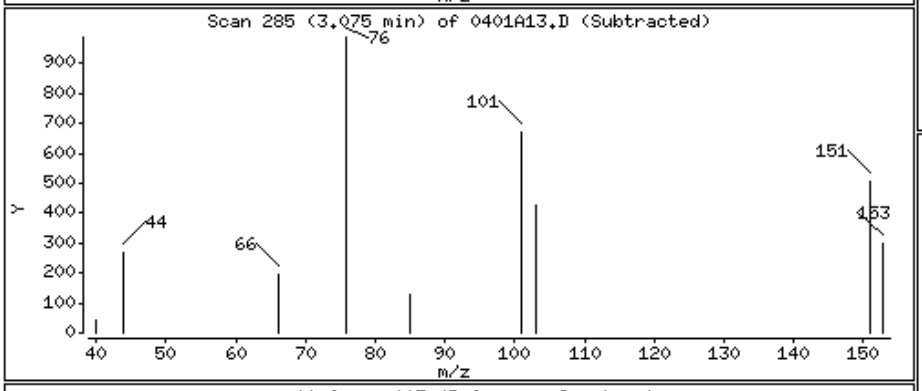

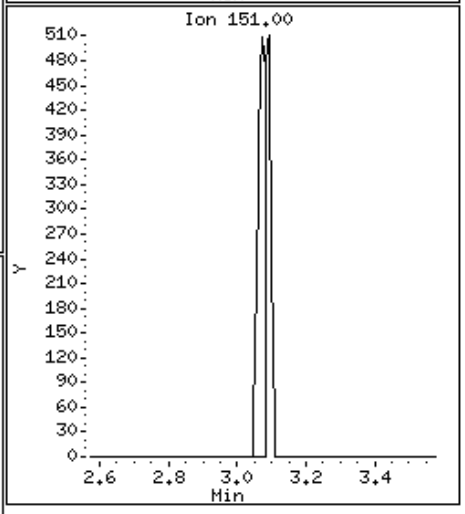

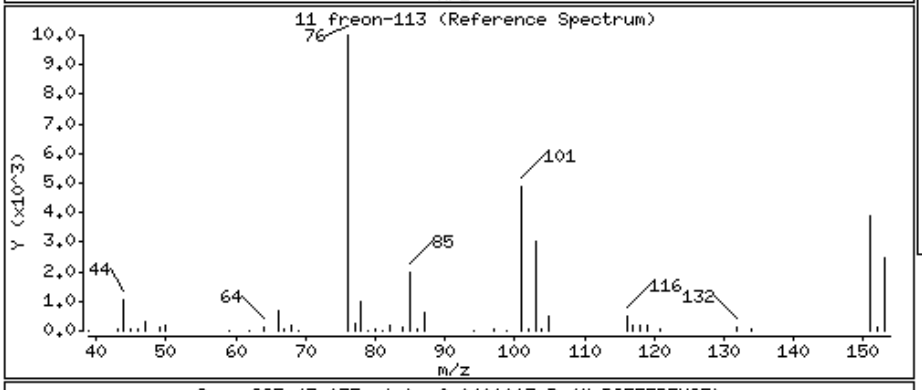

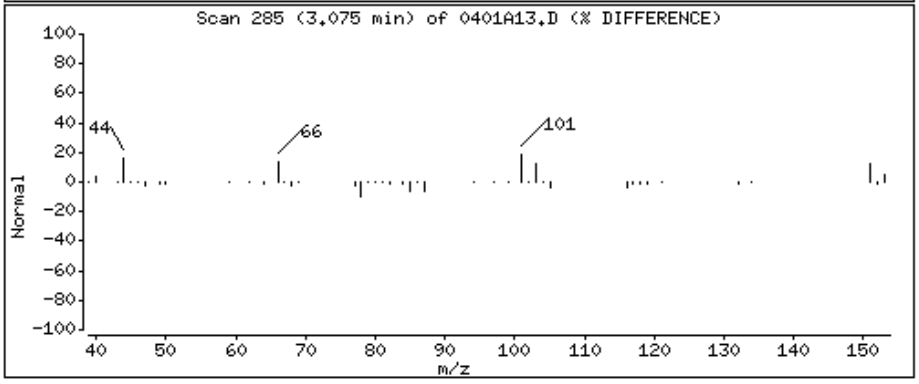

Data File: \\Orgserv2\ff\chem\GCMSVOA\Voa101.i\150401.b\0401A13.D

Date : 02-APR-2015 02:55

Client ID:

Instrument: Voa101.i

Sample Info: 11505963-51,31,10,,a

Purge Volume: 10.0

Operator: MS

Column phase:

Column diameter: 0.18

15 acetone

Concentration: 32.076 ngs

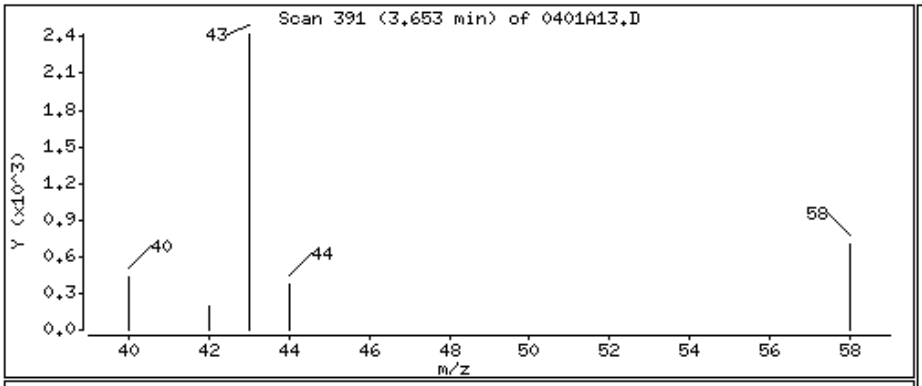

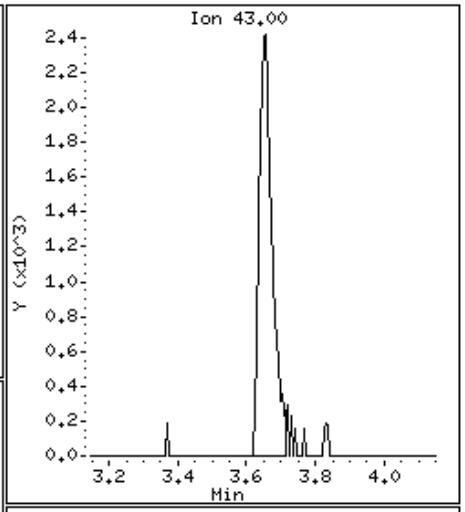

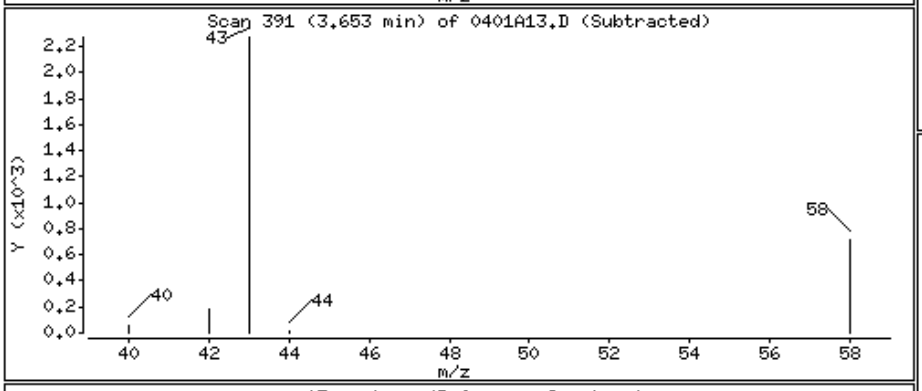

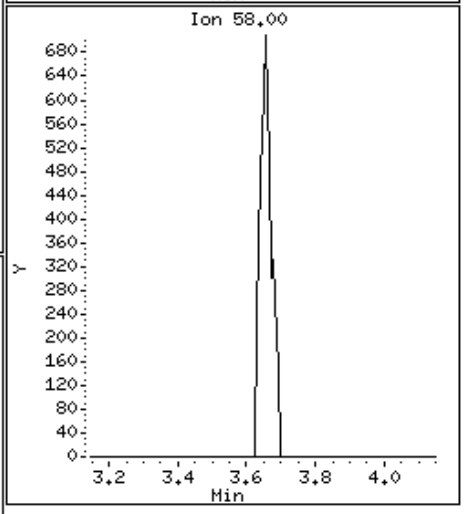

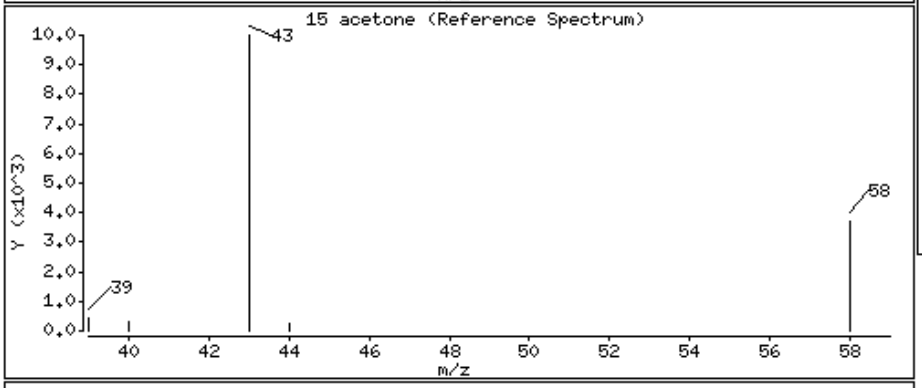

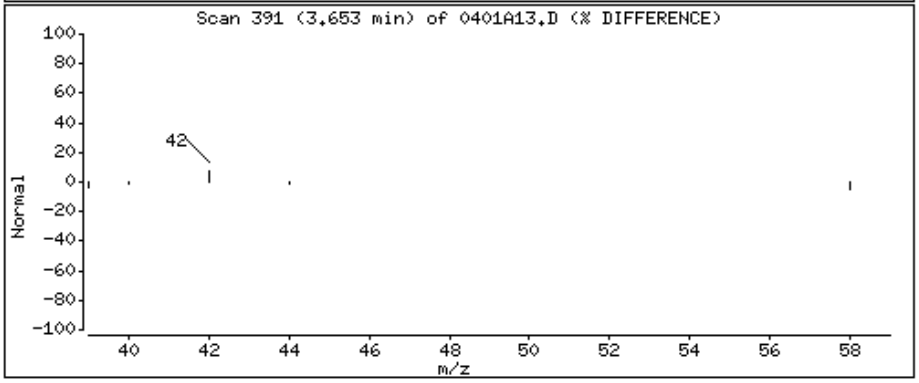

Data File: \\Orgserv2\ff\chem\GCMSVOA\Voa101.i\150401.b\0401A13.D

Date : 02-APR-2015 02:55

Client ID:

Instrument: Voa101.i

Sample Info: 11505963-51,31,10,,a

Purge Volume: 10.0

Operator: MS

Column phase:

Column diameter: 0.18

22 1,1-dichloroethane

Concentration: 11.231 ngs

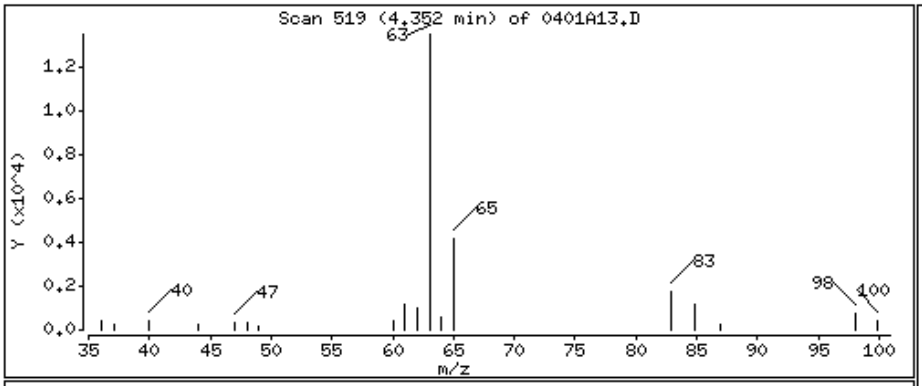

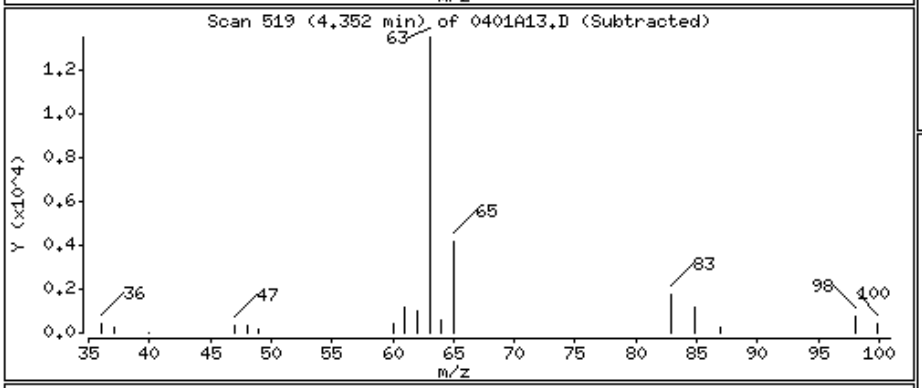

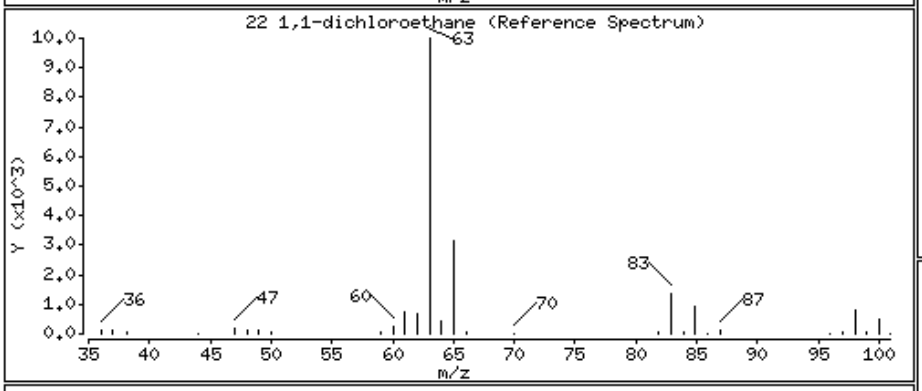

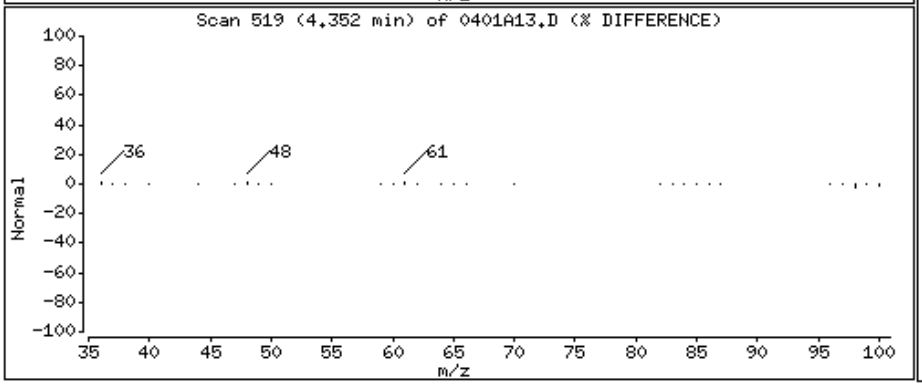

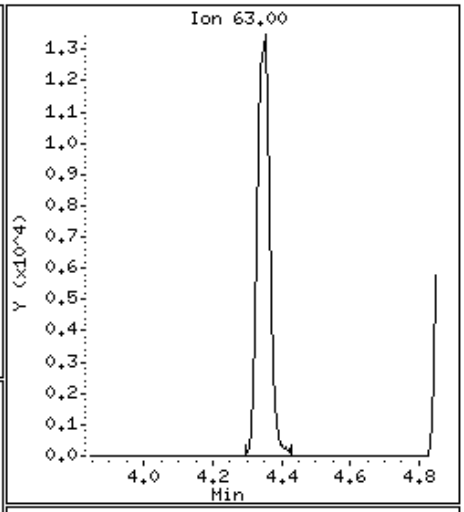

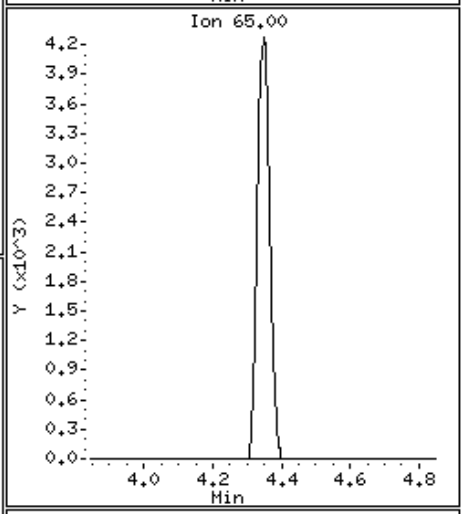

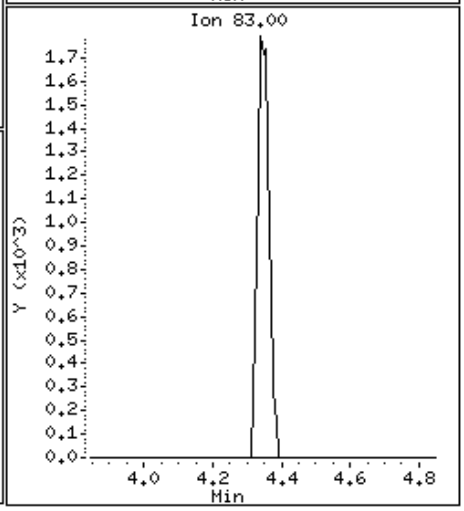

Data File: \\Orgserv2\ff\chem\GCMSVOA\Voa101.i\150401.b\0401A13.D

Date : 02-APR-2015 02:55

Client ID:

Instrument: Voa101.i

Sample Info: 11505963-51,31,10,,a

Purge Volume: 10.0

Operator: MS

Column phase:

Column diameter: 0.18

27 cis-1,2-dichloroethene

Concentration: 51.688 ngs

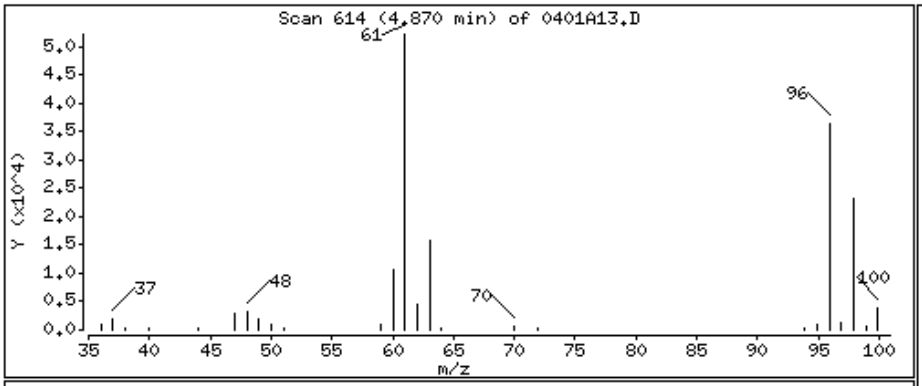

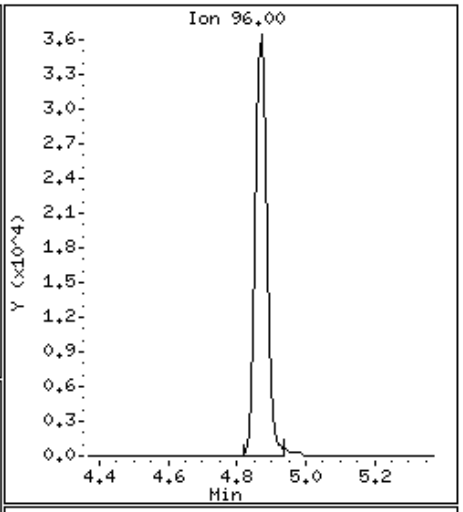

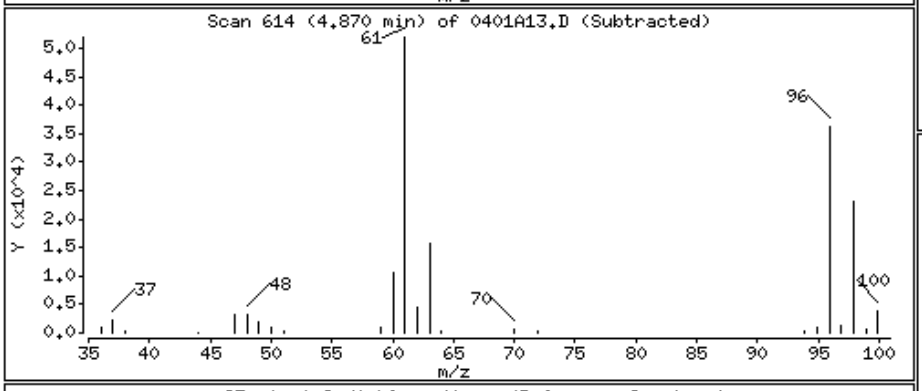

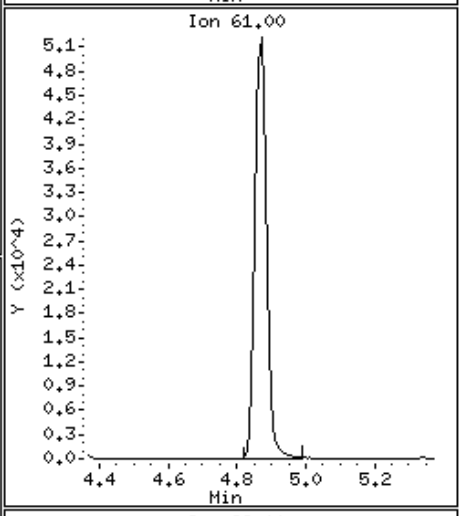

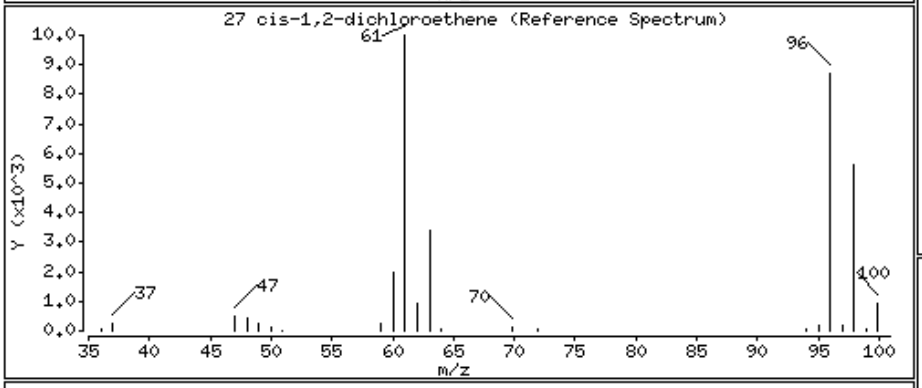

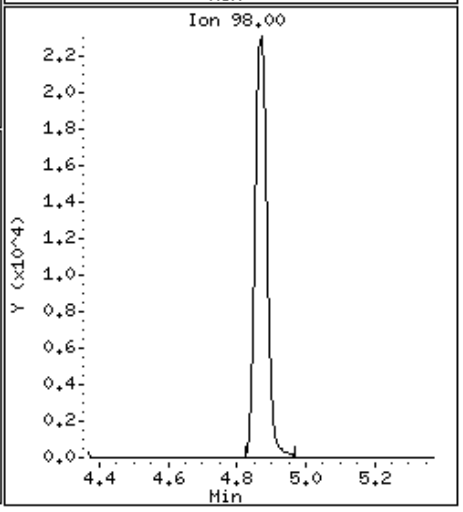

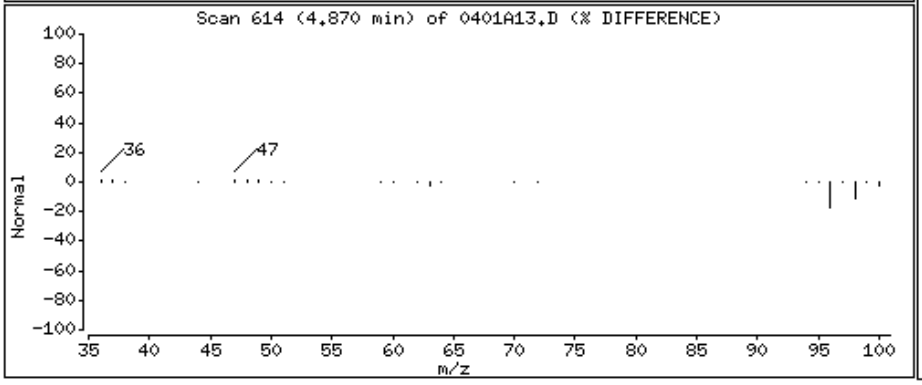

Data File: \\Orgserv2\ff\chem\GCMSVOA\Voa101.i\150401.b\0401A13.D

Date : 02-APR-2015 02:55

Client ID:

Instrument: Voa101.i

Sample Info: 11505963-51,31,10,,a

Purge Volume: 10.0

Operator: MS

Column phase:

Column diameter: 0.18

31 chloroform

Concentration: 24.241 ngs

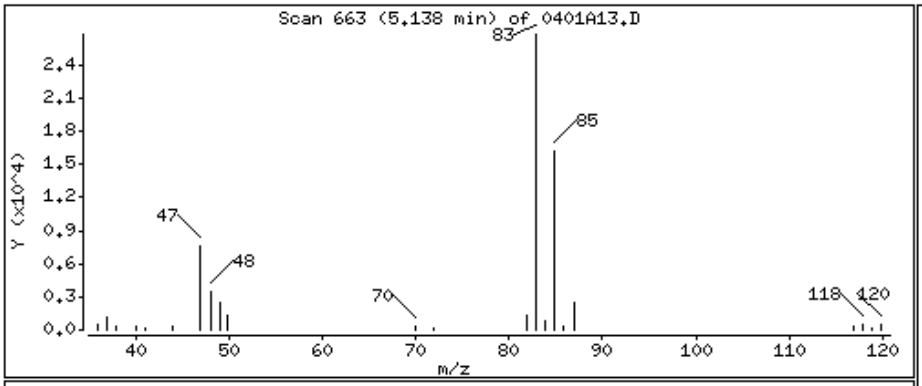

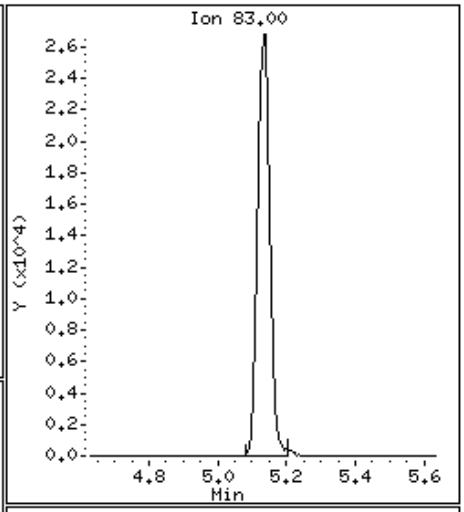

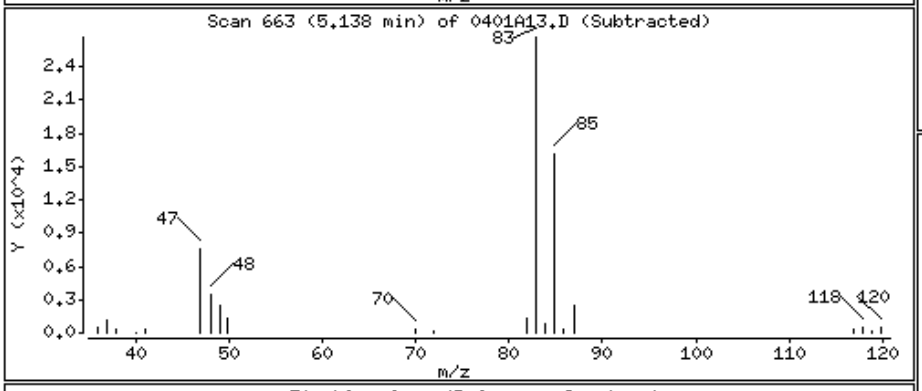

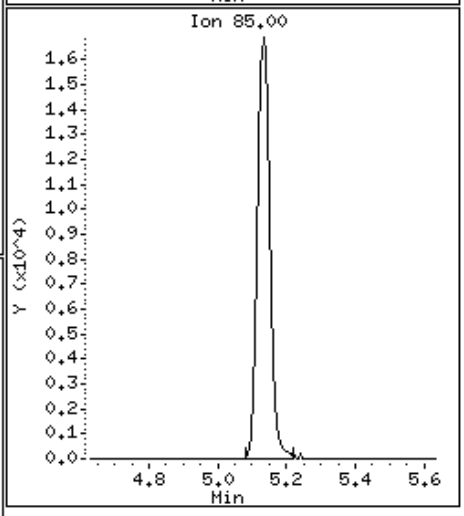

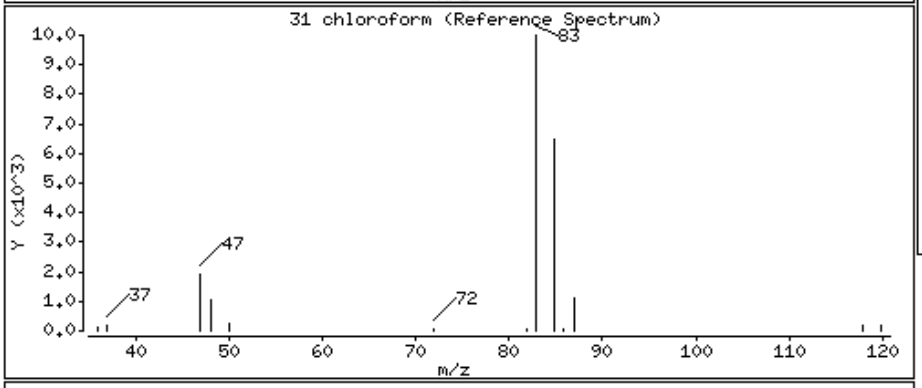

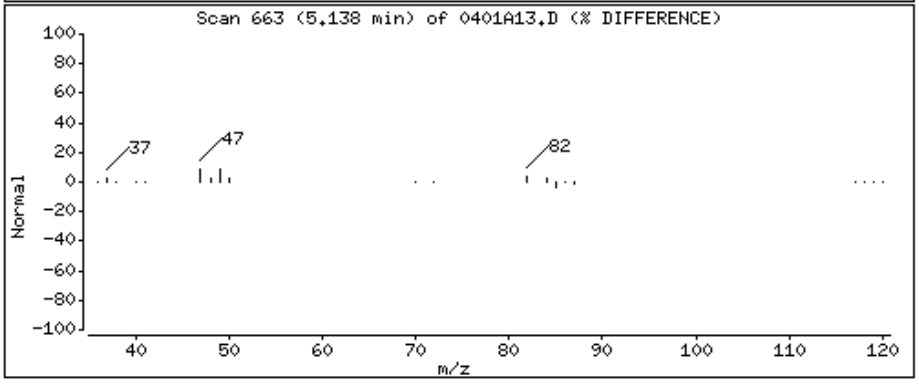

Data File: \\Orgserv2\ff\chem\GCMSVOA\Voa101.i\150401.b\0401A13.D

Date : 02-APR-2015 02:55

Client ID:

Instrument: Voa101.i

Sample Info: 11505963-51,31,10,,a

Purge Volume: 10.0

Operator: MS

Column phase:

Column diameter: 0.18

49 trichloroethene

Concentration: 19.196 ngs

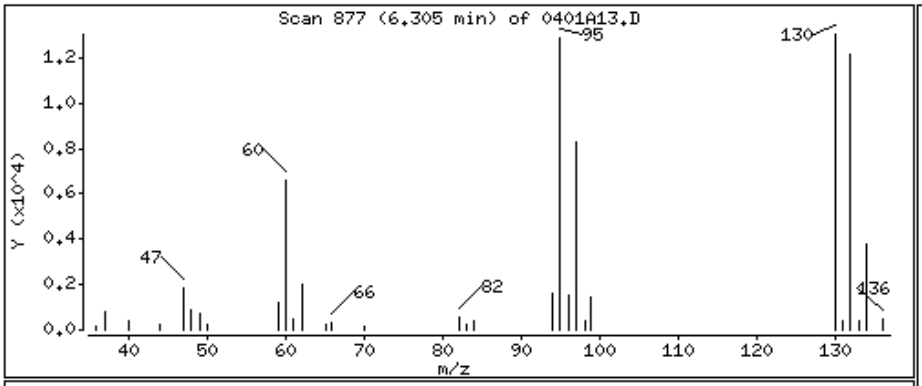

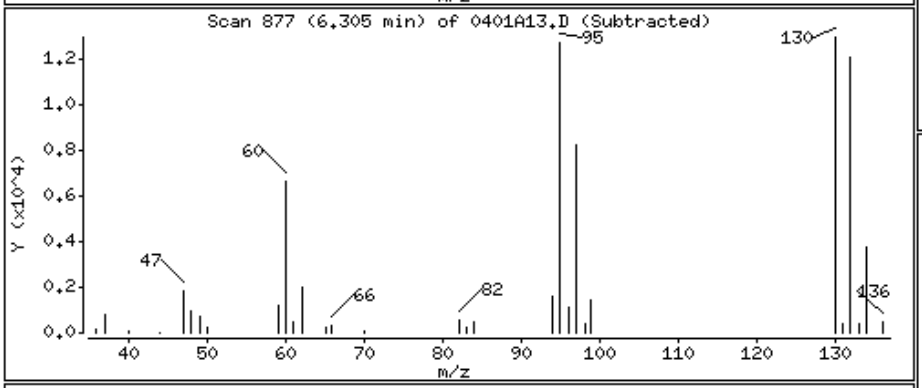

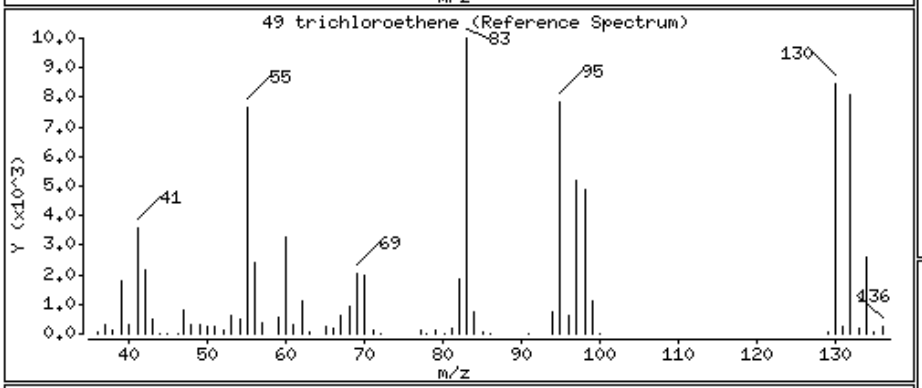

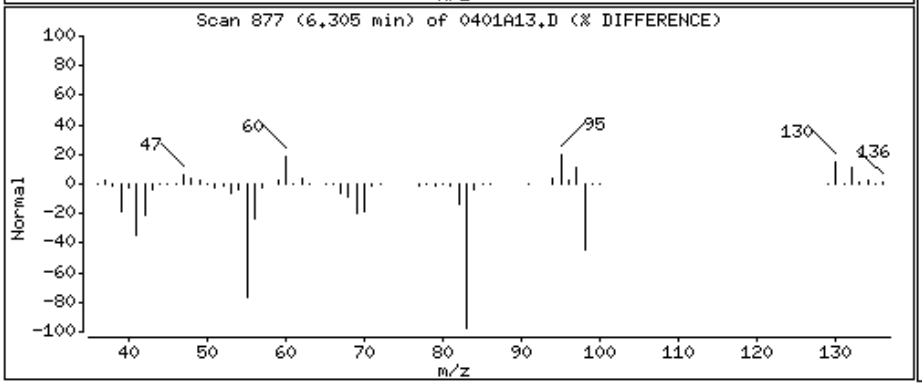

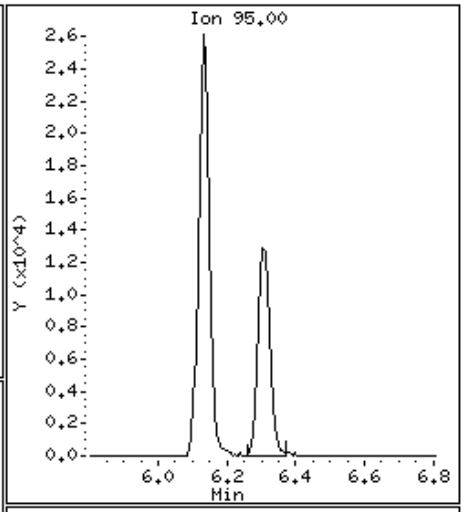

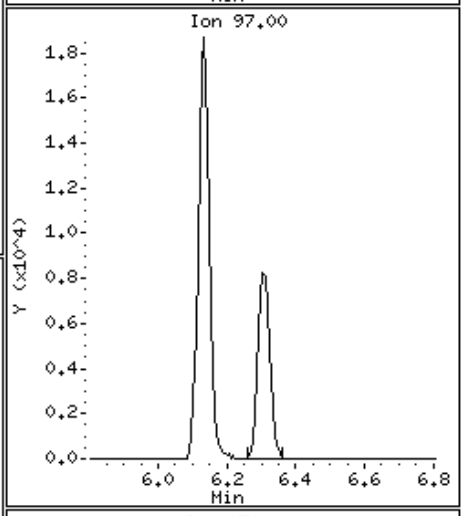

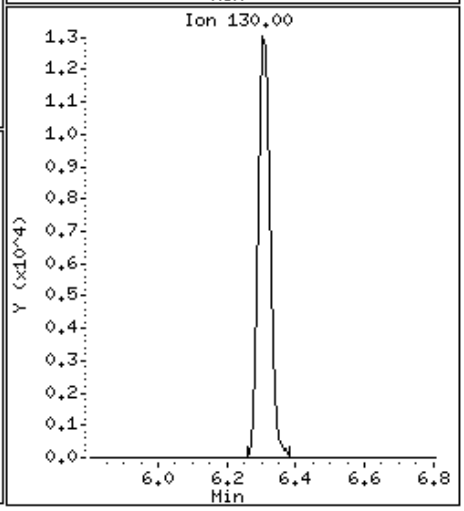

Data File: \\Orgserv2\ff\chem\GCMSVOA\Voa101.i\150401.b\0401A13.D

Date : 02-APR-2015 02:55

Client ID:

Instrument: Voa101.i

Sample Info: 11505963-51,31,10,,a

Purge Volume: 10.0

Operator: MS

Column phase:

Column diameter: 0.18

63 tetrachloroethene

Concentration: 5.757 ngs

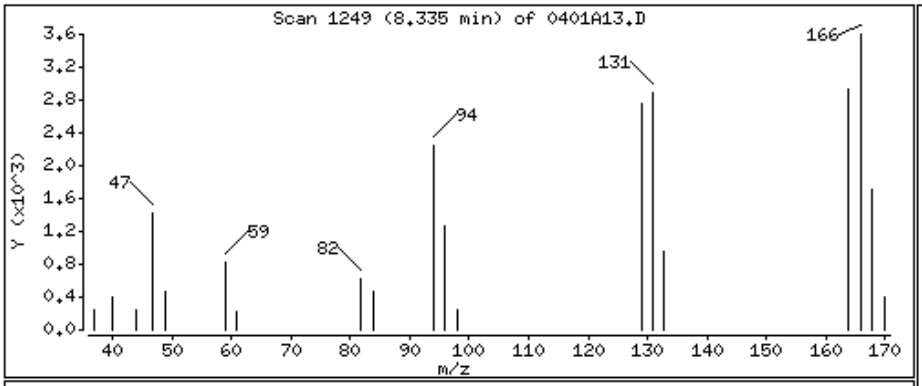

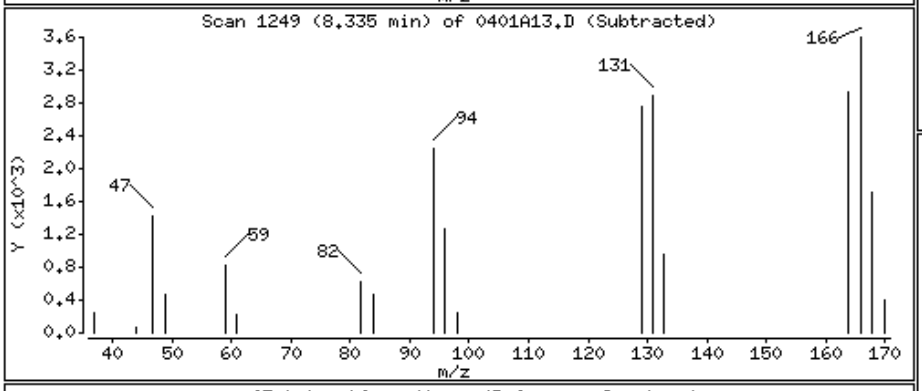

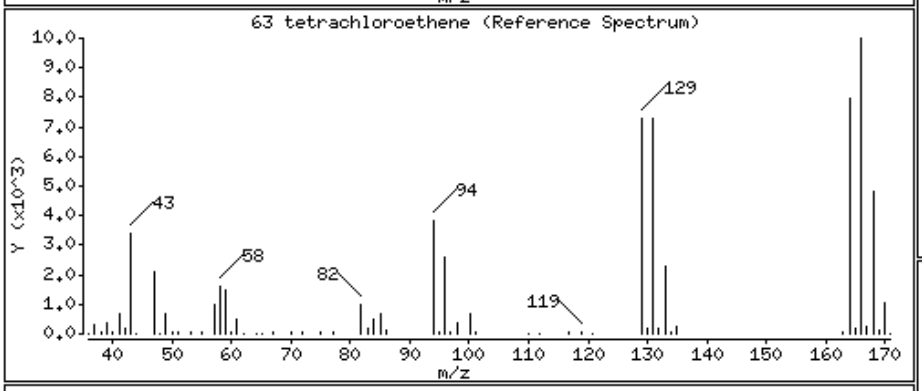

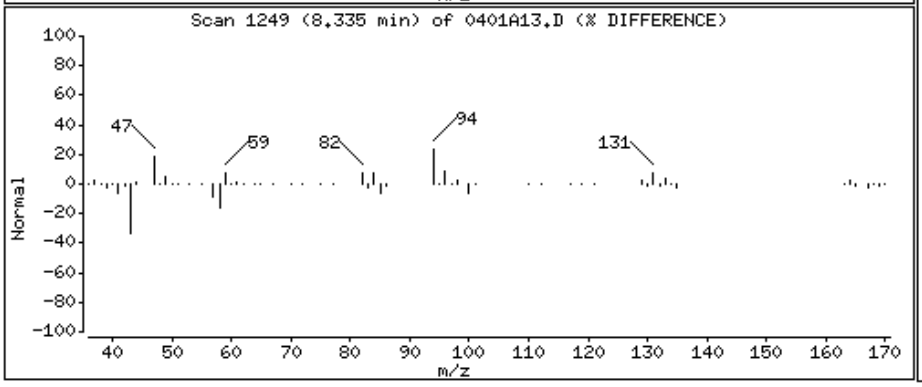

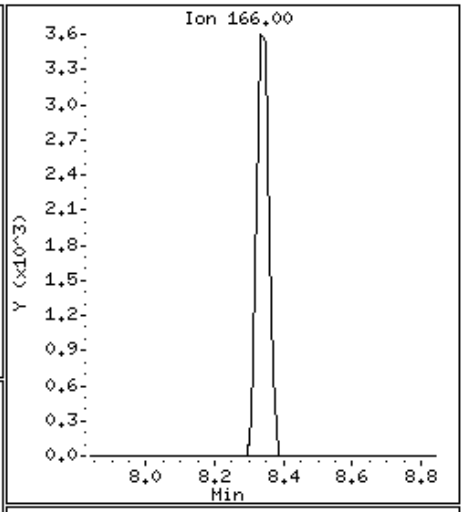

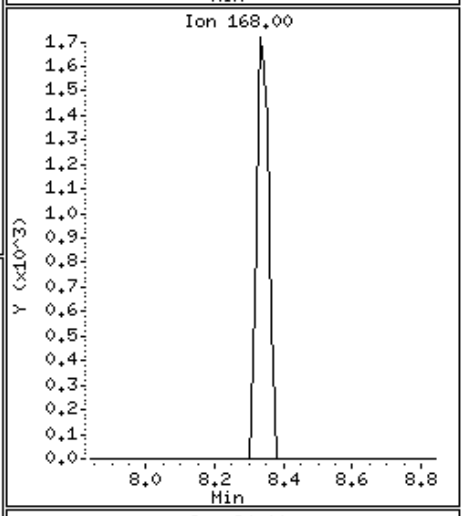

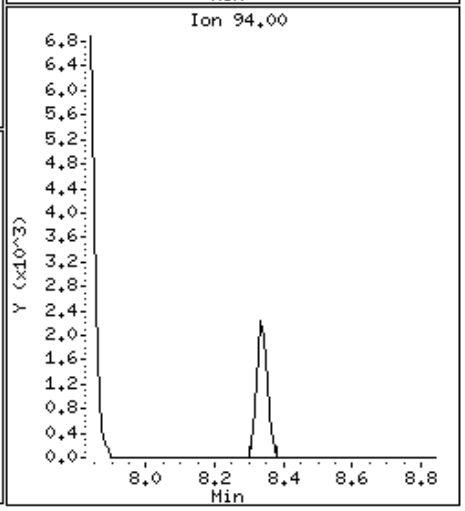

Alpha Analytical Labs

Manual Integration

Sample Info	: l1505963-51,31,10,,a wg772851,ical10733		
Instrument ID	: Voa101.i		
Method	: liq8260C.m		
File	: 0401A13.D		
Injection Date	: 02-APR-2015 02:55		
Quantitation	: ISTD	Integrator :	HP RTE
Dilution Factor	: 1.00	Sample Type:	SAMPLE

This File has no version history.

//Orgserv2/ff/chem/GCMSVOA/Voa101.i/150401.b/original/0401A13.D

Alpha Analytical Labs

gc/ms voa - VOA101

Data file : \\Orgserv2\ff\chem\GCMSVOA\Voa101.i\150401.b\0401A14.D
Lab Smp Id:
Inj Date : 02-APR-2015 03:25
Operator : MS Inst ID: Voa101.i
Smp Info : l1505963-52,31,10,,a
Misc Info : wg772851,ical10733
Comment :
Method : \\Orgserv2\ff\chem\GCMSVOA\Voa101.i\150401.b\liq8260C.m
Meth Date : 02-Apr-2015 08:00 msoares Quant Type: ISTD
Cal Date : 19-FEB-2015 03:31 Cal File: 0218A13.D
Als bottle: 14
Dil Factor: 1.00000
Integrator: HP RTE Compound Sublist: NJTCL.sub
Target Version: 4.12
Processing Host: VIRTUALXP-76524

Concentration Formula: Amt * DF * CpndVariable
Cpnd Variable Local Compound Variable

	Compounds	QUANT SIG MASS	RT	EXP RT	REL RT	RESPONSE	CONCENTRATIONS ON-COLUMN (ngs)	FINAL (ngs)	REVIEW CODE
	1 dichlorodifluoromethane	85	Compound Not Detected.						
	2 chloromethane	50	Compound Not Detected.						
	3 vinyl chloride	62	Compound Not Detected.						
	4 bromomethane	94	Compound Not Detected.						
	5 chloroethane	64	Compound Not Detected.						
	6 trichlorofluoromethane	101	Compound Not Detected.						
	8 1,1,-dichloroethene	96	Compound Not Detected.						
	11 freon-113	101	Compound Not Detected.						
	10 carbon disulfide	76	Compound Not Detected.						
	14 methylene chloride	84	Compound Not Detected.						
	15 acetone	43	3.653	3.648	(0.596)	8876	48.2938	48.293	
	16 trans-1,2-dichloroethene	96	Compound Not Detected.						
	17 Methyl Acetate	43	Compound Not Detected.						
	18 methyl tert butyl ether	73	Compound Not Detected.						
	22 1,1-dichloroethane	63	Compound Not Detected.						
	27 cis-1,2-dichloroethene	96	4.870	4.870	(0.794)	4432	2.95827	2.958	
	29 bromochloromethane	128	Compound Not Detected.						
	30 Cyclohexane	56	5.061	5.066	(0.826)	3634	1.28817	1.288	
	31 chloroform	83	5.132	5.132	(0.837)	2867	1.15088	1.150	
	33 carbontetrachloride	117	Compound Not Detected.						
$	36 dibromofluoromethane	113	5.312	5.312	(0.866)	165249	108.628	108.627	
	37 1,1,1-trichloroethane	97	Compound Not Detected.						
	38 2-butanone	43	Compound Not Detected.						
	40 benzene	78	5.710	5.710	(0.931)	19589	3.51182	3.511	
$	42 1,2-dichloroethane-d4	65	5.847	5.847	(0.954)	190194	116.819	116.818	
	43 1,2-dichloroethane	62	Compound Not Detected.						
*	45 flourobenzene	96	6.130	6.130	(1.000)	633266	100.000		
	49 trichloroethene	95	6.305	6.305	(1.028)	1526	1.02980	1.029	

	Compounds	QUANT SIG MASS	RT	EXP RT	REL RT	RESPONSE	CONCENTRATIONS ON-COLUMN (ngs)	CONCENTRATIONS FINAL (ngs)	REVIEW CODE
	46 methyl cyclohexane	83	6.299	6.299	(1.028)	1907	0.73386	0.733(Q)	
	52 1,2-dichloropropane	63	Compound Not Detected.						
	53 bromodichloromethane	83	Compound Not Detected.						
	56 1,4-Dioxane	88	Compound Not Detected.						
	58 cis-1,3-dichloropropene	75	Compound Not Detected.						
$	59 toluene-d8	98	7.833	7.833	(0.809)	600162	98.0281	98.028	
	60 toluene	92	Compound Not Detected.						
	62 4-methyl-2-pentanone	58	Compound Not Detected.						
	63 tetrachloroethene	166	Compound Not Detected.						
	64 trans-1,3-dichloropropene	75	Compound Not Detected.						
	68 1,1,2-trichloroethane	83	Compound Not Detected.						
	69 chlorodibromomethane	129	Compound Not Detected.						
	71 1,2-dibromoethane	107	Compound Not Detected.						
	73 2-hexanone	43	Compound Not Detected.						
*	74 chlorobenzene-d5	117	9.688	9.688	(1.000)	457298	100.000		
	75 chlorobenzene	112	Compound Not Detected.						
	76 ethyl benzene	91	Compound Not Detected.						
	78 p/m xylene	106	Compound Not Detected.						
	79 o xylene	106	Compound Not Detected.						
	80 styrene	104	Compound Not Detected.						
	81 bromoform	173	Compound Not Detected.						
	82 isopropylbenzene	105	Compound Not Detected.						
$	83 4-bromofluorobenzene	95	11.166	11.167	(0.903)	210264	89.5707	89.570	
	88 1,1,2,2,-tetrachloroethane	83	Compound Not Detected.						
	99 1,3-dichlorobenzene	146	Compound Not Detected.						
*	100 1,4-dichlorobenzene-d4	152	12.367	12.367	(1.000)	198615	100.000		
	101 1,4-dichlorobenzene	146	Compound Not Detected.						
	104 1,2-dichlorobenzene	146	Compound Not Detected.						
	106 1,2-dibromo-3-chloropropane	75	Compound Not Detected.						
	109 1,2,4-trichlorobenzene	180	Compound Not Detected.						
	111 1,2,3-trichlorobenzene	180	Compound Not Detected.						

QC Flag Legend

Q - Qualifier signal failed the ratio test.

Alpha Analytical Labs

gc/ms voa - VOA101

Data file : \\Orgserv2\ff\chem\GCMSVOA\Voa101.i\150401.b\0401A14.D
Lab Smp Id:
Inj Date : 02-APR-2015 03:25
Operator : MS Inst ID: Voa101.i
Smp Info : l1505963-52,31,10,,a
Misc Info : wg772851,ical10733
Comment :
Method : \\Orgserv2\ff\chem\GCMSVOA\Voa101.i\150401.b\liq8260C.m
Meth Date : 02-Apr-2015 08:00 msoares Quant Type: ISTD
Cal Date : 19-FEB-2015 03:31 Cal File: 0218A13.D
Als bottle: 14
Dil Factor: 1.00000
Integrator: HP RTE Compound Sublist: NJTCL.sub
Target Version: 4.12
Processing Host: VIRTUALXP-76524

- NO TENTATIVELY IDENTIFIED COMPOUNDS -

Alpha Analytical Labs

INTERNAL STANDARD COMPOUNDS
AREA AND RT SUMMARY

Instrument ID: Voa101.i
Lab File ID: 0401A14.D
Lab Smp Id:
Analysis Type: VOA
Quant Type: ISTD
Operator: MS
Method File: \\Orgserv2\ff\chem\GCMSVOA\Voa101.i\150401.b\liq8260C.m
Misc Info: wg772851,ical10733

Calibration Date: 01-APR-2015
Calibration Time: 20:54
Level: LOW
Sample Type: WATER

Test Mode:
Use Last Continuing Calibrator.
If Continuing Cal. use Initial Cal. Level 3

		AREA LIMIT			
COMPOUND	STANDARD	LOWER	UPPER	SAMPLE	%DIFF
45 flourobenzene	699464	349732	1398928	633266	-9.46
74 chlorobenzene-d5	507495	253748	1014990	457298	-9.89
100 1,4-dichlorobenze	230293	115147	460586	198615	-13.76

		RT LIMIT			
COMPOUND	STANDARD	LOWER	UPPER	SAMPLE	%DIFF
45 flourobenzene	6.13	5.63	6.63	6.13	-0.00
74 chlorobenzene-d5	9.69	9.19	10.19	9.69	-0.00
100 1,4-dichlorobenze	12.37	11.87	12.87	12.37	-0.00

AREA UPPER LIMIT = +100% of internal standard area.
AREA LOWER LIMIT = - 50% of internal standard area.
RT UPPER LIMIT = + 0.50 minutes of internal standard RT.
RT LOWER LIMIT = - 0.50 minutes of internal standard RT.

Alpha Analytical Labs

RECOVERY REPORT

Client Name: Client SDG: SDGa00307
Sample Matrix: LIQUID Fraction: VOA
Lab Smp Id:
Level: LOW Operator: MS
Data Type: MS DATA SampleType: SAMPLE
SpikeList File: curveallim.spk Quant Type: ISTD
Sublist File: NJTCL.sub
Method File: \\Orgserv2\ff\chem\GCMSVOA\Voa101.i\150401.b\liq8260C.m
Misc Info: wg772851,ical10733

SURROGATE COMPOUND	AMOUNT ADDED ngs	AMOUNT RECOVERED ngs	% RECOVERED	LIMITS
$ 36 dibromofluorometha	100.000	108.627	108.63	70-130
$ 42 1,2-dichloroethane	100.000	116.818	116.82	70-130
$ 59 toluene-d8	100.000	98.028	98.03	70-130
$ 83 4-bromofluorobenze	100.000	89.570	89.57	70-130

Data File: \\Orgserv2\ff\chem\GCMSVOA\Voa101.i\150401.b\0401A14.D
Date : 02-APR-2015 03:25
Client ID:
Instrument: Voa101.i
Sample Info: 11505963-52,31,10,,a
Purge Volume: 10.0
Operator: MS
Column phase:
Column diameter: 0.18

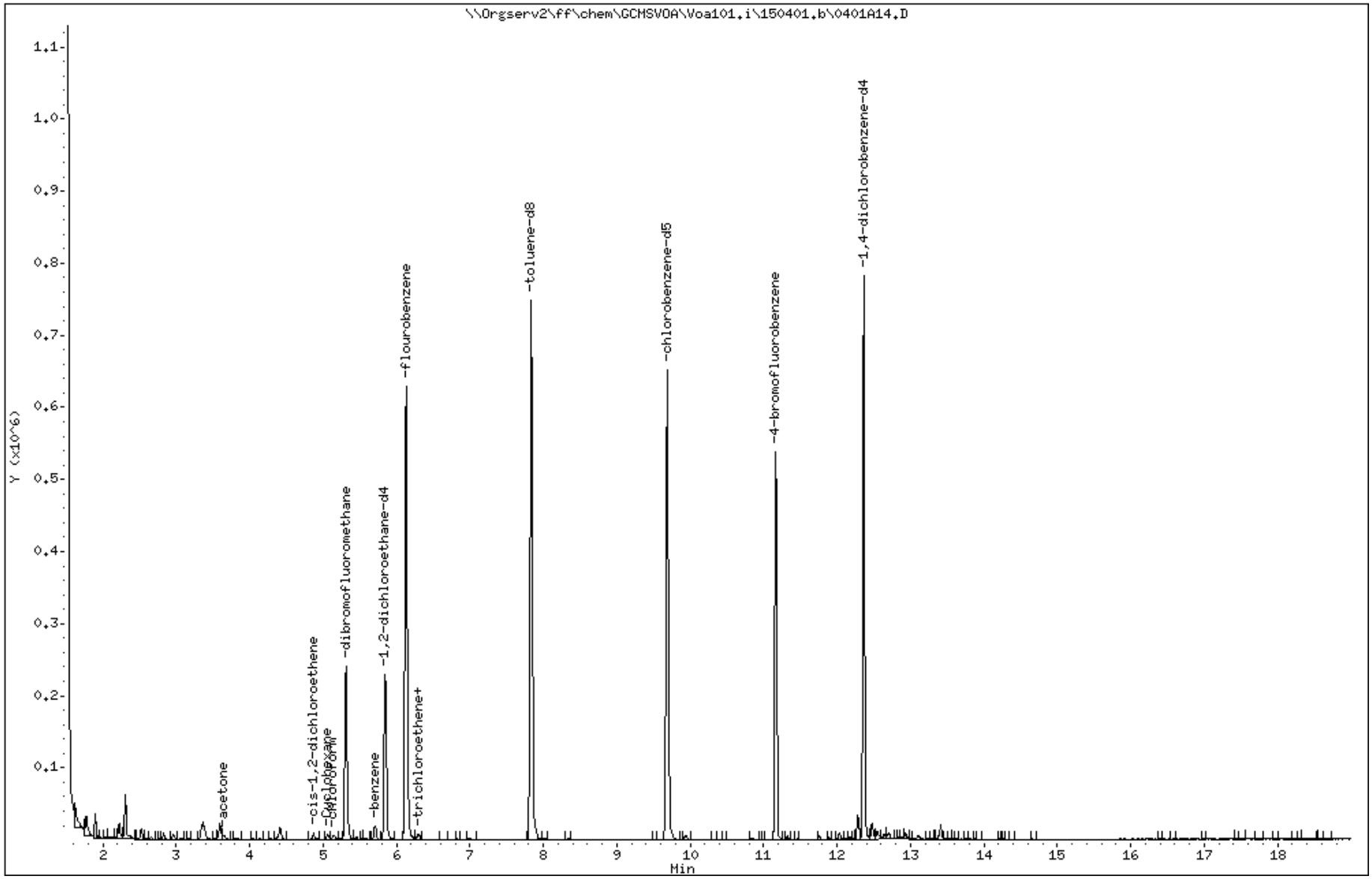

Data File: \\Orgserv2\ff\chem\GCMSVOA\Voa101.i\150401.b\0401A14.D

Date : 02-APR-2015 03:25

Client ID:

Instrument: Voa101.i

Sample Info: 11505963-52,31,10,,a

Purge Volume: 10.0

Operator: MS

Column phase:

Column diameter: 0.18

15 acetone

Concentration: 48.293 ngs

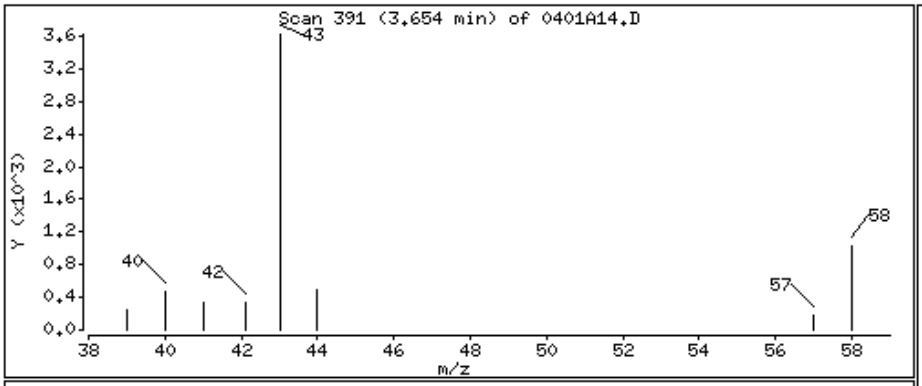

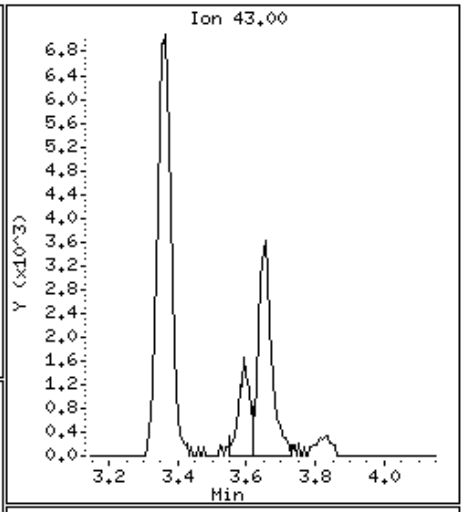

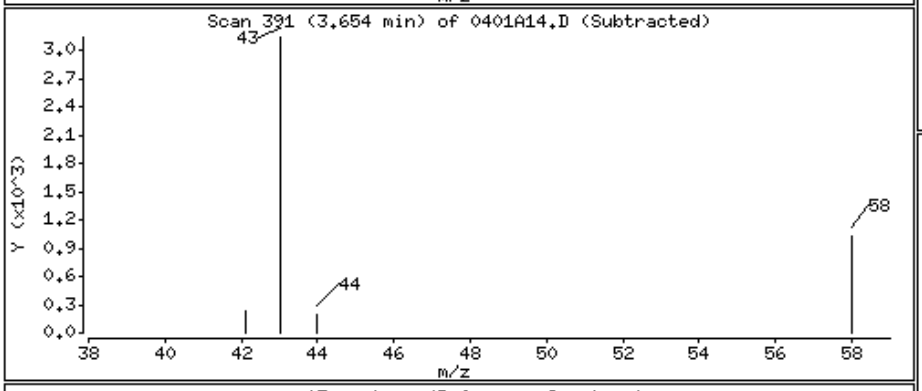

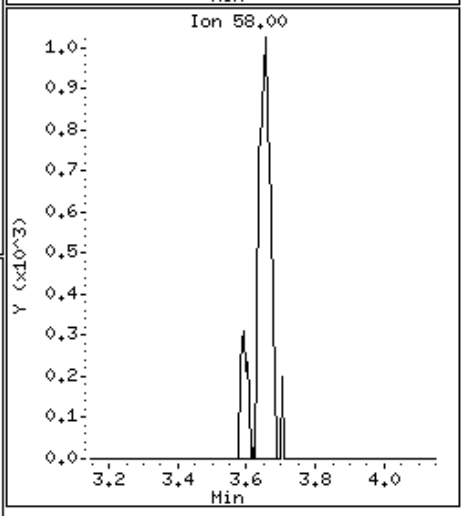

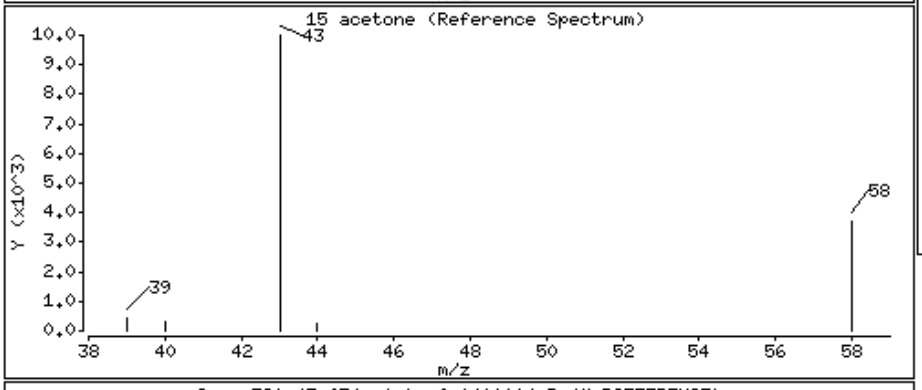

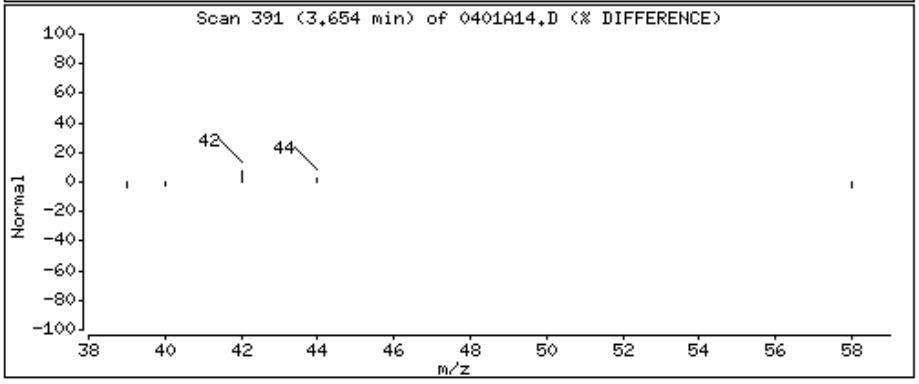

Data File: \\Orgserv2\ff\chem\GCMSVOA\Voa101.i\150401.b\0401A14.D

Date : 02-APR-2015 03:25

Client ID:

Instrument: Voa101.i

Sample Info: 11505963-52,31,10,,a

Purge Volume: 10.0

Operator: MS

Column phase:

Column diameter: 0.18

27 cis-1,2-dichloroethene

Concentration: 2.958 ngs

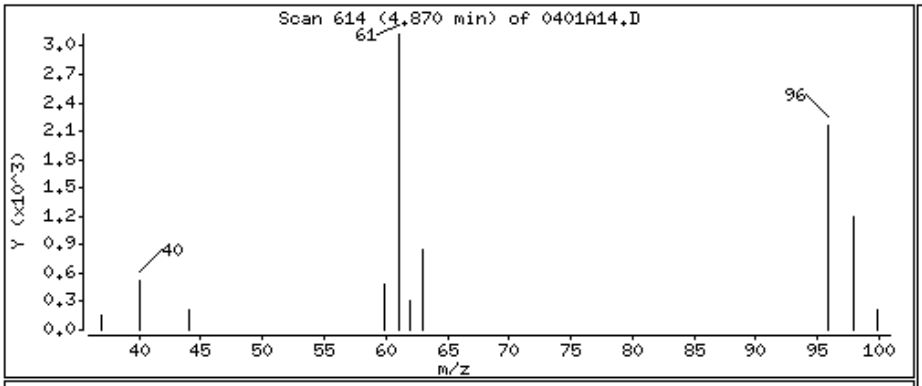

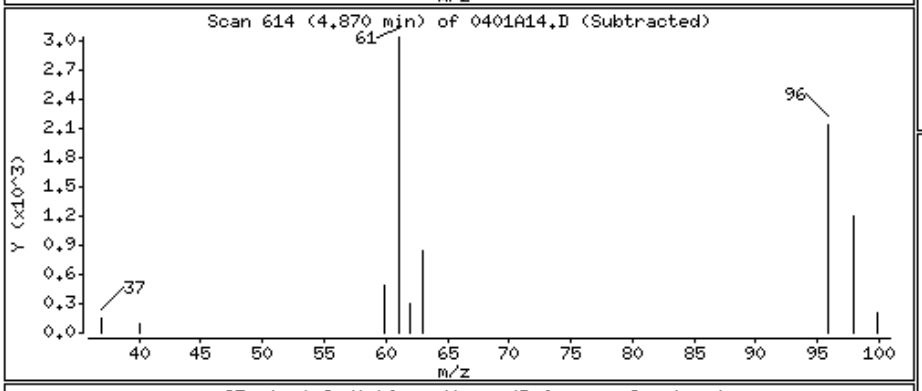

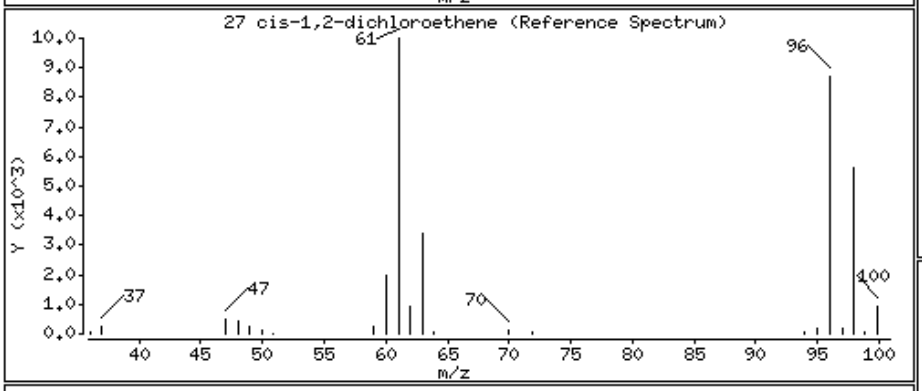

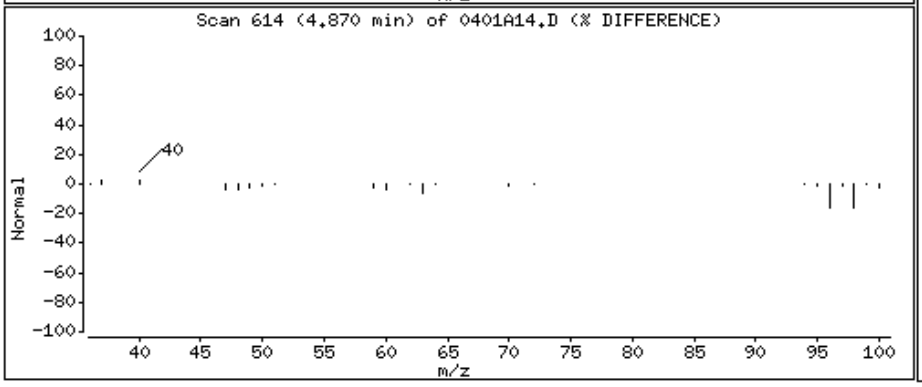

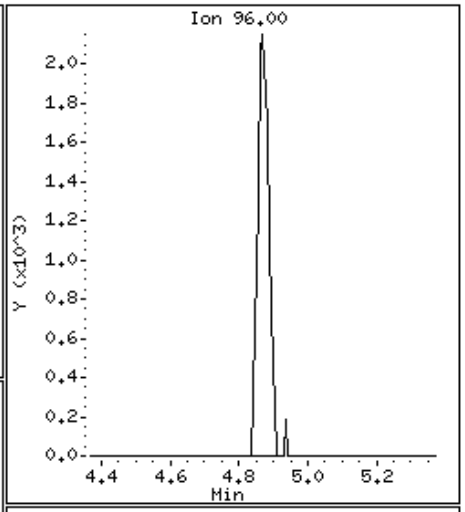

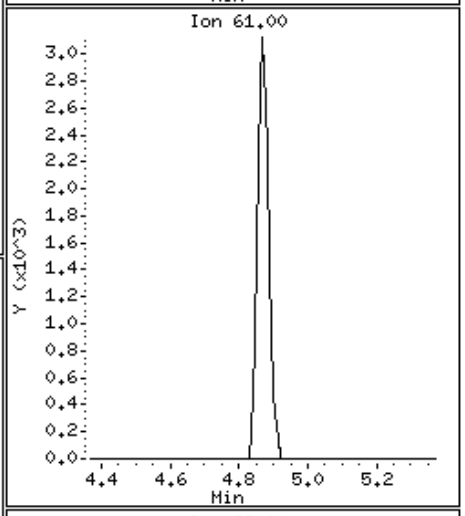

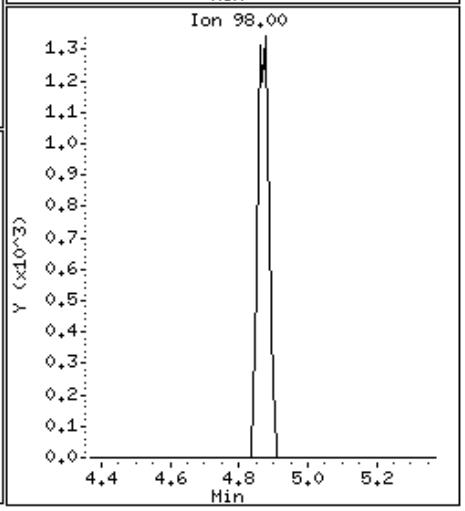

Data File: \\Orgserv2\ff\chem\GCMSVOA\Voa101.i\150401.b\0401A14.D

Date : 02-APR-2015 03:25

Client ID:

Instrument: Voa101.i

Sample Info: 11505963-52,31,10,,a

Purge Volume: 10.0

Operator: MS

Column phase:

Column diameter: 0.18

30 Cyclohexane

Concentration: 1.288 ngs

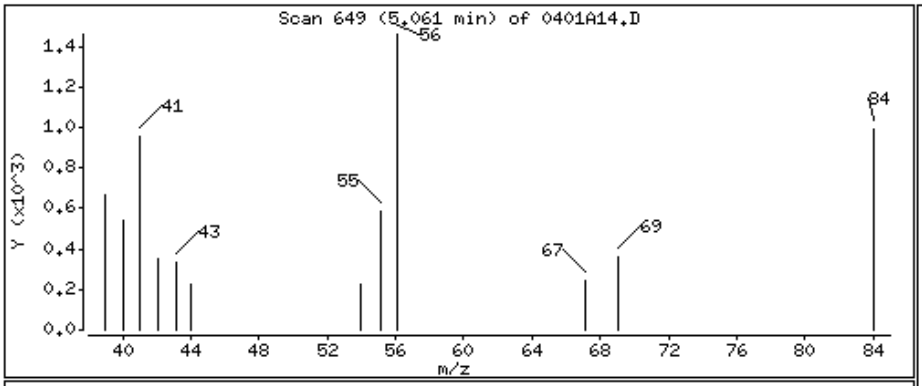

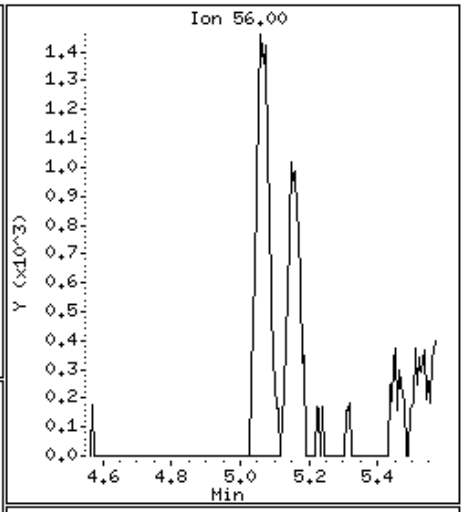

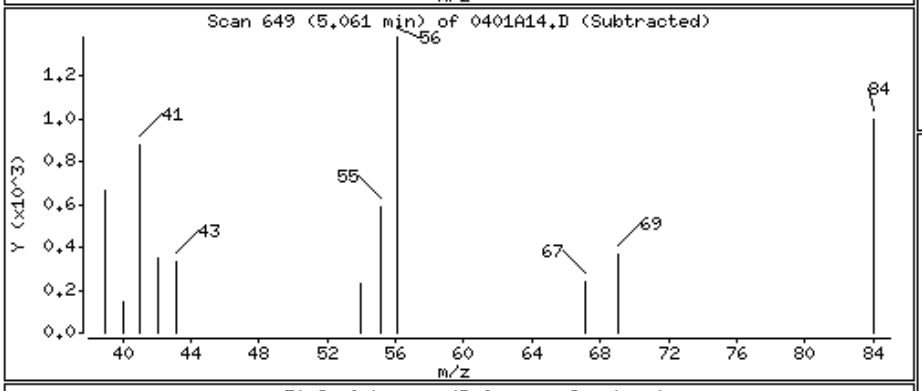

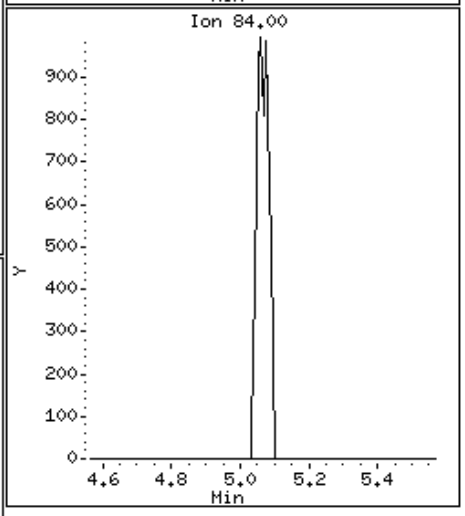

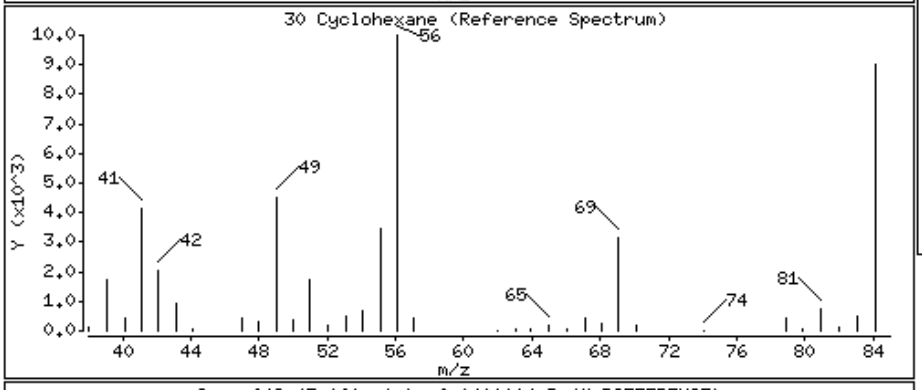

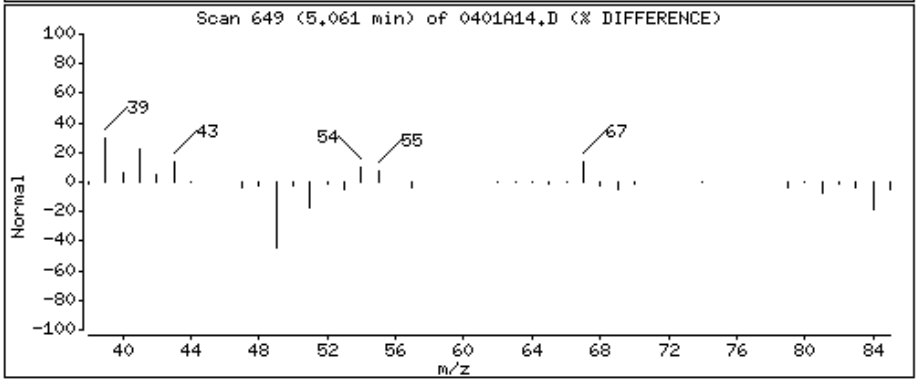

Data File: \\Orgserv2\ff\chem\GCMSVOA\Voa101.i\150401.b\0401A14.D

Date : 02-APR-2015 03:25

Client ID:

Instrument: Voa101.i

Sample Info: 11505963-52,31,10,,a

Purge Volume: 10.0

Operator: MS

Column phase:

Column diameter: 0.18

31 chloroform

Concentration: 1.150 ngs

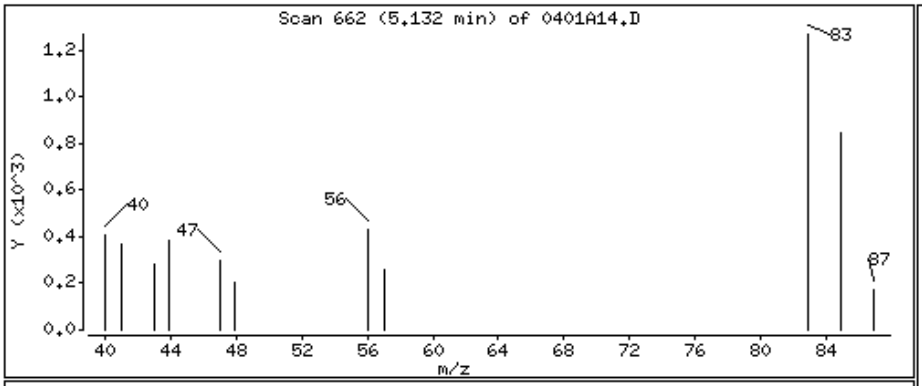

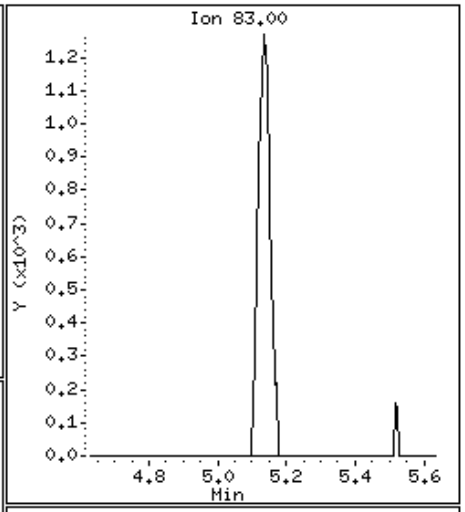

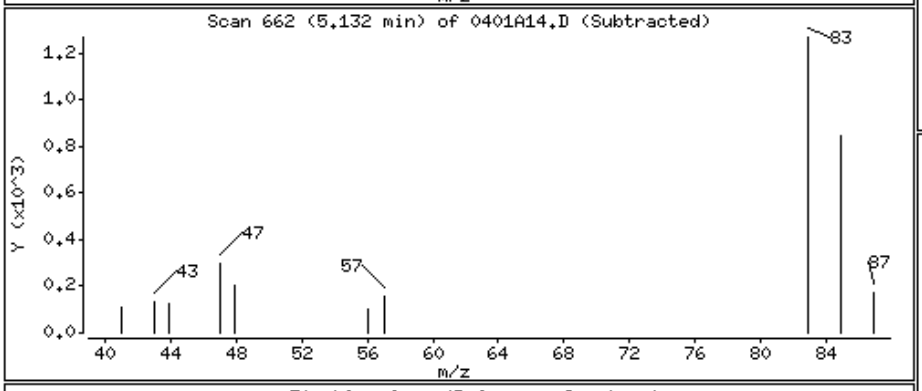

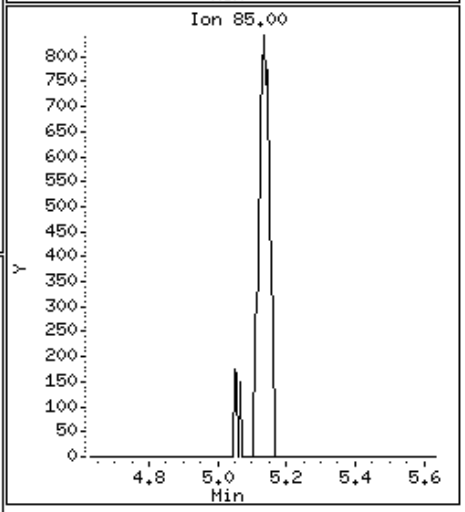

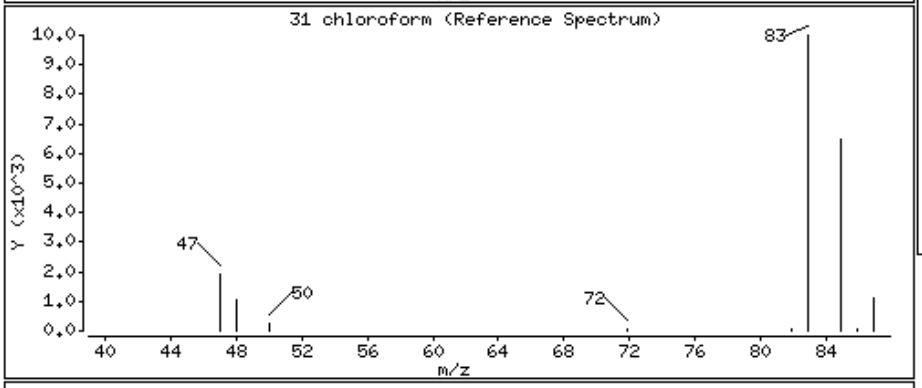

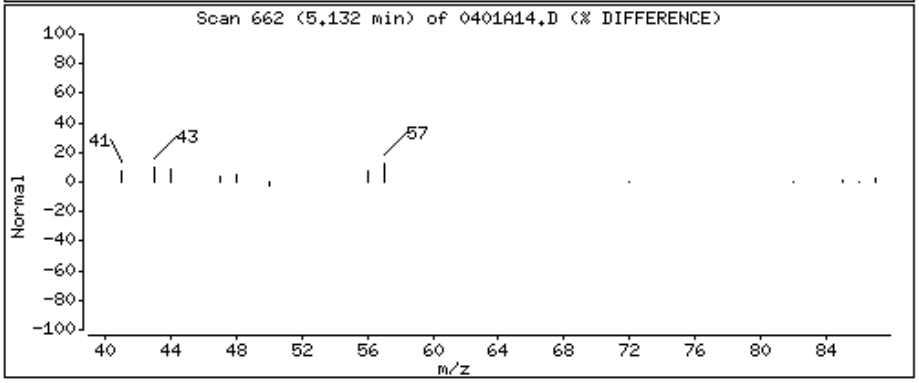

Data File: \\Orgserv2\ff\chem\GCMSVOA\Voa101.i\150401.b\0401A14.D

Date : 02-APR-2015 03:25

Client ID:

Instrument: Voa101.i

Sample Info: 11505963-52,31,10,,a

Purge Volume: 10.0

Operator: MS

Column phase:

Column diameter: 0.18

40 benzene

Concentration: 3.511 ngs

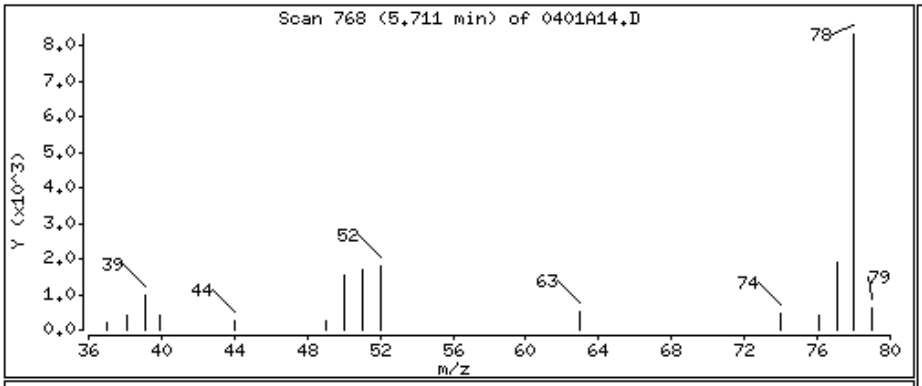

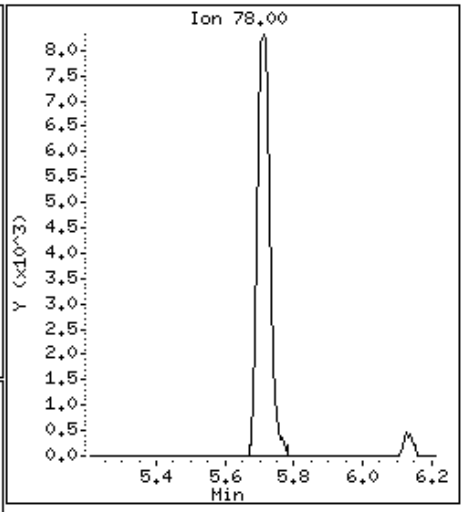

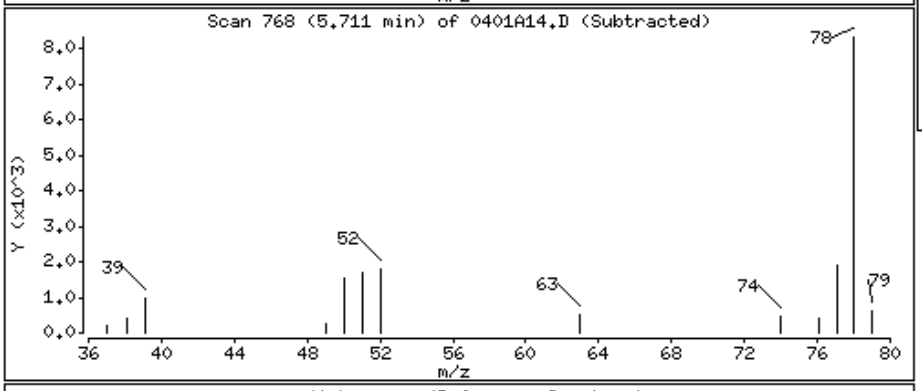

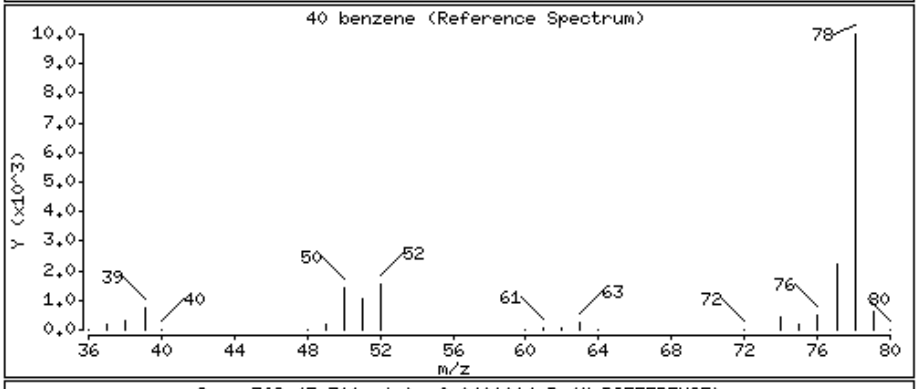

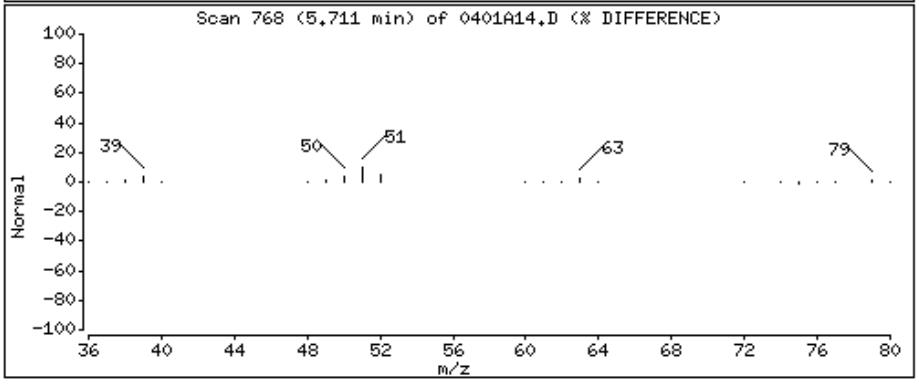

Data File: \\Orgserv2\ff\chem\GCMSVOA\Voa101.i\150401.b\0401A14.D

Date : 02-APR-2015 03:25

Client ID:

Instrument: Voa101.i

Sample Info: 11505963-52,31,10,,a

Purge Volume: 10.0

Operator: MS

Column phase:

Column diameter: 0.18

49 trichloroethene

Concentration: 1.029 ngs

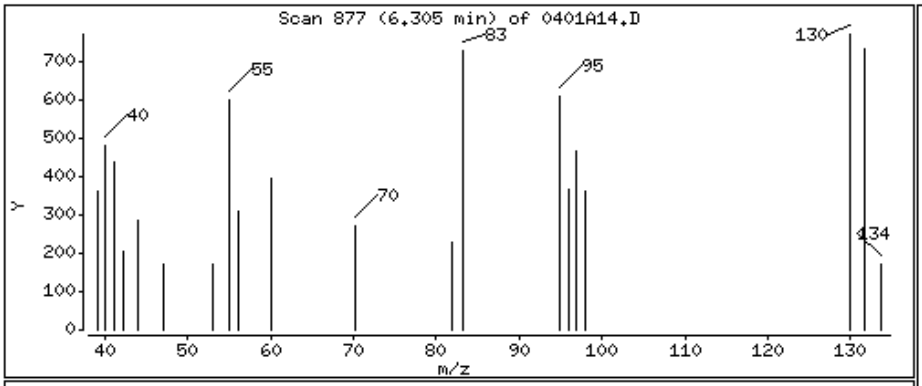

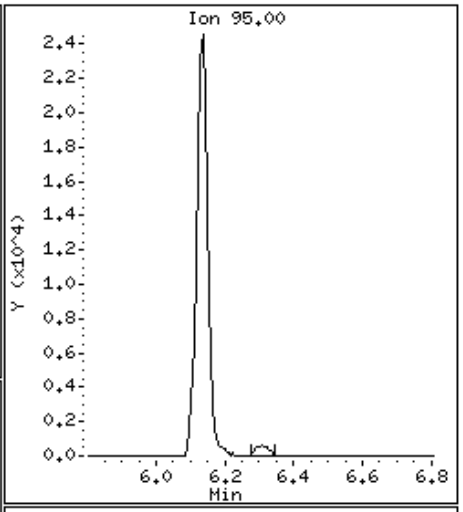

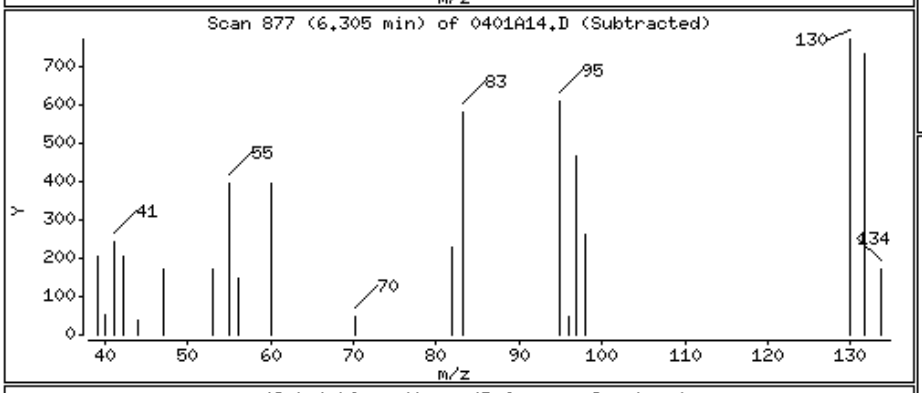

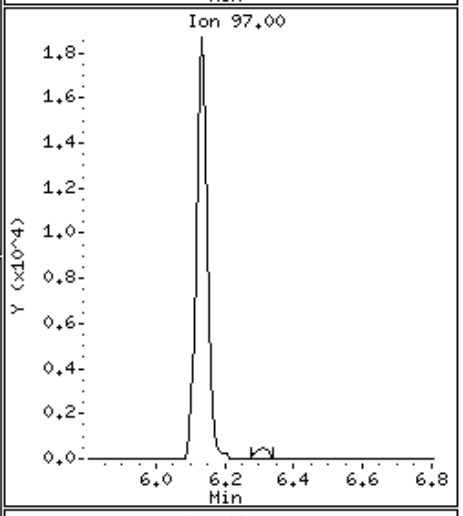

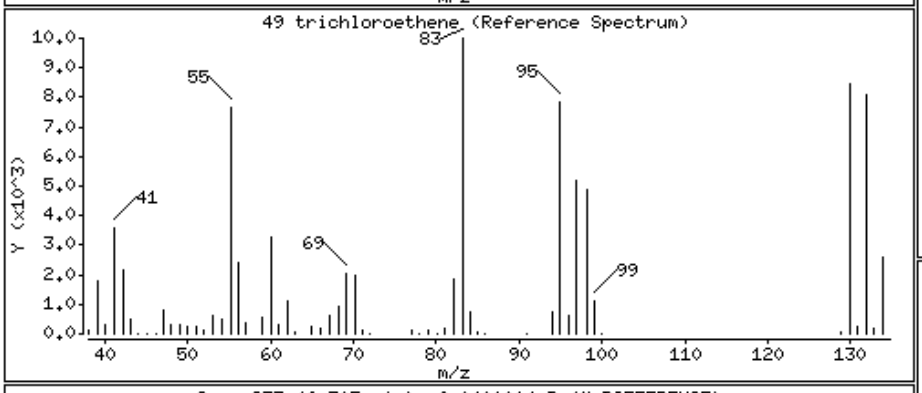

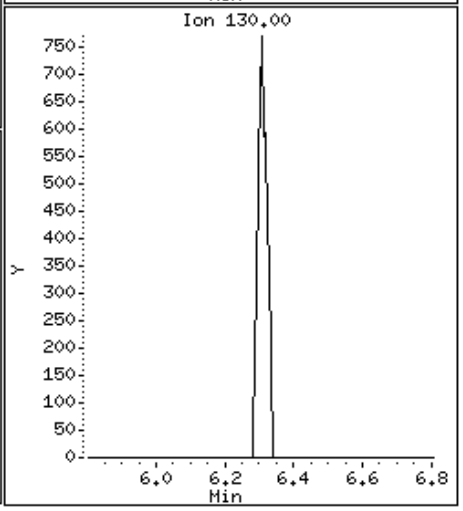

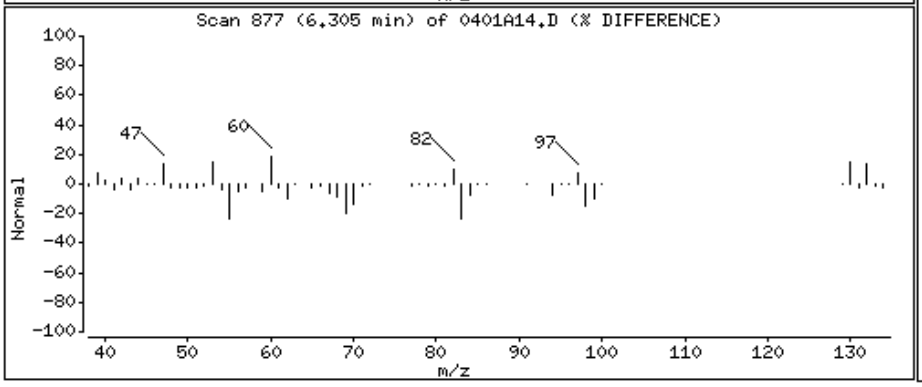

Data File: \\Orgserv2\ff\chem\GCMSVOA\Voa101.i\150401.b\0401A14.D

Date : 02-APR-2015 03:25

Client ID:

Instrument: Voa101.i

Sample Info: 11505963-52,31,10,,a

Purge Volume: 10.0

Operator: MS

Column phase:

Column diameter: 0.18

46 methyl cyclohexane

Concentration: 0.733 ngs

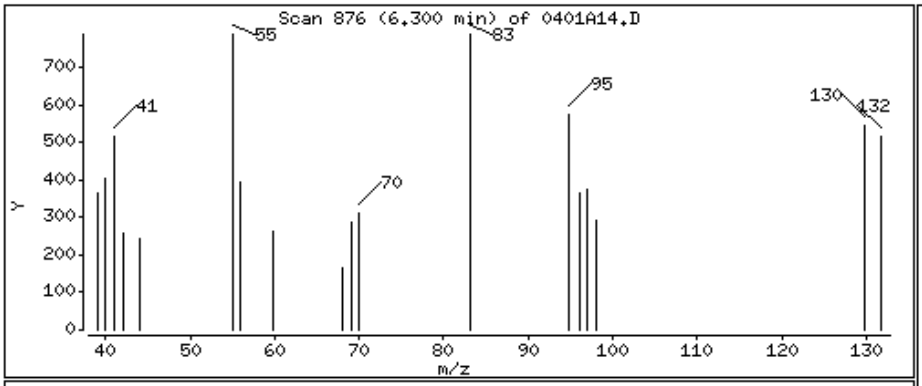

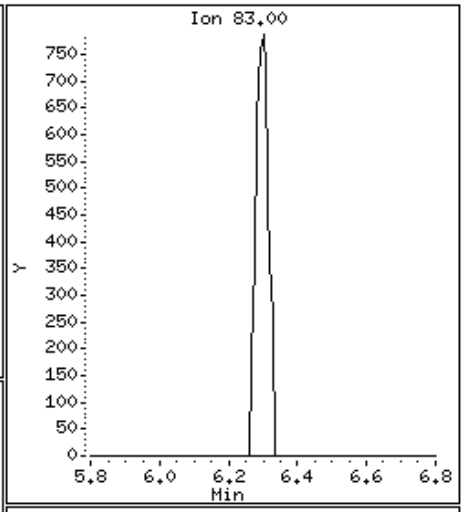

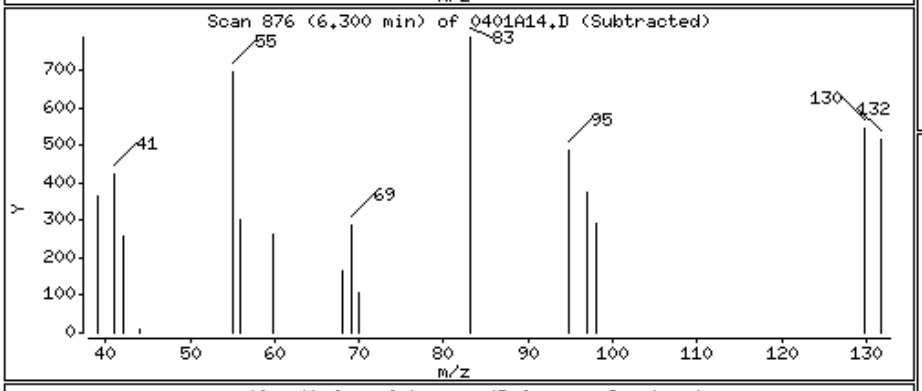

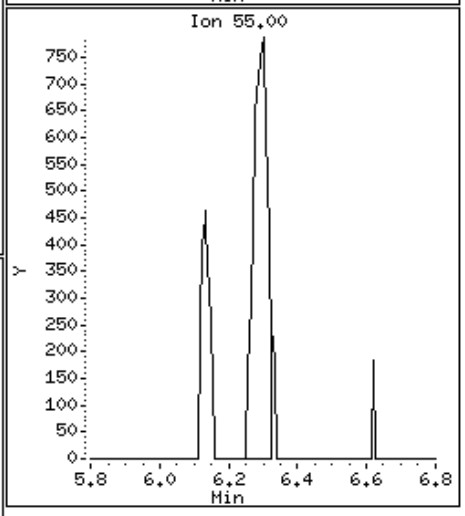

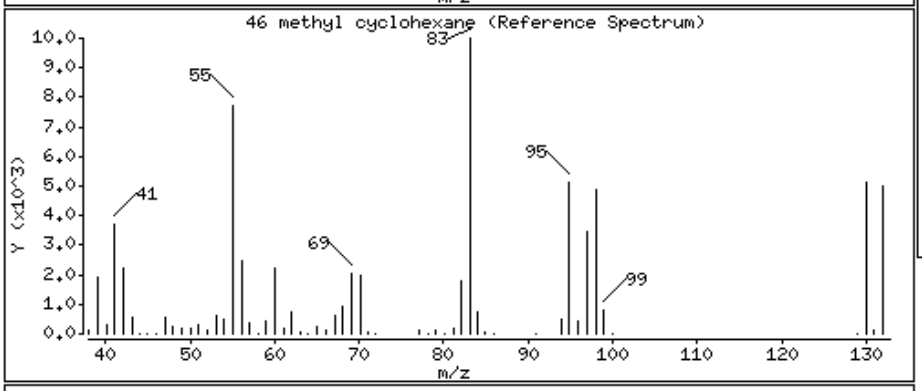

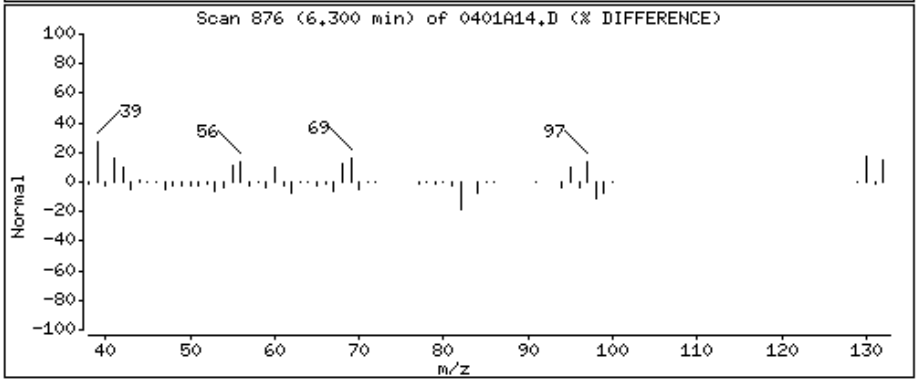

Alpha Analytical Labs

Manual Integration

Sample Info	: l1505963-52,31,10,,a wg772851,ical10733		
Instrument ID	: Voa101.i		
Method	: liq8260C.m		
File	: 0401A14.D		
Injection Date	: 02-APR-2015 03:25		
Quantitation	: ISTD	Integrator :	HP RTE
Dilution Factor	: 1.00	Sample Type:	SAMPLE

This File has no version history.

//Orgserv2/ff/chem/GCMSVOA/Voa101.i/150401.b/original/0401A14.D

Alpha Analytical Labs

gc/ms voa - VOA101

Data file : \\Orgserv2\ff\chem\GCMSVOA\Voa101.i\150401.b\0401A15.D
Lab Smp Id:
Inj Date : 02-APR-2015 03:55
Operator : MS Inst ID: Voa101.i
Smp Info : l1505963-53,31,10,,a
Misc Info : wg772851,ical10733
Comment :
Method : \\Orgserv2\ff\chem\GCMSVOA\Voa101.i\150401.b\liq8260C.m
Meth Date : 02-Apr-2015 08:00 msoares Quant Type: ISTD
Cal Date : 19-FEB-2015 03:31 Cal File: 0218A13.D
Als bottle: 15
Dil Factor: 1.00000
Integrator: HP RTE Compound Sublist: NJTCL.sub
Target Version: 4.12
Processing Host: VIRTUALXP-76524

Concentration Formula: Amt * DF * CpndVariable
Cpnd Variable Local Compound Variable

	Compounds	QUANT SIG MASS	RT	EXP RT	REL RT	RESPONSE	CONCENTRATIONS ON-COLUMN (ngs)	FINAL (ngs)	REVIEW CODE
	1 dichlorodifluoromethane	85	Compound Not Detected.						
	2 chloromethane	50	Compound Not Detected.						
	3 vinyl chloride	62	Compound Not Detected.						
	4 bromomethane	94	2.262	2.267	(0.369)	430	1.19507	1.195	
	5 chloroethane	64	Compound Not Detected.						
	6 trichlorofluoromethane	101	Compound Not Detected.						
	8 1,1,-dichloroethene	96	Compound Not Detected.						
	11 freon-113	101	Compound Not Detected.						
	10 carbon disulfide	76	Compound Not Detected.						
	14 methylene chloride	84	Compound Not Detected.						
	15 acetone	43	3.659	3.648	(0.597)	4697	25.9635	25.963	
	16 trans-1,2-dichloroethene	96	Compound Not Detected.						
	17 Methyl Acetate	43	Compound Not Detected.						
	18 methyl tert butyl ether	73	Compound Not Detected.						
	22 1,1-dichloroethane	63	Compound Not Detected.						
	27 cis-1,2-dichloroethene	96	Compound Not Detected.						
	29 bromochloromethane	128	Compound Not Detected.						
	30 Cyclohexane	56	Compound Not Detected.						
	31 chloroform	83	Compound Not Detected.						
	33 carbontetrachloride	117	Compound Not Detected.						
$	36 dibromofluoromethane	113	5.312	5.312	(0.867)	162848	108.756	108.756	
	37 1,1,1-trichloroethane	97	Compound Not Detected.						
	38 2-butanone	43	Compound Not Detected.						
	40 benzene	78	Compound Not Detected.						
$	42 1,2-dichloroethane-d4	65	5.847	5.847	(0.954)	186413	116.322	116.321	
	43 1,2-dichloroethane	62	Compound Not Detected.						
*	45 flourobenzene	96	6.130	6.130	(1.000)	623330	100.000		
	49 trichloroethene	95	Compound Not Detected.						

	Compounds	QUANT SIG MASS	RT	EXP RT	REL RT	RESPONSE	CONCENTRATIONS ON-COLUMN (ngs)	CONCENTRATIONS FINAL (ngs)	REVIEW CODE
	46 methyl cyclohexane	83	Compound Not Detected.						
	52 1,2-dichloropropane	63	Compound Not Detected.						
	53 bromodichloromethane	83	Compound Not Detected.						
	56 1,4-Dioxane	88	Compound Not Detected.						
	58 cis-1,3-dichloropropene	75	Compound Not Detected.						
$	59 toluene-d8	98	7.833	7.833	(0.809)	588057	98.2904	98.290	
	60 toluene	92	Compound Not Detected.						
	62 4-methyl-2-pentanone	58	Compound Not Detected.						
	63 tetrachloroethene	166	Compound Not Detected.						
	64 trans-1,3-dichloropropene	75	Compound Not Detected.						
	68 1,1,2-trichloroethane	83	Compound Not Detected.						
	69 chlorodibromomethane	129	Compound Not Detected.						
	71 1,2-dibromoethane	107	Compound Not Detected.						
	73 2-hexanone	43	Compound Not Detected.						
*	74 chlorobenzene-d5	117	9.688	9.688	(1.000)	446879	100.000		
	75 chlorobenzene	112	Compound Not Detected.						
	76 ethyl benzene	91	Compound Not Detected.						
	78 p/m xylene	106	Compound Not Detected.						
	79 o xylene	106	Compound Not Detected.						
	80 styrene	104	Compound Not Detected.						
	81 bromoform	173	Compound Not Detected.						
	82 isopropylbenzene	105	Compound Not Detected.						
$	83 4-bromofluorobenzene	95	11.167	11.167	(0.903)	204778	88.9887	88.988	
	88 1,1,2,2,-tetrachloroethane	83	Compound Not Detected.						
	99 1,3-dichlorobenzene	146	Compound Not Detected.						
*	100 1,4-dichlorobenzene-d4	152	12.362	12.367	(1.000)	194698	100.000		
	101 1,4-dichlorobenzene	146	Compound Not Detected.						
	104 1,2-dichlorobenzene	146	Compound Not Detected.						
	106 1,2-dibromo-3-chloropropane	75	Compound Not Detected.						
	109 1,2,4-trichlorobenzene	180	Compound Not Detected.						
	111 1,2,3-trichlorobenzene	180	Compound Not Detected.						

Alpha Analytical Labs

gc/ms voa - VOA101

Data file : \\Orgserv2\ff\chem\GCMSVOA\Voa101.i\150401.b\0401A15.D
Lab Smp Id:
Inj Date : 02-APR-2015 03:55
Operator : MS Inst ID: Voa101.i
Smp Info : l1505963-53,31,10,,a
Misc Info : wg772851,ical10733
Comment :
Method : \\Orgserv2\ff\chem\GCMSVOA\Voa101.i\150401.b\liq8260C.m
Meth Date : 02-Apr-2015 08:00 msoares Quant Type: ISTD
Cal Date : 19-FEB-2015 03:31 Cal File: 0218A13.D
Als bottle: 15
Dil Factor: 1.00000
Integrator: HP RTE Compound Sublist: NJTCL.sub
Target Version: 4.12
Processing Host: VIRTUALXP-76524

- NO TENTATIVELY IDENTIFIED COMPOUNDS -

Alpha Analytical Labs

INTERNAL STANDARD COMPOUNDS
AREA AND RT SUMMARY

Instrument ID: Voa101.i
Lab File ID: 0401A15.D
Lab Smp Id:
Analysis Type: VOA
Quant Type: ISTD
Operator: MS
Method File: \\Orgserv2\ff\chem\GCMSVOA\Voa101.i\150401.b\liq8260C.m
Misc Info: wg772851,ical10733

Calibration Date: 01-APR-2015
Calibration Time: 20:54
Level: LOW
Sample Type: WATER

Test Mode:
Use Last Continuing Calibrator.
If Continuing Cal. use Initial Cal. Level 3

		AREA LIMIT			
COMPOUND	STANDARD	LOWER	UPPER	SAMPLE	%DIFF
45 flourobenzene	699464	349732	1398928	623330	-10.88
74 chlorobenzene-d5	507495	253748	1014990	446879	-11.94
100 1,4-dichlorobenze	230293	115147	460586	194698	-15.46

		RT LIMIT			
COMPOUND	STANDARD	LOWER	UPPER	SAMPLE	%DIFF
45 flourobenzene	6.13	5.63	6.63	6.13	0.00
74 chlorobenzene-d5	9.69	9.19	10.19	9.69	0.00
100 1,4-dichlorobenze	12.37	11.87	12.87	12.36	-0.04

AREA UPPER LIMIT = +100% of internal standard area.
AREA LOWER LIMIT = - 50% of internal standard area.
RT UPPER LIMIT = + 0.50 minutes of internal standard RT.
RT LOWER LIMIT = - 0.50 minutes of internal standard RT.

Alpha Analytical Labs

RECOVERY REPORT

Client Name: Client SDG: SDGa00307
Sample Matrix: LIQUID Fraction: VOA
Lab Smp Id:
Level: LOW Operator: MS
Data Type: MS DATA SampleType: SAMPLE
SpikeList File: curveallim.spk Quant Type: ISTD
Sublist File: NJTCL.sub
Method File: \\Orgserv2\ff\chem\GCMSVOA\Voa101.i\150401.b\liq8260C.m
Misc Info: wg772851,ical10733

SURROGATE COMPOUND	AMOUNT ADDED ngs	AMOUNT RECOVERED ngs	% RECOVERED	LIMITS
$ 36 dibromofluorometha	100.000	108.756	108.76	70-130
$ 42 1,2-dichloroethane	100.000	116.321	116.32	70-130
$ 59 toluene-d8	100.000	98.290	98.29	70-130
$ 83 4-bromofluorobenze	100.000	88.988	88.99	70-130

Data File: \\Orgserv2\ff\chem\GCMSVOA\Voa101.i\150401.b\0401A15.D
Date : 02-APR-2015 03:55
Client ID:
Sample Info: 11505963-53,31,10,,a
Purge Volume: 10.0
Column phase:

Instrument: Voa101.i
Operator: MS
Column diameter: 0.18

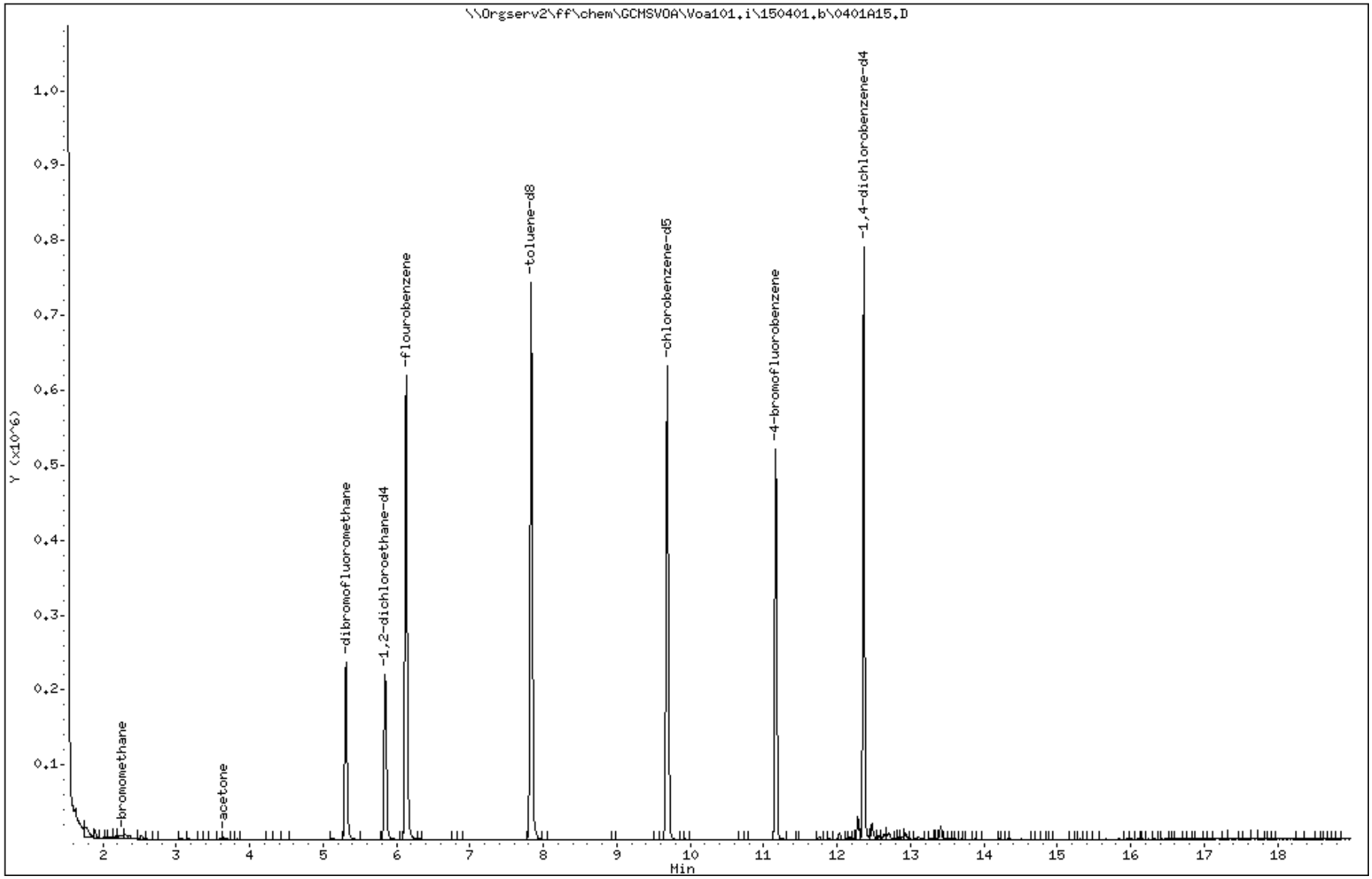

Data File: \\Orgserv2\ff\chem\GCMSVOA\Voa101.i\150401.b\0401A15.D

Date : 02-APR-2015 03:55

Client ID:

Instrument: Voa101.i

Sample Info: 11505963-53,31,10,,a

Purge Volume: 10.0

Operator: MS

Column phase:

Column diameter: 0.18

4 bromomethane

Concentration: 1.195 ngs

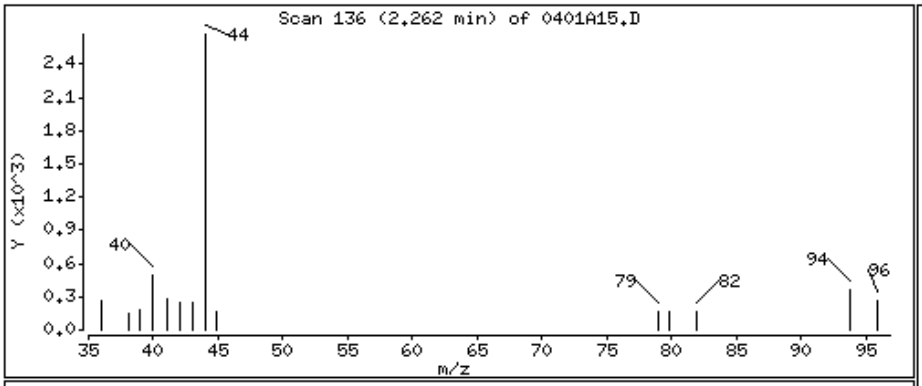

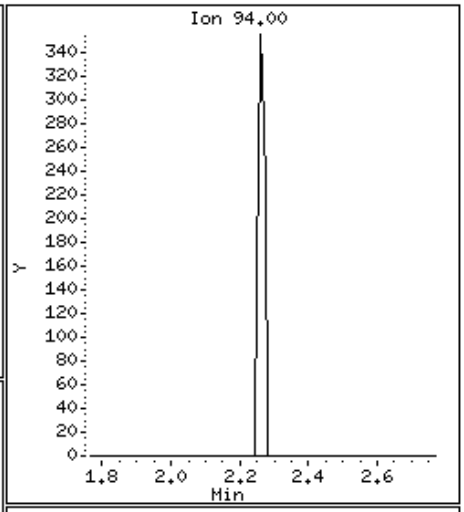

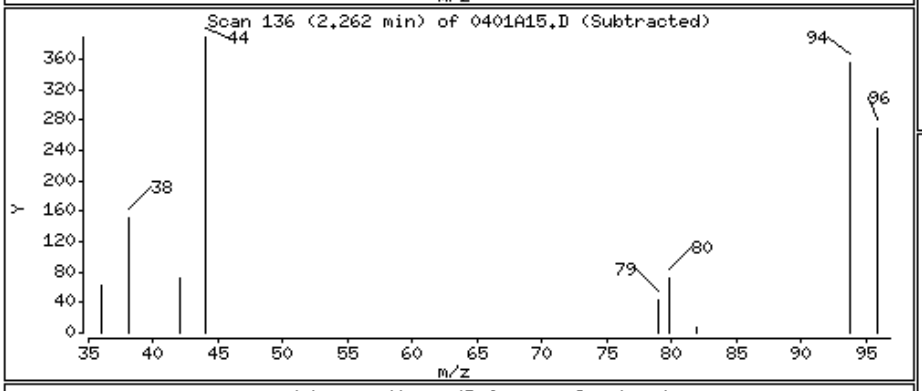

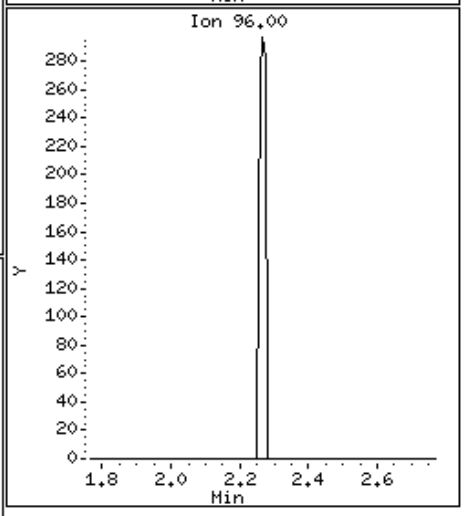

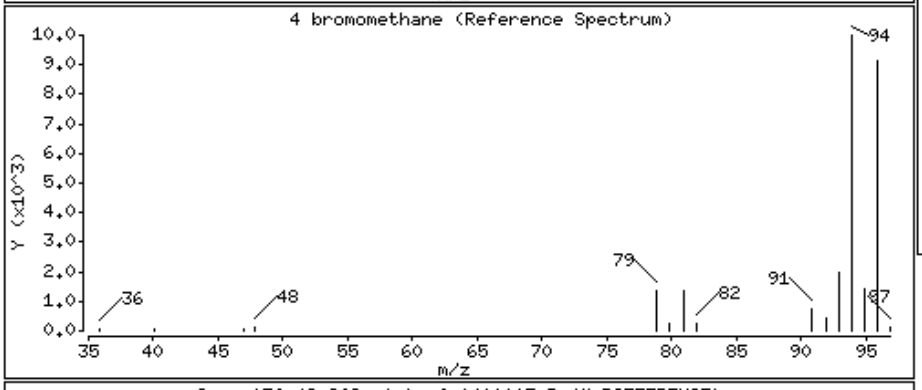

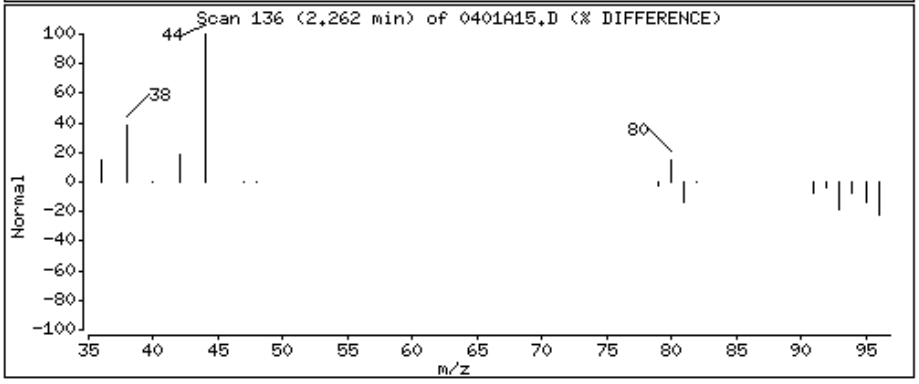

Data File: \\Orgserv2\ff\chem\GCMSVOA\Voa101.i\150401.b\0401A15.D

Date : 02-APR-2015 03:55

Client ID:

Instrument: Voa101.i

Sample Info: 11505963-53,31,10,,a

Purge Volume: 10.0

Operator: MS

Column phase:

Column diameter: 0.18

15 acetone

Concentration: 25.963 ngs

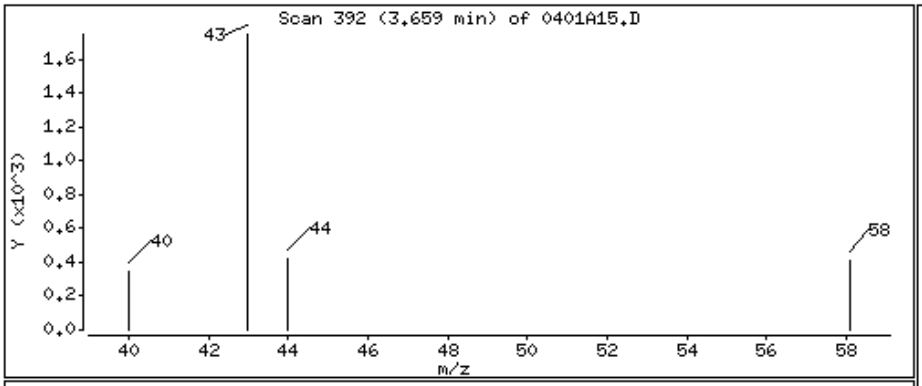

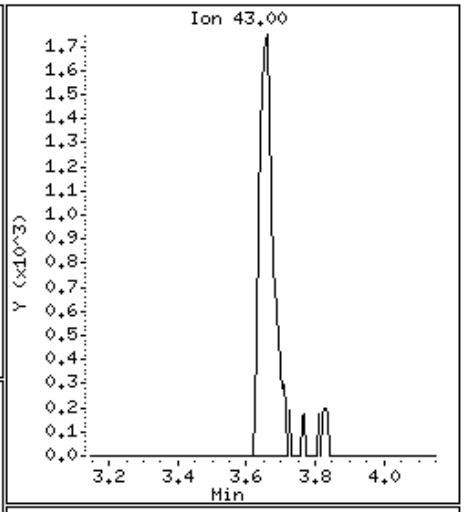

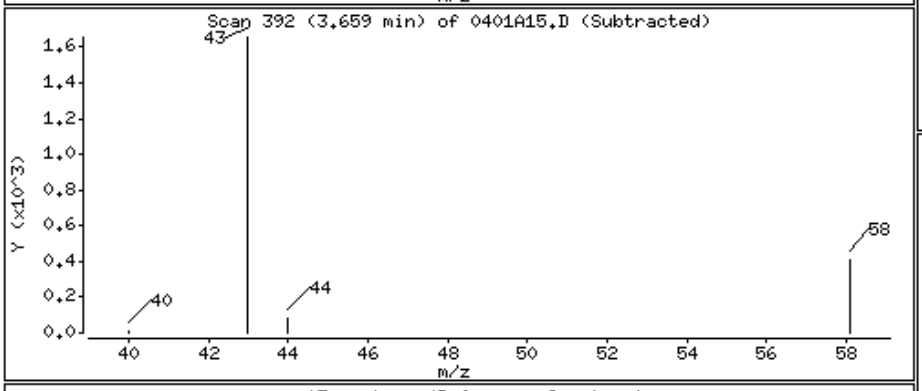

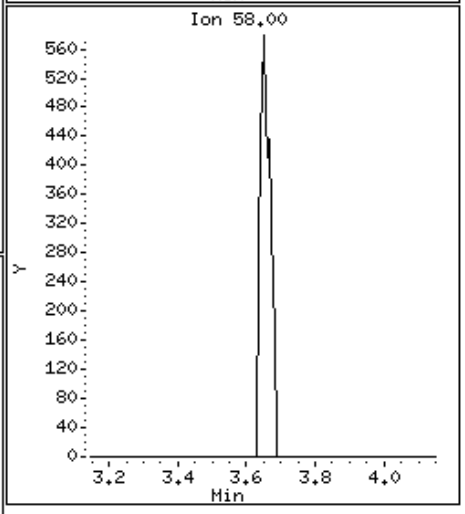

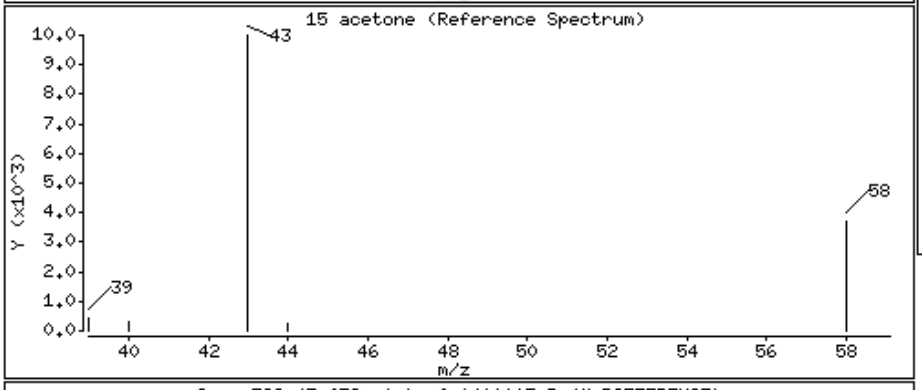

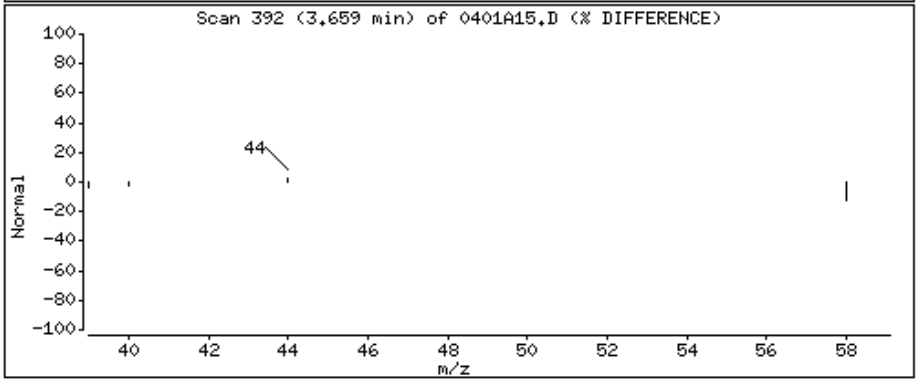

Alpha Analytical Labs

Manual Integration

Sample Info	: l1505963-53,31,10,,a wg772851,ical10733		
Instrument ID	: Voa101.i		
Method	: liq8260C.m		
File	: 0401A15.D		
Injection Date	: 02-APR-2015 03:55		
Quantitation	: ISTD	Integrator :	HP RTE
Dilution Factor	: 1.00	Sample Type:	SAMPLE

This File has no version history.

//Orgserv2/ff/chem/GCMSVOA/Voa101.i/150401.b/original/0401A15.D

Alpha Analytical Labs

gc/ms voa

Data file : \\orgserv2\ff\chem\GCMSVOA\Quimby.i\150402.b\0402A05.D
Lab Smp Id:
Inj Date : 02-APR-2015 05:13
Operator : mm Inst ID: Quimby.i
Smp Info : l1505963-54,31,10,,a
Misc Info : wg772842,ical10611
Comment :
Method : \\orgserv2\ff\chem\GCMSVOA\Quimby.i\150402.b\liq8260.m
Meth Date : 02-Apr-2015 07:42 mmay Quant Type: ISTD
Cal Date : 13-JAN-2015 15:17 Cal File: 0113A14.D
Als bottle: 5
Dil Factor: 1.00000
Integrator: HP RTE Compound Sublist: njtcl.sub
Target Version: 4.12
Processing Host: A1VOA1

Concentration Formula: Amt * DF * CpndVariable
Cpnd Variable Local Compound Variable

	Compounds	QUANT SIG MASS	RT	EXP RT	REL RT	RESPONSE	CONCENTRATIONS ON-COLUMN (ngs)	FINAL (ngs)	REVIEW CODE
1	dichlorodifluoromethane	85	Compound Not Detected.						
2	chloromethane	50	Compound Not Detected.						
3	vinyl chloride	62	Compound Not Detected.						
4	bromomethane	94	3.285	3.274	(0.360)	1978	2.95499	2.954(QH)	
5	chloroethane	64	Compound Not Detected.						
6	trichlorofluoromethane	101	Compound Not Detected.						
9	freon-113	101	Compound Not Detected.						
10	acetone	43	Compound Not Detected.						
11	1,1,-dichloroethene	96	Compound Not Detected.						
14	methyl acetate	43	Compound Not Detected.						
15	methylene chloride	84	Compound Not Detected.						
16	carbon disulfide	76	Compound Not Detected.						
18	methyl tert butyl ether	73	Compound Not Detected.						
20	trans-1,2-dichloroethene	96	Compound Not Detected.						
23	1,1-dichloroethane	63	Compound Not Detected.						
25	2-butanone	43	Compound Not Detected.						
28	cis-1,2-dichloroethene	96	7.305	7.305	(0.801)	1453	1.21667	1.216(Q)	
29	chloroform	83	7.548	7.538	(0.828)	3753	2.06966	2.069	
30	bromochloromethane	128	Compound Not Detected.						
$ 32	dibromofluoromethane	113	7.875	7.875	(0.863)	70416	105.958	105.957	
33	1,1,1-trichloroethane	97	Compound Not Detected.						
34	cyclohexane	56	Compound Not Detected.						
36	carbontetrachloride	117	Compound Not Detected.						
$ 38	1,2-dichloroethane-d4	65	8.624	8.624	(0.946)	75247	99.6641	99.664	
40	1,2-dichloroethane	62	Compound Not Detected.						
41	benzene	78	Compound Not Detected.						
* 42	fluorobenzene	96	9.120	9.110	(1.000)	311113	100.000		
43	trichloroethene	95	9.732	9.733	(1.067)	1383	1.21420	1.214	
44	methyl cyclohexane	83	Compound Not Detected.						

	Compounds	QUANT SIG MASS	RT	EXP RT	REL RT	RESPONSE	CONCENTRATIONS ON-COLUMN (ngs)	CONCENTRATIONS FINAL (ngs)	REVIEW CODE
	45 1,2-dichloropropane	63	Compound Not Detected.						
	46 bromodichloromethane	83	Compound Not Detected.						
	47 1,4-dioxane	88	Compound Not Detected.						
	50 4-methyl-2-pentanone	58	Compound Not Detected.						
	52 cis-1,3-dichloropropene	75	Compound Not Detected.						
$	53 toluene-d8	98	11.642	11.643	(0.821)	319087	99.5755	99.575	
	54 toluene	92	Compound Not Detected.						
	56 trans-1,3-dichloropropene	75	Compound Not Detected.						
	57 2-hexanone	43	Compound Not Detected.						
	58 1,1,2-trichloroethane	83	Compound Not Detected.						
	60 tetrachloroethene	166	Compound Not Detected.						
	61 chlorodibromomethane	129	Compound Not Detected.						
	62 1,2-dibromoethane	107	Compound Not Detected.						
*	63 chlorobenzene-d5	117	14.186	14.186	(1.000)	248926	100.000		
	64 chlorobenzene	112	Compound Not Detected.						
	66 ethyl benzene	91	Compound Not Detected.						
	67 p/m xylene	106	Compound Not Detected.						
	68 o xylene	106	Compound Not Detected.						
	69 styrene	104	Compound Not Detected.						
	70 isopropylbenzene	105	Compound Not Detected.						
	71 bromoform	173	Compound Not Detected.						
	74 1,1,2,2,-tetrachloroethane	83	Compound Not Detected.						
$	75 4-bromofluorobenzene	95	16.328	16.328	(0.884)	110550	103.975	103.974	
	88 1,3-dichlorobenzene	146	Compound Not Detected.						
*	89 1,4-dichlorobenzene-d4	152	18.470	18.470	(1.000)	105999	100.000		
	90 1,4-dichlorobenzene	146	Compound Not Detected.						
	93 1,2-dichlorobenzene	146	Compound Not Detected.						
	95 1,2-dibromo-3-chloropropane	75	Compound Not Detected.						
	97 1,2,4-trichlorobenzene	180	Compound Not Detected.						
	100 1,2,3-trichlorobenzene	180	Compound Not Detected.						

QC Flag Legend

Q - Qualifier signal failed the ratio test.
H - Operator selected an alternate compound hit.

Alpha Analytical Labs

gc/ms voa

Data file : \\orgserv2\ff\chem\GCMSVOA\Quimby.i\150402.b\0402A05.D
Lab Smp Id:
Inj Date : 02-APR-2015 05:13
Operator : mm Inst ID: Quimby.i
Smp Info : l1505963-54,31,10,,a
Misc Info : wg772842,ical10611
Comment :
Method : \\orgserv2\ff\chem\GCMSVOA\Quimby.i\150402.b\liq8260.m
Meth Date : 02-Apr-2015 07:42 mmay Quant Type: ISTD
Cal Date : 13-JAN-2015 15:17 Cal File: 0113A14.D
Als bottle: 5
Dil Factor: 1.00000
Integrator: HP RTE Compound Sublist: njtcl.sub
Target Version: 4.12
Processing Host: A1VOA1

- NO TENTATIVELY IDENTIFIED COMPOUNDS -

Alpha Analytical Labs

INTERNAL STANDARD COMPOUNDS
AREA AND RT SUMMARY

Instrument ID: Quimby.i
Lab File ID: 0402A05.D
Lab Smp Id:
Analysis Type: VOA
Quant Type: ISTD
Operator: mm
Method File: \\orgserv2\ff\chem\GCMSVOA\Quimby.i\150402.b\liq8260.m
Misc Info: wg772842,ical10611

Calibration Date: 02-APR-2015
Calibration Time: 03:07
Level: LOW
Sample Type: WATER

Test Mode:
Use Last Continuing Calibrator.
If Continuing Cal. use Initial Cal. Level 3

COMPOUND	STANDARD	AREA LIMIT LOWER	AREA LIMIT UPPER	SAMPLE	%DIFF
42 fluorobenzene	340831	170416	681662	311113	-8.72
63 chlorobenzene-d5	267763	133882	535526	248926	-7.03
89 1,4-dichlorobenze	142411	71206	284822	105999	-25.57

COMPOUND	STANDARD	RT LIMIT LOWER	RT LIMIT UPPER	SAMPLE	%DIFF
42 fluorobenzene	9.11	8.61	9.61	9.12	0.11
63 chlorobenzene-d5	14.19	13.69	14.69	14.19	-0.00
89 1,4-dichlorobenze	18.47	17.97	18.97	18.47	-0.00

AREA UPPER LIMIT = +100% of internal standard area.
AREA LOWER LIMIT = - 50% of internal standard area.
RT UPPER LIMIT = + 0.50 minutes of internal standard RT.
RT LOWER LIMIT = - 0.50 minutes of internal standard RT.

Alpha Analytical Labs

RECOVERY REPORT

Client Name: Client SDG: SDGa02552
Sample Matrix: LIQUID Fraction: VOA
Lab Smp Id:
Level: LOW Operator: mm
Data Type: MS DATA SampleType: SAMPLE
SpikeList File: curve.spk Quant Type: ISTD
Sublist File: njtcl.sub
Method File: \\orgserv2\ff\chem\GCMSVOA\Quimby.i\150402.b\liq8260.m
Misc Info: wg772842,ical10611

SURROGATE COMPOUND	AMOUNT ADDED ngs	AMOUNT RECOVERED ngs	% RECOVERED	LIMITS
$ 32 dibromofluorometha	100.000	105.957	105.96	70-130
$ 38 1,2-dichloroethane	100.000	99.664	99.66	70-130
$ 53 toluene-d8	100.000	99.575	99.58	70-130
$ 75 4-bromofluorobenze	100.000	103.974	103.97	70-130

Data File: \\orgserv2\ff\chem\GCMSVOA\Quimby.i\150402.b\0402A05.D
Date : 02-APR-2015 05:13
Client ID:
Instrument: Quimby.i
Sample Info: 11505963-54,31,10,,a
Purge Volume: 10.0
Operator: mm
Column phase: Rtx-502.2
Column diameter: 0.18

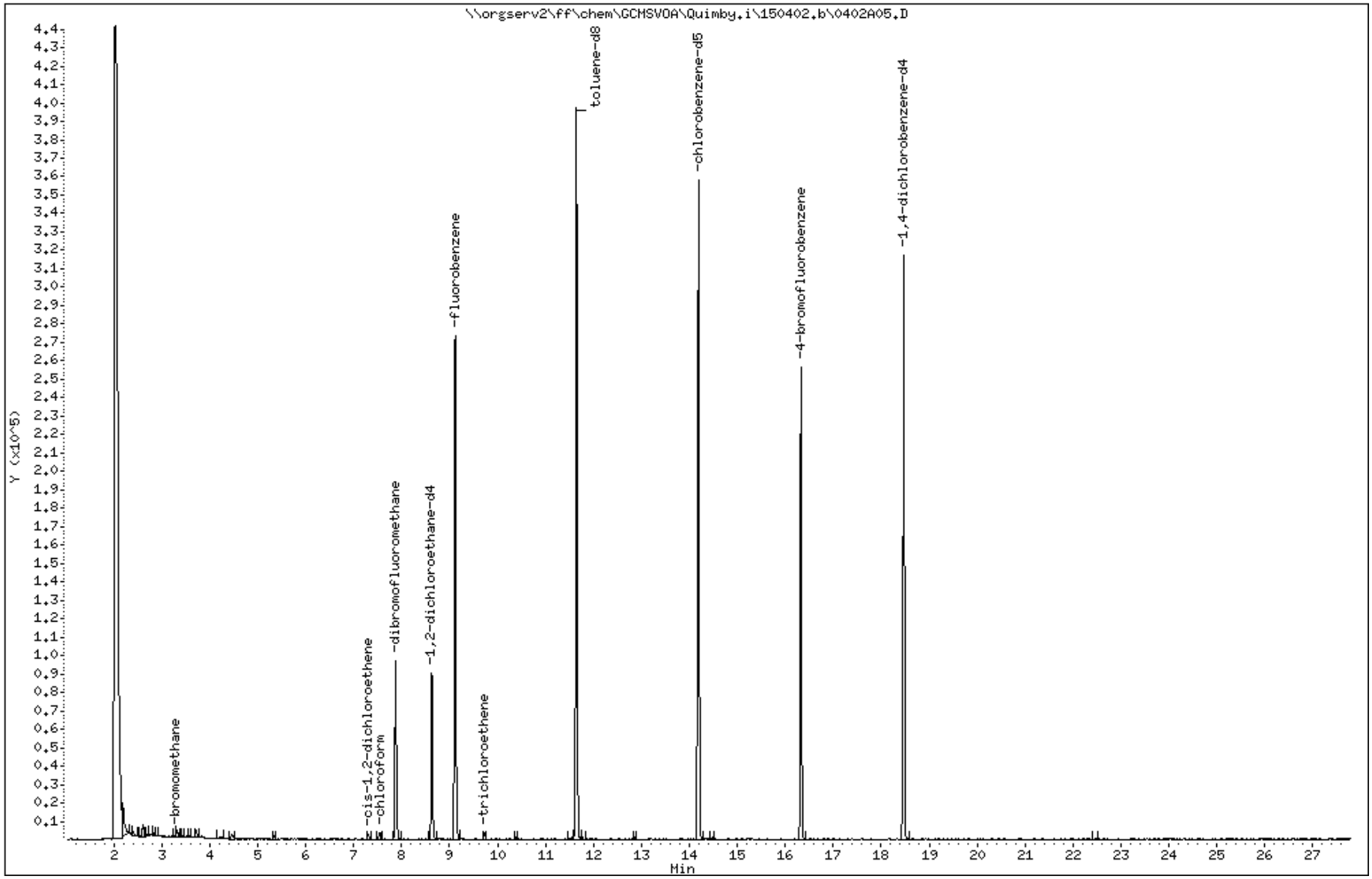

Data File: \\orgserv2\ff\chem\GCMSVOA\Quimby.i\150402.b\0402A05.D

Date : 02-APR-2015 05:13

Client ID:

Instrument: Quimby.i

Sample Info: 11505963-54,31,10,,a

Purge Volume: 10.0

Operator: mm

Column phase: Rtx-502.2

Column diameter: 0.18

4 bromomethane

Concentration: 2.954 ngs

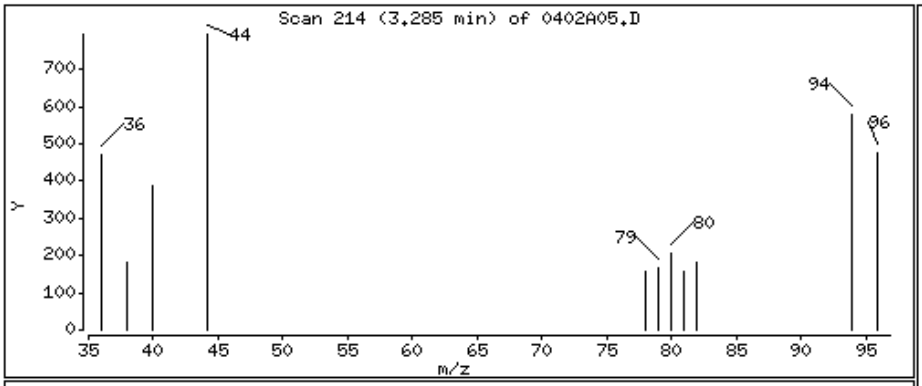

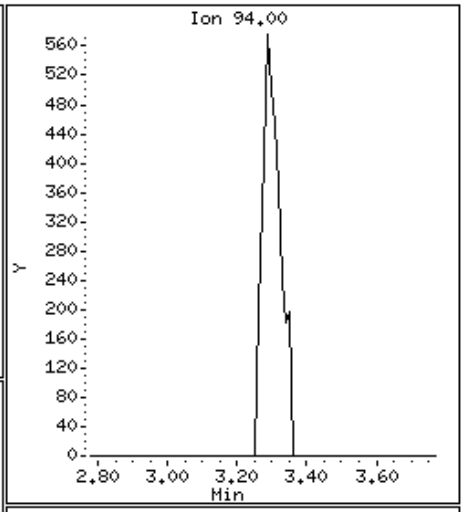

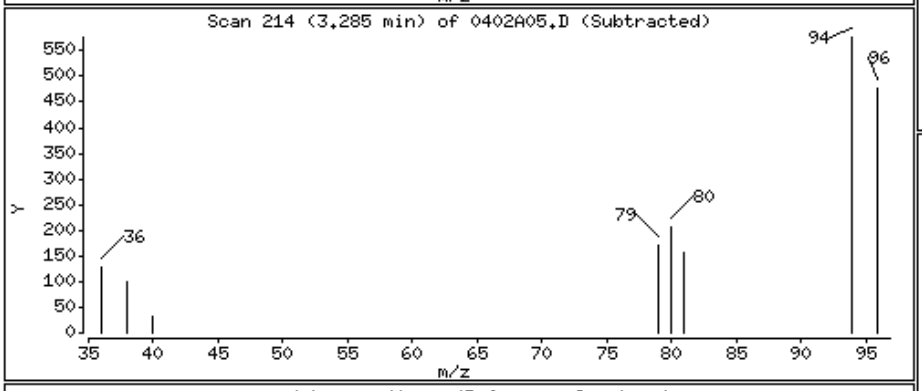

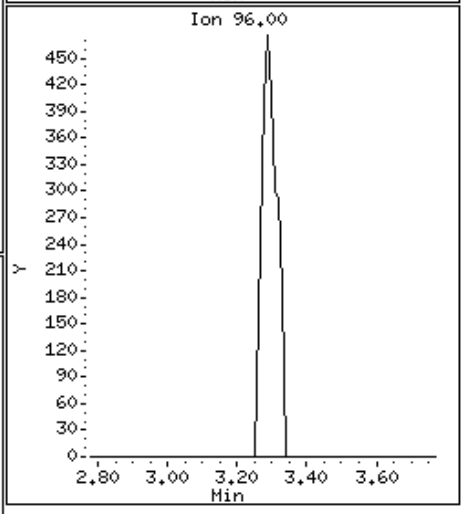

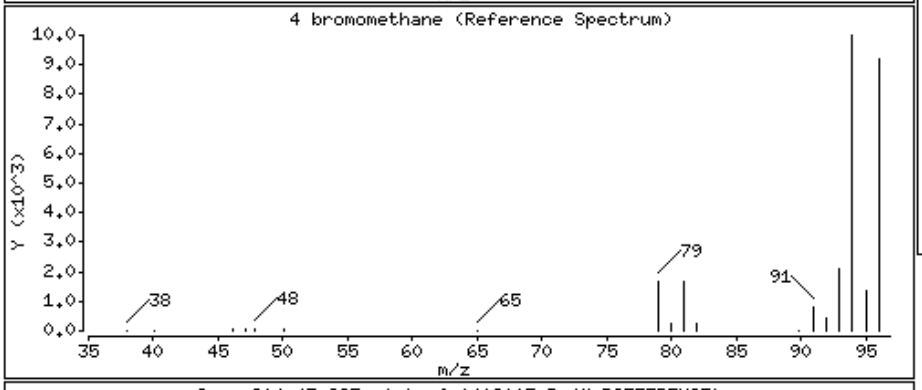

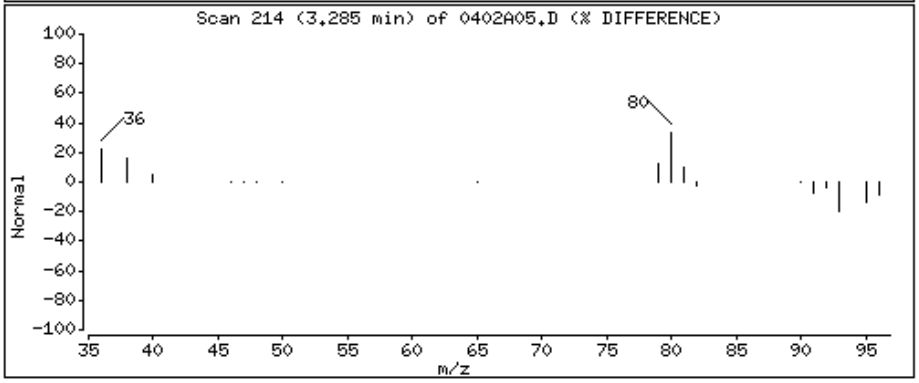

Data File: \\orgserv2\ff\chem\GCMSVOA\Quimby.i\150402.b\0402A05.D

Date : 02-APR-2015 05:13

Client ID:

Instrument: Quimby.i

Sample Info: 11505963-54,31,10,,a

Purge Volume: 10.0

Operator: mm

Column phase: Rtx-502.2

Column diameter: 0.18

28 cis-1,2-dichloroethene

Concentration: 1.216 ngs

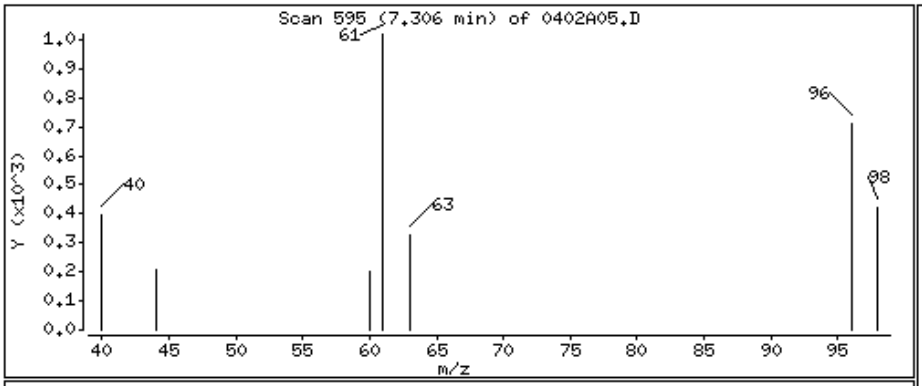

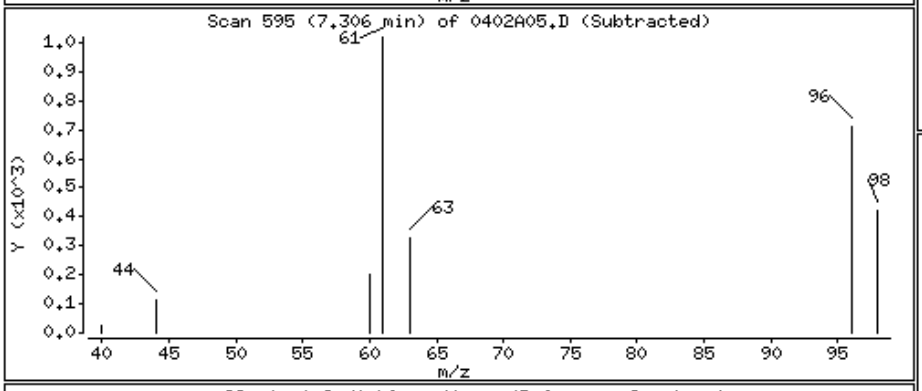

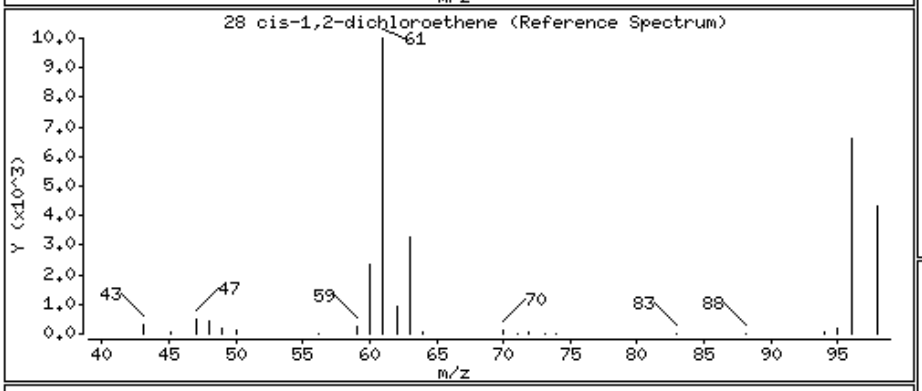

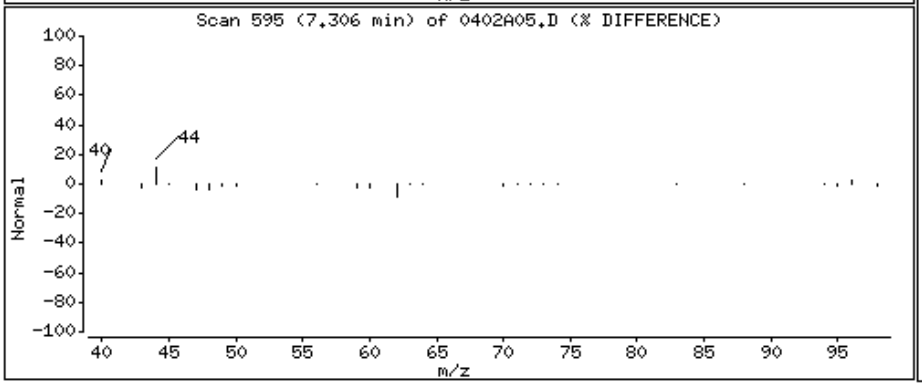

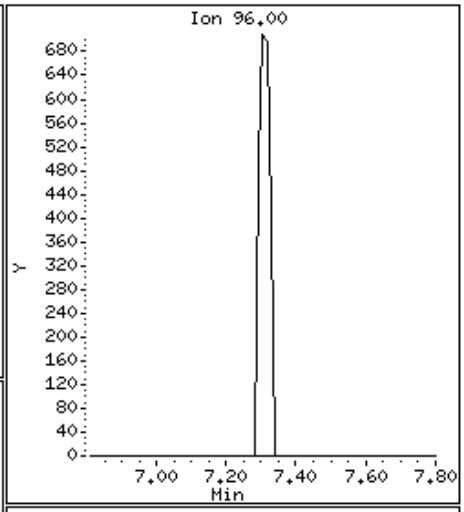

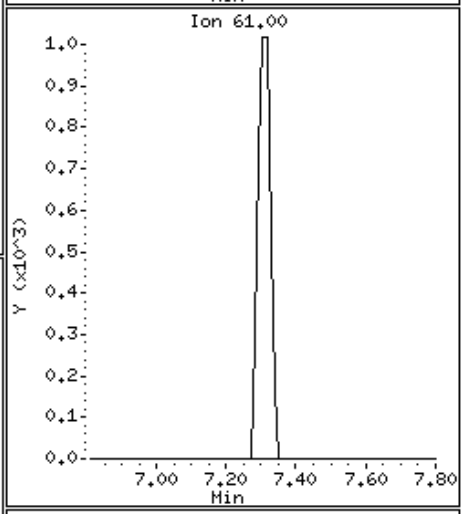

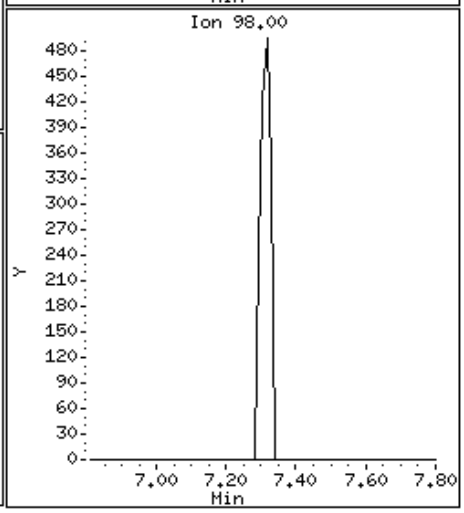

Data File: \\orgserv2\ff\chem\GCMSVOA\Quimby.i\150402.b\0402A05.D

Date : 02-APR-2015 05:13

Client ID:

Instrument: Quimby.i

Sample Info: 11505963-54,31,10,,a

Purge Volume: 10.0

Operator: mm

Column phase: Rtx-502.2

Column diameter: 0.18

29 chloroform

Concentration: 2.069 ngs

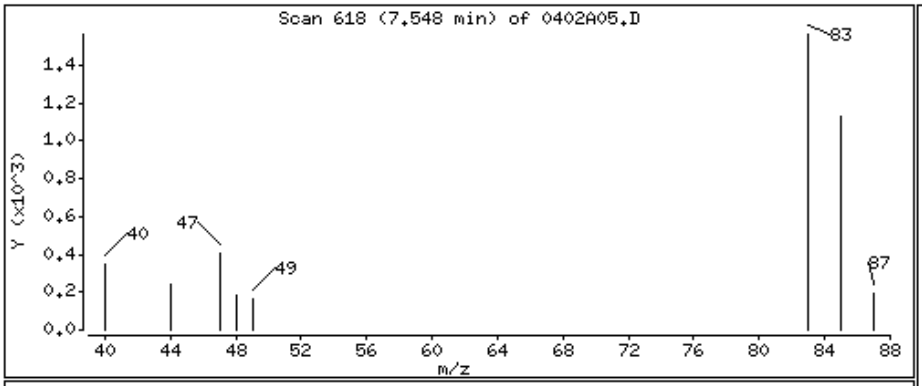

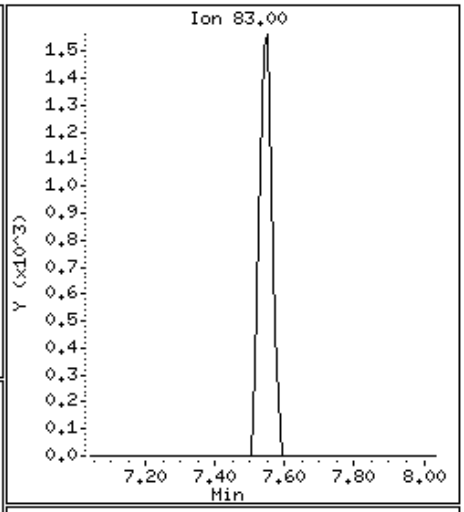

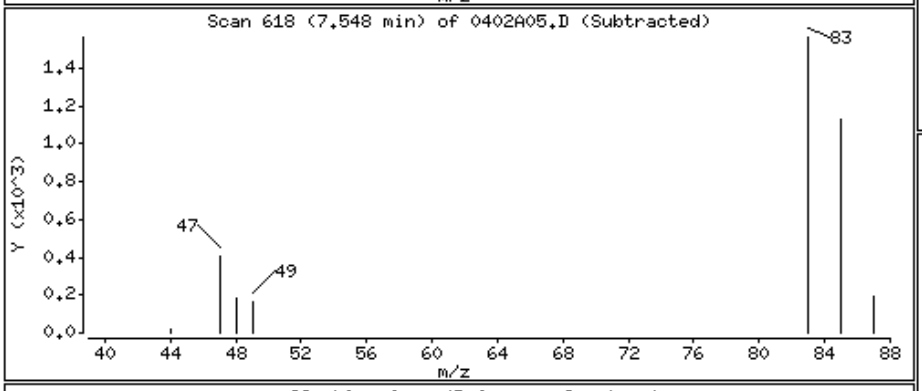

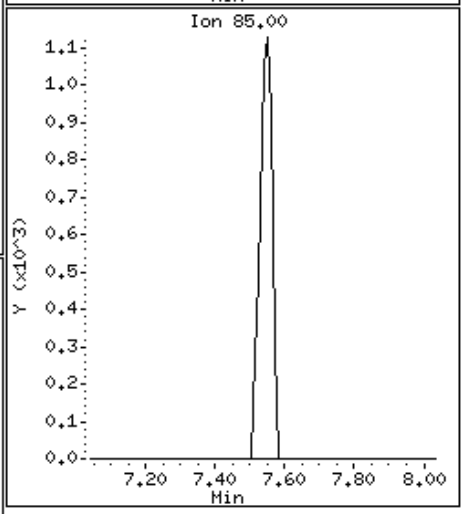

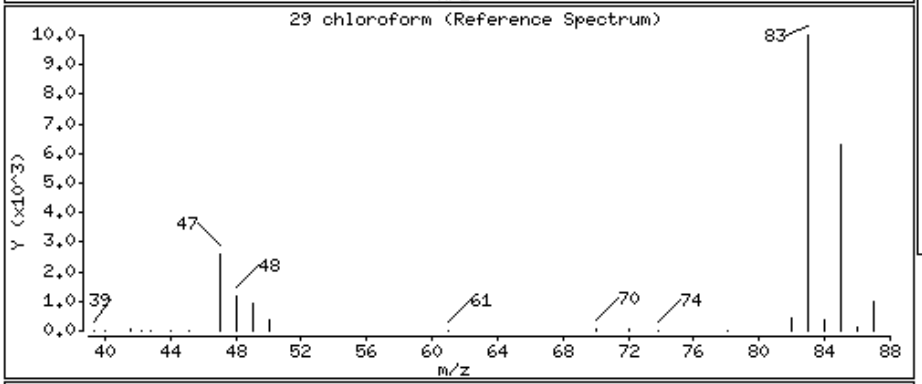

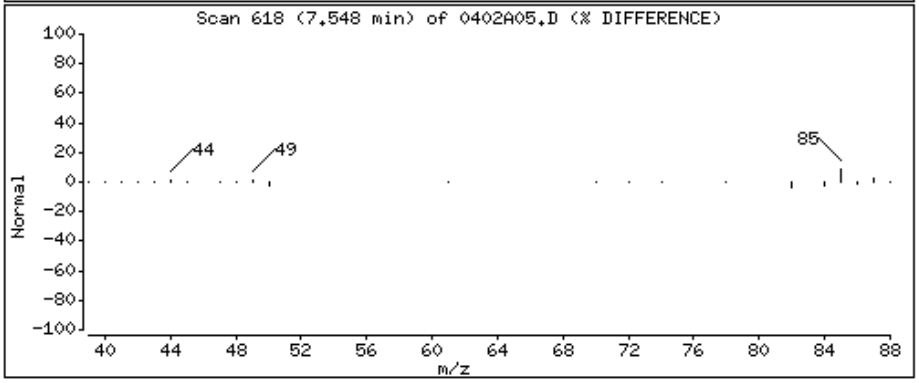

Data File: \\orgserv2\ff\chem\GCMSVOA\Quimby.i\150402.b\0402A05.D

Date : 02-APR-2015 05:13

Client ID:

Instrument: Quimby.i

Sample Info: l1505963-54,31,10,,a

Purge Volume: 10.0

Operator: mm

Column phase: Rtx-502.2

Column diameter: 0.18

43 trichloroethene

Concentration: 1.214 ngs

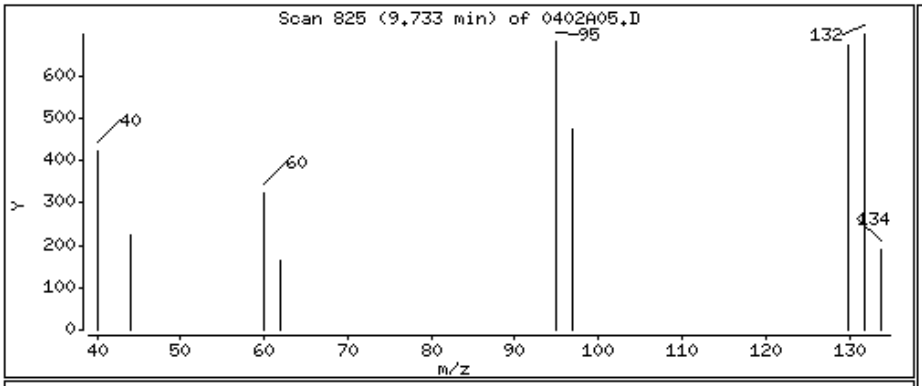

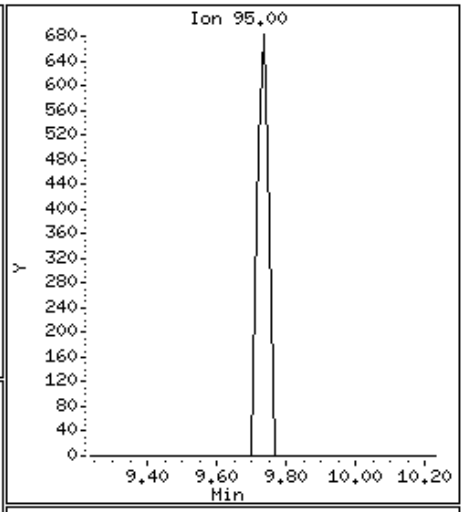

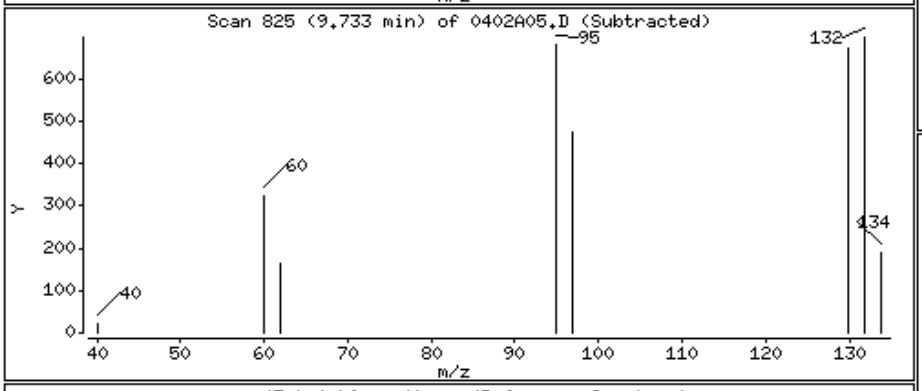

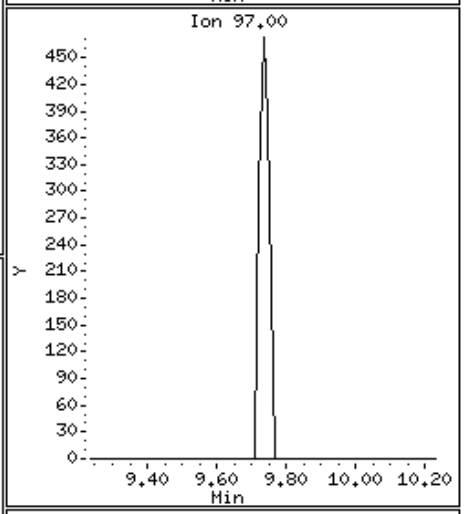

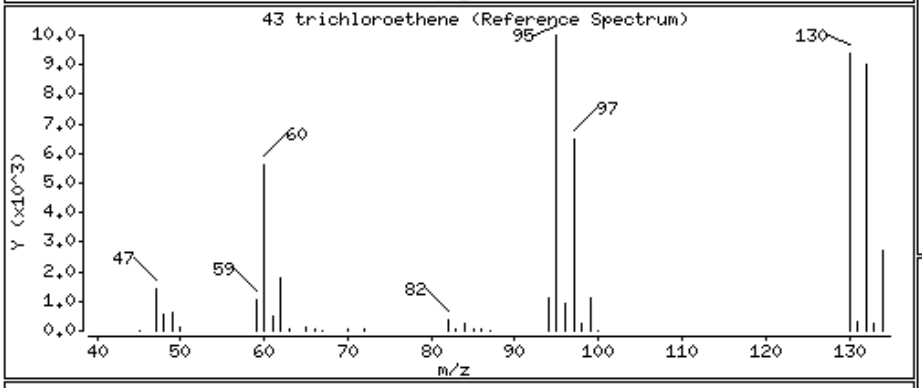

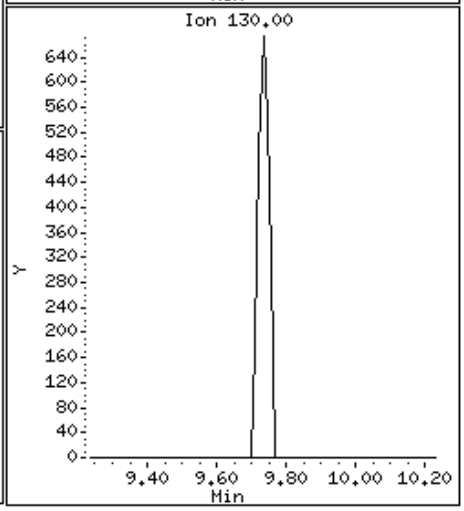

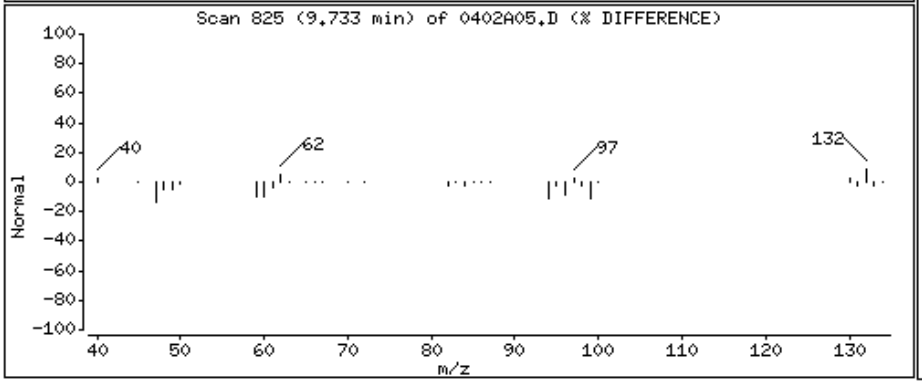

Alpha Analytical Labs

gc/ms voa

Data file : \\orgserv2\ff\chem\GCMSVOA\Quimby.i\150402.b\0402A06.D
Lab Smp Id:
Inj Date : 02-APR-2015 05:44
Operator : mm Inst ID: Quimby.i
Smp Info : l1505963-55,31,10,,a
Misc Info : wg772842,ical10611
Comment :
Method : \\orgserv2\ff\chem\GCMSVOA\Quimby.i\150402.b\liq8260.m
Meth Date : 02-Apr-2015 07:42 mmay Quant Type: ISTD
Cal Date : 13-JAN-2015 15:17 Cal File: 0113A14.D
Als bottle: 6
Dil Factor: 1.00000
Integrator: HP RTE Compound Sublist: njtcl.sub
Target Version: 4.12
Processing Host: A1VOA1

Concentration Formula: Amt * DF * CpndVariable
Cpnd Variable Local Compound Variable

	Compounds	QUANT SIG MASS	RT	EXP RT	REL RT	RESPONSE	CONCENTRATIONS ON-COLUMN (ngs)	CONCENTRATIONS FINAL (ngs)	REVIEW CODE
	1 dichlorodifluoromethane	85	Compound Not Detected.						
	2 chloromethane	50	Compound Not Detected.						
	3 vinyl chloride	62	Compound Not Detected.						
	4 bromomethane	94	3.295	3.274	(0.361)	1721	2.88449	2.884	
	5 chloroethane	64	Compound Not Detected.						
	6 trichlorofluoromethane	101	Compound Not Detected.						
	9 freon-113	101	Compound Not Detected.						
	10 acetone	43	4.456	4.456	(0.489)	39199	280.395	280.394	
	11 1,1,-dichloroethene	96	Compound Not Detected.						
	14 methyl acetate	43	Compound Not Detected.						
	15 methylene chloride	84	Compound Not Detected.						
	16 carbon disulfide	76	Compound Not Detected.						
	18 methyl tert butyl ether	73	Compound Not Detected.						
	20 trans-1,2-dichloroethene	96	Compound Not Detected.						
	23 1,1-dichloroethane	63	Compound Not Detected.						
	25 2-butanone	43	Compound Not Detected.						
	28 cis-1,2-dichloroethene	96	Compound Not Detected.						
	29 chloroform	83	7.548	7.538	(0.828)	2447	1.51396	1.513	
	30 bromochloromethane	128	Compound Not Detected.						
$	32 dibromofluoromethane	113	7.875	7.875	(0.863)	62228	105.052	105.052	
	33 1,1,1-trichloroethane	97	Compound Not Detected.						
	34 cyclohexane	56	Compound Not Detected.						
	36 carbontetrachloride	117	Compound Not Detected.						
$	38 1,2-dichloroethane-d4	65	8.635	8.624	(0.947)	67918	100.924	100.923	
	40 1,2-dichloroethane	62	Compound Not Detected.						
	41 benzene	78	Compound Not Detected.						
*	42 fluorobenzene	96	9.120	9.110	(1.000)	277306	100.000		
	43 trichloroethene	95	Compound Not Detected.						

	Compounds	QUANT SIG MASS	RT	EXP RT	REL RT	RESPONSE	CONCENTRATIONS ON-COLUMN (ngs)	CONCENTRATIONS FINAL (ngs)	REVIEW CODE
	44 methyl cyclohexane	83	Compound Not Detected.						
	45 1,2-dichloropropane	63	Compound Not Detected.						
	46 bromodichloromethane	83	Compound Not Detected.						
	47 1,4-dioxane	88	Compound Not Detected.						
	50 4-methyl-2-pentanone	58	Compound Not Detected.						
	52 cis-1,3-dichloropropene	75	Compound Not Detected.						
$	53 toluene-d8	98	11.643	11.643	(0.821)	285856	98.2254	98.225	
	54 toluene	92	11.769	11.769	(0.830)	15997	5.80634	5.806	
	56 trans-1,3-dichloropropene	75	Compound Not Detected.						
	57 2-hexanone	43	Compound Not Detected.						
	58 1,1,2-trichloroethane	83	Compound Not Detected.						
	60 tetrachloroethene	166	Compound Not Detected.						
	61 chlorodibromomethane	129	Compound Not Detected.						
	62 1,2-dibromoethane	107	Compound Not Detected.						
*	63 chlorobenzene-d5	117	14.186	14.186	(1.000)	226067	100.000		
	64 chlorobenzene	112	Compound Not Detected.						
	66 ethyl benzene	91	Compound Not Detected.						
	67 p/m xylene	106	14.481	14.481	(1.021)	3584	1.71457	1.714	
	68 o xylene	106	Compound Not Detected.						
	69 styrene	104	Compound Not Detected.						
	70 isopropylbenzene	105	Compound Not Detected.						
	71 bromoform	173	Compound Not Detected.						
	74 1,1,2,2,-tetrachloroethane	83	Compound Not Detected.						
$	75 4-bromofluorobenzene	95	16.328	16.328	(0.884)	104134	100.858	100.857	
	88 1,3-dichlorobenzene	146	Compound Not Detected.						
*	89 1,4-dichlorobenzene-d4	152	18.470	18.470	(1.000)	102933	100.000		
	90 1,4-dichlorobenzene	146	Compound Not Detected.						
	93 1,2-dichlorobenzene	146	Compound Not Detected.						
	95 1,2-dibromo-3-chloropropane	75	Compound Not Detected.						
	97 1,2,4-trichlorobenzene	180	Compound Not Detected.						
	100 1,2,3-trichlorobenzene	180	Compound Not Detected.						

Alpha Analytical Labs

gc/ms voa

Data file : \\orgserv2\ff\chem\GCMSVOA\Quimby.i\150402.b\0402A06.D
Lab Smp Id:
Inj Date : 02-APR-2015 05:44
Operator : mm Inst ID: Quimby.i
Smp Info : l1505963-55,31,10,,a
Misc Info : wg772842,ical10611
Comment :
Method : \\orgserv2\ff\chem\GCMSVOA\Quimby.i\150402.b\liq8260.m
Meth Date : 02-Apr-2015 07:42 mmay Quant Type: ISTD
Cal Date : 13-JAN-2015 15:17 Cal File: 0113A14.D
Als bottle: 6
Dil Factor: 1.00000
Integrator: HP RTE Compound Sublist: njtcl.sub
Target Version: 4.12
Processing Host: A1VOA1

Concentration Formula: Amt * DF * CpndVariable
Cpnd Variable Local Compound Variable

ISTD	RT	AREA	AMOUNT
* 42 fluorobenzene	9.121	568186	100.000

RT	AREA	CONCENTRATIONS ON-COL(ngs)	CONCENTRATIONS FINAL(ngs)	QUAL	QUANT LIBRARY	QUANT LIB ENTRY	QUANT CPND #	QUANT REVIEW CODE
Propene					CAS #: 115-07-1			
2.188	57766	10.1667508	10.166	86	NIST02.L	55	42	
Unknown Aldehyde					CAS #:			
2.821	379955	66.8716510	66.871	0		0	42	

Alpha Analytical Labs

INTERNAL STANDARD COMPOUNDS
AREA AND RT SUMMARY

Instrument ID: Quimby.i
Lab File ID: 0402A06.D
Lab Smp Id:
Analysis Type: VOA
Quant Type: ISTD
Operator: mm
Method File: \\orgserv2\ff\chem\GCMSVOA\Quimby.i\150402.b\liq8260.m
Misc Info: wg772842,ical10611

Calibration Date: 02-APR-2015
Calibration Time: 03:07
Level: LOW
Sample Type: WATER

Test Mode:
Use Last Continuing Calibrator.
If Continuing Cal. use Initial Cal. Level 3

COMPOUND	STANDARD	AREA LIMIT LOWER	AREA LIMIT UPPER	SAMPLE	%DIFF
42 fluorobenzene	340831	170416	681662	277306	-18.64
63 chlorobenzene-d5	267763	133882	535526	226067	-15.57
89 1,4-dichlorobenze	142411	71206	284822	102933	-27.72

COMPOUND	STANDARD	RT LIMIT LOWER	RT LIMIT UPPER	SAMPLE	%DIFF
42 fluorobenzene	9.11	8.61	9.61	9.12	0.12
63 chlorobenzene-d5	14.19	13.69	14.69	14.19	-0.00
89 1,4-dichlorobenze	18.47	17.97	18.97	18.47	-0.00

AREA UPPER LIMIT = +100% of internal standard area.
AREA LOWER LIMIT = - 50% of internal standard area.
RT UPPER LIMIT = + 0.50 minutes of internal standard RT.
RT LOWER LIMIT = - 0.50 minutes of internal standard RT.

Alpha Analytical Labs

RECOVERY REPORT

Client Name: Client SDG: SDGa02552
Sample Matrix: LIQUID Fraction: VOA
Lab Smp Id:
Level: LOW Operator: mm
Data Type: MS DATA SampleType: SAMPLE
SpikeList File: curve.spk Quant Type: ISTD
Sublist File: njtcl.sub
Method File: \\orgserv2\ff\chem\GCMSVOA\Quimby.i\150402.b\liq8260.m
Misc Info: wg772842,ical10611

SURROGATE COMPOUND	AMOUNT ADDED ngs	AMOUNT RECOVERED ngs	% RECOVERED	LIMITS
$ 32 dibromofluorometha	100.000	105.052	105.05	70-130
$ 38 1,2-dichloroethane	100.000	100.923	100.92	70-130
$ 53 toluene-d8	100.000	98.225	98.23	70-130
$ 75 4-bromofluorobenze	100.000	100.857	100.86	70-130

Data File: \\orgserv2\ff\chem\GCMSVOA\Quimby.i\150402.b\0402A06.D
Date : 02-APR-2015 05:44
Client ID:
Sample Info: 11505963-55,31,10,,a
Purge Volume: 10.0
Column phase: Rtx-502.2

Instrument: Quimby.i
Operator: mm
Column diameter: 0.18

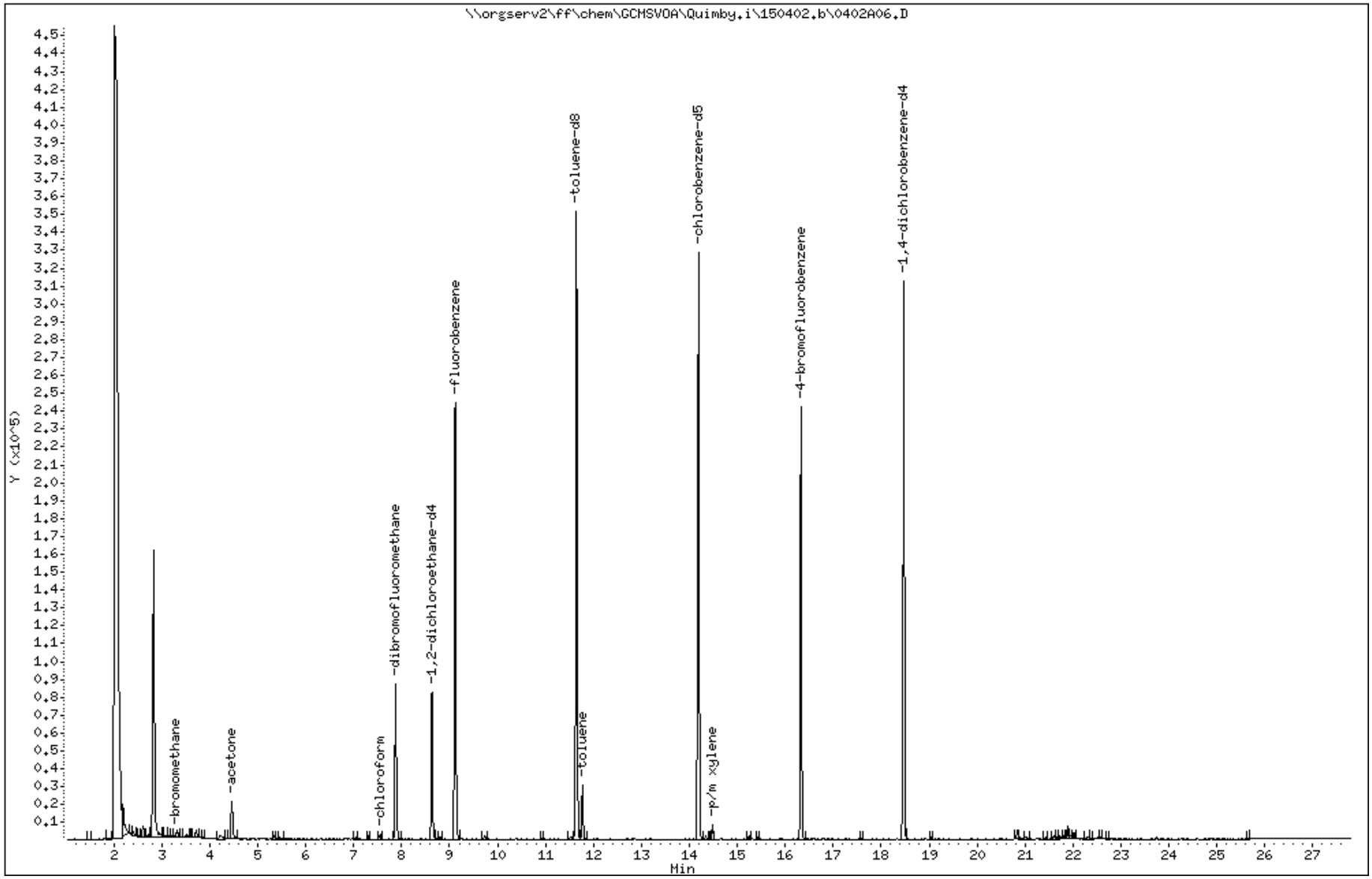

Data File: \\orgserv2\ff\chem\GCMSVOA\Quimby.i\150402.b\0402A06.D

Date : 02-APR-2015 05:44

Client ID:

Instrument: Quimby.i

Sample Info: 11505963-55,31,10,,a

Purge Volume: 10.0

Operator: mm

Column phase: Rtx-502.2

Column diameter: 0.18

4 bromomethane

Concentration: 2.884 ngs

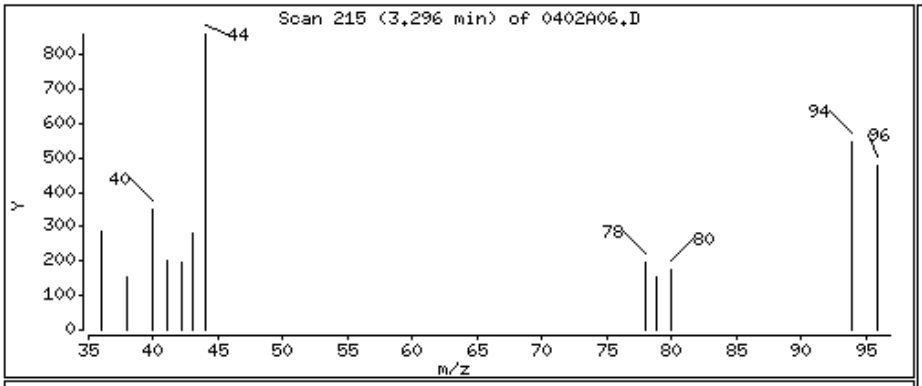

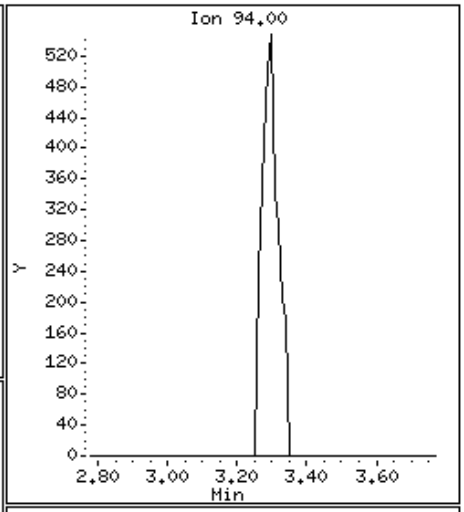

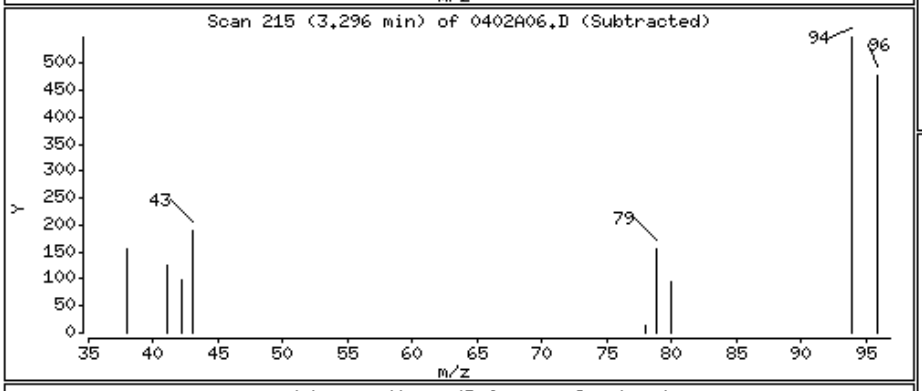

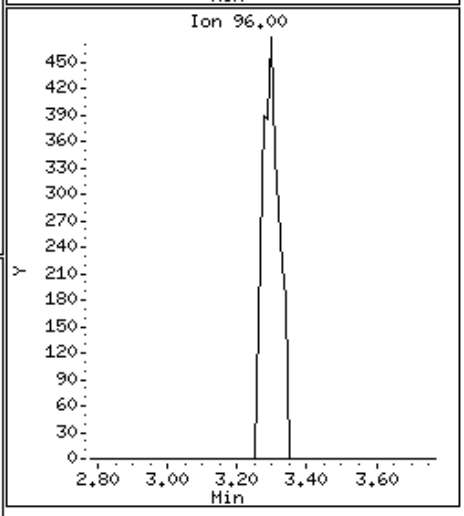

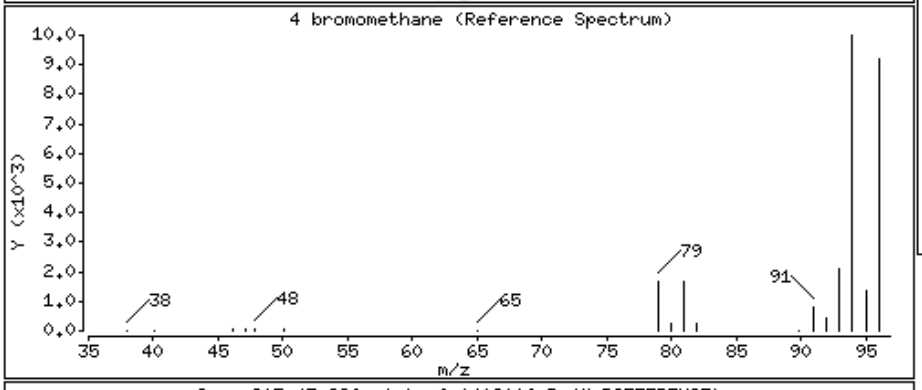

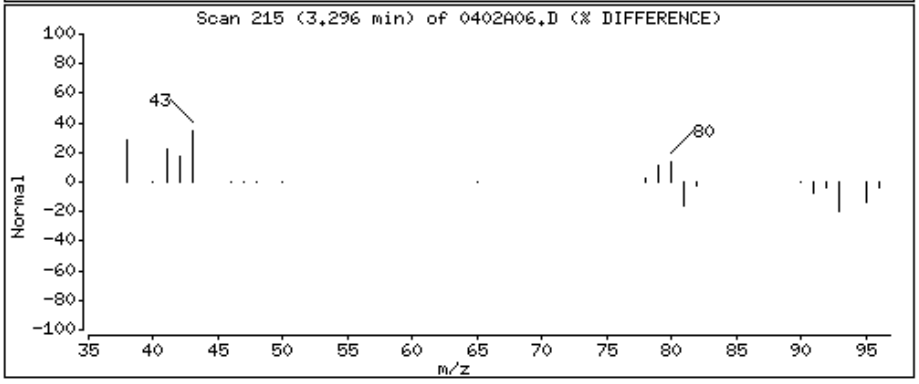

Data File: \\orgserv2\ff\chem\GCMSVOA\Quimby.i\150402.b\0402A06.D

Date : 02-APR-2015 05:44

Client ID:

Instrument: Quimby.i

Sample Info: 11505963-55,31,10,,a

Purge Volume: 10.0

Operator: mm

Column phase: Rtx-502.2

Column diameter: 0.18

10 acetone

Concentration: 280.394 ngs

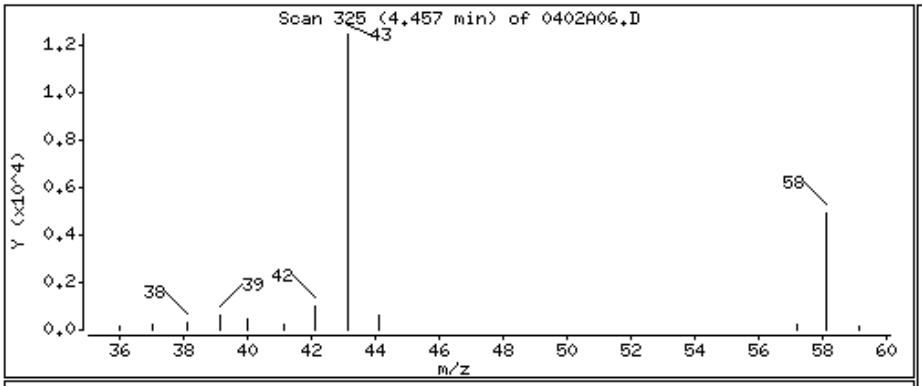

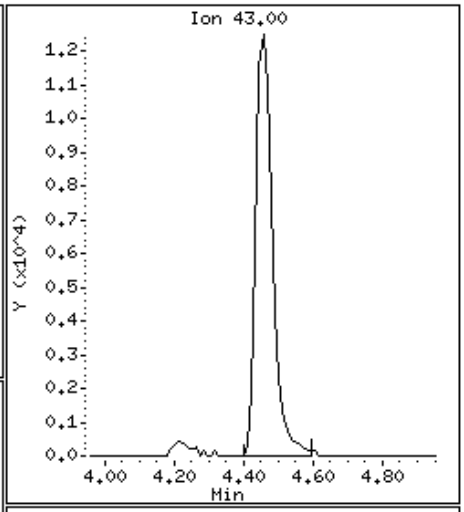

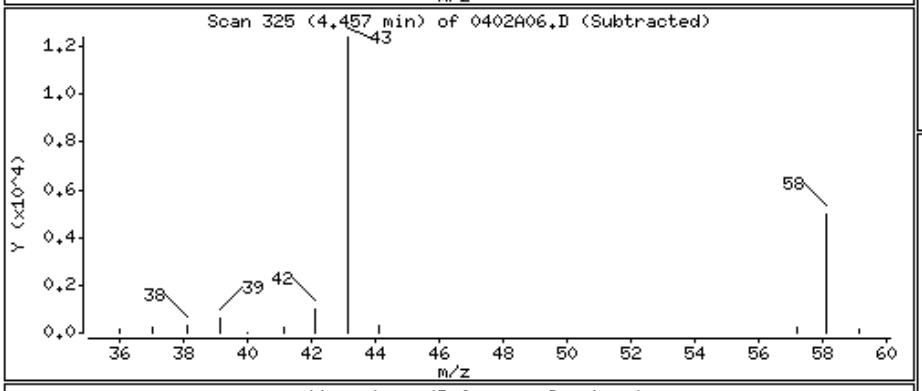

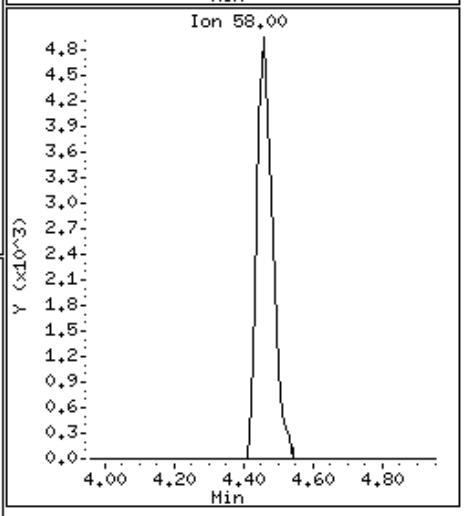

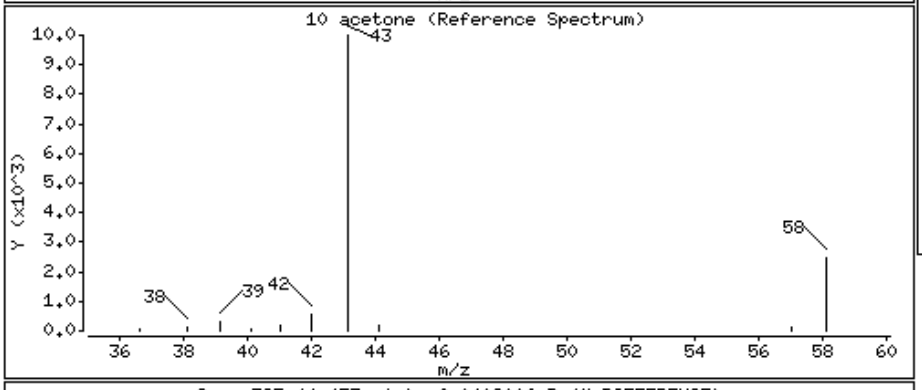

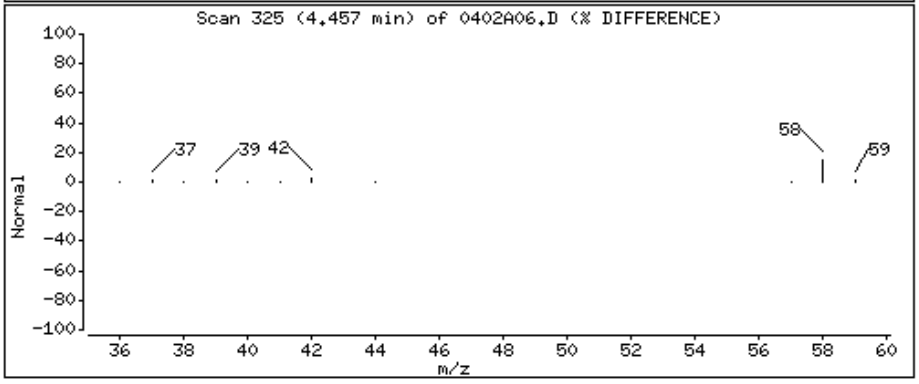

Data File: \\orgserv2\ff\chem\GCMSVOA\Quimby.i\150402.b\0402A06.D

Date : 02-APR-2015 05:44

Client ID:

Instrument: Quimby.i

Sample Info: 11505963-55,31,10,,a

Purge Volume: 10.0

Operator: mm

Column phase: Rtx-502.2

Column diameter: 0.18

29 chloroform

Concentration: 1.513 ngs

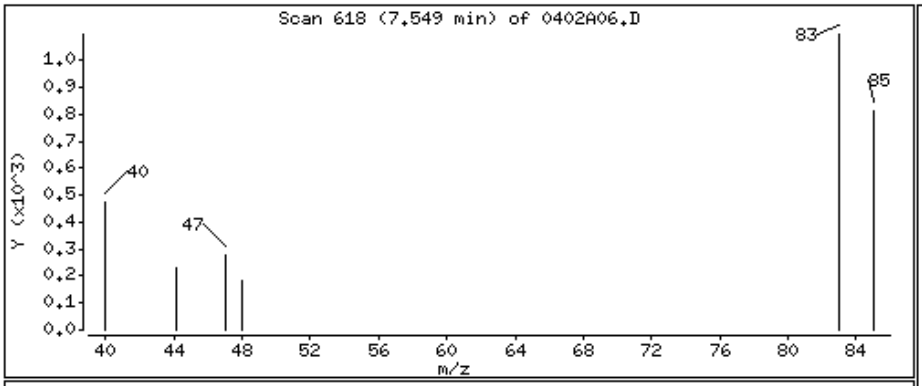

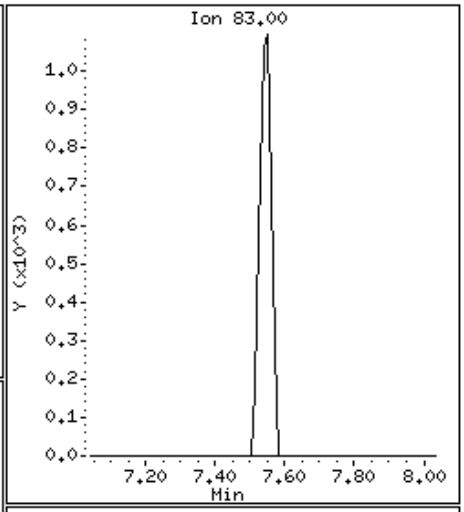

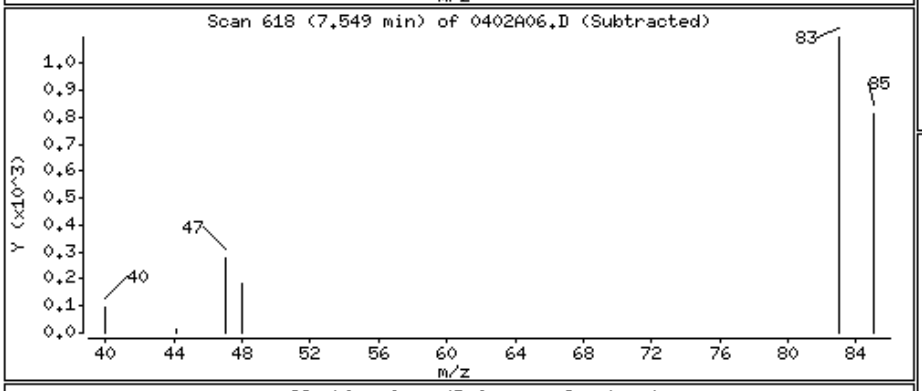

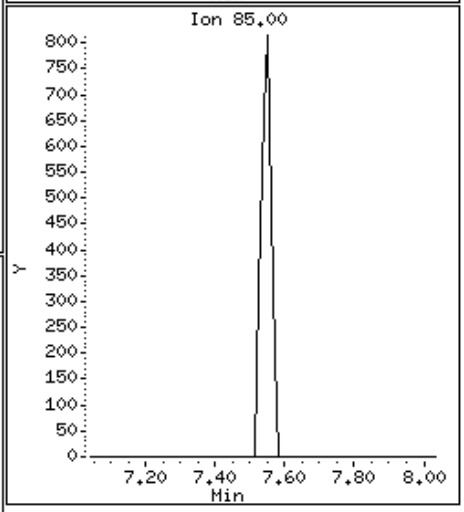

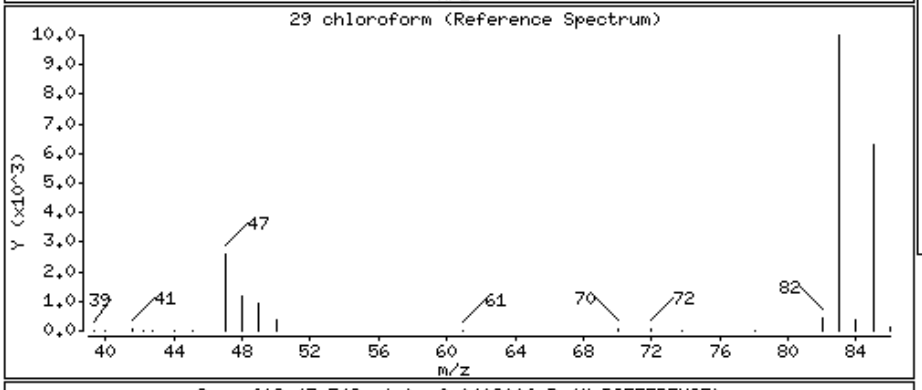

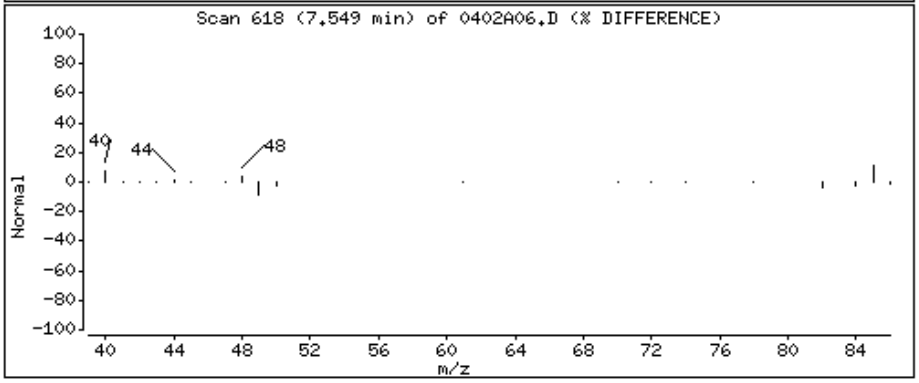

Data File: \\orgserv2\ff\chem\GCMSVOA\Quimby.i\150402.b\0402A06.D

Date : 02-APR-2015 05:44

Client ID:

Instrument: Quimby.i

Sample Info: 11505963-55,31,10,,a

Purge Volume: 10.0

Operator: mm

Column phase: Rtx-502.2

Column diameter: 0.18

54 toluene

Concentration: 5.806 ngs

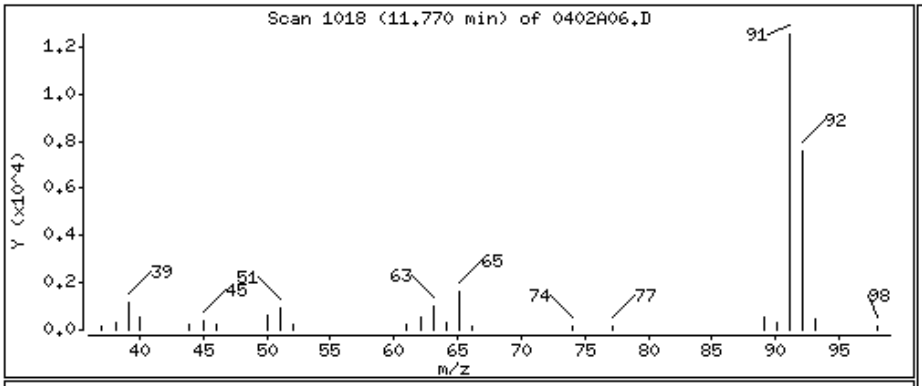

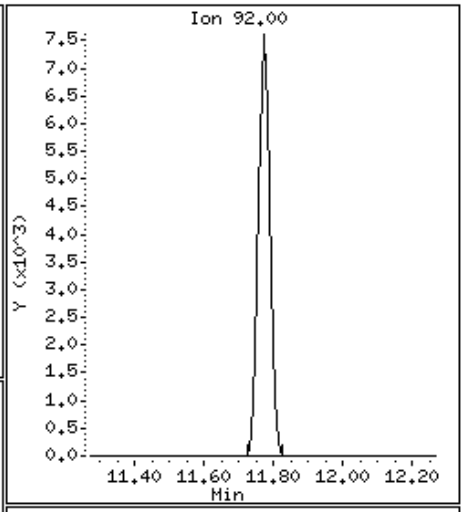

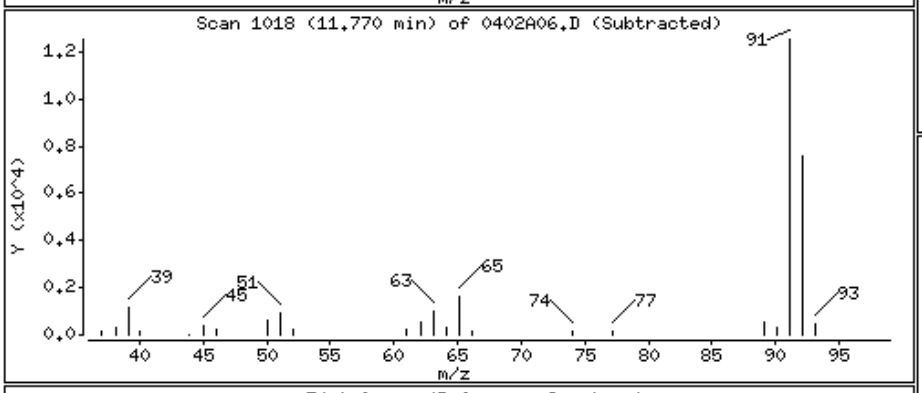

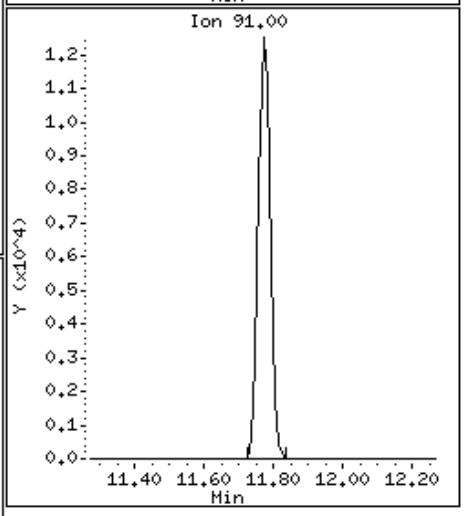

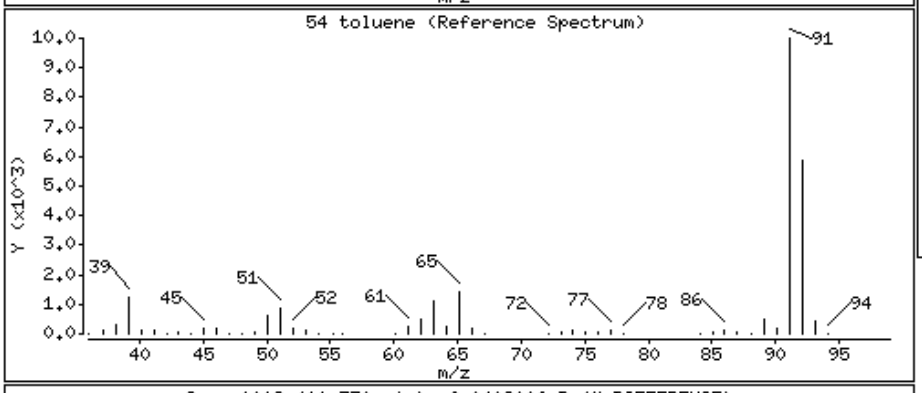

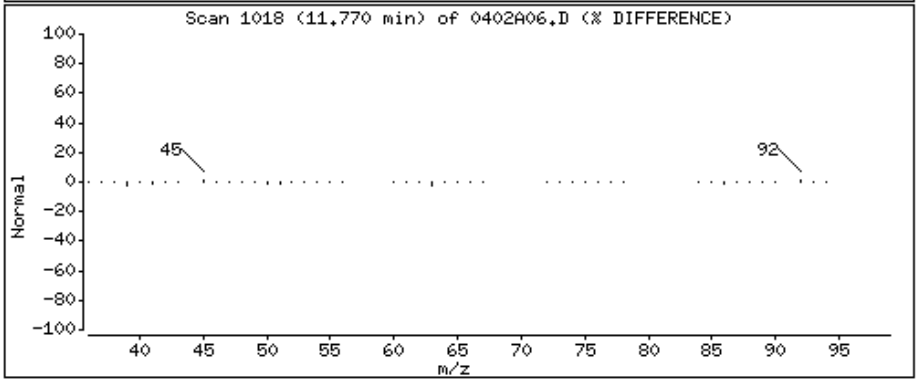

Data File: \\orgserv2\ff\chem\GCMSVOA\Quimby.i\150402.b\0402A06.D

Date : 02-APR-2015 05:44

Client ID:

Instrument: Quimby.i

Sample Info: 11505963-55,31,10,,a

Purge Volume: 10.0

Operator: mm

Column phase: Rtx-502.2

Column diameter: 0.18

67 p/m xylene

Concentration: 1.714 ngs

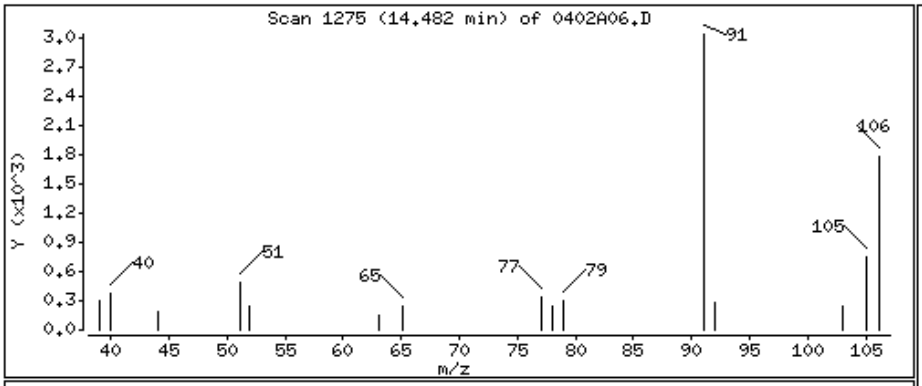

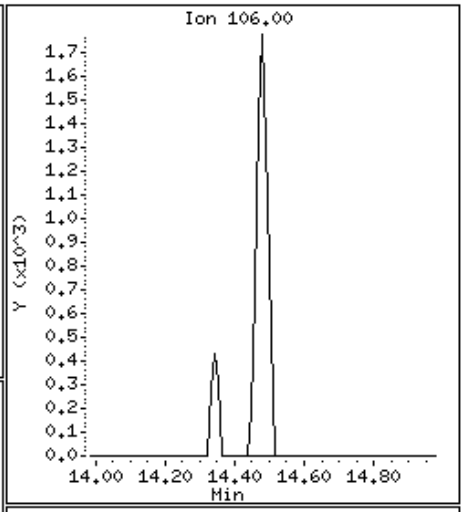

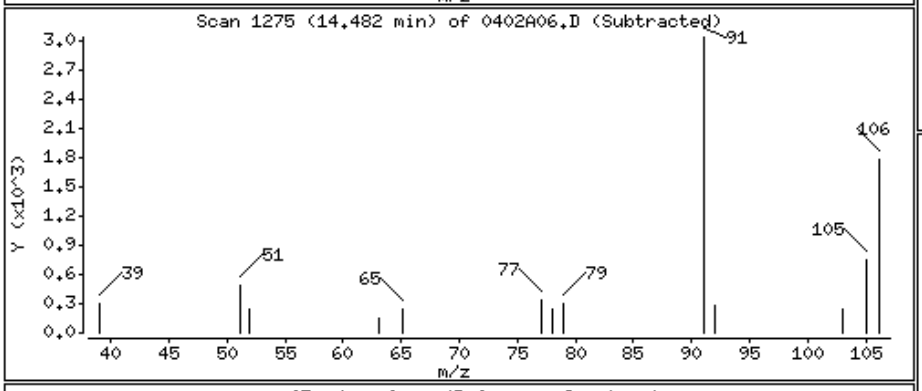

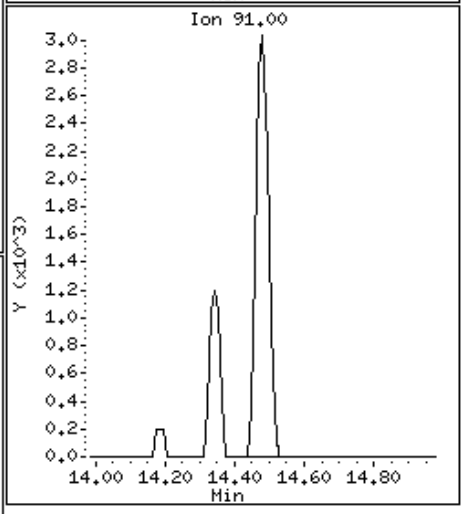

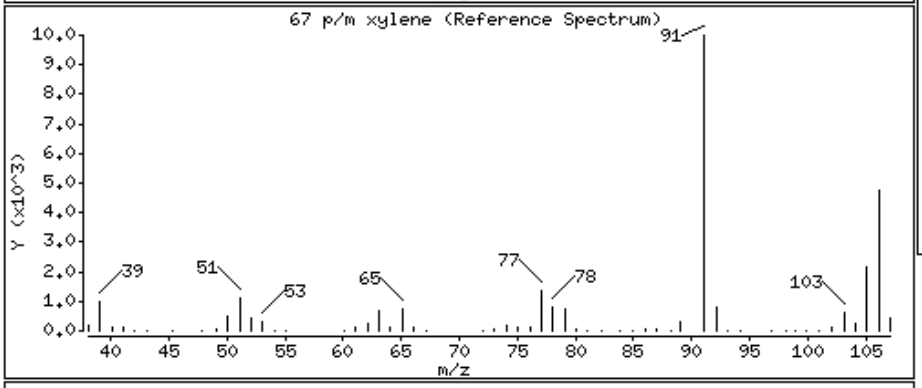

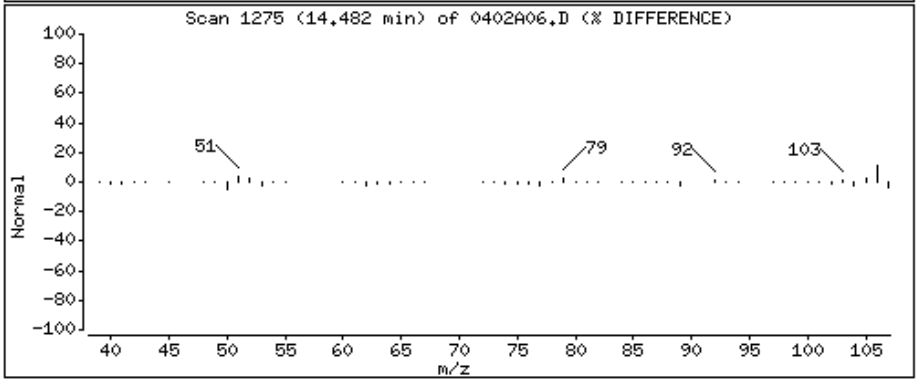

Date : 02-APR-2015 05:44

Client ID: Instrument: Quimby.i

Sample Info: 11505963-55,31,10,,a

Purge Volume: 10.0 Operator: mm

Column phase: Rtx-502.2 Column diameter: 0.18

Library Search Compound Match	CAS Number	Library	Entry	Quality	Formula	Weight
Propene	115-07-1	NIST02.L	55	86	C3H6	42

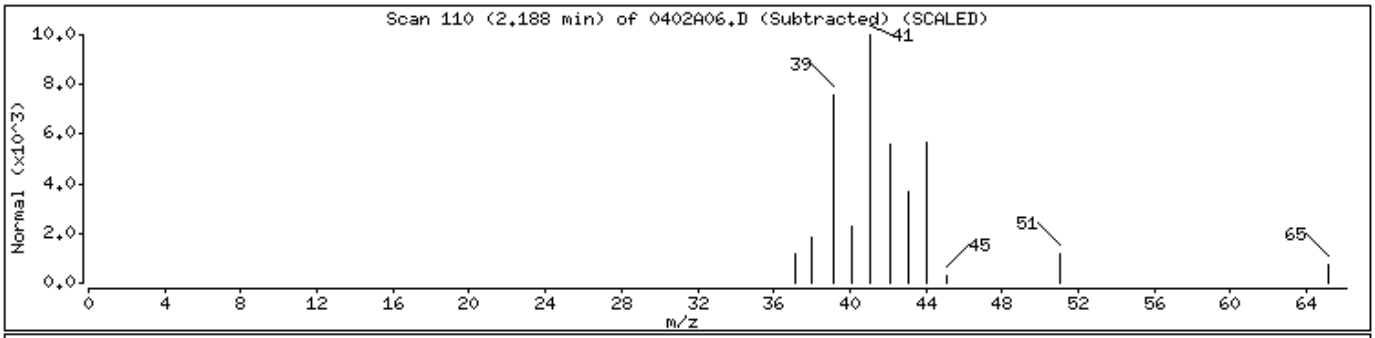

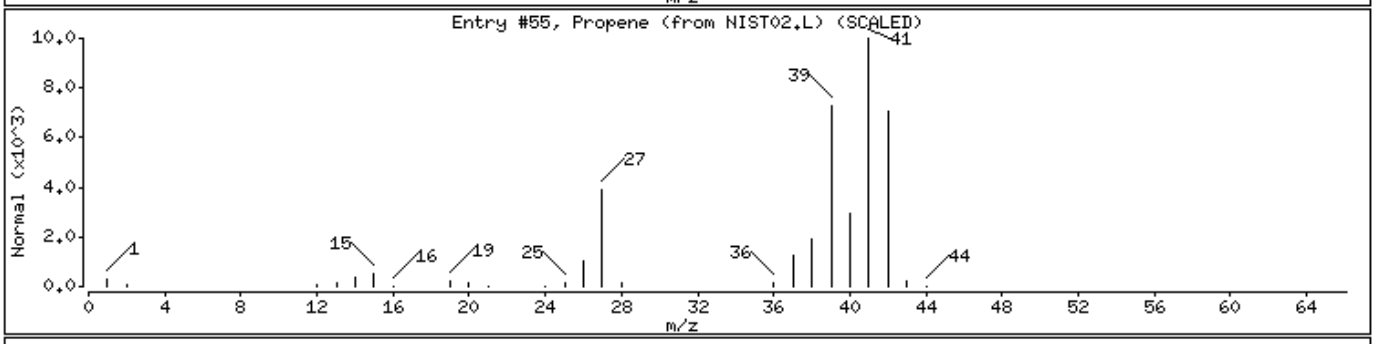

Data File: \\orgserv2\ff\chem\GCMSVOA\Quimby.i\150402.b\0402A06.D

Date : 02-APR-2015 05:44

Client ID:

Instrument: Quimby.i

Sample Info: 11505963-55,31,10,,a

Purge Volume: 10.0

Operator: mm

Column phase: Rtx-502.2

Column diameter: 0.18

Library Search Compound Match	CAS Number	Library	Entry	Quality	Formula	Weight
Unknown Aldehyde						
Acetaldehyde	75-07-0	NIST02.L	68	83	C2H4O	44

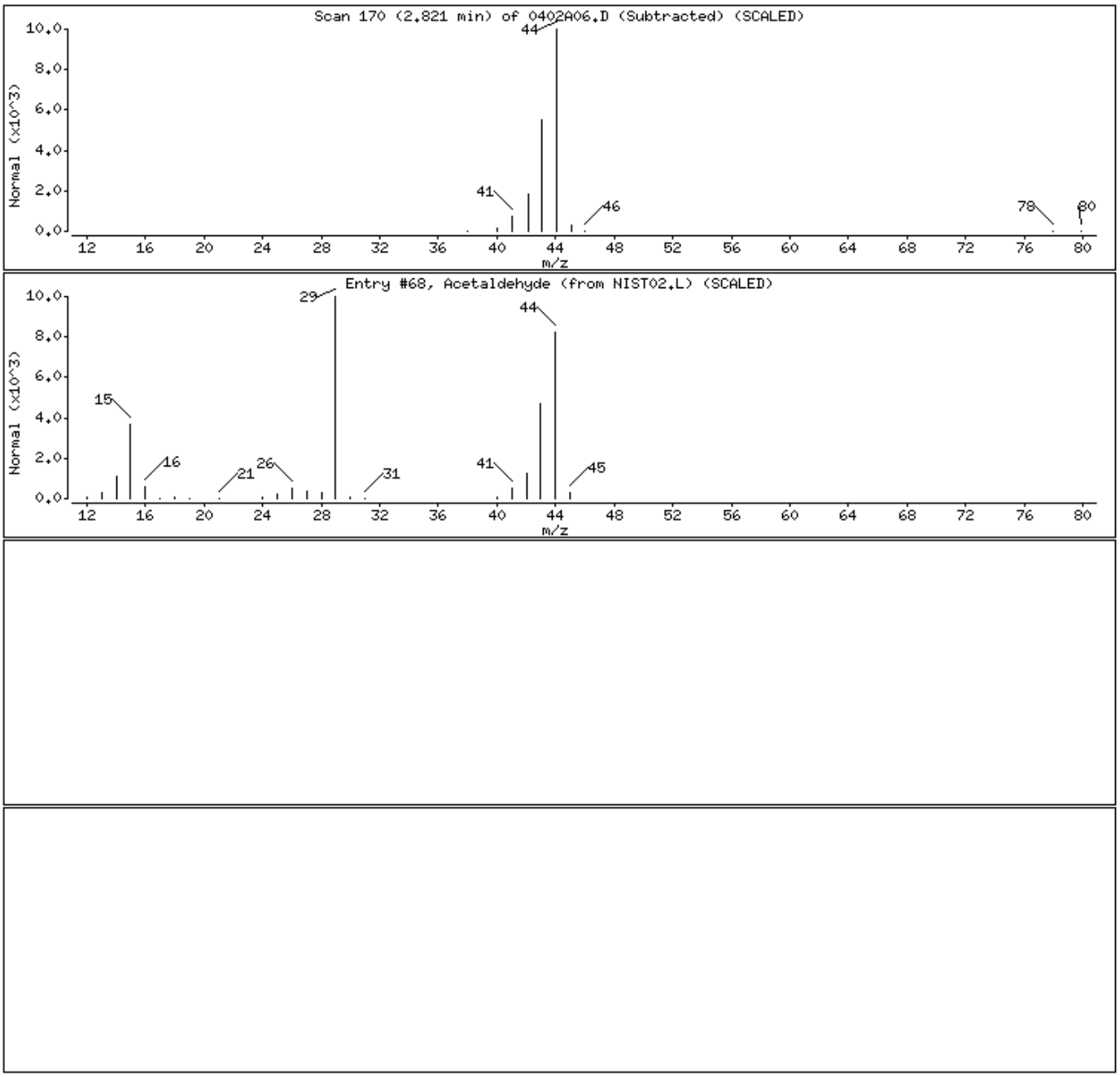

Alpha Analytical Labs

gc/ms voa

Data file : \\orgserv2\ff\chem\GCMSVOA\Quimby.i\150402.b\0402A07.D
Lab Smp Id:
Inj Date : 02-APR-2015 06:16
Operator : mm Inst ID: Quimby.i
Smp Info : l1505963-56,31,10,,a
Misc Info : wg772842,ical10611
Comment :
Method : \\orgserv2\ff\chem\GCMSVOA\Quimby.i\150402.b\liq8260.m
Meth Date : 02-Apr-2015 07:42 mmay Quant Type: ISTD
Cal Date : 13-JAN-2015 15:17 Cal File: 0113A14.D
Als bottle: 7
Dil Factor: 1.00000
Integrator: HP RTE Compound Sublist: njtcl.sub
Target Version: 4.12
Processing Host: A1VOA1

Concentration Formula: Amt * DF * CpndVariable
Cpnd Variable Local Compound Variable

	Compounds	QUANT SIG MASS	RT	EXP RT	REL RT	RESPONSE	CONCENTRATIONS ON-COLUMN (ngs)	FINAL (ngs)	REVIEW CODE
1	dichlorodifluoromethane	85	Compound Not Detected.						
2	chloromethane	50	Compound Not Detected.						
3	vinyl chloride	62	Compound Not Detected.						
4	bromomethane	94	Compound Not Detected.						
5	chloroethane	64	Compound Not Detected.						
6	trichlorofluoromethane	101	Compound Not Detected.						
9	freon-113	101	Compound Not Detected.						
10	acetone	43	4.456	4.456	(0.489)	8170	24.4456	24.445	
11	1,1,-dichloroethene	96	Compound Not Detected.						
14	methyl acetate	43	Compound Not Detected.						
15	methylene chloride	84	Compound Not Detected.						
16	carbon disulfide	76	Compound Not Detected.						
18	methyl tert butyl ether	73	Compound Not Detected.						
20	trans-1,2-dichloroethene	96	Compound Not Detected.						
23	1,1-dichloroethane	63	Compound Not Detected.						
25	2-butanone	43	Compound Not Detected.						
28	cis-1,2-dichloroethene	96	7.316	7.305	(0.802)	4534	3.85550	3.855	
29	chloroform	83	7.548	7.538	(0.828)	2459	1.37712	1.377	
30	bromochloromethane	128	Compound Not Detected.						
$ 32	dibromofluoromethane	113	7.875	7.875	(0.863)	68772	105.091	105.091	
33	1,1,1-trichloroethane	97	Compound Not Detected.						
34	cyclohexane	56	8.149	8.150	(0.894)	3857	1.69412	1.694(a)	
36	carbontetrachloride	117	Compound Not Detected.						
$ 38	1,2-dichloroethane-d4	65	8.635	8.624	(0.947)	73881	99.3746	99.374	
40	1,2-dichloroethane	62	Compound Not Detected.						
41	benzene	78	8.793	8.783	(0.964)	22567	5.10608	5.106	
* 42	fluorobenzene	96	9.120	9.110	(1.000)	306355	100.000		
43	trichloroethene	95	9.732	9.733	(1.067)	1539	1.37214	1.372	
44	methyl cyclohexane	83	Compound Not Detected.						

	Compounds	QUANT SIG MASS	RT	EXP RT	REL RT	RESPONSE	CONCENTRATIONS ON-COLUMN (ngs)	CONCENTRATIONS FINAL (ngs)	REVIEW CODE
	45 1,2-dichloropropane	63	Compound Not Detected.						
	46 bromodichloromethane	83	Compound Not Detected.						
	47 1,4-dioxane	88	Compound Not Detected.						
	50 4-methyl-2-pentanone	58	Compound Not Detected.						
	52 cis-1,3-dichloropropene	75	Compound Not Detected.						
$	53 toluene-d8	98	11.642	11.643	(0.821)	313276	99.3169	99.316	
	54 toluene	92	11.769	11.769	(0.830)	3459	1.15833	1.158	
	56 trans-1,3-dichloropropene	75	Compound Not Detected.						
	57 2-hexanone	43	Compound Not Detected.						
	58 1,1,2-trichloroethane	83	Compound Not Detected.						
	60 tetrachloroethene	166	Compound Not Detected.						
	61 chlorodibromomethane	129	Compound Not Detected.						
	62 1,2-dibromoethane	107	Compound Not Detected.						
*	63 chlorobenzene-d5	117	14.186	14.186	(1.000)	245029	100.000		
	64 chlorobenzene	112	Compound Not Detected.						
	66 ethyl benzene	91	14.344	14.344	(1.011)	7389	1.27715	1.277	
	67 p/m xylene	106	14.481	14.481	(1.021)	3106	1.37091	1.370	
	68 o xylene	106	Compound Not Detected.						
	69 styrene	104	Compound Not Detected.						
	70 isopropylbenzene	105	Compound Not Detected.						
	71 bromoform	173	Compound Not Detected.						
	74 1,1,2,2,-tetrachloroethane	83	Compound Not Detected.						
$	75 4-bromofluorobenzene	95	16.328	16.328	(0.884)	107836	100.441	100.441	
	88 1,3-dichlorobenzene	146	Compound Not Detected.						
*	89 1,4-dichlorobenzene-d4	152	18.470	18.470	(1.000)	107034	100.000		
	90 1,4-dichlorobenzene	146	Compound Not Detected.						
	93 1,2-dichlorobenzene	146	Compound Not Detected.						
	95 1,2-dibromo-3-chloropropane	75	Compound Not Detected.						
	97 1,2,4-trichlorobenzene	180	Compound Not Detected.						
	100 1,2,3-trichlorobenzene	180	Compound Not Detected.						

QC Flag Legend

a - Target compound detected but, quantitated amount
Below Limit Of Quantitation(BLOQ).

Alpha Analytical Labs

gc/ms voa

Data file : \\orgserv2\ff\chem\GCMSVOA\Quimby.i\150402.b\0402A07.D
Lab Smp Id:
Inj Date : 02-APR-2015 06:16
Operator : mm Inst ID: Quimby.i
Smp Info : l1505963-56,31,10,,a
Misc Info : wg772842,ical10611
Comment :
Method : \\orgserv2\ff\chem\GCMSVOA\Quimby.i\150402.b\liq8260.m
Meth Date : 02-Apr-2015 07:42 mmay Quant Type: ISTD
Cal Date : 13-JAN-2015 15:17 Cal File: 0113A14.D
Als bottle: 7
Dil Factor: 1.00000
Integrator: HP RTE Compound Sublist: njtcl.sub
Target Version: 4.12
Processing Host: A1VOA1

Concentration Formula: Amt * DF * CpndVariable
Cpnd Variable Local Compound Variable

ISTD	RT	AREA	AMOUNT
* 42 fluorobenzene	9.121	628258	100.000

	CONCENTRATIONS			QUANT			
RT	AREA	ON-COL(ngs)	FINAL(ngs)	QUAL	LIBRARY	LIB ENTRY	CPND #	REVIEW CODE
Unknown					CAS #:			
2.188	75439	12.0077032	12.007	0		0	42	
Butane, 2-methyl-					CAS #: 78-78-4			
3.327	155434	24.7404644	24.740	91	NIST02.L	701	42	
Unknown					CAS #:			
5.459	67396	10.7273512	10.727	0		0	42	

Alpha Analytical Labs

INTERNAL STANDARD COMPOUNDS
AREA AND RT SUMMARY

Instrument ID: Quimby.i
Lab File ID: 0402A07.D
Lab Smp Id:
Analysis Type: VOA
Quant Type: ISTD
Operator: mm
Method File: \\orgserv2\ff\chem\GCMSVOA\Quimby.i\150402.b\liq8260.m
Misc Info: wg772842,ical10611

Calibration Date: 02-APR-2015
Calibration Time: 03:07
Level: LOW
Sample Type: WATER

Test Mode:
Use Last Continuing Calibrator.
If Continuing Cal. use Initial Cal. Level 3

		AREA LIMIT			
COMPOUND	STANDARD	LOWER	UPPER	SAMPLE	%DIFF
42 fluorobenzene	340831	170416	681662	306355	-10.12
63 chlorobenzene-d5	267763	133882	535526	245029	-8.49
89 1,4-dichlorobenze	142411	71206	284822	107034	-24.84

		RT LIMIT			
COMPOUND	STANDARD	LOWER	UPPER	SAMPLE	%DIFF
42 fluorobenzene	9.11	8.61	9.61	9.12	0.11
63 chlorobenzene-d5	14.19	13.69	14.69	14.19	-0.00
89 1,4-dichlorobenze	18.47	17.97	18.97	18.47	-0.00

AREA UPPER LIMIT = +100% of internal standard area.
AREA LOWER LIMIT = - 50% of internal standard area.
RT UPPER LIMIT = + 0.50 minutes of internal standard RT.
RT LOWER LIMIT = - 0.50 minutes of internal standard RT.

Alpha Analytical Labs

RECOVERY REPORT

Client Name: Client SDG: SDGa02552
Sample Matrix: LIQUID Fraction: VOA
Lab Smp Id:
Level: LOW Operator: mm
Data Type: MS DATA SampleType: SAMPLE
SpikeList File: curve.spk Quant Type: ISTD
Sublist File: njtcl.sub
Method File: \\orgserv2\ff\chem\GCMSVOA\Quimby.i\150402.b\liq8260.m
Misc Info: wg772842,ical10611

SURROGATE COMPOUND	AMOUNT ADDED ngs	AMOUNT RECOVERED ngs	% RECOVERED	LIMITS
$ 32 dibromofluorometha	100.000	105.091	105.09	70-130
$ 38 1,2-dichloroethane	100.000	99.374	99.37	70-130
$ 53 toluene-d8	100.000	99.316	99.32	70-130
$ 75 4-bromofluorobenze	100.000	100.441	100.44	70-130

Data File: \\orgserv2\ff\chem\GCMSVOA\Quimby.i\150402.b\0402A07.D
Date : 02-APR-2015 06:16
Client ID:
Sample Info: 11505963-56,31,10,,a
Purge Volume: 10.0
Column phase: Rtx-502.2

Instrument: Quimby.i
Operator: mm
Column diameter: 0.18

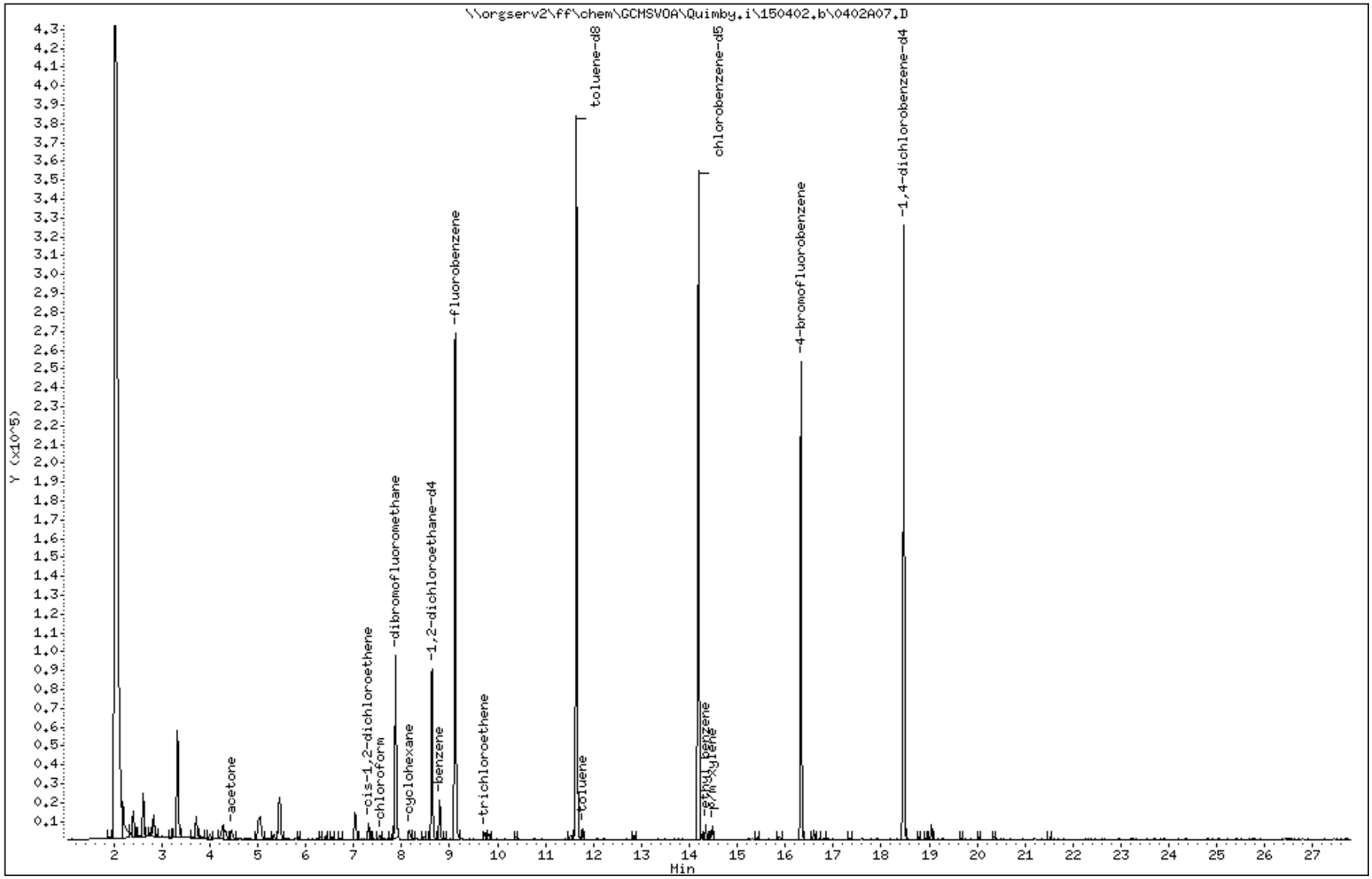

Data File: \\orgserv2\ff\chem\GCMSVOA\Quimby.i\150402.b\0402A07.D

Date : 02-APR-2015 06:16

Client ID:

Instrument: Quimby.i

Sample Info: 11505963-56,31,10,,a

Purge Volume: 10.0

Operator: mm

Column phase: Rtx-502.2

Column diameter: 0.18

10 acetone

Concentration: 24.445 ngs

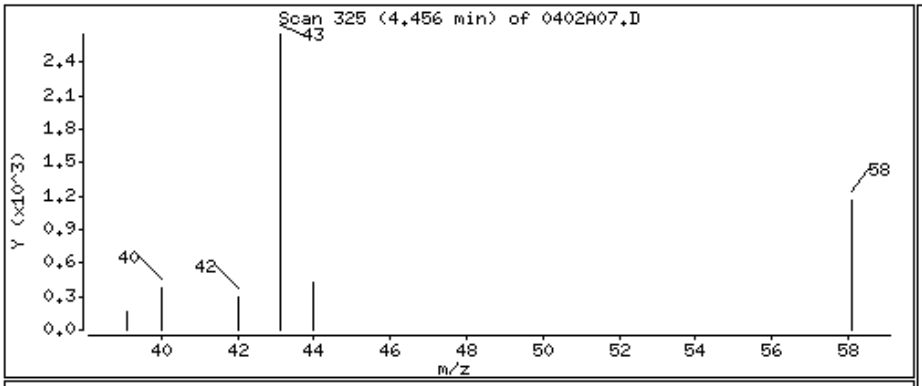

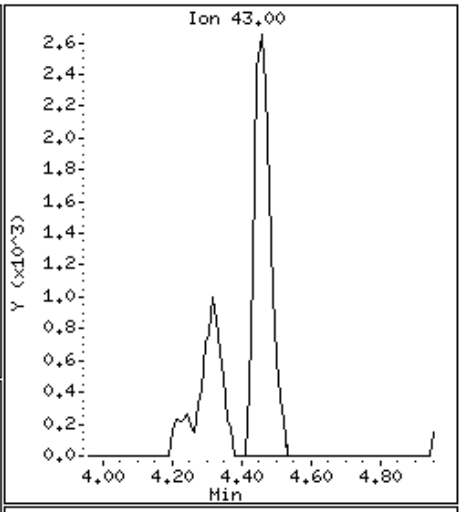

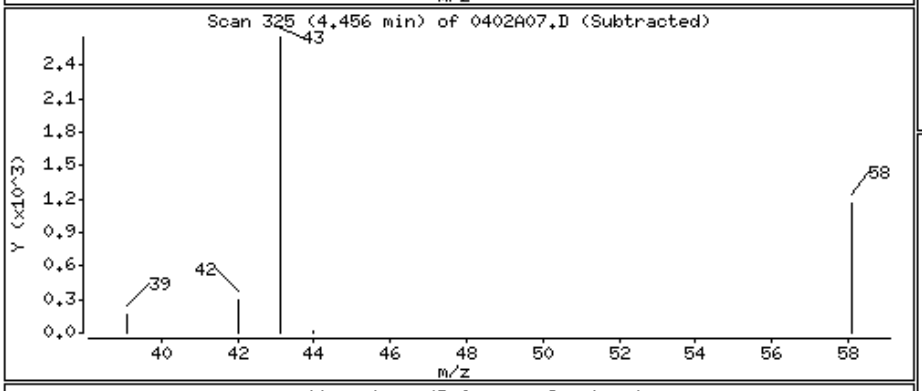

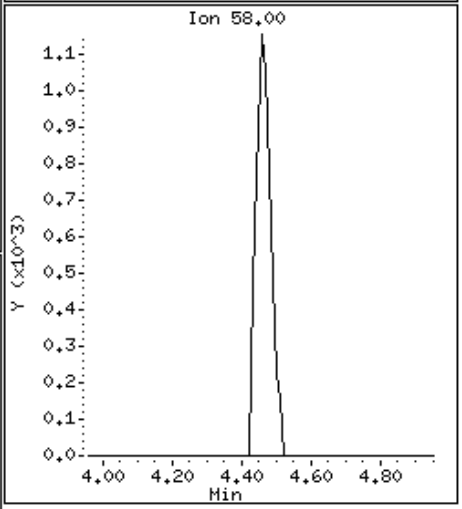

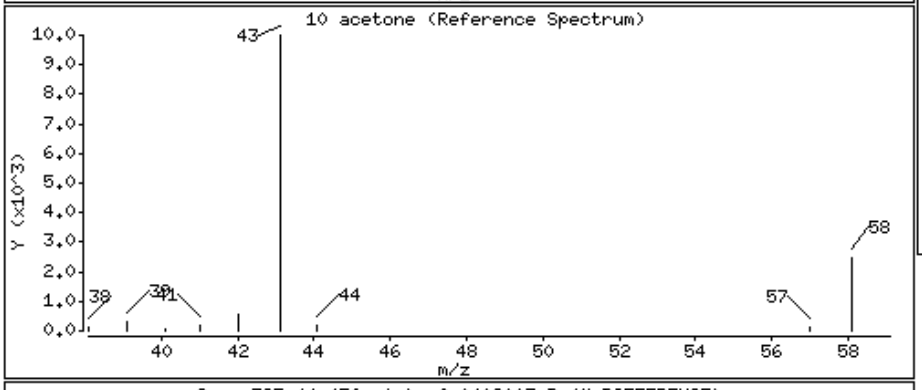

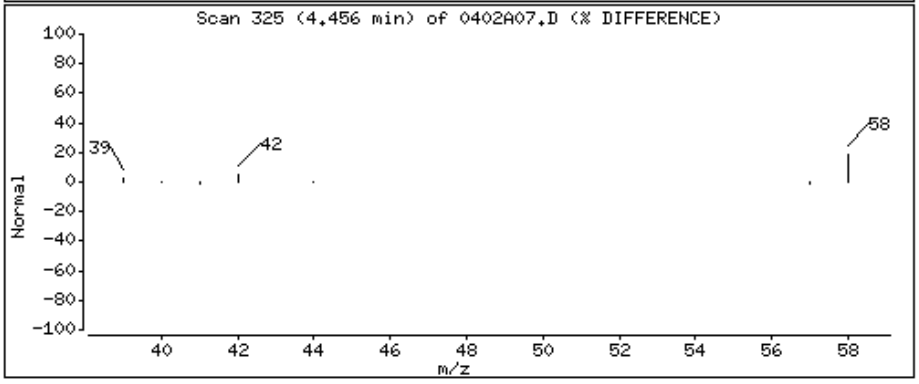

Data File: \\orgserv2\ff\chem\GCMSVOA\Quimby.i\150402.b\0402A07.D

Date : 02-APR-2015 06:16

Client ID:

Instrument: Quimby.i

Sample Info: 11505963-56,31,10,,a

Purge Volume: 10.0

Operator: mm

Column phase: Rtx-502.2

Column diameter: 0.18

28 cis-1,2-dichloroethene

Concentration: 3.855 ngs

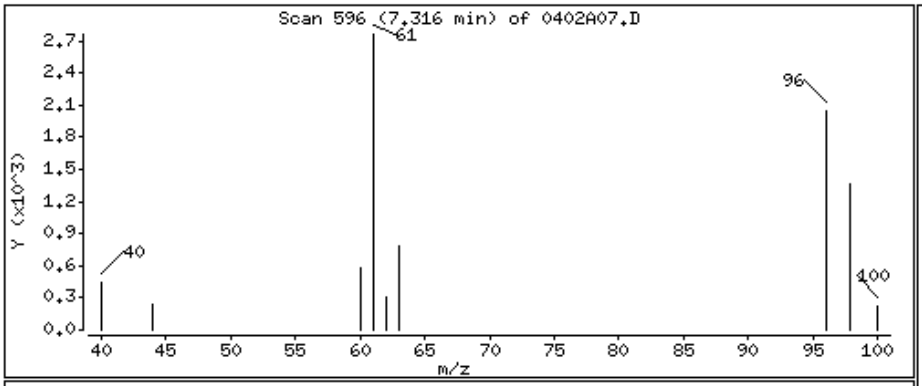

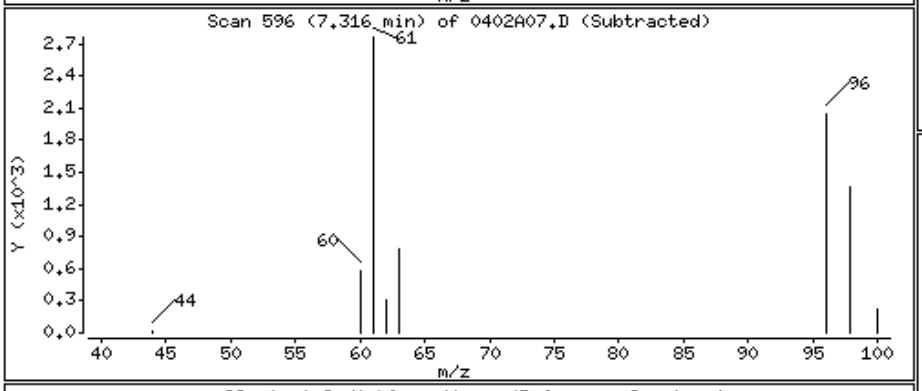

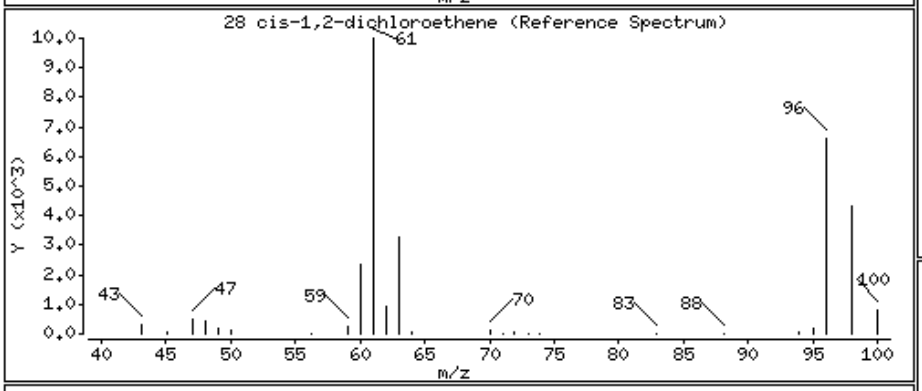

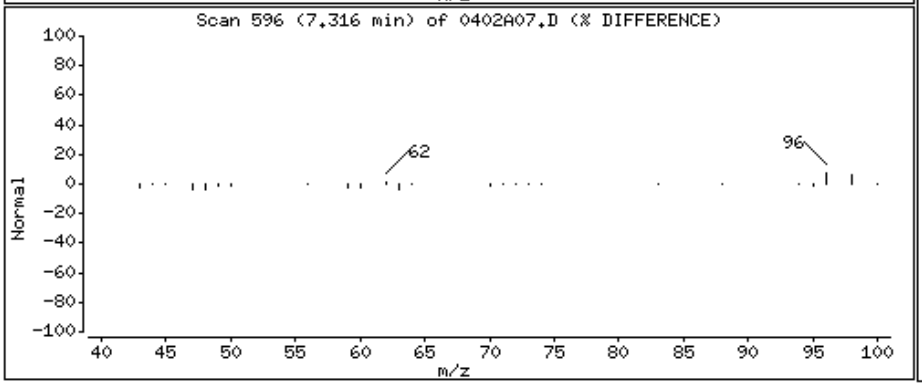

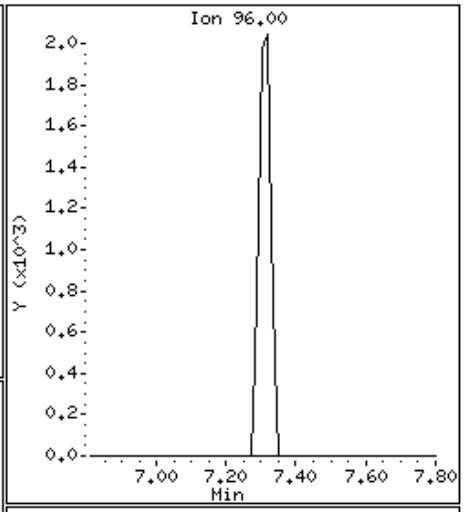

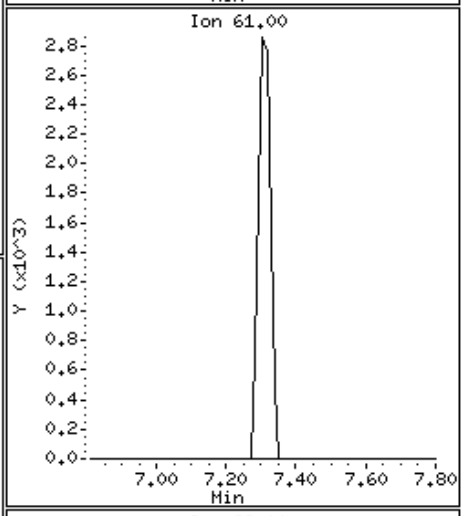

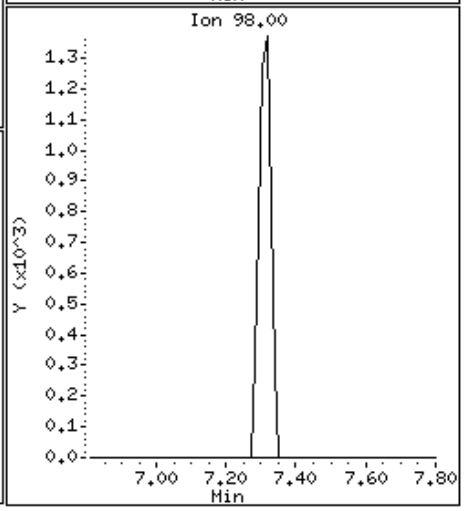

Data File: \\orgserv2\ff\chem\GCMSVOA\Quimby.i\150402.b\0402A07.D

Date : 02-APR-2015 06:16

Client ID:

Instrument: Quimby.i

Sample Info: 11505963-56,31,10,,a

Purge Volume: 10.0

Operator: mm

Column phase: Rtx-502.2

Column diameter: 0.18

29 chloroform

Concentration: 1.377 ngs

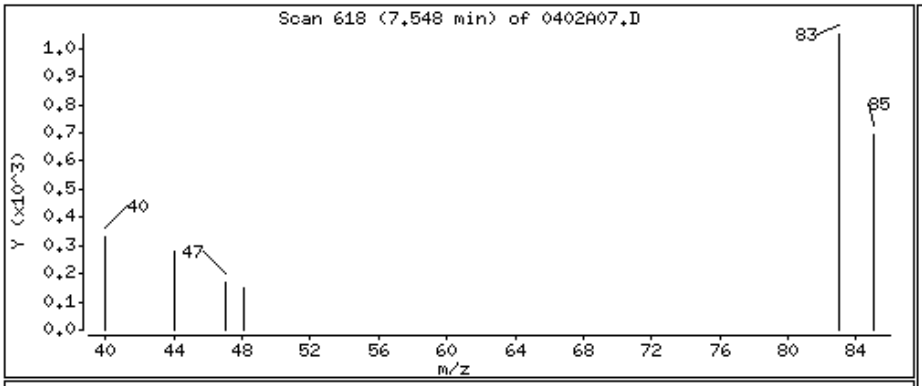

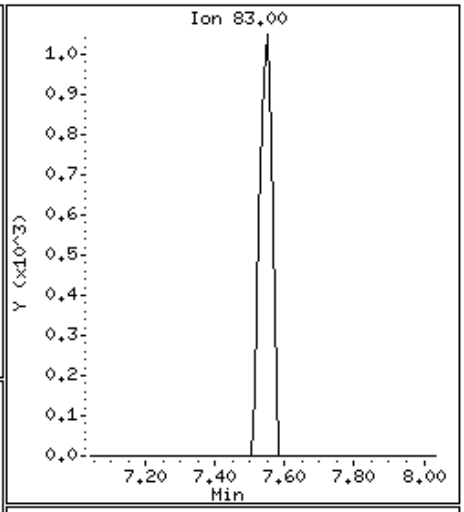

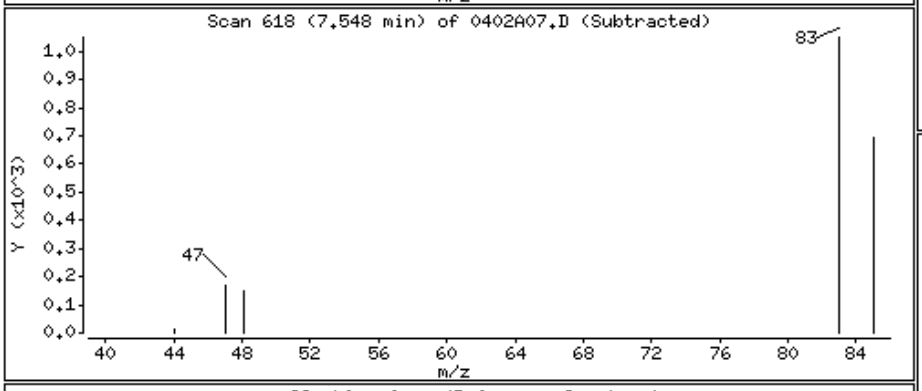

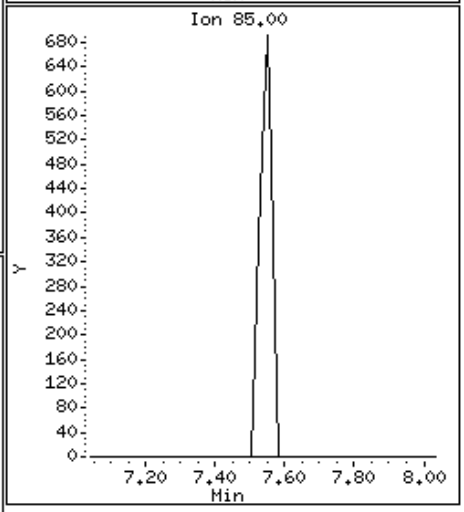

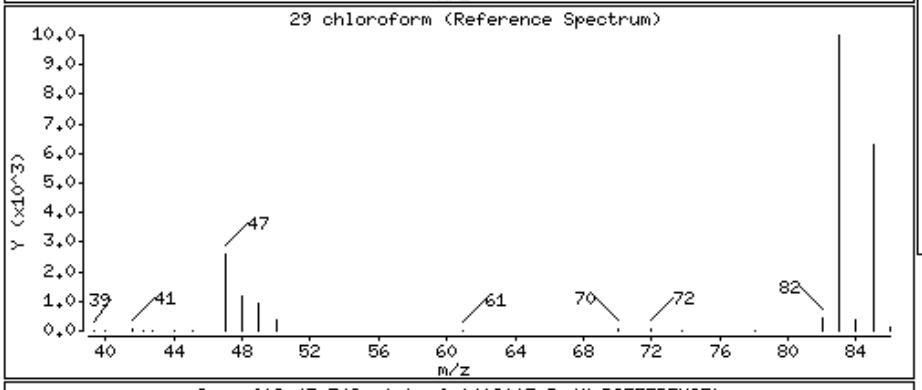

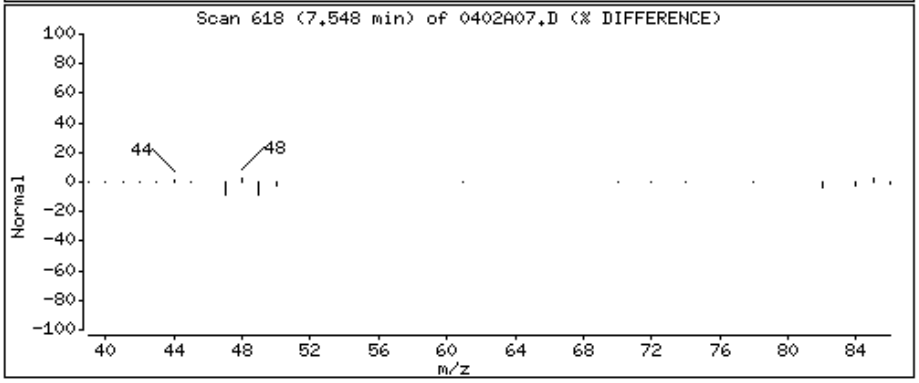

Data File: \\orgserv2\ff\chem\GCMSVOA\Quimby.i\150402.b\0402A07.D

Date : 02-APR-2015 06:16

Client ID:

Instrument: Quimby.i

Sample Info: 11505963-56,31,10,,a

Purge Volume: 10.0

Operator: mm

Column phase: Rtx-502.2

Column diameter: 0.18

34 cyclohexane

Concentration: 1.694 ngs

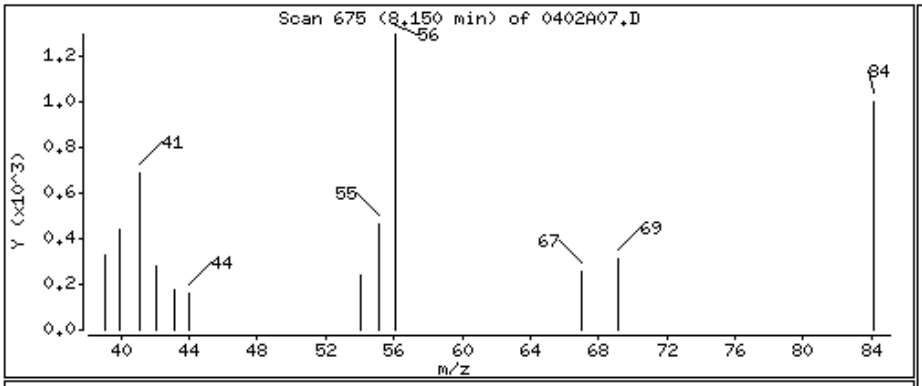

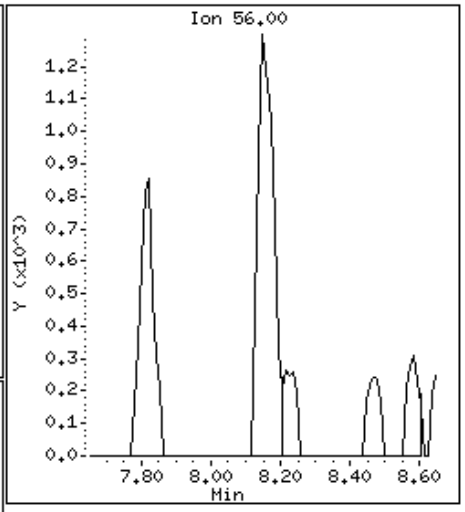

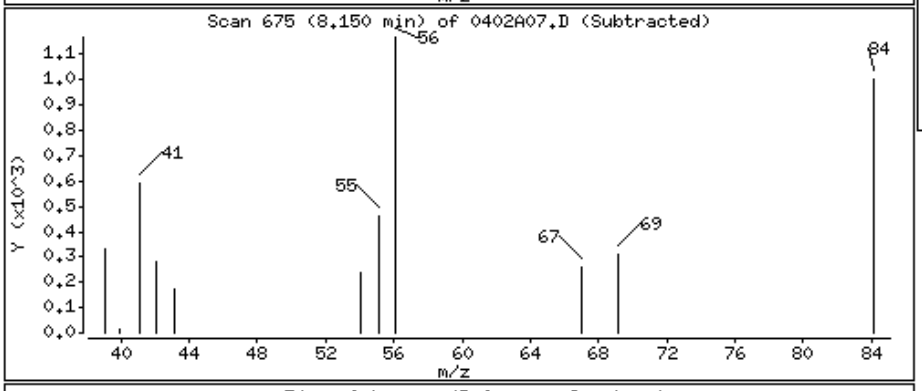

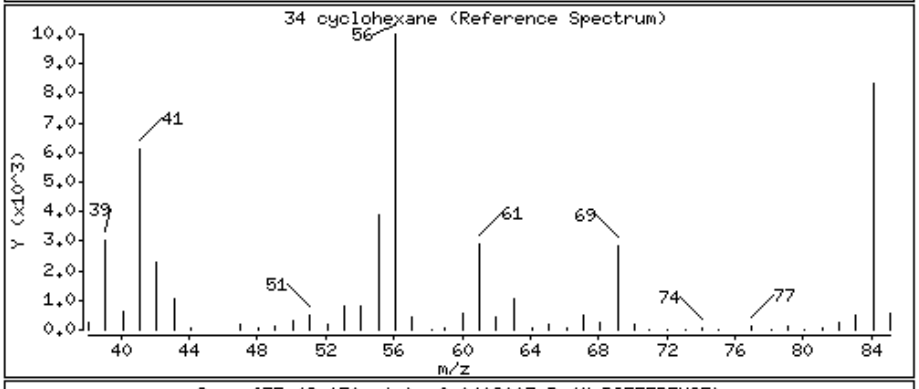

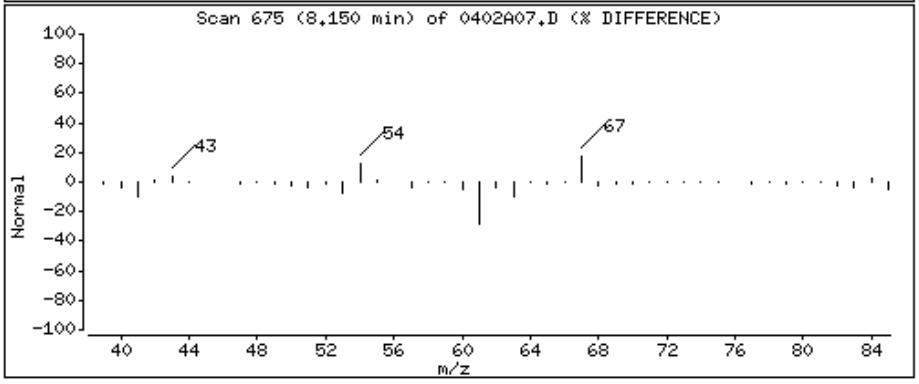

Data File: \\orgserv2\ff\chem\GCMSVOA\Quimby.i\150402.b\0402A07.D

Date : 02-APR-2015 06:16

Client ID:

Instrument: Quimby.i

Sample Info: 11505963-56,31,10,,a

Purge Volume: 10.0

Operator: mm

Column phase: Rtx-502.2

Column diameter: 0.18

41 benzene

Concentration: 5.106 ngs

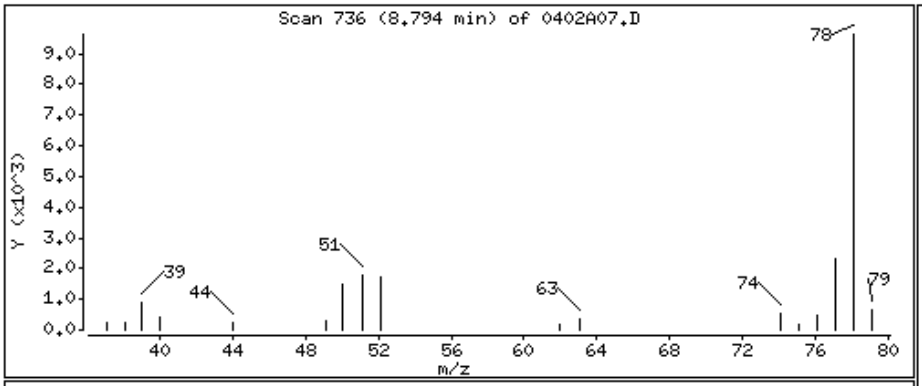

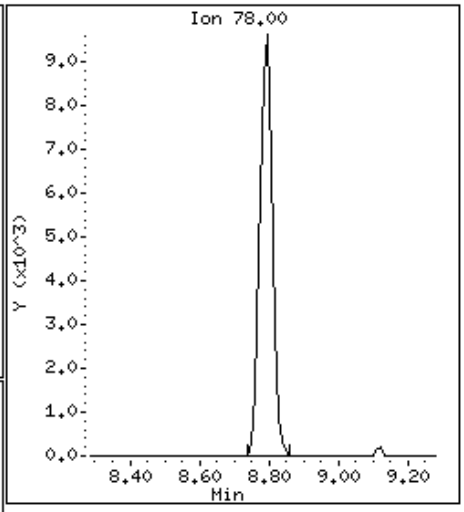

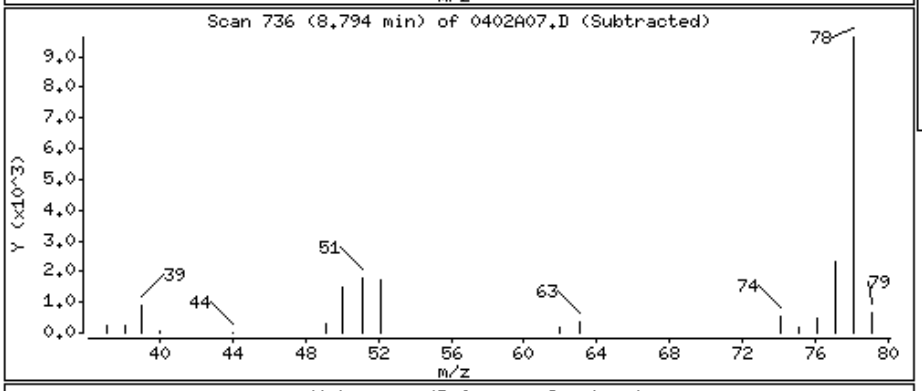

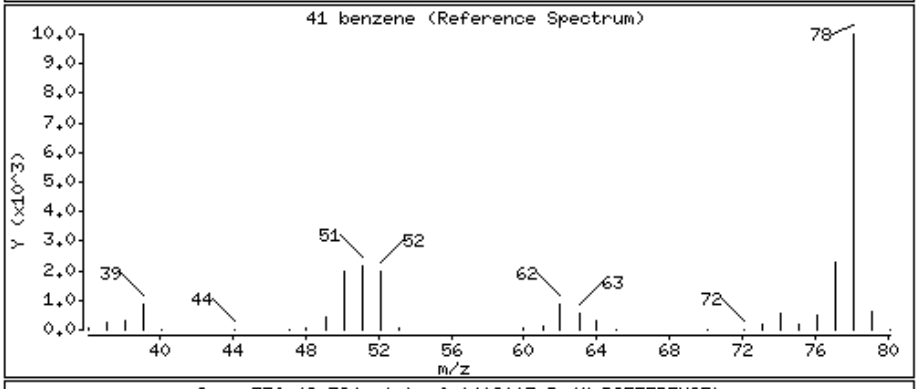

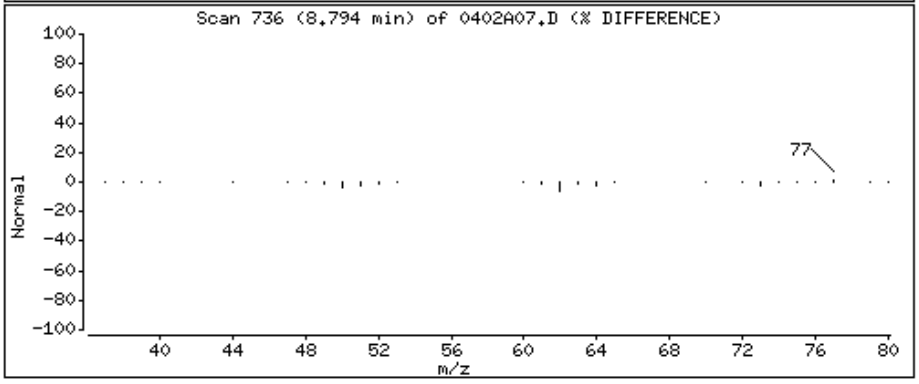

Data File: \\orgserv2\ff\chem\GCMSVOA\Quimby.i\150402.b\0402A07.D

Date : 02-APR-2015 06:16

Client ID:

Instrument: Quimby.i

Sample Info: 11505963-56,31,10,,a

Purge Volume: 10.0

Operator: mm

Column phase: Rtx-502.2

Column diameter: 0.18

43 trichloroethene

Concentration: 1.372 ngs

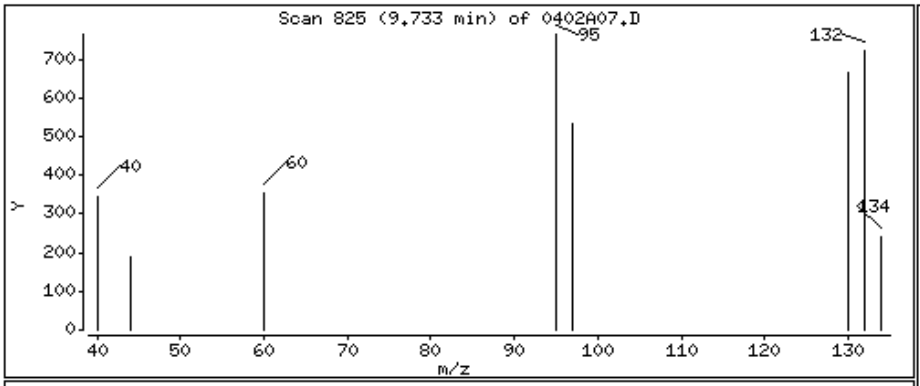

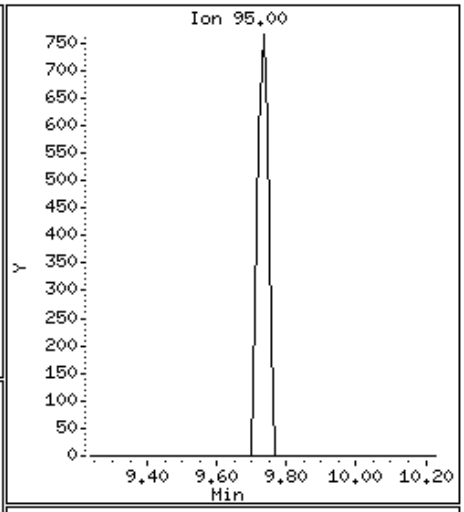

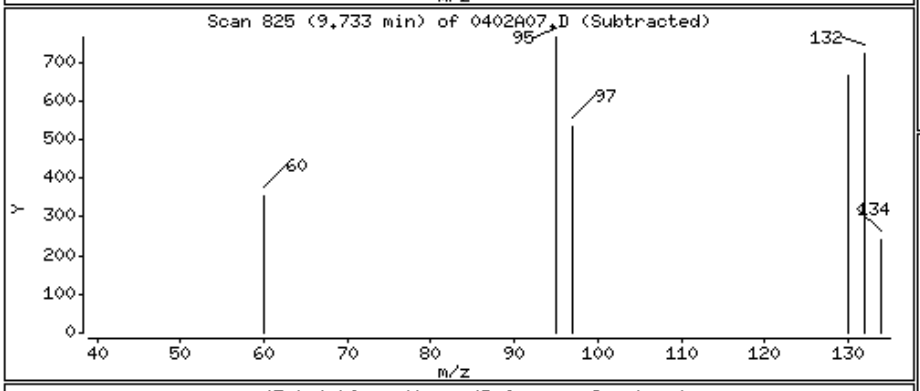

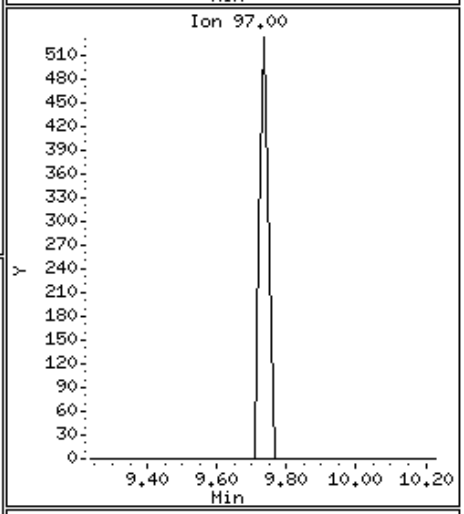

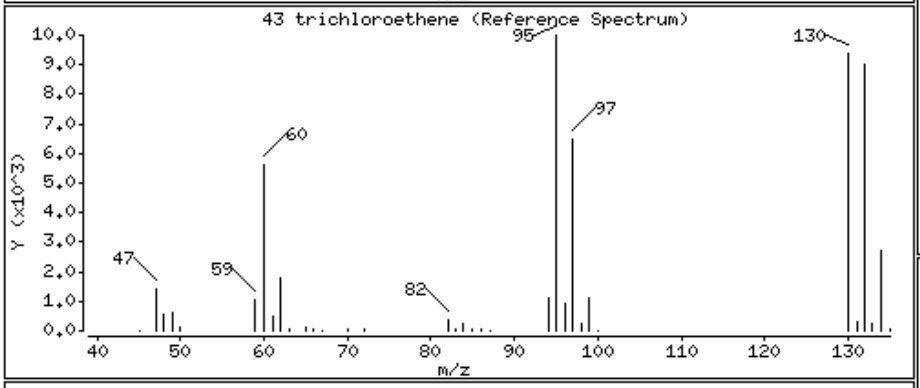

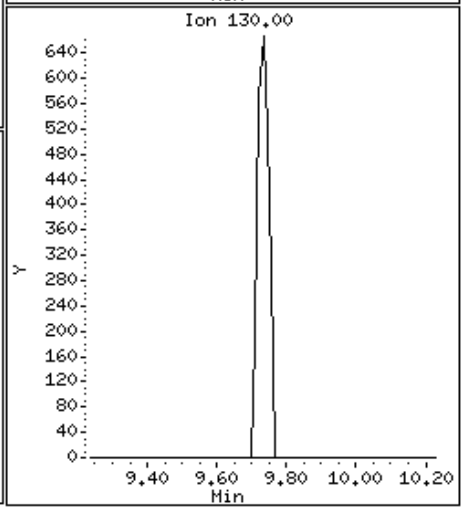

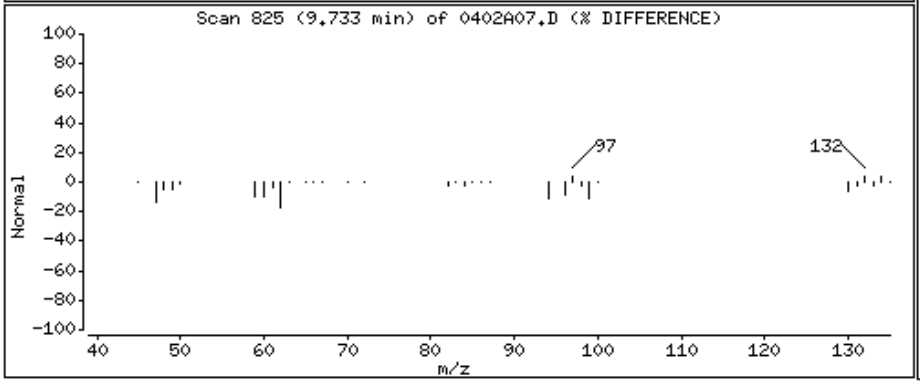

Data File: \\orgserv2\ff\chem\GCMSVOA\Quimby.i\150402.b\0402A07.D

Date : 02-APR-2015 06:16

Client ID:

Instrument: Quimby.i

Sample Info: 11505963-56,31,10,,a

Purge Volume: 10.0

Operator: mm

Column phase: Rtx-502.2

Column diameter: 0.18

54 toluene

Concentration: 1.158 ngs

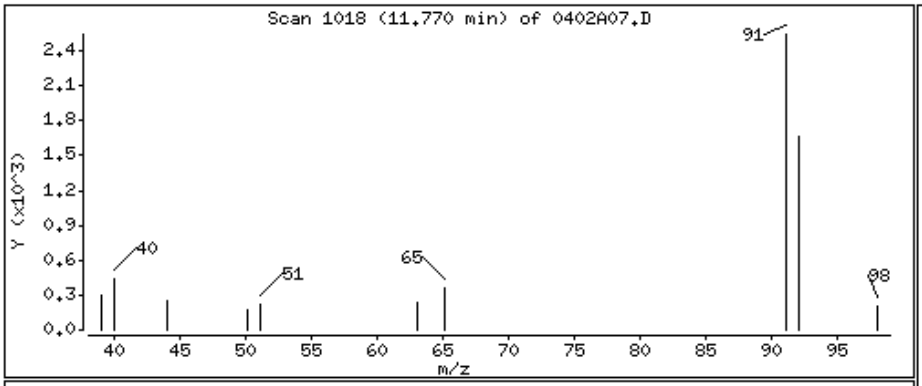

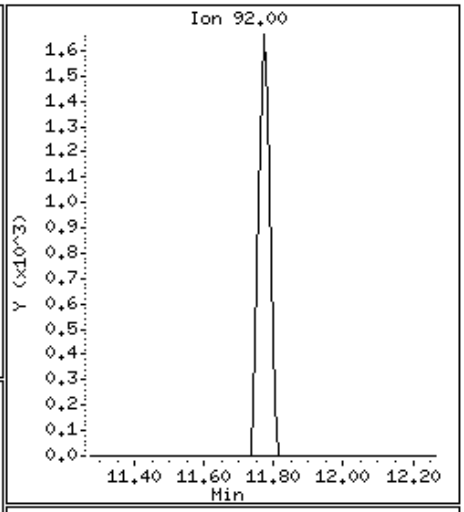

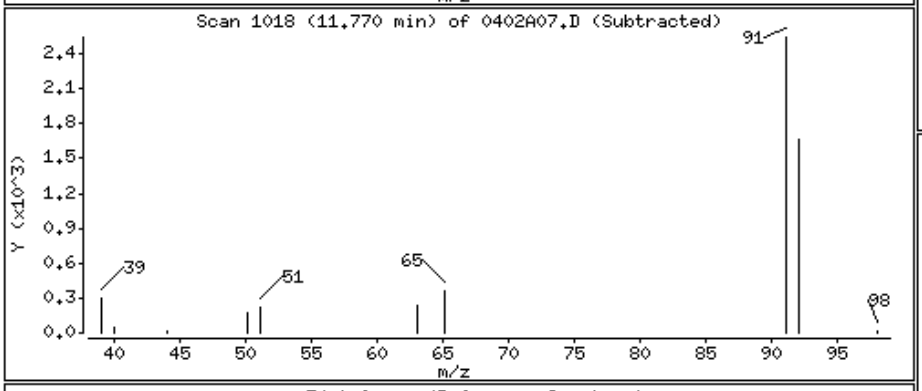

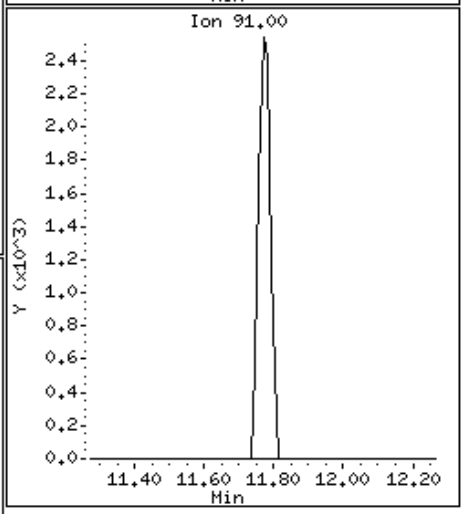

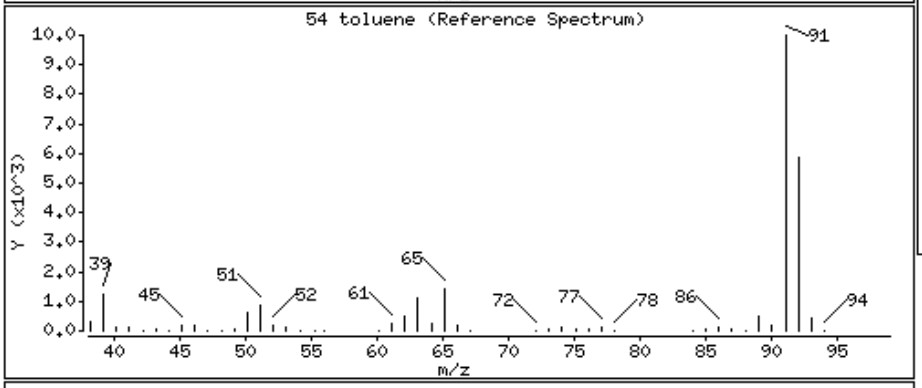

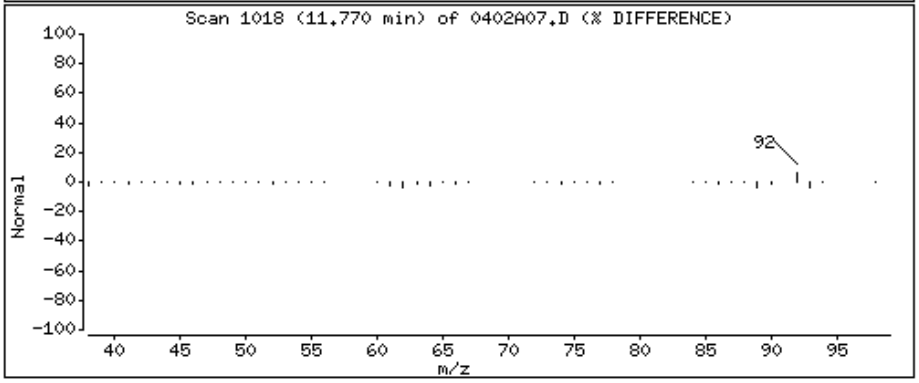

Data File: \\orgserv2\ff\chem\GCMSVOA\Quimby.i\150402.b\0402A07.D

Date : 02-APR-2015 06:16

Client ID:

Instrument: Quimby.i

Sample Info: l1505963-56,31,10,,a

Purge Volume: 10.0

Operator: mm

Column phase: Rtx-502.2

Column diameter: 0.18

66 ethyl benzene

Concentration: 1.277 ngs

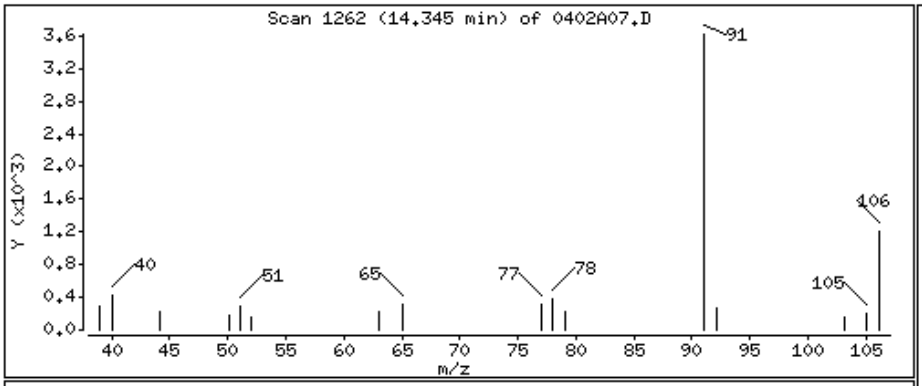

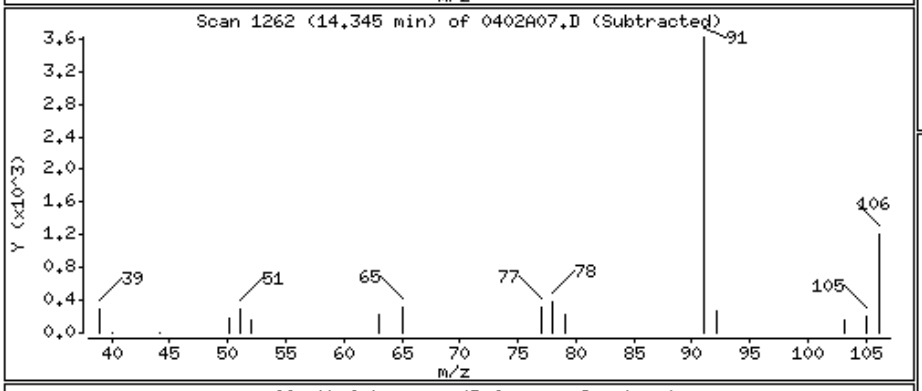

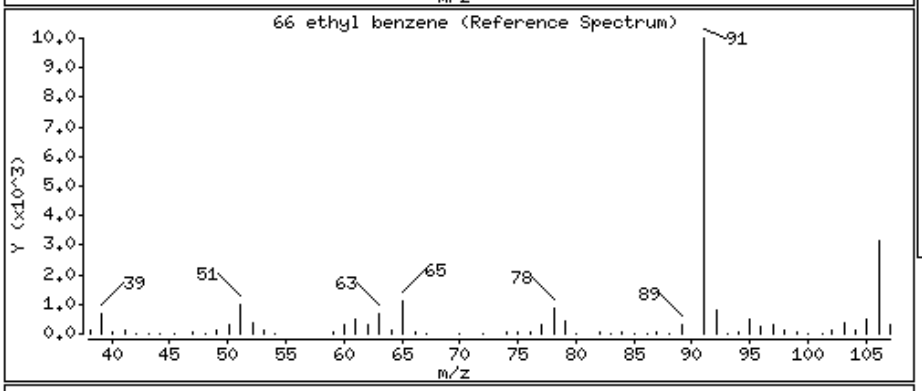

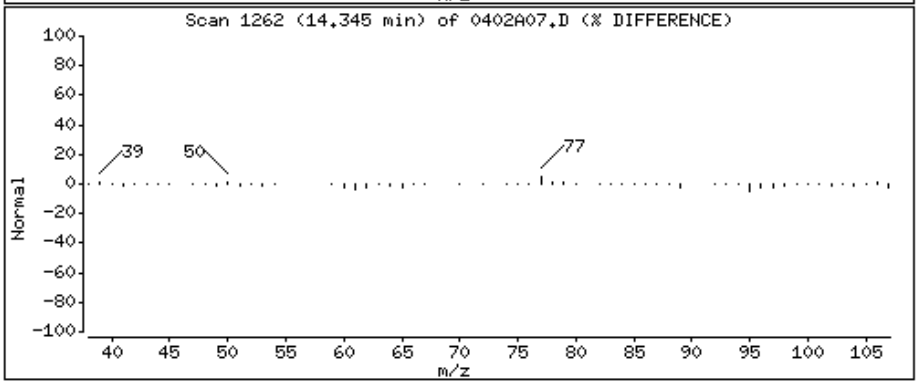

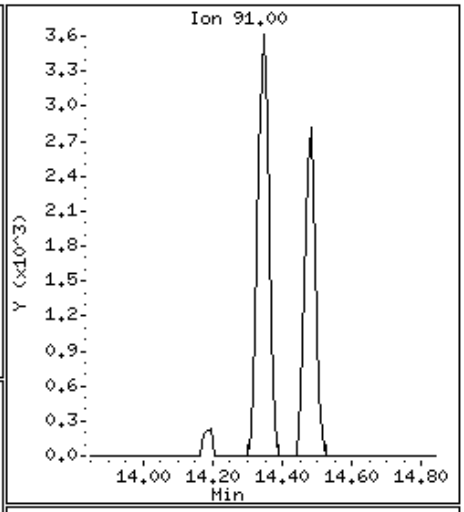

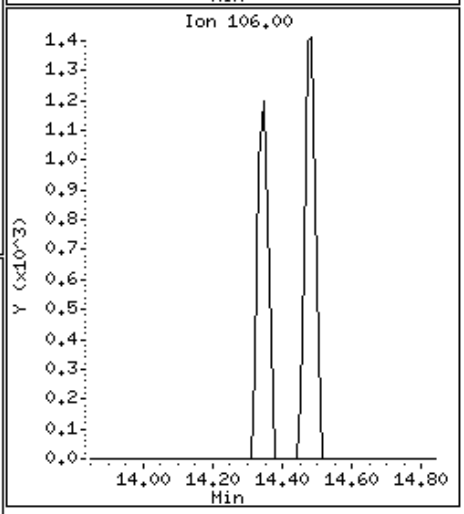

Data File: \\orgserv2\ff\chem\GCMSVOA\Quimby.i\150402.b\0402A07.D

Date : 02-APR-2015 06:16

Client ID:

Instrument: Quimby.i

Sample Info: l1505963-56,31,10,,a

Purge Volume: 10.0

Operator: mm

Column phase: Rtx-502.2

Column diameter: 0.18

67 p/m xylene

Concentration: 1.370 ngs

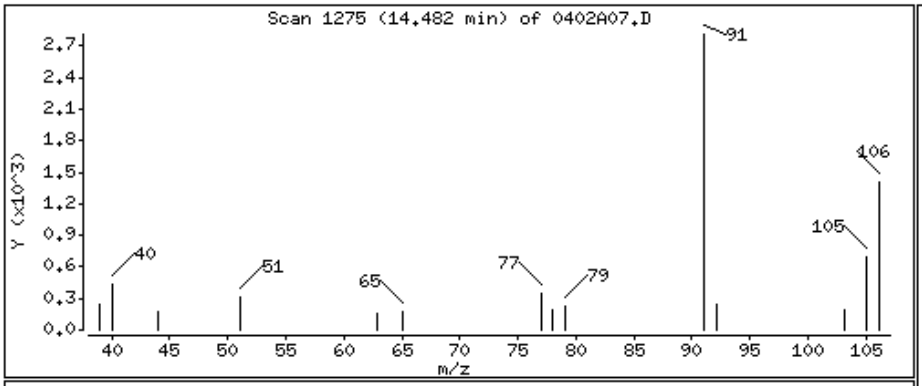

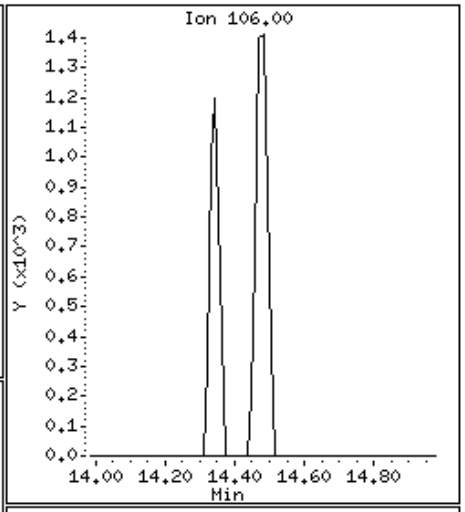

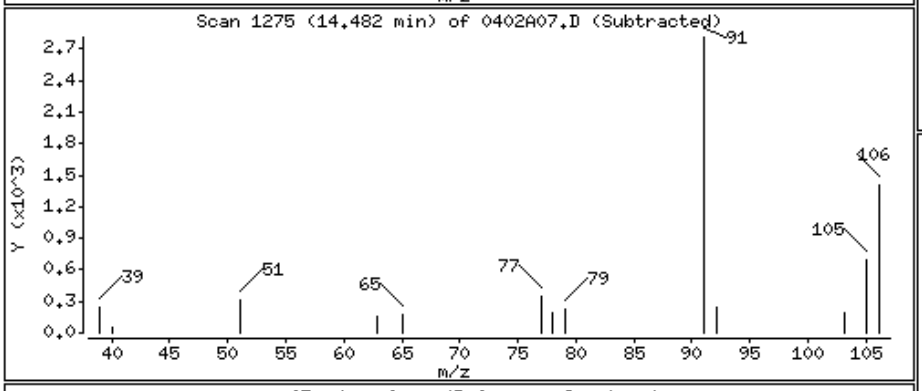

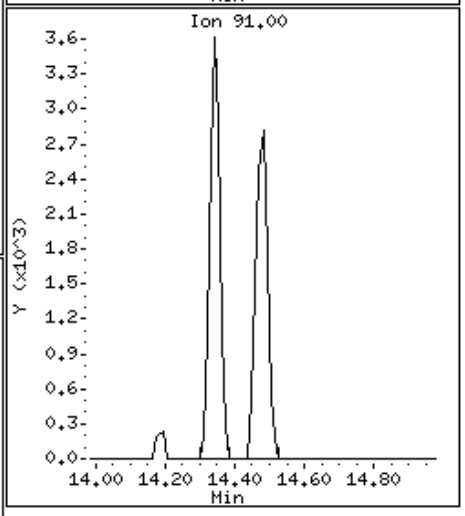

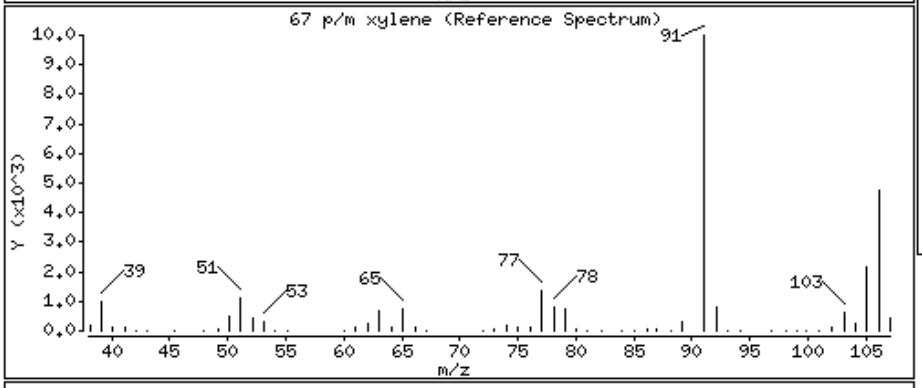

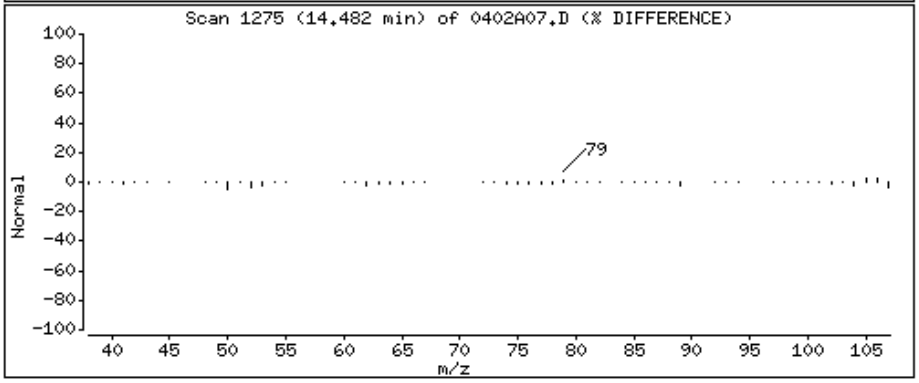

Data File: \\orgserv2\ff\chem\GCMSVOA\Quimby.i\150402.b\0402A07.D

Date : 02-APR-2015 06:16

Client ID:

Instrument: Quimby.i

Sample Info: 11505963-56,31,10,,a

Purge Volume: 10.0

Operator: mm

Column phase: Rtx-502.2

Column diameter: 0.18

Library Search Compound Match	CAS Number	Library	Entry	Quality	Formula	Weight
Unknown			0	0		0

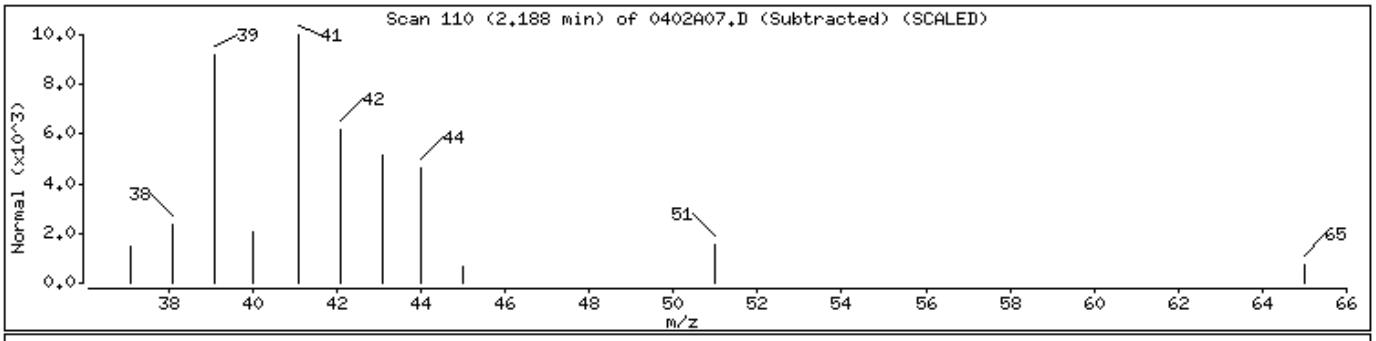

Data File: \\orgserv2\ff\chem\GCMSVOA\Quimby.i\150402.b\0402A07.D

Date : 02-APR-2015 06:16

Client ID:

Instrument: Quimby.i

Sample Info: 11505963-56,31,10,,a

Purge Volume: 10.0

Operator: mm

Column phase: Rtx-502.2

Column diameter: 0.18

Library Search Compound Match	CAS Number	Library	Entry	Quality	Formula	Weight
Butane, 2-methyl-	78-78-4	NIST02.L	701	91	C5H12	72
Pentane	109-66-0	NIST02.L	694	64	C5H12	72

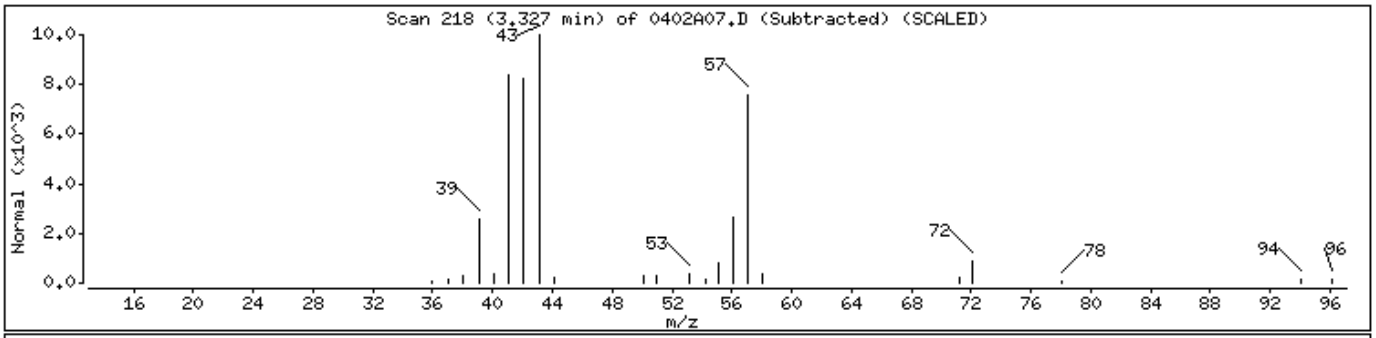

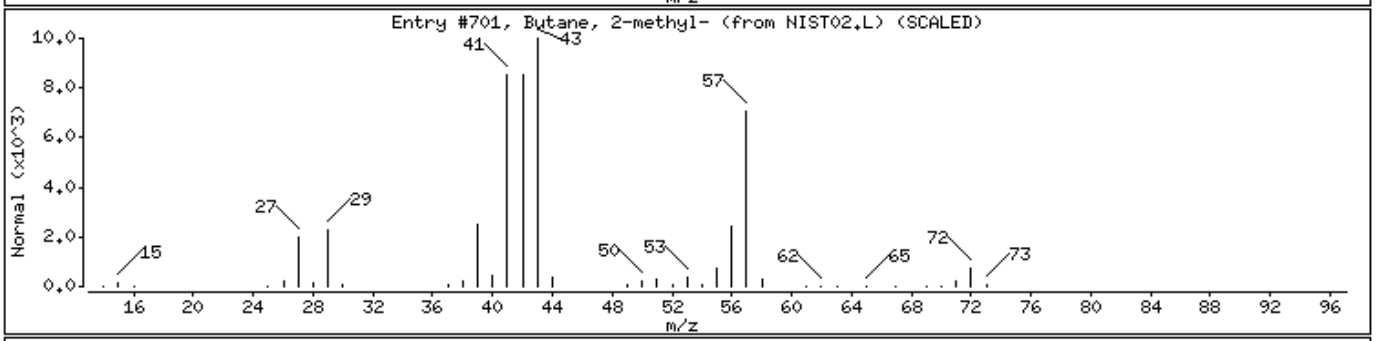

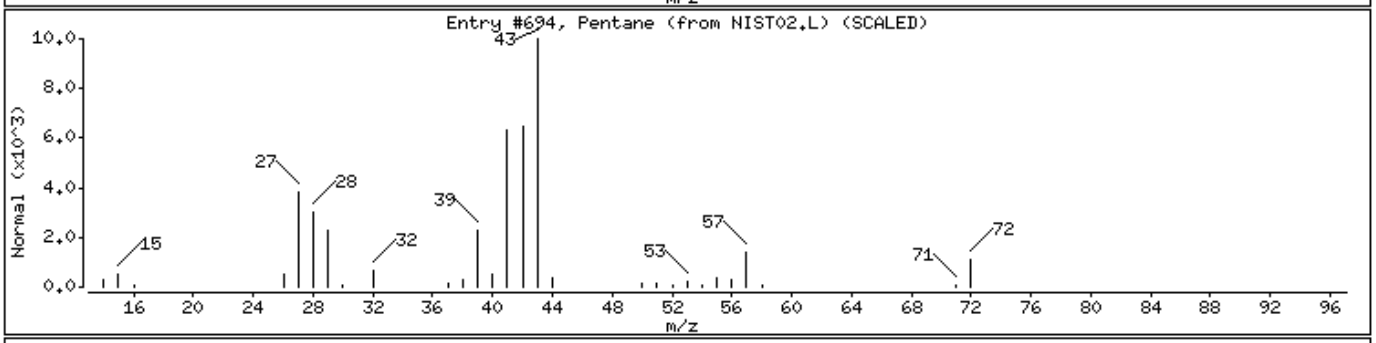

Data File: \\orgserv2\ff\chem\GCMSVOA\Quimby.i\150402.b\0402A07.D

Date : 02-APR-2015 06:16

Client ID:

Instrument: Quimby.i

Sample Info: 11505963-56,31,10,,a

Purge Volume: 10.0

Operator: mm

Column phase: Rtx-502.2

Column diameter: 0.18

Library Search Compound Match	CAS Number	Library	Entry	Quality	Formula	Weight
Unknown			0	0		0

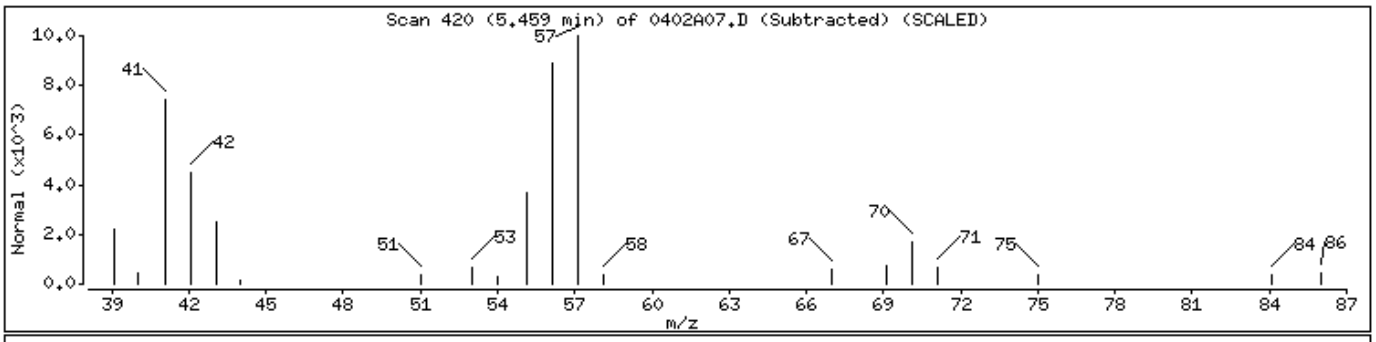

Method Blank
Raw Data

Alpha Analytical Labs

gc/ms voa

Data file : \\orgserv2\ff\chem\GCMSVOA\Quimby.i\150331N.b\0331N05.D
Lab Smp Id:
Inj Date : 31-MAR-2015 21:01
Operator : mm Inst ID: Quimby.i
Smp Info : wg772494-3,31,10
Misc Info : wg772494,ical10611
Comment :
Method : \\orgserv2\ff\chem\GCMSVOA\Quimby.i\150331N.b\liq8260.m
Meth Date : 01-Apr-2015 05:37 mmay Quant Type: ISTD
Cal Date : 13-JAN-2015 15:17 Cal File: 0113A14.D
Als bottle: 5
Dil Factor: 1.00000
Integrator: HP RTE Compound Sublist: njtcltba.sub
Target Version: 4.12
Processing Host: A1VOA1

Concentration Formula: Amt * DF * CpndVariable
Cpnd Variable Local Compound Variable

	Compounds	QUANT SIG MASS	RT	EXP RT	REL RT	RESPONSE	CONCENTRATIONS ON-COLUMN (ngs)	CONCENTRATIONS FINAL (ngs)	REVIEW CODE
	1 dichlorodifluoromethane	85	Compound Not Detected.						
	2 chloromethane	50	Compound Not Detected.						
	3 vinyl chloride	62	Compound Not Detected.						
	4 bromomethane	94	3.295	3.274	(0.361)	2359	3.77420	3.774	
	5 chloroethane	64	Compound Not Detected.						
	6 trichlorofluoromethane	101	Compound Not Detected.						
	9 freon-113	101	Compound Not Detected.						
	10 acetone	43	Compound Not Detected.						
	11 1,1,-dichloroethene	96	Compound Not Detected.						
	12 tert-butyl alcohol	59	Compound Not Detected.						
	14 methyl acetate	43	Compound Not Detected.						
	15 methylene chloride	84	Compound Not Detected.						
	16 carbon disulfide	76	5.343	5.343	(0.586)	3192	1.29945	1.299	
	18 methyl tert butyl ether	73	Compound Not Detected.						
	20 trans-1,2-dichloroethene	96	Compound Not Detected.						
	23 1,1-dichloroethane	63	Compound Not Detected.						
	25 2-butanone	43	Compound Not Detected.						
	28 cis-1,2-dichloroethene	96	Compound Not Detected.						
	29 chloroform	83	Compound Not Detected.						
	30 bromochloromethane	128	Compound Not Detected.						
$	32 dibromofluoromethane	113	7.875	7.875	(0.863)	63541	102.396	102.395	
	33 1,1,1-trichloroethane	97	Compound Not Detected.						
	34 cyclohexane	56	Compound Not Detected.						
	36 carbontetrachloride	117	Compound Not Detected.						
$	38 1,2-dichloroethane-d4	65	8.635	8.635	(0.947)	67611	95.9035	95.903	
	40 1,2-dichloroethane	62	Compound Not Detected.						
	41 benzene	78	Compound Not Detected.						
*	42 fluorobenzene	96	9.121	9.120	(1.000)	290503	100.000		
	43 trichloroethene	95	Compound Not Detected.						

	Compounds	QUANT SIG MASS	RT	EXP RT	REL RT	RESPONSE	CONCENTRATIONS ON-COLUMN (ngs)	CONCENTRATIONS FINAL (ngs)	REVIEW CODE
	44 methyl cyclohexane	83	Compound Not Detected.						
	45 1,2-dichloropropane	63	Compound Not Detected.						
	46 bromodichloromethane	83	Compound Not Detected.						
	47 1,4-dioxane	88	Compound Not Detected.						
	50 4-methyl-2-pentanone	58	Compound Not Detected.						
	52 cis-1,3-dichloropropene	75	Compound Not Detected.						
$	53 toluene-d8	98	11.643	11.643	(0.821)	297091	100.291	100.290	
	54 toluene	92	Compound Not Detected.						
	56 trans-1,3-dichloropropene	75	Compound Not Detected.						
	57 2-hexanone	43	Compound Not Detected.						
	58 1,1,2-trichloroethane	83	Compound Not Detected.						
	60 tetrachloroethene	166	Compound Not Detected.						
	61 chlorodibromomethane	129	Compound Not Detected.						
	62 1,2-dibromoethane	107	Compound Not Detected.						
*	63 chlorobenzene-d5	117	14.186	14.186	(1.000)	230113	100.000		
	64 chlorobenzene	112	Compound Not Detected.						
	66 ethyl benzene	91	Compound Not Detected.						
	67 p/m xylene	106	Compound Not Detected.						
	68 o xylene	106	Compound Not Detected.						
	69 styrene	104	Compound Not Detected.						
	70 isopropylbenzene	105	Compound Not Detected.						
	71 bromoform	173	Compound Not Detected.						
	74 1,1,2,2,-tetrachloroethane	83	Compound Not Detected.						
$	75 4-bromofluorobenzene	95	16.328	16.328	(0.884)	105923	103.123	103.123	
	88 1,3-dichlorobenzene	146	Compound Not Detected.						
*	89 1,4-dichlorobenzene-d4	152	18.470	18.470	(1.000)	102401	100.000		
	90 1,4-dichlorobenzene	146	Compound Not Detected.						
	93 1,2-dichlorobenzene	146	Compound Not Detected.						
	95 1,2-dibromo-3-chloropropane	75	Compound Not Detected.						
	97 1,2,4-trichlorobenzene	180	Compound Not Detected.						
	100 1,2,3-trichlorobenzene	180	Compound Not Detected.						

Alpha Analytical Labs

gc/ms voa

Data file : \\orgserv2\ff\chem\GCMSVOA\Quimby.i\150331N.b\0331N05.D
Lab Smp Id:
Inj Date : 31-MAR-2015 21:01
Operator : mm Inst ID: Quimby.i
Smp Info : wg772494-3,31,10
Misc Info : wg772494,ical10611
Comment :
Method : \\orgserv2\ff\chem\GCMSVOA\Quimby.i\150331N.b\liq8260.m
Meth Date : 01-Apr-2015 05:37 mmay Quant Type: ISTD
Cal Date : 13-JAN-2015 15:17 Cal File: 0113A14.D
Als bottle: 5
Dil Factor: 1.00000
Integrator: HP RTE Compound Sublist: njtcltba.sub
Target Version: 4.12
Processing Host: A1VOA1

- NO TENTATIVELY IDENTIFIED COMPOUNDS -

Alpha Analytical Labs

INTERNAL STANDARD COMPOUNDS
AREA AND RT SUMMARY

Instrument ID: Quimby.i
Lab File ID: 0331N05.D
Lab Smp Id:
Analysis Type: VOA
Quant Type: ISTD
Operator: mm
Method File: \\orgserv2\ff\chem\GCMSVOA\Quimby.i\150331N.b\liq8260.m
Misc Info: wg772494,ical10611

Calibration Date: 31-MAR-2015
Calibration Time: 19:27
Level: LOW
Sample Type: WATER

Test Mode:
Use Last Continuing Calibrator.
If Continuing Cal. use Initial Cal. Level 3

		AREA LIMIT			
COMPOUND	STANDARD	LOWER	UPPER	SAMPLE	%DIFF
42 fluorobenzene	293911	146956	587822	290503	-1.16
63 chlorobenzene-d5	239361	119681	478722	230113	-3.86
89 1,4-dichlorobenze	130988	65494	261976	102401	-21.82

		RT LIMIT			
COMPOUND	STANDARD	LOWER	UPPER	SAMPLE	%DIFF
42 fluorobenzene	9.12	8.62	9.62	9.12	0.00
63 chlorobenzene-d5	14.19	13.69	14.69	14.19	0.00
89 1,4-dichlorobenze	18.47	17.97	18.97	18.47	0.00

AREA UPPER LIMIT = +100% of internal standard area.
AREA LOWER LIMIT = - 50% of internal standard area.
RT UPPER LIMIT = + 0.50 minutes of internal standard RT.
RT LOWER LIMIT = - 0.50 minutes of internal standard RT.

Alpha Analytical Labs

RECOVERY REPORT

Client Name: Client SDG: SDGa02552
Sample Matrix: LIQUID Fraction: VOA
Lab Smp Id:
Level: LOW Operator: mm
Data Type: MS DATA SampleType: SAMPLE
SpikeList File: curve.spk Quant Type: ISTD
Sublist File: njtcltba.sub
Method File: \\orgserv2\ff\chem\GCMSVOA\Quimby.i\150331N.b\liq8260.m
Misc Info: wg772494,ical10611

SURROGATE COMPOUND	AMOUNT ADDED ngs	AMOUNT RECOVERED ngs	% RECOVERED	LIMITS
$ 32 dibromofluorometha	100.000	102.395	102.40	70-130
$ 38 1,2-dichloroethane	100.000	95.903	95.90	70-130
$ 53 toluene-d8	100.000	100.290	100.29	70-130
$ 75 4-bromofluorobenze	100.000	103.123	103.12	70-130

Data File: \\orgserv2\ff\chem\GCMSVOA\Quimby.i\150331N.b\0331N05.D
Date : 31-MAR-2015 21:01
Client ID:
Sample Info: wg772494-3,31,10
Purge Volume: 10.0
Column phase: Rtx-502.2

Instrument: Quimby.i
Operator: mm
Column diameter: 0.18

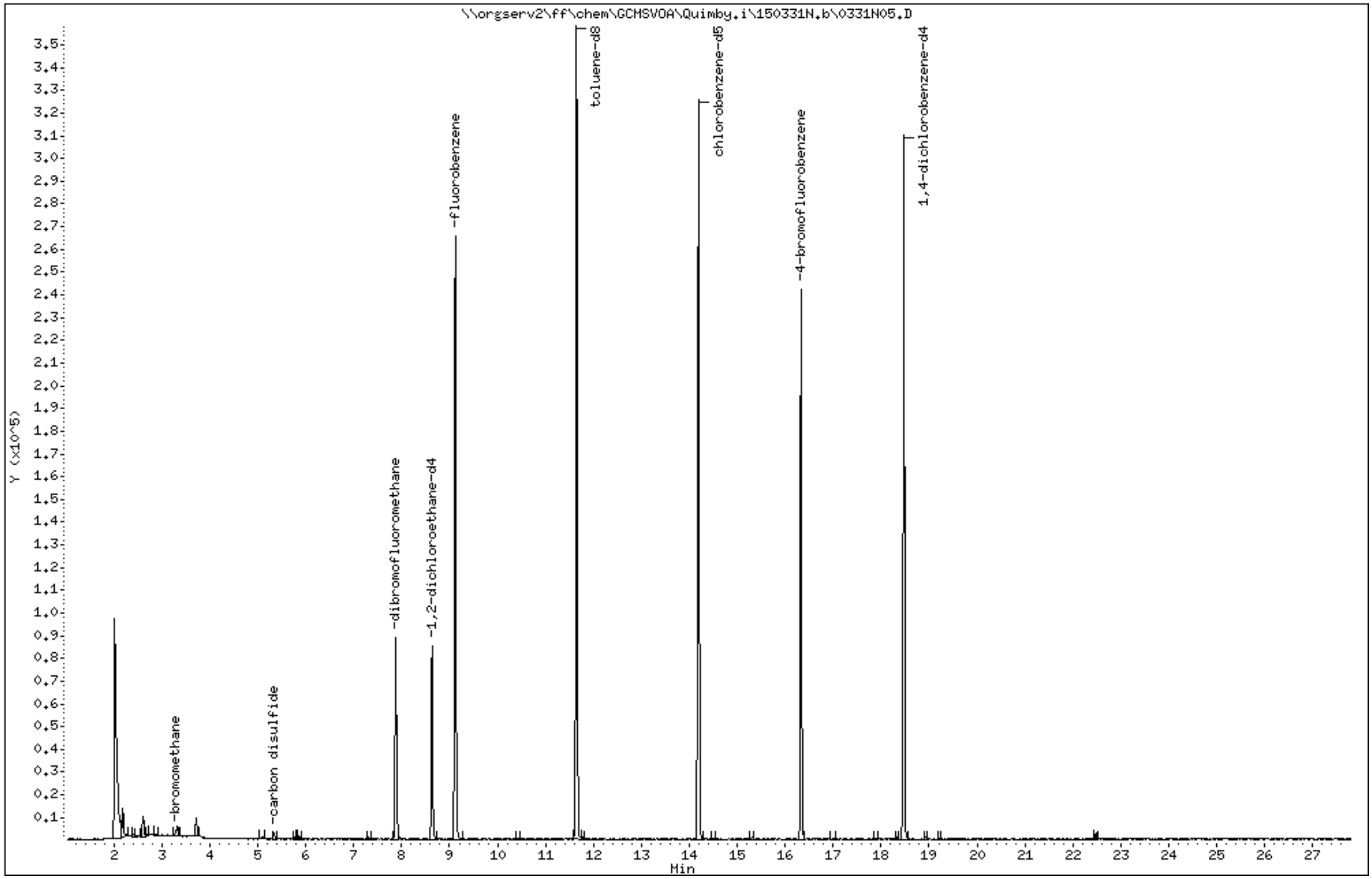

Data File: \\orgserv2\ff\chem\GCMSVOA\Quimby.i\150331N.b\0331N05.D

Date : 31-MAR-2015 21:01

Client ID:

Instrument: Quimby.i

Sample Info: wg772494-3,31,10

Purge Volume: 10.0

Operator: mm

Column phase: Rtx-502.2

Column diameter: 0.18

4 bromomethane

Concentration: 3.774 ngs

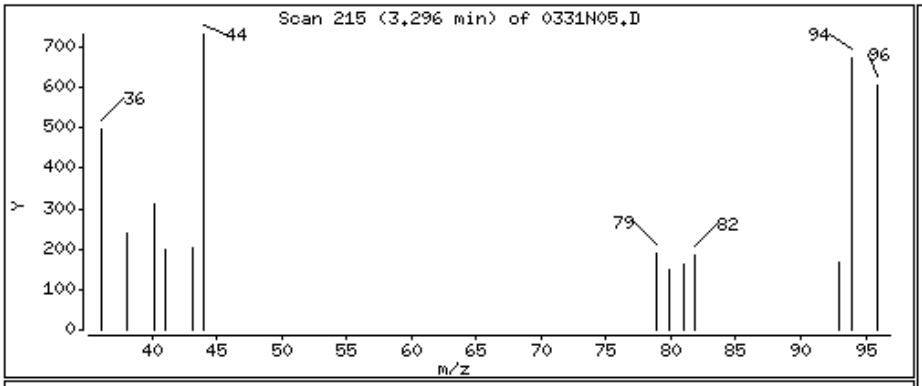

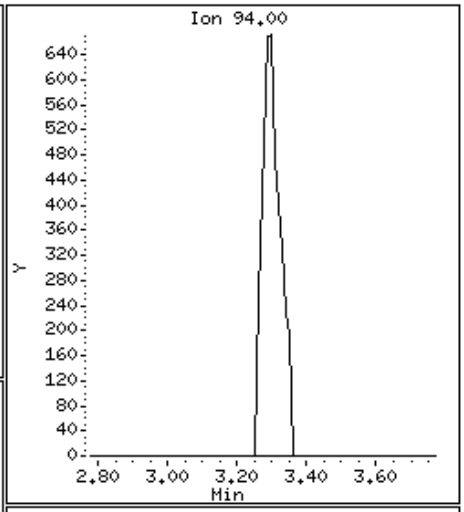

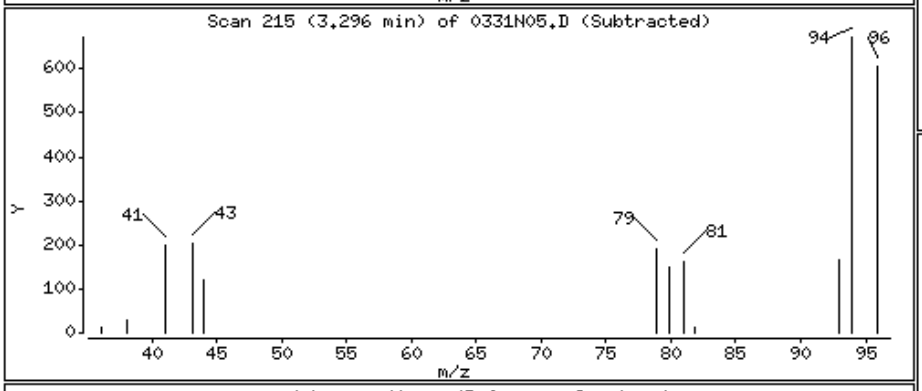

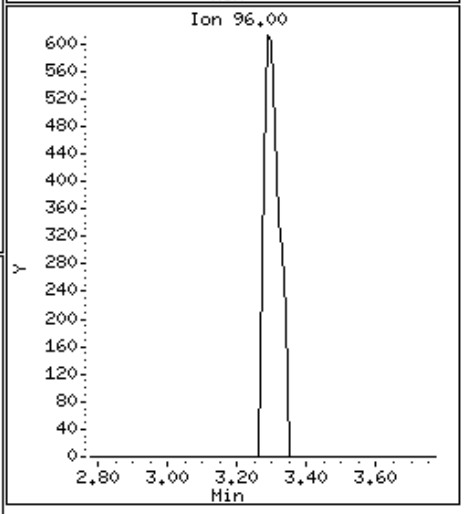

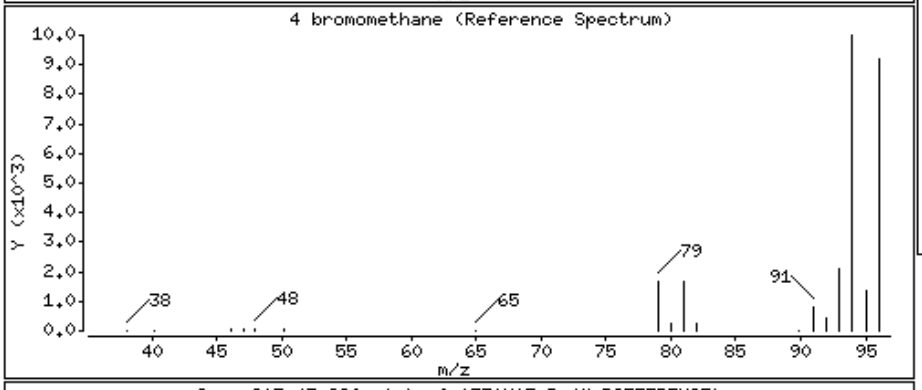

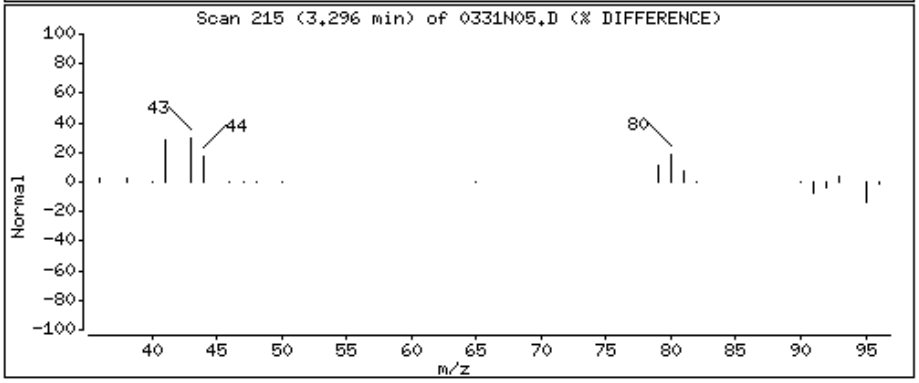

Data File: \\orgserv2\ff\chem\GCMSVOA\Quimby.i\150331N.b\0331N05.D

Date : 31-MAR-2015 21:01

Client ID:

Instrument: Quimby.i

Sample Info: wg772494-3,31,10

Purge Volume: 10.0

Operator: mm

Column phase: Rtx-502.2

Column diameter: 0.18

16 carbon disulfide

Concentration: 1.299 ngs

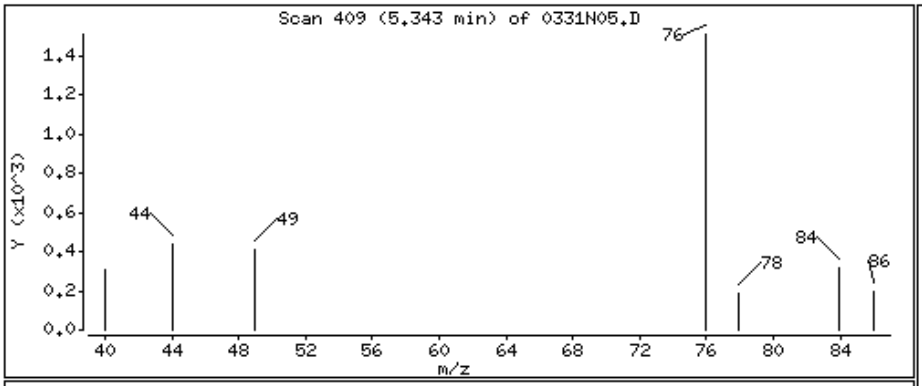

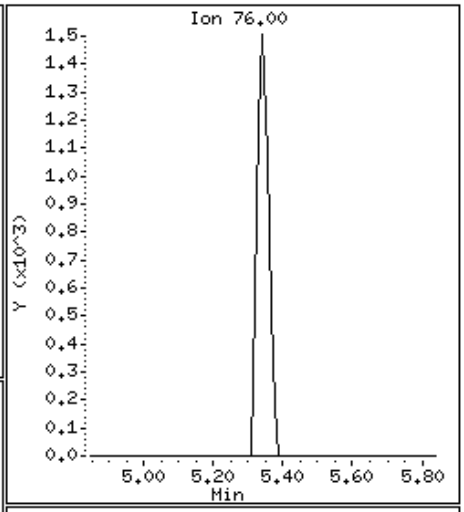

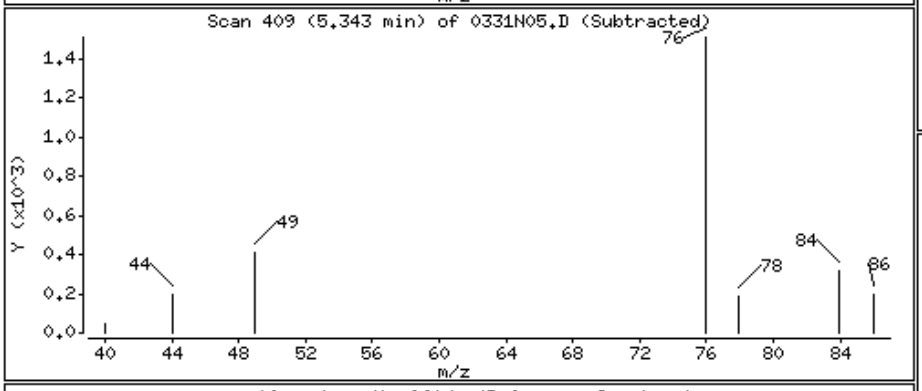

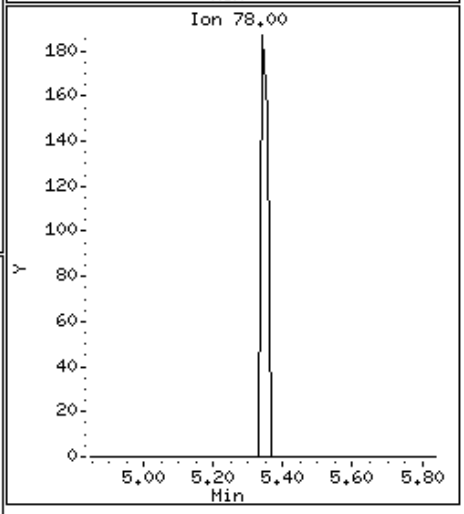

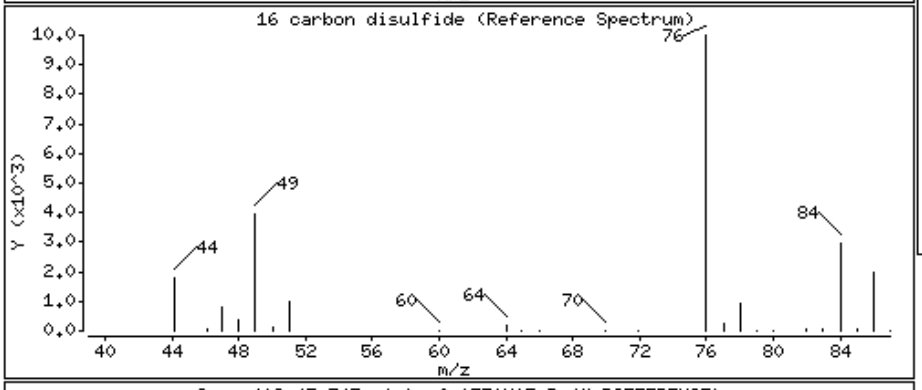

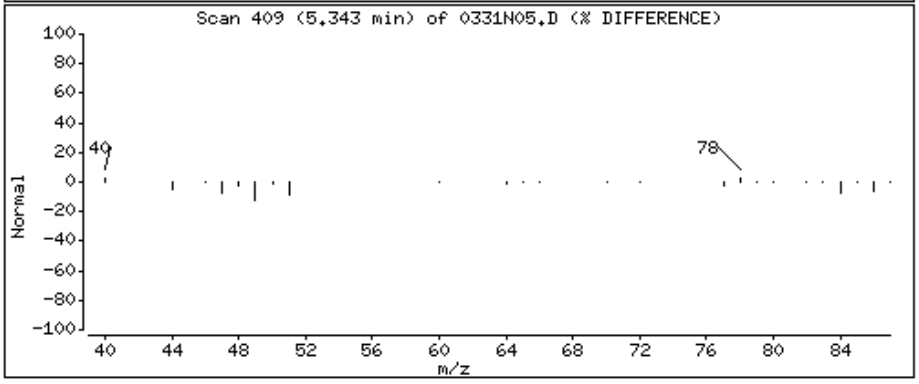

Alpha Analytical Labs

gc/ms voa

Data file : \\orgserv2\ff\chem\GCMSVOA\Quimby.i\150401.b\0401A05.D
Lab Smp Id:
Inj Date : 01-APR-2015 08:27
Operator : mm Inst ID: Quimby.i
Smp Info : wg772555-3,31,10
Misc Info : wg772555,ical10611
Comment :
Method : \\orgserv2\ff\chem\GCMSVOA\Quimby.i\150401.b\liq8260.m
Meth Date : 01-Apr-2015 10:01 mmay Quant Type: ISTD
Cal Date : 13-JAN-2015 15:17 Cal File: 0113A14.D
Als bottle: 5
Dil Factor: 1.00000
Integrator: HP RTE Compound Sublist: curve.sub
Target Version: 4.12
Processing Host: A1VOA1

Concentration Formula: Amt * DF * CpndVariable
Cpnd Variable Local Compound Variable

	Compounds	QUANT SIG MASS	RT	EXP RT	REL RT	RESPONSE	CONCENTRATIONS ON-COLUMN (ngs)	CONCENTRATIONS FINAL (ngs)	REVIEW CODE
1	dichlorodifluoromethane	85	Compound Not Detected.						
2	chloromethane	50	Compound Not Detected.						
3	vinyl chloride	62	Compound Not Detected.						
4	bromomethane	94	3.285	3.274	(0.360)	2077	2.94207	2.942(QM)	M1
5	chloroethane	64	Compound Not Detected.						
6	trichlorofluoromethane	101	Compound Not Detected.						
7	ethyl ether	74	Compound Not Detected.						
9	freon-113	101	Compound Not Detected.						
8	acrolein	56	Compound Not Detected.						
10	acetone	43	Compound Not Detected.						
11	1,1,-dichloroethene	96	Compound Not Detected.						
12	tert-butyl alcohol	59	Compound Not Detected.						
13	iodomethane	142	Compound Not Detected.						
14	methyl acetate	43	Compound Not Detected.						
15	methylene chloride	84	Compound Not Detected.						
16	carbon disulfide	76	Compound Not Detected.						
17	acrylonitrile	53	Compound Not Detected.						
18	methyl tert butyl ether	73	Compound Not Detected.						
19	Halothane	117	Compound Not Detected.						
20	trans-1,2-dichloroethene	96	Compound Not Detected.						
21	Diisopropyl Ether	45	Compound Not Detected.						
22	vinyl acetate	43	Compound Not Detected.						
23	1,1-dichloroethane	63	Compound Not Detected.						
24	Ethyl-Tert-Butyl-Ether	59	Compound Not Detected.						
25	2-butanone	43	Compound Not Detected.						
26	2,2-dichloropropane	77	Compound Not Detected.						
27	ethyl acetate	43	Compound Not Detected.						
28	cis-1,2-dichloroethene	96	Compound Not Detected.						

			QUANT SIG					CONCENTRATIONS		
		Compounds	MASS	RT	EXP RT	REL RT	RESPONSE	ON-COLUMN (ngs)	FINAL (ngs)	REVIEW CODE
	29	chloroform	83	Compound Not Detected.						
	30	bromochloromethane	128	Compound Not Detected.						
	31	tetrahydrofuran	42	Compound Not Detected.						
$	32	dibromofluoromethane	113	7.875	7.875	(0.863)	71601	102.157	102.156	
	33	1,1,1-trichloroethane	97	Compound Not Detected.						
	34	cyclohexane	56	Compound Not Detected.						
	35	1,1-dichloropropene	75	Compound Not Detected.						
	36	carbontetrachloride	117	Compound Not Detected.						
	37	Tertiary-Amyl Methyl Ether	73	Compound Not Detected.						
$	38	1,2-dichloroethane-d4	65	8.635	8.624	(0.947)	78125	98.1129	98.112	
	40	1,2-dichloroethane	62	Compound Not Detected.						
	41	benzene	78	Compound Not Detected.						
*	42	fluorobenzene	96	9.121	9.110	(1.000)	328119	100.000		
	43	trichloroethene	95	Compound Not Detected.						
	44	methyl cyclohexane	83	Compound Not Detected.						
	45	1,2-dichloropropane	63	Compound Not Detected.						
	46	bromodichloromethane	83	Compound Not Detected.						
	47	1,4-dioxane	88	Compound Not Detected.						
	48	dibromomethane	93	Compound Not Detected.						
	49	2-chloroethylvinyl ether	63	Compound Not Detected.						
	50	4-methyl-2-pentanone	58	Compound Not Detected.						
	52	cis-1,3-dichloropropene	75	Compound Not Detected.						
$	53	toluene-d8	98	11.643	11.642	(0.821)	334920	99.6871	99.687	
	54	toluene	92	Compound Not Detected.						
	55	ethyl-methacrylate	69	Compound Not Detected.						
	56	trans-1,3-dichloropropene	75	Compound Not Detected.						
	57	2-hexanone	43	Compound Not Detected.						
	58	1,1,2-trichloroethane	83	Compound Not Detected.						
	59	1,3-dichloropropane	76	Compound Not Detected.						
	60	tetrachloroethene	166	Compound Not Detected.						
	61	chlorodibromomethane	129	Compound Not Detected.						
	62	1,2-dibromoethane	107	Compound Not Detected.						
*	63	chlorobenzene-d5	117	14.186	14.186	(1.000)	260985	100.000		
	64	chlorobenzene	112	Compound Not Detected.						
	65	1,1,1,2-tetrachloroethane	131	Compound Not Detected.						
	66	ethyl benzene	91	Compound Not Detected.						
	67	p/m xylene	106	Compound Not Detected.						
	68	o xylene	106	Compound Not Detected.						
	69	styrene	104	Compound Not Detected.						
	70	isopropylbenzene	105	Compound Not Detected.						
	71	bromoform	173	Compound Not Detected.						
	72	1,4-dichlorobutane	55	Compound Not Detected.						
	74	1,1,2,2,-tetrachloroethane	83	Compound Not Detected.						
$	75	4-bromofluorobenzene	95	16.328	16.328	(0.884)	118346	104.807	104.806	
	76	1,2,3-trichloropropane	75	Compound Not Detected.						
	77	trans-1,4-dichloro-2-butene	53	Compound Not Detected.						
	78	n-propylbenzene	91	Compound Not Detected.						
	79	bromobenzene	156	Compound Not Detected.						
	80	4-ethyltoluene	105	Compound Not Detected.						
	81	1,3,5-trimethybenzene	105	Compound Not Detected.						
	82	2-chlorotoluene	91	Compound Not Detected.						
	83	4-chorotoluene	91	Compound Not Detected.						
	84	tert-butylbenzene	119	Compound Not Detected.						
	85	1,2,4-trimethylbenzene	105	Compound Not Detected.						

	Compounds	QUANT SIG MASS	RT	EXP RT	REL RT	RESPONSE	CONCENTRATIONS ON-COLUMN (ngs)	CONCENTRATIONS FINAL (ngs)	REVIEW CODE
86	sec-butylbenzene	105	Compound Not Detected.						
87	p-isopropyltoluene	119	Compound Not Detected.						
88	1,3-dichlorobenzene	146	Compound Not Detected.						
* 89	1,4-dichlorobenzene-d4	152	18.470	18.470	(1.000)	112573	100.000		
90	1,4-dichlorobenzene	146	Compound Not Detected.						
91	n-butylbenzene	91	Compound Not Detected.						
92	1,2,4,5-tetramethylbenezene	119	Compound Not Detected.						
93	1,2-dichlorobenzene	146	Compound Not Detected.						
94	p-diethylbenzene	119	Compound Not Detected.						
95	1,2-dibromo-3-chloropropane	75	Compound Not Detected.						
96	1,3,5-trichlorobenzene	180	Compound Not Detected.						
97	1,2,4-trichlorobenzene	180	Compound Not Detected.						
98	hexachlorobutadiene	225	Compound Not Detected.						
99	naphthalene	128	Compound Not Detected.						
100	1,2,3-trichlorobenzene	180	Compound Not Detected.						

QC Flag Legend

Q - Qualifier signal failed the ratio test.
M - Compound response manually integrated.

Alpha Analytical Labs

INTERNAL STANDARD COMPOUNDS
AREA AND RT SUMMARY

Instrument ID: Quimby.i
Lab File ID: 0401A05.D
Lab Smp Id:
Analysis Type: VOA
Quant Type: ISTD
Operator: mm
Method File: \\orgserv2\ff\chem\GCMSVOA\Quimby.i\150401.b\liq8260.m
Misc Info: wg772555,ical10611

Calibration Date: 01-APR-2015
Calibration Time: 06:21
Level: LOW
Sample Type: WATER

Test Mode:
Use Last Continuing Calibrator.
If Continuing Cal. use Initial Cal. Level 3

COMPOUND	STANDARD	AREA LIMIT LOWER	AREA LIMIT UPPER	SAMPLE	%DIFF
42 fluorobenzene	360230	180115	720460	328119	-8.91
63 chlorobenzene-d5	284242	142121	568484	260985	-8.18
89 1,4-dichlorobenze	147392	73696	294784	112573	-23.62

COMPOUND	STANDARD	RT LIMIT LOWER	RT LIMIT UPPER	SAMPLE	%DIFF
42 fluorobenzene	9.11	8.61	9.61	9.12	0.12
63 chlorobenzene-d5	14.19	13.69	14.69	14.19	0.00
89 1,4-dichlorobenze	18.47	17.97	18.97	18.47	0.00

AREA UPPER LIMIT = +100% of internal standard area.
AREA LOWER LIMIT = - 50% of internal standard area.
RT UPPER LIMIT = + 0.50 minutes of internal standard RT.
RT LOWER LIMIT = - 0.50 minutes of internal standard RT.

Alpha Analytical Labs

RECOVERY REPORT

Client Name: Client SDG: SDGa02552
Sample Matrix: LIQUID Fraction: VOA
Lab Smp Id:
Level: LOW Operator: mm
Data Type: MS DATA SampleType: SAMPLE
SpikeList File: curve.spk Quant Type: ISTD
Sublist File: curve.sub
Method File: \\orgserv2\ff\chem\GCMSVOA\Quimby.i\150401.b\liq8260.m
Misc Info: wg772555,ical10611

SURROGATE COMPOUND	AMOUNT ADDED ngs	AMOUNT RECOVERED ngs	% RECOVERED	LIMITS
$ 32 dibromofluorometha	100.000	102.156	102.16	70-130
$ 38 1,2-dichloroethane	100.000	98.112	98.11	70-130
$ 53 toluene-d8	100.000	99.687	99.69	70-130
$ 75 4-bromofluorobenze	100.000	104.806	104.81	70-130

Data File: \\orgserv2\ff\chem\GCMSVOA\Quimby.i\150401.b\0401A05.D
Date : 01-APR-2015 08:27
Client ID:
Sample Info: wg772555-3,31,10
Purge Volume: 10.0
Column phase: Rtx-502.2

Instrument: Quimby.i
Operator: mm
Column diameter: 0.18

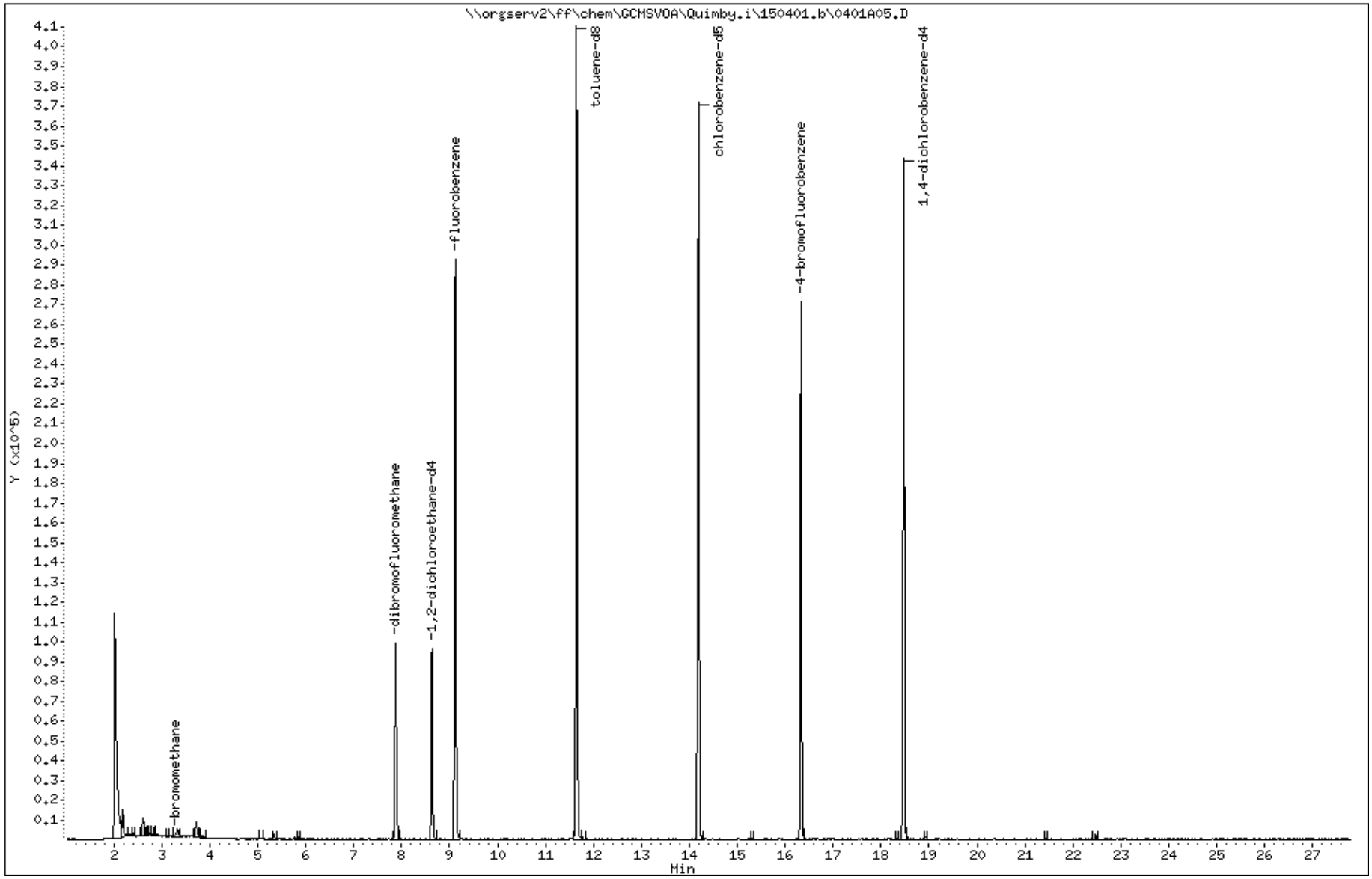

Data File: \\orgserv2\ff\chem\GCMSVOA\Quimby.i\150401.b\0401A05.D

Date : 01-APR-2015 08:27

Client ID:

Instrument: Quimby.i

Sample Info: wg772555-3,31,10

Purge Volume: 10.0

Operator: mm

Column phase: Rtx-502.2

Column diameter: 0.18

4 bromomethane

Concentration: 2.942 ngs

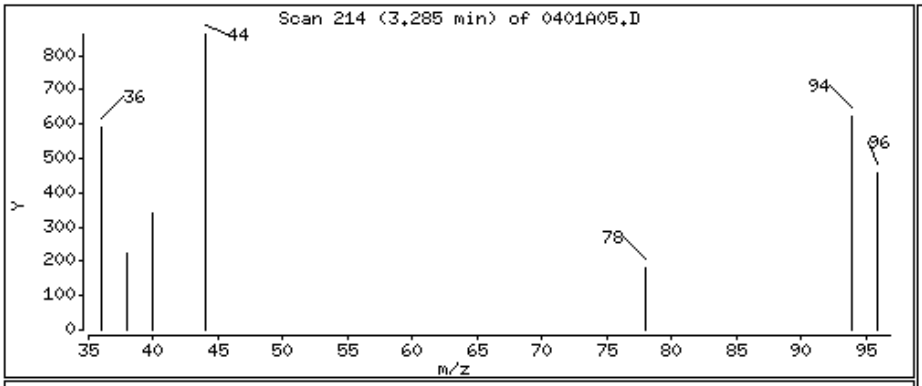

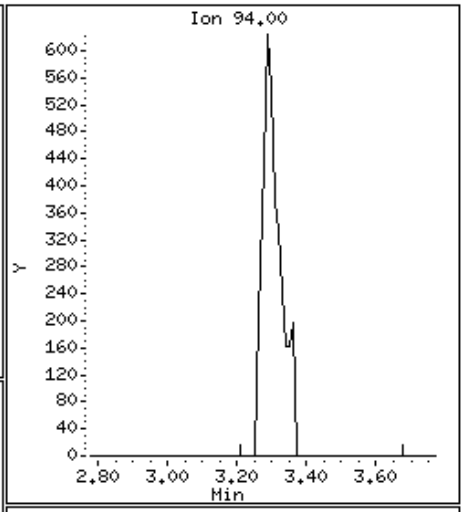

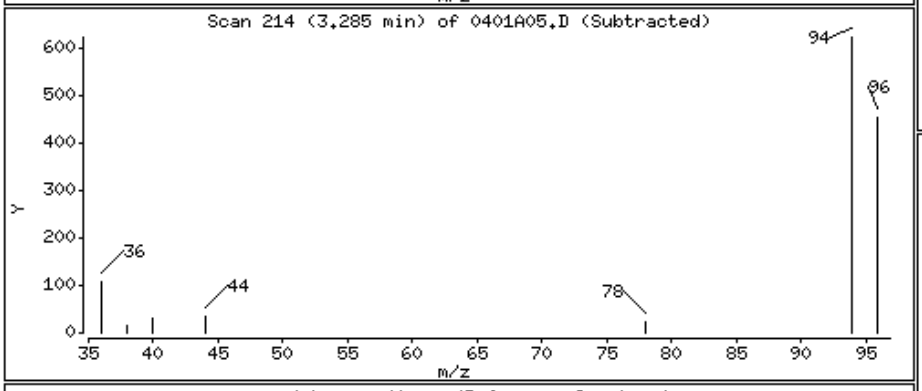

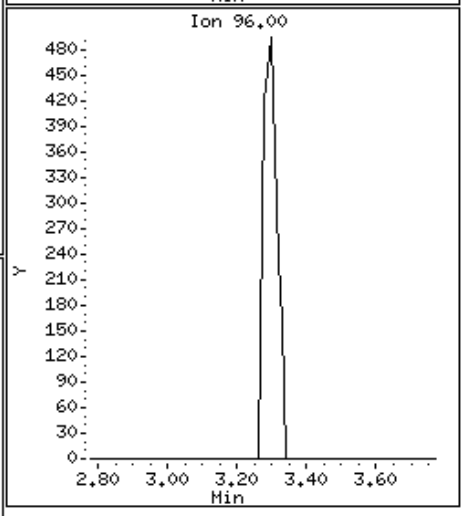

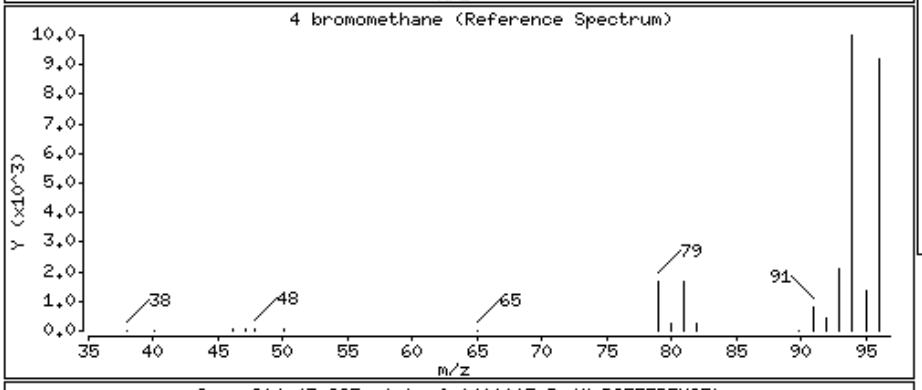

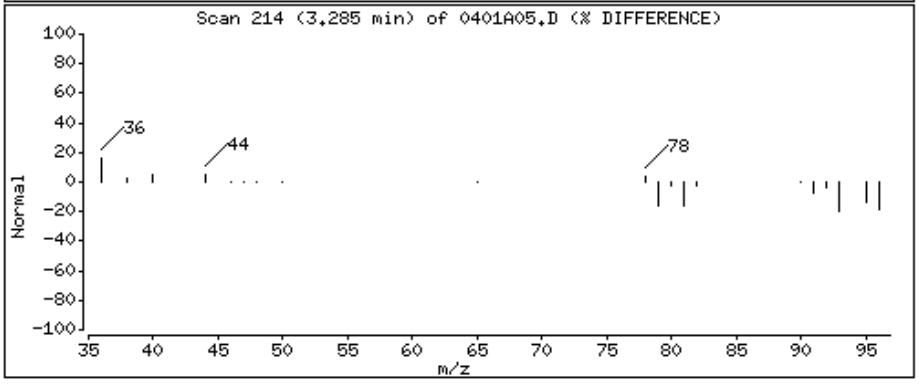

Alpha Analytical Labs

gc/ms voa - Jack

Data file : \\orgserv2\ff\chem\GCMSVOA\Jack.i\150401Ncon1.b\0401N07.D
Lab Smp Id:
Inj Date : 01-APR-2015 21:24
Operator : mm Inst ID: Jack.i
Smp Info : wg772794-3,31,10
Misc Info : wg772794,ical10742
Comment :
Method : \\orgserv2\ff\chem\GCMSVOA\Jack.i\150401Ncon1.b\liquid8260Bcon1.m
Meth Date : 02-Apr-2015 03:08 mmay Quant Type: ISTD
Cal Date : 24-FEB-2015 11:23 Cal File: 0224A21.D
Als bottle: 4
Dil Factor: 1.00000
Integrator: HP RTE Compound Sublist: curve.sub
Target Version: 4.12
Processing Host: A1VOA1

Concentration Formula: Amt * DF * CpndVariable
Cpnd Variable Local Compound Variable

	Compounds	QUANT SIG MASS	RT	EXP RT	REL RT	RESPONSE	CONCENTRATIONS ON-COLUMN (ngs)	CONCENTRATIONS FINAL (ng)	REVIEW CODE
1	dichlorodifluoromethane	85	Compound Not Detected.						
2	chloromethane	50	Compound Not Detected.						
3	vinyl chloride	62	Compound Not Detected.						
4	bromomethane	94	Compound Not Detected.						
5	chloroethane	64	Compound Not Detected.						
6	trichlorofluoromethane	101	Compound Not Detected.						
7	ethyl ether	74	Compound Not Detected.						
8	1,1,-dichloroethene	96	Compound Not Detected.						
9	carbon disulfide	76	Compound Not Detected.						
10	freon-113	101	Compound Not Detected.						
11	iodomethane	142	Compound Not Detected.						
12	acrolein	56	Compound Not Detected.						
13	methylene chloride	84	Compound Not Detected.						
14	acetone	43	Compound Not Detected.						
15	trans-1,2-dichloroethene	96	Compound Not Detected.						
16	Methyl Acetate	43	Compound Not Detected.						
17	methyl tert butyl ether	73	Compound Not Detected.						
19	Tert-Butyl Alcohol	59	Compound Not Detected.						
20	Diisopropyl Ether	45	Compound Not Detected.						
21	1,1-dichloroethane	63	Compound Not Detected.						
24	acrylonitrile	53	Compound Not Detected.						
23	Halothane	117	Compound Not Detected.						
25	Ethyl-Tert-Butyl-Ether	59	Compound Not Detected.						
26	vinyl acetate	43	Compound Not Detected.						
27	cis-1,2-dichloroethene	96	Compound Not Detected.						
28	2,2-dichloropropane	77	Compound Not Detected.						
29	Cyclohexane	56	Compound Not Detected.						
30	bromochloromethane	128	Compound Not Detected.						

			QUANT SIG MASS	RT	EXP RT	REL RT	RESPONSE	CONCENTRATIONS ON-COLUMN (ngs)	CONCENTRATIONS FINAL (ng)	REVIEW CODE
	31	chloroform	83	Compound Not Detected.						
	32	carbontetrachloride	117	Compound Not Detected.						
	33	Ethyl Acetate	43	Compound Not Detected.						
	34	tetrahydrofuran	42	Compound Not Detected.						
$	35	dibromofluoromethane	113	3.664	3.654	(0.855)	34209	93.6300	93.629	
	36	1,1,1-trichloroethane	97	Compound Not Detected.						
	37	1,1-dichloropropene	75	Compound Not Detected.						
	38	2-butanone	43	Compound Not Detected.						
	39	benzene	78	Compound Not Detected.						
$	40	1,2-dichloroethane-d4	65	4.064	4.060	(0.948)	37214	93.4142	93.414	
	41	Tertiary-Amyl Methyl Ether	73	Compound Not Detected.						
	42	1,2-dichloroethane	62	Compound Not Detected.						
*	43	flourobenzene	96	4.285	4.276	(1.000)	145183	100.000		
	45	methyl cyclohexane	83	Compound Not Detected.						
	46	trichloroethene	95	Compound Not Detected.						
	47	dibromomethane	93	Compound Not Detected.						
	48	1,2-dichloropropane	63	Compound Not Detected.						
	49	bromodichloromethane	83	Compound Not Detected.						
	50	1,4-Dioxane	88	Compound Not Detected.						
	51	2-Chloroethylvinyl ether	63	Compound Not Detected.						
	52	cis-1,3-dichloropropene	75	Compound Not Detected.						
$	53	toluene-d8	98	5.602	5.596	(0.799)	147492	101.887	101.886	
	54	toluene	92	Compound Not Detected.						
	55	tetrachloroethene	166	Compound Not Detected.						
	56	4-methyl-2-pentanone	58	Compound Not Detected.						
	57	trans-1,3-dichloropropene	75	Compound Not Detected.						
	58	1,1,2-trichloroethane	83	Compound Not Detected.						
	59	ethyl-methacrylate	69	Compound Not Detected.						
	60	chlorodibromomethane	129	Compound Not Detected.						
	61	1,3-dichloropropane	76	Compound Not Detected.						
	62	1,2-dibromoethane	107	Compound Not Detected.						
	63	2-hexanone	43	Compound Not Detected.						
*	64	chlorobenzene-d5	117	7.013	7.013	(1.000)	120519	100.000		
	65	chlorobenzene	112	Compound Not Detected.						
	66	ethyl benzene	91	Compound Not Detected.						
	67	1,1,1,2-tetrachloroethane	131	Compound Not Detected.						
	69	p/m xylene	106	Compound Not Detected.						
	70	o xylene	106	Compound Not Detected.						
	71	bromoform	173	Compound Not Detected.						
	72	styrene	104	Compound Not Detected.						
	73	isopropylbenzene	105	Compound Not Detected.						
$	74	4-bromofluorobenzene	95	8.240	8.240	(0.875)	56599	104.721	104.720	
	75	bromobenzene	156	Compound Not Detected.						
	76	n-propylbenzene	91	Compound Not Detected.						
	77	1,4-dichloro-2-butene	55	Compound Not Detected.						
	78	1,1,2,2,-tetrachloroethane	83	Compound Not Detected.						
	79	4-ethyltoluene	105	Compound Not Detected.						
	80	2-chlorotoluene	91	Compound Not Detected.						
	81	1,2,3-trichloropropane	75	Compound Not Detected.						
	82	1,3,5-trimethybenzene	105	Compound Not Detected.						
	83	trans-1,4-dichloro-2-butene	53	Compound Not Detected.						
	84	4-chorotoluene	91	Compound Not Detected.						
	85	tert-butylbenzene	119	Compound Not Detected.						
	86	1,2,4-trimethylbenzene	105	Compound Not Detected.						

	Compounds	QUANT SIG MASS	RT	EXP RT	REL RT	RESPONSE	CONCENTRATIONS ON-COLUMN (ngs)	CONCENTRATIONS FINAL (ng)	REVIEW CODE
87	sec-butylbenzene	105	Compound Not Detected.						
88	p-isopropyltoluene	119	Compound Not Detected.						
89	1,3-dichlorobenzene	146	Compound Not Detected.						
* 90	1,4-dichlorobenzene-d4	152	9.418	9.410	(1.000)	64993	100.000		
91	1,4-dichlorobenzene	146	Compound Not Detected.						
92	p-Diethylbenzene	119	Compound Not Detected.						
93	n-butylbenzene	91	Compound Not Detected.						
94	1,2-dichlorobenzene	146	Compound Not Detected.						
95	1,2,4,5-tetramethylbenzene	119	Compound Not Detected.						
96	1,2-dibromo-3-chloropropane	75	Compound Not Detected.						
97	1,3,5-Trichlorobenzene	180	Compound Not Detected.						
99	hexachlorobutadiene	225	Compound Not Detected.						
98	1,2,4-trichlorobenzene	180	Compound Not Detected.						
100	naphthalene	128	Compound Not Detected.						
101	1,2,3-trichlorobenzene	180	Compound Not Detected.						

Alpha Analytical Labs

gc/ms voa - Jack

Data file : \\orgserv2\ff\chem\GCMSVOA\Jack.i\150401Ncon1.b\0401N07.D
Lab Smp Id:
Inj Date : 01-APR-2015 21:24
Operator : mm Inst ID: Jack.i
Smp Info : wg772794-3,31,10
Misc Info : wg772794,ical10742
Comment :
Method : \\orgserv2\ff\chem\GCMSVOA\Jack.i\150401Ncon1.b\liquid8260Bcon1.m
Meth Date : 02-Apr-2015 03:08 mmay Quant Type: ISTD
Cal Date : 24-FEB-2015 11:23 Cal File: 0224A21.D
Als bottle: 4
Dil Factor: 1.00000
Integrator: HP RTE Compound Sublist: curve.sub
Target Version: 4.12
Processing Host: A1VOA1

- NO TENTATIVELY IDENTIFIED COMPOUNDS -

Alpha Analytical Labs

INTERNAL STANDARD COMPOUNDS
AREA AND RT SUMMARY

Instrument ID: Jack.i Calibration Date: 01-APR-2015
Lab File ID: 0401N07.D Calibration Time: 19:45
Lab Smp Id:
Analysis Type: VOA Level: HIGH
Quant Type: ISTD Sample Type: WATER
Operator: mm
Method File: \\orgserv2\ff\chem\GCMSVOA\Jack.i\150401Ncon1.b\liquid8260Bcon1.m
Misc Info: wg772794,ical10742

Test Mode:
Use Last Continuing Calibrator.
If Continuing Cal. use Initial Cal. Level 3

		AREA LIMIT			
COMPOUND	STANDARD	LOWER	UPPER	SAMPLE	%DIFF
43 flourobenzene	149828	74914	299656	145183	-3.10
64 chlorobenzene-d5	126962	63481	253924	120519	-5.07
90 1,4-dichlorobenze	70260	35130	140520	64993	-7.50

		RT LIMIT			
COMPOUND	STANDARD	LOWER	UPPER	SAMPLE	%DIFF
43 flourobenzene	4.28	3.78	4.78	4.29	0.21
64 chlorobenzene-d5	7.01	6.51	7.51	7.01	-0.00
90 1,4-dichlorobenze	9.41	8.91	9.91	9.42	0.08

AREA UPPER LIMIT = +100% of internal standard area.
AREA LOWER LIMIT = - 50% of internal standard area.
RT UPPER LIMIT = + 0.50 minutes of internal standard RT.
RT LOWER LIMIT = - 0.50 minutes of internal standard RT.

Alpha Analytical Labs

RECOVERY REPORT

Client Name: Client SDG: SDGa00307
Sample Matrix: LIQUID Fraction: VOA
Lab Smp Id:
Level: HIGH Operator: mm
Data Type: MS DATA SampleType: SAMPLE
SpikeList File: curve.spk Quant Type: ISTD
Sublist File: curve.sub
Method File: \\orgserv2\ff\chem\GCMSVOA\Jack.i\150401Ncon1.b\liquid8260Bcon1.m
Misc Info: wg772794,ical10742

SURROGATE COMPOUND	AMOUNT ADDED ngs	AMOUNT RECOVERED ngs	% RECOVERED	LIMITS
$ 35 dibromofluorometha	100.000	93.629	93.63	70-130
$ 40 1,2-dichloroethane	100.000	93.414	93.41	70-130
$ 53 toluene-d8	100.000	101.886	101.89	70-130
$ 74 4-bromofluorobenze	100.000	104.720	104.72	70-130

Data File: \\orgserv2\ff\chem\GCMSVOA\Jack.i\150401Ncon1.b\0401N07.D
Date : 01-APR-2015 21:24
Client ID:
Sample Info: wg772794-3,31,10
Purge Volume: 10.0
Column phase:

Instrument: Jack.i
Operator: mm
Column diameter: 0.18

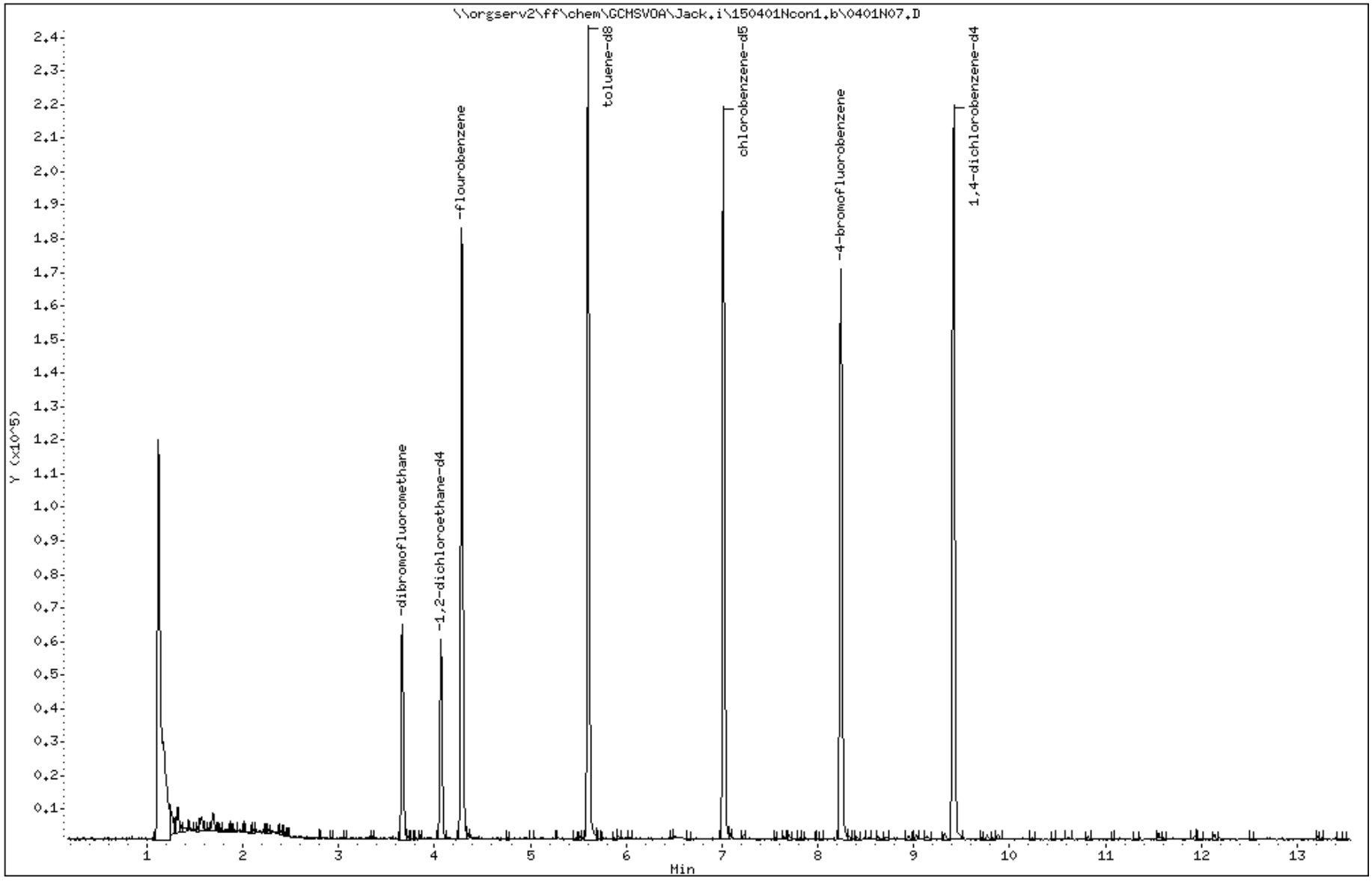

Alpha Analytical Labs

gc/ms voa - Jack

Data file : \\orgserv2\ff\chem\GCMSVOA\Jack.i\150401Ncon2.b\0401N08.D
Lab Smp Id:
Inj Date : 01-APR-2015 21:40
Operator : mm Inst ID: Jack.i
Smp Info : wg772795-3,31,10
Misc Info : wg772795,ical10743
Comment :
Method : \\orgserv2\ff\chem\GCMSVOA\Jack.i\150401Ncon2.b\liquid8260Bcon2.m
Meth Date : 02-Apr-2015 03:04 mmay Quant Type: ISTD
Cal Date : 24-FEB-2015 09:59 Cal File: 0224A16.D
Als bottle: 54
Dil Factor: 1.00000
Integrator: HP RTE Compound Sublist: curve.sub
Target Version: 4.12
Processing Host: A1VOA1

Concentration Formula: Amt * DF * CpndVariable
Cpnd Variable Local Compound Variable

	Compounds	QUANT SIG MASS	RT	EXP RT	REL RT	RESPONSE	CONCENTRATIONS ON-COLUMN (ngs)	CONCENTRATIONS FINAL (ng)	REVIEW CODE
1	dichlorodifluoromethane	85	Compound Not Detected.						
2	chloromethane	50	Compound Not Detected.						
3	vinyl chloride	62	Compound Not Detected.						
4	bromomethane	94	Compound Not Detected.						
5	chloroethane	64	Compound Not Detected.						
6	trichlorofluoromethane	101	Compound Not Detected.						
7	ethyl ether	74	Compound Not Detected.						
8	1,1,-dichloroethene	96	Compound Not Detected.						
9	carbon disulfide	76	Compound Not Detected.						
10	freon-113	101	Compound Not Detected.						
11	iodomethane	142	Compound Not Detected.						
12	acrolein	56	Compound Not Detected.						
13	methylene chloride	84	Compound Not Detected.						
14	acetone	43	Compound Not Detected.						
15	trans-1,2-dichloroethene	96	Compound Not Detected.						
16	Methyl Acetate	43	Compound Not Detected.						
17	methyl tert butyl ether	73	Compound Not Detected.						
19	Tert-Butyl Alcohol	59	Compound Not Detected.						
20	Diisopropyl Ether	45	Compound Not Detected.						
21	1,1-dichloroethane	63	Compound Not Detected.						
24	acrylonitrile	53	Compound Not Detected.						
23	Halothane	117	Compound Not Detected.						
25	Ethyl-Tert-Butyl-Ether	59	Compound Not Detected.						
26	vinyl acetate	43	Compound Not Detected.						
27	cis-1,2-dichloroethene	96	Compound Not Detected.						
28	2,2-dichloropropane	77	Compound Not Detected.						
29	Cyclohexane	56	Compound Not Detected.						
30	bromochloromethane	128	Compound Not Detected.						

			QUANT SIG MASS	RT	EXP RT	REL RT	RESPONSE	CONCENTRATIONS ON-COLUMN (ngs)	CONCENTRATIONS FINAL (ng)	REVIEW CODE
	31	chloroform	83	Compound Not Detected.						
	32	carbontetrachloride	117	Compound Not Detected.						
	33	Ethyl Acetate	43	Compound Not Detected.						
	34	tetrahydrofuran	42	Compound Not Detected.						
$	35	dibromofluoromethane	113	3.645	3.645	(0.853)	28418	106.826	106.825	
	36	1,1,1-trichloroethane	97	Compound Not Detected.						
	37	1,1-dichloropropene	75	Compound Not Detected.						
	38	2-butanone	43	Compound Not Detected.						
	39	benzene	78	Compound Not Detected.						
$	40	1,2-dichloroethane-d4	65	4.046	4.046	(0.947)	25904	96.1305	96.130	
	41	Tertiary-Amyl Methyl Ether	73	Compound Not Detected.						
	42	1,2-dichloroethane	62	Compound Not Detected.						
*	43	flourobenzene	96	4.271	4.267	(1.000)	96922	100.000		
	45	methyl cyclohexane	83	Compound Not Detected.						
	46	trichloroethene	95	Compound Not Detected.						
	47	dibromomethane	93	Compound Not Detected.						
	48	1,2-dichloropropane	63	Compound Not Detected.						
	49	bromodichloromethane	83	Compound Not Detected.						
	50	1,4-Dioxane	88	Compound Not Detected.						
	51	2-Chloroethylvinyl ether	63	Compound Not Detected.						
	52	cis-1,3-dichloropropene	75	Compound Not Detected.						
$	53	toluene-d8	98	5.596	5.596	(0.798)	109027	96.8593	96.859	
	54	toluene	92	Compound Not Detected.						
	55	tetrachloroethene	166	Compound Not Detected.						
	56	4-methyl-2-pentanone	58	Compound Not Detected.						
	57	trans-1,3-dichloropropene	75	Compound Not Detected.						
	58	1,1,2-trichloroethane	83	Compound Not Detected.						
	59	ethyl-methacrylate	69	Compound Not Detected.						
	60	chlorodibromomethane	129	Compound Not Detected.						
	61	1,3-dichloropropane	76	Compound Not Detected.						
	62	1,2-dibromoethane	107	Compound Not Detected.						
	63	2-hexanone	43	Compound Not Detected.						
*	64	chlorobenzene-d5	117	7.013	7.013	(1.000)	96156	100.000		
	65	chlorobenzene	112	Compound Not Detected.						
	66	ethyl benzene	91	Compound Not Detected.						
	67	1,1,1,2-tetrachloroethane	131	Compound Not Detected.						
	69	p/m xylene	106	Compound Not Detected.						
	70	o xylene	106	Compound Not Detected.						
	71	bromoform	173	Compound Not Detected.						
	72	styrene	104	Compound Not Detected.						
	73	isopropylbenzene	105	Compound Not Detected.						
$	74	4-bromofluorobenzene	95	8.241	8.233	(0.876)	46653	107.013	107.012	
	75	bromobenzene	156	Compound Not Detected.						
	76	n-propylbenzene	91	Compound Not Detected.						
	77	1,4-dichloro-2-butene	55	Compound Not Detected.						
	78	1,1,2,2,-tetrachloroethane	83	Compound Not Detected.						
	79	4-ethyltoluene	105	Compound Not Detected.						
	80	2-chlorotoluene	91	Compound Not Detected.						
	81	1,2,3-trichloropropane	75	Compound Not Detected.						
	82	1,3,5-trimethybenzene	105	Compound Not Detected.						
	83	trans-1,4-dichloro-2-butene	53	Compound Not Detected.						
	84	4-chorotoluene	91	Compound Not Detected.						
	85	tert-butylbenzene	119	Compound Not Detected.						
	86	1,2,4-trimethylbenzene	105	Compound Not Detected.						

	Compounds	QUANT SIG MASS	RT	EXP RT	REL RT	RESPONSE	CONCENTRATIONS ON-COLUMN (ngs)	CONCENTRATIONS FINAL (ng)	REVIEW CODE
87	sec-butylbenzene	105	Compound Not Detected.						
88	p-isopropyltoluene	119	Compound Not Detected.						
89	1,3-dichlorobenzene	146	Compound Not Detected.						
* 90	1,4-dichlorobenzene-d4	152	9.410	9.411	(1.000)	53974	100.000		
91	1,4-dichlorobenzene	146	Compound Not Detected.						
92	p-Diethylbenzene	119	Compound Not Detected.						
93	n-butylbenzene	91	Compound Not Detected.						
94	1,2-dichlorobenzene	146	Compound Not Detected.						
95	1,2,4,5-tetramethylbenzene	119	Compound Not Detected.						
96	1,2-dibromo-3-chloropropane	75	Compound Not Detected.						
97	1,3,5-Trichlorobenzene	180	Compound Not Detected.						
98	1,2,4-trichlorobenzene	180	Compound Not Detected.						
99	hexachlorobutadiene	225	Compound Not Detected.						
100	naphthalene	128	Compound Not Detected.						
101	1,2,3-trichlorobenzene	180	Compound Not Detected.						

Alpha Analytical Labs

gc/ms voa - Jack

Data file : \\orgserv2\ff\chem\GCMSVOA\Jack.i\150401Ncon2.b\0401N08.D
Lab Smp Id:
Inj Date : 01-APR-2015 21:40
Operator : mm Inst ID: Jack.i
Smp Info : wg772795-3,31,10
Misc Info : wg772795,ical10743
Comment :
Method : \\orgserv2\ff\chem\GCMSVOA\Jack.i\150401Ncon2.b\liquid8260Bcon2.m
Meth Date : 02-Apr-2015 03:04 mmay Quant Type: ISTD
Cal Date : 24-FEB-2015 09:59 Cal File: 0224A16.D
Als bottle: 54
Dil Factor: 1.00000
Integrator: HP RTE Compound Sublist: curve.sub
Target Version: 4.12
Processing Host: A1VOA1

- NO TENTATIVELY IDENTIFIED COMPOUNDS -

Alpha Analytical Labs

INTERNAL STANDARD COMPOUNDS
AREA AND RT SUMMARY

Instrument ID: Jack.i
Lab File ID: 0401N08.D
Lab Smp Id:
Analysis Type: VOA
Quant Type: ISTD
Operator: mm
Method File: \\orgserv2\ff\chem\GCMSVOA\Jack.i\150401Ncon2.b\liquid8260Bcon2.m
Misc Info: wg772795,ical10743

Calibration Date: 01-APR-2015
Calibration Time: 20:01
Level: HIGH
Sample Type: WATER

Test Mode:
Use Last Continuing Calibrator.
If Continuing Cal. use Initial Cal. Level 3

		AREA LIMIT			
COMPOUND	STANDARD	LOWER	UPPER	SAMPLE	%DIFF
43 flourobenzene	114289	57145	228578	96922	-15.20
64 chlorobenzene-d5	104966	52483	209932	96156	-8.39
90 1,4-dichlorobenze	66662	33331	133324	53974	-19.03

		RT LIMIT			
COMPOUND	STANDARD	LOWER	UPPER	SAMPLE	%DIFF
43 flourobenzene	4.27	3.77	4.77	4.27	0.11
64 chlorobenzene-d5	7.01	6.51	7.51	7.01	-0.00
90 1,4-dichlorobenze	9.41	8.91	9.91	9.41	-0.00

AREA UPPER LIMIT = +100% of internal standard area.
AREA LOWER LIMIT = - 50% of internal standard area.
RT UPPER LIMIT = + 0.50 minutes of internal standard RT.
RT LOWER LIMIT = - 0.50 minutes of internal standard RT.

Alpha Analytical Labs

RECOVERY REPORT

Client Name: Client SDG: SDGa00307
Sample Matrix: LIQUID Fraction: VOA
Lab Smp Id:
Level: HIGH Operator: mm
Data Type: MS DATA SampleType: SAMPLE
SpikeList File: curve.spk Quant Type: ISTD
Sublist File: curve.sub
Method File: \\orgserv2\ff\chem\GCMSVOA\Jack.i\150401Ncon2.b\liquid8260Bcon2.m
Misc Info: wg772795,ical10743

SURROGATE COMPOUND	AMOUNT ADDED ngs	AMOUNT RECOVERED ngs	% RECOVERED	LIMITS
$ 35 dibromofluorometha	100.000	106.825	106.83	70-130
$ 40 1,2-dichloroethane	100.000	96.130	96.13	70-130
$ 53 toluene-d8	100.000	96.859	96.86	70-130
$ 74 4-bromofluorobenze	100.000	107.012	107.01	70-130

Data File: \\orgserv2\ff\chem\GCMSVOA\Jack.i\150401Ncon2.b\0401N08.D
Date : 01-APR-2015 21:40
Client ID:
Sample Info: wg772795-3,31,10
Purge Volume: 10.0
Column phase:

Instrument: Jack.i
Operator: mm
Column diameter: 0.18

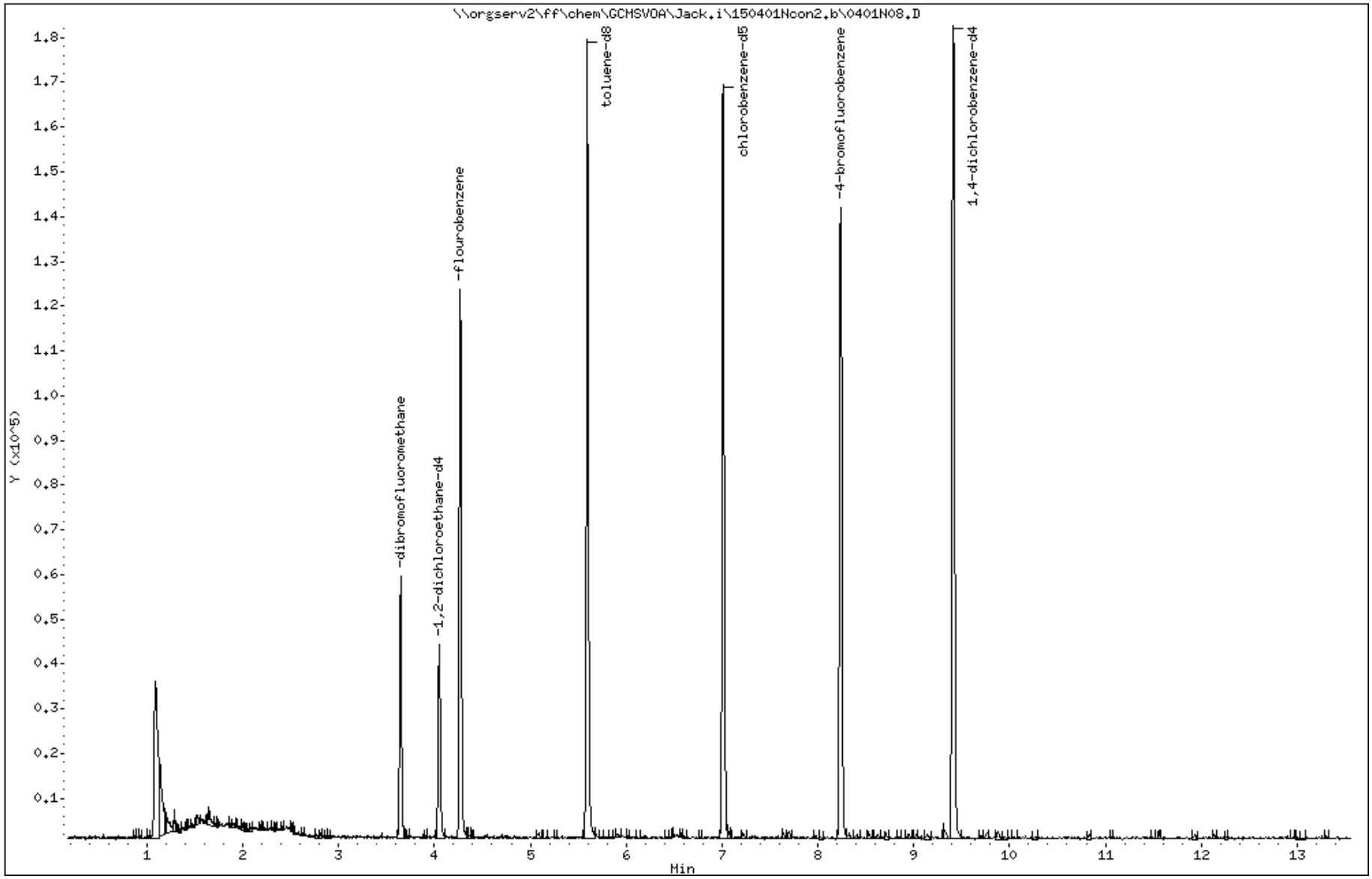

Alpha Analytical Labs

gc/ms voa - VOA101

Data file : \\Orgserv2\ff\chem\GCMSVOA\Voa101.i\150401.b\0401A05.D
Lab Smp Id:
Inj Date : 01-APR-2015 22:54
Operator : MS Inst ID: Voa101.i
Smp Info : wg772851-3,31,10
Misc Info : wg772851,ical10733
Comment :
Method : \\Orgserv2\ff\chem\GCMSVOA\Voa101.i\150401.b\liq8260C.m
Meth Date : 02-Apr-2015 08:00 msoares Quant Type: ISTD
Cal Date : 19-FEB-2015 03:31 Cal File: 0218A13.D
Als bottle: 5
Dil Factor: 1.00000
Integrator: HP RTE Compound Sublist: NJTCL.sub
Target Version: 4.12
Processing Host: VIRTUALXP-76524

Concentration Formula: Amt * DF * CpndVariable
Cpnd Variable Local Compound Variable

	Compounds	QUANT SIG MASS	RT	EXP RT	REL RT	RESPONSE	CONCENTRATIONS ON-COLUMN (ngs)	FINAL (ngs)	REVIEW CODE
	1 dichlorodifluoromethane	85	Compound Not Detected.						
	2 chloromethane	50	Compound Not Detected.						
	3 vinyl chloride	62	Compound Not Detected.						
	4 bromomethane	94	2.267	2.267	(0.370)	494	1.30324	1.303(Q)	
	5 chloroethane	64	Compound Not Detected.						
	6 trichlorofluoromethane	101	Compound Not Detected.						
	8 1,1,-dichloroethene	96	Compound Not Detected.						
	11 freon-113	101	Compound Not Detected.						
	10 carbon disulfide	76	Compound Not Detected.						
	14 methylene chloride	84	Compound Not Detected.						
	15 acetone	43	Compound Not Detected.						
	16 trans-1,2-dichloroethene	96	Compound Not Detected.						
	17 Methyl Acetate	43	Compound Not Detected.						
	18 methyl tert butyl ether	73	Compound Not Detected.						
	22 1,1-dichloroethane	63	Compound Not Detected.						
	27 cis-1,2-dichloroethene	96	Compound Not Detected.						
	29 bromochloromethane	128	Compound Not Detected.						
	30 Cyclohexane	56	Compound Not Detected.						
	31 chloroform	83	Compound Not Detected.						
	33 carbontetrachloride	117	Compound Not Detected.						
$	36 dibromofluoromethane	113	5.312	5.312	(0.866)	172698	109.479	109.478	
	37 1,1,1-trichloroethane	97	Compound Not Detected.						
	38 2-butanone	43	Compound Not Detected.						
	40 benzene	78	Compound Not Detected.						
$	42 1,2-dichloroethane-d4	65	5.847	5.847	(0.954)	193013	114.325	114.325	
	43 1,2-dichloroethane	62	Compound Not Detected.						
*	45 flourobenzene	96	6.130	6.130	(1.000)	656669	100.000		
	49 trichloroethene	95	Compound Not Detected.						

	Compounds	QUANT SIG MASS	RT	EXP RT	REL RT	RESPONSE	CONCENTRATIONS ON-COLUMN (ngs)	CONCENTRATIONS FINAL (ngs)	REVIEW CODE
	46 methyl cyclohexane	83	Compound Not Detected.						
	52 1,2-dichloropropane	63	Compound Not Detected.						
	53 bromodichloromethane	83	Compound Not Detected.						
	56 1,4-Dioxane	88	Compound Not Detected.						
	58 cis-1,3-dichloropropene	75	Compound Not Detected.						
$	59 toluene-d8	98	7.833	7.833	(0.809)	614050	98.2463	98.246	
	60 toluene	92	Compound Not Detected.						
	62 4-methyl-2-pentanone	58	Compound Not Detected.						
	63 tetrachloroethene	166	Compound Not Detected.						
	64 trans-1,3-dichloropropene	75	Compound Not Detected.						
	68 1,1,2-trichloroethane	83	Compound Not Detected.						
	69 chlorodibromomethane	129	Compound Not Detected.						
	71 1,2-dibromoethane	107	Compound Not Detected.						
	73 2-hexanone	43	Compound Not Detected.						
*	74 chlorobenzene-d5	117	9.688	9.688	(1.000)	466841	100.000		
	75 chlorobenzene	112	Compound Not Detected.						
	76 ethyl benzene	91	Compound Not Detected.						
	78 p/m xylene	106	Compound Not Detected.						
	79 o xylene	106	Compound Not Detected.						
	80 styrene	104	Compound Not Detected.						
	81 bromoform	173	Compound Not Detected.						
	82 isopropylbenzene	105	Compound Not Detected.						
$	83 4-bromofluorobenzene	95	11.167	11.167	(0.903)	215162	89.6415	89.641	
	88 1,1,2,2,-tetrachloroethane	83	Compound Not Detected.						
	99 1,3-dichlorobenzene	146	Compound Not Detected.						
*	100 1,4-dichlorobenzene-d4	152	12.362	12.367	(1.000)	203081	100.000		
	101 1,4-dichlorobenzene	146	Compound Not Detected.						
	104 1,2-dichlorobenzene	146	Compound Not Detected.						
	106 1,2-dibromo-3-chloropropane	75	Compound Not Detected.						
	109 1,2,4-trichlorobenzene	180	14.211	14.206	(1.150)	2175	2.13855	2.138	
	111 1,2,3-trichlorobenzene	180	14.664	14.670	(1.186)	1749	2.55947	2.559	

QC Flag Legend

Q - Qualifier signal failed the ratio test.

Alpha Analytical Labs

gc/ms voa - VOA101

Data file : \\Orgserv2\ff\chem\GCMSVOA\Voa101.i\150401.b\0401A05.D
Lab Smp Id:
Inj Date : 01-APR-2015 22:54
Operator : MS Inst ID: Voa101.i
Smp Info : wg772851-3,31,10
Misc Info : wg772851,ical10733
Comment :
Method : \\Orgserv2\ff\chem\GCMSVOA\Voa101.i\150401.b\liq8260C.m
Meth Date : 02-Apr-2015 08:00 msoares Quant Type: ISTD
Cal Date : 19-FEB-2015 03:31 Cal File: 0218A13.D
Als bottle: 5
Dil Factor: 1.00000
Integrator: HP RTE Compound Sublist: NJTCL.sub
Target Version: 4.12
Processing Host: VIRTUALXP-76524

- NO TENTATIVELY IDENTIFIED COMPOUNDS -

Alpha Analytical Labs

INTERNAL STANDARD COMPOUNDS
AREA AND RT SUMMARY

Instrument ID: Voa101.i
Lab File ID: 0401A05.D
Lab Smp Id:
Analysis Type: VOA
Quant Type: ISTD
Operator: MS
Method File: \\Orgserv2\ff\chem\GCMSVOA\Voa101.i\150401.b\liq8260C.m
Misc Info: wg772851,ical10733

Calibration Date: 01-APR-2015
Calibration Time: 20:54
Level: LOW
Sample Type: WATER

Test Mode:
Use Last Continuing Calibrator.
If Continuing Cal. use Initial Cal. Level 3

		AREA LIMIT			
COMPOUND	STANDARD	LOWER	UPPER	SAMPLE	%DIFF
45 flourobenzene	699464	349732	1398928	656669	-6.12
74 chlorobenzene-d5	507495	253748	1014990	466841	-8.01
100 1,4-dichlorobenze	230293	115147	460586	203081	-11.82

		RT LIMIT			
COMPOUND	STANDARD	LOWER	UPPER	SAMPLE	%DIFF
45 flourobenzene	6.13	5.63	6.63	6.13	0.00
74 chlorobenzene-d5	9.69	9.19	10.19	9.69	0.00
100 1,4-dichlorobenze	12.37	11.87	12.87	12.36	-0.04

AREA UPPER LIMIT = +100% of internal standard area.
AREA LOWER LIMIT = - 50% of internal standard area.
RT UPPER LIMIT = + 0.50 minutes of internal standard RT.
RT LOWER LIMIT = - 0.50 minutes of internal standard RT.

Alpha Analytical Labs

RECOVERY REPORT

Client Name: Client SDG: SDGa00307
Sample Matrix: LIQUID Fraction: VOA
Lab Smp Id:
Level: LOW Operator: MS
Data Type: MS DATA SampleType: SAMPLE
SpikeList File: curveallim.spk Quant Type: ISTD
Sublist File: NJTCL.sub
Method File: \\Orgserv2\ff\chem\GCMSVOA\Voa101.i\150401.b\liq8260C.m
Misc Info: wg772851,ical10733

SURROGATE COMPOUND	AMOUNT ADDED ngs	AMOUNT RECOVERED ngs	% RECOVERED	LIMITS
$ 36 dibromofluorometha	100.000	109.478	109.48	70-130
$ 42 1,2-dichloroethane	100.000	114.325	114.33	70-130
$ 59 toluene-d8	100.000	98.246	98.25	70-130
$ 83 4-bromofluorobenze	100.000	89.641	89.64	70-130

Data File: \\Orgserv2\ff\chem\GCMSVOA\Voa101.i\150401.b\0401A05.D
Date : 01-APR-2015 22:54
Client ID:
Sample Info: wg772851-3,31,10
Purge Volume: 10.0
Column phase:

Instrument: Voa101.i
Operator: MS
Column diameter: 0.18

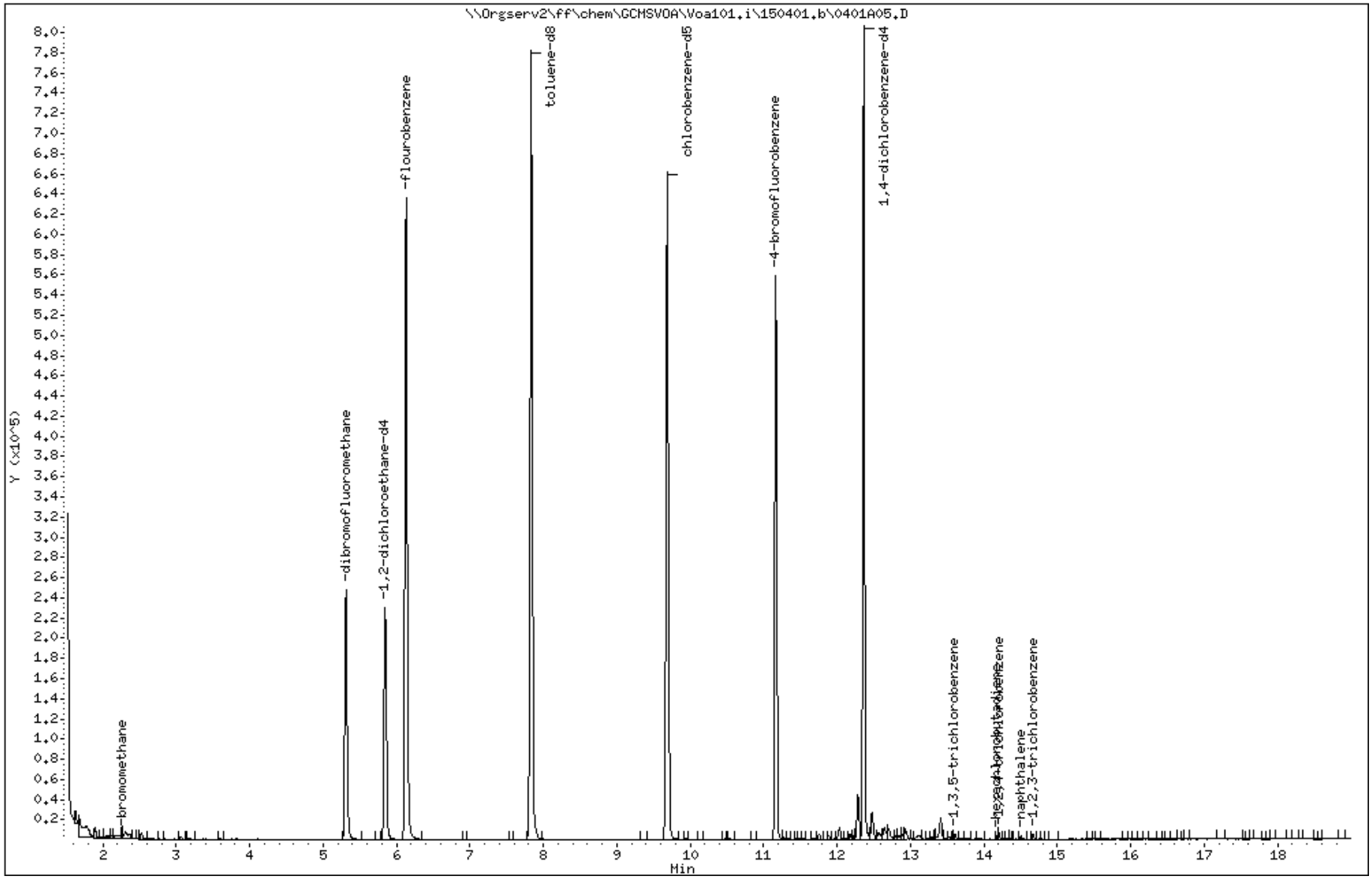

Data File: \\Orgserv2\ff\chem\GCMSVOA\Voa101.i\150401.b\0401A05.D

Date : 01-APR-2015 22:54

Client ID:

Instrument: Voa101.i

Sample Info: wg772851-3,31,10

Purge Volume: 10.0

Operator: MS

Column phase:

Column diameter: 0.18

4 bromomethane

Concentration: 1.303 ngs

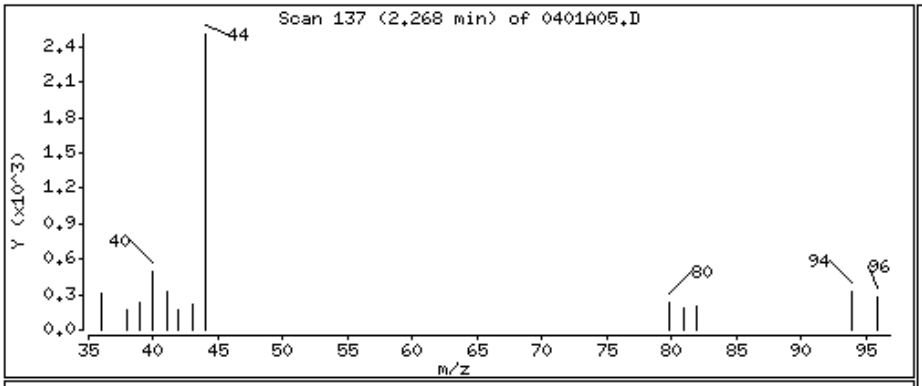

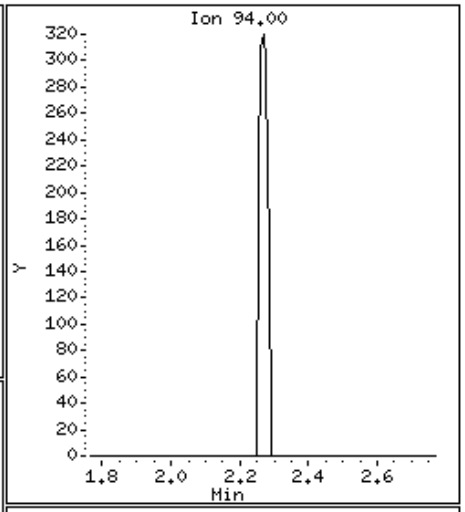

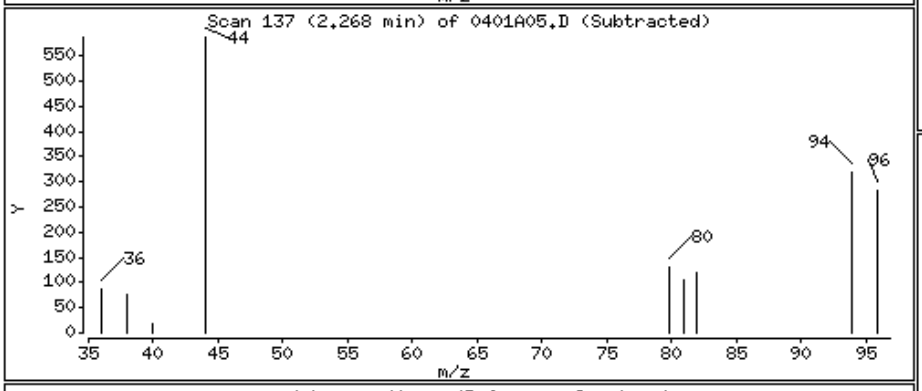

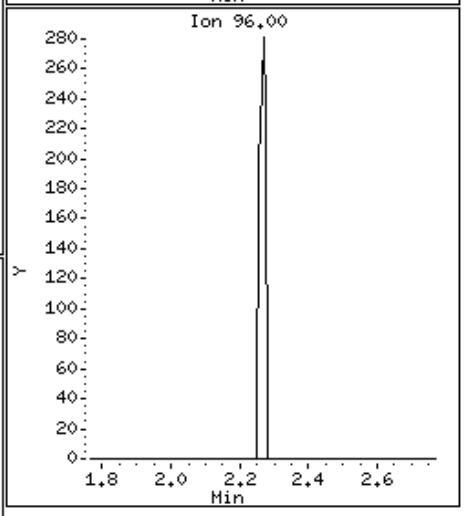

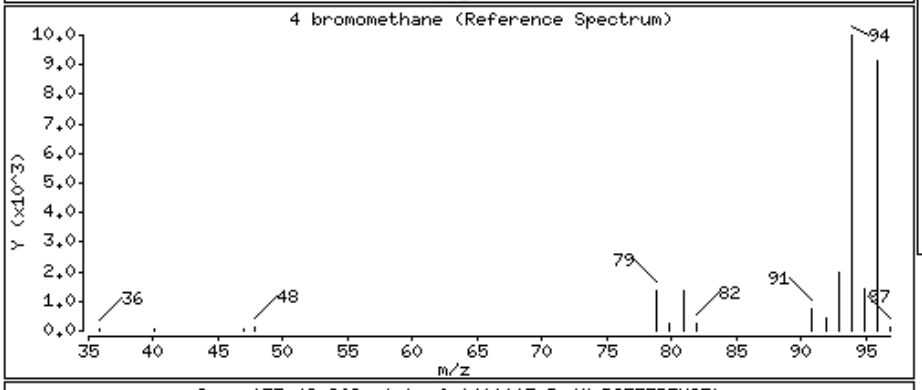

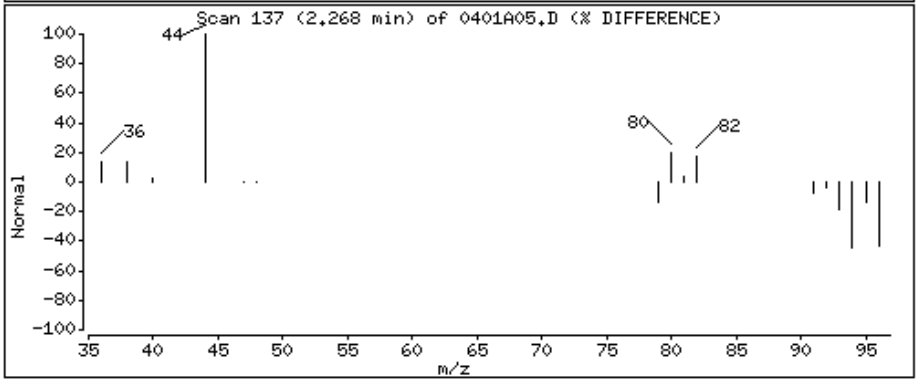

Data File: \\Orgserv2\ff\chem\GCMSVOA\Voa101.i\150401.b\0401A05.D

Date : 01-APR-2015 22:54

Client ID:

Instrument: Voa101.i

Sample Info: wg772851-3,31,10

Purge Volume: 10.0

Operator: MS

Column phase:

Column diameter: 0.18

109 1,2,4-trichlorobenzene

Concentration: 2.138 ngs

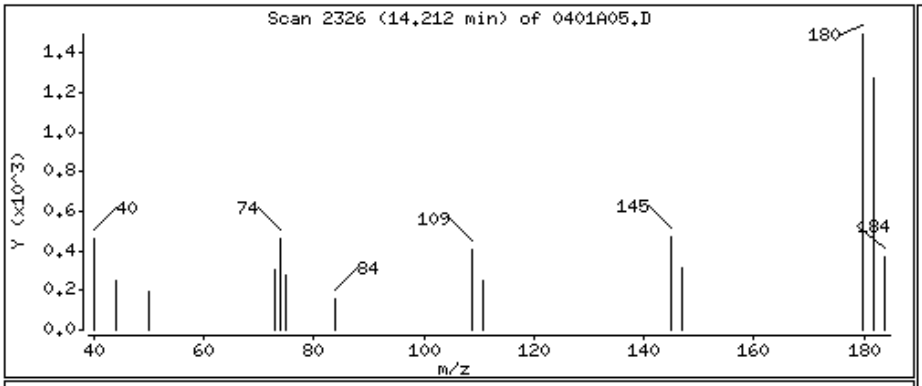

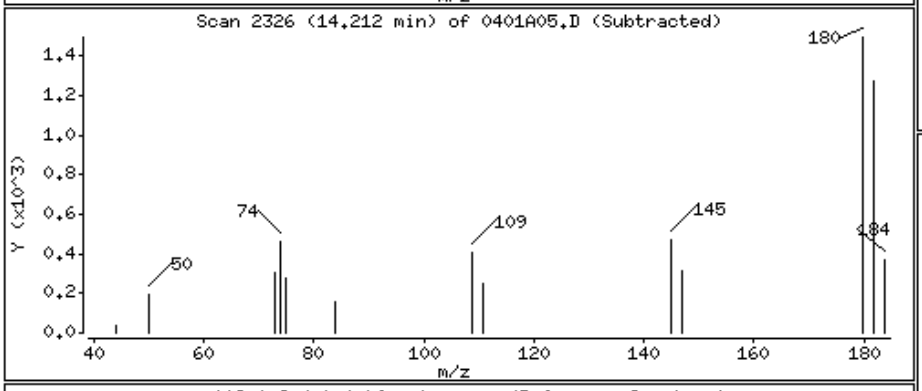

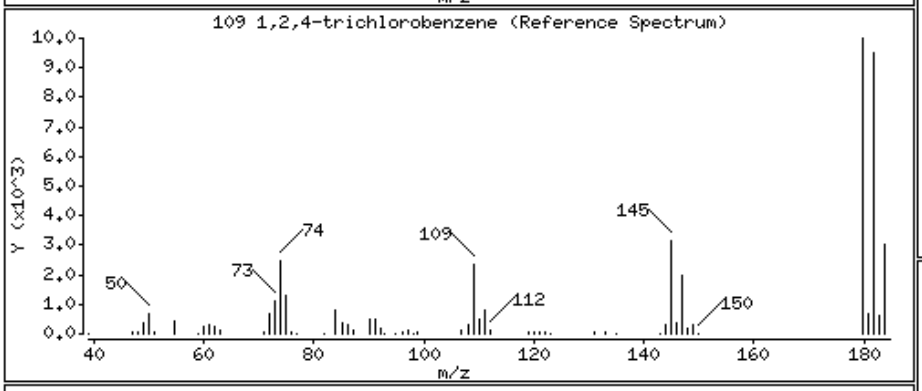

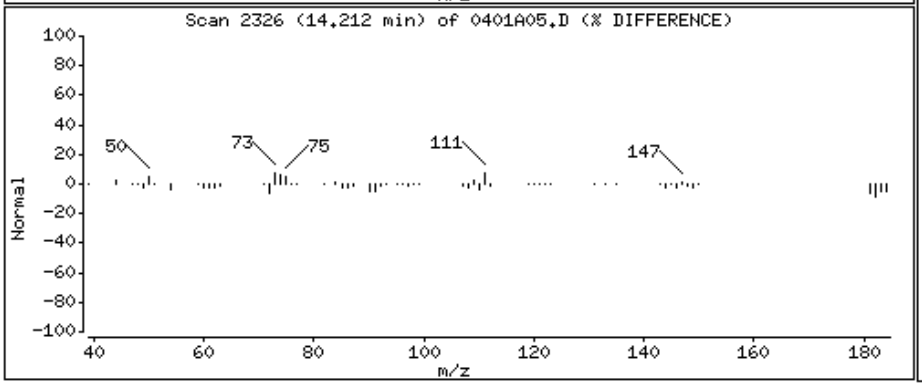

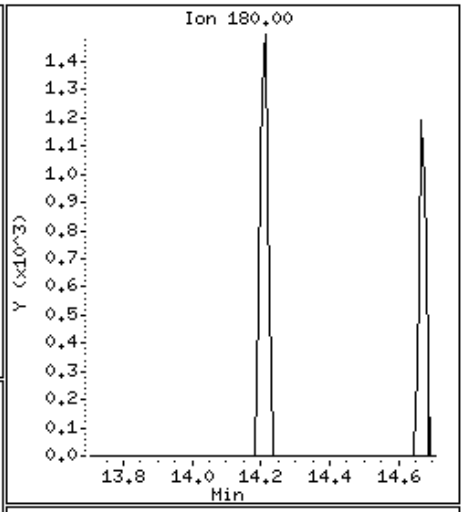

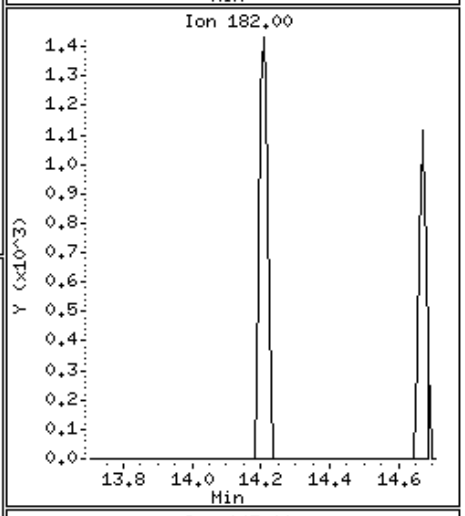

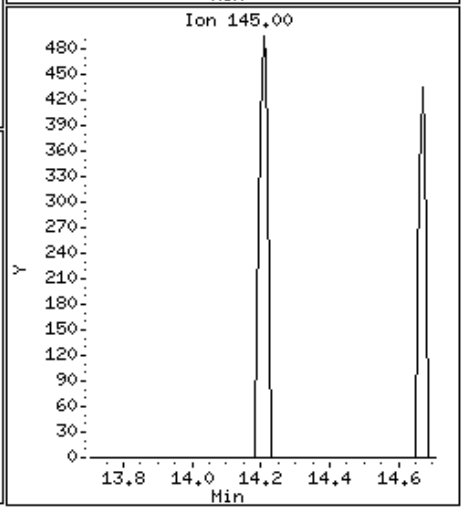

Data File: \\Orgserv2\ff\chem\GCMSVOA\Voa101.i\150401.b\0401A05.D

Date : 01-APR-2015 22:54

Client ID:

Instrument: Voa101.i

Sample Info: wg772851-3,31,10

Purge Volume: 10.0

Operator: MS

Column phase:

Column diameter: 0.18

111 1,2,3-trichlorobenzene

Concentration: 2.559 ngs

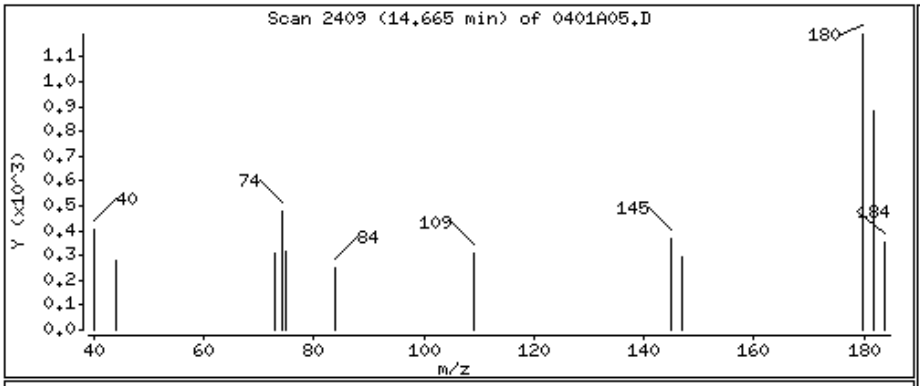

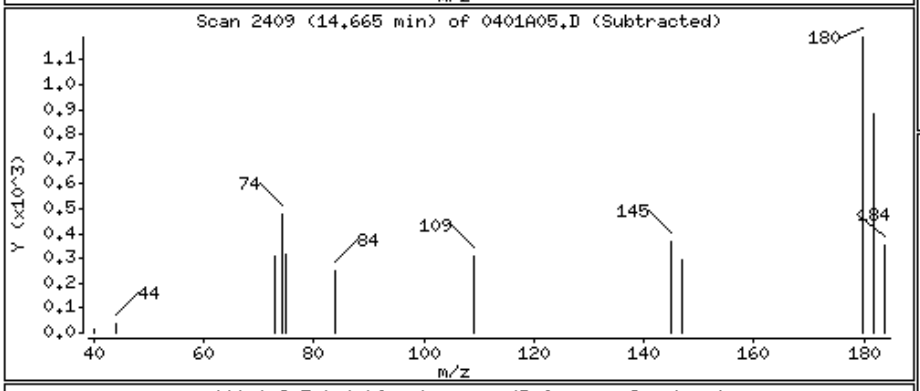

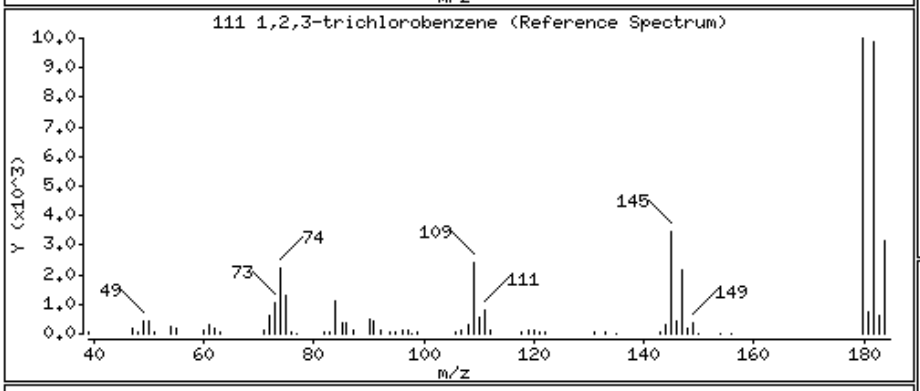

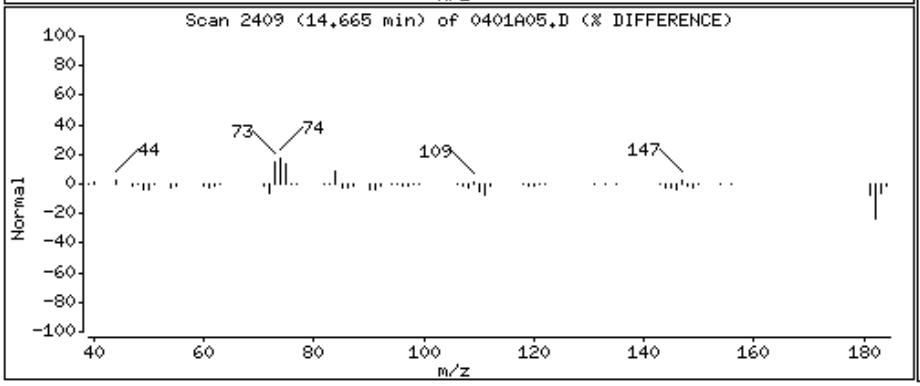

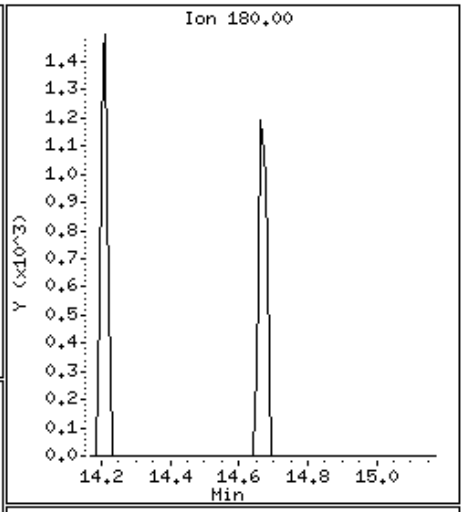

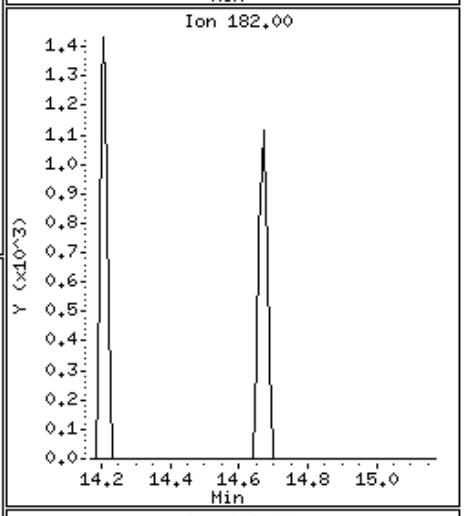

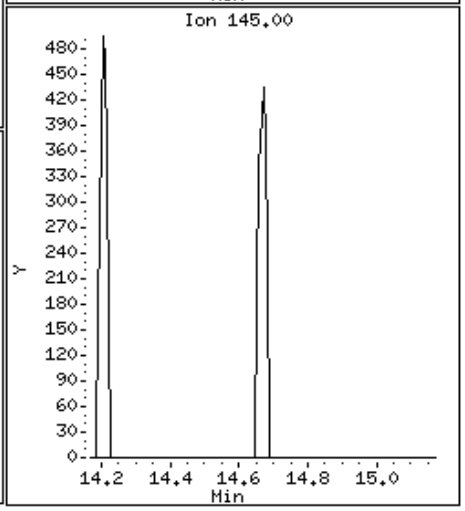

Alpha Analytical Labs

Manual Integration

Sample Info	: wg772851-3,31,10 wg772851,ical10733		
Instrument ID	: Voa101.i		
Method	: liq8260C.m		
File	: 0401A05.D		
Injection Date	: 01-APR-2015 22:54		
Quantitation	: ISTD	Integrator : HP RTE	
Dilution Factor	: 1.00	Sample Type: SAMPLE	

This File has no version history.

//Orgserv2/ff/chem/GCMSVOA/Voa101.i/150401.b/original/0401A05.D

Alpha Analytical Labs

gc/ms voa

Data file : \\orgserv2\ff\chem\GCMSVOA\Quimby.i\150402.b\0402A04.D
Lab Smp Id:
Inj Date : 02-APR-2015 04:41
Operator : mm Inst ID: Quimby.i
Smp Info : wg772842-3,31,10
Misc Info : wg772842,ical10611
Comment :
Method : \\orgserv2\ff\chem\GCMSVOA\Quimby.i\150402.b\liq8260.m
Meth Date : 02-Apr-2015 07:42 mmay Quant Type: ISTD
Cal Date : 13-JAN-2015 15:17 Cal File: 0113A14.D
Als bottle: 4
Dil Factor: 1.00000
Integrator: HP RTE Compound Sublist: curve.sub
Target Version: 4.12
Processing Host: A1VOA1

Concentration Formula: Amt * DF * CpndVariable
Cpnd Variable Local Compound Variable

	Compounds	QUANT SIG MASS	RT	EXP RT	REL RT	RESPONSE	CONCENTRATIONS ON-COLUMN (ngs)	CONCENTRATIONS FINAL (ngs)	REVIEW CODE
1	dichlorodifluoromethane	85	Compound Not Detected.						
2	chloromethane	50	Compound Not Detected.						
3	vinyl chloride	62	Compound Not Detected.						
4	bromomethane	94	Compound Not Detected.						
5	chloroethane	64	Compound Not Detected.						
6	trichlorofluoromethane	101	Compound Not Detected.						
7	ethyl ether	74	Compound Not Detected.						
9	freon-113	101	Compound Not Detected.						
8	acrolein	56	Compound Not Detected.						
10	acetone	43	Compound Not Detected.						
11	1,1,-dichloroethene	96	Compound Not Detected.						
12	tert-butyl alcohol	59	Compound Not Detected.						
13	iodomethane	142	Compound Not Detected.						
14	methyl acetate	43	Compound Not Detected.						
15	methylene chloride	84	Compound Not Detected.						
16	carbon disulfide	76	Compound Not Detected.						
17	acrylonitrile	53	Compound Not Detected.						
18	methyl tert butyl ether	73	Compound Not Detected.						
19	Halothane	117	Compound Not Detected.						
20	trans-1,2-dichloroethene	96	Compound Not Detected.						
21	Diisopropyl Ether	45	Compound Not Detected.						
22	vinyl acetate	43	Compound Not Detected.						
23	1,1-dichloroethane	63	Compound Not Detected.						
24	Ethyl-Tert-Butyl-Ether	59	Compound Not Detected.						
25	2-butanone	43	Compound Not Detected.						
26	2,2-dichloropropane	77	Compound Not Detected.						
27	ethyl acetate	43	Compound Not Detected.						
28	cis-1,2-dichloroethene	96	Compound Not Detected.						

			QUANT SIG					CONCENTRATIONS ON-COLUMN	CONCENTRATIONS FINAL	
		Compounds	MASS	RT	EXP RT	REL RT	RESPONSE	(ngs)	(ngs)	REVIEW CODE
	29	chloroform	83	Compound Not Detected.						
	30	bromochloromethane	128	Compound Not Detected.						
	31	tetrahydrofuran	42	Compound Not Detected.						
$	32	dibromofluoromethane	113	7.875	7.875	(0.863)	69432	104.670	104.670	
	33	1,1,1-trichloroethane	97	Compound Not Detected.						
	34	cyclohexane	56	Compound Not Detected.						
	35	1,1-dichloropropene	75	Compound Not Detected.						
	36	carbontetrachloride	117	Compound Not Detected.						
	37	Tertiary-Amyl Methyl Ether	73	Compound Not Detected.						
$	38	1,2-dichloroethane-d4	65	8.625	8.624	(0.946)	75000	99.5209	99.520	
	40	1,2-dichloroethane	62	Compound Not Detected.						
	41	benzene	78	Compound Not Detected.						
*	42	fluorobenzene	96	9.121	9.110	(1.000)	310538	100.000		
	43	trichloroethene	95	Compound Not Detected.						
	44	methyl cyclohexane	83	Compound Not Detected.						
	45	1,2-dichloropropane	63	Compound Not Detected.						
	46	bromodichloromethane	83	Compound Not Detected.						
	47	1,4-dioxane	88	Compound Not Detected.						
	48	dibromomethane	93	Compound Not Detected.						
	49	2-chloroethylvinyl ether	63	Compound Not Detected.						
	50	4-methyl-2-pentanone	58	Compound Not Detected.						
	52	cis-1,3-dichloropropene	75	Compound Not Detected.						
$	53	toluene-d8	98	11.643	11.643	(0.821)	321075	98.2860	98.286	
	54	toluene	92	Compound Not Detected.						
	55	ethyl-methacrylate	69	Compound Not Detected.						
	56	trans-1,3-dichloropropene	75	Compound Not Detected.						
	57	2-hexanone	43	Compound Not Detected.						
	58	1,1,2-trichloroethane	83	Compound Not Detected.						
	59	1,3-dichloropropane	76	Compound Not Detected.						
	60	tetrachloroethene	166	Compound Not Detected.						
	61	chlorodibromomethane	129	Compound Not Detected.						
	62	1,2-dibromoethane	107	Compound Not Detected.						
*	63	chlorobenzene-d5	117	14.186	14.186	(1.000)	253763	100.000		
	64	chlorobenzene	112	Compound Not Detected.						
	65	1,1,1,2-tetrachloroethane	131	Compound Not Detected.						
	66	ethyl benzene	91	Compound Not Detected.						
	67	p/m xylene	106	Compound Not Detected.						
	68	o xylene	106	Compound Not Detected.						
	69	styrene	104	Compound Not Detected.						
	70	isopropylbenzene	105	Compound Not Detected.						
	71	bromoform	173	Compound Not Detected.						
	72	1,4-dichlorobutane	55	Compound Not Detected.						
	74	1,1,2,2,-tetrachloroethane	83	Compound Not Detected.						
$	75	4-bromofluorobenzene	95	16.328	16.328	(0.884)	117856	103.480	103.480	
	76	1,2,3-trichloropropane	75	Compound Not Detected.						
	77	trans-1,4-dichloro-2-butene	53	Compound Not Detected.						
	78	n-propylbenzene	91	Compound Not Detected.						
	79	bromobenzene	156	Compound Not Detected.						
	80	4-ethyltoluene	105	Compound Not Detected.						
	81	1,3,5-trimethybenzene	105	Compound Not Detected.						
	82	2-chlorotoluene	91	Compound Not Detected.						
	83	4-chorotoluene	91	Compound Not Detected.						
	84	tert-butylbenzene	119	Compound Not Detected.						
	85	1,2,4-trimethylbenzene	105	Compound Not Detected.						

	Compounds	QUANT SIG MASS	RT	EXP RT	REL RT	RESPONSE	CONCENTRATIONS ON-COLUMN (ngs)	CONCENTRATIONS FINAL (ngs)	REVIEW CODE
86	sec-butylbenzene	105	Compound Not Detected.						
87	p-isopropyltoluene	119	Compound Not Detected.						
88	1,3-dichlorobenzene	146	Compound Not Detected.						
* 89	1,4-dichlorobenzene-d4	152	18.470	18.470	(1.000)	113544	100.000		
90	1,4-dichlorobenzene	146	Compound Not Detected.						
91	n-butylbenzene	91	Compound Not Detected.						
92	1,2,4,5-tetramethylbenezene	119	Compound Not Detected.						
93	1,2-dichlorobenzene	146	Compound Not Detected.						
94	p-diethylbenzene	119	Compound Not Detected.						
95	1,2-dibromo-3-chloropropane	75	Compound Not Detected.						
96	1,3,5-trichlorobenzene	180	Compound Not Detected.						
97	1,2,4-trichlorobenzene	180	Compound Not Detected.						
98	hexachlorobutadiene	225	Compound Not Detected.						
99	naphthalene	128	Compound Not Detected.						
100	1,2,3-trichlorobenzene	180	Compound Not Detected.						

Alpha Analytical Labs

gc/ms voa

Data file : \\orgserv2\ff\chem\GCMSVOA\Quimby.i\150402.b\0402A04.D
Lab Smp Id:
Inj Date : 02-APR-2015 04:41
Operator : mm Inst ID: Quimby.i
Smp Info : wg772842-3,31,10
Misc Info : wg772842,ical10611
Comment :
Method : \\orgserv2\ff\chem\GCMSVOA\Quimby.i\150402.b\liq8260.m
Meth Date : 02-Apr-2015 07:42 mmay Quant Type: ISTD
Cal Date : 13-JAN-2015 15:17 Cal File: 0113A14.D
Als bottle: 4
Dil Factor: 1.00000
Integrator: HP RTE Compound Sublist: curve.sub
Target Version: 4.12
Processing Host: A1VOA1

- NO TENTATIVELY IDENTIFIED COMPOUNDS -

Alpha Analytical Labs

INTERNAL STANDARD COMPOUNDS
AREA AND RT SUMMARY

Instrument ID: Quimby.i
Lab File ID: 0402A04.D
Lab Smp Id:
Analysis Type: VOA
Quant Type: ISTD
Operator: mm
Method File: \\orgserv2\ff\chem\GCMSVOA\Quimby.i\150402.b\liq8260.m
Misc Info: wg772842,ical10611

Calibration Date: 02-APR-2015
Calibration Time: 03:07
Level: LOW
Sample Type: WATER

Test Mode:
Use Last Continuing Calibrator.
If Continuing Cal. use Initial Cal. Level 3

COMPOUND	STANDARD	AREA LIMIT LOWER	AREA LIMIT UPPER	SAMPLE	%DIFF
42 fluorobenzene	340831	170416	681662	310538	-8.89
63 chlorobenzene-d5	267763	133882	535526	253763	-5.23
89 1,4-dichlorobenze	142411	71206	284822	113544	-20.27

COMPOUND	STANDARD	RT LIMIT LOWER	RT LIMIT UPPER	SAMPLE	%DIFF
42 fluorobenzene	9.11	8.61	9.61	9.12	0.12
63 chlorobenzene-d5	14.19	13.69	14.69	14.19	0.00
89 1,4-dichlorobenze	18.47	17.97	18.97	18.47	0.00

AREA UPPER LIMIT = +100% of internal standard area.
AREA LOWER LIMIT = - 50% of internal standard area.
RT UPPER LIMIT = + 0.50 minutes of internal standard RT.
RT LOWER LIMIT = - 0.50 minutes of internal standard RT.

Alpha Analytical Labs

RECOVERY REPORT

Client Name: Client SDG: SDGa02552
Sample Matrix: LIQUID Fraction: VOA
Lab Smp Id:
Level: LOW Operator: mm
Data Type: MS DATA SampleType: SAMPLE
SpikeList File: curve.spk Quant Type: ISTD
Sublist File: curve.sub
Method File: \\orgserv2\ff\chem\GCMSVOA\Quimby.i\150402.b\liq8260.m
Misc Info: wg772842,ical10611

SURROGATE COMPOUND	AMOUNT ADDED ngs	AMOUNT RECOVERED ngs	% RECOVERED	LIMITS
$ 32 dibromofluorometha	100.000	104.670	104.67	70-130
$ 38 1,2-dichloroethane	100.000	99.520	99.52	70-130
$ 53 toluene-d8	100.000	98.286	98.29	70-130
$ 75 4-bromofluorobenze	100.000	103.480	103.48	70-130

Data File: \\orgserv2\ff\chem\GCMSVOA\Quimby.i\150402.b\0402A04.D
Date : 02-APR-2015 04:41
Client ID:
Sample Info: wg772842-3,31,10
Purge Volume: 10.0
Column phase: Rtx-502.2

Instrument: Quimby.i
Operator: mm
Column diameter: 0.18

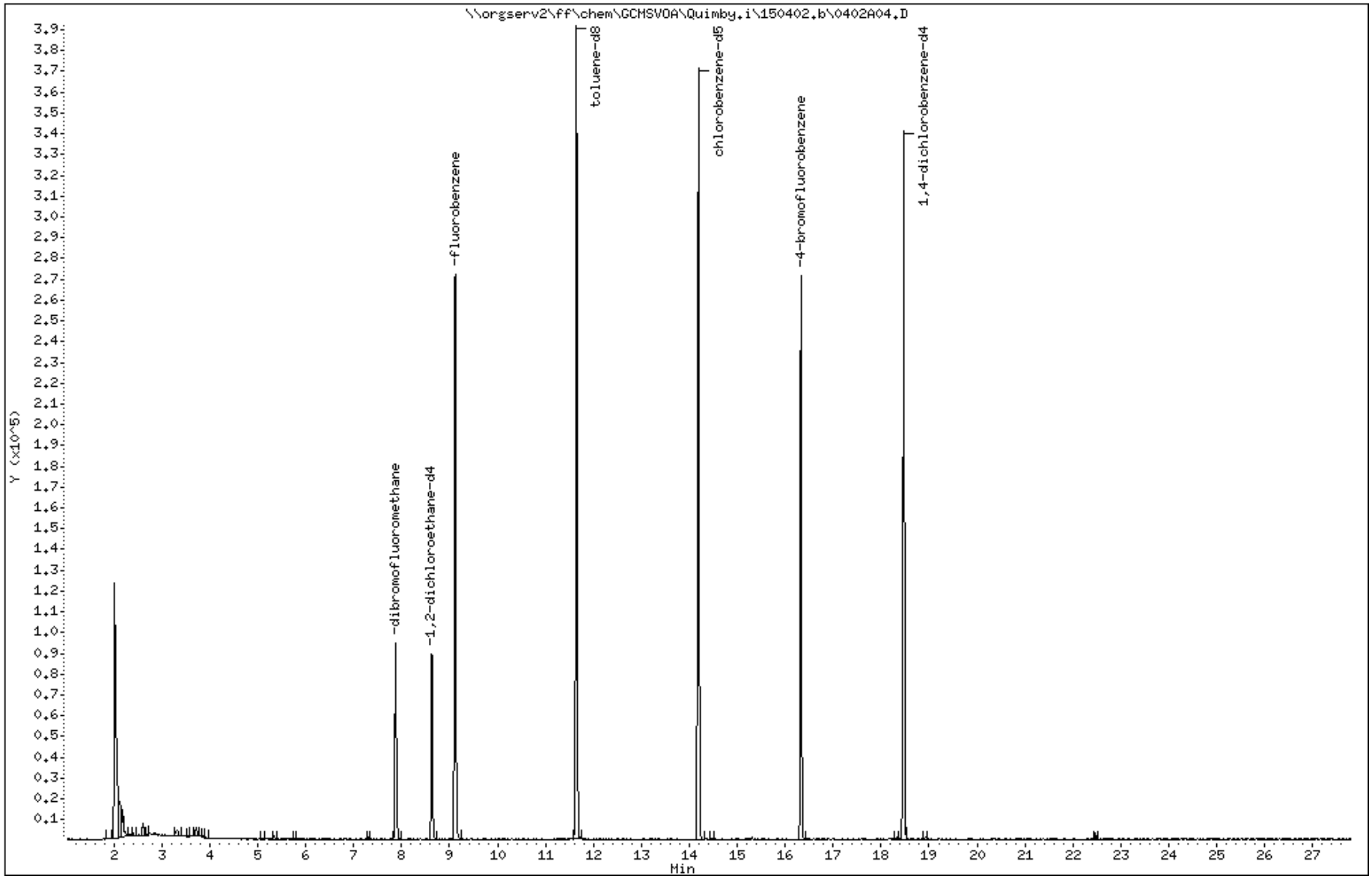

ALPHA ANALYTICAL

World Class Chemistry

www.alphalab.com



Lab Number: L1522015

Client: Tetra Tech GEO

ATTN: Steve Feldmann

Project Name: LOCKHEED-N.PLAINFIELD

Project Number: 117-0507.600

The original project report/data package is held by Alpha Analytical. This report/data package is paginated and should be reproduced only in its entirety. Alpha Analytical holds no responsibility for results and/or data that are not consistent with the original.

ANALYTICAL DATA PACKAGE FOR THE
NEW JERSEY DEPARTMENT OF ENVIRONMENTAL PROTECTION
TRENTON NEW JERSEY 08625

Agency/Division:	**Bureau/Office:**
Project No: 117-0507.600	**Contract No:**
Laboratory: Alpha Analytical	**Laboratory Location:** Westborough, Ma.
	Laboratory Phone Number: (508) 898-9220
SDG No: L1522015	**NJDEP Certification #:** MA935
Date of First Sample Receipt: 09/09/2015	**Date of Last Sample Receipt:** 09/09/2015

Agency Sample Number	Laboratory Sample Number	Sample Location	Date/Time of Collection
MODTB-090815	L1522015-01	LOCKHEED-N.PLAINFIELD	09/08/2015 15:15
TB-090815	L1522015-02	LOCKHEED-N.PLAINFIELD	09/08/2015 00:00

I certify that this data package is in compliance with the terms and conditions of this contract, both technically and for completeness, for other than the conditions detailed above. Release of the data contained in this hardcopy data package and in the computer-readable data submitted on disk or electronically has been authorized by the laboratory director or his/her designee, as verified by the following signature.

Technical Director/Representative (Typed)	Lura Troy	09/11/15
Technical Director/Representative (Signature)	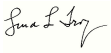	

Table of Contents

New Jersey Reduced Data Deliverable Package 1
- Title Page 2
- Table of Contents 3
- Chain of Custody 4
  - External Chain of Custody 5
  - Lims COC (LN01) 6
  - Sample Receipt Tracking Report 7
- Methodology Review 8
  - Method References 9
- Laboratory Chronicle 10
  - Sample Receipt and Container Information 11
- NJ DEP DKQP Summary Questionnaire 12
  - DKQP Summary Questionnaire 13
- Conformance/Non-Conformance (Reliability) Summary 14
  - Conformance/Non-Conformance (Reliability) Report 15
- Glossary 17
  - Glossary Report 18
- Organics Analysis 20
  - GCMS 8260 Analysis 21
    - Sample Results Summary 22
      - Form 1 - Organics 23
    - Tune Results Summary 35
      - Form 5 - Organics 36
    - Blank Results Summary 38
      - Form 4 - Organics 39
    - Standards Data Summary 40
      - Form 6 - Organics 41
      - Form 7 - Organics 58
    - Surrogate Summary 60
      - Form 2 - Organics 61
    - Batch QC Summary 62
      - Form 3 - Organics 63
    - Internal Standard Summary 67
      - Form 8 - Organics 68
    - Chromatograms 69
      - Sample Raw Data 70
        - TB-090815 (L1522015-02) Analyzed: 09/10/15 13:49 71
        - MODTB-090815 (L1522015-01) Analyzed: 09/10/15 14:18 82
      - Method Blank Raw Data 94
        - Laboratory Method Bl (WG820126-3) Analyzed: 09/10/15 13:19 95

Chain of Custody

NEW JERSEY CHAIN OF CUSTODY

ALPHA ANALYTICAL

Westborough, MA 01581
8 Walkup Dr.
TEL: 508-898-9220
FAX: 508-898-9193

Mansfield, MA 02048
320 Forbes Blvd
TEL: 508-822-9300
FAX: 508-822-3288

Service Centers
Mahwah, NJ 07430: 35 Whitney Rd, Suite 5
Albany, NY 12205: 14 Walker Way
Tonawanda, NY 14150: 275 Cooper Ave, Suite 105

Page 1 of 1

Date Rec'd in Lab: 9/10/15

ALPHA Job #: L1522015

Project Information
Project Name: LOCKHEED - N. PLAINFIELD
Project Location: North PlainField, NJ
Project # 117-0507.600
(Use Project name as Project #) ☐
Project Manager: STEVE FELDMANN
ALPHAQuote #:

Turn-Around Time
Standard ☒ Due Date:
Rush (only if pre approved) ☐ # of Days:

Deliverables
☒ NJ Full / Reduced
☐ EQuIS (1 File) ☐ EQuIS (4 File)
☐ Other

Regulatory Requirement
☐ SRS Residential/Non Residential
☐ SRS Impact to Groundwater
☒ NJ Ground Water Quality Standards
☐ NJ IGW SPLP Leachate Criteria
☐ Other

Billing Information
☒ Same as Client Info
PO #

Site Information
Is this site impacted by Petroleum? Yes ☐
Petroleum Product:

Client Information
Client: TETRA TECH
Address: 295 RTE 22E, Suite 104E
Whitehouse Station, NJ 08889
Phone: 908-534-2303
Fax: 908 534-4709
Email:

These samples have been previously analyzed by Alpha ☒

For EPH, selection is REQUIRED:
☐ Category 1
☐ Category 2

For VOC, selection is REQUIRED:
☐ 1,4-Dioxane
☐ 8011

Other project specific requirements/comments:

Please specify Metals or TAL.

ANALYSIS

Sample Filtration
☐ Done
☐ Lab to do
Preservation
☐ Lab to do
(Please Specify below)

ALPHA Lab ID (Lab Use Only)	Sample ID	Collection Date	Collection Time	Sample Matrix	Sampler's Initials	TCL VOC +15 (8260B)								Sample Specific Comments	Total Bottle
27015 -01	MODTB-090815	9/8/15	15:15	AQ	RW/PM	X								This is a sample	3
-02	TB-090815	9/8/15	—	AQ	RW/PM	X								Trip Blank	2

Preservative Code:
A = None
B = HCl
C = HNO_3
D = H_2SO_4
E = NaOH
F = MeOH
G = $NaHSO_4$
H = $Na_2S_2O_3$
K/E = Zn Ac/NaOH
O = Other

Container Code
P = Plastic
A = Amber Glass
V = Vial
G = Glass
B = Bacteria Cup
C = Cube
O = Other
E = Encore
D = BOD Bottle

Westboro: Certification No: MA935
Mansfield: Certification No: MA015

Container Type	V							
Preservative	B							

Relinquished By:	Date/Time	Received By:	Date/Time
[signature]	9/9/15 / 1900	[signature] AAL	9/9/15 1900
[signature] AAL 9/9/15		Tom Torin	9/9/15 1900
Tom Torin	9/10/15 0000	Graham Phillips	9/10/15 0000

Please print clearly, legibly and completely. Samples can not be logged in and turnaround time clock will not start until any ambiguities are resolved. BY EXECUTING THIS COC, THE CLIENT HAS READ AND AGREES TO BE BOUND BY ALPHA'S TERMS & CONDITIONS. (See reverse side.)

Form No: 01-14 HC (rev. 30-Sept-2013)

ALPHA ANALYTICAL LABORATORIES, INC.
LOGIN CHAIN OF CUSTODY REPORT
Sep 14 2015, 10:26 pm

Login Number: L1522015
Account: TETRA-NJ2 Tetra Tech GEOProject: 117-0507.600
Received: 09SEP15 Due Date: 18SEP15

Sample #	Client ID	Mat	PR	Collected	Container
L1522015-01	MODTB-090815	S0	1	08SEP15 15:15	3-Vial-B

8260: Run and report at lowest possible RLs, undiluted if possible. If DF required, run at lowest possible DF with exceedances and another run with exceedance within cal range. NJ-RED Package Due Date: 09/18/15

NJ-8260,NJ-RED,NJDEP

Sample #	Client ID	Mat	PR	Collected	Container
L1522015-02	TB-090815	S0	1	08SEP15 00:00	2-Vial-B

8260: Run and report at lowest possible RLs, undiluted if possible. If DF required, run at lowest possible DF with exceedances and another run with exceedance within cal range. Package Due Date: 09/18/15

NJ-8260

Logged By: Lan Tran

ALPHA ANALYTICAL LABORATORIES
Container Tracking Report

Container ID	Type	Status	Transaction Date	From Response	From Location	From Operator	To Response	To Location	To Operator
L1522015-01A	Vial-B	INTACT	10-SEP-15	GC/MS	GC/MS	Przemyslaw Kaczorows	CUSTODY	VOA DEAD FRIDGE	CUST Przemyslaw Kaczorows
L1522015-01A	Vial-B	INTACT	10-SEP-15	CUSTODY	VOA CUSTODY	Piotr Duczmalewski	GC/MS	GC/MS	Piotr Duczmalewski
L1522015-01A	Vial-B	INTACT	10-SEP-15		CUSTODY	John Knoud	VOA CUSTODY	VOA CUSTODY	John Knoud
L1522015-01A	Vial-B	INTACT	10-SEP-15	LOGIN	LOGIN	Ethan Leighton	CUSTODY	CUSTODY	Ethan Leighton
L1522015-01B	Vial-B	INTACT	10-SEP-15	GC/MS	GC/MS	Edward Beauregard	CUSTODY	VOA DEAD FRIDGE	CUST Edward Beauregard
L1522015-01B	Vial-B	INTACT	10-SEP-15	CUSTODY	CUSTODY	Edward Beauregard	GC/MS	GC/MS	Edward Beauregard
L1522015-01B	Vial-B	INTACT	10-SEP-15	LOGIN	LOGIN	Ethan Leighton	CUSTODY	CUSTODY	Ethan Leighton
L1522015-01C	Vial-B	INTACT	10-SEP-15		CUSTODY	John Knoud	VOA CUSTODY	VOA CUSTODY	John Knoud
L1522015-01C	Vial-B	INTACT	10-SEP-15	LOGIN	LOGIN	Ethan Leighton	CUSTODY	CUSTODY	Ethan Leighton
L1522015-02A	Vial-B	INTACT	10-SEP-15	GC/MS	GC/MS	Przemyslaw Kaczorows	CUSTODY	VOA DEAD FRIDGE	CUST Przemyslaw Kaczorows
L1522015-02A	Vial-B	INTACT	10-SEP-15	CUSTODY	VOA CUSTODY	Piotr Duczmalewski	GC/MS	GC/MS	Piotr Duczmalewski
L1522015-02A	Vial-B	INTACT	10-SEP-15		CUSTODY	John Knoud	VOA CUSTODY	VOA CUSTODY	John Knoud
L1522015-02A	Vial-B	INTACT	10-SEP-15	LOGIN	LOGIN	Ethan Leighton	CUSTODY	CUSTODY	Ethan Leighton
L1522015-02B	Vial-B	INTACT	10-SEP-15		CUSTODY	John Knoud	VOA CUSTODY	VOA CUSTODY	John Knoud
L1522015-02B	Vial-B	INTACT	10-SEP-15	LOGIN	LOGIN	Ethan Leighton	CUSTODY	CUSTODY	Ethan Leighton

Methodology Review

REFERENCES

1 Test Methods for Evaluating Solid Waste: Physical/Chemical Methods. EPA SW-846. Third Edition. Updates I - IV, 2007.

LIMITATION OF LIABILITIES

Alpha Analytical performs services with reasonable care and diligence normal to the analytical testing laboratory industry. In the event of an error, the sole and exclusive responsibility of Alpha Analytical shall be to re-perform the work at it's own expense. In no event shall Alpha Analytical be held liable for any incidental, consequential or special damages, including but not limited to, damages in any way connected with the use of, interpretation of, information or analysis provided by Alpha Analytical.

We strongly urge our clients to comply with EPA protocol regarding sample volume, preservation, cooling, containers, sampling procedures, holding time and splitting of samples in the field.

Laboratory Chronicle

Sample Receipt and Container Information

Were project specific reporting limits specified? YES

Reagent H2O Preserved Vials Frozen on: NA

Cooler Information **Custody Seal**

Cooler	
A	Absent

Container Information

Container ID	Container Type	Cooler	pH	Temp deg C	Pres	Seal	Analysis(*)
L1522015-01A	Vial HCl preserved	A	N/A	2.2	Y	Absent	NJ-8260(14)
L1522015-01B	Vial HCl preserved	A	N/A	2.2	Y	Absent	NJ-8260(14)
L1522015-01C	Vial HCl preserved	A	N/A	2.2	Y	Absent	NJ-8260(14)
L1522015-02A	Vial HCl preserved	A	N/A	2.2	Y	Absent	NJ-8260(14)
L1522015-02B	Vial HCl preserved	A	N/A	2.2	Y	Absent	NJ-8260(14)

*Values in parentheses indicate holding time in days

NJ DEP
Data of Known Quality Protocols Conformance/Non-Conformance Summary Questionnaire

NJ DEP Data of Known Quality Protocols
Conformance/Non-Conformance
Summary Questionnaire

1	For each analytical method referenced in this laboratory report package, were all specified QA/QC performance criteria followed, including the requirement to explain any criteria falling outside of acceptable guidelines, as specified in the NJDEP Data of Known Quality performance standards?	YES
1a	Were the method specified handling, preservation, and holding time requirements met?	YES
1b	EPH Method: Was the EPH Method conducted without significant modifications (see Section 11.3 of respective DKQ methods)?	N/A
2	Were all samples received by the laboratory in a condition consistent with that described on the associated chain-of-custody document(s)?	YES
3	Were all samples received at an appropriate temperature (4 ± 2° C)?	YES
4	Were all QA/QC performance criteria specified in the NJDEP DKQP standards achieved?	NO
5a	Were reporting limits specified or referenced on the chain-of-custody or communicated to the laboratory prior to sample receipt?	YES
5b	Were these reporting limits met?	NO
6	For each analytical method referenced in this laboratory report package, were results reported for all constituents identified in the method-specific analyte lists presented in the DKQP documents and/or site-specific QAPP?	YES
7	Are project-specific matrix spikes and/or laboratory duplicates included in this data set?	NO

Note: For all questions to which the response was "No" (with the exception of question #7), additional information must be provided in an attached narrative. If the answer to question #1, #1a or #1b is "No", the data package does not meet the requirements for "Data of Known Quality".

Conformance/Non-Conformance Summary

Case Narrative

The samples were received in accordance with the Chain of Custody and no significant deviations were encountered during the preparation or analysis unless otherwise noted. Sample Receipt, Container Information, and the Chain of Custody are located at the back of the report.

Results contained within this report relate only to the samples submitted under this Alpha Lab Number and meet all of the requirements of NELAC, for all NELAC accredited parameters. The data presented in this report is organized by parameter (i.e. VOC, SVOC, etc.). Sample specific Quality Control data (i.e. Surrogate Spike Recovery) is reported at the end of the target analyte list for each individual sample, followed by the Laboratory Batch Quality Control at the end of each parameter. If a sample was re-analyzed or re-extracted due to a required quality control corrective action and if both sets of data are reported, the Laboratory ID of the re-analysis or re-extraction is designated with an "R" or "RE", respectively. When multiple Batch Quality Control elements are reported (e.g. more than one LCS), the associated samples for each element are noted in the grey shaded header line of each data table. Any Laboratory Batch, Sample Specific % recovery or RPD value that is outside the listed Acceptance Criteria is bolded in the report. Performance criteria for CAM and RCP methods allow for some LCS compound failures to occur and still be within method compliance. In these instances, the specific failures are not narrated but are noted in the associated QC table. This information is also incorporated in the Data Usability format for our Data Merger tool where it can be reviewed along with any associated usability implications. Soil/sediments, solids and tissues are reported on a dry weight basis unless otherwise noted. Definitions of all data qualifiers and acronyms used in this report are provided in the Glossary located at the back of the report.

In reference to questions H (CAM) or 4 (RCP) when "NO" is checked, the performance criteria for CAM and RCP methods allow for some quality control failures to occur and still be within method compliance. In these instances the specific failure is not narrated but noted in the associated QC table. The information is also incorporated in the Data Usability format of our Data Merger tool where it can be reviewed along with any associated usability implications.

Please see the associated ADEx data file for a comparison of laboratory reporting limits that were achieved with the regulatory Numerical Standards requested on the Chain of Custody.

HOLD POLICY
For samples submitted on hold, Alpha's policy is to hold samples free of charge for 30 days from the date the project is completed. After 30 days, we will dispose of all samples submitted including those put on hold unless you have contacted your Client Service Representative and made arrangements for Alpha to continue to hold the samples.

Please contact Client Services at 800-624-9220 with any questions.

Report Submission

All non-detect (ND) or estimated concentrations (J-qualified) have been quantitated to the limit noted in the

Case Narrative (continued)

MDL column.

DKQP Related Narratives

Volatile Organics

In reference to question 5b:

L1522015-01 and -02: One or more of the target analytes did not achieve the requested regulatory limits.

In reference to question 4:

WG820126-2: One or more compounds failed to meet the DKQP recovery and/or RPD limits. Please refer to the QC section of the report for specific details.

I, the undersigned, attest under the pains and penalties of perjury that, to the best of my knowledge and belief and based upon my personal inquiry of those responsible for providing the information contained in this analytical report, such information is accurate and complete. This certificate of analysis is not complete unless this page accompanies any and all pages of this report.

Authorized Signature: 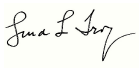 Report Date: 09/11/15

Title: Technical Director/Representative

Glossary

GLOSSARY

Acronyms

EDL - Estimated Detection Limit: This value represents the level to which target analyte concentrations are reported as estimated values, when those target analyte concentrations are quantified below the reporting limit (RL). The EDL includes any adjustments from dilutions, concentrations or moisture content, where applicable. The use of EDLs is specific to the analysis of PAHs using Solid-Phase Microextraction (SPME).

EPA - Environmental Protection Agency.

LCS - Laboratory Control Sample: A sample matrix, free from the analytes of interest, spiked with verified known amounts of analytes or a material containing known and verified amounts of analytes.

LCSD - Laboratory Control Sample Duplicate: Refer to LCS.

LFB - Laboratory Fortified Blank: A sample matrix, free from the analytes of interest, spiked with verified known amounts of analytes or a material containing known and verified amounts of analytes.

MDL - Method Detection Limit: This value represents the level to which target analyte concentrations are reported as estimated values, when those target analyte concentrations are quantified below the reporting limit (RL). The MDL includes any adjustments from dilutions, concentrations or moisture content, where applicable.

MS - Matrix Spike Sample: A sample prepared by adding a known mass of target analyte to a specified amount of matrix sample for which an independent estimate of target analyte concentration is available.

MSD - Matrix Spike Sample Duplicate: Refer to MS.

NA - Not Applicable.

NC - Not Calculated: Term is utilized when one or more of the results utilized in the calculation are non-detect at the parameter's reporting unit.

NI - Not Ignitable.

NP - Non-Plastic: Term is utilized for the analysis of Atterberg Limits in soil.

RL - Reporting Limit: The value at which an instrument can accurately measure an analyte at a specific concentration. The RL includes any adjustments from dilutions, concentrations or moisture content, where applicable.

RPD - Relative Percent Difference: The results from matrix and/or matrix spike duplicates are primarily designed to assess the precision of analytical results in a given matrix and are expressed as relative percent difference (RPD). Values which are less than five times the reporting limit for any individual parameter are evaluated by utilizing the absolute difference between the values; although the RPD value will be provided in the report.

SRM - Standard Reference Material: A reference sample of a known or certified value that is of the same or similar matrix as the associated field samples.

TIC - Tentatively Identified Compound: A compound that has been identified to be present and is not part of the target compound list (TCL) for the method and/or program. All TICs are qualitatively identified and reported as estimated concentrations.

Footnotes

1 - The reference for this analyte should be considered modified since this analyte is absent from the target analyte list of the original method.

Terms

Total: With respect to Organic analyses, a 'Total' result is defined as the summation of results for individual isomers or Aroclors. If a 'Total' result is requested, the results of its individual components will also be reported. This is applicable to 'Total' results for methods 8260, 8081 and 8082.

Analytical Method: Both the document from which the method originates and the analytical reference method. (Example: EPA 8260B is shown as 1,8260B.) The codes for the reference method documents are provided in the References section of the Addendum.

Data Qualifiers

A - Spectra identified as "Aldol Condensation Product".

B - The analyte was detected above the reporting limit in the associated method blank. Flag only applies to associated field samples that have detectable concentrations of the analyte at less than ten times (10x) the concentration found in the blank. For MCP-related projects, flag only applies to associated field samples that have detectable concentrations of the analyte at less than ten times (10x) the concentration found in the blank. For DOD-related projects, flag only applies to associated field samples that have detectable concentrations of the analyte at less than ten times (10x) the concentration found in the blank AND the analyte was detected above one-half the reporting limit (or above the reporting limit for common lab contaminants) in the associated method blank. For NJ-Air-related projects, flag only applies to associated field samples that have detectable concentrations of the analyte above the reporting limit. For NJ-related projects (excluding Air), flag only applies to associated field samples that have detectable concentrations of the analyte, which was detected above the reporting limit in the associated method blank or above five times the reporting limit for common lab contaminants (Phthalates, Acetone, Methylene Chloride, 2-Butanone).

C - Co-elution: The target analyte co-elutes with a known lab standard (i.e. surrogate, internal standards, etc.) for co-extracted analyses.

Report Format: DU Report with 'J' Qualifiers

Data Qualifiers

D - Concentration of analyte was quantified from diluted analysis. Flag only applies to field samples that have detectable concentrations of the analyte.

E - Concentration of analyte exceeds the range of the calibration curve and/or linear range of the instrument.

G - The concentration may be biased high due to matrix interferences (i.e, co-elution) with non-target compound(s). The result should be considered estimated.

H - The analysis of pH was performed beyond the regulatory-required holding time of 15 minutes from the time of sample collection.

I - The lower value for the two columns has been reported due to obvious interference.

M - Reporting Limit (RL) exceeds the MCP CAM Reporting Limit for this analyte.

NJ - Presumptive evidence of compound. This represents an estimated concentration for Tentatively Identified Compounds (TICs), where the identification is based on a mass spectral library search.

P - The RPD between the results for the two columns exceeds the method-specified criteria.

Q - The quality control sample exceeds the associated acceptance criteria. For DOD-related projects, LCS and/or Continuing Calibration Standard exceedences are also qualified on all associated sample results. Note: This flag is not applicable for matrix spike recoveries when the sample concentration is greater than 4x the spike added or for batch duplicate RPD when the sample concentrations are less than 5x the RL. (Metals only.)

R - Analytical results are from sample re-analysis.

RE - Analytical results are from sample re-extraction.

S - Analytical results are from modified screening analysis.

J - Estimated value. The Target analyte concentration is below the quantitation limit (RL), but above the Method Detection Limit (MDL) or Estimated Detection Limit (EDL) for SPME-related analyses. This represents an estimated concentration for Tentatively Identified Compounds (TICs).

ND - Not detected at the method detection limit (MDL) for the sample, or estimated detection limit (EDL) for SPME-related analyses.

Report Format: DU Report with 'J' Qualifiers

Organics

GC/MS 8260
Analysis

Sample Results Summary

Form 1
Volatile Organics

Client	: Tetra Tech GEO	Lab Number	: L1522015
Project Name	: LOCKHEED-N.PLAINFIELD	Project Number	: 117-0507.600
Lab ID	: L1522015-01	Date Collected	: 09/08/15 15:15
Client ID	: MODTB-090815	Date Received	: 09/09/15
Sample Location	: NORTH PLAINFIELD, NJ	Date Analyzed	: 09/10/15 14:18
Sample Matrix	: WATER	Dilution Factor	: 1
Analytical Method	: 1,8260C	Analyst	: PD
Lab File ID	: 0910A08	Instrument ID	: VOA101.I
Sample Amount	: 10 ml	GC Column	: RTX-502.2
Level	: LOW	%Solids	: N/A
Extract Volume (MeOH)	: N/A	Injection Volume	: N/A

		ug/L			
CAS NO.	Parameter	Results	RL	MDL	Qualifier
96-12-8	1,2-Dibromo-3-chloropropane	ND	2.5	0.32	U
123-91-1	1,4-Dioxane	ND	250	41.	U
106-93-4	1,2-Dibromoethane	ND	2.0	0.10	U
75-09-2	Methylene chloride	ND	2.5	0.27	U
75-34-3	1,1-Dichloroethane	ND	0.75	0.21	U
67-66-3	Chloroform	ND	0.75	0.16	U
56-23-5	Carbon tetrachloride	ND	0.50	0.10	U
78-87-5	1,2-Dichloropropane	ND	1.0	0.11	U
124-48-1	Dibromochloromethane	ND	0.50	0.15	U
79-00-5	1,1,2-Trichloroethane	ND	0.75	0.09	U
127-18-4	Tetrachloroethene	ND	0.50	0.09	U
108-90-7	Chlorobenzene	ND	0.50	0.07	U
75-69-4	Trichlorofluoromethane	ND	2.5	0.10	U
107-06-2	1,2-Dichloroethane	ND	0.50	0.11	U
71-55-6	1,1,1-Trichloroethane	ND	0.50	0.10	U
75-27-4	Bromodichloromethane	ND	0.50	0.19	U
10061-02-6	trans-1,3-Dichloropropene	ND	0.50	0.15	U
10061-01-5	cis-1,3-Dichloropropene	ND	0.50	0.14	U
542-75-6	1,3-Dichloropropene, Total	ND	0.50	0.14	U
75-25-2	Bromoform	ND	2.0	0.25	U
79-34-5	1,1,2,2-Tetrachloroethane	ND	0.50	0.09	U
71-43-2	Benzene	ND	0.50	0.09	U
108-88-3	Toluene	0.24	0.75	0.16	J
100-41-4	Ethylbenzene	ND	0.50	0.10	U
74-87-3	Chloromethane	0.13	2.5	0.09	J
74-83-9	Bromomethane	ND	1.0	0.26	U
75-01-4	Vinyl chloride	ND	1.0	0.07	U

Form 1
Volatile Organics

Client	: Tetra Tech GEO	Lab Number	: L1522015
Project Name	: LOCKHEED-N.PLAINFIELD	Project Number	: 117-0507.600
Lab ID	: L1522015-01	Date Collected	: 09/08/15 15:15
Client ID	: MODTB-090815	Date Received	: 09/09/15
Sample Location	: NORTH PLAINFIELD, NJ	Date Analyzed	: 09/10/15 14:18
Sample Matrix	: WATER	Dilution Factor	: 1
Analytical Method	: 1,8260C	Analyst	: PD
Lab File ID	: 0910A08	Instrument ID	: VOA101.I
Sample Amount	: 10 ml	GC Column	: RTX-502.2
Level	: LOW	%Solids	: N/A
Extract Volume (MeOH)	: N/A	Injection Volume	: N/A

		ug/L			
CAS NO.	Parameter	Results	RL	MDL	Qualifier
75-00-3	Chloroethane	ND	1.0	0.13	U
75-35-4	1,1-Dichloroethene	ND	0.50	0.09	U
156-60-5	trans-1,2-Dichloroethene	ND	0.75	0.16	U
79-01-6	Trichloroethene	ND	0.50	0.11	U
95-50-1	1,2-Dichlorobenzene	ND	2.5	0.07	U
541-73-1	1,3-Dichlorobenzene	ND	2.5	0.07	U
106-46-7	1,4-Dichlorobenzene	ND	2.5	0.08	U
1634-04-4	Methyl tert butyl ether	ND	1.0	0.15	U
179601-23-1	p/m-Xylene	ND	1.0	0.18	U
95-47-6	o-Xylene	ND	1.0	0.17	U
1330-20-7	Xylene (Total)	ND	1.0	0.17	U
156-59-2	cis-1,2-Dichloroethene	ND	0.50	0.11	U
540-59-0	1,2-Dichloroethene (total)	ND	0.50	0.11	U
100-42-5	Styrene	ND	1.0	0.12	U
75-71-8	Dichlorodifluoromethane	ND	5.0	0.19	U
67-64-1	Acetone	3.7	5.0	1.5	J
75-15-0	Carbon disulfide	0.13	5.0	0.09	J
78-93-3	2-Butanone	ND	5.0	1.9	U
108-10-1	4-Methyl-2-pentanone	ND	5.0	0.26	U
591-78-6	2-Hexanone	ND	5.0	0.14	U
74-97-5	Bromochloromethane	ND	2.5	0.13	U
98-82-8	Isopropylbenzene	ND	0.50	0.11	U
87-61-6	1,2,3-Trichlorobenzene	ND	2.5	0.12	U
120-82-1	1,2,4-Trichlorobenzene	ND	2.5	0.12	U
79-20-9	Methyl Acetate	ND	2.0	0.23	U
110-82-7	Cyclohexane	ND	10	0.27	U
108-87-2	Methyl cyclohexane	ND	10	0.40	U

Form 1
Volatile Organics

Client	: Tetra Tech GEO	**Lab Number**	: L1522015
Project Name	: LOCKHEED-N.PLAINFIELD	**Project Number**	: 117-0507.600
Lab ID	: L1522015-01	**Date Collected**	: 09/08/15 15:15
Client ID	: MODTB-090815	**Date Received**	: 09/09/15
Sample Location	: NORTH PLAINFIELD, NJ	**Date Analyzed**	: 09/10/15 14:18
Sample Matrix	: WATER	**Dilution Factor**	: 1
Analytical Method	: 1,8260C	**Analyst**	: PD
Lab File ID	: 0910A08	**Instrument ID**	: VOA101.I
Sample Amount	: 10 ml	**GC Column**	: RTX-502.2
Level	: LOW	**%Solids**	: N/A
Extract Volume (MeOH)	: N/A	**Injection Volume**	: N/A

		ug/L			
CAS NO.	**Parameter**	**Results**	**RL**	**MDL**	**Qualifier**
76-13-1	1,1,2-Trichloro-1,2,2-Trifluoroethane	ND	2.5	0.15	U

Tentatively Identified Compounds
Volatile Organics

Client	: Tetra Tech GEO	**Lab Number**	: L1522015
Project Name	: LOCKHEED-N.PLAINFIELD	**Project Number**	: 117-0507.600
Lab ID	: L1522015-01	**Date Collected**	: 09/08/15 15:15
Client ID	: MODTB-090815	**Date Received**	: 09/09/15
Sample Location	: NORTH PLAINFIELD, NJ	**Date Analyzed**	: 09/10/15 14:18
Sample Matrix	: WATER	**Dilution Factor**	: 1
Analytical Method	: 1,8260C	**Analyst**	: PD
Lab File ID	: 0910A08	**Instrument ID**	: VOA101.I
Sample Amount	: 10 ml	**GC Column**	: RTX-502.2
Level	: LOW	**%Solids**	: N/A
Extract Volume (MeOH)	: N/A	**Injection Volume**	: N/A

Number TICS found: 0 **Concentration Units: ug/L**

CAS Number	Compound Name	RT	EST. CONC.	Qualifier
	NO TENTATIVELY IDENTIFIED COMPOUNDS			

Form 1
Volatile Organics

Client	: Tetra Tech GEO	Lab Number	: L1522015
Project Name	: LOCKHEED-N.PLAINFIELD	Project Number	: 117-0507.600
Lab ID	: L1522015-02	Date Collected	: 09/08/15 00:00
Client ID	: TB-090815	Date Received	: 09/09/15
Sample Location	: NORTH PLAINFIELD, NJ	Date Analyzed	: 09/10/15 13:49
Sample Matrix	: WATER	Dilution Factor	: 1
Analytical Method	: 1,8260C	Analyst	: PD
Lab File ID	: 0910A07	Instrument ID	: VOA101.I
Sample Amount	: 10 ml	GC Column	: RTX-502.2
Level	: LOW	%Solids	: N/A
Extract Volume (MeOH)	: N/A	Injection Volume	: N/A

		ug/L			
CAS NO.	Parameter	Results	RL	MDL	Qualifier
96-12-8	1,2-Dibromo-3-chloropropane	ND	2.5	0.32	U
123-91-1	1,4-Dioxane	ND	250	41.	U
106-93-4	1,2-Dibromoethane	ND	2.0	0.10	U
75-09-2	Methylene chloride	ND	2.5	0.27	U
75-34-3	1,1-Dichloroethane	ND	0.75	0.21	U
67-66-3	Chloroform	ND	0.75	0.16	U
56-23-5	Carbon tetrachloride	ND	0.50	0.10	U
78-87-5	1,2-Dichloropropane	ND	1.0	0.11	U
124-48-1	Dibromochloromethane	ND	0.50	0.15	U
79-00-5	1,1,2-Trichloroethane	ND	0.75	0.09	U
127-18-4	Tetrachloroethene	ND	0.50	0.09	U
108-90-7	Chlorobenzene	ND	0.50	0.07	U
75-69-4	Trichlorofluoromethane	ND	2.5	0.10	U
107-06-2	1,2-Dichloroethane	ND	0.50	0.11	U
71-55-6	1,1,1-Trichloroethane	ND	0.50	0.10	U
75-27-4	Bromodichloromethane	ND	0.50	0.19	U
10061-02-6	trans-1,3-Dichloropropene	ND	0.50	0.15	U
10061-01-5	cis-1,3-Dichloropropene	ND	0.50	0.14	U
542-75-6	1,3-Dichloropropene, Total	ND	0.50	0.14	U
75-25-2	Bromoform	ND	2.0	0.25	U
79-34-5	1,1,2,2-Tetrachloroethane	ND	0.50	0.09	U
71-43-2	Benzene	ND	0.50	0.09	U
108-88-3	Toluene	ND	0.75	0.16	U
100-41-4	Ethylbenzene	ND	0.50	0.10	U
74-87-3	Chloromethane	0.24	2.5	0.09	J
74-83-9	Bromomethane	ND	1.0	0.26	U
75-01-4	Vinyl chloride	ND	1.0	0.07	U

Form 1
Volatile Organics

Client	: Tetra Tech GEO	Lab Number	: L1522015
Project Name	: LOCKHEED-N.PLAINFIELD	Project Number	: 117-0507.600
Lab ID	: L1522015-02	Date Collected	: 09/08/15 00:00
Client ID	: TB-090815	Date Received	: 09/09/15
Sample Location	: NORTH PLAINFIELD, NJ	Date Analyzed	: 09/10/15 13:49
Sample Matrix	: WATER	Dilution Factor	: 1
Analytical Method	: 1,8260C	Analyst	: PD
Lab File ID	: 0910A07	Instrument ID	: VOA101.I
Sample Amount	: 10 ml	GC Column	: RTX-502.2
Level	: LOW	%Solids	: N/A
Extract Volume (MeOH)	: N/A	Injection Volume	: N/A

		ug/L			
CAS NO.	Parameter	Results	RL	MDL	Qualifier
75-00-3	Chloroethane	ND	1.0	0.13	U
75-35-4	1,1-Dichloroethene	ND	0.50	0.09	U
156-60-5	trans-1,2-Dichloroethene	ND	0.75	0.16	U
79-01-6	Trichloroethene	ND	0.50	0.11	U
95-50-1	1,2-Dichlorobenzene	ND	2.5	0.07	U
541-73-1	1,3-Dichlorobenzene	ND	2.5	0.07	U
106-46-7	1,4-Dichlorobenzene	ND	2.5	0.08	U
1634-04-4	Methyl tert butyl ether	ND	1.0	0.15	U
179601-23-1	p/m-Xylene	ND	1.0	0.18	U
95-47-6	o-Xylene	ND	1.0	0.17	U
1330-20-7	Xylene (Total)	ND	1.0	0.17	U
156-59-2	cis-1,2-Dichloroethene	ND	0.50	0.11	U
540-59-0	1,2-Dichloroethene (total)	ND	0.50	0.11	U
100-42-5	Styrene	ND	1.0	0.12	U
75-71-8	Dichlorodifluoromethane	ND	5.0	0.19	U
67-64-1	Acetone	3.1	5.0	1.5	J
75-15-0	Carbon disulfide	0.14	5.0	0.09	J
78-93-3	2-Butanone	ND	5.0	1.9	U
108-10-1	4-Methyl-2-pentanone	ND	5.0	0.26	U
591-78-6	2-Hexanone	ND	5.0	0.14	U
74-97-5	Bromochloromethane	ND	2.5	0.13	U
98-82-8	Isopropylbenzene	ND	0.50	0.11	U
87-61-6	1,2,3-Trichlorobenzene	ND	2.5	0.12	U
120-82-1	1,2,4-Trichlorobenzene	ND	2.5	0.12	U
79-20-9	Methyl Acetate	ND	2.0	0.23	U
110-82-7	Cyclohexane	ND	10	0.27	U
108-87-2	Methyl cyclohexane	ND	10	0.40	U

Form 1
Volatile Organics

Client	: Tetra Tech GEO	**Lab Number**	: L1522015
Project Name	: LOCKHEED-N.PLAINFIELD	**Project Number**	: 117-0507.600
Lab ID	: L1522015-02	**Date Collected**	: 09/08/15 00:00
Client ID	: TB-090815	**Date Received**	: 09/09/15
Sample Location	: NORTH PLAINFIELD, NJ	**Date Analyzed**	: 09/10/15 13:49
Sample Matrix	: WATER	**Dilution Factor**	: 1
Analytical Method	: 1,8260C	**Analyst**	: PD
Lab File ID	: 0910A07	**Instrument ID**	: VOA101.I
Sample Amount	: 10 ml	**GC Column**	: RTX-502.2
Level	: LOW	**%Solids**	: N/A
Extract Volume (MeOH)	: N/A	**Injection Volume**	: N/A

		ug/L			
CAS NO.	**Parameter**	**Results**	**RL**	**MDL**	**Qualifier**
76-13-1	1,1,2-Trichloro-1,2,2-Trifluoroethane	ND	2.5	0.15	U

Tentatively Identified Compounds
Volatile Organics

Client	: Tetra Tech GEO	**Lab Number**	: L1522015
Project Name	: LOCKHEED-N.PLAINFIELD	**Project Number**	: 117-0507.600
Lab ID	: L1522015-02	**Date Collected**	: 09/08/15 00:00
Client ID	: TB-090815	**Date Received**	: 09/09/15
Sample Location	: NORTH PLAINFIELD, NJ	**Date Analyzed**	: 09/10/15 13:49
Sample Matrix	: WATER	**Dilution Factor**	: 1
Analytical Method	: 1,8260C	**Analyst**	: PD
Lab File ID	: 0910A07	**Instrument ID**	: VOA101.I
Sample Amount	: 10 ml	**GC Column**	: RTX-502.2
Level	: LOW	**%Solids**	: N/A
Extract Volume (MeOH)	: N/A	**Injection Volume**	: N/A

Number TICS found: 0 **Concentration Units: ug/L**

CAS Number	Compound Name	RT	EST. CONC.	Qualifier
	NO TENTATIVELY IDENTIFIED COMPOUNDS			

Form 1
Volatile Organics

Client	: Tetra Tech GEO	Lab Number	: L1522015
Project Name	: LOCKHEED-N.PLAINFIELD	Project Number	: 117-0507.600
Lab ID	: WG820126-3	Date Collected	: NA
Client ID	: WG820126-3BLANK	Date Received	: NA
Sample Location	:	Date Analyzed	: 09/10/15 13:19
Sample Matrix	: WATER	Dilution Factor	: 1
Analytical Method	: 1,8260C	Analyst	: PD
Lab File ID	: 0910A06	Instrument ID	: VOA101.I
Sample Amount	: 10 ml	GC Column	: RTX-502.2
Level	: LOW	%Solids	: N/A
Extract Volume (MeOH)	: N/A	Injection Volume	: N/A

		ug/L			
CAS NO.	Parameter	Results	RL	MDL	Qualifier
96-12-8	1,2-Dibromo-3-chloropropane	ND	2.5	0.32	U
123-91-1	1,4-Dioxane	ND	250	41.	U
106-93-4	1,2-Dibromoethane	ND	2.0	0.10	U
75-09-2	Methylene chloride	ND	2.5	0.27	U
75-34-3	1,1-Dichloroethane	ND	0.75	0.21	U
67-66-3	Chloroform	ND	0.75	0.16	U
56-23-5	Carbon tetrachloride	ND	0.50	0.10	U
78-87-5	1,2-Dichloropropane	ND	1.0	0.11	U
124-48-1	Dibromochloromethane	ND	0.50	0.15	U
79-00-5	1,1,2-Trichloroethane	ND	0.75	0.09	U
127-18-4	Tetrachloroethene	ND	0.50	0.09	U
108-90-7	Chlorobenzene	ND	0.50	0.07	U
75-69-4	Trichlorofluoromethane	ND	2.5	0.10	U
107-06-2	1,2-Dichloroethane	ND	0.50	0.11	U
71-55-6	1,1,1-Trichloroethane	ND	0.50	0.10	U
75-27-4	Bromodichloromethane	ND	0.50	0.19	U
10061-02-6	trans-1,3-Dichloropropene	ND	0.50	0.15	U
10061-01-5	cis-1,3-Dichloropropene	ND	0.50	0.14	U
542-75-6	1,3-Dichloropropene, Total	ND	0.50	0.14	U
75-25-2	Bromoform	ND	2.0	0.25	U
79-34-5	1,1,2,2-Tetrachloroethane	ND	0.50	0.09	U
71-43-2	Benzene	ND	0.50	0.09	U
108-88-3	Toluene	ND	0.75	0.16	U
100-41-4	Ethylbenzene	ND	0.50	0.10	U
74-87-3	Chloromethane	0.12	2.5	0.09	J
74-83-9	Bromomethane	ND	1.0	0.26	U
75-01-4	Vinyl chloride	ND	1.0	0.07	U

Form 1
Volatile Organics

Client	: Tetra Tech GEO	Lab Number	: L1522015
Project Name	: LOCKHEED-N.PLAINFIELD	Project Number	: 117-0507.600
Lab ID	: WG820126-3	Date Collected	: NA
Client ID	: WG820126-3BLANK	Date Received	: NA
Sample Location	:	Date Analyzed	: 09/10/15 13:19
Sample Matrix	: WATER	Dilution Factor	: 1
Analytical Method	: 1,8260C	Analyst	: PD
Lab File ID	: 0910A06	Instrument ID	: VOA101.I
Sample Amount	: 10 ml	GC Column	: RTX-502.2
Level	: LOW	%Solids	: N/A
Extract Volume (MeOH)	: N/A	Injection Volume	: N/A

		ug/L			
CAS NO.	Parameter	Results	RL	MDL	Qualifier
75-00-3	Chloroethane	ND	1.0	0.13	U
75-35-4	1,1-Dichloroethene	ND	0.50	0.09	U
156-60-5	trans-1,2-Dichloroethene	ND	0.75	0.16	U
79-01-6	Trichloroethene	ND	0.50	0.11	U
95-50-1	1,2-Dichlorobenzene	ND	2.5	0.07	U
541-73-1	1,3-Dichlorobenzene	ND	2.5	0.07	U
106-46-7	1,4-Dichlorobenzene	ND	2.5	0.08	U
1634-04-4	Methyl tert butyl ether	ND	1.0	0.15	U
179601-23-1	p/m-Xylene	ND	1.0	0.18	U
95-47-6	o-Xylene	ND	1.0	0.17	U
1330-20-7	Xylene (Total)	ND	1.0	0.17	U
156-59-2	cis-1,2-Dichloroethene	ND	0.50	0.11	U
540-59-0	1,2-Dichloroethene (total)	ND	0.50	0.11	U
100-42-5	Styrene	ND	1.0	0.12	U
75-71-8	Dichlorodifluoromethane	ND	5.0	0.19	U
67-64-1	Acetone	ND	5.0	1.5	U
75-15-0	Carbon disulfide	0.18	5.0	0.09	J
78-93-3	2-Butanone	ND	5.0	1.9	U
108-10-1	4-Methyl-2-pentanone	ND	5.0	0.26	U
591-78-6	2-Hexanone	ND	5.0	0.14	U
74-97-5	Bromochloromethane	ND	2.5	0.13	U
109-99-9	Tetrahydrofuran	ND	5.0	0.52	U
98-82-8	Isopropylbenzene	ND	0.50	0.11	U
87-61-6	1,2,3-Trichlorobenzene	ND	2.5	0.12	U
120-82-1	1,2,4-Trichlorobenzene	ND	2.5	0.12	U
79-20-9	Methyl Acetate	ND	2.0	0.23	U
110-82-7	Cyclohexane	ND	10	0.27	U

Form 1
Volatile Organics

Client	: Tetra Tech GEO	**Lab Number**	: L1522015
Project Name	: LOCKHEED-N.PLAINFIELD	**Project Number**	: 117-0507.600
Lab ID	: WG820126-3	**Date Collected**	: NA
Client ID	: WG820126-3BLANK	**Date Received**	: NA
Sample Location	:	**Date Analyzed**	: 09/10/15 13:19
Sample Matrix	: WATER	**Dilution Factor**	: 1
Analytical Method	: 1,8260C	**Analyst**	: PD
Lab File ID	: 0910A06	**Instrument ID**	: VOA101.I
Sample Amount	: 10 ml	**GC Column**	: RTX-502.2
Level	: LOW	**%Solids**	: N/A
Extract Volume (MeOH)	: N/A	**Injection Volume**	: N/A

		ug/L			
CAS NO.	**Parameter**	**Results**	**RL**	**MDL**	**Qualifier**
108-87-2	Methyl cyclohexane	ND	10	0.40	U
76-13-1	1,1,2-Trichloro-1,2,2-Trifluoroethane	ND	2.5	0.15	U

Tentatively Identified Compounds
Volatile Organics

Client	: Tetra Tech GEO	**Lab Number**	: L1522015
Project Name	: LOCKHEED-N.PLAINFIELD	**Project Number**	: 117-0507.600
Lab ID	: WG820126-3	**Date Collected**	: NA
Client ID	: WG820126-3BLANK	**Date Received**	: NA
Sample Location	:	**Date Analyzed**	: 09/10/15 13:19
Sample Matrix	: WATER	**Dilution Factor**	: 1
Analytical Method	: 1,8260C	**Analyst**	: PD
Lab File ID	: 0910A06	**Instrument ID**	: VOA101.I
Sample Amount	: 10 ml	**GC Column**	: RTX-502.2
Level	: LOW	**%Solids**	: N/A
Extract Volume (MeOH)	: N/A	**Injection Volume**	: N/A

Number TICS found: 0 **Concentration Units: ug/L**

CAS Number	Compound Name	RT	EST. CONC.	Qualifier
	NO TENTATIVELY IDENTIFIED COMPOUNDS			

Tuning Results Summary

5A
VOLATILE ORGANICS INSTRUMENT PERFORMANCE CHECK
BROMOFLUOROBENZENE (BFB)

Lab Name: Alpha Analytical Labs

SDG No.: L1522015

Lab File ID: BFB0515C_tune BFB Injection Date: 05/15/15

Instrument ID: Voa101.i BFB Injection Time: 20:39

m/e	ION ABUNDANCE CRITERIA	% Relative Abundance
95	Base Peak, 100% relative abundance	100
50	15.0 - 40.0% of mass 95	17.7
75	30.0 - 60.0% of mass 95	46.8
96	5.0 - 9.0% of mass 95	7
173	Less than 2.0% of mass 174	0.5 (0.75)1
174	Greater than 50.0 of mass 95	68.6
175	5.0 - 9.0% of mass 174	5.5 (8.00)1
176	95.0 - 101% of mass 174	66 (96.1)1
177	5.0 - 9.0% of mass 176	4.4 (6.74)2

1-Value is % of mass 174 2-Value is % of mass 176

THIS CHECK APPLIES TO THE FOLLOWING SAMPLES, MS, MSD, BLANKS, AND STANDARDS:

	CLIENT SAMPLE NO.	LAB SAMPLE ID	LAB FILE ID	DATE ANALYZED	TIME ANALYZED
01	ICAL L11	ICAL L11	0515A02	05/15/15	21:16
02	ICAL L1	ICAL L1	0515A03	05/15/15	21:46
03	ICAL L2	ICAL L2	0515A04	05/15/15	22:16
04	ICAL L3	ICAL L3	0515A05	05/15/15	22:47
05	ICAL L4	ICAL L4	0515A06	05/15/15	23:17
06	ICAL L6	ICAL L6	0515A07	05/15/15	23:47
07	ICAL L8	ICAL L8	0515A08	05/16/15	00:17
08	ICAL L10	ICAL L10	0515A09	05/16/15	00:47
09	ICV Quant Report	ICV Quant Repo	0515A16	05/16/15	04:18
10	ICV Summary Form	ICV Summary Fo	ccal	05/16/15	04:18

FORM V NJ-8260

5A
VOLATILE ORGANICS INSTRUMENT PERFORMANCE CHECK
BROMOFLUOROBENZENE (BFB)

Lab Name: Alpha Analytical Labs

SDG No.: L1522015

Lab File ID: BFB0910A_tune BFB Injection Date: 09/10/15

Instrument ID: Voa101.i BFB Injection Time: 10:36

m/e	ION ABUNDANCE CRITERIA	% Relative Abundance
95	Base Peak, 100% relative abundance	100
50	15.0 - 40.0% of mass 95	18.2
75	30.0 - 60.0% of mass 95	49.9
96	5.0 - 9.0% of mass 95	6.5
173	Less than 2.0% of mass 174	0 (0.00)1
174	Greater than 50.0 of mass 95	55.8
175	5.0 - 9.0% of mass 174	4.3 (7.77)1
176	95.0 - 101% of mass 174	54.5 (97.5)1
177	5.0 - 9.0% of mass 176	3.5 (6.50)2

1-Value is % of mass 174 2-Value is % of mass 176

THIS CHECK APPLIES TO THE FOLLOWING SAMPLES, MS, MSD, BLANKS, AND STANDARDS:

	CLIENT SAMPLE NO.	LAB SAMPLE ID	LAB FILE ID	DATE ANALYZED	TIME ANALYZED
01	WG820126-1LCS	WG820126-1	0910A03	09/10/15	11:49
02	wg820-1,31,10	wg820-1,31,10	0910A03	09/10/15	11:49
03	WG820126-2LCSD	WG820126-2	0910A04	09/10/15	12:19
04	WG820126-3BLANK	WG820126-3	0910A06	09/10/15	13:19
05	TB-090815	L1522015-02	0910A07	09/10/15	13:49
06	MODTB-090815	L1522015-01	0910A08	09/10/15	14:18

FORM V NJ-8260

Blank Results Summary

4A

VOLATILE ORGANICS METHOD BLANK SUMMARY

SAMPLE NO.

WG820126-3BLANK

Lab Name: Alpha Analytical Labs

SDG No.: L1522015

Lab File ID: 0910A06 Lab Sample ID: WG820126-3

Date Analyzed: 09/10/15 Time Analyzed: 13:19

Instrument ID: VOA101.I

THIS METHOD BLANK APPLIES TO THE FOLLOWING SAMPLES:

	CLIENT SAMPLE NO.	LAB SAMPLE ID	LAB FILE ID	DATE ANALYZED
01	WG820126-1LCS	WG820126-1	0910A03	09/10/15 11:49
02	WG820126-2LCSD	WG820126-2	0910A04	09/10/15 12:19
03	TB-090815	L1522015-02	0910A07	09/10/15 13:49
04	MODTB-090815	L1522015-01	0910A08	09/10/15 14:18

COMMENTS: _____

_____

FORM IV NJ-8260 LOW

Standards Data Summary

VOLATILE ORGANICS ORGANICS INITIAL CALIBRATION DATA

Lab Name: Alpha Analytical Labs

SDG No.: L1522015

Instrument ID: VOA101.I Calibration Date(s): 15-MAY-2015 16-MAY-2015

Calibration Times: 21:16 00:47

Calibration File Names:

Level 1: \\Orgserv2\ff\chem\GCMSVOA\Voa101.i\150515.b\0515A03.D
Level 2: \\Orgserv2\ff\chem\GCMSVOA\Voa101.i\150515.b\0515A04.D
Level 3: \\Orgserv2\ff\chem\GCMSVOA\Voa101.i\150515.b\0515A05.D
Level 4: \\Orgserv2\ff\chem\GCMSVOA\Voa101.i\150515.b\0515A06.D
Level 6: \\Orgserv2\ff\chem\GCMSVOA\Voa101.i\150515.b\0515A07.D
Level 8: \\Orgserv2\ff\chem\GCMSVOA\Voa101.i\150515.b\0515A08.D
Level 10: \\Orgserv2\ff\chem\GCMSVOA\Voa101.i\150515.b\0515A09.D
Level 11: \\Orgserv2\ff\chem\GCMSVOA\Voa101.i\150515.b\0515A02.D

Compound	5.0000 Level 1	20.0000 Level 2	100.0000 Level 3	300.0000 Level 4	800.0000 Level 6	1200.0000 Level 8	Curve	Coefficients b	Coefficients m1	Coefficients m2	%RSD or R^2
	2000.0000 Level 10	2.0000 Level 11									
1 dichlorodifluoromethane	0.13399	0.21011	0.19504	0.18612	0.17564	0.16819					
	0.17168	+++++					AVRG		0.17725		13.55095
2 chloromethane	0.20427	0.27376	0.25378	0.24059	0.22143	0.22507					
	0.22945	+++++					AVRG		0.23548		9.71846
3 vinyl chloride	0.16945	0.25305	0.23924	0.23183	0.21466	0.22056					
	0.23206	0.20250					AVRG		0.22042		11.67658

FORM VI-NJ-8260

VOLATILE ORGANICS ORGANICS INITIAL CALIBRATION DATA

Lab Name: Alpha Analytical Labs

SDG No.: L1522015

Instrument ID: VOA101.I Calibration Date(s): 15-MAY-2015 16-MAY-2015

Calibration Times: 21:16 00:47

Compound	5.0000 Level 1	20.0000 Level 2	100.0000 Level 3	300.0000 Level 4	800.0000 Level 6	1200.0000 Level 8	Curve	Coefficients b	m1	m2	%RSD or R^2	
	2000.0000 Level 10	2.0000 Level 11										
4 bromomethane	634	4412	23273	77609	250149	440527						
	836973	+++++					QUAD	0.15230	14.08412	-1.75399	0.99941	<-
5 chloroethane	0.08443	0.12623	0.11529	0.10808	0.08474	+++++						
	+++++	+++++					AVRG		0.10375		17.97814	
6 trichlorofluoromethane	0.16284	0.24778	0.23681	0.23132	0.21757	0.21168						
	0.21422	+++++					AVRG		0.21746		12.61156	
7 ethyl ether	+++++	0.11402	0.10232	0.10034	0.09693	0.09502						
	0.09453	+++++					AVRG		0.10053		7.23631	
8 1,1,-dichloroethene	0.14327	0.21637	0.19732	0.18994	0.17962	0.17486						
	0.17884	+++++					AVRG		0.18289		12.30862	
9 Ethanol	+++++	+++++	+++++	+++++	+++++	+++++						
	+++++	+++++					AVRG		0.000e+000		0.000e+000	<-
10 carbon disulfide	0.63017	0.68518	0.60989	0.58708	0.54452	0.53273						
	0.53811	+++++					AVRG		0.58967		9.57247	

FORM VI-NJ-8260

VOLATILE ORGANICS ORGANICS INITIAL CALIBRATION DATA

Lab Name: Alpha Analytical Labs

SDG No.: L1522015

Instrument ID: VOA101.I Calibration Date(s): 15-MAY-2015 16-MAY-2015

Calibration Times: 21:16 00:47

Compound	5.0000 Level 1	20.0000 Level 2	100.0000 Level 3	300.0000 Level 4	800.0000 Level 6	1200.0000 Level 8	Curve	Coefficients b	m1	m2	%RSD or R^2	
	2000.0000 Level 10	2.0000 Level 11										
11 freon-113	0.13641	0.20577	0.19037	0.18537	0.17657	0.17037						
	0.17360	+++++					AVRG		0.17692		12.16555	
12 iodomethane	+++++	1072	14313	117626	527195	885757						
	1609249	+++++					QUAD	0.68621	6.19623	-0.19420	0.99801	<-
13 Isopropyl Alcohol	+++++	0.14555	0.13694	0.13139	0.12402	0.12084						
	0.11852	+++++					AVRG		0.12955		8.03737	
14 methylene chloride	0.18795	0.23617	0.21469	0.20757	0.19823	0.19457						
	0.19489	+++++					AVRG		0.20487		8.02063	
15 acetone	1008	3128	11450	33590	95854	149311						
	264909	+++++					WLINR	-0.04461	0.02814		0.99941	<-
16 trans-1,2-dichloroethene	0.16847	0.22858	0.21862	0.21031	0.19995	0.19610						
	0.19992	+++++					AVRG		0.20314		9.44865	
17 Methyl Acetate	0.07121	0.09566	0.08230	0.07917	0.07766	0.07642						
	0.07623	+++++					AVRG		0.07981		9.71643	

FORM VI-NJ-8260

VOLATILE ORGANICS ORGANICS INITIAL CALIBRATION DATA

Lab Name: Alpha Analytical Labs

SDG No.: L1522015

Instrument ID: VOA101.I Calibration Date(s): 15-MAY-2015 16-MAY-2015

Calibration Times: 21:16 00:47

Compound	5.0000 Level 1	20.0000 Level 2	100.0000 Level 3	300.0000 Level 4	800.0000 Level 6	1200.0000 Level 8	Curve	Coefficients b	m1	m2	%RSD or R^2	
	2000.0000 Level 10	2.0000 Level 11										
18 methyl tert butyl ether	0.36662	0.48797	0.45385	0.43976	0.43184	0.42386						
	0.42742	+++++					AVRG		0.43305		8.44449	
19 acrolein	+++++	0.02094	0.02125	0.02142	0.02170	0.02133						
	0.02176	+++++					AVRG		0.02140		1.41885	<-
20 Tert-Butyl Alcohol	0.00845	0.00913	0.00820	0.00775	0.00832	0.00831						
	0.00895	+++++					AVRG		0.00845		5.49933	<-
21 Diisopropyl Ether	0.54781	0.72775	0.68472	0.65696	0.62011	0.60420						
	0.59262	+++++					AVRG		0.63345		9.58261	
22 1,1-dichloroethane	0.30448	0.44058	0.40703	0.38895	0.36478	0.35475						
	0.35408	+++++					AVRG		0.37352		11.68571	
23 halothane	0.10569	0.17090	0.15671	0.15349	0.14605	0.14373						
	0.14774	+++++					AVRG		0.14633		13.73433	
24 acrylonitrile	+++++	0.04839	0.04458	0.04393	0.04285	0.04264						
	0.04253	+++++					AVRG		0.04415		5.04593	<-

FORM VI-NJ-8260

VOLATILE ORGANICS ORGANICS INITIAL CALIBRATION DATA

Lab Name: Alpha Analytical Labs

SDG No.: L1522015

Instrument ID: VOA101.I Calibration Date(s): 15-MAY-2015 16-MAY-2015

Calibration Times: 21:16 00:47

Compound	5.0000 Level 1	20.0000 Level 2	100.0000 Level 3	300.0000 Level 4	800.0000 Level 6	1200.0000 Level 8	Curve	Coefficients b	m1	m2	%RSD or R^2
	2000.0000 Level 10	2.0000 Level 11									
25 Ethyl-Tert-Butyl-Ether	0.45436	0.62945	0.58593	0.57028	0.55133	0.53768					
	0.54091	+++++					AVRG		0.55285		9.72440
26 vinyl acetate	0.21611	0.31762	0.30363	0.30682	0.30068	0.29762					
	0.29595	+++++					AVRG		0.29120		11.63599
27 cis-1,2-dichloroethene	0.19446	0.25557	0.24132	0.23008	0.21922	0.21588					
	0.21817	+++++					AVRG		0.22496		8.74579
28 2,2-dichloropropane	0.20373	0.29390	0.27340	0.26634	0.25739	0.24995					
	0.25309	+++++					AVRG		0.25683		10.80556
29 bromochloromethane	0.06964	0.09689	0.08751	0.08045	0.07371	0.07147					
	0.07052	+++++					AVRG		0.07860		13.11718
30 Cyclohexane	0.31726	0.46136	0.42745	0.40294	0.37417	0.36093					
	0.36063	+++++					AVRG		0.38639		12.42138
31 chloroform	0.26246	0.37749	0.35965	0.34608	0.32796	0.32075					
	0.32505	+++++					AVRG		0.33135		11.05846

FORM VI-NJ-8260

VOLATILE ORGANICS ORGANICS INITIAL CALIBRATION DATA

Lab Name: Alpha Analytical Labs

SDG No.: L1522015

Instrument ID: VOA101.I Calibration Date(s): 15-MAY-2015 16-MAY-2015

Calibration Times: 21:16 00:47

Compound	5.0000 Level 1	20.0000 Level 2	100.0000 Level 3	300.0000 Level 4	800.0000 Level 6	1200.0000 Level 8	Curve	Coefficients b	m1	m2	%RSD or R^2	
	2000.0000 Level 10	2.0000 Level 11										
32 Ethyl Acetate	0.12980	0.13680	0.12295	0.11976	0.11750	0.11534						
	0.11549	+++++					AVRG		0.12252		6.58738	
33 carbontetrachloride	0.15446	0.23265	0.22419	0.22162	0.21531	0.21320						
	0.21773	+++++					AVRG		0.21131		12.24973	
34 tetrahydrofuran	0.04453	0.05334	0.04486	0.04181	0.04043	0.03918						
	0.03892	+++++					AVRG		0.04330		11.60289	<-
35 2-Butanol	0.00623	0.00660	0.00644	0.00628	0.00657	0.00655						
	0.00695	+++++					AVRG		0.00652		3.66314	<-
37 1,1,1-trichloroethane	0.21502	0.30532	0.29300	0.28711	0.27698	0.27090						
	0.27645	+++++					AVRG		0.27497		10.50922	
38 2-butanone	0.06278	0.06031	0.05152	0.04903	0.04761	0.04563						
	0.04760	+++++					AVRG		0.05207		12.97028	<-
39 1,1-dichloropropene	0.23297	0.34141	0.31983	0.30953	0.29435	0.28614						
	0.29039	+++++					AVRG		0.29638		11.45520	

FORM VI-NJ-8260

VOLATILE ORGANICS ORGANICS INITIAL CALIBRATION DATA

Lab Name: Alpha Analytical Labs

SDG No.: L1522015

Instrument ID: VOA101.I Calibration Date(s): 15-MAY-2015 16-MAY-2015

Calibration Times: 21:16 00:47

Compound	5.0000 Level 1	20.0000 Level 2	100.0000 Level 3	300.0000 Level 4	800.0000 Level 6	1200.0000 Level 8	Curve	Coefficients b	m1	m2	%RSD or R^2	
	2000.0000 Level 10	2.0000 Level 11										
40 benzene	0.69862	0.98834	0.93448	0.87928	0.84533	0.82591						
	0.83259	+++++					AVRG		0.85779		10.69799	
41 Tertiary-Amyl Methyl Ether	0.37673	0.52123	0.49407	0.47924	0.47355	0.46609						
	0.47114	+++++					AVRG		0.46887		9.54150	
43 1,2-dichloroethane	0.18134	0.24393	0.22801	0.21914	0.20842	0.20366						
	0.20472	+++++					AVRG		0.21275		9.39833	
44 2-methyl-2-butanol	0.00529	0.00664	0.00672	0.00663	0.00695	0.00713						
	0.00767	+++++					AVRG		0.00672		10.84314	<-
46 methyl cyclohexane	0.30414	0.44868	0.42604	0.40852	0.38547	0.37111						
	0.37181	+++++					AVRG		0.38797		12.06087	
47 Hexane	+++++	+++++	+++++	+++++	+++++	+++++						
	+++++	+++++					AVRG		0.000e+000		0.000e+000	<-
48 Acetonitrile	+++++	+++++	+++++	+++++	+++++	+++++						
	+++++	+++++					AVRG		0.000e+000		0.000e+000	<-

FORM VI-NJ-8260

VOLATILE ORGANICS ORGANICS INITIAL CALIBRATION DATA

Lab Name: Alpha Analytical Labs

SDG No.: L1522015

Instrument ID: VOA101.I Calibration Date(s): 15-MAY-2015 16-MAY-2015

Calibration Times: 21:16 00:47

Compound	5.0000 Level 1	20.0000 Level 2	100.0000 Level 3	300.0000 Level 4	800.0000 Level 6	1200.0000 Level 8	2000.0000 Level 10	2.0000 Level 11	Curve	Coefficients b	m1	m2	%RSD or R^2	
49 trichloroethene	0.17453	0.23780	0.22370	0.21170	0.20299	0.19683								
	0.19752	+++++							AVRG		0.20644		9.90872	
50 dibromomethane	0.07363	0.10561	0.09909	0.09564	0.09585	0.09378								
	0.09483	+++++							AVRG		0.09406		10.47495	
51 n-butanol	+++++	+++++	+++++	+++++	+++++	+++++								
	+++++	+++++							AVRG		0.000e+000		0.000e+000	<-
52 1,2-dichloropropane	0.18302	0.25001	0.23434	0.22459	0.21536	0.20702								
	0.20701	+++++							AVRG		0.21734		9.94664	
53 bromodichloromethane	0.19751	0.27795	0.26350	0.25759	0.25332	0.24708								
	0.24906	+++++							AVRG		0.24943		10.08111	
54 methyl-methylacrylate	+++++	+++++	+++++	+++++	+++++	+++++								
	+++++	+++++							AVRG		0.000e+000		0.000e+000	
55 4-penten-2-ol	+++++	1042	6932	23148	75477	125387								
	236900	+++++							WLINR	0.78309	0.00487		0.99336	<-

FORM VI-NJ-8260

VOLATILE ORGANICS ORGANICS INITIAL CALIBRATION DATA

Lab Name: Alpha Analytical Labs

SDG No.: L1522015

Instrument ID: VOA101.I Calibration Date(s): 15-MAY-2015 16-MAY-2015

Calibration Times: 21:16 00:47

Compound	5.0000 Level 1	20.0000 Level 2	100.0000 Level 3	300.0000 Level 4	800.0000 Level 6	1200.0000 Level 8	Curve	Coefficients b	m1	m2	%RSD or R^2	
	2000.0000 Level 10	2.0000 Level 11										
56 1,4-Dioxane	0.00092	0.00072	0.00094	0.00084	0.00087	0.00079						
	0.00080	+++++					AVRG		0.00084		9.16031	<-
57 2-Chloroethylvinyl ether	+++++	0.11259	0.10408	0.10227	0.10170	0.09912						
	0.09918	+++++					AVRG		0.10316		4.84569	
58 cis-1,3-dichloropropene	0.24693	0.33888	0.32969	0.31970	0.31148	0.30470						
	0.30756	+++++					AVRG		0.30842		9.64817	
60 toluene	0.65055	0.86112	0.81413	0.77295	0.73651	0.72539						
	0.74426	+++++					AVRG		0.75785		8.89542	
61 2-Pentanone	+++++	+++++	+++++	+++++	+++++	+++++						
	+++++	+++++					AVRG		0.000e+000		0.000e+000	
62 4-methyl-2-pentanone	+++++	0.04928	0.04803	0.04688	0.04672	0.04582						
	0.04533	+++++					AVRG		0.04701		3.08373	<-
63 tetrachloroethene	0.21582	0.30094	0.28513	0.27897	0.26689	0.26199						
	0.27507	+++++					AVRG		0.26926		9.93952	

FORM VI-NJ-8260

VOLATILE ORGANICS ORGANICS INITIAL CALIBRATION DATA

Lab Name: Alpha Analytical Labs

SDG No.: L1522015

Instrument ID: VOA101.I Calibration Date(s): 15-MAY-2015 16-MAY-2015

Calibration Times: 21:16 00:47

Compound	5.0000 Level 1	20.0000 Level 2	100.0000 Level 3	300.0000 Level 4	800.0000 Level 6	1200.0000 Level 8	Curve	Coefficients b	m1	m2	%RSD or R^2	
	2000.0000 Level 10	2.0000 Level 11										
64 trans-1,3-dichloropropene	0.27990	0.37757	0.36705	0.36781	0.36344	0.36234						
	0.37546	+++++					AVRG		0.35622		9.58285	
65 ethyl-methacrylate	+++++	0.32121	0.30272	0.30525	0.30072	0.30214						
	0.30856	+++++					AVRG		0.30677		2.47605	
66 4-methyl-2-pentanol	105	6117	31848	108800	333974	540468						
	983127	+++++					WLINR	0.29324	0.02050		0.99729	<-
67 Methyl Isothiocyanate	+++++	+++++	+++++	+++++	+++++	+++++						
	+++++	+++++					AVRG		0.000e+000		0.000e+000	
68 1,1,2-trichloroethane	0.15272	0.20182	0.18907	0.18278	0.17577	0.17367						
	0.17812	+++++					AVRG		0.17914		8.42417	
69 chlorodibromomethane	0.15813	0.22132	0.21451	0.21579	0.21746	0.21742						
	0.22661	+++++					AVRG		0.21018		11.08860	
70 1,3-dichloropropane	0.30699	0.42886	0.38762	0.37963	0.36815	0.36344						
	0.37232	+++++					AVRG		0.37243		9.71097	

FORM VI-NJ-8260

VOLATILE ORGANICS ORGANICS INITIAL CALIBRATION DATA

Lab Name: Alpha Analytical Labs

SDG No.: L1522015

Instrument ID: VOA101.I Calibration Date(s): 15-MAY-2015 16-MAY-2015

Calibration Times: 21:16 00:47

Compound	5.0000 Level 1	20.0000 Level 2	100.0000 Level 3	300.0000 Level 4	800.0000 Level 6	1200.0000 Level 8	2000.0000 Level 10	2.0000 Level 11	Curve	Coefficients b	m1	m2	%RSD or R^2	
71 1,2-dibromoethane	0.14711	0.20403	0.19014	0.19115	0.19222	0.19095								
	0.19603	+++++							AVRG		0.18738		9.82141	
72 Heptane	+++++	+++++	+++++	+++++	+++++	+++++								
	+++++	+++++							AVRG		0.000e+000		0.000e+000	<-
73 2-hexanone	0.08738	0.11037	0.10748	0.10851	0.10944	0.10814								
	0.11076	+++++							AVRG		0.10601		7.82859	
75 chlorobenzene	0.65132	0.88251	0.80987	0.77838	0.74381	0.73276								
	0.75599	+++++							AVRG		0.76495		9.31926	
76 ethyl benzene	1.17828	1.64700	1.53672	1.46647	1.39418	1.37014								
	1.38939	+++++							AVRG		1.42603		10.30521	
77 1,1,1,2-tetrachloroethane	0.17287	0.25125	0.24499	0.24266	0.24269	0.24190								
	0.24843	+++++							AVRG		0.23497		11.74568	
78 p/m xylene	0.44315	0.61748	0.58220	0.55502	0.52523	0.50436								
	0.48787	+++++							AVRG		0.53076		11.14550	

FORM VI-NJ-8260

VOLATILE ORGANICS ORGANICS INITIAL CALIBRATION DATA

Lab Name: Alpha Analytical Labs

SDG No.: L1522015

Instrument ID: VOA101.I Calibration Date(s): 15-MAY-2015 16-MAY-2015

Calibration Times: 21:16 00:47

Compound	5.0000 Level 1	20.0000 Level 2	100.0000 Level 3	300.0000 Level 4	800.0000 Level 6	1200.0000 Level 8	Curve	Coefficients b	m1	m2	%RSD or R^2	
	2000.0000 Level 10	2.0000 Level 11										
79 o xylene	0.41529	0.59010	0.54758	0.52859	0.49746	0.48316						
	0.46369	+++++					AVRG		0.50370		11.43038	
80 styrene	0.67203	0.96552	0.91323	0.89558	0.84707	0.81377						
	0.75583	+++++					AVRG		0.83757		11.95949	
81 bromoform	+++++	0.25432	0.23627	0.24361	0.23964	0.23543						
	0.23821	+++++					AVRG		0.24125		2.91258	
82 isopropylbenzene	2.35462	3.28684	3.06464	2.94227	2.74028	2.64659						
	2.71620	+++++					AVRG		2.82164		10.79340	
84 bromobenzene	0.49792	0.65412	0.60793	0.59026	0.55623	0.55131						
	0.57612	+++++					AVRG		0.57627		8.50763	
85 n-propylbenzene	2.93151	4.14897	3.84388	3.67009	3.36379	3.22325						
	3.26548	+++++					AVRG		3.49242		11.92831	
86 Butyl Acetate	+++++	+++++	+++++	+++++	+++++	+++++						
	+++++	+++++					AVRG		0.000e+000		0.000e+000	<-

FORM VI-NJ-8260

VOLATILE ORGANICS ORGANICS INITIAL CALIBRATION DATA

Lab Name: Alpha Analytical Labs

SDG No.: L1522015

Instrument ID: VOA101.I Calibration Date(s): 15-MAY-2015 16-MAY-2015

Calibration Times: 21:16 00:47

Compound	5.0000 Level 1	20.0000 Level 2	100.0000 Level 3	300.0000 Level 4	800.0000 Level 6	1200.0000 Level 8	Curve	Coefficients b	m1	m2	%RSD or R^2
	2000.0000 Level 10	2.0000 Level 11									
87 1,4-dichloro-2-butane	0.68626	0.89829	0.78470	0.74670	0.69679	0.66789					
	0.67273	+++++					AVRG		0.73619		11.29402
88 1,1,2,2,-tetrachloroethane	0.43159	0.57968	0.51620	0.50094	0.48032	0.47176					
	0.49047	+++++					AVRG		0.49585		9.18549
89 4-ethyltoluene	2.44532	3.49868	3.24029	3.13304	2.89465	2.78260					
	2.80079	+++++					AVRG		2.97077		11.69188
90 2-chlorotoluene	1.72652	2.35005	2.17213	2.09705	1.96654	1.77866					
	1.89716	+++++					AVRG		1.99830		11.13454
91 1,3,5-trimethybenzene	1.85639	2.70927	2.48774	2.43410	2.24311	2.13830					
	2.15266	+++++					AVRG		2.28880		12.19878
92 1,2,3-trichloropropane	0.34058	0.46145	0.39973	0.37820	0.36337	0.34509					
	0.33839	+++++					AVRG		0.37526		11.74258
93 trans-1,4-dichloro-2-butene	0.10165	0.13288	0.11864	0.11883	0.11766	0.11475					
	0.11796	+++++					AVRG		0.11748		7.75996

FORM VI-NJ-8260

VOLATILE ORGANICS ORGANICS INITIAL CALIBRATION DATA

Lab Name: Alpha Analytical Labs

SDG No.: L1522015

Instrument ID: VOA101.I Calibration Date(s): 15-MAY-2015 16-MAY-2015

Calibration Times: 21:16 00:47

Compound	5.0000 Level 1	20.0000 Level 2	100.0000 Level 3	300.0000 Level 4	800.0000 Level 6	1200.0000 Level 8	Curve	Coefficients b	m1	m2	%RSD or R^2
	2000.0000 Level 10	2.0000 Level 11									
94 4-chorotoluene	1.71279	2.32804	2.17603	2.10412	1.97880	1.89781					
	1.93534	+++++					AVRG		2.01899		9.99801
95 tert-butylbenzene	1.55160	2.22681	2.08828	2.03037	1.88301	1.82319					
	1.85888	+++++					AVRG		1.92316		11.32787
96 p-isopropyltoluene	1.95373	2.80618	2.67157	2.59292	2.43212	2.32230					
	2.35082	+++++					AVRG		2.44709		11.42606
97 1,2,4-trimethylbenzene	1.84529	2.60318	2.45670	2.39466	2.23673	2.14495					
	2.17851	+++++					AVRG		2.26572		10.91237
98 sec-butylbenzene	2.51473	3.61721	3.40544	3.32047	3.05489	2.90625					
	2.93071	+++++					AVRG		3.10710		11.89682
99 1,3-dichlorobenzene	1.06293	1.34241	1.26531	1.22682	1.16920	1.12645					
	1.15147	+++++					AVRG		1.19209		7.83390
101 1,4-dichlorobenzene	1.06478	1.32790	1.25278	1.19956	1.15353	1.12528					
	1.13887	+++++					AVRG		1.18039		7.43530

FORM VI-NJ-8260

VOLATILE ORGANICS ORGANICS INITIAL CALIBRATION DATA

Lab Name: Alpha Analytical Labs

SDG No.: L1522015

Instrument ID: VOA101.I Calibration Date(s): 15-MAY-2015 16-MAY-2015

Calibration Times: 21:16 00:47

Compound	5.0000 Level 1	20.0000 Level 2	100.0000 Level 3	300.0000 Level 4	800.0000 Level 6	1200.0000 Level 8	Curve	Coefficients b	m1	m2	%RSD or R^2
	2000.0000 Level 10	2.0000 Level 11									
102 p-Diethylbenzene	1.14083	1.69260	1.64136	1.61206	1.52186	1.45472					
	1.47072	+++++					AVRG		1.50488		12.18839
103 n-butylbenzene	1.99877	2.85142	2.71236	2.62841	2.45061	2.31586					
	2.30963	+++++					AVRG		2.46672		11.71629
104 1,2-dichlorobenzene	0.85115	1.18917	1.10475	1.06965	1.02471	1.00069					
	1.03400	+++++					AVRG		1.03916		10.00048
105 1,2,4,5-tetramethylbenzene	1.66605	2.39762	2.25948	2.25426	2.16089	2.11496					
	2.12969	+++++					AVRG		2.14042		10.78098
106 1,2-dibromo-3-chloropropane	+++++	0.23848	0.21548	0.21268	0.20506	0.20068					
	0.20695	+++++					AVRG		0.21322		6.31494
107 1,3,5-trichlorobenzene	0.60034	0.82715	0.77692	0.79597	0.78932	0.76552					
	0.78523	+++++					AVRG		0.76292		9.72778
108 hexachlorobutadiene	0.20978	0.26959	0.27002	0.28806	0.29078	0.28915					
	0.30278	+++++					AVRG		0.27431		11.23224

FORM VI-NJ-8260

VOLATILE ORGANICS ORGANICS INITIAL CALIBRATION DATA

Lab Name: Alpha Analytical Labs

SDG No.: L1522015

Instrument ID: VOA101.I Calibration Date(s): 15-MAY-2015 16-MAY-2015

Calibration Times: 21:16 00:47

Compound	5.0000 Level 1	20.0000 Level 2	100.0000 Level 3	300.0000 Level 4	800.0000 Level 6	1200.0000 Level 8	Curve	Coefficients b	m1	m2	%RSD or R^2
	2000.0000 Level 10	2.0000 Level 11									
109 1,2,4-trichlorobenzene	0.53648	0.67145	0.62986	0.66086	0.65999	0.64234					
	0.65979	+++++					AVRG		0.63725		7.30091
110 naphthalene	1.13990	1.49692	1.36013	1.38526	1.34915	1.32152					
	1.36596	+++++					AVRG		1.34555		7.91177
111 1,2,3-trichlorobenzene	0.43036	0.56471	0.52431	0.54843	0.53816	0.52549					
	0.54716	+++++					AVRG		0.52552		8.41972
$ 36 dibromofluoromethane	0.21617	0.21787	0.21653	0.21634	0.22020	0.22095					
	0.21525	0.21361					AVRG		0.21711		1.13354
$ 42 1,2-dichloroethane-d4	0.23275	0.23650	0.23007	0.22966	0.22701	0.23030					
	0.23133	0.23071					AVRG		0.23104		1.18650
$ 59 toluene-d8	1.32768	1.35032	1.33973	1.34987	1.35303	1.36016					
	1.38074	1.34981					AVRG		1.35142		1.13423
$ 83 4-bromofluorobenzene	1.07944	1.05346	1.04976	1.05150	1.01574	1.03065					
	1.06357	1.06240					AVRG		1.05082		1.89025

FORM VI-NJ-8260

VOLATILE ORGANICS ORGANICS INITIAL CALIBRATION DATA

Lab Name: Alpha Analytical Labs

SDG No.: L1522015

Instrument ID: VOA101.I Calibration Date(s): 15-MAY-2015 16-MAY-2015

Calibration Times: 21:16 00:47

Curve	Formula	Units
Averaged	Amt = Rsp/m1	Response
Wt Linear	Amt = b + Rsp/m1	Response
Quad	Amt = b + m1*Rsp + m2*Rsp^2	Response

FORM VI-NJ-8260

7A
Volatile Organics CONTINUING CALIBRATION CHECK

Lab Name: Alpha Analytical Labs

SDG No.: L1522015

Instrument ID: Voa101.i Calibration Date: 10-SEP-2015 Time: 11:49

Lab File ID: 0910A03 Init. Calib. Date(s): 15-MAY-2 16-MAY-2

Sample No: wg820-1,31,10 Init. Calib. Times : 21:16 00:47

Compound	RRF	RRF	MIN RRF	%D	MAX %D	
dichlorodifluoromethane	.17725	.10882	.05	-39	20	F
chloromethane	.23548	.20198	.05	-14	20	
vinyl chloride	.22042	.23068	.05	5	20	
bromomethane	100	155	.05	55	20	F
chloroethane	.10375	.14251	.05	37	20	F
trichlorofluoromethane	.21746	.25476	.05	17	20	
1,1,-dichloroethene	.18289	.18607	.05	2	20	
carbon disulfide	.58967	.62001	.05	5	20	
freon-113	.17692	.17826	.05	1	20	
methylene chloride	.20487	.2233	.05	9	20	
acetone	100	131	.05	31	20	F
trans-1,2-dichloroethene	.20314	.20747	.05	2	20	
Methyl Acetate	.07981	.08785	.05	10	20	
methyl tert butyl ether	.43305	.4659	.05	8	20	
1,1-dichloroethane	.37352	.42394	.05	13	20	
cis-1,2-dichloroethene	.22496	.2254	.05	0	20	
bromochloromethane	.0786	.07761	.05	-1	20	
Cyclohexane	.38639	.38617	.05	0	20	
chloroform	.33135	.37092	.05	12	20	
carbontetrachloride	.21131	.23774	.05	13	20	
tetrahydrofuran	.0433	.04667	.05	8	20	F
1,1,1-trichloroethane	.27497	.29453	.05	7	20	
2-butanone	.05207	.06149	.05	18	20	
benzene	.85779	.94804	.05	11	20	
1,2-dichloroethane	.21275	.23951	.05	13	20	
methyl cyclohexane	.38797	.42079	.05	8	20	
trichloroethene	.20644	.22157	.05	7	20	
1,2-dichloropropane	.21734	.2413	.05	11	20	
bromodichloromethane	.24943	.27247	.05	9	20	
1,4-Dioxane	.00084	.00117	.05	39	20	F
cis-1,3-dichloropropene	.30842	.34696	.05	12	20	
toluene	.75785	.90696	.05	20	20	
4-methyl-2-pentanone	.04701	.04931	.05	5	20	F
tetrachloroethene	.26926	.2686	.05	0	20	
trans-1,3-dichloropropene	.35622	.44998	.05	26	20	F
1,1,2-trichloroethane	.17914	.22836	.05	27	20	F
chlorodibromomethane	.21018	.23763	.05	13	20	
1,2-dibromoethane	.18738	.21328	.05	14	20	

FORM VII NJ-8260

7A
CONTINUING CALIBRATION CHECK

Lab Name: Alpha Analytical Labs

SDG No.: L1522015

Instrument ID: Voa101.i Calibration Date: 10-SEP-2015 Time: 11:49

Lab File ID: 0910A03 Init. Calib. Date(s): 15-MAY-2 16-MAY-2

Sample No: wg820-1,31,10 Init. Calib. Times : 21:16 00:47

Compound	RRF	RRF	MIN RRF	%D	MAX %D	
2-hexanone	.10601	.12244	.05	16	20	
chlorobenzene	.76495	.84413	.05	10	20	
ethyl benzene	1.4260	1.7085	.05	20	20	
p/m xylene	.53076	.61393	.05	16	20	
o xylene	.5037	.56491	.05	12	20	
styrene	.83757	.94714	.05	13	20	
bromoform	.24125	.27978	.05	16	20	
isopropylbenzene	2.8216	3.5017	.05	24	20	F
1,1,2,2,-tetrachloroethane	.49585	.69424	.05	40	20	F
1,3-dichlorobenzene	1.1920	1.2678	.05	6	20	
1,4-dichlorobenzene	1.1803	1.2984	.05	10	20	
1,2-dichlorobenzene	1.0391	1.1143	.05	7	20	
1,2-dibromo-3-chloropropane	.21322	.17936	.05	-16	20	
1,2,4-trichlorobenzene	.63725	.51833	.05	-19	20	
1,2,3-trichlorobenzene	.52552	.38046	.05	-28	20	F
dibromofluoromethane	.21711	.20696	.05	-5	30	
1,2-dichloroethane-d4	.23104	.25649	.05	11	30	
toluene-d8	1.3514	1.5006	.05	11	30	
4-bromofluorobenzene	1.0508	1.2578	.05	20	30	

FORM VII NJ-8260

Surrogate Summary

Form 2
Surrogate Recovery
Volatile Organics

Client: Tetra Tech GEO
Project Name: LOCKHEED-N.PLAINFIELD

Lab Number: L1522015
Project Number: 117-0507.600
Matrix:

CLIENT ID (LAB SAMPLE NO.)	SMC1 TOL	SMC2 BFB	SMC3 DCA	SMC4 DBFM	TOT OUT
WG820126-2LCSD	111	118	110	96	0
WG820126-1LCS	111	120	111	95	0
WG820126-3BLANK	110	121	115	96	0
MODTB-090815 (L1522015-01)	110	121	113	97	0
TB-090815 (L1522015-02)	112	123	113	96	0

	QC LIMITS
TOL = TOLUENE-D8	(70-130)
BFB = 4-BROMOFLUOROBENZENE	(70-130)
DCA = 1,2-DICHLOROETHANE-D4	(70-130)
DBFM = DIBROMOFLUOROMETHANE)	(70-130)

* Values outside of QC limits

FORM II NJ-8260

Batch QC Summary

3A

LAB CONTROL/LAB CONTROL DUPLICATE SAMPLE RECOVERY

WATER VOLATILE ORGANICS

Lab Name: Alpha Analytical Labs

SDG No.: L1522015 Matrix: Water

Lab Control Sample: WG820126-1LCS Injected: 09/10/15 11:49 Lab File ID: 0910A03.D

COMPOUND	SPIKE ADDED (ug/l)	SAMPLE CONCENTRATION (ug/l)	LCS CONCENTRATION (ug/l)	LCS % REC	QC. LIMITS REC.
1,2-Dibromo-3-chloroprop	10	NA	8.4	84	40-160
1,4-Dioxane	500	NA	700	139	40-160
1,2-Dibromoethane	10	NA	11.	114	70-130
Methylene chloride	10	NA	11.	109	70-130
1,1-Dichloroethane	10	NA	11.	113	70-130
Chloroform	10	NA	11.	112	70-130
Carbontetrachloride	10	NA	11.	112	70-130
1,2-Dichloropropane	10	NA	11.	111	70-130
Chlorodibromomethane	10	NA	11.	113	70-130
1,1,2-Trichloroethane	10	NA	13.	127	70-130
Tetrachloroethene	10	NA	10.	100	70-130
Chlorobenzene	10	NA	11.	110	70-130
Trichlorofluoromethane	10	NA	12.	117	40-160
1,2-Dichloroethane	10	NA	11.	112	70-130
1,1,1-Trichloroethane	10	NA	11.	107	70-130
Bromodichloromethane	10	NA	11.	109	70-130
trans-1,3-Dichloropropen	10	NA	13.	126	70-130
cis-1,3-Dichloropropene	10	NA	11.	112	70-130
Bromoform	10	NA	12.	116	40-160
1,1,2,2,-Tetrachloroetha	10	NA	14.	140	40-160
Benzene	10	NA	11.	110	70-130
Toluene	10	NA	12.	120	70-130
Ethyl benzene	10	NA	12.	120	70-130
Chloromethane	10	NA	8.6	86	40-160
Bromomethane	10	NA	15.	155	40-160
Vinyl chloride	10	NA	10.	105	70-130
Chloroethane	10	NA	14.	137	40-160
1,1,-Dichloroethene	10	NA	10.	102	70-130
trans-1,2-Dichloroethene	10	NA	10.	102	70-130
Trichloroethene	10	NA	11.	107	70-130
1,2-Dichlorobenzene	10	NA	11.	107	70-130
1,3-Dichlorobenzene	10	NA	11.	106	70-130
1,4-Dichlorobenzene	10	NA	11.	110	70-130
Methyl tert butyl ether	10	NA	11.	108	70-130
p/m xylene	20	NA	23.	116	70-130
o Xylene	20	NA	22.	112	70-130
cis-1,2-Dichloroethene	10	NA	10.	100	70-130
Styrene	20	NA	23.	113	40-160
Dichlorodifluoromethane	10	NA	6.1	61	40-160
Acetone	10	NA	13.	131	40-160

* Values outside of QC limits.

COMMENTS: _____

_____

FORM III NJ-8260

3A

LAB CONTROL/LAB CONTROL DUPLICATE SAMPLE RECOVERY

WATER VOLATILE ORGANICS

Lab Name: Alpha Analytical Labs

SDG No.: L1522015 Matrix: Water

Lab Control Sample: WG820126-1LCS Injected: 09/10/15 11:49 Lab File ID: 0910A03.D

COMPOUND	SPIKE ADDED (ug/l)	SAMPLE CONCENTRATION (ug/l)	LCS CONCENTRATION (ug/l)	LCS % REC	QC. LIMITS REC.
Carbon disulfide	10	NA	10.	105	40-160
2-Butanone	10	NA	12.	118	40-160
4-Methyl-2-pentanone	10	NA	10.	105	40-160
2-Hexanone	10	NA	12.	116	40-160
Bromochloromethane	10	NA	9.9	99	70-130
Tetrahydrofuran	10	NA	11.	108	70-130
Isopropylbenzene	10	NA	12.	124	70-130
1,2,3-Trichlorobenzene	10	NA	7.2	72	70-130
1,2,4-Trichlorobenzene	10	NA	8.1	81	70-130
Methyl Acetate	10	NA	11.	110	70-130
Cyclohexane	10	NA	10.	100	70-130
Methyl cyclohexane	10	NA	11.	108	70-130
Freon-113	10	NA	10.	101	70-130

* Values outside of QC limits.

COMMENTS: _____

_____

FORM III NJ-8260

3A

LAB CONTROL/LAB CONTROL DUPLICATE SAMPLE RECOVERY

WATER VOLATILE ORGANICS

Lab Name: Alpha Analytical Labs

SDG No.: L1522015 Matrix: Water

Lab Control Sample: WG820126-1LCS Injected: 09/10/15 11:49 Lab File ID: 0910A03.D

Lab Control Dup : WG820126-2LCSD Injected: 09/10/15 12:19 Lab File ID: 0910A04.D

COMPOUND	SPIKE ADDED (ug/l)	LCSD CONCENTRATION (ug/l)	LCSD % REC	% RPD	QC LIMITS RPD	QC LIMITS REC.
1,2-Dibromo-3-chloroprop	10	11.	113	29 *	20	40-160
1,4-Dioxane	500	650	130	7	20	40-160
1,2-Dibromoethane	10	11.	112	2	20	70-130
Methylene chloride	10	11.	108	1	20	70-130
1,1-Dichloroethane	10	11.	112	1	20	70-130
Chloroform	10	11.	111	1	20	70-130
Carbontetrachloride	10	11.	110	2	20	70-130
1,2-Dichloropropane	10	11.	111	0	20	70-130
Chlorodibromomethane	10	11.	114	1	20	70-130
1,1,2-Trichloroethane	10	13.	128	1	20	70-130
Tetrachloroethene	10	9.9	99	1	20	70-130
Chlorobenzene	10	11.	110	0	20	70-130
Trichlorofluoromethane	10	12.	118	1	20	40-160
1,2-Dichloroethane	10	11.	111	1	20	70-130
1,1,1-Trichloroethane	10	10.	105	2	20	70-130
Bromodichloromethane	10	11.	107	2	20	70-130
trans-1,3-Dichloropropen	10	12.	126	0	20	70-130
cis-1,3-Dichloropropene	10	11.	111	1	20	70-130
Bromoform	10	11.	112	4	20	40-160
1,1,2,2,-Tetrachloroetha	10	14.	138	1	20	40-160
Benzene	10	11.	110	0	20	70-130
Toluene	10	12.	118	2	20	70-130
Ethyl benzene	10	12.	120	0	20	70-130
Chloromethane	10	8.5	85	1	20	40-160
Bromomethane	10	15.	155	0	20	40-160
Vinyl chloride	10	10.	103	2	20	70-130
Chloroethane	10	14.	141	3	20	40-160
1,1,-Dichloroethene	10	9.9	99	3	20	70-130
trans-1,2-Dichloroethene	10	9.9	99	3	20	70-130
Trichloroethene	10	11.	106	1	20	70-130
1,2-Dichlorobenzene	10	10.	104	3	20	70-130
1,3-Dichlorobenzene	10	10.	105	1	20	70-130
1,4-Dichlorobenzene	10	11.	106	4	20	70-130
Methyl tert butyl ether	10	10.	105	3	20	70-130
p/m xylene	20	23.	115	1	20	70-130
o Xylene	20	22.	111	1	20	70-130
cis-1,2-Dichloroethene	10	9.9	99	1	20	70-130
Styrene	20	22.	113	0	20	40-160
Dichlorodifluoromethane	10	6.0	60	2	20	40-160
Acetone	10	12.	115	13	20	40-160

* Values outside of QC limits.

COMMENTS: _____

_____

FORM III NJ-8260

3A

LAB CONTROL/LAB CONTROL DUPLICATE SAMPLE RECOVERY

WATER VOLATILE ORGANICS

Lab Name: Alpha Analytical Labs

SDG No.: L1522015 Matrix: Water

Lab Control Sample: WG820126-1LCS Injected: 09/10/15 11:49 Lab File ID: 0910A03.D

Lab Control Dup : WG820126-2LCSD Injected: 09/10/15 12:19 Lab File ID: 0910A04.D

COMPOUND	SPIKE ADDED (ug/l)	LCSD CONCENTRATION (ug/l)	LCSD % REC	% RPD	QC LIMITS RPD	QC LIMITS REC.
Carbon disulfide	10	10.	102	3	20	40-160
2-Butanone	10	12.	118	0	20	40-160
4-Methyl-2-pentanone	10	10.	100	5	20	40-160
2-Hexanone	10	12.	116	0	20	40-160
Bromochloromethane	10	9.6	96	3	20	70-130
Tetrahydrofuran	10	10.	103	5	20	70-130
Isopropylbenzene	10	12.	121	2	20	70-130
1,2,3-Trichlorobenzene	10	7.0	70	3	20	70-130
1,2,4-Trichlorobenzene	10	7.9	79	3	20	70-130
Methyl Acetate	10	11.	108	2	20	70-130
Cyclohexane	10	9.9	100	0	20	70-130
Methyl cyclohexane	10	11.	107	1	20	70-130
Freon-113	10	10.	100	1	20	70-130

* Values outside of QC limits.

COMMENTS: _____

_____

FORM III NJ-8260

Internal Standard Summary

8A

VOLATILE ORGANICS INTERNAL STANDARD AREA AND RT SUMMARY

Lab Name: Alpha Analytical Labs

SDG No.: L1522015

Lab File ID (Standard): 0910A03_ccal Date Analyzed: 10-SEP-2015

Instrument ID : Voa101.i Time Analyzed: 11:49

		IS1(FLB) AREA	RT	IS2(CBZ) AREA	RT	IS3(DCB) AREA	RT
	12 HOUR STD	680718	6.10	416392	9.65	184127	12.33
	UPPER LIMIT	1361436	6.60	832784	10.15	368254	12.83
	LOWER LIMIT	340359	5.60	208196	9.15	92064	11.83
	EPA SAMPLE NO.						
01	WG820126-1LCS	680718	6.10	416392	9.65	184127	12.33
02	WG820126-2LCSD	686037	6.10	415733	9.65	186192	12.33
03	WG820126-3BLANK	652212	6.10	401413	9.65	164014	12.33
04	TB-090815	645380	6.10	390011	9.66	159993	12.33
05	MODTB-090815	653950	6.10	398543	9.66	166116	12.33

IS1(FLB) = FLOUROBENZENE
IS2(CBZ) = CHLOROBENZENE-D5
IS3(DCB) = 1,4-DICHLOROBENZENE-D4

AREA UPPER LIMIT = +100% of internal standard area
AREA LOWER LIMIT = - 50 % of internal standard area
RT UPPER LIMIT = +0.50 minutes of internal standard RT
RT LOWER LIMIT = -0.50 minutes of internal standard RT

* Values outside of QC limits.

Chromatograms

Sample Raw Data

Alpha Analytical Labs

gc/ms voa - VOA101

Data file : \\Orgserv2\ff\chem\GCMSVOA\Voa101.i\150910.b\0910A07.D
Lab Smp Id:
Inj Date : 10-SEP-2015 13:49
Operator : PD Inst ID: Voa101.i
Smp Info : l1522015-02,31,10,,a
Misc Info : wg820126,ical1042
Comment :
Method : \\Orgserv2\ff\chem\GCMSVOA\Voa101.i\150910.b\liq8260C.m
Meth Date : 10-Sep-2015 14:56 pduczmalew Quant Type: ISTD
Cal Date : 16-MAY-2015 00:47 Cal File: 0515A09.D
Als bottle: 7
Dil Factor: 1.00000
Integrator: HP RTE Compound Sublist: NJTCL.sub
Target Version: 4.12
Processing Host: VIRTUALXP-76524

Concentration Formula: Amt * DF * CpndVariable
Cpnd Variable Local Compound Variable

	Compounds	QUANT SIG MASS	RT	EXP RT	REL RT	RESPONSE	CONCENTRATIONS ON-COLUMN (ngs)	FINAL (ngs)	REVIEW CODE
	1 dichlorodifluoromethane	85	Compound Not Detected.						
	2 chloromethane	50	1.863	1.863	(0.305)	3690	2.42804	2.428	
	3 vinyl chloride	62	Compound Not Detected.						
	4 bromomethane	94	Compound Not Detected.						
	5 chloroethane	64	Compound Not Detected.						
	6 trichlorofluoromethane	101	Compound Not Detected.						
	8 1,1,-dichloroethene	96	Compound Not Detected.						
	11 freon-113	101	Compound Not Detected.						
	10 carbon disulfide	76	3.053	3.053	(0.500)	5326	1.39952	1.399	
	14 methylene chloride	84	Compound Not Detected.						
	15 acetone	43	3.626	3.626	(0.594)	6511	31.3874	31.387(M)	M1
	16 trans-1,2-dichloroethene	96	Compound Not Detected.						
	17 Methyl Acetate	43	Compound Not Detected.						
	18 methyl tert butyl ether	73	Compound Not Detected.						
	22 1,1-dichloroethane	63	Compound Not Detected.						
	27 cis-1,2-dichloroethene	96	Compound Not Detected.						
	29 bromochloromethane	128	Compound Not Detected.						
	30 Cyclohexane	56	Compound Not Detected.						
	31 chloroform	83	Compound Not Detected.						
	33 carbontetrachloride	117	Compound Not Detected.						
$	36 dibromofluoromethane	113	5.285	5.285	(0.866)	135209	96.4944	96.494	
	37 1,1,1-trichloroethane	97	Compound Not Detected.						
	38 2-butanone	43	Compound Not Detected.						
	40 benzene	78	Compound Not Detected.						
$	42 1,2-dichloroethane-d4	65	5.819	5.819	(0.954)	168684	113.128	113.127	
	43 1,2-dichloroethane	62	Compound Not Detected.						
*	45 flourobenzene	96	6.103	6.103	(1.000)	645380	100.000		
	49 trichloroethene	95	Compound Not Detected.						

	Compounds	QUANT SIG MASS	RT	EXP RT	REL RT	RESPONSE	CONCENTRATIONS ON-COLUMN (ngs)	CONCENTRATIONS FINAL (ngs)	REVIEW CODE
	46 methyl cyclohexane	83	Compound Not Detected.						
	52 1,2-dichloropropane	63	Compound Not Detected.						
	53 bromodichloromethane	83	Compound Not Detected.						
	56 1,4-Dioxane	88	Compound Not Detected.						
	58 cis-1,3-dichloropropene	75	Compound Not Detected.						
$	59 toluene-d8	98	7.805	7.800	(0.808)	587749	111.513	111.512	
	60 toluene	92	7.855	7.860	(0.814)	3249	1.09924	1.099	
	62 4-methyl-2-pentanone	58	Compound Not Detected.						
	63 tetrachloroethene	166	Compound Not Detected.						
	64 trans-1,3-dichloropropene	75	Compound Not Detected.						
	68 1,1,2-trichloroethane	83	Compound Not Detected.						
	69 chlorodibromomethane	129	Compound Not Detected.						
	71 1,2-dibromoethane	107	Compound Not Detected.						
	73 2-hexanone	43	Compound Not Detected.						
*	74 chlorobenzene-d5	117	9.655	9.650	(1.000)	390011	100.000		
	75 chlorobenzene	112	Compound Not Detected.						
	76 ethyl benzene	91	Compound Not Detected.						
	78 p/m xylene	106	Compound Not Detected.						
	79 o xylene	106	Compound Not Detected.						
	80 styrene	104	Compound Not Detected.						
	81 bromoform	173	Compound Not Detected.						
	82 isopropylbenzene	105	Compound Not Detected.						
$	83 4-bromofluorobenzene	95	11.134	11.134	(0.903)	206282	122.697	122.696	
	88 1,1,2,2,-tetrachloroethane	83	Compound Not Detected.						
	99 1,3-dichlorobenzene	146	Compound Not Detected.						
*	100 1,4-dichlorobenzene-d4	152	12.334	12.334	(1.000)	159993	100.000		
	101 1,4-dichlorobenzene	146	Compound Not Detected.						
	104 1,2-dichlorobenzene	146	Compound Not Detected.						
	106 1,2-dibromo-3-chloropropane	75	Compound Not Detected.						
	109 1,2,4-trichlorobenzene	180	Compound Not Detected.						
	111 1,2,3-trichlorobenzene	180	Compound Not Detected.						

QC Flag Legend

M - Compound response manually integrated.

Alpha Analytical Labs

gc/ms voa - VOA101

Data file : \\Orgserv2\ff\chem\GCMSVOA\Voa101.i\150910.b\0910A07.D
Lab Smp Id:
Inj Date : 10-SEP-2015 13:49
Operator : PD Inst ID: Voa101.i
Smp Info : l1522015-02,31,10,,a
Misc Info : wg820126,ical11042
Comment :
Method : \\Orgserv2\ff\chem\GCMSVOA\Voa101.i\150910.b\liq8260C.m
Meth Date : 10-Sep-2015 14:56 pduczmalew Quant Type: ISTD
Cal Date : 16-MAY-2015 00:47 Cal File: 0515A09.D
Als bottle: 7
Dil Factor: 1.00000
Integrator: HP RTE Compound Sublist: NJTCL.sub
Target Version: 4.12
Processing Host: VIRTUALXP-76524

- NO TENTATIVELY IDENTIFIED COMPOUNDS -

Alpha Analytical Labs

INTERNAL STANDARD COMPOUNDS
AREA AND RT SUMMARY

Instrument ID: Voa101.i
Lab File ID: 0910A07.D
Lab Smp Id:
Analysis Type: VOA
Quant Type: ISTD
Operator: PD
Method File: \\Orgserv2\ff\chem\GCMSVOA\Voa101.i\150910.b\liq8260C.m
Misc Info: wg820126,ical11042

Calibration Date: 10-SEP-2015
Calibration Time: 11:49
Level: LOW
Sample Type: WATER

Test Mode:
Use Last Continuing Calibrator.
If Continuing Cal. use Initial Cal. Level 3

		AREA LIMIT			
COMPOUND	STANDARD	LOWER	UPPER	SAMPLE	%DIFF
45 flourobenzene	680718	340359	1361436	645380	-5.19
74 chlorobenzene-d5	416392	208196	832784	390011	-6.34
100 1,4-dichlorobenze	184127	92064	368254	159993	-13.11

		RT LIMIT			
COMPOUND	STANDARD	LOWER	UPPER	SAMPLE	%DIFF
45 flourobenzene	6.10	5.60	6.60	6.10	0.00
74 chlorobenzene-d5	9.65	9.15	10.15	9.66	0.06
100 1,4-dichlorobenze	12.33	11.83	12.83	12.33	0.00

AREA UPPER LIMIT = +100% of internal standard area.
AREA LOWER LIMIT = - 50% of internal standard area.
RT UPPER LIMIT = + 0.50 minutes of internal standard RT.
RT LOWER LIMIT = - 0.50 minutes of internal standard RT.

Alpha Analytical Labs

RECOVERY REPORT

Client Name: Client SDG: SDGa00307
Sample Matrix: LIQUID Fraction: VOA
Lab Smp Id:
Level: LOW Operator: PD
Data Type: MS DATA SampleType: SAMPLE
SpikeList File: curveallim.spk Quant Type: ISTD
Sublist File: NJTCL.sub
Method File: \\Orgserv2\ff\chem\GCMSVOA\Voa101.i\150910.b\liq8260C.m
Misc Info: wg820126,ical11042

SURROGATE COMPOUND	AMOUNT ADDED ngs	AMOUNT RECOVERED ngs	% RECOVERED	LIMITS
$ 36 dibromofluorometha	100.000	96.494	96.49	70-130
$ 42 1,2-dichloroethane	100.000	113.127	113.13	70-130
$ 59 toluene-d8	100.000	111.512	111.51	70-130
$ 83 4-bromofluorobenze	100.000	122.696	122.70	70-130

Data File: \\Orgserv2\ff\chem\GCMSVOA\Voa101.i\150910.b\0910A07.D
Date : 10-SEP-2015 13:49
Client ID:
Sample Info: 11522015-02,31,10,,a
Purge Volume: 10.0
Column phase:

Instrument: Voa101.i
Operator: PD
Column diameter: 0.18



Data File: \\Orgserv2\ff\chem\GCMSVOA\Voa101.i\150910.b\0910A07.D

Date : 10-SEP-2015 13:49

Client ID:

Instrument: Voa101.i

Sample Info: 11522015-02,31,10,,a

Purge Volume: 10.0

Operator: PD

Column phase:

Column diameter: 0.18

2 chloromethane

Concentration: 2.428 ngs

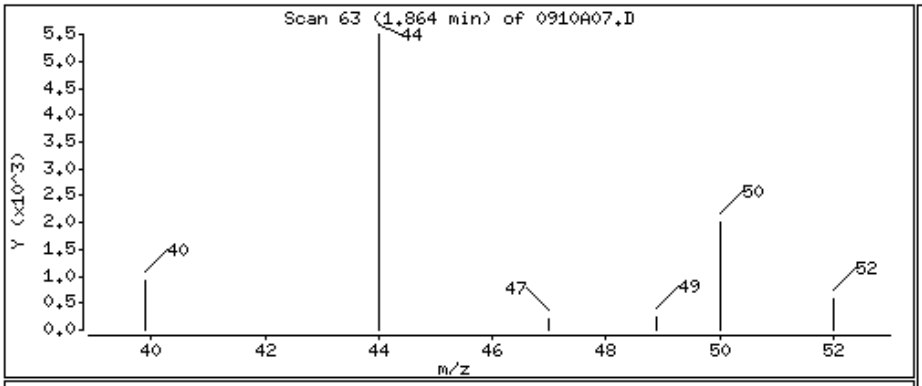

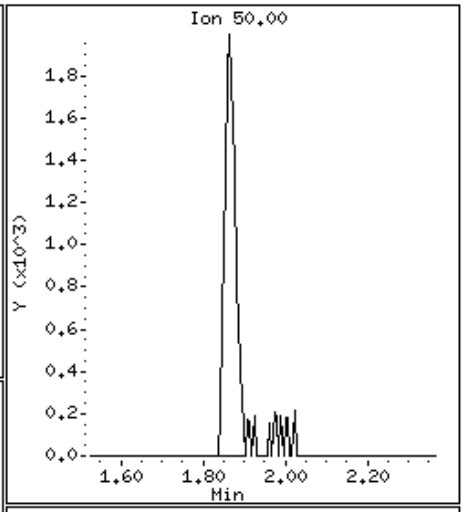

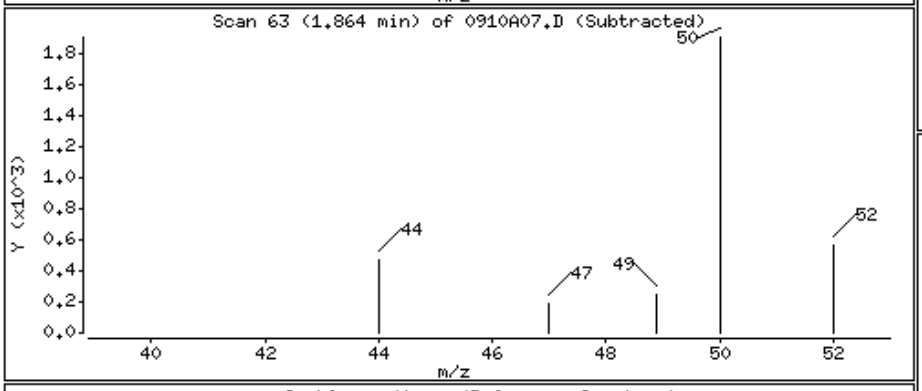

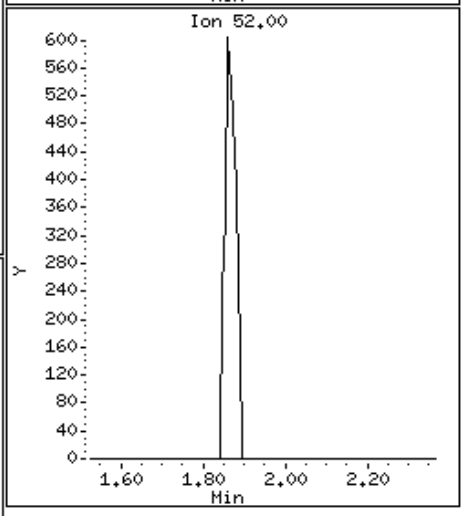

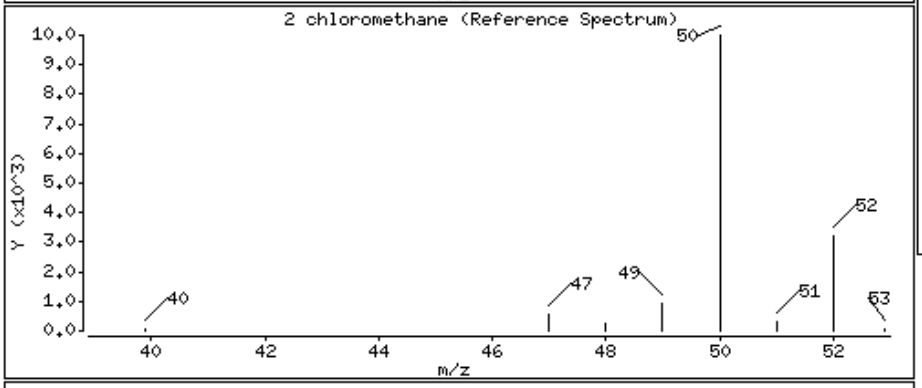

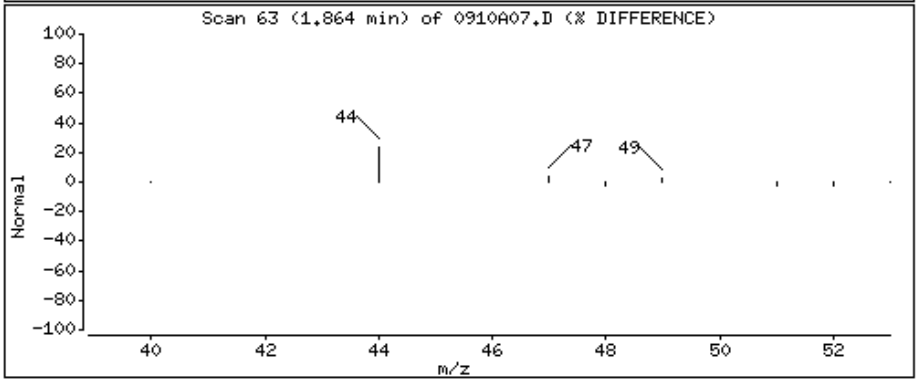

Data File: \\Orgserv2\ff\chem\GCMSVOA\Voa101.i\150910.b\0910A07.D

Date : 10-SEP-2015 13:49

Client ID:

Instrument: Voa101.i

Sample Info: 11522015-02,31,10,,a

Purge Volume: 10.0

Operator: PD

Column phase:

Column diameter: 0.18

10 carbon disulfide

Concentration: 1.399 ngs

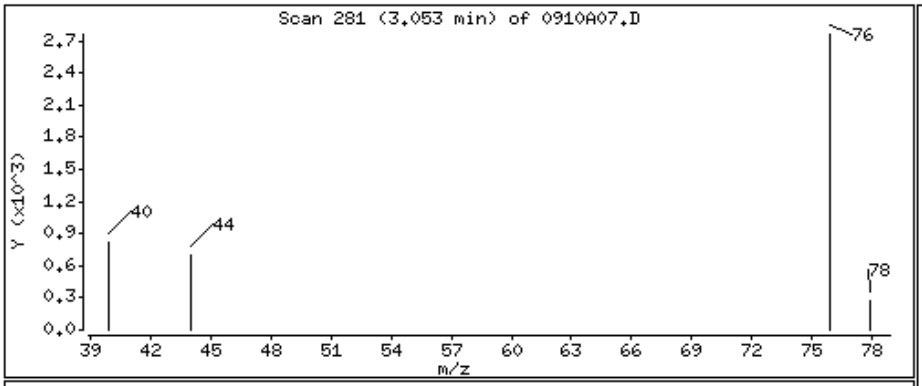

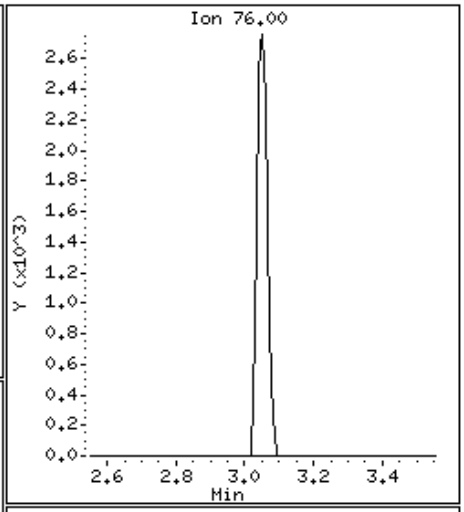

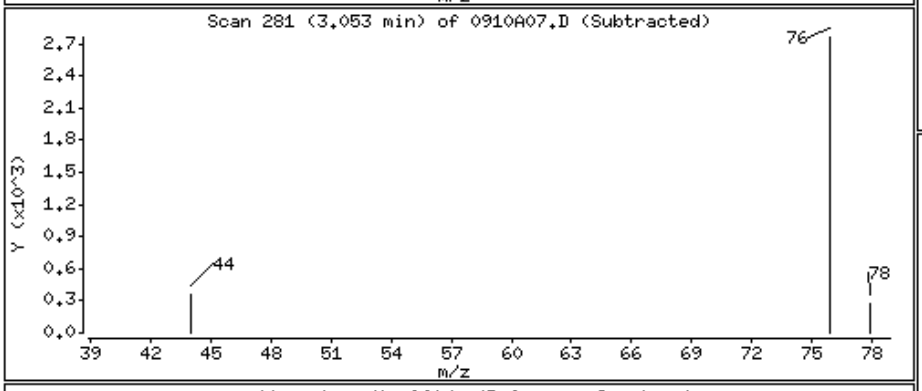

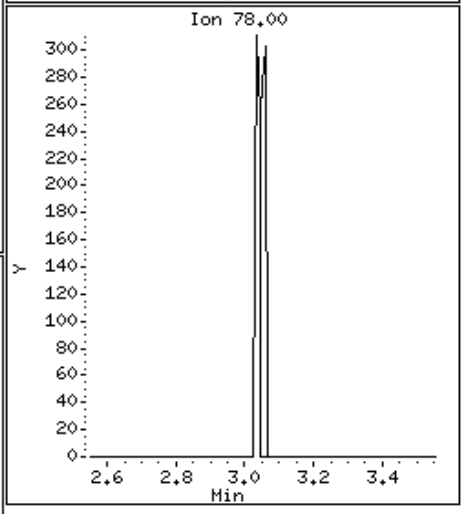

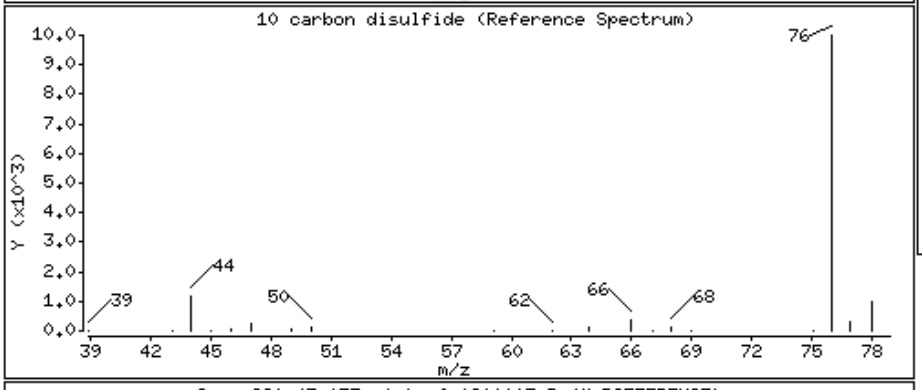

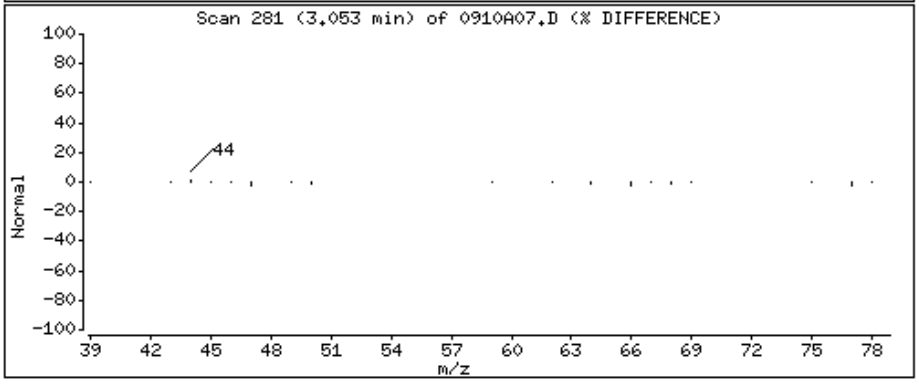

Data File: \\Orgserv2\ff\chem\GCMSVOA\Voa101.i\150910.b\0910A07.D

Date : 10-SEP-2015 13:49

Client ID:

Instrument: Voa101.i

Sample Info: 11522015-02,31,10,,a

Purge Volume: 10.0

Operator: PD

Column phase:

Column diameter: 0.18

15 acetone

Concentration: 31.387 ngs

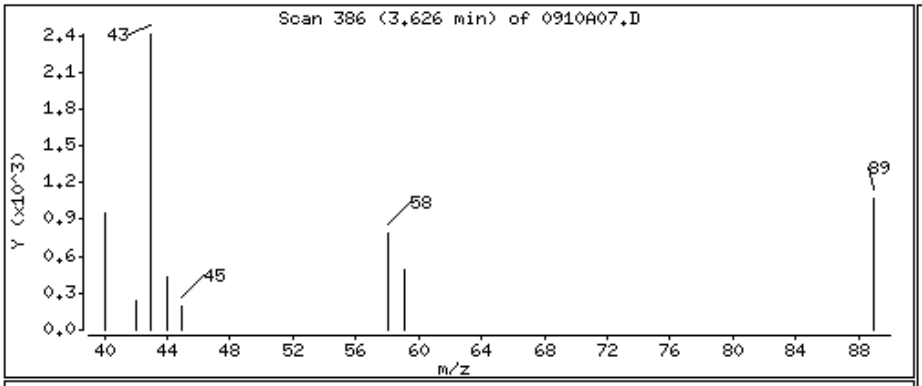

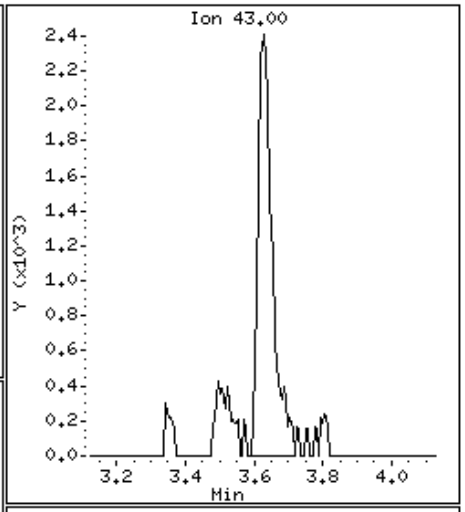

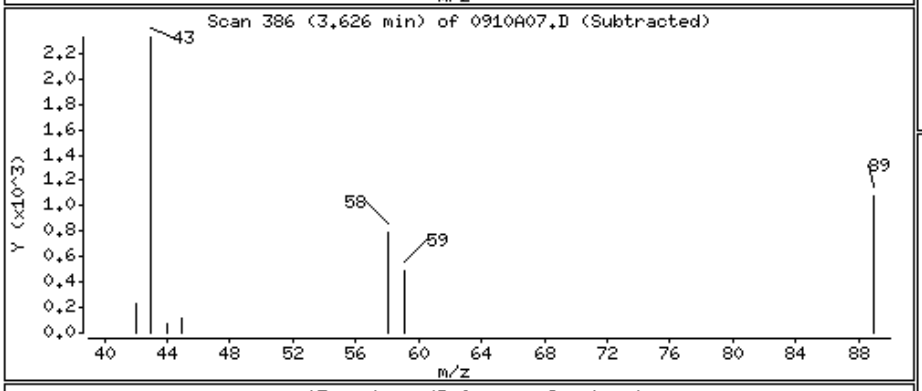

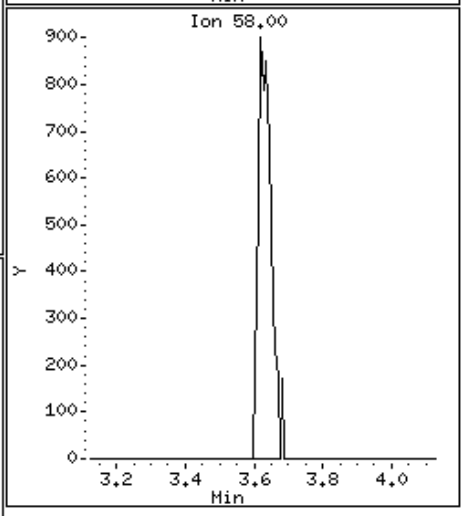

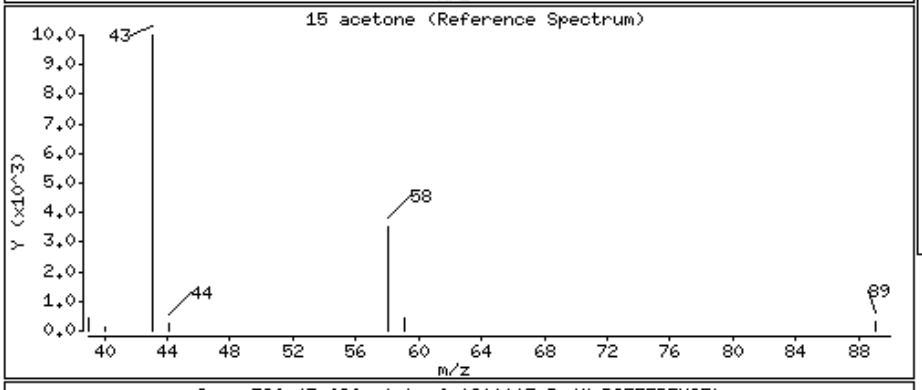

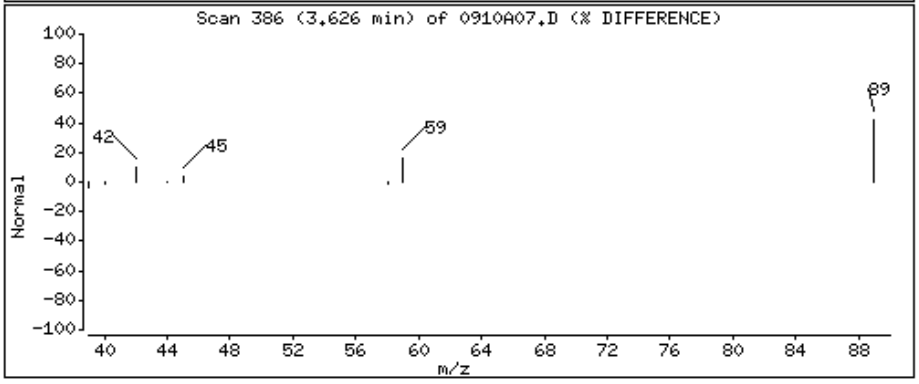

Data File: \\Orgserv2\ff\chem\GCMSVOA\Voa101.i\150910.b\0910A07.D

Date : 10-SEP-2015 13:49

Client ID:

Instrument: Voa101.i

Sample Info: 11522015-02,31,10,,a

Purge Volume: 10.0

Operator: PD

Column phase:

Column diameter: 0.18

60 toluene

Concentration: 1.099 ngs

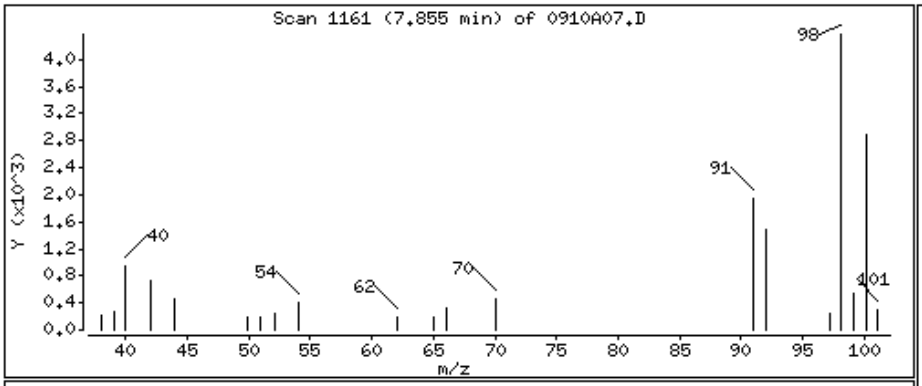

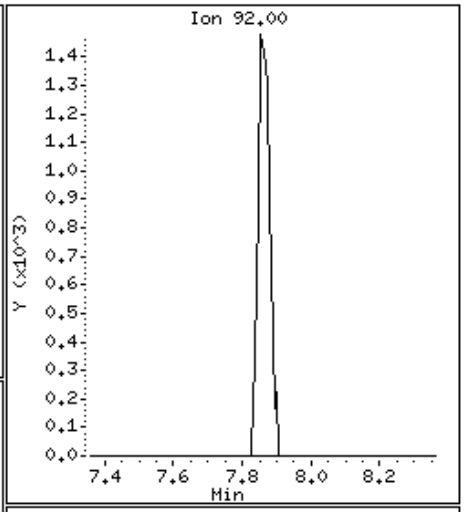

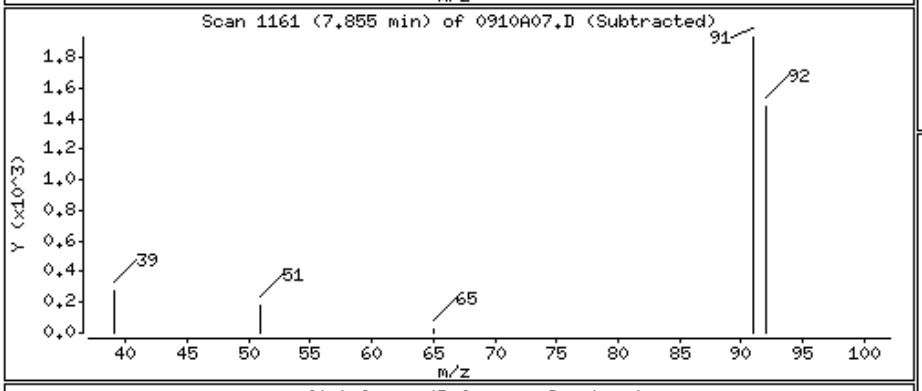

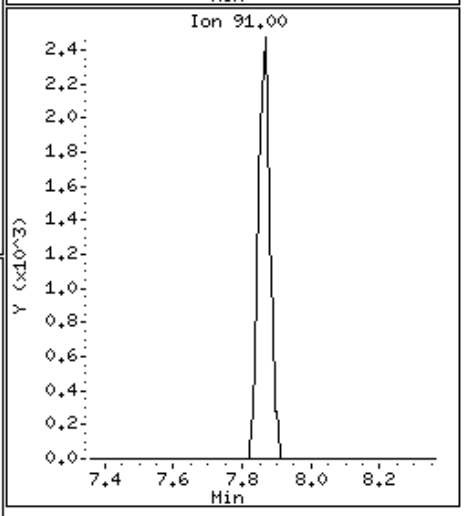

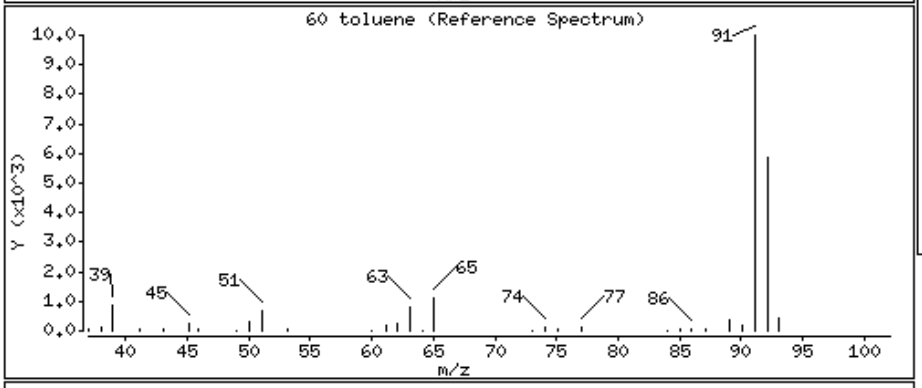

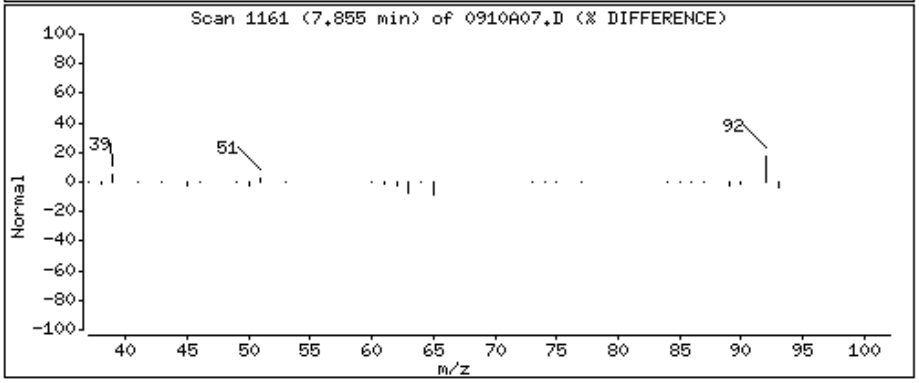

Alpha Analytical Labs

Manual Integration

Sample Info : l1522015-02,31,10,,a
wg820126,ical11042

Instrument ID : Voa101.i
Method : liq8260C.m
File : 0910A07.D
Injection Date : 10-SEP-2015 13:49
Quantitation : ISTD Integrator : HP RTE
Dilution Factor : 1.00 Sample Type: SAMPLE

This File has no version history.

//Orgserv2/ff/chem/GCMSVOA/Voa101.i/150910.b/original/0910A07.D

Alpha Analytical Labs

gc/ms voa - VOA101

Data file : \\Orgserv2\ff\chem\GCMSVOA\Voa101.i\150910.b\0910A08.D
Lab Smp Id:
Inj Date : 10-SEP-2015 14:18
Operator : PD Inst ID: Voa101.i
Smp Info : l1522015-01,31,10,,a
Misc Info : wg820126,ical1042
Comment :
Method : \\Orgserv2\ff\chem\GCMSVOA\Voa101.i\150910.b\liq8260C.m
Meth Date : 10-Sep-2015 14:56 pduczmalew Quant Type: ISTD
Cal Date : 16-MAY-2015 00:47 Cal File: 0515A09.D
Als bottle: 8
Dil Factor: 1.00000
Integrator: HP RTE Compound Sublist: NJTCL.sub
Target Version: 4.12
Processing Host: VIRTUALXP-76524

Concentration Formula: Amt * DF * CpndVariable
Cpnd Variable Local Compound Variable

	Compounds	QUANT SIG MASS	RT	EXP RT	REL RT	RESPONSE	CONCENTRATIONS ON-COLUMN (ngs)	FINAL (ngs)	REVIEW CODE
	1 dichlorodifluoromethane	85	Compound Not Detected.						
	2 chloromethane	50	1.863	1.863	(0.305)	2002	1.30006	1.300	
	3 vinyl chloride	62	Compound Not Detected.						
	4 bromomethane	94	Compound Not Detected.						
	5 chloroethane	64	Compound Not Detected.						
	6 trichlorofluoromethane	101	Compound Not Detected.						
	8 1,1,-dichloroethene	96	Compound Not Detected.						
	11 freon-113	101	Compound Not Detected.						
	10 carbon disulfide	76	3.053	3.053	(0.500)	5034	1.30545	1.305	
	14 methylene chloride	84	3.582	3.582	(0.587)	1381	1.03081	1.030	
	15 acetone	43	3.637	3.626	(0.596)	7712	37.4435	37.443(M)	M1
	16 trans-1,2-dichloroethene	96	Compound Not Detected.						
	17 Methyl Acetate	43	Compound Not Detected.						
	18 methyl tert butyl ether	73	Compound Not Detected.						
	22 1,1-dichloroethane	63	Compound Not Detected.						
	27 cis-1,2-dichloroethene	96	Compound Not Detected.						
	29 bromochloromethane	128	Compound Not Detected.						
	30 Cyclohexane	56	Compound Not Detected.						
	31 chloroform	83	Compound Not Detected.						
	33 carbontetrachloride	117	Compound Not Detected.						
$	36 dibromofluoromethane	113	5.285	5.285	(0.866)	137418	96.7857	96.785	
	37 1,1,1-trichloroethane	97	Compound Not Detected.						
	38 2-butanone	43	Compound Not Detected.						
	40 benzene	78	Compound Not Detected.						
$	42 1,2-dichloroethane-d4	65	5.819	5.819	(0.954)	170804	113.049	113.048	
	43 1,2-dichloroethane	62	Compound Not Detected.						
*	45 flourobenzene	96	6.103	6.103	(1.000)	653950	100.000		
	49 trichloroethene	95	Compound Not Detected.						

	Compounds	QUANT SIG MASS	RT	EXP RT	REL RT	RESPONSE	CONCENTRATIONS ON-COLUMN (ngs)	CONCENTRATIONS FINAL (ngs)	REVIEW CODE
	46 methyl cyclohexane	83	Compound Not Detected.						
	52 1,2-dichloropropane	63	Compound Not Detected.						
	53 bromodichloromethane	83	Compound Not Detected.						
	56 1,4-Dioxane	88	Compound Not Detected.						
	58 cis-1,3-dichloropropene	75	Compound Not Detected.						
$	59 toluene-d8	98	7.805	7.800	(0.808)	595116	110.494	110.493	
	60 toluene	92	7.865	7.860	(0.815)	7184	2.37854	2.378	
	62 4-methyl-2-pentanone	58	Compound Not Detected.						
	63 tetrachloroethene	166	Compound Not Detected.						
	64 trans-1,3-dichloropropene	75	Compound Not Detected.						
	68 1,1,2-trichloroethane	83	Compound Not Detected.						
	69 chlorodibromomethane	129	Compound Not Detected.						
	71 1,2-dibromoethane	107	Compound Not Detected.						
	73 2-hexanone	43	Compound Not Detected.						
*	74 chlorobenzene-d5	117	9.655	9.650	(1.000)	398543	100.000		
	75 chlorobenzene	112	Compound Not Detected.						
	76 ethyl benzene	91	Compound Not Detected.						
	78 p/m xylene	106	Compound Not Detected.						
	79 o xylene	106	Compound Not Detected.						
	80 styrene	104	Compound Not Detected.						
	81 bromoform	173	Compound Not Detected.						
	82 isopropylbenzene	105	Compound Not Detected.						
$	83 4-bromofluorobenzene	95	11.134	11.134	(0.903)	211980	121.439	121.438	
	88 1,1,2,2,-tetrachloroethane	83	Compound Not Detected.						
	99 1,3-dichlorobenzene	146	Compound Not Detected.						
*	100 1,4-dichlorobenzene-d4	152	12.334	12.334	(1.000)	166116	100.000		
	101 1,4-dichlorobenzene	146	Compound Not Detected.						
	104 1,2-dichlorobenzene	146	Compound Not Detected.						
	106 1,2-dibromo-3-chloropropane	75	Compound Not Detected.						
	109 1,2,4-trichlorobenzene	180	Compound Not Detected.						
	111 1,2,3-trichlorobenzene	180	Compound Not Detected.						

QC Flag Legend

M - Compound response manually integrated.

Alpha Analytical Labs

gc/ms voa - VOA101

Data file : \\Orgserv2\ff\chem\GCMSVOA\Voa101.i\150910.b\0910A08.D
Lab Smp Id:
Inj Date : 10-SEP-2015 14:18
Operator : PD Inst ID: Voa101.i
Smp Info : l1522015-01,31,10,,a
Misc Info : wg820126,ical11042
Comment :
Method : \\Orgserv2\ff\chem\GCMSVOA\Voa101.i\150910.b\liq8260C.m
Meth Date : 10-Sep-2015 14:56 pduczmalew Quant Type: ISTD
Cal Date : 16-MAY-2015 00:47 Cal File: 0515A09.D
Als bottle: 8
Dil Factor: 1.00000
Integrator: HP RTE Compound Sublist: NJTCL.sub
Target Version: 4.12
Processing Host: VIRTUALXP-76524

- NO TENTATIVELY IDENTIFIED COMPOUNDS -

Alpha Analytical Labs

INTERNAL STANDARD COMPOUNDS
AREA AND RT SUMMARY

Instrument ID: Voa101.i
Lab File ID: 0910A08.D
Lab Smp Id:
Analysis Type: VOA
Quant Type: ISTD
Operator: PD
Method File: \\Orgserv2\ff\chem\GCMSVOA\Voa101.i\150910.b\liq8260C.m
Misc Info: wg820126,ical11042

Calibration Date: 10-SEP-2015
Calibration Time: 11:49
Level: LOW
Sample Type: WATER

Test Mode:
Use Last Continuing Calibrator.
If Continuing Cal. use Initial Cal. Level 3

		AREA LIMIT			
COMPOUND	STANDARD	LOWER	UPPER	SAMPLE	%DIFF
45 flourobenzene	680718	340359	1361436	653950	-3.93
74 chlorobenzene-d5	416392	208196	832784	398543	-4.29
100 1,4-dichlorobenze	184127	92064	368254	166116	-9.78

		RT LIMIT			
COMPOUND	STANDARD	LOWER	UPPER	SAMPLE	%DIFF
45 flourobenzene	6.10	5.60	6.60	6.10	0.00
74 chlorobenzene-d5	9.65	9.15	10.15	9.66	0.06
100 1,4-dichlorobenze	12.33	11.83	12.83	12.33	0.00

AREA UPPER LIMIT = +100% of internal standard area.
AREA LOWER LIMIT = - 50% of internal standard area.
RT UPPER LIMIT = + 0.50 minutes of internal standard RT.
RT LOWER LIMIT = - 0.50 minutes of internal standard RT.

Alpha Analytical Labs

RECOVERY REPORT

Client Name: Client SDG: SDGa00307
Sample Matrix: LIQUID Fraction: VOA
Lab Smp Id:
Level: LOW Operator: PD
Data Type: MS DATA SampleType: SAMPLE
SpikeList File: curveallim.spk Quant Type: ISTD
Sublist File: NJTCL.sub
Method File: \\Orgserv2\ff\chem\GCMSVOA\Voa101.i\150910.b\liq8260C.m
Misc Info: wg820126,ical11042

SURROGATE COMPOUND	AMOUNT ADDED ngs	AMOUNT RECOVERED ngs	% RECOVERED	LIMITS
$ 36 dibromofluorometha	100.000	96.785	96.79	70-130
$ 42 1,2-dichloroethane	100.000	113.048	113.05	70-130
$ 59 toluene-d8	100.000	110.493	110.49	70-130
$ 83 4-bromofluorobenze	100.000	121.438	121.44	70-130

Data File: \\Orgserv2\ff\chem\GCMSVOA\Voa101.i\150910.b\0910A08.D
Date : 10-SEP-2015 14:18
Client ID:
Sample Info: 11522015-01,31,10,,a
Purge Volume: 10.0
Column phase:

Instrument: Voa101.i
Operator: PD
Column diameter: 0.18

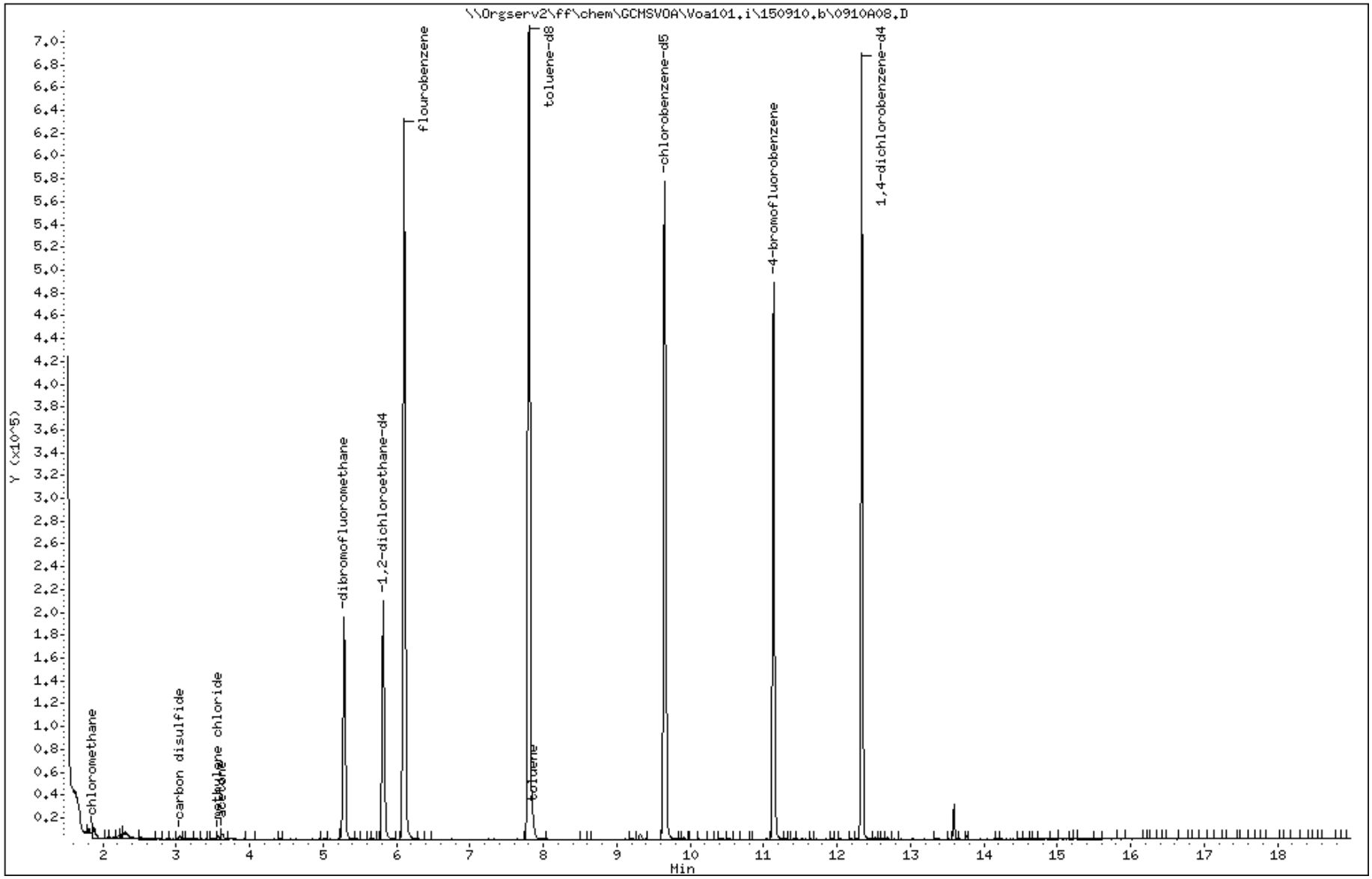

Data File: \\Orgserv2\ff\chem\GCMSVOA\Voa101.i\150910.b\0910A08.D

Date : 10-SEP-2015 14:18

Client ID:

Instrument: Voa101.i

Sample Info: 11522015-01,31,10,,a

Purge Volume: 10.0

Operator: PD

Column phase:

Column diameter: 0.18

2 chloromethane

Concentration: 1.300 ngs

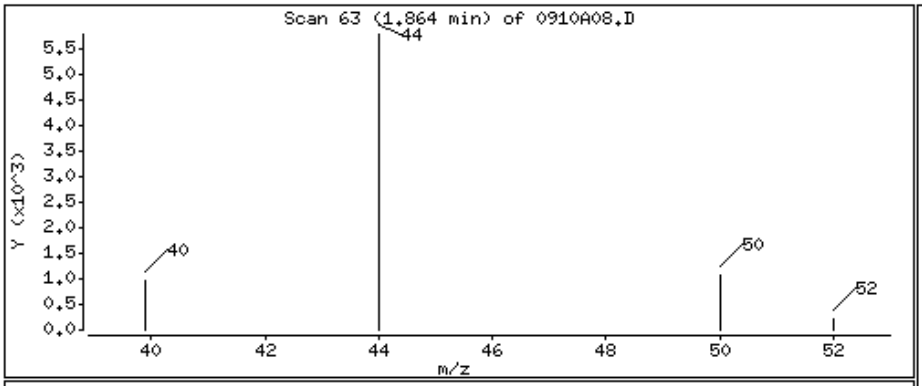

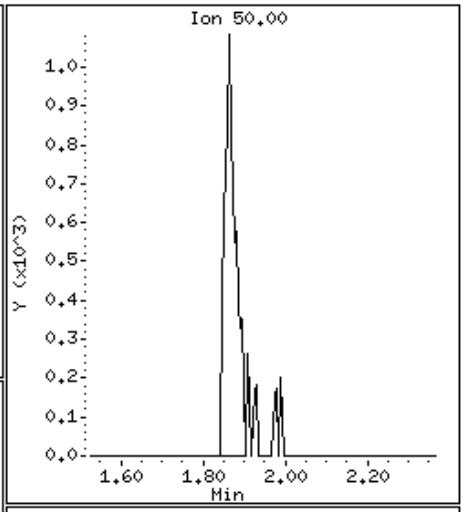

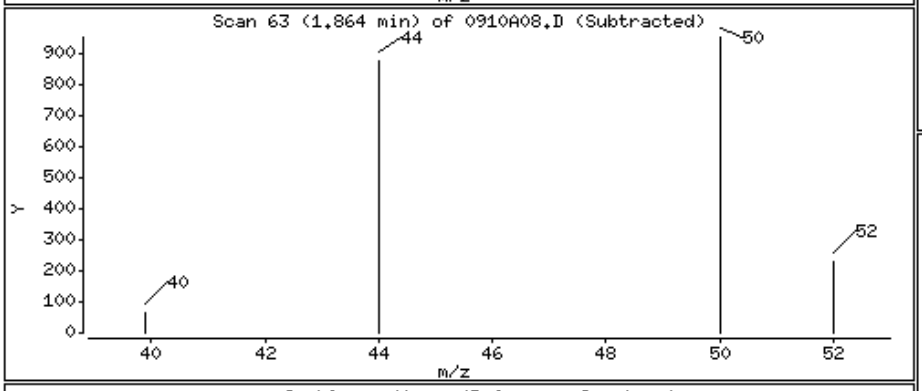

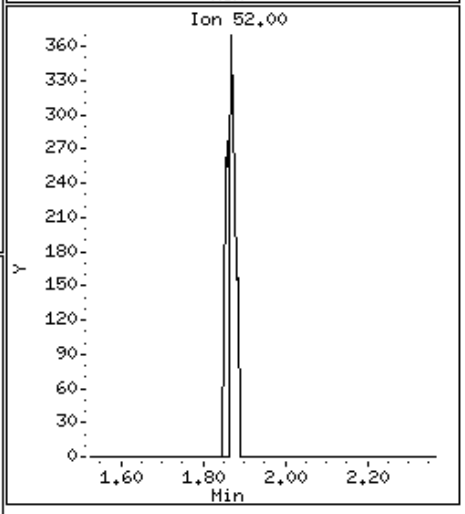

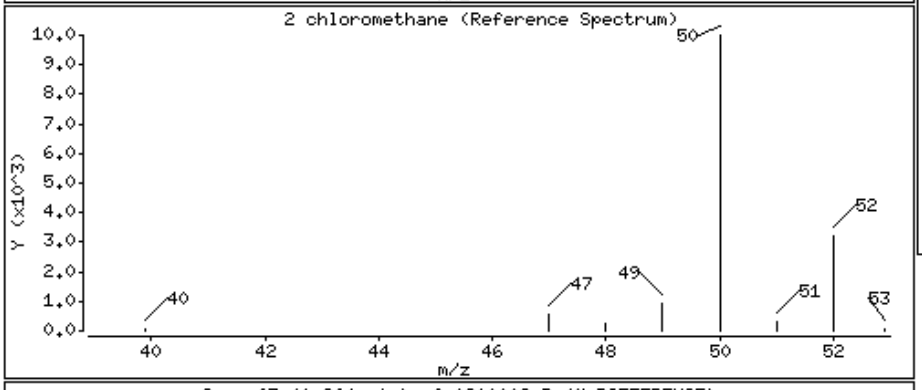

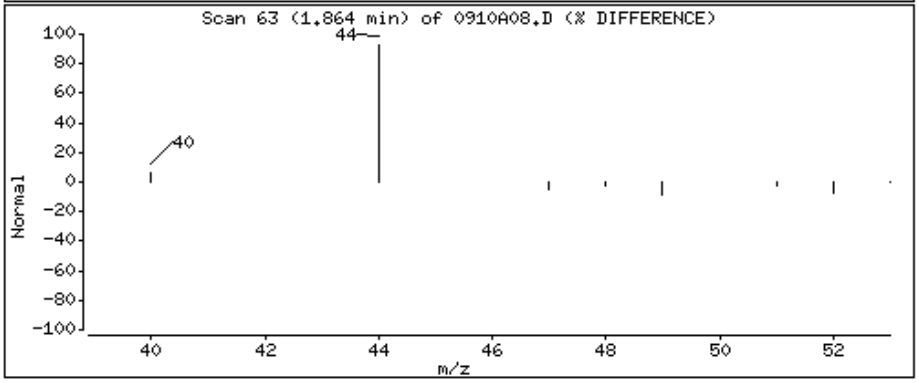

Data File: \\Orgserv2\ff\chem\GCMSVOA\Voa101.i\150910.b\0910A08.D

Date : 10-SEP-2015 14:18

Client ID:

Instrument: Voa101.i

Sample Info: 11522015-01,31,10,,a

Purge Volume: 10.0

Operator: PD

Column phase:

Column diameter: 0.18

10 carbon disulfide

Concentration: 1.305 ngs

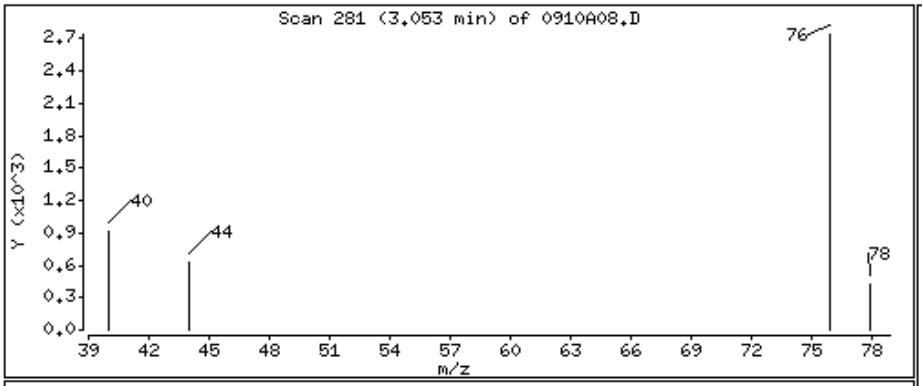

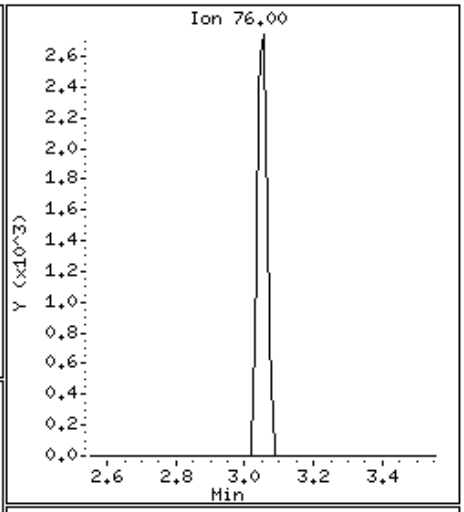

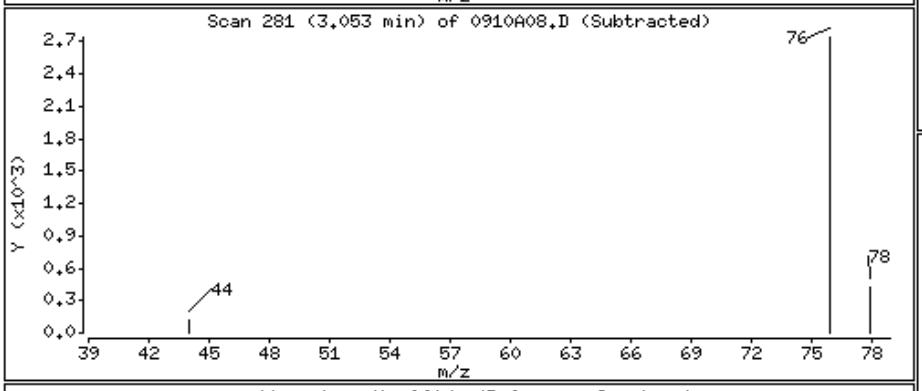

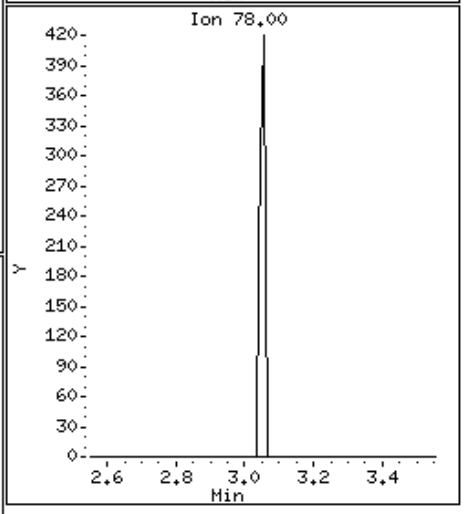

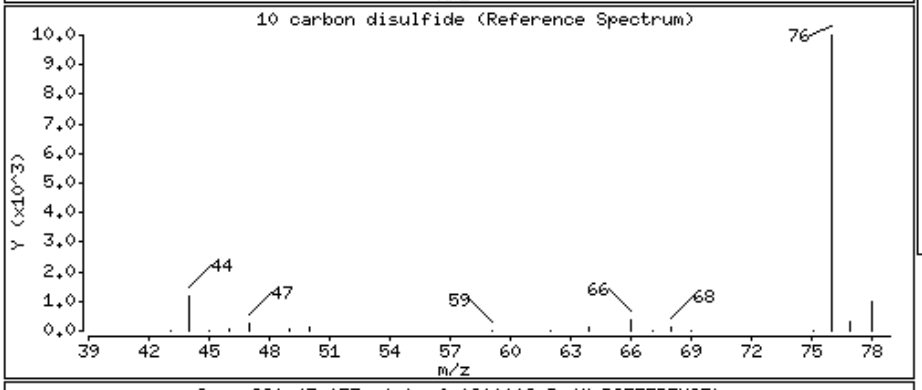

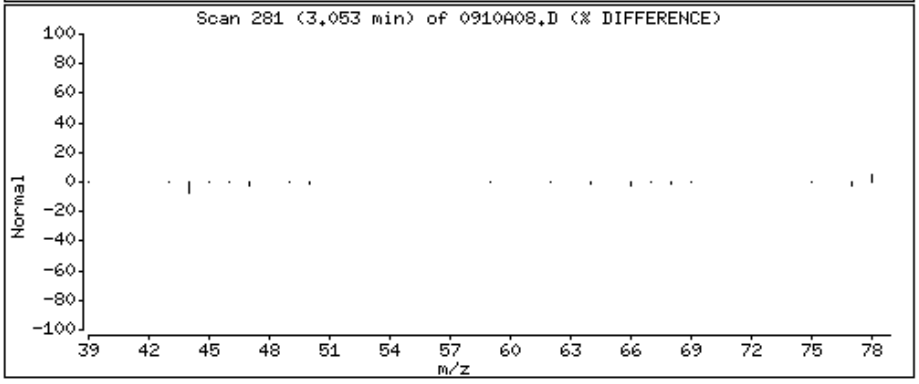

Data File: \\Orgserv2\ff\chem\GCMSVOA\Voa101.i\150910.b\0910A08.D

Date : 10-SEP-2015 14:18

Client ID:

Instrument: Voa101.i

Sample Info: 11522015-01,31,10,,a

Purge Volume: 10.0

Operator: PD

Column phase:

Column diameter: 0.18

14 methylene chloride

Concentration: 1.030 ngs

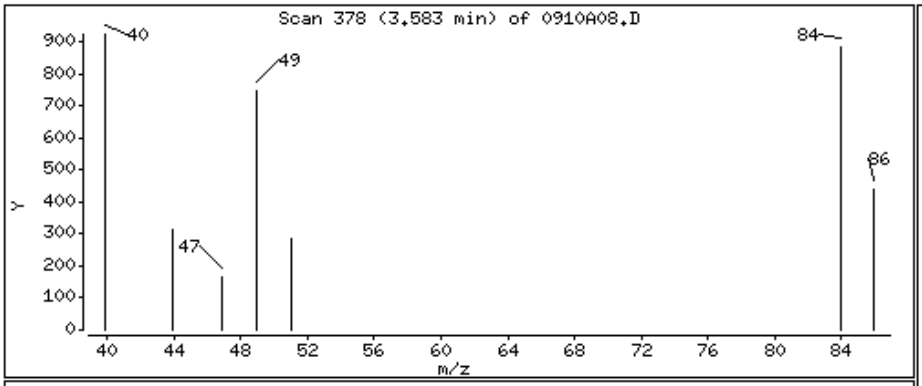

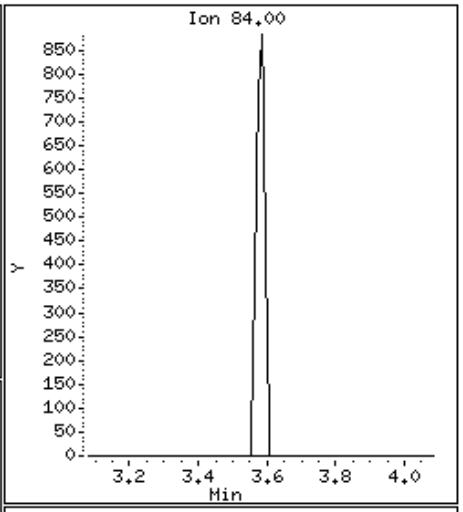

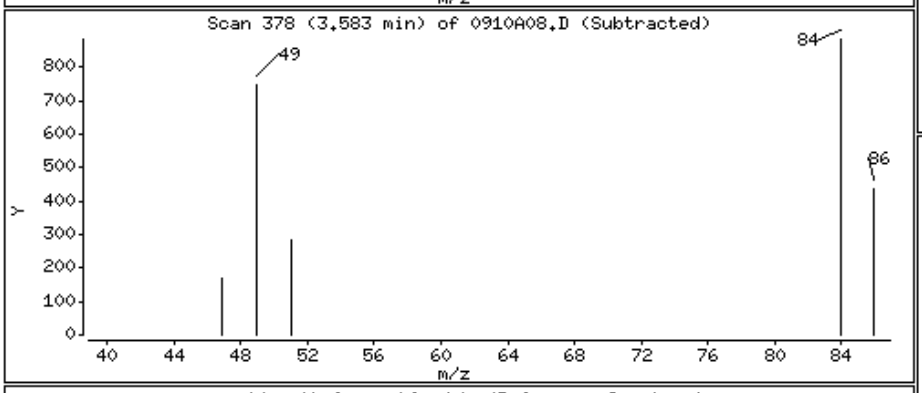

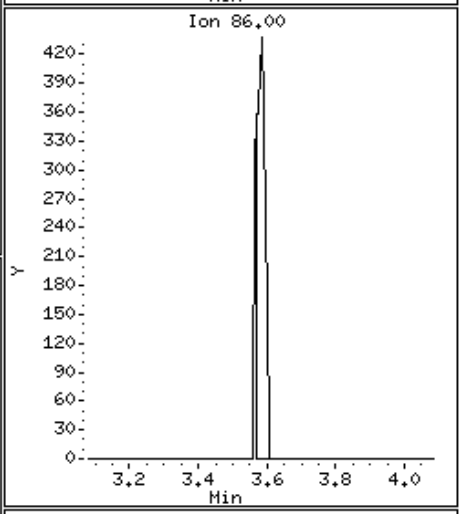

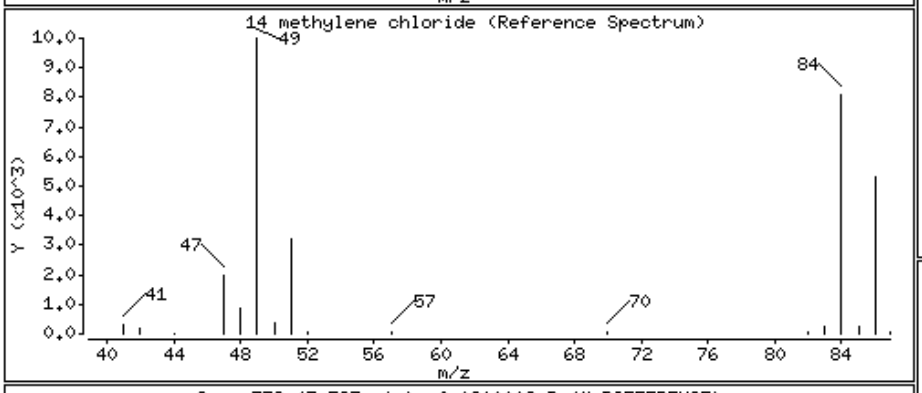

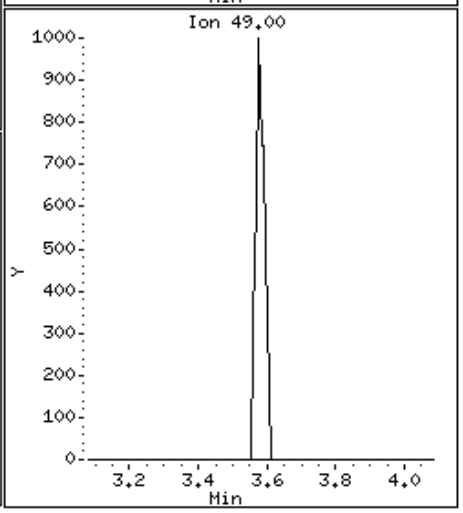

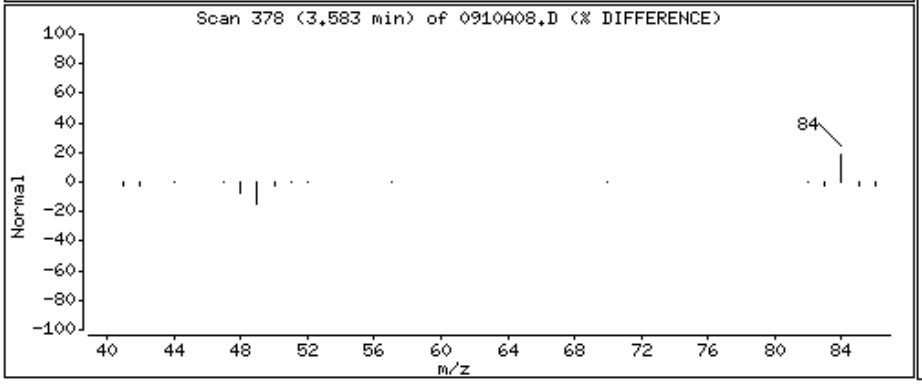

Data File: \\Orgserv2\ff\chem\GCMSVOA\Voa101.i\150910.b\0910A08.D

Date : 10-SEP-2015 14:18

Client ID:

Instrument: Voa101.i

Sample Info: 11522015-01,31,10,,a

Purge Volume: 10.0

Operator: PD

Column phase:

Column diameter: 0.18

15 acetone

Concentration: 37.443 ngs

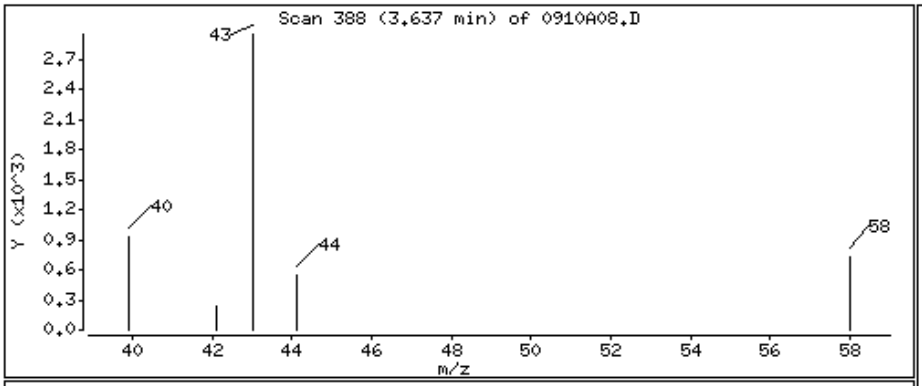

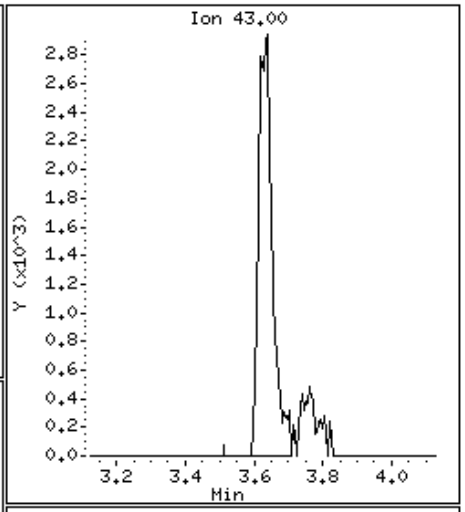

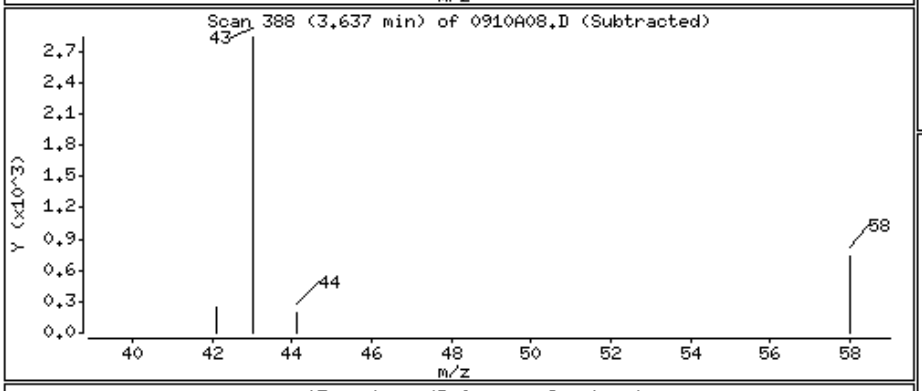

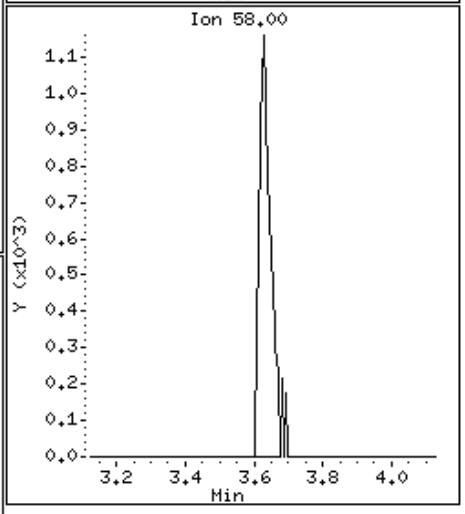

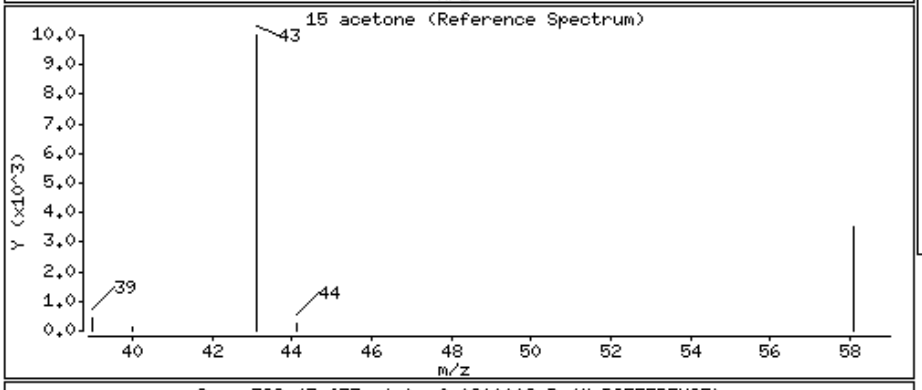

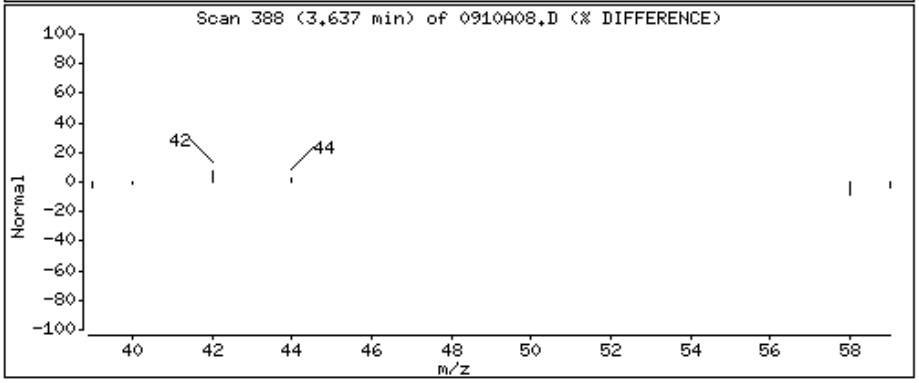

Data File: \\Orgserv2\ff\chem\GCMSVOA\Voa101.i\150910.b\0910A08.D

Date : 10-SEP-2015 14:18

Client ID:

Instrument: Voa101.i

Sample Info: 11522015-01,31,10,,a

Purge Volume: 10.0

Operator: PD

Column phase:

Column diameter: 0.18

60 toluene

Concentration: 2.378 ngs

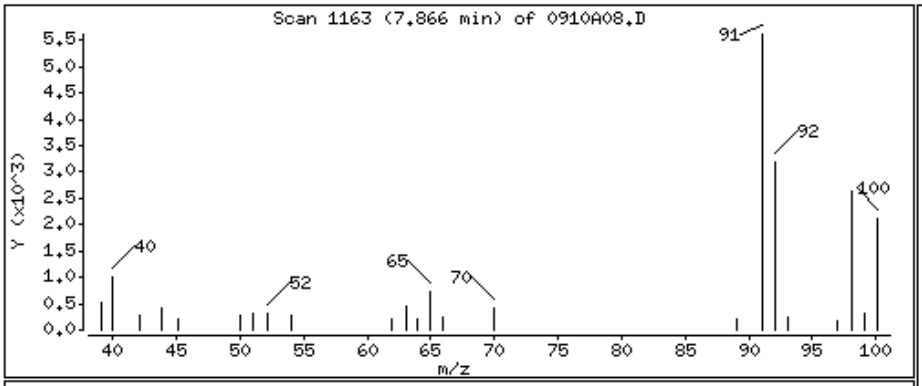

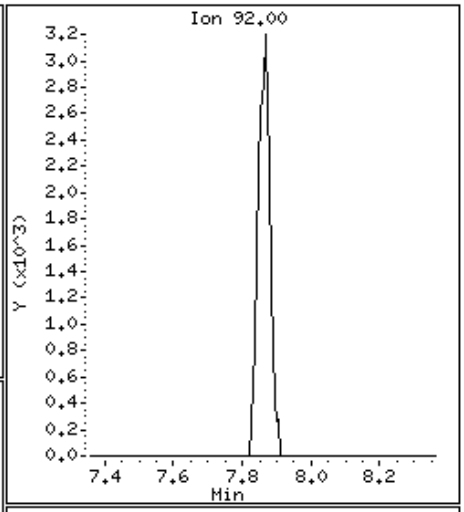

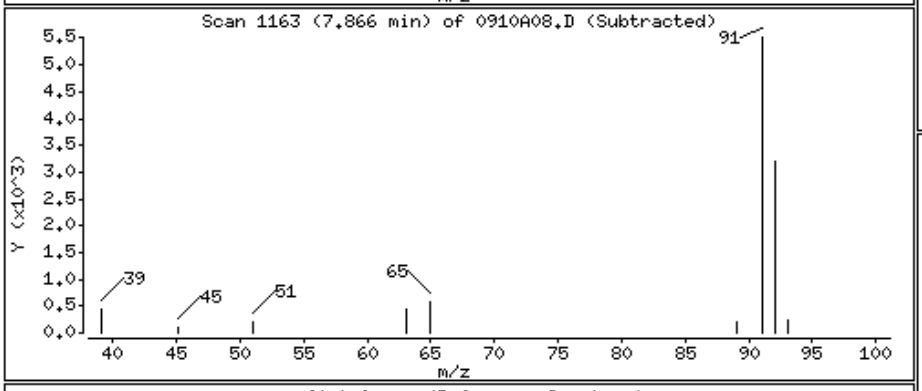

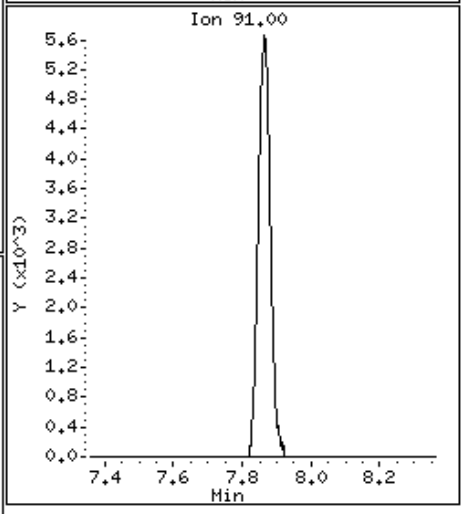

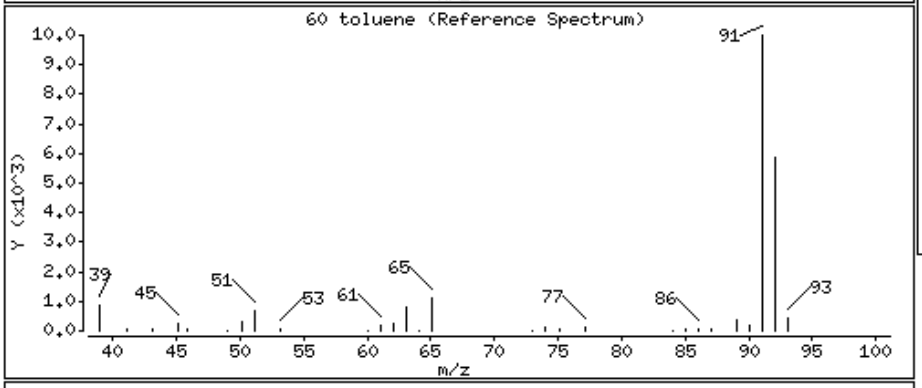

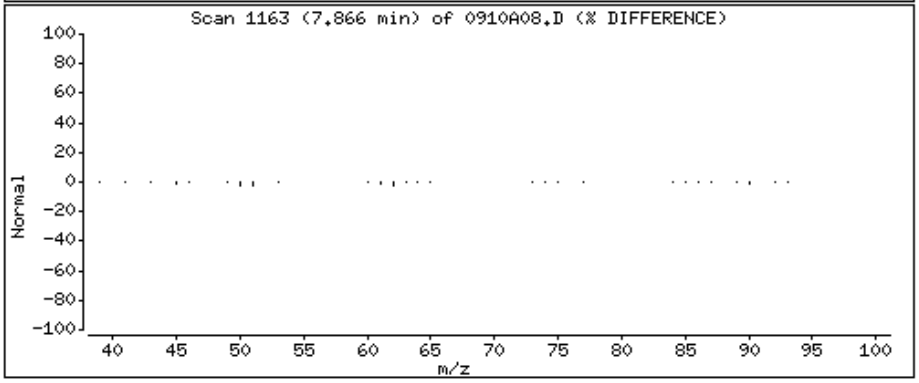

Alpha Analytical Labs

Manual Integration

Sample Info : l1522015-01,31,10,,a
wg820126,ical11042

Instrument ID : Voa101.i
Method : liq8260C.m
File : 0910A08.D
Injection Date : 10-SEP-2015 14:18
Quantitation : ISTD Integrator : HP RTE
Dilution Factor : 1.00 Sample Type: SAMPLE

This File has no version history.

//Orgserv2/ff/chem/GCMSVOA/Voa101.i/150910.b/original/0910A08.D

Method Blank
Raw Data

Alpha Analytical Labs

gc/ms voa - VOA101

Data file : \\Orgserv2\ff\chem\GCMSVOA\Voa101.i\150910.b\0910A06.D
Lab Smp Id:
Inj Date : 10-SEP-2015 13:19
Operator : PD Inst ID: Voa101.i
Smp Info : wg820126-3,31,10
Misc Info : wg820126,ical1042
Comment :
Method : \\Orgserv2\ff\chem\GCMSVOA\Voa101.i\150910.b\liq8260C.m
Meth Date : 10-Sep-2015 14:56 pduczmalew Quant Type: ISTD
Cal Date : 16-MAY-2015 00:47 Cal File: 0515A09.D
Als bottle: 6
Dil Factor: 1.00000
Integrator: HP RTE Compound Sublist: NJTCLthf.sub
Target Version: 4.12
Processing Host: VIRTUALXP-76524

Concentration Formula: Amt * DF * CpndVariable
Cpnd Variable Local Compound Variable

	Compounds	QUANT SIG MASS	RT	EXP RT	REL RT	RESPONSE	CONCENTRATIONS ON-COLUMN (ngs)	FINAL (ngs)	REVIEW CODE
	1 dichlorodifluoromethane	85	Compound Not Detected.						
	2 chloromethane	50	1.864	1.863	(0.305)	1935	1.25990	1.259	
	3 vinyl chloride	62	Compound Not Detected.						
	4 bromomethane	94	Compound Not Detected.						
	5 chloroethane	64	Compound Not Detected.						
	6 trichlorofluoromethane	101	Compound Not Detected.						
	8 1,1,-dichloroethene	96	Compound Not Detected.						
	10 carbon disulfide	76	3.048	3.053	(0.499)	6837	1.77774	1.777	
	11 freon-113	101	Compound Not Detected.						
	14 methylene chloride	84	Compound Not Detected.						
	15 acetone	43	Compound Not Detected.						
	16 trans-1,2-dichloroethene	96	Compound Not Detected.						
	17 Methyl Acetate	43	Compound Not Detected.						
	18 methyl tert butyl ether	73	Compound Not Detected.						
	22 1,1-dichloroethane	63	Compound Not Detected.						
	27 cis-1,2-dichloroethene	96	Compound Not Detected.						
	29 bromochloromethane	128	Compound Not Detected.						
	30 Cyclohexane	56	Compound Not Detected.						
	31 chloroform	83	Compound Not Detected.						
	33 carbontetrachloride	117	Compound Not Detected.						
	34 tetrahydrofuran	42	Compound Not Detected.						
$	36 dibromofluoromethane	113	5.290	5.285	(0.867)	135916	95.9829	95.982	
	37 1,1,1-trichloroethane	97	Compound Not Detected.						
	38 2-butanone	43	Compound Not Detected.						
	40 benzene	78	Compound Not Detected.						
$	42 1,2-dichloroethane-d4	65	5.819	5.819	(0.954)	172808	114.680	114.679	
	43 1,2-dichloroethane	62	Compound Not Detected.						
*	45 flourobenzene	96	6.103	6.103	(1.000)	652212	100.000		
	46 methyl cyclohexane	83	Compound Not Detected.						

	Compounds	QUANT SIG MASS	RT	EXP RT	REL RT	RESPONSE	CONCENTRATIONS ON-COLUMN (ngs)	CONCENTRATIONS FINAL (ngs)	REVIEW CODE
	49 trichloroethene	95	Compound Not Detected.						
	52 1,2-dichloropropane	63	Compound Not Detected.						
	53 bromodichloromethane	83	Compound Not Detected.						
	56 1,4-Dioxane	88	Compound Not Detected.						
	58 cis-1,3-dichloropropene	75	Compound Not Detected.						
$	59 toluene-d8	98	7.806	7.800	(0.809)	594614	109.611	109.610	
	60 toluene	92	Compound Not Detected.						
	62 4-methyl-2-pentanone	58	Compound Not Detected.						
	63 tetrachloroethene	166	Compound Not Detected.						
	64 trans-1,3-dichloropropene	75	Compound Not Detected.						
	68 1,1,2-trichloroethane	83	Compound Not Detected.						
	69 chlorodibromomethane	129	Compound Not Detected.						
	71 1,2-dibromoethane	107	Compound Not Detected.						
	73 2-hexanone	43	Compound Not Detected.						
*	74 chlorobenzene-d5	117	9.650	9.650	(1.000)	401413	100.000		
	75 chlorobenzene	112	Compound Not Detected.						
	76 ethyl benzene	91	Compound Not Detected.						
	78 p/m xylene	106	Compound Not Detected.						
	79 o xylene	106	Compound Not Detected.						
	80 styrene	104	Compound Not Detected.						
	81 bromoform	173	Compound Not Detected.						
	82 isopropylbenzene	105	Compound Not Detected.						
$	83 4-bromofluorobenzene	95	11.134	11.134	(0.903)	209119	121.335	121.335	
	88 1,1,2,2,-tetrachloroethane	83	Compound Not Detected.						
	99 1,3-dichlorobenzene	146	Compound Not Detected.						
*	100 1,4-dichlorobenzene-d4	152	12.334	12.334	(1.000)	164014	100.000		
	101 1,4-dichlorobenzene	146	Compound Not Detected.						
	104 1,2-dichlorobenzene	146	Compound Not Detected.						
	106 1,2-dibromo-3-chloropropane	75	Compound Not Detected.						
	109 1,2,4-trichlorobenzene	180	Compound Not Detected.						
	111 1,2,3-trichlorobenzene	180	Compound Not Detected.						

Alpha Analytical Labs

gc/ms voa - VOA101

Data file : \\Orgserv2\ff\chem\GCMSVOA\Voa101.i\150910.b\0910A06.D
Lab Smp Id:
Inj Date : 10-SEP-2015 13:19
Operator : PD Inst ID: Voa101.i
Smp Info : wg820126-3,31,10
Misc Info : wg820126,ical11042
Comment :
Method : \\Orgserv2\ff\chem\GCMSVOA\Voa101.i\150910.b\liq8260C.m
Meth Date : 10-Sep-2015 14:56 pduczmalew Quant Type: ISTD
Cal Date : 16-MAY-2015 00:47 Cal File: 0515A09.D
Als bottle: 6
Dil Factor: 1.00000
Integrator: HP RTE Compound Sublist: NJTCLthf.sub
Target Version: 4.12
Processing Host: VIRTUALXP-76524

- NO TENTATIVELY IDENTIFIED COMPOUNDS -

Alpha Analytical Labs

INTERNAL STANDARD COMPOUNDS
AREA AND RT SUMMARY

Instrument ID: Voa101.i
Lab File ID: 0910A06.D
Lab Smp Id:
Analysis Type: VOA
Quant Type: ISTD
Operator: PD
Method File: \\Orgserv2\ff\chem\GCMSVOA\Voa101.i\150910.b\liq8260C.m
Misc Info: wg820126,ical11042

Calibration Date: 10-SEP-2015
Calibration Time: 11:49
Level: LOW
Sample Type: WATER

Test Mode:
Use Last Continuing Calibrator.
If Continuing Cal. use Initial Cal. Level 3

		AREA LIMIT			
COMPOUND	STANDARD	LOWER	UPPER	SAMPLE	%DIFF
45 flourobenzene	680718	340359	1361436	652212	-4.19
74 chlorobenzene-d5	416392	208196	832784	401413	-3.60
100 1,4-dichlorobenze	184127	92064	368254	164014	-10.92

		RT LIMIT			
COMPOUND	STANDARD	LOWER	UPPER	SAMPLE	%DIFF
45 flourobenzene	6.10	5.60	6.60	6.10	0.00
74 chlorobenzene-d5	9.65	9.15	10.15	9.65	0.00
100 1,4-dichlorobenze	12.33	11.83	12.83	12.33	0.00

AREA UPPER LIMIT = +100% of internal standard area.
AREA LOWER LIMIT = - 50% of internal standard area.
RT UPPER LIMIT = + 0.50 minutes of internal standard RT.
RT LOWER LIMIT = - 0.50 minutes of internal standard RT.

Alpha Analytical Labs

RECOVERY REPORT

Client Name: Client SDG: SDGa00307
Sample Matrix: LIQUID Fraction: VOA
Lab Smp Id:
Level: LOW Operator: PD
Data Type: MS DATA SampleType: SAMPLE
SpikeList File: curveallim.spk Quant Type: ISTD
Sublist File: NJTCLthf.sub
Method File: \\Orgserv2\ff\chem\GCMSVOA\Voa101.i\150910.b\liq8260C.m
Misc Info: wg820126,ical11042

SURROGATE COMPOUND	AMOUNT ADDED ngs	AMOUNT RECOVERED ngs	% RECOVERED	LIMITS
$ 36 dibromofluorometha	100.000	95.982	95.98	70-130
$ 42 1,2-dichloroethane	100.000	114.679	114.68	70-130
$ 59 toluene-d8	100.000	109.610	109.61	70-130
$ 83 4-bromofluorobenze	100.000	121.335	121.34	70-130

Data File: \\Orgserv2\ff\chem\GCMSVOA\Voa101.i\150910.b\0910A06.D
Date : 10-SEP-2015 13:19
Client ID:
Sample Info: wg820126-3,31,10
Purge Volume: 10.0
Column phase:

Instrument: Voa101.i
Operator: PD
Column diameter: 0.18

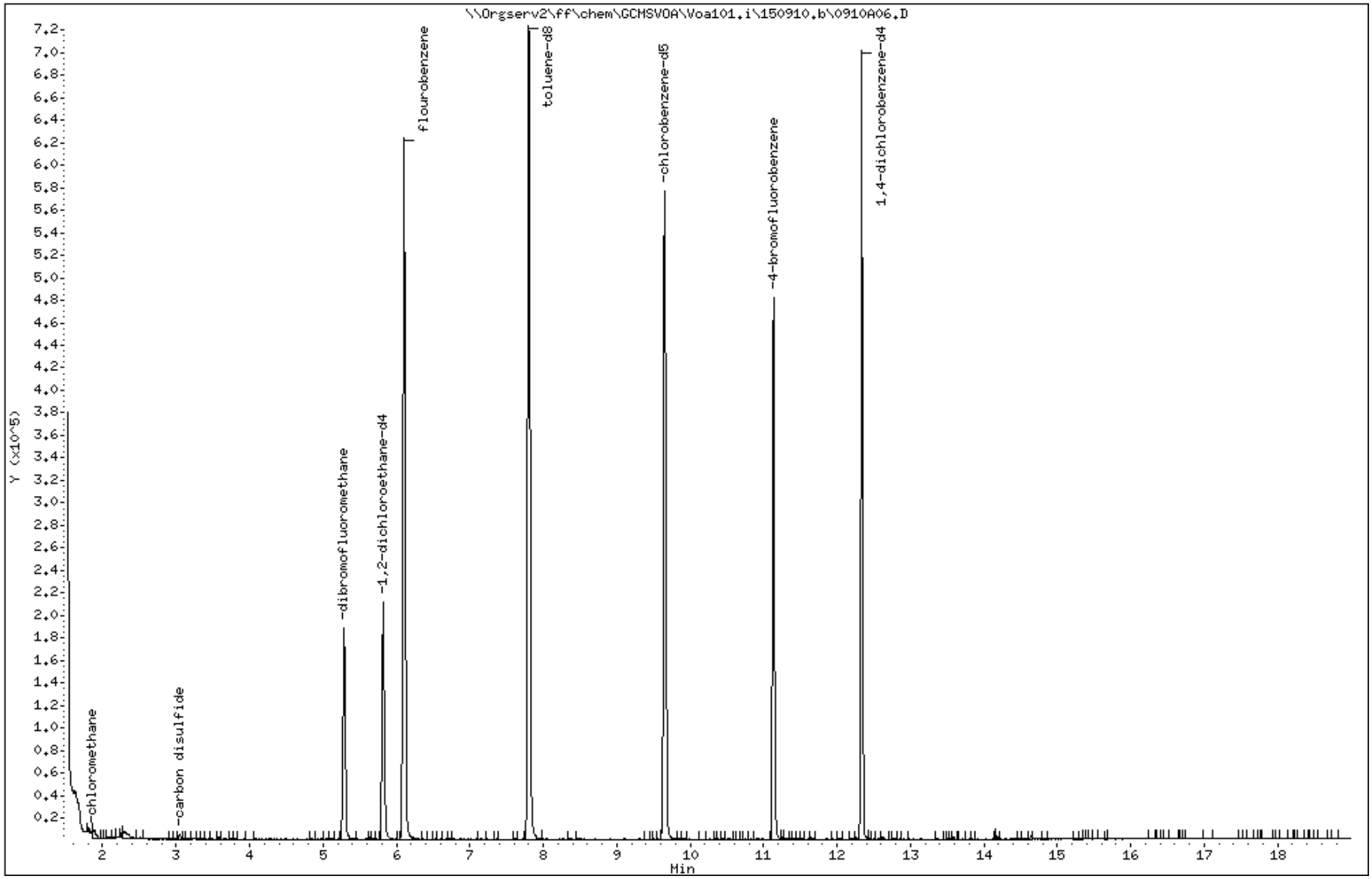

Data File: \\Orgserv2\ff\chem\GCMSVOA\Voa101.i\150910.b\0910A06.D

Date : 10-SEP-2015 13:19

Client ID:

Instrument: Voa101.i

Sample Info: wg820126-3,31,10

Purge Volume: 10.0

Operator: PD

Column phase:

Column diameter: 0.18

2 chloromethane

Concentration: 1.259 ngs

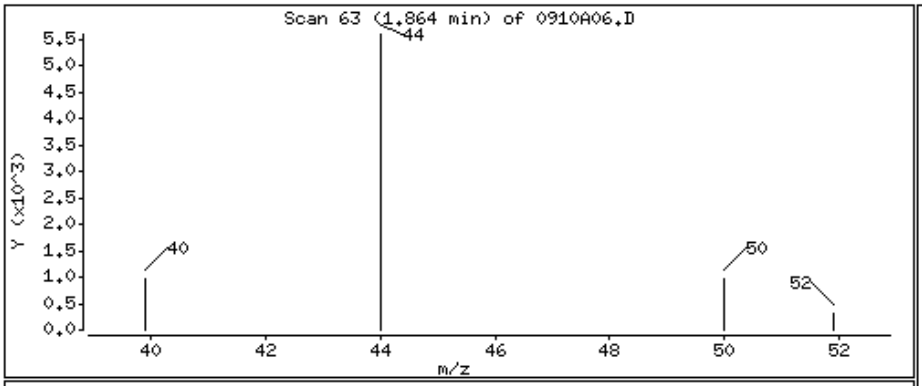

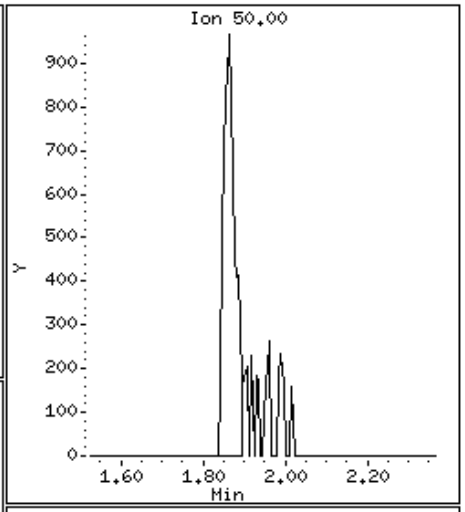

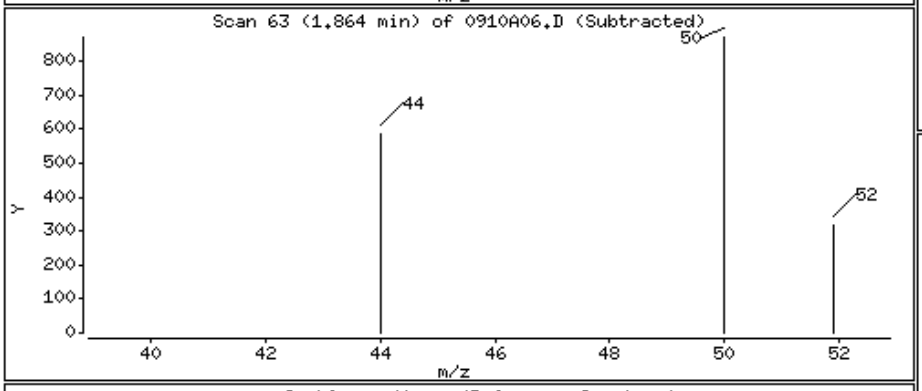

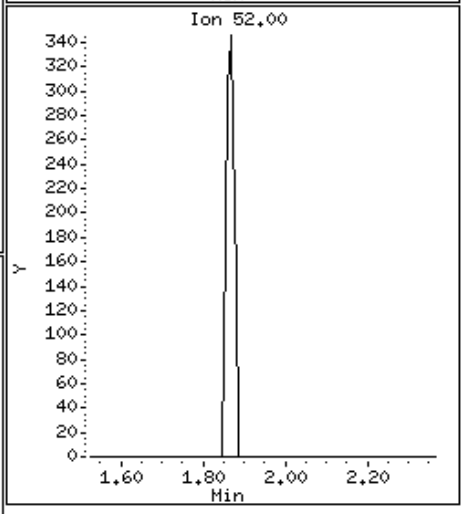

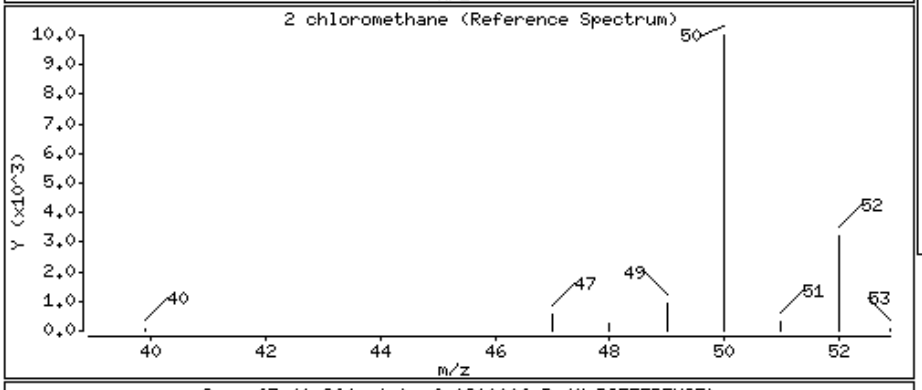

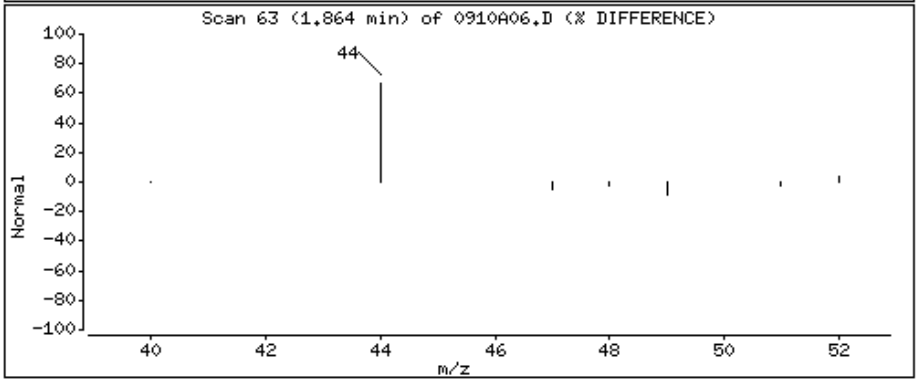

Data File: \\Orgserv2\ff\chem\GCMSVOA\Voa101.i\150910.b\0910A06.D

Date : 10-SEP-2015 13:19

Client ID:

Instrument: Voa101.i

Sample Info: wg820126-3,31,10

Purge Volume: 10.0

Operator: PD

Column phase:

Column diameter: 0.18

10 carbon disulfide

Concentration: 1.777 ngs

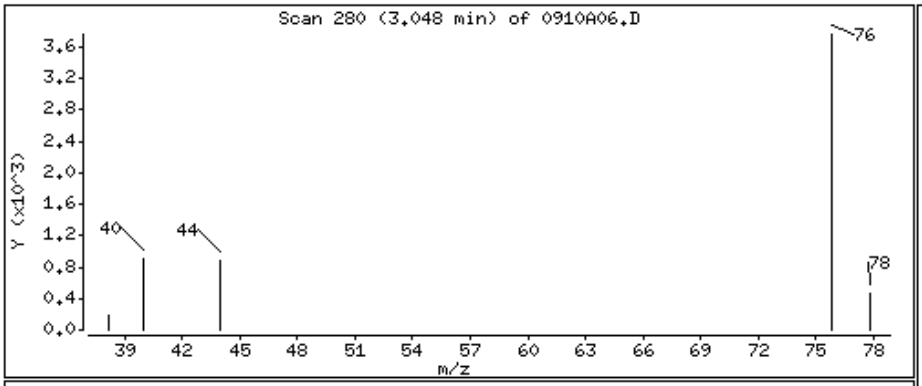

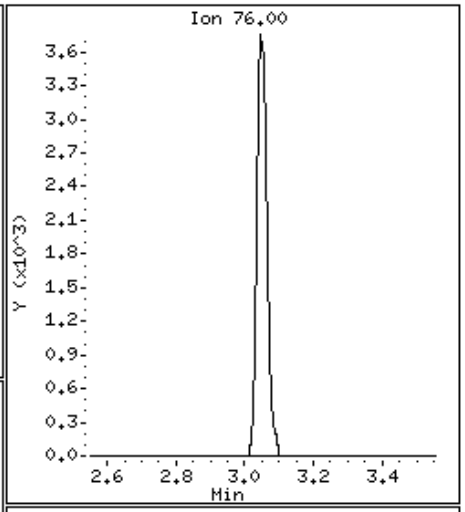

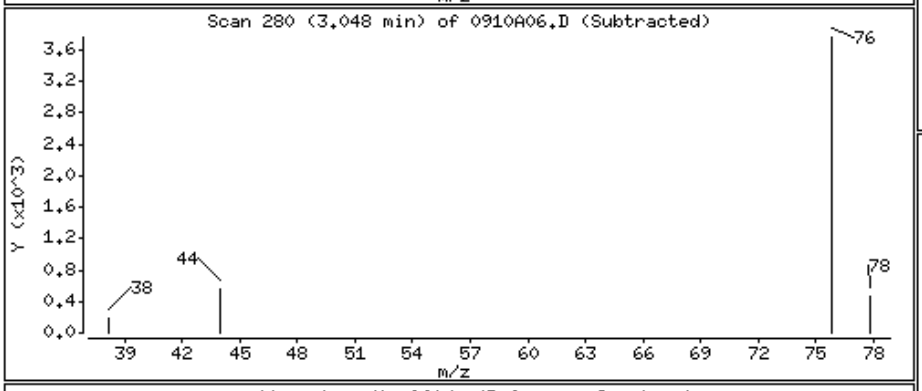

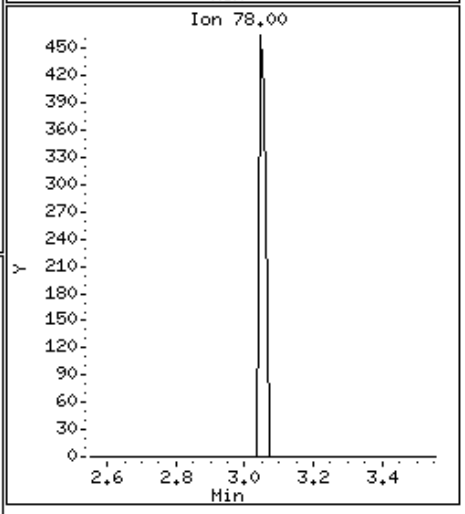

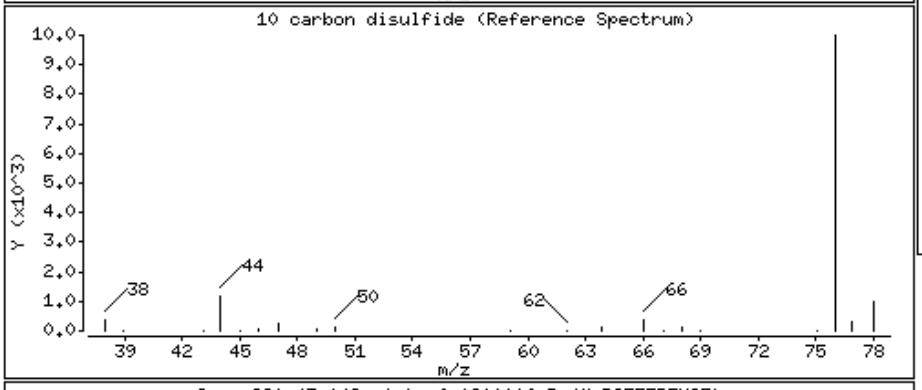

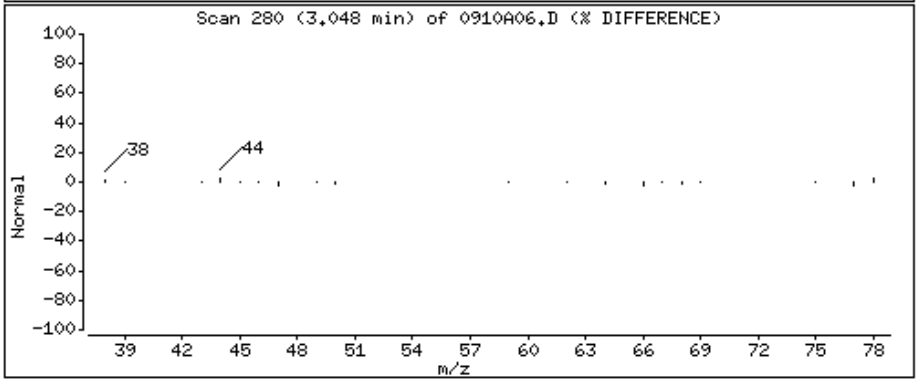

Alpha Analytical Labs

Manual Integration

Sample Info	: wg820126-3,31,10 wg820126,ical11042		
Instrument ID	: Voa101.i		
Method	: liq8260C.m		
File	: 0910A06.D		
Injection Date	: 10-SEP-2015 13:19		
Quantitation	: ISTD	Integrator : HP RTE	
Dilution Factor	: 1.00	Sample Type: SAMPLE	

This File has no version history.

//Orgserv2/ff/chem/GCMSVOA/Voa101.i/150910.b/original/0910A06.D

ALPHA ANALYTICAL

World Class Chemistry

www.alphalab.com



Lab Number: L1523745

Client: Tetra Tech GEO

ATTN: Steve Feldmann

Project Name: LOCKHEED-NORTH PLAINFIELD

Project Number: 117-0507.600

The original project report/data package is held by Alpha Analytical. This report/data package is paginated and should be reproduced only in its entirety. Alpha Analytical holds no responsibility for results and/or data that are not consistent with the original.

ANALYTICAL DATA PACKAGE FOR THE
NEW JERSEY DEPARTMENT OF ENVIRONMENTAL PROTECTION
TRENTON NEW JERSEY 08625

Agency/Division:	**Bureau/Office:**
Project No: 117-0507.600	**Contract No:**
Laboratory: Alpha Analytical	**Laboratory Location:** Westborough, Ma.
	Laboratory Phone Number: (508) 898-9220
SDG No: L1523745	**NJDEP Certification #:** MA935
Date of First Sample Receipt: 09/23/2015	**Date of Last Sample Receipt:** 09/23/2015

Agency Sample Number	Laboratory Sample Number	Sample Location	Date/Time of Collection
MW-1S-A	L1523745-01	LOCKHEED-NORTH PLAIN	09/22/2015 09:10
MW-1S-B	L1523745-02	LOCKHEED-NORTH PLAIN	09/22/2015 09:15
MW-1I	L1523745-03	LOCKHEED-NORTH PLAIN	09/22/2015 09:05
MW-2D	L1523745-04	LOCKHEED-NORTH PLAIN	09/22/2015 11:10
MW-2I	L1523745-05	LOCKHEED-NORTH PLAIN	09/22/2015 11:15
MW-3D	L1523745-06	LOCKHEED-NORTH PLAIN	09/22/2015 10:15
MW-501S	L1523745-07	LOCKHEED-NORTH PLAIN	09/22/2015 08:20
MW-501I	L1523745-08	LOCKHEED-NORTH PLAIN	09/22/2015 08:25
MW-502S	L1523745-09	LOCKHEED-NORTH PLAIN	09/22/2015 08:55
MW-502I	L1523745-10	LOCKHEED-NORTH PLAIN	09/22/2015 09:00
MW-503I	L1523745-11	LOCKHEED-NORTH PLAIN	09/22/2015 08:45
MW-505S	L1523745-12	LOCKHEED-NORTH PLAIN	09/22/2015 15:25
MW-505I	L1523745-13	LOCKHEED-NORTH PLAIN	09/22/2015 15:30
MW-506S	L1523745-14	LOCKHEED-NORTH PLAIN	09/22/2015 10:55
MW-506I	L1523745-15	LOCKHEED-NORTH PLAIN	09/22/2015 11:00
MW-507S	L1523745-16	LOCKHEED-NORTH PLAIN	09/22/2015 09:35
MW-507I	L1523745-17	LOCKHEED-NORTH PLAIN	09/22/2015 09:40
MW-508S	L1523745-18	LOCKHEED-NORTH PLAIN	09/22/2015 09:25
MW-508D	L1523745-19	LOCKHEED-NORTH PLAIN	09/22/2015 09:30
MW-532S	L1523745-20	LOCKHEED-NORTH PLAIN	09/22/2015 07:55
MW-532D	L1523745-21	LOCKHEED-NORTH PLAIN	09/22/2015 08:00

ANALYTICAL DATA PACKAGE FOR THE
NEW JERSEY DEPARTMENT OF ENVIRONMENTAL PROTECTION
TRENTON NEW JERSEY 08625

Agency/Division:	**Bureau/Office:**
Project No: 117-0507.600	**Contract No:**
Laboratory: Alpha Analytical	**Laboratory Location:** Westborough, Ma.
	Laboratory Phone Number: (508) 898-9220
SDG No: L1523745	**NJDEP Certification #:** MA935
Date of First Sample Receipt: 09/23/2015	**Date of Last Sample Receipt:** 09/23/2015

MW-544S	L1523745-22	LOCKHEED-NORTH PLAIN	09/22/2015 13:25
MW-544I	L1523745-23	LOCKHEED-NORTH PLAIN	09/22/2015 13:30
MW-544D	L1523745-24	LOCKHEED-NORTH PLAIN	09/22/2015 13:35
MW-545S	L1523745-25	LOCKHEED-NORTH PLAIN	09/22/2015 12:45
MW-545I	L1523745-26	LOCKHEED-NORTH PLAIN	09/22/2015 12:50
MW-545D	L1523745-27	LOCKHEED-NORTH PLAIN	09/22/2015 12:55
MW-546S	L1523745-28	LOCKHEED-NORTH PLAIN	09/22/2015 10:35
MW-546I	L1523745-29	LOCKHEED-NORTH PLAIN	09/22/2015 10:40
MW-546D	L1523745-30	LOCKHEED-NORTH PLAIN	09/22/2015 10:45
MW-547S	L1523745-31	LOCKHEED-NORTH PLAIN	09/22/2015 14:25
MW-547I	L1523745-32	LOCKHEED-NORTH PLAIN	09/22/2015 14:30
MW-547D	L1523745-33	LOCKHEED-NORTH PLAIN	09/22/2015 14:35
MW-549S	L1523745-34	LOCKHEED-NORTH PLAIN	09/22/2015 07:35
MW-549I	L1523745-35	LOCKHEED-NORTH PLAIN	09/22/2015 07:40
MW-550S	L1523745-36	LOCKHEED-NORTH PLAIN	09/22/2015 08:30
MW-550I	L1523745-37	LOCKHEED-NORTH PLAIN	09/22/2015 08:35
PZ-521S	L1523745-38	LOCKHEED-NORTH PLAIN	09/22/2015 15:00
PZ-521I	L1523745-39	LOCKHEED-NORTH PLAIN	09/22/2015 15:05
PZ-522S	L1523745-40	LOCKHEED-NORTH PLAIN	09/22/2015 14:45
PZ-522I	L1523745-41	LOCKHEED-NORTH PLAIN	09/22/2015 14:50
PZ-522D	L1523745-42	LOCKHEED-NORTH PLAIN	09/22/2015 14:55

ANALYTICAL DATA PACKAGE FOR THE
NEW JERSEY DEPARTMENT OF ENVIRONMENTAL PROTECTION
TRENTON NEW JERSEY 08625

Agency/Division:	**Bureau/Office:**
Project No: 117-0507.600	**Contract No:**
Laboratory: Alpha Analytical	**Laboratory Location:** Westborough, Ma.
	Laboratory Phone Number: (508) 898-9220
SDG No: L1523745	**NJDEP Certification #:** MA935
Date of First Sample Receipt: 09/23/2015	**Date of Last Sample Receipt:** 09/23/2015

PZ-524S	L1523745-43	LOCKHEED-NORTH PLAIN	09/22/2015 13:10
PZ-524I	L1523745-44	LOCKHEED-NORTH PLAIN	09/22/2015 13:15
PZ-524D	L1523745-45	LOCKHEED-NORTH PLAIN	09/22/2015 13:20
DUP-01	L1523745-46	LOCKHEED-NORTH PLAIN	09/22/2015 00:00
DUP-02	L1523745-47	LOCKHEED-NORTH PLAIN	09/22/2015 00:00
DUP-03	L1523745-48	LOCKHEED-NORTH PLAIN	09/22/2015 00:00
DUP-04	L1523745-49	LOCKHEED-NORTH PLAIN	09/22/2015 00:00
DUP-05	L1523745-50	LOCKHEED-NORTH PLAIN	09/22/2015 00:00
DUP-06	L1523745-51	LOCKHEED-NORTH PLAIN	09/22/2015 00:00
SW-1	L1523745-52	LOCKHEED-NORTH PLAIN	09/22/2015 15:35
SW-2	L1523745-53	LOCKHEED-NORTH PLAIN	09/22/2015 15:20
SW-3	L1523745-54	LOCKHEED-NORTH PLAIN	09/22/2015 15:10
SW-4	L1523745-55	LOCKHEED-NORTH PLAIN	09/22/2015 14:15
FB-092215	L1523745-56	LOCKHEED-NORTH PLAIN	09/22/2015 15:55
TB-092215	L1523745-57	LOCKHEED-NORTH PLAIN	09/21/2015 00:00

I certify that this data package is in compliance with the terms and conditions of this contract, both technically and for completeness, for other than the conditions detailed above. Release of the data contained in this hardcopy data package and in the computer-readable data submitted on disk or electronically has been authorized by the laboratory director or his/her designee, as verified by the following signature.

Technical Director/Representative (Typed)	Cristin Walker	10/04/15
Technical Director/Representative (Signature)		

Table of Contents

New Jersey Reduced Data Deliverable Package 1
- Title Page 2
- Table of Contents 5
- Chain of Custody 7
  - External Chain of Custody 8
  - Lims COC (LN01) 14
  - Sample Receipt Tracking Report 27
- Methodology Review 50
  - Method References 51
- Laboratory Chronicle 52
  - Sample Receipt and Container Information 53
- NJ DEP DKQP Summary Questionnaire 59
  - DKQP Summary Questionnaire 60
- Conformance/Non-Conformance (Reliability) Summary 61
  - Conformance/Non-Conformance (Reliability) Report 62
- Glossary 64
  - Glossary Report 65
- Organics Analysis 67
  - GCMS 8260 Analysis 68
    - Sample Results Summary 69
      - Form 1 - Organics 70
    - Tune Results Summary 318
      - Form 5 - Organics 319
    - Blank Results Summary 328
      - Form 4 - Organics 329
    - Standards Data Summary 334
      - Form 6 - Organics 335
      - Form 7 - Organics 386
    - Surrogate Summary 400
      - Form 2 - Organics 401
    - Batch QC Summary 404
      - Form 3 - Organics 405
    - Internal Standard Summary 425
      - Form 8 - Organics 426
    - Chromatograms 432
      - Sample Raw Data 433
        - MW-1S-A (L1523745-01) Analyzed: 10/01/15 19:04 434
        - MW-1S-B (L1523745-02) Analyzed: 10/01/15 19:33 453
        - MW-1I (L1523745-03) Analyzed: 10/01/15 20:02 467
        - MW-2D (L1523745-04) Analyzed: 10/01/15 20:31 483
        - MW-2I (L1523745-05) Analyzed: 10/01/15 21:00 495
        - MW-3D (L1523745-06) Analyzed: 10/01/15 22:38 509
        - MW-501S (L1523745-07) Analyzed: 10/01/15 23:05 517
        - MW-501I (L1523745-08) Analyzed: 10/01/15 23:39 528
        - MW-502S (L1523745-09) Analyzed: 10/02/15 00:06 538
        - MW-502I (L1523745-10) Analyzed: 10/02/15 00:34 551
        - MW-503I (L1523745-11) Analyzed: 10/02/15 01:01 562
        - MW-505S (L1523745-12) Analyzed: 10/02/15 01:29 571
        - MW-505I (L1523745-13) Analyzed: 10/02/15 01:56 580
        - MW-506S (L1523745-14) Analyzed: 10/02/15 02:24 590

Table of Contents

MW-506I (L1523745-15) Analyzed: 10/02/15 02:51 599
MW-507S (L1523745-16) Analyzed: 10/02/15 03:19 610
MW-507I (L1523745-17) Analyzed: 10/02/15 03:46 620
MW-508S (L1523745-18) Analyzed: 10/02/15 04:14 632
MW-508D (L1523745-19) Analyzed: 10/02/15 04:42 643
MW-532S (L1523745-20) Analyzed: 10/02/15 05:09 654
MW-532D (L1523745-21) Analyzed: 10/02/15 05:37 665
MW-544S (L1523745-22) Analyzed: 10/02/15 19:57 677
MW-544I (L1523745-23) Analyzed: 10/02/15 20:25 688
MW-544D (L1523745-24) Analyzed: 10/02/15 20:53 697
MW-545S (L1523745-25) Analyzed: 10/02/15 21:22 706
MW-545I (L1523745-26) Analyzed: 10/02/15 21:50 716
MW-545D (L1523745-27) Analyzed: 10/02/15 22:18 726
DUP-04 (L1523745-49) Analyzed: 10/02/15 22:31 738
MW-546I (L1523745-29) Analyzed: 10/02/15 22:42 749
MW-546S (L1523745-28) Analyzed: 10/02/15 22:47 759
DUP-05 (L1523745-50) Analyzed: 10/02/15 22:59 767
MW-546D (L1523745-30) Analyzed: 10/02/15 23:11 780
DUP-06 (L1523745-51) Analyzed: 10/02/15 23:26 791
MW-547S (L1523745-31) Analyzed: 10/02/15 23:41 798
SW-1 (L1523745-52) Analyzed: 10/02/15 23:54 814
MW-547I (L1523745-32) Analyzed: 10/03/15 00:10 822
SW-2 (L1523745-53) Analyzed: 10/03/15 00:22 834
MW-547D (L1523745-33) Analyzed: 10/03/15 00:39 841
SW-3 (L1523745-54) Analyzed: 10/03/15 00:49 849
MW-549S (L1523745-34) Analyzed: 10/03/15 01:08 863
SW-4 (L1523745-55) Analyzed: 10/03/15 01:17 876
MW-549I (L1523745-35) Analyzed: 10/03/15 01:38 884
FB-092215 (L1523745-56) Analyzed: 10/03/15 01:44 898
MW-550S (L1523745-36) Analyzed: 10/03/15 02:07 906
TB-092215 (L1523745-57) Analyzed: 10/03/15 02:12 917
MW-550I (L1523745-37) Analyzed: 10/03/15 02:36 927
PZ-521S (L1523745-38) Analyzed: 10/03/15 03:05 940
PZ-521I (L1523745-39) Analyzed: 10/03/15 03:34 956
PZ-522S (L1523745-40) Analyzed: 10/03/15 04:04 967
PZ-522I (L1523745-41) Analyzed: 10/03/15 04:33 975
PZ-522D (L1523745-42) Analyzed: 10/03/15 05:02 989
PZ-524S (L1523745-43) Analyzed: 10/03/15 05:31 1002
PZ-524I (L1523745-44) Analyzed: 10/03/15 06:01 1012
PZ-524D (L1523745-45) Analyzed: 10/03/15 06:30 1025
DUP-01 (L1523745-46) Analyzed: 10/03/15 06:59 1038
DUP-02 (L1523745-47) Analyzed: 10/03/15 07:28 1051
DUP-03 (L1523745-48) Analyzed: 10/03/15 07:57 1063
Method Blank Raw Data 1073
Laboratory Method Bl (WG827098-3) Analyzed: 10/01/15 11:45 1074
Laboratory Method Bl (WG827102-3) Analyzed: 10/01/15 21:43 1081
Laboratory Method Bl (WG827396-3) Analyzed: 10/02/15 13:48 1087
Laboratory Method Bl (WG827568-3) Analyzed: 10/02/15 22:04 1094
Laboratory Method Bl (WG827563-3) Analyzed: 10/02/15 22:13 1100

Chain of Custody

NEW JERSEY CHAIN OF CUSTODY

ALPHA ANALYTICAL

Westborough, MA 01581
8 Walkup Dr.
TEL: 508-898-9220
FAX: 508-898-9193

Mansfield, MA 02048
320 Forbes Blvd
TEL: 508-822-9300
FAX: 508-822-3288

Service Centers
Mahwah, NJ 07430: 35 Whitney Rd, Suite 5
Albany, NY 12205: 14 Walker Way
Tonawanda, NY 14150: 275 Cooper Ave, Suite 105

Page 1 of 6

Date Rec'd in Lab: 9/24/15

ALPHA Job #: L1523745

Project Information
Project Name: Lockheed - North Plainfield
Project Location: North Plainfield
Project #: 117-0507.600
(Use Project name as Project #) ☐
Project Manager: Steve Feldmann
ALPHAQuote #:

Turn-Around Time
Standard ☒ Due Date:
Rush (only if pre approved) ☐ # of Days:

Client Information
Client: Tetra Tech
Address: One Salem Square, 295 Rte 22E, Suite 104E, Whitehouse Station, NJ 08889
Phone: 908-534-2303
Fax: 908-534-4709
Email: steve.feldmann@tetratech.com

Deliverables
☒ NJ Full / Reduced
☐ EQuIS (1 File) ☐ EQuIS (4 File)
☐ Other

Billing Information
☒ Same as Client Info
PO #

Regulatory Requirement
☐ SRS Residential/Non Residential
☐ SRS Impact to Groundwater
☒ NJ Ground Water Quality Standards
☐ NJ IGW SPLP Leachate Criteria
☐ Other

Site Information
Is this site impacted by Petroleum? Yes ☐
Petroleum Product:

These samples have been previously analyzed by Alpha ☐

For EPH, selection is REQUIRED:
☐ Category 1
☐ Category 2

For VOC, selection is REQUIRED:
☐ 1,4-Dioxane
☐ 8011

Other project specific requirements/comments:
RLS must meet NJDEP GWQS for GW samples and SWQS for SW samples
Please specify Metals or TAL.

ANALYSIS

Sample Filtration
☐ Done
☐ Lab to do
Preservation
☐ Lab to do
(Please Specify below)

ALPHA Lab ID (Lab Use Only)	Sample ID	Collection Date	Collection Time	Sample Matrix	Sampler's Initials	TCL VOC+15								Sample Specific Comments	Total Bottle
23745 -01	MW-1S-A	9/22/15	9:10	GW	RW/PM	X									3
-02	MW-1S-B	↓	9:15	↓	↓	X									3
-03	MW-1I	↓	9:05	↓	↓	X									3
-04	MW-2D	↓	11:10	↓	↓	X									3
-05	MW-2I	↓	11:15	↓	↓	X									3
-06	MW-3D	↓	10:15	↓	↓	X									3
-07	MW-501S	↓	8:20	↓	↓	X									3
-08	MW-501I	↓	8:25	↓	↓	X									3
-09	MW-502S	↓	8:55	↓	↓	X									3
-10	MW-502I	↓	9:00	↓	↓	X									3

Preservative Code:
A = None
B = HCl
C = HNO_3
D = H_2SO_4
E = NaOH
F = MeOH
G = $NaHSO_4$
H = $Na_2S_2O_3$
K/E = Zn Ac/NaOH
O = Other

Container Code
P = Plastic
A = Amber Glass
V = Vial
G = Glass
B = Bacteria Cup
C = Cube
O = Other
E = Encore
D = BOD Bottle

Westboro: Certification No: MA935
Mansfield: Certification No: MA015

Container Type	V							
Preservative	B							

Relinquished By:	Date/Time	Received By:	Date/Time
Priscilla Mathews	9/23/15	Cur S Eng, AAL	9/23/15 10:30
Cur S Eng, AAL	9/23/15 1820	Tom Toker	9-23-15 1820
Tom Toker	9/24/15 0105	[illegible]	9/24/15 0105

Please print clearly, legibly and completely. Samples can not be logged in and turnaround time clock will not start until any ambiguities are resolved. BY EXECUTING THIS COC, THE CLIENT HAS READ AND AGREES TO BE BOUND BY ALPHA'S TERMS & CONDITIONS. (See reverse side.)

Form No: 01-14 HC (rev. 30-Sept-2013)

ALPHA ANALYTICAL

NEW JERSEY CHAIN OF CUSTODY

Westborough, MA 01581
8 Walkup Dr.
TEL: 508-898-9220
FAX: 508-898-9193

Mansfield, MA 02048
320 Forbes Blvd
TEL: 508-822-9300
FAX: 508-822-3288

Service Centers
Mahwah, NJ 07430: 35 Whitney Rd, Suite 5
Albany, NY 12205: 14 Walker Way
Tonawanda, NY 14150: 275 Cooper Ave, Suite 105

Page 2 of 6

Date Rec'd in Lab: 9/24/15

ALPHA Job #: L1523745

Client Information
Client: Tetra Tech
Address: One Salem Square 295 Rte 22E, Suite 104E
Whitehouse Station, NJ 08889
Phone: 908-534-2303
Fax: 908-534-4709
Email: steve.feldmann@tetratech.com

Project Information
Project Name: Lockheed - North Plain Field
Project Location: North Plain Field
Project # 117-0507.600
(Use Project name as Project #) ☐
Project Manager: Steve Feldmann
ALPHAQuote #:

Turn-Around Time
Standard ☒ Due Date:
Rush (only if pre approved) ☐ # of Days:

Deliverables
☒ NJ Full / Reduced
☐ EQuIS (1 File) ☐ EQuIS (4 File)
☐ Other

Regulatory Requirement
☐ SRS Residential/Non Residential
☐ SRS Impact to Groundwater
☒ NJ Ground Water Quality Standards
☐ NJ IGW SPLP Leachate Criteria
☐ Other

Billing Information
☒ Same as Client Info
PO #

Site Information
Is this site impacted by Petroleum? Yes ☐
Petroleum Product:

These samples have been previously analyzed by Alpha ☐

For EPH, selection is REQUIRED:
☐ Category 1
☐ Category 2

For VOC, selection is REQUIRED:
☐ 1,4-Dioxane
☐ 8011

Other project specific requirements/comments:
RLS must meet NJDEP GWQS for GW samples and SWQS for SW samples
Please specify Metals or TAL.

Sample Filtration
☐ Done
☐ Lab to do
Preservation
☐ Lab to do
(Please Specify below)

ALPHA Lab ID (Lab Use Only)	Sample ID	Collection Date	Collection Time	Sample Matrix	Sampler's Initials	ANALYSIS: TCL VOC+15	Sample Specific Comments	Total Bottle
23745 -11	~~MW-503S~~ PM	~~9/22/15~~	~~8:40~~	~~GW~~	~~RW/PM~~	X		~~3~~ PM
-11	MW-503I	9/22/15	8:45	GW	RW PM	X		3
-12	MW-505S		15:25			X		3
-13	MW-505I		15:30			X		3
-14	MW-506S		10:55			X		3
-15	MW-506I		11:00			X		3
-16	MW-507S		9:35			X		3
-17	MW-507I		9:40			X		3
-18	MW-508S		9:25			X		3
-19	MW-508D		9:30			X		3

Preservative Code:
A = None
B = HCl
C = HNO_3
D = H_2SO_4
E = NaOH
F = MeOH
G = $NaHSO_4$
H = $Na_2S_2O_3$
K/E = Zn Ac/NaOH
O = Other

Container Code
P = Plastic
A = Amber Glass
V = Vial
G = Glass
B = Bacteria Cup
C = Cube
O = Other
E = Encore
D = BOD Bottle

Westboro: Certification No: MA935
Mansfield: Certification No: MA015

Container Type	V							
Preservative	B							

Relinquished By:	Date/Time	Received By:	Date/Time
Priscilla Mettes	9/23/15	Cuesan AAL	9/23/15 16:30
Cuesan AAL	9/23/15 1820	Tom Tobler	9-23-15 1820
Tom Tobler	9/24/15 0105	[illegible]	9/24/15 0105

Please print clearly, legibly and completely. Samples can not be logged in and turnaround time clock will not start until any ambiguities are resolved. BY EXECUTING THIS COC, THE CLIENT HAS READ AND AGREES TO BE BOUND BY ALPHA'S TERMS & CONDITIONS. (See reverse side.)

Form No: 01-14 HC (rev. 30-Sept-2013)

ALPHA ANALYTICAL

NEW JERSEY CHAIN OF CUSTODY

Westborough, MA 01581
8 Walkup Dr.
TEL: 508-898-9220
FAX: 508-898-9193

Mansfield, MA 02048
320 Forbes Blvd
TEL: 508-822-9300
FAX: 508-822-3288

Service Centers
Mahwah, NJ 07430: 35 Whitney Rd, Suite 5
Albany, NY 12205: 14 Walker Way
Tonawanda, NY 14150: 275 Cooper Ave, Suite 105

Page 3 of 6

Date Rec'd in Lab: 9/24/15

ALPHA Job #: L1523745

Client Information
Client: TETRA TECH
Address: ONE SALEM SQUARE 295 RTE 22E, SUITE 104E
Whitehouse STATION NJ 08889
Phone: 908-534-2303
Fax: 908-534-4709
Email: steve.feldmann@tetratech.com

Project Information
Project Name: Lockheed-North Plainfield
Project Location: North Plainfield
Project # 117-0507.600
(Use Project name as Project #) ☐
Project Manager: Steve Feldmann
ALPHAQuote #:

Turn-Around Time
Standard ☒ Due Date:
Rush (only if pre approved) ☐ # of Days:

Deliverables
☒ NJ Full / Reduced
☐ EQuIS (1 File) ☐ EQuIS (4 File)
☐ Other

Regulatory Requirement
☐ SRS Residential/Non Residential
☐ SRS Impact to Groundwater
☒ NJ Ground Water Quality Standards
☐ NJ IGW SPLP Leachate Criteria
☐ Other

Billing Information
☒ Same as Client Info
PO #

Site Information
Is this site impacted by Petroleum? Yes ☐
Petroleum Product:

These samples have been previously analyzed by Alpha ☐

For EPH, selection is REQUIRED:
☐ Category 1
☐ Category 2

For VOC, selection is REQUIRED:
☐ 1,4-Dioxane
☐ 8011

Other project specific requirements/comments:
RLS must meet NJDEP GWQS for GWS samples and SWQS for SWS samples
Please specify Metals or TAL.

ANALYSIS

Sample Filtration
☐ Done
☐ Lab to do
Preservation
☐ Lab to do
(Please Specify below)

ALPHA Lab ID (Lab Use Only)	Sample ID	Collection Date	Collection Time	Sample Matrix	Sampler's Initials	TCL VOC+15								Sample Specific Comments	Total Bottle
23745 -20	MW-532S	9/22/15	7:55	GW	RW/PM	X									3
-21	MW-532D	↓	8:00	↓	↓	X									3
-22	MW-544S	↓	13:25	↓	↓	X									3
-23	MW-544I	↓	13:30	↓	↓	X									3
-24	MW-544D	↓	13:35	↓	↓	X									3
-25	MW-545S	↓	12:45	↓	↓	X									3
-26	MW-545I	↓	12:50	↓	↓	X									3
-27	MW-545D	↓	12:55	↓	↓	X									3
-28	MW-546S	↓	10:35	↓	↓	X									3
-29	MW-546I	↓	10:40	↓	↓	X									3

Preservative Code:
A = None
B = HCl
C = HNO_3
D = H_2SO_4
E = NaOH
F = MeOH
G = $NaHSO_4$
H = $Na_2S_2O_3$
K/E = Zn Ac/NaOH
O = Other

Container Code
P = Plastic
A = Amber Glass
V = Vial
G = Glass
B = Bacteria Cup
C = Cube
O = Other
E = Encore
D = BOD Bottle

Westboro: Certification No: MA935
Mansfield: Certification No: MA015

Container Type	V							
Preservative	B							

Relinquished By:	Date/Time	Received By:	Date/Time
[signature]	9/23/15	[signature] AAL	9/23/15 16:30
[signature] AAL	9/23/15 1820	Tom Tobin	9-23-15 1820
Tom Tobin	9/24/15 0105	[signature]	9/24/15 0105

Please print clearly, legibly and completely. Samples can not be logged in and turnaround time clock will not start until any ambiguities are resolved. BY EXECUTING THIS COC, THE CLIENT HAS READ AND AGREES TO BE BOUND BY ALPHA'S TERMS & CONDITIONS. (See reverse side.)

Form No: 01-14 HC (rev. 30-Sept-2013)

NEW JERSEY CHAIN OF CUSTODY

ALPHA ANALYTICAL

Westborough, MA 01581
8 Walkup Dr.
TEL: 508-898-9220
FAX: 508-898-9193

Mansfield, MA 02048
320 Forbes Blvd
TEL: 508-822-9300
FAX: 508-822-3288

Service Centers
Mahwah, NJ 07430: 35 Whitney Rd, Suite 5
Albany, NY 12205: 14 Walker Way
Tonawanda, NY 14150: 275 Cooper Ave, Suite 105

Page 4 of 6

Date Rec'd in Lab: 9/24/15

ALPHA Job #: L1523745

Client Information
Client: TETRATECH
Address: ONESALEM SQUARE 295 RTE 22E, SUITE 104E
WHITEHOUSE STATION, NJ 08889
Phone: 908-534-2303
Fax: 908-534-4709
Email: Steve.Feldmann@TetraTech.com

Project Information
Project Name: Lockheed - North Plainfield
Project Location: North Plainfield
Project #: 117-0507.600
(Use Project name as Project #) ☐
Project Manager: Steve Feldmann
ALPHAQuote #:

Turn-Around Time
Standard ☒ Due Date:
Rush (only if pre approved) ☐ # of Days:

Deliverables
☒ NJ Full / Reduced
☐ EQuIS (1 File) ☐ EQuIS (4 File)
☐ Other

Regulatory Requirement
☐ SRS Residential/Non Residential
☐ SRS Impact to Groundwater
☒ NJ Ground Water Quality Standards
☐ NJ IGW SPLP Leachate Criteria
☐ Other

Billing Information
☒ Same as Client Info
PO #

Site Information
Is this site impacted by Petroleum? Yes ☐
Petroleum Product:

These samples have been previously analyzed by Alpha ☐

For EPH, selection is REQUIRED:
☐ Category 1
☐ Category 2

For VOC, selection is REQUIRED:
☐ 1,4-Dioxane
☐ 8011

Other project specific requirements/comments:
RLS must meet NJDEP GWQS for GWS Samples and SWQS for SWS Samples
Please specify Metals or TAL.

Sample Filtration
☐ Done
☐ Lab to do
Preservation
☐ Lab to do
(Please Specify below)

ALPHA Lab ID (Lab Use Only)	Sample ID	Collection Date	Collection Time	Sample Matrix	Sampler's Initials	TCL VOC+15								Sample Specific Comments	Total Bottle
23745 -30	MW-546D	9/22/15	10:45	GW	RW/PM	X									3
-31	MW-547S	↓	14:25	↓	↓	X									3
-32	MW-547I		14:30			X									3
-33	MW-547D		14:35			X									3
-34	MW-549S		7:35			X									3
-35	MW-549I		7:40			X									3
-36	MW-550S		8:30			X									3
-37	MW-550I		8:35			X									3
-38	PZ-521S		15:00			X									3
-39	PZ-521I	↓	15:05	↓	↓	X									3

Preservative Code:
A = None
B = HCl
C = HNO_3
D = H_2SO_4
E = NaOH
F = MeOH
G = $NaHSO_4$
H = $Na_2S_2O_3$
K/E = Zn Ac/NaOH
O = Other

Container Code
P = Plastic
A = Amber Glass
V = Vial
G = Glass
B = Bacteria Cup
C = Cube
O = Other
E = Encore
D = BOD Bottle

Westboro: Certification No: MA935
Mansfield: Certification No: MA015

Container Type	V							
Preservative	B							

Relinquished By:	Date/Time	Received By:	Date/Time
[signature]	9/23/15	[signature] AAL	9/23/15 16:30
[signature] AAL	9/23/15 1820	[signature]	9-23-15 1820
[signature]	9/24/15 0105	[signature]	9/24/15 0105

Please print clearly, legibly and completely. Samples can not be logged in and turnaround time clock will not start until any ambiguities are resolved. BY EXECUTING THIS COC, THE CLIENT HAS READ AND AGREES TO BE BOUND BY ALPHA'S TERMS & CONDITIONS. (See reverse side.)

Form No: 01-14 HC (rev. 30-Sept-2013)

NEW JERSEY CHAIN OF CUSTODY

ALPHA ANALYTICAL

Westborough, MA 01581
8 Walkup Dr.
TEL: 508-898-9220
FAX: 508-898-9193

Mansfield, MA 02048
320 Forbes Blvd
TEL: 508-822-9300
FAX: 508-822-3288

Service Centers
Mahwah, NJ 07430: 35 Whitney Rd, Suite 5
Albany, NY 12205: 14 Walker Way
Tonawanda, NY 14150: 275 Cooper Ave, Suite 105

Page 5 of 6

Date Rec'd in Lab: 9/24/15

ALPHA Job #: L1523745

Client Information
Client: Tetra Tech
Address: One Alem Square 295 Rte 22E, Suite 104E
Whitehouse Station, NJ 08889
Phone: 908-534-2303
Fax: 908-534-4709
Email: steve.feldmann@tetratech.com

Project Information
Project Name: Lockheed - North Plainfield
Project Location: North Plainfield
Project #: 117-0507.600
(Use Project name as Project #) ☐
Project Manager: Steve Feldmann
ALPHAQuote #:

Turn-Around Time
Standard ☒ Due Date:
Rush (only if pre approved) ☐ # of Days:

Deliverables
☒ NJ Full / Reduced
☐ EQuIS (1 File) ☐ EQuIS (4 File)
☐ Other

Regulatory Requirement
☐ SRS Residential/Non Residential
☐ SRS Impact to Groundwater
☒ NJ Ground Water Quality Standards
☐ NJ IGW SPLP Leachate Criteria
☐ Other

Billing Information
☒ Same as Client Info
PO #

Site Information
Is this site impacted by Petroleum? Yes ☐
Petroleum Product:

These samples have been previously analyzed by Alpha ☐

For EPH, selection is REQUIRED:
☐ Category 1
☐ Category 2

For VOC, selection is REQUIRED:
☐ 1,4-Dioxane
☐ 8011

Other project specific requirements/comments:
RLS must meet NJDEP GWQS for GWS Amples and SWQS for SWS Amples
Please specify Metals or TAL.

Sample Filtration
☐ Done
☐ Lab to do
Preservation
☐ Lab to do
(Please Specify below)

ALPHA Lab ID (Lab Use Only)	Sample ID	Collection Date	Collection Time	Sample Matrix	Sampler's Initials	TCL VOC+15								Sample Specific Comments	Total Bottle
-23745 -40	PZ-522S	9/22/15	14:45	GW	RW/PM	X									3
-41	PZ-522I	↓	14:50	↓	↓	X									3
-42	PZ-522D	↓	14:55	↓	↓	X									3
-43	PZ-524S	↓	13:10	↓	↓	X									3
-44	PZ-524I	↓	13:15	↓	↓	X									3
-45	PZ-524D	↓	13:20	↓	↓	X									3
-46	DUP-01	↓	—	↓	↓	X									3
-47	DUP-02	↓	—	↓	↓	X									3
-48	DUP-03	↓	—	↓	↓	X									3
-49	DUP-04	↓	—	↓	↓	X									3

Preservative Code:
A = None
B = HCl
C = HNO_3
D = H_2SO_4
E = NaOH
F = MeOH
G = $NaHSO_4$
H = $Na_2S_2O_3$
K/E = Zn Ac/NaOH
O = Other

Container Code
P = Plastic
A = Amber Glass
V = Vial
G = Glass
B = Bacteria Cup
C = Cube
O = Other
E = Encore
D = BOD Bottle

Westboro: Certification No: MA935
Mansfield: Certification No: MA015

Container Type								
Preservative								

Relinquished By:	Date/Time	Received By:	Date/Time
[signature]	9/23/15	[signature] AAL	9/23/15 16:30
[signature] AAL	9/23/15 1820	[signature]	9-23-15 1820
[signature]	9/24/15 0105	[signature]	9/24/15 0105

Please print clearly, legibly and completely. Samples can not be logged in and turnaround time clock will not start until any ambiguities are resolved. BY EXECUTING THIS COC, THE CLIENT HAS READ AND AGREES TO BE BOUND BY ALPHA'S TERMS & CONDITIONS. (See reverse side.)

Form No: 01-14 HC (rev. 30-Sept-2013)

NEW JERSEY CHAIN OF CUSTODY

ALPHA ANALYTICAL

Westborough, MA 01581
8 Walkup Dr.
TEL: 508-898-9220
FAX: 508-898-9193

Mansfield, MA 02048
320 Forbes Blvd
TEL: 508-822-9300
FAX: 508-822-3288

Service Centers
Mahwah, NJ 07430: 35 Whitney Rd, Suite 5
Albany, NY 12205: 14 Walker Way
Tonawanda, NY 14150: 275 Cooper Ave, Suite 105

Page 6 of 6

Date Rec'd in Lab: 9/24/15

ALPHA Job #: L1523745

Client Information
Client: TETRA TECH INC.
Address: ONES Alem Square 295 Route 22E, Suite 104E
Whitehouse Station, NJ 08889
Phone: 908-534-2303
Fax: 908-534-4709
Email: Steve.Feldmann@Tetratech.com

Project Information
Project Name: Lockheed - North Plainfield
Project Location: North Plainfield
Project # 117-0507.600
(Use Project name as Project #) ☐
Project Manager: Steve Feldmann
ALPHAQuote #:

Turn-Around Time
Standard ☒ Due Date:
Rush (only if pre approved) ☐ # of Days:

Deliverables
☒ NJ Full (Reduced)
☐ EQuIS (1 File) ☐ EQuIS (4 File)
☐ Other

Regulatory Requirement
☐ SRS Residential/Non Residential
☐ SRS Impact to Groundwater
☒ NJ Ground Water Quality Standards
☐ NJ IGW SPLP Leachate Criteria
☐ Other

Billing Information
☒ Same as Client Info
PO #

Site Information
Is this site impacted by Petroleum? Yes ☐
Petroleum Product:

These samples have been previously analyzed by Alpha ☐

For EPH, selection is REQUIRED:
☐ Category 1
☐ Category 2

For VOC, selection is REQUIRED:
☐ 1,4-Dioxane
☐ 8011

Other project specific requirements/comments:
RLS must meet NJDEP GWQS for GW samples and SWQSF SW samples
Please specify Metals or TAL.

ANALYSIS

Sample Filtration
☐ Done
☐ Lab to do
Preservation
☐ Lab to do
(Please Specify below)

ALPHA Lab ID (Lab Use Only)	Sample ID	Collection Date	Collection Time	Sample Matrix	Sampler's Initials	TCL VOC+15	Sample Specific Comments	Total Bottle
23745 -50	DUP-05	9/22/15	—	GW	RW/PM	X		3
-51	DUP-06	↓	—	SW	↓	X		3
-52	SW-1	↓	15:35	SW	↓	X		3
-53	SW-2	↓	15:20	SW	↓	X		3
-54	SW-3	↓	15:10	SW	↓	X		3
-55	SW-4	↓	14:15	SW	↓	X		3
-56	FB-092215	↓	15:55	GW	↓	X		3
-57	TB-092215	↓	—	GW	↓	X		4

Preservative Code:
A = None
B = HCl
C = HNO_3
D = H_2SO_4
E = NaOH
F = MeOH
G = $NaHSO_4$
H = $Na_2S_2O_3$
K/E = Zn Ac/NaOH
O = Other

Container Code
P = Plastic
A = Amber Glass
V = Vial
G = Glass
B = Bacteria Cup
C = Cube
O = Other
E = Encore
D = BOD Bottle

Westboro: Certification No: MA935
Mansfield: Certification No: MA015

Container Type	V							
Preservative	B							

Relinquished By:	Date/Time	Received By:	Date/Time
[signature]	9/23/15	[signature] AAL	9/23/15 16:30
[signature] AAL	9/23/15 1820	[signature]	9-23-15 1820
[signature]	9/24/15 0105	[signature]	9/24/15 0105

Please print clearly, legibly and completely. Samples can not be logged in and turnaround time clock will not start until any ambiguities are resolved. BY EXECUTING THIS COC, THE CLIENT HAS READ AND AGREES TO BE BOUND BY ALPHA'S TERMS & CONDITIONS. (See reverse side.)

Form No: 01-14 HC (rev. 30-Sept-2013)

ALPHA ANALYTICAL LABORATORIES, INC.
LOGIN CHAIN OF CUSTODY REPORT
Oct 04 2015, 09:40 pm

Login Number: L1523745
Account: TETRA-NJ2 Tetra Tech GEOProject: 117-0507.600
Received: 23SEP15 Due Date: 01OCT15

Sample #	Client ID	Mat	PR	Collected	Container
L1523745-01	MW-1S-A		1	S0 22SEP15 09:10	3-Vial-B

8260: Run and report at lowest possible RLs, undiluted if possible. If DF required, run at lowest possible DF with exceedances and another run with exceedance within cal range. NJ-RED Package Due Date: 10/01/15

NJ-8260,NJ-RED,NJDEP

Sample #	Client ID	Mat	PR	Collected	Container
L1523745-02	MW-1S-B		1	S0 22SEP15 09:15	3-Vial-B

8260: Run and report at lowest possible RLs, undiluted if possible. If DF required, run at lowest possible DF with exceedances and another run with exceedance within cal range. Package Due Date: 10/01/15

NJ-8260

Sample #	Client ID	Mat	PR	Collected	Container
L1523745-03	MW-1I		1	S0 22SEP15 09:05	3-Vial-B

8260: Run and report at lowest possible RLs, undiluted if possible. If DF required, run at lowest possible DF with exceedances and another run with exceedance within cal range. Package Due Date: 10/01/15

NJ-8260

Sample #	Client ID	Mat	PR	Collected	Container
L1523745-04	MW-2D		1	S0 22SEP15 11:10	3-Vial-B

8260: Run and report at lowest possible RLs, undiluted if possible. If DF required, run at lowest possible DF with exceedances and another run with exceedance within cal range. Package Due Date: 10/01/15

NJ-8260

Sample #	Client ID	Mat	PR	Collected	Container
L1523745-05	MW-2I		1	S0 22SEP15 11:15	3-Vial-B

8260: Run and report at lowest possible RLs, undiluted if possible. If DF required, run at lowest possible DF with exceedances and another run with exceedance within cal range. Package Due Date: 10/01/15

ALPHA ANALYTICAL LABORATORIES, INC.
LOGIN CHAIN OF CUSTODY REPORT
Oct 04 2015, 09:40 pm

Login Number: L1523745
Account: TETRA-NJ2 Tetra Tech GEOProject: 117-0507.600
Received: 23SEP15 Due Date: 01OCT15

Sample #	Client ID	Mat	PR	Collected	Container
NJ-8260					
L1523745-06	MW-3D		1	S0 22SEP15 10:15	3-Vial-B
8260: Run and report at lowest possible RLs, undiluted if possible. If DF required, run at lowest possible DF with exceedances and another run with exceedance within cal range. Package Due Date: 10/01/15					
NJ-8260					
L1523745-07	MW-501S		1	S0 22SEP15 08:20	3-Vial-B
8260: Run and report at lowest possible RLs, undiluted if possible. If DF required, run at lowest possible DF with exceedances and another run with exceedance within cal range. Package Due Date: 10/01/15					
NJ-8260					
L1523745-08	MW-501I		1	S0 22SEP15 08:25	3-Vial-B
8260: Run and report at lowest possible RLs, undiluted if possible. If DF required, run at lowest possible DF with exceedances and another run with exceedance within cal range. Package Due Date: 10/01/15					
NJ-8260					
L1523745-09	MW-502S		1	S0 22SEP15 08:55	3-Vial-B
8260: Run and report at lowest possible RLs, undiluted if possible. If DF required, run at lowest possible DF with exceedances and another run with exceedance within cal range. Package Due Date: 10/01/15					
NJ-8260					

ALPHA ANALYTICAL LABORATORIES, INC.
LOGIN CHAIN OF CUSTODY REPORT
Oct 04 2015, 09:40 pm

Login Number: L1523745
Account: TETRA-NJ2 Tetra Tech GEOProject: 117-0507.600
Received: 23SEP15 Due Date: 01OCT15

Sample #	Client ID	Mat	PR	Collected	Container
L1523745-10	MW-502I		1	S0 22SEP15 09:00	3-Vial-B

8260: Run and report at lowest possible RLs, undiluted if possible. If DF required, run at lowest possible DF with exceedances and another run with exceedance within cal range. Package Due Date: 10/01/15

NJ-8260

Sample #	Client ID	Mat	PR	Collected	Container
L1523745-11	MW-503I		1	S0 22SEP15 08:45	3-Vial-B

8260: Run and report at lowest possible RLs, undiluted if possible. If DF required, run at lowest possible DF with exceedances and another run with exceedance within cal range. Package Due Date: 10/01/15

NJ-8260

Sample #	Client ID	Mat	PR	Collected	Container
L1523745-12	MW-505S		1	S0 22SEP15 15:25	3-Vial-B

8260: Run and report at lowest possible RLs, undiluted if possible. If DF required, run at lowest possible DF with exceedances and another run with exceedance within cal range. Package Due Date: 10/01/15

NJ-8260

Sample #	Client ID	Mat	PR	Collected	Container
L1523745-13	MW-505I		1	S0 22SEP15 15:30	3-Vial-B

8260: Run and report at lowest possible RLs, undiluted if possible. If DF required, run at lowest possible DF with exceedances and another run with exceedance within cal range. Package Due Date: 10/01/15

NJ-8260

Sample #	Client ID	Mat	PR	Collected	Container
L1523745-14	MW-506S		1	S0 22SEP15 10:55	3-Vial-B

8260: Run and report at lowest possible RLs, undiluted if possible. If DF required, run at lowest possible DF with exceedances and another run with exceedance within cal range. Package Due Date: 10/01/15

ALPHA ANALYTICAL LABORATORIES, INC.
LOGIN CHAIN OF CUSTODY REPORT
Oct 04 2015, 09:40 pm

Login Number: L1523745
Account: TETRA-NJ2 Tetra Tech GEOProject: 117-0507.600
Received: 23SEP15 Due Date: 01OCT15

Sample #	Client ID	Mat	PR	Collected	Container
NJ-8260					
L1523745-15	MW-506I		1	S0 22SEP15 11:00	3-Vial-B
8260: Run and report at lowest possible RLs, undiluted if possible. If DF required, run at lowest possible DF with exceedances and another run with exceedance within cal range. Package Due Date: 10/01/15					
NJ-8260					
L1523745-16	MW-507S		1	S0 22SEP15 09:35	3-Vial-B
8260: Run and report at lowest possible RLs, undiluted if possible. If DF required, run at lowest possible DF with exceedances and another run with exceedance within cal range. Package Due Date: 10/01/15					
NJ-8260					
L1523745-17	MW-507I		1	S0 22SEP15 09:40	3-Vial-B
8260: Run and report at lowest possible RLs, undiluted if possible. If DF required, run at lowest possible DF with exceedances and another run with exceedance within cal range. Package Due Date: 10/01/15					
NJ-8260					
L1523745-18	MW-508S		1	S0 22SEP15 09:25	3-Vial-B
8260: Run and report at lowest possible RLs, undiluted if possible. If DF required, run at lowest possible DF with exceedances and another run with exceedance within cal range. Package Due Date: 10/01/15					
NJ-8260					

ALPHA ANALYTICAL LABORATORIES, INC.
LOGIN CHAIN OF CUSTODY REPORT
Oct 04 2015, 09:40 pm

Login Number: L1523745
Account: TETRA-NJ2 Tetra Tech GEO Project: 117-0507.600
Received: 23SEP15 Due Date: 01OCT15

Sample #	Client ID	Mat	PR	Collected	Container
L1523745-19	MW-508D		1	S0 22SEP15 09:30	3-Vial-B

8260: Run and report at lowest possible RLs, undiluted if possible. If DF required, run at lowest possible DF with exceedances and another run with exceedance within cal range. Package Due Date: 10/01/15

NJ-8260

Sample #	Client ID	Mat	PR	Collected	Container
L1523745-20	MW-532S		1	S0 22SEP15 07:55	3-Vial-B

8260: Run and report at lowest possible RLs, undiluted if possible. If DF required, run at lowest possible DF with exceedances and another run with exceedance within cal range. Package Due Date: 10/01/15

NJ-8260

Sample #	Client ID	Mat	PR	Collected	Container
L1523745-21	MW-532D		1	S0 22SEP15 08:00	3-Vial-B

8260: Run and report at lowest possible RLs, undiluted if possible. If DF required, run at lowest possible DF with exceedances and another run with exceedance within cal range. Package Due Date: 10/01/15

NJ-8260

Sample #	Client ID	Mat	PR	Collected	Container
L1523745-22	MW-544S		1	S0 22SEP15 13:25	3-Vial-B

8260: Run and report at lowest possible RLs, undiluted if possible. If DF required, run at lowest possible DF with exceedances and another run with exceedance within cal range. Package Due Date: 10/01/15

NJ-8260

Sample #	Client ID	Mat	PR	Collected	Container
L1523745-23	MW-544I		1	S0 22SEP15 13:30	3-Vial-B

8260: Run and report at lowest possible RLs, undiluted if possible. If DF required, run at lowest possible DF with exceedances and another run with exceedance within cal range. Package Due Date: 10/01/15

ALPHA ANALYTICAL LABORATORIES, INC.
LOGIN CHAIN OF CUSTODY REPORT
Oct 04 2015, 09:40 pm

Login Number: L1523745
Account: TETRA-NJ2 Tetra Tech GEOProject: 117-0507.600
Received: 23SEP15 Due Date: 01OCT15

Sample #	Client ID	Mat	PR	Collected	Container
NJ-8260					
L1523745-24	MW-544D		1	S0 22SEP15 13:35	3-Vial-B
8260: Run and report at lowest possible RLs, undiluted if possible. If DF required, run at lowest possible DF with exceedances and another run with exceedance within cal range. Package Due Date: 10/01/15					
NJ-8260					
L1523745-25	MW-545S		1	S0 22SEP15 12:45	3-Vial-B
8260: Run and report at lowest possible RLs, undiluted if possible. If DF required, run at lowest possible DF with exceedances and another run with exceedance within cal range. Package Due Date: 10/01/15					
NJ-8260					
L1523745-26	MW-545I		1	S0 22SEP15 12:50	3-Vial-B
8260: Run and report at lowest possible RLs, undiluted if possible. If DF required, run at lowest possible DF with exceedances and another run with exceedance within cal range. Package Due Date: 10/01/15					
NJ-8260					
L1523745-27	MW-545D		1	S0 22SEP15 12:55	3-Vial-B
8260: Run and report at lowest possible RLs, undiluted if possible. If DF required, run at lowest possible DF with exceedances and another run with exceedance within cal range. Package Due Date: 10/01/15					
NJ-8260					

ALPHA ANALYTICAL LABORATORIES, INC.
LOGIN CHAIN OF CUSTODY REPORT
Oct 04 2015, 09:40 pm

Login Number: L1523745
Account: TETRA-NJ2 Tetra Tech GEOProject: 117-0507.600
Received: 23SEP15 Due Date: 01OCT15

Sample #	Client ID	Mat	PR	Collected	Container
L1523745-28	MW-546S		1	S0 22SEP15 10:35	3-Vial-B

8260: Run and report at lowest possible RLs, undiluted if possible. If DF required, run at lowest possible DF with exceedances and another run with exceedance within cal range. Package Due Date: 10/01/15

NJ-8260

Sample #	Client ID	Mat	PR	Collected	Container
L1523745-29	MW-546I		1	S0 22SEP15 10:40	3-Vial-B

8260: Run and report at lowest possible RLs, undiluted if possible. If DF required, run at lowest possible DF with exceedances and another run with exceedance within cal range. Package Due Date: 10/01/15

NJ-8260

Sample #	Client ID	Mat	PR	Collected	Container
L1523745-30	MW-546D		1	S0 22SEP15 10:45	3-Vial-B

8260: Run and report at lowest possible RLs, undiluted if possible. If DF required, run at lowest possible DF with exceedances and another run with exceedance within cal range. Package Due Date: 10/01/15

NJ-8260

Sample #	Client ID	Mat	PR	Collected	Container
L1523745-31	MW-547S		1	S0 22SEP15 14:25	3-Vial-B

8260: Run and report at lowest possible RLs, undiluted if possible. If DF required, run at lowest possible DF with exceedances and another run with exceedance within cal range. Package Due Date: 10/01/15

NJ-8260

Sample #	Client ID	Mat	PR	Collected	Container
L1523745-32	MW-547I		1	S0 22SEP15 14:30	3-Vial-B

8260: Run and report at lowest possible RLs, undiluted if possible. If DF required, run at lowest possible DF with exceedances and another run with exceedance within cal range. Package Due Date: 10/01/15

ALPHA ANALYTICAL LABORATORIES, INC.
LOGIN CHAIN OF CUSTODY REPORT
Oct 04 2015, 09:40 pm

Login Number: L1523745
Account: TETRA-NJ2 Tetra Tech GEOProject: 117-0507.600
Received: 23SEP15 Due Date: 01OCT15

Sample #	Client ID	Mat	PR	Collected	Container
NJ-8260					
L1523745-33	MW-547D		1	S0 22SEP15 14:35	3-Vial-B
8260: Run and report at lowest possible RLs, undiluted if possible. If DF required, run at lowest possible DF with exceedances and another run with exceedance within cal range. Package Due Date: 10/01/15					
NJ-8260					
L1523745-34	MW-549S		1	S0 22SEP15 07:35	3-Vial-B
8260: Run and report at lowest possible RLs, undiluted if possible. If DF required, run at lowest possible DF with exceedances and another run with exceedance within cal range. Package Due Date: 10/01/15					
NJ-8260					
L1523745-35	MW-549I		1	S0 22SEP15 07:40	3-Vial-B
8260: Run and report at lowest possible RLs, undiluted if possible. If DF required, run at lowest possible DF with exceedances and another run with exceedance within cal range. Package Due Date: 10/01/15					
NJ-8260					
L1523745-36	MW-550S		1	S0 22SEP15 08:30	3-Vial-B
8260: Run and report at lowest possible RLs, undiluted if possible. If DF required, run at lowest possible DF with exceedances and another run with exceedance within cal range. Package Due Date: 10/01/15					
NJ-8260					

ALPHA ANALYTICAL LABORATORIES, INC.
LOGIN CHAIN OF CUSTODY REPORT
Oct 04 2015, 09:40 pm

Login Number: L1523745
Account: TETRA-NJ2 Tetra Tech GEOProject: 117-0507.600
Received: 23SEP15 Due Date: 01OCT15

Sample #	Client ID	Mat	PR	Collected	Container
L1523745-37	MW-550I		1	S0 22SEP15 08:35	3-Vial-B

8260: Run and report at lowest possible RLs, undiluted if possible. If DF required, run at lowest possible DF with exceedances and another run with exceedance within cal range. Package Due Date: 10/01/15

NJ-8260

Sample #	Client ID	Mat	PR	Collected	Container
L1523745-38	PZ-521S		1	S0 22SEP15 15:00	3-Vial-B

8260: Run and report at lowest possible RLs, undiluted if possible. If DF required, run at lowest possible DF with exceedances and another run with exceedance within cal range. Package Due Date: 10/01/15

NJ-8260

Sample #	Client ID	Mat	PR	Collected	Container
L1523745-39	PZ-521I		1	S0 22SEP15 15:05	3-Vial-B

8260: Run and report at lowest possible RLs, undiluted if possible. If DF required, run at lowest possible DF with exceedances and another run with exceedance within cal range. Package Due Date: 10/01/15

NJ-8260

Sample #	Client ID	Mat	PR	Collected	Container
L1523745-40	PZ-522S		1	S0 22SEP15 14:45	3-Vial-B

8260: Run and report at lowest possible RLs, undiluted if possible. If DF required, run at lowest possible DF with exceedances and another run with exceedance within cal range. Package Due Date: 10/01/15

NJ-8260

Sample #	Client ID	Mat	PR	Collected	Container
L1523745-41	PZ-522I		1	S0 22SEP15 14:50	3-Vial-B

8260: Run and report at lowest possible RLs, undiluted if possible. If DF required, run at lowest possible DF with exceedances and another run with exceedance within cal range. Package Due Date: 10/01/15

ALPHA ANALYTICAL LABORATORIES, INC.
LOGIN CHAIN OF CUSTODY REPORT
Oct 04 2015, 09:40 pm

Login Number: L1523745
Account: TETRA-NJ2 Tetra Tech GEOProject: 117-0507.600
Received: 23SEP15 Due Date: 01OCT15

Sample #	Client ID	Mat	PR	Collected	Container
NJ-8260					
L1523745-42	PZ-522D		1	S0 22SEP15 14:55	3-Vial-B
8260: Run and report at lowest possible RLs, undiluted if possible. If DF required, run at lowest possible DF with exceedances and another run with exceedance within cal range. Package Due Date: 10/01/15					
NJ-8260					
L1523745-43	PZ-524S		1	S0 22SEP15 13:10	3-Vial-B
8260: Run and report at lowest possible RLs, undiluted if possible. If DF required, run at lowest possible DF with exceedances and another run with exceedance within cal range. Package Due Date: 10/01/15					
NJ-8260					
L1523745-44	PZ-524I		1	S0 22SEP15 13:15	3-Vial-B
8260: Run and report at lowest possible RLs, undiluted if possible. If DF required, run at lowest possible DF with exceedances and another run with exceedance within cal range. Package Due Date: 10/01/15					
NJ-8260					
L1523745-45	PZ-524D		1	S0 22SEP15 13:20	3-Vial-B
8260: Run and report at lowest possible RLs, undiluted if possible. If DF required, run at lowest possible DF with exceedances and another run with exceedance within cal range. Package Due Date: 10/01/15					
NJ-8260					

ALPHA ANALYTICAL LABORATORIES, INC.
LOGIN CHAIN OF CUSTODY REPORT
Oct 04 2015, 09:40 pm

Login Number: L1523745
Account: TETRA-NJ2 Tetra Tech GEOProject: 117-0507.600
Received: 23SEP15 Due Date: 01OCT15

Sample #	Client ID	Mat	PR	Collected	Container
L1523745-46	DUP-01		1	S0 22SEP15 00:00	3-Vial-B

8260: Run and report at lowest possible RLs, undiluted if possible. If DF required, run at lowest possible DF with exceedances and another run with exceedance within cal range. Package Due Date: 10/01/15

NJ-8260

Sample #	Client ID	Mat	PR	Collected	Container
L1523745-47	DUP-02		1	S0 22SEP15 00:00	3-Vial-B

8260: Run and report at lowest possible RLs, undiluted if possible. If DF required, run at lowest possible DF with exceedances and another run with exceedance within cal range. Package Due Date: 10/01/15

NJ-8260

Sample #	Client ID	Mat	PR	Collected	Container
L1523745-48	DUP-03		1	S0 22SEP15 00:00	3-Vial-B

8260: Run and report at lowest possible RLs, undiluted if possible. If DF required, run at lowest possible DF with exceedances and another run with exceedance within cal range. Package Due Date: 10/01/15

NJ-8260

Sample #	Client ID	Mat	PR	Collected	Container
L1523745-49	DUP-04		1	S0 22SEP15 00:00	3-Vial-B

8260: Run and report at lowest possible RLs, undiluted if possible. If DF required, run at lowest possible DF with exceedances and another run with exceedance within cal range. Package Due Date: 10/01/15

NJ-8260

Sample #	Client ID	Mat	PR	Collected	Container
L1523745-50	DUP-05		1	S0 22SEP15 00:00	3-Vial-B

8260: Run and report at lowest possible RLs, undiluted if possible. If DF required, run at lowest possible DF with exceedances and another run with exceedance within cal range. Package Due Date: 10/01/15

ALPHA ANALYTICAL LABORATORIES, INC.
LOGIN CHAIN OF CUSTODY REPORT
Oct 04 2015, 09:40 pm

Login Number: L1523745
Account: TETRA-NJ2 Tetra Tech GEOProject: 117-0507.600
Received: 23SEP15 Due Date: 01OCT15

Sample #	Client ID	Mat	PR	Collected	Container
NJ-8260					
L1523745-51	DUP-06		1	S0 22SEP15 00:00	3-Vial-B
8260: Run and report at lowest possible RLs, undiluted if possible. If DF required, run at lowest possible DF with exceedances and another run with exceedance within cal range. Package Due Date: 10/01/15					
NJ-8260					
L1523745-52	SW-1		1	S0 22SEP15 15:35	3-Vial-B
8260: Run and report at lowest possible RLs, undiluted if possible. If DF required, run at lowest possible DF with exceedances and another run with exceedance within cal range. Package Due Date: 10/01/15					
NJ-8260					
L1523745-53	SW-2		1	S0 22SEP15 15:20	3-Vial-B
8260: Run and report at lowest possible RLs, undiluted if possible. If DF required, run at lowest possible DF with exceedances and another run with exceedance within cal range. Package Due Date: 10/01/15					
NJ-8260					
L1523745-54	SW-3		1	S0 22SEP15 15:10	3-Vial-B
8260: Run and report at lowest possible RLs, undiluted if possible. If DF required, run at lowest possible DF with exceedances and another run with exceedance within cal range. Package Due Date: 10/01/15					
NJ-8260					

ALPHA ANALYTICAL LABORATORIES, INC.
LOGIN CHAIN OF CUSTODY REPORT
Oct 04 2015, 09:40 pm

Login Number: L1523745
Account: TETRA-NJ2 Tetra Tech GEOProject: 117-0507.600
Received: 23SEP15 Due Date: 01OCT15

Sample #	Client ID	Mat	PR	Collected	Container
L1523745-55	SW-4		1	S0 22SEP15 14:15	3-Vial-B

8260: Run and report at lowest possible RLs, undiluted if possible. If DF required, run at lowest possible DF with exceedances and another run with exceedance within cal range. Package Due Date: 10/01/15

NJ-8260

Sample #	Client ID	Mat	PR	Collected	Container
L1523745-56	FB-092215		1	S0 22SEP15 15:55	3-Vial-B

8260: Run and report at lowest possible RLs, undiluted if possible. If DF required, run at lowest possible DF with exceedances and another run with exceedance within cal range. Package Due Date: 10/01/15

NJ-8260

Sample #	Client ID	Mat	PR	Collected	Container
L1523745-57	TB-092215		1	S0 21SEP15 00:00	4-Vial-B

8260: Run and report at lowest possible RLs, undiluted if possible. If DF required, run at lowest possible DF with exceedances and another run with exceedance within cal range. Package Due Date: 10/01/15

NJ-8260

Logged By: Ethan Leighton

ALPHA ANALYTICAL LABORATORIES
Container Tracking Report

Container ID	Type	Status	Transaction Date	From Response	From Location	From Operator	To Response	To Location	To Operator
L1523745-01A	Vial-B	INTACT	01-OCT-15	GC/MS	GC/MS	Marco Soares	CUSTODY	VOA DEAD FRIDGE	CUST Marco Soares
L1523745-01A	Vial-B	INTACT	01-OCT-15	CUSTODY	VOA CUSTODY	Piotr Duczmalewski	GC/MS	GC/MS	Piotr Duczmalewski
L1523745-01A	Vial-B	INTACT	24-SEP-15		CUSTODY	Lan Tran	VOA CUSTODY	VOA CUSTODY	Lan Tran
L1523745-01A	Vial-B	INTACT	24-SEP-15	LOGIN	LOGIN	Ethan Leighton	CUSTODY	CUSTODY	Ethan Leighton
L1523745-01B	Vial-B	INTACT	28-SEP-15	GC/MS	GC/MS	Jackingson Celestin	CUSTODY	VOA DEAD FRIDGE	CUST Jackingson Celestin
L1523745-01B	Vial-B	INTACT	28-SEP-15	CUSTODY	VOA CUSTODY	Jackingson Celestin	GC/MS	GC/MS	Jackingson Celestin
L1523745-01B	Vial-B	INTACT	24-SEP-15		CUSTODY	Elizabeth Ryan	VOA CUSTODY	VOA CUSTODY	Elizabeth Ryan
L1523745-01B	Vial-B	INTACT	24-SEP-15	LOGIN	LOGIN	Ethan Leighton	CUSTODY	CUSTODY	Ethan Leighton
L1523745-01C	Vial-B	INTACT	24-SEP-15		CUSTODY	Elizabeth Ryan	VOA CUSTODY	VOA CUSTODY	Elizabeth Ryan
L1523745-01C	Vial-B	INTACT	24-SEP-15	LOGIN	LOGIN	Ethan Leighton	CUSTODY	CUSTODY	Ethan Leighton
L1523745-02A	Vial-B	INTACT	01-OCT-15	GC/MS	GC/MS	Marco Soares	CUSTODY	VOA DEAD FRIDGE	CUST Marco Soares
L1523745-02A	Vial-B	INTACT	01-OCT-15	CUSTODY	VOA CUSTODY	Piotr Duczmalewski	GC/MS	GC/MS	Piotr Duczmalewski
L1523745-02A	Vial-B	INTACT	24-SEP-15		CUSTODY	Lan Tran	VOA CUSTODY	VOA CUSTODY	Lan Tran
L1523745-02A	Vial-B	INTACT	24-SEP-15	LOGIN	LOGIN	Ethan Leighton	CUSTODY	CUSTODY	Ethan Leighton
L1523745-02B	Vial-B	INTACT	28-SEP-15	GC/MS	GC/MS	Jackingson Celestin	CUSTODY	VOA DEAD FRIDGE	CUST Jackingson Celestin
L1523745-02B	Vial-B	INTACT	28-SEP-15	CUSTODY	VOA CUSTODY	Jackingson Celestin	GC/MS	GC/MS	Jackingson Celestin
L1523745-02B	Vial-B	INTACT	24-SEP-15		CUSTODY	Elizabeth Ryan	VOA CUSTODY	VOA CUSTODY	Elizabeth Ryan
L1523745-02B	Vial-B	INTACT	24-SEP-15	LOGIN	LOGIN	Ethan Leighton	CUSTODY	CUSTODY	Ethan Leighton
L1523745-02C	Vial-B	INTACT	24-SEP-15		CUSTODY	Elizabeth Ryan	VOA CUSTODY	VOA CUSTODY	Elizabeth Ryan
L1523745-02C	Vial-B	INTACT	24-SEP-15	LOGIN	LOGIN	Ethan Leighton	CUSTODY	CUSTODY	Ethan Leighton
L1523745-03A	Vial-B	INTACT	01-OCT-15	GC/MS	GC/MS	Marco Soares	CUSTODY	VOA DEAD FRIDGE	CUST Marco Soares
L1523745-03A	Vial-B	INTACT	01-OCT-15	CUSTODY	VOA CUSTODY	Piotr Duczmalewski	GC/MS	GC/MS	Piotr Duczmalewski
L1523745-03A	Vial-B	INTACT	24-SEP-15		CUSTODY	Lan Tran	VOA CUSTODY	VOA CUSTODY	Lan Tran
L1523745-03A	Vial-B	INTACT	24-SEP-15	LOGIN	LOGIN	Ethan Leighton	CUSTODY	CUSTODY	Ethan Leighton
L1523745-03B	Vial-B	INTACT	28-SEP-15	GC/MS	GC/MS	Jackingson Celestin	CUSTODY	VOA DEAD FRIDGE	CUST Jackingson Celestin

Container ID Type	Status	Transaction Date	From Response	Location	To Operator	Response	Location	Operator
L1523745-03B Vial-B	INTACT	28-SEP-15	CUSTODY	VOA CUSTODY	Jackingson Celestin	GC/MS	GC/MS	Jackingson Celestin
L1523745-03B Vial-B	INTACT	24-SEP-15		CUSTODY	Elizabeth Ryan	VOA CUSTODY	VOA CUSTODY	Elizabeth Ryan
L1523745-03B Vial-B	INTACT	24-SEP-15	LOGIN	LOGIN	Ethan Leighton	CUSTODY	CUSTODY	Ethan Leighton
L1523745-03C Vial-B	INTACT	24-SEP-15		CUSTODY	Elizabeth Ryan	VOA CUSTODY	VOA CUSTODY	Elizabeth Ryan
L1523745-03C Vial-B	INTACT	24-SEP-15	LOGIN	LOGIN	Ethan Leighton	CUSTODY	CUSTODY	Ethan Leighton
L1523745-04A Vial-B	INTACT	01-OCT-15	GC/MS	GC/MS	Marco Soares	CUSTODY	VOA DEAD FRIDGE	CUST Marco Soares
L1523745-04A Vial-B	INTACT	01-OCT-15	CUSTODY	VOA CUSTODY	Piotr Duczmalewski	GC/MS	GC/MS	Piotr Duczmalewski
L1523745-04A Vial-B	INTACT	24-SEP-15		CUSTODY	Lan Tran	VOA CUSTODY	VOA CUSTODY	Lan Tran
L1523745-04A Vial-B	INTACT	24-SEP-15	LOGIN	LOGIN	Ethan Leighton	CUSTODY	CUSTODY	Ethan Leighton
L1523745-04B Vial-B	INTACT	28-SEP-15	GC/MS	GC/MS	Jackingson Celestin	CUSTODY	VOA DEAD FRIDGE	CUST Jackingson Celestin
L1523745-04B Vial-B	INTACT	28-SEP-15	CUSTODY	VOA CUSTODY	Jackingson Celestin	GC/MS	GC/MS	Jackingson Celestin
L1523745-04B Vial-B	INTACT	24-SEP-15		CUSTODY	Elizabeth Ryan	VOA CUSTODY	VOA CUSTODY	Elizabeth Ryan
L1523745-04B Vial-B	INTACT	24-SEP-15	LOGIN	LOGIN	Ethan Leighton	CUSTODY	CUSTODY	Ethan Leighton
L1523745-04C Vial-B	INTACT	24-SEP-15		CUSTODY	Elizabeth Ryan	VOA CUSTODY	VOA CUSTODY	Elizabeth Ryan
L1523745-04C Vial-B	INTACT	24-SEP-15	LOGIN	LOGIN	Ethan Leighton	CUSTODY	CUSTODY	Ethan Leighton
L1523745-05A Vial-B	INTACT	01-OCT-15	GC/MS	GC/MS	Marco Soares	CUSTODY	VOA DEAD FRIDGE	CUST Marco Soares
L1523745-05A Vial-B	INTACT	01-OCT-15	CUSTODY	VOA CUSTODY	Piotr Duczmalewski	GC/MS	GC/MS	Piotr Duczmalewski
L1523745-05A Vial-B	INTACT	24-SEP-15		CUSTODY	Lan Tran	VOA CUSTODY	VOA CUSTODY	Lan Tran
L1523745-05A Vial-B	INTACT	24-SEP-15	LOGIN	LOGIN	Ethan Leighton	CUSTODY	CUSTODY	Ethan Leighton
L1523745-05B Vial-B	INTACT	29-SEP-15	GC/MS	VOA CUSTODY	Jackingson Celestin	CUSTODY	VOA DEAD FRIDGE	CUST Jackingson Celestin
L1523745-05B Vial-B	INTACT	29-SEP-15	CUSTODY	VOA CUSTODY	Jackingson Celestin	VOA CUSTODY	VOA CUSTODY	Jackingson Celestin
L1523745-05B Vial-B	INTACT	24-SEP-15		CUSTODY	Elizabeth Ryan	VOA CUSTODY	VOA CUSTODY	Elizabeth Ryan
L1523745-05B Vial-B	INTACT	24-SEP-15	LOGIN	LOGIN	Ethan Leighton	CUSTODY	CUSTODY	Ethan Leighton
L1523745-05C Vial-B	INTACT	24-SEP-15		CUSTODY	Elizabeth Ryan	VOA CUSTODY	VOA CUSTODY	Elizabeth Ryan
L1523745-05C Vial-B	INTACT	24-SEP-15	LOGIN	LOGIN	Ethan Leighton	CUSTODY	CUSTODY	Ethan Leighton

Container ID Type	Status	Transaction Date	From Response	Location	To Operator	Response	Location	Operator
L1523745-06A Vial-B	INTACT	02-OCT-15	GC/MS	GC/MS	Piotr Duczmalewski	CUSTODY	VOA DEAD FRIDGE	CUST Piotr Duczmalewski
L1523745-06A Vial-B	INTACT	01-OCT-15	CUSTODY	VOA CUSTODY	Piotr Duczmalewski	GC/MS	GC/MS	Piotr Duczmalewski
L1523745-06A Vial-B	INTACT	24-SEP-15		CUSTODY	Lan Tran	VOA CUSTODY	VOA CUSTODY	Lan Tran
L1523745-06A Vial-B	INTACT	24-SEP-15	LOGIN	LOGIN	Ethan Leighton	CUSTODY	CUSTODY	Ethan Leighton
L1523745-06B Vial-B	INTACT	29-SEP-15	GC/MS	VOA CUSTODY	Jackingson Celestin	CUSTODY	VOA DEAD FRIDGE	CUST Jackingson Celestin
L1523745-06B Vial-B	INTACT	29-SEP-15	CUSTODY	VOA CUSTODY	Jackingson Celestin	VOA CUSTODY	VOA CUSTODY	Jackingson Celestin
L1523745-06B Vial-B	INTACT	24-SEP-15		CUSTODY	Elizabeth Ryan	VOA CUSTODY	VOA CUSTODY	Elizabeth Ryan
L1523745-06B Vial-B	INTACT	24-SEP-15	LOGIN	LOGIN	Ethan Leighton	CUSTODY	CUSTODY	Ethan Leighton
L1523745-06C Vial-B	INTACT	24-SEP-15		CUSTODY	Elizabeth Ryan	VOA CUSTODY	VOA CUSTODY	Elizabeth Ryan
L1523745-06C Vial-B	INTACT	24-SEP-15	LOGIN	LOGIN	Ethan Leighton	CUSTODY	CUSTODY	Ethan Leighton
L1523745-07A Vial-B	INTACT	02-OCT-15	GC/MS	GC/MS	Piotr Duczmalewski	CUSTODY	VOA DEAD FRIDGE	CUST Piotr Duczmalewski
L1523745-07A Vial-B	INTACT	01-OCT-15	CUSTODY	VOA CUSTODY	Piotr Duczmalewski	GC/MS	GC/MS	Piotr Duczmalewski
L1523745-07A Vial-B	INTACT	24-SEP-15		CUSTODY	Lan Tran	VOA CUSTODY	VOA CUSTODY	Lan Tran
L1523745-07A Vial-B	INTACT	24-SEP-15	LOGIN	LOGIN	Ethan Leighton	CUSTODY	CUSTODY	Ethan Leighton
L1523745-07B Vial-B	INTACT	29-SEP-15	GC/MS	VOA CUSTODY	Jackingson Celestin	CUSTODY	VOA DEAD FRIDGE	CUST Jackingson Celestin
L1523745-07B Vial-B	INTACT	29-SEP-15	CUSTODY	VOA CUSTODY	Jackingson Celestin	VOA CUSTODY	VOA CUSTODY	Jackingson Celestin
L1523745-07B Vial-B	INTACT	24-SEP-15		CUSTODY	Elizabeth Ryan	VOA CUSTODY	VOA CUSTODY	Elizabeth Ryan
L1523745-07B Vial-B	INTACT	24-SEP-15	LOGIN	LOGIN	Ethan Leighton	CUSTODY	CUSTODY	Ethan Leighton
L1523745-07C Vial-B	INTACT	24-SEP-15		CUSTODY	Elizabeth Ryan	VOA CUSTODY	VOA CUSTODY	Elizabeth Ryan
L1523745-07C Vial-B	INTACT	24-SEP-15	LOGIN	LOGIN	Ethan Leighton	CUSTODY	CUSTODY	Ethan Leighton
L1523745-08A Vial-B	INTACT	02-OCT-15	GC/MS	GC/MS	Piotr Duczmalewski	CUSTODY	VOA DEAD FRIDGE	CUST Piotr Duczmalewski
L1523745-08A Vial-B	INTACT	01-OCT-15	CUSTODY	VOA CUSTODY	Piotr Duczmalewski	GC/MS	GC/MS	Piotr Duczmalewski
L1523745-08A Vial-B	INTACT	24-SEP-15		CUSTODY	Lan Tran	VOA CUSTODY	VOA CUSTODY	Lan Tran
L1523745-08A Vial-B	INTACT	24-SEP-15	LOGIN	LOGIN	Ethan Leighton	CUSTODY	CUSTODY	Ethan Leighton
L1523745-08B Vial-B	INTACT	29-SEP-15	GC/MS	VOA CUSTODY	Jackingson Celestin	CUSTODY	VOA DEAD FRIDGE	CUST Jackingson Celestin

Container ID Type	Status	Transaction Date	From Response	Location	To Operator	Response	Location	Operator
L1523745-08B Vial-B	INTACT	29-SEP-15	CUSTODY	VOA CUSTODY	Jackingson Celestin	VOA CUSTODY	VOA CUSTODY	Jackingson Celestin
L1523745-08B Vial-B	INTACT	24-SEP-15		CUSTODY	Elizabeth Ryan	VOA CUSTODY	VOA CUSTODY	Elizabeth Ryan
L1523745-08B Vial-B	INTACT	24-SEP-15	LOGIN	LOGIN	Ethan Leighton	CUSTODY	CUSTODY	Ethan Leighton
L1523745-08C Vial-B	INTACT	24-SEP-15		CUSTODY	Elizabeth Ryan	VOA CUSTODY	VOA CUSTODY	Elizabeth Ryan
L1523745-08C Vial-B	INTACT	24-SEP-15	LOGIN	LOGIN	Ethan Leighton	CUSTODY	CUSTODY	Ethan Leighton
L1523745-09A Vial-B	INTACT	02-OCT-15	GC/MS	GC/MS	Piotr Duczmalewski	CUSTODY	VOA DEAD FRIDGE	CUST Piotr Duczmalewski
L1523745-09A Vial-B	INTACT	01-OCT-15	CUSTODY	VOA CUSTODY	Piotr Duczmalewski	GC/MS	GC/MS	Piotr Duczmalewski
L1523745-09A Vial-B	INTACT	24-SEP-15		CUSTODY	Lan Tran	VOA CUSTODY	VOA CUSTODY	Lan Tran
L1523745-09A Vial-B	INTACT	24-SEP-15	LOGIN	LOGIN	Ethan Leighton	CUSTODY	CUSTODY	Ethan Leighton
L1523745-09B Vial-B	INTACT	29-SEP-15	GC/MS	VOA CUSTODY	Jackingson Celestin	CUSTODY	VOA DEAD FRIDGE	CUST Jackingson Celestin
L1523745-09B Vial-B	INTACT	29-SEP-15	CUSTODY	VOA CUSTODY	Jackingson Celestin	VOA CUSTODY	VOA CUSTODY	Jackingson Celestin
L1523745-09B Vial-B	INTACT	24-SEP-15		CUSTODY	Elizabeth Ryan	VOA CUSTODY	VOA CUSTODY	Elizabeth Ryan
L1523745-09B Vial-B	INTACT	24-SEP-15	LOGIN	LOGIN	Ethan Leighton	CUSTODY	CUSTODY	Ethan Leighton
L1523745-09C Vial-B	INTACT	24-SEP-15		CUSTODY	Elizabeth Ryan	VOA CUSTODY	VOA CUSTODY	Elizabeth Ryan
L1523745-09C Vial-B	INTACT	24-SEP-15	LOGIN	LOGIN	Ethan Leighton	CUSTODY	CUSTODY	Ethan Leighton
L1523745-10A Vial-B	INTACT	02-OCT-15	GC/MS	GC/MS	Piotr Duczmalewski	CUSTODY	VOA DEAD FRIDGE	CUST Piotr Duczmalewski
L1523745-10A Vial-B	INTACT	01-OCT-15	CUSTODY	VOA CUSTODY	Piotr Duczmalewski	GC/MS	GC/MS	Piotr Duczmalewski
L1523745-10A Vial-B	INTACT	24-SEP-15		CUSTODY	Lan Tran	VOA CUSTODY	VOA CUSTODY	Lan Tran
L1523745-10A Vial-B	INTACT	24-SEP-15	LOGIN	LOGIN	Ethan Leighton	CUSTODY	CUSTODY	Ethan Leighton
L1523745-10B Vial-B	INTACT	29-SEP-15	GC/MS	VOA CUSTODY	Jackingson Celestin	CUSTODY	VOA DEAD FRIDGE	CUST Jackingson Celestin
L1523745-10B Vial-B	INTACT	29-SEP-15	CUSTODY	VOA CUSTODY	Jackingson Celestin	VOA CUSTODY	VOA CUSTODY	Jackingson Celestin
L1523745-10B Vial-B	INTACT	24-SEP-15		CUSTODY	Elizabeth Ryan	VOA CUSTODY	VOA CUSTODY	Elizabeth Ryan
L1523745-10B Vial-B	INTACT	24-SEP-15	LOGIN	LOGIN	Ethan Leighton	CUSTODY	CUSTODY	Ethan Leighton
L1523745-10C Vial-B	INTACT	24-SEP-15		CUSTODY	Elizabeth Ryan	VOA CUSTODY	VOA CUSTODY	Elizabeth Ryan
L1523745-10C Vial-B	INTACT	24-SEP-15	LOGIN	LOGIN	Ethan Leighton	CUSTODY	CUSTODY	Ethan Leighton

Container ID Type	Status	Transaction Date	From Response	Location	To Operator	Response	Location	Operator
L1523745-11A Vial-B	INTACT	02-OCT-15	GC/MS	GC/MS	Piotr Duczmalewski	CUSTODY	VOA DEAD FRIDGE	CUST Piotr Duczmalewski
L1523745-11A Vial-B	INTACT	01-OCT-15	CUSTODY	VOA CUSTODY	Piotr Duczmalewski	GC/MS	GC/MS	Piotr Duczmalewski
L1523745-11A Vial-B	INTACT	24-SEP-15		CUSTODY	Lan Tran	VOA CUSTODY	VOA CUSTODY	Lan Tran
L1523745-11A Vial-B	INTACT	24-SEP-15	LOGIN	LOGIN	Ethan Leighton	CUSTODY	CUSTODY	Ethan Leighton
L1523745-11B Vial-B	INTACT	29-SEP-15	GC/MS	VOA CUSTODY	Jackingson Celestin	CUSTODY	VOA DEAD FRIDGE	CUST Jackingson Celestin
L1523745-11B Vial-B	INTACT	29-SEP-15	CUSTODY	VOA CUSTODY	Jackingson Celestin	VOA CUSTODY	VOA CUSTODY	Jackingson Celestin
L1523745-11B Vial-B	INTACT	24-SEP-15		CUSTODY	Elizabeth Ryan	VOA CUSTODY	VOA CUSTODY	Elizabeth Ryan
L1523745-11B Vial-B	INTACT	24-SEP-15	LOGIN	LOGIN	Ethan Leighton	CUSTODY	CUSTODY	Ethan Leighton
L1523745-11C Vial-B	INTACT	24-SEP-15		CUSTODY	Elizabeth Ryan	VOA CUSTODY	VOA CUSTODY	Elizabeth Ryan
L1523745-11C Vial-B	INTACT	24-SEP-15	LOGIN	LOGIN	Ethan Leighton	CUSTODY	CUSTODY	Ethan Leighton
L1523745-12A Vial-B	INTACT	02-OCT-15	GC/MS	GC/MS	Piotr Duczmalewski	CUSTODY	VOA DEAD FRIDGE	CUST Piotr Duczmalewski
L1523745-12A Vial-B	INTACT	01-OCT-15	CUSTODY	VOA CUSTODY	Piotr Duczmalewski	GC/MS	GC/MS	Piotr Duczmalewski
L1523745-12A Vial-B	INTACT	24-SEP-15		CUSTODY	Lan Tran	VOA CUSTODY	VOA CUSTODY	Lan Tran
L1523745-12A Vial-B	INTACT	24-SEP-15	LOGIN	LOGIN	Ethan Leighton	CUSTODY	CUSTODY	Ethan Leighton
L1523745-12B Vial-B	INTACT	29-SEP-15	GC/MS	VOA CUSTODY	Jackingson Celestin	CUSTODY	VOA DEAD FRIDGE	CUST Jackingson Celestin
L1523745-12B Vial-B	INTACT	29-SEP-15	CUSTODY	VOA CUSTODY	Jackingson Celestin	VOA CUSTODY	VOA CUSTODY	Jackingson Celestin
L1523745-12B Vial-B	INTACT	24-SEP-15		CUSTODY	Elizabeth Ryan	VOA CUSTODY	VOA CUSTODY	Elizabeth Ryan
L1523745-12B Vial-B	INTACT	24-SEP-15	LOGIN	LOGIN	Ethan Leighton	CUSTODY	CUSTODY	Ethan Leighton
L1523745-12C Vial-B	INTACT	24-SEP-15		CUSTODY	Elizabeth Ryan	VOA CUSTODY	VOA CUSTODY	Elizabeth Ryan
L1523745-12C Vial-B	INTACT	24-SEP-15	LOGIN	LOGIN	Ethan Leighton	CUSTODY	CUSTODY	Ethan Leighton
L1523745-13A Vial-B	INTACT	02-OCT-15	GC/MS	GC/MS	Piotr Duczmalewski	CUSTODY	VOA DEAD FRIDGE	CUST Piotr Duczmalewski
L1523745-13A Vial-B	INTACT	01-OCT-15	CUSTODY	VOA CUSTODY	Piotr Duczmalewski	GC/MS	GC/MS	Piotr Duczmalewski
L1523745-13A Vial-B	INTACT	24-SEP-15		CUSTODY	Lan Tran	VOA CUSTODY	VOA CUSTODY	Lan Tran
L1523745-13A Vial-B	INTACT	24-SEP-15	LOGIN	LOGIN	Ethan Leighton	CUSTODY	CUSTODY	Ethan Leighton
L1523745-13B Vial-B	INTACT	29-SEP-15	GC/MS	VOA CUSTODY	Jackingson Celestin	CUSTODY	VOA DEAD FRIDGE	CUST Jackingson Celestin

Container ID Type	Status	Transaction Date	From Response	Location	To Operator	Response	Location	Operator
L1523745-13B Vial-B	INTACT	29-SEP-15	CUSTODY	VOA CUSTODY	Jackingson Celestin	VOA CUSTODY	VOA CUSTODY	Jackingson Celestin
L1523745-13B Vial-B	INTACT	24-SEP-15		CUSTODY	Elizabeth Ryan	VOA CUSTODY	VOA CUSTODY	Elizabeth Ryan
L1523745-13B Vial-B	INTACT	24-SEP-15	LOGIN	LOGIN	Ethan Leighton	CUSTODY	CUSTODY	Ethan Leighton
L1523745-13C Vial-B	INTACT	24-SEP-15		CUSTODY	Elizabeth Ryan	VOA CUSTODY	VOA CUSTODY	Elizabeth Ryan
L1523745-13C Vial-B	INTACT	24-SEP-15	LOGIN	LOGIN	Ethan Leighton	CUSTODY	CUSTODY	Ethan Leighton
L1523745-14A Vial-B	INTACT	02-OCT-15	GC/MS	GC/MS	Piotr Duczmalewski	CUSTODY	VOA DEAD FRIDGE	CUST Piotr Duczmalewski
L1523745-14A Vial-B	INTACT	01-OCT-15	CUSTODY	VOA CUSTODY	Piotr Duczmalewski	GC/MS	GC/MS	Piotr Duczmalewski
L1523745-14A Vial-B	INTACT	24-SEP-15		CUSTODY	Lan Tran	VOA CUSTODY	VOA CUSTODY	Lan Tran
L1523745-14A Vial-B	INTACT	24-SEP-15	LOGIN	LOGIN	Ethan Leighton	CUSTODY	CUSTODY	Ethan Leighton
L1523745-14B Vial-B	INTACT	29-SEP-15	GC/MS	VOA CUSTODY	Jackingson Celestin	CUSTODY	VOA DEAD FRIDGE	CUST Jackingson Celestin
L1523745-14B Vial-B	INTACT	29-SEP-15	CUSTODY	VOA CUSTODY	Jackingson Celestin	VOA CUSTODY	VOA CUSTODY	Jackingson Celestin
L1523745-14B Vial-B	INTACT	24-SEP-15		CUSTODY	Elizabeth Ryan	VOA CUSTODY	VOA CUSTODY	Elizabeth Ryan
L1523745-14B Vial-B	INTACT	24-SEP-15	LOGIN	LOGIN	Ethan Leighton	CUSTODY	CUSTODY	Ethan Leighton
L1523745-14C Vial-B	INTACT	24-SEP-15		CUSTODY	Elizabeth Ryan	VOA CUSTODY	VOA CUSTODY	Elizabeth Ryan
L1523745-14C Vial-B	INTACT	24-SEP-15	LOGIN	LOGIN	Ethan Leighton	CUSTODY	CUSTODY	Ethan Leighton
L1523745-15A Vial-B	INTACT	02-OCT-15	GC/MS	GC/MS	Piotr Duczmalewski	CUSTODY	VOA DEAD FRIDGE	CUST Piotr Duczmalewski
L1523745-15A Vial-B	INTACT	01-OCT-15	CUSTODY	VOA CUSTODY	Piotr Duczmalewski	GC/MS	GC/MS	Piotr Duczmalewski
L1523745-15A Vial-B	INTACT	24-SEP-15		CUSTODY	Lan Tran	VOA CUSTODY	VOA CUSTODY	Lan Tran
L1523745-15A Vial-B	INTACT	24-SEP-15	LOGIN	LOGIN	Ethan Leighton	CUSTODY	CUSTODY	Ethan Leighton
L1523745-15B Vial-B	INTACT	29-SEP-15	GC/MS	VOA CUSTODY	Jackingson Celestin	CUSTODY	VOA DEAD FRIDGE	CUST Jackingson Celestin
L1523745-15B Vial-B	INTACT	29-SEP-15	CUSTODY	VOA CUSTODY	Jackingson Celestin	VOA CUSTODY	VOA CUSTODY	Jackingson Celestin
L1523745-15B Vial-B	INTACT	24-SEP-15		CUSTODY	Elizabeth Ryan	VOA CUSTODY	VOA CUSTODY	Elizabeth Ryan
L1523745-15B Vial-B	INTACT	24-SEP-15	LOGIN	LOGIN	Ethan Leighton	CUSTODY	CUSTODY	Ethan Leighton
L1523745-15C Vial-B	INTACT	24-SEP-15		CUSTODY	Elizabeth Ryan	VOA CUSTODY	VOA CUSTODY	Elizabeth Ryan
L1523745-15C Vial-B	INTACT	24-SEP-15	LOGIN	LOGIN	Ethan Leighton	CUSTODY	CUSTODY	Ethan Leighton

Container ID Type	Status	Transaction Date	From Response	Location	To Operator	Response	Location	Operator
L1523745-16A Vial-B	INTACT	02-OCT-15	GC/MS	GC/MS	Piotr Duczmalewski	CUSTODY	VOA DEAD FRIDGE	CUST Piotr Duczmalewski
L1523745-16A Vial-B	INTACT	01-OCT-15	CUSTODY	VOA CUSTODY	Piotr Duczmalewski	GC/MS	GC/MS	Piotr Duczmalewski
L1523745-16A Vial-B	INTACT	24-SEP-15		CUSTODY	Lan Tran	VOA CUSTODY	VOA CUSTODY	Lan Tran
L1523745-16A Vial-B	INTACT	24-SEP-15	LOGIN	LOGIN	Ethan Leighton	CUSTODY	CUSTODY	Ethan Leighton
L1523745-16B Vial-B	INTACT	29-SEP-15	GC/MS	VOA CUSTODY	Jackingson Celestin	CUSTODY	VOA DEAD FRIDGE	CUST Jackingson Celestin
L1523745-16B Vial-B	INTACT	29-SEP-15	CUSTODY	VOA CUSTODY	Jackingson Celestin	VOA CUSTODY	VOA CUSTODY	Jackingson Celestin
L1523745-16B Vial-B	INTACT	24-SEP-15		CUSTODY	Elizabeth Ryan	VOA CUSTODY	VOA CUSTODY	Elizabeth Ryan
L1523745-16B Vial-B	INTACT	24-SEP-15	LOGIN	LOGIN	Ethan Leighton	CUSTODY	CUSTODY	Ethan Leighton
L1523745-16C Vial-B	INTACT	24-SEP-15		CUSTODY	Elizabeth Ryan	VOA CUSTODY	VOA CUSTODY	Elizabeth Ryan
L1523745-16C Vial-B	INTACT	24-SEP-15	LOGIN	LOGIN	Ethan Leighton	CUSTODY	CUSTODY	Ethan Leighton
L1523745-17A Vial-B	INTACT	02-OCT-15	GC/MS	GC/MS	Piotr Duczmalewski	CUSTODY	VOA DEAD FRIDGE	CUST Piotr Duczmalewski
L1523745-17A Vial-B	INTACT	01-OCT-15	CUSTODY	VOA CUSTODY	Piotr Duczmalewski	GC/MS	GC/MS	Piotr Duczmalewski
L1523745-17A Vial-B	INTACT	24-SEP-15		CUSTODY	Lan Tran	VOA CUSTODY	VOA CUSTODY	Lan Tran
L1523745-17A Vial-B	INTACT	24-SEP-15	LOGIN	LOGIN	Ethan Leighton	CUSTODY	CUSTODY	Ethan Leighton
L1523745-17B Vial-B	INTACT	29-SEP-15	GC/MS	VOA CUSTODY	Jackingson Celestin	CUSTODY	VOA DEAD FRIDGE	CUST Jackingson Celestin
L1523745-17B Vial-B	INTACT	29-SEP-15	CUSTODY	VOA CUSTODY	Jackingson Celestin	VOA CUSTODY	VOA CUSTODY	Jackingson Celestin
L1523745-17B Vial-B	INTACT	24-SEP-15		CUSTODY	Elizabeth Ryan	VOA CUSTODY	VOA CUSTODY	Elizabeth Ryan
L1523745-17B Vial-B	INTACT	24-SEP-15	LOGIN	LOGIN	Ethan Leighton	CUSTODY	CUSTODY	Ethan Leighton
L1523745-17C Vial-B	INTACT	24-SEP-15		CUSTODY	Elizabeth Ryan	VOA CUSTODY	VOA CUSTODY	Elizabeth Ryan
L1523745-17C Vial-B	INTACT	24-SEP-15	LOGIN	LOGIN	Ethan Leighton	CUSTODY	CUSTODY	Ethan Leighton
L1523745-18A Vial-B	INTACT	02-OCT-15	GC/MS	GC/MS	Piotr Duczmalewski	CUSTODY	VOA DEAD FRIDGE	CUST Piotr Duczmalewski
L1523745-18A Vial-B	INTACT	01-OCT-15	CUSTODY	VOA CUSTODY	Piotr Duczmalewski	GC/MS	GC/MS	Piotr Duczmalewski
L1523745-18A Vial-B	INTACT	24-SEP-15		CUSTODY	Lan Tran	VOA CUSTODY	VOA CUSTODY	Lan Tran
L1523745-18A Vial-B	INTACT	24-SEP-15	LOGIN	LOGIN	Ethan Leighton	CUSTODY	CUSTODY	Ethan Leighton
L1523745-18B Vial-B	INTACT	29-SEP-15	GC/MS	GC/MS	Jackingson Celestin	CUSTODY	VOA DEAD FRIDGE	CUST Jackingson Celestin

Container ID Type	Status	Transaction Date	From Response	Location	To Operator	Response	Location	Operator
L1523745-18B Vial-B	INTACT	29-SEP-15	CUSTODY	VOA CUSTODY	Jackingson Celestin	GC/MS	GC/MS	Jackingson Celestin
L1523745-18B Vial-B	INTACT	24-SEP-15		CUSTODY	Elizabeth Ryan	VOA CUSTODY	VOA CUSTODY	Elizabeth Ryan
L1523745-18B Vial-B	INTACT	24-SEP-15	LOGIN	LOGIN	Ethan Leighton	CUSTODY	CUSTODY	Ethan Leighton
L1523745-18C Vial-B	INTACT	24-SEP-15		CUSTODY	Elizabeth Ryan	VOA CUSTODY	VOA CUSTODY	Elizabeth Ryan
L1523745-18C Vial-B	INTACT	24-SEP-15	LOGIN	LOGIN	Ethan Leighton	CUSTODY	CUSTODY	Ethan Leighton
L1523745-19A Vial-B	INTACT	02-OCT-15	GC/MS	GC/MS	Piotr Duczmalewski	CUSTODY	VOA DEAD FRIDGE	CUST Piotr Duczmalewski
L1523745-19A Vial-B	INTACT	01-OCT-15	CUSTODY	VOA CUSTODY	Piotr Duczmalewski	GC/MS	GC/MS	Piotr Duczmalewski
L1523745-19A Vial-B	INTACT	24-SEP-15		CUSTODY	Lan Tran	VOA CUSTODY	VOA CUSTODY	Lan Tran
L1523745-19A Vial-B	INTACT	24-SEP-15	LOGIN	LOGIN	Ethan Leighton	CUSTODY	CUSTODY	Ethan Leighton
L1523745-19B Vial-B	INTACT	29-SEP-15	GC/MS	GC/MS	Jackingson Celestin	CUSTODY	VOA DEAD FRIDGE	CUST Jackingson Celestin
L1523745-19B Vial-B	INTACT	29-SEP-15	CUSTODY	VOA CUSTODY	Jackingson Celestin	GC/MS	GC/MS	Jackingson Celestin
L1523745-19B Vial-B	INTACT	24-SEP-15		CUSTODY	Elizabeth Ryan	VOA CUSTODY	VOA CUSTODY	Elizabeth Ryan
L1523745-19B Vial-B	INTACT	24-SEP-15	LOGIN	LOGIN	Ethan Leighton	CUSTODY	CUSTODY	Ethan Leighton
L1523745-19C Vial-B	INTACT	24-SEP-15		CUSTODY	Elizabeth Ryan	VOA CUSTODY	VOA CUSTODY	Elizabeth Ryan
L1523745-19C Vial-B	INTACT	24-SEP-15	LOGIN	LOGIN	Ethan Leighton	CUSTODY	CUSTODY	Ethan Leighton
L1523745-20A Vial-B	INTACT	02-OCT-15	GC/MS	GC/MS	Piotr Duczmalewski	CUSTODY	VOA DEAD FRIDGE	CUST Piotr Duczmalewski
L1523745-20A Vial-B	INTACT	01-OCT-15	CUSTODY	VOA CUSTODY	Piotr Duczmalewski	GC/MS	GC/MS	Piotr Duczmalewski
L1523745-20A Vial-B	INTACT	24-SEP-15		CUSTODY	Lan Tran	VOA CUSTODY	VOA CUSTODY	Lan Tran
L1523745-20A Vial-B	INTACT	24-SEP-15	LOGIN	LOGIN	Ethan Leighton	CUSTODY	CUSTODY	Ethan Leighton
L1523745-20B Vial-B	INTACT	29-SEP-15	GC/MS	GC/MS	Jackingson Celestin	CUSTODY	VOA DEAD FRIDGE	CUST Jackingson Celestin
L1523745-20B Vial-B	INTACT	29-SEP-15	CUSTODY	VOA CUSTODY	Jackingson Celestin	GC/MS	GC/MS	Jackingson Celestin
L1523745-20B Vial-B	INTACT	24-SEP-15		CUSTODY	Elizabeth Ryan	VOA CUSTODY	VOA CUSTODY	Elizabeth Ryan
L1523745-20B Vial-B	INTACT	24-SEP-15	LOGIN	LOGIN	Ethan Leighton	CUSTODY	CUSTODY	Ethan Leighton
L1523745-20C Vial-B	INTACT	24-SEP-15		CUSTODY	Elizabeth Ryan	VOA CUSTODY	VOA CUSTODY	Elizabeth Ryan
L1523745-20C Vial-B	INTACT	24-SEP-15	LOGIN	LOGIN	Ethan Leighton	CUSTODY	CUSTODY	Ethan Leighton

Container ID Type	Status	Transaction Date	From Response	Location	To Operator	Response	Location	Operator
L1523745-21A Vial-B	INTACT	02-OCT-15	GC/MS	GC/MS	Piotr Duczmalewski	CUSTODY	VOA DEAD FRIDGE	CUST Piotr Duczmalewski
L1523745-21A Vial-B	INTACT	01-OCT-15	CUSTODY	VOA CUSTODY	Piotr Duczmalewski	GC/MS	GC/MS	Piotr Duczmalewski
L1523745-21A Vial-B	INTACT	24-SEP-15		CUSTODY	Lan Tran	VOA CUSTODY	VOA CUSTODY	Lan Tran
L1523745-21A Vial-B	INTACT	24-SEP-15	LOGIN	LOGIN	Ethan Leighton	CUSTODY	CUSTODY	Ethan Leighton
L1523745-21B Vial-B	INTACT	29-SEP-15	GC/MS	GC/MS	Jackingson Celestin	CUSTODY	VOA DEAD FRIDGE	CUST Jackingson Celestin
L1523745-21B Vial-B	INTACT	29-SEP-15	CUSTODY	VOA CUSTODY	Jackingson Celestin	GC/MS	GC/MS	Jackingson Celestin
L1523745-21B Vial-B	INTACT	24-SEP-15		CUSTODY	Elizabeth Ryan	VOA CUSTODY	VOA CUSTODY	Elizabeth Ryan
L1523745-21B Vial-B	INTACT	24-SEP-15	LOGIN	LOGIN	Ethan Leighton	CUSTODY	CUSTODY	Ethan Leighton
L1523745-21C Vial-B	INTACT	24-SEP-15		CUSTODY	Elizabeth Ryan	VOA CUSTODY	VOA CUSTODY	Elizabeth Ryan
L1523745-21C Vial-B	INTACT	24-SEP-15	LOGIN	LOGIN	Ethan Leighton	CUSTODY	CUSTODY	Ethan Leighton
L1523745-22A Vial-B	INTACT	02-OCT-15	GC/MS	GC/MS	Marco Soares	CUSTODY	VOA DEAD FRIDGE	CUST Marco Soares
L1523745-22A Vial-B	INTACT	02-OCT-15	CUSTODY	VOA CUSTODY	Piotr Duczmalewski	GC/MS	GC/MS	Piotr Duczmalewski
L1523745-22A Vial-B	INTACT	24-SEP-15		CUSTODY	Lan Tran	VOA CUSTODY	VOA CUSTODY	Lan Tran
L1523745-22A Vial-B	INTACT	24-SEP-15	LOGIN	LOGIN	Ethan Leighton	CUSTODY	CUSTODY	Ethan Leighton
L1523745-22B Vial-B	INTACT	29-SEP-15	GC/MS	GC/MS	Jackingson Celestin	CUSTODY	VOA DEAD FRIDGE	CUST Jackingson Celestin
L1523745-22B Vial-B	INTACT	29-SEP-15	CUSTODY	VOA CUSTODY	Jackingson Celestin	GC/MS	GC/MS	Jackingson Celestin
L1523745-22B Vial-B	INTACT	24-SEP-15		CUSTODY	Elizabeth Ryan	VOA CUSTODY	VOA CUSTODY	Elizabeth Ryan
L1523745-22B Vial-B	INTACT	24-SEP-15	LOGIN	LOGIN	Ethan Leighton	CUSTODY	CUSTODY	Ethan Leighton
L1523745-22C Vial-B	INTACT	24-SEP-15		CUSTODY	Elizabeth Ryan	VOA CUSTODY	VOA CUSTODY	Elizabeth Ryan
L1523745-22C Vial-B	INTACT	24-SEP-15	LOGIN	LOGIN	Ethan Leighton	CUSTODY	CUSTODY	Ethan Leighton
L1523745-23A Vial-B	INTACT	02-OCT-15	GC/MS	GC/MS	Marco Soares	CUSTODY	VOA DEAD FRIDGE	CUST Marco Soares
L1523745-23A Vial-B	INTACT	02-OCT-15	CUSTODY	VOA CUSTODY	Piotr Duczmalewski	GC/MS	GC/MS	Piotr Duczmalewski
L1523745-23A Vial-B	INTACT	24-SEP-15		CUSTODY	Lan Tran	VOA CUSTODY	VOA CUSTODY	Lan Tran
L1523745-23A Vial-B	INTACT	24-SEP-15	LOGIN	LOGIN	Ethan Leighton	CUSTODY	CUSTODY	Ethan Leighton
L1523745-23B Vial-B	INTACT	29-SEP-15	GC/MS	GC/MS	Jackingson Celestin	CUSTODY	VOA DEAD FRIDGE	CUST Jackingson Celestin

Container ID Type	Status	Transaction Date	From Response	Location	To Operator	Response	Location	Operator
L1523745-23B Vial-B	INTACT	29-SEP-15	CUSTODY	VOA CUSTODY	Jackingson Celestin	GC/MS	GC/MS	Jackingson Celestin
L1523745-23B Vial-B	INTACT	24-SEP-15		CUSTODY	Elizabeth Ryan	VOA CUSTODY	VOA CUSTODY	Elizabeth Ryan
L1523745-23B Vial-B	INTACT	24-SEP-15	LOGIN	LOGIN	Ethan Leighton	CUSTODY	CUSTODY	Ethan Leighton
L1523745-23C Vial-B	INTACT	24-SEP-15		CUSTODY	Elizabeth Ryan	VOA CUSTODY	VOA CUSTODY	Elizabeth Ryan
L1523745-23C Vial-B	INTACT	24-SEP-15	LOGIN	LOGIN	Ethan Leighton	CUSTODY	CUSTODY	Ethan Leighton
L1523745-24A Vial-B	INTACT	02-OCT-15	GC/MS	GC/MS	Marco Soares	CUSTODY	VOA DEAD FRIDGE	CUST Marco Soares
L1523745-24A Vial-B	INTACT	02-OCT-15	CUSTODY	VOA CUSTODY	Piotr Duczmalewski	GC/MS	GC/MS	Piotr Duczmalewski
L1523745-24A Vial-B	INTACT	24-SEP-15		CUSTODY	Lan Tran	VOA CUSTODY	VOA CUSTODY	Lan Tran
L1523745-24A Vial-B	INTACT	24-SEP-15	LOGIN	LOGIN	Ethan Leighton	CUSTODY	CUSTODY	Ethan Leighton
L1523745-24B Vial-B	INTACT	29-SEP-15	GC/MS	GC/MS	Jackingson Celestin	CUSTODY	VOA DEAD FRIDGE	CUST Jackingson Celestin
L1523745-24B Vial-B	INTACT	29-SEP-15	CUSTODY	VOA CUSTODY	Jackingson Celestin	GC/MS	GC/MS	Jackingson Celestin
L1523745-24B Vial-B	INTACT	24-SEP-15		CUSTODY	Elizabeth Ryan	VOA CUSTODY	VOA CUSTODY	Elizabeth Ryan
L1523745-24B Vial-B	INTACT	24-SEP-15	LOGIN	LOGIN	Ethan Leighton	CUSTODY	CUSTODY	Ethan Leighton
L1523745-24C Vial-B	INTACT	24-SEP-15		CUSTODY	Elizabeth Ryan	VOA CUSTODY	VOA CUSTODY	Elizabeth Ryan
L1523745-24C Vial-B	INTACT	24-SEP-15	LOGIN	LOGIN	Ethan Leighton	CUSTODY	CUSTODY	Ethan Leighton
L1523745-25A Vial-B	INTACT	02-OCT-15	GC/MS	GC/MS	Marco Soares	CUSTODY	VOA DEAD FRIDGE	CUST Marco Soares
L1523745-25A Vial-B	INTACT	02-OCT-15	CUSTODY	VOA CUSTODY	Piotr Duczmalewski	GC/MS	GC/MS	Piotr Duczmalewski
L1523745-25A Vial-B	INTACT	24-SEP-15		CUSTODY	Lan Tran	VOA CUSTODY	VOA CUSTODY	Lan Tran
L1523745-25A Vial-B	INTACT	24-SEP-15	LOGIN	LOGIN	Ethan Leighton	CUSTODY	CUSTODY	Ethan Leighton
L1523745-25B Vial-B	INTACT	29-SEP-15	GC/MS	GC/MS	Jackingson Celestin	CUSTODY	VOA DEAD FRIDGE	CUST Jackingson Celestin
L1523745-25B Vial-B	INTACT	29-SEP-15	CUSTODY	VOA CUSTODY	Jackingson Celestin	GC/MS	GC/MS	Jackingson Celestin
L1523745-25B Vial-B	INTACT	24-SEP-15		CUSTODY	Elizabeth Ryan	VOA CUSTODY	VOA CUSTODY	Elizabeth Ryan
L1523745-25B Vial-B	INTACT	24-SEP-15	LOGIN	LOGIN	Ethan Leighton	CUSTODY	CUSTODY	Ethan Leighton
L1523745-25C Vial-B	INTACT	24-SEP-15		CUSTODY	Elizabeth Ryan	VOA CUSTODY	VOA CUSTODY	Elizabeth Ryan
L1523745-25C Vial-B	INTACT	24-SEP-15	LOGIN	LOGIN	Ethan Leighton	CUSTODY	CUSTODY	Ethan Leighton

Container ID Type	Status	Transaction Date	From Response	Location	To Operator	Response	Location	Operator
L1523745-26A Vial-B	INTACT	03-OCT-15	GC/MS	GC/MS	Piotr Duczmalewski	CUSTODY	VOA DEAD FRIDGE	CUST Piotr Duczmalewski
L1523745-26A Vial-B	INTACT	02-OCT-15	CUSTODY	VOA CUSTODY	Piotr Duczmalewski	GC/MS	GC/MS	Piotr Duczmalewski
L1523745-26A Vial-B	INTACT	24-SEP-15		CUSTODY	Lan Tran	VOA CUSTODY	VOA CUSTODY	Lan Tran
L1523745-26A Vial-B	INTACT	24-SEP-15	LOGIN	LOGIN	Ethan Leighton	CUSTODY	CUSTODY	Ethan Leighton
L1523745-26B Vial-B	INTACT	29-SEP-15	GC/MS	GC/MS	Jackingson Celestin	CUSTODY	VOA DEAD FRIDGE	CUST Jackingson Celestin
L1523745-26B Vial-B	INTACT	29-SEP-15	CUSTODY	VOA CUSTODY	Jackingson Celestin	GC/MS	GC/MS	Jackingson Celestin
L1523745-26B Vial-B	INTACT	24-SEP-15		CUSTODY	Elizabeth Ryan	VOA CUSTODY	VOA CUSTODY	Elizabeth Ryan
L1523745-26B Vial-B	INTACT	24-SEP-15	LOGIN	LOGIN	Ethan Leighton	CUSTODY	CUSTODY	Ethan Leighton
L1523745-26C Vial-B	INTACT	24-SEP-15		CUSTODY	Elizabeth Ryan	VOA CUSTODY	VOA CUSTODY	Elizabeth Ryan
L1523745-26C Vial-B	INTACT	24-SEP-15	LOGIN	LOGIN	Ethan Leighton	CUSTODY	CUSTODY	Ethan Leighton
L1523745-27A Vial-B	INTACT	03-OCT-15	GC/MS	GC/MS	Piotr Duczmalewski	CUSTODY	VOA DEAD FRIDGE	CUST Piotr Duczmalewski
L1523745-27A Vial-B	INTACT	02-OCT-15	CUSTODY	VOA CUSTODY	Piotr Duczmalewski	GC/MS	GC/MS	Piotr Duczmalewski
L1523745-27A Vial-B	INTACT	24-SEP-15		CUSTODY	Lan Tran	VOA CUSTODY	VOA CUSTODY	Lan Tran
L1523745-27A Vial-B	INTACT	24-SEP-15	LOGIN	LOGIN	Ethan Leighton	CUSTODY	CUSTODY	Ethan Leighton
L1523745-27B Vial-B	INTACT	29-SEP-15	GC/MS	GC/MS	Jackingson Celestin	CUSTODY	VOA DEAD FRIDGE	CUST Jackingson Celestin
L1523745-27B Vial-B	INTACT	29-SEP-15	CUSTODY	VOA CUSTODY	Jackingson Celestin	GC/MS	GC/MS	Jackingson Celestin
L1523745-27B Vial-B	INTACT	24-SEP-15		CUSTODY	Elizabeth Ryan	VOA CUSTODY	VOA CUSTODY	Elizabeth Ryan
L1523745-27B Vial-B	INTACT	24-SEP-15	LOGIN	LOGIN	Ethan Leighton	CUSTODY	CUSTODY	Ethan Leighton
L1523745-27C Vial-B	INTACT	24-SEP-15		CUSTODY	Elizabeth Ryan	VOA CUSTODY	VOA CUSTODY	Elizabeth Ryan
L1523745-27C Vial-B	INTACT	24-SEP-15	LOGIN	LOGIN	Ethan Leighton	CUSTODY	CUSTODY	Ethan Leighton
L1523745-28A Vial-B	INTACT	03-OCT-15	GC/MS	GC/MS	Piotr Duczmalewski	CUSTODY	VOA DEAD FRIDGE	CUST Piotr Duczmalewski
L1523745-28A Vial-B	INTACT	02-OCT-15	CUSTODY	VOA CUSTODY	Piotr Duczmalewski	GC/MS	GC/MS	Piotr Duczmalewski
L1523745-28A Vial-B	INTACT	24-SEP-15		CUSTODY	Lan Tran	VOA CUSTODY	VOA CUSTODY	Lan Tran
L1523745-28A Vial-B	INTACT	24-SEP-15	LOGIN	LOGIN	Ethan Leighton	CUSTODY	CUSTODY	Ethan Leighton
L1523745-28B Vial-B	INTACT	29-SEP-15	GC/MS	GC/MS	Jackingson Celestin	CUSTODY	VOA DEAD FRIDGE	CUST Jackingson Celestin

Container ID Type	Status	Transaction Date	From Response	Location	To Operator	Response	Location	Operator
L1523745-28B Vial-B	INTACT	29-SEP-15	CUSTODY	VOA CUSTODY	Jackingson Celestin	GC/MS	GC/MS	Jackingson Celestin
L1523745-28B Vial-B	INTACT	24-SEP-15		CUSTODY	Elizabeth Ryan	VOA CUSTODY	VOA CUSTODY	Elizabeth Ryan
L1523745-28B Vial-B	INTACT	24-SEP-15	LOGIN	LOGIN	Ethan Leighton	CUSTODY	CUSTODY	Ethan Leighton
L1523745-28C Vial-B	INTACT	24-SEP-15		CUSTODY	Elizabeth Ryan	VOA CUSTODY	VOA CUSTODY	Elizabeth Ryan
L1523745-28C Vial-B	INTACT	24-SEP-15	LOGIN	LOGIN	Ethan Leighton	CUSTODY	CUSTODY	Ethan Leighton
L1523745-29A Vial-B	INTACT	03-OCT-15	GC/MS	GC/MS	Piotr Duczmalewski	CUSTODY	VOA DEAD FRIDGE	CUST Piotr Duczmalewski
L1523745-29A Vial-B	INTACT	02-OCT-15		VOA CUSTODY	Briana Suffoletto	GC/MS	GC/MS	Briana Suffoletto
L1523745-29A Vial-B	INTACT	24-SEP-15		CUSTODY	Lan Tran	VOA CUSTODY	VOA CUSTODY	Lan Tran
L1523745-29A Vial-B	INTACT	24-SEP-15	LOGIN	LOGIN	Ethan Leighton	CUSTODY	CUSTODY	Ethan Leighton
L1523745-29B Vial-B	INTACT	29-SEP-15	GC/MS	GC/MS	Jackingson Celestin	CUSTODY	VOA DEAD FRIDGE	CUST Jackingson Celestin
L1523745-29B Vial-B	INTACT	29-SEP-15	CUSTODY	VOA CUSTODY	Jackingson Celestin	GC/MS	GC/MS	Jackingson Celestin
L1523745-29B Vial-B	INTACT	24-SEP-15		CUSTODY	Elizabeth Ryan	VOA CUSTODY	VOA CUSTODY	Elizabeth Ryan
L1523745-29B Vial-B	INTACT	24-SEP-15	LOGIN	LOGIN	Ethan Leighton	CUSTODY	CUSTODY	Ethan Leighton
L1523745-29C Vial-B	INTACT	24-SEP-15		CUSTODY	Elizabeth Ryan	VOA CUSTODY	VOA CUSTODY	Elizabeth Ryan
L1523745-29C Vial-B	INTACT	24-SEP-15	LOGIN	LOGIN	Ethan Leighton	CUSTODY	CUSTODY	Ethan Leighton
L1523745-30A Vial-B	INTACT	03-OCT-15	GC/MS	GC/MS	Piotr Duczmalewski	CUSTODY	VOA DEAD FRIDGE	CUST Piotr Duczmalewski
L1523745-30A Vial-B	INTACT	02-OCT-15		VOA CUSTODY	Briana Suffoletto	GC/MS	GC/MS	Briana Suffoletto
L1523745-30A Vial-B	INTACT	24-SEP-15		CUSTODY	Lan Tran	VOA CUSTODY	VOA CUSTODY	Lan Tran
L1523745-30A Vial-B	INTACT	24-SEP-15	LOGIN	LOGIN	Ethan Leighton	CUSTODY	CUSTODY	Ethan Leighton
L1523745-30B Vial-B	INTACT	29-SEP-15	GC/MS	GC/MS	Jackingson Celestin	CUSTODY	VOA DEAD FRIDGE	CUST Jackingson Celestin
L1523745-30B Vial-B	INTACT	29-SEP-15	CUSTODY	VOA CUSTODY	Jackingson Celestin	GC/MS	GC/MS	Jackingson Celestin
L1523745-30B Vial-B	INTACT	24-SEP-15		CUSTODY	Elizabeth Ryan	VOA CUSTODY	VOA CUSTODY	Elizabeth Ryan
L1523745-30B Vial-B	INTACT	24-SEP-15	LOGIN	LOGIN	Ethan Leighton	CUSTODY	CUSTODY	Ethan Leighton
L1523745-30C Vial-B	INTACT	24-SEP-15		CUSTODY	Elizabeth Ryan	VOA CUSTODY	VOA CUSTODY	Elizabeth Ryan
L1523745-30C Vial-B	INTACT	24-SEP-15	LOGIN	LOGIN	Ethan Leighton	CUSTODY	CUSTODY	Ethan Leighton

Container ID Type	Status	Transaction Date	From Response	Location	To Operator	Response	Location	Operator
L1523745-31A Vial-B	INTACT	03-OCT-15	GC/MS	GC/MS	Piotr Duczmalewski	CUSTODY	VOA DEAD FRIDGE	CUST Piotr Duczmalewski
L1523745-31A Vial-B	INTACT	02-OCT-15		VOA CUSTODY	Briana Suffoletto	GC/MS	GC/MS	Briana Suffoletto
L1523745-31A Vial-B	INTACT	24-SEP-15		CUSTODY	Lan Tran	VOA CUSTODY	VOA CUSTODY	Lan Tran
L1523745-31A Vial-B	INTACT	24-SEP-15	LOGIN	LOGIN	Ethan Leighton	CUSTODY	CUSTODY	Ethan Leighton
L1523745-31B Vial-B	INTACT	29-SEP-15	GC/MS	GC/MS	Jackingson Celestin	CUSTODY	VOA DEAD FRIDGE	CUST Jackingson Celestin
L1523745-31B Vial-B	INTACT	29-SEP-15	CUSTODY	VOA CUSTODY	Jackingson Celestin	GC/MS	GC/MS	Jackingson Celestin
L1523745-31B Vial-B	INTACT	24-SEP-15		CUSTODY	Elizabeth Ryan	VOA CUSTODY	VOA CUSTODY	Elizabeth Ryan
L1523745-31B Vial-B	INTACT	24-SEP-15	LOGIN	LOGIN	Ethan Leighton	CUSTODY	CUSTODY	Ethan Leighton
L1523745-31C Vial-B	INTACT	24-SEP-15		CUSTODY	Elizabeth Ryan	VOA CUSTODY	VOA CUSTODY	Elizabeth Ryan
L1523745-31C Vial-B	INTACT	24-SEP-15	LOGIN	LOGIN	Ethan Leighton	CUSTODY	CUSTODY	Ethan Leighton
L1523745-32A Vial-B	INTACT	03-OCT-15	GC/MS	GC/MS	Piotr Duczmalewski	CUSTODY	VOA DEAD FRIDGE	CUST Piotr Duczmalewski
L1523745-32A Vial-B	INTACT	02-OCT-15		VOA CUSTODY	Briana Suffoletto	GC/MS	GC/MS	Briana Suffoletto
L1523745-32A Vial-B	INTACT	24-SEP-15		CUSTODY	Lan Tran	VOA CUSTODY	VOA CUSTODY	Lan Tran
L1523745-32A Vial-B	INTACT	24-SEP-15	LOGIN	LOGIN	Ethan Leighton	CUSTODY	CUSTODY	Ethan Leighton
L1523745-32B Vial-B	INTACT	29-SEP-15	GC/MS	GC/MS	Jackingson Celestin	CUSTODY	VOA DEAD FRIDGE	CUST Jackingson Celestin
L1523745-32B Vial-B	INTACT	29-SEP-15	CUSTODY	VOA CUSTODY	Jackingson Celestin	GC/MS	GC/MS	Jackingson Celestin
L1523745-32B Vial-B	INTACT	24-SEP-15		CUSTODY	Elizabeth Ryan	VOA CUSTODY	VOA CUSTODY	Elizabeth Ryan
L1523745-32B Vial-B	INTACT	24-SEP-15	LOGIN	LOGIN	Ethan Leighton	CUSTODY	CUSTODY	Ethan Leighton
L1523745-32C Vial-B	INTACT	24-SEP-15		CUSTODY	Elizabeth Ryan	VOA CUSTODY	VOA CUSTODY	Elizabeth Ryan
L1523745-32C Vial-B	INTACT	24-SEP-15	LOGIN	LOGIN	Ethan Leighton	CUSTODY	CUSTODY	Ethan Leighton
L1523745-33A Vial-B	INTACT	03-OCT-15	GC/MS	GC/MS	Piotr Duczmalewski	CUSTODY	VOA DEAD FRIDGE	CUST Piotr Duczmalewski
L1523745-33A Vial-B	INTACT	02-OCT-15		VOA CUSTODY	Briana Suffoletto	GC/MS	GC/MS	Briana Suffoletto
L1523745-33A Vial-B	INTACT	24-SEP-15		CUSTODY	Lan Tran	VOA CUSTODY	VOA CUSTODY	Lan Tran
L1523745-33A Vial-B	INTACT	24-SEP-15	LOGIN	LOGIN	Ethan Leighton	CUSTODY	CUSTODY	Ethan Leighton
L1523745-33B Vial-B	INTACT	29-SEP-15	GC/MS	GC/MS	Jackingson Celestin	CUSTODY	VOA DEAD FRIDGE	CUST Jackingson Celestin

Container ID Type	Status	Transaction Date	From Response	Location	To Operator	Response	Location	Operator
L1523745-33B Vial-B	INTACT	29-SEP-15	CUSTODY	VOA CUSTODY	Jackingson Celestin	GC/MS	GC/MS	Jackingson Celestin
L1523745-33B Vial-B	INTACT	24-SEP-15		CUSTODY	Elizabeth Ryan	VOA CUSTODY	VOA CUSTODY	Elizabeth Ryan
L1523745-33B Vial-B	INTACT	24-SEP-15	LOGIN	LOGIN	Ethan Leighton	CUSTODY	CUSTODY	Ethan Leighton
L1523745-33C Vial-B	INTACT	24-SEP-15		CUSTODY	Elizabeth Ryan	VOA CUSTODY	VOA CUSTODY	Elizabeth Ryan
L1523745-33C Vial-B	INTACT	24-SEP-15	LOGIN	LOGIN	Ethan Leighton	CUSTODY	CUSTODY	Ethan Leighton
L1523745-34A Vial-B	INTACT	03-OCT-15	GC/MS	GC/MS	Piotr Duczmalewski	CUSTODY	VOA DEAD FRIDGE	CUST Piotr Duczmalewski
L1523745-34A Vial-B	INTACT	02-OCT-15		VOA CUSTODY	Briana Suffoletto	GC/MS	GC/MS	Briana Suffoletto
L1523745-34A Vial-B	INTACT	24-SEP-15		CUSTODY	Lan Tran	VOA CUSTODY	VOA CUSTODY	Lan Tran
L1523745-34A Vial-B	INTACT	24-SEP-15	LOGIN	LOGIN	Ethan Leighton	CUSTODY	CUSTODY	Ethan Leighton
L1523745-34B Vial-B	INTACT	29-SEP-15	GC/MS	GC/MS	Jackingson Celestin	CUSTODY	VOA DEAD FRIDGE	CUST Jackingson Celestin
L1523745-34B Vial-B	INTACT	29-SEP-15	CUSTODY	VOA CUSTODY	Jackingson Celestin	GC/MS	GC/MS	Jackingson Celestin
L1523745-34B Vial-B	INTACT	24-SEP-15		CUSTODY	Elizabeth Ryan	VOA CUSTODY	VOA CUSTODY	Elizabeth Ryan
L1523745-34B Vial-B	INTACT	24-SEP-15	LOGIN	LOGIN	Ethan Leighton	CUSTODY	CUSTODY	Ethan Leighton
L1523745-34C Vial-B	INTACT	24-SEP-15		CUSTODY	Elizabeth Ryan	VOA CUSTODY	VOA CUSTODY	Elizabeth Ryan
L1523745-34C Vial-B	INTACT	24-SEP-15	LOGIN	LOGIN	Ethan Leighton	CUSTODY	CUSTODY	Ethan Leighton
L1523745-35A Vial-B	INTACT	03-OCT-15	GC/MS	GC/MS	Piotr Duczmalewski	CUSTODY	VOA DEAD FRIDGE	CUST Piotr Duczmalewski
L1523745-35A Vial-B	INTACT	02-OCT-15		VOA CUSTODY	Briana Suffoletto	GC/MS	GC/MS	Briana Suffoletto
L1523745-35A Vial-B	INTACT	24-SEP-15		CUSTODY	Lan Tran	VOA CUSTODY	VOA CUSTODY	Lan Tran
L1523745-35A Vial-B	INTACT	24-SEP-15	LOGIN	LOGIN	Ethan Leighton	CUSTODY	CUSTODY	Ethan Leighton
L1523745-35B Vial-B	INTACT	29-SEP-15	GC/MS	GC/MS	Jackingson Celestin	CUSTODY	VOA DEAD FRIDGE	CUST Jackingson Celestin
L1523745-35B Vial-B	INTACT	29-SEP-15	CUSTODY	VOA CUSTODY	Jackingson Celestin	GC/MS	GC/MS	Jackingson Celestin
L1523745-35B Vial-B	INTACT	24-SEP-15		CUSTODY	Elizabeth Ryan	VOA CUSTODY	VOA CUSTODY	Elizabeth Ryan
L1523745-35B Vial-B	INTACT	24-SEP-15	LOGIN	LOGIN	Ethan Leighton	CUSTODY	CUSTODY	Ethan Leighton
L1523745-35C Vial-B	INTACT	24-SEP-15		CUSTODY	Elizabeth Ryan	VOA CUSTODY	VOA CUSTODY	Elizabeth Ryan
L1523745-35C Vial-B	INTACT	24-SEP-15	LOGIN	LOGIN	Ethan Leighton	CUSTODY	CUSTODY	Ethan Leighton

Container ID Type	Status	Transaction Date	From Response	Location	To Operator	Response	Location	Operator
L1523745-36A Vial-B	INTACT	03-OCT-15	GC/MS	GC/MS	Piotr Duczmalewski	CUSTODY	VOA DEAD FRIDGE	CUST Piotr Duczmalewski
L1523745-36A Vial-B	INTACT	02-OCT-15		VOA CUSTODY	Briana Suffoletto	GC/MS	GC/MS	Briana Suffoletto
L1523745-36A Vial-B	INTACT	24-SEP-15		CUSTODY	Lan Tran	VOA CUSTODY	VOA CUSTODY	Lan Tran
L1523745-36A Vial-B	INTACT	24-SEP-15	LOGIN	LOGIN	Ethan Leighton	CUSTODY	CUSTODY	Ethan Leighton
L1523745-36B Vial-B	INTACT	29-SEP-15	GC/MS	GC/MS	Jackingson Celestin	CUSTODY	VOA DEAD FRIDGE	CUST Jackingson Celestin
L1523745-36B Vial-B	INTACT	29-SEP-15	CUSTODY	VOA CUSTODY	Jackingson Celestin	GC/MS	GC/MS	Jackingson Celestin
L1523745-36B Vial-B	INTACT	24-SEP-15		CUSTODY	Elizabeth Ryan	VOA CUSTODY	VOA CUSTODY	Elizabeth Ryan
L1523745-36B Vial-B	INTACT	24-SEP-15	LOGIN	LOGIN	Ethan Leighton	CUSTODY	CUSTODY	Ethan Leighton
L1523745-36C Vial-B	INTACT	24-SEP-15		CUSTODY	Elizabeth Ryan	VOA CUSTODY	VOA CUSTODY	Elizabeth Ryan
L1523745-36C Vial-B	INTACT	24-SEP-15	LOGIN	LOGIN	Ethan Leighton	CUSTODY	CUSTODY	Ethan Leighton
L1523745-37A Vial-B	INTACT	03-OCT-15	GC/MS	GC/MS	Piotr Duczmalewski	CUSTODY	VOA DEAD FRIDGE	CUST Piotr Duczmalewski
L1523745-37A Vial-B	INTACT	02-OCT-15		VOA CUSTODY	Briana Suffoletto	GC/MS	GC/MS	Briana Suffoletto
L1523745-37A Vial-B	INTACT	24-SEP-15		CUSTODY	Lan Tran	VOA CUSTODY	VOA CUSTODY	Lan Tran
L1523745-37A Vial-B	INTACT	24-SEP-15	LOGIN	LOGIN	Ethan Leighton	CUSTODY	CUSTODY	Ethan Leighton
L1523745-37B Vial-B	INTACT	29-SEP-15	GC/MS	GC/MS	Jackingson Celestin	CUSTODY	VOA DEAD FRIDGE	CUST Jackingson Celestin
L1523745-37B Vial-B	INTACT	29-SEP-15	CUSTODY	VOA CUSTODY	Jackingson Celestin	GC/MS	GC/MS	Jackingson Celestin
L1523745-37B Vial-B	INTACT	24-SEP-15		CUSTODY	Elizabeth Ryan	VOA CUSTODY	VOA CUSTODY	Elizabeth Ryan
L1523745-37B Vial-B	INTACT	24-SEP-15	LOGIN	LOGIN	Ethan Leighton	CUSTODY	CUSTODY	Ethan Leighton
L1523745-37C Vial-B	INTACT	24-SEP-15		CUSTODY	Elizabeth Ryan	VOA CUSTODY	VOA CUSTODY	Elizabeth Ryan
L1523745-37C Vial-B	INTACT	24-SEP-15	LOGIN	LOGIN	Ethan Leighton	CUSTODY	CUSTODY	Ethan Leighton
L1523745-38A Vial-B	INTACT	03-OCT-15	GC/MS	GC/MS	Piotr Duczmalewski	CUSTODY	VOA DEAD FRIDGE	CUST Piotr Duczmalewski
L1523745-38A Vial-B	INTACT	02-OCT-15		VOA CUSTODY	Briana Suffoletto	GC/MS	GC/MS	Briana Suffoletto
L1523745-38A Vial-B	INTACT	24-SEP-15		CUSTODY	Lan Tran	VOA CUSTODY	VOA CUSTODY	Lan Tran
L1523745-38A Vial-B	INTACT	24-SEP-15	LOGIN	LOGIN	Ethan Leighton	CUSTODY	CUSTODY	Ethan Leighton
L1523745-38B Vial-B	INTACT	29-SEP-15	GC/MS	GC/MS	Jackingson Celestin	CUSTODY	VOA DEAD FRIDGE	CUST Jackingson Celestin

Container ID Type	Status	Transaction Date	From Response	Location	To Operator	Response	Location	Operator
L1523745-38B Vial-B	INTACT	29-SEP-15	CUSTODY	VOA CUSTODY	Jackingson Celestin	GC/MS	GC/MS	Jackingson Celestin
L1523745-38B Vial-B	INTACT	24-SEP-15		CUSTODY	Elizabeth Ryan	VOA CUSTODY	VOA CUSTODY	Elizabeth Ryan
L1523745-38B Vial-B	INTACT	24-SEP-15	LOGIN	LOGIN	Ethan Leighton	CUSTODY	CUSTODY	Ethan Leighton
L1523745-38C Vial-B	INTACT	24-SEP-15		CUSTODY	Elizabeth Ryan	VOA CUSTODY	VOA CUSTODY	Elizabeth Ryan
L1523745-38C Vial-B	INTACT	24-SEP-15	LOGIN	LOGIN	Ethan Leighton	CUSTODY	CUSTODY	Ethan Leighton
L1523745-39A Vial-B	INTACT	03-OCT-15	GC/MS	GC/MS	Piotr Duczmalewski	CUSTODY	VOA DEAD FRIDGE	CUST Piotr Duczmalewski
L1523745-39A Vial-B	INTACT	02-OCT-15		VOA CUSTODY	Briana Suffoletto	GC/MS	GC/MS	Briana Suffoletto
L1523745-39A Vial-B	INTACT	24-SEP-15		CUSTODY	Lan Tran	VOA CUSTODY	VOA CUSTODY	Lan Tran
L1523745-39A Vial-B	INTACT	24-SEP-15	LOGIN	LOGIN	Ethan Leighton	CUSTODY	CUSTODY	Ethan Leighton
L1523745-39B Vial-B	INTACT	29-SEP-15	GC/MS	GC/MS	Jackingson Celestin	CUSTODY	VOA DEAD FRIDGE	CUST Jackingson Celestin
L1523745-39B Vial-B	INTACT	29-SEP-15	CUSTODY	VOA CUSTODY	Jackingson Celestin	GC/MS	GC/MS	Jackingson Celestin
L1523745-39B Vial-B	INTACT	24-SEP-15		CUSTODY	Elizabeth Ryan	VOA CUSTODY	VOA CUSTODY	Elizabeth Ryan
L1523745-39B Vial-B	INTACT	24-SEP-15	LOGIN	LOGIN	Ethan Leighton	CUSTODY	CUSTODY	Ethan Leighton
L1523745-39C Vial-B	INTACT	24-SEP-15		CUSTODY	Elizabeth Ryan	VOA CUSTODY	VOA CUSTODY	Elizabeth Ryan
L1523745-39C Vial-B	INTACT	24-SEP-15	LOGIN	LOGIN	Ethan Leighton	CUSTODY	CUSTODY	Ethan Leighton
L1523745-40A Vial-B	INTACT	03-OCT-15	GC/MS	GC/MS	Piotr Duczmalewski	CUSTODY	VOA DEAD FRIDGE	CUST Piotr Duczmalewski
L1523745-40A Vial-B	INTACT	02-OCT-15		VOA CUSTODY	Briana Suffoletto	GC/MS	GC/MS	Briana Suffoletto
L1523745-40A Vial-B	INTACT	24-SEP-15		CUSTODY	Lan Tran	VOA CUSTODY	VOA CUSTODY	Lan Tran
L1523745-40A Vial-B	INTACT	24-SEP-15	LOGIN	LOGIN	Ethan Leighton	CUSTODY	CUSTODY	Ethan Leighton
L1523745-40B Vial-B	INTACT	29-SEP-15	GC/MS	GC/MS	Jackingson Celestin	CUSTODY	VOA DEAD FRIDGE	CUST Jackingson Celestin
L1523745-40B Vial-B	INTACT	29-SEP-15	CUSTODY	VOA CUSTODY	Jackingson Celestin	GC/MS	GC/MS	Jackingson Celestin
L1523745-40B Vial-B	INTACT	24-SEP-15		CUSTODY	Elizabeth Ryan	VOA CUSTODY	VOA CUSTODY	Elizabeth Ryan
L1523745-40B Vial-B	INTACT	24-SEP-15	LOGIN	LOGIN	Ethan Leighton	CUSTODY	CUSTODY	Ethan Leighton
L1523745-40C Vial-B	INTACT	24-SEP-15		CUSTODY	Elizabeth Ryan	VOA CUSTODY	VOA CUSTODY	Elizabeth Ryan
L1523745-40C Vial-B	INTACT	24-SEP-15	LOGIN	LOGIN	Ethan Leighton	CUSTODY	CUSTODY	Ethan Leighton

Container ID Type	Status	Transaction Date	From Response	Location	To Operator	Response	Location	Operator
L1523745-41A Vial-B	INTACT	03-OCT-15	GC/MS	GC/MS	Piotr Duczmalewski	CUSTODY	VOA DEAD FRIDGE	CUST Piotr Duczmalewski
L1523745-41A Vial-B	INTACT	02-OCT-15		VOA CUSTODY	Briana Suffoletto	GC/MS	GC/MS	Briana Suffoletto
L1523745-41A Vial-B	INTACT	24-SEP-15		CUSTODY	Lan Tran	VOA CUSTODY	VOA CUSTODY	Lan Tran
L1523745-41A Vial-B	INTACT	24-SEP-15	LOGIN	LOGIN	Ethan Leighton	CUSTODY	CUSTODY	Ethan Leighton
L1523745-41B Vial-B	INTACT	29-SEP-15	GC/MS	GC/MS	Jackingson Celestin	CUSTODY	VOA DEAD FRIDGE	CUST Jackingson Celestin
L1523745-41B Vial-B	INTACT	29-SEP-15	CUSTODY	VOA CUSTODY	Jackingson Celestin	GC/MS	GC/MS	Jackingson Celestin
L1523745-41B Vial-B	INTACT	24-SEP-15		CUSTODY	Elizabeth Ryan	VOA CUSTODY	VOA CUSTODY	Elizabeth Ryan
L1523745-41B Vial-B	INTACT	24-SEP-15	LOGIN	LOGIN	Ethan Leighton	CUSTODY	CUSTODY	Ethan Leighton
L1523745-41C Vial-B	INTACT	24-SEP-15		CUSTODY	Elizabeth Ryan	VOA CUSTODY	VOA CUSTODY	Elizabeth Ryan
L1523745-41C Vial-B	INTACT	24-SEP-15	LOGIN	LOGIN	Ethan Leighton	CUSTODY	CUSTODY	Ethan Leighton
L1523745-42A Vial-B	INTACT	03-OCT-15	GC/MS	GC/MS	Piotr Duczmalewski	CUSTODY	VOA DEAD FRIDGE	CUST Piotr Duczmalewski
L1523745-42A Vial-B	INTACT	02-OCT-15		VOA CUSTODY	Briana Suffoletto	GC/MS	GC/MS	Briana Suffoletto
L1523745-42A Vial-B	INTACT	24-SEP-15		CUSTODY	Lan Tran	VOA CUSTODY	VOA CUSTODY	Lan Tran
L1523745-42A Vial-B	INTACT	24-SEP-15	LOGIN	LOGIN	Ethan Leighton	CUSTODY	CUSTODY	Ethan Leighton
L1523745-42B Vial-B	INTACT	29-SEP-15	GC/MS	GC/MS	Jackingson Celestin	CUSTODY	VOA DEAD FRIDGE	CUST Jackingson Celestin
L1523745-42B Vial-B	INTACT	29-SEP-15	CUSTODY	VOA CUSTODY	Jackingson Celestin	GC/MS	GC/MS	Jackingson Celestin
L1523745-42B Vial-B	INTACT	24-SEP-15		CUSTODY	Elizabeth Ryan	VOA CUSTODY	VOA CUSTODY	Elizabeth Ryan
L1523745-42B Vial-B	INTACT	24-SEP-15	LOGIN	LOGIN	Ethan Leighton	CUSTODY	CUSTODY	Ethan Leighton
L1523745-42C Vial-B	INTACT	24-SEP-15		CUSTODY	Elizabeth Ryan	VOA CUSTODY	VOA CUSTODY	Elizabeth Ryan
L1523745-42C Vial-B	INTACT	24-SEP-15	LOGIN	LOGIN	Ethan Leighton	CUSTODY	CUSTODY	Ethan Leighton
L1523745-43A Vial-B	INTACT	03-OCT-15	GC/MS	GC/MS	Piotr Duczmalewski	CUSTODY	VOA DEAD FRIDGE	CUST Piotr Duczmalewski
L1523745-43A Vial-B	INTACT	02-OCT-15		VOA CUSTODY	Briana Suffoletto	GC/MS	GC/MS	Briana Suffoletto
L1523745-43A Vial-B	INTACT	24-SEP-15		CUSTODY	Lan Tran	VOA CUSTODY	VOA CUSTODY	Lan Tran
L1523745-43A Vial-B	INTACT	24-SEP-15	LOGIN	LOGIN	Ethan Leighton	CUSTODY	CUSTODY	Ethan Leighton
L1523745-43B Vial-B	INTACT	29-SEP-15	GC/MS	GC/MS	Jackingson Celestin	CUSTODY	VOA DEAD FRIDGE	CUST Jackingson Celestin

Container ID Type	Status	Transaction Date	From Response	Location	To Operator	Response	Location	Operator
L1523745-43B Vial-B	INTACT	29-SEP-15	CUSTODY	VOA CUSTODY	Jackingson Celestin	GC/MS	GC/MS	Jackingson Celestin
L1523745-43B Vial-B	INTACT	24-SEP-15		CUSTODY	Elizabeth Ryan	VOA CUSTODY	VOA CUSTODY	Elizabeth Ryan
L1523745-43B Vial-B	INTACT	24-SEP-15	LOGIN	LOGIN	Ethan Leighton	CUSTODY	CUSTODY	Ethan Leighton
L1523745-43C Vial-B	INTACT	24-SEP-15		CUSTODY	Elizabeth Ryan	VOA CUSTODY	VOA CUSTODY	Elizabeth Ryan
L1523745-43C Vial-B	INTACT	24-SEP-15	LOGIN	LOGIN	Ethan Leighton	CUSTODY	CUSTODY	Ethan Leighton
L1523745-44A Vial-B	INTACT	03-OCT-15	GC/MS	GC/MS	Piotr Duczmalewski	CUSTODY	VOA DEAD FRIDGE	CUST Piotr Duczmalewski
L1523745-44A Vial-B	INTACT	02-OCT-15		VOA CUSTODY	Briana Suffoletto	GC/MS	GC/MS	Briana Suffoletto
L1523745-44A Vial-B	INTACT	24-SEP-15		CUSTODY	Lan Tran	VOA CUSTODY	VOA CUSTODY	Lan Tran
L1523745-44A Vial-B	INTACT	24-SEP-15	LOGIN	LOGIN	Ethan Leighton	CUSTODY	CUSTODY	Ethan Leighton
L1523745-44B Vial-B	INTACT	29-SEP-15	GC/MS	GC/MS	Jackingson Celestin	CUSTODY	VOA DEAD FRIDGE	CUST Jackingson Celestin
L1523745-44B Vial-B	INTACT	29-SEP-15	CUSTODY	VOA CUSTODY	Jackingson Celestin	GC/MS	GC/MS	Jackingson Celestin
L1523745-44B Vial-B	INTACT	24-SEP-15		CUSTODY	Elizabeth Ryan	VOA CUSTODY	VOA CUSTODY	Elizabeth Ryan
L1523745-44B Vial-B	INTACT	24-SEP-15	LOGIN	LOGIN	Ethan Leighton	CUSTODY	CUSTODY	Ethan Leighton
L1523745-44C Vial-B	INTACT	24-SEP-15		CUSTODY	Elizabeth Ryan	VOA CUSTODY	VOA CUSTODY	Elizabeth Ryan
L1523745-44C Vial-B	INTACT	24-SEP-15	LOGIN	LOGIN	Ethan Leighton	CUSTODY	CUSTODY	Ethan Leighton
L1523745-45A Vial-B	INTACT	03-OCT-15	GC/MS	GC/MS	Piotr Duczmalewski	CUSTODY	VOA DEAD FRIDGE	CUST Piotr Duczmalewski
L1523745-45A Vial-B	INTACT	02-OCT-15		VOA CUSTODY	Briana Suffoletto	GC/MS	GC/MS	Briana Suffoletto
L1523745-45A Vial-B	INTACT	24-SEP-15		CUSTODY	Lan Tran	VOA CUSTODY	VOA CUSTODY	Lan Tran
L1523745-45A Vial-B	INTACT	24-SEP-15	LOGIN	LOGIN	Ethan Leighton	CUSTODY	CUSTODY	Ethan Leighton
L1523745-45B Vial-B	INTACT	29-SEP-15	GC/MS	GC/MS	Jackingson Celestin	CUSTODY	VOA DEAD FRIDGE	CUST Jackingson Celestin
L1523745-45B Vial-B	INTACT	29-SEP-15	CUSTODY	VOA CUSTODY	Jackingson Celestin	GC/MS	GC/MS	Jackingson Celestin
L1523745-45B Vial-B	INTACT	24-SEP-15		CUSTODY	Elizabeth Ryan	VOA CUSTODY	VOA CUSTODY	Elizabeth Ryan
L1523745-45B Vial-B	INTACT	24-SEP-15	LOGIN	LOGIN	Ethan Leighton	CUSTODY	CUSTODY	Ethan Leighton
L1523745-45C Vial-B	INTACT	24-SEP-15		CUSTODY	Elizabeth Ryan	VOA CUSTODY	VOA CUSTODY	Elizabeth Ryan
L1523745-45C Vial-B	INTACT	24-SEP-15	LOGIN	LOGIN	Ethan Leighton	CUSTODY	CUSTODY	Ethan Leighton

Container ID Type	Status	Transaction Date	From Response	Location	To Operator	Response	Location	Operator
L1523745-46A Vial-B	INTACT	03-OCT-15	GC/MS	GC/MS	Piotr Duczmalewski	CUSTODY	VOA DEAD FRIDGE	CUST Piotr Duczmalewski
L1523745-46A Vial-B	INTACT	02-OCT-15		VOA CUSTODY	Briana Suffoletto	GC/MS	GC/MS	Briana Suffoletto
L1523745-46A Vial-B	INTACT	24-SEP-15		CUSTODY	Lan Tran	VOA CUSTODY	VOA CUSTODY	Lan Tran
L1523745-46A Vial-B	INTACT	24-SEP-15	LOGIN	LOGIN	Ethan Leighton	CUSTODY	CUSTODY	Ethan Leighton
L1523745-46B Vial-B	INTACT	29-SEP-15	GC/MS	GC/MS	Jackingson Celestin	CUSTODY	VOA DEAD FRIDGE	CUST Jackingson Celestin
L1523745-46B Vial-B	INTACT	29-SEP-15	CUSTODY	VOA CUSTODY	Jackingson Celestin	GC/MS	GC/MS	Jackingson Celestin
L1523745-46B Vial-B	INTACT	24-SEP-15		CUSTODY	Elizabeth Ryan	VOA CUSTODY	VOA CUSTODY	Elizabeth Ryan
L1523745-46B Vial-B	INTACT	24-SEP-15	LOGIN	LOGIN	Ethan Leighton	CUSTODY	CUSTODY	Ethan Leighton
L1523745-46C Vial-B	INTACT	24-SEP-15		CUSTODY	Elizabeth Ryan	VOA CUSTODY	VOA CUSTODY	Elizabeth Ryan
L1523745-46C Vial-B	INTACT	24-SEP-15	LOGIN	LOGIN	Ethan Leighton	CUSTODY	CUSTODY	Ethan Leighton
L1523745-47A Vial-B	INTACT	03-OCT-15	GC/MS	GC/MS	Piotr Duczmalewski	CUSTODY	VOA DEAD FRIDGE	CUST Piotr Duczmalewski
L1523745-47A Vial-B	INTACT	02-OCT-15		VOA CUSTODY	Briana Suffoletto	GC/MS	GC/MS	Briana Suffoletto
L1523745-47A Vial-B	INTACT	24-SEP-15		CUSTODY	Lan Tran	VOA CUSTODY	VOA CUSTODY	Lan Tran
L1523745-47A Vial-B	INTACT	24-SEP-15	LOGIN	LOGIN	Ethan Leighton	CUSTODY	CUSTODY	Ethan Leighton
L1523745-47B Vial-B	INTACT	29-SEP-15	GC/MS	GC/MS	Jackingson Celestin	CUSTODY	VOA DEAD FRIDGE	CUST Jackingson Celestin
L1523745-47B Vial-B	INTACT	29-SEP-15	CUSTODY	VOA CUSTODY	Jackingson Celestin	GC/MS	GC/MS	Jackingson Celestin
L1523745-47B Vial-B	INTACT	24-SEP-15		CUSTODY	Elizabeth Ryan	VOA CUSTODY	VOA CUSTODY	Elizabeth Ryan
L1523745-47B Vial-B	INTACT	24-SEP-15	LOGIN	LOGIN	Ethan Leighton	CUSTODY	CUSTODY	Ethan Leighton
L1523745-47C Vial-B	INTACT	24-SEP-15		CUSTODY	Elizabeth Ryan	VOA CUSTODY	VOA CUSTODY	Elizabeth Ryan
L1523745-47C Vial-B	INTACT	24-SEP-15	LOGIN	LOGIN	Ethan Leighton	CUSTODY	CUSTODY	Ethan Leighton
L1523745-48A Vial-B	INTACT	03-OCT-15	GC/MS	GC/MS	Piotr Duczmalewski	CUSTODY	VOA DEAD FRIDGE	CUST Piotr Duczmalewski
L1523745-48A Vial-B	INTACT	02-OCT-15		VOA CUSTODY	Briana Suffoletto	GC/MS	GC/MS	Briana Suffoletto
L1523745-48A Vial-B	INTACT	24-SEP-15		CUSTODY	Lan Tran	VOA CUSTODY	VOA CUSTODY	Lan Tran
L1523745-48A Vial-B	INTACT	24-SEP-15	LOGIN	LOGIN	Ethan Leighton	CUSTODY	CUSTODY	Ethan Leighton
L1523745-48B Vial-B	INTACT	29-SEP-15	GC/MS	GC/MS	Jackingson Celestin	CUSTODY	VOA DEAD FRIDGE	CUST Jackingson Celestin

Container ID Type	Status	Transaction Date	From Response	Location	To Operator	Response	Location	Operator
L1523745-48B Vial-B	INTACT	29-SEP-15	CUSTODY	VOA CUSTODY	Jackingson Celestin	GC/MS	GC/MS	Jackingson Celestin
L1523745-48B Vial-B	INTACT	24-SEP-15		CUSTODY	Elizabeth Ryan	VOA CUSTODY	VOA CUSTODY	Elizabeth Ryan
L1523745-48B Vial-B	INTACT	24-SEP-15	LOGIN	LOGIN	Ethan Leighton	CUSTODY	CUSTODY	Ethan Leighton
L1523745-48C Vial-B	INTACT	24-SEP-15		CUSTODY	Elizabeth Ryan	VOA CUSTODY	VOA CUSTODY	Elizabeth Ryan
L1523745-48C Vial-B	INTACT	24-SEP-15	LOGIN	LOGIN	Ethan Leighton	CUSTODY	CUSTODY	Ethan Leighton
L1523745-49A Vial-B	INTACT	03-OCT-15	GC/MS	GC/MS	Piotr Duczmalewski	CUSTODY	VOA DEAD FRIDGE	CUST Piotr Duczmalewski
L1523745-49A Vial-B	INTACT	02-OCT-15		VOA CUSTODY	Marco Soares	GC/MS	GC/MS	Marco Soares
L1523745-49A Vial-B	INTACT	24-SEP-15		CUSTODY	Lan Tran	VOA CUSTODY	VOA CUSTODY	Lan Tran
L1523745-49A Vial-B	INTACT	24-SEP-15	LOGIN	LOGIN	Ethan Leighton	CUSTODY	CUSTODY	Ethan Leighton
L1523745-49B Vial-B	INTACT	29-SEP-15	GC/MS	GC/MS	Jackingson Celestin	CUSTODY	VOA DEAD FRIDGE	CUST Jackingson Celestin
L1523745-49B Vial-B	INTACT	29-SEP-15	CUSTODY	VOA CUSTODY	Jackingson Celestin	GC/MS	GC/MS	Jackingson Celestin
L1523745-49B Vial-B	INTACT	24-SEP-15		CUSTODY	Elizabeth Ryan	VOA CUSTODY	VOA CUSTODY	Elizabeth Ryan
L1523745-49B Vial-B	INTACT	24-SEP-15	LOGIN	LOGIN	Ethan Leighton	CUSTODY	CUSTODY	Ethan Leighton
L1523745-49C Vial-B	INTACT	24-SEP-15		CUSTODY	Elizabeth Ryan	VOA CUSTODY	VOA CUSTODY	Elizabeth Ryan
L1523745-49C Vial-B	INTACT	24-SEP-15	LOGIN	LOGIN	Ethan Leighton	CUSTODY	CUSTODY	Ethan Leighton
L1523745-50A Vial-B	INTACT	03-OCT-15	GC/MS	GC/MS	Piotr Duczmalewski	CUSTODY	VOA DEAD FRIDGE	CUST Piotr Duczmalewski
L1523745-50A Vial-B	INTACT	02-OCT-15		VOA CUSTODY	Marco Soares	GC/MS	GC/MS	Marco Soares
L1523745-50A Vial-B	INTACT	24-SEP-15		CUSTODY	Lan Tran	VOA CUSTODY	VOA CUSTODY	Lan Tran
L1523745-50A Vial-B	INTACT	24-SEP-15	LOGIN	LOGIN	Ethan Leighton	CUSTODY	CUSTODY	Ethan Leighton
L1523745-50B Vial-B	INTACT	29-SEP-15	GC/MS	GC/MS	Jackingson Celestin	CUSTODY	VOA DEAD FRIDGE	CUST Jackingson Celestin
L1523745-50B Vial-B	INTACT	29-SEP-15	CUSTODY	VOA CUSTODY	Jackingson Celestin	GC/MS	GC/MS	Jackingson Celestin
L1523745-50B Vial-B	INTACT	24-SEP-15		CUSTODY	Elizabeth Ryan	VOA CUSTODY	VOA CUSTODY	Elizabeth Ryan
L1523745-50B Vial-B	INTACT	24-SEP-15	LOGIN	LOGIN	Ethan Leighton	CUSTODY	CUSTODY	Ethan Leighton
L1523745-50C Vial-B	INTACT	24-SEP-15		CUSTODY	Elizabeth Ryan	VOA CUSTODY	VOA CUSTODY	Elizabeth Ryan
L1523745-50C Vial-B	INTACT	24-SEP-15	LOGIN	LOGIN	Ethan Leighton	CUSTODY	CUSTODY	Ethan Leighton

Container ID Type	Status	Transaction Date	From Response	Location	To Operator	Response	Location	Operator
L1523745-51A Vial-B	INTACT	03-OCT-15	GC/MS	GC/MS	Piotr Duczmalewski	CUSTODY	VOA DEAD FRIDGE	CUST Piotr Duczmalewski
L1523745-51A Vial-B	INTACT	02-OCT-15		VOA CUSTODY	Marco Soares	GC/MS	GC/MS	Marco Soares
L1523745-51A Vial-B	INTACT	24-SEP-15		CUSTODY	Lan Tran	VOA CUSTODY	VOA CUSTODY	Lan Tran
L1523745-51A Vial-B	INTACT	24-SEP-15	LOGIN	LOGIN	Ethan Leighton	CUSTODY	CUSTODY	Ethan Leighton
L1523745-51B Vial-B	INTACT	29-SEP-15	GC/MS	GC/MS	Jackingson Celestin	CUSTODY	VOA DEAD FRIDGE	CUST Jackingson Celestin
L1523745-51B Vial-B	INTACT	29-SEP-15	CUSTODY	VOA CUSTODY	Jackingson Celestin	GC/MS	GC/MS	Jackingson Celestin
L1523745-51B Vial-B	INTACT	24-SEP-15		CUSTODY	Elizabeth Ryan	VOA CUSTODY	VOA CUSTODY	Elizabeth Ryan
L1523745-51B Vial-B	INTACT	24-SEP-15	LOGIN	LOGIN	Ethan Leighton	CUSTODY	CUSTODY	Ethan Leighton
L1523745-51C Vial-B	INTACT	24-SEP-15		CUSTODY	Elizabeth Ryan	VOA CUSTODY	VOA CUSTODY	Elizabeth Ryan
L1523745-51C Vial-B	INTACT	24-SEP-15	LOGIN	LOGIN	Ethan Leighton	CUSTODY	CUSTODY	Ethan Leighton
L1523745-52A Vial-B	INTACT	03-OCT-15	GC/MS	GC/MS	Piotr Duczmalewski	CUSTODY	VOA DEAD FRIDGE	CUST Piotr Duczmalewski
L1523745-52A Vial-B	INTACT	02-OCT-15		VOA CUSTODY	Marco Soares	GC/MS	GC/MS	Marco Soares
L1523745-52A Vial-B	INTACT	24-SEP-15		CUSTODY	Lan Tran	VOA CUSTODY	VOA CUSTODY	Lan Tran
L1523745-52A Vial-B	INTACT	24-SEP-15	LOGIN	LOGIN	Ethan Leighton	CUSTODY	CUSTODY	Ethan Leighton
L1523745-52B Vial-B	INTACT	29-SEP-15	GC/MS	GC/MS	Jackingson Celestin	CUSTODY	VOA DEAD FRIDGE	CUST Jackingson Celestin
L1523745-52B Vial-B	INTACT	29-SEP-15	CUSTODY	VOA CUSTODY	Jackingson Celestin	GC/MS	GC/MS	Jackingson Celestin
L1523745-52B Vial-B	INTACT	24-SEP-15		CUSTODY	Elizabeth Ryan	VOA CUSTODY	VOA CUSTODY	Elizabeth Ryan
L1523745-52B Vial-B	INTACT	24-SEP-15	LOGIN	LOGIN	Ethan Leighton	CUSTODY	CUSTODY	Ethan Leighton
L1523745-52C Vial-B	INTACT	24-SEP-15		CUSTODY	Elizabeth Ryan	VOA CUSTODY	VOA CUSTODY	Elizabeth Ryan
L1523745-52C Vial-B	INTACT	24-SEP-15	LOGIN	LOGIN	Ethan Leighton	CUSTODY	CUSTODY	Ethan Leighton
L1523745-53A Vial-B	INTACT	03-OCT-15	GC/MS	GC/MS	Piotr Duczmalewski	CUSTODY	VOA DEAD FRIDGE	CUST Piotr Duczmalewski
L1523745-53A Vial-B	INTACT	02-OCT-15		VOA CUSTODY	Marco Soares	GC/MS	GC/MS	Marco Soares
L1523745-53A Vial-B	INTACT	24-SEP-15		CUSTODY	Lan Tran	VOA CUSTODY	VOA CUSTODY	Lan Tran
L1523745-53A Vial-B	INTACT	24-SEP-15	LOGIN	LOGIN	Ethan Leighton	CUSTODY	CUSTODY	Ethan Leighton
L1523745-53B Vial-B	INTACT	29-SEP-15	GC/MS	GC/MS	Jackingson Celestin	CUSTODY	VOA DEAD FRIDGE	CUST Jackingson Celestin

Container ID Type	Status	Transaction Date	From Response	Location	To Operator	Response	Location	Operator
L1523745-53B Vial-B	INTACT	29-SEP-15	CUSTODY	VOA CUSTODY	Jackingson Celestin	GC/MS	GC/MS	Jackingson Celestin
L1523745-53B Vial-B	INTACT	24-SEP-15		CUSTODY	Elizabeth Ryan	VOA CUSTODY	VOA CUSTODY	Elizabeth Ryan
L1523745-53B Vial-B	INTACT	24-SEP-15	LOGIN	LOGIN	Ethan Leighton	CUSTODY	CUSTODY	Ethan Leighton
L1523745-53C Vial-B	INTACT	24-SEP-15		CUSTODY	Elizabeth Ryan	VOA CUSTODY	VOA CUSTODY	Elizabeth Ryan
L1523745-53C Vial-B	INTACT	24-SEP-15	LOGIN	LOGIN	Ethan Leighton	CUSTODY	CUSTODY	Ethan Leighton
L1523745-54A Vial-B	INTACT	03-OCT-15	GC/MS	GC/MS	Piotr Duczmalewski	CUSTODY	VOA DEAD FRIDGE	CUST Piotr Duczmalewski
L1523745-54A Vial-B	INTACT	02-OCT-15		VOA CUSTODY	Marco Soares	GC/MS	GC/MS	Marco Soares
L1523745-54A Vial-B	INTACT	24-SEP-15		CUSTODY	Lan Tran	VOA CUSTODY	VOA CUSTODY	Lan Tran
L1523745-54A Vial-B	INTACT	24-SEP-15	LOGIN	LOGIN	Ethan Leighton	CUSTODY	CUSTODY	Ethan Leighton
L1523745-54B Vial-B	INTACT	29-SEP-15	GC/MS	GC/MS	Jackingson Celestin	CUSTODY	VOA DEAD FRIDGE	CUST Jackingson Celestin
L1523745-54B Vial-B	INTACT	29-SEP-15	CUSTODY	VOA CUSTODY	Jackingson Celestin	GC/MS	GC/MS	Jackingson Celestin
L1523745-54B Vial-B	INTACT	24-SEP-15		CUSTODY	Elizabeth Ryan	VOA CUSTODY	VOA CUSTODY	Elizabeth Ryan
L1523745-54B Vial-B	INTACT	24-SEP-15	LOGIN	LOGIN	Ethan Leighton	CUSTODY	CUSTODY	Ethan Leighton
L1523745-54C Vial-B	INTACT	24-SEP-15		CUSTODY	Elizabeth Ryan	VOA CUSTODY	VOA CUSTODY	Elizabeth Ryan
L1523745-54C Vial-B	INTACT	24-SEP-15	LOGIN	LOGIN	Ethan Leighton	CUSTODY	CUSTODY	Ethan Leighton
L1523745-55A Vial-B	INTACT	03-OCT-15	GC/MS	GC/MS	Piotr Duczmalewski	CUSTODY	VOA DEAD FRIDGE	CUST Piotr Duczmalewski
L1523745-55A Vial-B	INTACT	02-OCT-15		VOA CUSTODY	Marco Soares	GC/MS	GC/MS	Marco Soares
L1523745-55A Vial-B	INTACT	24-SEP-15		CUSTODY	Lan Tran	VOA CUSTODY	VOA CUSTODY	Lan Tran
L1523745-55A Vial-B	INTACT	24-SEP-15	LOGIN	LOGIN	Ethan Leighton	CUSTODY	CUSTODY	Ethan Leighton
L1523745-55B Vial-B	INTACT	29-SEP-15	GC/MS	GC/MS	Jackingson Celestin	CUSTODY	VOA DEAD FRIDGE	CUST Jackingson Celestin
L1523745-55B Vial-B	INTACT	29-SEP-15	CUSTODY	VOA CUSTODY	Jackingson Celestin	GC/MS	GC/MS	Jackingson Celestin
L1523745-55B Vial-B	INTACT	24-SEP-15		CUSTODY	Elizabeth Ryan	VOA CUSTODY	VOA CUSTODY	Elizabeth Ryan
L1523745-55B Vial-B	INTACT	24-SEP-15	LOGIN	LOGIN	Ethan Leighton	CUSTODY	CUSTODY	Ethan Leighton
L1523745-55C Vial-B	INTACT	24-SEP-15		CUSTODY	Elizabeth Ryan	VOA CUSTODY	VOA CUSTODY	Elizabeth Ryan
L1523745-55C Vial-B	INTACT	24-SEP-15	LOGIN	LOGIN	Ethan Leighton	CUSTODY	CUSTODY	Ethan Leighton

Container ID Type	Status	Transaction Date	From Response	Location	To Operator	Response	Location	Operator
L1523745-56A Vial-B	INTACT	03-OCT-15	GC/MS	GC/MS	Piotr Duczmalewski	CUSTODY	VOA DEAD FRIDGE	CUST Piotr Duczmalewski
L1523745-56A Vial-B	INTACT	02-OCT-15		VOA CUSTODY	Marco Soares	GC/MS	GC/MS	Marco Soares
L1523745-56A Vial-B	INTACT	24-SEP-15		CUSTODY	Lan Tran	VOA CUSTODY	VOA CUSTODY	Lan Tran
L1523745-56A Vial-B	INTACT	24-SEP-15	LOGIN	LOGIN	Ethan Leighton	CUSTODY	CUSTODY	Ethan Leighton
L1523745-56B Vial-B	INTACT	24-SEP-15		CUSTODY	Elizabeth Ryan	VOA CUSTODY	VOA CUSTODY	Elizabeth Ryan
L1523745-56B Vial-B	INTACT	24-SEP-15	LOGIN	LOGIN	Ethan Leighton	CUSTODY	CUSTODY	Ethan Leighton
L1523745-56C Vial-B	INTACT	24-SEP-15		CUSTODY	Elizabeth Ryan	VOA CUSTODY	VOA CUSTODY	Elizabeth Ryan
L1523745-56C Vial-B	INTACT	24-SEP-15	LOGIN	LOGIN	Ethan Leighton	CUSTODY	CUSTODY	Ethan Leighton
L1523745-57A Vial-B	INTACT	03-OCT-15	GC/MS	GC/MS	Piotr Duczmalewski	CUSTODY	VOA DEAD FRIDGE	CUST Piotr Duczmalewski
L1523745-57A Vial-B	INTACT	02-OCT-15		VOA CUSTODY	Marco Soares	GC/MS	GC/MS	Marco Soares
L1523745-57A Vial-B	INTACT	24-SEP-15		CUSTODY	Lan Tran	VOA CUSTODY	VOA CUSTODY	Lan Tran
L1523745-57A Vial-B	INTACT	24-SEP-15	LOGIN	LOGIN	Ethan Leighton	CUSTODY	CUSTODY	Ethan Leighton
L1523745-57B Vial-B	INTACT	24-SEP-15		CUSTODY	Elizabeth Ryan	VOA CUSTODY	VOA CUSTODY	Elizabeth Ryan
L1523745-57B Vial-B	INTACT	24-SEP-15	LOGIN	LOGIN	Ethan Leighton	CUSTODY	CUSTODY	Ethan Leighton
L1523745-57C Vial-B	INTACT	24-SEP-15		CUSTODY	Elizabeth Ryan	VOA CUSTODY	VOA CUSTODY	Elizabeth Ryan
L1523745-57C Vial-B	INTACT	24-SEP-15	LOGIN	LOGIN	Ethan Leighton	CUSTODY	CUSTODY	Ethan Leighton
L1523745-57D Vial-B	INTACT	24-SEP-15		CUSTODY	Elizabeth Ryan	VOA CUSTODY	VOA CUSTODY	Elizabeth Ryan
L1523745-57D Vial-B	INTACT	24-SEP-15	LOGIN	LOGIN	Ethan Leighton	CUSTODY	CUSTODY	Ethan Leighton

Methodology Review

REFERENCES

1 Test Methods for Evaluating Solid Waste: Physical/Chemical Methods. EPA SW-846. Third Edition. Updates I - IV, 2007.

LIMITATION OF LIABILITIES

Alpha Analytical performs services with reasonable care and diligence normal to the analytical testing laboratory industry. In the event of an error, the sole and exclusive responsibility of Alpha Analytical shall be to re-perform the work at it's own expense. In no event shall Alpha Analytical be held liable for any incidental, consequential or special damages, including but not limited to, damages in any way connected with the use of, interpretation of, information or analysis provided by Alpha Analytical.

We strongly urge our clients to comply with EPA protocol regarding sample volume, preservation, cooling, containers, sampling procedures, holding time and splitting of samples in the field.

Laboratory Chronicle

Sample Receipt and Container Information

Were project specific reporting limits specified? YES

Reagent H2O Preserved Vials Frozen on: NA

Cooler Information Custody Seal

Cooler	
B	Present/Intact
A	Present/Intact

Container Information

Container ID	Container Type	Cooler	pH	Temp deg C	Pres	Seal	Analysis(*)
L1523745-01A	Vial HCl preserved	B	N/A	3.1	Y	Absent	NJ-8260(14)
L1523745-01B	Vial HCl preserved	B	N/A	3.1	Y	Absent	NJ-8260(14)
L1523745-01C	Vial HCl preserved	B	N/A	3.1	Y	Absent	NJ-8260(14)
L1523745-02A	Vial HCl preserved	B	N/A	3.1	Y	Absent	NJ-8260(14)
L1523745-02B	Vial HCl preserved	B	N/A	3.1	Y	Absent	NJ-8260(14)
L1523745-02C	Vial HCl preserved	B	N/A	3.1	Y	Absent	NJ-8260(14)
L1523745-03A	Vial HCl preserved	B	N/A	3.1	Y	Absent	NJ-8260(14)
L1523745-03B	Vial HCl preserved	B	N/A	3.1	Y	Absent	NJ-8260(14)
L1523745-03C	Vial HCl preserved	B	N/A	3.1	Y	Absent	NJ-8260(14)
L1523745-04A	Vial HCl preserved	A	N/A	2.8	Y	Absent	NJ-8260(14)
L1523745-04B	Vial HCl preserved	A	N/A	2.8	Y	Absent	NJ-8260(14)
L1523745-04C	Vial HCl preserved	A	N/A	2.8	Y	Absent	NJ-8260(14)
L1523745-05A	Vial HCl preserved	A	N/A	2.8	Y	Absent	NJ-8260(14)
L1523745-05B	Vial HCl preserved	A	N/A	2.8	Y	Absent	NJ-8260(14)
L1523745-05C	Vial HCl preserved	A	N/A	2.8	Y	Absent	NJ-8260(14)
L1523745-06A	Vial HCl preserved	B	N/A	3.1	Y	Absent	NJ-8260(14)
L1523745-06B	Vial HCl preserved	B	N/A	3.1	Y	Absent	NJ-8260(14)
L1523745-06C	Vial HCl preserved	B	N/A	3.1	Y	Absent	NJ-8260(14)
L1523745-07A	Vial HCl preserved	B	N/A	3.1	Y	Absent	NJ-8260(14)
L1523745-07B	Vial HCl preserved	B	N/A	3.1	Y	Absent	NJ-8260(14)
L1523745-07C	Vial HCl preserved	B	N/A	3.1	Y	Absent	NJ-8260(14)
L1523745-08A	Vial HCl preserved	B	N/A	3.1	Y	Absent	NJ-8260(14)
L1523745-08B	Vial HCl preserved	B	N/A	3.1	Y	Absent	NJ-8260(14)
L1523745-08C	Vial HCl preserved	B	N/A	3.1	Y	Absent	NJ-8260(14)
L1523745-09A	Vial HCl preserved	B	N/A	3.1	Y	Absent	NJ-8260(14)
L1523745-09B	Vial HCl preserved	B	N/A	3.1	Y	Absent	NJ-8260(14)

*Values in parentheses indicate holding time in days

Container Information

Container ID	Container Type	Cooler	pH	Temp deg C	Pres	Seal	Analysis(*)
L1523745-09C	Vial HCl preserved	B	N/A	3.1	Y	Absent	NJ-8260(14)
L1523745-10A	Vial HCl preserved	B	N/A	3.1	Y	Absent	NJ-8260(14)
L1523745-10B	Vial HCl preserved	B	N/A	3.1	Y	Absent	NJ-8260(14)
L1523745-10C	Vial HCl preserved	B	N/A	3.1	Y	Absent	NJ-8260(14)
L1523745-11A	Vial HCl preserved	B	N/A	3.1	Y	Absent	NJ-8260(14)
L1523745-11B	Vial HCl preserved	B	N/A	3.1	Y	Absent	NJ-8260(14)
L1523745-11C	Vial HCl preserved	B	N/A	3.1	Y	Absent	NJ-8260(14)
L1523745-12A	Vial HCl preserved	B	N/A	3.1	Y	Absent	NJ-8260(14)
L1523745-12B	Vial HCl preserved	B	N/A	3.1	Y	Absent	NJ-8260(14)
L1523745-12C	Vial HCl preserved	B	N/A	3.1	Y	Absent	NJ-8260(14)
L1523745-13A	Vial HCl preserved	B	N/A	3.1	Y	Absent	NJ-8260(14)
L1523745-13B	Vial HCl preserved	B	N/A	3.1	Y	Absent	NJ-8260(14)
L1523745-13C	Vial HCl preserved	B	N/A	3.1	Y	Absent	NJ-8260(14)
L1523745-14A	Vial HCl preserved	A	N/A	2.8	Y	Absent	NJ-8260(14)
L1523745-14B	Vial HCl preserved	A	N/A	2.8	Y	Absent	NJ-8260(14)
L1523745-14C	Vial HCl preserved	A	N/A	2.8	Y	Absent	NJ-8260(14)
L1523745-15A	Vial HCl preserved	A	N/A	2.8	Y	Absent	NJ-8260(14)
L1523745-15B	Vial HCl preserved	A	N/A	2.8	Y	Absent	NJ-8260(14)
L1523745-15C	Vial HCl preserved	A	N/A	2.8	Y	Absent	NJ-8260(14)
L1523745-16A	Vial HCl preserved	B	N/A	3.1	Y	Absent	NJ-8260(14)
L1523745-16B	Vial HCl preserved	B	N/A	3.1	Y	Absent	NJ-8260(14)
L1523745-16C	Vial HCl preserved	B	N/A	3.1	Y	Absent	NJ-8260(14)
L1523745-17A	Vial HCl preserved	B	N/A	3.1	Y	Absent	NJ-8260(14)
L1523745-17B	Vial HCl preserved	B	N/A	3.1	Y	Absent	NJ-8260(14)
L1523745-17C	Vial HCl preserved	B	N/A	3.1	Y	Absent	NJ-8260(14)
L1523745-18A	Vial HCl preserved	B	N/A	3.1	Y	Absent	NJ-8260(14)
L1523745-18B	Vial HCl preserved	B	N/A	3.1	Y	Absent	NJ-8260(14)
L1523745-18C	Vial HCl preserved	B	N/A	3.1	Y	Absent	NJ-8260(14)
L1523745-19A	Vial HCl preserved	B	N/A	3.1	Y	Absent	NJ-8260(14)
L1523745-19B	Vial HCl preserved	B	N/A	3.1	Y	Absent	NJ-8260(14)
L1523745-19C	Vial HCl preserved	B	N/A	3.1	Y	Absent	NJ-8260(14)
L1523745-20A	Vial HCl preserved	B	N/A	3.1	Y	Absent	NJ-8260(14)
L1523745-20B	Vial HCl preserved	B	N/A	3.1	Y	Absent	NJ-8260(14)
L1523745-20C	Vial HCl preserved	B	N/A	3.1	Y	Absent	NJ-8260(14)
L1523745-21A	Vial HCl preserved	B	N/A	3.1	Y	Absent	NJ-8260(14)
L1523745-21B	Vial HCl preserved	B	N/A	3.1	Y	Absent	NJ-8260(14)

*Values in parentheses indicate holding time in days

Container Information

Container ID	Container Type	Cooler	pH	Temp deg C	Pres	Seal	Analysis(*)
L1523745-21C	Vial HCl preserved	B	N/A	3.1	Y	Absent	NJ-8260(14)
L1523745-22A	Vial HCl preserved	A	N/A	2.8	Y	Absent	NJ-8260(14)
L1523745-22B	Vial HCl preserved	A	N/A	2.8	Y	Absent	NJ-8260(14)
L1523745-22C	Vial HCl preserved	A	N/A	2.8	Y	Absent	NJ-8260(14)
L1523745-23A	Vial HCl preserved	A	N/A	2.8	Y	Absent	NJ-8260(14)
L1523745-23B	Vial HCl preserved	A	N/A	2.8	Y	Absent	NJ-8260(14)
L1523745-23C	Vial HCl preserved	A	N/A	2.8	Y	Absent	NJ-8260(14)
L1523745-24A	Vial HCl preserved	A	N/A	2.8	Y	Absent	NJ-8260(14)
L1523745-24B	Vial HCl preserved	A	N/A	2.8	Y	Absent	NJ-8260(14)
L1523745-24C	Vial HCl preserved	A	N/A	2.8	Y	Absent	NJ-8260(14)
L1523745-25A	Vial HCl preserved	B	N/A	3.1	Y	Absent	NJ-8260(14)
L1523745-25B	Vial HCl preserved	B	N/A	3.1	Y	Absent	NJ-8260(14)
L1523745-25C	Vial HCl preserved	B	N/A	3.1	Y	Absent	NJ-8260(14)
L1523745-26A	Vial HCl preserved	B	N/A	3.1	Y	Absent	NJ-8260(14)
L1523745-26B	Vial HCl preserved	B	N/A	3.1	Y	Absent	NJ-8260(14)
L1523745-26C	Vial HCl preserved	B	N/A	3.1	Y	Absent	NJ-8260(14)
L1523745-27A	Vial HCl preserved	A	N/A	2.8	Y	Absent	NJ-8260(14)
L1523745-27B	Vial HCl preserved	A	N/A	2.8	Y	Absent	NJ-8260(14)
L1523745-27C	Vial HCl preserved	A	N/A	2.8	Y	Absent	NJ-8260(14)
L1523745-28A	Vial HCl preserved	A	N/A	2.8	Y	Absent	NJ-8260(14)
L1523745-28B	Vial HCl preserved	A	N/A	2.8	Y	Absent	NJ-8260(14)
L1523745-28C	Vial HCl preserved	A	N/A	2.8	Y	Absent	NJ-8260(14)
L1523745-29A	Vial HCl preserved	A	N/A	2.8	Y	Absent	NJ-8260(14)
L1523745-29B	Vial HCl preserved	A	N/A	2.8	Y	Absent	NJ-8260(14)
L1523745-29C	Vial HCl preserved	A	N/A	2.8	Y	Absent	NJ-8260(14)
L1523745-30A	Vial HCl preserved	A	N/A	2.8	Y	Absent	NJ-8260(14)
L1523745-30B	Vial HCl preserved	A	N/A	2.8	Y	Absent	NJ-8260(14)
L1523745-30C	Vial HCl preserved	A	N/A	2.8	Y	Absent	NJ-8260(14)
L1523745-31A	Vial HCl preserved	B	N/A	3.1	Y	Absent	NJ-8260(14)
L1523745-31B	Vial HCl preserved	B	N/A	3.1	Y	Absent	NJ-8260(14)
L1523745-31C	Vial HCl preserved	B	N/A	3.1	Y	Absent	NJ-8260(14)
L1523745-32A	Vial HCl preserved	B	N/A	3.1	Y	Absent	NJ-8260(14)
L1523745-32B	Vial HCl preserved	B	N/A	3.1	Y	Absent	NJ-8260(14)
L1523745-32C	Vial HCl preserved	B	N/A	3.1	Y	Absent	NJ-8260(14)
L1523745-33A	Vial HCl preserved	B	N/A	3.1	Y	Absent	NJ-8260(14)
L1523745-33B	Vial HCl preserved	B	N/A	3.1	Y	Absent	NJ-8260(14)

*Values in parentheses indicate holding time in days

Container Information

Container ID	Container Type	Cooler	pH	Temp deg C	Pres	Seal	Analysis(*)
L1523745-33C	Vial HCl preserved	B	N/A	3.1	Y	Absent	NJ-8260(14)
L1523745-34A	Vial HCl preserved	B	N/A	3.1	Y	Absent	NJ-8260(14)
L1523745-34B	Vial HCl preserved	B	N/A	3.1	Y	Absent	NJ-8260(14)
L1523745-34C	Vial HCl preserved	B	N/A	3.1	Y	Absent	NJ-8260(14)
L1523745-35A	Vial HCl preserved	B	N/A	3.1	Y	Absent	NJ-8260(14)
L1523745-35B	Vial HCl preserved	B	N/A	3.1	Y	Absent	NJ-8260(14)
L1523745-35C	Vial HCl preserved	B	N/A	3.1	Y	Absent	NJ-8260(14)
L1523745-36A	Vial HCl preserved	B	N/A	3.1	Y	Absent	NJ-8260(14)
L1523745-36B	Vial HCl preserved	B	N/A	3.1	Y	Absent	NJ-8260(14)
L1523745-36C	Vial HCl preserved	B	N/A	3.1	Y	Absent	NJ-8260(14)
L1523745-37A	Vial HCl preserved	B	N/A	3.1	Y	Absent	NJ-8260(14)
L1523745-37B	Vial HCl preserved	B	N/A	3.1	Y	Absent	NJ-8260(14)
L1523745-37C	Vial HCl preserved	B	N/A	3.1	Y	Absent	NJ-8260(14)
L1523745-38A	Vial HCl preserved	B	N/A	3.1	Y	Absent	NJ-8260(14)
L1523745-38B	Vial HCl preserved	B	N/A	3.1	Y	Absent	NJ-8260(14)
L1523745-38C	Vial HCl preserved	B	N/A	3.1	Y	Absent	NJ-8260(14)
L1523745-39A	Vial HCl preserved	B	N/A	3.1	Y	Absent	NJ-8260(14)
L1523745-39B	Vial HCl preserved	B	N/A	3.1	Y	Absent	NJ-8260(14)
L1523745-39C	Vial HCl preserved	B	N/A	3.1	Y	Absent	NJ-8260(14)
L1523745-40A	Vial HCl preserved	B	N/A	3.1	Y	Absent	NJ-8260(14)
L1523745-40B	Vial HCl preserved	B	N/A	3.1	Y	Absent	NJ-8260(14)
L1523745-40C	Vial HCl preserved	B	N/A	3.1	Y	Absent	NJ-8260(14)
L1523745-41A	Vial HCl preserved	B	N/A	3.1	Y	Absent	NJ-8260(14)
L1523745-41B	Vial HCl preserved	B	N/A	3.1	Y	Absent	NJ-8260(14)
L1523745-41C	Vial HCl preserved	B	N/A	3.1	Y	Absent	NJ-8260(14)
L1523745-42A	Vial HCl preserved	B	N/A	3.1	Y	Absent	NJ-8260(14)
L1523745-42B	Vial HCl preserved	B	N/A	3.1	Y	Absent	NJ-8260(14)
L1523745-42C	Vial HCl preserved	B	N/A	3.1	Y	Absent	NJ-8260(14)
L1523745-43A	Vial HCl preserved	B	N/A	3.1	Y	Absent	NJ-8260(14)
L1523745-43B	Vial HCl preserved	B	N/A	3.1	Y	Absent	NJ-8260(14)
L1523745-43C	Vial HCl preserved	B	N/A	3.1	Y	Absent	NJ-8260(14)
L1523745-44A	Vial HCl preserved	B	N/A	3.1	Y	Absent	NJ-8260(14)
L1523745-44B	Vial HCl preserved	B	N/A	3.1	Y	Absent	NJ-8260(14)
L1523745-44C	Vial HCl preserved	B	N/A	3.1	Y	Absent	NJ-8260(14)
L1523745-45A	Vial HCl preserved	A	N/A	2.8	Y	Absent	NJ-8260(14)
L1523745-45B	Vial HCl preserved	A	N/A	2.8	Y	Absent	NJ-8260(14)

*Values in parentheses indicate holding time in days

Container Information

Container ID	Container Type	Cooler	pH	Temp deg C	Pres	Seal	Analysis(*)
L1523745-45C	Vial HCl preserved	A	N/A	2.8	Y	Absent	NJ-8260(14)
L1523745-46A	Vial HCl preserved	B	N/A	3.1	Y	Absent	NJ-8260(14)
L1523745-46B	Vial HCl preserved	B	N/A	3.1	Y	Absent	NJ-8260(14)
L1523745-46C	Vial HCl preserved	B	N/A	3.1	Y	Absent	NJ-8260(14)
L1523745-47A	Vial HCl preserved	B	N/A	3.1	Y	Absent	NJ-8260(14)
L1523745-47B	Vial HCl preserved	B	N/A	3.1	Y	Absent	NJ-8260(14)
L1523745-47C	Vial HCl preserved	B	N/A	3.1	Y	Absent	NJ-8260(14)
L1523745-48A	Vial HCl preserved	B	N/A	3.1	Y	Absent	NJ-8260(14)
L1523745-48B	Vial HCl preserved	B	N/A	3.1	Y	Absent	NJ-8260(14)
L1523745-48C	Vial HCl preserved	B	N/A	3.1	Y	Absent	NJ-8260(14)
L1523745-49A	Vial HCl preserved	B	N/A	3.1	Y	Absent	NJ-8260(14)
L1523745-49B	Vial HCl preserved	B	N/A	3.1	Y	Absent	NJ-8260(14)
L1523745-49C	Vial HCl preserved	B	N/A	3.1	Y	Absent	NJ-8260(14)
L1523745-50A	Vial HCl preserved	A	N/A	2.8	Y	Absent	NJ-8260(14)
L1523745-50B	Vial HCl preserved	A	N/A	2.8	Y	Absent	NJ-8260(14)
L1523745-50C	Vial HCl preserved	A	N/A	2.8	Y	Absent	NJ-8260(14)
L1523745-51A	Vial HCl preserved	B	N/A	3.1	Y	Absent	NJ-8260(14)
L1523745-51B	Vial HCl preserved	B	N/A	3.1	Y	Absent	NJ-8260(14)
L1523745-51C	Vial HCl preserved	B	N/A	3.1	Y	Absent	NJ-8260(14)
L1523745-52A	Vial HCl preserved	B	N/A	3.1	Y	Absent	NJ-8260(14)
L1523745-52B	Vial HCl preserved	B	N/A	3.1	Y	Absent	NJ-8260(14)
L1523745-52C	Vial HCl preserved	B	N/A	3.1	Y	Absent	NJ-8260(14)
L1523745-53A	Vial HCl preserved	B	N/A	3.1	Y	Absent	NJ-8260(14)
L1523745-53B	Vial HCl preserved	B	N/A	3.1	Y	Absent	NJ-8260(14)
L1523745-53C	Vial HCl preserved	B	N/A	3.1	Y	Absent	NJ-8260(14)
L1523745-54A	Vial HCl preserved	B	N/A	3.1	Y	Absent	NJ-8260(14)
L1523745-54B	Vial HCl preserved	B	N/A	3.1	Y	Absent	NJ-8260(14)
L1523745-54C	Vial HCl preserved	B	N/A	3.1	Y	Absent	NJ-8260(14)
L1523745-55A	Vial HCl preserved	B	N/A	3.1	Y	Absent	NJ-8260(14)
L1523745-55B	Vial HCl preserved	B	N/A	3.1	Y	Absent	NJ-8260(14)
L1523745-55C	Vial HCl preserved	B	N/A	3.1	Y	Absent	NJ-8260(14)
L1523745-56A	Vial HCl preserved	A	N/A	2.8	Y	Absent	NJ-8260(14)
L1523745-56B	Vial HCl preserved	A	N/A	2.8	Y	Absent	NJ-8260(14)
L1523745-56C	Vial HCl preserved	A	N/A	2.8	Y	Absent	NJ-8260(14)
L1523745-57A	Vial HCl preserved	A	N/A	2.8	Y	Absent	NJ-8260(14)
L1523745-57B	Vial HCl preserved	A	N/A	2.8	Y	Absent	NJ-8260(14)

*Values in parentheses indicate holding time in days

Container Information

Container ID	Container Type	Cooler	pH	Temp deg C	Pres	Seal	Analysis(*)
L1523745-57C	Vial HCl preserved	A	N/A	2.8	Y	Absent	NJ-8260(14)
L1523745-57D	Vial HCl preserved	A	N/A	2.8	Y	Absent	NJ-8260(14)

*Values in parentheses indicate holding time in days

NJ DEP
Data of Known Quality Protocols
Conformance/Non-Conformance
Summary Questionnaire

NJ DEP Data of Known Quality Protocols
Conformance/Non-Conformance
Summary Questionnaire

1	For each analytical method referenced in this laboratory report package, were all specified QA/QC performance criteria followed, including the requirement to explain any criteria falling outside of acceptable guidelines, as specified in the NJDEP Data of Known Quality performance standards?	YES
1a	Were the method specified handling, preservation, and holding time requirements met?	YES
1b	EPH Method: Was the EPH Method conducted without significant modifications (see Section 11.3 of respective DKQ methods)?	N/A
2	Were all samples received by the laboratory in a condition consistent with that described on the associated chain-of-custody document(s)?	YES
3	Were all samples received at an appropriate temperature (4 ± 2° C)?	YES
4	Were all QA/QC performance criteria specified in the NJDEP DKQP standards achieved?	NO
5a	Were reporting limits specified or referenced on the chain-of-custody or communicated to the laboratory prior to sample receipt?	YES
5b	Were these reporting limits met?	NO
6	For each analytical method referenced in this laboratory report package, were results reported for all constituents identified in the method-specific analyte lists presented in the DKQP documents and/or site-specific QAPP?	YES
7	Are project-specific matrix spikes and/or laboratory duplicates included in this data set?	NO

Note: For all questions to which the response was "No" (with the exception of question #7), additional information must be provided in an attached narrative. If the answer to question #1, #1a or #1b is "No", the data package does not meet the requirements for "Data of Known Quality".

Conformance/Non-Conformance Summary

Case Narrative

The samples were received in accordance with the Chain of Custody and no significant deviations were encountered during the preparation or analysis unless otherwise noted. Sample Receipt, Container Information, and the Chain of Custody are located at the back of the report.

Results contained within this report relate only to the samples submitted under this Alpha Lab Number and meet all of the requirements of NELAC, for all NELAC accredited parameters. The data presented in this report is organized by parameter (i.e. VOC, SVOC, etc.). Sample specific Quality Control data (i.e. Surrogate Spike Recovery) is reported at the end of the target analyte list for each individual sample, followed by the Laboratory Batch Quality Control at the end of each parameter. If a sample was re-analyzed or re-extracted due to a required quality control corrective action and if both sets of data are reported, the Laboratory ID of the re-analysis or re-extraction is designated with an "R" or "RE", respectively. When multiple Batch Quality Control elements are reported (e.g. more than one LCS), the associated samples for each element are noted in the grey shaded header line of each data table. Any Laboratory Batch, Sample Specific % recovery or RPD value that is outside the listed Acceptance Criteria is bolded in the report. Performance criteria for CAM and RCP methods allow for some LCS compound failures to occur and still be within method compliance. In these instances, the specific failures are not narrated but are noted in the associated QC table. This information is also incorporated in the Data Usability format for our Data Merger tool where it can be reviewed along with any associated usability implications. Soil/sediments, solids and tissues are reported on a dry weight basis unless otherwise noted. Definitions of all data qualifiers and acronyms used in this report are provided in the Glossary located at the back of the report.

In reference to questions H (CAM) or 4 (RCP) when "NO" is checked, the performance criteria for CAM and RCP methods allow for some quality control failures to occur and still be within method compliance. In these instances the specific failure is not narrated but noted in the associated QC table. The information is also incorporated in the Data Usability format of our Data Merger tool where it can be reviewed along with any associated usability implications.

Please see the associated ADEx data file for a comparison of laboratory reporting limits that were achieved with the regulatory Numerical Standards requested on the Chain of Custody.

HOLD POLICY
For samples submitted on hold, Alpha's policy is to hold samples free of charge for 30 days from the date the project is completed. After 30 days, we will dispose of all samples submitted including those put on hold unless you have contacted your Client Service Representative and made arrangements for Alpha to continue to hold the samples.

Please contact Client Services at 800-624-9220 with any questions.

Report Submission

All non-detect (ND) or estimated concentrations (J-qualified) have been quantitated to the limit noted in the

Case Narrative (continued)

MDL column.

DKQP Related Narratives

Volatile Organics

In reference to question 5b:

L1523745-01 through -57: One or more of the target analytes did not achieve the requested regulatory limits.

In reference to question 4:

WG827098-2, WG827102-1/-2, and WG827568-1/-2: One or more compounds failed to meet the DKQP recovery and/or RPD limits. Please refer to the QC section of the report for specific details.

I, the undersigned, attest under the pains and penalties of perjury that, to the best of my knowledge and belief and based upon my personal inquiry of those responsible for providing the information contained in this analytical report, such information is accurate and complete. This certificate of analysis is not complete unless this page accompanies any and all pages of this report.

Authorized Signature: Cristen Walker Report Date: 10/04/15

Title: Technical Director/Representative

Glossary

GLOSSARY

Acronyms

EDL - Estimated Detection Limit: This value represents the level to which target analyte concentrations are reported as estimated values, when those target analyte concentrations are quantified below the reporting limit (RL). The EDL includes any adjustments from dilutions, concentrations or moisture content, where applicable. The use of EDLs is specific to the analysis of PAHs using Solid-Phase Microextraction (SPME).

EPA - Environmental Protection Agency.

LCS - Laboratory Control Sample: A sample matrix, free from the analytes of interest, spiked with verified known amounts of analytes or a material containing known and verified amounts of analytes.

LCSD - Laboratory Control Sample Duplicate: Refer to LCS.

LFB - Laboratory Fortified Blank: A sample matrix, free from the analytes of interest, spiked with verified known amounts of analytes or a material containing known and verified amounts of analytes.

MDL - Method Detection Limit: This value represents the level to which target analyte concentrations are reported as estimated values, when those target analyte concentrations are quantified below the reporting limit (RL). The MDL includes any adjustments from dilutions, concentrations or moisture content, where applicable.

MS - Matrix Spike Sample: A sample prepared by adding a known mass of target analyte to a specified amount of matrix sample for which an independent estimate of target analyte concentration is available.

MSD - Matrix Spike Sample Duplicate: Refer to MS.

NA - Not Applicable.

NC - Not Calculated: Term is utilized when one or more of the results utilized in the calculation are non-detect at the parameter's reporting unit.

NI - Not Ignitable.

NP - Non-Plastic: Term is utilized for the analysis of Atterberg Limits in soil.

RL - Reporting Limit: The value at which an instrument can accurately measure an analyte at a specific concentration. The RL includes any adjustments from dilutions, concentrations or moisture content, where applicable.

RPD - Relative Percent Difference: The results from matrix and/or matrix spike duplicates are primarily designed to assess the precision of analytical results in a given matrix and are expressed as relative percent difference (RPD). Values which are less than five times the reporting limit for any individual parameter are evaluated by utilizing the absolute difference between the values; although the RPD value will be provided in the report.

SRM - Standard Reference Material: A reference sample of a known or certified value that is of the same or similar matrix as the associated field samples.

TIC - Tentatively Identified Compound: A compound that has been identified to be present and is not part of the target compound list (TCL) for the method and/or program. All TICs are qualitatively identified and reported as estimated concentrations.

Footnotes

1 - The reference for this analyte should be considered modified since this analyte is absent from the target analyte list of the original method.

Terms

Total: With respect to Organic analyses, a 'Total' result is defined as the summation of results for individual isomers or Aroclors. If a 'Total' result is requested, the results of its individual components will also be reported. This is applicable to 'Total' results for methods 8260, 8081 and 8082.

Analytical Method: Both the document from which the method originates and the analytical reference method. (Example: EPA 8260B is shown as 1,8260B.) The codes for the reference method documents are provided in the References section of the Addendum.

Data Qualifiers

A - Spectra identified as "Aldol Condensation Product".

B - The analyte was detected above the reporting limit in the associated method blank. Flag only applies to associated field samples that have detectable concentrations of the analyte at less than ten times (10x) the concentration found in the blank. For MCP-related projects, flag only applies to associated field samples that have detectable concentrations of the analyte at less than ten times (10x) the concentration found in the blank. For DOD-related projects, flag only applies to associated field samples that have detectable concentrations of the analyte at less than ten times (10x) the concentration found in the blank AND the analyte was detected above one-half the reporting limit (or above the reporting limit for common lab contaminants) in the associated method blank. For NJ-Air-related projects, flag only applies to associated field samples that have detectable concentrations of the analyte above the reporting limit. For NJ-related projects (excluding Air), flag only applies to associated field samples that have detectable concentrations of the analyte, which was detected above the reporting limit in the associated method blank or above five times the reporting limit for common lab contaminants (Phthalates, Acetone, Methylene Chloride, 2-Butanone).

C - Co-elution: The target analyte co-elutes with a known lab standard (i.e. surrogate, internal standards, etc.) for co-extracted analyses.

Report Format: DU Report with 'J' Qualifiers

Data Qualifiers

D - Concentration of analyte was quantified from diluted analysis. Flag only applies to field samples that have detectable concentrations of the analyte.

E - Concentration of analyte exceeds the range of the calibration curve and/or linear range of the instrument.

G - The concentration may be biased high due to matrix interferences (i.e, co-elution) with non-target compound(s). The result should be considered estimated.

H - The analysis of pH was performed beyond the regulatory-required holding time of 15 minutes from the time of sample collection.

I - The lower value for the two columns has been reported due to obvious interference.

M - Reporting Limit (RL) exceeds the MCP CAM Reporting Limit for this analyte.

NJ - Presumptive evidence of compound. This represents an estimated concentration for Tentatively Identified Compounds (TICs), where the identification is based on a mass spectral library search.

P - The RPD between the results for the two columns exceeds the method-specified criteria.

Q - The quality control sample exceeds the associated acceptance criteria. For DOD-related projects, LCS and/or Continuing Calibration Standard exceedences are also qualified on all associated sample results. Note: This flag is not applicable for matrix spike recoveries when the sample concentration is greater than 4x the spike added or for batch duplicate RPD when the sample concentrations are less than 5x the RL. (Metals only.)

R - Analytical results are from sample re-analysis.

RE - Analytical results are from sample re-extraction.

S - Analytical results are from modified screening analysis.

J - Estimated value. The Target analyte concentration is below the quantitation limit (RL), but above the Method Detection Limit (MDL) or Estimated Detection Limit (EDL) for SPME-related analyses. This represents an estimated concentration for Tentatively Identified Compounds (TICs).

ND - Not detected at the method detection limit (MDL) for the sample, or estimated detection limit (EDL) for SPME-related analyses.

Report Format: DU Report with 'J' Qualifiers

Organics

GC/MS 8260
Analysis

Sample Results Summary

Form 1
Volatile Organics

Client	: Tetra Tech GEO	Lab Number	: L1523745
Project Name	: LOCKHEED-NORTH PLAINFIELD	Project Number	: 117-0507.600
Lab ID	: L1523745-01	Date Collected	: 09/22/15 09:10
Client ID	: MW-1S-A	Date Received	: 09/23/15
Sample Location	: NORTH PLAINFIELD	Date Analyzed	: 10/01/15 19:04
Sample Matrix	: WATER	Dilution Factor	: 1
Analytical Method	: 1,8260C	Analyst	: PD
Lab File ID	: 1001A20	Instrument ID	: VOA101.I
Sample Amount	: 10 ml	GC Column	: RTX-502.2
Level	: LOW	%Solids	: N/A
Extract Volume (MeOH)	: N/A	Injection Volume	: N/A

		ug/L			
CAS NO.	Parameter	Results	RL	MDL	Qualifier
96-12-8	1,2-Dibromo-3-chloropropane	ND	2.5	0.32	U
123-91-1	1,4-Dioxane	ND	250	41.	U
106-93-4	1,2-Dibromoethane	ND	2.0	0.10	U
75-09-2	Methylene chloride	ND	2.5	0.27	U
75-34-3	1,1-Dichloroethane	ND	0.75	0.21	U
67-66-3	Chloroform	1.3	0.75	0.16	
56-23-5	Carbon tetrachloride	ND	0.50	0.10	U
78-87-5	1,2-Dichloropropane	ND	1.0	0.11	U
124-48-1	Dibromochloromethane	ND	0.50	0.15	U
79-00-5	1,1,2-Trichloroethane	ND	0.75	0.09	U
127-18-4	Tetrachloroethene	1.4	0.50	0.09	
108-90-7	Chlorobenzene	ND	0.50	0.07	U
75-69-4	Trichlorofluoromethane	ND	2.5	0.10	U
107-06-2	1,2-Dichloroethane	ND	0.50	0.11	U
71-55-6	1,1,1-Trichloroethane	ND	0.50	0.10	U
75-27-4	Bromodichloromethane	ND	0.50	0.19	U
10061-02-6	trans-1,3-Dichloropropene	ND	0.50	0.15	U
10061-01-5	cis-1,3-Dichloropropene	ND	0.50	0.14	U
542-75-6	1,3-Dichloropropene, Total	ND	0.50	0.14	U
75-25-2	Bromoform	ND	2.0	0.25	U
79-34-5	1,1,2,2-Tetrachloroethane	ND	0.50	0.09	U
71-43-2	Benzene	ND	0.50	0.09	U
108-88-3	Toluene	ND	0.75	0.16	U
100-41-4	Ethylbenzene	ND	0.50	0.10	U
74-87-3	Chloromethane	ND	2.5	0.09	U
74-83-9	Bromomethane	ND	1.0	0.26	U
75-01-4	Vinyl chloride	ND	1.0	0.07	U

Form 1
Volatile Organics

Client	: Tetra Tech GEO	Lab Number	: L1523745
Project Name	: LOCKHEED-NORTH PLAINFIELD	Project Number	: 117-0507.600
Lab ID	: L1523745-01	Date Collected	: 09/22/15 09:10
Client ID	: MW-1S-A	Date Received	: 09/23/15
Sample Location	: NORTH PLAINFIELD	Date Analyzed	: 10/01/15 19:04
Sample Matrix	: WATER	Dilution Factor	: 1
Analytical Method	: 1,8260C	Analyst	: PD
Lab File ID	: 1001A20	Instrument ID	: VOA101.I
Sample Amount	: 10 ml	GC Column	: RTX-502.2
Level	: LOW	%Solids	: N/A
Extract Volume (MeOH)	: N/A	Injection Volume	: N/A

		ug/L			
CAS NO.	Parameter	Results	RL	MDL	Qualifier
75-00-3	Chloroethane	ND	1.0	0.13	U
75-35-4	1,1-Dichloroethene	ND	0.50	0.09	U
156-60-5	trans-1,2-Dichloroethene	ND	0.75	0.16	U
79-01-6	Trichloroethene	1.1	0.50	0.11	
95-50-1	1,2-Dichlorobenzene	ND	2.5	0.07	U
541-73-1	1,3-Dichlorobenzene	ND	2.5	0.07	U
106-46-7	1,4-Dichlorobenzene	ND	2.5	0.08	U
1634-04-4	Methyl tert butyl ether	ND	1.0	0.15	U
179601-23-1	p/m-Xylene	ND	1.0	0.18	U
95-47-6	o-Xylene	ND	1.0	0.17	U
1330-20-7	Xylene (Total)	ND	1.0	0.17	U
156-59-2	cis-1,2-Dichloroethene	0.14	0.50	0.11	J
540-59-0	1,2-Dichloroethene (total)	0.14	0.50	0.11	J
100-42-5	Styrene	ND	1.0	0.12	U
75-71-8	Dichlorodifluoromethane	ND	5.0	0.19	U
67-64-1	Acetone	8.6	5.0	1.5	
75-15-0	Carbon disulfide	0.20	5.0	0.09	J
78-93-3	2-Butanone	ND	5.0	1.9	U
108-10-1	4-Methyl-2-pentanone	ND	5.0	0.26	U
591-78-6	2-Hexanone	ND	5.0	0.14	U
74-97-5	Bromochloromethane	ND	2.5	0.13	U
98-82-8	Isopropylbenzene	ND	0.50	0.11	U
87-61-6	1,2,3-Trichlorobenzene	0.29	2.5	0.12	J
120-82-1	1,2,4-Trichlorobenzene	0.24	2.5	0.12	J
79-20-9	Methyl Acetate	ND	2.0	0.23	U
110-82-7	Cyclohexane	ND	10	0.27	U
108-87-2	Methyl cyclohexane	ND	10	0.40	U

Form 1
Volatile Organics

Client	: Tetra Tech GEO	**Lab Number**	: L1523745
Project Name	: LOCKHEED-NORTH PLAINFIELD	**Project Number**	: 117-0507.600
Lab ID	: L1523745-01	**Date Collected**	: 09/22/15 09:10
Client ID	: MW-1S-A	**Date Received**	: 09/23/15
Sample Location	: NORTH PLAINFIELD	**Date Analyzed**	: 10/01/15 19:04
Sample Matrix	: WATER	**Dilution Factor**	: 1
Analytical Method	: 1,8260C	**Analyst**	: PD
Lab File ID	: 1001A20	**Instrument ID**	: VOA101.I
Sample Amount	: 10 ml	**GC Column**	: RTX-502.2
Level	: LOW	**%Solids**	: N/A
Extract Volume (MeOH)	: N/A	**Injection Volume**	: N/A

		ug/L			
CAS NO.	**Parameter**	**Results**	**RL**	**MDL**	**Qualifier**
76-13-1	1,1,2-Trichloro-1,2,2-Trifluoroethane	1.5	2.5	0.15	J

Tentatively Identified Compounds
Volatile Organics

Client	: Tetra Tech GEO	**Lab Number**	: L1523745
Project Name	: LOCKHEED-NORTH PLAINFIELD	**Project Number**	: 117-0507.600
Lab ID	: L1523745-01	**Date Collected**	: 09/22/15 09:10
Client ID	: MW-1S-A	**Date Received**	: 09/23/15
Sample Location	: NORTH PLAINFIELD	**Date Analyzed**	: 10/01/15 19:04
Sample Matrix	: WATER	**Dilution Factor**	: 1
Analytical Method	: 1,8260C	**Analyst**	: PD
Lab File ID	: 1001A20	**Instrument ID**	: VOA101.I
Sample Amount	: 10 ml	**GC Column**	: RTX-502.2
Level	: LOW	**%Solids**	: N/A
Extract Volume (MeOH)	: N/A	**Injection Volume**	: N/A

Number TICS found: 2 **Concentration Units: ug/L**

CAS Number	Compound Name	RT	EST. CONC.	Qualifier
7446-09-5	Sulfur dioxide	1.82	5.9	NJ
	Total TIC Compounds		5.9J	J

Form 1
Volatile Organics

Client	: Tetra Tech GEO	Lab Number	: L1523745
Project Name	: LOCKHEED-NORTH PLAINFIELD	Project Number	: 117-0507.600
Lab ID	: L1523745-02	Date Collected	: 09/22/15 09:15
Client ID	: MW-1S-B	Date Received	: 09/23/15
Sample Location	: NORTH PLAINFIELD	Date Analyzed	: 10/01/15 19:33
Sample Matrix	: WATER	Dilution Factor	: 1
Analytical Method	: 1,8260C	Analyst	: PD
Lab File ID	: 1001A21	Instrument ID	: VOA101.I
Sample Amount	: 10 ml	GC Column	: RTX-502.2
Level	: LOW	%Solids	: N/A
Extract Volume (MeOH)	: N/A	Injection Volume	: N/A

		ug/L			
CAS NO.	Parameter	Results	RL	MDL	Qualifier
96-12-8	1,2-Dibromo-3-chloropropane	ND	2.5	0.32	U
123-91-1	1,4-Dioxane	ND	250	41.	U
106-93-4	1,2-Dibromoethane	ND	2.0	0.10	U
75-09-2	Methylene chloride	ND	2.5	0.27	U
75-34-3	1,1-Dichloroethane	ND	0.75	0.21	U
67-66-3	Chloroform	0.75	0.75	0.16	
56-23-5	Carbon tetrachloride	ND	0.50	0.10	U
78-87-5	1,2-Dichloropropane	ND	1.0	0.11	U
124-48-1	Dibromochloromethane	ND	0.50	0.15	U
79-00-5	1,1,2-Trichloroethane	ND	0.75	0.09	U
127-18-4	Tetrachloroethene	0.30	0.50	0.09	J
108-90-7	Chlorobenzene	ND	0.50	0.07	U
75-69-4	Trichlorofluoromethane	ND	2.5	0.10	U
107-06-2	1,2-Dichloroethane	ND	0.50	0.11	U
71-55-6	1,1,1-Trichloroethane	ND	0.50	0.10	U
75-27-4	Bromodichloromethane	ND	0.50	0.19	U
10061-02-6	trans-1,3-Dichloropropene	ND	0.50	0.15	U
10061-01-5	cis-1,3-Dichloropropene	ND	0.50	0.14	U
542-75-6	1,3-Dichloropropene, Total	ND	0.50	0.14	U
75-25-2	Bromoform	ND	2.0	0.25	U
79-34-5	1,1,2,2-Tetrachloroethane	ND	0.50	0.09	U
71-43-2	Benzene	ND	0.50	0.09	U
108-88-3	Toluene	ND	0.75	0.16	U
100-41-4	Ethylbenzene	ND	0.50	0.10	U
74-87-3	Chloromethane	ND	2.5	0.09	U
74-83-9	Bromomethane	ND	1.0	0.26	U
75-01-4	Vinyl chloride	ND	1.0	0.07	U

Form 1
Volatile Organics

Client	: Tetra Tech GEO	Lab Number	: L1523745
Project Name	: LOCKHEED-NORTH PLAINFIELD	Project Number	: 117-0507.600
Lab ID	: L1523745-02	Date Collected	: 09/22/15 09:15
Client ID	: MW-1S-B	Date Received	: 09/23/15
Sample Location	: NORTH PLAINFIELD	Date Analyzed	: 10/01/15 19:33
Sample Matrix	: WATER	Dilution Factor	: 1
Analytical Method	: 1,8260C	Analyst	: PD
Lab File ID	: 1001A21	Instrument ID	: VOA101.I
Sample Amount	: 10 ml	GC Column	: RTX-502.2
Level	: LOW	%Solids	: N/A
Extract Volume (MeOH)	: N/A	Injection Volume	: N/A

		ug/L			
CAS NO.	Parameter	Results	RL	MDL	Qualifier
75-00-3	Chloroethane	ND	1.0	0.13	U
75-35-4	1,1-Dichloroethene	ND	0.50	0.09	U
156-60-5	trans-1,2-Dichloroethene	ND	0.75	0.16	U
79-01-6	Trichloroethene	2.4	0.50	0.11	
95-50-1	1,2-Dichlorobenzene	ND	2.5	0.07	U
541-73-1	1,3-Dichlorobenzene	ND	2.5	0.07	U
106-46-7	1,4-Dichlorobenzene	ND	2.5	0.08	U
1634-04-4	Methyl tert butyl ether	ND	1.0	0.15	U
179601-23-1	p/m-Xylene	ND	1.0	0.18	U
95-47-6	o-Xylene	ND	1.0	0.17	U
1330-20-7	Xylene (Total)	ND	1.0	0.17	U
156-59-2	cis-1,2-Dichloroethene	ND	0.50	0.11	U
540-59-0	1,2-Dichloroethene (total)	ND	0.50	0.11	U
100-42-5	Styrene	ND	1.0	0.12	U
75-71-8	Dichlorodifluoromethane	ND	5.0	0.19	U
67-64-1	Acetone	9.0	5.0	1.5	
75-15-0	Carbon disulfide	0.16	5.0	0.09	J
78-93-3	2-Butanone	ND	5.0	1.9	U
108-10-1	4-Methyl-2-pentanone	ND	5.0	0.26	U
591-78-6	2-Hexanone	ND	5.0	0.14	U
74-97-5	Bromochloromethane	ND	2.5	0.13	U
98-82-8	Isopropylbenzene	ND	0.50	0.11	U
87-61-6	1,2,3-Trichlorobenzene	ND	2.5	0.12	U
120-82-1	1,2,4-Trichlorobenzene	ND	2.5	0.12	U
79-20-9	Methyl Acetate	ND	2.0	0.23	U
110-82-7	Cyclohexane	ND	10	0.27	U
108-87-2	Methyl cyclohexane	ND	10	0.40	U

Form 1
Volatile Organics

Client	: Tetra Tech GEO	**Lab Number**	: L1523745
Project Name	: LOCKHEED-NORTH PLAINFIELD	**Project Number**	: 117-0507.600
Lab ID	: L1523745-02	**Date Collected**	: 09/22/15 09:15
Client ID	: MW-1S-B	**Date Received**	: 09/23/15
Sample Location	: NORTH PLAINFIELD	**Date Analyzed**	: 10/01/15 19:33
Sample Matrix	: WATER	**Dilution Factor**	: 1
Analytical Method	: 1,8260C	**Analyst**	: PD
Lab File ID	: 1001A21	**Instrument ID**	: VOA101.I
Sample Amount	: 10 ml	**GC Column**	: RTX-502.2
Level	: LOW	**%Solids**	: N/A
Extract Volume (MeOH)	: N/A	**Injection Volume**	: N/A

		ug/L			
CAS NO.	**Parameter**	**Results**	**RL**	**MDL**	**Qualifier**
76-13-1	1,1,2-Trichloro-1,2,2-Trifluoroethane	0.54	2.5	0.15	J

Tentatively Identified Compounds
Volatile Organics

Client	: Tetra Tech GEO	**Lab Number**	: L1523745
Project Name	: LOCKHEED-NORTH PLAINFIELD	**Project Number**	: 117-0507.600
Lab ID	: L1523745-02	**Date Collected**	: 09/22/15 09:15
Client ID	: MW-1S-B	**Date Received**	: 09/23/15
Sample Location	: NORTH PLAINFIELD	**Date Analyzed**	: 10/01/15 19:33
Sample Matrix	: WATER	**Dilution Factor**	: 1
Analytical Method	: 1,8260C	**Analyst**	: PD
Lab File ID	: 1001A21	**Instrument ID**	: VOA101.I
Sample Amount	: 10 ml	**GC Column**	: RTX-502.2
Level	: LOW	**%Solids**	: N/A
Extract Volume (MeOH)	: N/A	**Injection Volume**	: N/A

Number TICS found: 2 **Concentration Units: ug/L**

CAS Number	Compound Name	RT	EST. CONC.	Qualifier
	Unknown	1.84	3.6	J
	Total TIC Compounds		3.6J	J

Form 1
Volatile Organics

Client	: Tetra Tech GEO	Lab Number	: L1523745
Project Name	: LOCKHEED-NORTH PLAINFIELD	Project Number	: 117-0507.600
Lab ID	: L1523745-03	Date Collected	: 09/22/15 09:05
Client ID	: MW-1I	Date Received	: 09/23/15
Sample Location	: NORTH PLAINFIELD	Date Analyzed	: 10/01/15 20:02
Sample Matrix	: WATER	Dilution Factor	: 1
Analytical Method	: 1,8260C	Analyst	: PD
Lab File ID	: 1001A22	Instrument ID	: VOA101.I
Sample Amount	: 10 ml	GC Column	: RTX-502.2
Level	: LOW	%Solids	: N/A
Extract Volume (MeOH)	: N/A	Injection Volume	: N/A

		ug/L			
CAS NO.	Parameter	Results	RL	MDL	Qualifier
96-12-8	1,2-Dibromo-3-chloropropane	ND	2.5	0.32	U
123-91-1	1,4-Dioxane	ND	250	41.	U
106-93-4	1,2-Dibromoethane	ND	2.0	0.10	U
75-09-2	Methylene chloride	ND	2.5	0.27	U
75-34-3	1,1-Dichloroethane	ND	0.75	0.21	U
67-66-3	Chloroform	ND	0.75	0.16	U
56-23-5	Carbon tetrachloride	ND	0.50	0.10	U
78-87-5	1,2-Dichloropropane	ND	1.0	0.11	U
124-48-1	Dibromochloromethane	ND	0.50	0.15	U
79-00-5	1,1,2-Trichloroethane	ND	0.75	0.09	U
127-18-4	Tetrachloroethene	ND	0.50	0.09	U
108-90-7	Chlorobenzene	ND	0.50	0.07	U
75-69-4	Trichlorofluoromethane	ND	2.5	0.10	U
107-06-2	1,2-Dichloroethane	ND	0.50	0.11	U
71-55-6	1,1,1-Trichloroethane	ND	0.50	0.10	U
75-27-4	Bromodichloromethane	ND	0.50	0.19	U
10061-02-6	trans-1,3-Dichloropropene	ND	0.50	0.15	U
10061-01-5	cis-1,3-Dichloropropene	ND	0.50	0.14	U
542-75-6	1,3-Dichloropropene, Total	ND	0.50	0.14	U
75-25-2	Bromoform	ND	2.0	0.25	U
79-34-5	1,1,2,2-Tetrachloroethane	ND	0.50	0.09	U
71-43-2	Benzene	ND	0.50	0.09	U
108-88-3	Toluene	ND	0.75	0.16	U
100-41-4	Ethylbenzene	ND	0.50	0.10	U
74-87-3	Chloromethane	ND	2.5	0.09	U
74-83-9	Bromomethane	4.3	1.0	0.26	
75-01-4	Vinyl chloride	ND	1.0	0.07	U

Form 1
Volatile Organics

Client	: Tetra Tech GEO	Lab Number	: L1523745
Project Name	: LOCKHEED-NORTH PLAINFIELD	Project Number	: 117-0507.600
Lab ID	: L1523745-03	Date Collected	: 09/22/15 09:05
Client ID	: MW-1I	Date Received	: 09/23/15
Sample Location	: NORTH PLAINFIELD	Date Analyzed	: 10/01/15 20:02
Sample Matrix	: WATER	Dilution Factor	: 1
Analytical Method	: 1,8260C	Analyst	: PD
Lab File ID	: 1001A22	Instrument ID	: VOA101.I
Sample Amount	: 10 ml	GC Column	: RTX-502.2
Level	: LOW	%Solids	: N/A
Extract Volume (MeOH)	: N/A	Injection Volume	: N/A

		ug/L			
CAS NO.	Parameter	Results	RL	MDL	Qualifier
75-00-3	Chloroethane	ND	1.0	0.13	U
75-35-4	1,1-Dichloroethene	ND	0.50	0.09	U
156-60-5	trans-1,2-Dichloroethene	ND	0.75	0.16	U
79-01-6	Trichloroethene	44	0.50	0.11	
95-50-1	1,2-Dichlorobenzene	ND	2.5	0.07	U
541-73-1	1,3-Dichlorobenzene	ND	2.5	0.07	U
106-46-7	1,4-Dichlorobenzene	ND	2.5	0.08	U
1634-04-4	Methyl tert butyl ether	ND	1.0	0.15	U
179601-23-1	p/m-Xylene	ND	1.0	0.18	U
95-47-6	o-Xylene	ND	1.0	0.17	U
1330-20-7	Xylene (Total)	ND	1.0	0.17	U
156-59-2	cis-1,2-Dichloroethene	0.67	0.50	0.11	
540-59-0	1,2-Dichloroethene (total)	0.67	0.50	0.11	
100-42-5	Styrene	ND	1.0	0.12	U
75-71-8	Dichlorodifluoromethane	ND	5.0	0.19	U
67-64-1	Acetone	8.9	5.0	1.5	
75-15-0	Carbon disulfide	0.20	5.0	0.09	J
78-93-3	2-Butanone	ND	5.0	1.9	U
108-10-1	4-Methyl-2-pentanone	ND	5.0	0.26	U
591-78-6	2-Hexanone	ND	5.0	0.14	U
74-97-5	Bromochloromethane	ND	2.5	0.13	U
98-82-8	Isopropylbenzene	ND	0.50	0.11	U
87-61-6	1,2,3-Trichlorobenzene	ND	2.5	0.12	U
120-82-1	1,2,4-Trichlorobenzene	ND	2.5	0.12	U
79-20-9	Methyl Acetate	ND	2.0	0.23	U
110-82-7	Cyclohexane	ND	10	0.27	U
108-87-2	Methyl cyclohexane	ND	10	0.40	U

Form 1
Volatile Organics

Client	: Tetra Tech GEO	**Lab Number**	: L1523745
Project Name	: LOCKHEED-NORTH PLAINFIELD	**Project Number**	: 117-0507.600
Lab ID	: L1523745-03	**Date Collected**	: 09/22/15 09:05
Client ID	: MW-1I	**Date Received**	: 09/23/15
Sample Location	: NORTH PLAINFIELD	**Date Analyzed**	: 10/01/15 20:02
Sample Matrix	: WATER	**Dilution Factor**	: 1
Analytical Method	: 1,8260C	**Analyst**	: PD
Lab File ID	: 1001A22	**Instrument ID**	: VOA101.I
Sample Amount	: 10 ml	**GC Column**	: RTX-502.2
Level	: LOW	**%Solids**	: N/A
Extract Volume (MeOH)	: N/A	**Injection Volume**	: N/A

		ug/L			
CAS NO.	**Parameter**	**Results**	**RL**	**MDL**	**Qualifier**
76-13-1	1,1,2-Trichloro-1,2,2-Trifluoroethane	0.25	2.5	0.15	J

Tentatively Identified Compounds
Volatile Organics

Client	: Tetra Tech GEO	**Lab Number**	: L1523745
Project Name	: LOCKHEED-NORTH PLAINFIELD	**Project Number**	: 117-0507.600
Lab ID	: L1523745-03	**Date Collected**	: 09/22/15 09:05
Client ID	: MW-1I	**Date Received**	: 09/23/15
Sample Location	: NORTH PLAINFIELD	**Date Analyzed**	: 10/01/15 20:02
Sample Matrix	: WATER	**Dilution Factor**	: 1
Analytical Method	: 1,8260C	**Analyst**	: PD
Lab File ID	: 1001A22	**Instrument ID**	: VOA101.I
Sample Amount	: 10 ml	**GC Column**	: RTX-502.2
Level	: LOW	**%Solids**	: N/A
Extract Volume (MeOH)	: N/A	**Injection Volume**	: N/A

Number TICS found: 2 **Concentration Units: ug/L**

CAS Number	Compound Name	RT	EST. CONC.	Qualifier
	Unknown	1.85	3	J
	Total TIC Compounds		3.0J	J

Form 1
Volatile Organics

Client	: Tetra Tech GEO	Lab Number	: L1523745
Project Name	: LOCKHEED-NORTH PLAINFIELD	Project Number	: 117-0507.600
Lab ID	: L1523745-04	Date Collected	: 09/22/15 11:10
Client ID	: MW-2D	Date Received	: 09/23/15
Sample Location	: NORTH PLAINFIELD	Date Analyzed	: 10/01/15 20:31
Sample Matrix	: WATER	Dilution Factor	: 1
Analytical Method	: 1,8260C	Analyst	: PD
Lab File ID	: 1001A23	Instrument ID	: VOA101.I
Sample Amount	: 10 ml	GC Column	: RTX-502.2
Level	: LOW	%Solids	: N/A
Extract Volume (MeOH)	: N/A	Injection Volume	: N/A

		ug/L			
CAS NO.	Parameter	Results	RL	MDL	Qualifier
96-12-8	1,2-Dibromo-3-chloropropane	ND	2.5	0.32	U
123-91-1	1,4-Dioxane	ND	250	41.	U
106-93-4	1,2-Dibromoethane	ND	2.0	0.10	U
75-09-2	Methylene chloride	ND	2.5	0.27	U
75-34-3	1,1-Dichloroethane	ND	0.75	0.21	U
67-66-3	Chloroform	0.21	0.75	0.16	J
56-23-5	Carbon tetrachloride	ND	0.50	0.10	U
78-87-5	1,2-Dichloropropane	ND	1.0	0.11	U
124-48-1	Dibromochloromethane	ND	0.50	0.15	U
79-00-5	1,1,2-Trichloroethane	ND	0.75	0.09	U
127-18-4	Tetrachloroethene	ND	0.50	0.09	U
108-90-7	Chlorobenzene	ND	0.50	0.07	U
75-69-4	Trichlorofluoromethane	ND	2.5	0.10	U
107-06-2	1,2-Dichloroethane	ND	0.50	0.11	U
71-55-6	1,1,1-Trichloroethane	ND	0.50	0.10	U
75-27-4	Bromodichloromethane	ND	0.50	0.19	U
10061-02-6	trans-1,3-Dichloropropene	ND	0.50	0.15	U
10061-01-5	cis-1,3-Dichloropropene	ND	0.50	0.14	U
542-75-6	1,3-Dichloropropene, Total	ND	0.50	0.14	U
75-25-2	Bromoform	ND	2.0	0.25	U
79-34-5	1,1,2,2-Tetrachloroethane	ND	0.50	0.09	U
71-43-2	Benzene	ND	0.50	0.09	U
108-88-3	Toluene	ND	0.75	0.16	U
100-41-4	Ethylbenzene	ND	0.50	0.10	U
74-87-3	Chloromethane	ND	2.5	0.09	U
74-83-9	Bromomethane	ND	1.0	0.26	U
75-01-4	Vinyl chloride	ND	1.0	0.07	U

Form 1
Volatile Organics

Client	: Tetra Tech GEO	Lab Number	: L1523745
Project Name	: LOCKHEED-NORTH PLAINFIELD	Project Number	: 117-0507.600
Lab ID	: L1523745-04	Date Collected	: 09/22/15 11:10
Client ID	: MW-2D	Date Received	: 09/23/15
Sample Location	: NORTH PLAINFIELD	Date Analyzed	: 10/01/15 20:31
Sample Matrix	: WATER	Dilution Factor	: 1
Analytical Method	: 1,8260C	Analyst	: PD
Lab File ID	: 1001A23	Instrument ID	: VOA101.I
Sample Amount	: 10 ml	GC Column	: RTX-502.2
Level	: LOW	%Solids	: N/A
Extract Volume (MeOH)	: N/A	Injection Volume	: N/A

		ug/L			
CAS NO.	Parameter	Results	RL	MDL	Qualifier
75-00-3	Chloroethane	ND	1.0	0.13	U
75-35-4	1,1-Dichloroethene	ND	0.50	0.09	U
156-60-5	trans-1,2-Dichloroethene	ND	0.75	0.16	U
79-01-6	Trichloroethene	ND	0.50	0.11	U
95-50-1	1,2-Dichlorobenzene	ND	2.5	0.07	U
541-73-1	1,3-Dichlorobenzene	ND	2.5	0.07	U
106-46-7	1,4-Dichlorobenzene	ND	2.5	0.08	U
1634-04-4	Methyl tert butyl ether	ND	1.0	0.15	U
179601-23-1	p/m-Xylene	ND	1.0	0.18	U
95-47-6	o-Xylene	ND	1.0	0.17	U
1330-20-7	Xylene (Total)	ND	1.0	0.17	U
156-59-2	cis-1,2-Dichloroethene	ND	0.50	0.11	U
540-59-0	1,2-Dichloroethene (total)	ND	0.50	0.11	U
100-42-5	Styrene	ND	1.0	0.12	U
75-71-8	Dichlorodifluoromethane	ND	5.0	0.19	U
67-64-1	Acetone	6.6	5.0	1.5	
75-15-0	Carbon disulfide	0.13	5.0	0.09	J
78-93-3	2-Butanone	ND	5.0	1.9	U
108-10-1	4-Methyl-2-pentanone	ND	5.0	0.26	U
591-78-6	2-Hexanone	ND	5.0	0.14	U
74-97-5	Bromochloromethane	ND	2.5	0.13	U
98-82-8	Isopropylbenzene	ND	0.50	0.11	U
87-61-6	1,2,3-Trichlorobenzene	ND	2.5	0.12	U
120-82-1	1,2,4-Trichlorobenzene	ND	2.5	0.12	U
79-20-9	Methyl Acetate	ND	2.0	0.23	U
110-82-7	Cyclohexane	ND	10	0.27	U
108-87-2	Methyl cyclohexane	ND	10	0.40	U

Form 1
Volatile Organics

Client	: Tetra Tech GEO	**Lab Number**	: L1523745
Project Name	: LOCKHEED-NORTH PLAINFIELD	**Project Number**	: 117-0507.600
Lab ID	: L1523745-04	**Date Collected**	: 09/22/15 11:10
Client ID	: MW-2D	**Date Received**	: 09/23/15
Sample Location	: NORTH PLAINFIELD	**Date Analyzed**	: 10/01/15 20:31
Sample Matrix	: WATER	**Dilution Factor**	: 1
Analytical Method	: 1,8260C	**Analyst**	: PD
Lab File ID	: 1001A23	**Instrument ID**	: VOA101.I
Sample Amount	: 10 ml	**GC Column**	: RTX-502.2
Level	: LOW	**%Solids**	: N/A
Extract Volume (MeOH)	: N/A	**Injection Volume**	: N/A

		ug/L			
CAS NO.	**Parameter**	**Results**	**RL**	**MDL**	**Qualifier**
76-13-1	1,1,2-Trichloro-1,2,2-Trifluoroethane	ND	2.5	0.15	U

Tentatively Identified Compounds
Volatile Organics

Client	: Tetra Tech GEO	**Lab Number**	: L1523745
Project Name	: LOCKHEED-NORTH PLAINFIELD	**Project Number**	: 117-0507.600
Lab ID	: L1523745-04	**Date Collected**	: 09/22/15 11:10
Client ID	: MW-2D	**Date Received**	: 09/23/15
Sample Location	: NORTH PLAINFIELD	**Date Analyzed**	: 10/01/15 20:31
Sample Matrix	: WATER	**Dilution Factor**	: 1
Analytical Method	: 1,8260C	**Analyst**	: PD
Lab File ID	: 1001A23	**Instrument ID**	: VOA101.I
Sample Amount	: 10 ml	**GC Column**	: RTX-502.2
Level	: LOW	**%Solids**	: N/A
Extract Volume (MeOH)	: N/A	**Injection Volume**	: N/A

Number TICS found: 2 **Concentration Units: ug/L**

CAS Number	Compound Name	RT	EST. CONC.	Qualifier
	Unknown	1.88	2.5	J
	Total TIC Compounds		2.5J	J

Form 1
Volatile Organics

Client	: Tetra Tech GEO	Lab Number	: L1523745
Project Name	: LOCKHEED-NORTH PLAINFIELD	Project Number	: 117-0507.600
Lab ID	: L1523745-05	Date Collected	: 09/22/15 11:15
Client ID	: MW-2I	Date Received	: 09/23/15
Sample Location	: NORTH PLAINFIELD	Date Analyzed	: 10/01/15 21:00
Sample Matrix	: WATER	Dilution Factor	: 1
Analytical Method	: 1,8260C	Analyst	: PD
Lab File ID	: 1001A24	Instrument ID	: VOA101.I
Sample Amount	: 10 ml	GC Column	: RTX-502.2
Level	: LOW	%Solids	: N/A
Extract Volume (MeOH)	: N/A	Injection Volume	: N/A

		ug/L			
CAS NO.	Parameter	Results	RL	MDL	Qualifier
96-12-8	1,2-Dibromo-3-chloropropane	ND	2.5	0.32	U
123-91-1	1,4-Dioxane	ND	250	41.	U
106-93-4	1,2-Dibromoethane	ND	2.0	0.10	U
75-09-2	Methylene chloride	ND	2.5	0.27	U
75-34-3	1,1-Dichloroethane	ND	0.75	0.21	U
67-66-3	Chloroform	0.99	0.75	0.16	
56-23-5	Carbon tetrachloride	ND	0.50	0.10	U
78-87-5	1,2-Dichloropropane	ND	1.0	0.11	U
124-48-1	Dibromochloromethane	ND	0.50	0.15	U
79-00-5	1,1,2-Trichloroethane	ND	0.75	0.09	U
127-18-4	Tetrachloroethene	0.21	0.50	0.09	J
108-90-7	Chlorobenzene	ND	0.50	0.07	U
75-69-4	Trichlorofluoromethane	0.35	2.5	0.10	J
107-06-2	1,2-Dichloroethane	ND	0.50	0.11	U
71-55-6	1,1,1-Trichloroethane	ND	0.50	0.10	U
75-27-4	Bromodichloromethane	ND	0.50	0.19	U
10061-02-6	trans-1,3-Dichloropropene	ND	0.50	0.15	U
10061-01-5	cis-1,3-Dichloropropene	ND	0.50	0.14	U
542-75-6	1,3-Dichloropropene, Total	ND	0.50	0.14	U
75-25-2	Bromoform	ND	2.0	0.25	U
79-34-5	1,1,2,2-Tetrachloroethane	ND	0.50	0.09	U
71-43-2	Benzene	ND	0.50	0.09	U
108-88-3	Toluene	ND	0.75	0.16	U
100-41-4	Ethylbenzene	ND	0.50	0.10	U
74-87-3	Chloromethane	ND	2.5	0.09	U
74-83-9	Bromomethane	ND	1.0	0.26	U
75-01-4	Vinyl chloride	ND	1.0	0.07	U

Form 1
Volatile Organics

Client	: Tetra Tech GEO	Lab Number	: L1523745
Project Name	: LOCKHEED-NORTH PLAINFIELD	Project Number	: 117-0507.600
Lab ID	: L1523745-05	Date Collected	: 09/22/15 11:15
Client ID	: MW-2I	Date Received	: 09/23/15
Sample Location	: NORTH PLAINFIELD	Date Analyzed	: 10/01/15 21:00
Sample Matrix	: WATER	Dilution Factor	: 1
Analytical Method	: 1,8260C	Analyst	: PD
Lab File ID	: 1001A24	Instrument ID	: VOA101.I
Sample Amount	: 10 ml	GC Column	: RTX-502.2
Level	: LOW	%Solids	: N/A
Extract Volume (MeOH)	: N/A	Injection Volume	: N/A

		ug/L			
CAS NO.	Parameter	Results	RL	MDL	Qualifier
75-00-3	Chloroethane	ND	1.0	0.13	U
75-35-4	1,1-Dichloroethene	ND	0.50	0.09	U
156-60-5	trans-1,2-Dichloroethene	ND	0.75	0.16	U
79-01-6	Trichloroethene	0.18	0.50	0.11	J
95-50-1	1,2-Dichlorobenzene	ND	2.5	0.07	U
541-73-1	1,3-Dichlorobenzene	ND	2.5	0.07	U
106-46-7	1,4-Dichlorobenzene	ND	2.5	0.08	U
1634-04-4	Methyl tert butyl ether	ND	1.0	0.15	U
179601-23-1	p/m-Xylene	ND	1.0	0.18	U
95-47-6	o-Xylene	ND	1.0	0.17	U
1330-20-7	Xylene (Total)	ND	1.0	0.17	U
156-59-2	cis-1,2-Dichloroethene	ND	0.50	0.11	U
540-59-0	1,2-Dichloroethene (total)	ND	0.50	0.11	U
100-42-5	Styrene	ND	1.0	0.12	U
75-71-8	Dichlorodifluoromethane	ND	5.0	0.19	U
67-64-1	Acetone	4.4	5.0	1.5	J
75-15-0	Carbon disulfide	0.12	5.0	0.09	J
78-93-3	2-Butanone	ND	5.0	1.9	U
108-10-1	4-Methyl-2-pentanone	ND	5.0	0.26	U
591-78-6	2-Hexanone	ND	5.0	0.14	U
74-97-5	Bromochloromethane	ND	2.5	0.13	U
98-82-8	Isopropylbenzene	ND	0.50	0.11	U
87-61-6	1,2,3-Trichlorobenzene	ND	2.5	0.12	U
120-82-1	1,2,4-Trichlorobenzene	ND	2.5	0.12	U
79-20-9	Methyl Acetate	ND	2.0	0.23	U
110-82-7	Cyclohexane	ND	10	0.27	U
108-87-2	Methyl cyclohexane	ND	10	0.40	U

Form 1
Volatile Organics

Client	: Tetra Tech GEO	**Lab Number**	: L1523745
Project Name	: LOCKHEED-NORTH PLAINFIELD	**Project Number**	: 117-0507.600
Lab ID	: L1523745-05	**Date Collected**	: 09/22/15 11:15
Client ID	: MW-2I	**Date Received**	: 09/23/15
Sample Location	: NORTH PLAINFIELD	**Date Analyzed**	: 10/01/15 21:00
Sample Matrix	: WATER	**Dilution Factor**	: 1
Analytical Method	: 1,8260C	**Analyst**	: PD
Lab File ID	: 1001A24	**Instrument ID**	: VOA101.I
Sample Amount	: 10 ml	**GC Column**	: RTX-502.2
Level	: LOW	**%Solids**	: N/A
Extract Volume (MeOH)	: N/A	**Injection Volume**	: N/A

		ug/L			
CAS NO.	**Parameter**	**Results**	**RL**	**MDL**	**Qualifier**
76-13-1	1,1,2-Trichloro-1,2,2-Trifluoroethane	ND	2.5	0.15	U

Tentatively Identified Compounds
Volatile Organics

Client	: Tetra Tech GEO	**Lab Number**	: L1523745
Project Name	: LOCKHEED-NORTH PLAINFIELD	**Project Number**	: 117-0507.600
Lab ID	: L1523745-05	**Date Collected**	: 09/22/15 11:15
Client ID	: MW-2I	**Date Received**	: 09/23/15
Sample Location	: NORTH PLAINFIELD	**Date Analyzed**	: 10/01/15 21:00
Sample Matrix	: WATER	**Dilution Factor**	: 1
Analytical Method	: 1,8260C	**Analyst**	: PD
Lab File ID	: 1001A24	**Instrument ID**	: VOA101.I
Sample Amount	: 10 ml	**GC Column**	: RTX-502.2
Level	: LOW	**%Solids**	: N/A
Extract Volume (MeOH)	: N/A	**Injection Volume**	: N/A

Number TICS found: 2 **Concentration Units: ug/L**

CAS Number	Compound Name	RT	EST. CONC.	Qualifier
7446-09-5	Sulfur dioxide	1.80	2.4	NJ
	Total TIC Compounds		2.4J	J

Form 1
Volatile Organics

Client	: Tetra Tech GEO	Lab Number	: L1523745
Project Name	: LOCKHEED-NORTH PLAINFIELD	Project Number	: 117-0507.600
Lab ID	: L1523745-06	Date Collected	: 09/22/15 10:15
Client ID	: MW-3D	Date Received	: 09/23/15
Sample Location	: NORTH PLAINFIELD	Date Analyzed	: 10/01/15 22:38
Sample Matrix	: WATER	Dilution Factor	: 1
Analytical Method	: 1,8260C	Analyst	: MS
Lab File ID	: 1001N06	Instrument ID	: VOA105.I
Sample Amount	: 10 ml	GC Column	: RTX-502.2
Level	: LOW	%Solids	: N/A
Extract Volume (MeOH)	: N/A	Injection Volume	: N/A

		ug/L			
CAS NO.	Parameter	Results	RL	MDL	Qualifier
96-12-8	1,2-Dibromo-3-chloropropane	ND	2.5	0.32	U
123-91-1	1,4-Dioxane	ND	250	41.	U
106-93-4	1,2-Dibromoethane	ND	2.0	0.10	U
75-09-2	Methylene chloride	ND	2.5	0.27	U
75-34-3	1,1-Dichloroethane	ND	0.75	0.21	U
67-66-3	Chloroform	ND	0.75	0.16	U
56-23-5	Carbon tetrachloride	ND	0.50	0.10	U
78-87-5	1,2-Dichloropropane	ND	1.0	0.11	U
124-48-1	Dibromochloromethane	ND	0.50	0.15	U
79-00-5	1,1,2-Trichloroethane	ND	0.75	0.09	U
127-18-4	Tetrachloroethene	ND	0.50	0.09	U
108-90-7	Chlorobenzene	ND	0.50	0.07	U
75-69-4	Trichlorofluoromethane	ND	2.5	0.10	U
107-06-2	1,2-Dichloroethane	ND	0.50	0.11	U
71-55-6	1,1,1-Trichloroethane	ND	0.50	0.10	U
75-27-4	Bromodichloromethane	ND	0.50	0.19	U
10061-02-6	trans-1,3-Dichloropropene	ND	0.50	0.15	U
10061-01-5	cis-1,3-Dichloropropene	ND	0.50	0.14	U
542-75-6	1,3-Dichloropropene, Total	ND	0.50	0.14	U
75-25-2	Bromoform	ND	2.0	0.25	U
79-34-5	1,1,2,2-Tetrachloroethane	ND	0.50	0.09	U
71-43-2	Benzene	ND	0.50	0.09	U
108-88-3	Toluene	ND	0.75	0.16	U
100-41-4	Ethylbenzene	ND	0.50	0.10	U
74-87-3	Chloromethane	0.30	2.5	0.09	J
74-83-9	Bromomethane	ND	1.0	0.26	U
75-01-4	Vinyl chloride	ND	1.0	0.07	U

Form 1
Volatile Organics

Client	: Tetra Tech GEO	Lab Number	: L1523745
Project Name	: LOCKHEED-NORTH PLAINFIELD	Project Number	: 117-0507.600
Lab ID	: L1523745-06	Date Collected	: 09/22/15 10:15
Client ID	: MW-3D	Date Received	: 09/23/15
Sample Location	: NORTH PLAINFIELD	Date Analyzed	: 10/01/15 22:38
Sample Matrix	: WATER	Dilution Factor	: 1
Analytical Method	: 1,8260C	Analyst	: MS
Lab File ID	: 1001N06	Instrument ID	: VOA105.I
Sample Amount	: 10 ml	GC Column	: RTX-502.2
Level	: LOW	%Solids	: N/A
Extract Volume (MeOH)	: N/A	Injection Volume	: N/A

		ug/L			
CAS NO.	Parameter	Results	RL	MDL	Qualifier
75-00-3	Chloroethane	ND	1.0	0.13	U
75-35-4	1,1-Dichloroethene	ND	0.50	0.09	U
156-60-5	trans-1,2-Dichloroethene	ND	0.75	0.16	U
79-01-6	Trichloroethene	ND	0.50	0.11	U
95-50-1	1,2-Dichlorobenzene	ND	2.5	0.07	U
541-73-1	1,3-Dichlorobenzene	ND	2.5	0.07	U
106-46-7	1,4-Dichlorobenzene	ND	2.5	0.08	U
1634-04-4	Methyl tert butyl ether	ND	1.0	0.15	U
179601-23-1	p/m-Xylene	ND	1.0	0.18	U
95-47-6	o-Xylene	ND	1.0	0.17	U
1330-20-7	Xylene (Total)	ND	1.0	0.17	U
156-59-2	cis-1,2-Dichloroethene	ND	0.50	0.11	U
540-59-0	1,2-Dichloroethene (total)	ND	0.50	0.11	U
100-42-5	Styrene	ND	1.0	0.12	U
75-71-8	Dichlorodifluoromethane	ND	5.0	0.19	U
67-64-1	Acetone	4.9	5.0	1.5	J
75-15-0	Carbon disulfide	ND	5.0	0.09	U
78-93-3	2-Butanone	ND	5.0	1.9	U
108-10-1	4-Methyl-2-pentanone	ND	5.0	0.26	U
591-78-6	2-Hexanone	ND	5.0	0.14	U
74-97-5	Bromochloromethane	ND	2.5	0.13	U
98-82-8	Isopropylbenzene	ND	0.50	0.11	U
87-61-6	1,2,3-Trichlorobenzene	ND	2.5	0.12	U
120-82-1	1,2,4-Trichlorobenzene	ND	2.5	0.12	U
79-20-9	Methyl Acetate	ND	2.0	0.23	U
110-82-7	Cyclohexane	ND	10	0.27	U
108-87-2	Methyl cyclohexane	ND	10	0.40	U

Form 1
Volatile Organics

Client	: Tetra Tech GEO	**Lab Number**	: L1523745
Project Name	: LOCKHEED-NORTH PLAINFIELD	**Project Number**	: 117-0507.600
Lab ID	: L1523745-06	**Date Collected**	: 09/22/15 10:15
Client ID	: MW-3D	**Date Received**	: 09/23/15
Sample Location	: NORTH PLAINFIELD	**Date Analyzed**	: 10/01/15 22:38
Sample Matrix	: WATER	**Dilution Factor**	: 1
Analytical Method	: 1,8260C	**Analyst**	: MS
Lab File ID	: 1001N06	**Instrument ID**	: VOA105.I
Sample Amount	: 10 ml	**GC Column**	: RTX-502.2
Level	: LOW	**%Solids**	: N/A
Extract Volume (MeOH)	: N/A	**Injection Volume**	: N/A

		ug/L			
CAS NO.	**Parameter**	**Results**	**RL**	**MDL**	**Qualifier**
76-13-1	1,1,2-Trichloro-1,2,2-Trifluoroethane	ND	2.5	0.15	U

Tentatively Identified Compounds
Volatile Organics

Client	: Tetra Tech GEO	**Lab Number**	: L1523745
Project Name	: LOCKHEED-NORTH PLAINFIELD	**Project Number**	: 117-0507.600
Lab ID	: L1523745-06	**Date Collected**	: 09/22/15 10:15
Client ID	: MW-3D	**Date Received**	: 09/23/15
Sample Location	: NORTH PLAINFIELD	**Date Analyzed**	: 10/01/15 22:38
Sample Matrix	: WATER	**Dilution Factor**	: 1
Analytical Method	: 1,8260C	**Analyst**	: MS
Lab File ID	: 1001N06	**Instrument ID**	: VOA105.I
Sample Amount	: 10 ml	**GC Column**	: RTX-502.2
Level	: LOW	**%Solids**	: N/A
Extract Volume (MeOH)	: N/A	**Injection Volume**	: N/A

Number TICS found: 0 **Concentration Units: ug/L**

CAS Number	Compound Name	RT	EST. CONC.	Qualifier
	NO TENTATIVELY IDENTIFIED COMPOUNDS			

Form 1
Volatile Organics

Client	: Tetra Tech GEO	Lab Number	: L1523745
Project Name	: LOCKHEED-NORTH PLAINFIELD	Project Number	: 117-0507.600
Lab ID	: L1523745-07	Date Collected	: 09/22/15 08:20
Client ID	: MW-501S	Date Received	: 09/23/15
Sample Location	: NORTH PLAINFIELD	Date Analyzed	: 10/01/15 23:05
Sample Matrix	: WATER	Dilution Factor	: 1
Analytical Method	: 1,8260C	Analyst	: MS
Lab File ID	: 1001N07	Instrument ID	: VOA105.I
Sample Amount	: 10 ml	GC Column	: RTX-502.2
Level	: LOW	%Solids	: N/A
Extract Volume (MeOH)	: N/A	Injection Volume	: N/A

		ug/L			
CAS NO.	Parameter	Results	RL	MDL	Qualifier
96-12-8	1,2-Dibromo-3-chloropropane	ND	2.5	0.32	U
123-91-1	1,4-Dioxane	ND	250	41.	U
106-93-4	1,2-Dibromoethane	ND	2.0	0.10	U
75-09-2	Methylene chloride	ND	2.5	0.27	U
75-34-3	1,1-Dichloroethane	ND	0.75	0.21	U
67-66-3	Chloroform	ND	0.75	0.16	U
56-23-5	Carbon tetrachloride	ND	0.50	0.10	U
78-87-5	1,2-Dichloropropane	ND	1.0	0.11	U
124-48-1	Dibromochloromethane	ND	0.50	0.15	U
79-00-5	1,1,2-Trichloroethane	ND	0.75	0.09	U
127-18-4	Tetrachloroethene	ND	0.50	0.09	U
108-90-7	Chlorobenzene	ND	0.50	0.07	U
75-69-4	Trichlorofluoromethane	ND	2.5	0.10	U
107-06-2	1,2-Dichloroethane	ND	0.50	0.11	U
71-55-6	1,1,1-Trichloroethane	ND	0.50	0.10	U
75-27-4	Bromodichloromethane	ND	0.50	0.19	U
10061-02-6	trans-1,3-Dichloropropene	ND	0.50	0.15	U
10061-01-5	cis-1,3-Dichloropropene	ND	0.50	0.14	U
542-75-6	1,3-Dichloropropene, Total	ND	0.50	0.14	U
75-25-2	Bromoform	ND	2.0	0.25	U
79-34-5	1,1,2,2-Tetrachloroethane	ND	0.50	0.09	U
71-43-2	Benzene	ND	0.50	0.09	U
108-88-3	Toluene	ND	0.75	0.16	U
100-41-4	Ethylbenzene	ND	0.50	0.10	U
74-87-3	Chloromethane	ND	2.5	0.09	U
74-83-9	Bromomethane	ND	1.0	0.26	U
75-01-4	Vinyl chloride	ND	1.0	0.07	U

Form 1
Volatile Organics

Client	: Tetra Tech GEO	Lab Number	: L1523745
Project Name	: LOCKHEED-NORTH PLAINFIELD	Project Number	: 117-0507.600
Lab ID	: L1523745-07	Date Collected	: 09/22/15 08:20
Client ID	: MW-501S	Date Received	: 09/23/15
Sample Location	: NORTH PLAINFIELD	Date Analyzed	: 10/01/15 23:05
Sample Matrix	: WATER	Dilution Factor	: 1
Analytical Method	: 1,8260C	Analyst	: MS
Lab File ID	: 1001N07	Instrument ID	: VOA105.I
Sample Amount	: 10 ml	GC Column	: RTX-502.2
Level	: LOW	%Solids	: N/A
Extract Volume (MeOH)	: N/A	Injection Volume	: N/A

		ug/L			
CAS NO.	Parameter	Results	RL	MDL	Qualifier
75-00-3	Chloroethane	ND	1.0	0.13	U
75-35-4	1,1-Dichloroethene	ND	0.50	0.09	U
156-60-5	trans-1,2-Dichloroethene	ND	0.75	0.16	U
79-01-6	Trichloroethene	0.16	0.50	0.11	J
95-50-1	1,2-Dichlorobenzene	ND	2.5	0.07	U
541-73-1	1,3-Dichlorobenzene	ND	2.5	0.07	U
106-46-7	1,4-Dichlorobenzene	ND	2.5	0.08	U
1634-04-4	Methyl tert butyl ether	ND	1.0	0.15	U
179601-23-1	p/m-Xylene	ND	1.0	0.18	U
95-47-6	o-Xylene	ND	1.0	0.17	U
1330-20-7	Xylene (Total)	ND	1.0	0.17	U
156-59-2	cis-1,2-Dichloroethene	0.13	0.50	0.11	J
540-59-0	1,2-Dichloroethene (total)	0.13	0.50	0.11	J
100-42-5	Styrene	ND	1.0	0.12	U
75-71-8	Dichlorodifluoromethane	ND	5.0	0.19	U
67-64-1	Acetone	9.6	5.0	1.5	
75-15-0	Carbon disulfide	ND	5.0	0.09	U
78-93-3	2-Butanone	ND	5.0	1.9	U
108-10-1	4-Methyl-2-pentanone	ND	5.0	0.26	U
591-78-6	2-Hexanone	ND	5.0	0.14	U
74-97-5	Bromochloromethane	ND	2.5	0.13	U
98-82-8	Isopropylbenzene	ND	0.50	0.11	U
87-61-6	1,2,3-Trichlorobenzene	ND	2.5	0.12	U
120-82-1	1,2,4-Trichlorobenzene	ND	2.5	0.12	U
79-20-9	Methyl Acetate	ND	2.0	0.23	U
110-82-7	Cyclohexane	ND	10	0.27	U
108-87-2	Methyl cyclohexane	ND	10	0.40	U

Form 1
Volatile Organics

Client	: Tetra Tech GEO	**Lab Number**	: L1523745
Project Name	: LOCKHEED-NORTH PLAINFIELD	**Project Number**	: 117-0507.600
Lab ID	: L1523745-07	**Date Collected**	: 09/22/15 08:20
Client ID	: MW-501S	**Date Received**	: 09/23/15
Sample Location	: NORTH PLAINFIELD	**Date Analyzed**	: 10/01/15 23:05
Sample Matrix	: WATER	**Dilution Factor**	: 1
Analytical Method	: 1,8260C	**Analyst**	: MS
Lab File ID	: 1001N07	**Instrument ID**	: VOA105.I
Sample Amount	: 10 ml	**GC Column**	: RTX-502.2
Level	: LOW	**%Solids**	: N/A
Extract Volume (MeOH)	: N/A	**Injection Volume**	: N/A

		ug/L			
CAS NO.	**Parameter**	**Results**	**RL**	**MDL**	**Qualifier**
76-13-1	1,1,2-Trichloro-1,2,2-Trifluoroethane	ND	2.5	0.15	U

Tentatively Identified Compounds
Volatile Organics

Client	: Tetra Tech GEO	**Lab Number**	: L1523745
Project Name	: LOCKHEED-NORTH PLAINFIELD	**Project Number**	: 117-0507.600
Lab ID	: L1523745-07	**Date Collected**	: 09/22/15 08:20
Client ID	: MW-501S	**Date Received**	: 09/23/15
Sample Location	: NORTH PLAINFIELD	**Date Analyzed**	: 10/01/15 23:05
Sample Matrix	: WATER	**Dilution Factor**	: 1
Analytical Method	: 1,8260C	**Analyst**	: MS
Lab File ID	: 1001N07	**Instrument ID**	: VOA105.I
Sample Amount	: 10 ml	**GC Column**	: RTX-502.2
Level	: LOW	**%Solids**	: N/A
Extract Volume (MeOH)	: N/A	**Injection Volume**	: N/A

Number TICS found: 0 **Concentration Units: ug/L**

CAS Number	Compound Name	RT	EST. CONC.	Qualifier
	NO TENTATIVELY IDENTIFIED COMPOUNDS			

Form 1
Volatile Organics

Client	: Tetra Tech GEO	Lab Number	: L1523745
Project Name	: LOCKHEED-NORTH PLAINFIELD	Project Number	: 117-0507.600
Lab ID	: L1523745-08	Date Collected	: 09/22/15 08:25
Client ID	: MW-501I	Date Received	: 09/23/15
Sample Location	: NORTH PLAINFIELD	Date Analyzed	: 10/01/15 23:39
Sample Matrix	: WATER	Dilution Factor	: 1
Analytical Method	: 1,8260C	Analyst	: MS
Lab File ID	: 1001N08	Instrument ID	: VOA105.I
Sample Amount	: 10 ml	GC Column	: RTX-502.2
Level	: LOW	%Solids	: N/A
Extract Volume (MeOH)	: N/A	Injection Volume	: N/A

		ug/L			
CAS NO.	Parameter	Results	RL	MDL	Qualifier
96-12-8	1,2-Dibromo-3-chloropropane	ND	2.5	0.32	U
123-91-1	1,4-Dioxane	ND	250	41.	U
106-93-4	1,2-Dibromoethane	ND	2.0	0.10	U
75-09-2	Methylene chloride	ND	2.5	0.27	U
75-34-3	1,1-Dichloroethane	ND	0.75	0.21	U
67-66-3	Chloroform	ND	0.75	0.16	U
56-23-5	Carbon tetrachloride	ND	0.50	0.10	U
78-87-5	1,2-Dichloropropane	ND	1.0	0.11	U
124-48-1	Dibromochloromethane	ND	0.50	0.15	U
79-00-5	1,1,2-Trichloroethane	ND	0.75	0.09	U
127-18-4	Tetrachloroethene	ND	0.50	0.09	U
108-90-7	Chlorobenzene	ND	0.50	0.07	U
75-69-4	Trichlorofluoromethane	ND	2.5	0.10	U
107-06-2	1,2-Dichloroethane	ND	0.50	0.11	U
71-55-6	1,1,1-Trichloroethane	ND	0.50	0.10	U
75-27-4	Bromodichloromethane	ND	0.50	0.19	U
10061-02-6	trans-1,3-Dichloropropene	ND	0.50	0.15	U
10061-01-5	cis-1,3-Dichloropropene	ND	0.50	0.14	U
542-75-6	1,3-Dichloropropene, Total	ND	0.50	0.14	U
75-25-2	Bromoform	ND	2.0	0.25	U
79-34-5	1,1,2,2-Tetrachloroethane	ND	0.50	0.09	U
71-43-2	Benzene	ND	0.50	0.09	U
108-88-3	Toluene	ND	0.75	0.16	U
100-41-4	Ethylbenzene	ND	0.50	0.10	U
74-87-3	Chloromethane	ND	2.5	0.09	U
74-83-9	Bromomethane	ND	1.0	0.26	U
75-01-4	Vinyl chloride	ND	1.0	0.07	U

Form 1
Volatile Organics

Client	: Tetra Tech GEO	Lab Number	: L1523745
Project Name	: LOCKHEED-NORTH PLAINFIELD	Project Number	: 117-0507.600
Lab ID	: L1523745-08	Date Collected	: 09/22/15 08:25
Client ID	: MW-501I	Date Received	: 09/23/15
Sample Location	: NORTH PLAINFIELD	Date Analyzed	: 10/01/15 23:39
Sample Matrix	: WATER	Dilution Factor	: 1
Analytical Method	: 1,8260C	Analyst	: MS
Lab File ID	: 1001N08	Instrument ID	: VOA105.I
Sample Amount	: 10 ml	GC Column	: RTX-502.2
Level	: LOW	%Solids	: N/A
Extract Volume (MeOH)	: N/A	Injection Volume	: N/A

		ug/L			
CAS NO.	Parameter	Results	RL	MDL	Qualifier
75-00-3	Chloroethane	ND	1.0	0.13	U
75-35-4	1,1-Dichloroethene	ND	0.50	0.09	U
156-60-5	trans-1,2-Dichloroethene	ND	0.75	0.16	U
79-01-6	Trichloroethene	0.63	0.50	0.11	
95-50-1	1,2-Dichlorobenzene	ND	2.5	0.07	U
541-73-1	1,3-Dichlorobenzene	ND	2.5	0.07	U
106-46-7	1,4-Dichlorobenzene	ND	2.5	0.08	U
1634-04-4	Methyl tert butyl ether	ND	1.0	0.15	U
179601-23-1	p/m-Xylene	ND	1.0	0.18	U
95-47-6	o-Xylene	ND	1.0	0.17	U
1330-20-7	Xylene (Total)	ND	1.0	0.17	U
156-59-2	cis-1,2-Dichloroethene	ND	0.50	0.11	U
540-59-0	1,2-Dichloroethene (total)	ND	0.50	0.11	U
100-42-5	Styrene	ND	1.0	0.12	U
75-71-8	Dichlorodifluoromethane	ND	5.0	0.19	U
67-64-1	Acetone	9.8	5.0	1.5	
75-15-0	Carbon disulfide	ND	5.0	0.09	U
78-93-3	2-Butanone	ND	5.0	1.9	U
108-10-1	4-Methyl-2-pentanone	ND	5.0	0.26	U
591-78-6	2-Hexanone	ND	5.0	0.14	U
74-97-5	Bromochloromethane	ND	2.5	0.13	U
98-82-8	Isopropylbenzene	ND	0.50	0.11	U
87-61-6	1,2,3-Trichlorobenzene	ND	2.5	0.12	U
120-82-1	1,2,4-Trichlorobenzene	ND	2.5	0.12	U
79-20-9	Methyl Acetate	ND	2.0	0.23	U
110-82-7	Cyclohexane	ND	10	0.27	U
108-87-2	Methyl cyclohexane	ND	10	0.40	U

Form 1
Volatile Organics

Client	: Tetra Tech GEO	**Lab Number**	: L1523745
Project Name	: LOCKHEED-NORTH PLAINFIELD	**Project Number**	: 117-0507.600
Lab ID	: L1523745-08	**Date Collected**	: 09/22/15 08:25
Client ID	: MW-501I	**Date Received**	: 09/23/15
Sample Location	: NORTH PLAINFIELD	**Date Analyzed**	: 10/01/15 23:39
Sample Matrix	: WATER	**Dilution Factor**	: 1
Analytical Method	: 1,8260C	**Analyst**	: MS
Lab File ID	: 1001N08	**Instrument ID**	: VOA105.I
Sample Amount	: 10 ml	**GC Column**	: RTX-502.2
Level	: LOW	**%Solids**	: N/A
Extract Volume (MeOH)	: N/A	**Injection Volume**	: N/A

		ug/L			
CAS NO.	**Parameter**	**Results**	**RL**	**MDL**	**Qualifier**
76-13-1	1,1,2-Trichloro-1,2,2-Trifluoroethane	1.1	2.5	0.15	J

Tentatively Identified Compounds
Volatile Organics

Client	: Tetra Tech GEO	**Lab Number**	: L1523745
Project Name	: LOCKHEED-NORTH PLAINFIELD	**Project Number**	: 117-0507.600
Lab ID	: L1523745-08	**Date Collected**	: 09/22/15 08:25
Client ID	: MW-501I	**Date Received**	: 09/23/15
Sample Location	: NORTH PLAINFIELD	**Date Analyzed**	: 10/01/15 23:39
Sample Matrix	: WATER	**Dilution Factor**	: 1
Analytical Method	: 1,8260C	**Analyst**	: MS
Lab File ID	: 1001N08	**Instrument ID**	: VOA105.I
Sample Amount	: 10 ml	**GC Column**	: RTX-502.2
Level	: LOW	**%Solids**	: N/A
Extract Volume (MeOH)	: N/A	**Injection Volume**	: N/A

Number TICS found: 0 **Concentration Units: ug/L**

CAS Number	Compound Name	RT	EST. CONC.	Qualifier
	NO TENTATIVELY IDENTIFIED COMPOUNDS			

Form 1
Volatile Organics

Client	: Tetra Tech GEO	Lab Number	: L1523745
Project Name	: LOCKHEED-NORTH PLAINFIELD	Project Number	: 117-0507.600
Lab ID	: L1523745-09	Date Collected	: 09/22/15 08:55
Client ID	: MW-502S	Date Received	: 09/23/15
Sample Location	: NORTH PLAINFIELD	Date Analyzed	: 10/02/15 00:06
Sample Matrix	: WATER	Dilution Factor	: 1
Analytical Method	: 1,8260C	Analyst	: MS
Lab File ID	: 1001N09	Instrument ID	: VOA105.I
Sample Amount	: 10 ml	GC Column	: RTX-502.2
Level	: LOW	%Solids	: N/A
Extract Volume (MeOH)	: N/A	Injection Volume	: N/A

		ug/L			
CAS NO.	Parameter	Results	RL	MDL	Qualifier
96-12-8	1,2-Dibromo-3-chloropropane	ND	2.5	0.32	U
123-91-1	1,4-Dioxane	ND	250	41.	U
106-93-4	1,2-Dibromoethane	ND	2.0	0.10	U
75-09-2	Methylene chloride	ND	2.5	0.27	U
75-34-3	1,1-Dichloroethane	ND	0.75	0.21	U
67-66-3	Chloroform	0.92	0.75	0.16	
56-23-5	Carbon tetrachloride	ND	0.50	0.10	U
78-87-5	1,2-Dichloropropane	ND	1.0	0.11	U
124-48-1	Dibromochloromethane	ND	0.50	0.15	U
79-00-5	1,1,2-Trichloroethane	ND	0.75	0.09	U
127-18-4	Tetrachloroethene	0.83	0.50	0.09	
108-90-7	Chlorobenzene	ND	0.50	0.07	U
75-69-4	Trichlorofluoromethane	ND	2.5	0.10	U
107-06-2	1,2-Dichloroethane	ND	0.50	0.11	U
71-55-6	1,1,1-Trichloroethane	ND	0.50	0.10	U
75-27-4	Bromodichloromethane	ND	0.50	0.19	U
10061-02-6	trans-1,3-Dichloropropene	ND	0.50	0.15	U
10061-01-5	cis-1,3-Dichloropropene	ND	0.50	0.14	U
542-75-6	1,3-Dichloropropene, Total	ND	0.50	0.14	U
75-25-2	Bromoform	ND	2.0	0.25	U
79-34-5	1,1,2,2-Tetrachloroethane	ND	0.50	0.09	U
71-43-2	Benzene	ND	0.50	0.09	U
108-88-3	Toluene	ND	0.75	0.16	U
100-41-4	Ethylbenzene	ND	0.50	0.10	U
74-87-3	Chloromethane	0.16	2.5	0.09	J
74-83-9	Bromomethane	ND	1.0	0.26	U
75-01-4	Vinyl chloride	ND	1.0	0.07	U

Form 1
Volatile Organics

Client	: Tetra Tech GEO	Lab Number	: L1523745
Project Name	: LOCKHEED-NORTH PLAINFIELD	Project Number	: 117-0507.600
Lab ID	: L1523745-09	Date Collected	: 09/22/15 08:55
Client ID	: MW-502S	Date Received	: 09/23/15
Sample Location	: NORTH PLAINFIELD	Date Analyzed	: 10/02/15 00:06
Sample Matrix	: WATER	Dilution Factor	: 1
Analytical Method	: 1,8260C	Analyst	: MS
Lab File ID	: 1001N09	Instrument ID	: VOA105.I
Sample Amount	: 10 ml	GC Column	: RTX-502.2
Level	: LOW	%Solids	: N/A
Extract Volume (MeOH)	: N/A	Injection Volume	: N/A

		ug/L			
CAS NO.	Parameter	Results	RL	MDL	Qualifier
75-00-3	Chloroethane	ND	1.0	0.13	U
75-35-4	1,1-Dichloroethene	ND	0.50	0.09	U
156-60-5	trans-1,2-Dichloroethene	ND	0.75	0.16	U
79-01-6	Trichloroethene	0.60	0.50	0.11	
95-50-1	1,2-Dichlorobenzene	ND	2.5	0.07	U
541-73-1	1,3-Dichlorobenzene	ND	2.5	0.07	U
106-46-7	1,4-Dichlorobenzene	ND	2.5	0.08	U
1634-04-4	Methyl tert butyl ether	ND	1.0	0.15	U
179601-23-1	p/m-Xylene	ND	1.0	0.18	U
95-47-6	o-Xylene	ND	1.0	0.17	U
1330-20-7	Xylene (Total)	ND	1.0	0.17	U
156-59-2	cis-1,2-Dichloroethene	ND	0.50	0.11	U
540-59-0	1,2-Dichloroethene (total)	ND	0.50	0.11	U
100-42-5	Styrene	ND	1.0	0.12	U
75-71-8	Dichlorodifluoromethane	ND	5.0	0.19	U
67-64-1	Acetone	8.7	5.0	1.5	
75-15-0	Carbon disulfide	ND	5.0	0.09	U
78-93-3	2-Butanone	ND	5.0	1.9	U
108-10-1	4-Methyl-2-pentanone	ND	5.0	0.26	U
591-78-6	2-Hexanone	ND	5.0	0.14	U
74-97-5	Bromochloromethane	ND	2.5	0.13	U
98-82-8	Isopropylbenzene	ND	0.50	0.11	U
87-61-6	1,2,3-Trichlorobenzene	ND	2.5	0.12	U
120-82-1	1,2,4-Trichlorobenzene	ND	2.5	0.12	U
79-20-9	Methyl Acetate	ND	2.0	0.23	U
110-82-7	Cyclohexane	ND	10	0.27	U
108-87-2	Methyl cyclohexane	ND	10	0.40	U

Form 1
Volatile Organics

Client	: Tetra Tech GEO	**Lab Number**	: L1523745
Project Name	: LOCKHEED-NORTH PLAINFIELD	**Project Number**	: 117-0507.600
Lab ID	: L1523745-09	**Date Collected**	: 09/22/15 08:55
Client ID	: MW-502S	**Date Received**	: 09/23/15
Sample Location	: NORTH PLAINFIELD	**Date Analyzed**	: 10/02/15 00:06
Sample Matrix	: WATER	**Dilution Factor**	: 1
Analytical Method	: 1,8260C	**Analyst**	: MS
Lab File ID	: 1001N09	**Instrument ID**	: VOA105.I
Sample Amount	: 10 ml	**GC Column**	: RTX-502.2
Level	: LOW	**%Solids**	: N/A
Extract Volume (MeOH)	: N/A	**Injection Volume**	: N/A

		ug/L			
CAS NO.	**Parameter**	**Results**	**RL**	**MDL**	**Qualifier**
76-13-1	1,1,2-Trichloro-1,2,2-Trifluoroethane	0.45	2.5	0.15	J

Tentatively Identified Compounds
Volatile Organics

Client	: Tetra Tech GEO	**Lab Number**	: L1523745
Project Name	: LOCKHEED-NORTH PLAINFIELD	**Project Number**	: 117-0507.600
Lab ID	: L1523745-09	**Date Collected**	: 09/22/15 08:55
Client ID	: MW-502S	**Date Received**	: 09/23/15
Sample Location	: NORTH PLAINFIELD	**Date Analyzed**	: 10/02/15 00:06
Sample Matrix	: WATER	**Dilution Factor**	: 1
Analytical Method	: 1,8260C	**Analyst**	: MS
Lab File ID	: 1001N09	**Instrument ID**	: VOA105.I
Sample Amount	: 10 ml	**GC Column**	: RTX-502.2
Level	: LOW	**%Solids**	: N/A
Extract Volume (MeOH)	: N/A	**Injection Volume**	: N/A

Number TICS found: 0 **Concentration Units: ug/L**

CAS Number	Compound Name	RT	EST. CONC.	Qualifier
	NO TENTATIVELY IDENTIFIED COMPOUNDS			

Form 1
Volatile Organics

Client	: Tetra Tech GEO	Lab Number	: L1523745
Project Name	: LOCKHEED-NORTH PLAINFIELD	Project Number	: 117-0507.600
Lab ID	: L1523745-10	Date Collected	: 09/22/15 09:00
Client ID	: MW-502I	Date Received	: 09/23/15
Sample Location	: NORTH PLAINFIELD	Date Analyzed	: 10/02/15 00:34
Sample Matrix	: WATER	Dilution Factor	: 1
Analytical Method	: 1,8260C	Analyst	: MS
Lab File ID	: 1001N10	Instrument ID	: VOA105.I
Sample Amount	: 10 ml	GC Column	: RTX-502.2
Level	: LOW	%Solids	: N/A
Extract Volume (MeOH)	: N/A	Injection Volume	: N/A

		ug/L			
CAS NO.	Parameter	Results	RL	MDL	Qualifier
96-12-8	1,2-Dibromo-3-chloropropane	ND	2.5	0.32	U
123-91-1	1,4-Dioxane	ND	250	41.	U
106-93-4	1,2-Dibromoethane	ND	2.0	0.10	U
75-09-2	Methylene chloride	ND	2.5	0.27	U
75-34-3	1,1-Dichloroethane	ND	0.75	0.21	U
67-66-3	Chloroform	0.42	0.75	0.16	J
56-23-5	Carbon tetrachloride	ND	0.50	0.10	U
78-87-5	1,2-Dichloropropane	ND	1.0	0.11	U
124-48-1	Dibromochloromethane	ND	0.50	0.15	U
79-00-5	1,1,2-Trichloroethane	ND	0.75	0.09	U
127-18-4	Tetrachloroethene	ND	0.50	0.09	U
108-90-7	Chlorobenzene	ND	0.50	0.07	U
75-69-4	Trichlorofluoromethane	ND	2.5	0.10	U
107-06-2	1,2-Dichloroethane	ND	0.50	0.11	U
71-55-6	1,1,1-Trichloroethane	ND	0.50	0.10	U
75-27-4	Bromodichloromethane	ND	0.50	0.19	U
10061-02-6	trans-1,3-Dichloropropene	ND	0.50	0.15	U
10061-01-5	cis-1,3-Dichloropropene	ND	0.50	0.14	U
542-75-6	1,3-Dichloropropene, Total	ND	0.50	0.14	U
75-25-2	Bromoform	ND	2.0	0.25	U
79-34-5	1,1,2,2-Tetrachloroethane	ND	0.50	0.09	U
71-43-2	Benzene	ND	0.50	0.09	U
108-88-3	Toluene	ND	0.75	0.16	U
100-41-4	Ethylbenzene	ND	0.50	0.10	U
74-87-3	Chloromethane	0.23	2.5	0.09	J
74-83-9	Bromomethane	ND	1.0	0.26	U
75-01-4	Vinyl chloride	ND	1.0	0.07	U

Form 1
Volatile Organics

Client	: Tetra Tech GEO	Lab Number	: L1523745
Project Name	: LOCKHEED-NORTH PLAINFIELD	Project Number	: 117-0507.600
Lab ID	: L1523745-10	Date Collected	: 09/22/15 09:00
Client ID	: MW-502I	Date Received	: 09/23/15
Sample Location	: NORTH PLAINFIELD	Date Analyzed	: 10/02/15 00:34
Sample Matrix	: WATER	Dilution Factor	: 1
Analytical Method	: 1,8260C	Analyst	: MS
Lab File ID	: 1001N10	Instrument ID	: VOA105.I
Sample Amount	: 10 ml	GC Column	: RTX-502.2
Level	: LOW	%Solids	: N/A
Extract Volume (MeOH)	: N/A	Injection Volume	: N/A

		ug/L			
CAS NO.	Parameter	Results	RL	MDL	Qualifier
75-00-3	Chloroethane	ND	1.0	0.13	U
75-35-4	1,1-Dichloroethene	ND	0.50	0.09	U
156-60-5	trans-1,2-Dichloroethene	ND	0.75	0.16	U
79-01-6	Trichloroethene	0.70	0.50	0.11	
95-50-1	1,2-Dichlorobenzene	ND	2.5	0.07	U
541-73-1	1,3-Dichlorobenzene	ND	2.5	0.07	U
106-46-7	1,4-Dichlorobenzene	ND	2.5	0.08	U
1634-04-4	Methyl tert butyl ether	ND	1.0	0.15	U
179601-23-1	p/m-Xylene	ND	1.0	0.18	U
95-47-6	o-Xylene	ND	1.0	0.17	U
1330-20-7	Xylene (Total)	ND	1.0	0.17	U
156-59-2	cis-1,2-Dichloroethene	ND	0.50	0.11	U
540-59-0	1,2-Dichloroethene (total)	ND	0.50	0.11	U
100-42-5	Styrene	ND	1.0	0.12	U
75-71-8	Dichlorodifluoromethane	ND	5.0	0.19	U
67-64-1	Acetone	8.2	5.0	1.5	
75-15-0	Carbon disulfide	ND	5.0	0.09	U
78-93-3	2-Butanone	ND	5.0	1.9	U
108-10-1	4-Methyl-2-pentanone	ND	5.0	0.26	U
591-78-6	2-Hexanone	ND	5.0	0.14	U
74-97-5	Bromochloromethane	ND	2.5	0.13	U
98-82-8	Isopropylbenzene	ND	0.50	0.11	U
87-61-6	1,2,3-Trichlorobenzene	ND	2.5	0.12	U
120-82-1	1,2,4-Trichlorobenzene	ND	2.5	0.12	U
79-20-9	Methyl Acetate	ND	2.0	0.23	U
110-82-7	Cyclohexane	ND	10	0.27	U
108-87-2	Methyl cyclohexane	ND	10	0.40	U

Form 1
Volatile Organics

Client	: Tetra Tech GEO	**Lab Number**	: L1523745
Project Name	: LOCKHEED-NORTH PLAINFIELD	**Project Number**	: 117-0507.600
Lab ID	: L1523745-10	**Date Collected**	: 09/22/15 09:00
Client ID	: MW-502I	**Date Received**	: 09/23/15
Sample Location	: NORTH PLAINFIELD	**Date Analyzed**	: 10/02/15 00:34
Sample Matrix	: WATER	**Dilution Factor**	: 1
Analytical Method	: 1,8260C	**Analyst**	: MS
Lab File ID	: 1001N10	**Instrument ID**	: VOA105.I
Sample Amount	: 10 ml	**GC Column**	: RTX-502.2
Level	: LOW	**%Solids**	: N/A
Extract Volume (MeOH)	: N/A	**Injection Volume**	: N/A

		ug/L			
CAS NO.	**Parameter**	**Results**	**RL**	**MDL**	**Qualifier**
76-13-1	1,1,2-Trichloro-1,2,2-Trifluoroethane	0.24	2.5	0.15	J

Tentatively Identified Compounds
Volatile Organics

Client	: Tetra Tech GEO	**Lab Number**	: L1523745
Project Name	: LOCKHEED-NORTH PLAINFIELD	**Project Number**	: 117-0507.600
Lab ID	: L1523745-10	**Date Collected**	: 09/22/15 09:00
Client ID	: MW-502I	**Date Received**	: 09/23/15
Sample Location	: NORTH PLAINFIELD	**Date Analyzed**	: 10/02/15 00:34
Sample Matrix	: WATER	**Dilution Factor**	: 1
Analytical Method	: 1,8260C	**Analyst**	: MS
Lab File ID	: 1001N10	**Instrument ID**	: VOA105.I
Sample Amount	: 10 ml	**GC Column**	: RTX-502.2
Level	: LOW	**%Solids**	: N/A
Extract Volume (MeOH)	: N/A	**Injection Volume**	: N/A

Number TICS found: 0 **Concentration Units: ug/L**

CAS Number	Compound Name	RT	EST. CONC.	Qualifier
	NO TENTATIVELY IDENTIFIED COMPOUNDS			

Form 1
Volatile Organics

Client	: Tetra Tech GEO	Lab Number	: L1523745
Project Name	: LOCKHEED-NORTH PLAINFIELD	Project Number	: 117-0507.600
Lab ID	: L1523745-11	Date Collected	: 09/22/15 08:45
Client ID	: MW-503I	Date Received	: 09/23/15
Sample Location	: NORTH PLAINFIELD	Date Analyzed	: 10/02/15 01:01
Sample Matrix	: WATER	Dilution Factor	: 1
Analytical Method	: 1,8260C	Analyst	: MS
Lab File ID	: 1001N11	Instrument ID	: VOA105.I
Sample Amount	: 10 ml	GC Column	: RTX-502.2
Level	: LOW	%Solids	: N/A
Extract Volume (MeOH)	: N/A	Injection Volume	: N/A

		ug/L			
CAS NO.	Parameter	Results	RL	MDL	Qualifier
96-12-8	1,2-Dibromo-3-chloropropane	ND	2.5	0.32	U
123-91-1	1,4-Dioxane	ND	250	41.	U
106-93-4	1,2-Dibromoethane	ND	2.0	0.10	U
75-09-2	Methylene chloride	ND	2.5	0.27	U
75-34-3	1,1-Dichloroethane	ND	0.75	0.21	U
67-66-3	Chloroform	ND	0.75	0.16	U
56-23-5	Carbon tetrachloride	ND	0.50	0.10	U
78-87-5	1,2-Dichloropropane	ND	1.0	0.11	U
124-48-1	Dibromochloromethane	ND	0.50	0.15	U
79-00-5	1,1,2-Trichloroethane	ND	0.75	0.09	U
127-18-4	Tetrachloroethene	ND	0.50	0.09	U
108-90-7	Chlorobenzene	ND	0.50	0.07	U
75-69-4	Trichlorofluoromethane	ND	2.5	0.10	U
107-06-2	1,2-Dichloroethane	ND	0.50	0.11	U
71-55-6	1,1,1-Trichloroethane	ND	0.50	0.10	U
75-27-4	Bromodichloromethane	ND	0.50	0.19	U
10061-02-6	trans-1,3-Dichloropropene	ND	0.50	0.15	U
10061-01-5	cis-1,3-Dichloropropene	ND	0.50	0.14	U
542-75-6	1,3-Dichloropropene, Total	ND	0.50	0.14	U
75-25-2	Bromoform	ND	2.0	0.25	U
79-34-5	1,1,2,2-Tetrachloroethane	ND	0.50	0.09	U
71-43-2	Benzene	ND	0.50	0.09	U
108-88-3	Toluene	ND	0.75	0.16	U
100-41-4	Ethylbenzene	ND	0.50	0.10	U
74-87-3	Chloromethane	ND	2.5	0.09	U
74-83-9	Bromomethane	ND	1.0	0.26	U
75-01-4	Vinyl chloride	ND	1.0	0.07	U

Form 1
Volatile Organics

Client	: Tetra Tech GEO	Lab Number	: L1523745
Project Name	: LOCKHEED-NORTH PLAINFIELD	Project Number	: 117-0507.600
Lab ID	: L1523745-11	Date Collected	: 09/22/15 08:45
Client ID	: MW-503I	Date Received	: 09/23/15
Sample Location	: NORTH PLAINFIELD	Date Analyzed	: 10/02/15 01:01
Sample Matrix	: WATER	Dilution Factor	: 1
Analytical Method	: 1,8260C	Analyst	: MS
Lab File ID	: 1001N11	Instrument ID	: VOA105.I
Sample Amount	: 10 ml	GC Column	: RTX-502.2
Level	: LOW	%Solids	: N/A
Extract Volume (MeOH)	: N/A	Injection Volume	: N/A

		ug/L			
CAS NO.	Parameter	Results	RL	MDL	Qualifier
75-00-3	Chloroethane	ND	1.0	0.13	U
75-35-4	1,1-Dichloroethene	ND	0.50	0.09	U
156-60-5	trans-1,2-Dichloroethene	ND	0.75	0.16	U
79-01-6	Trichloroethene	0.46	0.50	0.11	J
95-50-1	1,2-Dichlorobenzene	ND	2.5	0.07	U
541-73-1	1,3-Dichlorobenzene	ND	2.5	0.07	U
106-46-7	1,4-Dichlorobenzene	ND	2.5	0.08	U
1634-04-4	Methyl tert butyl ether	ND	1.0	0.15	U
179601-23-1	p/m-Xylene	ND	1.0	0.18	U
95-47-6	o-Xylene	ND	1.0	0.17	U
1330-20-7	Xylene (Total)	ND	1.0	0.17	U
156-59-2	cis-1,2-Dichloroethene	ND	0.50	0.11	U
540-59-0	1,2-Dichloroethene (total)	ND	0.50	0.11	U
100-42-5	Styrene	ND	1.0	0.12	U
75-71-8	Dichlorodifluoromethane	ND	5.0	0.19	U
67-64-1	Acetone	8.4	5.0	1.5	
75-15-0	Carbon disulfide	ND	5.0	0.09	U
78-93-3	2-Butanone	ND	5.0	1.9	U
108-10-1	4-Methyl-2-pentanone	ND	5.0	0.26	U
591-78-6	2-Hexanone	ND	5.0	0.14	U
74-97-5	Bromochloromethane	ND	2.5	0.13	U
98-82-8	Isopropylbenzene	ND	0.50	0.11	U
87-61-6	1,2,3-Trichlorobenzene	ND	2.5	0.12	U
120-82-1	1,2,4-Trichlorobenzene	ND	2.5	0.12	U
79-20-9	Methyl Acetate	ND	2.0	0.23	U
110-82-7	Cyclohexane	ND	10	0.27	U
108-87-2	Methyl cyclohexane	ND	10	0.40	U

Form 1
Volatile Organics

Client	: Tetra Tech GEO	**Lab Number**	: L1523745
Project Name	: LOCKHEED-NORTH PLAINFIELD	**Project Number**	: 117-0507.600
Lab ID	: L1523745-11	**Date Collected**	: 09/22/15 08:45
Client ID	: MW-503I	**Date Received**	: 09/23/15
Sample Location	: NORTH PLAINFIELD	**Date Analyzed**	: 10/02/15 01:01
Sample Matrix	: WATER	**Dilution Factor**	: 1
Analytical Method	: 1,8260C	**Analyst**	: MS
Lab File ID	: 1001N11	**Instrument ID**	: VOA105.I
Sample Amount	: 10 ml	**GC Column**	: RTX-502.2
Level	: LOW	**%Solids**	: N/A
Extract Volume (MeOH)	: N/A	**Injection Volume**	: N/A

		ug/L			
CAS NO.	**Parameter**	**Results**	**RL**	**MDL**	**Qualifier**
76-13-1	1,1,2-Trichloro-1,2,2-Trifluoroethane	0.31	2.5	0.15	J

Tentatively Identified Compounds
Volatile Organics

Client	: Tetra Tech GEO	**Lab Number**	: L1523745
Project Name	: LOCKHEED-NORTH PLAINFIELD	**Project Number**	: 117-0507.600
Lab ID	: L1523745-11	**Date Collected**	: 09/22/15 08:45
Client ID	: MW-503I	**Date Received**	: 09/23/15
Sample Location	: NORTH PLAINFIELD	**Date Analyzed**	: 10/02/15 01:01
Sample Matrix	: WATER	**Dilution Factor**	: 1
Analytical Method	: 1,8260C	**Analyst**	: MS
Lab File ID	: 1001N11	**Instrument ID**	: VOA105.I
Sample Amount	: 10 ml	**GC Column**	: RTX-502.2
Level	: LOW	**%Solids**	: N/A
Extract Volume (MeOH)	: N/A	**Injection Volume**	: N/A

Number TICS found: 0 **Concentration Units: ug/L**

CAS Number	Compound Name	RT	EST. CONC.	Qualifier
	NO TENTATIVELY IDENTIFIED COMPOUNDS			

Form 1
Volatile Organics

Client	: Tetra Tech GEO	Lab Number	: L1523745
Project Name	: LOCKHEED-NORTH PLAINFIELD	Project Number	: 117-0507.600
Lab ID	: L1523745-12	Date Collected	: 09/22/15 15:25
Client ID	: MW-505S	Date Received	: 09/23/15
Sample Location	: NORTH PLAINFIELD	Date Analyzed	: 10/02/15 01:29
Sample Matrix	: WATER	Dilution Factor	: 1
Analytical Method	: 1,8260C	Analyst	: MS
Lab File ID	: 1001N12	Instrument ID	: VOA105.I
Sample Amount	: 10 ml	GC Column	: RTX-502.2
Level	: LOW	%Solids	: N/A
Extract Volume (MeOH)	: N/A	Injection Volume	: N/A

		ug/L			
CAS NO.	Parameter	Results	RL	MDL	Qualifier
96-12-8	1,2-Dibromo-3-chloropropane	ND	2.5	0.32	U
123-91-1	1,4-Dioxane	ND	250	41.	U
106-93-4	1,2-Dibromoethane	ND	2.0	0.10	U
75-09-2	Methylene chloride	ND	2.5	0.27	U
75-34-3	1,1-Dichloroethane	ND	0.75	0.21	U
67-66-3	Chloroform	0.54	0.75	0.16	J
56-23-5	Carbon tetrachloride	ND	0.50	0.10	U
78-87-5	1,2-Dichloropropane	ND	1.0	0.11	U
124-48-1	Dibromochloromethane	ND	0.50	0.15	U
79-00-5	1,1,2-Trichloroethane	ND	0.75	0.09	U
127-18-4	Tetrachloroethene	ND	0.50	0.09	U
108-90-7	Chlorobenzene	ND	0.50	0.07	U
75-69-4	Trichlorofluoromethane	ND	2.5	0.10	U
107-06-2	1,2-Dichloroethane	ND	0.50	0.11	U
71-55-6	1,1,1-Trichloroethane	ND	0.50	0.10	U
75-27-4	Bromodichloromethane	ND	0.50	0.19	U
10061-02-6	trans-1,3-Dichloropropene	ND	0.50	0.15	U
10061-01-5	cis-1,3-Dichloropropene	ND	0.50	0.14	U
542-75-6	1,3-Dichloropropene, Total	ND	0.50	0.14	U
75-25-2	Bromoform	ND	2.0	0.25	U
79-34-5	1,1,2,2-Tetrachloroethane	ND	0.50	0.09	U
71-43-2	Benzene	ND	0.50	0.09	U
108-88-3	Toluene	ND	0.75	0.16	U
100-41-4	Ethylbenzene	ND	0.50	0.10	U
74-87-3	Chloromethane	0.21	2.5	0.09	J
74-83-9	Bromomethane	ND	1.0	0.26	U
75-01-4	Vinyl chloride	ND	1.0	0.07	U

Form 1
Volatile Organics

Client	: Tetra Tech GEO	Lab Number	: L1523745
Project Name	: LOCKHEED-NORTH PLAINFIELD	Project Number	: 117-0507.600
Lab ID	: L1523745-12	Date Collected	: 09/22/15 15:25
Client ID	: MW-505S	Date Received	: 09/23/15
Sample Location	: NORTH PLAINFIELD	Date Analyzed	: 10/02/15 01:29
Sample Matrix	: WATER	Dilution Factor	: 1
Analytical Method	: 1,8260C	Analyst	: MS
Lab File ID	: 1001N12	Instrument ID	: VOA105.I
Sample Amount	: 10 ml	GC Column	: RTX-502.2
Level	: LOW	%Solids	: N/A
Extract Volume (MeOH)	: N/A	Injection Volume	: N/A

		ug/L			
CAS NO.	Parameter	Results	RL	MDL	Qualifier
75-00-3	Chloroethane	ND	1.0	0.13	U
75-35-4	1,1-Dichloroethene	ND	0.50	0.09	U
156-60-5	trans-1,2-Dichloroethene	ND	0.75	0.16	U
79-01-6	Trichloroethene	ND	0.50	0.11	U
95-50-1	1,2-Dichlorobenzene	ND	2.5	0.07	U
541-73-1	1,3-Dichlorobenzene	ND	2.5	0.07	U
106-46-7	1,4-Dichlorobenzene	ND	2.5	0.08	U
1634-04-4	Methyl tert butyl ether	ND	1.0	0.15	U
179601-23-1	p/m-Xylene	ND	1.0	0.18	U
95-47-6	o-Xylene	ND	1.0	0.17	U
1330-20-7	Xylene (Total)	ND	1.0	0.17	U
156-59-2	cis-1,2-Dichloroethene	ND	0.50	0.11	U
540-59-0	1,2-Dichloroethene (total)	ND	0.50	0.11	U
100-42-5	Styrene	ND	1.0	0.12	U
75-71-8	Dichlorodifluoromethane	ND	5.0	0.19	U
67-64-1	Acetone	6.8	5.0	1.5	
75-15-0	Carbon disulfide	ND	5.0	0.09	U
78-93-3	2-Butanone	ND	5.0	1.9	U
108-10-1	4-Methyl-2-pentanone	ND	5.0	0.26	U
591-78-6	2-Hexanone	ND	5.0	0.14	U
74-97-5	Bromochloromethane	ND	2.5	0.13	U
98-82-8	Isopropylbenzene	ND	0.50	0.11	U
87-61-6	1,2,3-Trichlorobenzene	ND	2.5	0.12	U
120-82-1	1,2,4-Trichlorobenzene	ND	2.5	0.12	U
79-20-9	Methyl Acetate	ND	2.0	0.23	U
110-82-7	Cyclohexane	ND	10	0.27	U
108-87-2	Methyl cyclohexane	ND	10	0.40	U

Form 1
Volatile Organics

Client	: Tetra Tech GEO	**Lab Number**	: L1523745
Project Name	: LOCKHEED-NORTH PLAINFIELD	**Project Number**	: 117-0507.600
Lab ID	: L1523745-12	**Date Collected**	: 09/22/15 15:25
Client ID	: MW-505S	**Date Received**	: 09/23/15
Sample Location	: NORTH PLAINFIELD	**Date Analyzed**	: 10/02/15 01:29
Sample Matrix	: WATER	**Dilution Factor**	: 1
Analytical Method	: 1,8260C	**Analyst**	: MS
Lab File ID	: 1001N12	**Instrument ID**	: VOA105.I
Sample Amount	: 10 ml	**GC Column**	: RTX-502.2
Level	: LOW	**%Solids**	: N/A
Extract Volume (MeOH)	: N/A	**Injection Volume**	: N/A

		ug/L			
CAS NO.	**Parameter**	**Results**	**RL**	**MDL**	**Qualifier**
76-13-1	1,1,2-Trichloro-1,2,2-Trifluoroethane	ND	2.5	0.15	U

Tentatively Identified Compounds
Volatile Organics

Client	: Tetra Tech GEO	**Lab Number**	: L1523745
Project Name	: LOCKHEED-NORTH PLAINFIELD	**Project Number**	: 117-0507.600
Lab ID	: L1523745-12	**Date Collected**	: 09/22/15 15:25
Client ID	: MW-505S	**Date Received**	: 09/23/15
Sample Location	: NORTH PLAINFIELD	**Date Analyzed**	: 10/02/15 01:29
Sample Matrix	: WATER	**Dilution Factor**	: 1
Analytical Method	: 1,8260C	**Analyst**	: MS
Lab File ID	: 1001N12	**Instrument ID**	: VOA105.I
Sample Amount	: 10 ml	**GC Column**	: RTX-502.2
Level	: LOW	**%Solids**	: N/A
Extract Volume (MeOH)	: N/A	**Injection Volume**	: N/A

Number TICS found: 0 **Concentration Units: ug/L**

CAS Number	Compound Name	RT	EST. CONC.	Qualifier
	NO TENTATIVELY IDENTIFIED COMPOUNDS			

Form 1
Volatile Organics

Client	: Tetra Tech GEO	Lab Number	: L1523745
Project Name	: LOCKHEED-NORTH PLAINFIELD	Project Number	: 117-0507.600
Lab ID	: L1523745-13	Date Collected	: 09/22/15 15:30
Client ID	: MW-505I	Date Received	: 09/23/15
Sample Location	: NORTH PLAINFIELD	Date Analyzed	: 10/02/15 01:56
Sample Matrix	: WATER	Dilution Factor	: 1
Analytical Method	: 1,8260C	Analyst	: MS
Lab File ID	: 1001N13	Instrument ID	: VOA105.I
Sample Amount	: 10 ml	GC Column	: RTX-502.2
Level	: LOW	%Solids	: N/A
Extract Volume (MeOH)	: N/A	Injection Volume	: N/A

		ug/L			
CAS NO.	Parameter	Results	RL	MDL	Qualifier
96-12-8	1,2-Dibromo-3-chloropropane	ND	2.5	0.32	U
123-91-1	1,4-Dioxane	ND	250	41.	U
106-93-4	1,2-Dibromoethane	ND	2.0	0.10	U
75-09-2	Methylene chloride	ND	2.5	0.27	U
75-34-3	1,1-Dichloroethane	ND	0.75	0.21	U
67-66-3	Chloroform	1.1	0.75	0.16	
56-23-5	Carbon tetrachloride	ND	0.50	0.10	U
78-87-5	1,2-Dichloropropane	ND	1.0	0.11	U
124-48-1	Dibromochloromethane	ND	0.50	0.15	U
79-00-5	1,1,2-Trichloroethane	ND	0.75	0.09	U
127-18-4	Tetrachloroethene	0.12	0.50	0.09	J
108-90-7	Chlorobenzene	ND	0.50	0.07	U
75-69-4	Trichlorofluoromethane	ND	2.5	0.10	U
107-06-2	1,2-Dichloroethane	ND	0.50	0.11	U
71-55-6	1,1,1-Trichloroethane	ND	0.50	0.10	U
75-27-4	Bromodichloromethane	ND	0.50	0.19	U
10061-02-6	trans-1,3-Dichloropropene	ND	0.50	0.15	U
10061-01-5	cis-1,3-Dichloropropene	ND	0.50	0.14	U
542-75-6	1,3-Dichloropropene, Total	ND	0.50	0.14	U
75-25-2	Bromoform	ND	2.0	0.25	U
79-34-5	1,1,2,2-Tetrachloroethane	ND	0.50	0.09	U
71-43-2	Benzene	ND	0.50	0.09	U
108-88-3	Toluene	ND	0.75	0.16	U
100-41-4	Ethylbenzene	ND	0.50	0.10	U
74-87-3	Chloromethane	ND	2.5	0.09	U
74-83-9	Bromomethane	ND	1.0	0.26	U
75-01-4	Vinyl chloride	ND	1.0	0.07	U

Form 1
Volatile Organics

Client	: Tetra Tech GEO	Lab Number	: L1523745
Project Name	: LOCKHEED-NORTH PLAINFIELD	Project Number	: 117-0507.600
Lab ID	: L1523745-13	Date Collected	: 09/22/15 15:30
Client ID	: MW-505I	Date Received	: 09/23/15
Sample Location	: NORTH PLAINFIELD	Date Analyzed	: 10/02/15 01:56
Sample Matrix	: WATER	Dilution Factor	: 1
Analytical Method	: 1,8260C	Analyst	: MS
Lab File ID	: 1001N13	Instrument ID	: VOA105.I
Sample Amount	: 10 ml	GC Column	: RTX-502.2
Level	: LOW	%Solids	: N/A
Extract Volume (MeOH)	: N/A	Injection Volume	: N/A

		ug/L			
CAS NO.	Parameter	Results	RL	MDL	Qualifier
75-00-3	Chloroethane	ND	1.0	0.13	U
75-35-4	1,1-Dichloroethene	ND	0.50	0.09	U
156-60-5	trans-1,2-Dichloroethene	ND	0.75	0.16	U
79-01-6	Trichloroethene	0.15	0.50	0.11	J
95-50-1	1,2-Dichlorobenzene	ND	2.5	0.07	U
541-73-1	1,3-Dichlorobenzene	ND	2.5	0.07	U
106-46-7	1,4-Dichlorobenzene	ND	2.5	0.08	U
1634-04-4	Methyl tert butyl ether	ND	1.0	0.15	U
179601-23-1	p/m-Xylene	ND	1.0	0.18	U
95-47-6	o-Xylene	ND	1.0	0.17	U
1330-20-7	Xylene (Total)	ND	1.0	0.17	U
156-59-2	cis-1,2-Dichloroethene	ND	0.50	0.11	U
540-59-0	1,2-Dichloroethene (total)	ND	0.50	0.11	U
100-42-5	Styrene	ND	1.0	0.12	U
75-71-8	Dichlorodifluoromethane	ND	5.0	0.19	U
67-64-1	Acetone	4.2	5.0	1.5	J
75-15-0	Carbon disulfide	ND	5.0	0.09	U
78-93-3	2-Butanone	ND	5.0	1.9	U
108-10-1	4-Methyl-2-pentanone	ND	5.0	0.26	U
591-78-6	2-Hexanone	ND	5.0	0.14	U
74-97-5	Bromochloromethane	ND	2.5	0.13	U
98-82-8	Isopropylbenzene	ND	0.50	0.11	U
87-61-6	1,2,3-Trichlorobenzene	ND	2.5	0.12	U
120-82-1	1,2,4-Trichlorobenzene	ND	2.5	0.12	U
79-20-9	Methyl Acetate	ND	2.0	0.23	U
110-82-7	Cyclohexane	ND	10	0.27	U
108-87-2	Methyl cyclohexane	ND	10	0.40	U

Form 1
Volatile Organics

Client	: Tetra Tech GEO	**Lab Number**	: L1523745
Project Name	: LOCKHEED-NORTH PLAINFIELD	**Project Number**	: 117-0507.600
Lab ID	: L1523745-13	**Date Collected**	: 09/22/15 15:30
Client ID	: MW-505I	**Date Received**	: 09/23/15
Sample Location	: NORTH PLAINFIELD	**Date Analyzed**	: 10/02/15 01:56
Sample Matrix	: WATER	**Dilution Factor**	: 1
Analytical Method	: 1,8260C	**Analyst**	: MS
Lab File ID	: 1001N13	**Instrument ID**	: VOA105.I
Sample Amount	: 10 ml	**GC Column**	: RTX-502.2
Level	: LOW	**%Solids**	: N/A
Extract Volume (MeOH)	: N/A	**Injection Volume**	: N/A

		ug/L			
CAS NO.	**Parameter**	**Results**	**RL**	**MDL**	**Qualifier**
76-13-1	1,1,2-Trichloro-1,2,2-Trifluoroethane	ND	2.5	0.15	U

Tentatively Identified Compounds
Volatile Organics

Client	: Tetra Tech GEO	**Lab Number**	: L1523745
Project Name	: LOCKHEED-NORTH PLAINFIELD	**Project Number**	: 117-0507.600
Lab ID	: L1523745-13	**Date Collected**	: 09/22/15 15:30
Client ID	: MW-505I	**Date Received**	: 09/23/15
Sample Location	: NORTH PLAINFIELD	**Date Analyzed**	: 10/02/15 01:56
Sample Matrix	: WATER	**Dilution Factor**	: 1
Analytical Method	: 1,8260C	**Analyst**	: MS
Lab File ID	: 1001N13	**Instrument ID**	: VOA105.I
Sample Amount	: 10 ml	**GC Column**	: RTX-502.2
Level	: LOW	**%Solids**	: N/A
Extract Volume (MeOH)	: N/A	**Injection Volume**	: N/A

Number TICS found: 0 **Concentration Units: ug/L**

CAS Number	Compound Name	RT	EST. CONC.	Qualifier
	NO TENTATIVELY IDENTIFIED COMPOUNDS			

Form 1
Volatile Organics

Client	: Tetra Tech GEO	Lab Number	: L1523745
Project Name	: LOCKHEED-NORTH PLAINFIELD	Project Number	: 117-0507.600
Lab ID	: L1523745-14	Date Collected	: 09/22/15 10:55
Client ID	: MW-506S	Date Received	: 09/23/15
Sample Location	: NORTH PLAINFIELD	Date Analyzed	: 10/02/15 02:24
Sample Matrix	: WATER	Dilution Factor	: 1
Analytical Method	: 1,8260C	Analyst	: MS
Lab File ID	: 1001N14	Instrument ID	: VOA105.I
Sample Amount	: 10 ml	GC Column	: RTX-502.2
Level	: LOW	%Solids	: N/A
Extract Volume (MeOH)	: N/A	Injection Volume	: N/A

		ug/L			
CAS NO.	Parameter	Results	RL	MDL	Qualifier
96-12-8	1,2-Dibromo-3-chloropropane	ND	2.5	0.32	U
123-91-1	1,4-Dioxane	ND	250	41.	U
106-93-4	1,2-Dibromoethane	ND	2.0	0.10	U
75-09-2	Methylene chloride	ND	2.5	0.27	U
75-34-3	1,1-Dichloroethane	ND	0.75	0.21	U
67-66-3	Chloroform	0.68	0.75	0.16	J
56-23-5	Carbon tetrachloride	ND	0.50	0.10	U
78-87-5	1,2-Dichloropropane	ND	1.0	0.11	U
124-48-1	Dibromochloromethane	ND	0.50	0.15	U
79-00-5	1,1,2-Trichloroethane	ND	0.75	0.09	U
127-18-4	Tetrachloroethene	ND	0.50	0.09	U
108-90-7	Chlorobenzene	ND	0.50	0.07	U
75-69-4	Trichlorofluoromethane	ND	2.5	0.10	U
107-06-2	1,2-Dichloroethane	ND	0.50	0.11	U
71-55-6	1,1,1-Trichloroethane	ND	0.50	0.10	U
75-27-4	Bromodichloromethane	ND	0.50	0.19	U
10061-02-6	trans-1,3-Dichloropropene	ND	0.50	0.15	U
10061-01-5	cis-1,3-Dichloropropene	ND	0.50	0.14	U
542-75-6	1,3-Dichloropropene, Total	ND	0.50	0.14	U
75-25-2	Bromoform	ND	2.0	0.25	U
79-34-5	1,1,2,2-Tetrachloroethane	ND	0.50	0.09	U
71-43-2	Benzene	ND	0.50	0.09	U
108-88-3	Toluene	ND	0.75	0.16	U
100-41-4	Ethylbenzene	ND	0.50	0.10	U
74-87-3	Chloromethane	ND	2.5	0.09	U
74-83-9	Bromomethane	ND	1.0	0.26	U
75-01-4	Vinyl chloride	ND	1.0	0.07	U

Form 1
Volatile Organics

Client	: Tetra Tech GEO	Lab Number	: L1523745
Project Name	: LOCKHEED-NORTH PLAINFIELD	Project Number	: 117-0507.600
Lab ID	: L1523745-14	Date Collected	: 09/22/15 10:55
Client ID	: MW-506S	Date Received	: 09/23/15
Sample Location	: NORTH PLAINFIELD	Date Analyzed	: 10/02/15 02:24
Sample Matrix	: WATER	Dilution Factor	: 1
Analytical Method	: 1,8260C	Analyst	: MS
Lab File ID	: 1001N14	Instrument ID	: VOA105.I
Sample Amount	: 10 ml	GC Column	: RTX-502.2
Level	: LOW	%Solids	: N/A
Extract Volume (MeOH)	: N/A	Injection Volume	: N/A

		ug/L			
CAS NO.	Parameter	Results	RL	MDL	Qualifier
75-00-3	Chloroethane	ND	1.0	0.13	U
75-35-4	1,1-Dichloroethene	ND	0.50	0.09	U
156-60-5	trans-1,2-Dichloroethene	ND	0.75	0.16	U
79-01-6	Trichloroethene	0.19	0.50	0.11	J
95-50-1	1,2-Dichlorobenzene	ND	2.5	0.07	U
541-73-1	1,3-Dichlorobenzene	ND	2.5	0.07	U
106-46-7	1,4-Dichlorobenzene	ND	2.5	0.08	U
1634-04-4	Methyl tert butyl ether	ND	1.0	0.15	U
179601-23-1	p/m-Xylene	ND	1.0	0.18	U
95-47-6	o-Xylene	ND	1.0	0.17	U
1330-20-7	Xylene (Total)	ND	1.0	0.17	U
156-59-2	cis-1,2-Dichloroethene	ND	0.50	0.11	U
540-59-0	1,2-Dichloroethene (total)	ND	0.50	0.11	U
100-42-5	Styrene	ND	1.0	0.12	U
75-71-8	Dichlorodifluoromethane	ND	5.0	0.19	U
67-64-1	Acetone	8.8	5.0	1.5	
75-15-0	Carbon disulfide	ND	5.0	0.09	U
78-93-3	2-Butanone	ND	5.0	1.9	U
108-10-1	4-Methyl-2-pentanone	ND	5.0	0.26	U
591-78-6	2-Hexanone	ND	5.0	0.14	U
74-97-5	Bromochloromethane	ND	2.5	0.13	U
98-82-8	Isopropylbenzene	ND	0.50	0.11	U
87-61-6	1,2,3-Trichlorobenzene	ND	2.5	0.12	U
120-82-1	1,2,4-Trichlorobenzene	ND	2.5	0.12	U
79-20-9	Methyl Acetate	ND	2.0	0.23	U
110-82-7	Cyclohexane	ND	10	0.27	U
108-87-2	Methyl cyclohexane	ND	10	0.40	U

Form 1
Volatile Organics

Client	: Tetra Tech GEO	**Lab Number**	: L1523745
Project Name	: LOCKHEED-NORTH PLAINFIELD	**Project Number**	: 117-0507.600
Lab ID	: L1523745-14	**Date Collected**	: 09/22/15 10:55
Client ID	: MW-506S	**Date Received**	: 09/23/15
Sample Location	: NORTH PLAINFIELD	**Date Analyzed**	: 10/02/15 02:24
Sample Matrix	: WATER	**Dilution Factor**	: 1
Analytical Method	: 1,8260C	**Analyst**	: MS
Lab File ID	: 1001N14	**Instrument ID**	: VOA105.I
Sample Amount	: 10 ml	**GC Column**	: RTX-502.2
Level	: LOW	**%Solids**	: N/A
Extract Volume (MeOH)	: N/A	**Injection Volume**	: N/A

		ug/L			
CAS NO.	**Parameter**	**Results**	**RL**	**MDL**	**Qualifier**
76-13-1	1,1,2-Trichloro-1,2,2-Trifluoroethane	ND	2.5	0.15	U

Tentatively Identified Compounds
Volatile Organics

Client	: Tetra Tech GEO	**Lab Number**	: L1523745
Project Name	: LOCKHEED-NORTH PLAINFIELD	**Project Number**	: 117-0507.600
Lab ID	: L1523745-14	**Date Collected**	: 09/22/15 10:55
Client ID	: MW-506S	**Date Received**	: 09/23/15
Sample Location	: NORTH PLAINFIELD	**Date Analyzed**	: 10/02/15 02:24
Sample Matrix	: WATER	**Dilution Factor**	: 1
Analytical Method	: 1,8260C	**Analyst**	: MS
Lab File ID	: 1001N14	**Instrument ID**	: VOA105.I
Sample Amount	: 10 ml	**GC Column**	: RTX-502.2
Level	: LOW	**%Solids**	: N/A
Extract Volume (MeOH)	: N/A	**Injection Volume**	: N/A

Number TICS found: 0 **Concentration Units: ug/L**

CAS Number	Compound Name	RT	EST. CONC.	Qualifier
	NO TENTATIVELY IDENTIFIED COMPOUNDS			

Form 1
Volatile Organics

Client	: Tetra Tech GEO	Lab Number	: L1523745
Project Name	: LOCKHEED-NORTH PLAINFIELD	Project Number	: 117-0507.600
Lab ID	: L1523745-15	Date Collected	: 09/22/15 11:00
Client ID	: MW-506I	Date Received	: 09/23/15
Sample Location	: NORTH PLAINFIELD	Date Analyzed	: 10/02/15 02:51
Sample Matrix	: WATER	Dilution Factor	: 1
Analytical Method	: 1,8260C	Analyst	: MS
Lab File ID	: 1001N15	Instrument ID	: VOA105.I
Sample Amount	: 10 ml	GC Column	: RTX-502.2
Level	: LOW	%Solids	: N/A
Extract Volume (MeOH)	: N/A	Injection Volume	: N/A

		ug/L			
CAS NO.	Parameter	Results	RL	MDL	Qualifier
96-12-8	1,2-Dibromo-3-chloropropane	ND	2.5	0.32	U
123-91-1	1,4-Dioxane	ND	250	41.	U
106-93-4	1,2-Dibromoethane	ND	2.0	0.10	U
75-09-2	Methylene chloride	ND	2.5	0.27	U
75-34-3	1,1-Dichloroethane	ND	0.75	0.21	U
67-66-3	Chloroform	0.94	0.75	0.16	
56-23-5	Carbon tetrachloride	ND	0.50	0.10	U
78-87-5	1,2-Dichloropropane	ND	1.0	0.11	U
124-48-1	Dibromochloromethane	ND	0.50	0.15	U
79-00-5	1,1,2-Trichloroethane	ND	0.75	0.09	U
127-18-4	Tetrachloroethene	0.55	0.50	0.09	
108-90-7	Chlorobenzene	ND	0.50	0.07	U
75-69-4	Trichlorofluoromethane	ND	2.5	0.10	U
107-06-2	1,2-Dichloroethane	ND	0.50	0.11	U
71-55-6	1,1,1-Trichloroethane	ND	0.50	0.10	U
75-27-4	Bromodichloromethane	ND	0.50	0.19	U
10061-02-6	trans-1,3-Dichloropropene	ND	0.50	0.15	U
10061-01-5	cis-1,3-Dichloropropene	ND	0.50	0.14	U
542-75-6	1,3-Dichloropropene, Total	ND	0.50	0.14	U
75-25-2	Bromoform	ND	2.0	0.25	U
79-34-5	1,1,2,2-Tetrachloroethane	ND	0.50	0.09	U
71-43-2	Benzene	ND	0.50	0.09	U
108-88-3	Toluene	ND	0.75	0.16	U
100-41-4	Ethylbenzene	ND	0.50	0.10	U
74-87-3	Chloromethane	ND	2.5	0.09	U
74-83-9	Bromomethane	ND	1.0	0.26	U
75-01-4	Vinyl chloride	ND	1.0	0.07	U

Form 1
Volatile Organics

Client	: Tetra Tech GEO	Lab Number	: L1523745
Project Name	: LOCKHEED-NORTH PLAINFIELD	Project Number	: 117-0507.600
Lab ID	: L1523745-15	Date Collected	: 09/22/15 11:00
Client ID	: MW-506I	Date Received	: 09/23/15
Sample Location	: NORTH PLAINFIELD	Date Analyzed	: 10/02/15 02:51
Sample Matrix	: WATER	Dilution Factor	: 1
Analytical Method	: 1,8260C	Analyst	: MS
Lab File ID	: 1001N15	Instrument ID	: VOA105.I
Sample Amount	: 10 ml	GC Column	: RTX-502.2
Level	: LOW	%Solids	: N/A
Extract Volume (MeOH)	: N/A	Injection Volume	: N/A

		ug/L			
CAS NO.	Parameter	Results	RL	MDL	Qualifier
75-00-3	Chloroethane	ND	1.0	0.13	U
75-35-4	1,1-Dichloroethene	ND	0.50	0.09	U
156-60-5	trans-1,2-Dichloroethene	ND	0.75	0.16	U
79-01-6	Trichloroethene	0.75	0.50	0.11	
95-50-1	1,2-Dichlorobenzene	ND	2.5	0.07	U
541-73-1	1,3-Dichlorobenzene	ND	2.5	0.07	U
106-46-7	1,4-Dichlorobenzene	ND	2.5	0.08	U
1634-04-4	Methyl tert butyl ether	ND	1.0	0.15	U
179601-23-1	p/m-Xylene	ND	1.0	0.18	U
95-47-6	o-Xylene	ND	1.0	0.17	U
1330-20-7	Xylene (Total)	ND	1.0	0.17	U
156-59-2	cis-1,2-Dichloroethene	ND	0.50	0.11	U
540-59-0	1,2-Dichloroethene (total)	ND	0.50	0.11	U
100-42-5	Styrene	ND	1.0	0.12	U
75-71-8	Dichlorodifluoromethane	ND	5.0	0.19	U
67-64-1	Acetone	4.5	5.0	1.5	J
75-15-0	Carbon disulfide	ND	5.0	0.09	U
78-93-3	2-Butanone	ND	5.0	1.9	U
108-10-1	4-Methyl-2-pentanone	ND	5.0	0.26	U
591-78-6	2-Hexanone	ND	5.0	0.14	U
74-97-5	Bromochloromethane	ND	2.5	0.13	U
98-82-8	Isopropylbenzene	ND	0.50	0.11	U
87-61-6	1,2,3-Trichlorobenzene	ND	2.5	0.12	U
120-82-1	1,2,4-Trichlorobenzene	ND	2.5	0.12	U
79-20-9	Methyl Acetate	ND	2.0	0.23	U
110-82-7	Cyclohexane	ND	10	0.27	U
108-87-2	Methyl cyclohexane	ND	10	0.40	U

Form 1
Volatile Organics

Client	: Tetra Tech GEO	**Lab Number**	: L1523745
Project Name	: LOCKHEED-NORTH PLAINFIELD	**Project Number**	: 117-0507.600
Lab ID	: L1523745-15	**Date Collected**	: 09/22/15 11:00
Client ID	: MW-506I	**Date Received**	: 09/23/15
Sample Location	: NORTH PLAINFIELD	**Date Analyzed**	: 10/02/15 02:51
Sample Matrix	: WATER	**Dilution Factor**	: 1
Analytical Method	: 1,8260C	**Analyst**	: MS
Lab File ID	: 1001N15	**Instrument ID**	: VOA105.I
Sample Amount	: 10 ml	**GC Column**	: RTX-502.2
Level	: LOW	**%Solids**	: N/A
Extract Volume (MeOH)	: N/A	**Injection Volume**	: N/A

		ug/L			
CAS NO.	**Parameter**	**Results**	**RL**	**MDL**	**Qualifier**
76-13-1	1,1,2-Trichloro-1,2,2-Trifluoroethane	0.44	2.5	0.15	J

Tentatively Identified Compounds
Volatile Organics

Client	: Tetra Tech GEO	**Lab Number**	: L1523745
Project Name	: LOCKHEED-NORTH PLAINFIELD	**Project Number**	: 117-0507.600
Lab ID	: L1523745-15	**Date Collected**	: 09/22/15 11:00
Client ID	: MW-506I	**Date Received**	: 09/23/15
Sample Location	: NORTH PLAINFIELD	**Date Analyzed**	: 10/02/15 02:51
Sample Matrix	: WATER	**Dilution Factor**	: 1
Analytical Method	: 1,8260C	**Analyst**	: MS
Lab File ID	: 1001N15	**Instrument ID**	: VOA105.I
Sample Amount	: 10 ml	**GC Column**	: RTX-502.2
Level	: LOW	**%Solids**	: N/A
Extract Volume (MeOH)	: N/A	**Injection Volume**	: N/A

Number TICS found: 0 **Concentration Units: ug/L**

CAS Number	Compound Name	RT	EST. CONC.	Qualifier
	NO TENTATIVELY IDENTIFIED COMPOUNDS			

Form 1
Volatile Organics

Client	: Tetra Tech GEO	Lab Number	: L1523745
Project Name	: LOCKHEED-NORTH PLAINFIELD	Project Number	: 117-0507.600
Lab ID	: L1523745-16	Date Collected	: 09/22/15 09:35
Client ID	: MW-507S	Date Received	: 09/23/15
Sample Location	: NORTH PLAINFIELD	Date Analyzed	: 10/02/15 03:19
Sample Matrix	: WATER	Dilution Factor	: 1
Analytical Method	: 1,8260C	Analyst	: MS
Lab File ID	: 1001N16	Instrument ID	: VOA105.I
Sample Amount	: 10 ml	GC Column	: RTX-502.2
Level	: LOW	%Solids	: N/A
Extract Volume (MeOH)	: N/A	Injection Volume	: N/A

		ug/L			
CAS NO.	Parameter	Results	RL	MDL	Qualifier
96-12-8	1,2-Dibromo-3-chloropropane	ND	2.5	0.32	U
123-91-1	1,4-Dioxane	ND	250	41.	U
106-93-4	1,2-Dibromoethane	ND	2.0	0.10	U
75-09-2	Methylene chloride	ND	2.5	0.27	U
75-34-3	1,1-Dichloroethane	ND	0.75	0.21	U
67-66-3	Chloroform	0.73	0.75	0.16	J
56-23-5	Carbon tetrachloride	ND	0.50	0.10	U
78-87-5	1,2-Dichloropropane	ND	1.0	0.11	U
124-48-1	Dibromochloromethane	ND	0.50	0.15	U
79-00-5	1,1,2-Trichloroethane	ND	0.75	0.09	U
127-18-4	Tetrachloroethene	ND	0.50	0.09	U
108-90-7	Chlorobenzene	ND	0.50	0.07	U
75-69-4	Trichlorofluoromethane	ND	2.5	0.10	U
107-06-2	1,2-Dichloroethane	ND	0.50	0.11	U
71-55-6	1,1,1-Trichloroethane	ND	0.50	0.10	U
75-27-4	Bromodichloromethane	ND	0.50	0.19	U
10061-02-6	trans-1,3-Dichloropropene	ND	0.50	0.15	U
10061-01-5	cis-1,3-Dichloropropene	ND	0.50	0.14	U
542-75-6	1,3-Dichloropropene, Total	ND	0.50	0.14	U
75-25-2	Bromoform	ND	2.0	0.25	U
79-34-5	1,1,2,2-Tetrachloroethane	ND	0.50	0.09	U
71-43-2	Benzene	ND	0.50	0.09	U
108-88-3	Toluene	ND	0.75	0.16	U
100-41-4	Ethylbenzene	ND	0.50	0.10	U
74-87-3	Chloromethane	ND	2.5	0.09	U
74-83-9	Bromomethane	ND	1.0	0.26	U
75-01-4	Vinyl chloride	ND	1.0	0.07	U

Form 1
Volatile Organics

Client	: Tetra Tech GEO	Lab Number	: L1523745
Project Name	: LOCKHEED-NORTH PLAINFIELD	Project Number	: 117-0507.600
Lab ID	: L1523745-16	Date Collected	: 09/22/15 09:35
Client ID	: MW-507S	Date Received	: 09/23/15
Sample Location	: NORTH PLAINFIELD	Date Analyzed	: 10/02/15 03:19
Sample Matrix	: WATER	Dilution Factor	: 1
Analytical Method	: 1,8260C	Analyst	: MS
Lab File ID	: 1001N16	Instrument ID	: VOA105.I
Sample Amount	: 10 ml	GC Column	: RTX-502.2
Level	: LOW	%Solids	: N/A
Extract Volume (MeOH)	: N/A	Injection Volume	: N/A

		ug/L			
CAS NO.	Parameter	Results	RL	MDL	Qualifier
75-00-3	Chloroethane	ND	1.0	0.13	U
75-35-4	1,1-Dichloroethene	ND	0.50	0.09	U
156-60-5	trans-1,2-Dichloroethene	ND	0.75	0.16	U
79-01-6	Trichloroethene	0.69	0.50	0.11	
95-50-1	1,2-Dichlorobenzene	ND	2.5	0.07	U
541-73-1	1,3-Dichlorobenzene	ND	2.5	0.07	U
106-46-7	1,4-Dichlorobenzene	ND	2.5	0.08	U
1634-04-4	Methyl tert butyl ether	ND	1.0	0.15	U
179601-23-1	p/m-Xylene	ND	1.0	0.18	U
95-47-6	o-Xylene	ND	1.0	0.17	U
1330-20-7	Xylene (Total)	ND	1.0	0.17	U
156-59-2	cis-1,2-Dichloroethene	ND	0.50	0.11	U
540-59-0	1,2-Dichloroethene (total)	ND	0.50	0.11	U
100-42-5	Styrene	ND	1.0	0.12	U
75-71-8	Dichlorodifluoromethane	ND	5.0	0.19	U
67-64-1	Acetone	5.4	5.0	1.5	
75-15-0	Carbon disulfide	ND	5.0	0.09	U
78-93-3	2-Butanone	ND	5.0	1.9	U
108-10-1	4-Methyl-2-pentanone	ND	5.0	0.26	U
591-78-6	2-Hexanone	ND	5.0	0.14	U
74-97-5	Bromochloromethane	ND	2.5	0.13	U
98-82-8	Isopropylbenzene	ND	0.50	0.11	U
87-61-6	1,2,3-Trichlorobenzene	ND	2.5	0.12	U
120-82-1	1,2,4-Trichlorobenzene	ND	2.5	0.12	U
79-20-9	Methyl Acetate	ND	2.0	0.23	U
110-82-7	Cyclohexane	ND	10	0.27	U
108-87-2	Methyl cyclohexane	ND	10	0.40	U

Form 1
Volatile Organics

Client	: Tetra Tech GEO	**Lab Number**	: L1523745
Project Name	: LOCKHEED-NORTH PLAINFIELD	**Project Number**	: 117-0507.600
Lab ID	: L1523745-16	**Date Collected**	: 09/22/15 09:35
Client ID	: MW-507S	**Date Received**	: 09/23/15
Sample Location	: NORTH PLAINFIELD	**Date Analyzed**	: 10/02/15 03:19
Sample Matrix	: WATER	**Dilution Factor**	: 1
Analytical Method	: 1,8260C	**Analyst**	: MS
Lab File ID	: 1001N16	**Instrument ID**	: VOA105.I
Sample Amount	: 10 ml	**GC Column**	: RTX-502.2
Level	: LOW	**%Solids**	: N/A
Extract Volume (MeOH)	: N/A	**Injection Volume**	: N/A

		ug/L			
CAS NO.	**Parameter**	**Results**	**RL**	**MDL**	**Qualifier**
76-13-1	1,1,2-Trichloro-1,2,2-Trifluoroethane	ND	2.5	0.15	U

Tentatively Identified Compounds
Volatile Organics

Client	: Tetra Tech GEO	**Lab Number**	: L1523745
Project Name	: LOCKHEED-NORTH PLAINFIELD	**Project Number**	: 117-0507.600
Lab ID	: L1523745-16	**Date Collected**	: 09/22/15 09:35
Client ID	: MW-507S	**Date Received**	: 09/23/15
Sample Location	: NORTH PLAINFIELD	**Date Analyzed**	: 10/02/15 03:19
Sample Matrix	: WATER	**Dilution Factor**	: 1
Analytical Method	: 1,8260C	**Analyst**	: MS
Lab File ID	: 1001N16	**Instrument ID**	: VOA105.I
Sample Amount	: 10 ml	**GC Column**	: RTX-502.2
Level	: LOW	**%Solids**	: N/A
Extract Volume (MeOH)	: N/A	**Injection Volume**	: N/A

Number TICS found: 0 **Concentration Units: ug/L**

CAS Number	Compound Name	RT	EST. CONC.	Qualifier
	NO TENTATIVELY IDENTIFIED COMPOUNDS			

Form 1
Volatile Organics

Client	: Tetra Tech GEO	Lab Number	: L1523745
Project Name	: LOCKHEED-NORTH PLAINFIELD	Project Number	: 117-0507.600
Lab ID	: L1523745-17	Date Collected	: 09/22/15 09:40
Client ID	: MW-507I	Date Received	: 09/23/15
Sample Location	: NORTH PLAINFIELD	Date Analyzed	: 10/02/15 03:46
Sample Matrix	: WATER	Dilution Factor	: 1
Analytical Method	: 1,8260C	Analyst	: MS
Lab File ID	: 1001N17	Instrument ID	: VOA105.I
Sample Amount	: 10 ml	GC Column	: RTX-502.2
Level	: LOW	%Solids	: N/A
Extract Volume (MeOH)	: N/A	Injection Volume	: N/A

		ug/L			
CAS NO.	Parameter	Results	RL	MDL	Qualifier
96-12-8	1,2-Dibromo-3-chloropropane	ND	2.5	0.32	U
123-91-1	1,4-Dioxane	ND	250	41.	U
106-93-4	1,2-Dibromoethane	ND	2.0	0.10	U
75-09-2	Methylene chloride	ND	2.5	0.27	U
75-34-3	1,1-Dichloroethane	ND	0.75	0.21	U
67-66-3	Chloroform	1.0	0.75	0.16	
56-23-5	Carbon tetrachloride	ND	0.50	0.10	U
78-87-5	1,2-Dichloropropane	ND	1.0	0.11	U
124-48-1	Dibromochloromethane	ND	0.50	0.15	U
79-00-5	1,1,2-Trichloroethane	ND	0.75	0.09	U
127-18-4	Tetrachloroethene	0.39	0.50	0.09	J
108-90-7	Chlorobenzene	ND	0.50	0.07	U
75-69-4	Trichlorofluoromethane	ND	2.5	0.10	U
107-06-2	1,2-Dichloroethane	ND	0.50	0.11	U
71-55-6	1,1,1-Trichloroethane	ND	0.50	0.10	U
75-27-4	Bromodichloromethane	ND	0.50	0.19	U
10061-02-6	trans-1,3-Dichloropropene	ND	0.50	0.15	U
10061-01-5	cis-1,3-Dichloropropene	ND	0.50	0.14	U
542-75-6	1,3-Dichloropropene, Total	ND	0.50	0.14	U
75-25-2	Bromoform	ND	2.0	0.25	U
79-34-5	1,1,2,2-Tetrachloroethane	ND	0.50	0.09	U
71-43-2	Benzene	ND	0.50	0.09	U
108-88-3	Toluene	ND	0.75	0.16	U
100-41-4	Ethylbenzene	ND	0.50	0.10	U
74-87-3	Chloromethane	0.26	2.5	0.09	J
74-83-9	Bromomethane	ND	1.0	0.26	U
75-01-4	Vinyl chloride	ND	1.0	0.07	U

Form 1
Volatile Organics

Client	: Tetra Tech GEO	Lab Number	: L1523745
Project Name	: LOCKHEED-NORTH PLAINFIELD	Project Number	: 117-0507.600
Lab ID	: L1523745-17	Date Collected	: 09/22/15 09:40
Client ID	: MW-507I	Date Received	: 09/23/15
Sample Location	: NORTH PLAINFIELD	Date Analyzed	: 10/02/15 03:46
Sample Matrix	: WATER	Dilution Factor	: 1
Analytical Method	: 1,8260C	Analyst	: MS
Lab File ID	: 1001N17	Instrument ID	: VOA105.I
Sample Amount	: 10 ml	GC Column	: RTX-502.2
Level	: LOW	%Solids	: N/A
Extract Volume (MeOH)	: N/A	Injection Volume	: N/A

		ug/L			
CAS NO.	Parameter	Results	RL	MDL	Qualifier
75-00-3	Chloroethane	ND	1.0	0.13	U
75-35-4	1,1-Dichloroethene	ND	0.50	0.09	U
156-60-5	trans-1,2-Dichloroethene	ND	0.75	0.16	U
79-01-6	Trichloroethene	0.77	0.50	0.11	
95-50-1	1,2-Dichlorobenzene	ND	2.5	0.07	U
541-73-1	1,3-Dichlorobenzene	ND	2.5	0.07	U
106-46-7	1,4-Dichlorobenzene	ND	2.5	0.08	U
1634-04-4	Methyl tert butyl ether	ND	1.0	0.15	U
179601-23-1	p/m-Xylene	ND	1.0	0.18	U
95-47-6	o-Xylene	ND	1.0	0.17	U
1330-20-7	Xylene (Total)	ND	1.0	0.17	U
156-59-2	cis-1,2-Dichloroethene	ND	0.50	0.11	U
540-59-0	1,2-Dichloroethene (total)	ND	0.50	0.11	U
100-42-5	Styrene	ND	1.0	0.12	U
75-71-8	Dichlorodifluoromethane	ND	5.0	0.19	U
67-64-1	Acetone	5.8	5.0	1.5	
75-15-0	Carbon disulfide	ND	5.0	0.09	U
78-93-3	2-Butanone	ND	5.0	1.9	U
108-10-1	4-Methyl-2-pentanone	ND	5.0	0.26	U
591-78-6	2-Hexanone	ND	5.0	0.14	U
74-97-5	Bromochloromethane	ND	2.5	0.13	U
98-82-8	Isopropylbenzene	ND	0.50	0.11	U
87-61-6	1,2,3-Trichlorobenzene	ND	2.5	0.12	U
120-82-1	1,2,4-Trichlorobenzene	ND	2.5	0.12	U
79-20-9	Methyl Acetate	ND	2.0	0.23	U
110-82-7	Cyclohexane	ND	10	0.27	U
108-87-2	Methyl cyclohexane	ND	10	0.40	U

Form 1
Volatile Organics

Client	: Tetra Tech GEO	**Lab Number**	: L1523745
Project Name	: LOCKHEED-NORTH PLAINFIELD	**Project Number**	: 117-0507.600
Lab ID	: L1523745-17	**Date Collected**	: 09/22/15 09:40
Client ID	: MW-507I	**Date Received**	: 09/23/15
Sample Location	: NORTH PLAINFIELD	**Date Analyzed**	: 10/02/15 03:46
Sample Matrix	: WATER	**Dilution Factor**	: 1
Analytical Method	: 1,8260C	**Analyst**	: MS
Lab File ID	: 1001N17	**Instrument ID**	: VOA105.I
Sample Amount	: 10 ml	**GC Column**	: RTX-502.2
Level	: LOW	**%Solids**	: N/A
Extract Volume (MeOH)	: N/A	**Injection Volume**	: N/A

		ug/L			
CAS NO.	**Parameter**	**Results**	**RL**	**MDL**	**Qualifier**
76-13-1	1,1,2-Trichloro-1,2,2-Trifluoroethane	0.47	2.5	0.15	J

Tentatively Identified Compounds
Volatile Organics

Client	: Tetra Tech GEO	**Lab Number**	: L1523745
Project Name	: LOCKHEED-NORTH PLAINFIELD	**Project Number**	: 117-0507.600
Lab ID	: L1523745-17	**Date Collected**	: 09/22/15 09:40
Client ID	: MW-507I	**Date Received**	: 09/23/15
Sample Location	: NORTH PLAINFIELD	**Date Analyzed**	: 10/02/15 03:46
Sample Matrix	: WATER	**Dilution Factor**	: 1
Analytical Method	: 1,8260C	**Analyst**	: MS
Lab File ID	: 1001N17	**Instrument ID**	: VOA105.I
Sample Amount	: 10 ml	**GC Column**	: RTX-502.2
Level	: LOW	**%Solids**	: N/A
Extract Volume (MeOH)	: N/A	**Injection Volume**	: N/A

Number TICS found: 0 **Concentration Units: ug/L**

CAS Number	Compound Name	RT	EST. CONC.	Qualifier
	NO TENTATIVELY IDENTIFIED COMPOUNDS			

Form 1
Volatile Organics

Client	: Tetra Tech GEO	Lab Number	: L1523745
Project Name	: LOCKHEED-NORTH PLAINFIELD	Project Number	: 117-0507.600
Lab ID	: L1523745-18	Date Collected	: 09/22/15 09:25
Client ID	: MW-508S	Date Received	: 09/23/15
Sample Location	: NORTH PLAINFIELD	Date Analyzed	: 10/02/15 04:14
Sample Matrix	: WATER	Dilution Factor	: 1
Analytical Method	: 1,8260C	Analyst	: MS
Lab File ID	: 1001N18	Instrument ID	: VOA105.I
Sample Amount	: 10 ml	GC Column	: RTX-502.2
Level	: LOW	%Solids	: N/A
Extract Volume (MeOH)	: N/A	Injection Volume	: N/A

		ug/L			
CAS NO.	Parameter	Results	RL	MDL	Qualifier
96-12-8	1,2-Dibromo-3-chloropropane	ND	2.5	0.32	U
123-91-1	1,4-Dioxane	ND	250	41.	U
106-93-4	1,2-Dibromoethane	ND	2.0	0.10	U
75-09-2	Methylene chloride	ND	2.5	0.27	U
75-34-3	1,1-Dichloroethane	ND	0.75	0.21	U
67-66-3	Chloroform	1.4	0.75	0.16	
56-23-5	Carbon tetrachloride	ND	0.50	0.10	U
78-87-5	1,2-Dichloropropane	ND	1.0	0.11	U
124-48-1	Dibromochloromethane	ND	0.50	0.15	U
79-00-5	1,1,2-Trichloroethane	ND	0.75	0.09	U
127-18-4	Tetrachloroethene	ND	0.50	0.09	U
108-90-7	Chlorobenzene	ND	0.50	0.07	U
75-69-4	Trichlorofluoromethane	ND	2.5	0.10	U
107-06-2	1,2-Dichloroethane	ND	0.50	0.11	U
71-55-6	1,1,1-Trichloroethane	ND	0.50	0.10	U
75-27-4	Bromodichloromethane	ND	0.50	0.19	U
10061-02-6	trans-1,3-Dichloropropene	ND	0.50	0.15	U
10061-01-5	cis-1,3-Dichloropropene	ND	0.50	0.14	U
542-75-6	1,3-Dichloropropene, Total	ND	0.50	0.14	U
75-25-2	Bromoform	ND	2.0	0.25	U
79-34-5	1,1,2,2-Tetrachloroethane	ND	0.50	0.09	U
71-43-2	Benzene	ND	0.50	0.09	U
108-88-3	Toluene	ND	0.75	0.16	U
100-41-4	Ethylbenzene	ND	0.50	0.10	U
74-87-3	Chloromethane	0.24	2.5	0.09	J
74-83-9	Bromomethane	ND	1.0	0.26	U
75-01-4	Vinyl chloride	ND	1.0	0.07	U

Form 1
Volatile Organics

Client	: Tetra Tech GEO	Lab Number	: L1523745
Project Name	: LOCKHEED-NORTH PLAINFIELD	Project Number	: 117-0507.600
Lab ID	: L1523745-18	Date Collected	: 09/22/15 09:25
Client ID	: MW-508S	Date Received	: 09/23/15
Sample Location	: NORTH PLAINFIELD	Date Analyzed	: 10/02/15 04:14
Sample Matrix	: WATER	Dilution Factor	: 1
Analytical Method	: 1,8260C	Analyst	: MS
Lab File ID	: 1001N18	Instrument ID	: VOA105.I
Sample Amount	: 10 ml	GC Column	: RTX-502.2
Level	: LOW	%Solids	: N/A
Extract Volume (MeOH)	: N/A	Injection Volume	: N/A

		ug/L			
CAS NO.	Parameter	Results	RL	MDL	Qualifier
75-00-3	Chloroethane	ND	1.0	0.13	U
75-35-4	1,1-Dichloroethene	ND	0.50	0.09	U
156-60-5	trans-1,2-Dichloroethene	ND	0.75	0.16	U
79-01-6	Trichloroethene	1.2	0.50	0.11	
95-50-1	1,2-Dichlorobenzene	ND	2.5	0.07	U
541-73-1	1,3-Dichlorobenzene	ND	2.5	0.07	U
106-46-7	1,4-Dichlorobenzene	ND	2.5	0.08	U
1634-04-4	Methyl tert butyl ether	ND	1.0	0.15	U
179601-23-1	p/m-Xylene	ND	1.0	0.18	U
95-47-6	o-Xylene	ND	1.0	0.17	U
1330-20-7	Xylene (Total)	ND	1.0	0.17	U
156-59-2	cis-1,2-Dichloroethene	ND	0.50	0.11	U
540-59-0	1,2-Dichloroethene (total)	ND	0.50	0.11	U
100-42-5	Styrene	ND	1.0	0.12	U
75-71-8	Dichlorodifluoromethane	ND	5.0	0.19	U
67-64-1	Acetone	5.6	5.0	1.5	
75-15-0	Carbon disulfide	ND	5.0	0.09	U
78-93-3	2-Butanone	ND	5.0	1.9	U
108-10-1	4-Methyl-2-pentanone	ND	5.0	0.26	U
591-78-6	2-Hexanone	ND	5.0	0.14	U
74-97-5	Bromochloromethane	ND	2.5	0.13	U
98-82-8	Isopropylbenzene	ND	0.50	0.11	U
87-61-6	1,2,3-Trichlorobenzene	ND	2.5	0.12	U
120-82-1	1,2,4-Trichlorobenzene	ND	2.5	0.12	U
79-20-9	Methyl Acetate	ND	2.0	0.23	U
110-82-7	Cyclohexane	ND	10	0.27	U
108-87-2	Methyl cyclohexane	ND	10	0.40	U

Form 1
Volatile Organics

Client	: Tetra Tech GEO	**Lab Number**	: L1523745
Project Name	: LOCKHEED-NORTH PLAINFIELD	**Project Number**	: 117-0507.600
Lab ID	: L1523745-18	**Date Collected**	: 09/22/15 09:25
Client ID	: MW-508S	**Date Received**	: 09/23/15
Sample Location	: NORTH PLAINFIELD	**Date Analyzed**	: 10/02/15 04:14
Sample Matrix	: WATER	**Dilution Factor**	: 1
Analytical Method	: 1,8260C	**Analyst**	: MS
Lab File ID	: 1001N18	**Instrument ID**	: VOA105.I
Sample Amount	: 10 ml	**GC Column**	: RTX-502.2
Level	: LOW	**%Solids**	: N/A
Extract Volume (MeOH)	: N/A	**Injection Volume**	: N/A

		ug/L			
CAS NO.	**Parameter**	**Results**	**RL**	**MDL**	**Qualifier**
76-13-1	1,1,2-Trichloro-1,2,2-Trifluoroethane	0.24	2.5	0.15	J

Tentatively Identified Compounds
Volatile Organics

Client	: Tetra Tech GEO	**Lab Number**	: L1523745
Project Name	: LOCKHEED-NORTH PLAINFIELD	**Project Number**	: 117-0507.600
Lab ID	: L1523745-18	**Date Collected**	: 09/22/15 09:25
Client ID	: MW-508S	**Date Received**	: 09/23/15
Sample Location	: NORTH PLAINFIELD	**Date Analyzed**	: 10/02/15 04:14
Sample Matrix	: WATER	**Dilution Factor**	: 1
Analytical Method	: 1,8260C	**Analyst**	: MS
Lab File ID	: 1001N18	**Instrument ID**	: VOA105.I
Sample Amount	: 10 ml	**GC Column**	: RTX-502.2
Level	: LOW	**%Solids**	: N/A
Extract Volume (MeOH)	: N/A	**Injection Volume**	: N/A

Number TICS found: 0 **Concentration Units: ug/L**

CAS Number	Compound Name	RT	EST. CONC.	Qualifier
	NO TENTATIVELY IDENTIFIED COMPOUNDS			

Form 1
Volatile Organics

Client	: Tetra Tech GEO	Lab Number	: L1523745
Project Name	: LOCKHEED-NORTH PLAINFIELD	Project Number	: 117-0507.600
Lab ID	: L1523745-19	Date Collected	: 09/22/15 09:30
Client ID	: MW-508D	Date Received	: 09/23/15
Sample Location	: NORTH PLAINFIELD	Date Analyzed	: 10/02/15 04:42
Sample Matrix	: WATER	Dilution Factor	: 1
Analytical Method	: 1,8260C	Analyst	: MS
Lab File ID	: 1001N19	Instrument ID	: VOA105.I
Sample Amount	: 10 ml	GC Column	: RTX-502.2
Level	: LOW	%Solids	: N/A
Extract Volume (MeOH)	: N/A	Injection Volume	: N/A

		ug/L			
CAS NO.	Parameter	Results	RL	MDL	Qualifier
96-12-8	1,2-Dibromo-3-chloropropane	ND	2.5	0.32	U
123-91-1	1,4-Dioxane	ND	250	41.	U
106-93-4	1,2-Dibromoethane	ND	2.0	0.10	U
75-09-2	Methylene chloride	ND	2.5	0.27	U
75-34-3	1,1-Dichloroethane	ND	0.75	0.21	U
67-66-3	Chloroform	ND	0.75	0.16	U
56-23-5	Carbon tetrachloride	ND	0.50	0.10	U
78-87-5	1,2-Dichloropropane	ND	1.0	0.11	U
124-48-1	Dibromochloromethane	ND	0.50	0.15	U
79-00-5	1,1,2-Trichloroethane	ND	0.75	0.09	U
127-18-4	Tetrachloroethene	ND	0.50	0.09	U
108-90-7	Chlorobenzene	ND	0.50	0.07	U
75-69-4	Trichlorofluoromethane	ND	2.5	0.10	U
107-06-2	1,2-Dichloroethane	ND	0.50	0.11	U
71-55-6	1,1,1-Trichloroethane	ND	0.50	0.10	U
75-27-4	Bromodichloromethane	ND	0.50	0.19	U
10061-02-6	trans-1,3-Dichloropropene	ND	0.50	0.15	U
10061-01-5	cis-1,3-Dichloropropene	ND	0.50	0.14	U
542-75-6	1,3-Dichloropropene, Total	ND	0.50	0.14	U
75-25-2	Bromoform	ND	2.0	0.25	U
79-34-5	1,1,2,2-Tetrachloroethane	ND	0.50	0.09	U
71-43-2	Benzene	ND	0.50	0.09	U
108-88-3	Toluene	ND	0.75	0.16	U
100-41-4	Ethylbenzene	ND	0.50	0.10	U
74-87-3	Chloromethane	0.22	2.5	0.09	J
74-83-9	Bromomethane	ND	1.0	0.26	U
75-01-4	Vinyl chloride	0.43	1.0	0.07	J

Form 1
Volatile Organics

Client	: Tetra Tech GEO	Lab Number	: L1523745
Project Name	: LOCKHEED-NORTH PLAINFIELD	Project Number	: 117-0507.600
Lab ID	: L1523745-19	Date Collected	: 09/22/15 09:30
Client ID	: MW-508D	Date Received	: 09/23/15
Sample Location	: NORTH PLAINFIELD	Date Analyzed	: 10/02/15 04:42
Sample Matrix	: WATER	Dilution Factor	: 1
Analytical Method	: 1,8260C	Analyst	: MS
Lab File ID	: 1001N19	Instrument ID	: VOA105.I
Sample Amount	: 10 ml	GC Column	: RTX-502.2
Level	: LOW	%Solids	: N/A
Extract Volume (MeOH)	: N/A	Injection Volume	: N/A

		ug/L			
CAS NO.	Parameter	Results	RL	MDL	Qualifier
75-00-3	Chloroethane	ND	1.0	0.13	U
75-35-4	1,1-Dichloroethene	ND	0.50	0.09	U
156-60-5	trans-1,2-Dichloroethene	ND	0.75	0.16	U
79-01-6	Trichloroethene	0.89	0.50	0.11	
95-50-1	1,2-Dichlorobenzene	ND	2.5	0.07	U
541-73-1	1,3-Dichlorobenzene	ND	2.5	0.07	U
106-46-7	1,4-Dichlorobenzene	ND	2.5	0.08	U
1634-04-4	Methyl tert butyl ether	ND	1.0	0.15	U
179601-23-1	p/m-Xylene	ND	1.0	0.18	U
95-47-6	o-Xylene	ND	1.0	0.17	U
1330-20-7	Xylene (Total)	ND	1.0	0.17	U
156-59-2	cis-1,2-Dichloroethene	0.78	0.50	0.11	
540-59-0	1,2-Dichloroethene (total)	0.78	0.50	0.11	
100-42-5	Styrene	ND	1.0	0.12	U
75-71-8	Dichlorodifluoromethane	ND	5.0	0.19	U
67-64-1	Acetone	5.4	5.0	1.5	
75-15-0	Carbon disulfide	ND	5.0	0.09	U
78-93-3	2-Butanone	ND	5.0	1.9	U
108-10-1	4-Methyl-2-pentanone	ND	5.0	0.26	U
591-78-6	2-Hexanone	ND	5.0	0.14	U
74-97-5	Bromochloromethane	ND	2.5	0.13	U
98-82-8	Isopropylbenzene	ND	0.50	0.11	U
87-61-6	1,2,3-Trichlorobenzene	ND	2.5	0.12	U
120-82-1	1,2,4-Trichlorobenzene	ND	2.5	0.12	U
79-20-9	Methyl Acetate	ND	2.0	0.23	U
110-82-7	Cyclohexane	ND	10	0.27	U
108-87-2	Methyl cyclohexane	ND	10	0.40	U

Form 1
Volatile Organics

Client	: Tetra Tech GEO	**Lab Number**	: L1523745
Project Name	: LOCKHEED-NORTH PLAINFIELD	**Project Number**	: 117-0507.600
Lab ID	: L1523745-19	**Date Collected**	: 09/22/15 09:30
Client ID	: MW-508D	**Date Received**	: 09/23/15
Sample Location	: NORTH PLAINFIELD	**Date Analyzed**	: 10/02/15 04:42
Sample Matrix	: WATER	**Dilution Factor**	: 1
Analytical Method	: 1,8260C	**Analyst**	: MS
Lab File ID	: 1001N19	**Instrument ID**	: VOA105.I
Sample Amount	: 10 ml	**GC Column**	: RTX-502.2
Level	: LOW	**%Solids**	: N/A
Extract Volume (MeOH)	: N/A	**Injection Volume**	: N/A

		ug/L			
CAS NO.	**Parameter**	**Results**	**RL**	**MDL**	**Qualifier**
76-13-1	1,1,2-Trichloro-1,2,2-Trifluoroethane	ND	2.5	0.15	U

Tentatively Identified Compounds
Volatile Organics

Client	: Tetra Tech GEO	**Lab Number**	: L1523745
Project Name	: LOCKHEED-NORTH PLAINFIELD	**Project Number**	: 117-0507.600
Lab ID	: L1523745-19	**Date Collected**	: 09/22/15 09:30
Client ID	: MW-508D	**Date Received**	: 09/23/15
Sample Location	: NORTH PLAINFIELD	**Date Analyzed**	: 10/02/15 04:42
Sample Matrix	: WATER	**Dilution Factor**	: 1
Analytical Method	: 1,8260C	**Analyst**	: MS
Lab File ID	: 1001N19	**Instrument ID**	: VOA105.I
Sample Amount	: 10 ml	**GC Column**	: RTX-502.2
Level	: LOW	**%Solids**	: N/A
Extract Volume (MeOH)	: N/A	**Injection Volume**	: N/A

Number TICS found: 0 **Concentration Units: ug/L**

CAS Number	Compound Name	RT	EST. CONC.	Qualifier
	NO TENTATIVELY IDENTIFIED COMPOUNDS			

Form 1
Volatile Organics

Client	: Tetra Tech GEO	Lab Number	: L1523745
Project Name	: LOCKHEED-NORTH PLAINFIELD	Project Number	: 117-0507.600
Lab ID	: L1523745-20	Date Collected	: 09/22/15 07:55
Client ID	: MW-532S	Date Received	: 09/23/15
Sample Location	: NORTH PLAINFIELD	Date Analyzed	: 10/02/15 05:09
Sample Matrix	: WATER	Dilution Factor	: 1
Analytical Method	: 1,8260C	Analyst	: MS
Lab File ID	: 1001N20	Instrument ID	: VOA105.I
Sample Amount	: 10 ml	GC Column	: RTX-502.2
Level	: LOW	%Solids	: N/A
Extract Volume (MeOH)	: N/A	Injection Volume	: N/A

		ug/L			
CAS NO.	Parameter	Results	RL	MDL	Qualifier
96-12-8	1,2-Dibromo-3-chloropropane	ND	2.5	0.32	U
123-91-1	1,4-Dioxane	ND	250	41.	U
106-93-4	1,2-Dibromoethane	ND	2.0	0.10	U
75-09-2	Methylene chloride	ND	2.5	0.27	U
75-34-3	1,1-Dichloroethane	ND	0.75	0.21	U
67-66-3	Chloroform	0.44	0.75	0.16	J
56-23-5	Carbon tetrachloride	ND	0.50	0.10	U
78-87-5	1,2-Dichloropropane	ND	1.0	0.11	U
124-48-1	Dibromochloromethane	ND	0.50	0.15	U
79-00-5	1,1,2-Trichloroethane	ND	0.75	0.09	U
127-18-4	Tetrachloroethene	0.61	0.50	0.09	
108-90-7	Chlorobenzene	ND	0.50	0.07	U
75-69-4	Trichlorofluoromethane	ND	2.5	0.10	U
107-06-2	1,2-Dichloroethane	ND	0.50	0.11	U
71-55-6	1,1,1-Trichloroethane	ND	0.50	0.10	U
75-27-4	Bromodichloromethane	ND	0.50	0.19	U
10061-02-6	trans-1,3-Dichloropropene	ND	0.50	0.15	U
10061-01-5	cis-1,3-Dichloropropene	ND	0.50	0.14	U
542-75-6	1,3-Dichloropropene, Total	ND	0.50	0.14	U
75-25-2	Bromoform	ND	2.0	0.25	U
79-34-5	1,1,2,2-Tetrachloroethane	ND	0.50	0.09	U
71-43-2	Benzene	ND	0.50	0.09	U
108-88-3	Toluene	ND	0.75	0.16	U
100-41-4	Ethylbenzene	ND	0.50	0.10	U
74-87-3	Chloromethane	ND	2.5	0.09	U
74-83-9	Bromomethane	ND	1.0	0.26	U
75-01-4	Vinyl chloride	ND	1.0	0.07	U

Form 1
Volatile Organics

Client	: Tetra Tech GEO	Lab Number	: L1523745
Project Name	: LOCKHEED-NORTH PLAINFIELD	Project Number	: 117-0507.600
Lab ID	: L1523745-20	Date Collected	: 09/22/15 07:55
Client ID	: MW-532S	Date Received	: 09/23/15
Sample Location	: NORTH PLAINFIELD	Date Analyzed	: 10/02/15 05:09
Sample Matrix	: WATER	Dilution Factor	: 1
Analytical Method	: 1,8260C	Analyst	: MS
Lab File ID	: 1001N20	Instrument ID	: VOA105.I
Sample Amount	: 10 ml	GC Column	: RTX-502.2
Level	: LOW	%Solids	: N/A
Extract Volume (MeOH)	: N/A	Injection Volume	: N/A

		ug/L			
CAS NO.	Parameter	Results	RL	MDL	Qualifier
75-00-3	Chloroethane	ND	1.0	0.13	U
75-35-4	1,1-Dichloroethene	ND	0.50	0.09	U
156-60-5	trans-1,2-Dichloroethene	ND	0.75	0.16	U
79-01-6	Trichloroethene	1.4	0.50	0.11	
95-50-1	1,2-Dichlorobenzene	ND	2.5	0.07	U
541-73-1	1,3-Dichlorobenzene	ND	2.5	0.07	U
106-46-7	1,4-Dichlorobenzene	ND	2.5	0.08	U
1634-04-4	Methyl tert butyl ether	ND	1.0	0.15	U
179601-23-1	p/m-Xylene	ND	1.0	0.18	U
95-47-6	o-Xylene	ND	1.0	0.17	U
1330-20-7	Xylene (Total)	ND	1.0	0.17	U
156-59-2	cis-1,2-Dichloroethene	ND	0.50	0.11	U
540-59-0	1,2-Dichloroethene (total)	ND	0.50	0.11	U
100-42-5	Styrene	ND	1.0	0.12	U
75-71-8	Dichlorodifluoromethane	ND	5.0	0.19	U
67-64-1	Acetone	5.4	5.0	1.5	
75-15-0	Carbon disulfide	ND	5.0	0.09	U
78-93-3	2-Butanone	ND	5.0	1.9	U
108-10-1	4-Methyl-2-pentanone	ND	5.0	0.26	U
591-78-6	2-Hexanone	ND	5.0	0.14	U
74-97-5	Bromochloromethane	ND	2.5	0.13	U
98-82-8	Isopropylbenzene	ND	0.50	0.11	U
87-61-6	1,2,3-Trichlorobenzene	ND	2.5	0.12	U
120-82-1	1,2,4-Trichlorobenzene	ND	2.5	0.12	U
79-20-9	Methyl Acetate	ND	2.0	0.23	U
110-82-7	Cyclohexane	ND	10	0.27	U
108-87-2	Methyl cyclohexane	ND	10	0.40	U

Form 1
Volatile Organics

Client	: Tetra Tech GEO	**Lab Number**	: L1523745
Project Name	: LOCKHEED-NORTH PLAINFIELD	**Project Number**	: 117-0507.600
Lab ID	: L1523745-20	**Date Collected**	: 09/22/15 07:55
Client ID	: MW-532S	**Date Received**	: 09/23/15
Sample Location	: NORTH PLAINFIELD	**Date Analyzed**	: 10/02/15 05:09
Sample Matrix	: WATER	**Dilution Factor**	: 1
Analytical Method	: 1,8260C	**Analyst**	: MS
Lab File ID	: 1001N20	**Instrument ID**	: VOA105.I
Sample Amount	: 10 ml	**GC Column**	: RTX-502.2
Level	: LOW	**%Solids**	: N/A
Extract Volume (MeOH)	: N/A	**Injection Volume**	: N/A

		ug/L			
CAS NO.	**Parameter**	**Results**	**RL**	**MDL**	**Qualifier**
76-13-1	1,1,2-Trichloro-1,2,2-Trifluoroethane	2.3	2.5	0.15	J

Tentatively Identified Compounds
Volatile Organics

Client	: Tetra Tech GEO	**Lab Number**	: L1523745
Project Name	: LOCKHEED-NORTH PLAINFIELD	**Project Number**	: 117-0507.600
Lab ID	: L1523745-20	**Date Collected**	: 09/22/15 07:55
Client ID	: MW-532S	**Date Received**	: 09/23/15
Sample Location	: NORTH PLAINFIELD	**Date Analyzed**	: 10/02/15 05:09
Sample Matrix	: WATER	**Dilution Factor**	: 1
Analytical Method	: 1,8260C	**Analyst**	: MS
Lab File ID	: 1001N20	**Instrument ID**	: VOA105.I
Sample Amount	: 10 ml	**GC Column**	: RTX-502.2
Level	: LOW	**%Solids**	: N/A
Extract Volume (MeOH)	: N/A	**Injection Volume**	: N/A

Number TICS found: 0 **Concentration Units: ug/L**

CAS Number	Compound Name	RT	EST. CONC.	Qualifier
	NO TENTATIVELY IDENTIFIED COMPOUNDS			

Form 1
Volatile Organics

Client	: Tetra Tech GEO	Lab Number	: L1523745
Project Name	: LOCKHEED-NORTH PLAINFIELD	Project Number	: 117-0507.600
Lab ID	: L1523745-21	Date Collected	: 09/22/15 08:00
Client ID	: MW-532D	Date Received	: 09/23/15
Sample Location	: NORTH PLAINFIELD	Date Analyzed	: 10/02/15 05:37
Sample Matrix	: WATER	Dilution Factor	: 1
Analytical Method	: 1,8260C	Analyst	: MS
Lab File ID	: 1001N21	Instrument ID	: VOA105.I
Sample Amount	: 10 ml	GC Column	: RTX-502.2
Level	: LOW	%Solids	: N/A
Extract Volume (MeOH)	: N/A	Injection Volume	: N/A

		ug/L			
CAS NO.	Parameter	Results	RL	MDL	Qualifier
96-12-8	1,2-Dibromo-3-chloropropane	ND	2.5	0.32	U
123-91-1	1,4-Dioxane	ND	250	41.	U
106-93-4	1,2-Dibromoethane	ND	2.0	0.10	U
75-09-2	Methylene chloride	ND	2.5	0.27	U
75-34-3	1,1-Dichloroethane	ND	0.75	0.21	U
67-66-3	Chloroform	0.25	0.75	0.16	J
56-23-5	Carbon tetrachloride	ND	0.50	0.10	U
78-87-5	1,2-Dichloropropane	ND	1.0	0.11	U
124-48-1	Dibromochloromethane	ND	0.50	0.15	U
79-00-5	1,1,2-Trichloroethane	ND	0.75	0.09	U
127-18-4	Tetrachloroethene	0.79	0.50	0.09	
108-90-7	Chlorobenzene	ND	0.50	0.07	U
75-69-4	Trichlorofluoromethane	ND	2.5	0.10	U
107-06-2	1,2-Dichloroethane	ND	0.50	0.11	U
71-55-6	1,1,1-Trichloroethane	ND	0.50	0.10	U
75-27-4	Bromodichloromethane	ND	0.50	0.19	U
10061-02-6	trans-1,3-Dichloropropene	ND	0.50	0.15	U
10061-01-5	cis-1,3-Dichloropropene	ND	0.50	0.14	U
542-75-6	1,3-Dichloropropene, Total	ND	0.50	0.14	U
75-25-2	Bromoform	ND	2.0	0.25	U
79-34-5	1,1,2,2-Tetrachloroethane	ND	0.50	0.09	U
71-43-2	Benzene	ND	0.50	0.09	U
108-88-3	Toluene	ND	0.75	0.16	U
100-41-4	Ethylbenzene	ND	0.50	0.10	U
74-87-3	Chloromethane	0.15	2.5	0.09	J
74-83-9	Bromomethane	ND	1.0	0.26	U
75-01-4	Vinyl chloride	ND	1.0	0.07	U

Form 1
Volatile Organics

Client	: Tetra Tech GEO	Lab Number	: L1523745
Project Name	: LOCKHEED-NORTH PLAINFIELD	Project Number	: 117-0507.600
Lab ID	: L1523745-21	Date Collected	: 09/22/15 08:00
Client ID	: MW-532D	Date Received	: 09/23/15
Sample Location	: NORTH PLAINFIELD	Date Analyzed	: 10/02/15 05:37
Sample Matrix	: WATER	Dilution Factor	: 1
Analytical Method	: 1,8260C	Analyst	: MS
Lab File ID	: 1001N21	Instrument ID	: VOA105.I
Sample Amount	: 10 ml	GC Column	: RTX-502.2
Level	: LOW	%Solids	: N/A
Extract Volume (MeOH)	: N/A	Injection Volume	: N/A

		ug/L			
CAS NO.	Parameter	Results	RL	MDL	Qualifier
75-00-3	Chloroethane	ND	1.0	0.13	U
75-35-4	1,1-Dichloroethene	ND	0.50	0.09	U
156-60-5	trans-1,2-Dichloroethene	ND	0.75	0.16	U
79-01-6	Trichloroethene	1.0	0.50	0.11	
95-50-1	1,2-Dichlorobenzene	ND	2.5	0.07	U
541-73-1	1,3-Dichlorobenzene	ND	2.5	0.07	U
106-46-7	1,4-Dichlorobenzene	ND	2.5	0.08	U
1634-04-4	Methyl tert butyl ether	ND	1.0	0.15	U
179601-23-1	p/m-Xylene	ND	1.0	0.18	U
95-47-6	o-Xylene	ND	1.0	0.17	U
1330-20-7	Xylene (Total)	ND	1.0	0.17	U
156-59-2	cis-1,2-Dichloroethene	ND	0.50	0.11	U
540-59-0	1,2-Dichloroethene (total)	ND	0.50	0.11	U
100-42-5	Styrene	ND	1.0	0.12	U
75-71-8	Dichlorodifluoromethane	ND	5.0	0.19	U
67-64-1	Acetone	5.4	5.0	1.5	
75-15-0	Carbon disulfide	ND	5.0	0.09	U
78-93-3	2-Butanone	ND	5.0	1.9	U
108-10-1	4-Methyl-2-pentanone	ND	5.0	0.26	U
591-78-6	2-Hexanone	ND	5.0	0.14	U
74-97-5	Bromochloromethane	ND	2.5	0.13	U
98-82-8	Isopropylbenzene	ND	0.50	0.11	U
87-61-6	1,2,3-Trichlorobenzene	ND	2.5	0.12	U
120-82-1	1,2,4-Trichlorobenzene	ND	2.5	0.12	U
79-20-9	Methyl Acetate	ND	2.0	0.23	U
110-82-7	Cyclohexane	ND	10	0.27	U
108-87-2	Methyl cyclohexane	ND	10	0.40	U

Form 1
Volatile Organics

Client	: Tetra Tech GEO	**Lab Number**	: L1523745
Project Name	: LOCKHEED-NORTH PLAINFIELD	**Project Number**	: 117-0507.600
Lab ID	: L1523745-21	**Date Collected**	: 09/22/15 08:00
Client ID	: MW-532D	**Date Received**	: 09/23/15
Sample Location	: NORTH PLAINFIELD	**Date Analyzed**	: 10/02/15 05:37
Sample Matrix	: WATER	**Dilution Factor**	: 1
Analytical Method	: 1,8260C	**Analyst**	: MS
Lab File ID	: 1001N21	**Instrument ID**	: VOA105.I
Sample Amount	: 10 ml	**GC Column**	: RTX-502.2
Level	: LOW	**%Solids**	: N/A
Extract Volume (MeOH)	: N/A	**Injection Volume**	: N/A

		ug/L			
CAS NO.	**Parameter**	**Results**	**RL**	**MDL**	**Qualifier**
76-13-1	1,1,2-Trichloro-1,2,2-Trifluoroethane	0.92	2.5	0.15	J

Tentatively Identified Compounds
Volatile Organics

Client	: Tetra Tech GEO	**Lab Number**	: L1523745
Project Name	: LOCKHEED-NORTH PLAINFIELD	**Project Number**	: 117-0507.600
Lab ID	: L1523745-21	**Date Collected**	: 09/22/15 08:00
Client ID	: MW-532D	**Date Received**	: 09/23/15
Sample Location	: NORTH PLAINFIELD	**Date Analyzed**	: 10/02/15 05:37
Sample Matrix	: WATER	**Dilution Factor**	: 1
Analytical Method	: 1,8260C	**Analyst**	: MS
Lab File ID	: 1001N21	**Instrument ID**	: VOA105.I
Sample Amount	: 10 ml	**GC Column**	: RTX-502.2
Level	: LOW	**%Solids**	: N/A
Extract Volume (MeOH)	: N/A	**Injection Volume**	: N/A

Number TICS found: 0 **Concentration Units: ug/L**

CAS Number	Compound Name	RT	EST. CONC.	Qualifier
	NO TENTATIVELY IDENTIFIED COMPOUNDS			

Form 1
Volatile Organics

Client	: Tetra Tech GEO	Lab Number	: L1523745
Project Name	: LOCKHEED-NORTH PLAINFIELD	Project Number	: 117-0507.600
Lab ID	: L1523745-22	Date Collected	: 09/22/15 13:25
Client ID	: MW-544S	Date Received	: 09/23/15
Sample Location	: NORTH PLAINFIELD	Date Analyzed	: 10/02/15 19:57
Sample Matrix	: WATER	Dilution Factor	: 1
Analytical Method	: 1,8260C	Analyst	: PD
Lab File ID	: 1002A17	Instrument ID	: VOA108.I
Sample Amount	: 10 ml	GC Column	: RTX-502.2
Level	: LOW	%Solids	: N/A
Extract Volume (MeOH)	: N/A	Injection Volume	: N/A

		ug/L			
CAS NO.	Parameter	Results	RL	MDL	Qualifier
96-12-8	1,2-Dibromo-3-chloropropane	ND	2.5	0.32	U
123-91-1	1,4-Dioxane	ND	250	41.	U
106-93-4	1,2-Dibromoethane	ND	2.0	0.10	U
75-09-2	Methylene chloride	ND	2.5	0.27	U
75-34-3	1,1-Dichloroethane	ND	0.75	0.21	U
67-66-3	Chloroform	ND	0.75	0.16	U
56-23-5	Carbon tetrachloride	ND	0.50	0.10	U
78-87-5	1,2-Dichloropropane	ND	1.0	0.11	U
124-48-1	Dibromochloromethane	ND	0.50	0.15	U
79-00-5	1,1,2-Trichloroethane	ND	0.75	0.09	U
127-18-4	Tetrachloroethene	1.2	0.50	0.09	
108-90-7	Chlorobenzene	ND	0.50	0.07	U
75-69-4	Trichlorofluoromethane	ND	2.5	0.10	U
107-06-2	1,2-Dichloroethane	ND	0.50	0.11	U
71-55-6	1,1,1-Trichloroethane	ND	0.50	0.10	U
75-27-4	Bromodichloromethane	ND	0.50	0.19	U
10061-02-6	trans-1,3-Dichloropropene	ND	0.50	0.15	U
10061-01-5	cis-1,3-Dichloropropene	ND	0.50	0.14	U
542-75-6	1,3-Dichloropropene, Total	ND	0.50	0.14	U
75-25-2	Bromoform	ND	2.0	0.25	U
79-34-5	1,1,2,2-Tetrachloroethane	ND	0.50	0.09	U
71-43-2	Benzene	ND	0.50	0.09	U
108-88-3	Toluene	ND	0.75	0.16	U
100-41-4	Ethylbenzene	ND	0.50	0.10	U
74-87-3	Chloromethane	ND	2.5	0.09	U
74-83-9	Bromomethane	ND	1.0	0.26	U
75-01-4	Vinyl chloride	ND	1.0	0.07	U

Form 1
Volatile Organics

Client	: Tetra Tech GEO	Lab Number	: L1523745
Project Name	: LOCKHEED-NORTH PLAINFIELD	Project Number	: 117-0507.600
Lab ID	: L1523745-22	Date Collected	: 09/22/15 13:25
Client ID	: MW-544S	Date Received	: 09/23/15
Sample Location	: NORTH PLAINFIELD	Date Analyzed	: 10/02/15 19:57
Sample Matrix	: WATER	Dilution Factor	: 1
Analytical Method	: 1,8260C	Analyst	: PD
Lab File ID	: 1002A17	Instrument ID	: VOA108.I
Sample Amount	: 10 ml	GC Column	: RTX-502.2
Level	: LOW	%Solids	: N/A
Extract Volume (MeOH)	: N/A	Injection Volume	: N/A

		ug/L			
CAS NO.	Parameter	Results	RL	MDL	Qualifier
75-00-3	Chloroethane	ND	1.0	0.13	U
75-35-4	1,1-Dichloroethene	ND	0.50	0.09	U
156-60-5	trans-1,2-Dichloroethene	ND	0.75	0.16	U
79-01-6	Trichloroethene	0.57	0.50	0.11	
95-50-1	1,2-Dichlorobenzene	ND	2.5	0.07	U
541-73-1	1,3-Dichlorobenzene	ND	2.5	0.07	U
106-46-7	1,4-Dichlorobenzene	ND	2.5	0.08	U
1634-04-4	Methyl tert butyl ether	ND	1.0	0.15	U
179601-23-1	p/m-Xylene	ND	1.0	0.18	U
95-47-6	o-Xylene	ND	1.0	0.17	U
1330-20-7	Xylene (Total)	ND	1.0	0.17	U
156-59-2	cis-1,2-Dichloroethene	0.43	0.50	0.11	J
540-59-0	1,2-Dichloroethene (total)	0.43	0.50	0.11	J
100-42-5	Styrene	ND	1.0	0.12	U
75-71-8	Dichlorodifluoromethane	ND	5.0	0.19	U
67-64-1	Acetone	3.8	5.0	1.5	J
75-15-0	Carbon disulfide	ND	5.0	0.09	U
78-93-3	2-Butanone	ND	5.0	1.9	U
108-10-1	4-Methyl-2-pentanone	ND	5.0	0.26	U
591-78-6	2-Hexanone	ND	5.0	0.14	U
74-97-5	Bromochloromethane	ND	2.5	0.13	U
98-82-8	Isopropylbenzene	ND	0.50	0.11	U
87-61-6	1,2,3-Trichlorobenzene	ND	2.5	0.12	U
120-82-1	1,2,4-Trichlorobenzene	ND	2.5	0.12	U
79-20-9	Methyl Acetate	ND	2.0	0.23	U
110-82-7	Cyclohexane	ND	10	0.27	U
108-87-2	Methyl cyclohexane	ND	10	0.40	U

Form 1
Volatile Organics

Client	: Tetra Tech GEO	**Lab Number**	: L1523745
Project Name	: LOCKHEED-NORTH PLAINFIELD	**Project Number**	: 117-0507.600
Lab ID	: L1523745-22	**Date Collected**	: 09/22/15 13:25
Client ID	: MW-544S	**Date Received**	: 09/23/15
Sample Location	: NORTH PLAINFIELD	**Date Analyzed**	: 10/02/15 19:57
Sample Matrix	: WATER	**Dilution Factor**	: 1
Analytical Method	: 1,8260C	**Analyst**	: PD
Lab File ID	: 1002A17	**Instrument ID**	: VOA108.I
Sample Amount	: 10 ml	**GC Column**	: RTX-502.2
Level	: LOW	**%Solids**	: N/A
Extract Volume (MeOH)	: N/A	**Injection Volume**	: N/A

		ug/L			
CAS NO.	**Parameter**	**Results**	**RL**	**MDL**	**Qualifier**
76-13-1	1,1,2-Trichloro-1,2,2-Trifluoroethane	ND	2.5	0.15	U

Tentatively Identified Compounds
Volatile Organics

Client	: Tetra Tech GEO	**Lab Number**	: L1523745
Project Name	: LOCKHEED-NORTH PLAINFIELD	**Project Number**	: 117-0507.600
Lab ID	: L1523745-22	**Date Collected**	: 09/22/15 13:25
Client ID	: MW-544S	**Date Received**	: 09/23/15
Sample Location	: NORTH PLAINFIELD	**Date Analyzed**	: 10/02/15 19:57
Sample Matrix	: WATER	**Dilution Factor**	: 1
Analytical Method	: 1,8260C	**Analyst**	: PD
Lab File ID	: 1002A17	**Instrument ID**	: VOA108.I
Sample Amount	: 10 ml	**GC Column**	: RTX-502.2
Level	: LOW	**%Solids**	: N/A
Extract Volume (MeOH)	: N/A	**Injection Volume**	: N/A

Number TICS found: 0 **Concentration Units: ug/L**

CAS Number	Compound Name	RT	EST. CONC.	Qualifier
	NO TENTATIVELY IDENTIFIED COMPOUNDS			

Form 1
Volatile Organics

Client	: Tetra Tech GEO	Lab Number	: L1523745
Project Name	: LOCKHEED-NORTH PLAINFIELD	Project Number	: 117-0507.600
Lab ID	: L1523745-23	Date Collected	: 09/22/15 13:30
Client ID	: MW-544I	Date Received	: 09/23/15
Sample Location	: NORTH PLAINFIELD	Date Analyzed	: 10/02/15 20:25
Sample Matrix	: WATER	Dilution Factor	: 1
Analytical Method	: 1,8260C	Analyst	: PD
Lab File ID	: 1002A18	Instrument ID	: VOA108.I
Sample Amount	: 10 ml	GC Column	: RTX-502.2
Level	: LOW	%Solids	: N/A
Extract Volume (MeOH)	: N/A	Injection Volume	: N/A

		ug/L			
CAS NO.	Parameter	Results	RL	MDL	Qualifier
96-12-8	1,2-Dibromo-3-chloropropane	ND	2.5	0.32	U
123-91-1	1,4-Dioxane	ND	250	41.	U
106-93-4	1,2-Dibromoethane	ND	2.0	0.10	U
75-09-2	Methylene chloride	ND	2.5	0.27	U
75-34-3	1,1-Dichloroethane	ND	0.75	0.21	U
67-66-3	Chloroform	ND	0.75	0.16	U
56-23-5	Carbon tetrachloride	ND	0.50	0.10	U
78-87-5	1,2-Dichloropropane	ND	1.0	0.11	U
124-48-1	Dibromochloromethane	ND	0.50	0.15	U
79-00-5	1,1,2-Trichloroethane	ND	0.75	0.09	U
127-18-4	Tetrachloroethene	ND	0.50	0.09	U
108-90-7	Chlorobenzene	ND	0.50	0.07	U
75-69-4	Trichlorofluoromethane	ND	2.5	0.10	U
107-06-2	1,2-Dichloroethane	ND	0.50	0.11	U
71-55-6	1,1,1-Trichloroethane	ND	0.50	0.10	U
75-27-4	Bromodichloromethane	ND	0.50	0.19	U
10061-02-6	trans-1,3-Dichloropropene	ND	0.50	0.15	U
10061-01-5	cis-1,3-Dichloropropene	ND	0.50	0.14	U
542-75-6	1,3-Dichloropropene, Total	ND	0.50	0.14	U
75-25-2	Bromoform	ND	2.0	0.25	U
79-34-5	1,1,2,2-Tetrachloroethane	ND	0.50	0.09	U
71-43-2	Benzene	ND	0.50	0.09	U
108-88-3	Toluene	ND	0.75	0.16	U
100-41-4	Ethylbenzene	ND	0.50	0.10	U
74-87-3	Chloromethane	ND	2.5	0.09	U
74-83-9	Bromomethane	ND	1.0	0.26	U
75-01-4	Vinyl chloride	ND	1.0	0.07	U

Form 1
Volatile Organics

Client	: Tetra Tech GEO	Lab Number	: L1523745
Project Name	: LOCKHEED-NORTH PLAINFIELD	Project Number	: 117-0507.600
Lab ID	: L1523745-23	Date Collected	: 09/22/15 13:30
Client ID	: MW-544I	Date Received	: 09/23/15
Sample Location	: NORTH PLAINFIELD	Date Analyzed	: 10/02/15 20:25
Sample Matrix	: WATER	Dilution Factor	: 1
Analytical Method	: 1,8260C	Analyst	: PD
Lab File ID	: 1002A18	Instrument ID	: VOA108.I
Sample Amount	: 10 ml	GC Column	: RTX-502.2
Level	: LOW	%Solids	: N/A
Extract Volume (MeOH)	: N/A	Injection Volume	: N/A

		ug/L			
CAS NO.	Parameter	Results	RL	MDL	Qualifier
75-00-3	Chloroethane	ND	1.0	0.13	U
75-35-4	1,1-Dichloroethene	ND	0.50	0.09	U
156-60-5	trans-1,2-Dichloroethene	ND	0.75	0.16	U
79-01-6	Trichloroethene	0.82	0.50	0.11	
95-50-1	1,2-Dichlorobenzene	ND	2.5	0.07	U
541-73-1	1,3-Dichlorobenzene	ND	2.5	0.07	U
106-46-7	1,4-Dichlorobenzene	ND	2.5	0.08	U
1634-04-4	Methyl tert butyl ether	ND	1.0	0.15	U
179601-23-1	p/m-Xylene	ND	1.0	0.18	U
95-47-6	o-Xylene	ND	1.0	0.17	U
1330-20-7	Xylene (Total)	ND	1.0	0.17	U
156-59-2	cis-1,2-Dichloroethene	ND	0.50	0.11	U
540-59-0	1,2-Dichloroethene (total)	ND	0.50	0.11	U
100-42-5	Styrene	ND	1.0	0.12	U
75-71-8	Dichlorodifluoromethane	ND	5.0	0.19	U
67-64-1	Acetone	3.6	5.0	1.5	J
75-15-0	Carbon disulfide	ND	5.0	0.09	U
78-93-3	2-Butanone	ND	5.0	1.9	U
108-10-1	4-Methyl-2-pentanone	ND	5.0	0.26	U
591-78-6	2-Hexanone	ND	5.0	0.14	U
74-97-5	Bromochloromethane	ND	2.5	0.13	U
98-82-8	Isopropylbenzene	ND	0.50	0.11	U
87-61-6	1,2,3-Trichlorobenzene	ND	2.5	0.12	U
120-82-1	1,2,4-Trichlorobenzene	ND	2.5	0.12	U
79-20-9	Methyl Acetate	ND	2.0	0.23	U
110-82-7	Cyclohexane	ND	10	0.27	U
108-87-2	Methyl cyclohexane	ND	10	0.40	U

Form 1
Volatile Organics

Client	: Tetra Tech GEO	**Lab Number**	: L1523745
Project Name	: LOCKHEED-NORTH PLAINFIELD	**Project Number**	: 117-0507.600
Lab ID	: L1523745-23	**Date Collected**	: 09/22/15 13:30
Client ID	: MW-544I	**Date Received**	: 09/23/15
Sample Location	: NORTH PLAINFIELD	**Date Analyzed**	: 10/02/15 20:25
Sample Matrix	: WATER	**Dilution Factor**	: 1
Analytical Method	: 1,8260C	**Analyst**	: PD
Lab File ID	: 1002A18	**Instrument ID**	: VOA108.I
Sample Amount	: 10 ml	**GC Column**	: RTX-502.2
Level	: LOW	**%Solids**	: N/A
Extract Volume (MeOH)	: N/A	**Injection Volume**	: N/A

		ug/L			
CAS NO.	**Parameter**	**Results**	**RL**	**MDL**	**Qualifier**
76-13-1	1,1,2-Trichloro-1,2,2-Trifluoroethane	ND	2.5	0.15	U

Tentatively Identified Compounds
Volatile Organics

Client	: Tetra Tech GEO	**Lab Number**	: L1523745
Project Name	: LOCKHEED-NORTH PLAINFIELD	**Project Number**	: 117-0507.600
Lab ID	: L1523745-23	**Date Collected**	: 09/22/15 13:30
Client ID	: MW-544I	**Date Received**	: 09/23/15
Sample Location	: NORTH PLAINFIELD	**Date Analyzed**	: 10/02/15 20:25
Sample Matrix	: WATER	**Dilution Factor**	: 1
Analytical Method	: 1,8260C	**Analyst**	: PD
Lab File ID	: 1002A18	**Instrument ID**	: VOA108.I
Sample Amount	: 10 ml	**GC Column**	: RTX-502.2
Level	: LOW	**%Solids**	: N/A
Extract Volume (MeOH)	: N/A	**Injection Volume**	: N/A

Number TICS found: 0 **Concentration Units: ug/L**

CAS Number	Compound Name	RT	EST. CONC.	Qualifier
	NO TENTATIVELY IDENTIFIED COMPOUNDS			

Form 1
Volatile Organics

Client	: Tetra Tech GEO	Lab Number	: L1523745
Project Name	: LOCKHEED-NORTH PLAINFIELD	Project Number	: 117-0507.600
Lab ID	: L1523745-24	Date Collected	: 09/22/15 13:35
Client ID	: MW-544D	Date Received	: 09/23/15
Sample Location	: NORTH PLAINFIELD	Date Analyzed	: 10/02/15 20:53
Sample Matrix	: WATER	Dilution Factor	: 1
Analytical Method	: 1,8260C	Analyst	: PD
Lab File ID	: 1002A19	Instrument ID	: VOA108.I
Sample Amount	: 10 ml	GC Column	: RTX-502.2
Level	: LOW	%Solids	: N/A
Extract Volume (MeOH)	: N/A	Injection Volume	: N/A

		ug/L			
CAS NO.	Parameter	Results	RL	MDL	Qualifier
96-12-8	1,2-Dibromo-3-chloropropane	ND	2.5	0.32	U
123-91-1	1,4-Dioxane	ND	250	41.	U
106-93-4	1,2-Dibromoethane	ND	2.0	0.10	U
75-09-2	Methylene chloride	ND	2.5	0.27	U
75-34-3	1,1-Dichloroethane	ND	0.75	0.21	U
67-66-3	Chloroform	ND	0.75	0.16	U
56-23-5	Carbon tetrachloride	ND	0.50	0.10	U
78-87-5	1,2-Dichloropropane	ND	1.0	0.11	U
124-48-1	Dibromochloromethane	ND	0.50	0.15	U
79-00-5	1,1,2-Trichloroethane	ND	0.75	0.09	U
127-18-4	Tetrachloroethene	ND	0.50	0.09	U
108-90-7	Chlorobenzene	ND	0.50	0.07	U
75-69-4	Trichlorofluoromethane	ND	2.5	0.10	U
107-06-2	1,2-Dichloroethane	ND	0.50	0.11	U
71-55-6	1,1,1-Trichloroethane	ND	0.50	0.10	U
75-27-4	Bromodichloromethane	ND	0.50	0.19	U
10061-02-6	trans-1,3-Dichloropropene	ND	0.50	0.15	U
10061-01-5	cis-1,3-Dichloropropene	ND	0.50	0.14	U
542-75-6	1,3-Dichloropropene, Total	ND	0.50	0.14	U
75-25-2	Bromoform	ND	2.0	0.25	U
79-34-5	1,1,2,2-Tetrachloroethane	ND	0.50	0.09	U
71-43-2	Benzene	ND	0.50	0.09	U
108-88-3	Toluene	ND	0.75	0.16	U
100-41-4	Ethylbenzene	ND	0.50	0.10	U
74-87-3	Chloromethane	ND	2.5	0.09	U
74-83-9	Bromomethane	ND	1.0	0.26	U
75-01-4	Vinyl chloride	ND	1.0	0.07	U

Form 1
Volatile Organics

Client	: Tetra Tech GEO	Lab Number	: L1523745
Project Name	: LOCKHEED-NORTH PLAINFIELD	Project Number	: 117-0507.600
Lab ID	: L1523745-24	Date Collected	: 09/22/15 13:35
Client ID	: MW-544D	Date Received	: 09/23/15
Sample Location	: NORTH PLAINFIELD	Date Analyzed	: 10/02/15 20:53
Sample Matrix	: WATER	Dilution Factor	: 1
Analytical Method	: 1,8260C	Analyst	: PD
Lab File ID	: 1002A19	Instrument ID	: VOA108.I
Sample Amount	: 10 ml	GC Column	: RTX-502.2
Level	: LOW	%Solids	: N/A
Extract Volume (MeOH)	: N/A	Injection Volume	: N/A

		ug/L			
CAS NO.	Parameter	Results	RL	MDL	Qualifier
75-00-3	Chloroethane	ND	1.0	0.13	U
75-35-4	1,1-Dichloroethene	ND	0.50	0.09	U
156-60-5	trans-1,2-Dichloroethene	ND	0.75	0.16	U
79-01-6	Trichloroethene	0.27	0.50	0.11	J
95-50-1	1,2-Dichlorobenzene	ND	2.5	0.07	U
541-73-1	1,3-Dichlorobenzene	ND	2.5	0.07	U
106-46-7	1,4-Dichlorobenzene	ND	2.5	0.08	U
1634-04-4	Methyl tert butyl ether	ND	1.0	0.15	U
179601-23-1	p/m-Xylene	ND	1.0	0.18	U
95-47-6	o-Xylene	ND	1.0	0.17	U
1330-20-7	Xylene (Total)	ND	1.0	0.17	U
156-59-2	cis-1,2-Dichloroethene	ND	0.50	0.11	U
540-59-0	1,2-Dichloroethene (total)	ND	0.50	0.11	U
100-42-5	Styrene	ND	1.0	0.12	U
75-71-8	Dichlorodifluoromethane	ND	5.0	0.19	U
67-64-1	Acetone	3.7	5.0	1.5	J
75-15-0	Carbon disulfide	ND	5.0	0.09	U
78-93-3	2-Butanone	ND	5.0	1.9	U
108-10-1	4-Methyl-2-pentanone	ND	5.0	0.26	U
591-78-6	2-Hexanone	ND	5.0	0.14	U
74-97-5	Bromochloromethane	ND	2.5	0.13	U
98-82-8	Isopropylbenzene	ND	0.50	0.11	U
87-61-6	1,2,3-Trichlorobenzene	ND	2.5	0.12	U
120-82-1	1,2,4-Trichlorobenzene	ND	2.5	0.12	U
79-20-9	Methyl Acetate	ND	2.0	0.23	U
110-82-7	Cyclohexane	ND	10	0.27	U
108-87-2	Methyl cyclohexane	ND	10	0.40	U

Form 1
Volatile Organics

Client	: Tetra Tech GEO	Lab Number	: L1523745
Project Name	: LOCKHEED-NORTH PLAINFIELD	Project Number	: 117-0507.600
Lab ID	: L1523745-24	Date Collected	: 09/22/15 13:35
Client ID	: MW-544D	Date Received	: 09/23/15
Sample Location	: NORTH PLAINFIELD	Date Analyzed	: 10/02/15 20:53
Sample Matrix	: WATER	Dilution Factor	: 1
Analytical Method	: 1,8260C	Analyst	: PD
Lab File ID	: 1002A19	Instrument ID	: VOA108.I
Sample Amount	: 10 ml	GC Column	: RTX-502.2
Level	: LOW	%Solids	: N/A
Extract Volume (MeOH)	: N/A	Injection Volume	: N/A

		ug/L			
CAS NO.	Parameter	Results	RL	MDL	Qualifier
76-13-1	1,1,2-Trichloro-1,2,2-Trifluoroethane	ND	2.5	0.15	U

Tentatively Identified Compounds
Volatile Organics

Client	: Tetra Tech GEO	**Lab Number**	: L1523745
Project Name	: LOCKHEED-NORTH PLAINFIELD	**Project Number**	: 117-0507.600
Lab ID	: L1523745-24	**Date Collected**	: 09/22/15 13:35
Client ID	: MW-544D	**Date Received**	: 09/23/15
Sample Location	: NORTH PLAINFIELD	**Date Analyzed**	: 10/02/15 20:53
Sample Matrix	: WATER	**Dilution Factor**	: 1
Analytical Method	: 1,8260C	**Analyst**	: PD
Lab File ID	: 1002A19	**Instrument ID**	: VOA108.I
Sample Amount	: 10 ml	**GC Column**	: RTX-502.2
Level	: LOW	**%Solids**	: N/A
Extract Volume (MeOH)	: N/A	**Injection Volume**	: N/A

Number TICS found: 0 **Concentration Units: ug/L**

CAS Number	Compound Name	RT	EST. CONC.	Qualifier
	NO TENTATIVELY IDENTIFIED COMPOUNDS			

Form 1
Volatile Organics

Client	: Tetra Tech GEO	Lab Number	: L1523745
Project Name	: LOCKHEED-NORTH PLAINFIELD	Project Number	: 117-0507.600
Lab ID	: L1523745-25	Date Collected	: 09/22/15 12:45
Client ID	: MW-545S	Date Received	: 09/23/15
Sample Location	: NORTH PLAINFIELD	Date Analyzed	: 10/02/15 21:22
Sample Matrix	: WATER	Dilution Factor	: 1
Analytical Method	: 1,8260C	Analyst	: PD
Lab File ID	: 1002A20	Instrument ID	: VOA108.I
Sample Amount	: 10 ml	GC Column	: RTX-502.2
Level	: LOW	%Solids	: N/A
Extract Volume (MeOH)	: N/A	Injection Volume	: N/A

		ug/L			
CAS NO.	Parameter	Results	RL	MDL	Qualifier
96-12-8	1,2-Dibromo-3-chloropropane	ND	2.5	0.32	U
123-91-1	1,4-Dioxane	ND	250	41.	U
106-93-4	1,2-Dibromoethane	ND	2.0	0.10	U
75-09-2	Methylene chloride	ND	2.5	0.27	U
75-34-3	1,1-Dichloroethane	ND	0.75	0.21	U
67-66-3	Chloroform	1.2	0.75	0.16	
56-23-5	Carbon tetrachloride	ND	0.50	0.10	U
78-87-5	1,2-Dichloropropane	ND	1.0	0.11	U
124-48-1	Dibromochloromethane	ND	0.50	0.15	U
79-00-5	1,1,2-Trichloroethane	ND	0.75	0.09	U
127-18-4	Tetrachloroethene	ND	0.50	0.09	U
108-90-7	Chlorobenzene	ND	0.50	0.07	U
75-69-4	Trichlorofluoromethane	0.23	2.5	0.10	J
107-06-2	1,2-Dichloroethane	ND	0.50	0.11	U
71-55-6	1,1,1-Trichloroethane	ND	0.50	0.10	U
75-27-4	Bromodichloromethane	ND	0.50	0.19	U
10061-02-6	trans-1,3-Dichloropropene	ND	0.50	0.15	U
10061-01-5	cis-1,3-Dichloropropene	ND	0.50	0.14	U
542-75-6	1,3-Dichloropropene, Total	ND	0.50	0.14	U
75-25-2	Bromoform	ND	2.0	0.25	U
79-34-5	1,1,2,2-Tetrachloroethane	ND	0.50	0.09	U
71-43-2	Benzene	ND	0.50	0.09	U
108-88-3	Toluene	ND	0.75	0.16	U
100-41-4	Ethylbenzene	ND	0.50	0.10	U
74-87-3	Chloromethane	ND	2.5	0.09	U
74-83-9	Bromomethane	ND	1.0	0.26	U
75-01-4	Vinyl chloride	ND	1.0	0.07	U

Form 1
Volatile Organics

Client	: Tetra Tech GEO	Lab Number	: L1523745
Project Name	: LOCKHEED-NORTH PLAINFIELD	Project Number	: 117-0507.600
Lab ID	: L1523745-25	Date Collected	: 09/22/15 12:45
Client ID	: MW-545S	Date Received	: 09/23/15
Sample Location	: NORTH PLAINFIELD	Date Analyzed	: 10/02/15 21:22
Sample Matrix	: WATER	Dilution Factor	: 1
Analytical Method	: 1,8260C	Analyst	: PD
Lab File ID	: 1002A20	Instrument ID	: VOA108.I
Sample Amount	: 10 ml	GC Column	: RTX-502.2
Level	: LOW	%Solids	: N/A
Extract Volume (MeOH)	: N/A	Injection Volume	: N/A

		ug/L			
CAS NO.	Parameter	Results	RL	MDL	Qualifier
75-00-3	Chloroethane	ND	1.0	0.13	U
75-35-4	1,1-Dichloroethene	ND	0.50	0.09	U
156-60-5	trans-1,2-Dichloroethene	ND	0.75	0.16	U
79-01-6	Trichloroethene	ND	0.50	0.11	U
95-50-1	1,2-Dichlorobenzene	ND	2.5	0.07	U
541-73-1	1,3-Dichlorobenzene	ND	2.5	0.07	U
106-46-7	1,4-Dichlorobenzene	ND	2.5	0.08	U
1634-04-4	Methyl tert butyl ether	ND	1.0	0.15	U
179601-23-1	p/m-Xylene	ND	1.0	0.18	U
95-47-6	o-Xylene	ND	1.0	0.17	U
1330-20-7	Xylene (Total)	ND	1.0	0.17	U
156-59-2	cis-1,2-Dichloroethene	ND	0.50	0.11	U
540-59-0	1,2-Dichloroethene (total)	ND	0.50	0.11	U
100-42-5	Styrene	ND	1.0	0.12	U
75-71-8	Dichlorodifluoromethane	ND	5.0	0.19	U
67-64-1	Acetone	5.2	5.0	1.5	
75-15-0	Carbon disulfide	ND	5.0	0.09	U
78-93-3	2-Butanone	ND	5.0	1.9	U
108-10-1	4-Methyl-2-pentanone	ND	5.0	0.26	U
591-78-6	2-Hexanone	ND	5.0	0.14	U
74-97-5	Bromochloromethane	ND	2.5	0.13	U
98-82-8	Isopropylbenzene	ND	0.50	0.11	U
87-61-6	1,2,3-Trichlorobenzene	ND	2.5	0.12	U
120-82-1	1,2,4-Trichlorobenzene	ND	2.5	0.12	U
79-20-9	Methyl Acetate	ND	2.0	0.23	U
110-82-7	Cyclohexane	ND	10	0.27	U
108-87-2	Methyl cyclohexane	ND	10	0.40	U

Form 1
Volatile Organics

Client	: Tetra Tech GEO	**Lab Number**	: L1523745
Project Name	: LOCKHEED-NORTH PLAINFIELD	**Project Number**	: 117-0507.600
Lab ID	: L1523745-25	**Date Collected**	: 09/22/15 12:45
Client ID	: MW-545S	**Date Received**	: 09/23/15
Sample Location	: NORTH PLAINFIELD	**Date Analyzed**	: 10/02/15 21:22
Sample Matrix	: WATER	**Dilution Factor**	: 1
Analytical Method	: 1,8260C	**Analyst**	: PD
Lab File ID	: 1002A20	**Instrument ID**	: VOA108.I
Sample Amount	: 10 ml	**GC Column**	: RTX-502.2
Level	: LOW	**%Solids**	: N/A
Extract Volume (MeOH)	: N/A	**Injection Volume**	: N/A

		ug/L			
CAS NO.	**Parameter**	**Results**	**RL**	**MDL**	**Qualifier**
76-13-1	1,1,2-Trichloro-1,2,2-Trifluoroethane	ND	2.5	0.15	U

Tentatively Identified Compounds
Volatile Organics

Client	: Tetra Tech GEO	**Lab Number**	: L1523745
Project Name	: LOCKHEED-NORTH PLAINFIELD	**Project Number**	: 117-0507.600
Lab ID	: L1523745-25	**Date Collected**	: 09/22/15 12:45
Client ID	: MW-545S	**Date Received**	: 09/23/15
Sample Location	: NORTH PLAINFIELD	**Date Analyzed**	: 10/02/15 21:22
Sample Matrix	: WATER	**Dilution Factor**	: 1
Analytical Method	: 1,8260C	**Analyst**	: PD
Lab File ID	: 1002A20	**Instrument ID**	: VOA108.I
Sample Amount	: 10 ml	**GC Column**	: RTX-502.2
Level	: LOW	**%Solids**	: N/A
Extract Volume (MeOH)	: N/A	**Injection Volume**	: N/A

Number TICS found: 0 **Concentration Units: ug/L**

CAS Number	Compound Name	RT	EST. CONC.	Qualifier
	NO TENTATIVELY IDENTIFIED COMPOUNDS			

Form 1
Volatile Organics

Client	: Tetra Tech GEO	Lab Number	: L1523745
Project Name	: LOCKHEED-NORTH PLAINFIELD	Project Number	: 117-0507.600
Lab ID	: L1523745-26	Date Collected	: 09/22/15 12:50
Client ID	: MW-545I	Date Received	: 09/23/15
Sample Location	: NORTH PLAINFIELD	Date Analyzed	: 10/02/15 21:50
Sample Matrix	: WATER	Dilution Factor	: 1
Analytical Method	: 1,8260C	Analyst	: PD
Lab File ID	: 1002A21	Instrument ID	: VOA108.I
Sample Amount	: 10 ml	GC Column	: RTX-502.2
Level	: LOW	%Solids	: N/A
Extract Volume (MeOH)	: N/A	Injection Volume	: N/A

		ug/L			
CAS NO.	Parameter	Results	RL	MDL	Qualifier
96-12-8	1,2-Dibromo-3-chloropropane	ND	2.5	0.32	U
123-91-1	1,4-Dioxane	ND	250	41.	U
106-93-4	1,2-Dibromoethane	ND	2.0	0.10	U
75-09-2	Methylene chloride	ND	2.5	0.27	U
75-34-3	1,1-Dichloroethane	ND	0.75	0.21	U
67-66-3	Chloroform	0.45	0.75	0.16	J
56-23-5	Carbon tetrachloride	ND	0.50	0.10	U
78-87-5	1,2-Dichloropropane	ND	1.0	0.11	U
124-48-1	Dibromochloromethane	ND	0.50	0.15	U
79-00-5	1,1,2-Trichloroethane	ND	0.75	0.09	U
127-18-4	Tetrachloroethene	ND	0.50	0.09	U
108-90-7	Chlorobenzene	ND	0.50	0.07	U
75-69-4	Trichlorofluoromethane	2.1	2.5	0.10	J
107-06-2	1,2-Dichloroethane	ND	0.50	0.11	U
71-55-6	1,1,1-Trichloroethane	ND	0.50	0.10	U
75-27-4	Bromodichloromethane	ND	0.50	0.19	U
10061-02-6	trans-1,3-Dichloropropene	ND	0.50	0.15	U
10061-01-5	cis-1,3-Dichloropropene	ND	0.50	0.14	U
542-75-6	1,3-Dichloropropene, Total	ND	0.50	0.14	U
75-25-2	Bromoform	ND	2.0	0.25	U
79-34-5	1,1,2,2-Tetrachloroethane	ND	0.50	0.09	U
71-43-2	Benzene	ND	0.50	0.09	U
108-88-3	Toluene	ND	0.75	0.16	U
100-41-4	Ethylbenzene	ND	0.50	0.10	U
74-87-3	Chloromethane	ND	2.5	0.09	U
74-83-9	Bromomethane	ND	1.0	0.26	U
75-01-4	Vinyl chloride	ND	1.0	0.07	U

Form 1
Volatile Organics

Client	: Tetra Tech GEO	Lab Number	: L1523745
Project Name	: LOCKHEED-NORTH PLAINFIELD	Project Number	: 117-0507.600
Lab ID	: L1523745-26	Date Collected	: 09/22/15 12:50
Client ID	: MW-545I	Date Received	: 09/23/15
Sample Location	: NORTH PLAINFIELD	Date Analyzed	: 10/02/15 21:50
Sample Matrix	: WATER	Dilution Factor	: 1
Analytical Method	: 1,8260C	Analyst	: PD
Lab File ID	: 1002A21	Instrument ID	: VOA108.I
Sample Amount	: 10 ml	GC Column	: RTX-502.2
Level	: LOW	%Solids	: N/A
Extract Volume (MeOH)	: N/A	Injection Volume	: N/A

		ug/L			
CAS NO.	Parameter	Results	RL	MDL	Qualifier
75-00-3	Chloroethane	ND	1.0	0.13	U
75-35-4	1,1-Dichloroethene	ND	0.50	0.09	U
156-60-5	trans-1,2-Dichloroethene	ND	0.75	0.16	U
79-01-6	Trichloroethene	ND	0.50	0.11	U
95-50-1	1,2-Dichlorobenzene	ND	2.5	0.07	U
541-73-1	1,3-Dichlorobenzene	ND	2.5	0.07	U
106-46-7	1,4-Dichlorobenzene	ND	2.5	0.08	U
1634-04-4	Methyl tert butyl ether	ND	1.0	0.15	U
179601-23-1	p/m-Xylene	ND	1.0	0.18	U
95-47-6	o-Xylene	ND	1.0	0.17	U
1330-20-7	Xylene (Total)	ND	1.0	0.17	U
156-59-2	cis-1,2-Dichloroethene	ND	0.50	0.11	U
540-59-0	1,2-Dichloroethene (total)	ND	0.50	0.11	U
100-42-5	Styrene	ND	1.0	0.12	U
75-71-8	Dichlorodifluoromethane	ND	5.0	0.19	U
67-64-1	Acetone	5.0	5.0	1.5	
75-15-0	Carbon disulfide	ND	5.0	0.09	U
78-93-3	2-Butanone	ND	5.0	1.9	U
108-10-1	4-Methyl-2-pentanone	ND	5.0	0.26	U
591-78-6	2-Hexanone	ND	5.0	0.14	U
74-97-5	Bromochloromethane	ND	2.5	0.13	U
98-82-8	Isopropylbenzene	ND	0.50	0.11	U
87-61-6	1,2,3-Trichlorobenzene	ND	2.5	0.12	U
120-82-1	1,2,4-Trichlorobenzene	ND	2.5	0.12	U
79-20-9	Methyl Acetate	ND	2.0	0.23	U
110-82-7	Cyclohexane	ND	10	0.27	U
108-87-2	Methyl cyclohexane	ND	10	0.40	U

Form 1
Volatile Organics

Client	: Tetra Tech GEO	**Lab Number**	: L1523745
Project Name	: LOCKHEED-NORTH PLAINFIELD	**Project Number**	: 117-0507.600
Lab ID	: L1523745-26	**Date Collected**	: 09/22/15 12:50
Client ID	: MW-545I	**Date Received**	: 09/23/15
Sample Location	: NORTH PLAINFIELD	**Date Analyzed**	: 10/02/15 21:50
Sample Matrix	: WATER	**Dilution Factor**	: 1
Analytical Method	: 1,8260C	**Analyst**	: PD
Lab File ID	: 1002A21	**Instrument ID**	: VOA108.I
Sample Amount	: 10 ml	**GC Column**	: RTX-502.2
Level	: LOW	**%Solids**	: N/A
Extract Volume (MeOH)	: N/A	**Injection Volume**	: N/A

		ug/L			
CAS NO.	**Parameter**	**Results**	**RL**	**MDL**	**Qualifier**
76-13-1	1,1,2-Trichloro-1,2,2-Trifluoroethane	ND	2.5	0.15	U

Tentatively Identified Compounds
Volatile Organics

Client	: Tetra Tech GEO	**Lab Number**	: L1523745
Project Name	: LOCKHEED-NORTH PLAINFIELD	**Project Number**	: 117-0507.600
Lab ID	: L1523745-26	**Date Collected**	: 09/22/15 12:50
Client ID	: MW-545I	**Date Received**	: 09/23/15
Sample Location	: NORTH PLAINFIELD	**Date Analyzed**	: 10/02/15 21:50
Sample Matrix	: WATER	**Dilution Factor**	: 1
Analytical Method	: 1,8260C	**Analyst**	: PD
Lab File ID	: 1002A21	**Instrument ID**	: VOA108.I
Sample Amount	: 10 ml	**GC Column**	: RTX-502.2
Level	: LOW	**%Solids**	: N/A
Extract Volume (MeOH)	: N/A	**Injection Volume**	: N/A

Number TICS found: 0 **Concentration Units: ug/L**

CAS Number	Compound Name	RT	EST. CONC.	Qualifier
	NO TENTATIVELY IDENTIFIED COMPOUNDS			

Form 1
Volatile Organics

Client	: Tetra Tech GEO	Lab Number	: L1523745
Project Name	: LOCKHEED-NORTH PLAINFIELD	Project Number	: 117-0507.600
Lab ID	: L1523745-27	Date Collected	: 09/22/15 12:55
Client ID	: MW-545D	Date Received	: 09/23/15
Sample Location	: NORTH PLAINFIELD	Date Analyzed	: 10/02/15 22:18
Sample Matrix	: WATER	Dilution Factor	: 1
Analytical Method	: 1,8260C	Analyst	: PD
Lab File ID	: 1002A22	Instrument ID	: VOA108.I
Sample Amount	: 10 ml	GC Column	: RTX-502.2
Level	: LOW	%Solids	: N/A
Extract Volume (MeOH)	: N/A	Injection Volume	: N/A

		ug/L			
CAS NO.	Parameter	Results	RL	MDL	Qualifier
96-12-8	1,2-Dibromo-3-chloropropane	ND	2.5	0.32	U
123-91-1	1,4-Dioxane	ND	250	41.	U
106-93-4	1,2-Dibromoethane	ND	2.0	0.10	U
75-09-2	Methylene chloride	ND	2.5	0.27	U
75-34-3	1,1-Dichloroethane	ND	0.75	0.21	U
67-66-3	Chloroform	0.43	0.75	0.16	J
56-23-5	Carbon tetrachloride	ND	0.50	0.10	U
78-87-5	1,2-Dichloropropane	ND	1.0	0.11	U
124-48-1	Dibromochloromethane	ND	0.50	0.15	U
79-00-5	1,1,2-Trichloroethane	ND	0.75	0.09	U
127-18-4	Tetrachloroethene	2.7	0.50	0.09	
108-90-7	Chlorobenzene	ND	0.50	0.07	U
75-69-4	Trichlorofluoromethane	0.39	2.5	0.10	J
107-06-2	1,2-Dichloroethane	ND	0.50	0.11	U
71-55-6	1,1,1-Trichloroethane	ND	0.50	0.10	U
75-27-4	Bromodichloromethane	ND	0.50	0.19	U
10061-02-6	trans-1,3-Dichloropropene	ND	0.50	0.15	U
10061-01-5	cis-1,3-Dichloropropene	ND	0.50	0.14	U
542-75-6	1,3-Dichloropropene, Total	ND	0.50	0.14	U
75-25-2	Bromoform	ND	2.0	0.25	U
79-34-5	1,1,2,2-Tetrachloroethane	ND	0.50	0.09	U
71-43-2	Benzene	ND	0.50	0.09	U
108-88-3	Toluene	ND	0.75	0.16	U
100-41-4	Ethylbenzene	ND	0.50	0.10	U
74-87-3	Chloromethane	ND	2.5	0.09	U
74-83-9	Bromomethane	ND	1.0	0.26	U
75-01-4	Vinyl chloride	ND	1.0	0.07	U

Form 1
Volatile Organics

Client	: Tetra Tech GEO	Lab Number	: L1523745
Project Name	: LOCKHEED-NORTH PLAINFIELD	Project Number	: 117-0507.600
Lab ID	: L1523745-27	Date Collected	: 09/22/15 12:55
Client ID	: MW-545D	Date Received	: 09/23/15
Sample Location	: NORTH PLAINFIELD	Date Analyzed	: 10/02/15 22:18
Sample Matrix	: WATER	Dilution Factor	: 1
Analytical Method	: 1,8260C	Analyst	: PD
Lab File ID	: 1002A22	Instrument ID	: VOA108.I
Sample Amount	: 10 ml	GC Column	: RTX-502.2
Level	: LOW	%Solids	: N/A
Extract Volume (MeOH)	: N/A	Injection Volume	: N/A

		ug/L			
CAS NO.	Parameter	Results	RL	MDL	Qualifier
75-00-3	Chloroethane	ND	1.0	0.13	U
75-35-4	1,1-Dichloroethene	ND	0.50	0.09	U
156-60-5	trans-1,2-Dichloroethene	ND	0.75	0.16	U
79-01-6	Trichloroethene	0.24	0.50	0.11	J
95-50-1	1,2-Dichlorobenzene	ND	2.5	0.07	U
541-73-1	1,3-Dichlorobenzene	ND	2.5	0.07	U
106-46-7	1,4-Dichlorobenzene	ND	2.5	0.08	U
1634-04-4	Methyl tert butyl ether	ND	1.0	0.15	U
179601-23-1	p/m-Xylene	ND	1.0	0.18	U
95-47-6	o-Xylene	ND	1.0	0.17	U
1330-20-7	Xylene (Total)	ND	1.0	0.17	U
156-59-2	cis-1,2-Dichloroethene	ND	0.50	0.11	U
540-59-0	1,2-Dichloroethene (total)	ND	0.50	0.11	U
100-42-5	Styrene	ND	1.0	0.12	U
75-71-8	Dichlorodifluoromethane	ND	5.0	0.19	U
67-64-1	Acetone	4.7	5.0	1.5	J
75-15-0	Carbon disulfide	ND	5.0	0.09	U
78-93-3	2-Butanone	ND	5.0	1.9	U
108-10-1	4-Methyl-2-pentanone	ND	5.0	0.26	U
591-78-6	2-Hexanone	ND	5.0	0.14	U
74-97-5	Bromochloromethane	ND	2.5	0.13	U
98-82-8	Isopropylbenzene	ND	0.50	0.11	U
87-61-6	1,2,3-Trichlorobenzene	ND	2.5	0.12	U
120-82-1	1,2,4-Trichlorobenzene	ND	2.5	0.12	U
79-20-9	Methyl Acetate	ND	2.0	0.23	U
110-82-7	Cyclohexane	ND	10	0.27	U
108-87-2	Methyl cyclohexane	ND	10	0.40	U

Form 1
Volatile Organics

Client	: Tetra Tech GEO	**Lab Number**	: L1523745
Project Name	: LOCKHEED-NORTH PLAINFIELD	**Project Number**	: 117-0507.600
Lab ID	: L1523745-27	**Date Collected**	: 09/22/15 12:55
Client ID	: MW-545D	**Date Received**	: 09/23/15
Sample Location	: NORTH PLAINFIELD	**Date Analyzed**	: 10/02/15 22:18
Sample Matrix	: WATER	**Dilution Factor**	: 1
Analytical Method	: 1,8260C	**Analyst**	: PD
Lab File ID	: 1002A22	**Instrument ID**	: VOA108.I
Sample Amount	: 10 ml	**GC Column**	: RTX-502.2
Level	: LOW	**%Solids**	: N/A
Extract Volume (MeOH)	: N/A	**Injection Volume**	: N/A

		ug/L			
CAS NO.	**Parameter**	**Results**	**RL**	**MDL**	**Qualifier**
76-13-1	1,1,2-Trichloro-1,2,2-Trifluoroethane	ND	2.5	0.15	U

Tentatively Identified Compounds
Volatile Organics

Client	: Tetra Tech GEO	**Lab Number**	: L1523745
Project Name	: LOCKHEED-NORTH PLAINFIELD	**Project Number**	: 117-0507.600
Lab ID	: L1523745-27	**Date Collected**	: 09/22/15 12:55
Client ID	: MW-545D	**Date Received**	: 09/23/15
Sample Location	: NORTH PLAINFIELD	**Date Analyzed**	: 10/02/15 22:18
Sample Matrix	: WATER	**Dilution Factor**	: 1
Analytical Method	: 1,8260C	**Analyst**	: PD
Lab File ID	: 1002A22	**Instrument ID**	: VOA108.I
Sample Amount	: 10 ml	**GC Column**	: RTX-502.2
Level	: LOW	**%Solids**	: N/A
Extract Volume (MeOH)	: N/A	**Injection Volume**	: N/A

Number TICS found: 0 **Concentration Units: ug/L**

CAS Number	Compound Name	RT	EST. CONC.	Qualifier
	NO TENTATIVELY IDENTIFIED COMPOUNDS			

Form 1
Volatile Organics

Client	: Tetra Tech GEO	Lab Number	: L1523745
Project Name	: LOCKHEED-NORTH PLAINFIELD	Project Number	: 117-0507.600
Lab ID	: L1523745-28	Date Collected	: 09/22/15 10:35
Client ID	: MW-546S	Date Received	: 09/23/15
Sample Location	: NORTH PLAINFIELD	Date Analyzed	: 10/02/15 22:47
Sample Matrix	: WATER	Dilution Factor	: 1
Analytical Method	: 1,8260C	Analyst	: PD
Lab File ID	: 1002A23	Instrument ID	: VOA108.I
Sample Amount	: 10 ml	GC Column	: RTX-502.2
Level	: LOW	%Solids	: N/A
Extract Volume (MeOH)	: N/A	Injection Volume	: N/A

		ug/L			
CAS NO.	Parameter	Results	RL	MDL	Qualifier
96-12-8	1,2-Dibromo-3-chloropropane	ND	2.5	0.32	U
123-91-1	1,4-Dioxane	ND	250	41.	U
106-93-4	1,2-Dibromoethane	ND	2.0	0.10	U
75-09-2	Methylene chloride	ND	2.5	0.27	U
75-34-3	1,1-Dichloroethane	ND	0.75	0.21	U
67-66-3	Chloroform	ND	0.75	0.16	U
56-23-5	Carbon tetrachloride	ND	0.50	0.10	U
78-87-5	1,2-Dichloropropane	ND	1.0	0.11	U
124-48-1	Dibromochloromethane	ND	0.50	0.15	U
79-00-5	1,1,2-Trichloroethane	ND	0.75	0.09	U
127-18-4	Tetrachloroethene	ND	0.50	0.09	U
108-90-7	Chlorobenzene	ND	0.50	0.07	U
75-69-4	Trichlorofluoromethane	ND	2.5	0.10	U
107-06-2	1,2-Dichloroethane	ND	0.50	0.11	U
71-55-6	1,1,1-Trichloroethane	ND	0.50	0.10	U
75-27-4	Bromodichloromethane	ND	0.50	0.19	U
10061-02-6	trans-1,3-Dichloropropene	ND	0.50	0.15	U
10061-01-5	cis-1,3-Dichloropropene	ND	0.50	0.14	U
542-75-6	1,3-Dichloropropene, Total	ND	0.50	0.14	U
75-25-2	Bromoform	ND	2.0	0.25	U
79-34-5	1,1,2,2-Tetrachloroethane	ND	0.50	0.09	U
71-43-2	Benzene	ND	0.50	0.09	U
108-88-3	Toluene	ND	0.75	0.16	U
100-41-4	Ethylbenzene	ND	0.50	0.10	U
74-87-3	Chloromethane	ND	2.5	0.09	U
74-83-9	Bromomethane	ND	1.0	0.26	U
75-01-4	Vinyl chloride	ND	1.0	0.07	U

Form 1
Volatile Organics

Client	: Tetra Tech GEO	Lab Number	: L1523745
Project Name	: LOCKHEED-NORTH PLAINFIELD	Project Number	: 117-0507.600
Lab ID	: L1523745-28	Date Collected	: 09/22/15 10:35
Client ID	: MW-546S	Date Received	: 09/23/15
Sample Location	: NORTH PLAINFIELD	Date Analyzed	: 10/02/15 22:47
Sample Matrix	: WATER	Dilution Factor	: 1
Analytical Method	: 1,8260C	Analyst	: PD
Lab File ID	: 1002A23	Instrument ID	: VOA108.I
Sample Amount	: 10 ml	GC Column	: RTX-502.2
Level	: LOW	%Solids	: N/A
Extract Volume (MeOH)	: N/A	Injection Volume	: N/A

		ug/L			
CAS NO.	Parameter	Results	RL	MDL	Qualifier
75-00-3	Chloroethane	ND	1.0	0.13	U
75-35-4	1,1-Dichloroethene	ND	0.50	0.09	U
156-60-5	trans-1,2-Dichloroethene	ND	0.75	0.16	U
79-01-6	Trichloroethene	ND	0.50	0.11	U
95-50-1	1,2-Dichlorobenzene	ND	2.5	0.07	U
541-73-1	1,3-Dichlorobenzene	ND	2.5	0.07	U
106-46-7	1,4-Dichlorobenzene	ND	2.5	0.08	U
1634-04-4	Methyl tert butyl ether	ND	1.0	0.15	U
179601-23-1	p/m-Xylene	ND	1.0	0.18	U
95-47-6	o-Xylene	ND	1.0	0.17	U
1330-20-7	Xylene (Total)	ND	1.0	0.17	U
156-59-2	cis-1,2-Dichloroethene	ND	0.50	0.11	U
540-59-0	1,2-Dichloroethene (total)	ND	0.50	0.11	U
100-42-5	Styrene	ND	1.0	0.12	U
75-71-8	Dichlorodifluoromethane	ND	5.0	0.19	U
67-64-1	Acetone	4.3	5.0	1.5	J
75-15-0	Carbon disulfide	ND	5.0	0.09	U
78-93-3	2-Butanone	ND	5.0	1.9	U
108-10-1	4-Methyl-2-pentanone	ND	5.0	0.26	U
591-78-6	2-Hexanone	ND	5.0	0.14	U
74-97-5	Bromochloromethane	ND	2.5	0.13	U
98-82-8	Isopropylbenzene	ND	0.50	0.11	U
87-61-6	1,2,3-Trichlorobenzene	ND	2.5	0.12	U
120-82-1	1,2,4-Trichlorobenzene	ND	2.5	0.12	U
79-20-9	Methyl Acetate	ND	2.0	0.23	U
110-82-7	Cyclohexane	ND	10	0.27	U
108-87-2	Methyl cyclohexane	ND	10	0.40	U

Form 1
Volatile Organics

Client	: Tetra Tech GEO	**Lab Number**	: L1523745
Project Name	: LOCKHEED-NORTH PLAINFIELD	**Project Number**	: 117-0507.600
Lab ID	: L1523745-28	**Date Collected**	: 09/22/15 10:35
Client ID	: MW-546S	**Date Received**	: 09/23/15
Sample Location	: NORTH PLAINFIELD	**Date Analyzed**	: 10/02/15 22:47
Sample Matrix	: WATER	**Dilution Factor**	: 1
Analytical Method	: 1,8260C	**Analyst**	: PD
Lab File ID	: 1002A23	**Instrument ID**	: VOA108.I
Sample Amount	: 10 ml	**GC Column**	: RTX-502.2
Level	: LOW	**%Solids**	: N/A
Extract Volume (MeOH)	: N/A	**Injection Volume**	: N/A

		ug/L			
CAS NO.	**Parameter**	**Results**	**RL**	**MDL**	**Qualifier**
76-13-1	1,1,2-Trichloro-1,2,2-Trifluoroethane	ND	2.5	0.15	U

Tentatively Identified Compounds
Volatile Organics

Client	: Tetra Tech GEO	**Lab Number**	: L1523745
Project Name	: LOCKHEED-NORTH PLAINFIELD	**Project Number**	: 117-0507.600
Lab ID	: L1523745-28	**Date Collected**	: 09/22/15 10:35
Client ID	: MW-546S	**Date Received**	: 09/23/15
Sample Location	: NORTH PLAINFIELD	**Date Analyzed**	: 10/02/15 22:47
Sample Matrix	: WATER	**Dilution Factor**	: 1
Analytical Method	: 1,8260C	**Analyst**	: PD
Lab File ID	: 1002A23	**Instrument ID**	: VOA108.I
Sample Amount	: 10 ml	**GC Column**	: RTX-502.2
Level	: LOW	**%Solids**	: N/A
Extract Volume (MeOH)	: N/A	**Injection Volume**	: N/A

Number TICS found: 0 **Concentration Units: ug/L**

CAS Number	Compound Name	RT	EST. CONC.	Qualifier
	NO TENTATIVELY IDENTIFIED COMPOUNDS			

Form 1
Volatile Organics

Client	: Tetra Tech GEO	Lab Number	: L1523745
Project Name	: LOCKHEED-NORTH PLAINFIELD	Project Number	: 117-0507.600
Lab ID	: L1523745-29	Date Collected	: 09/22/15 10:40
Client ID	: MW-546I	Date Received	: 09/23/15
Sample Location	: NORTH PLAINFIELD	Date Analyzed	: 10/02/15 22:42
Sample Matrix	: WATER	Dilution Factor	: 1
Analytical Method	: 1,8260C	Analyst	: BS
Lab File ID	: 1002N05	Instrument ID	: VOA101.I
Sample Amount	: 10 ml	GC Column	: RTX-502.2
Level	: LOW	%Solids	: N/A
Extract Volume (MeOH)	: N/A	Injection Volume	: N/A

		ug/L			
CAS NO.	Parameter	Results	RL	MDL	Qualifier
96-12-8	1,2-Dibromo-3-chloropropane	ND	2.5	0.32	U
123-91-1	1,4-Dioxane	ND	250	41.	U
106-93-4	1,2-Dibromoethane	ND	2.0	0.10	U
75-09-2	Methylene chloride	ND	2.5	0.27	U
75-34-3	1,1-Dichloroethane	ND	0.75	0.21	U
67-66-3	Chloroform	0.40	0.75	0.16	J
56-23-5	Carbon tetrachloride	ND	0.50	0.10	U
78-87-5	1,2-Dichloropropane	ND	1.0	0.11	U
124-48-1	Dibromochloromethane	ND	0.50	0.15	U
79-00-5	1,1,2-Trichloroethane	ND	0.75	0.09	U
127-18-4	Tetrachloroethene	ND	0.50	0.09	U
108-90-7	Chlorobenzene	ND	0.50	0.07	U
75-69-4	Trichlorofluoromethane	ND	2.5	0.10	U
107-06-2	1,2-Dichloroethane	ND	0.50	0.11	U
71-55-6	1,1,1-Trichloroethane	ND	0.50	0.10	U
75-27-4	Bromodichloromethane	ND	0.50	0.19	U
10061-02-6	trans-1,3-Dichloropropene	ND	0.50	0.15	U
10061-01-5	cis-1,3-Dichloropropene	ND	0.50	0.14	U
542-75-6	1,3-Dichloropropene, Total	ND	0.50	0.14	U
75-25-2	Bromoform	ND	2.0	0.25	U
79-34-5	1,1,2,2-Tetrachloroethane	ND	0.50	0.09	U
71-43-2	Benzene	ND	0.50	0.09	U
108-88-3	Toluene	ND	0.75	0.16	U
100-41-4	Ethylbenzene	ND	0.50	0.10	U
74-87-3	Chloromethane	ND	2.5	0.09	U
74-83-9	Bromomethane	ND	1.0	0.26	U
75-01-4	Vinyl chloride	ND	1.0	0.07	U

Form 1
Volatile Organics

Client	: Tetra Tech GEO	Lab Number	: L1523745
Project Name	: LOCKHEED-NORTH PLAINFIELD	Project Number	: 117-0507.600
Lab ID	: L1523745-29	Date Collected	: 09/22/15 10:40
Client ID	: MW-546I	Date Received	: 09/23/15
Sample Location	: NORTH PLAINFIELD	Date Analyzed	: 10/02/15 22:42
Sample Matrix	: WATER	Dilution Factor	: 1
Analytical Method	: 1,8260C	Analyst	: BS
Lab File ID	: 1002N05	Instrument ID	: VOA101.I
Sample Amount	: 10 ml	GC Column	: RTX-502.2
Level	: LOW	%Solids	: N/A
Extract Volume (MeOH)	: N/A	Injection Volume	: N/A

		ug/L			
CAS NO.	Parameter	Results	RL	MDL	Qualifier
75-00-3	Chloroethane	ND	1.0	0.13	U
75-35-4	1,1-Dichloroethene	ND	0.50	0.09	U
156-60-5	trans-1,2-Dichloroethene	ND	0.75	0.16	U
79-01-6	Trichloroethene	0.58	0.50	0.11	
95-50-1	1,2-Dichlorobenzene	ND	2.5	0.07	U
541-73-1	1,3-Dichlorobenzene	ND	2.5	0.07	U
106-46-7	1,4-Dichlorobenzene	ND	2.5	0.08	U
1634-04-4	Methyl tert butyl ether	ND	1.0	0.15	U
179601-23-1	p/m-Xylene	ND	1.0	0.18	U
95-47-6	o-Xylene	ND	1.0	0.17	U
1330-20-7	Xylene (Total)	ND	1.0	0.17	U
156-59-2	cis-1,2-Dichloroethene	ND	0.50	0.11	U
540-59-0	1,2-Dichloroethene (total)	ND	0.50	0.11	U
100-42-5	Styrene	ND	1.0	0.12	U
75-71-8	Dichlorodifluoromethane	ND	5.0	0.19	U
67-64-1	Acetone	4.6	5.0	1.5	J
75-15-0	Carbon disulfide	ND	5.0	0.09	U
78-93-3	2-Butanone	ND	5.0	1.9	U
108-10-1	4-Methyl-2-pentanone	ND	5.0	0.26	U
591-78-6	2-Hexanone	ND	5.0	0.14	U
74-97-5	Bromochloromethane	ND	2.5	0.13	U
98-82-8	Isopropylbenzene	ND	0.50	0.11	U
87-61-6	1,2,3-Trichlorobenzene	ND	2.5	0.12	U
120-82-1	1,2,4-Trichlorobenzene	ND	2.5	0.12	U
79-20-9	Methyl Acetate	ND	2.0	0.23	U
110-82-7	Cyclohexane	ND	10	0.27	U
108-87-2	Methyl cyclohexane	ND	10	0.40	U

Form 1
Volatile Organics

Client	: Tetra Tech GEO	**Lab Number**	: L1523745
Project Name	: LOCKHEED-NORTH PLAINFIELD	**Project Number**	: 117-0507.600
Lab ID	: L1523745-29	**Date Collected**	: 09/22/15 10:40
Client ID	: MW-546I	**Date Received**	: 09/23/15
Sample Location	: NORTH PLAINFIELD	**Date Analyzed**	: 10/02/15 22:42
Sample Matrix	: WATER	**Dilution Factor**	: 1
Analytical Method	: 1,8260C	**Analyst**	: BS
Lab File ID	: 1002N05	**Instrument ID**	: VOA101.I
Sample Amount	: 10 ml	**GC Column**	: RTX-502.2
Level	: LOW	**%Solids**	: N/A
Extract Volume (MeOH)	: N/A	**Injection Volume**	: N/A

		ug/L			
CAS NO.	**Parameter**	**Results**	**RL**	**MDL**	**Qualifier**
76-13-1	1,1,2-Trichloro-1,2,2-Trifluoroethane	ND	2.5	0.15	U

Tentatively Identified Compounds
Volatile Organics

Client	: Tetra Tech GEO	**Lab Number**	: L1523745
Project Name	: LOCKHEED-NORTH PLAINFIELD	**Project Number**	: 117-0507.600
Lab ID	: L1523745-29	**Date Collected**	: 09/22/15 10:40
Client ID	: MW-546I	**Date Received**	: 09/23/15
Sample Location	: NORTH PLAINFIELD	**Date Analyzed**	: 10/02/15 22:42
Sample Matrix	: WATER	**Dilution Factor**	: 1
Analytical Method	: 1,8260C	**Analyst**	: BS
Lab File ID	: 1002N05	**Instrument ID**	: VOA101.I
Sample Amount	: 10 ml	**GC Column**	: RTX-502.2
Level	: LOW	**%Solids**	: N/A
Extract Volume (MeOH)	: N/A	**Injection Volume**	: N/A

Number TICS found: 0 **Concentration Units: ug/L**

CAS Number	Compound Name	RT	EST. CONC.	Qualifier
	NO TENTATIVELY IDENTIFIED COMPOUNDS			

Form 1
Volatile Organics

Client	: Tetra Tech GEO	Lab Number	: L1523745
Project Name	: LOCKHEED-NORTH PLAINFIELD	Project Number	: 117-0507.600
Lab ID	: L1523745-30	Date Collected	: 09/22/15 10:45
Client ID	: MW-546D	Date Received	: 09/23/15
Sample Location	: NORTH PLAINFIELD	Date Analyzed	: 10/02/15 23:11
Sample Matrix	: WATER	Dilution Factor	: 1
Analytical Method	: 1,8260C	Analyst	: BS
Lab File ID	: 1002N06	Instrument ID	: VOA101.I
Sample Amount	: 10 ml	GC Column	: RTX-502.2
Level	: LOW	%Solids	: N/A
Extract Volume (MeOH)	: N/A	Injection Volume	: N/A

		ug/L			
CAS NO.	Parameter	Results	RL	MDL	Qualifier
96-12-8	1,2-Dibromo-3-chloropropane	ND	2.5	0.32	U
123-91-1	1,4-Dioxane	ND	250	41.	U
106-93-4	1,2-Dibromoethane	ND	2.0	0.10	U
75-09-2	Methylene chloride	ND	2.5	0.27	U
75-34-3	1,1-Dichloroethane	ND	0.75	0.21	U
67-66-3	Chloroform	3.7	0.75	0.16	
56-23-5	Carbon tetrachloride	ND	0.50	0.10	U
78-87-5	1,2-Dichloropropane	ND	1.0	0.11	U
124-48-1	Dibromochloromethane	ND	0.50	0.15	U
79-00-5	1,1,2-Trichloroethane	ND	0.75	0.09	U
127-18-4	Tetrachloroethene	ND	0.50	0.09	U
108-90-7	Chlorobenzene	ND	0.50	0.07	U
75-69-4	Trichlorofluoromethane	ND	2.5	0.10	U
107-06-2	1,2-Dichloroethane	ND	0.50	0.11	U
71-55-6	1,1,1-Trichloroethane	ND	0.50	0.10	U
75-27-4	Bromodichloromethane	ND	0.50	0.19	U
10061-02-6	trans-1,3-Dichloropropene	ND	0.50	0.15	U
10061-01-5	cis-1,3-Dichloropropene	ND	0.50	0.14	U
542-75-6	1,3-Dichloropropene, Total	ND	0.50	0.14	U
75-25-2	Bromoform	ND	2.0	0.25	U
79-34-5	1,1,2,2-Tetrachloroethane	ND	0.50	0.09	U
71-43-2	Benzene	ND	0.50	0.09	U
108-88-3	Toluene	ND	0.75	0.16	U
100-41-4	Ethylbenzene	ND	0.50	0.10	U
74-87-3	Chloromethane	ND	2.5	0.09	U
74-83-9	Bromomethane	ND	1.0	0.26	U
75-01-4	Vinyl chloride	ND	1.0	0.07	U

Form 1
Volatile Organics

Client	: Tetra Tech GEO	Lab Number	: L1523745
Project Name	: LOCKHEED-NORTH PLAINFIELD	Project Number	: 117-0507.600
Lab ID	: L1523745-30	Date Collected	: 09/22/15 10:45
Client ID	: MW-546D	Date Received	: 09/23/15
Sample Location	: NORTH PLAINFIELD	Date Analyzed	: 10/02/15 23:11
Sample Matrix	: WATER	Dilution Factor	: 1
Analytical Method	: 1,8260C	Analyst	: BS
Lab File ID	: 1002N06	Instrument ID	: VOA101.I
Sample Amount	: 10 ml	GC Column	: RTX-502.2
Level	: LOW	%Solids	: N/A
Extract Volume (MeOH)	: N/A	Injection Volume	: N/A

		ug/L			
CAS NO.	Parameter	Results	RL	MDL	Qualifier
75-00-3	Chloroethane	ND	1.0	0.13	U
75-35-4	1,1-Dichloroethene	ND	0.50	0.09	U
156-60-5	trans-1,2-Dichloroethene	ND	0.75	0.16	U
79-01-6	Trichloroethene	3.5	0.50	0.11	
95-50-1	1,2-Dichlorobenzene	ND	2.5	0.07	U
541-73-1	1,3-Dichlorobenzene	ND	2.5	0.07	U
106-46-7	1,4-Dichlorobenzene	ND	2.5	0.08	U
1634-04-4	Methyl tert butyl ether	ND	1.0	0.15	U
179601-23-1	p/m-Xylene	ND	1.0	0.18	U
95-47-6	o-Xylene	ND	1.0	0.17	U
1330-20-7	Xylene (Total)	ND	1.0	0.17	U
156-59-2	cis-1,2-Dichloroethene	0.32	0.50	0.11	J
540-59-0	1,2-Dichloroethene (total)	0.32	0.50	0.11	J
100-42-5	Styrene	ND	1.0	0.12	U
75-71-8	Dichlorodifluoromethane	ND	5.0	0.19	U
67-64-1	Acetone	5.1	5.0	1.5	
75-15-0	Carbon disulfide	ND	5.0	0.09	U
78-93-3	2-Butanone	ND	5.0	1.9	U
108-10-1	4-Methyl-2-pentanone	ND	5.0	0.26	U
591-78-6	2-Hexanone	ND	5.0	0.14	U
74-97-5	Bromochloromethane	ND	2.5	0.13	U
98-82-8	Isopropylbenzene	ND	0.50	0.11	U
87-61-6	1,2,3-Trichlorobenzene	ND	2.5	0.12	U
120-82-1	1,2,4-Trichlorobenzene	ND	2.5	0.12	U
79-20-9	Methyl Acetate	ND	2.0	0.23	U
110-82-7	Cyclohexane	ND	10	0.27	U
108-87-2	Methyl cyclohexane	ND	10	0.40	U

Form 1
Volatile Organics

Client	: Tetra Tech GEO	**Lab Number**	: L1523745
Project Name	: LOCKHEED-NORTH PLAINFIELD	**Project Number**	: 117-0507.600
Lab ID	: L1523745-30	**Date Collected**	: 09/22/15 10:45
Client ID	: MW-546D	**Date Received**	: 09/23/15
Sample Location	: NORTH PLAINFIELD	**Date Analyzed**	: 10/02/15 23:11
Sample Matrix	: WATER	**Dilution Factor**	: 1
Analytical Method	: 1,8260C	**Analyst**	: BS
Lab File ID	: 1002N06	**Instrument ID**	: VOA101.I
Sample Amount	: 10 ml	**GC Column**	: RTX-502.2
Level	: LOW	**%Solids**	: N/A
Extract Volume (MeOH)	: N/A	**Injection Volume**	: N/A

		ug/L			
CAS NO.	**Parameter**	**Results**	**RL**	**MDL**	**Qualifier**
76-13-1	1,1,2-Trichloro-1,2,2-Trifluoroethane	ND	2.5	0.15	U

Tentatively Identified Compounds
Volatile Organics

Client	: Tetra Tech GEO	**Lab Number**	: L1523745
Project Name	: LOCKHEED-NORTH PLAINFIELD	**Project Number**	: 117-0507.600
Lab ID	: L1523745-30	**Date Collected**	: 09/22/15 10:45
Client ID	: MW-546D	**Date Received**	: 09/23/15
Sample Location	: NORTH PLAINFIELD	**Date Analyzed**	: 10/02/15 23:11
Sample Matrix	: WATER	**Dilution Factor**	: 1
Analytical Method	: 1,8260C	**Analyst**	: BS
Lab File ID	: 1002N06	**Instrument ID**	: VOA101.I
Sample Amount	: 10 ml	**GC Column**	: RTX-502.2
Level	: LOW	**%Solids**	: N/A
Extract Volume (MeOH)	: N/A	**Injection Volume**	: N/A

Number TICS found: 0 **Concentration Units: ug/L**

CAS Number	Compound Name	RT	EST. CONC.	Qualifier
	NO TENTATIVELY IDENTIFIED COMPOUNDS			

Form 1
Volatile Organics

Client	: Tetra Tech GEO	Lab Number	: L1523745
Project Name	: LOCKHEED-NORTH PLAINFIELD	Project Number	: 117-0507.600
Lab ID	: L1523745-31	Date Collected	: 09/22/15 14:25
Client ID	: MW-547S	Date Received	: 09/23/15
Sample Location	: NORTH PLAINFIELD	Date Analyzed	: 10/02/15 23:41
Sample Matrix	: WATER	Dilution Factor	: 1
Analytical Method	: 1,8260C	Analyst	: BS
Lab File ID	: 1002N07	Instrument ID	: VOA101.I
Sample Amount	: 10 ml	GC Column	: RTX-502.2
Level	: LOW	%Solids	: N/A
Extract Volume (MeOH)	: N/A	Injection Volume	: N/A

		ug/L			
CAS NO.	Parameter	Results	RL	MDL	Qualifier
96-12-8	1,2-Dibromo-3-chloropropane	ND	2.5	0.32	U
123-91-1	1,4-Dioxane	ND	250	41.	U
106-93-4	1,2-Dibromoethane	ND	2.0	0.10	U
75-09-2	Methylene chloride	ND	2.5	0.27	U
75-34-3	1,1-Dichloroethane	ND	0.75	0.21	U
67-66-3	Chloroform	ND	0.75	0.16	U
56-23-5	Carbon tetrachloride	ND	0.50	0.10	U
78-87-5	1,2-Dichloropropane	ND	1.0	0.11	U
124-48-1	Dibromochloromethane	ND	0.50	0.15	U
79-00-5	1,1,2-Trichloroethane	ND	0.75	0.09	U
127-18-4	Tetrachloroethene	ND	0.50	0.09	U
108-90-7	Chlorobenzene	0.21	0.50	0.07	J
75-69-4	Trichlorofluoromethane	ND	2.5	0.10	U
107-06-2	1,2-Dichloroethane	ND	0.50	0.11	U
71-55-6	1,1,1-Trichloroethane	ND	0.50	0.10	U
75-27-4	Bromodichloromethane	ND	0.50	0.19	U
10061-02-6	trans-1,3-Dichloropropene	ND	0.50	0.15	U
10061-01-5	cis-1,3-Dichloropropene	ND	0.50	0.14	U
542-75-6	1,3-Dichloropropene, Total	ND	0.50	0.14	U
75-25-2	Bromoform	ND	2.0	0.25	U
79-34-5	1,1,2,2-Tetrachloroethane	ND	0.50	0.09	U
71-43-2	Benzene	ND	0.50	0.09	U
108-88-3	Toluene	ND	0.75	0.16	U
100-41-4	Ethylbenzene	ND	0.50	0.10	U
74-87-3	Chloromethane	ND	2.5	0.09	U
74-83-9	Bromomethane	ND	1.0	0.26	U
75-01-4	Vinyl chloride	0.10	1.0	0.07	J

Form 1
Volatile Organics

Client	: Tetra Tech GEO	Lab Number	: L1523745
Project Name	: LOCKHEED-NORTH PLAINFIELD	Project Number	: 117-0507.600
Lab ID	: L1523745-31	Date Collected	: 09/22/15 14:25
Client ID	: MW-547S	Date Received	: 09/23/15
Sample Location	: NORTH PLAINFIELD	Date Analyzed	: 10/02/15 23:41
Sample Matrix	: WATER	Dilution Factor	: 1
Analytical Method	: 1,8260C	Analyst	: BS
Lab File ID	: 1002N07	Instrument ID	: VOA101.I
Sample Amount	: 10 ml	GC Column	: RTX-502.2
Level	: LOW	%Solids	: N/A
Extract Volume (MeOH)	: N/A	Injection Volume	: N/A

		ug/L			
CAS NO.	Parameter	Results	RL	MDL	Qualifier
75-00-3	Chloroethane	ND	1.0	0.13	U
75-35-4	1,1-Dichloroethene	0.24	0.50	0.09	J
156-60-5	trans-1,2-Dichloroethene	ND	0.75	0.16	U
79-01-6	Trichloroethene	5.9	0.50	0.11	
95-50-1	1,2-Dichlorobenzene	0.91	2.5	0.07	J
541-73-1	1,3-Dichlorobenzene	ND	2.5	0.07	U
106-46-7	1,4-Dichlorobenzene	0.83	2.5	0.08	J
1634-04-4	Methyl tert butyl ether	0.36	1.0	0.15	J
179601-23-1	p/m-Xylene	ND	1.0	0.18	U
95-47-6	o-Xylene	ND	1.0	0.17	U
1330-20-7	Xylene (Total)	ND	1.0	0.17	U
156-59-2	cis-1,2-Dichloroethene	2.1	0.50	0.11	
540-59-0	1,2-Dichloroethene (total)	2.1	0.50	0.11	
100-42-5	Styrene	ND	1.0	0.12	U
75-71-8	Dichlorodifluoromethane	ND	5.0	0.19	U
67-64-1	Acetone	4.4	5.0	1.5	J
75-15-0	Carbon disulfide	ND	5.0	0.09	U
78-93-3	2-Butanone	ND	5.0	1.9	U
108-10-1	4-Methyl-2-pentanone	ND	5.0	0.26	U
591-78-6	2-Hexanone	ND	5.0	0.14	U
74-97-5	Bromochloromethane	ND	2.5	0.13	U
98-82-8	Isopropylbenzene	ND	0.50	0.11	U
87-61-6	1,2,3-Trichlorobenzene	ND	2.5	0.12	U
120-82-1	1,2,4-Trichlorobenzene	ND	2.5	0.12	U
79-20-9	Methyl Acetate	ND	2.0	0.23	U
110-82-7	Cyclohexane	ND	10	0.27	U
108-87-2	Methyl cyclohexane	ND	10	0.40	U

Form 1
Volatile Organics

Client	: Tetra Tech GEO	**Lab Number**	: L1523745
Project Name	: LOCKHEED-NORTH PLAINFIELD	**Project Number**	: 117-0507.600
Lab ID	: L1523745-31	**Date Collected**	: 09/22/15 14:25
Client ID	: MW-547S	**Date Received**	: 09/23/15
Sample Location	: NORTH PLAINFIELD	**Date Analyzed**	: 10/02/15 23:41
Sample Matrix	: WATER	**Dilution Factor**	: 1
Analytical Method	: 1,8260C	**Analyst**	: BS
Lab File ID	: 1002N07	**Instrument ID**	: VOA101.I
Sample Amount	: 10 ml	**GC Column**	: RTX-502.2
Level	: LOW	**%Solids**	: N/A
Extract Volume (MeOH)	: N/A	**Injection Volume**	: N/A

		ug/L			
CAS NO.	**Parameter**	**Results**	**RL**	**MDL**	**Qualifier**
76-13-1	1,1,2-Trichloro-1,2,2-Trifluoroethane	ND	2.5	0.15	U

Tentatively Identified Compounds
Volatile Organics

Client	: Tetra Tech GEO	**Lab Number**	: L1523745
Project Name	: LOCKHEED-NORTH PLAINFIELD	**Project Number**	: 117-0507.600
Lab ID	: L1523745-31	**Date Collected**	: 09/22/15 14:25
Client ID	: MW-547S	**Date Received**	: 09/23/15
Sample Location	: NORTH PLAINFIELD	**Date Analyzed**	: 10/02/15 23:41
Sample Matrix	: WATER	**Dilution Factor**	: 1
Analytical Method	: 1,8260C	**Analyst**	: BS
Lab File ID	: 1002N07	**Instrument ID**	: VOA101.I
Sample Amount	: 10 ml	**GC Column**	: RTX-502.2
Level	: LOW	**%Solids**	: N/A
Extract Volume (MeOH)	: N/A	**Injection Volume**	: N/A

Number TICS found: 0 **Concentration Units: ug/L**

CAS Number	Compound Name	RT	EST. CONC.	Qualifier
	NO TENTATIVELY IDENTIFIED COMPOUNDS			

Form 1
Volatile Organics

Client	: Tetra Tech GEO	Lab Number	: L1523745
Project Name	: LOCKHEED-NORTH PLAINFIELD	Project Number	: 117-0507.600
Lab ID	: L1523745-32	Date Collected	: 09/22/15 14:30
Client ID	: MW-547I	Date Received	: 09/23/15
Sample Location	: NORTH PLAINFIELD	Date Analyzed	: 10/03/15 00:10
Sample Matrix	: WATER	Dilution Factor	: 1
Analytical Method	: 1,8260C	Analyst	: BS
Lab File ID	: 1002N08	Instrument ID	: VOA101.I
Sample Amount	: 10 ml	GC Column	: RTX-502.2
Level	: LOW	%Solids	: N/A
Extract Volume (MeOH)	: N/A	Injection Volume	: N/A

		ug/L			
CAS NO.	Parameter	Results	RL	MDL	Qualifier
96-12-8	1,2-Dibromo-3-chloropropane	ND	2.5	0.32	U
123-91-1	1,4-Dioxane	ND	250	41.	U
106-93-4	1,2-Dibromoethane	ND	2.0	0.10	U
75-09-2	Methylene chloride	ND	2.5	0.27	U
75-34-3	1,1-Dichloroethane	ND	0.75	0.21	U
67-66-3	Chloroform	0.44	0.75	0.16	J
56-23-5	Carbon tetrachloride	ND	0.50	0.10	U
78-87-5	1,2-Dichloropropane	ND	1.0	0.11	U
124-48-1	Dibromochloromethane	ND	0.50	0.15	U
79-00-5	1,1,2-Trichloroethane	ND	0.75	0.09	U
127-18-4	Tetrachloroethene	0.14	0.50	0.09	J
108-90-7	Chlorobenzene	ND	0.50	0.07	U
75-69-4	Trichlorofluoromethane	ND	2.5	0.10	U
107-06-2	1,2-Dichloroethane	ND	0.50	0.11	U
71-55-6	1,1,1-Trichloroethane	ND	0.50	0.10	U
75-27-4	Bromodichloromethane	ND	0.50	0.19	U
10061-02-6	trans-1,3-Dichloropropene	ND	0.50	0.15	U
10061-01-5	cis-1,3-Dichloropropene	ND	0.50	0.14	U
542-75-6	1,3-Dichloropropene, Total	ND	0.50	0.14	U
75-25-2	Bromoform	ND	2.0	0.25	U
79-34-5	1,1,2,2-Tetrachloroethane	ND	0.50	0.09	U
71-43-2	Benzene	ND	0.50	0.09	U
108-88-3	Toluene	ND	0.75	0.16	U
100-41-4	Ethylbenzene	ND	0.50	0.10	U
74-87-3	Chloromethane	ND	2.5	0.09	U
74-83-9	Bromomethane	ND	1.0	0.26	U
75-01-4	Vinyl chloride	ND	1.0	0.07	U

Form 1
Volatile Organics

Client	: Tetra Tech GEO	Lab Number	: L1523745
Project Name	: LOCKHEED-NORTH PLAINFIELD	Project Number	: 117-0507.600
Lab ID	: L1523745-32	Date Collected	: 09/22/15 14:30
Client ID	: MW-547I	Date Received	: 09/23/15
Sample Location	: NORTH PLAINFIELD	Date Analyzed	: 10/03/15 00:10
Sample Matrix	: WATER	Dilution Factor	: 1
Analytical Method	: 1,8260C	Analyst	: BS
Lab File ID	: 1002N08	Instrument ID	: VOA101.I
Sample Amount	: 10 ml	GC Column	: RTX-502.2
Level	: LOW	%Solids	: N/A
Extract Volume (MeOH)	: N/A	Injection Volume	: N/A

		ug/L			
CAS NO.	Parameter	Results	RL	MDL	Qualifier
75-00-3	Chloroethane	ND	1.0	0.13	U
75-35-4	1,1-Dichloroethene	ND	0.50	0.09	U
156-60-5	trans-1,2-Dichloroethene	ND	0.75	0.16	U
79-01-6	Trichloroethene	0.96	0.50	0.11	
95-50-1	1,2-Dichlorobenzene	ND	2.5	0.07	U
541-73-1	1,3-Dichlorobenzene	ND	2.5	0.07	U
106-46-7	1,4-Dichlorobenzene	ND	2.5	0.08	U
1634-04-4	Methyl tert butyl ether	ND	1.0	0.15	U
179601-23-1	p/m-Xylene	ND	1.0	0.18	U
95-47-6	o-Xylene	ND	1.0	0.17	U
1330-20-7	Xylene (Total)	ND	1.0	0.17	U
156-59-2	cis-1,2-Dichloroethene	ND	0.50	0.11	U
540-59-0	1,2-Dichloroethene (total)	ND	0.50	0.11	U
100-42-5	Styrene	ND	1.0	0.12	U
75-71-8	Dichlorodifluoromethane	ND	5.0	0.19	U
67-64-1	Acetone	4.8	5.0	1.5	J
75-15-0	Carbon disulfide	ND	5.0	0.09	U
78-93-3	2-Butanone	ND	5.0	1.9	U
108-10-1	4-Methyl-2-pentanone	ND	5.0	0.26	U
591-78-6	2-Hexanone	ND	5.0	0.14	U
74-97-5	Bromochloromethane	ND	2.5	0.13	U
98-82-8	Isopropylbenzene	ND	0.50	0.11	U
87-61-6	1,2,3-Trichlorobenzene	ND	2.5	0.12	U
120-82-1	1,2,4-Trichlorobenzene	ND	2.5	0.12	U
79-20-9	Methyl Acetate	ND	2.0	0.23	U
110-82-7	Cyclohexane	ND	10	0.27	U
108-87-2	Methyl cyclohexane	ND	10	0.40	U

Form 1
Volatile Organics

Client	: Tetra Tech GEO	**Lab Number**	: L1523745
Project Name	: LOCKHEED-NORTH PLAINFIELD	**Project Number**	: 117-0507.600
Lab ID	: L1523745-32	**Date Collected**	: 09/22/15 14:30
Client ID	: MW-547I	**Date Received**	: 09/23/15
Sample Location	: NORTH PLAINFIELD	**Date Analyzed**	: 10/03/15 00:10
Sample Matrix	: WATER	**Dilution Factor**	: 1
Analytical Method	: 1,8260C	**Analyst**	: BS
Lab File ID	: 1002N08	**Instrument ID**	: VOA101.I
Sample Amount	: 10 ml	**GC Column**	: RTX-502.2
Level	: LOW	**%Solids**	: N/A
Extract Volume (MeOH)	: N/A	**Injection Volume**	: N/A

		ug/L			
CAS NO.	**Parameter**	**Results**	**RL**	**MDL**	**Qualifier**
76-13-1	1,1,2-Trichloro-1,2,2-Trifluoroethane	0.20	2.5	0.15	J

Tentatively Identified Compounds
Volatile Organics

Client	: Tetra Tech GEO	**Lab Number**	: L1523745
Project Name	: LOCKHEED-NORTH PLAINFIELD	**Project Number**	: 117-0507.600
Lab ID	: L1523745-32	**Date Collected**	: 09/22/15 14:30
Client ID	: MW-547I	**Date Received**	: 09/23/15
Sample Location	: NORTH PLAINFIELD	**Date Analyzed**	: 10/03/15 00:10
Sample Matrix	: WATER	**Dilution Factor**	: 1
Analytical Method	: 1,8260C	**Analyst**	: BS
Lab File ID	: 1002N08	**Instrument ID**	: VOA101.I
Sample Amount	: 10 ml	**GC Column**	: RTX-502.2
Level	: LOW	**%Solids**	: N/A
Extract Volume (MeOH)	: N/A	**Injection Volume**	: N/A

Number TICS found: 0 **Concentration Units: ug/L**

CAS Number	Compound Name	RT	EST. CONC.	Qualifier
	NO TENTATIVELY IDENTIFIED COMPOUNDS			

Form 1
Volatile Organics

Client	: Tetra Tech GEO	Lab Number	: L1523745
Project Name	: LOCKHEED-NORTH PLAINFIELD	Project Number	: 117-0507.600
Lab ID	: L1523745-33	Date Collected	: 09/22/15 14:35
Client ID	: MW-547D	Date Received	: 09/23/15
Sample Location	: NORTH PLAINFIELD	Date Analyzed	: 10/03/15 00:39
Sample Matrix	: WATER	Dilution Factor	: 1
Analytical Method	: 1,8260C	Analyst	: BS
Lab File ID	: 1002N09	Instrument ID	: VOA101.I
Sample Amount	: 10 ml	GC Column	: RTX-502.2
Level	: LOW	%Solids	: N/A
Extract Volume (MeOH)	: N/A	Injection Volume	: N/A

		ug/L			
CAS NO.	Parameter	Results	RL	MDL	Qualifier
96-12-8	1,2-Dibromo-3-chloropropane	ND	2.5	0.32	U
123-91-1	1,4-Dioxane	ND	250	41.	U
106-93-4	1,2-Dibromoethane	ND	2.0	0.10	U
75-09-2	Methylene chloride	ND	2.5	0.27	U
75-34-3	1,1-Dichloroethane	ND	0.75	0.21	U
67-66-3	Chloroform	ND	0.75	0.16	U
56-23-5	Carbon tetrachloride	ND	0.50	0.10	U
78-87-5	1,2-Dichloropropane	ND	1.0	0.11	U
124-48-1	Dibromochloromethane	ND	0.50	0.15	U
79-00-5	1,1,2-Trichloroethane	ND	0.75	0.09	U
127-18-4	Tetrachloroethene	ND	0.50	0.09	U
108-90-7	Chlorobenzene	ND	0.50	0.07	U
75-69-4	Trichlorofluoromethane	ND	2.5	0.10	U
107-06-2	1,2-Dichloroethane	ND	0.50	0.11	U
71-55-6	1,1,1-Trichloroethane	ND	0.50	0.10	U
75-27-4	Bromodichloromethane	ND	0.50	0.19	U
10061-02-6	trans-1,3-Dichloropropene	ND	0.50	0.15	U
10061-01-5	cis-1,3-Dichloropropene	ND	0.50	0.14	U
542-75-6	1,3-Dichloropropene, Total	ND	0.50	0.14	U
75-25-2	Bromoform	ND	2.0	0.25	U
79-34-5	1,1,2,2-Tetrachloroethane	ND	0.50	0.09	U
71-43-2	Benzene	ND	0.50	0.09	U
108-88-3	Toluene	ND	0.75	0.16	U
100-41-4	Ethylbenzene	ND	0.50	0.10	U
74-87-3	Chloromethane	ND	2.5	0.09	U
74-83-9	Bromomethane	ND	1.0	0.26	U
75-01-4	Vinyl chloride	ND	1.0	0.07	U

Form 1
Volatile Organics

Client	: Tetra Tech GEO	Lab Number	: L1523745
Project Name	: LOCKHEED-NORTH PLAINFIELD	Project Number	: 117-0507.600
Lab ID	: L1523745-33	Date Collected	: 09/22/15 14:35
Client ID	: MW-547D	Date Received	: 09/23/15
Sample Location	: NORTH PLAINFIELD	Date Analyzed	: 10/03/15 00:39
Sample Matrix	: WATER	Dilution Factor	: 1
Analytical Method	: 1,8260C	Analyst	: BS
Lab File ID	: 1002N09	Instrument ID	: VOA101.I
Sample Amount	: 10 ml	GC Column	: RTX-502.2
Level	: LOW	%Solids	: N/A
Extract Volume (MeOH)	: N/A	Injection Volume	: N/A

		ug/L			
CAS NO.	Parameter	Results	RL	MDL	Qualifier
75-00-3	Chloroethane	ND	1.0	0.13	U
75-35-4	1,1-Dichloroethene	ND	0.50	0.09	U
156-60-5	trans-1,2-Dichloroethene	ND	0.75	0.16	U
79-01-6	Trichloroethene	ND	0.50	0.11	U
95-50-1	1,2-Dichlorobenzene	ND	2.5	0.07	U
541-73-1	1,3-Dichlorobenzene	ND	2.5	0.07	U
106-46-7	1,4-Dichlorobenzene	ND	2.5	0.08	U
1634-04-4	Methyl tert butyl ether	ND	1.0	0.15	U
179601-23-1	p/m-Xylene	ND	1.0	0.18	U
95-47-6	o-Xylene	ND	1.0	0.17	U
1330-20-7	Xylene (Total)	ND	1.0	0.17	U
156-59-2	cis-1,2-Dichloroethene	ND	0.50	0.11	U
540-59-0	1,2-Dichloroethene (total)	ND	0.50	0.11	U
100-42-5	Styrene	ND	1.0	0.12	U
75-71-8	Dichlorodifluoromethane	ND	5.0	0.19	U
67-64-1	Acetone	4.0	5.0	1.5	J
75-15-0	Carbon disulfide	ND	5.0	0.09	U
78-93-3	2-Butanone	ND	5.0	1.9	U
108-10-1	4-Methyl-2-pentanone	ND	5.0	0.26	U
591-78-6	2-Hexanone	ND	5.0	0.14	U
74-97-5	Bromochloromethane	ND	2.5	0.13	U
98-82-8	Isopropylbenzene	ND	0.50	0.11	U
87-61-6	1,2,3-Trichlorobenzene	ND	2.5	0.12	U
120-82-1	1,2,4-Trichlorobenzene	ND	2.5	0.12	U
79-20-9	Methyl Acetate	ND	2.0	0.23	U
110-82-7	Cyclohexane	ND	10	0.27	U
108-87-2	Methyl cyclohexane	ND	10	0.40	U

Form 1
Volatile Organics

Client	: Tetra Tech GEO	**Lab Number**	: L1523745
Project Name	: LOCKHEED-NORTH PLAINFIELD	**Project Number**	: 117-0507.600
Lab ID	: L1523745-33	**Date Collected**	: 09/22/15 14:35
Client ID	: MW-547D	**Date Received**	: 09/23/15
Sample Location	: NORTH PLAINFIELD	**Date Analyzed**	: 10/03/15 00:39
Sample Matrix	: WATER	**Dilution Factor**	: 1
Analytical Method	: 1,8260C	**Analyst**	: BS
Lab File ID	: 1002N09	**Instrument ID**	: VOA101.I
Sample Amount	: 10 ml	**GC Column**	: RTX-502.2
Level	: LOW	**%Solids**	: N/A
Extract Volume (MeOH)	: N/A	**Injection Volume**	: N/A

		ug/L			
CAS NO.	**Parameter**	**Results**	**RL**	**MDL**	**Qualifier**
76-13-1	1,1,2-Trichloro-1,2,2-Trifluoroethane	ND	2.5	0.15	U

Tentatively Identified Compounds
Volatile Organics

Client	: Tetra Tech GEO	**Lab Number**	: L1523745
Project Name	: LOCKHEED-NORTH PLAINFIELD	**Project Number**	: 117-0507.600
Lab ID	: L1523745-33	**Date Collected**	: 09/22/15 14:35
Client ID	: MW-547D	**Date Received**	: 09/23/15
Sample Location	: NORTH PLAINFIELD	**Date Analyzed**	: 10/03/15 00:39
Sample Matrix	: WATER	**Dilution Factor**	: 1
Analytical Method	: 1,8260C	**Analyst**	: BS
Lab File ID	: 1002N09	**Instrument ID**	: VOA101.I
Sample Amount	: 10 ml	**GC Column**	: RTX-502.2
Level	: LOW	**%Solids**	: N/A
Extract Volume (MeOH)	: N/A	**Injection Volume**	: N/A

Number TICS found: 0 **Concentration Units: ug/L**

CAS Number	Compound Name	RT	EST. CONC.	Qualifier
	NO TENTATIVELY IDENTIFIED COMPOUNDS			

Form 1
Volatile Organics

Client	: Tetra Tech GEO	Lab Number	: L1523745
Project Name	: LOCKHEED-NORTH PLAINFIELD	Project Number	: 117-0507.600
Lab ID	: L1523745-34	Date Collected	: 09/22/15 07:35
Client ID	: MW-549S	Date Received	: 09/23/15
Sample Location	: NORTH PLAINFIELD	Date Analyzed	: 10/03/15 01:08
Sample Matrix	: WATER	Dilution Factor	: 1
Analytical Method	: 1,8260C	Analyst	: BS
Lab File ID	: 1002N10	Instrument ID	: VOA101.I
Sample Amount	: 10 ml	GC Column	: RTX-502.2
Level	: LOW	%Solids	: N/A
Extract Volume (MeOH)	: N/A	Injection Volume	: N/A

		ug/L			
CAS NO.	Parameter	Results	RL	MDL	Qualifier
96-12-8	1,2-Dibromo-3-chloropropane	ND	2.5	0.32	U
123-91-1	1,4-Dioxane	ND	250	41.	U
106-93-4	1,2-Dibromoethane	ND	2.0	0.10	U
75-09-2	Methylene chloride	ND	2.5	0.27	U
75-34-3	1,1-Dichloroethane	ND	0.75	0.21	U
67-66-3	Chloroform	2.2	0.75	0.16	
56-23-5	Carbon tetrachloride	ND	0.50	0.10	U
78-87-5	1,2-Dichloropropane	ND	1.0	0.11	U
124-48-1	Dibromochloromethane	ND	0.50	0.15	U
79-00-5	1,1,2-Trichloroethane	ND	0.75	0.09	U
127-18-4	Tetrachloroethene	3.1	0.50	0.09	
108-90-7	Chlorobenzene	ND	0.50	0.07	U
75-69-4	Trichlorofluoromethane	ND	2.5	0.10	U
107-06-2	1,2-Dichloroethane	ND	0.50	0.11	U
71-55-6	1,1,1-Trichloroethane	ND	0.50	0.10	U
75-27-4	Bromodichloromethane	ND	0.50	0.19	U
10061-02-6	trans-1,3-Dichloropropene	ND	0.50	0.15	U
10061-01-5	cis-1,3-Dichloropropene	ND	0.50	0.14	U
542-75-6	1,3-Dichloropropene, Total	ND	0.50	0.14	U
75-25-2	Bromoform	ND	2.0	0.25	U
79-34-5	1,1,2,2-Tetrachloroethane	ND	0.50	0.09	U
71-43-2	Benzene	ND	0.50	0.09	U
108-88-3	Toluene	ND	0.75	0.16	U
100-41-4	Ethylbenzene	ND	0.50	0.10	U
74-87-3	Chloromethane	ND	2.5	0.09	U
74-83-9	Bromomethane	ND	1.0	0.26	U
75-01-4	Vinyl chloride	ND	1.0	0.07	U

Form 1
Volatile Organics

Client	: Tetra Tech GEO	Lab Number	: L1523745
Project Name	: LOCKHEED-NORTH PLAINFIELD	Project Number	: 117-0507.600
Lab ID	: L1523745-34	Date Collected	: 09/22/15 07:35
Client ID	: MW-549S	Date Received	: 09/23/15
Sample Location	: NORTH PLAINFIELD	Date Analyzed	: 10/03/15 01:08
Sample Matrix	: WATER	Dilution Factor	: 1
Analytical Method	: 1,8260C	Analyst	: BS
Lab File ID	: 1002N10	Instrument ID	: VOA101.I
Sample Amount	: 10 ml	GC Column	: RTX-502.2
Level	: LOW	%Solids	: N/A
Extract Volume (MeOH)	: N/A	Injection Volume	: N/A

		ug/L			
CAS NO.	Parameter	Results	RL	MDL	Qualifier
75-00-3	Chloroethane	ND	1.0	0.13	U
75-35-4	1,1-Dichloroethene	ND	0.50	0.09	U
156-60-5	trans-1,2-Dichloroethene	ND	0.75	0.16	U
79-01-6	Trichloroethene	1.5	0.50	0.11	
95-50-1	1,2-Dichlorobenzene	ND	2.5	0.07	U
541-73-1	1,3-Dichlorobenzene	ND	2.5	0.07	U
106-46-7	1,4-Dichlorobenzene	ND	2.5	0.08	U
1634-04-4	Methyl tert butyl ether	ND	1.0	0.15	U
179601-23-1	p/m-Xylene	ND	1.0	0.18	U
95-47-6	o-Xylene	ND	1.0	0.17	U
1330-20-7	Xylene (Total)	ND	1.0	0.17	U
156-59-2	cis-1,2-Dichloroethene	0.17	0.50	0.11	J
540-59-0	1,2-Dichloroethene (total)	0.17	0.50	0.11	J
100-42-5	Styrene	ND	1.0	0.12	U
75-71-8	Dichlorodifluoromethane	ND	5.0	0.19	U
67-64-1	Acetone	8.4	5.0	1.5	
75-15-0	Carbon disulfide	ND	5.0	0.09	U
78-93-3	2-Butanone	ND	5.0	1.9	U
108-10-1	4-Methyl-2-pentanone	ND	5.0	0.26	U
591-78-6	2-Hexanone	ND	5.0	0.14	U
74-97-5	Bromochloromethane	ND	2.5	0.13	U
98-82-8	Isopropylbenzene	ND	0.50	0.11	U
87-61-6	1,2,3-Trichlorobenzene	ND	2.5	0.12	U
120-82-1	1,2,4-Trichlorobenzene	ND	2.5	0.12	U
79-20-9	Methyl Acetate	ND	2.0	0.23	U
110-82-7	Cyclohexane	ND	10	0.27	U
108-87-2	Methyl cyclohexane	ND	10	0.40	U

Form 1
Volatile Organics

Client	: Tetra Tech GEO	**Lab Number**	: L1523745
Project Name	: LOCKHEED-NORTH PLAINFIELD	**Project Number**	: 117-0507.600
Lab ID	: L1523745-34	**Date Collected**	: 09/22/15 07:35
Client ID	: MW-549S	**Date Received**	: 09/23/15
Sample Location	: NORTH PLAINFIELD	**Date Analyzed**	: 10/03/15 01:08
Sample Matrix	: WATER	**Dilution Factor**	: 1
Analytical Method	: 1,8260C	**Analyst**	: BS
Lab File ID	: 1002N10	**Instrument ID**	: VOA101.I
Sample Amount	: 10 ml	**GC Column**	: RTX-502.2
Level	: LOW	**%Solids**	: N/A
Extract Volume (MeOH)	: N/A	**Injection Volume**	: N/A

		ug/L			
CAS NO.	**Parameter**	**Results**	**RL**	**MDL**	**Qualifier**
76-13-1	1,1,2-Trichloro-1,2,2-Trifluoroethane	1.4	2.5	0.15	J

Tentatively Identified Compounds
Volatile Organics

Client	: Tetra Tech GEO	**Lab Number**	: L1523745
Project Name	: LOCKHEED-NORTH PLAINFIELD	**Project Number**	: 117-0507.600
Lab ID	: L1523745-34	**Date Collected**	: 09/22/15 07:35
Client ID	: MW-549S	**Date Received**	: 09/23/15
Sample Location	: NORTH PLAINFIELD	**Date Analyzed**	: 10/03/15 01:08
Sample Matrix	: WATER	**Dilution Factor**	: 1
Analytical Method	: 1,8260C	**Analyst**	: BS
Lab File ID	: 1002N10	**Instrument ID**	: VOA101.I
Sample Amount	: 10 ml	**GC Column**	: RTX-502.2
Level	: LOW	**%Solids**	: N/A
Extract Volume (MeOH)	: N/A	**Injection Volume**	: N/A

Number TICS found: 0 **Concentration Units: ug/L**

CAS Number	Compound Name	RT	EST. CONC.	Qualifier
	NO TENTATIVELY IDENTIFIED COMPOUNDS			

Form 1
Volatile Organics

Client	: Tetra Tech GEO	Lab Number	: L1523745
Project Name	: LOCKHEED-NORTH PLAINFIELD	Project Number	: 117-0507.600
Lab ID	: L1523745-35	Date Collected	: 09/22/15 07:40
Client ID	: MW-549I	Date Received	: 09/23/15
Sample Location	: NORTH PLAINFIELD	Date Analyzed	: 10/03/15 01:38
Sample Matrix	: WATER	Dilution Factor	: 1
Analytical Method	: 1,8260C	Analyst	: BS
Lab File ID	: 1002N11	Instrument ID	: VOA101.I
Sample Amount	: 10 ml	GC Column	: RTX-502.2
Level	: LOW	%Solids	: N/A
Extract Volume (MeOH)	: N/A	Injection Volume	: N/A

		ug/L			
CAS NO.	Parameter	Results	RL	MDL	Qualifier
96-12-8	1,2-Dibromo-3-chloropropane	ND	2.5	0.32	U
123-91-1	1,4-Dioxane	ND	250	41.	U
106-93-4	1,2-Dibromoethane	ND	2.0	0.10	U
75-09-2	Methylene chloride	ND	2.5	0.27	U
75-34-3	1,1-Dichloroethane	ND	0.75	0.21	U
67-66-3	Chloroform	0.16	0.75	0.16	J
56-23-5	Carbon tetrachloride	ND	0.50	0.10	U
78-87-5	1,2-Dichloropropane	ND	1.0	0.11	U
124-48-1	Dibromochloromethane	ND	0.50	0.15	U
79-00-5	1,1,2-Trichloroethane	0.11	0.75	0.09	J
127-18-4	Tetrachloroethene	0.80	0.50	0.09	
108-90-7	Chlorobenzene	ND	0.50	0.07	U
75-69-4	Trichlorofluoromethane	ND	2.5	0.10	U
107-06-2	1,2-Dichloroethane	ND	0.50	0.11	U
71-55-6	1,1,1-Trichloroethane	ND	0.50	0.10	U
75-27-4	Bromodichloromethane	ND	0.50	0.19	U
10061-02-6	trans-1,3-Dichloropropene	ND	0.50	0.15	U
10061-01-5	cis-1,3-Dichloropropene	ND	0.50	0.14	U
542-75-6	1,3-Dichloropropene, Total	ND	0.50	0.14	U
75-25-2	Bromoform	ND	2.0	0.25	U
79-34-5	1,1,2,2-Tetrachloroethane	ND	0.50	0.09	U
71-43-2	Benzene	ND	0.50	0.09	U
108-88-3	Toluene	ND	0.75	0.16	U
100-41-4	Ethylbenzene	ND	0.50	0.10	U
74-87-3	Chloromethane	ND	2.5	0.09	U
74-83-9	Bromomethane	ND	1.0	0.26	U
75-01-4	Vinyl chloride	ND	1.0	0.07	U

Form 1
Volatile Organics

Client	: Tetra Tech GEO	Lab Number	: L1523745
Project Name	: LOCKHEED-NORTH PLAINFIELD	Project Number	: 117-0507.600
Lab ID	: L1523745-35	Date Collected	: 09/22/15 07:40
Client ID	: MW-549I	Date Received	: 09/23/15
Sample Location	: NORTH PLAINFIELD	Date Analyzed	: 10/03/15 01:38
Sample Matrix	: WATER	Dilution Factor	: 1
Analytical Method	: 1,8260C	Analyst	: BS
Lab File ID	: 1002N11	Instrument ID	: VOA101.I
Sample Amount	: 10 ml	GC Column	: RTX-502.2
Level	: LOW	%Solids	: N/A
Extract Volume (MeOH)	: N/A	Injection Volume	: N/A

		ug/L			
CAS NO.	Parameter	Results	RL	MDL	Qualifier
75-00-3	Chloroethane	ND	1.0	0.13	U
75-35-4	1,1-Dichloroethene	ND	0.50	0.09	U
156-60-5	trans-1,2-Dichloroethene	ND	0.75	0.16	U
79-01-6	Trichloroethene	3.4	0.50	0.11	
95-50-1	1,2-Dichlorobenzene	ND	2.5	0.07	U
541-73-1	1,3-Dichlorobenzene	ND	2.5	0.07	U
106-46-7	1,4-Dichlorobenzene	ND	2.5	0.08	U
1634-04-4	Methyl tert butyl ether	ND	1.0	0.15	U
179601-23-1	p/m-Xylene	ND	1.0	0.18	U
95-47-6	o-Xylene	ND	1.0	0.17	U
1330-20-7	Xylene (Total)	ND	1.0	0.17	U
156-59-2	cis-1,2-Dichloroethene	0.41	0.50	0.11	J
540-59-0	1,2-Dichloroethene (total)	0.41	0.50	0.11	J
100-42-5	Styrene	ND	1.0	0.12	U
75-71-8	Dichlorodifluoromethane	ND	5.0	0.19	U
67-64-1	Acetone	9.5	5.0	1.5	
75-15-0	Carbon disulfide	ND	5.0	0.09	U
78-93-3	2-Butanone	ND	5.0	1.9	U
108-10-1	4-Methyl-2-pentanone	ND	5.0	0.26	U
591-78-6	2-Hexanone	ND	5.0	0.14	U
74-97-5	Bromochloromethane	ND	2.5	0.13	U
98-82-8	Isopropylbenzene	ND	0.50	0.11	U
87-61-6	1,2,3-Trichlorobenzene	ND	2.5	0.12	U
120-82-1	1,2,4-Trichlorobenzene	ND	2.5	0.12	U
79-20-9	Methyl Acetate	ND	2.0	0.23	U
110-82-7	Cyclohexane	ND	10	0.27	U
108-87-2	Methyl cyclohexane	ND	10	0.40	U

Form 1
Volatile Organics

Client	: Tetra Tech GEO	**Lab Number**	: L1523745
Project Name	: LOCKHEED-NORTH PLAINFIELD	**Project Number**	: 117-0507.600
Lab ID	: L1523745-35	**Date Collected**	: 09/22/15 07:40
Client ID	: MW-549I	**Date Received**	: 09/23/15
Sample Location	: NORTH PLAINFIELD	**Date Analyzed**	: 10/03/15 01:38
Sample Matrix	: WATER	**Dilution Factor**	: 1
Analytical Method	: 1,8260C	**Analyst**	: BS
Lab File ID	: 1002N11	**Instrument ID**	: VOA101.I
Sample Amount	: 10 ml	**GC Column**	: RTX-502.2
Level	: LOW	**%Solids**	: N/A
Extract Volume (MeOH)	: N/A	**Injection Volume**	: N/A

		ug/L			
CAS NO.	**Parameter**	**Results**	**RL**	**MDL**	**Qualifier**
76-13-1	1,1,2-Trichloro-1,2,2-Trifluoroethane	1.1	2.5	0.15	J

Tentatively Identified Compounds
Volatile Organics

Client	: Tetra Tech GEO	**Lab Number**	: L1523745
Project Name	: LOCKHEED-NORTH PLAINFIELD	**Project Number**	: 117-0507.600
Lab ID	: L1523745-35	**Date Collected**	: 09/22/15 07:40
Client ID	: MW-549I	**Date Received**	: 09/23/15
Sample Location	: NORTH PLAINFIELD	**Date Analyzed**	: 10/03/15 01:38
Sample Matrix	: WATER	**Dilution Factor**	: 1
Analytical Method	: 1,8260C	**Analyst**	: BS
Lab File ID	: 1002N11	**Instrument ID**	: VOA101.I
Sample Amount	: 10 ml	**GC Column**	: RTX-502.2
Level	: LOW	**%Solids**	: N/A
Extract Volume (MeOH)	: N/A	**Injection Volume**	: N/A

Number TICS found: 0 **Concentration Units: ug/L**

CAS Number	Compound Name	RT	EST. CONC.	Qualifier
	NO TENTATIVELY IDENTIFIED COMPOUNDS			

Form 1
Volatile Organics

Client	: Tetra Tech GEO	Lab Number	: L1523745
Project Name	: LOCKHEED-NORTH PLAINFIELD	Project Number	: 117-0507.600
Lab ID	: L1523745-36	Date Collected	: 09/22/15 08:30
Client ID	: MW-550S	Date Received	: 09/23/15
Sample Location	: NORTH PLAINFIELD	Date Analyzed	: 10/03/15 02:07
Sample Matrix	: WATER	Dilution Factor	: 1
Analytical Method	: 1,8260C	Analyst	: BS
Lab File ID	: 1002N12	Instrument ID	: VOA101.I
Sample Amount	: 10 ml	GC Column	: RTX-502.2
Level	: LOW	%Solids	: N/A
Extract Volume (MeOH)	: N/A	Injection Volume	: N/A

		ug/L			
CAS NO.	Parameter	Results	RL	MDL	Qualifier
96-12-8	1,2-Dibromo-3-chloropropane	ND	2.5	0.32	U
123-91-1	1,4-Dioxane	ND	250	41.	U
106-93-4	1,2-Dibromoethane	ND	2.0	0.10	U
75-09-2	Methylene chloride	ND	2.5	0.27	U
75-34-3	1,1-Dichloroethane	ND	0.75	0.21	U
67-66-3	Chloroform	1.4	0.75	0.16	
56-23-5	Carbon tetrachloride	ND	0.50	0.10	U
78-87-5	1,2-Dichloropropane	ND	1.0	0.11	U
124-48-1	Dibromochloromethane	ND	0.50	0.15	U
79-00-5	1,1,2-Trichloroethane	ND	0.75	0.09	U
127-18-4	Tetrachloroethene	ND	0.50	0.09	U
108-90-7	Chlorobenzene	ND	0.50	0.07	U
75-69-4	Trichlorofluoromethane	ND	2.5	0.10	U
107-06-2	1,2-Dichloroethane	ND	0.50	0.11	U
71-55-6	1,1,1-Trichloroethane	ND	0.50	0.10	U
75-27-4	Bromodichloromethane	ND	0.50	0.19	U
10061-02-6	trans-1,3-Dichloropropene	ND	0.50	0.15	U
10061-01-5	cis-1,3-Dichloropropene	ND	0.50	0.14	U
542-75-6	1,3-Dichloropropene, Total	ND	0.50	0.14	U
75-25-2	Bromoform	ND	2.0	0.25	U
79-34-5	1,1,2,2-Tetrachloroethane	ND	0.50	0.09	U
71-43-2	Benzene	ND	0.50	0.09	U
108-88-3	Toluene	ND	0.75	0.16	U
100-41-4	Ethylbenzene	ND	0.50	0.10	U
74-87-3	Chloromethane	ND	2.5	0.09	U
74-83-9	Bromomethane	ND	1.0	0.26	U
75-01-4	Vinyl chloride	ND	1.0	0.07	U

Form 1
Volatile Organics

Client	: Tetra Tech GEO	Lab Number	: L1523745
Project Name	: LOCKHEED-NORTH PLAINFIELD	Project Number	: 117-0507.600
Lab ID	: L1523745-36	Date Collected	: 09/22/15 08:30
Client ID	: MW-550S	Date Received	: 09/23/15
Sample Location	: NORTH PLAINFIELD	Date Analyzed	: 10/03/15 02:07
Sample Matrix	: WATER	Dilution Factor	: 1
Analytical Method	: 1,8260C	Analyst	: BS
Lab File ID	: 1002N12	Instrument ID	: VOA101.I
Sample Amount	: 10 ml	GC Column	: RTX-502.2
Level	: LOW	%Solids	: N/A
Extract Volume (MeOH)	: N/A	Injection Volume	: N/A

		ug/L			
CAS NO.	Parameter	Results	RL	MDL	Qualifier
75-00-3	Chloroethane	ND	1.0	0.13	U
75-35-4	1,1-Dichloroethene	ND	0.50	0.09	U
156-60-5	trans-1,2-Dichloroethene	ND	0.75	0.16	U
79-01-6	Trichloroethene	0.91	0.50	0.11	
95-50-1	1,2-Dichlorobenzene	ND	2.5	0.07	U
541-73-1	1,3-Dichlorobenzene	ND	2.5	0.07	U
106-46-7	1,4-Dichlorobenzene	ND	2.5	0.08	U
1634-04-4	Methyl tert butyl ether	ND	1.0	0.15	U
179601-23-1	p/m-Xylene	ND	1.0	0.18	U
95-47-6	o-Xylene	ND	1.0	0.17	U
1330-20-7	Xylene (Total)	ND	1.0	0.17	U
156-59-2	cis-1,2-Dichloroethene	0.12	0.50	0.11	J
540-59-0	1,2-Dichloroethene (total)	0.12	0.50	0.11	J
100-42-5	Styrene	ND	1.0	0.12	U
75-71-8	Dichlorodifluoromethane	ND	5.0	0.19	U
67-64-1	Acetone	4.2	5.0	1.5	J
75-15-0	Carbon disulfide	ND	5.0	0.09	U
78-93-3	2-Butanone	ND	5.0	1.9	U
108-10-1	4-Methyl-2-pentanone	ND	5.0	0.26	U
591-78-6	2-Hexanone	ND	5.0	0.14	U
74-97-5	Bromochloromethane	ND	2.5	0.13	U
98-82-8	Isopropylbenzene	ND	0.50	0.11	U
87-61-6	1,2,3-Trichlorobenzene	ND	2.5	0.12	U
120-82-1	1,2,4-Trichlorobenzene	ND	2.5	0.12	U
79-20-9	Methyl Acetate	ND	2.0	0.23	U
110-82-7	Cyclohexane	ND	10	0.27	U
108-87-2	Methyl cyclohexane	ND	10	0.40	U

Form 1
Volatile Organics

Client	: Tetra Tech GEO	**Lab Number**	: L1523745
Project Name	: LOCKHEED-NORTH PLAINFIELD	**Project Number**	: 117-0507.600
Lab ID	: L1523745-36	**Date Collected**	: 09/22/15 08:30
Client ID	: MW-550S	**Date Received**	: 09/23/15
Sample Location	: NORTH PLAINFIELD	**Date Analyzed**	: 10/03/15 02:07
Sample Matrix	: WATER	**Dilution Factor**	: 1
Analytical Method	: 1,8260C	**Analyst**	: BS
Lab File ID	: 1002N12	**Instrument ID**	: VOA101.I
Sample Amount	: 10 ml	**GC Column**	: RTX-502.2
Level	: LOW	**%Solids**	: N/A
Extract Volume (MeOH)	: N/A	**Injection Volume**	: N/A

		ug/L			
CAS NO.	**Parameter**	**Results**	**RL**	**MDL**	**Qualifier**
76-13-1	1,1,2-Trichloro-1,2,2-Trifluoroethane	ND	2.5	0.15	U

Tentatively Identified Compounds
Volatile Organics

Client	: Tetra Tech GEO	**Lab Number**	: L1523745
Project Name	: LOCKHEED-NORTH PLAINFIELD	**Project Number**	: 117-0507.600
Lab ID	: L1523745-36	**Date Collected**	: 09/22/15 08:30
Client ID	: MW-550S	**Date Received**	: 09/23/15
Sample Location	: NORTH PLAINFIELD	**Date Analyzed**	: 10/03/15 02:07
Sample Matrix	: WATER	**Dilution Factor**	: 1
Analytical Method	: 1,8260C	**Analyst**	: BS
Lab File ID	: 1002N12	**Instrument ID**	: VOA101.I
Sample Amount	: 10 ml	**GC Column**	: RTX-502.2
Level	: LOW	**%Solids**	: N/A
Extract Volume (MeOH)	: N/A	**Injection Volume**	: N/A

Number TICS found: 0 **Concentration Units: ug/L**

CAS Number	Compound Name	RT	EST. CONC.	Qualifier
	NO TENTATIVELY IDENTIFIED COMPOUNDS			

Form 1
Volatile Organics

Client	: Tetra Tech GEO	Lab Number	: L1523745
Project Name	: LOCKHEED-NORTH PLAINFIELD	Project Number	: 117-0507.600
Lab ID	: L1523745-37	Date Collected	: 09/22/15 08:35
Client ID	: MW-550I	Date Received	: 09/23/15
Sample Location	: NORTH PLAINFIELD	Date Analyzed	: 10/03/15 02:36
Sample Matrix	: WATER	Dilution Factor	: 1
Analytical Method	: 1,8260C	Analyst	: BS
Lab File ID	: 1002N13	Instrument ID	: VOA101.I
Sample Amount	: 10 ml	GC Column	: RTX-502.2
Level	: LOW	%Solids	: N/A
Extract Volume (MeOH)	: N/A	Injection Volume	: N/A

		ug/L			
CAS NO.	Parameter	Results	RL	MDL	Qualifier
96-12-8	1,2-Dibromo-3-chloropropane	ND	2.5	0.32	U
123-91-1	1,4-Dioxane	ND	250	41.	U
106-93-4	1,2-Dibromoethane	ND	2.0	0.10	U
75-09-2	Methylene chloride	ND	2.5	0.27	U
75-34-3	1,1-Dichloroethane	ND	0.75	0.21	U
67-66-3	Chloroform	2.9	0.75	0.16	
56-23-5	Carbon tetrachloride	ND	0.50	0.10	U
78-87-5	1,2-Dichloropropane	ND	1.0	0.11	U
124-48-1	Dibromochloromethane	ND	0.50	0.15	U
79-00-5	1,1,2-Trichloroethane	ND	0.75	0.09	U
127-18-4	Tetrachloroethene	1.7	0.50	0.09	
108-90-7	Chlorobenzene	ND	0.50	0.07	U
75-69-4	Trichlorofluoromethane	ND	2.5	0.10	U
107-06-2	1,2-Dichloroethane	ND	0.50	0.11	U
71-55-6	1,1,1-Trichloroethane	ND	0.50	0.10	U
75-27-4	Bromodichloromethane	ND	0.50	0.19	U
10061-02-6	trans-1,3-Dichloropropene	ND	0.50	0.15	U
10061-01-5	cis-1,3-Dichloropropene	ND	0.50	0.14	U
542-75-6	1,3-Dichloropropene, Total	ND	0.50	0.14	U
75-25-2	Bromoform	ND	2.0	0.25	U
79-34-5	1,1,2,2-Tetrachloroethane	ND	0.50	0.09	U
71-43-2	Benzene	ND	0.50	0.09	U
108-88-3	Toluene	ND	0.75	0.16	U
100-41-4	Ethylbenzene	ND	0.50	0.10	U
74-87-3	Chloromethane	ND	2.5	0.09	U
74-83-9	Bromomethane	ND	1.0	0.26	U
75-01-4	Vinyl chloride	ND	1.0	0.07	U

Form 1
Volatile Organics

Client	: Tetra Tech GEO	Lab Number	: L1523745
Project Name	: LOCKHEED-NORTH PLAINFIELD	Project Number	: 117-0507.600
Lab ID	: L1523745-37	Date Collected	: 09/22/15 08:35
Client ID	: MW-550I	Date Received	: 09/23/15
Sample Location	: NORTH PLAINFIELD	Date Analyzed	: 10/03/15 02:36
Sample Matrix	: WATER	Dilution Factor	: 1
Analytical Method	: 1,8260C	Analyst	: BS
Lab File ID	: 1002N13	Instrument ID	: VOA101.I
Sample Amount	: 10 ml	GC Column	: RTX-502.2
Level	: LOW	%Solids	: N/A
Extract Volume (MeOH)	: N/A	Injection Volume	: N/A

		ug/L			
CAS NO.	Parameter	Results	RL	MDL	Qualifier
75-00-3	Chloroethane	ND	1.0	0.13	U
75-35-4	1,1-Dichloroethene	ND	0.50	0.09	U
156-60-5	trans-1,2-Dichloroethene	ND	0.75	0.16	U
79-01-6	Trichloroethene	1.6	0.50	0.11	
95-50-1	1,2-Dichlorobenzene	ND	2.5	0.07	U
541-73-1	1,3-Dichlorobenzene	ND	2.5	0.07	U
106-46-7	1,4-Dichlorobenzene	ND	2.5	0.08	U
1634-04-4	Methyl tert butyl ether	ND	1.0	0.15	U
179601-23-1	p/m-Xylene	ND	1.0	0.18	U
95-47-6	o-Xylene	ND	1.0	0.17	U
1330-20-7	Xylene (Total)	ND	1.0	0.17	U
156-59-2	cis-1,2-Dichloroethene	0.21	0.50	0.11	J
540-59-0	1,2-Dichloroethene (total)	0.21	0.50	0.11	J
100-42-5	Styrene	ND	1.0	0.12	U
75-71-8	Dichlorodifluoromethane	ND	5.0	0.19	U
67-64-1	Acetone	5.2	5.0	1.5	
75-15-0	Carbon disulfide	ND	5.0	0.09	U
78-93-3	2-Butanone	ND	5.0	1.9	U
108-10-1	4-Methyl-2-pentanone	ND	5.0	0.26	U
591-78-6	2-Hexanone	ND	5.0	0.14	U
74-97-5	Bromochloromethane	ND	2.5	0.13	U
98-82-8	Isopropylbenzene	ND	0.50	0.11	U
87-61-6	1,2,3-Trichlorobenzene	ND	2.5	0.12	U
120-82-1	1,2,4-Trichlorobenzene	ND	2.5	0.12	U
79-20-9	Methyl Acetate	ND	2.0	0.23	U
110-82-7	Cyclohexane	ND	10	0.27	U
108-87-2	Methyl cyclohexane	ND	10	0.40	U

Form 1
Volatile Organics

Client	: Tetra Tech GEO	**Lab Number**	: L1523745
Project Name	: LOCKHEED-NORTH PLAINFIELD	**Project Number**	: 117-0507.600
Lab ID	: L1523745-37	**Date Collected**	: 09/22/15 08:35
Client ID	: MW-550I	**Date Received**	: 09/23/15
Sample Location	: NORTH PLAINFIELD	**Date Analyzed**	: 10/03/15 02:36
Sample Matrix	: WATER	**Dilution Factor**	: 1
Analytical Method	: 1,8260C	**Analyst**	: BS
Lab File ID	: 1002N13	**Instrument ID**	: VOA101.I
Sample Amount	: 10 ml	**GC Column**	: RTX-502.2
Level	: LOW	**%Solids**	: N/A
Extract Volume (MeOH)	: N/A	**Injection Volume**	: N/A

		ug/L			
CAS NO.	**Parameter**	**Results**	**RL**	**MDL**	**Qualifier**
76-13-1	1,1,2-Trichloro-1,2,2-Trifluoroethane	0.86	2.5	0.15	J

Tentatively Identified Compounds
Volatile Organics

Client	: Tetra Tech GEO	**Lab Number**	: L1523745
Project Name	: LOCKHEED-NORTH PLAINFIELD	**Project Number**	: 117-0507.600
Lab ID	: L1523745-37	**Date Collected**	: 09/22/15 08:35
Client ID	: MW-550I	**Date Received**	: 09/23/15
Sample Location	: NORTH PLAINFIELD	**Date Analyzed**	: 10/03/15 02:36
Sample Matrix	: WATER	**Dilution Factor**	: 1
Analytical Method	: 1,8260C	**Analyst**	: BS
Lab File ID	: 1002N13	**Instrument ID**	: VOA101.I
Sample Amount	: 10 ml	**GC Column**	: RTX-502.2
Level	: LOW	**%Solids**	: N/A
Extract Volume (MeOH)	: N/A	**Injection Volume**	: N/A

Number TICS found: 0 **Concentration Units: ug/L**

CAS Number	Compound Name	RT	EST. CONC.	Qualifier
	NO TENTATIVELY IDENTIFIED COMPOUNDS			

Form 1
Volatile Organics

Client	: Tetra Tech GEO	Lab Number	: L1523745
Project Name	: LOCKHEED-NORTH PLAINFIELD	Project Number	: 117-0507.600
Lab ID	: L1523745-38	Date Collected	: 09/22/15 15:00
Client ID	: PZ-521S	Date Received	: 09/23/15
Sample Location	: NORTH PLAINFIELD	Date Analyzed	: 10/03/15 03:05
Sample Matrix	: WATER	Dilution Factor	: 1
Analytical Method	: 1,8260C	Analyst	: BS
Lab File ID	: 1002N14	Instrument ID	: VOA101.I
Sample Amount	: 10 ml	GC Column	: RTX-502.2
Level	: LOW	%Solids	: N/A
Extract Volume (MeOH)	: N/A	Injection Volume	: N/A

		ug/L			
CAS NO.	Parameter	Results	RL	MDL	Qualifier
96-12-8	1,2-Dibromo-3-chloropropane	ND	2.5	0.32	U
123-91-1	1,4-Dioxane	ND	250	41.	U
106-93-4	1,2-Dibromoethane	ND	2.0	0.10	U
75-09-2	Methylene chloride	ND	2.5	0.27	U
75-34-3	1,1-Dichloroethane	ND	0.75	0.21	U
67-66-3	Chloroform	ND	0.75	0.16	U
56-23-5	Carbon tetrachloride	ND	0.50	0.10	U
78-87-5	1,2-Dichloropropane	ND	1.0	0.11	U
124-48-1	Dibromochloromethane	ND	0.50	0.15	U
79-00-5	1,1,2-Trichloroethane	ND	0.75	0.09	U
127-18-4	Tetrachloroethene	0.20	0.50	0.09	J
108-90-7	Chlorobenzene	0.26	0.50	0.07	J
75-69-4	Trichlorofluoromethane	ND	2.5	0.10	U
107-06-2	1,2-Dichloroethane	ND	0.50	0.11	U
71-55-6	1,1,1-Trichloroethane	ND	0.50	0.10	U
75-27-4	Bromodichloromethane	ND	0.50	0.19	U
10061-02-6	trans-1,3-Dichloropropene	ND	0.50	0.15	U
10061-01-5	cis-1,3-Dichloropropene	ND	0.50	0.14	U
542-75-6	1,3-Dichloropropene, Total	ND	0.50	0.14	U
75-25-2	Bromoform	ND	2.0	0.25	U
79-34-5	1,1,2,2-Tetrachloroethane	ND	0.50	0.09	U
71-43-2	Benzene	ND	0.50	0.09	U
108-88-3	Toluene	ND	0.75	0.16	U
100-41-4	Ethylbenzene	ND	0.50	0.10	U
74-87-3	Chloromethane	ND	2.5	0.09	U
74-83-9	Bromomethane	ND	1.0	0.26	U
75-01-4	Vinyl chloride	0.11	1.0	0.07	J

Form 1
Volatile Organics

Client	: Tetra Tech GEO	Lab Number	: L1523745
Project Name	: LOCKHEED-NORTH PLAINFIELD	Project Number	: 117-0507.600
Lab ID	: L1523745-38	Date Collected	: 09/22/15 15:00
Client ID	: PZ-521S	Date Received	: 09/23/15
Sample Location	: NORTH PLAINFIELD	Date Analyzed	: 10/03/15 03:05
Sample Matrix	: WATER	Dilution Factor	: 1
Analytical Method	: 1,8260C	Analyst	: BS
Lab File ID	: 1002N14	Instrument ID	: VOA101.I
Sample Amount	: 10 ml	GC Column	: RTX-502.2
Level	: LOW	%Solids	: N/A
Extract Volume (MeOH)	: N/A	Injection Volume	: N/A

		ug/L			
CAS NO.	Parameter	Results	RL	MDL	Qualifier
75-00-3	Chloroethane	ND	1.0	0.13	U
75-35-4	1,1-Dichloroethene	ND	0.50	0.09	U
156-60-5	trans-1,2-Dichloroethene	ND	0.75	0.16	U
79-01-6	Trichloroethene	0.47	0.50	0.11	J
95-50-1	1,2-Dichlorobenzene	0.43	2.5	0.07	J
541-73-1	1,3-Dichlorobenzene	ND	2.5	0.07	U
106-46-7	1,4-Dichlorobenzene	0.12	2.5	0.08	J
1634-04-4	Methyl tert butyl ether	ND	1.0	0.15	U
179601-23-1	p/m-Xylene	ND	1.0	0.18	U
95-47-6	o-Xylene	ND	1.0	0.17	U
1330-20-7	Xylene (Total)	ND	1.0	0.17	U
156-59-2	cis-1,2-Dichloroethene	0.80	0.50	0.11	
540-59-0	1,2-Dichloroethene (total)	0.80	0.50	0.11	
100-42-5	Styrene	ND	1.0	0.12	U
75-71-8	Dichlorodifluoromethane	ND	5.0	0.19	U
67-64-1	Acetone	4.2	5.0	1.5	J
75-15-0	Carbon disulfide	ND	5.0	0.09	U
78-93-3	2-Butanone	ND	5.0	1.9	U
108-10-1	4-Methyl-2-pentanone	ND	5.0	0.26	U
591-78-6	2-Hexanone	ND	5.0	0.14	U
74-97-5	Bromochloromethane	ND	2.5	0.13	U
98-82-8	Isopropylbenzene	ND	0.50	0.11	U
87-61-6	1,2,3-Trichlorobenzene	ND	2.5	0.12	U
120-82-1	1,2,4-Trichlorobenzene	ND	2.5	0.12	U
79-20-9	Methyl Acetate	ND	2.0	0.23	U
110-82-7	Cyclohexane	ND	10	0.27	U
108-87-2	Methyl cyclohexane	ND	10	0.40	U

Form 1
Volatile Organics

Client	: Tetra Tech GEO	**Lab Number**	: L1523745
Project Name	: LOCKHEED-NORTH PLAINFIELD	**Project Number**	: 117-0507.600
Lab ID	: L1523745-38	**Date Collected**	: 09/22/15 15:00
Client ID	: PZ-521S	**Date Received**	: 09/23/15
Sample Location	: NORTH PLAINFIELD	**Date Analyzed**	: 10/03/15 03:05
Sample Matrix	: WATER	**Dilution Factor**	: 1
Analytical Method	: 1,8260C	**Analyst**	: BS
Lab File ID	: 1002N14	**Instrument ID**	: VOA101.I
Sample Amount	: 10 ml	**GC Column**	: RTX-502.2
Level	: LOW	**%Solids**	: N/A
Extract Volume (MeOH)	: N/A	**Injection Volume**	: N/A

		ug/L			
CAS NO.	**Parameter**	**Results**	**RL**	**MDL**	**Qualifier**
76-13-1	1,1,2-Trichloro-1,2,2-Trifluoroethane	ND	2.5	0.15	U

Tentatively Identified Compounds
Volatile Organics

Client	: Tetra Tech GEO	**Lab Number**	: L1523745
Project Name	: LOCKHEED-NORTH PLAINFIELD	**Project Number**	: 117-0507.600
Lab ID	: L1523745-38	**Date Collected**	: 09/22/15 15:00
Client ID	: PZ-521S	**Date Received**	: 09/23/15
Sample Location	: NORTH PLAINFIELD	**Date Analyzed**	: 10/03/15 03:05
Sample Matrix	: WATER	**Dilution Factor**	: 1
Analytical Method	: 1,8260C	**Analyst**	: BS
Lab File ID	: 1002N14	**Instrument ID**	: VOA101.I
Sample Amount	: 10 ml	**GC Column**	: RTX-502.2
Level	: LOW	**%Solids**	: N/A
Extract Volume (MeOH)	: N/A	**Injection Volume**	: N/A

Number TICS found: 0 **Concentration Units: ug/L**

CAS Number	Compound Name	RT	EST. CONC.	Qualifier
	NO TENTATIVELY IDENTIFIED COMPOUNDS			

Form 1
Volatile Organics

Client	: Tetra Tech GEO	Lab Number	: L1523745
Project Name	: LOCKHEED-NORTH PLAINFIELD	Project Number	: 117-0507.600
Lab ID	: L1523745-39	Date Collected	: 09/22/15 15:05
Client ID	: PZ-521I	Date Received	: 09/23/15
Sample Location	: NORTH PLAINFIELD	Date Analyzed	: 10/03/15 03:34
Sample Matrix	: WATER	Dilution Factor	: 1
Analytical Method	: 1,8260C	Analyst	: BS
Lab File ID	: 1002N15	Instrument ID	: VOA101.I
Sample Amount	: 10 ml	GC Column	: RTX-502.2
Level	: LOW	%Solids	: N/A
Extract Volume (MeOH)	: N/A	Injection Volume	: N/A

		ug/L			
CAS NO.	Parameter	Results	RL	MDL	Qualifier
96-12-8	1,2-Dibromo-3-chloropropane	ND	2.5	0.32	U
123-91-1	1,4-Dioxane	ND	250	41.	U
106-93-4	1,2-Dibromoethane	ND	2.0	0.10	U
75-09-2	Methylene chloride	ND	2.5	0.27	U
75-34-3	1,1-Dichloroethane	ND	0.75	0.21	U
67-66-3	Chloroform	0.34	0.75	0.16	J
56-23-5	Carbon tetrachloride	ND	0.50	0.10	U
78-87-5	1,2-Dichloropropane	ND	1.0	0.11	U
124-48-1	Dibromochloromethane	ND	0.50	0.15	U
79-00-5	1,1,2-Trichloroethane	ND	0.75	0.09	U
127-18-4	Tetrachloroethene	ND	0.50	0.09	U
108-90-7	Chlorobenzene	ND	0.50	0.07	U
75-69-4	Trichlorofluoromethane	ND	2.5	0.10	U
107-06-2	1,2-Dichloroethane	ND	0.50	0.11	U
71-55-6	1,1,1-Trichloroethane	ND	0.50	0.10	U
75-27-4	Bromodichloromethane	ND	0.50	0.19	U
10061-02-6	trans-1,3-Dichloropropene	ND	0.50	0.15	U
10061-01-5	cis-1,3-Dichloropropene	ND	0.50	0.14	U
542-75-6	1,3-Dichloropropene, Total	ND	0.50	0.14	U
75-25-2	Bromoform	ND	2.0	0.25	U
79-34-5	1,1,2,2-Tetrachloroethane	ND	0.50	0.09	U
71-43-2	Benzene	ND	0.50	0.09	U
108-88-3	Toluene	ND	0.75	0.16	U
100-41-4	Ethylbenzene	ND	0.50	0.10	U
74-87-3	Chloromethane	ND	2.5	0.09	U
74-83-9	Bromomethane	ND	1.0	0.26	U
75-01-4	Vinyl chloride	ND	1.0	0.07	U

Form 1
Volatile Organics

Client	: Tetra Tech GEO	Lab Number	: L1523745
Project Name	: LOCKHEED-NORTH PLAINFIELD	Project Number	: 117-0507.600
Lab ID	: L1523745-39	Date Collected	: 09/22/15 15:05
Client ID	: PZ-521I	Date Received	: 09/23/15
Sample Location	: NORTH PLAINFIELD	Date Analyzed	: 10/03/15 03:34
Sample Matrix	: WATER	Dilution Factor	: 1
Analytical Method	: 1,8260C	Analyst	: BS
Lab File ID	: 1002N15	Instrument ID	: VOA101.I
Sample Amount	: 10 ml	GC Column	: RTX-502.2
Level	: LOW	%Solids	: N/A
Extract Volume (MeOH)	: N/A	Injection Volume	: N/A

		ug/L			
CAS NO.	Parameter	Results	RL	MDL	Qualifier
75-00-3	Chloroethane	ND	1.0	0.13	U
75-35-4	1,1-Dichloroethene	ND	0.50	0.09	U
156-60-5	trans-1,2-Dichloroethene	ND	0.75	0.16	U
79-01-6	Trichloroethene	1.0	0.50	0.11	
95-50-1	1,2-Dichlorobenzene	ND	2.5	0.07	U
541-73-1	1,3-Dichlorobenzene	ND	2.5	0.07	U
106-46-7	1,4-Dichlorobenzene	ND	2.5	0.08	U
1634-04-4	Methyl tert butyl ether	ND	1.0	0.15	U
179601-23-1	p/m-Xylene	ND	1.0	0.18	U
95-47-6	o-Xylene	ND	1.0	0.17	U
1330-20-7	Xylene (Total)	ND	1.0	0.17	U
156-59-2	cis-1,2-Dichloroethene	ND	0.50	0.11	U
540-59-0	1,2-Dichloroethene (total)	ND	0.50	0.11	U
100-42-5	Styrene	ND	1.0	0.12	U
75-71-8	Dichlorodifluoromethane	ND	5.0	0.19	U
67-64-1	Acetone	4.6	5.0	1.5	J
75-15-0	Carbon disulfide	ND	5.0	0.09	U
78-93-3	2-Butanone	ND	5.0	1.9	U
108-10-1	4-Methyl-2-pentanone	ND	5.0	0.26	U
591-78-6	2-Hexanone	ND	5.0	0.14	U
74-97-5	Bromochloromethane	ND	2.5	0.13	U
98-82-8	Isopropylbenzene	ND	0.50	0.11	U
87-61-6	1,2,3-Trichlorobenzene	ND	2.5	0.12	U
120-82-1	1,2,4-Trichlorobenzene	ND	2.5	0.12	U
79-20-9	Methyl Acetate	ND	2.0	0.23	U
110-82-7	Cyclohexane	ND	10	0.27	U
108-87-2	Methyl cyclohexane	ND	10	0.40	U

Form 1
Volatile Organics

Client	: Tetra Tech GEO	**Lab Number**	: L1523745
Project Name	: LOCKHEED-NORTH PLAINFIELD	**Project Number**	: 117-0507.600
Lab ID	: L1523745-39	**Date Collected**	: 09/22/15 15:05
Client ID	: PZ-521I	**Date Received**	: 09/23/15
Sample Location	: NORTH PLAINFIELD	**Date Analyzed**	: 10/03/15 03:34
Sample Matrix	: WATER	**Dilution Factor**	: 1
Analytical Method	: 1,8260C	**Analyst**	: BS
Lab File ID	: 1002N15	**Instrument ID**	: VOA101.I
Sample Amount	: 10 ml	**GC Column**	: RTX-502.2
Level	: LOW	**%Solids**	: N/A
Extract Volume (MeOH)	: N/A	**Injection Volume**	: N/A

		ug/L			
CAS NO.	**Parameter**	**Results**	**RL**	**MDL**	**Qualifier**
76-13-1	1,1,2-Trichloro-1,2,2-Trifluoroethane	0.21	2.5	0.15	J

Tentatively Identified Compounds
Volatile Organics

Client	: Tetra Tech GEO	**Lab Number**	: L1523745
Project Name	: LOCKHEED-NORTH PLAINFIELD	**Project Number**	: 117-0507.600
Lab ID	: L1523745-39	**Date Collected**	: 09/22/15 15:05
Client ID	: PZ-521I	**Date Received**	: 09/23/15
Sample Location	: NORTH PLAINFIELD	**Date Analyzed**	: 10/03/15 03:34
Sample Matrix	: WATER	**Dilution Factor**	: 1
Analytical Method	: 1,8260C	**Analyst**	: BS
Lab File ID	: 1002N15	**Instrument ID**	: VOA101.I
Sample Amount	: 10 ml	**GC Column**	: RTX-502.2
Level	: LOW	**%Solids**	: N/A
Extract Volume (MeOH)	: N/A	**Injection Volume**	: N/A

Number TICS found: 0 **Concentration Units: ug/L**

CAS Number	Compound Name	RT	EST. CONC.	Qualifier
	NO TENTATIVELY IDENTIFIED COMPOUNDS			

Form 1
Volatile Organics

Client	: Tetra Tech GEO	Lab Number	: L1523745
Project Name	: LOCKHEED-NORTH PLAINFIELD	Project Number	: 117-0507.600
Lab ID	: L1523745-40	Date Collected	: 09/22/15 14:45
Client ID	: PZ-522S	Date Received	: 09/23/15
Sample Location	: NORTH PLAINFIELD	Date Analyzed	: 10/03/15 04:04
Sample Matrix	: WATER	Dilution Factor	: 1
Analytical Method	: 1,8260C	Analyst	: BS
Lab File ID	: 1002N16	Instrument ID	: VOA101.I
Sample Amount	: 10 ml	GC Column	: RTX-502.2
Level	: LOW	%Solids	: N/A
Extract Volume (MeOH)	: N/A	Injection Volume	: N/A

		ug/L			
CAS NO.	Parameter	Results	RL	MDL	Qualifier
96-12-8	1,2-Dibromo-3-chloropropane	ND	2.5	0.32	U
123-91-1	1,4-Dioxane	ND	250	41.	U
106-93-4	1,2-Dibromoethane	ND	2.0	0.10	U
75-09-2	Methylene chloride	ND	2.5	0.27	U
75-34-3	1,1-Dichloroethane	ND	0.75	0.21	U
67-66-3	Chloroform	ND	0.75	0.16	U
56-23-5	Carbon tetrachloride	ND	0.50	0.10	U
78-87-5	1,2-Dichloropropane	ND	1.0	0.11	U
124-48-1	Dibromochloromethane	ND	0.50	0.15	U
79-00-5	1,1,2-Trichloroethane	ND	0.75	0.09	U
127-18-4	Tetrachloroethene	ND	0.50	0.09	U
108-90-7	Chlorobenzene	ND	0.50	0.07	U
75-69-4	Trichlorofluoromethane	ND	2.5	0.10	U
107-06-2	1,2-Dichloroethane	ND	0.50	0.11	U
71-55-6	1,1,1-Trichloroethane	ND	0.50	0.10	U
75-27-4	Bromodichloromethane	ND	0.50	0.19	U
10061-02-6	trans-1,3-Dichloropropene	ND	0.50	0.15	U
10061-01-5	cis-1,3-Dichloropropene	ND	0.50	0.14	U
542-75-6	1,3-Dichloropropene, Total	ND	0.50	0.14	U
75-25-2	Bromoform	ND	2.0	0.25	U
79-34-5	1,1,2,2-Tetrachloroethane	ND	0.50	0.09	U
71-43-2	Benzene	ND	0.50	0.09	U
108-88-3	Toluene	ND	0.75	0.16	U
100-41-4	Ethylbenzene	ND	0.50	0.10	U
74-87-3	Chloromethane	ND	2.5	0.09	U
74-83-9	Bromomethane	ND	1.0	0.26	U
75-01-4	Vinyl chloride	ND	1.0	0.07	U

Form 1
Volatile Organics

Client	: Tetra Tech GEO	Lab Number	: L1523745
Project Name	: LOCKHEED-NORTH PLAINFIELD	Project Number	: 117-0507.600
Lab ID	: L1523745-40	Date Collected	: 09/22/15 14:45
Client ID	: PZ-522S	Date Received	: 09/23/15
Sample Location	: NORTH PLAINFIELD	Date Analyzed	: 10/03/15 04:04
Sample Matrix	: WATER	Dilution Factor	: 1
Analytical Method	: 1,8260C	Analyst	: BS
Lab File ID	: 1002N16	Instrument ID	: VOA101.I
Sample Amount	: 10 ml	GC Column	: RTX-502.2
Level	: LOW	%Solids	: N/A
Extract Volume (MeOH)	: N/A	Injection Volume	: N/A

		ug/L			
CAS NO.	Parameter	Results	RL	MDL	Qualifier
75-00-3	Chloroethane	ND	1.0	0.13	U
75-35-4	1,1-Dichloroethene	ND	0.50	0.09	U
156-60-5	trans-1,2-Dichloroethene	ND	0.75	0.16	U
79-01-6	Trichloroethene	ND	0.50	0.11	U
95-50-1	1,2-Dichlorobenzene	ND	2.5	0.07	U
541-73-1	1,3-Dichlorobenzene	ND	2.5	0.07	U
106-46-7	1,4-Dichlorobenzene	ND	2.5	0.08	U
1634-04-4	Methyl tert butyl ether	ND	1.0	0.15	U
179601-23-1	p/m-Xylene	ND	1.0	0.18	U
95-47-6	o-Xylene	ND	1.0	0.17	U
1330-20-7	Xylene (Total)	ND	1.0	0.17	U
156-59-2	cis-1,2-Dichloroethene	ND	0.50	0.11	U
540-59-0	1,2-Dichloroethene (total)	ND	0.50	0.11	U
100-42-5	Styrene	ND	1.0	0.12	U
75-71-8	Dichlorodifluoromethane	ND	5.0	0.19	U
67-64-1	Acetone	4.0	5.0	1.5	J
75-15-0	Carbon disulfide	ND	5.0	0.09	U
78-93-3	2-Butanone	ND	5.0	1.9	U
108-10-1	4-Methyl-2-pentanone	ND	5.0	0.26	U
591-78-6	2-Hexanone	ND	5.0	0.14	U
74-97-5	Bromochloromethane	ND	2.5	0.13	U
98-82-8	Isopropylbenzene	ND	0.50	0.11	U
87-61-6	1,2,3-Trichlorobenzene	ND	2.5	0.12	U
120-82-1	1,2,4-Trichlorobenzene	ND	2.5	0.12	U
79-20-9	Methyl Acetate	ND	2.0	0.23	U
110-82-7	Cyclohexane	ND	10	0.27	U
108-87-2	Methyl cyclohexane	ND	10	0.40	U

Form 1
Volatile Organics

Client	: Tetra Tech GEO	**Lab Number**	: L1523745
Project Name	: LOCKHEED-NORTH PLAINFIELD	**Project Number**	: 117-0507.600
Lab ID	: L1523745-40	**Date Collected**	: 09/22/15 14:45
Client ID	: PZ-522S	**Date Received**	: 09/23/15
Sample Location	: NORTH PLAINFIELD	**Date Analyzed**	: 10/03/15 04:04
Sample Matrix	: WATER	**Dilution Factor**	: 1
Analytical Method	: 1,8260C	**Analyst**	: BS
Lab File ID	: 1002N16	**Instrument ID**	: VOA101.I
Sample Amount	: 10 ml	**GC Column**	: RTX-502.2
Level	: LOW	**%Solids**	: N/A
Extract Volume (MeOH)	: N/A	**Injection Volume**	: N/A

		ug/L			
CAS NO.	**Parameter**	**Results**	**RL**	**MDL**	**Qualifier**
76-13-1	1,1,2-Trichloro-1,2,2-Trifluoroethane	ND	2.5	0.15	U

Tentatively Identified Compounds
Volatile Organics

Client	: Tetra Tech GEO	**Lab Number**	: L1523745
Project Name	: LOCKHEED-NORTH PLAINFIELD	**Project Number**	: 117-0507.600
Lab ID	: L1523745-40	**Date Collected**	: 09/22/15 14:45
Client ID	: PZ-522S	**Date Received**	: 09/23/15
Sample Location	: NORTH PLAINFIELD	**Date Analyzed**	: 10/03/15 04:04
Sample Matrix	: WATER	**Dilution Factor**	: 1
Analytical Method	: 1,8260C	**Analyst**	: BS
Lab File ID	: 1002N16	**Instrument ID**	: VOA101.I
Sample Amount	: 10 ml	**GC Column**	: RTX-502.2
Level	: LOW	**%Solids**	: N/A
Extract Volume (MeOH)	: N/A	**Injection Volume**	: N/A

Number TICS found: 0 **Concentration Units: ug/L**

CAS Number	Compound Name	RT	EST. CONC.	Qualifier
	NO TENTATIVELY IDENTIFIED COMPOUNDS			

Form 1
Volatile Organics

Client	: Tetra Tech GEO	Lab Number	: L1523745
Project Name	: LOCKHEED-NORTH PLAINFIELD	Project Number	: 117-0507.600
Lab ID	: L1523745-41	Date Collected	: 09/22/15 14:50
Client ID	: PZ-522I	Date Received	: 09/23/15
Sample Location	: NORTH PLAINFIELD	Date Analyzed	: 10/03/15 04:33
Sample Matrix	: WATER	Dilution Factor	: 1
Analytical Method	: 1,8260C	Analyst	: BS
Lab File ID	: 1002N17	Instrument ID	: VOA101.I
Sample Amount	: 10 ml	GC Column	: RTX-502.2
Level	: LOW	%Solids	: N/A
Extract Volume (MeOH)	: N/A	Injection Volume	: N/A

		ug/L			
CAS NO.	Parameter	Results	RL	MDL	Qualifier
96-12-8	1,2-Dibromo-3-chloropropane	ND	2.5	0.32	U
123-91-1	1,4-Dioxane	ND	250	41.	U
106-93-4	1,2-Dibromoethane	ND	2.0	0.10	U
75-09-2	Methylene chloride	ND	2.5	0.27	U
75-34-3	1,1-Dichloroethane	1.5	0.75	0.21	
67-66-3	Chloroform	2.9	0.75	0.16	
56-23-5	Carbon tetrachloride	ND	0.50	0.10	U
78-87-5	1,2-Dichloropropane	ND	1.0	0.11	U
124-48-1	Dibromochloromethane	ND	0.50	0.15	U
79-00-5	1,1,2-Trichloroethane	ND	0.75	0.09	U
127-18-4	Tetrachloroethene	0.73	0.50	0.09	
108-90-7	Chlorobenzene	ND	0.50	0.07	U
75-69-4	Trichlorofluoromethane	ND	2.5	0.10	U
107-06-2	1,2-Dichloroethane	ND	0.50	0.11	U
71-55-6	1,1,1-Trichloroethane	ND	0.50	0.10	U
75-27-4	Bromodichloromethane	ND	0.50	0.19	U
10061-02-6	trans-1,3-Dichloropropene	ND	0.50	0.15	U
10061-01-5	cis-1,3-Dichloropropene	ND	0.50	0.14	U
542-75-6	1,3-Dichloropropene, Total	ND	0.50	0.14	U
75-25-2	Bromoform	ND	2.0	0.25	U
79-34-5	1,1,2,2-Tetrachloroethane	ND	0.50	0.09	U
71-43-2	Benzene	ND	0.50	0.09	U
108-88-3	Toluene	ND	0.75	0.16	U
100-41-4	Ethylbenzene	ND	0.50	0.10	U
74-87-3	Chloromethane	ND	2.5	0.09	U
74-83-9	Bromomethane	ND	1.0	0.26	U
75-01-4	Vinyl chloride	ND	1.0	0.07	U

Form 1
Volatile Organics

Client	: Tetra Tech GEO	Lab Number	: L1523745
Project Name	: LOCKHEED-NORTH PLAINFIELD	Project Number	: 117-0507.600
Lab ID	: L1523745-41	Date Collected	: 09/22/15 14:50
Client ID	: PZ-522I	Date Received	: 09/23/15
Sample Location	: NORTH PLAINFIELD	Date Analyzed	: 10/03/15 04:33
Sample Matrix	: WATER	Dilution Factor	: 1
Analytical Method	: 1,8260C	Analyst	: BS
Lab File ID	: 1002N17	Instrument ID	: VOA101.I
Sample Amount	: 10 ml	GC Column	: RTX-502.2
Level	: LOW	%Solids	: N/A
Extract Volume (MeOH)	: N/A	Injection Volume	: N/A

		ug/L			
CAS NO.	Parameter	Results	RL	MDL	Qualifier
75-00-3	Chloroethane	ND	1.0	0.13	U
75-35-4	1,1-Dichloroethene	ND	0.50	0.09	U
156-60-5	trans-1,2-Dichloroethene	ND	0.75	0.16	U
79-01-6	Trichloroethene	2.3	0.50	0.11	
95-50-1	1,2-Dichlorobenzene	ND	2.5	0.07	U
541-73-1	1,3-Dichlorobenzene	ND	2.5	0.07	U
106-46-7	1,4-Dichlorobenzene	ND	2.5	0.08	U
1634-04-4	Methyl tert butyl ether	ND	1.0	0.15	U
179601-23-1	p/m-Xylene	ND	1.0	0.18	U
95-47-6	o-Xylene	ND	1.0	0.17	U
1330-20-7	Xylene (Total)	ND	1.0	0.17	U
156-59-2	cis-1,2-Dichloroethene	6.2	0.50	0.11	
540-59-0	1,2-Dichloroethene (total)	6.2	0.50	0.11	
100-42-5	Styrene	ND	1.0	0.12	U
75-71-8	Dichlorodifluoromethane	ND	5.0	0.19	U
67-64-1	Acetone	4.8	5.0	1.5	J
75-15-0	Carbon disulfide	ND	5.0	0.09	U
78-93-3	2-Butanone	ND	5.0	1.9	U
108-10-1	4-Methyl-2-pentanone	ND	5.0	0.26	U
591-78-6	2-Hexanone	ND	5.0	0.14	U
74-97-5	Bromochloromethane	ND	2.5	0.13	U
98-82-8	Isopropylbenzene	ND	0.50	0.11	U
87-61-6	1,2,3-Trichlorobenzene	ND	2.5	0.12	U
120-82-1	1,2,4-Trichlorobenzene	ND	2.5	0.12	U
79-20-9	Methyl Acetate	ND	2.0	0.23	U
110-82-7	Cyclohexane	ND	10	0.27	U
108-87-2	Methyl cyclohexane	ND	10	0.40	U

Form 1
Volatile Organics

Client	: Tetra Tech GEO	**Lab Number**	: L1523745
Project Name	: LOCKHEED-NORTH PLAINFIELD	**Project Number**	: 117-0507.600
Lab ID	: L1523745-41	**Date Collected**	: 09/22/15 14:50
Client ID	: PZ-522I	**Date Received**	: 09/23/15
Sample Location	: NORTH PLAINFIELD	**Date Analyzed**	: 10/03/15 04:33
Sample Matrix	: WATER	**Dilution Factor**	: 1
Analytical Method	: 1,8260C	**Analyst**	: BS
Lab File ID	: 1002N17	**Instrument ID**	: VOA101.I
Sample Amount	: 10 ml	**GC Column**	: RTX-502.2
Level	: LOW	**%Solids**	: N/A
Extract Volume (MeOH)	: N/A	**Injection Volume**	: N/A

		ug/L			
CAS NO.	**Parameter**	**Results**	**RL**	**MDL**	**Qualifier**
76-13-1	1,1,2-Trichloro-1,2,2-Trifluoroethane	ND	2.5	0.15	U

Tentatively Identified Compounds
Volatile Organics

Client	: Tetra Tech GEO	**Lab Number**	: L1523745
Project Name	: LOCKHEED-NORTH PLAINFIELD	**Project Number**	: 117-0507.600
Lab ID	: L1523745-41	**Date Collected**	: 09/22/15 14:50
Client ID	: PZ-522I	**Date Received**	: 09/23/15
Sample Location	: NORTH PLAINFIELD	**Date Analyzed**	: 10/03/15 04:33
Sample Matrix	: WATER	**Dilution Factor**	: 1
Analytical Method	: 1,8260C	**Analyst**	: BS
Lab File ID	: 1002N17	**Instrument ID**	: VOA101.I
Sample Amount	: 10 ml	**GC Column**	: RTX-502.2
Level	: LOW	**%Solids**	: N/A
Extract Volume (MeOH)	: N/A	**Injection Volume**	: N/A

Number TICS found: 0 **Concentration Units: ug/L**

CAS Number	Compound Name	RT	EST. CONC.	Qualifier
	NO TENTATIVELY IDENTIFIED COMPOUNDS			

Form 1
Volatile Organics

Client	: Tetra Tech GEO	Lab Number	: L1523745
Project Name	: LOCKHEED-NORTH PLAINFIELD	Project Number	: 117-0507.600
Lab ID	: L1523745-42	Date Collected	: 09/22/15 14:55
Client ID	: PZ-522D	Date Received	: 09/23/15
Sample Location	: NORTH PLAINFIELD	Date Analyzed	: 10/03/15 05:02
Sample Matrix	: WATER	Dilution Factor	: 1
Analytical Method	: 1,8260C	Analyst	: BS
Lab File ID	: 1002N18	Instrument ID	: VOA101.I
Sample Amount	: 10 ml	GC Column	: RTX-502.2
Level	: LOW	%Solids	: N/A
Extract Volume (MeOH)	: N/A	Injection Volume	: N/A

		ug/L			
CAS NO.	Parameter	Results	RL	MDL	Qualifier
96-12-8	1,2-Dibromo-3-chloropropane	ND	2.5	0.32	U
123-91-1	1,4-Dioxane	ND	250	41.	U
106-93-4	1,2-Dibromoethane	ND	2.0	0.10	U
75-09-2	Methylene chloride	ND	2.5	0.27	U
75-34-3	1,1-Dichloroethane	0.34	0.75	0.21	J
67-66-3	Chloroform	2.5	0.75	0.16	
56-23-5	Carbon tetrachloride	ND	0.50	0.10	U
78-87-5	1,2-Dichloropropane	ND	1.0	0.11	U
124-48-1	Dibromochloromethane	ND	0.50	0.15	U
79-00-5	1,1,2-Trichloroethane	ND	0.75	0.09	U
127-18-4	Tetrachloroethene	0.14	0.50	0.09	J
108-90-7	Chlorobenzene	ND	0.50	0.07	U
75-69-4	Trichlorofluoromethane	ND	2.5	0.10	U
107-06-2	1,2-Dichloroethane	ND	0.50	0.11	U
71-55-6	1,1,1-Trichloroethane	ND	0.50	0.10	U
75-27-4	Bromodichloromethane	ND	0.50	0.19	U
10061-02-6	trans-1,3-Dichloropropene	ND	0.50	0.15	U
10061-01-5	cis-1,3-Dichloropropene	ND	0.50	0.14	U
542-75-6	1,3-Dichloropropene, Total	ND	0.50	0.14	U
75-25-2	Bromoform	ND	2.0	0.25	U
79-34-5	1,1,2,2-Tetrachloroethane	ND	0.50	0.09	U
71-43-2	Benzene	ND	0.50	0.09	U
108-88-3	Toluene	ND	0.75	0.16	U
100-41-4	Ethylbenzene	ND	0.50	0.10	U
74-87-3	Chloromethane	ND	2.5	0.09	U
74-83-9	Bromomethane	ND	1.0	0.26	U
75-01-4	Vinyl chloride	ND	1.0	0.07	U

Form 1
Volatile Organics

Client	: Tetra Tech GEO	Lab Number	: L1523745
Project Name	: LOCKHEED-NORTH PLAINFIELD	Project Number	: 117-0507.600
Lab ID	: L1523745-42	Date Collected	: 09/22/15 14:55
Client ID	: PZ-522D	Date Received	: 09/23/15
Sample Location	: NORTH PLAINFIELD	Date Analyzed	: 10/03/15 05:02
Sample Matrix	: WATER	Dilution Factor	: 1
Analytical Method	: 1,8260C	Analyst	: BS
Lab File ID	: 1002N18	Instrument ID	: VOA101.I
Sample Amount	: 10 ml	GC Column	: RTX-502.2
Level	: LOW	%Solids	: N/A
Extract Volume (MeOH)	: N/A	Injection Volume	: N/A

		ug/L			
CAS NO.	Parameter	Results	RL	MDL	Qualifier
75-00-3	Chloroethane	ND	1.0	0.13	U
75-35-4	1,1-Dichloroethene	ND	0.50	0.09	U
156-60-5	trans-1,2-Dichloroethene	ND	0.75	0.16	U
79-01-6	Trichloroethene	2.2	0.50	0.11	
95-50-1	1,2-Dichlorobenzene	ND	2.5	0.07	U
541-73-1	1,3-Dichlorobenzene	ND	2.5	0.07	U
106-46-7	1,4-Dichlorobenzene	ND	2.5	0.08	U
1634-04-4	Methyl tert butyl ether	ND	1.0	0.15	U
179601-23-1	p/m-Xylene	ND	1.0	0.18	U
95-47-6	o-Xylene	ND	1.0	0.17	U
1330-20-7	Xylene (Total)	ND	1.0	0.17	U
156-59-2	cis-1,2-Dichloroethene	0.21	0.50	0.11	J
540-59-0	1,2-Dichloroethene (total)	0.21	0.50	0.11	J
100-42-5	Styrene	ND	1.0	0.12	U
75-71-8	Dichlorodifluoromethane	ND	5.0	0.19	U
67-64-1	Acetone	5.6	5.0	1.5	
75-15-0	Carbon disulfide	ND	5.0	0.09	U
78-93-3	2-Butanone	ND	5.0	1.9	U
108-10-1	4-Methyl-2-pentanone	ND	5.0	0.26	U
591-78-6	2-Hexanone	ND	5.0	0.14	U
74-97-5	Bromochloromethane	ND	2.5	0.13	U
98-82-8	Isopropylbenzene	ND	0.50	0.11	U
87-61-6	1,2,3-Trichlorobenzene	ND	2.5	0.12	U
120-82-1	1,2,4-Trichlorobenzene	ND	2.5	0.12	U
79-20-9	Methyl Acetate	ND	2.0	0.23	U
110-82-7	Cyclohexane	ND	10	0.27	U
108-87-2	Methyl cyclohexane	ND	10	0.40	U

Form 1
Volatile Organics

Client	: Tetra Tech GEO	**Lab Number**	: L1523745
Project Name	: LOCKHEED-NORTH PLAINFIELD	**Project Number**	: 117-0507.600
Lab ID	: L1523745-42	**Date Collected**	: 09/22/15 14:55
Client ID	: PZ-522D	**Date Received**	: 09/23/15
Sample Location	: NORTH PLAINFIELD	**Date Analyzed**	: 10/03/15 05:02
Sample Matrix	: WATER	**Dilution Factor**	: 1
Analytical Method	: 1,8260C	**Analyst**	: BS
Lab File ID	: 1002N18	**Instrument ID**	: VOA101.I
Sample Amount	: 10 ml	**GC Column**	: RTX-502.2
Level	: LOW	**%Solids**	: N/A
Extract Volume (MeOH)	: N/A	**Injection Volume**	: N/A

		ug/L			
CAS NO.	**Parameter**	**Results**	**RL**	**MDL**	**Qualifier**
76-13-1	1,1,2-Trichloro-1,2,2-Trifluoroethane	ND	2.5	0.15	U

Tentatively Identified Compounds
Volatile Organics

Client	: Tetra Tech GEO	**Lab Number**	: L1523745
Project Name	: LOCKHEED-NORTH PLAINFIELD	**Project Number**	: 117-0507.600
Lab ID	: L1523745-42	**Date Collected**	: 09/22/15 14:55
Client ID	: PZ-522D	**Date Received**	: 09/23/15
Sample Location	: NORTH PLAINFIELD	**Date Analyzed**	: 10/03/15 05:02
Sample Matrix	: WATER	**Dilution Factor**	: 1
Analytical Method	: 1,8260C	**Analyst**	: BS
Lab File ID	: 1002N18	**Instrument ID**	: VOA101.I
Sample Amount	: 10 ml	**GC Column**	: RTX-502.2
Level	: LOW	**%Solids**	: N/A
Extract Volume (MeOH)	: N/A	**Injection Volume**	: N/A

Number TICS found: 0 **Concentration Units: ug/L**

CAS Number	Compound Name	RT	EST. CONC.	Qualifier
	NO TENTATIVELY IDENTIFIED COMPOUNDS			

Form 1
Volatile Organics

Client	: Tetra Tech GEO	Lab Number	: L1523745
Project Name	: LOCKHEED-NORTH PLAINFIELD	Project Number	: 117-0507.600
Lab ID	: L1523745-43	Date Collected	: 09/22/15 13:10
Client ID	: PZ-524S	Date Received	: 09/23/15
Sample Location	: NORTH PLAINFIELD	Date Analyzed	: 10/03/15 05:31
Sample Matrix	: WATER	Dilution Factor	: 1
Analytical Method	: 1,8260C	Analyst	: BS
Lab File ID	: 1002N19	Instrument ID	: VOA101.I
Sample Amount	: 10 ml	GC Column	: RTX-502.2
Level	: LOW	%Solids	: N/A
Extract Volume (MeOH)	: N/A	Injection Volume	: N/A

		ug/L			
CAS NO.	Parameter	Results	RL	MDL	Qualifier
96-12-8	1,2-Dibromo-3-chloropropane	ND	2.5	0.32	U
123-91-1	1,4-Dioxane	ND	250	41.	U
106-93-4	1,2-Dibromoethane	ND	2.0	0.10	U
75-09-2	Methylene chloride	ND	2.5	0.27	U
75-34-3	1,1-Dichloroethane	ND	0.75	0.21	U
67-66-3	Chloroform	3.2	0.75	0.16	
56-23-5	Carbon tetrachloride	ND	0.50	0.10	U
78-87-5	1,2-Dichloropropane	ND	1.0	0.11	U
124-48-1	Dibromochloromethane	ND	0.50	0.15	U
79-00-5	1,1,2-Trichloroethane	ND	0.75	0.09	U
127-18-4	Tetrachloroethene	ND	0.50	0.09	U
108-90-7	Chlorobenzene	ND	0.50	0.07	U
75-69-4	Trichlorofluoromethane	ND	2.5	0.10	U
107-06-2	1,2-Dichloroethane	ND	0.50	0.11	U
71-55-6	1,1,1-Trichloroethane	ND	0.50	0.10	U
75-27-4	Bromodichloromethane	ND	0.50	0.19	U
10061-02-6	trans-1,3-Dichloropropene	ND	0.50	0.15	U
10061-01-5	cis-1,3-Dichloropropene	ND	0.50	0.14	U
542-75-6	1,3-Dichloropropene, Total	ND	0.50	0.14	U
75-25-2	Bromoform	ND	2.0	0.25	U
79-34-5	1,1,2,2-Tetrachloroethane	ND	0.50	0.09	U
71-43-2	Benzene	ND	0.50	0.09	U
108-88-3	Toluene	ND	0.75	0.16	U
100-41-4	Ethylbenzene	ND	0.50	0.10	U
74-87-3	Chloromethane	ND	2.5	0.09	U
74-83-9	Bromomethane	ND	1.0	0.26	U
75-01-4	Vinyl chloride	ND	1.0	0.07	U

Form 1
Volatile Organics

Client	: Tetra Tech GEO	Lab Number	: L1523745
Project Name	: LOCKHEED-NORTH PLAINFIELD	Project Number	: 117-0507.600
Lab ID	: L1523745-43	Date Collected	: 09/22/15 13:10
Client ID	: PZ-524S	Date Received	: 09/23/15
Sample Location	: NORTH PLAINFIELD	Date Analyzed	: 10/03/15 05:31
Sample Matrix	: WATER	Dilution Factor	: 1
Analytical Method	: 1,8260C	Analyst	: BS
Lab File ID	: 1002N19	Instrument ID	: VOA101.I
Sample Amount	: 10 ml	GC Column	: RTX-502.2
Level	: LOW	%Solids	: N/A
Extract Volume (MeOH)	: N/A	Injection Volume	: N/A

		ug/L			
CAS NO.	Parameter	Results	RL	MDL	Qualifier
75-00-3	Chloroethane	ND	1.0	0.13	U
75-35-4	1,1-Dichloroethene	ND	0.50	0.09	U
156-60-5	trans-1,2-Dichloroethene	ND	0.75	0.16	U
79-01-6	Trichloroethene	0.13	0.50	0.11	J
95-50-1	1,2-Dichlorobenzene	ND	2.5	0.07	U
541-73-1	1,3-Dichlorobenzene	ND	2.5	0.07	U
106-46-7	1,4-Dichlorobenzene	ND	2.5	0.08	U
1634-04-4	Methyl tert butyl ether	ND	1.0	0.15	U
179601-23-1	p/m-Xylene	ND	1.0	0.18	U
95-47-6	o-Xylene	ND	1.0	0.17	U
1330-20-7	Xylene (Total)	ND	1.0	0.17	U
156-59-2	cis-1,2-Dichloroethene	ND	0.50	0.11	U
540-59-0	1,2-Dichloroethene (total)	ND	0.50	0.11	U
100-42-5	Styrene	ND	1.0	0.12	U
75-71-8	Dichlorodifluoromethane	ND	5.0	0.19	U
67-64-1	Acetone	5.5	5.0	1.5	
75-15-0	Carbon disulfide	ND	5.0	0.09	U
78-93-3	2-Butanone	ND	5.0	1.9	U
108-10-1	4-Methyl-2-pentanone	ND	5.0	0.26	U
591-78-6	2-Hexanone	ND	5.0	0.14	U
74-97-5	Bromochloromethane	ND	2.5	0.13	U
98-82-8	Isopropylbenzene	ND	0.50	0.11	U
87-61-6	1,2,3-Trichlorobenzene	ND	2.5	0.12	U
120-82-1	1,2,4-Trichlorobenzene	ND	2.5	0.12	U
79-20-9	Methyl Acetate	ND	2.0	0.23	U
110-82-7	Cyclohexane	ND	10	0.27	U
108-87-2	Methyl cyclohexane	ND	10	0.40	U

Form 1
Volatile Organics

Client	: Tetra Tech GEO	**Lab Number**	: L1523745
Project Name	: LOCKHEED-NORTH PLAINFIELD	**Project Number**	: 117-0507.600
Lab ID	: L1523745-43	**Date Collected**	: 09/22/15 13:10
Client ID	: PZ-524S	**Date Received**	: 09/23/15
Sample Location	: NORTH PLAINFIELD	**Date Analyzed**	: 10/03/15 05:31
Sample Matrix	: WATER	**Dilution Factor**	: 1
Analytical Method	: 1,8260C	**Analyst**	: BS
Lab File ID	: 1002N19	**Instrument ID**	: VOA101.I
Sample Amount	: 10 ml	**GC Column**	: RTX-502.2
Level	: LOW	**%Solids**	: N/A
Extract Volume (MeOH)	: N/A	**Injection Volume**	: N/A

		ug/L			
CAS NO.	**Parameter**	**Results**	**RL**	**MDL**	**Qualifier**
76-13-1	1,1,2-Trichloro-1,2,2-Trifluoroethane	ND	2.5	0.15	U

Tentatively Identified Compounds
Volatile Organics

Client	: Tetra Tech GEO	**Lab Number**	: L1523745
Project Name	: LOCKHEED-NORTH PLAINFIELD	**Project Number**	: 117-0507.600
Lab ID	: L1523745-43	**Date Collected**	: 09/22/15 13:10
Client ID	: PZ-524S	**Date Received**	: 09/23/15
Sample Location	: NORTH PLAINFIELD	**Date Analyzed**	: 10/03/15 05:31
Sample Matrix	: WATER	**Dilution Factor**	: 1
Analytical Method	: 1,8260C	**Analyst**	: BS
Lab File ID	: 1002N19	**Instrument ID**	: VOA101.I
Sample Amount	: 10 ml	**GC Column**	: RTX-502.2
Level	: LOW	**%Solids**	: N/A
Extract Volume (MeOH)	: N/A	**Injection Volume**	: N/A

Number TICS found: 0 **Concentration Units: ug/L**

CAS Number	Compound Name	RT	EST. CONC.	Qualifier
	NO TENTATIVELY IDENTIFIED COMPOUNDS			

Form 1
Volatile Organics

Client	: Tetra Tech GEO	Lab Number	: L1523745
Project Name	: LOCKHEED-NORTH PLAINFIELD	Project Number	: 117-0507.600
Lab ID	: L1523745-44	Date Collected	: 09/22/15 13:15
Client ID	: PZ-524I	Date Received	: 09/23/15
Sample Location	: NORTH PLAINFIELD	Date Analyzed	: 10/03/15 06:01
Sample Matrix	: WATER	Dilution Factor	: 1
Analytical Method	: 1,8260C	Analyst	: BS
Lab File ID	: 1002N20	Instrument ID	: VOA101.I
Sample Amount	: 10 ml	GC Column	: RTX-502.2
Level	: LOW	%Solids	: N/A
Extract Volume (MeOH)	: N/A	Injection Volume	: N/A

		ug/L			
CAS NO.	Parameter	Results	RL	MDL	Qualifier
96-12-8	1,2-Dibromo-3-chloropropane	ND	2.5	0.32	U
123-91-1	1,4-Dioxane	ND	250	41.	U
106-93-4	1,2-Dibromoethane	ND	2.0	0.10	U
75-09-2	Methylene chloride	ND	2.5	0.27	U
75-34-3	1,1-Dichloroethane	0.26	0.75	0.21	J
67-66-3	Chloroform	2.3	0.75	0.16	
56-23-5	Carbon tetrachloride	ND	0.50	0.10	U
78-87-5	1,2-Dichloropropane	ND	1.0	0.11	U
124-48-1	Dibromochloromethane	ND	0.50	0.15	U
79-00-5	1,1,2-Trichloroethane	ND	0.75	0.09	U
127-18-4	Tetrachloroethene	110	0.50	0.09	
108-90-7	Chlorobenzene	ND	0.50	0.07	U
75-69-4	Trichlorofluoromethane	ND	2.5	0.10	U
107-06-2	1,2-Dichloroethane	ND	0.50	0.11	U
71-55-6	1,1,1-Trichloroethane	ND	0.50	0.10	U
75-27-4	Bromodichloromethane	ND	0.50	0.19	U
10061-02-6	trans-1,3-Dichloropropene	ND	0.50	0.15	U
10061-01-5	cis-1,3-Dichloropropene	ND	0.50	0.14	U
542-75-6	1,3-Dichloropropene, Total	ND	0.50	0.14	U
75-25-2	Bromoform	ND	2.0	0.25	U
79-34-5	1,1,2,2-Tetrachloroethane	ND	0.50	0.09	U
71-43-2	Benzene	ND	0.50	0.09	U
108-88-3	Toluene	ND	0.75	0.16	U
100-41-4	Ethylbenzene	ND	0.50	0.10	U
74-87-3	Chloromethane	ND	2.5	0.09	U
74-83-9	Bromomethane	ND	1.0	0.26	U
75-01-4	Vinyl chloride	ND	1.0	0.07	U

Form 1
Volatile Organics

Client	: Tetra Tech GEO	Lab Number	: L1523745
Project Name	: LOCKHEED-NORTH PLAINFIELD	Project Number	: 117-0507.600
Lab ID	: L1523745-44	Date Collected	: 09/22/15 13:15
Client ID	: PZ-524I	Date Received	: 09/23/15
Sample Location	: NORTH PLAINFIELD	Date Analyzed	: 10/03/15 06:01
Sample Matrix	: WATER	Dilution Factor	: 1
Analytical Method	: 1,8260C	Analyst	: BS
Lab File ID	: 1002N20	Instrument ID	: VOA101.I
Sample Amount	: 10 ml	GC Column	: RTX-502.2
Level	: LOW	%Solids	: N/A
Extract Volume (MeOH)	: N/A	Injection Volume	: N/A

		ug/L			
CAS NO.	Parameter	Results	RL	MDL	Qualifier
75-00-3	Chloroethane	ND	1.0	0.13	U
75-35-4	1,1-Dichloroethene	ND	0.50	0.09	U
156-60-5	trans-1,2-Dichloroethene	ND	0.75	0.16	U
79-01-6	Trichloroethene	2.7	0.50	0.11	
95-50-1	1,2-Dichlorobenzene	ND	2.5	0.07	U
541-73-1	1,3-Dichlorobenzene	ND	2.5	0.07	U
106-46-7	1,4-Dichlorobenzene	ND	2.5	0.08	U
1634-04-4	Methyl tert butyl ether	ND	1.0	0.15	U
179601-23-1	p/m-Xylene	ND	1.0	0.18	U
95-47-6	o-Xylene	ND	1.0	0.17	U
1330-20-7	Xylene (Total)	ND	1.0	0.17	U
156-59-2	cis-1,2-Dichloroethene	2.3	0.50	0.11	
540-59-0	1,2-Dichloroethene (total)	2.3	0.50	0.11	
100-42-5	Styrene	ND	1.0	0.12	U
75-71-8	Dichlorodifluoromethane	ND	5.0	0.19	U
67-64-1	Acetone	5.0	5.0	1.5	
75-15-0	Carbon disulfide	ND	5.0	0.09	U
78-93-3	2-Butanone	ND	5.0	1.9	U
108-10-1	4-Methyl-2-pentanone	ND	5.0	0.26	U
591-78-6	2-Hexanone	ND	5.0	0.14	U
74-97-5	Bromochloromethane	ND	2.5	0.13	U
98-82-8	Isopropylbenzene	ND	0.50	0.11	U
87-61-6	1,2,3-Trichlorobenzene	ND	2.5	0.12	U
120-82-1	1,2,4-Trichlorobenzene	ND	2.5	0.12	U
79-20-9	Methyl Acetate	ND	2.0	0.23	U
110-82-7	Cyclohexane	ND	10	0.27	U
108-87-2	Methyl cyclohexane	ND	10	0.40	U

Form 1
Volatile Organics

Client	: Tetra Tech GEO	**Lab Number**	: L1523745
Project Name	: LOCKHEED-NORTH PLAINFIELD	**Project Number**	: 117-0507.600
Lab ID	: L1523745-44	**Date Collected**	: 09/22/15 13:15
Client ID	: PZ-524I	**Date Received**	: 09/23/15
Sample Location	: NORTH PLAINFIELD	**Date Analyzed**	: 10/03/15 06:01
Sample Matrix	: WATER	**Dilution Factor**	: 1
Analytical Method	: 1,8260C	**Analyst**	: BS
Lab File ID	: 1002N20	**Instrument ID**	: VOA101.I
Sample Amount	: 10 ml	**GC Column**	: RTX-502.2
Level	: LOW	**%Solids**	: N/A
Extract Volume (MeOH)	: N/A	**Injection Volume**	: N/A

		ug/L			
CAS NO.	**Parameter**	**Results**	**RL**	**MDL**	**Qualifier**
76-13-1	1,1,2-Trichloro-1,2,2-Trifluoroethane	ND	2.5	0.15	U

Tentatively Identified Compounds
Volatile Organics

Client	: Tetra Tech GEO	**Lab Number**	: L1523745
Project Name	: LOCKHEED-NORTH PLAINFIELD	**Project Number**	: 117-0507.600
Lab ID	: L1523745-44	**Date Collected**	: 09/22/15 13:15
Client ID	: PZ-524I	**Date Received**	: 09/23/15
Sample Location	: NORTH PLAINFIELD	**Date Analyzed**	: 10/03/15 06:01
Sample Matrix	: WATER	**Dilution Factor**	: 1
Analytical Method	: 1,8260C	**Analyst**	: BS
Lab File ID	: 1002N20	**Instrument ID**	: VOA101.I
Sample Amount	: 10 ml	**GC Column**	: RTX-502.2
Level	: LOW	**%Solids**	: N/A
Extract Volume (MeOH)	: N/A	**Injection Volume**	: N/A

Number TICS found: 0 **Concentration Units: ug/L**

CAS Number	Compound Name	RT	EST. CONC.	Qualifier
	NO TENTATIVELY IDENTIFIED COMPOUNDS			

Form 1
Volatile Organics

Client	: Tetra Tech GEO	Lab Number	: L1523745
Project Name	: LOCKHEED-NORTH PLAINFIELD	Project Number	: 117-0507.600
Lab ID	: L1523745-45	Date Collected	: 09/22/15 13:20
Client ID	: PZ-524D	Date Received	: 09/23/15
Sample Location	: NORTH PLAINFIELD	Date Analyzed	: 10/03/15 06:30
Sample Matrix	: WATER	Dilution Factor	: 1
Analytical Method	: 1,8260C	Analyst	: BS
Lab File ID	: 1002N21	Instrument ID	: VOA101.I
Sample Amount	: 10 ml	GC Column	: RTX-502.2
Level	: LOW	%Solids	: N/A
Extract Volume (MeOH)	: N/A	Injection Volume	: N/A

		ug/L			
CAS NO.	Parameter	Results	RL	MDL	Qualifier
96-12-8	1,2-Dibromo-3-chloropropane	ND	2.5	0.32	U
123-91-1	1,4-Dioxane	ND	250	41.	U
106-93-4	1,2-Dibromoethane	ND	2.0	0.10	U
75-09-2	Methylene chloride	ND	2.5	0.27	U
75-34-3	1,1-Dichloroethane	ND	0.75	0.21	U
67-66-3	Chloroform	1.5	0.75	0.16	
56-23-5	Carbon tetrachloride	ND	0.50	0.10	U
78-87-5	1,2-Dichloropropane	ND	1.0	0.11	U
124-48-1	Dibromochloromethane	ND	0.50	0.15	U
79-00-5	1,1,2-Trichloroethane	ND	0.75	0.09	U
127-18-4	Tetrachloroethene	66	0.50	0.09	
108-90-7	Chlorobenzene	ND	0.50	0.07	U
75-69-4	Trichlorofluoromethane	ND	2.5	0.10	U
107-06-2	1,2-Dichloroethane	ND	0.50	0.11	U
71-55-6	1,1,1-Trichloroethane	ND	0.50	0.10	U
75-27-4	Bromodichloromethane	ND	0.50	0.19	U
10061-02-6	trans-1,3-Dichloropropene	ND	0.50	0.15	U
10061-01-5	cis-1,3-Dichloropropene	ND	0.50	0.14	U
542-75-6	1,3-Dichloropropene, Total	ND	0.50	0.14	U
75-25-2	Bromoform	ND	2.0	0.25	U
79-34-5	1,1,2,2-Tetrachloroethane	ND	0.50	0.09	U
71-43-2	Benzene	ND	0.50	0.09	U
108-88-3	Toluene	ND	0.75	0.16	U
100-41-4	Ethylbenzene	ND	0.50	0.10	U
74-87-3	Chloromethane	ND	2.5	0.09	U
74-83-9	Bromomethane	ND	1.0	0.26	U
75-01-4	Vinyl chloride	ND	1.0	0.07	U

Form 1
Volatile Organics

Client	: Tetra Tech GEO	Lab Number	: L1523745
Project Name	: LOCKHEED-NORTH PLAINFIELD	Project Number	: 117-0507.600
Lab ID	: L1523745-45	Date Collected	: 09/22/15 13:20
Client ID	: PZ-524D	Date Received	: 09/23/15
Sample Location	: NORTH PLAINFIELD	Date Analyzed	: 10/03/15 06:30
Sample Matrix	: WATER	Dilution Factor	: 1
Analytical Method	: 1,8260C	Analyst	: BS
Lab File ID	: 1002N21	Instrument ID	: VOA101.I
Sample Amount	: 10 ml	GC Column	: RTX-502.2
Level	: LOW	%Solids	: N/A
Extract Volume (MeOH)	: N/A	Injection Volume	: N/A

		ug/L			
CAS NO.	Parameter	Results	RL	MDL	Qualifier
75-00-3	Chloroethane	ND	1.0	0.13	U
75-35-4	1,1-Dichloroethene	ND	0.50	0.09	U
156-60-5	trans-1,2-Dichloroethene	ND	0.75	0.16	U
79-01-6	Trichloroethene	3.1	0.50	0.11	
95-50-1	1,2-Dichlorobenzene	ND	2.5	0.07	U
541-73-1	1,3-Dichlorobenzene	ND	2.5	0.07	U
106-46-7	1,4-Dichlorobenzene	ND	2.5	0.08	U
1634-04-4	Methyl tert butyl ether	ND	1.0	0.15	U
179601-23-1	p/m-Xylene	ND	1.0	0.18	U
95-47-6	o-Xylene	ND	1.0	0.17	U
1330-20-7	Xylene (Total)	ND	1.0	0.17	U
156-59-2	cis-1,2-Dichloroethene	1.0	0.50	0.11	
540-59-0	1,2-Dichloroethene (total)	1.0	0.50	0.11	
100-42-5	Styrene	ND	1.0	0.12	U
75-71-8	Dichlorodifluoromethane	ND	5.0	0.19	U
67-64-1	Acetone	5.2	5.0	1.5	
75-15-0	Carbon disulfide	ND	5.0	0.09	U
78-93-3	2-Butanone	ND	5.0	1.9	U
108-10-1	4-Methyl-2-pentanone	ND	5.0	0.26	U
591-78-6	2-Hexanone	ND	5.0	0.14	U
74-97-5	Bromochloromethane	ND	2.5	0.13	U
98-82-8	Isopropylbenzene	ND	0.50	0.11	U
87-61-6	1,2,3-Trichlorobenzene	ND	2.5	0.12	U
120-82-1	1,2,4-Trichlorobenzene	ND	2.5	0.12	U
79-20-9	Methyl Acetate	ND	2.0	0.23	U
110-82-7	Cyclohexane	ND	10	0.27	U
108-87-2	Methyl cyclohexane	ND	10	0.40	U

Form 1
Volatile Organics

Client	: Tetra Tech GEO	**Lab Number**	: L1523745
Project Name	: LOCKHEED-NORTH PLAINFIELD	**Project Number**	: 117-0507.600
Lab ID	: L1523745-45	**Date Collected**	: 09/22/15 13:20
Client ID	: PZ-524D	**Date Received**	: 09/23/15
Sample Location	: NORTH PLAINFIELD	**Date Analyzed**	: 10/03/15 06:30
Sample Matrix	: WATER	**Dilution Factor**	: 1
Analytical Method	: 1,8260C	**Analyst**	: BS
Lab File ID	: 1002N21	**Instrument ID**	: VOA101.I
Sample Amount	: 10 ml	**GC Column**	: RTX-502.2
Level	: LOW	**%Solids**	: N/A
Extract Volume (MeOH)	: N/A	**Injection Volume**	: N/A

		ug/L			
CAS NO.	**Parameter**	**Results**	**RL**	**MDL**	**Qualifier**
76-13-1	1,1,2-Trichloro-1,2,2-Trifluoroethane	ND	2.5	0.15	U

Tentatively Identified Compounds
Volatile Organics

Client	: Tetra Tech GEO	**Lab Number**	: L1523745
Project Name	: LOCKHEED-NORTH PLAINFIELD	**Project Number**	: 117-0507.600
Lab ID	: L1523745-45	**Date Collected**	: 09/22/15 13:20
Client ID	: PZ-524D	**Date Received**	: 09/23/15
Sample Location	: NORTH PLAINFIELD	**Date Analyzed**	: 10/03/15 06:30
Sample Matrix	: WATER	**Dilution Factor**	: 1
Analytical Method	: 1,8260C	**Analyst**	: BS
Lab File ID	: 1002N21	**Instrument ID**	: VOA101.I
Sample Amount	: 10 ml	**GC Column**	: RTX-502.2
Level	: LOW	**%Solids**	: N/A
Extract Volume (MeOH)	: N/A	**Injection Volume**	: N/A

Number TICS found: 0 **Concentration Units: ug/L**

CAS Number	Compound Name	RT	EST. CONC.	Qualifier
	NO TENTATIVELY IDENTIFIED COMPOUNDS			

Form 1
Volatile Organics

Client	: Tetra Tech GEO	Lab Number	: L1523745
Project Name	: LOCKHEED-NORTH PLAINFIELD	Project Number	: 117-0507.600
Lab ID	: L1523745-46	Date Collected	: 09/22/15 00:00
Client ID	: DUP-01	Date Received	: 09/23/15
Sample Location	: NORTH PLAINFIELD	Date Analyzed	: 10/03/15 06:59
Sample Matrix	: WATER	Dilution Factor	: 1
Analytical Method	: 1,8260C	Analyst	: BS
Lab File ID	: 1002N22	Instrument ID	: VOA101.I
Sample Amount	: 10 ml	GC Column	: RTX-502.2
Level	: LOW	%Solids	: N/A
Extract Volume (MeOH)	: N/A	Injection Volume	: N/A

		ug/L			
CAS NO.	Parameter	Results	RL	MDL	Qualifier
96-12-8	1,2-Dibromo-3-chloropropane	ND	2.5	0.32	U
123-91-1	1,4-Dioxane	ND	250	41.	U
106-93-4	1,2-Dibromoethane	ND	2.0	0.10	U
75-09-2	Methylene chloride	ND	2.5	0.27	U
75-34-3	1,1-Dichloroethane	ND	0.75	0.21	U
67-66-3	Chloroform	0.17	0.75	0.16	J
56-23-5	Carbon tetrachloride	ND	0.50	0.10	U
78-87-5	1,2-Dichloropropane	ND	1.0	0.11	U
124-48-1	Dibromochloromethane	ND	0.50	0.15	U
79-00-5	1,1,2-Trichloroethane	ND	0.75	0.09	U
127-18-4	Tetrachloroethene	0.99	0.50	0.09	
108-90-7	Chlorobenzene	ND	0.50	0.07	U
75-69-4	Trichlorofluoromethane	ND	2.5	0.10	U
107-06-2	1,2-Dichloroethane	ND	0.50	0.11	U
71-55-6	1,1,1-Trichloroethane	ND	0.50	0.10	U
75-27-4	Bromodichloromethane	ND	0.50	0.19	U
10061-02-6	trans-1,3-Dichloropropene	ND	0.50	0.15	U
10061-01-5	cis-1,3-Dichloropropene	ND	0.50	0.14	U
542-75-6	1,3-Dichloropropene, Total	ND	0.50	0.14	U
75-25-2	Bromoform	ND	2.0	0.25	U
79-34-5	1,1,2,2-Tetrachloroethane	ND	0.50	0.09	U
71-43-2	Benzene	ND	0.50	0.09	U
108-88-3	Toluene	ND	0.75	0.16	U
100-41-4	Ethylbenzene	ND	0.50	0.10	U
74-87-3	Chloromethane	ND	2.5	0.09	U
74-83-9	Bromomethane	ND	1.0	0.26	U
75-01-4	Vinyl chloride	ND	1.0	0.07	U

Form 1
Volatile Organics

Client	: Tetra Tech GEO	Lab Number	: L1523745
Project Name	: LOCKHEED-NORTH PLAINFIELD	Project Number	: 117-0507.600
Lab ID	: L1523745-46	Date Collected	: 09/22/15 00:00
Client ID	: DUP-01	Date Received	: 09/23/15
Sample Location	: NORTH PLAINFIELD	Date Analyzed	: 10/03/15 06:59
Sample Matrix	: WATER	Dilution Factor	: 1
Analytical Method	: 1,8260C	Analyst	: BS
Lab File ID	: 1002N22	Instrument ID	: VOA101.I
Sample Amount	: 10 ml	GC Column	: RTX-502.2
Level	: LOW	%Solids	: N/A
Extract Volume (MeOH)	: N/A	Injection Volume	: N/A

		ug/L			
CAS NO.	Parameter	Results	RL	MDL	Qualifier
75-00-3	Chloroethane	ND	1.0	0.13	U
75-35-4	1,1-Dichloroethene	ND	0.50	0.09	U
156-60-5	trans-1,2-Dichloroethene	ND	0.75	0.16	U
79-01-6	Trichloroethene	3.1	0.50	0.11	
95-50-1	1,2-Dichlorobenzene	ND	2.5	0.07	U
541-73-1	1,3-Dichlorobenzene	ND	2.5	0.07	U
106-46-7	1,4-Dichlorobenzene	ND	2.5	0.08	U
1634-04-4	Methyl tert butyl ether	ND	1.0	0.15	U
179601-23-1	p/m-Xylene	ND	1.0	0.18	U
95-47-6	o-Xylene	ND	1.0	0.17	U
1330-20-7	Xylene (Total)	ND	1.0	0.17	U
156-59-2	cis-1,2-Dichloroethene	0.38	0.50	0.11	J
540-59-0	1,2-Dichloroethene (total)	0.38	0.50	0.11	J
100-42-5	Styrene	ND	1.0	0.12	U
75-71-8	Dichlorodifluoromethane	ND	5.0	0.19	U
67-64-1	Acetone	9.0	5.0	1.5	
75-15-0	Carbon disulfide	ND	5.0	0.09	U
78-93-3	2-Butanone	ND	5.0	1.9	U
108-10-1	4-Methyl-2-pentanone	ND	5.0	0.26	U
591-78-6	2-Hexanone	ND	5.0	0.14	U
74-97-5	Bromochloromethane	ND	2.5	0.13	U
98-82-8	Isopropylbenzene	ND	0.50	0.11	U
87-61-6	1,2,3-Trichlorobenzene	ND	2.5	0.12	U
120-82-1	1,2,4-Trichlorobenzene	ND	2.5	0.12	U
79-20-9	Methyl Acetate	ND	2.0	0.23	U
110-82-7	Cyclohexane	ND	10	0.27	U
108-87-2	Methyl cyclohexane	ND	10	0.40	U

Form 1
Volatile Organics

Client	: Tetra Tech GEO	**Lab Number**	: L1523745
Project Name	: LOCKHEED-NORTH PLAINFIELD	**Project Number**	: 117-0507.600
Lab ID	: L1523745-46	**Date Collected**	: 09/22/15 00:00
Client ID	: DUP-01	**Date Received**	: 09/23/15
Sample Location	: NORTH PLAINFIELD	**Date Analyzed**	: 10/03/15 06:59
Sample Matrix	: WATER	**Dilution Factor**	: 1
Analytical Method	: 1,8260C	**Analyst**	: BS
Lab File ID	: 1002N22	**Instrument ID**	: VOA101.I
Sample Amount	: 10 ml	**GC Column**	: RTX-502.2
Level	: LOW	**%Solids**	: N/A
Extract Volume (MeOH)	: N/A	**Injection Volume**	: N/A

		ug/L			
CAS NO.	**Parameter**	**Results**	**RL**	**MDL**	**Qualifier**
76-13-1	1,1,2-Trichloro-1,2,2-Trifluoroethane	1.1	2.5	0.15	J

Tentatively Identified Compounds
Volatile Organics

Client	: Tetra Tech GEO	**Lab Number**	: L1523745
Project Name	: LOCKHEED-NORTH PLAINFIELD	**Project Number**	: 117-0507.600
Lab ID	: L1523745-46	**Date Collected**	: 09/22/15 00:00
Client ID	: DUP-01	**Date Received**	: 09/23/15
Sample Location	: NORTH PLAINFIELD	**Date Analyzed**	: 10/03/15 06:59
Sample Matrix	: WATER	**Dilution Factor**	: 1
Analytical Method	: 1,8260C	**Analyst**	: BS
Lab File ID	: 1002N22	**Instrument ID**	: VOA101.I
Sample Amount	: 10 ml	**GC Column**	: RTX-502.2
Level	: LOW	**%Solids**	: N/A
Extract Volume (MeOH)	: N/A	**Injection Volume**	: N/A

Number TICS found: 0 **Concentration Units: ug/L**

CAS Number	Compound Name	RT	EST. CONC.	Qualifier
	NO TENTATIVELY IDENTIFIED COMPOUNDS			

Form 1
Volatile Organics

Client	: Tetra Tech GEO	Lab Number	: L1523745
Project Name	: LOCKHEED-NORTH PLAINFIELD	Project Number	: 117-0507.600
Lab ID	: L1523745-47	Date Collected	: 09/22/15 00:00
Client ID	: DUP-02	Date Received	: 09/23/15
Sample Location	: NORTH PLAINFIELD	Date Analyzed	: 10/03/15 07:28
Sample Matrix	: WATER	Dilution Factor	: 1
Analytical Method	: 1,8260C	Analyst	: BS
Lab File ID	: 1002N23	Instrument ID	: VOA101.I
Sample Amount	: 10 ml	GC Column	: RTX-502.2
Level	: LOW	%Solids	: N/A
Extract Volume (MeOH)	: N/A	Injection Volume	: N/A

		ug/L			
CAS NO.	Parameter	Results	RL	MDL	Qualifier
96-12-8	1,2-Dibromo-3-chloropropane	ND	2.5	0.32	U
123-91-1	1,4-Dioxane	ND	250	41.	U
106-93-4	1,2-Dibromoethane	ND	2.0	0.10	U
75-09-2	Methylene chloride	ND	2.5	0.27	U
75-34-3	1,1-Dichloroethane	ND	0.75	0.21	U
67-66-3	Chloroform	1.4	0.75	0.16	
56-23-5	Carbon tetrachloride	ND	0.50	0.10	U
78-87-5	1,2-Dichloropropane	ND	1.0	0.11	U
124-48-1	Dibromochloromethane	ND	0.50	0.15	U
79-00-5	1,1,2-Trichloroethane	ND	0.75	0.09	U
127-18-4	Tetrachloroethene	0.13	0.50	0.09	J
108-90-7	Chlorobenzene	ND	0.50	0.07	U
75-69-4	Trichlorofluoromethane	ND	2.5	0.10	U
107-06-2	1,2-Dichloroethane	ND	0.50	0.11	U
71-55-6	1,1,1-Trichloroethane	ND	0.50	0.10	U
75-27-4	Bromodichloromethane	ND	0.50	0.19	U
10061-02-6	trans-1,3-Dichloropropene	ND	0.50	0.15	U
10061-01-5	cis-1,3-Dichloropropene	ND	0.50	0.14	U
542-75-6	1,3-Dichloropropene, Total	ND	0.50	0.14	U
75-25-2	Bromoform	ND	2.0	0.25	U
79-34-5	1,1,2,2-Tetrachloroethane	ND	0.50	0.09	U
71-43-2	Benzene	ND	0.50	0.09	U
108-88-3	Toluene	ND	0.75	0.16	U
100-41-4	Ethylbenzene	ND	0.50	0.10	U
74-87-3	Chloromethane	ND	2.5	0.09	U
74-83-9	Bromomethane	ND	1.0	0.26	U
75-01-4	Vinyl chloride	ND	1.0	0.07	U

Form 1
Volatile Organics

Client	: Tetra Tech GEO	Lab Number	: L1523745
Project Name	: LOCKHEED-NORTH PLAINFIELD	Project Number	: 117-0507.600
Lab ID	: L1523745-47	Date Collected	: 09/22/15 00:00
Client ID	: DUP-02	Date Received	: 09/23/15
Sample Location	: NORTH PLAINFIELD	Date Analyzed	: 10/03/15 07:28
Sample Matrix	: WATER	Dilution Factor	: 1
Analytical Method	: 1,8260C	Analyst	: BS
Lab File ID	: 1002N23	Instrument ID	: VOA101.I
Sample Amount	: 10 ml	GC Column	: RTX-502.2
Level	: LOW	%Solids	: N/A
Extract Volume (MeOH)	: N/A	Injection Volume	: N/A

		ug/L			
CAS NO.	Parameter	Results	RL	MDL	Qualifier
75-00-3	Chloroethane	ND	1.0	0.13	U
75-35-4	1,1-Dichloroethene	ND	0.50	0.09	U
156-60-5	trans-1,2-Dichloroethene	ND	0.75	0.16	U
79-01-6	Trichloroethene	0.95	0.50	0.11	
95-50-1	1,2-Dichlorobenzene	ND	2.5	0.07	U
541-73-1	1,3-Dichlorobenzene	ND	2.5	0.07	U
106-46-7	1,4-Dichlorobenzene	ND	2.5	0.08	U
1634-04-4	Methyl tert butyl ether	ND	1.0	0.15	U
179601-23-1	p/m-Xylene	ND	1.0	0.18	U
95-47-6	o-Xylene	ND	1.0	0.17	U
1330-20-7	Xylene (Total)	ND	1.0	0.17	U
156-59-2	cis-1,2-Dichloroethene	0.12	0.50	0.11	J
540-59-0	1,2-Dichloroethene (total)	0.12	0.50	0.11	J
100-42-5	Styrene	ND	1.0	0.12	U
75-71-8	Dichlorodifluoromethane	ND	5.0	0.19	U
67-64-1	Acetone	5.0	5.0	1.5	
75-15-0	Carbon disulfide	ND	5.0	0.09	U
78-93-3	2-Butanone	ND	5.0	1.9	U
108-10-1	4-Methyl-2-pentanone	ND	5.0	0.26	U
591-78-6	2-Hexanone	ND	5.0	0.14	U
74-97-5	Bromochloromethane	ND	2.5	0.13	U
98-82-8	Isopropylbenzene	ND	0.50	0.11	U
87-61-6	1,2,3-Trichlorobenzene	ND	2.5	0.12	U
120-82-1	1,2,4-Trichlorobenzene	ND	2.5	0.12	U
79-20-9	Methyl Acetate	ND	2.0	0.23	U
110-82-7	Cyclohexane	ND	10	0.27	U
108-87-2	Methyl cyclohexane	ND	10	0.40	U

Form 1
Volatile Organics

Client	: Tetra Tech GEO	**Lab Number**	: L1523745
Project Name	: LOCKHEED-NORTH PLAINFIELD	**Project Number**	: 117-0507.600
Lab ID	: L1523745-47	**Date Collected**	: 09/22/15 00:00
Client ID	: DUP-02	**Date Received**	: 09/23/15
Sample Location	: NORTH PLAINFIELD	**Date Analyzed**	: 10/03/15 07:28
Sample Matrix	: WATER	**Dilution Factor**	: 1
Analytical Method	: 1,8260C	**Analyst**	: BS
Lab File ID	: 1002N23	**Instrument ID**	: VOA101.I
Sample Amount	: 10 ml	**GC Column**	: RTX-502.2
Level	: LOW	**%Solids**	: N/A
Extract Volume (MeOH)	: N/A	**Injection Volume**	: N/A

		ug/L			
CAS NO.	**Parameter**	**Results**	**RL**	**MDL**	**Qualifier**
76-13-1	1,1,2-Trichloro-1,2,2-Trifluoroethane	ND	2.5	0.15	U

Tentatively Identified Compounds
Volatile Organics

Client	: Tetra Tech GEO	**Lab Number**	: L1523745
Project Name	: LOCKHEED-NORTH PLAINFIELD	**Project Number**	: 117-0507.600
Lab ID	: L1523745-47	**Date Collected**	: 09/22/15 00:00
Client ID	: DUP-02	**Date Received**	: 09/23/15
Sample Location	: NORTH PLAINFIELD	**Date Analyzed**	: 10/03/15 07:28
Sample Matrix	: WATER	**Dilution Factor**	: 1
Analytical Method	: 1,8260C	**Analyst**	: BS
Lab File ID	: 1002N23	**Instrument ID**	: VOA101.I
Sample Amount	: 10 ml	**GC Column**	: RTX-502.2
Level	: LOW	**%Solids**	: N/A
Extract Volume (MeOH)	: N/A	**Injection Volume**	: N/A

Number TICS found: 0 **Concentration Units: ug/L**

CAS Number	Compound Name	RT	EST. CONC.	Qualifier
	NO TENTATIVELY IDENTIFIED COMPOUNDS			

Form 1
Volatile Organics

Client	: Tetra Tech GEO	Lab Number	: L1523745
Project Name	: LOCKHEED-NORTH PLAINFIELD	Project Number	: 117-0507.600
Lab ID	: L1523745-48	Date Collected	: 09/22/15 00:00
Client ID	: DUP-03	Date Received	: 09/23/15
Sample Location	: NORTH PLAINFIELD	Date Analyzed	: 10/03/15 07:57
Sample Matrix	: WATER	Dilution Factor	: 1
Analytical Method	: 1,8260C	Analyst	: BS
Lab File ID	: 1002N24	Instrument ID	: VOA101.I
Sample Amount	: 10 ml	GC Column	: RTX-502.2
Level	: LOW	%Solids	: N/A
Extract Volume (MeOH)	: N/A	Injection Volume	: N/A

		ug/L			
CAS NO.	Parameter	Results	RL	MDL	Qualifier
96-12-8	1,2-Dibromo-3-chloropropane	ND	2.5	0.32	U
123-91-1	1,4-Dioxane	ND	250	41.	U
106-93-4	1,2-Dibromoethane	ND	2.0	0.10	U
75-09-2	Methylene chloride	ND	2.5	0.27	U
75-34-3	1,1-Dichloroethane	ND	0.75	0.21	U
67-66-3	Chloroform	0.72	0.75	0.16	J
56-23-5	Carbon tetrachloride	ND	0.50	0.10	U
78-87-5	1,2-Dichloropropane	ND	1.0	0.11	U
124-48-1	Dibromochloromethane	ND	0.50	0.15	U
79-00-5	1,1,2-Trichloroethane	ND	0.75	0.09	U
127-18-4	Tetrachloroethene	ND	0.50	0.09	U
108-90-7	Chlorobenzene	ND	0.50	0.07	U
75-69-4	Trichlorofluoromethane	ND	2.5	0.10	U
107-06-2	1,2-Dichloroethane	ND	0.50	0.11	U
71-55-6	1,1,1-Trichloroethane	ND	0.50	0.10	U
75-27-4	Bromodichloromethane	ND	0.50	0.19	U
10061-02-6	trans-1,3-Dichloropropene	ND	0.50	0.15	U
10061-01-5	cis-1,3-Dichloropropene	ND	0.50	0.14	U
542-75-6	1,3-Dichloropropene, Total	ND	0.50	0.14	U
75-25-2	Bromoform	ND	2.0	0.25	U
79-34-5	1,1,2,2-Tetrachloroethane	ND	0.50	0.09	U
71-43-2	Benzene	ND	0.50	0.09	U
108-88-3	Toluene	ND	0.75	0.16	U
100-41-4	Ethylbenzene	ND	0.50	0.10	U
74-87-3	Chloromethane	ND	2.5	0.09	U
74-83-9	Bromomethane	ND	1.0	0.26	U
75-01-4	Vinyl chloride	ND	1.0	0.07	U

Form 1
Volatile Organics

Client	: Tetra Tech GEO	Lab Number	: L1523745
Project Name	: LOCKHEED-NORTH PLAINFIELD	Project Number	: 117-0507.600
Lab ID	: L1523745-48	Date Collected	: 09/22/15 00:00
Client ID	: DUP-03	Date Received	: 09/23/15
Sample Location	: NORTH PLAINFIELD	Date Analyzed	: 10/03/15 07:57
Sample Matrix	: WATER	Dilution Factor	: 1
Analytical Method	: 1,8260C	Analyst	: BS
Lab File ID	: 1002N24	Instrument ID	: VOA101.I
Sample Amount	: 10 ml	GC Column	: RTX-502.2
Level	: LOW	%Solids	: N/A
Extract Volume (MeOH)	: N/A	Injection Volume	: N/A

		ug/L			
CAS NO.	Parameter	Results	RL	MDL	Qualifier
75-00-3	Chloroethane	ND	1.0	0.13	U
75-35-4	1,1-Dichloroethene	ND	0.50	0.09	U
156-60-5	trans-1,2-Dichloroethene	ND	0.75	0.16	U
79-01-6	Trichloroethene	0.23	0.50	0.11	J
95-50-1	1,2-Dichlorobenzene	ND	2.5	0.07	U
541-73-1	1,3-Dichlorobenzene	ND	2.5	0.07	U
106-46-7	1,4-Dichlorobenzene	ND	2.5	0.08	U
1634-04-4	Methyl tert butyl ether	ND	1.0	0.15	U
179601-23-1	p/m-Xylene	ND	1.0	0.18	U
95-47-6	o-Xylene	ND	1.0	0.17	U
1330-20-7	Xylene (Total)	ND	1.0	0.17	U
156-59-2	cis-1,2-Dichloroethene	ND	0.50	0.11	U
540-59-0	1,2-Dichloroethene (total)	ND	0.50	0.11	U
100-42-5	Styrene	ND	1.0	0.12	U
75-71-8	Dichlorodifluoromethane	ND	5.0	0.19	U
67-64-1	Acetone	8.6	5.0	1.5	
75-15-0	Carbon disulfide	ND	5.0	0.09	U
78-93-3	2-Butanone	ND	5.0	1.9	U
108-10-1	4-Methyl-2-pentanone	ND	5.0	0.26	U
591-78-6	2-Hexanone	ND	5.0	0.14	U
74-97-5	Bromochloromethane	ND	2.5	0.13	U
98-82-8	Isopropylbenzene	ND	0.50	0.11	U
87-61-6	1,2,3-Trichlorobenzene	ND	2.5	0.12	U
120-82-1	1,2,4-Trichlorobenzene	ND	2.5	0.12	U
79-20-9	Methyl Acetate	ND	2.0	0.23	U
110-82-7	Cyclohexane	ND	10	0.27	U
108-87-2	Methyl cyclohexane	ND	10	0.40	U

Form 1
Volatile Organics

Client	: Tetra Tech GEO	**Lab Number**	: L1523745
Project Name	: LOCKHEED-NORTH PLAINFIELD	**Project Number**	: 117-0507.600
Lab ID	: L1523745-48	**Date Collected**	: 09/22/15 00:00
Client ID	: DUP-03	**Date Received**	: 09/23/15
Sample Location	: NORTH PLAINFIELD	**Date Analyzed**	: 10/03/15 07:57
Sample Matrix	: WATER	**Dilution Factor**	: 1
Analytical Method	: 1,8260C	**Analyst**	: BS
Lab File ID	: 1002N24	**Instrument ID**	: VOA101.I
Sample Amount	: 10 ml	**GC Column**	: RTX-502.2
Level	: LOW	**%Solids**	: N/A
Extract Volume (MeOH)	: N/A	**Injection Volume**	: N/A

		ug/L			
CAS NO.	**Parameter**	**Results**	**RL**	**MDL**	**Qualifier**
76-13-1	1,1,2-Trichloro-1,2,2-Trifluoroethane	ND	2.5	0.15	U

Tentatively Identified Compounds
Volatile Organics

Client	: Tetra Tech GEO	**Lab Number**	: L1523745
Project Name	: LOCKHEED-NORTH PLAINFIELD	**Project Number**	: 117-0507.600
Lab ID	: L1523745-48	**Date Collected**	: 09/22/15 00:00
Client ID	: DUP-03	**Date Received**	: 09/23/15
Sample Location	: NORTH PLAINFIELD	**Date Analyzed**	: 10/03/15 07:57
Sample Matrix	: WATER	**Dilution Factor**	: 1
Analytical Method	: 1,8260C	**Analyst**	: BS
Lab File ID	: 1002N24	**Instrument ID**	: VOA101.I
Sample Amount	: 10 ml	**GC Column**	: RTX-502.2
Level	: LOW	**%Solids**	: N/A
Extract Volume (MeOH)	: N/A	**Injection Volume**	: N/A

Number TICS found: 0 **Concentration Units: ug/L**

CAS Number	Compound Name	RT	EST. CONC.	Qualifier
	NO TENTATIVELY IDENTIFIED COMPOUNDS			

Form 1
Volatile Organics

Client	: Tetra Tech GEO	Lab Number	: L1523745
Project Name	: LOCKHEED-NORTH PLAINFIELD	Project Number	: 117-0507.600
Lab ID	: L1523745-49	Date Collected	: 09/22/15 00:00
Client ID	: DUP-04	Date Received	: 09/23/15
Sample Location	: NORTH PLAINFIELD	Date Analyzed	: 10/02/15 22:31
Sample Matrix	: WATER	Dilution Factor	: 1
Analytical Method	: 1,8260C	Analyst	: BS
Lab File ID	: 1002N05	Instrument ID	: VOA105.I
Sample Amount	: 10 ml	GC Column	: RTX-502.2
Level	: LOW	%Solids	: N/A
Extract Volume (MeOH)	: N/A	Injection Volume	: N/A

		ug/L			
CAS NO.	Parameter	Results	RL	MDL	Qualifier
96-12-8	1,2-Dibromo-3-chloropropane	ND	2.5	0.32	U
123-91-1	1,4-Dioxane	ND	250	41.	U
106-93-4	1,2-Dibromoethane	ND	2.0	0.10	U
75-09-2	Methylene chloride	ND	2.5	0.27	U
75-34-3	1,1-Dichloroethane	ND	0.75	0.21	U
67-66-3	Chloroform	ND	0.75	0.16	U
56-23-5	Carbon tetrachloride	ND	0.50	0.10	U
78-87-5	1,2-Dichloropropane	ND	1.0	0.11	U
124-48-1	Dibromochloromethane	ND	0.50	0.15	U
79-00-5	1,1,2-Trichloroethane	ND	0.75	0.09	U
127-18-4	Tetrachloroethene	ND	0.50	0.09	U
108-90-7	Chlorobenzene	ND	0.50	0.07	U
75-69-4	Trichlorofluoromethane	ND	2.5	0.10	U
107-06-2	1,2-Dichloroethane	ND	0.50	0.11	U
71-55-6	1,1,1-Trichloroethane	ND	0.50	0.10	U
75-27-4	Bromodichloromethane	ND	0.50	0.19	U
10061-02-6	trans-1,3-Dichloropropene	ND	0.50	0.15	U
10061-01-5	cis-1,3-Dichloropropene	ND	0.50	0.14	U
542-75-6	1,3-Dichloropropene, Total	ND	0.50	0.14	U
75-25-2	Bromoform	ND	2.0	0.25	U
79-34-5	1,1,2,2-Tetrachloroethane	ND	0.50	0.09	U
71-43-2	Benzene	ND	0.50	0.09	U
108-88-3	Toluene	ND	0.75	0.16	U
100-41-4	Ethylbenzene	ND	0.50	0.10	U
74-87-3	Chloromethane	0.27	2.5	0.09	J
74-83-9	Bromomethane	ND	1.0	0.26	U
75-01-4	Vinyl chloride	0.41	1.0	0.07	J

Form 1
Volatile Organics

Client	: Tetra Tech GEO	Lab Number	: L1523745
Project Name	: LOCKHEED-NORTH PLAINFIELD	Project Number	: 117-0507.600
Lab ID	: L1523745-49	Date Collected	: 09/22/15 00:00
Client ID	: DUP-04	Date Received	: 09/23/15
Sample Location	: NORTH PLAINFIELD	Date Analyzed	: 10/02/15 22:31
Sample Matrix	: WATER	Dilution Factor	: 1
Analytical Method	: 1,8260C	Analyst	: BS
Lab File ID	: 1002N05	Instrument ID	: VOA105.I
Sample Amount	: 10 ml	GC Column	: RTX-502.2
Level	: LOW	%Solids	: N/A
Extract Volume (MeOH)	: N/A	Injection Volume	: N/A

		ug/L			
CAS NO.	Parameter	Results	RL	MDL	Qualifier
75-00-3	Chloroethane	ND	1.0	0.13	U
75-35-4	1,1-Dichloroethene	ND	0.50	0.09	U
156-60-5	trans-1,2-Dichloroethene	ND	0.75	0.16	U
79-01-6	Trichloroethene	0.90	0.50	0.11	
95-50-1	1,2-Dichlorobenzene	ND	2.5	0.07	U
541-73-1	1,3-Dichlorobenzene	ND	2.5	0.07	U
106-46-7	1,4-Dichlorobenzene	ND	2.5	0.08	U
1634-04-4	Methyl tert butyl ether	ND	1.0	0.15	U
179601-23-1	p/m-Xylene	ND	1.0	0.18	U
95-47-6	o-Xylene	ND	1.0	0.17	U
1330-20-7	Xylene (Total)	ND	1.0	0.17	U
156-59-2	cis-1,2-Dichloroethene	0.86	0.50	0.11	
540-59-0	1,2-Dichloroethene (total)	0.86	0.50	0.11	
100-42-5	Styrene	ND	1.0	0.12	U
75-71-8	Dichlorodifluoromethane	ND	5.0	0.19	U
67-64-1	Acetone	5.6	5.0	1.5	
75-15-0	Carbon disulfide	ND	5.0	0.09	U
78-93-3	2-Butanone	ND	5.0	1.9	U
108-10-1	4-Methyl-2-pentanone	ND	5.0	0.26	U
591-78-6	2-Hexanone	ND	5.0	0.14	U
74-97-5	Bromochloromethane	ND	2.5	0.13	U
98-82-8	Isopropylbenzene	ND	0.50	0.11	U
87-61-6	1,2,3-Trichlorobenzene	ND	2.5	0.12	U
120-82-1	1,2,4-Trichlorobenzene	ND	2.5	0.12	U
79-20-9	Methyl Acetate	ND	2.0	0.23	U
110-82-7	Cyclohexane	ND	10	0.27	U
108-87-2	Methyl cyclohexane	ND	10	0.40	U

Form 1
Volatile Organics

Client	: Tetra Tech GEO	**Lab Number**	: L1523745
Project Name	: LOCKHEED-NORTH PLAINFIELD	**Project Number**	: 117-0507.600
Lab ID	: L1523745-49	**Date Collected**	: 09/22/15 00:00
Client ID	: DUP-04	**Date Received**	: 09/23/15
Sample Location	: NORTH PLAINFIELD	**Date Analyzed**	: 10/02/15 22:31
Sample Matrix	: WATER	**Dilution Factor**	: 1
Analytical Method	: 1,8260C	**Analyst**	: BS
Lab File ID	: 1002N05	**Instrument ID**	: VOA105.I
Sample Amount	: 10 ml	**GC Column**	: RTX-502.2
Level	: LOW	**%Solids**	: N/A
Extract Volume (MeOH)	: N/A	**Injection Volume**	: N/A

		ug/L			
CAS NO.	**Parameter**	**Results**	**RL**	**MDL**	**Qualifier**
76-13-1	1,1,2-Trichloro-1,2,2-Trifluoroethane	ND	2.5	0.15	U

Tentatively Identified Compounds
Volatile Organics

Client	: Tetra Tech GEO	**Lab Number**	: L1523745
Project Name	: LOCKHEED-NORTH PLAINFIELD	**Project Number**	: 117-0507.600
Lab ID	: L1523745-49	**Date Collected**	: 09/22/15 00:00
Client ID	: DUP-04	**Date Received**	: 09/23/15
Sample Location	: NORTH PLAINFIELD	**Date Analyzed**	: 10/02/15 22:31
Sample Matrix	: WATER	**Dilution Factor**	: 1
Analytical Method	: 1,8260C	**Analyst**	: BS
Lab File ID	: 1002N05	**Instrument ID**	: VOA105.I
Sample Amount	: 10 ml	**GC Column**	: RTX-502.2
Level	: LOW	**%Solids**	: N/A
Extract Volume (MeOH)	: N/A	**Injection Volume**	: N/A

Number TICS found: 0 **Concentration Units: ug/L**

CAS Number	Compound Name	RT	EST. CONC.	Qualifier
	NO TENTATIVELY IDENTIFIED COMPOUNDS			

Form 1
Volatile Organics

Client	: Tetra Tech GEO	Lab Number	: L1523745
Project Name	: LOCKHEED-NORTH PLAINFIELD	Project Number	: 117-0507.600
Lab ID	: L1523745-50	Date Collected	: 09/22/15 00:00
Client ID	: DUP-05	Date Received	: 09/23/15
Sample Location	: NORTH PLAINFIELD	Date Analyzed	: 10/02/15 22:59
Sample Matrix	: WATER	Dilution Factor	: 1
Analytical Method	: 1,8260C	Analyst	: BS
Lab File ID	: 1002N06	Instrument ID	: VOA105.I
Sample Amount	: 10 ml	GC Column	: RTX-502.2
Level	: LOW	%Solids	: N/A
Extract Volume (MeOH)	: N/A	Injection Volume	: N/A

		ug/L			
CAS NO.	Parameter	Results	RL	MDL	Qualifier
96-12-8	1,2-Dibromo-3-chloropropane	ND	2.5	0.32	U
123-91-1	1,4-Dioxane	ND	250	41.	U
106-93-4	1,2-Dibromoethane	ND	2.0	0.10	U
75-09-2	Methylene chloride	ND	2.5	0.27	U
75-34-3	1,1-Dichloroethane	1.2	0.75	0.21	
67-66-3	Chloroform	2.5	0.75	0.16	
56-23-5	Carbon tetrachloride	ND	0.50	0.10	U
78-87-5	1,2-Dichloropropane	ND	1.0	0.11	U
124-48-1	Dibromochloromethane	ND	0.50	0.15	U
79-00-5	1,1,2-Trichloroethane	ND	0.75	0.09	U
127-18-4	Tetrachloroethene	0.74	0.50	0.09	
108-90-7	Chlorobenzene	ND	0.50	0.07	U
75-69-4	Trichlorofluoromethane	ND	2.5	0.10	U
107-06-2	1,2-Dichloroethane	ND	0.50	0.11	U
71-55-6	1,1,1-Trichloroethane	ND	0.50	0.10	U
75-27-4	Bromodichloromethane	ND	0.50	0.19	U
10061-02-6	trans-1,3-Dichloropropene	ND	0.50	0.15	U
10061-01-5	cis-1,3-Dichloropropene	ND	0.50	0.14	U
542-75-6	1,3-Dichloropropene, Total	ND	0.50	0.14	U
75-25-2	Bromoform	ND	2.0	0.25	U
79-34-5	1,1,2,2-Tetrachloroethane	ND	0.50	0.09	U
71-43-2	Benzene	ND	0.50	0.09	U
108-88-3	Toluene	ND	0.75	0.16	U
100-41-4	Ethylbenzene	ND	0.50	0.10	U
74-87-3	Chloromethane	ND	2.5	0.09	U
74-83-9	Bromomethane	ND	1.0	0.26	U
75-01-4	Vinyl chloride	ND	1.0	0.07	U

Form 1
Volatile Organics

Client	: Tetra Tech GEO	Lab Number	: L1523745
Project Name	: LOCKHEED-NORTH PLAINFIELD	Project Number	: 117-0507.600
Lab ID	: L1523745-50	Date Collected	: 09/22/15 00:00
Client ID	: DUP-05	Date Received	: 09/23/15
Sample Location	: NORTH PLAINFIELD	Date Analyzed	: 10/02/15 22:59
Sample Matrix	: WATER	Dilution Factor	: 1
Analytical Method	: 1,8260C	Analyst	: BS
Lab File ID	: 1002N06	Instrument ID	: VOA105.I
Sample Amount	: 10 ml	GC Column	: RTX-502.2
Level	: LOW	%Solids	: N/A
Extract Volume (MeOH)	: N/A	Injection Volume	: N/A

		ug/L			
CAS NO.	Parameter	Results	RL	MDL	Qualifier
75-00-3	Chloroethane	ND	1.0	0.13	U
75-35-4	1,1-Dichloroethene	ND	0.50	0.09	U
156-60-5	trans-1,2-Dichloroethene	ND	0.75	0.16	U
79-01-6	Trichloroethene	1.8	0.50	0.11	
95-50-1	1,2-Dichlorobenzene	ND	2.5	0.07	U
541-73-1	1,3-Dichlorobenzene	ND	2.5	0.07	U
106-46-7	1,4-Dichlorobenzene	ND	2.5	0.08	U
1634-04-4	Methyl tert butyl ether	ND	1.0	0.15	U
179601-23-1	p/m-Xylene	ND	1.0	0.18	U
95-47-6	o-Xylene	ND	1.0	0.17	U
1330-20-7	Xylene (Total)	ND	1.0	0.17	U
156-59-2	cis-1,2-Dichloroethene	5.2	0.50	0.11	
540-59-0	1,2-Dichloroethene (total)	5.2	0.50	0.11	
100-42-5	Styrene	ND	1.0	0.12	U
75-71-8	Dichlorodifluoromethane	ND	5.0	0.19	U
67-64-1	Acetone	5.0	5.0	1.5	
75-15-0	Carbon disulfide	ND	5.0	0.09	U
78-93-3	2-Butanone	ND	5.0	1.9	U
108-10-1	4-Methyl-2-pentanone	ND	5.0	0.26	U
591-78-6	2-Hexanone	ND	5.0	0.14	U
74-97-5	Bromochloromethane	ND	2.5	0.13	U
98-82-8	Isopropylbenzene	ND	0.50	0.11	U
87-61-6	1,2,3-Trichlorobenzene	ND	2.5	0.12	U
120-82-1	1,2,4-Trichlorobenzene	ND	2.5	0.12	U
79-20-9	Methyl Acetate	ND	2.0	0.23	U
110-82-7	Cyclohexane	ND	10	0.27	U
108-87-2	Methyl cyclohexane	ND	10	0.40	U

Form 1
Volatile Organics

Client	: Tetra Tech GEO	**Lab Number**	: L1523745
Project Name	: LOCKHEED-NORTH PLAINFIELD	**Project Number**	: 117-0507.600
Lab ID	: L1523745-50	**Date Collected**	: 09/22/15 00:00
Client ID	: DUP-05	**Date Received**	: 09/23/15
Sample Location	: NORTH PLAINFIELD	**Date Analyzed**	: 10/02/15 22:59
Sample Matrix	: WATER	**Dilution Factor**	: 1
Analytical Method	: 1,8260C	**Analyst**	: BS
Lab File ID	: 1002N06	**Instrument ID**	: VOA105.I
Sample Amount	: 10 ml	**GC Column**	: RTX-502.2
Level	: LOW	**%Solids**	: N/A
Extract Volume (MeOH)	: N/A	**Injection Volume**	: N/A

		ug/L			
CAS NO.	**Parameter**	**Results**	**RL**	**MDL**	**Qualifier**
76-13-1	1,1,2-Trichloro-1,2,2-Trifluoroethane	ND	2.5	0.15	U

Tentatively Identified Compounds
Volatile Organics

Client	: Tetra Tech GEO	**Lab Number**	: L1523745
Project Name	: LOCKHEED-NORTH PLAINFIELD	**Project Number**	: 117-0507.600
Lab ID	: L1523745-50	**Date Collected**	: 09/22/15 00:00
Client ID	: DUP-05	**Date Received**	: 09/23/15
Sample Location	: NORTH PLAINFIELD	**Date Analyzed**	: 10/02/15 22:59
Sample Matrix	: WATER	**Dilution Factor**	: 1
Analytical Method	: 1,8260C	**Analyst**	: BS
Lab File ID	: 1002N06	**Instrument ID**	: VOA105.I
Sample Amount	: 10 ml	**GC Column**	: RTX-502.2
Level	: LOW	**%Solids**	: N/A
Extract Volume (MeOH)	: N/A	**Injection Volume**	: N/A

Number TICS found: 0 **Concentration Units: ug/L**

CAS Number	Compound Name	RT	EST. CONC.	Qualifier
	NO TENTATIVELY IDENTIFIED COMPOUNDS			

Form 1
Volatile Organics

Client	: Tetra Tech GEO	Lab Number	: L1523745
Project Name	: LOCKHEED-NORTH PLAINFIELD	Project Number	: 117-0507.600
Lab ID	: L1523745-51	Date Collected	: 09/22/15 00:00
Client ID	: DUP-06	Date Received	: 09/23/15
Sample Location	: NORTH PLAINFIELD	Date Analyzed	: 10/02/15 23:26
Sample Matrix	: WATER	Dilution Factor	: 1
Analytical Method	: 1,8260C	Analyst	: BS
Lab File ID	: 1002N07	Instrument ID	: VOA105.I
Sample Amount	: 10 ml	GC Column	: RTX-502.2
Level	: LOW	%Solids	: N/A
Extract Volume (MeOH)	: N/A	Injection Volume	: N/A

		ug/L			
CAS NO.	Parameter	Results	RL	MDL	Qualifier
96-12-8	1,2-Dibromo-3-chloropropane	ND	2.5	0.32	U
123-91-1	1,4-Dioxane	ND	250	41.	U
106-93-4	1,2-Dibromoethane	ND	2.0	0.10	U
75-09-2	Methylene chloride	ND	2.5	0.27	U
75-34-3	1,1-Dichloroethane	ND	0.75	0.21	U
67-66-3	Chloroform	ND	0.75	0.16	U
56-23-5	Carbon tetrachloride	ND	0.50	0.10	U
78-87-5	1,2-Dichloropropane	ND	1.0	0.11	U
124-48-1	Dibromochloromethane	ND	0.50	0.15	U
79-00-5	1,1,2-Trichloroethane	ND	0.75	0.09	U
127-18-4	Tetrachloroethene	ND	0.50	0.09	U
108-90-7	Chlorobenzene	ND	0.50	0.07	U
75-69-4	Trichlorofluoromethane	ND	2.5	0.10	U
107-06-2	1,2-Dichloroethane	ND	0.50	0.11	U
71-55-6	1,1,1-Trichloroethane	ND	0.50	0.10	U
75-27-4	Bromodichloromethane	ND	0.50	0.19	U
10061-02-6	trans-1,3-Dichloropropene	ND	0.50	0.15	U
10061-01-5	cis-1,3-Dichloropropene	ND	0.50	0.14	U
542-75-6	1,3-Dichloropropene, Total	ND	0.50	0.14	U
75-25-2	Bromoform	ND	2.0	0.25	U
79-34-5	1,1,2,2-Tetrachloroethane	ND	0.50	0.09	U
71-43-2	Benzene	ND	0.50	0.09	U
108-88-3	Toluene	ND	0.75	0.16	U
100-41-4	Ethylbenzene	ND	0.50	0.10	U
74-87-3	Chloromethane	ND	2.5	0.09	U
74-83-9	Bromomethane	ND	1.0	0.26	U
75-01-4	Vinyl chloride	ND	1.0	0.07	U

Form 1
Volatile Organics

Client	: Tetra Tech GEO	Lab Number	: L1523745
Project Name	: LOCKHEED-NORTH PLAINFIELD	Project Number	: 117-0507.600
Lab ID	: L1523745-51	Date Collected	: 09/22/15 00:00
Client ID	: DUP-06	Date Received	: 09/23/15
Sample Location	: NORTH PLAINFIELD	Date Analyzed	: 10/02/15 23:26
Sample Matrix	: WATER	Dilution Factor	: 1
Analytical Method	: 1,8260C	Analyst	: BS
Lab File ID	: 1002N07	Instrument ID	: VOA105.I
Sample Amount	: 10 ml	GC Column	: RTX-502.2
Level	: LOW	%Solids	: N/A
Extract Volume (MeOH)	: N/A	Injection Volume	: N/A

		ug/L			
CAS NO.	Parameter	Results	RL	MDL	Qualifier
75-00-3	Chloroethane	ND	1.0	0.13	U
75-35-4	1,1-Dichloroethene	ND	0.50	0.09	U
156-60-5	trans-1,2-Dichloroethene	ND	0.75	0.16	U
79-01-6	Trichloroethene	ND	0.50	0.11	U
95-50-1	1,2-Dichlorobenzene	ND	2.5	0.07	U
541-73-1	1,3-Dichlorobenzene	ND	2.5	0.07	U
106-46-7	1,4-Dichlorobenzene	ND	2.5	0.08	U
1634-04-4	Methyl tert butyl ether	ND	1.0	0.15	U
179601-23-1	p/m-Xylene	ND	1.0	0.18	U
95-47-6	o-Xylene	ND	1.0	0.17	U
1330-20-7	Xylene (Total)	ND	1.0	0.17	U
156-59-2	cis-1,2-Dichloroethene	ND	0.50	0.11	U
540-59-0	1,2-Dichloroethene (total)	ND	0.50	0.11	U
100-42-5	Styrene	ND	1.0	0.12	U
75-71-8	Dichlorodifluoromethane	ND	5.0	0.19	U
67-64-1	Acetone	2.8	5.0	1.5	J
75-15-0	Carbon disulfide	ND	5.0	0.09	U
78-93-3	2-Butanone	ND	5.0	1.9	U
108-10-1	4-Methyl-2-pentanone	ND	5.0	0.26	U
591-78-6	2-Hexanone	ND	5.0	0.14	U
74-97-5	Bromochloromethane	ND	2.5	0.13	U
98-82-8	Isopropylbenzene	ND	0.50	0.11	U
87-61-6	1,2,3-Trichlorobenzene	ND	2.5	0.12	U
120-82-1	1,2,4-Trichlorobenzene	ND	2.5	0.12	U
79-20-9	Methyl Acetate	ND	2.0	0.23	U
110-82-7	Cyclohexane	ND	10	0.27	U
108-87-2	Methyl cyclohexane	ND	10	0.40	U

Form 1
Volatile Organics

Client	: Tetra Tech GEO	**Lab Number**	: L1523745
Project Name	: LOCKHEED-NORTH PLAINFIELD	**Project Number**	: 117-0507.600
Lab ID	: L1523745-51	**Date Collected**	: 09/22/15 00:00
Client ID	: DUP-06	**Date Received**	: 09/23/15
Sample Location	: NORTH PLAINFIELD	**Date Analyzed**	: 10/02/15 23:26
Sample Matrix	: WATER	**Dilution Factor**	: 1
Analytical Method	: 1,8260C	**Analyst**	: BS
Lab File ID	: 1002N07	**Instrument ID**	: VOA105.I
Sample Amount	: 10 ml	**GC Column**	: RTX-502.2
Level	: LOW	**%Solids**	: N/A
Extract Volume (MeOH)	: N/A	**Injection Volume**	: N/A

		ug/L			
CAS NO.	**Parameter**	**Results**	**RL**	**MDL**	**Qualifier**
76-13-1	1,1,2-Trichloro-1,2,2-Trifluoroethane	ND	2.5	0.15	U

Tentatively Identified Compounds
Volatile Organics

Client	: Tetra Tech GEO	**Lab Number**	: L1523745
Project Name	: LOCKHEED-NORTH PLAINFIELD	**Project Number**	: 117-0507.600
Lab ID	: L1523745-51	**Date Collected**	: 09/22/15 00:00
Client ID	: DUP-06	**Date Received**	: 09/23/15
Sample Location	: NORTH PLAINFIELD	**Date Analyzed**	: 10/02/15 23:26
Sample Matrix	: WATER	**Dilution Factor**	: 1
Analytical Method	: 1,8260C	**Analyst**	: BS
Lab File ID	: 1002N07	**Instrument ID**	: VOA105.I
Sample Amount	: 10 ml	**GC Column**	: RTX-502.2
Level	: LOW	**%Solids**	: N/A
Extract Volume (MeOH)	: N/A	**Injection Volume**	: N/A

Number TICS found: 0 **Concentration Units: ug/L**

CAS Number	Compound Name	RT	EST. CONC.	Qualifier
	NO TENTATIVELY IDENTIFIED COMPOUNDS			

Form 1
Volatile Organics

Client	: Tetra Tech GEO	Lab Number	: L1523745
Project Name	: LOCKHEED-NORTH PLAINFIELD	Project Number	: 117-0507.600
Lab ID	: L1523745-52	Date Collected	: 09/22/15 15:35
Client ID	: SW-1	Date Received	: 09/23/15
Sample Location	: NORTH PLAINFIELD	Date Analyzed	: 10/02/15 23:54
Sample Matrix	: WATER	Dilution Factor	: 1
Analytical Method	: 1,8260C	Analyst	: BS
Lab File ID	: 1002N08	Instrument ID	: VOA105.I
Sample Amount	: 10 ml	GC Column	: RTX-502.2
Level	: LOW	%Solids	: N/A
Extract Volume (MeOH)	: N/A	Injection Volume	: N/A

		ug/L			
CAS NO.	Parameter	Results	RL	MDL	Qualifier
96-12-8	1,2-Dibromo-3-chloropropane	ND	2.5	0.32	U
123-91-1	1,4-Dioxane	ND	250	41.	U
106-93-4	1,2-Dibromoethane	ND	2.0	0.10	U
75-09-2	Methylene chloride	ND	2.5	0.27	U
75-34-3	1,1-Dichloroethane	ND	0.75	0.21	U
67-66-3	Chloroform	ND	0.75	0.16	U
56-23-5	Carbon tetrachloride	ND	0.50	0.10	U
78-87-5	1,2-Dichloropropane	ND	1.0	0.11	U
124-48-1	Dibromochloromethane	ND	0.50	0.15	U
79-00-5	1,1,2-Trichloroethane	ND	0.75	0.09	U
127-18-4	Tetrachloroethene	ND	0.50	0.09	U
108-90-7	Chlorobenzene	ND	0.50	0.07	U
75-69-4	Trichlorofluoromethane	ND	2.5	0.10	U
107-06-2	1,2-Dichloroethane	ND	0.50	0.11	U
71-55-6	1,1,1-Trichloroethane	ND	0.50	0.10	U
75-27-4	Bromodichloromethane	ND	0.50	0.19	U
10061-02-6	trans-1,3-Dichloropropene	ND	0.50	0.15	U
10061-01-5	cis-1,3-Dichloropropene	ND	0.50	0.14	U
542-75-6	1,3-Dichloropropene, Total	ND	0.50	0.14	U
75-25-2	Bromoform	ND	2.0	0.25	U
79-34-5	1,1,2,2-Tetrachloroethane	ND	0.50	0.09	U
71-43-2	Benzene	ND	0.50	0.09	U
108-88-3	Toluene	ND	0.75	0.16	U
100-41-4	Ethylbenzene	ND	0.50	0.10	U
74-87-3	Chloromethane	0.12	2.5	0.09	J
74-83-9	Bromomethane	ND	1.0	0.26	U
75-01-4	Vinyl chloride	ND	1.0	0.07	U

Form 1
Volatile Organics

Client	: Tetra Tech GEO	Lab Number	: L1523745
Project Name	: LOCKHEED-NORTH PLAINFIELD	Project Number	: 117-0507.600
Lab ID	: L1523745-52	Date Collected	: 09/22/15 15:35
Client ID	: SW-1	Date Received	: 09/23/15
Sample Location	: NORTH PLAINFIELD	Date Analyzed	: 10/02/15 23:54
Sample Matrix	: WATER	Dilution Factor	: 1
Analytical Method	: 1,8260C	Analyst	: BS
Lab File ID	: 1002N08	Instrument ID	: VOA105.I
Sample Amount	: 10 ml	GC Column	: RTX-502.2
Level	: LOW	%Solids	: N/A
Extract Volume (MeOH)	: N/A	Injection Volume	: N/A

		ug/L			
CAS NO.	Parameter	Results	RL	MDL	Qualifier
75-00-3	Chloroethane	ND	1.0	0.13	U
75-35-4	1,1-Dichloroethene	ND	0.50	0.09	U
156-60-5	trans-1,2-Dichloroethene	ND	0.75	0.16	U
79-01-6	Trichloroethene	ND	0.50	0.11	U
95-50-1	1,2-Dichlorobenzene	ND	2.5	0.07	U
541-73-1	1,3-Dichlorobenzene	ND	2.5	0.07	U
106-46-7	1,4-Dichlorobenzene	ND	2.5	0.08	U
1634-04-4	Methyl tert butyl ether	ND	1.0	0.15	U
179601-23-1	p/m-Xylene	ND	1.0	0.18	U
95-47-6	o-Xylene	ND	1.0	0.17	U
1330-20-7	Xylene (Total)	ND	1.0	0.17	U
156-59-2	cis-1,2-Dichloroethene	ND	0.50	0.11	U
540-59-0	1,2-Dichloroethene (total)	ND	0.50	0.11	U
100-42-5	Styrene	ND	1.0	0.12	U
75-71-8	Dichlorodifluoromethane	ND	5.0	0.19	U
67-64-1	Acetone	2.3	5.0	1.5	J
75-15-0	Carbon disulfide	ND	5.0	0.09	U
78-93-3	2-Butanone	ND	5.0	1.9	U
108-10-1	4-Methyl-2-pentanone	ND	5.0	0.26	U
591-78-6	2-Hexanone	ND	5.0	0.14	U
74-97-5	Bromochloromethane	ND	2.5	0.13	U
98-82-8	Isopropylbenzene	ND	0.50	0.11	U
87-61-6	1,2,3-Trichlorobenzene	ND	2.5	0.12	U
120-82-1	1,2,4-Trichlorobenzene	ND	2.5	0.12	U
79-20-9	Methyl Acetate	ND	2.0	0.23	U
110-82-7	Cyclohexane	ND	10	0.27	U
108-87-2	Methyl cyclohexane	ND	10	0.40	U

Form 1
Volatile Organics

Client	: Tetra Tech GEO	**Lab Number**	: L1523745
Project Name	: LOCKHEED-NORTH PLAINFIELD	**Project Number**	: 117-0507.600
Lab ID	: L1523745-52	**Date Collected**	: 09/22/15 15:35
Client ID	: SW-1	**Date Received**	: 09/23/15
Sample Location	: NORTH PLAINFIELD	**Date Analyzed**	: 10/02/15 23:54
Sample Matrix	: WATER	**Dilution Factor**	: 1
Analytical Method	: 1,8260C	**Analyst**	: BS
Lab File ID	: 1002N08	**Instrument ID**	: VOA105.I
Sample Amount	: 10 ml	**GC Column**	: RTX-502.2
Level	: LOW	**%Solids**	: N/A
Extract Volume (MeOH)	: N/A	**Injection Volume**	: N/A

		ug/L			
CAS NO.	**Parameter**	**Results**	**RL**	**MDL**	**Qualifier**
76-13-1	1,1,2-Trichloro-1,2,2-Trifluoroethane	ND	2.5	0.15	U

Tentatively Identified Compounds
Volatile Organics

Client	: Tetra Tech GEO	**Lab Number**	: L1523745
Project Name	: LOCKHEED-NORTH PLAINFIELD	**Project Number**	: 117-0507.600
Lab ID	: L1523745-52	**Date Collected**	: 09/22/15 15:35
Client ID	: SW-1	**Date Received**	: 09/23/15
Sample Location	: NORTH PLAINFIELD	**Date Analyzed**	: 10/02/15 23:54
Sample Matrix	: WATER	**Dilution Factor**	: 1
Analytical Method	: 1,8260C	**Analyst**	: BS
Lab File ID	: 1002N08	**Instrument ID**	: VOA105.I
Sample Amount	: 10 ml	**GC Column**	: RTX-502.2
Level	: LOW	**%Solids**	: N/A
Extract Volume (MeOH)	: N/A	**Injection Volume**	: N/A

Number TICS found: 0 **Concentration Units: ug/L**

CAS Number	Compound Name	RT	EST. CONC.	Qualifier
	NO TENTATIVELY IDENTIFIED COMPOUNDS			

Form 1
Volatile Organics

Client	: Tetra Tech GEO	Lab Number	: L1523745
Project Name	: LOCKHEED-NORTH PLAINFIELD	Project Number	: 117-0507.600
Lab ID	: L1523745-53	Date Collected	: 09/22/15 15:20
Client ID	: SW-2	Date Received	: 09/23/15
Sample Location	: NORTH PLAINFIELD	Date Analyzed	: 10/03/15 00:22
Sample Matrix	: WATER	Dilution Factor	: 1
Analytical Method	: 1,8260C	Analyst	: BS
Lab File ID	: 1002N09	Instrument ID	: VOA105.I
Sample Amount	: 10 ml	GC Column	: RTX-502.2
Level	: LOW	%Solids	: N/A
Extract Volume (MeOH)	: N/A	Injection Volume	: N/A

		ug/L			
CAS NO.	Parameter	Results	RL	MDL	Qualifier
96-12-8	1,2-Dibromo-3-chloropropane	ND	2.5	0.32	U
123-91-1	1,4-Dioxane	ND	250	41.	U
106-93-4	1,2-Dibromoethane	ND	2.0	0.10	U
75-09-2	Methylene chloride	ND	2.5	0.27	U
75-34-3	1,1-Dichloroethane	ND	0.75	0.21	U
67-66-3	Chloroform	ND	0.75	0.16	U
56-23-5	Carbon tetrachloride	ND	0.50	0.10	U
78-87-5	1,2-Dichloropropane	ND	1.0	0.11	U
124-48-1	Dibromochloromethane	ND	0.50	0.15	U
79-00-5	1,1,2-Trichloroethane	ND	0.75	0.09	U
127-18-4	Tetrachloroethene	ND	0.50	0.09	U
108-90-7	Chlorobenzene	ND	0.50	0.07	U
75-69-4	Trichlorofluoromethane	ND	2.5	0.10	U
107-06-2	1,2-Dichloroethane	ND	0.50	0.11	U
71-55-6	1,1,1-Trichloroethane	ND	0.50	0.10	U
75-27-4	Bromodichloromethane	ND	0.50	0.19	U
10061-02-6	trans-1,3-Dichloropropene	ND	0.50	0.15	U
10061-01-5	cis-1,3-Dichloropropene	ND	0.50	0.14	U
542-75-6	1,3-Dichloropropene, Total	ND	0.50	0.14	U
75-25-2	Bromoform	ND	2.0	0.25	U
79-34-5	1,1,2,2-Tetrachloroethane	ND	0.50	0.09	U
71-43-2	Benzene	ND	0.50	0.09	U
108-88-3	Toluene	ND	0.75	0.16	U
100-41-4	Ethylbenzene	ND	0.50	0.10	U
74-87-3	Chloromethane	ND	2.5	0.09	U
74-83-9	Bromomethane	ND	1.0	0.26	U
75-01-4	Vinyl chloride	ND	1.0	0.07	U

Form 1
Volatile Organics

Client	: Tetra Tech GEO	Lab Number	: L1523745
Project Name	: LOCKHEED-NORTH PLAINFIELD	Project Number	: 117-0507.600
Lab ID	: L1523745-53	Date Collected	: 09/22/15 15:20
Client ID	: SW-2	Date Received	: 09/23/15
Sample Location	: NORTH PLAINFIELD	Date Analyzed	: 10/03/15 00:22
Sample Matrix	: WATER	Dilution Factor	: 1
Analytical Method	: 1,8260C	Analyst	: BS
Lab File ID	: 1002N09	Instrument ID	: VOA105.I
Sample Amount	: 10 ml	GC Column	: RTX-502.2
Level	: LOW	%Solids	: N/A
Extract Volume (MeOH)	: N/A	Injection Volume	: N/A

		ug/L			
CAS NO.	Parameter	Results	RL	MDL	Qualifier
75-00-3	Chloroethane	ND	1.0	0.13	U
75-35-4	1,1-Dichloroethene	ND	0.50	0.09	U
156-60-5	trans-1,2-Dichloroethene	ND	0.75	0.16	U
79-01-6	Trichloroethene	ND	0.50	0.11	U
95-50-1	1,2-Dichlorobenzene	ND	2.5	0.07	U
541-73-1	1,3-Dichlorobenzene	ND	2.5	0.07	U
106-46-7	1,4-Dichlorobenzene	ND	2.5	0.08	U
1634-04-4	Methyl tert butyl ether	ND	1.0	0.15	U
179601-23-1	p/m-Xylene	ND	1.0	0.18	U
95-47-6	o-Xylene	ND	1.0	0.17	U
1330-20-7	Xylene (Total)	ND	1.0	0.17	U
156-59-2	cis-1,2-Dichloroethene	ND	0.50	0.11	U
540-59-0	1,2-Dichloroethene (total)	ND	0.50	0.11	U
100-42-5	Styrene	ND	1.0	0.12	U
75-71-8	Dichlorodifluoromethane	ND	5.0	0.19	U
67-64-1	Acetone	1.9	5.0	1.5	J
75-15-0	Carbon disulfide	ND	5.0	0.09	U
78-93-3	2-Butanone	ND	5.0	1.9	U
108-10-1	4-Methyl-2-pentanone	ND	5.0	0.26	U
591-78-6	2-Hexanone	ND	5.0	0.14	U
74-97-5	Bromochloromethane	ND	2.5	0.13	U
98-82-8	Isopropylbenzene	ND	0.50	0.11	U
87-61-6	1,2,3-Trichlorobenzene	ND	2.5	0.12	U
120-82-1	1,2,4-Trichlorobenzene	ND	2.5	0.12	U
79-20-9	Methyl Acetate	ND	2.0	0.23	U
110-82-7	Cyclohexane	ND	10	0.27	U
108-87-2	Methyl cyclohexane	ND	10	0.40	U

Form 1
Volatile Organics

Client	: Tetra Tech GEO	**Lab Number**	: L1523745
Project Name	: LOCKHEED-NORTH PLAINFIELD	**Project Number**	: 117-0507.600
Lab ID	: L1523745-53	**Date Collected**	: 09/22/15 15:20
Client ID	: SW-2	**Date Received**	: 09/23/15
Sample Location	: NORTH PLAINFIELD	**Date Analyzed**	: 10/03/15 00:22
Sample Matrix	: WATER	**Dilution Factor**	: 1
Analytical Method	: 1,8260C	**Analyst**	: BS
Lab File ID	: 1002N09	**Instrument ID**	: VOA105.I
Sample Amount	: 10 ml	**GC Column**	: RTX-502.2
Level	: LOW	**%Solids**	: N/A
Extract Volume (MeOH)	: N/A	**Injection Volume**	: N/A

		ug/L			
CAS NO.	**Parameter**	**Results**	**RL**	**MDL**	**Qualifier**
76-13-1	1,1,2-Trichloro-1,2,2-Trifluoroethane	ND	2.5	0.15	U

Tentatively Identified Compounds
Volatile Organics

Client	: Tetra Tech GEO	**Lab Number**	: L1523745
Project Name	: LOCKHEED-NORTH PLAINFIELD	**Project Number**	: 117-0507.600
Lab ID	: L1523745-53	**Date Collected**	: 09/22/15 15:20
Client ID	: SW-2	**Date Received**	: 09/23/15
Sample Location	: NORTH PLAINFIELD	**Date Analyzed**	: 10/03/15 00:22
Sample Matrix	: WATER	**Dilution Factor**	: 1
Analytical Method	: 1,8260C	**Analyst**	: BS
Lab File ID	: 1002N09	**Instrument ID**	: VOA105.I
Sample Amount	: 10 ml	**GC Column**	: RTX-502.2
Level	: LOW	**%Solids**	: N/A
Extract Volume (MeOH)	: N/A	**Injection Volume**	: N/A

Number TICS found: 0 **Concentration Units: ug/L**

CAS Number	Compound Name	RT	EST. CONC.	Qualifier
	NO TENTATIVELY IDENTIFIED COMPOUNDS			

Form 1
Volatile Organics

Client	: Tetra Tech GEO	Lab Number	: L1523745
Project Name	: LOCKHEED-NORTH PLAINFIELD	Project Number	: 117-0507.600
Lab ID	: L1523745-54	Date Collected	: 09/22/15 15:10
Client ID	: SW-3	Date Received	: 09/23/15
Sample Location	: NORTH PLAINFIELD	Date Analyzed	: 10/03/15 00:49
Sample Matrix	: WATER	Dilution Factor	: 1
Analytical Method	: 1,8260C	Analyst	: BS
Lab File ID	: 1002N10	Instrument ID	: VOA105.I
Sample Amount	: 10 ml	GC Column	: RTX-502.2
Level	: LOW	%Solids	: N/A
Extract Volume (MeOH)	: N/A	Injection Volume	: N/A

		ug/L			
CAS NO.	Parameter	Results	RL	MDL	Qualifier
96-12-8	1,2-Dibromo-3-chloropropane	ND	2.5	0.32	U
123-91-1	1,4-Dioxane	ND	250	41.	U
106-93-4	1,2-Dibromoethane	ND	2.0	0.10	U
75-09-2	Methylene chloride	ND	2.5	0.27	U
75-34-3	1,1-Dichloroethane	ND	0.75	0.21	U
67-66-3	Chloroform	ND	0.75	0.16	U
56-23-5	Carbon tetrachloride	ND	0.50	0.10	U
78-87-5	1,2-Dichloropropane	ND	1.0	0.11	U
124-48-1	Dibromochloromethane	ND	0.50	0.15	U
79-00-5	1,1,2-Trichloroethane	ND	0.75	0.09	U
127-18-4	Tetrachloroethene	ND	0.50	0.09	U
108-90-7	Chlorobenzene	ND	0.50	0.07	U
75-69-4	Trichlorofluoromethane	ND	2.5	0.10	U
107-06-2	1,2-Dichloroethane	ND	0.50	0.11	U
71-55-6	1,1,1-Trichloroethane	ND	0.50	0.10	U
75-27-4	Bromodichloromethane	ND	0.50	0.19	U
10061-02-6	trans-1,3-Dichloropropene	ND	0.50	0.15	U
10061-01-5	cis-1,3-Dichloropropene	ND	0.50	0.14	U
542-75-6	1,3-Dichloropropene, Total	ND	0.50	0.14	U
75-25-2	Bromoform	ND	2.0	0.25	U
79-34-5	1,1,2,2-Tetrachloroethane	ND	0.50	0.09	U
71-43-2	Benzene	ND	0.50	0.09	U
108-88-3	Toluene	0.16	0.75	0.16	J
100-41-4	Ethylbenzene	0.18	0.50	0.10	J
74-87-3	Chloromethane	ND	2.5	0.09	U
74-83-9	Bromomethane	ND	1.0	0.26	U
75-01-4	Vinyl chloride	ND	1.0	0.07	U

Form 1
Volatile Organics

Client	: Tetra Tech GEO	Lab Number	: L1523745
Project Name	: LOCKHEED-NORTH PLAINFIELD	Project Number	: 117-0507.600
Lab ID	: L1523745-54	Date Collected	: 09/22/15 15:10
Client ID	: SW-3	Date Received	: 09/23/15
Sample Location	: NORTH PLAINFIELD	Date Analyzed	: 10/03/15 00:49
Sample Matrix	: WATER	Dilution Factor	: 1
Analytical Method	: 1,8260C	Analyst	: BS
Lab File ID	: 1002N10	Instrument ID	: VOA105.I
Sample Amount	: 10 ml	GC Column	: RTX-502.2
Level	: LOW	%Solids	: N/A
Extract Volume (MeOH)	: N/A	Injection Volume	: N/A

		ug/L			
CAS NO.	Parameter	Results	RL	MDL	Qualifier
75-00-3	Chloroethane	ND	1.0	0.13	U
75-35-4	1,1-Dichloroethene	ND	0.50	0.09	U
156-60-5	trans-1,2-Dichloroethene	ND	0.75	0.16	U
79-01-6	Trichloroethene	ND	0.50	0.11	U
95-50-1	1,2-Dichlorobenzene	ND	2.5	0.07	U
541-73-1	1,3-Dichlorobenzene	ND	2.5	0.07	U
106-46-7	1,4-Dichlorobenzene	ND	2.5	0.08	U
1634-04-4	Methyl tert butyl ether	ND	1.0	0.15	U
179601-23-1	p/m-Xylene	0.74	1.0	0.18	J
95-47-6	o-Xylene	0.63	1.0	0.17	J
1330-20-7	Xylene (Total)	1.4	1.0	0.17	J
156-59-2	cis-1,2-Dichloroethene	ND	0.50	0.11	U
540-59-0	1,2-Dichloroethene (total)	ND	0.50	0.11	U
100-42-5	Styrene	ND	1.0	0.12	U
75-71-8	Dichlorodifluoromethane	ND	5.0	0.19	U
67-64-1	Acetone	29	5.0	1.5	
75-15-0	Carbon disulfide	ND	5.0	0.09	U
78-93-3	2-Butanone	ND	5.0	1.9	U
108-10-1	4-Methyl-2-pentanone	ND	5.0	0.26	U
591-78-6	2-Hexanone	ND	5.0	0.14	U
74-97-5	Bromochloromethane	ND	2.5	0.13	U
98-82-8	Isopropylbenzene	ND	0.50	0.11	U
87-61-6	1,2,3-Trichlorobenzene	ND	2.5	0.12	U
120-82-1	1,2,4-Trichlorobenzene	ND	2.5	0.12	U
79-20-9	Methyl Acetate	ND	2.0	0.23	U
110-82-7	Cyclohexane	ND	10	0.27	U
108-87-2	Methyl cyclohexane	ND	10	0.40	U

Form 1
Volatile Organics

Client	: Tetra Tech GEO	**Lab Number**	: L1523745
Project Name	: LOCKHEED-NORTH PLAINFIELD	**Project Number**	: 117-0507.600
Lab ID	: L1523745-54	**Date Collected**	: 09/22/15 15:10
Client ID	: SW-3	**Date Received**	: 09/23/15
Sample Location	: NORTH PLAINFIELD	**Date Analyzed**	: 10/03/15 00:49
Sample Matrix	: WATER	**Dilution Factor**	: 1
Analytical Method	: 1,8260C	**Analyst**	: BS
Lab File ID	: 1002N10	**Instrument ID**	: VOA105.I
Sample Amount	: 10 ml	**GC Column**	: RTX-502.2
Level	: LOW	**%Solids**	: N/A
Extract Volume (MeOH)	: N/A	**Injection Volume**	: N/A

		ug/L			
CAS NO.	**Parameter**	**Results**	**RL**	**MDL**	**Qualifier**
76-13-1	1,1,2-Trichloro-1,2,2-Trifluoroethane	ND	2.5	0.15	U

Tentatively Identified Compounds
Volatile Organics

Client	: Tetra Tech GEO	**Lab Number**	: L1523745
Project Name	: LOCKHEED-NORTH PLAINFIELD	**Project Number**	: 117-0507.600
Lab ID	: L1523745-54	**Date Collected**	: 09/22/15 15:10
Client ID	: SW-3	**Date Received**	: 09/23/15
Sample Location	: NORTH PLAINFIELD	**Date Analyzed**	: 10/03/15 00:49
Sample Matrix	: WATER	**Dilution Factor**	: 1
Analytical Method	: 1,8260C	**Analyst**	: BS
Lab File ID	: 1002N10	**Instrument ID**	: VOA105.I
Sample Amount	: 10 ml	**GC Column**	: RTX-502.2
Level	: LOW	**%Solids**	: N/A
Extract Volume (MeOH)	: N/A	**Injection Volume**	: N/A

Number TICS found: 4 **Concentration Units: ug/L**

CAS Number	Compound Name	RT	EST. CONC.	Qualifier
	Unknown	14.25	1.1	J
	Unknown Alkane	14.39	1.6	J
	Unknown Alkane	14.75	1.2	J
	Total TIC Compounds		3.9J	J

Form 1
Volatile Organics

Client	: Tetra Tech GEO	Lab Number	: L1523745
Project Name	: LOCKHEED-NORTH PLAINFIELD	Project Number	: 117-0507.600
Lab ID	: L1523745-55	Date Collected	: 09/22/15 14:15
Client ID	: SW-4	Date Received	: 09/23/15
Sample Location	: NORTH PLAINFIELD	Date Analyzed	: 10/03/15 01:17
Sample Matrix	: WATER	Dilution Factor	: 1
Analytical Method	: 1,8260C	Analyst	: BS
Lab File ID	: 1002N11	Instrument ID	: VOA105.I
Sample Amount	: 10 ml	GC Column	: RTX-502.2
Level	: LOW	%Solids	: N/A
Extract Volume (MeOH)	: N/A	Injection Volume	: N/A

		ug/L			
CAS NO.	Parameter	Results	RL	MDL	Qualifier
96-12-8	1,2-Dibromo-3-chloropropane	ND	2.5	0.32	U
123-91-1	1,4-Dioxane	ND	250	41.	U
106-93-4	1,2-Dibromoethane	ND	2.0	0.10	U
75-09-2	Methylene chloride	ND	2.5	0.27	U
75-34-3	1,1-Dichloroethane	ND	0.75	0.21	U
67-66-3	Chloroform	ND	0.75	0.16	U
56-23-5	Carbon tetrachloride	ND	0.50	0.10	U
78-87-5	1,2-Dichloropropane	ND	1.0	0.11	U
124-48-1	Dibromochloromethane	ND	0.50	0.15	U
79-00-5	1,1,2-Trichloroethane	ND	0.75	0.09	U
127-18-4	Tetrachloroethene	ND	0.50	0.09	U
108-90-7	Chlorobenzene	ND	0.50	0.07	U
75-69-4	Trichlorofluoromethane	ND	2.5	0.10	U
107-06-2	1,2-Dichloroethane	ND	0.50	0.11	U
71-55-6	1,1,1-Trichloroethane	ND	0.50	0.10	U
75-27-4	Bromodichloromethane	ND	0.50	0.19	U
10061-02-6	trans-1,3-Dichloropropene	ND	0.50	0.15	U
10061-01-5	cis-1,3-Dichloropropene	ND	0.50	0.14	U
542-75-6	1,3-Dichloropropene, Total	ND	0.50	0.14	U
75-25-2	Bromoform	ND	2.0	0.25	U
79-34-5	1,1,2,2-Tetrachloroethane	ND	0.50	0.09	U
71-43-2	Benzene	ND	0.50	0.09	U
108-88-3	Toluene	ND	0.75	0.16	U
100-41-4	Ethylbenzene	ND	0.50	0.10	U
74-87-3	Chloromethane	0.16	2.5	0.09	J
74-83-9	Bromomethane	ND	1.0	0.26	U
75-01-4	Vinyl chloride	ND	1.0	0.07	U

Form 1
Volatile Organics

Client	: Tetra Tech GEO	Lab Number	: L1523745
Project Name	: LOCKHEED-NORTH PLAINFIELD	Project Number	: 117-0507.600
Lab ID	: L1523745-55	Date Collected	: 09/22/15 14:15
Client ID	: SW-4	Date Received	: 09/23/15
Sample Location	: NORTH PLAINFIELD	Date Analyzed	: 10/03/15 01:17
Sample Matrix	: WATER	Dilution Factor	: 1
Analytical Method	: 1,8260C	Analyst	: BS
Lab File ID	: 1002N11	Instrument ID	: VOA105.I
Sample Amount	: 10 ml	GC Column	: RTX-502.2
Level	: LOW	%Solids	: N/A
Extract Volume (MeOH)	: N/A	Injection Volume	: N/A

		ug/L			
CAS NO.	Parameter	Results	RL	MDL	Qualifier
75-00-3	Chloroethane	ND	1.0	0.13	U
75-35-4	1,1-Dichloroethene	ND	0.50	0.09	U
156-60-5	trans-1,2-Dichloroethene	ND	0.75	0.16	U
79-01-6	Trichloroethene	ND	0.50	0.11	U
95-50-1	1,2-Dichlorobenzene	ND	2.5	0.07	U
541-73-1	1,3-Dichlorobenzene	ND	2.5	0.07	U
106-46-7	1,4-Dichlorobenzene	ND	2.5	0.08	U
1634-04-4	Methyl tert butyl ether	ND	1.0	0.15	U
179601-23-1	p/m-Xylene	ND	1.0	0.18	U
95-47-6	o-Xylene	ND	1.0	0.17	U
1330-20-7	Xylene (Total)	ND	1.0	0.17	U
156-59-2	cis-1,2-Dichloroethene	ND	0.50	0.11	U
540-59-0	1,2-Dichloroethene (total)	ND	0.50	0.11	U
100-42-5	Styrene	ND	1.0	0.12	U
75-71-8	Dichlorodifluoromethane	ND	5.0	0.19	U
67-64-1	Acetone	4.5	5.0	1.5	J
75-15-0	Carbon disulfide	ND	5.0	0.09	U
78-93-3	2-Butanone	ND	5.0	1.9	U
108-10-1	4-Methyl-2-pentanone	ND	5.0	0.26	U
591-78-6	2-Hexanone	ND	5.0	0.14	U
74-97-5	Bromochloromethane	ND	2.5	0.13	U
98-82-8	Isopropylbenzene	ND	0.50	0.11	U
87-61-6	1,2,3-Trichlorobenzene	ND	2.5	0.12	U
120-82-1	1,2,4-Trichlorobenzene	ND	2.5	0.12	U
79-20-9	Methyl Acetate	ND	2.0	0.23	U
110-82-7	Cyclohexane	ND	10	0.27	U
108-87-2	Methyl cyclohexane	ND	10	0.40	U

Form 1
Volatile Organics

Client	: Tetra Tech GEO	**Lab Number**	: L1523745
Project Name	: LOCKHEED-NORTH PLAINFIELD	**Project Number**	: 117-0507.600
Lab ID	: L1523745-55	**Date Collected**	: 09/22/15 14:15
Client ID	: SW-4	**Date Received**	: 09/23/15
Sample Location	: NORTH PLAINFIELD	**Date Analyzed**	: 10/03/15 01:17
Sample Matrix	: WATER	**Dilution Factor**	: 1
Analytical Method	: 1,8260C	**Analyst**	: BS
Lab File ID	: 1002N11	**Instrument ID**	: VOA105.I
Sample Amount	: 10 ml	**GC Column**	: RTX-502.2
Level	: LOW	**%Solids**	: N/A
Extract Volume (MeOH)	: N/A	**Injection Volume**	: N/A

		ug/L			
CAS NO.	**Parameter**	**Results**	**RL**	**MDL**	**Qualifier**
76-13-1	1,1,2-Trichloro-1,2,2-Trifluoroethane	ND	2.5	0.15	U

Tentatively Identified Compounds
Volatile Organics

Client	: Tetra Tech GEO	**Lab Number**	: L1523745
Project Name	: LOCKHEED-NORTH PLAINFIELD	**Project Number**	: 117-0507.600
Lab ID	: L1523745-55	**Date Collected**	: 09/22/15 14:15
Client ID	: SW-4	**Date Received**	: 09/23/15
Sample Location	: NORTH PLAINFIELD	**Date Analyzed**	: 10/03/15 01:17
Sample Matrix	: WATER	**Dilution Factor**	: 1
Analytical Method	: 1,8260C	**Analyst**	: BS
Lab File ID	: 1002N11	**Instrument ID**	: VOA105.I
Sample Amount	: 10 ml	**GC Column**	: RTX-502.2
Level	: LOW	**%Solids**	: N/A
Extract Volume (MeOH)	: N/A	**Injection Volume**	: N/A

Number TICS found: 0 **Concentration Units: ug/L**

CAS Number	Compound Name	RT	EST. CONC.	Qualifier
	NO TENTATIVELY IDENTIFIED COMPOUNDS			

Form 1
Volatile Organics

Client	: Tetra Tech GEO	Lab Number	: L1523745
Project Name	: LOCKHEED-NORTH PLAINFIELD	Project Number	: 117-0507.600
Lab ID	: L1523745-56	Date Collected	: 09/22/15 15:55
Client ID	: FB-092215	Date Received	: 09/23/15
Sample Location	: NORTH PLAINFIELD	Date Analyzed	: 10/03/15 01:44
Sample Matrix	: WATER	Dilution Factor	: 1
Analytical Method	: 1,8260C	Analyst	: BS
Lab File ID	: 1002N12	Instrument ID	: VOA105.I
Sample Amount	: 10 ml	GC Column	: RTX-502.2
Level	: LOW	%Solids	: N/A
Extract Volume (MeOH)	: N/A	Injection Volume	: N/A

		ug/L			
CAS NO.	Parameter	Results	RL	MDL	Qualifier
96-12-8	1,2-Dibromo-3-chloropropane	ND	2.5	0.32	U
123-91-1	1,4-Dioxane	ND	250	41.	U
106-93-4	1,2-Dibromoethane	ND	2.0	0.10	U
75-09-2	Methylene chloride	ND	2.5	0.27	U
75-34-3	1,1-Dichloroethane	ND	0.75	0.21	U
67-66-3	Chloroform	ND	0.75	0.16	U
56-23-5	Carbon tetrachloride	ND	0.50	0.10	U
78-87-5	1,2-Dichloropropane	ND	1.0	0.11	U
124-48-1	Dibromochloromethane	ND	0.50	0.15	U
79-00-5	1,1,2-Trichloroethane	ND	0.75	0.09	U
127-18-4	Tetrachloroethene	ND	0.50	0.09	U
108-90-7	Chlorobenzene	ND	0.50	0.07	U
75-69-4	Trichlorofluoromethane	ND	2.5	0.10	U
107-06-2	1,2-Dichloroethane	ND	0.50	0.11	U
71-55-6	1,1,1-Trichloroethane	ND	0.50	0.10	U
75-27-4	Bromodichloromethane	ND	0.50	0.19	U
10061-02-6	trans-1,3-Dichloropropene	ND	0.50	0.15	U
10061-01-5	cis-1,3-Dichloropropene	ND	0.50	0.14	U
542-75-6	1,3-Dichloropropene, Total	ND	0.50	0.14	U
75-25-2	Bromoform	ND	2.0	0.25	U
79-34-5	1,1,2,2-Tetrachloroethane	ND	0.50	0.09	U
71-43-2	Benzene	ND	0.50	0.09	U
108-88-3	Toluene	ND	0.75	0.16	U
100-41-4	Ethylbenzene	ND	0.50	0.10	U
74-87-3	Chloromethane	0.30	2.5	0.09	J
74-83-9	Bromomethane	ND	1.0	0.26	U
75-01-4	Vinyl chloride	ND	1.0	0.07	U

Form 1
Volatile Organics

Client	: Tetra Tech GEO	Lab Number	: L1523745
Project Name	: LOCKHEED-NORTH PLAINFIELD	Project Number	: 117-0507.600
Lab ID	: L1523745-56	Date Collected	: 09/22/15 15:55
Client ID	: FB-092215	Date Received	: 09/23/15
Sample Location	: NORTH PLAINFIELD	Date Analyzed	: 10/03/15 01:44
Sample Matrix	: WATER	Dilution Factor	: 1
Analytical Method	: 1,8260C	Analyst	: BS
Lab File ID	: 1002N12	Instrument ID	: VOA105.I
Sample Amount	: 10 ml	GC Column	: RTX-502.2
Level	: LOW	%Solids	: N/A
Extract Volume (MeOH)	: N/A	Injection Volume	: N/A

		ug/L			
CAS NO.	Parameter	Results	RL	MDL	Qualifier
75-00-3	Chloroethane	ND	1.0	0.13	U
75-35-4	1,1-Dichloroethene	ND	0.50	0.09	U
156-60-5	trans-1,2-Dichloroethene	ND	0.75	0.16	U
79-01-6	Trichloroethene	ND	0.50	0.11	U
95-50-1	1,2-Dichlorobenzene	ND	2.5	0.07	U
541-73-1	1,3-Dichlorobenzene	ND	2.5	0.07	U
106-46-7	1,4-Dichlorobenzene	ND	2.5	0.08	U
1634-04-4	Methyl tert butyl ether	ND	1.0	0.15	U
179601-23-1	p/m-Xylene	ND	1.0	0.18	U
95-47-6	o-Xylene	ND	1.0	0.17	U
1330-20-7	Xylene (Total)	ND	1.0	0.17	U
156-59-2	cis-1,2-Dichloroethene	ND	0.50	0.11	U
540-59-0	1,2-Dichloroethene (total)	ND	0.50	0.11	U
100-42-5	Styrene	ND	1.0	0.12	U
75-71-8	Dichlorodifluoromethane	ND	5.0	0.19	U
67-64-1	Acetone	1.9	5.0	1.5	J
75-15-0	Carbon disulfide	ND	5.0	0.09	U
78-93-3	2-Butanone	ND	5.0	1.9	U
108-10-1	4-Methyl-2-pentanone	ND	5.0	0.26	U
591-78-6	2-Hexanone	ND	5.0	0.14	U
74-97-5	Bromochloromethane	ND	2.5	0.13	U
98-82-8	Isopropylbenzene	ND	0.50	0.11	U
87-61-6	1,2,3-Trichlorobenzene	ND	2.5	0.12	U
120-82-1	1,2,4-Trichlorobenzene	ND	2.5	0.12	U
79-20-9	Methyl Acetate	ND	2.0	0.23	U
110-82-7	Cyclohexane	ND	10	0.27	U
108-87-2	Methyl cyclohexane	ND	10	0.40	U

Form 1
Volatile Organics

Client	: Tetra Tech GEO	**Lab Number**	: L1523745
Project Name	: LOCKHEED-NORTH PLAINFIELD	**Project Number**	: 117-0507.600
Lab ID	: L1523745-56	**Date Collected**	: 09/22/15 15:55
Client ID	: FB-092215	**Date Received**	: 09/23/15
Sample Location	: NORTH PLAINFIELD	**Date Analyzed**	: 10/03/15 01:44
Sample Matrix	: WATER	**Dilution Factor**	: 1
Analytical Method	: 1,8260C	**Analyst**	: BS
Lab File ID	: 1002N12	**Instrument ID**	: VOA105.I
Sample Amount	: 10 ml	**GC Column**	: RTX-502.2
Level	: LOW	**%Solids**	: N/A
Extract Volume (MeOH)	: N/A	**Injection Volume**	: N/A

		ug/L			
CAS NO.	**Parameter**	**Results**	**RL**	**MDL**	**Qualifier**
76-13-1	1,1,2-Trichloro-1,2,2-Trifluoroethane	ND	2.5	0.15	U

Tentatively Identified Compounds
Volatile Organics

Client	: Tetra Tech GEO	**Lab Number**	: L1523745
Project Name	: LOCKHEED-NORTH PLAINFIELD	**Project Number**	: 117-0507.600
Lab ID	: L1523745-56	**Date Collected**	: 09/22/15 15:55
Client ID	: FB-092215	**Date Received**	: 09/23/15
Sample Location	: NORTH PLAINFIELD	**Date Analyzed**	: 10/03/15 01:44
Sample Matrix	: WATER	**Dilution Factor**	: 1
Analytical Method	: 1,8260C	**Analyst**	: BS
Lab File ID	: 1002N12	**Instrument ID**	: VOA105.I
Sample Amount	: 10 ml	**GC Column**	: RTX-502.2
Level	: LOW	**%Solids**	: N/A
Extract Volume (MeOH)	: N/A	**Injection Volume**	: N/A

Number TICS found: 0 **Concentration Units: ug/L**

CAS Number	Compound Name	RT	EST. CONC.	Qualifier
	NO TENTATIVELY IDENTIFIED COMPOUNDS			

Form 1
Volatile Organics

Client	: Tetra Tech GEO	Lab Number	: L1523745
Project Name	: LOCKHEED-NORTH PLAINFIELD	Project Number	: 117-0507.600
Lab ID	: L1523745-57	Date Collected	: 09/21/15 00:00
Client ID	: TB-092215	Date Received	: 09/23/15
Sample Location	: NORTH PLAINFIELD	Date Analyzed	: 10/03/15 02:12
Sample Matrix	: WATER	Dilution Factor	: 1
Analytical Method	: 1,8260C	Analyst	: BS
Lab File ID	: 1002N13	Instrument ID	: VOA105.I
Sample Amount	: 10 ml	GC Column	: RTX-502.2
Level	: LOW	%Solids	: N/A
Extract Volume (MeOH)	: N/A	Injection Volume	: N/A

		ug/L			
CAS NO.	Parameter	Results	RL	MDL	Qualifier
96-12-8	1,2-Dibromo-3-chloropropane	ND	2.5	0.32	U
123-91-1	1,4-Dioxane	ND	250	41.	U
106-93-4	1,2-Dibromoethane	ND	2.0	0.10	U
75-09-2	Methylene chloride	ND	2.5	0.27	U
75-34-3	1,1-Dichloroethane	ND	0.75	0.21	U
67-66-3	Chloroform	ND	0.75	0.16	U
56-23-5	Carbon tetrachloride	ND	0.50	0.10	U
78-87-5	1,2-Dichloropropane	ND	1.0	0.11	U
124-48-1	Dibromochloromethane	ND	0.50	0.15	U
79-00-5	1,1,2-Trichloroethane	ND	0.75	0.09	U
127-18-4	Tetrachloroethene	ND	0.50	0.09	U
108-90-7	Chlorobenzene	ND	0.50	0.07	U
75-69-4	Trichlorofluoromethane	ND	2.5	0.10	U
107-06-2	1,2-Dichloroethane	ND	0.50	0.11	U
71-55-6	1,1,1-Trichloroethane	ND	0.50	0.10	U
75-27-4	Bromodichloromethane	ND	0.50	0.19	U
10061-02-6	trans-1,3-Dichloropropene	ND	0.50	0.15	U
10061-01-5	cis-1,3-Dichloropropene	ND	0.50	0.14	U
542-75-6	1,3-Dichloropropene, Total	ND	0.50	0.14	U
75-25-2	Bromoform	ND	2.0	0.25	U
79-34-5	1,1,2,2-Tetrachloroethane	ND	0.50	0.09	U
71-43-2	Benzene	ND	0.50	0.09	U
108-88-3	Toluene	ND	0.75	0.16	U
100-41-4	Ethylbenzene	ND	0.50	0.10	U
74-87-3	Chloromethane	0.24	2.5	0.09	J
74-83-9	Bromomethane	ND	1.0	0.26	U
75-01-4	Vinyl chloride	ND	1.0	0.07	U

Form 1
Volatile Organics

Client	: Tetra Tech GEO	Lab Number	: L1523745
Project Name	: LOCKHEED-NORTH PLAINFIELD	Project Number	: 117-0507.600
Lab ID	: L1523745-57	Date Collected	: 09/21/15 00:00
Client ID	: TB-092215	Date Received	: 09/23/15
Sample Location	: NORTH PLAINFIELD	Date Analyzed	: 10/03/15 02:12
Sample Matrix	: WATER	Dilution Factor	: 1
Analytical Method	: 1,8260C	Analyst	: BS
Lab File ID	: 1002N13	Instrument ID	: VOA105.I
Sample Amount	: 10 ml	GC Column	: RTX-502.2
Level	: LOW	%Solids	: N/A
Extract Volume (MeOH)	: N/A	Injection Volume	: N/A

		ug/L			
CAS NO.	Parameter	Results	RL	MDL	Qualifier
75-00-3	Chloroethane	ND	1.0	0.13	U
75-35-4	1,1-Dichloroethene	ND	0.50	0.09	U
156-60-5	trans-1,2-Dichloroethene	ND	0.75	0.16	U
79-01-6	Trichloroethene	ND	0.50	0.11	U
95-50-1	1,2-Dichlorobenzene	ND	2.5	0.07	U
541-73-1	1,3-Dichlorobenzene	ND	2.5	0.07	U
106-46-7	1,4-Dichlorobenzene	ND	2.5	0.08	U
1634-04-4	Methyl tert butyl ether	ND	1.0	0.15	U
179601-23-1	p/m-Xylene	ND	1.0	0.18	U
95-47-6	o-Xylene	ND	1.0	0.17	U
1330-20-7	Xylene (Total)	ND	1.0	0.17	U
156-59-2	cis-1,2-Dichloroethene	ND	0.50	0.11	U
540-59-0	1,2-Dichloroethene (total)	ND	0.50	0.11	U
100-42-5	Styrene	ND	1.0	0.12	U
75-71-8	Dichlorodifluoromethane	ND	5.0	0.19	U
67-64-1	Acetone	1.5	5.0	1.5	J
75-15-0	Carbon disulfide	ND	5.0	0.09	U
78-93-3	2-Butanone	ND	5.0	1.9	U
108-10-1	4-Methyl-2-pentanone	ND	5.0	0.26	U
591-78-6	2-Hexanone	ND	5.0	0.14	U
74-97-5	Bromochloromethane	ND	2.5	0.13	U
98-82-8	Isopropylbenzene	ND	0.50	0.11	U
87-61-6	1,2,3-Trichlorobenzene	ND	2.5	0.12	U
120-82-1	1,2,4-Trichlorobenzene	ND	2.5	0.12	U
79-20-9	Methyl Acetate	ND	2.0	0.23	U
110-82-7	Cyclohexane	ND	10	0.27	U
108-87-2	Methyl cyclohexane	ND	10	0.40	U

Form 1
Volatile Organics

Client	: Tetra Tech GEO	**Lab Number**	: L1523745
Project Name	: LOCKHEED-NORTH PLAINFIELD	**Project Number**	: 117-0507.600
Lab ID	: L1523745-57	**Date Collected**	: 09/21/15 00:00
Client ID	: TB-092215	**Date Received**	: 09/23/15
Sample Location	: NORTH PLAINFIELD	**Date Analyzed**	: 10/03/15 02:12
Sample Matrix	: WATER	**Dilution Factor**	: 1
Analytical Method	: 1,8260C	**Analyst**	: BS
Lab File ID	: 1002N13	**Instrument ID**	: VOA105.I
Sample Amount	: 10 ml	**GC Column**	: RTX-502.2
Level	: LOW	**%Solids**	: N/A
Extract Volume (MeOH)	: N/A	**Injection Volume**	: N/A

		ug/L			
CAS NO.	**Parameter**	**Results**	**RL**	**MDL**	**Qualifier**
76-13-1	1,1,2-Trichloro-1,2,2-Trifluoroethane	ND	2.5	0.15	U

Tentatively Identified Compounds
Volatile Organics

Client	: Tetra Tech GEO	**Lab Number**	: L1523745
Project Name	: LOCKHEED-NORTH PLAINFIELD	**Project Number**	: 117-0507.600
Lab ID	: L1523745-57	**Date Collected**	: 09/21/15 00:00
Client ID	: TB-092215	**Date Received**	: 09/23/15
Sample Location	: NORTH PLAINFIELD	**Date Analyzed**	: 10/03/15 02:12
Sample Matrix	: WATER	**Dilution Factor**	: 1
Analytical Method	: 1,8260C	**Analyst**	: BS
Lab File ID	: 1002N13	**Instrument ID**	: VOA105.I
Sample Amount	: 10 ml	**GC Column**	: RTX-502.2
Level	: LOW	**%Solids**	: N/A
Extract Volume (MeOH)	: N/A	**Injection Volume**	: N/A

Number TICS found: 0 **Concentration Units: ug/L**

CAS Number	Compound Name	RT	EST. CONC.	Qualifier
	NO TENTATIVELY IDENTIFIED COMPOUNDS			

Form 1
Volatile Organics

Client	: Tetra Tech GEO	Lab Number	: L1523745
Project Name	: LOCKHEED-NORTH PLAINFIELD	Project Number	: 117-0507.600
Lab ID	: WG827098-3	Date Collected	: NA
Client ID	: WG827098-3BLANK	Date Received	: NA
Sample Location	:	Date Analyzed	: 10/01/15 11:45
Sample Matrix	: WATER	Dilution Factor	: 1
Analytical Method	: 1,8260C	Analyst	: PD
Lab File ID	: 1001A05	Instrument ID	: VOA101.I
Sample Amount	: 10 ml	GC Column	: RTX-502.2
Level	: LOW	%Solids	: N/A
Extract Volume (MeOH)	: N/A	Injection Volume	: N/A

		ug/L			
CAS NO.	Parameter	Results	RL	MDL	Qualifier
96-12-8	1,2-Dibromo-3-chloropropane	ND	2.5	0.32	U
123-91-1	1,4-Dioxane	ND	250	41.	U
106-93-4	1,2-Dibromoethane	ND	2.0	0.10	U
75-09-2	Methylene chloride	ND	2.5	0.27	U
75-34-3	1,1-Dichloroethane	ND	0.75	0.21	U
67-66-3	Chloroform	ND	0.75	0.16	U
56-23-5	Carbon tetrachloride	ND	0.50	0.10	U
78-87-5	1,2-Dichloropropane	ND	1.0	0.11	U
124-48-1	Dibromochloromethane	ND	0.50	0.15	U
79-00-5	1,1,2-Trichloroethane	ND	0.75	0.09	U
127-18-4	Tetrachloroethene	ND	0.50	0.09	U
108-90-7	Chlorobenzene	ND	0.50	0.07	U
75-69-4	Trichlorofluoromethane	ND	2.5	0.10	U
107-06-2	1,2-Dichloroethane	ND	0.50	0.11	U
71-55-6	1,1,1-Trichloroethane	ND	0.50	0.10	U
75-27-4	Bromodichloromethane	ND	0.50	0.19	U
10061-02-6	trans-1,3-Dichloropropene	ND	0.50	0.15	U
10061-01-5	cis-1,3-Dichloropropene	ND	0.50	0.14	U
542-75-6	1,3-Dichloropropene, Total	ND	0.50	0.14	U
75-25-2	Bromoform	ND	2.0	0.25	U
79-34-5	1,1,2,2-Tetrachloroethane	ND	0.50	0.09	U
71-43-2	Benzene	ND	0.50	0.09	U
108-88-3	Toluene	ND	0.75	0.16	U
100-41-4	Ethylbenzene	ND	0.50	0.10	U
74-87-3	Chloromethane	ND	2.5	0.09	U
74-83-9	Bromomethane	ND	1.0	0.26	U
75-01-4	Vinyl chloride	ND	1.0	0.07	U

Form 1
Volatile Organics

Client	: Tetra Tech GEO	Lab Number	: L1523745
Project Name	: LOCKHEED-NORTH PLAINFIELD	Project Number	: 117-0507.600
Lab ID	: WG827098-3	Date Collected	: NA
Client ID	: WG827098-3BLANK	Date Received	: NA
Sample Location	:	Date Analyzed	: 10/01/15 11:45
Sample Matrix	: WATER	Dilution Factor	: 1
Analytical Method	: 1,8260C	Analyst	: PD
Lab File ID	: 1001A05	Instrument ID	: VOA101.I
Sample Amount	: 10 ml	GC Column	: RTX-502.2
Level	: LOW	%Solids	: N/A
Extract Volume (MeOH)	: N/A	Injection Volume	: N/A

		ug/L			
CAS NO.	Parameter	Results	RL	MDL	Qualifier
75-00-3	Chloroethane	ND	1.0	0.13	U
75-35-4	1,1-Dichloroethene	ND	0.50	0.09	U
156-60-5	trans-1,2-Dichloroethene	ND	0.75	0.16	U
79-01-6	Trichloroethene	ND	0.50	0.11	U
95-50-1	1,2-Dichlorobenzene	ND	2.5	0.07	U
541-73-1	1,3-Dichlorobenzene	ND	2.5	0.07	U
106-46-7	1,4-Dichlorobenzene	ND	2.5	0.08	U
1634-04-4	Methyl tert butyl ether	ND	1.0	0.15	U
179601-23-1	p/m-Xylene	ND	1.0	0.18	U
95-47-6	o-Xylene	ND	1.0	0.17	U
1330-20-7	Xylene (Total)	ND	1.0	0.17	U
156-59-2	cis-1,2-Dichloroethene	ND	0.50	0.11	U
540-59-0	1,2-Dichloroethene (total)	ND	0.50	0.11	U
100-42-5	Styrene	ND	1.0	0.12	U
75-71-8	Dichlorodifluoromethane	ND	5.0	0.19	U
67-64-1	Acetone	ND	5.0	1.5	U
75-15-0	Carbon disulfide	ND	5.0	0.09	U
78-93-3	2-Butanone	ND	5.0	1.9	U
108-10-1	4-Methyl-2-pentanone	ND	5.0	0.26	U
591-78-6	2-Hexanone	ND	5.0	0.14	U
74-97-5	Bromochloromethane	ND	2.5	0.13	U
98-82-8	Isopropylbenzene	ND	0.50	0.11	U
87-61-6	1,2,3-Trichlorobenzene	ND	2.5	0.12	U
120-82-1	1,2,4-Trichlorobenzene	ND	2.5	0.12	U
79-20-9	Methyl Acetate	ND	2.0	0.23	U
110-82-7	Cyclohexane	ND	10	0.27	U
108-87-2	Methyl cyclohexane	ND	10	0.40	U

Form 1
Volatile Organics

Client	: Tetra Tech GEO	**Lab Number**	: L1523745
Project Name	: LOCKHEED-NORTH PLAINFIELD	**Project Number**	: 117-0507.600
Lab ID	: WG827098-3	**Date Collected**	: NA
Client ID	: WG827098-3BLANK	**Date Received**	: NA
Sample Location	:	**Date Analyzed**	: 10/01/15 11:45
Sample Matrix	: WATER	**Dilution Factor**	: 1
Analytical Method	: 1,8260C	**Analyst**	: PD
Lab File ID	: 1001A05	**Instrument ID**	: VOA101.I
Sample Amount	: 10 ml	**GC Column**	: RTX-502.2
Level	: LOW	**%Solids**	: N/A
Extract Volume (MeOH)	: N/A	**Injection Volume**	: N/A

		ug/L			
CAS NO.	**Parameter**	**Results**	**RL**	**MDL**	**Qualifier**
76-13-1	1,1,2-Trichloro-1,2,2-Trifluoroethane	ND	2.5	0.15	U

Tentatively Identified Compounds
Volatile Organics

Client	: Tetra Tech GEO	**Lab Number**	: L1523745
Project Name	: LOCKHEED-NORTH PLAINFIELD	**Project Number**	: 117-0507.600
Lab ID	: WG827098-3	**Date Collected**	: NA
Client ID	: WG827098-3BLANK	**Date Received**	: NA
Sample Location	:	**Date Analyzed**	: 10/01/15 11:45
Sample Matrix	: WATER	**Dilution Factor**	: 1
Analytical Method	: 1,8260C	**Analyst**	: PD
Lab File ID	: 1001A05	**Instrument ID**	: VOA101.I
Sample Amount	: 10 ml	**GC Column**	: RTX-502.2
Level	: LOW	**%Solids**	: N/A
Extract Volume (MeOH)	: N/A	**Injection Volume**	: N/A

Number TICS found: 0 **Concentration Units: ug/L**

CAS Number	Compound Name	RT	EST. CONC.	Qualifier
	NO TENTATIVELY IDENTIFIED COMPOUNDS			

Form 1
Volatile Organics

Client	: Tetra Tech GEO	Lab Number	: L1523745
Project Name	: LOCKHEED-NORTH PLAINFIELD	Project Number	: 117-0507.600
Lab ID	: WG827102-3	Date Collected	: NA
Client ID	: WG827102-3BLANK	Date Received	: NA
Sample Location	:	Date Analyzed	: 10/01/15 21:43
Sample Matrix	: WATER	Dilution Factor	: 1
Analytical Method	: 1,8260C	Analyst	: MS
Lab File ID	: 1001N04	Instrument ID	: VOA105.I
Sample Amount	: 10 ml	GC Column	: RTX-502.2
Level	: LOW	%Solids	: N/A
Extract Volume (MeOH)	: N/A	Injection Volume	: N/A

		ug/L			
CAS NO.	Parameter	Results	RL	MDL	Qualifier
96-12-8	1,2-Dibromo-3-chloropropane	ND	2.5	0.32	U
123-91-1	1,4-Dioxane	ND	250	41.	U
106-93-4	1,2-Dibromoethane	ND	2.0	0.10	U
75-09-2	Methylene chloride	ND	2.5	0.27	U
75-34-3	1,1-Dichloroethane	ND	0.75	0.21	U
67-66-3	Chloroform	ND	0.75	0.16	U
56-23-5	Carbon tetrachloride	ND	0.50	0.10	U
78-87-5	1,2-Dichloropropane	ND	1.0	0.11	U
124-48-1	Dibromochloromethane	ND	0.50	0.15	U
79-00-5	1,1,2-Trichloroethane	ND	0.75	0.09	U
127-18-4	Tetrachloroethene	ND	0.50	0.09	U
108-90-7	Chlorobenzene	ND	0.50	0.07	U
75-69-4	Trichlorofluoromethane	ND	2.5	0.10	U
107-06-2	1,2-Dichloroethane	ND	0.50	0.11	U
71-55-6	1,1,1-Trichloroethane	ND	0.50	0.10	U
75-27-4	Bromodichloromethane	ND	0.50	0.19	U
10061-02-6	trans-1,3-Dichloropropene	ND	0.50	0.15	U
10061-01-5	cis-1,3-Dichloropropene	ND	0.50	0.14	U
542-75-6	1,3-Dichloropropene, Total	ND	0.50	0.14	U
75-25-2	Bromoform	ND	2.0	0.25	U
79-34-5	1,1,2,2-Tetrachloroethane	ND	0.50	0.09	U
71-43-2	Benzene	ND	0.50	0.09	U
108-88-3	Toluene	ND	0.75	0.16	U
100-41-4	Ethylbenzene	ND	0.50	0.10	U
74-87-3	Chloromethane	ND	2.5	0.09	U
74-83-9	Bromomethane	ND	1.0	0.26	U
75-01-4	Vinyl chloride	ND	1.0	0.07	U

Form 1
Volatile Organics

Client	: Tetra Tech GEO	Lab Number	: L1523745
Project Name	: LOCKHEED-NORTH PLAINFIELD	Project Number	: 117-0507.600
Lab ID	: WG827102-3	Date Collected	: NA
Client ID	: WG827102-3BLANK	Date Received	: NA
Sample Location	:	Date Analyzed	: 10/01/15 21:43
Sample Matrix	: WATER	Dilution Factor	: 1
Analytical Method	: 1,8260C	Analyst	: MS
Lab File ID	: 1001N04	Instrument ID	: VOA105.I
Sample Amount	: 10 ml	GC Column	: RTX-502.2
Level	: LOW	%Solids	: N/A
Extract Volume (MeOH)	: N/A	Injection Volume	: N/A

		ug/L			
CAS NO.	Parameter	Results	RL	MDL	Qualifier
75-00-3	Chloroethane	ND	1.0	0.13	U
75-35-4	1,1-Dichloroethene	ND	0.50	0.09	U
156-60-5	trans-1,2-Dichloroethene	ND	0.75	0.16	U
79-01-6	Trichloroethene	ND	0.50	0.11	U
95-50-1	1,2-Dichlorobenzene	ND	2.5	0.07	U
541-73-1	1,3-Dichlorobenzene	ND	2.5	0.07	U
106-46-7	1,4-Dichlorobenzene	ND	2.5	0.08	U
1634-04-4	Methyl tert butyl ether	ND	1.0	0.15	U
179601-23-1	p/m-Xylene	ND	1.0	0.18	U
95-47-6	o-Xylene	ND	1.0	0.17	U
1330-20-7	Xylene (Total)	ND	1.0	0.17	U
156-59-2	cis-1,2-Dichloroethene	ND	0.50	0.11	U
540-59-0	1,2-Dichloroethene (total)	ND	0.50	0.11	U
100-42-5	Styrene	ND	1.0	0.12	U
75-71-8	Dichlorodifluoromethane	ND	5.0	0.19	U
67-64-1	Acetone	ND	5.0	1.5	U
75-15-0	Carbon disulfide	ND	5.0	0.09	U
78-93-3	2-Butanone	ND	5.0	1.9	U
108-10-1	4-Methyl-2-pentanone	ND	5.0	0.26	U
591-78-6	2-Hexanone	ND	5.0	0.14	U
74-97-5	Bromochloromethane	ND	2.5	0.13	U
98-82-8	Isopropylbenzene	ND	0.50	0.11	U
87-61-6	1,2,3-Trichlorobenzene	ND	2.5	0.12	U
120-82-1	1,2,4-Trichlorobenzene	ND	2.5	0.12	U
79-20-9	Methyl Acetate	ND	2.0	0.23	U
110-82-7	Cyclohexane	ND	10	0.27	U
108-87-2	Methyl cyclohexane	ND	10	0.40	U

Form 1
Volatile Organics

Client	: Tetra Tech GEO	**Lab Number**	: L1523745
Project Name	: LOCKHEED-NORTH PLAINFIELD	**Project Number**	: 117-0507.600
Lab ID	: WG827102-3	**Date Collected**	: NA
Client ID	: WG827102-3BLANK	**Date Received**	: NA
Sample Location	:	**Date Analyzed**	: 10/01/15 21:43
Sample Matrix	: WATER	**Dilution Factor**	: 1
Analytical Method	: 1,8260C	**Analyst**	: MS
Lab File ID	: 1001N04	**Instrument ID**	: VOA105.I
Sample Amount	: 10 ml	**GC Column**	: RTX-502.2
Level	: LOW	**%Solids**	: N/A
Extract Volume (MeOH)	: N/A	**Injection Volume**	: N/A

		ug/L			
CAS NO.	**Parameter**	**Results**	**RL**	**MDL**	**Qualifier**
76-13-1	1,1,2-Trichloro-1,2,2-Trifluoroethane	ND	2.5	0.15	U

Tentatively Identified Compounds
Volatile Organics

Client	: Tetra Tech GEO	**Lab Number**	: L1523745
Project Name	: LOCKHEED-NORTH PLAINFIELD	**Project Number**	: 117-0507.600
Lab ID	: WG827102-3	**Date Collected**	: NA
Client ID	: WG827102-3BLANK	**Date Received**	: NA
Sample Location	:	**Date Analyzed**	: 10/01/15 21:43
Sample Matrix	: WATER	**Dilution Factor**	: 1
Analytical Method	: 1,8260C	**Analyst**	: MS
Lab File ID	: 1001N04	**Instrument ID**	: VOA105.I
Sample Amount	: 10 ml	**GC Column**	: RTX-502.2
Level	: LOW	**%Solids**	: N/A
Extract Volume (MeOH)	: N/A	**Injection Volume**	: N/A

Number TICS found: 0 **Concentration Units: ug/L**

CAS Number	Compound Name	RT	EST. CONC.	Qualifier
	NO TENTATIVELY IDENTIFIED COMPOUNDS			

Form 1
Volatile Organics

Client	: Tetra Tech GEO	Lab Number	: L1523745
Project Name	: LOCKHEED-NORTH PLAINFIELD	Project Number	: 117-0507.600
Lab ID	: WG827396-3	Date Collected	: NA
Client ID	: WG827396-3BLANK	Date Received	: NA
Sample Location	:	Date Analyzed	: 10/02/15 13:48
Sample Matrix	: WATER	Dilution Factor	: 1
Analytical Method	: 1,8260C	Analyst	: PD
Lab File ID	: 1002A04	Instrument ID	: VOA108.I
Sample Amount	: 10 ml	GC Column	: RTX-502.2
Level	: LOW	%Solids	: N/A
Extract Volume (MeOH)	: N/A	Injection Volume	: N/A

		ug/L			
CAS NO.	Parameter	Results	RL	MDL	Qualifier
96-12-8	1,2-Dibromo-3-chloropropane	ND	2.5	0.32	U
123-91-1	1,4-Dioxane	ND	250	41.	U
106-93-4	1,2-Dibromoethane	ND	2.0	0.10	U
75-09-2	Methylene chloride	ND	2.5	0.27	U
75-34-3	1,1-Dichloroethane	ND	0.75	0.21	U
67-66-3	Chloroform	ND	0.75	0.16	U
56-23-5	Carbon tetrachloride	ND	0.50	0.10	U
78-87-5	1,2-Dichloropropane	ND	1.0	0.11	U
124-48-1	Dibromochloromethane	ND	0.50	0.15	U
79-00-5	1,1,2-Trichloroethane	ND	0.75	0.09	U
127-18-4	Tetrachloroethene	ND	0.50	0.09	U
108-90-7	Chlorobenzene	ND	0.50	0.07	U
75-69-4	Trichlorofluoromethane	ND	2.5	0.10	U
107-06-2	1,2-Dichloroethane	ND	0.50	0.11	U
71-55-6	1,1,1-Trichloroethane	ND	0.50	0.10	U
75-27-4	Bromodichloromethane	ND	0.50	0.19	U
10061-02-6	trans-1,3-Dichloropropene	ND	0.50	0.15	U
10061-01-5	cis-1,3-Dichloropropene	ND	0.50	0.14	U
542-75-6	1,3-Dichloropropene, Total	ND	0.50	0.14	U
75-25-2	Bromoform	ND	2.0	0.25	U
79-34-5	1,1,2,2-Tetrachloroethane	ND	0.50	0.09	U
71-43-2	Benzene	ND	0.50	0.09	U
108-88-3	Toluene	ND	0.75	0.16	U
100-41-4	Ethylbenzene	ND	0.50	0.10	U
74-87-3	Chloromethane	ND	2.5	0.09	U
74-83-9	Bromomethane	ND	1.0	0.26	U
75-01-4	Vinyl chloride	ND	1.0	0.07	U

Form 1
Volatile Organics

Client	: Tetra Tech GEO	Lab Number	: L1523745
Project Name	: LOCKHEED-NORTH PLAINFIELD	Project Number	: 117-0507.600
Lab ID	: WG827396-3	Date Collected	: NA
Client ID	: WG827396-3BLANK	Date Received	: NA
Sample Location	:	Date Analyzed	: 10/02/15 13:48
Sample Matrix	: WATER	Dilution Factor	: 1
Analytical Method	: 1,8260C	Analyst	: PD
Lab File ID	: 1002A04	Instrument ID	: VOA108.I
Sample Amount	: 10 ml	GC Column	: RTX-502.2
Level	: LOW	%Solids	: N/A
Extract Volume (MeOH)	: N/A	Injection Volume	: N/A

		ug/L			
CAS NO.	Parameter	Results	RL	MDL	Qualifier
75-00-3	Chloroethane	ND	1.0	0.13	U
75-35-4	1,1-Dichloroethene	ND	0.50	0.09	U
156-60-5	trans-1,2-Dichloroethene	ND	0.75	0.16	U
79-01-6	Trichloroethene	ND	0.50	0.11	U
95-50-1	1,2-Dichlorobenzene	ND	2.5	0.07	U
541-73-1	1,3-Dichlorobenzene	ND	2.5	0.07	U
106-46-7	1,4-Dichlorobenzene	ND	2.5	0.08	U
1634-04-4	Methyl tert butyl ether	ND	1.0	0.15	U
179601-23-1	p/m-Xylene	ND	1.0	0.18	U
95-47-6	o-Xylene	ND	1.0	0.17	U
1330-20-7	Xylene (Total)	ND	1.0	0.17	U
156-59-2	cis-1,2-Dichloroethene	ND	0.50	0.11	U
540-59-0	1,2-Dichloroethene (total)	ND	0.50	0.11	U
100-42-5	Styrene	ND	1.0	0.12	U
75-71-8	Dichlorodifluoromethane	ND	5.0	0.19	U
67-64-1	Acetone	ND	5.0	1.5	U
75-15-0	Carbon disulfide	ND	5.0	0.09	U
78-93-3	2-Butanone	ND	5.0	1.9	U
108-10-1	4-Methyl-2-pentanone	ND	5.0	0.26	U
591-78-6	2-Hexanone	ND	5.0	0.14	U
74-97-5	Bromochloromethane	ND	2.5	0.13	U
98-82-8	Isopropylbenzene	ND	0.50	0.11	U
87-61-6	1,2,3-Trichlorobenzene	ND	2.5	0.12	U
120-82-1	1,2,4-Trichlorobenzene	ND	2.5	0.12	U
79-20-9	Methyl Acetate	ND	2.0	0.23	U
110-82-7	Cyclohexane	ND	10	0.27	U
75-65-0	tert-Butyl Alcohol	ND	10	0.90	U

Form 1
Volatile Organics

Client	: Tetra Tech GEO	**Lab Number**	: L1523745
Project Name	: LOCKHEED-NORTH PLAINFIELD	**Project Number**	: 117-0507.600
Lab ID	: WG827396-3	**Date Collected**	: NA
Client ID	: WG827396-3BLANK	**Date Received**	: NA
Sample Location	:	**Date Analyzed**	: 10/02/15 13:48
Sample Matrix	: WATER	**Dilution Factor**	: 1
Analytical Method	: 1,8260C	**Analyst**	: PD
Lab File ID	: 1002A04	**Instrument ID**	: VOA108.I
Sample Amount	: 10 ml	**GC Column**	: RTX-502.2
Level	: LOW	**%Solids**	: N/A
Extract Volume (MeOH)	: N/A	**Injection Volume**	: N/A

		ug/L			
CAS NO.	**Parameter**	**Results**	**RL**	**MDL**	**Qualifier**
108-87-2	Methyl cyclohexane	ND	10	0.40	U
76-13-1	1,1,2-Trichloro-1,2,2-Trifluoroethane	ND	2.5	0.15	U

Tentatively Identified Compounds
Volatile Organics

Client	: Tetra Tech GEO	**Lab Number**	: L1523745
Project Name	: LOCKHEED-NORTH PLAINFIELD	**Project Number**	: 117-0507.600
Lab ID	: WG827396-3	**Date Collected**	: NA
Client ID	: WG827396-3BLANK	**Date Received**	: NA
Sample Location	:	**Date Analyzed**	: 10/02/15 13:48
Sample Matrix	: WATER	**Dilution Factor**	: 1
Analytical Method	: 1,8260C	**Analyst**	: PD
Lab File ID	: 1002A04	**Instrument ID**	: VOA108.I
Sample Amount	: 10 ml	**GC Column**	: RTX-502.2
Level	: LOW	**%Solids**	: N/A
Extract Volume (MeOH)	: N/A	**Injection Volume**	: N/A

Number TICS found: 0 **Concentration Units: ug/L**

CAS Number	Compound Name	RT	EST. CONC.	Qualifier
	NO TENTATIVELY IDENTIFIED COMPOUNDS			

Form 1
Volatile Organics

Client	: Tetra Tech GEO	Lab Number	: L1523745
Project Name	: LOCKHEED-NORTH PLAINFIELD	Project Number	: 117-0507.600
Lab ID	: WG827563-3	Date Collected	: NA
Client ID	: WG827563-3BLANK	Date Received	: NA
Sample Location	:	Date Analyzed	: 10/02/15 22:13
Sample Matrix	: WATER	Dilution Factor	: 1
Analytical Method	: 1,8260C	Analyst	: BS
Lab File ID	: 1002N04	Instrument ID	: VOA101.I
Sample Amount	: 10 ml	GC Column	: RTX-502.2
Level	: LOW	%Solids	: N/A
Extract Volume (MeOH)	: N/A	Injection Volume	: N/A

		ug/L			
CAS NO.	Parameter	Results	RL	MDL	Qualifier
96-12-8	1,2-Dibromo-3-chloropropane	ND	2.5	0.32	U
123-91-1	1,4-Dioxane	ND	250	41.	U
106-93-4	1,2-Dibromoethane	ND	2.0	0.10	U
75-09-2	Methylene chloride	ND	2.5	0.27	U
75-34-3	1,1-Dichloroethane	ND	0.75	0.21	U
67-66-3	Chloroform	ND	0.75	0.16	U
56-23-5	Carbon tetrachloride	ND	0.50	0.10	U
78-87-5	1,2-Dichloropropane	ND	1.0	0.11	U
124-48-1	Dibromochloromethane	ND	0.50	0.15	U
79-00-5	1,1,2-Trichloroethane	ND	0.75	0.09	U
127-18-4	Tetrachloroethene	ND	0.50	0.09	U
108-90-7	Chlorobenzene	ND	0.50	0.07	U
75-69-4	Trichlorofluoromethane	ND	2.5	0.10	U
107-06-2	1,2-Dichloroethane	ND	0.50	0.11	U
71-55-6	1,1,1-Trichloroethane	ND	0.50	0.10	U
75-27-4	Bromodichloromethane	ND	0.50	0.19	U
10061-02-6	trans-1,3-Dichloropropene	ND	0.50	0.15	U
10061-01-5	cis-1,3-Dichloropropene	ND	0.50	0.14	U
542-75-6	1,3-Dichloropropene, Total	ND	0.50	0.14	U
75-25-2	Bromoform	ND	2.0	0.25	U
79-34-5	1,1,2,2-Tetrachloroethane	ND	0.50	0.09	U
71-43-2	Benzene	ND	0.50	0.09	U
108-88-3	Toluene	ND	0.75	0.16	U
100-41-4	Ethylbenzene	ND	0.50	0.10	U
74-87-3	Chloromethane	ND	2.5	0.09	U
74-83-9	Bromomethane	ND	1.0	0.26	U
75-01-4	Vinyl chloride	ND	1.0	0.07	U

Form 1
Volatile Organics

Client	: Tetra Tech GEO	Lab Number	: L1523745
Project Name	: LOCKHEED-NORTH PLAINFIELD	Project Number	: 117-0507.600
Lab ID	: WG827563-3	Date Collected	: NA
Client ID	: WG827563-3BLANK	Date Received	: NA
Sample Location	:	Date Analyzed	: 10/02/15 22:13
Sample Matrix	: WATER	Dilution Factor	: 1
Analytical Method	: 1,8260C	Analyst	: BS
Lab File ID	: 1002N04	Instrument ID	: VOA101.I
Sample Amount	: 10 ml	GC Column	: RTX-502.2
Level	: LOW	%Solids	: N/A
Extract Volume (MeOH)	: N/A	Injection Volume	: N/A

		ug/L			
CAS NO.	Parameter	Results	RL	MDL	Qualifier
75-00-3	Chloroethane	ND	1.0	0.13	U
75-35-4	1,1-Dichloroethene	ND	0.50	0.09	U
156-60-5	trans-1,2-Dichloroethene	ND	0.75	0.16	U
79-01-6	Trichloroethene	ND	0.50	0.11	U
95-50-1	1,2-Dichlorobenzene	ND	2.5	0.07	U
541-73-1	1,3-Dichlorobenzene	ND	2.5	0.07	U
106-46-7	1,4-Dichlorobenzene	ND	2.5	0.08	U
1634-04-4	Methyl tert butyl ether	ND	1.0	0.15	U
179601-23-1	p/m-Xylene	ND	1.0	0.18	U
95-47-6	o-Xylene	ND	1.0	0.17	U
1330-20-7	Xylene (Total)	ND	1.0	0.17	U
156-59-2	cis-1,2-Dichloroethene	ND	0.50	0.11	U
540-59-0	1,2-Dichloroethene (total)	ND	0.50	0.11	U
100-42-5	Styrene	ND	1.0	0.12	U
75-71-8	Dichlorodifluoromethane	ND	5.0	0.19	U
67-64-1	Acetone	ND	5.0	1.5	U
75-15-0	Carbon disulfide	0.11	5.0	0.09	J
78-93-3	2-Butanone	ND	5.0	1.9	U
108-10-1	4-Methyl-2-pentanone	ND	5.0	0.26	U
591-78-6	2-Hexanone	ND	5.0	0.14	U
74-97-5	Bromochloromethane	ND	2.5	0.13	U
98-82-8	Isopropylbenzene	ND	0.50	0.11	U
87-61-6	1,2,3-Trichlorobenzene	ND	2.5	0.12	U
120-82-1	1,2,4-Trichlorobenzene	ND	2.5	0.12	U
79-20-9	Methyl Acetate	ND	2.0	0.23	U
110-82-7	Cyclohexane	ND	10	0.27	U
108-87-2	Methyl cyclohexane	ND	10	0.40	U

Form 1
Volatile Organics

Client	: Tetra Tech GEO	**Lab Number**	: L1523745
Project Name	: LOCKHEED-NORTH PLAINFIELD	**Project Number**	: 117-0507.600
Lab ID	: WG827563-3	**Date Collected**	: NA
Client ID	: WG827563-3BLANK	**Date Received**	: NA
Sample Location	:	**Date Analyzed**	: 10/02/15 22:13
Sample Matrix	: WATER	**Dilution Factor**	: 1
Analytical Method	: 1,8260C	**Analyst**	: BS
Lab File ID	: 1002N04	**Instrument ID**	: VOA101.I
Sample Amount	: 10 ml	**GC Column**	: RTX-502.2
Level	: LOW	**%Solids**	: N/A
Extract Volume (MeOH)	: N/A	**Injection Volume**	: N/A

		ug/L			
CAS NO.	**Parameter**	**Results**	**RL**	**MDL**	**Qualifier**
76-13-1	1,1,2-Trichloro-1,2,2-Trifluoroethane	ND	2.5	0.15	U

Tentatively Identified Compounds
Volatile Organics

Client	: Tetra Tech GEO	**Lab Number**	: L1523745
Project Name	: LOCKHEED-NORTH PLAINFIELD	**Project Number**	: 117-0507.600
Lab ID	: WG827563-3	**Date Collected**	: NA
Client ID	: WG827563-3BLANK	**Date Received**	: NA
Sample Location	:	**Date Analyzed**	: 10/02/15 22:13
Sample Matrix	: WATER	**Dilution Factor**	: 1
Analytical Method	: 1,8260C	**Analyst**	: BS
Lab File ID	: 1002N04	**Instrument ID**	: VOA101.I
Sample Amount	: 10 ml	**GC Column**	: RTX-502.2
Level	: LOW	**%Solids**	: N/A
Extract Volume (MeOH)	: N/A	**Injection Volume**	: N/A

Number TICS found: 0 **Concentration Units: ug/L**

CAS Number	Compound Name	RT	EST. CONC.	Qualifier
	NO TENTATIVELY IDENTIFIED COMPOUNDS			

Form 1
Volatile Organics

Client	: Tetra Tech GEO	Lab Number	: L1523745
Project Name	: LOCKHEED-NORTH PLAINFIELD	Project Number	: 117-0507.600
Lab ID	: WG827568-3	Date Collected	: NA
Client ID	: WG827568-3BLANK	Date Received	: NA
Sample Location	:	Date Analyzed	: 10/02/15 22:04
Sample Matrix	: WATER	Dilution Factor	: 1
Analytical Method	: 1,8260C	Analyst	: BS
Lab File ID	: 1002N04	Instrument ID	: VOA105.I
Sample Amount	: 10 ml	GC Column	: RTX-502.2
Level	: LOW	%Solids	: N/A
Extract Volume (MeOH)	: N/A	Injection Volume	: N/A

CAS NO.	Parameter	ug/L Results	RL	MDL	Qualifier
96-12-8	1,2-Dibromo-3-chloropropane	ND	2.5	0.32	U
123-91-1	1,4-Dioxane	ND	250	41.	U
106-93-4	1,2-Dibromoethane	ND	2.0	0.10	U
75-09-2	Methylene chloride	ND	2.5	0.27	U
75-34-3	1,1-Dichloroethane	ND	0.75	0.21	U
67-66-3	Chloroform	ND	0.75	0.16	U
56-23-5	Carbon tetrachloride	ND	0.50	0.10	U
78-87-5	1,2-Dichloropropane	ND	1.0	0.11	U
124-48-1	Dibromochloromethane	ND	0.50	0.15	U
79-00-5	1,1,2-Trichloroethane	ND	0.75	0.09	U
127-18-4	Tetrachloroethene	ND	0.50	0.09	U
108-90-7	Chlorobenzene	ND	0.50	0.07	U
75-69-4	Trichlorofluoromethane	ND	2.5	0.10	U
107-06-2	1,2-Dichloroethane	ND	0.50	0.11	U
71-55-6	1,1,1-Trichloroethane	ND	0.50	0.10	U
75-27-4	Bromodichloromethane	ND	0.50	0.19	U
10061-02-6	trans-1,3-Dichloropropene	ND	0.50	0.15	U
10061-01-5	cis-1,3-Dichloropropene	ND	0.50	0.14	U
542-75-6	1,3-Dichloropropene, Total	ND	0.50	0.14	U
75-25-2	Bromoform	ND	2.0	0.25	U
79-34-5	1,1,2,2-Tetrachloroethane	ND	0.50	0.09	U
71-43-2	Benzene	ND	0.50	0.09	U
108-88-3	Toluene	ND	0.75	0.16	U
100-41-4	Ethylbenzene	ND	0.50	0.10	U
74-87-3	Chloromethane	ND	2.5	0.09	U
74-83-9	Bromomethane	ND	1.0	0.26	U
75-01-4	Vinyl chloride	ND	1.0	0.07	U

Form 1
Volatile Organics

Client	: Tetra Tech GEO	Lab Number	: L1523745
Project Name	: LOCKHEED-NORTH PLAINFIELD	Project Number	: 117-0507.600
Lab ID	: WG827568-3	Date Collected	: NA
Client ID	: WG827568-3BLANK	Date Received	: NA
Sample Location	:	Date Analyzed	: 10/02/15 22:04
Sample Matrix	: WATER	Dilution Factor	: 1
Analytical Method	: 1,8260C	Analyst	: BS
Lab File ID	: 1002N04	Instrument ID	: VOA105.I
Sample Amount	: 10 ml	GC Column	: RTX-502.2
Level	: LOW	%Solids	: N/A
Extract Volume (MeOH)	: N/A	Injection Volume	: N/A

		ug/L			
CAS NO.	Parameter	Results	RL	MDL	Qualifier
75-00-3	Chloroethane	ND	1.0	0.13	U
75-35-4	1,1-Dichloroethene	ND	0.50	0.09	U
156-60-5	trans-1,2-Dichloroethene	ND	0.75	0.16	U
79-01-6	Trichloroethene	ND	0.50	0.11	U
95-50-1	1,2-Dichlorobenzene	ND	2.5	0.07	U
541-73-1	1,3-Dichlorobenzene	ND	2.5	0.07	U
106-46-7	1,4-Dichlorobenzene	ND	2.5	0.08	U
1634-04-4	Methyl tert butyl ether	ND	1.0	0.15	U
179601-23-1	p/m-Xylene	ND	1.0	0.18	U
95-47-6	o-Xylene	ND	1.0	0.17	U
1330-20-7	Xylene (Total)	ND	1.0	0.17	U
156-59-2	cis-1,2-Dichloroethene	ND	0.50	0.11	U
540-59-0	1,2-Dichloroethene (total)	ND	0.50	0.11	U
100-42-5	Styrene	ND	1.0	0.12	U
75-71-8	Dichlorodifluoromethane	ND	5.0	0.19	U
67-64-1	Acetone	ND	5.0	1.5	U
75-15-0	Carbon disulfide	ND	5.0	0.09	U
78-93-3	2-Butanone	ND	5.0	1.9	U
108-10-1	4-Methyl-2-pentanone	ND	5.0	0.26	U
591-78-6	2-Hexanone	ND	5.0	0.14	U
74-97-5	Bromochloromethane	ND	2.5	0.13	U
98-82-8	Isopropylbenzene	ND	0.50	0.11	U
87-61-6	1,2,3-Trichlorobenzene	ND	2.5	0.12	U
120-82-1	1,2,4-Trichlorobenzene	ND	2.5	0.12	U
79-20-9	Methyl Acetate	ND	2.0	0.23	U
110-82-7	Cyclohexane	ND	10	0.27	U
75-65-0	tert-Butyl Alcohol	ND	10	0.90	U

Form 1
Volatile Organics

Client	: Tetra Tech GEO	**Lab Number**	: L1523745
Project Name	: LOCKHEED-NORTH PLAINFIELD	**Project Number**	: 117-0507.600
Lab ID	: WG827568-3	**Date Collected**	: NA
Client ID	: WG827568-3BLANK	**Date Received**	: NA
Sample Location	:	**Date Analyzed**	: 10/02/15 22:04
Sample Matrix	: WATER	**Dilution Factor**	: 1
Analytical Method	: 1,8260C	**Analyst**	: BS
Lab File ID	: 1002N04	**Instrument ID**	: VOA105.I
Sample Amount	: 10 ml	**GC Column**	: RTX-502.2
Level	: LOW	**%Solids**	: N/A
Extract Volume (MeOH)	: N/A	**Injection Volume**	: N/A

		ug/L			
CAS NO.	**Parameter**	**Results**	**RL**	**MDL**	**Qualifier**
108-87-2	Methyl cyclohexane	ND	10	0.40	U
76-13-1	1,1,2-Trichloro-1,2,2-Trifluoroethane	ND	2.5	0.15	U

Tentatively Identified Compounds
Volatile Organics

Client	: Tetra Tech GEO	**Lab Number**	: L1523745
Project Name	: LOCKHEED-NORTH PLAINFIELD	**Project Number**	: 117-0507.600
Lab ID	: WG827568-3	**Date Collected**	: NA
Client ID	: WG827568-3BLANK	**Date Received**	: NA
Sample Location	:	**Date Analyzed**	: 10/02/15 22:04
Sample Matrix	: WATER	**Dilution Factor**	: 1
Analytical Method	: 1,8260C	**Analyst**	: BS
Lab File ID	: 1002N04	**Instrument ID**	: VOA105.I
Sample Amount	: 10 ml	**GC Column**	: RTX-502.2
Level	: LOW	**%Solids**	: N/A
Extract Volume (MeOH)	: N/A	**Injection Volume**	: N/A

Number TICS found: 0 **Concentration Units: ug/L**

CAS Number	Compound Name	RT	EST. CONC.	Qualifier
	NO TENTATIVELY IDENTIFIED COMPOUNDS			

Tuning Results Summary

5A
VOLATILE ORGANICS INSTRUMENT PERFORMANCE CHECK
BROMOFLUOROBENZENE (BFB)

Lab Name: Alpha Analytical Labs

SDG No.: L1523745

Lab File ID: BFB0929A_tune BFB Injection Date: 09/29/15

Instrument ID: Voa101.i BFB Injection Time: 12:49

m/e	ION ABUNDANCE CRITERIA	% Relative Abundance
95	Base Peak, 100% relative abundance	100
50	15.0 - 40.0% of mass 95	16
75	30.0 - 60.0% of mass 95	48.9
96	5.0 - 9.0% of mass 95	6.8
173	Less than 2.0% of mass 174	0.5 (0.79)1
174	Greater than 50.0 of mass 95	68.8
175	5.0 - 9.0% of mass 174	5.1 (7.38)1
176	95.0 - 101% of mass 174	67.3 (97.9)1
177	5.0 - 9.0% of mass 176	4.5 (6.62)2

1-Value is % of mass 174 2-Value is % of mass 176

THIS CHECK APPLIES TO THE FOLLOWING SAMPLES, MS, MSD, BLANKS, AND STANDARDS:

	CLIENT SAMPLE NO.	LAB SAMPLE ID	LAB FILE ID	DATE ANALYZED	TIME ANALYZED
01	ICAL L11	ICAL L11	0929A03	09/29/15	14:04
02	ICAL L1	ICAL L1	0929A04	09/29/15	14:33
03	ICAL L2	ICAL L2	0929A05	09/29/15	15:03
04	ICAL L3	ICAL L3	0929A06	09/29/15	15:33
05	ICAL L4	ICAL L4	0929A07	09/29/15	16:03
06	ICAL L6	ICAL L6	0929A08	09/29/15	16:33
07	ICAL L8	ICAL L8	0929A09	09/29/15	17:03
08	ICAL L10	ICAL L10	0929A10	09/29/15	17:33
09	ICV Quant Report	ICV Quant Repo	0929A17	09/29/15	21:02
10	ICV Summary Form	ICV Summary Fo	ccal	09/29/15	21:02

FORM V NJ-8260

5A
VOLATILE ORGANICS INSTRUMENT PERFORMANCE CHECK
BROMOFLUOROBENZENE (BFB)

Lab Name: Alpha Analytical Labs

SDG No.: L1523745

Lab File ID: BFB0926A_tune BFB Injection Date: 09/26/15

Instrument ID: Voa105.i BFB Injection Time: 18:19

m/e	ION ABUNDANCE CRITERIA	% Relative Abundance
95	Base Peak, 100% relative abundance	100
50	15.0 - 40.0% of mass 95	20.2
75	30.0 - 60.0% of mass 95	50.9
96	5.0 - 9.0% of mass 95	6.7
173	Less than 2.0% of mass 174	0.4 (0.57)1
174	Greater than 50.0 of mass 95	66.5
175	5.0 - 9.0% of mass 174	4.8 (7.15)1
176	95.0 - 101% of mass 174	64.3 (96.7)1
177	5.0 - 9.0% of mass 176	4.2 (6.55)2

1-Value is % of mass 174 2-Value is % of mass 176

THIS CHECK APPLIES TO THE FOLLOWING SAMPLES, MS, MSD, BLANKS, AND STANDARDS:

	CLIENT SAMPLE NO.	LAB SAMPLE ID	LAB FILE ID	DATE ANALYZED	TIME ANALYZED
01	8260 ICAL L11	8260 ICAL L11	0926A03	09/26/15	19:26
02	8260 ICAL L1	8260 ICAL L1	0926A04	09/26/15	19:53
03	8260 ICAL L2	8260 ICAL L2	0926A05	09/26/15	20:21
04	8260 ICAL L3	8260 ICAL L3	0926A06	09/26/15	20:48
05	8260 ICAL L4	8260 ICAL L4	0926A07	09/26/15	21:16
06	8260 ICAL L6	8260 ICAL L6	0926A08	09/26/15	21:43
07	8260 ICAL L8	8260 ICAL L8	0926A09	09/26/15	22:11
08	8260 ICAL L10	8260 ICAL L10	0926A10	09/26/15	22:38

5A
VOLATILE ORGANICS INSTRUMENT PERFORMANCE CHECK
BROMOFLUOROBENZENE (BFB)

Lab Name: Alpha Analytical Labs

SDG No.: L1523745

Lab File ID: BFB0927A_tune BFB Injection Date: 09/27/15

Instrument ID: Voa105.i BFB Injection Time: 11:07

m/e	ION ABUNDANCE CRITERIA	% Relative Abundance
95	Base Peak, 100% relative abundance	100
50	15.0 - 40.0% of mass 95	19.8
75	30.0 - 60.0% of mass 95	50.6
96	5.0 - 9.0% of mass 95	6.7
173	Less than 2.0% of mass 174	0.4 (0.58)1
174	Greater than 50.0 of mass 95	66.7
175	5.0 - 9.0% of mass 174	4.7 (7.03)1
176	95.0 - 101% of mass 174	64.6 (96.8)1
177	5.0 - 9.0% of mass 176	4.2 (6.55)2

1-Value is % of mass 174 2-Value is % of mass 176

THIS CHECK APPLIES TO THE FOLLOWING SAMPLES, MS, MSD, BLANKS, AND STANDARDS:

	CLIENT SAMPLE NO.	LAB SAMPLE ID	LAB FILE ID	DATE ANALYZED	TIME ANALYZED
01	ICV Quant Report	ICV Quant Repo	0927A02	09/27/15	11:48
02	ICV Summary Form	ICV Summary Fo	ccal	09/27/15	11:48

FORM V NJ-8260

5A
VOLATILE ORGANICS INSTRUMENT PERFORMANCE CHECK
BROMOFLUOROBENZENE (BFB)

Lab Name: Alpha Analytical Labs

SDG No.: L1523745

Lab File ID: BFB1001N_tune BFB Injection Date: 10/01/15

Instrument ID: Voa108.i BFB Injection Time: 16:43

m/e	ION ABUNDANCE CRITERIA	% Relative Abundance
95	Base Peak, 100% relative abundance	100
50	15.0 - 40.0% of mass 95	29.1
75	30.0 - 60.0% of mass 95	55.4
96	5.0 - 9.0% of mass 95	7.3
173	Less than 2.0% of mass 174	0.9 (1.16)1
174	Greater than 50.0 of mass 95	75.3
175	5.0 - 9.0% of mass 174	5.8 (7.71)1
176	95.0 - 101% of mass 174	72.3 (96.0)1
177	5.0 - 9.0% of mass 176	4.4 (6.08)2

1-Value is % of mass 174 2-Value is % of mass 176

THIS CHECK APPLIES TO THE FOLLOWING SAMPLES, MS, MSD, BLANKS, AND STANDARDS:

	CLIENT SAMPLE NO.	LAB SAMPLE ID	LAB FILE ID	DATE ANALYZED	TIME ANALYZED
01	ICAL L11	ICAL L11	1001N03	10/01/15	17:51
02	ICAL L1	ICAL L1	1001N04	10/01/15	18:20
03	ICAL L2	ICAL L2	1001N05	10/01/15	18:48
04	ICAL L3	ICAL L3	1001N06	10/01/15	19:16
05	ICAL L4	ICAL L4	1001N07	10/01/15	19:45
06	ICAL L6	ICAL L6	1001N08	10/01/15	20:13
07	ICAL L8	ICAL L8	1001N09	10/01/15	20:41
08	ICAL L10	ICAL L10	1001N10	10/01/15	21:09
09	ICV Quant Report	ICV Quant Repo	1001N16	10/02/15	00:00
10	ICV SUmmary Form	ICV SUmmary Fo	ccal	10/02/15	00:00

FORM V NJ-8260

5A
VOLATILE ORGANICS INSTRUMENT PERFORMANCE CHECK
BROMOFLUOROBENZENE (BFB)

Lab Name: Alpha Analytical Labs

SDG No.: L1523745

Lab File ID: BFB1001A_tune BFB Injection Date: 10/01/15

Instrument ID: Voa101.i BFB Injection Time: 09:35

m/e	ION ABUNDANCE CRITERIA	% Relative Abundance
95	Base Peak, 100% relative abundance	100
50	15.0 - 40.0% of mass 95	17
75	30.0 - 60.0% of mass 95	49.2
96	5.0 - 9.0% of mass 95	6.8
173	Less than 2.0% of mass 174	0.6 (0.84)1
174	Greater than 50.0 of mass 95	73.3
175	5.0 - 9.0% of mass 174	5.2 (7.10)1
176	95.0 - 101% of mass 174	70.8 (96.6)1
177	5.0 - 9.0% of mass 176	4.6 (6.45)2

1-Value is % of mass 174 2-Value is % of mass 176

THIS CHECK APPLIES TO THE FOLLOWING SAMPLES, MS, MSD, BLANKS, AND STANDARDS:

	CLIENT SAMPLE NO.	LAB SAMPLE ID	LAB FILE ID	DATE ANALYZED	TIME ANALYZED
01	WG827098-1LCS	WG827098-1	1001A02	10/01/15	10:17
02	wg826-1,31,10	wg826-1,31,10	1001A02	10/01/15	10:17
03	WG827098-2LCSD	WG827098-2	1001A03	10/01/15	10:47
04	WG827098-3BLANK	WG827098-3	1001A05	10/01/15	11:45
05	MW-1S-A	L1523745-01	1001A20	10/01/15	19:04
06	MW-1S-B	L1523745-02	1001A21	10/01/15	19:33
07	MW-1I	L1523745-03	1001A22	10/01/15	20:02
08	MW-2D	L1523745-04	1001A23	10/01/15	20:31
09	MW-2I	L1523745-05	1001A24	10/01/15	21:00

FORM V NJ-8260

5A
VOLATILE ORGANICS INSTRUMENT PERFORMANCE CHECK
BROMOFLUOROBENZENE (BFB)

Lab Name: Alpha Analytical Labs

SDG No.: L1523745

Lab File ID: BFB1002N_tune BFB Injection Date: 10/02/15

Instrument ID: Voa101.i BFB Injection Time: 20:29

m/e	ION ABUNDANCE CRITERIA	% Relative Abundance
95	Base Peak, 100% relative abundance	100
50	15.0 - 40.0% of mass 95	17.8
75	30.0 - 60.0% of mass 95	51.1
96	5.0 - 9.0% of mass 95	7
173	Less than 2.0% of mass 174	0.4 (0.60)1
174	Greater than 50.0 of mass 95	75
175	5.0 - 9.0% of mass 174	5.3 (7.07)1
176	95.0 - 101% of mass 174	73.2 (97.6)1
177	5.0 - 9.0% of mass 176	4.7 (6.38)2

1-Value is % of mass 174 2-Value is % of mass 176

THIS CHECK APPLIES TO THE FOLLOWING SAMPLES, MS, MSD, BLANKS, AND STANDARDS:

	CLIENT SAMPLE NO.	LAB SAMPLE ID	LAB FILE ID	DATE ANALYZED	TIME ANALYZED
01	WG827563-1LCS	WG827563-1	1002N01	10/02/15	20:45
02	wg827-1,31,10	wg827-1,31,10	1002N01	10/02/15	20:45
03	WG827563-2LCSD	WG827563-2	1002N02	10/02/15	21:14
04	WG827563-3BLANK	WG827563-3	1002N04	10/02/15	22:13
05	MW-546I	L1523745-29	1002N05	10/02/15	22:42
06	MW-546D	L1523745-30	1002N06	10/02/15	23:11
07	MW-547S	L1523745-31	1002N07	10/02/15	23:41
08	MW-547I	L1523745-32	1002N08	10/03/15	00:10
09	MW-547D	L1523745-33	1002N09	10/03/15	00:39
10	MW-549S	L1523745-34	1002N10	10/03/15	01:08
11	MW-549I	L1523745-35	1002N11	10/03/15	01:38
12	MW-550S	L1523745-36	1002N12	10/03/15	02:07
13	MW-550I	L1523745-37	1002N13	10/03/15	02:36
14	PZ-521S	L1523745-38	1002N14	10/03/15	03:05
15	PZ-521I	L1523745-39	1002N15	10/03/15	03:34
16	PZ-522S	L1523745-40	1002N16	10/03/15	04:04
17	PZ-522I	L1523745-41	1002N17	10/03/15	04:33
18	PZ-522D	L1523745-42	1002N18	10/03/15	05:02
19	PZ-524S	L1523745-43	1002N19	10/03/15	05:31
20	PZ-524I	L1523745-44	1002N20	10/03/15	06:01
21	PZ-524D	L1523745-45	1002N21	10/03/15	06:30
22	DUP-01	L1523745-46	1002N22	10/03/15	06:59
23	DUP-02	L1523745-47	1002N23	10/03/15	07:28
24	DUP-03	L1523745-48	1002N24	10/03/15	07:57

FORM V NJ-8260

5A
VOLATILE ORGANICS INSTRUMENT PERFORMANCE CHECK
BROMOFLUOROBENZENE (BFB)

Lab Name: Alpha Analytical Labs

SDG No.: L1523745

Lab File ID: BFB1001N_tune BFB Injection Date: 10/01/15

Instrument ID: Voa105.i BFB Injection Time: 20:02

m/e	ION ABUNDANCE CRITERIA	% Relative Abundance
95	Base Peak, 100% relative abundance	100
50	15.0 - 40.0% of mass 95	21.4
75	30.0 - 60.0% of mass 95	51
96	5.0 - 9.0% of mass 95	7.1
173	Less than 2.0% of mass 174	0.4 (0.58)1
174	Greater than 50.0 of mass 95	64.7
175	5.0 - 9.0% of mass 174	4.5 (7.01)1
176	95.0 - 101% of mass 174	62.5 (96.5)1
177	5.0 - 9.0% of mass 176	4.2 (6.68)2

1-Value is % of mass 174 2-Value is % of mass 176

THIS CHECK APPLIES TO THE FOLLOWING SAMPLES, MS, MSD, BLANKS, AND STANDARDS:

	CLIENT SAMPLE NO.	LAB SAMPLE ID	LAB FILE ID	DATE ANALYZED	TIME ANALYZED
01	WG827102-1LCS	WG827102-1	1001N01	10/01/15	20:20
02	wg827-1,31,10	wg827-1,31,10	1001N01	10/01/15	20:20
03	WG827102-2LCSD	WG827102-2	1001N02	10/01/15	20:48
04	WG827102-3BLANK	WG827102-3	1001N04	10/01/15	21:43
05	MW-3D	L1523745-06	1001N06	10/01/15	22:38
06	MW-501S	L1523745-07	1001N07	10/01/15	23:05
07	MW-501I	L1523745-08	1001N08	10/01/15	23:39
08	MW-502S	L1523745-09	1001N09	10/02/15	00:06
09	MW-502I	L1523745-10	1001N10	10/02/15	00:34
10	MW-503I	L1523745-11	1001N11	10/02/15	01:01
11	MW-505S	L1523745-12	1001N12	10/02/15	01:29
12	MW-505I	L1523745-13	1001N13	10/02/15	01:56
13	MW-506S	L1523745-14	1001N14	10/02/15	02:24
14	MW-506I	L1523745-15	1001N15	10/02/15	02:51
15	MW-507S	L1523745-16	1001N16	10/02/15	03:19
16	MW-507I	L1523745-17	1001N17	10/02/15	03:46
17	MW-508S	L1523745-18	1001N18	10/02/15	04:14
18	MW-508D	L1523745-19	1001N19	10/02/15	04:42
19	MW-532S	L1523745-20	1001N20	10/02/15	05:09
20	MW-532D	L1523745-21	1001N21	10/02/15	05:37

FORM V NJ-8260

5A
VOLATILE ORGANICS INSTRUMENT PERFORMANCE CHECK
BROMOFLUOROBENZENE (BFB)

Lab Name: Alpha Analytical Labs

SDG No.: L1523745

Lab File ID: BFB1002N_tune BFB Injection Date: 10/02/15

Instrument ID: Voa105.i BFB Injection Time: 20:26

m/e	ION ABUNDANCE CRITERIA	% Relative Abundance
95	Base Peak, 100% relative abundance	100
50	15.0 - 40.0% of mass 95	20.9
75	30.0 - 60.0% of mass 95	51.6
96	5.0 - 9.0% of mass 95	7.2
173	Less than 2.0% of mass 174	0.2 (0.28)1
174	Greater than 50.0 of mass 95	65.5
175	5.0 - 9.0% of mass 174	4.6 (7.04)1
176	95.0 - 101% of mass 174	62.4 (95.2)1
177	5.0 - 9.0% of mass 176	4 (6.35)2

1-Value is % of mass 174 2-Value is % of mass 176

THIS CHECK APPLIES TO THE FOLLOWING SAMPLES, MS, MSD, BLANKS, AND STANDARDS:

	CLIENT SAMPLE NO.	LAB SAMPLE ID	LAB FILE ID	DATE ANALYZED	TIME ANALYZED
01	8260 CCAL	8260 CCAL	1002N01	10/02/15	20:41
02	WG827568-1LCS	WG827568-1	1002N01	10/02/15	20:41
03	WG827568-2LCSD	WG827568-2	1002N02	10/02/15	21:09
04	WG827568-3BLANK	WG827568-3	1002N04	10/02/15	22:04
05	DUP-04	L1523745-49	1002N05	10/02/15	22:31
06	DUP-05	L1523745-50	1002N06	10/02/15	22:59
07	DUP-06	L1523745-51	1002N07	10/02/15	23:26
08	SW-1	L1523745-52	1002N08	10/02/15	23:54
09	SW-2	L1523745-53	1002N09	10/03/15	00:22
10	SW-3	L1523745-54	1002N10	10/03/15	00:49
11	SW-4	L1523745-55	1002N11	10/03/15	01:17
12	FB-092215	L1523745-56	1002N12	10/03/15	01:44
13	TB-092215	L1523745-57	1002N13	10/03/15	02:12

FORM V NJ-8260

5A
VOLATILE ORGANICS INSTRUMENT PERFORMANCE CHECK
BROMOFLUOROBENZENE (BFB)

Lab Name: Alpha Analytical Labs

SDG No.: L1523745

Lab File ID: BFB1002A_tune BFB Injection Date: 10/02/15

Instrument ID: Voa108.i BFB Injection Time: 12:12

m/e	ION ABUNDANCE CRITERIA	% Relative Abundance
95	Base Peak, 100% relative abundance	100
50	15.0 - 40.0% of mass 95	26.7
75	30.0 - 60.0% of mass 95	53.4
96	5.0 - 9.0% of mass 95	7.3
173	Less than 2.0% of mass 174	0.8 (1.02)1
174	Greater than 50.0 of mass 95	76
175	5.0 - 9.0% of mass 174	5.5 (7.21)1
176	95.0 - 101% of mass 174	72.4 (95.3)1
177	5.0 - 9.0% of mass 176	4.7 (6.42)2

1-Value is % of mass 174 2-Value is % of mass 176

THIS CHECK APPLIES TO THE FOLLOWING SAMPLES, MS, MSD, BLANKS, AND STANDARDS:

	CLIENT SAMPLE NO.	LAB SAMPLE ID	LAB FILE ID	DATE ANALYZED	TIME ANALYZED
01	WG827396-1LCS	WG827396-1	1002A01	10/02/15	12:23
02	wg827-1,31,10	wg827-1,31,10	1002A01	10/02/15	12:23
03	WG827396-2LCSD	WG827396-2	1002A02	10/02/15	12:51
04	WG827396-3BLANK	WG827396-3	1002A04	10/02/15	13:48
05	MW-544S	L1523745-22	1002A17	10/02/15	19:57
06	MW-544I	L1523745-23	1002A18	10/02/15	20:25
07	MW-544D	L1523745-24	1002A19	10/02/15	20:53
08	MW-545S	L1523745-25	1002A20	10/02/15	21:22
09	MW-545I	L1523745-26	1002A21	10/02/15	21:50
10	MW-545D	L1523745-27	1002A22	10/02/15	22:18
11	MW-546S	L1523745-28	1002A23	10/02/15	22:47

FORM V NJ-8260

Blank Results Summary

4A

VOLATILE ORGANICS METHOD BLANK SUMMARY

SAMPLE NO.

WG827098-3BLANK

Lab Name: Alpha Analytical Labs

SDG No.: L1523745

Lab File ID: 1001A05 Lab Sample ID: WG827098-3

Date Analyzed: 10/01/15 Time Analyzed: 11:45

Instrument ID: VOA101.I

THIS METHOD BLANK APPLIES TO THE FOLLOWING SAMPLES:

	CLIENT SAMPLE NO.	LAB SAMPLE ID	LAB FILE ID	DATE ANALYZED
01	WG827098-1LCS	WG827098-1	1001A02	10/01/15 10:17
02	WG827098-2LCSD	WG827098-2	1001A03	10/01/15 10:47
03	MW-1S-A	L1523745-01	1001A20	10/01/15 19:04
04	MW-1S-B	L1523745-02	1001A21	10/01/15 19:33
05	MW-1I	L1523745-03	1001A22	10/01/15 20:02
06	MW-2D	L1523745-04	1001A23	10/01/15 20:31
07	MW-2I	L1523745-05	1001A24	10/01/15 21:00

COMMENTS: _____

FORM IV NJ-8260 LOW

4A

VOLATILE ORGANICS METHOD BLANK SUMMARY

SAMPLE NO.

WG827102-3BLANK

Lab Name: Alpha Analytical Labs

SDG No.: L1523745

Lab File ID: 1001N04 Lab Sample ID: WG827102-3

Date Analyzed: 10/01/15 Time Analyzed: 21:43

Instrument ID: VOA105.I

THIS METHOD BLANK APPLIES TO THE FOLLOWING SAMPLES:

	CLIENT SAMPLE NO.	LAB SAMPLE ID	LAB FILE ID	DATE ANALYZED
01	WG827102-1LCS	WG827102-1	1001N01	10/01/15 20:20
02	WG827102-2LCSD	WG827102-2	1001N02	10/01/15 20:48
03	MW-3D	L1523745-06	1001N06	10/01/15 22:38
04	MW-501S	L1523745-07	1001N07	10/01/15 23:05
05	MW-501I	L1523745-08	1001N08	10/01/15 23:39
06	MW-502S	L1523745-09	1001N09	10/02/15 00:06
07	MW-502I	L1523745-10	1001N10	10/02/15 00:34
08	MW-503I	L1523745-11	1001N11	10/02/15 01:01
09	MW-505S	L1523745-12	1001N12	10/02/15 01:29
10	MW-505I	L1523745-13	1001N13	10/02/15 01:56
11	MW-506S	L1523745-14	1001N14	10/02/15 02:24
12	MW-506I	L1523745-15	1001N15	10/02/15 02:51
13	MW-507S	L1523745-16	1001N16	10/02/15 03:19
14	MW-507I	L1523745-17	1001N17	10/02/15 03:46
15	MW-508S	L1523745-18	1001N18	10/02/15 04:14
16	MW-508D	L1523745-19	1001N19	10/02/15 04:42
17	MW-532S	L1523745-20	1001N20	10/02/15 05:09
18	MW-532D	L1523745-21	1001N21	10/02/15 05:37

COMMENTS: _____

_____

page 1 of 1

FORM IV NJ-8260 LOW

4A

VOLATILE ORGANICS METHOD BLANK SUMMARY

SAMPLE NO.

WG827396-3BLANK

Lab Name: Alpha Analytical Labs

SDG No.: L1523745

Lab File ID: 1002A04 Lab Sample ID: WG827396-3

Date Analyzed: 10/02/15 Time Analyzed: 13:48

Instrument ID: VOA108.I

THIS METHOD BLANK APPLIES TO THE FOLLOWING SAMPLES:

	CLIENT SAMPLE NO.	LAB SAMPLE ID	LAB FILE ID	DATE ANALYZED
01	WG827396-1LCS	WG827396-1	1002A01	10/02/15 12:23
02	WG827396-2LCSD	WG827396-2	1002A02	10/02/15 12:51
03	MW-544S	L1523745-22	1002A17	10/02/15 19:57
04	MW-544I	L1523745-23	1002A18	10/02/15 20:25
05	MW-544D	L1523745-24	1002A19	10/02/15 20:53
06	MW-545S	L1523745-25	1002A20	10/02/15 21:22
07	MW-545I	L1523745-26	1002A21	10/02/15 21:50
08	MW-545D	L1523745-27	1002A22	10/02/15 22:18
09	MW-546S	L1523745-28	1002A23	10/02/15 22:47

COMMENTS: _____

_____

FORM IV NJ-8260 LOW

4A

VOLATILE ORGANICS METHOD BLANK SUMMARY

SAMPLE NO.

WG827568-3BLANK

Lab Name: Alpha Analytical Labs

SDG No.: L1523745

Lab File ID: 1002N04 Lab Sample ID: WG827568-3

Date Analyzed: 10/02/15 Time Analyzed: 22:04

Instrument ID: VOA105.I

THIS METHOD BLANK APPLIES TO THE FOLLOWING SAMPLES:

	CLIENT SAMPLE NO.	LAB SAMPLE ID	LAB FILE ID	DATE ANALYZED
01	WG827568-1LCS	WG827568-1	1002N01	10/02/15 20:41
02	WG827568-2LCSD	WG827568-2	1002N02	10/02/15 21:09
03	DUP-04	L1523745-49	1002N05	10/02/15 22:31
04	DUP-05	L1523745-50	1002N06	10/02/15 22:59
05	DUP-06	L1523745-51	1002N07	10/02/15 23:26
06	SW-1	L1523745-52	1002N08	10/02/15 23:54
07	SW-2	L1523745-53	1002N09	10/03/15 00:22
08	SW-3	L1523745-54	1002N10	10/03/15 00:49
09	SW-4	L1523745-55	1002N11	10/03/15 01:17
10	FB-092215	L1523745-56	1002N12	10/03/15 01:44
11	TB-092215	L1523745-57	1002N13	10/03/15 02:12

COMMENTS: _____

FORM IV NJ-8260 LOW

4A

VOLATILE ORGANICS METHOD BLANK SUMMARY

SAMPLE NO.

WG827563-3BLANK

Lab Name: Alpha Analytical Labs

SDG No.: L1523745

Lab File ID: 1002N04 Lab Sample ID: WG827563-3

Date Analyzed: 10/02/15 Time Analyzed: 22:13

Instrument ID: VOA101.I

THIS METHOD BLANK APPLIES TO THE FOLLOWING SAMPLES:

	CLIENT SAMPLE NO.	LAB SAMPLE ID	LAB FILE ID	DATE ANALYZED
01	WG827563-1LCS	WG827563-1	1002N01	10/02/15 20:45
02	WG827563-2LCSD	WG827563-2	1002N02	10/02/15 21:14
03	MW-546I	L1523745-29	1002N05	10/02/15 22:42
04	MW-546D	L1523745-30	1002N06	10/02/15 23:11
05	MW-547S	L1523745-31	1002N07	10/02/15 23:41
06	MW-547I	L1523745-32	1002N08	10/03/15 00:10
07	MW-547D	L1523745-33	1002N09	10/03/15 00:39
08	MW-549S	L1523745-34	1002N10	10/03/15 01:08
09	MW-549I	L1523745-35	1002N11	10/03/15 01:38
10	MW-550S	L1523745-36	1002N12	10/03/15 02:07
11	MW-550I	L1523745-37	1002N13	10/03/15 02:36
12	PZ-521S	L1523745-38	1002N14	10/03/15 03:05
13	PZ-521I	L1523745-39	1002N15	10/03/15 03:34
14	PZ-522S	L1523745-40	1002N16	10/03/15 04:04
15	PZ-522I	L1523745-41	1002N17	10/03/15 04:33
16	PZ-522D	L1523745-42	1002N18	10/03/15 05:02
17	PZ-524S	L1523745-43	1002N19	10/03/15 05:31
18	PZ-524I	L1523745-44	1002N20	10/03/15 06:01
19	PZ-524D	L1523745-45	1002N21	10/03/15 06:30
20	DUP-01	L1523745-46	1002N22	10/03/15 06:59
21	DUP-02	L1523745-47	1002N23	10/03/15 07:28
22	DUP-03	L1523745-48	1002N24	10/03/15 07:57

COMMENTS: _____

FORM IV NJ-8260 LOW

Standards Data Summary

VOLATILE ORGANICS ORGANICS INITIAL CALIBRATION DATA

Lab Name: Alpha Analytical Labs

SDG No.: L1523745

Instrument ID: VOA105.I Calibration Date(s): 26-SEP-2015 26-SEP-2015

Calibration Times: 19:26 22:38

Calibration File Names:

Level 1: \\Orgserv2\ff\chem\GCMSVOA\Voa105.i\150926.b\0926A04.D
Level 2: \\Orgserv2\ff\chem\GCMSVOA\Voa105.i\150926.b\0926A05.D
Level 3: \\Orgserv2\ff\chem\GCMSVOA\Voa105.i\150926.b\0926A06.D
Level 4: \\Orgserv2\ff\chem\GCMSVOA\Voa105.i\150926.b\0926A07.D
Level 6: \\Orgserv2\ff\chem\GCMSVOA\Voa105.i\150926.b\0926A08.D
Level 8: \\Orgserv2\ff\chem\GCMSVOA\Voa105.i\150926.b\0926A09.D
Level 10: \\Orgserv2\ff\chem\GCMSVOA\Voa105.i\150926.b\0926A10.D
Level 11: \\Orgserv2\ff\chem\GCMSVOA\Voa105.i\150926.b\0926A03.D

Compound	5.0000 Level 1	20.0000 Level 2	100.0000 Level 3	300.0000 Level 4	800.0000 Level 6	1200.0000 Level 8	Curve	Coefficients b	Coefficients m1	Coefficients m2	%RSD or R^2
	2000.0000 Level 10	2.0000 Level 11									
1 dichlorodifluoromethane	0.18028	0.21603	0.21242	0.20439	0.21501	0.21248					
	0.21185	+++++					AVRG		0.20750		6.05631
2 chloromethane	0.20574	0.23630	0.22412	0.19516	0.21813	0.21335					
	0.22106	+++++					AVRG		0.21626		6.12979
3 vinyl chloride	0.23090	0.27026	0.27308	0.26235	0.27289	0.26497					
	0.25970	0.22844					AVRG		0.25782		6.99654

FORM VI-NJ-8260

VOLATILE ORGANICS ORGANICS INITIAL CALIBRATION DATA

Lab Name: Alpha Analytical Labs

SDG No.: L1523745

Instrument ID: VOA105.I Calibration Date(s): 26-SEP-2015 26-SEP-2015

Calibration Times: 19:26 22:38

Compound	5.0000 Level 1	20.0000 Level 2	100.0000 Level 3	300.0000 Level 4	800.0000 Level 6	1200.0000 Level 8	Curve	Coefficients b	m1	m2	%RSD or R^2
	2000.0000 Level 10	2.0000 Level 11									
4 bromomethane	0.07557	0.08003	0.09462	0.09598	0.10434	0.09583					
	0.09505	+++++					AVRG		0.09163		11.01390
5 chloroethane	0.15219	0.17348	0.16358	0.14075	0.12863	0.10930					
	+++++	+++++					AVRG		0.14465		16.26546
6 trichlorofluoromethane	0.33118	0.37570	0.36537	0.33939	0.33876	0.32294					
	0.29387	+++++					AVRG		0.33817		8.00213
7 ethyl ether	0.10317	0.10639	0.11752	0.11403	0.11464	0.10851					
	0.10941	+++++					AVRG		0.11052		4.59332
8 1,1,-dichloroethene	0.15951	0.18199	0.18128	0.17803	0.19027	0.19207					
	0.19507	+++++					AVRG		0.18260		6.55727
9 carbon disulfide	0.56088	0.52914	0.55132	0.54931	0.59707	0.57749					
	0.59407	+++++					AVRG		0.56561		4.42780
10 freon-113	0.17386	0.20006	0.20193	0.19657	0.21064	0.21142					
	0.21367	+++++					AVRG		0.20116		6.79133

FORM VI-NJ-8260

VOLATILE ORGANICS ORGANICS INITIAL CALIBRATION DATA

Lab Name: Alpha Analytical Labs

SDG No.: L1523745

Instrument ID: VOA105.I Calibration Date(s): 26-SEP-2015 26-SEP-2015

Calibration Times: 19:26 22:38

Compound	5.0000 Level 1	20.0000 Level 2	100.0000 Level 3	300.0000 Level 4	800.0000 Level 6	1200.0000 Level 8	2000.0000 Level 10	2.0000 Level 11	Curve	Coefficients b	m1	m2	%RSD or R^2	
11 methylene chloride	0.20390	0.20086	0.21244	0.19960	0.20239	0.19607								
	0.19910	+++++							AVRG		0.20205		2.58238	
12 acrolein	+++++	0.01850	0.01983	0.01980	0.02047	0.01941								
	0.02051	+++++							AVRG		0.01975		3.77646	<-
13 acetone	+++++	0.03848	0.03624	0.03481	0.03375	0.03167								
	0.02893	+++++							AVRG		0.03398		9.93601	<-
14 trans-1,2-dichloroethene	0.17401	0.18350	0.19337	0.19226	0.20309	0.20121								
	0.20524	+++++							AVRG		0.19324		5.86360	
15 Methyl Acetate	0.09669	0.09414	0.10295	0.10137	0.10199	0.09514								
	0.10002	+++++							AVRG		0.09890		3.57475	
16 methyl tert butyl ether	0.30423	0.33776	0.42293	0.43641	0.46732	0.45280								
	0.47257	+++++							AVRG		0.41343		15.98970	
17 Tert-Butyl Alcohol	0.00623	0.00603	0.00754	0.00837	0.00870	0.00875								
	0.00948	+++++							AVRG		0.00787		16.81105	<-

FORM VI-NJ-8260

VOLATILE ORGANICS ORGANICS INITIAL CALIBRATION DATA

Lab Name: Alpha Analytical Labs

SDG No.: L1523745

Instrument ID: VOA105.I Calibration Date(s): 26-SEP-2015 26-SEP-2015

Calibration Times: 19:26 22:38

Compound	5.0000 Level 1	20.0000 Level 2	100.0000 Level 3	300.0000 Level 4	800.0000 Level 6	1200.0000 Level 8	Curve	Coefficients b	m1	m2	%RSD or R^2	
	2000.0000 Level 10	2.0000 Level 11										
18 Diisopropyl Ether	0.48725	0.55567	0.71743	0.73608	0.76981	0.74632						
	0.74104	+++++					AVRG		0.67909		16.28061	
19 1,1-dichloroethane	0.34144	0.39573	0.42057	0.40805	0.42517	0.41545						
	0.41510	+++++					AVRG		0.40307		7.14032	
20 halothane	0.11846	0.13580	0.14751	0.14494	0.15594	0.15807						
	0.16291	+++++					AVRG		0.14623		10.42966	
21 acrylonitrile	0.03916	0.04237	0.05132	0.05093	0.05125	0.04739						
	0.04926	+++++					AVRG		0.04738		10.17410	<-
22 Ethyl-Tert-Butyl-Ether	+++++	0.42002	0.56515	0.59642	0.64130	0.62816						
	0.64283	+++++					AVRG		0.58232		14.58710	
23 vinyl acetate	0.22651	0.26757	0.35426	0.37167	0.39730	0.37680						
	0.38056	+++++					AVRG		0.33924		19.25899	
24 cis-1,2-dichloroethene	0.17480	0.19415	0.21899	0.21634	0.22448	0.22050						
	0.22363	+++++					AVRG		0.21041		8.92348	

FORM VI-NJ-8260

VOLATILE ORGANICS ORGANICS INITIAL CALIBRATION DATA

Lab Name: Alpha Analytical Labs

SDG No.: L1523745

Instrument ID: VOA105.I Calibration Date(s): 26-SEP-2015 26-SEP-2015

Calibration Times: 19:26 22:38

Compound	5.0000 Level 1	20.0000 Level 2	100.0000 Level 3	300.0000 Level 4	800.0000 Level 6	1200.0000 Level 8	Curve	Coefficients b	m1	m2	%RSD or R^2	
	2000.0000 Level 10	2.0000 Level 11										
25 2,2-dichloropropane	0.21281	0.24917	0.28371	0.29321	0.31912	0.32059						
	0.32449	+++++					AVRG		0.28616		14.65013	
26 Cyclohexane	0.25097	0.34915	0.40967	0.41700	0.46410	0.45185						
	0.45815	+++++					AVRG		0.40013		19.18517	
27 bromochloromethane	0.07343	0.08867	0.09693	0.09637	0.09998	0.09772						
	0.09069	+++++					AVRG		0.09197		8.89995	
28 chloroform	0.33227	0.36448	0.39241	0.37696	0.38003	0.37370						
	0.37578	+++++					AVRG		0.37080		5.10256	
29 Ethyl Acetate	0.09854	0.11050	0.13125	0.13469	0.13775	0.12716						
	0.13056	+++++					AVRG		0.12435		11.55538	
30 carbontetrachloride	0.19548	0.23825	0.26662	0.27428	0.29905	0.30752						
	0.31282	+++++					AVRG		0.27057		15.58822	
31 tetrahydrofuran	0.02949	0.03767	0.04705	0.04651	0.04706	0.04384						
	0.04468	+++++					AVRG		0.04233		15.44952	<-

FORM VI-NJ-8260

VOLATILE ORGANICS ORGANICS INITIAL CALIBRATION DATA

Lab Name: Alpha Analytical Labs

SDG No.: L1523745

Instrument ID: VOA105.I Calibration Date(s): 26-SEP-2015 26-SEP-2015

Calibration Times: 19:26 22:38

Compound	5.0000 Level 1	20.0000 Level 2	100.0000 Level 3	300.0000 Level 4	800.0000 Level 6	1200.0000 Level 8	2000.0000 Level 10	2.0000 Level 11	Curve	Coefficients b	m1	m2	%RSD or R^2	
33 1,1,1-trichloroethane	0.26123	0.30034	0.31972	0.31837	0.33800	0.34139								
	0.34771	+++++							AVRG		0.31811		9.40141	
34 2-butanone	0.05405	0.04918	0.05740	0.05845	0.05632	0.05218								
	0.05358	+++++							AVRG		0.05445		5.90437	<-
35 1,1-dichloropropene	0.19593	0.24413	0.28319	0.28792	0.30501	0.30485								
	0.30939	+++++							AVRG		0.27577		15.10384	
36 benzene	0.66614	0.78017	0.86159	0.84269	0.87234	0.85306								
	0.85727	+++++							AVRG		0.81904		9.01627	
37 Tertiary-Amyl Methyl Ether	+++++	0.30788	0.42990	0.46326	0.50682	0.49778								
	0.51952	+++++							AVRG		0.45419		17.34080	
39 1,2-dichloroethane	0.27503	0.27065	0.29301	0.28007	0.28218	0.26865								
	0.26902	+++++							AVRG		0.27694		3.19644	
40 Acetonitrile	+++++	+++++	+++++	+++++	+++++	+++++								
	+++++	+++++							AVRG		0.000e+000		0.000e+000	<-

FORM VI-NJ-8260

VOLATILE ORGANICS ORGANICS INITIAL CALIBRATION DATA

Lab Name: Alpha Analytical Labs

SDG No.: L1523745

Instrument ID: VOA105.I Calibration Date(s): 26-SEP-2015 26-SEP-2015

Calibration Times: 19:26 22:38

Compound	5.0000 Level 1	20.0000 Level 2	100.0000 Level 3	300.0000 Level 4	800.0000 Level 6	1200.0000 Level 8	2000.0000 Level 10	2.0000 Level 11	Curve	Coefficients b	m1	m2	%RSD or R^2	
42 methyl cyclohexane	0.27972	0.35899	0.40078	0.40267	0.46513	0.41129								
	0.43635	+++++							AVRG		0.39356		15.23029	
43 trichloroethene	0.19393	0.21300	0.22463	0.22134	0.23634	0.23056								
	0.23027	+++++							AVRG		0.22144		6.44241	
44 Hexane	+++++	+++++	+++++	+++++	+++++	+++++								
	+++++	+++++							AVRG		0.000e+000		0.000e+000	
45 dibromomethane	0.09151	0.09728	0.11277	0.11029	0.11482	0.11002								
	0.11355	+++++							AVRG		0.10718		8.44387	
46 1,2-dichloropropane	0.16813	0.19158	0.22407	0.22425	0.23278	0.22714								
	0.22813	+++++							AVRG		0.21373		11.36170	
47 bromodichloromethane	0.19672	0.22035	0.26820	0.27317	0.28823	0.28296								
	0.28766	+++++							AVRG		0.25961		13.98169	
48 methyl methylacrylate	+++++	+++++	+++++	+++++	+++++	+++++								
	+++++	+++++							AVRG		0.000e+000		0.000e+000	<-

FORM VI-NJ-8260

VOLATILE ORGANICS ORGANICS INITIAL CALIBRATION DATA

Lab Name: Alpha Analytical Labs

SDG No.: L1523745

Instrument ID: VOA105.I Calibration Date(s): 26-SEP-2015 26-SEP-2015

Calibration Times: 19:26 22:38

Compound	5.0000 Level 1	20.0000 Level 2	100.0000 Level 3	300.0000 Level 4	800.0000 Level 6	1200.0000 Level 8	2000.0000 Level 10	2.0000 Level 11	Curve	Coefficients b	m1	m2	%RSD or R^2	
49 1,4-Dioxane	0.00088	0.00089	0.00102	0.00115	0.00112	0.00110								
	0.00114	+++++							AVRG		0.00104		10.99739	<-
51 2-Chloroethylvinyl ether	661	3724	31801	121541	390400	583379								
	1078244	+++++							WLINR	0.05874	0.10118		0.99755	<-
52 cis-1,3-dichloropropene	3395	16826	124778	424434	1301491	1996394								
	3559314	+++++							WLINR	0.03988	0.33887		0.99933	
54 toluene	0.60005	0.68313	0.72968	0.70167	0.73125	0.70973								
	0.70308	+++++							AVRG		0.69409		6.44179	
55 tetrachloroethene	0.22287	0.25735	0.26705	0.25623	0.27462	0.26076								
	0.26654	+++++							AVRG		0.25792		6.48068	
56 4-methyl-2-pentanone	368	2115	16182	59827	191577	284670								
	530447	+++++							WLINR	0.05332	0.04964		0.99777	<-
57 trans-1,3-dichloropropene	2723	13584	103863	359802	1118401	1695834								
	3075827	+++++							WLINR	0.03920	0.37756		0.99937	

FORM VI-NJ-8260

VOLATILE ORGANICS ORGANICS INITIAL CALIBRATION DATA

Lab Name: Alpha Analytical Labs

SDG No.: L1523745

Instrument ID: VOA105.I Calibration Date(s): 26-SEP-2015 26-SEP-2015

Calibration Times: 19:26 22:38

Compound	5.0000 Level 1	20.0000 Level 2	100.0000 Level 3	300.0000 Level 4	800.0000 Level 6	1200.0000 Level 8	Curve	Coefficients b	m1	m2	%RSD or R^2	
	2000.0000 Level 10	2.0000 Level 11										
59 ethyl-methacrylate	1650	8408	74504	275300	876250	1302685						
	2398438	+++++					WLINR	0.05101	0.29323		0.99857	
60 1,1,2-trichloroethane	0.14982	0.16245	0.18659	0.17721	0.17847	0.16839						
	0.17102	+++++					AVRG		0.17056		7.03696	
61 chlorodibromomethane	0.14306	0.17042	0.22024	0.22864	0.24406	0.23788						
	0.24530	+++++					AVRG		0.21280		18.82410	
62 1,3-dichloropropane	0.29558	0.32757	0.38988	0.37832	0.37907	0.35988						
	0.36403	+++++					AVRG		0.35633		9.38969	
63 Heptane	+++++	+++++	+++++	+++++	+++++	+++++						
	+++++	+++++					AVRG		0.000e+000		0.000e+000	<-
64 1,2-dibromoethane	0.13996	0.15749	0.19021	0.18709	0.19203	0.18255						
	0.18741	+++++					AVRG		0.17668		11.30447	
65 2-hexanone	772	3378	27180	103011	320124	470591						
	856116	+++++					WLINR	0.04264	0.10571		0.99874	

FORM VI-NJ-8260

VOLATILE ORGANICS ORGANICS INITIAL CALIBRATION DATA

Lab Name: Alpha Analytical Labs

SDG No.: L1523745

Instrument ID: VOA105.I Calibration Date(s): 26-SEP-2015 26-SEP-2015

Calibration Times: 19:26 22:38

Compound	5.0000 Level 1	20.0000 Level 2	100.0000 Level 3	300.0000 Level 4	800.0000 Level 6	1200.0000 Level 8	Curve	Coefficients b	m1	m2	%RSD or R^2	
	2000.0000 Level 10	2.0000 Level 11										
67 chlorobenzene	0.68213	0.74094	0.79774	0.77037	0.79213	0.77044						
	0.75309	+++++					AVRG		0.75812		5.14341	
68 ethyl benzene	1.06883	1.22824	1.40301	1.37016	1.45438	1.38453						
	1.35845	+++++					AVRG		1.32394		9.96833	
69 1,1,1,2-tetrachloroethane	0.18162	0.21412	0.25454	0.25584	0.26616	0.26289						
	0.26469	+++++					AVRG		0.24284		13.34550	
70 p/m xylene	0.31323	0.43537	0.52283	0.51743	0.55008	0.51355						
	0.46090	+++++					AVRG		0.47334		17.06083	
71 o xylene	7689	44663	305935	1004714	3074802	4511781						
	7132805	+++++					WLINR	0.03962	0.47952		0.99465	<-
72 styrene	11678	72659	511851	1716733	5152697	7576798						
	11759858	+++++					WLINR	0.04320	0.80092		0.99321	<-
73 bromoform	+++++	0.16205	0.21264	0.23360	0.25718	0.24724						
	0.25726	+++++					AVRG		0.22833		16.02416	

FORM VI-NJ-8260

VOLATILE ORGANICS ORGANICS INITIAL CALIBRATION DATA

Lab Name: Alpha Analytical Labs

SDG No.: L1523745

Instrument ID: VOA105.I Calibration Date(s): 26-SEP-2015 26-SEP-2015

Calibration Times: 19:26 22:38

Compound	5.0000 Level 1	20.0000 Level 2	100.0000 Level 3	300.0000 Level 4	800.0000 Level 6	1200.0000 Level 8	2000.0000 Level 10	2.0000 Level 11	Curve	Coefficients b	m1	m2	%RSD or R^2
74 isopropylbenzene	1.42933	1.98443	2.50897	2.51277	2.72888	2.55217							
	2.48778	+++++							AVRG		2.31490		19.54153
76 bromobenzene	0.48842	0.51039	0.57671	0.56535	0.57989	0.56819							
	0.56656	+++++							AVRG		0.55079		6.54788
77 n-propylbenzene	2.09916	2.67334	3.11952	3.06403	3.31923	3.08356							
	2.96331	+++++							AVRG		2.90316		13.92942
78 1,4-dichloro-2-butane	0.64923	0.68898	0.79733	0.79020	0.79954	0.75307							
	0.75804	+++++							AVRG		0.74806		7.76340
79 1,1,2,2,-tetrachloroethane	0.40064	0.40872	0.45854	0.44459	0.44687	0.41806							
	0.43249	+++++							AVRG		0.42999		5.00237
80 4-ethyltoluene	1.62914	2.22378	2.73582	2.72105	2.91199	2.75148							
	2.62735	+++++							AVRG		2.51437		17.68904
81 Butyl Acetate	+++++	+++++	+++++	+++++	+++++	+++++							
	+++++	+++++							AVRG		0.000e+000		0.000e+000

FORM VI-NJ-8260

VOLATILE ORGANICS ORGANICS INITIAL CALIBRATION DATA

Lab Name: Alpha Analytical Labs

SDG No.: L1523745

Instrument ID: VOA105.I Calibration Date(s): 26-SEP-2015 26-SEP-2015

Calibration Times: 19:26 22:38

Compound	5.0000 Level 1	20.0000 Level 2	100.0000 Level 3	300.0000 Level 4	800.0000 Level 6	1200.0000 Level 8	2000.0000 Level 10	2.0000 Level 11	Curve	Coefficients b	m1	m2	%RSD or R^2	
82 2-chlorotoluene	1.46950	1.73138	1.98475	1.92781	1.92837	1.95791								
	1.93229	+++++							AVRG		1.84743		10.06804	
83 1,3,5-trimethybenzene	1.23069	1.71967	2.10546	2.09929	2.23841	2.14037								
	2.03779	+++++							AVRG		1.93881		18.15224	
84 1,2,3-trichloropropane	0.33915	0.36976	0.42016	0.39702	0.40086	0.37460								
	0.38802	+++++							AVRG		0.38422		6.78720	
85 trans-1,4-dichloro-2-butene	73.00000	1618	12269	46158	153775	234835								
	453103	+++++							WLINR	0.06885	0.10711		0.99562	<-
86 cyclohexanone	+++++	+++++	+++++	+++++	+++++	+++++								
	+++++	+++++							AVRG		0.000e+000		0.000e+000	
87 4-chorotoluene	1.33936	1.66535	1.97499	1.94780	2.02634	1.98742								
	1.96395	+++++							AVRG		1.84360		13.69918	
88 tert-butylbenzene	0.91301	1.29088	1.63424	1.62297	1.78336	1.65360								
	1.63089	+++++							AVRG		1.50414		19.98785	

FORM VI-NJ-8260

VOLATILE ORGANICS ORGANICS INITIAL CALIBRATION DATA

Lab Name: Alpha Analytical Labs

SDG No.: L1523745

Instrument ID: VOA105.I Calibration Date(s): 26-SEP-2015 26-SEP-2015

Calibration Times: 19:26 22:38

Compound	5.0000 Level 1	20.0000 Level 2	100.0000 Level 3	300.0000 Level 4	800.0000 Level 6	1200.0000 Level 8	Curve	Coefficients b	m1	m2	%RSD or R^2
	2000.0000 Level 10	2.0000 Level 11									
89 1,2,4-trimethylbenzene	+++++	1.63270	2.08850	2.10557	2.21765	2.15864					
	2.07936	+++++					AVRG		2.04707		10.23369
90 sec-butylbenzene	1.28064	1.96020	2.36376	2.30879	2.57371	2.31419					
	2.26913	+++++					AVRG		2.15292		19.73685
91 p-isopropyltoluene	6421	42334	301152	986529	3155721	4525330					
	7717485	+++++					WLINR	0.03027	1.98023		0.99827
92 1,3-dichlorobenzene	0.89680	1.03755	1.13266	1.10750	1.14623	1.12410					
	1.10467	+++++					AVRG		1.07850		8.10246
94 1,4-dichlorobenzene	1.07499	1.08133	1.14514	1.10994	1.13831	1.11788					
	1.09538	+++++					AVRG		1.10900		2.42868
95 p-Diethylbenzene	+++++	0.79411	1.08091	1.11765	1.23251	1.16394					
	1.15000	+++++					AVRG		1.08985		14.08218
96 n-butylbenzene	0.97889	1.45137	1.72486	1.68594	1.84397	1.69952					
	1.69183	+++++					AVRG		1.58234		18.36220

FORM VI-NJ-8260

VOLATILE ORGANICS ORGANICS INITIAL CALIBRATION DATA

Lab Name: Alpha Analytical Labs

SDG No.: L1523745

Instrument ID: VOA105.I Calibration Date(s): 26-SEP-2015 26-SEP-2015

Calibration Times: 19:26 22:38

Compound	5.0000 Level 1	20.0000 Level 2	100.0000 Level 3	300.0000 Level 4	800.0000 Level 6	1200.0000 Level 8	Curve	Coefficients b	m1	m2	%RSD or R^2
	2000.0000 Level 10	2.0000 Level 11									
97 1,2-dichlorobenzene	0.81545	0.88386	0.99727	0.97527	1.00791	0.98341					
	0.98247	+++++					AVRG		0.94938		7.55579
98 1,2,4,5-tetramethylbenzene	4311	26668	256375	907824	2877020	4387177					
	7347425	+++++					WLINR	0.04969	1.87337		0.99851
99 1,2-dibromo-3-chloropropane	0.12897	0.15051	0.17879	0.18602	0.19701	0.19074					
	0.19195	+++++					AVRG		0.17486		14.53175
100 1,3,5-trichlorobenzene	0.42036	0.50415	0.59178	0.60084	0.62990	0.61287					
	0.60283	+++++					AVRG		0.56610		13.40497
101 hexachlorobutadiene	0.09698	0.12063	0.12875	0.12986	0.13888	0.13404					
	0.13600	+++++					AVRG		0.12645		11.28804
102 1,2,4-trichlorobenzene	0.30599	0.34709	0.44918	0.47682	0.50350	0.48727					
	0.48903	+++++					AVRG		0.43698		17.88221
103 naphthalene	2720	13752	124810	458380	1402965	2030007					
	3757190	+++++					WLINR	0.04584	0.92176		0.99869

FORM VI-NJ-8260

VOLATILE ORGANICS ORGANICS INITIAL CALIBRATION DATA

Lab Name: Alpha Analytical Labs

SDG No.: L1523745

Instrument ID: VOA105.I Calibration Date(s): 26-SEP-2015 26-SEP-2015

Calibration Times: 19:26 22:38

Compound	5.0000 Level 1	20.0000 Level 2	100.0000 Level 3	300.0000 Level 4	800.0000 Level 6	1200.0000 Level 8	Curve	Coefficients b	m1	m2	%RSD or R^2	
	2000.0000 Level 10	2.0000 Level 11										
104 1,2,3-trichlorobenzene	0.22040	0.25845	0.33572	0.35028	0.35815	0.33832						
	0.34520	+++++					AVRG		0.31522		16.95489	
186 iodomethane	+++++	2326	14840	67427	388789	729740						
	1518277	+++++					QUAD	0.80852	9.17615	-0.89506	0.99538	<-
187 n-butanol	+++++	+++++	+++++	+++++	+++++	+++++						
	+++++	+++++					AVRG		0.000e+000		0.000e+000	<-
$ 32 dibromofluoromethane	0.25646	0.25750	0.25845	0.26136	0.26348	0.26545						
	0.26743	0.25505					AVRG		0.26065		1.72265	
$ 38 1,2-dichloroethane-d4	0.30893	0.31107	0.30548	0.30302	0.30680	0.30103						
	0.31060	0.30657					AVRG		0.30669		1.14621	
$ 53 toluene-d8	1.33082	1.34666	1.34605	1.31456	1.27482	1.28122						
	1.26946	1.33563					AVRG		1.31240		2.48064	
$ 75 4-bromofluorobenzene	1.02693	1.01000	0.99916	1.00350	0.99855	1.01028						
	1.02465	1.04693					AVRG		1.01500		1.64699	

FORM VI-NJ-8260

VOLATILE ORGANICS ORGANICS INITIAL CALIBRATION DATA

Lab Name: Alpha Analytical Labs

SDG No.: L1523745

Instrument ID: VOA105.I Calibration Date(s): 26-SEP-2015 26-SEP-2015

Calibration Times: 19:26 22:38

Average %RSD Results.
Calculated Average %RSD = 14.14838
Maximun Average %RSD = 20.00000
* Passed Average %RSD Test.

Curve	Formula	Units
Averaged	Amt = Rsp/m1	Response
Wt Linear	Amt = b + Rsp/m1	Response
Quad	Amt = b + m1*Rsp + m2*Rsp^2	Response

FORM VI-NJ-8260

VOLATILE ORGANICS ORGANICS INITIAL CALIBRATION DATA

Lab Name: Alpha Analytical Labs

SDG No.: L1523745

Instrument ID: VOA101.I Calibration Date(s): 29-SEP-2015 29-SEP-2015

Calibration Times: 14:04 17:33

Calibration File Names:
Level 1: \\Orgserv2\ff\chem\GCMSVOA\Voa101.i\150929.b\0929A04.D
Level 2: \\Orgserv2\ff\chem\GCMSVOA\Voa101.i\150929.b\0929A05.D
Level 3: \\Orgserv2\ff\chem\GCMSVOA\Voa101.i\150929.b\0929A06.D
Level 4: \\Orgserv2\ff\chem\GCMSVOA\Voa101.i\150929.b\0929A07.D
Level 6: \\Orgserv2\ff\chem\GCMSVOA\Voa101.i\150929.b\0929A08.D
Level 8: \\Orgserv2\ff\chem\GCMSVOA\Voa101.i\150929.b\0929A09.D
Level 10: \\Orgserv2\ff\chem\GCMSVOA\Voa101.i\150929.b\0929A10.D
Level 11: \\Orgserv2\ff\chem\GCMSVOA\Voa101.i\150929.b\0929A03.D

Compound	5.0000 Level 1	20.0000 Level 2	100.0000 Level 3	300.0000 Level 4	800.0000 Level 6	1200.0000 Level 8	Curve	Coefficients b	m1	m2	%RSD or R^2	
	2000.0000 Level 10	2.0000 Level 11										
1 dichlorodifluoromethane	0.18527	0.21664	0.18565	0.19935	0.21527	0.21230						
	0.21265	+++++					AVRG		0.20388		6.75925	
2 chloromethane	34567	91115	379552	1005097	2390204	3323273						
	5300184	+++++					WLINR	-0.10314	0.20298		0.99233	<-
3 vinyl chloride	0.18376	0.20047	0.18320	0.18598	0.19263	0.18854						
	0.18993	0.19127					AVRG		0.18947		2.95559	

FORM VI-NJ-8260

VOLATILE ORGANICS ORGANICS INITIAL CALIBRATION DATA

Lab Name: Alpha Analytical Labs

SDG No.: L1523745

Instrument ID: VOA101.I Calibration Date(s): 29-SEP-2015 29-SEP-2015

Calibration Times: 14:04 17:33

Compound	5.0000 Level 1	20.0000 Level 2	100.0000 Level 3	300.0000 Level 4	800.0000 Level 6	1200.0000 Level 8	2000.0000 Level 10	2.0000 Level 11	Curve	Coefficients b	m1	m2	%RSD or R^2	
4 bromomethane	2836	10468	52498	217413	851899	1531904	2662609	+++++	QUAD	0.41473	12.36147	-1.17109	0.99685	<-
5 chloroethane	0.09031	0.10711	0.10348	0.10075	0.07241	+++++	+++++	+++++	AVRG		0.09481		14.76318	
6 trichlorofluoromethane	0.27160	0.31032	0.27580	0.29293	0.30370	0.29590	0.28574	+++++	AVRG		0.29086		4.85701	
7 ethyl ether	0.09798	0.09732	0.10049	0.09822	0.10013	0.09731	0.09628	+++++	AVRG		0.09825		1.56923	
8 1,1,-dichloroethene	0.17261	0.18290	0.17193	0.17673	0.18256	0.17830	0.17623	+++++	AVRG		0.17732		2.44037	
9 Ethanol	+++++	+++++	+++++	+++++	+++++	+++++	+++++	+++++	AVRG		0.000e+000		0.000e+000	<-
10 carbon disulfide	0.70740	0.64279	0.56112	0.55732	0.56122	0.54130	0.52468	+++++	AVRG		0.58512		11.20058	

FORM VI-NJ-8260

VOLATILE ORGANICS ORGANICS INITIAL CALIBRATION DATA

Lab Name: Alpha Analytical Labs

SDG No.: L1523745

Instrument ID: VOA101.I Calibration Date(s): 29-SEP-2015 29-SEP-2015

Calibration Times: 14:04 17:33

Compound	5.0000 Level 1	20.0000 Level 2	100.0000 Level 3	300.0000 Level 4	800.0000 Level 6	1200.0000 Level 8	Curve	Coefficients b	m1	m2	%RSD or R^2	
	2000.0000 Level 10	2.0000 Level 11										
11 freon-113	0.18128	0.19770	0.17434	0.18714	0.19874	0.19379						
	0.18864	+++++					AVRG		0.18880		4.69338	
12 iodomethane	5857	29143	176808	708677	2103132	3327376						
	5384220	+++++					WLINR	0.05304	0.19379		0.99718	
13 Isopropyl Alcohol	+++++	0.00810	0.00607	0.00610	0.00623	0.00627						
	0.00630	+++++					AVRG		0.00651		12.08051	<-
14 methylene chloride	0.22256	0.20640	0.19742	0.19206	0.19239	0.18758						
	0.18681	+++++					AVRG		0.19789		6.44007	
15 acetone	+++++	0.03795	0.02913	0.02747	0.02721	0.02698						
	0.02711	+++++					AVRG		0.02931		14.69428	<-
16 trans-1,2-dichloroethene	0.18837	0.20638	0.19523	0.19632	0.19931	0.19380						
	0.19217	+++++					AVRG		0.19594		2.92415	
17 Methyl Acetate	0.08069	0.07302	0.07583	0.07536	0.07589	0.06932						
	0.06582	+++++					AVRG		0.07370		6.61717	

FORM VI-NJ-8260

VOLATILE ORGANICS ORGANICS INITIAL CALIBRATION DATA

Lab Name: Alpha Analytical Labs

SDG No.: L1523745

Instrument ID: VOA101.I Calibration Date(s): 29-SEP-2015 29-SEP-2015

Calibration Times: 14:04 17:33

Compound	5.0000 Level 1	20.0000 Level 2	100.0000 Level 3	300.0000 Level 4	800.0000 Level 6	1200.0000 Level 8	2000.0000 Level 10	2.0000 Level 11	Curve	Coefficients b	m1	m2	%RSD or R^2	
18 methyl tert butyl ether	0.44714	0.45021	0.46705	0.46052	0.47173	0.45712								
	0.45802	+++++							AVRG		0.45883		1.89072	
19 acrolein	0.01432	0.01608	0.01521	0.01772	0.01977	0.02010								
	0.02121	+++++							AVRG		0.01777		15.00305	<-
20 Tert-Butyl Alcohol	0.01189	0.01091	0.01032	0.01025	0.01049	0.01024								
	0.01043	+++++							AVRG		0.01065		5.58753	<-
21 Diisopropyl Ether	0.53564	0.55687	0.55081	0.53583	0.53207	0.50836								
	0.49048	+++++							AVRG		0.53001		4.39488	
22 1,1-dichloroethane	0.33468	0.35813	0.35352	0.34535	0.34553	0.33329								
	0.31943	+++++							AVRG		0.34142		3.88001	
23 halothane	0.15211	0.16138	0.15429	0.15773	0.16355	0.16049								
	0.16101	+++++							AVRG		0.15865		2.61175	
24 acrylonitrile	0.05159	0.04261	0.04010	0.04075	0.04078	0.03846								
	0.03757	+++++							AVRG		0.04169		11.18842	<-

FORM VI-NJ-8260

VOLATILE ORGANICS ORGANICS INITIAL CALIBRATION DATA

Lab Name: Alpha Analytical Labs

SDG No.: L1523745

Instrument ID: VOA101.I Calibration Date(s): 29-SEP-2015 29-SEP-2015

Calibration Times: 14:04 17:33

Compound	5.0000 Level 1	20.0000 Level 2	100.0000 Level 3	300.0000 Level 4	800.0000 Level 6	1200.0000 Level 8	Curve	Coefficients b	m1	m2	%RSD or R^2
	2000.0000 Level 10	2.0000 Level 11									
25 Ethyl-Tert-Butyl-Ether	0.48836	0.50745	0.52898	0.52025	0.52213	0.50226					
	0.48947	+++++					AVRG		0.50841		3.16231
26 vinyl acetate	0.29309	0.33014	0.34913	0.34630	0.34346	0.32592					
	0.31693	+++++					AVRG		0.32928		6.02206
27 cis-1,2-dichloroethene	0.21156	0.22024	0.21655	0.21093	0.21318	0.20822					
	0.20901	+++++					AVRG		0.21281		2.01085
28 2,2-dichloropropane	0.28595	0.30865	0.29894	0.30235	0.31703	0.30521					
	0.30358	+++++					AVRG		0.30310		3.13426
29 bromochloromethane	0.09363	0.09586	0.09617	0.09188	0.08557	0.08122					
	0.07868	+++++					AVRG		0.08900		8.03819
30 Cyclohexane	0.30383	0.33113	0.29114	0.31147	0.31976	0.30488					
	0.29603	+++++					AVRG		0.30832		4.46949
31 chloroform	0.31860	0.34782	0.34753	0.33423	0.34862	0.33438					
	0.33769	+++++					AVRG		0.33841		3.19718

FORM VI-NJ-8260

VOLATILE ORGANICS ORGANICS INITIAL CALIBRATION DATA

Lab Name: Alpha Analytical Labs

SDG No.: L1523745

Instrument ID: VOA101.I Calibration Date(s): 29-SEP-2015 29-SEP-2015

Calibration Times: 14:04 17:33

Compound	5.0000 Level 1	20.0000 Level 2	100.0000 Level 3	300.0000 Level 4	800.0000 Level 6	1200.0000 Level 8	Curve	Coefficients b	m1	m2	%RSD or R^2	
	2000.0000 Level 10	2.0000 Level 11										
32 Ethyl Acetate	0.10924	0.10968	0.11418	0.11395	0.11515	0.10959						
	0.10780	+++++					AVRG		0.11137		2.64664	
33 carbontetrachloride	0.24818	0.26362	0.25184	0.26615	0.28406	0.28134						
	0.28285	+++++					AVRG		0.26829		5.55425	
34 tetrahydrofuran	0.04389	0.04038	0.03897	0.03963	0.03990	0.03796						
	0.03519	+++++					AVRG		0.03942		6.66233	<-
35 2-Butanol	0.01029	0.00952	0.00827	0.00864	0.00861	0.00816						
	0.00816	+++++					AVRG		0.00881		9.14345	<-
37 1,1,1-trichloroethane	0.28796	0.31315	0.30224	0.30989	0.32032	0.31506						
	0.31531	+++++					AVRG		0.30913		3.52135	
38 2-butanone	0.05807	0.05907	0.04753	0.04408	0.04562	0.04456						
	0.04272	+++++					AVRG		0.04881		14.00734	<-
39 1,1-dichloropropene	0.24554	0.27478	0.26123	0.26720	0.27660	0.26913						
	0.26757	+++++					AVRG		0.26601		3.89587	

FORM VI-NJ-8260

VOLATILE ORGANICS ORGANICS INITIAL CALIBRATION DATA

Lab Name: Alpha Analytical Labs

SDG No.: L1523745

Instrument ID: VOA101.I Calibration Date(s): 29-SEP-2015 29-SEP-2015

Calibration Times: 14:04 17:33

Compound	5.0000 Level 1	20.0000 Level 2	100.0000 Level 3	300.0000 Level 4	800.0000 Level 6	1200.0000 Level 8	Curve	Coefficients b	m1	m2	%RSD or R^2	
	2000.0000 Level 10	2.0000 Level 11										
40 benzene	0.72731	0.79509	0.77608	0.77700	0.78061	0.75381						
	0.73574	+++++					AVRG		0.76366		3.29754	
41 Tertiary-Amyl Methyl Ether	0.45649	0.47082	0.49216	0.48778	0.49984	0.48489						
	0.48139	+++++					AVRG		0.48191		2.98187	
43 1,2-dichloroethane	0.23485	0.22680	0.22343	0.22315	0.22598	0.22019						
	0.21862	+++++					AVRG		0.22472		2.37202	
44 2-methyl-2-butanol	0.00867	0.00832	0.00805	0.00862	0.00857	0.00843						
	0.00865	+++++					AVRG		0.00847		2.66074	<-
46 methyl cyclohexane	0.34071	0.38235	0.33762	0.36272	0.37415	0.35964						
	0.35129	+++++					AVRG		0.35835		4.60938	
47 Hexane	+++++	+++++	+++++	+++++	+++++	+++++						
	+++++	+++++					AVRG		0.000e+000		0.000e+000	<-
48 Acetonitrile	+++++	+++++	+++++	+++++	+++++	+++++						
	+++++	+++++					AVRG		0.000e+000		0.000e+000	<-

FORM VI-NJ-8260

VOLATILE ORGANICS ORGANICS INITIAL CALIBRATION DATA

Lab Name: Alpha Analytical Labs

SDG No.: L1523745

Instrument ID: VOA101.I Calibration Date(s): 29-SEP-2015 29-SEP-2015

Calibration Times: 14:04 17:33

Compound	5.0000 Level 1	20.0000 Level 2	100.0000 Level 3	300.0000 Level 4	800.0000 Level 6	1200.0000 Level 8	Curve	Coefficients b	m1	m2	%RSD or R^2	
	2000.0000 Level 10	2.0000 Level 11										
49 trichloroethene	0.19063	0.20790	0.20686	0.20650	0.20488	0.19633						
	0.19097	+++++					AVRG		0.20058		3.84036	
50 dibromomethane	0.10781	0.09915	0.10522	0.10457	0.10706	0.10372						
	0.10449	+++++					AVRG		0.10457		2.68445	
51 n-butanol	+++++	+++++	+++++	+++++	+++++	+++++						
	+++++	+++++					AVRG		0.000e+000		0.000e+000	<-
52 1,2-dichloropropane	0.17915	0.19134	0.18919	0.18534	0.18560	0.17876						
	0.17587	+++++					AVRG		0.18361		3.15279	
53 bromodichloromethane	0.23265	0.24492	0.24882	0.25164	0.25985	0.25526						
	0.25615	+++++					AVRG		0.24990		3.62811	
54 methyl-methylacrylate	+++++	+++++	+++++	+++++	+++++	+++++						
	+++++	+++++					AVRG		0.000e+000		0.000e+000	
55 4-penten-2-ol	0.00575	0.00580	0.00544	0.00593	0.00633	0.00656						
	0.00673	+++++					AVRG		0.00608		7.77474	<-

FORM VI-NJ-8260

VOLATILE ORGANICS ORGANICS INITIAL CALIBRATION DATA

Lab Name: Alpha Analytical Labs

SDG No.: L1523745

Instrument ID: VOA101.I Calibration Date(s): 29-SEP-2015 29-SEP-2015

Calibration Times: 14:04 17:33

Compound	5.0000 Level 1	20.0000 Level 2	100.0000 Level 3	300.0000 Level 4	800.0000 Level 6	1200.0000 Level 8	Curve	Coefficients b	m1	m2	%RSD or R^2	
	2000.0000 Level 10	2.0000 Level 11										
56 1,4-Dioxane	0.00127	0.00122	0.00134	0.00134	0.00134	0.00128						
	0.00125	+++++					AVRG		0.00129		3.82160	<-
57 2-Chloroethylvinyl ether	0.07482	0.07813	0.08016	0.07877	0.07868	0.07374						
	0.07219	+++++					AVRG		0.07664		3.94446	
58 cis-1,3-dichloropropene	0.27840	0.30279	0.31040	0.31084	0.31729	0.30669						
	0.30385	+++++					AVRG		0.30432		4.08544	
60 toluene	0.68129	0.73896	0.69398	0.68347	0.69157	0.66825						
	0.67241	+++++					AVRG		0.68999		3.40740	
61 2-Pentanone	+++++	+++++	+++++	+++++	+++++	+++++						
	+++++	+++++					AVRG		0.000e+000		0.000e+000	
62 4-methyl-2-pentanone	0.04929	0.04232	0.04519	0.04371	0.04393	0.04124						
	0.03997	+++++					AVRG		0.04366		6.95796	<-
63 tetrachloroethene	0.26287	0.30134	0.28507	0.29019	0.30043	0.29149						
	0.29354	+++++					AVRG		0.28928		4.48230	

FORM VI-NJ-8260

VOLATILE ORGANICS ORGANICS INITIAL CALIBRATION DATA

Lab Name: Alpha Analytical Labs

SDG No.: L1523745

Instrument ID: VOA101.I Calibration Date(s): 29-SEP-2015 29-SEP-2015

Calibration Times: 14:04 17:33

Compound	5.0000 Level 1	20.0000 Level 2	100.0000 Level 3	300.0000 Level 4	800.0000 Level 6	1200.0000 Level 8	Curve	Coefficients b	m1	m2	%RSD or R^2	
	2000.0000 Level 10	2.0000 Level 11										
64 trans-1,3-dichloropropene	0.34150	0.34321	0.36243	0.36501	0.37971	0.36630						
	0.37127	+++++					AVRG		0.36135		3.91009	
65 ethyl-methacrylate	0.27203	0.26754	0.28217	0.28343	0.29436	0.28219						
	0.28406	+++++					AVRG		0.28083		3.11086	
66 4-methyl-2-pentanol	0.02498	0.01882	0.01939	0.02101	0.02234	0.02216						
	0.02252	+++++					AVRG		0.02160		9.65229	<-
67 Methyl Isothiocyanate	+++++	+++++	+++++	+++++	+++++	+++++						
	+++++	+++++					AVRG		0.000e+000		0.000e+000	
68 1,1,2-trichloroethane	0.16979	0.17152	0.16854	0.16389	0.16678	0.16094						
	0.16272	+++++					AVRG		0.16631		2.35528	
69 chlorodibromomethane	0.20757	0.21453	0.22956	0.23884	0.25703	0.25536						
	0.26505	+++++					AVRG		0.23828		9.29536	
70 1,3-dichloropropane	0.34461	0.35114	0.35406	0.34755	0.35809	0.34715						
	0.35382	+++++					AVRG		0.35092		1.35170	

FORM VI-NJ-8260

VOLATILE ORGANICS ORGANICS INITIAL CALIBRATION DATA

Lab Name: Alpha Analytical Labs

SDG No.: L1523745

Instrument ID: VOA101.I Calibration Date(s): 29-SEP-2015 29-SEP-2015

Calibration Times: 14:04 17:33

Compound	5.0000 Level 1	20.0000 Level 2	100.0000 Level 3	300.0000 Level 4	800.0000 Level 6	1200.0000 Level 8	2000.0000 Level 10	2.0000 Level 11	Curve	Coefficients b	m1	m2	%RSD or R^2	
71 1,2-dibromoethane	0.19194	0.19444	0.20170	0.19813	0.20634	0.20097								
	0.20767	+++++							AVRG		0.20017		2.89917	
72 Heptane	+++++	+++++	+++++	+++++	+++++	+++++								
	+++++	+++++							AVRG		0.000e+000		0.000e+000	<-
73 2-hexanone	0.08775	0.08615	0.09505	0.09637	0.10055	0.09658								
	0.09960	+++++							AVRG		0.09458		5.88870	
75 chlorobenzene	0.70639	0.76735	0.75446	0.74097	0.75431	0.72798								
	0.72271	+++++							AVRG		0.73917		2.88642	
76 ethyl benzene	1.22100	1.37353	1.31488	1.29948	1.32430	1.27017								
	1.12919	+++++							AVRG		1.27608		6.27908	
77 1,1,1,2-tetrachloroethane	0.22890	0.25059	0.25617	0.25697	0.26792	0.26244								
	0.26471	+++++							AVRG		0.25538		5.10896	
78 p/m xylene	0.48775	0.53940	0.51321	0.50611	0.50231	0.47269								
	0.44745	+++++							AVRG		0.49556		5.99173	

FORM VI-NJ-8260

VOLATILE ORGANICS ORGANICS INITIAL CALIBRATION DATA

Lab Name: Alpha Analytical Labs

SDG No.: L1523745

Instrument ID: VOA101.I Calibration Date(s): 29-SEP-2015 29-SEP-2015

Calibration Times: 14:04 17:33

Compound	5.0000 Level 1	20.0000 Level 2	100.0000 Level 3	300.0000 Level 4	800.0000 Level 6	1200.0000 Level 8	Curve	Coefficients b	m1	m2	%RSD or R^2	
	2000.0000 Level 10	2.0000 Level 11										
79 o xylene	0.44614	0.50242	0.48920	0.47825	0.47595	0.44756						
	0.42561	+++++					AVRG		0.46645		5.85684	
80 styrene	0.73389	0.78143	0.80683	0.79304	0.79650	0.73587						
	0.57533	+++++					AVRG		0.74613		10.81882	
81 bromoform	0.23223	0.22039	0.23834	0.24785	0.26680	0.26451						
	0.26837	+++++					AVRG		0.24836		7.61180	
82 isopropylbenzene	2.54197	2.72691	2.59563	2.59458	2.61961	2.53421						
	2.12616	+++++					AVRG		2.53415		7.52875	
84 bromobenzene	0.56856	0.59620	0.57828	0.57262	0.58912	0.57914						
	0.58274	+++++					AVRG		0.58095		1.62668	
85 n-propylbenzene	2.81926	3.16397	3.03637	3.01860	3.02954	2.75081						
	2.10216	+++++					AVRG		2.84582		12.53822	
86 Butyl Acetate	+++++	+++++	+++++	+++++	+++++	+++++						
	+++++	+++++					AVRG		0.000e+000		0.000e+000	<-

FORM VI-NJ-8260

6A

VOLATILE ORGANICS ORGANICS INITIAL CALIBRATION DATA

Lab Name: Alpha Analytical Labs

SDG No.: L1523745

Instrument ID: VOA101.I Calibration Date(s): 29-SEP-2015 29-SEP-2015

Calibration Times: 14:04 17:33

Compound	5.0000 Level 1	20.0000 Level 2	100.0000 Level 3	300.0000 Level 4	800.0000 Level 6	1200.0000 Level 8	Curve	Coefficients b	m1	m2	%RSD or R^2
	2000.0000 Level 10	2.0000 Level 11									
87 1,4-dichloro-2-butane	0.63099	0.62503	0.61960	0.58346	0.58276	0.55576					
	0.54834	+++++					AVRG		0.59228		5.66326
88 1,1,2,2,-tetrachloroethane	0.43900	0.43377	0.43386	0.42276	0.44009	0.43370					
	0.44643	+++++					AVRG		0.43566		1.68650
89 4-ethyltoluene	2.72708	3.01763	2.84524	2.82682	2.81795	2.61155					
	2.01488	+++++					AVRG		2.69445		12.02329
90 2-chlorotoluene	1.69754	1.69786	1.68169	1.82593	1.71690	1.67580					
	1.61636	+++++					AVRG		1.70173		3.72041
91 1,3,5-trimethybenzene	2.05258	2.28887	2.19871	2.16744	2.15797	2.06337					
	1.82072	+++++					AVRG		2.10709		7.10712
92 1,2,3-trichloropropane	0.37388	0.36032	0.35683	0.34710	0.34668	0.32887					
	0.32679	+++++					AVRG		0.34864		4.84902
93 trans-1,4-dichloro-2-butene	0.12797	0.11612	0.11558	0.11857	0.12135	0.11935					
	0.12220	+++++					AVRG		0.12016		3.51432

FORM VI-NJ-8260

VOLATILE ORGANICS ORGANICS INITIAL CALIBRATION DATA

Lab Name: Alpha Analytical Labs

SDG No.: L1523745

Instrument ID: VOA101.I Calibration Date(s): 29-SEP-2015 29-SEP-2015

Calibration Times: 14:04 17:33

Compound	5.0000 Level 1	20.0000 Level 2	100.0000 Level 3	300.0000 Level 4	800.0000 Level 6	1200.0000 Level 8	Curve	Coefficients b	m1	m2	%RSD or R^2
	2000.0000 Level 10	2.0000 Level 11									
94 4-chorotoluene	1.68713	1.87463	1.85362	1.82253	1.85696	1.80392					
	1.69369	+++++					AVRG		1.79893		4.32053
95 tert-butylbenzene	1.73434	1.88351	1.82668	1.83396	1.85781	1.78983					
	1.70811	+++++					AVRG		1.80489		3.56727
96 p-isopropyltoluene	2.10356	2.33969	2.30029	2.31815	2.33637	2.24401					
	1.80910	+++++					AVRG		2.20731		8.78857
97 1,2,4-trimethylbenzene	2.06496	2.24342	2.15038	2.13292	2.14364	2.07111					
	1.78157	+++++					AVRG		2.08400		7.00201
98 sec-butylbenzene	2.54654	2.79945	2.67155	2.71066	2.75989	2.59172					
	1.98963	+++++					AVRG		2.58135		10.67679
99 1,3-dichlorobenzene	1.08216	1.13464	1.14404	1.13639	1.15884	1.13100					
	1.11535	+++++					AVRG		1.12891		2.16595
101 1,4-dichlorobenzene	1.11153	1.14827	1.12838	1.12300	1.13839	1.11142					
	1.09760	+++++					AVRG		1.12266		1.54899

FORM VI-NJ-8260

VOLATILE ORGANICS ORGANICS INITIAL CALIBRATION DATA

Lab Name: Alpha Analytical Labs

SDG No.: L1523745

Instrument ID: VOA101.I Calibration Date(s): 29-SEP-2015 29-SEP-2015

Calibration Times: 14:04 17:33

Compound	5.0000 Level 1	20.0000 Level 2	100.0000 Level 3	300.0000 Level 4	800.0000 Level 6	1200.0000 Level 8	2000.0000 Level 10	2.0000 Level 11	Curve	Coefficients b	m1	m2	%RSD or R^2
102 p-Diethylbenzene	1.23408	1.38077	1.35456	1.36822	1.38205	1.33117							
	1.29239	+++++							AVRG		1.33475		4.08169
103 n-butylbenzene	1.76274	2.02368	1.95191	1.97239	2.00726	1.95104							
	1.65393	+++++							AVRG		1.90328		7.32611
104 1,2-dichlorobenzene	0.94114	1.00081	1.01010	1.00265	1.02379	1.00163							
	0.99192	+++++							AVRG		0.99600		2.62339
105 1,2,4,5-tetramethylbenzene	1.84733	1.99103	2.01005	1.98421	1.98928	1.91266							
	1.64141	+++++							AVRG		1.91085		6.90452
106 1,2-dibromo-3-chloropropane	0.18029	0.18510	0.18448	0.18582	0.18986	0.18537							
	0.18659	+++++							AVRG		0.18536		1.53453
107 1,3,5-trichlorobenzene	0.64379	0.70140	0.69379	0.69006	0.69667	0.67359							
	0.65894	+++++							AVRG		0.67975		3.19075
108 hexachlorobutadiene	0.20639	0.20773	0.19575	0.20188	0.20719	0.20819							
	0.20743	+++++							AVRG		0.20494		2.23209

FORM VI-NJ-8260

VOLATILE ORGANICS ORGANICS INITIAL CALIBRATION DATA

Lab Name: Alpha Analytical Labs

SDG No.: L1523745

Instrument ID: VOA101.I Calibration Date(s): 29-SEP-2015 29-SEP-2015

Calibration Times: 14:04 17:33

Compound	5.0000 Level 1	20.0000 Level 2	100.0000 Level 3	300.0000 Level 4	800.0000 Level 6	1200.0000 Level 8	Curve	Coefficients b	m1	m2	%RSD or R^2
	2000.0000 Level 10	2.0000 Level 11									
109 1,2,4-trichlorobenzene	0.55064	0.56448	0.57561	0.56939	0.57743	0.55601					
	0.54620	+++++					AVRG		0.56282		2.16817
110 naphthalene	1.23660	1.23523	1.28778	1.27202	1.28759	1.24100					
	1.23342	+++++					AVRG		1.25623		2.00507
111 1,2,3-trichlorobenzene	0.43627	0.46047	0.47148	0.46771	0.46988	0.45319					
	0.44357	+++++					AVRG		0.45751		2.99312
$ 36 dibromofluoromethane	0.24952	0.24792	0.25099	0.25365	0.25075	0.24966					
	0.24609	0.24859					AVRG		0.24965		0.90504
$ 42 1,2-dichloroethane-d4	0.26188	0.26383	0.25995	0.25910	0.26003	0.25539					
	0.26104	0.26336					AVRG		0.26057		1.02587
$ 59 toluene-d8	1.32986	1.32558	1.31503	1.32277	1.33193	1.33063					
	1.36661	1.34114					AVRG		1.33294		1.16743
$ 83 4-bromofluorobenzene	1.02953	1.01755	1.01362	0.99949	1.01760	1.02500					
	1.05171	1.03638					AVRG		1.02386		1.54124

FORM VI-NJ-8260

VOLATILE ORGANICS ORGANICS INITIAL CALIBRATION DATA

Lab Name: Alpha Analytical Labs

SDG No.: L1523745

Instrument ID: VOA101.I Calibration Date(s): 29-SEP-2015 29-SEP-2015

Calibration Times: 14:04 17:33

Curve	Formula	Units
Averaged	Amt = Rsp/m1	Response
Wt Linear	Amt = b + Rsp/m1	Response
Quad	Amt = b + m1*Rsp + m2*Rsp^2	Response

FORM VI-NJ-8260

VOLATILE ORGANICS ORGANICS INITIAL CALIBRATION DATA

Lab Name: Alpha Analytical Labs

SDG No.: L1523745

Instrument ID: VOA108.I Calibration Date(s): 01-OCT-2015 01-OCT-2015

Calibration Times: 17:51 21:09

Calibration File Names:

Level 1: \\Orgserv2\ff\chem\GCMSVOA\Voa108.i\151001n.b\1001N04.D
Level 2: \\Orgserv2\ff\chem\GCMSVOA\Voa108.i\151001n.b\1001N05.D
Level 3: \\Orgserv2\ff\chem\GCMSVOA\Voa108.i\151001n.b\1001N06.D
Level 4: \\Orgserv2\ff\chem\GCMSVOA\Voa108.i\151001n.b\1001N07.D
Level 6: \\Orgserv2\ff\chem\GCMSVOA\Voa108.i\151001n.b\1001N08.D
Level 8: \\Orgserv2\ff\chem\GCMSVOA\Voa108.i\151001n.b\1001N09.D
Level 10: \\Orgserv2\ff\chem\GCMSVOA\Voa108.i\151001n.b\1001N10.D
Level 11: \\Orgserv2\ff\chem\GCMSVOA\Voa108.i\151001n.b\1001N03.D

Compound	5.0000 Level 1	20.0000 Level 2	100.0000 Level 3	300.0000 Level 4	800.0000 Level 6	1200.0000 Level 8	Curve	Coefficients b	m1	m2	%RSD or R^2
	2000.0000 Level 10	2.0000 Level 11									
1 dichlorodifluoromethane	0.19353	0.22938	0.22342	0.22756	0.22622	0.21641					
	0.21026	+++++					AVRG		0.21811		5.85676
2 chloromethane	0.32667	0.39095	0.33289	0.32748	0.32131	0.30944					
	0.30468	+++++					AVRG		0.33049		8.62863
3 vinyl chloride	0.26414	0.32898	0.30849	0.30277	0.30923	0.30043					
	0.29585	0.21945					AVRG		0.29117		11.73487

FORM VI-NJ-8260

VOLATILE ORGANICS ORGANICS INITIAL CALIBRATION DATA

Lab Name: Alpha Analytical Labs

SDG No.: L1523745

Instrument ID: VOA108.I Calibration Date(s): 01-OCT-2015 01-OCT-2015

Calibration Times: 17:51 21:09

Compound	5.0000 Level 1	20.0000 Level 2	100.0000 Level 3	300.0000 Level 4	800.0000 Level 6	1200.0000 Level 8	Curve	Coefficients b	m1	m2	%RSD or R^2	
	2000.0000 Level 10	2.0000 Level 11										
4 bromomethane	0.13375	0.12442	0.11135	0.11524	0.13102	0.14387						
	0.15754	+++++					AVRG		0.13103		12.28699	
5 chloroethane	0.18728	0.22942	0.20210	0.19113	0.18073	0.15633						
	0.13834	+++++					AVRG		0.18362		16.20584	
6 trichlorofluoromethane	0.33475	0.44315	0.40387	0.39197	0.39196	0.39031						
	0.38463	+++++					AVRG		0.39152		8.13729	
7 ethyl ether	0.11102	0.13458	0.12811	0.12375	0.12340	0.12218						
	0.12060	+++++					AVRG		0.12338		5.82516	
8 Ethanol	+++++	+++++	+++++	+++++	+++++	+++++						
	+++++	+++++					AVRG		0.000e+000		0.000e+000	<-
9 1,1,-dichloroethene	0.17965	0.24427	0.21202	0.20848	0.21192	0.21334						
	0.21239	+++++					AVRG		0.21172		8.83925	
10 carbon disulfide	0.76390	0.78670	0.67009	0.66067	0.67276	0.67914						
	0.68627	+++++					AVRG		0.70279		7.19769	

FORM VI-NJ-8260

VOLATILE ORGANICS ORGANICS INITIAL CALIBRATION DATA

Lab Name: Alpha Analytical Labs

SDG No.: L1523745

Instrument ID: VOA108.I Calibration Date(s): 01-OCT-2015 01-OCT-2015

Calibration Times: 17:51 21:09

Compound	5.0000 Level 1	20.0000 Level 2	100.0000 Level 3	300.0000 Level 4	800.0000 Level 6	1200.0000 Level 8	Curve	Coefficients b	m1	m2	%RSD or R^2	
	2000.0000 Level 10	2.0000 Level 11										
11 freon-113	0.17492	0.24411	0.23563	0.23198	0.22721	0.22818						
	0.22873	+++++					AVRG		0.22439		10.06559	
12 iodomethane	398	2391	15737	76660	260762	460277						
	862765	+++++					WLINR	0.07527	0.22137		0.99169	<-
15 methylene chloride	0.18941	0.25672	0.22167	0.21192	0.21412	0.21649						
	0.21447	+++++					AVRG		0.21783		9.17464	
16 acetone	+++++	0.07934	0.05475	0.05373	0.05405	0.05274						
	0.05342	+++++					AVRG		0.05800		18.05193	
17 trans-1,2-dichloroethene	0.19124	0.23070	0.20733	0.21005	0.21157	0.21851						
	0.21864	+++++					AVRG		0.21258		5.73095	
14 Isopropyl Alcohol	+++++	+++++	+++++	+++++	+++++	+++++						
	+++++	+++++					AVRG		0.000e+000		0.000e+000	<-
18 Methyl Acetate	0.16150	0.16814	0.14723	0.14715	0.15029	0.14971						
	0.14836	+++++					AVRG		0.15320		5.38651	

FORM VI-NJ-8260

VOLATILE ORGANICS ORGANICS INITIAL CALIBRATION DATA

Lab Name: Alpha Analytical Labs

SDG No.: L1523745

Instrument ID: VOA108.I Calibration Date(s): 01-OCT-2015 01-OCT-2015

Calibration Times: 17:51 21:09

Compound	5.0000 Level 1	20.0000 Level 2	100.0000 Level 3	300.0000 Level 4	800.0000 Level 6	1200.0000 Level 8	Curve	Coefficients b	m1	m2	%RSD or R^2	
	2000.0000 Level 10	2.0000 Level 11										
19 methyl tert butyl ether	0.46621	0.54870	0.50820	0.51798	0.52560	0.53740						
	0.54155	+++++					AVRG		0.52080		5.34781	
13 acrolein	+++++	278	2465	9791	31665	56371						
	104091	+++++					WLINR	0.17623	0.02724		0.99698	<-
20 Tert-Butyl Alcohol	0.01190	0.01559	0.01348	0.01433	0.01490	0.01562						
	0.01591	+++++					AVRG		0.01453		9.90495	<-
21 Diisopropyl Ether	0.94431	1.10180	1.03644	1.04314	1.06551	1.07090						
	1.07375	+++++					AVRG		1.04798		4.81802	
22 1,1-dichloroethane	0.45675	0.54518	0.47481	0.47780	0.47560	0.47830						
	0.47869	+++++					AVRG		0.48387		5.80822	
23 halothane	0.12963	0.18527	0.17215	0.17390	0.17422	0.17900						
	0.18422	+++++					AVRG		0.17120		11.11779	
24 acrylonitrile	0.04468	0.07748	0.07383	0.07500	0.07526	0.07797						
	0.07768	+++++					AVRG		0.07170		16.76025	<-

FORM VI-NJ-8260

VOLATILE ORGANICS ORGANICS INITIAL CALIBRATION DATA

Lab Name: Alpha Analytical Labs

SDG No.: L1523745

Instrument ID: VOA108.I Calibration Date(s): 01-OCT-2015 01-OCT-2015

Calibration Times: 17:51 21:09

Compound	5.0000 Level 1	20.0000 Level 2	100.0000 Level 3	300.0000 Level 4	800.0000 Level 6	1200.0000 Level 8	Curve	Coefficients b	m1	m2	%RSD or R^2
	2000.0000 Level 10	2.0000 Level 11									
25 Ethyl-Tert-Butyl-Ether	0.72013	0.82196	0.78957	0.80667	0.82600	0.84399					
	0.85804	+++++					AVRG		0.80948		5.60823
26 vinyl acetate	0.56091	0.68278	0.65030	0.67888	0.69707	0.70231					
	0.69784	+++++					AVRG		0.66716		7.50068
27 cis-1,2-dichloroethene	0.22617	0.26035	0.23442	0.24161	0.24356	0.24590					
	0.24869	+++++					AVRG		0.24296		4.44921
28 2,2-dichloropropane	0.27771	0.37444	0.33764	0.34039	0.33739	0.34374					
	0.33914	+++++					AVRG		0.33578		8.57023
29 bromochloromethane	0.09394	0.12109	0.11244	0.10793	0.10712	0.10761					
	0.10672	+++++					AVRG		0.10812		7.46756
30 Cyclohexane	0.35884	0.48548	0.50386	0.51359	0.51656	0.51780					
	0.52619	+++++					AVRG		0.48890		12.02849
31 chloroform	0.36067	0.47485	0.41473	0.40562	0.40264	0.40522					
	0.40499	+++++					AVRG		0.40982		8.20377

FORM VI-NJ-8260

VOLATILE ORGANICS ORGANICS INITIAL CALIBRATION DATA

Lab Name: Alpha Analytical Labs

SDG No.: L1523745

Instrument ID: VOA108.I Calibration Date(s): 01-OCT-2015 01-OCT-2015

Calibration Times: 17:51 21:09

Compound	5.0000 Level 1	20.0000 Level 2	100.0000 Level 3	300.0000 Level 4	800.0000 Level 6	1200.0000 Level 8	Curve	Coefficients b	m1	m2	%RSD or R^2	
	2000.0000 Level 10	2.0000 Level 11										
32 Ethyl Acetate	0.16562	0.22699	0.21342	0.21254	0.21552	0.21766						
	0.21770	+++++					AVRG		0.20992		9.57600	
33 carbontetrachloride	0.26033	0.37301	0.33507	0.34312	0.34468	0.35010						
	0.35435	+++++					AVRG		0.33724		10.65572	
34 2-Butanol	+++++	+++++	+++++	+++++	+++++	+++++						
	+++++	+++++					AVRG		0.000e+000		0.000e+000	<-
35 tetrahydrofuran	0.03996	0.07191	0.07338	0.07486	0.07381	0.07318						
	0.07186	+++++					AVRG		0.06842		18.40920	<-
37 1,1,1-trichloroethane	0.28854	0.39683	0.35867	0.36258	0.36351	0.36678						
	0.36702	+++++					AVRG		0.35770		9.23118	
38 2-butanone	0.06497	0.09349	0.08497	0.08782	0.09004	0.08944						
	0.08943	+++++					AVRG		0.08574		11.08780	
39 1,1-dichloropropene	0.20314	0.33207	0.31234	0.31097	0.30843	0.31164						
	0.30961	+++++					AVRG		0.29831		14.32865	

FORM VI-NJ-8260

VOLATILE ORGANICS ORGANICS INITIAL CALIBRATION DATA

Lab Name: Alpha Analytical Labs

SDG No.: L1523745

Instrument ID: VOA108.I Calibration Date(s): 01-OCT-2015 01-OCT-2015

Calibration Times: 17:51 21:09

Compound	5.0000 Level 1	20.0000 Level 2	100.0000 Level 3	300.0000 Level 4	800.0000 Level 6	1200.0000 Level 8	Curve	Coefficients b	m1	m2	%RSD or R^2	
	2000.0000 Level 10	2.0000 Level 11										
40 benzene	0.77351	1.00626	0.89263	0.89056	0.89744	0.91168						
	0.91324	+++++					AVRG		0.89790		7.57038	
41 Tertiary-Amyl Methyl Ether	0.46011	0.55183	0.54559	0.55466	0.57905	0.58867						
	0.59806	+++++					AVRG		0.55400		8.29234	
43 1,2-dichloroethane	0.36739	0.39080	0.33934	0.33367	0.32793	0.32504						
	0.31955	+++++					AVRG		0.34339		7.59252	
44 2-methyl-2-butanol	+++++	+++++	+++++	+++++	+++++	+++++						
	+++++	+++++					AVRG		0.000e+000		0.000e+000	<-
45 Acetonitrile	+++++	+++++	+++++	+++++	+++++	+++++						
	+++++	+++++					AVRG		0.000e+000		0.000e+000	<-
47 methyl cyclohexane	0.25941	0.36188	0.37275	0.38911	0.38895	0.39273						
	0.39796	+++++					AVRG		0.36611		13.29709	
48 trichloroethene	0.19627	0.25103	0.23783	0.23455	0.23728	0.24173						
	0.24854	+++++					AVRG		0.23532		7.75492	

FORM VI-NJ-8260

VOLATILE ORGANICS ORGANICS INITIAL CALIBRATION DATA

Lab Name: Alpha Analytical Labs

SDG No.: L1523745

Instrument ID: VOA108.I Calibration Date(s): 01-OCT-2015 01-OCT-2015

Calibration Times: 17:51 21:09

Compound	5.0000 Level 1	20.0000 Level 2	100.0000 Level 3	300.0000 Level 4	800.0000 Level 6	1200.0000 Level 8	Curve	Coefficients b	m1	m2	%RSD or R^2	
	2000.0000 Level 10	2.0000 Level 11										
49 Hexane	+++++	+++++	+++++	+++++	+++++	+++++						
	+++++	+++++					AVRG		0.000e+000		0.000e+000	<-
50 dibromomethane	0.11301	0.13872	0.12631	0.12763	0.12821	0.13072						
	0.13056	+++++					AVRG		0.12788		6.02917	
52 1,2-dichloropropane	0.23623	0.28916	0.26365	0.26730	0.27047	0.26988						
	0.27022	+++++					AVRG		0.26670		5.88679	
53 bromodichloromethane	0.26993	0.33358	0.31167	0.31578	0.31730	0.32194						
	0.32118	+++++					AVRG		0.31305		6.45872	
184 methyl-methylacrylate	+++++	+++++	+++++	+++++	+++++	+++++						
	+++++	+++++					AVRG		0.000e+000		0.000e+000	<-
51 4-penten-2-ol	+++++	+++++	+++++	+++++	+++++	+++++						
	+++++	+++++					AVRG		0.000e+000		0.000e+000	<-
54 1,4-Dioxane	0.00134	0.00153	0.00152	0.00158	0.00156	0.00159						
	0.00162	+++++					AVRG		0.00153		6.11687	<-

FORM VI-NJ-8260

VOLATILE ORGANICS ORGANICS INITIAL CALIBRATION DATA

Lab Name: Alpha Analytical Labs

SDG No.: L1523745

Instrument ID: VOA108.I Calibration Date(s): 01-OCT-2015 01-OCT-2015

Calibration Times: 17:51 21:09

Compound	5.0000 Level 1	20.0000 Level 2	100.0000 Level 3	300.0000 Level 4	800.0000 Level 6	1200.0000 Level 8	2000.0000 Level 10	2.0000 Level 11	Curve	Coefficients b	m1	m2	%RSD or R^2
55 2-Pentanone	+++++	+++++	+++++	+++++	+++++	+++++	+++++	+++++	AVRG	0.000e+000			0.000e+000
56 2-Chloroethylvinyl ether	0.08937	0.12445	0.12006	0.12367	0.12329	0.12574	0.12577	+++++	AVRG		0.11891		11.07394
57 cis-1,3-dichloropropene	0.26094	0.38407	0.35327	0.36702	0.37798	0.38272	0.38380	+++++	AVRG		0.35854		12.40982
59 toluene	0.67722	0.83642	0.74054	0.72368	0.74306	0.74790	0.74119	+++++	AVRG		0.74429		6.36099
60 4-methyl-2-pentanone	+++++	0.06294	0.06175	0.06881	0.07289	0.07447	0.07720	+++++	AVRG		0.06968		9.04618
61 tetrachloroethene	0.25322	0.31429	0.29011	0.28785	0.29258	0.29956	0.30003	+++++	AVRG		0.29109		6.48507
62 trans-1,3-dichloropropene	0.30578	0.40802	0.39677	0.40734	0.42295	0.42236	0.40977	+++++	AVRG		0.39614		10.31776

FORM VI-NJ-8260

VOLATILE ORGANICS ORGANICS INITIAL CALIBRATION DATA

Lab Name: Alpha Analytical Labs

SDG No.: L1523745

Instrument ID: VOA108.I Calibration Date(s): 01-OCT-2015 01-OCT-2015

Calibration Times: 17:51 21:09

Compound	5.0000 Level 1	20.0000 Level 2	100.0000 Level 3	300.0000 Level 4	800.0000 Level 6	1200.0000 Level 8	2000.0000 Level 10	2.0000 Level 11	Curve	b	Coefficients m1	m2	%RSD or R^2	
63 4-methyl-2-pentanol	+++++	+++++	+++++	+++++	+++++	+++++	+++++	+++++	AVRG		0.000e+000		0.000e+000	
64 Methyl Isothiocyanate	+++++	+++++	+++++	+++++	+++++	+++++	+++++	+++++	AVRG		0.000e+000		0.000e+000	
65 ethyl-methacrylate	0.19942	0.27442	0.28989	0.31152	0.33283	0.33803	0.33548	+++++	AVRG		0.29737		16.66735	
66 1,1,2-trichloroethane	0.14502	0.23122	0.19355	0.18884	0.19308	0.19262	0.18803	+++++	AVRG		0.19034		13.14545	
67 chlorodibromomethane	0.20658	0.29620	0.27410	0.28461	0.29518	0.30061	0.29366	+++++	AVRG		0.27871		11.84497	
68 1,3-dichloropropane	0.36939	0.46291	0.42001	0.40292	0.40526	0.39921	0.38250	+++++	AVRG		0.40603		7.37770	
69 Heptane	+++++	+++++	+++++	+++++	+++++	+++++	+++++	+++++	AVRG		0.000e+000		0.000e+000	<-

FORM VI-NJ-8260

VOLATILE ORGANICS ORGANICS INITIAL CALIBRATION DATA

Lab Name: Alpha Analytical Labs

SDG No.: L1523745

Instrument ID: VOA108.I Calibration Date(s): 01-OCT-2015 01-OCT-2015

Calibration Times: 17:51 21:09

Compound	5.0000 Level 1	20.0000 Level 2	100.0000 Level 3	300.0000 Level 4	800.0000 Level 6	1200.0000 Level 8	Curve	Coefficients b	m1	m2	%RSD or R^2
	2000.0000 Level 10	2.0000 Level 11									
70 1,2-dibromoethane	0.17917	0.24500	0.22106	0.22069	0.22527	0.22593					
	0.22046	+++++					AVRG		0.21965		9.02061
71 2-hexanone	0.12272	0.16281	0.15864	0.16768	0.17737	0.17496					
	0.17124	+++++					AVRG		0.16220		11.46840
73 chlorobenzene	0.76251	0.93555	0.80168	0.80406	0.82531	0.82527					
	0.81403	+++++					AVRG		0.82406		6.50151
74 ethyl benzene	1.15768	1.55119	1.42554	1.42278	1.47539	1.46066					
	1.44573	+++++					AVRG		1.41985		8.69493
75 1,1,1,2-tetrachloroethane	0.25097	0.32006	0.29876	0.30194	0.31461	0.31214					
	0.30486	+++++					AVRG		0.30048		7.67976
76 p/m xylene	0.43587	0.56350	0.55484	0.55839	0.57708	0.57657					
	0.57949	+++++					AVRG		0.54939		9.28387
77 o xylene	0.42707	0.55789	0.52443	0.53550	0.55996	0.56324					
	0.56667	+++++					AVRG		0.53354		9.27478

FORM VI-NJ-8260

VOLATILE ORGANICS ORGANICS INITIAL CALIBRATION DATA

Lab Name: Alpha Analytical Labs

SDG No.: L1523745

Instrument ID: VOA108.I Calibration Date(s): 01-OCT-2015 01-OCT-2015

Calibration Times: 17:51 21:09

Compound	5.0000 Level 1	20.0000 Level 2	100.0000 Level 3	300.0000 Level 4	800.0000 Level 6	1200.0000 Level 8	Curve	Coefficients b	m1	m2	%RSD or R^2
	2000.0000 Level 10	2.0000 Level 11									
78 styrene	0.64020	0.91140	0.88444	0.92856	0.96694	0.96484					
	0.97522	+++++					AVRG		0.89594		13.12060
79 bromoform	0.19837	0.28904	0.28173	0.29222	0.30682	0.31724					
	0.30969	+++++					AVRG		0.28501		14.11399
80 isopropylbenzene	2.12748	2.89032	2.67466	2.71283	2.74835	2.77034					
	2.70859	+++++					AVRG		2.66180		9.22730
82 bromobenzene	0.52997	0.69582	0.61118	0.59462	0.61287	0.62316					
	0.61264	+++++					AVRG		0.61147		7.95084
83 n-propylbenzene	2.73527	3.54845	3.24975	3.26438	3.26398	3.29498					
	3.22955	+++++					AVRG		3.22663		7.51775
84 1,4-dichloro-2-butane	0.96646	1.15742	1.02599	1.00546	1.00942	1.00159					
	0.96445	+++++					AVRG		1.01868		6.40233
85 1,1,2,2,-tetrachloroethane	0.50840	0.60176	0.50091	0.49531	0.49812	0.49581					
	0.47692	+++++					AVRG		0.51103		8.04831

FORM VI-NJ-8260

VOLATILE ORGANICS ORGANICS INITIAL CALIBRATION DATA

Lab Name: Alpha Analytical Labs

SDG No.: L1523745

Instrument ID: VOA108.I Calibration Date(s): 01-OCT-2015 01-OCT-2015

Calibration Times: 17:51 21:09

Compound	5.0000 Level 1	20.0000 Level 2	100.0000 Level 3	300.0000 Level 4	800.0000 Level 6	1200.0000 Level 8	Curve	Coefficients b	m1	m2	%RSD or R^2	
	2000.0000 Level 10	2.0000 Level 11										
86 4-ethyltoluene	2.33938	3.10887	2.91154	2.94989	2.95041	2.99757						
	2.96069	+++++					AVRG		2.88833		8.65934	
87 Butyl Acetate	+++++	+++++	+++++	+++++	+++++	+++++						
	+++++	+++++					AVRG		0.000e+000		0.000e+000	<-
88 2-chlorotoluene	1.77093	2.14134	1.89580	1.84428	1.85993	1.87610						
	1.80908	+++++					AVRG		1.88535		6.38585	
89 1,3,5-trimethybenzene	1.83352	2.48302	2.21829	2.22575	2.23483	2.25803						
	2.23089	+++++					AVRG		2.21205		8.65499	
90 1,2,3-trichloropropane	0.39124	0.46388	0.40751	0.41316	0.40212	0.40120						
	0.39188	+++++					AVRG		0.41014		6.08663	
91 trans-1,4-dichloro-2-butene	0.14973	0.21938	0.19946	0.20281	0.20127	0.19974						
	0.18734	+++++					AVRG		0.19425		11.20297	
92 4-chorotoluene	1.70579	2.14124	1.91767	1.90608	1.90271	1.91533						
	1.86127	+++++					AVRG		1.90716		6.68913	

FORM VI-NJ-8260

VOLATILE ORGANICS ORGANICS INITIAL CALIBRATION DATA

Lab Name: Alpha Analytical Labs

SDG No.: L1523745

Instrument ID: VOA108.I Calibration Date(s): 01-OCT-2015 01-OCT-2015

Calibration Times: 17:51 21:09

Compound	5.0000 Level 1	20.0000 Level 2	100.0000 Level 3	300.0000 Level 4	800.0000 Level 6	1200.0000 Level 8	Curve	Coefficients b	m1	m2	%RSD or R^2
	2000.0000 Level 10	2.0000 Level 11									
93 tert-butylbenzene	1.40676	1.94522	1.87108	1.87162	1.89833	1.92923					
	1.89497	+++++					AVRG		1.83103		10.32766
94 1,2,4-trimethylbenzene	1.82380	2.31213	2.19172	2.21148	2.25831	2.26201					
	2.23136	+++++					AVRG		2.18440		7.49507
95 sec-butylbenzene	2.11268	2.99508	2.80084	2.85265	2.89632	2.91118					
	2.86238	+++++					AVRG		2.77588		10.75422
96 p-isopropyltoluene	1.66688	2.40786	2.32470	2.37433	2.43967	2.48081					
	2.44536	+++++					AVRG		2.30566		12.41616
97 1,3-dichlorobenzene	1.01341	1.33007	1.22894	1.21151	1.23246	1.24468					
	1.22947	+++++					AVRG		1.21294		7.92593
99 1,4-dichlorobenzene	1.18894	1.35032	1.18732	1.19094	1.22140	1.23707					
	1.21497	+++++					AVRG		1.22728		4.68176
100 p-Diethylbenzene	1.00749	1.33215	1.34084	1.37913	1.43363	1.46475					
	1.44779	+++++					AVRG		1.34368		11.68900

FORM VI-NJ-8260

VOLATILE ORGANICS ORGANICS INITIAL CALIBRATION DATA

Lab Name: Alpha Analytical Labs

SDG No.: L1523745

Instrument ID: VOA108.I Calibration Date(s): 01-OCT-2015 01-OCT-2015

Calibration Times: 17:51 21:09

Compound	5.0000 Level 1	20.0000 Level 2	100.0000 Level 3	300.0000 Level 4	800.0000 Level 6	1200.0000 Level 8	2000.0000 Level 10	2.0000 Level 11	Curve	Coefficients b	m1	m2	%RSD or R^2
101 n-butylbenzene	1.75866	2.19087	2.08926	2.13909	2.15934	2.17489							
	2.13204	+++++							AVRG		2.09202		7.19989
102 1,2-dichlorobenzene	1.14030	1.16396	1.07717	1.08025	1.09533	1.10782							
	1.09334	+++++							AVRG		1.10831		2.91660
103 1,2,4,5-tetramethylbenzene	1.22277	1.72034	1.83720	1.97284	2.09830	2.13846							
	2.12480	+++++							AVRG		1.87353		17.45926
104 1,2-dibromo-3-chloropropane	0.11378	0.22540	0.20435	0.20458	0.20888	0.21142							
	0.20517	+++++							AVRG		0.19622		18.90383
105 1,3,5-trichlorobenzene	0.54815	0.65896	0.63968	0.65022	0.68388	0.69378							
	0.69117	+++++							AVRG		0.65226		7.73752
106 hexachlorobutadiene	0.12520	0.20837	0.20649	0.21199	0.21755	0.22229							
	0.22480	+++++							AVRG		0.20238		17.15436
107 1,2,4-trichlorobenzene	0.42719	0.50551	0.49279	0.52177	0.54707	0.54905							
	0.55648	+++++							AVRG		0.51426		8.78440

FORM VI-NJ-8260

VOLATILE ORGANICS ORGANICS INITIAL CALIBRATION DATA

Lab Name: Alpha Analytical Labs

SDG No.: L1523745

Instrument ID: VOA108.I Calibration Date(s): 01-OCT-2015 01-OCT-2015

Calibration Times: 17:51 21:09

Compound	5.0000 Level 1	20.0000 Level 2	100.0000 Level 3	300.0000 Level 4	800.0000 Level 6	1200.0000 Level 8	Curve	Coefficients b	m1	m2	%RSD or R^2	
	2000.0000 Level 10	2.0000 Level 11										
108 naphthalene	1.00579	1.07187	1.14779	1.26369	1.33379	1.37925						
	1.38884	+++++					AVRG		1.22729		12.50811	
109 1,2,3-trichlorobenzene	0.34133	0.42162	0.42748	0.44775	0.47037	0.48268						
	0.48111	+++++					AVRG		0.43891		11.28384	
185 n-butanol	+++++	+++++	+++++	+++++	+++++	+++++						
	+++++	+++++					AVRG		0.000e+000		0.000e+000	<-
186 Camphor	+++++	+++++	+++++	+++++	+++++	+++++						
	+++++	+++++					AVRG		0.000e+000		0.000e+000	<-
187 chloropicrin	+++++	+++++	+++++	+++++	+++++	+++++						
	+++++	+++++					AVRG		0.000e+000		0.000e+000	<-
$ 36 dibromofluoromethane	0.26289	0.26768	0.26492	0.26647	0.26294	0.26477						
	0.26943	0.26719					AVRG		0.26579		0.87202	
$ 42 1,2-dichloroethane-d4	0.34426	0.33748	0.33905	0.32804	0.33231	0.33471						
	0.33557	0.34014					AVRG		0.33644		1.48230	

FORM VI-NJ-8260

VOLATILE ORGANICS ORGANICS INITIAL CALIBRATION DATA

Lab Name: Alpha Analytical Labs

SDG No.: L1523745

Instrument ID: VOA108.I Calibration Date(s): 01-OCT-2015 01-OCT-2015

Calibration Times: 17:51 21:09

Compound	5.0000 Level 1	20.0000 Level 2	100.0000 Level 3	300.0000 Level 4	800.0000 Level 6	1200.0000 Level 8	Curve	Coefficients b	m1	m2	%RSD or R^2
	2000.0000 Level 10	2.0000 Level 11									
$ 58 toluene-d8	1.30699	1.29109	1.29236	1.25162	1.23726	1.25001					
	1.22483	1.29039					AVRG		1.26807		2.41197
$ 81 4-bromofluorobenzene	0.91016	0.91148	0.89981	0.87449	0.85764	0.86035					
	0.84185	0.92170					AVRG		0.88468		3.37176

FORM VI-NJ-8260

VOLATILE ORGANICS ORGANICS INITIAL CALIBRATION DATA

Lab Name: Alpha Analytical Labs

SDG No.: L1523745

Instrument ID: VOA108.I Calibration Date(s): 01-OCT-2015 01-OCT-2015

Calibration Times: 17:51 21:09

Curve	Formula	Units
Averaged	Amt = Rsp/m1	Response
Wt Linear	Amt = b + Rsp/m1	Response

FORM VI-NJ-8260

7A
Volatile Organics CONTINUING CALIBRATION CHECK

Lab Name: Alpha Analytical Labs

SDG No.: L1523745

Instrument ID: Voa105.i Calibration Date: 01-OCT-2015 Time: 20:20

Lab File ID: 1001N01 Init. Calib. Date(s): 26-SEP-2 26-SEP-2

Sample No: wg827-1,31,10 Init. Calib. Times : 19:26 22:38

Compound	RRF	RRF	MIN RRF	%D	MAX %D	
dichlorodifluoromethane	.2075	.2244	.05	8	20	
chloromethane	.21626	.25101	.05	16	20	
vinyl chloride	.25782	.27828	.05	8	20	
bromomethane	.09163	.09516	.05	4	20	
chloroethane	.14465	.17926	.05	24	20	F
trichlorofluoromethane	.33817	.36645	.05	8	20	
1,1,-dichloroethene	.1826	.18559	.05	2	20	
carbon disulfide	.56561	.55404	.05	-2	20	
freon-113	.20116	.20365	.05	1	20	
methylene chloride	.20205	.20869	.05	3	20	
acetone	.03398	.03762	.05	11	20	F
trans-1,2-dichloroethene	.19324	.19573	.05	1	20	
Methyl Acetate	.0989	.08858	.05	-10	20	
methyl tert butyl ether	.41343	.37876	.05	-8	20	
1,1-dichloroethane	.40307	.42409	.05	5	20	
cis-1,2-dichloroethene	.21041	.21588	.05	3	20	
bromochloromethane	.09197	.09198	.05	0	20	
Cyclohexane	.40013	.38128	.05	-5	20	
chloroform	.3708	.38611	.05	4	20	
carbontetrachloride	.27057	.26898	.05	-1	20	
1,1,1-trichloroethane	.31811	.3265	.05	3	20	
2-butanone	.05445	.05247	.05	-4	20	
benzene	.81904	.85894	.05	5	20	
1,2-dichloroethane	.27694	.27727	.05	0	20	
methyl cyclohexane	.39356	.28206	.05	-28	20	F
trichloroethene	.22144	.2225	.05	0	20	
1,2-dichloropropane	.21373	.22332	.05	4	20	
bromodichloromethane	.25961	.25898	.05	0	20	
1,4-Dioxane	.00104	.00089	.05	-14	20	F
cis-1,3-dichloropropene	100	88.926	.05	-11	20	
toluene	.69409	.68	.05	-2	20	
4-methyl-2-pentanone	100	71.533	.05	-28	20	F
tetrachloroethene	.25792	.23916	.05	-7	20	
trans-1,3-dichloropropene	100	80.666	.05	-19	20	
1,1,2-trichloroethane	.17056	.15747	.05	-8	20	
chlorodibromomethane	.2128	.18834	.05	-11	20	
1,2-dibromoethane	.17668	.16008	.05	-9	20	
2-hexanone	100	70.800	.05	-29	20	F

FORM VII NJ-8260

7A
CONTINUING CALIBRATION CHECK

Lab Name: Alpha Analytical Labs

SDG No.: L1523745

Instrument ID: Voa105.i Calibration Date: 01-OCT-2015 Time: 20:20

Lab File ID: 1001N01 Init. Calib. Date(s): 26-SEP-2 26-SEP-2

Sample No: wg827-1,31,10 Init. Calib. Times : 19:26 22:38

Compound	RRF	RRF	MIN RRF	%D	MAX %D	
chlorobenzene	.75812	.74278	.05	-2	20	
ethyl benzene	1.3239	1.2956	.05	-2	20	
p/m xylene	.47334	.47911	.05	1	20	
o xylene	200	195	.05	-3	20	
styrene	200	194	.05	-3	20	
bromoform	.22833	.1785	.05	-22	20	F
isopropylbenzene	2.3149	2.2804	.05	-1	20	
1,1,2,2,-tetrachloroethane	.42999	.38122	.05	-11	20	
1,3-dichlorobenzene	1.0785	1.0483	.05	-3	20	
1,4-dichlorobenzene	1.109	1.0575	.05	-5	20	
1,2-dichlorobenzene	.94938	.89219	.05	-6	20	
1,2-dibromo-3-chloropropane	.17486	.15498	.05	-11	20	
1,2,4-trichlorobenzene	.43698	.34814	.05	-20	20	F
1,2,3-trichlorobenzene	.31522	.212	.05	-33	20	F
dibromofluoromethane	.26065	.26005	.05	0	20	
1,2-dichloroethane-d4	.30669	.28896	.05	-6	20	
toluene-d8	1.3124	1.2987	.05	-1	20	
4-bromofluorobenzene	1.015	1.0327	.05	2	20	

FORM VII NJ-8260

7A
CONTINUING CALIBRATION CHECK

Lab Name: Alpha Analytical Labs

SDG No.: L1523745

Instrument ID: Voa108.i Calibration Date: 02-OCT-2015 Time: 12:23

Lab File ID: 1002A01 Init. Calib. Date(s): 01-OCT-2 01-OCT-2

Sample No: wg827-1,31,10 Init. Calib. Times : 17:51 21:09

Compound	RRF	RRF	MIN RRF	%D	MAX %D	
dichlorodifluoromethane	.21811	.20871	.05	-4	20	
chloromethane	.33049	.34483	.05	4	20	
vinyl chloride	.29117	.29671	.05	2	20	
bromomethane	.13103	.11773	.05	-10	20	
chloroethane	.18362	.19505	.05	6	20	
trichlorofluoromethane	.39152	.37062	.05	-5	20	
ethyl ether	.12338	.13199	.05	7	20	
1,1,-dichloroethene	.21172	.20902	.05	-1	20	
carbon disulfide	.70279	.68231	.05	-3	20	
freon-113	.22439	.21661	.05	-3	20	
iodomethane	100	60.763	.05	-39	20	F
methylene chloride	.21783	.22032	.05	1	20	
acetone	.058	.06602	.05	14	20	
trans-1,2-dichloroethene	.21258	.2149	.05	1	20	
Methyl Acetate	.1532	.15344	.05	0	20	
acrolein	100	91.310	.05	-9	20	
methyl tert butyl ether	.5208	.54218	.05	4	20	
Tert-Butyl Alcohol	.01453	.01548	.05	7	20	F
Diisopropyl Ether	1.0479	1.0568	.05	1	20	
1,1-dichloroethane	.48387	.47791	.05	-1	20	
halothane	.1712	.17	.05	-1	20	
acrylonitrile	.0717	.07871	.05	10	20	
Ethyl-Tert-Butyl-Ether	.80948	.83232	.05	3	20	
vinyl acetate	.66716	.66867	.05	0	20	
cis-1,2-dichloroethene	.24296	.24609	.05	1	20	
2,2-dichloropropane	.33578	.32074	.05	-4	20	
Cyclohexane	.4889	.47517	.05	-3	20	
bromochloromethane	.10812	.11434	.05	6	20	
chloroform	.40982	.41312	.05	1	20	
Ethyl Acetate	.20992	.21775	.05	4	20	
carbontetrachloride	.33724	.3207	.05	-5	20	
tetrahydrofuran	.06842	.07719	.05	13	20	
1,1,1-trichloroethane	.3577	.36243	.05	1	20	
2-butanone	.08574	.09368	.05	9	20	
1,1-dichloropropene	.29831	.30679	.05	3	20	
benzene	.8979	.91834	.05	2	20	
Tertiary-Amyl Methyl Ether	.554	.57619	.05	4	20	
1,2-dichloroethane	.34339	.35437	.05	3	20	

FORM VII NJ-8260

7A
CONTINUING CALIBRATION CHECK

Lab Name: Alpha Analytical Labs

SDG No.: L1523745

Instrument ID: Voa108.i Calibration Date: 02-OCT-2015 Time: 12:23

Lab File ID: 1002A01 Init. Calib. Date(s): 01-OCT-2 01-OCT-2

Sample No: wg827-1,31,10 Init. Calib. Times : 17:51 21:09

Compound	RRF	RRF	MIN RRF	%D	MAX %D	
methyl cyclohexane	.36611	.36726	.05	0	20	
trichloroethene	.23532	.23337	.05	-1	20	
dibromomethane	.12788	.1339	.05	5	20	
1,2-dichloropropane	.2667	.27279	.05	2	20	
bromodichloromethane	.31305	.31494	.05	1	20	
1,4-Dioxane	.00153	.00176	.05	14	20	F
2-Chloroethylvinyl ether	.11891	.12724	.05	7	20	
cis-1,3-dichloropropene	.35854	.36427	.05	2	20	
toluene	.74429	.75936	.05	2	20	
tetrachloroethene	.29109	.2941	.05	1	20	
4-methyl-2-pentanone	.06968	.06509	.05	-7	20	
trans-1,3-dichloropropene	.39614	.42924	.05	8	20	
ethyl-methacrylate	.29737	.31724	.05	7	20	
1,1,2-trichloroethane	.19034	.20431	.05	7	20	
chlorodibromomethane	.27871	.2871	.05	3	20	
1,3-dichloropropane	.40603	.43352	.05	7	20	
1,2-dibromoethane	.21965	.24402	.05	11	20	
2-hexanone	.1622	.17178	.05	6	20	
chlorobenzene	.82406	.83707	.05	2	20	
ethyl benzene	1.4198	1.4496	.05	2	20	
1,1,1,2-tetrachloroethane	.30048	.3112	.05	4	20	
p/m xylene	.54939	.56963	.05	4	20	
o xylene	.53354	.53942	.05	1	20	
styrene	.89594	.91458	.05	2	20	
bromoform	.28501	.28967	.05	2	20	
isopropylbenzene	2.6618	2.8267	.05	6	20	
bromobenzene	.61147	.6415	.05	5	20	
n-propylbenzene	3.2266	3.4381	.05	7	20	
1,4-dichloro-2-butane	1.0186	1.0868	.05	7	20	
1,1,2,2,-tetrachloroethane	.51103	.53196	.05	4	20	
4-ethyltoluene	2.8883	3.1354	.05	9	20	
2-chlorotoluene	1.8853	2.0316	.05	8	20	
1,3,5-trimethybenzene	2.2120	2.4143	.05	9	20	
1,2,3-trichloropropane	.41014	.4368	.05	7	20	
trans-1,4-dichloro-2-butene	.19425	.20422	.05	5	20	
4-chorotoluene	1.9071	2.0813	.05	9	20	
tert-butylbenzene	1.8310	2.0032	.05	9	20	
1,2,4-trimethylbenzene	2.1844	2.3927	.05	10	20	

FORM VII NJ-8260

7A
CONTINUING CALIBRATION CHECK

Lab Name: Alpha Analytical Labs

SDG No.: L1523745

Instrument ID: Voa108.i Calibration Date: 02-OCT-2015 Time: 12:23

Lab File ID: 1002A01 Init. Calib. Date(s): 01-OCT-2 01-OCT-2

Sample No: wg827-1,31,10 Init. Calib. Times : 17:51 21:09

Compound	RRF	RRF	MIN RRF	%D	MAX %D
sec-butylbenzene	2.7758	2.9888	.05	8	20
p-isopropyltoluene	2.3056	2.5008	.05	8	20
1,3-dichlorobenzene	1.2129	1.3413	.05	11	20
1,4-dichlorobenzene	1.2272	1.3057	.05	6	20
p-Diethylbenzene	1.3436	1.446	.05	8	20
n-butylbenzene	2.0920	2.2584	.05	8	20
1,2-dichlorobenzene	1.1083	1.1954	.05	8	20
1,2,4,5-tetramethylbenzene	1.8735	2.0981	.05	12	20
1,2-dibromo-3-chloropropane	.19622	.21711	.05	11	20
1,3,5-trichlorobenzene	.65226	.71769	.05	10	20
hexachlorobutadiene	.20238	.22528	.05	11	20
1,2,4-trichlorobenzene	.51426	.56838	.05	11	20
naphthalene	1.2272	1.3376	.05	9	20
1,2,3-trichlorobenzene	.43891	.49261	.05	12	20
dibromofluoromethane	.26579	.26714	.05	1	30
1,2-dichloroethane-d4	.33644	.32909	.05	-2	30
toluene-d8	1.2680	1.2985	.05	2	30
4-bromofluorobenzene	.88468	.89781	.05	1	30

FORM VII NJ-8260

7A
CONTINUING CALIBRATION CHECK

Lab Name: Alpha Analytical Labs

SDG No.: L1523745

Instrument ID: Voa101.i Calibration Date: 01-OCT-2015 Time: 10:17

Lab File ID: 1001A02 Init. Calib. Date(s): 29-SEP-2 29-SEP-2

Sample No: wg826-1,31,10 Init. Calib. Times : 14:04 17:33

Compound	RRF	RRF	MIN RRF	%D	MAX %D	
dichlorodifluoromethane	.20388	.17311	.05	-15	20	
chloromethane	100	89.174	.05	-11	20	
vinyl chloride	.18947	.17092	.05	-10	20	
bromomethane	100	130	.05	30	20	F
chloroethane	.09481	.09973	.05	5	20	
trichlorofluoromethane	.29086	.2677	.05	-8	20	
ethyl ether	.09825	.08727	.05	-11	20	
1,1,-dichloroethene	.17732	.15692	.05	-12	20	
carbon disulfide	.58512	.50011	.05	-15	20	
freon-113	.1888	.16853	.05	-11	20	
methylene chloride	.19789	.17339	.05	-12	20	
acetone	.02931	.02678	.05	-9	20	F
trans-1,2-dichloroethene	.19594	.17339	.05	-12	20	
Methyl Acetate	.0737	.06294	.05	-15	20	
acrolein	.01777	.01785	.05	0	20	F
methyl tert butyl ether	.45883	.39606	.05	-14	20	
Tert-Butyl Alcohol	.01065	.00876	.05	-18	20	F
Diisopropyl Ether	.53001	.48081	.05	-9	20	
1,1-dichloroethane	.34142	.30801	.05	-10	20	
halothane	.15865	.13627	.05	-14	20	
acrylonitrile	.04169	.03458	.05	-17	20	F
Ethyl-Tert-Butyl-Ether	.50841	.45074	.05	-11	20	
vinyl acetate	.32928	.29535	.05	-10	20	
cis-1,2-dichloroethene	.21281	.18843	.05	-11	20	
2,2-dichloropropane	.3031	.26559	.05	-12	20	
bromochloromethane	.089	.08347	.05	-6	20	
Cyclohexane	.30832	.27427	.05	-11	20	
chloroform	.33841	.29933	.05	-12	20	
Ethyl Acetate	.11137	.09108	.05	-18	20	
carbontetrachloride	.26829	.22763	.05	-15	20	
tetrahydrofuran	.03942	.03401	.05	-14	20	F
1,1,1-trichloroethane	.30913	.26466	.05	-14	20	
2-butanone	.04881	.03837	.05	-21	20	F
1,1-dichloropropene	.26601	.23417	.05	-12	20	
benzene	.76366	.68565	.05	-10	20	
Tertiary-Amyl Methyl Ether	.48191	.4138	.05	-14	20	
1,2-dichloroethane	.22472	.19472	.05	-13	20	
methyl cyclohexane	.35835	.31219	.05	-13	20	

FORM VII NJ-8260

7A
CONTINUING CALIBRATION CHECK

Lab Name: Alpha Analytical Labs

SDG No.: L1523745

Instrument ID: Voa101.i Calibration Date: 01-OCT-2015 Time: 10:17

Lab File ID: 1001A02 Init. Calib. Date(s): 29-SEP-2 29-SEP-2

Sample No: wg826-1,31,10 Init. Calib. Times : 14:04 17:33

Compound	RRF	RRF	MIN RRF	%D	MAX %D	
trichloroethene	.20058	.17954	.05	-10	20	
dibromomethane	.10457	.09047	.05	-13	20	
1,2-dichloropropane	.18361	.16313	.05	-11	20	
bromodichloromethane	.2499	.21193	.05	-15	20	
1,4-Dioxane	.00129	.00138	.05	7	20	F
2-Chloroethylvinyl ether	.07664	.06866	.05	-10	20	
cis-1,3-dichloropropene	.30432	.26457	.05	-13	20	
toluene	.68999	.59203	.05	-14	20	
4-methyl-2-pentanone	.04366	.03564	.05	-18	20	F
tetrachloroethene	.28928	.25476	.05	-12	20	
trans-1,3-dichloropropene	.36135	.30174	.05	-16	20	
ethyl-methacrylate	.28083	.22988	.05	-18	20	
1,1,2-trichloroethane	.16631	.1409	.05	-15	20	
chlorodibromomethane	.23828	.19323	.05	-19	20	
1,3-dichloropropane	.35092	.29974	.05	-15	20	
1,2-dibromoethane	.20017	.1688	.05	-16	20	
2-hexanone	.09458	.07583	.05	-20	20	
chlorobenzene	.73917	.65636	.05	-11	20	
ethyl benzene	1.2760	1.1233	.05	-12	20	
1,1,1,2-tetrachloroethane	.25538	.21693	.05	-15	20	
p/m xylene	.49556	.44389	.05	-10	20	
o xylene	.46645	.42264	.05	-9	20	
styrene	.74613	.69538	.05	-7	20	
bromoform	.24836	.19731	.05	-21	20	F
isopropylbenzene	2.5341	2.1926	.05	-13	20	
bromobenzene	.58095	.50062	.05	-14	20	
n-propylbenzene	2.8458	2.5838	.05	-9	20	
1,4-dichloro-2-butane	.59228	.51306	.05	-13	20	
1,1,2,2,-tetrachloroethane	.43566	.35972	.05	-17	20	
4-ethyltoluene	2.6944	2.4077	.05	-11	20	
2-chlorotoluene	1.7017	1.4391	.05	-15	20	
1,3,5-trimethybenzene	2.1070	1.8189	.05	-14	20	
1,2,3-trichloropropane	.34864	.29954	.05	-14	20	
trans-1,4-dichloro-2-butene	.12016	.09383	.05	-22	20	F
4-chorotoluene	1.7989	1.5623	.05	-13	20	
tert-butylbenzene	1.8048	1.5430	.05	-15	20	
1,2,4-trimethylbenzene	2.084	1.7893	.05	-14	20	
sec-butylbenzene	2.5813	2.2840	.05	-12	20	

FORM VII NJ-8260

7A
CONTINUING CALIBRATION CHECK

Lab Name: Alpha Analytical Labs

SDG No.: L1523745

Instrument ID: Voa101.i Calibration Date: 01-OCT-2015 Time: 10:17

Lab File ID: 1001A02 Init. Calib. Date(s): 29-SEP-2 29-SEP-2

Sample No: wg826-1,31,10 Init. Calib. Times : 14:04 17:33

Compound	RRF	RRF	MIN RRF	%D	MAX %D
p-isopropyltoluene	2.2073	1.9288	.05	-13	20
1,3-dichlorobenzene	1.1289	.98254	.05	-13	20
1,4-dichlorobenzene	1.1226	.97499	.05	-13	20
p-Diethylbenzene	1.3347	1.1203	.05	-16	20
n-butylbenzene	1.9032	1.6520	.05	-13	20
1,2-dichlorobenzene	.996	.85416	.05	-14	20
1,2,4,5-tetramethylbenzene	1.9108	1.6071	.05	-16	20
1,2-dibromo-3-chloropropane	.18536	.1483	.05	-20	20
1,3,5-trichlorobenzene	.67975	.58106	.05	-15	20
hexachlorobutadiene	.20494	.18686	.05	-9	20
1,2,4-trichlorobenzene	.56282	.48401	.05	-14	20
naphthalene	1.2562	1.0415	.05	-17	20
1,2,3-trichlorobenzene	.45751	.40362	.05	-12	20
dibromofluoromethane	.24965	.25417	.05	2	30
1,2-dichloroethane-d4	.26057	.26072	.05	0	30
toluene-d8	1.3329	1.3082	.05	-2	30
4-bromofluorobenzene	1.0238	.97573	.05	-5	30

FORM VII NJ-8260

7A
CONTINUING CALIBRATION CHECK

Lab Name: Alpha Analytical Labs

SDG No.: L1523745

Instrument ID: Voa105.i Calibration Date: 02-OCT-2015 Time: 20:41

Lab File ID: 1002N01 Init. Calib. Date(s): 26-SEP-2 26-SEP-2

Sample No: 8260 CCAL Init. Calib. Times : 19:26 22:38

Compound	RRF	RRF	MIN RRF	%D	MAX %D	
dichlorodifluoromethane	.2075	.1749	.05	-16	20	
chloromethane	.21626	.22024	.05	2	20	
vinyl chloride	.25782	.23273	.05	-10	20	
bromomethane	.09163	.09676	.05	6	20	
chloroethane	.14465	.14243	.05	-2	20	
trichlorofluoromethane	.33817	.29549	.05	-13	20	
ethyl ether	.11052	.10184	.05	-8	20	
1,1,-dichloroethene	.1826	.15834	.05	-13	20	
carbon disulfide	.56561	.46837	.05	-17	20	
freon-113	.20116	.17175	.05	-15	20	
iodomethane	100	101	.05	1	20	
acrolein	.01975	.02144	.05	9	20	F
methylene chloride	.20205	.19197	.05	-5	20	
acetone	.03398	.0316	.05	-7	20	F
trans-1,2-dichloroethene	.19324	.17292	.05	-11	20	
Methyl Acetate	.0989	.09484	.05	-4	20	
methyl tert butyl ether	.41343	.377	.05	-9	20	
Tert-Butyl Alcohol	.00787	.00665	.05	-16	20	F
Diisopropyl Ether	.67909	.66156	.05	-3	20	
1,1-dichloroethane	.40307	.38249	.05	-5	20	
halothane	.14623	.13173	.05	-10	20	
acrylonitrile	.04738	.04697	.05	-1	20	F
Ethyl-Tert-Butyl-Ether	.58232	.51097	.05	-12	20	
vinyl acetate	.33924	.30131	.05	-11	20	
cis-1,2-dichloroethene	.21041	.19719	.05	-6	20	
2,2-dichloropropane	.28616	.27049	.05	-5	20	
Cyclohexane	.40013	.32924	.05	-18	20	
bromochloromethane	.09197	.08739	.05	-5	20	
chloroform	.3708	.35034	.05	-6	20	
Ethyl Acetate	.12435	.11964	.05	-4	20	
carbontetrachloride	.27057	.23251	.05	-14	20	
tetrahydrofuran	.04233	.03726	.05	-12	20	F
1,1,1-trichloroethane	.31811	.28432	.05	-11	20	
2-butanone	.05445	.05242	.05	-4	20	
1,1-dichloropropene	.27577	.25344	.05	-8	20	
benzene	.81904	.77369	.05	-6	20	
Tertiary-Amyl Methyl Ether	.45419	.3823	.05	-16	20	
1,2-dichloroethane	.27694	.26534	.05	-4	20	

FORM VII NJ-8260

7A
CONTINUING CALIBRATION CHECK

Lab Name: Alpha Analytical Labs

SDG No.: L1523745

Instrument ID: Voa105.i Calibration Date: 02-OCT-2015 Time: 20:41

Lab File ID: 1002N01 Init. Calib. Date(s): 26-SEP-2 26-SEP-2

Sample No: 8260 CCAL Init. Calib. Times : 19:26 22:38

Compound	RRF	RRF	MIN RRF	%D	MAX %D	
methyl cyclohexane	.39356	.24203	.05	-39	20	F
trichloroethene	.22144	.19812	.05	-11	20	
dibromomethane	.10718	.10017	.05	-7	20	
1,2-dichloropropane	.21373	.20636	.05	-3	20	
bromodichloromethane	.25961	.24114	.05	-7	20	
1,4-Dioxane	.00104	.00098	.05	-6	20	F
2-Chloroethylvinyl ether	100	68.343	.05	-32	20	F
cis-1,3-dichloropropene	100	84.384	.05	-16	20	
toluene	.69409	.67215	.05	-3	20	
4-methyl-2-pentanone	100	74.298	.05	-26	20	F
tetrachloroethene	.25792	.23238	.05	-10	20	
trans-1,3-dichloropropene	100	86.411	.05	-14	20	
ethyl-methacrylate	100	80.516	.05	-19	20	
1,1,2-trichloroethane	.17056	.17291	.05	1	20	
chlorodibromomethane	.2128	.20266	.05	-5	20	
1,3-dichloropropane	.35633	.36465	.05	2	20	
1,2-dibromoethane	.17668	.1745	.05	-1	20	
2-hexanone	100	79.721	.05	-20	20	F
chlorobenzene	.75812	.74001	.05	-2	20	
ethyl benzene	1.3239	1.2753	.05	-4	20	
1,1,1,2-tetrachloroethane	.24284	.23566	.05	-3	20	
p/m xylene	.47334	.4719	.05	0	20	
o xylene	200	193	.05	-4	20	
styrene	200	195	.05	-3	20	
bromoform	.22833	.20241	.05	-11	20	
isopropylbenzene	2.3149	2.2891	.05	-1	20	
bromobenzene	.55079	.5514	.05	0	20	
n-propylbenzene	2.9031	2.8787	.05	-1	20	
1,4-dichloro-2-butane	.74806	.77701	.05	4	20	
1,1,2,2,-tetrachloroethane	.42999	.44031	.05	2	20	
4-ethyltoluene	2.5143	2.5559	.05	2	20	
2-chlorotoluene	1.8474	1.9071	.05	3	20	
1,3,5-trimethybenzene	1.9388	1.9870	.05	2	20	
1,2,3-trichloropropane	.38422	.38417	.05	0	20	
trans-1,4-dichloro-2-butene	100	76.019	.05	-24	20	F
4-chorotoluene	1.8436	1.9172	.05	4	20	
tert-butylbenzene	1.5041	1.463	.05	-3	20	
1,2,4-trimethylbenzene	2.0470	2.0060	.05	-2	20	

FORM VII NJ-8260

7A
CONTINUING CALIBRATION CHECK

Lab Name: Alpha Analytical Labs

SDG No.: L1523745

Instrument ID: Voa105.i Calibration Date: 02-OCT-2015 Time: 20:41

Lab File ID: 1002N01 Init. Calib. Date(s): 26-SEP-2 26-SEP-2

Sample No: 8260 CCAL Init. Calib. Times : 19:26 22:38

Compound	RRF	RRF	MIN RRF	%D	MAX %D	
sec-butylbenzene	2.1529	2.0517	.05	-5	20	
p-isopropyltoluene	100	90.004	.05	-10	20	
1,3-dichlorobenzene	1.0785	1.0866	.05	1	20	
1,4-dichlorobenzene	1.109	1.1039	.05	0	20	
p-Diethylbenzene	1.0898	1.0006	.05	-8	20	
n-butylbenzene	1.5823	1.5453	.05	-2	20	
1,2-dichlorobenzene	.94938	.95197	.05	0	20	
1,2,4,5-tetramethylbenzene	100	87.287	.05	-13	20	
1,2-dibromo-3-chloropropane	.17486	.16653	.05	-5	20	
1,3,5-trichlorobenzene	.5661	.55751	.05	-2	20	
hexachlorobutadiene	.12645	.1166	.05	-8	20	
1,2,4-trichlorobenzene	.43698	.38839	.05	-11	20	
naphthalene	100	70.076	.05	-30	20	F
1,2,3-trichlorobenzene	.31522	.25389	.05	-19	20	
dibromofluoromethane	.26065	.25744	.05	-1	20	
1,2-dichloroethane-d4	.30669	.30569	.05	0	20	
toluene-d8	1.3124	1.3732	.05	5	20	
4-bromofluorobenzene	1.015	1.051	.05	4	20	

FORM VII NJ-8260

7A
CONTINUING CALIBRATION CHECK

Lab Name: Alpha Analytical Labs

SDG No.: L1523745

Instrument ID: Voa101.i Calibration Date: 02-OCT-2015 Time: 20:45

Lab File ID: 1002N01 Init. Calib. Date(s): 29-SEP-2 29-SEP-2

Sample No: wg827-1,31,10 Init. Calib. Times : 14:04 17:33

Compound	RRF	RRF	MIN RRF	%D	MAX %D	
dichlorodifluoromethane	.20388	.17989	.05	-12	20	
chloromethane	100	67.616	.05	-32	20	F
vinyl chloride	.18947	.18461	.05	-3	20	
bromomethane	100	74.545	.05	-25	20	F
chloroethane	.09481	.11663	.05	23	20	F
trichlorofluoromethane	.29086	.28611	.05	-2	20	
ethyl ether	.09825	.09818	.05	0	20	
1,1,-dichloroethene	.17732	.16694	.05	-6	20	
carbon disulfide	.58512	.54421	.05	-7	20	
freon-113	.1888	.18242	.05	-3	20	
methylene chloride	.19789	.18957	.05	-4	20	
acetone	.02931	.02764	.05	-6	20	F
trans-1,2-dichloroethene	.19594	.18776	.05	-4	20	
Methyl Acetate	.0737	.07505	.05	2	20	
acrolein	.01777	.00016	.05	-99	20	F
methyl tert butyl ether	.45883	.43316	.05	-6	20	
Tert-Butyl Alcohol	.01065	.00888	.05	-17	20	F
Diisopropyl Ether	.53001	.55515	.05	5	20	
1,1-dichloroethane	.34142	.3474	.05	2	20	
halothane	.15865	.13849	.05	-13	20	
acrylonitrile	.04169	.04113	.05	-1	20	F
Ethyl-Tert-Butyl-Ether	.50841	.50185	.05	-1	20	
vinyl acetate	.32928	.34053	.05	3	20	
cis-1,2-dichloroethene	.21281	.20441	.05	-4	20	
2,2-dichloropropane	.3031	.28385	.05	-6	20	
bromochloromethane	.089	.08757	.05	-2	20	
Cyclohexane	.30832	.31698	.05	3	20	
chloroform	.33841	.33047	.05	-2	20	
Ethyl Acetate	.11137	.10734	.05	-4	20	
carbontetrachloride	.26829	.23041	.05	-14	20	
tetrahydrofuran	.03942	.03776	.05	-4	20	F
1,1,1-trichloroethane	.30913	.28364	.05	-8	20	
2-butanone	.04881	.04297	.05	-12	20	F
1,1-dichloropropene	.26601	.26151	.05	-2	20	
benzene	.76366	.76739	.05	0	20	
Tertiary-Amyl Methyl Ether	.48191	.45396	.05	-6	20	
1,2-dichloroethane	.22472	.22005	.05	-2	20	
methyl cyclohexane	.35835	.36255	.05	1	20	

FORM VII NJ-8260

7A
CONTINUING CALIBRATION CHECK

Lab Name: Alpha Analytical Labs

SDG No.: L1523745

Instrument ID: Voa101.i Calibration Date: 02-OCT-2015 Time: 20:45

Lab File ID: 1002N01 Init. Calib. Date(s): 29-SEP-2 29-SEP-2

Sample No: wg827-1,31,10 Init. Calib. Times : 14:04 17:33

Compound	RRF	RRF	MIN RRF	%D	MAX %D	
trichloroethene	.20058	.19788	.05	-1	20	
dibromomethane	.10457	.09786	.05	-6	20	
1,2-dichloropropane	.18361	.18381	.05	0	20	
bromodichloromethane	.2499	.22389	.05	-10	20	
1,4-Dioxane	.00129	.00108	.05	-16	20	F
2-Chloroethylvinyl ether	.07664	.08054	.05	5	20	
cis-1,3-dichloropropene	.30432	.2826	.05	-7	20	
toluene	.68999	.65055	.05	-6	20	
4-methyl-2-pentanone	.04366	.0391	.05	-10	20	F
tetrachloroethene	.28928	.26178	.05	-10	20	
trans-1,3-dichloropropene	.36135	.324	.05	-10	20	
ethyl-methacrylate	.28083	.25753	.05	-8	20	
1,1,2-trichloroethane	.16631	.15935	.05	-4	20	
chlorodibromomethane	.23828	.19164	.05	-20	20	
1,3-dichloropropane	.35092	.33857	.05	-4	20	
1,2-dibromoethane	.20017	.17857	.05	-11	20	
2-hexanone	.09458	.08817	.05	-7	20	
chlorobenzene	.73917	.70292	.05	-5	20	
ethyl benzene	1.2760	1.259	.05	-1	20	
1,1,1,2-tetrachloroethane	.25538	.21795	.05	-15	20	
p/m xylene	.49556	.47574	.05	-4	20	
o xylene	.46645	.45409	.05	-3	20	
styrene	.74613	.74051	.05	-1	20	
bromoform	.24836	.19258	.05	-22	20	F
isopropylbenzene	2.5341	2.4930	.05	-2	20	
bromobenzene	.58095	.53229	.05	-8	20	
n-propylbenzene	2.8458	3.0219	.05	6	20	
1,4-dichloro-2-butane	.59228	.60774	.05	3	20	
1,1,2,2,-tetrachloroethane	.43566	.42082	.05	-3	20	
4-ethyltoluene	2.6944	2.7310	.05	1	20	
2-chlorotoluene	1.7017	1.6569	.05	-3	20	
1,3,5-trimethybenzene	2.1070	2.0516	.05	-3	20	
1,2,3-trichloropropane	.34864	.35692	.05	2	20	
trans-1,4-dichloro-2-butene	.12016	.10304	.05	-14	20	
4-chorotoluene	1.7989	1.7776	.05	-1	20	
tert-butylbenzene	1.8048	1.7218	.05	-5	20	
1,2,4-trimethylbenzene	2.084	2.0008	.05	-4	20	
sec-butylbenzene	2.5813	2.5927	.05	0	20	

FORM VII NJ-8260

7A
CONTINUING CALIBRATION CHECK

Lab Name: Alpha Analytical Labs

SDG No.: L1523745

Instrument ID: Voa101.i Calibration Date: 02-OCT-2015 Time: 20:45

Lab File ID: 1002N01 Init. Calib. Date(s): 29-SEP-2 29-SEP-2

Sample No: wg827-1,31,10 Init. Calib. Times : 14:04 17:33

Compound	RRF	RRF	MIN RRF	%D	MAX %D
p-isopropyltoluene	2.2073	2.1416	.05	-3	20
1,3-dichlorobenzene	1.1289	1.0351	.05	-8	20
1,4-dichlorobenzene	1.1226	1.0263	.05	-9	20
p-Diethylbenzene	1.3347	1.2481	.05	-6	20
n-butylbenzene	1.9032	1.9201	.05	1	20
1,2-dichlorobenzene	.996	.90218	.05	-9	20
1,2,4,5-tetramethylbenzene	1.9108	1.7445	.05	-9	20
1,2-dibromo-3-chloropropane	.18536	.16786	.05	-9	20
1,3,5-trichlorobenzene	.67975	.59849	.05	-12	20
hexachlorobutadiene	.20494	.16889	.05	-18	20
1,2,4-trichlorobenzene	.56282	.48599	.05	-14	20
naphthalene	1.2562	1.0952	.05	-13	20
1,2,3-trichlorobenzene	.45751	.3959	.05	-13	20
dibromofluoromethane	.24965	.24692	.05	-1	30
1,2-dichloroethane-d4	.26057	.26737	.05	3	30
toluene-d8	1.3329	1.3188	.05	-1	30
4-bromofluorobenzene	1.0238	1.0262	.05	0	30

FORM VII NJ-8260

Surrogate Summary

Form 2
Surrogate Recovery
Volatile Organics

Client: Tetra Tech GEO
Project Name: LOCKHEED-NORTH PLAINFIELD

Lab Number: L1523745
Project Number: 117-0507.600
Matrix:

CLIENT ID (LAB SAMPLE NO.)	SMC1 TOL	SMC2 BFB	SMC3 DCA	SMC4 DBFM	TOT OUT
DUP-01 (L1523745-46)	100	102	103	95	0
DUP-02 (L1523745-47)	100	101	103	95	0
DUP-03 (L1523745-48)	100	102	104	95	0
WG827563-2LCSD	99	101	103	99	0
WG827563-1LCS	99	100	103	99	0
WG827563-3BLANK	100	100	103	96	0
MW-546D (L1523745-30)	100	101	103	96	0
MW-546I (L1523745-29)	100	100	103	96	0
MW-547D (L1523745-33)	100	101	103	95	0
MW-547I (L1523745-32)	100	99	103	95	0
MW-547S (L1523745-31)	100	101	103	95	0
MW-549I (L1523745-35)	100	100	104	95	0
MW-549S (L1523745-34)	100	100	104	96	0
MW-550I (L1523745-37)	100	101	103	96	0
MW-550S (L1523745-36)	100	101	103	95	0
PZ-521I (L1523745-39)	99	101	103	95	0
PZ-521S (L1523745-38)	101	100	104	95	0
PZ-522D (L1523745-42)	100	101	103	95	0
PZ-522I (L1523745-41)	100	101	103	96	0
PZ-522S (L1523745-40)	101	100	103	95	0
PZ-524D (L1523745-45)	100	102	103	95	0
PZ-524I (L1523745-44)	100	102	104	95	0
PZ-524S (L1523745-43)	100	100	103	95	0
WG827396-2LCSD	102	103	98	101	0
WG827396-1LCS	102	101	98	101	0
WG827396-3BLANK	102	105	102	100	0
MW-544D (L1523745-24)	102	103	104	104	0
MW-544I (L1523745-23)	100	104	106	103	0
MW-544S (L1523745-22)	100	105	102	101	0
MW-545D (L1523745-27)	102	103	103	102	0

	QC LIMITS
TOL = TOLUENE-D8	(70-130)
BFB = 4-BROMOFLUOROBENZENE	(70-130)
DCA = 1,2-DICHLOROETHANE-D4	(70-130)
DBFM = DIBROMOFLUOROMETHANE)	(70-130)

* Values outside of QC limits

FORM II NJ-8260

Form 2
Surrogate Recovery
Volatile Organics

Client: Tetra Tech GEO
Project Name: LOCKHEED-NORTH PLAINFIELD

Lab Number: L1523745
Project Number: 117-0507.600
Matrix:

CLIENT ID (LAB SAMPLE NO.)	SMC1 TOL	SMC2 BFB	SMC3 DCA	SMC4 DBFM	TOT OUT
MW-545I (L1523745-26)	102	106	104	102	0
MW-545S (L1523745-25)	100	101	101	102	0
MW-546S (L1523745-28)	101	107	102	103	0
WG827102-2LCSD	98	102	97	99	0
WG827102-1LCS	99	102	94	100	0
WG827102-3BLANK	99	105	98	96	0
MW-3D (L1523745-06)	98	103	99	99	0
MW-501I (L1523745-08)	103	103	100	97	0
MW-501S (L1523745-07)	99	103	98	98	0
MW-502I (L1523745-10)	105	104	97	96	0
MW-502S (L1523745-09)	104	104	100	96	0
MW-503I (L1523745-11)	106	104	99	97	0
MW-505I (L1523745-13)	106	102	100	97	0
MW-505S (L1523745-12)	105	103	101	97	0
MW-506I (L1523745-15)	106	102	100	98	0
MW-506S (L1523745-14)	107	103	101	97	0
MW-507I (L1523745-17)	106	101	103	98	0
MW-507S (L1523745-16)	107	103	101	98	0
MW-508D (L1523745-19)	107	102	100	98	0
MW-508S (L1523745-18)	107	102	105	98	0
MW-532D (L1523745-21)	106	102	104	99	0
MW-532S (L1523745-20)	107	102	103	99	0
DUP-04 (L1523745-49)	105	106	101	96	0
DUP-05 (L1523745-50)	106	105	98	96	0
DUP-06 (L1523745-51)	106	105	101	96	0
FB-092215 (L1523745-56)	106	103	102	96	0
WG827568-2LCSD	105	105	97	98	0
WG827568-1LCS	105	104	100	99	0
WG827568-3BLANK	105	106	99	95	0
SW-1 (L1523745-52)	106	104	103	97	0

	QC LIMITS
TOL = TOLUENE-D8	(70-130)
BFB = 4-BROMOFLUOROBENZENE	(70-130)
DCA = 1,2-DICHLOROETHANE-D4	(70-130)
DBFM = DIBROMOFLUOROMETHANE)	(70-130)

* Values outside of QC limits

FORM II NJ-8260

Form 2
Surrogate Recovery
Volatile Organics

Client: Tetra Tech GEO
Project Name: LOCKHEED-NORTH PLAINFIELD

Lab Number: L1523745
Project Number: 117-0507.600
Matrix:

CLIENT ID (LAB SAMPLE NO.)	SMC1 TOL	SMC2 BFB	SMC3 DCA	SMC4 DBFM	TOT OUT
SW-2 (L1523745-53)	106	104	101	96	0
SW-3 (L1523745-54)	104	104	103	96	0
SW-4 (L1523745-55)	105	105	102	97	0
TB-092215 (L1523745-57)	106	105	104	97	0
WG827098-2LCSD	98	98	104	102	0
WG827098-1LCS	98	95	100	102	0
WG827098-3BLANK	98	96	100	99	0
MW-1I (L1523745-03)	99	98	101	97	0
MW-1S-A (L1523745-01)	98	99	102	99	0
MW-1S-B (L1523745-02)	98	98	102	98	0
MW-2D (L1523745-04)	98	99	100	96	0
MW-2I (L1523745-05)	99	99	102	97	0

	QC LIMITS
TOL = TOLUENE-D8	(70-130)
BFB = 4-BROMOFLUOROBENZENE	(70-130)
DCA = 1,2-DICHLOROETHANE-D4	(70-130)
DBFM = DIBROMOFLUOROMETHANE)	(70-130)

* Values outside of QC limits

FORM II NJ-8260

Batch QC Summary

3A

LAB CONTROL/LAB CONTROL DUPLICATE SAMPLE RECOVERY

WATER VOLATILE ORGANICS

Lab Name: Alpha Analytical Labs

SDG No.: L1523745 Matrix: Water

Lab Control Sample: WG827098-1LCS Injected: 10/01/15 10:17 Lab File ID: 1001A02.D

COMPOUND	SPIKE ADDED (ug/l)	SAMPLE CONCENTRATION (ug/l)	LCS CONCENTRATION (ug/l)	LCS % REC	QC. LIMITS REC.
1,2-Dibromo-3-chloroprop	10	NA	8.0	80	40-160
1,4-Dioxane	500	NA	530	106	40-160
1,2-Dibromoethane	10	NA	8.4	84	70-130
Methylene chloride	10	NA	8.8	88	70-130
1,1-Dichloroethane	10	NA	9.0	90	70-130
Chloroform	10	NA	8.8	88	70-130
Carbontetrachloride	10	NA	8.5	85	70-130
1,2-Dichloropropane	10	NA	8.9	89	70-130
Chlorodibromomethane	10	NA	8.1	81	70-130
1,1,2-Trichloroethane	10	NA	8.5	85	70-130
Tetrachloroethene	10	NA	8.8	88	70-130
Chlorobenzene	10	NA	8.9	89	70-130
Trichlorofluoromethane	10	NA	9.2	92	40-160
1,2-Dichloroethane	10	NA	8.7	87	70-130
1,1,1-Trichloroethane	10	NA	8.6	86	70-130
Bromodichloromethane	10	NA	8.5	85	70-130
trans-1,3-Dichloropropen	10	NA	8.4	84	70-130
cis-1,3-Dichloropropene	10	NA	8.7	87	70-130
Bromoform	10	NA	7.9	79	40-160
1,1,2,2,-Tetrachloroetha	10	NA	8.2	83	40-160
Benzene	10	NA	9.0	90	70-130
Toluene	10	NA	8.6	86	70-130
Ethyl benzene	10	NA	8.8	88	70-130
Chloromethane	10	NA	8.9	89	40-160
Bromomethane	10	NA	13.	130	40-160
Vinyl chloride	10	NA	9.0	90	70-130
Chloroethane	10	NA	10.	105	40-160
1,1,-Dichloroethene	10	NA	8.8	88	70-130
trans-1,2-Dichloroethene	10	NA	8.8	88	70-130
Trichloroethene	10	NA	9.0	90	70-130
1,2-Dichlorobenzene	10	NA	8.6	86	70-130
1,3-Dichlorobenzene	10	NA	8.7	87	70-130
1,4-Dichlorobenzene	10	NA	8.7	87	70-130
Methyl tert butyl ether	10	NA	8.6	86	70-130
p/m xylene	20	NA	18.	90	70-130
o Xylene	20	NA	18.	91	70-130
cis-1,2-Dichloroethene	10	NA	8.8	88	70-130
Styrene	20	NA	19.	93	40-160
Dichlorodifluoromethane	10	NA	8.5	85	40-160
Acetone	10	NA	9.1	91	40-160

* Values outside of QC limits.

COMMENTS: _____

_____

FORM III NJ-8260

3A

LAB CONTROL/LAB CONTROL DUPLICATE SAMPLE RECOVERY

WATER VOLATILE ORGANICS

Lab Name: Alpha Analytical Labs

SDG No.: L1523745 Matrix: Water

Lab Control Sample: WG827098-1LCS Injected: 10/01/15 10:17 Lab File ID: 1001A02.D

COMPOUND	SPIKE ADDED (ug/l)	SAMPLE CONCENTRATION (ug/l)	LCS CONCENTRATION (ug/l)	LCS % REC	QC. LIMITS REC.
Carbon disulfide	10	NA	8.5	86	40-160
2-Butanone	10	NA	7.9	79	40-160
4-Methyl-2-pentanone	10	NA	8.2	82	40-160
2-Hexanone	10	NA	8.0	80	40-160
Bromochloromethane	10	NA	9.4	94	70-130
Isopropylbenzene	10	NA	8.6	86	70-130
1,2,3-Trichlorobenzene	10	NA	8.8	88	70-130
1,2,4-Trichlorobenzene	10	NA	8.6	86	70-130
Methyl Acetate	10	NA	8.5	85	70-130
Cyclohexane	10	NA	8.9	89	70-130
Methyl cyclohexane	10	NA	8.7	87	70-130
Freon-113	10	NA	8.9	89	70-130

* Values outside of QC limits.

COMMENTS: _____

_____

FORM III NJ-8260

3A

LAB CONTROL/LAB CONTROL DUPLICATE SAMPLE RECOVERY

WATER VOLATILE ORGANICS

Lab Name: Alpha Analytical Labs

SDG No.: L1523745 Matrix: Water

Lab Control Sample: WG827098-1LCS Injected: 10/01/15 10:17 Lab File ID: 1001A02.D

Lab Control Dup : WG827098-2LCSD Injected: 10/01/15 10:47 Lab File ID: 1001A03.D

COMPOUND	SPIKE ADDED (ug/l)	LCSD CONCENTRATION (ug/l)	LCSD % REC	% RPD	QC LIMITS RPD	QC LIMITS REC.
1,2-Dibromo-3-chloroprop	10	8.1	82	2	20	40-160
1,4-Dioxane	500	380	75	34 *	20	40-160
1,2-Dibromoethane	10	8.4	84	0	20	70-130
Methylene chloride	10	8.8	88	0	20	70-130
1,1-Dichloroethane	10	9.0	91	1	20	70-130
Chloroform	10	9.0	90	2	20	70-130
Carbontetrachloride	10	8.5	85	0	20	70-130
1,2-Dichloropropane	10	9.0	90	1	20	70-130
Chlorodibromomethane	10	8.1	81	0	20	70-130
1,1,2-Trichloroethane	10	8.7	87	2	20	70-130
Tetrachloroethene	10	8.8	88	0	20	70-130
Chlorobenzene	10	8.9	89	0	20	70-130
Trichlorofluoromethane	10	9.1	91	1	20	40-160
1,2-Dichloroethane	10	9.0	90	3	20	70-130
1,1,1-Trichloroethane	10	8.6	86	0	20	70-130
Bromodichloromethane	10	8.6	86	1	20	70-130
trans-1,3-Dichloropropen	10	8.4	84	0	20	70-130
cis-1,3-Dichloropropene	10	8.8	88	1	20	70-130
Bromoform	10	8.1	81	3	20	40-160
1,1,2,2,-Tetrachloroetha	10	8.6	86	4	20	40-160
Benzene	10	9.0	90	0	20	70-130
Toluene	10	8.6	86	0	20	70-130
Ethyl benzene	10	8.9	90	2	20	70-130
Chloromethane	10	8.4	84	6	20	40-160
Bromomethane	10	13.	128	2	20	40-160
Vinyl chloride	10	8.9	89	1	20	70-130
Chloroethane	10	10.	104	1	20	40-160
1,1,-Dichloroethene	10	8.8	88	0	20	70-130
trans-1,2-Dichloroethene	10	9.0	90	2	20	70-130
Trichloroethene	10	9.0	90	0	20	70-130
1,2-Dichlorobenzene	10	8.8	88	2	20	70-130
1,3-Dichlorobenzene	10	8.8	88	1	20	70-130
1,4-Dichlorobenzene	10	8.8	88	1	20	70-130
Methyl tert butyl ether	10	8.7	87	1	20	70-130
p/m xylene	20	18.	90	0	20	70-130
o Xylene	20	18.	91	0	20	70-130
cis-1,2-Dichloroethene	10	8.9	89	1	20	70-130
Styrene	20	19.	94	1	20	40-160
Dichlorodifluoromethane	10	8.5	85	0	20	40-160
Acetone	10	9.4	94	3	20	40-160

* Values outside of QC limits.

COMMENTS: _____

_____

FORM III NJ-8260

3A

LAB CONTROL/LAB CONTROL DUPLICATE SAMPLE RECOVERY

WATER VOLATILE ORGANICS

Lab Name: Alpha Analytical Labs

SDG No.: L1523745 Matrix: Water

Lab Control Sample: WG827098-1LCS Injected: 10/01/15 10:17 Lab File ID: 1001A02.D

Lab Control Dup : WG827098-2LCSD Injected: 10/01/15 10:47 Lab File ID: 1001A03.D

COMPOUND	SPIKE ADDED (ug/l)	LCSD CONCENTRATION (ug/l)	LCSD % REC	% RPD	QC LIMITS RPD	QC LIMITS REC.
Carbon disulfide	10	8.5	85	1	20	40-160
2-Butanone	10	8.6	86	8	20	40-160
4-Methyl-2-pentanone	10	8.3	84	2	20	40-160
2-Hexanone	10	8.1	81	1	20	40-160
Bromochloromethane	10	9.5	95	1	20	70-130
Isopropylbenzene	10	8.8	88	2	20	70-130
1,2,3-Trichlorobenzene	10	8.8	88	0	20	70-130
1,2,4-Trichlorobenzene	10	8.6	86	0	20	70-130
Methyl Acetate	10	8.9	89	5	20	70-130
Cyclohexane	10	8.8	88	1	20	70-130
Methyl cyclohexane	10	8.7	87	0	20	70-130
Freon-113	10	8.9	89	0	20	70-130

* Values outside of QC limits.

COMMENTS: _____

_____

FORM III NJ-8260

3A

LAB CONTROL/LAB CONTROL DUPLICATE SAMPLE RECOVERY

WATER VOLATILE ORGANICS

Lab Name: Alpha Analytical Labs

SDG No.: L1523745 Matrix: Water

Lab Control Sample: WG827102-1LCS Injected: 10/01/15 20:20 Lab File ID: 1001N01.D

COMPOUND	SPIKE ADDED (ug/l)	SAMPLE CONCENTRATION (ug/l)	LCS CONCENTRATION (ug/l)	LCS % REC	QC. LIMITS REC.
1,2-Dibromo-3-chloroprop	10	NA	8.9	89	40-160
1,4-Dioxane	500	NA	430	86	40-160
1,2-Dibromoethane	10	NA	9.1	91	70-130
Methylene chloride	10	NA	10.	103	70-130
1,1-Dichloroethane	10	NA	10.	105	70-130
Chloroform	10	NA	10.	104	70-130
Carbontetrachloride	10	NA	9.9	99	70-130
1,2-Dichloropropane	10	NA	10.	104	70-130
Chlorodibromomethane	10	NA	8.8	88	70-130
1,1,2-Trichloroethane	10	NA	9.2	92	70-130
Tetrachloroethene	10	NA	9.3	93	70-130
Chlorobenzene	10	NA	9.8	98	70-130
Trichlorofluoromethane	10	NA	11.	108	40-160
1,2-Dichloroethane	10	NA	10.	100	70-130
1,1,1-Trichloroethane	10	NA	10.	103	70-130
Bromodichloromethane	10	NA	10.	100	70-130
trans-1,3-Dichloropropen	10	NA	8.1	81	70-130
cis-1,3-Dichloropropene	10	NA	8.9	89	70-130
Bromoform	10	NA	7.8	78	40-160
1,1,2,2,-Tetrachloroetha	10	NA	8.9	89	40-160
Benzene	10	NA	10.	105	70-130
Toluene	10	NA	9.8	98	70-130
Ethyl benzene	10	NA	9.8	98	70-130
Chloromethane	10	NA	12.	116	40-160
Bromomethane	10	NA	10.	104	40-160
Vinyl chloride	10	NA	11.	108	70-130
Chloroethane	10	NA	12.	124	40-160
1,1,-Dichloroethene	10	NA	10.	102	70-130
trans-1,2-Dichloroethene	10	NA	10.	101	70-130
Trichloroethene	10	NA	10.	100	70-130
1,2-Dichlorobenzene	10	NA	9.4	94	70-130
1,3-Dichlorobenzene	10	NA	9.7	97	70-130
1,4-Dichlorobenzene	10	NA	9.5	95	70-130
Methyl tert butyl ether	10	NA	9.2	92	70-130
p/m xylene	20	NA	20.	101	70-130
o Xylene	20	NA	19.	97	70-130
cis-1,2-Dichloroethene	10	NA	10.	102	70-130
Styrene	20	NA	19.	97	40-160
Dichlorodifluoromethane	10	NA	11.	108	40-160
Acetone	10	NA	11.	111	40-160

* Values outside of QC limits.

COMMENTS: _____

_____

FORM III NJ-8260

3A

LAB CONTROL/LAB CONTROL DUPLICATE SAMPLE RECOVERY

WATER VOLATILE ORGANICS

Lab Name: Alpha Analytical Labs

SDG No.: L1523745 Matrix: Water

Lab Control Sample: WG827102-1LCS Injected: 10/01/15 20:20 Lab File ID: 1001N01.D

COMPOUND	SPIKE ADDED (ug/l)	SAMPLE CONCENTRATION (ug/l)	LCS CONCENTRATION (ug/l)	LCS % REC	QC. LIMITS REC.
Carbon disulfide	10	NA	9.8	98	40-160
2-Butanone	10	NA	9.6	96	40-160
4-Methyl-2-pentanone	10	NA	7.2	72	40-160
2-Hexanone	10	NA	7.1	71	40-160
Bromochloromethane	10	NA	10.	100	70-130
Isopropylbenzene	10	NA	9.8	98	70-130
1,2,3-Trichlorobenzene	10	NA	6.7	67*	70-130
1,2,4-Trichlorobenzene	10	NA	8.0	80	70-130
Methyl Acetate	10	NA	9.0	90	70-130
Cyclohexane	10	NA	9.5	95	70-130
Methyl cyclohexane	10	NA	7.2	72	70-130
Freon-113	10	NA	10.	101	70-130

* Values outside of QC limits.

COMMENTS: _____

_____

FORM III NJ-8260

3A

LAB CONTROL/LAB CONTROL DUPLICATE SAMPLE RECOVERY

WATER VOLATILE ORGANICS

Lab Name: Alpha Analytical Labs

SDG No.: L1523745 Matrix: Water

Lab Control Sample: WG827102-1LCS Injected: 10/01/15 20:20 Lab File ID: 1001N01.D

Lab Control Dup : WG827102-2LCSD Injected: 10/01/15 20:48 Lab File ID: 1001N02.D

COMPOUND	SPIKE ADDED (ug/l)	LCSD CONCENTRATION (ug/l)	LCSD % REC	% RPD	QC LIMITS RPD	QC LIMITS REC.
1,2-Dibromo-3-chloroprop	10	9.2	92	3	20	40-160
1,4-Dioxane	500	490	98	13	20	40-160
1,2-Dibromoethane	10	9.5	95	4	20	70-130
Methylene chloride	10	10.	105	2	20	70-130
1,1-Dichloroethane	10	11.	107	2	20	70-130
Chloroform	10	10.	105	1	20	70-130
Carbontetrachloride	10	10.	105	6	20	70-130
1,2-Dichloropropane	10	11.	106	2	20	70-130
Chlorodibromomethane	10	9.2	92	4	20	70-130
1,1,2-Trichloroethane	10	9.7	97	5	20	70-130
Tetrachloroethene	10	10.	100	7	20	70-130
Chlorobenzene	10	9.8	98	0	20	70-130
Trichlorofluoromethane	10	11.	112	4	20	40-160
1,2-Dichloroethane	10	10.	102	2	20	70-130
1,1,1-Trichloroethane	10	11.	107	4	20	70-130
Bromodichloromethane	10	10.	102	2	20	70-130
trans-1,3-Dichloropropen	10	8.5	85	5	20	70-130
cis-1,3-Dichloropropene	10	9.3	93	4	20	70-130
Bromoform	10	8.2	82	5	20	40-160
1,1,2,2,-Tetrachloroetha	10	9.4	94	5	20	40-160
Benzene	10	11.	107	2	20	70-130
Toluene	10	9.9	99	1	20	70-130
Ethyl benzene	10	10.	100	2	20	70-130
Chloromethane	10	12.	119	3	20	40-160
Bromomethane	10	12.	120	14	20	40-160
Vinyl chloride	10	11.	113	5	20	70-130
Chloroethane	10	12.	122	2	20	40-160
1,1,-Dichloroethene	10	10.	106	4	20	70-130
trans-1,2-Dichloroethene	10	10.	104	3	20	70-130
Trichloroethene	10	10.	105	5	20	70-130
1,2-Dichlorobenzene	10	9.7	97	3	20	70-130
1,3-Dichlorobenzene	10	9.8	98	1	20	70-130
1,4-Dichlorobenzene	10	9.6	96	1	20	70-130
Methyl tert butyl ether	10	9.8	98	6	20	70-130
p/m xylene	20	21.	103	2	20	70-130
o Xylene	20	20.	98	1	20	70-130
cis-1,2-Dichloroethene	10	10.	105	3	20	70-130
Styrene	20	19.	97	0	20	40-160
Dichlorodifluoromethane	10	11.	113	5	20	40-160
Acetone	10	12.	119	7	20	40-160

* Values outside of QC limits.

COMMENTS: _____

_____

FORM III NJ-8260

3A

LAB CONTROL/LAB CONTROL DUPLICATE SAMPLE RECOVERY

WATER VOLATILE ORGANICS

Lab Name: Alpha Analytical Labs

SDG No.: L1523745 Matrix: Water

Lab Control Sample: WG827102-1LCS Injected: 10/01/15 20:20 Lab File ID: 1001N01.D

Lab Control Dup : WG827102-2LCSD Injected: 10/01/15 20:48 Lab File ID: 1001N02.D

COMPOUND	SPIKE ADDED (ug/l)	LCSD CONCENTRATION (ug/l)	LCSD % REC	% RPD	QC LIMITS RPD	QC LIMITS REC.
Carbon disulfide	10	10.	102	4	20	40-160
2-Butanone	10	10.	104	8	20	40-160
4-Methyl-2-pentanone	10	8.2	82	13	20	40-160
2-Hexanone	10	8.0	80	12	20	40-160
Bromochloromethane	10	10.	102	2	20	70-130
Isopropylbenzene	10	10.	102	4	20	70-130
1,2,3-Trichlorobenzene	10	7.9	79	16	20	70-130
1,2,4-Trichlorobenzene	10	8.6	86	7	20	70-130
Methyl Acetate	10	10.	100	11	20	70-130
Cyclohexane	10	11.	114	18	20	70-130
Methyl cyclohexane	10	10.	105	37 *	20	70-130
Freon-113	10	11.	110	9	20	70-130

* Values outside of QC limits.

COMMENTS: _____

_____

FORM III NJ-8260

3A

LAB CONTROL/LAB CONTROL DUPLICATE SAMPLE RECOVERY

WATER VOLATILE ORGANICS

Lab Name: Alpha Analytical Labs

SDG No.: L1523745 Matrix: Water

Lab Control Sample: WG827396-1LCS Injected: 10/02/15 12:23 Lab File ID: 1002A01.D

COMPOUND	SPIKE ADDED (ug/l)	SAMPLE CONCENTRATION (ug/l)	LCS CONCENTRATION (ug/l)	LCS % REC	QC. LIMITS REC.
1,2-Dibromo-3-chloroprop	10	NA	11.	111	40-160
1,4-Dioxane	500	NA	570	114	40-160
1,2-Dibromoethane	10	NA	11.	111	70-130
Methylene chloride	10	NA	10.	101	70-130
1,1-Dichloroethane	10	NA	9.9	99	70-130
Chloroform	10	NA	10.	101	70-130
Carbontetrachloride	10	NA	9.5	95	70-130
1,2-Dichloropropane	10	NA	10.	102	70-130
Chlorodibromomethane	10	NA	10.	103	70-130
1,1,2-Trichloroethane	10	NA	11.	107	70-130
Tetrachloroethene	10	NA	10.	101	70-130
Chlorobenzene	10	NA	10.	102	70-130
Trichlorofluoromethane	10	NA	9.5	95	40-160
1,2-Dichloroethane	10	NA	10.	103	70-130
1,1,1-Trichloroethane	10	NA	10.	101	70-130
Bromodichloromethane	10	NA	10.	101	70-130
trans-1,3-Dichloropropen	10	NA	11.	108	70-130
cis-1,3-Dichloropropene	10	NA	10.	102	70-130
Bromoform	10	NA	10.	102	40-160
1,1,2,2,-Tetrachloroetha	10	NA	10.	104	40-160
Benzene	10	NA	10.	102	70-130
Toluene	10	NA	10.	102	70-130
Ethyl benzene	10	NA	10.	102	70-130
Chloromethane	10	NA	10.	104	40-160
Bromomethane	10	NA	9.0	90	40-160
Vinyl chloride	10	NA	10.	102	70-130
Chloroethane	10	NA	11.	106	40-160
1,1,-Dichloroethene	10	NA	9.9	99	70-130
trans-1,2-Dichloroethene	10	NA	10.	101	70-130
Trichloroethene	10	NA	9.9	99	70-130
1,2-Dichlorobenzene	10	NA	11.	108	70-130
1,3-Dichlorobenzene	10	NA	11.	110	70-130
1,4-Dichlorobenzene	10	NA	11.	106	70-130
Methyl tert butyl ether	10	NA	10.	104	70-130
p/m xylene	20	NA	21.	104	70-130
o Xylene	20	NA	20.	101	70-130
cis-1,2-Dichloroethene	10	NA	10.	101	70-130
Styrene	20	NA	20.	102	40-160
Dichlorodifluoromethane	10	NA	9.6	96	40-160
Acetone	10	NA	11.	114	40-160

* Values outside of QC limits.

COMMENTS: _____

_____

FORM III NJ-8260

3A

LAB CONTROL/LAB CONTROL DUPLICATE SAMPLE RECOVERY

WATER VOLATILE ORGANICS

Lab Name: Alpha Analytical Labs

SDG No.: L1523745 Matrix: Water

Lab Control Sample: WG827396-1LCS Injected: 10/02/15 12:23 Lab File ID: 1002A01.D

COMPOUND	SPIKE ADDED (ug/l)	SAMPLE CONCENTRATION (ug/l)	LCS CONCENTRATION (ug/l)	LCS % REC	QC. LIMITS REC.
Carbon disulfide	10	NA	9.7	97	40-160
2-Butanone	10	NA	11.	109	40-160
4-Methyl-2-pentanone	10	NA	9.3	93	40-160
2-Hexanone	10	NA	10.	106	40-160
Bromochloromethane	10	NA	10.	106	70-130
Isopropylbenzene	10	NA	11.	106	70-130
1,2,3-Trichlorobenzene	10	NA	11.	112	70-130
1,2,4-Trichlorobenzene	10	NA	11.	110	70-130
Methyl Acetate	10	NA	10.	100	70-130
Cyclohexane	10	NA	9.7	97	70-130
tert-Butyl Alcohol	50	NA	53.	106	40-160
Methyl cyclohexane	10	NA	10.	100	70-130
Freon-113	10	NA	9.6	96	70-130

* Values outside of QC limits.

COMMENTS: _____

_____

FORM III NJ-8260

3A

LAB CONTROL/LAB CONTROL DUPLICATE SAMPLE RECOVERY

WATER VOLATILE ORGANICS

Lab Name: Alpha Analytical Labs

SDG No.: L1523745 Matrix: Water

Lab Control Sample: WG827396-1LCS Injected: 10/02/15 12:23 Lab File ID: 1002A01.D

Lab Control Dup : WG827396-2LCSD Injected: 10/02/15 12:51 Lab File ID: 1002A02.D

COMPOUND	SPIKE ADDED (ug/l)	LCSD CONCENTRATION (ug/l)	LCSD % REC	% RPD	QC LIMITS RPD	QC LIMITS REC.
1,2-Dibromo-3-chloroprop	10	9.7	97	13	20	40-160
1,4-Dioxane	500	510	103	10	20	40-160
1,2-Dibromoethane	10	10.	101	9	20	70-130
Methylene chloride	10	9.4	94	7	20	70-130
1,1-Dichloroethane	10	9.3	93	6	20	70-130
Chloroform	10	9.4	94	7	20	70-130
Carbontetrachloride	10	9.1	91	4	20	70-130
1,2-Dichloropropane	10	9.4	94	8	20	70-130
Chlorodibromomethane	10	9.7	97	6	20	70-130
1,1,2-Trichloroethane	10	9.8	98	9	20	70-130
Tetrachloroethene	10	9.5	95	6	20	70-130
Chlorobenzene	10	9.3	93	9	20	70-130
Trichlorofluoromethane	10	8.9	89	7	20	40-160
1,2-Dichloroethane	10	9.5	95	8	20	70-130
1,1,1-Trichloroethane	10	9.3	93	8	20	70-130
Bromodichloromethane	10	9.3	93	8	20	70-130
trans-1,3-Dichloropropen	10	9.8	99	9	20	70-130
cis-1,3-Dichloropropene	10	9.4	94	8	20	70-130
Bromoform	10	9.7	97	5	20	40-160
1,1,2,2,-Tetrachloroetha	10	9.9	99	5	20	40-160
Benzene	10	9.3	93	9	20	70-130
Toluene	10	9.2	92	10	20	70-130
Ethyl benzene	10	9.4	94	8	20	70-130
Chloromethane	10	9.4	95	9	20	40-160
Bromomethane	10	8.2	82	9	20	40-160
Vinyl chloride	10	9.7	97	5	20	70-130
Chloroethane	10	9.7	98	8	20	40-160
1,1,-Dichloroethene	10	9.2	92	7	20	70-130
trans-1,2-Dichloroethene	10	9.2	92	9	20	70-130
Trichloroethene	10	9.2	92	7	20	70-130
1,2-Dichlorobenzene	10	9.4	94	14	20	70-130
1,3-Dichlorobenzene	10	9.7	97	13	20	70-130
1,4-Dichlorobenzene	10	9.5	95	11	20	70-130
Methyl tert butyl ether	10	9.6	96	8	20	70-130
p/m xylene	20	18.	93	11	20	70-130
o Xylene	20	19.	94	7	20	70-130
cis-1,2-Dichloroethene	10	9.5	95	6	20	70-130
Styrene	20	19.	94	8	20	40-160
Dichlorodifluoromethane	10	9.4	94	2	20	40-160
Acetone	10	10.	101	12	20	40-160

* Values outside of QC limits.

COMMENTS: _____

_____

FORM III NJ-8260

3A

LAB CONTROL/LAB CONTROL DUPLICATE SAMPLE RECOVERY

WATER VOLATILE ORGANICS

Lab Name: Alpha Analytical Labs

SDG No.: L1523745 Matrix: Water

Lab Control Sample: WG827396-1LCS Injected: 10/02/15 12:23 Lab File ID: 1002A01.D

Lab Control Dup : WG827396-2LCSD Injected: 10/02/15 12:51 Lab File ID: 1002A02.D

COMPOUND	SPIKE ADDED (ug/l)	LCSD CONCENTRATION (ug/l)	LCSD % REC	% RPD	QC LIMITS RPD	QC LIMITS REC.
Carbon disulfide	10	8.6	86	12	20	40-160
2-Butanone	10	9.9	99	10	20	40-160
4-Methyl-2-pentanone	10	9.1	91	2	20	40-160
2-Hexanone	10	10.	100	6	20	40-160
Bromochloromethane	10	9.7	97	9	20	70-130
Isopropylbenzene	10	9.6	96	10	20	70-130
1,2,3-Trichlorobenzene	10	9.3	93	19	20	70-130
1,2,4-Trichlorobenzene	10	9.2	92	18	20	70-130
Methyl Acetate	10	9.5	95	5	20	70-130
Cyclohexane	10	9.1	91	6	20	70-130
tert-Butyl Alcohol	50	52.	104	2	20	40-160
Methyl cyclohexane	10	9.2	92	8	20	70-130
Freon-113	10	9.2	92	4	20	70-130

* Values outside of QC limits.

COMMENTS: _____

_____

FORM III NJ-8260

3A

LAB CONTROL/LAB CONTROL DUPLICATE SAMPLE RECOVERY

WATER VOLATILE ORGANICS

Lab Name: Alpha Analytical Labs

SDG No.: L1523745 Matrix: Water

Lab Control Sample: WG827563-1LCS Injected: 10/02/15 20:45 Lab File ID: 1002N01.D

COMPOUND	SPIKE ADDED (ug/l)	SAMPLE CONCENTRATION (ug/l)	LCS CONCENTRATION (ug/l)	LCS % REC	QC. LIMITS REC.
1,2-Dibromo-3-chloroprop	10	NA	9.0	91	40-160
1,4-Dioxane	500	NA	420	84	40-160
1,2-Dibromoethane	10	NA	8.9	89	70-130
Methylene chloride	10	NA	9.6	96	70-130
1,1-Dichloroethane	10	NA	10.	102	70-130
Chloroform	10	NA	9.8	98	70-130
Carbontetrachloride	10	NA	8.6	86	70-130
1,2-Dichloropropane	10	NA	10.	100	70-130
Chlorodibromomethane	10	NA	8.0	80	70-130
1,1,2-Trichloroethane	10	NA	9.6	96	70-130
Tetrachloroethene	10	NA	9.0	90	70-130
Chlorobenzene	10	NA	9.5	95	70-130
Trichlorofluoromethane	10	NA	9.8	98	40-160
1,2-Dichloroethane	10	NA	9.8	98	70-130
1,1,1-Trichloroethane	10	NA	9.2	92	70-130
Bromodichloromethane	10	NA	9.0	90	70-130
trans-1,3-Dichloropropen	10	NA	9.0	90	70-130
cis-1,3-Dichloropropene	10	NA	9.3	93	70-130
Bromoform	10	NA	7.8	78	40-160
1,1,2,2,-Tetrachloroetha	10	NA	9.6	97	40-160
Benzene	10	NA	10.	100	70-130
Toluene	10	NA	9.4	94	70-130
Ethyl benzene	10	NA	9.9	99	70-130
Chloromethane	10	NA	6.8	68	40-160
Bromomethane	10	NA	7.4	74	40-160
Vinyl chloride	10	NA	9.7	97	70-130
Chloroethane	10	NA	12.	123	40-160
1,1,-Dichloroethene	10	NA	9.4	94	70-130
trans-1,2-Dichloroethene	10	NA	9.6	96	70-130
Trichloroethene	10	NA	9.9	99	70-130
1,2-Dichlorobenzene	10	NA	9.0	91	70-130
1,3-Dichlorobenzene	10	NA	9.2	92	70-130
1,4-Dichlorobenzene	10	NA	9.1	91	70-130
Methyl tert butyl ether	10	NA	9.4	94	70-130
p/m xylene	20	NA	19.	96	70-130
o Xylene	20	NA	19.	97	70-130
cis-1,2-Dichloroethene	10	NA	9.6	96	70-130
Styrene	20	NA	20.	99	40-160
Dichlorodifluoromethane	10	NA	8.8	88	40-160
Acetone	10	NA	9.4	94	40-160

* Values outside of QC limits.

COMMENTS: _____

_____

FORM III NJ-8260

3A

LAB CONTROL/LAB CONTROL DUPLICATE SAMPLE RECOVERY

WATER VOLATILE ORGANICS

Lab Name: Alpha Analytical Labs

SDG No.: L1523745 Matrix: Water

Lab Control Sample: WG827563-1LCS Injected: 10/02/15 20:45 Lab File ID: 1002N01.D

COMPOUND	SPIKE ADDED (ug/l)	SAMPLE CONCENTRATION (ug/l)	LCS CONCENTRATION (ug/l)	LCS % REC	QC. LIMITS REC.
Carbon disulfide	10	NA	9.3	93	40-160
2-Butanone	10	NA	8.8	88	40-160
4-Methyl-2-pentanone	10	NA	9.0	90	40-160
2-Hexanone	10	NA	9.3	93	40-160
Bromochloromethane	10	NA	9.8	98	70-130
Isopropylbenzene	10	NA	9.8	98	70-130
1,2,3-Trichlorobenzene	10	NA	8.6	86	70-130
1,2,4-Trichlorobenzene	10	NA	8.6	86	70-130
Methyl Acetate	10	NA	10.	102	70-130
Cyclohexane	10	NA	10.	103	70-130
Methyl cyclohexane	10	NA	10.	101	70-130
Freon-113	10	NA	9.7	97	70-130

* Values outside of QC limits.

COMMENTS: _____

_____

FORM III NJ-8260

3A

LAB CONTROL/LAB CONTROL DUPLICATE SAMPLE RECOVERY

WATER VOLATILE ORGANICS

Lab Name: Alpha Analytical Labs

SDG No.: L1523745 Matrix: Water

Lab Control Sample: WG827563-1LCS Injected: 10/02/15 20:45 Lab File ID: 1002N01.D

Lab Control Dup : WG827563-2LCSD Injected: 10/02/15 21:14 Lab File ID: 1002N02.D

COMPOUND	SPIKE ADDED (ug/l)	LCSD CONCENTRATION (ug/l)	LCSD % REC	% RPD	QC LIMITS RPD	QC LIMITS REC.
1,2-Dibromo-3-chloroprop	10	9.1	91	0	20	40-160
1,4-Dioxane	500	490	98	15	20	40-160
1,2-Dibromoethane	10	9.0	90	1	20	70-130
Methylene chloride	10	9.4	94	2	20	70-130
1,1-Dichloroethane	10	9.8	98	4	20	70-130
Chloroform	10	9.6	96	2	20	70-130
Carbontetrachloride	10	8.2	82	5	20	70-130
1,2-Dichloropropane	10	9.9	99	1	20	70-130
Chlorodibromomethane	10	8.2	82	2	20	70-130
1,1,2-Trichloroethane	10	9.5	95	1	20	70-130
Tetrachloroethene	10	8.5	85	6	20	70-130
Chlorobenzene	10	9.3	93	2	20	70-130
Trichlorofluoromethane	10	9.2	92	6	20	40-160
1,2-Dichloroethane	10	9.8	98	0	20	70-130
1,1,1-Trichloroethane	10	8.8	88	4	20	70-130
Bromodichloromethane	10	9.0	90	0	20	70-130
trans-1,3-Dichloropropen	10	9.0	90	0	20	70-130
cis-1,3-Dichloropropene	10	9.3	93	0	20	70-130
Bromoform	10	8.0	80	3	20	40-160
1,1,2,2,-Tetrachloroetha	10	9.6	96	1	20	40-160
Benzene	10	9.8	98	2	20	70-130
Toluene	10	9.2	92	2	20	70-130
Ethyl benzene	10	9.5	95	4	20	70-130
Chloromethane	10	6.6	66	3	20	40-160
Bromomethane	10	8.3	83	11	20	40-160
Vinyl chloride	10	9.2	92	5	20	70-130
Chloroethane	10	12.	117	5	20	40-160
1,1,-Dichloroethene	10	9.1	91	3	20	70-130
trans-1,2-Dichloroethene	10	9.3	93	3	20	70-130
Trichloroethene	10	9.4	94	5	20	70-130
1,2-Dichlorobenzene	10	9.0	90	1	20	70-130
1,3-Dichlorobenzene	10	9.1	91	1	20	70-130
1,4-Dichlorobenzene	10	9.1	91	0	20	70-130
Methyl tert butyl ether	10	9.5	95	1	20	70-130
p/m xylene	20	19.	95	1	20	70-130
o Xylene	20	19.	95	2	20	70-130
cis-1,2-Dichloroethene	10	9.4	94	2	20	70-130
Styrene	20	20.	98	1	20	40-160
Dichlorodifluoromethane	10	8.2	83	6	20	40-160
Acetone	10	9.0	90	4	20	40-160

* Values outside of QC limits.

COMMENTS: _____

_____

FORM III NJ-8260

3A

LAB CONTROL/LAB CONTROL DUPLICATE SAMPLE RECOVERY

WATER VOLATILE ORGANICS

Lab Name: Alpha Analytical Labs

SDG No.: L1523745 Matrix: Water

Lab Control Sample: WG827563-1LCS Injected: 10/02/15 20:45 Lab File ID: 1002N01.D

Lab Control Dup : WG827563-2LCSD Injected: 10/02/15 21:14 Lab File ID: 1002N02.D

COMPOUND	SPIKE ADDED (ug/l)	LCSD CONCENTRATION (ug/l)	LCSD % REC	% RPD	QC LIMITS RPD	QC LIMITS REC.
Carbon disulfide	10	8.8	88	6	20	40-160
2-Butanone	10	8.9	89	1	20	40-160
4-Methyl-2-pentanone	10	9.4	94	4	20	40-160
2-Hexanone	10	9.3	93	0	20	40-160
Bromochloromethane	10	9.8	98	0	20	70-130
Isopropylbenzene	10	9.6	96	2	20	70-130
1,2,3-Trichlorobenzene	10	8.9	89	3	20	70-130
1,2,4-Trichlorobenzene	10	8.8	88	2	20	70-130
Methyl Acetate	10	10.	102	0	20	70-130
Cyclohexane	10	9.6	96	7	20	70-130
Methyl cyclohexane	10	9.3	93	8	20	70-130
Freon-113	10	8.9	89	9	20	70-130

* Values outside of QC limits.

COMMENTS: _____

_____

FORM III NJ-8260

3A

LAB CONTROL/LAB CONTROL DUPLICATE SAMPLE RECOVERY

WATER VOLATILE ORGANICS

Lab Name: Alpha Analytical Labs

SDG No.: L1523745 Matrix: Water

Lab Control Sample: WG827568-1LCS Injected: 10/02/15 20:41 Lab File ID: 1002N01.D

COMPOUND	SPIKE ADDED (ug/l)	SAMPLE CONCENTRATION (ug/l)	LCS CONCENTRATION (ug/l)	LCS % REC	QC. LIMITS REC.
1,2-Dibromo-3-chloroprop	10	NA	9.5	95	40-160
1,4-Dioxane	500	NA	470	94	40-160
1,2-Dibromoethane	10	NA	9.9	99	70-130
Methylene chloride	10	NA	9.5	95	70-130
1,1-Dichloroethane	10	NA	9.5	95	70-130
Chloroform	10	NA	9.4	94	70-130
Carbontetrachloride	10	NA	8.6	86	70-130
1,2-Dichloropropane	10	NA	9.6	97	70-130
Chlorodibromomethane	10	NA	9.5	95	70-130
1,1,2-Trichloroethane	10	NA	10.	101	70-130
Tetrachloroethene	10	NA	9.0	90	70-130
Chlorobenzene	10	NA	9.8	98	70-130
Trichlorofluoromethane	10	NA	8.7	87	40-160
1,2-Dichloroethane	10	NA	9.6	96	70-130
1,1,1-Trichloroethane	10	NA	8.9	89	70-130
Bromodichloromethane	10	NA	9.3	93	70-130
trans-1,3-Dichloropropen	10	NA	8.6	86	70-130
cis-1,3-Dichloropropene	10	NA	8.4	84	70-130
Bromoform	10	NA	8.9	89	40-160
1,1,2,2,-Tetrachloroetha	10	NA	10.	102	40-160
Benzene	10	NA	9.4	94	70-130
Toluene	10	NA	9.7	97	70-130
Ethyl benzene	10	NA	9.6	96	70-130
Chloromethane	10	NA	10.	102	40-160
Bromomethane	10	NA	10.	106	40-160
Vinyl chloride	10	NA	9.0	90	70-130
Chloroethane	10	NA	9.8	98	40-160
1,1,-Dichloroethene	10	NA	8.7	87	70-130
trans-1,2-Dichloroethene	10	NA	8.9	90	70-130
Trichloroethene	10	NA	8.9	90	70-130
1,2-Dichlorobenzene	10	NA	10.	100	70-130
1,3-Dichlorobenzene	10	NA	10.	101	70-130
1,4-Dichlorobenzene	10	NA	10.	100	70-130
Methyl tert butyl ether	10	NA	9.1	91	70-130
p/m xylene	20	NA	20.	100	70-130
o Xylene	20	NA	19.	96	70-130
cis-1,2-Dichloroethene	10	NA	9.4	94	70-130
Styrene	20	NA	19.	97	40-160
Dichlorodifluoromethane	10	NA	8.4	84	40-160
Acetone	10	NA	9.3	93	40-160

* Values outside of QC limits.

COMMENTS: _____

_____

FORM III NJ-8260

3A

LAB CONTROL/LAB CONTROL DUPLICATE SAMPLE RECOVERY

WATER VOLATILE ORGANICS

Lab Name: Alpha Analytical Labs

SDG No.: L1523745 Matrix: Water

Lab Control Sample: WG827568-1LCS Injected: 10/02/15 20:41 Lab File ID: 1002N01.D

COMPOUND	SPIKE ADDED (ug/l)	SAMPLE CONCENTRATION (ug/l)	LCS CONCENTRATION (ug/l)	LCS % REC	QC. LIMITS REC.
Carbon disulfide	10	NA	8.3	83	40-160
2-Butanone	10	NA	9.6	96	40-160
4-Methyl-2-pentanone	10	NA	7.4	74	40-160
2-Hexanone	10	NA	8.0	80	40-160
Bromochloromethane	10	NA	9.5	95	70-130
Isopropylbenzene	10	NA	9.9	99	70-130
1,2,3-Trichlorobenzene	10	NA	8.0	80	70-130
1,2,4-Trichlorobenzene	10	NA	8.9	89	70-130
Methyl Acetate	10	NA	9.6	96	70-130
Cyclohexane	10	NA	8.2	82	70-130
tert-Butyl Alcohol	50	NA	42.	84	40-160
Methyl cyclohexane	10	NA	6.1	62*	70-130
Freon-113	10	NA	8.5	85	70-130

* Values outside of QC limits.

COMMENTS: _____

_____

FORM III NJ-8260

3A

LAB CONTROL/LAB CONTROL DUPLICATE SAMPLE RECOVERY

WATER VOLATILE ORGANICS

Lab Name: Alpha Analytical Labs

SDG No.: L1523745 Matrix: Water

Lab Control Sample: WG827568-1LCS Injected: 10/02/15 20:41 Lab File ID: 1002N01.D

Lab Control Dup : WG827568-2LCSD Injected: 10/02/15 21:09 Lab File ID: 1002N02.D

COMPOUND	SPIKE ADDED (ug/l)	LCSD CONCENTRATION (ug/l)	LCSD % REC	% RPD	QC LIMITS RPD	QC LIMITS REC.
1,2-Dibromo-3-chloroprop	10	9.3	93	2	20	40-160
1,4-Dioxane	500	540	108	14	20	40-160
1,2-Dibromoethane	10	9.3	93	6	20	70-130
Methylene chloride	10	9.0	90	5	20	70-130
1,1-Dichloroethane	10	9.0	90	5	20	70-130
Chloroform	10	9.0	90	4	20	70-130
Carbontetrachloride	10	8.2	82	5	20	70-130
1,2-Dichloropropane	10	9.2	92	5	20	70-130
Chlorodibromomethane	10	8.9	89	7	20	70-130
1,1,2-Trichloroethane	10	9.6	96	5	20	70-130
Tetrachloroethene	10	8.6	86	5	20	70-130
Chlorobenzene	10	9.3	93	5	20	70-130
Trichlorofluoromethane	10	8.2	82	6	20	40-160
1,2-Dichloroethane	10	8.9	89	8	20	70-130
1,1,1-Trichloroethane	10	8.5	85	5	20	70-130
Bromodichloromethane	10	8.7	87	7	20	70-130
trans-1,3-Dichloropropen	10	8.2	82	5	20	70-130
cis-1,3-Dichloropropene	10	8.0	80	5	20	70-130
Bromoform	10	8.4	84	6	20	40-160
1,1,2,2,-Tetrachloroetha	10	9.7	97	5	20	40-160
Benzene	10	9.0	90	4	20	70-130
Toluene	10	9.2	92	5	20	70-130
Ethyl benzene	10	9.2	92	4	20	70-130
Chloromethane	10	9.6	96	6	20	40-160
Bromomethane	10	10.	105	1	20	40-160
Vinyl chloride	10	8.6	87	3	20	70-130
Chloroethane	10	9.0	90	9	20	40-160
1,1,-Dichloroethene	10	8.3	83	5	20	70-130
trans-1,2-Dichloroethene	10	8.5	85	6	20	70-130
Trichloroethene	10	8.5	85	6	20	70-130
1,2-Dichlorobenzene	10	9.6	96	4	20	70-130
1,3-Dichlorobenzene	10	9.7	97	4	20	70-130
1,4-Dichlorobenzene	10	9.5	95	5	20	70-130
Methyl tert butyl ether	10	8.7	87	4	20	70-130
p/m xylene	20	19.	95	5	20	70-130
o Xylene	20	18.	92	4	20	70-130
cis-1,2-Dichloroethene	10	8.9	89	5	20	70-130
Styrene	20	18.	92	5	20	40-160
Dichlorodifluoromethane	10	8.0	80	5	20	40-160
Acetone	10	9.7	97	4	20	40-160

* Values outside of QC limits.

COMMENTS: _____

_____

FORM III NJ-8260

3A

LAB CONTROL/LAB CONTROL DUPLICATE SAMPLE RECOVERY

WATER VOLATILE ORGANICS

Lab Name: Alpha Analytical Labs

SDG No.: L1523745 Matrix: Water

Lab Control Sample: WG827568-1LCS Injected: 10/02/15 20:41 Lab File ID: 1002N01.D

Lab Control Dup : WG827568-2LCSD Injected: 10/02/15 21:09 Lab File ID: 1002N02.D

COMPOUND	SPIKE ADDED (ug/l)	LCSD CONCENTRATION (ug/l)	LCSD % REC	% RPD	QC LIMITS RPD	QC LIMITS REC.
Carbon disulfide	10	7.9	79	5	20	40-160
2-Butanone	10	9.3	93	3	20	40-160
4-Methyl-2-pentanone	10	7.2	72	3	20	40-160
2-Hexanone	10	7.8	78	3	20	40-160
Bromochloromethane	10	8.9	89	7	20	70-130
Isopropylbenzene	10	9.6	96	3	20	70-130
1,2,3-Trichlorobenzene	10	8.4	84	5	20	70-130
1,2,4-Trichlorobenzene	10	8.9	89	0	20	70-130
Methyl Acetate	10	9.2	92	4	20	70-130
Cyclohexane	10	7.9	79	4	20	70-130
tert-Butyl Alcohol	50	46.	92	9	20	40-160
Methyl cyclohexane	10	6.0	60 *	3	20	70-130
Freon-113	10	8.2	82	4	20	70-130

* Values outside of QC limits.

COMMENTS: _____

_____

FORM III NJ-8260

Internal Standard Summary

8A

VOLATILE ORGANICS INTERNAL STANDARD AREA AND RT SUMMARY

Lab Name: Alpha Analytical Labs

SDG No.: L1523745

Lab File ID (Standard): 1001A02_ccal Date Analyzed: 01-OCT-2015

Instrument ID : Voa101.i Time Analyzed: 10:17

		IS1(FLB) AREA	RT	IS2(CBZ) AREA	RT	IS3(DCB) AREA	RT
	12 HOUR STD	1307338	6.08	966536	9.63	501513	12.32
	UPPER LIMIT	2614676	6.58	1933072	10.13	1003026	12.82
	LOWER LIMIT	653669	5.58	483268	9.13	250757	11.82
	EPA SAMPLE NO.						
01	WG827098-1LCS	1307338	6.08	966536	9.63	501513	12.32
02	WG827098-2LCSD	1293468	6.08	967059	9.63	492688	12.32
03	WG827098-3BLANK	1273294	6.09	943816	9.63	476332	12.32
04	MW-1S-A	1255874	6.08	931851	9.63	463929	12.32
05	MW-1S-B	1240390	6.08	923563	9.63	457574	12.32
06	MW-1I	1246479	6.08	908349	9.63	452884	12.32
07	MW-2D	1239894	6.09	909846	9.63	446499	12.32
08	MW-2I	1232816	6.08	907722	9.63	451728	12.32

IS1(FLB) = FLOUROBENZENE
IS2(CBZ) = CHLOROBENZENE-D5
IS3(DCB) = 1,4-DICHLOROBENZENE-D4

AREA UPPER LIMIT = +100% of internal standard area
AREA LOWER LIMIT = - 50 % of internal standard area
RT UPPER LIMIT = +0.50 minutes of internal standard RT
RT LOWER LIMIT = -0.50 minutes of internal standard RT

* Values outside of QC limits.

8A

VOLATILE ORGANICS INTERNAL STANDARD AREA AND RT SUMMARY

Lab Name: Alpha Analytical Labs

SDG No.: L1523745

Lab File ID (Standard): 1001N01_ccal Date Analyzed: 01-OCT-2015

Instrument ID : Voa105.i Time Analyzed: 20:20

		IS1(FLB) AREA	RT	IS2(CBZ) AREA	RT	IS3(DCB) AREA	RT
	12 HOUR STD	415716	6.32	326583	9.88	163682	12.52
	UPPER LIMIT	831432	6.82	653166	10.38	327364	13.02
	LOWER LIMIT	207858	5.82	163292	9.38	81841	12.02
	EPA SAMPLE NO.						
01	WG827102-1LCS	415716	6.32	326583	9.88	163682	12.52
02	WG827102-2LCSD	419279	6.32	331030	9.88	165793	12.52
03	WG827102-3BLANK	399395	6.32	303370	9.88	137495	12.52
04	MW-3D	376280	6.33	291843	9.89	132394	12.52
05	MW-501S	374307	6.32	287029	9.88	128995	12.52
06	MW-501I	411824	6.32	294293	9.88	130309	12.52
07	MW-502S	396252	6.32	279703	9.89	122675	12.52
08	MW-502I	391859	6.32	273235	9.89	118706	12.52
09	MW-503I	388657	6.33	269152	9.89	116222	12.52
10	MW-505S	385097	6.32	269582	9.89	116310	12.52
11	MW-505I	379575	6.32	262117	9.89	113641	12.52
12	MW-506S	385875	6.33	263768	9.89	112815	12.52
13	MW-506I	371241	6.32	256937	9.89	110249	12.52
14	MW-507S	379359	6.32	260285	9.89	110912	12.52
15	MW-507I	376376	6.32	259164	9.89	111984	12.52
16	MW-508S	377313	6.32	258452	9.89	111540	12.52
17	MW-508D	379487	6.32	259564	9.88	110309	12.52
18	MW-532S	377246	6.33	259262	9.89	111200	12.52
19	MW-532D	374027	6.32	258151	9.89	111180	12.52

IS1(FLB) = FLOUROBENZENE
IS2(CBZ) = CHLOROBENZENE-D5
IS3(DCB) = 1,4-DICHLOROBENZENE-D4

AREA UPPER LIMIT = +100% of internal standard area
AREA LOWER LIMIT = - 50 % of internal standard area
RT UPPER LIMIT = +0.50 minutes of internal standard RT
RT LOWER LIMIT = -0.50 minutes of internal standard RT

* Values outside of QC limits.

8A

VOLATILE ORGANICS INTERNAL STANDARD AREA AND RT SUMMARY

Lab Name: Alpha Analytical Labs

SDG No.: L1523745

Lab File ID (Standard): 1002N01_ccal Date Analyzed: 02-OCT-2015

Instrument ID : Voa105.i Time Analyzed: 20:41

		IS1(FLB) AREA	RT	IS2(CBZ) AREA	RT	IS3(DCB) AREA	RT
	12 HOUR STD	477183	6.32	340497	9.88	165467	12.52
	UPPER LIMIT	954366	6.82	680994	10.38	330934	13.02
	LOWER LIMIT	238592	5.82	170249	9.38	82734	12.02
	EPA SAMPLE NO.						
01	WG827568-1LCS	477183	6.32	340497	9.88	165467	12.52
02	WG827568-2LCSD	483774	6.33	341426	9.88	163180	12.52
03	WG827568-3BLANK	461039	6.32	316705	9.88	138149	12.52
04	DUP-04	450351	6.32	310430	9.89	136443	12.52
05	DUP-05	448488	6.32	305383	9.89	131985	12.52
06	DUP-06	438030	6.32	299442	9.89	131027	12.52
07	SW-1	434998	6.32	297789	9.88	131914	12.52
08	SW-2	425703	6.32	290087	9.89	126024	12.52
09	SW-3	416814	6.32	292007	9.88	130096	12.52
10	SW-4	417152	6.32	287249	9.88	124538	12.52
11	FB-092215	412972	6.32	281097	9.89	122383	12.52
12	TB-092215	408135	6.32	280633	9.89	121536	12.52

IS1(FLB) = FLOUROBENZENE
IS2(CBZ) = CHLOROBENZENE-D5
IS3(DCB) = 1,4-DICHLOROBENZENE-D4

AREA UPPER LIMIT = +100% of internal standard area
AREA LOWER LIMIT = - 50 % of internal standard area
RT UPPER LIMIT = +0.50 minutes of internal standard RT
RT LOWER LIMIT = -0.50 minutes of internal standard RT

* Values outside of QC limits.

8A

VOLATILE ORGANICS INTERNAL STANDARD AREA AND RT SUMMARY

Lab Name: Alpha Analytical Labs

SDG No.: L1523745

Lab File ID (Standard): 1002A01_ccal Date Analyzed: 02-OCT-2015

Instrument ID : Voa108.i Time Analyzed: 12:23

		IS1(FLB) AREA	RT	IS2(CBZ) AREA	RT	IS3(DCB) AREA	RT
	12 HOUR STD	172727	6.07	130544	9.60	66385	12.29
	UPPER LIMIT	345454	6.57	261088	10.10	132770	12.79
	LOWER LIMIT	86364	5.57	65272	9.10	33193	11.79
	EPA SAMPLE NO.						
01	WG827396-1LCS	172727	6.07	130544	9.60	66385	12.29
02	WG827396-2LCSD	174401	6.07	132393	9.60	67264	12.29
03	WG827396-3BLANK	152483	6.08	113949	9.61	54210	12.29
04	MW-544S	118841	6.07	91267	9.61	42742	12.29
05	MW-544I	116819	6.08	89163	9.61	41608	12.29
06	MW-544D	114549	6.08	86646	9.61	41325	12.29
07	MW-545S	116774	6.07	88385	9.61	42371	12.29
08	MW-545I	117968	6.07	88571	9.61	41708	12.29
09	MW-545D	116979	6.08	87147	9.61	40598	12.29
10	MW-546S	112895	6.07	84195	9.61	39004	12.29

IS1(FLB) = FLOUROBENZENE
IS2(CBZ) = CHLOROBENZENE-D5
IS3(DCB) = 1,4-DICHLOROBENZENE-D4

AREA UPPER LIMIT = +100% of internal standard area
AREA LOWER LIMIT = - 50 % of internal standard area
RT UPPER LIMIT = +0.50 minutes of internal standard RT
RT LOWER LIMIT = -0.50 minutes of internal standard RT

* Values outside of QC limits.

8A

VOLATILE ORGANICS INTERNAL STANDARD AREA AND RT SUMMARY

Lab Name: Alpha Analytical Labs

SDG No.: L1523745

Lab File ID (Standard): 1002N01_ccal Date Analyzed: 02-OCT-2015

Instrument ID : Voa101.i Time Analyzed: 20:45

		IS1(FLB) AREA	RT	IS2(CBZ) AREA	RT	IS3(DCB) AREA	RT
	12 HOUR STD	1222489	6.08	899066	9.63	443377	12.32
	UPPER LIMIT	2444978	6.58	1798132	10.13	886754	12.82
	LOWER LIMIT	611245	5.58	449533	9.13	221689	11.82
	EPA SAMPLE NO.						
01	WG827563-1LCS	1222489	6.08	899066	9.63	443377	12.32
02	WG827563-2LCSD	1197754	6.08	883335	9.63	433296	12.32
03	WG827563-3BLANK	1194685	6.08	877407	9.63	423111	12.32
04	MW-546I	1181102	6.08	859052	9.63	417416	12.32
05	MW-546D	1163443	6.08	847751	9.63	406117	12.32
06	MW-547S	1155987	6.08	845472	9.63	403704	12.32
07	MW-547I	1141134	6.08	834617	9.63	405498	12.32
08	MW-547D	1143307	6.08	833272	9.63	402004	12.32
09	MW-549S	1129798	6.08	829960	9.63	401078	12.32
10	MW-549I	1146095	6.08	838550	9.63	404454	12.32
11	MW-550S	1114898	6.08	814229	9.63	391376	12.32
12	MW-550I	1143956	6.08	834025	9.63	401425	12.32
13	PZ-521S	1135910	6.08	822203	9.63	400814	12.32
14	PZ-521I	1109257	6.08	817651	9.63	392304	12.32
15	PZ-522S	1104039	6.08	797982	9.63	389479	12.32
16	PZ-522I	1099426	6.08	799793	9.63	386750	12.32
17	PZ-522D	1088860	6.08	792309	9.63	381980	12.32
18	PZ-524S	1117446	6.08	809734	9.63	388454	12.32
19	PZ-524I	1094989	6.08	802516	9.63	383645	12.32
20	PZ-524D	1099182	6.08	802433	9.63	382356	12.32
21	DUP-01	1094960	6.08	793329	9.63	375868	12.32
22	DUP-02	1091039	6.08	795964	9.63	383462	12.32

IS1(FLB) = FLOUROBENZENE
IS2(CBZ) = CHLOROBENZENE-D5
IS3(DCB) = 1,4-DICHLOROBENZENE-D4

AREA UPPER LIMIT = +100% of internal standard area
AREA LOWER LIMIT = - 50 % of internal standard area
RT UPPER LIMIT = +0.50 minutes of internal standard RT
RT LOWER LIMIT = -0.50 minutes of internal standard RT

* Values outside of QC limits.

8A

VOLATILE ORGANICS INTERNAL STANDARD AREA AND RT SUMMARY

Lab Name: Alpha Analytical Labs

SDG No.: L1523745

Lab File ID (Standard): 1002N01_ccal Date Analyzed: 02-OCT-2015

Instrument ID : Voa101.i Time Analyzed: 20:45

		IS1(FLB) AREA	RT	IS2(CBZ) AREA	RT	IS3(DCB) AREA	RT
	12 HOUR STD	1222489	6.08	899066	9.63	443377	12.32
	UPPER LIMIT	2444978	6.58	1798132	10.13	886754	12.82
	LOWER LIMIT	611245	5.58	449533	9.13	221689	11.82
	EPA SAMPLE NO.						
01	DUP-03	1114529	6.08	810018	12.318	388519	12.32

IS1(FLB) = FLOUROBENZENE
IS2(CBZ) = CHLOROBENZENE-D5
IS3(DCB) = 1,4-DICHLOROBENZENE-D4

AREA UPPER LIMIT = +100% of internal standard area
AREA LOWER LIMIT = - 50 % of internal standard area
RT UPPER LIMIT = +0.50 minutes of internal standard RT
RT LOWER LIMIT = -0.50 minutes of internal standard RT

* Values outside of QC limits.

Chromatograms

Sample Raw Data

Alpha Analytical Labs

gc/ms voa - VOA101

Data file : \\orgserv2\ff\chem\GCMSVOA\Voa101.i\151001.b\1001A20.D
Lab Smp Id:
Inj Date : 01-OCT-2015 19:04
Operator : MS Inst ID: Voa101.i
Smp Info : l1523745-01,31,10,,a
Misc Info : wg827098,ical11506
Comment :
Method : \\orgserv2\ff\chem\GCMSVOA\Voa101.i\151001.b\liq8260C.m
Meth Date : 01-Oct-2015 17:14 pduczmalew Quant Type: ISTD
Cal Date : 29-SEP-2015 17:33 Cal File: 0929A10.D
Als bottle: 20
Dil Factor: 1.00000
Integrator: HP RTE Compound Sublist: NJTCL.sub
Target Version: 4.12
Processing Host: VIRTUALXP-38517

Concentration Formula: Amt * DF * CpndVariable
Cpnd Variable Local Compound Variable

	Compounds	QUANT SIG MASS	RT	EXP RT	REL RT	RESPONSE	CONCENTRATIONS ON-COLUMN (ngs)	CONCENTRATIONS FINAL (ngs)	REVIEW CODE
	1 dichlorodifluoromethane	85	Compound Not Detected.						
	2 chloromethane	50	Compound Not Detected.						
	3 vinyl chloride	62	Compound Not Detected.						
	4 bromomethane	94	Compound Not Detected.						
	5 chloroethane	64	Compound Not Detected.						
	6 trichlorofluoromethane	101	Compound Not Detected.						
	8 1,1,-dichloroethene	96	Compound Not Detected.						
	11 freon-113	101	3.047	3.042	(0.501)	35629	15.0262	15.026	
	10 carbon disulfide	76	3.036	3.031	(0.499)	14340	1.95145	1.951	
	14 methylene chloride	84	Compound Not Detected.						
	15 acetone	43	3.604	3.609	(0.593)	31588	85.8157	85.815	
	16 trans-1,2-dichloroethene	96	Compound Not Detected.						
	17 Methyl Acetate	43	Compound Not Detected.						
	18 methyl tert butyl ether	73	Compound Not Detected.						
	22 1,1-dichloroethane	63	Compound Not Detected.						
	27 cis-1,2-dichloroethene	96	4.832	4.826	(0.795)	3776	1.41283	1.412	
	29 bromochloromethane	128	Compound Not Detected.						
	30 Cyclohexane	56	5.028	5.023	(0.827)	376	0.09710	0.097(Q)	
	31 chloroform	83	5.093	5.088	(0.838)	53751	12.6473	12.647	
	33 carbontetrachloride	117	Compound Not Detected.						
$	36 dibromofluoromethane	113	5.268	5.268	(0.866)	309120	98.5948	98.594	
	37 1,1,1-trichloroethane	97	Compound Not Detected.						
	38 2-butanone	43	Compound Not Detected.						
	40 benzene	78	Compound Not Detected.						
$	42 1,2-dichloroethane-d4	65	5.797	5.797	(0.953)	334286	102.151	102.151	
	43 1,2-dichloroethane	62	Compound Not Detected.						
*	45 flourobenzene	96	6.081	6.081	(1.000)	1255874	100.000		
	49 trichloroethene	95	6.261	6.261	(1.030)	28259	11.2181	11.218	
	46 methyl cyclohexane	83	Compound Not Detected.						

	Compounds	QUANT SIG MASS	RT	EXP RT	REL RT	RESPONSE	CONCENTRATIONS ON-COLUMN (ngs)	CONCENTRATIONS FINAL (ngs)	REVIEW CODE
52	1,2-dichloropropane	63	Compound Not Detected.						
53	bromodichloromethane	83	Compound Not Detected.						
56	1,4-Dioxane	88	7.091	7.085	(1.166)	6421	395.649	395.648	
58	cis-1,3-dichloropropene	75	Compound Not Detected.						
$ 59	toluene-d8	98	7.783	7.784	(0.808)	1220257	98.2410	98.241	
60	toluene	92	Compound Not Detected.						
62	4-methyl-2-pentanone	58	Compound Not Detected.						
63	tetrachloroethene	166	8.285	8.286	(0.860)	38602	14.3203	14.320	
64	trans-1,3-dichloropropene	75	Compound Not Detected.						
68	1,1,2-trichloroethane	83	Compound Not Detected.						
69	chlorodibromomethane	129	Compound Not Detected.						
71	1,2-dibromoethane	107	Compound Not Detected.						
73	2-hexanone	43	Compound Not Detected.						
* 74	chlorobenzene-d5	117	9.633	9.633	(1.000)	931851	100.000		
75	chlorobenzene	112	Compound Not Detected.						
76	ethyl benzene	91	Compound Not Detected.						
78	p/m xylene	106	Compound Not Detected.						
79	o xylene	106	Compound Not Detected.						
80	styrene	104	Compound Not Detected.						
81	bromoform	173	Compound Not Detected.						
82	isopropylbenzene	105	Compound Not Detected.						
$ 83	4-bromofluorobenzene	95	11.112	11.112	(0.902)	467896	98.5046	98.504	
88	1,1,2,2,-tetrachloroethane	83	Compound Not Detected.						
99	1,3-dichlorobenzene	146	Compound Not Detected.						
* 100	1,4-dichlorobenzene-d4	152	12.318	12.318	(1.000)	463929	100.000		
101	1,4-dichlorobenzene	146	Compound Not Detected.						
104	1,2-dichlorobenzene	146	Compound Not Detected.						
106	1,2-dibromo-3-chloropropane	75	Compound Not Detected.						
109	1,2,4-trichlorobenzene	180	14.167	14.162	(1.150)	6275	2.40320	2.403	
111	1,2,3-trichlorobenzene	180	14.626	14.620	(1.187)	6089	2.86876	2.868	

QC Flag Legend

Q - Qualifier signal failed the ratio test.

Alpha Analytical Labs

gc/ms voa - VOA101

Data file : \\orgserv2\ff\chem\GCMSVOA\Voa101.i\151001.b\1001A20.D
Lab Smp Id:
Inj Date : 01-OCT-2015 19:04
Operator : MS Inst ID: Voa101.i
Smp Info : l1523745-01,31,10,,a
Misc Info : wg827098,ical11506
Comment :
Method : \\orgserv2\ff\chem\GCMSVOA\Voa101.i\151001.b\liq8260C.m
Meth Date : 01-Oct-2015 17:14 pduczmalew Quant Type: ISTD
Cal Date : 29-SEP-2015 17:33 Cal File: 0929A10.D
Als bottle: 20
Dil Factor: 1.00000
Integrator: HP RTE Compound Sublist: NJTCL.sub
Target Version: 4.12
Processing Host: VIRTUALXP-38517

Concentration Formula: Amt * DF * CpndVariable
Cpnd Variable Local Compound Variable

ISTD	RT	AREA	AMOUNT
* 45 flourobenzene	6.082	2612899	100.000

	CONCENTRATIONS			QUANT			
RT	AREA	ON-COL(ngs)	FINAL(ngs)	QUAL	LIBRARY	LIB ENTRY	CPND #	REVIEW CODE
Sulfur dioxide					CAS #: 7446-09-5			
1.820	1537348	58.8368713	58.836	90	NIST02.L	346	45	

Alpha Analytical Labs

INTERNAL STANDARD COMPOUNDS
AREA AND RT SUMMARY

Instrument ID: Voa101.i
Lab File ID: 1001A20.D
Lab Smp Id:
Analysis Type: VOA
Quant Type: ISTD
Operator: MS
Method File: \\orgserv2\ff\chem\GCMSVOA\Voa101.i\151001.b\liq8260C.m
Misc Info: wg827098,ical11506

Calibration Date: 01-OCT-2015
Calibration Time: 10:17
Level: LOW
Sample Type: WATER

Test Mode:
Use Last Continuing Calibrator.
If Continuing Cal. use Initial Cal. Level 3

		AREA LIMIT			
COMPOUND	STANDARD	LOWER	UPPER	SAMPLE	%DIFF
45 flourobenzene	1307338	653669	2614676	1255874	-3.94
74 chlorobenzene-d5	966536	483268	1933072	931851	-3.59
100 1,4-dichlorobenze	501513	250757	1003026	463929	-7.49

		RT LIMIT			
COMPOUND	STANDARD	LOWER	UPPER	SAMPLE	%DIFF
45 flourobenzene	6.08	5.58	6.58	6.08	-0.00
74 chlorobenzene-d5	9.63	9.13	10.13	9.63	-0.00
100 1,4-dichlorobenze	12.32	11.82	12.82	12.32	-0.00

AREA UPPER LIMIT = +100% of internal standard area.
AREA LOWER LIMIT = - 50% of internal standard area.
RT UPPER LIMIT = + 0.50 minutes of internal standard RT.
RT LOWER LIMIT = - 0.50 minutes of internal standard RT.

Alpha Analytical Labs

RECOVERY REPORT

Client Name: Client SDG: SDGa00307
Sample Matrix: LIQUID Fraction: VOA
Lab Smp Id:
Level: LOW Operator: MS
Data Type: MS DATA SampleType: SAMPLE
SpikeList File: curveallim.spk Quant Type: ISTD
Sublist File: NJTCL.sub
Method File: \\orgserv2\ff\chem\GCMSVOA\Voa101.i\151001.b\liq8260C.m
Misc Info: wg827098,ical11506

SURROGATE COMPOUND	AMOUNT ADDED ngs	AMOUNT RECOVERED ngs	% RECOVERED	LIMITS
$ 36 dibromofluorometha	100.000	98.594	98.59	70-130
$ 42 1,2-dichloroethane	100.000	102.151	102.15	70-130
$ 59 toluene-d8	100.000	98.241	98.24	70-130
$ 83 4-bromofluorobenze	100.000	98.504	98.50	70-130

Data File: \\orgserv2\ff\chem\GCMSVOA\Voa101.i\151001.b\1001A20.D
Date : 01-OCT-2015 19:04
Client ID:
Instrument: Voa101.i
Sample Info: 11523745-01,31,10,,a
Purge Volume: 10.0
Operator: MS
Column phase:
Column diameter: 0.18

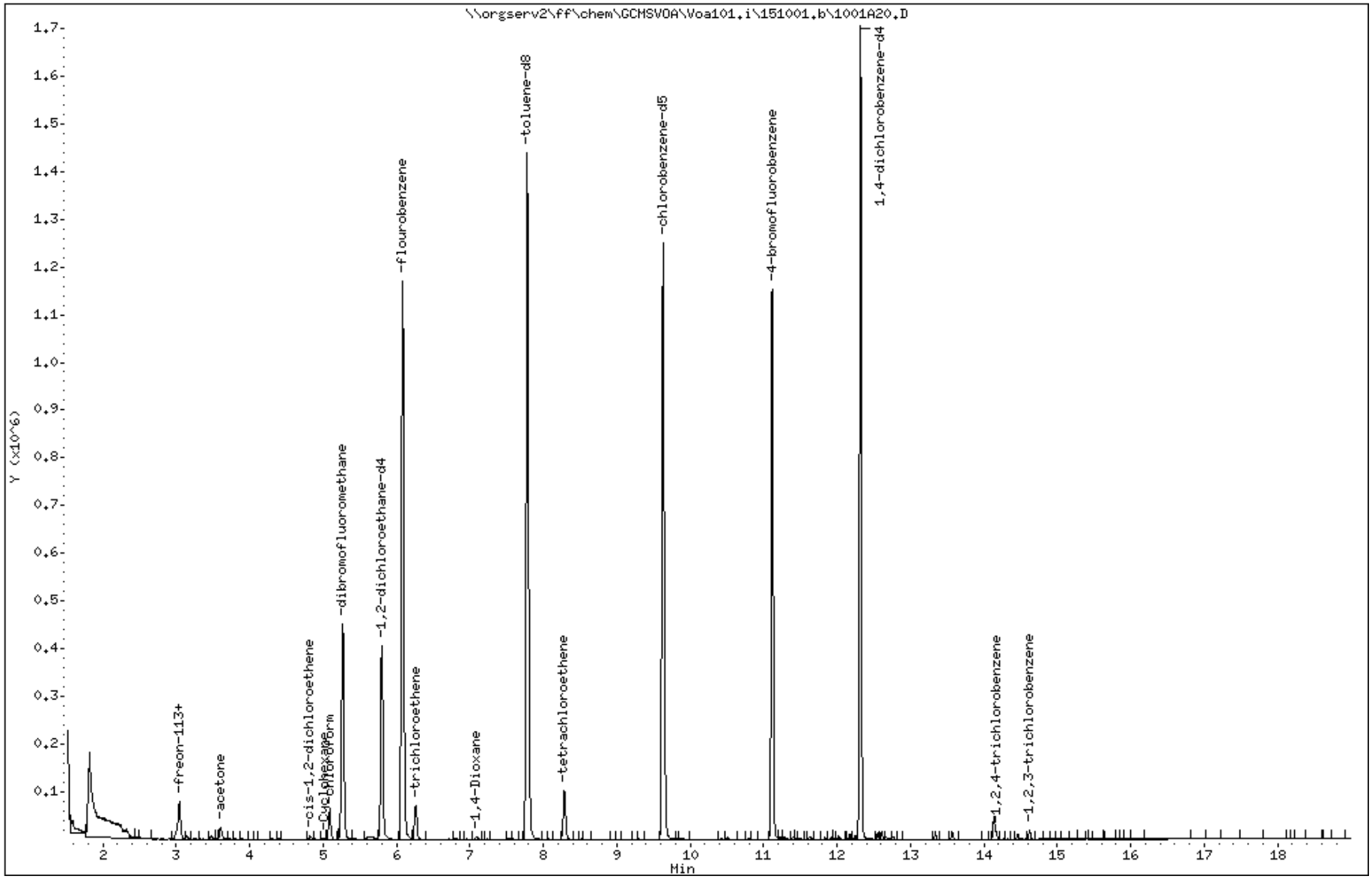

Data File: \\orgserv2\ff\chem\GCMSVOA\Voa101.i\151001.b\1001A20.D

Date : 01-OCT-2015 19:04

Client ID:

Instrument: Voa101.i

Sample Info: 11523745-01,31,10,,a

Purge Volume: 10.0

Operator: MS

Column phase:

Column diameter: 0.18

11 freon-113

Concentration: 15.026 ngs

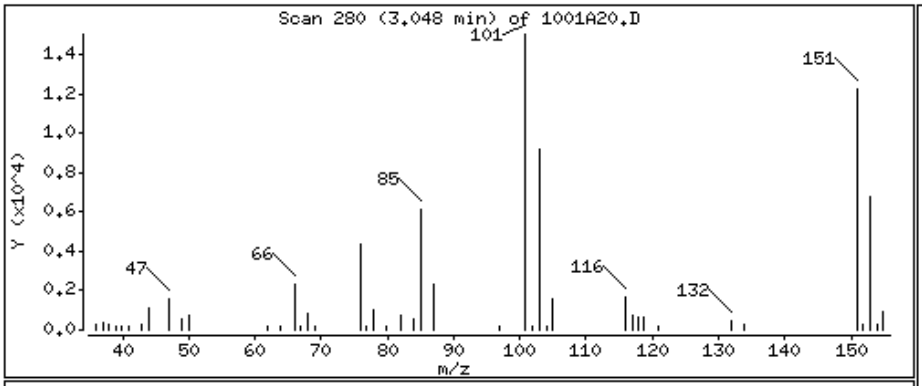

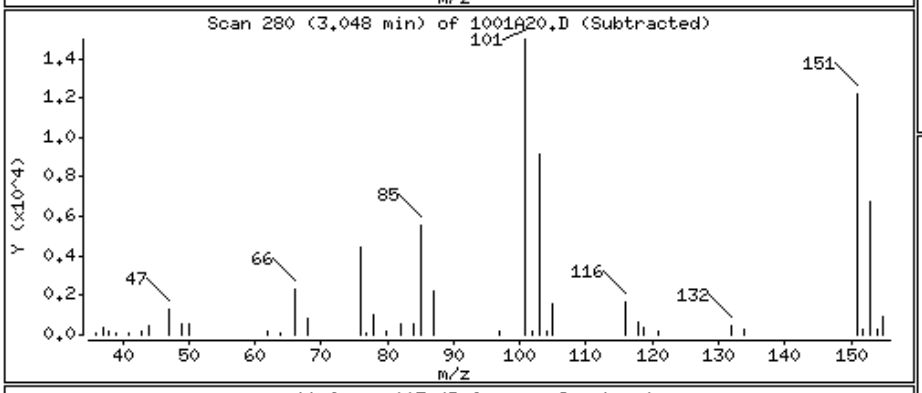

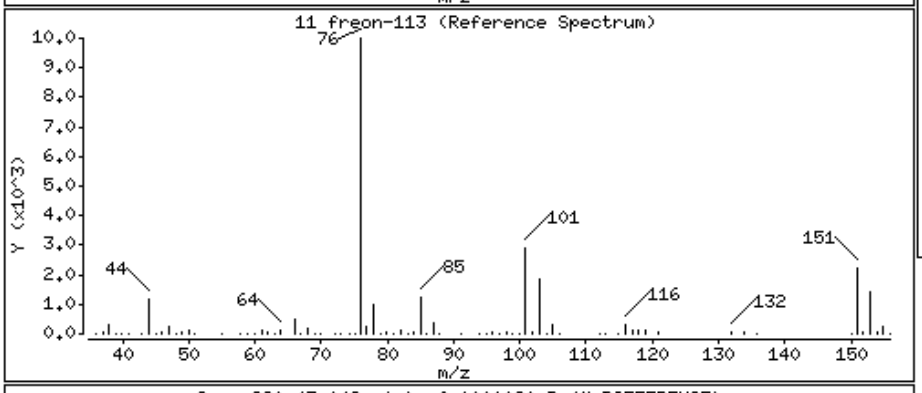

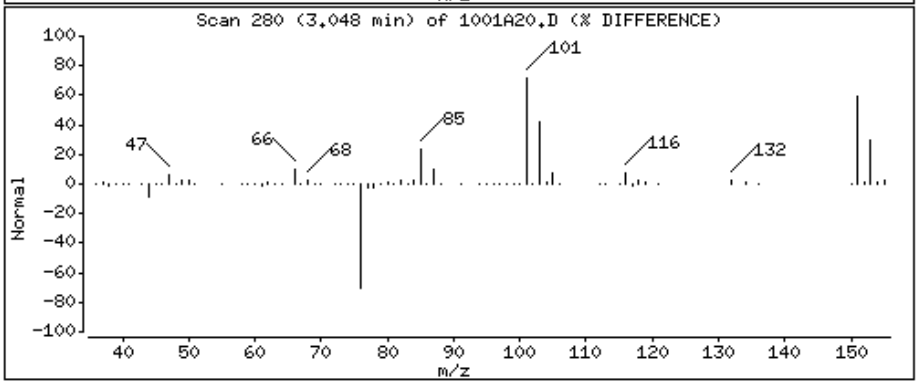

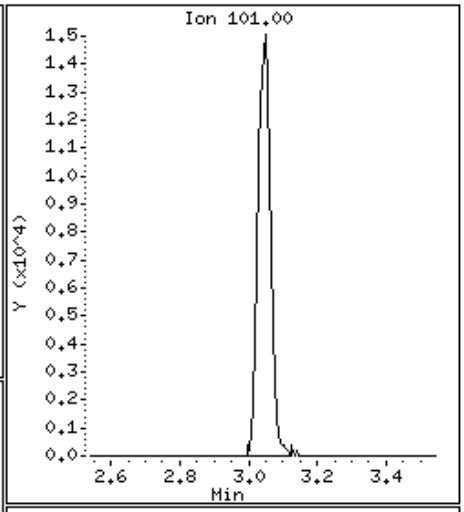

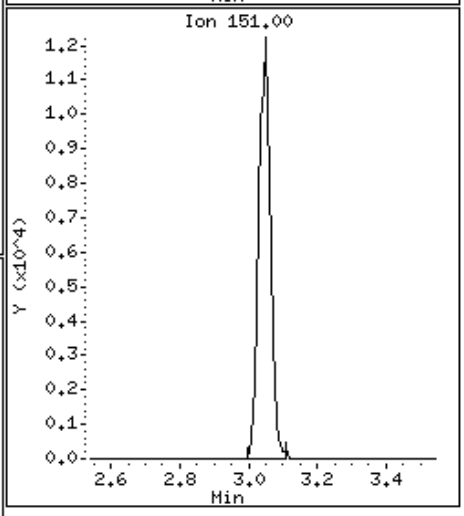

Data File: \\orgserv2\ff\chem\GCMSVOA\Voa101.i\151001.b\1001A20.D

Date : 01-OCT-2015 19:04

Client ID:

Instrument: Voa101.i

Sample Info: 11523745-01,31,10,,a

Purge Volume: 10.0

Operator: MS

Column phase:

Column diameter: 0.18

10 carbon disulfide

Concentration: 1.951 ngs

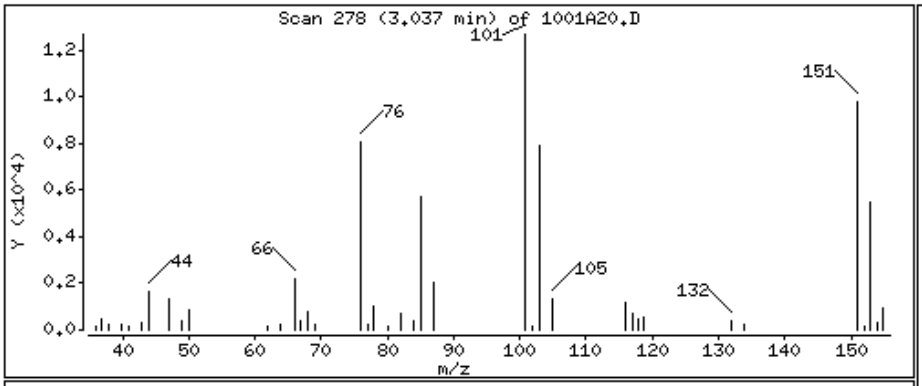

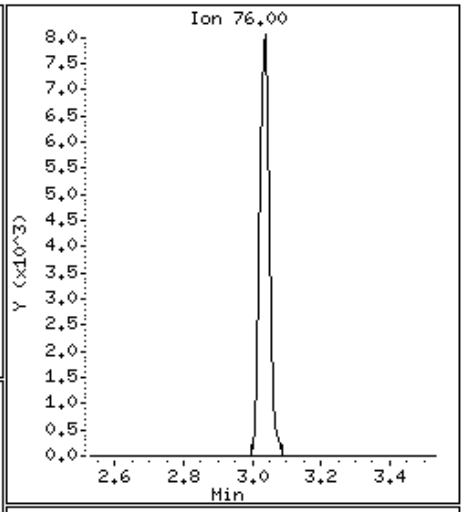

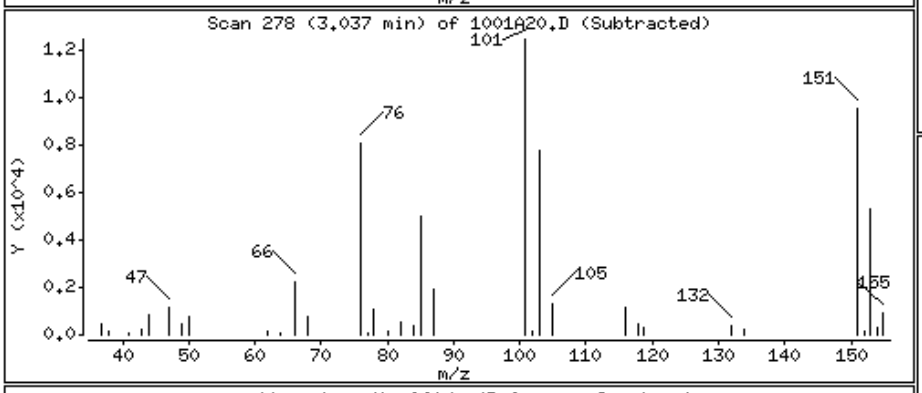

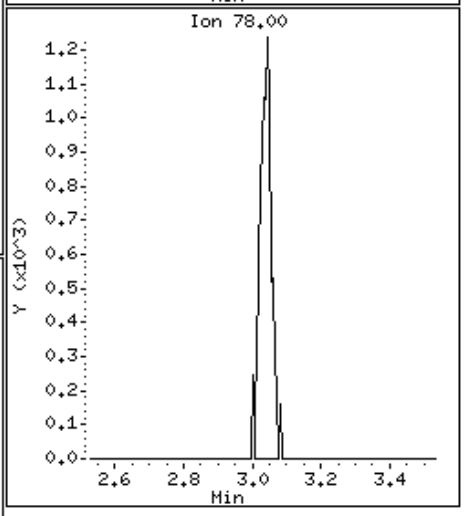

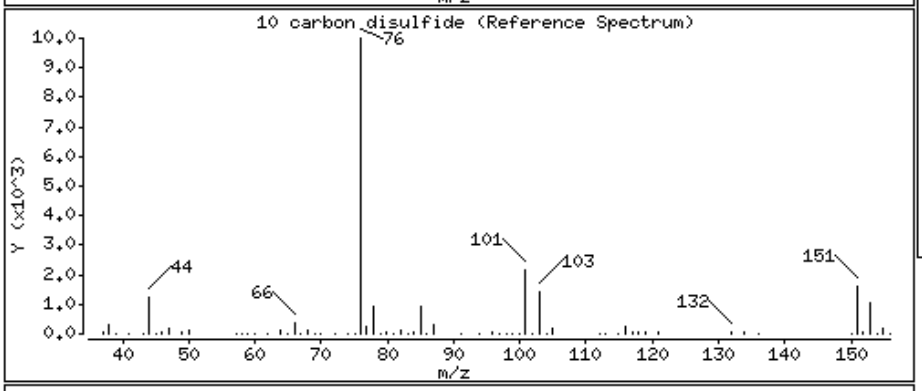

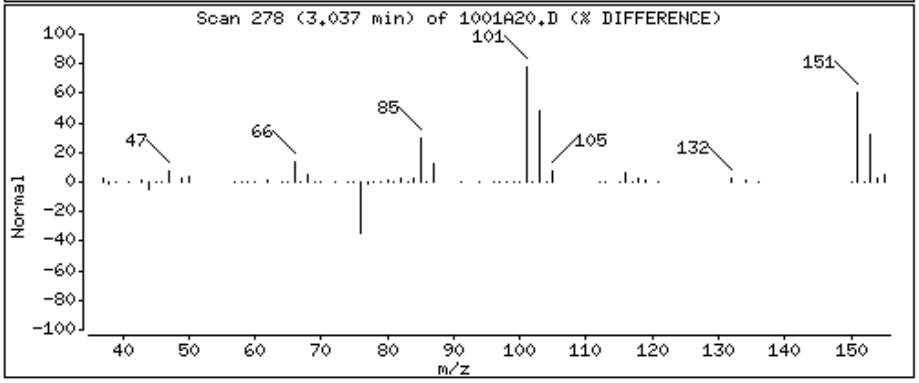

Data File: \\orgserv2\ff\chem\GCMSVOA\Voa101.i\151001.b\1001A20.D

Date : 01-OCT-2015 19:04

Client ID:

Instrument: Voa101.i

Sample Info: 11523745-01,31,10,,a

Purge Volume: 10.0

Operator: MS

Column phase:

Column diameter: 0.18

15 acetone

Concentration: 85.815 ngs

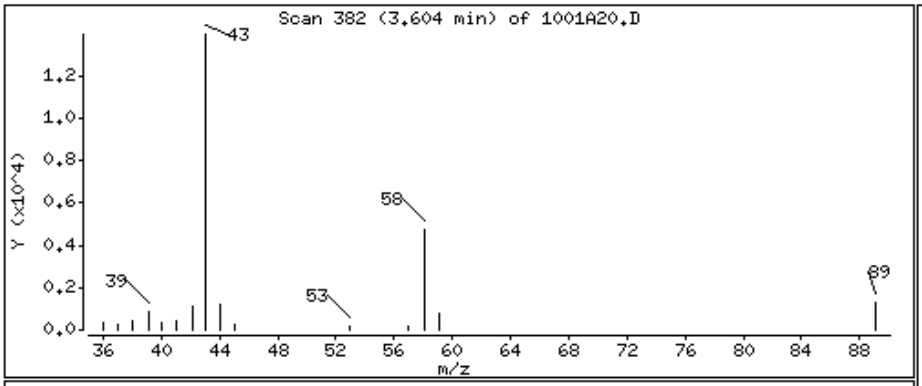

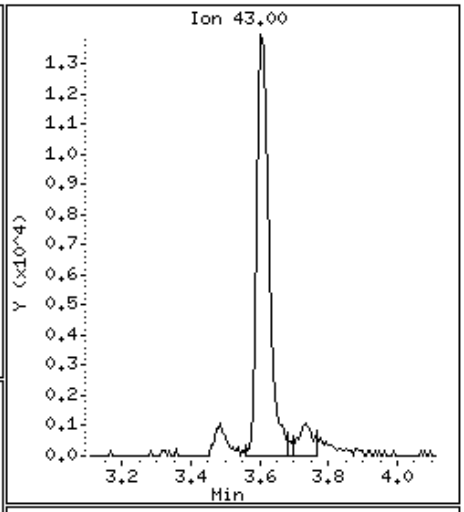

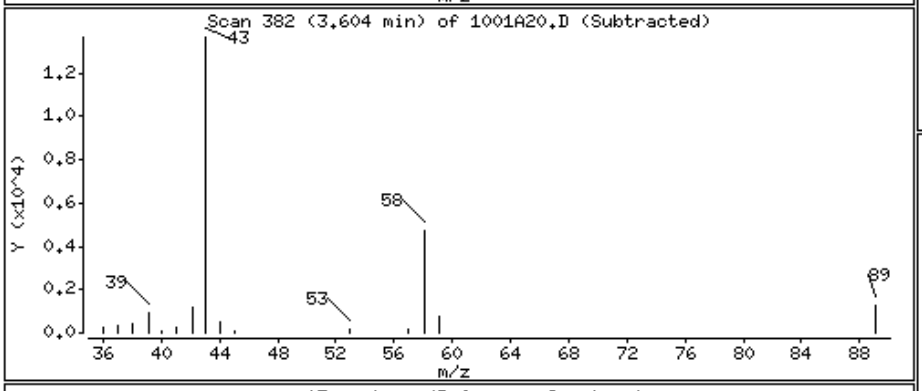

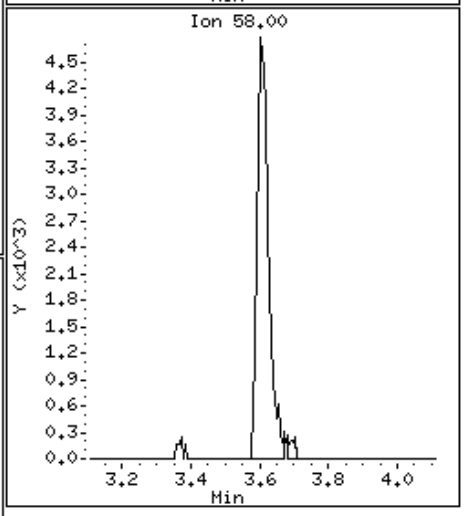

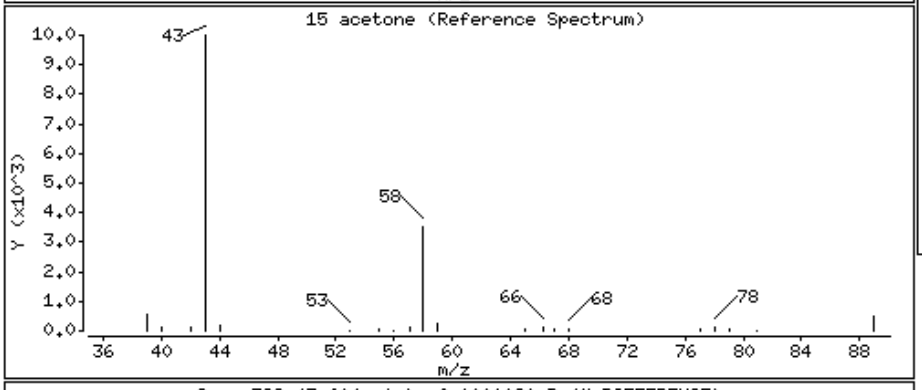

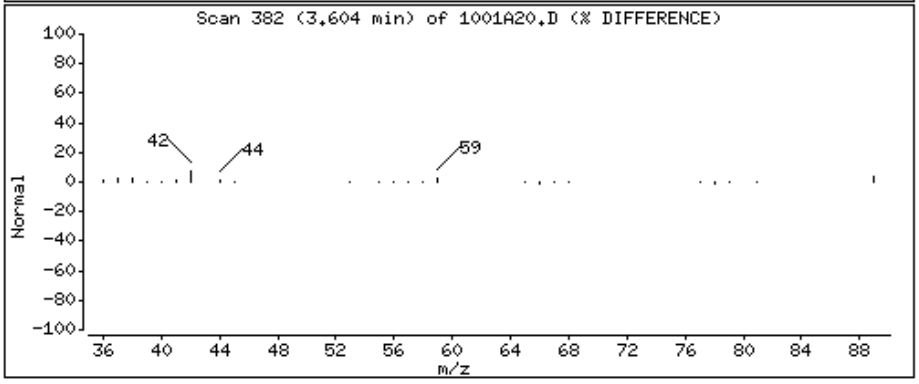

Data File: \\orgserv2\ff\chem\GCMSVOA\Voa101.i\151001.b\1001A20.D

Date : 01-OCT-2015 19:04

Client ID:

Instrument: Voa101.i

Sample Info: 11523745-01,31,10,,a

Purge Volume: 10.0

Operator: MS

Column phase:

Column diameter: 0.18

27 cis-1,2-dichloroethene

Concentration: 1.412 ngs

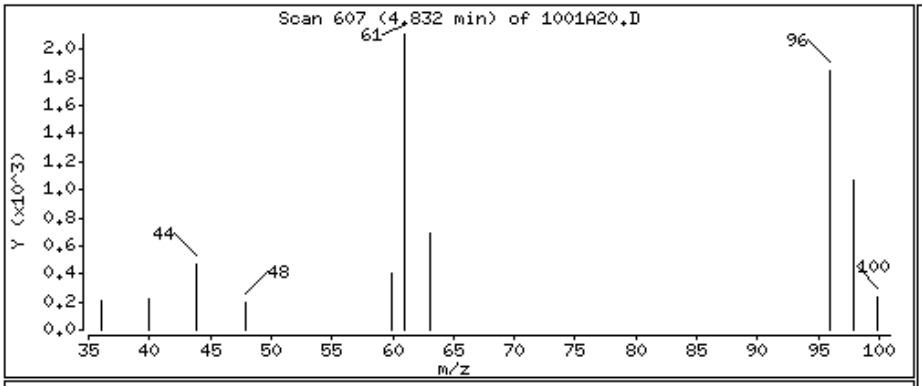

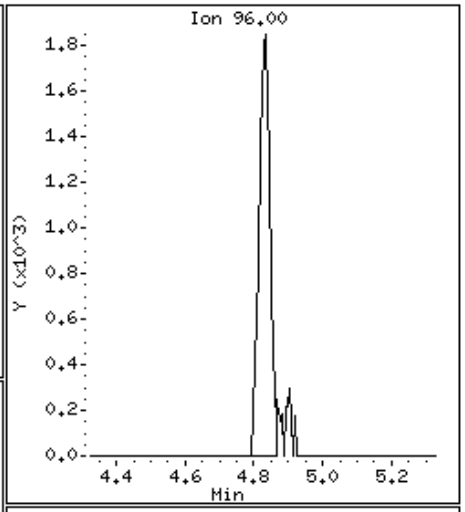

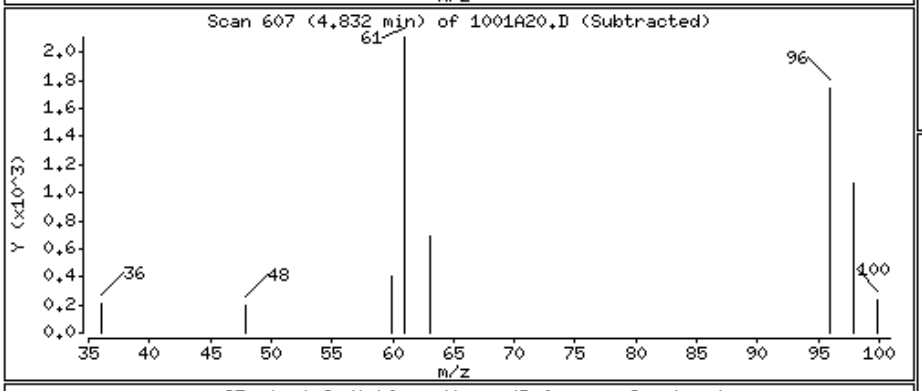

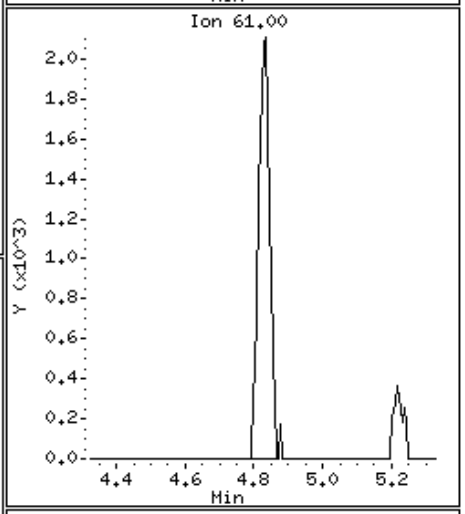

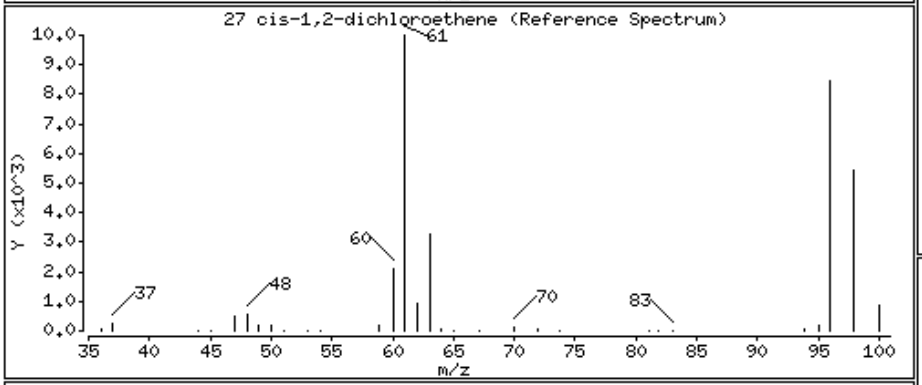

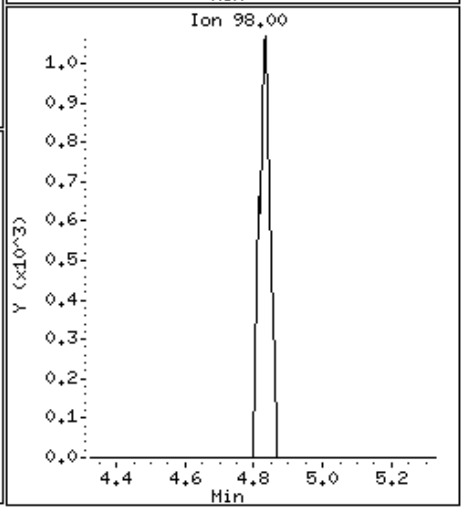

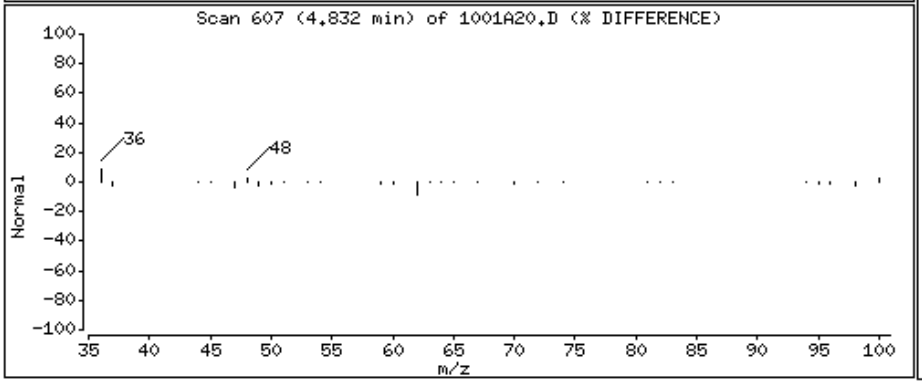

Data File: \\orgserv2\ff\chem\GCMSVOA\Voa101.i\151001.b\1001A20.D

Date : 01-OCT-2015 19:04

Client ID:

Instrument: Voa101.i

Sample Info: 11523745-01,31,10,,a

Purge Volume: 10.0

Operator: MS

Column phase:

Column diameter: 0.18

30 Cyclohexane

Concentration: 0.097 ngs

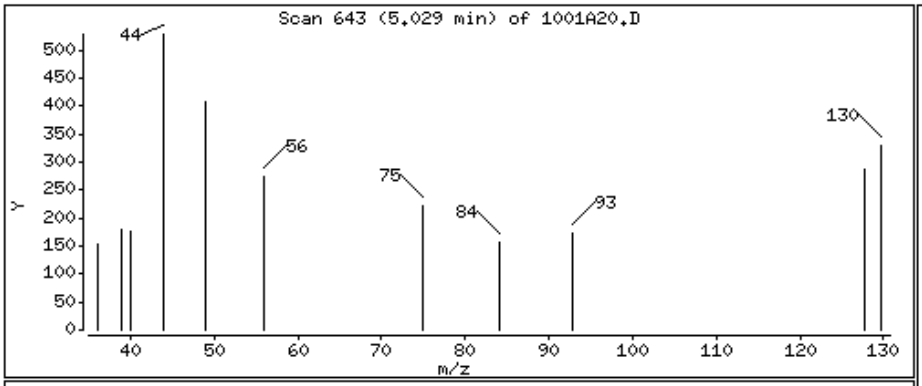

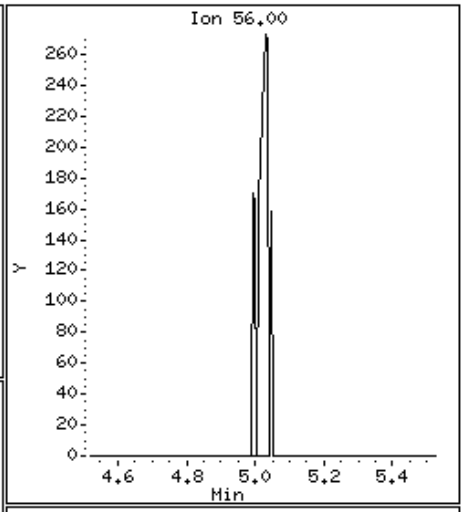

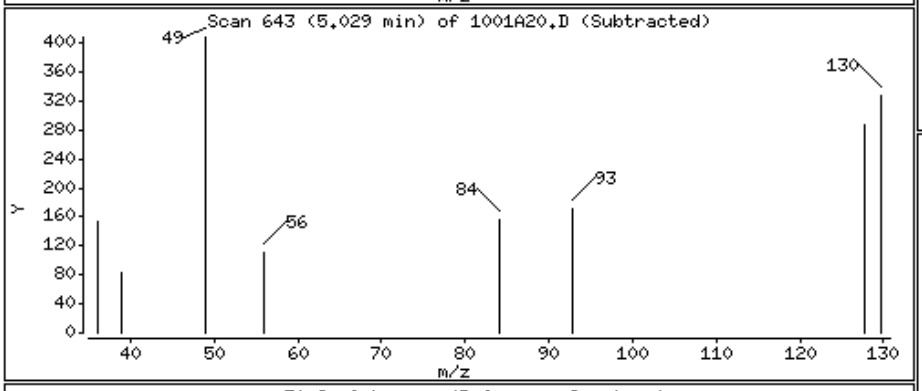

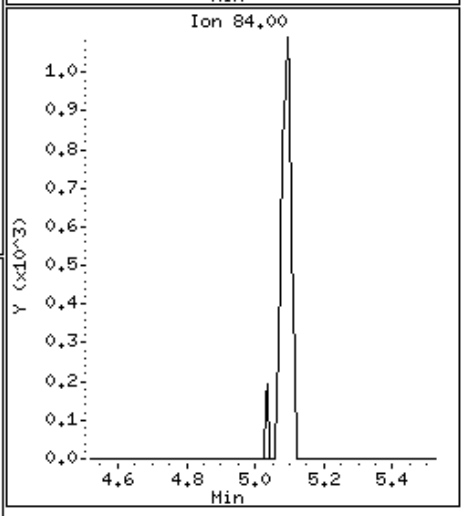

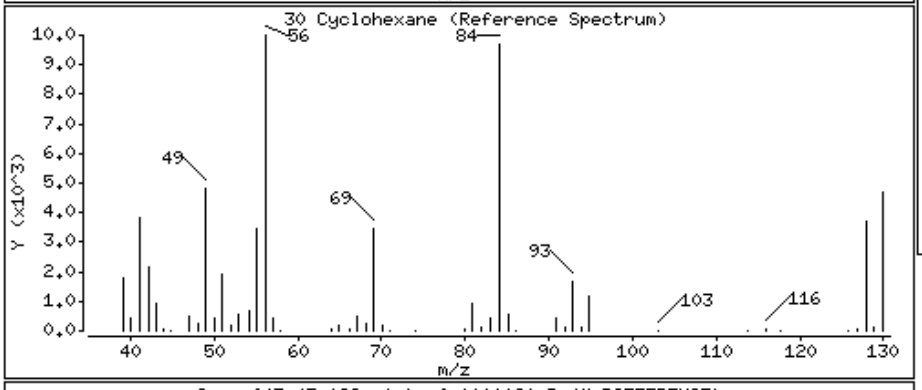

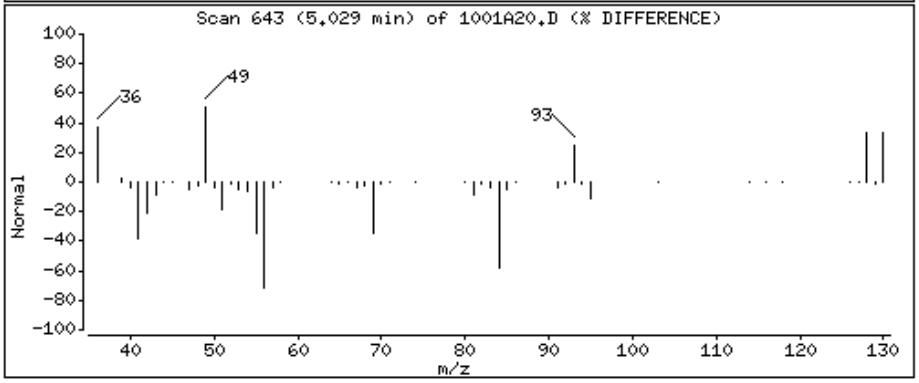

Data File: \\orgserv2\ff\chem\GCMSVOA\Voa101.i\151001.b\1001A20.D

Date : 01-OCT-2015 19:04

Client ID:

Instrument: Voa101.i

Sample Info: 11523745-01,31,10,,a

Purge Volume: 10.0

Operator: MS

Column phase:

Column diameter: 0.18

31 chloroform

Concentration: 12.647 ngs

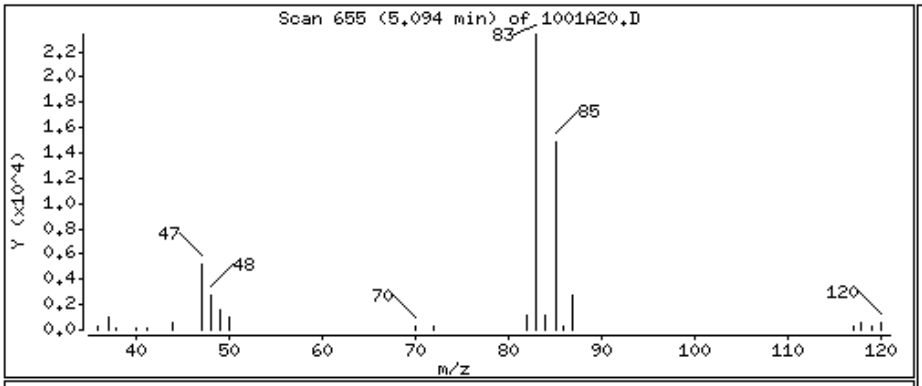

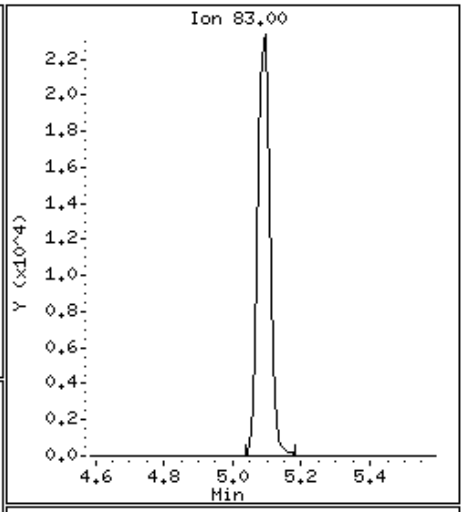

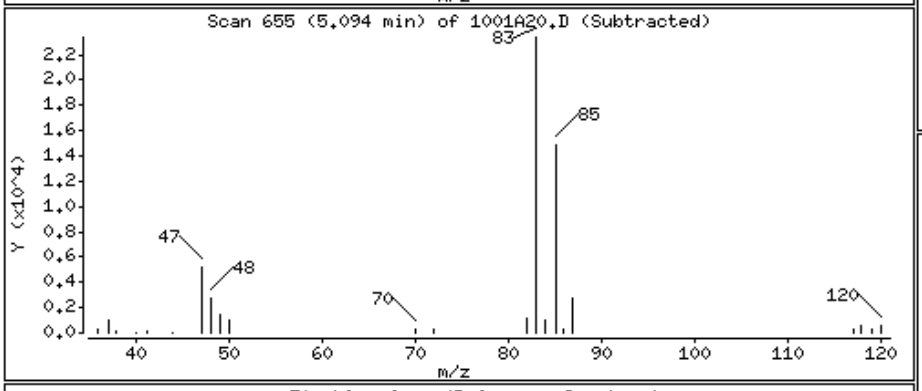

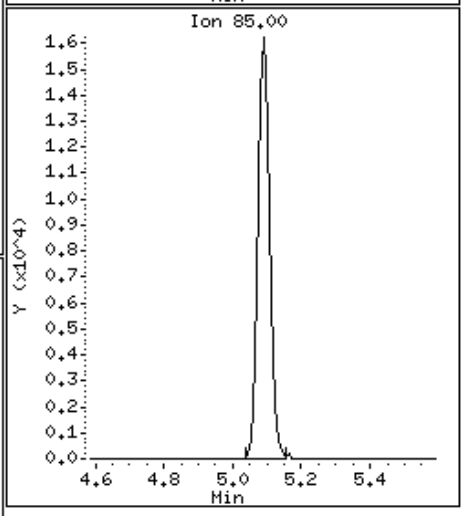

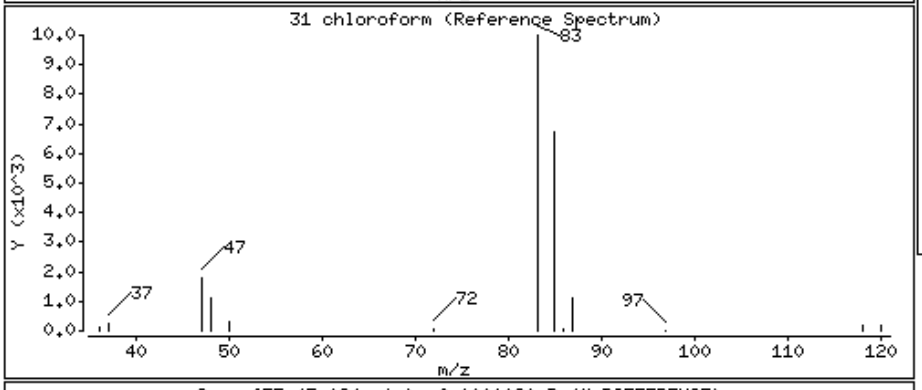

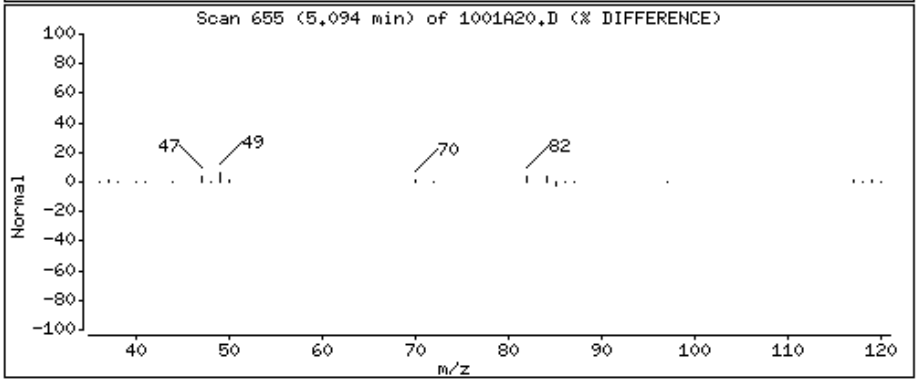

Data File: \\orgserv2\ff\chem\GCMSVOA\Voa101.i\151001.b\1001A20.D

Date : 01-OCT-2015 19:04

Client ID:

Instrument: Voa101.i

Sample Info: 11523745-01,31,10,,a

Purge Volume: 10.0

Operator: MS

Column phase:

Column diameter: 0.18

49 trichloroethene

Concentration: 11.218 ngs

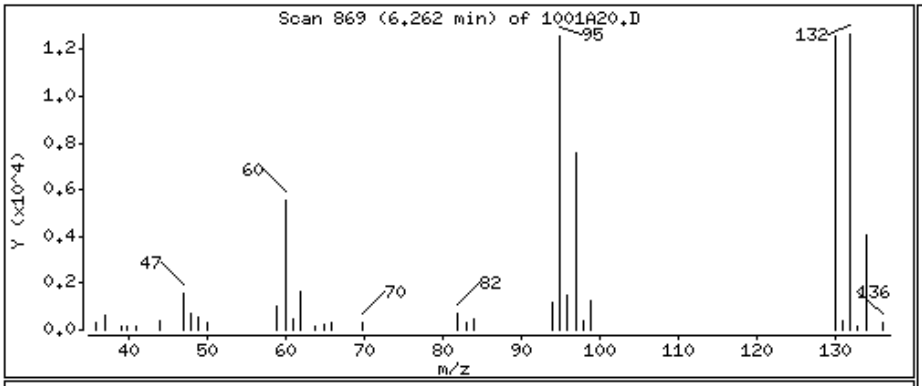

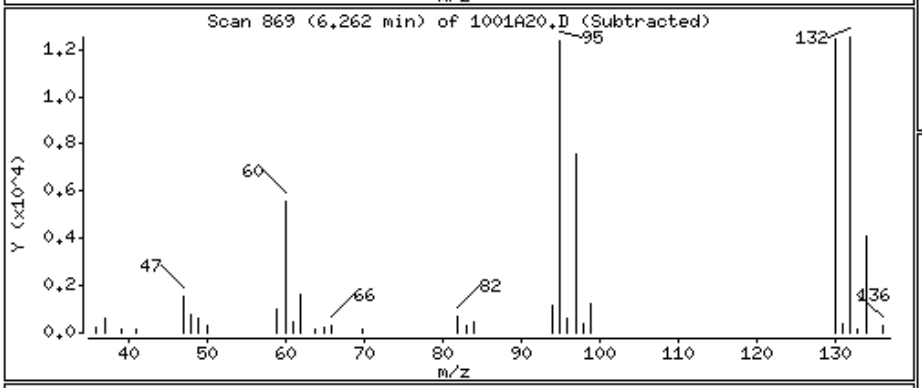

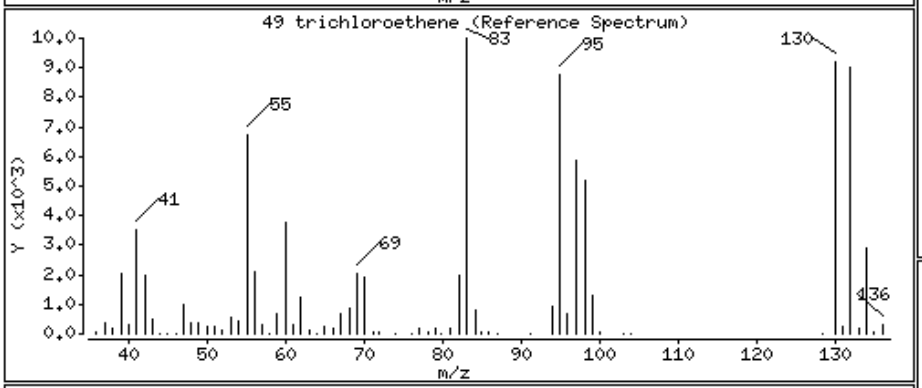

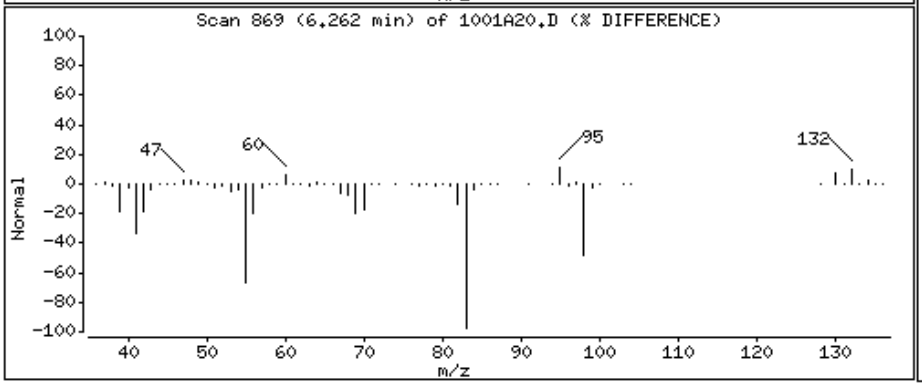

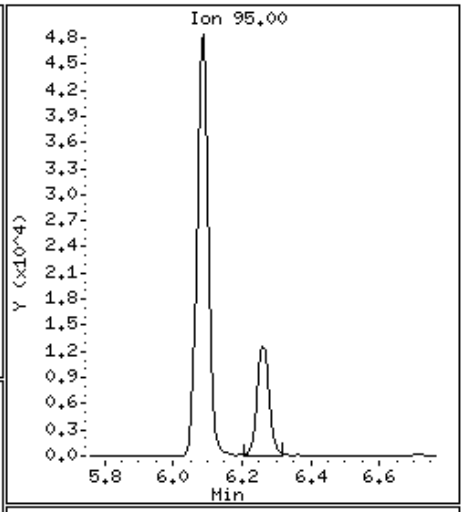

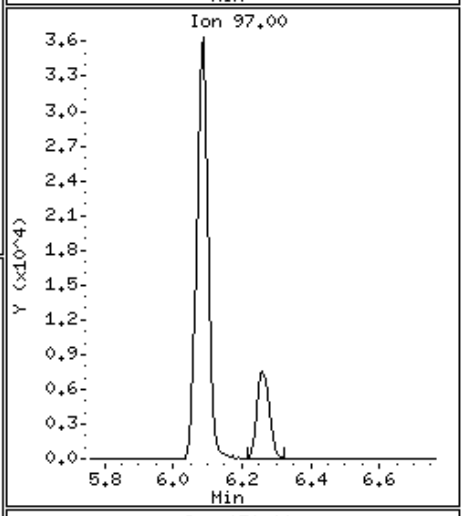

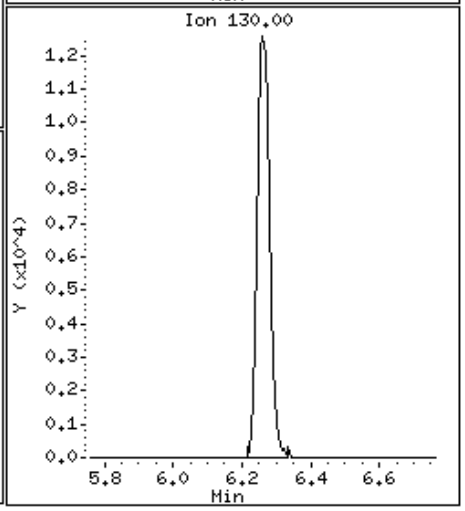

Data File: \\orgserv2\ff\chem\GCMSVOA\Voa101.i\151001.b\1001A20.D

Date : 01-OCT-2015 19:04

Client ID:

Instrument: Voa101.i

Sample Info: 11523745-01,31,10,,a

Purge Volume: 10.0

Operator: MS

Column phase:

Column diameter: 0.18

56 1,4-Dioxane

Concentration: 395.648 ngs

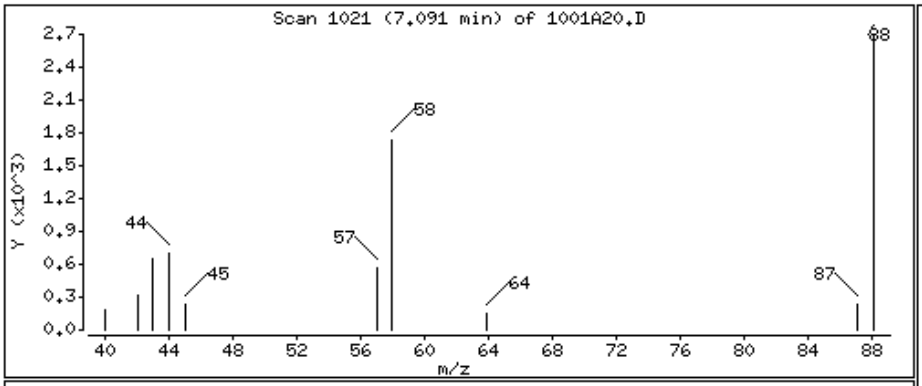

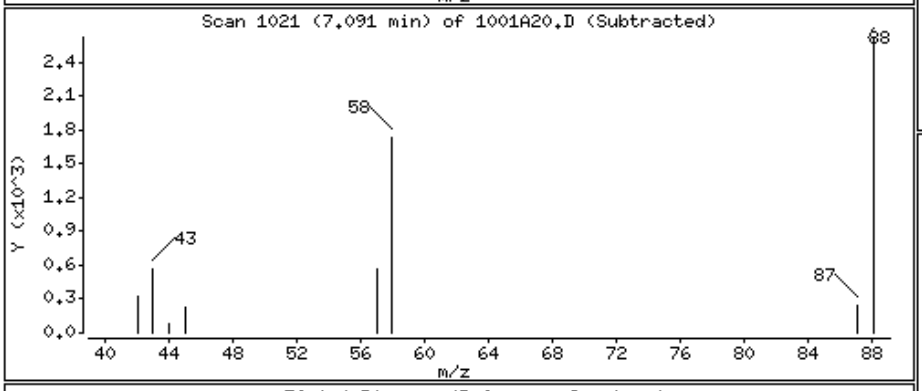

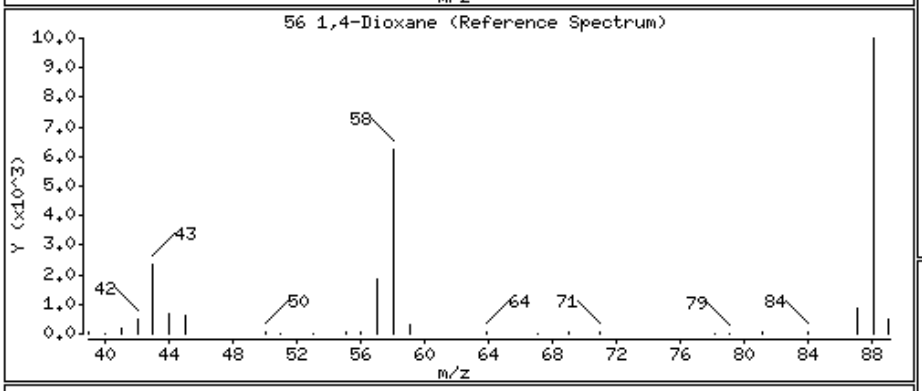

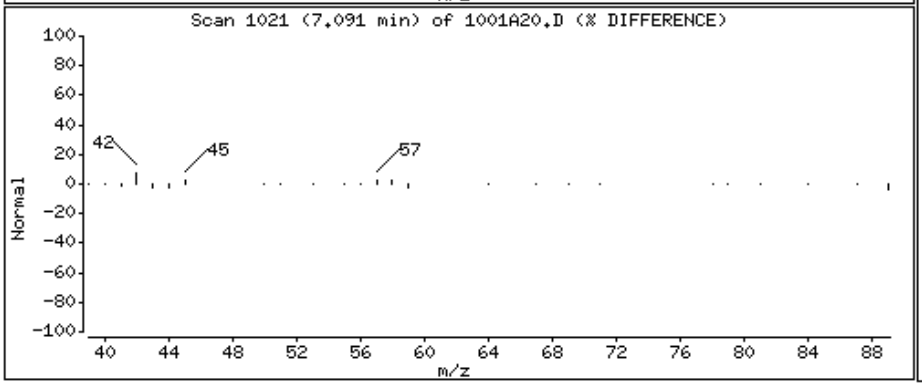

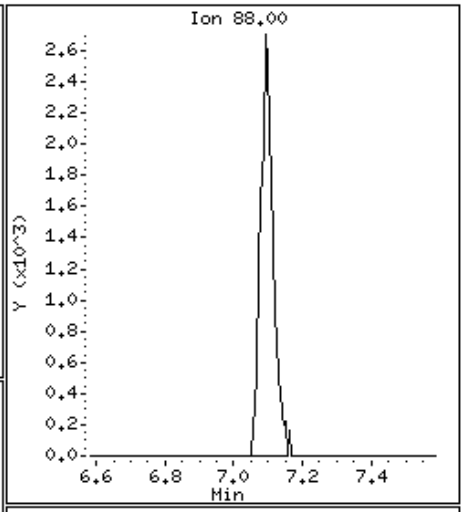

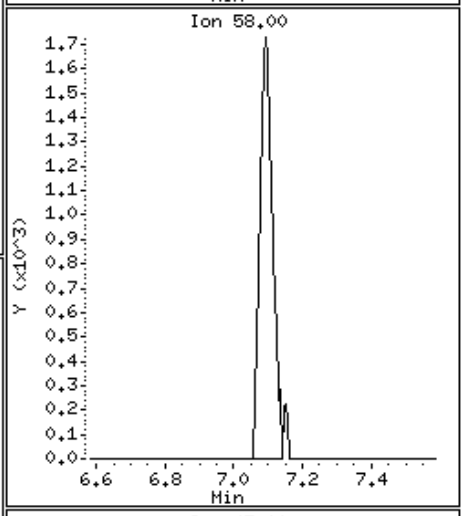

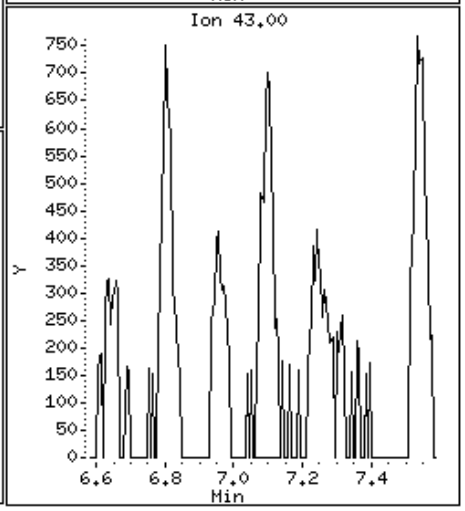

Data File: \\orgserv2\ff\chem\GCMSVOA\Voa101.i\151001.b\1001A20.D

Date : 01-OCT-2015 19:04

Client ID:

Instrument: Voa101.i

Sample Info: 11523745-01,31,10,,a

Purge Volume: 10.0

Operator: MS

Column phase:

Column diameter: 0.18

63 tetrachloroethene

Concentration: 14.320 ngs

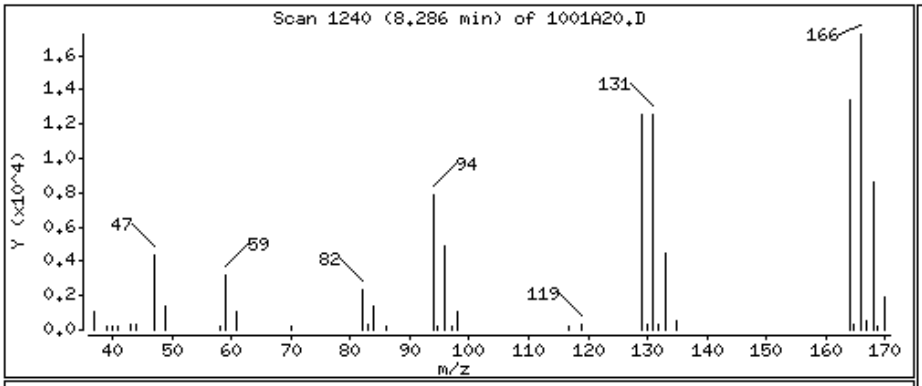

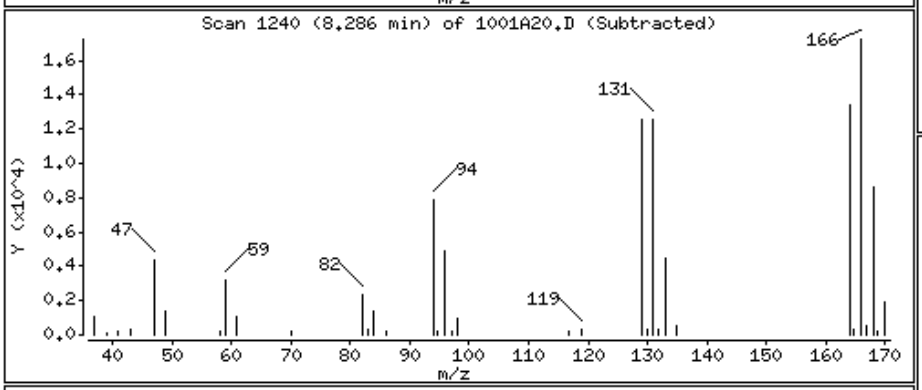

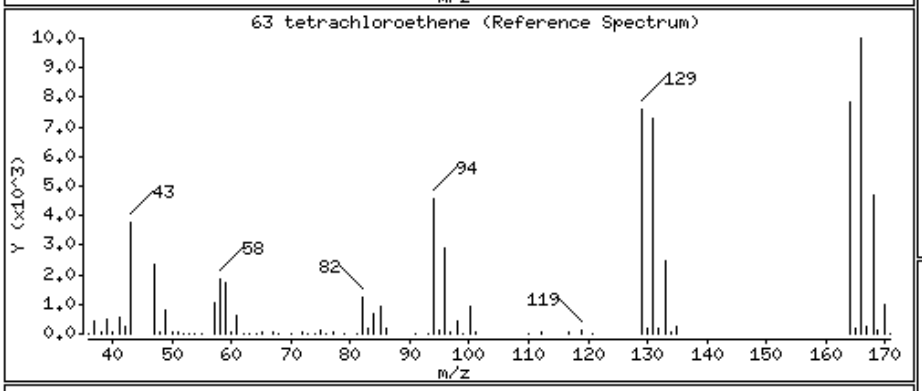

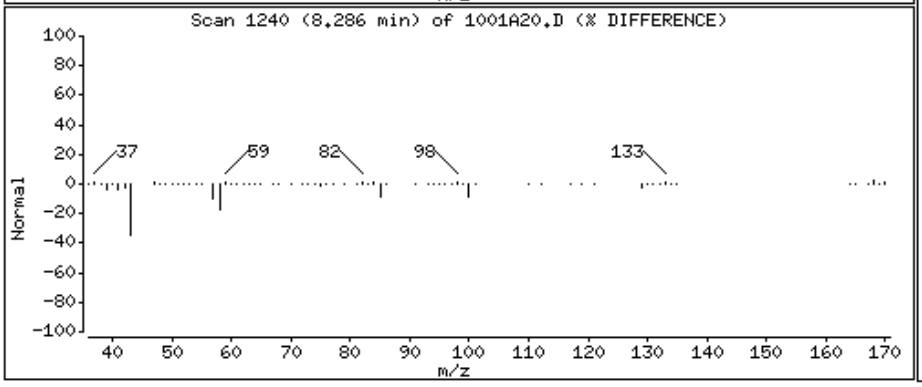

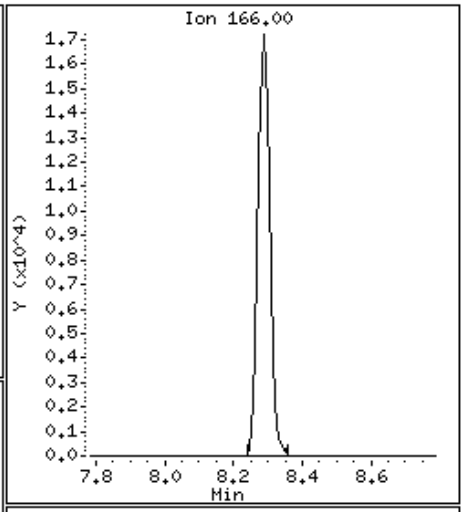

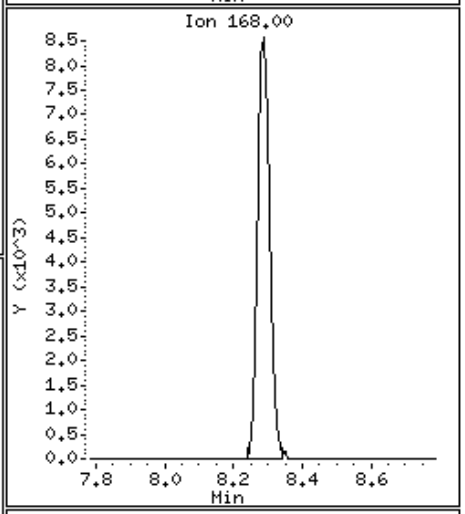

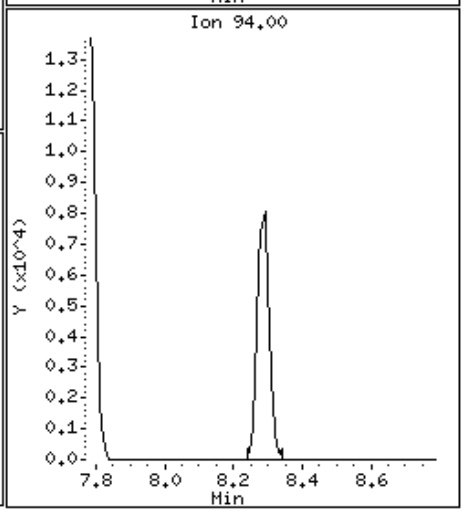

Data File: \\orgserv2\ff\chem\GCMSVOA\Voa101.i\151001.b\1001A20.D

Date : 01-OCT-2015 19:04

Client ID:

Instrument: Voa101.i

Sample Info: 11523745-01,31,10,,a

Purge Volume: 10.0

Operator: MS

Column phase:

Column diameter: 0.18

109 1,2,4-trichlorobenzene

Concentration: 2.403 ngs

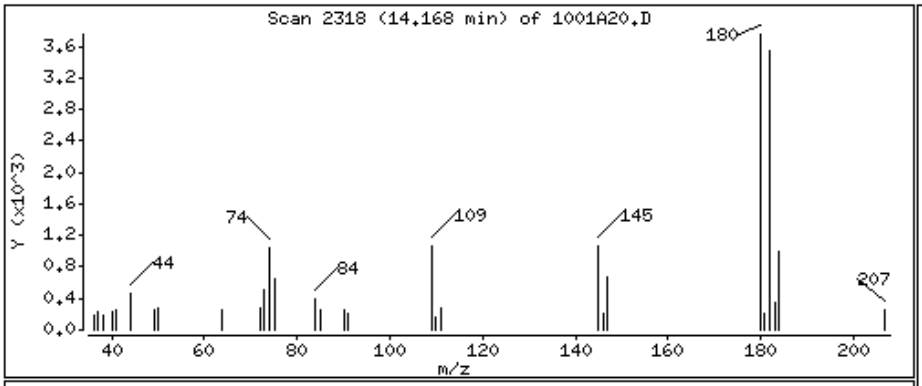

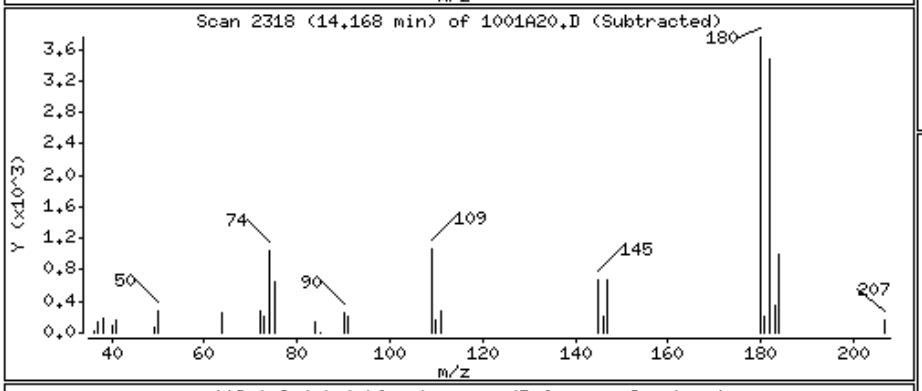

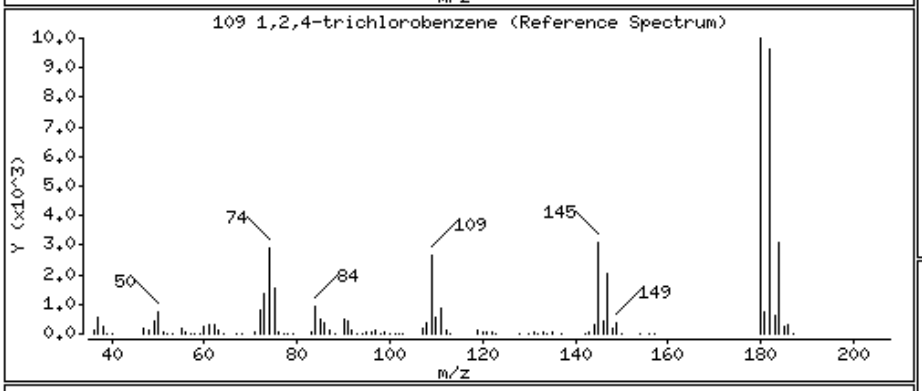

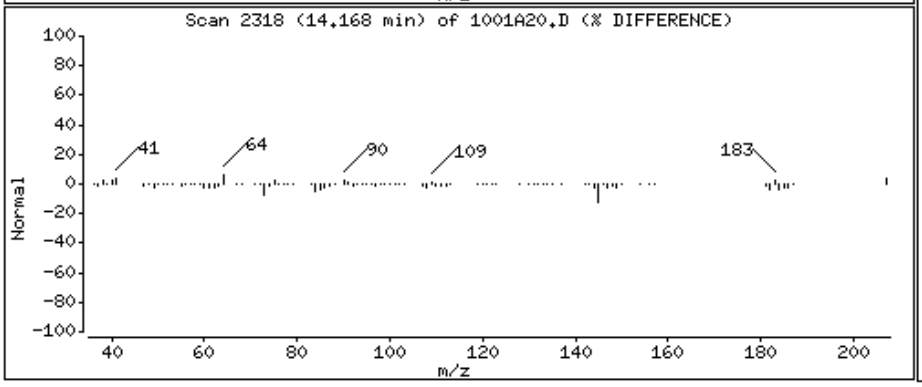

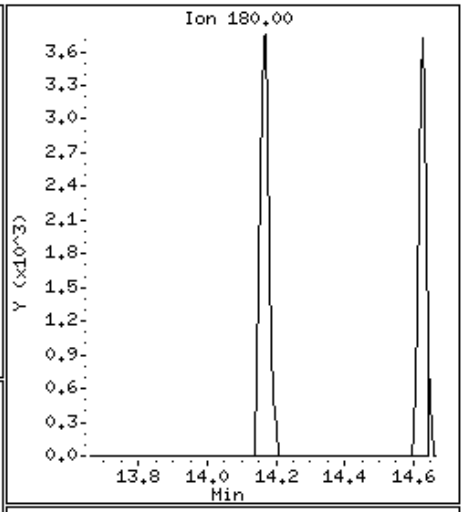

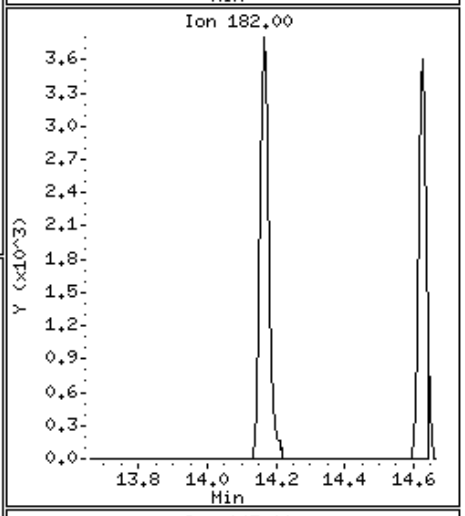

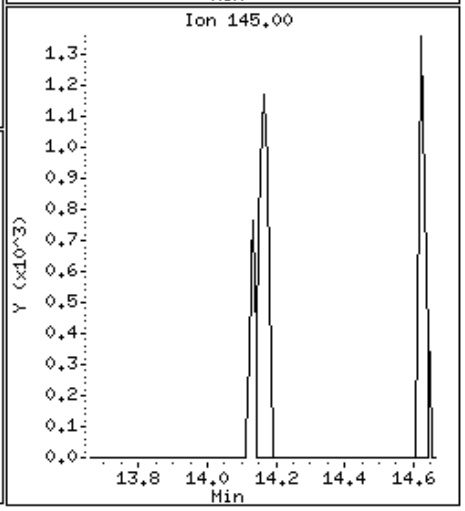

Data File: \\orgserv2\ff\chem\GCMSVOA\Voa101.i\151001.b\1001A20.D

Date : 01-OCT-2015 19:04

Client ID:

Instrument: Voa101.i

Sample Info: 11523745-01,31,10,,a

Purge Volume: 10.0

Operator: MS

Column phase:

Column diameter: 0.18

111 1,2,3-trichlorobenzene

Concentration: 2.868 ngs

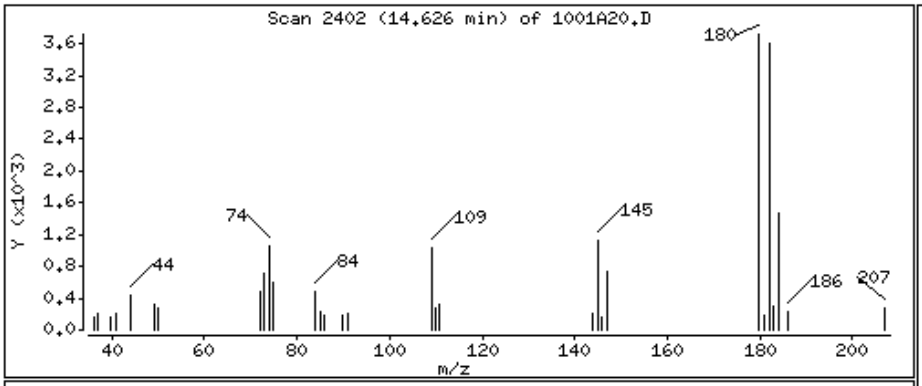

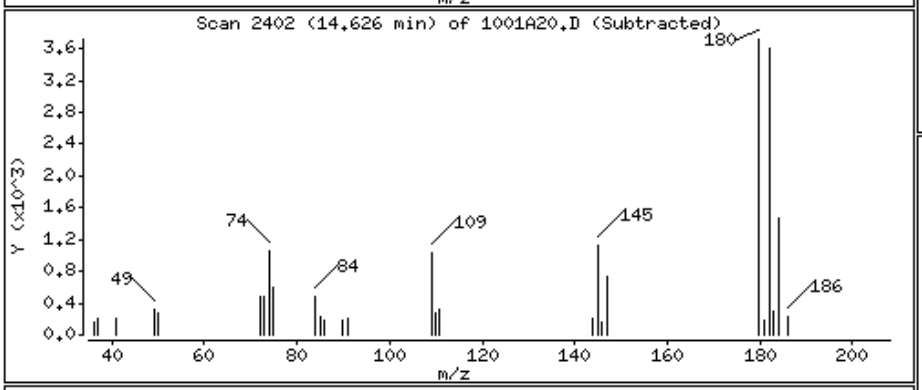

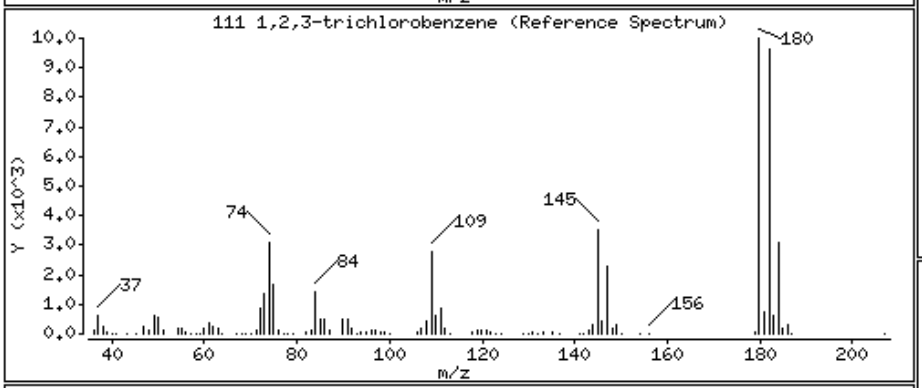

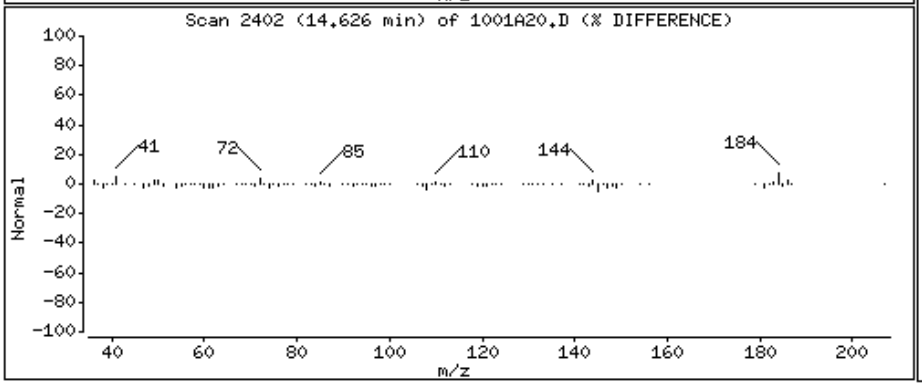

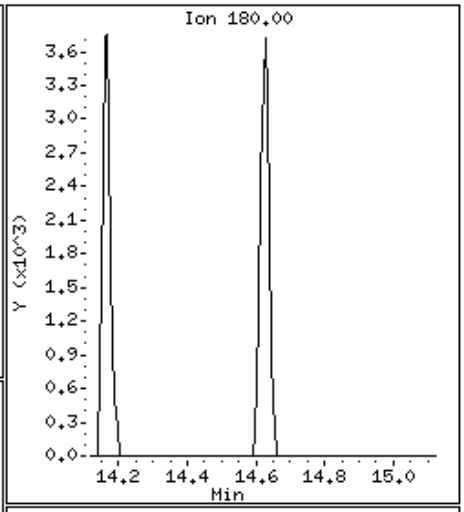

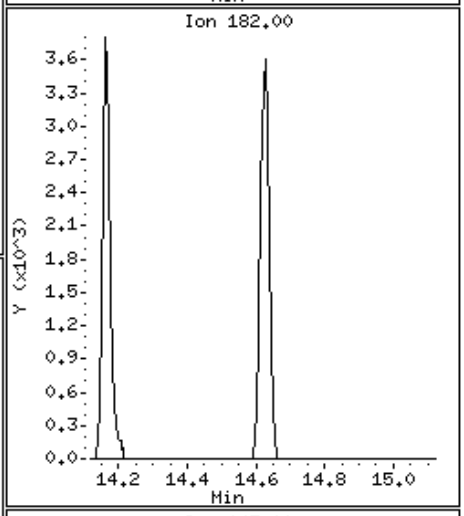

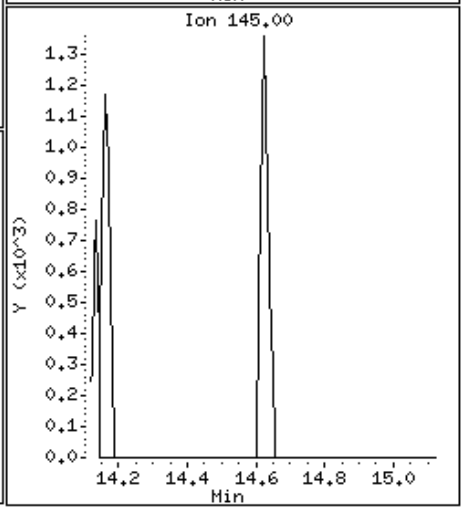

Data File: \\orgserv2\ff\chem\GCMSVOA\Voa101.i\151001.b\1001A20.D

Date : 01-OCT-2015 19:04

Client ID:

Instrument: Voa101.i

Sample Info: 11523745-01,31,10,,a

Purge Volume: 10.0

Operator: MS

Column phase:

Column diameter: 0.18

Library Search Compound Match	CAS Number	Library	Entry	Quality	Formula	Weight
Sulfur dioxide	7446-09-5	NIST02.L	346	90	O2S	64
Aminomethanesulfonic acid	13881-91-9	NIST02.L	6018	74	CH5NO3S	111

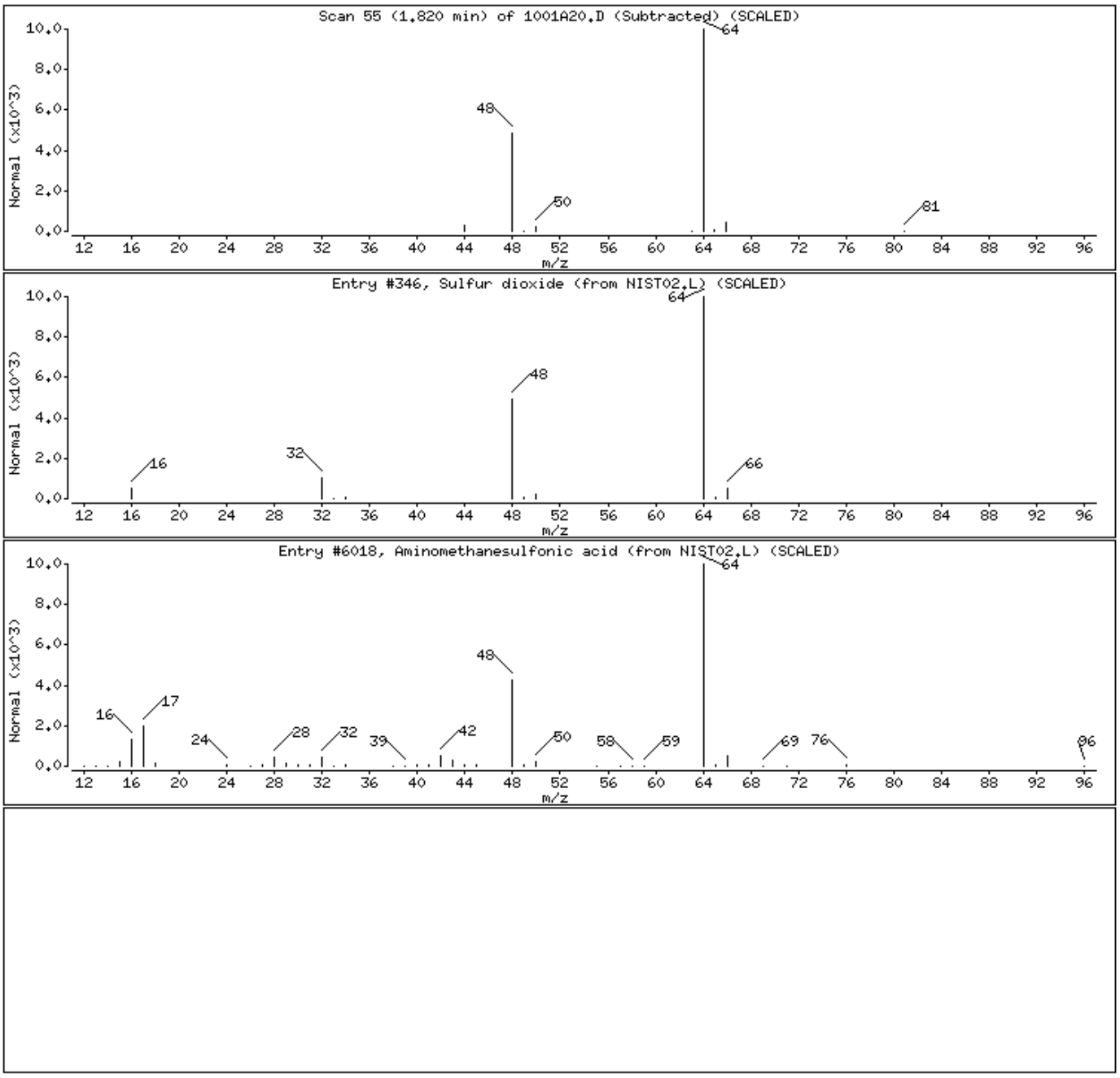

Alpha Analytical Labs

Manual Integration

Sample Info	:	l1523745-01,31,10,,a wg827098,ical11506	
Instrument ID	:	Voa101.i	
Method	:	liq8260C.m	
File	:	1001A20.D	
Injection Date	:	01-OCT-2015 19:04	
Quantitation	:	ISTD	Integrator : HP RTE
Dilution Factor	:	1.00	Sample Type: SAMPLE

This File has no version history.

//orgserv2/ff/chem/GCMSVOA/Voa101.i/151001.b/original/1001A20.D

Alpha Analytical Labs

gc/ms voa - VOA101

Data file : \\orgserv2\ff\chem\GCMSVOA\Voa101.i\151001.b\1001A21.D
Lab Smp Id:
Inj Date : 01-OCT-2015 19:33
Operator : MS Inst ID: Voa101.i
Smp Info : l1523745-02,31,10,,a
Misc Info : wg827098,ical11506
Comment :
Method : \\orgserv2\ff\chem\GCMSVOA\Voa101.i\151001.b\liq8260C.m
Meth Date : 01-Oct-2015 17:14 pduczmalew Quant Type: ISTD
Cal Date : 29-SEP-2015 17:33 Cal File: 0929A10.D
Als bottle: 21
Dil Factor: 1.00000
Integrator: HP RTE Compound Sublist: NJTCL.sub
Target Version: 4.12
Processing Host: VIRTUALXP-38517

Concentration Formula: Amt * DF * CpndVariable
Cpnd Variable Local Compound Variable

	Compounds	QUANT SIG MASS	RT	EXP RT	REL RT	RESPONSE	CONCENTRATIONS ON-COLUMN (ngs)	FINAL (ngs)	REVIEW CODE
	1 dichlorodifluoromethane	85	Compound Not Detected.						
	2 chloromethane	50	Compound Not Detected.						
	3 vinyl chloride	62	Compound Not Detected.						
	4 bromomethane	94	Compound Not Detected.						
	5 chloroethane	64	Compound Not Detected.						
	6 trichlorofluoromethane	101	Compound Not Detected.						
	8 1,1,-dichloroethene	96	Compound Not Detected.						
	11 freon-113	101	3.048	3.042	(0.501)	12618	5.38795	5.387	
	10 carbon disulfide	76	3.037	3.031	(0.499)	11761	1.62047	1.620	
	14 methylene chloride	84	Compound Not Detected.						
	15 acetone	43	3.604	3.609	(0.593)	32657	89.8273	89.827	
	16 trans-1,2-dichloroethene	96	Compound Not Detected.						
	17 Methyl Acetate	43	Compound Not Detected.						
	18 methyl tert butyl ether	73	Compound Not Detected.						
	22 1,1-dichloroethane	63	Compound Not Detected.						
	27 cis-1,2-dichloroethene	96	Compound Not Detected.						
	29 bromochloromethane	128	Compound Not Detected.						
	30 Cyclohexane	56	Compound Not Detected.						
	31 chloroform	83	5.088	5.088	(0.837)	31624	7.53383	7.533	
	33 carbontetrachloride	117	Compound Not Detected.						
$	36 dibromofluoromethane	113	5.268	5.268	(0.866)	303420	97.9848	97.984	
	37 1,1,1-trichloroethane	97	Compound Not Detected.						
	38 2-butanone	43	Compound Not Detected.						
	40 benzene	78	Compound Not Detected.						
$	42 1,2-dichloroethane-d4	65	5.798	5.797	(0.953)	328846	101.743	101.743	
	43 1,2-dichloroethane	62	Compound Not Detected.						
*	45 flourobenzene	96	6.081	6.081	(1.000)	1240390	100.000		
	49 trichloroethene	95	6.261	6.261	(1.030)	60259	24.2198	24.219	
	46 methyl cyclohexane	83	Compound Not Detected.						

	Compounds	QUANT SIG MASS	RT	EXP RT	REL RT	RESPONSE	CONCENTRATIONS ON-COLUMN (ngs)	CONCENTRATIONS FINAL (ngs)	REVIEW CODE
	52 1,2-dichloropropane	63	Compound Not Detected.						
	53 bromodichloromethane	83	Compound Not Detected.						
	56 1,4-Dioxane	88	Compound Not Detected.						
	58 cis-1,3-dichloropropene	75	Compound Not Detected.						
$	59 toluene-d8	98	7.784	7.784	(0.808)	1203373	97.7511	97.751	
	60 toluene	92	Compound Not Detected.						
	62 4-methyl-2-pentanone	58	Compound Not Detected.						
	63 tetrachloroethene	166	8.286	8.286	(0.860)	8154	3.05206	3.052	
	64 trans-1,3-dichloropropene	75	Compound Not Detected.						
	68 1,1,2-trichloroethane	83	Compound Not Detected.						
	69 chlorodibromomethane	129	Compound Not Detected.						
	71 1,2-dibromoethane	107	Compound Not Detected.						
	73 2-hexanone	43	Compound Not Detected.						
*	74 chlorobenzene-d5	117	9.633	9.633	(1.000)	923563	100.000		
	75 chlorobenzene	112	Compound Not Detected.						
	76 ethyl benzene	91	Compound Not Detected.						
	78 p/m xylene	106	Compound Not Detected.						
	79 o xylene	106	Compound Not Detected.						
	80 styrene	104	Compound Not Detected.						
	81 bromoform	173	Compound Not Detected.						
	82 isopropylbenzene	105	Compound Not Detected.						
$	83 4-bromofluorobenzene	95	11.112	11.112	(0.902)	460265	98.2439	98.243	
	88 1,1,2,2,-tetrachloroethane	83	Compound Not Detected.						
	99 1,3-dichlorobenzene	146	Compound Not Detected.						
*	100 1,4-dichlorobenzene-d4	152	12.318	12.318	(1.000)	457574	100.000		
	101 1,4-dichlorobenzene	146	Compound Not Detected.						
	104 1,2-dichlorobenzene	146	Compound Not Detected.						
	106 1,2-dibromo-3-chloropropane	75	Compound Not Detected.						
	109 1,2,4-trichlorobenzene	180	Compound Not Detected.						
	111 1,2,3-trichlorobenzene	180	Compound Not Detected.						

Alpha Analytical Labs

gc/ms voa - VOA101

Data file : \\orgserv2\ff\chem\GCMSVOA\Voa101.i\151001.b\1001A21.D
Lab Smp Id:
Inj Date : 01-OCT-2015 19:33
Operator : MS Inst ID: Voa101.i
Smp Info : l1523745-02,31,10,,a
Misc Info : wg827098,ical11506
Comment :
Method : \\orgserv2\ff\chem\GCMSVOA\Voa101.i\151001.b\liq8260C.m
Meth Date : 01-Oct-2015 17:14 pduczmalew Quant Type: ISTD
Cal Date : 29-SEP-2015 17:33 Cal File: 0929A10.D
Als bottle: 21
Dil Factor: 1.00000
Integrator: HP RTE Compound Sublist: NJTCL.sub
Target Version: 4.12
Processing Host: VIRTUALXP-38517

Concentration Formula: Amt * DF * CpndVariable
Cpnd Variable Local Compound Variable

ISTD	RT	AREA	AMOUNT
* 45 flourobenzene	6.082	2590856	100.000

	CONCENTRATIONS			QUANT			
RT	AREA	ON-COL(ngs)	FINAL(ngs)	QUAL	LIBRARY	LIB ENTRY	CPND #	REVIEW CODE
Unknown					CAS #:			
1.842	926155	35.7470597	35.747	0		0	45	

Alpha Analytical Labs

INTERNAL STANDARD COMPOUNDS
AREA AND RT SUMMARY

Instrument ID: Voa101.i
Lab File ID: 1001A21.D
Lab Smp Id:
Analysis Type: VOA
Quant Type: ISTD
Operator: MS
Method File: \\orgserv2\ff\chem\GCMSVOA\Voa101.i\151001.b\liq8260C.m
Misc Info: wg827098,ical11506

Calibration Date: 01-OCT-2015
Calibration Time: 10:17
Level: LOW
Sample Type: WATER

Test Mode:
Use Last Continuing Calibrator.
If Continuing Cal. use Initial Cal. Level 3

		AREA LIMIT			
COMPOUND	STANDARD	LOWER	UPPER	SAMPLE	%DIFF
45 flourobenzene	1307338	653669	2614676	1240390	-5.12
74 chlorobenzene-d5	966536	483268	1933072	923563	-4.45
100 1,4-dichlorobenze	501513	250757	1003026	457574	-8.76

		RT LIMIT			
COMPOUND	STANDARD	LOWER	UPPER	SAMPLE	%DIFF
45 flourobenzene	6.08	5.58	6.58	6.08	0.00
74 chlorobenzene-d5	9.63	9.13	10.13	9.63	0.00
100 1,4-dichlorobenze	12.32	11.82	12.82	12.32	0.00

AREA UPPER LIMIT = +100% of internal standard area.
AREA LOWER LIMIT = - 50% of internal standard area.
RT UPPER LIMIT = + 0.50 minutes of internal standard RT.
RT LOWER LIMIT = - 0.50 minutes of internal standard RT.

Alpha Analytical Labs

RECOVERY REPORT

Client Name: Client SDG: SDGa00307
Sample Matrix: LIQUID Fraction: VOA
Lab Smp Id:
Level: LOW Operator: MS
Data Type: MS DATA SampleType: SAMPLE
SpikeList File: curveallim.spk Quant Type: ISTD
Sublist File: NJTCL.sub
Method File: \\orgserv2\ff\chem\GCMSVOA\Voa101.i\151001.b\liq8260C.m
Misc Info: wg827098,ical11506

SURROGATE COMPOUND	AMOUNT ADDED ngs	AMOUNT RECOVERED ngs	% RECOVERED	LIMITS
$ 36 dibromofluorometha	100.000	97.984	97.98	70-130
$ 42 1,2-dichloroethane	100.000	101.743	101.74	70-130
$ 59 toluene-d8	100.000	97.751	97.75	70-130
$ 83 4-bromofluorobenze	100.000	98.243	98.24	70-130

Data File: \\orgserv2\ff\chem\GCMSVOA\Voa101.i\151001.b\1001A21.D
Date : 01-OCT-2015 19:33
Client ID:
Instrument: Voa101.i
Sample Info: 11523745-02,31,10,,a
Purge Volume: 10.0
Operator: MS
Column phase:
Column diameter: 0.18

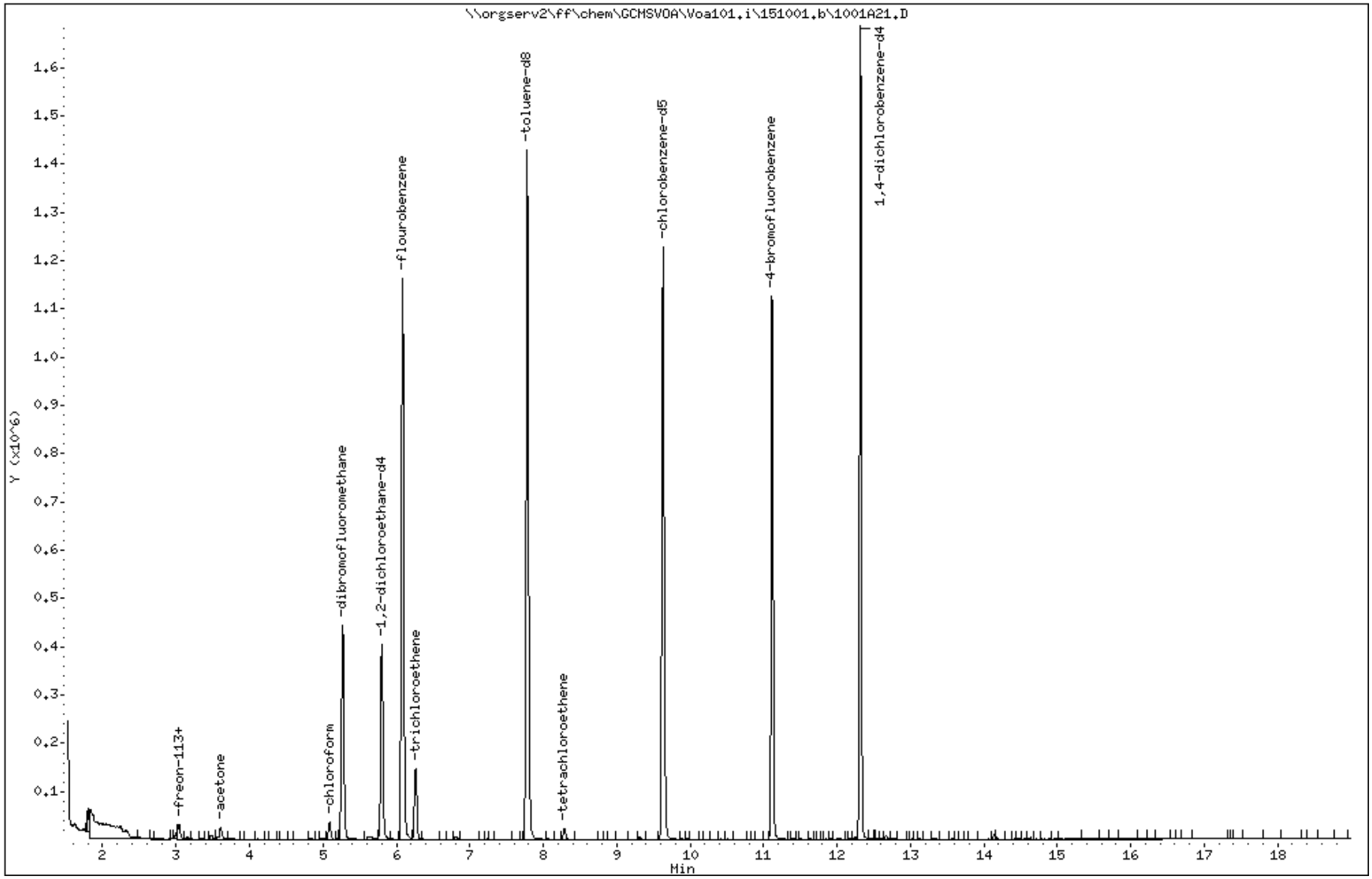

Data File: \\orgserv2\ff\chem\GCMSVOA\Voa101.i\151001.b\1001A21.D

Date : 01-OCT-2015 19:33

Client ID:

Instrument: Voa101.i

Sample Info: 11523745-02,31,10,,a

Purge Volume: 10.0

Operator: MS

Column phase:

Column diameter: 0.18

11 freon-113

Concentration: 5.387 ngs

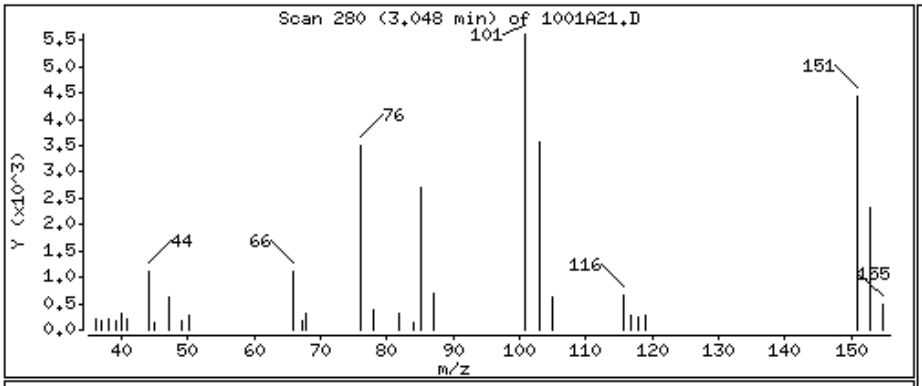

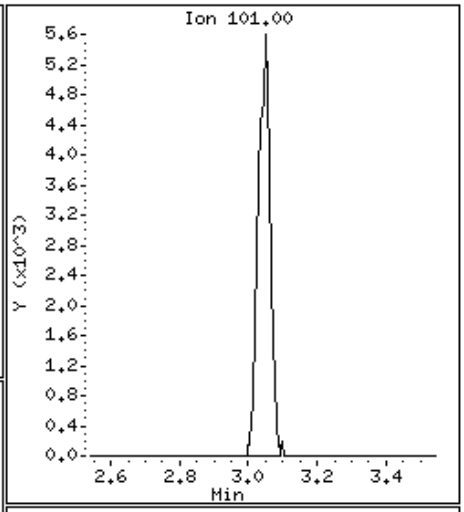

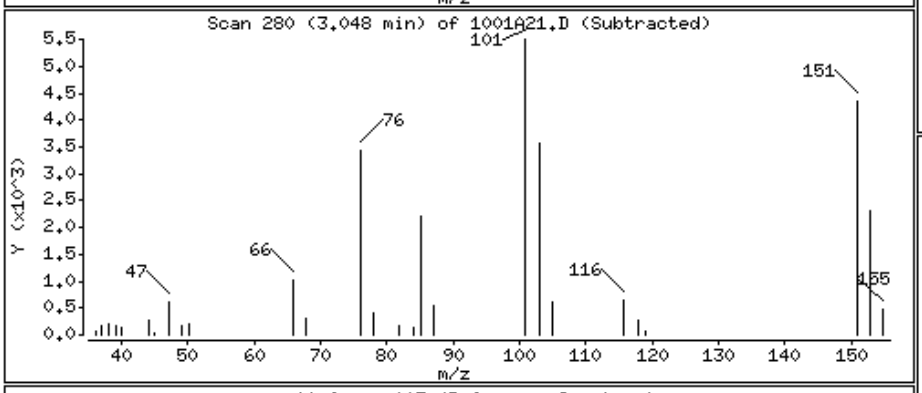

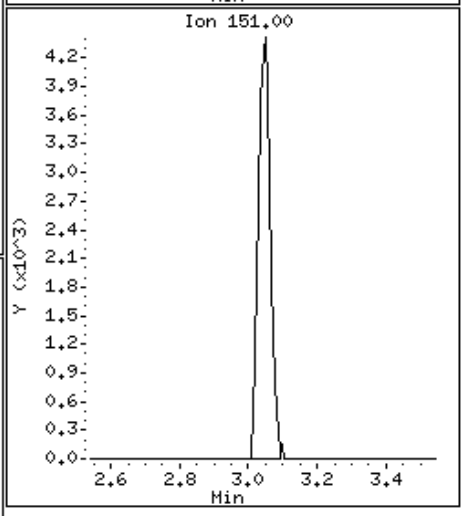

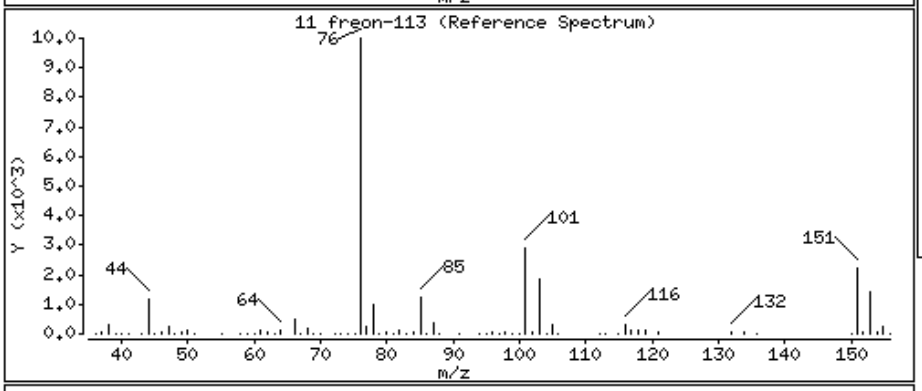

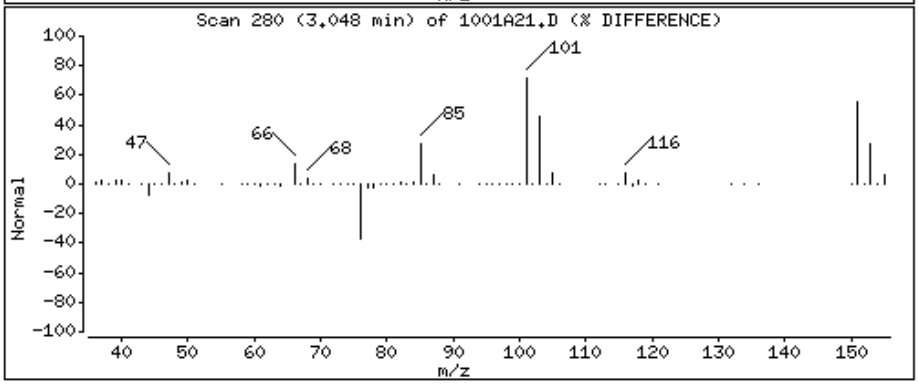

Data File: \\orgserv2\ff\chem\GCMSVOA\Voa101.i\151001.b\1001A21.D

Date : 01-OCT-2015 19:33

Client ID:

Instrument: Voa101.i

Sample Info: 11523745-02,31,10,,a

Purge Volume: 10.0

Operator: MS

Column phase:

Column diameter: 0.18

10 carbon disulfide

Concentration: 1.620 ngs

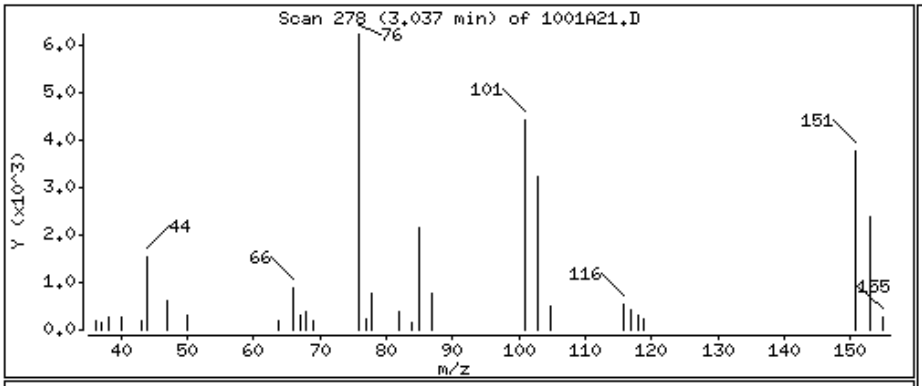

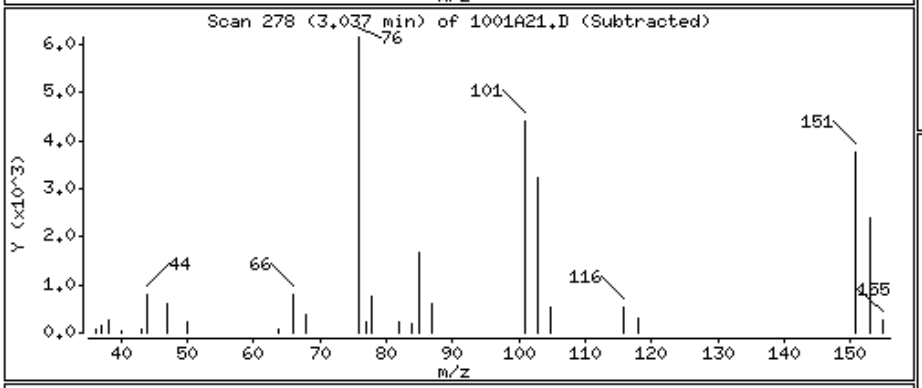

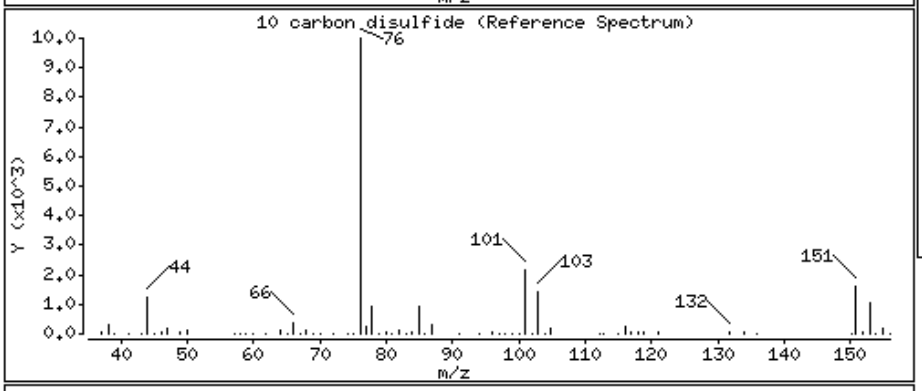

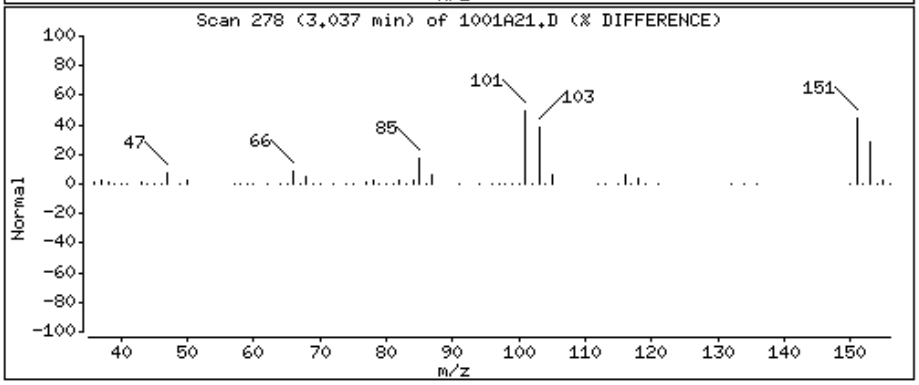

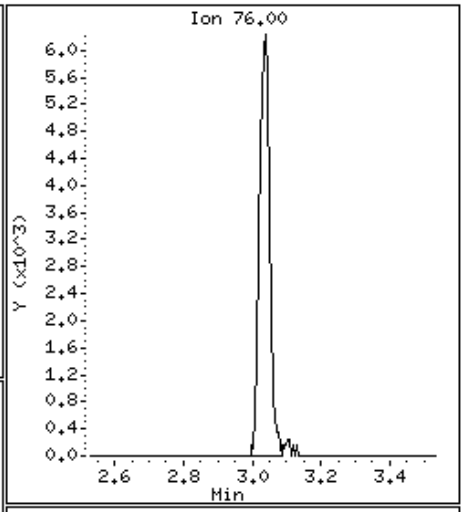

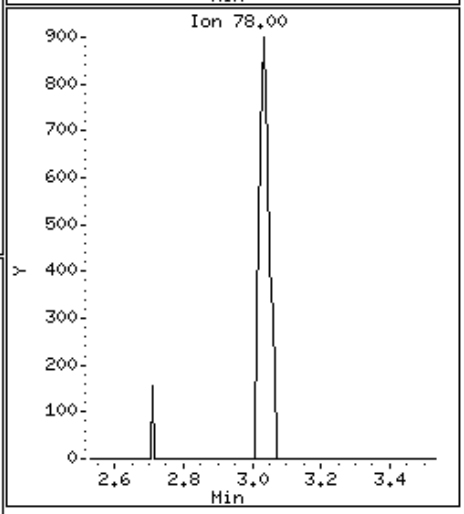

Data File: \\orgserv2\ff\chem\GCMSVOA\Voa101.i\151001.b\1001A21.D

Date : 01-OCT-2015 19:33

Client ID:

Instrument: Voa101.i

Sample Info: 11523745-02,31,10,,a

Purge Volume: 10.0

Operator: MS

Column phase:

Column diameter: 0.18

15 acetone

Concentration: 89.827 ngs

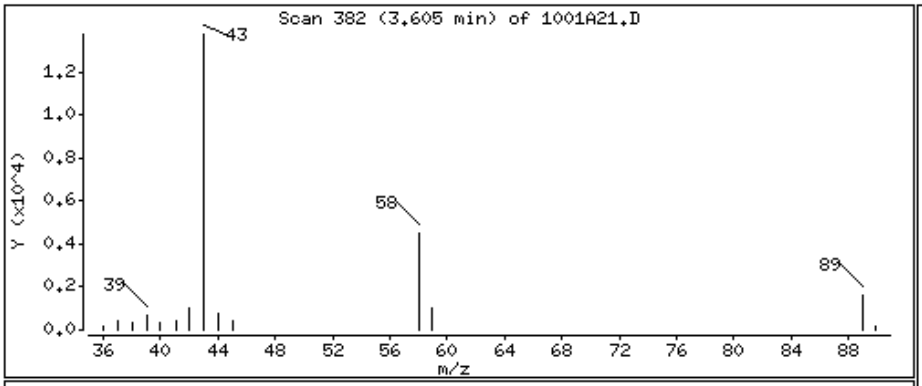

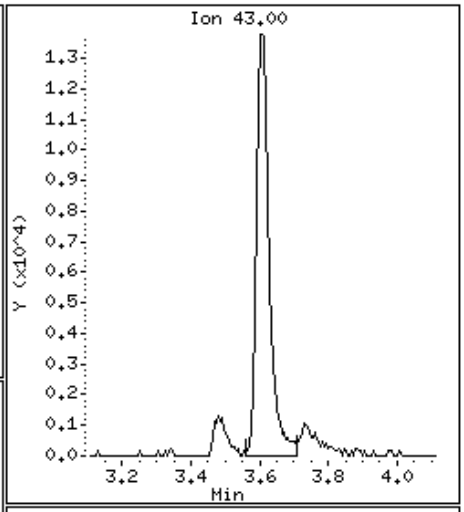

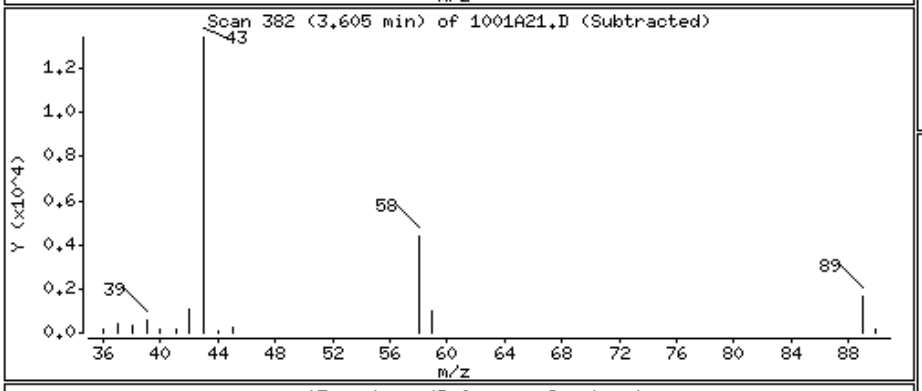

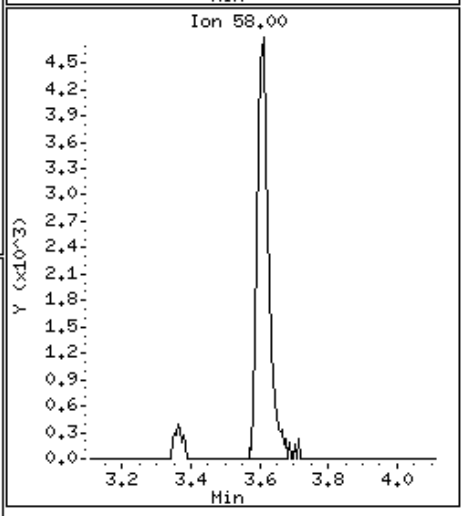

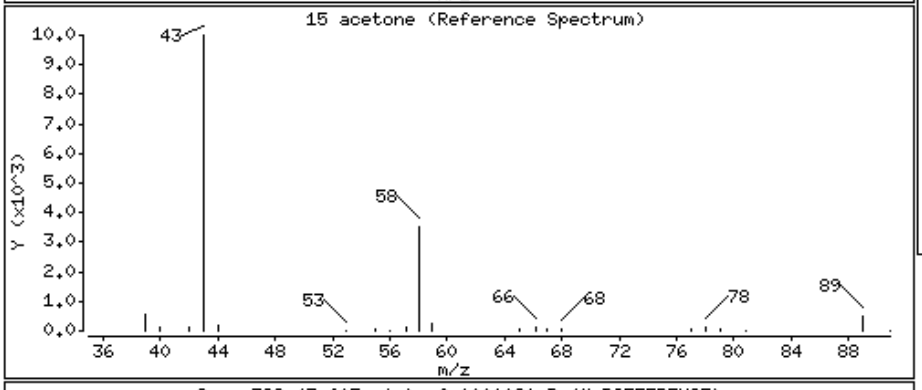

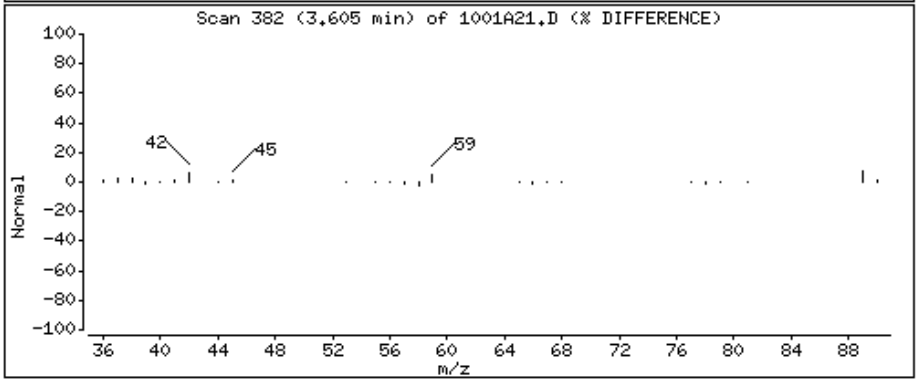

Data File: \\orgserv2\ff\chem\GCMSVOA\Voa101.i\151001.b\1001A21.D

Date : 01-OCT-2015 19:33

Client ID:

Instrument: Voa101.i

Sample Info: 11523745-02,31,10,,a

Purge Volume: 10.0

Operator: MS

Column phase:

Column diameter: 0.18

31 chloroform

Concentration: 7.533 ngs

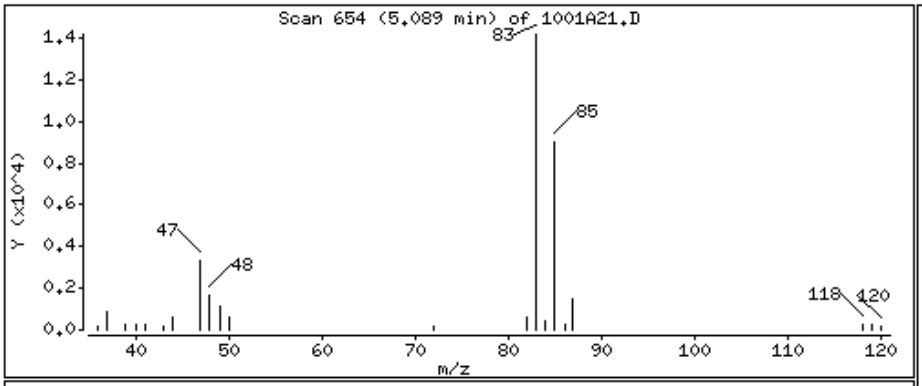

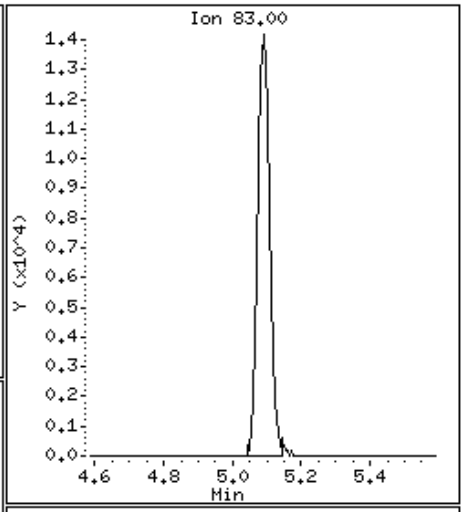

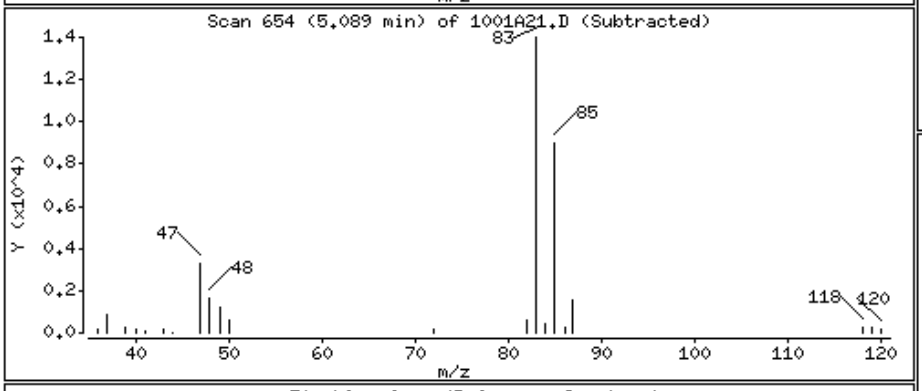

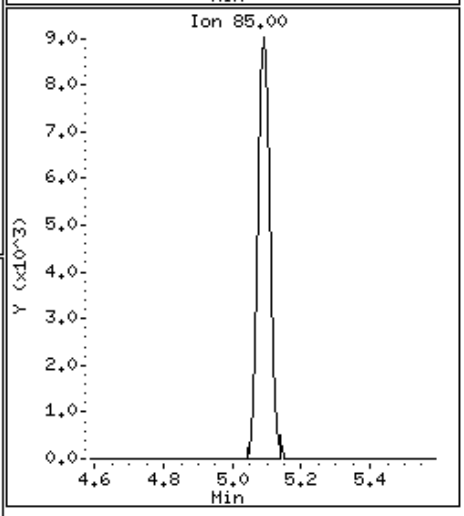

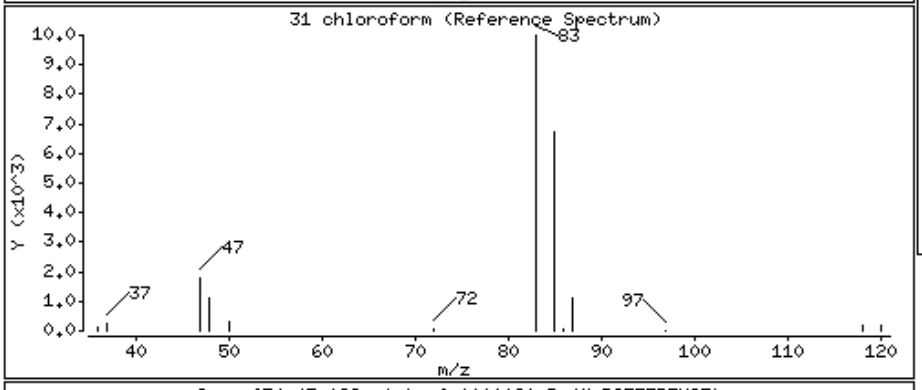

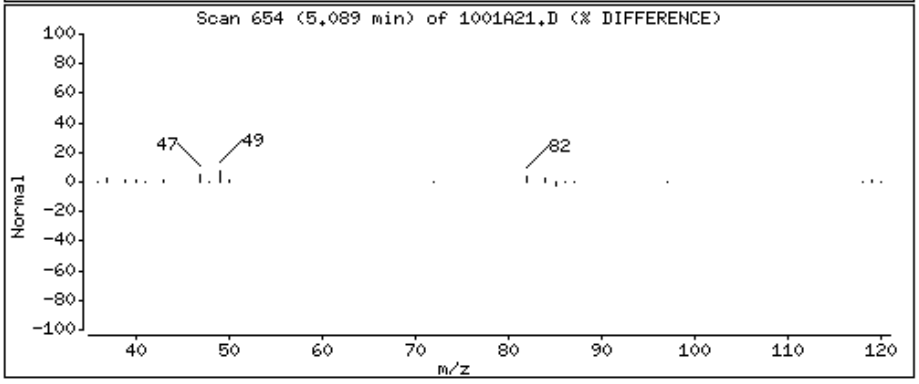

Data File: \\orgserv2\ff\chem\GCMSVOA\Voa101.i\151001.b\1001A21.D

Date : 01-OCT-2015 19:33

Client ID:

Instrument: Voa101.i

Sample Info: 11523745-02,31,10,,a

Purge Volume: 10.0

Operator: MS

Column phase:

Column diameter: 0.18

49 trichloroethene

Concentration: 24.219 ngs

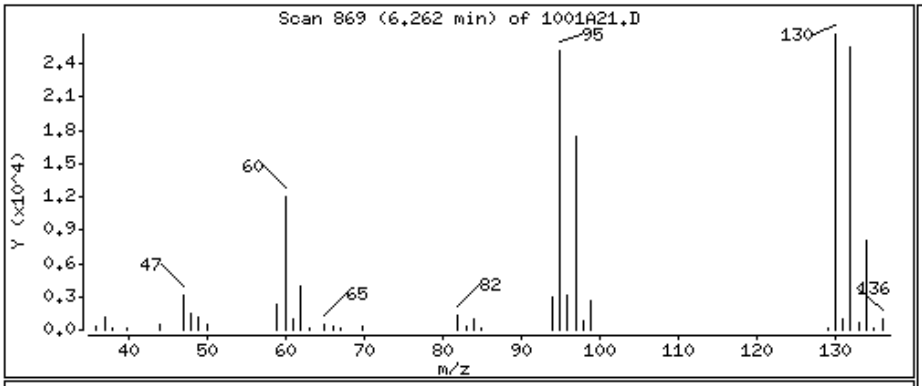

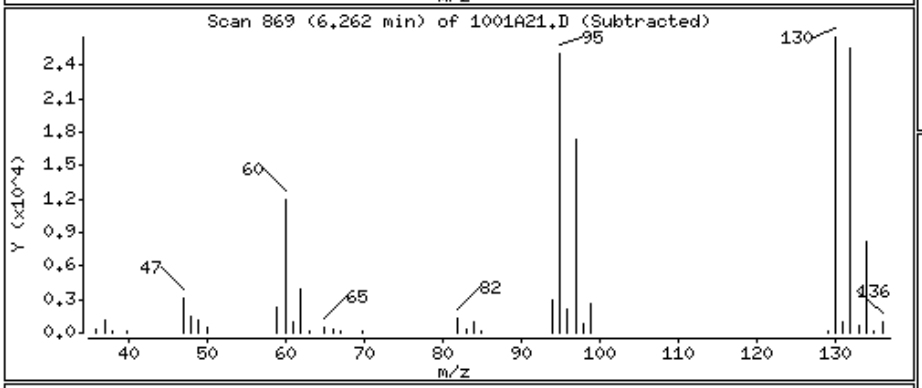

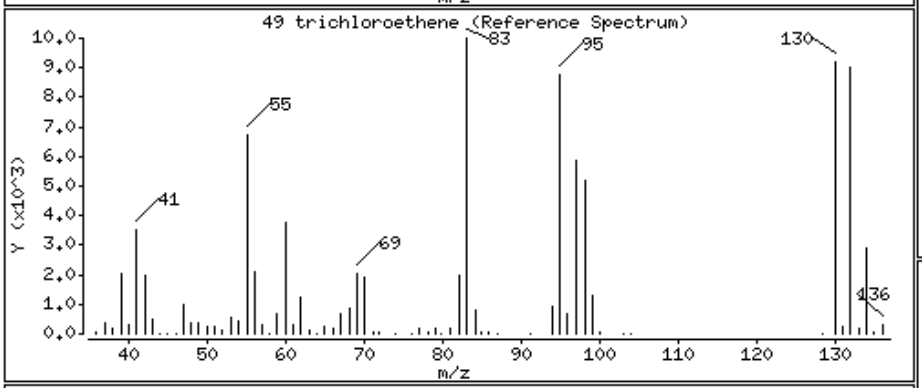

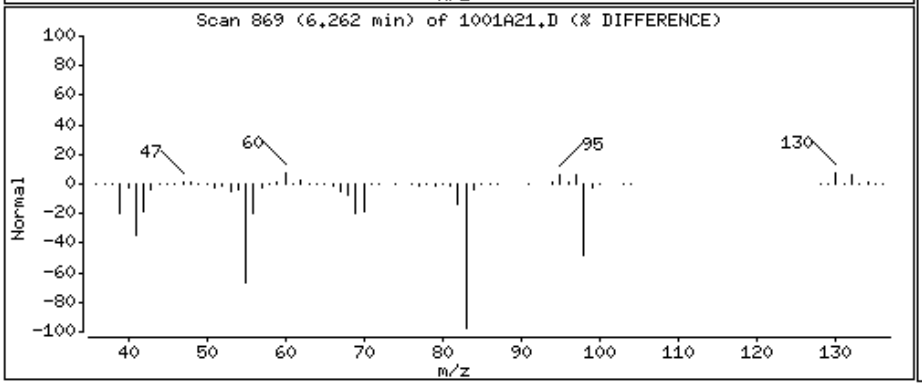

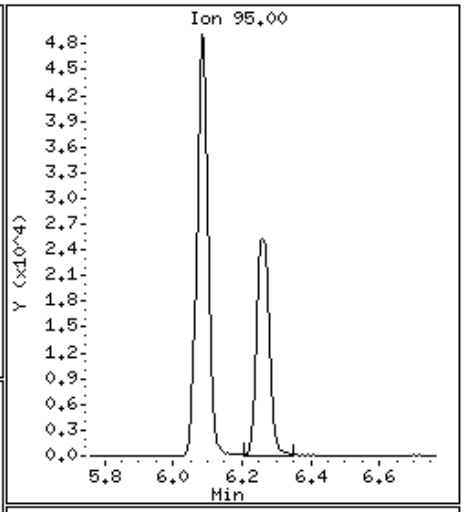

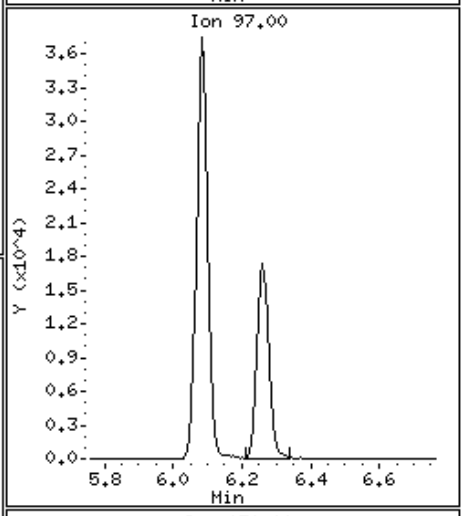

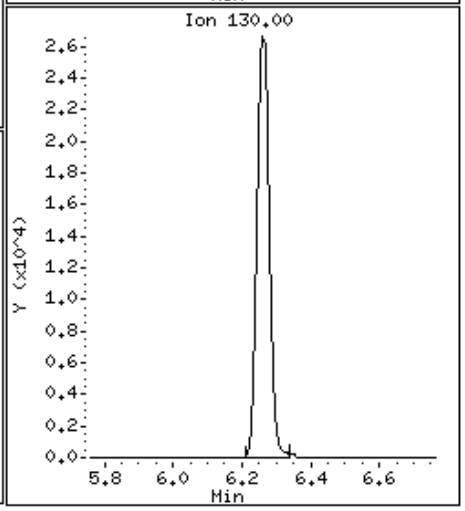

Data File: \\orgserv2\ff\chem\GCMSVOA\Voa101.i\151001.b\1001A21.D

Date : 01-OCT-2015 19:33

Client ID:

Instrument: Voa101.i

Sample Info: 11523745-02,31,10,,a

Purge Volume: 10.0

Operator: MS

Column phase:

Column diameter: 0.18

63 tetrachloroethene

Concentration: 3.052 ngs

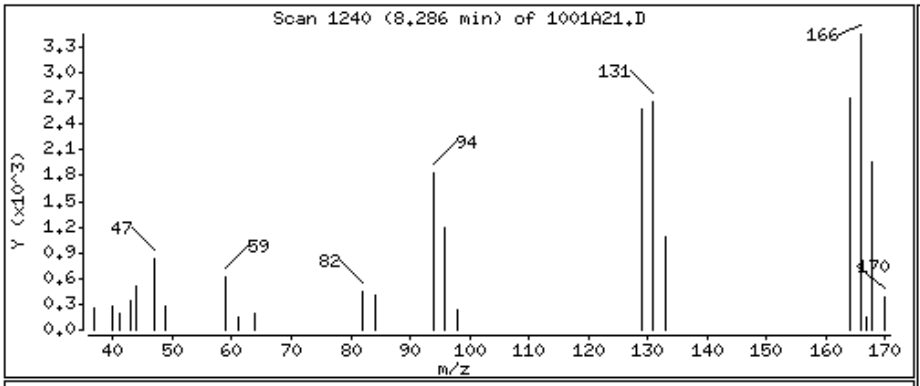

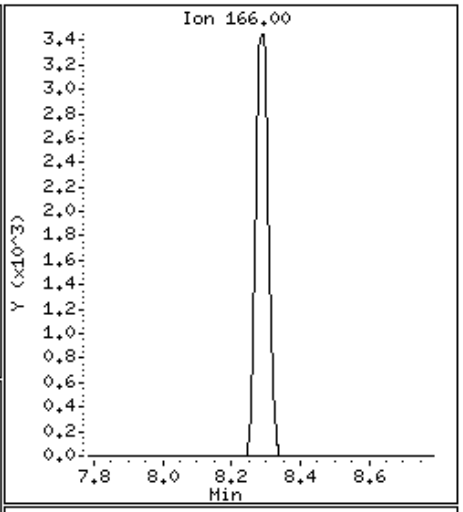

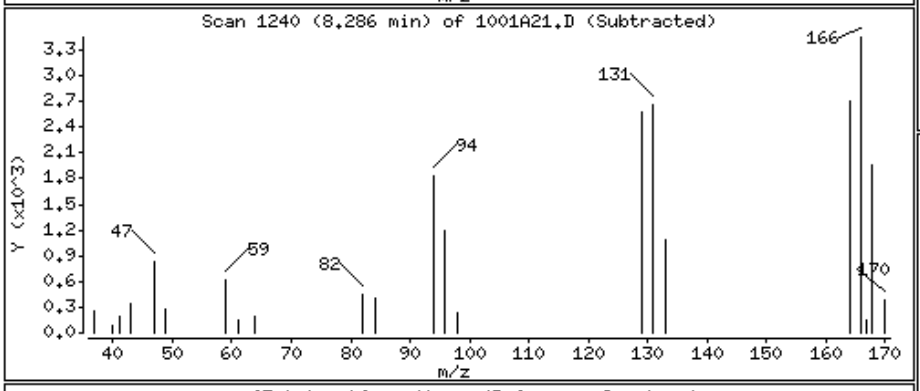

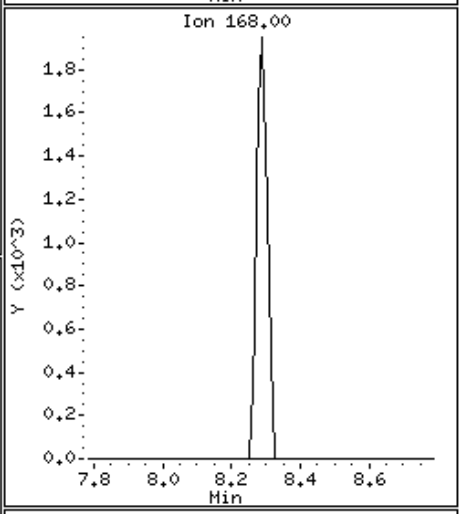

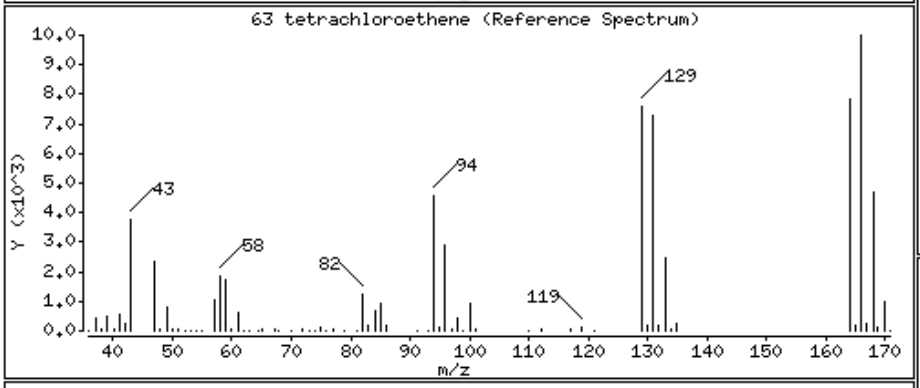

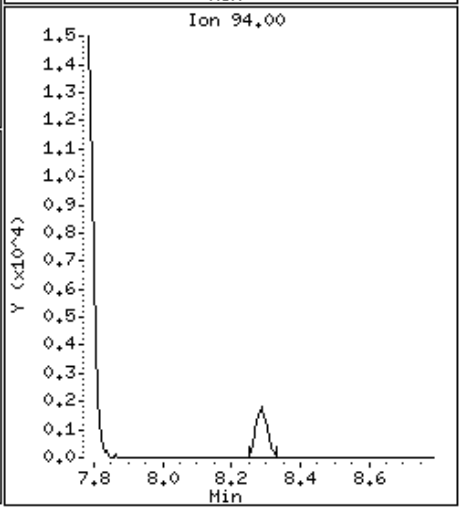

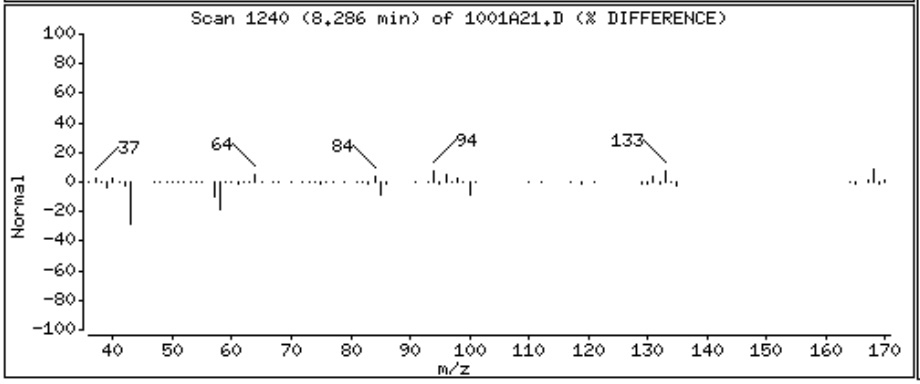

Date : 01-OCT-2015 19:33

Client ID: Instrument: Voa101.i

Sample Info: 11523745-02,31,10,,a

Purge Volume: 10.0 Operator: MS

Column phase: Column diameter: 0.18

Library Search Compound Match	CAS Number	Library	Entry	Quality	Formula	Weight
Unknown						
Sulfur dioxide	7446-09-5	NIST02.L	346	64	O2S	64

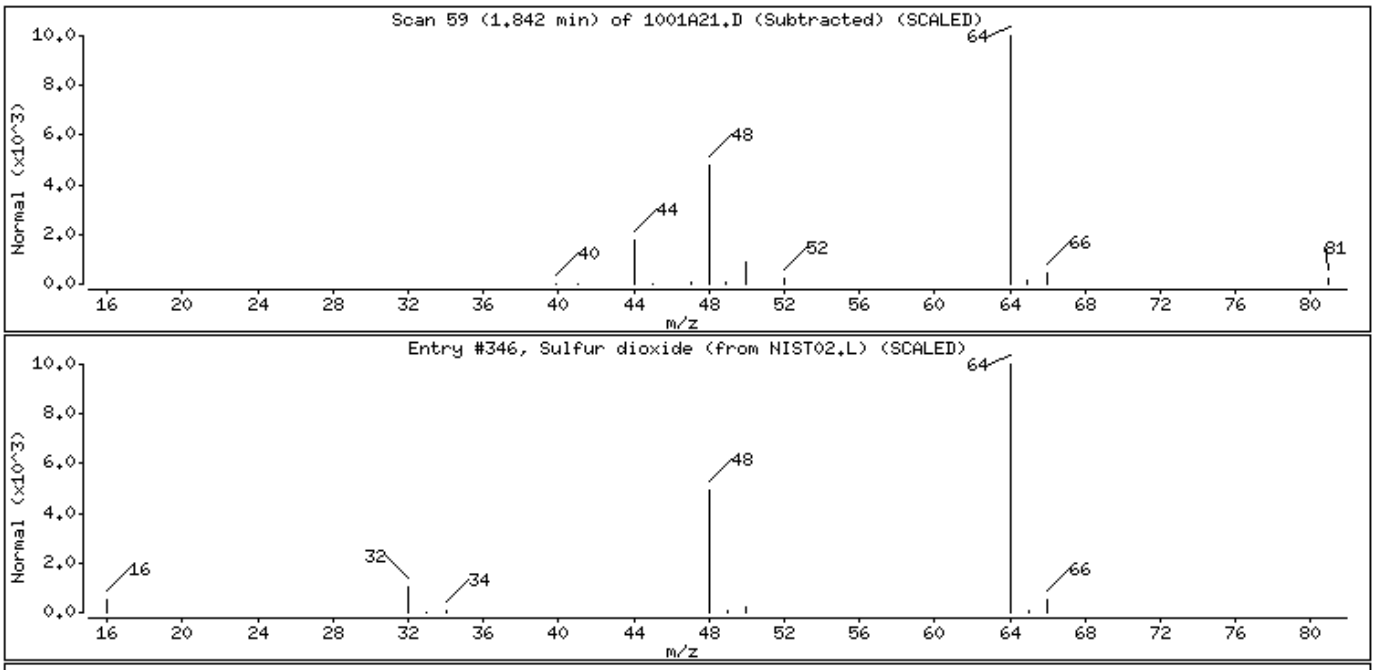

Alpha Analytical Labs

Manual Integration

Sample Info	:	l1523745-02,31,10,,a wg827098,ical11506	
Instrument ID	:	Voa101.i	
Method	:	liq8260C.m	
File	:	1001A21.D	
Injection Date	:	01-OCT-2015 19:33	
Quantitation	:	ISTD	Integrator : HP RTE
Dilution Factor	:	1.00	Sample Type: SAMPLE

This File has no version history.

//orgserv2/ff/chem/GCMSVOA/Voa101.i/151001.b/original/1001A21.D

Alpha Analytical Labs

gc/ms voa - VOA101

Data file : \\orgserv2\ff\chem\GCMSVOA\Voa101.i\151001.b\1001A22.D
Lab Smp Id:
Inj Date : 01-OCT-2015 20:02
Operator : MS Inst ID: Voa101.i
Smp Info : l1523745-03,31,10,,a
Misc Info : wg827098,ical11506
Comment :
Method : \\orgserv2\ff\chem\GCMSVOA\Voa101.i\151001.b\liq8260C.m
Meth Date : 01-Oct-2015 17:14 pduczmalew Quant Type: ISTD
Cal Date : 29-SEP-2015 17:33 Cal File: 0929A10.D
Als bottle: 22
Dil Factor: 1.00000
Integrator: HP RTE Compound Sublist: NJTCL.sub
Target Version: 4.12
Processing Host: VIRTUALXP-38517

Concentration Formula: Amt * DF * CpndVariable
Cpnd Variable Local Compound Variable

	Compounds	QUANT SIG MASS	RT	EXP RT	REL RT	RESPONSE	CONCENTRATIONS ON-COLUMN (ngs)	CONCENTRATIONS FINAL (ngs)	REVIEW CODE
	1 dichlorodifluoromethane	85	Compound Not Detected.						
	2 chloromethane	50	Compound Not Detected.						
	3 vinyl chloride	62	Compound Not Detected.						
	4 bromomethane	94	2.240	2.240	(0.368)	1367	42.8290	42.828	
	5 chloroethane	64	Compound Not Detected.						
	6 trichlorofluoromethane	101	Compound Not Detected.						
	8 1,1,-dichloroethene	96	Compound Not Detected.						
	11 freon-113	101	3.047	3.042	(0.501)	5833	2.47855	2.478	
	10 carbon disulfide	76	3.037	3.031	(0.499)	14639	2.00715	2.007	
	14 methylene chloride	84	Compound Not Detected.						
	15 acetone	43	3.604	3.609	(0.593)	32571	89.1531	89.153	
	16 trans-1,2-dichloroethene	96	Compound Not Detected.						
	17 Methyl Acetate	43	Compound Not Detected.						
	18 methyl tert butyl ether	73	Compound Not Detected.						
	22 1,1-dichloroethane	63	Compound Not Detected.						
	27 cis-1,2-dichloroethene	96	4.832	4.826	(0.795)	17846	6.72761	6.727	
	29 bromochloromethane	128	Compound Not Detected.						
	30 Cyclohexane	56	Compound Not Detected.						
	31 chloroform	83	5.088	5.088	(0.837)	4653	1.10308	1.103	
	33 carbontetrachloride	117	Compound Not Detected.						
$	36 dibromofluoromethane	113	5.268	5.268	(0.866)	301949	97.0335	97.033	
	37 1,1,1-trichloroethane	97	Compound Not Detected.						
	38 2-butanone	43	5.399	5.388	(0.888)	3435	5.64602	5.646(Q)	
	40 benzene	78	Compound Not Detected.						
$	42 1,2-dichloroethane-d4	65	5.797	5.797	(0.953)	328564	101.159	101.159	
	43 1,2-dichloroethane	62	Compound Not Detected.						
*	45 flourobenzene	96	6.081	6.081	(1.000)	1246479	100.000		
	49 trichloroethene	95	6.256	6.261	(1.029)	1109911	443.926	443.926	
	46 methyl cyclohexane	83	Compound Not Detected.						

Compounds	QUANT SIG MASS	RT	EXP RT	REL RT	RESPONSE	CONCENTRATIONS ON-COLUMN (ngs)	CONCENTRATIONS FINAL (ngs)	REVIEW CODE
52 1,2-dichloropropane	63	Compound Not Detected.						
53 bromodichloromethane	83	Compound Not Detected.						
56 1,4-Dioxane	88	Compound Not Detected.						
58 cis-1,3-dichloropropene	75	Compound Not Detected.						
$ 59 toluene-d8	98	7.784	7.784	(0.808)	1197917	98.9378	98.937	
60 toluene	92	Compound Not Detected.						
62 4-methyl-2-pentanone	58	Compound Not Detected.						
63 tetrachloroethene	166	Compound Not Detected.						
64 trans-1,3-dichloropropene	75	Compound Not Detected.						
68 1,1,2-trichloroethane	83	Compound Not Detected.						
69 chlorodibromomethane	129	Compound Not Detected.						
71 1,2-dibromoethane	107	Compound Not Detected.						
73 2-hexanone	43	Compound Not Detected.						
* 74 chlorobenzene-d5	117	9.633	9.633	(1.000)	908349	100.000		
75 chlorobenzene	112	Compound Not Detected.						
76 ethyl benzene	91	Compound Not Detected.						
78 p/m xylene	106	Compound Not Detected.						
79 o xylene	106	Compound Not Detected.						
80 styrene	104	Compound Not Detected.						
81 bromoform	173	Compound Not Detected.						
82 isopropylbenzene	105	Compound Not Detected.						
$ 83 4-bromofluorobenzene	95	11.112	11.112	(0.902)	453163	97.7296	97.729	
88 1,1,2,2,-tetrachloroethane	83	Compound Not Detected.						
99 1,3-dichlorobenzene	146	Compound Not Detected.						
* 100 1,4-dichlorobenzene-d4	152	12.318	12.318	(1.000)	452884	100.000		
101 1,4-dichlorobenzene	146	Compound Not Detected.						
104 1,2-dichlorobenzene	146	Compound Not Detected.						
106 1,2-dibromo-3-chloropropane	75	Compound Not Detected.						
109 1,2,4-trichlorobenzene	180	Compound Not Detected.						
111 1,2,3-trichlorobenzene	180	Compound Not Detected.						

QC Flag Legend

Q - Qualifier signal failed the ratio test.

Alpha Analytical Labs

gc/ms voa - VOA101

Data file : \\orgserv2\ff\chem\GCMSVOA\Voa101.i\151001.b\1001A22.D
Lab Smp Id:
Inj Date : 01-OCT-2015 20:02
Operator : MS Inst ID: Voa101.i
Smp Info : l1523745-03,31,10,,a
Misc Info : wg827098,ical11506
Comment :
Method : \\orgserv2\ff\chem\GCMSVOA\Voa101.i\151001.b\liq8260C.m
Meth Date : 01-Oct-2015 17:14 pduczmalew Quant Type: ISTD
Cal Date : 29-SEP-2015 17:33 Cal File: 0929A10.D
Als bottle: 22
Dil Factor: 1.00000
Integrator: HP RTE Compound Sublist: NJTCL.sub
Target Version: 4.12
Processing Host: VIRTUALXP-38517

Concentration Formula: Amt * DF * CpndVariable
Cpnd Variable Local Compound Variable

ISTD	RT	AREA	AMOUNT
* 45 flourobenzene	6.082	2601641	100.000

	CONCENTRATIONS			QUANT			
RT	AREA	ON-COL(ngs)	FINAL(ngs)	QUAL	LIBRARY	LIB ENTRY	CPND #	REVIEW CODE
Unknown					CAS #:			
1.848	773514	29.7317866	29.731	0		0	45	

Alpha Analytical Labs

INTERNAL STANDARD COMPOUNDS
AREA AND RT SUMMARY

Instrument ID: Voa101.i
Lab File ID: 1001A22.D
Lab Smp Id:
Analysis Type: VOA
Quant Type: ISTD
Operator: MS
Method File: \\orgserv2\ff\chem\GCMSVOA\Voa101.i\151001.b\liq8260C.m
Misc Info: wg827098,ical11506

Calibration Date: 01-OCT-2015
Calibration Time: 10:17
Level: LOW
Sample Type: WATER

Test Mode:
Use Last Continuing Calibrator.
If Continuing Cal. use Initial Cal. Level 3

		AREA LIMIT			
COMPOUND	STANDARD	LOWER	UPPER	SAMPLE	%DIFF
45 flourobenzene	1307338	653669	2614676	1246479	-4.66
74 chlorobenzene-d5	966536	483268	1933072	908349	-6.02
100 1,4-dichlorobenze	501513	250757	1003026	452884	-9.70

		RT LIMIT			
COMPOUND	STANDARD	LOWER	UPPER	SAMPLE	%DIFF
45 flourobenzene	6.08	5.58	6.58	6.08	-0.00
74 chlorobenzene-d5	9.63	9.13	10.13	9.63	-0.00
100 1,4-dichlorobenze	12.32	11.82	12.82	12.32	-0.00

AREA UPPER LIMIT = +100% of internal standard area.
AREA LOWER LIMIT = - 50% of internal standard area.
RT UPPER LIMIT = + 0.50 minutes of internal standard RT.
RT LOWER LIMIT = - 0.50 minutes of internal standard RT.

Alpha Analytical Labs

RECOVERY REPORT

Client Name: Client SDG: SDGa00307
Sample Matrix: LIQUID Fraction: VOA
Lab Smp Id:
Level: LOW Operator: MS
Data Type: MS DATA SampleType: SAMPLE
SpikeList File: curveallim.spk Quant Type: ISTD
Sublist File: NJTCL.sub
Method File: \\orgserv2\ff\chem\GCMSVOA\Voa101.i\151001.b\liq8260C.m
Misc Info: wg827098,ical11506

SURROGATE COMPOUND	AMOUNT ADDED ngs	AMOUNT RECOVERED ngs	% RECOVERED	LIMITS
$ 36 dibromofluorometha	100.000	97.033	97.03	70-130
$ 42 1,2-dichloroethane	100.000	101.159	101.16	70-130
$ 59 toluene-d8	100.000	98.937	98.94	70-130
$ 83 4-bromofluorobenze	100.000	97.729	97.73	70-130

Data File: \\orgserv2\ff\chem\GCMSVOA\Voa101.i\151001.b\1001A22.D
Date : 01-OCT-2015 20:02
Client ID:
Sample Info: 11523745-03,31,10,,a
Purge Volume: 10.0
Column phase:

Instrument: Voa101.i
Operator: MS
Column diameter: 0.18

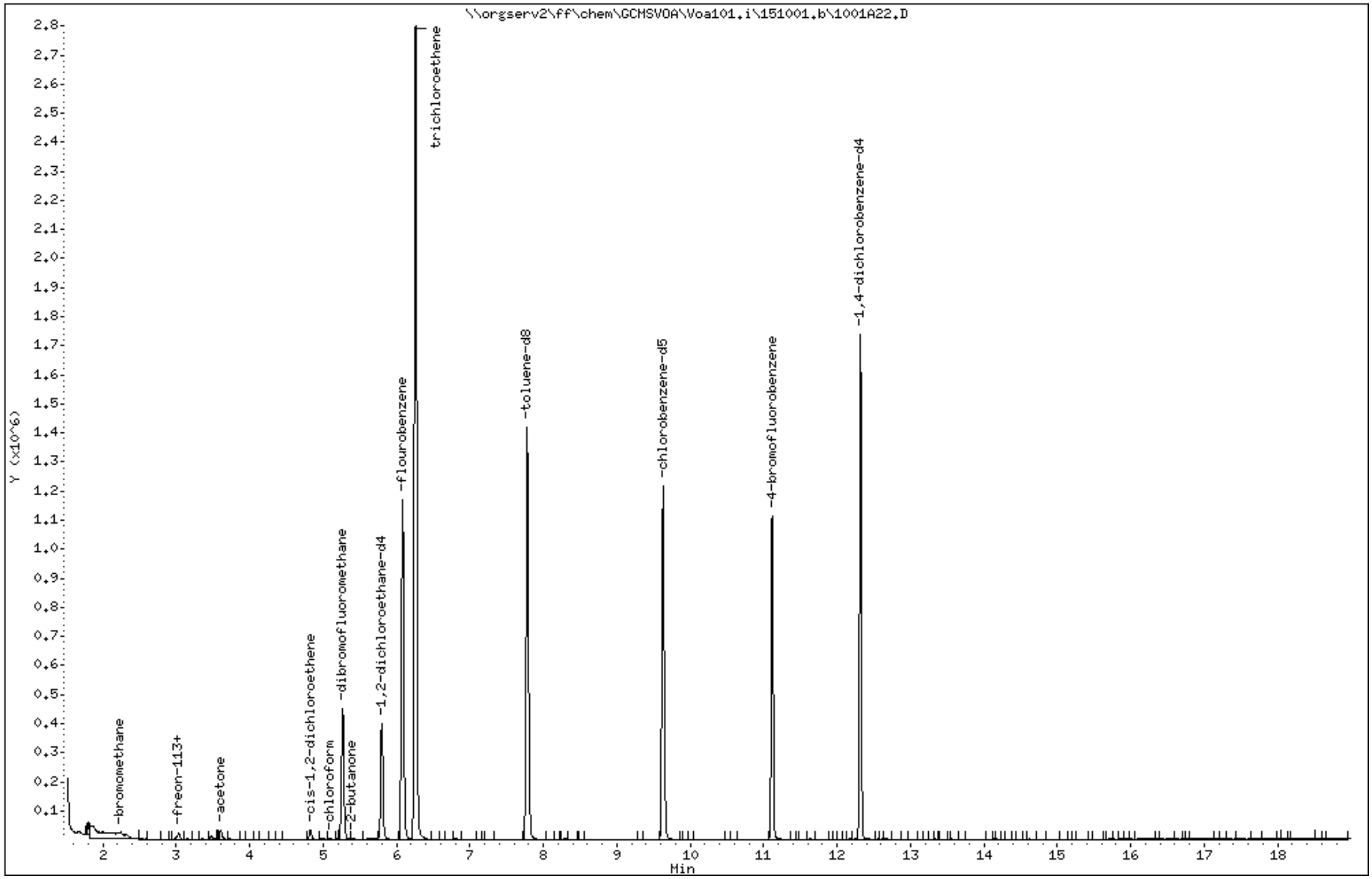

Data File: \\orgserv2\ff\chem\GCMSVOA\Voa101.i\151001.b\1001A22.D

Date : 01-OCT-2015 20:02

Client ID:

Instrument: Voa101.i

Sample Info: 11523745-03,31,10,,a

Purge Volume: 10.0

Operator: MS

Column phase:

Column diameter: 0.18

4 bromomethane

Concentration: 42.828 ngs

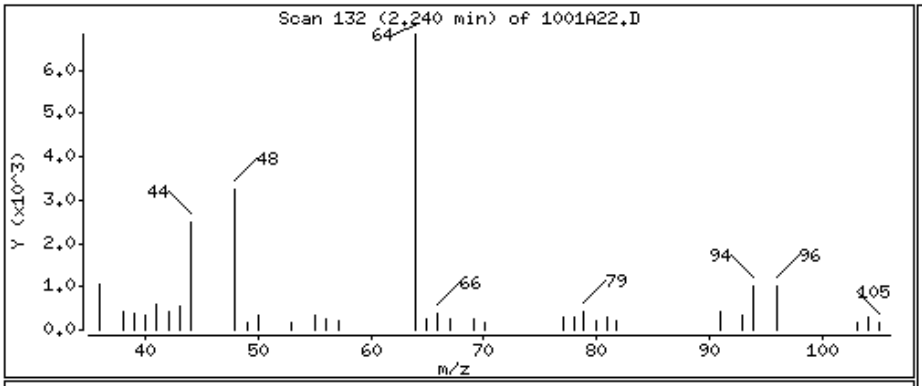

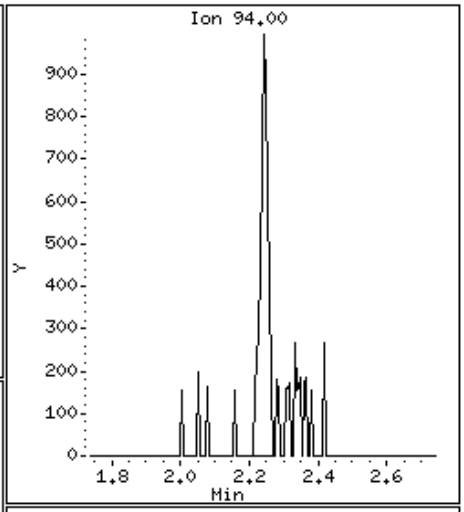

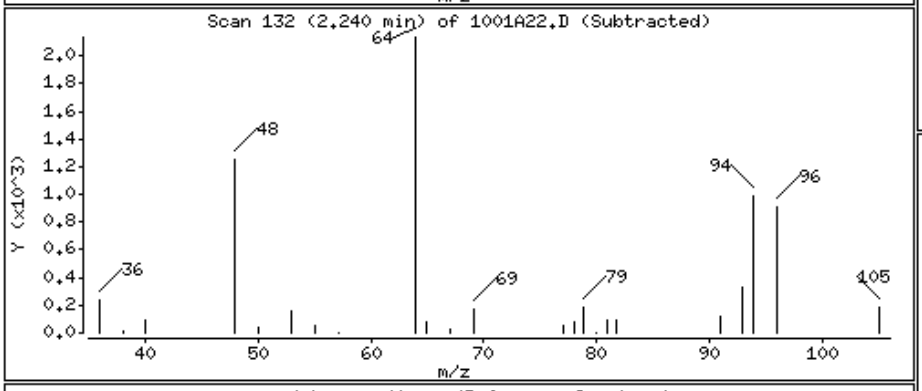

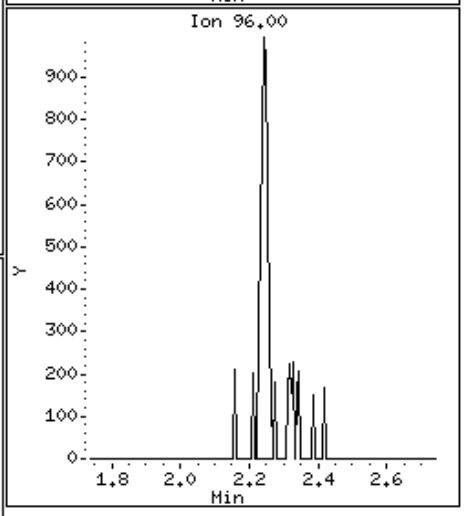

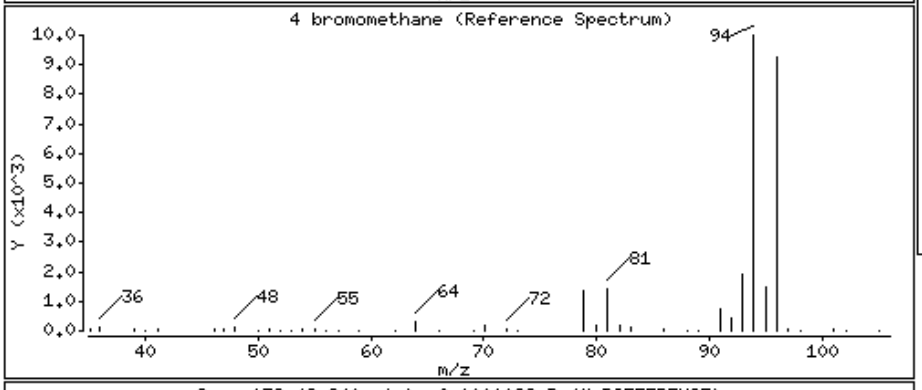

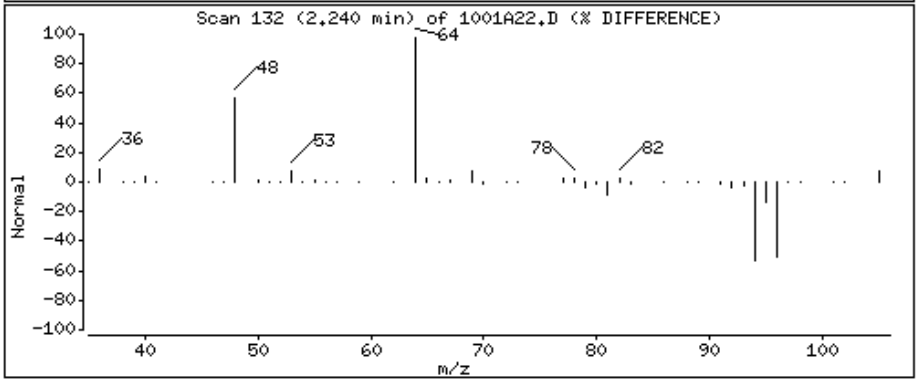

Data File: \\orgserv2\ff\chem\GCMSVOA\Voa101.i\151001.b\1001A22.D

Date : 01-OCT-2015 20:02

Client ID:

Instrument: Voa101.i

Sample Info: 11523745-03,31,10,,a

Purge Volume: 10.0

Operator: MS

Column phase:

Column diameter: 0.18

11 freon-113

Concentration: 2.478 ngs

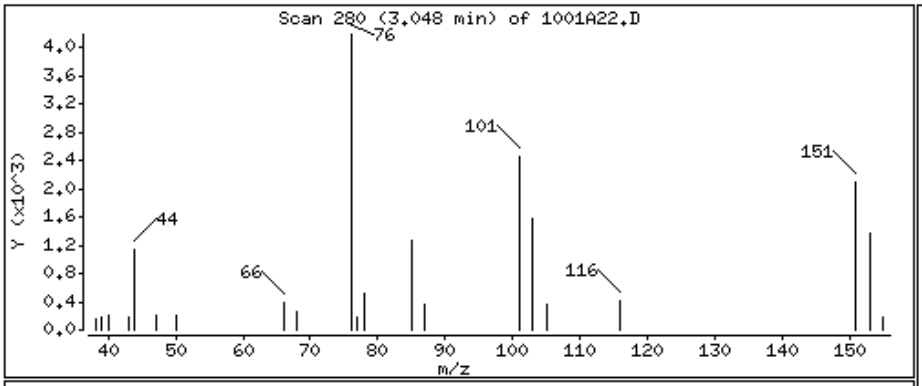

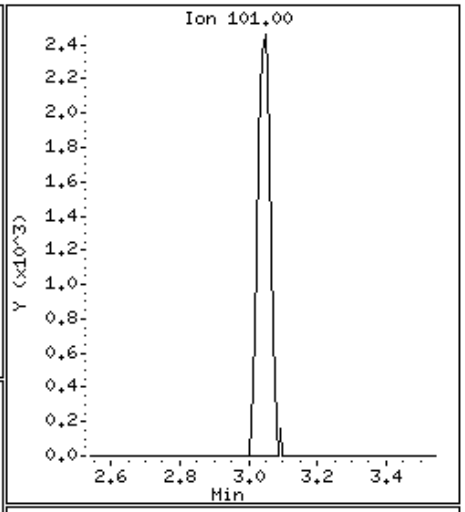

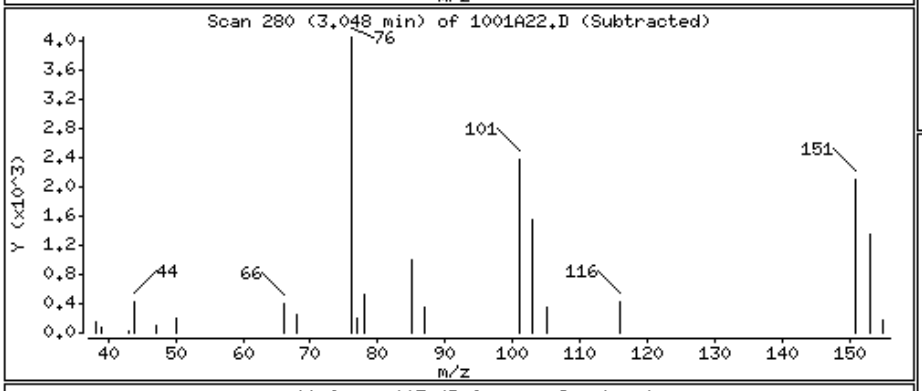

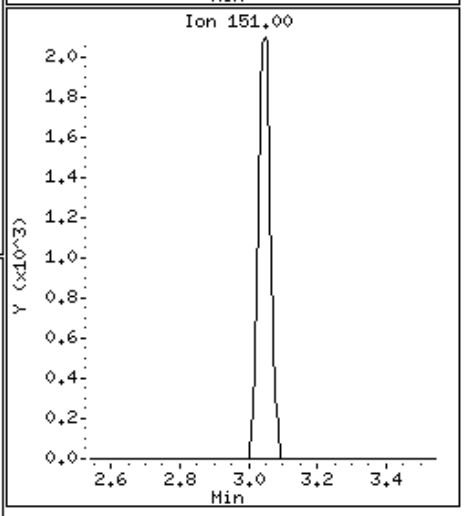

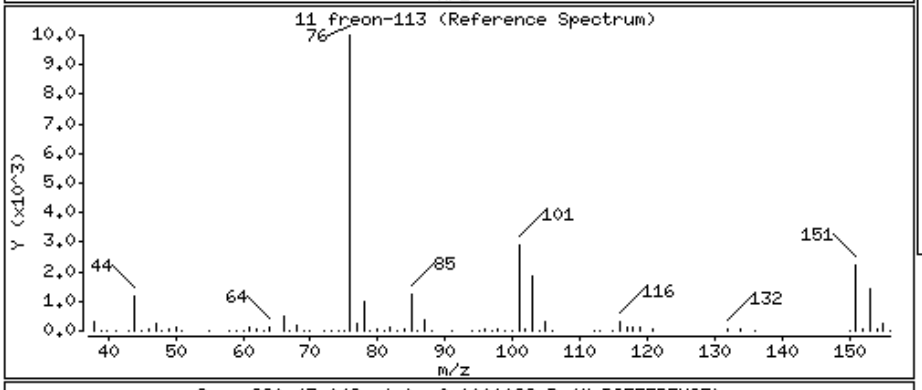

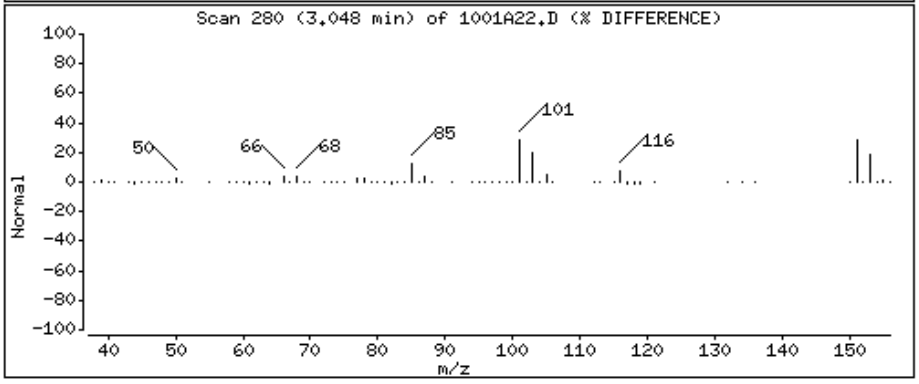

Data File: \\orgserv2\ff\chem\GCMSVOA\Voa101.i\151001.b\1001A22.D

Date : 01-OCT-2015 20:02

Client ID:

Instrument: Voa101.i

Sample Info: 11523745-03,31,10,,a

Purge Volume: 10.0

Operator: MS

Column phase:

Column diameter: 0.18

10 carbon disulfide

Concentration: 2.007 ngs

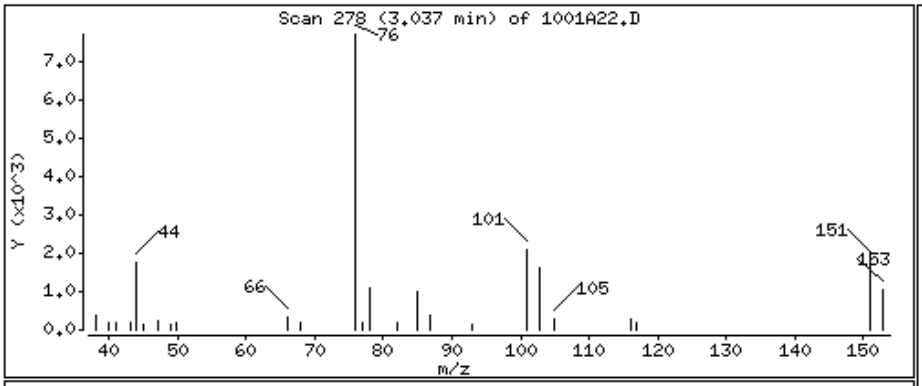

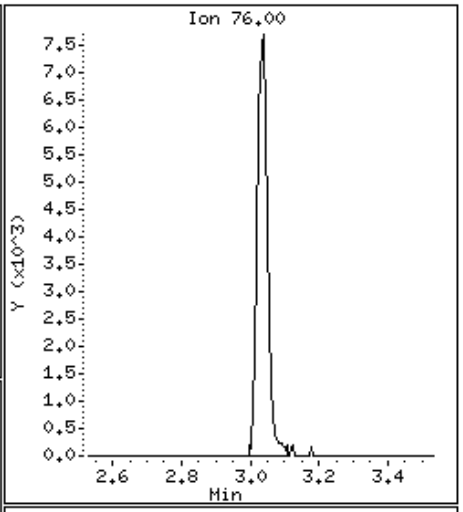

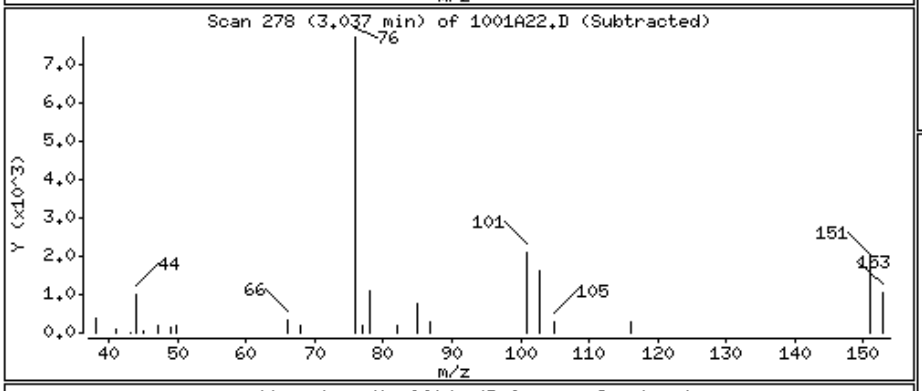

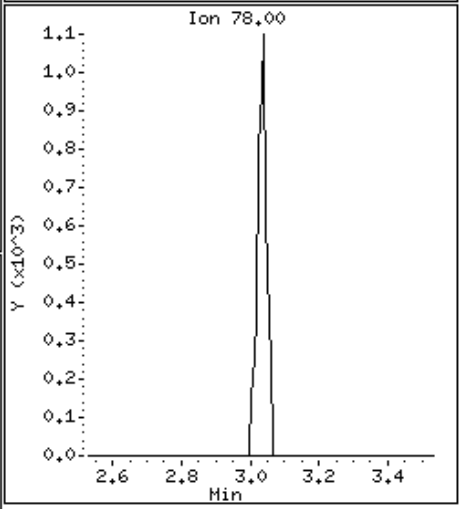

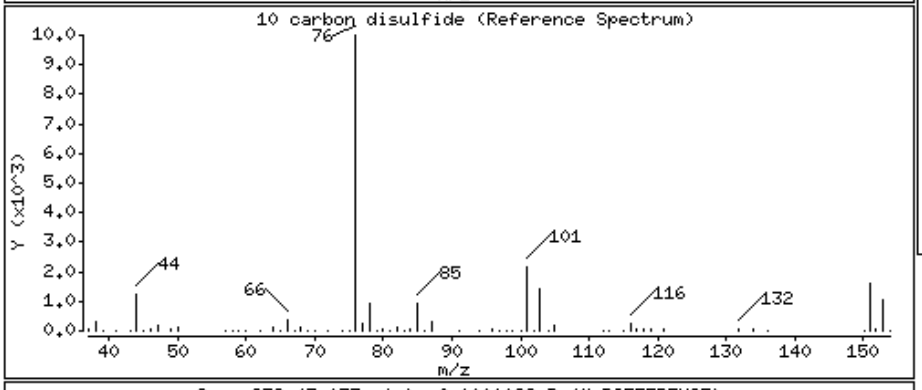

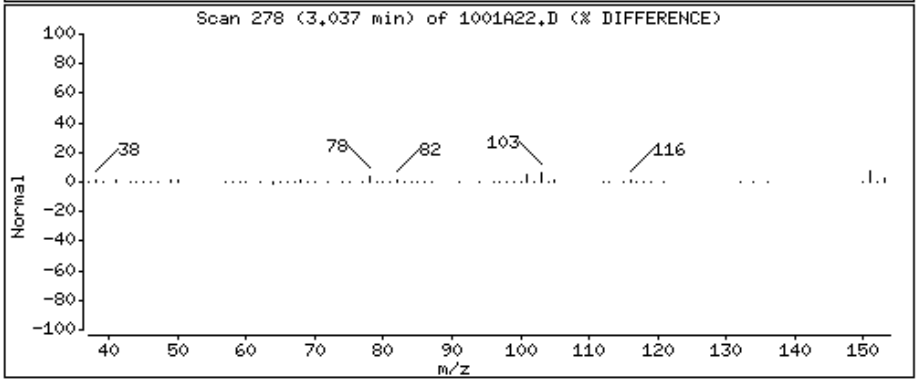

Data File: \\orgserv2\ff\chem\GCMSVOA\Voa101.i\151001.b\1001A22.D

Date : 01-OCT-2015 20:02

Client ID:

Instrument: Voa101.i

Sample Info: 11523745-03,31,10,,a

Purge Volume: 10.0

Operator: MS

Column phase:

Column diameter: 0.18

15 acetone

Concentration: 89.153 ngs

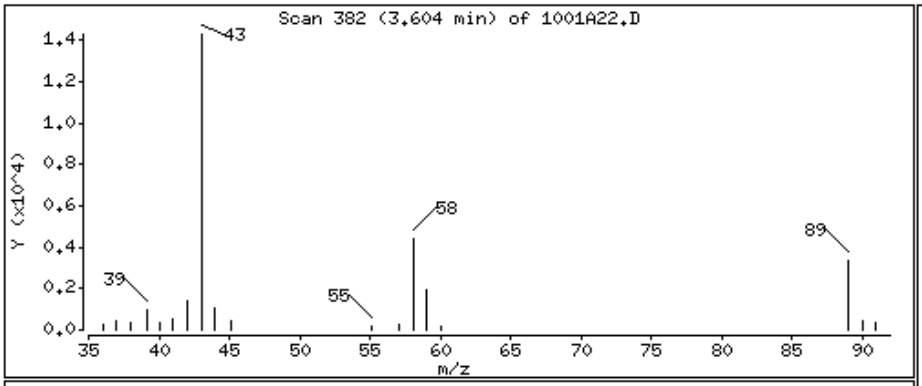

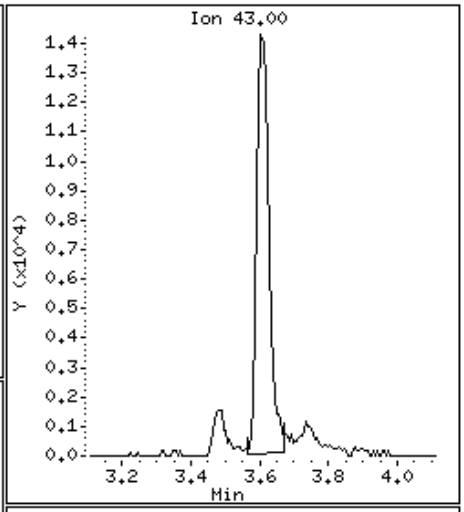

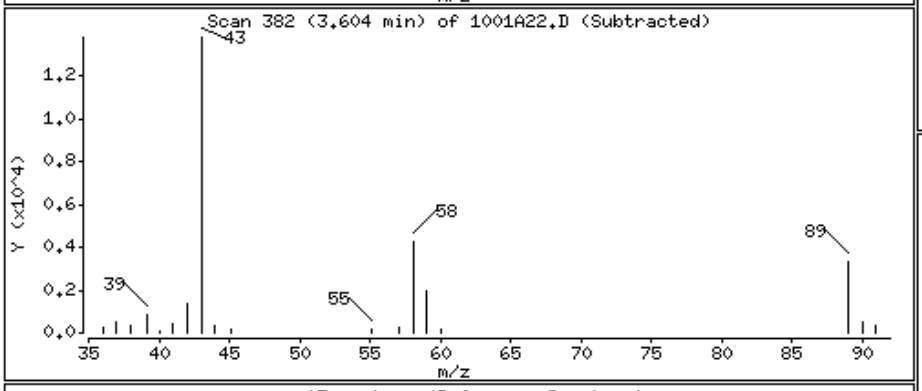

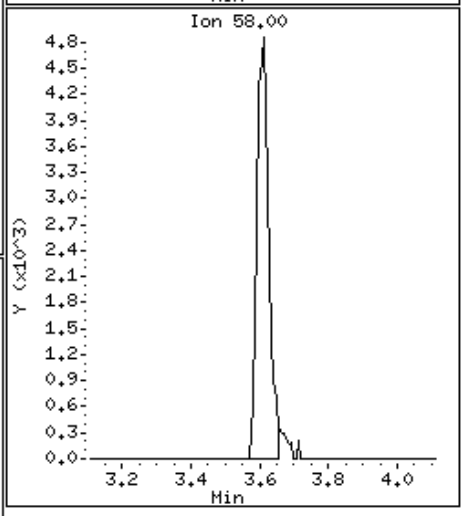

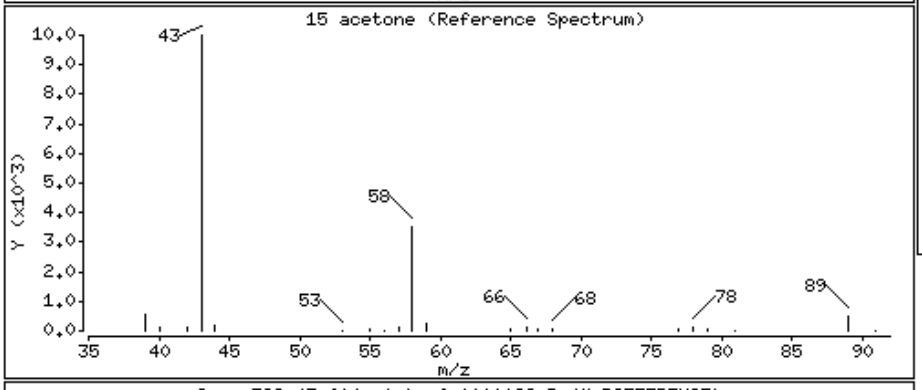

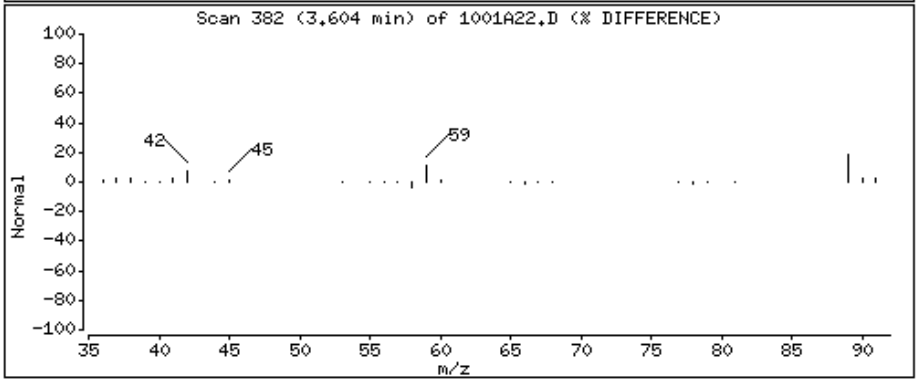

Data File: \\orgserv2\ff\chem\GCMSVOA\Voa101.i\151001.b\1001A22.D

Date : 01-OCT-2015 20:02

Client ID:

Instrument: Voa101.i

Sample Info: 11523745-03,31,10,,a

Purge Volume: 10.0

Operator: MS

Column phase:

Column diameter: 0.18

27 cis-1,2-dichloroethene

Concentration: 6.727 ngs

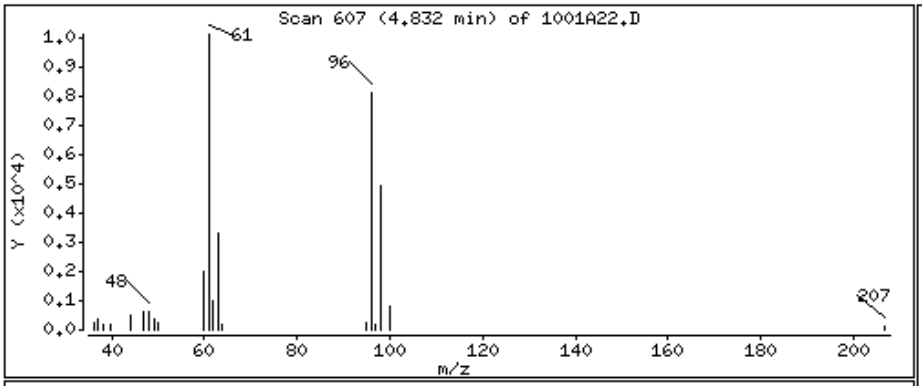

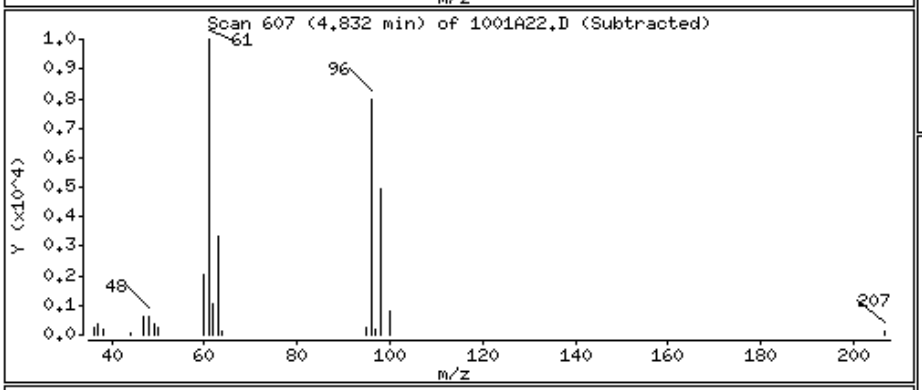

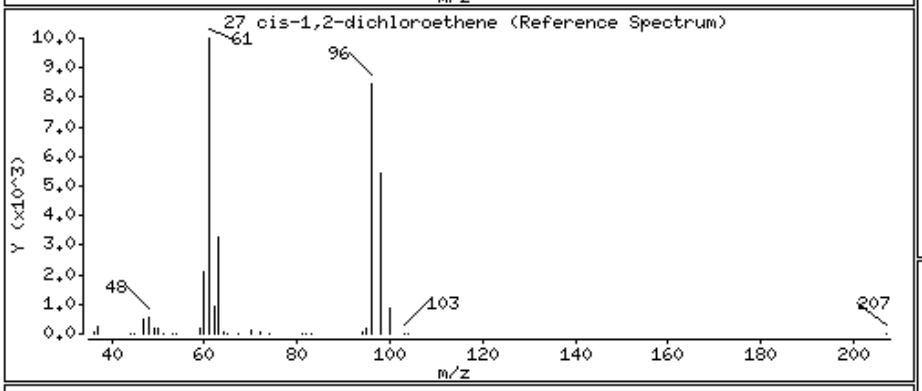

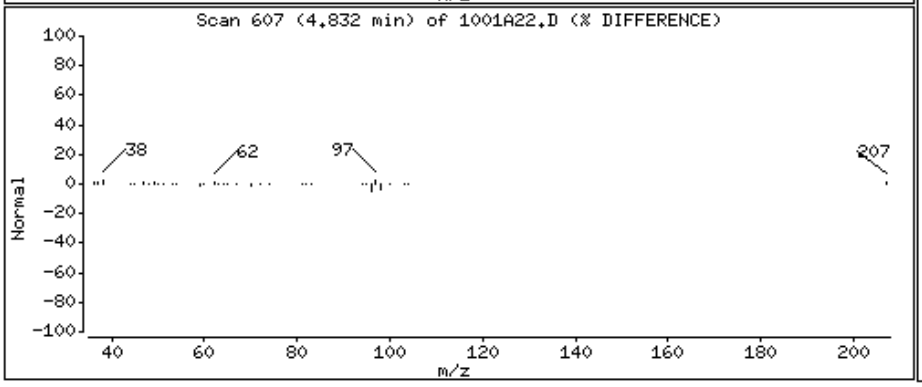

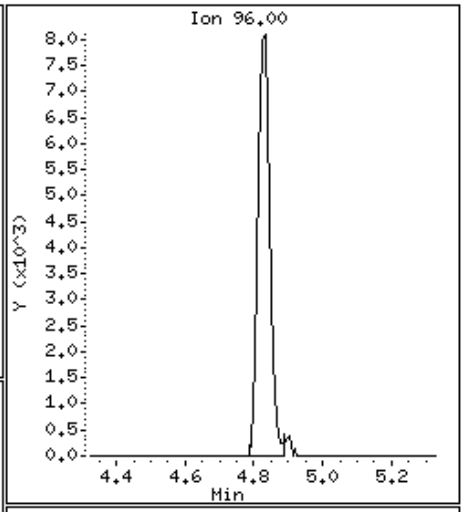

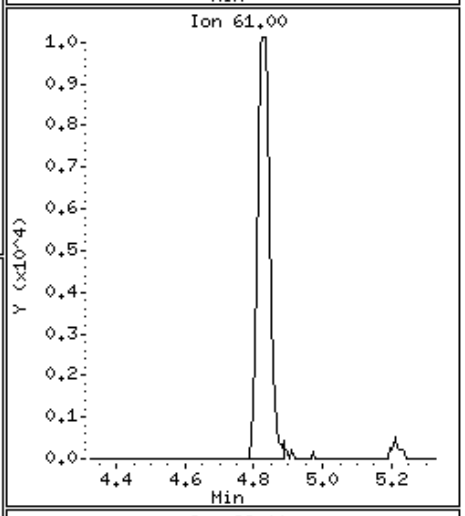

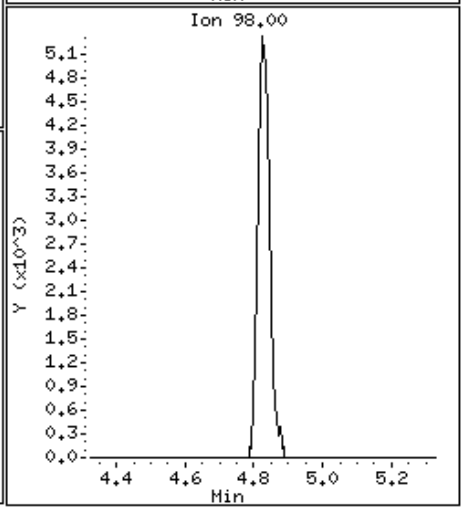

Data File: \\orgserv2\ff\chem\GCMSVOA\Voa101.i\151001.b\1001A22.D

Date : 01-OCT-2015 20:02

Client ID:

Instrument: Voa101.i

Sample Info: 11523745-03,31,10,,a

Purge Volume: 10.0

Operator: MS

Column phase:

Column diameter: 0.18

31 chloroform

Concentration: 1.103 ngs

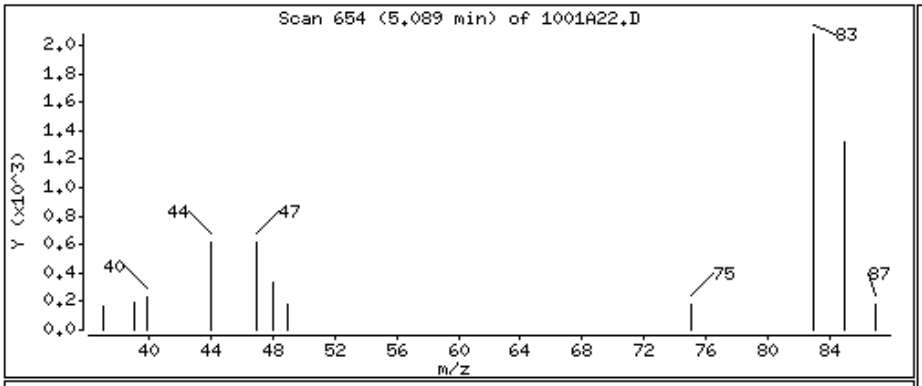

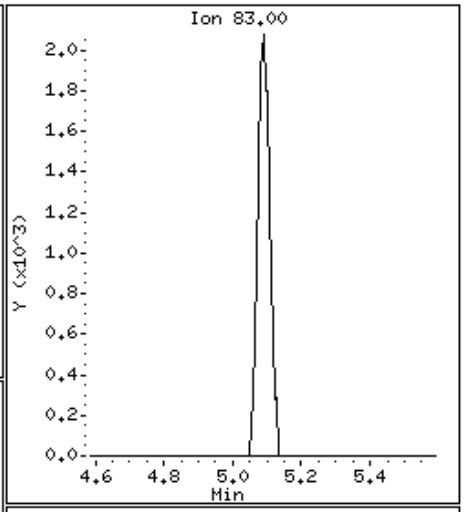

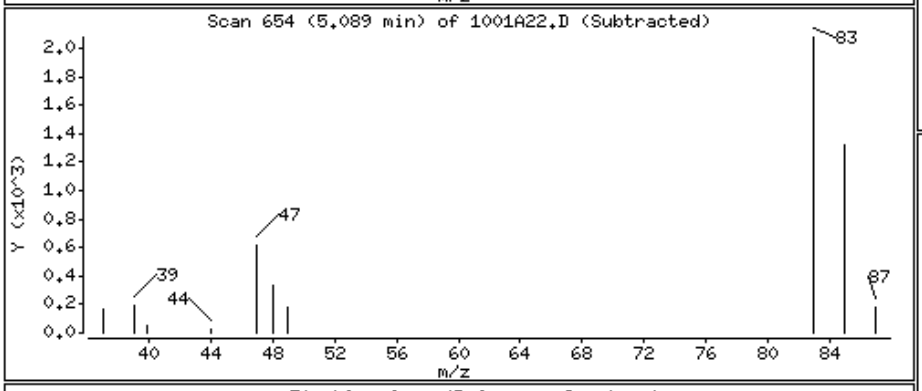

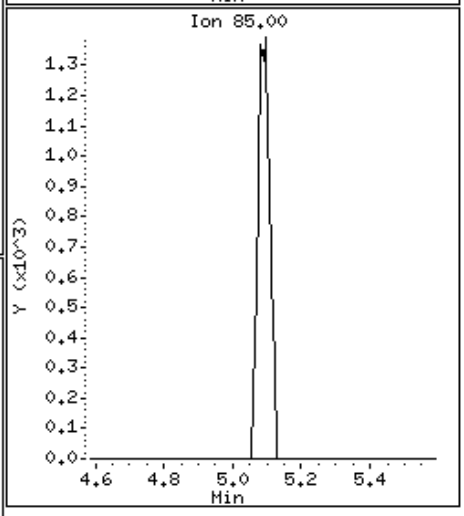

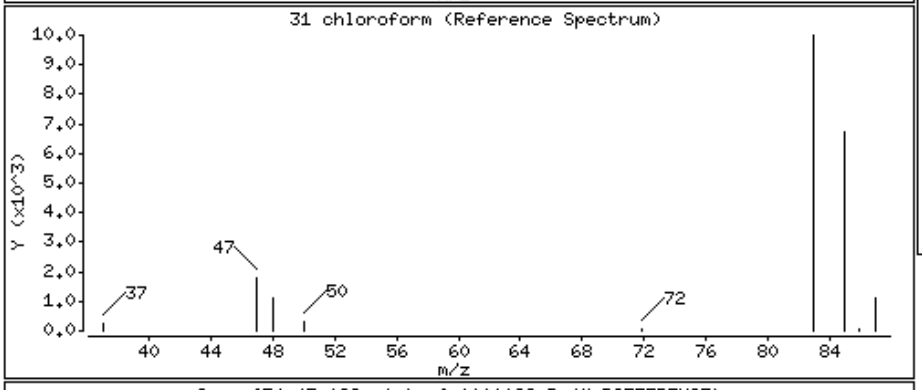

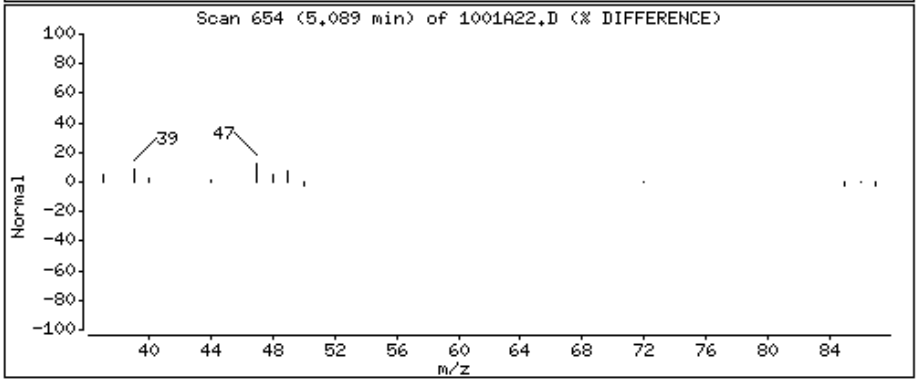

Data File: \\orgserv2\ff\chem\GCMSVOA\Voa101.i\151001.b\1001A22.D

Date : 01-OCT-2015 20:02

Client ID:

Instrument: Voa101.i

Sample Info: 11523745-03,31,10,,a

Purge Volume: 10.0

Operator: MS

Column phase:

Column diameter: 0.18

38 2-butanone

Concentration: 5.646 ngs

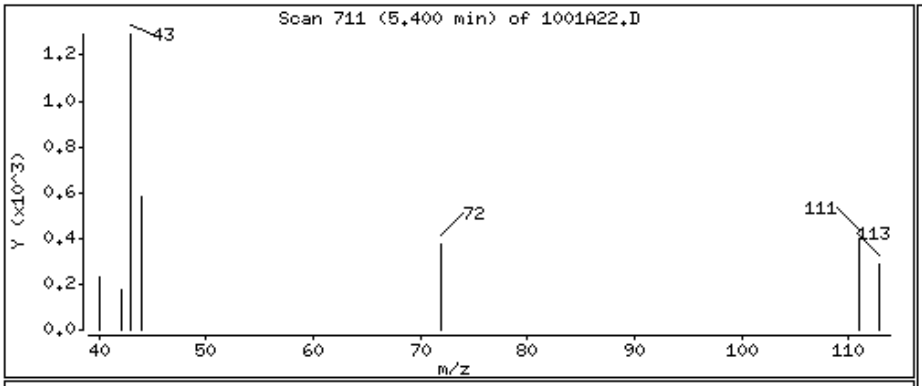

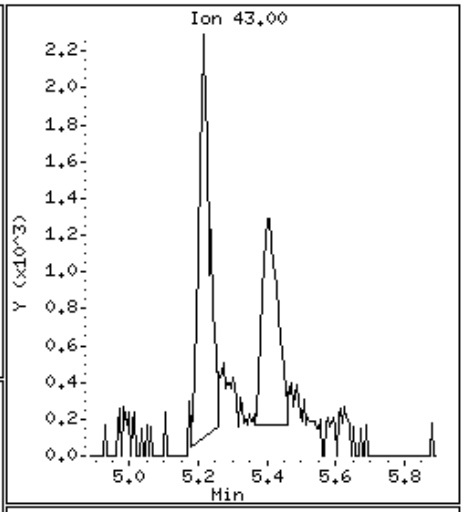

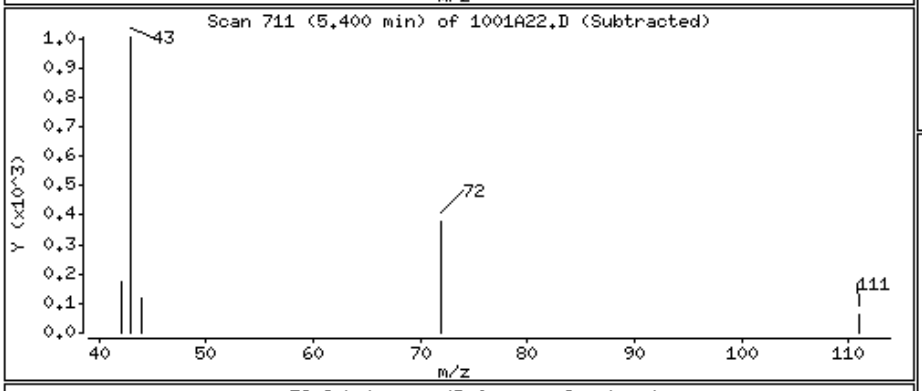

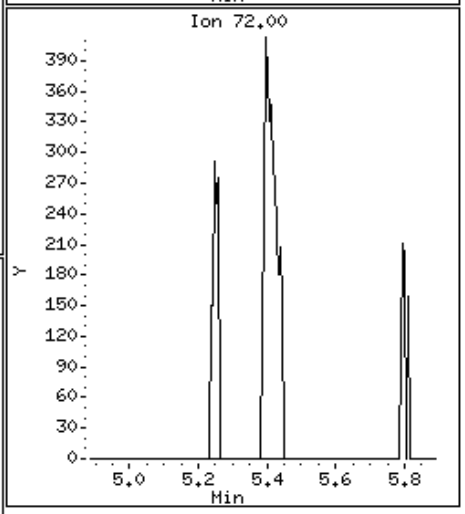

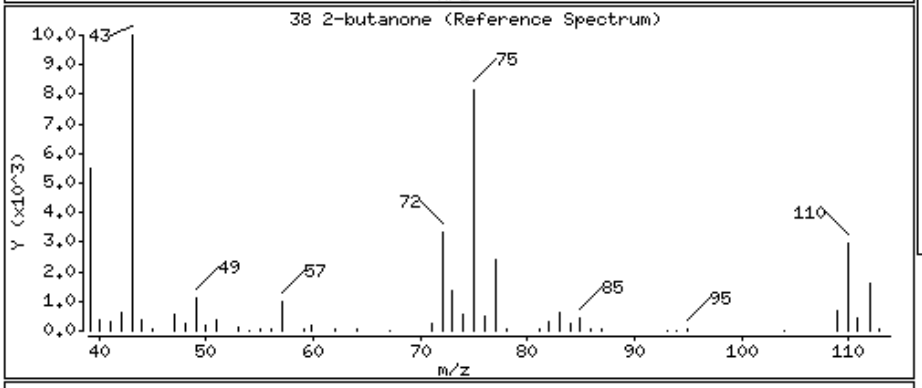

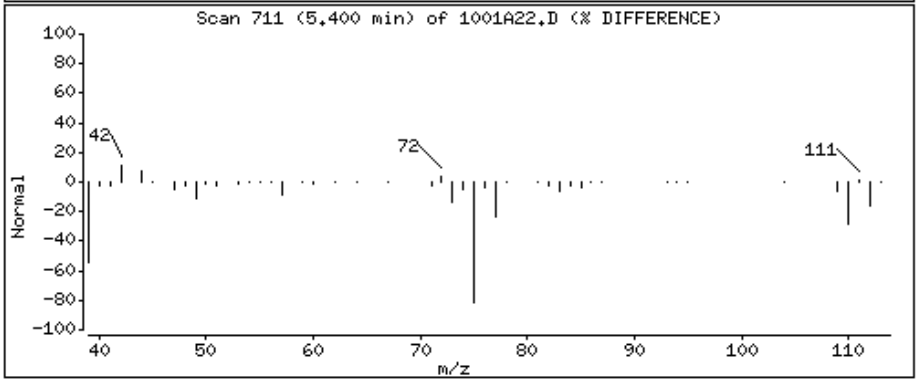

Data File: \\orgserv2\ff\chem\GCMSVOA\Voa101.i\151001.b\1001A22.D

Date : 01-OCT-2015 20:02

Client ID:

Instrument: Voa101.i

Sample Info: 11523745-03,31,10,,a

Purge Volume: 10.0

Operator: MS

Column phase:

Column diameter: 0.18

49 trichloroethene

Concentration: 443.926 ngs

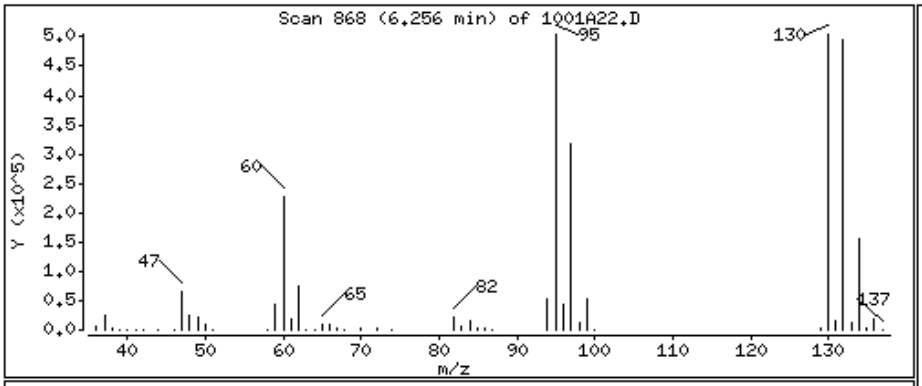

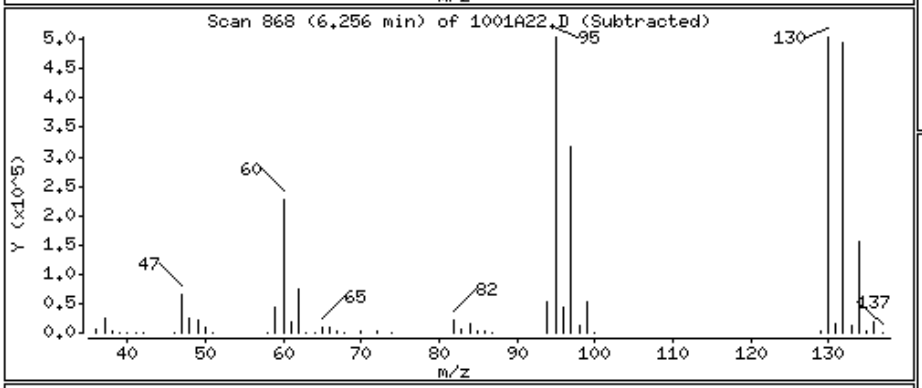

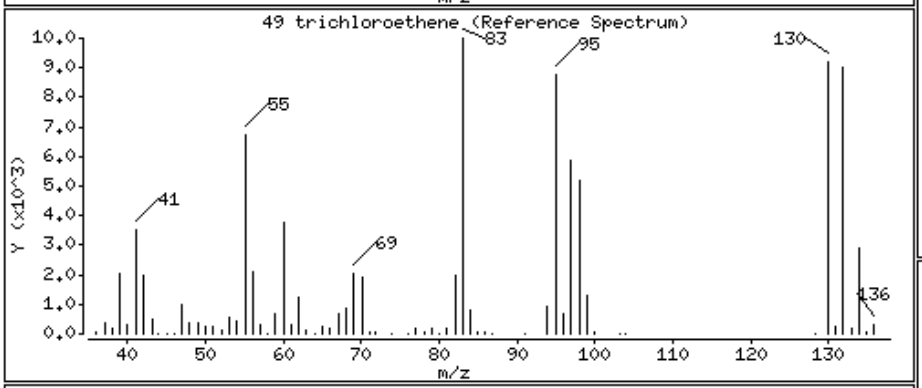

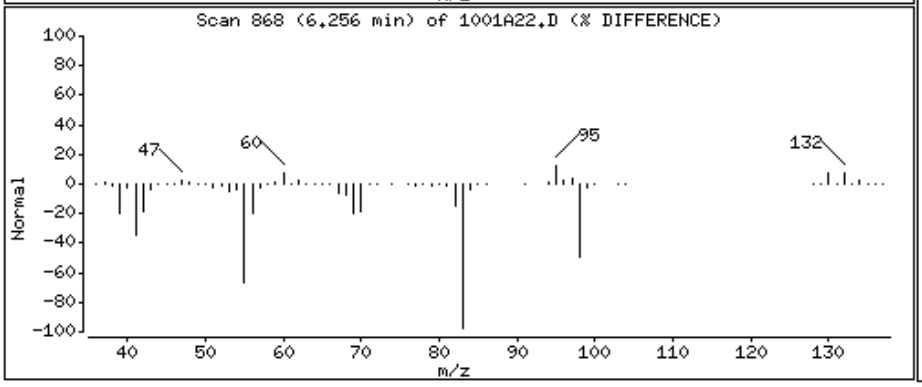

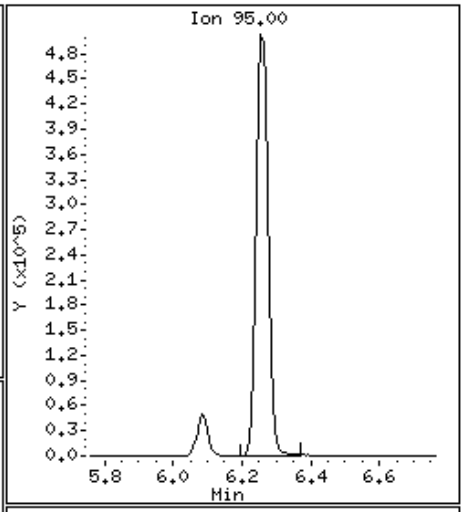

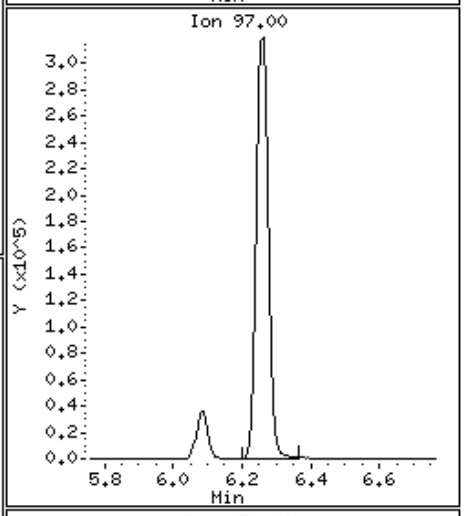

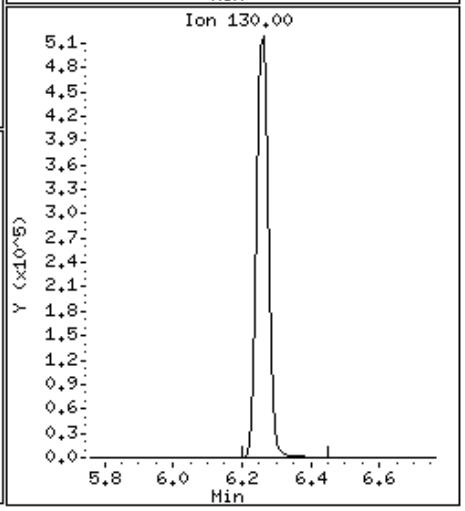

Date : 01-OCT-2015 20:02

Client ID: Instrument: Voa101.i

Sample Info: 11523745-03,31,10,,a

Purge Volume: 10.0 Operator: MS

Column phase: Column diameter: 0.18

Library Search Compound Match	CAS Number	Library	Entry	Quality	Formula	Weight
Unknown						
Sulfur dioxide	7446-09-5	NIST02.L	347	78	O2S	64
Aminomethanesulfonic acid	13881-91-9	NIST02.L	6019	64	CH5NO3S	111

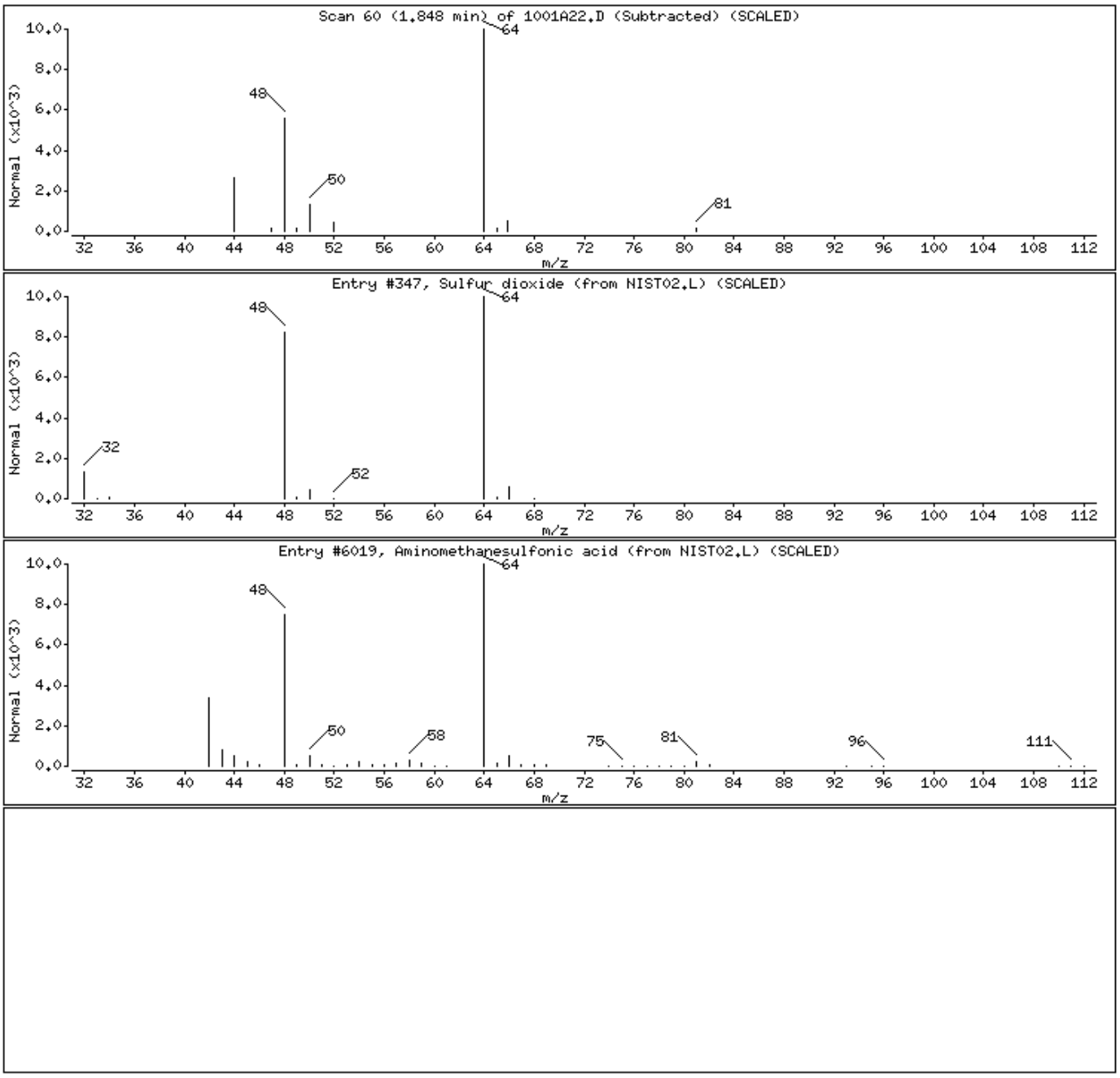

Alpha Analytical Labs

Manual Integration

Sample Info	: l1523745-03,31,10,,a wg827098,ical11506		
Instrument ID	: Voa101.i		
Method	: liq8260C.m		
File	: 1001A22.D		
Injection Date	: 01-OCT-2015 20:02		
Quantitation	: ISTD	Integrator :	HP RTE
Dilution Factor	: 1.00	Sample Type:	SAMPLE

This File has no version history.

//orgserv2/ff/chem/GCMSVOA/Voa101.i/151001.b/original/1001A22.D

Alpha Analytical Labs

gc/ms voa - VOA101

Data file : \\orgserv2\ff\chem\GCMSVOA\Voa101.i\151001.b\1001A23.D
Lab Smp Id:
Inj Date : 01-OCT-2015 20:31
Operator : MS Inst ID: Voa101.i
Smp Info : l1523745-04,31,10,,a
Misc Info : wg827098,ical11506
Comment :
Method : \\orgserv2\ff\chem\GCMSVOA\Voa101.i\151001.b\liq8260C.m
Meth Date : 01-Oct-2015 17:14 pduczmalew Quant Type: ISTD
Cal Date : 29-SEP-2015 17:33 Cal File: 0929A10.D
Als bottle: 23
Dil Factor: 1.00000
Integrator: HP RTE Compound Sublist: NJTCL.sub
Target Version: 4.12
Processing Host: VIRTUALXP-38517

Concentration Formula: Amt * DF * CpndVariable
Cpnd Variable Local Compound Variable

	Compounds	QUANT SIG MASS	RT	EXP RT	REL RT	RESPONSE	CONCENTRATIONS ON-COLUMN (ngs)	FINAL (ngs)	REVIEW CODE
	1 dichlorodifluoromethane	85	Compound Not Detected.						
	2 chloromethane	50	Compound Not Detected.						
	3 vinyl chloride	62	Compound Not Detected.						
	4 bromomethane	94	Compound Not Detected.						
	5 chloroethane	64	Compound Not Detected.						
	6 trichlorofluoromethane	101	Compound Not Detected.						
	8 1,1,-dichloroethene	96	Compound Not Detected.						
	11 freon-113	101	Compound Not Detected.						
	10 carbon disulfide	76	3.036	3.031	(0.499)	9761	1.34544	1.345	
	14 methylene chloride	84	Compound Not Detected.						
	15 acetone	43	3.609	3.609	(0.593)	24035	66.1378	66.137(M)	M1
	16 trans-1,2-dichloroethene	96	Compound Not Detected.						
	17 Methyl Acetate	43	Compound Not Detected.						
	18 methyl tert butyl ether	73	Compound Not Detected.						
	22 1,1-dichloroethane	63	Compound Not Detected.						
	27 cis-1,2-dichloroethene	96	Compound Not Detected.						
	29 bromochloromethane	128	Compound Not Detected.						
	30 Cyclohexane	56	Compound Not Detected.						
	31 chloroform	83	5.094	5.088	(0.837)	8681	2.06891	2.068	
	33 carbontetrachloride	117	Compound Not Detected.						
$	36 dibromofluoromethane	113	5.268	5.268	(0.866)	297535	96.1228	96.122	
	37 1,1,1-trichloroethane	97	Compound Not Detected.						
	38 2-butanone	43	5.399	5.388	(0.887)	4509	7.45069	7.450(QM)	M1
	40 benzene	78	Compound Not Detected.						
$	42 1,2-dichloroethane-d4	65	5.797	5.797	(0.952)	322777	99.9054	99.905	
	43 1,2-dichloroethane	62	Compound Not Detected.						
*	45 flourobenzene	96	6.087	6.081	(1.000)	1239894	100.000		
	49 trichloroethene	95	Compound Not Detected.						

	Compounds	QUANT SIG MASS	RT	EXP RT	REL RT	RESPONSE	CONCENTRATIONS ON-COLUMN (ngs)	CONCENTRATIONS FINAL (ngs)	REVIEW CODE
	46 methyl cyclohexane	83	Compound Not Detected.						
	52 1,2-dichloropropane	63	Compound Not Detected.						
	53 bromodichloromethane	83	Compound Not Detected.						
	56 1,4-Dioxane	88	Compound Not Detected.						
	58 cis-1,3-dichloropropene	75	Compound Not Detected.						
$	59 toluene-d8	98	7.784	7.784	(0.808)	1192245	98.3073	98.307	
	60 toluene	92	Compound Not Detected.						
	62 4-methyl-2-pentanone	58	Compound Not Detected.						
	63 tetrachloroethene	166	Compound Not Detected.						
	64 trans-1,3-dichloropropene	75	Compound Not Detected.						
	68 1,1,2-trichloroethane	83	Compound Not Detected.						
	69 chlorodibromomethane	129	Compound Not Detected.						
	71 1,2-dibromoethane	107	Compound Not Detected.						
	73 2-hexanone	43	Compound Not Detected.						
*	74 chlorobenzene-d5	117	9.633	9.633	(1.000)	909846	100.000		
	75 chlorobenzene	112	Compound Not Detected.						
	76 ethyl benzene	91	Compound Not Detected.						
	78 p/m xylene	106	Compound Not Detected.						
	79 o xylene	106	Compound Not Detected.						
	80 styrene	104	Compound Not Detected.						
	81 bromoform	173	Compound Not Detected.						
	82 isopropylbenzene	105	Compound Not Detected.						
$	83 4-bromofluorobenzene	95	11.112	11.112	(0.902)	452636	99.0119	99.011	
	88 1,1,2,2,-tetrachloroethane	83	Compound Not Detected.						
	99 1,3-dichlorobenzene	146	Compound Not Detected.						
*	100 1,4-dichlorobenzene-d4	152	12.318	12.318	(1.000)	446499	100.000		
	101 1,4-dichlorobenzene	146	Compound Not Detected.						
	104 1,2-dichlorobenzene	146	Compound Not Detected.						
	106 1,2-dibromo-3-chloropropane	75	Compound Not Detected.						
	109 1,2,4-trichlorobenzene	180	Compound Not Detected.						
	111 1,2,3-trichlorobenzene	180	Compound Not Detected.						

QC Flag Legend

Q - Qualifier signal failed the ratio test.
M - Compound response manually integrated.

Alpha Analytical Labs

gc/ms voa - VOA101

Data file : \\orgserv2\ff\chem\GCMSVOA\Voa101.i\151001.b\1001A23.D
Lab Smp Id:
Inj Date : 01-OCT-2015 20:31
Operator : MS Inst ID: Voa101.i
Smp Info : l1523745-04,31,10,,a
Misc Info : wg827098,ical11506
Comment :
Method : \\orgserv2\ff\chem\GCMSVOA\Voa101.i\151001.b\liq8260C.m
Meth Date : 01-Oct-2015 17:14 pduczmalew Quant Type: ISTD
Cal Date : 29-SEP-2015 17:33 Cal File: 0929A10.D
Als bottle: 23
Dil Factor: 1.00000
Integrator: HP RTE Compound Sublist: NJTCL.sub
Target Version: 4.12
Processing Host: VIRTUALXP-38517

Concentration Formula: Amt * DF * CpndVariable
Cpnd Variable Local Compound Variable

ISTD	RT	AREA	AMOUNT
* 45 flourobenzene	6.087	2578472	100.000

	CONCENTRATIONS			QUANT			
RT	AREA	ON-COL(ngs)	FINAL(ngs)	QUAL	LIBRARY	LIB ENTRY	CPND #	REVIEW CODE
Unknown					CAS #:			
1.875	635530	24.6475391	24.647	0		0	45	

Alpha Analytical Labs

INTERNAL STANDARD COMPOUNDS
AREA AND RT SUMMARY

Instrument ID: Voa101.i
Lab File ID: 1001A23.D
Lab Smp Id:
Analysis Type: VOA
Quant Type: ISTD
Operator: MS
Method File: \\orgserv2\ff\chem\GCMSVOA\Voa101.i\151001.b\liq8260C.m
Misc Info: wg827098,ical11506

Calibration Date: 01-OCT-2015
Calibration Time: 10:17
Level: LOW
Sample Type: WATER

Test Mode:
Use Last Continuing Calibrator.
If Continuing Cal. use Initial Cal. Level 3

		AREA LIMIT			
COMPOUND	STANDARD	LOWER	UPPER	SAMPLE	%DIFF
45 flourobenzene	1307338	653669	2614676	1239894	-5.16
74 chlorobenzene-d5	966536	483268	1933072	909846	-5.87
100 1,4-dichlorobenze	501513	250757	1003026	446499	-10.97

		RT LIMIT			
COMPOUND	STANDARD	LOWER	UPPER	SAMPLE	%DIFF
45 flourobenzene	6.08	5.58	6.58	6.09	0.09
74 chlorobenzene-d5	9.63	9.13	10.13	9.63	-0.00
100 1,4-dichlorobenze	12.32	11.82	12.82	12.32	-0.00

AREA UPPER LIMIT = +100% of internal standard area.
AREA LOWER LIMIT = - 50% of internal standard area.
RT UPPER LIMIT = + 0.50 minutes of internal standard RT.
RT LOWER LIMIT = - 0.50 minutes of internal standard RT.

Alpha Analytical Labs

RECOVERY REPORT

Client Name: Client SDG: SDGa00307
Sample Matrix: LIQUID Fraction: VOA
Lab Smp Id:
Level: LOW Operator: MS
Data Type: MS DATA SampleType: SAMPLE
SpikeList File: curveallim.spk Quant Type: ISTD
Sublist File: NJTCL.sub
Method File: \\orgserv2\ff\chem\GCMSVOA\Voa101.i\151001.b\liq8260C.m
Misc Info: wg827098,ical11506

SURROGATE COMPOUND	AMOUNT ADDED ngs	AMOUNT RECOVERED ngs	% RECOVERED	LIMITS
$ 36 dibromofluorometha	100.000	96.122	96.12	70-130
$ 42 1,2-dichloroethane	100.000	99.905	99.91	70-130
$ 59 toluene-d8	100.000	98.307	98.31	70-130
$ 83 4-bromofluorobenze	100.000	99.011	99.01	70-130

Data File: \\orgserv2\ff\chem\GCMSVOA\Voa101.i\151001.b\1001A23.D
Date : 01-OCT-2015 20:31
Client ID:
Sample Info: 11523745-04,31,10,,a
Purge Volume: 10.0
Column phase:

Instrument: Voa101.i
Operator: MS
Column diameter: 0.18

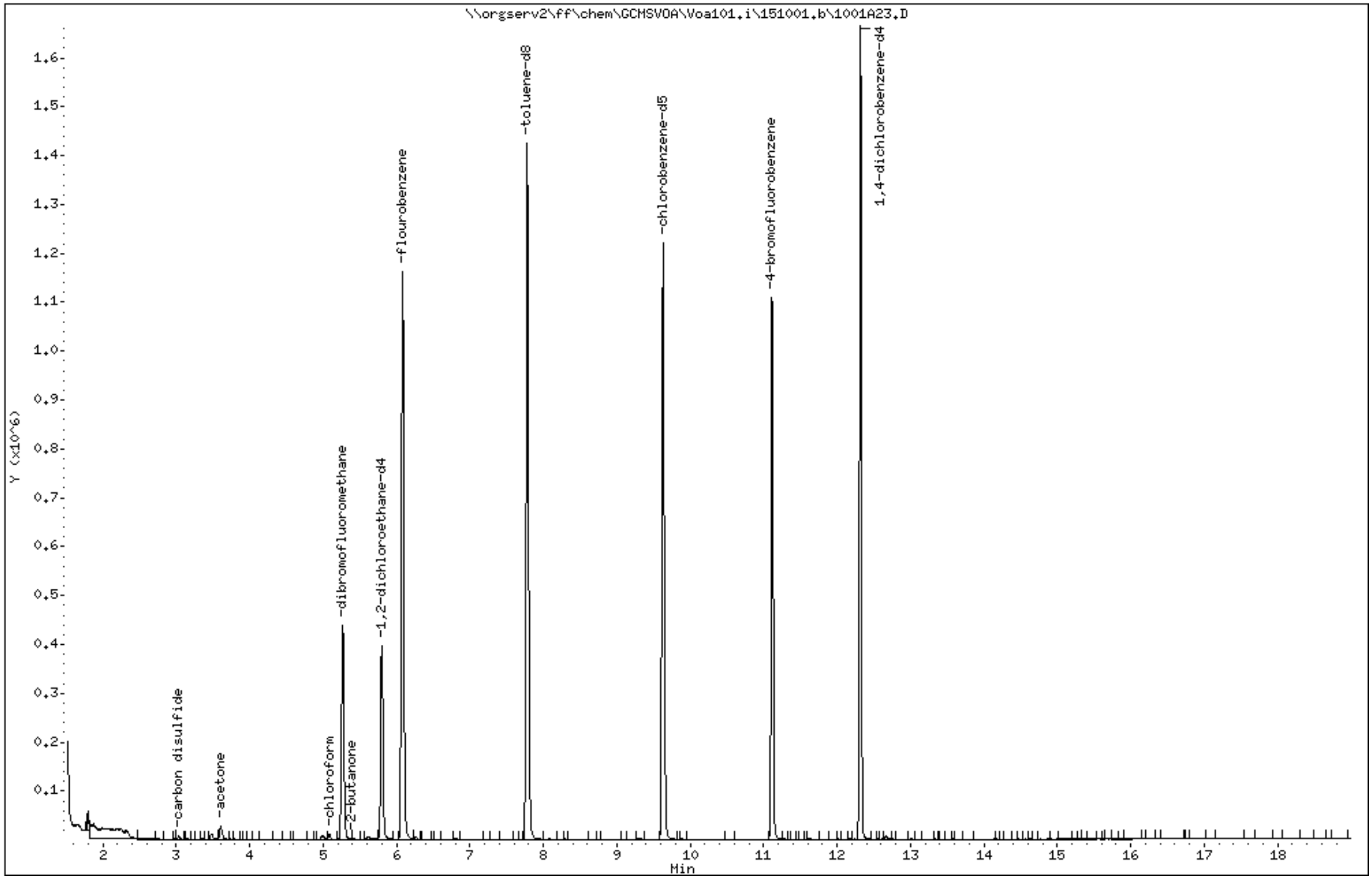

Data File: \\orgserv2\ff\chem\GCMSVOA\Voa101.i\151001.b\1001A23.D

Date : 01-OCT-2015 20:31

Client ID:

Instrument: Voa101.i

Sample Info: 11523745-04,31,10,,a

Purge Volume: 10.0

Operator: MS

Column phase:

Column diameter: 0.18

10 carbon disulfide

Concentration: 1.345 ngs

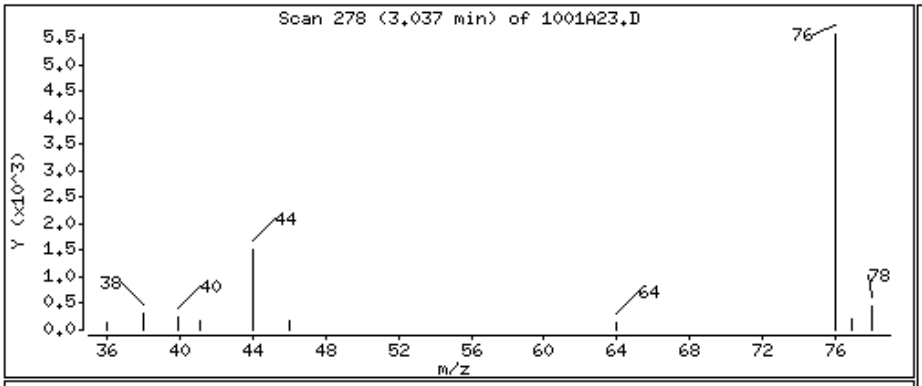

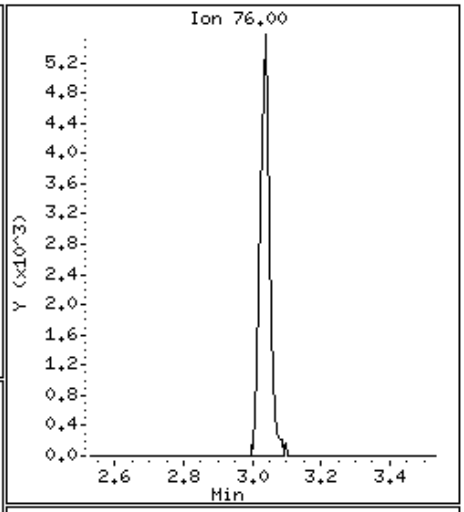

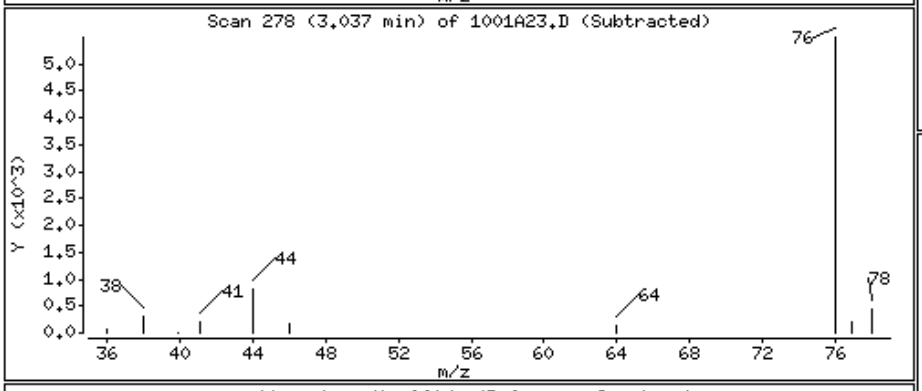

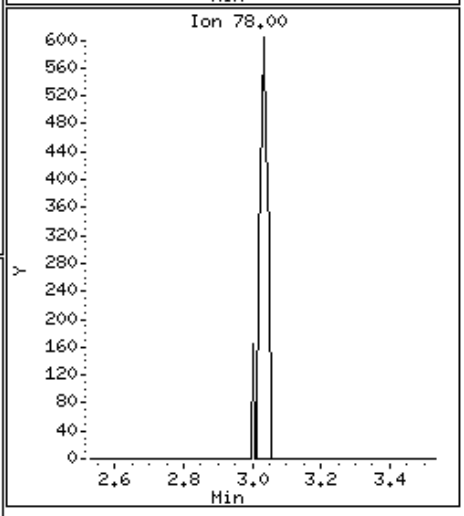

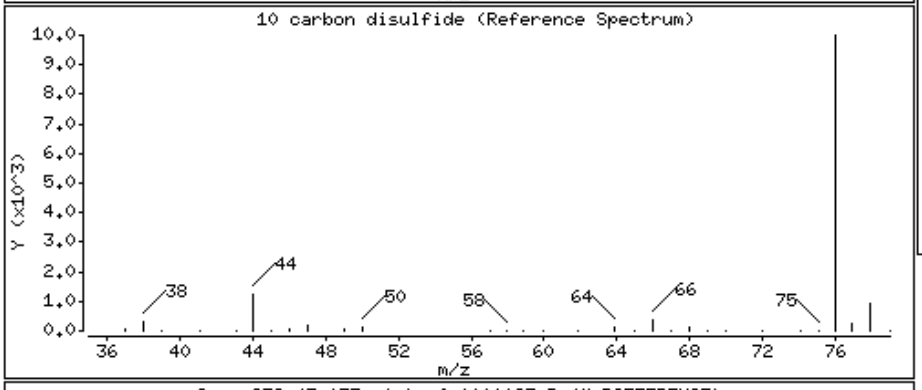

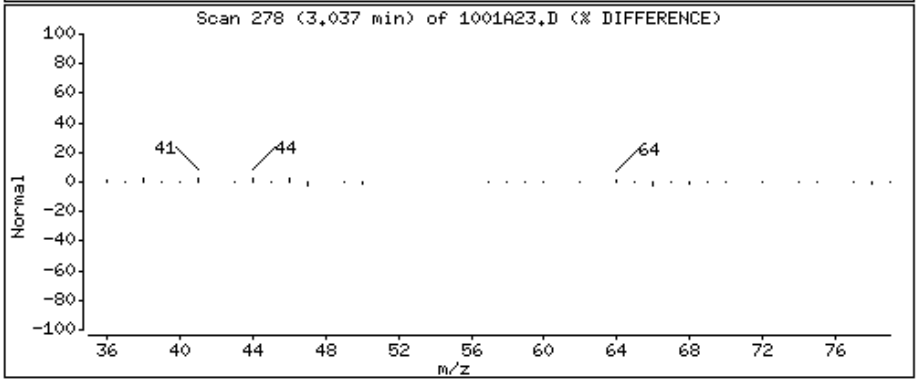

Data File: \\orgserv2\ff\chem\GCMSVOA\Voa101.i\151001.b\1001A23.D

Date : 01-OCT-2015 20:31

Client ID:

Instrument: Voa101.i

Sample Info: 11523745-04,31,10,,a

Purge Volume: 10.0

Operator: MS

Column phase:

Column diameter: 0.18

15 acetone

Concentration: 66.137 ngs

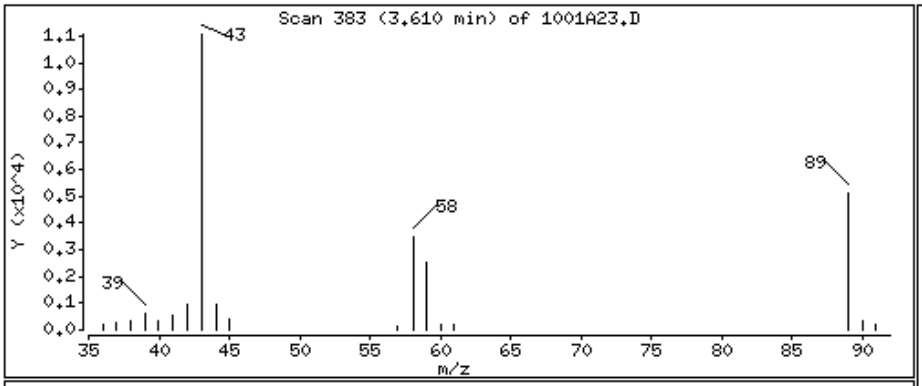

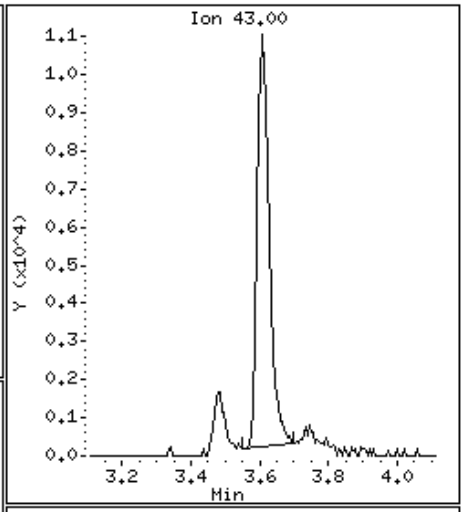

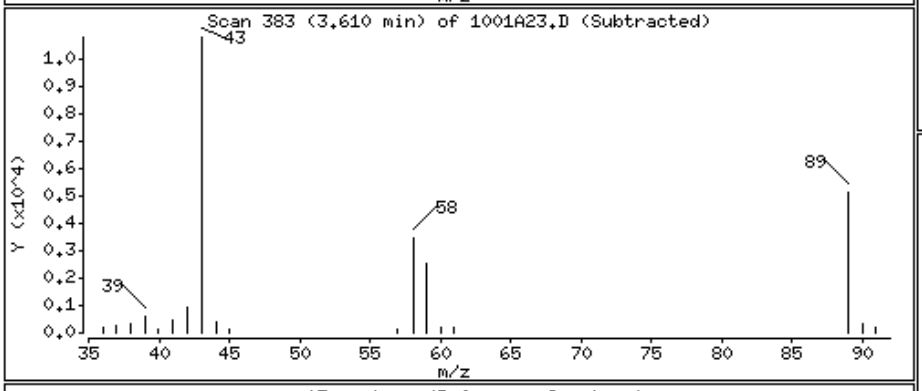

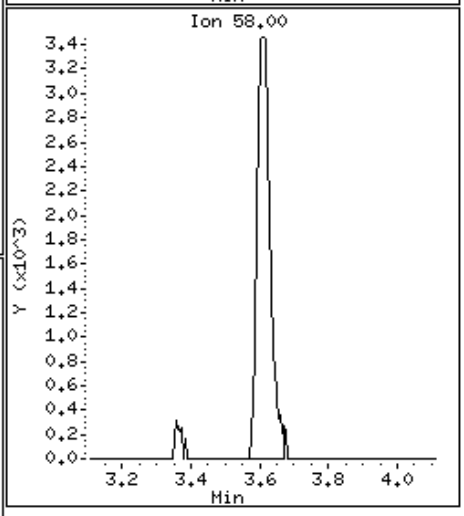

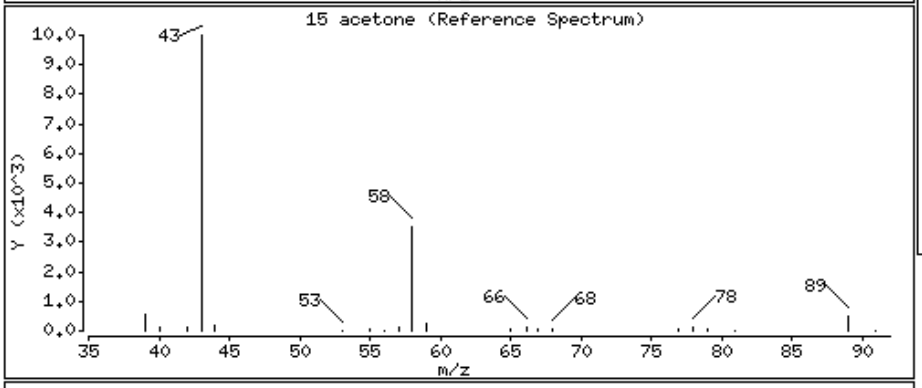

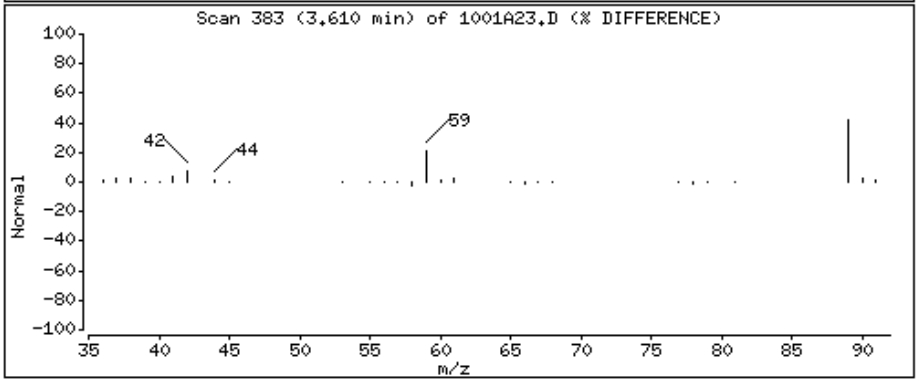

Data File: \\orgserv2\ff\chem\GCMSVOA\Voa101.i\151001.b\1001A23.D

Date : 01-OCT-2015 20:31

Client ID:

Instrument: Voa101.i

Sample Info: 11523745-04,31,10,,a

Purge Volume: 10.0

Operator: MS

Column phase:

Column diameter: 0.18

31 chloroform

Concentration: 2.068 ngs

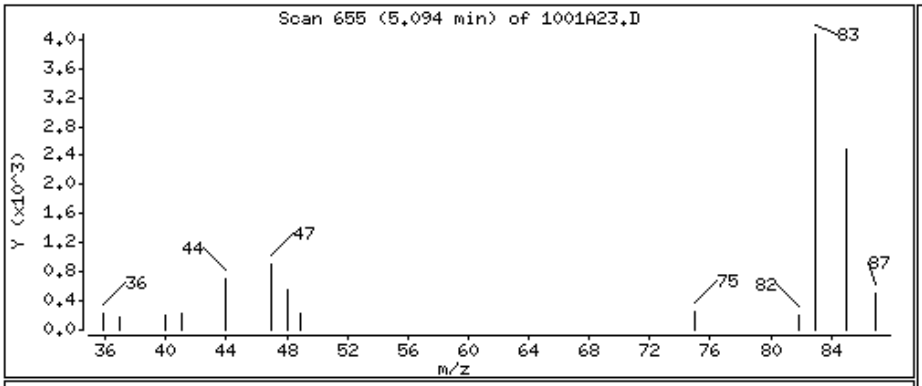

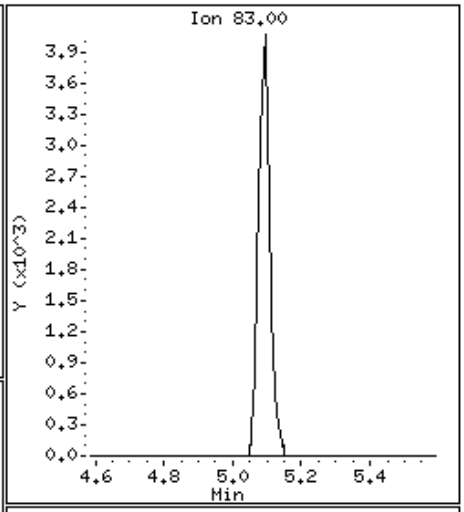

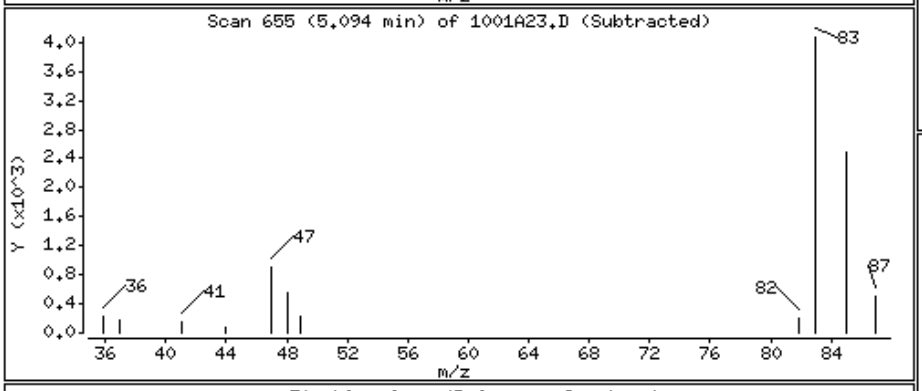

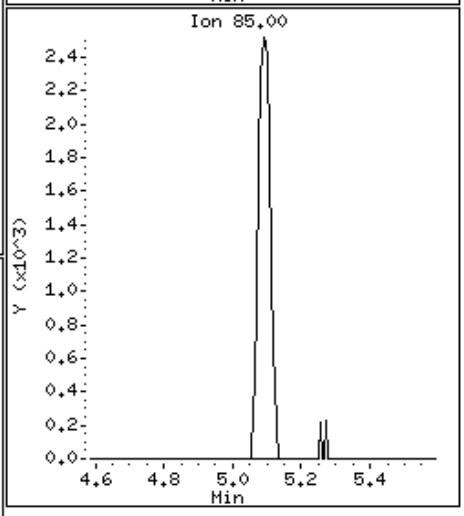

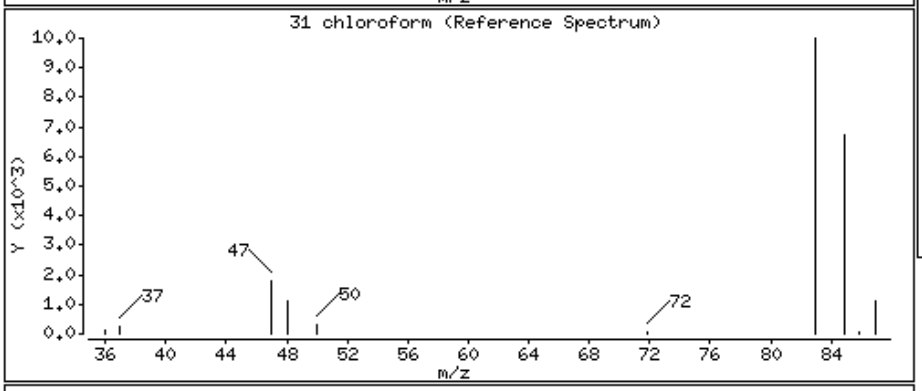

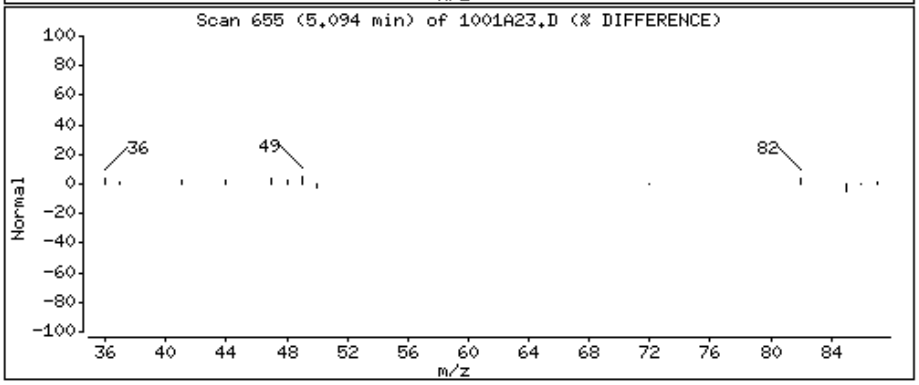

Data File: \\orgserv2\ff\chem\GCMSVOA\Voa101.i\151001.b\1001A23.D

Date : 01-OCT-2015 20:31

Client ID:

Instrument: Voa101.i

Sample Info: 11523745-04,31,10,,a

Purge Volume: 10.0

Operator: MS

Column phase:

Column diameter: 0.18

38 2-butanone

Concentration: 7.450 ngs

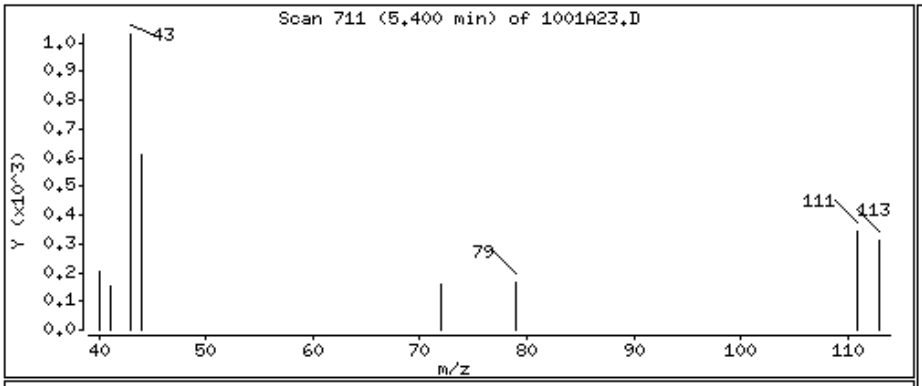

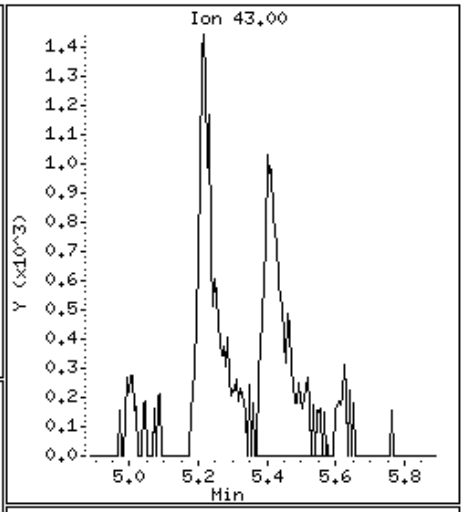

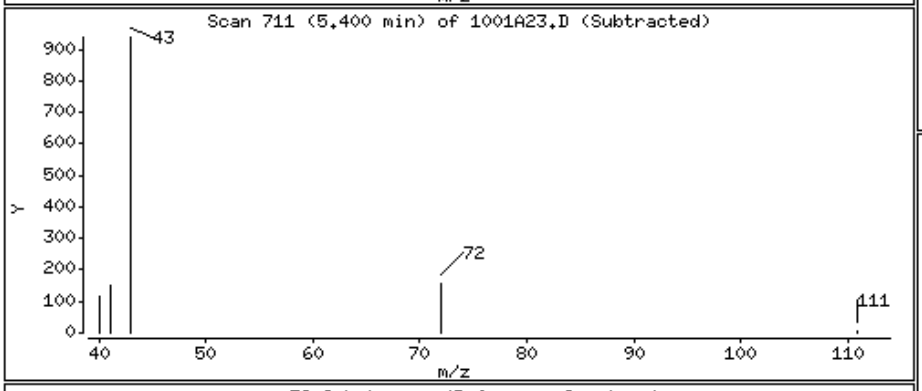

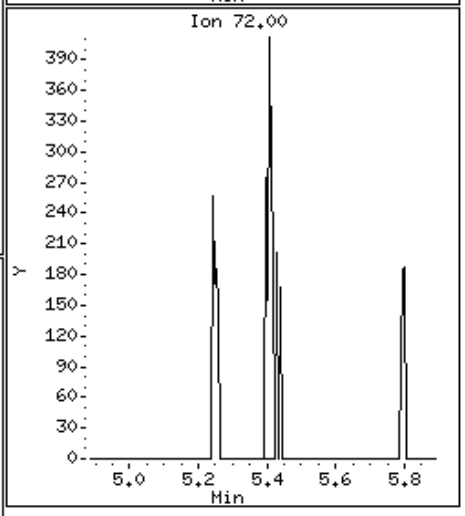

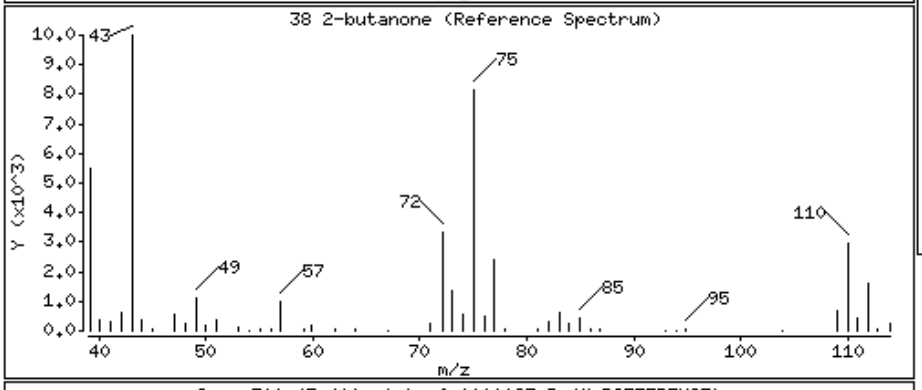

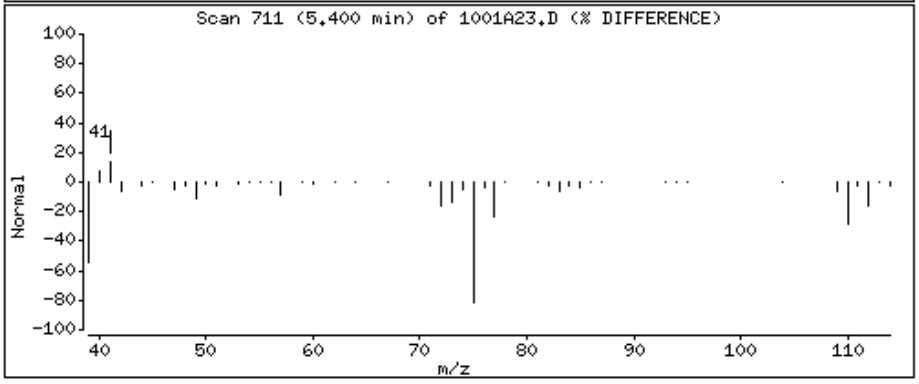

Date : 01-OCT-2015 20:31

Client ID: Instrument: Voa101.i

Sample Info: 11523745-04,31,10,,a

Purge Volume: 10.0 Operator: MS

Column phase: Column diameter: 0.18

Library Search Compound Match	CAS Number	Library	Entry	Quality	Formula	Weight
Unknown						
Sulfur dioxide	7446-09-5	NIST02.L	346	74	O2S	64

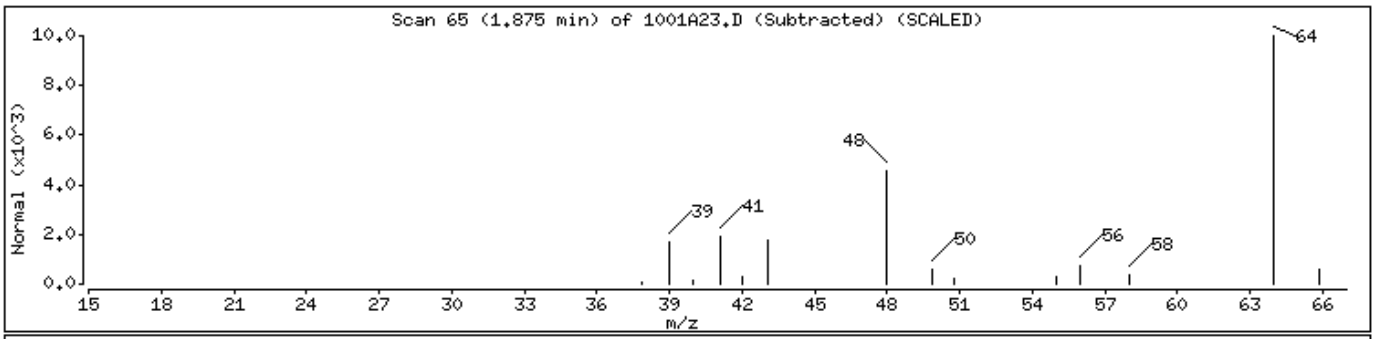

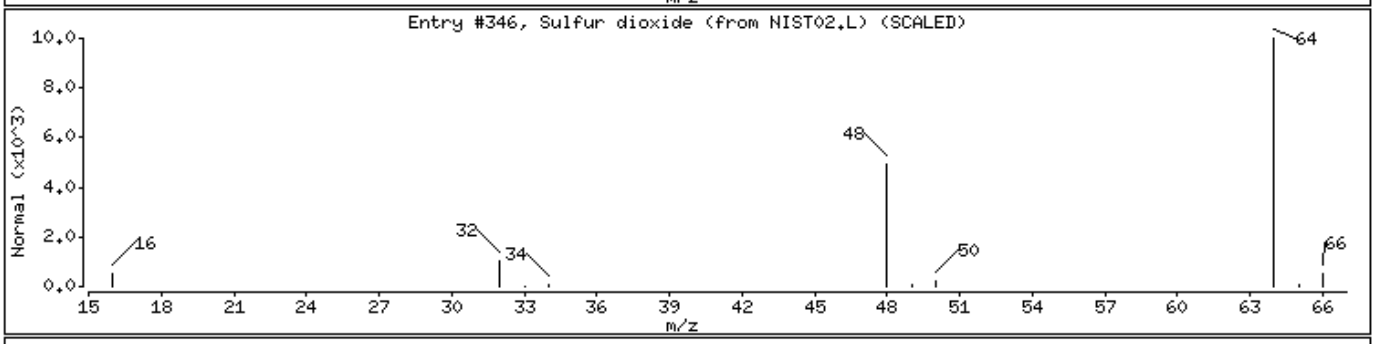

Alpha Analytical Labs

Manual Integration

Sample Info	: l1523745-04,31,10,,a wg827098,ical11506		
Instrument ID	: Voa101.i		
Method	: liq8260C.m		
File	: 1001A23.D		
Injection Date	: 01-OCT-2015 20:31		
Quantitation	: ISTD	Integrator :	HP RTE
Dilution Factor	: 1.00	Sample Type:	SAMPLE

This File has no version history.

//orgserv2/ff/chem/GCMSVOA/Voa101.i/151001.b/original/1001A23.D

Alpha Analytical Labs

gc/ms voa - VOA101

Data file : \\orgserv2\ff\chem\GCMSVOA\Voa101.i\151001.b\1001A24.D
Lab Smp Id:
Inj Date : 01-OCT-2015 21:00
Operator : MS Inst ID: Voa101.i
Smp Info : l1523745-05,31,10,,a
Misc Info : wg827098,ical11506
Comment :
Method : \\orgserv2\ff\chem\GCMSVOA\Voa101.i\151001.b\liq8260C.m
Meth Date : 01-Oct-2015 17:14 pduczmalew Quant Type: ISTD
Cal Date : 29-SEP-2015 17:33 Cal File: 0929A10.D
Als bottle: 24
Dil Factor: 1.00000
Integrator: HP RTE Compound Sublist: NJTCL.sub
Target Version: 4.12
Processing Host: VIRTUALXP-38517

Concentration Formula: Amt * DF * CpndVariable
Cpnd Variable Local Compound Variable

	Compounds	QUANT SIG MASS	RT	EXP RT	REL RT	RESPONSE	CONCENTRATIONS ON-COLUMN (ngs)	FINAL (ngs)	REVIEW CODE
	1 dichlorodifluoromethane	85	Compound Not Detected.						
	2 chloromethane	50	Compound Not Detected.						
	3 vinyl chloride	62	Compound Not Detected.						
	4 bromomethane	94	Compound Not Detected.						
	5 chloroethane	64	Compound Not Detected.						
	6 trichlorofluoromethane	101	2.507	2.502	(0.412)	12674	3.53458	3.534	
	8 1,1,-dichloroethene	96	Compound Not Detected.						
	11 freon-113	101	Compound Not Detected.						
	10 carbon disulfide	76	3.037	3.031	(0.499)	8650	1.19915	1.199	
	14 methylene chloride	84	Compound Not Detected.						
	15 acetone	43	3.610	3.609	(0.594)	16100	44.5572	44.557	
	16 trans-1,2-dichloroethene	96	Compound Not Detected.						
	17 Methyl Acetate	43	Compound Not Detected.						
	18 methyl tert butyl ether	73	Compound Not Detected.						
	22 1,1-dichloroethane	63	Compound Not Detected.						
	27 cis-1,2-dichloroethene	96	Compound Not Detected.						
	29 bromochloromethane	128	Compound Not Detected.						
	30 Cyclohexane	56	Compound Not Detected.						
	31 chloroform	83	5.088	5.088	(0.837)	41188	9.87255	9.872	
	33 carbontetrachloride	117	Compound Not Detected.						
$	36 dibromofluoromethane	113	5.268	5.268	(0.866)	299479	97.3063	97.306	
	37 1,1,1-trichloroethane	97	Compound Not Detected.						
	38 2-butanone	43	Compound Not Detected.						
	40 benzene	78	Compound Not Detected.						
$	42 1,2-dichloroethane-d4	65	5.798	5.797	(0.953)	326377	101.600	101.599	
	43 1,2-dichloroethane	62	Compound Not Detected.						
*	45 flourobenzene	96	6.081	6.081	(1.000)	1232816	100.000		
	49 trichloroethene	95	6.261	6.261	(1.030)	4346	1.75752	1.757	
	46 methyl cyclohexane	83	Compound Not Detected.						

	Compounds	QUANT SIG MASS	RT	EXP RT	REL RT	RESPONSE	CONCENTRATIONS ON-COLUMN (ngs)	CONCENTRATIONS FINAL (ngs)	REVIEW CODE
	52 1,2-dichloropropane	63	Compound Not Detected.						
	53 bromodichloromethane	83	Compound Not Detected.						
	56 1,4-Dioxane	88	Compound Not Detected.						
	58 cis-1,3-dichloropropene	75	Compound Not Detected.						
$	59 toluene-d8	98	7.784	7.784	(0.808)	1192102	98.5255	98.525	
	60 toluene	92	Compound Not Detected.						
	62 4-methyl-2-pentanone	58	Compound Not Detected.						
	63 tetrachloroethene	166	8.291	8.286	(0.861)	5495	2.09268	2.092	
	64 trans-1,3-dichloropropene	75	Compound Not Detected.						
	68 1,1,2-trichloroethane	83	Compound Not Detected.						
	69 chlorodibromomethane	129	Compound Not Detected.						
	71 1,2-dibromoethane	107	Compound Not Detected.						
	73 2-hexanone	43	Compound Not Detected.						
*	74 chlorobenzene-d5	117	9.633	9.633	(1.000)	907722	100.000		
	75 chlorobenzene	112	Compound Not Detected.						
	76 ethyl benzene	91	Compound Not Detected.						
	78 p/m xylene	106	Compound Not Detected.						
	79 o xylene	106	Compound Not Detected.						
	80 styrene	104	Compound Not Detected.						
	81 bromoform	173	Compound Not Detected.						
	82 isopropylbenzene	105	Compound Not Detected.						
$	83 4-bromofluorobenzene	95	11.112	11.112	(0.902)	455626	98.5123	98.512	
	88 1,1,2,2,-tetrachloroethane	83	Compound Not Detected.						
	99 1,3-dichlorobenzene	146	Compound Not Detected.						
*	100 1,4-dichlorobenzene-d4	152	12.318	12.318	(1.000)	451728	100.000		
	101 1,4-dichlorobenzene	146	Compound Not Detected.						
	104 1,2-dichlorobenzene	146	Compound Not Detected.						
	106 1,2-dibromo-3-chloropropane	75	Compound Not Detected.						
	109 1,2,4-trichlorobenzene	180	Compound Not Detected.						
	111 1,2,3-trichlorobenzene	180	Compound Not Detected.						

Alpha Analytical Labs

gc/ms voa - VOA101

Data file : \\orgserv2\ff\chem\GCMSVOA\Voa101.i\151001.b\1001A24.D
Lab Smp Id:
Inj Date : 01-OCT-2015 21:00
Operator : MS Inst ID: Voa101.i
Smp Info : l1523745-05,31,10,,a
Misc Info : wg827098,ical11506
Comment :
Method : \\orgserv2\ff\chem\GCMSVOA\Voa101.i\151001.b\liq8260C.m
Meth Date : 01-Oct-2015 17:14 pduczmalew Quant Type: ISTD
Cal Date : 29-SEP-2015 17:33 Cal File: 0929A10.D
Als bottle: 24
Dil Factor: 1.00000
Integrator: HP RTE Compound Sublist: NJTCL.sub
Target Version: 4.12
Processing Host: VIRTUALXP-38517

Concentration Formula: Amt * DF * CpndVariable
Cpnd Variable Local Compound Variable

ISTD	RT	AREA	AMOUNT
* 45 flourobenzene	6.082	2577881	100.000

	CONCENTRATIONS			QUANT			
RT	AREA	ON-COL(ngs)	FINAL(ngs)	QUAL	LIBRARY	LIB ENTRY	CPND #	REVIEW CODE
Sulfur dioxide					CAS #: 7446-09-5			
1.799	627666	24.3481418	24.348	90	NIST02.L	346	45	

Alpha Analytical Labs

INTERNAL STANDARD COMPOUNDS
AREA AND RT SUMMARY

Instrument ID: Voa101.i
Lab File ID: 1001A24.D
Lab Smp Id:
Analysis Type: VOA
Quant Type: ISTD
Operator: MS
Method File: \\orgserv2\ff\chem\GCMSVOA\Voa101.i\151001.b\liq8260C.m
Misc Info: wg827098,ical11506

Calibration Date: 01-OCT-2015
Calibration Time: 10:17
Level: LOW
Sample Type: WATER

Test Mode:
Use Last Continuing Calibrator.
If Continuing Cal. use Initial Cal. Level 3

		AREA LIMIT			
COMPOUND	STANDARD	LOWER	UPPER	SAMPLE	%DIFF
45 flourobenzene	1307338	653669	2614676	1232816	-5.70
74 chlorobenzene-d5	966536	483268	1933072	907722	-6.09
100 1,4-dichlorobenze	501513	250757	1003026	451728	-9.93

		RT LIMIT			
COMPOUND	STANDARD	LOWER	UPPER	SAMPLE	%DIFF
45 flourobenzene	6.08	5.58	6.58	6.08	0.00
74 chlorobenzene-d5	9.63	9.13	10.13	9.63	0.00
100 1,4-dichlorobenze	12.32	11.82	12.82	12.32	0.00

AREA UPPER LIMIT = +100% of internal standard area.
AREA LOWER LIMIT = - 50% of internal standard area.
RT UPPER LIMIT = + 0.50 minutes of internal standard RT.
RT LOWER LIMIT = - 0.50 minutes of internal standard RT.

Alpha Analytical Labs

RECOVERY REPORT

Client Name: Client SDG: SDGa00307
Sample Matrix: LIQUID Fraction: VOA
Lab Smp Id:
Level: LOW Operator: MS
Data Type: MS DATA SampleType: SAMPLE
SpikeList File: curveallim.spk Quant Type: ISTD
Sublist File: NJTCL.sub
Method File: \\orgserv2\ff\chem\GCMSVOA\Voa101.i\151001.b\liq8260C.m
Misc Info: wg827098,ical11506

SURROGATE COMPOUND	AMOUNT ADDED ngs	AMOUNT RECOVERED ngs	% RECOVERED	LIMITS
$ 36 dibromofluorometha	100.000	97.306	97.31	70-130
$ 42 1,2-dichloroethane	100.000	101.599	101.60	70-130
$ 59 toluene-d8	100.000	98.525	98.53	70-130
$ 83 4-bromofluorobenze	100.000	98.512	98.51	70-130

Data File: \\orgserv2\ff\chem\GCMSVOA\Voa101.i\151001.b\1001A24.D
Date : 01-OCT-2015 21:00
Client ID:
Instrument: Voa101.i
Sample Info: 11523745-05,31,10,,a
Purge Volume: 10.0
Operator: MS
Column phase:
Column diameter: 0.18

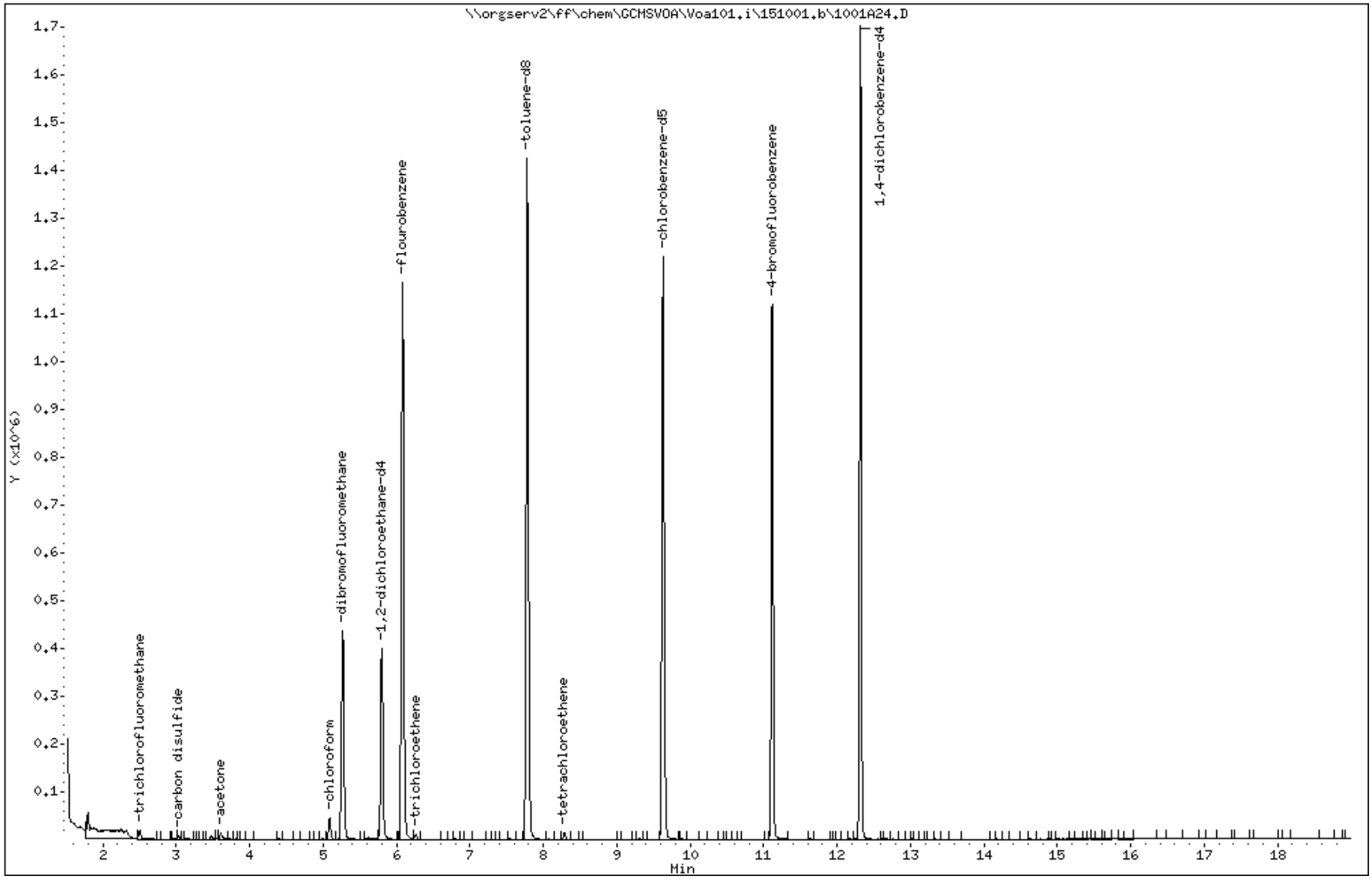

Data File: \\orgserv2\ff\chem\GCMSVOA\Voa101.i\151001.b\1001A24.D

Date : 01-OCT-2015 21:00

Client ID:

Instrument: Voa101.i

Sample Info: 11523745-05,31,10,,a

Purge Volume: 10.0

Operator: MS

Column phase:

Column diameter: 0.18

6 trichlorofluoromethane

Concentration: 3.534 ngs

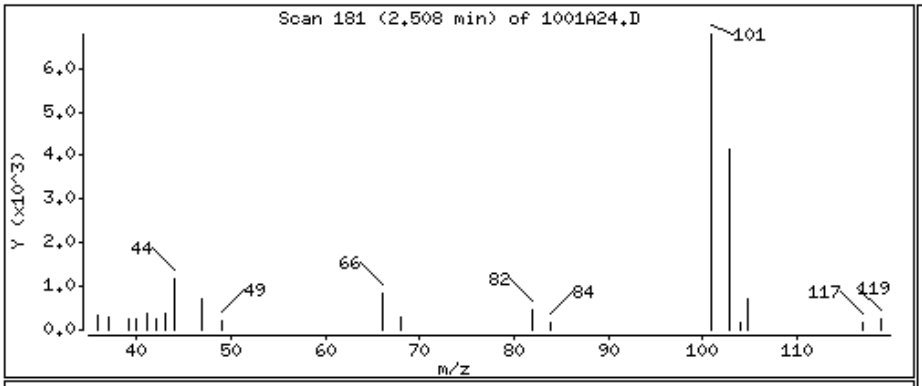

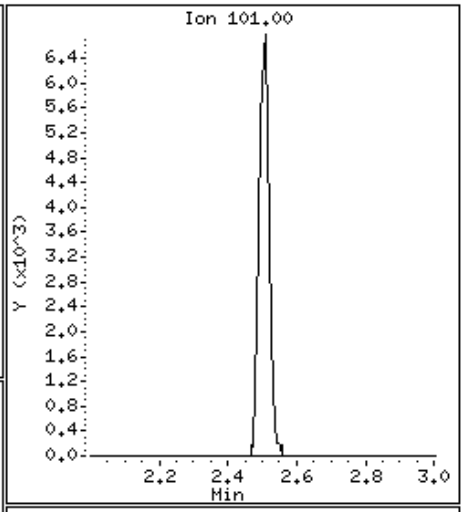

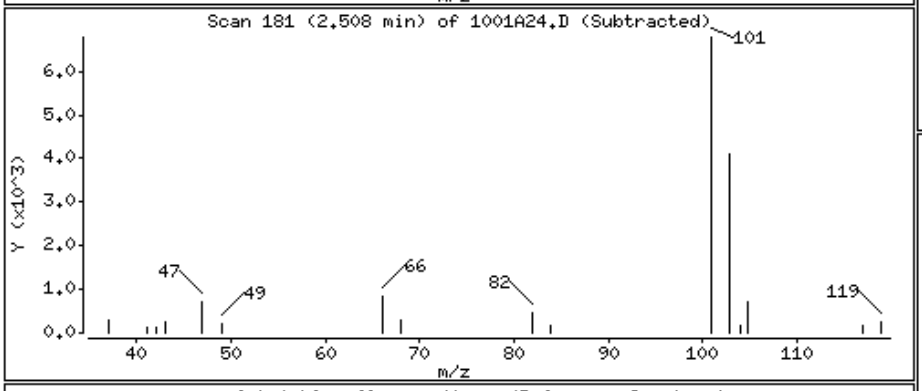

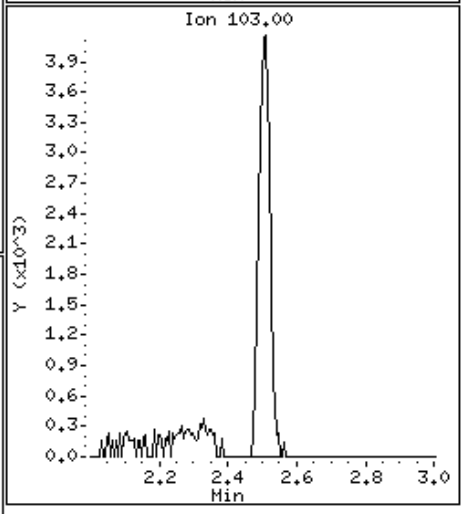

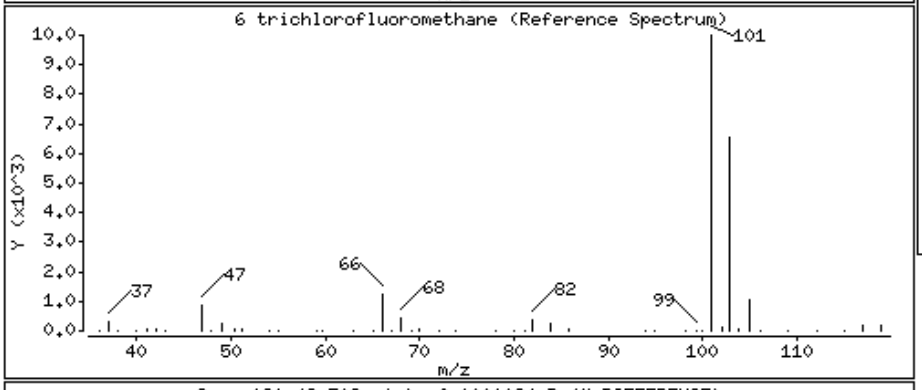

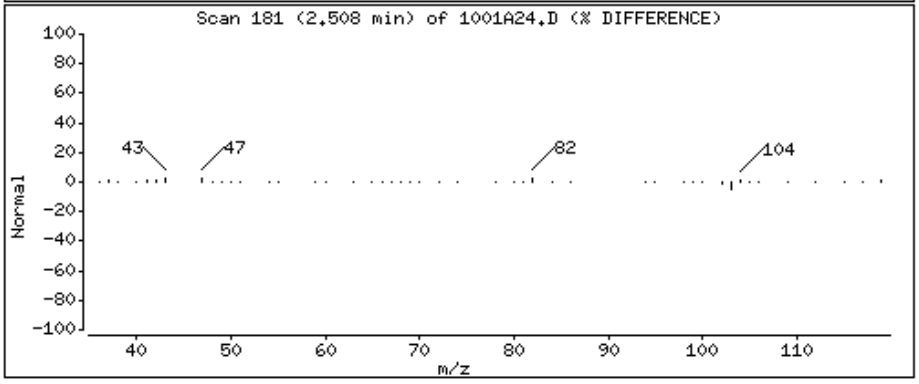

Data File: \\orgserv2\ff\chem\GCMSVOA\Voa101.i\151001.b\1001A24.D

Date : 01-OCT-2015 21:00

Client ID:

Instrument: Voa101.i

Sample Info: 11523745-05,31,10,,a

Purge Volume: 10.0

Operator: MS

Column phase:

Column diameter: 0.18

10 carbon disulfide

Concentration: 1.199 ngs

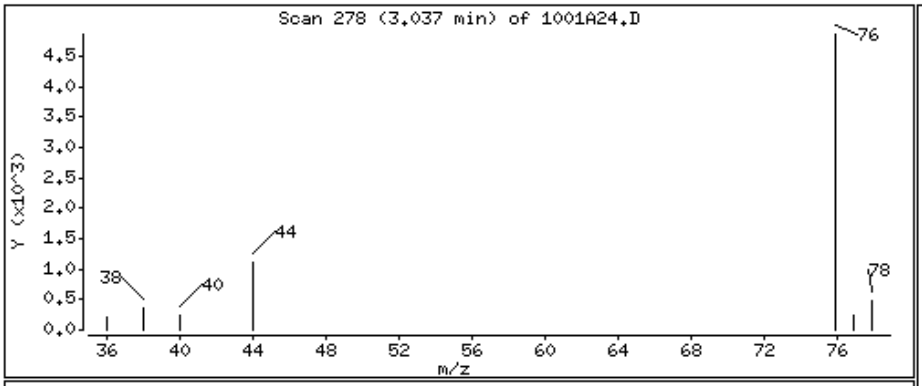

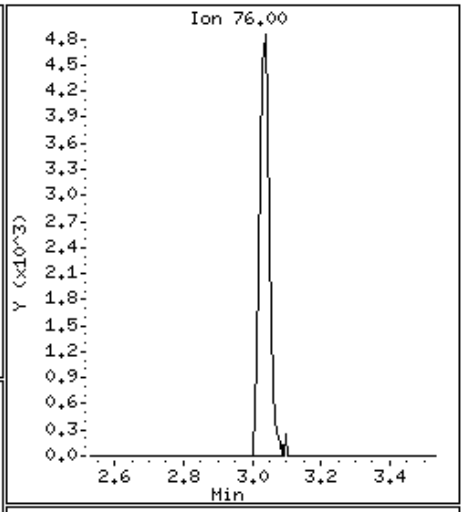

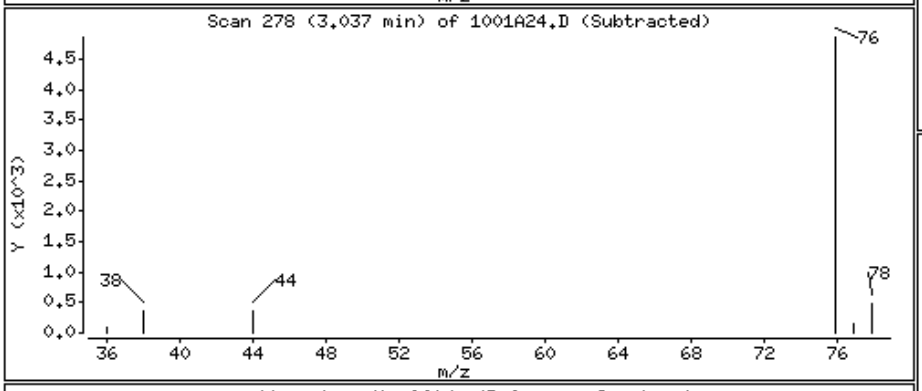

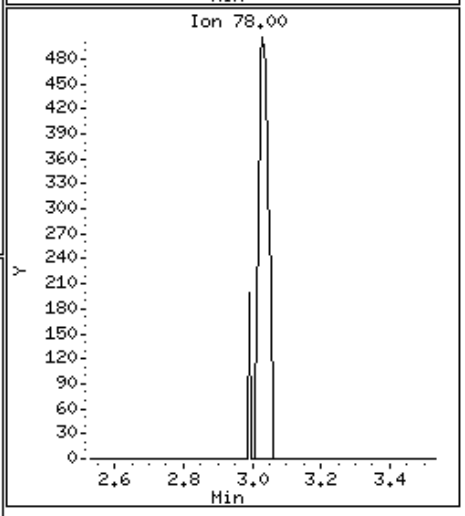

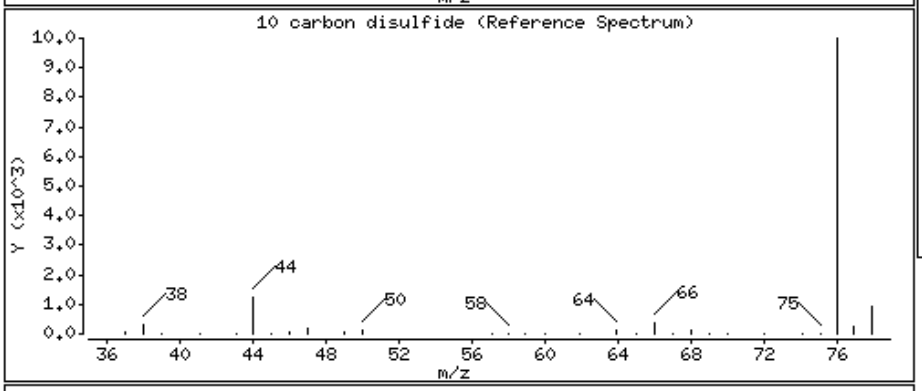

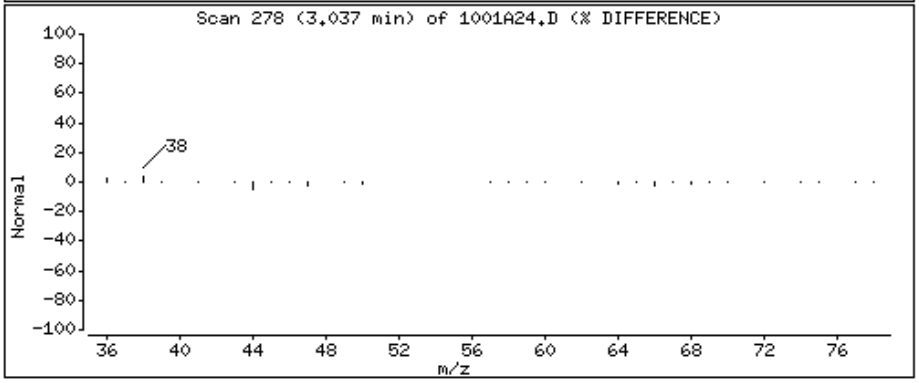

Data File: \\orgserv2\ff\chem\GCMSVOA\Voa101.i\151001.b\1001A24.D

Date : 01-OCT-2015 21:00

Client ID:

Instrument: Voa101.i

Sample Info: 11523745-05,31,10,,a

Purge Volume: 10.0

Operator: MS

Column phase:

Column diameter: 0.18

15 acetone

Concentration: 44.557 ngs

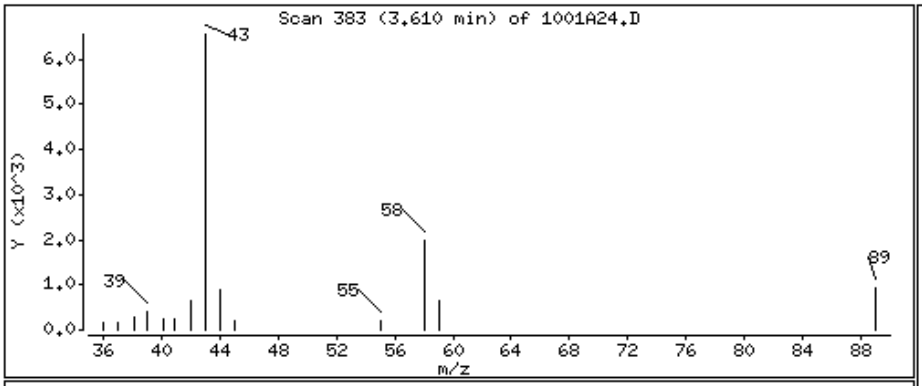

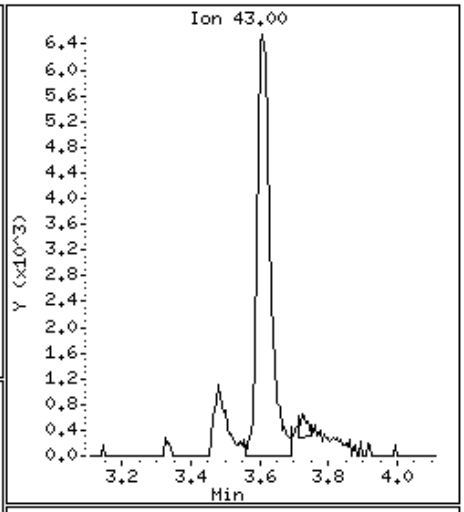

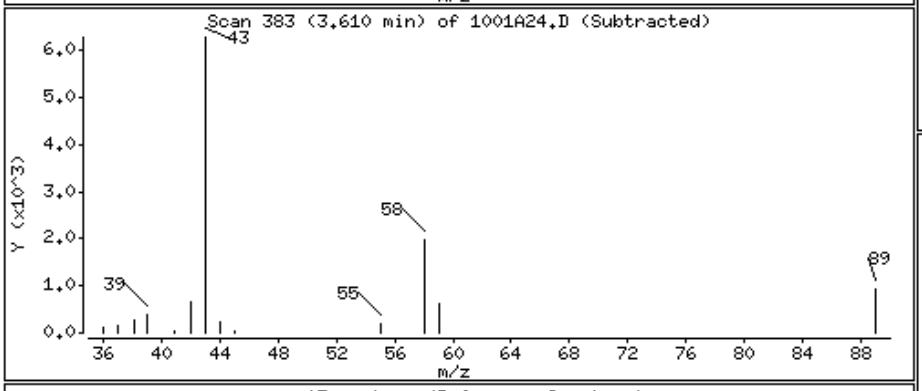

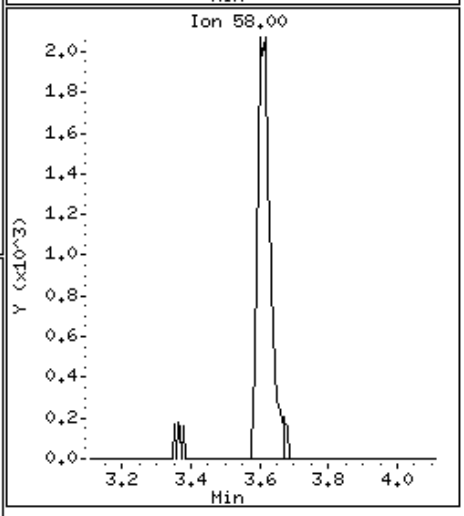

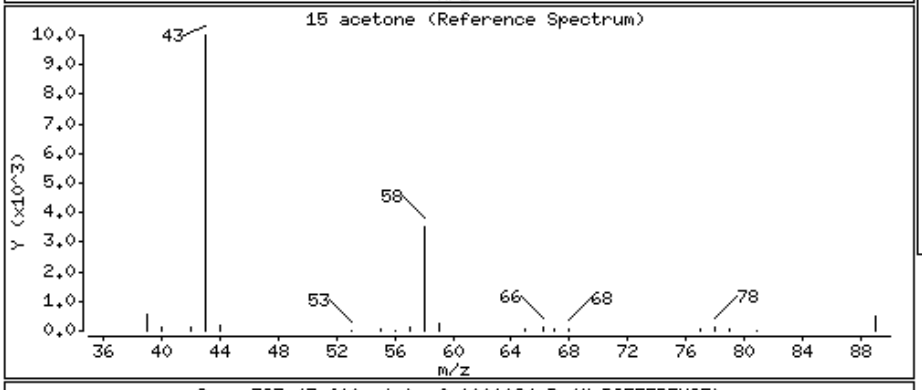

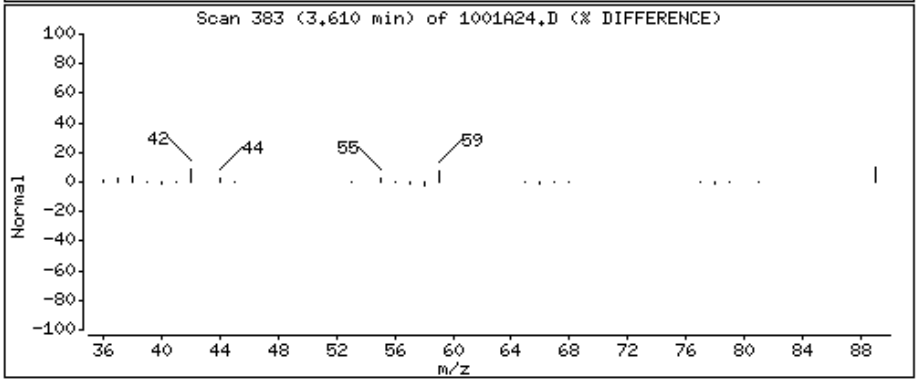

Data File: \\orgserv2\ff\chem\GCMSVOA\Voa101.i\151001.b\1001A24.D

Date : 01-OCT-2015 21:00

Client ID:

Instrument: Voa101.i

Sample Info: 11523745-05,31,10,,a

Purge Volume: 10.0

Operator: MS

Column phase:

Column diameter: 0.18

31 chloroform

Concentration: 9.872 ngs

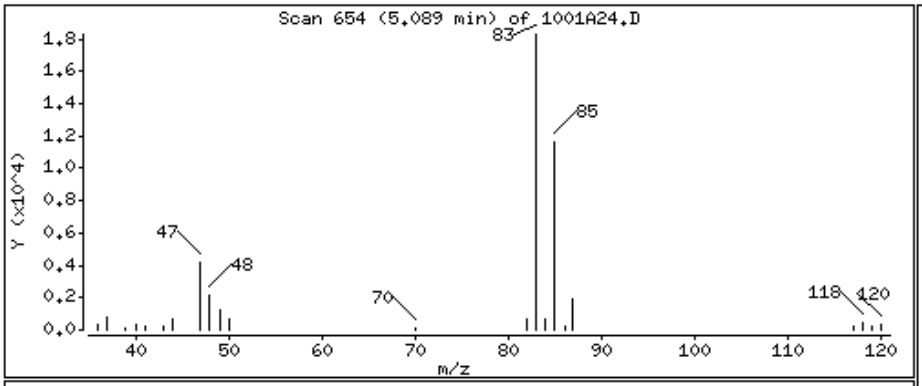

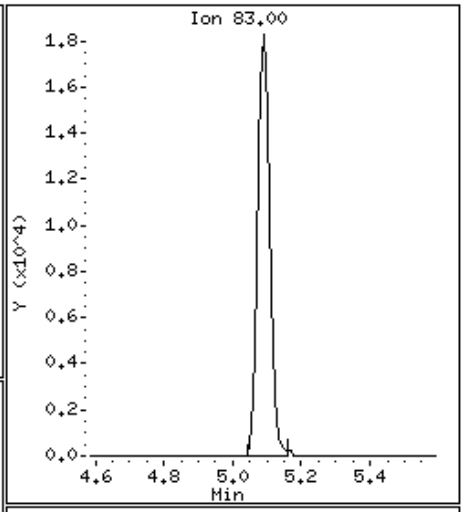

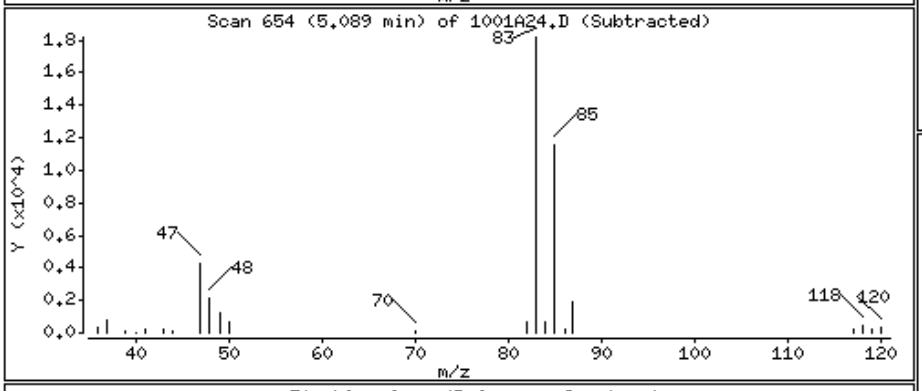

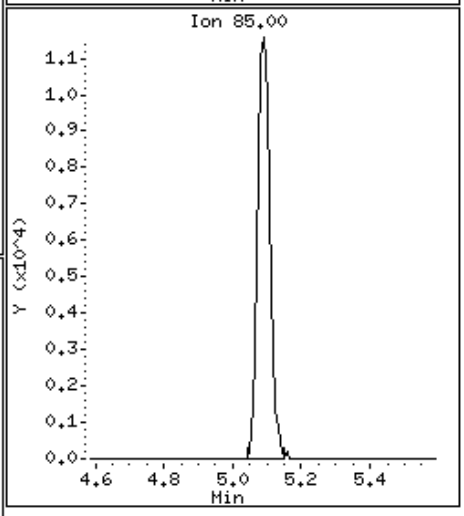

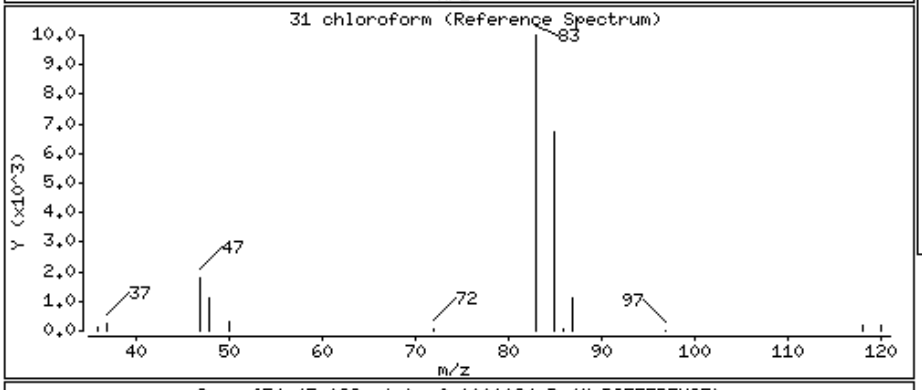

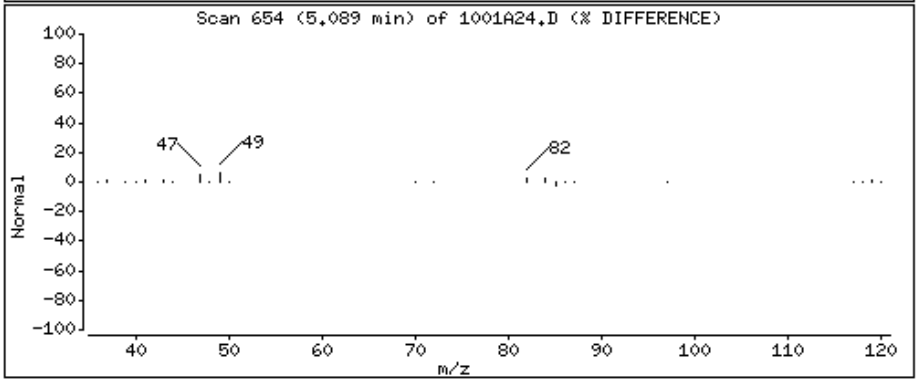

Data File: \\orgserv2\ff\chem\GCMSVOA\Voa101.i\151001.b\1001A24.D

Date : 01-OCT-2015 21:00

Client ID:

Instrument: Voa101.i

Sample Info: 11523745-05,31,10,,a

Purge Volume: 10.0

Operator: MS

Column phase:

Column diameter: 0.18

49 trichloroethene

Concentration: 1.757 ngs

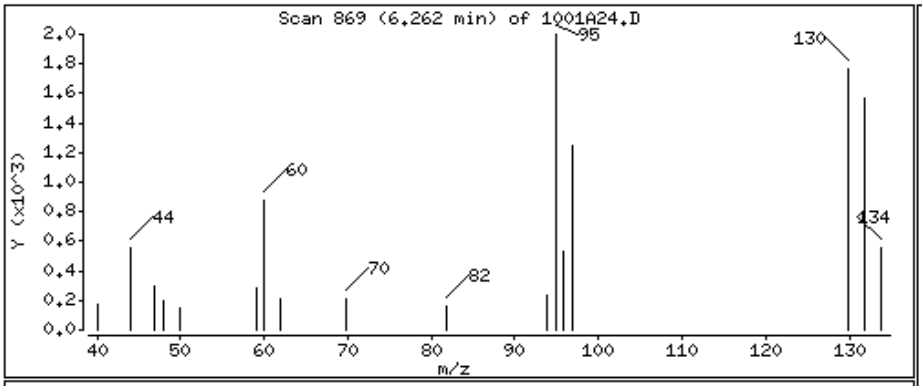

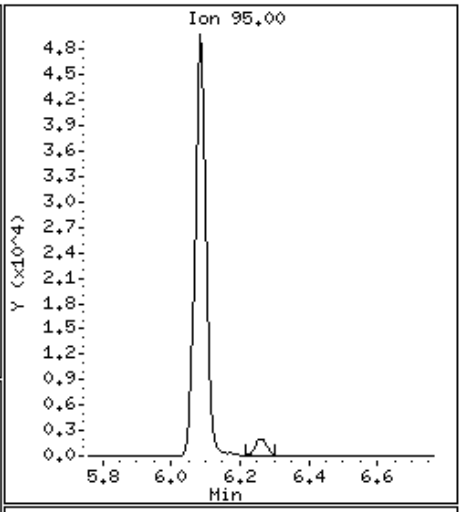

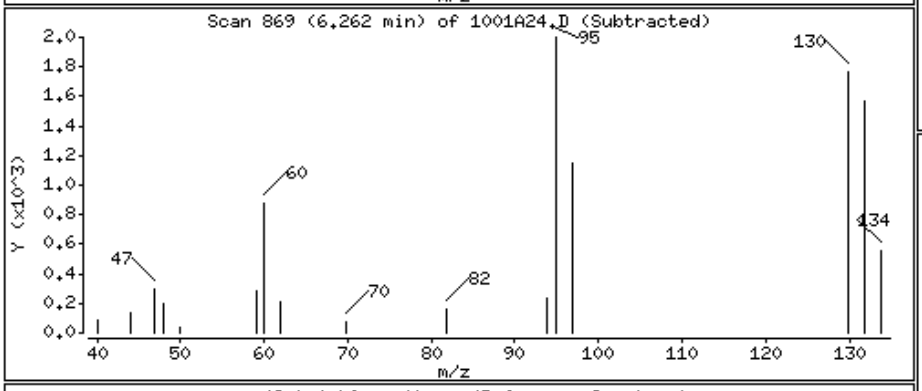

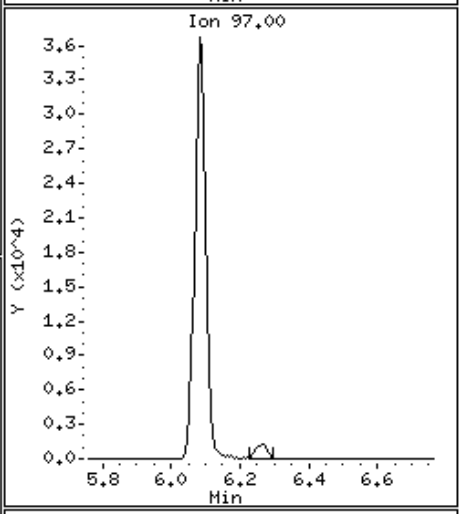

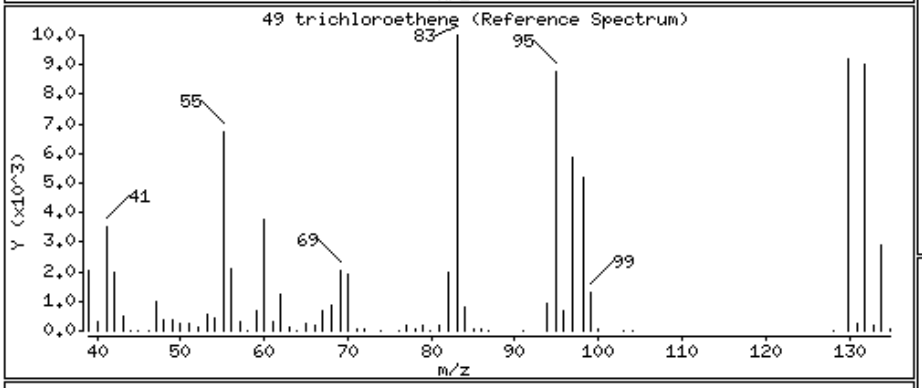

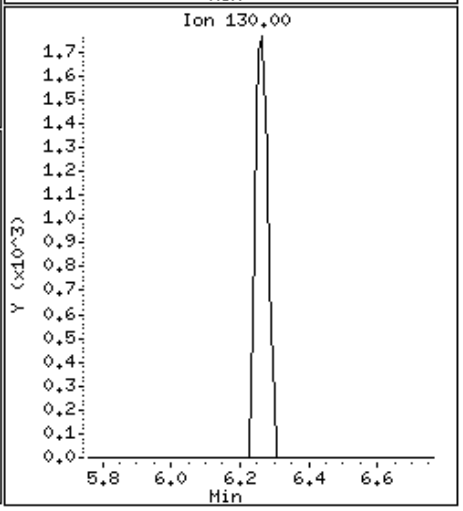

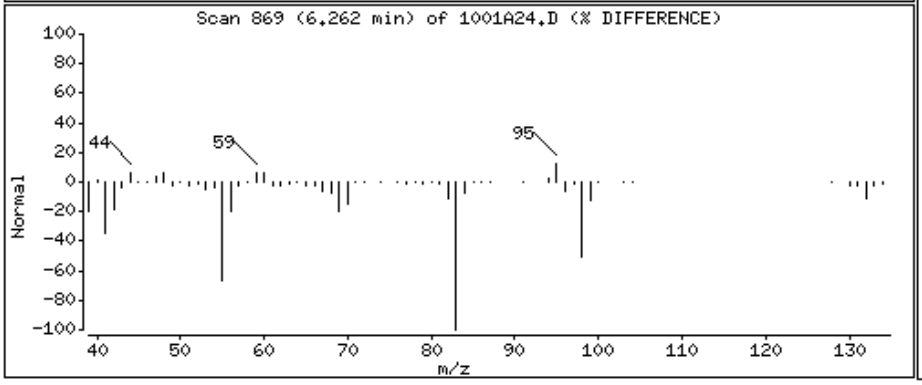

Data File: \\orgserv2\ff\chem\GCMSVOA\Voa101.i\151001.b\1001A24.D

Date : 01-OCT-2015 21:00

Client ID:

Instrument: Voa101.i

Sample Info: 11523745-05,31,10,,a

Purge Volume: 10.0

Operator: MS

Column phase:

Column diameter: 0.18

63 tetrachloroethene

Concentration: 2.092 ngs

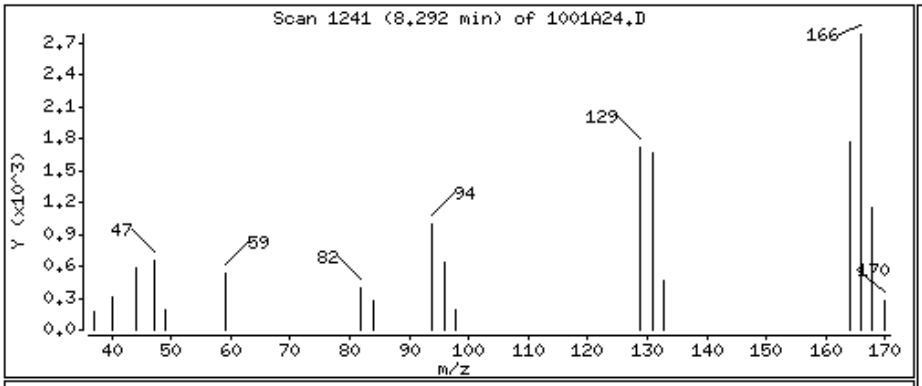

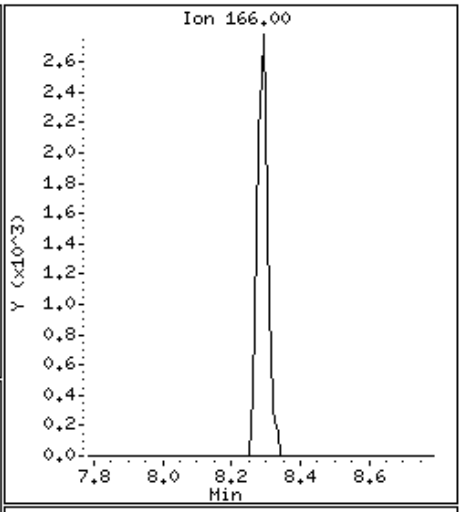

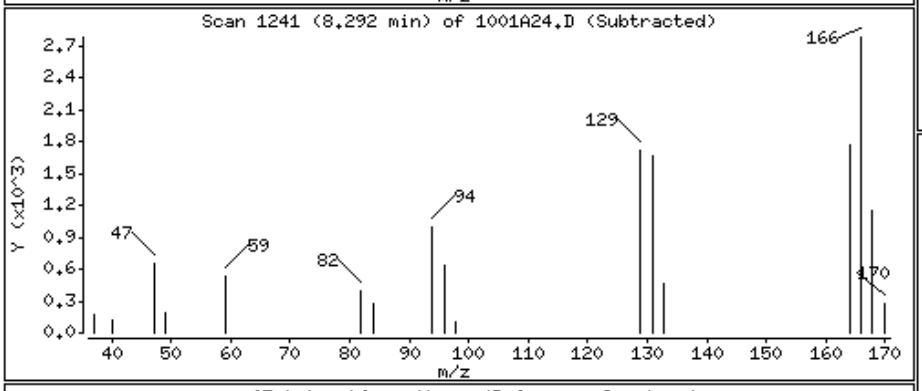

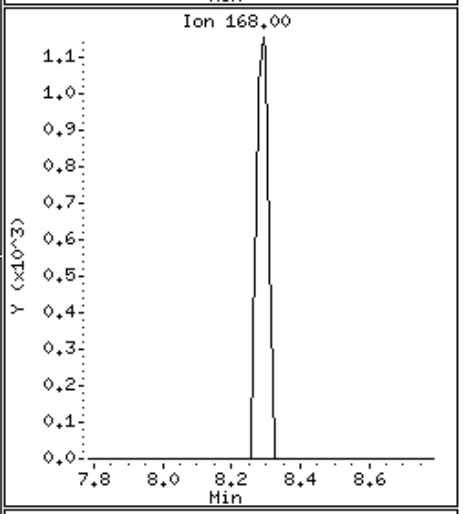

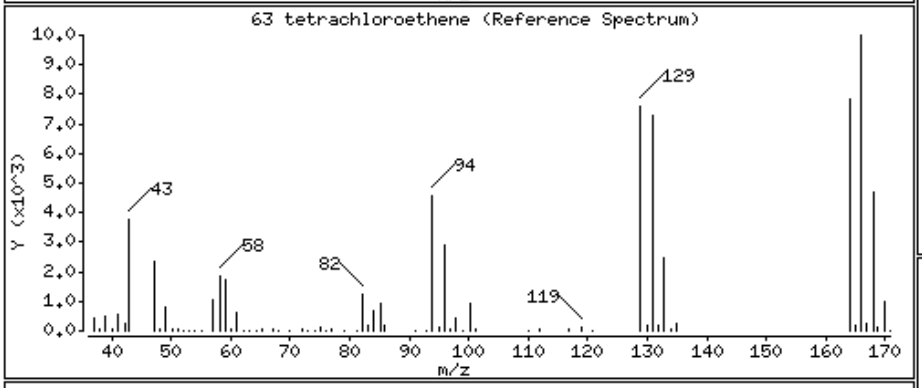

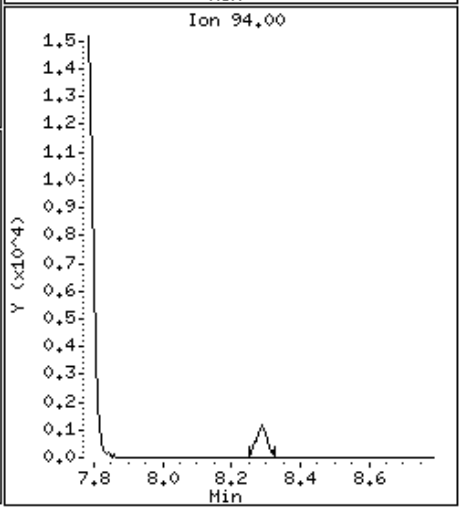

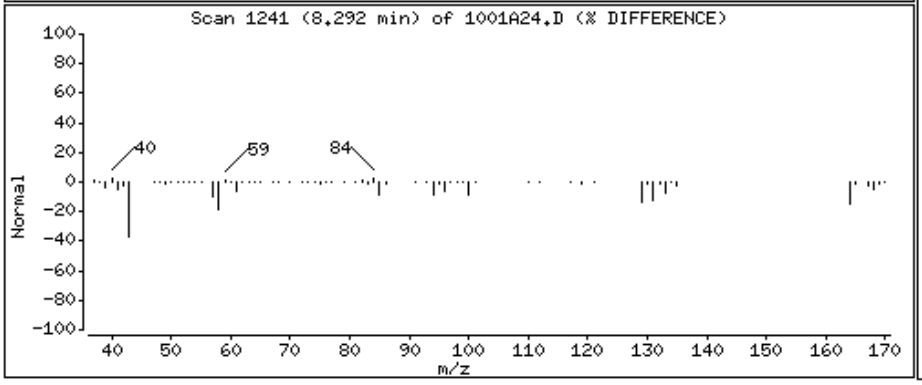

Data File: \\orgserv2\ff\chem\GCMSVOA\Voa101.i\151001.b\1001A24.D

Date : 01-OCT-2015 21:00

Client ID:

Instrument: Voa101.i

Sample Info: 11523745-05,31,10,,a

Purge Volume: 10.0

Operator: MS

Column phase:

Column diameter: 0.18

Library Search Compound Match	CAS Number	Library	Entry	Quality	Formula	Weight
Sulfur dioxide	7446-09-5	NIST02.L	346	90	O2S	64
L-Alanine, 3-sulfo-	498-40-8	NIST02.L	35516	74	C3H7NO5S	169
Aminomethanesulfonic acid	13881-91-9	NIST02.L	6020	64	CH5NO3S	111

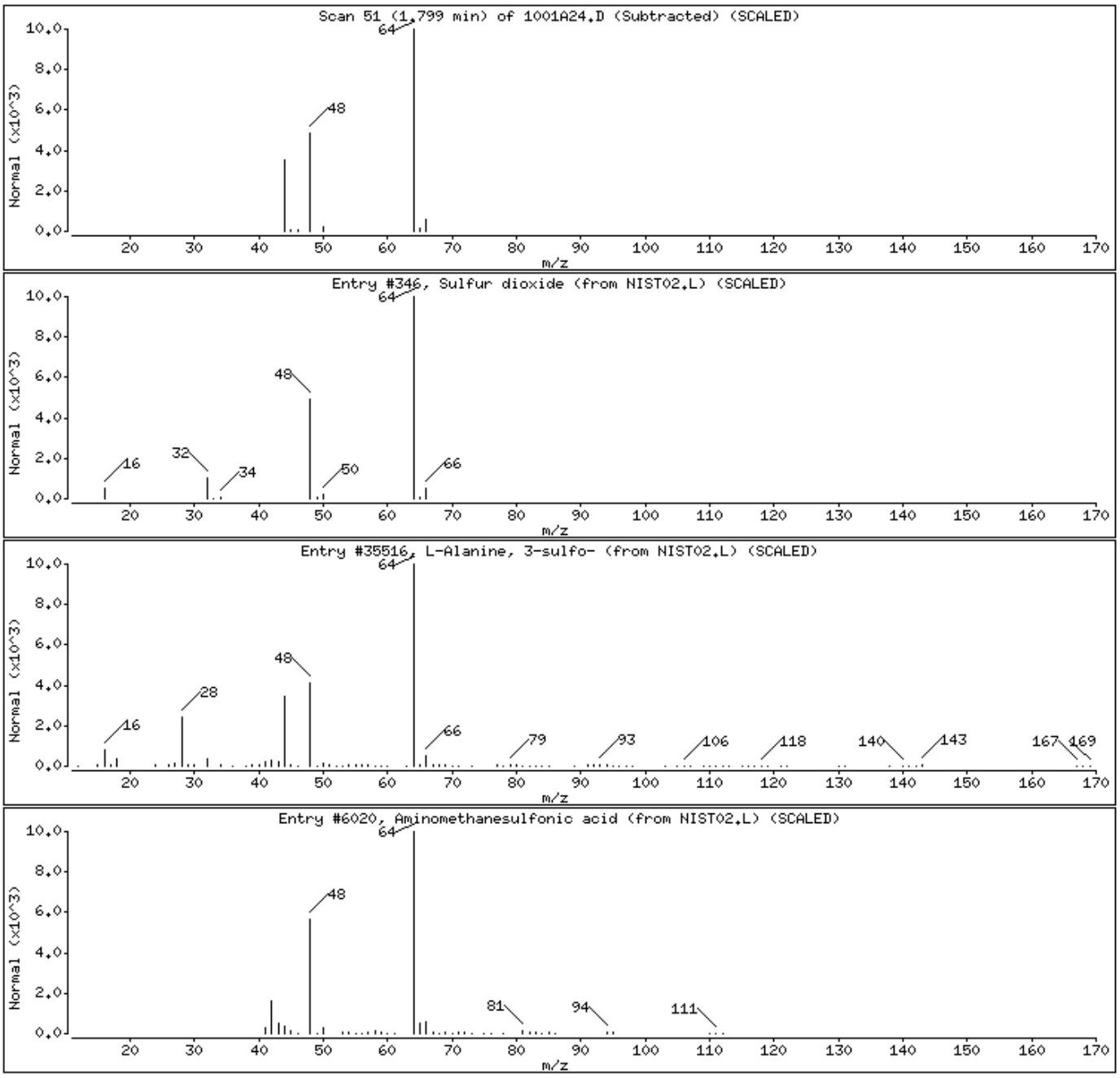

Alpha Analytical Labs

Manual Integration

Sample Info	: l1523745-05,31,10,,a wg827098,ical11506		
Instrument ID	: Voa101.i		
Method	: liq8260C.m		
File	: 1001A24.D		
Injection Date	: 01-OCT-2015 21:00		
Quantitation	: ISTD	Integrator :	HP RTE
Dilution Factor	: 1.00	Sample Type:	SAMPLE

This File has no version history.

//orgserv2/ff/chem/GCMSVOA/Voa101.i/151001.b/original/1001A24.D

Alpha Analytical Labs

gc/ms voa - VOA105

Data file : \\orgserv2\ff\chem\GCMSVOA\Voa105.i\151001n.b\1001N06.D
Lab Smp Id:
Inj Date : 01-OCT-2015 22:38
Operator : MS Inst ID: Voa105.i
Smp Info : l1523745-06,31,10,,a
Misc Info : wg827102,ical11492
Comment :
Method : \\orgserv2\ff\chem\GCMSVOA\Voa105.i\151001n.b\liq8260B.m
Meth Date : 01-Oct-2015 20:52 Voa105.i Quant Type: ISTD
Cal Date : 26-SEP-2015 22:38 Cal File: 0926A10.D
Als bottle: 6
Dil Factor: 1.00000
Integrator: HP RTE Compound Sublist: NJTCL.sub
Target Version: 4.12
Processing Host: VIRTUALXP-38517

Concentration Formula: Amt * DF * CpndVariable
Cpnd Variable Local Compound Variable

	Compounds	QUANT SIG MASS	RT	EXP RT	REL RT	RESPONSE	CONCENTRATIONS ON-COLUMN (ngs)	FINAL (ngs)	REVIEW CODE
	1 dichlorodifluoromethane	85	Compound Not Detected.						
	2 chloromethane	50	1.992	1.992	(0.315)	2430	2.98615	2.986	
	3 vinyl chloride	62	Compound Not Detected.						
	4 bromomethane	94	Compound Not Detected.						
	5 chloroethane	64	Compound Not Detected.						
	6 trichlorofluoromethane	101	Compound Not Detected.						
	8 1,1,-dichloroethene	96	Compound Not Detected.						
	9 carbon disulfide	76	Compound Not Detected.						
	10 freon-113	101	Compound Not Detected.						
	11 methylene chloride	84	Compound Not Detected.						
	13 acetone	43	3.826	3.820	(0.605)	6259	48.9541	48.954	
	14 trans-1,2-dichloroethene	96	Compound Not Detected.						
	15 Methyl Acetate	43	Compound Not Detected.						
	16 methyl tert butyl ether	73	Compound Not Detected.						
	19 1,1-dichloroethane	63	Compound Not Detected.						
	24 cis-1,2-dichloroethene	96	Compound Not Detected.						
	27 bromochloromethane	128	Compound Not Detected.						
	26 Cyclohexane	56	Compound Not Detected.						
	28 chloroform	83	Compound Not Detected.						
	30 carbontetrachloride	117	Compound Not Detected.						
$	32 dibromofluoromethane	113	5.506	5.500	(0.871)	96939	98.8408	98.840	
	33 1,1,1-trichloroethane	97	Compound Not Detected.						
	34 2-butanone	43	Compound Not Detected.						
	36 benzene	78	Compound Not Detected.						
$	38 1,2-dichloroethane-d4	65	6.041	6.041	(0.955)	114706	99.3989	99.398	
	39 1,2-dichloroethane	62	Compound Not Detected.						
*	41 flourobenzene	96	6.325	6.324	(1.000)	376280	100.000		
	42 methyl cyclohexane	83	Compound Not Detected.						

			QUANT SIG					CONCENTRATIONS		
	Compounds		MASS	RT	EXP RT	REL RT	RESPONSE	ON-COLUMN (ngs)	FINAL (ngs)	REVIEW CODE
	43 trichloroethene		95	Compound Not Detected.						
	46 1,2-dichloropropane		63	Compound Not Detected.						
	47 bromodichloromethane		83	Compound Not Detected.						
	49 1,4-Dioxane		88	Compound Not Detected.						
	52 cis-1,3-dichloropropene		75	Compound Not Detected.						
$	53 toluene-d8		98	8.027	8.021	(0.812)	375682	98.0853	98.085	
	54 toluene		92	Compound Not Detected.						
	56 4-methyl-2-pentanone		58	Compound Not Detected.						
	55 tetrachloroethene		166	Compound Not Detected.						
	57 trans-1,3-dichloropropene		75	Compound Not Detected.						
	60 1,1,2-trichloroethane		83	Compound Not Detected.						
	61 chlorodibromomethane		129	Compound Not Detected.						
	64 1,2-dibromoethane		107	Compound Not Detected.						
	65 2-hexanone		43	Compound Not Detected.						
*	66 chlorobenzene-d5		117	9.888	9.882	(1.000)	291843	100.000		
	67 chlorobenzene		112	Compound Not Detected.						
	68 ethyl benzene		91	Compound Not Detected.						
	70 p/m xylene		106	Compound Not Detected.						
	71 o xylene		106	Compound Not Detected.						
	72 styrene		104	Compound Not Detected.						
	73 bromoform		173	Compound Not Detected.						
	74 isopropylbenzene		105	Compound Not Detected.						
$	75 4-bromofluorobenzene		95	11.334	11.333	(0.905)	138433	103.016	103.016	
	79 1,1,2,2,-tetrachloroethane		83	Compound Not Detected.						
	92 1,3-dichlorobenzene		146	Compound Not Detected.						
*	93 1,4-dichlorobenzene-d4		152	12.518	12.517	(1.000)	132394	100.000		
	94 1,4-dichlorobenzene		146	Compound Not Detected.						
	97 1,2-dichlorobenzene		146	Compound Not Detected.						
	99 1,2-dibromo-3-chloropropane		75	Compound Not Detected.						
	102 1,2,4-trichlorobenzene		180	Compound Not Detected.						
	104 1,2,3-trichlorobenzene		180	Compound Not Detected.						

Alpha Analytical Labs

gc/ms voa - VOA105

Data file : \\orgserv2\ff\chem\GCMSVOA\Voa105.i\151001n.b\1001N06.D
Lab Smp Id:
Inj Date : 01-OCT-2015 22:38
Operator : MS Inst ID: Voa105.i
Smp Info : l1523745-06,31,10,,a
Misc Info : wg827102,ical11492
Comment :
Method : \\orgserv2\ff\chem\GCMSVOA\Voa105.i\151001n.b\liq8260B.m
Meth Date : 01-Oct-2015 20:52 Voa105.i Quant Type: ISTD
Cal Date : 26-SEP-2015 22:38 Cal File: 0926A10.D
Als bottle: 6
Dil Factor: 1.00000
Integrator: HP RTE Compound Sublist: NJTCL.sub
Target Version: 4.12
Processing Host: VIRTUALXP-38517

- NO TENTATIVELY IDENTIFIED COMPOUNDS -

Alpha Analytical Labs

INTERNAL STANDARD COMPOUNDS
AREA AND RT SUMMARY

Instrument ID: Voa105.i
Lab File ID: 1001N06.D
Lab Smp Id:
Analysis Type: VOA
Quant Type: ISTD
Operator: MS
Method File: \\orgserv2\ff\chem\GCMSVOA\Voa105.i\151001n.b\liq8260B.m
Misc Info: wg827102,ical11492

Calibration Date: 01-OCT-2015
Calibration Time: 20:20
Level: LOW
Sample Type: WATER

Test Mode:
Use Last Continuing Calibrator.
If Continuing Cal. use Initial Cal. Level 3

COMPOUND	STANDARD	AREA LIMIT LOWER	AREA LIMIT UPPER	SAMPLE	%DIFF
41 flourobenzene	415716	207858	831432	376280	-9.49
66 chlorobenzene-d5	326583	163292	653166	291843	-10.64
93 1,4-dichlorobenze	163682	81841	327364	132394	-19.12

COMPOUND	STANDARD	RT LIMIT LOWER	RT LIMIT UPPER	SAMPLE	%DIFF
41 flourobenzene	6.32	5.82	6.82	6.33	0.00
66 chlorobenzene-d5	9.88	9.38	10.38	9.89	0.06
93 1,4-dichlorobenze	12.52	12.02	13.02	12.52	0.00

AREA UPPER LIMIT = +100% of internal standard area.
AREA LOWER LIMIT = - 50% of internal standard area.
RT UPPER LIMIT = + 0.50 minutes of internal standard RT.
RT LOWER LIMIT = - 0.50 minutes of internal standard RT.

Alpha Analytical Labs

RECOVERY REPORT

Client Name: Client SDG: SDGa00307
Sample Matrix: LIQUID Fraction: VOA
Lab Smp Id:
Level: LOW Operator: MS
Data Type: MS DATA SampleType: SAMPLE
SpikeList File: curveall.spk Quant Type: ISTD
Sublist File: NJTCL.sub
Method File: \\orgserv2\ff\chem\GCMSVOA\Voa105.i\151001n.b\liq8260B.m
Misc Info: wg827102,ical11492

SURROGATE COMPOUND	AMOUNT ADDED ngs	AMOUNT RECOVERED ngs	% RECOVERED	LIMITS
$ 32 dibromofluorometha	100.000	98.840	98.84	70-130
$ 38 1,2-dichloroethane	100.000	99.398	99.40	70-130
$ 53 toluene-d8	100.000	98.085	98.09	70-130
$ 75 4-bromofluorobenze	100.000	103.016	103.02	70-130

Data File: \\orgserv2\ff\chem\GCMSVOA\Voa105.i\151001n.b\1001N06.D
Date : 01-OCT-2015 22:38
Client ID:
Sample Info: 11523745-06,31,10,,a
Purge Volume: 10.0
Column phase:

Instrument: Voa105.i
Operator: MS
Column diameter: 0.18

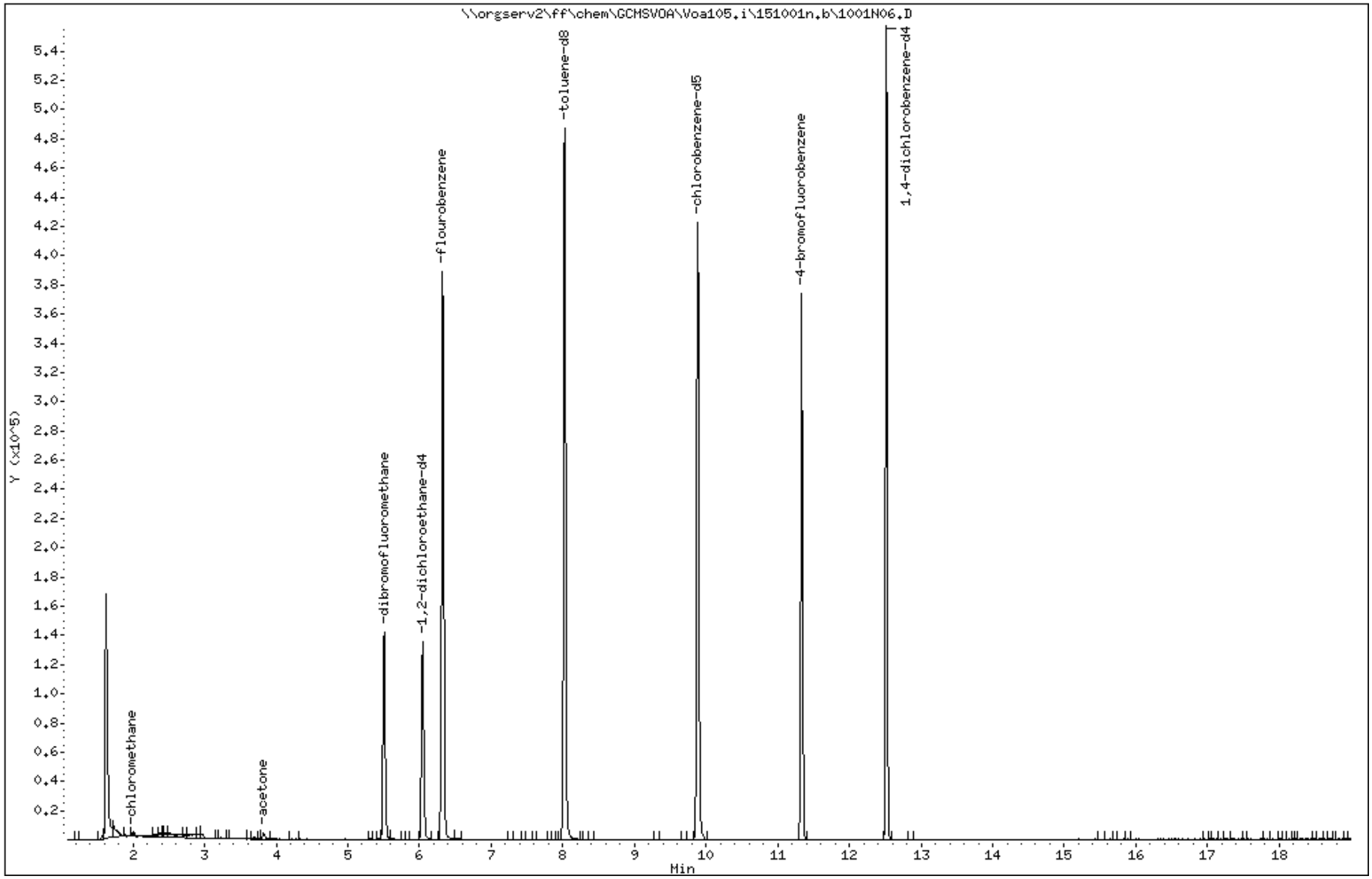

Data File: \\orgserv2\ff\chem\GCMSVOA\Voa105.i\151001n.b\1001N06.D

Date : 01-OCT-2015 22:38

Client ID:

Instrument: Voa105.i

Sample Info: 11523745-06,31,10,,a

Purge Volume: 10.0

Operator: MS

Column phase:

Column diameter: 0.18

2 chloromethane

Concentration: 2.986 ngs

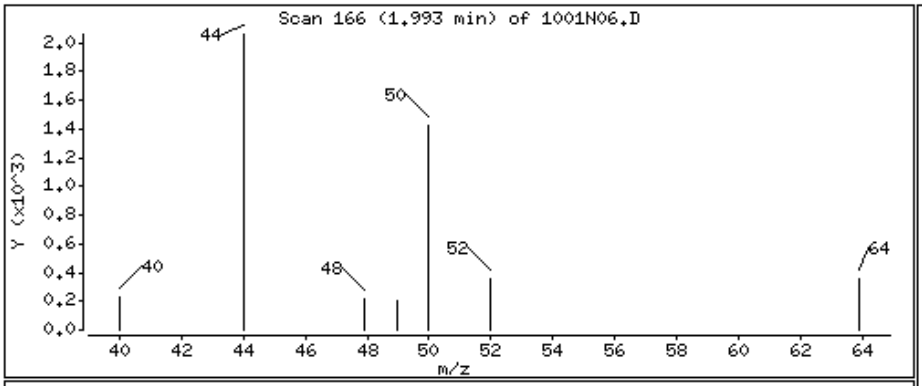

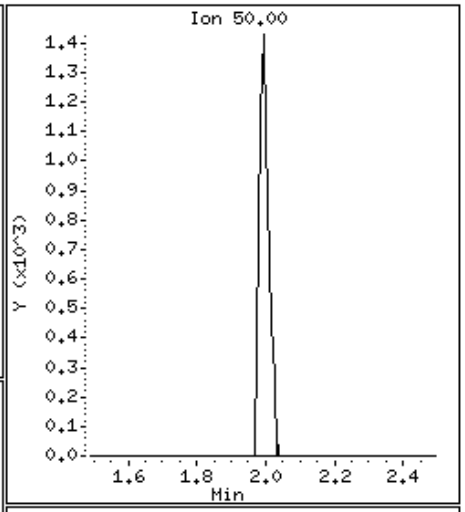

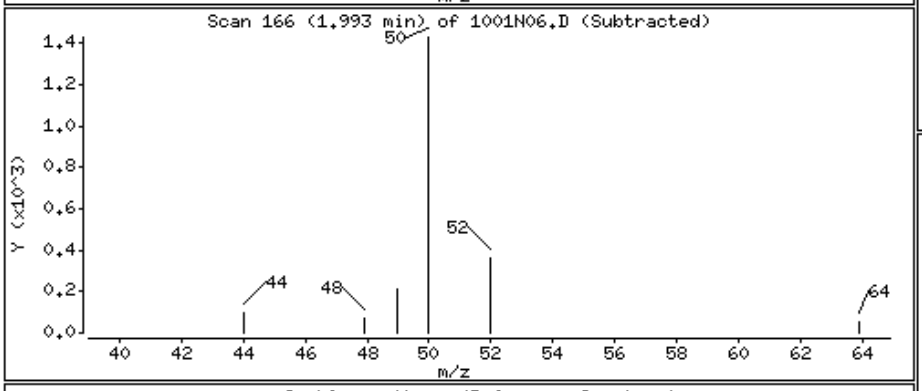

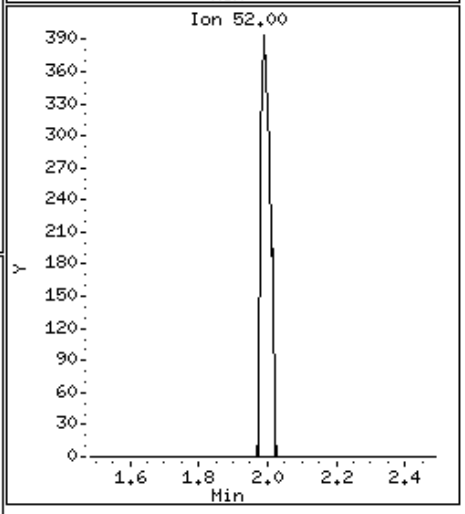

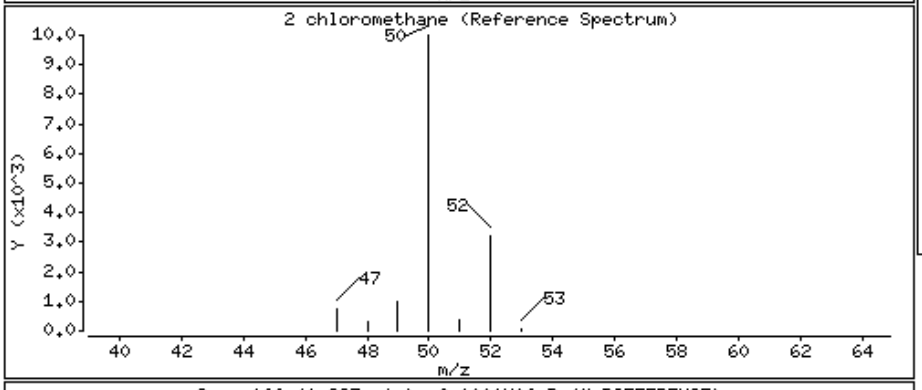

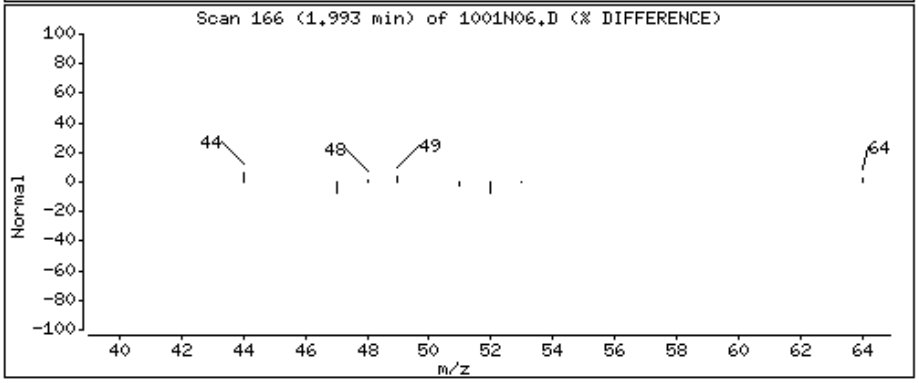

Data File: \\orgserv2\ff\chem\GCMSVOA\Voa105.i\151001n.b\1001N06.D

Date : 01-OCT-2015 22:38

Client ID:

Instrument: Voa105.i

Sample Info: 11523745-06,31,10,,a

Purge Volume: 10.0

Operator: MS

Column phase:

Column diameter: 0.18

13 acetone

Concentration: 48.954 ngs

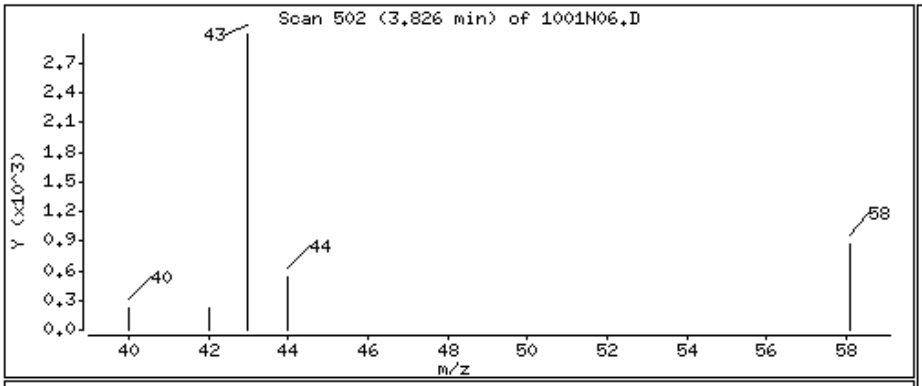

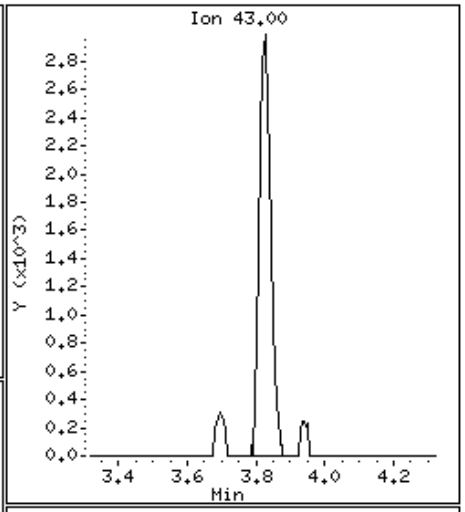

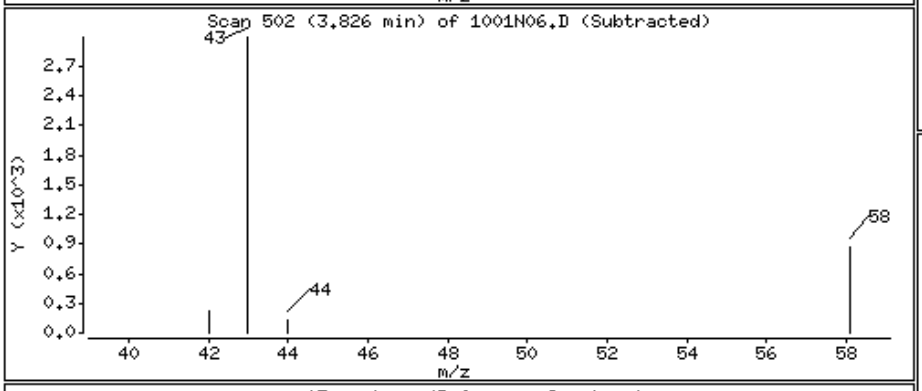

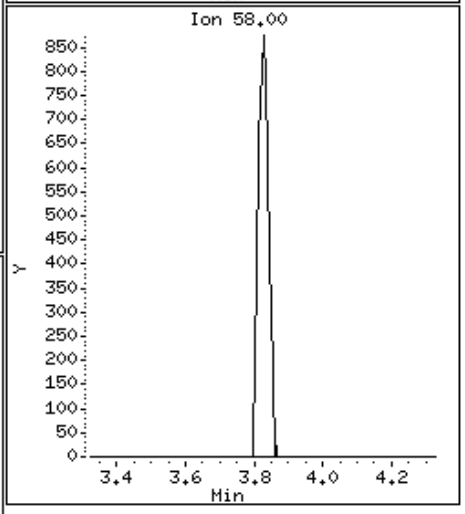

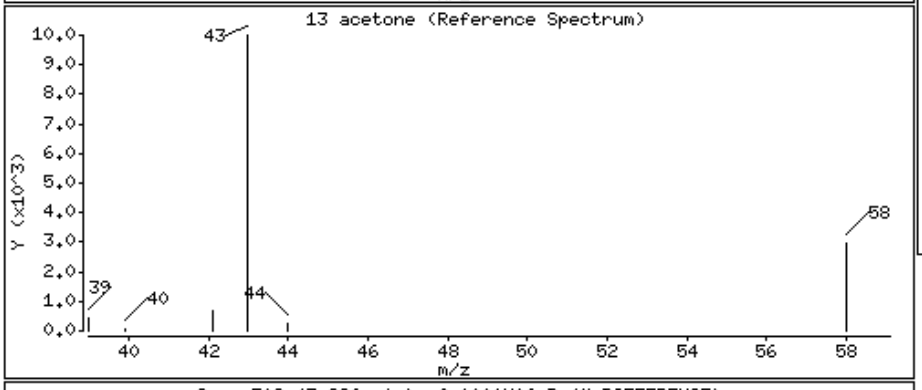

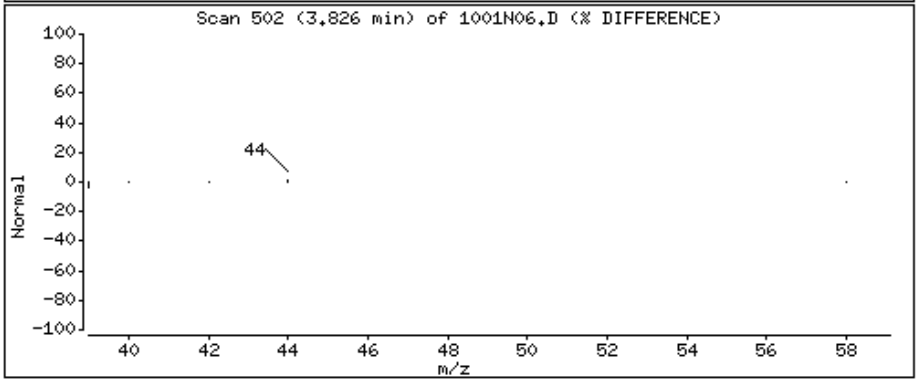

Alpha Analytical Labs

gc/ms voa - VOA105

Data file : \\orgserv2\ff\chem\GCMSVOA\Voa105.i\151001n.b\1001N07.D
Lab Smp Id:
Inj Date : 01-OCT-2015 23:05
Operator : MS Inst ID: Voa105.i
Smp Info : l1523745-07,31,10,,a
Misc Info : wg827102,ical11492
Comment :
Method : \\orgserv2\ff\chem\GCMSVOA\Voa105.i\151001n.b\liq8260B.m
Meth Date : 01-Oct-2015 20:52 Voa105.i Quant Type: ISTD
Cal Date : 26-SEP-2015 22:38 Cal File: 0926A10.D
Als bottle: 7
Dil Factor: 1.00000
Integrator: HP RTE Compound Sublist: NJTCL.sub
Target Version: 4.12
Processing Host: VIRTUALXP-38517

Concentration Formula: Amt * DF * CpndVariable
Cpnd Variable Local Compound Variable

			QUANT SIG					CONCENTRATIONS ON-COLUMN	FINAL	
		Compounds	MASS	RT	EXP RT	REL RT	RESPONSE	(ngs)	(ngs)	REVIEW CODE
	1	dichlorodifluoromethane	85	Compound Not Detected.						
	2	chloromethane	50	Compound Not Detected.						
	3	vinyl chloride	62	Compound Not Detected.						
	4	bromomethane	94	2.412	2.412	(0.381)	393	1.14583	1.145	
	5	chloroethane	64	Compound Not Detected.						
	6	trichlorofluoromethane	101	Compound Not Detected.						
	8	1,1,-dichloroethene	96	Compound Not Detected.						
	9	carbon disulfide	76	Compound Not Detected.						
	10	freon-113	101	Compound Not Detected.						
	11	methylene chloride	84	Compound Not Detected.						
	13	acetone	43	3.825	3.820	(0.605)	12153	95.5544	95.554	
	14	trans-1,2-dichloroethene	96	Compound Not Detected.						
	15	Methyl Acetate	43	Compound Not Detected.						
	16	methyl tert butyl ether	73	Compound Not Detected.						
	19	1,1-dichloroethane	63	Compound Not Detected.						
	24	cis-1,2-dichloroethene	96	5.058	5.058	(0.800)	1054	1.33826	1.338	
	27	bromochloromethane	128	Compound Not Detected.						
	26	Cyclohexane	56	Compound Not Detected.						
	28	chloroform	83	5.320	5.320	(0.841)	1963	1.41432	1.414	
	30	carbontetrachloride	117	Compound Not Detected.						
$	32	dibromofluoromethane	113	5.506	5.500	(0.871)	96040	98.4403	98.440	
	33	1,1,1-trichloroethane	97	Compound Not Detected.						
	34	2-butanone	43	Compound Not Detected.						
	36	benzene	78	Compound Not Detected.						
$	38	1,2-dichloroethane-d4	65	6.046	6.041	(0.956)	112901	98.3504	98.350	
	39	1,2-dichloroethane	62	Compound Not Detected.						
*	41	flourobenzene	96	6.324	6.324	(1.000)	374307	100.000		
	42	methyl cyclohexane	83	Compound Not Detected.						

	Compounds	QUANT SIG MASS	RT	EXP RT	REL RT	RESPONSE	CONCENTRATIONS ON-COLUMN (ngs)	CONCENTRATIONS FINAL (ngs)	REVIEW CODE
	43 trichloroethene	95	6.499	6.493	(1.028)	1326	1.59979	1.599	
	46 1,2-dichloropropane	63	Compound Not Detected.						
	47 bromodichloromethane	83	Compound Not Detected.						
	49 1,4-Dioxane	88	Compound Not Detected.						
	52 cis-1,3-dichloropropene	75	Compound Not Detected.						
$	53 toluene-d8	98	8.027	8.021	(0.812)	371798	98.6993	98.699	
	54 toluene	92	Compound Not Detected.						
	56 4-methyl-2-pentanone	58	Compound Not Detected.						
	55 tetrachloroethene	166	Compound Not Detected.						
	57 trans-1,3-dichloropropene	75	Compound Not Detected.						
	60 1,1,2-trichloroethane	83	Compound Not Detected.						
	61 chlorodibromomethane	129	Compound Not Detected.						
	64 1,2-dibromoethane	107	Compound Not Detected.						
	65 2-hexanone	43	Compound Not Detected.						
*	66 chlorobenzene-d5	117	9.882	9.882	(1.000)	287029	100.000		
	67 chlorobenzene	112	Compound Not Detected.						
	68 ethyl benzene	91	Compound Not Detected.						
	70 p/m xylene	106	Compound Not Detected.						
	71 o xylene	106	Compound Not Detected.						
	72 styrene	104	Compound Not Detected.						
	73 bromoform	173	Compound Not Detected.						
	74 isopropylbenzene	105	Compound Not Detected.						
$	75 4-bromofluorobenzene	95	11.333	11.333	(0.905)	134733	102.905	102.904	
	79 1,1,2,2,-tetrachloroethane	83	Compound Not Detected.						
	92 1,3-dichlorobenzene	146	Compound Not Detected.						
*	93 1,4-dichlorobenzene-d4	152	12.517	12.517	(1.000)	128995	100.000		
	94 1,4-dichlorobenzene	146	Compound Not Detected.						
	97 1,2-dichlorobenzene	146	Compound Not Detected.						
	99 1,2-dibromo-3-chloropropane	75	Compound Not Detected.						
	102 1,2,4-trichlorobenzene	180	Compound Not Detected.						
	104 1,2,3-trichlorobenzene	180	Compound Not Detected.						

Alpha Analytical Labs

gc/ms voa - VOA105

Data file : \\orgserv2\ff\chem\GCMSVOA\Voa105.i\151001n.b\1001N07.D
Lab Smp Id:
Inj Date : 01-OCT-2015 23:05
Operator : MS Inst ID: Voa105.i
Smp Info : l1523745-07,31,10,,a
Misc Info : wg827102,ical11492
Comment :
Method : \\orgserv2\ff\chem\GCMSVOA\Voa105.i\151001n.b\liq8260B.m
Meth Date : 01-Oct-2015 20:52 Voa105.i Quant Type: ISTD
Cal Date : 26-SEP-2015 22:38 Cal File: 0926A10.D
Als bottle: 7
Dil Factor: 1.00000
Integrator: HP RTE Compound Sublist: NJTCL.sub
Target Version: 4.12
Processing Host: VIRTUALXP-38517

- NO TENTATIVELY IDENTIFIED COMPOUNDS -

Alpha Analytical Labs

INTERNAL STANDARD COMPOUNDS
AREA AND RT SUMMARY

Instrument ID: Voa105.i
Lab File ID: 1001N07.D
Lab Smp Id:
Analysis Type: VOA
Quant Type: ISTD
Operator: MS
Method File: \\orgserv2\ff\chem\GCMSVOA\Voa105.i\151001n.b\liq8260B.m
Misc Info: wg827102,ical11492

Calibration Date: 01-OCT-2015
Calibration Time: 20:20
Level: LOW
Sample Type: WATER

Test Mode:
Use Last Continuing Calibrator.
If Continuing Cal. use Initial Cal. Level 3

COMPOUND	STANDARD	AREA LIMIT LOWER	AREA LIMIT UPPER	SAMPLE	%DIFF
41 flourobenzene	415716	207858	831432	374307	-9.96
66 chlorobenzene-d5	326583	163292	653166	287029	-12.11
93 1,4-dichlorobenze	163682	81841	327364	128995	-21.19

COMPOUND	STANDARD	RT LIMIT LOWER	RT LIMIT UPPER	SAMPLE	%DIFF
41 flourobenzene	6.32	5.82	6.82	6.32	-0.00
66 chlorobenzene-d5	9.88	9.38	10.38	9.88	-0.00
93 1,4-dichlorobenze	12.52	12.02	13.02	12.52	-0.00

AREA UPPER LIMIT = +100% of internal standard area.
AREA LOWER LIMIT = - 50% of internal standard area.
RT UPPER LIMIT = + 0.50 minutes of internal standard RT.
RT LOWER LIMIT = - 0.50 minutes of internal standard RT.

Alpha Analytical Labs

RECOVERY REPORT

Client Name: Client SDG: SDGa00307
Sample Matrix: LIQUID Fraction: VOA
Lab Smp Id:
Level: LOW Operator: MS
Data Type: MS DATA SampleType: SAMPLE
SpikeList File: curveall.spk Quant Type: ISTD
Sublist File: NJTCL.sub
Method File: \\orgserv2\ff\chem\GCMSVOA\Voa105.i\151001n.b\liq8260B.m
Misc Info: wg827102,ical11492

SURROGATE COMPOUND	AMOUNT ADDED ngs	AMOUNT RECOVERED ngs	% RECOVERED	LIMITS
$ 32 dibromofluorometha	100.000	98.440	98.44	70-130
$ 38 1,2-dichloroethane	100.000	98.350	98.35	70-130
$ 53 toluene-d8	100.000	98.699	98.70	70-130
$ 75 4-bromofluorobenze	100.000	102.904	102.90	70-130

Data File: \\orgserv2\ff\chem\GCMSVOA\Voa105.i\151001n.b\1001N07.D
Date : 01-OCT-2015 23:05
Client ID:
Instrument: Voa105.i
Sample Info: 11523745-07,31,10,,a
Purge Volume: 10.0
Operator: MS
Column phase:
Column diameter: 0.18

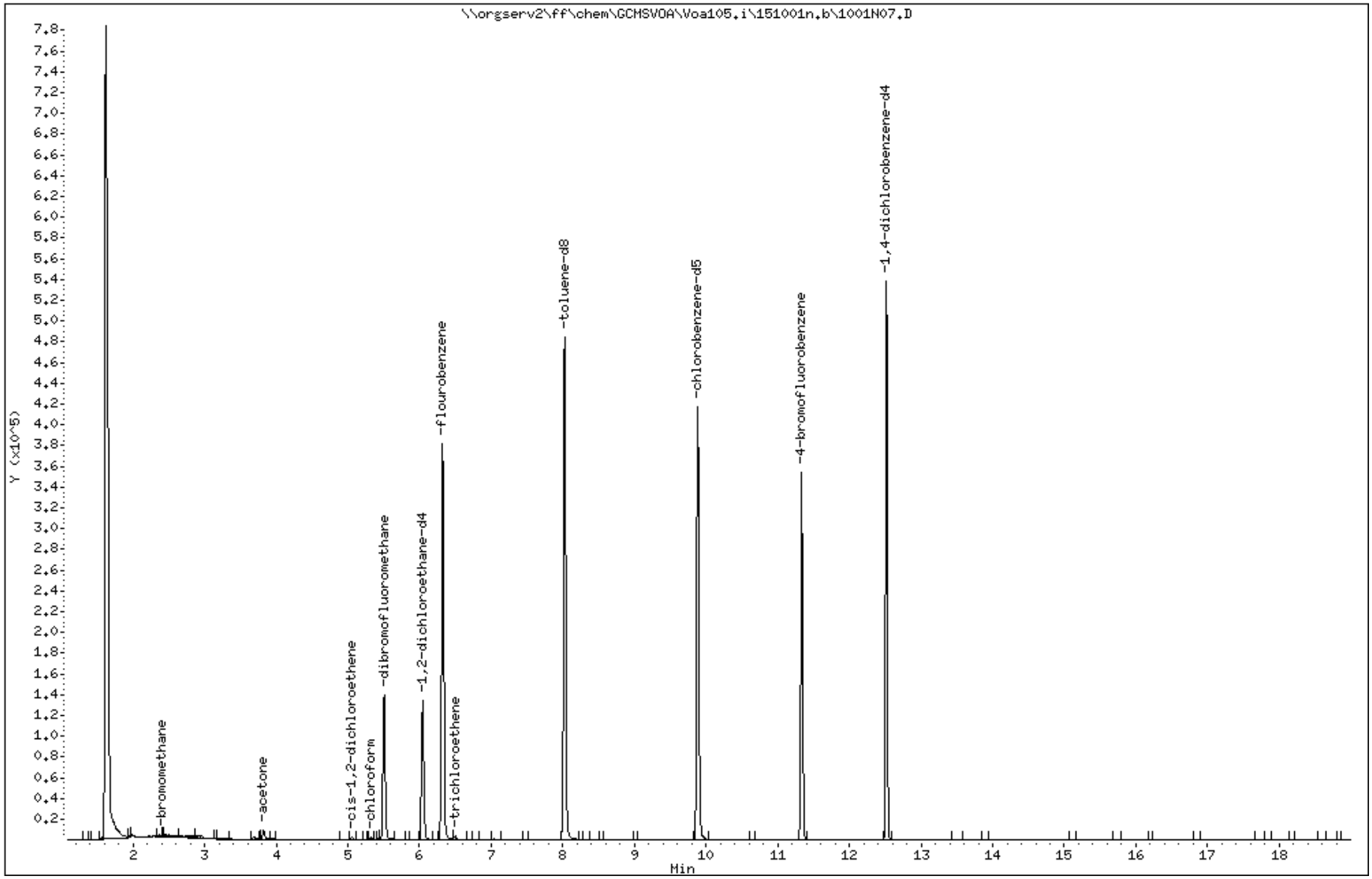

Data File: \\orgserv2\ff\chem\GCMSVOA\Voa105.i\151001n.b\1001N07.D

Date : 01-OCT-2015 23:05

Client ID:

Instrument: Voa105.i

Sample Info: 11523745-07,31,10,,a

Purge Volume: 10.0

Operator: MS

Column phase:

Column diameter: 0.18

4 bromomethane

Concentration: 1.145 ngs

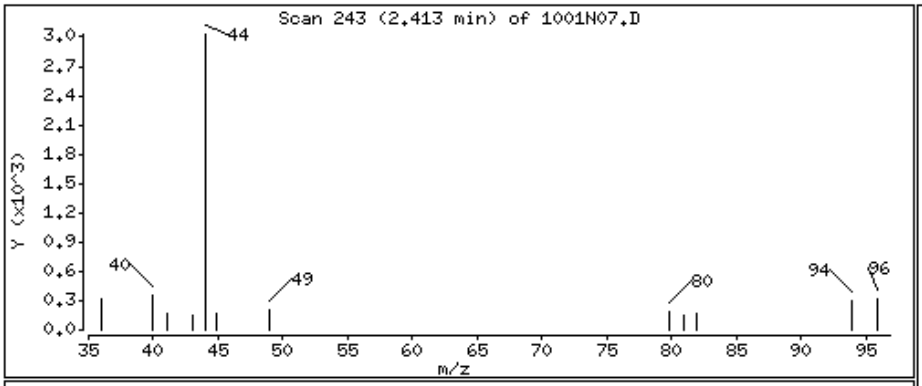

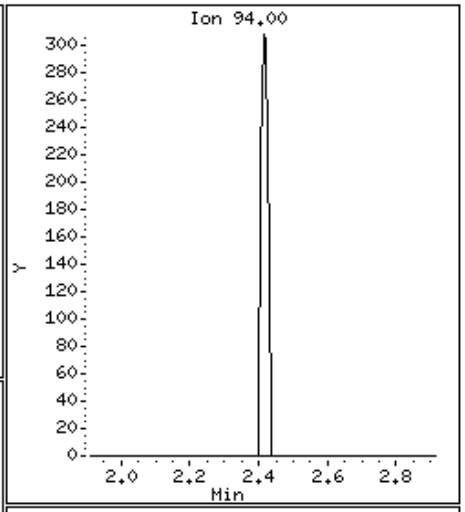

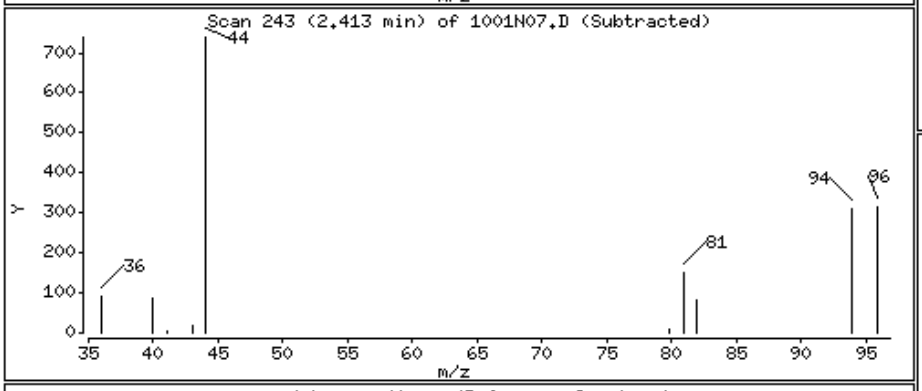

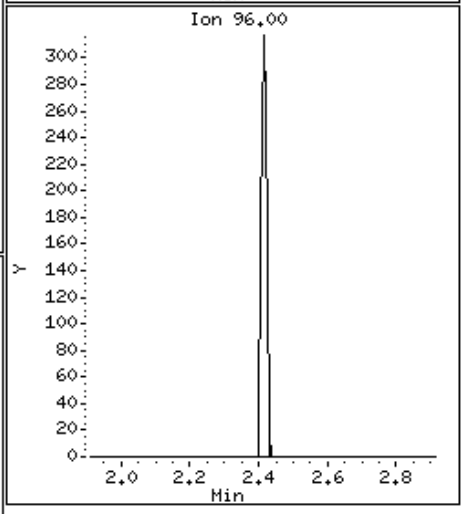

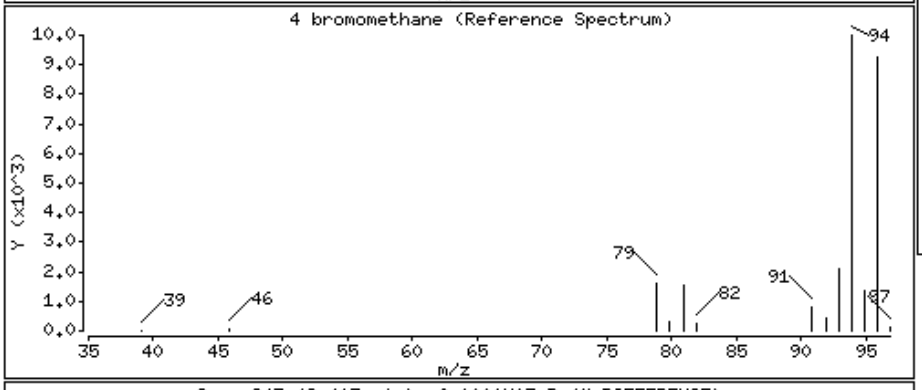

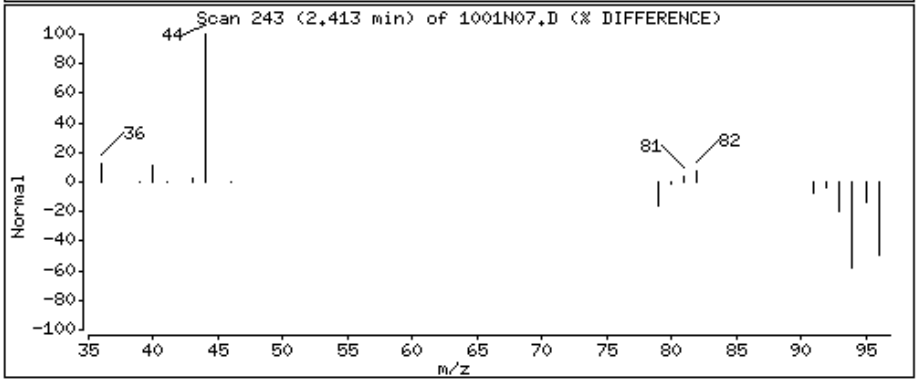

Data File: \\orgserv2\ff\chem\GCMSVOA\Voa105.i\151001n.b\1001N07.D

Date : 01-OCT-2015 23:05

Client ID:

Instrument: Voa105.i

Sample Info: 11523745-07,31,10,,a

Purge Volume: 10.0

Operator: MS

Column phase:

Column diameter: 0.18

13 acetone

Concentration: 95.554 ngs

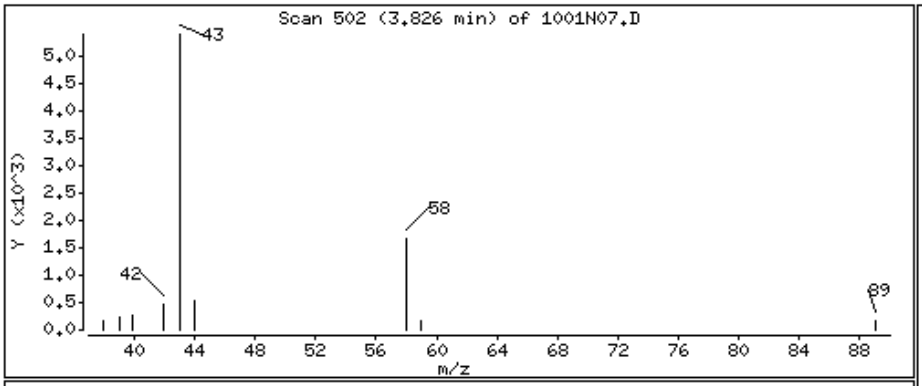

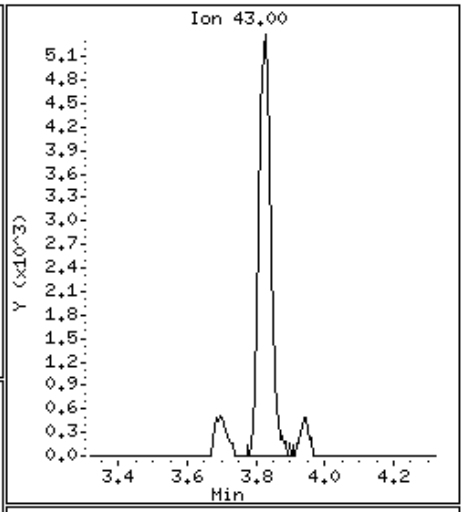

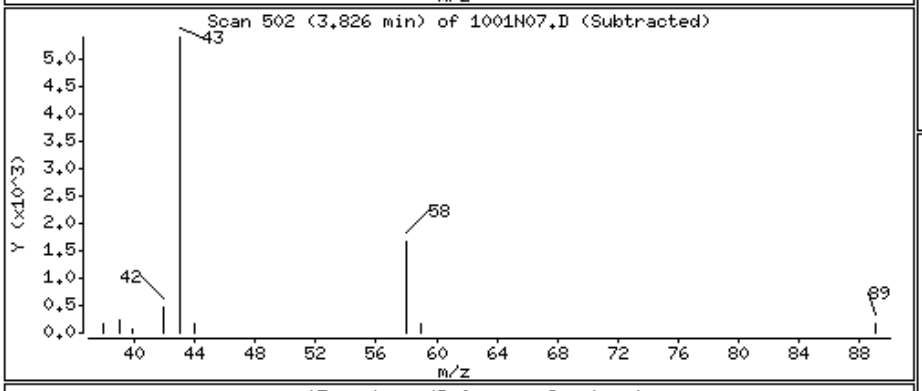

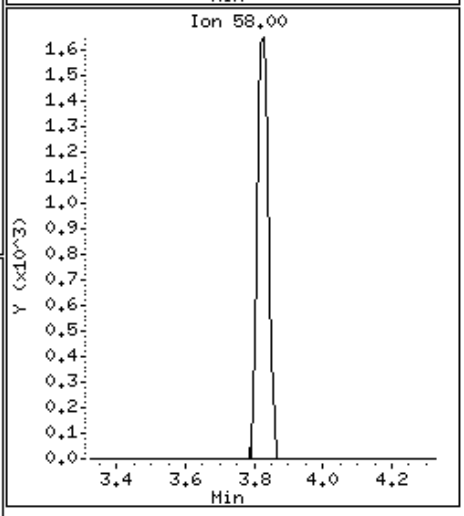

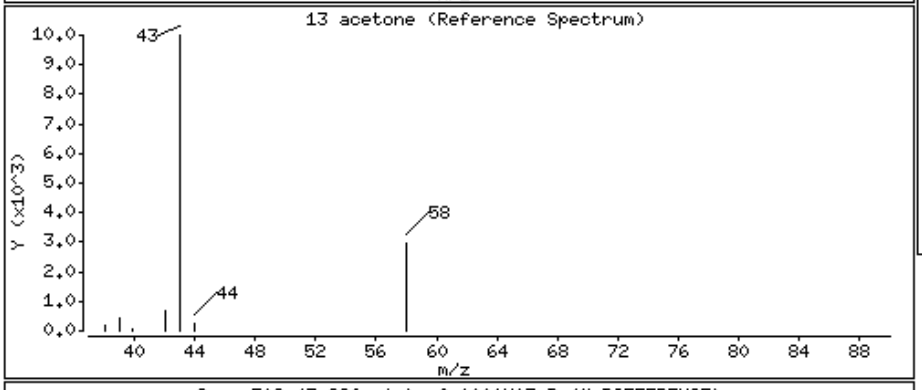

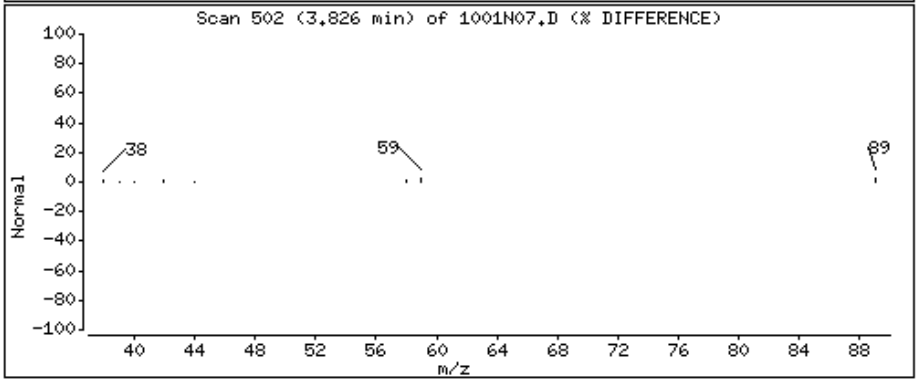

Data File: \\orgserv2\ff\chem\GCMSVOA\Voa105.i\151001n.b\1001N07.D

Date : 01-OCT-2015 23:05

Client ID:

Instrument: Voa105.i

Sample Info: 11523745-07,31,10,,a

Purge Volume: 10.0

Operator: MS

Column phase:

Column diameter: 0.18

24 cis-1,2-dichloroethene

Concentration: 1.338 ngs

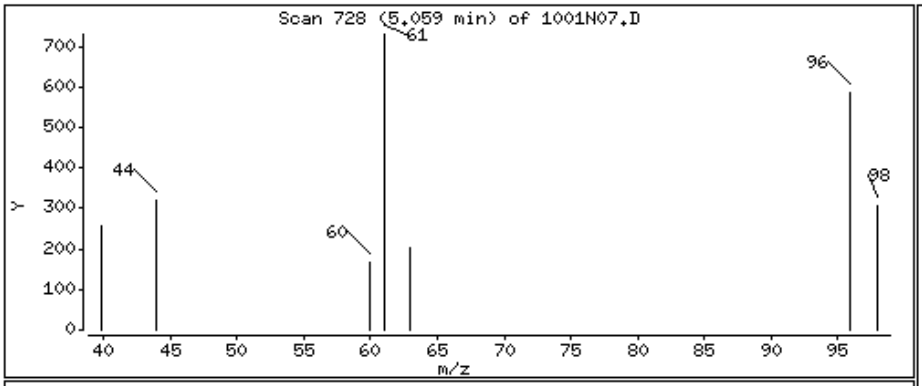

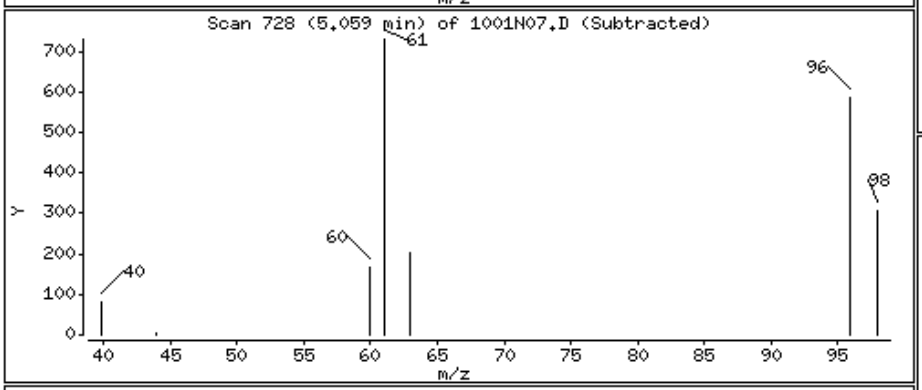

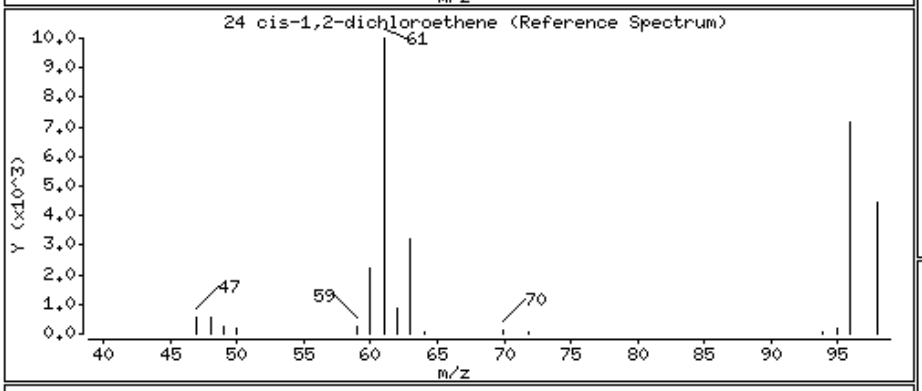

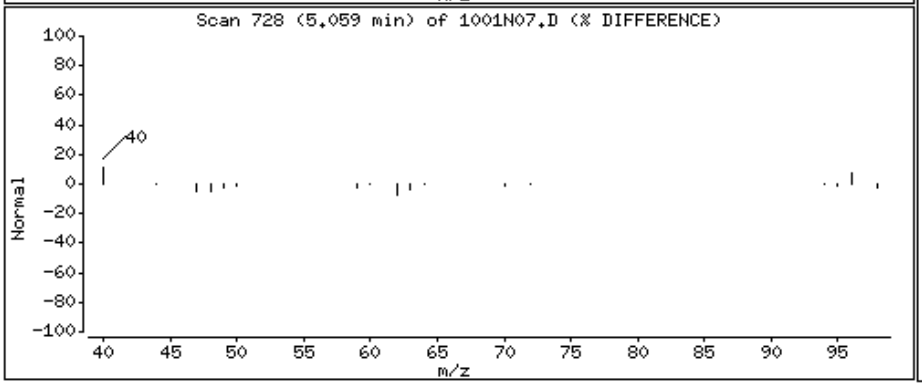

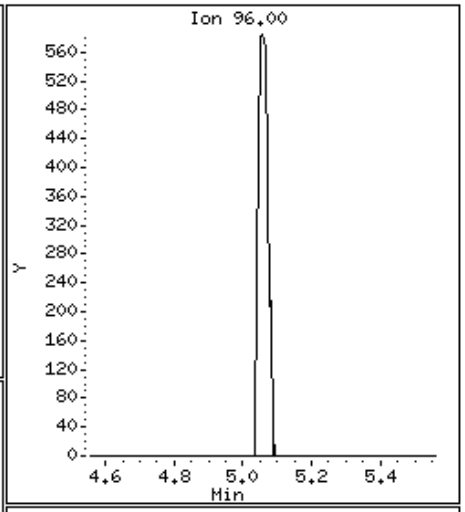

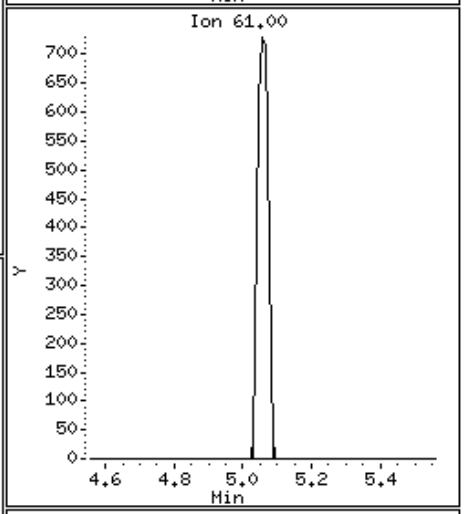

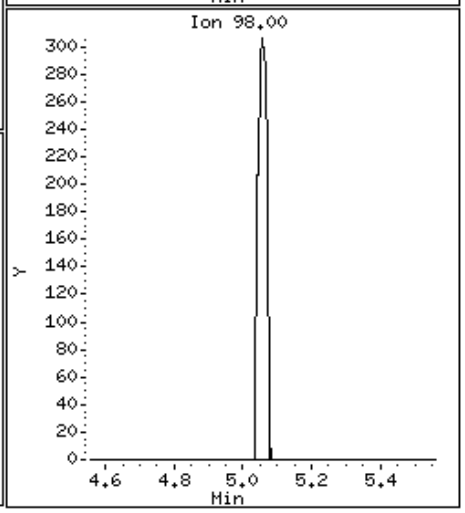

Data File: \\orgserv2\ff\chem\GCMSVOA\Voa105.i\151001n.b\1001N07.D

Date : 01-OCT-2015 23:05

Client ID:

Instrument: Voa105.i

Sample Info: 11523745-07,31,10,,a

Purge Volume: 10.0

Operator: MS

Column phase:

Column diameter: 0.18

28 chloroform

Concentration: 1.414 ngs

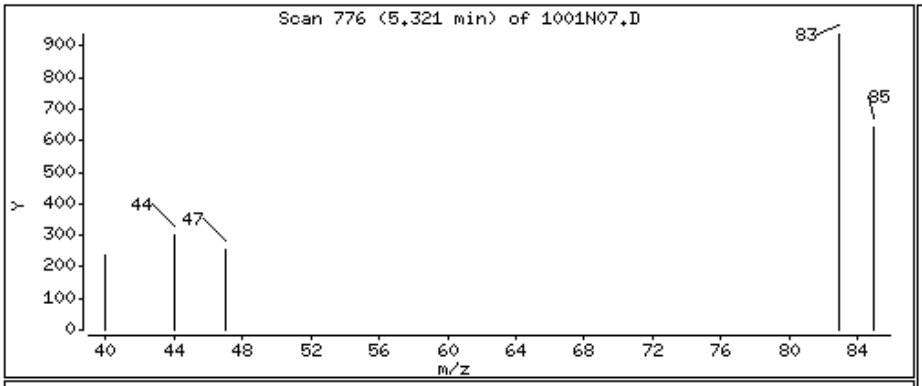

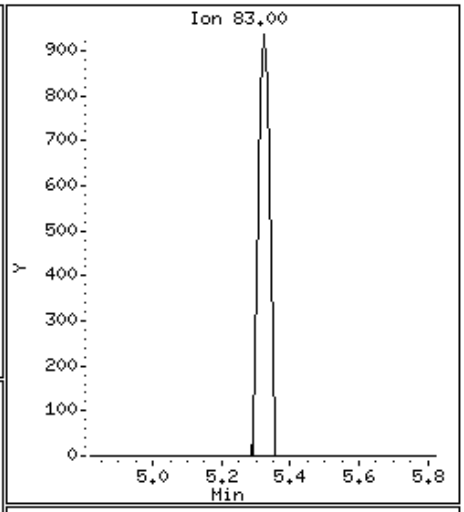

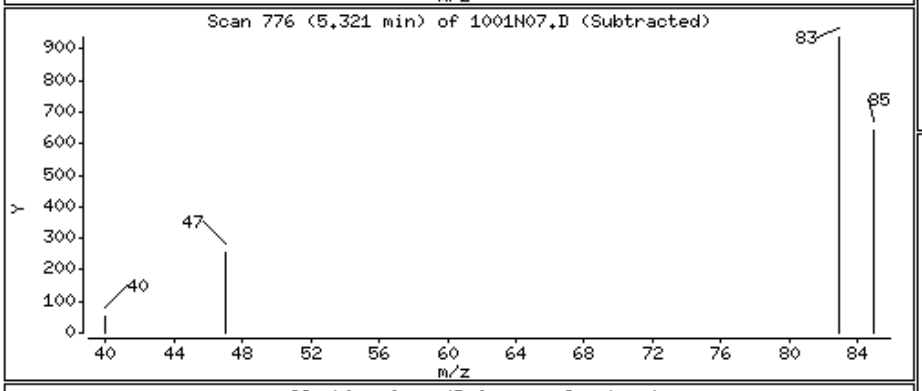

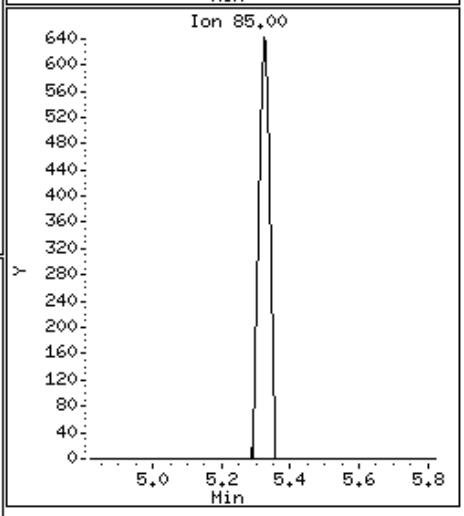

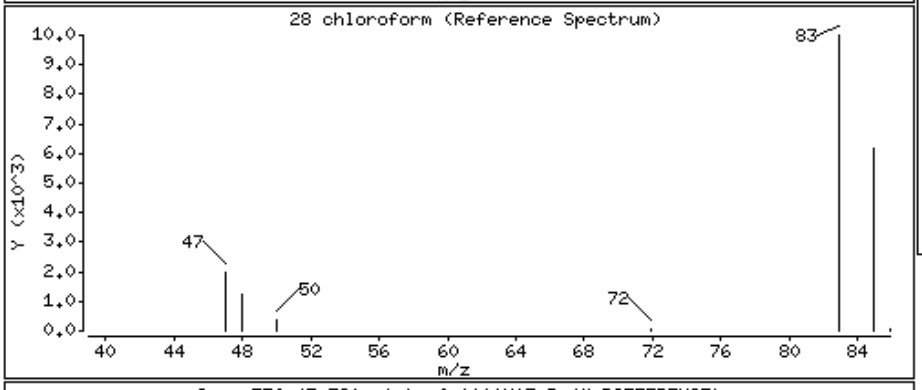

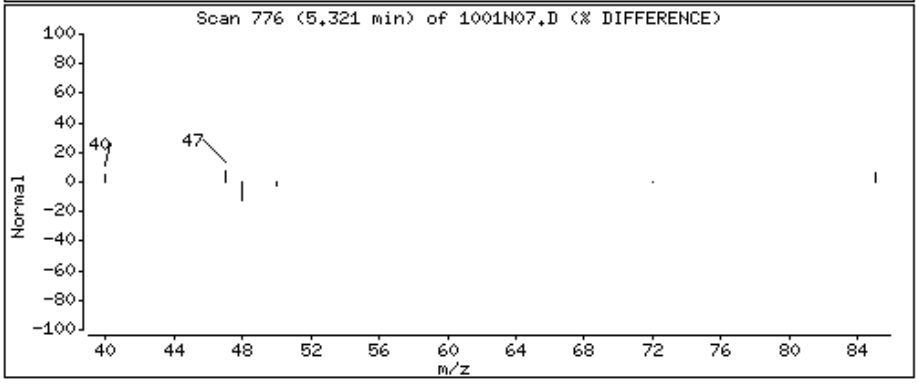

Data File: \\orgserv2\ff\chem\GCMSVOA\Voa105.i\151001n.b\1001N07.D

Date : 01-OCT-2015 23:05

Client ID:

Instrument: Voa105.i

Sample Info: 11523745-07,31,10,,a

Purge Volume: 10.0

Operator: MS

Column phase:

Column diameter: 0.18

43 trichloroethene

Concentration: 1.599 ngs

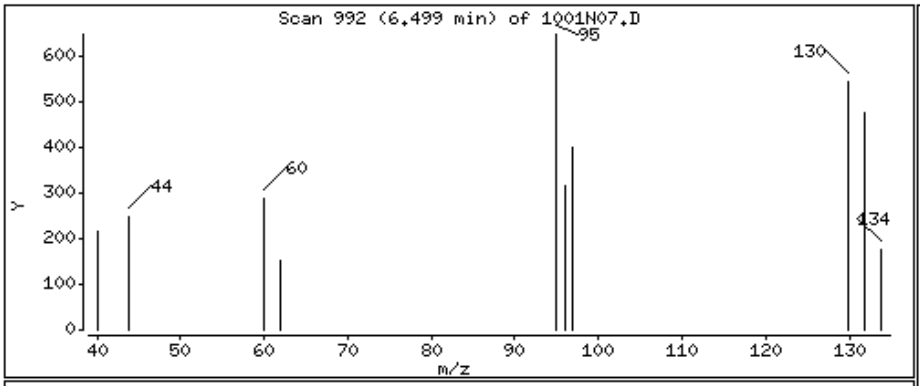

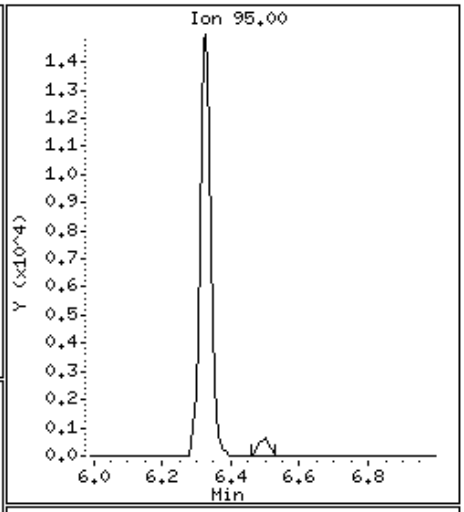

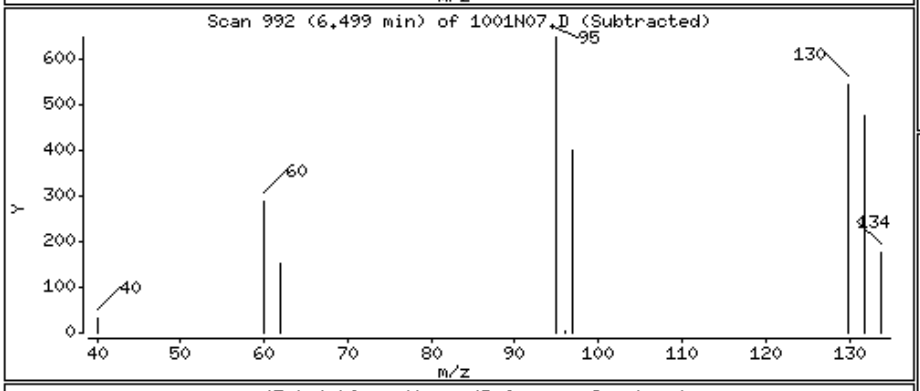

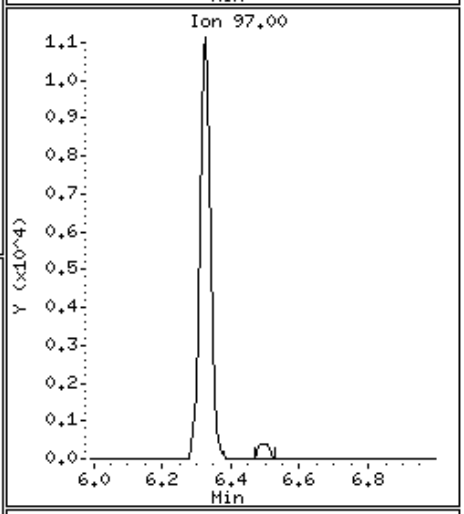

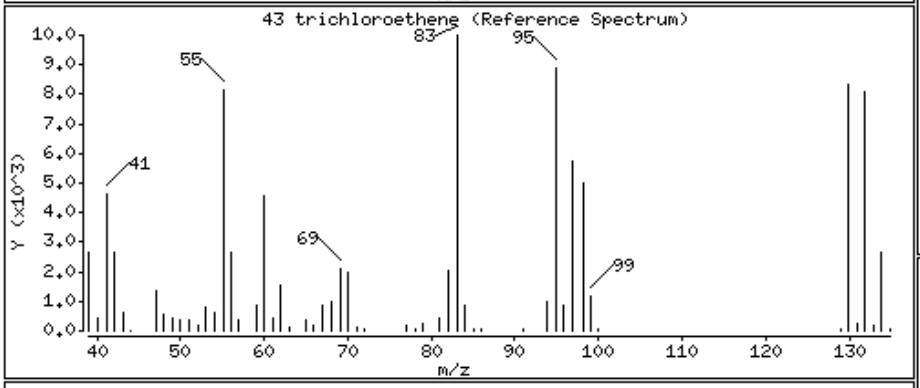

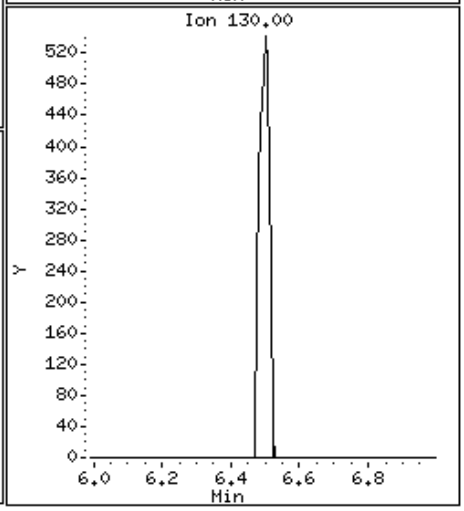

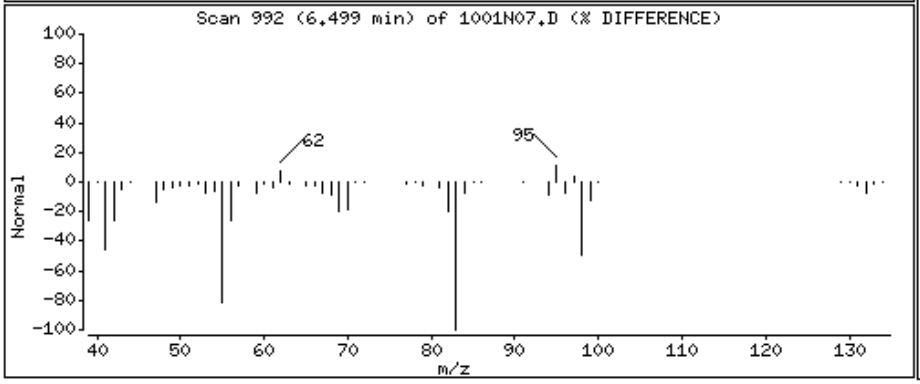

Alpha Analytical Labs

gc/ms voa - VOA105

Data file : \\orgserv2\ff\chem\GCMSVOA\Voa105.i\151001n.b\1001N08.D
Lab Smp Id:
Inj Date : 01-OCT-2015 23:39
Operator : MS Inst ID: Voa105.i
Smp Info : l1523745-08,31,10,,a
Misc Info : wg827102,ical11492
Comment :
Method : \\orgserv2\ff\chem\GCMSVOA\Voa105.i\151001n.b\liq8260B.m
Meth Date : 01-Oct-2015 20:52 Voa105.i Quant Type: ISTD
Cal Date : 26-SEP-2015 22:38 Cal File: 0926A10.D
Als bottle: 8
Dil Factor: 1.00000
Integrator: HP RTE Compound Sublist: NJTCL.sub
Target Version: 4.12
Processing Host: VIRTUALXP-38517

Concentration Formula: Amt * DF * CpndVariable
Cpnd Variable Local Compound Variable

	Compounds	QUANT SIG MASS	RT	EXP RT	REL RT	RESPONSE	CONCENTRATIONS ON-COLUMN (ngs)	CONCENTRATIONS FINAL (ngs)	REVIEW CODE
	1 dichlorodifluoromethane	85	Compound Not Detected.						
	2 chloromethane	50	Compound Not Detected.						
	3 vinyl chloride	62	Compound Not Detected.						
	4 bromomethane	94	2.412	2.412	(0.381)	393	1.04144	1.041	
	5 chloroethane	64	Compound Not Detected.						
	6 trichlorofluoromethane	101	Compound Not Detected.						
	8 1,1,-dichloroethene	96	Compound Not Detected.						
	9 carbon disulfide	76	Compound Not Detected.						
	10 freon-113	101	3.236	3.231	(0.512)	9277	11.1982	11.198	
	11 methylene chloride	84	Compound Not Detected.						
	13 acetone	43	3.825	3.820	(0.605)	13762	98.3479	98.347	
	14 trans-1,2-dichloroethene	96	Compound Not Detected.						
	15 Methyl Acetate	43	Compound Not Detected.						
	16 methyl tert butyl ether	73	Compound Not Detected.						
	19 1,1-dichloroethane	63	Compound Not Detected.						
	24 cis-1,2-dichloroethene	96	Compound Not Detected.						
	27 bromochloromethane	128	Compound Not Detected.						
	26 Cyclohexane	56	Compound Not Detected.						
	28 chloroform	83	Compound Not Detected.						
	30 carbontetrachloride	117	Compound Not Detected.						
$	32 dibromofluoromethane	113	5.506	5.500	(0.871)	104243	97.1145	97.114	
	33 1,1,1-trichloroethane	97	Compound Not Detected.						
	34 2-butanone	43	Compound Not Detected.						
	36 benzene	78	Compound Not Detected.						
$	38 1,2-dichloroethane-d4	65	6.041	6.041	(0.955)	125939	99.7137	99.713	
	39 1,2-dichloroethane	62	Compound Not Detected.						
*	41 flourobenzene	96	6.324	6.324	(1.000)	411824	100.000		
	42 methyl cyclohexane	83	Compound Not Detected.						

	Compounds	QUANT SIG MASS	RT	EXP RT	REL RT	RESPONSE	CONCENTRATIONS ON-COLUMN (ngs)	CONCENTRATIONS FINAL (ngs)	REVIEW CODE
	43 trichloroethene	95	6.499	6.493	(1.028)	5753	6.30855	6.308	
	46 1,2-dichloropropane	63	Compound Not Detected.						
	47 bromodichloromethane	83	Compound Not Detected.						
	49 1,4-Dioxane	88	Compound Not Detected.						
	52 cis-1,3-dichloropropene	75	Compound Not Detected.						
$	53 toluene-d8	98	8.027	8.021	(0.812)	398909	103.283	103.282	
	54 toluene	92	Compound Not Detected.						
	56 4-methyl-2-pentanone	58	Compound Not Detected.						
	55 tetrachloroethene	166	Compound Not Detected.						
	57 trans-1,3-dichloropropene	75	Compound Not Detected.						
	60 1,1,2-trichloroethane	83	Compound Not Detected.						
	61 chlorodibromomethane	129	Compound Not Detected.						
	64 1,2-dibromoethane	107	Compound Not Detected.						
	65 2-hexanone	43	Compound Not Detected.						
*	66 chlorobenzene-d5	117	9.882	9.882	(1.000)	294293	100.000		
	67 chlorobenzene	112	Compound Not Detected.						
	68 ethyl benzene	91	Compound Not Detected.						
	70 p/m xylene	106	Compound Not Detected.						
	71 o xylene	106	Compound Not Detected.						
	72 styrene	104	Compound Not Detected.						
	73 bromoform	173	Compound Not Detected.						
	74 isopropylbenzene	105	Compound Not Detected.						
$	75 4-bromofluorobenzene	95	11.333	11.333	(0.905)	136891	103.499	103.498	
	79 1,1,2,2,-tetrachloroethane	83	Compound Not Detected.						
	92 1,3-dichlorobenzene	146	Compound Not Detected.						
*	93 1,4-dichlorobenzene-d4	152	12.517	12.517	(1.000)	130309	100.000		
	94 1,4-dichlorobenzene	146	Compound Not Detected.						
	97 1,2-dichlorobenzene	146	Compound Not Detected.						
	99 1,2-dibromo-3-chloropropane	75	Compound Not Detected.						
	102 1,2,4-trichlorobenzene	180	Compound Not Detected.						
	104 1,2,3-trichlorobenzene	180	Compound Not Detected.						

Alpha Analytical Labs

gc/ms voa - VOA105

Data file : \\orgserv2\ff\chem\GCMSVOA\Voa105.i\151001n.b\1001N08.D
Lab Smp Id:
Inj Date : 01-OCT-2015 23:39
Operator : MS Inst ID: Voa105.i
Smp Info : l1523745-08,31,10,,a
Misc Info : wg827102,ical11492
Comment :
Method : \\orgserv2\ff\chem\GCMSVOA\Voa105.i\151001n.b\liq8260B.m
Meth Date : 01-Oct-2015 20:52 Voa105.i Quant Type: ISTD
Cal Date : 26-SEP-2015 22:38 Cal File: 0926A10.D
Als bottle: 8
Dil Factor: 1.00000
Integrator: HP RTE Compound Sublist: NJTCL.sub
Target Version: 4.12
Processing Host: VIRTUALXP-38517

- NO TENTATIVELY IDENTIFIED COMPOUNDS -

Alpha Analytical Labs

INTERNAL STANDARD COMPOUNDS
AREA AND RT SUMMARY

Instrument ID: Voa105.i
Lab File ID: 1001N08.D
Lab Smp Id:
Analysis Type: VOA
Quant Type: ISTD
Operator: MS
Method File: \\orgserv2\ff\chem\GCMSVOA\Voa105.i\151001n.b\liq8260B.m
Misc Info: wg827102,ical11492

Calibration Date: 01-OCT-2015
Calibration Time: 20:20
Level: LOW
Sample Type: WATER

Test Mode:
Use Last Continuing Calibrator.
If Continuing Cal. use Initial Cal. Level 3

COMPOUND	STANDARD	AREA LIMIT LOWER	AREA LIMIT UPPER	SAMPLE	%DIFF
41 flourobenzene	415716	207858	831432	411824	-0.94
66 chlorobenzene-d5	326583	163292	653166	294293	-9.89
93 1,4-dichlorobenze	163682	81841	327364	130309	-20.39

COMPOUND	STANDARD	RT LIMIT LOWER	RT LIMIT UPPER	SAMPLE	%DIFF
41 flourobenzene	6.32	5.82	6.82	6.32	0.00
66 chlorobenzene-d5	9.88	9.38	10.38	9.88	0.00
93 1,4-dichlorobenze	12.52	12.02	13.02	12.52	0.00

AREA UPPER LIMIT = +100% of internal standard area.
AREA LOWER LIMIT = - 50% of internal standard area.
RT UPPER LIMIT = + 0.50 minutes of internal standard RT.
RT LOWER LIMIT = - 0.50 minutes of internal standard RT.

Alpha Analytical Labs

RECOVERY REPORT

Client Name: Client SDG: SDGa00307
Sample Matrix: LIQUID Fraction: VOA
Lab Smp Id:
Level: LOW Operator: MS
Data Type: MS DATA SampleType: SAMPLE
SpikeList File: curveall.spk Quant Type: ISTD
Sublist File: NJTCL.sub
Method File: \\orgserv2\ff\chem\GCMSVOA\Voa105.i\151001n.b\liq8260B.m
Misc Info: wg827102,ical11492

SURROGATE COMPOUND	AMOUNT ADDED ngs	AMOUNT RECOVERED ngs	% RECOVERED	LIMITS
$ 32 dibromofluorometha	100.000	97.114	97.11	70-130
$ 38 1,2-dichloroethane	100.000	99.713	99.71	70-130
$ 53 toluene-d8	100.000	103.282	103.28	70-130
$ 75 4-bromofluorobenze	100.000	103.498	103.50	70-130

Data File: \\orgserv2\ff\chem\GCMSVOA\Voa105.i\151001n.b\1001N08.D
Date : 01-OCT-2015 23:39
Client ID:
Instrument: Voa105.i
Sample Info: 11523745-08,31,10,,a
Purge Volume: 10.0
Operator: MS
Column phase:
Column diameter: 0.18

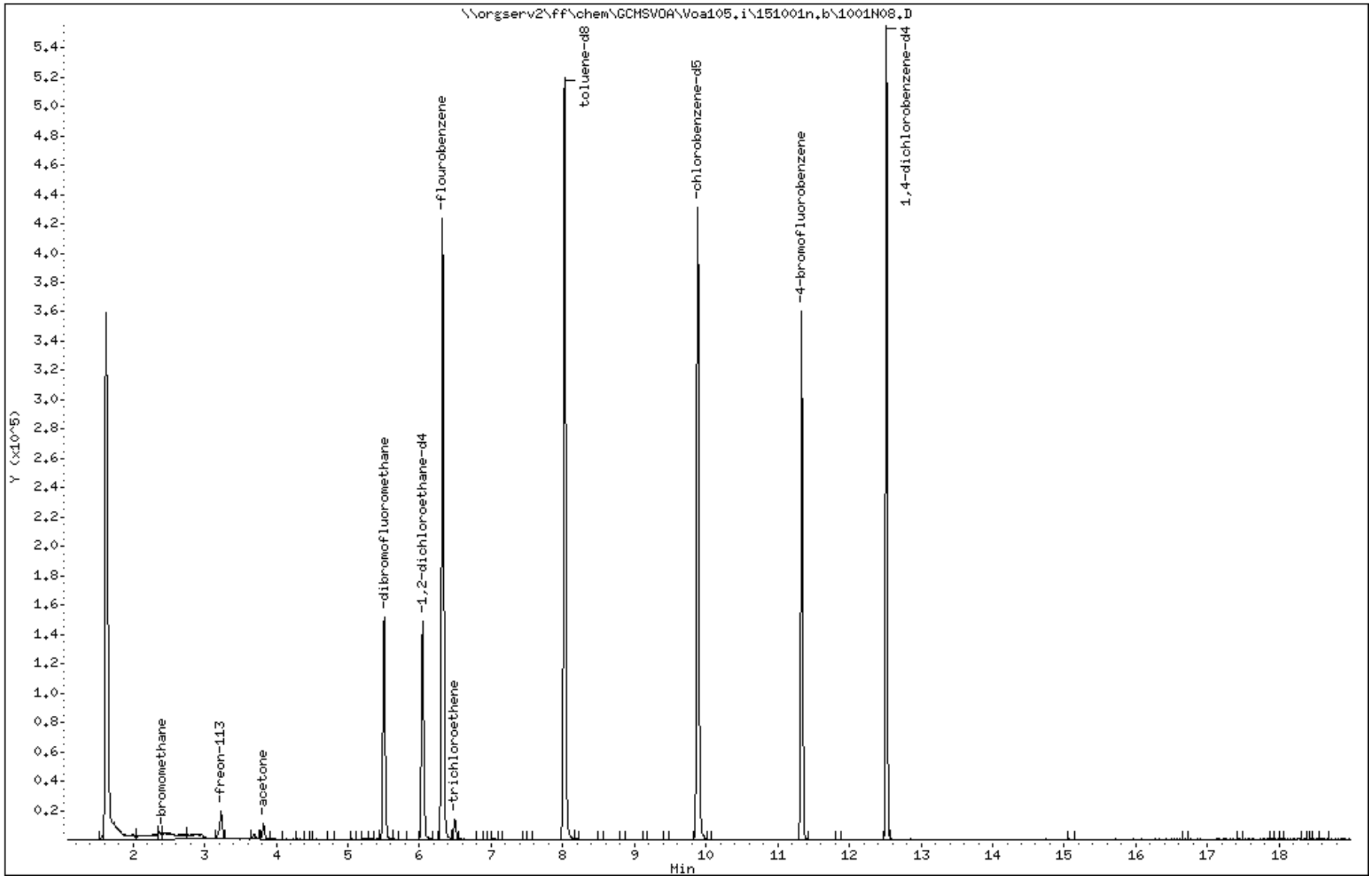

Data File: \\orgserv2\ff\chem\GCMSVOA\Voa105.i\151001n.b\1001N08.D

Date : 01-OCT-2015 23:39

Client ID:

Instrument: Voa105.i

Sample Info: 11523745-08,31,10,,a

Purge Volume: 10.0

Operator: MS

Column phase:

Column diameter: 0.18

4 bromomethane

Concentration: 1.041 ngs

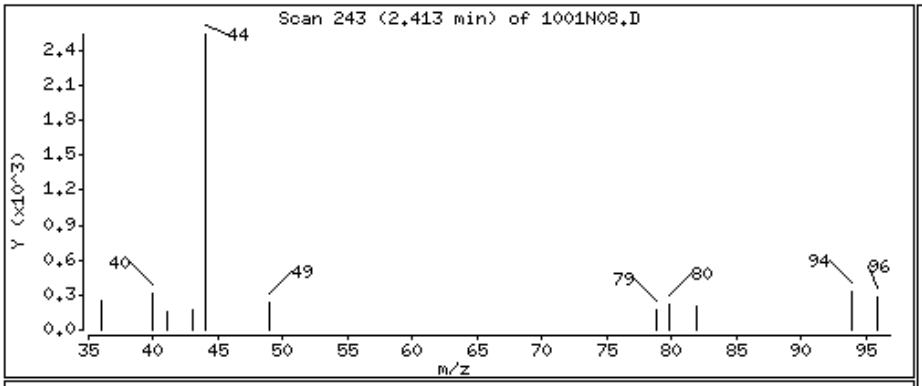

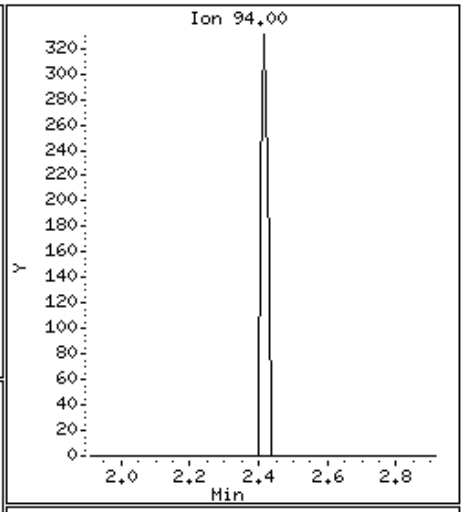

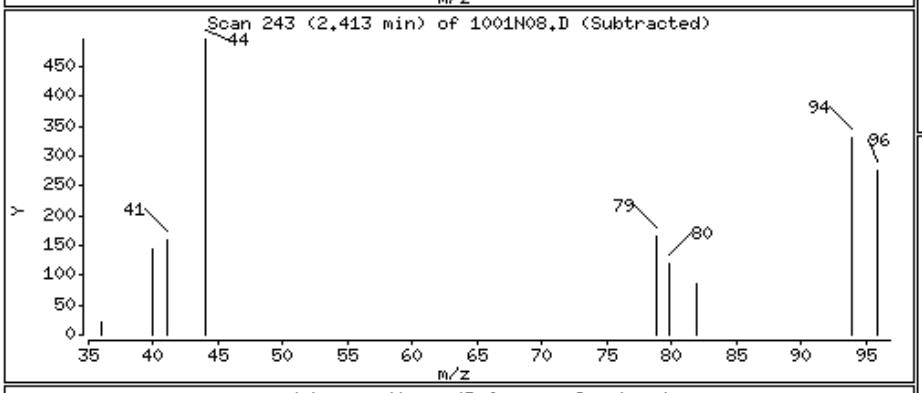

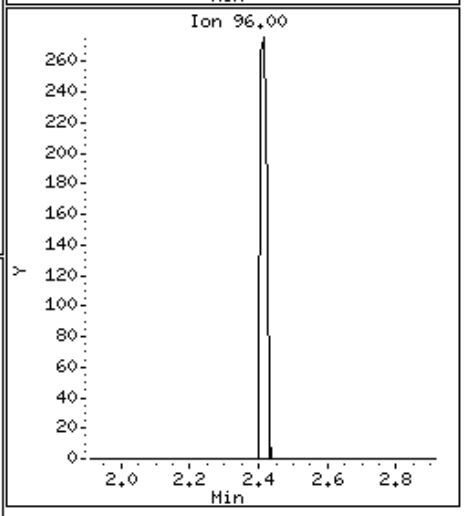

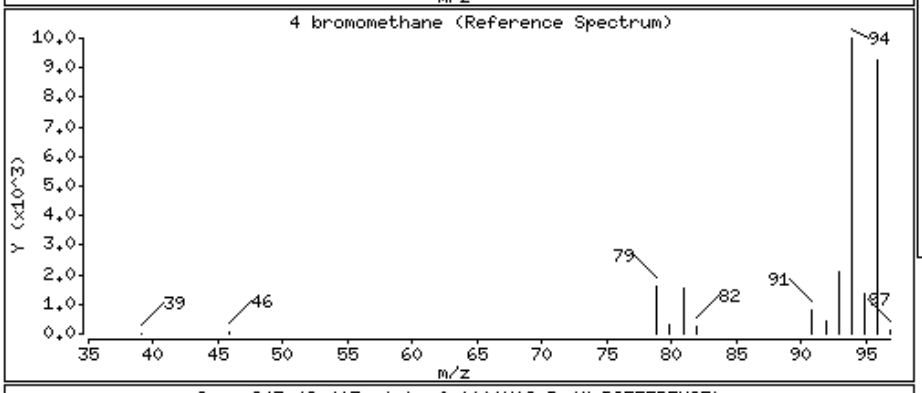

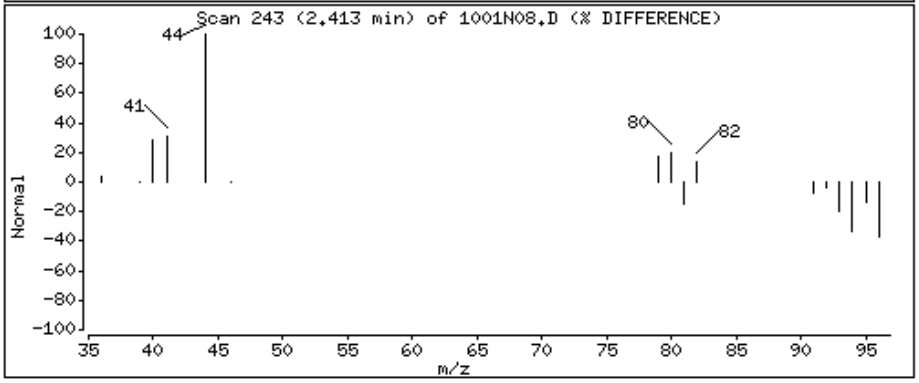

Data File: \\orgserv2\ff\chem\GCMSVOA\Voa105.i\151001n.b\1001N08.D

Date : 01-OCT-2015 23:39

Client ID:

Instrument: Voa105.i

Sample Info: 11523745-08,31,10,,a

Purge Volume: 10.0

Operator: MS

Column phase:

Column diameter: 0.18

10 freon-113

Concentration: 11.198 ngs

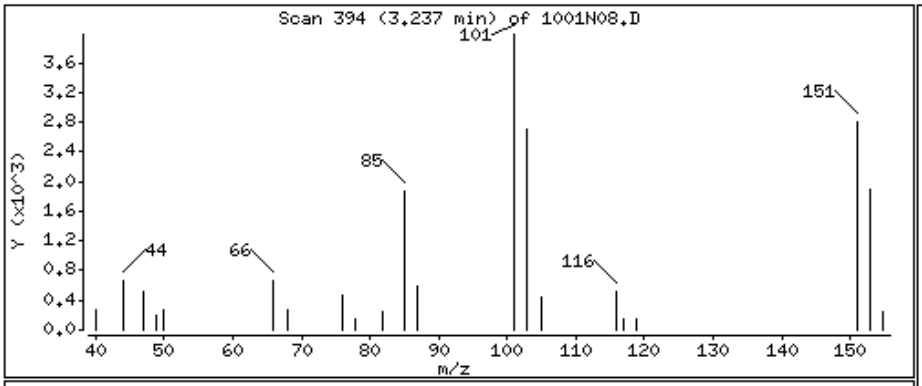

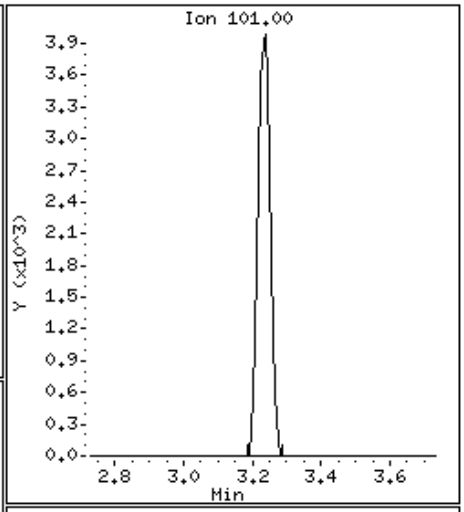

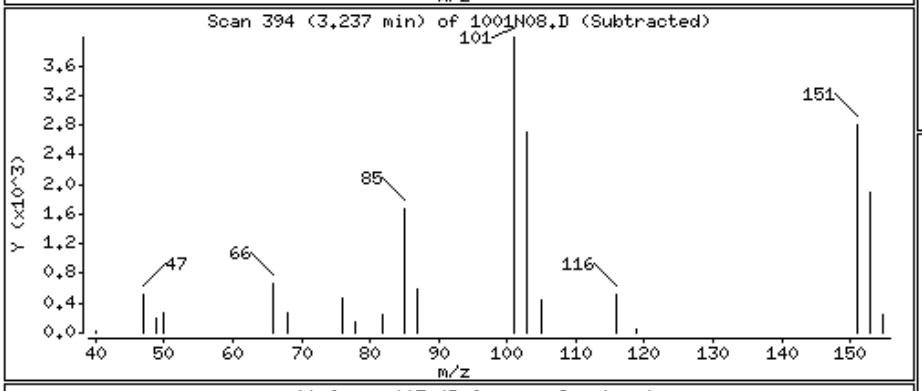

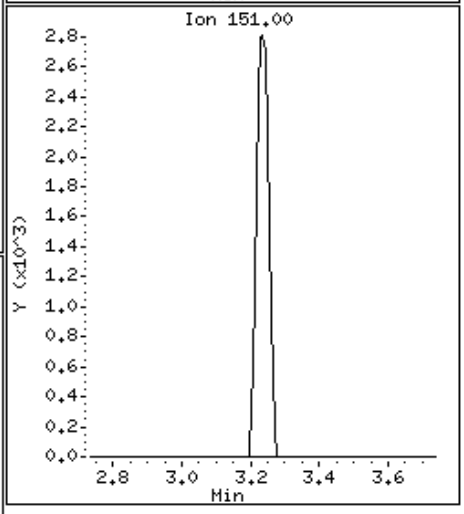

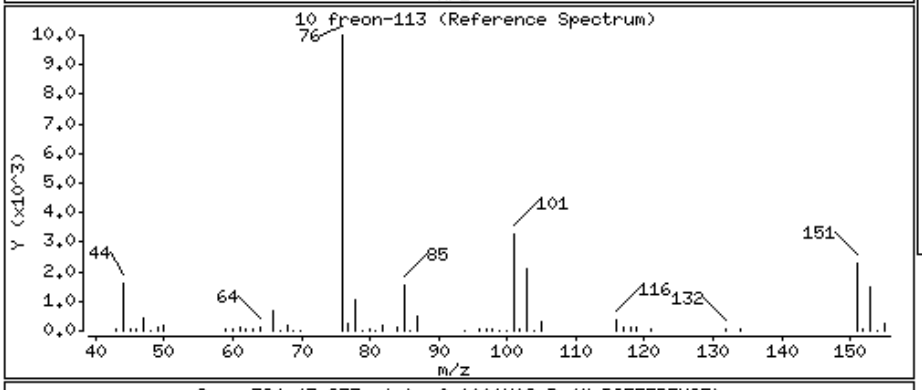

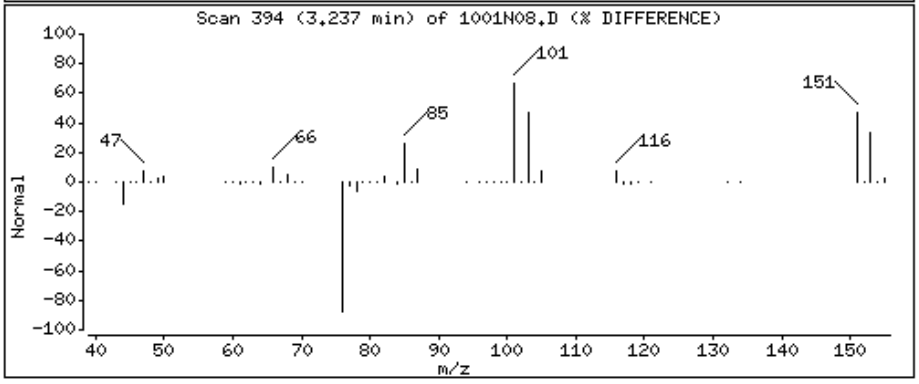

Data File: \\orgserv2\ff\chem\GCMSVOA\Voa105.i\151001n.b\1001N08.D

Date : 01-OCT-2015 23:39

Client ID:

Instrument: Voa105.i

Sample Info: 11523745-08,31,10,,a

Purge Volume: 10.0

Operator: MS

Column phase:

Column diameter: 0.18

13 acetone

Concentration: 98.347 ngs

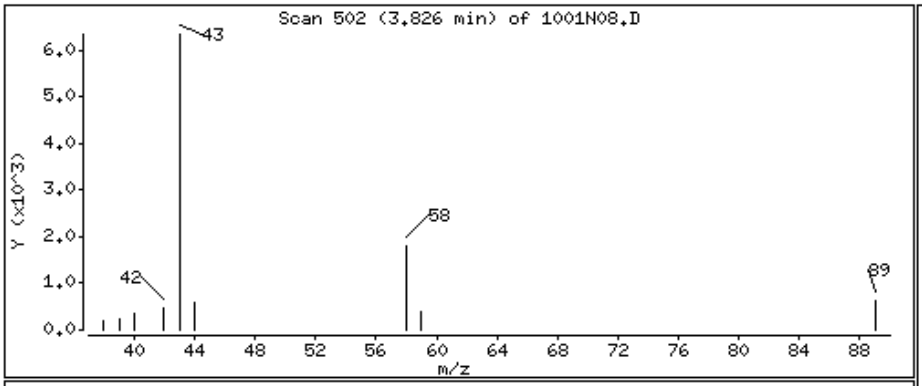

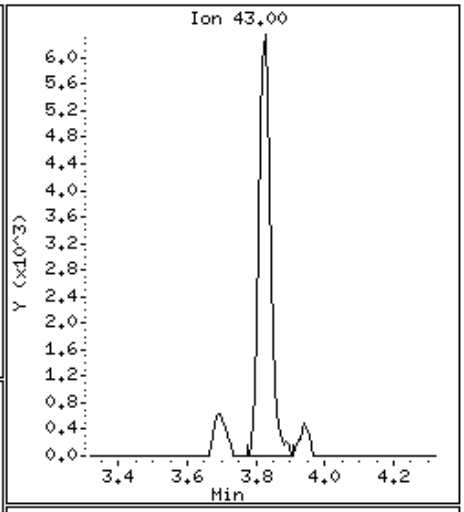

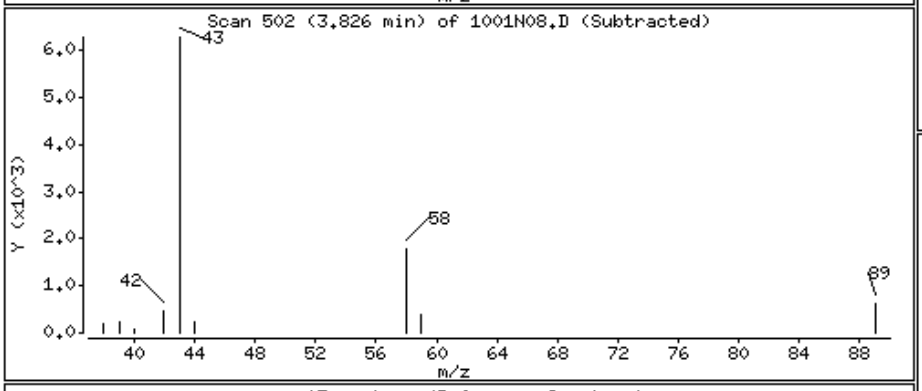

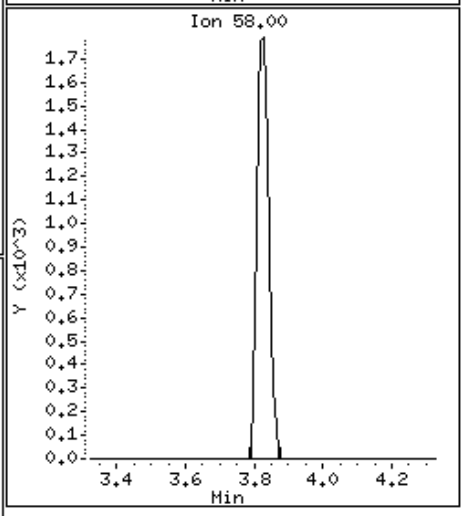

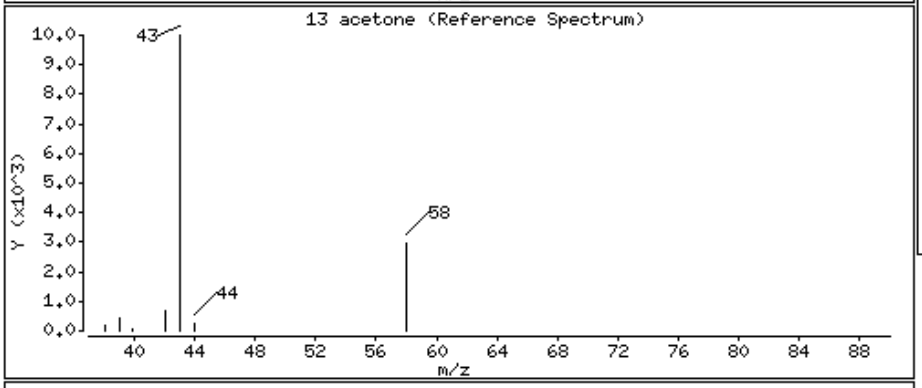

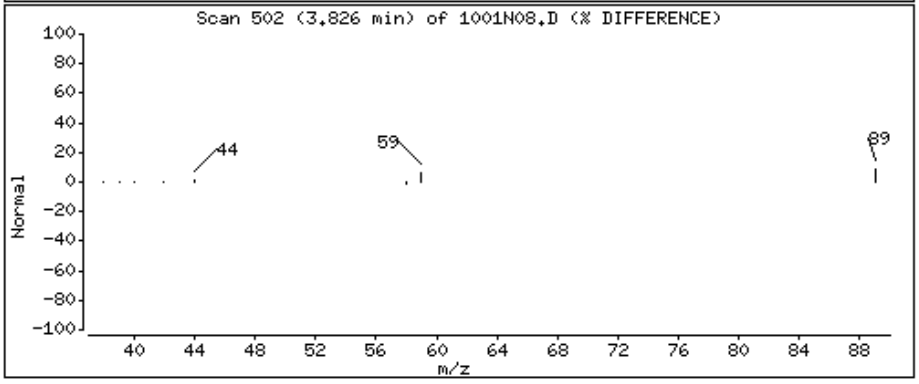

Data File: \\orgserv2\ff\chem\GCMSVOA\Voa105.i\151001n.b\1001N08.D

Date : 01-OCT-2015 23:39

Client ID:

Instrument: Voa105.i

Sample Info: 11523745-08,31,10,,a

Purge Volume: 10.0

Operator: MS

Column phase:

Column diameter: 0.18

43 trichloroethene

Concentration: 6.308 ngs

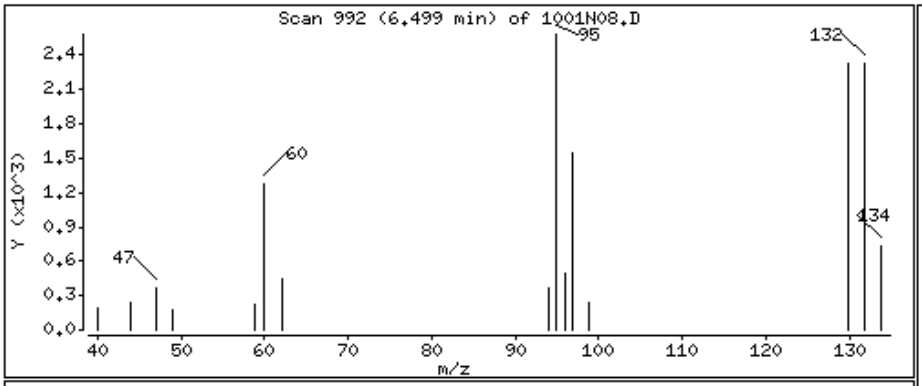

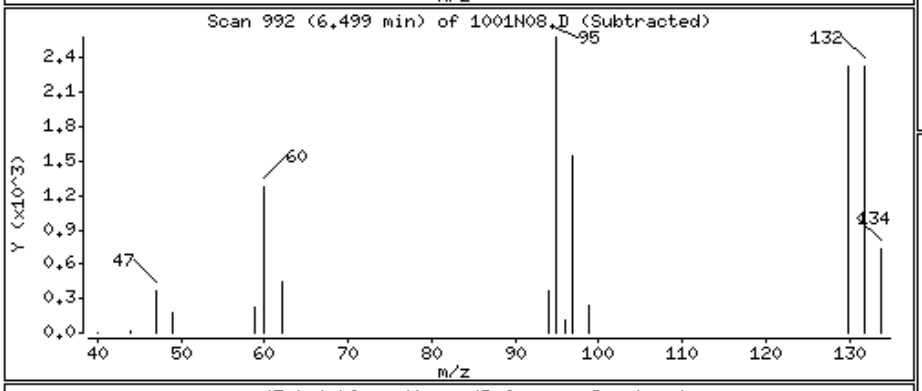

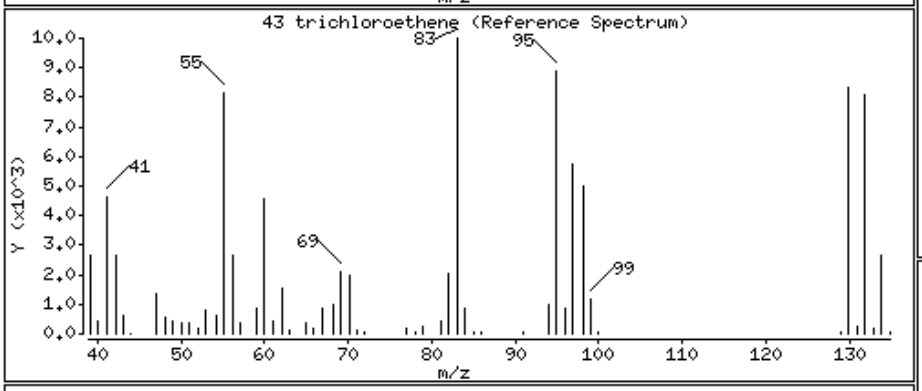

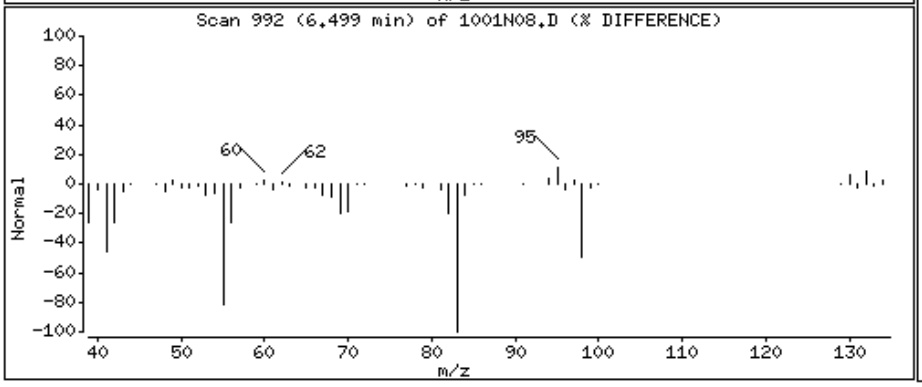

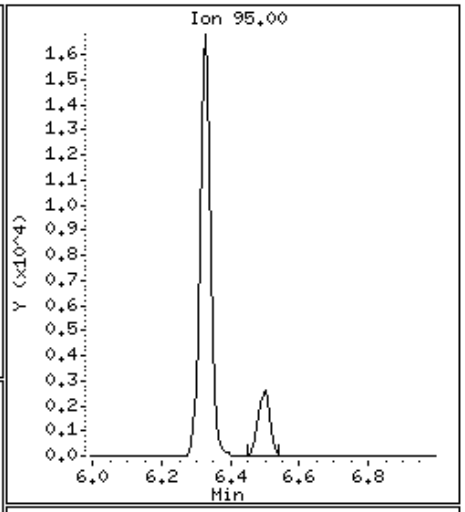

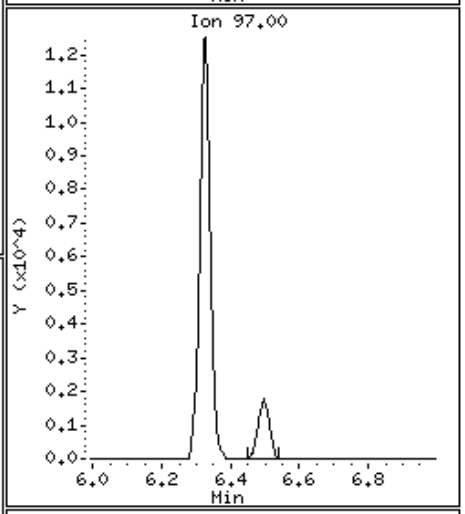

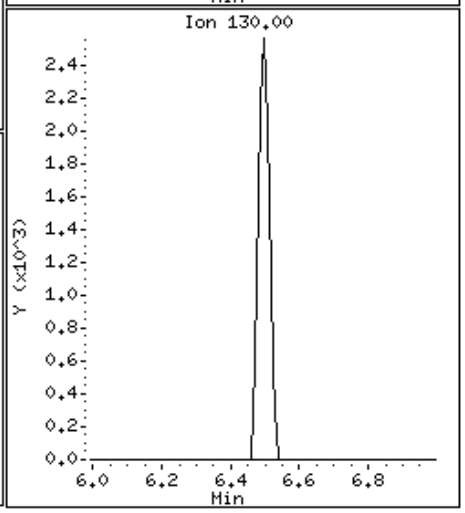

Alpha Analytical Labs

gc/ms voa - VOA105

Data file : \\orgserv2\ff\chem\GCMSVOA\Voa105.i\151001n.b\1001N09.D
Lab Smp Id:
Inj Date : 02-OCT-2015 00:06
Operator : MS Inst ID: Voa105.i
Smp Info : l1523745-09,31,10,,a
Misc Info : wg827102,ical11492
Comment :
Method : \\orgserv2\ff\chem\GCMSVOA\Voa105.i\151001n.b\liq8260B.m
Meth Date : 01-Oct-2015 20:52 Voa105.i Quant Type: ISTD
Cal Date : 26-SEP-2015 22:38 Cal File: 0926A10.D
Als bottle: 9
Dil Factor: 1.00000
Integrator: HP RTE Compound Sublist: NJTCL.sub
Target Version: 4.12
Processing Host: VIRTUALXP-38517

Concentration Formula: Amt * DF * CpndVariable
Cpnd Variable Local Compound Variable

	Compounds	QUANT SIG MASS	RT	EXP RT	REL RT	RESPONSE	CONCENTRATIONS ON-COLUMN (ngs)	CONCENTRATIONS FINAL (ngs)	REVIEW CODE
	1 dichlorodifluoromethane	85	Compound Not Detected.						
	2 chloromethane	50	1.987	1.992	(0.314)	1351	1.57652	1.576	
	3 vinyl chloride	62	Compound Not Detected.						
	4 bromomethane	94	2.412	2.412	(0.381)	397	1.09339	1.093(Q)	
	5 chloroethane	64	Compound Not Detected.						
	6 trichlorofluoromethane	101	Compound Not Detected.						
	8 1,1,-dichloroethene	96	Compound Not Detected.						
	9 carbon disulfide	76	Compound Not Detected.						
	10 freon-113	101	3.236	3.231	(0.512)	3617	4.53764	4.537	
	11 methylene chloride	84	Compound Not Detected.						
	13 acetone	43	3.825	3.820	(0.605)	11774	87.4476	87.447	
	14 trans-1,2-dichloroethene	96	Compound Not Detected.						
	15 Methyl Acetate	43	Compound Not Detected.						
	16 methyl tert butyl ether	73	Compound Not Detected.						
	19 1,1-dichloroethane	63	Compound Not Detected.						
	24 cis-1,2-dichloroethene	96	Compound Not Detected.						
	27 bromochloromethane	128	Compound Not Detected.						
	26 Cyclohexane	56	Compound Not Detected.						
	28 chloroform	83	5.326	5.320	(0.842)	13605	9.25939	9.259	
	30 carbontetrachloride	117	Compound Not Detected.						
$	32 dibromofluoromethane	113	5.506	5.500	(0.871)	99508	96.3464	96.346	
	33 1,1,1-trichloroethane	97	Compound Not Detected.						
	34 2-butanone	43	Compound Not Detected.						
	36 benzene	78	Compound Not Detected.						
$	38 1,2-dichloroethane-d4	65	6.046	6.041	(0.956)	121186	99.7212	99.721	
	39 1,2-dichloroethane	62	Compound Not Detected.						
*	41 flourobenzene	96	6.324	6.324	(1.000)	396252	100.000		
	42 methyl cyclohexane	83	Compound Not Detected.						

	Compounds	QUANT SIG MASS	RT	EXP RT	REL RT	RESPONSE	CONCENTRATIONS ON-COLUMN (ngs)	CONCENTRATIONS FINAL (ngs)	REVIEW CODE
	43 trichloroethene	95	6.499	6.493	(1.028)	5316	6.05844	6.058	
	46 1,2-dichloropropane	63	Compound Not Detected.						
	47 bromodichloromethane	83	Compound Not Detected.						
	49 1,4-Dioxane	88	Compound Not Detected.						
	52 cis-1,3-dichloropropene	75	Compound Not Detected.						
$	53 toluene-d8	98	8.027	8.021	(0.812)	381854	104.024	104.023	
	54 toluene	92	Compound Not Detected.						
	56 4-methyl-2-pentanone	58	Compound Not Detected.						
	55 tetrachloroethene	166	8.523	8.523	(0.862)	5967	8.27136	8.271	
	57 trans-1,3-dichloropropene	75	Compound Not Detected.						
	60 1,1,2-trichloroethane	83	Compound Not Detected.						
	61 chlorodibromomethane	129	Compound Not Detected.						
	64 1,2-dibromoethane	107	Compound Not Detected.						
	65 2-hexanone	43	Compound Not Detected.						
*	66 chlorobenzene-d5	117	9.887	9.882	(1.000)	279703	100.000		
	67 chlorobenzene	112	Compound Not Detected.						
	68 ethyl benzene	91	Compound Not Detected.						
	70 p/m xylene	106	Compound Not Detected.						
	71 o xylene	106	Compound Not Detected.						
	72 styrene	104	Compound Not Detected.						
	73 bromoform	173	Compound Not Detected.						
	74 isopropylbenzene	105	Compound Not Detected.						
$	75 4-bromofluorobenzene	95	11.333	11.333	(0.905)	129359	103.890	103.890	
	79 1,1,2,2,-tetrachloroethane	83	Compound Not Detected.						
	92 1,3-dichlorobenzene	146	Compound Not Detected.						
*	93 1,4-dichlorobenzene-d4	152	12.517	12.517	(1.000)	122675	100.000		
	94 1,4-dichlorobenzene	146	Compound Not Detected.						
	97 1,2-dichlorobenzene	146	Compound Not Detected.						
	99 1,2-dibromo-3-chloropropane	75	Compound Not Detected.						
	102 1,2,4-trichlorobenzene	180	Compound Not Detected.						
	104 1,2,3-trichlorobenzene	180	Compound Not Detected.						

QC Flag Legend

Q - Qualifier signal failed the ratio test.

Alpha Analytical Labs

gc/ms voa - VOA105

Data file : \\orgserv2\ff\chem\GCMSVOA\Voa105.i\151001n.b\1001N09.D
Lab Smp Id:
Inj Date : 02-OCT-2015 00:06
Operator : MS Inst ID: Voa105.i
Smp Info : l1523745-09,31,10,,a
Misc Info : wg827102,ical11492
Comment :
Method : \\orgserv2\ff\chem\GCMSVOA\Voa105.i\151001n.b\liq8260B.m
Meth Date : 01-Oct-2015 20:52 Voa105.i Quant Type: ISTD
Cal Date : 26-SEP-2015 22:38 Cal File: 0926A10.D
Als bottle: 9
Dil Factor: 1.00000
Integrator: HP RTE Compound Sublist: NJTCL.sub
Target Version: 4.12
Processing Host: VIRTUALXP-38517

- NO TENTATIVELY IDENTIFIED COMPOUNDS -

Alpha Analytical Labs

INTERNAL STANDARD COMPOUNDS
AREA AND RT SUMMARY

Instrument ID: Voa105.i
Lab File ID: 1001N09.D
Lab Smp Id:
Analysis Type: VOA
Quant Type: ISTD
Operator: MS
Method File: \\orgserv2\ff\chem\GCMSVOA\Voa105.i\151001n.b\liq8260B.m
Misc Info: wg827102,ical11492

Calibration Date: 01-OCT-2015
Calibration Time: 20:20
Level: LOW
Sample Type: WATER

Test Mode:
Use Last Continuing Calibrator.
If Continuing Cal. use Initial Cal. Level 3

COMPOUND	STANDARD	AREA LIMIT LOWER	AREA LIMIT UPPER	SAMPLE	%DIFF
41 flourobenzene	415716	207858	831432	396252	-4.68
66 chlorobenzene-d5	326583	163292	653166	279703	-14.35
93 1,4-dichlorobenze	163682	81841	327364	122675	-25.05

COMPOUND	STANDARD	RT LIMIT LOWER	RT LIMIT UPPER	SAMPLE	%DIFF
41 flourobenzene	6.32	5.82	6.82	6.32	0.00
66 chlorobenzene-d5	9.88	9.38	10.38	9.89	0.06
93 1,4-dichlorobenze	12.52	12.02	13.02	12.52	0.00

AREA UPPER LIMIT = +100% of internal standard area.
AREA LOWER LIMIT = - 50% of internal standard area.
RT UPPER LIMIT = + 0.50 minutes of internal standard RT.
RT LOWER LIMIT = - 0.50 minutes of internal standard RT.

Alpha Analytical Labs

RECOVERY REPORT

Client Name: Client SDG: SDGa00307
Sample Matrix: LIQUID Fraction: VOA
Lab Smp Id:
Level: LOW Operator: MS
Data Type: MS DATA SampleType: SAMPLE
SpikeList File: curveall.spk Quant Type: ISTD
Sublist File: NJTCL.sub
Method File: \\orgserv2\ff\chem\GCMSVOA\Voa105.i\151001n.b\liq8260B.m
Misc Info: wg827102,ical11492

SURROGATE COMPOUND	AMOUNT ADDED ngs	AMOUNT RECOVERED ngs	% RECOVERED	LIMITS
$ 32 dibromofluorometha	100.000	96.346	96.35	70-130
$ 38 1,2-dichloroethane	100.000	99.721	99.72	70-130
$ 53 toluene-d8	100.000	104.023	104.02	70-130
$ 75 4-bromofluorobenze	100.000	103.890	103.89	70-130

Data File: \\orgserv2\ff\chem\GCMSVOA\Voa105.i\151001n.b\1001N09.D
Date : 02-OCT-2015 00:06
Client ID:
Sample Info: 11523745-09,31,10,,a
Purge Volume: 10.0
Column phase:

Instrument: Voa105.i
Operator: MS
Column diameter: 0.18

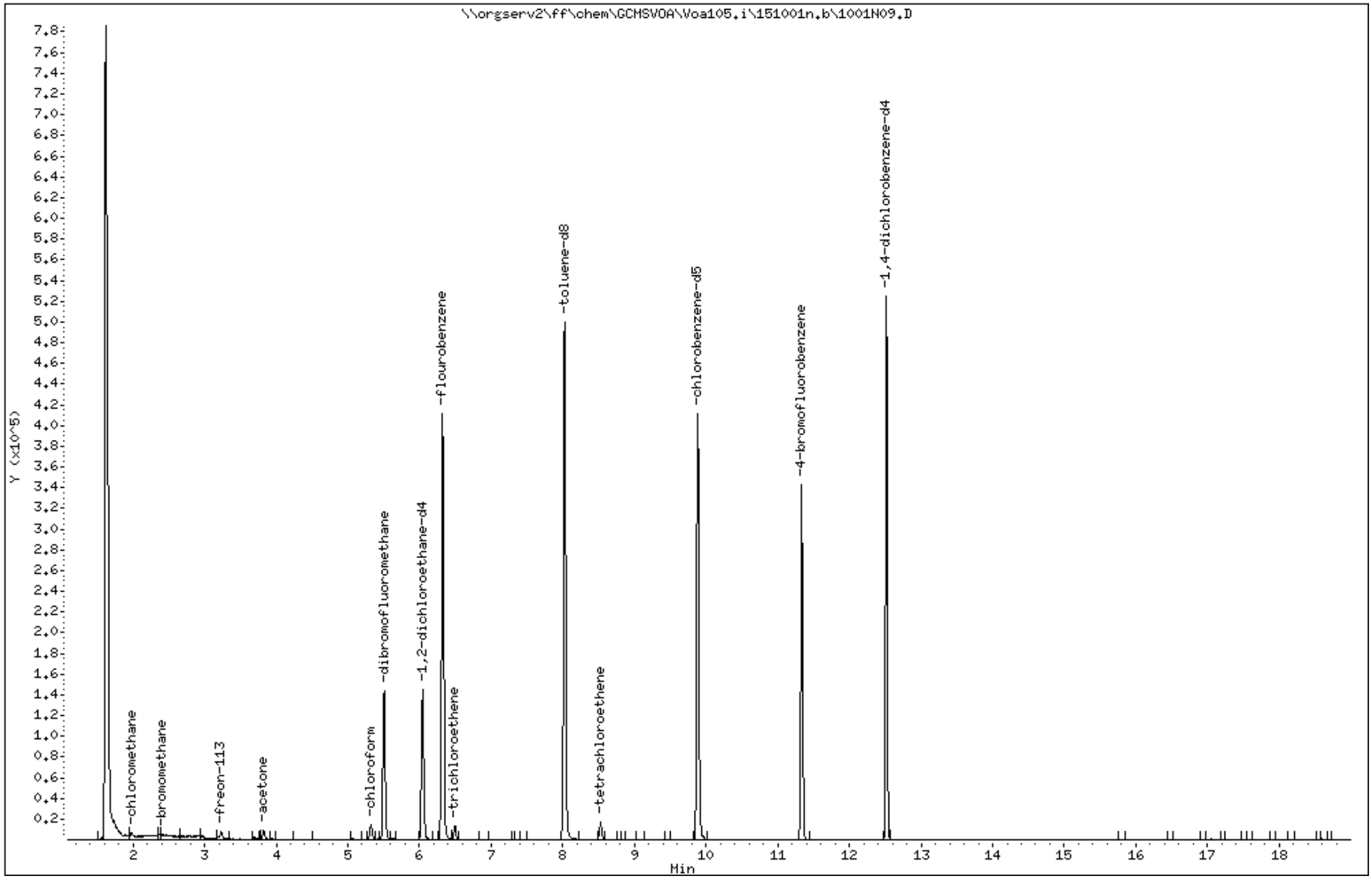

Data File: \\orgserv2\ff\chem\GCMSVOA\Voa105.i\151001n.b\1001N09.D

Date : 02-OCT-2015 00:06

Client ID:

Instrument: Voa105.i

Sample Info: 11523745-09,31,10,,a

Purge Volume: 10.0

Operator: MS

Column phase:

Column diameter: 0.18

2 chloromethane

Concentration: 1.576 ngs

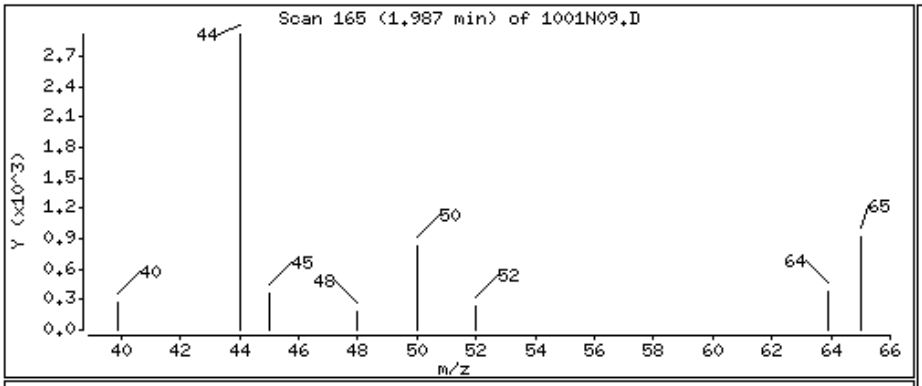

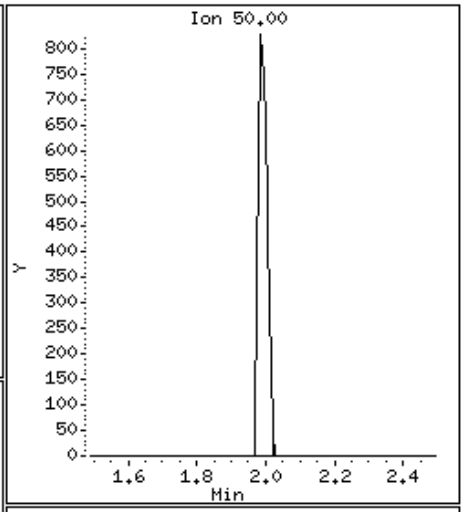

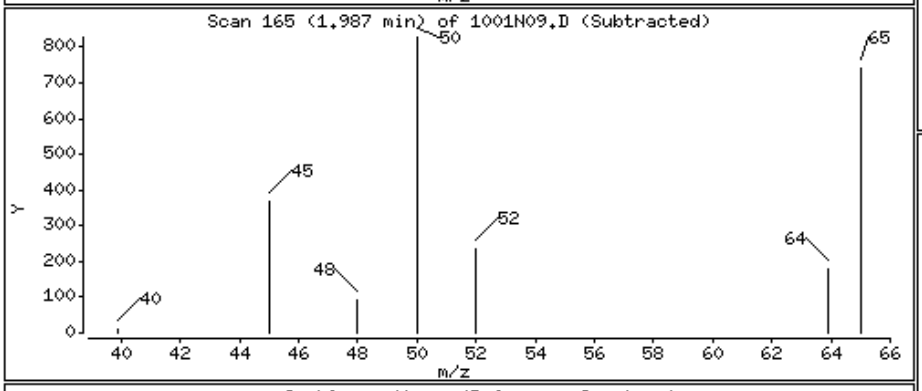

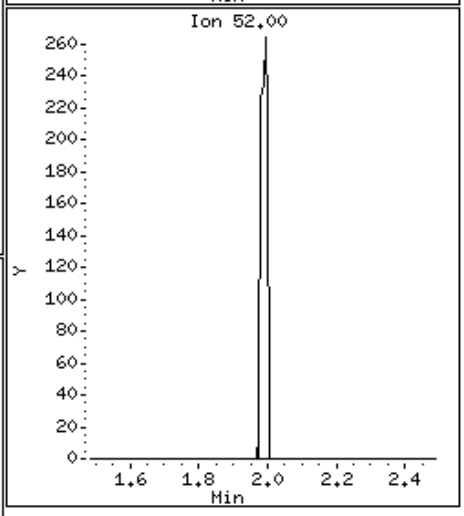

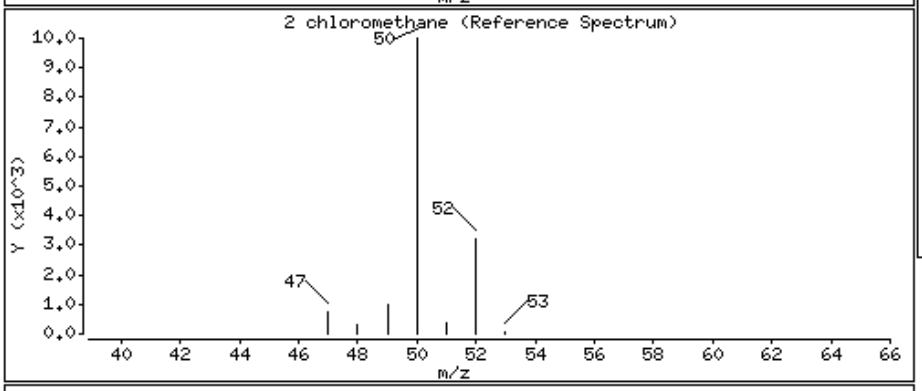

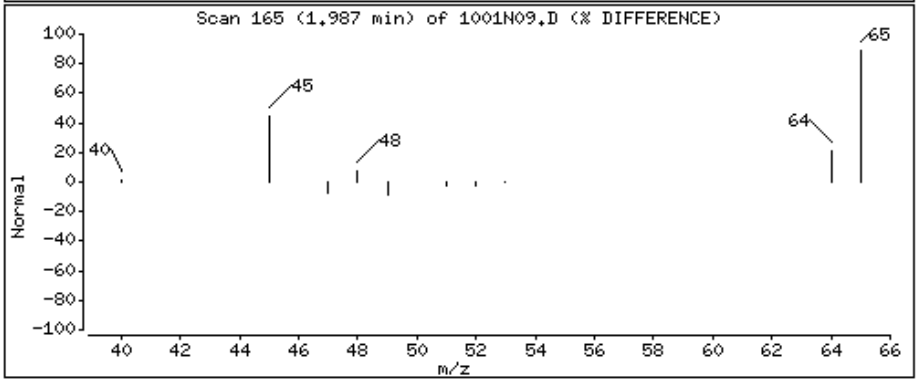

Data File: \\orgserv2\ff\chem\GCMSVOA\Voa105.i\151001n.b\1001N09.D

Date : 02-OCT-2015 00:06

Client ID:

Instrument: Voa105.i

Sample Info: 11523745-09,31,10,,a

Purge Volume: 10.0

Operator: MS

Column phase:

Column diameter: 0.18

4 bromomethane

Concentration: 1.093 ngs

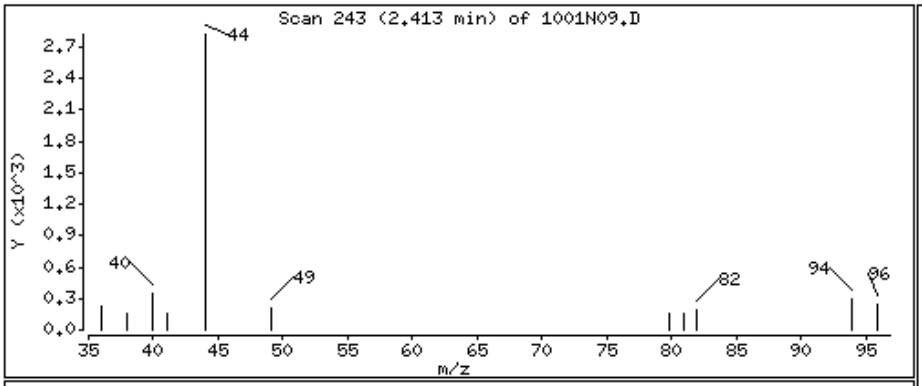

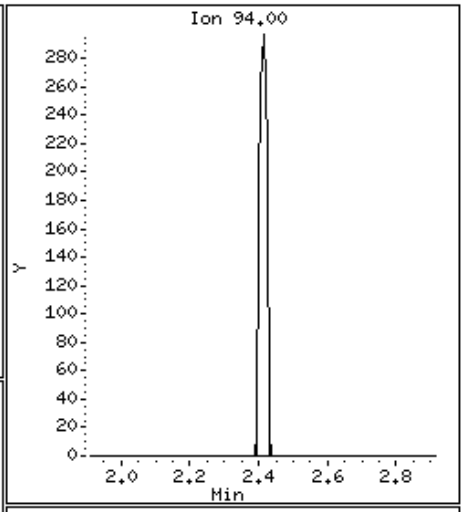

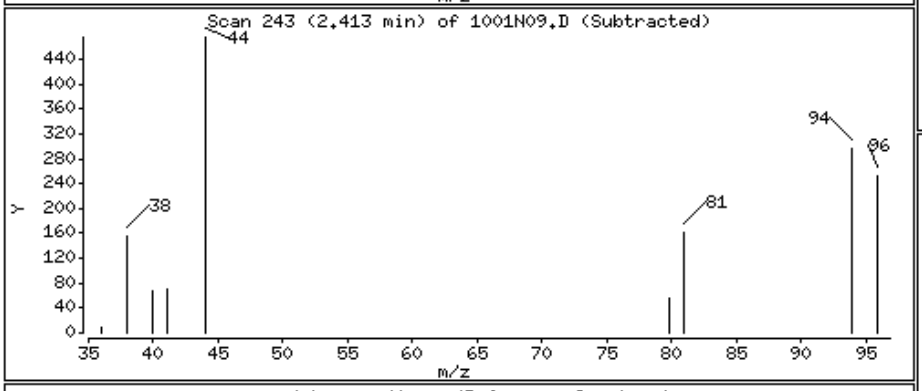

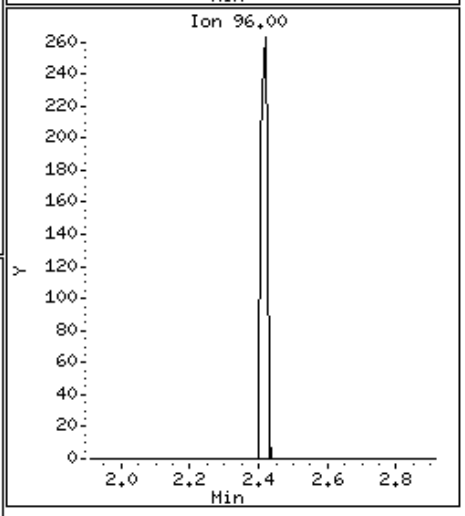

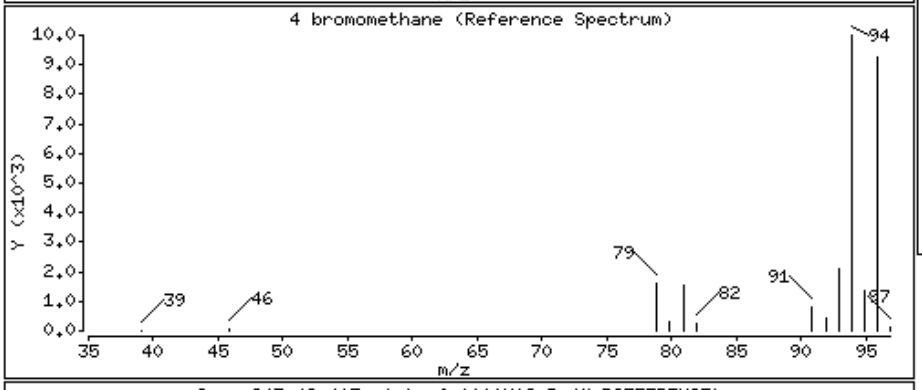

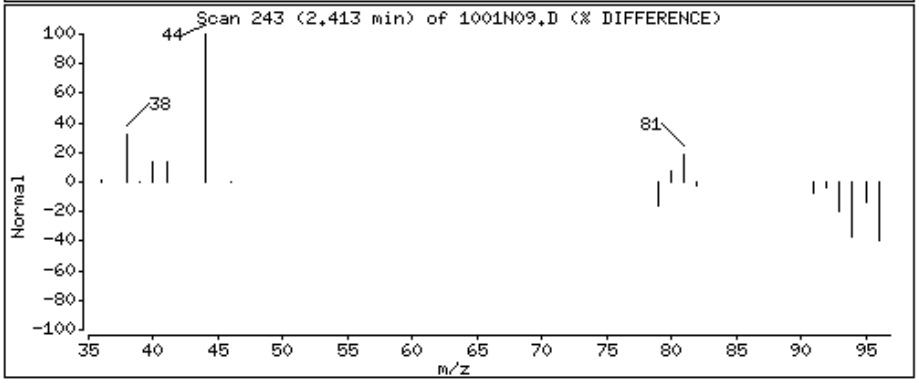

Data File: \\orgserv2\ff\chem\GCMSVOA\Voa105.i\151001n.b\1001N09.D

Date : 02-OCT-2015 00:06

Client ID:

Instrument: Voa105.i

Sample Info: 11523745-09,31,10,,a

Purge Volume: 10.0

Operator: MS

Column phase:

Column diameter: 0.18

10 freon-113

Concentration: 4.537 ngs

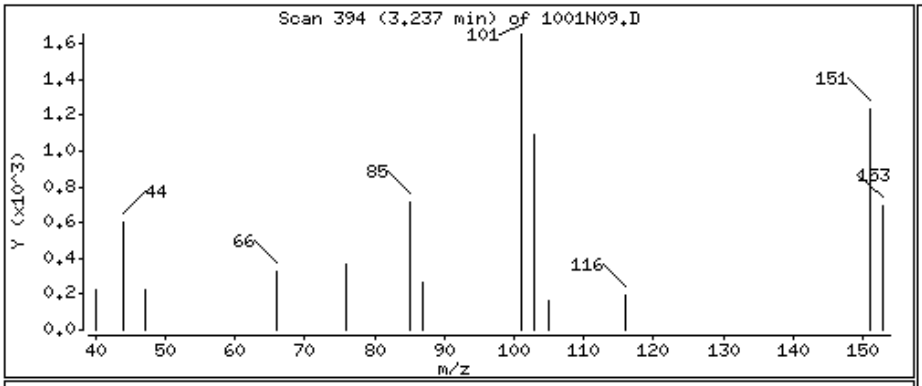

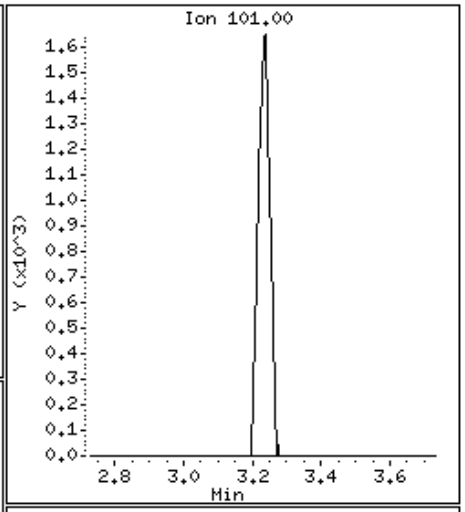

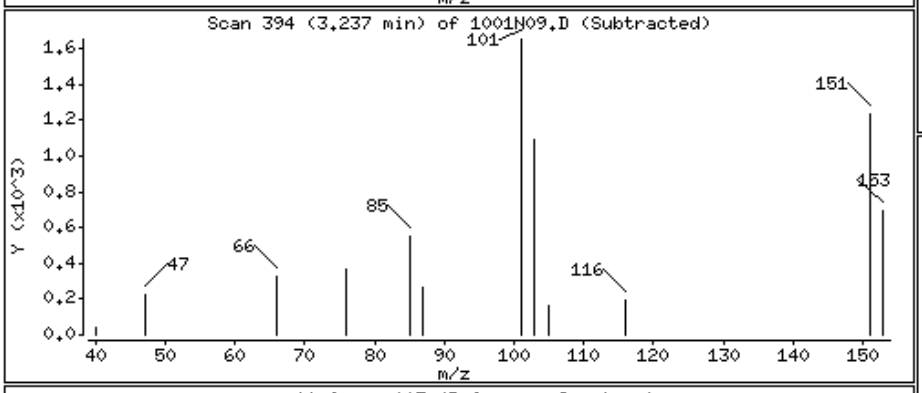

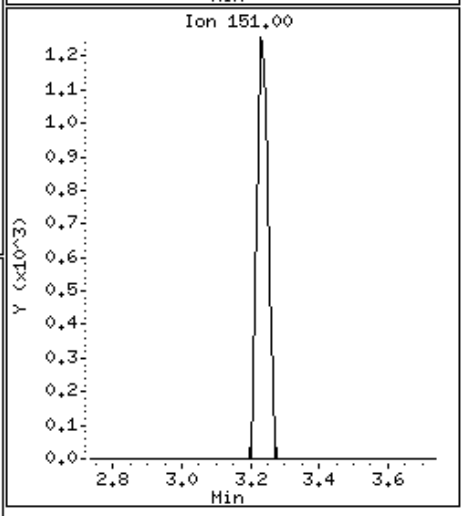

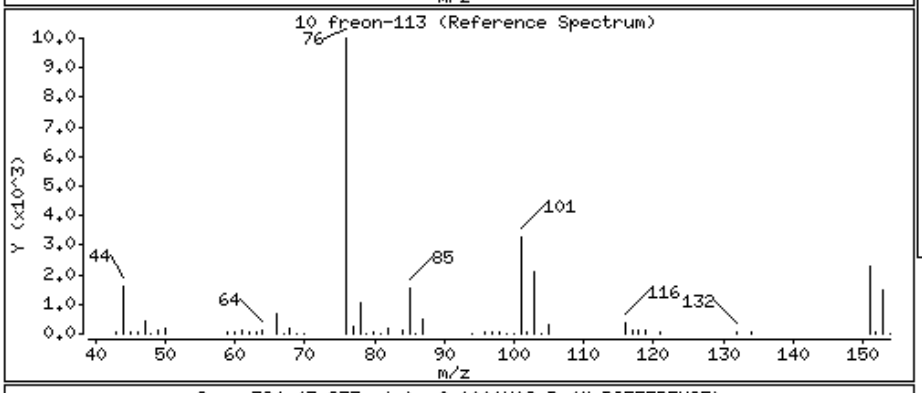

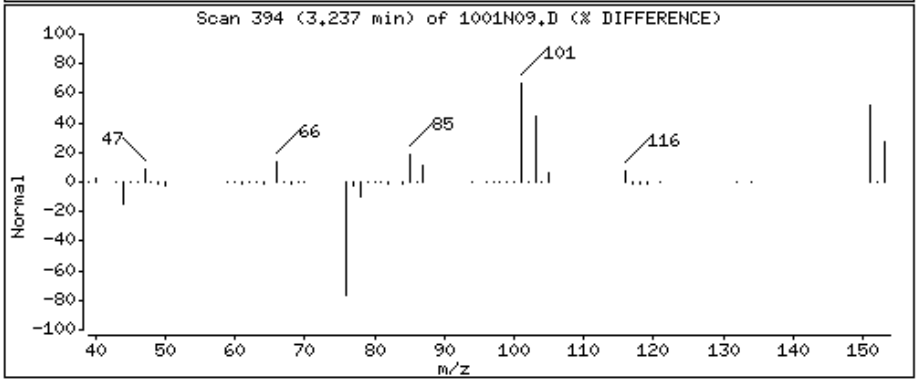

Data File: \\orgserv2\ff\chem\GCMSVOA\Voa105.i\151001n.b\1001N09.D

Date : 02-OCT-2015 00:06

Client ID:

Instrument: Voa105.i

Sample Info: 11523745-09,31,10,,a

Purge Volume: 10.0

Operator: MS

Column phase:

Column diameter: 0.18

13 acetone

Concentration: 87.447 ngs

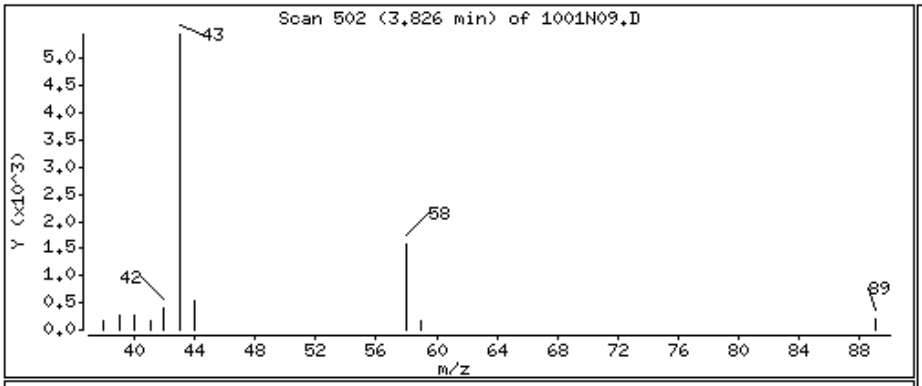

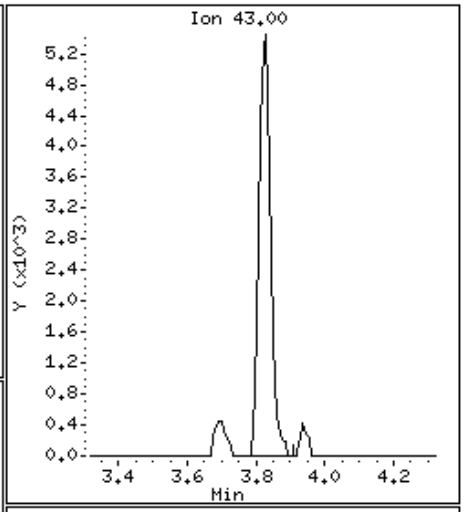

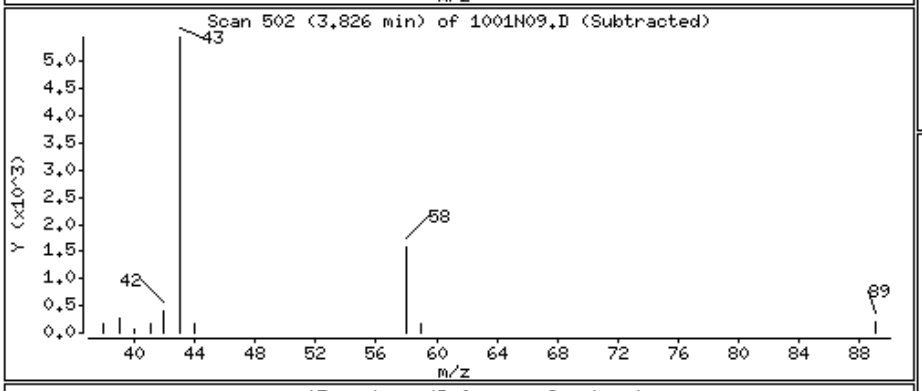

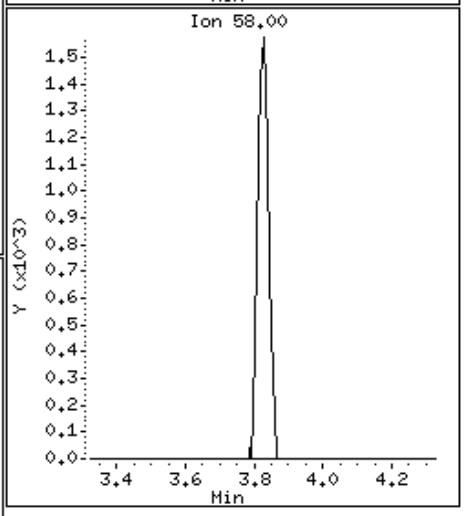

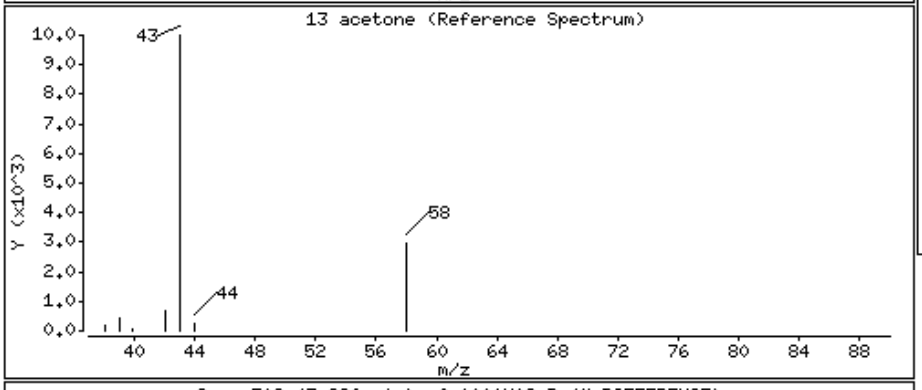

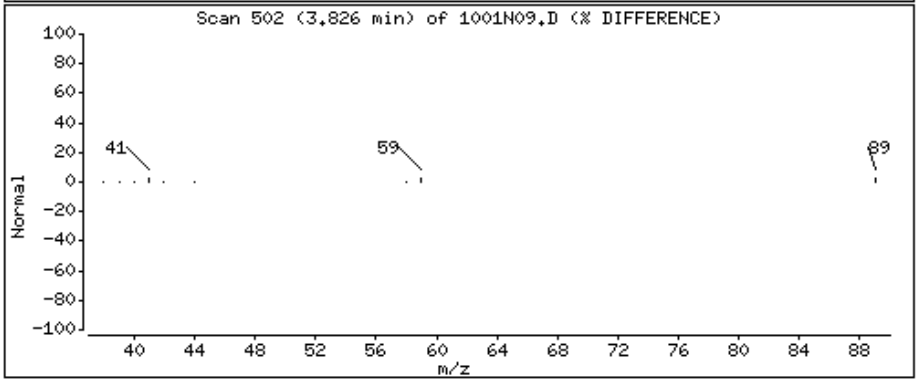

Data File: \\orgserv2\ff\chem\GCMSVOA\Voa105.i\151001n.b\1001N09.D

Date : 02-OCT-2015 00:06

Client ID:

Instrument: Voa105.i

Sample Info: 11523745-09,31,10,,a

Purge Volume: 10.0

Operator: MS

Column phase:

Column diameter: 0.18

28 chloroform

Concentration: 9.259 ngs

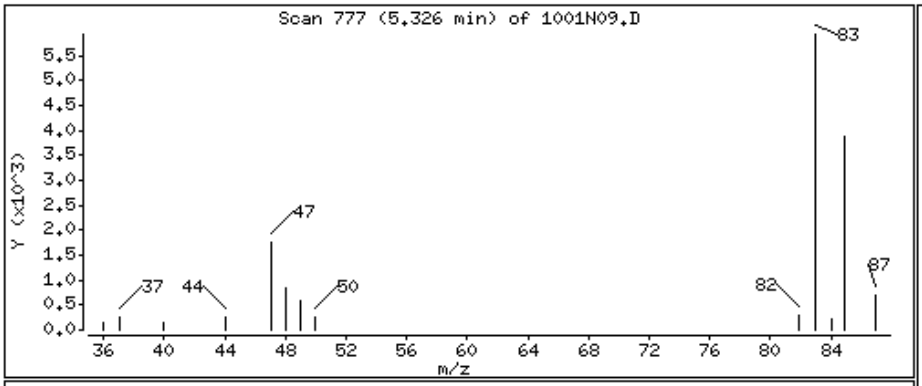

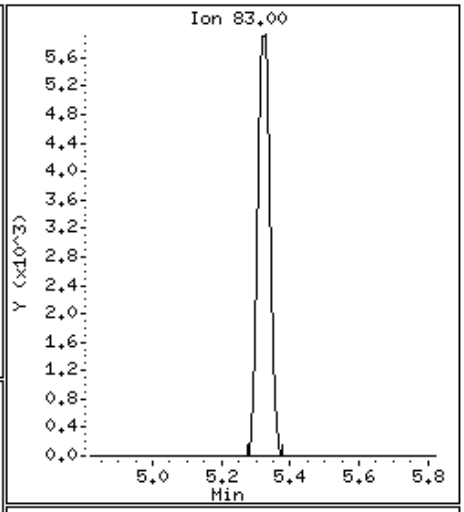

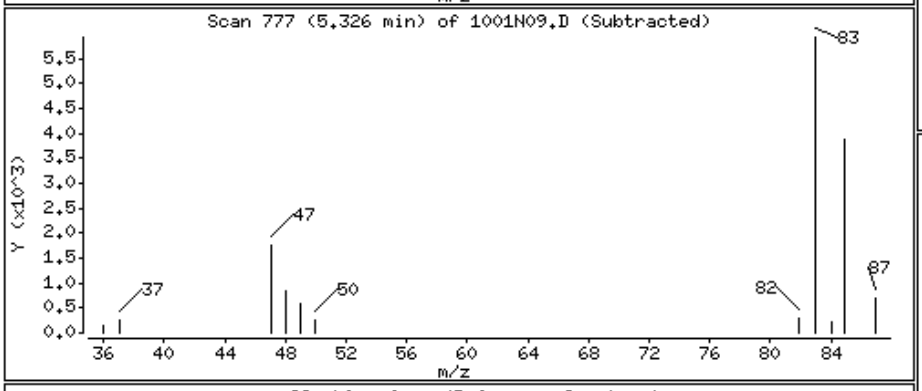

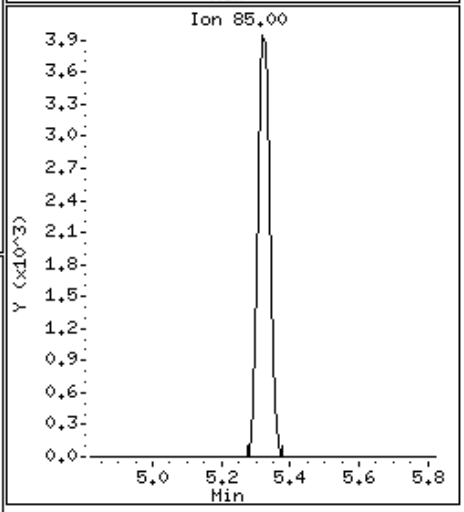

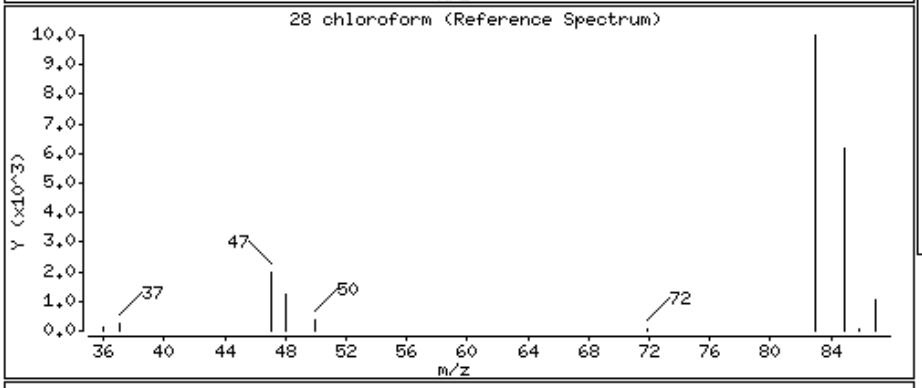

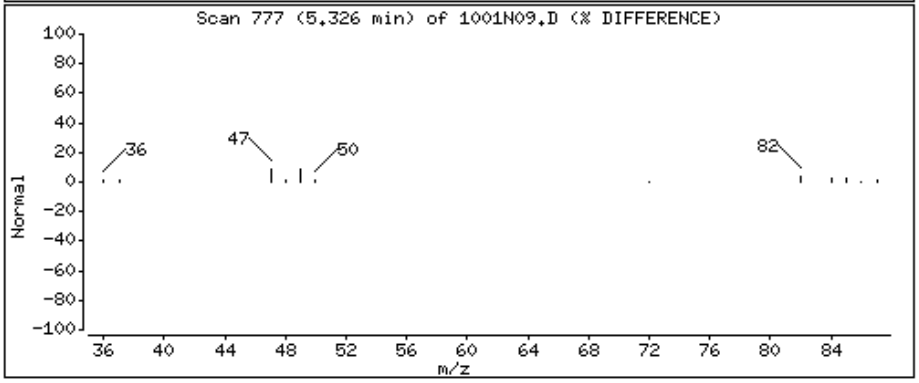

Data File: \\orgserv2\ff\chem\GCMSVOA\Voa105.i\151001n.b\1001N09.D

Date : 02-OCT-2015 00:06

Client ID:

Instrument: Voa105.i

Sample Info: 11523745-09,31,10,,a

Purge Volume: 10.0

Operator: MS

Column phase:

Column diameter: 0.18

43 trichloroethene

Concentration: 6.058 ngs

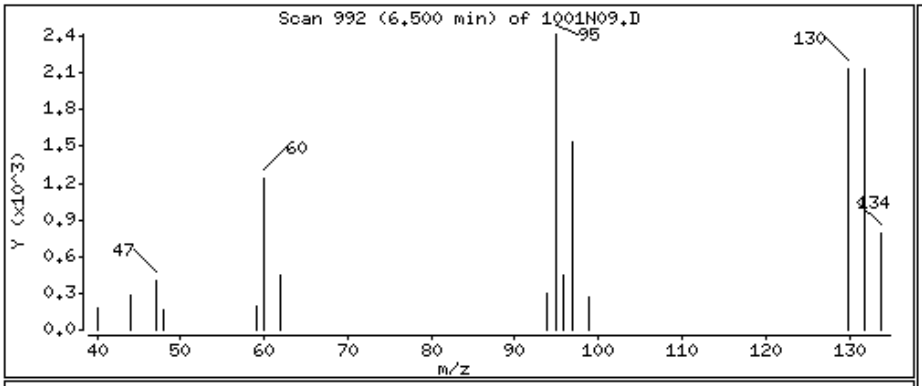

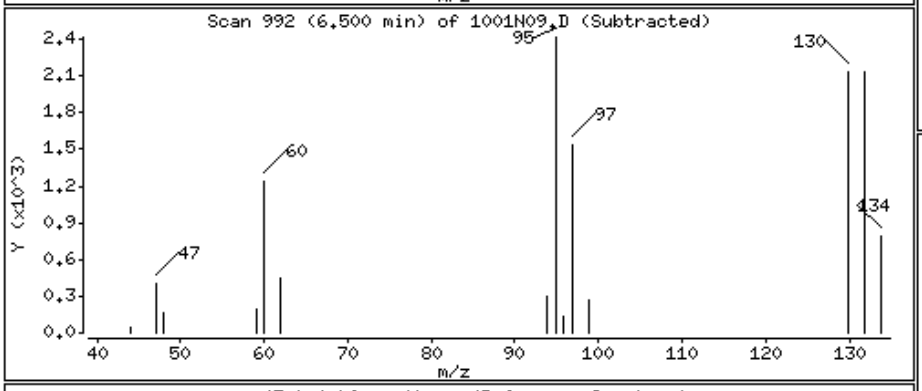

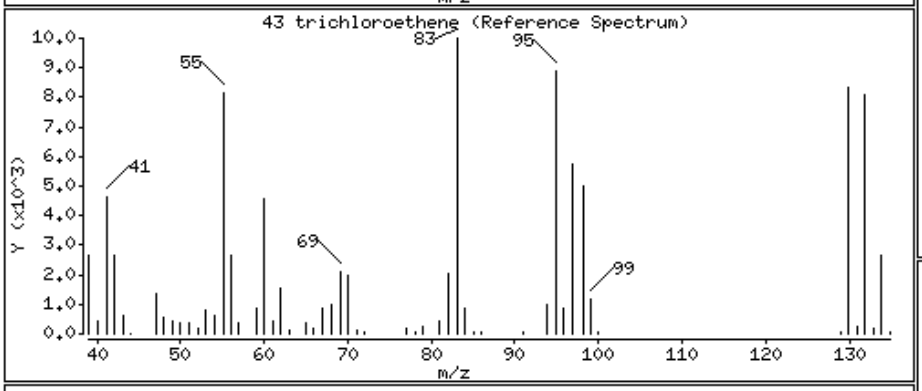

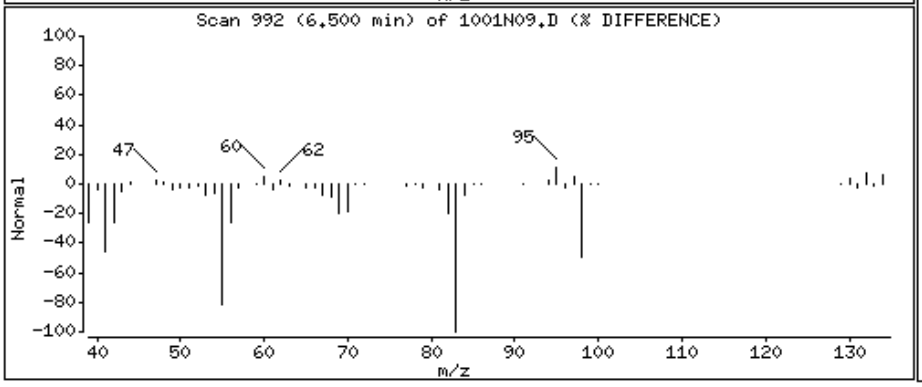

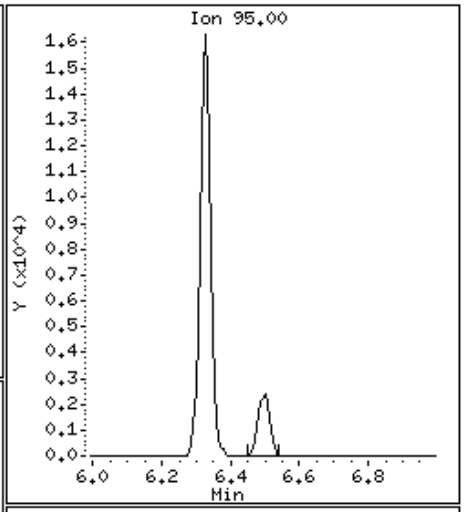

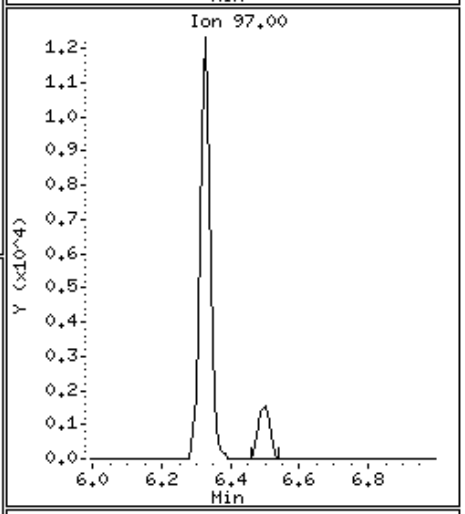

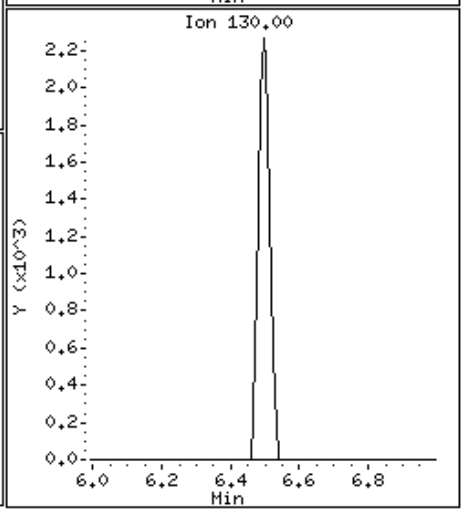

Data File: \\orgserv2\ff\chem\GCMSVOA\Voa105.i\151001n.b\1001N09.D

Date : 02-OCT-2015 00:06

Client ID:

Instrument: Voa105.i

Sample Info: 11523745-09,31,10,,a

Purge Volume: 10.0

Operator: MS

Column phase:

Column diameter: 0.18

55 tetrachloroethene

Concentration: 8.271 ngs

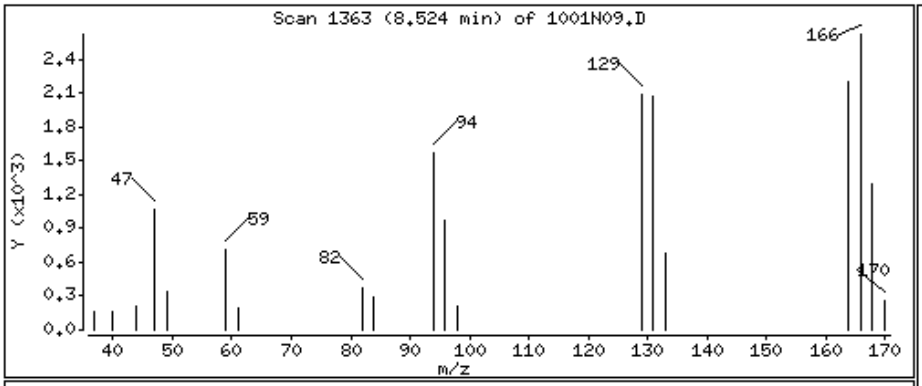

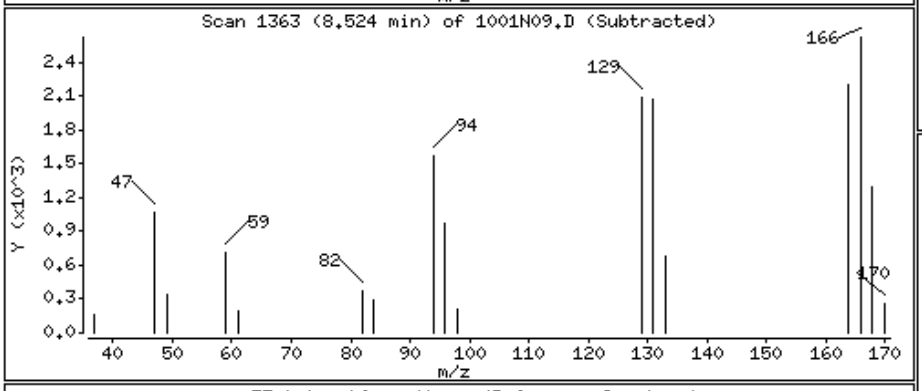

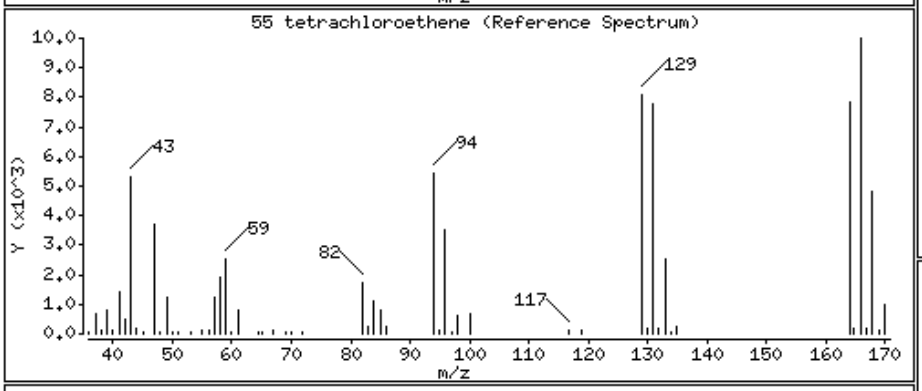

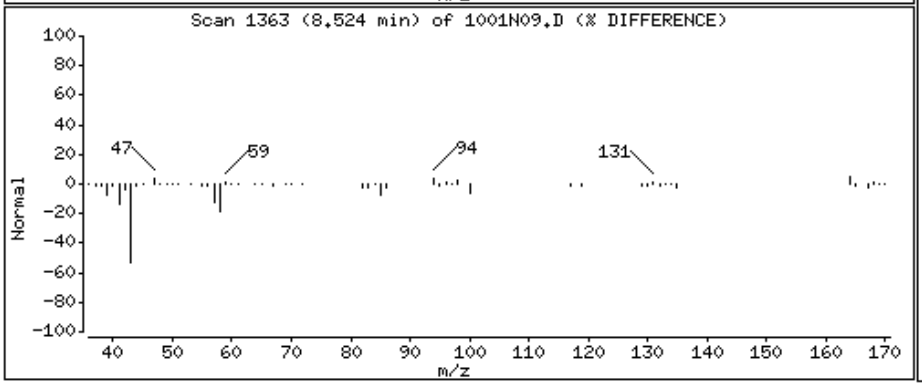

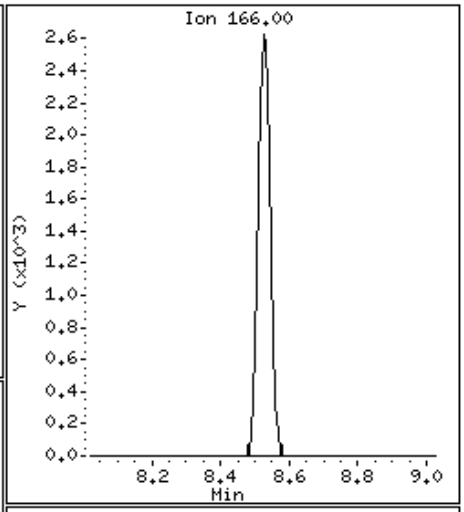

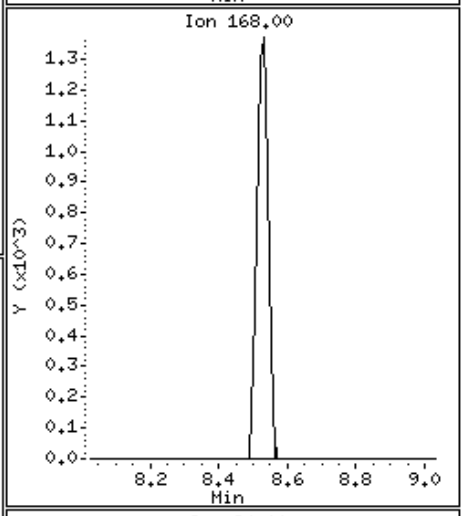

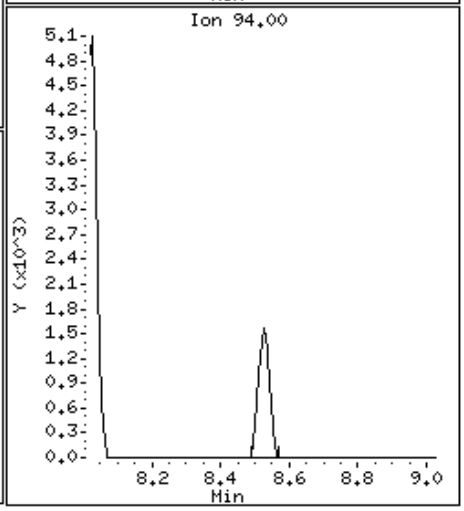

Alpha Analytical Labs

gc/ms voa - VOA105

Data file : \\orgserv2\ff\chem\GCMSVOA\Voa105.i\151001n.b\1001N10.D
Lab Smp Id:
Inj Date : 02-OCT-2015 00:34
Operator : MS Inst ID: Voa105.i
Smp Info : l1523745-10,31,10,,a
Misc Info : wg827102,ical11492
Comment :
Method : \\orgserv2\ff\chem\GCMSVOA\Voa105.i\151001n.b\liq8260B.m
Meth Date : 01-Oct-2015 20:52 Voa105.i Quant Type: ISTD
Cal Date : 26-SEP-2015 22:38 Cal File: 0926A10.D
Als bottle: 10
Dil Factor: 1.00000
Integrator: HP RTE Compound Sublist: NJTCL.sub
Target Version: 4.12
Processing Host: VIRTUALXP-38517

Concentration Formula: Amt * DF * CpndVariable
Cpnd Variable Local Compound Variable

	Compounds	QUANT SIG MASS	RT	EXP RT	REL RT	RESPONSE	CONCENTRATIONS ON-COLUMN (ngs)	FINAL (ngs)	REVIEW CODE
	1 dichlorodifluoromethane	85	Compound Not Detected.						
	2 chloromethane	50	1.987	1.992	(0.314)	1936	2.28450	2.284	
	3 vinyl chloride	62	Compound Not Detected.						
	4 bromomethane	94	Compound Not Detected.						
	5 chloroethane	64	Compound Not Detected.						
	6 trichlorofluoromethane	101	Compound Not Detected.						
	8 1,1,-dichloroethene	96	Compound Not Detected.						
	9 carbon disulfide	76	Compound Not Detected.						
	10 freon-113	101	3.231	3.231	(0.511)	1898	2.40779	2.407	
	11 methylene chloride	84	Compound Not Detected.						
	13 acetone	43	3.825	3.820	(0.605)	10856	81.5333	81.533	
	14 trans-1,2-dichloroethene	96	Compound Not Detected.						
	15 Methyl Acetate	43	Compound Not Detected.						
	16 methyl tert butyl ether	73	Compound Not Detected.						
	19 1,1-dichloroethane	63	Compound Not Detected.						
	24 cis-1,2-dichloroethene	96	Compound Not Detected.						
	27 bromochloromethane	128	Compound Not Detected.						
	26 Cyclohexane	56	Compound Not Detected.						
	28 chloroform	83	5.326	5.320	(0.842)	6055	4.16715	4.167	
	30 carbontetrachloride	117	Compound Not Detected.						
$	32 dibromofluoromethane	113	5.506	5.500	(0.871)	97546	95.5055	95.505	
	33 1,1,1-trichloroethane	97	Compound Not Detected.						
	34 2-butanone	43	Compound Not Detected.						
	36 benzene	78	Compound Not Detected.						
$	38 1,2-dichloroethane-d4	65	6.046	6.041	(0.956)	116594	97.0181	97.018	
	39 1,2-dichloroethane	62	Compound Not Detected.						
*	41 flourobenzene	96	6.324	6.324	(1.000)	391859	100.000		
	42 methyl cyclohexane	83	Compound Not Detected.						

	Compounds	QUANT SIG MASS	RT	EXP RT	REL RT	RESPONSE	CONCENTRATIONS ON-COLUMN (ngs)	CONCENTRATIONS FINAL (ngs)	REVIEW CODE
	43 trichloroethene	95	6.499	6.493	(1.028)	6045	6.96648	6.966	
	46 1,2-dichloropropane	63	Compound Not Detected.						
	47 bromodichloromethane	83	Compound Not Detected.						
	49 1,4-Dioxane	88	Compound Not Detected.						
	52 cis-1,3-dichloropropene	75	Compound Not Detected.						
$	53 toluene-d8	98	8.027	8.021	(0.812)	378192	105.465	105.465	
	54 toluene	92	Compound Not Detected.						
	56 4-methyl-2-pentanone	58	Compound Not Detected.						
	55 tetrachloroethene	166	Compound Not Detected.						
	57 trans-1,3-dichloropropene	75	Compound Not Detected.						
	60 1,1,2-trichloroethane	83	Compound Not Detected.						
	61 chlorodibromomethane	129	Compound Not Detected.						
	64 1,2-dibromoethane	107	Compound Not Detected.						
	65 2-hexanone	43	Compound Not Detected.						
*	66 chlorobenzene-d5	117	9.887	9.882	(1.000)	273235	100.000		
	67 chlorobenzene	112	Compound Not Detected.						
	68 ethyl benzene	91	Compound Not Detected.						
	70 p/m xylene	106	Compound Not Detected.						
	71 o xylene	106	Compound Not Detected.						
	72 styrene	104	Compound Not Detected.						
	73 bromoform	173	Compound Not Detected.						
	74 isopropylbenzene	105	Compound Not Detected.						
$	75 4-bromofluorobenzene	95	11.333	11.333	(0.905)	125765	104.381	104.380	
	79 1,1,2,2,-tetrachloroethane	83	Compound Not Detected.						
	92 1,3-dichlorobenzene	146	Compound Not Detected.						
*	93 1,4-dichlorobenzene-d4	152	12.517	12.517	(1.000)	118706	100.000		
	94 1,4-dichlorobenzene	146	Compound Not Detected.						
	97 1,2-dichlorobenzene	146	Compound Not Detected.						
	99 1,2-dibromo-3-chloropropane	75	Compound Not Detected.						
	102 1,2,4-trichlorobenzene	180	Compound Not Detected.						
	104 1,2,3-trichlorobenzene	180	Compound Not Detected.						

Alpha Analytical Labs

gc/ms voa - VOA105

Data file : \\orgserv2\ff\chem\GCMSVOA\Voa105.i\151001n.b\1001N10.D
Lab Smp Id:
Inj Date : 02-OCT-2015 00:34
Operator : MS Inst ID: Voa105.i
Smp Info : l1523745-10,31,10,,a
Misc Info : wg827102,ical11492
Comment :
Method : \\orgserv2\ff\chem\GCMSVOA\Voa105.i\151001n.b\liq8260B.m
Meth Date : 01-Oct-2015 20:52 Voa105.i Quant Type: ISTD
Cal Date : 26-SEP-2015 22:38 Cal File: 0926A10.D
Als bottle: 10
Dil Factor: 1.00000
Integrator: HP RTE Compound Sublist: NJTCL.sub
Target Version: 4.12
Processing Host: VIRTUALXP-38517

- NO TENTATIVELY IDENTIFIED COMPOUNDS -

Alpha Analytical Labs

INTERNAL STANDARD COMPOUNDS
AREA AND RT SUMMARY

Instrument ID: Voa105.i
Lab File ID: 1001N10.D
Lab Smp Id:
Analysis Type: VOA
Quant Type: ISTD
Operator: MS
Method File: \\orgserv2\ff\chem\GCMSVOA\Voa105.i\151001n.b\liq8260B.m
Misc Info: wg827102,ical11492

Calibration Date: 01-OCT-2015
Calibration Time: 20:20
Level: LOW
Sample Type: WATER

Test Mode:
Use Last Continuing Calibrator.
If Continuing Cal. use Initial Cal. Level 3

COMPOUND	STANDARD	AREA LIMIT LOWER	AREA LIMIT UPPER	SAMPLE	%DIFF
41 flourobenzene	415716	207858	831432	391859	-5.74
66 chlorobenzene-d5	326583	163292	653166	273235	-16.34
93 1,4-dichlorobenze	163682	81841	327364	118706	-27.48

COMPOUND	STANDARD	RT LIMIT LOWER	RT LIMIT UPPER	SAMPLE	%DIFF
41 flourobenzene	6.32	5.82	6.82	6.32	0.00
66 chlorobenzene-d5	9.88	9.38	10.38	9.89	0.06
93 1,4-dichlorobenze	12.52	12.02	13.02	12.52	0.00

AREA UPPER LIMIT = +100% of internal standard area.
AREA LOWER LIMIT = - 50% of internal standard area.
RT UPPER LIMIT = + 0.50 minutes of internal standard RT.
RT LOWER LIMIT = - 0.50 minutes of internal standard RT.

Alpha Analytical Labs

RECOVERY REPORT

Client Name: Client SDG: SDGa00307
Sample Matrix: LIQUID Fraction: VOA
Lab Smp Id:
Level: LOW Operator: MS
Data Type: MS DATA SampleType: SAMPLE
SpikeList File: curveall.spk Quant Type: ISTD
Sublist File: NJTCL.sub
Method File: \\orgserv2\ff\chem\GCMSVOA\Voa105.i\151001n.b\liq8260B.m
Misc Info: wg827102,ical11492

SURROGATE COMPOUND	AMOUNT ADDED ngs	AMOUNT RECOVERED ngs	% RECOVERED	LIMITS
$ 32 dibromofluorometha	100.000	95.505	95.51	70-130
$ 38 1,2-dichloroethane	100.000	97.018	97.02	70-130
$ 53 toluene-d8	100.000	105.465	105.47	70-130
$ 75 4-bromofluorobenze	100.000	104.380	104.38	70-130

Data File: \\orgserv2\ff\chem\GCMSVOA\Voa105.i\151001n.b\1001N10.D
Date : 02-OCT-2015 00:34
Client ID:
Sample Info: 11523745-10,31,10,,a
Purge Volume: 10.0
Column phase:

Instrument: Voa105.i
Operator: MS
Column diameter: 0.18

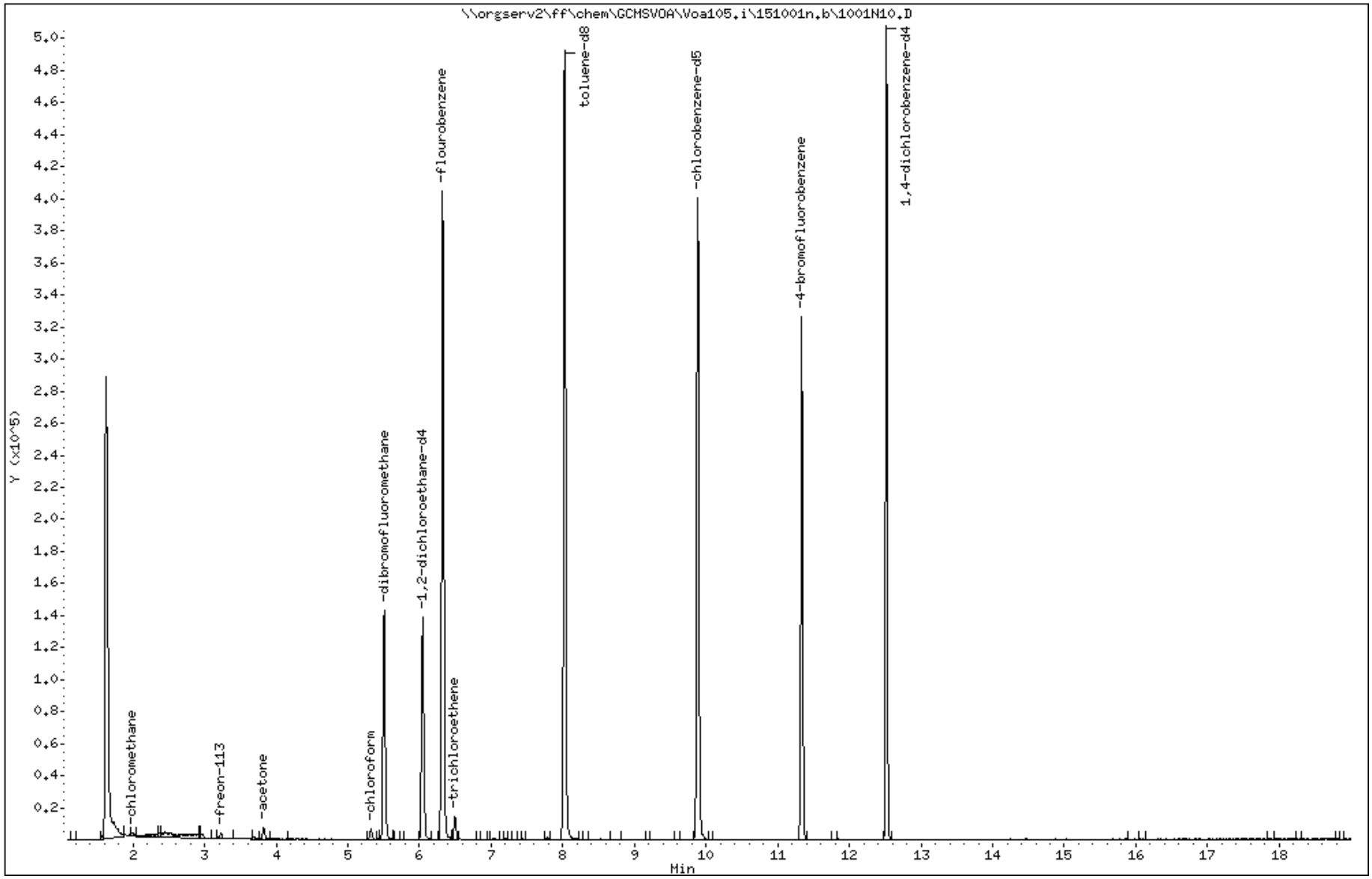

Data File: \\orgserv2\ff\chem\GCMSVOA\Voa105.i\151001n.b\1001N10.D

Date : 02-OCT-2015 00:34

Client ID:

Instrument: Voa105.i

Sample Info: 11523745-10,31,10,,a

Purge Volume: 10.0

Operator: MS

Column phase:

Column diameter: 0.18

2 chloromethane

Concentration: 2.284 ngs

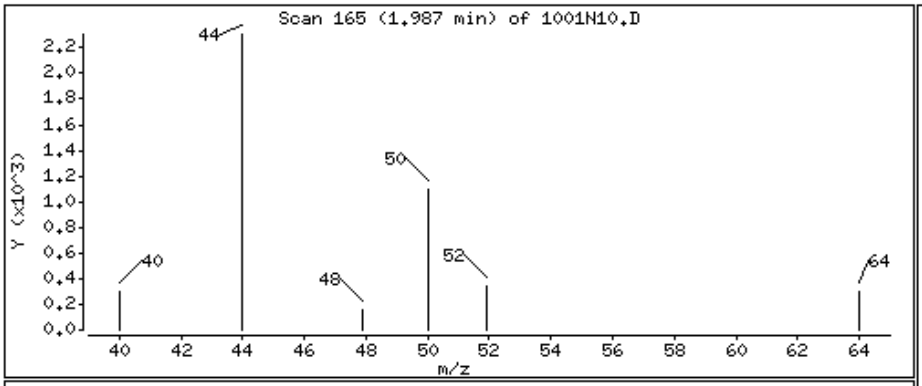

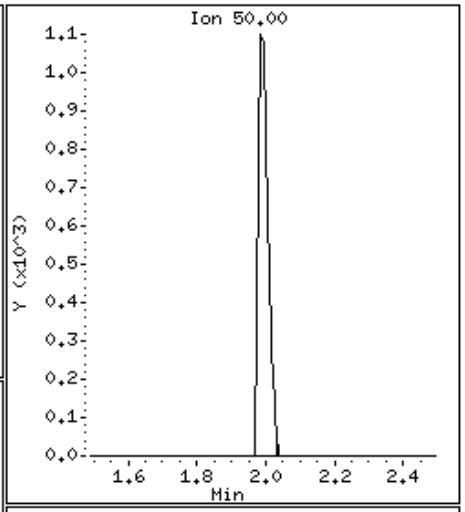

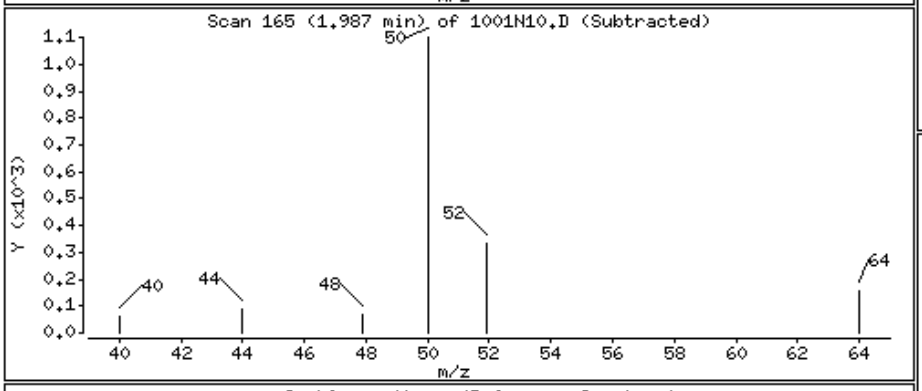

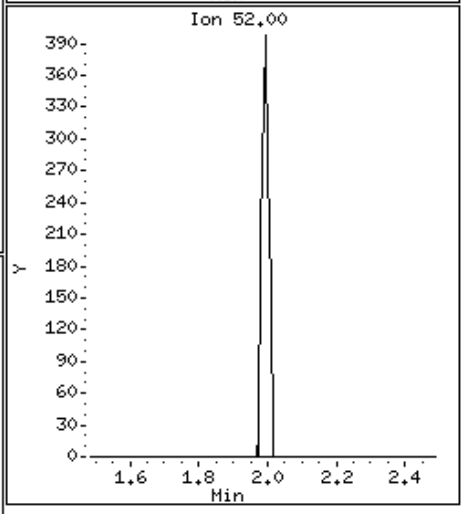

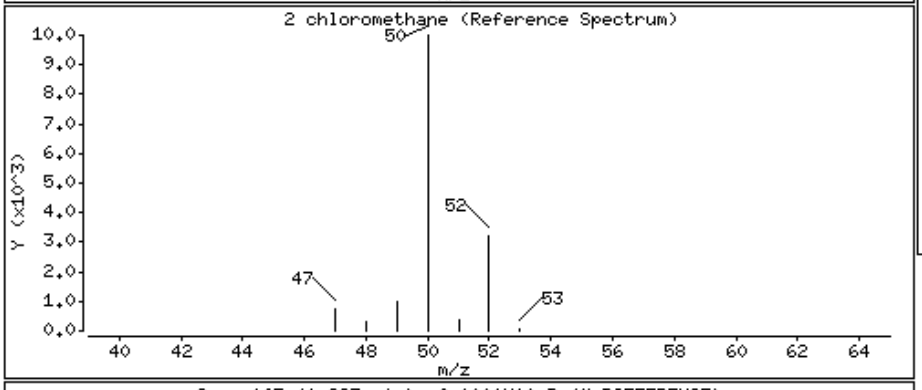

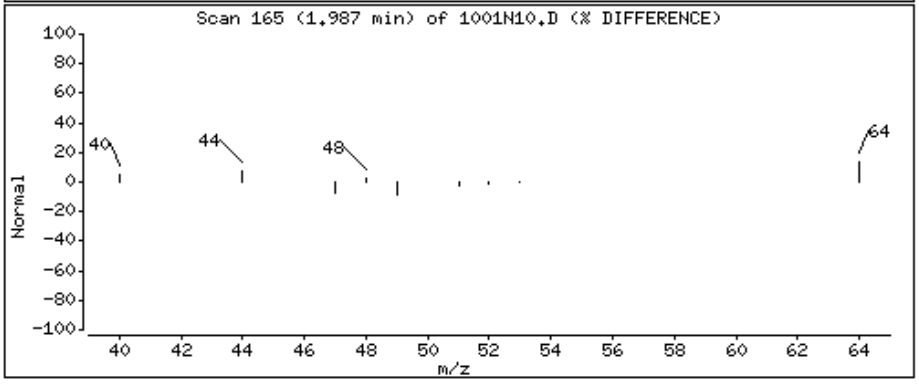

Data File: \\orgserv2\ff\chem\GCMSVOA\Voa105.i\151001n.b\1001N10.D

Date : 02-OCT-2015 00:34

Client ID:

Instrument: Voa105.i

Sample Info: 11523745-10,31,10,,a

Purge Volume: 10.0

Operator: MS

Column phase:

Column diameter: 0.18

10 freon-113

Concentration: 2.407 ngs

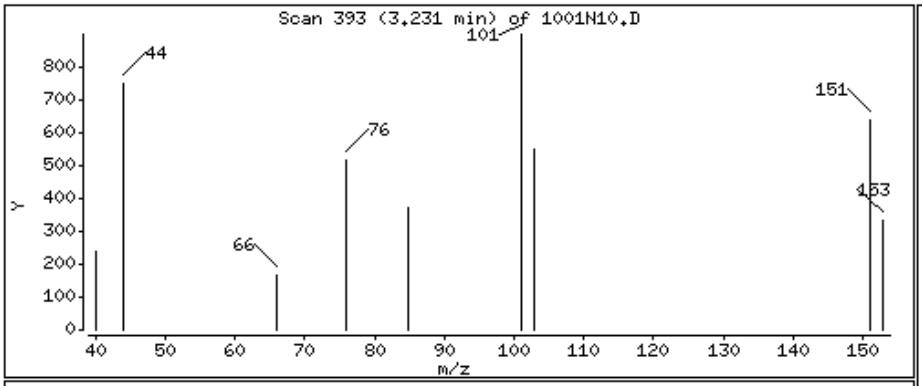

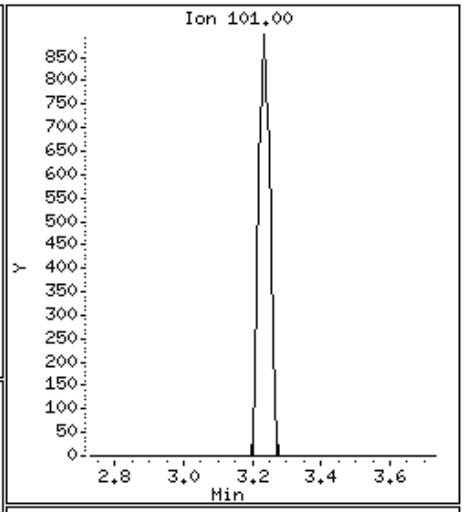

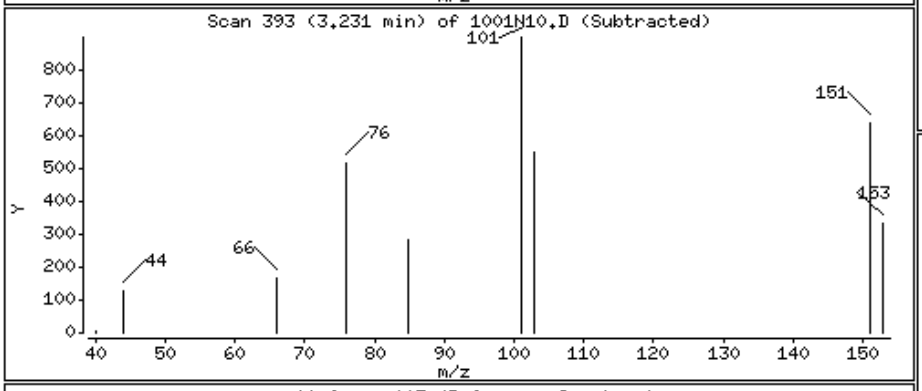

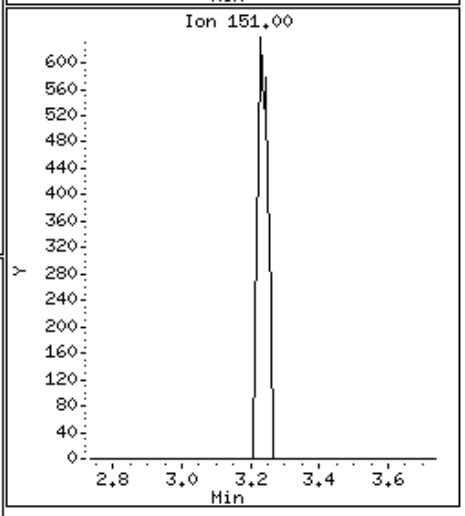

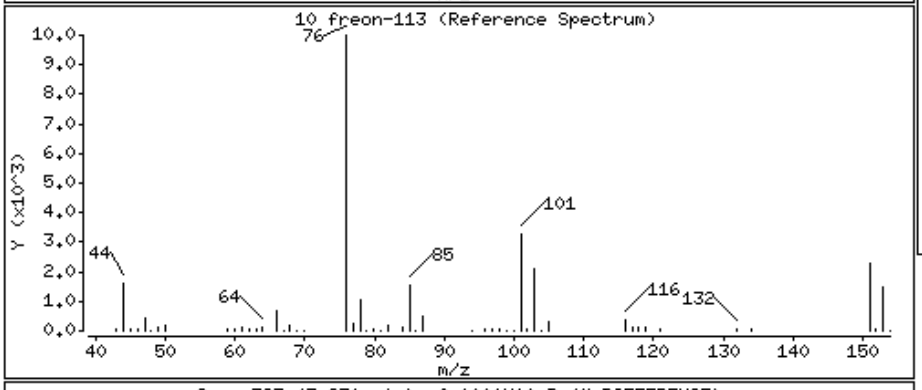

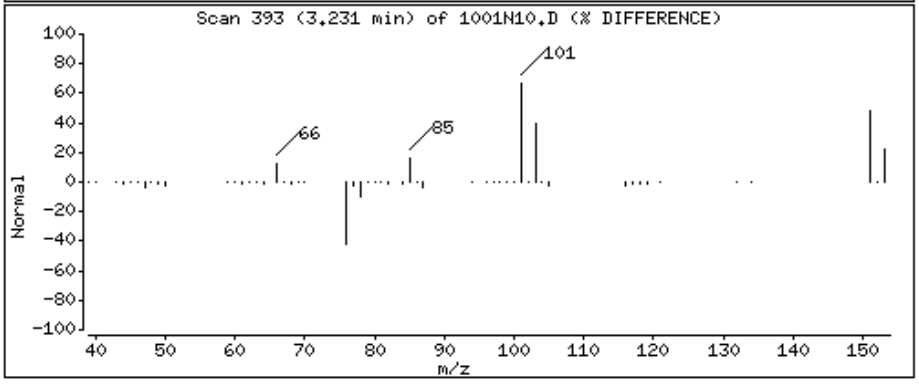

Data File: \\orgserv2\ff\chem\GCMSVOA\Voa105.i\151001n.b\1001N10.D

Date : 02-OCT-2015 00:34

Client ID:

Instrument: Voa105.i

Sample Info: 11523745-10,31,10,,a

Purge Volume: 10.0

Operator: MS

Column phase:

Column diameter: 0.18

13 acetone

Concentration: 81.533 ngs

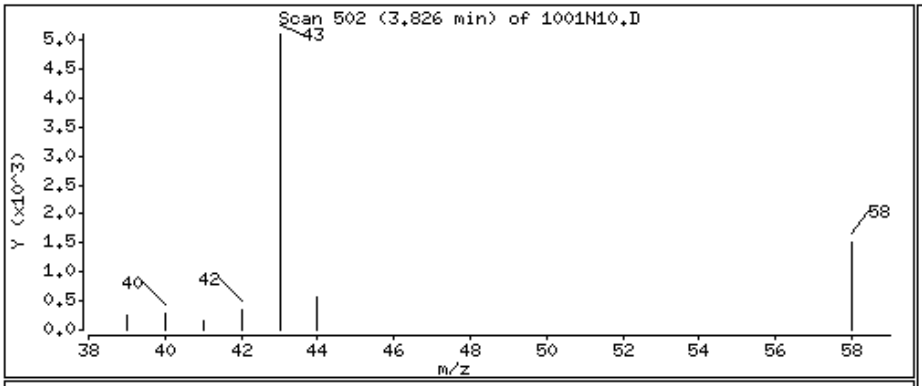

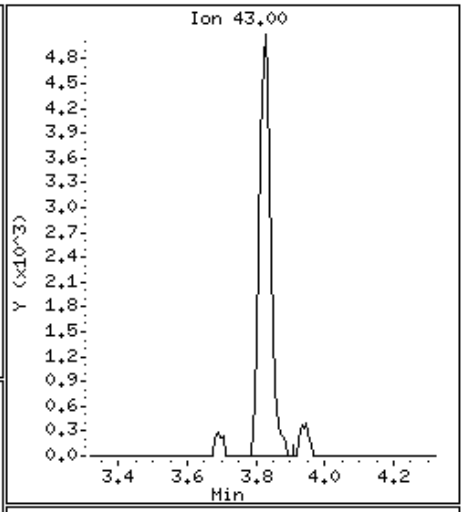

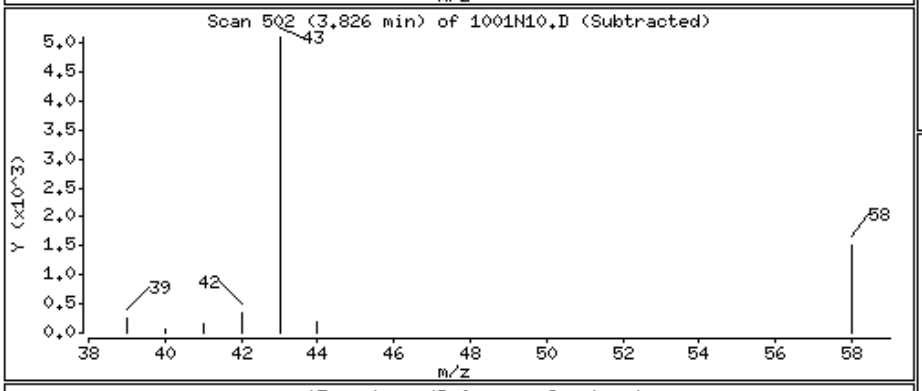

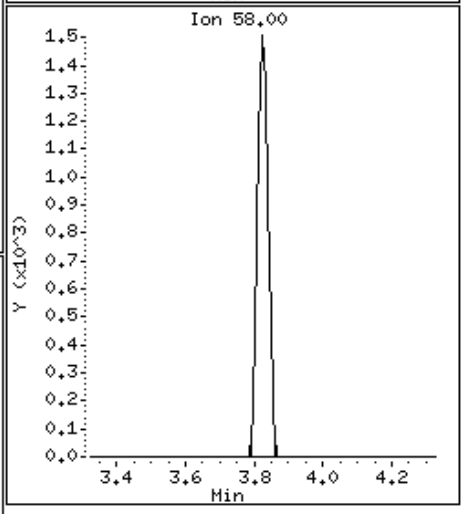

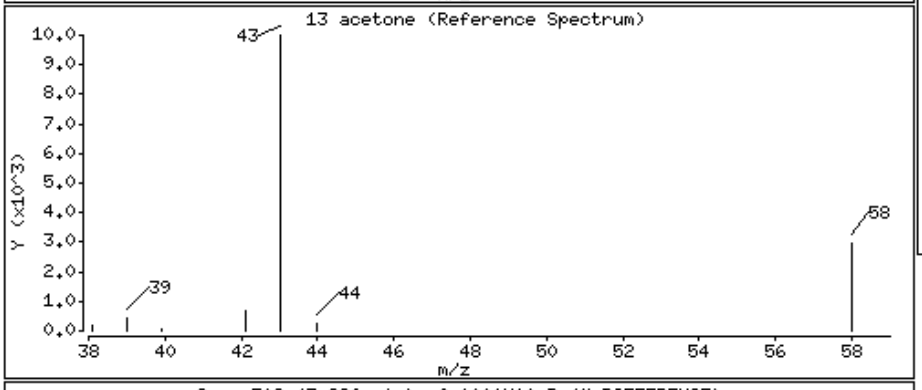

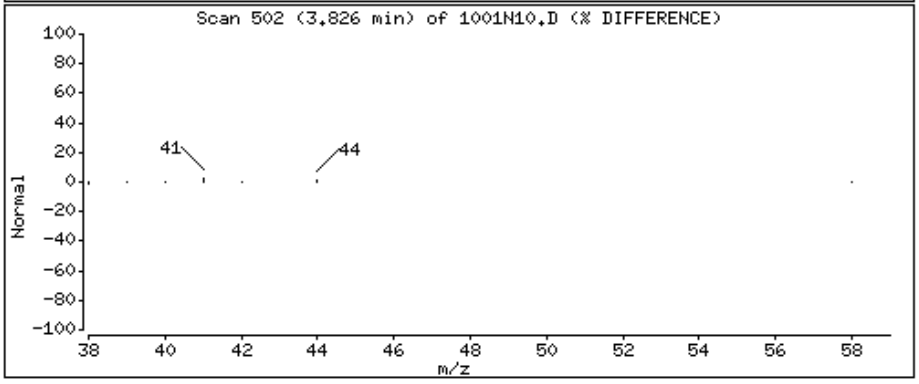

Data File: \\orgserv2\ff\chem\GCMSVOA\Voa105.i\151001n.b\1001N10.D

Date : 02-OCT-2015 00:34

Client ID:

Instrument: Voa105.i

Sample Info: 11523745-10,31,10,,a

Purge Volume: 10.0

Operator: MS

Column phase:

Column diameter: 0.18

28 chloroform

Concentration: 4.167 ngs

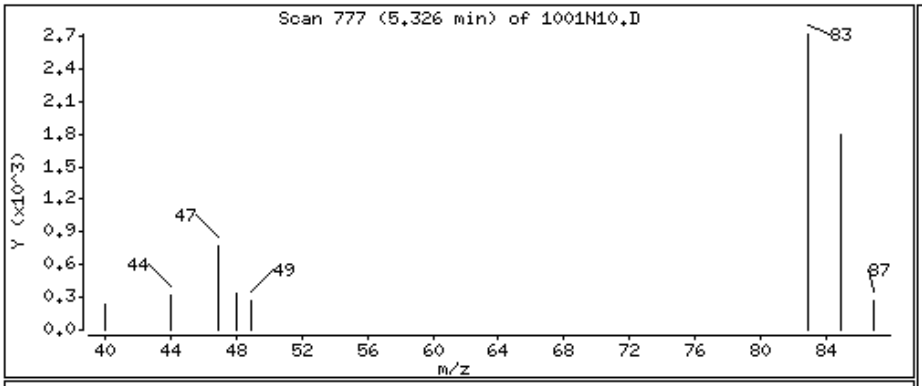

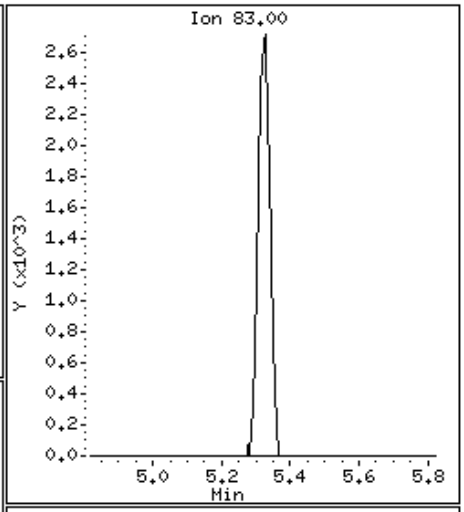

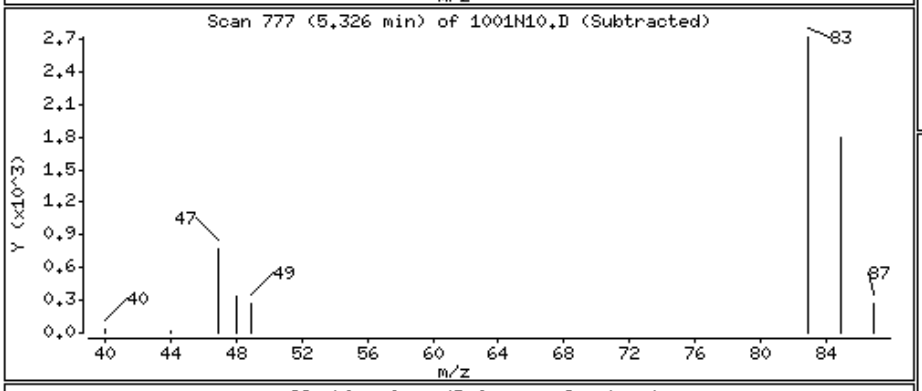

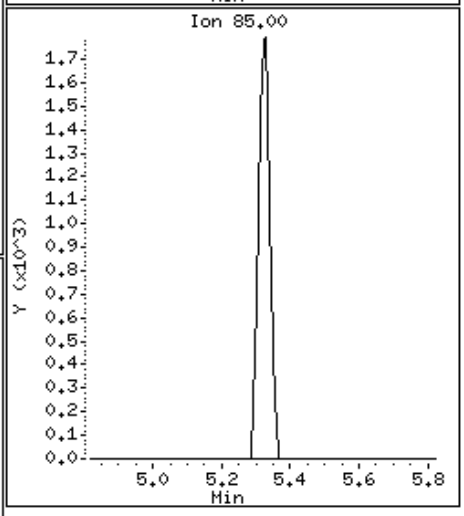

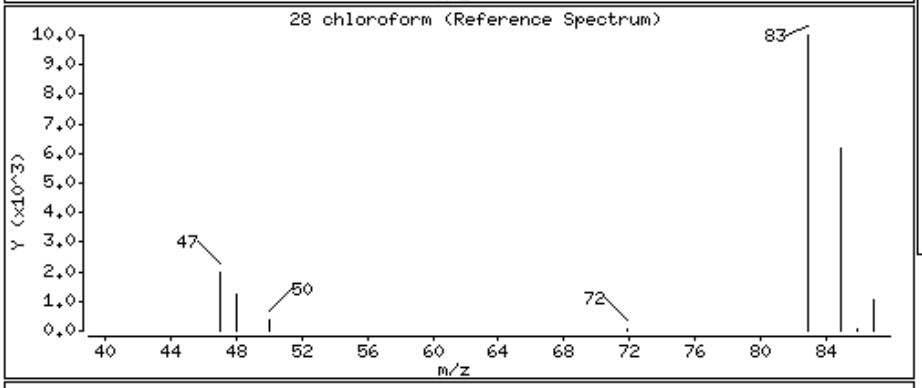

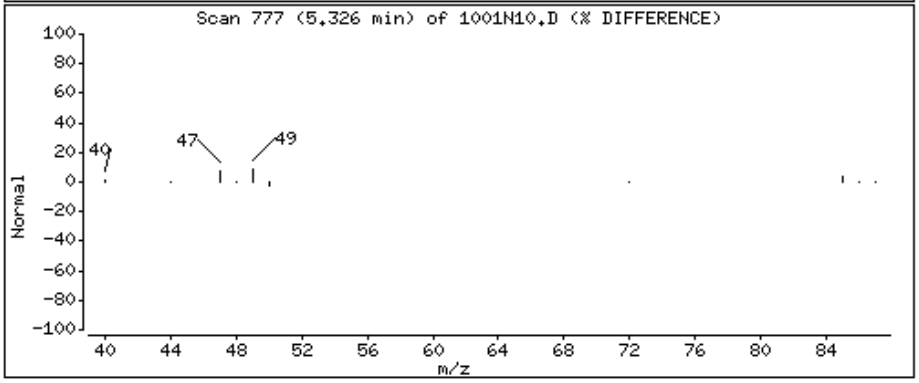

Data File: \\orgserv2\ff\chem\GCMSVOA\Voa105.i\151001n.b\1001N10.D

Date : 02-OCT-2015 00:34

Client ID:

Instrument: Voa105.i

Sample Info: 11523745-10,31,10,,a

Purge Volume: 10.0

Operator: MS

Column phase:

Column diameter: 0.18

43 trichloroethene

Concentration: 6.966 ngs

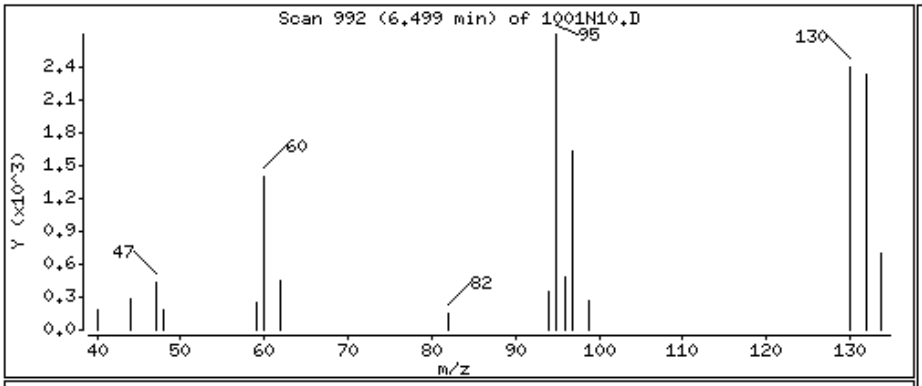

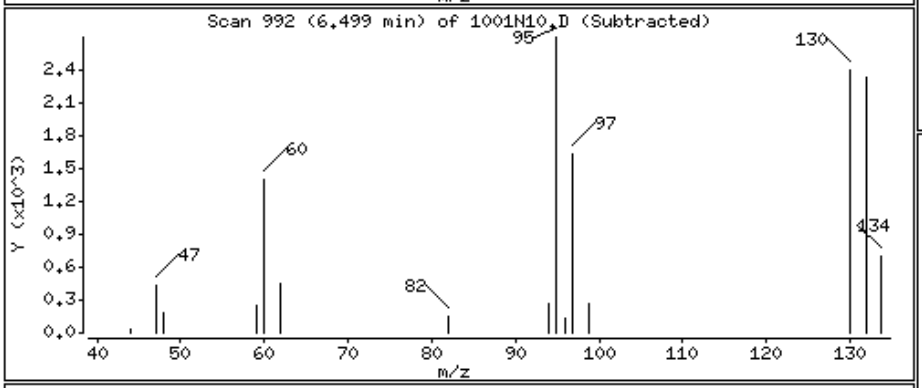

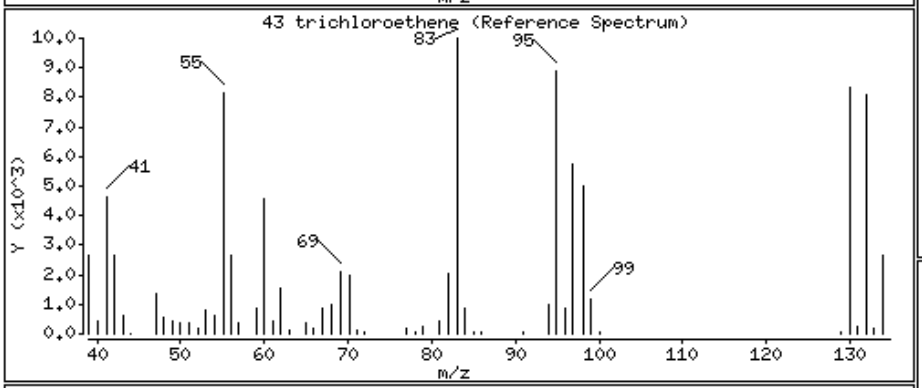

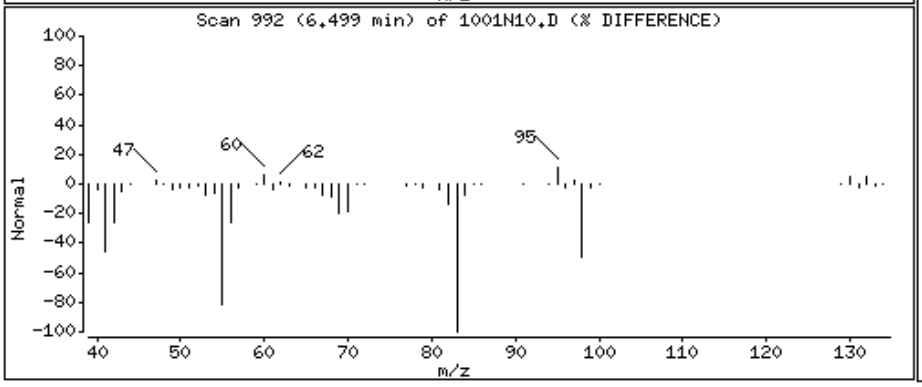

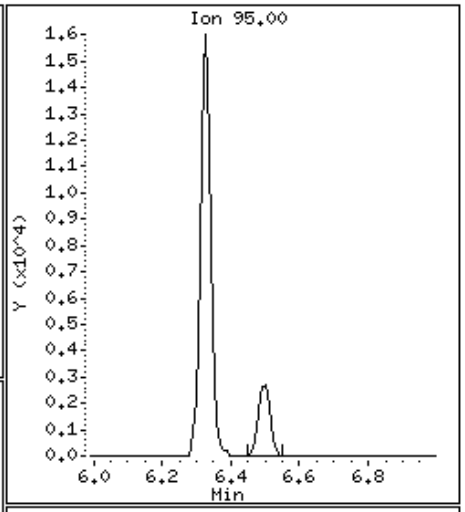

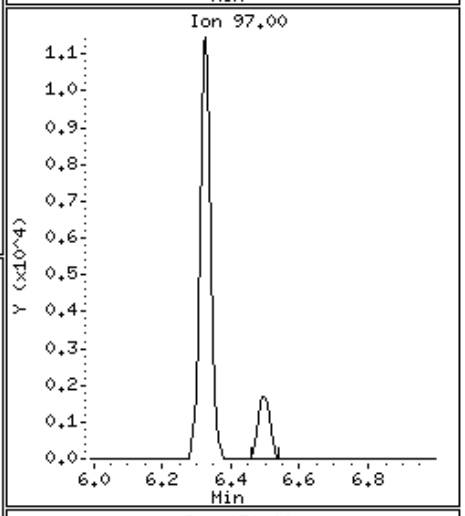

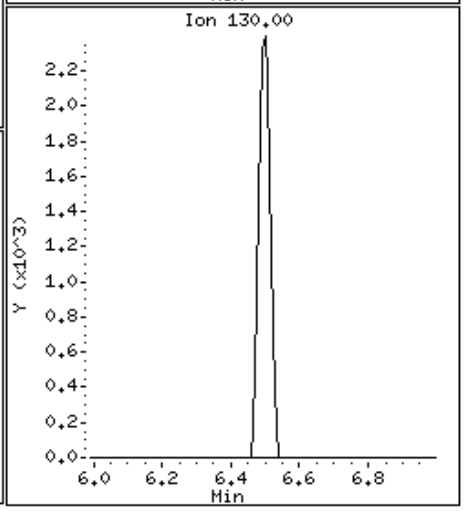

Alpha Analytical Labs

gc/ms voa - VOA105

Data file : \\Orgserv2\ff\chem\GCMSVOA\Voa105.i\151001n.b\1001N11.D
Lab Smp Id:
Inj Date : 02-OCT-2015 01:01
Operator : PD Inst ID: Voa105.i
Smp Info : l1523745-11,31,10,,a
Misc Info : wg827102,ical11492
Comment :
Method : \\Orgserv2\ff\chem\GCMSVOA\Voa105.i\151001n.b\liq8260B.m
Meth Date : 02-Oct-2015 11:21 pduczmalew Quant Type: ISTD
Cal Date : 26-SEP-2015 22:38 Cal File: 0926A10.D
Als bottle: 11
Dil Factor: 1.00000
Integrator: HP RTE Compound Sublist: NJTCL.sub
Target Version: 4.12
Processing Host: VIRTUALXP-76524

Concentration Formula: Amt * DF * CpndVariable
Cpnd Variable Local Compound Variable

	Compounds	QUANT SIG MASS	RT	EXP RT	REL RT	RESPONSE	CONCENTRATIONS ON-COLUMN (ngs)	FINAL (ngs)	REVIEW CODE
	1 dichlorodifluoromethane	85	Compound Not Detected.						
	2 chloromethane	50	Compound Not Detected.						
	3 vinyl chloride	62	Compound Not Detected.						
	4 bromomethane	94	Compound Not Detected.						
	5 chloroethane	64	Compound Not Detected.						
	6 trichlorofluoromethane	101	Compound Not Detected.						
	8 1,1,-dichloroethene	96	Compound Not Detected.						
	9 carbon disulfide	76	Compound Not Detected.						
	10 freon-113	101	3.231	3.231	(0.511)	2408	3.07994	3.079	
	11 methylene chloride	84	Compound Not Detected.						
	13 acetone	43	3.826	3.820	(0.605)	11130	84.2799	84.279	
	14 trans-1,2-dichloroethene	96	Compound Not Detected.						
	15 Methyl Acetate	43	Compound Not Detected.						
	16 methyl tert butyl ether	73	Compound Not Detected.						
	19 1,1-dichloroethane	63	Compound Not Detected.						
	24 cis-1,2-dichloroethene	96	Compound Not Detected.						
	27 bromochloromethane	128	Compound Not Detected.						
	26 Cyclohexane	56	Compound Not Detected.						
	28 chloroform	83	Compound Not Detected.						
	30 carbontetrachloride	117	Compound Not Detected.						
$	32 dibromofluoromethane	113	5.506	5.500	(0.871)	98260	96.9972	96.997	
	33 1,1,1-trichloroethane	97	Compound Not Detected.						
	34 2-butanone	43	Compound Not Detected.						
	36 benzene	78	Compound Not Detected.						
$	38 1,2-dichloroethane-d4	65	6.046	6.041	(0.956)	117873	98.8904	98.890	
	39 1,2-dichloroethane	62	Compound Not Detected.						
*	41 flourobenzene	96	6.325	6.324	(1.000)	388657	100.000		
	42 methyl cyclohexane	83	Compound Not Detected.						

	Compounds	QUANT SIG MASS	RT	EXP RT	REL RT	RESPONSE	CONCENTRATIONS ON-COLUMN (ngs)	CONCENTRATIONS FINAL (ngs)	REVIEW CODE
	43 trichloroethene	95	6.499	6.493	(1.028)	3959	4.60009	4.600	
	46 1,2-dichloropropane	63	Compound Not Detected.						
	47 bromodichloromethane	83	Compound Not Detected.						
	49 1,4-Dioxane	88	Compound Not Detected.						
	52 cis-1,3-dichloropropene	75	Compound Not Detected.						
$	53 toluene-d8	98	8.027	8.021	(0.812)	373733	105.803	105.802	
	54 toluene	92	Compound Not Detected.						
	56 4-methyl-2-pentanone	58	Compound Not Detected.						
	55 tetrachloroethene	166	Compound Not Detected.						
	57 trans-1,3-dichloropropene	75	Compound Not Detected.						
	60 1,1,2-trichloroethane	83	Compound Not Detected.						
	61 chlorodibromomethane	129	Compound Not Detected.						
	64 1,2-dibromoethane	107	Compound Not Detected.						
	65 2-hexanone	43	Compound Not Detected.						
*	66 chlorobenzene-d5	117	9.888	9.882	(1.000)	269152	100.000		
	67 chlorobenzene	112	Compound Not Detected.						
	68 ethyl benzene	91	Compound Not Detected.						
	70 p/m xylene	106	Compound Not Detected.						
	71 o xylene	106	Compound Not Detected.						
	72 styrene	104	Compound Not Detected.						
	73 bromoform	173	Compound Not Detected.						
	74 isopropylbenzene	105	Compound Not Detected.						
$	75 4-bromofluorobenzene	95	11.333	11.333	(0.905)	122578	103.910	103.910	
	79 1,1,2,2,-tetrachloroethane	83	Compound Not Detected.						
	92 1,3-dichlorobenzene	146	Compound Not Detected.						
*	93 1,4-dichlorobenzene-d4	152	12.518	12.517	(1.000)	116222	100.000		
	94 1,4-dichlorobenzene	146	Compound Not Detected.						
	97 1,2-dichlorobenzene	146	Compound Not Detected.						
	99 1,2-dibromo-3-chloropropane	75	Compound Not Detected.						
	102 1,2,4-trichlorobenzene	180	Compound Not Detected.						
	104 1,2,3-trichlorobenzene	180	Compound Not Detected.						

Alpha Analytical Labs

gc/ms voa - VOA105

Data file : \\Orgserv2\ff\chem\GCMSVOA\Voa105.i\151001n.b\1001N11.D
Lab Smp Id:
Inj Date : 02-OCT-2015 01:01
Operator : PD Inst ID: Voa105.i
Smp Info : l1523745-11,31,10,,a
Misc Info : wg827102,ical11492
Comment :
Method : \\Orgserv2\ff\chem\GCMSVOA\Voa105.i\151001n.b\liq8260B.m
Meth Date : 02-Oct-2015 11:21 pduczmalew Quant Type: ISTD
Cal Date : 26-SEP-2015 22:38 Cal File: 0926A10.D
Als bottle: 11
Dil Factor: 1.00000
Integrator: HP RTE Compound Sublist: NJTCL.sub
Target Version: 4.12
Processing Host: VIRTUALXP-76524

- NO TENTATIVELY IDENTIFIED COMPOUNDS -

Alpha Analytical Labs

INTERNAL STANDARD COMPOUNDS
AREA AND RT SUMMARY

Instrument ID: Voa105.i
Lab File ID: 1001N11.D
Lab Smp Id:
Analysis Type: VOA
Quant Type: ISTD
Operator: PD
Method File: \\Orgserv2\ff\chem\GCMSVOA\Voa105.i\151001n.b\liq8260B.m
Misc Info: wg827102,ical11492

Calibration Date: 01-OCT-2015
Calibration Time: 20:20
Level: LOW
Sample Type: WATER

Test Mode:
Use Last Continuing Calibrator.
If Continuing Cal. use Initial Cal. Level 3

		AREA LIMIT			
COMPOUND	STANDARD	LOWER	UPPER	SAMPLE	%DIFF
41 flourobenzene	415716	207858	831432	388657	-6.51
66 chlorobenzene-d5	326583	163292	653166	269152	-17.59
93 1,4-dichlorobenze	163682	81841	327364	116222	-29.00

		RT LIMIT			
COMPOUND	STANDARD	LOWER	UPPER	SAMPLE	%DIFF
41 flourobenzene	6.32	5.82	6.82	6.33	0.00
66 chlorobenzene-d5	9.88	9.38	10.38	9.89	0.06
93 1,4-dichlorobenze	12.52	12.02	13.02	12.52	0.00

AREA UPPER LIMIT = +100% of internal standard area.
AREA LOWER LIMIT = - 50% of internal standard area.
RT UPPER LIMIT = + 0.50 minutes of internal standard RT.
RT LOWER LIMIT = - 0.50 minutes of internal standard RT.

Alpha Analytical Labs

RECOVERY REPORT

Client Name: Client SDG: SDGa00307
Sample Matrix: LIQUID Fraction: VOA
Lab Smp Id:
Level: LOW Operator: PD
Data Type: MS DATA SampleType: SAMPLE
SpikeList File: curveall.spk Quant Type: ISTD
Sublist File: NJTCL.sub
Method File: \\Orgserv2\ff\chem\GCMSVOA\Voa105.i\151001n.b\liq8260B.m
Misc Info: wg827102,ical11492

SURROGATE COMPOUND	AMOUNT ADDED ngs	AMOUNT RECOVERED ngs	% RECOVERED	LIMITS
$ 32 dibromofluorometha	100.000	96.997	97.00	70-130
$ 38 1,2-dichloroethane	100.000	98.890	98.89	70-130
$ 53 toluene-d8	100.000	105.802	105.80	70-130
$ 75 4-bromofluorobenze	100.000	103.910	103.91	70-130

Data File: \\Orgserv2\ff\chem\GCMSVOA\Voa105.i\151001n.b\1001N11.D
Date : 02-OCT-2015 01:01
Client ID:
Sample Info: 11523745-11,31,10,,a
Purge Volume: 10.0
Column phase:

Instrument: Voa105.i
Operator: PD
Column diameter: 0.18

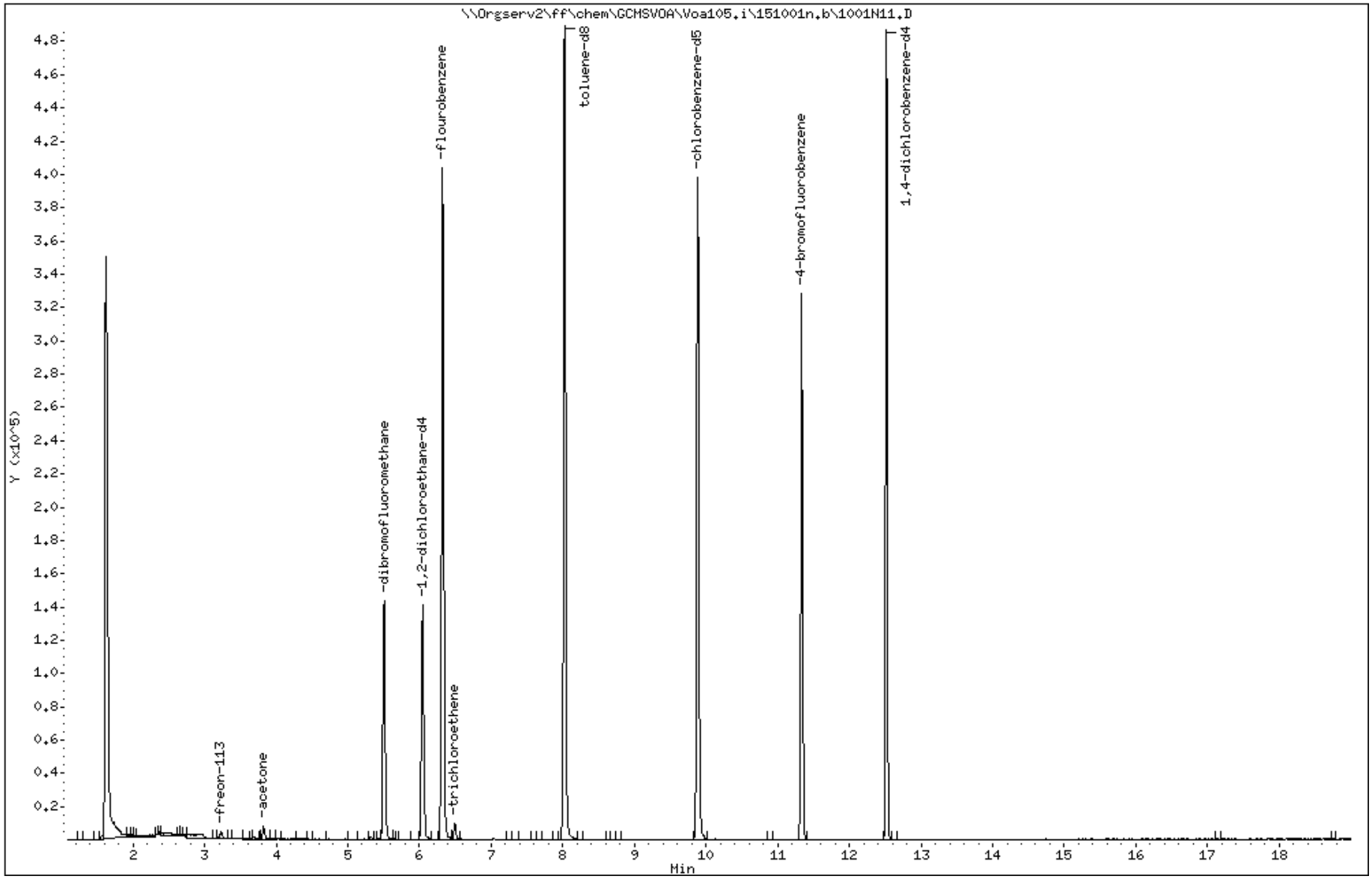

Data File: \\Orgserv2\ff\chem\GCMSVOA\Voa105.i\151001n.b\1001N11.D

Date : 02-OCT-2015 01:01

Client ID:

Instrument: Voa105.i

Sample Info: 11523745-11,31,10,,a

Purge Volume: 10.0

Operator: PD

Column phase:

Column diameter: 0.18

10 freon-113

Concentration: 3.079 ngs

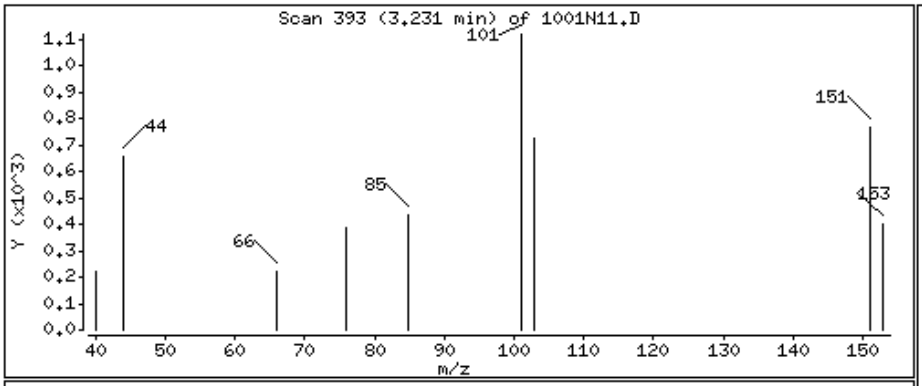

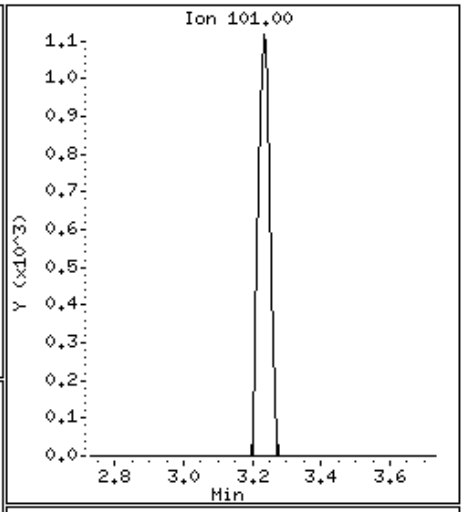

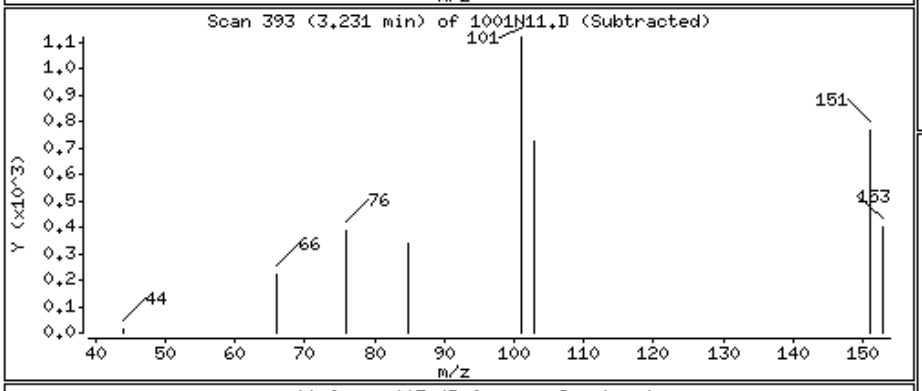

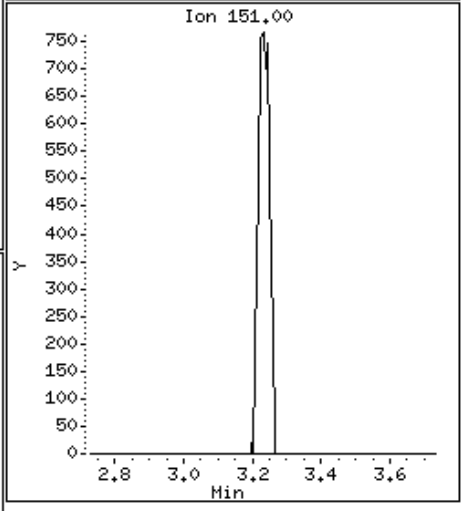

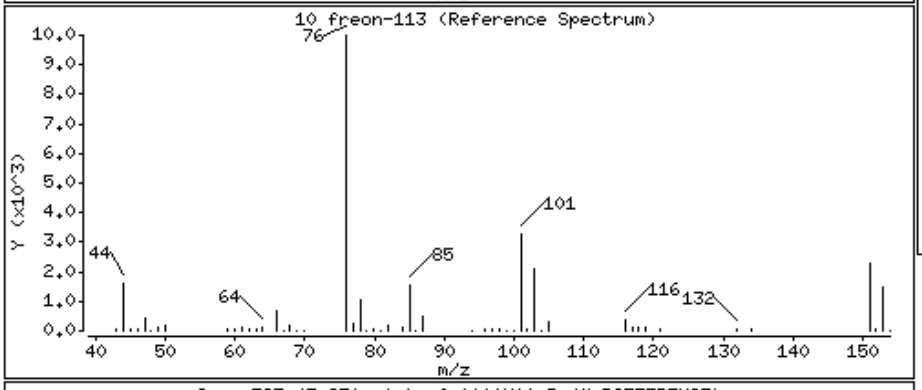

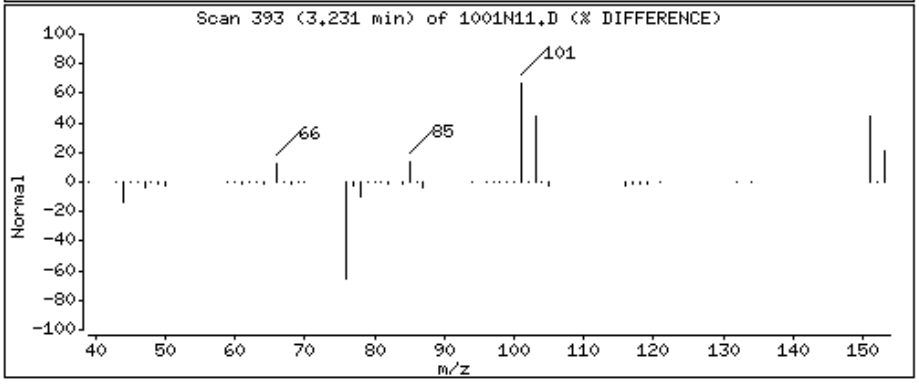

Data File: \\Orgserv2\ff\chem\GCMSVOA\Voa105.i\151001n.b\1001N11.D

Date : 02-OCT-2015 01:01

Client ID:

Instrument: Voa105.i

Sample Info: 11523745-11,31,10,,a

Purge Volume: 10.0

Operator: PD

Column phase:

Column diameter: 0.18

13 acetone

Concentration: 84.279 ngs

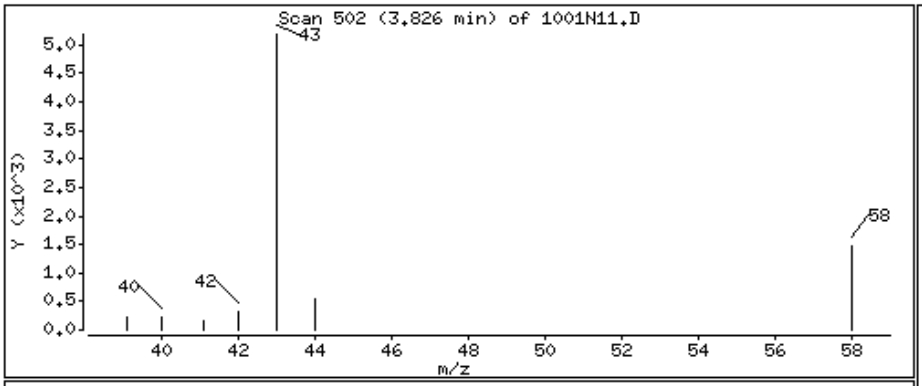

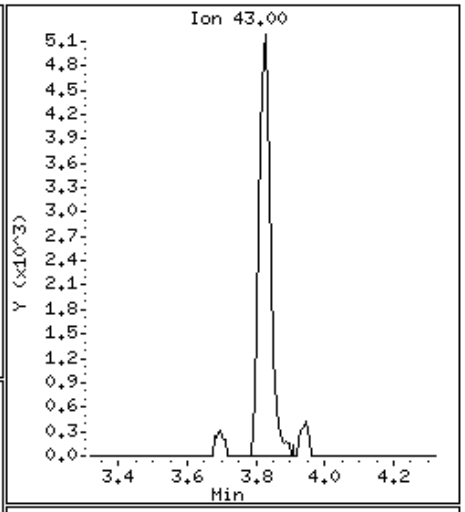

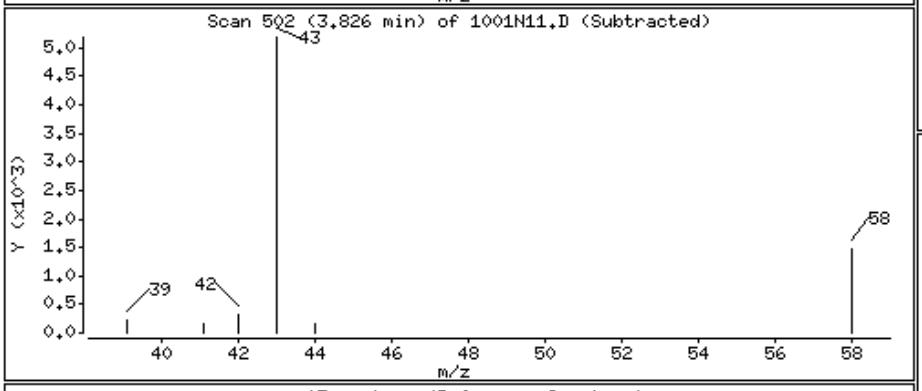

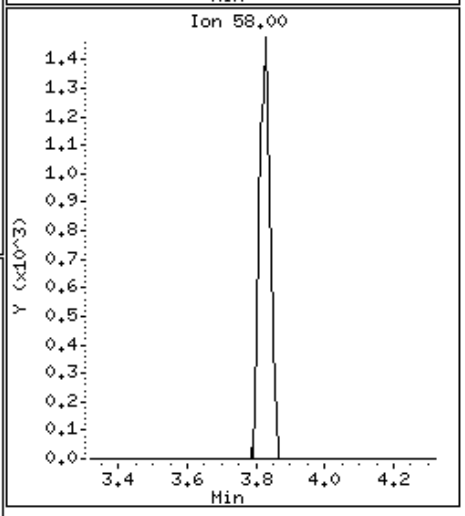

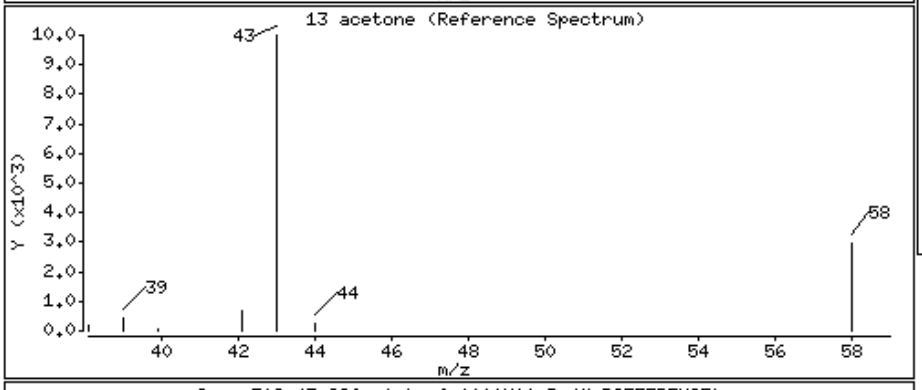

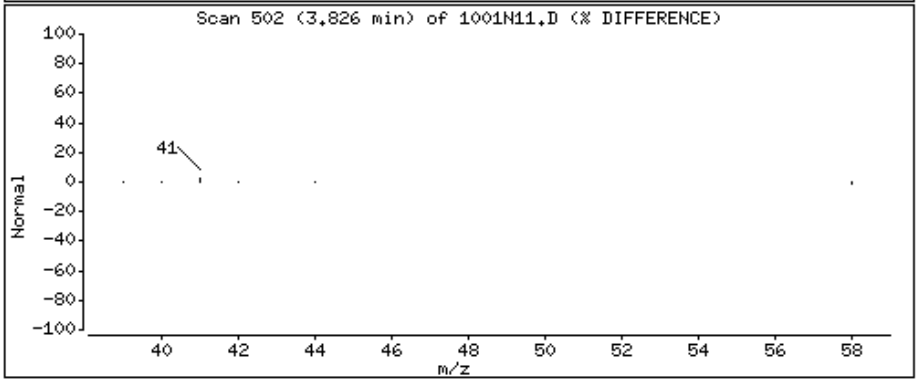

Data File: \\Orgserv2\ff\chem\GCMSVOA\Voa105.i\151001n.b\1001N11.D

Date : 02-OCT-2015 01:01

Client ID:

Instrument: Voa105.i

Sample Info: 11523745-11,31,10,,a

Purge Volume: 10.0

Operator: PD

Column phase:

Column diameter: 0.18

43 trichloroethene

Concentration: 4.600 ngs

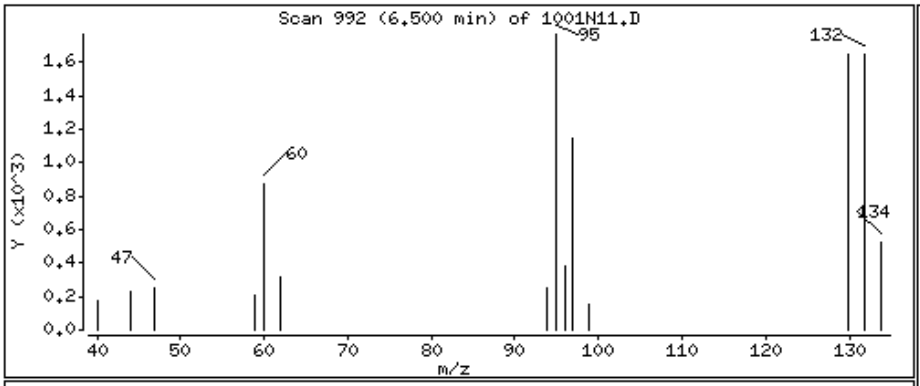

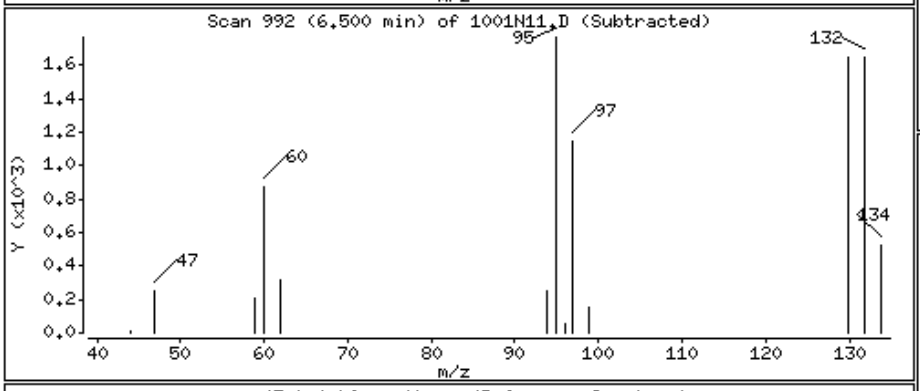

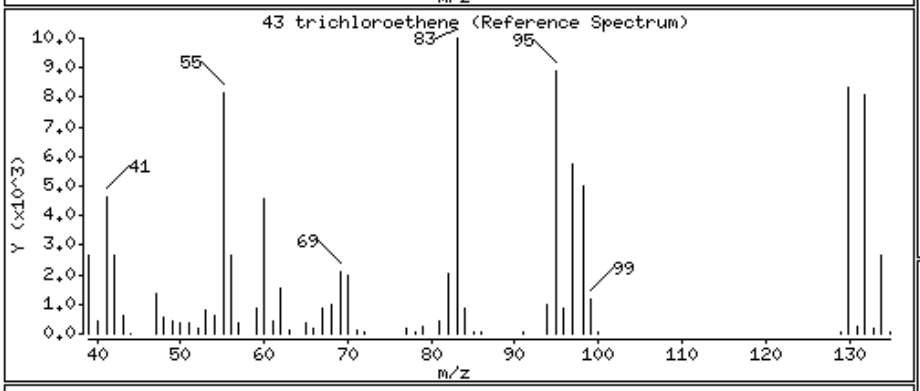

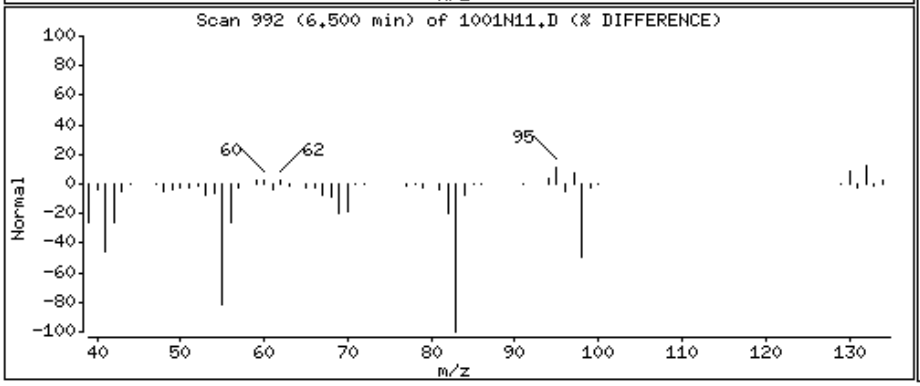

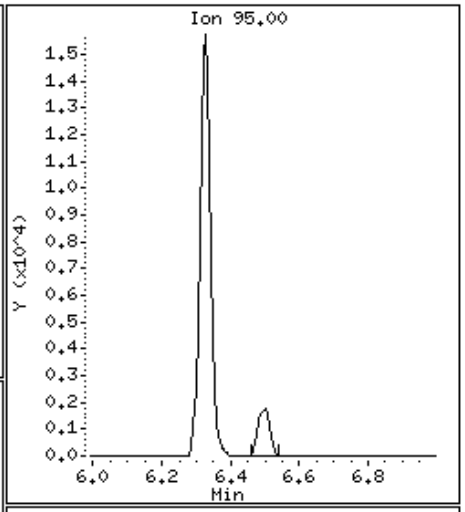

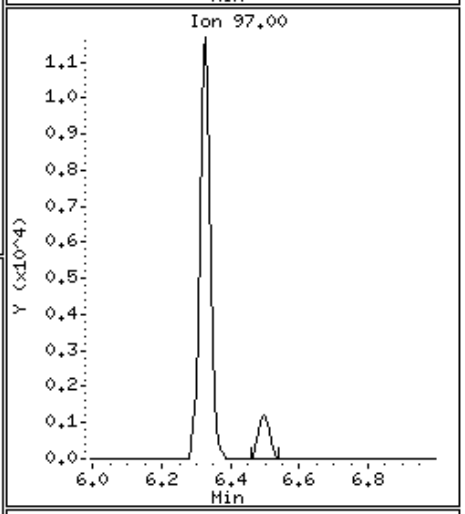

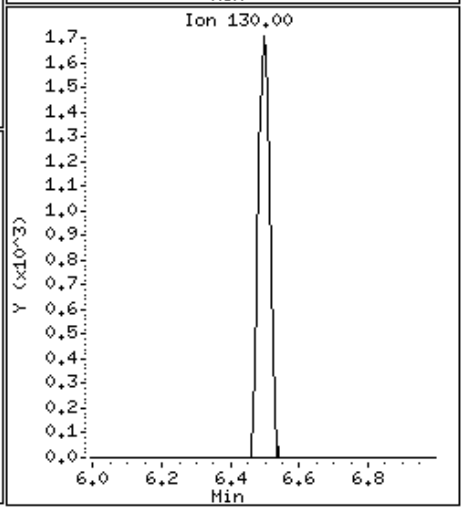

Alpha Analytical Labs

gc/ms voa - VOA105

Data file : \\Orgserv2\ff\chem\GCMSVOA\Voa105.i\151001n.b\1001N12.D
Lab Smp Id:
Inj Date : 02-OCT-2015 01:29
Operator : PD Inst ID: Voa105.i
Smp Info : l1523745-12,31,10,,a
Misc Info : wg827102,ical11492
Comment :
Method : \\Orgserv2\ff\chem\GCMSVOA\Voa105.i\151001n.b\liq8260B.m
Meth Date : 02-Oct-2015 11:21 pduczmalew Quant Type: ISTD
Cal Date : 26-SEP-2015 22:38 Cal File: 0926A10.D
Als bottle: 12
Dil Factor: 1.00000
Integrator: HP RTE Compound Sublist: NJTCL.sub
Target Version: 4.12
Processing Host: VIRTUALXP-76524

Concentration Formula: Amt * DF * CpndVariable
Cpnd Variable Local Compound Variable

			QUANT SIG					CONCENTRATIONS ON-COLUMN	FINAL	
		Compounds	MASS	RT	EXP RT	REL RT	RESPONSE	(ngs)	(ngs)	REVIEW CODE
	1	dichlorodifluoromethane	85	Compound Not Detected.						
	2	chloromethane	50	1.998	1.992	(0.316)	1736	2.08447	2.084	
	3	vinyl chloride	62	Compound Not Detected.						
	4	bromomethane	94	Compound Not Detected.						
	5	chloroethane	64	Compound Not Detected.						
	6	trichlorofluoromethane	101	Compound Not Detected.						
	8	1,1,-dichloroethene	96	Compound Not Detected.						
	9	carbon disulfide	76	Compound Not Detected.						
	10	freon-113	101	Compound Not Detected.						
	11	methylene chloride	84	Compound Not Detected.						
	13	acetone	43	3.825	3.820	(0.605)	8936	68.2918	68.291	
	14	trans-1,2-dichloroethene	96	Compound Not Detected.						
	15	Methyl Acetate	43	Compound Not Detected.						
	16	methyl tert butyl ether	73	Compound Not Detected.						
	19	1,1-dichloroethane	63	Compound Not Detected.						
	24	cis-1,2-dichloroethene	96	Compound Not Detected.						
	27	bromochloromethane	128	Compound Not Detected.						
	26	Cyclohexane	56	Compound Not Detected.						
	28	chloroform	83	5.326	5.320	(0.842)	7640	5.35030	5.350	
	30	carbontetrachloride	117	Compound Not Detected.						
$	32	dibromofluoromethane	113	5.506	5.500	(0.871)	97526	97.1626	97.162	
	33	1,1,1-trichloroethane	97	Compound Not Detected.						
	34	2-butanone	43	Compound Not Detected.						
	36	benzene	78	Compound Not Detected.						
$	38	1,2-dichloroethane-d4	65	6.046	6.041	(0.956)	118753	100.550	100.549	
	39	1,2-dichloroethane	62	Compound Not Detected.						
*	41	flourobenzene	96	6.324	6.324	(1.000)	385097	100.000		
	42	methyl cyclohexane	83	Compound Not Detected.						

	Compounds	QUANT SIG MASS	RT	EXP RT	REL RT	RESPONSE	CONCENTRATIONS ON-COLUMN (ngs)	CONCENTRATIONS FINAL (ngs)	REVIEW CODE
	43 trichloroethene	95	Compound Not Detected.						
	46 1,2-dichloropropane	63	Compound Not Detected.						
	47 bromodichloromethane	83	Compound Not Detected.						
	49 1,4-Dioxane	88	Compound Not Detected.						
	52 cis-1,3-dichloropropene	75	Compound Not Detected.						
$	53 toluene-d8	98	8.027	8.021	(0.812)	370676	104.770	104.769	
	54 toluene	92	Compound Not Detected.						
	56 4-methyl-2-pentanone	58	Compound Not Detected.						
	55 tetrachloroethene	166	Compound Not Detected.						
	57 trans-1,3-dichloropropene	75	Compound Not Detected.						
	60 1,1,2-trichloroethane	83	Compound Not Detected.						
	61 chlorodibromomethane	129	Compound Not Detected.						
	64 1,2-dibromoethane	107	Compound Not Detected.						
	65 2-hexanone	43	Compound Not Detected.						
*	66 chlorobenzene-d5	117	9.887	9.882	(1.000)	269582	100.000		
	67 chlorobenzene	112	Compound Not Detected.						
	68 ethyl benzene	91	Compound Not Detected.						
	70 p/m xylene	106	Compound Not Detected.						
	71 o xylene	106	Compound Not Detected.						
	72 styrene	104	Compound Not Detected.						
	73 bromoform	173	Compound Not Detected.						
	74 isopropylbenzene	105	Compound Not Detected.						
$	75 4-bromofluorobenzene	95	11.333	11.333	(0.905)	122095	103.422	103.422	
	79 1,1,2,2,-tetrachloroethane	83	Compound Not Detected.						
	92 1,3-dichlorobenzene	146	Compound Not Detected.						
*	93 1,4-dichlorobenzene-d4	152	12.517	12.517	(1.000)	116310	100.000		
	94 1,4-dichlorobenzene	146	Compound Not Detected.						
	97 1,2-dichlorobenzene	146	Compound Not Detected.						
	99 1,2-dibromo-3-chloropropane	75	Compound Not Detected.						
	102 1,2,4-trichlorobenzene	180	Compound Not Detected.						
	104 1,2,3-trichlorobenzene	180	Compound Not Detected.						

Alpha Analytical Labs

gc/ms voa - VOA105

Data file : \\Orgserv2\ff\chem\GCMSVOA\Voa105.i\151001n.b\1001N12.D
Lab Smp Id:
Inj Date : 02-OCT-2015 01:29
Operator : PD Inst ID: Voa105.i
Smp Info : l1523745-12,31,10,,a
Misc Info : wg827102,ical11492
Comment :
Method : \\Orgserv2\ff\chem\GCMSVOA\Voa105.i\151001n.b\liq8260B.m
Meth Date : 02-Oct-2015 11:21 pduczmalew Quant Type: ISTD
Cal Date : 26-SEP-2015 22:38 Cal File: 0926A10.D
Als bottle: 12
Dil Factor: 1.00000
Integrator: HP RTE Compound Sublist: NJTCL.sub
Target Version: 4.12
Processing Host: VIRTUALXP-76524

- NO TENTATIVELY IDENTIFIED COMPOUNDS -

Alpha Analytical Labs

INTERNAL STANDARD COMPOUNDS
AREA AND RT SUMMARY

Instrument ID: Voa105.i
Lab File ID: 1001N12.D
Lab Smp Id:
Analysis Type: VOA
Quant Type: ISTD
Operator: PD
Method File: \\Orgserv2\ff\chem\GCMSVOA\Voa105.i\151001n.b\liq8260B.m
Misc Info: wg827102,ical11492

Calibration Date: 01-OCT-2015
Calibration Time: 20:20
Level: LOW
Sample Type: WATER

Test Mode:
Use Last Continuing Calibrator.
If Continuing Cal. use Initial Cal. Level 3

		AREA LIMIT			
COMPOUND	STANDARD	LOWER	UPPER	SAMPLE	%DIFF
41 flourobenzene	415716	207858	831432	385097	-7.37
66 chlorobenzene-d5	326583	163292	653166	269582	-17.45
93 1,4-dichlorobenze	163682	81841	327364	116310	-28.94

		RT LIMIT			
COMPOUND	STANDARD	LOWER	UPPER	SAMPLE	%DIFF
41 flourobenzene	6.32	5.82	6.82	6.32	0.00
66 chlorobenzene-d5	9.88	9.38	10.38	9.89	0.06
93 1,4-dichlorobenze	12.52	12.02	13.02	12.52	0.00

AREA UPPER LIMIT = +100% of internal standard area.
AREA LOWER LIMIT = - 50% of internal standard area.
RT UPPER LIMIT = + 0.50 minutes of internal standard RT.
RT LOWER LIMIT = - 0.50 minutes of internal standard RT.

Alpha Analytical Labs

RECOVERY REPORT

Client Name: Client SDG: SDGa00307
Sample Matrix: LIQUID Fraction: VOA
Lab Smp Id:
Level: LOW Operator: PD
Data Type: MS DATA SampleType: SAMPLE
SpikeList File: curveall.spk Quant Type: ISTD
Sublist File: NJTCL.sub
Method File: \\Orgserv2\ff\chem\GCMSVOA\Voa105.i\151001n.b\liq8260B.m
Misc Info: wg827102,ical11492

SURROGATE COMPOUND	AMOUNT ADDED ngs	AMOUNT RECOVERED ngs	% RECOVERED	LIMITS
$ 32 dibromofluorometha	100.000	97.162	97.16	70-130
$ 38 1,2-dichloroethane	100.000	100.549	100.55	70-130
$ 53 toluene-d8	100.000	104.769	104.77	70-130
$ 75 4-bromofluorobenze	100.000	103.422	103.42	70-130

Data File: \\Orgserv2\ff\chem\GCMSVOA\Voa105.i\151001n.b\1001N12.D
Date : 02-OCT-2015 01:29
Client ID:
Instrument: Voa105.i
Sample Info: 11523745-12,31,10,,a
Purge Volume: 10.0
Operator: PD
Column phase:
Column diameter: 0.18

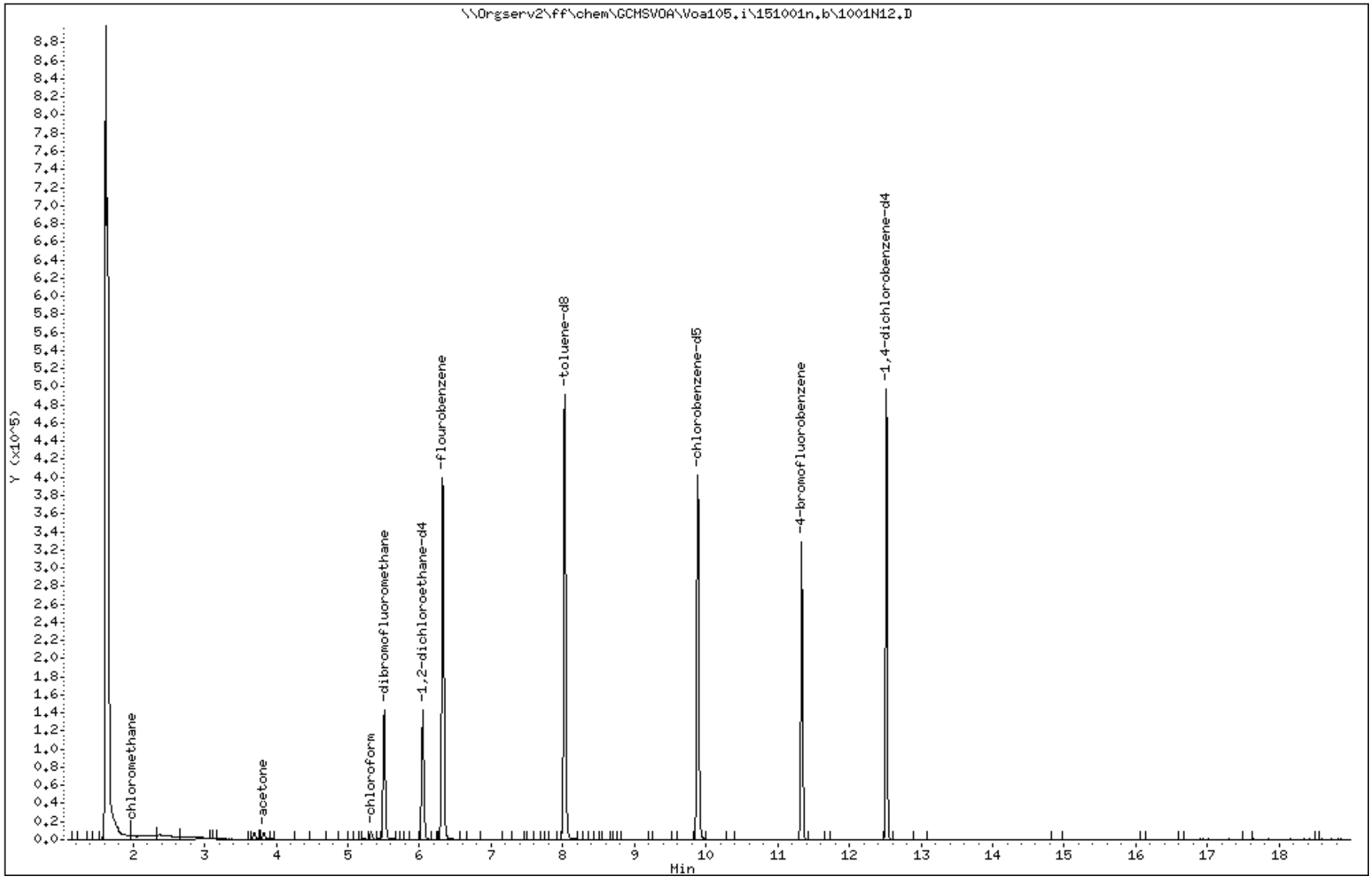

Data File: \\Orgserv2\ff\chem\GCMSVOA\Voa105.i\151001n.b\1001N12.D

Date : 02-OCT-2015 01:29

Client ID:

Instrument: Voa105.i

Sample Info: 11523745-12,31,10,,a

Purge Volume: 10.0

Operator: PD

Column phase:

Column diameter: 0.18

2 chloromethane

Concentration: 2.084 ngs

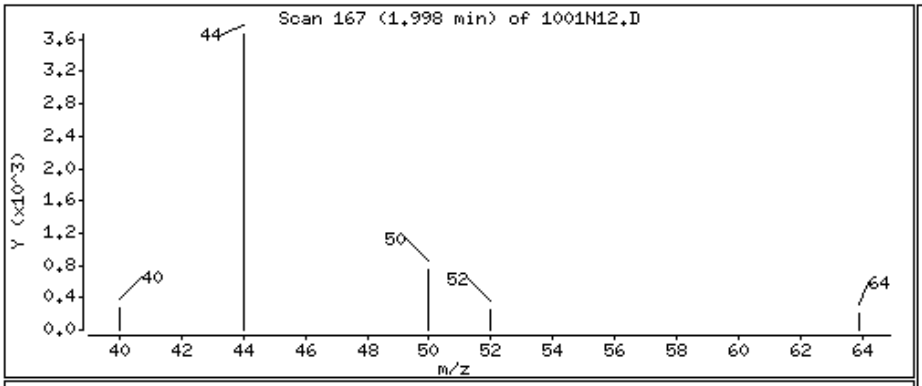

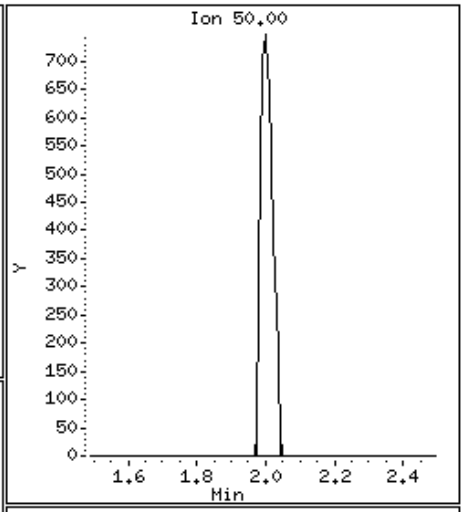

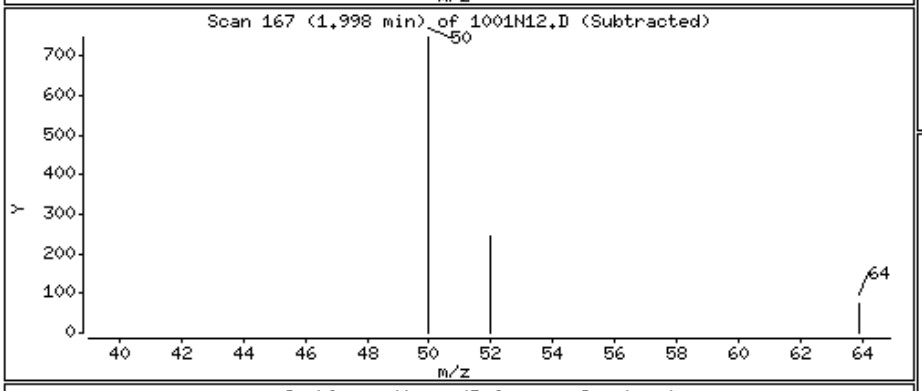

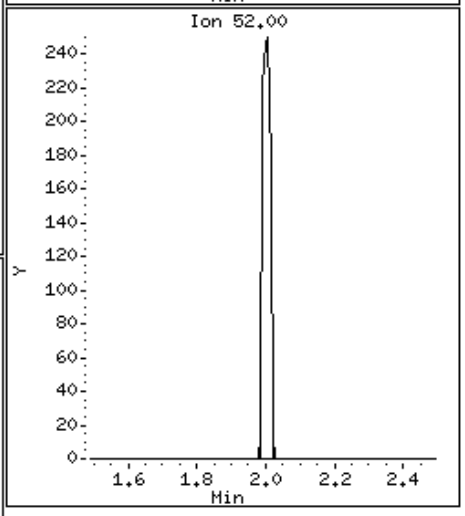

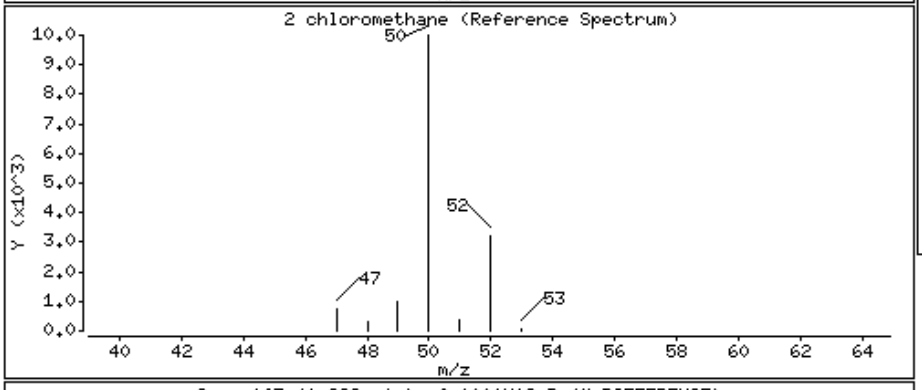

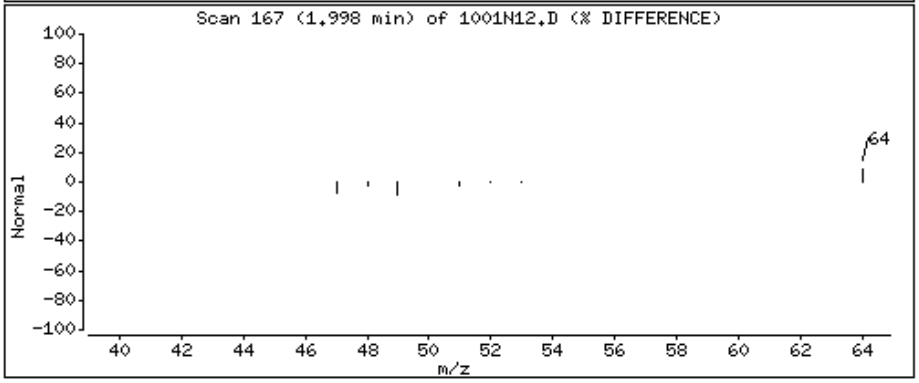

Data File: \\Orgserv2\ff\chem\GCMSVOA\Voa105.i\151001n.b\1001N12.D

Date : 02-OCT-2015 01:29

Client ID:

Instrument: Voa105.i

Sample Info: 11523745-12,31,10,,a

Purge Volume: 10.0

Operator: PD

Column phase:

Column diameter: 0.18

13 acetone

Concentration: 68.291 ngs

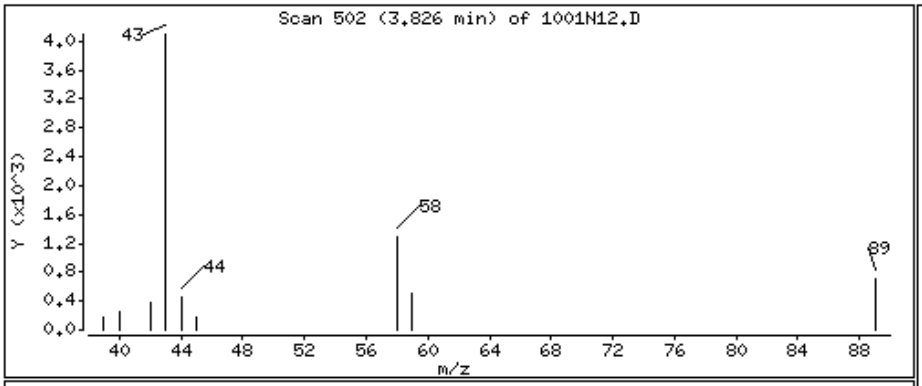

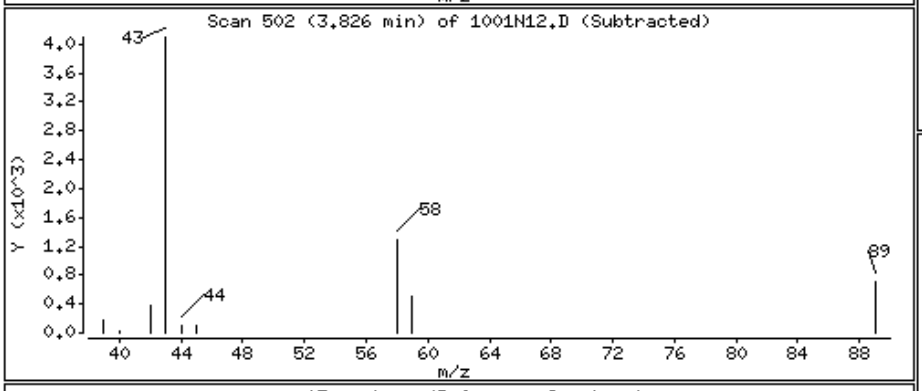

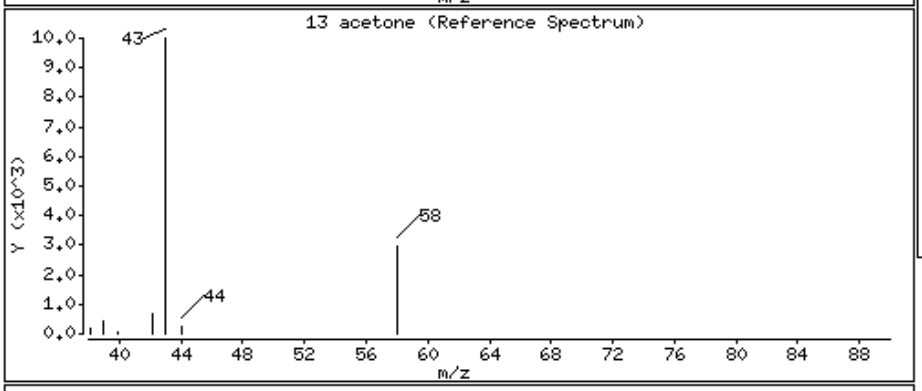

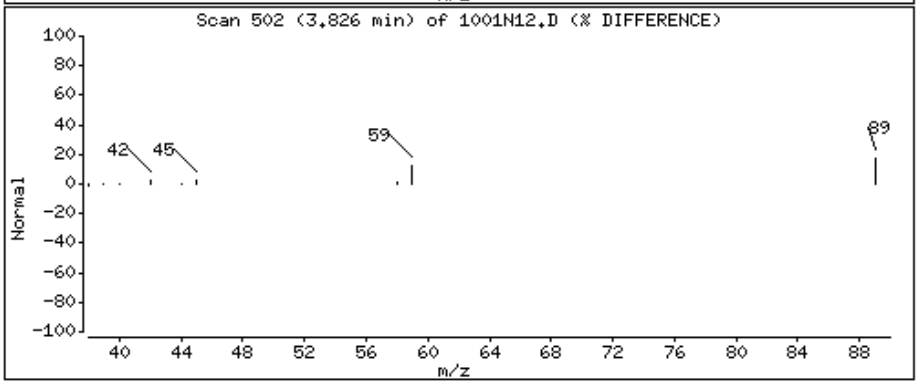

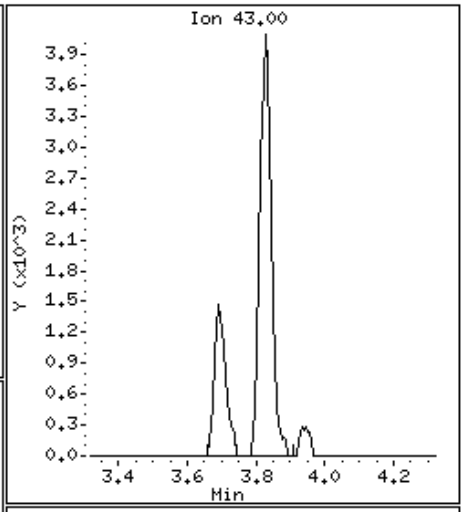

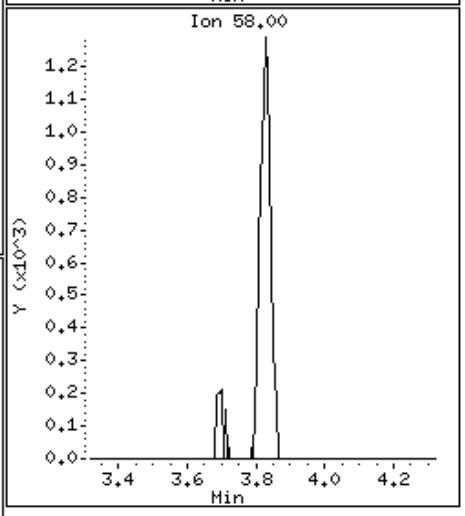

Data File: \\Orgserv2\ff\chem\GCMSVOA\Voa105.i\151001n.b\1001N12.D

Date : 02-OCT-2015 01:29

Client ID:

Instrument: Voa105.i

Sample Info: 11523745-12,31,10,,a

Purge Volume: 10.0

Operator: PD

Column phase:

Column diameter: 0.18

28 chloroform

Concentration: 5.350 ngs

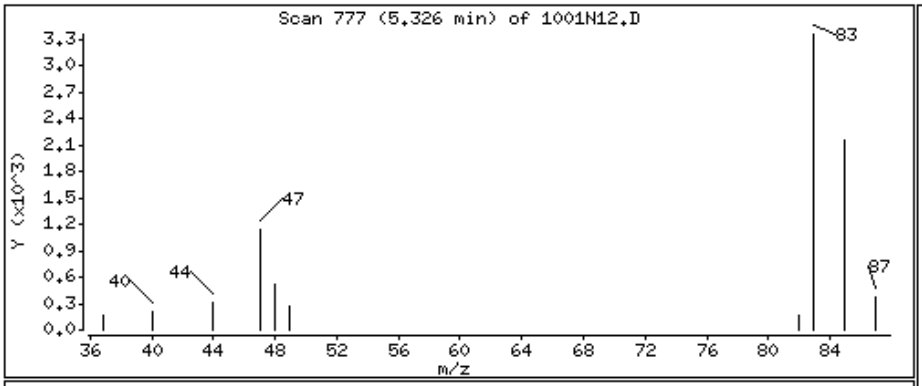

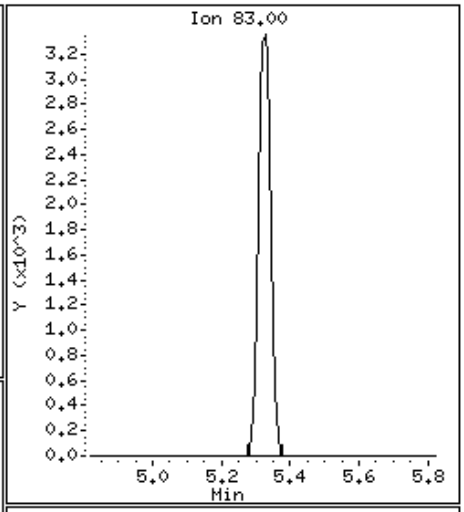

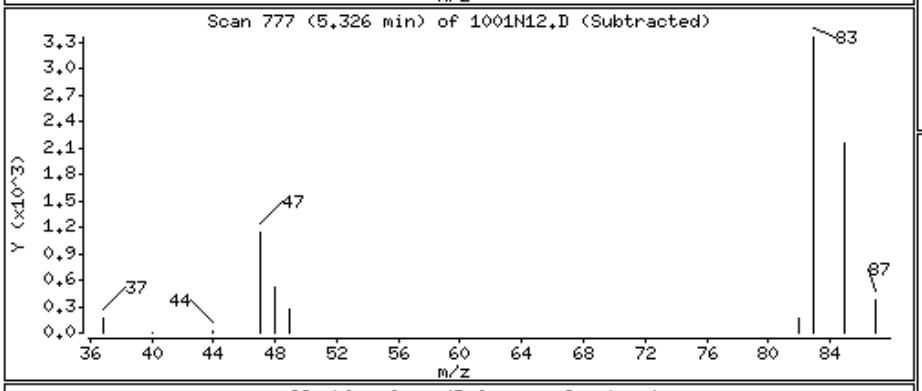

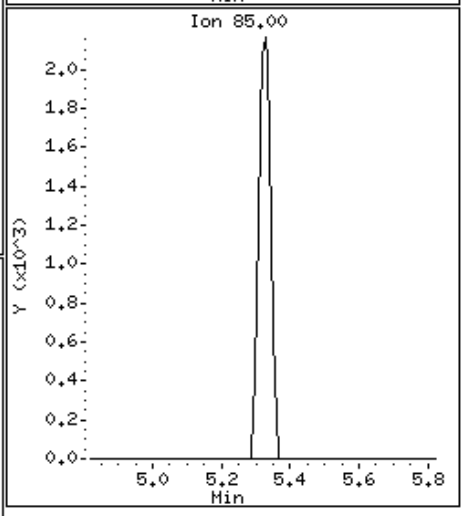

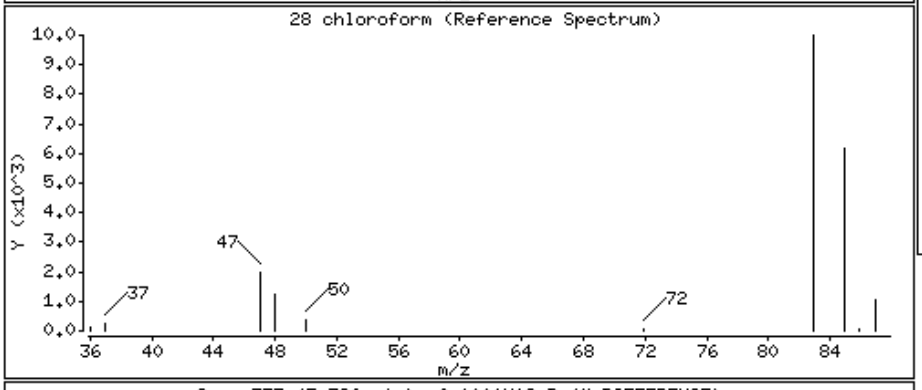

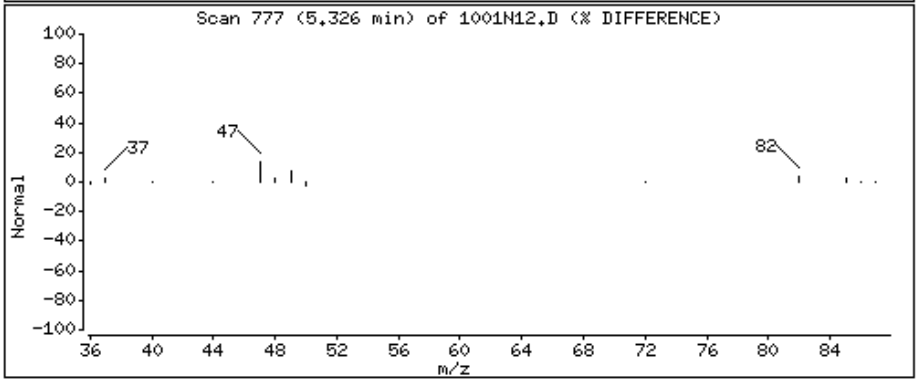

Alpha Analytical Labs

gc/ms voa - VOA105

Data file : \\Orgserv2\ff\chem\GCMSVOA\Voa105.i\151001n.b\1001N13.D
Lab Smp Id:
Inj Date : 02-OCT-2015 01:56
Operator : PD Inst ID: Voa105.i
Smp Info : l1523745-13,31,10,,a
Misc Info : wg827102,ical11492
Comment :
Method : \\Orgserv2\ff\chem\GCMSVOA\Voa105.i\151001n.b\liq8260B.m
Meth Date : 02-Oct-2015 11:21 pduczmalew Quant Type: ISTD
Cal Date : 26-SEP-2015 22:38 Cal File: 0926A10.D
Als bottle: 13
Dil Factor: 1.00000
Integrator: HP RTE Compound Sublist: NJTCL.sub
Target Version: 4.12
Processing Host: VIRTUALXP-76524

Concentration Formula: Amt * DF * CpndVariable
Cpnd Variable Local Compound Variable

	Compounds	QUANT SIG MASS	RT	EXP RT	REL RT	RESPONSE	CONCENTRATIONS ON-COLUMN (ngs)	FINAL (ngs)	REVIEW CODE
	1 dichlorodifluoromethane	85	Compound Not Detected.						
	2 chloromethane	50	Compound Not Detected.						
	3 vinyl chloride	62	Compound Not Detected.						
	4 bromomethane	94	Compound Not Detected.						
	5 chloroethane	64	Compound Not Detected.						
	6 trichlorofluoromethane	101	Compound Not Detected.						
	8 1,1,-dichloroethene	96	Compound Not Detected.						
	9 carbon disulfide	76	Compound Not Detected.						
	10 freon-113	101	Compound Not Detected.						
	11 methylene chloride	84	Compound Not Detected.						
	13 acetone	43	3.820	3.820	(0.604)	5451	42.2643	42.264	
	14 trans-1,2-dichloroethene	96	Compound Not Detected.						
	15 Methyl Acetate	43	Compound Not Detected.						
	16 methyl tert butyl ether	73	Compound Not Detected.						
	19 1,1-dichloroethane	63	Compound Not Detected.						
	24 cis-1,2-dichloroethene	96	Compound Not Detected.						
	27 bromochloromethane	128	Compound Not Detected.						
	26 Cyclohexane	56	Compound Not Detected.						
	28 chloroform	83	5.326	5.320	(0.842)	16056	11.4076	11.407	
	30 carbontetrachloride	117	Compound Not Detected.						
$	32 dibromofluoromethane	113	5.506	5.500	(0.871)	96103	97.1378	97.137	
	33 1,1,1-trichloroethane	97	Compound Not Detected.						
	34 2-butanone	43	Compound Not Detected.						
	36 benzene	78	Compound Not Detected.						
$	38 1,2-dichloroethane-d4	65	6.046	6.041	(0.956)	116964	100.476	100.475	
	39 1,2-dichloroethane	62	Compound Not Detected.						
*	41 flourobenzene	96	6.324	6.324	(1.000)	379575	100.000		
	42 methyl cyclohexane	83	Compound Not Detected.						

	Compounds	QUANT SIG MASS	RT	EXP RT	REL RT	RESPONSE	CONCENTRATIONS ON-COLUMN (ngs)	CONCENTRATIONS FINAL (ngs)	REVIEW CODE
	43 trichloroethene	95	6.488	6.493	(1.026)	1242	1.47765	1.477	
	46 1,2-dichloropropane	63	Compound Not Detected.						
	47 bromodichloromethane	83	Compound Not Detected.						
	49 1,4-Dioxane	88	Compound Not Detected.						
	52 cis-1,3-dichloropropene	75	Compound Not Detected.						
$	53 toluene-d8	98	8.027	8.021	(0.812)	364934	106.085	106.084	
	54 toluene	92	Compound Not Detected.						
	56 4-methyl-2-pentanone	58	Compound Not Detected.						
	55 tetrachloroethene	166	8.523	8.523	(0.862)	808	1.19518	1.195	
	57 trans-1,3-dichloropropene	75	Compound Not Detected.						
	60 1,1,2-trichloroethane	83	Compound Not Detected.						
	61 chlorodibromomethane	129	Compound Not Detected.						
	64 1,2-dibromoethane	107	Compound Not Detected.						
	65 2-hexanone	43	Compound Not Detected.						
*	66 chlorobenzene-d5	117	9.887	9.882	(1.000)	262117	100.000		
	67 chlorobenzene	112	Compound Not Detected.						
	68 ethyl benzene	91	Compound Not Detected.						
	70 p/m xylene	106	Compound Not Detected.						
	71 o xylene	106	Compound Not Detected.						
	72 styrene	104	Compound Not Detected.						
	73 bromoform	173	Compound Not Detected.						
	74 isopropylbenzene	105	Compound Not Detected.						
$	75 4-bromofluorobenzene	95	11.333	11.333	(0.905)	117662	102.008	102.008	
	79 1,1,2,2,-tetrachloroethane	83	Compound Not Detected.						
	92 1,3-dichlorobenzene	146	Compound Not Detected.						
*	93 1,4-dichlorobenzene-d4	152	12.517	12.517	(1.000)	113641	100.000		
	94 1,4-dichlorobenzene	146	Compound Not Detected.						
	97 1,2-dichlorobenzene	146	Compound Not Detected.						
	99 1,2-dibromo-3-chloropropane	75	Compound Not Detected.						
	102 1,2,4-trichlorobenzene	180	Compound Not Detected.						
	104 1,2,3-trichlorobenzene	180	Compound Not Detected.						

Alpha Analytical Labs

gc/ms voa - VOA105

Data file : \\Orgserv2\ff\chem\GCMSVOA\Voa105.i\151001n.b\1001N13.D
Lab Smp Id:
Inj Date : 02-OCT-2015 01:56
Operator : PD Inst ID: Voa105.i
Smp Info : l1523745-13,31,10,,a
Misc Info : wg827102,ical11492
Comment :
Method : \\Orgserv2\ff\chem\GCMSVOA\Voa105.i\151001n.b\liq8260B.m
Meth Date : 02-Oct-2015 11:21 pduczmalew Quant Type: ISTD
Cal Date : 26-SEP-2015 22:38 Cal File: 0926A10.D
Als bottle: 13
Dil Factor: 1.00000
Integrator: HP RTE Compound Sublist: NJTCL.sub
Target Version: 4.12
Processing Host: VIRTUALXP-76524

- NO TENTATIVELY IDENTIFIED COMPOUNDS -

Alpha Analytical Labs

INTERNAL STANDARD COMPOUNDS
AREA AND RT SUMMARY

Instrument ID: Voa105.i
Lab File ID: 1001N13.D
Lab Smp Id:
Analysis Type: VOA
Quant Type: ISTD
Operator: PD
Method File: \\Orgserv2\ff\chem\GCMSVOA\Voa105.i\151001n.b\liq8260B.m
Misc Info: wg827102,ical11492

Calibration Date: 01-OCT-2015
Calibration Time: 20:20
Level: LOW
Sample Type: WATER

Test Mode:
Use Last Continuing Calibrator.
If Continuing Cal. use Initial Cal. Level 3

		AREA LIMIT			
COMPOUND	STANDARD	LOWER	UPPER	SAMPLE	%DIFF
41 flourobenzene	415716	207858	831432	379575	-8.69
66 chlorobenzene-d5	326583	163292	653166	262117	-19.74
93 1,4-dichlorobenze	163682	81841	327364	113641	-30.57

		RT LIMIT			
COMPOUND	STANDARD	LOWER	UPPER	SAMPLE	%DIFF
41 flourobenzene	6.32	5.82	6.82	6.32	0.00
66 chlorobenzene-d5	9.88	9.38	10.38	9.89	0.06
93 1,4-dichlorobenze	12.52	12.02	13.02	12.52	0.00

AREA UPPER LIMIT = +100% of internal standard area.
AREA LOWER LIMIT = - 50% of internal standard area.
RT UPPER LIMIT = + 0.50 minutes of internal standard RT.
RT LOWER LIMIT = - 0.50 minutes of internal standard RT.

Alpha Analytical Labs

RECOVERY REPORT

Client Name: Client SDG: SDGa00307
Sample Matrix: LIQUID Fraction: VOA
Lab Smp Id:
Level: LOW Operator: PD
Data Type: MS DATA SampleType: SAMPLE
SpikeList File: curveall.spk Quant Type: ISTD
Sublist File: NJTCL.sub
Method File: \\Orgserv2\ff\chem\GCMSVOA\Voa105.i\151001n.b\liq8260B.m
Misc Info: wg827102,ical11492

SURROGATE COMPOUND	AMOUNT ADDED ngs	AMOUNT RECOVERED ngs	% RECOVERED	LIMITS
$ 32 dibromofluorometha	100.000	97.137	97.14	70-130
$ 38 1,2-dichloroethane	100.000	100.475	100.48	70-130
$ 53 toluene-d8	100.000	106.084	106.08	70-130
$ 75 4-bromofluorobenze	100.000	102.008	102.01	70-130

Data File: \\Orgserv2\ff\chem\GCMSVOA\Voa105.i\151001n.b\1001N13.D
Date : 02-OCT-2015 01:56
Client ID:
Sample Info: 11523745-13,31,10,,a
Purge Volume: 10.0
Column phase:

Instrument: Voa105.i
Operator: PD
Column diameter: 0.18

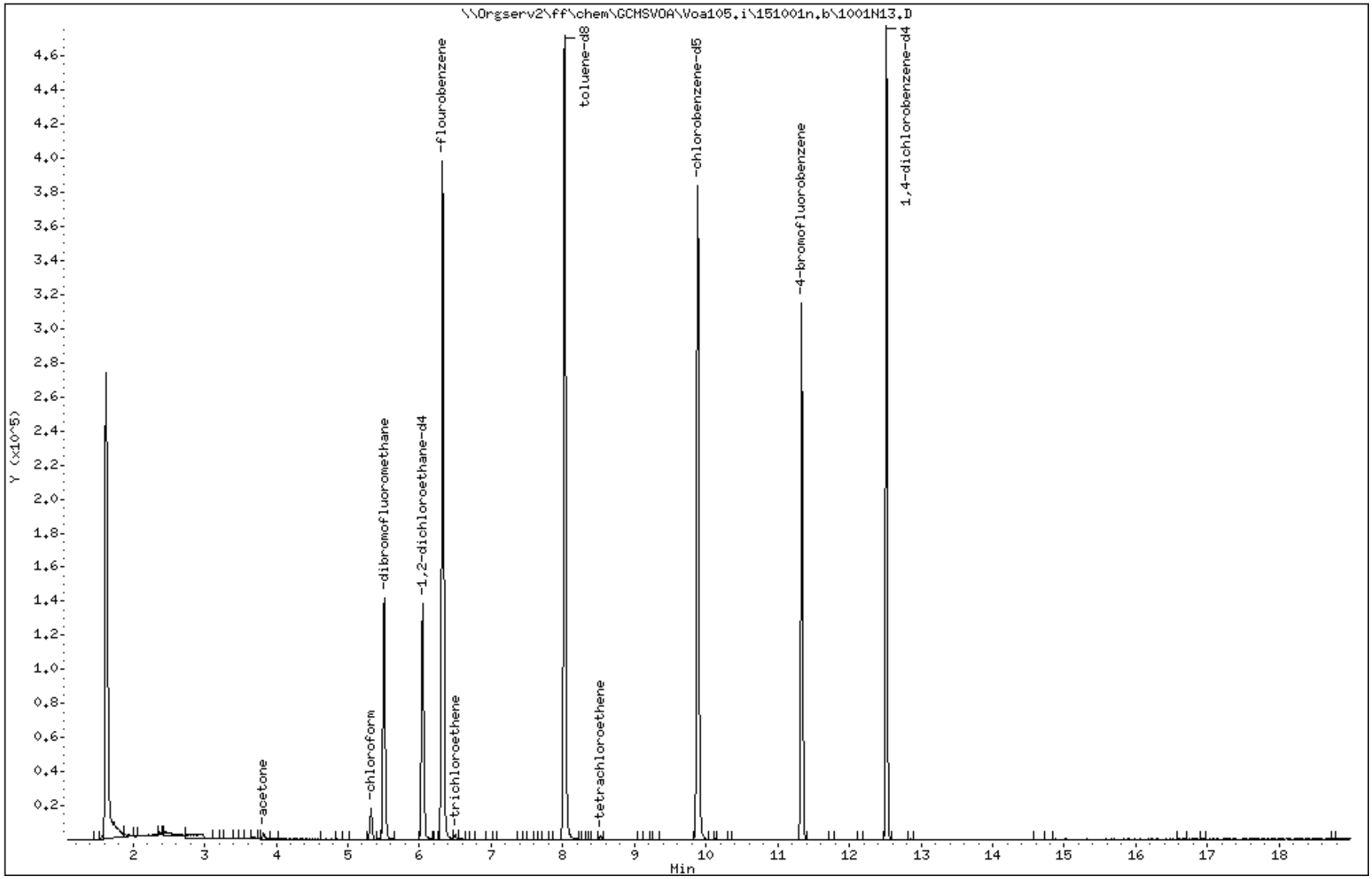

Data File: \\Orgserv2\ff\chem\GCMSVOA\Voa105.i\151001n.b\1001N13.D

Date : 02-OCT-2015 01:56

Client ID:

Instrument: Voa105.i

Sample Info: 11523745-13,31,10,,a

Purge Volume: 10.0

Operator: PD

Column phase:

Column diameter: 0.18

13 acetone

Concentration: 42.264 ngs

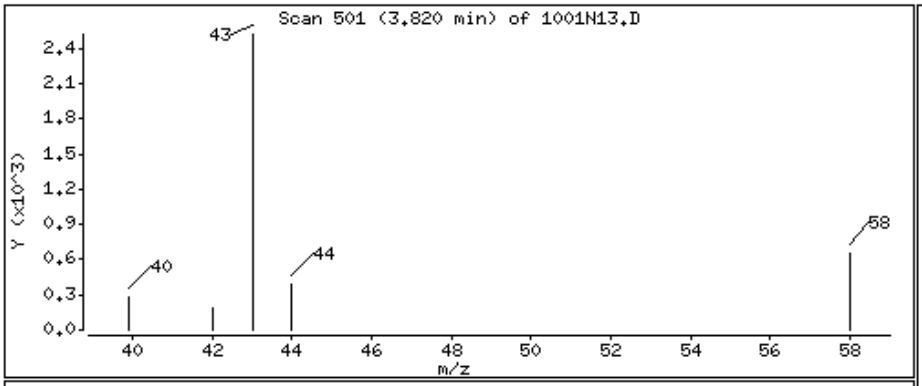

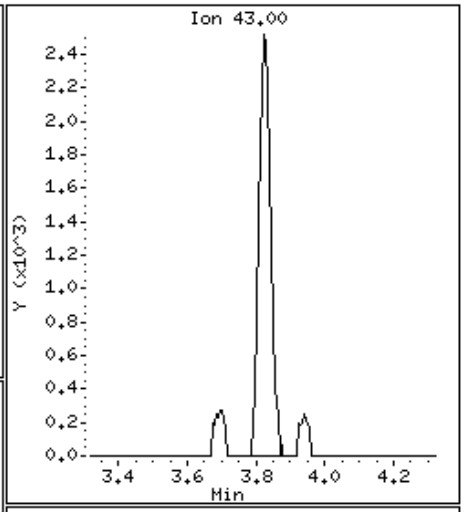

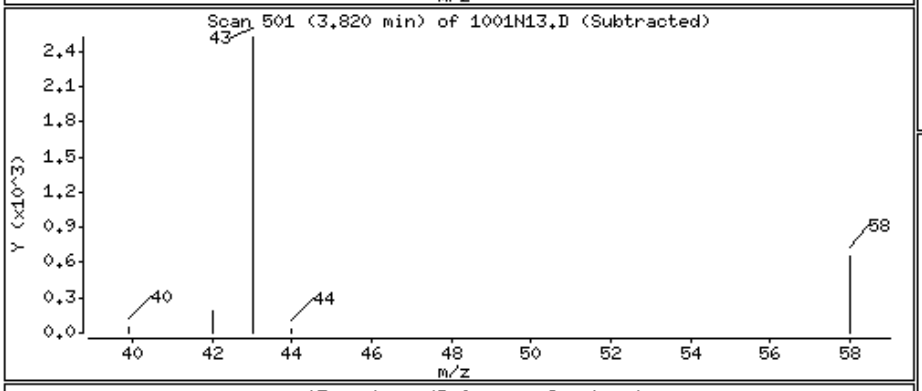

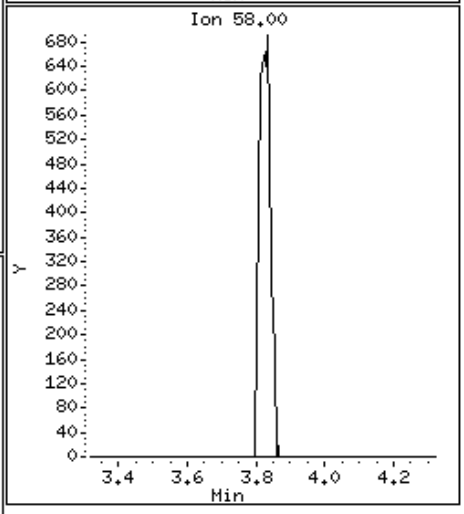

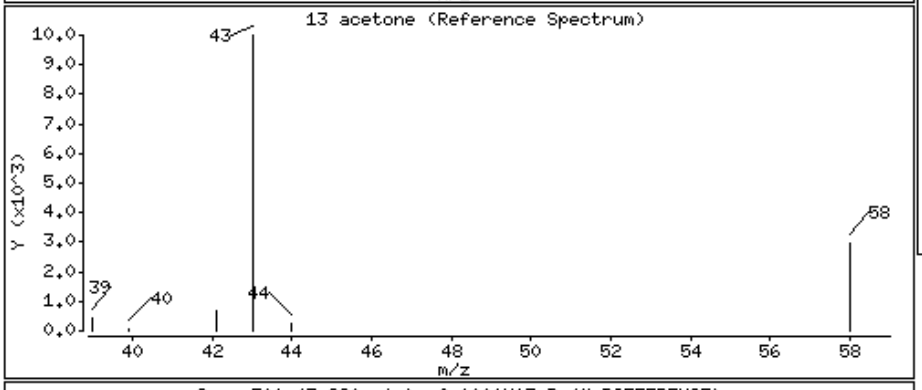

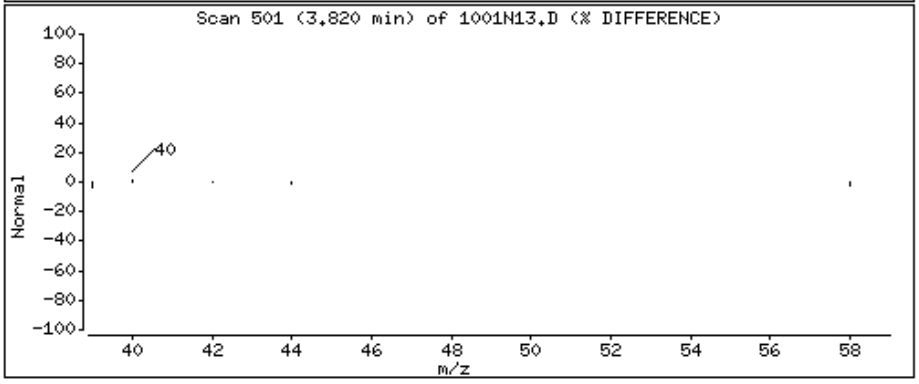

Data File: \\Orgserv2\ff\chem\GCMSVOA\Voa105.i\151001n.b\1001N13.D

Date : 02-OCT-2015 01:56

Client ID:

Instrument: Voa105.i

Sample Info: 11523745-13,31,10,,a

Purge Volume: 10.0

Operator: PD

Column phase:

Column diameter: 0.18

28 chloroform

Concentration: 11.407 ngs

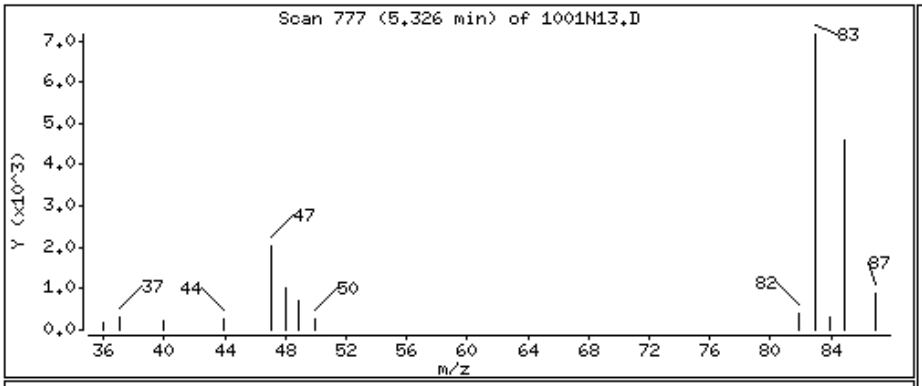

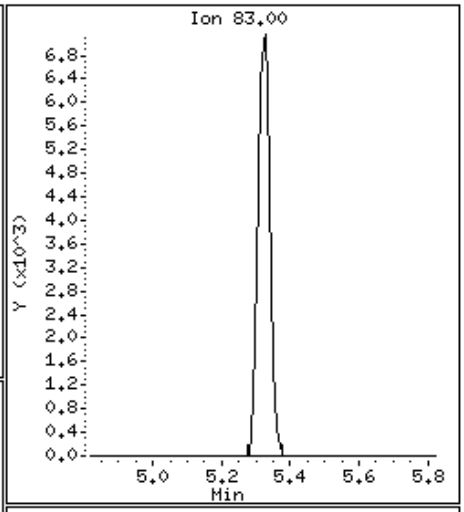

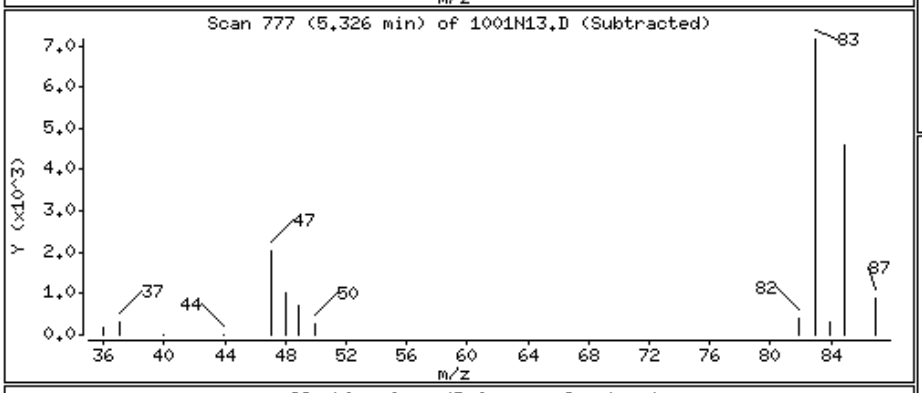

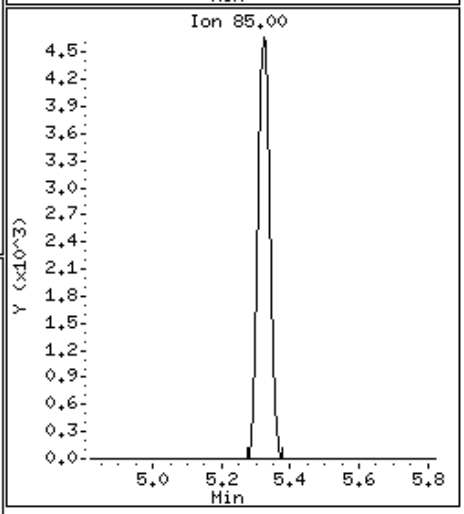

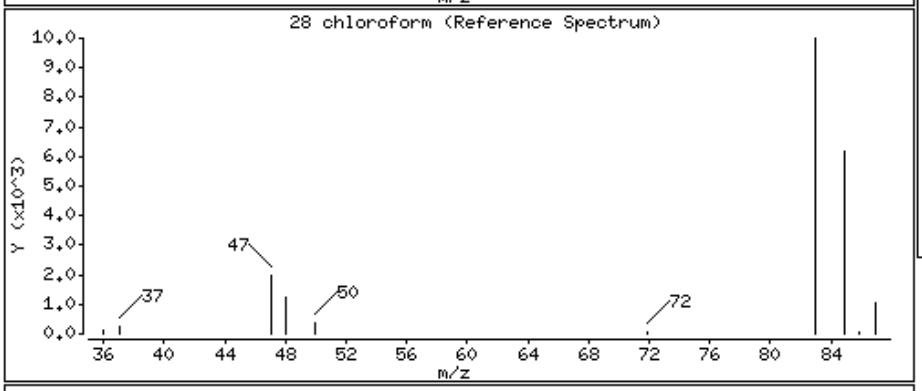

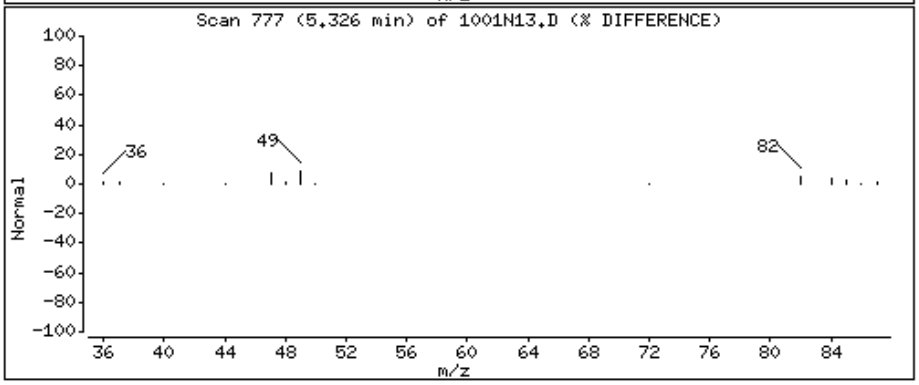

Data File: \\Orgserv2\ff\chem\GCMSVOA\Voa105.i\151001n.b\1001N13.D

Date : 02-OCT-2015 01:56

Client ID:

Instrument: Voa105.i

Sample Info: 11523745-13,31,10,,a

Purge Volume: 10.0

Operator: PD

Column phase:

Column diameter: 0.18

43 trichloroethene

Concentration: 1.477 ngs

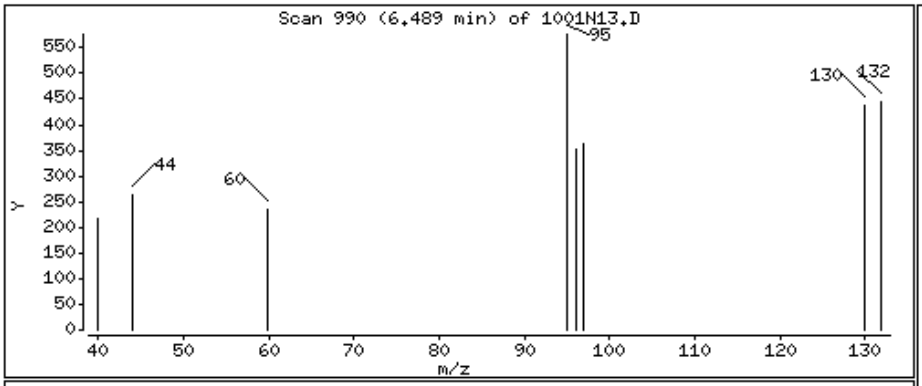

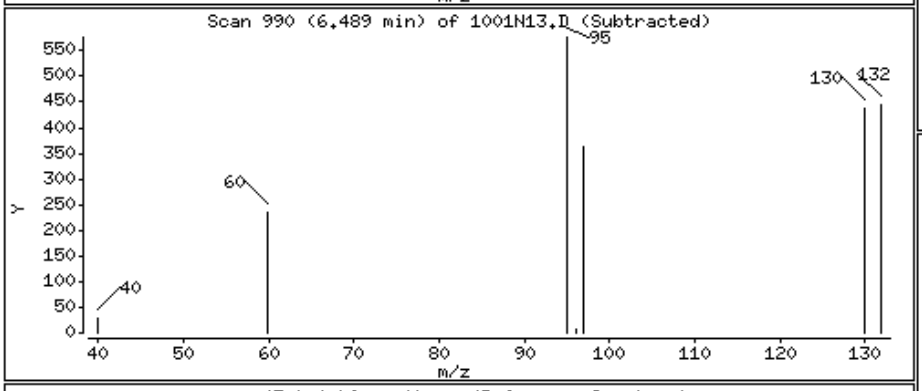

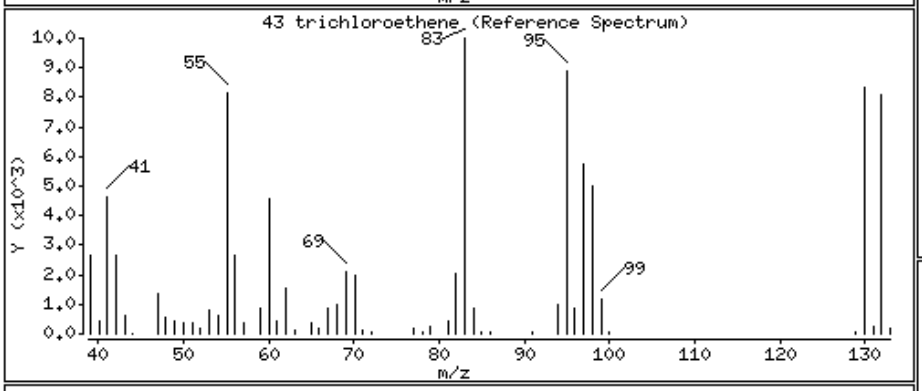

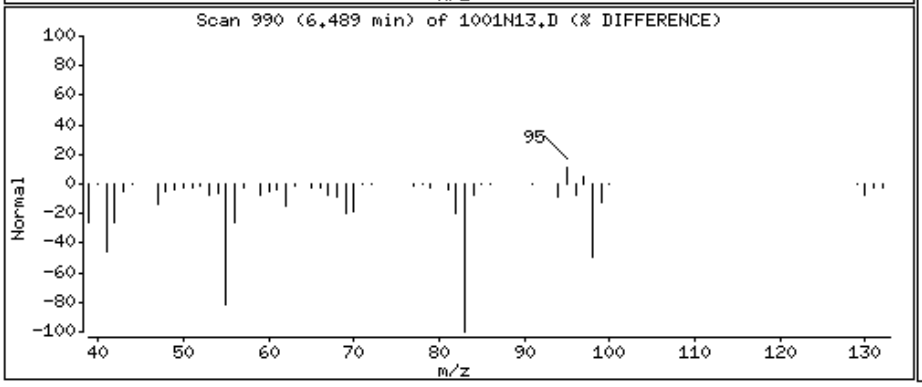

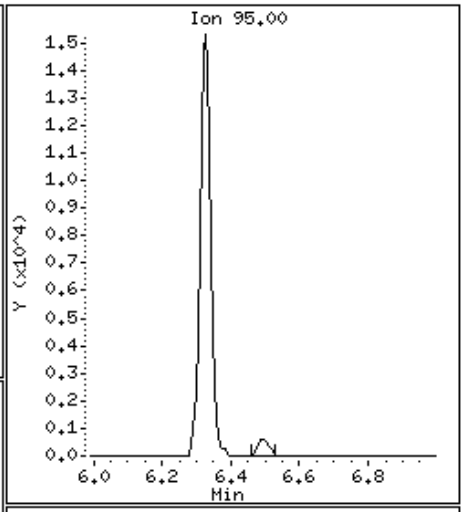

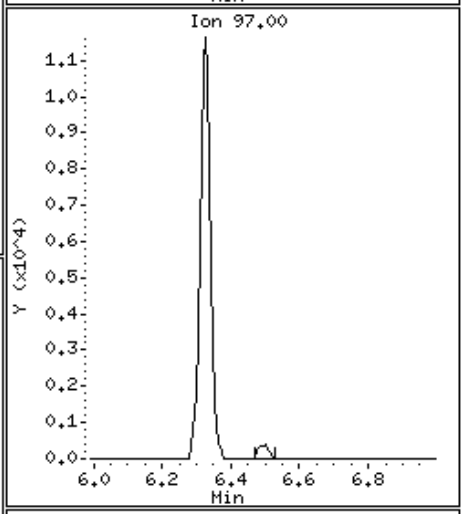

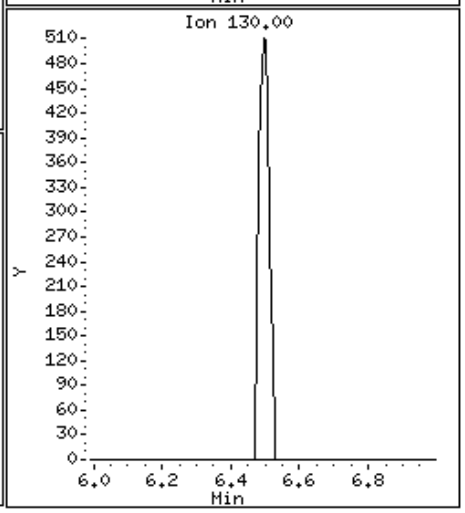

Data File: \\Orgserv2\ff\chem\GCMSVOA\Voa105.i\151001n.b\1001N13.D

Date : 02-OCT-2015 01:56

Client ID:

Instrument: Voa105.i

Sample Info: l1523745-13,31,10,,a

Purge Volume: 10.0

Operator: PD

Column phase:

Column diameter: 0.18

55 tetrachloroethene

Concentration: 1.195 ngs

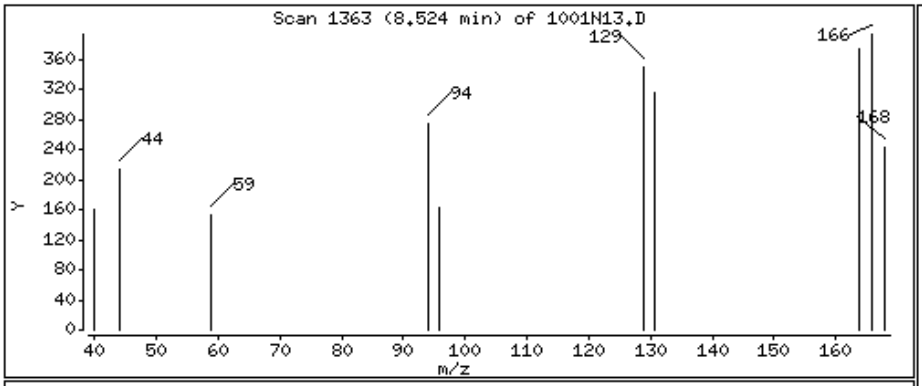

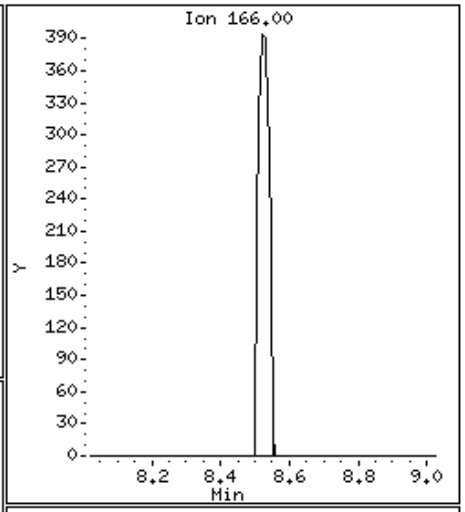

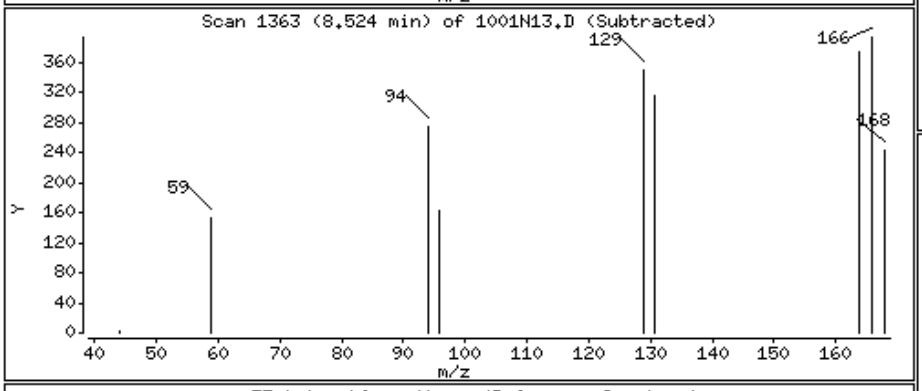

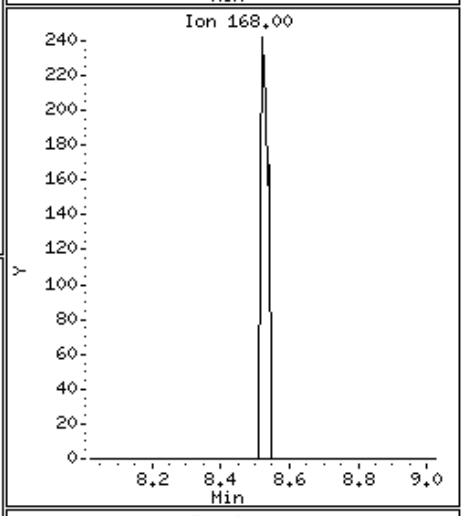

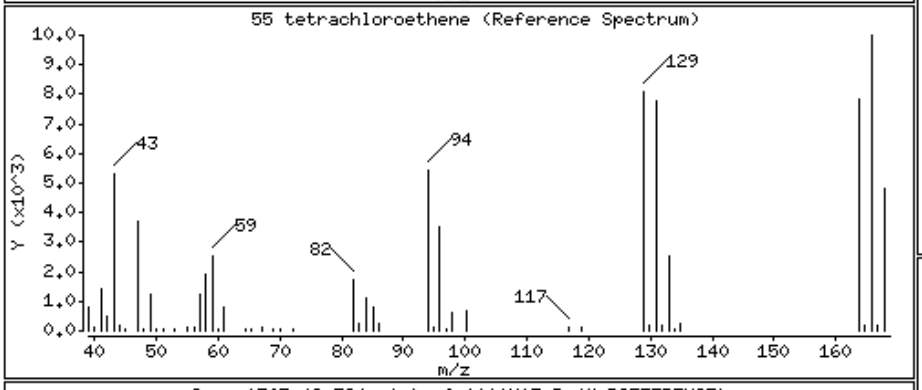

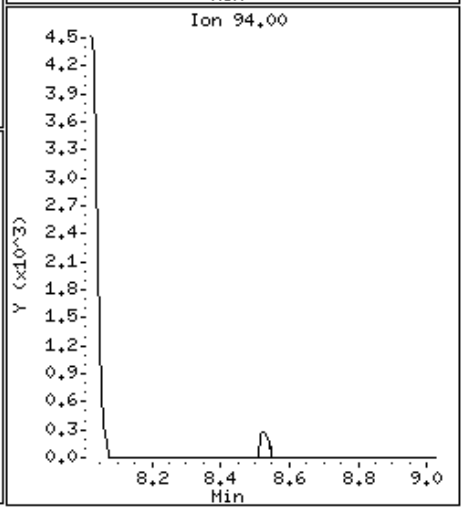

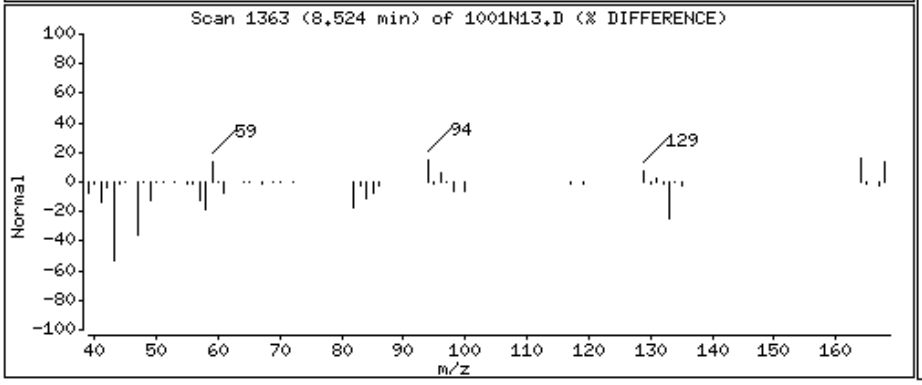

Alpha Analytical Labs

gc/ms voa - VOA105

Data file : \\Orgserv2\ff\chem\GCMSVOA\Voa105.i\151001n.b\1001N14.D
Lab Smp Id:
Inj Date : 02-OCT-2015 02:24
Operator : PD Inst ID: Voa105.i
Smp Info : l1523745-14,31,10,,a
Misc Info : wg827102,ical11492
Comment :
Method : \\Orgserv2\ff\chem\GCMSVOA\Voa105.i\151001n.b\liq8260B.m
Meth Date : 02-Oct-2015 11:21 pduczmalew Quant Type: ISTD
Cal Date : 26-SEP-2015 22:38 Cal File: 0926A10.D
Als bottle: 14
Dil Factor: 1.00000
Integrator: HP RTE Compound Sublist: NJTCL.sub
Target Version: 4.12
Processing Host: VIRTUALXP-76524

Concentration Formula: Amt * DF * CpndVariable
Cpnd Variable Local Compound Variable

	Compounds	QUANT SIG MASS	RT	EXP RT	REL RT	RESPONSE	CONCENTRATIONS ON-COLUMN (ngs)	FINAL (ngs)	REVIEW CODE
	1 dichlorodifluoromethane	85	Compound Not Detected.						
	2 chloromethane	50	Compound Not Detected.						
	3 vinyl chloride	62	Compound Not Detected.						
	4 bromomethane	94	Compound Not Detected.						
	5 chloroethane	64	Compound Not Detected.						
	6 trichlorofluoromethane	101	Compound Not Detected.						
	8 1,1,-dichloroethene	96	Compound Not Detected.						
	9 carbon disulfide	76	Compound Not Detected.						
	10 freon-113	101	Compound Not Detected.						
	11 methylene chloride	84	Compound Not Detected.						
	13 acetone	43	3.826	3.820	(0.605)	11492	87.6484	87.648	
	14 trans-1,2-dichloroethene	96	Compound Not Detected.						
	15 Methyl Acetate	43	Compound Not Detected.						
	16 methyl tert butyl ether	73	Compound Not Detected.						
	19 1,1-dichloroethane	63	Compound Not Detected.						
	24 cis-1,2-dichloroethene	96	Compound Not Detected.						
	27 bromochloromethane	128	Compound Not Detected.						
	26 Cyclohexane	56	Compound Not Detected.						
	28 chloroform	83	5.321	5.320	(0.841)	9686	6.76944	6.769	
	30 carbontetrachloride	117	Compound Not Detected.						
$	32 dibromofluoromethane	113	5.506	5.500	(0.871)	98025	97.4628	97.462	
	33 1,1,1-trichloroethane	97	Compound Not Detected.						
	34 2-butanone	43	Compound Not Detected.						
	36 benzene	78	Compound Not Detected.						
$	38 1,2-dichloroethane-d4	65	6.041	6.041	(0.955)	119828	101.255	101.255	
	39 1,2-dichloroethane	62	Compound Not Detected.						
*	41 flourobenzene	96	6.325	6.324	(1.000)	385875	100.000		
	42 methyl cyclohexane	83	Compound Not Detected.						

	Compounds	QUANT SIG MASS	RT	EXP RT	REL RT	RESPONSE	CONCENTRATIONS ON-COLUMN (ngs)	CONCENTRATIONS FINAL (ngs)	REVIEW CODE
	43 trichloroethene	95	6.494	6.493	(1.027)	1616	1.89122	1.891	
	46 1,2-dichloropropane	63	Compound Not Detected.						
	47 bromodichloromethane	83	Compound Not Detected.						
	49 1,4-Dioxane	88	Compound Not Detected.						
	52 cis-1,3-dichloropropene	75	Compound Not Detected.						
$	53 toluene-d8	98	8.027	8.021	(0.812)	370099	106.913	106.912	
	54 toluene	92	Compound Not Detected.						
	56 4-methyl-2-pentanone	58	Compound Not Detected.						
	55 tetrachloroethene	166	Compound Not Detected.						
	57 trans-1,3-dichloropropene	75	Compound Not Detected.						
	60 1,1,2-trichloroethane	83	Compound Not Detected.						
	61 chlorodibromomethane	129	Compound Not Detected.						
	64 1,2-dibromoethane	107	Compound Not Detected.						
	65 2-hexanone	43	Compound Not Detected.						
*	66 chlorobenzene-d5	117	9.888	9.882	(1.000)	263768	100.000		
	67 chlorobenzene	112	Compound Not Detected.						
	68 ethyl benzene	91	Compound Not Detected.						
	70 p/m xylene	106	Compound Not Detected.						
	71 o xylene	106	Compound Not Detected.						
	72 styrene	104	Compound Not Detected.						
	73 bromoform	173	Compound Not Detected.						
	74 isopropylbenzene	105	Compound Not Detected.						
$	75 4-bromofluorobenzene	95	11.333	11.333	(0.905)	117883	102.948	102.948	
	79 1,1,2,2,-tetrachloroethane	83	Compound Not Detected.						
	92 1,3-dichlorobenzene	146	Compound Not Detected.						
*	93 1,4-dichlorobenzene-d4	152	12.518	12.517	(1.000)	112815	100.000		
	94 1,4-dichlorobenzene	146	Compound Not Detected.						
	97 1,2-dichlorobenzene	146	Compound Not Detected.						
	99 1,2-dibromo-3-chloropropane	75	Compound Not Detected.						
	102 1,2,4-trichlorobenzene	180	Compound Not Detected.						
	104 1,2,3-trichlorobenzene	180	Compound Not Detected.						

Alpha Analytical Labs

gc/ms voa - VOA105

Data file : \\Orgserv2\ff\chem\GCMSVOA\Voa105.i\151001n.b\1001N14.D
Lab Smp Id:
Inj Date : 02-OCT-2015 02:24
Operator : PD Inst ID: Voa105.i
Smp Info : l1523745-14,31,10,,a
Misc Info : wg827102,ical11492
Comment :
Method : \\Orgserv2\ff\chem\GCMSVOA\Voa105.i\151001n.b\liq8260B.m
Meth Date : 02-Oct-2015 11:21 pduczmalew Quant Type: ISTD
Cal Date : 26-SEP-2015 22:38 Cal File: 0926A10.D
Als bottle: 14
Dil Factor: 1.00000
Integrator: HP RTE Compound Sublist: NJTCL.sub
Target Version: 4.12
Processing Host: VIRTUALXP-76524

- NO TENTATIVELY IDENTIFIED COMPOUNDS -

Alpha Analytical Labs

INTERNAL STANDARD COMPOUNDS
AREA AND RT SUMMARY

Instrument ID: Voa105.i
Lab File ID: 1001N14.D
Lab Smp Id:
Analysis Type: VOA
Quant Type: ISTD
Operator: PD
Method File: \\Orgserv2\ff\chem\GCMSVOA\Voa105.i\151001n.b\liq8260B.m
Misc Info: wg827102,ical11492

Calibration Date: 01-OCT-2015
Calibration Time: 20:20
Level: LOW
Sample Type: WATER

Test Mode:
Use Last Continuing Calibrator.
If Continuing Cal. use Initial Cal. Level 3

		AREA LIMIT			
COMPOUND	STANDARD	LOWER	UPPER	SAMPLE	%DIFF
41 flourobenzene	415716	207858	831432	385875	-7.18
66 chlorobenzene-d5	326583	163292	653166	263768	-19.23
93 1,4-dichlorobenze	163682	81841	327364	112815	-31.08

		RT LIMIT			
COMPOUND	STANDARD	LOWER	UPPER	SAMPLE	%DIFF
41 flourobenzene	6.32	5.82	6.82	6.33	0.00
66 chlorobenzene-d5	9.88	9.38	10.38	9.89	0.06
93 1,4-dichlorobenze	12.52	12.02	13.02	12.52	0.00

AREA UPPER LIMIT = +100% of internal standard area.
AREA LOWER LIMIT = - 50% of internal standard area.
RT UPPER LIMIT = + 0.50 minutes of internal standard RT.
RT LOWER LIMIT = - 0.50 minutes of internal standard RT.

Alpha Analytical Labs

RECOVERY REPORT

Client Name: Client SDG: SDGa00307
Sample Matrix: LIQUID Fraction: VOA
Lab Smp Id:
Level: LOW Operator: PD
Data Type: MS DATA SampleType: SAMPLE
SpikeList File: curveall.spk Quant Type: ISTD
Sublist File: NJTCL.sub
Method File: \\Orgserv2\ff\chem\GCMSVOA\Voa105.i\151001n.b\liq8260B.m
Misc Info: wg827102,ical11492

SURROGATE COMPOUND	AMOUNT ADDED ngs	AMOUNT RECOVERED ngs	% RECOVERED	LIMITS
$ 32 dibromofluorometha	100.000	97.462	97.46	70-130
$ 38 1,2-dichloroethane	100.000	101.255	101.26	70-130
$ 53 toluene-d8	100.000	106.912	106.91	70-130
$ 75 4-bromofluorobenze	100.000	102.948	102.95	70-130

Data File: \\Orgserv2\ff\chem\GCMSVOA\Voa105.i\151001n.b\1001N14.D
Date : 02-OCT-2015 02:24
Client ID:
Sample Info: 11523745-14,31,10,,a
Purge Volume: 10.0
Column phase:

Instrument: Voa105.i
Operator: PD
Column diameter: 0.18

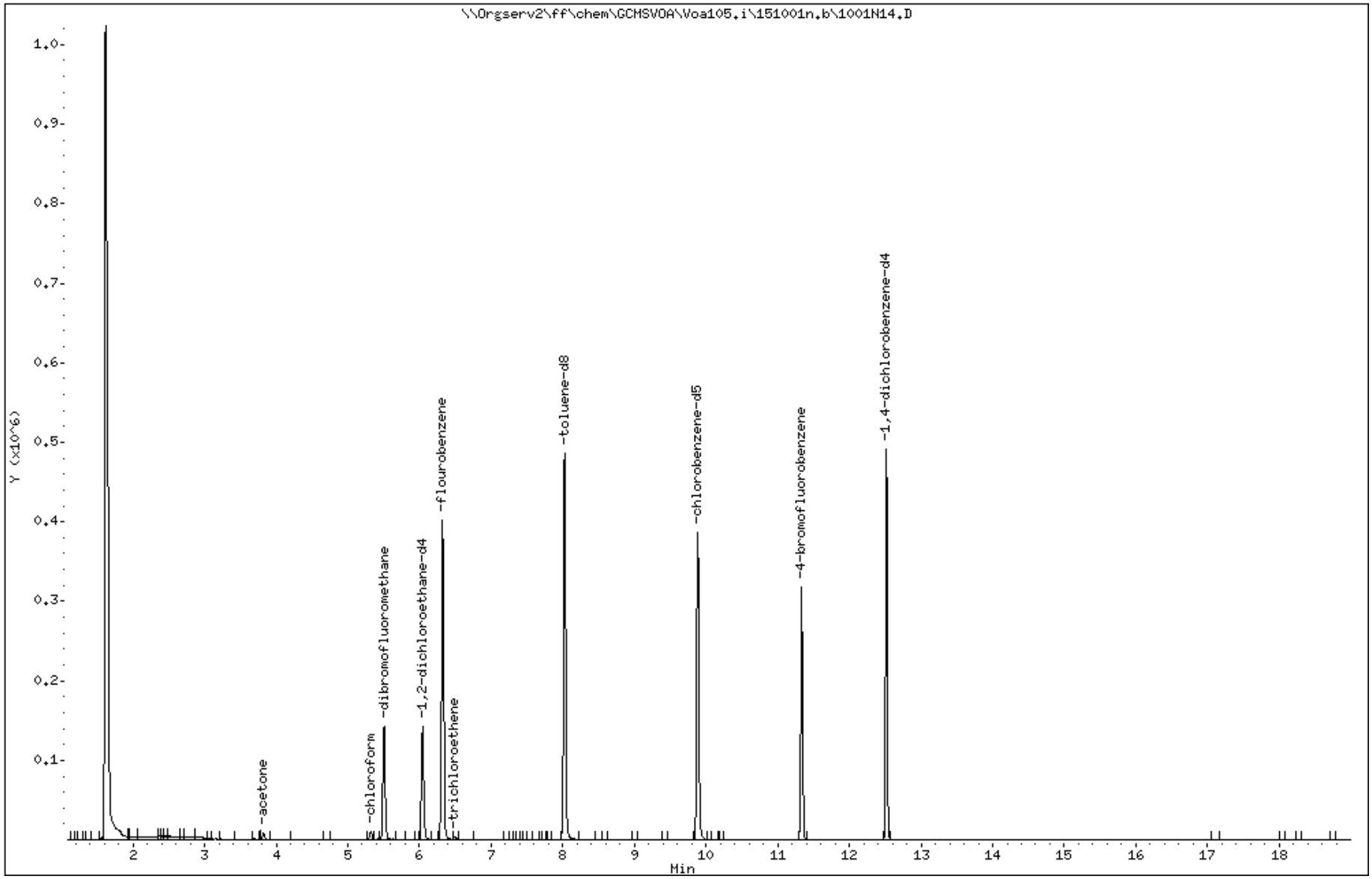

Data File: \\Orgserv2\ff\chem\GCMSVOA\Voa105.i\151001n.b\1001N14.D

Date : 02-OCT-2015 02:24

Client ID:

Instrument: Voa105.i

Sample Info: 11523745-14,31,10,,a

Purge Volume: 10.0

Operator: PD

Column phase:

Column diameter: 0.18

13 acetone

Concentration: 87.648 ngs

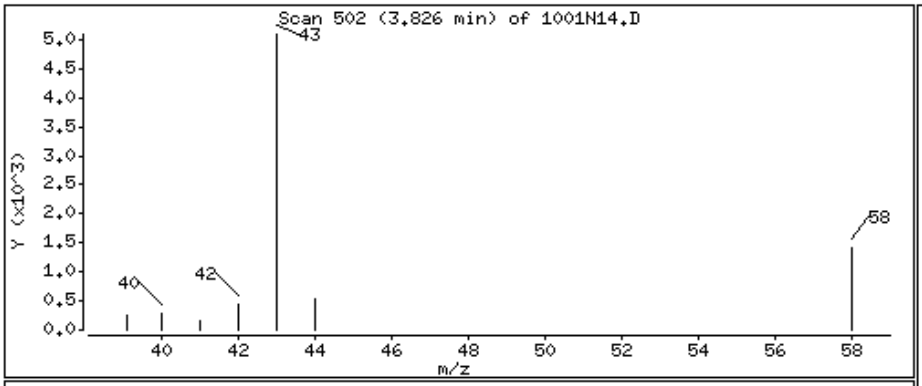

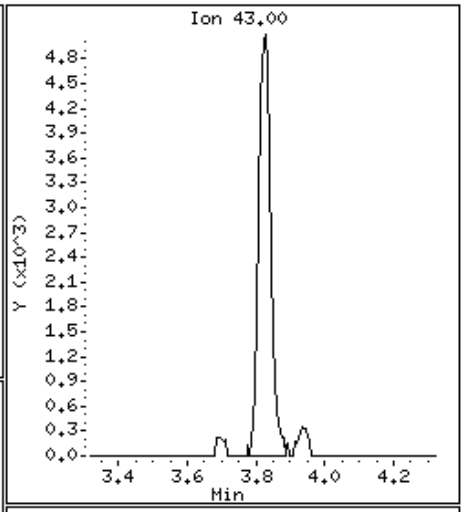

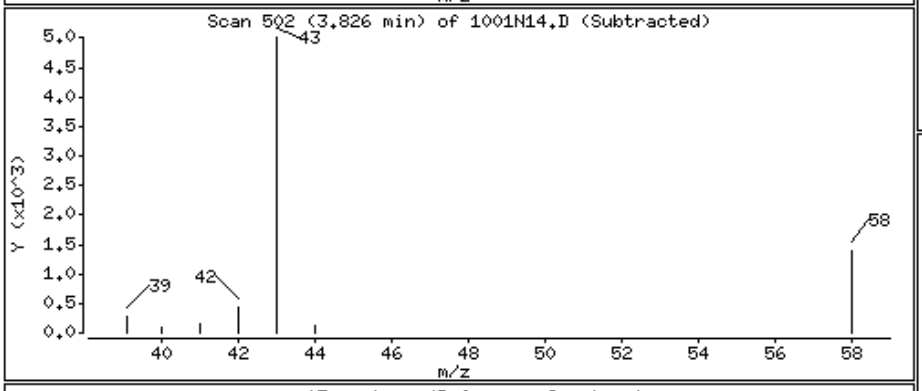

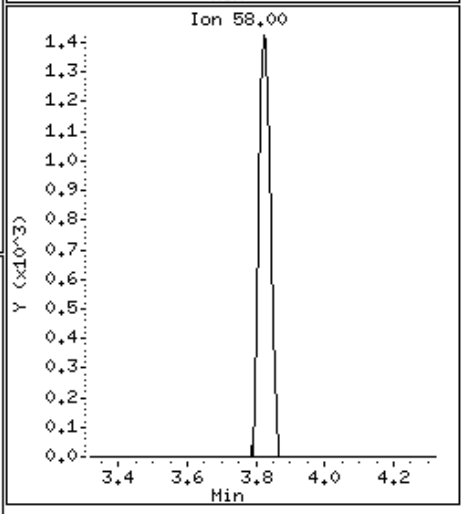

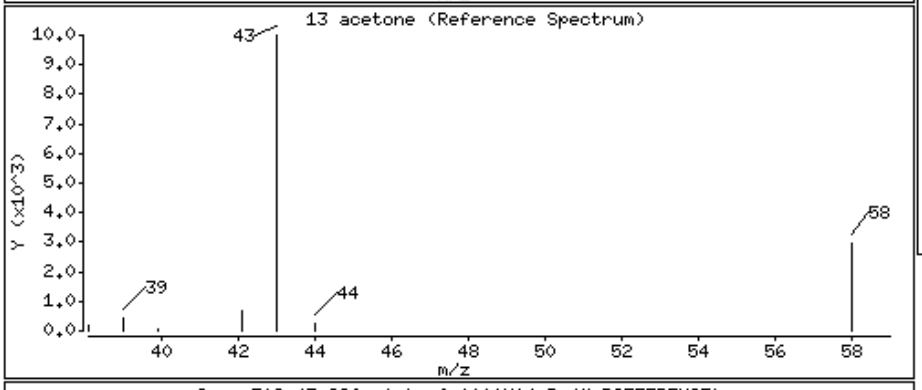

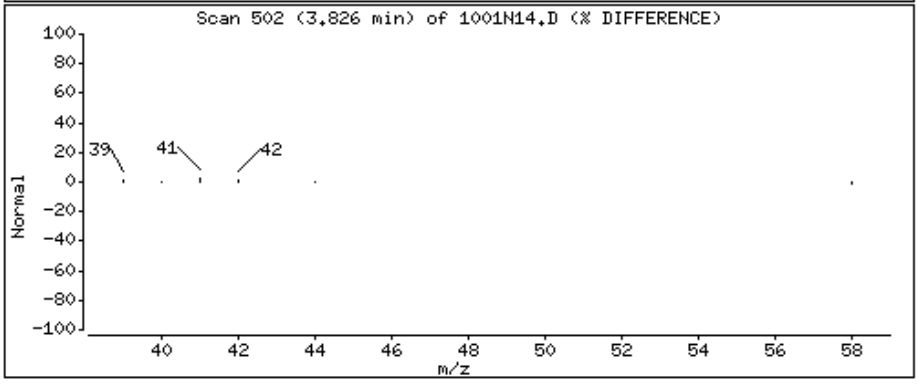

Data File: \\Orgserv2\ff\chem\GCMSVOA\Voa105.i\151001n.b\1001N14.D

Date : 02-OCT-2015 02:24

Client ID:

Instrument: Voa105.i

Sample Info: 11523745-14,31,10,,a

Purge Volume: 10.0

Operator: PD

Column phase:

Column diameter: 0.18

28 chloroform

Concentration: 6.769 ngs

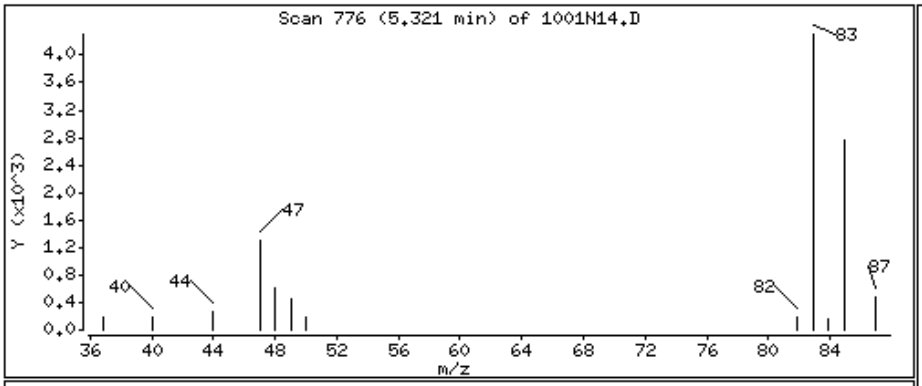

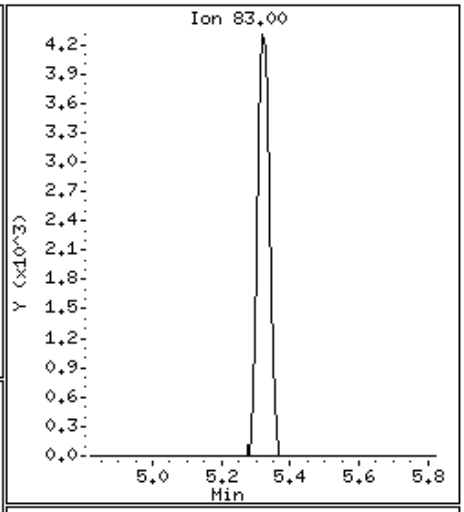

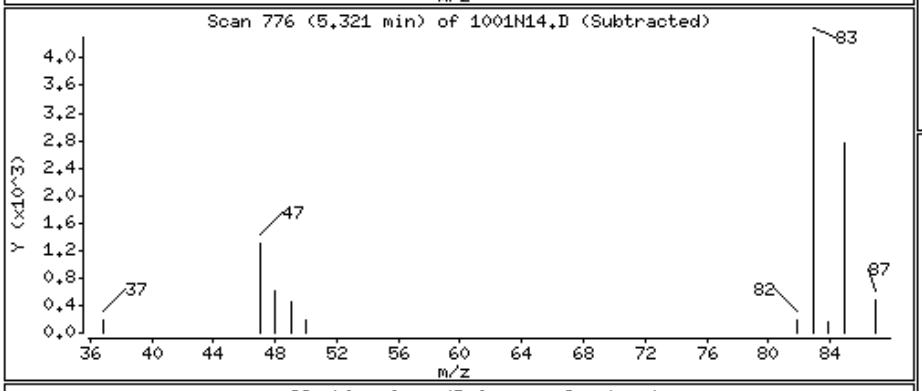

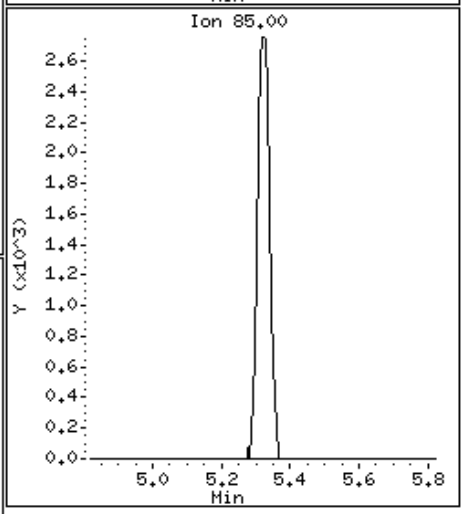

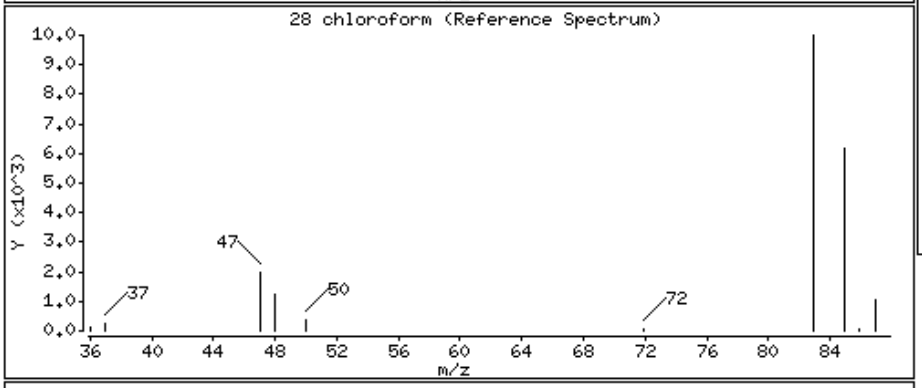

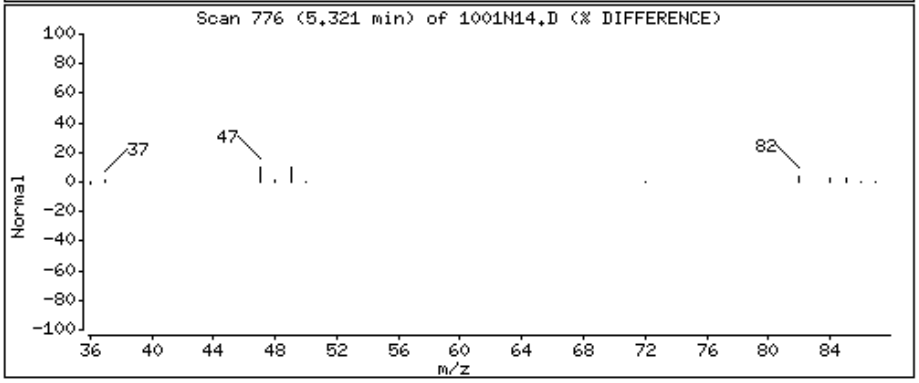

Data File: \\Orgserv2\ff\chem\GCMSVOA\Voa105.i\151001n.b\1001N14.D

Date : 02-OCT-2015 02:24

Client ID:

Instrument: Voa105.i

Sample Info: 11523745-14,31,10,,a

Purge Volume: 10.0

Operator: PD

Column phase:

Column diameter: 0.18

43 trichloroethene

Concentration: 1.891 ngs

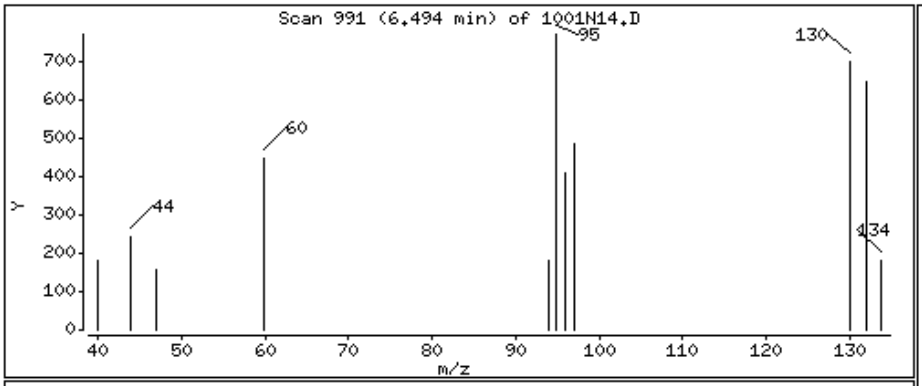

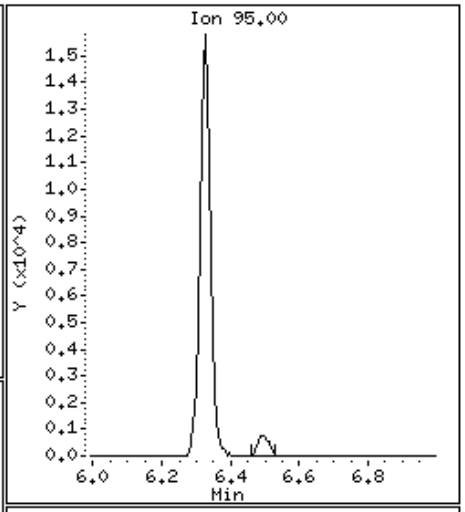

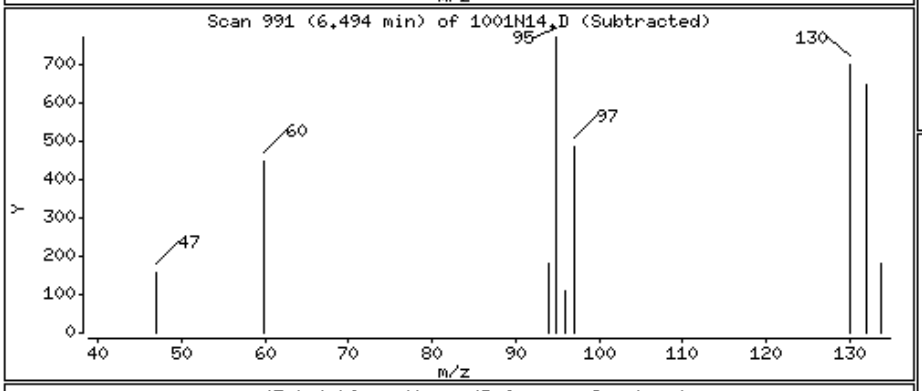

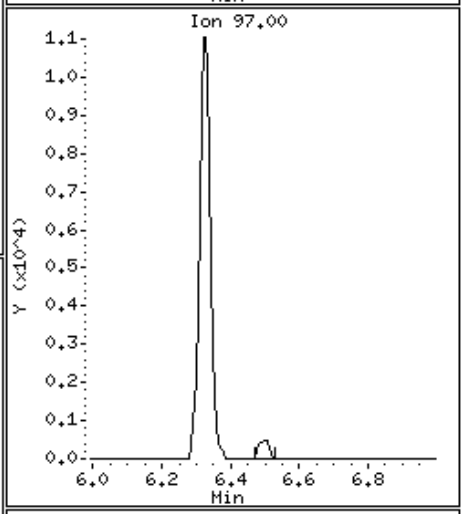

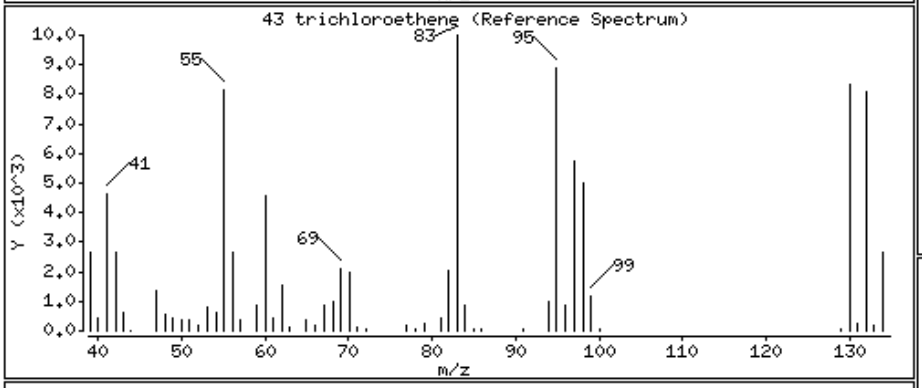

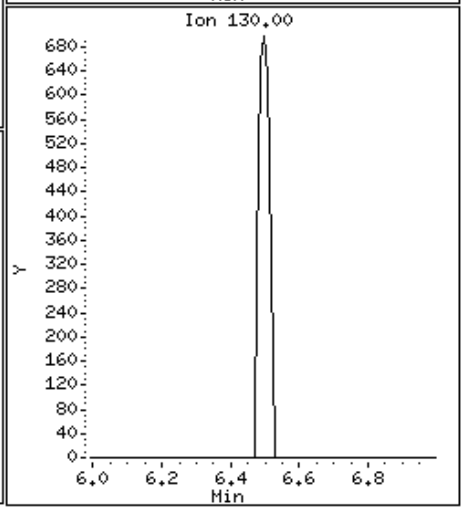

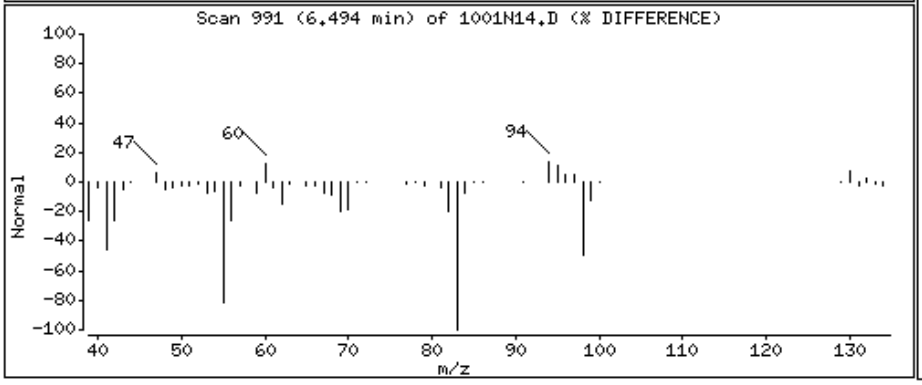

Alpha Analytical Labs

gc/ms voa - VOA105

Data file : \\Orgserv2\ff\chem\GCMSVOA\Voa105.i\151001n.b\1001N15.D
Lab Smp Id:
Inj Date : 02-OCT-2015 02:51
Operator : PD Inst ID: Voa105.i
Smp Info : l1523745-15,31,10,,a
Misc Info : wg827102,ical11492
Comment :
Method : \\Orgserv2\ff\chem\GCMSVOA\Voa105.i\151001n.b\liq8260B.m
Meth Date : 02-Oct-2015 11:21 pduczmalew Quant Type: ISTD
Cal Date : 26-SEP-2015 22:38 Cal File: 0926A10.D
Als bottle: 15
Dil Factor: 1.00000
Integrator: HP RTE Compound Sublist: NJTCL.sub
Target Version: 4.12
Processing Host: VIRTUALXP-76524

Concentration Formula: Amt * DF * CpndVariable
Cpnd Variable Local Compound Variable

	Compounds	QUANT SIG MASS	RT	EXP RT	REL RT	RESPONSE	CONCENTRATIONS ON-COLUMN (ngs)	FINAL (ngs)	REVIEW CODE
	1 dichlorodifluoromethane	85	Compound Not Detected.						
	2 chloromethane	50	Compound Not Detected.						
	3 vinyl chloride	62	Compound Not Detected.						
	4 bromomethane	94	Compound Not Detected.						
	5 chloroethane	64	Compound Not Detected.						
	6 trichlorofluoromethane	101	Compound Not Detected.						
	8 1,1,-dichloroethene	96	Compound Not Detected.						
	9 carbon disulfide	76	Compound Not Detected.						
	10 freon-113	101	3.231	3.231	(0.511)	3283	4.39610	4.396	
	11 methylene chloride	84	Compound Not Detected.						
	13 acetone	43	3.825	3.820	(0.605)	5718	45.3298	45.329	
	14 trans-1,2-dichloroethene	96	Compound Not Detected.						
	15 Methyl Acetate	43	Compound Not Detected.						
	16 methyl tert butyl ether	73	Compound Not Detected.						
	19 1,1-dichloroethane	63	Compound Not Detected.						
	24 cis-1,2-dichloroethene	96	Compound Not Detected.						
	27 bromochloromethane	128	Compound Not Detected.						
	26 Cyclohexane	56	Compound Not Detected.						
	28 chloroform	83	5.326	5.320	(0.842)	13009	9.45025	9.450	
	30 carbontetrachloride	117	Compound Not Detected.						
$	32 dibromofluoromethane	113	5.506	5.500	(0.871)	95009	98.1878	98.187	
	33 1,1,1-trichloroethane	97	Compound Not Detected.						
	34 2-butanone	43	Compound Not Detected.						
	36 benzene	78	Compound Not Detected.						
$	38 1,2-dichloroethane-d4	65	6.041	6.041	(0.955)	114002	100.130	100.129	
	39 1,2-dichloroethane	62	Compound Not Detected.						
*	41 flourobenzene	96	6.324	6.324	(1.000)	371241	100.000		
	42 methyl cyclohexane	83	Compound Not Detected.						

	Compounds	QUANT SIG MASS	RT	EXP RT	REL RT	RESPONSE	CONCENTRATIONS ON-COLUMN (ngs)	CONCENTRATIONS FINAL (ngs)	REVIEW CODE
	43 trichloroethene	95	6.499	6.493	(1.028)	6195	7.53585	7.535	
	46 1,2-dichloropropane	63	Compound Not Detected.						
	47 bromodichloromethane	83	Compound Not Detected.						
	49 1,4-Dioxane	88	Compound Not Detected.						
	52 cis-1,3-dichloropropene	75	Compound Not Detected.						
$	53 toluene-d8	98	8.027	8.021	(0.812)	358421	106.292	106.291	
	54 toluene	92	Compound Not Detected.						
	56 4-methyl-2-pentanone	58	Compound Not Detected.						
	55 tetrachloroethene	166	8.523	8.523	(0.862)	3643	5.49732	5.497	
	57 trans-1,3-dichloropropene	75	Compound Not Detected.						
	60 1,1,2-trichloroethane	83	Compound Not Detected.						
	61 chlorodibromomethane	129	Compound Not Detected.						
	64 1,2-dibromoethane	107	Compound Not Detected.						
	65 2-hexanone	43	Compound Not Detected.						
*	66 chlorobenzene-d5	117	9.887	9.882	(1.000)	256937	100.000		
	67 chlorobenzene	112	Compound Not Detected.						
	68 ethyl benzene	91	Compound Not Detected.						
	70 p/m xylene	106	Compound Not Detected.						
	71 o xylene	106	Compound Not Detected.						
	72 styrene	104	Compound Not Detected.						
	73 bromoform	173	Compound Not Detected.						
	74 isopropylbenzene	105	Compound Not Detected.						
$	75 4-bromofluorobenzene	95	11.333	11.333	(0.905)	114378	102.212	102.211	
	79 1,1,2,2,-tetrachloroethane	83	Compound Not Detected.						
	92 1,3-dichlorobenzene	146	Compound Not Detected.						
*	93 1,4-dichlorobenzene-d4	152	12.517	12.517	(1.000)	110249	100.000		
	94 1,4-dichlorobenzene	146	Compound Not Detected.						
	97 1,2-dichlorobenzene	146	Compound Not Detected.						
	99 1,2-dibromo-3-chloropropane	75	Compound Not Detected.						
	102 1,2,4-trichlorobenzene	180	Compound Not Detected.						
	104 1,2,3-trichlorobenzene	180	Compound Not Detected.						

Alpha Analytical Labs

gc/ms voa - VOA105

Data file : \\Orgserv2\ff\chem\GCMSVOA\Voa105.i\151001n.b\1001N15.D
Lab Smp Id:
Inj Date : 02-OCT-2015 02:51
Operator : PD Inst ID: Voa105.i
Smp Info : l1523745-15,31,10,,a
Misc Info : wg827102,ical11492
Comment :
Method : \\Orgserv2\ff\chem\GCMSVOA\Voa105.i\151001n.b\liq8260B.m
Meth Date : 02-Oct-2015 11:21 pduczmalew Quant Type: ISTD
Cal Date : 26-SEP-2015 22:38 Cal File: 0926A10.D
Als bottle: 15
Dil Factor: 1.00000
Integrator: HP RTE Compound Sublist: NJTCL.sub
Target Version: 4.12
Processing Host: VIRTUALXP-76524

- NO TENTATIVELY IDENTIFIED COMPOUNDS -

Alpha Analytical Labs

INTERNAL STANDARD COMPOUNDS
AREA AND RT SUMMARY

Instrument ID: Voa105.i
Lab File ID: 1001N15.D
Lab Smp Id:
Analysis Type: VOA
Quant Type: ISTD
Operator: PD
Method File: \\Orgserv2\ff\chem\GCMSVOA\Voa105.i\151001n.b\liq8260B.m
Misc Info: wg827102,ical11492

Calibration Date: 01-OCT-2015
Calibration Time: 20:20
Level: LOW
Sample Type: WATER

Test Mode:
Use Last Continuing Calibrator.
If Continuing Cal. use Initial Cal. Level 3

		AREA LIMIT			
COMPOUND	STANDARD	LOWER	UPPER	SAMPLE	%DIFF
41 flourobenzene	415716	207858	831432	371241	-10.70
66 chlorobenzene-d5	326583	163292	653166	256937	-21.33
93 1,4-dichlorobenze	163682	81841	327364	110249	-32.64

		RT LIMIT			
COMPOUND	STANDARD	LOWER	UPPER	SAMPLE	%DIFF
41 flourobenzene	6.32	5.82	6.82	6.32	0.00
66 chlorobenzene-d5	9.88	9.38	10.38	9.89	0.06
93 1,4-dichlorobenze	12.52	12.02	13.02	12.52	0.00

AREA UPPER LIMIT = +100% of internal standard area.
AREA LOWER LIMIT = - 50% of internal standard area.
RT UPPER LIMIT = + 0.50 minutes of internal standard RT.
RT LOWER LIMIT = - 0.50 minutes of internal standard RT.

Alpha Analytical Labs

RECOVERY REPORT

Client Name: Client SDG: SDGa00307
Sample Matrix: LIQUID Fraction: VOA
Lab Smp Id:
Level: LOW Operator: PD
Data Type: MS DATA SampleType: SAMPLE
SpikeList File: curveall.spk Quant Type: ISTD
Sublist File: NJTCL.sub
Method File: \\Orgserv2\ff\chem\GCMSVOA\Voa105.i\151001n.b\liq8260B.m
Misc Info: wg827102,ical11492

SURROGATE COMPOUND	AMOUNT ADDED ngs	AMOUNT RECOVERED ngs	% RECOVERED	LIMITS
$ 32 dibromofluorometha	100.000	98.187	98.19	70-130
$ 38 1,2-dichloroethane	100.000	100.129	100.13	70-130
$ 53 toluene-d8	100.000	106.291	106.29	70-130
$ 75 4-bromofluorobenze	100.000	102.211	102.21	70-130

Data File: \\Orgserv2\ff\chem\GCMSVOA\Voa105.i\151001n.b\1001N15.D
Date : 02-OCT-2015 02:51
Client ID:
Sample Info: 11523745-15,31,10,,a
Purge Volume: 10.0
Column phase:

Instrument: Voa105.i
Operator: PD
Column diameter: 0.18

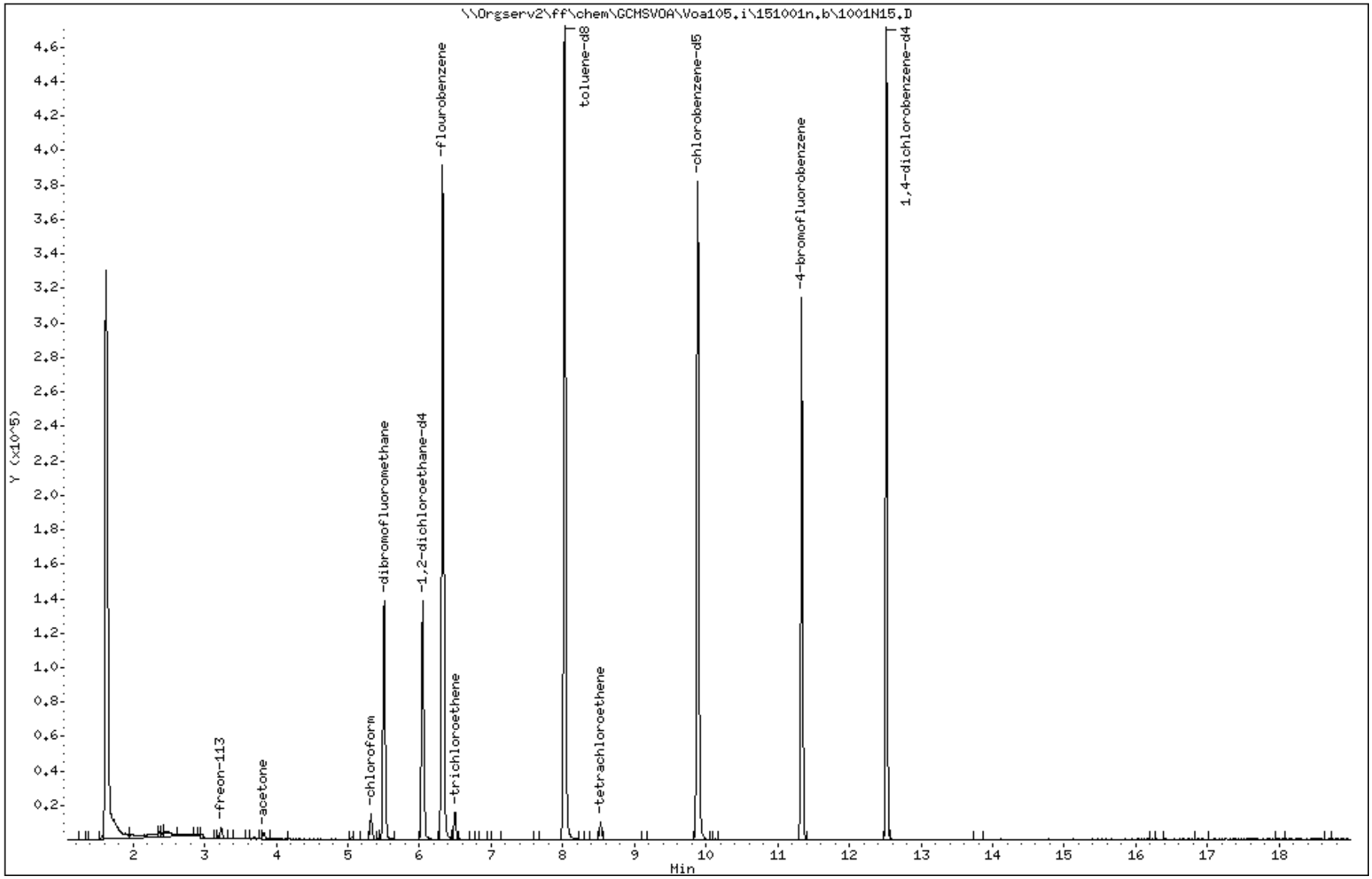

Data File: \\Orgserv2\ff\chem\GCMSVOA\Voa105.i\151001n.b\1001N15.D

Date : 02-OCT-2015 02:51

Client ID:

Instrument: Voa105.i

Sample Info: 11523745-15,31,10,,a

Purge Volume: 10.0

Operator: PD

Column phase:

Column diameter: 0.18

10 freon-113

Concentration: 4.396 ngs

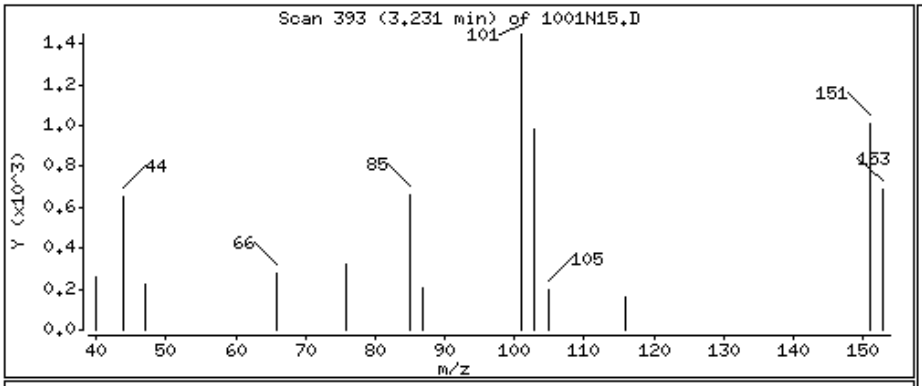

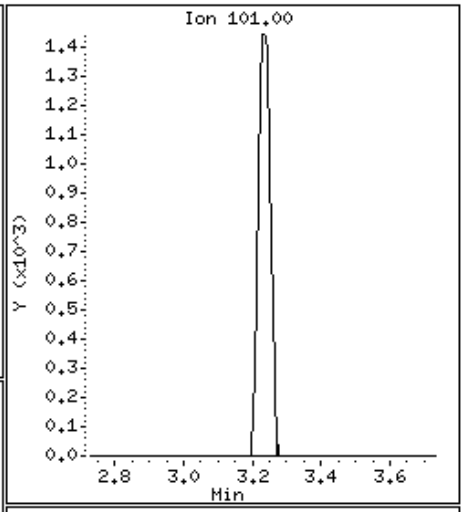

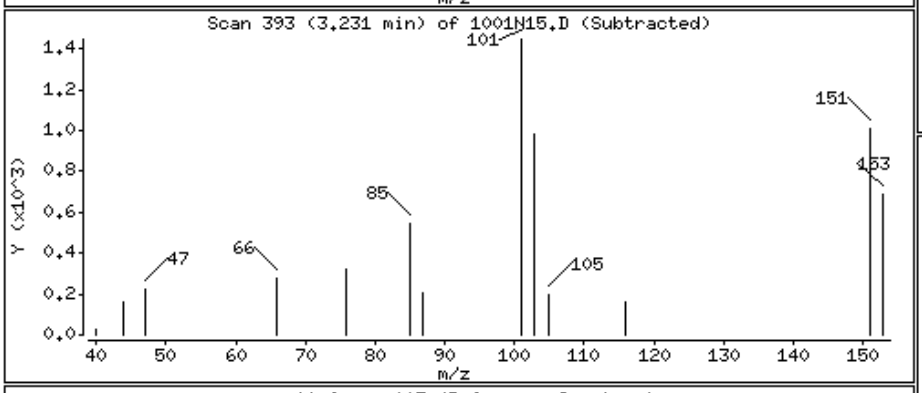

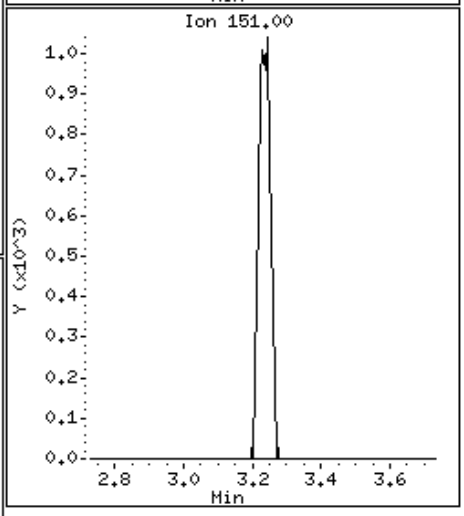

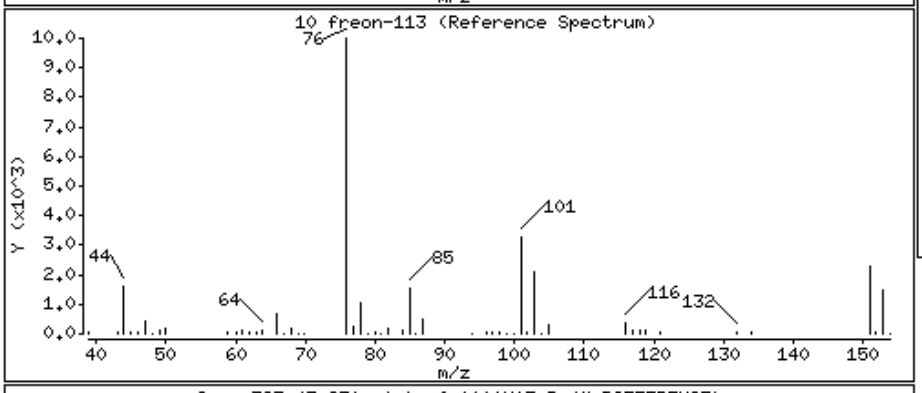

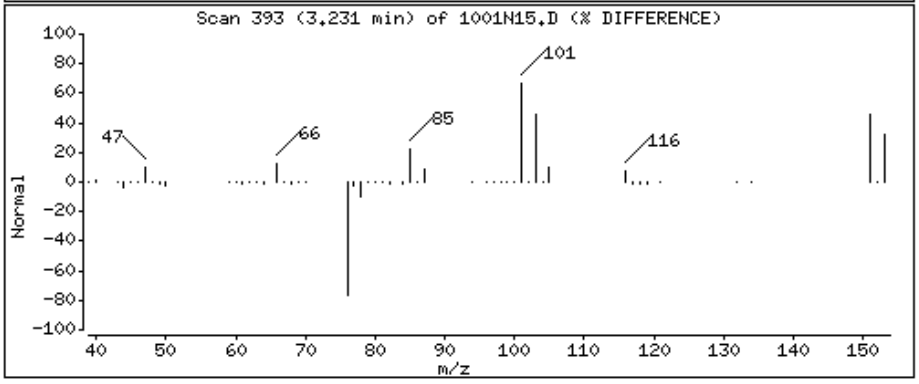

Data File: \\Orgserv2\ff\chem\GCMSVOA\Voa105.i\151001n.b\1001N15.D

Date : 02-OCT-2015 02:51

Client ID:

Instrument: Voa105.i

Sample Info: 11523745-15,31,10,,a

Purge Volume: 10.0

Operator: PD

Column phase:

Column diameter: 0.18

13 acetone

Concentration: 45.329 ngs

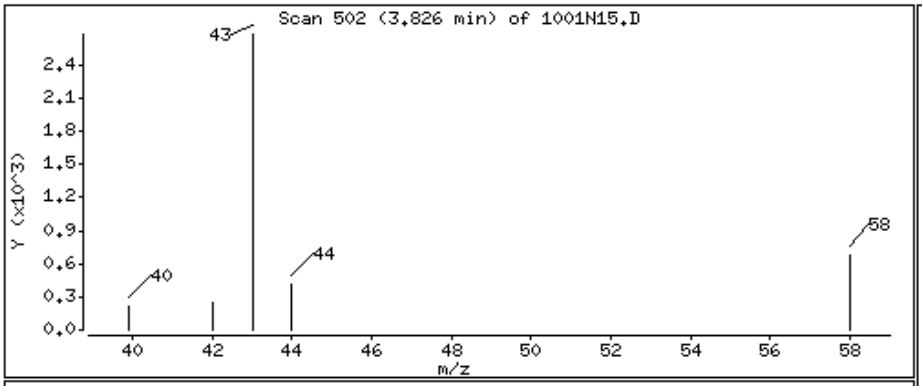

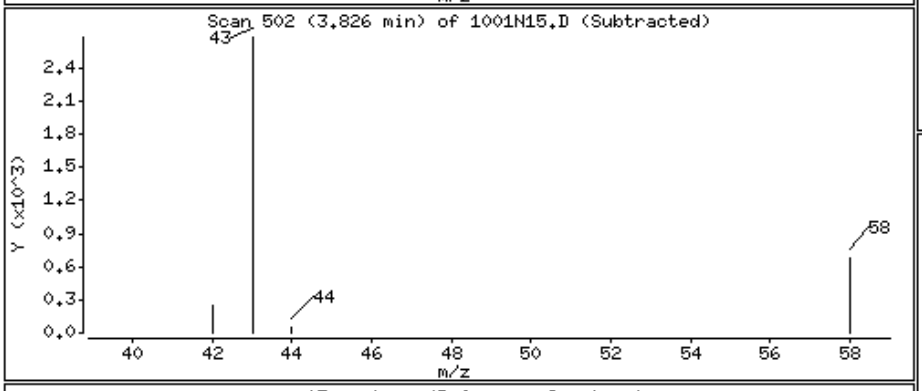

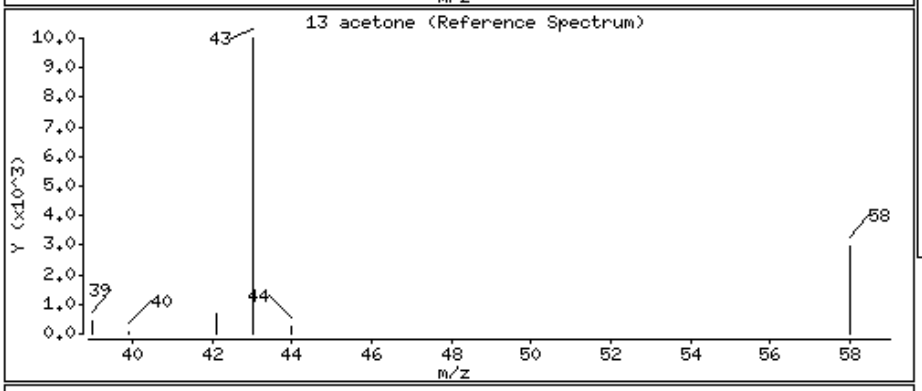

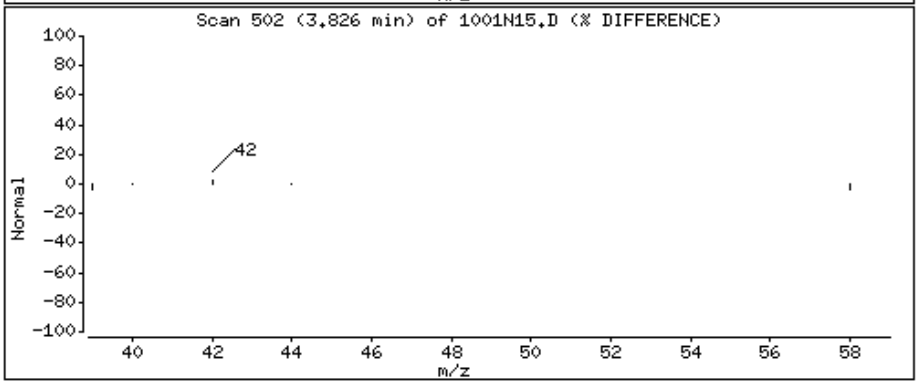

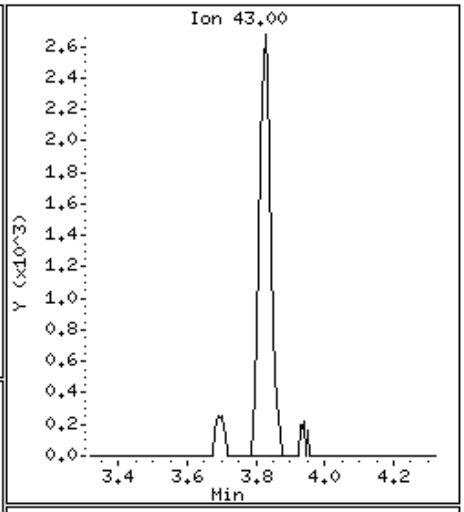

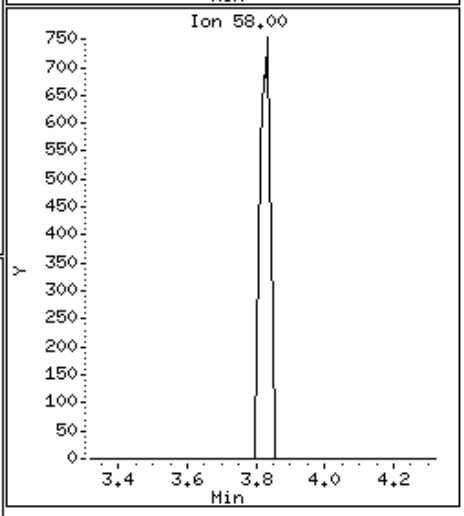

Data File: \\Orgserv2\ff\chem\GCMSVOA\Voa105.i\151001n.b\1001N15.D

Date : 02-OCT-2015 02:51

Client ID:

Instrument: Voa105.i

Sample Info: 11523745-15,31,10,,a

Purge Volume: 10.0

Operator: PD

Column phase:

Column diameter: 0.18

28 chloroform

Concentration: 9.450 ngs

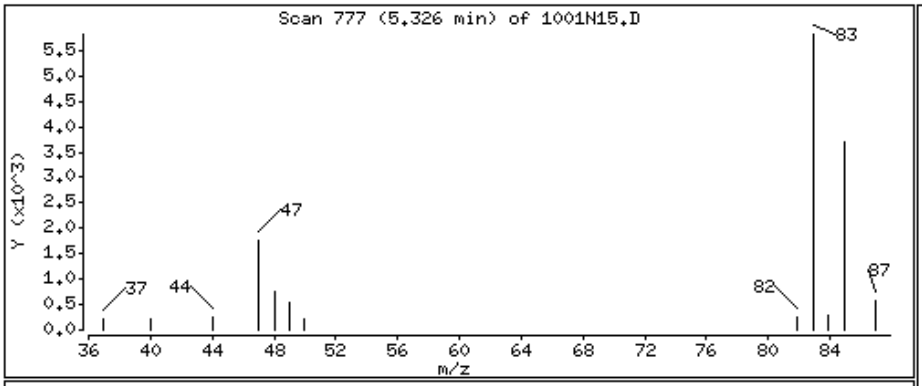

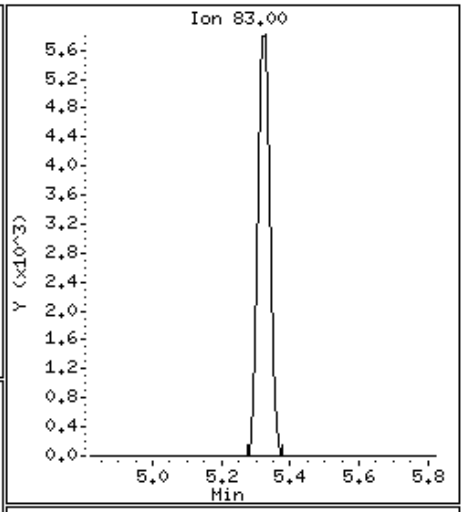

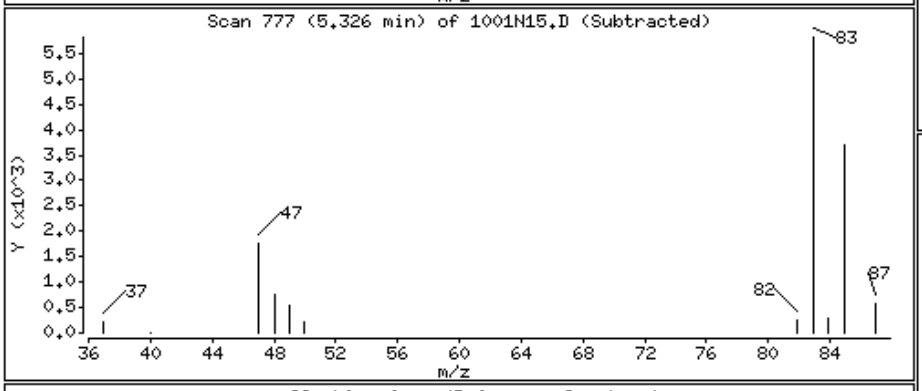

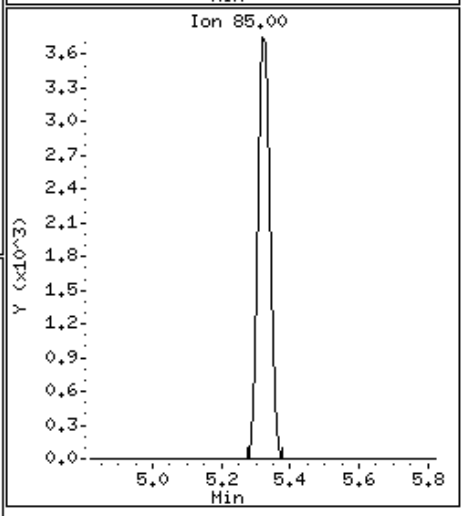

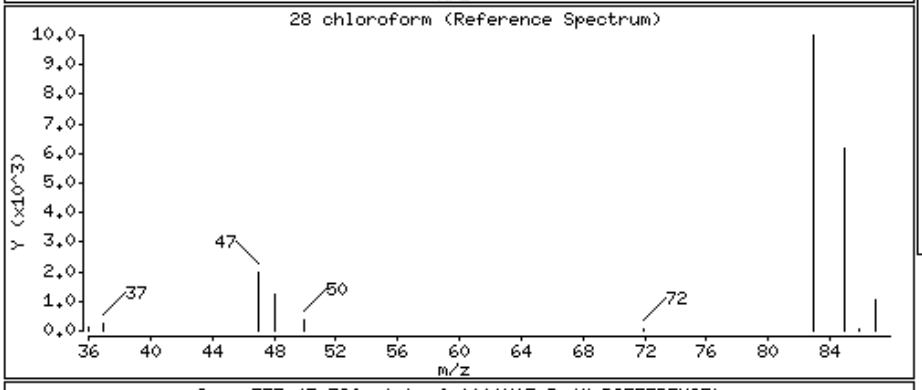

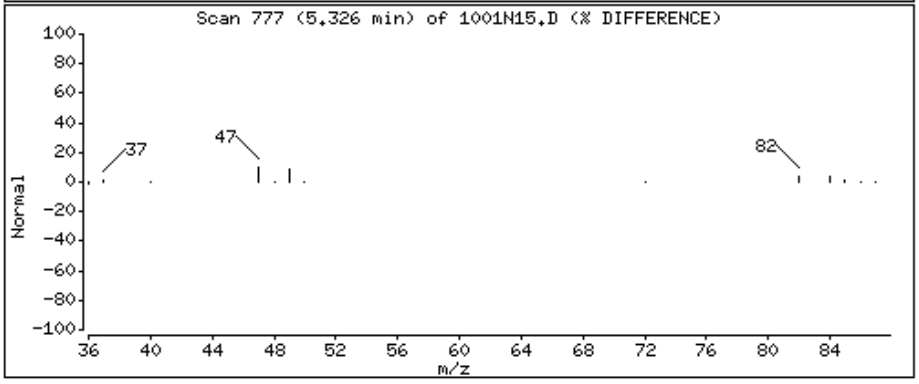

Data File: \\Orgserv2\ff\chem\GCMSVOA\Voa105.i\151001n.b\1001N15.D

Date : 02-OCT-2015 02:51

Client ID:

Instrument: Voa105.i

Sample Info: 11523745-15,31,10,,a

Purge Volume: 10.0

Operator: PD

Column phase:

Column diameter: 0.18

43 trichloroethene

Concentration: 7.535 ngs

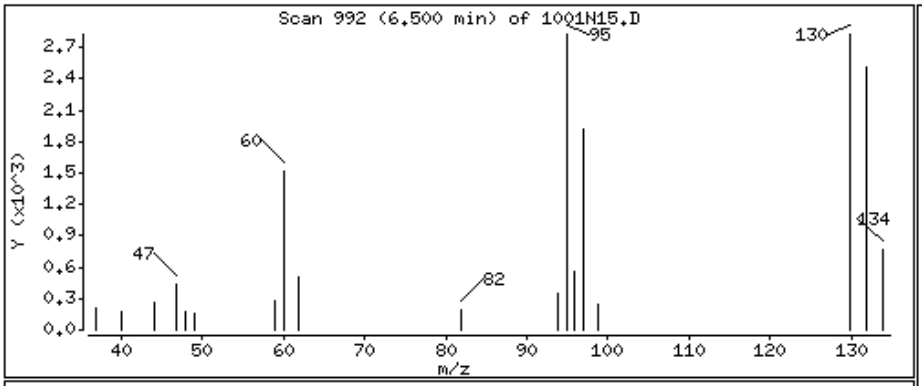

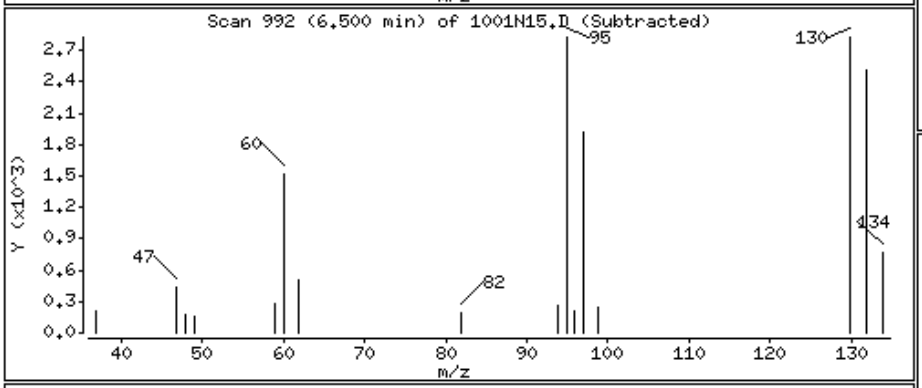

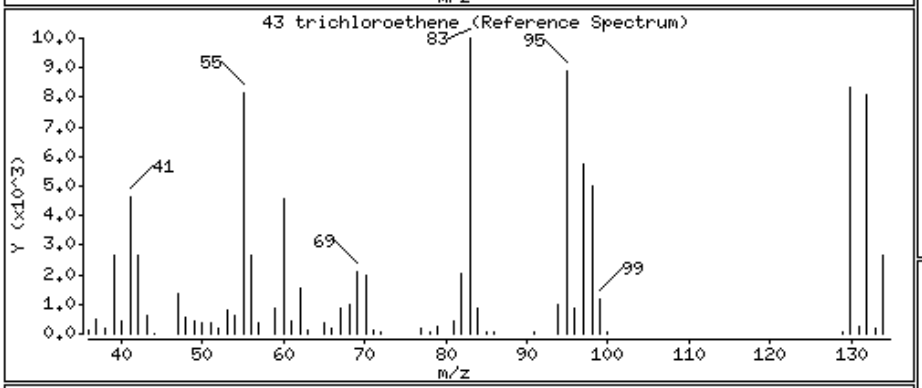

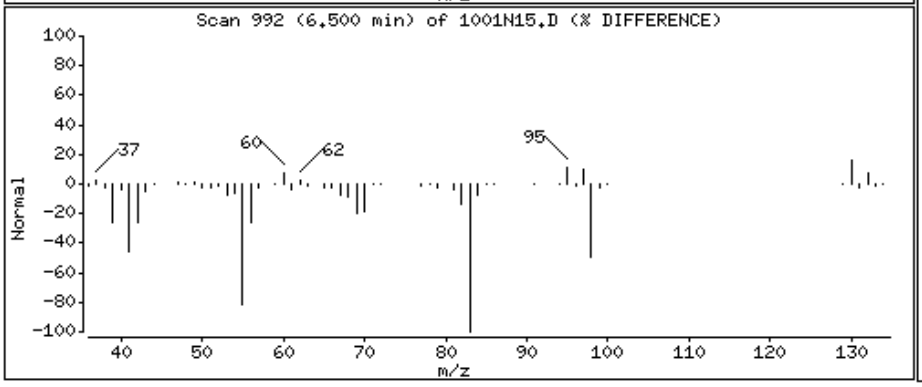

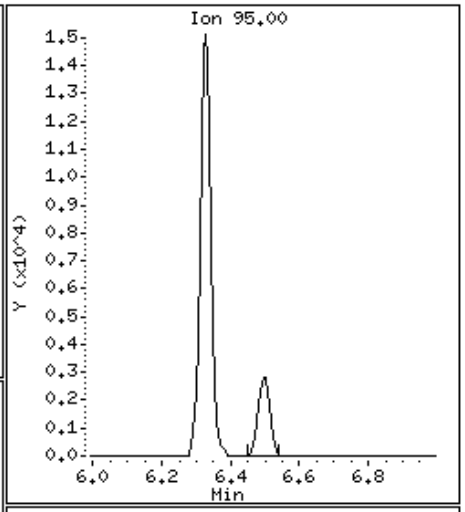

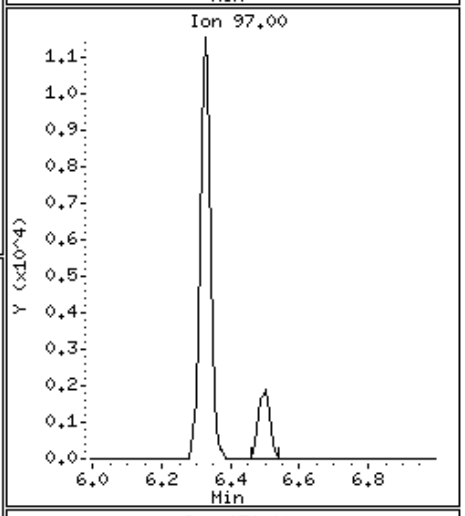

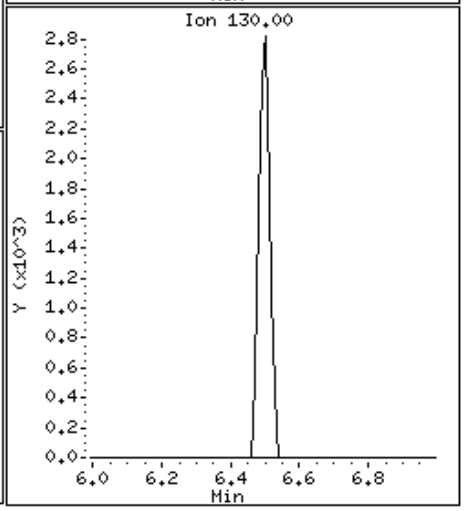

Data File: \\Orgserv2\ff\chem\GCMSVOA\Voa105.i\151001n.b\1001N15.D

Date : 02-OCT-2015 02:51

Client ID:

Instrument: Voa105.i

Sample Info: 11523745-15,31,10,,a

Purge Volume: 10.0

Operator: PD

Column phase:

Column diameter: 0.18

55 tetrachloroethene

Concentration: 5.497 ngs

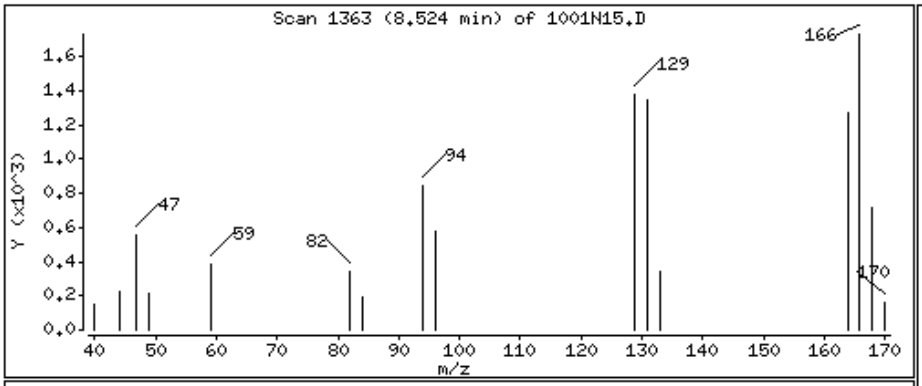

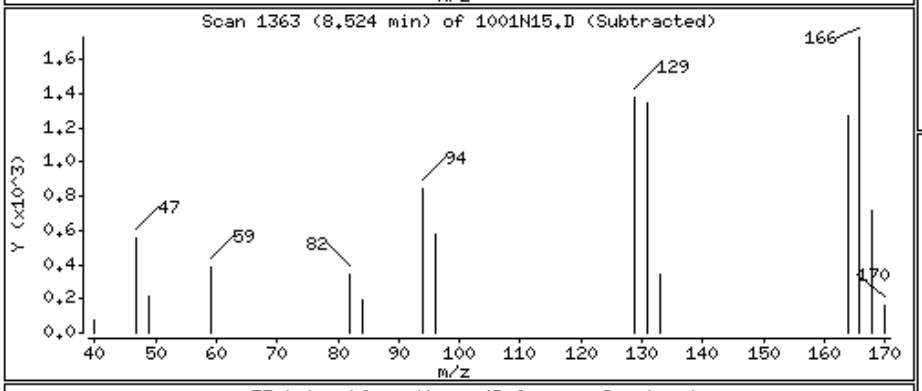

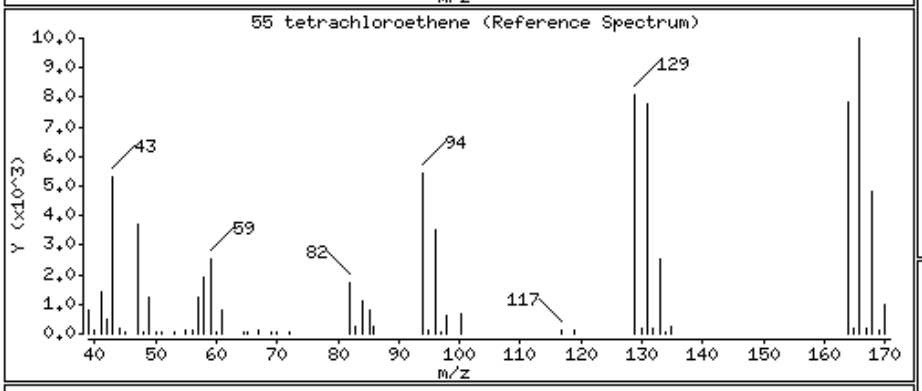

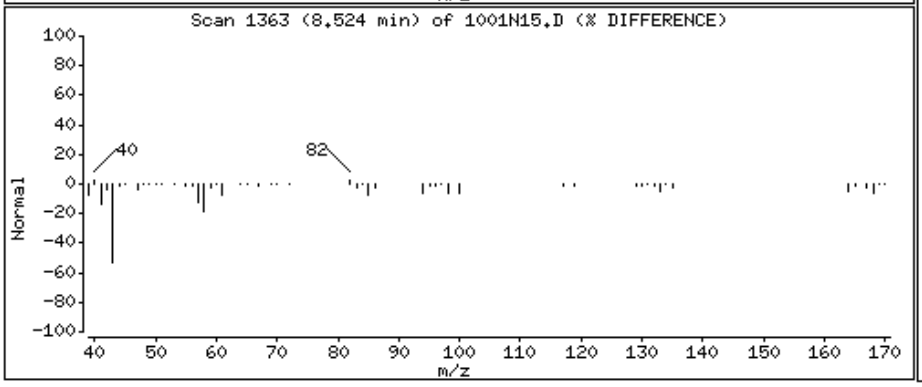

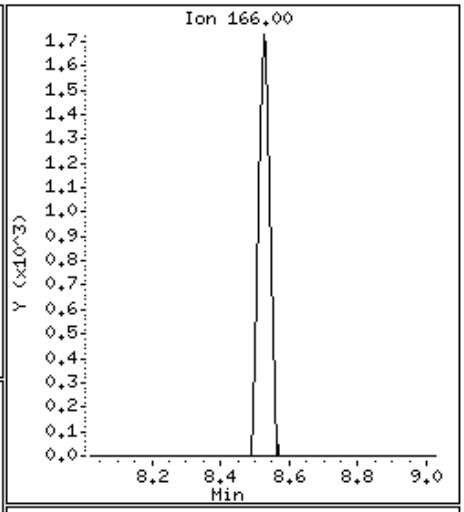

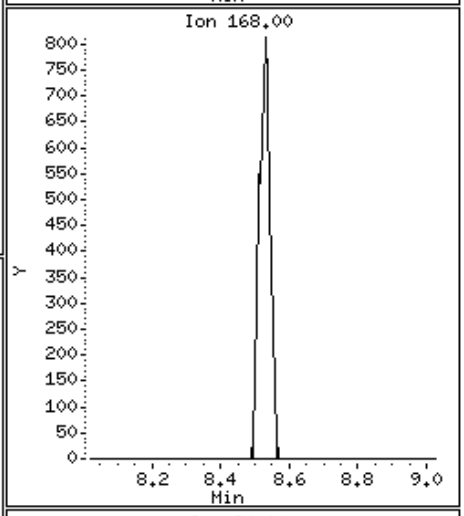

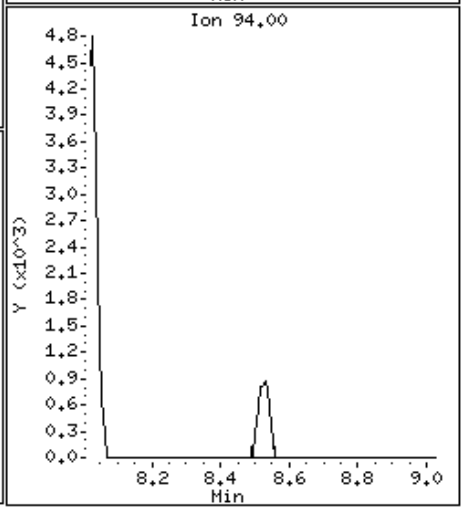

Alpha Analytical Labs

gc/ms voa - VOA105

Data file : \\Orgserv2\ff\chem\GCMSVOA\Voa105.i\151001n.b\1001N16.D
Lab Smp Id:
Inj Date : 02-OCT-2015 03:19
Operator : PD Inst ID: Voa105.i
Smp Info : l1523745-16,31,10,,a
Misc Info : wg827102,ical11492
Comment :
Method : \\Orgserv2\ff\chem\GCMSVOA\Voa105.i\151001n.b\liq8260B.m
Meth Date : 02-Oct-2015 11:21 pduczmalew Quant Type: ISTD
Cal Date : 26-SEP-2015 22:38 Cal File: 0926A10.D
Als bottle: 16
Dil Factor: 1.00000
Integrator: HP RTE Compound Sublist: NJTCL.sub
Target Version: 4.12
Processing Host: VIRTUALXP-76524

Concentration Formula: Amt * DF * CpndVariable
Cpnd Variable Local Compound Variable

	Compounds	QUANT SIG MASS	RT	EXP RT	REL RT	RESPONSE	CONCENTRATIONS ON-COLUMN (ngs)	FINAL (ngs)	REVIEW CODE
	1 dichlorodifluoromethane	85	Compound Not Detected.						
	2 chloromethane	50	Compound Not Detected.						
	3 vinyl chloride	62	Compound Not Detected.						
	4 bromomethane	94	Compound Not Detected.						
	5 chloroethane	64	Compound Not Detected.						
	6 trichlorofluoromethane	101	Compound Not Detected.						
	8 1,1,-dichloroethene	96	Compound Not Detected.						
	9 carbon disulfide	76	Compound Not Detected.						
	10 freon-113	101	3.236	3.231	(0.512)	944	1.23701	1.237	
	11 methylene chloride	84	Compound Not Detected.						
	13 acetone	43	3.825	3.820	(0.605)	7031	54.5459	54.545	
	14 trans-1,2-dichloroethene	96	Compound Not Detected.						
	15 Methyl Acetate	43	Compound Not Detected.						
	16 methyl tert butyl ether	73	Compound Not Detected.						
	19 1,1-dichloroethane	63	Compound Not Detected.						
	24 cis-1,2-dichloroethene	96	Compound Not Detected.						
	27 bromochloromethane	128	Compound Not Detected.						
	26 Cyclohexane	56	Compound Not Detected.						
	28 chloroform	83	5.326	5.320	(0.842)	10232	7.27387	7.273	
	30 carbontetrachloride	117	Compound Not Detected.						
$	32 dibromofluoromethane	113	5.506	5.500	(0.871)	96460	97.5541	97.554	
	33 1,1,1-trichloroethane	97	Compound Not Detected.						
	34 2-butanone	43	Compound Not Detected.						
	36 benzene	78	Compound Not Detected.						
$	38 1,2-dichloroethane-d4	65	6.046	6.041	(0.956)	117128	100.674	100.673	
	39 1,2-dichloroethane	62	Compound Not Detected.						
*	41 flourobenzene	96	6.324	6.324	(1.000)	379359	100.000		
	42 methyl cyclohexane	83	Compound Not Detected.						

	Compounds	QUANT SIG MASS	RT	EXP RT	REL RT	RESPONSE	CONCENTRATIONS ON-COLUMN (ngs)	CONCENTRATIONS FINAL (ngs)	REVIEW CODE
	43 trichloroethene	95	6.499	6.493	(1.028)	5777	6.87700	6.877	
	46 1,2-dichloropropane	63	Compound Not Detected.						
	47 bromodichloromethane	83	Compound Not Detected.						
	49 1,4-Dioxane	88	Compound Not Detected.						
	52 cis-1,3-dichloropropene	75	Compound Not Detected.						
$	53 toluene-d8	98	8.027	8.021	(0.812)	365612	107.030	107.029	
	54 toluene	92	Compound Not Detected.						
	56 4-methyl-2-pentanone	58	Compound Not Detected.						
	55 tetrachloroethene	166	Compound Not Detected.						
	57 trans-1,3-dichloropropene	75	Compound Not Detected.						
	60 1,1,2-trichloroethane	83	Compound Not Detected.						
	61 chlorodibromomethane	129	Compound Not Detected.						
	64 1,2-dibromoethane	107	Compound Not Detected.						
	65 2-hexanone	43	Compound Not Detected.						
*	66 chlorobenzene-d5	117	9.887	9.882	(1.000)	260285	100.000		
	67 chlorobenzene	112	Compound Not Detected.						
	68 ethyl benzene	91	Compound Not Detected.						
	70 p/m xylene	106	Compound Not Detected.						
	71 o xylene	106	Compound Not Detected.						
	72 styrene	104	Compound Not Detected.						
	73 bromoform	173	Compound Not Detected.						
	74 isopropylbenzene	105	Compound Not Detected.						
$	75 4-bromofluorobenzene	95	11.333	11.333	(0.905)	116073	103.107	103.106	
	79 1,1,2,2,-tetrachloroethane	83	Compound Not Detected.						
	92 1,3-dichlorobenzene	146	Compound Not Detected.						
*	93 1,4-dichlorobenzene-d4	152	12.517	12.517	(1.000)	110912	100.000		
	94 1,4-dichlorobenzene	146	Compound Not Detected.						
	97 1,2-dichlorobenzene	146	Compound Not Detected.						
	99 1,2-dibromo-3-chloropropane	75	Compound Not Detected.						
	102 1,2,4-trichlorobenzene	180	Compound Not Detected.						
	104 1,2,3-trichlorobenzene	180	Compound Not Detected.						

Alpha Analytical Labs

gc/ms voa - VOA105

Data file : \\Orgserv2\ff\chem\GCMSVOA\Voa105.i\151001n.b\1001N16.D
Lab Smp Id:
Inj Date : 02-OCT-2015 03:19
Operator : PD Inst ID: Voa105.i
Smp Info : l1523745-16,31,10,,a
Misc Info : wg827102,ical11492
Comment :
Method : \\Orgserv2\ff\chem\GCMSVOA\Voa105.i\151001n.b\liq8260B.m
Meth Date : 02-Oct-2015 11:21 pduczmalew Quant Type: ISTD
Cal Date : 26-SEP-2015 22:38 Cal File: 0926A10.D
Als bottle: 16
Dil Factor: 1.00000
Integrator: HP RTE Compound Sublist: NJTCL.sub
Target Version: 4.12
Processing Host: VIRTUALXP-76524

- NO TENTATIVELY IDENTIFIED COMPOUNDS -

Alpha Analytical Labs

INTERNAL STANDARD COMPOUNDS
AREA AND RT SUMMARY

Instrument ID: Voa105.i
Lab File ID: 1001N16.D
Lab Smp Id:
Analysis Type: VOA
Quant Type: ISTD
Operator: PD
Method File: \\Orgserv2\ff\chem\GCMSVOA\Voa105.i\151001n.b\liq8260B.m
Misc Info: wg827102,ical11492

Calibration Date: 01-OCT-2015
Calibration Time: 20:20
Level: LOW
Sample Type: WATER

Test Mode:
Use Last Continuing Calibrator.
If Continuing Cal. use Initial Cal. Level 3

		AREA LIMIT			
COMPOUND	STANDARD	LOWER	UPPER	SAMPLE	%DIFF
41 flourobenzene	415716	207858	831432	379359	-8.75
66 chlorobenzene-d5	326583	163292	653166	260285	-20.30
93 1,4-dichlorobenze	163682	81841	327364	110912	-32.24

		RT LIMIT			
COMPOUND	STANDARD	LOWER	UPPER	SAMPLE	%DIFF
41 flourobenzene	6.32	5.82	6.82	6.32	0.00
66 chlorobenzene-d5	9.88	9.38	10.38	9.89	0.06
93 1,4-dichlorobenze	12.52	12.02	13.02	12.52	0.00

AREA UPPER LIMIT = +100% of internal standard area.
AREA LOWER LIMIT = - 50% of internal standard area.
RT UPPER LIMIT = + 0.50 minutes of internal standard RT.
RT LOWER LIMIT = - 0.50 minutes of internal standard RT.

Alpha Analytical Labs

RECOVERY REPORT

Client Name: Client SDG: SDGa00307
Sample Matrix: LIQUID Fraction: VOA
Lab Smp Id:
Level: LOW Operator: PD
Data Type: MS DATA SampleType: SAMPLE
SpikeList File: curveall.spk Quant Type: ISTD
Sublist File: NJTCL.sub
Method File: \\Orgserv2\ff\chem\GCMSVOA\Voa105.i\151001n.b\liq8260B.m
Misc Info: wg827102,ical11492

SURROGATE COMPOUND	AMOUNT ADDED ngs	AMOUNT RECOVERED ngs	% RECOVERED	LIMITS
$ 32 dibromofluorometha	100.000	97.554	97.55	70-130
$ 38 1,2-dichloroethane	100.000	100.673	100.67	70-130
$ 53 toluene-d8	100.000	107.029	107.03	70-130
$ 75 4-bromofluorobenze	100.000	103.106	103.11	70-130

Data File: \\Orgserv2\ff\chem\GCMSVOA\Voa105.i\151001n.b\1001N16.D
Date : 02-OCT-2015 03:19
Client ID:
Sample Info: 11523745-16,31,10,,a
Purge Volume: 10.0
Column phase:

Instrument: Voa105.i
Operator: PD
Column diameter: 0.18

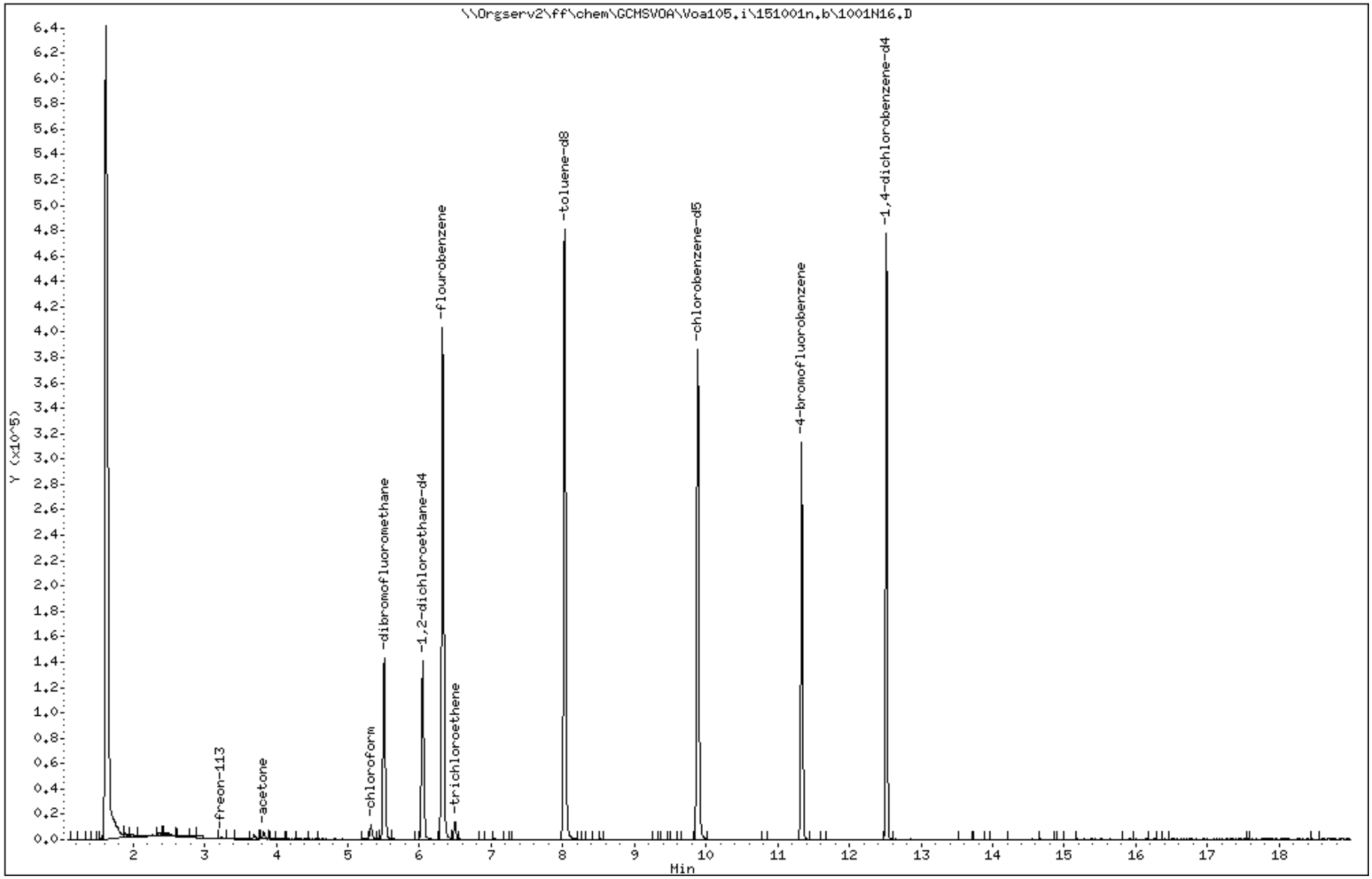

Data File: \\Orgserv2\ff\chem\GCMSVOA\Voa105.i\151001n.b\1001N16.D

Date : 02-OCT-2015 03:19

Client ID:

Instrument: Voa105.i

Sample Info: 11523745-16,31,10,,a

Purge Volume: 10.0

Operator: PD

Column phase:

Column diameter: 0.18

10 freon-113

Concentration: 1.237 ngs

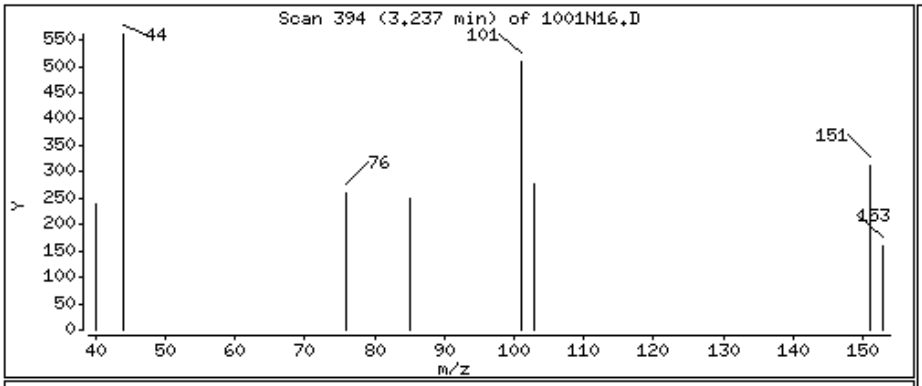

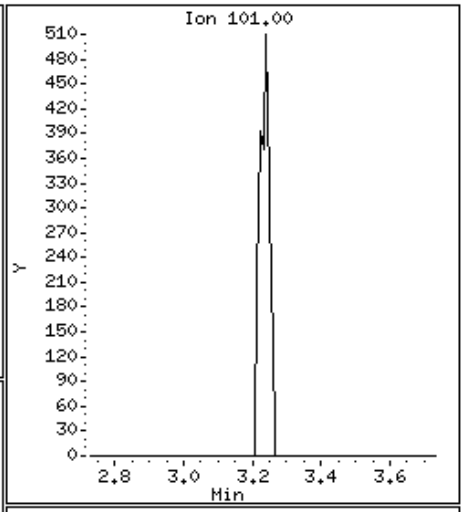

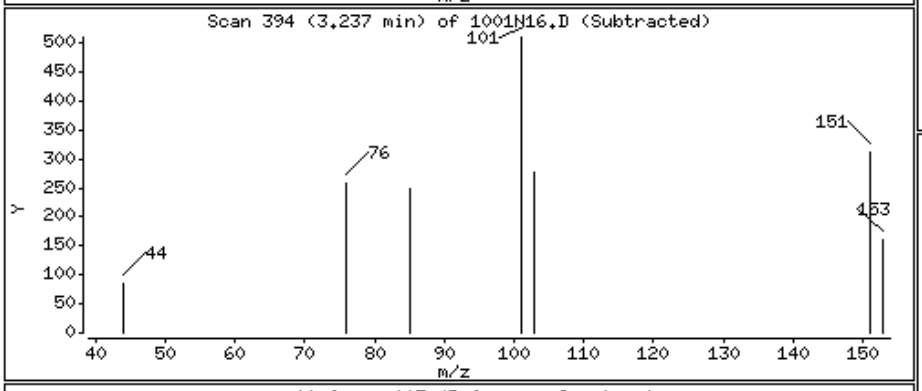

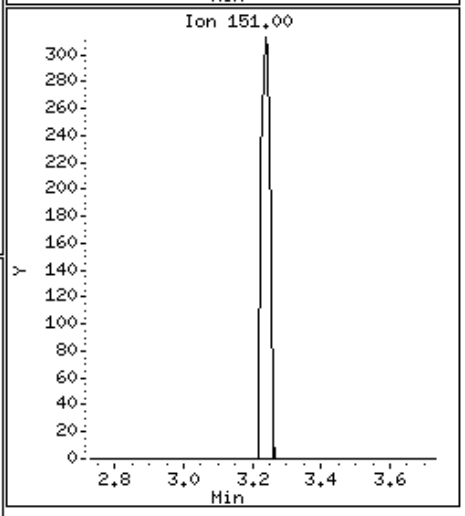

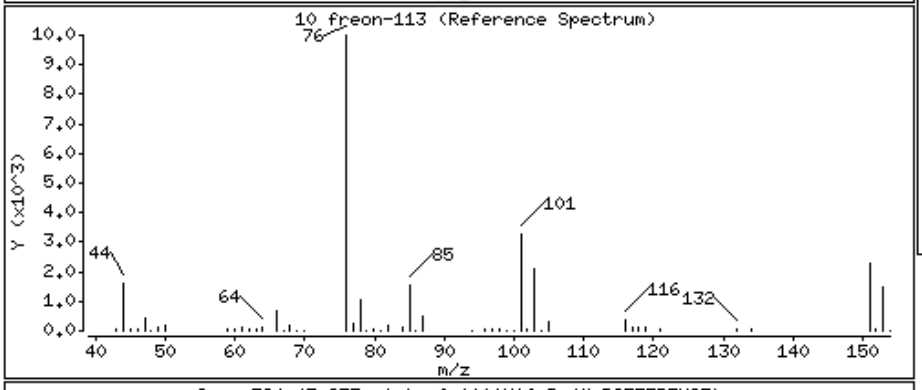

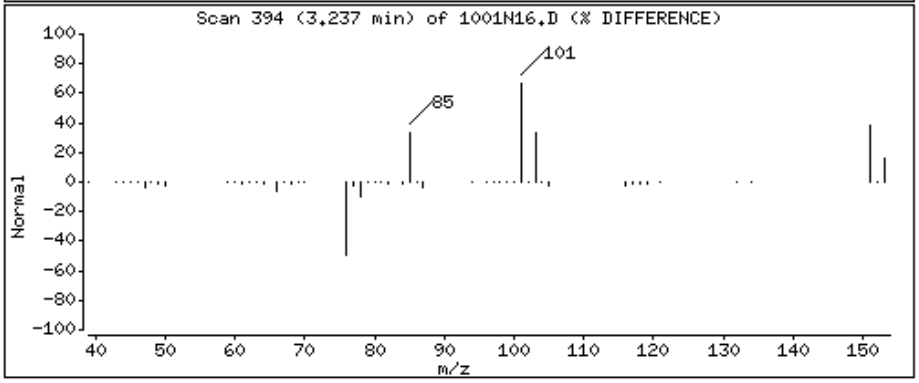

Data File: \\Orgserv2\ff\chem\GCMSVOA\Voa105.i\151001n.b\1001N16.D

Date : 02-OCT-2015 03:19

Client ID:

Instrument: Voa105.i

Sample Info: 11523745-16,31,10,,a

Purge Volume: 10.0

Operator: PD

Column phase:

Column diameter: 0.18

13 acetone

Concentration: 54.545 ngs

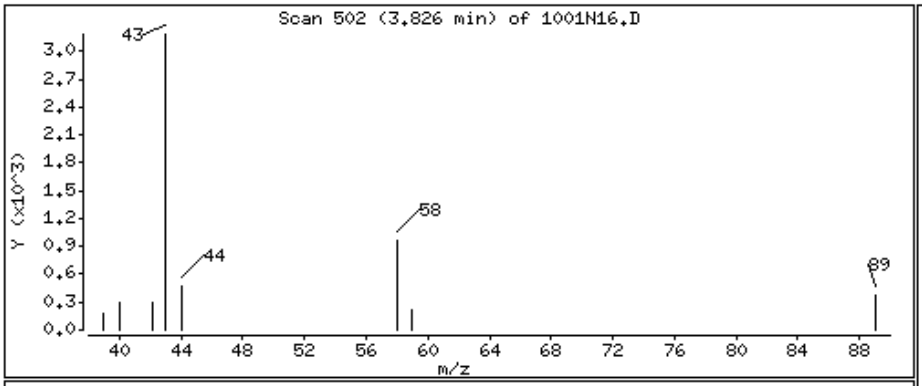

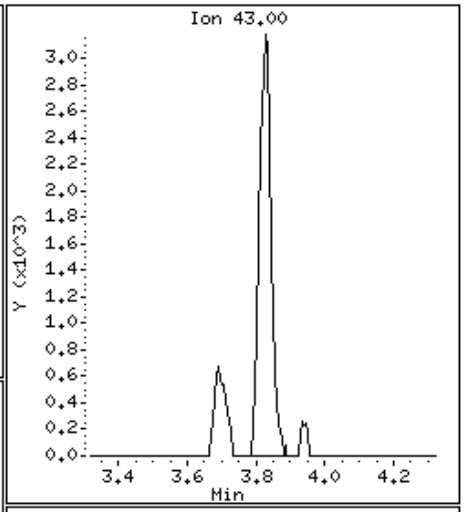

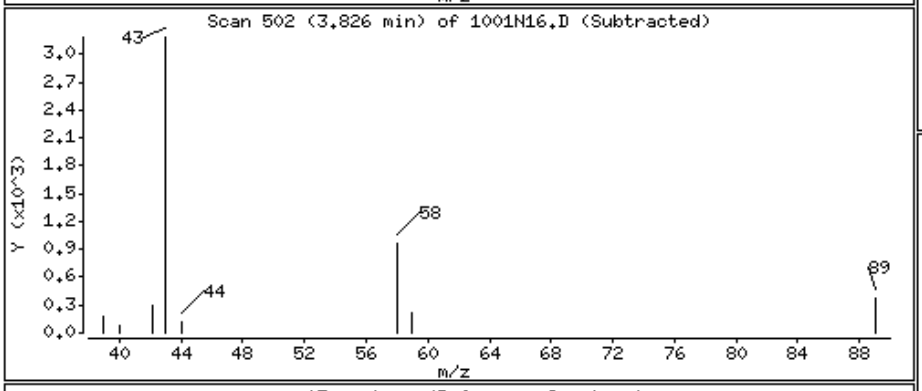

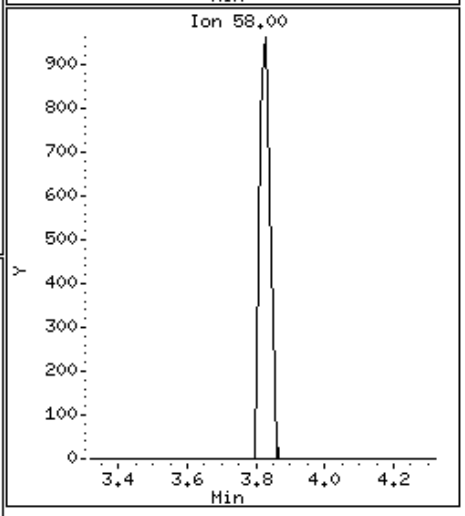

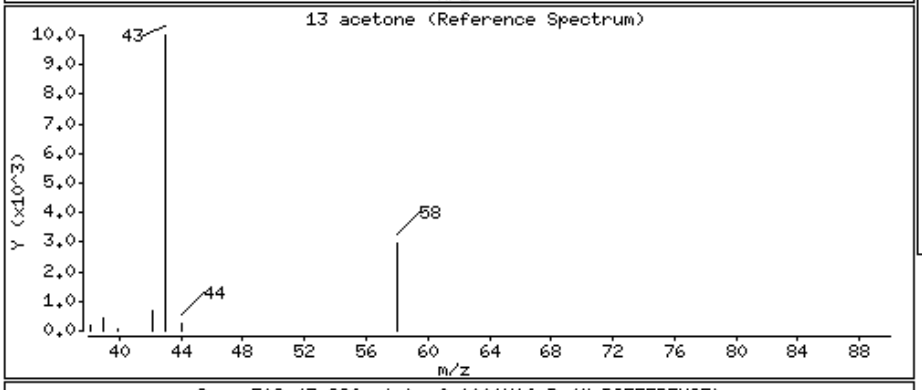

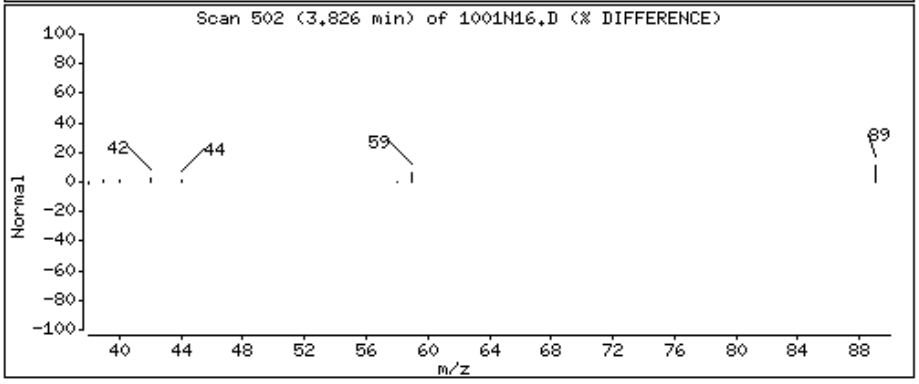

Data File: \\Orgserv2\ff\chem\GCMSVOA\Voa105.i\151001n.b\1001N16.D

Date : 02-OCT-2015 03:19

Client ID:

Instrument: Voa105.i

Sample Info: 11523745-16,31,10,,a

Purge Volume: 10.0

Operator: PD

Column phase:

Column diameter: 0.18

28 chloroform

Concentration: 7.273 ngs

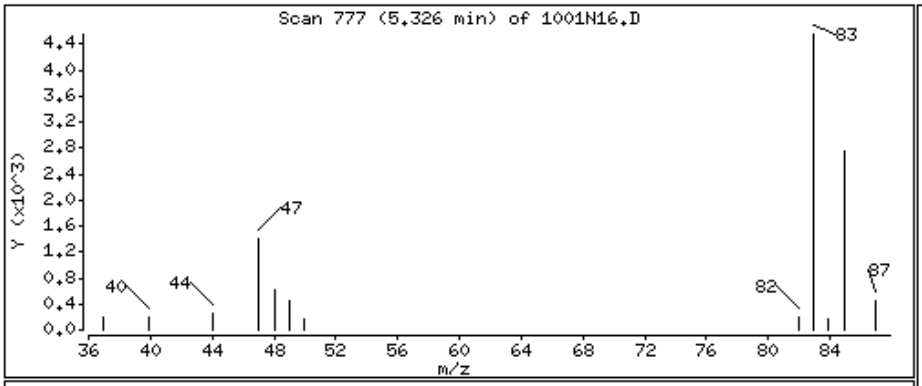

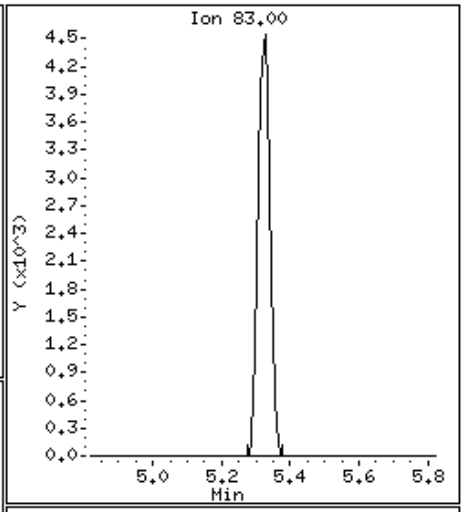

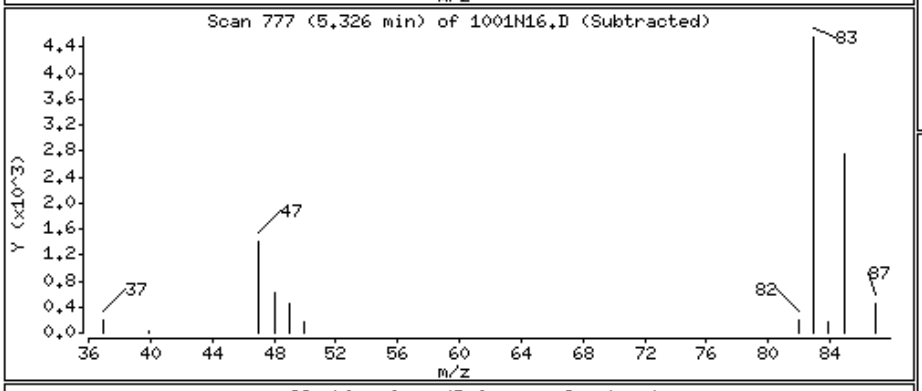

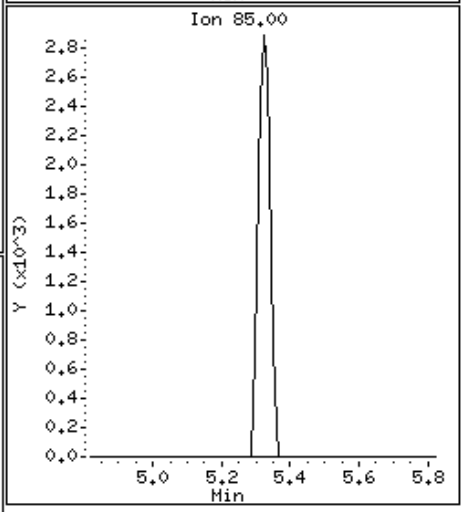

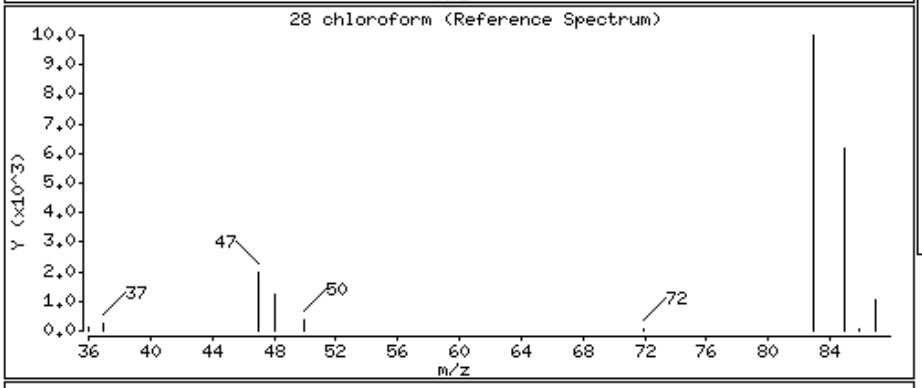

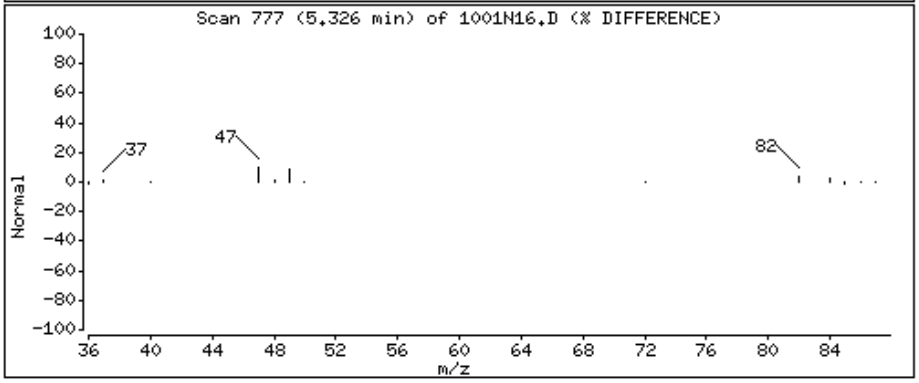

Data File: \\Orgserv2\ff\chem\GCMSVOA\Voa105.i\151001n.b\1001N16.D

Date : 02-OCT-2015 03:19

Client ID:

Instrument: Voa105.i

Sample Info: 11523745-16,31,10,,a

Purge Volume: 10.0

Operator: PD

Column phase:

Column diameter: 0.18

43 trichloroethene

Concentration: 6.877 ngs

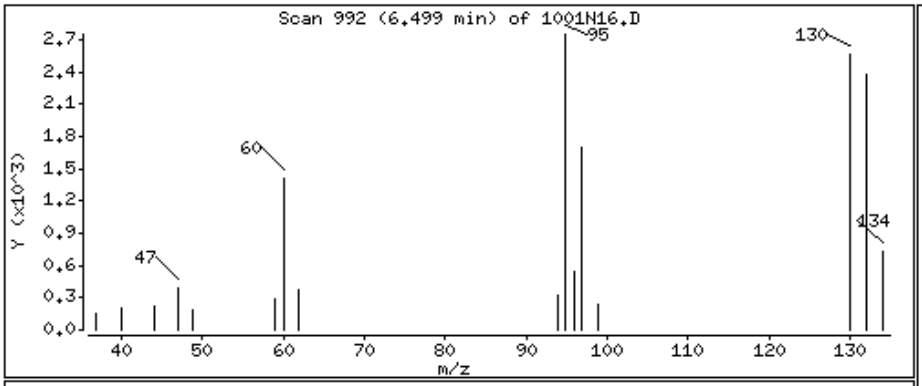

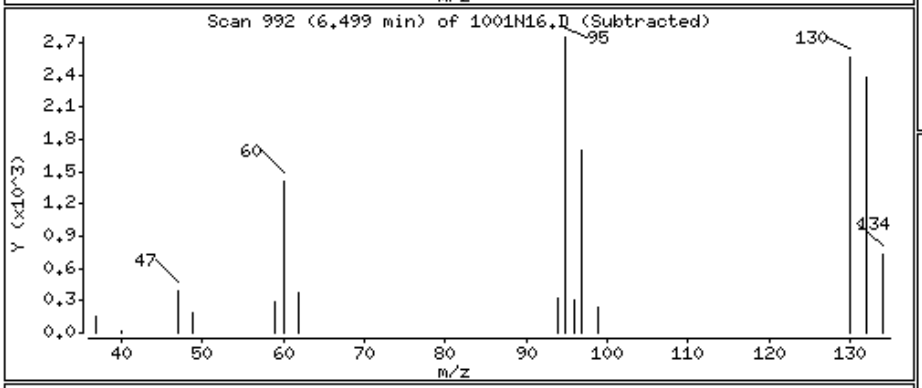

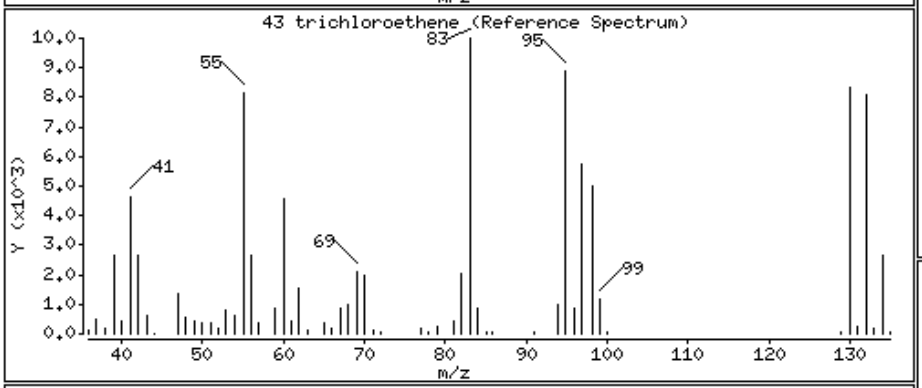

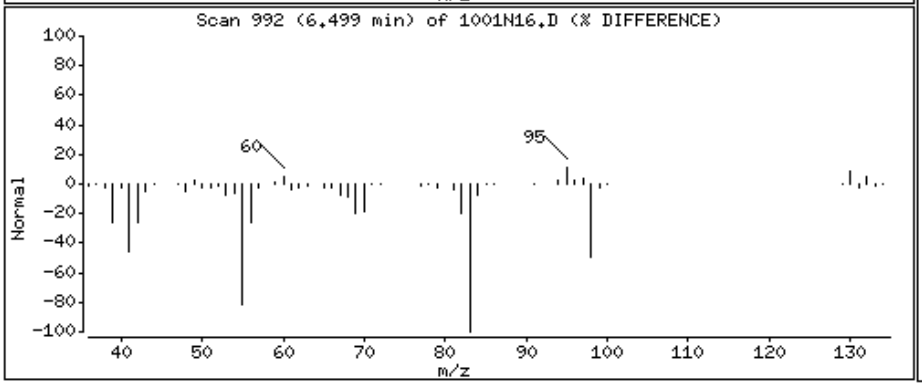

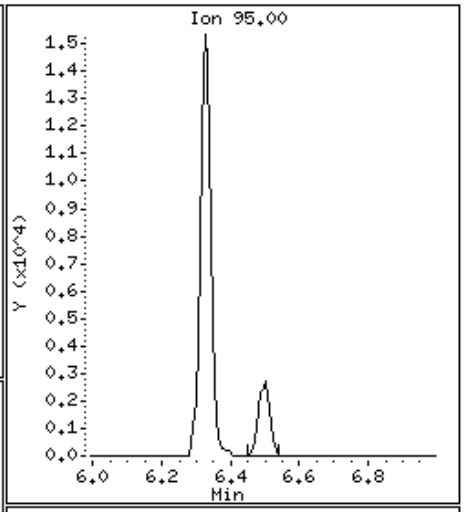

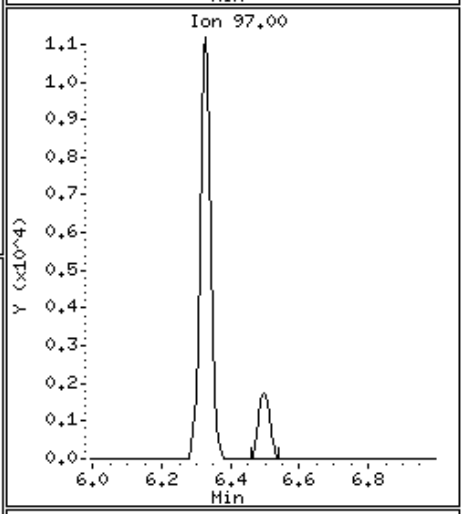

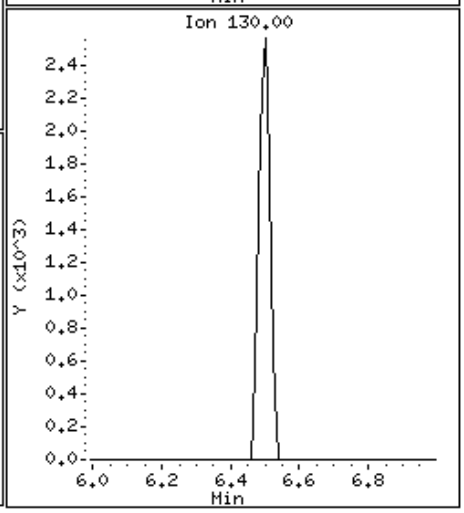

Alpha Analytical Labs

gc/ms voa - VOA105

Data file : \\Orgserv2\ff\chem\GCMSVOA\Voa105.i\151001n.b\1001N17.D
Lab Smp Id:
Inj Date : 02-OCT-2015 03:46
Operator : PD Inst ID: Voa105.i
Smp Info : l1523745-17,31,10,,a
Misc Info : wg827102,ical11492
Comment :
Method : \\Orgserv2\ff\chem\GCMSVOA\Voa105.i\151001n.b\liq8260B.m
Meth Date : 02-Oct-2015 11:21 pduczmalew Quant Type: ISTD
Cal Date : 26-SEP-2015 22:38 Cal File: 0926A10.D
Als bottle: 17
Dil Factor: 1.00000
Integrator: HP RTE Compound Sublist: NJTCL.sub
Target Version: 4.12
Processing Host: VIRTUALXP-76524

Concentration Formula: Amt * DF * CpndVariable
Cpnd Variable Local Compound Variable

		QUANT SIG MASS	RT	EXP RT	REL RT	RESPONSE	CONCENTRATIONS ON-COLUMN (ngs)	FINAL (ngs)	REVIEW CODE
	1 dichlorodifluoromethane	85	Compound Not Detected.						
	2 chloromethane	50	1.992	1.992	(0.315)	2134	2.62173	2.621	
	3 vinyl chloride	62	Compound Not Detected.						
	4 bromomethane	94	Compound Not Detected.						
	5 chloroethane	64	Compound Not Detected.						
	6 trichlorofluoromethane	101	Compound Not Detected.						
	8 1,1,-dichloroethene	96	Compound Not Detected.						
	9 carbon disulfide	76	Compound Not Detected.						
	10 freon-113	101	3.231	3.231	(0.511)	3586	4.73632	4.736	
	11 methylene chloride	84	Compound Not Detected.						
	13 acetone	43	3.820	3.820	(0.604)	7400	57.8635	57.863	
	14 trans-1,2-dichloroethene	96	Compound Not Detected.						
	15 Methyl Acetate	43	Compound Not Detected.						
	16 methyl tert butyl ether	73	Compound Not Detected.						
	19 1,1-dichloroethane	63	Compound Not Detected.						
	24 cis-1,2-dichloroethene	96	Compound Not Detected.						
	27 bromochloromethane	128	Compound Not Detected.						
	26 Cyclohexane	56	Compound Not Detected.						
	28 chloroform	83	5.326	5.320	(0.842)	14447	10.3517	10.351	
	30 carbontetrachloride	117	Compound Not Detected.						
$	32 dibromofluoromethane	113	5.506	5.500	(0.871)	95783	97.6372	97.637	
	33 1,1,1-trichloroethane	97	Compound Not Detected.						
	34 2-butanone	43	Compound Not Detected.						
	36 benzene	78	Compound Not Detected.						
$	38 1,2-dichloroethane-d4	65	6.046	6.041	(0.956)	118359	102.538	102.538	
	39 1,2-dichloroethane	62	Compound Not Detected.						
*	41 flourobenzene	96	6.324	6.324	(1.000)	376376	100.000		
	42 methyl cyclohexane	83	Compound Not Detected.						

	Compounds	QUANT SIG MASS	RT	EXP RT	REL RT	RESPONSE	CONCENTRATIONS ON-COLUMN (ngs)	CONCENTRATIONS FINAL (ngs)	REVIEW CODE
	43 trichloroethene	95	6.494	6.493	(1.027)	6395	7.67301	7.673	
	46 1,2-dichloropropane	63	Compound Not Detected.						
	47 bromodichloromethane	83	Compound Not Detected.						
	49 1,4-Dioxane	88	Compound Not Detected.						
	52 cis-1,3-dichloropropene	75	Compound Not Detected.						
$	53 toluene-d8	98	8.027	8.021	(0.812)	360823	106.085	106.084	
	54 toluene	92	Compound Not Detected.						
	56 4-methyl-2-pentanone	58	Compound Not Detected.						
	55 tetrachloroethene	166	8.534	8.523	(0.863)	2602	3.89270	3.892	
	57 trans-1,3-dichloropropene	75	Compound Not Detected.						
	60 1,1,2-trichloroethane	83	Compound Not Detected.						
	61 chlorodibromomethane	129	Compound Not Detected.						
	64 1,2-dibromoethane	107	Compound Not Detected.						
	65 2-hexanone	43	Compound Not Detected.						
*	66 chlorobenzene-d5	117	9.887	9.882	(1.000)	259164	100.000		
	67 chlorobenzene	112	Compound Not Detected.						
	68 ethyl benzene	91	Compound Not Detected.						
	70 p/m xylene	106	Compound Not Detected.						
	71 o xylene	106	Compound Not Detected.						
	72 styrene	104	Compound Not Detected.						
	73 bromoform	173	Compound Not Detected.						
	74 isopropylbenzene	105	Compound Not Detected.						
$	75 4-bromofluorobenzene	95	11.333	11.333	(0.905)	115144	101.302	101.302	
	79 1,1,2,2,-tetrachloroethane	83	Compound Not Detected.						
	92 1,3-dichlorobenzene	146	Compound Not Detected.						
*	93 1,4-dichlorobenzene-d4	152	12.517	12.517	(1.000)	111984	100.000		
	94 1,4-dichlorobenzene	146	Compound Not Detected.						
	97 1,2-dichlorobenzene	146	Compound Not Detected.						
	99 1,2-dibromo-3-chloropropane	75	Compound Not Detected.						
	102 1,2,4-trichlorobenzene	180	Compound Not Detected.						
	104 1,2,3-trichlorobenzene	180	Compound Not Detected.						

Alpha Analytical Labs

gc/ms voa - VOA105

Data file : \\Orgserv2\ff\chem\GCMSVOA\Voa105.i\151001n.b\1001N17.D
Lab Smp Id:
Inj Date : 02-OCT-2015 03:46
Operator : PD Inst ID: Voa105.i
Smp Info : l1523745-17,31,10,,a
Misc Info : wg827102,ical11492
Comment :
Method : \\Orgserv2\ff\chem\GCMSVOA\Voa105.i\151001n.b\liq8260B.m
Meth Date : 02-Oct-2015 11:21 pduczmalew Quant Type: ISTD
Cal Date : 26-SEP-2015 22:38 Cal File: 0926A10.D
Als bottle: 17
Dil Factor: 1.00000
Integrator: HP RTE Compound Sublist: NJTCL.sub
Target Version: 4.12
Processing Host: VIRTUALXP-76524

- NO TENTATIVELY IDENTIFIED COMPOUNDS -

Alpha Analytical Labs

INTERNAL STANDARD COMPOUNDS
AREA AND RT SUMMARY

Instrument ID: Voa105.i
Lab File ID: 1001N17.D
Lab Smp Id:
Analysis Type: VOA
Quant Type: ISTD
Operator: PD
Method File: \\Orgserv2\ff\chem\GCMSVOA\Voa105.i\151001n.b\liq8260B.m
Misc Info: wg827102,ical11492

Calibration Date: 01-OCT-2015
Calibration Time: 20:20
Level: LOW
Sample Type: WATER

Test Mode:
Use Last Continuing Calibrator.
If Continuing Cal. use Initial Cal. Level 3

		AREA LIMIT			
COMPOUND	STANDARD	LOWER	UPPER	SAMPLE	%DIFF
41 flourobenzene	415716	207858	831432	376376	-9.46
66 chlorobenzene-d5	326583	163292	653166	259164	-20.64
93 1,4-dichlorobenze	163682	81841	327364	111984	-31.58

		RT LIMIT			
COMPOUND	STANDARD	LOWER	UPPER	SAMPLE	%DIFF
41 flourobenzene	6.32	5.82	6.82	6.32	0.00
66 chlorobenzene-d5	9.88	9.38	10.38	9.89	0.06
93 1,4-dichlorobenze	12.52	12.02	13.02	12.52	0.00

AREA UPPER LIMIT = +100% of internal standard area.
AREA LOWER LIMIT = - 50% of internal standard area.
RT UPPER LIMIT = + 0.50 minutes of internal standard RT.
RT LOWER LIMIT = - 0.50 minutes of internal standard RT.

Alpha Analytical Labs

RECOVERY REPORT

Client Name: Client SDG: SDGa00307
Sample Matrix: LIQUID Fraction: VOA
Lab Smp Id:
Level: LOW Operator: PD
Data Type: MS DATA SampleType: SAMPLE
SpikeList File: curveall.spk Quant Type: ISTD
Sublist File: NJTCL.sub
Method File: \\Orgserv2\ff\chem\GCMSVOA\Voa105.i\151001n.b\liq8260B.m
Misc Info: wg827102,ical11492

SURROGATE COMPOUND	AMOUNT ADDED ngs	AMOUNT RECOVERED ngs	% RECOVERED	LIMITS
$ 32 dibromofluorometha	100.000	97.637	97.64	70-130
$ 38 1,2-dichloroethane	100.000	102.538	102.54	70-130
$ 53 toluene-d8	100.000	106.084	106.08	70-130
$ 75 4-bromofluorobenze	100.000	101.302	101.30	70-130

Data File: \\Orgserv2\ff\chem\GCMSVOA\Voa105.i\151001n.b\1001N17.D
Date : 02-OCT-2015 03:46
Client ID:
Sample Info: 11523745-17,31,10,,a
Purge Volume: 10.0
Column phase:

Instrument: Voa105.i
Operator: PD
Column diameter: 0.18

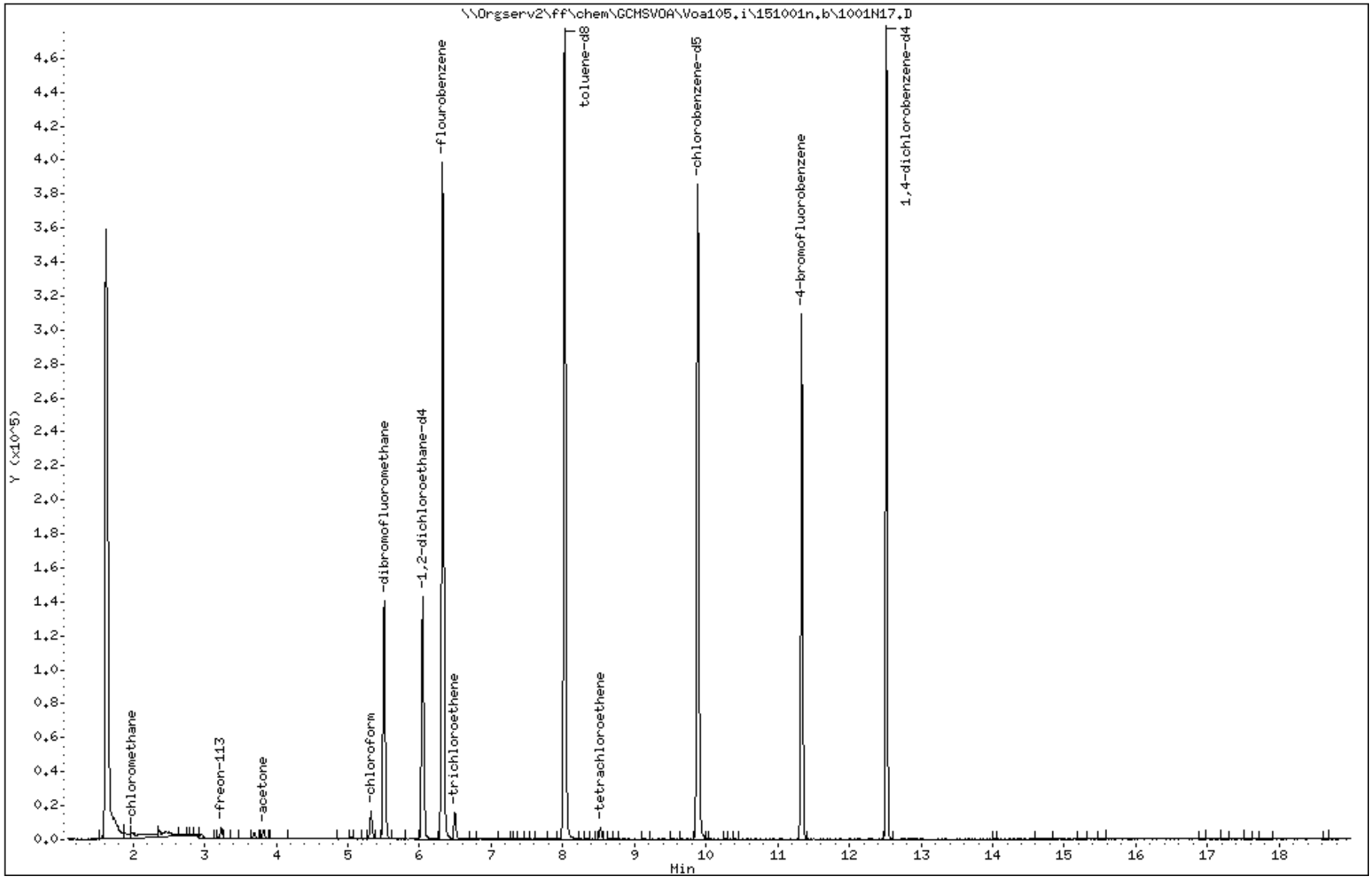

Data File: \\Orgserv2\ff\chem\GCMSVOA\Voa105.i\151001n.b\1001N17.D

Date : 02-OCT-2015 03:46

Client ID:

Instrument: Voa105.i

Sample Info: 11523745-17,31,10,,a

Purge Volume: 10.0

Operator: PD

Column phase:

Column diameter: 0.18

2 chloromethane

Concentration: 2.621 ngs

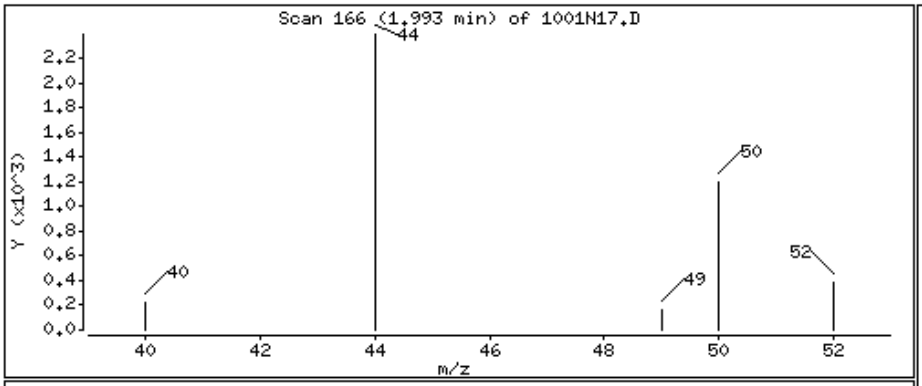

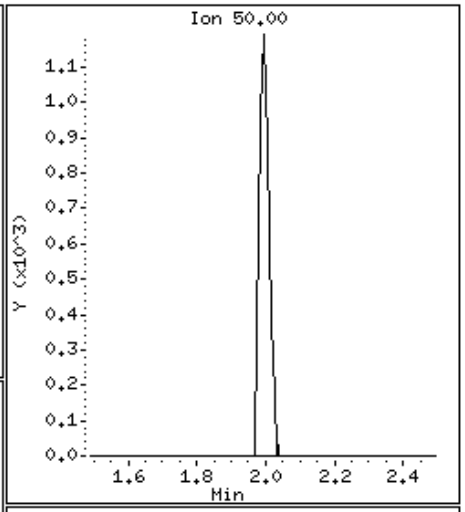

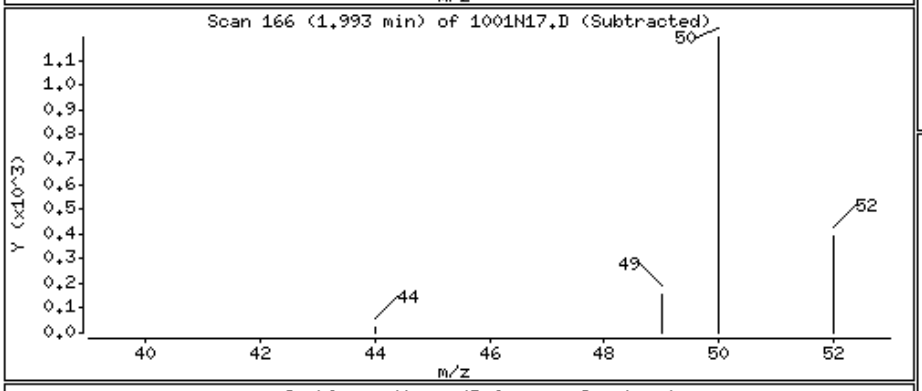

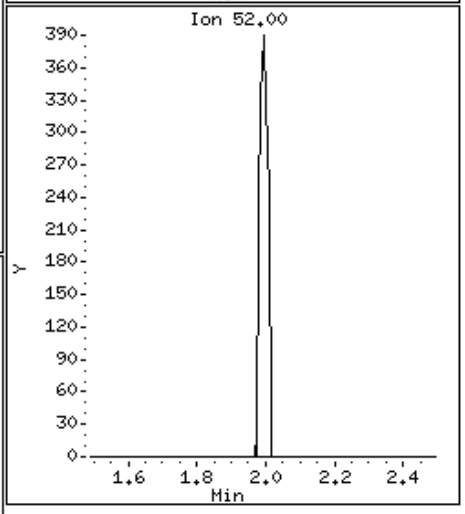

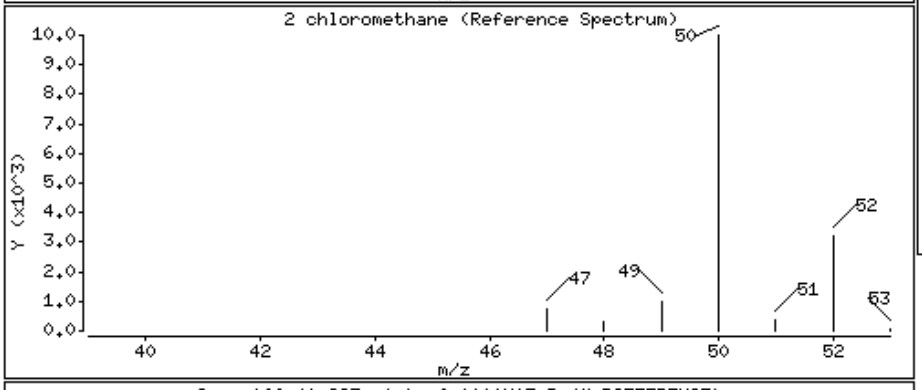

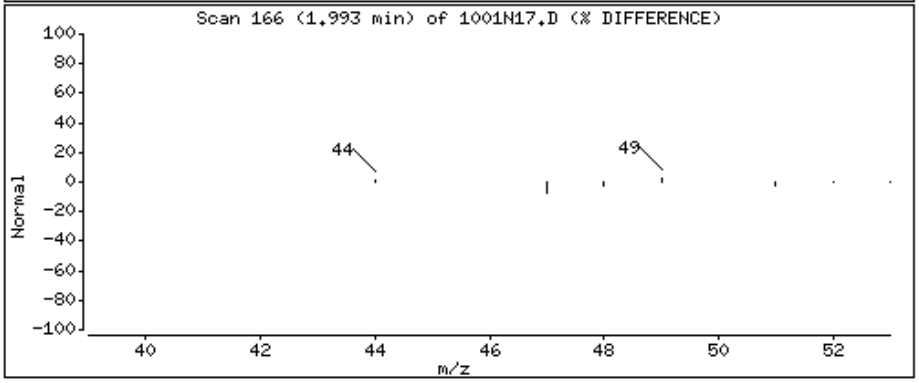

Data File: \\Orgserv2\ff\chem\GCMSVOA\Voa105.i\151001n.b\1001N17.D

Date : 02-OCT-2015 03:46

Client ID:

Instrument: Voa105.i

Sample Info: 11523745-17,31,10,,a

Purge Volume: 10.0

Operator: PD

Column phase:

Column diameter: 0.18

10 freon-113

Concentration: 4.736 ngs

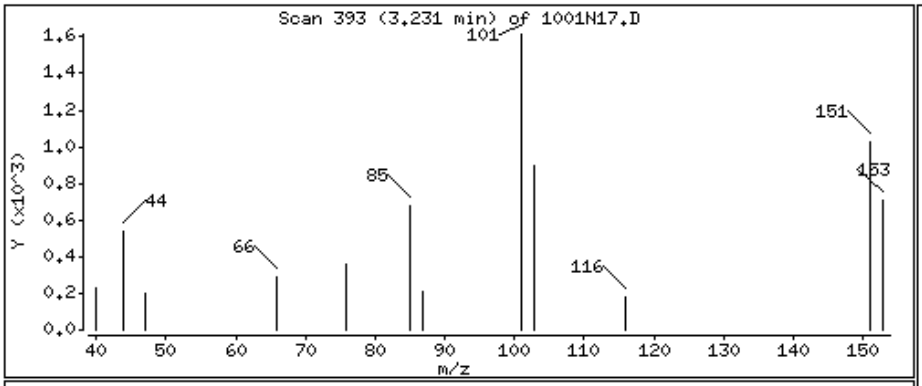

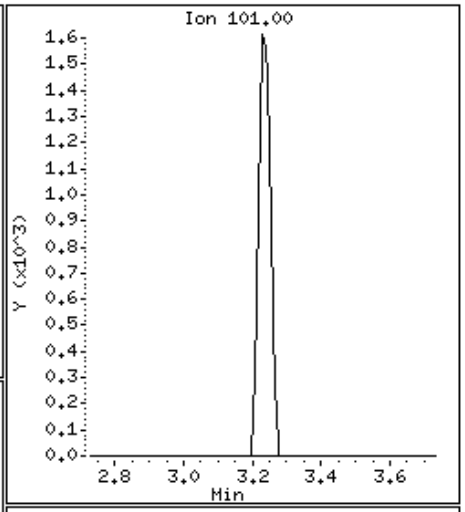

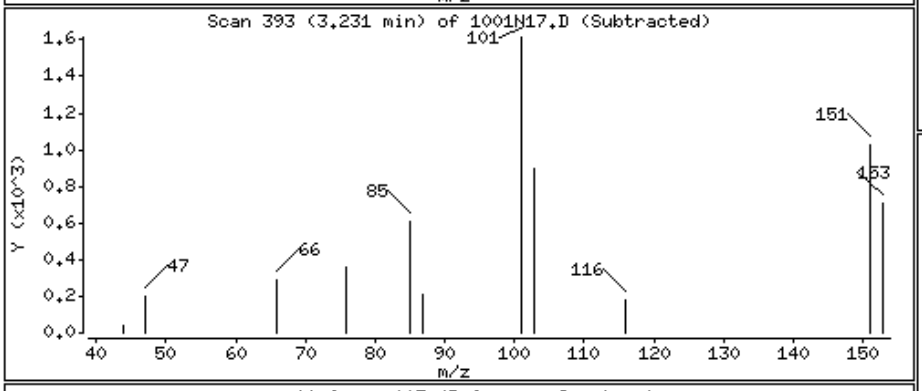

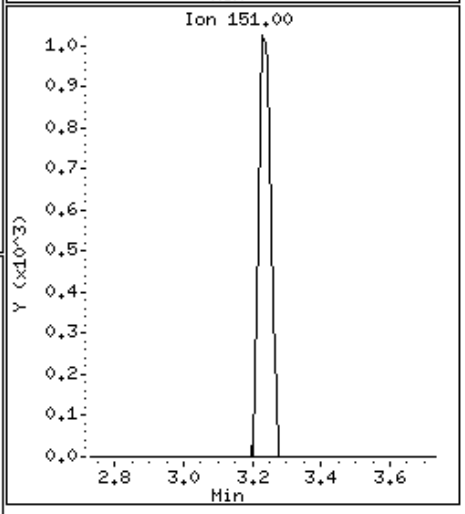

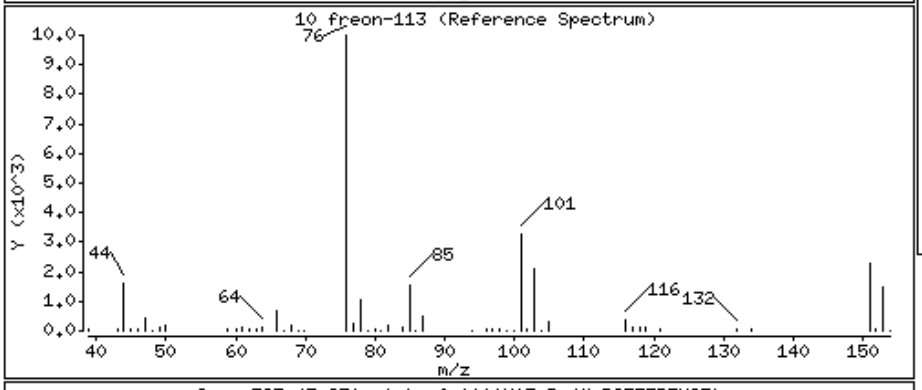

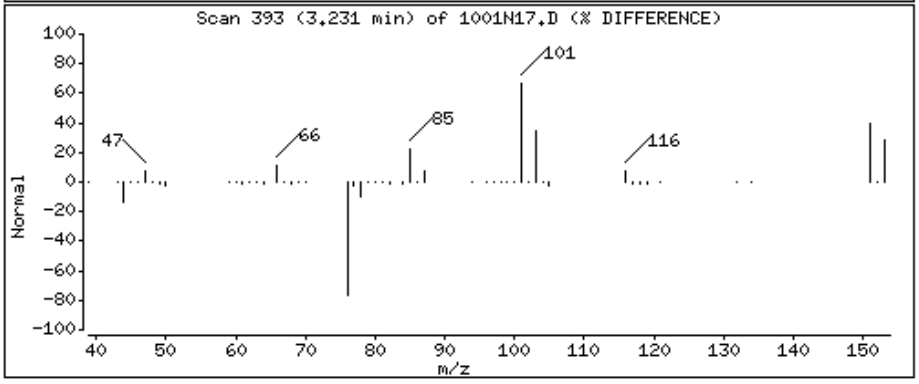

Data File: \\Orgserv2\ff\chem\GCMSVOA\Voa105.i\151001n.b\1001N17.D

Date : 02-OCT-2015 03:46

Client ID:

Instrument: Voa105.i

Sample Info: 11523745-17,31,10,,a

Purge Volume: 10.0

Operator: PD

Column phase:

Column diameter: 0.18

13 acetone

Concentration: 57.863 ngs

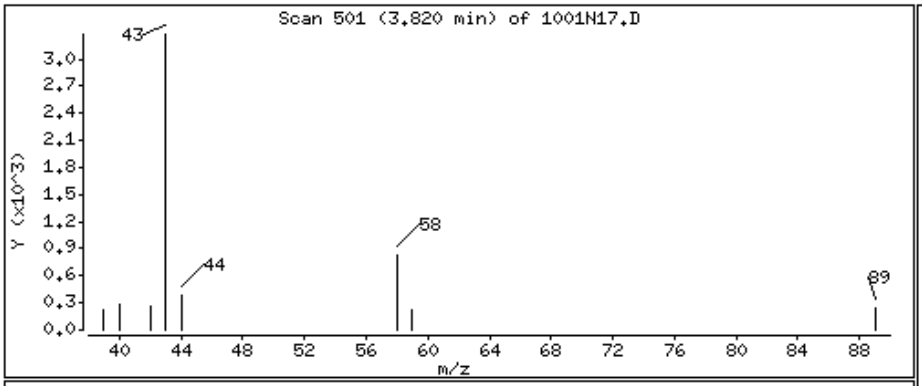

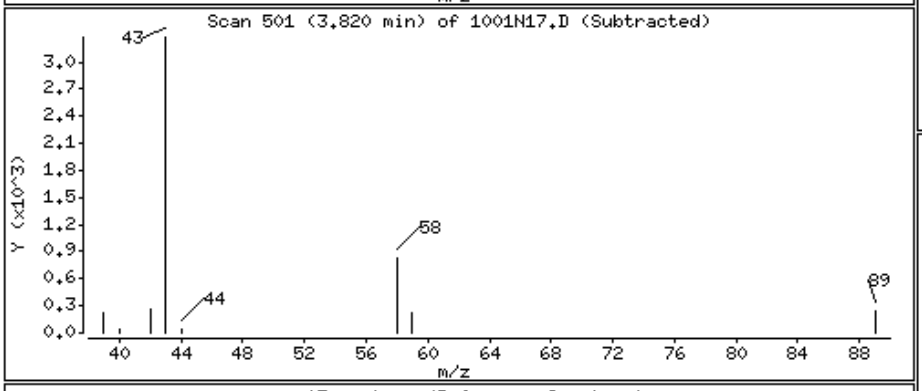

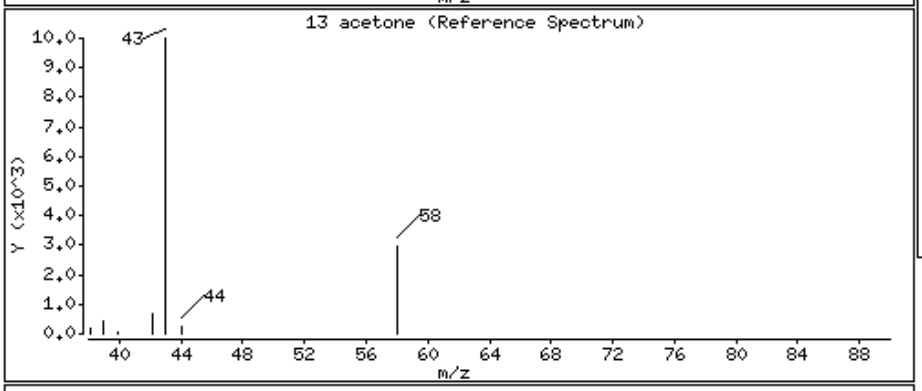

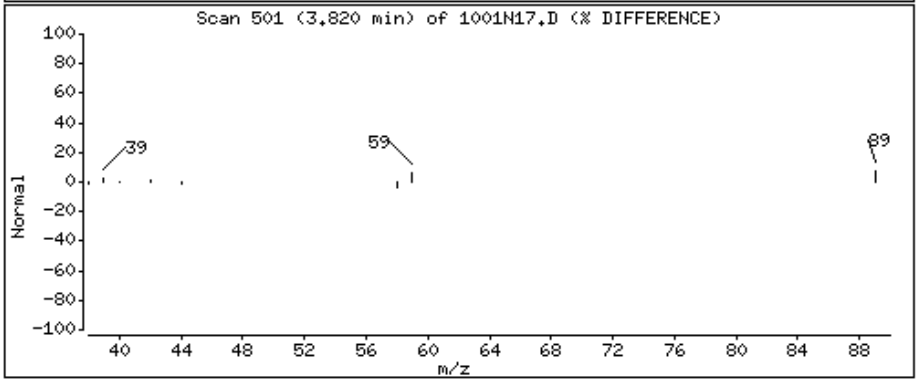

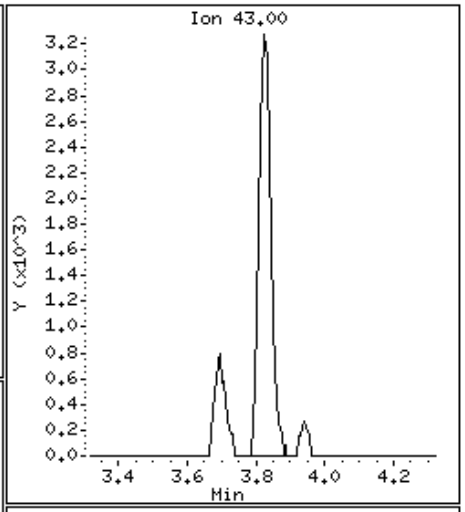

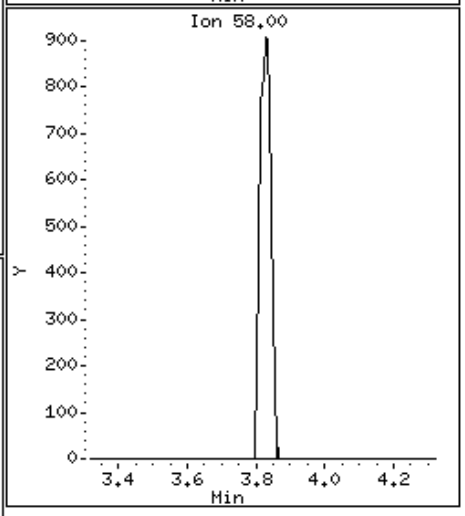

Data File: \\Orgserv2\ff\chem\GCMSVOA\Voa105.i\151001n.b\1001N17.D

Date : 02-OCT-2015 03:46

Client ID:

Instrument: Voa105.i

Sample Info: 11523745-17,31,10,,a

Purge Volume: 10.0

Operator: PD

Column phase:

Column diameter: 0.18

28 chloroform

Concentration: 10.351 ngs

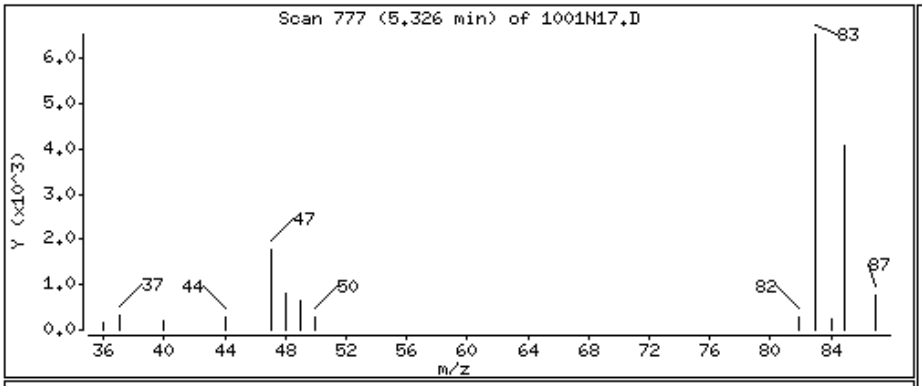

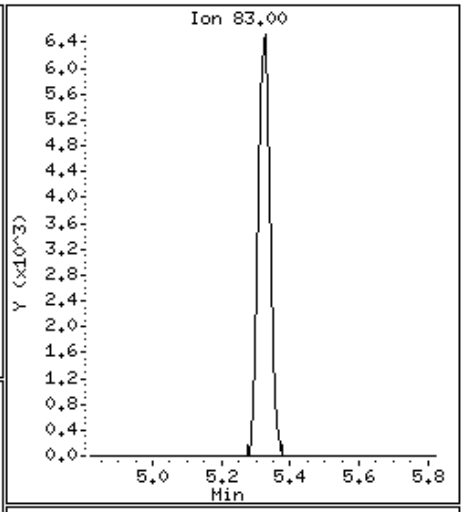

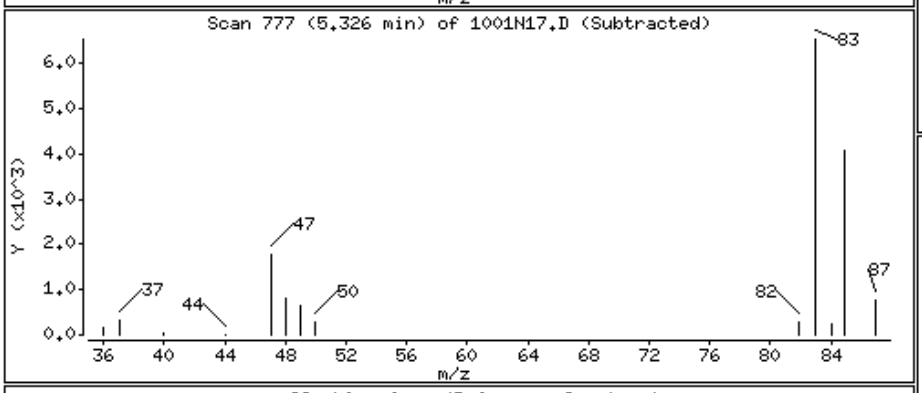

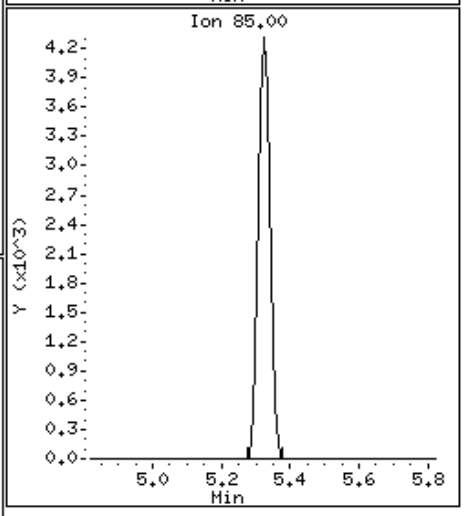

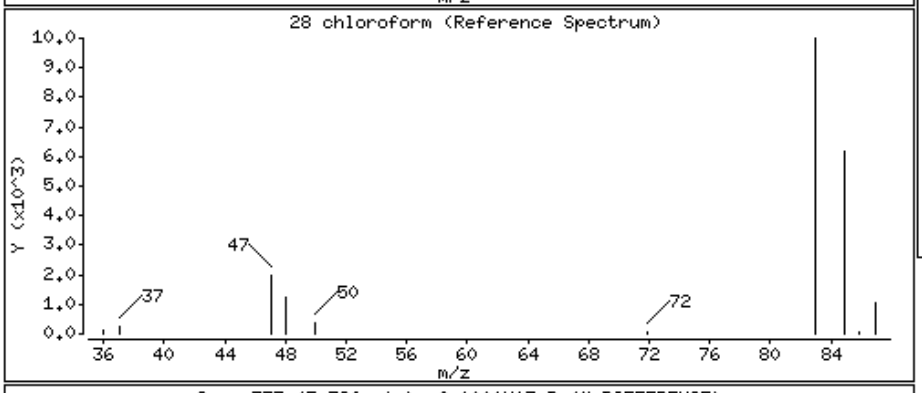

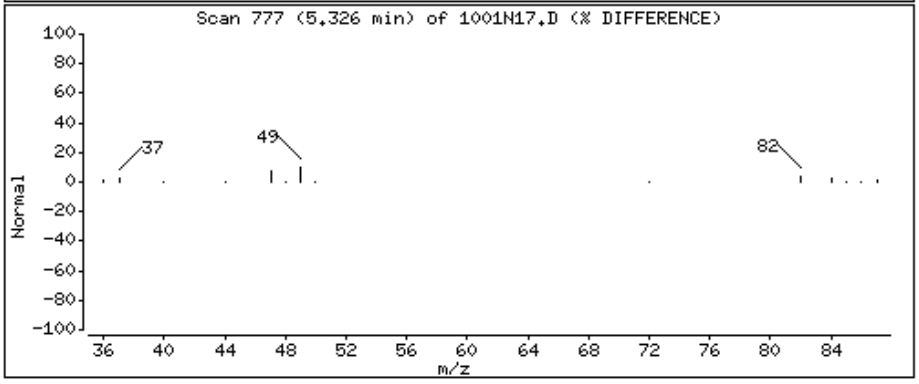

Data File: \\Orgserv2\ff\chem\GCMSVOA\Voa105.i\151001n.b\1001N17.D

Date : 02-OCT-2015 03:46

Client ID:

Instrument: Voa105.i

Sample Info: 11523745-17,31,10,,a

Purge Volume: 10.0

Operator: PD

Column phase:

Column diameter: 0.18

43 trichloroethene

Concentration: 7.673 ngs

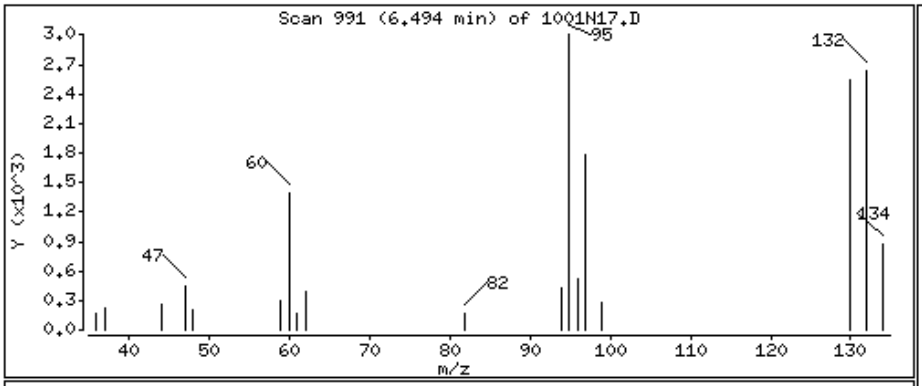

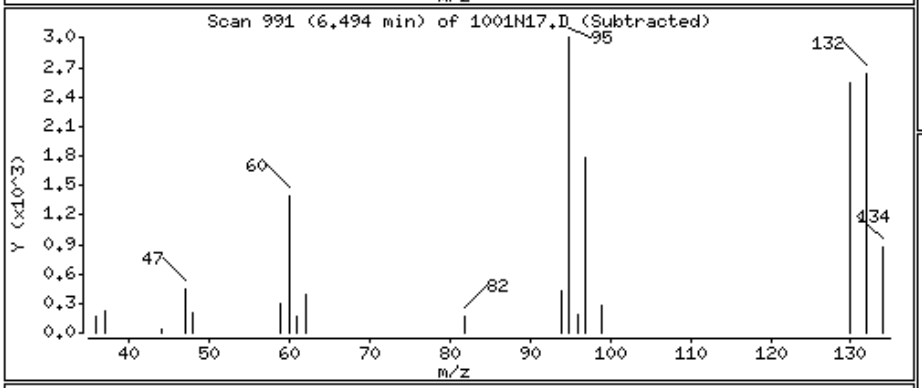

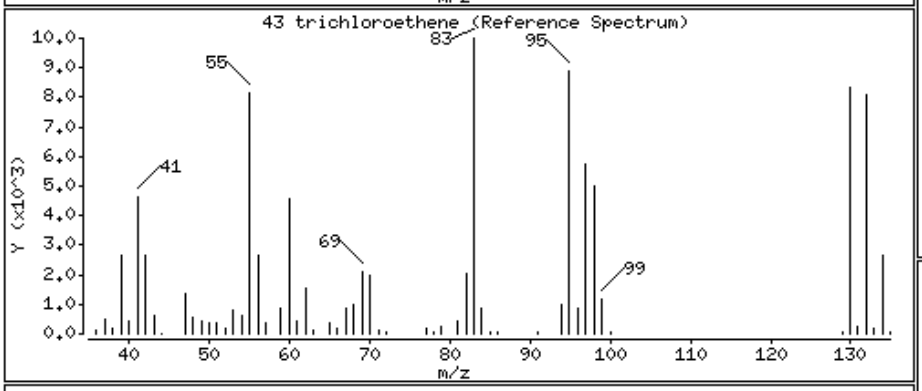

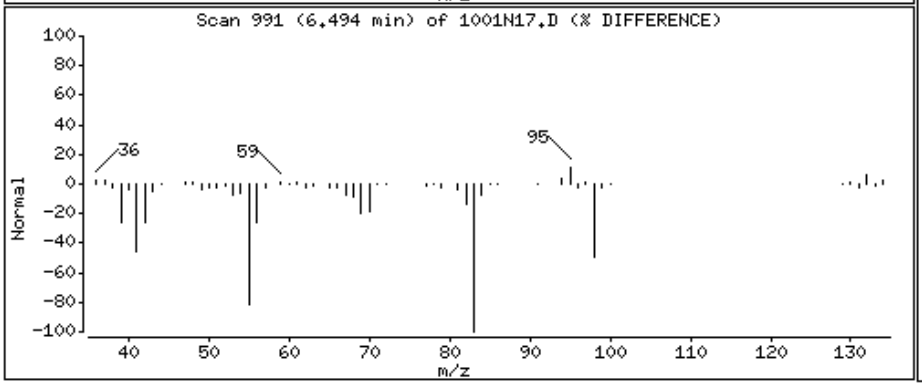

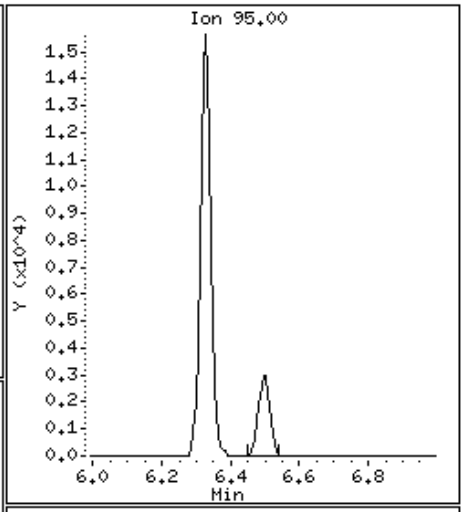

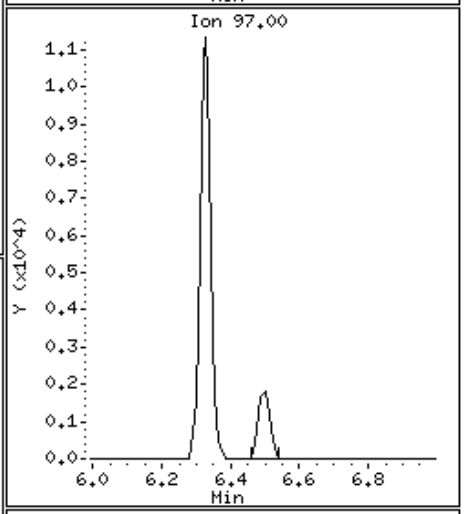

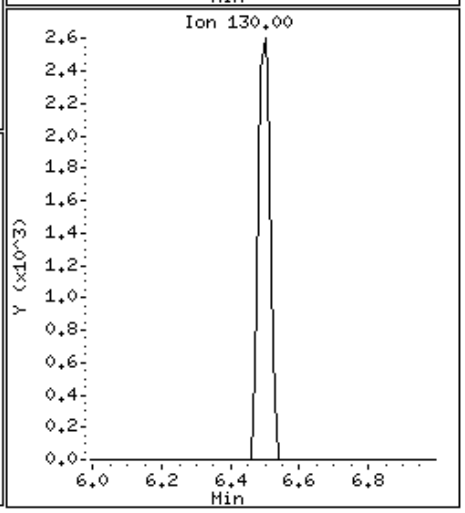

Data File: \\Orgserv2\ff\chem\GCMSVOA\Voa105.i\151001n.b\1001N17.D

Date : 02-OCT-2015 03:46

Client ID:

Instrument: Voa105.i

Sample Info: 11523745-17,31,10,,a

Purge Volume: 10.0

Operator: PD

Column phase:

Column diameter: 0.18

55 tetrachloroethene

Concentration: 3.892 ngs

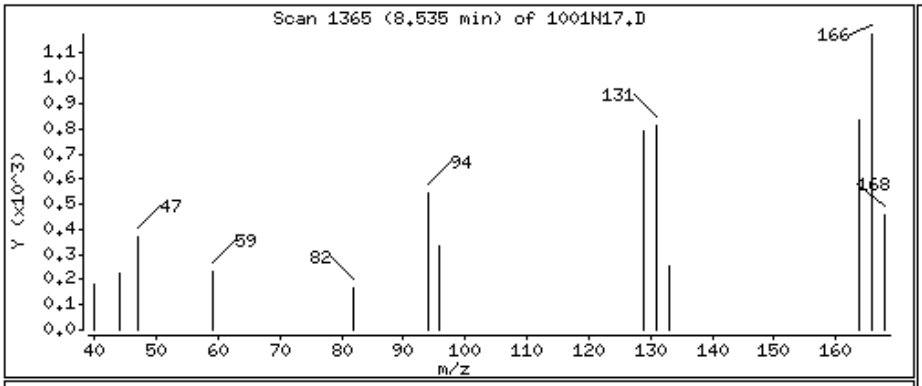

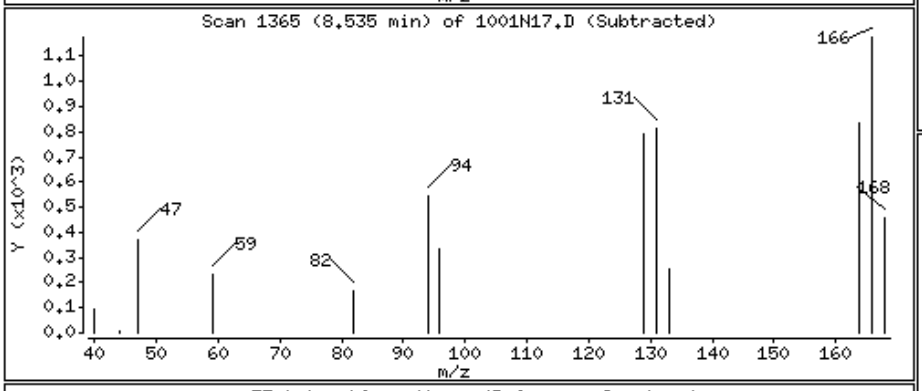

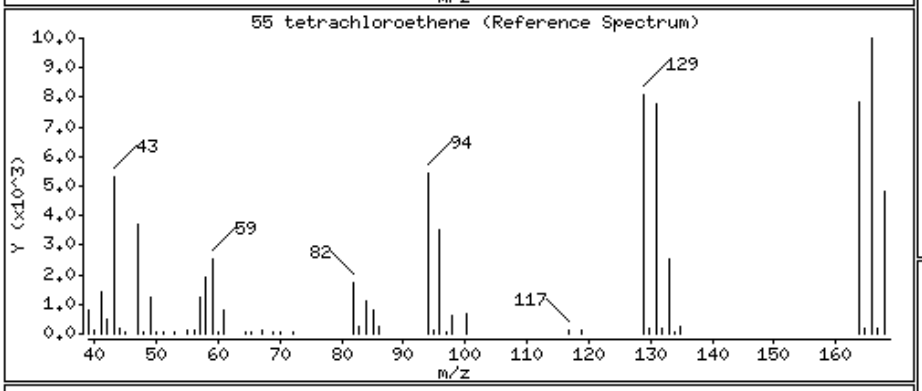

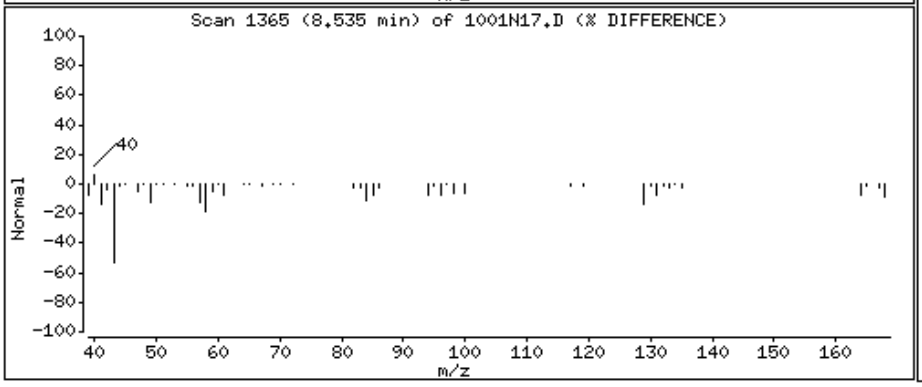

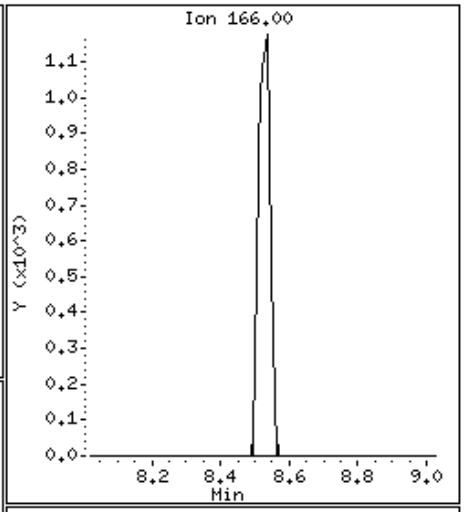

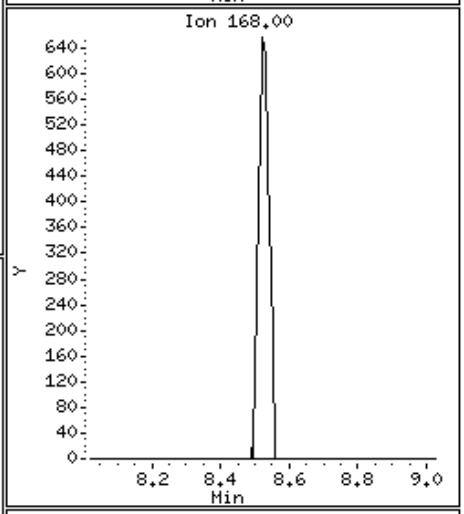

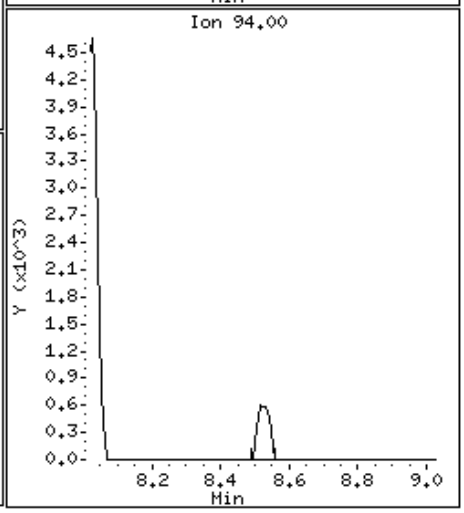

Alpha Analytical Labs

gc/ms voa - VOA105

Data file : \\Orgserv2\ff\chem\GCMSVOA\Voa105.i\151001n.b\1001N18.D
Lab Smp Id:
Inj Date : 02-OCT-2015 04:14
Operator : PD Inst ID: Voa105.i
Smp Info : l1523745-18,31,10,,a
Misc Info : wg827102,ical11492
Comment :
Method : \\Orgserv2\ff\chem\GCMSVOA\Voa105.i\151001n.b\liq8260B.m
Meth Date : 02-Oct-2015 11:21 pduczmalew Quant Type: ISTD
Cal Date : 26-SEP-2015 22:38 Cal File: 0926A10.D
Als bottle: 18
Dil Factor: 1.00000
Integrator: HP RTE Compound Sublist: NJTCL.sub
Target Version: 4.12
Processing Host: VIRTUALXP-76524

Concentration Formula: Amt * DF * CpndVariable
Cpnd Variable Local Compound Variable

							CONCENTRATIONS		
		QUANT SIG					ON-COLUMN	FINAL	
	Compounds	MASS	RT	EXP RT	REL RT	RESPONSE	(ngs)	(ngs)	REVIEW CODE
	1 dichlorodifluoromethane	85	Compound Not Detected.						
	2 chloromethane	50	1.987	1.992	(0.314)	1944	2.38238	2.382	
	3 vinyl chloride	62	Compound Not Detected.						
	4 bromomethane	94	Compound Not Detected.						
	5 chloroethane	64	Compound Not Detected.						
	6 trichlorofluoromethane	101	Compound Not Detected.						
	8 1,1,-dichloroethene	96	Compound Not Detected.						
	9 carbon disulfide	76	Compound Not Detected.						
	10 freon-113	101	3.231	3.231	(0.511)	1822	2.40049	2.400	
	11 methylene chloride	84	Compound Not Detected.						
	13 acetone	43	3.825	3.820	(0.605)	7167	55.9025	55.902	
	14 trans-1,2-dichloroethene	96	Compound Not Detected.						
	15 Methyl Acetate	43	Compound Not Detected.						
	16 methyl tert butyl ether	73	Compound Not Detected.						
	19 1,1-dichloroethane	63	Compound Not Detected.						
	24 cis-1,2-dichloroethene	96	Compound Not Detected.						
	27 bromochloromethane	128	Compound Not Detected.						
	26 Cyclohexane	56	Compound Not Detected.						
	28 chloroform	83	5.321	5.320	(0.841)	19434	13.8904	13.890	
	30 carbontetrachloride	117	Compound Not Detected.						
$	32 dibromofluoromethane	113	5.506	5.500	(0.871)	96753	98.3811	98.381	
	33 1,1,1-trichloroethane	97	Compound Not Detected.						
	34 2-butanone	43	Compound Not Detected.						
	36 benzene	78	Compound Not Detected.						
$	38 1,2-dichloroethane-d4	65	6.046	6.041	(0.956)	121377	104.892	104.891	
	39 1,2-dichloroethane	62	Compound Not Detected.						
*	41 flourobenzene	96	6.324	6.324	(1.000)	377313	100.000		
	42 methyl cyclohexane	83	Compound Not Detected.						

	Compounds	QUANT SIG MASS	RT	EXP RT	REL RT	RESPONSE	CONCENTRATIONS ON-COLUMN (ngs)	CONCENTRATIONS FINAL (ngs)	REVIEW CODE
	43 trichloroethene	95	6.494	6.493	(1.027)	10413	12.4630	12.462	
	46 1,2-dichloropropane	63	Compound Not Detected.						
	47 bromodichloromethane	83	Compound Not Detected.						
	49 1,4-Dioxane	88	Compound Not Detected.						
	52 cis-1,3-dichloropropene	75	Compound Not Detected.						
$	53 toluene-d8	98	8.027	8.021	(0.812)	363508	107.168	107.168	
	54 toluene	92	Compound Not Detected.						
	56 4-methyl-2-pentanone	58	Compound Not Detected.						
	55 tetrachloroethene	166	Compound Not Detected.						
	57 trans-1,3-dichloropropene	75	Compound Not Detected.						
	60 1,1,2-trichloroethane	83	Compound Not Detected.						
	61 chlorodibromomethane	129	Compound Not Detected.						
	64 1,2-dibromoethane	107	Compound Not Detected.						
	65 2-hexanone	43	Compound Not Detected.						
*	66 chlorobenzene-d5	117	9.887	9.882	(1.000)	258452	100.000		
	67 chlorobenzene	112	Compound Not Detected.						
	68 ethyl benzene	91	Compound Not Detected.						
	70 p/m xylene	106	Compound Not Detected.						
	71 o xylene	106	Compound Not Detected.						
	72 styrene	104	Compound Not Detected.						
	73 bromoform	173	Compound Not Detected.						
	74 isopropylbenzene	105	Compound Not Detected.						
$	75 4-bromofluorobenzene	95	11.333	11.333	(0.905)	115978	102.442	102.442	
	79 1,1,2,2,-tetrachloroethane	83	Compound Not Detected.						
	92 1,3-dichlorobenzene	146	Compound Not Detected.						
*	93 1,4-dichlorobenzene-d4	152	12.517	12.517	(1.000)	111540	100.000		
	94 1,4-dichlorobenzene	146	Compound Not Detected.						
	97 1,2-dichlorobenzene	146	Compound Not Detected.						
	99 1,2-dibromo-3-chloropropane	75	Compound Not Detected.						
	102 1,2,4-trichlorobenzene	180	Compound Not Detected.						
	104 1,2,3-trichlorobenzene	180	Compound Not Detected.						

Alpha Analytical Labs

gc/ms voa - VOA105

Data file : \\Orgserv2\ff\chem\GCMSVOA\Voa105.i\151001n.b\1001N18.D
Lab Smp Id:
Inj Date : 02-OCT-2015 04:14
Operator : PD Inst ID: Voa105.i
Smp Info : l1523745-18,31,10,,a
Misc Info : wg827102,ical11492
Comment :
Method : \\Orgserv2\ff\chem\GCMSVOA\Voa105.i\151001n.b\liq8260B.m
Meth Date : 02-Oct-2015 11:21 pduczmalew Quant Type: ISTD
Cal Date : 26-SEP-2015 22:38 Cal File: 0926A10.D
Als bottle: 18
Dil Factor: 1.00000
Integrator: HP RTE Compound Sublist: NJTCL.sub
Target Version: 4.12
Processing Host: VIRTUALXP-76524

- NO TENTATIVELY IDENTIFIED COMPOUNDS -

Alpha Analytical Labs

INTERNAL STANDARD COMPOUNDS
AREA AND RT SUMMARY

Instrument ID: Voa105.i
Lab File ID: 1001N18.D
Lab Smp Id:
Analysis Type: VOA
Quant Type: ISTD
Operator: PD
Method File: \\Orgserv2\ff\chem\GCMSVOA\Voa105.i\151001n.b\liq8260B.m
Misc Info: wg827102,ical11492

Calibration Date: 01-OCT-2015
Calibration Time: 20:20
Level: LOW
Sample Type: WATER

Test Mode:
Use Last Continuing Calibrator.
If Continuing Cal. use Initial Cal. Level 3

		AREA LIMIT			
COMPOUND	STANDARD	LOWER	UPPER	SAMPLE	%DIFF
41 flourobenzene	415716	207858	831432	377313	-9.24
66 chlorobenzene-d5	326583	163292	653166	258452	-20.86
93 1,4-dichlorobenze	163682	81841	327364	111540	-31.86

		RT LIMIT			
COMPOUND	STANDARD	LOWER	UPPER	SAMPLE	%DIFF
41 flourobenzene	6.32	5.82	6.82	6.32	0.00
66 chlorobenzene-d5	9.88	9.38	10.38	9.89	0.06
93 1,4-dichlorobenze	12.52	12.02	13.02	12.52	0.00

AREA UPPER LIMIT = +100% of internal standard area.
AREA LOWER LIMIT = - 50% of internal standard area.
RT UPPER LIMIT = + 0.50 minutes of internal standard RT.
RT LOWER LIMIT = - 0.50 minutes of internal standard RT.

Alpha Analytical Labs

RECOVERY REPORT

Client Name: Client SDG: SDGa00307
Sample Matrix: LIQUID Fraction: VOA
Lab Smp Id:
Level: LOW Operator: PD
Data Type: MS DATA SampleType: SAMPLE
SpikeList File: curveall.spk Quant Type: ISTD
Sublist File: NJTCL.sub
Method File: \\Orgserv2\ff\chem\GCMSVOA\Voa105.i\151001n.b\liq8260B.m
Misc Info: wg827102,ical11492

SURROGATE COMPOUND	AMOUNT ADDED ngs	AMOUNT RECOVERED ngs	% RECOVERED	LIMITS
$ 32 dibromofluorometha	100.000	98.381	98.38	70-130
$ 38 1,2-dichloroethane	100.000	104.891	104.89	70-130
$ 53 toluene-d8	100.000	107.168	107.17	70-130
$ 75 4-bromofluorobenze	100.000	102.442	102.44	70-130

Data File: \\Orgserv2\ff\chem\GCMSVOA\Voa105.i\151001n.b\1001N18.D
Date : 02-OCT-2015 04:14
Client ID:
Sample Info: 11523745-18,31,10,,a
Purge Volume: 10.0
Column phase:

Instrument: Voa105.i
Operator: PD
Column diameter: 0.18

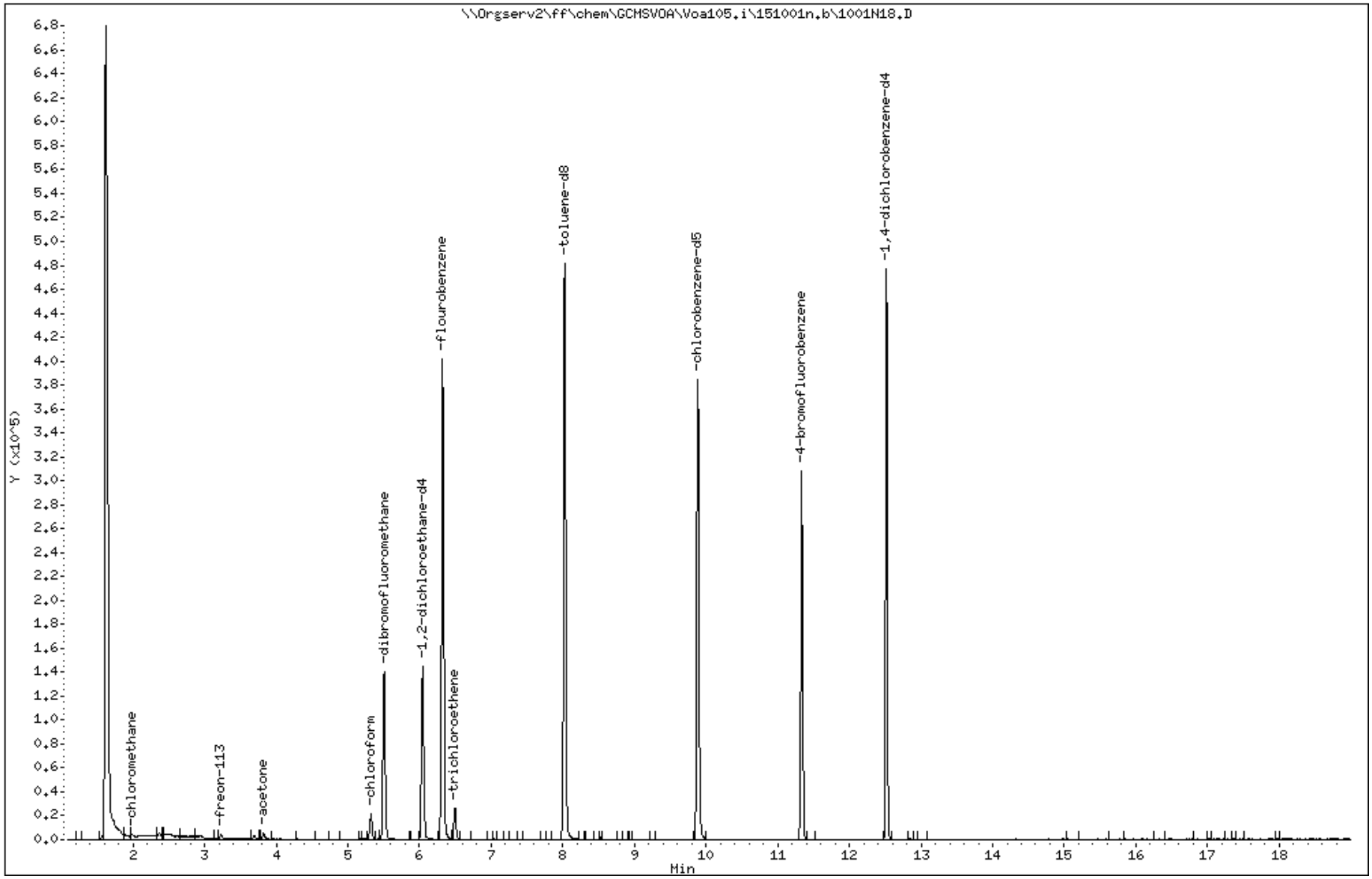

Data File: \\Orgserv2\ff\chem\GCMSVOA\Voa105.i\151001n.b\1001N18.D

Date : 02-OCT-2015 04:14

Client ID:

Instrument: Voa105.i

Sample Info: 11523745-18,31,10,,a

Purge Volume: 10.0

Operator: PD

Column phase:

Column diameter: 0.18

2 chloromethane

Concentration: 2.382 ngs

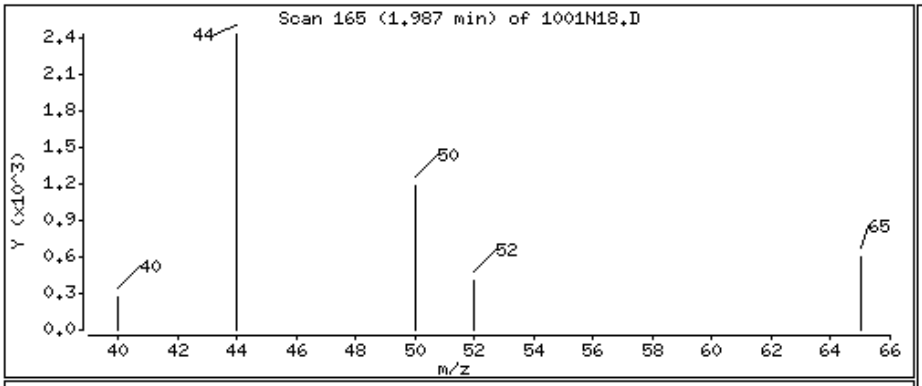

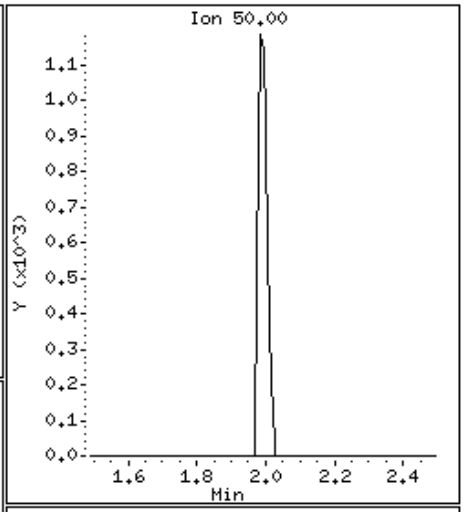

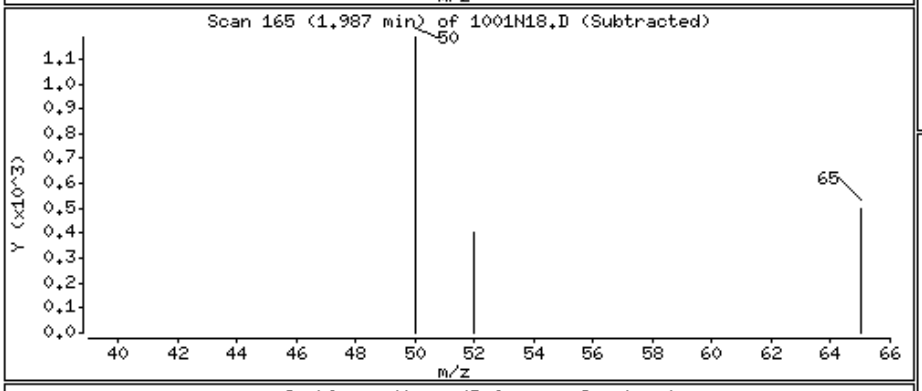

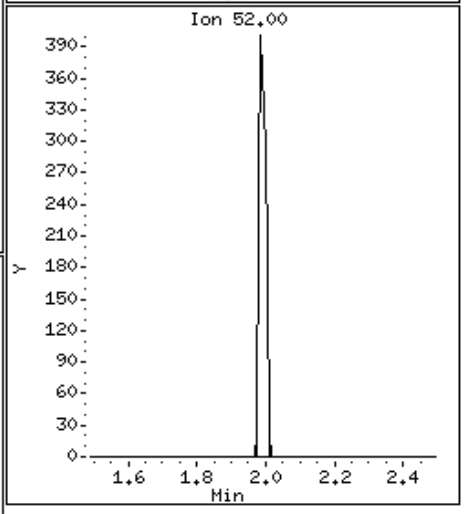

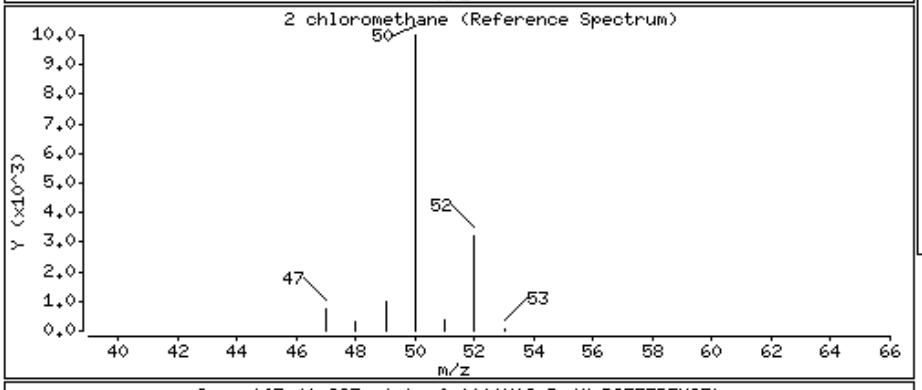

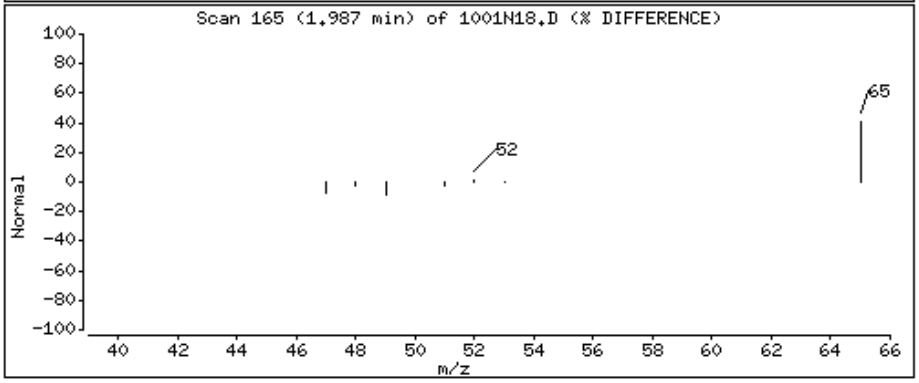

Data File: \\Orgserv2\ff\chem\GCMSVOA\Voa105.i\151001n.b\1001N18.D

Date : 02-OCT-2015 04:14

Client ID:

Instrument: Voa105.i

Sample Info: 11523745-18,31,10,,a

Purge Volume: 10.0

Operator: PD

Column phase:

Column diameter: 0.18

10 freon-113

Concentration: 2.400 ngs

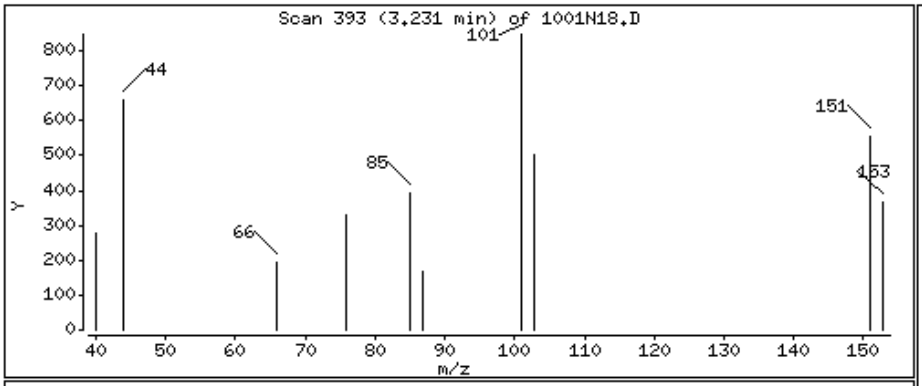

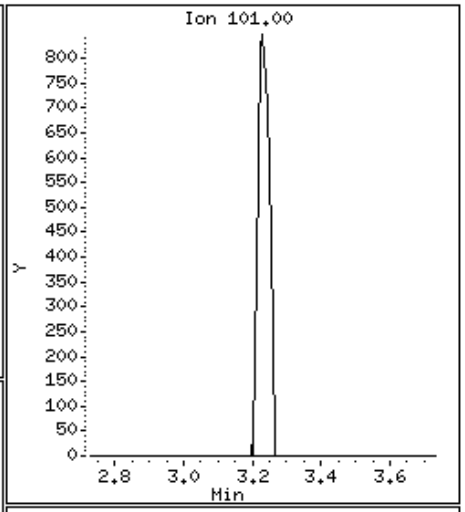

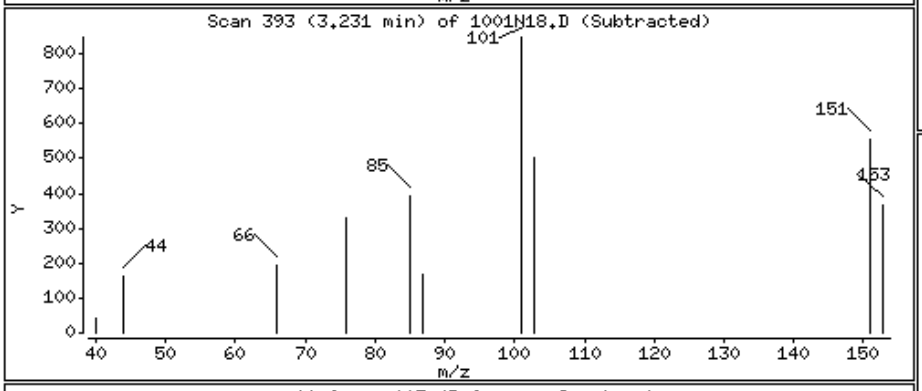

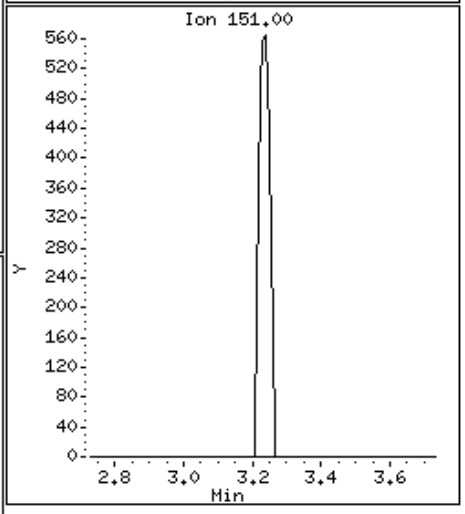

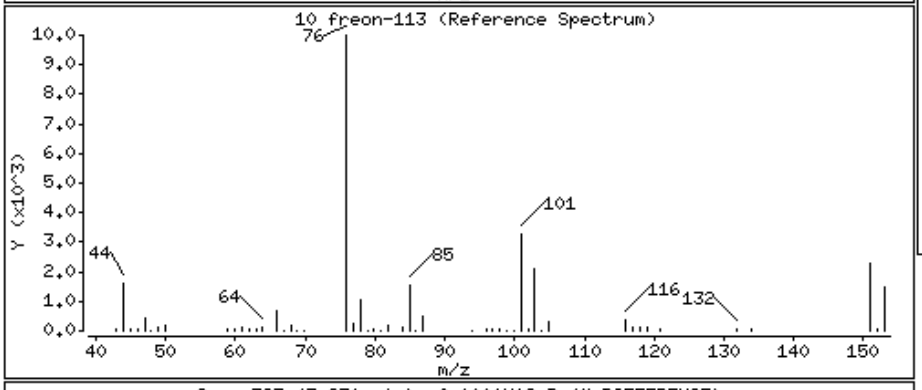

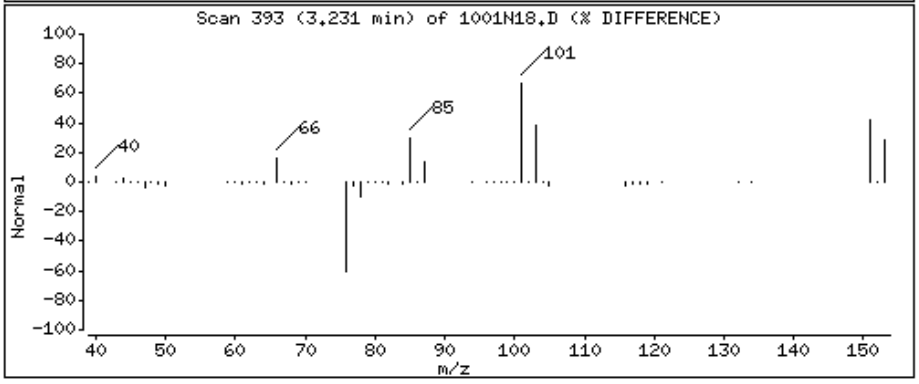

Data File: \\Orgserv2\ff\chem\GCMSVOA\Voa105.i\151001n.b\1001N18.D

Date : 02-OCT-2015 04:14

Client ID:

Instrument: Voa105.i

Sample Info: 11523745-18,31,10,,a

Purge Volume: 10.0

Operator: PD

Column phase:

Column diameter: 0.18

13 acetone

Concentration: 55.902 ngs

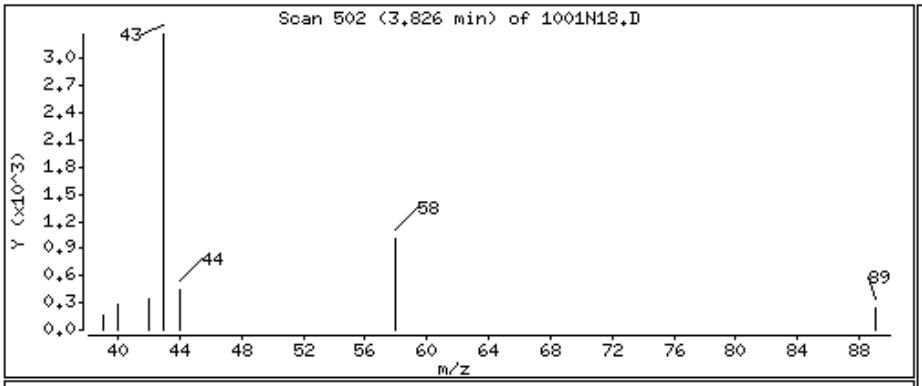

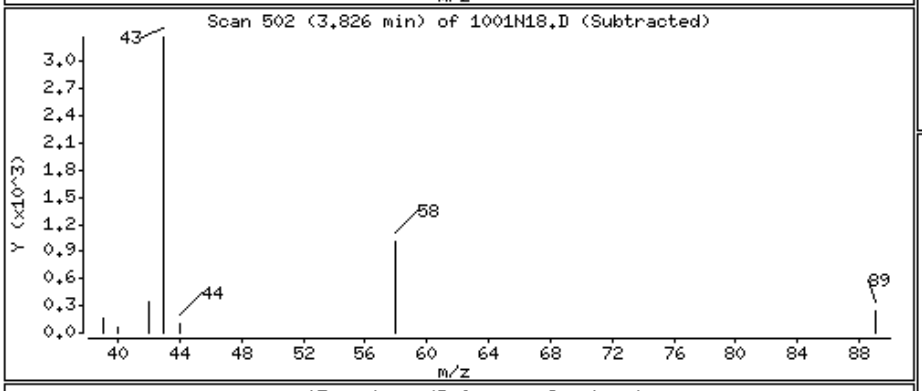

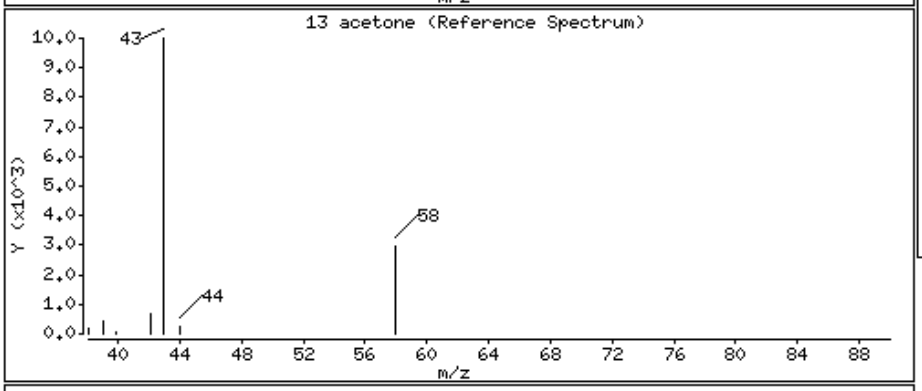

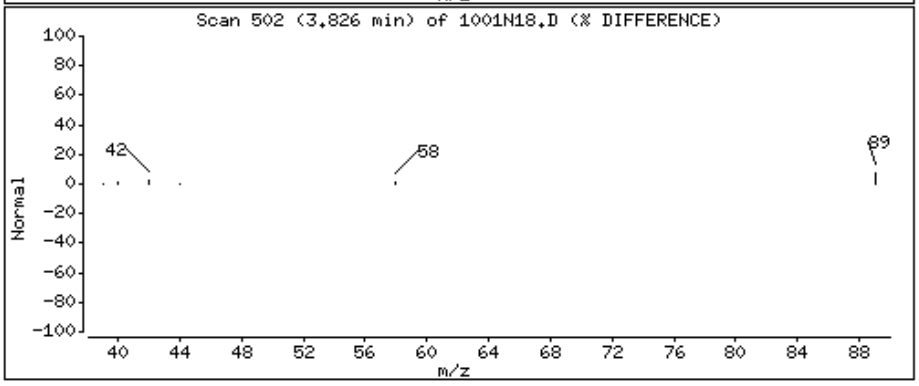

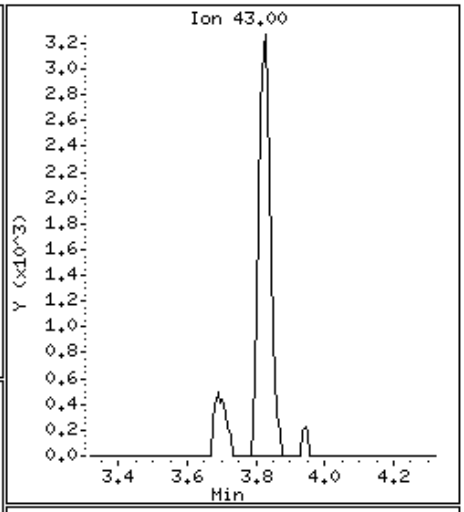

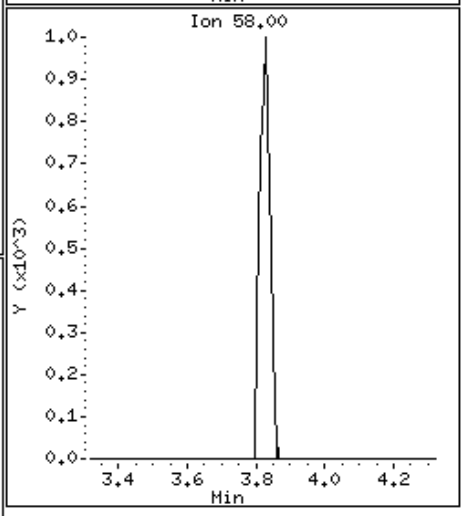

Data File: \\Orgserv2\ff\chem\GCMSVOA\Voa105.i\151001n.b\1001N18.D

Date : 02-OCT-2015 04:14

Client ID:

Instrument: Voa105.i

Sample Info: 11523745-18,31,10,,a

Purge Volume: 10.0

Operator: PD

Column phase:

Column diameter: 0.18

28 chloroform

Concentration: 13.890 ngs

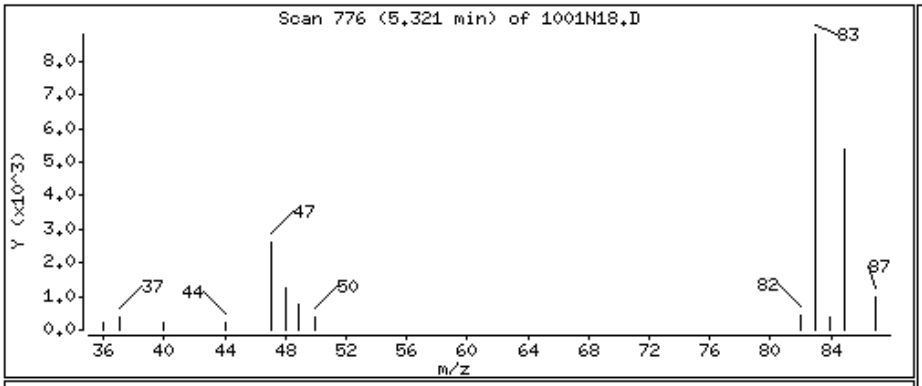

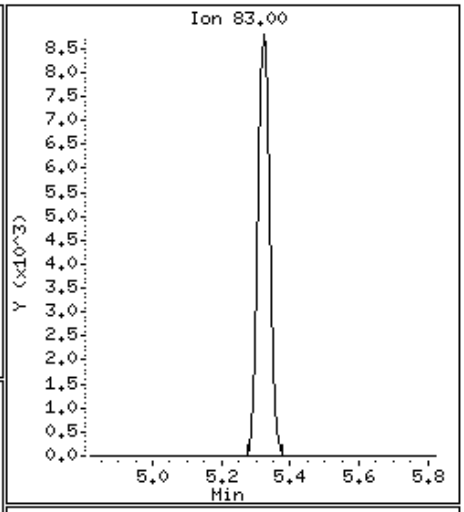

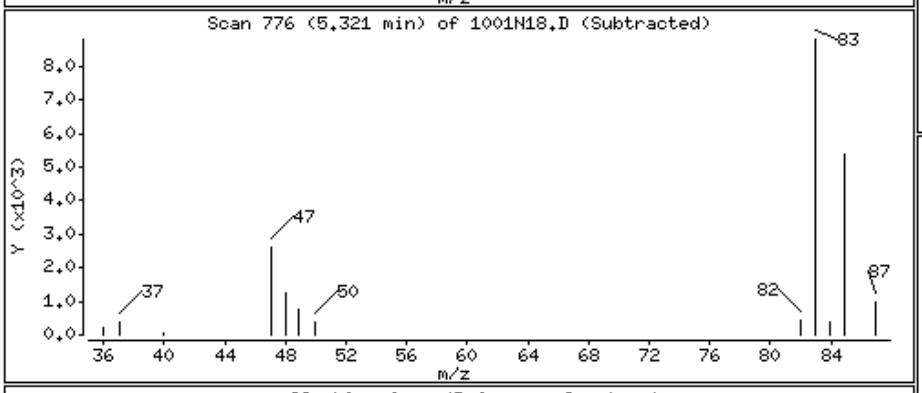

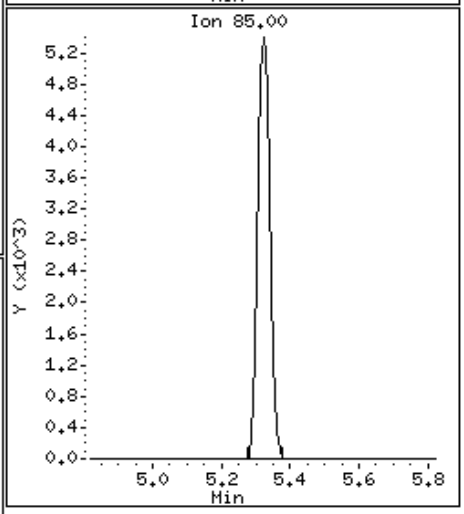

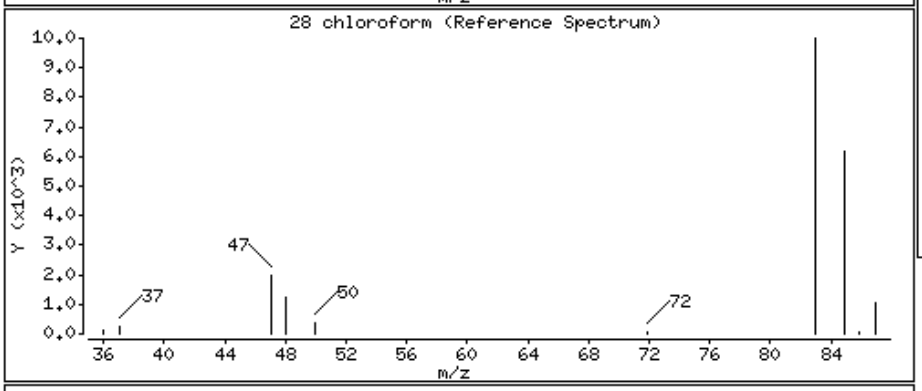

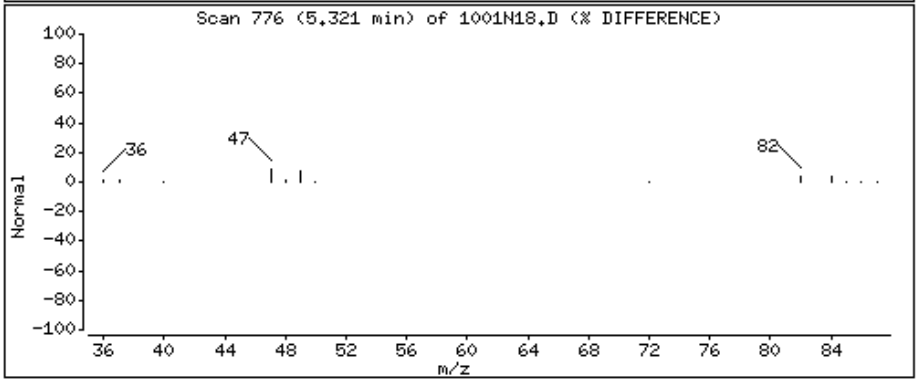

Data File: \\Orgserv2\ff\chem\GCMSVOA\Voa105.i\151001n.b\1001N18.D

Date : 02-OCT-2015 04:14

Client ID:

Instrument: Voa105.i

Sample Info: 11523745-18,31,10,,a

Purge Volume: 10.0

Operator: PD

Column phase:

Column diameter: 0.18

43 trichloroethene

Concentration: 12.462 ngs

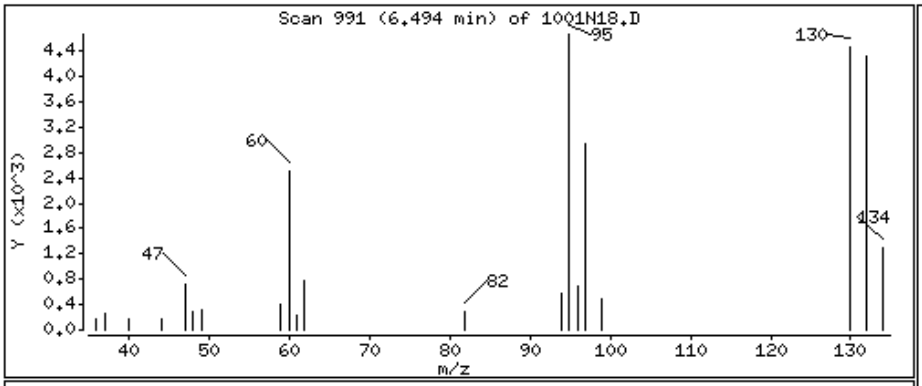

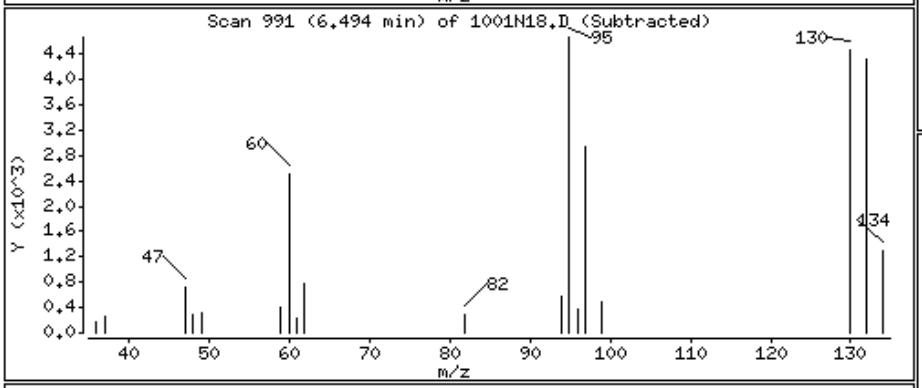

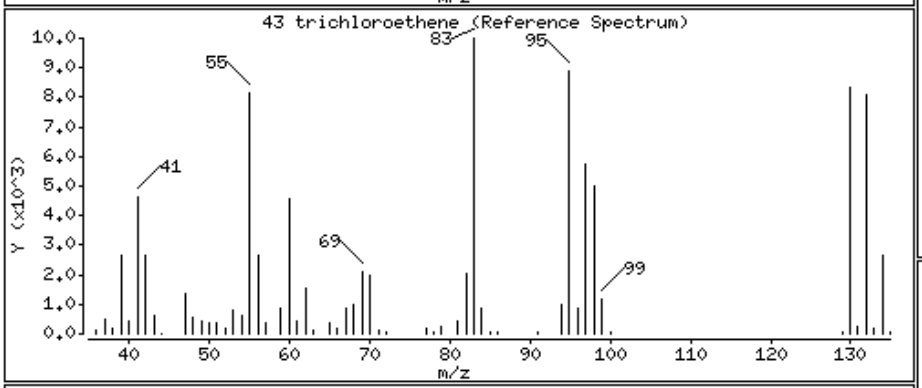

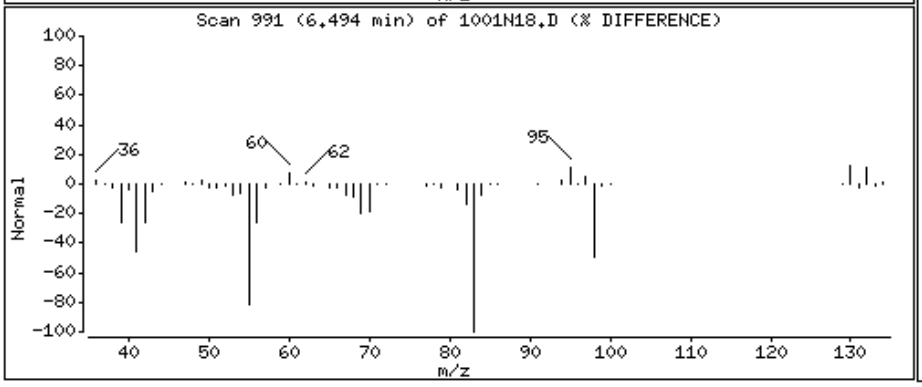

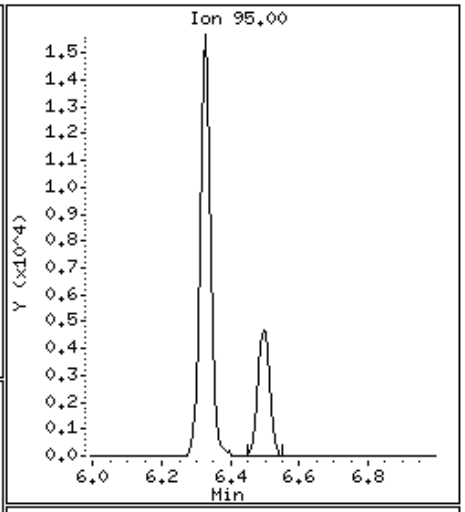

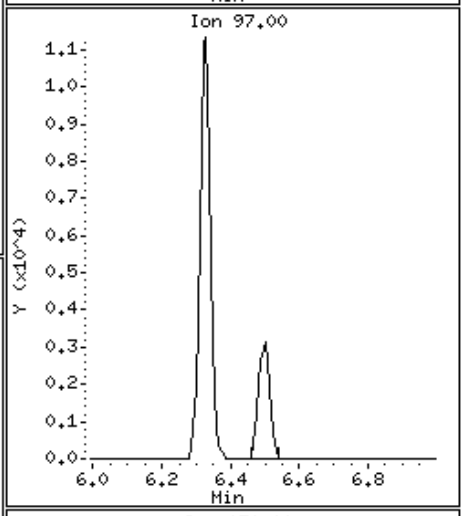

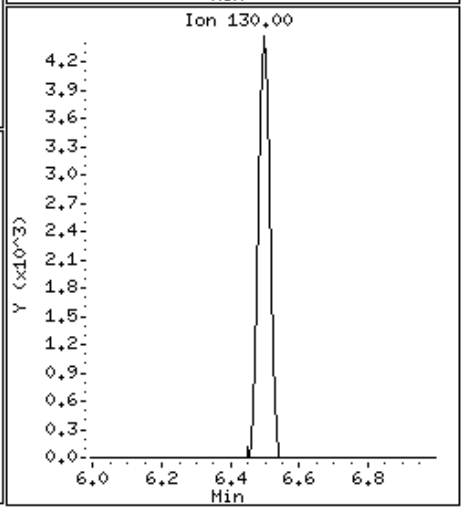

Alpha Analytical Labs

gc/ms voa - VOA105

Data file : \\Orgserv2\ff\chem\GCMSVOA\Voa105.i\151001n.b\1001N19.D
Lab Smp Id:
Inj Date : 02-OCT-2015 04:42
Operator : PD Inst ID: Voa105.i
Smp Info : l1523745-19,31,10,,a
Misc Info : wg827102,ical11492
Comment :
Method : \\Orgserv2\ff\chem\GCMSVOA\Voa105.i\151001n.b\liq8260B.m
Meth Date : 02-Oct-2015 11:21 pduczmalew Quant Type: ISTD
Cal Date : 26-SEP-2015 22:38 Cal File: 0926A10.D
Als bottle: 19
Dil Factor: 1.00000
Integrator: HP RTE Compound Sublist: NJTCL.sub
Target Version: 4.12
Processing Host: VIRTUALXP-76524

Concentration Formula: Amt * DF * CpndVariable
Cpnd Variable Local Compound Variable

	Compounds	QUANT SIG MASS	RT	EXP RT	REL RT	RESPONSE	CONCENTRATIONS ON-COLUMN (ngs)	FINAL (ngs)	REVIEW CODE
	1 dichlorodifluoromethane	85	Compound Not Detected.						
	2 chloromethane	50	1.987	1.992	(0.314)	1835	2.23591	2.235	
	3 vinyl chloride	62	2.079	2.079	(0.329)	4174	4.26611	4.266	
	4 bromomethane	94	Compound Not Detected.						
	5 chloroethane	64	Compound Not Detected.						
	6 trichlorofluoromethane	101	Compound Not Detected.						
	8 1,1,-dichloroethene	96	Compound Not Detected.						
	9 carbon disulfide	76	Compound Not Detected.						
	10 freon-113	101	Compound Not Detected.						
	11 methylene chloride	84	Compound Not Detected.						
	13 acetone	43	3.820	3.820	(0.604)	6934	53.7752	53.775	
	14 trans-1,2-dichloroethene	96	Compound Not Detected.						
	15 Methyl Acetate	43	Compound Not Detected.						
	16 methyl tert butyl ether	73	Compound Not Detected.						
	19 1,1-dichloroethane	63	Compound Not Detected.						
	24 cis-1,2-dichloroethene	96	5.058	5.058	(0.800)	6247	7.82353	7.823	
	27 bromochloromethane	128	Compound Not Detected.						
	26 Cyclohexane	56	Compound Not Detected.						
	28 chloroform	83	Compound Not Detected.						
	30 carbontetrachloride	117	Compound Not Detected.						
$	32 dibromofluoromethane	113	5.506	5.500	(0.871)	96711	97.7750	97.774	
	33 1,1,1-trichloroethane	97	Compound Not Detected.						
	34 2-butanone	43	Compound Not Detected.						
	36 benzene	78	Compound Not Detected.						
$	38 1,2-dichloroethane-d4	65	6.046	6.041	(0.956)	116591	100.179	100.178	
	39 1,2-dichloroethane	62	Compound Not Detected.						
*	41 flourobenzene	96	6.324	6.324	(1.000)	379487	100.000		
	42 methyl cyclohexane	83	Compound Not Detected.						

	Compounds	QUANT SIG MASS	RT	EXP RT	REL RT	RESPONSE	CONCENTRATIONS ON-COLUMN (ngs)	CONCENTRATIONS FINAL (ngs)	REVIEW CODE
	43 trichloroethene	95	6.494	6.493	(1.027)	7504	8.92983	8.929	
	46 1,2-dichloropropane	63	Compound Not Detected.						
	47 bromodichloromethane	83	Compound Not Detected.						
	49 1,4-Dioxane	88	Compound Not Detected.						
	52 cis-1,3-dichloropropene	75	Compound Not Detected.						
$	53 toluene-d8	98	8.027	8.021	(0.812)	364304	106.943	106.943	
	54 toluene	92	Compound Not Detected.						
	56 4-methyl-2-pentanone	58	Compound Not Detected.						
	55 tetrachloroethene	166	Compound Not Detected.						
	57 trans-1,3-dichloropropene	75	Compound Not Detected.						
	60 1,1,2-trichloroethane	83	Compound Not Detected.						
	61 chlorodibromomethane	129	Compound Not Detected.						
	64 1,2-dibromoethane	107	Compound Not Detected.						
	65 2-hexanone	43	Compound Not Detected.						
*	66 chlorobenzene-d5	117	9.882	9.882	(1.000)	259564	100.000		
	67 chlorobenzene	112	Compound Not Detected.						
	68 ethyl benzene	91	Compound Not Detected.						
	70 p/m xylene	106	Compound Not Detected.						
	71 o xylene	106	Compound Not Detected.						
	72 styrene	104	Compound Not Detected.						
	73 bromoform	173	Compound Not Detected.						
	74 isopropylbenzene	105	Compound Not Detected.						
$	75 4-bromofluorobenzene	95	11.333	11.333	(0.905)	114229	102.023	102.023	
	79 1,1,2,2,-tetrachloroethane	83	Compound Not Detected.						
	92 1,3-dichlorobenzene	146	Compound Not Detected.						
*	93 1,4-dichlorobenzene-d4	152	12.517	12.517	(1.000)	110309	100.000		
	94 1,4-dichlorobenzene	146	Compound Not Detected.						
	97 1,2-dichlorobenzene	146	Compound Not Detected.						
	99 1,2-dibromo-3-chloropropane	75	Compound Not Detected.						
	102 1,2,4-trichlorobenzene	180	Compound Not Detected.						
	104 1,2,3-trichlorobenzene	180	Compound Not Detected.						

Alpha Analytical Labs

gc/ms voa - VOA105

Data file : \\Orgserv2\ff\chem\GCMSVOA\Voa105.i\151001n.b\1001N19.D
Lab Smp Id:
Inj Date : 02-OCT-2015 04:42
Operator : PD Inst ID: Voa105.i
Smp Info : l1523745-19,31,10,,a
Misc Info : wg827102,ical11492
Comment :
Method : \\Orgserv2\ff\chem\GCMSVOA\Voa105.i\151001n.b\liq8260B.m
Meth Date : 02-Oct-2015 11:21 pduczmalew Quant Type: ISTD
Cal Date : 26-SEP-2015 22:38 Cal File: 0926A10.D
Als bottle: 19
Dil Factor: 1.00000
Integrator: HP RTE Compound Sublist: NJTCL.sub
Target Version: 4.12
Processing Host: VIRTUALXP-76524

- NO TENTATIVELY IDENTIFIED COMPOUNDS -

Alpha Analytical Labs

INTERNAL STANDARD COMPOUNDS
AREA AND RT SUMMARY

Instrument ID: Voa105.i
Lab File ID: 1001N19.D
Lab Smp Id:
Analysis Type: VOA
Quant Type: ISTD
Operator: PD
Method File: \\Orgserv2\ff\chem\GCMSVOA\Voa105.i\151001n.b\liq8260B.m
Misc Info: wg827102,ical11492

Calibration Date: 01-OCT-2015
Calibration Time: 20:20
Level: LOW
Sample Type: WATER

Test Mode:
Use Last Continuing Calibrator.
If Continuing Cal. use Initial Cal. Level 3

		AREA LIMIT			
COMPOUND	STANDARD	LOWER	UPPER	SAMPLE	%DIFF
41 flourobenzene	415716	207858	831432	379487	-8.71
66 chlorobenzene-d5	326583	163292	653166	259564	-20.52
93 1,4-dichlorobenze	163682	81841	327364	110309	-32.61

		RT LIMIT			
COMPOUND	STANDARD	LOWER	UPPER	SAMPLE	%DIFF
41 flourobenzene	6.32	5.82	6.82	6.32	0.00
66 chlorobenzene-d5	9.88	9.38	10.38	9.88	0.00
93 1,4-dichlorobenze	12.52	12.02	13.02	12.52	0.00

AREA UPPER LIMIT = +100% of internal standard area.
AREA LOWER LIMIT = - 50% of internal standard area.
RT UPPER LIMIT = + 0.50 minutes of internal standard RT.
RT LOWER LIMIT = - 0.50 minutes of internal standard RT.

Alpha Analytical Labs

RECOVERY REPORT

Client Name: Client SDG: SDGa00307
Sample Matrix: LIQUID Fraction: VOA
Lab Smp Id:
Level: LOW Operator: PD
Data Type: MS DATA SampleType: SAMPLE
SpikeList File: curveall.spk Quant Type: ISTD
Sublist File: NJTCL.sub
Method File: \\Orgserv2\ff\chem\GCMSVOA\Voa105.i\151001n.b\liq8260B.m
Misc Info: wg827102,ical11492

SURROGATE COMPOUND	AMOUNT ADDED ngs	AMOUNT RECOVERED ngs	% RECOVERED	LIMITS
$ 32 dibromofluorometha	100.000	97.774	97.77	70-130
$ 38 1,2-dichloroethane	100.000	100.178	100.18	70-130
$ 53 toluene-d8	100.000	106.943	106.94	70-130
$ 75 4-bromofluorobenze	100.000	102.023	102.02	70-130

Data File: \\Orgserv2\ff\chem\GCMSVOA\Voa105.i\151001n.b\1001N19.D
Date : 02-OCT-2015 04:42
Client ID:
Sample Info: 11523745-19,31,10,,a
Purge Volume: 10.0
Column phase:

Instrument: Voa105.i
Operator: PD
Column diameter: 0.18

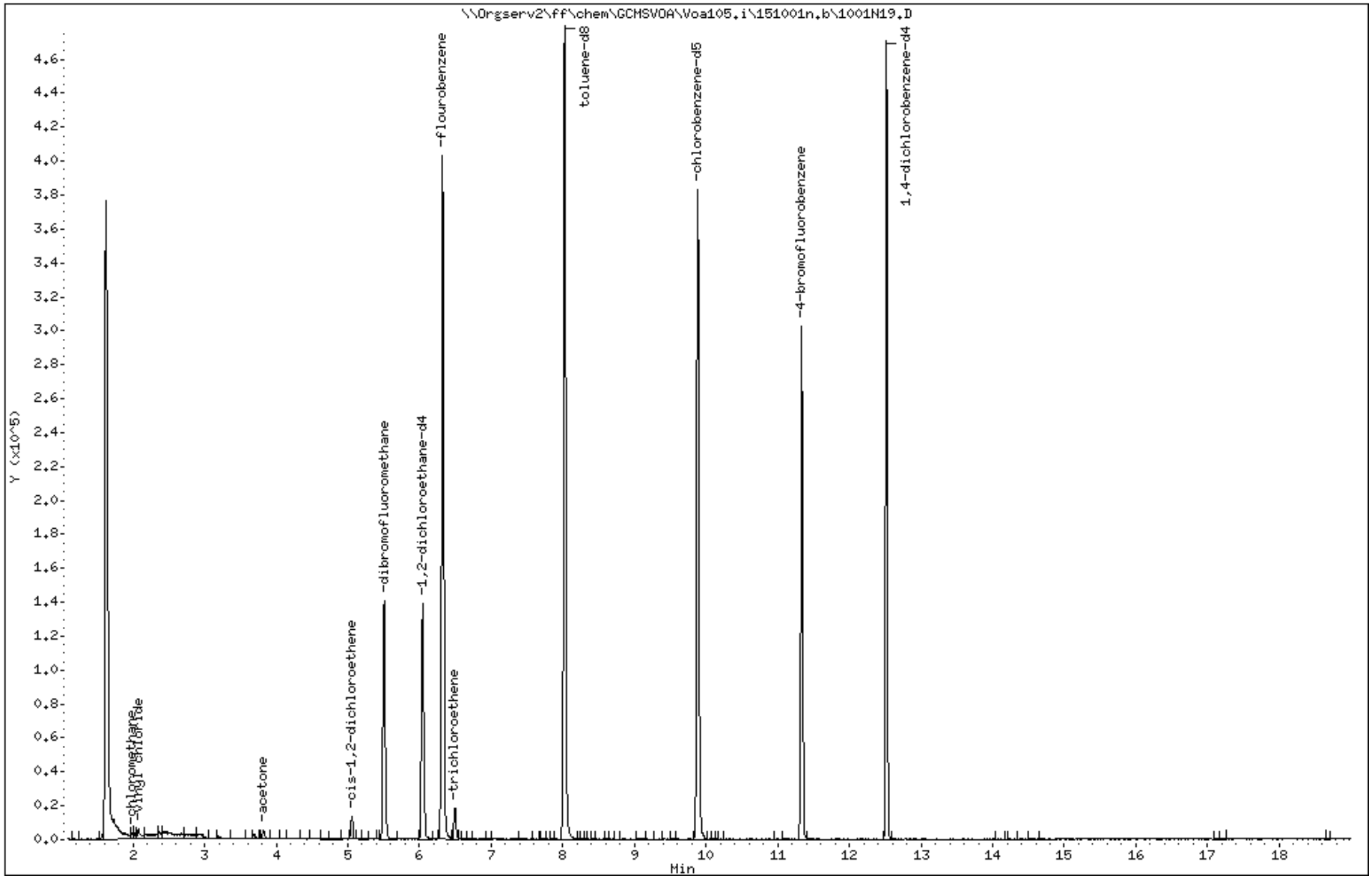

Data File: \\Orgserv2\ff\chem\GCMSVOA\Voa105.i\151001n.b\1001N19.D

Date : 02-OCT-2015 04:42

Client ID:

Instrument: Voa105.i

Sample Info: 11523745-19,31,10,,a

Purge Volume: 10.0

Operator: PD

Column phase:

Column diameter: 0.18

2 chloromethane

Concentration: 2.235 ngs

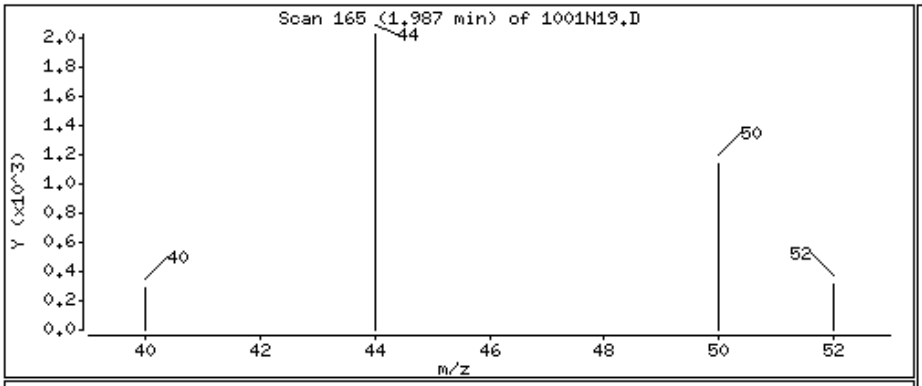

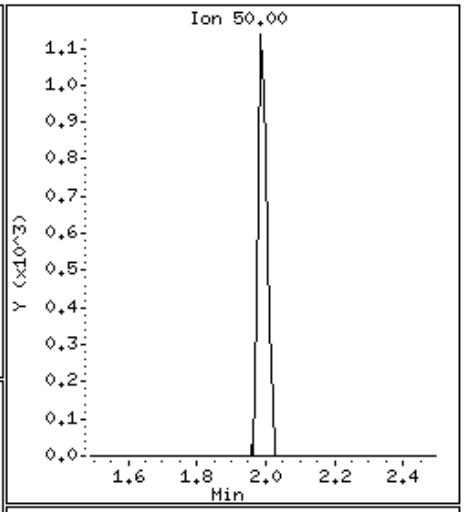

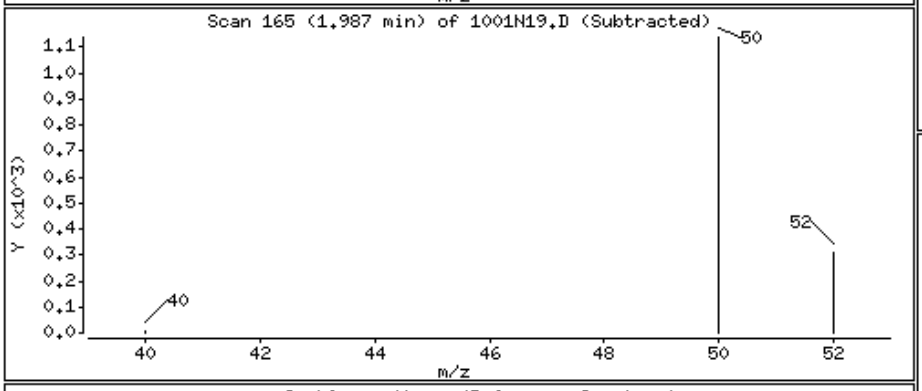

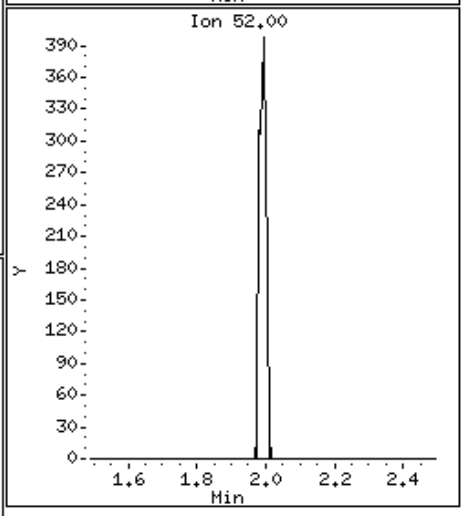

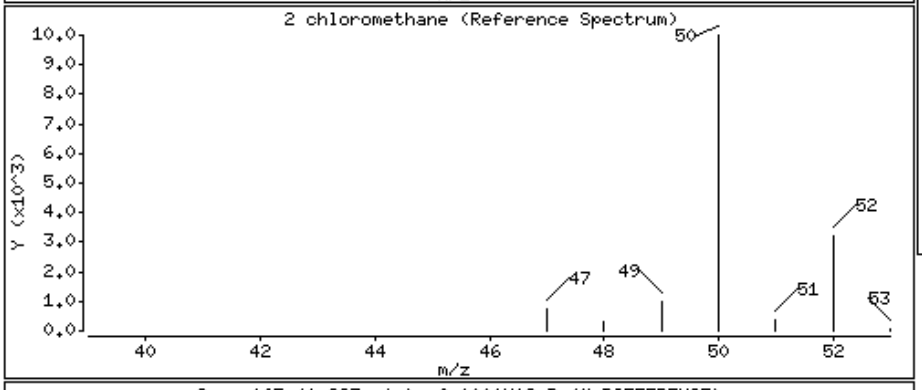

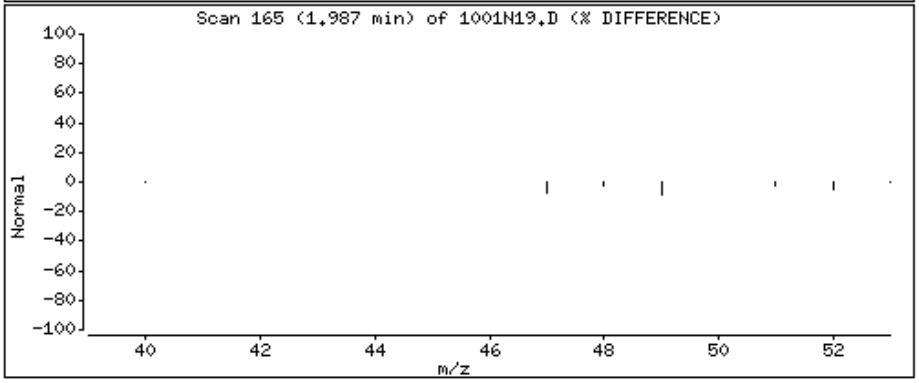

Data File: \\Orgserv2\ff\chem\GCMSVOA\Voa105.i\151001n.b\1001N19.D

Date : 02-OCT-2015 04:42

Client ID:

Instrument: Voa105.i

Sample Info: 11523745-19,31,10,,a

Purge Volume: 10.0

Operator: PD

Column phase:

Column diameter: 0.18

3 vinyl chloride

Concentration: 4.266 ngs

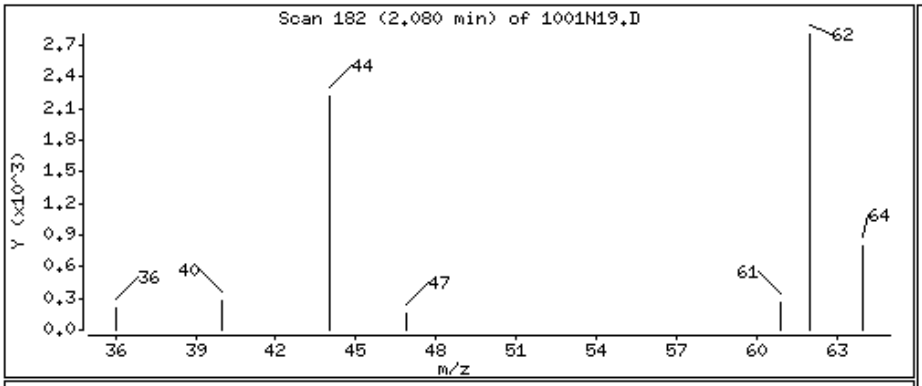

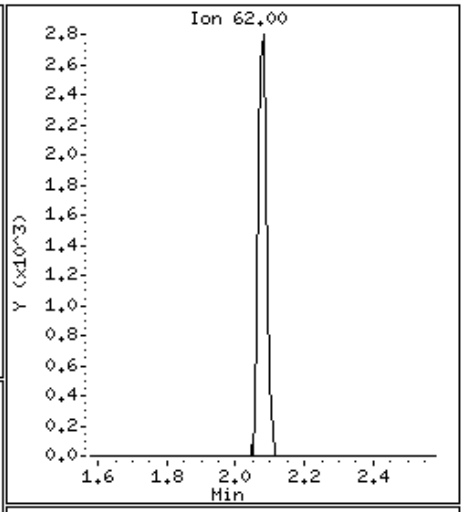

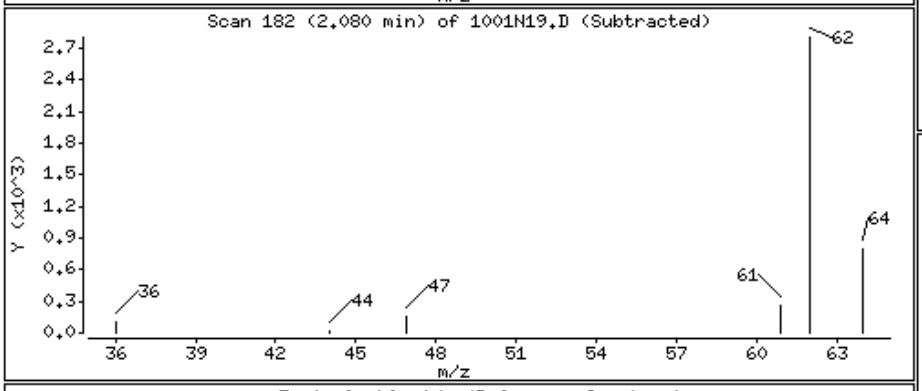

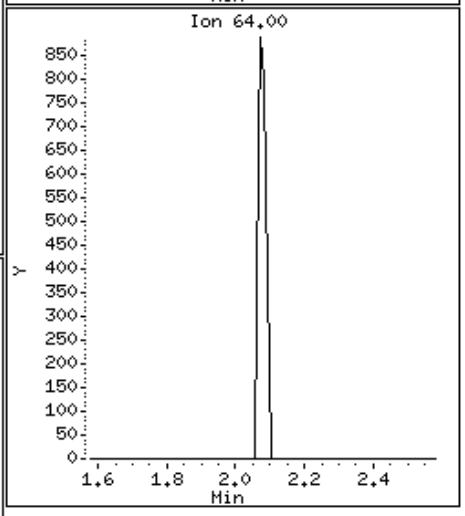

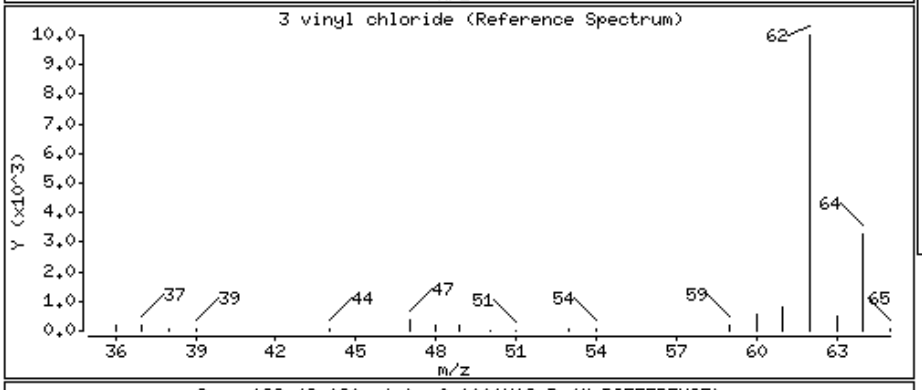

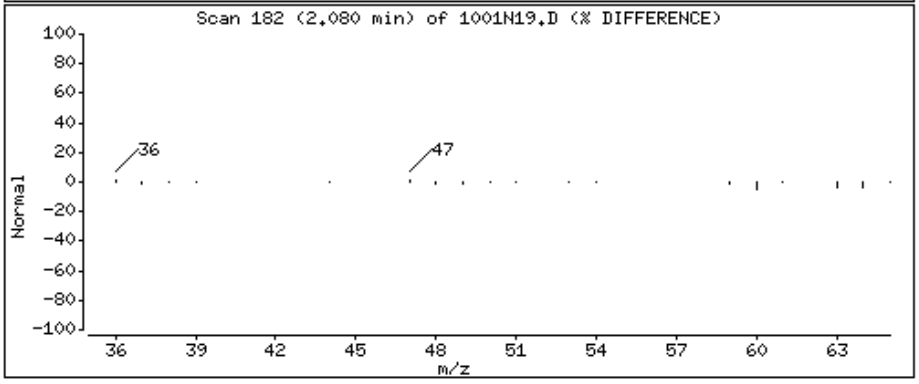

Data File: \\Orgserv2\ff\chem\GCMSVOA\Voa105.i\151001n.b\1001N19.D

Date : 02-OCT-2015 04:42

Client ID:

Instrument: Voa105.i

Sample Info: 11523745-19,31,10,,a

Purge Volume: 10.0

Operator: PD

Column phase:

Column diameter: 0.18

13 acetone

Concentration: 53.775 ngs

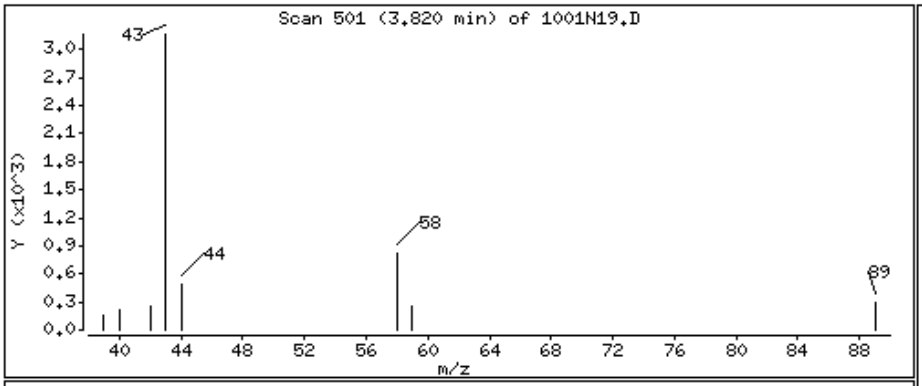

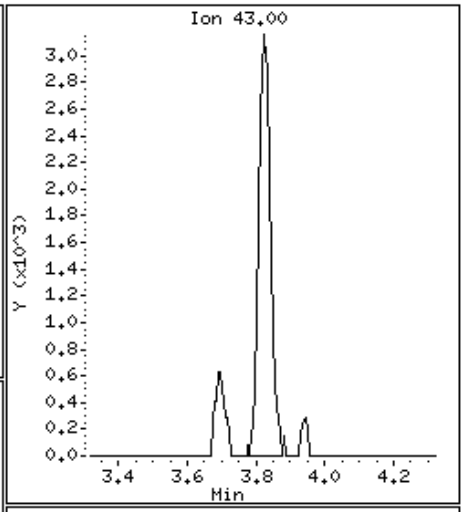

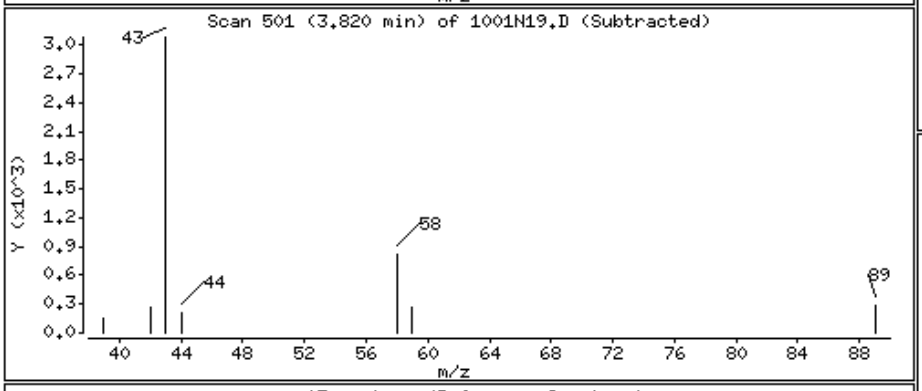

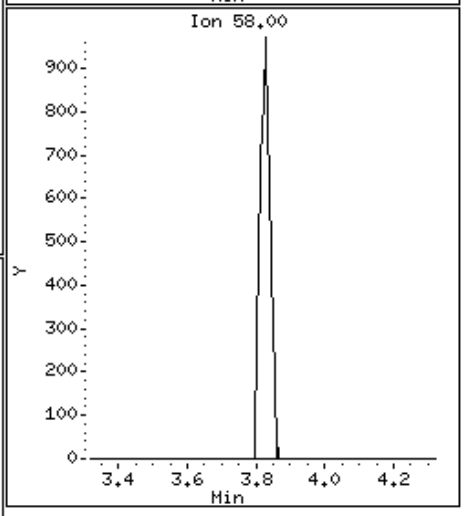

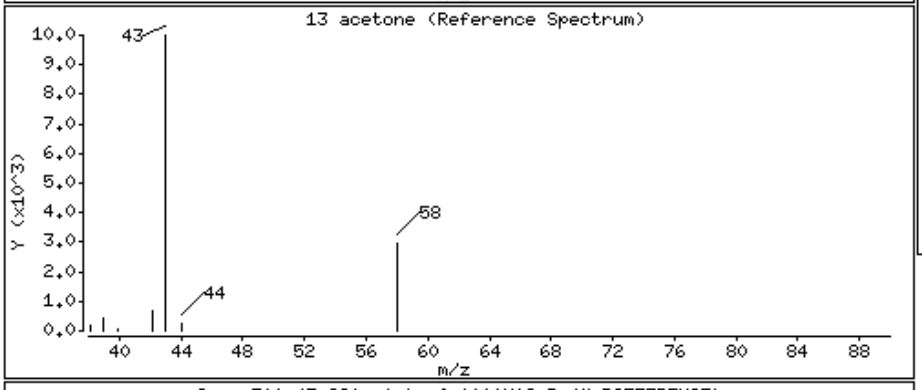

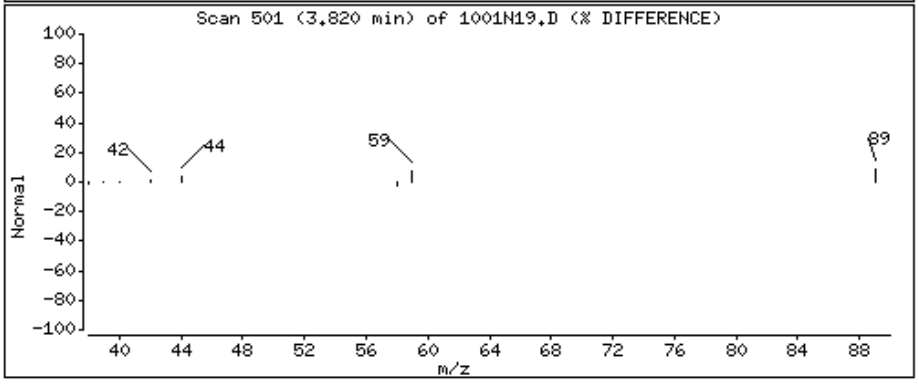

Data File: \\Orgserv2\ff\chem\GCMSVOA\Voa105.i\151001n.b\1001N19.D

Date : 02-OCT-2015 04:42

Client ID:

Instrument: Voa105.i

Sample Info: 11523745-19,31,10,,a

Purge Volume: 10.0

Operator: PD

Column phase:

Column diameter: 0.18

24 cis-1,2-dichloroethene

Concentration: 7.823 ngs

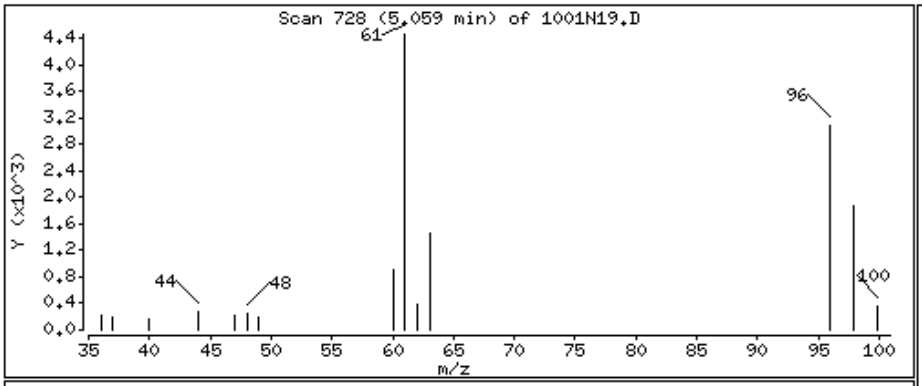

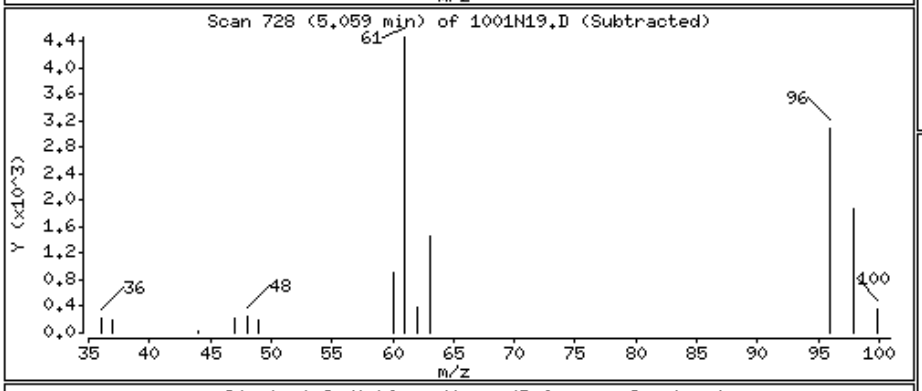

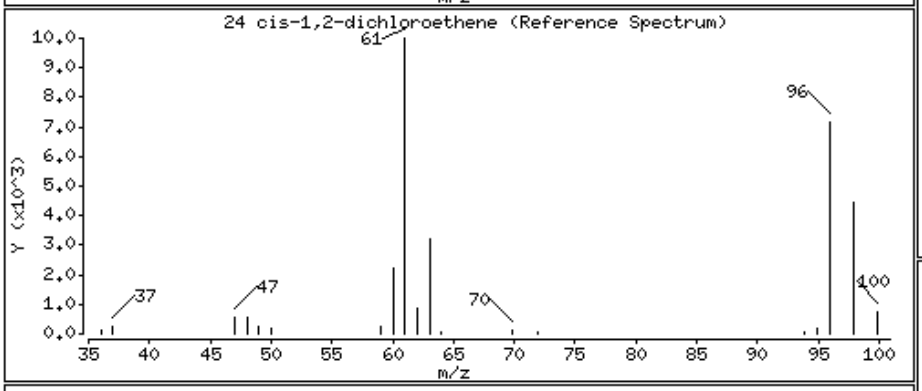

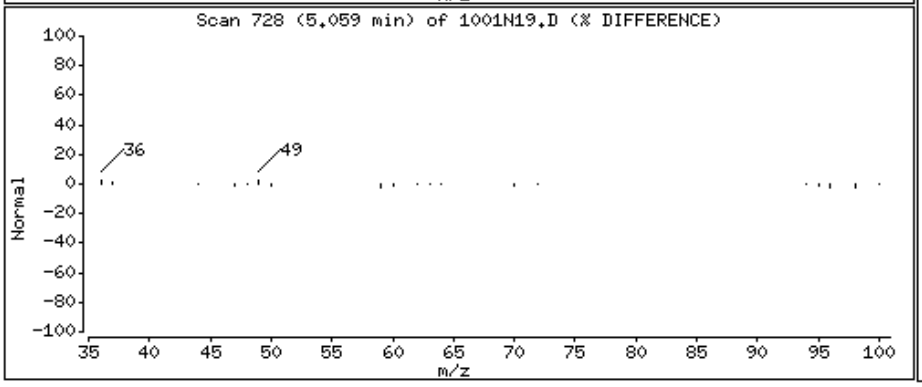

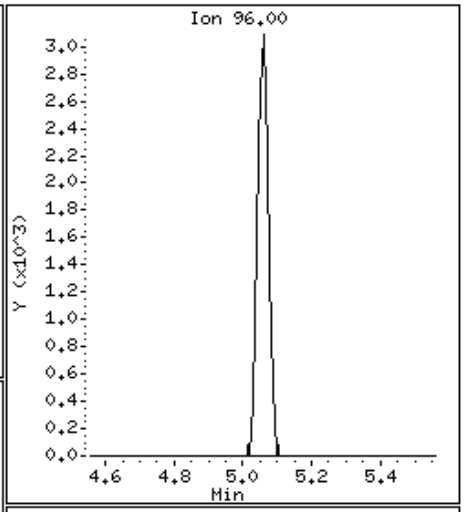

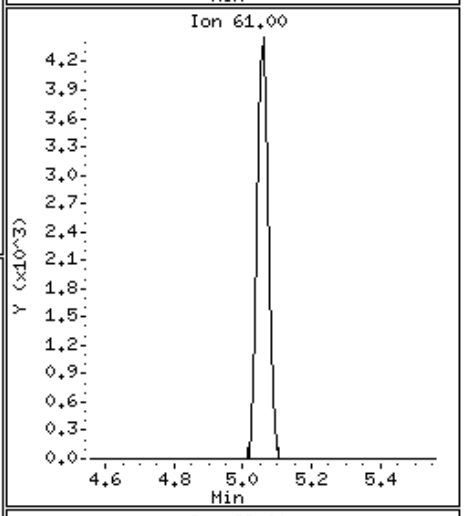

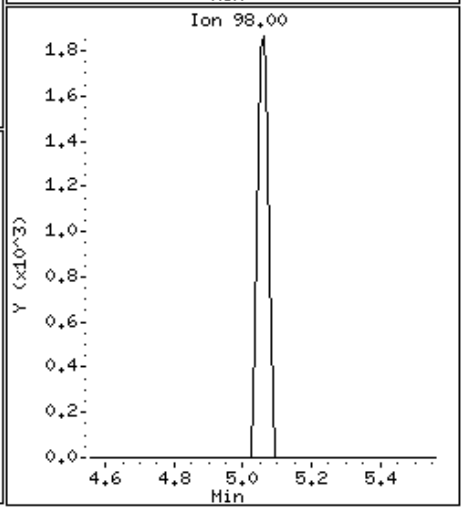

Data File: \\Orgserv2\ff\chem\GCMSVOA\Voa105.i\151001n.b\1001N19.D

Date : 02-OCT-2015 04:42

Client ID:

Instrument: Voa105.i

Sample Info: 11523745-19,31,10,,a

Purge Volume: 10.0

Operator: PD

Column phase:

Column diameter: 0.18

43 trichloroethene

Concentration: 8.929 ngs

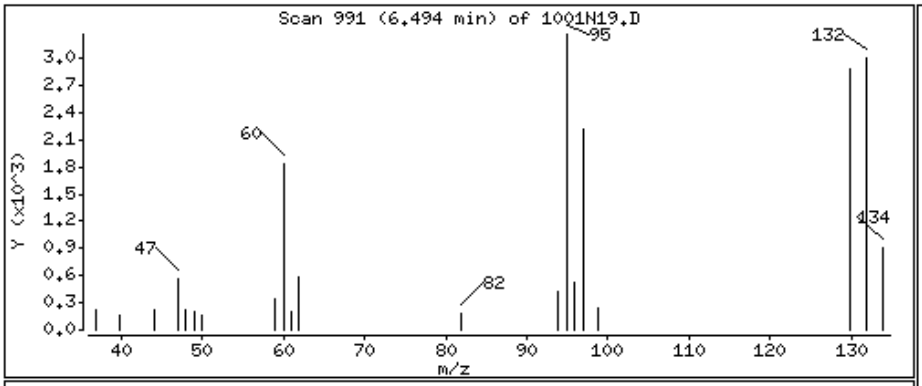

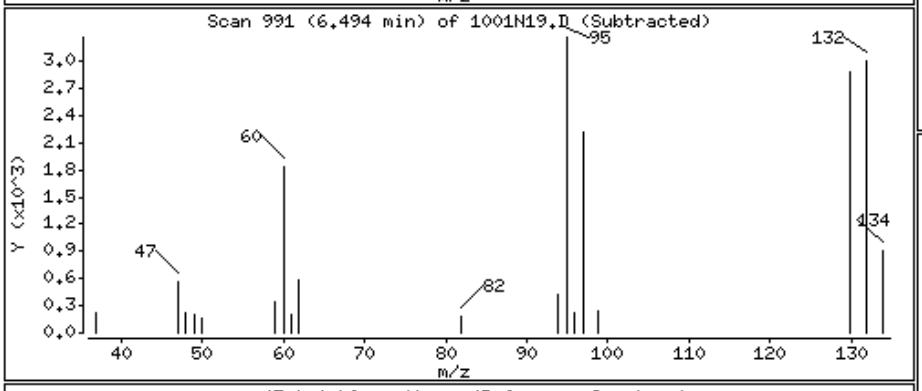

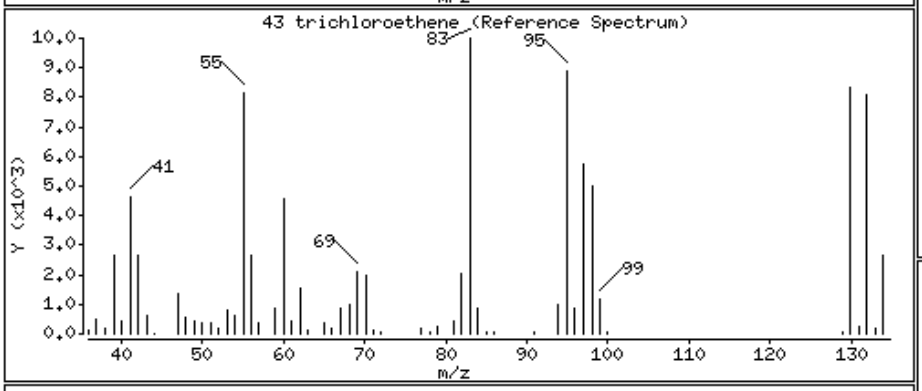

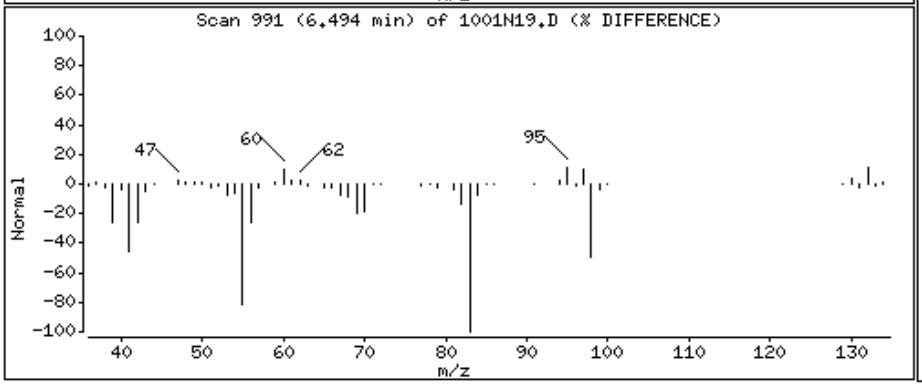

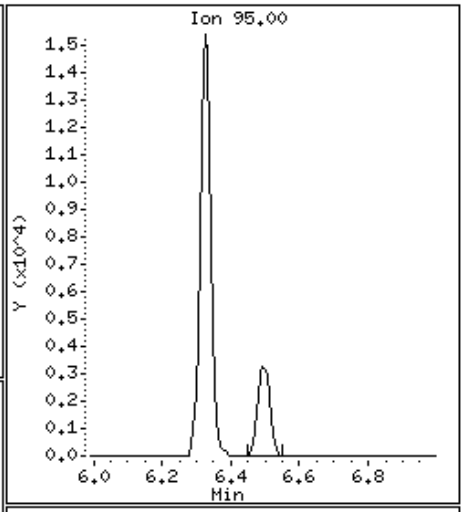

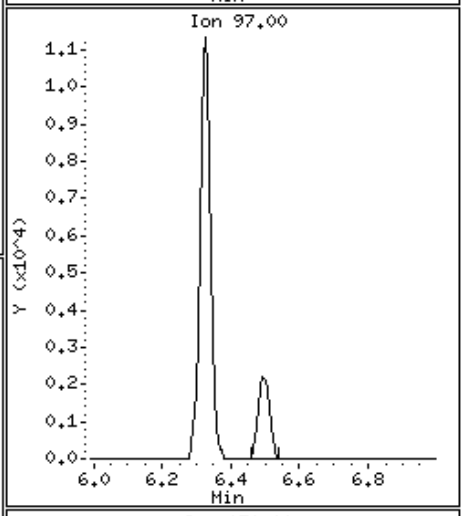

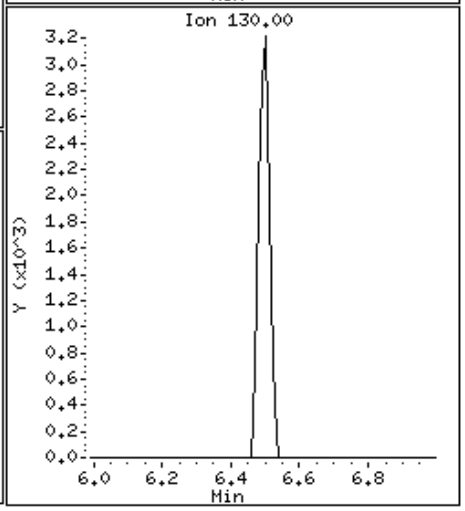

Alpha Analytical Labs

gc/ms voa - VOA105

Data file : \\Orgserv2\ff\chem\GCMSVOA\Voa105.i\151001n.b\1001N20.D
Lab Smp Id:
Inj Date : 02-OCT-2015 05:09
Operator : PD Inst ID: Voa105.i
Smp Info : l1523745-20,31,10,,a
Misc Info : wg827102,ical11492
Comment :
Method : \\Orgserv2\ff\chem\GCMSVOA\Voa105.i\151001n.b\liq8260B.m
Meth Date : 02-Oct-2015 11:21 pduczmalew Quant Type: ISTD
Cal Date : 26-SEP-2015 22:38 Cal File: 0926A10.D
Als bottle: 20
Dil Factor: 1.00000
Integrator: HP RTE Compound Sublist: NJTCL.sub
Target Version: 4.12
Processing Host: VIRTUALXP-76524

Concentration Formula: Amt * DF * CpndVariable
Cpnd Variable Local Compound Variable

			QUANT SIG					CONCENTRATIONS ON-COLUMN	FINAL	
		Compounds	MASS	RT	EXP RT	REL RT	RESPONSE	(ngs)	(ngs)	REVIEW CODE
	1	dichlorodifluoromethane	85	Compound Not Detected.						
	2	chloromethane	50	Compound Not Detected.						
	3	vinyl chloride	62	Compound Not Detected.						
	4	bromomethane	94	Compound Not Detected.						
	5	chloroethane	64	Compound Not Detected.						
	6	trichlorofluoromethane	101	Compound Not Detected.						
	8	1,1,-dichloroethene	96	Compound Not Detected.						
	9	carbon disulfide	76	Compound Not Detected.						
	10	freon-113	101	3.236	3.231	(0.512)	17271	22.7586	22.758	
	11	methylene chloride	84	Compound Not Detected.						
	13	acetone	43	3.826	3.820	(0.605)	6949	54.2117	54.211	
	14	trans-1,2-dichloroethene	96	Compound Not Detected.						
	15	Methyl Acetate	43	Compound Not Detected.						
	16	methyl tert butyl ether	73	Compound Not Detected.						
	19	1,1-dichloroethane	63	Compound Not Detected.						
	24	cis-1,2-dichloroethene	96	Compound Not Detected.						
	27	bromochloromethane	128	Compound Not Detected.						
	26	Cyclohexane	56	Compound Not Detected.						
	28	chloroform	83	5.326	5.320	(0.842)	6116	4.37218	4.372	
	30	carbontetrachloride	117	Compound Not Detected.						
$	32	dibromofluoromethane	113	5.506	5.500	(0.871)	97015	98.6650	98.664	
	33	1,1,1-trichloroethane	97	Compound Not Detected.						
	34	2-butanone	43	Compound Not Detected.						
	36	benzene	78	Compound Not Detected.						
$	38	1,2-dichloroethane-d4	65	6.041	6.041	(0.955)	119081	102.926	102.925	
	39	1,2-dichloroethane	62	Compound Not Detected.						
*	41	flourobenzene	96	6.325	6.324	(1.000)	377246	100.000		
	42	methyl cyclohexane	83	Compound Not Detected.						

	Compounds	QUANT SIG MASS	RT	EXP RT	REL RT	RESPONSE	CONCENTRATIONS ON-COLUMN (ngs)	CONCENTRATIONS FINAL (ngs)	REVIEW CODE
	43 trichloroethene	95	6.494	6.493	(1.027)	11675	13.9759	13.975	
	46 1,2-dichloropropane	63	Compound Not Detected.						
	47 bromodichloromethane	83	Compound Not Detected.						
	49 1,4-Dioxane	88	Compound Not Detected.						
	52 cis-1,3-dichloropropene	75	Compound Not Detected.						
$	53 toluene-d8	98	8.027	8.021	(0.812)	362929	106.663	106.663	
	54 toluene	92	Compound Not Detected.						
	56 4-methyl-2-pentanone	58	Compound Not Detected.						
	55 tetrachloroethene	166	8.523	8.523	(0.862)	4106	6.14042	6.140	
	57 trans-1,3-dichloropropene	75	Compound Not Detected.						
	60 1,1,2-trichloroethane	83	Compound Not Detected.						
	61 chlorodibromomethane	129	Compound Not Detected.						
	64 1,2-dibromoethane	107	Compound Not Detected.						
	65 2-hexanone	43	Compound Not Detected.						
*	66 chlorobenzene-d5	117	9.888	9.882	(1.000)	259262	100.000		
	67 chlorobenzene	112	Compound Not Detected.						
	68 ethyl benzene	91	Compound Not Detected.						
	70 p/m xylene	106	Compound Not Detected.						
	71 o xylene	106	Compound Not Detected.						
	72 styrene	104	Compound Not Detected.						
	73 bromoform	173	Compound Not Detected.						
	74 isopropylbenzene	105	Compound Not Detected.						
$	75 4-bromofluorobenzene	95	11.333	11.333	(0.905)	115495	102.327	102.327	
	79 1,1,2,2,-tetrachloroethane	83	Compound Not Detected.						
	92 1,3-dichlorobenzene	146	Compound Not Detected.						
*	93 1,4-dichlorobenzene-d4	152	12.518	12.517	(1.000)	111200	100.000		
	94 1,4-dichlorobenzene	146	Compound Not Detected.						
	97 1,2-dichlorobenzene	146	Compound Not Detected.						
	99 1,2-dibromo-3-chloropropane	75	Compound Not Detected.						
	102 1,2,4-trichlorobenzene	180	Compound Not Detected.						
	104 1,2,3-trichlorobenzene	180	Compound Not Detected.						

Alpha Analytical Labs

gc/ms voa - VOA105

Data file : \\Orgserv2\ff\chem\GCMSVOA\Voa105.i\151001n.b\1001N20.D
Lab Smp Id:
Inj Date : 02-OCT-2015 05:09
Operator : PD Inst ID: Voa105.i
Smp Info : l1523745-20,31,10,,a
Misc Info : wg827102,ical11492
Comment :
Method : \\Orgserv2\ff\chem\GCMSVOA\Voa105.i\151001n.b\liq8260B.m
Meth Date : 02-Oct-2015 11:21 pduczmalew Quant Type: ISTD
Cal Date : 26-SEP-2015 22:38 Cal File: 0926A10.D
Als bottle: 20
Dil Factor: 1.00000
Integrator: HP RTE Compound Sublist: NJTCL.sub
Target Version: 4.12
Processing Host: VIRTUALXP-76524

- NO TENTATIVELY IDENTIFIED COMPOUNDS -

Alpha Analytical Labs

INTERNAL STANDARD COMPOUNDS
AREA AND RT SUMMARY

Instrument ID: Voa105.i
Lab File ID: 1001N20.D
Lab Smp Id:
Analysis Type: VOA
Quant Type: ISTD
Operator: PD
Method File: \\Orgserv2\ff\chem\GCMSVOA\Voa105.i\151001n.b\liq8260B.m
Misc Info: wg827102,ical11492

Calibration Date: 01-OCT-2015
Calibration Time: 20:20
Level: LOW
Sample Type: WATER

Test Mode:
Use Last Continuing Calibrator.
If Continuing Cal. use Initial Cal. Level 3

		AREA LIMIT			
COMPOUND	STANDARD	LOWER	UPPER	SAMPLE	%DIFF
41 flourobenzene	415716	207858	831432	377246	-9.25
66 chlorobenzene-d5	326583	163292	653166	259262	-20.61
93 1,4-dichlorobenze	163682	81841	327364	111200	-32.06

		RT LIMIT			
COMPOUND	STANDARD	LOWER	UPPER	SAMPLE	%DIFF
41 flourobenzene	6.32	5.82	6.82	6.33	0.00
66 chlorobenzene-d5	9.88	9.38	10.38	9.89	0.06
93 1,4-dichlorobenze	12.52	12.02	13.02	12.52	0.00

AREA UPPER LIMIT = +100% of internal standard area.
AREA LOWER LIMIT = - 50% of internal standard area.
RT UPPER LIMIT = + 0.50 minutes of internal standard RT.
RT LOWER LIMIT = - 0.50 minutes of internal standard RT.

Alpha Analytical Labs

RECOVERY REPORT

Client Name: Client SDG: SDGa00307
Sample Matrix: LIQUID Fraction: VOA
Lab Smp Id:
Level: LOW Operator: PD
Data Type: MS DATA SampleType: SAMPLE
SpikeList File: curveall.spk Quant Type: ISTD
Sublist File: NJTCL.sub
Method File: \\Orgserv2\ff\chem\GCMSVOA\Voa105.i\151001n.b\liq8260B.m
Misc Info: wg827102,ical11492

SURROGATE COMPOUND	AMOUNT ADDED ngs	AMOUNT RECOVERED ngs	% RECOVERED	LIMITS
$ 32 dibromofluorometha	100.000	98.664	98.66	70-130
$ 38 1,2-dichloroethane	100.000	102.925	102.93	70-130
$ 53 toluene-d8	100.000	106.663	106.66	70-130
$ 75 4-bromofluorobenze	100.000	102.327	102.33	70-130

Data File: \\Orgserv2\ff\chem\GCMSVOA\Voa105.i\151001n.b\1001N20.D
Date : 02-OCT-2015 05:09
Client ID:
Sample Info: 11523745-20,31,10,,a
Purge Volume: 10.0
Column phase:

Instrument: Voa105.i
Operator: PD
Column diameter: 0.18

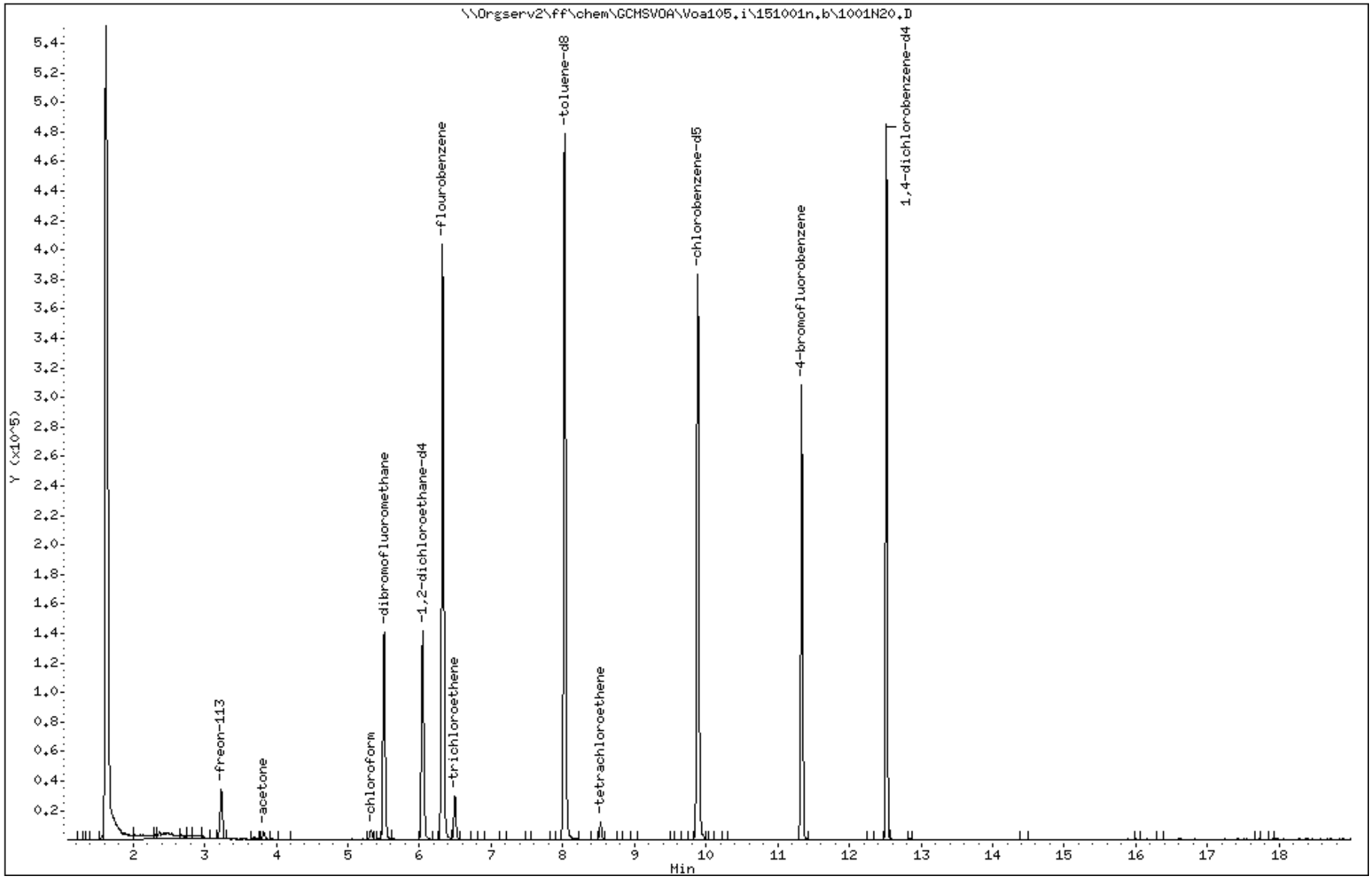

Data File: \\Orgserv2\ff\chem\GCMSVOA\Voa105.i\151001n.b\1001N20.D

Date : 02-OCT-2015 05:09

Client ID:

Instrument: Voa105.i

Sample Info: 11523745-20,31,10,,a

Purge Volume: 10.0

Operator: PD

Column phase:

Column diameter: 0.18

10 freon-113

Concentration: 22.758 ngs

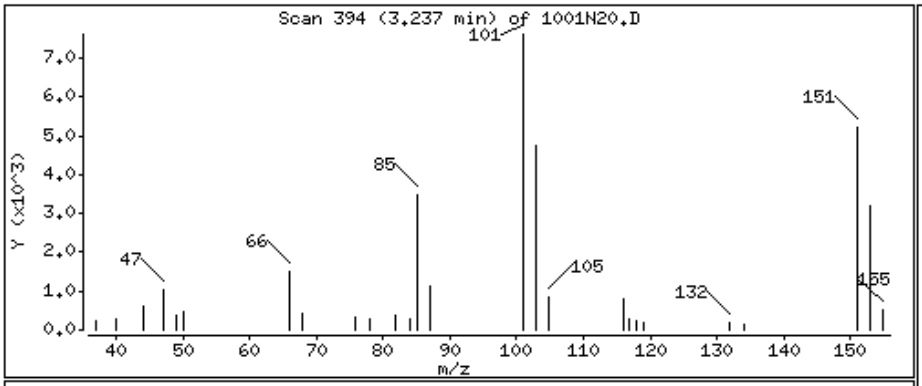

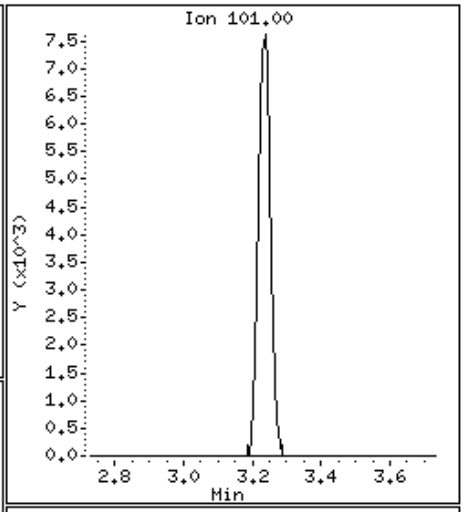

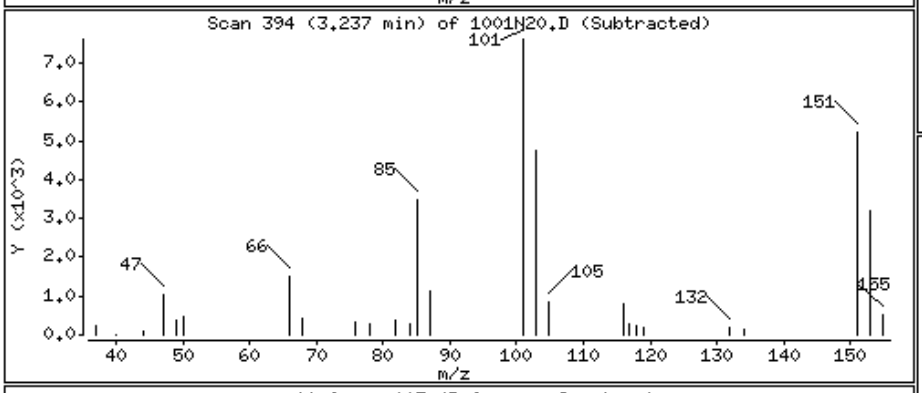

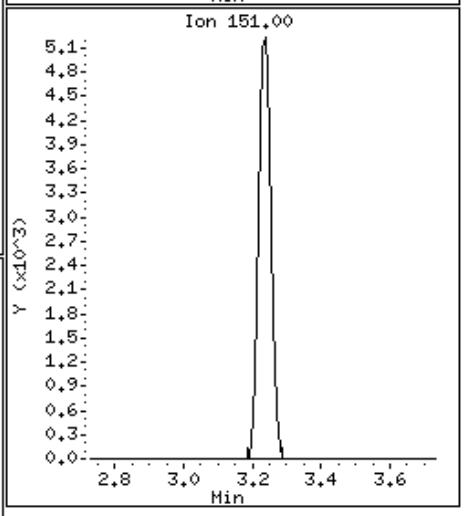

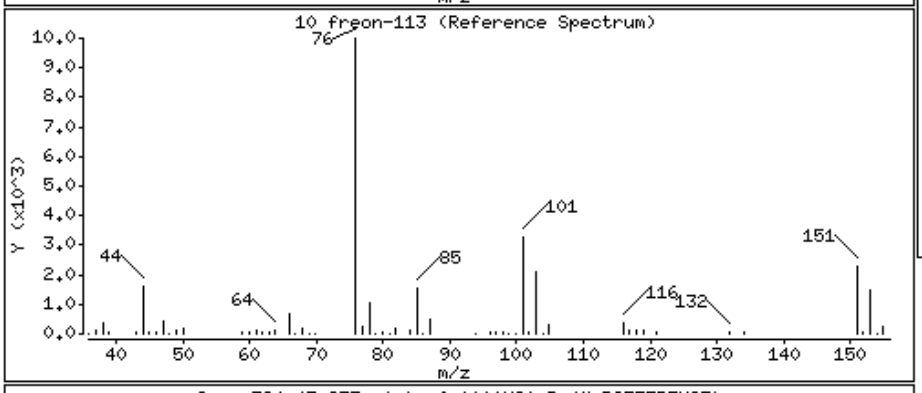

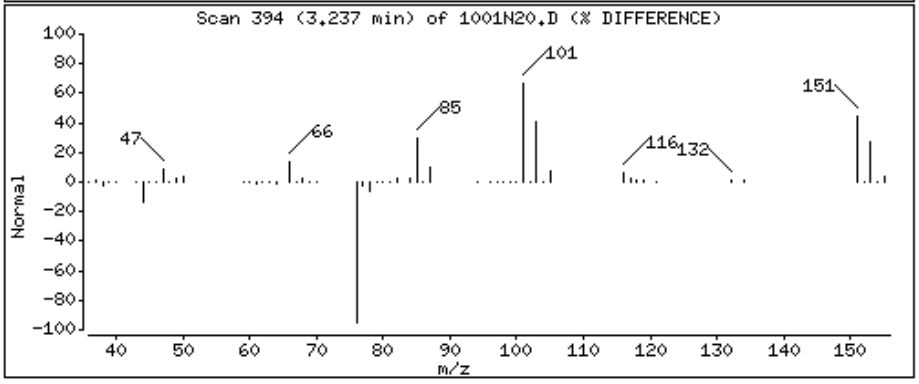

Data File: \\Orgserv2\ff\chem\GCMSVOA\Voa105.i\151001n.b\1001N20.D

Date : 02-OCT-2015 05:09

Client ID:

Instrument: Voa105.i

Sample Info: 11523745-20,31,10,,a

Purge Volume: 10.0

Operator: PD

Column phase:

Column diameter: 0.18

13 acetone

Concentration: 54.211 ngs

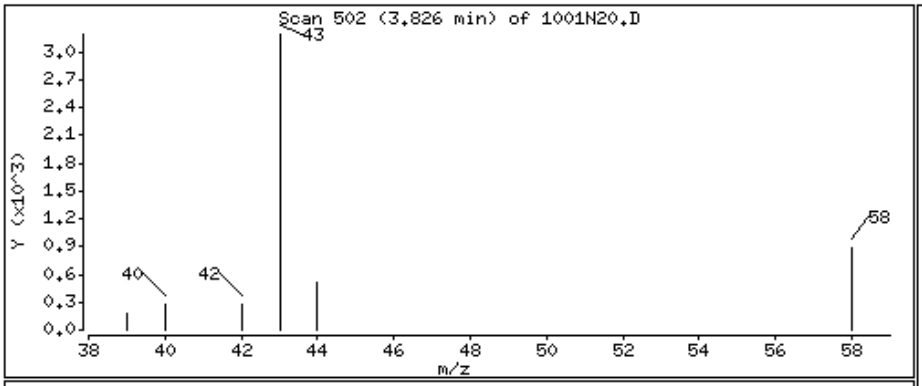

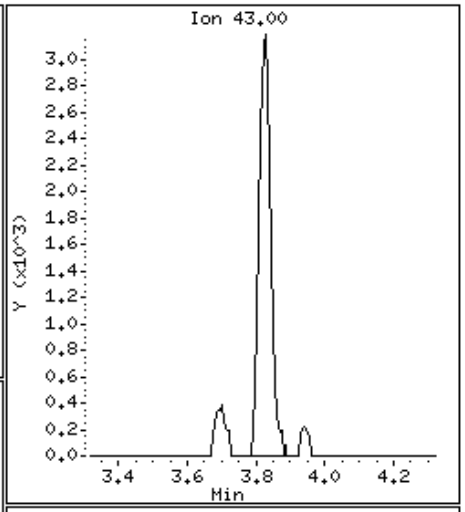

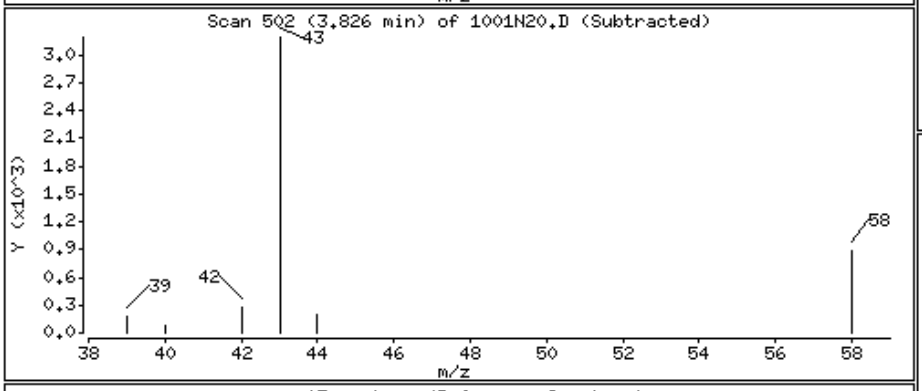

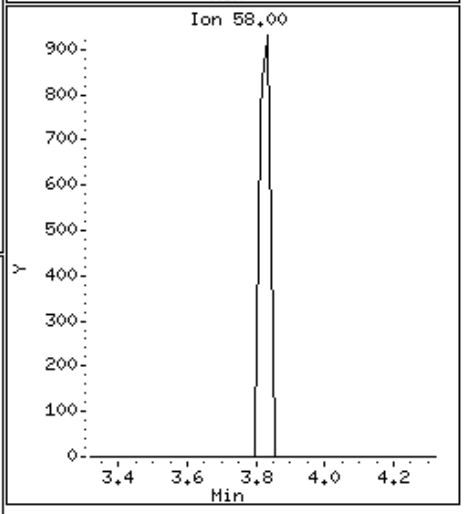

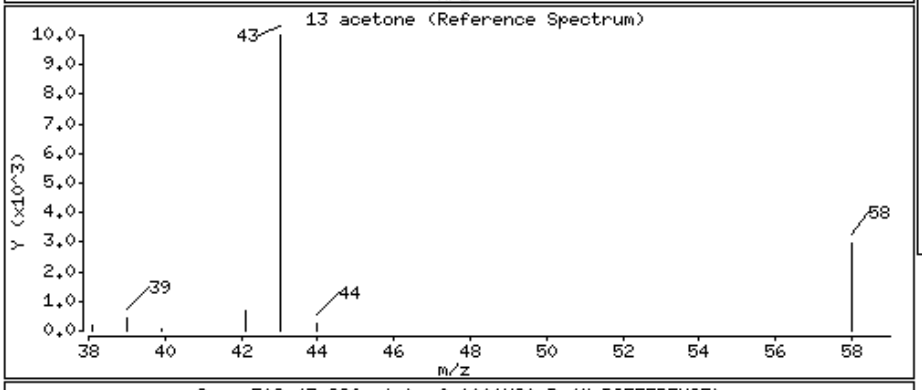

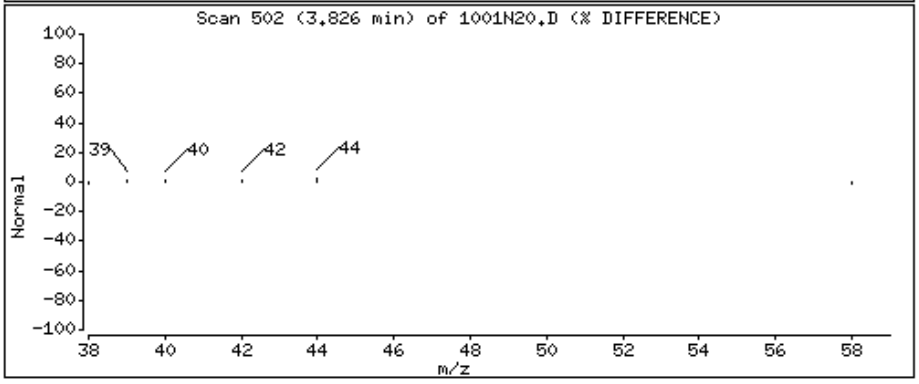

Data File: \\Orgserv2\ff\chem\GCMSVOA\Voa105.i\151001n.b\1001N20.D

Date : 02-OCT-2015 05:09

Client ID:

Instrument: Voa105.i

Sample Info: 11523745-20,31,10,,a

Purge Volume: 10.0

Operator: PD

Column phase:

Column diameter: 0.18

28 chloroform

Concentration: 4.372 ngs

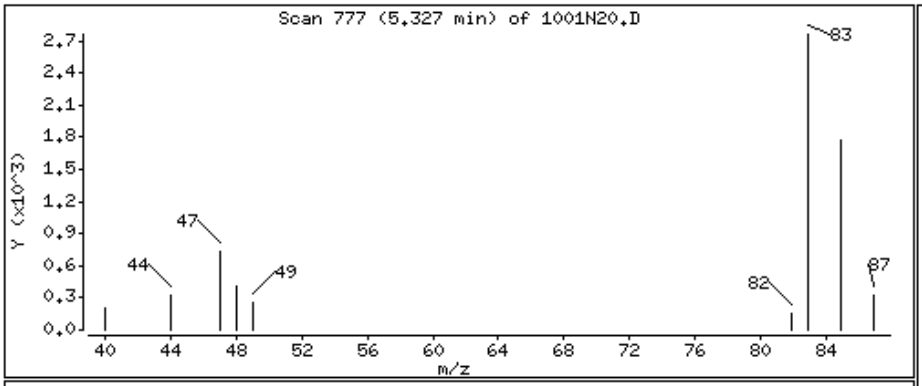

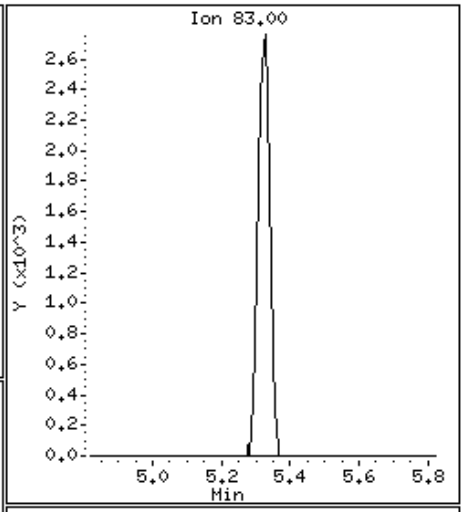

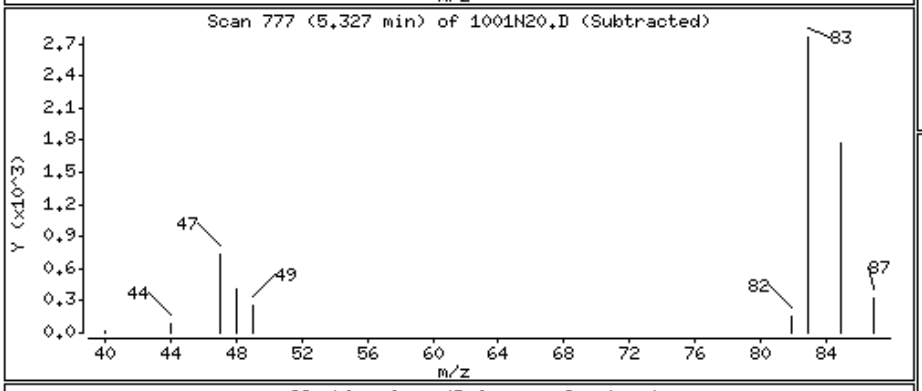

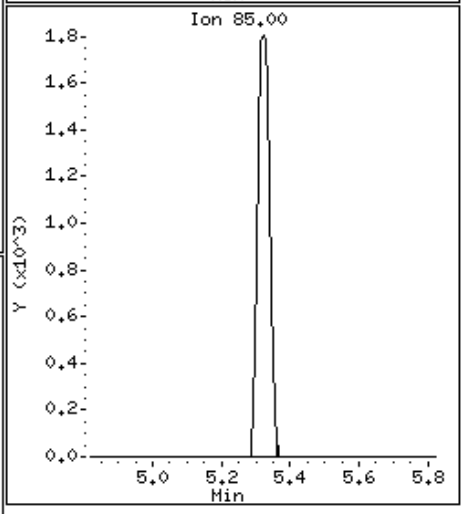

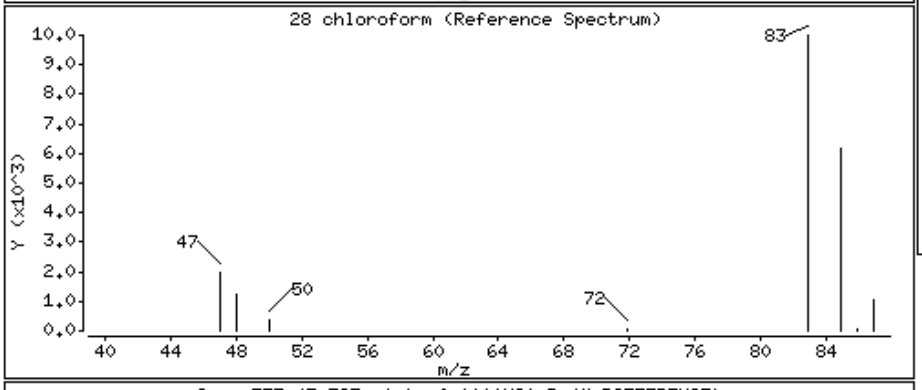

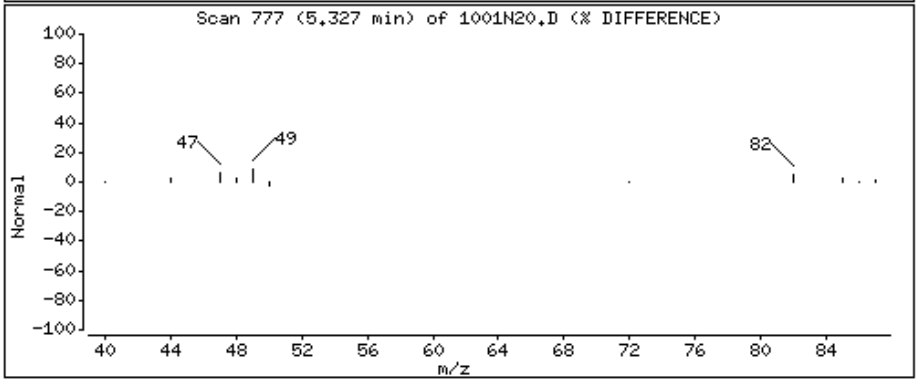

Data File: \\Orgserv2\ff\chem\GCMSVOA\Voa105.i\151001n.b\1001N20.D

Date : 02-OCT-2015 05:09

Client ID:

Instrument: Voa105.i

Sample Info: 11523745-20,31,10,,a

Purge Volume: 10.0

Operator: PD

Column phase:

Column diameter: 0.18

43 trichloroethene

Concentration: 13.975 ngs

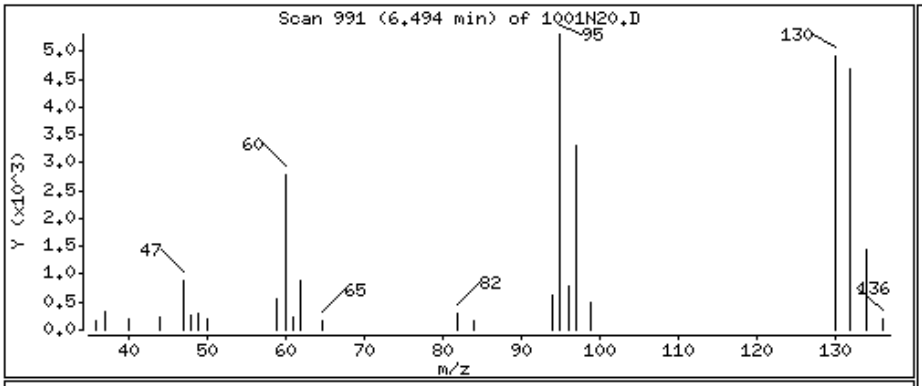

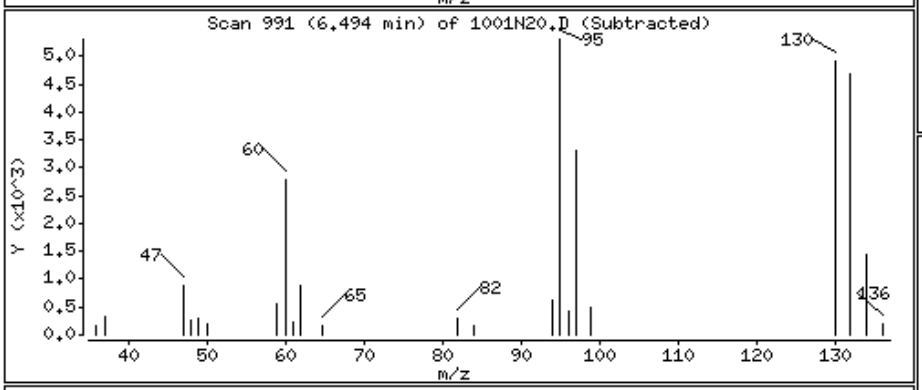

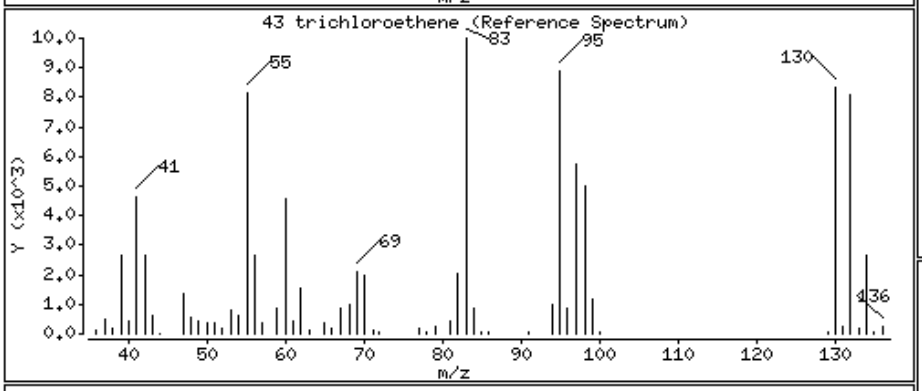

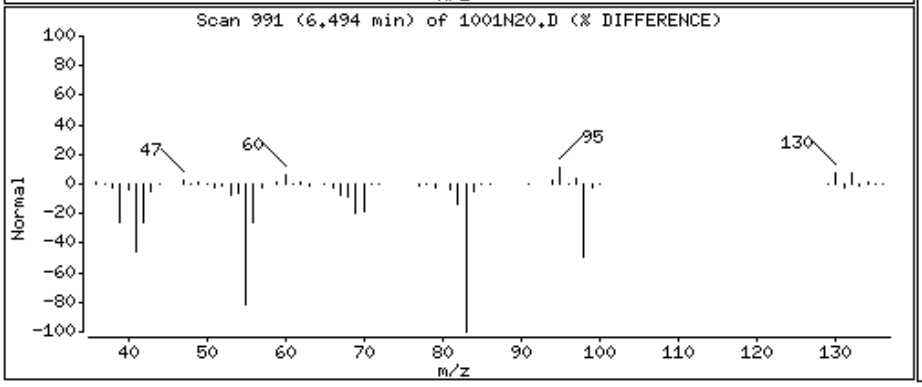

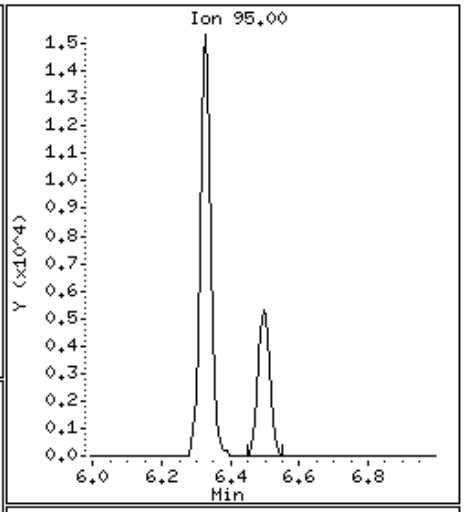

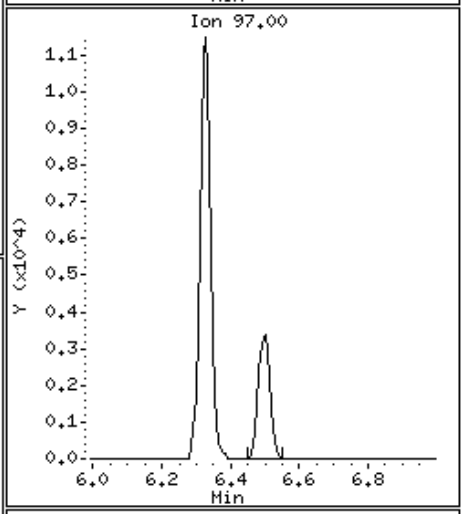

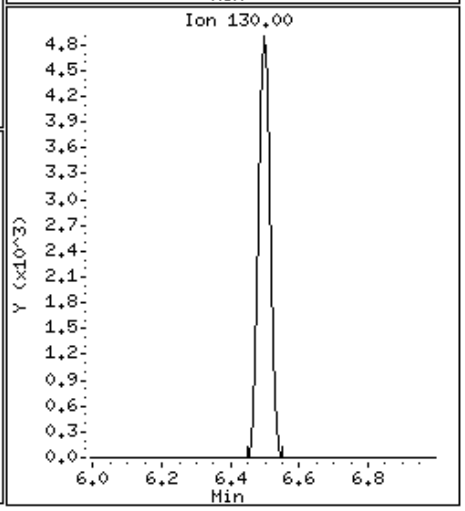

Data File: \\Orgserv2\ff\chem\GCMSVOA\Voa105.i\151001n.b\1001N20.D

Date : 02-OCT-2015 05:09

Client ID:

Instrument: Voa105.i

Sample Info: 11523745-20,31,10,,a

Purge Volume: 10.0

Operator: PD

Column phase:

Column diameter: 0.18

55 tetrachloroethene

Concentration: 6.140 ngs

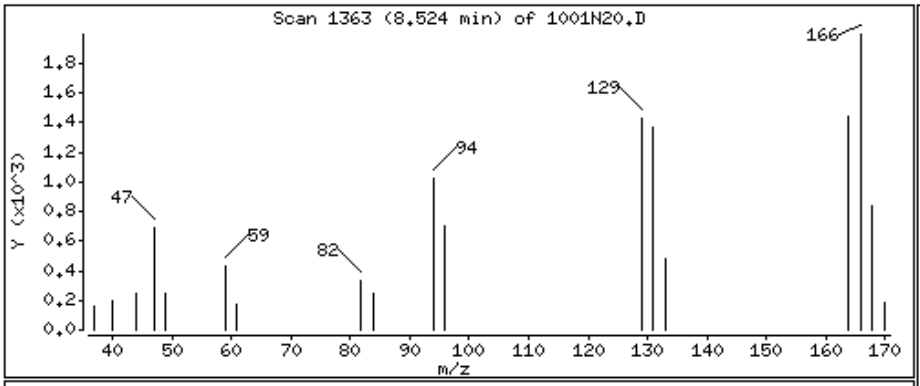

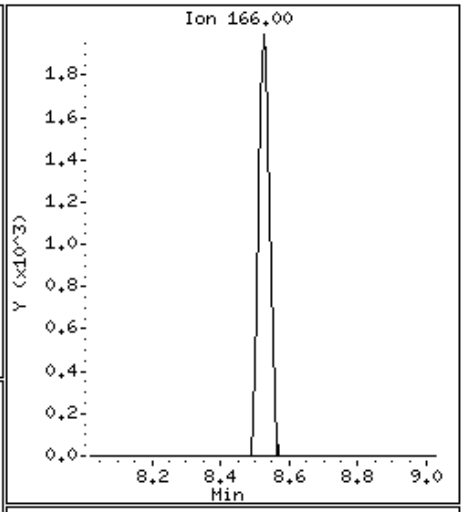

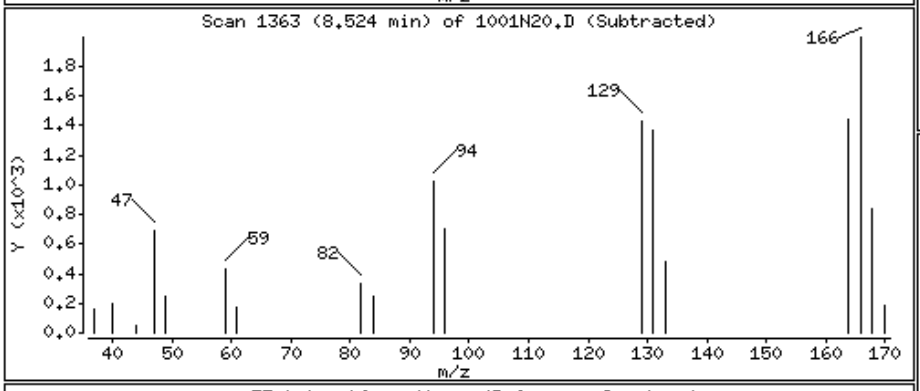

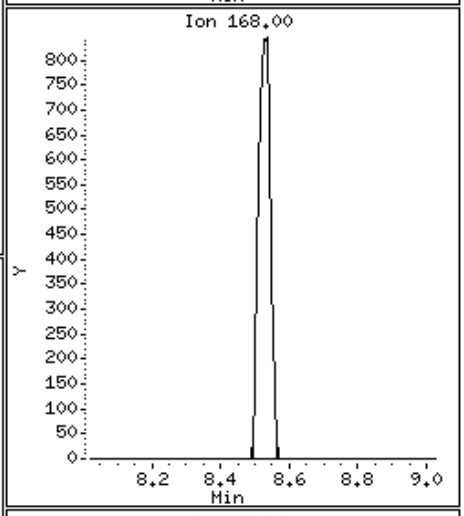

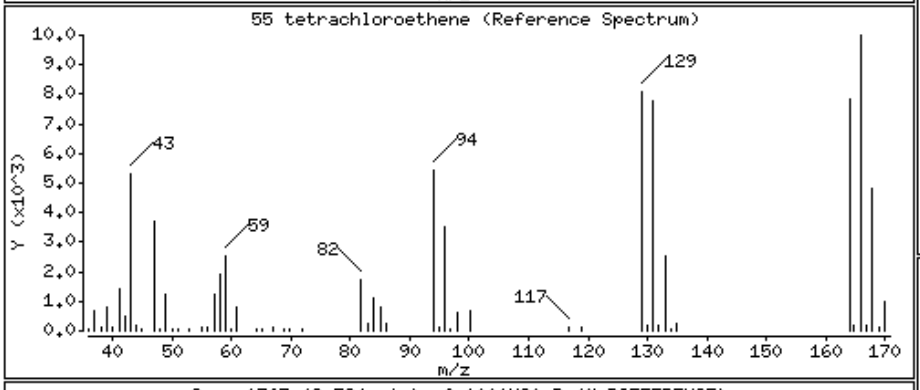

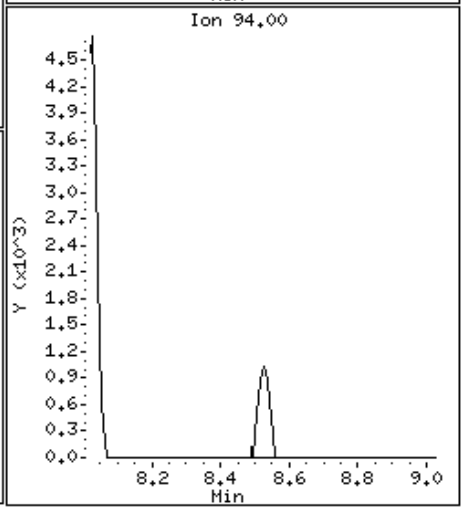

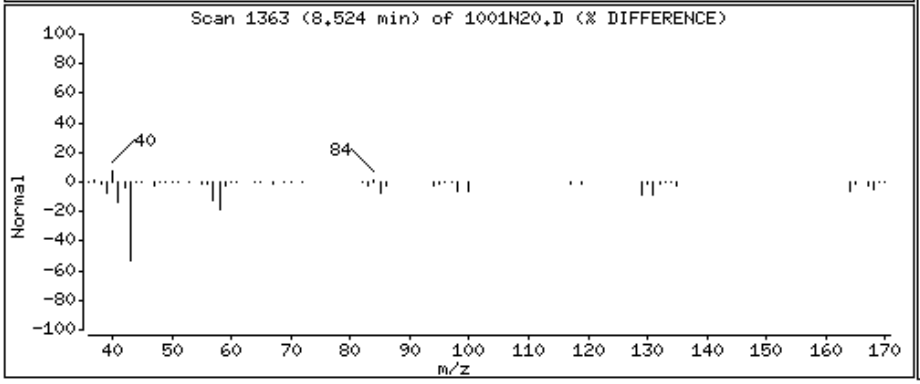

Alpha Analytical Labs

gc/ms voa - VOA105

Data file : \\Orgserv2\ff\chem\GCMSVOA\Voa105.i\151001n.b\1001N21.D
Lab Smp Id:
Inj Date : 02-OCT-2015 05:37
Operator : PD Inst ID: Voa105.i
Smp Info : l1523745-21,31,10,,a
Misc Info : wg827102,ical11492
Comment :
Method : \\Orgserv2\ff\chem\GCMSVOA\Voa105.i\151001n.b\liq8260B.m
Meth Date : 02-Oct-2015 11:21 pduczmalew Quant Type: ISTD
Cal Date : 26-SEP-2015 22:38 Cal File: 0926A10.D
Als bottle: 21
Dil Factor: 1.00000
Integrator: HP RTE Compound Sublist: NJTCL.sub
Target Version: 4.12
Processing Host: VIRTUALXP-76524

Concentration Formula: Amt * DF * CpndVariable
Cpnd Variable Local Compound Variable

			QUANT SIG					CONCENTRATIONS ON-COLUMN	FINAL	
		Compounds	MASS	RT	EXP RT	REL RT	RESPONSE	(ngs)	(ngs)	REVIEW CODE
	1	dichlorodifluoromethane	85	Compound Not Detected.						
	2	chloromethane	50	1.992	1.992	(0.315)	1214	1.50083	1.500	
	3	vinyl chloride	62	Compound Not Detected.						
	4	bromomethane	94	Compound Not Detected.						
	5	chloroethane	64	Compound Not Detected.						
	6	trichlorofluoromethane	101	Compound Not Detected.						
	8	1,1,-dichloroethene	96	Compound Not Detected.						
	9	carbon disulfide	76	Compound Not Detected.						
	10	freon-113	101	3.231	3.231	(0.511)	6888	9.15468	9.154	
	11	methylene chloride	84	Compound Not Detected.						
	13	acetone	43	3.820	3.820	(0.604)	6907	54.3478	54.347	
	14	trans-1,2-dichloroethene	96	Compound Not Detected.						
	15	Methyl Acetate	43	Compound Not Detected.						
	16	methyl tert butyl ether	73	Compound Not Detected.						
	19	1,1-dichloroethane	63	Compound Not Detected.						
	24	cis-1,2-dichloroethene	96	Compound Not Detected.						
	27	bromochloromethane	128	Compound Not Detected.						
	26	Cyclohexane	56	Compound Not Detected.						
	28	chloroform	83	5.326	5.320	(0.842)	3475	2.50557	2.505	
	30	carbontetrachloride	117	Compound Not Detected.						
$	32	dibromofluoromethane	113	5.506	5.500	(0.871)	96880	99.3757	99.375	
	33	1,1,1-trichloroethane	97	Compound Not Detected.						
	34	2-butanone	43	Compound Not Detected.						
	36	benzene	78	Compound Not Detected.						
$	38	1,2-dichloroethane-d4	65	6.041	6.041	(0.955)	119658	104.315	104.314	
	39	1,2-dichloroethane	62	Compound Not Detected.						
*	41	flourobenzene	96	6.324	6.324	(1.000)	374027	100.000		
	42	methyl cyclohexane	83	Compound Not Detected.						

	Compounds	QUANT SIG MASS	RT	EXP RT	REL RT	RESPONSE	CONCENTRATIONS ON-COLUMN (ngs)	CONCENTRATIONS FINAL (ngs)	REVIEW CODE
	43 trichloroethene	95	6.499	6.493	(1.028)	8537	10.3074	10.307	
	46 1,2-dichloropropane	63	Compound Not Detected.						
	47 bromodichloromethane	83	Compound Not Detected.						
	49 1,4-Dioxane	88	Compound Not Detected.						
	52 cis-1,3-dichloropropene	75	Compound Not Detected.						
$	53 toluene-d8	98	8.027	8.021	(0.812)	360620	106.441	106.441	
	54 toluene	92	Compound Not Detected.						
	56 4-methyl-2-pentanone	58	Compound Not Detected.						
	55 tetrachloroethene	166	8.523	8.523	(0.862)	5259	7.89855	7.898	
	57 trans-1,3-dichloropropene	75	Compound Not Detected.						
	60 1,1,2-trichloroethane	83	Compound Not Detected.						
	61 chlorodibromomethane	129	Compound Not Detected.						
	64 1,2-dibromoethane	107	Compound Not Detected.						
	65 2-hexanone	43	Compound Not Detected.						
*	66 chlorobenzene-d5	117	9.887	9.882	(1.000)	258151	100.000		
	67 chlorobenzene	112	Compound Not Detected.						
	68 ethyl benzene	91	Compound Not Detected.						
	70 p/m xylene	106	Compound Not Detected.						
	71 o xylene	106	Compound Not Detected.						
	72 styrene	104	Compound Not Detected.						
	73 bromoform	173	Compound Not Detected.						
	74 isopropylbenzene	105	Compound Not Detected.						
$	75 4-bromofluorobenzene	95	11.333	11.333	(0.905)	114816	101.744	101.744	
	79 1,1,2,2,-tetrachloroethane	83	Compound Not Detected.						
	92 1,3-dichlorobenzene	146	Compound Not Detected.						
*	93 1,4-dichlorobenzene-d4	152	12.517	12.517	(1.000)	111180	100.000		
	94 1,4-dichlorobenzene	146	Compound Not Detected.						
	97 1,2-dichlorobenzene	146	Compound Not Detected.						
	99 1,2-dibromo-3-chloropropane	75	Compound Not Detected.						
	102 1,2,4-trichlorobenzene	180	Compound Not Detected.						
	104 1,2,3-trichlorobenzene	180	Compound Not Detected.						

Alpha Analytical Labs

gc/ms voa - VOA105

Data file : \\Orgserv2\ff\chem\GCMSVOA\Voa105.i\151001n.b\1001N21.D
Lab Smp Id:
Inj Date : 02-OCT-2015 05:37
Operator : PD Inst ID: Voa105.i
Smp Info : l1523745-21,31,10,,a
Misc Info : wg827102,ical11492
Comment :
Method : \\Orgserv2\ff\chem\GCMSVOA\Voa105.i\151001n.b\liq8260B.m
Meth Date : 02-Oct-2015 11:21 pduczmalew Quant Type: ISTD
Cal Date : 26-SEP-2015 22:38 Cal File: 0926A10.D
Als bottle: 21
Dil Factor: 1.00000
Integrator: HP RTE Compound Sublist: NJTCL.sub
Target Version: 4.12
Processing Host: VIRTUALXP-76524

- NO TENTATIVELY IDENTIFIED COMPOUNDS -

Alpha Analytical Labs

INTERNAL STANDARD COMPOUNDS
AREA AND RT SUMMARY

Instrument ID: Voa105.i
Lab File ID: 1001N21.D
Lab Smp Id:
Analysis Type: VOA
Quant Type: ISTD
Operator: PD
Method File: \\Orgserv2\ff\chem\GCMSVOA\Voa105.i\151001n.b\liq8260B.m
Misc Info: wg827102,ical11492

Calibration Date: 01-OCT-2015
Calibration Time: 20:20
Level: LOW
Sample Type: WATER

Test Mode:
Use Last Continuing Calibrator.
If Continuing Cal. use Initial Cal. Level 3

		AREA LIMIT			
COMPOUND	STANDARD	LOWER	UPPER	SAMPLE	%DIFF
41 flourobenzene	415716	207858	831432	374027	-10.03
66 chlorobenzene-d5	326583	163292	653166	258151	-20.95
93 1,4-dichlorobenze	163682	81841	327364	111180	-32.08

		RT LIMIT			
COMPOUND	STANDARD	LOWER	UPPER	SAMPLE	%DIFF
41 flourobenzene	6.32	5.82	6.82	6.32	0.00
66 chlorobenzene-d5	9.88	9.38	10.38	9.89	0.06
93 1,4-dichlorobenze	12.52	12.02	13.02	12.52	0.00

AREA UPPER LIMIT = +100% of internal standard area.
AREA LOWER LIMIT = - 50% of internal standard area.
RT UPPER LIMIT = + 0.50 minutes of internal standard RT.
RT LOWER LIMIT = - 0.50 minutes of internal standard RT.

Alpha Analytical Labs

RECOVERY REPORT

Client Name: Client SDG: SDGa00307
Sample Matrix: LIQUID Fraction: VOA
Lab Smp Id:
Level: LOW Operator: PD
Data Type: MS DATA SampleType: SAMPLE
SpikeList File: curveall.spk Quant Type: ISTD
Sublist File: NJTCL.sub
Method File: \\Orgserv2\ff\chem\GCMSVOA\Voa105.i\151001n.b\liq8260B.m
Misc Info: wg827102,ical11492

SURROGATE COMPOUND	AMOUNT ADDED ngs	AMOUNT RECOVERED ngs	% RECOVERED	LIMITS
$ 32 dibromofluorometha	100.000	99.375	99.38	70-130
$ 38 1,2-dichloroethane	100.000	104.314	104.31	70-130
$ 53 toluene-d8	100.000	106.441	106.44	70-130
$ 75 4-bromofluorobenze	100.000	101.744	101.74	70-130

Data File: \\Orgserv2\ff\chem\GCMSVOA\Voa105.i\151001n.b\1001N21.D
Date : 02-OCT-2015 05:37
Client ID:
Sample Info: 11523745-21,31,10,,a
Purge Volume: 10.0
Column phase:

Instrument: Voa105.i
Operator: PD
Column diameter: 0.18

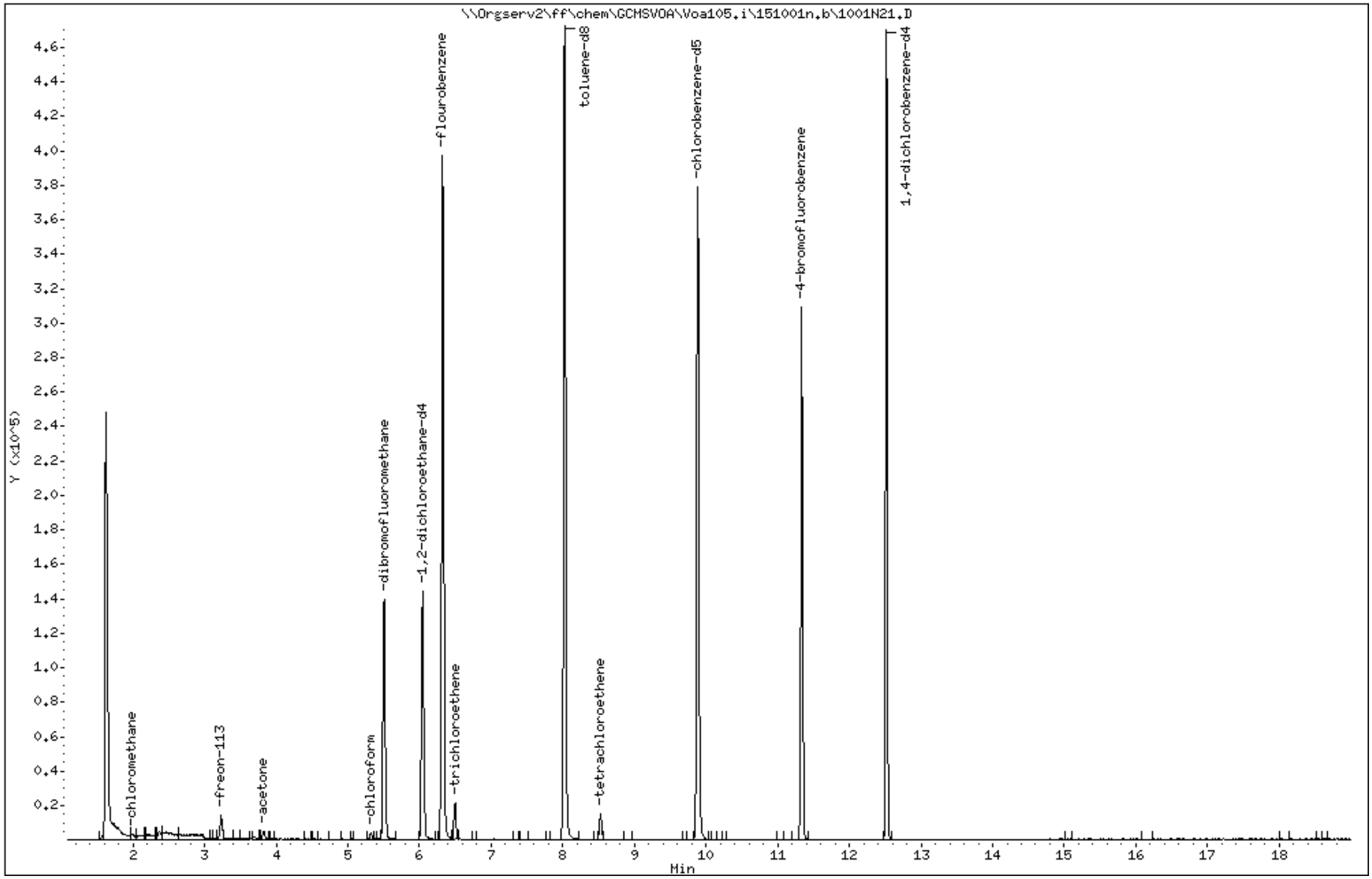

Data File: \\Orgserv2\ff\chem\GCMSVOA\Voa105.i\151001n.b\1001N21.D

Date : 02-OCT-2015 05:37

Client ID:

Instrument: Voa105.i

Sample Info: 11523745-21,31,10,,a

Purge Volume: 10.0

Operator: PD

Column phase:

Column diameter: 0.18

2 chloromethane

Concentration: 1.500 ngs

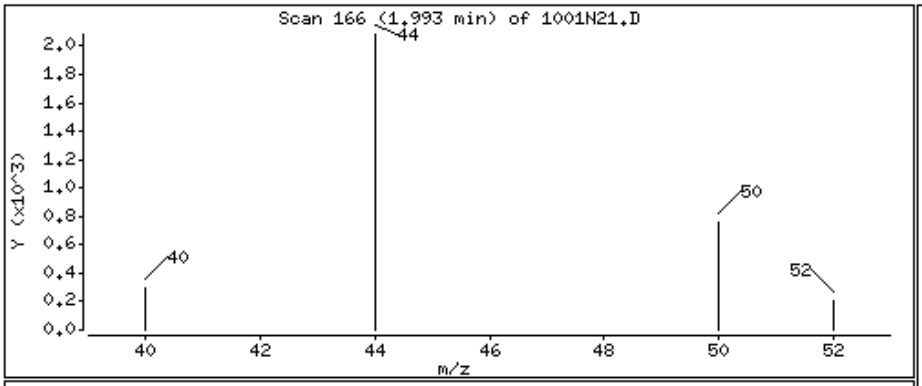

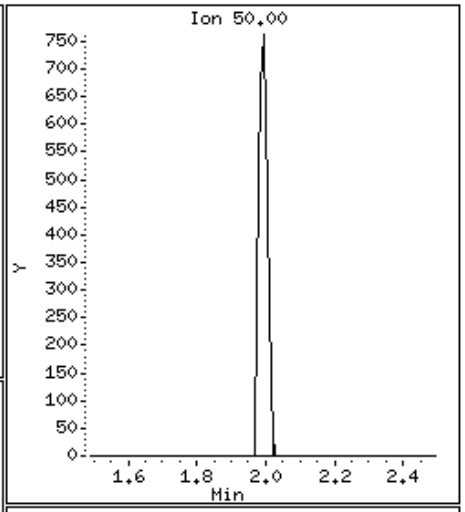

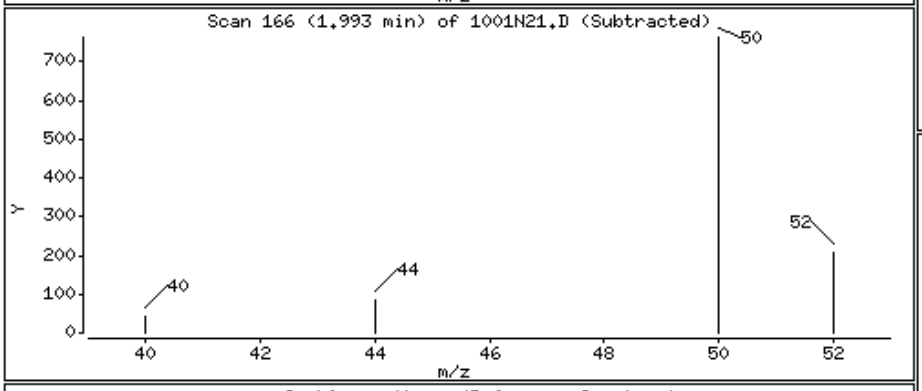

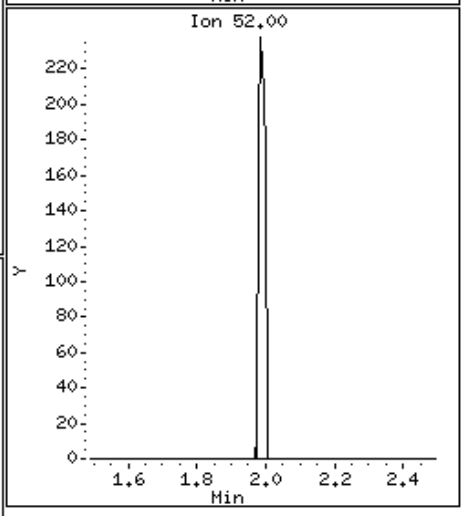

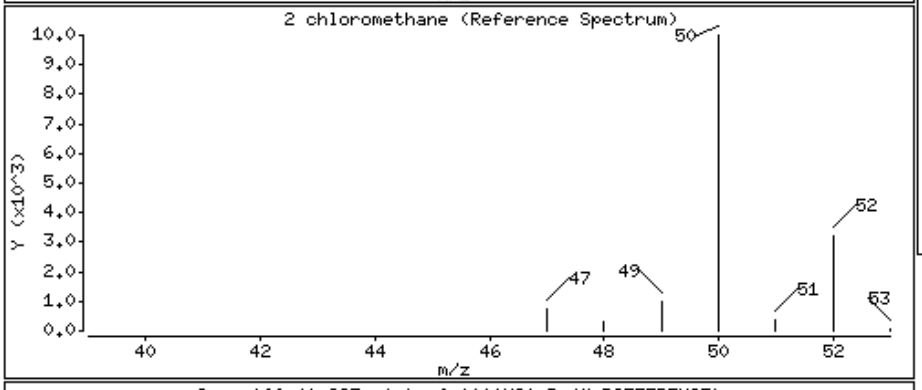

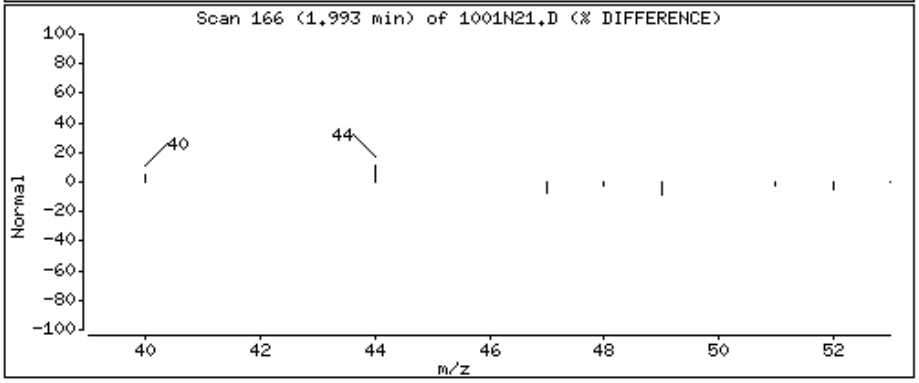

Data File: \\Orgserv2\ff\chem\GCMSVOA\Voa105.i\151001n.b\1001N21.D

Date : 02-OCT-2015 05:37

Client ID:

Instrument: Voa105.i

Sample Info: 11523745-21,31,10,,a

Purge Volume: 10.0

Operator: PD

Column phase:

Column diameter: 0.18

10 freon-113

Concentration: 9.154 ngs

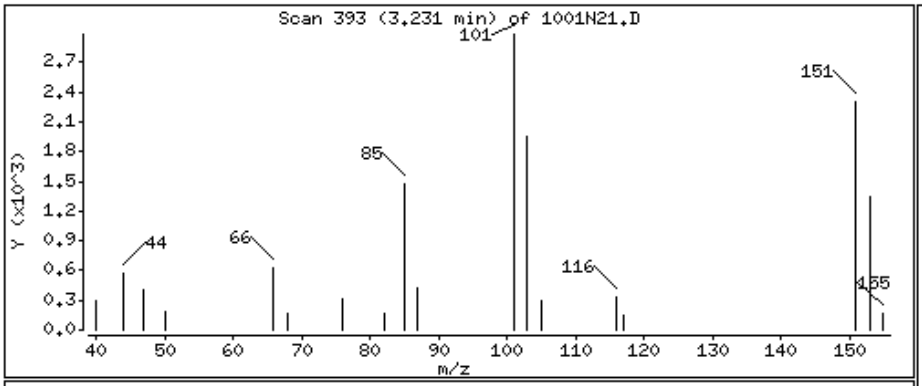

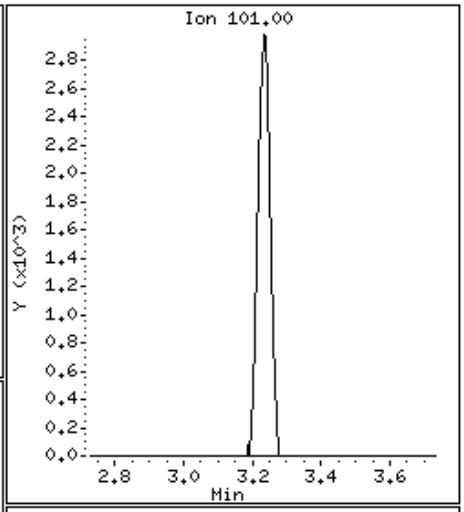

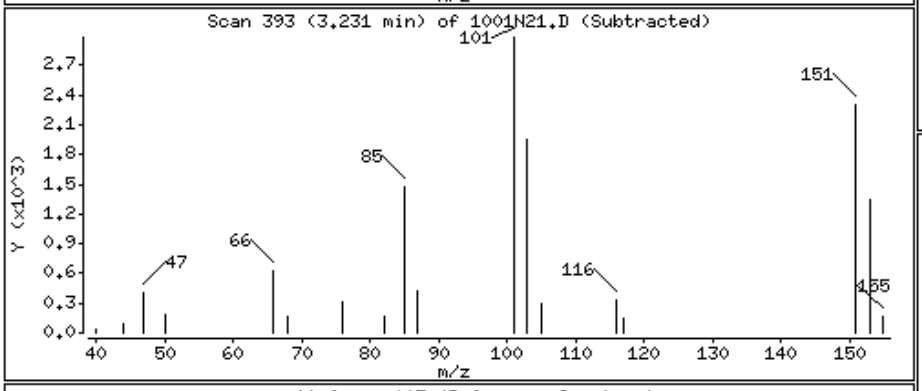

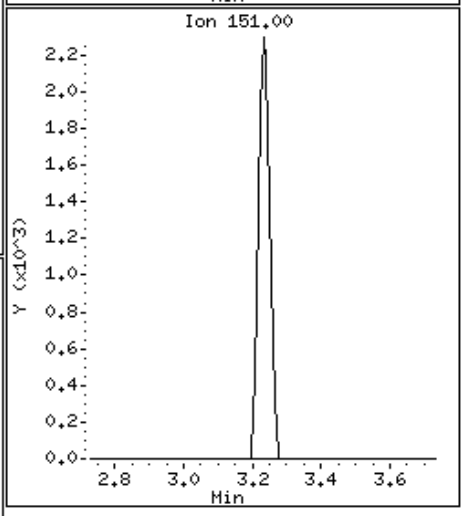

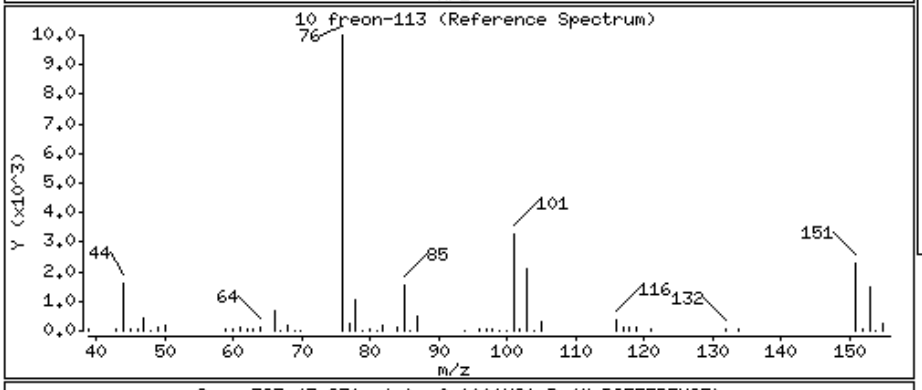

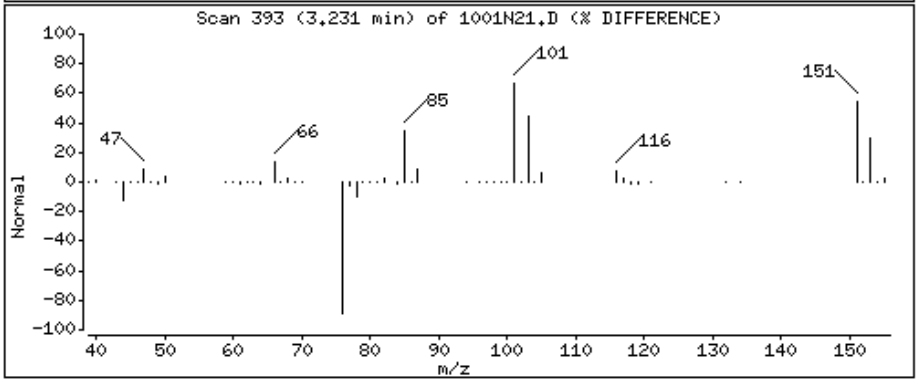

Data File: \\Orgserv2\ff\chem\GCMSVOA\Voa105.i\151001n.b\1001N21.D

Date : 02-OCT-2015 05:37

Client ID:

Instrument: Voa105.i

Sample Info: 11523745-21,31,10,,a

Purge Volume: 10.0

Operator: PD

Column phase:

Column diameter: 0.18

13 acetone

Concentration: 54.347 ngs

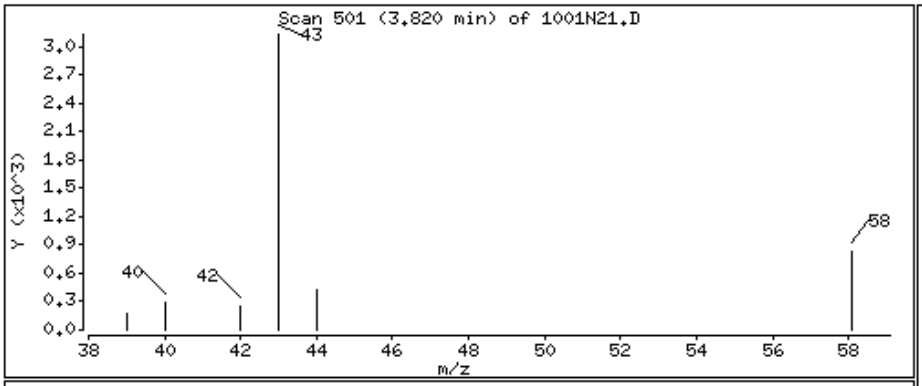

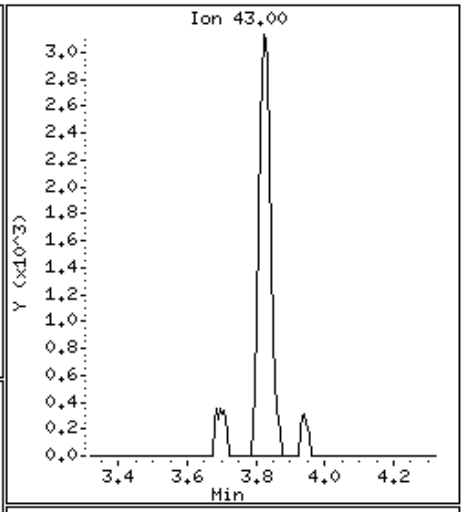

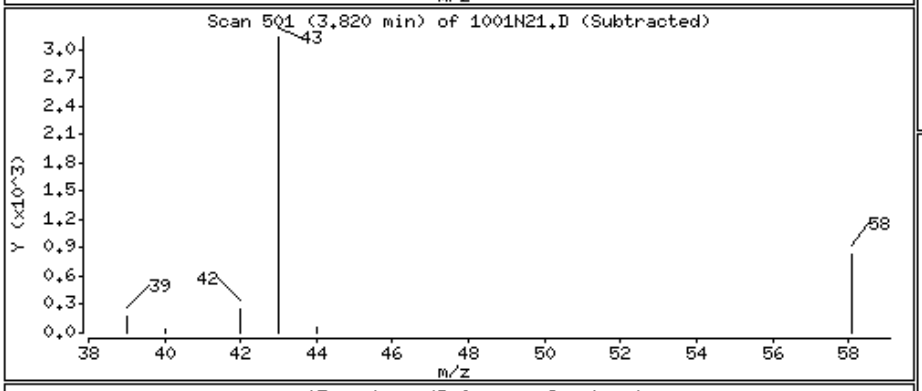

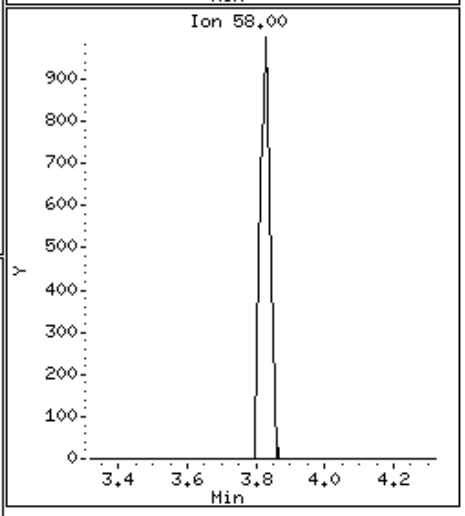

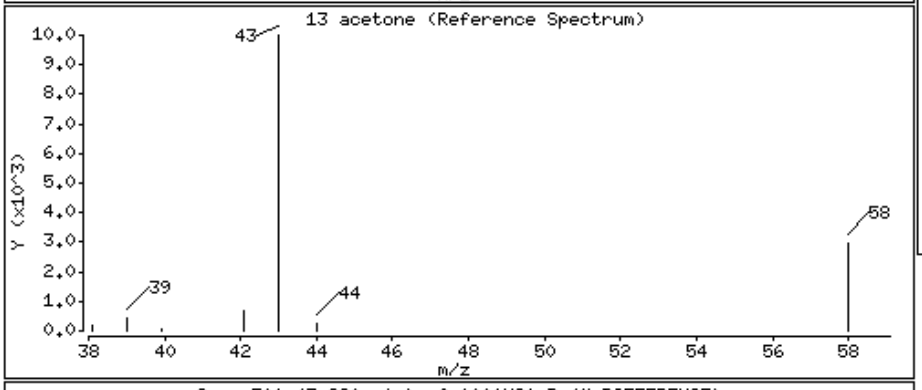

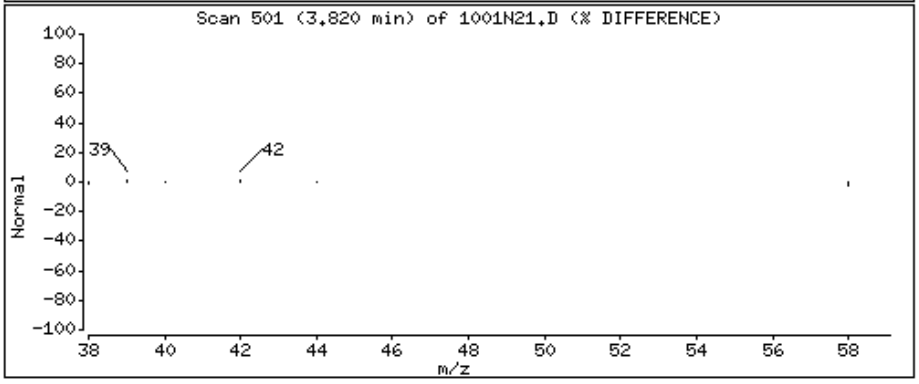

Data File: \\Orgserv2\ff\chem\GCMSVOA\Voa105.i\151001n.b\1001N21.D

Date : 02-OCT-2015 05:37

Client ID:

Instrument: Voa105.i

Sample Info: 11523745-21,31,10,,a

Purge Volume: 10.0

Operator: PD

Column phase:

Column diameter: 0.18

28 chloroform

Concentration: 2.505 ngs

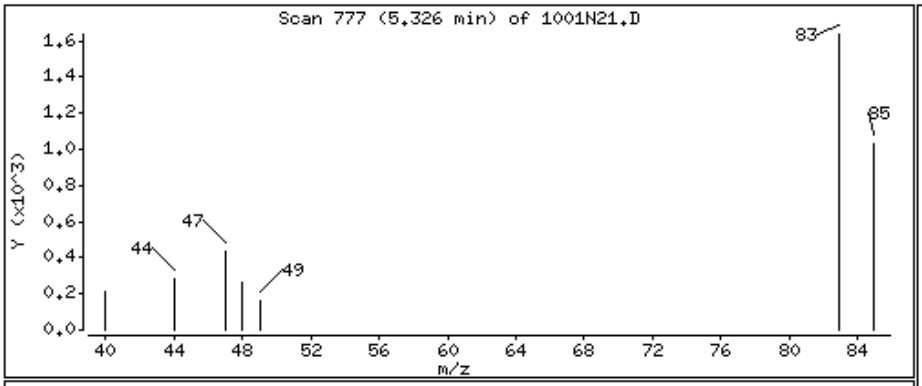

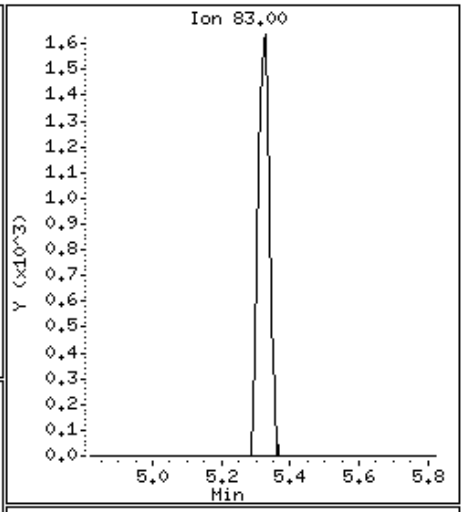

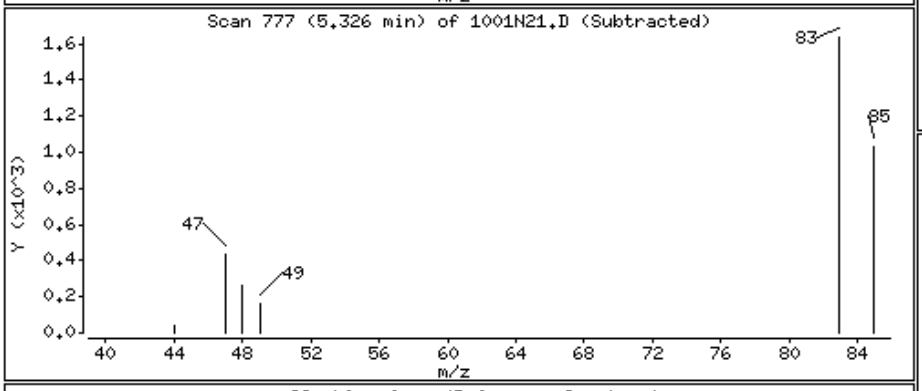

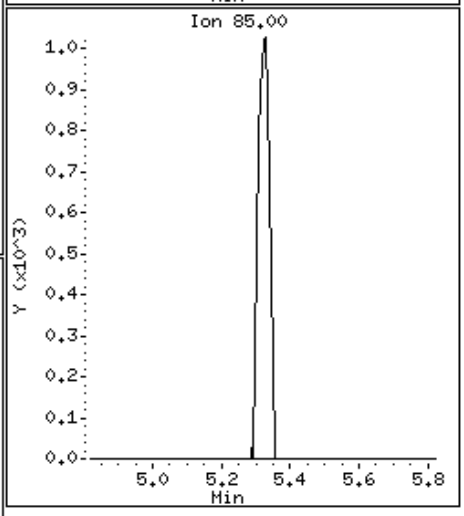

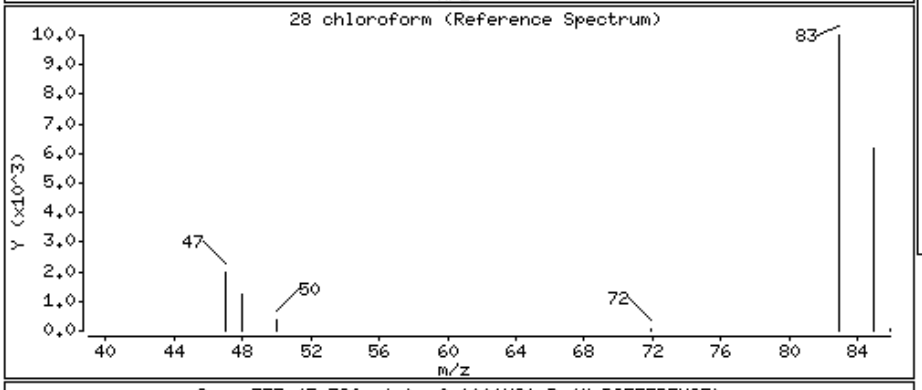

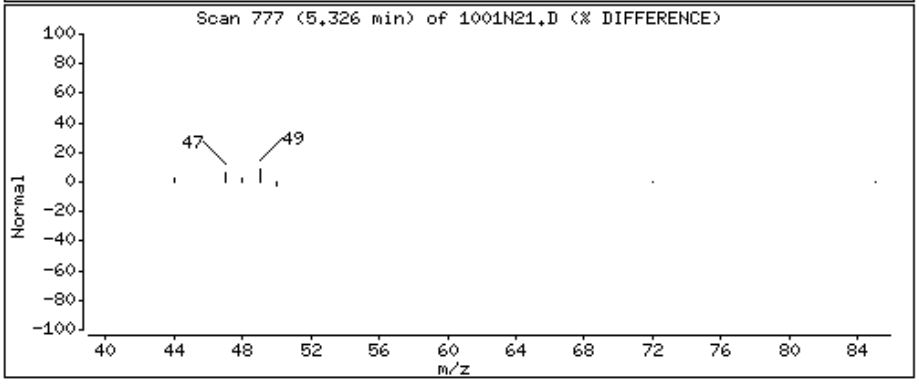

Data File: \\Orgserv2\ff\chem\GCMSVOA\Voa105.i\151001n.b\1001N21.D

Date : 02-OCT-2015 05:37

Client ID:

Instrument: Voa105.i

Sample Info: 11523745-21,31,10,,a

Purge Volume: 10.0

Operator: PD

Column phase:

Column diameter: 0.18

43 trichloroethene

Concentration: 10.307 ngs

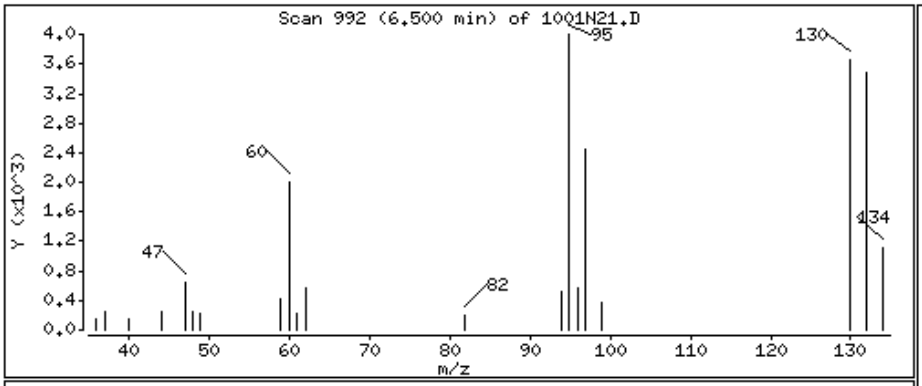

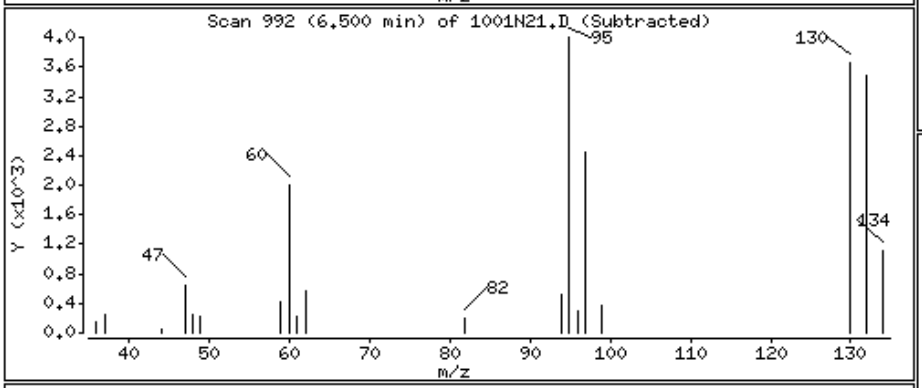

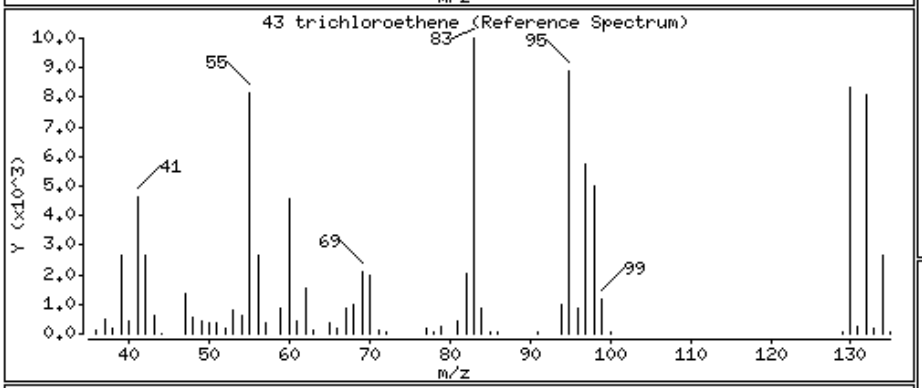

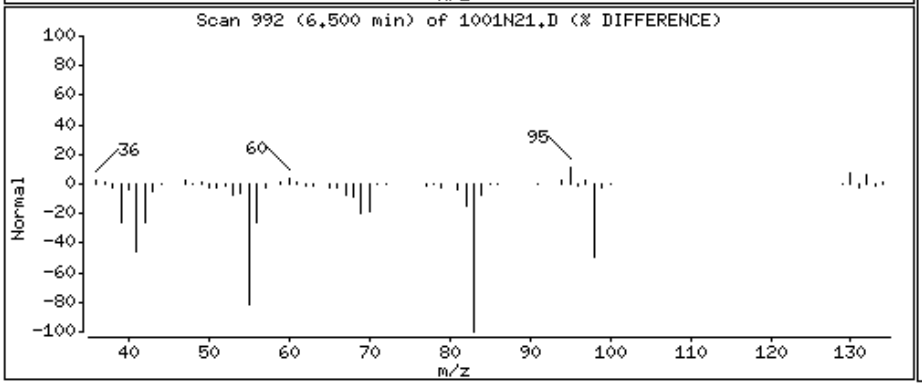

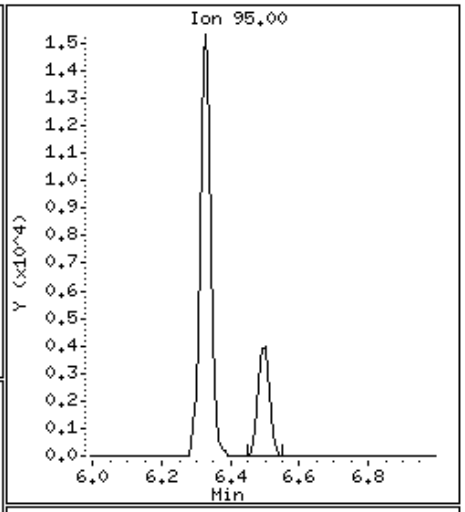

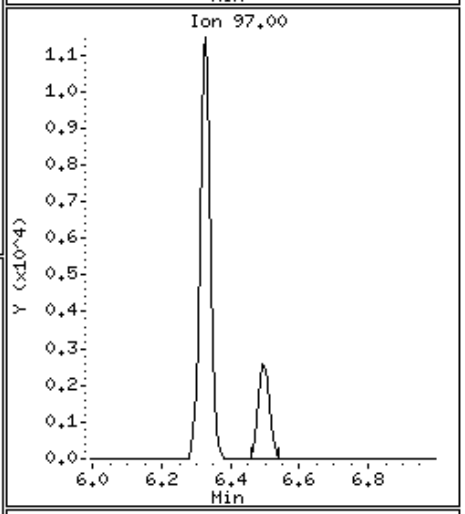

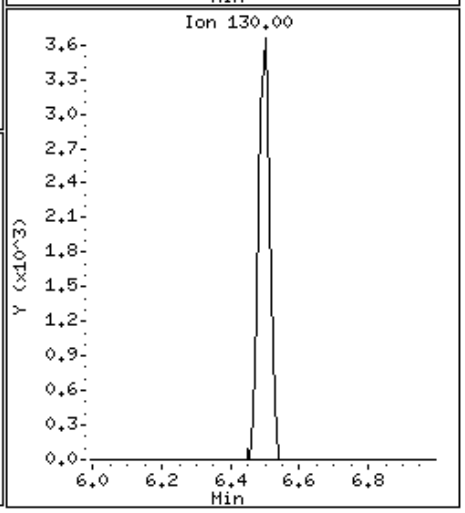

Data File: \\Orgserv2\ff\chem\GCMSVOA\Voa105.i\151001n.b\1001N21.D

Date : 02-OCT-2015 05:37

Client ID:

Instrument: Voa105.i

Sample Info: 11523745-21,31,10,,a

Purge Volume: 10.0

Operator: PD

Column phase:

Column diameter: 0.18

55 tetrachloroethene

Concentration: 7.898 ngs

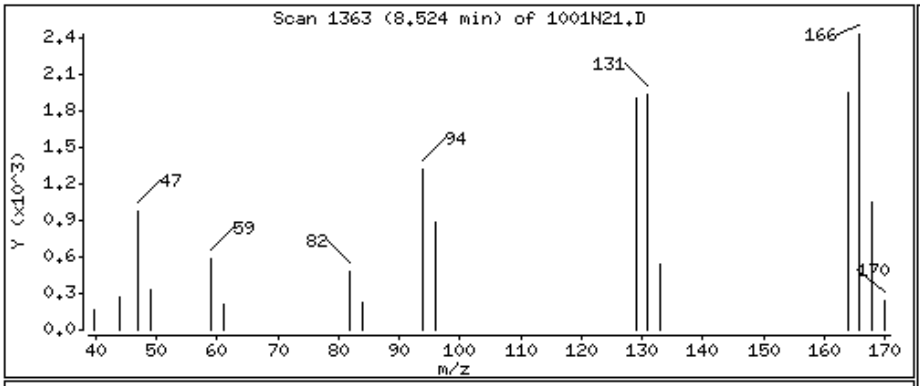

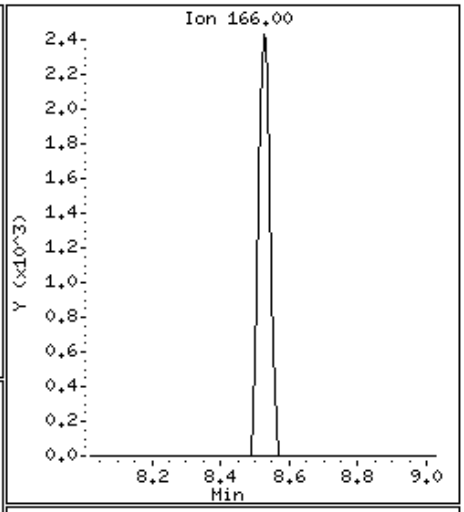

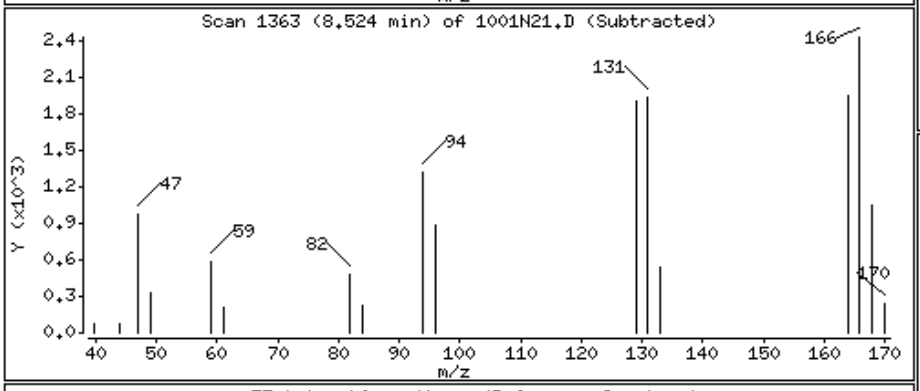

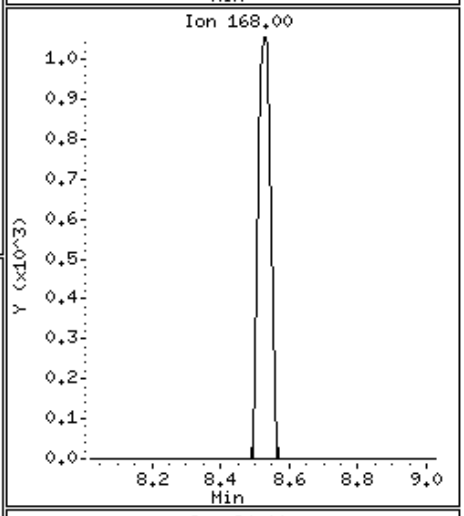

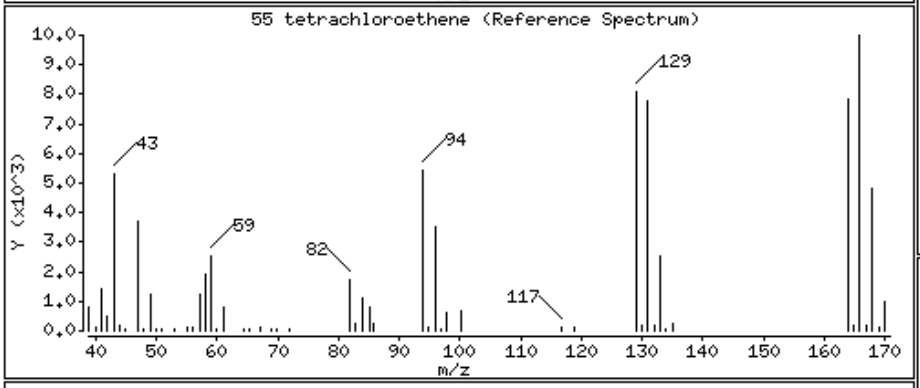

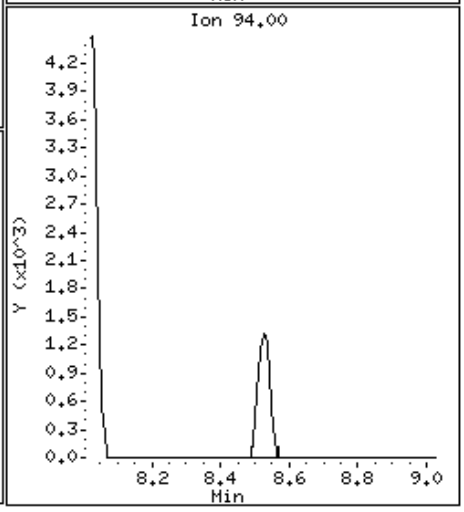

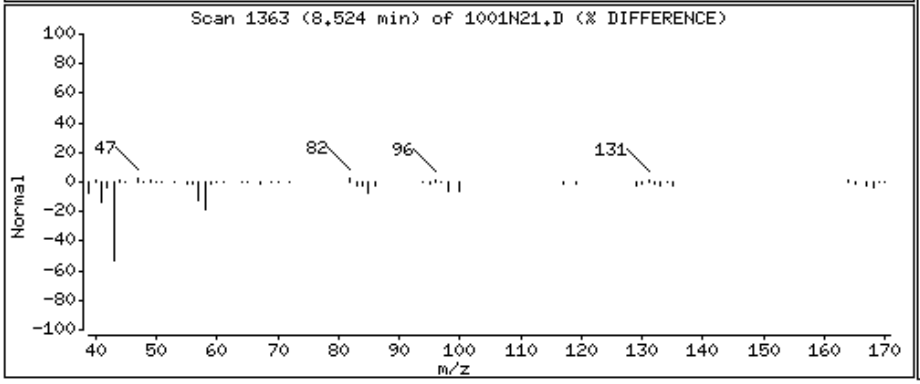

Alpha Analytical Labs

gc/ms voa - VOA101

Data file : \\orgserv2\ff\chem\GCMSVOA\Voa108.i\151002.b\1002A17.D
Lab Smp Id:
Inj Date : 02-OCT-2015 19:57
Operator : MS Inst ID: Voa108.i
Smp Info : l1523745-22,31,10,,a
Misc Info : wg827396,ical11521
Comment :
Method : \\orgserv2\ff\chem\GCMSVOA\Voa108.i\151002.b\liq8260C.m
Meth Date : 02-Oct-2015 16:32 pduczmalew Quant Type: ISTD
Cal Date : 01-OCT-2015 21:09 Cal File: 1001N10.D
Als bottle: 17
Dil Factor: 1.00000
Integrator: HP RTE Compound Sublist: NJTCL.sub
Target Version: 4.12
Processing Host: VIRTUALXP-38517

Concentration Formula: Amt * DF * 0.1 * CpndVariable
Cpnd Variable Local Compound Variable

	Compounds	QUANT SIG MASS	RT	EXP RT	REL RT	RESPONSE	CONCENTRATIONS ON-COLUMN (ngs)	FINAL (ngs)	REVIEW CODE
	1 dichlorodifluoromethane	85	Compound Not Detected.						
	2 chloromethane	50	Compound Not Detected.						
	3 vinyl chloride	62	Compound Not Detected.						
	4 bromomethane	94	Compound Not Detected.						
	5 chloroethane	64	Compound Not Detected.						
	6 trichlorofluoromethane	101	Compound Not Detected.						
	9 1,1,-dichloroethene	96	Compound Not Detected.						
	11 freon-113	101	Compound Not Detected.						
	10 carbon disulfide	76	Compound Not Detected.						
	15 methylene chloride	84	Compound Not Detected.						
	16 acetone	43	3.620	3.620	(0.596)	2610	37.8627	3.786(M)	M1
	17 trans-1,2-dichloroethene	96	Compound Not Detected.						
	18 Methyl Acetate	43	Compound Not Detected.						
	19 methyl tert butyl ether	73	Compound Not Detected.						
	22 1,1-dichloroethane	63	Compound Not Detected.						
	27 cis-1,2-dichloroethene	96	4.828	4.820	(0.795)	1242	4.30157	0.430(aQM)	M1
	29 bromochloromethane	128	Compound Not Detected.						
	30 Cyclohexane	56	Compound Not Detected.						
	31 chloroform	83	Compound Not Detected.						
	33 carbontetrachloride	117	Compound Not Detected.						
$	36 dibromofluoromethane	113	5.266	5.263	(0.867)	32005	101.325	10.132	
	37 1,1,1-trichloroethane	97	Compound Not Detected.						
	38 2-butanone	43	Compound Not Detected.						
	40 benzene	78	Compound Not Detected.						
$	42 1,2-dichloroethane-d4	65	5.801	5.796	(0.955)	40746	101.907	10.190	
	43 1,2-dichloroethane	62	Compound Not Detected.						
*	46 flourobenzene	96	6.074	6.074	(1.000)	118841	100.000		
	48 trichloroethene	95	6.247	6.245	(1.028)	1587	5.67483	0.567(aQM)	M1
	47 methyl cyclohexane	83	Compound Not Detected.						

	Compounds	QUANT SIG MASS	RT	EXP RT	REL RT	RESPONSE	CONCENTRATIONS ON-COLUMN (ngs)	CONCENTRATIONS FINAL (ngs)	REVIEW CODE
	52 1,2-dichloropropane	63	Compound Not Detected.						
	53 bromodichloromethane	83	Compound Not Detected.						
	54 1,4-Dioxane	88	Compound Not Detected.						
	57 cis-1,3-dichloropropene	75	Compound Not Detected.						
$	58 toluene-d8	98	7.761	7.762	(0.808)	116165	100.373	10.037	
	59 toluene	92	Compound Not Detected.						
	60 4-methyl-2-pentanone	58	Compound Not Detected.						
	61 tetrachloroethene	166	8.255	8.255	(0.859)	3260	12.2709	1.227(QM)	M1
	62 trans-1,3-dichloropropene	75	Compound Not Detected.						
	66 1,1,2-trichloroethane	83	Compound Not Detected.						
	67 chlorodibromomethane	129	Compound Not Detected.						
	70 1,2-dibromoethane	107	Compound Not Detected.						
	71 2-hexanone	43	Compound Not Detected.						
*	72 chlorobenzene-d5	117	9.608	9.602	(1.000)	91267	100.000		
	73 chlorobenzene	112	Compound Not Detected.						
	74 ethyl benzene	91	Compound Not Detected.						
	76 p/m xylene	106	Compound Not Detected.						
	77 o xylene	106	Compound Not Detected.						
	78 styrene	104	Compound Not Detected.						
	79 bromoform	173	Compound Not Detected.						
	80 isopropylbenzene	105	Compound Not Detected.						
$	81 4-bromofluorobenzene	95	11.088	11.088	(0.902)	39521	104.516	10.451	
	85 1,1,2,2,-tetrachloroethane	83	Compound Not Detected.						
	97 1,3-dichlorobenzene	146	Compound Not Detected.						
*	98 1,4-dichlorobenzene-d4	152	12.287	12.285	(1.000)	42742	100.000		
	99 1,4-dichlorobenzene	146	Compound Not Detected.						
	102 1,2-dichlorobenzene	146	Compound Not Detected.						
	104 1,2-dibromo-3-chloropropane	75	Compound Not Detected.						
	107 1,2,4-trichlorobenzene	180	Compound Not Detected.						
	109 1,2,3-trichlorobenzene	180	Compound Not Detected.						

QC Flag Legend

a - Target compound detected but, quantitated amount
Below Limit Of Quantitation(BLOQ).
Q - Qualifier signal failed the ratio test.
M - Compound response manually integrated.

Alpha Analytical Labs

gc/ms voa - VOA101

Data file : \\orgserv2\ff\chem\GCMSVOA\Voa108.i\151002.b\1002A17.D
Lab Smp Id:
Inj Date : 02-OCT-2015 19:57
Operator : MS Inst ID: Voa108.i
Smp Info : l1523745-22,31,10,,a
Misc Info : wg827396,ical11521
Comment :
Method : \\orgserv2\ff\chem\GCMSVOA\Voa108.i\151002.b\liq8260C.m
Meth Date : 02-Oct-2015 16:32 pduczmalew Quant Type: ISTD
Cal Date : 01-OCT-2015 21:09 Cal File: 1001N10.D
Als bottle: 17
Dil Factor: 1.00000
Integrator: HP RTE Compound Sublist: NJTCL.sub
Target Version: 4.12
Processing Host: VIRTUALXP-38517

- NO TENTATIVELY IDENTIFIED COMPOUNDS -

Alpha Analytical Labs

INTERNAL STANDARD COMPOUNDS
AREA AND RT SUMMARY

Instrument ID: Voa108.i
Lab File ID: 1002A17.D
Lab Smp Id:
Analysis Type: VOA
Quant Type: ISTD
Operator: MS
Method File: \\orgserv2\ff\chem\GCMSVOA\Voa108.i\151002.b\liq8260C.m
Misc Info: wg827396,ical11521

Calibration Date: 02-OCT-2015
Calibration Time: 12:23
Level: LOW
Sample Type: WATER

Test Mode:
Use Last Continuing Calibrator.
If Continuing Cal. use Initial Cal. Level 3

COMPOUND	STANDARD	AREA LIMIT LOWER	AREA LIMIT UPPER	SAMPLE	%DIFF
46 flourobenzene	172727	86364	345454	118841	-31.20
72 chlorobenzene-d5	130544	65272	261088	91267	-30.09
98 1,4-dichlorobenze	66385	33193	132770	42742	-35.61

COMPOUND	STANDARD	RT LIMIT LOWER	RT LIMIT UPPER	SAMPLE	%DIFF
46 flourobenzene	6.07	5.57	6.57	6.07	-0.00
72 chlorobenzene-d5	9.60	9.10	10.10	9.61	0.06
98 1,4-dichlorobenze	12.29	11.79	12.79	12.29	0.02

AREA UPPER LIMIT = +100% of internal standard area.
AREA LOWER LIMIT = - 50% of internal standard area.
RT UPPER LIMIT = + 0.50 minutes of internal standard RT.
RT LOWER LIMIT = - 0.50 minutes of internal standard RT.

Alpha Analytical Labs

RECOVERY REPORT

Client Name: Client SDG: SDGa00307
Sample Matrix: LIQUID Fraction: VOA
Lab Smp Id:
Level: LOW Operator: MS
Data Type: MS DATA SampleType: SAMPLE
SpikeList File: curveall.spk Quant Type: ISTD
Sublist File: NJTCL.sub
Method File: \\orgserv2\ff\chem\GCMSVOA\Voa108.i\151002.b\liq8260C.m
Misc Info: wg827396,ical11521

SURROGATE COMPOUND	AMOUNT ADDED ngs	AMOUNT RECOVERED ngs	% RECOVERED	LIMITS
$ 36 dibromofluorometha	100.000	101.325	101.33	70-130
$ 42 1,2-dichloroethane	100.000	101.907	101.91	70-130
$ 58 toluene-d8	100.000	100.373	100.37	70-130
$ 81 4-bromofluorobenze	100.000	104.516	104.52	70-130

Data File: \\orgserv2\ff\chem\GCMSVOA\Voa108.i\151002.b\1002A17.D
Date : 02-OCT-2015 19:57
Client ID:
Instrument: Voa108.i
Sample Info: 11523745-22,31,10,,a
Purge Volume: 10.0
Operator: MS
Column phase:
Column diameter: 0.18

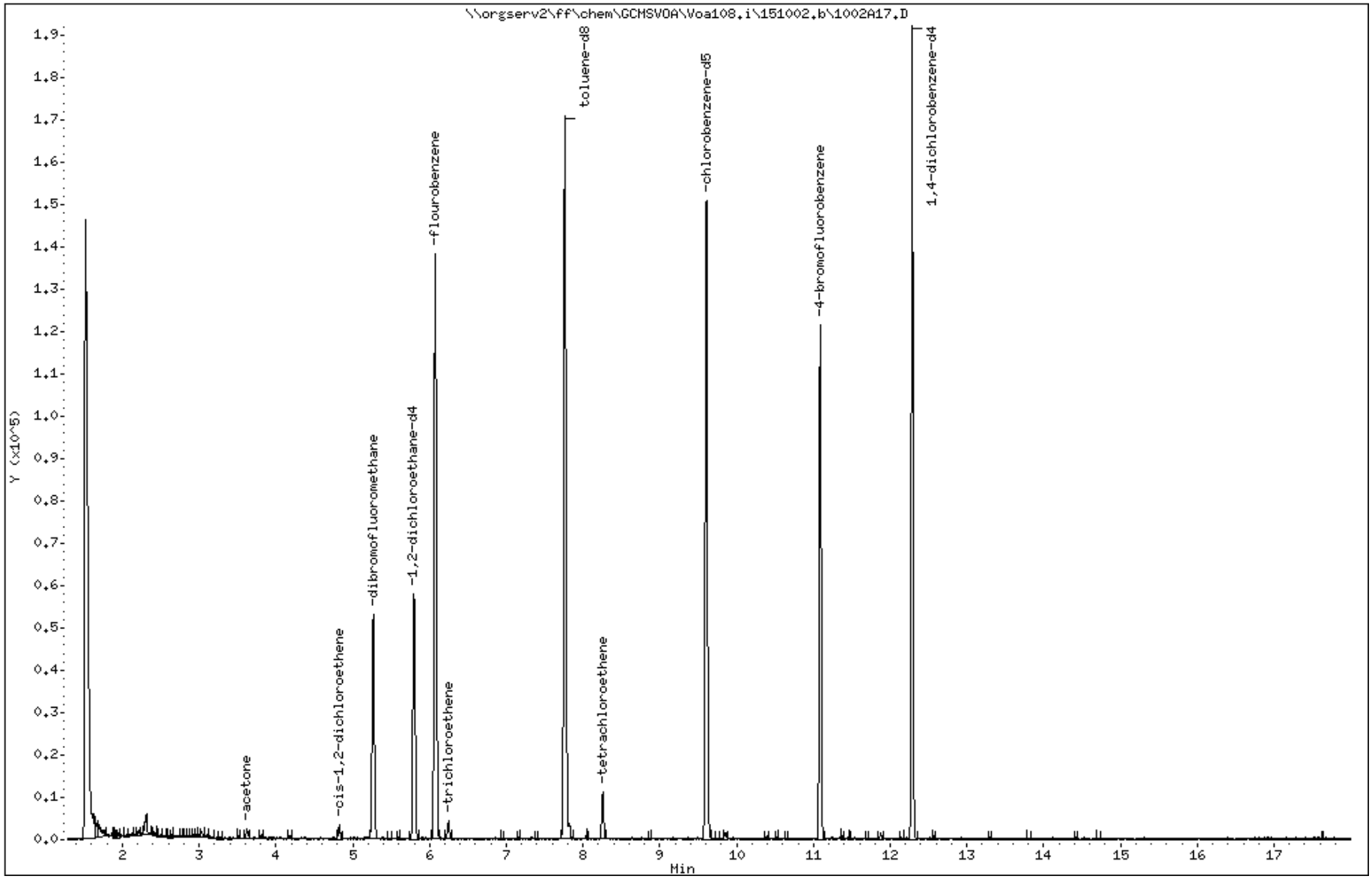

Data File: \\orgserv2\ff\chem\GCMSVOA\Voa108.i\151002.b\1002A17.D

Date : 02-OCT-2015 19:57

Client ID:

Instrument: Voa108.i

Sample Info: 11523745-22,31,10,,a

Purge Volume: 10.0

Operator: MS

Column phase:

Column diameter: 0.18

16 acetone

Concentration: 3.786 ngs

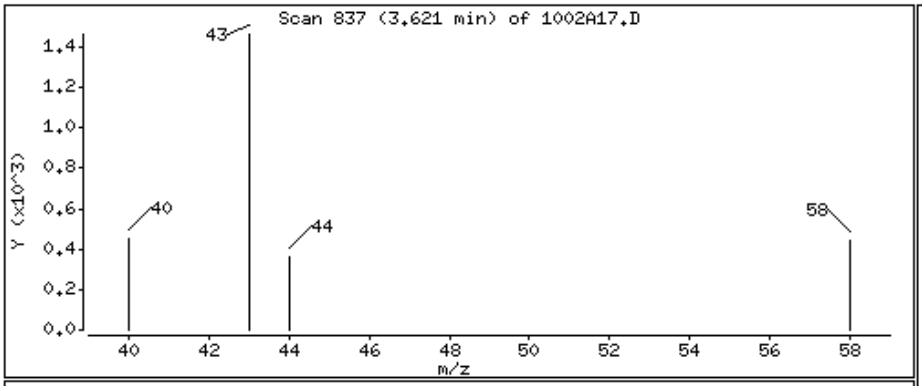

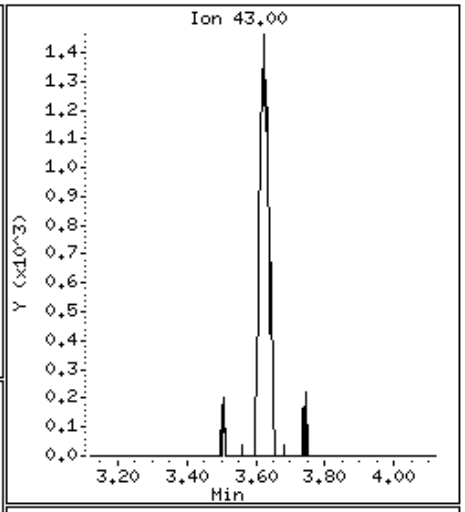

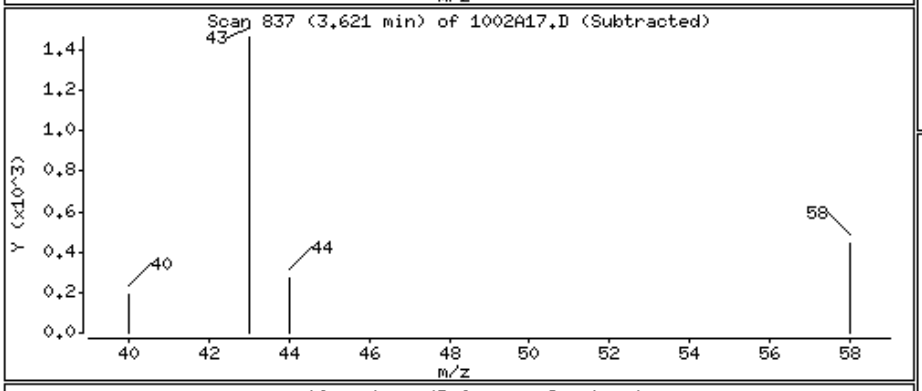

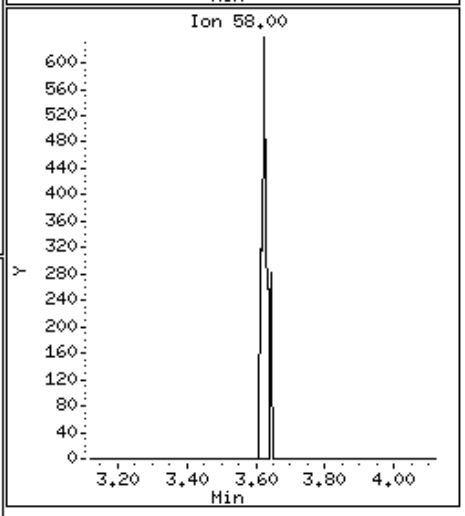

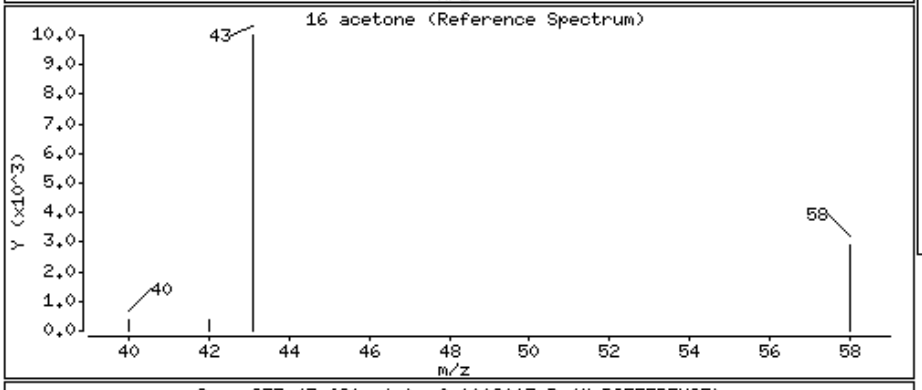

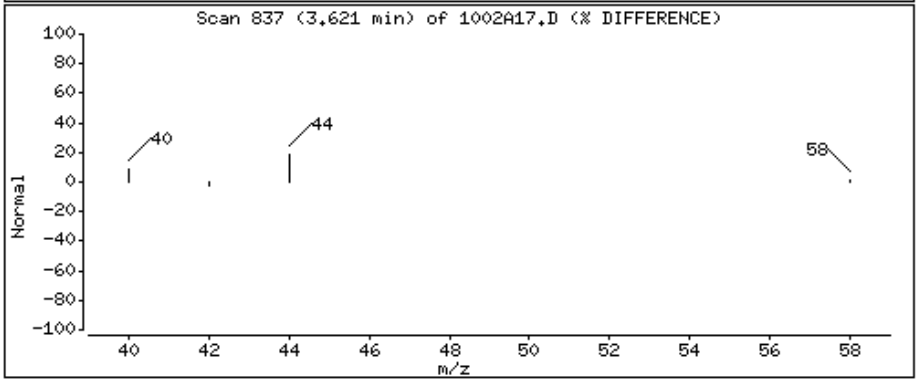

Data File: \\orgserv2\ff\chem\GCMSVOA\Voa108.i\151002.b\1002A17.D

Date : 02-OCT-2015 19:57

Client ID:

Instrument: Voa108.i

Sample Info: 11523745-22,31,10,,a

Purge Volume: 10.0

Operator: MS

Column phase:

Column diameter: 0.18

27 cis-1,2-dichloroethene

Concentration: 0.430 ngs

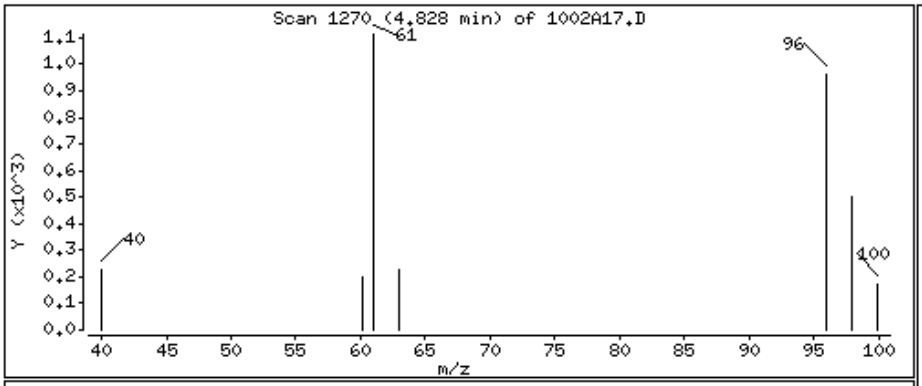

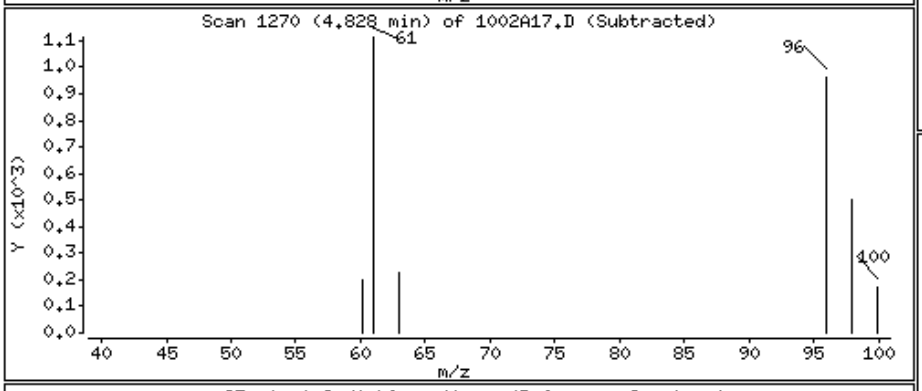

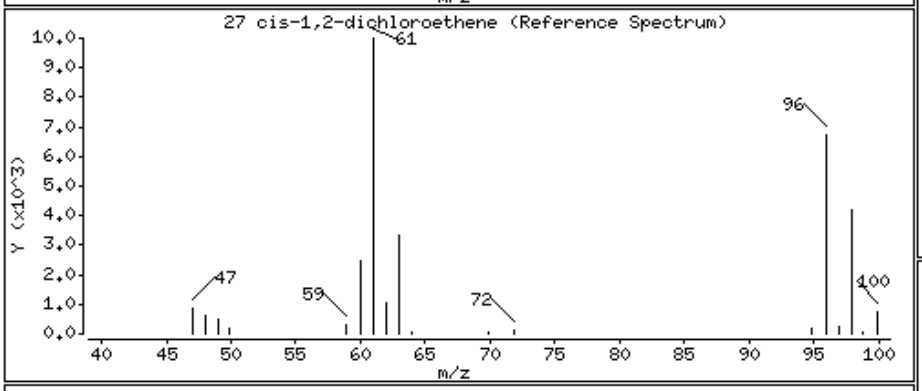

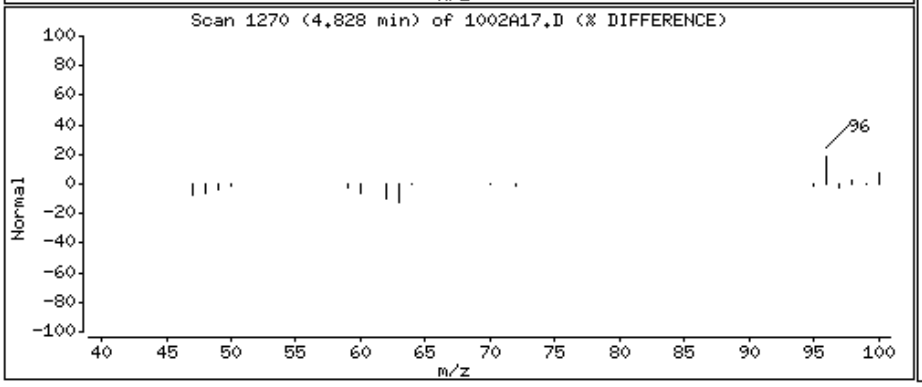

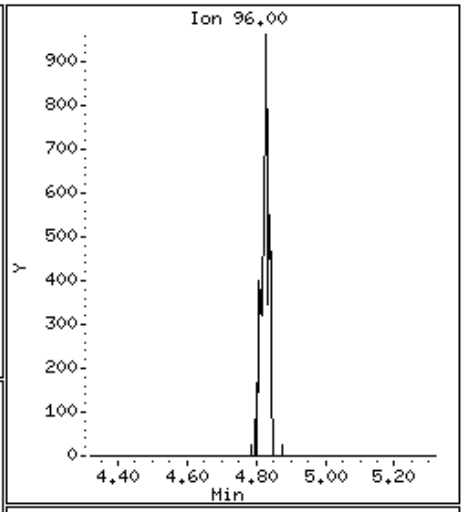

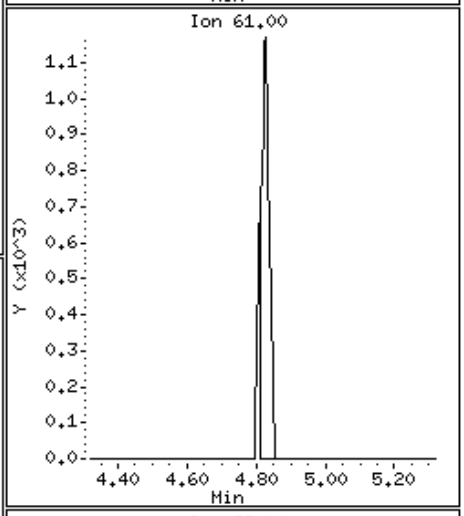

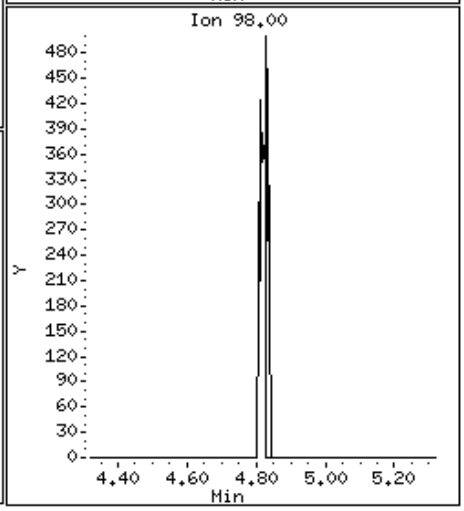

Data File: \\orgserv2\ff\chem\GCMSVOA\Voa108.i\151002.b\1002A17.D

Date : 02-OCT-2015 19:57

Client ID:

Instrument: Voa108.i

Sample Info: 11523745-22,31,10,,a

Purge Volume: 10.0

Operator: MS

Column phase:

Column diameter: 0.18

48 trichloroethene

Concentration: 0.567 ngs

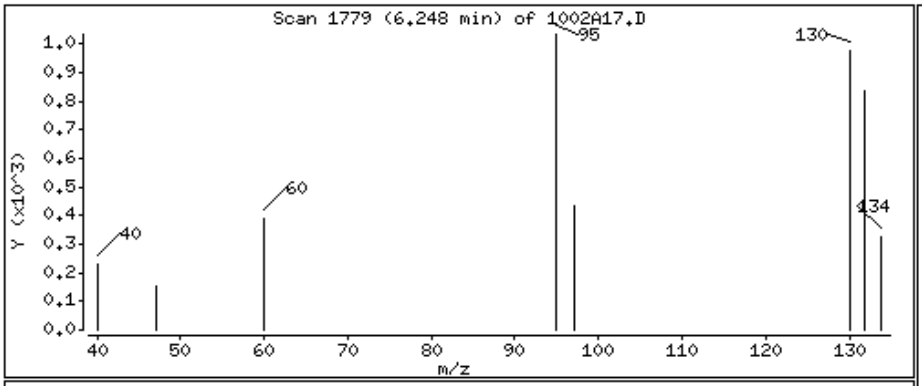

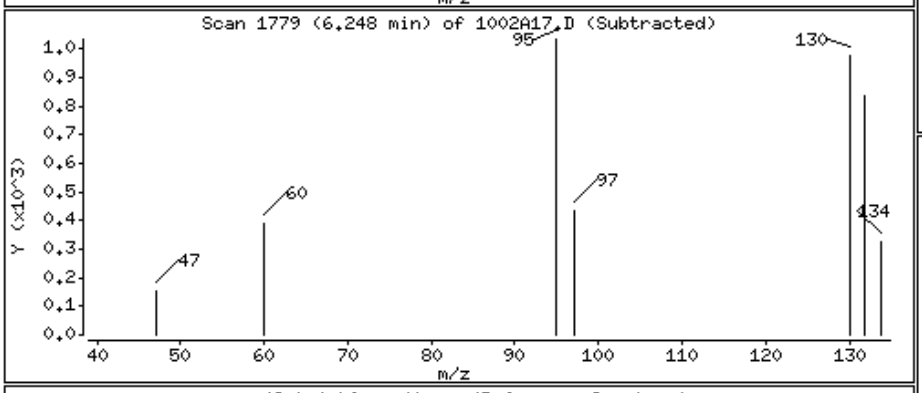

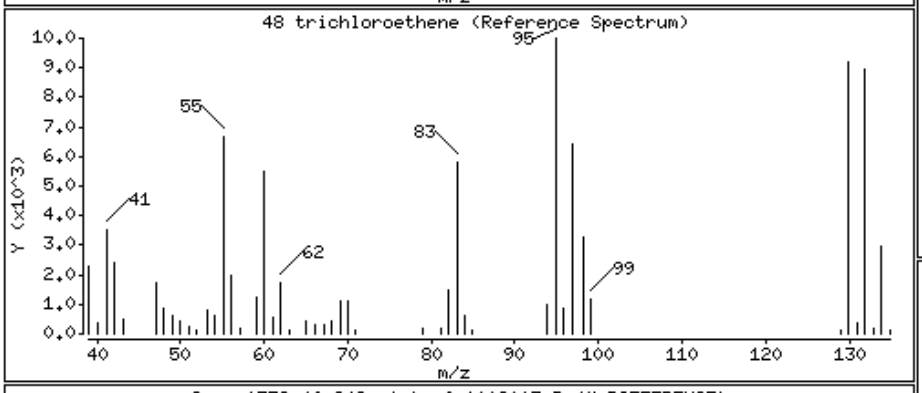

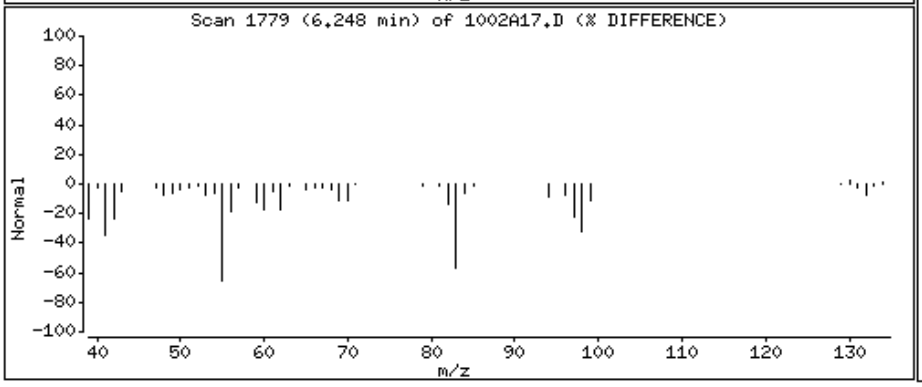

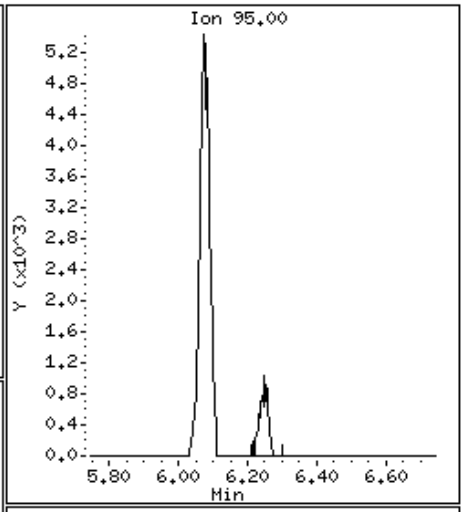

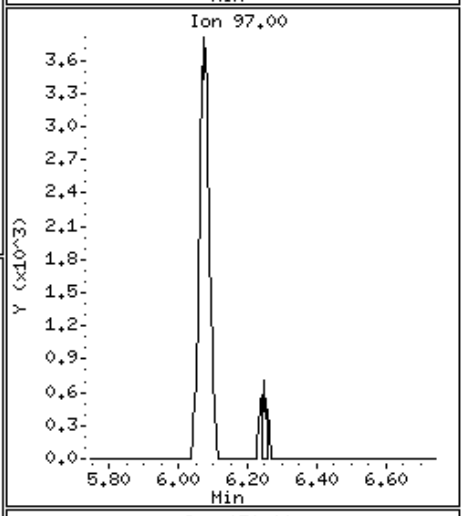

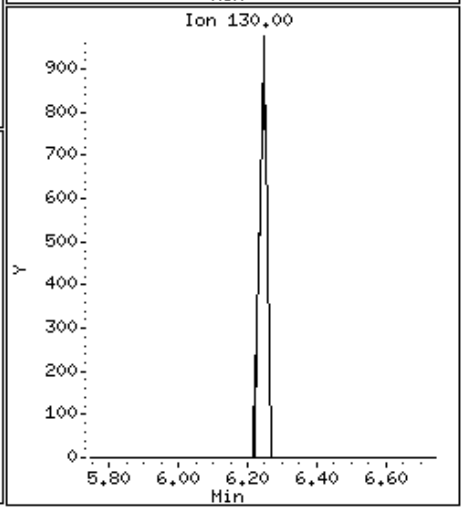

Data File: \\orgserv2\ff\chem\GCMSVOA\Voa108.i\151002.b\1002A17.D

Date : 02-OCT-2015 19:57

Client ID:

Instrument: Voa108.i

Sample Info: 11523745-22,31,10,,a

Purge Volume: 10.0

Operator: MS

Column phase:

Column diameter: 0.18

61 tetrachloroethene

Concentration: 1.227 ngs

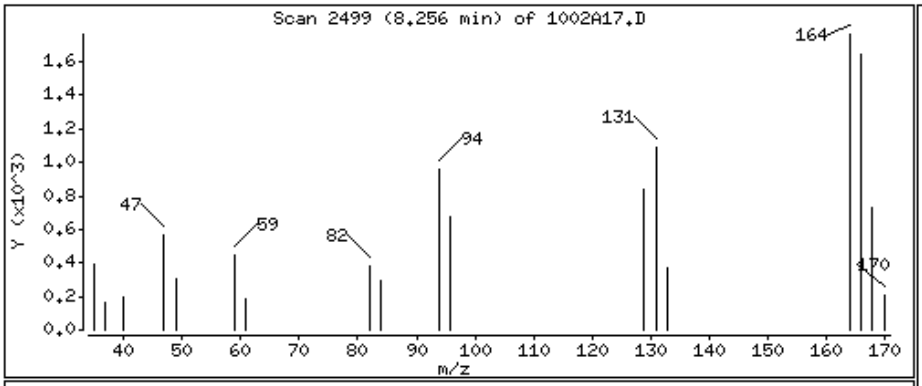

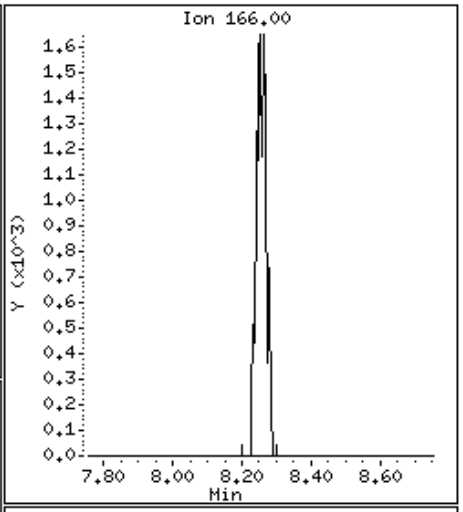

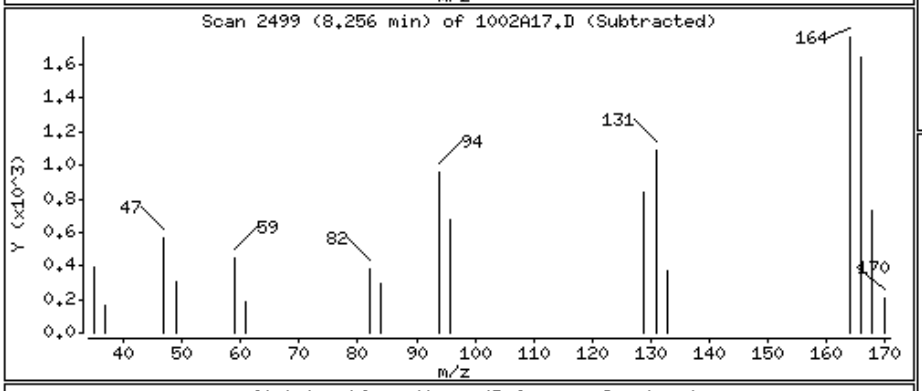

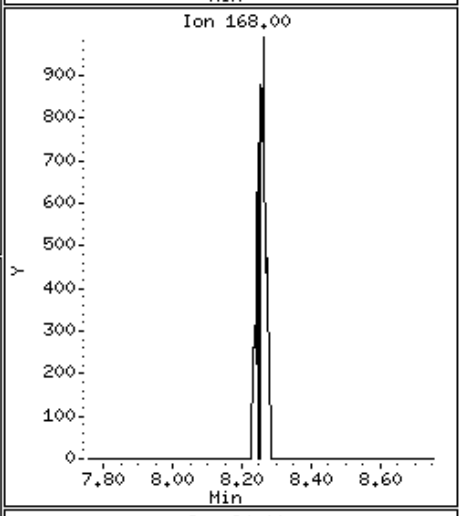

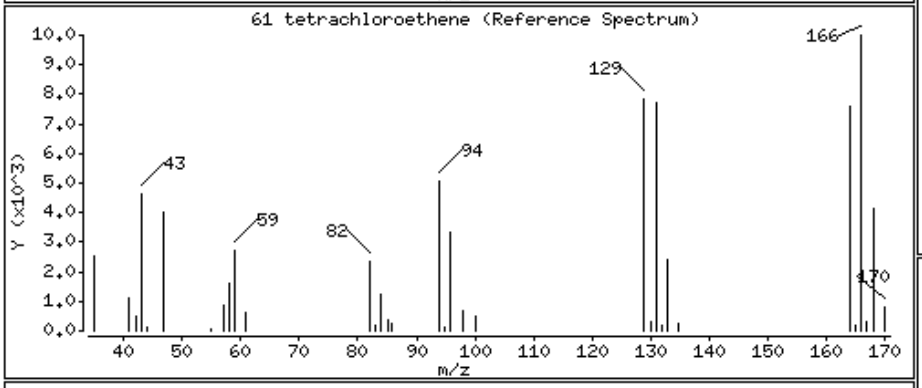

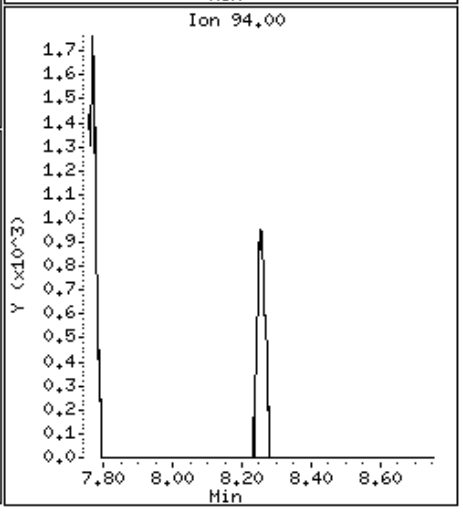

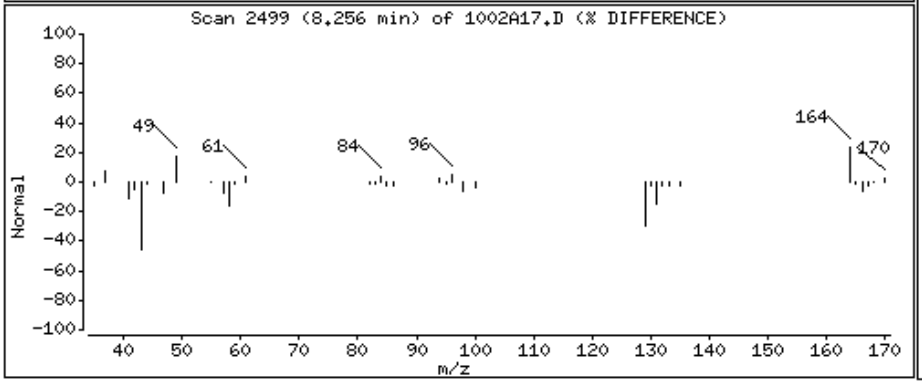

Alpha Analytical Labs

Manual Integration

Sample Info	: l1523745-22,31,10,,a wg827396,ical11521		
Instrument ID	: Voa108.i		
Method	: liq8260C.m		
File	: 1002A17.D		
Injection Date	: 02-OCT-2015 19:57		
Quantitation	: ISTD	Integrator :	HP RTE
Dilution Factor	: 1.00	Sample Type:	SAMPLE

This File has no version history.

//orgserv2/ff/chem/GCMSVOA/Voa108.i/151002.b/original/1002A17.D

Alpha Analytical Labs

gc/ms voa - VOA101

Data file : \\orgserv2\ff\chem\GCMSVOA\Voa108.i\151002.b\1002A18.D
Lab Smp Id:
Inj Date : 02-OCT-2015 20:25
Operator : MS Inst ID: Voa108.i
Smp Info : l1523745-23,31,10,,a
Misc Info : wg827396,ical11521
Comment :
Method : \\orgserv2\ff\chem\GCMSVOA\Voa108.i\151002.b\liq8260C.m
Meth Date : 02-Oct-2015 16:32 pduczmalew Quant Type: ISTD
Cal Date : 01-OCT-2015 21:09 Cal File: 1001N10.D
Als bottle: 18
Dil Factor: 1.00000
Integrator: HP RTE Compound Sublist: NJTCL.sub
Target Version: 4.12
Processing Host: VIRTUALXP-38517

Concentration Formula: Amt * DF * 0.1 * CpndVariable
Cpnd Variable Local Compound Variable

	Compounds	QUANT SIG MASS	RT	EXP RT	REL RT	RESPONSE	CONCENTRATIONS ON-COLUMN (ngs)	FINAL (ngs)	REVIEW CODE
	1 dichlorodifluoromethane	85	Compound Not Detected.						
	2 chloromethane	50	Compound Not Detected.						
	3 vinyl chloride	62	Compound Not Detected.						
	4 bromomethane	94	Compound Not Detected.						
	5 chloroethane	64	Compound Not Detected.						
	6 trichlorofluoromethane	101	Compound Not Detected.						
	9 1,1,-dichloroethene	96	Compound Not Detected.						
	11 freon-113	101	Compound Not Detected.						
	10 carbon disulfide	76	Compound Not Detected.						
	15 methylene chloride	84	Compound Not Detected.						
	16 acetone	43	3.626	3.620	(0.597)	2434	35.9206	3.592(M)	M1
	17 trans-1,2-dichloroethene	96	Compound Not Detected.						
	18 Methyl Acetate	43	Compound Not Detected.						
	19 methyl tert butyl ether	73	Compound Not Detected.						
	22 1,1-dichloroethane	63	Compound Not Detected.						
	27 cis-1,2-dichloroethene	96	Compound Not Detected.						
	29 bromochloromethane	128	Compound Not Detected.						
	30 Cyclohexane	56	Compound Not Detected.						
	31 chloroform	83	Compound Not Detected.						
	33 carbontetrachloride	117	Compound Not Detected.						
$	36 dibromofluoromethane	113	5.266	5.263	(0.866)	32100	103.385	10.338	
	37 1,1,1-trichloroethane	97	Compound Not Detected.						
	38 2-butanone	43	Compound Not Detected.						
	40 benzene	78	Compound Not Detected.						
$	42 1,2-dichloroethane-d4	65	5.798	5.796	(0.954)	41604	105.854	10.585	
	43 1,2-dichloroethane	62	Compound Not Detected.						
*	46 flourobenzene	96	6.077	6.074	(1.000)	116819	100.000		
	48 trichloroethene	95	6.242	6.245	(1.027)	2260	8.22123	0.822(aQM)	M1
	47 methyl cyclohexane	83	Compound Not Detected.						

	Compounds	QUANT SIG MASS	RT	EXP RT	REL RT	RESPONSE	CONCENTRATIONS ON-COLUMN (ngs)	CONCENTRATIONS FINAL (ngs)	REVIEW CODE
	52 1,2-dichloropropane	63	Compound Not Detected.						
	53 bromodichloromethane	83	Compound Not Detected.						
	54 1,4-Dioxane	88	Compound Not Detected.						
	57 cis-1,3-dichloropropene	75	Compound Not Detected.						
$	58 toluene-d8	98	7.764	7.762	(0.808)	113168	100.091	10.009	
	59 toluene	92	Compound Not Detected.						
	60 4-methyl-2-pentanone	58	Compound Not Detected.						
	61 tetrachloroethene	166	Compound Not Detected.						
	62 trans-1,3-dichloropropene	75	Compound Not Detected.						
	66 1,1,2-trichloroethane	83	Compound Not Detected.						
	67 chlorodibromomethane	129	Compound Not Detected.						
	70 1,2-dibromoethane	107	Compound Not Detected.						
	71 2-hexanone	43	Compound Not Detected.						
*	72 chlorobenzene-d5	117	9.605	9.602	(1.000)	89163	100.000		
	73 chlorobenzene	112	Compound Not Detected.						
	74 ethyl benzene	91	Compound Not Detected.						
	76 p/m xylene	106	Compound Not Detected.						
	77 o xylene	106	Compound Not Detected.						
	78 styrene	104	Compound Not Detected.						
	79 bromoform	173	Compound Not Detected.						
	80 isopropylbenzene	105	Compound Not Detected.						
$	81 4-bromofluorobenzene	95	11.088	11.088	(0.903)	38422	104.379	10.437	
	85 1,1,2,2,-tetrachloroethane	83	Compound Not Detected.						
	97 1,3-dichlorobenzene	146	Compound Not Detected.						
*	98 1,4-dichlorobenzene-d4	152	12.285	12.285	(1.000)	41608	100.000		
	99 1,4-dichlorobenzene	146	Compound Not Detected.						
	102 1,2-dichlorobenzene	146	Compound Not Detected.						
	104 1,2-dibromo-3-chloropropane	75	Compound Not Detected.						
	107 1,2,4-trichlorobenzene	180	Compound Not Detected.						
	109 1,2,3-trichlorobenzene	180	Compound Not Detected.						

QC Flag Legend

a - Target compound detected but, quantitated amount
Below Limit Of Quantitation(BLOQ).
Q - Qualifier signal failed the ratio test.
M - Compound response manually integrated.

Alpha Analytical Labs

gc/ms voa - VOA101

Data file : \\orgserv2\ff\chem\GCMSVOA\Voa108.i\151002.b\1002A18.D
Lab Smp Id:
Inj Date : 02-OCT-2015 20:25
Operator : MS Inst ID: Voa108.i
Smp Info : l1523745-23,31,10,,a
Misc Info : wg827396,ical11521
Comment :
Method : \\orgserv2\ff\chem\GCMSVOA\Voa108.i\151002.b\liq8260C.m
Meth Date : 02-Oct-2015 16:32 pduczmalew Quant Type: ISTD
Cal Date : 01-OCT-2015 21:09 Cal File: 1001N10.D
Als bottle: 18
Dil Factor: 1.00000
Integrator: HP RTE Compound Sublist: NJTCL.sub
Target Version: 4.12
Processing Host: VIRTUALXP-38517

- NO TENTATIVELY IDENTIFIED COMPOUNDS -

Alpha Analytical Labs

INTERNAL STANDARD COMPOUNDS
AREA AND RT SUMMARY

Instrument ID: Voa108.i
Lab File ID: 1002A18.D
Lab Smp Id:
Analysis Type: VOA
Quant Type: ISTD
Operator: MS
Method File: \\orgserv2\ff\chem\GCMSVOA\Voa108.i\151002.b\liq8260C.m
Misc Info: wg827396,ical11521

Calibration Date: 02-OCT-2015
Calibration Time: 12:23
Level: LOW
Sample Type: WATER

Test Mode:
Use Last Continuing Calibrator.
If Continuing Cal. use Initial Cal. Level 3

COMPOUND	STANDARD	AREA LIMIT LOWER	AREA LIMIT UPPER	SAMPLE	%DIFF
46 flourobenzene	172727	86364	345454	116819	-32.37
72 chlorobenzene-d5	130544	65272	261088	89163	-31.70
98 1,4-dichlorobenze	66385	33193	132770	41608	-37.32

COMPOUND	STANDARD	RT LIMIT LOWER	RT LIMIT UPPER	SAMPLE	%DIFF
46 flourobenzene	6.07	5.57	6.57	6.08	0.04
72 chlorobenzene-d5	9.60	9.10	10.10	9.61	0.03
98 1,4-dichlorobenze	12.29	11.79	12.79	12.29	-0.00

AREA UPPER LIMIT = +100% of internal standard area.
AREA LOWER LIMIT = - 50% of internal standard area.
RT UPPER LIMIT = + 0.50 minutes of internal standard RT.
RT LOWER LIMIT = - 0.50 minutes of internal standard RT.

Alpha Analytical Labs

RECOVERY REPORT

Client Name: Client SDG: SDGa00307
Sample Matrix: LIQUID Fraction: VOA
Lab Smp Id:
Level: LOW Operator: MS
Data Type: MS DATA SampleType: SAMPLE
SpikeList File: curveall.spk Quant Type: ISTD
Sublist File: NJTCL.sub
Method File: \\orgserv2\ff\chem\GCMSVOA\Voa108.i\151002.b\liq8260C.m
Misc Info: wg827396,ical11521

SURROGATE COMPOUND	AMOUNT ADDED ngs	AMOUNT RECOVERED ngs	% RECOVERED	LIMITS
$ 36 dibromofluorometha	100.000	103.385	103.39	70-130
$ 42 1,2-dichloroethane	100.000	105.854	105.85	70-130
$ 58 toluene-d8	100.000	100.091	100.09	70-130
$ 81 4-bromofluorobenze	100.000	104.379	104.38	70-130

Data File: \\orgserv2\ff\chem\GCMSVOA\Voa108.i\151002.b\1002A18.D
Date : 02-OCT-2015 20:25
Client ID:
Sample Info: 11523745-23,31,10,,a
Purge Volume: 10.0
Column phase:

Instrument: Voa108.i
Operator: MS
Column diameter: 0.18

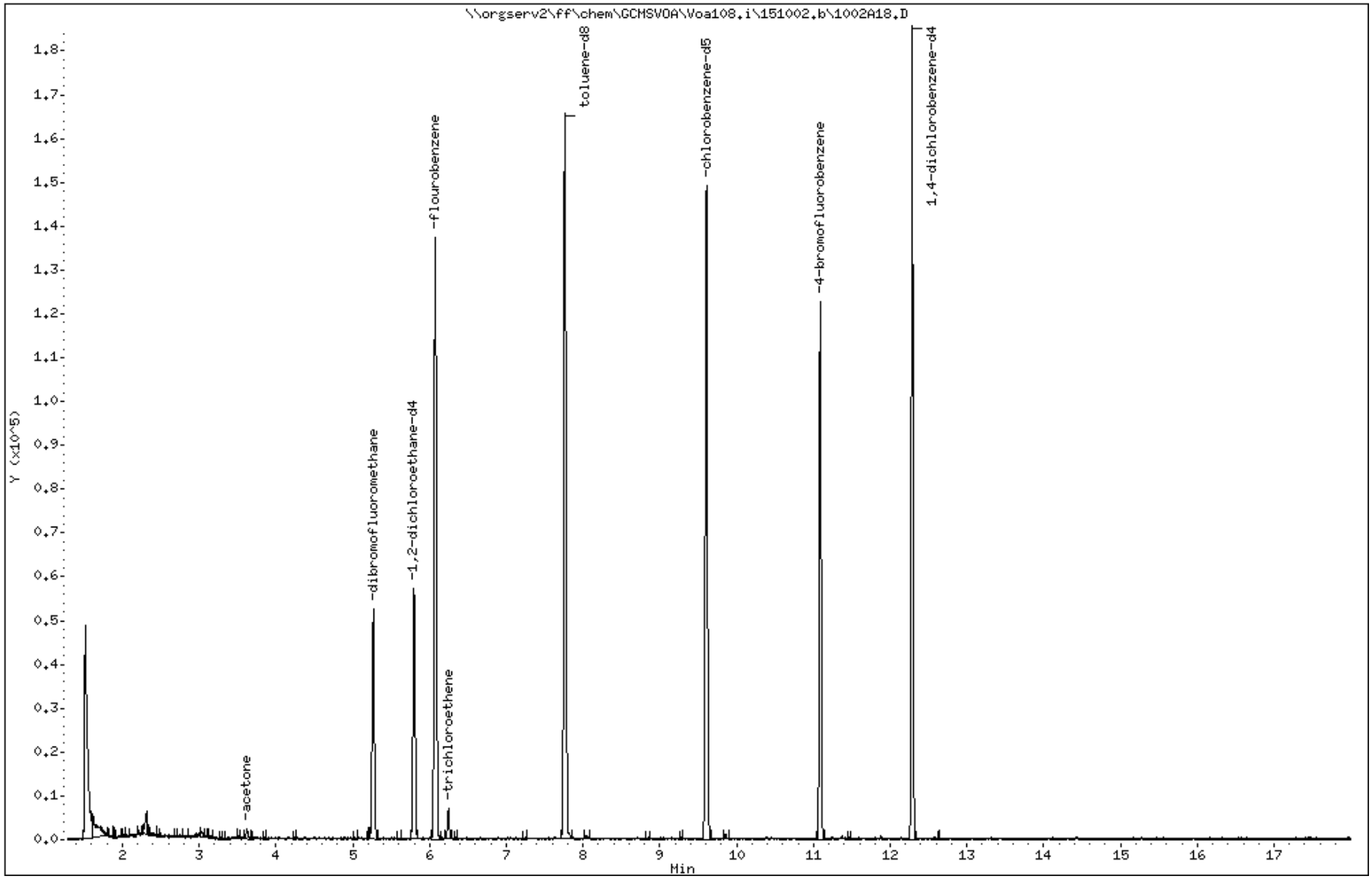

Data File: \\orgserv2\ff\chem\GCMSVOA\Voa108.i\151002.b\1002A18.D

Date : 02-OCT-2015 20:25

Client ID:

Instrument: Voa108.i

Sample Info: 11523745-23,31,10,,a

Purge Volume: 10.0

Operator: MS

Column phase:

Column diameter: 0.18

16 acetone

Concentration: 3.592 ngs

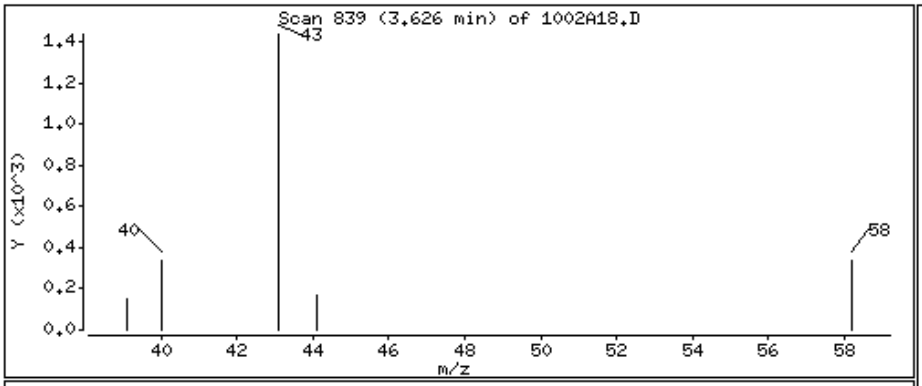

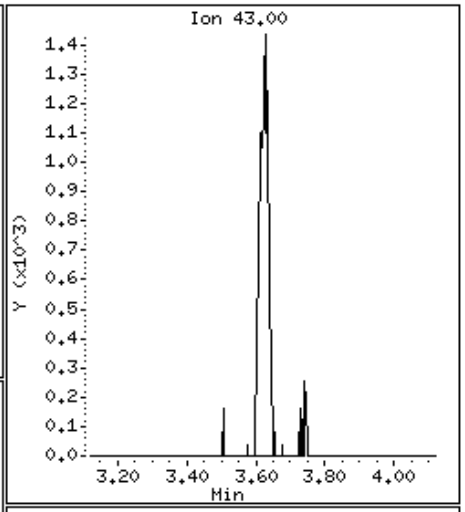

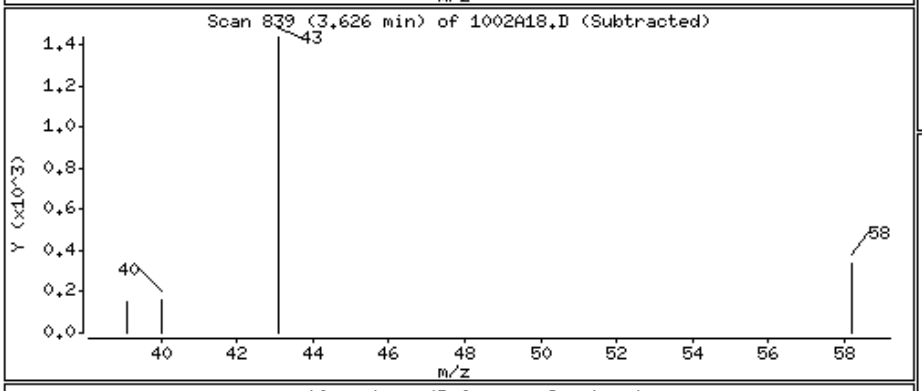

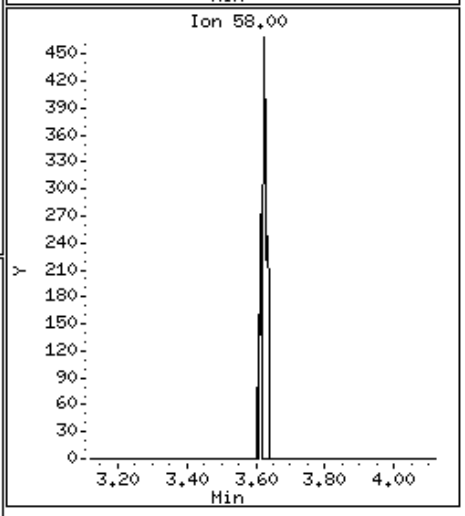

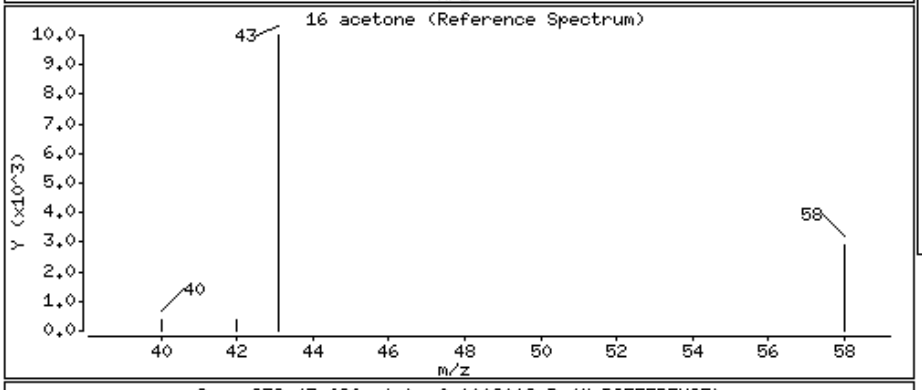

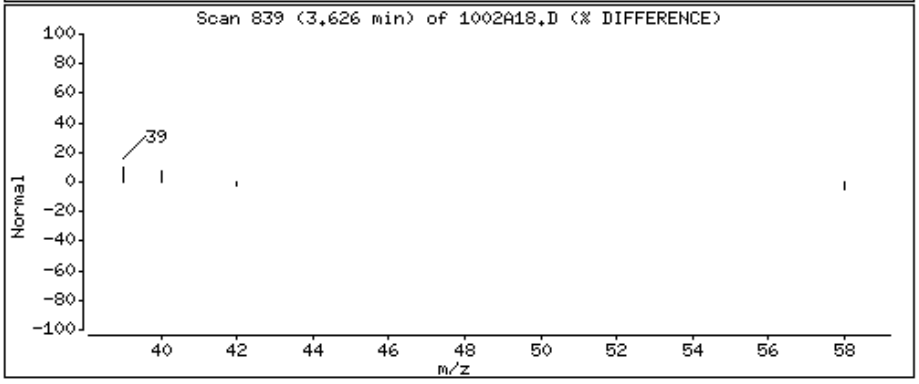

Data File: \\orgserv2\ff\chem\GCMSVOA\Voa108.i\151002.b\1002A18.D

Date : 02-OCT-2015 20:25

Client ID:

Instrument: Voa108.i

Sample Info: 11523745-23,31,10,,a

Purge Volume: 10.0

Operator: MS

Column phase:

Column diameter: 0.18

48 trichloroethene

Concentration: 0.822 ngs

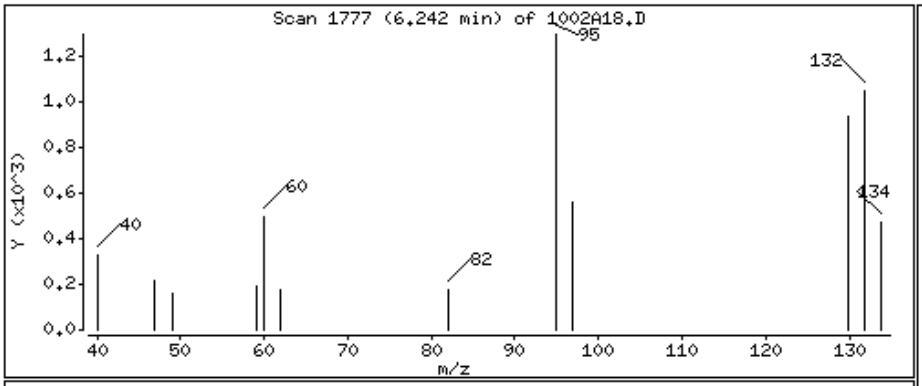

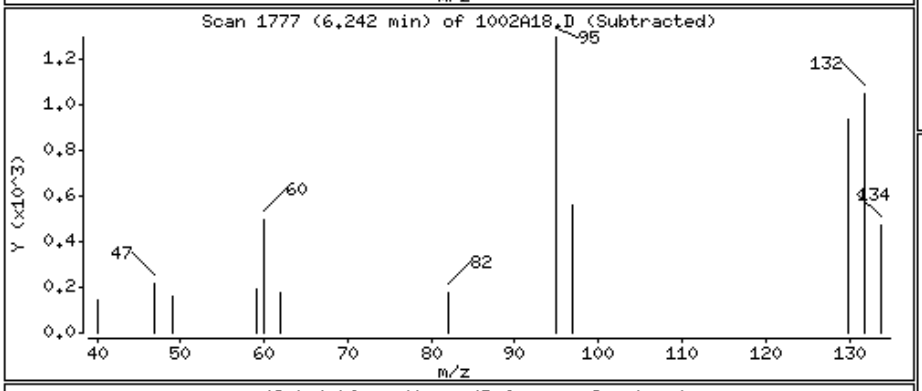

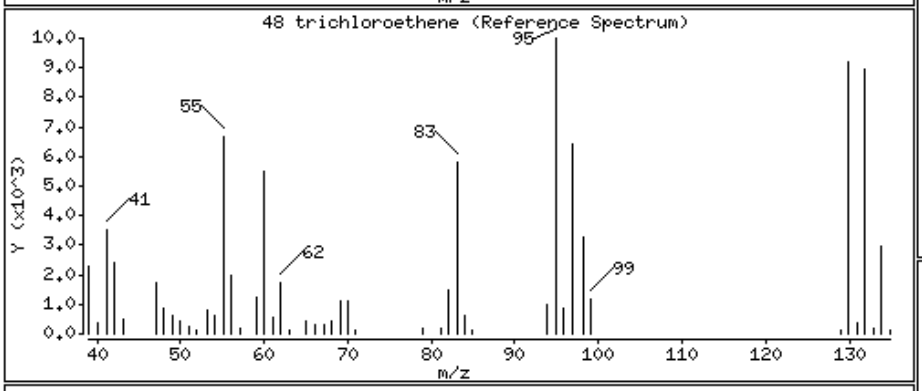

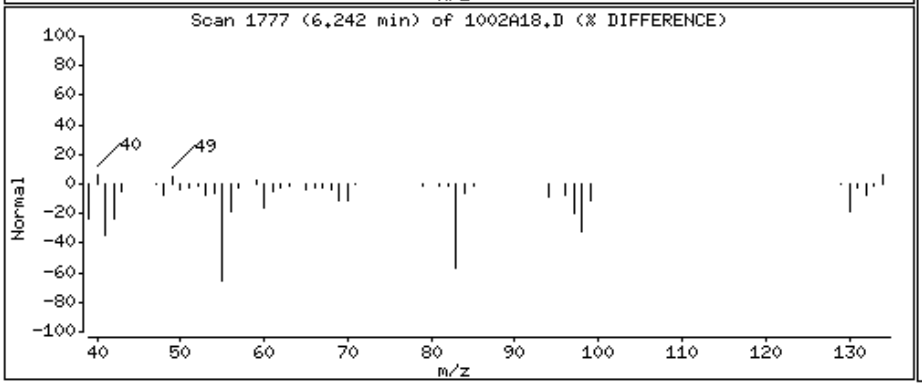

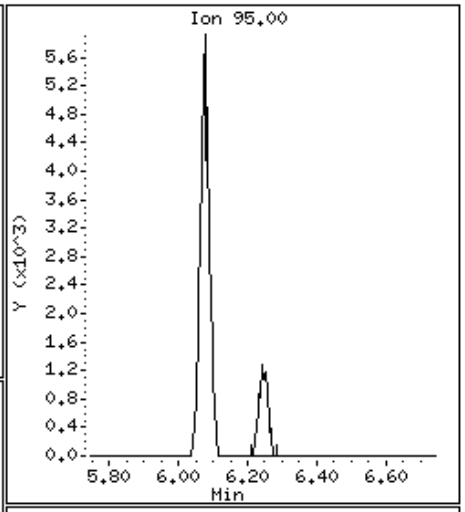

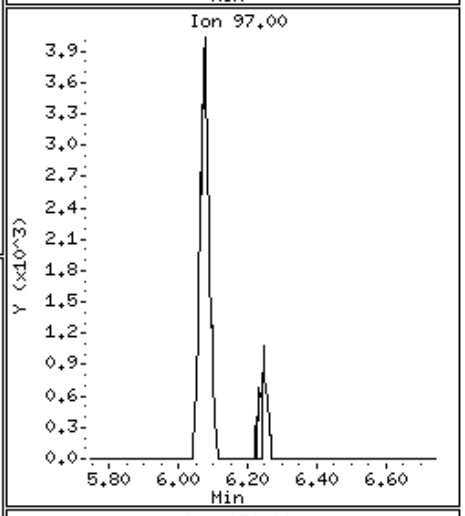

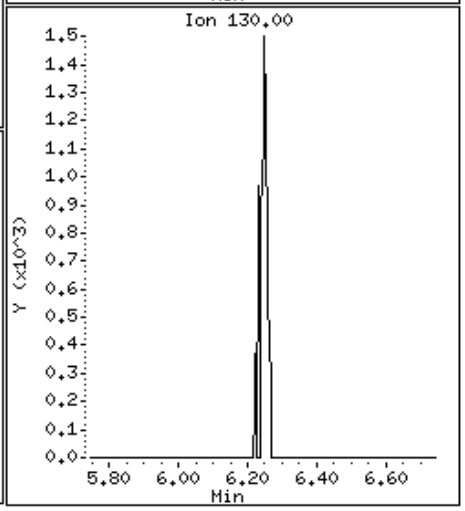

Alpha Analytical Labs

Manual Integration

Sample Info	: l1523745-23,31,10,,a wg827396,ical11521		
Instrument ID	: Voa108.i		
Method	: liq8260C.m		
File	: 1002A18.D		
Injection Date	: 02-OCT-2015 20:25		
Quantitation	: ISTD	Integrator :	HP RTE
Dilution Factor	: 1.00	Sample Type:	SAMPLE

This File has no version history.

//orgserv2/ff/chem/GCMSVOA/Voa108.i/151002.b/original/1002A18.D

Alpha Analytical Labs

gc/ms voa - VOA101

Data file : \\orgserv2\ff\chem\GCMSVOA\Voa108.i\151002.b\1002A19.D
Lab Smp Id:
Inj Date : 02-OCT-2015 20:53
Operator : MS Inst ID: Voa108.i
Smp Info : l1523745-24,31,10,,a
Misc Info : wg827396,ical11521
Comment :
Method : \\orgserv2\ff\chem\GCMSVOA\Voa108.i\151002.b\liq8260C.m
Meth Date : 02-Oct-2015 16:32 pduczmalew Quant Type: ISTD
Cal Date : 01-OCT-2015 21:09 Cal File: 1001N10.D
Als bottle: 19
Dil Factor: 1.00000
Integrator: HP RTE Compound Sublist: NJTCL.sub
Target Version: 4.12
Processing Host: VIRTUALXP-38517

Concentration Formula: Amt * DF * 0.1 * CpndVariable
Cpnd Variable Local Compound Variable

	Compounds	QUANT SIG MASS	RT	EXP RT	REL RT	RESPONSE	CONCENTRATIONS ON-COLUMN (ngs)	FINAL (ngs)	REVIEW CODE
1	dichlorodifluoromethane	85	Compound Not Detected.						
2	chloromethane	50	Compound Not Detected.						
3	vinyl chloride	62	Compound Not Detected.						
4	bromomethane	94	Compound Not Detected.						
5	chloroethane	64	Compound Not Detected.						
6	trichlorofluoromethane	101	Compound Not Detected.						
9	1,1,-dichloroethene	96	Compound Not Detected.						
11	freon-113	101	Compound Not Detected.						
10	carbon disulfide	76	Compound Not Detected.						
15	methylene chloride	84	Compound Not Detected.						
16	acetone	43	3.629	3.620	(0.597)	2487	37.4301	3.743(M)	M1
17	trans-1,2-dichloroethene	96	Compound Not Detected.						
18	Methyl Acetate	43	Compound Not Detected.						
19	methyl tert butyl ether	73	Compound Not Detected.						
22	1,1-dichloroethane	63	Compound Not Detected.						
27	cis-1,2-dichloroethene	96	Compound Not Detected.						
29	bromochloromethane	128	Compound Not Detected.						
30	Cyclohexane	56	Compound Not Detected.						
31	chloroform	83	Compound Not Detected.						
33	carbontetrachloride	117	Compound Not Detected.						
$ 36	dibromofluoromethane	113	5.268	5.263	(0.867)	31534	103.575	10.357	
37	1,1,1-trichloroethane	97	Compound Not Detected.						
38	2-butanone	43	Compound Not Detected.						
40	benzene	78	Compound Not Detected.						
$ 42	1,2-dichloroethane-d4	65	5.801	5.796	(0.955)	40023	103.850	10.384	
43	1,2-dichloroethane	62	Compound Not Detected.						
* 46	flourobenzene	96	6.077	6.074	(1.000)	114549	100.000		
48	trichloroethene	95	6.253	6.245	(1.029)	719	2.66735	0.266(aQM)	M1
47	methyl cyclohexane	83	Compound Not Detected.						

Compounds	QUANT SIG MASS	RT	EXP RT	REL RT	RESPONSE	CONCENTRATIONS ON-COLUMN (ngs)	CONCENTRATIONS FINAL (ngs)	REVIEW CODE
52 1,2-dichloropropane	63	Compound Not Detected.						
53 bromodichloromethane	83	Compound Not Detected.						
54 1,4-Dioxane	88	Compound Not Detected.						
57 cis-1,3-dichloropropene	75	Compound Not Detected.						
$ 58 toluene-d8	98	7.764	7.762	(0.808)	111888	101.834	10.183	
59 toluene	92	Compound Not Detected.						
60 4-methyl-2-pentanone	58	Compound Not Detected.						
61 tetrachloroethene	166	Compound Not Detected.						
62 trans-1,3-dichloropropene	75	Compound Not Detected.						
66 1,1,2-trichloroethane	83	Compound Not Detected.						
67 chlorodibromomethane	129	Compound Not Detected.						
70 1,2-dibromoethane	107	Compound Not Detected.						
71 2-hexanone	43	Compound Not Detected.						
* 72 chlorobenzene-d5	117	9.605	9.602	(1.000)	86646	100.000		
73 chlorobenzene	112	Compound Not Detected.						
74 ethyl benzene	91	Compound Not Detected.						
76 p/m xylene	106	Compound Not Detected.						
77 o xylene	106	Compound Not Detected.						
78 styrene	104	Compound Not Detected.						
79 bromoform	173	Compound Not Detected.						
80 isopropylbenzene	105	Compound Not Detected.						
$ 81 4-bromofluorobenzene	95	11.085	11.088	(0.902)	37763	103.292	10.329	
85 1,1,2,2,-tetrachloroethane	83	Compound Not Detected.						
97 1,3-dichlorobenzene	146	Compound Not Detected.						
* 98 1,4-dichlorobenzene-d4	152	12.287	12.285	(1.000)	41325	100.000		
99 1,4-dichlorobenzene	146	Compound Not Detected.						
102 1,2-dichlorobenzene	146	Compound Not Detected.						
104 1,2-dibromo-3-chloropropane	75	Compound Not Detected.						
107 1,2,4-trichlorobenzene	180	Compound Not Detected.						
109 1,2,3-trichlorobenzene	180	Compound Not Detected.						

QC Flag Legend

a - Target compound detected but, quantitated amount
    Below Limit Of Quantitation(BLOQ).
Q - Qualifier signal failed the ratio test.
M - Compound response manually integrated.

Alpha Analytical Labs

gc/ms voa - VOA101

Data file : \\orgserv2\ff\chem\GCMSVOA\Voa108.i\151002.b\1002A19.D
Lab Smp Id:
Inj Date : 02-OCT-2015 20:53
Operator : MS Inst ID: Voa108.i
Smp Info : l1523745-24,31,10,,a
Misc Info : wg827396,ical11521
Comment :
Method : \\orgserv2\ff\chem\GCMSVOA\Voa108.i\151002.b\liq8260C.m
Meth Date : 02-Oct-2015 16:32 pduczmalew Quant Type: ISTD
Cal Date : 01-OCT-2015 21:09 Cal File: 1001N10.D
Als bottle: 19
Dil Factor: 1.00000
Integrator: HP RTE Compound Sublist: NJTCL.sub
Target Version: 4.12
Processing Host: VIRTUALXP-38517

- NO TENTATIVELY IDENTIFIED COMPOUNDS -

Alpha Analytical Labs

INTERNAL STANDARD COMPOUNDS
AREA AND RT SUMMARY

Instrument ID: Voa108.i
Lab File ID: 1002A19.D
Lab Smp Id:
Analysis Type: VOA
Quant Type: ISTD
Operator: MS
Method File: \\orgserv2\ff\chem\GCMSVOA\Voa108.i\151002.b\liq8260C.m
Misc Info: wg827396,ical11521

Calibration Date: 02-OCT-2015
Calibration Time: 12:23
Level: LOW
Sample Type: WATER

Test Mode:
Use Last Continuing Calibrator.
If Continuing Cal. use Initial Cal. Level 3

COMPOUND	STANDARD	AREA LIMIT LOWER	AREA LIMIT UPPER	SAMPLE	%DIFF
46 flourobenzene	172727	86364	345454	114549	-33.68
72 chlorobenzene-d5	130544	65272	261088	86646	-33.63
98 1,4-dichlorobenze	66385	33193	132770	41325	-37.75

COMPOUND	STANDARD	RT LIMIT LOWER	RT LIMIT UPPER	SAMPLE	%DIFF
46 flourobenzene	6.07	5.57	6.57	6.08	0.04
72 chlorobenzene-d5	9.60	9.10	10.10	9.61	0.03
98 1,4-dichlorobenze	12.29	11.79	12.79	12.29	0.02

AREA UPPER LIMIT = +100% of internal standard area.
AREA LOWER LIMIT = - 50% of internal standard area.
RT UPPER LIMIT = + 0.50 minutes of internal standard RT.
RT LOWER LIMIT = - 0.50 minutes of internal standard RT.

Alpha Analytical Labs

RECOVERY REPORT

Client Name: Client SDG: SDGa00307
Sample Matrix: LIQUID Fraction: VOA
Lab Smp Id:
Level: LOW Operator: MS
Data Type: MS DATA SampleType: SAMPLE
SpikeList File: curveall.spk Quant Type: ISTD
Sublist File: NJTCL.sub
Method File: \\orgserv2\ff\chem\GCMSVOA\Voa108.i\151002.b\liq8260C.m
Misc Info: wg827396,ical11521

SURROGATE COMPOUND	AMOUNT ADDED ngs	AMOUNT RECOVERED ngs	% RECOVERED	LIMITS
$ 36 dibromofluorometha	100.000	103.574	103.57	70-130
$ 42 1,2-dichloroethane	100.000	103.849	103.85	70-130
$ 58 toluene-d8	100.000	101.833	101.83	70-130
$ 81 4-bromofluorobenze	100.000	103.291	103.29	70-130

Data File: \\orgserv2\ff\chem\GCMSVOA\Voa108.i\151002.b\1002A19.D
Date : 02-OCT-2015 20:53
Client ID:
Sample Info: 11523745-24,31,10,,a
Purge Volume: 10.0
Column phase:

Instrument: Voa108.i
Operator: MS
Column diameter: 0.18

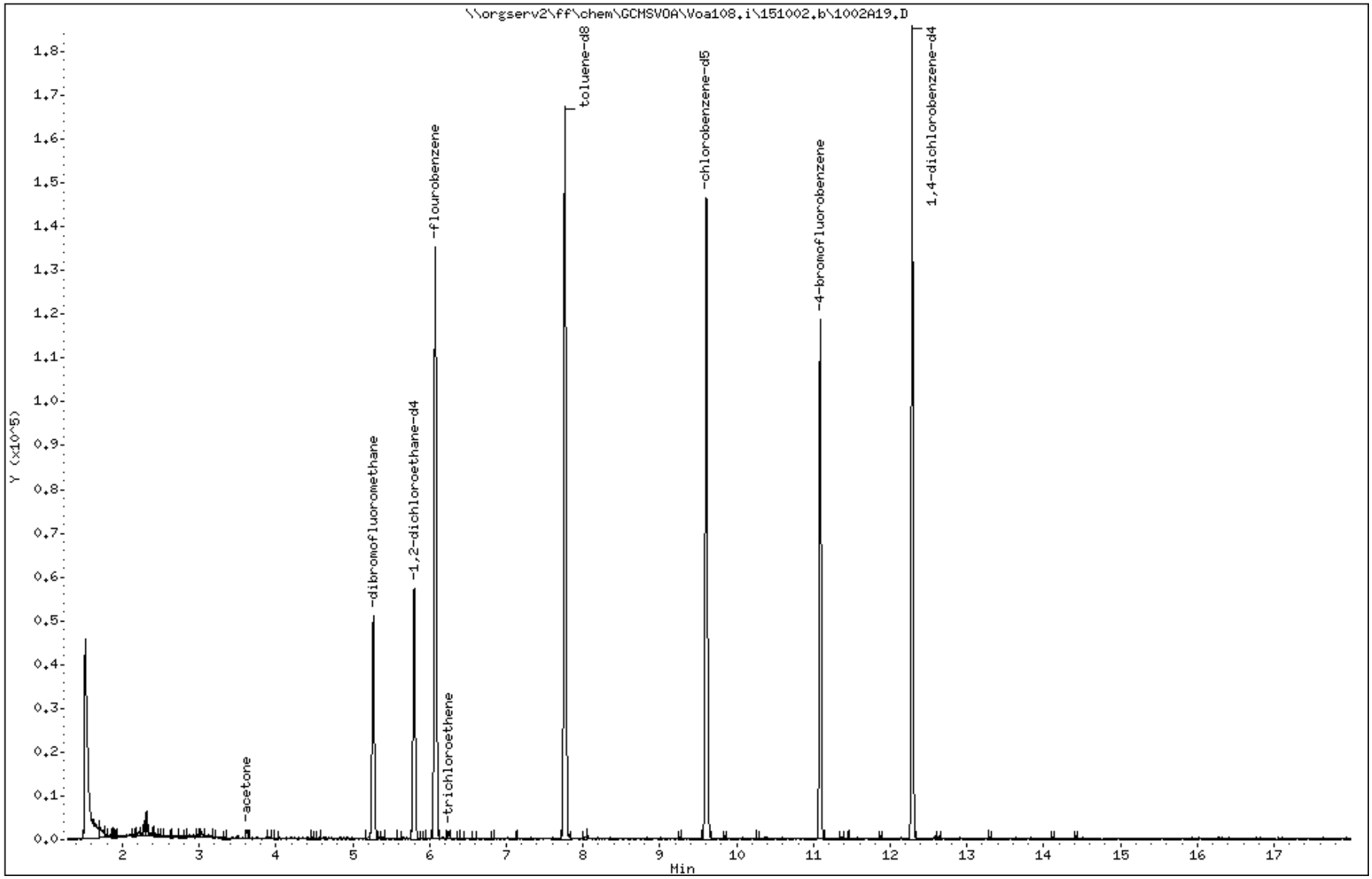

Data File: \\orgserv2\ff\chem\GCMSVOA\Voa108.i\151002.b\1002A19.D

Date : 02-OCT-2015 20:53

Client ID:

Instrument: Voa108.i

Sample Info: 11523745-24,31,10,,a

Purge Volume: 10.0

Operator: MS

Column phase:

Column diameter: 0.18

16 acetone

Concentration: 3.743 ngs

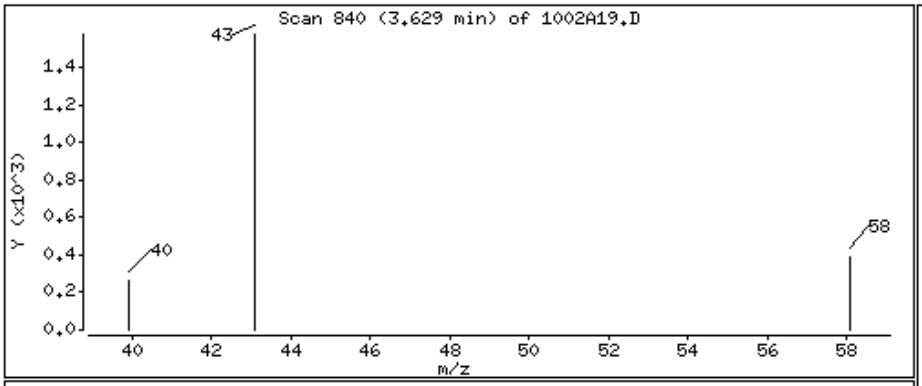

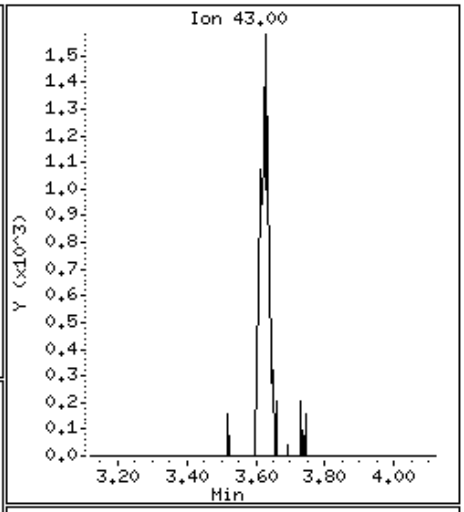

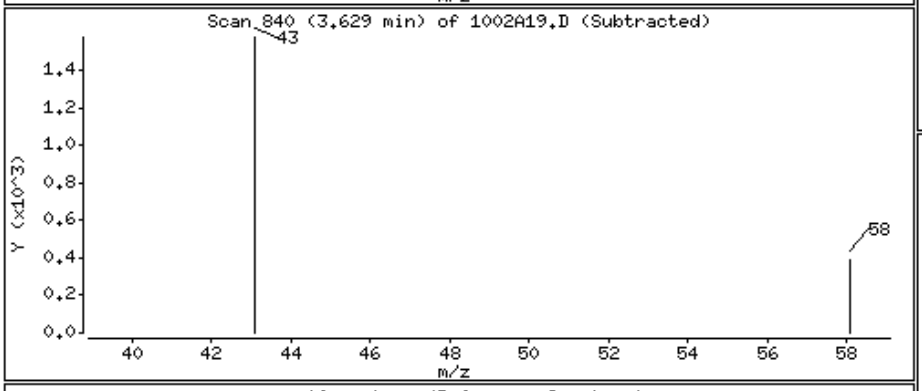

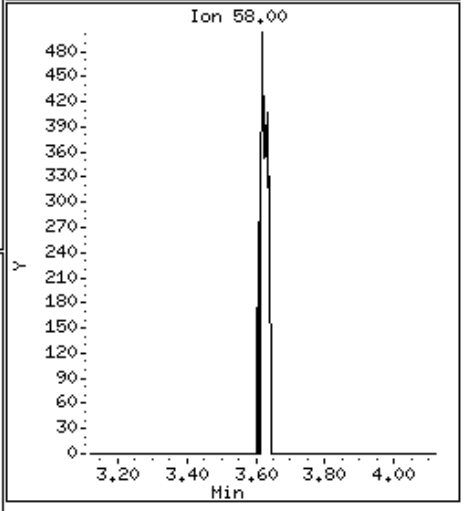

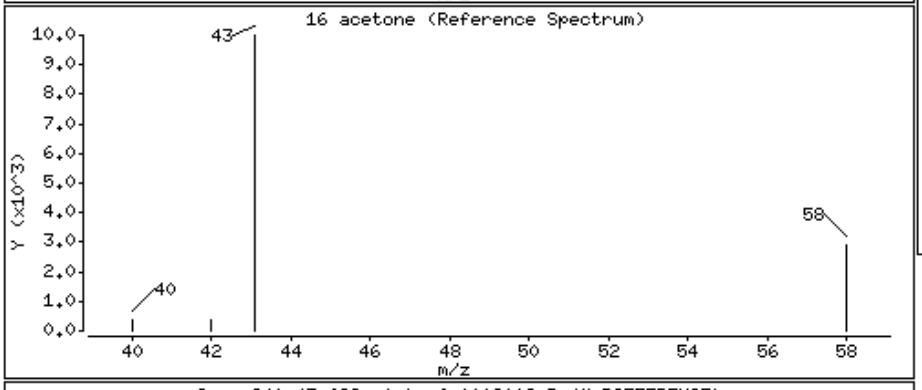

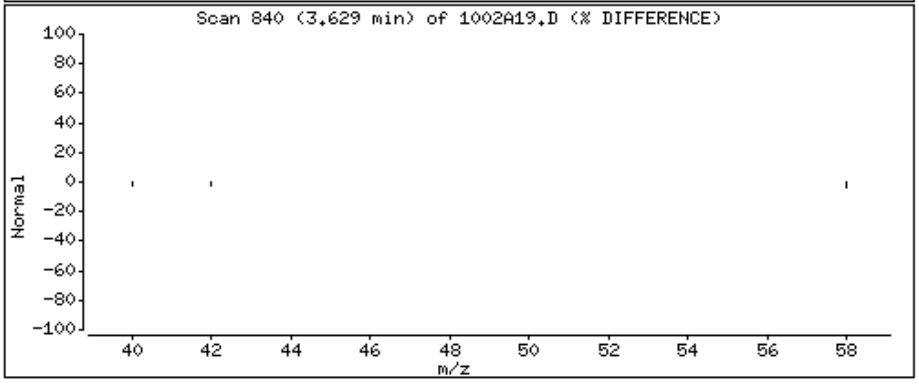

Data File: \\orgserv2\ff\chem\GCMSVOA\Voa108.i\151002.b\1002A19.D

Date : 02-OCT-2015 20:53

Client ID:

Instrument: Voa108.i

Sample Info: 11523745-24,31,10,,a

Purge Volume: 10.0

Operator: MS

Column phase:

Column diameter: 0.18

48 trichloroethene

Concentration: 0.266 ngs

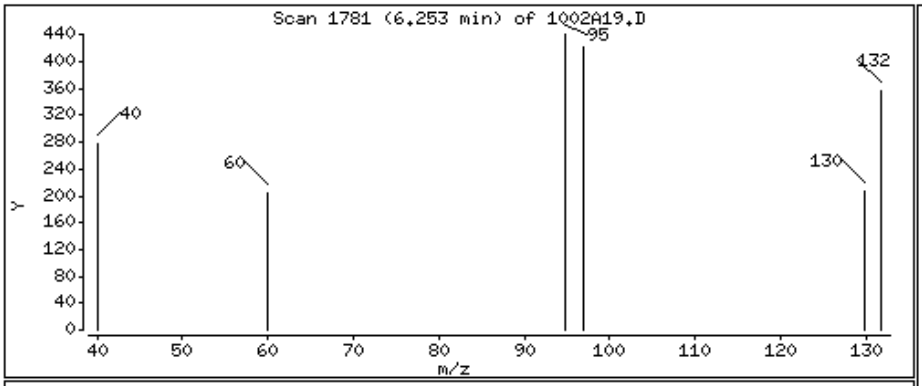

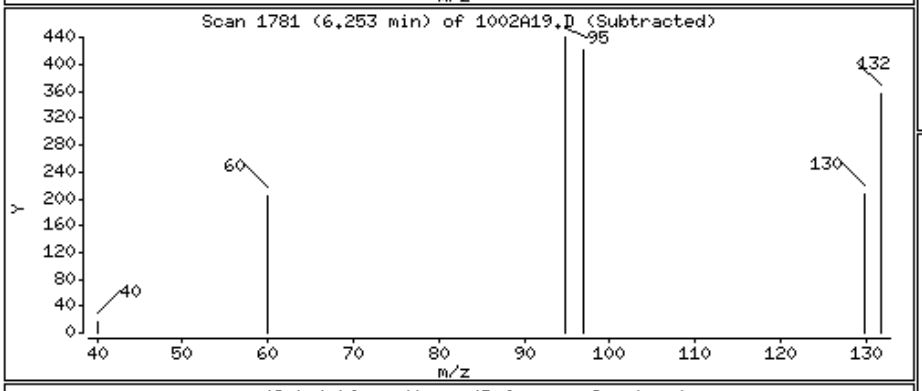

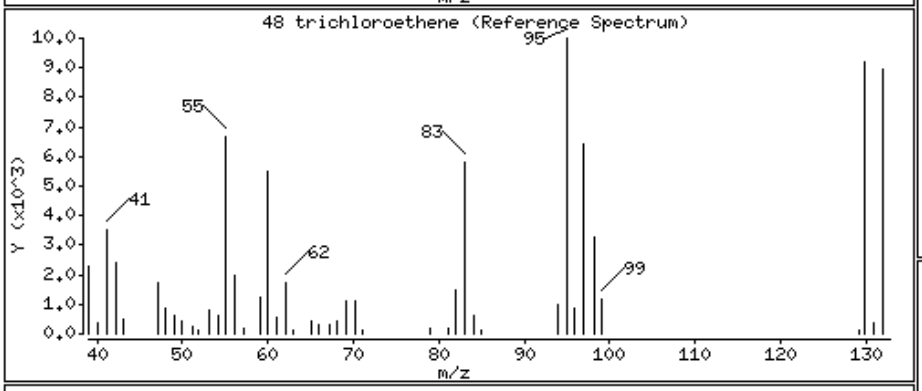

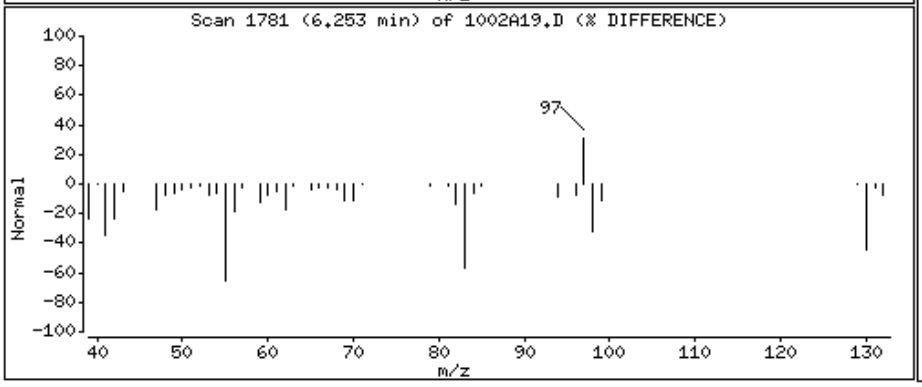

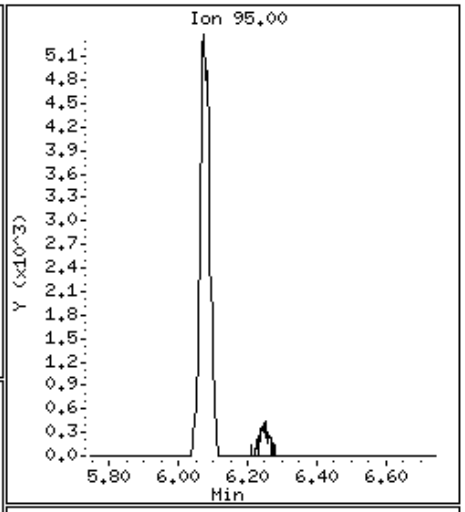

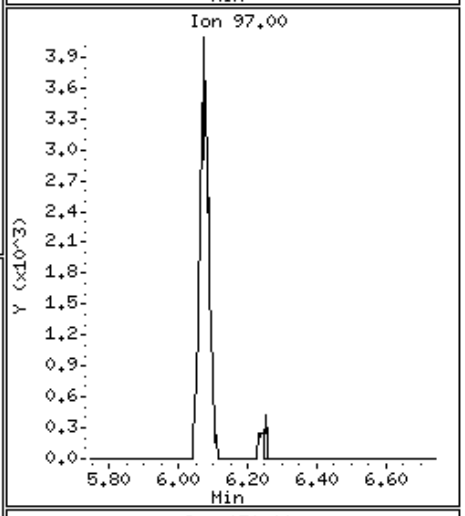

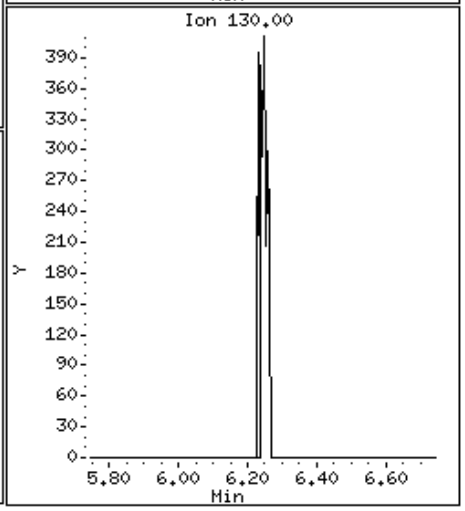

Alpha Analytical Labs

Manual Integration

Sample Info	: l1523745-24,31,10,,a wg827396,ical11521		
Instrument ID	: Voa108.i		
Method	: liq8260C.m		
File	: 1002A19.D		
Injection Date	: 02-OCT-2015 20:53		
Quantitation	: ISTD	Integrator :	HP RTE
Dilution Factor	: 1.00	Sample Type:	SAMPLE

This File has no version history.

//orgserv2/ff/chem/GCMSVOA/Voa108.i/151002.b/original/1002A19.D

Alpha Analytical Labs

gc/ms voa - VOA101

Data file : \\orgserv2\ff\chem\GCMSVOA\Voa108.i\151002.b\1002A20.D
Lab Smp Id:
Inj Date : 02-OCT-2015 21:22
Operator : MS Inst ID: Voa108.i
Smp Info : l1523745-25,31,10,,a
Misc Info : wg827396,ical11521
Comment :
Method : \\orgserv2\ff\chem\GCMSVOA\Voa108.i\151002.b\liq8260C.m
Meth Date : 02-Oct-2015 16:32 pduczmalew Quant Type: ISTD
Cal Date : 01-OCT-2015 21:09 Cal File: 1001N10.D
Als bottle: 20
Dil Factor: 1.00000
Integrator: HP RTE Compound Sublist: NJTCL.sub
Target Version: 4.12
Processing Host: VIRTUALXP-38517

Concentration Formula: Amt * DF * 0.1 * CpndVariable
Cpnd Variable Local Compound Variable

	Compounds	QUANT SIG MASS	RT	EXP RT	REL RT	RESPONSE	CONCENTRATIONS ON-COLUMN (ngs)	FINAL (ngs)	REVIEW CODE
1	dichlorodifluoromethane	85	Compound Not Detected.						
2	chloromethane	50	Compound Not Detected.						
3	vinyl chloride	62	Compound Not Detected.						
4	bromomethane	94	Compound Not Detected.						
5	chloroethane	64	Compound Not Detected.						
6	trichlorofluoromethane	101	2.516	2.511	(0.414)	1070	2.34036	0.234(aM)	M1
9	1,1,-dichloroethene	96	Compound Not Detected.						
11	freon-113	101	Compound Not Detected.						
10	carbon disulfide	76	Compound Not Detected.						
15	methylene chloride	84	Compound Not Detected.						
16	acetone	43	3.623	3.620	(0.596)	3495	51.5986	5.159	
17	trans-1,2-dichloroethene	96	Compound Not Detected.						
18	Methyl Acetate	43	Compound Not Detected.						
19	methyl tert butyl ether	73	Compound Not Detected.						
22	1,1-dichloroethane	63	Compound Not Detected.						
27	cis-1,2-dichloroethene	96	Compound Not Detected.						
29	bromochloromethane	128	Compound Not Detected.						
30	Cyclohexane	56	Compound Not Detected.						
31	chloroform	83	5.087	5.084	(0.837)	5628	11.7603	1.176	
33	carbontetrachloride	117	Compound Not Detected.						
$ 36	dibromofluoromethane	113	5.268	5.263	(0.867)	31631	101.914	10.191	
37	1,1,1-trichloroethane	97	Compound Not Detected.						
38	2-butanone	43	Compound Not Detected.						
40	benzene	78	Compound Not Detected.						
$ 42	1,2-dichloroethane-d4	65	5.798	5.796	(0.955)	39696	101.039	10.103	
43	1,2-dichloroethane	62	Compound Not Detected.						
* 46	flourobenzene	96	6.074	6.074	(1.000)	116774	100.000		
48	trichloroethene	95	Compound Not Detected.						

	Compounds	QUANT SIG MASS	RT	EXP RT	REL RT	RESPONSE	CONCENTRATIONS ON-COLUMN (ngs)	CONCENTRATIONS FINAL (ngs)	REVIEW CODE
	47 methyl cyclohexane	83	Compound Not Detected.						
	52 1,2-dichloropropane	63	Compound Not Detected.						
	53 bromodichloromethane	83	Compound Not Detected.						
	54 1,4-Dioxane	88	Compound Not Detected.						
	57 cis-1,3-dichloropropene	75	Compound Not Detected.						
$	58 toluene-d8	98	7.761	7.762	(0.808)	112154	100.068	10.006	
	59 toluene	92	Compound Not Detected.						
	60 4-methyl-2-pentanone	58	Compound Not Detected.						
	61 tetrachloroethene	166	Compound Not Detected.						
	62 trans-1,3-dichloropropene	75	Compound Not Detected.						
	66 1,1,2-trichloroethane	83	Compound Not Detected.						
	67 chlorodibromomethane	129	Compound Not Detected.						
	70 1,2-dibromoethane	107	Compound Not Detected.						
	71 2-hexanone	43	Compound Not Detected.						
*	72 chlorobenzene-d5	117	9.605	9.602	(1.000)	88385	100.000		
	73 chlorobenzene	112	Compound Not Detected.						
	74 ethyl benzene	91	Compound Not Detected.						
	76 p/m xylene	106	Compound Not Detected.						
	77 o xylene	106	Compound Not Detected.						
	78 styrene	104	Compound Not Detected.						
	79 bromoform	173	Compound Not Detected.						
	80 isopropylbenzene	105	Compound Not Detected.						
$	81 4-bromofluorobenzene	95	11.088	11.088	(0.902)	37986	101.337	10.133	
	85 1,1,2,2,-tetrachloroethane	83	Compound Not Detected.						
	97 1,3-dichlorobenzene	146	Compound Not Detected.						
*	98 1,4-dichlorobenzene-d4	152	12.287	12.285	(1.000)	42371	100.000		
	99 1,4-dichlorobenzene	146	Compound Not Detected.						
	102 1,2-dichlorobenzene	146	Compound Not Detected.						
	104 1,2-dibromo-3-chloropropane	75	Compound Not Detected.						
	107 1,2,4-trichlorobenzene	180	Compound Not Detected.						
	109 1,2,3-trichlorobenzene	180	Compound Not Detected.						

QC Flag Legend

a - Target compound detected but, quantitated amount
Below Limit Of Quantitation(BLOQ).
M - Compound response manually integrated.

Alpha Analytical Labs

gc/ms voa - VOA101

Data file : \\orgserv2\ff\chem\GCMSVOA\Voa108.i\151002.b\1002A20.D
Lab Smp Id:
Inj Date : 02-OCT-2015 21:22
Operator : MS Inst ID: Voa108.i
Smp Info : l1523745-25,31,10,,a
Misc Info : wg827396,ical11521
Comment :
Method : \\orgserv2\ff\chem\GCMSVOA\Voa108.i\151002.b\liq8260C.m
Meth Date : 02-Oct-2015 16:32 pduczmalew Quant Type: ISTD
Cal Date : 01-OCT-2015 21:09 Cal File: 1001N10.D
Als bottle: 20
Dil Factor: 1.00000
Integrator: HP RTE Compound Sublist: NJTCL.sub
Target Version: 4.12
Processing Host: VIRTUALXP-38517

- NO TENTATIVELY IDENTIFIED COMPOUNDS -

Alpha Analytical Labs

INTERNAL STANDARD COMPOUNDS
AREA AND RT SUMMARY

Instrument ID: Voa108.i
Lab File ID: 1002A20.D
Lab Smp Id:
Analysis Type: VOA
Quant Type: ISTD
Operator: MS
Method File: \\orgserv2\ff\chem\GCMSVOA\Voa108.i\151002.b\liq8260C.m
Misc Info: wg827396,ical11521

Calibration Date: 02-OCT-2015
Calibration Time: 12:23
Level: LOW
Sample Type: WATER

Test Mode:
Use Last Continuing Calibrator.
If Continuing Cal. use Initial Cal. Level 3

COMPOUND	STANDARD	AREA LIMIT LOWER	AREA LIMIT UPPER	SAMPLE	%DIFF
46 flourobenzene	172727	86364	345454	116774	-32.39
72 chlorobenzene-d5	130544	65272	261088	88385	-32.29
98 1,4-dichlorobenze	66385	33193	132770	42371	-36.17

COMPOUND	STANDARD	RT LIMIT LOWER	RT LIMIT UPPER	SAMPLE	%DIFF
46 flourobenzene	6.07	5.57	6.57	6.07	-0.00
72 chlorobenzene-d5	9.60	9.10	10.10	9.61	0.03
98 1,4-dichlorobenze	12.29	11.79	12.79	12.29	0.02

AREA UPPER LIMIT = +100% of internal standard area.
AREA LOWER LIMIT = - 50% of internal standard area.
RT UPPER LIMIT = + 0.50 minutes of internal standard RT.
RT LOWER LIMIT = - 0.50 minutes of internal standard RT.

Alpha Analytical Labs

RECOVERY REPORT

Client Name: Client SDG: SDGa00307
Sample Matrix: LIQUID Fraction: VOA
Lab Smp Id:
Level: LOW Operator: MS
Data Type: MS DATA SampleType: SAMPLE
SpikeList File: curveall.spk Quant Type: ISTD
Sublist File: NJTCL.sub
Method File: \\orgserv2\ff\chem\GCMSVOA\Voa108.i\151002.b\liq8260C.m
Misc Info: wg827396,ical11521

SURROGATE COMPOUND	AMOUNT ADDED ngs	AMOUNT RECOVERED ngs	% RECOVERED	LIMITS
$ 36 dibromofluorometha	100.000	101.913	101.91	70-130
$ 42 1,2-dichloroethane	100.000	101.038	101.04	70-130
$ 58 toluene-d8	100.000	100.067	100.07	70-130
$ 81 4-bromofluorobenze	100.000	101.336	101.34	70-130

Data File: \\orgserv2\ff\chem\GCMSVOA\Voa108.i\151002.b\1002A20.D
Date : 02-OCT-2015 21:22
Client ID:
Sample Info: 11523745-25,31,10,,a
Purge Volume: 10.0
Column phase:

Instrument: Voa108.i
Operator: MS
Column diameter: 0.18

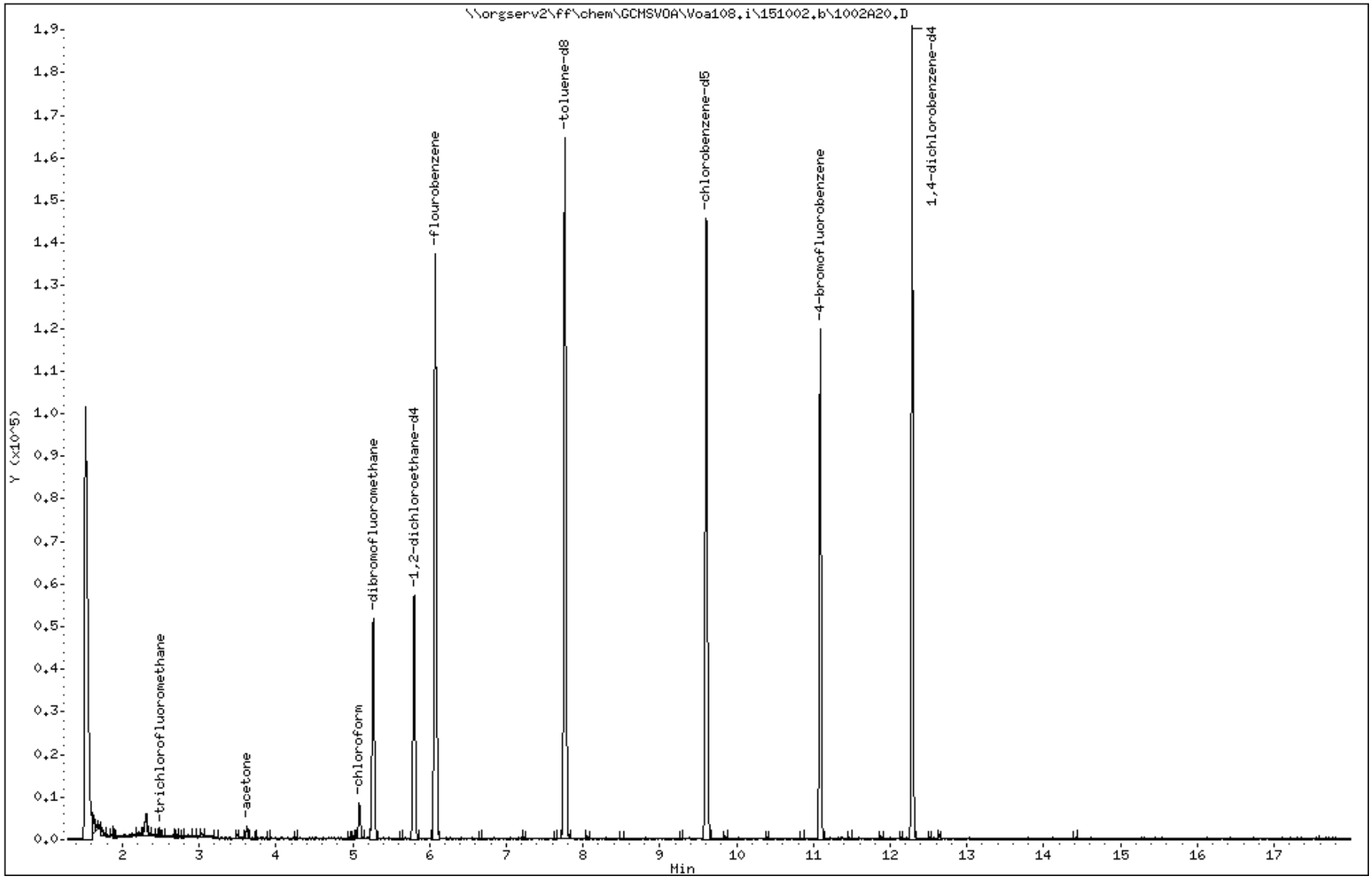

Data File: \\orgserv2\ff\chem\GCMSVOA\Voa108.i\151002.b\1002A20.D

Date : 02-OCT-2015 21:22

Client ID:

Instrument: Voa108.i

Sample Info: 11523745-25,31,10,,a

Purge Volume: 10.0

Operator: MS

Column phase:

Column diameter: 0.18

6 trichlorofluoromethane

Concentration: 0.234 ngs

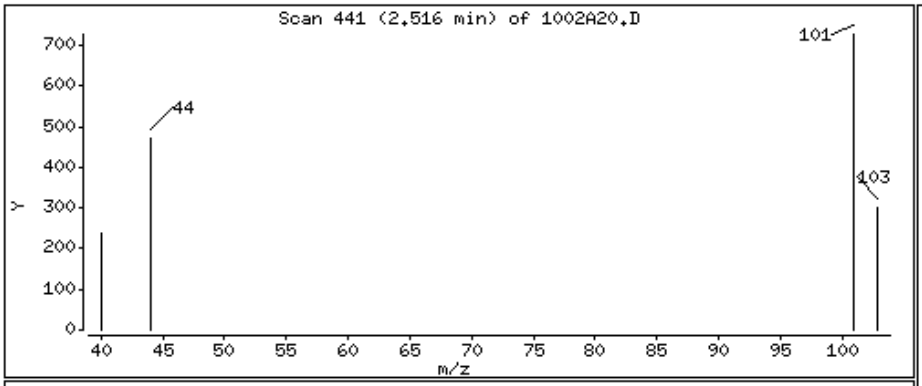

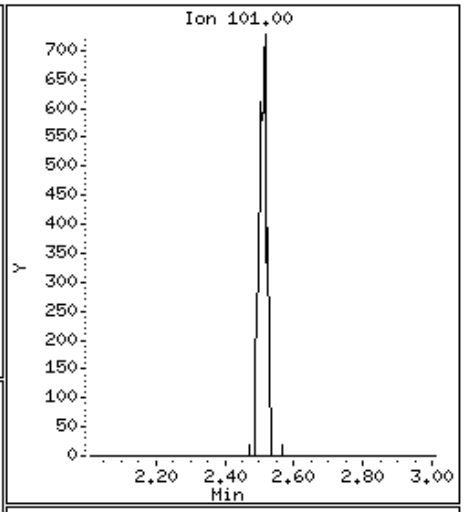

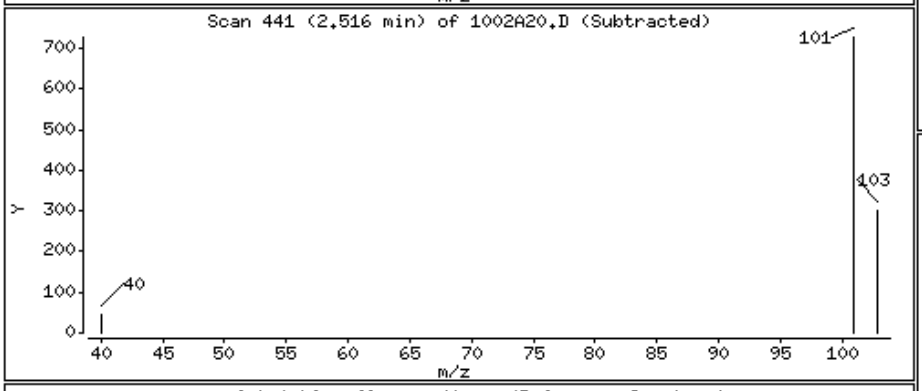

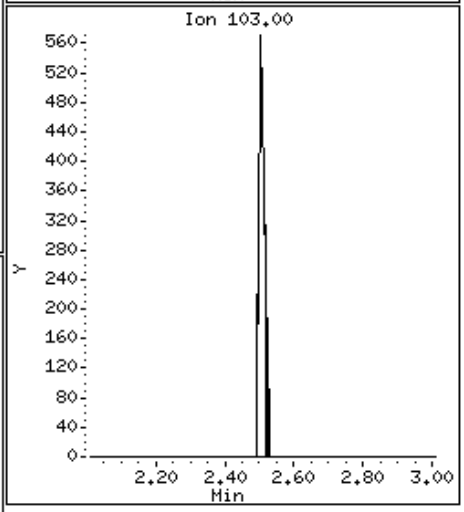

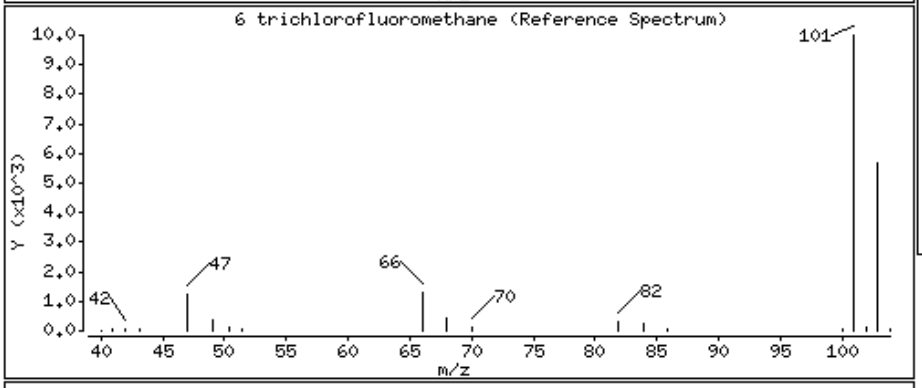

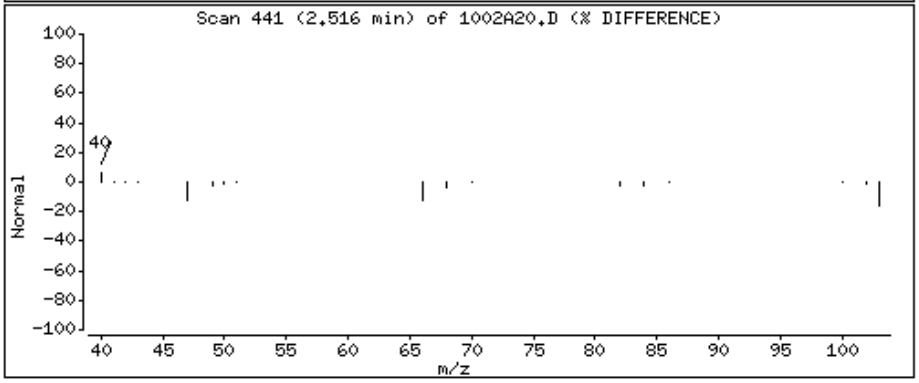

Data File: \\orgserv2\ff\chem\GCMSVOA\Voa108.i\151002.b\1002A20.D

Date : 02-OCT-2015 21:22

Client ID:

Instrument: Voa108.i

Sample Info: 11523745-25,31,10,,a

Purge Volume: 10.0

Operator: MS

Column phase:

Column diameter: 0.18

16 acetone

Concentration: 5.159 ngs

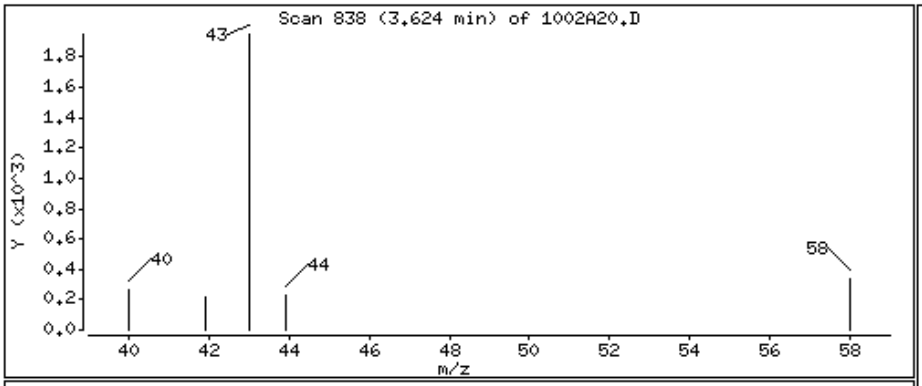

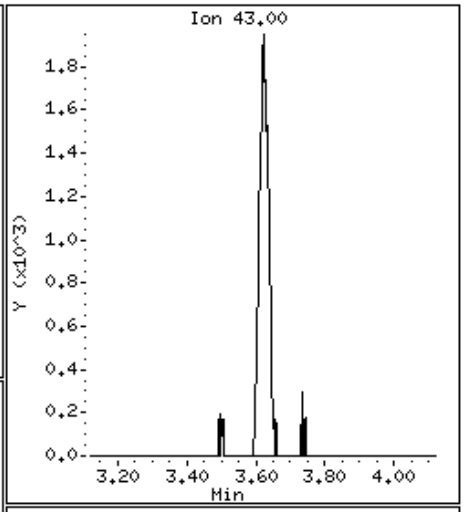

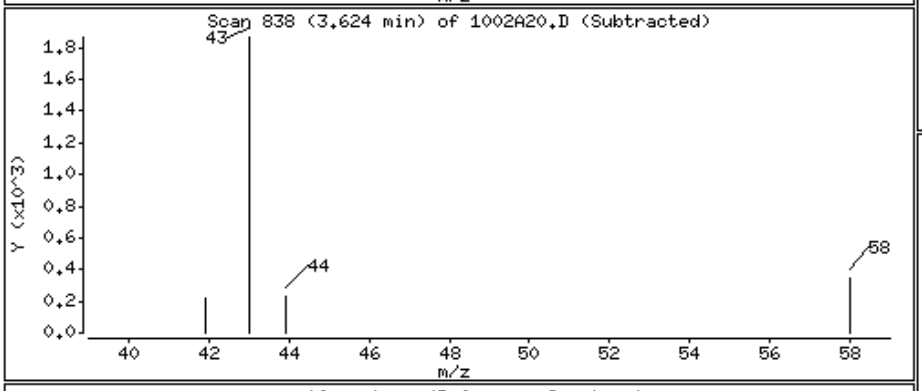

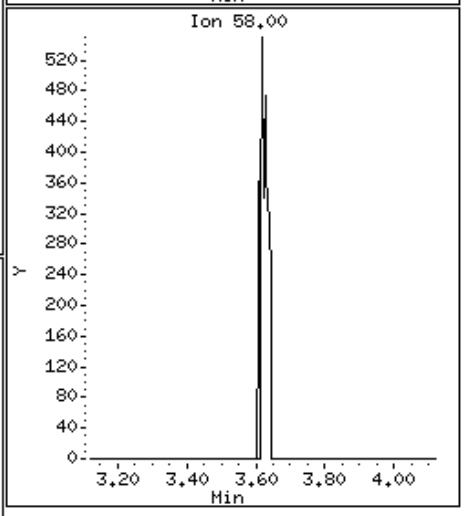

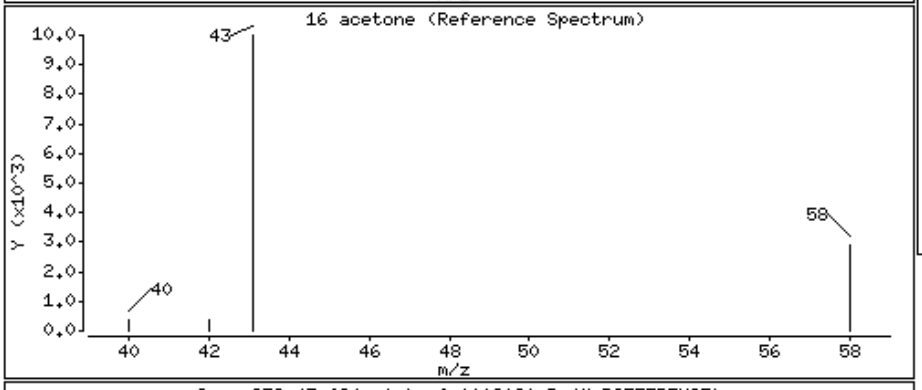

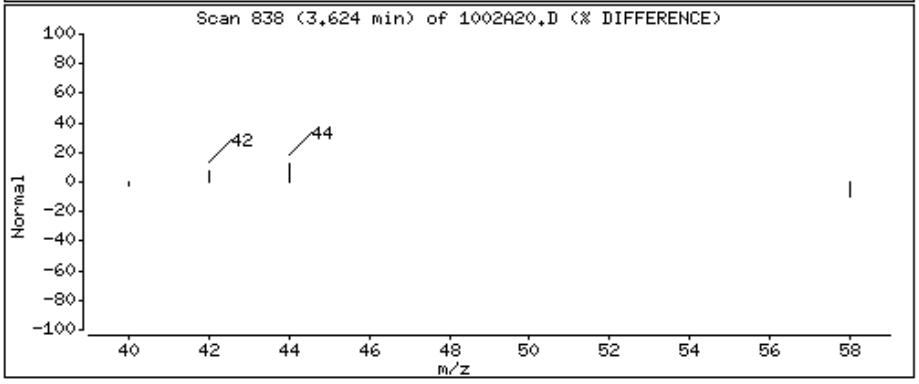

Data File: \\orgserv2\ff\chem\GCMSVOA\Voa108.i\151002.b\1002A20.D

Date : 02-OCT-2015 21:22

Client ID:

Instrument: Voa108.i

Sample Info: 11523745-25,31,10,,a

Purge Volume: 10.0

Operator: MS

Column phase:

Column diameter: 0.18

31 chloroform

Concentration: 1.176 ngs

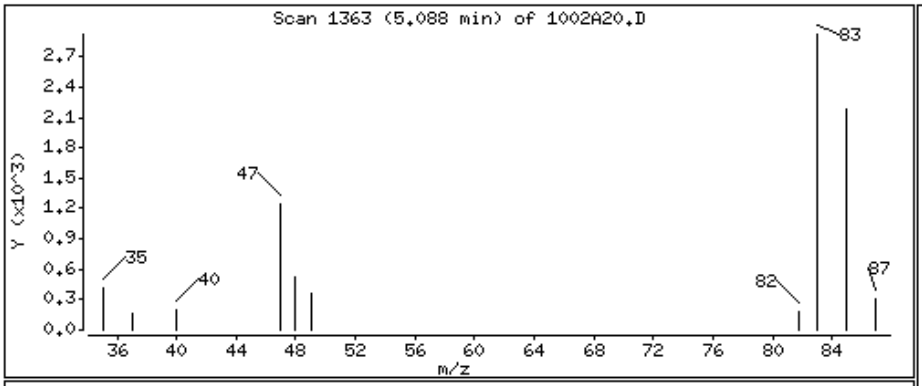

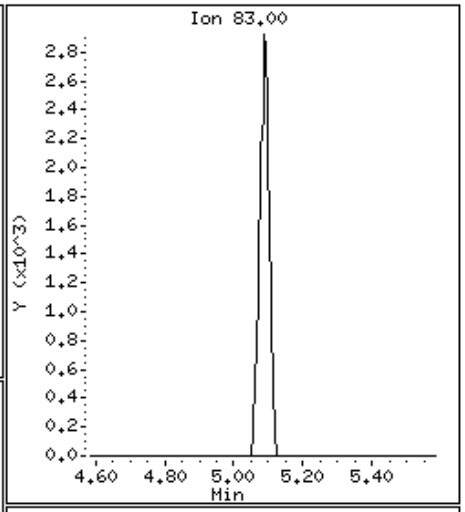

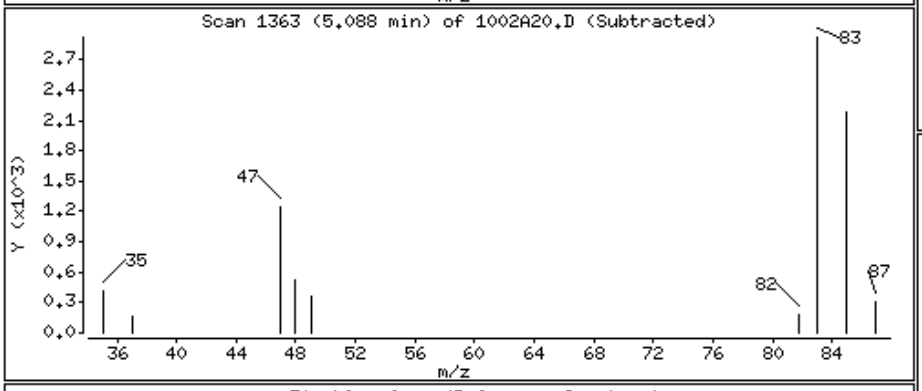

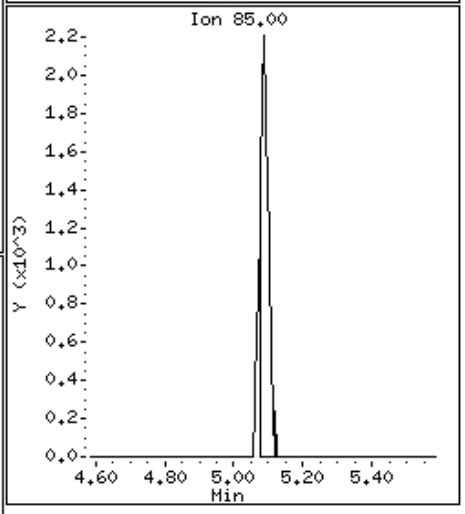

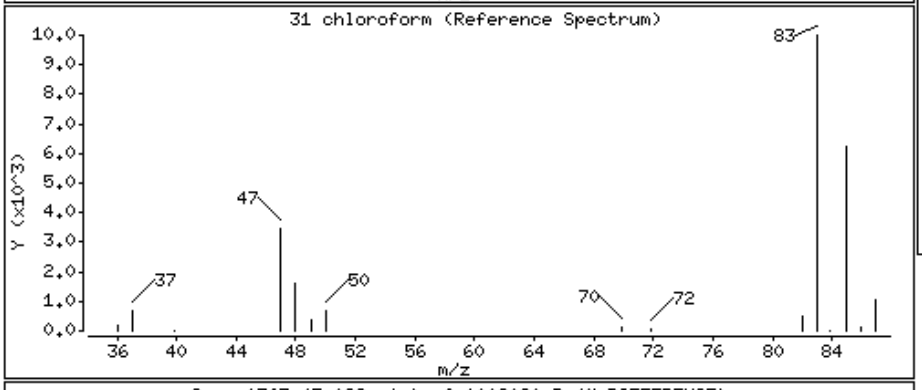

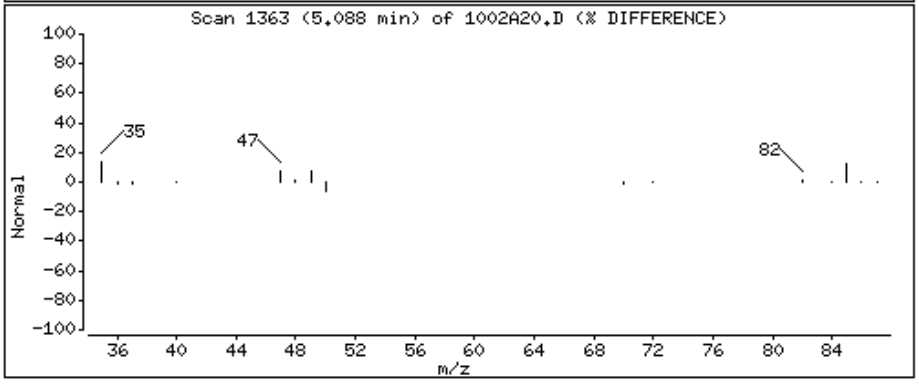

Alpha Analytical Labs

Manual Integration

Sample Info	: l1523745-25,31,10,,a wg827396,ical11521		
Instrument ID	: Voa108.i		
Method	: liq8260C.m		
File	: 1002A20.D		
Injection Date	: 02-OCT-2015 21:22		
Quantitation	: ISTD	Integrator :	HP RTE
Dilution Factor	: 1.00	Sample Type:	SAMPLE

This File has no version history.

//orgserv2/ff/chem/GCMSVOA/Voa108.i/151002.b/original/1002A20.D

Alpha Analytical Labs

gc/ms voa - VOA101

Data file : \\orgserv2\ff\chem\GCMSVOA\Voa108.i\151002.b\1002A21.D
Lab Smp Id:
Inj Date : 02-OCT-2015 21:50
Operator : MS Inst ID: Voa108.i
Smp Info : l1523745-26,31,10,,a
Misc Info : wg827396,ical11521
Comment :
Method : \\orgserv2\ff\chem\GCMSVOA\Voa108.i\151002.b\liq8260C.m
Meth Date : 02-Oct-2015 16:32 pduczmalew Quant Type: ISTD
Cal Date : 01-OCT-2015 21:09 Cal File: 1001N10.D
Als bottle: 21
Dil Factor: 1.00000
Integrator: HP RTE Compound Sublist: NJTCL.sub
Target Version: 4.12
Processing Host: VIRTUALXP-38517

Concentration Formula: Amt * DF * 0.1 * CpndVariable
Cpnd Variable Local Compound Variable

	Compounds	QUANT SIG MASS	RT	EXP RT	REL RT	RESPONSE	CONCENTRATIONS ON-COLUMN (ngs)	FINAL (ngs)	REVIEW CODE
1	dichlorodifluoromethane	85	Compound Not Detected.						
2	chloromethane	50	Compound Not Detected.						
3	vinyl chloride	62	Compound Not Detected.						
4	bromomethane	94	Compound Not Detected.						
5	chloroethane	64	Compound Not Detected.						
6	trichlorofluoromethane	101	2.513	2.511	(0.414)	9638	20.8674	2.086(M)	M1
9	1,1,-dichloroethene	96	Compound Not Detected.						
11	freon-113	101	Compound Not Detected.						
10	carbon disulfide	76	Compound Not Detected.						
15	methylene chloride	84	Compound Not Detected.						
16	acetone	43	3.629	3.620	(0.597)	3390	49.5419	4.954(M)	M1
17	trans-1,2-dichloroethene	96	Compound Not Detected.						
18	Methyl Acetate	43	Compound Not Detected.						
19	methyl tert butyl ether	73	Compound Not Detected.						
22	1,1-dichloroethane	63	Compound Not Detected.						
27	cis-1,2-dichloroethene	96	Compound Not Detected.						
29	bromochloromethane	128	Compound Not Detected.						
30	Cyclohexane	56	Compound Not Detected.						
31	chloroform	83	5.093	5.084	(0.838)	2169	4.48647	0.448(aQM)	M1
33	carbontetrachloride	117	Compound Not Detected.						
$ 36	dibromofluoromethane	113	5.263	5.263	(0.866)	31961	101.935	10.193	
37	1,1,1-trichloroethane	97	Compound Not Detected.						
38	2-butanone	43	Compound Not Detected.						
40	benzene	78	Compound Not Detected.						
$ 42	1,2-dichloroethane-d4	65	5.798	5.796	(0.955)	41360	104.208	10.420	
43	1,2-dichloroethane	62	Compound Not Detected.						
* 46	flourobenzene	96	6.074	6.074	(1.000)	117968	100.000		
48	trichloroethene	95	Compound Not Detected.						

	Compounds	QUANT SIG MASS	RT	EXP RT	REL RT	RESPONSE	CONCENTRATIONS ON-COLUMN (ngs)	CONCENTRATIONS FINAL (ngs)	REVIEW CODE
	47 methyl cyclohexane	83	Compound Not Detected.						
	52 1,2-dichloropropane	63	Compound Not Detected.						
	53 bromodichloromethane	83	Compound Not Detected.						
	54 1,4-Dioxane	88	Compound Not Detected.						
	57 cis-1,3-dichloropropene	75	Compound Not Detected.						
$	58 toluene-d8	98	7.764	7.762	(0.808)	114045	101.541	10.154	
	59 toluene	92	Compound Not Detected.						
	60 4-methyl-2-pentanone	58	Compound Not Detected.						
	61 tetrachloroethene	166	Compound Not Detected.						
	62 trans-1,3-dichloropropene	75	Compound Not Detected.						
	66 1,1,2-trichloroethane	83	Compound Not Detected.						
	67 chlorodibromomethane	129	Compound Not Detected.						
	70 1,2-dibromoethane	107	Compound Not Detected.						
	71 2-hexanone	43	Compound Not Detected.						
*	72 chlorobenzene-d5	117	9.605	9.602	(1.000)	88571	100.000		
	73 chlorobenzene	112	Compound Not Detected.						
	74 ethyl benzene	91	Compound Not Detected.						
	76 p/m xylene	106	Compound Not Detected.						
	77 o xylene	106	Compound Not Detected.						
	78 styrene	104	Compound Not Detected.						
	79 bromoform	173	Compound Not Detected.						
	80 isopropylbenzene	105	Compound Not Detected.						
$	81 4-bromofluorobenzene	95	11.086	11.088	(0.902)	39132	106.053	10.605	
	85 1,1,2,2,-tetrachloroethane	83	Compound Not Detected.						
	97 1,3-dichlorobenzene	146	Compound Not Detected.						
*	98 1,4-dichlorobenzene-d4	152	12.288	12.285	(1.000)	41708	100.000		
	99 1,4-dichlorobenzene	146	Compound Not Detected.						
	102 1,2-dichlorobenzene	146	Compound Not Detected.						
	104 1,2-dibromo-3-chloropropane	75	Compound Not Detected.						
	107 1,2,4-trichlorobenzene	180	Compound Not Detected.						
	109 1,2,3-trichlorobenzene	180	Compound Not Detected.						

QC Flag Legend

a - Target compound detected but, quantitated amount
Below Limit Of Quantitation(BLOQ).
Q - Qualifier signal failed the ratio test.
M - Compound response manually integrated.

Alpha Analytical Labs

gc/ms voa - VOA101

Data file : \\orgserv2\ff\chem\GCMSVOA\Voa108.i\151002.b\1002A21.D
Lab Smp Id:
Inj Date : 02-OCT-2015 21:50
Operator : MS Inst ID: Voa108.i
Smp Info : l1523745-26,31,10,,a
Misc Info : wg827396,ical11521
Comment :
Method : \\orgserv2\ff\chem\GCMSVOA\Voa108.i\151002.b\liq8260C.m
Meth Date : 02-Oct-2015 16:32 pduczmalew Quant Type: ISTD
Cal Date : 01-OCT-2015 21:09 Cal File: 1001N10.D
Als bottle: 21
Dil Factor: 1.00000
Integrator: HP RTE Compound Sublist: NJTCL.sub
Target Version: 4.12
Processing Host: VIRTUALXP-38517

- NO TENTATIVELY IDENTIFIED COMPOUNDS -

Alpha Analytical Labs

INTERNAL STANDARD COMPOUNDS
AREA AND RT SUMMARY

Instrument ID: Voa108.i
Lab File ID: 1002A21.D
Lab Smp Id:
Analysis Type: VOA
Quant Type: ISTD
Operator: MS
Method File: \\orgserv2\ff\chem\GCMSVOA\Voa108.i\151002.b\liq8260C.m
Misc Info: wg827396,ical11521

Calibration Date: 02-OCT-2015
Calibration Time: 12:23
Level: LOW
Sample Type: WATER

Test Mode:
Use Last Continuing Calibrator.
If Continuing Cal. use Initial Cal. Level 3

COMPOUND	STANDARD	AREA LIMIT LOWER	AREA LIMIT UPPER	SAMPLE	%DIFF
46 flourobenzene	172727	86364	345454	117968	-31.70
72 chlorobenzene-d5	130544	65272	261088	88571	-32.15
98 1,4-dichlorobenze	66385	33193	132770	41708	-37.17

COMPOUND	STANDARD	RT LIMIT LOWER	RT LIMIT UPPER	SAMPLE	%DIFF
46 flourobenzene	6.07	5.57	6.57	6.07	0.00
72 chlorobenzene-d5	9.60	9.10	10.10	9.61	0.03
98 1,4-dichlorobenze	12.29	11.79	12.79	12.29	0.02

AREA UPPER LIMIT = +100% of internal standard area.
AREA LOWER LIMIT = - 50% of internal standard area.
RT UPPER LIMIT = + 0.50 minutes of internal standard RT.
RT LOWER LIMIT = - 0.50 minutes of internal standard RT.

Alpha Analytical Labs

RECOVERY REPORT

Client Name: Client SDG: SDGa00307
Sample Matrix: LIQUID Fraction: VOA
Lab Smp Id:
Level: LOW Operator: MS
Data Type: MS DATA SampleType: SAMPLE
SpikeList File: curveall.spk Quant Type: ISTD
Sublist File: NJTCL.sub
Method File: \\orgserv2\ff\chem\GCMSVOA\Voa108.i\151002.b\liq8260C.m
Misc Info: wg827396,ical11521

SURROGATE COMPOUND	AMOUNT ADDED ngs	AMOUNT RECOVERED ngs	% RECOVERED	LIMITS
$ 36 dibromofluorometha	100.000	101.934	101.93	70-130
$ 42 1,2-dichloroethane	100.000	104.208	104.21	70-130
$ 58 toluene-d8	100.000	101.541	101.54	70-130
$ 81 4-bromofluorobenze	100.000	106.053	106.05	70-130

Data File: \\orgserv2\ff\chem\GCMSVOA\Voa108.i\151002.b\1002A21.D
Date : 02-OCT-2015 21:50
Client ID:
Sample Info: 11523745-26,31,10,,a
Purge Volume: 10.0
Column phase:

Instrument: Voa108.i
Operator: MS
Column diameter: 0.18

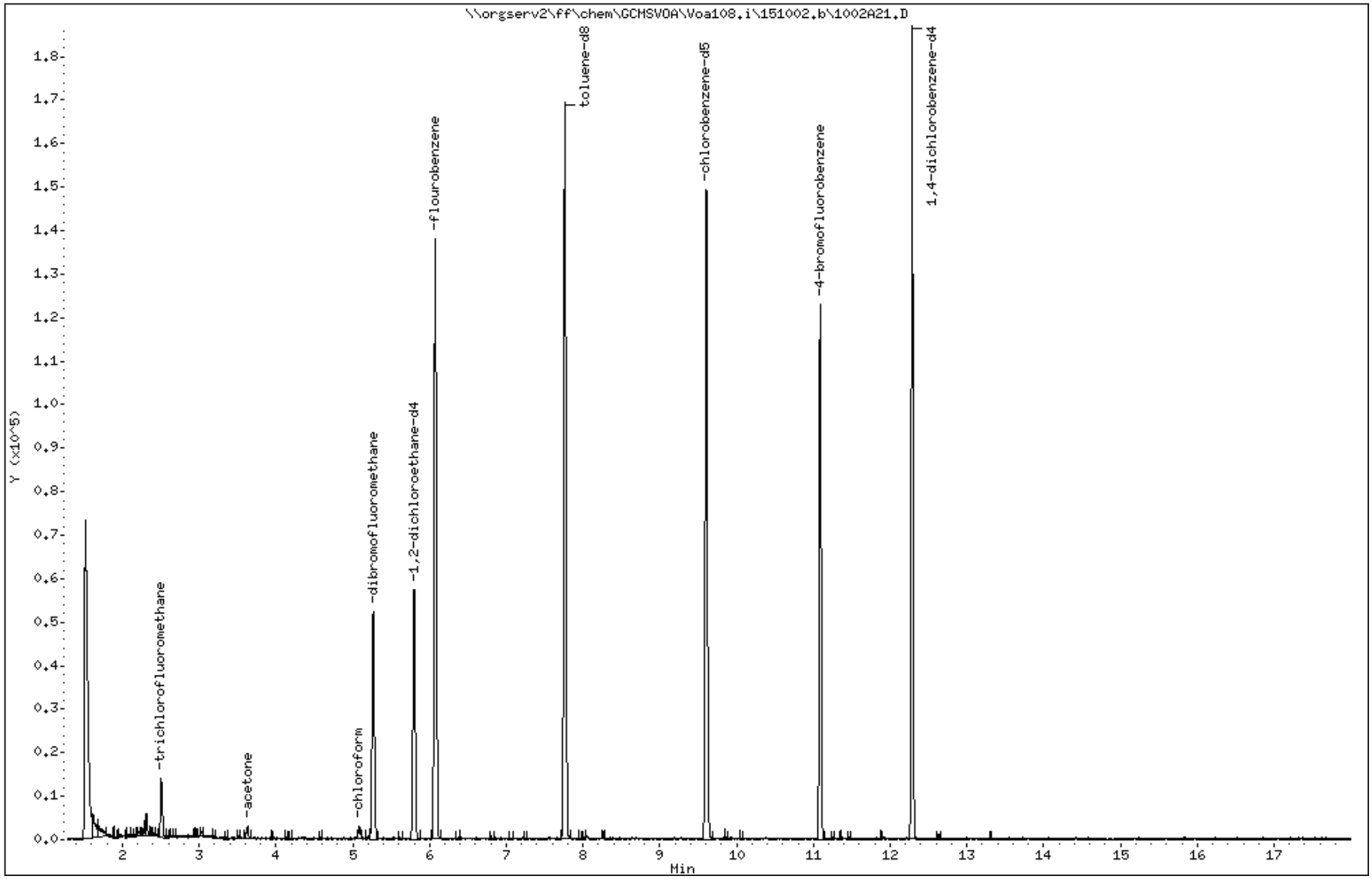

Data File: \\orgserv2\ff\chem\GCMSVOA\Voa108.i\151002.b\1002A21.D

Date : 02-OCT-2015 21:50

Client ID:

Instrument: Voa108.i

Sample Info: 11523745-26,31,10,,a

Purge Volume: 10.0

Operator: MS

Column phase:

Column diameter: 0.18

6 trichlorofluoromethane

Concentration: 2.086 ngs

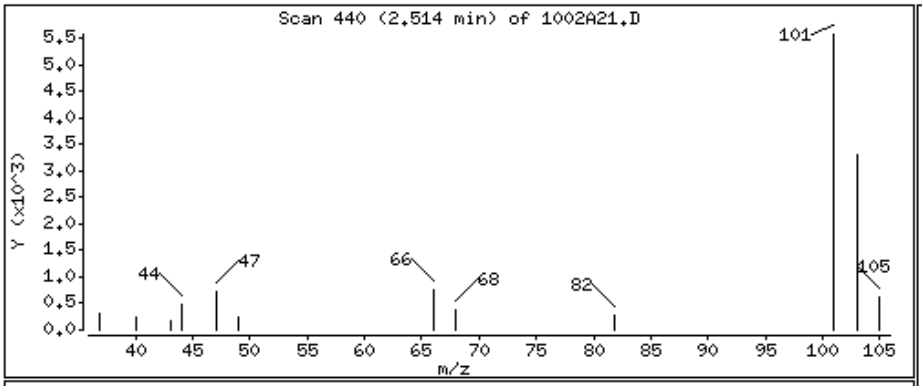

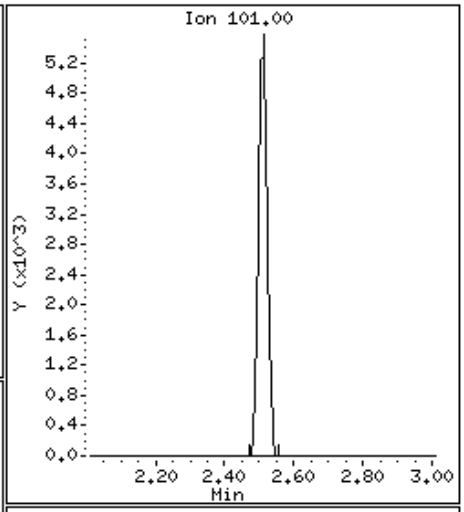

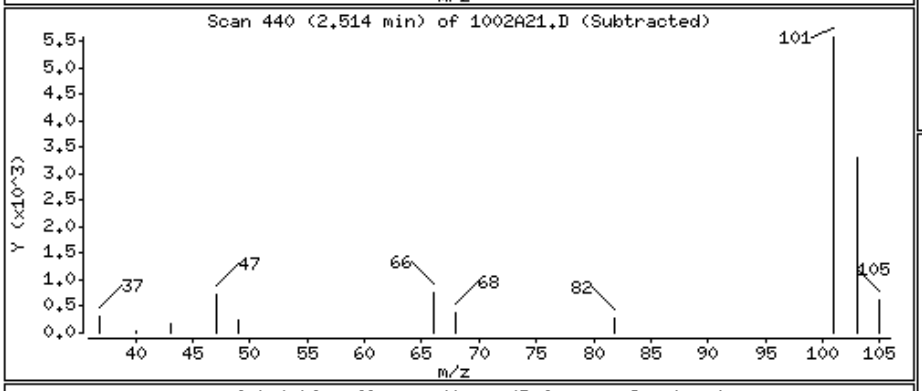

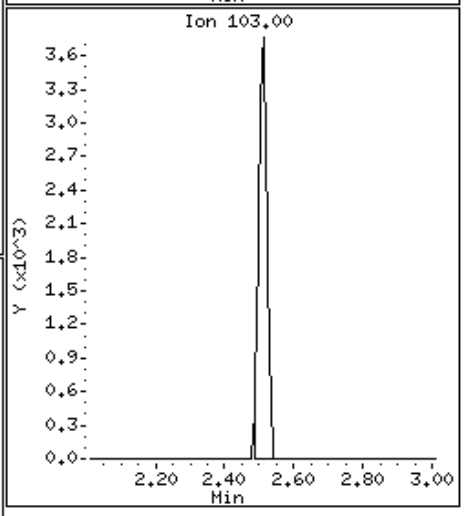

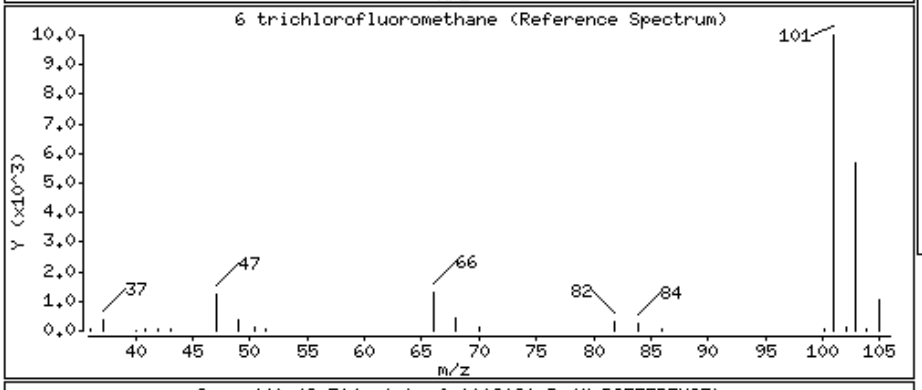

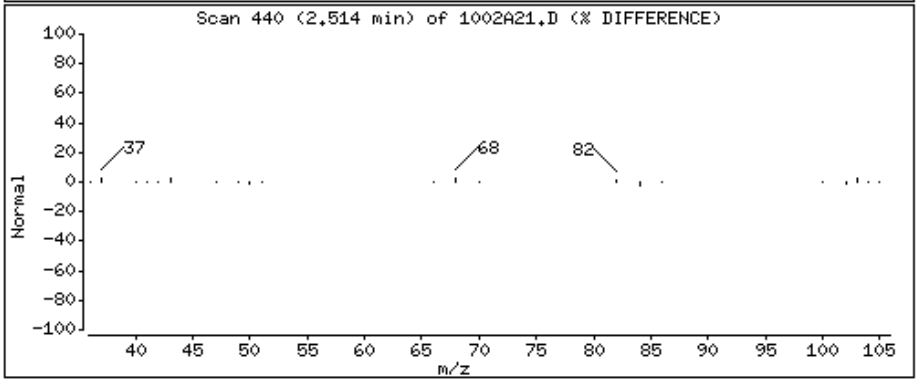

Data File: \\orgserv2\ff\chem\GCMSVOA\Voa108.i\151002.b\1002A21.D

Date : 02-OCT-2015 21:50

Client ID:

Instrument: Voa108.i

Sample Info: 11523745-26,31,10,,a

Purge Volume: 10.0

Operator: MS

Column phase:

Column diameter: 0.18

16 acetone

Concentration: 4.954 ngs

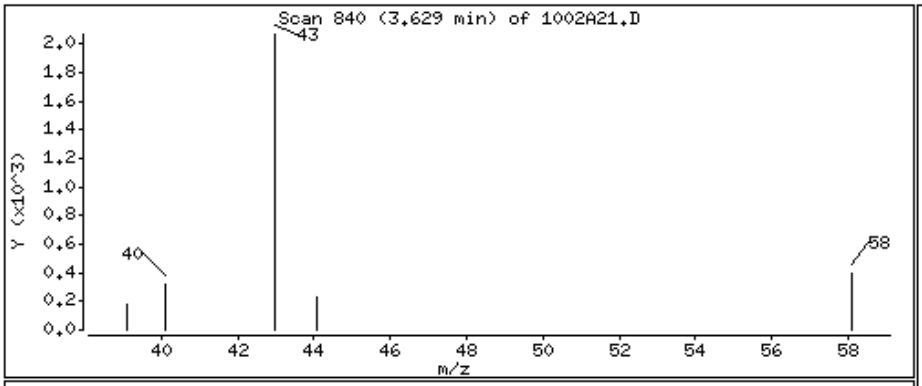

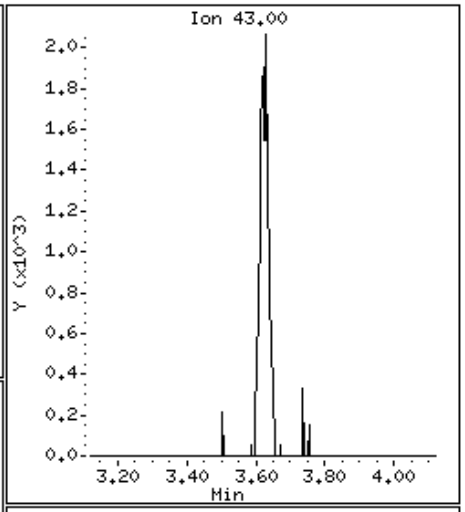

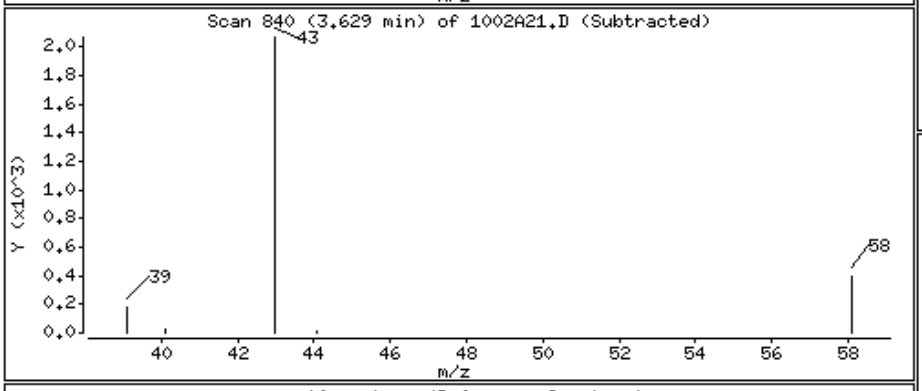

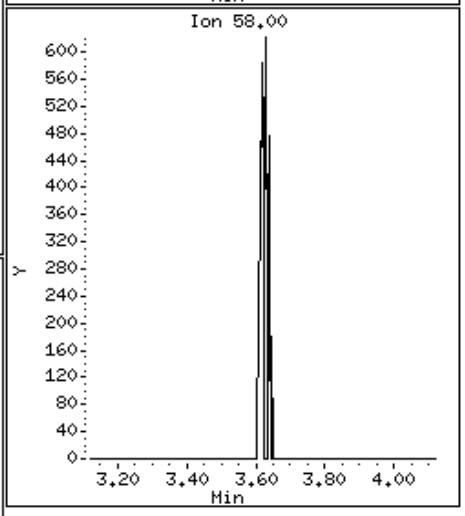

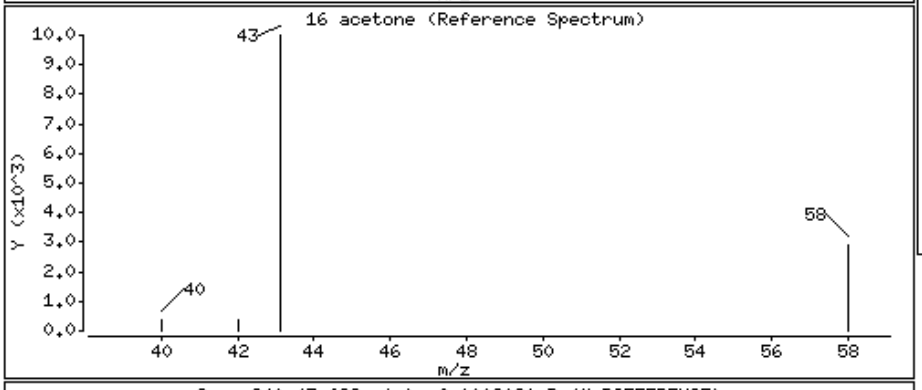

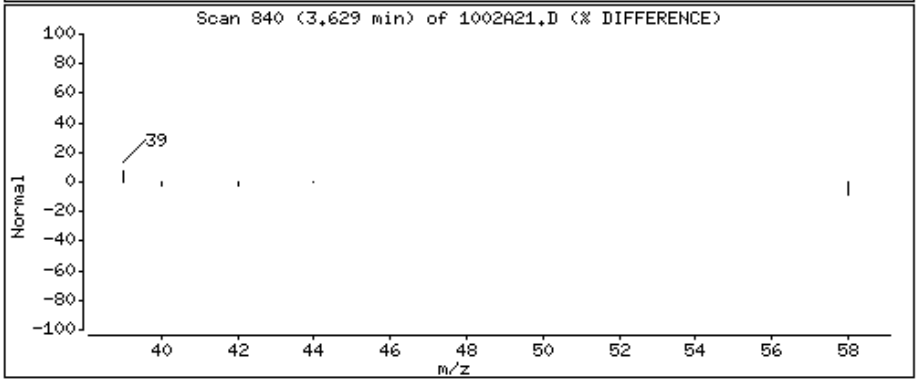

Data File: \\orgserv2\ff\chem\GCMSVOA\Voa108.i\151002.b\1002A21.D

Date : 02-OCT-2015 21:50

Client ID:

Instrument: Voa108.i

Sample Info: 11523745-26,31,10,,a

Purge Volume: 10.0

Operator: MS

Column phase:

Column diameter: 0.18

31 chloroform

Concentration: 0.448 ngs

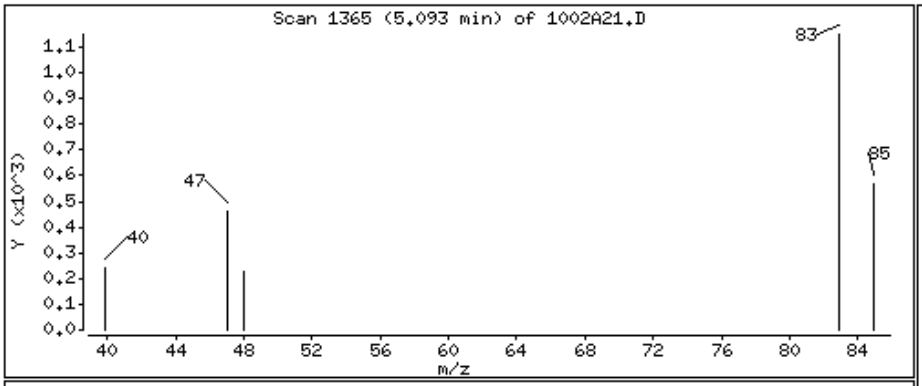

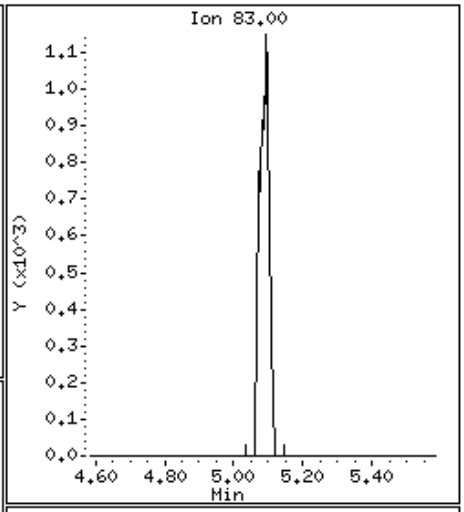

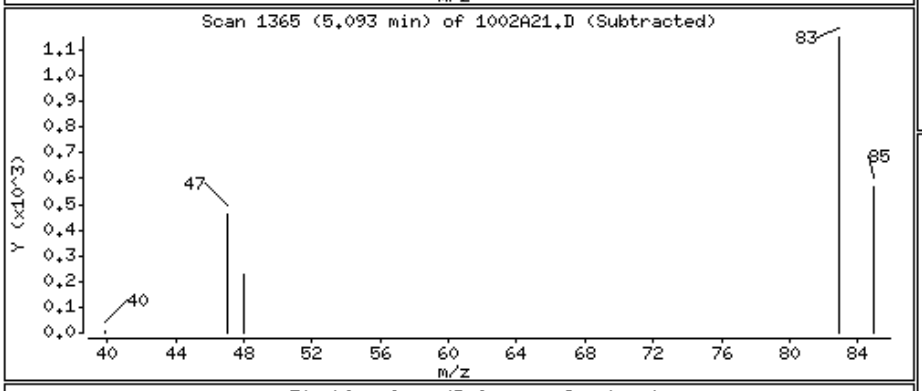

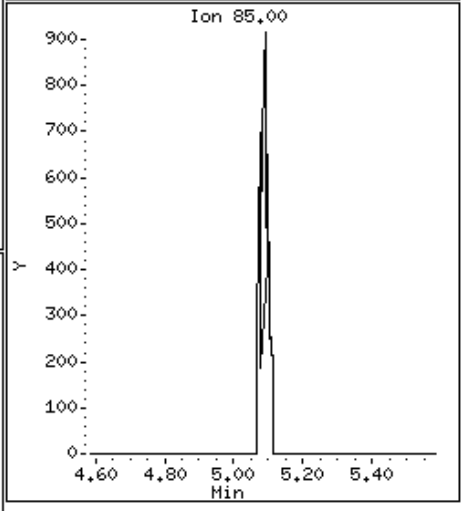

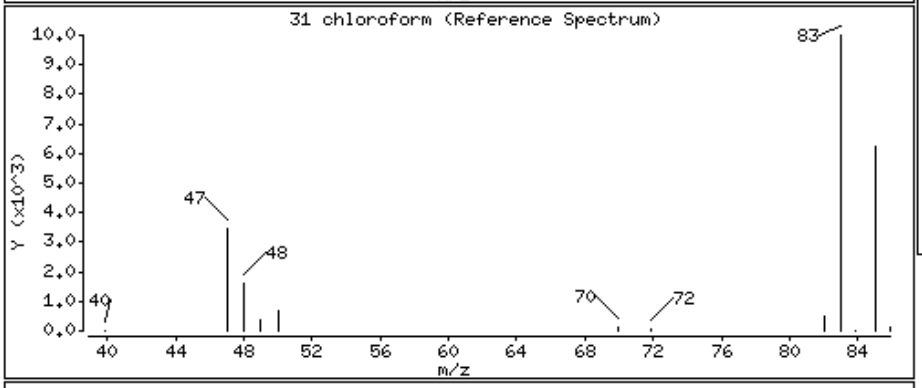

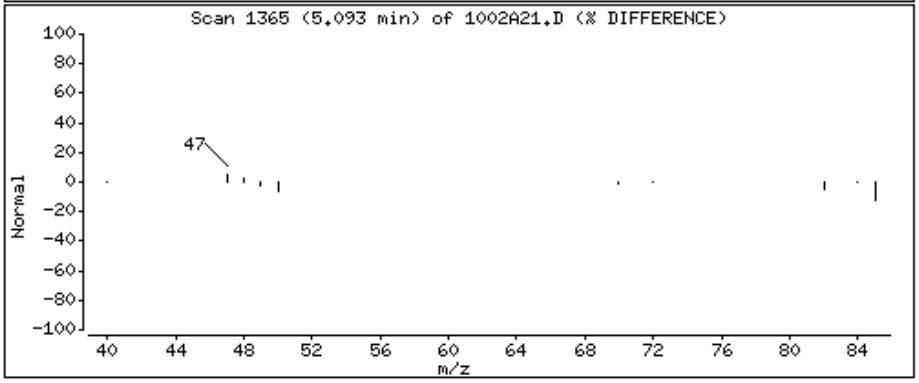

Alpha Analytical Labs

Manual Integration

Sample Info	: l1523745-26,31,10,,a wg827396,ical11521		
Instrument ID	: Voa108.i		
Method	: liq8260C.m		
File	: 1002A21.D		
Injection Date	: 02-OCT-2015 21:50		
Quantitation	: ISTD	Integrator :	HP RTE
Dilution Factor	: 1.00	Sample Type:	SAMPLE

This File has no version history.

//orgserv2/ff/chem/GCMSVOA/Voa108.i/151002.b/original/1002A21.D

Alpha Analytical Labs

gc/ms voa - VOA101

Data file : \\orgserv2\ff\chem\GCMSVOA\Voa108.i\151002.b\1002A22.D
Lab Smp Id:
Inj Date : 02-OCT-2015 22:18
Operator : MS Inst ID: Voa108.i
Smp Info : l1523745-27,31,10,,a
Misc Info : wg827396,ical11521
Comment :
Method : \\orgserv2\ff\chem\GCMSVOA\Voa108.i\151002.b\liq8260C.m
Meth Date : 02-Oct-2015 16:32 pduczmalew Quant Type: ISTD
Cal Date : 01-OCT-2015 21:09 Cal File: 1001N10.D
Als bottle: 22
Dil Factor: 1.00000
Integrator: HP RTE Compound Sublist: NJTCL.sub
Target Version: 4.12
Processing Host: VIRTUALXP-38517

Concentration Formula: Amt * DF * 0.1 * CpndVariable
Cpnd Variable Local Compound Variable

	Compounds	QUANT SIG MASS	RT	EXP RT	REL RT	RESPONSE	CONCENTRATIONS ON-COLUMN (ngs)	CONCENTRATIONS FINAL (ngs)	REVIEW CODE
	1 dichlorodifluoromethane	85	Compound Not Detected.						
	2 chloromethane	50	Compound Not Detected.						
	3 vinyl chloride	62	Compound Not Detected.						
	4 bromomethane	94	Compound Not Detected.						
	5 chloroethane	64	Compound Not Detected.						
	6 trichlorofluoromethane	101	2.510	2.511	(0.413)	1796	3.92143	0.392(aQM)	M1
	9 1,1,-dichloroethene	96	Compound Not Detected.						
	11 freon-113	101	Compound Not Detected.						
	10 carbon disulfide	76	Compound Not Detected.						
	15 methylene chloride	84	Compound Not Detected.						
	16 acetone	43	3.620	3.620	(0.596)	3170	46.7184	4.671	
	17 trans-1,2-dichloroethene	96	Compound Not Detected.						
	18 Methyl Acetate	43	Compound Not Detected.						
	19 methyl tert butyl ether	73	Compound Not Detected.						
	22 1,1-dichloroethane	63	Compound Not Detected.						
	27 cis-1,2-dichloroethene	96	Compound Not Detected.						
	29 bromochloromethane	128	Compound Not Detected.						
	30 Cyclohexane	56	Compound Not Detected.						
	31 chloroform	83	5.087	5.084	(0.837)	2046	4.26783	0.426(aQM)	M1
	33 carbontetrachloride	117	Compound Not Detected.						
$	36 dibromofluoromethane	113	5.263	5.263	(0.866)	31770	102.182	10.218	
	37 1,1,1-trichloroethane	97	Compound Not Detected.						
	38 2-butanone	43	Compound Not Detected.						
	40 benzene	78	Compound Not Detected.						
$	42 1,2-dichloroethane-d4	65	5.801	5.796	(0.955)	40707	103.430	10.343	
	43 1,2-dichloroethane	62	Compound Not Detected.						
*	46 flourobenzene	96	6.077	6.074	(1.000)	116979	100.000		
	48 trichloroethene	95	6.247	6.245	(1.028)	651	2.36491	0.236(aQMH)	M1
	47 methyl cyclohexane	83	Compound Not Detected.						

	Compounds	QUANT SIG MASS	RT	EXP RT	REL RT	RESPONSE	CONCENTRATIONS ON-COLUMN (ngs)	CONCENTRATIONS FINAL (ngs)	REVIEW CODE
	52 1,2-dichloropropane	63	Compound Not Detected.						
	53 bromodichloromethane	83	Compound Not Detected.						
	54 1,4-Dioxane	88	Compound Not Detected.						
	57 cis-1,3-dichloropropene	75	Compound Not Detected.						
$	58 toluene-d8	98	7.767	7.762	(0.808)	112278	101.601	10.160	
	59 toluene	92	Compound Not Detected.						
	60 4-methyl-2-pentanone	58	Compound Not Detected.						
	61 tetrachloroethene	166	8.261	8.255	(0.860)	6901	27.2039	2.720(QM)	M1
	62 trans-1,3-dichloropropene	75	Compound Not Detected.						
	66 1,1,2-trichloroethane	83	Compound Not Detected.						
	67 chlorodibromomethane	129	Compound Not Detected.						
	70 1,2-dibromoethane	107	Compound Not Detected.						
	71 2-hexanone	43	Compound Not Detected.						
*	72 chlorobenzene-d5	117	9.608	9.602	(1.000)	87147	100.000		
	73 chlorobenzene	112	Compound Not Detected.						
	74 ethyl benzene	91	Compound Not Detected.						
	76 p/m xylene	106	Compound Not Detected.						
	77 o xylene	106	Compound Not Detected.						
	78 styrene	104	Compound Not Detected.						
	79 bromoform	173	Compound Not Detected.						
	80 isopropylbenzene	105	Compound Not Detected.						
$	81 4-bromofluorobenzene	95	11.088	11.088	(0.902)	37080	103.240	10.323	
	85 1,1,2,2,-tetrachloroethane	83	Compound Not Detected.						
	97 1,3-dichlorobenzene	146	Compound Not Detected.						
*	98 1,4-dichlorobenzene-d4	152	12.287	12.285	(1.000)	40598	100.000		
	99 1,4-dichlorobenzene	146	Compound Not Detected.						
	102 1,2-dichlorobenzene	146	Compound Not Detected.						
	104 1,2-dibromo-3-chloropropane	75	Compound Not Detected.						
	107 1,2,4-trichlorobenzene	180	Compound Not Detected.						
	109 1,2,3-trichlorobenzene	180	Compound Not Detected.						

QC Flag Legend

a - Target compound detected but, quantitated amount
Below Limit Of Quantitation(BLOQ).
Q - Qualifier signal failed the ratio test.
M - Compound response manually integrated.
H - Operator selected an alternate compound hit.

Alpha Analytical Labs

gc/ms voa - VOA101

Data file : \\orgserv2\ff\chem\GCMSVOA\Voa108.i\151002.b\1002A22.D
Lab Smp Id:
Inj Date : 02-OCT-2015 22:18
Operator : MS Inst ID: Voa108.i
Smp Info : l1523745-27,31,10,,a
Misc Info : wg827396,ical11521
Comment :
Method : \\orgserv2\ff\chem\GCMSVOA\Voa108.i\151002.b\liq8260C.m
Meth Date : 02-Oct-2015 16:32 pduczmalew Quant Type: ISTD
Cal Date : 01-OCT-2015 21:09 Cal File: 1001N10.D
Als bottle: 22
Dil Factor: 1.00000
Integrator: HP RTE Compound Sublist: NJTCL.sub
Target Version: 4.12
Processing Host: VIRTUALXP-38517

- NO TENTATIVELY IDENTIFIED COMPOUNDS -

Alpha Analytical Labs

INTERNAL STANDARD COMPOUNDS
AREA AND RT SUMMARY

Instrument ID: Voa108.i
Lab File ID: 1002A22.D
Lab Smp Id:
Analysis Type: VOA
Quant Type: ISTD
Operator: MS
Method File: \\orgserv2\ff\chem\GCMSVOA\Voa108.i\151002.b\liq8260C.m
Misc Info: wg827396,ical11521

Calibration Date: 02-OCT-2015
Calibration Time: 12:23
Level: LOW
Sample Type: WATER

Test Mode:
Use Last Continuing Calibrator.
If Continuing Cal. use Initial Cal. Level 3

COMPOUND	STANDARD	AREA LIMIT LOWER	AREA LIMIT UPPER	SAMPLE	%DIFF
46 flourobenzene	172727	86364	345454	116979	-32.28
72 chlorobenzene-d5	130544	65272	261088	87147	-33.24
98 1,4-dichlorobenze	66385	33193	132770	40598	-38.84

COMPOUND	STANDARD	RT LIMIT LOWER	RT LIMIT UPPER	SAMPLE	%DIFF
46 flourobenzene	6.07	5.57	6.57	6.08	0.04
72 chlorobenzene-d5	9.60	9.10	10.10	9.61	0.06
98 1,4-dichlorobenze	12.29	11.79	12.79	12.29	0.02

AREA UPPER LIMIT = +100% of internal standard area.
AREA LOWER LIMIT = - 50% of internal standard area.
RT UPPER LIMIT = + 0.50 minutes of internal standard RT.
RT LOWER LIMIT = - 0.50 minutes of internal standard RT.

Alpha Analytical Labs

RECOVERY REPORT

Client Name: Client SDG: SDGa00307
Sample Matrix: LIQUID Fraction: VOA
Lab Smp Id:
Level: LOW Operator: MS
Data Type: MS DATA SampleType: SAMPLE
SpikeList File: curveall.spk Quant Type: ISTD
Sublist File: NJTCL.sub
Method File: \\orgserv2\ff\chem\GCMSVOA\Voa108.i\151002.b\liq8260C.m
Misc Info: wg827396,ical11521

SURROGATE COMPOUND	AMOUNT ADDED ngs	AMOUNT RECOVERED ngs	% RECOVERED	LIMITS
$ 36 dibromofluorometha	100.000	102.182	102.18	70-130
$ 42 1,2-dichloroethane	100.000	103.430	103.43	70-130
$ 58 toluene-d8	100.000	101.601	101.60	70-130
$ 81 4-bromofluorobenze	100.000	103.239	103.24	70-130

Data File: \\orgserv2\ff\chem\GCMSVOA\Voa108.i\151002.b\1002A22.D
Date : 02-OCT-2015 22:18
Client ID:
Sample Info: 11523745-27,31,10,,a
Purge Volume: 10.0
Column phase:

Instrument: Voa108.i
Operator: MS
Column diameter: 0.18

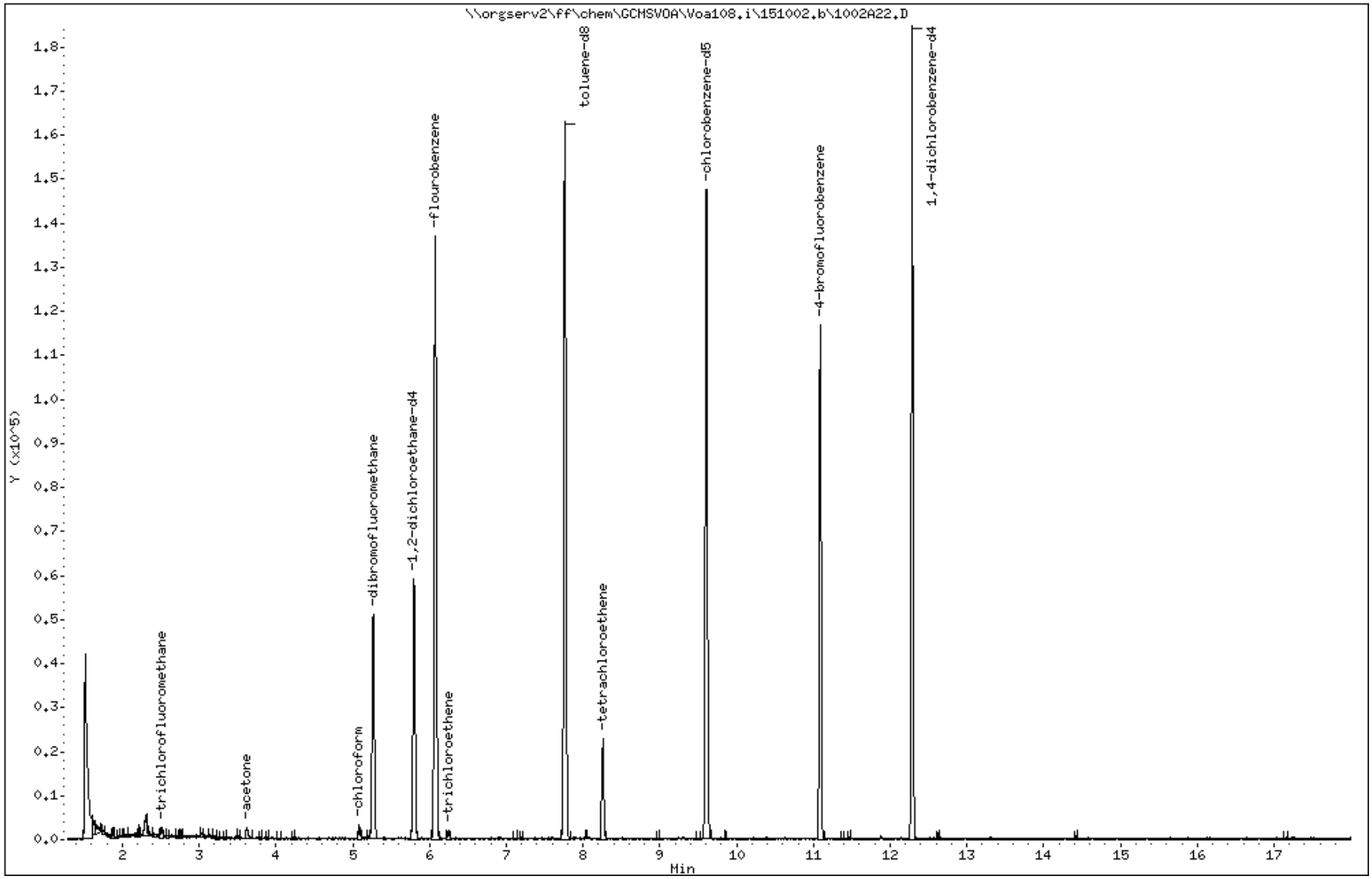

Data File: \\orgserv2\ff\chem\GCMSVOA\Voa108.i\151002.b\1002A22.D

Date : 02-OCT-2015 22:18

Client ID:

Instrument: Voa108.i

Sample Info: 11523745-27,31,10,,a

Purge Volume: 10.0

Operator: MS

Column phase:

Column diameter: 0.18

6 trichlorofluoromethane

Concentration: 0.392 ngs

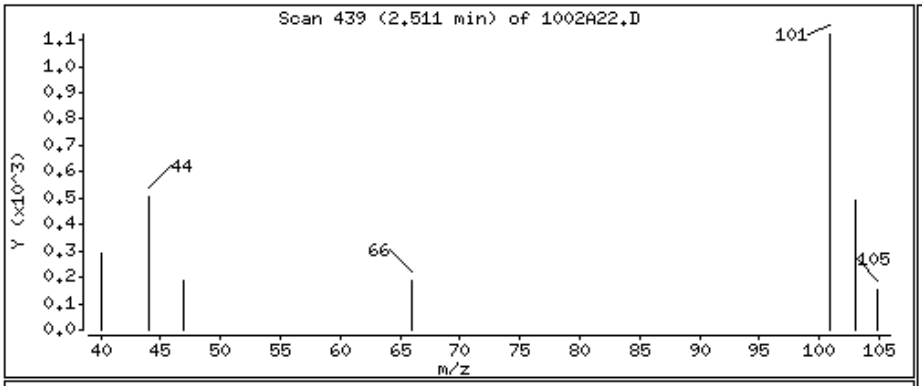

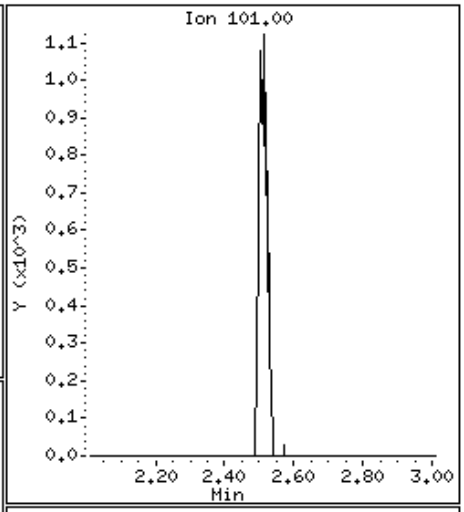

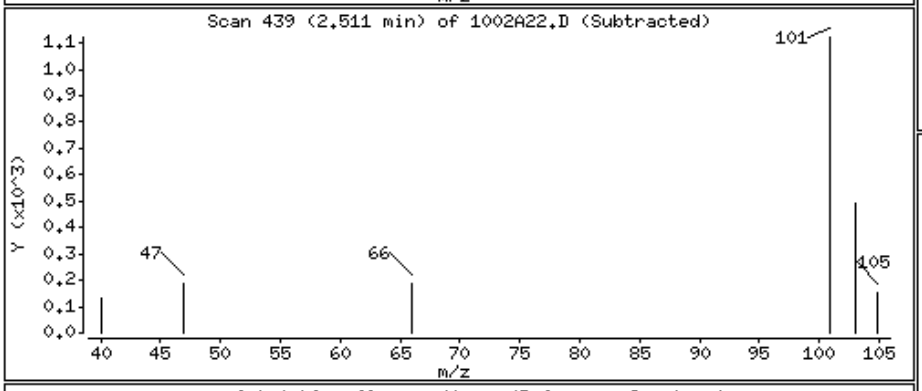

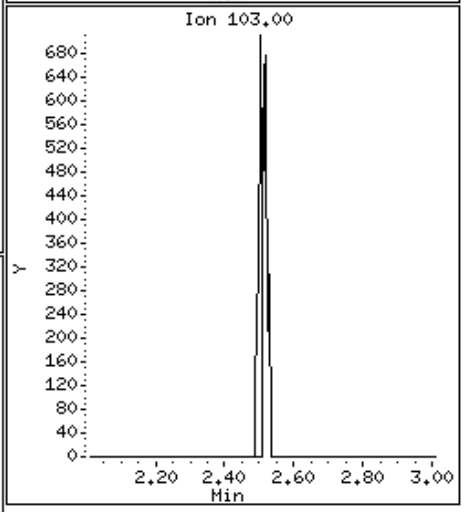

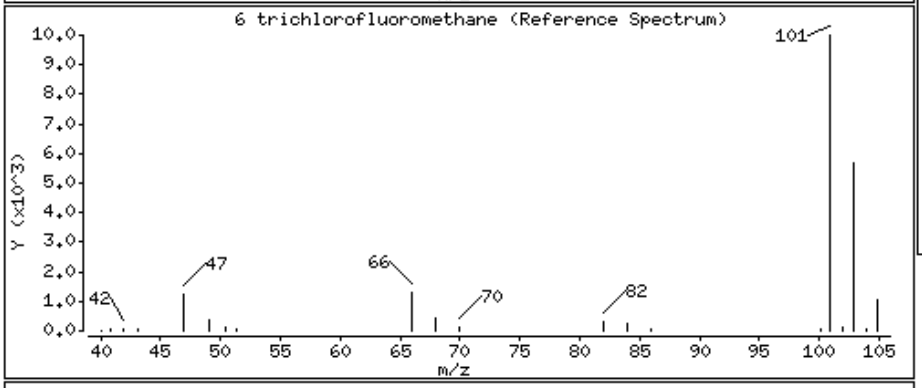

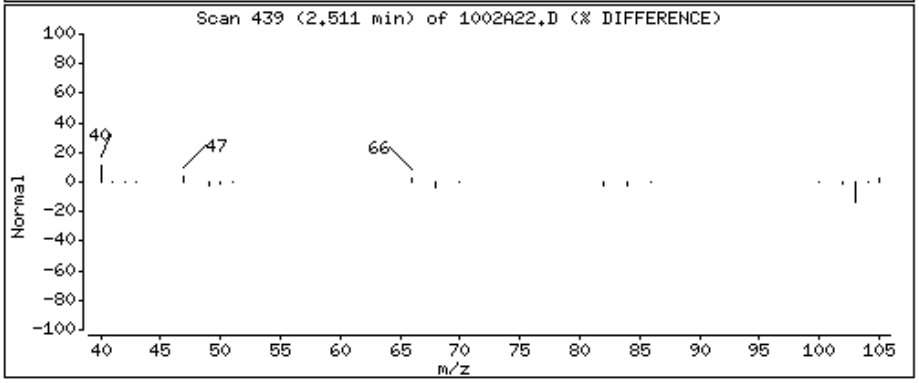

Data File: \\orgserv2\ff\chem\GCMSVOA\Voa108.i\151002.b\1002A22.D

Date : 02-OCT-2015 22:18

Client ID:

Instrument: Voa108.i

Sample Info: 11523745-27,31,10,,a

Purge Volume: 10.0

Operator: MS

Column phase:

Column diameter: 0.18

16 acetone

Concentration: 4.671 ngs

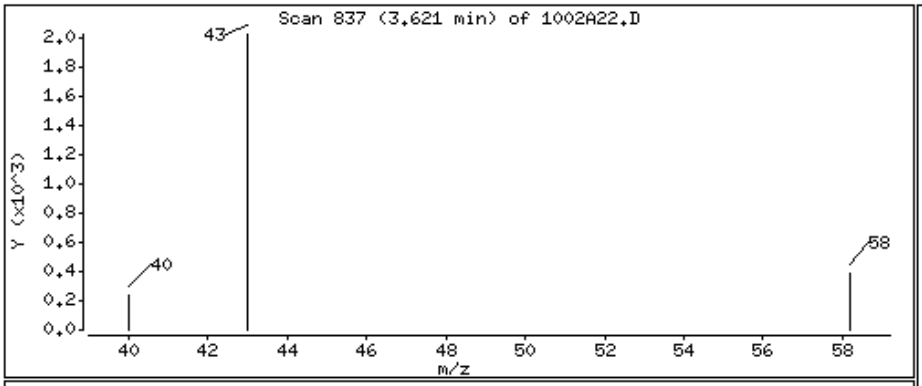

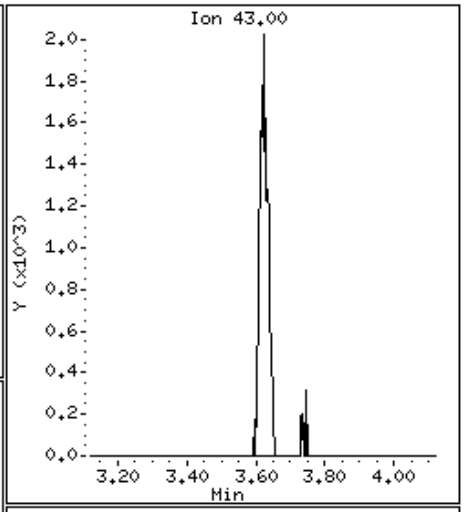

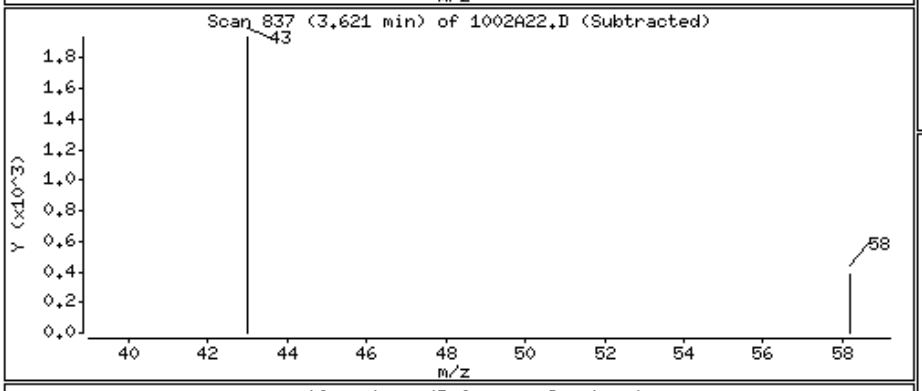

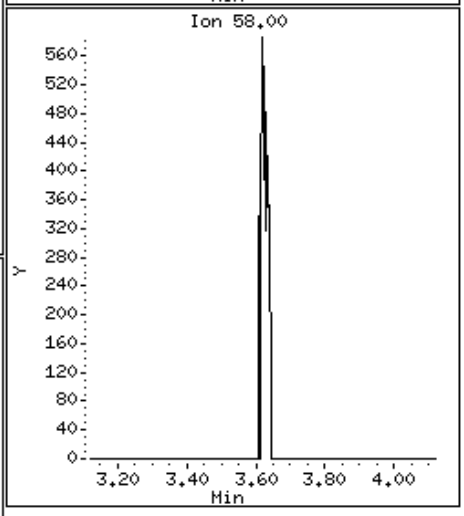

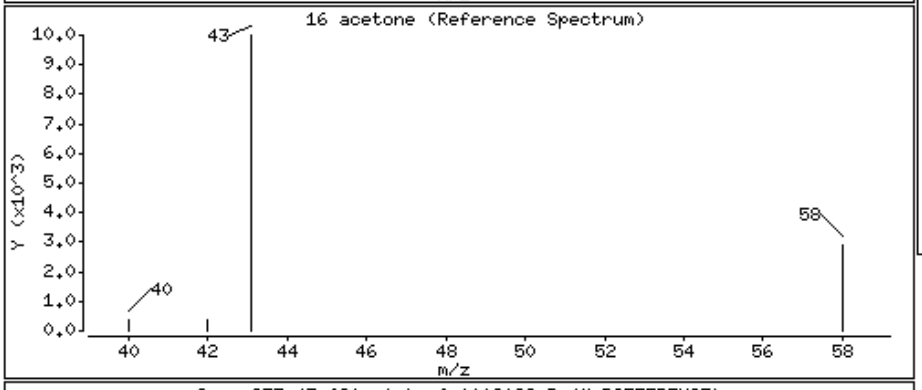

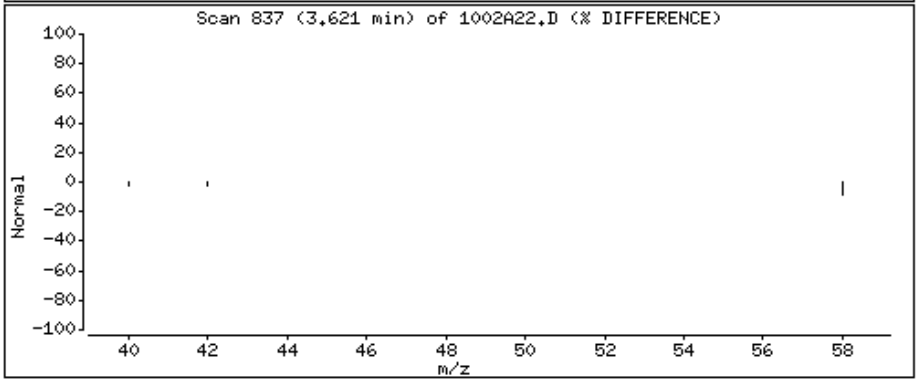

Data File: \\orgserv2\ff\chem\GCMSVOA\Voa108.i\151002.b\1002A22.D

Date : 02-OCT-2015 22:18

Client ID:

Instrument: Voa108.i

Sample Info: 11523745-27,31,10,,a

Purge Volume: 10.0

Operator: MS

Column phase:

Column diameter: 0.18

31 chloroform

Concentration: 0.426 ngs

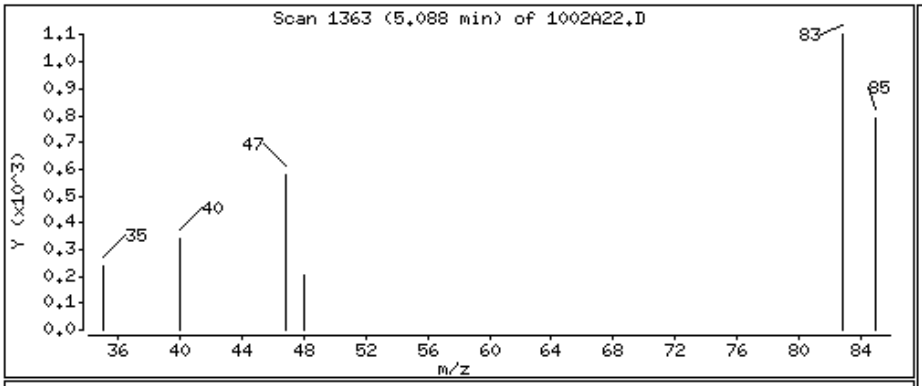

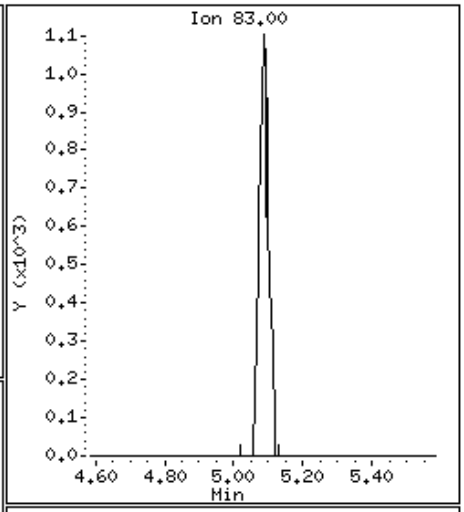

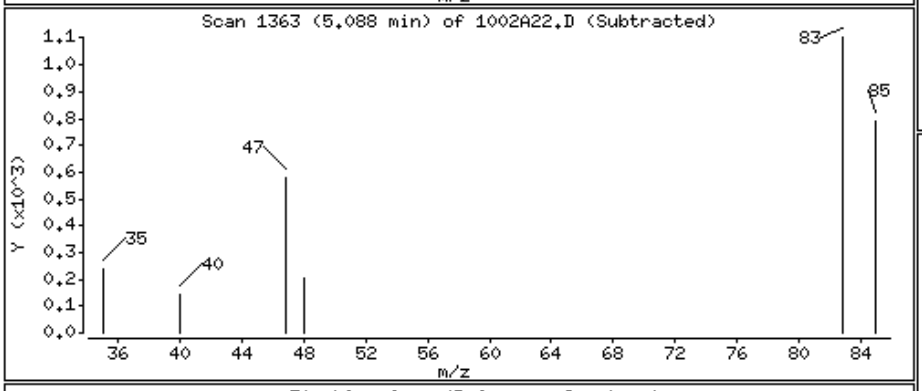

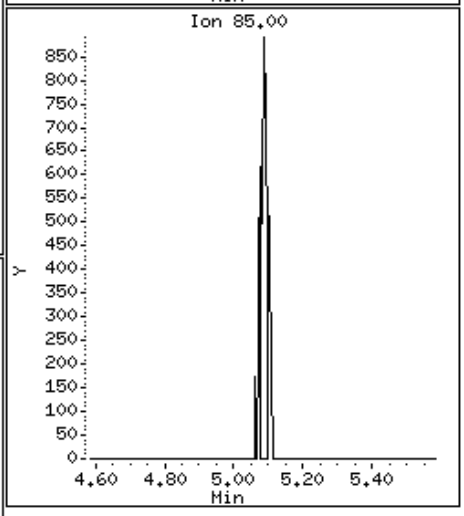

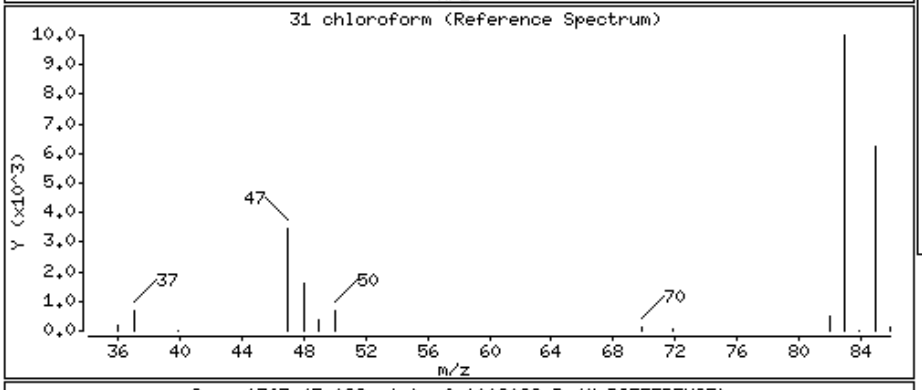

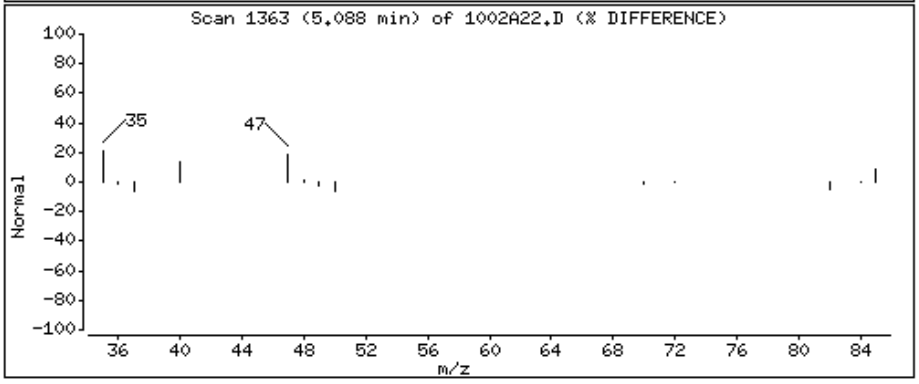

Data File: \\orgserv2\ff\chem\GCMSVOA\Voa108.i\151002.b\1002A22.D

Date : 02-OCT-2015 22:18

Client ID:

Instrument: Voa108.i

Sample Info: 11523745-27,31,10,,a

Purge Volume: 10.0

Operator: MS

Column phase:

Column diameter: 0.18

48 trichloroethene

Concentration: 0.236 ngs

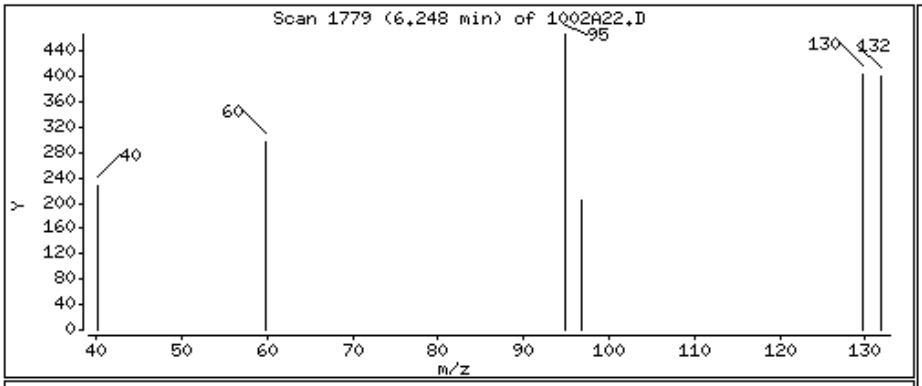

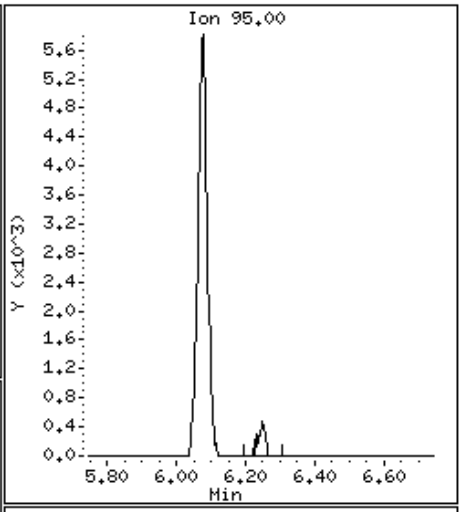

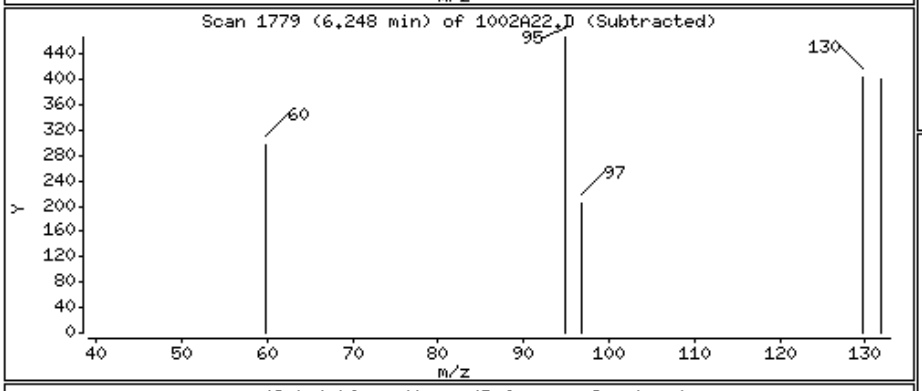

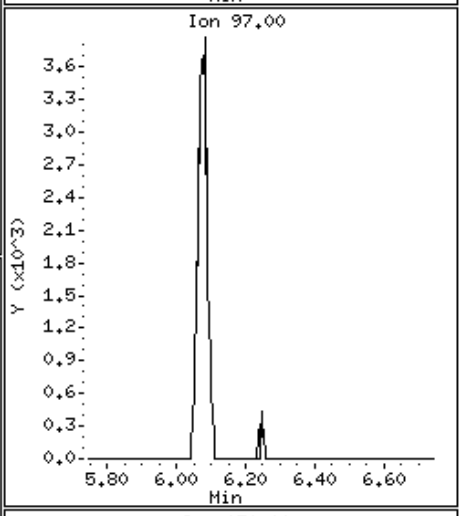

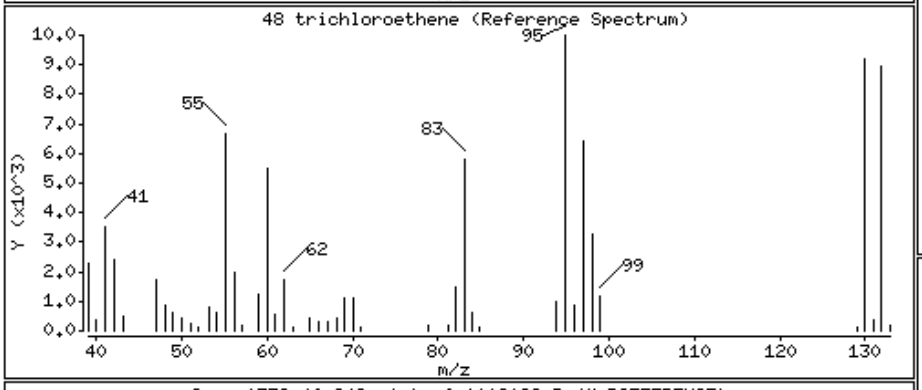

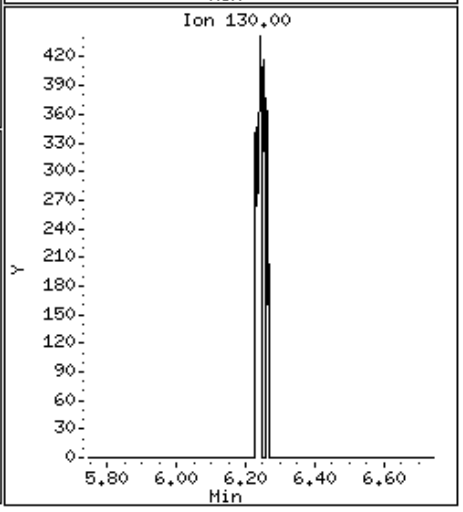

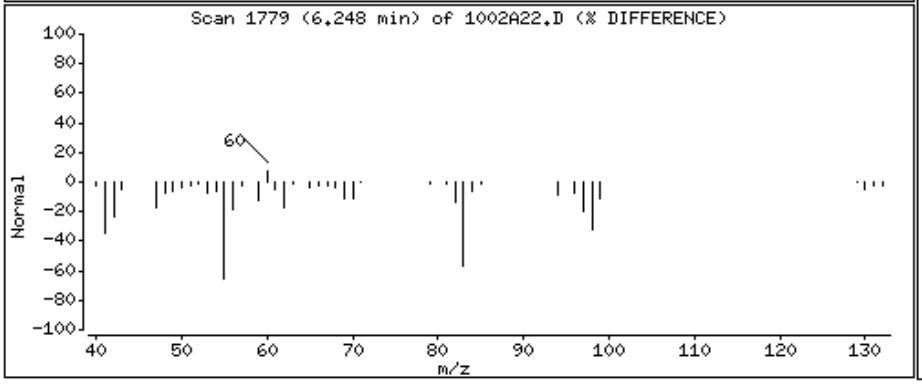

Data File: \\orgserv2\ff\chem\GCMSVOA\Voa108.i\151002.b\1002A22.D

Date : 02-OCT-2015 22:18

Client ID:

Instrument: Voa108.i

Sample Info: 11523745-27,31,10,,a

Purge Volume: 10.0

Operator: MS

Column phase:

Column diameter: 0.18

61 tetrachloroethene

Concentration: 2.720 ngs

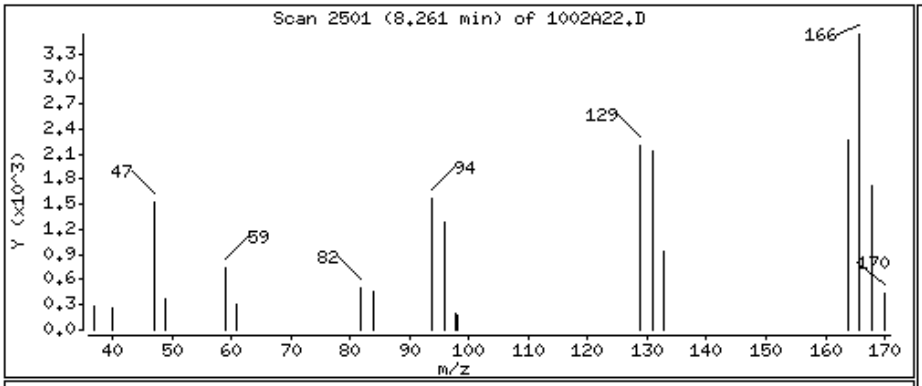

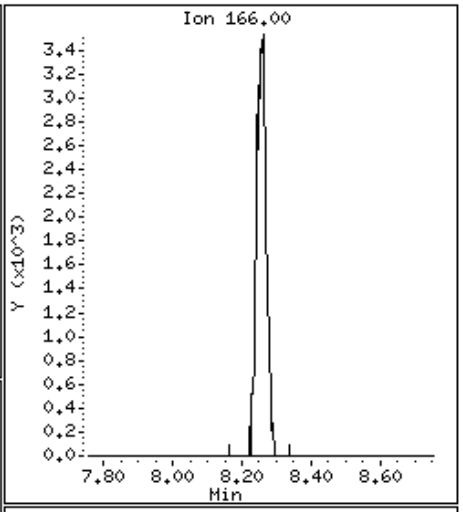

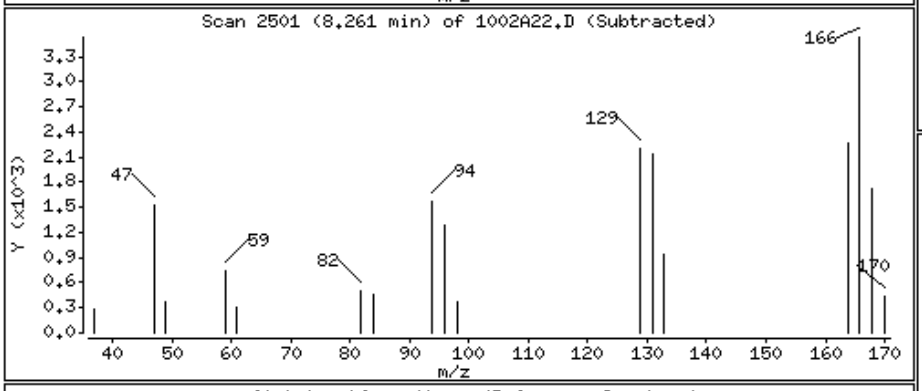

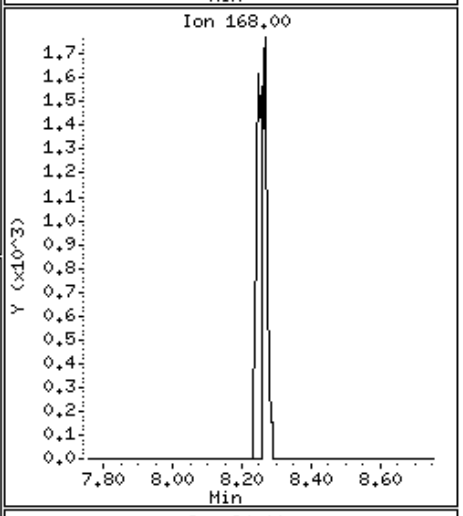

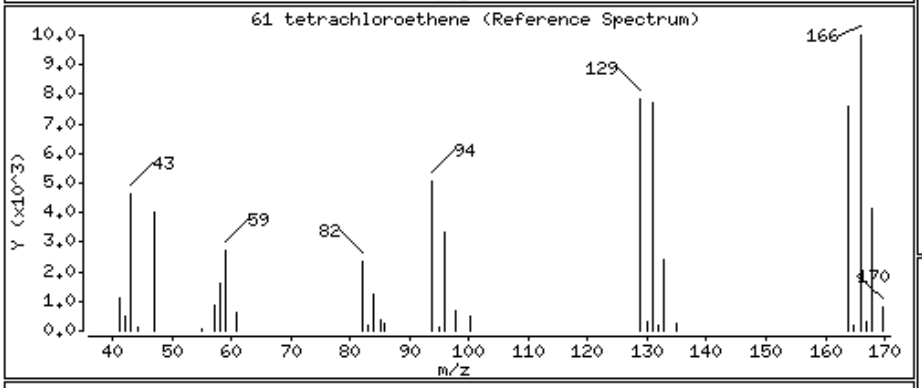

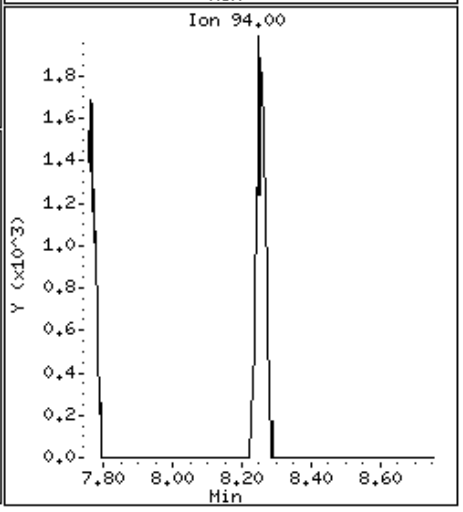

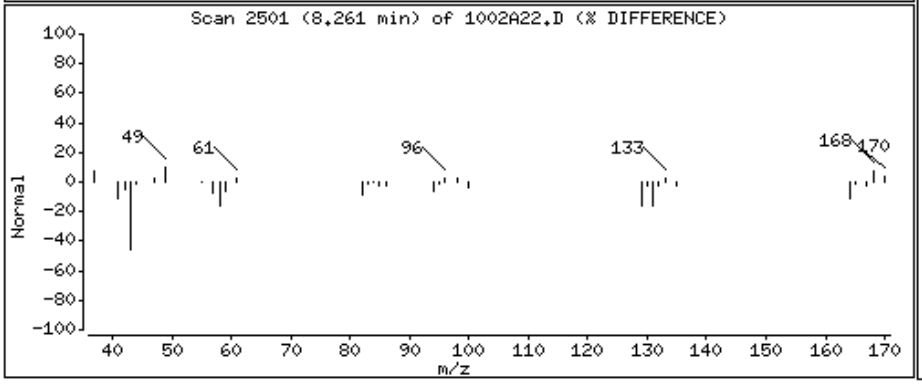

Alpha Analytical Labs

Manual Integration

Sample Info	: l1523745-27,31,10,,a wg827396,ical11521		
Instrument ID	: Voa108.i		
Method	: liq8260C.m		
File	: 1002A22.D		
Injection Date	: 02-OCT-2015 22:18		
Quantitation	: ISTD	Integrator :	HP RTE
Dilution Factor	: 1.00	Sample Type:	SAMPLE

This File has no version history.

//orgserv2/ff/chem/GCMSVOA/Voa108.i/151002.b/original/1002A22.D

Alpha Analytical Labs

gc/ms voa - VOA105

Data file : \\Orgserv2\ff\chem\GCMSVOA\Voa105.i\151002n.b\1002N05.D
Lab Smp Id:
Inj Date : 02-OCT-2015 22:31
Operator : PD Inst ID: Voa105.i
Smp Info : l1523745-49,31,10,,a
Misc Info : wg827568,ical11492
Comment :
Method : \\Orgserv2\ff\chem\GCMSVOA\Voa105.i\151002n.b\liq8260B.m
Meth Date : 03-Oct-2015 11:22 pduczmalew Quant Type: ISTD
Cal Date : 26-SEP-2015 22:38 Cal File: 0926A10.D
Als bottle: 5
Dil Factor: 1.00000
Integrator: HP RTE Compound Sublist: NJTCL.sub
Target Version: 4.12
Processing Host: VIRTUALXP-76524

Concentration Formula: Amt * DF * CpndVariable
Cpnd Variable Local Compound Variable

	Compounds	QUANT SIG MASS	RT	EXP RT	REL RT	RESPONSE	CONCENTRATIONS ON-COLUMN (ngs)	FINAL (ngs)	REVIEW CODE
1	dichlorodifluoromethane	85	Compound Not Detected.						
2	chloromethane	50	1.992	1.992	(0.315)	2674	2.74553	2.745	
3	vinyl chloride	62	2.079	2.079	(0.329)	4753	4.09348	4.093	
4	bromomethane	94	Compound Not Detected.						
5	chloroethane	64	Compound Not Detected.						
6	trichlorofluoromethane	101	Compound Not Detected.						
8	1,1,-dichloroethene	96	Compound Not Detected.						
9	carbon disulfide	76	Compound Not Detected.						
10	freon-113	101	Compound Not Detected.						
11	methylene chloride	84	Compound Not Detected.						
13	acetone	43	3.825	3.825	(0.605)	8644	56.4883	56.488	
14	trans-1,2-dichloroethene	96	Compound Not Detected.						
15	Methyl Acetate	43	Compound Not Detected.						
16	methyl tert butyl ether	73	Compound Not Detected.						
19	1,1-dichloroethane	63	Compound Not Detected.						
24	cis-1,2-dichloroethene	96	5.059	5.059	(0.800)	8158	8.60916	8.609	
27	bromochloromethane	128	Compound Not Detected.						
26	Cyclohexane	56	Compound Not Detected.						
28	chloroform	83	Compound Not Detected.						
30	carbontetrachloride	117	Compound Not Detected.						
$ 32	dibromofluoromethane	113	5.506	5.506	(0.871)	112351	95.7138	95.713	
33	1,1,1-trichloroethane	97	Compound Not Detected.						
34	2-butanone	43	Compound Not Detected.						
36	benzene	78	Compound Not Detected.						
$ 38	1,2-dichloroethane-d4	65	6.046	6.041	(0.956)	140075	101.418	101.418	
39	1,2-dichloroethane	62	Compound Not Detected.						
* 41	flourobenzene	96	6.324	6.324	(1.000)	450351	100.000		
42	methyl cyclohexane	83	Compound Not Detected.						

	Compounds	QUANT SIG MASS	RT	EXP RT	REL RT	RESPONSE	CONCENTRATIONS ON-COLUMN (ngs)	CONCENTRATIONS FINAL (ngs)	REVIEW CODE
	43 trichloroethene	95	6.494	6.494	(1.027)	8944	8.96866	8.968	
	46 1,2-dichloropropane	63	Compound Not Detected.						
	47 bromodichloromethane	83	Compound Not Detected.						
	49 1,4-Dioxane	88	Compound Not Detected.						
	52 cis-1,3-dichloropropene	75	Compound Not Detected.						
$	53 toluene-d8	98	8.027	8.027	(0.812)	427953	105.043	105.042	
	54 toluene	92	Compound Not Detected.						
	56 4-methyl-2-pentanone	58	Compound Not Detected.						
	55 tetrachloroethene	166	Compound Not Detected.						
	57 trans-1,3-dichloropropene	75	Compound Not Detected.						
	60 1,1,2-trichloroethane	83	Compound Not Detected.						
	61 chlorodibromomethane	129	Compound Not Detected.						
	64 1,2-dibromoethane	107	Compound Not Detected.						
	65 2-hexanone	43	Compound Not Detected.						
*	66 chlorobenzene-d5	117	9.887	9.882	(1.000)	310430	100.000		
	67 chlorobenzene	112	Compound Not Detected.						
	68 ethyl benzene	91	Compound Not Detected.						
	70 p/m xylene	106	Compound Not Detected.						
	71 o xylene	106	Compound Not Detected.						
	72 styrene	104	Compound Not Detected.						
	73 bromoform	173	Compound Not Detected.						
	74 isopropylbenzene	105	Compound Not Detected.						
$	75 4-bromofluorobenzene	95	11.333	11.333	(0.905)	146886	106.063	106.062	
	79 1,1,2,2,-tetrachloroethane	83	Compound Not Detected.						
	92 1,3-dichlorobenzene	146	Compound Not Detected.						
*	93 1,4-dichlorobenzene-d4	152	12.517	12.517	(1.000)	136443	100.000		
	94 1,4-dichlorobenzene	146	Compound Not Detected.						
	97 1,2-dichlorobenzene	146	Compound Not Detected.						
	99 1,2-dibromo-3-chloropropane	75	Compound Not Detected.						
	102 1,2,4-trichlorobenzene	180	Compound Not Detected.						
	104 1,2,3-trichlorobenzene	180	Compound Not Detected.						

Alpha Analytical Labs

gc/ms voa - VOA105

Data file : \\Orgserv2\ff\chem\GCMSVOA\Voa105.i\151002n.b\1002N05.D
Lab Smp Id:
Inj Date : 02-OCT-2015 22:31
Operator : PD Inst ID: Voa105.i
Smp Info : l1523745-49,31,10,,a
Misc Info : wg827568,ical11492
Comment :
Method : \\Orgserv2\ff\chem\GCMSVOA\Voa105.i\151002n.b\liq8260B.m
Meth Date : 03-Oct-2015 11:22 pduczmalew Quant Type: ISTD
Cal Date : 26-SEP-2015 22:38 Cal File: 0926A10.D
Als bottle: 5
Dil Factor: 1.00000
Integrator: HP RTE Compound Sublist: NJTCL.sub
Target Version: 4.12
Processing Host: VIRTUALXP-76524

- NO TENTATIVELY IDENTIFIED COMPOUNDS -

Alpha Analytical Labs

INTERNAL STANDARD COMPOUNDS
AREA AND RT SUMMARY

Instrument ID: Voa105.i
Lab File ID: 1002N05.D
Lab Smp Id:
Analysis Type: VOA
Quant Type: ISTD
Operator: PD
Method File: \\Orgserv2\ff\chem\GCMSVOA\Voa105.i\151002n.b\liq8260B.m
Misc Info: wg827568,ical11492

Calibration Date: 02-OCT-2015
Calibration Time: 20:41
Level: LOW
Sample Type: WATER

Test Mode:
Use Last Continuing Calibrator.
If Continuing Cal. use Initial Cal. Level 3

COMPOUND	STANDARD	AREA LIMIT LOWER	AREA LIMIT UPPER	SAMPLE	%DIFF
41 flourobenzene	477183	238592	954366	450351	-5.62
66 chlorobenzene-d5	340497	170249	680994	310430	-8.83
93 1,4-dichlorobenze	165467	82734	330934	136443	-17.54

COMPOUND	STANDARD	RT LIMIT LOWER	RT LIMIT UPPER	SAMPLE	%DIFF
41 flourobenzene	6.32	5.82	6.82	6.32	-0.00
66 chlorobenzene-d5	9.88	9.38	10.38	9.89	0.05
93 1,4-dichlorobenze	12.52	12.02	13.02	12.52	-0.00

AREA UPPER LIMIT = +100% of internal standard area.
AREA LOWER LIMIT = - 50% of internal standard area.
RT UPPER LIMIT = + 0.50 minutes of internal standard RT.
RT LOWER LIMIT = - 0.50 minutes of internal standard RT.

Alpha Analytical Labs

RECOVERY REPORT

Client Name: Client SDG: SDGa00307
Sample Matrix: LIQUID Fraction: VOA
Lab Smp Id:
Level: LOW Operator: PD
Data Type: MS DATA SampleType: SAMPLE
SpikeList File: curveall.spk Quant Type: ISTD
Sublist File: NJTCL.sub
Method File: \\Orgserv2\ff\chem\GCMSVOA\Voa105.i\151002n.b\liq8260B.m
Misc Info: wg827568,ical11492

SURROGATE COMPOUND	AMOUNT ADDED ngs	AMOUNT RECOVERED ngs	% RECOVERED	LIMITS
$ 32 dibromofluorometha	100.000	95.713	95.71	70-130
$ 38 1,2-dichloroethane	100.000	101.418	101.42	70-130
$ 53 toluene-d8	100.000	105.042	105.04	70-130
$ 75 4-bromofluorobenze	100.000	106.062	106.06	70-130

Data File: \\Orgserv2\ff\chem\GCMSVOA\Voa105.i\151002n.b\1002N05.D
Date : 02-OCT-2015 22:31
Client ID:
Sample Info: 11523745-49,31,10,,a
Purge Volume: 10.0
Column phase:

Instrument: Voa105.i
Operator: PD
Column diameter: 0.18

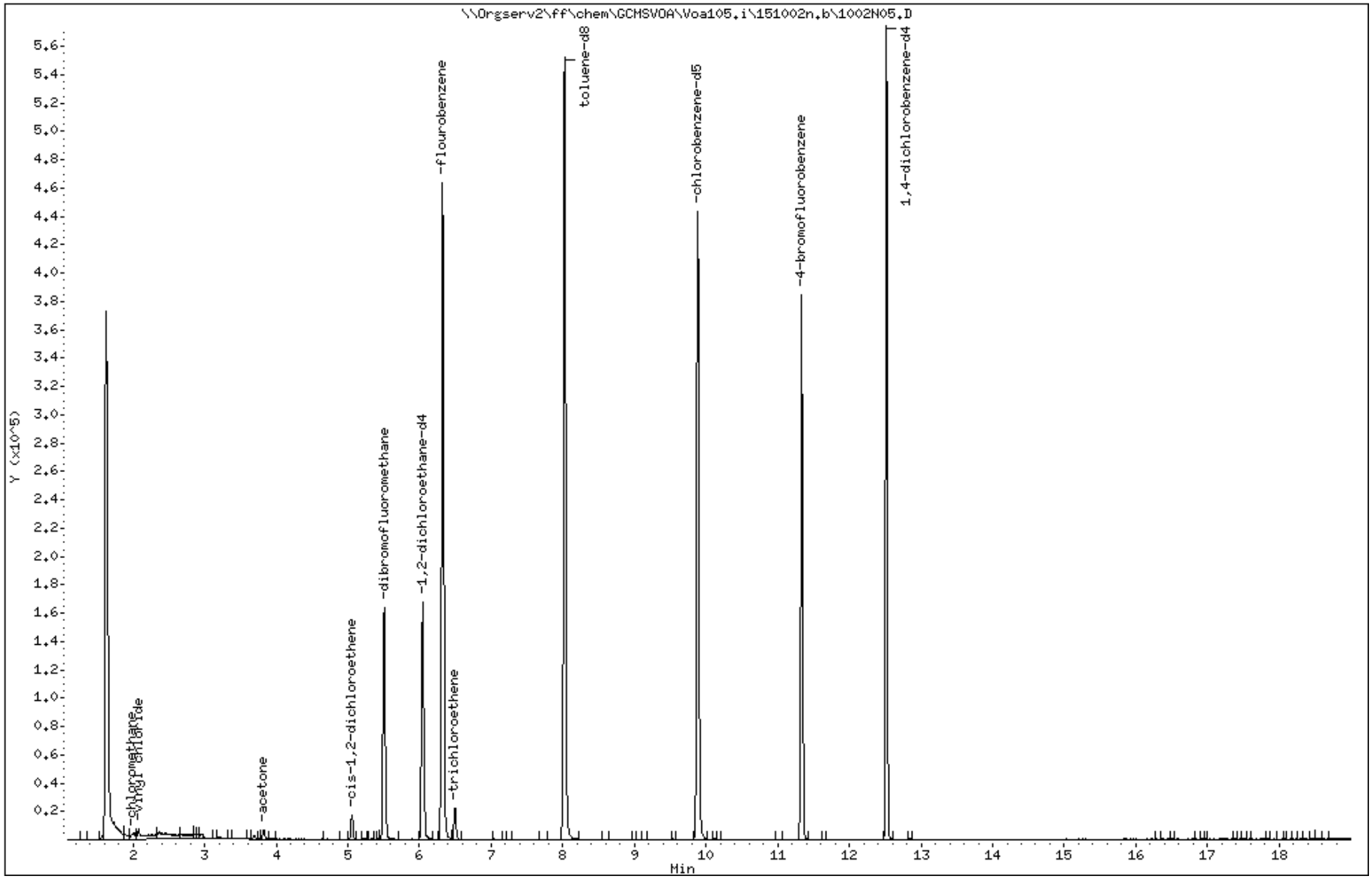

Data File: \\Orgserv2\ff\chem\GCMSVOA\Voa105.i\151002n.b\1002N05.D

Date : 02-OCT-2015 22:31

Client ID:

Instrument: Voa105.i

Sample Info: 11523745-49,31,10,,a

Purge Volume: 10.0

Operator: PD

Column phase:

Column diameter: 0.18

2 chloromethane

Concentration: 2.745 ngs

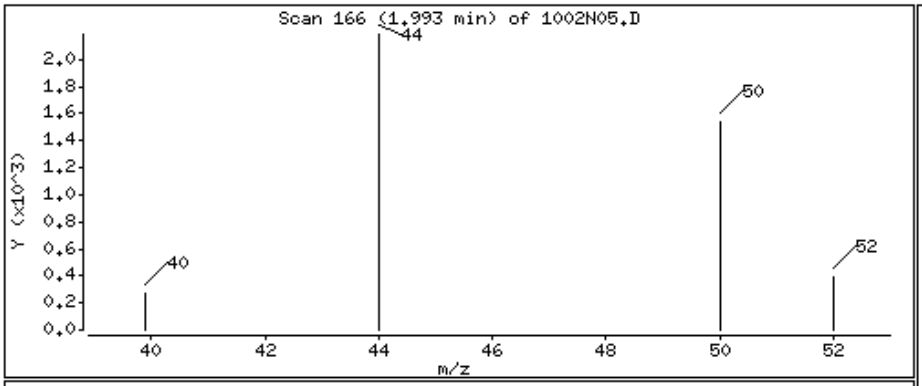

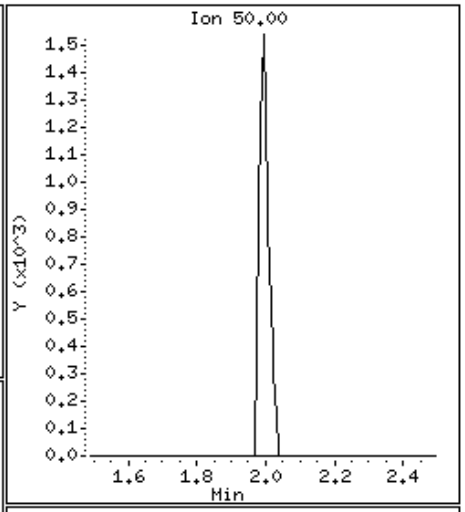

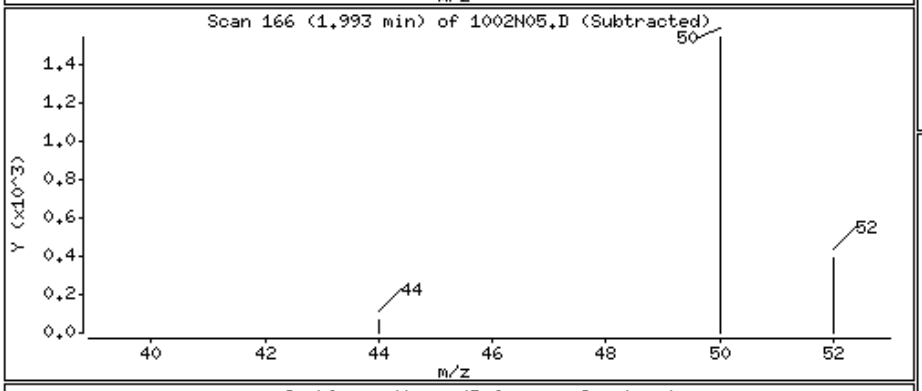

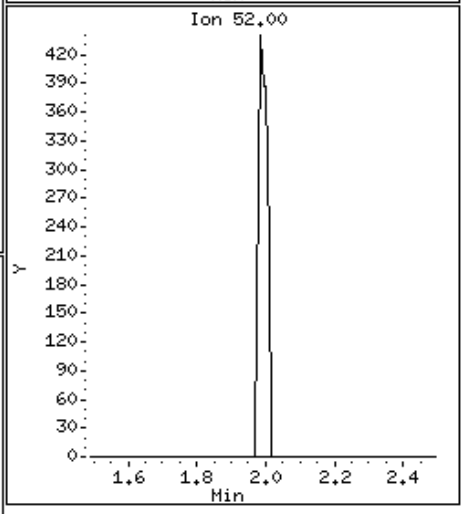

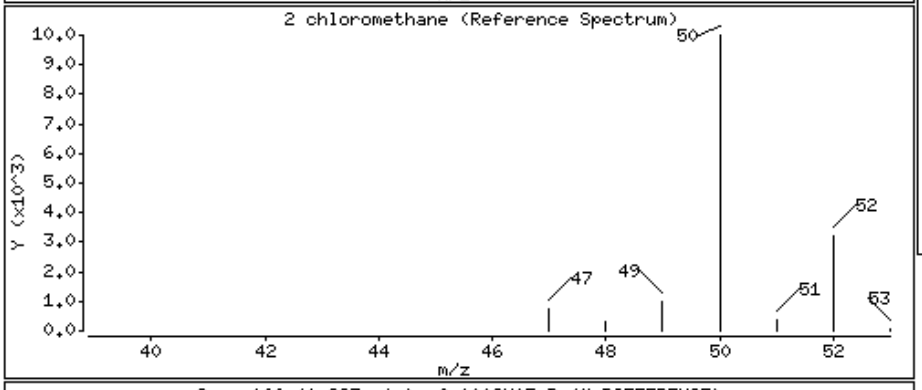

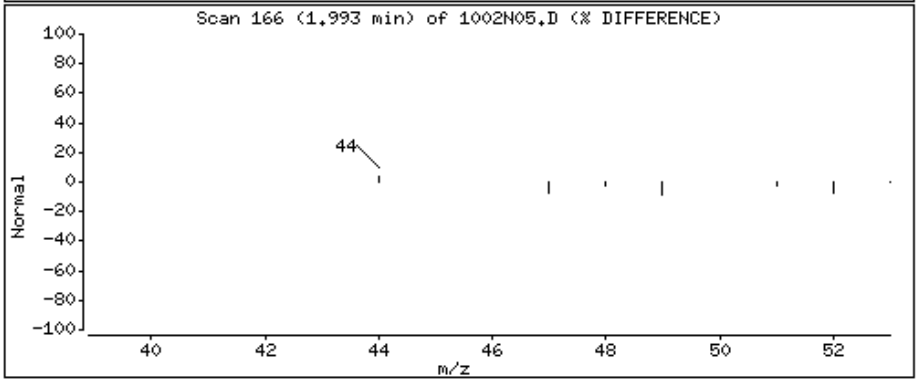

Data File: \\Orgserv2\ff\chem\GCMSVOA\Voa105.i\151002n.b\1002N05.D

Date : 02-OCT-2015 22:31

Client ID:

Instrument: Voa105.i

Sample Info: 11523745-49,31,10,,a

Purge Volume: 10.0

Operator: PD

Column phase:

Column diameter: 0.18

3 vinyl chloride

Concentration: 4.093 ngs

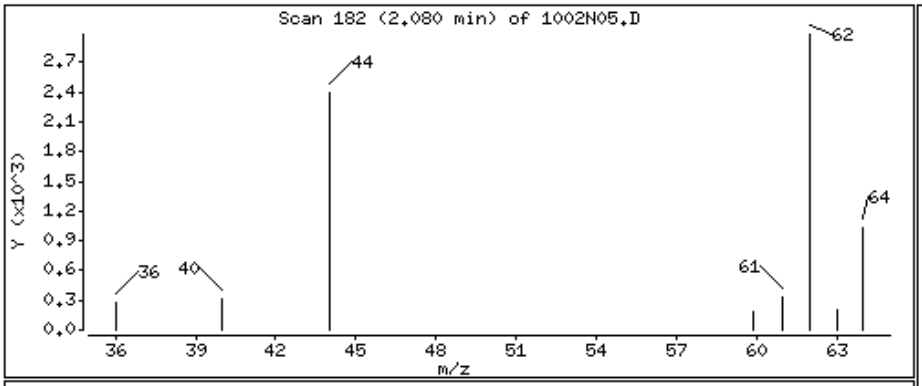

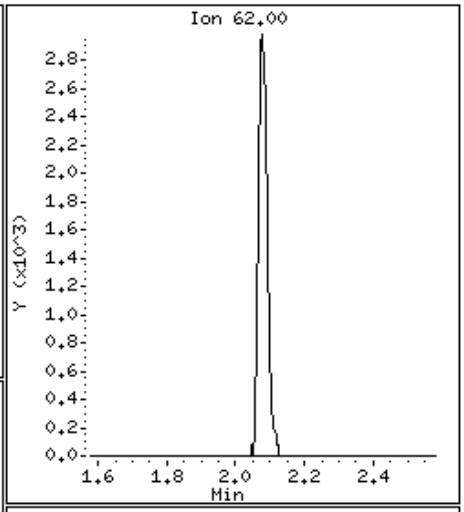

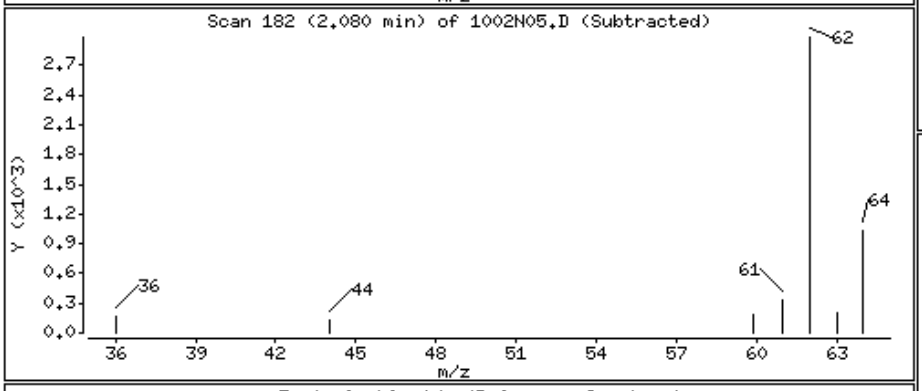

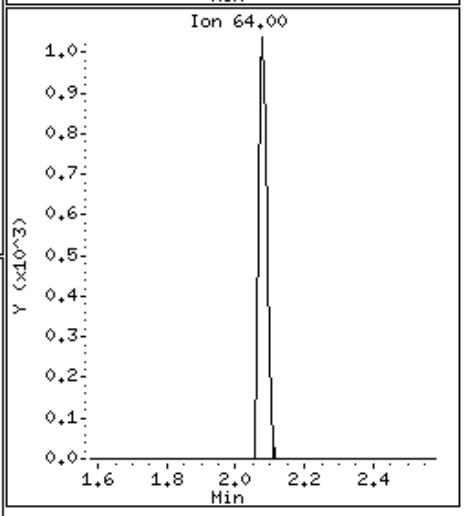

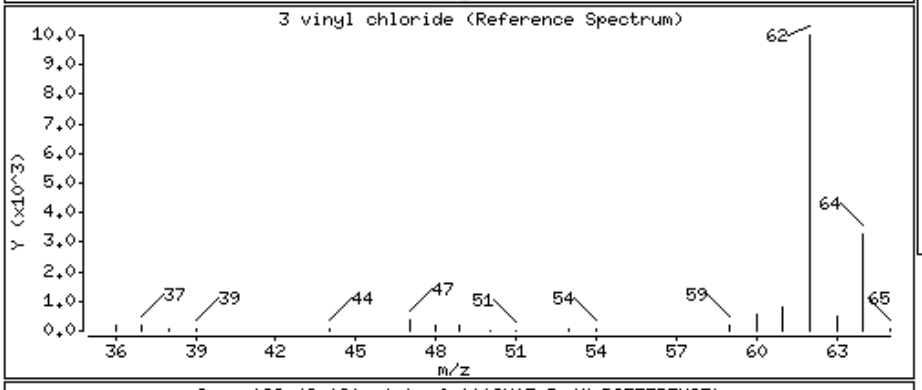

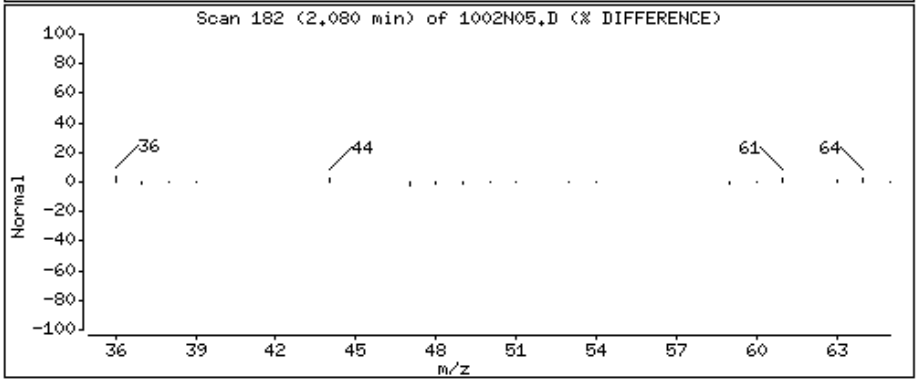

Data File: \\Orgserv2\ff\chem\GCMSVOA\Voa105.i\151002n.b\1002N05.D

Date : 02-OCT-2015 22:31

Client ID:

Instrument: Voa105.i

Sample Info: 11523745-49,31,10,,a

Purge Volume: 10.0

Operator: PD

Column phase:

Column diameter: 0.18

13 acetone

Concentration: 56.488 ngs

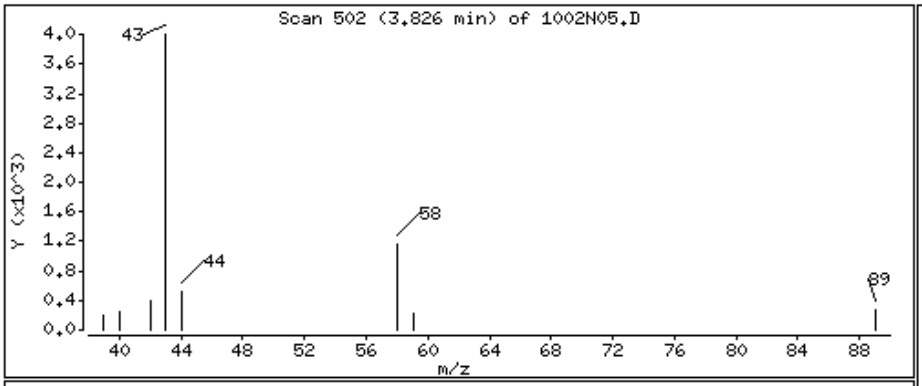

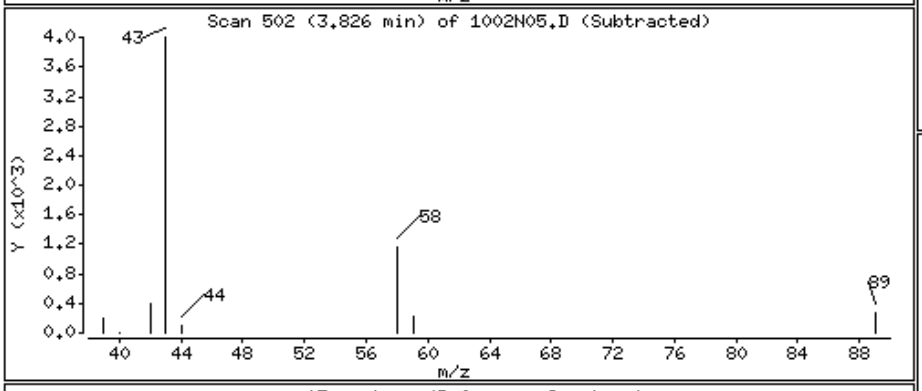

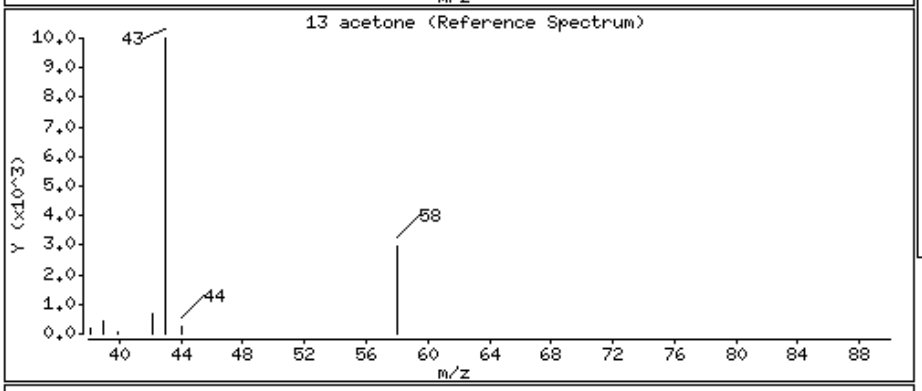

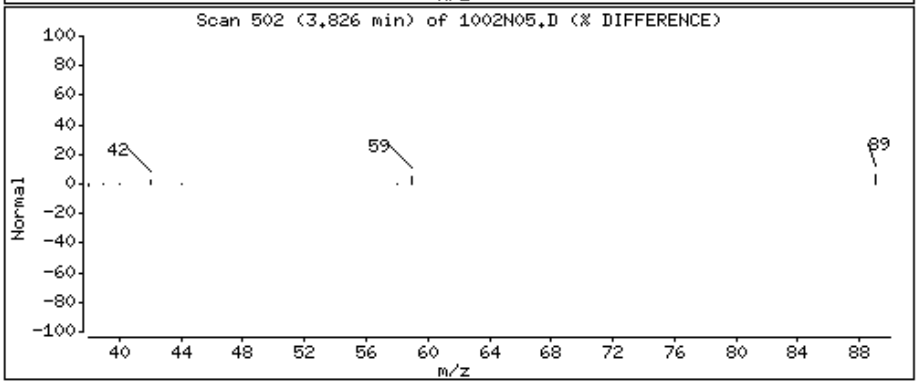

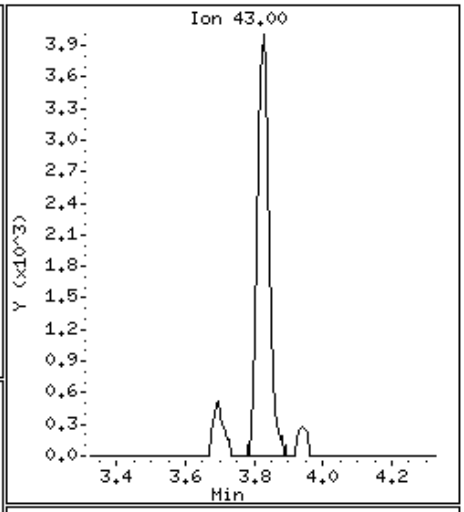

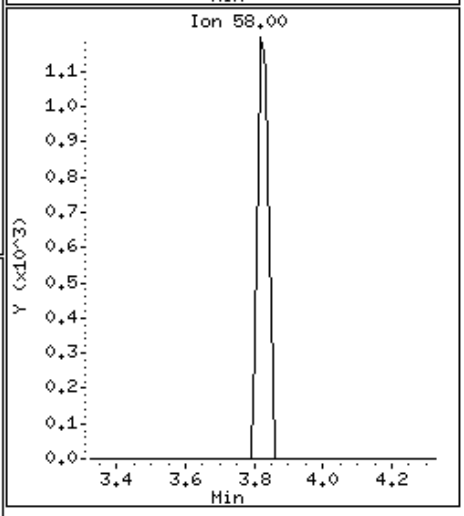

Data File: \\Orgserv2\ff\chem\GCMSVOA\Voa105.i\151002n.b\1002N05.D

Date : 02-OCT-2015 22:31

Client ID:

Instrument: Voa105.i

Sample Info: 11523745-49,31,10,,a

Purge Volume: 10.0

Operator: PD

Column phase:

Column diameter: 0.18

24 cis-1,2-dichloroethene

Concentration: 8.609 ngs

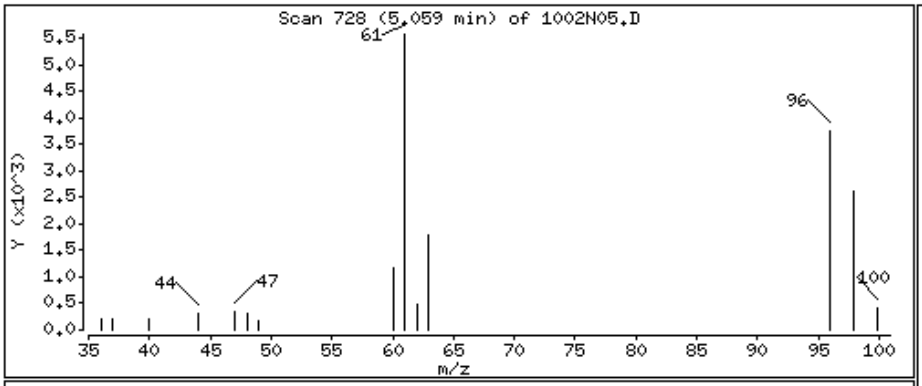

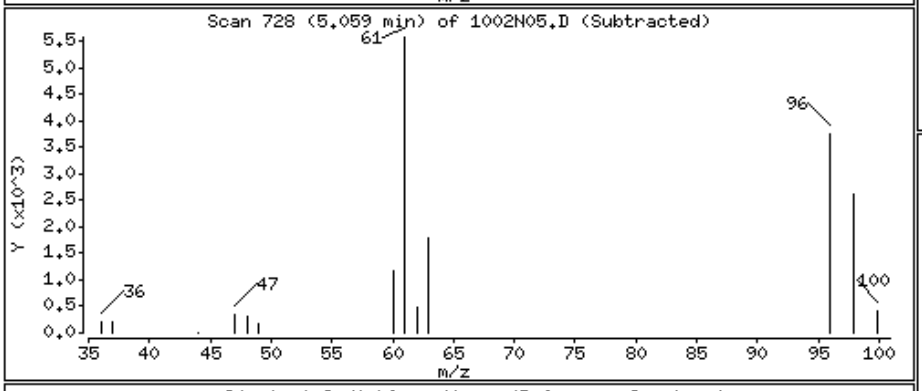

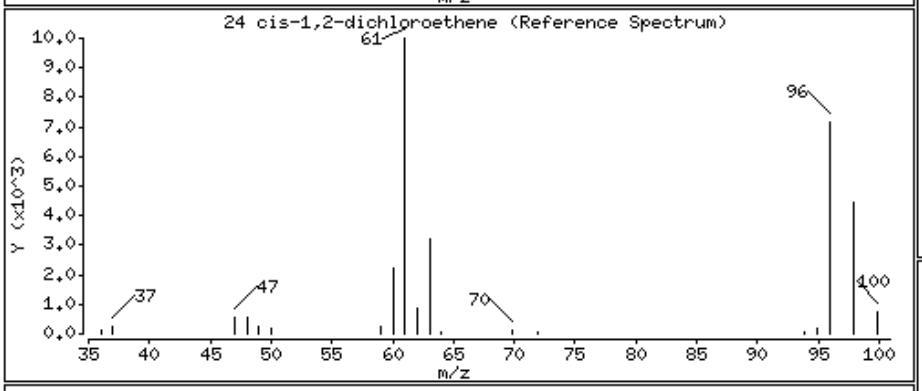

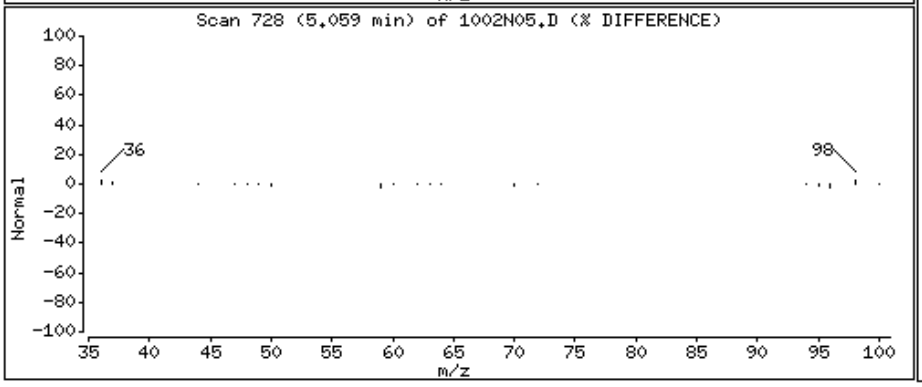

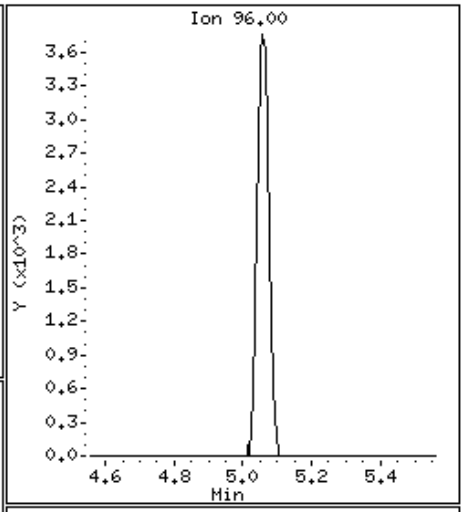

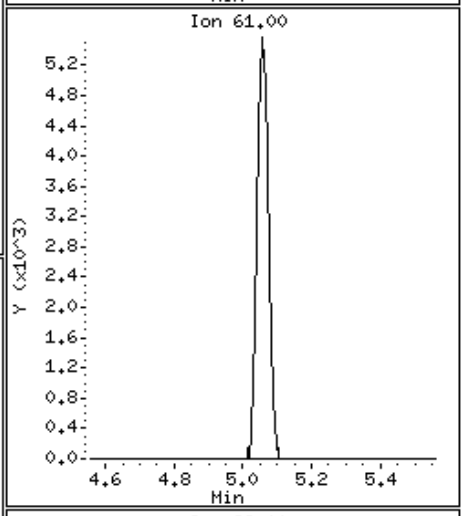

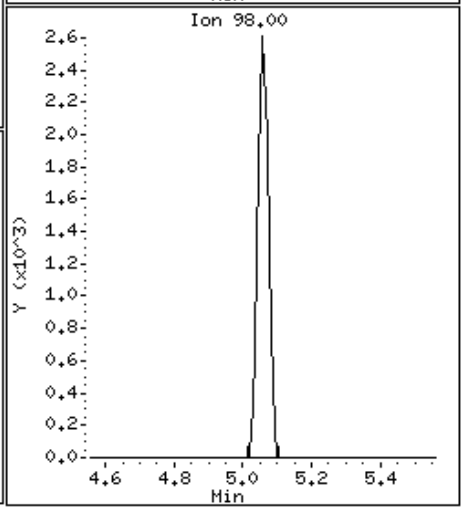

Data File: \\Orgserv2\ff\chem\GCMSVOA\Voa105.i\151002n.b\1002N05.D

Date : 02-OCT-2015 22:31

Client ID:

Instrument: Voa105.i

Sample Info: 11523745-49,31,10,,a

Purge Volume: 10.0

Operator: PD

Column phase:

Column diameter: 0.18

43 trichloroethene

Concentration: 8.968 ngs

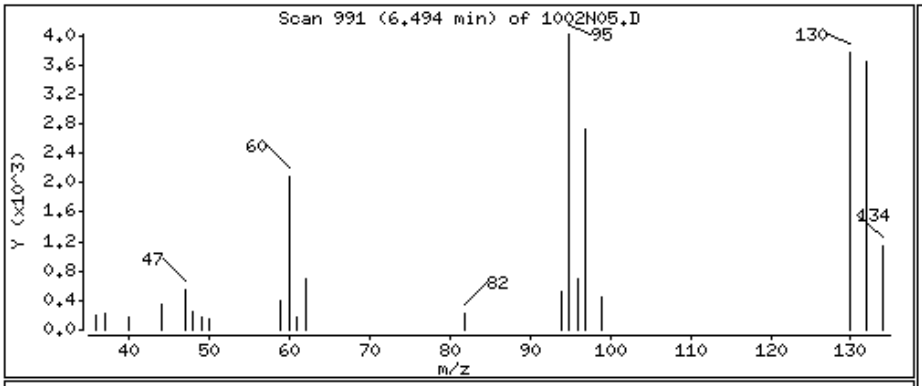

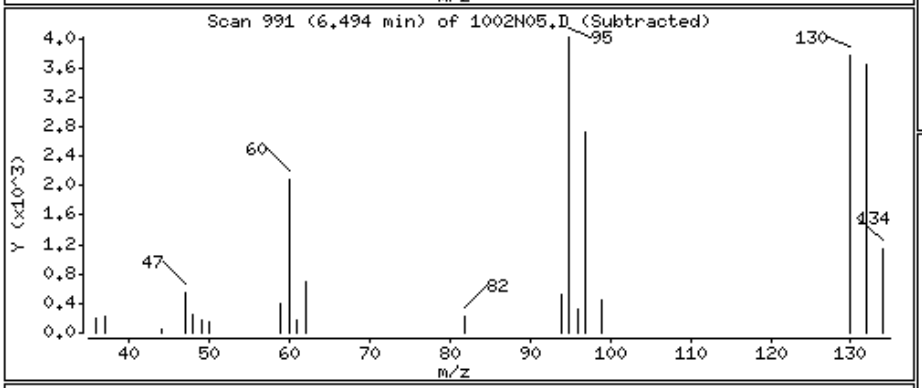

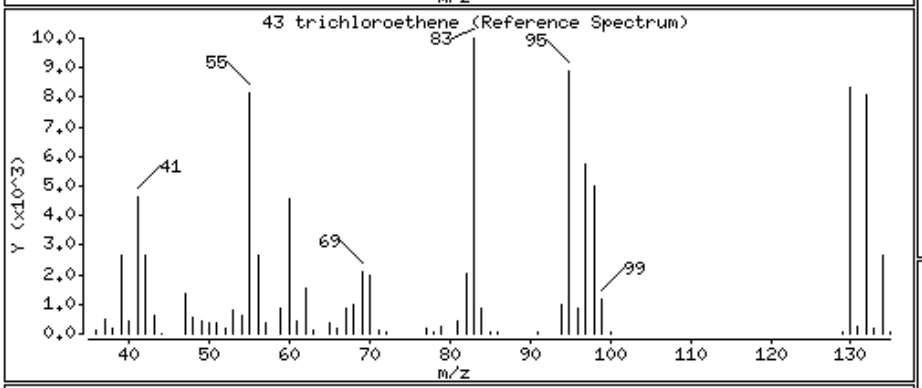

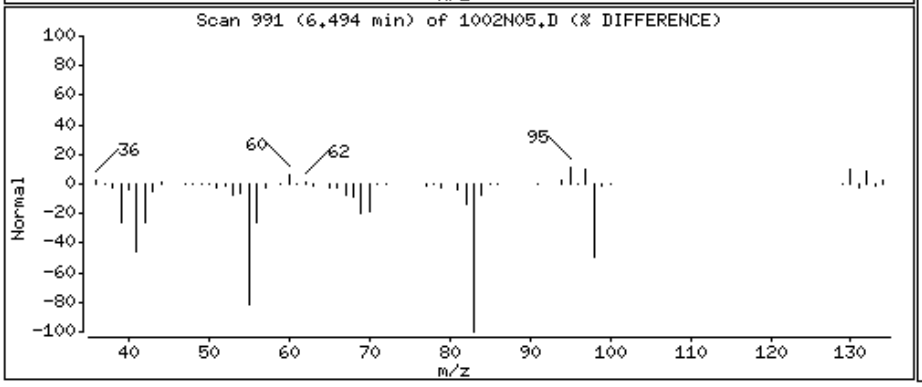

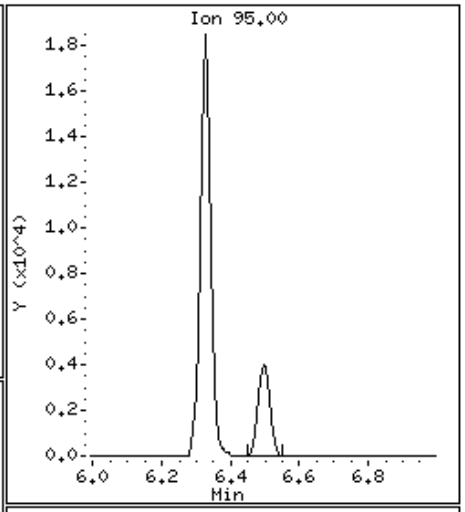

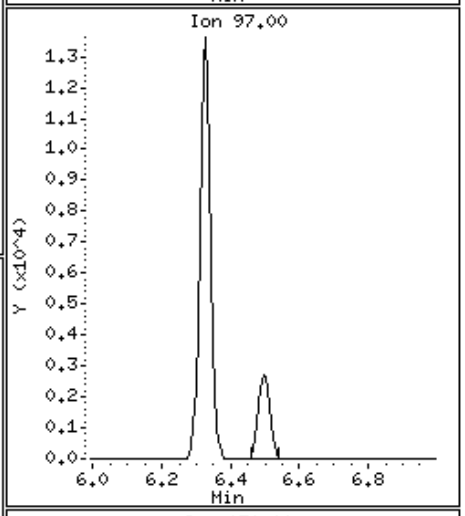

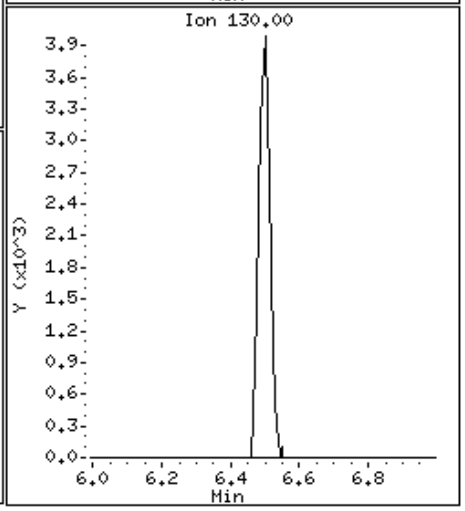

Alpha Analytical Labs

gc/ms voa - VOA101

Data file : \\Orgserv2\ff\chem\GCMSVOA\Voa101.i\151002n.b\1002N05.D
Lab Smp Id:
Inj Date : 02-OCT-2015 22:42
Operator : PD Inst ID: Voa101.i
Smp Info : l1523745-29,31,10,,a
Misc Info : wg827563,ical11506
Comment :
Method : \\Orgserv2\ff\chem\GCMSVOA\Voa101.i\151002n.b\liq8260C.m
Meth Date : 03-Oct-2015 11:01 pduczmalew Quant Type: ISTD
Cal Date : 29-SEP-2015 17:33 Cal File: 0929A10.D
Als bottle: 5
Dil Factor: 1.00000
Integrator: HP RTE Compound Sublist: NJTCL.sub
Target Version: 4.12
Processing Host: VIRTUALXP-76524

Concentration Formula: Amt * DF * CpndVariable
Cpnd Variable Local Compound Variable

	Compounds	QUANT SIG MASS	RT	EXP RT	REL RT	RESPONSE	CONCENTRATIONS ON-COLUMN (ngs)	FINAL (ngs)	REVIEW CODE
	1 dichlorodifluoromethane	85	Compound Not Detected.						
	2 chloromethane	50	Compound Not Detected.						
	3 vinyl chloride	62	Compound Not Detected.						
	4 bromomethane	94	Compound Not Detected.						
	5 chloroethane	64	Compound Not Detected.						
	6 trichlorofluoromethane	101	Compound Not Detected.						
	8 1,1,-dichloroethene	96	Compound Not Detected.						
	11 freon-113	101	Compound Not Detected.						
	10 carbon disulfide	76	Compound Not Detected.						
	14 methylene chloride	84	Compound Not Detected.						
	15 acetone	43	3.609	3.609	(0.594)	15818	45.6935	45.693	
	16 trans-1,2-dichloroethene	96	Compound Not Detected.						
	17 Methyl Acetate	43	Compound Not Detected.						
	18 methyl tert butyl ether	73	Compound Not Detected.						
	22 1,1-dichloroethane	63	Compound Not Detected.						
	27 cis-1,2-dichloroethene	96	Compound Not Detected.						
	29 bromochloromethane	128	Compound Not Detected.						
	30 Cyclohexane	56	Compound Not Detected.						
	31 chloroform	83	5.088	5.088	(0.837)	16014	4.00654	4.006	
	33 carbontetrachloride	117	Compound Not Detected.						
$	36 dibromofluoromethane	113	5.268	5.268	(0.866)	282850	95.9272	95.927	
	37 1,1,1-trichloroethane	97	Compound Not Detected.						
	38 2-butanone	43	Compound Not Detected.						
	40 benzene	78	Compound Not Detected.						
$	42 1,2-dichloroethane-d4	65	5.797	5.797	(0.953)	317250	103.083	103.082	
	43 1,2-dichloroethane	62	Compound Not Detected.						
*	45 flourobenzene	96	6.081	6.081	(1.000)	1181102	100.000		
	49 trichloroethene	95	6.261	6.256	(1.030)	13669	5.76975	5.769	
	46 methyl cyclohexane	83	Compound Not Detected.						

	Compounds	QUANT SIG MASS	RT	EXP RT	REL RT	RESPONSE	CONCENTRATIONS ON-COLUMN (ngs)	CONCENTRATIONS FINAL (ngs)	REVIEW CODE
	52 1,2-dichloropropane	63	Compound Not Detected.						
	53 bromodichloromethane	83	Compound Not Detected.						
	56 1,4-Dioxane	88	Compound Not Detected.						
	58 cis-1,3-dichloropropene	75	Compound Not Detected.						
$	59 toluene-d8	98	7.778	7.783	(0.807)	1141681	99.7042	99.704	
	60 toluene	92	Compound Not Detected.						
	62 4-methyl-2-pentanone	58	Compound Not Detected.						
	63 tetrachloroethene	166	Compound Not Detected.						
	64 trans-1,3-dichloropropene	75	Compound Not Detected.						
	68 1,1,2-trichloroethane	83	Compound Not Detected.						
	69 chlorodibromomethane	129	Compound Not Detected.						
	71 1,2-dibromoethane	107	Compound Not Detected.						
	73 2-hexanone	43	Compound Not Detected.						
*	74 chlorobenzene-d5	117	9.633	9.633	(1.000)	859052	100.000		
	75 chlorobenzene	112	Compound Not Detected.						
	76 ethyl benzene	91	Compound Not Detected.						
	78 p/m xylene	106	Compound Not Detected.						
	79 o xylene	106	Compound Not Detected.						
	80 styrene	104	Compound Not Detected.						
	81 bromoform	173	Compound Not Detected.						
	82 isopropylbenzene	105	Compound Not Detected.						
$	83 4-bromofluorobenzene	95	11.112	11.112	(0.902)	429099	100.403	100.403	
	88 1,1,2,2,-tetrachloroethane	83	Compound Not Detected.						
	99 1,3-dichlorobenzene	146	Compound Not Detected.						
*	100 1,4-dichlorobenzene-d4	152	12.318	12.318	(1.000)	417416	100.000		
	101 1,4-dichlorobenzene	146	Compound Not Detected.						
	104 1,2-dichlorobenzene	146	Compound Not Detected.						
	106 1,2-dibromo-3-chloropropane	75	Compound Not Detected.						
	109 1,2,4-trichlorobenzene	180	Compound Not Detected.						
	111 1,2,3-trichlorobenzene	180	Compound Not Detected.						

Alpha Analytical Labs

gc/ms voa - VOA101

Data file : \\Orgserv2\ff\chem\GCMSVOA\Voa101.i\151002n.b\1002N05.D
Lab Smp Id:
Inj Date : 02-OCT-2015 22:42
Operator : PD Inst ID: Voa101.i
Smp Info : l1523745-29,31,10,,a
Misc Info : wg827563,ical11506
Comment :
Method : \\Orgserv2\ff\chem\GCMSVOA\Voa101.i\151002n.b\liq8260C.m
Meth Date : 03-Oct-2015 11:01 pduczmalew Quant Type: ISTD
Cal Date : 29-SEP-2015 17:33 Cal File: 0929A10.D
Als bottle: 5
Dil Factor: 1.00000
Integrator: HP RTE Compound Sublist: NJTCL.sub
Target Version: 4.12
Processing Host: VIRTUALXP-76524

- NO TENTATIVELY IDENTIFIED COMPOUNDS -

Alpha Analytical Labs

INTERNAL STANDARD COMPOUNDS
AREA AND RT SUMMARY

Instrument ID: Voa101.i
Lab File ID: 1002N05.D
Lab Smp Id:
Analysis Type: VOA
Quant Type: ISTD
Operator: PD
Method File: \\Orgserv2\ff\chem\GCMSVOA\Voa101.i\151002n.b\liq8260C.m
Misc Info: wg827563,ical11506

Calibration Date: 02-OCT-2015
Calibration Time: 20:45
Level: LOW
Sample Type: WATER

Test Mode:
Use Last Continuing Calibrator.
If Continuing Cal. use Initial Cal. Level 3

		AREA LIMIT			
COMPOUND	STANDARD	LOWER	UPPER	SAMPLE	%DIFF
45 flourobenzene	1222489	611245	2444978	1181102	-3.39
74 chlorobenzene-d5	899066	449533	1798132	859052	-4.45
100 1,4-dichlorobenze	443377	221689	886754	417416	-5.86

		RT LIMIT			
COMPOUND	STANDARD	LOWER	UPPER	SAMPLE	%DIFF
45 flourobenzene	6.08	5.58	6.58	6.08	0.00
74 chlorobenzene-d5	9.63	9.13	10.13	9.63	0.00
100 1,4-dichlorobenze	12.32	11.82	12.82	12.32	0.00

AREA UPPER LIMIT = +100% of internal standard area.
AREA LOWER LIMIT = - 50% of internal standard area.
RT UPPER LIMIT = + 0.50 minutes of internal standard RT.
RT LOWER LIMIT = - 0.50 minutes of internal standard RT.

Alpha Analytical Labs

RECOVERY REPORT

Client Name: Client SDG: SDGa00307
Sample Matrix: LIQUID Fraction: VOA
Lab Smp Id:
Level: LOW Operator: PD
Data Type: MS DATA SampleType: SAMPLE
SpikeList File: curveallim.spk Quant Type: ISTD
Sublist File: NJTCL.sub
Method File: \\Orgserv2\ff\chem\GCMSVOA\Voa101.i\151002n.b\liq8260C.m
Misc Info: wg827563,ical11506

SURROGATE COMPOUND	AMOUNT ADDED ngs	AMOUNT RECOVERED ngs	% RECOVERED	LIMITS
$ 36 dibromofluorometha	100.000	95.927	95.93	70-130
$ 42 1,2-dichloroethane	100.000	103.082	103.08	70-130
$ 59 toluene-d8	100.000	99.704	99.70	70-130
$ 83 4-bromofluorobenze	100.000	100.403	100.40	70-130

Data File: \\Orgserv2\ff\chem\GCMSVOA\Voa101.i\151002n.b\1002N05.D
Date : 02-OCT-2015 22:42
Client ID:
Sample Info: 11523745-29,31,10,,a
Purge Volume: 10.0
Column phase:

Instrument: Voa101.i
Operator: PD
Column diameter: 0.18

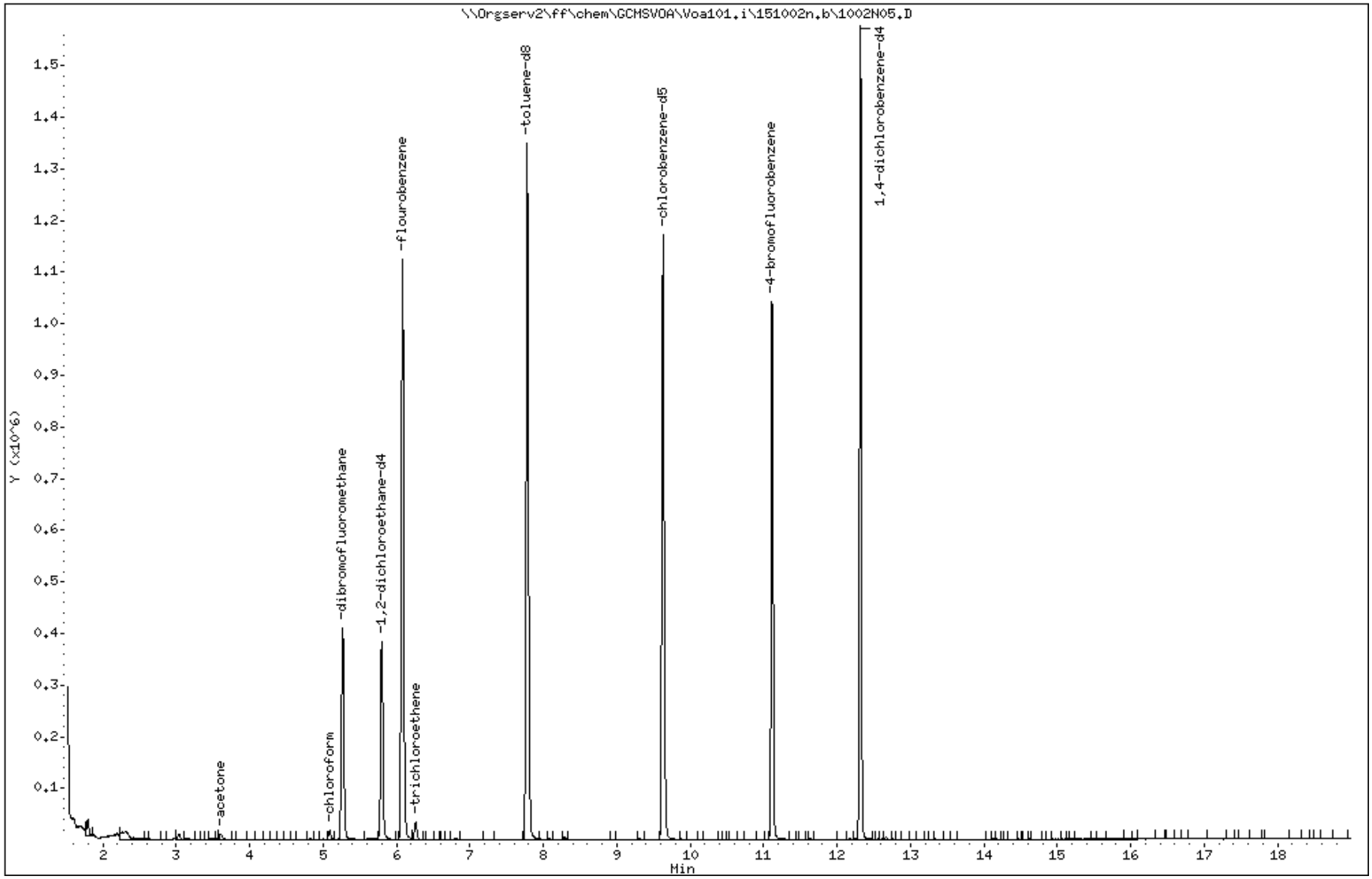

Data File: \\Orgserv2\ff\chem\GCMSVOA\Voa101.i\151002n.b\1002N05.D

Date : 02-OCT-2015 22:42

Client ID:

Instrument: Voa101.i

Sample Info: 11523745-29,31,10,,a

Purge Volume: 10.0

Operator: PD

Column phase:

Column diameter: 0.18

15 acetone

Concentration: 45.693 ngs

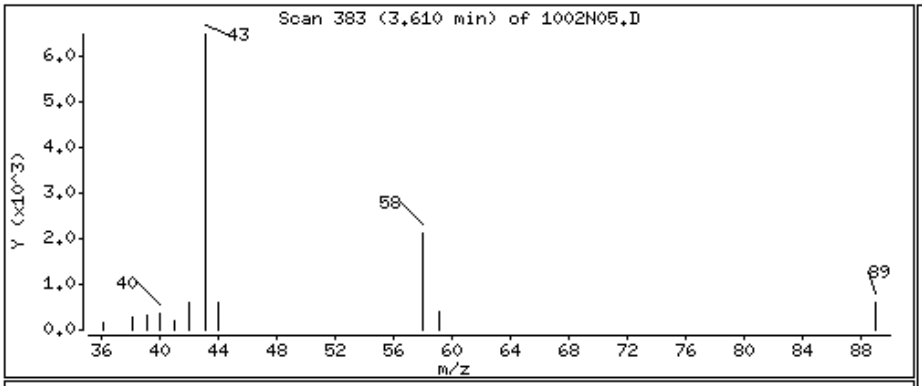

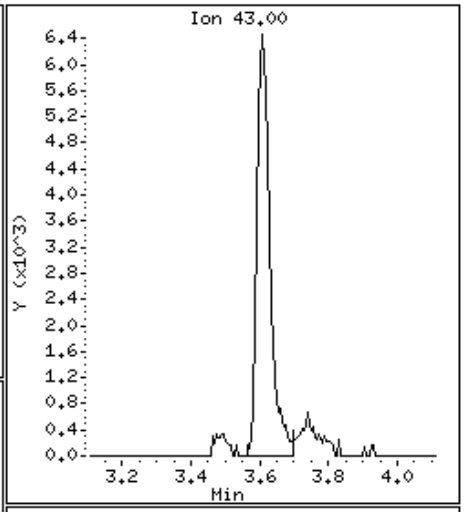

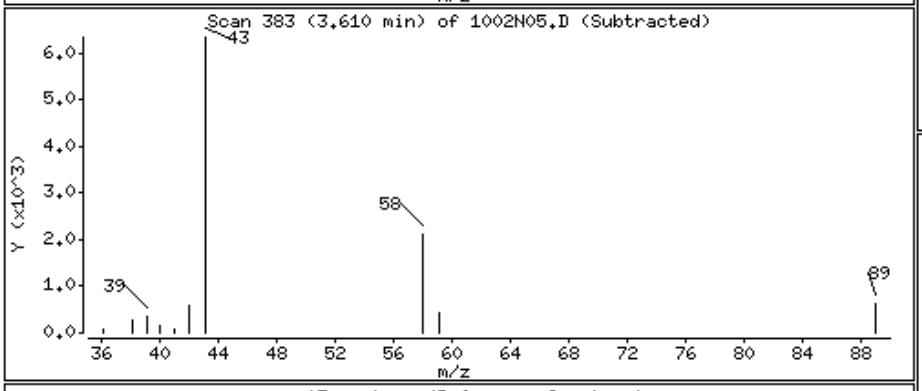

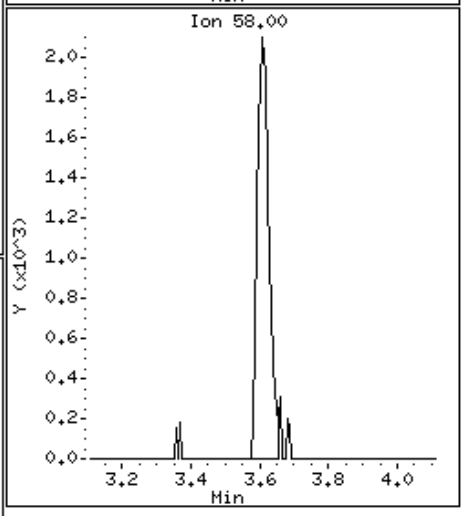

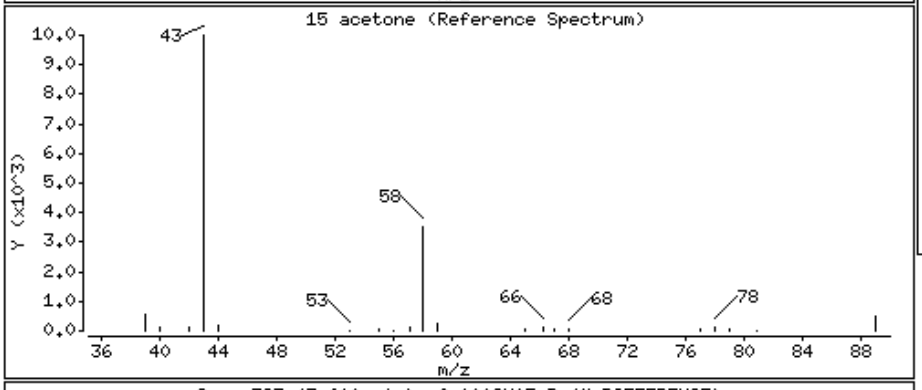

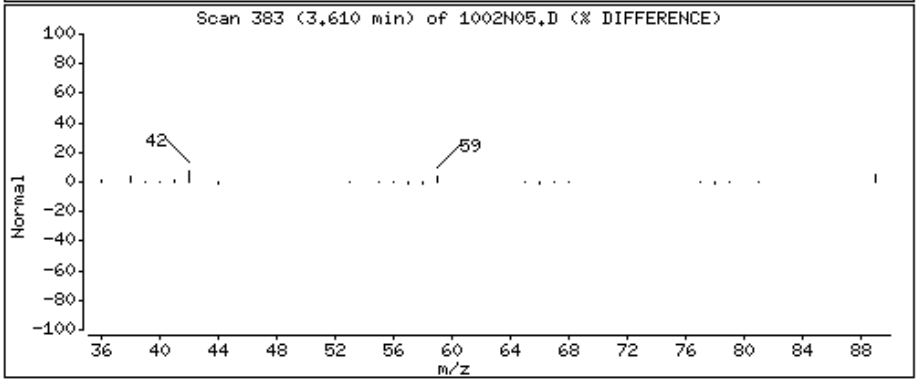

Data File: \\Orgserv2\ff\chem\GCMSVOA\Voa101.i\151002n.b\1002N05.D

Date : 02-OCT-2015 22:42

Client ID:

Instrument: Voa101.i

Sample Info: 11523745-29,31,10,,a

Purge Volume: 10.0

Operator: PD

Column phase:

Column diameter: 0.18

31 chloroform

Concentration: 4.006 ngs

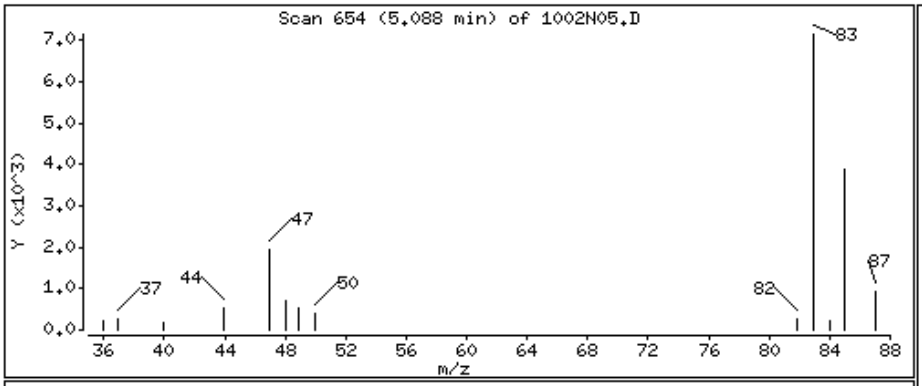

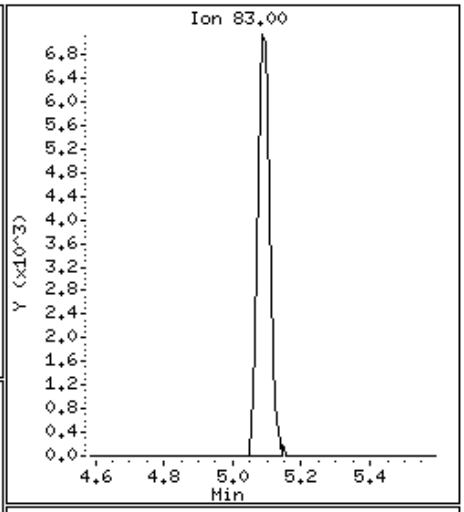

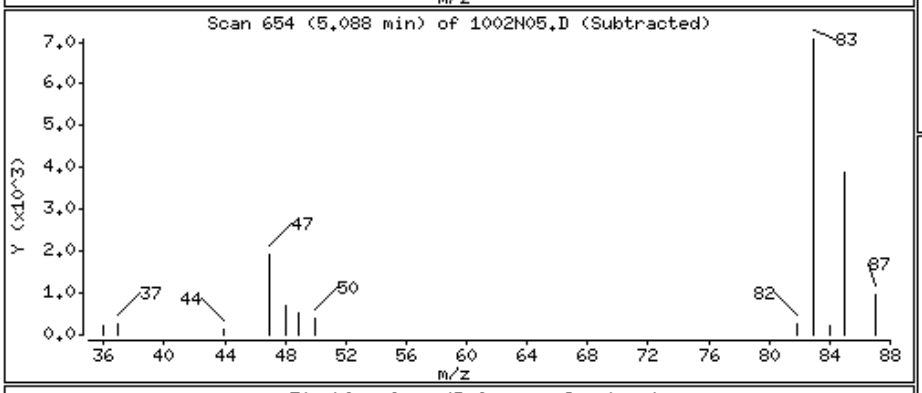

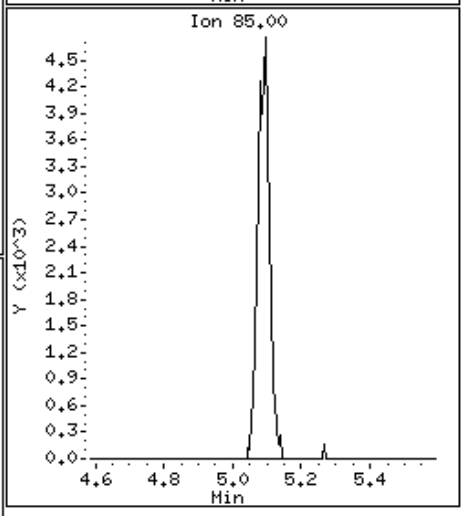

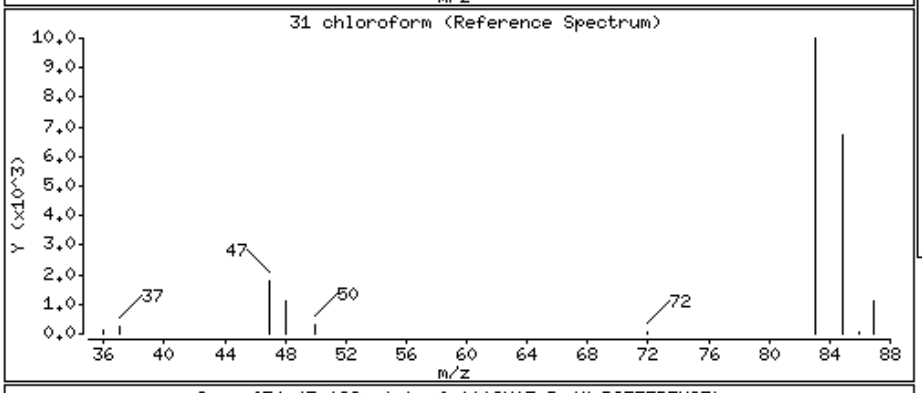

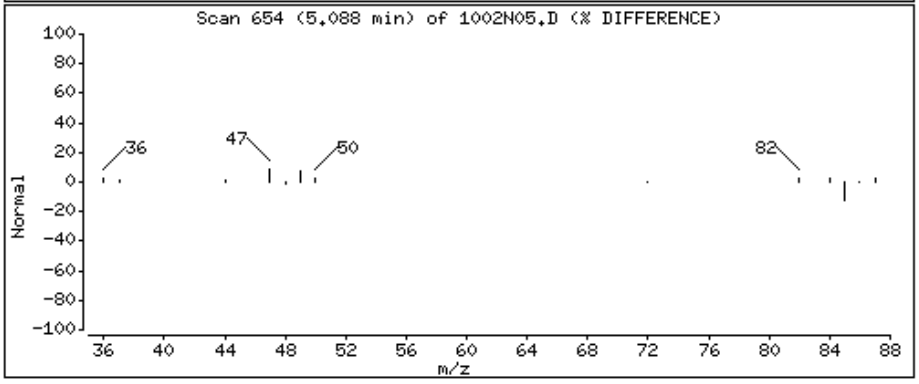

Data File: \\Orgserv2\ff\chem\GCMSVOA\Voa101.i\151002n.b\1002N05.D

Date : 02-OCT-2015 22:42

Client ID:

Instrument: Voa101.i

Sample Info: 11523745-29,31,10,,a

Purge Volume: 10.0

Operator: PD

Column phase:

Column diameter: 0.18

49 trichloroethene

Concentration: 5.769 ngs

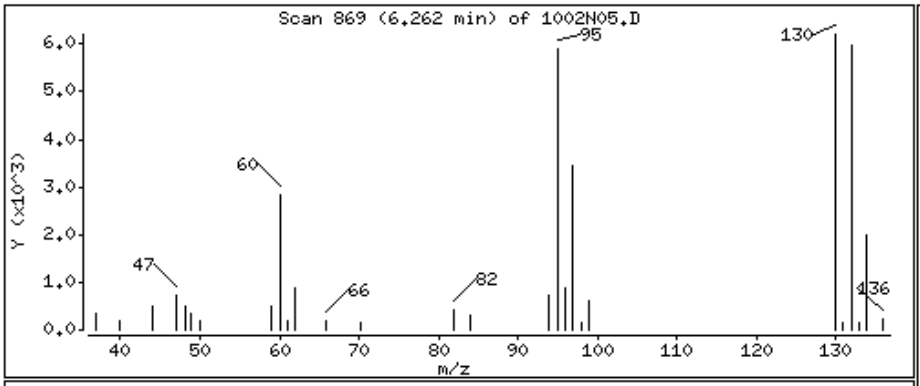

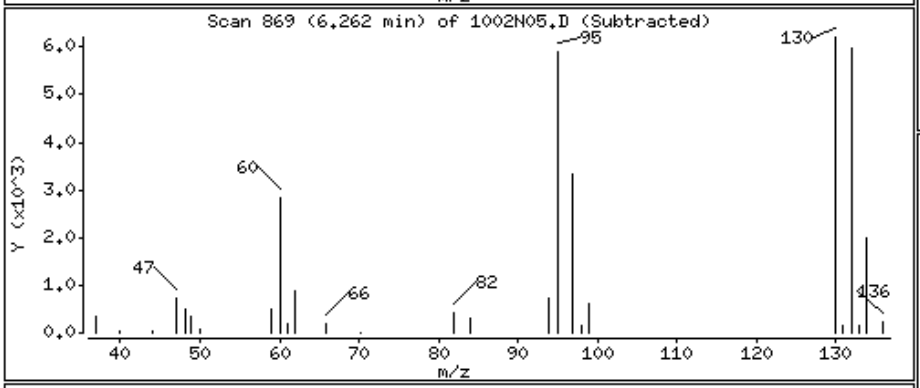

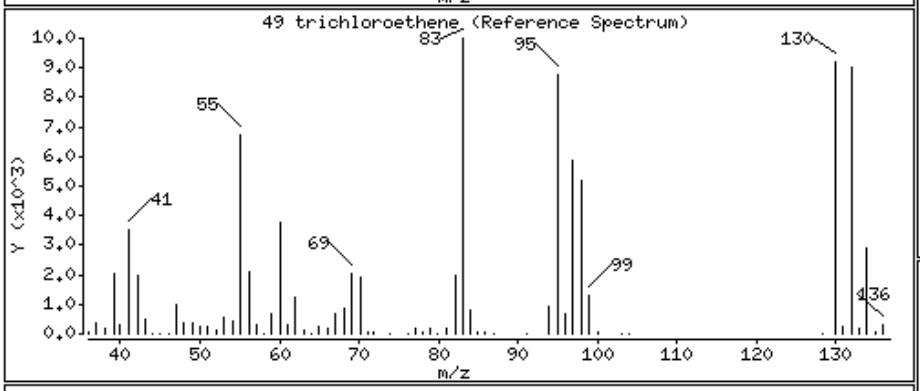

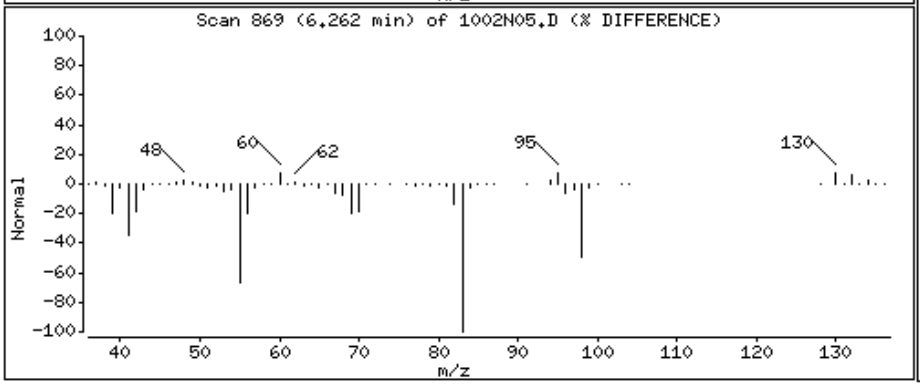

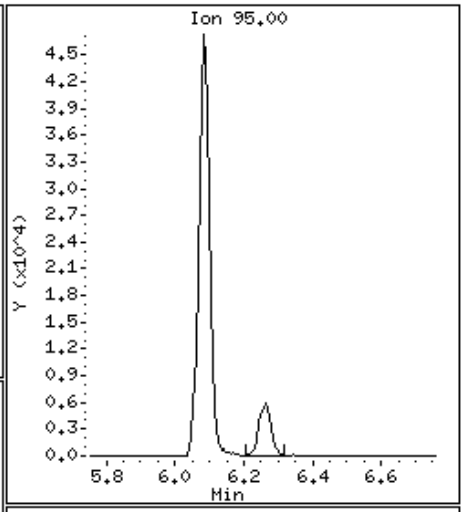

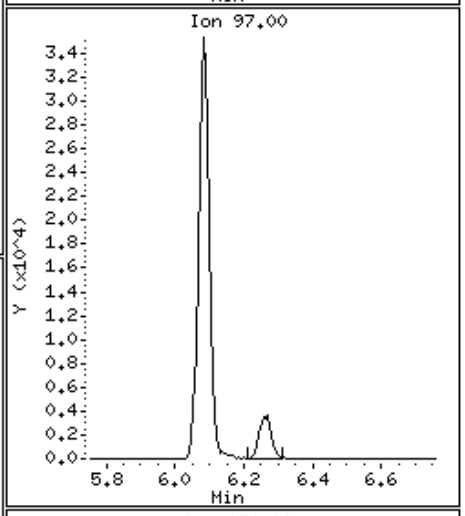

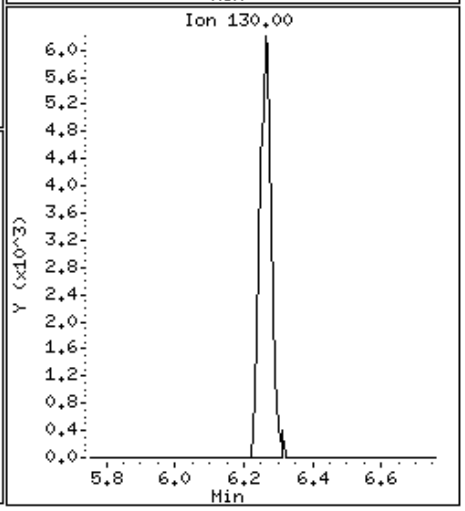

Alpha Analytical Labs

Manual Integration

Sample Info	: l1523745-29,31,10,,a wg827563,ical11506		
Instrument ID	: Voa101.i		
Method	: liq8260C.m		
File	: 1002N05.D		
Injection Date	: 02-OCT-2015 22:42		
Quantitation	: ISTD	Integrator :	HP RTE
Dilution Factor	: 1.00	Sample Type:	SAMPLE

This File has no version history.

//Orgserv2/ff/chem/GCMSVOA/Voa101.i/151002n.b/original/1002N05.D

Alpha Analytical Labs

gc/ms voa - VOA101

Data file : \\Orgserv2\ff\chem\GCMSVOA\Voa108.i\151002.b\1002A23.D
Lab Smp Id:
Inj Date : 02-OCT-2015 22:47
Operator : PD Inst ID: Voa108.i
Smp Info : l1523745-28,31,10,,a
Misc Info : wg827396,ical11521
Comment :
Method : \\Orgserv2\ff\chem\GCMSVOA\Voa108.i\151002.b\liq8260C.m
Meth Date : 02-Oct-2015 16:32 pduczmalew Quant Type: ISTD
Cal Date : 01-OCT-2015 21:09 Cal File: 1001N10.D
Als bottle: 23
Dil Factor: 1.00000
Integrator: HP RTE Compound Sublist: NJTCL.sub
Target Version: 4.12
Processing Host: VIRTUALXP-76524

Concentration Formula: Amt * DF * 0.1 * CpndVariable
Cpnd Variable Local Compound Variable

	Compounds	QUANT SIG MASS	RT	EXP RT	REL RT	RESPONSE	CONCENTRATIONS ON-COLUMN (ngs)	FINAL (ngs)	REVIEW CODE
	1 dichlorodifluoromethane	85	Compound Not Detected.						
	2 chloromethane	50	Compound Not Detected.						
	3 vinyl chloride	62	Compound Not Detected.						
	4 bromomethane	94	Compound Not Detected.						
	5 chloroethane	64	Compound Not Detected.						
	6 trichlorofluoromethane	101	Compound Not Detected.						
	9 1,1,-dichloroethene	96	Compound Not Detected.						
	11 freon-113	101	Compound Not Detected.						
	10 carbon disulfide	76	Compound Not Detected.						
	15 methylene chloride	84	Compound Not Detected.						
	16 acetone	43	3.623	3.620	(0.596)	2821	43.0790	4.307(M)	M1
	17 trans-1,2-dichloroethene	96	Compound Not Detected.						
	18 Methyl Acetate	43	Compound Not Detected.						
	19 methyl tert butyl ether	73	Compound Not Detected.						
	22 1,1-dichloroethane	63	Compound Not Detected.						
	27 cis-1,2-dichloroethene	96	Compound Not Detected.						
	29 bromochloromethane	128	Compound Not Detected.						
	30 Cyclohexane	56	Compound Not Detected.						
	31 chloroform	83	Compound Not Detected.						
	33 carbontetrachloride	117	Compound Not Detected.						
$	36 dibromofluoromethane	113	5.271	5.263	(0.868)	30924	103.059	10.305(M)	M1
	37 1,1,1-trichloroethane	97	Compound Not Detected.						
	38 2-butanone	43	Compound Not Detected.						
	40 benzene	78	Compound Not Detected.						
$	42 1,2-dichloroethane-d4	65	5.798	5.796	(0.955)	38911	102.443	10.244	
	43 1,2-dichloroethane	62	Compound Not Detected.						
*	46 flourobenzene	96	6.074	6.074	(1.000)	112895	100.000		
	48 trichloroethene	95	Compound Not Detected.						

	Compounds	QUANT SIG MASS	RT	EXP RT	REL RT	RESPONSE	CONCENTRATIONS ON-COLUMN (ngs)	CONCENTRATIONS FINAL (ngs)	REVIEW CODE
	47 methyl cyclohexane	83	Compound Not Detected.						
	52 1,2-dichloropropane	63	Compound Not Detected.						
	53 bromodichloromethane	83	Compound Not Detected.						
	54 1,4-Dioxane	88	Compound Not Detected.						
	57 cis-1,3-dichloropropene	75	Compound Not Detected.						
$	58 toluene-d8	98	7.761	7.762	(0.808)	108045	101.199	10.119	
	59 toluene	92	Compound Not Detected.						
	60 4-methyl-2-pentanone	58	Compound Not Detected.						
	61 tetrachloroethene	166	Compound Not Detected.						
	62 trans-1,3-dichloropropene	75	Compound Not Detected.						
	66 1,1,2-trichloroethane	83	Compound Not Detected.						
	67 chlorodibromomethane	129	Compound Not Detected.						
	70 1,2-dibromoethane	107	Compound Not Detected.						
	71 2-hexanone	43	Compound Not Detected.						
*	72 chlorobenzene-d5	117	9.605	9.602	(1.000)	84195	100.000		
	73 chlorobenzene	112	Compound Not Detected.						
	74 ethyl benzene	91	Compound Not Detected.						
	76 p/m xylene	106	Compound Not Detected.						
	77 o xylene	106	Compound Not Detected.						
	78 styrene	104	Compound Not Detected.						
	79 bromoform	173	Compound Not Detected.						
	80 isopropylbenzene	105	Compound Not Detected.						
$	81 4-bromofluorobenzene	95	11.091	11.088	(0.903)	36956	107.099	10.709	
	85 1,1,2,2,-tetrachloroethane	83	Compound Not Detected.						
	97 1,3-dichlorobenzene	146	Compound Not Detected.						
*	98 1,4-dichlorobenzene-d4	152	12.285	12.285	(1.000)	39004	100.000		
	99 1,4-dichlorobenzene	146	Compound Not Detected.						
	102 1,2-dichlorobenzene	146	Compound Not Detected.						
	104 1,2-dibromo-3-chloropropane	75	Compound Not Detected.						
	107 1,2,4-trichlorobenzene	180	Compound Not Detected.						
	109 1,2,3-trichlorobenzene	180	Compound Not Detected.						

QC Flag Legend

M - Compound response manually integrated.

Alpha Analytical Labs

gc/ms voa - VOA101

Data file : \\Orgserv2\ff\chem\GCMSVOA\Voa108.i\151002.b\1002A23.D
Lab Smp Id:
Inj Date : 02-OCT-2015 22:47
Operator : PD Inst ID: Voa108.i
Smp Info : l1523745-28,31,10,,a
Misc Info : wg827396,ical11521
Comment :
Method : \\Orgserv2\ff\chem\GCMSVOA\Voa108.i\151002.b\liq8260C.m
Meth Date : 02-Oct-2015 16:32 pduczmalew Quant Type: ISTD
Cal Date : 01-OCT-2015 21:09 Cal File: 1001N10.D
Als bottle: 23
Dil Factor: 1.00000
Integrator: HP RTE Compound Sublist: NJTCL.sub
Target Version: 4.12
Processing Host: VIRTUALXP-76524

- NO TENTATIVELY IDENTIFIED COMPOUNDS -

Alpha Analytical Labs

INTERNAL STANDARD COMPOUNDS
AREA AND RT SUMMARY

Instrument ID: Voa108.i
Lab File ID: 1002A23.D
Lab Smp Id:
Analysis Type: VOA
Quant Type: ISTD
Operator: PD
Method File: \\Orgserv2\ff\chem\GCMSVOA\Voa108.i\151002.b\liq8260C.m
Misc Info: wg827396,ical11521

Calibration Date: 02-OCT-2015
Calibration Time: 12:23
Level: LOW
Sample Type: WATER

Test Mode:
Use Last Continuing Calibrator.
If Continuing Cal. use Initial Cal. Level 3

		AREA LIMIT			
COMPOUND	STANDARD	LOWER	UPPER	SAMPLE	%DIFF
46 flourobenzene	172727	86364	345454	112895	-34.64
72 chlorobenzene-d5	130544	65272	261088	84195	-35.50
98 1,4-dichlorobenze	66385	33193	132770	39004	-41.25

		RT LIMIT			
COMPOUND	STANDARD	LOWER	UPPER	SAMPLE	%DIFF
46 flourobenzene	6.07	5.57	6.57	6.07	-0.00
72 chlorobenzene-d5	9.60	9.10	10.10	9.61	0.03
98 1,4-dichlorobenze	12.29	11.79	12.79	12.29	-0.00

AREA UPPER LIMIT = +100% of internal standard area.
AREA LOWER LIMIT = - 50% of internal standard area.
RT UPPER LIMIT = + 0.50 minutes of internal standard RT.
RT LOWER LIMIT = - 0.50 minutes of internal standard RT.

Alpha Analytical Labs

RECOVERY REPORT

Client Name: Client SDG: SDGa00307
Sample Matrix: LIQUID Fraction: VOA
Lab Smp Id:
Level: LOW Operator: PD
Data Type: MS DATA SampleType: SAMPLE
SpikeList File: curveall.spk Quant Type: ISTD
Sublist File: NJTCL.sub
Method File: \\Orgserv2\ff\chem\GCMSVOA\Voa108.i\151002.b\liq8260C.m
Misc Info: wg827396,ical11521

SURROGATE COMPOUND	AMOUNT ADDED ngs	AMOUNT RECOVERED ngs	% RECOVERED	LIMITS
$ 36 dibromofluorometha	100.000	103.059	103.06	70-130
$ 42 1,2-dichloroethane	100.000	102.443	102.44	70-130
$ 58 toluene-d8	100.000	101.198	101.20	70-130
$ 81 4-bromofluorobenze	100.000	107.099	107.10	70-130

Data File: \\Orgserv2\ff\chem\GCMSVOA\Voa108.i\151002.b\1002A23.D
Date : 02-OCT-2015 22:47
Client ID:
Sample Info: 11523745-28,31,10,,a
Purge Volume: 10.0
Column phase:

Instrument: Voa108.i
Operator: PD
Column diameter: 0.18

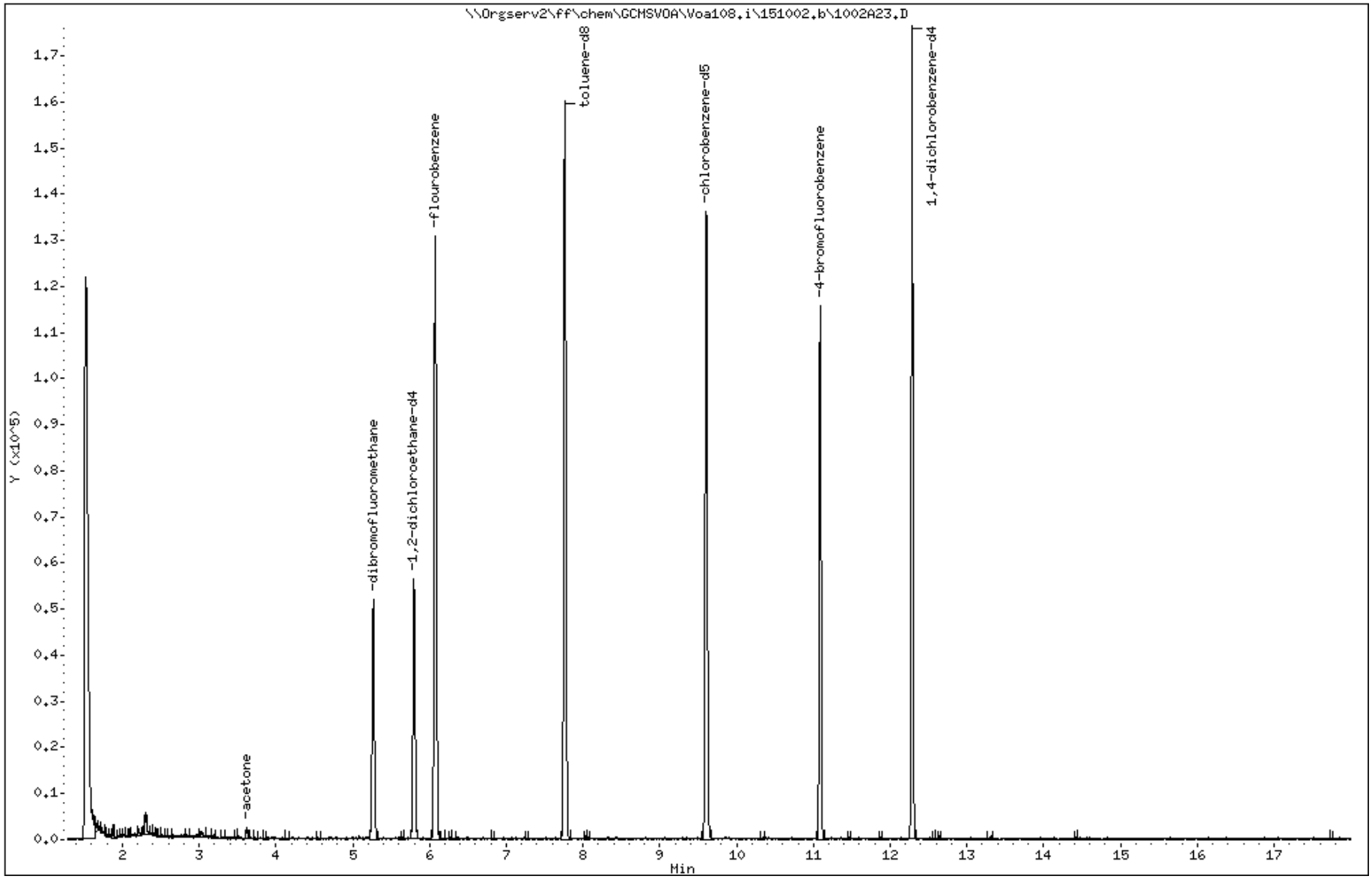

Data File: \\Orgserv2\ff\chem\GCMSVOA\Voa108.i\151002.b\1002A23.D

Date : 02-OCT-2015 22:47

Client ID:

Instrument: Voa108.i

Sample Info: 11523745-28,31,10,,a

Purge Volume: 10.0

Operator: PD

Column phase:

Column diameter: 0.18

16 acetone

Concentration: 4.307 ngs

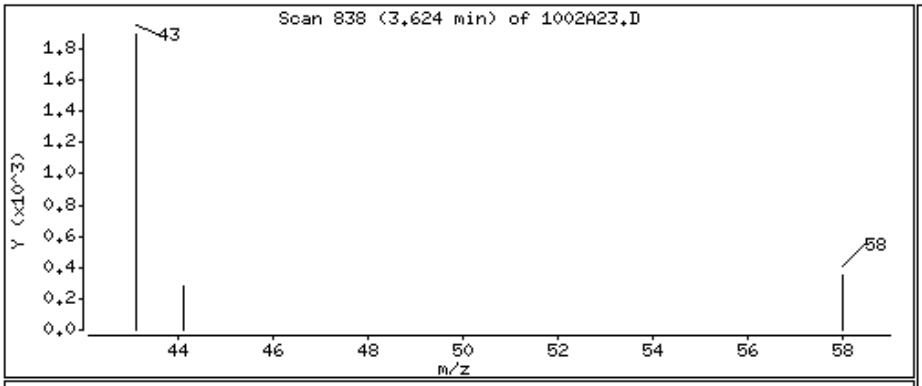

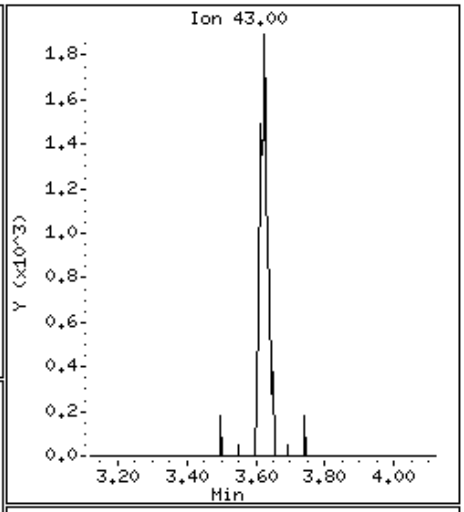

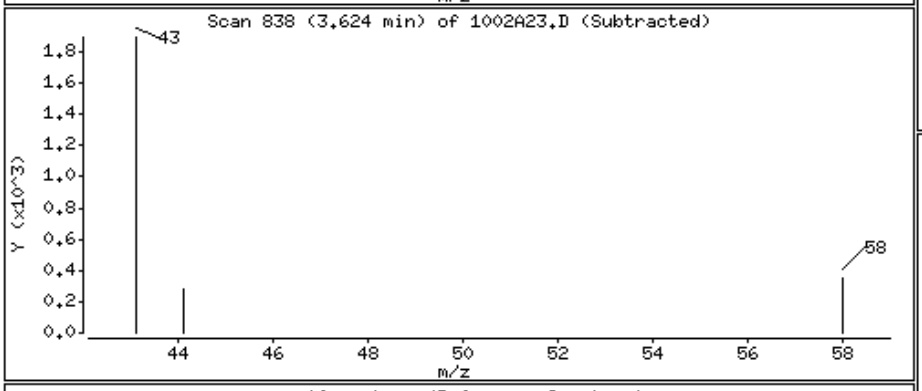

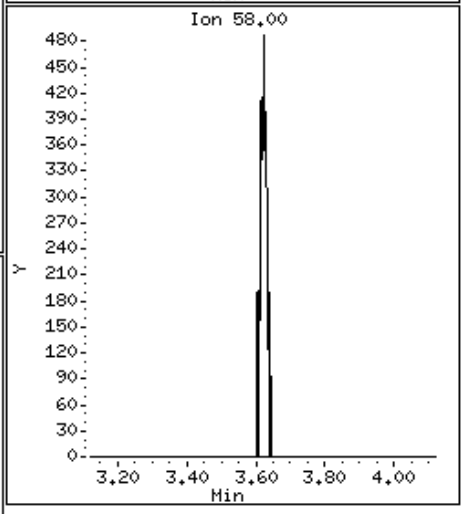

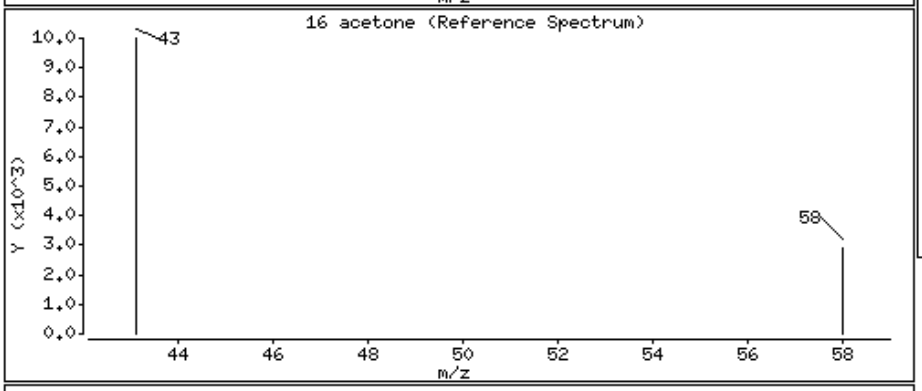

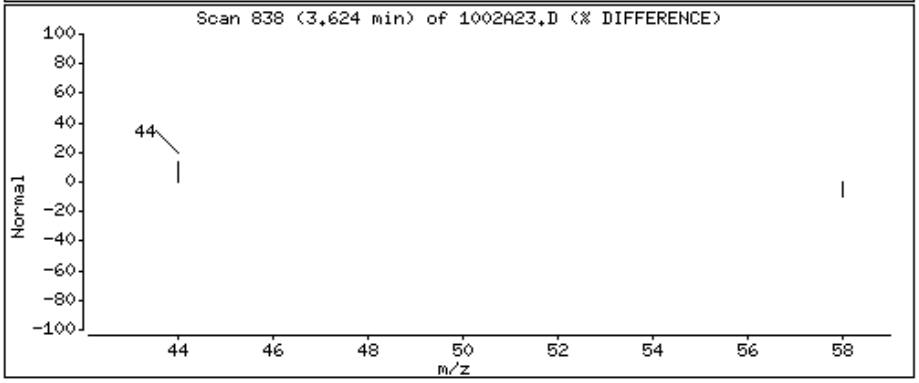

Alpha Analytical Labs

Manual Integration

Sample Info	: l1523745-28,31,10,,a wg827396,ical11521		
Instrument ID	: Voa108.i		
Method	: liq8260C.m		
File	: 1002A23.D		
Injection Date	: 02-OCT-2015 22:47		
Quantitation	: ISTD	Integrator :	HP RTE
Dilution Factor	: 1.00	Sample Type:	SAMPLE

This File has no version history.

//Orgserv2/ff/chem/GCMSVOA/Voa108.i/151002.b/original/1002A23.D

Alpha Analytical Labs

gc/ms voa - VOA105

Data file : \\Orgserv2\ff\chem\GCMSVOA\Voa105.i\151002n.b\1002N06.D
Lab Smp Id:
Inj Date : 02-OCT-2015 22:59
Operator : PD Inst ID: Voa105.i
Smp Info : l1523745-50,31,10,,a
Misc Info : wg827568,ical11492
Comment :
Method : \\Orgserv2\ff\chem\GCMSVOA\Voa105.i\151002n.b\liq8260B.m
Meth Date : 03-Oct-2015 11:22 pduczmalew Quant Type: ISTD
Cal Date : 26-SEP-2015 22:38 Cal File: 0926A10.D
Als bottle: 6
Dil Factor: 1.00000
Integrator: HP RTE Compound Sublist: NJTCL.sub
Target Version: 4.12
Processing Host: VIRTUALXP-76524

Concentration Formula: Amt * DF * CpndVariable
Cpnd Variable Local Compound Variable

							CONCENTRATIONS		
		QUANT SIG					ON-COLUMN	FINAL	
	Compounds	MASS	RT	EXP RT	REL RT	RESPONSE	(ngs)	(ngs)	REVIEW CODE
	1 dichlorodifluoromethane	85	Compound Not Detected.						
	2 chloromethane	50	Compound Not Detected.						
	3 vinyl chloride	62	Compound Not Detected.						
	4 bromomethane	94	Compound Not Detected.						
	5 chloroethane	64	Compound Not Detected.						
	6 trichlorofluoromethane	101	Compound Not Detected.						
	8 1,1,-dichloroethene	96	Compound Not Detected.						
	9 carbon disulfide	76	Compound Not Detected.						
	10 freon-113	101	3.236	3.236	(0.512)	1128	1.25029	1.250	
	11 methylene chloride	84	Compound Not Detected.						
	13 acetone	43	3.825	3.825	(0.605)	7617	49.9837	49.983	
	14 trans-1,2-dichloroethene	96	Compound Not Detected.						
	15 Methyl Acetate	43	Compound Not Detected.						
	16 methyl tert butyl ether	73	Compound Not Detected.						
	19 1,1-dichloroethane	63	4.529	4.529	(0.716)	22053	12.1992	12.199	
	24 cis-1,2-dichloroethene	96	5.058	5.059	(0.800)	49328	52.2722	52.272	
	27 bromochloromethane	128	Compound Not Detected.						
	26 Cyclohexane	56	Compound Not Detected.						
	28 chloroform	83	5.320	5.320	(0.841)	41900	25.1952	25.195	
	30 carbontetrachloride	117	Compound Not Detected.						
$	32 dibromofluoromethane	113	5.506	5.506	(0.871)	112320	96.0849	96.084	
	33 1,1,1-trichloroethane	97	Compound Not Detected.						
	34 2-butanone	43	Compound Not Detected.						
	36 benzene	78	Compound Not Detected.						
$	38 1,2-dichloroethane-d4	65	6.046	6.041	(0.956)	135161	98.2668	98.266	
	39 1,2-dichloroethane	62	Compound Not Detected.						
*	41 flourobenzene	96	6.324	6.324	(1.000)	448488	100.000		
	42 methyl cyclohexane	83	Compound Not Detected.						

	Compounds	QUANT SIG MASS	RT	EXP RT	REL RT	RESPONSE	CONCENTRATIONS ON-COLUMN (ngs)	CONCENTRATIONS FINAL (ngs)	REVIEW CODE
	43 trichloroethene	95	6.494	6.494	(1.027)	18258	18.3844	18.384	
	46 1,2-dichloropropane	63	Compound Not Detected.						
	47 bromodichloromethane	83	Compound Not Detected.						
	49 1,4-Dioxane	88	Compound Not Detected.						
	52 cis-1,3-dichloropropene	75	Compound Not Detected.						
$	53 toluene-d8	98	8.027	8.027	(0.812)	424667	105.959	105.958	
	54 toluene	92	Compound Not Detected.						
	56 4-methyl-2-pentanone	58	Compound Not Detected.						
	55 tetrachloroethene	166	8.529	8.523	(0.863)	5831	7.40315	7.403	
	57 trans-1,3-dichloropropene	75	Compound Not Detected.						
	60 1,1,2-trichloroethane	83	Compound Not Detected.						
	61 chlorodibromomethane	129	Compound Not Detected.						
	64 1,2-dibromoethane	107	Compound Not Detected.						
	65 2-hexanone	43	Compound Not Detected.						
*	66 chlorobenzene-d5	117	9.887	9.882	(1.000)	305383	100.000		
	67 chlorobenzene	112	Compound Not Detected.						
	68 ethyl benzene	91	Compound Not Detected.						
	70 p/m xylene	106	Compound Not Detected.						
	71 o xylene	106	Compound Not Detected.						
	72 styrene	104	Compound Not Detected.						
	73 bromoform	173	Compound Not Detected.						
	74 isopropylbenzene	105	Compound Not Detected.						
$	75 4-bromofluorobenzene	95	11.333	11.333	(0.905)	141261	105.446	105.446	
	79 1,1,2,2,-tetrachloroethane	83	Compound Not Detected.						
	92 1,3-dichlorobenzene	146	Compound Not Detected.						
*	93 1,4-dichlorobenzene-d4	152	12.517	12.517	(1.000)	131985	100.000		
	94 1,4-dichlorobenzene	146	Compound Not Detected.						
	97 1,2-dichlorobenzene	146	Compound Not Detected.						
	99 1,2-dibromo-3-chloropropane	75	Compound Not Detected.						
	102 1,2,4-trichlorobenzene	180	Compound Not Detected.						
	104 1,2,3-trichlorobenzene	180	Compound Not Detected.						

Alpha Analytical Labs

gc/ms voa - VOA105

Data file : \\Orgserv2\ff\chem\GCMSVOA\Voa105.i\151002n.b\1002N06.D
Lab Smp Id:
Inj Date : 02-OCT-2015 22:59
Operator : PD Inst ID: Voa105.i
Smp Info : l1523745-50,31,10,,a
Misc Info : wg827568,ical11492
Comment :
Method : \\Orgserv2\ff\chem\GCMSVOA\Voa105.i\151002n.b\liq8260B.m
Meth Date : 03-Oct-2015 11:22 pduczmalew Quant Type: ISTD
Cal Date : 26-SEP-2015 22:38 Cal File: 0926A10.D
Als bottle: 6
Dil Factor: 1.00000
Integrator: HP RTE Compound Sublist: NJTCL.sub
Target Version: 4.12
Processing Host: VIRTUALXP-76524

- NO TENTATIVELY IDENTIFIED COMPOUNDS -

Alpha Analytical Labs

INTERNAL STANDARD COMPOUNDS
AREA AND RT SUMMARY

Instrument ID: Voa105.i
Lab File ID: 1002N06.D
Lab Smp Id:
Analysis Type: VOA
Quant Type: ISTD
Operator: PD
Method File: \\Orgserv2\ff\chem\GCMSVOA\Voa105.i\151002n.b\liq8260B.m
Misc Info: wg827568,ical11492

Calibration Date: 02-OCT-2015
Calibration Time: 20:41
Level: LOW
Sample Type: WATER

Test Mode:
Use Last Continuing Calibrator.
If Continuing Cal. use Initial Cal. Level 3

		AREA LIMIT			
COMPOUND	STANDARD	LOWER	UPPER	SAMPLE	%DIFF
41 flourobenzene	477183	238592	954366	448488	-6.01
66 chlorobenzene-d5	340497	170249	680994	305383	-10.31
93 1,4-dichlorobenze	165467	82734	330934	131985	-20.23

		RT LIMIT			
COMPOUND	STANDARD	LOWER	UPPER	SAMPLE	%DIFF
41 flourobenzene	6.32	5.82	6.82	6.32	-0.00
66 chlorobenzene-d5	9.88	9.38	10.38	9.89	0.05
93 1,4-dichlorobenze	12.52	12.02	13.02	12.52	-0.00

AREA UPPER LIMIT = +100% of internal standard area.
AREA LOWER LIMIT = - 50% of internal standard area.
RT UPPER LIMIT = + 0.50 minutes of internal standard RT.
RT LOWER LIMIT = - 0.50 minutes of internal standard RT.

Alpha Analytical Labs

RECOVERY REPORT

Client Name: Client SDG: SDGa00307
Sample Matrix: LIQUID Fraction: VOA
Lab Smp Id:
Level: LOW Operator: PD
Data Type: MS DATA SampleType: SAMPLE
SpikeList File: curveall.spk Quant Type: ISTD
Sublist File: NJTCL.sub
Method File: \\Orgserv2\ff\chem\GCMSVOA\Voa105.i\151002n.b\liq8260B.m
Misc Info: wg827568,ical11492

SURROGATE COMPOUND	AMOUNT ADDED ngs	AMOUNT RECOVERED ngs	% RECOVERED	LIMITS
$ 32 dibromofluorometha	100.000	96.084	96.08	70-130
$ 38 1,2-dichloroethane	100.000	98.266	98.27	70-130
$ 53 toluene-d8	100.000	105.958	105.96	70-130
$ 75 4-bromofluorobenze	100.000	105.446	105.45	70-130

Data File: \\Orgserv2\ff\chem\GCMSVOA\Voa105.i\151002n.b\1002N06.D
Date : 02-OCT-2015 22:59
Client ID:
Sample Info: 11523745-50,31,10,,a
Purge Volume: 10.0
Column phase:

Instrument: Voa105.i
Operator: PD
Column diameter: 0.18

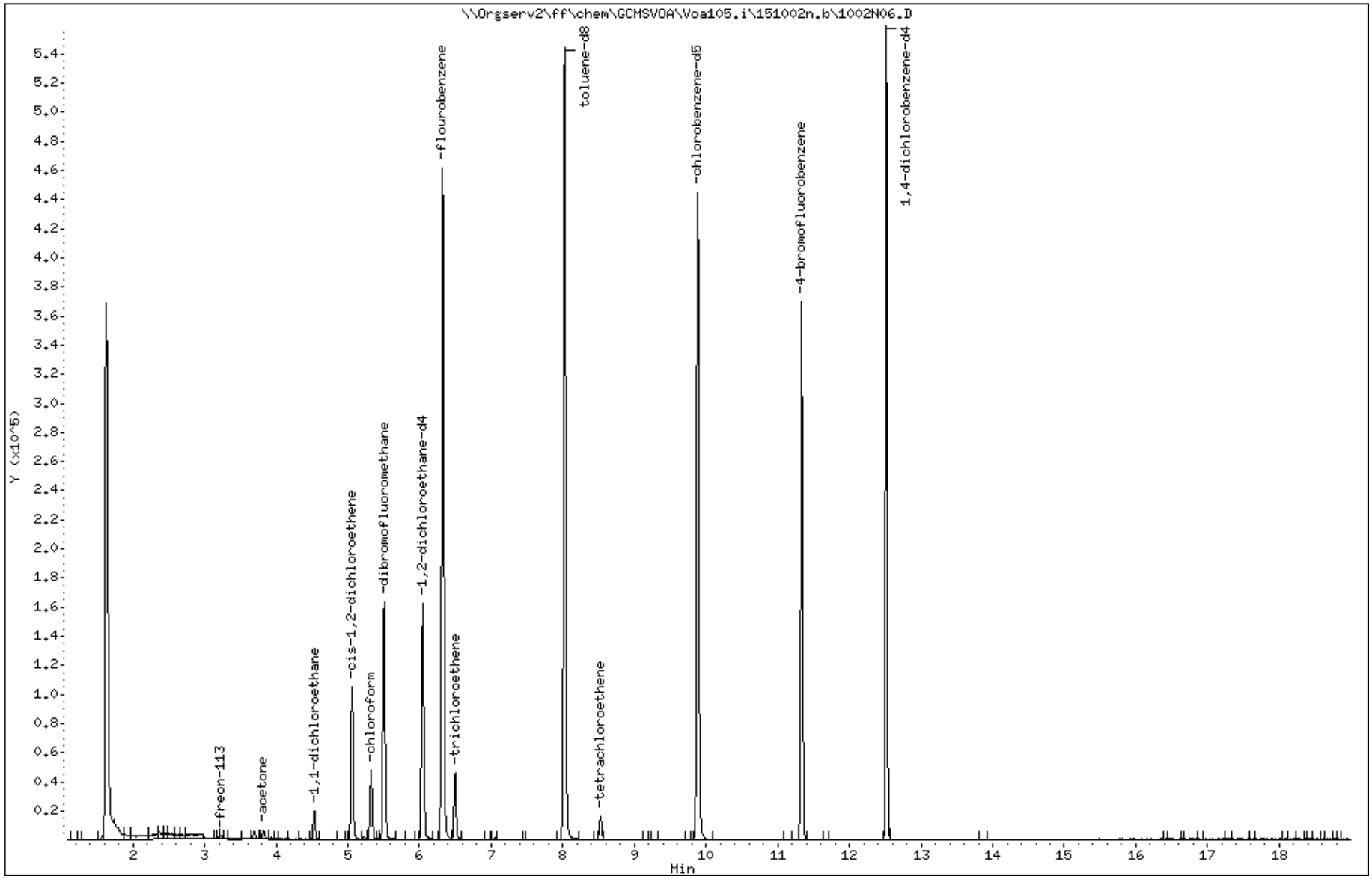

Data File: \\Orgserv2\ff\chem\GCMSVOA\Voa105.i\151002n.b\1002N06.D

Date : 02-OCT-2015 22:59

Client ID:

Instrument: Voa105.i

Sample Info: 11523745-50,31,10,,a

Purge Volume: 10.0

Operator: PD

Column phase:

Column diameter: 0.18

10 freon-113

Concentration: 1.250 ngs

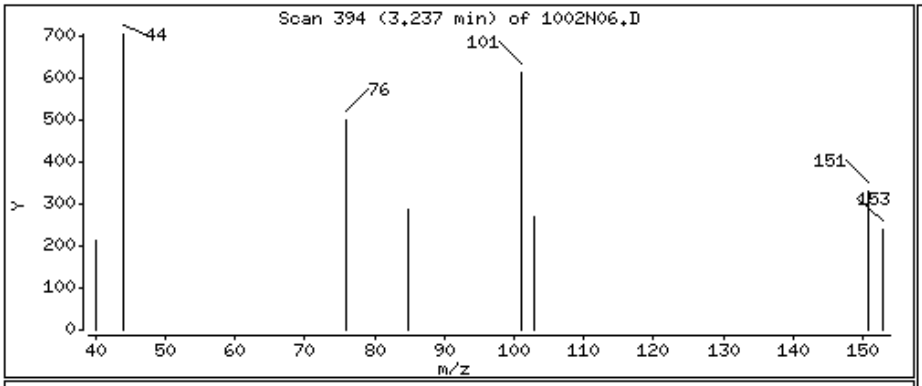

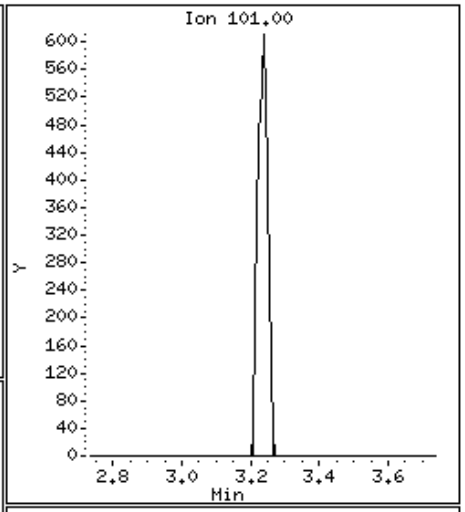

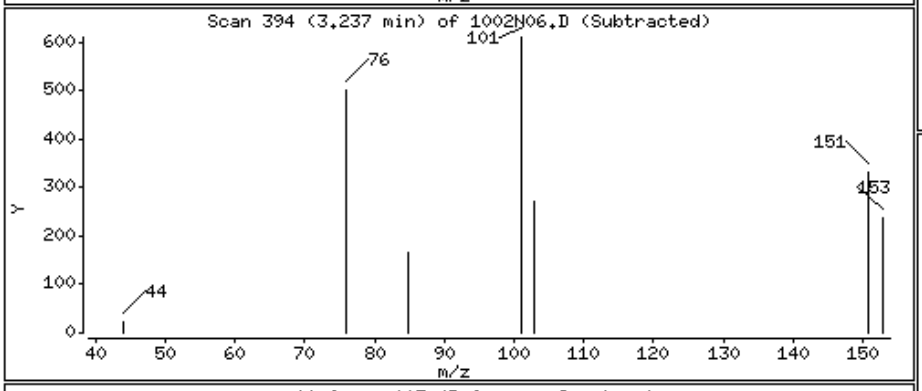

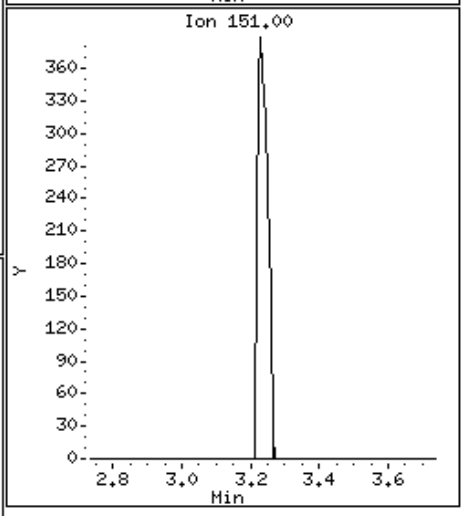

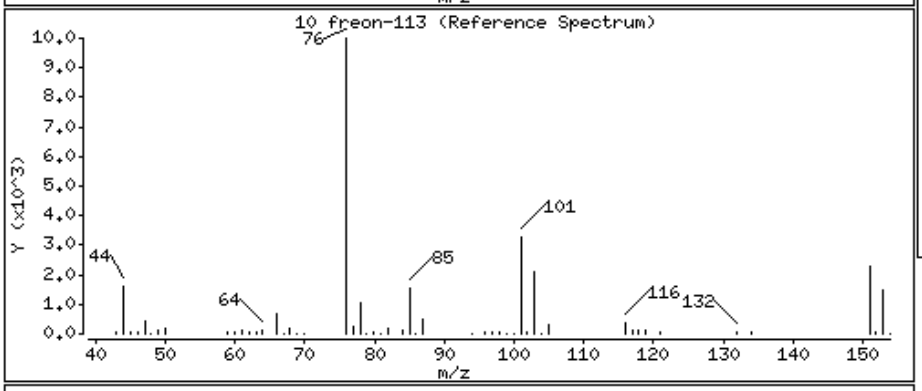

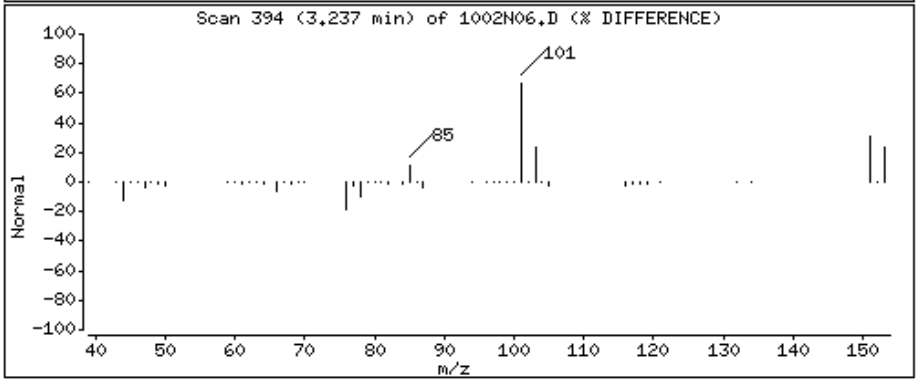

Data File: \\Orgserv2\ff\chem\GCMSVOA\Voa105.i\151002n.b\1002N06.D

Date : 02-OCT-2015 22:59

Client ID:

Instrument: Voa105.i

Sample Info: 11523745-50,31,10,,a

Purge Volume: 10.0

Operator: PD

Column phase:

Column diameter: 0.18

13 acetone

Concentration: 49.983 ngs

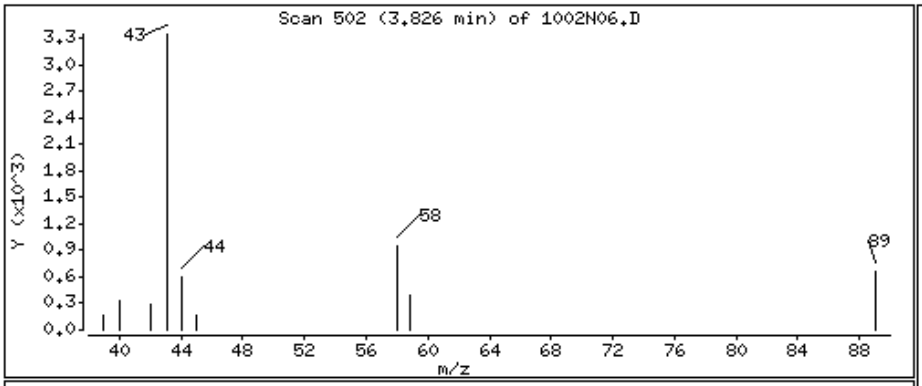

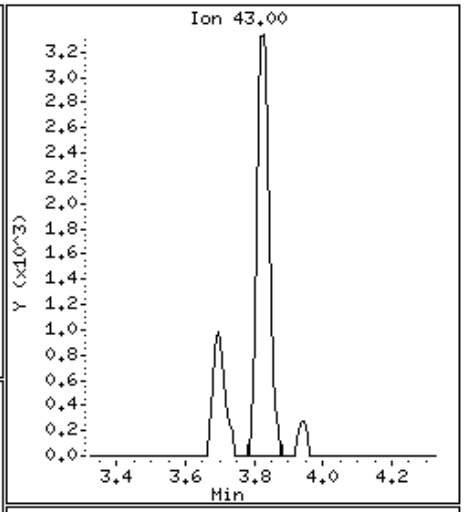

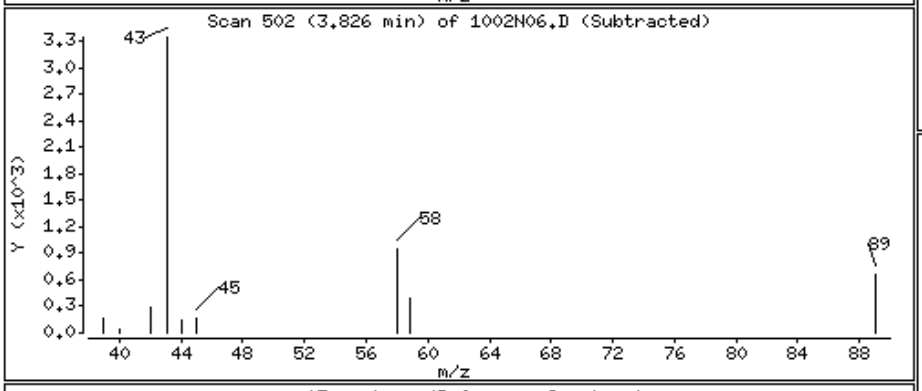

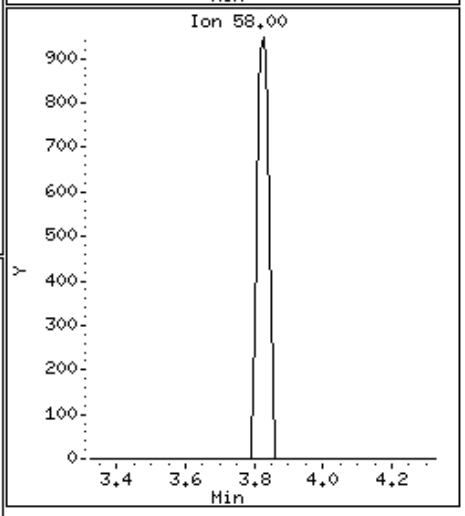

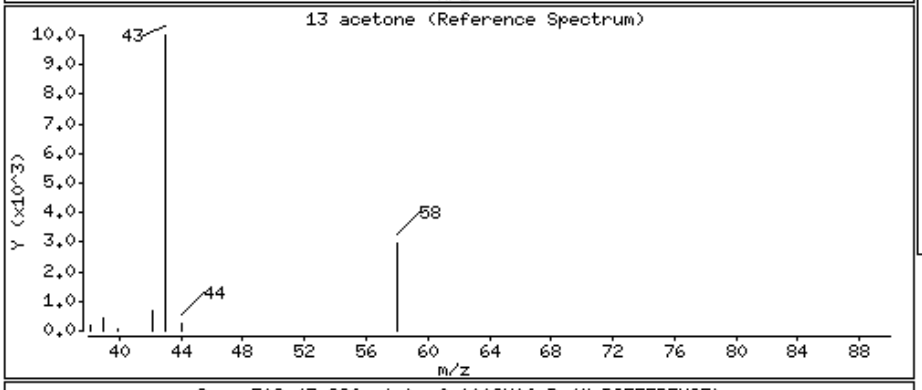

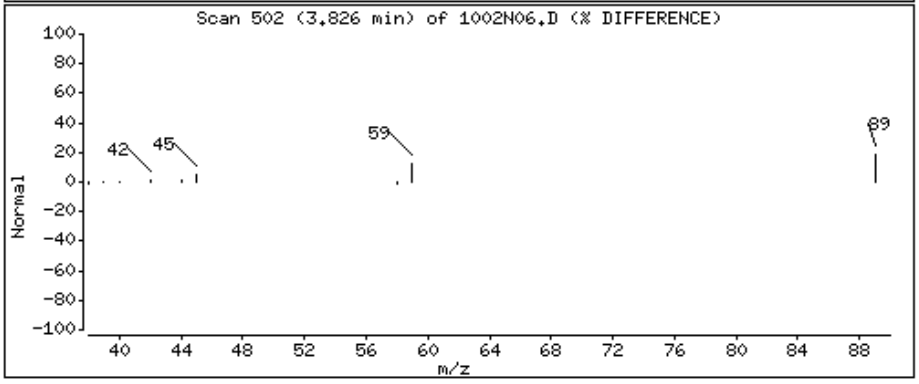

Data File: \\Orgserv2\ff\chem\GCMSVOA\Voa105.i\151002n.b\1002N06.D

Date : 02-OCT-2015 22:59

Client ID:

Instrument: Voa105.i

Sample Info: 11523745-50,31,10,,a

Purge Volume: 10.0

Operator: PD

Column phase:

Column diameter: 0.18

19 1,1-dichloroethane

Concentration: 12.199 ngs

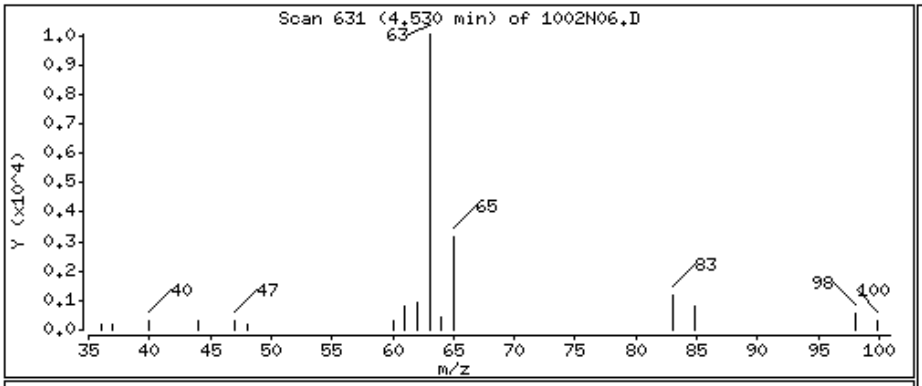

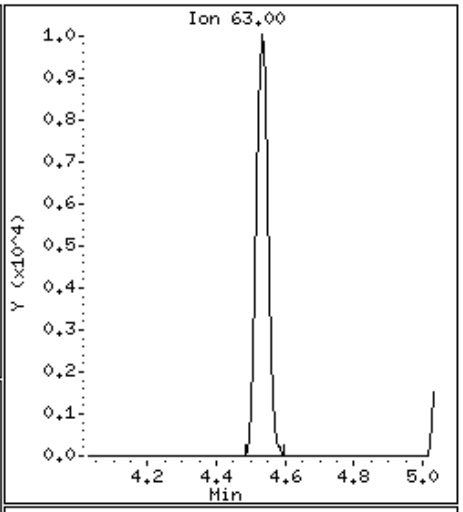

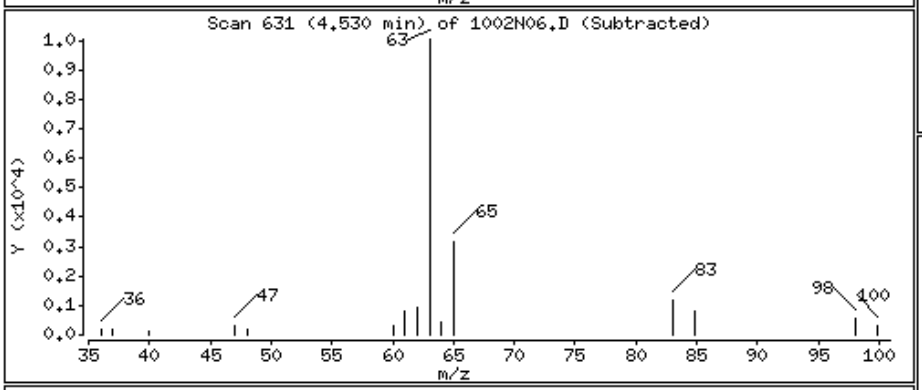

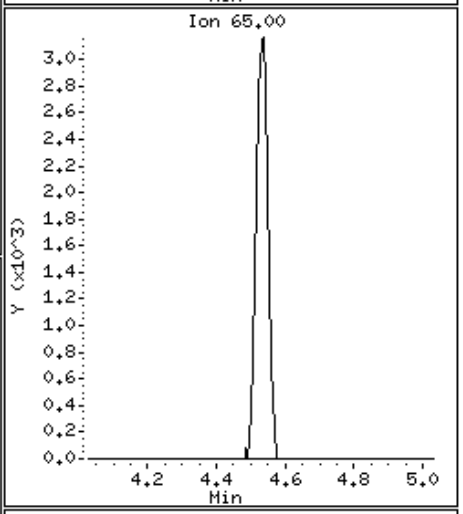

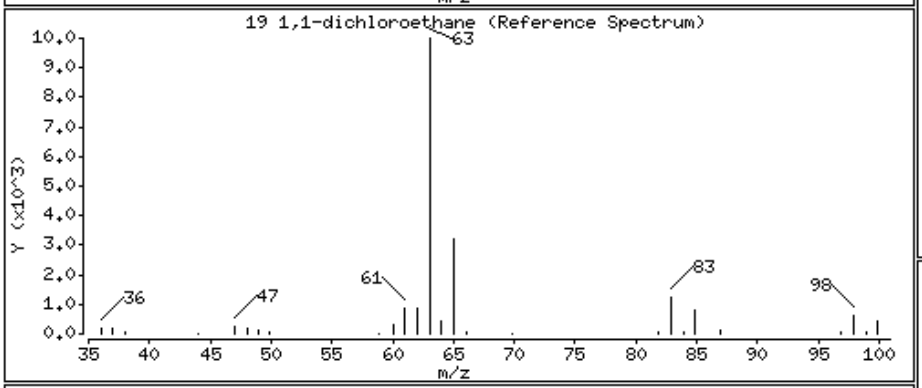

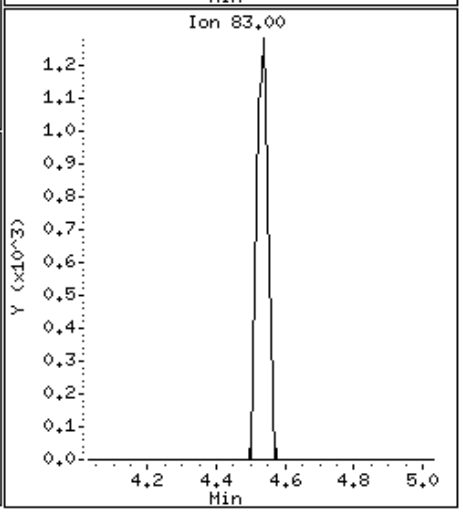

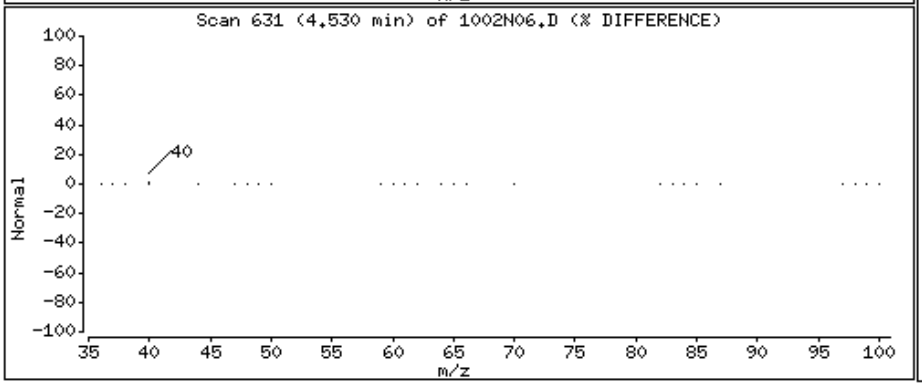

Data File: \\Orgserv2\ff\chem\GCMSVOA\Voa105.i\151002n.b\1002N06.D

Date : 02-OCT-2015 22:59

Client ID:

Instrument: Voa105.i

Sample Info: 11523745-50,31,10,,a

Purge Volume: 10.0

Operator: PD

Column phase:

Column diameter: 0.18

24 cis-1,2-dichloroethene

Concentration: 52.272 ngs

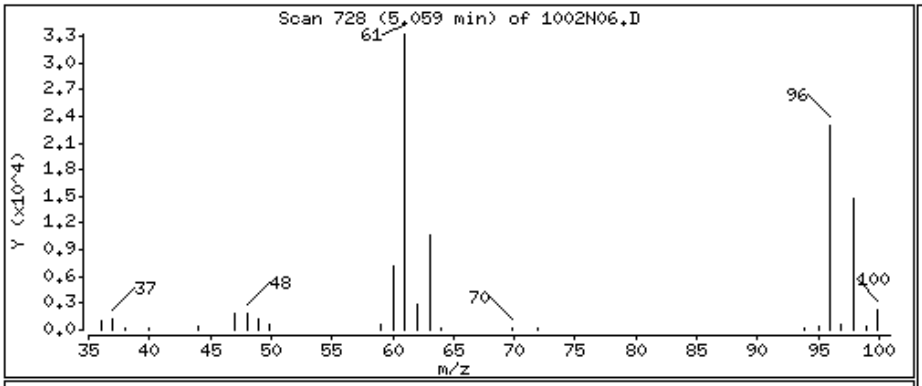

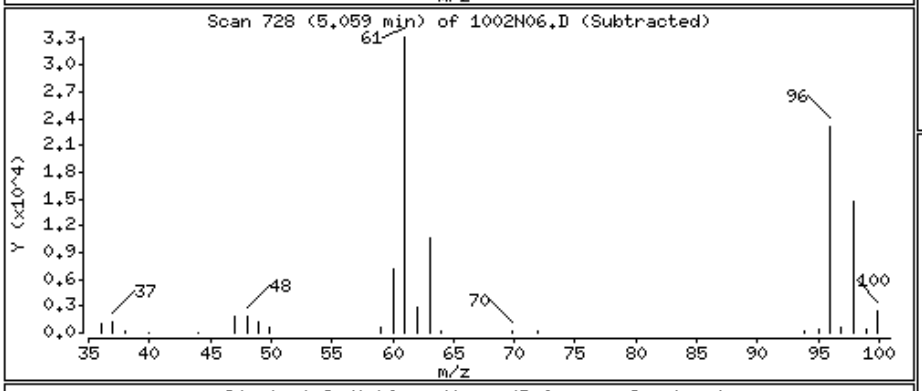

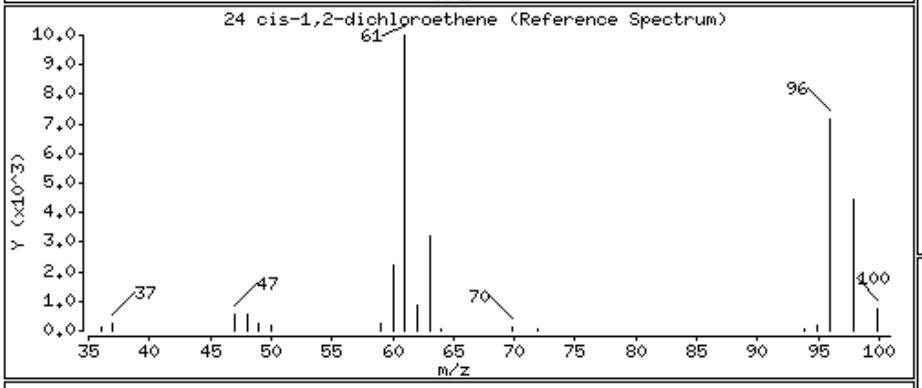

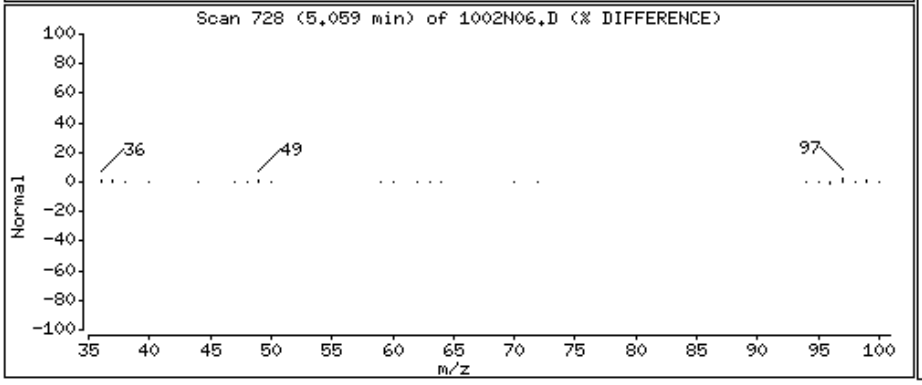

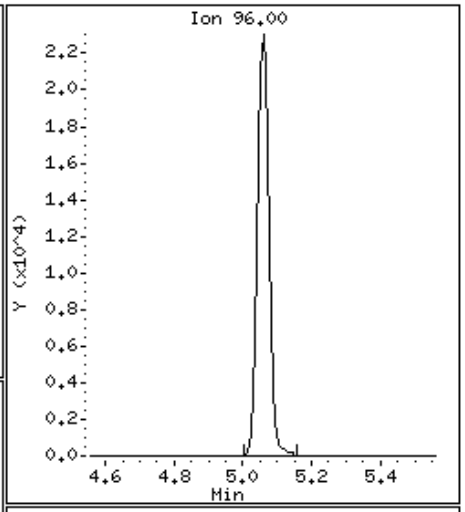

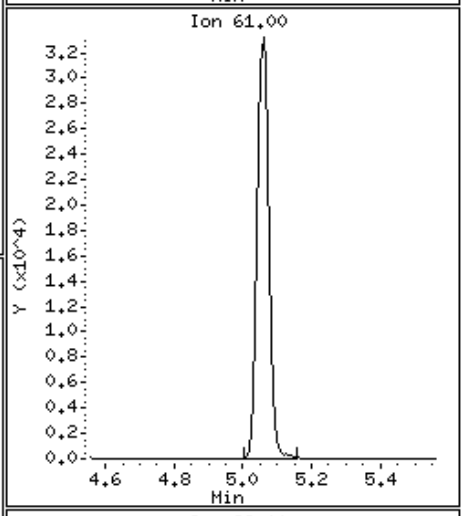

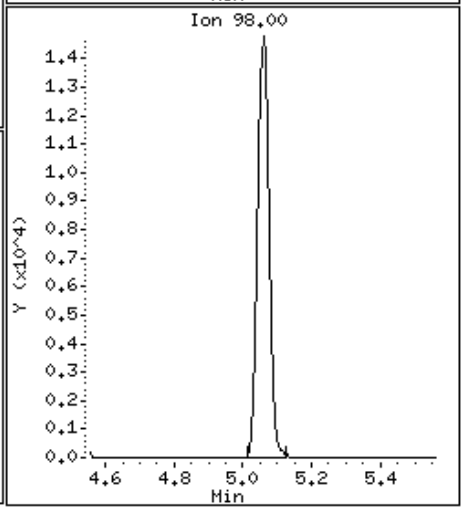

Data File: \\Orgserv2\ff\chem\GCMSVOA\Voa105.i\151002n.b\1002N06.D

Date : 02-OCT-2015 22:59

Client ID:

Instrument: Voa105.i

Sample Info: 11523745-50,31,10,,a

Purge Volume: 10.0

Operator: PD

Column phase:

Column diameter: 0.18

28 chloroform

Concentration: 25.195 ngs

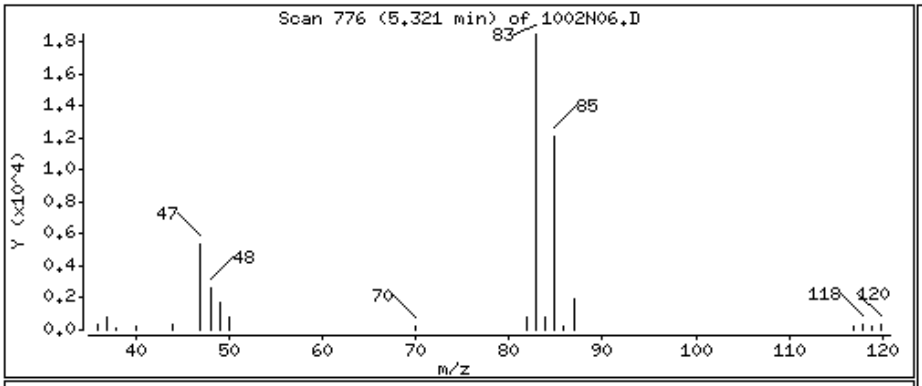

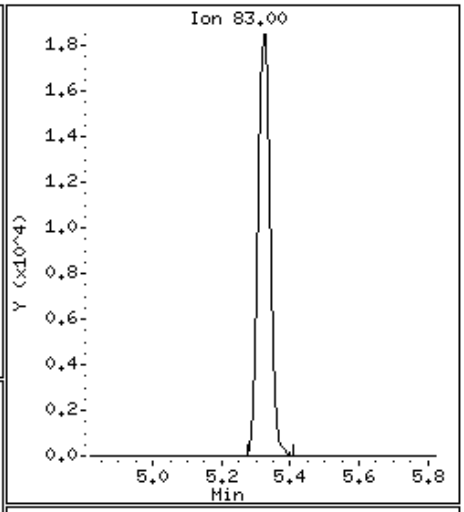

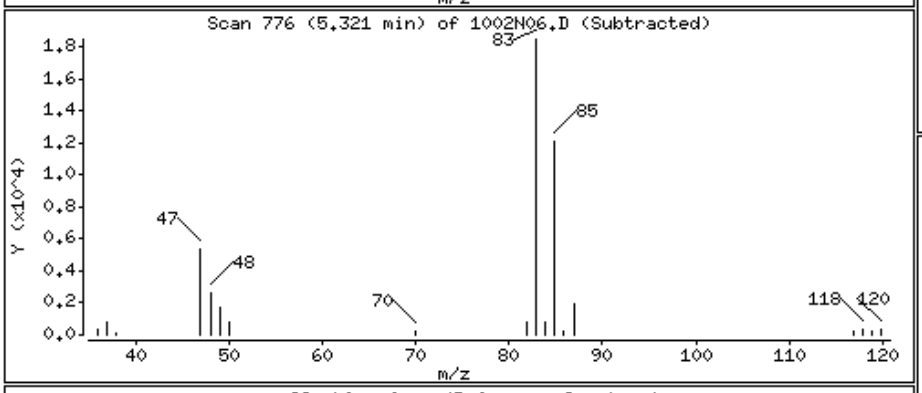

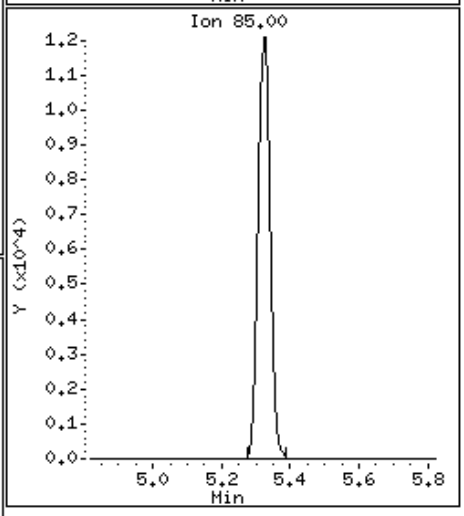

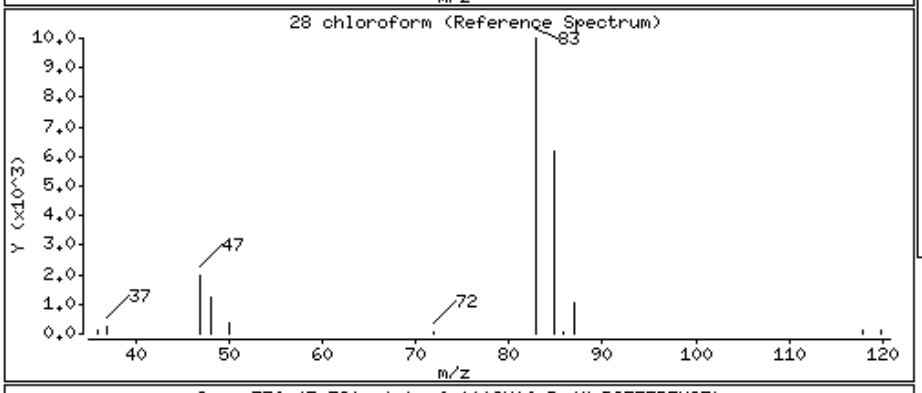

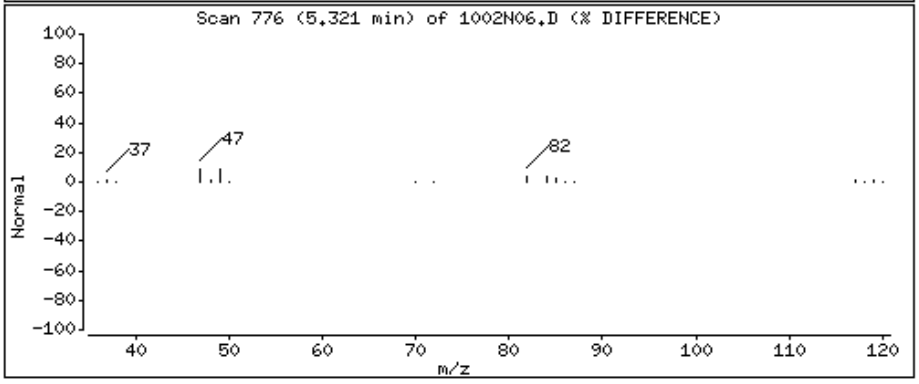

Data File: \\Orgserv2\ff\chem\GCMSVOA\Voa105.i\151002n.b\1002N06.D

Date : 02-OCT-2015 22:59

Client ID:

Instrument: Voa105.i

Sample Info: 11523745-50,31,10,,a

Purge Volume: 10.0

Operator: PD

Column phase:

Column diameter: 0.18

43 trichloroethene

Concentration: 18.384 ngs

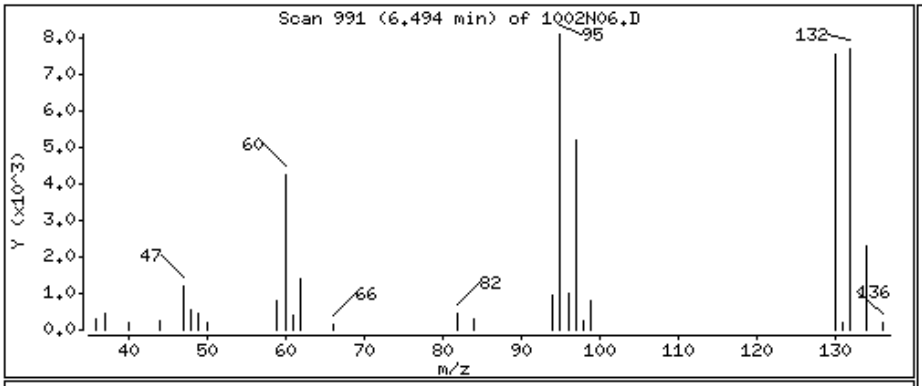

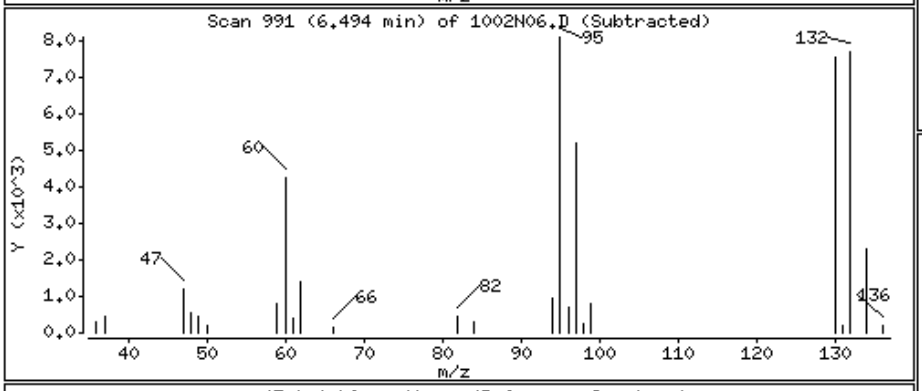

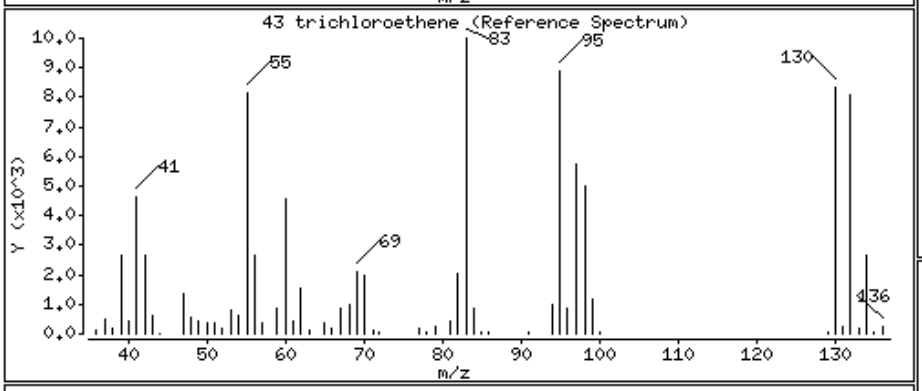

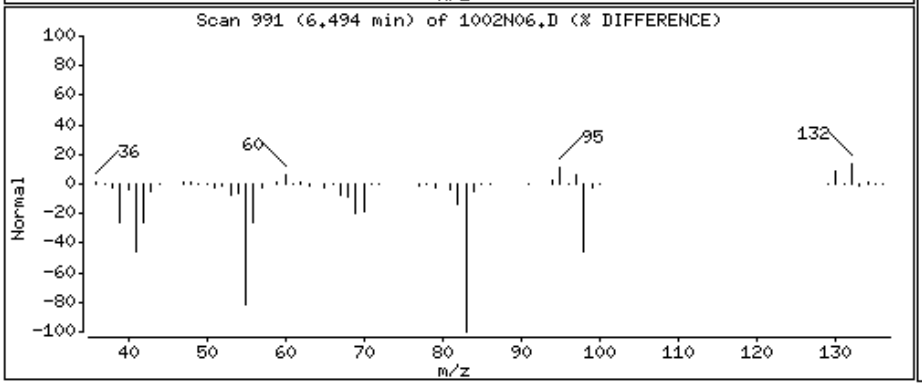

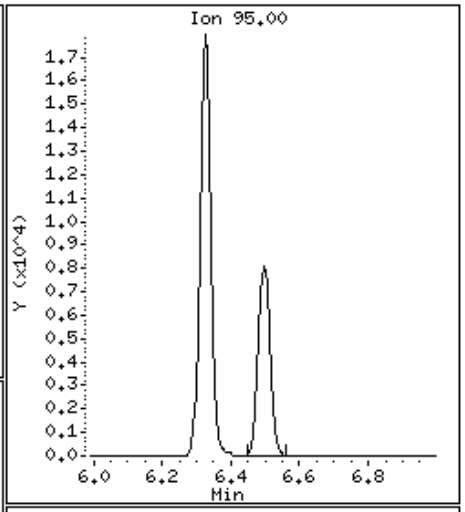

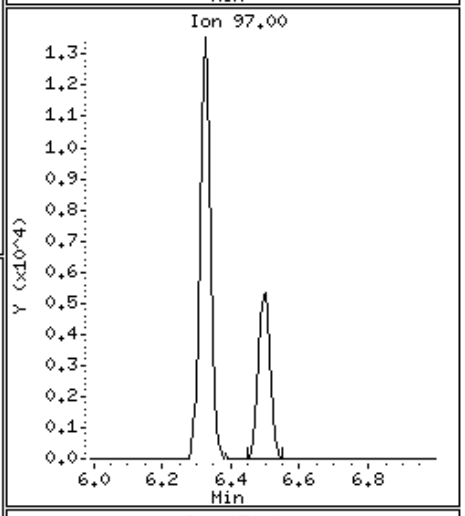

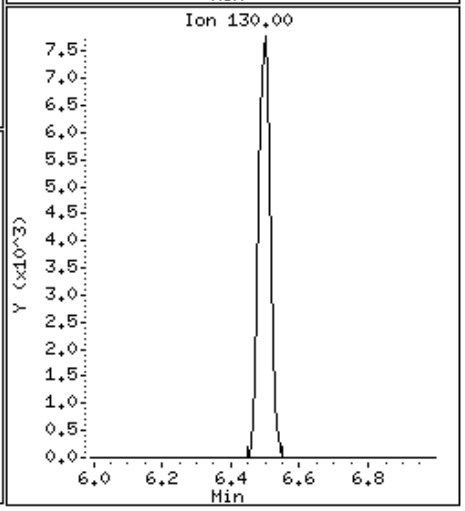

Data File: \\Orgserv2\ff\chem\GCMSVOA\Voa105.i\151002n.b\1002N06.D

Date : 02-OCT-2015 22:59

Client ID:

Instrument: Voa105.i

Sample Info: 11523745-50,31,10,,a

Purge Volume: 10.0

Operator: PD

Column phase:

Column diameter: 0.18

55 tetrachloroethene

Concentration: 7.403 ngs

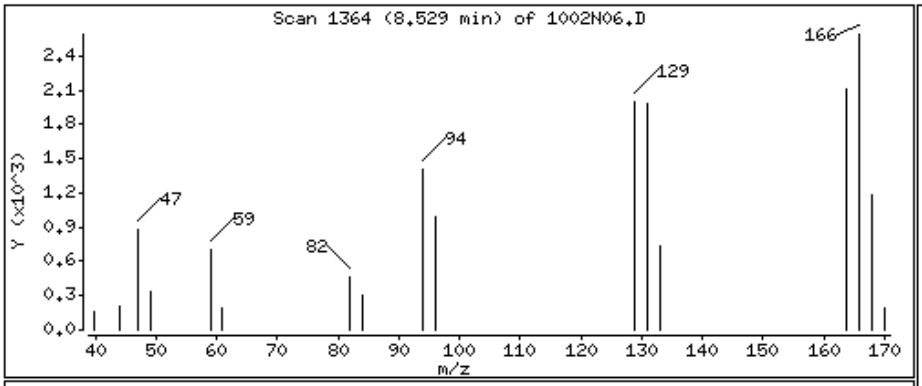

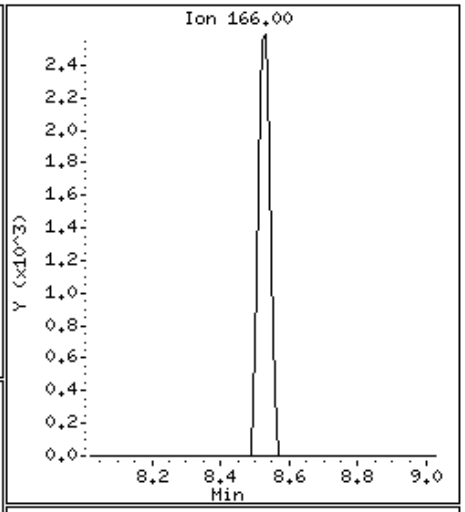

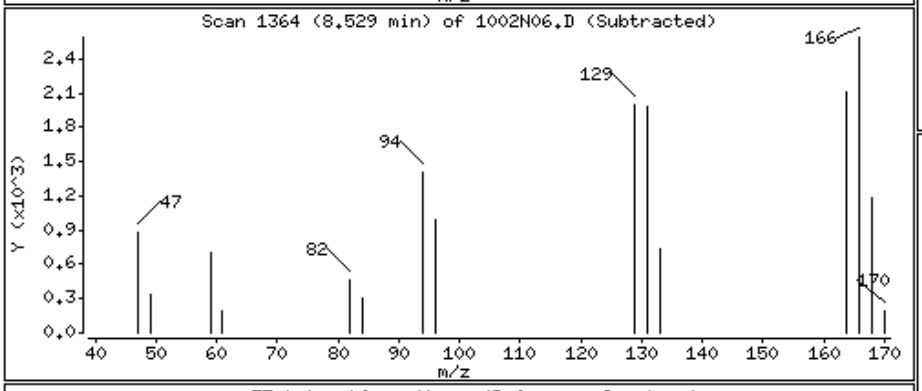

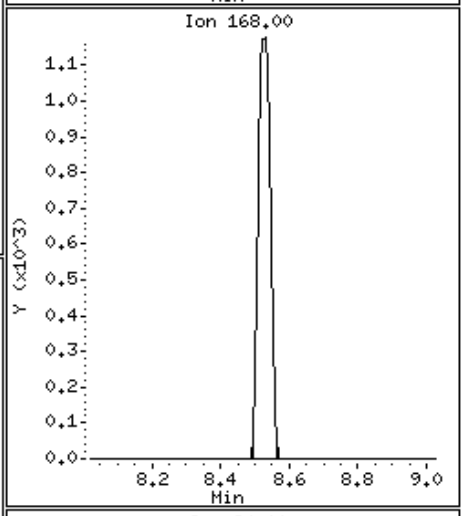

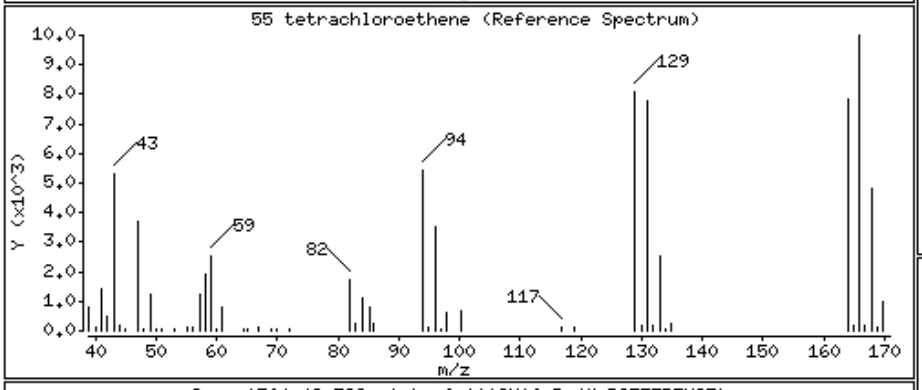

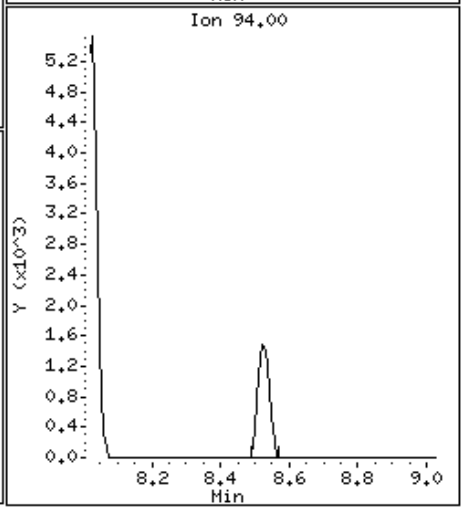

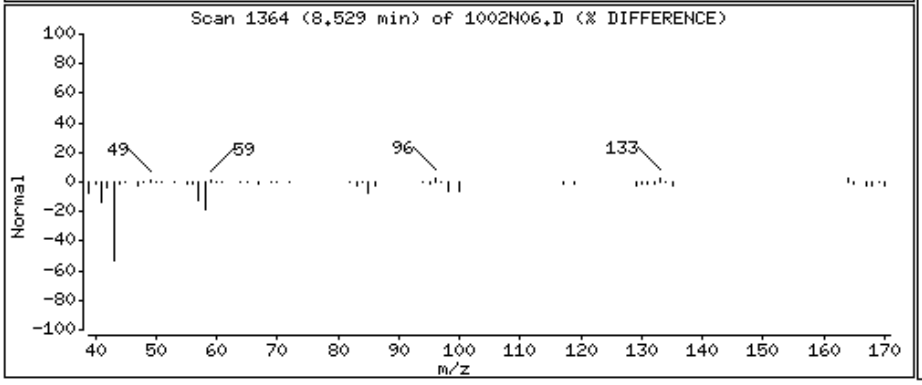

Alpha Analytical Labs

gc/ms voa - VOA101

Data file : \\Orgserv2\ff\chem\GCMSVOA\Voa101.i\151002n.b\1002N06.D
Lab Smp Id:
Inj Date : 02-OCT-2015 23:11
Operator : PD Inst ID: Voa101.i
Smp Info : l1523745-30,31,10,,a
Misc Info : wg827563,ical11506
Comment :
Method : \\Orgserv2\ff\chem\GCMSVOA\Voa101.i\151002n.b\liq8260C.m
Meth Date : 03-Oct-2015 11:01 pduczmalew Quant Type: ISTD
Cal Date : 29-SEP-2015 17:33 Cal File: 0929A10.D
Als bottle: 6
Dil Factor: 1.00000
Integrator: HP RTE Compound Sublist: NJTCL.sub
Target Version: 4.12
Processing Host: VIRTUALXP-76524

Concentration Formula: Amt * DF * CpndVariable
Cpnd Variable Local Compound Variable

	Compounds	QUANT SIG MASS	RT	EXP RT	REL RT	RESPONSE	CONCENTRATIONS ON-COLUMN (ngs)	FINAL (ngs)	REVIEW CODE
	1 dichlorodifluoromethane	85	Compound Not Detected.						
	2 chloromethane	50	Compound Not Detected.						
	3 vinyl chloride	62	Compound Not Detected.						
	4 bromomethane	94	Compound Not Detected.						
	5 chloroethane	64	Compound Not Detected.						
	6 trichlorofluoromethane	101	Compound Not Detected.						
	8 1,1,-dichloroethene	96	Compound Not Detected.						
	11 freon-113	101	Compound Not Detected.						
	10 carbon disulfide	76	Compound Not Detected.						
	14 methylene chloride	84	Compound Not Detected.						
	15 acetone	43	3.609	3.609	(0.594)	17426	51.1026	51.102	
	16 trans-1,2-dichloroethene	96	Compound Not Detected.						
	17 Methyl Acetate	43	Compound Not Detected.						
	18 methyl tert butyl ether	73	Compound Not Detected.						
	22 1,1-dichloroethane	63	Compound Not Detected.						
	27 cis-1,2-dichloroethene	96	4.826	4.826	(0.794)	7884	3.18424	3.184	
	29 bromochloromethane	128	Compound Not Detected.						
	30 Cyclohexane	56	Compound Not Detected.						
	31 chloroform	83	5.088	5.088	(0.837)	145778	37.0258	37.025	
	33 carbontetrachloride	117	Compound Not Detected.						
$	36 dibromofluoromethane	113	5.268	5.268	(0.866)	278499	95.8852	95.885	
	37 1,1,1-trichloroethane	97	Compound Not Detected.						
	38 2-butanone	43	Compound Not Detected.						
	40 benzene	78	Compound Not Detected.						
$	42 1,2-dichloroethane-d4	65	5.797	5.797	(0.953)	312942	103.226	103.226	
	43 1,2-dichloroethane	62	Compound Not Detected.						
*	45 flourobenzene	96	6.081	6.081	(1.000)	1163443	100.000		
	49 trichloroethene	95	6.261	6.256	(1.030)	80861	34.6499	34.649	
	46 methyl cyclohexane	83	Compound Not Detected.						

	Compounds	QUANT SIG MASS	RT	EXP RT	REL RT	RESPONSE	CONCENTRATIONS ON-COLUMN (ngs)	CONCENTRATIONS FINAL (ngs)	REVIEW CODE
	52 1,2-dichloropropane	63	Compound Not Detected.						
	53 bromodichloromethane	83	Compound Not Detected.						
	56 1,4-Dioxane	88	Compound Not Detected.						
	58 cis-1,3-dichloropropene	75	Compound Not Detected.						
$	59 toluene-d8	98	7.778	7.783	(0.807)	1131573	100.139	100.138	
	60 toluene	92	Compound Not Detected.						
	62 4-methyl-2-pentanone	58	Compound Not Detected.						
	63 tetrachloroethene	166	Compound Not Detected.						
	64 trans-1,3-dichloropropene	75	Compound Not Detected.						
	68 1,1,2-trichloroethane	83	Compound Not Detected.						
	69 chlorodibromomethane	129	Compound Not Detected.						
	71 1,2-dibromoethane	107	Compound Not Detected.						
	73 2-hexanone	43	Compound Not Detected.						
*	74 chlorobenzene-d5	117	9.633	9.633	(1.000)	847751	100.000		
	75 chlorobenzene	112	Compound Not Detected.						
	76 ethyl benzene	91	Compound Not Detected.						
	78 p/m xylene	106	Compound Not Detected.						
	79 o xylene	106	Compound Not Detected.						
	80 styrene	104	Compound Not Detected.						
	81 bromoform	173	Compound Not Detected.						
	82 isopropylbenzene	105	Compound Not Detected.						
$	83 4-bromofluorobenzene	95	11.112	11.112	(0.902)	419944	100.995	100.994	
	88 1,1,2,2,-tetrachloroethane	83	Compound Not Detected.						
	99 1,3-dichlorobenzene	146	Compound Not Detected.						
*	100 1,4-dichlorobenzene-d4	152	12.318	12.318	(1.000)	406117	100.000		
	101 1,4-dichlorobenzene	146	Compound Not Detected.						
	104 1,2-dichlorobenzene	146	Compound Not Detected.						
	106 1,2-dibromo-3-chloropropane	75	Compound Not Detected.						
	109 1,2,4-trichlorobenzene	180	Compound Not Detected.						
	111 1,2,3-trichlorobenzene	180	Compound Not Detected.						

Alpha Analytical Labs

gc/ms voa - VOA101

Data file : \\Orgserv2\ff\chem\GCMSVOA\Voa101.i\151002n.b\1002N06.D
Lab Smp Id:
Inj Date : 02-OCT-2015 23:11
Operator : PD Inst ID: Voa101.i
Smp Info : l1523745-30,31,10,,a
Misc Info : wg827563,ical11506
Comment :
Method : \\Orgserv2\ff\chem\GCMSVOA\Voa101.i\151002n.b\liq8260C.m
Meth Date : 03-Oct-2015 11:01 pduczmalew Quant Type: ISTD
Cal Date : 29-SEP-2015 17:33 Cal File: 0929A10.D
Als bottle: 6
Dil Factor: 1.00000
Integrator: HP RTE Compound Sublist: NJTCL.sub
Target Version: 4.12
Processing Host: VIRTUALXP-76524

- NO TENTATIVELY IDENTIFIED COMPOUNDS -

Alpha Analytical Labs

INTERNAL STANDARD COMPOUNDS
AREA AND RT SUMMARY

Instrument ID: Voa101.i
Lab File ID: 1002N06.D
Lab Smp Id:
Analysis Type: VOA
Quant Type: ISTD
Operator: PD
Method File: \\Orgserv2\ff\chem\GCMSVOA\Voa101.i\151002n.b\liq8260C.m
Misc Info: wg827563,ical11506

Calibration Date: 02-OCT-2015
Calibration Time: 20:45
Level: LOW
Sample Type: WATER

Test Mode:
Use Last Continuing Calibrator.
If Continuing Cal. use Initial Cal. Level 3

		AREA LIMIT			
COMPOUND	STANDARD	LOWER	UPPER	SAMPLE	%DIFF
45 flourobenzene	1222489	611245	2444978	1163443	-4.83
74 chlorobenzene-d5	899066	449533	1798132	847751	-5.71
100 1,4-dichlorobenze	443377	221689	886754	406117	-8.40

		RT LIMIT			
COMPOUND	STANDARD	LOWER	UPPER	SAMPLE	%DIFF
45 flourobenzene	6.08	5.58	6.58	6.08	0.00
74 chlorobenzene-d5	9.63	9.13	10.13	9.63	0.00
100 1,4-dichlorobenze	12.32	11.82	12.82	12.32	0.00

AREA UPPER LIMIT = +100% of internal standard area.
AREA LOWER LIMIT = - 50% of internal standard area.
RT UPPER LIMIT = + 0.50 minutes of internal standard RT.
RT LOWER LIMIT = - 0.50 minutes of internal standard RT.

Alpha Analytical Labs

RECOVERY REPORT

Client Name: Client SDG: SDGa00307
Sample Matrix: LIQUID Fraction: VOA
Lab Smp Id:
Level: LOW Operator: PD
Data Type: MS DATA SampleType: SAMPLE
SpikeList File: curveallim.spk Quant Type: ISTD
Sublist File: NJTCL.sub
Method File: \\Orgserv2\ff\chem\GCMSVOA\Voa101.i\151002n.b\liq8260C.m
Misc Info: wg827563,ical11506

SURROGATE COMPOUND	AMOUNT ADDED ngs	AMOUNT RECOVERED ngs	% RECOVERED	LIMITS
$ 36 dibromofluorometha	100.000	95.885	95.89	70-130
$ 42 1,2-dichloroethane	100.000	103.226	103.23	70-130
$ 59 toluene-d8	100.000	100.138	100.14	70-130
$ 83 4-bromofluorobenze	100.000	100.994	100.99	70-130

Data File: \\Orgserv2\ff\chem\GCMSVOA\Voa101.i\151002n.b\1002N06.D
Date : 02-OCT-2015 23:11
Client ID:
Sample Info: 11523745-30,31,10,,a
Purge Volume: 10.0
Column phase:

Instrument: Voa101.i
Operator: PD
Column diameter: 0.18



Data File: \\Orgserv2\ff\chem\GCMSVOA\Voa101.i\151002n.b\1002N06.D

Date : 02-OCT-2015 23:11

Client ID:

Instrument: Voa101.i

Sample Info: 11523745-30,31,10,,a

Purge Volume: 10.0

Operator: PD

Column phase:

Column diameter: 0.18

15 acetone

Concentration: 51.102 ngs

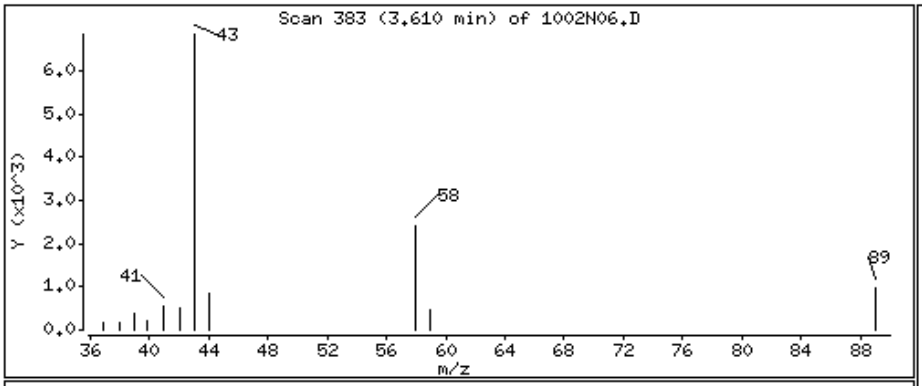

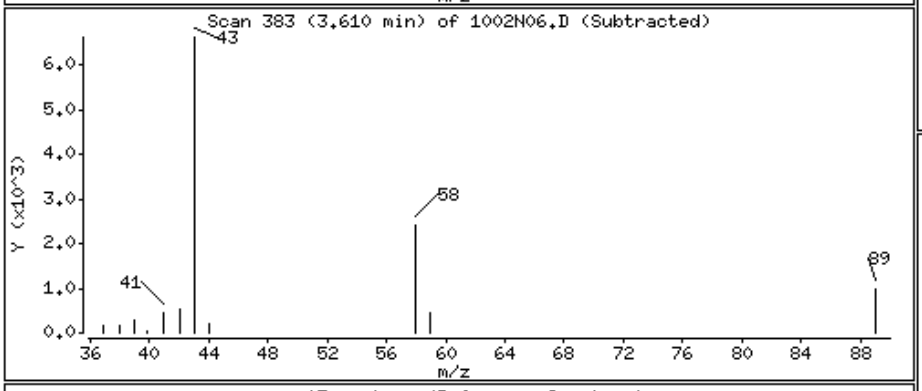

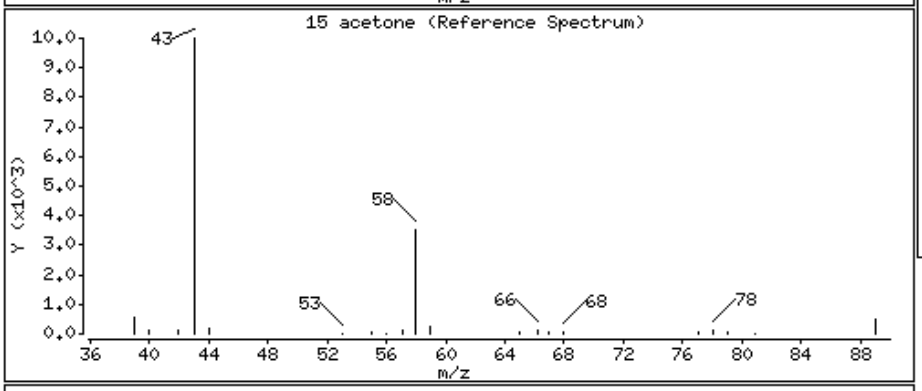

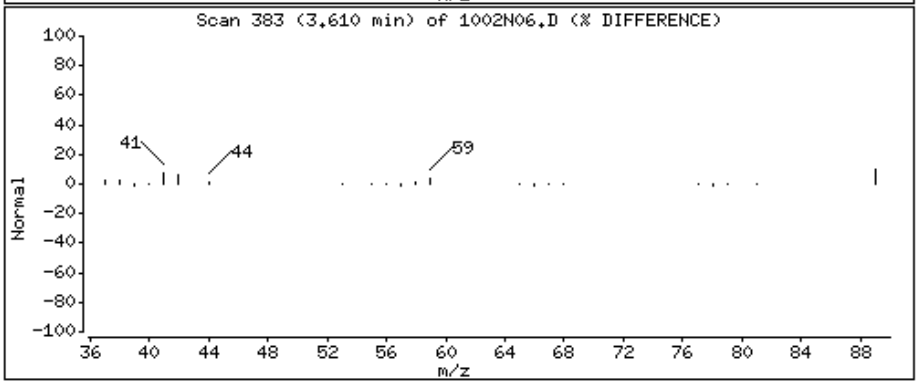

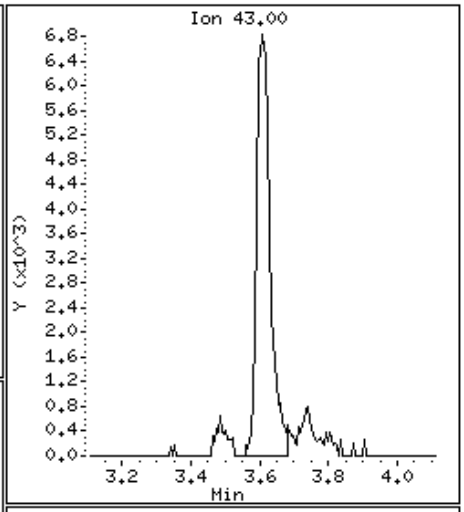

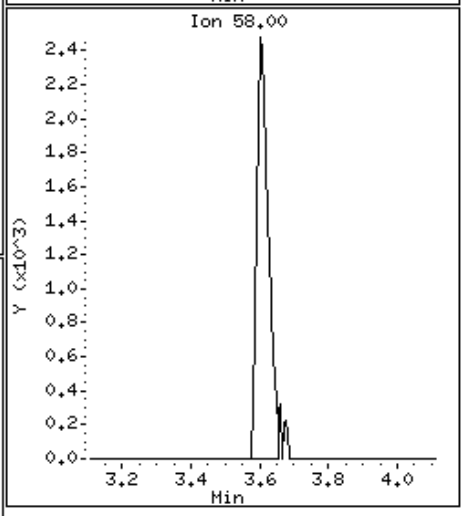

Data File: \\Orgserv2\ff\chem\GCMSVOA\Voa101.i\151002n.b\1002N06.D

Date : 02-OCT-2015 23:11

Client ID:

Instrument: Voa101.i

Sample Info: 11523745-30,31,10,,a

Purge Volume: 10.0

Operator: PD

Column phase:

Column diameter: 0.18

27 cis-1,2-dichloroethene

Concentration: 3.184 ngs

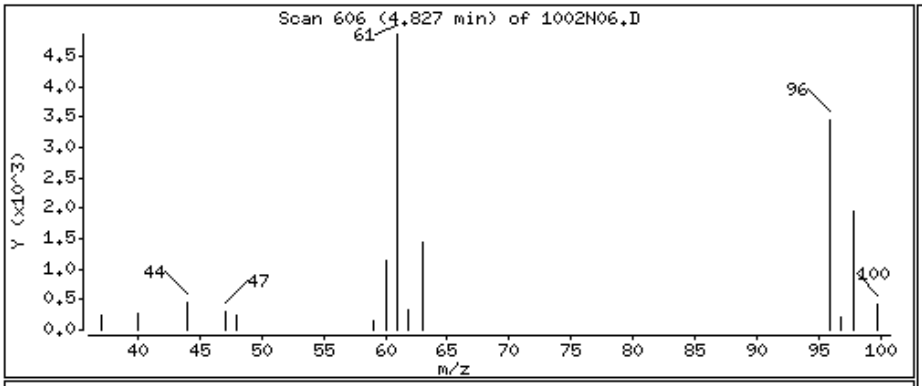

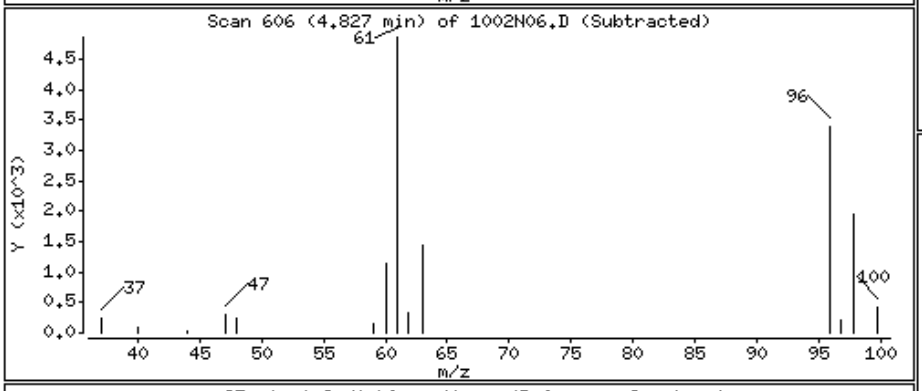

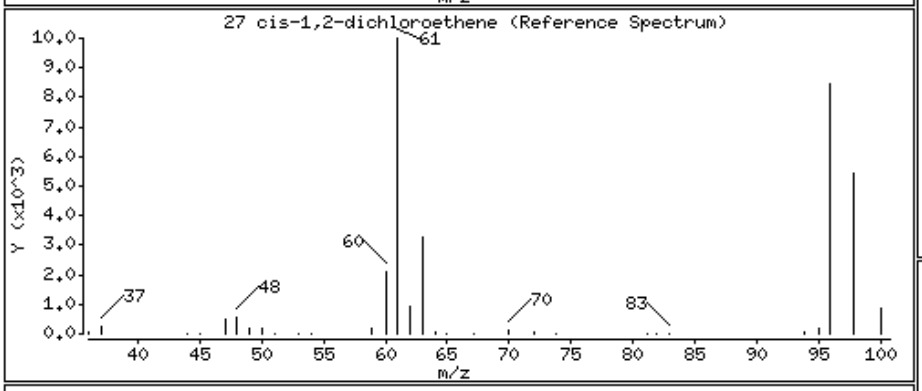

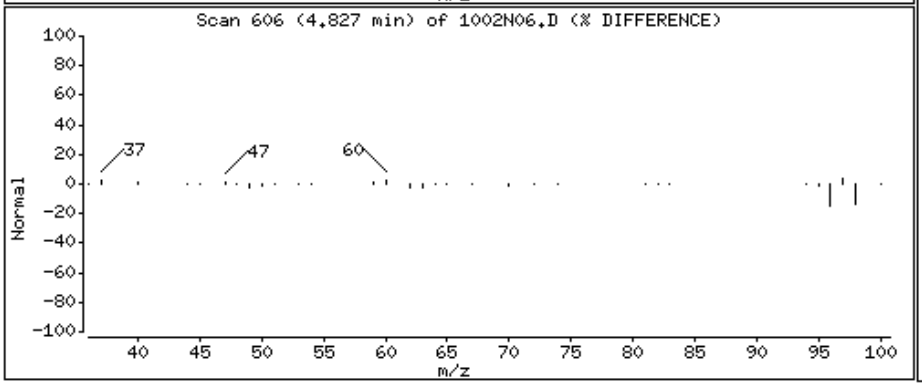

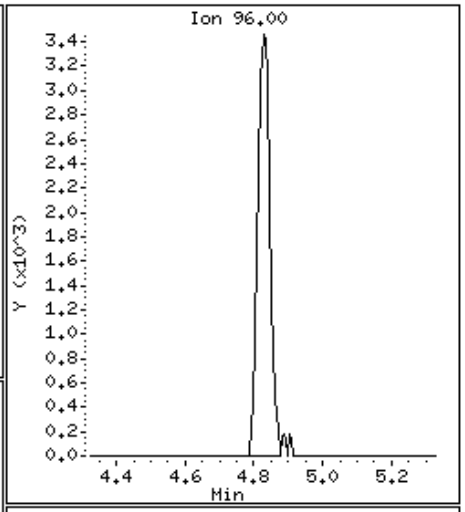

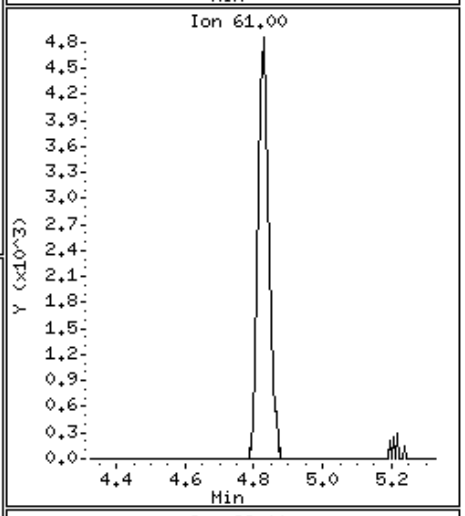

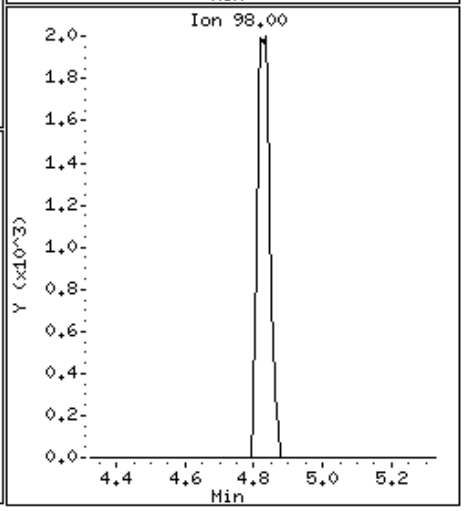

Data File: \\Orgserv2\ff\chem\GCMSVOA\Voa101.i\151002n.b\1002N06.D

Date : 02-OCT-2015 23:11

Client ID:

Instrument: Voa101.i

Sample Info: 11523745-30,31,10,,a

Purge Volume: 10.0

Operator: PD

Column phase:

Column diameter: 0.18

31 chloroform

Concentration: 37.025 ngs

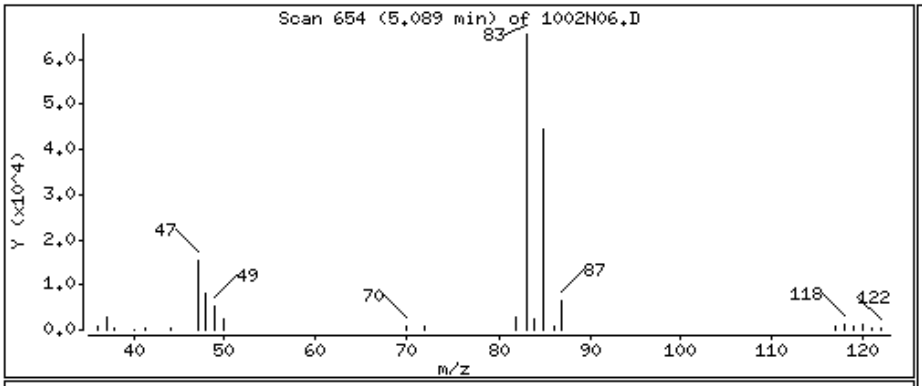

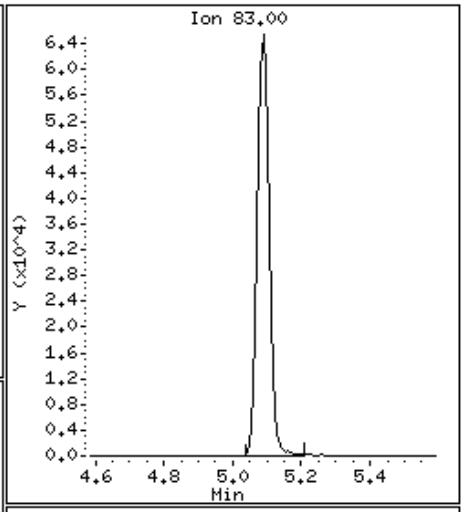

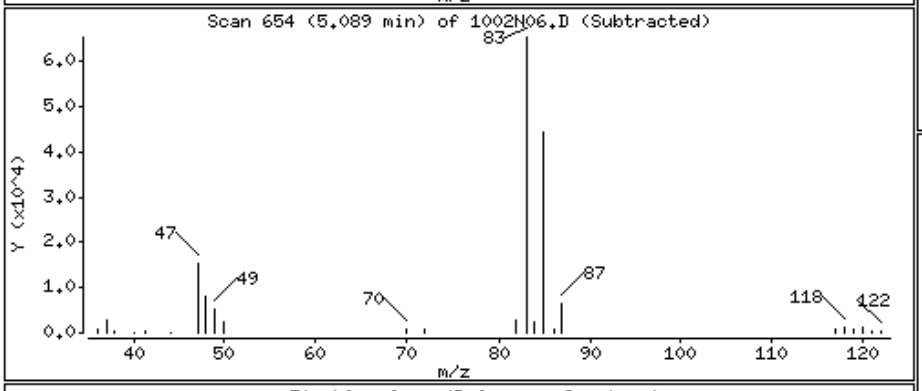

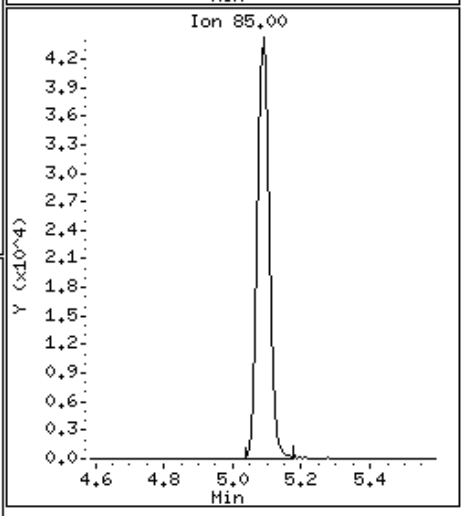

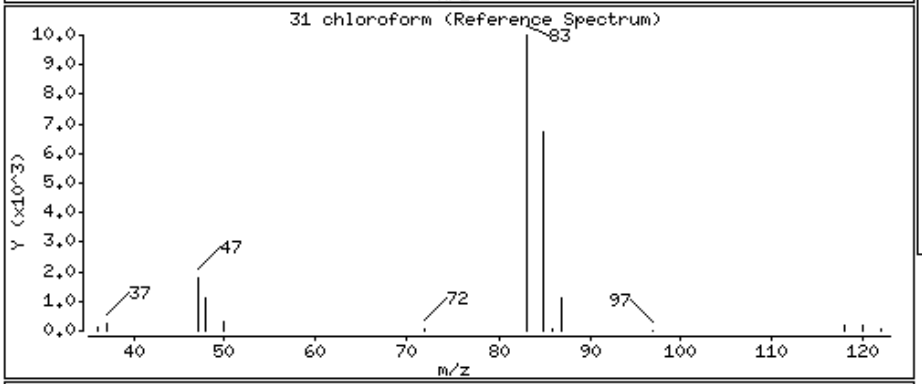

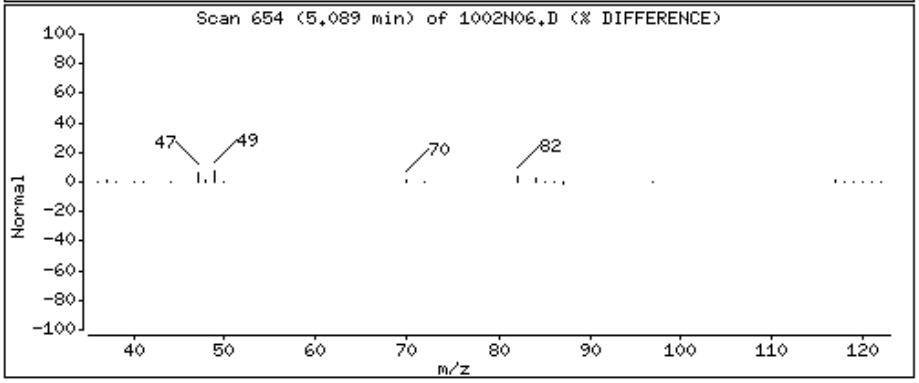

Data File: \\Orgserv2\ff\chem\GCMSVOA\Voa101.i\151002n.b\1002N06.D

Date : 02-OCT-2015 23:11

Client ID:

Instrument: Voa101.i

Sample Info: 11523745-30,31,10,,a

Purge Volume: 10.0

Operator: PD

Column phase:

Column diameter: 0.18

49 trichloroethene

Concentration: 34.649 ngs

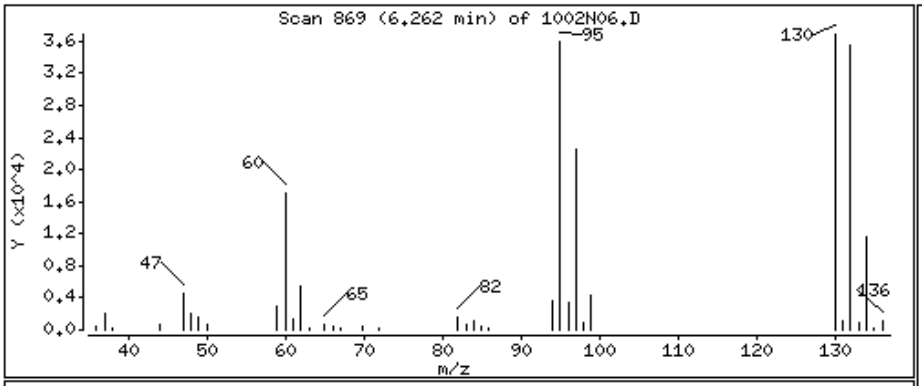

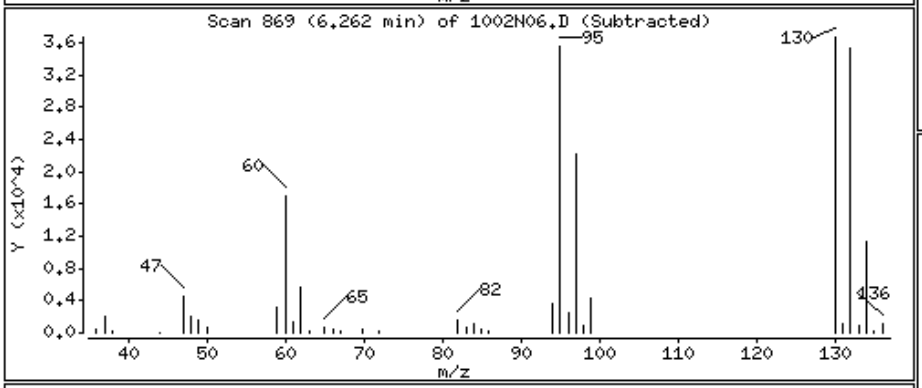

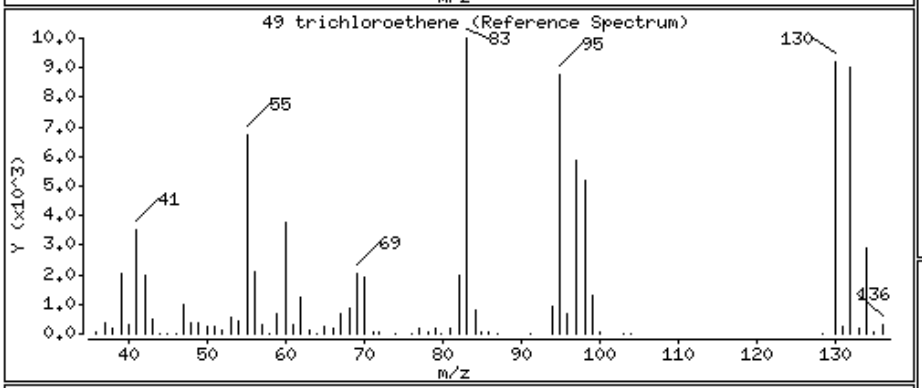

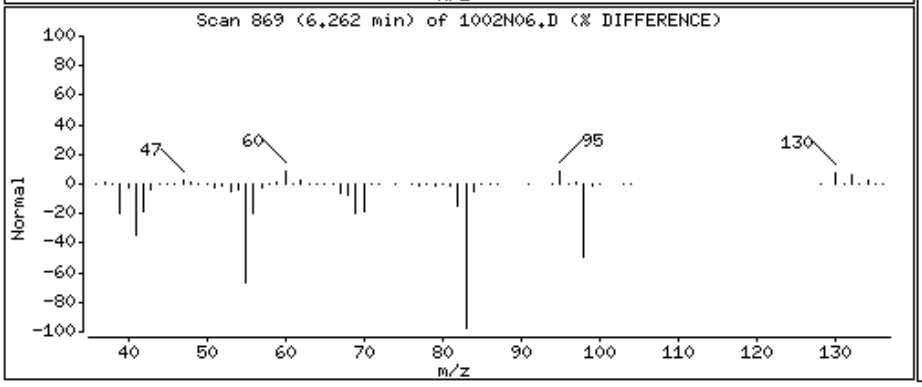

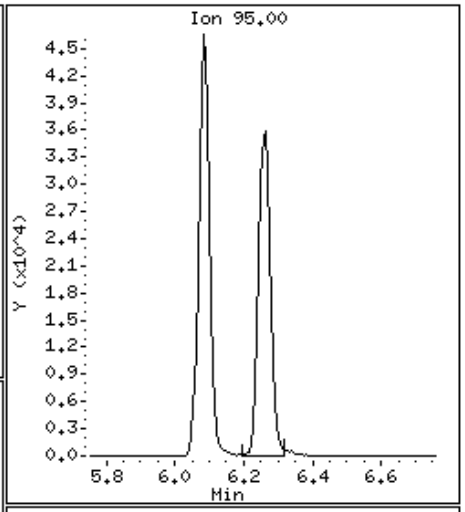

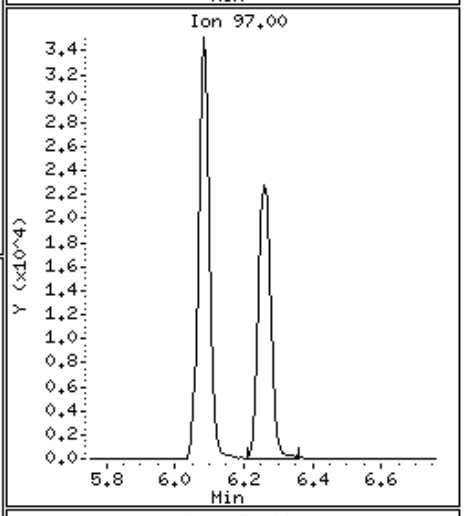

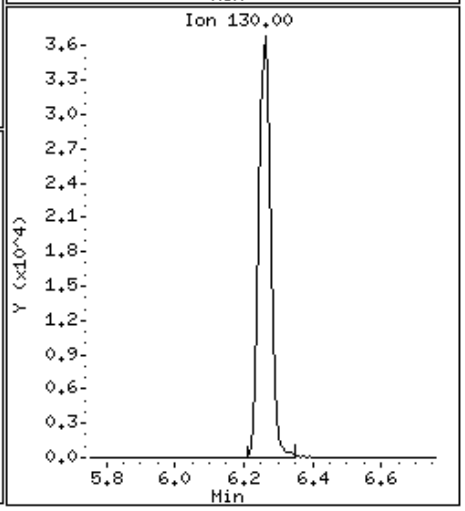

Alpha Analytical Labs

Manual Integration

Sample Info	: l1523745-30,31,10,,a wg827563,ical11506		
Instrument ID	: Voa101.i		
Method	: liq8260C.m		
File	: 1002N06.D		
Injection Date	: 02-OCT-2015 23:11		
Quantitation	: ISTD	Integrator :	HP RTE
Dilution Factor	: 1.00	Sample Type:	SAMPLE

This File has no version history.

//Orgserv2/ff/chem/GCMSVOA/Voa101.i/151002n.b/original/1002N06.D

Alpha Analytical Labs

gc/ms voa - VOA105

Data file : \\Orgserv2\ff\chem\GCMSVOA\Voa105.i\151002n.b\1002N07.D
Lab Smp Id:
Inj Date : 02-OCT-2015 23:26
Operator : PD Inst ID: Voa105.i
Smp Info : l1523745-51,31,10,,a
Misc Info : wg827568,ical11492
Comment :
Method : \\Orgserv2\ff\chem\GCMSVOA\Voa105.i\151002n.b\liq8260B.m
Meth Date : 03-Oct-2015 11:22 pduczmalew Quant Type: ISTD
Cal Date : 26-SEP-2015 22:38 Cal File: 0926A10.D
Als bottle: 7
Dil Factor: 1.00000
Integrator: HP RTE Compound Sublist: NJTCL.sub
Target Version: 4.12
Processing Host: VIRTUALXP-76524

Concentration Formula: Amt * DF * CpndVariable
Cpnd Variable Local Compound Variable

	Compounds	QUANT SIG MASS	RT	EXP RT	REL RT	RESPONSE	CONCENTRATIONS ON-COLUMN (ngs)	FINAL (ngs)	REVIEW CODE
	1 dichlorodifluoromethane	85	Compound Not Detected.						
	2 chloromethane	50	Compound Not Detected.						
	3 vinyl chloride	62	Compound Not Detected.						
	4 bromomethane	94	Compound Not Detected.						
	5 chloroethane	64	Compound Not Detected.						
	6 trichlorofluoromethane	101	Compound Not Detected.						
	8 1,1,-dichloroethene	96	Compound Not Detected.						
	9 carbon disulfide	76	Compound Not Detected.						
	10 freon-113	101	Compound Not Detected.						
	11 methylene chloride	84	Compound Not Detected.						
	13 acetone	43	3.820	3.825	(0.604)	4095	27.5135	27.513	
	14 trans-1,2-dichloroethene	96	Compound Not Detected.						
	15 Methyl Acetate	43	Compound Not Detected.						
	16 methyl tert butyl ether	73	Compound Not Detected.						
	19 1,1-dichloroethane	63	Compound Not Detected.						
	24 cis-1,2-dichloroethene	96	Compound Not Detected.						
	27 bromochloromethane	128	Compound Not Detected.						
	26 Cyclohexane	56	Compound Not Detected.						
	28 chloroform	83	Compound Not Detected.						
	30 carbontetrachloride	117	Compound Not Detected.						
$	32 dibromofluoromethane	113	5.506	5.506	(0.871)	110016	96.3609	96.360	
	33 1,1,1-trichloroethane	97	Compound Not Detected.						
	34 2-butanone	43	Compound Not Detected.						
	36 benzene	78	Compound Not Detected.						
$	38 1,2-dichloroethane-d4	65	6.041	6.041	(0.955)	135608	100.946	100.945	
	39 1,2-dichloroethane	62	Compound Not Detected.						
*	41 flourobenzene	96	6.324	6.324	(1.000)	438030	100.000		
	42 methyl cyclohexane	83	Compound Not Detected.						

	Compounds	QUANT SIG MASS	RT	EXP RT	REL RT	RESPONSE	CONCENTRATIONS ON-COLUMN (ngs)	CONCENTRATIONS FINAL (ngs)	REVIEW CODE
	43 trichloroethene	95	Compound Not Detected.						
	46 1,2-dichloropropane	63	Compound Not Detected.						
	47 bromodichloromethane	83	Compound Not Detected.						
	49 1,4-Dioxane	88	Compound Not Detected.						
	52 cis-1,3-dichloropropene	75	Compound Not Detected.						
$	53 toluene-d8	98	8.027	8.027	(0.812)	414694	105.523	105.523	
	54 toluene	92	Compound Not Detected.						
	56 4-methyl-2-pentanone	58	Compound Not Detected.						
	55 tetrachloroethene	166	Compound Not Detected.						
	57 trans-1,3-dichloropropene	75	Compound Not Detected.						
	60 1,1,2-trichloroethane	83	Compound Not Detected.						
	61 chlorodibromomethane	129	Compound Not Detected.						
	64 1,2-dibromoethane	107	Compound Not Detected.						
	65 2-hexanone	43	Compound Not Detected.						
*	66 chlorobenzene-d5	117	9.887	9.882	(1.000)	299442	100.000		
	67 chlorobenzene	112	Compound Not Detected.						
	68 ethyl benzene	91	Compound Not Detected.						
	70 p/m xylene	106	Compound Not Detected.						
	71 o xylene	106	Compound Not Detected.						
	72 styrene	104	Compound Not Detected.						
	73 bromoform	173	Compound Not Detected.						
	74 isopropylbenzene	105	Compound Not Detected.						
$	75 4-bromofluorobenzene	95	11.333	11.333	(0.905)	139794	105.114	105.114	
	79 1,1,2,2,-tetrachloroethane	83	Compound Not Detected.						
	92 1,3-dichlorobenzene	146	Compound Not Detected.						
*	93 1,4-dichlorobenzene-d4	152	12.517	12.517	(1.000)	131027	100.000		
	94 1,4-dichlorobenzene	146	Compound Not Detected.						
	97 1,2-dichlorobenzene	146	Compound Not Detected.						
	99 1,2-dibromo-3-chloropropane	75	Compound Not Detected.						
	102 1,2,4-trichlorobenzene	180	Compound Not Detected.						
	104 1,2,3-trichlorobenzene	180	Compound Not Detected.						

Alpha Analytical Labs

gc/ms voa - VOA105

Data file : \\Orgserv2\ff\chem\GCMSVOA\Voa105.i\151002n.b\1002N07.D
Lab Smp Id:
Inj Date : 02-OCT-2015 23:26
Operator : PD Inst ID: Voa105.i
Smp Info : l1523745-51,31,10,,a
Misc Info : wg827568,ical11492
Comment :
Method : \\Orgserv2\ff\chem\GCMSVOA\Voa105.i\151002n.b\liq8260B.m
Meth Date : 03-Oct-2015 11:22 pduczmalew Quant Type: ISTD
Cal Date : 26-SEP-2015 22:38 Cal File: 0926A10.D
Als bottle: 7
Dil Factor: 1.00000
Integrator: HP RTE Compound Sublist: NJTCL.sub
Target Version: 4.12
Processing Host: VIRTUALXP-76524

- NO TENTATIVELY IDENTIFIED COMPOUNDS -

Alpha Analytical Labs

INTERNAL STANDARD COMPOUNDS
AREA AND RT SUMMARY

Instrument ID: Voa105.i
Lab File ID: 1002N07.D
Lab Smp Id:
Analysis Type: VOA
Quant Type: ISTD
Operator: PD
Method File: \\Orgserv2\ff\chem\GCMSVOA\Voa105.i\151002n.b\liq8260B.m
Misc Info: wg827568,ical11492

Calibration Date: 02-OCT-2015
Calibration Time: 20:41
Level: LOW
Sample Type: WATER

Test Mode:
Use Last Continuing Calibrator.
If Continuing Cal. use Initial Cal. Level 3

		AREA LIMIT			
COMPOUND	STANDARD	LOWER	UPPER	SAMPLE	%DIFF
41 flourobenzene	477183	238592	954366	438030	-8.21
66 chlorobenzene-d5	340497	170249	680994	299442	-12.06
93 1,4-dichlorobenze	165467	82734	330934	131027	-20.81

		RT LIMIT			
COMPOUND	STANDARD	LOWER	UPPER	SAMPLE	%DIFF
41 flourobenzene	6.32	5.82	6.82	6.32	-0.00
66 chlorobenzene-d5	9.88	9.38	10.38	9.89	0.06
93 1,4-dichlorobenze	12.52	12.02	13.02	12.52	0.00

AREA UPPER LIMIT = +100% of internal standard area.
AREA LOWER LIMIT = - 50% of internal standard area.
RT UPPER LIMIT = + 0.50 minutes of internal standard RT.
RT LOWER LIMIT = - 0.50 minutes of internal standard RT.

Alpha Analytical Labs

RECOVERY REPORT

Client Name: Client SDG: SDGa00307
Sample Matrix: LIQUID Fraction: VOA
Lab Smp Id:
Level: LOW Operator: PD
Data Type: MS DATA SampleType: SAMPLE
SpikeList File: curveall.spk Quant Type: ISTD
Sublist File: NJTCL.sub
Method File: \\Orgserv2\ff\chem\GCMSVOA\Voa105.i\151002n.b\liq8260B.m
Misc Info: wg827568,ical11492

SURROGATE COMPOUND	AMOUNT ADDED ngs	AMOUNT RECOVERED ngs	% RECOVERED	LIMITS
$ 32 dibromofluorometha	100.000	96.360	96.36	70-130
$ 38 1,2-dichloroethane	100.000	100.945	100.95	70-130
$ 53 toluene-d8	100.000	105.523	105.52	70-130
$ 75 4-bromofluorobenze	100.000	105.114	105.11	70-130

Data File: \\Orgserv2\ff\chem\GCMSVOA\Voa105.i\151002n.b\1002N07.D
Date : 02-OCT-2015 23:26
Client ID:
Instrument: Voa105.i
Sample Info: 11523745-51,31,10,,a
Purge Volume: 10.0
Operator: PD
Column phase:
Column diameter: 0.18

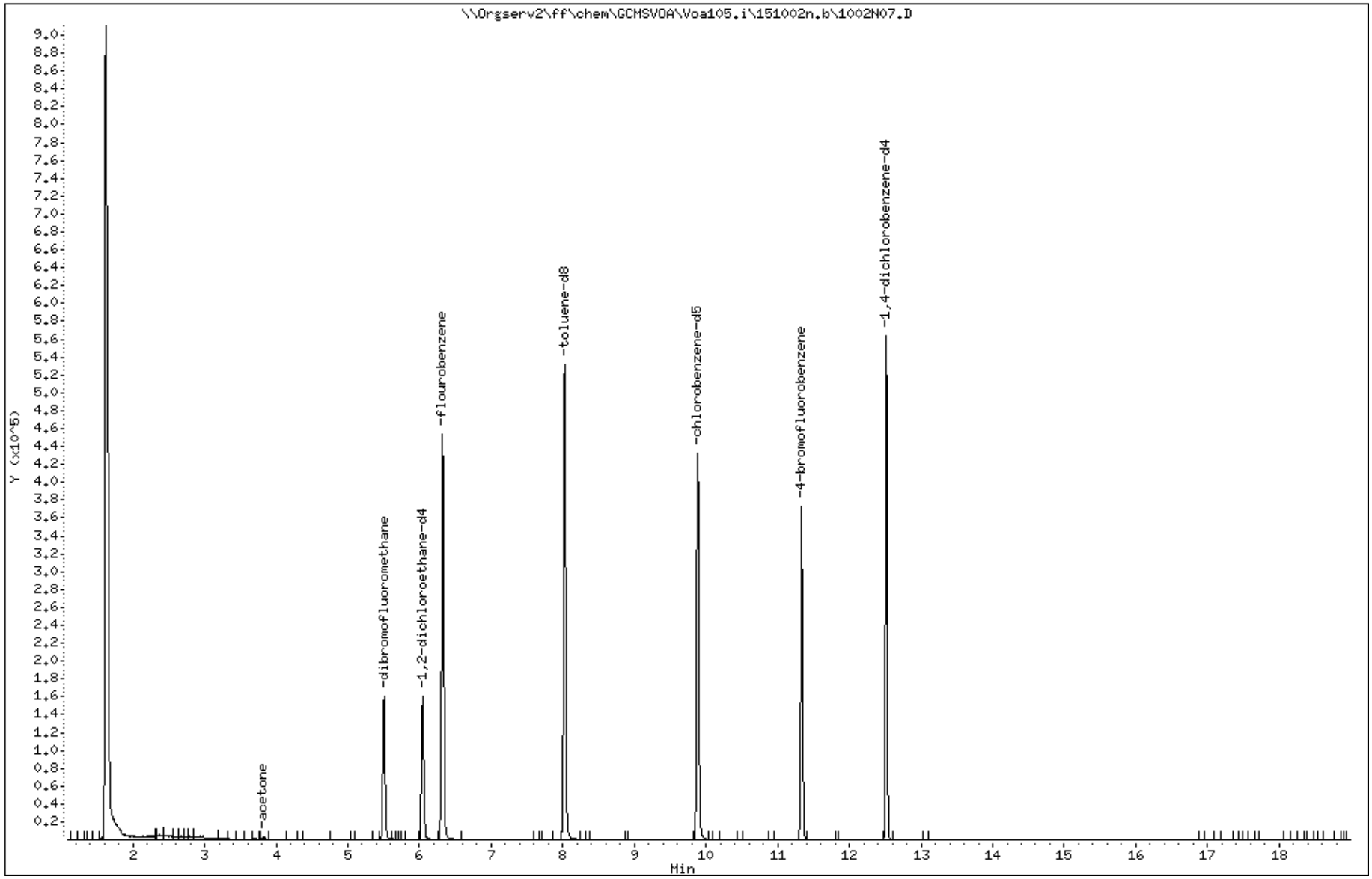

Data File: \\Orgserv2\ff\chem\GCMSVOA\Voa105.i\151002n.b\1002N07.D

Date : 02-OCT-2015 23:26

Client ID:

Instrument: Voa105.i

Sample Info: 11523745-51,31,10,,a

Purge Volume: 10.0

Operator: PD

Column phase:

Column diameter: 0.18

13 acetone

Concentration: 27.513 ngs

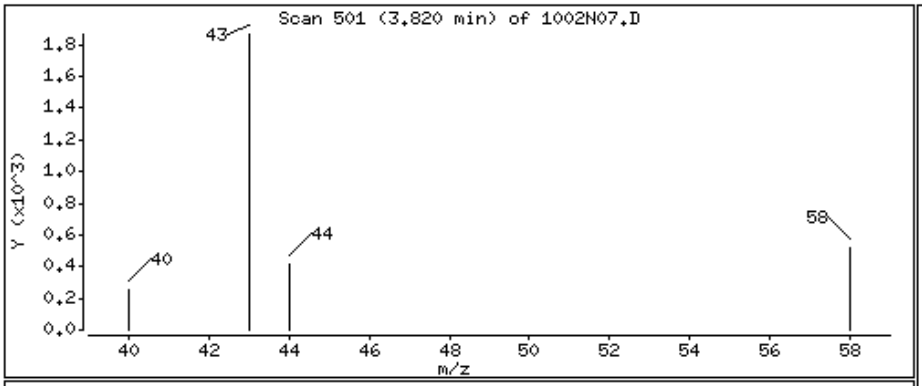

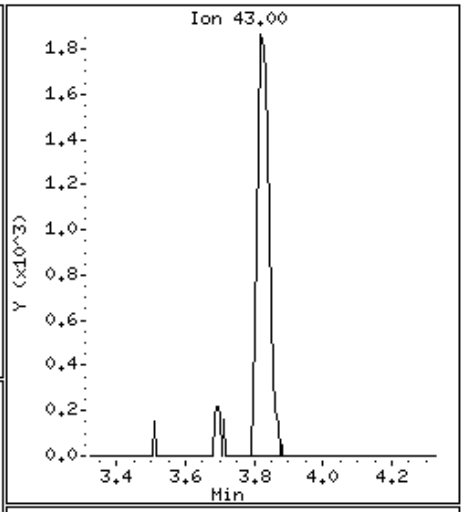

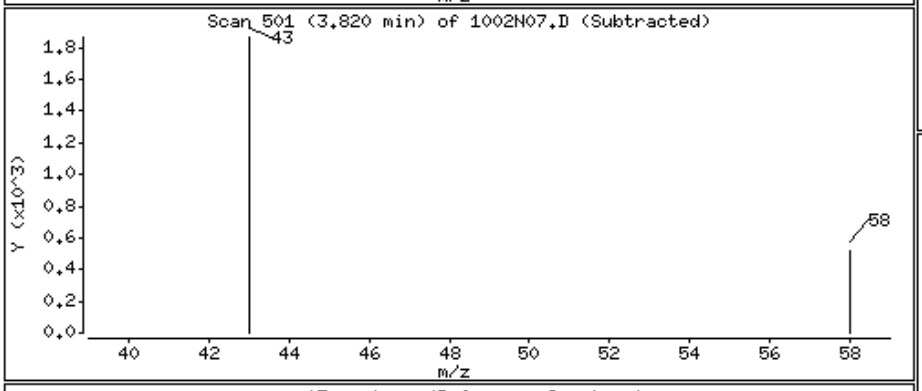

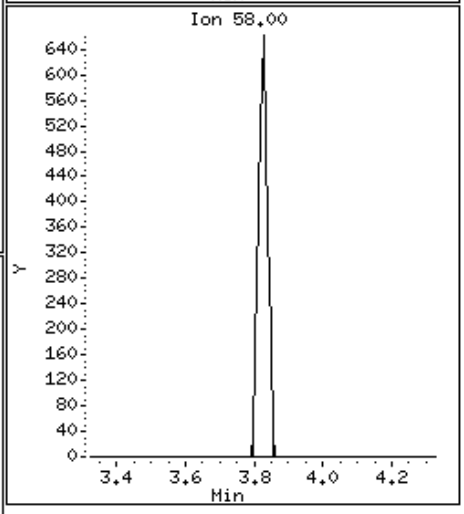

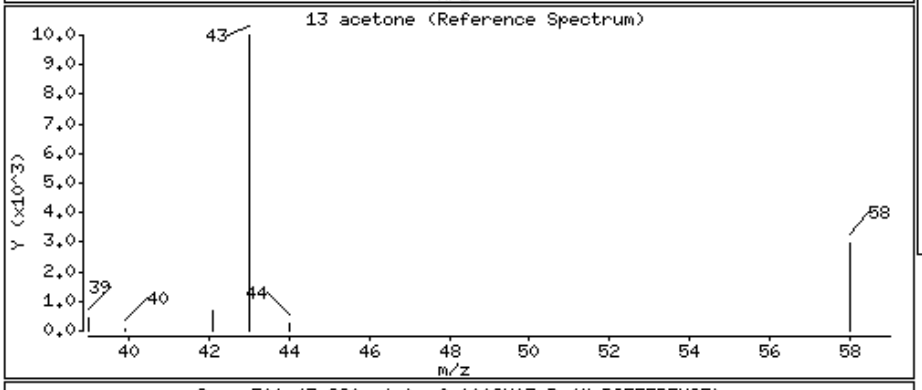

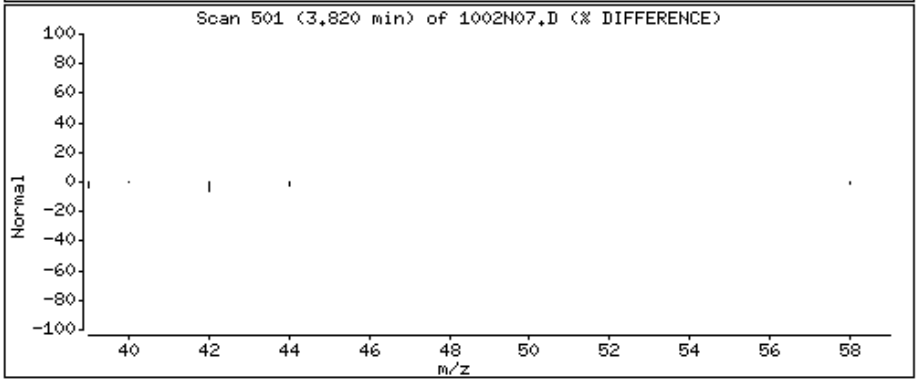

Alpha Analytical Labs

gc/ms voa - VOA101

Data file : \\Orgserv2\ff\chem\GCMSVOA\Voa101.i\151002n.b\1002N07.D
Lab Smp Id:
Inj Date : 02-OCT-2015 23:41
Operator : PD Inst ID: Voa101.i
Smp Info : l1523745-31,31,10,,a
Misc Info : wg827563,ical11506
Comment :
Method : \\Orgserv2\ff\chem\GCMSVOA\Voa101.i\151002n.b\liq8260C.m
Meth Date : 03-Oct-2015 11:01 pduczmalew Quant Type: ISTD
Cal Date : 29-SEP-2015 17:33 Cal File: 0929A10.D
Als bottle: 7
Dil Factor: 1.00000
Integrator: HP RTE Compound Sublist: NJTCL.sub
Target Version: 4.12
Processing Host: VIRTUALXP-76524

Concentration Formula: Amt * DF * CpndVariable
Cpnd Variable Local Compound Variable

	Compounds	QUANT SIG MASS	RT	EXP RT	REL RT	RESPONSE	CONCENTRATIONS ON-COLUMN (ngs)	FINAL (ngs)	REVIEW CODE
	1 dichlorodifluoromethane	85	Compound Not Detected.						
	2 chloromethane	50	Compound Not Detected.						
	3 vinyl chloride	62	1.923	1.929	(0.316)	2274	1.03824	1.038	
	4 bromomethane	94	Compound Not Detected.						
	5 chloroethane	64	Compound Not Detected.						
	6 trichlorofluoromethane	101	Compound Not Detected.						
	8 1,1,-dichloroethene	96	3.004	3.004	(0.494)	4881	2.38116	2.381(Q)	
	11 freon-113	101	Compound Not Detected.						
	10 carbon disulfide	76	Compound Not Detected.						
	14 methylene chloride	84	Compound Not Detected.						
	15 acetone	43	3.604	3.609	(0.593)	15003	44.2808	44.280	
	16 trans-1,2-dichloroethene	96	Compound Not Detected.						
	17 Methyl Acetate	43	Compound Not Detected.						
	18 methyl tert butyl ether	73	3.811	3.811	(0.627)	19259	3.63104	3.631	
	22 1,1-dichloroethane	63	Compound Not Detected.						
	27 cis-1,2-dichloroethene	96	4.826	4.826	(0.794)	51510	20.9384	20.938	
	29 bromochloromethane	128	Compound Not Detected.						
	30 Cyclohexane	56	Compound Not Detected.						
	31 chloroform	83	Compound Not Detected.						
	33 carbontetrachloride	117	Compound Not Detected.						
$	36 dibromofluoromethane	113	5.268	5.268	(0.866)	273568	94.7950	94.794	
	37 1,1,1-trichloroethane	97	Compound Not Detected.						
	38 2-butanone	43	Compound Not Detected.						
	40 benzene	78	Compound Not Detected.						
$	42 1,2-dichloroethane-d4	65	5.797	5.797	(0.953)	309605	102.784	102.784	
	43 1,2-dichloroethane	62	Compound Not Detected.						
*	45 flourobenzene	96	6.081	6.081	(1.000)	1155987	100.000		
	49 trichloroethene	95	6.256	6.256	(1.029)	137085	59.1214	59.121	
	46 methyl cyclohexane	83	Compound Not Detected.						

Compounds	QUANT SIG MASS	RT	EXP RT	REL RT	RESPONSE	CONCENTRATIONS ON-COLUMN (ngs)	CONCENTRATIONS FINAL (ngs)	REVIEW CODE
52 1,2-dichloropropane	63	Compound Not Detected.						
53 bromodichloromethane	83	Compound Not Detected.						
56 1,4-Dioxane	88	Compound Not Detected.						
58 cis-1,3-dichloropropene	75	Compound Not Detected.						
$ 59 toluene-d8	98	7.778	7.783	(0.808)	1126542	99.9623	99.962	
60 toluene	92	Compound Not Detected.						
62 4-methyl-2-pentanone	58	Compound Not Detected.						
63 tetrachloroethene	166	Compound Not Detected.						
64 trans-1,3-dichloropropene	75	Compound Not Detected.						
68 1,1,2-trichloroethane	83	Compound Not Detected.						
69 chlorodibromomethane	129	Compound Not Detected.						
71 1,2-dibromoethane	107	Compound Not Detected.						
73 2-hexanone	43	Compound Not Detected.						
* 74 chlorobenzene-d5	117	9.628	9.633	(1.000)	845472	100.000		
75 chlorobenzene	112	9.650	9.650	(1.002)	13394	2.14323	2.143(Q)	
76 ethyl benzene	91	Compound Not Detected.						
78 p/m xylene	106	Compound Not Detected.						
79 o xylene	106	Compound Not Detected.						
80 styrene	104	Compound Not Detected.						
81 bromoform	173	Compound Not Detected.						
82 isopropylbenzene	105	Compound Not Detected.						
$ 83 4-bromofluorobenzene	95	11.112	11.112	(0.902)	419056	101.384	101.383	
88 1,1,2,2,-tetrachloroethane	83	Compound Not Detected.						
99 1,3-dichlorobenzene	146	Compound Not Detected.						
* 100 1,4-dichlorobenzene-d4	152	12.318	12.318	(1.000)	403704	100.000		
101 1,4-dichlorobenzene	146	12.334	12.334	(1.001)	37653	8.30788	8.307	
104 1,2-dichlorobenzene	146	12.760	12.754	(1.036)	36633	9.11063	9.110	
106 1,2-dibromo-3-chloropropane	75	Compound Not Detected.						
109 1,2,4-trichlorobenzene	180	Compound Not Detected.						
111 1,2,3-trichlorobenzene	180	Compound Not Detected.						

QC Flag Legend

Q - Qualifier signal failed the ratio test.

Alpha Analytical Labs

gc/ms voa - VOA101

Data file : \\Orgserv2\ff\chem\GCMSVOA\Voa101.i\151002n.b\1002N07.D
Lab Smp Id:
Inj Date : 02-OCT-2015 23:41
Operator : PD Inst ID: Voa101.i
Smp Info : l1523745-31,31,10,,a
Misc Info : wg827563,ical11506
Comment :
Method : \\Orgserv2\ff\chem\GCMSVOA\Voa101.i\151002n.b\liq8260C.m
Meth Date : 03-Oct-2015 11:01 pduczmalew Quant Type: ISTD
Cal Date : 29-SEP-2015 17:33 Cal File: 0929A10.D
Als bottle: 7
Dil Factor: 1.00000
Integrator: HP RTE Compound Sublist: NJTCL.sub
Target Version: 4.12
Processing Host: VIRTUALXP-76524

- NO TENTATIVELY IDENTIFIED COMPOUNDS -

Alpha Analytical Labs

INTERNAL STANDARD COMPOUNDS
AREA AND RT SUMMARY

Instrument ID: Voa101.i
Lab File ID: 1002N07.D
Lab Smp Id:
Analysis Type: VOA
Quant Type: ISTD
Operator: PD
Method File: \\Orgserv2\ff\chem\GCMSVOA\Voa101.i\151002n.b\liq8260C.m
Misc Info: wg827563,ical11506

Calibration Date: 02-OCT-2015
Calibration Time: 20:45
Level: LOW
Sample Type: WATER

Test Mode:
Use Last Continuing Calibrator.
If Continuing Cal. use Initial Cal. Level 3

		AREA LIMIT			
COMPOUND	STANDARD	LOWER	UPPER	SAMPLE	%DIFF
45 flourobenzene	1222489	611245	2444978	1155987	-5.44
74 chlorobenzene-d5	899066	449533	1798132	845472	-5.96
100 1,4-dichlorobenze	443377	221689	886754	403704	-8.95

		RT LIMIT			
COMPOUND	STANDARD	LOWER	UPPER	SAMPLE	%DIFF
45 flourobenzene	6.08	5.58	6.58	6.08	0.00
74 chlorobenzene-d5	9.63	9.13	10.13	9.63	-0.05
100 1,4-dichlorobenze	12.32	11.82	12.82	12.32	0.00

AREA UPPER LIMIT = +100% of internal standard area.
AREA LOWER LIMIT = - 50% of internal standard area.
RT UPPER LIMIT = + 0.50 minutes of internal standard RT.
RT LOWER LIMIT = - 0.50 minutes of internal standard RT.

Alpha Analytical Labs

RECOVERY REPORT

Client Name: Client SDG: SDGa00307
Sample Matrix: LIQUID Fraction: VOA
Lab Smp Id:
Level: LOW Operator: PD
Data Type: MS DATA SampleType: SAMPLE
SpikeList File: curveallim.spk Quant Type: ISTD
Sublist File: NJTCL.sub
Method File: \\Orgserv2\ff\chem\GCMSVOA\Voa101.i\151002n.b\liq8260C.m
Misc Info: wg827563,ical11506

SURROGATE COMPOUND	AMOUNT ADDED ngs	AMOUNT RECOVERED ngs	% RECOVERED	LIMITS
$ 36 dibromofluorometha	100.000	94.794	94.79	70-130
$ 42 1,2-dichloroethane	100.000	102.784	102.78	70-130
$ 59 toluene-d8	100.000	99.962	99.96	70-130
$ 83 4-bromofluorobenze	100.000	101.383	101.38	70-130

Data File: \\Orgserv2\ff\chem\GCMSVOA\Voa101.i\151002n.b\1002N07.D
Date : 02-OCT-2015 23:41
Client ID:
Instrument: Voa101.i
Sample Info: 11523745-31,31,10,,a
Purge Volume: 10.0
Operator: PD
Column phase:
Column diameter: 0.18

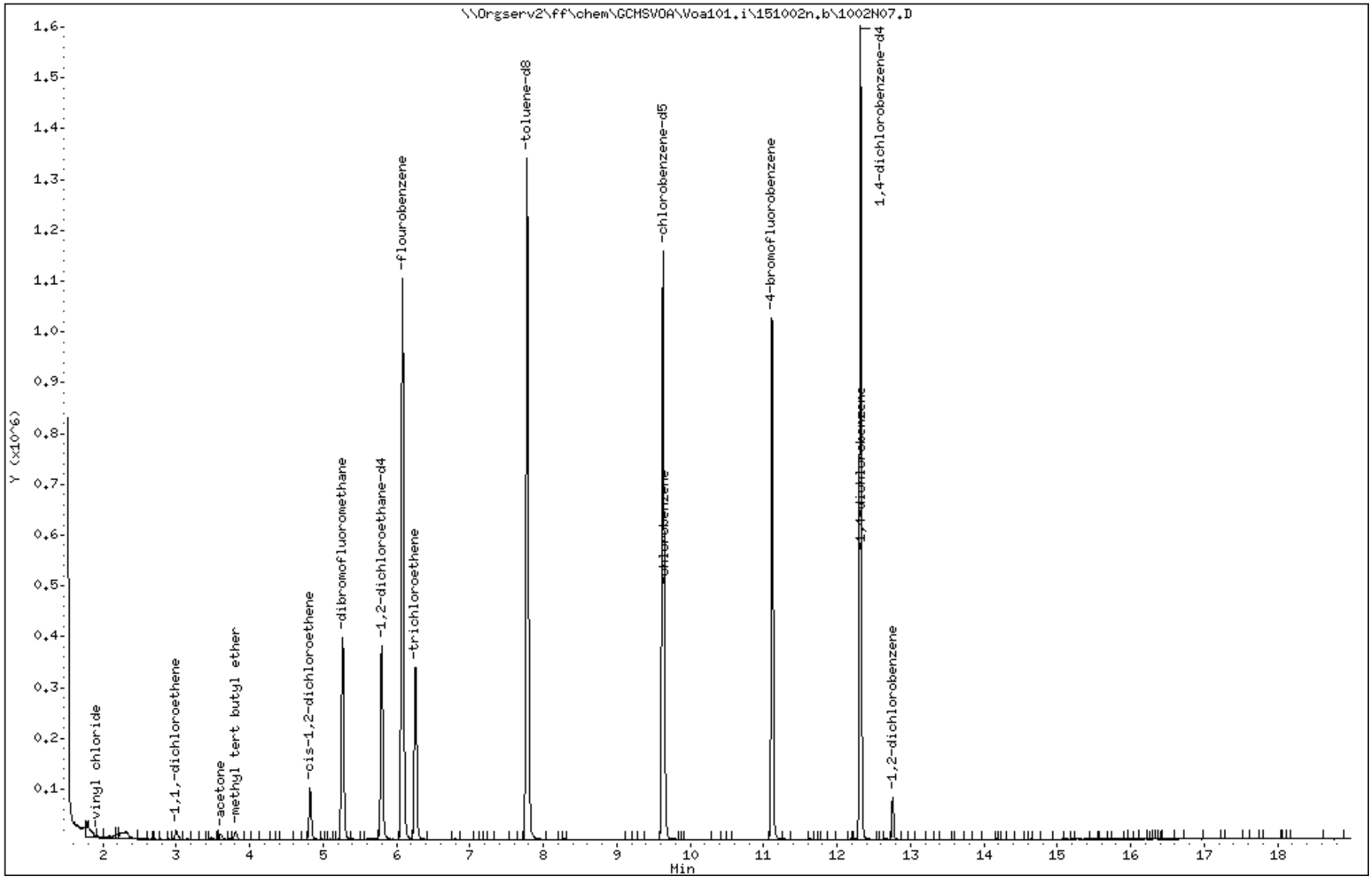

Data File: \\Orgserv2\ff\chem\GCMSVOA\Voa101.i\151002n.b\1002N07.D

Date : 02-OCT-2015 23:41

Client ID:

Instrument: Voa101.i

Sample Info: 11523745-31,31,10,,a

Purge Volume: 10.0

Operator: PD

Column phase:

Column diameter: 0.18

3 vinyl chloride

Concentration: 1.038 ngs

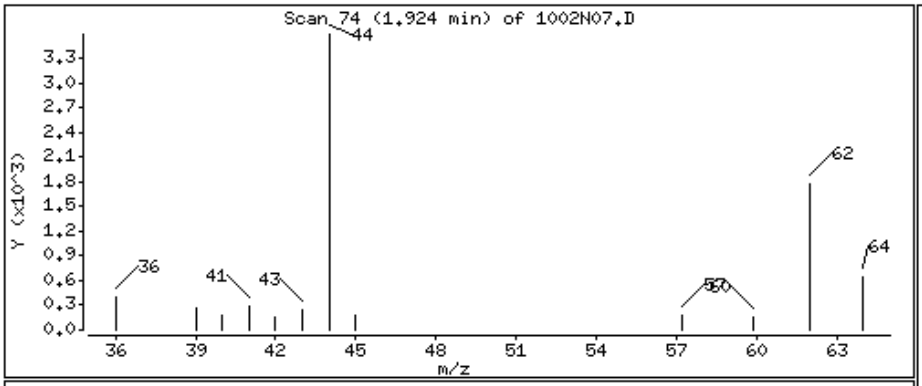

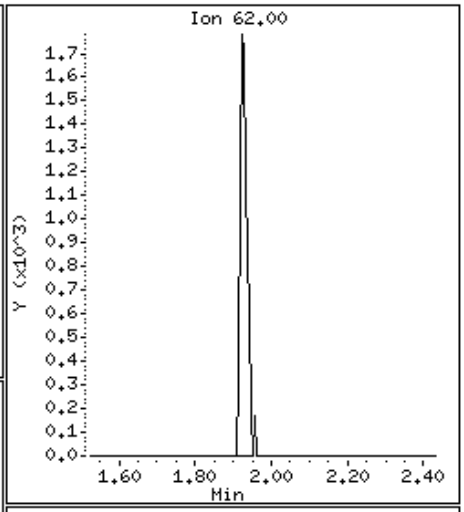

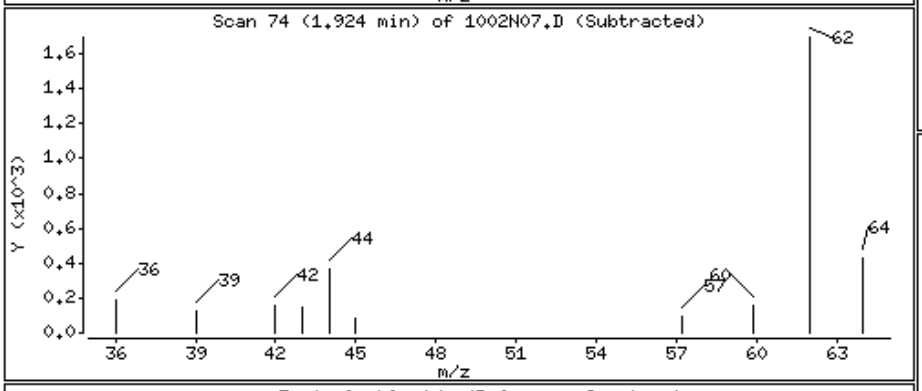

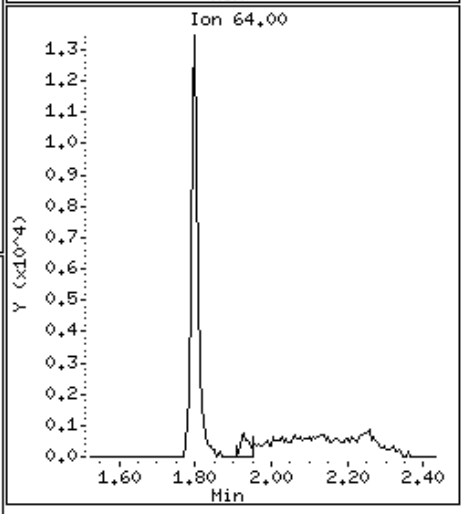

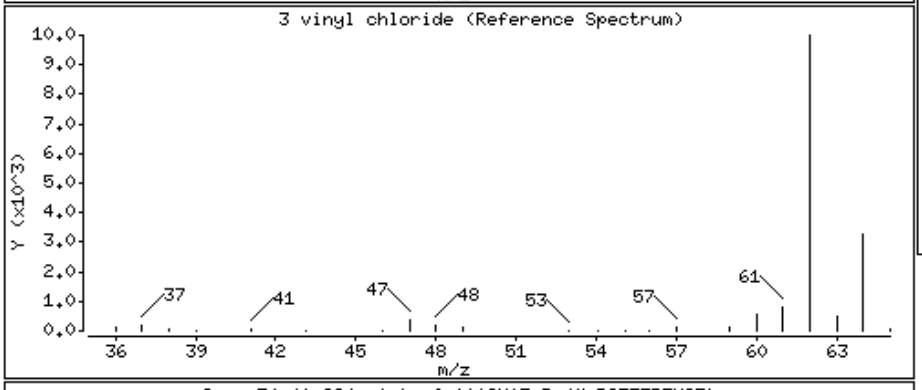

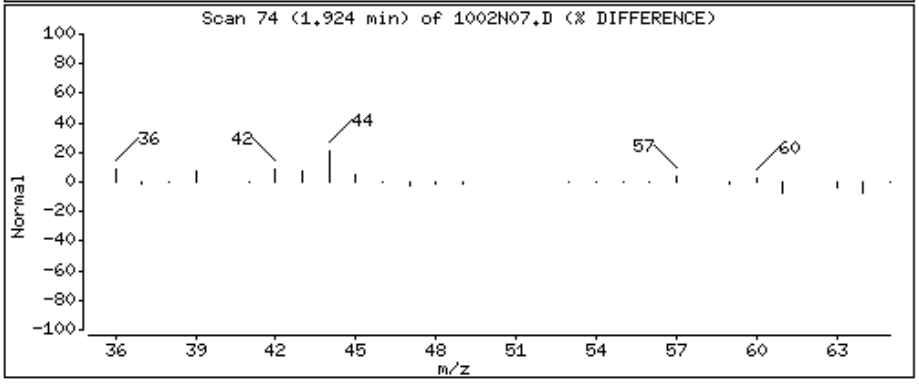

Data File: \\Orgserv2\ff\chem\GCMSVOA\Voa101.i\151002n.b\1002N07.D

Date : 02-OCT-2015 23:41

Client ID:

Instrument: Voa101.i

Sample Info: 11523745-31,31,10,,a

Purge Volume: 10.0

Operator: PD

Column phase:

Column diameter: 0.18

8 1,1,-dichloroethene

Concentration: 2.381 ngs

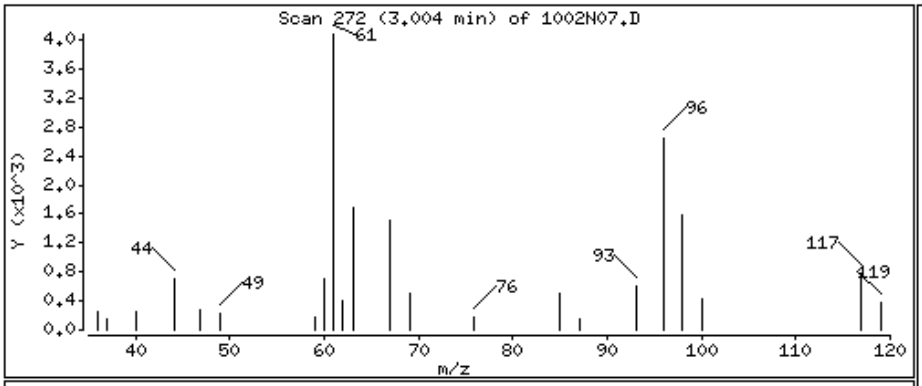

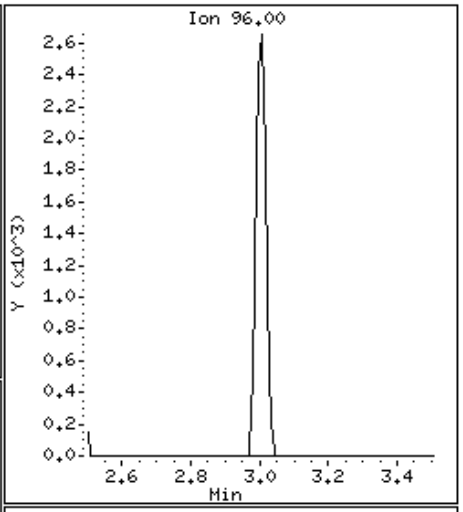

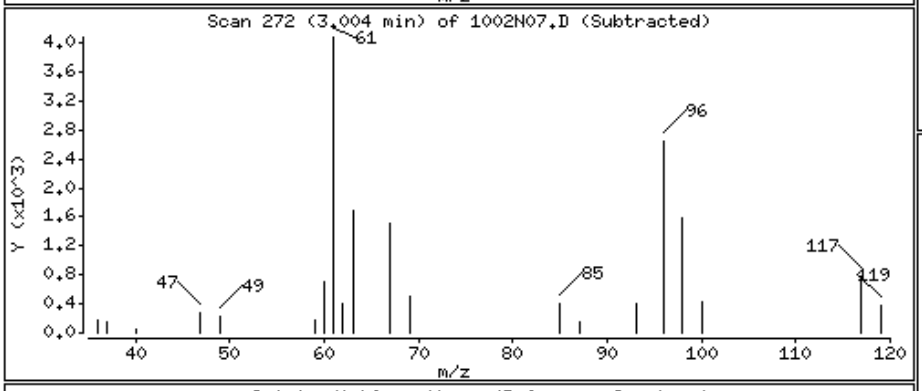

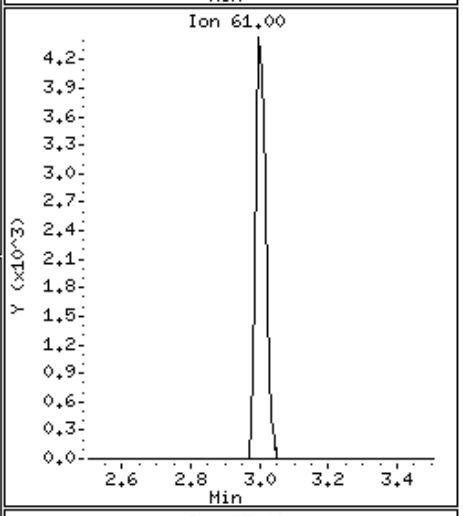

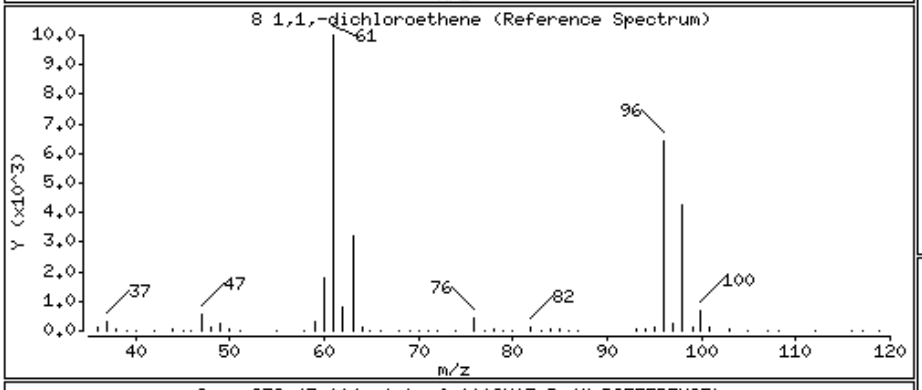

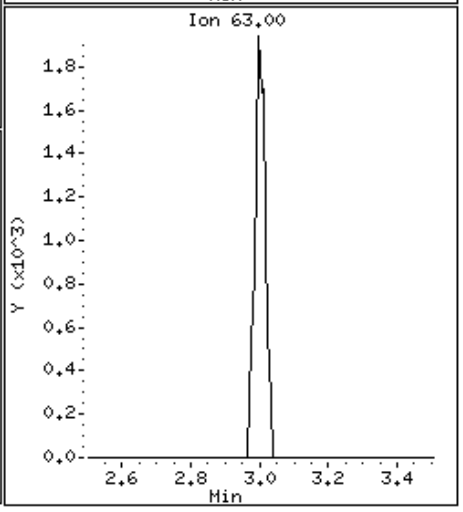

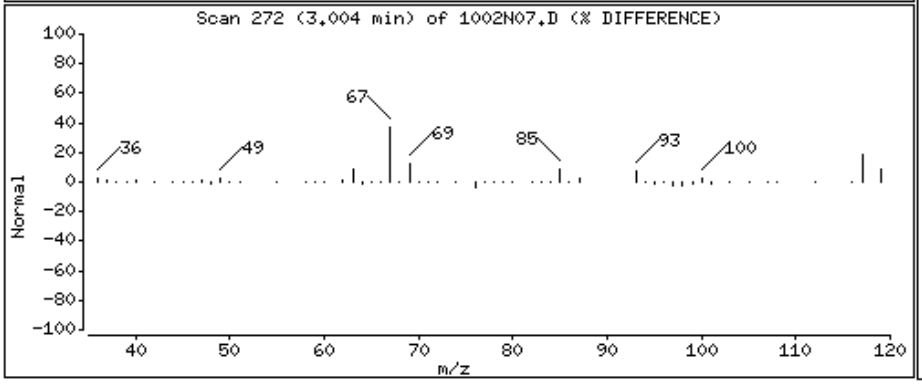

Data File: \\Orgserv2\ff\chem\GCMSVOA\Voa101.i\151002n.b\1002N07.D

Date : 02-OCT-2015 23:41

Client ID:

Instrument: Voa101.i

Sample Info: 11523745-31,31,10,,a

Purge Volume: 10.0

Operator: PD

Column phase:

Column diameter: 0.18

15 acetone

Concentration: 44.280 ngs

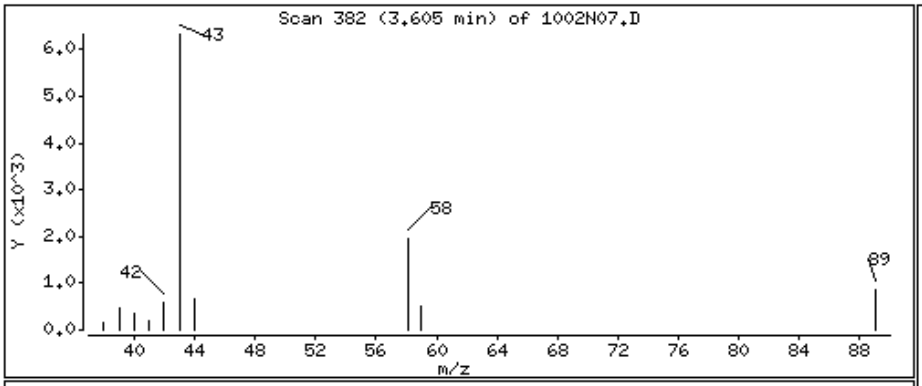

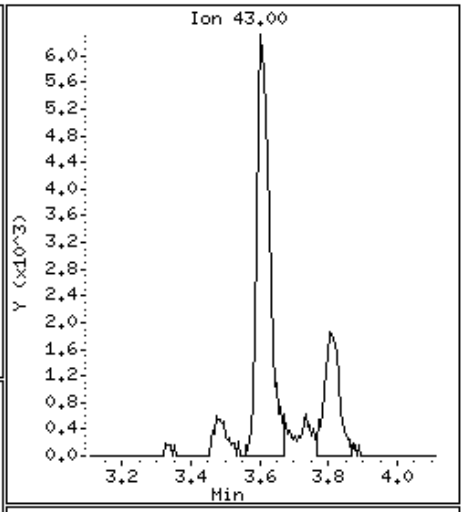

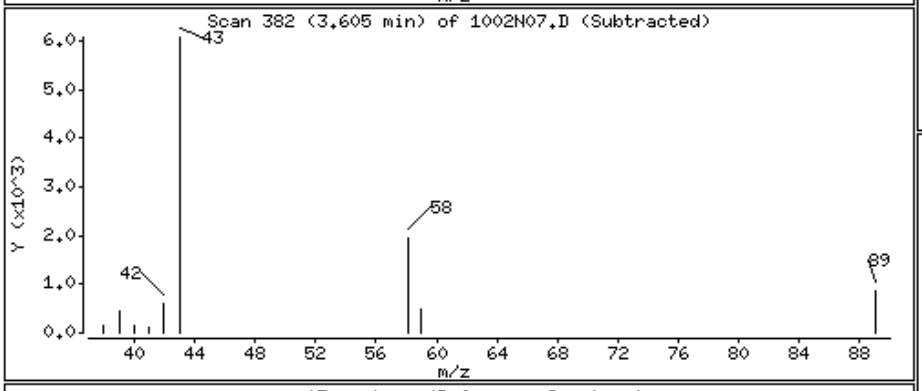

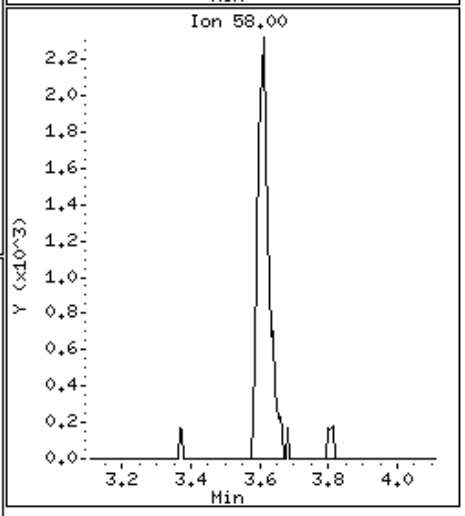

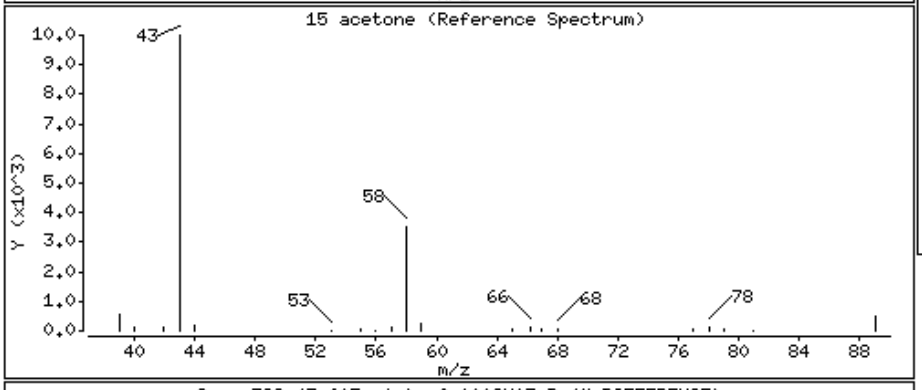

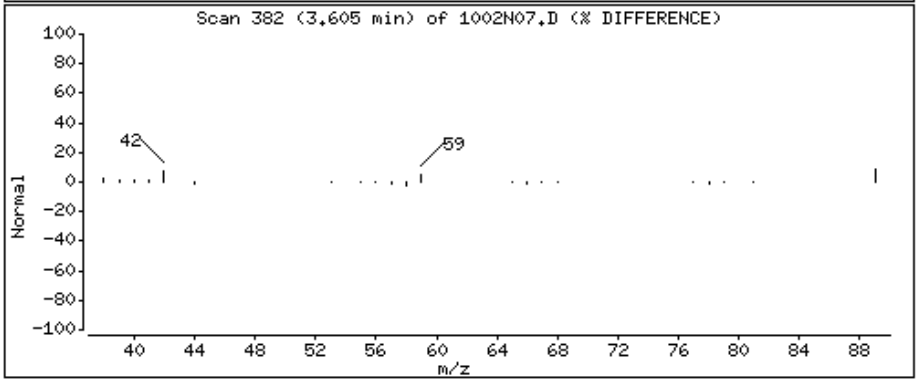

Data File: \\Orgserv2\ff\chem\GCMSVOA\Voa101.i\151002n.b\1002N07.D

Date : 02-OCT-2015 23:41

Client ID:

Instrument: Voa101.i

Sample Info: 11523745-31,31,10,,a

Purge Volume: 10.0

Operator: PD

Column phase:

Column diameter: 0.18

18 methyl tert butyl ether

Concentration: 3.631 ngs

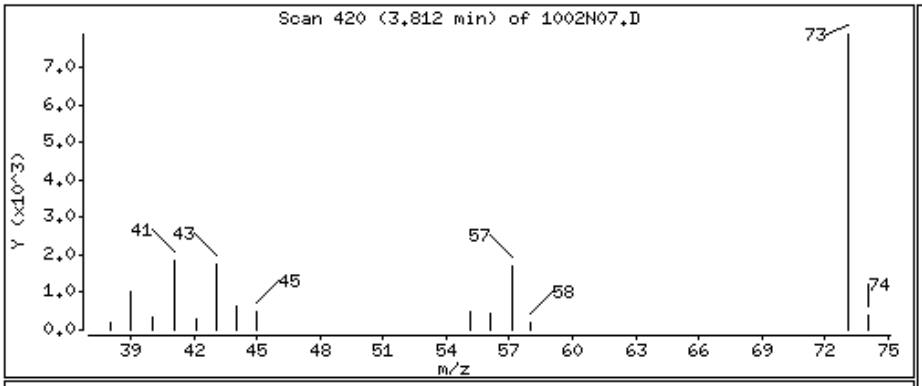

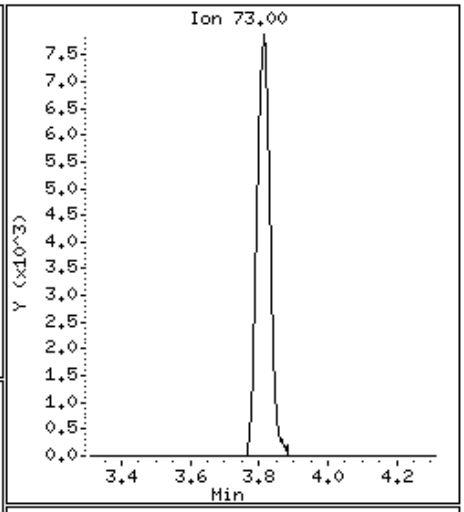

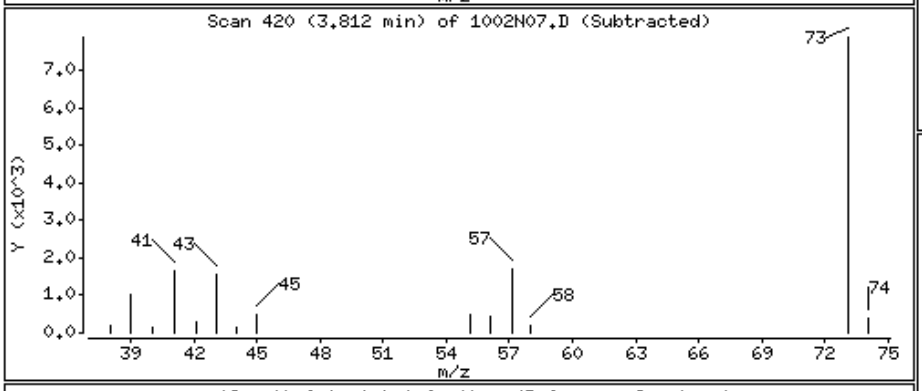

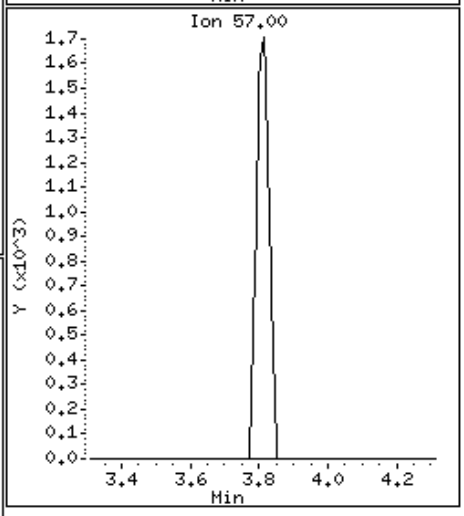

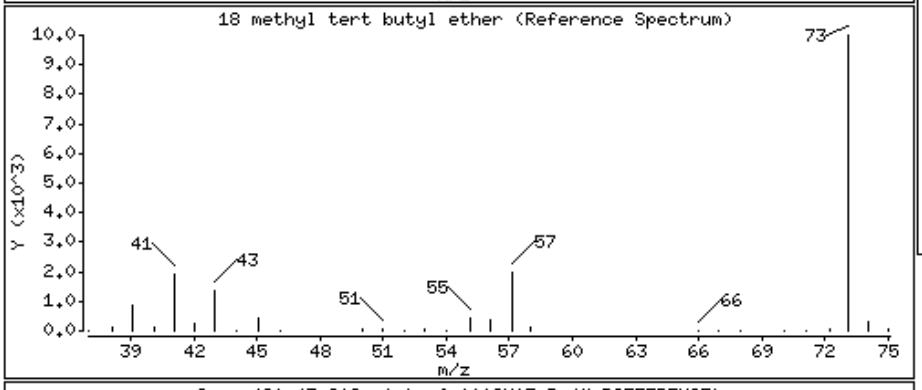

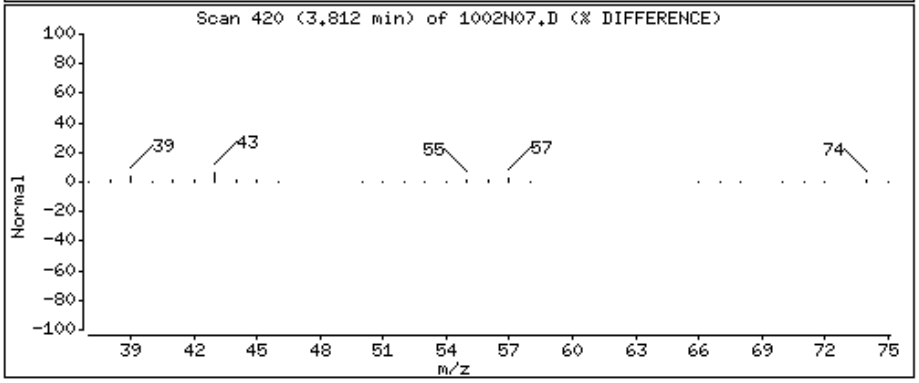

Data File: \\Orgserv2\ff\chem\GCMSVOA\Voa101.i\151002n.b\1002N07.D

Date : 02-OCT-2015 23:41

Client ID:

Instrument: Voa101.i

Sample Info: 11523745-31,31,10,,a

Purge Volume: 10.0

Operator: PD

Column phase:

Column diameter: 0.18

27 cis-1,2-dichloroethene

Concentration: 20.938 ngs

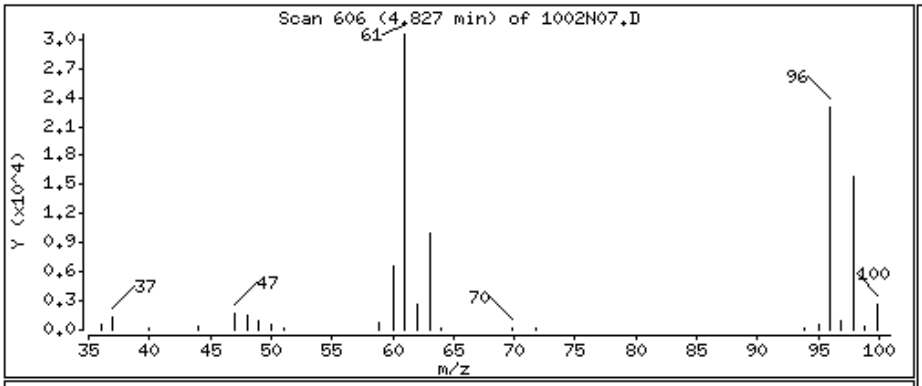

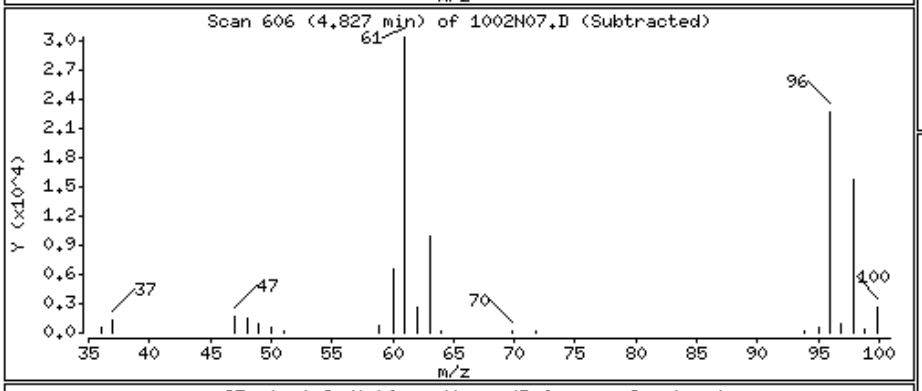

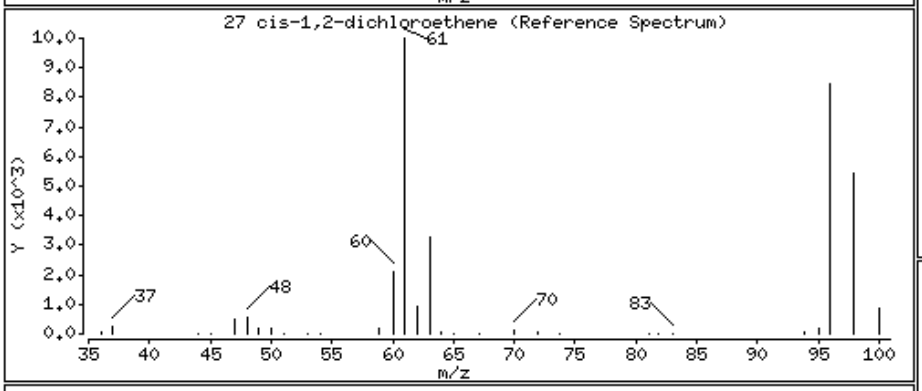

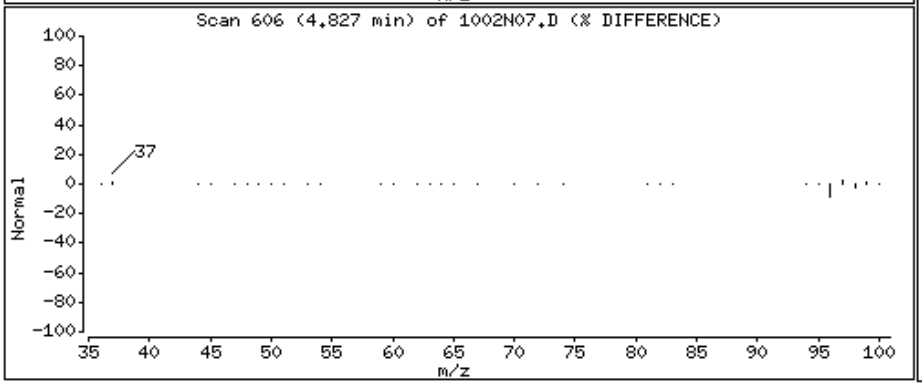

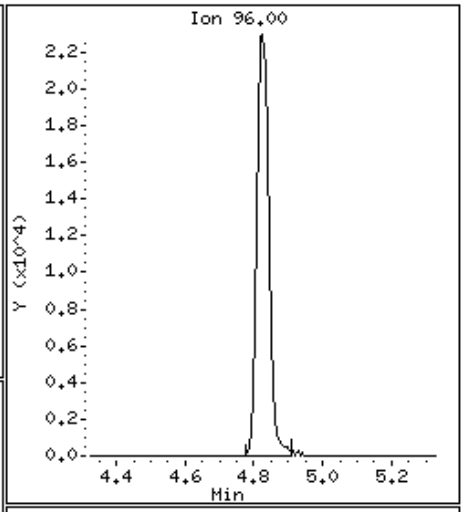

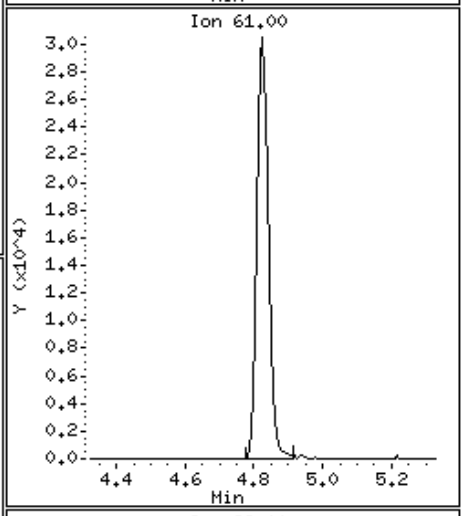

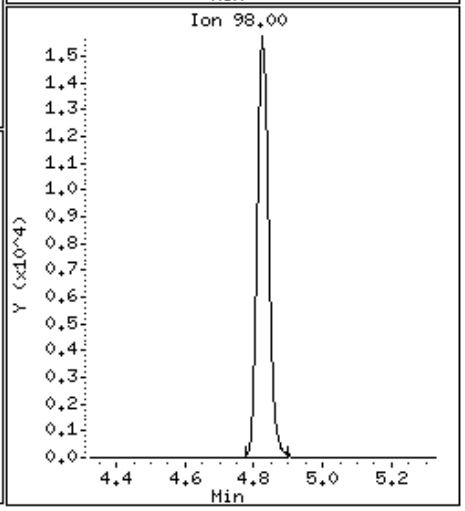

Data File: \\Orgserv2\ff\chem\GCMSVOA\Voa101.i\151002n.b\1002N07.D

Date : 02-OCT-2015 23:41

Client ID:

Instrument: Voa101.i

Sample Info: 11523745-31,31,10,,a

Purge Volume: 10.0

Operator: PD

Column phase:

Column diameter: 0.18

49 trichloroethene

Concentration: 59.121 ngs

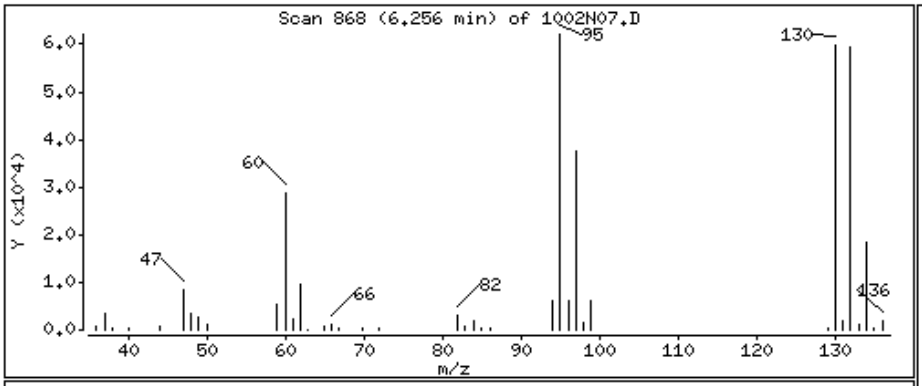

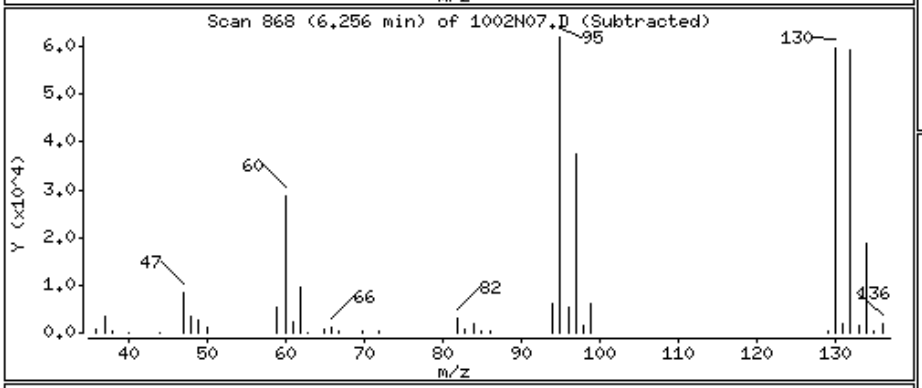

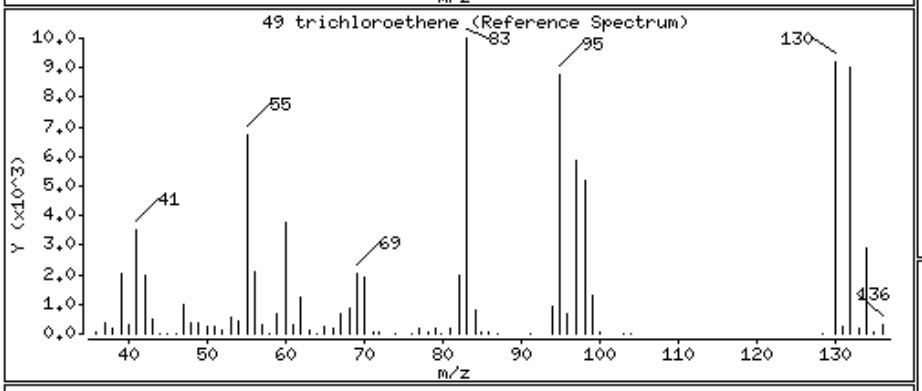

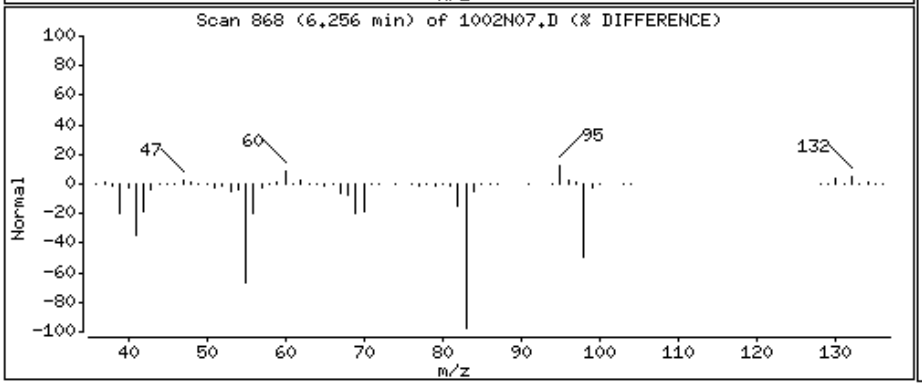

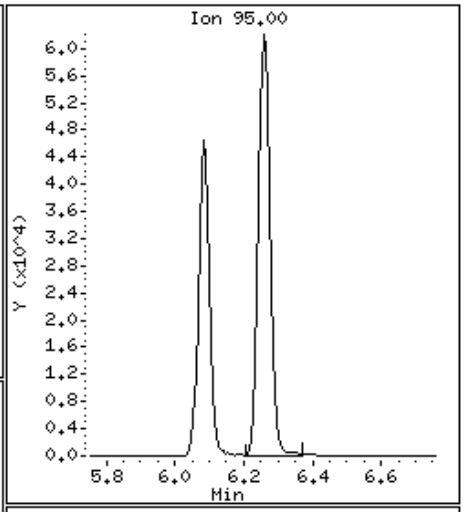

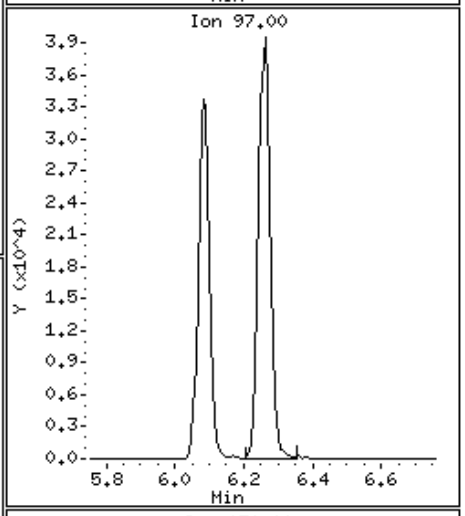

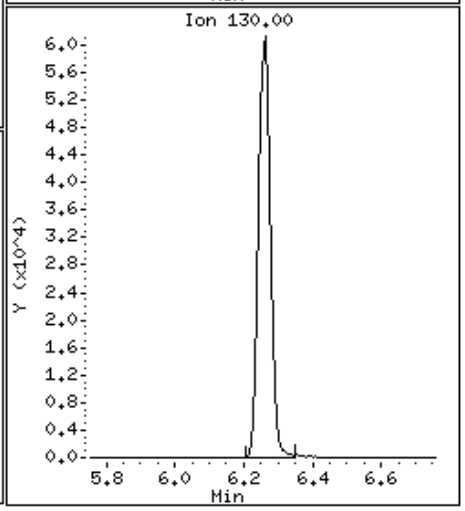

Data File: \\Orgserv2\ff\chem\GCMSVOA\Voa101.i\151002n.b\1002N07.D

Date : 02-OCT-2015 23:41

Client ID:

Instrument: Voa101.i

Sample Info: 11523745-31,31,10,,a

Purge Volume: 10.0

Operator: PD

Column phase:

Column diameter: 0.18

75 chlorobenzene

Concentration: 2.143 ngs

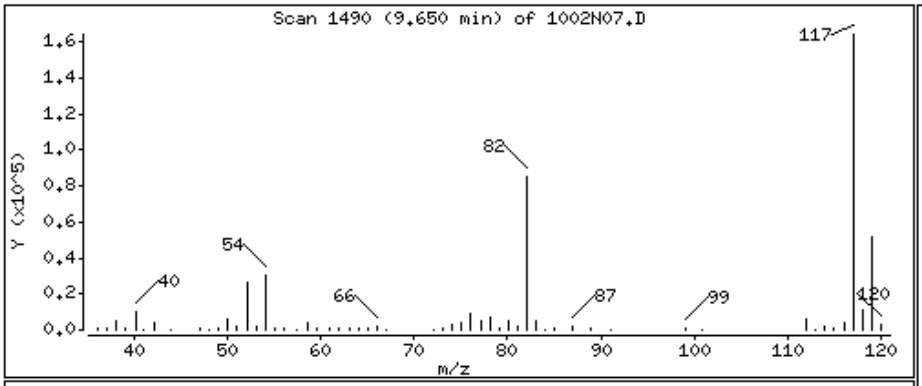

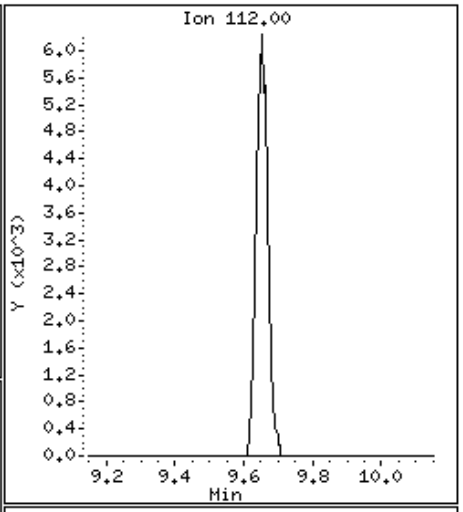

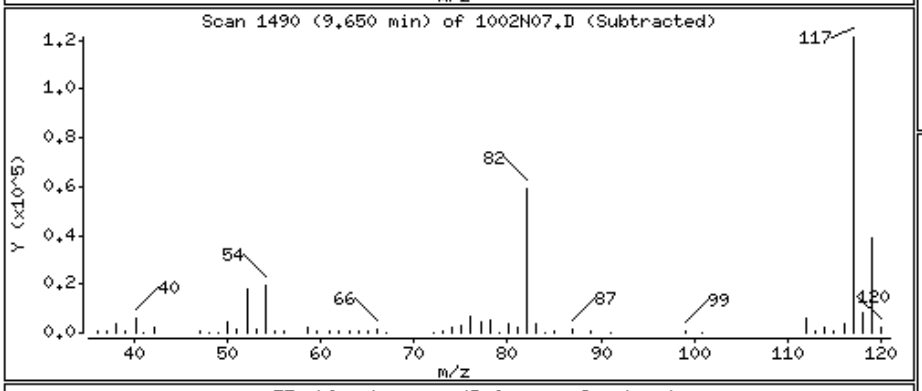

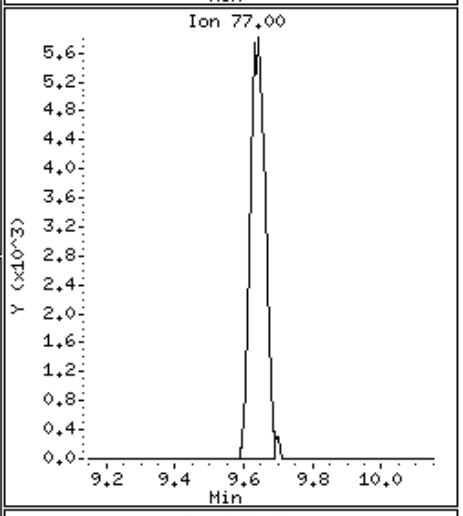

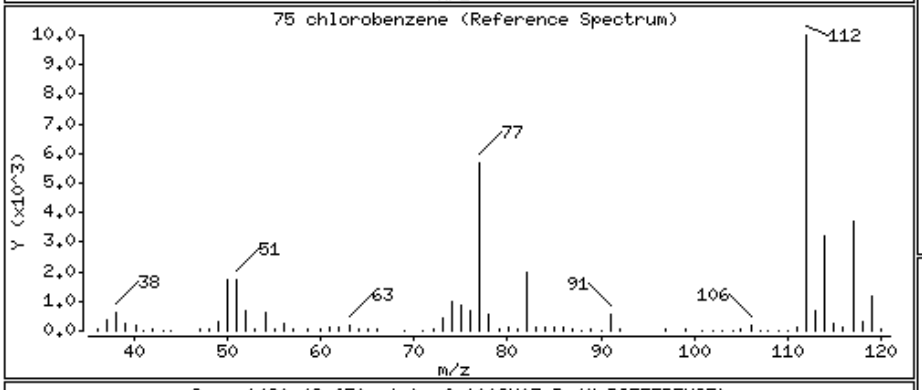

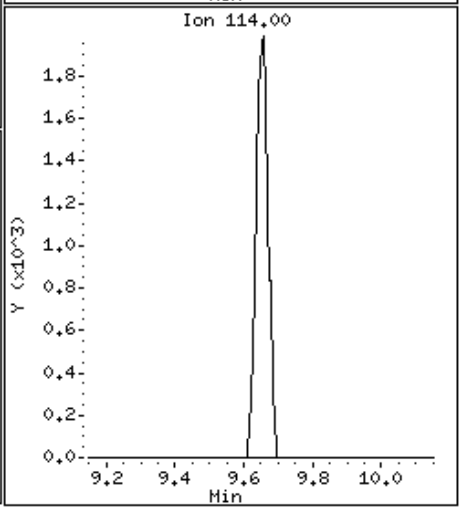

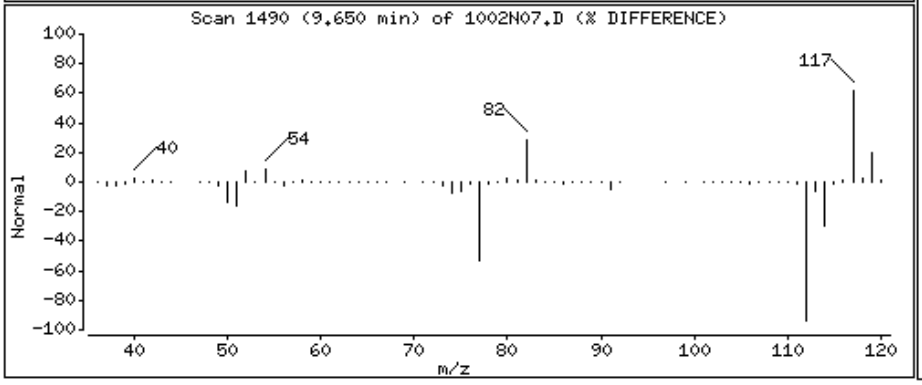

Data File: \\Orgserv2\ff\chem\GCMSVOA\Voa101.i\151002n.b\1002N07.D

Date : 02-OCT-2015 23:41

Client ID:

Instrument: Voa101.i

Sample Info: 11523745-31,31,10,,a

Purge Volume: 10.0

Operator: PD

Column phase:

Column diameter: 0.18

101 1,4-dichlorobenzene

Concentration: 8.307 ngs

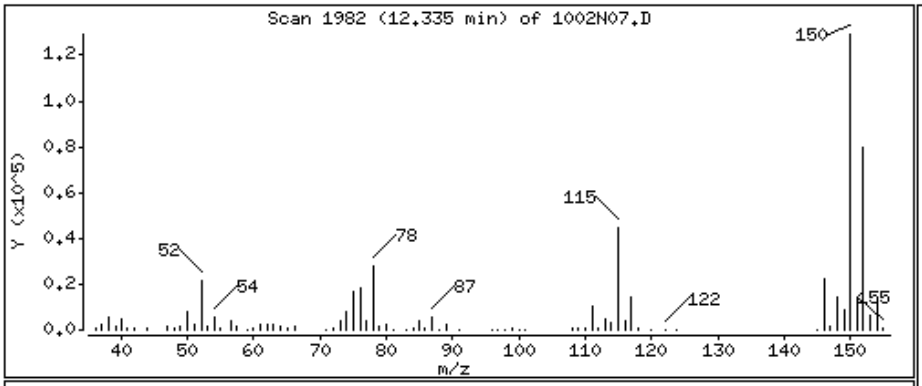

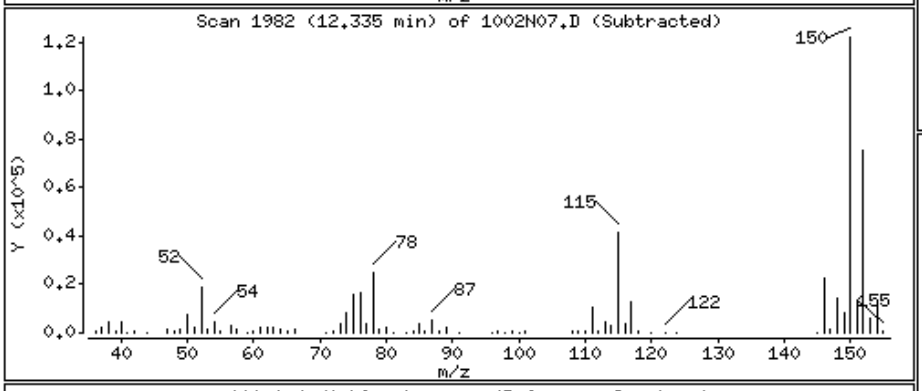

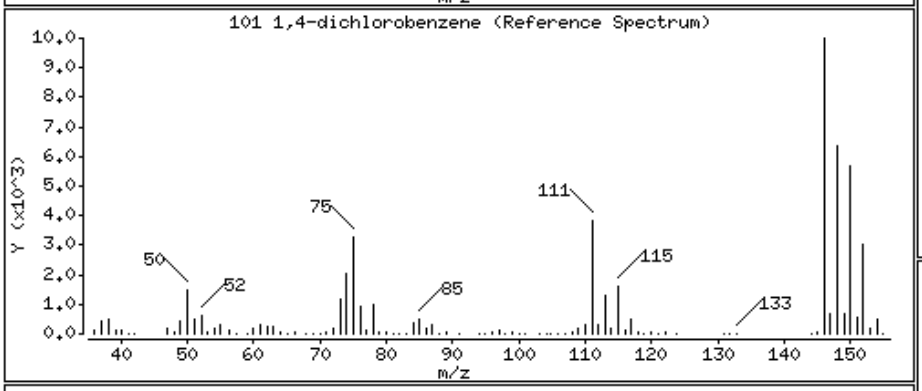

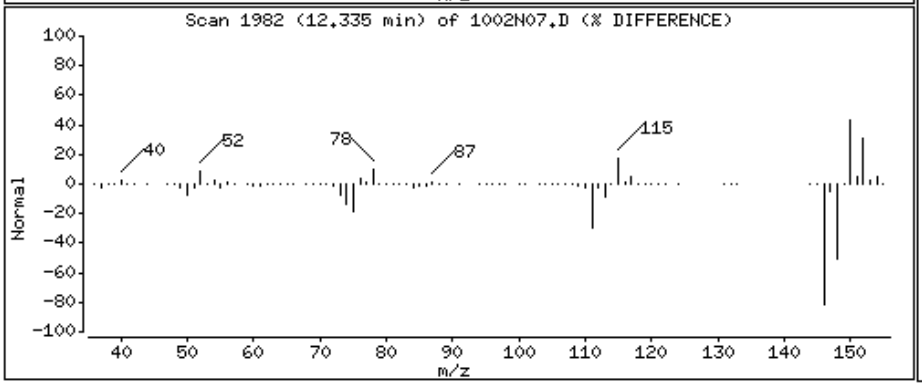

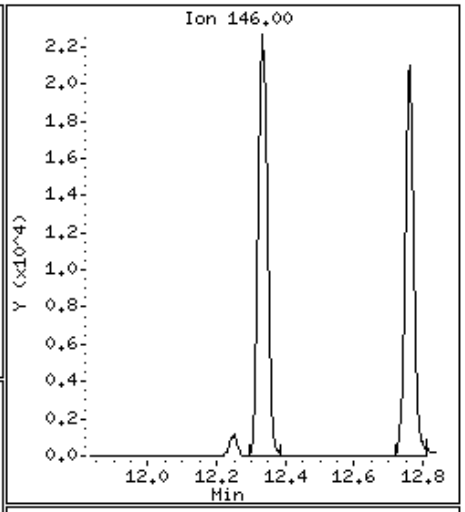

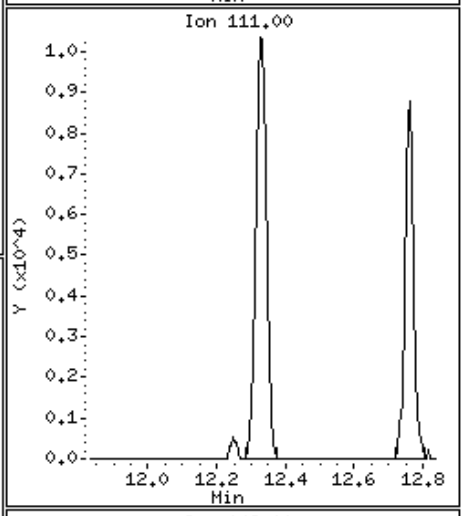

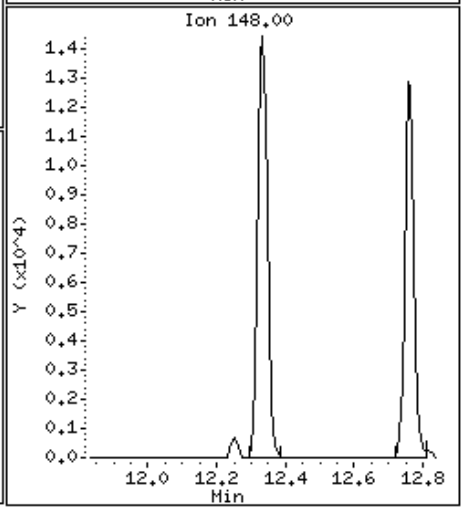

Data File: \\Orgserv2\ff\chem\GCMSVOA\Voa101.i\151002n.b\1002N07.D

Date : 02-OCT-2015 23:41

Client ID:

Instrument: Voa101.i

Sample Info: 11523745-31,31,10,,a

Purge Volume: 10.0

Operator: PD

Column phase:

Column diameter: 0.18

104 1,2-dichlorobenzene

Concentration: 9.110 ngs

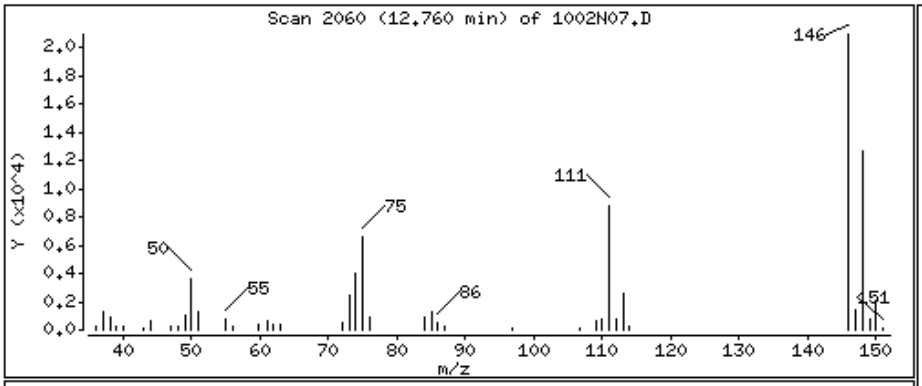

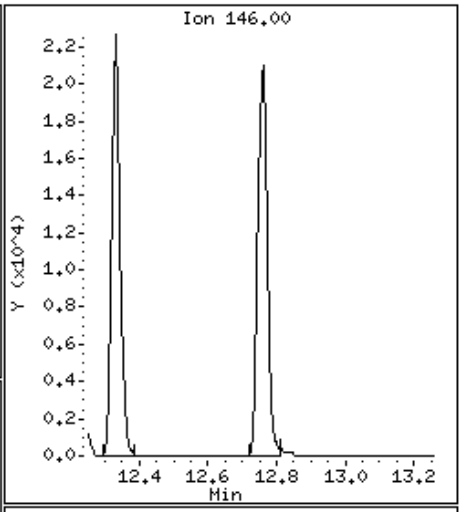

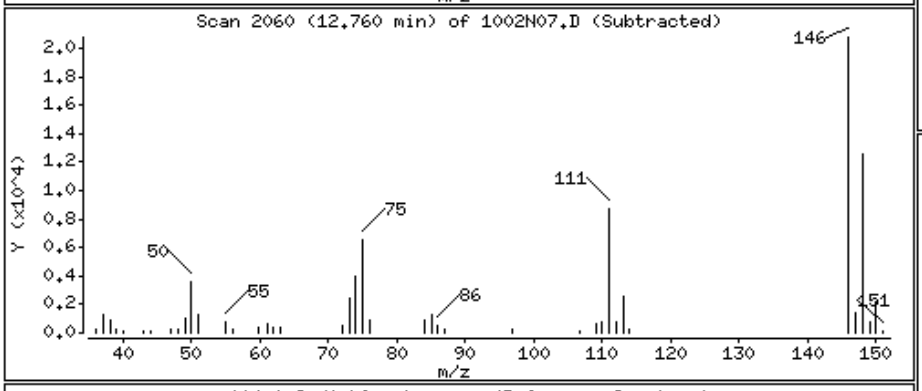

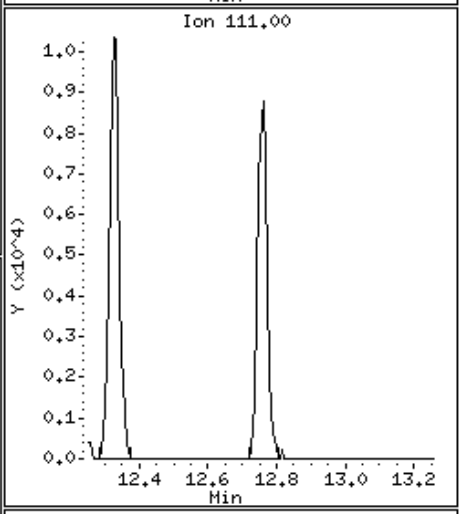

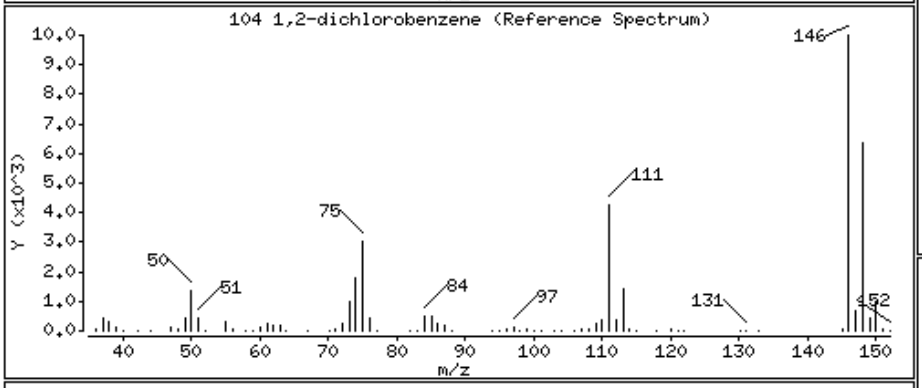

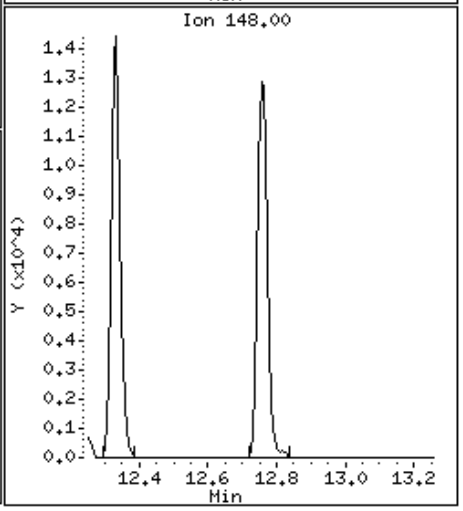

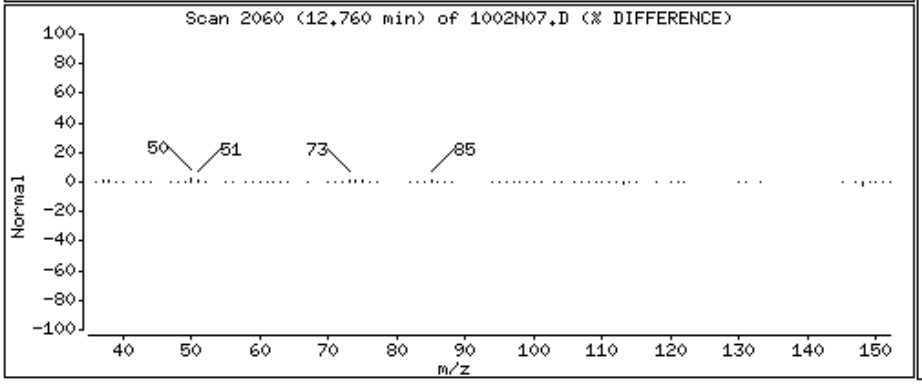

Alpha Analytical Labs

Manual Integration

Sample Info	: l1523745-31,31,10,,a wg827563,ical11506		
Instrument ID	: Voa101.i		
Method	: liq8260C.m		
File	: 1002N07.D		
Injection Date	: 02-OCT-2015 23:41		
Quantitation	: ISTD	Integrator :	HP RTE
Dilution Factor	: 1.00	Sample Type:	SAMPLE

This File has no version history.

//Orgserv2/ff/chem/GCMSVOA/Voa101.i/151002n.b/original/1002N07.D

Alpha Analytical Labs

gc/ms voa - VOA105

Data file : \\Orgserv2\ff\chem\GCMSVOA\Voa105.i\151002n.b\1002N08.D
Lab Smp Id:
Inj Date : 02-OCT-2015 23:54
Operator : PD Inst ID: Voa105.i
Smp Info : l1523745-52,31,10,,a
Misc Info : wg827568,ical11492
Comment :
Method : \\Orgserv2\ff\chem\GCMSVOA\Voa105.i\151002n.b\liq8260B.m
Meth Date : 03-Oct-2015 11:22 pduczmalew Quant Type: ISTD
Cal Date : 26-SEP-2015 22:38 Cal File: 0926A10.D
Als bottle: 8
Dil Factor: 1.00000
Integrator: HP RTE Compound Sublist: NJTCL.sub
Target Version: 4.12
Processing Host: VIRTUALXP-76524

Concentration Formula: Amt * DF * CpndVariable
Cpnd Variable Local Compound Variable

							CONCENTRATIONS		
	Compounds	QUANT SIG MASS	RT	EXP RT	REL RT	RESPONSE	ON-COLUMN (ngs)	FINAL (ngs)	REVIEW CODE
	1 dichlorodifluoromethane	85	Compound Not Detected.						
	2 chloromethane	50	1.992	1.992	(0.315)	1174	1.24795	1.247	
	3 vinyl chloride	62	Compound Not Detected.						
	4 bromomethane	94	Compound Not Detected.						
	5 chloroethane	64	Compound Not Detected.						
	6 trichlorofluoromethane	101	Compound Not Detected.						
	8 1,1,-dichloroethene	96	Compound Not Detected.						
	9 carbon disulfide	76	Compound Not Detected.						
	10 freon-113	101	Compound Not Detected.						
	11 methylene chloride	84	Compound Not Detected.						
	13 acetone	43	3.820	3.825	(0.604)	3403	23.0234	23.023	
	14 trans-1,2-dichloroethene	96	Compound Not Detected.						
	15 Methyl Acetate	43	Compound Not Detected.						
	16 methyl tert butyl ether	73	Compound Not Detected.						
	19 1,1-dichloroethane	63	Compound Not Detected.						
	24 cis-1,2-dichloroethene	96	Compound Not Detected.						
	27 bromochloromethane	128	Compound Not Detected.						
	26 Cyclohexane	56	Compound Not Detected.						
	28 chloroform	83	Compound Not Detected.						
	30 carbontetrachloride	117	Compound Not Detected.						
$	32 dibromofluoromethane	113	5.506	5.506	(0.871)	109520	96.5951	96.595	
	33 1,1,1-trichloroethane	97	Compound Not Detected.						
	34 2-butanone	43	Compound Not Detected.						
	36 benzene	78	Compound Not Detected.						
$	38 1,2-dichloroethane-d4	65	6.046	6.041	(0.956)	136766	102.517	102.517	
	39 1,2-dichloroethane	62	Compound Not Detected.						
*	41 flourobenzene	96	6.324	6.324	(1.000)	434998	100.000		
	42 methyl cyclohexane	83	Compound Not Detected.						

	Compounds	QUANT SIG MASS	RT	EXP RT	REL RT	RESPONSE	CONCENTRATIONS ON-COLUMN (ngs)	CONCENTRATIONS FINAL (ngs)	REVIEW CODE
	43 trichloroethene	95	Compound Not Detected.						
	46 1,2-dichloropropane	63	Compound Not Detected.						
	47 bromodichloromethane	83	Compound Not Detected.						
	49 1,4-Dioxane	88	Compound Not Detected.						
	52 cis-1,3-dichloropropene	75	Compound Not Detected.						
$	53 toluene-d8	98	8.027	8.027	(0.812)	412397	105.521	105.521	
	54 toluene	92	Compound Not Detected.						
	56 4-methyl-2-pentanone	58	Compound Not Detected.						
	55 tetrachloroethene	166	Compound Not Detected.						
	57 trans-1,3-dichloropropene	75	Compound Not Detected.						
	60 1,1,2-trichloroethane	83	Compound Not Detected.						
	61 chlorodibromomethane	129	Compound Not Detected.						
	64 1,2-dibromoethane	107	Compound Not Detected.						
	65 2-hexanone	43	Compound Not Detected.						
*	66 chlorobenzene-d5	117	9.882	9.882	(1.000)	297789	100.000		
	67 chlorobenzene	112	Compound Not Detected.						
	68 ethyl benzene	91	Compound Not Detected.						
	70 p/m xylene	106	Compound Not Detected.						
	71 o xylene	106	Compound Not Detected.						
	72 styrene	104	Compound Not Detected.						
	73 bromoform	173	Compound Not Detected.						
	74 isopropylbenzene	105	Compound Not Detected.						
$	75 4-bromofluorobenzene	95	11.333	11.333	(0.905)	138644	103.549	103.548	
	79 1,1,2,2,-tetrachloroethane	83	Compound Not Detected.						
	92 1,3-dichlorobenzene	146	Compound Not Detected.						
*	93 1,4-dichlorobenzene-d4	152	12.517	12.517	(1.000)	131914	100.000		
	94 1,4-dichlorobenzene	146	Compound Not Detected.						
	97 1,2-dichlorobenzene	146	Compound Not Detected.						
	99 1,2-dibromo-3-chloropropane	75	Compound Not Detected.						
	102 1,2,4-trichlorobenzene	180	Compound Not Detected.						
	104 1,2,3-trichlorobenzene	180	Compound Not Detected.						

Alpha Analytical Labs

gc/ms voa - VOA105

Data file : \\Orgserv2\ff\chem\GCMSVOA\Voa105.i\151002n.b\1002N08.D
Lab Smp Id:
Inj Date : 02-OCT-2015 23:54
Operator : PD Inst ID: Voa105.i
Smp Info : l1523745-52,31,10,,a
Misc Info : wg827568,ical11492
Comment :
Method : \\Orgserv2\ff\chem\GCMSVOA\Voa105.i\151002n.b\liq8260B.m
Meth Date : 03-Oct-2015 11:22 pduczmalew Quant Type: ISTD
Cal Date : 26-SEP-2015 22:38 Cal File: 0926A10.D
Als bottle: 8
Dil Factor: 1.00000
Integrator: HP RTE Compound Sublist: NJTCL.sub
Target Version: 4.12
Processing Host: VIRTUALXP-76524

- NO TENTATIVELY IDENTIFIED COMPOUNDS -

Alpha Analytical Labs

INTERNAL STANDARD COMPOUNDS
AREA AND RT SUMMARY

Instrument ID: Voa105.i
Lab File ID: 1002N08.D
Lab Smp Id:
Analysis Type: VOA
Quant Type: ISTD
Operator: PD
Method File: \\Orgserv2\ff\chem\GCMSVOA\Voa105.i\151002n.b\liq8260B.m
Misc Info: wg827568,ical11492

Calibration Date: 02-OCT-2015
Calibration Time: 20:41
Level: LOW
Sample Type: WATER

Test Mode:
Use Last Continuing Calibrator.
If Continuing Cal. use Initial Cal. Level 3

		AREA LIMIT			
COMPOUND	STANDARD	LOWER	UPPER	SAMPLE	%DIFF
41 flourobenzene	477183	238592	954366	434998	-8.84
66 chlorobenzene-d5	340497	170249	680994	297789	-12.54
93 1,4-dichlorobenze	165467	82734	330934	131914	-20.28

		RT LIMIT			
COMPOUND	STANDARD	LOWER	UPPER	SAMPLE	%DIFF
41 flourobenzene	6.32	5.82	6.82	6.32	0.00
66 chlorobenzene-d5	9.88	9.38	10.38	9.88	0.00
93 1,4-dichlorobenze	12.52	12.02	13.02	12.52	0.00

AREA UPPER LIMIT = +100% of internal standard area.
AREA LOWER LIMIT = - 50% of internal standard area.
RT UPPER LIMIT = + 0.50 minutes of internal standard RT.
RT LOWER LIMIT = - 0.50 minutes of internal standard RT.

Alpha Analytical Labs

RECOVERY REPORT

Client Name: Client SDG: SDGa00307
Sample Matrix: LIQUID Fraction: VOA
Lab Smp Id:
Level: LOW Operator: PD
Data Type: MS DATA SampleType: SAMPLE
SpikeList File: curveall.spk Quant Type: ISTD
Sublist File: NJTCL.sub
Method File: \\Orgserv2\ff\chem\GCMSVOA\Voa105.i\151002n.b\liq8260B.m
Misc Info: wg827568,ical11492

SURROGATE COMPOUND	AMOUNT ADDED ngs	AMOUNT RECOVERED ngs	% RECOVERED	LIMITS
$ 32 dibromofluorometha	100.000	96.595	96.60	70-130
$ 38 1,2-dichloroethane	100.000	102.517	102.52	70-130
$ 53 toluene-d8	100.000	105.521	105.52	70-130
$ 75 4-bromofluorobenze	100.000	103.548	103.55	70-130

Data File: \\Orgserv2\ff\chem\GCMSVOA\Voa105.i\151002n.b\1002N08.D
Date : 02-OCT-2015 23:54
Client ID:
Instrument: Voa105.i
Sample Info: 11523745-52,31,10,,a
Purge Volume: 10.0
Operator: PD
Column phase:
Column diameter: 0.18

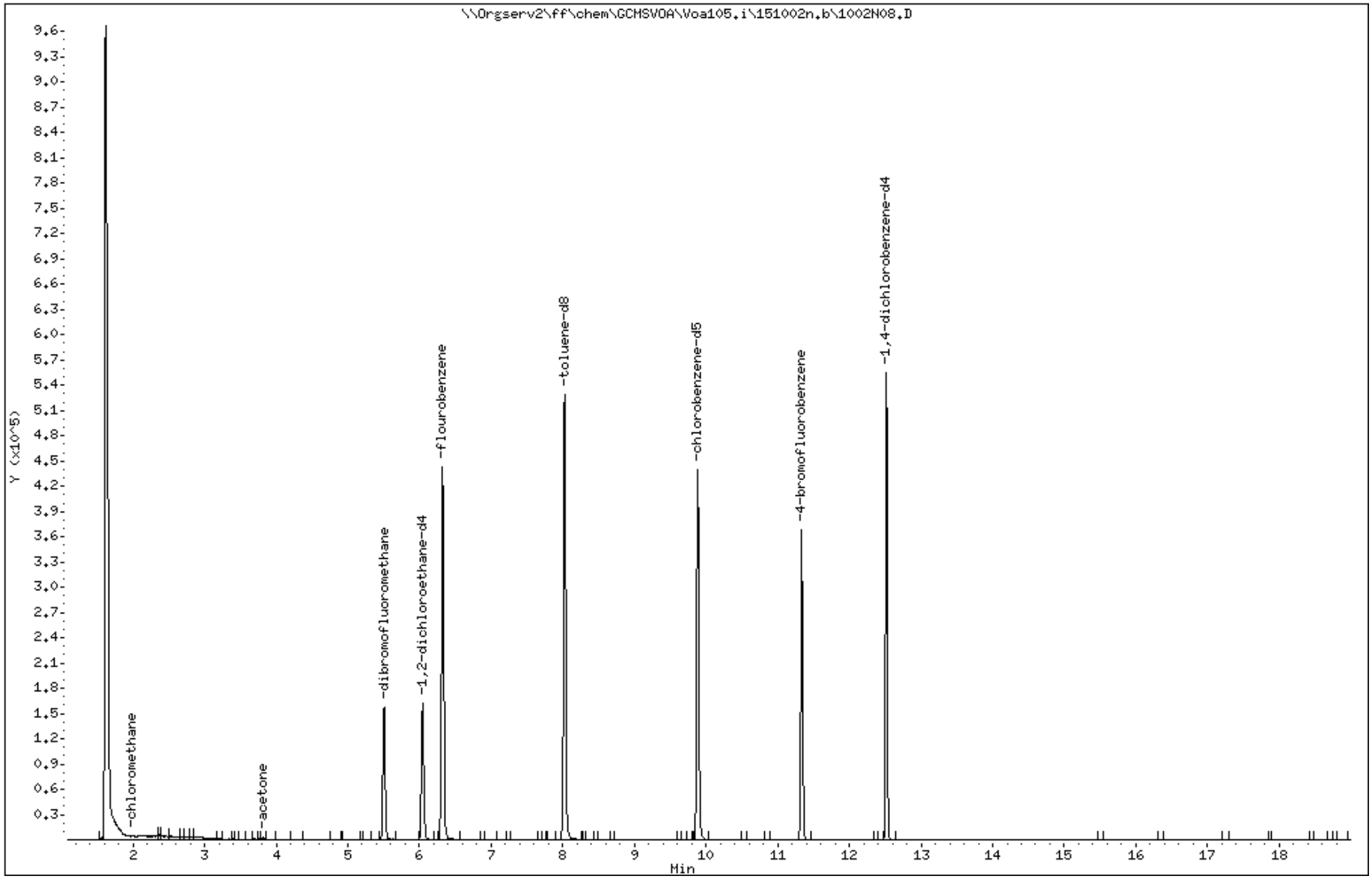

Data File: \\Orgserv2\ff\chem\GCMSVOA\Voa105.i\151002n.b\1002N08.D

Date : 02-OCT-2015 23:54

Client ID:

Instrument: Voa105.i

Sample Info: 11523745-52,31,10,,a

Purge Volume: 10.0

Operator: PD

Column phase:

Column diameter: 0.18

2 chloromethane

Concentration: 1.247 ngs

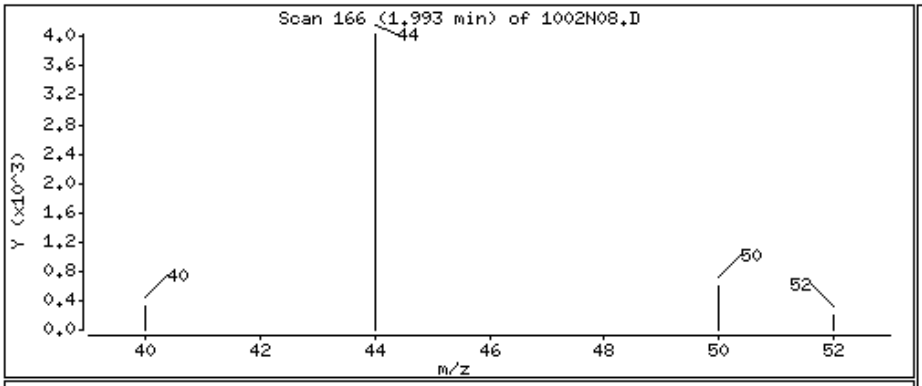

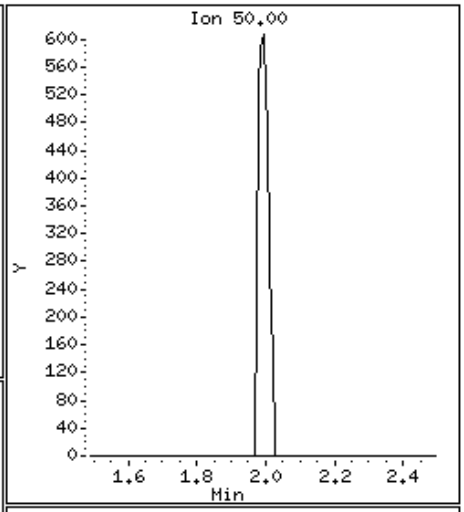

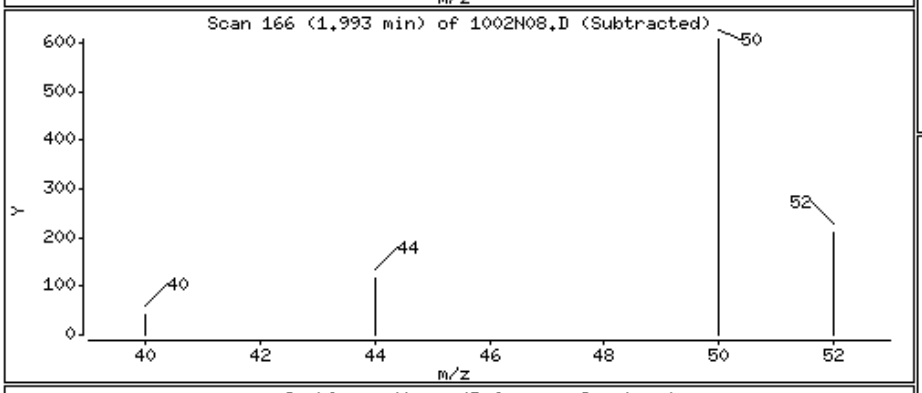

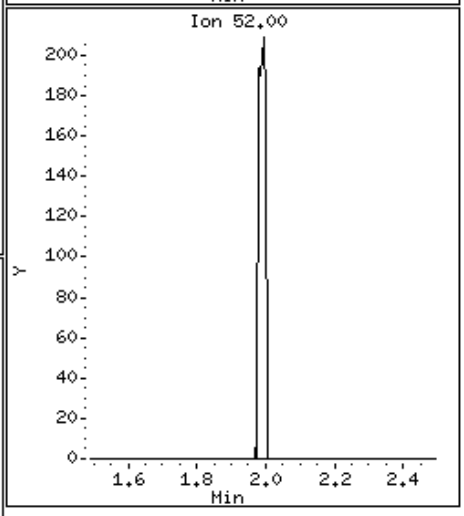

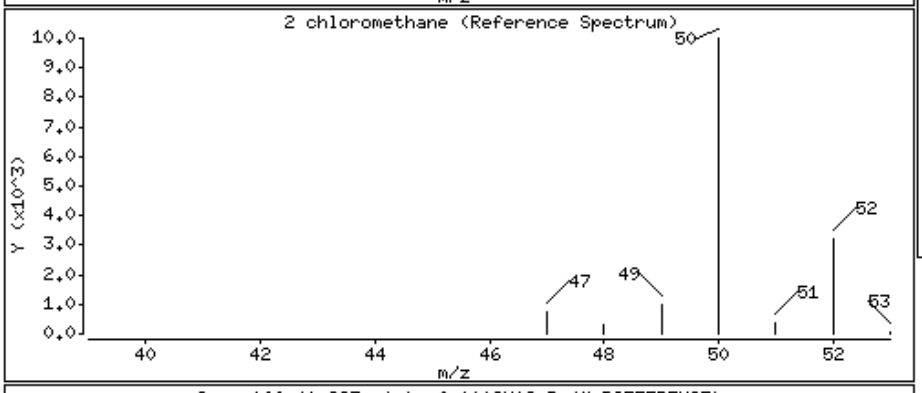

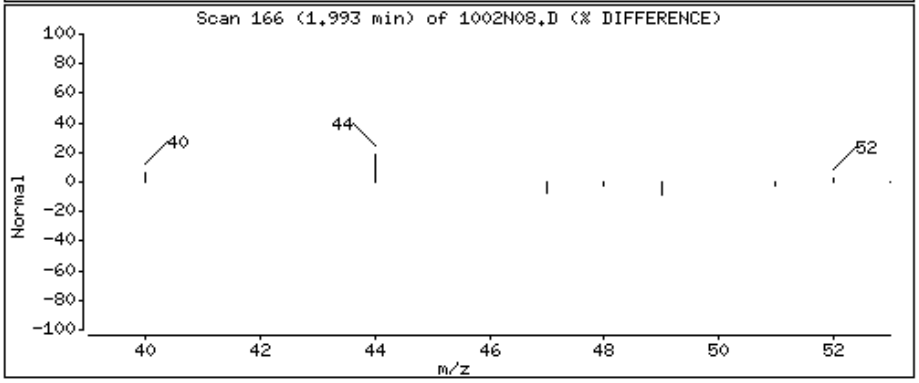

Data File: \\Orgserv2\ff\chem\GCMSVOA\Voa105.i\151002n.b\1002N08.D

Date : 02-OCT-2015 23:54

Client ID:

Instrument: Voa105.i

Sample Info: 11523745-52,31,10,,a

Purge Volume: 10.0

Operator: PD

Column phase:

Column diameter: 0.18

13 acetone

Concentration: 23.023 ngs

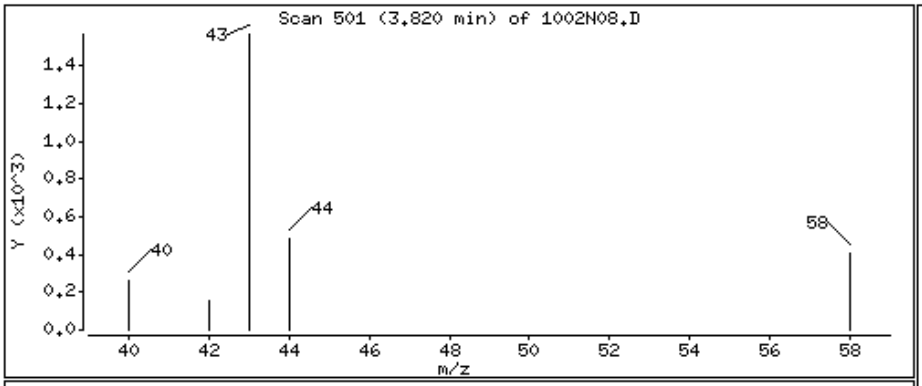

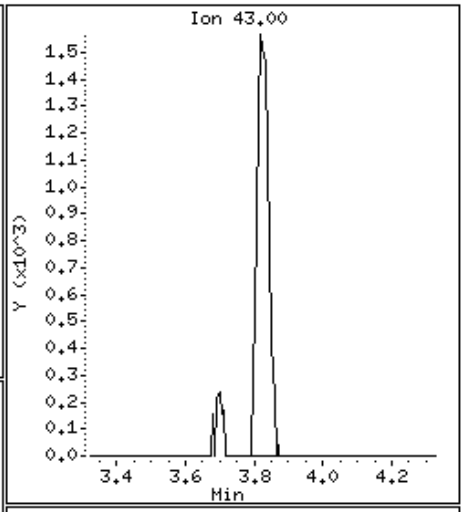

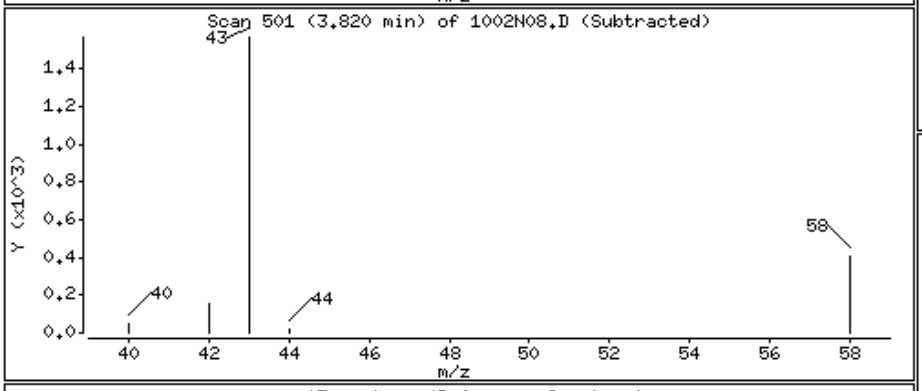

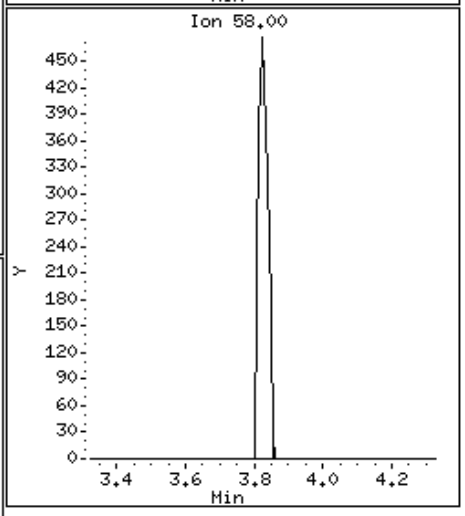

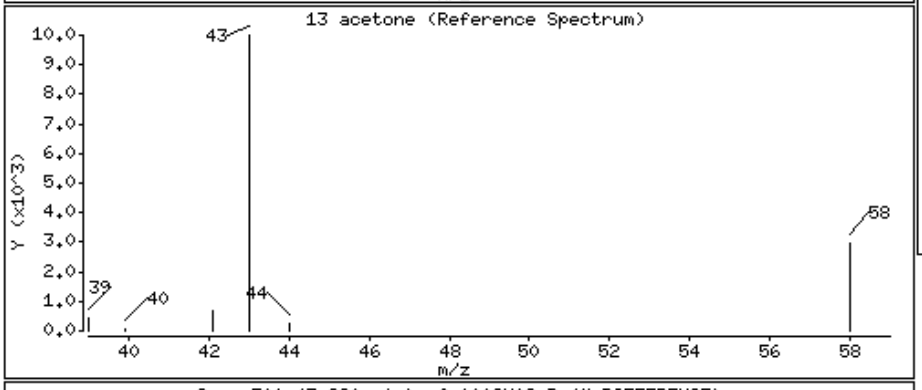

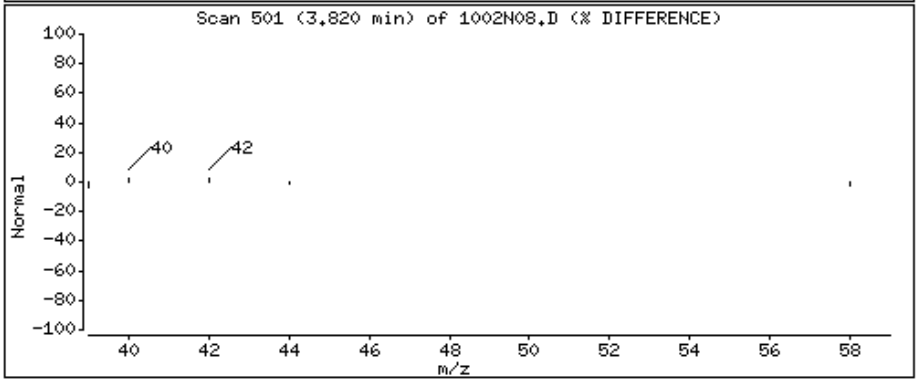

Alpha Analytical Labs

gc/ms voa - VOA101

Data file : \\Orgserv2\ff\chem\GCMSVOA\Voa101.i\151002n.b\1002N08.D
Lab Smp Id:
Inj Date : 03-OCT-2015 00:10
Operator : PD Inst ID: Voa101.i
Smp Info : l1523745-32,31,10,,a
Misc Info : wg827563,ical11506
Comment :
Method : \\Orgserv2\ff\chem\GCMSVOA\Voa101.i\151002n.b\liq8260C.m
Meth Date : 03-Oct-2015 11:01 pduczmalew Quant Type: ISTD
Cal Date : 29-SEP-2015 17:33 Cal File: 0929A10.D
Als bottle: 8
Dil Factor: 1.00000
Integrator: HP RTE Compound Sublist: NJTCL.sub
Target Version: 4.12
Processing Host: VIRTUALXP-76524

Concentration Formula: Amt * DF * CpndVariable
Cpnd Variable Local Compound Variable

	Compounds	QUANT SIG MASS	RT	EXP RT	REL RT	RESPONSE	CONCENTRATIONS ON-COLUMN (ngs)	FINAL (ngs)	REVIEW CODE
	1 dichlorodifluoromethane	85	Compound Not Detected.						
	2 chloromethane	50	Compound Not Detected.						
	3 vinyl chloride	62	Compound Not Detected.						
	4 bromomethane	94	Compound Not Detected.						
	5 chloroethane	64	Compound Not Detected.						
	6 trichlorofluoromethane	101	Compound Not Detected.						
	8 1,1,-dichloroethene	96	Compound Not Detected.						
	11 freon-113	101	3.047	3.042	(0.501)	4215	1.95637	1.956	
	10 carbon disulfide	76	Compound Not Detected.						
	14 methylene chloride	84	Compound Not Detected.						
	15 acetone	43	3.609	3.609	(0.594)	15934	47.6408	47.640	
	16 trans-1,2-dichloroethene	96	Compound Not Detected.						
	17 Methyl Acetate	43	Compound Not Detected.						
	18 methyl tert butyl ether	73	Compound Not Detected.						
	22 1,1-dichloroethane	63	Compound Not Detected.						
	27 cis-1,2-dichloroethene	96	Compound Not Detected.						
	29 bromochloromethane	128	Compound Not Detected.						
	30 Cyclohexane	56	Compound Not Detected.						
	31 chloroform	83	5.088	5.088	(0.837)	17206	4.45554	4.455	
	33 carbontetrachloride	117	Compound Not Detected.						
$	36 dibromofluoromethane	113	5.268	5.268	(0.866)	271658	95.3584	95.358	
	37 1,1,1-trichloroethane	97	Compound Not Detected.						
	38 2-butanone	43	Compound Not Detected.						
	40 benzene	78	Compound Not Detected.						
$	42 1,2-dichloroethane-d4	65	5.797	5.797	(0.953)	307411	103.384	103.384	
	43 1,2-dichloroethane	62	Compound Not Detected.						
*	45 flourobenzene	96	6.081	6.081	(1.000)	1141134	100.000		
	49 trichloroethene	95	6.261	6.256	(1.030)	22022	9.62117	9.621	
	46 methyl cyclohexane	83	Compound Not Detected.						

	Compounds	QUANT SIG MASS	RT	EXP RT	REL RT	RESPONSE	CONCENTRATIONS ON-COLUMN (ngs)	CONCENTRATIONS FINAL (ngs)	REVIEW CODE
	52 1,2-dichloropropane	63	Compound Not Detected.						
	53 bromodichloromethane	83	Compound Not Detected.						
	56 1,4-Dioxane	88	Compound Not Detected.						
	58 cis-1,3-dichloropropene	75	Compound Not Detected.						
$	59 toluene-d8	98	7.783	7.783	(0.808)	1113139	100.058	100.057	
	60 toluene	92	Compound Not Detected.						
	62 4-methyl-2-pentanone	58	Compound Not Detected.						
	63 tetrachloroethene	166	8.280	8.285	(0.860)	3411	1.41281	1.412	
	64 trans-1,3-dichloropropene	75	Compound Not Detected.						
	68 1,1,2-trichloroethane	83	Compound Not Detected.						
	69 chlorodibromomethane	129	Compound Not Detected.						
	71 1,2-dibromoethane	107	Compound Not Detected.						
	73 2-hexanone	43	Compound Not Detected.						
*	74 chlorobenzene-d5	117	9.628	9.633	(1.000)	834617	100.000		
	75 chlorobenzene	112	Compound Not Detected.						
	76 ethyl benzene	91	Compound Not Detected.						
	78 p/m xylene	106	Compound Not Detected.						
	79 o xylene	106	Compound Not Detected.						
	80 styrene	104	Compound Not Detected.						
	81 bromoform	173	Compound Not Detected.						
	82 isopropylbenzene	105	Compound Not Detected.						
$	83 4-bromofluorobenzene	95	11.112	11.112	(0.902)	412691	99.4020	99.401	
	88 1,1,2,2,-tetrachloroethane	83	Compound Not Detected.						
	99 1,3-dichlorobenzene	146	Compound Not Detected.						
*	100 1,4-dichlorobenzene-d4	152	12.318	12.318	(1.000)	405498	100.000		
	101 1,4-dichlorobenzene	146	Compound Not Detected.						
	104 1,2-dichlorobenzene	146	Compound Not Detected.						
	106 1,2-dibromo-3-chloropropane	75	Compound Not Detected.						
	109 1,2,4-trichlorobenzene	180	Compound Not Detected.						
	111 1,2,3-trichlorobenzene	180	Compound Not Detected.						

Alpha Analytical Labs

gc/ms voa - VOA101

Data file : \\Orgserv2\ff\chem\GCMSVOA\Voa101.i\151002n.b\1002N08.D
Lab Smp Id:
Inj Date : 03-OCT-2015 00:10
Operator : PD Inst ID: Voa101.i
Smp Info : l1523745-32,31,10,,a
Misc Info : wg827563,ical11506
Comment :
Method : \\Orgserv2\ff\chem\GCMSVOA\Voa101.i\151002n.b\liq8260C.m
Meth Date : 03-Oct-2015 11:01 pduczmalew Quant Type: ISTD
Cal Date : 29-SEP-2015 17:33 Cal File: 0929A10.D
Als bottle: 8
Dil Factor: 1.00000
Integrator: HP RTE Compound Sublist: NJTCL.sub
Target Version: 4.12
Processing Host: VIRTUALXP-76524

- NO TENTATIVELY IDENTIFIED COMPOUNDS -

Alpha Analytical Labs

INTERNAL STANDARD COMPOUNDS
AREA AND RT SUMMARY

Instrument ID: Voa101.i
Lab File ID: 1002N08.D
Lab Smp Id:
Analysis Type: VOA
Quant Type: ISTD
Operator: PD
Method File: \\Orgserv2\ff\chem\GCMSVOA\Voa101.i\151002n.b\liq8260C.m
Misc Info: wg827563,ical11506

Calibration Date: 02-OCT-2015
Calibration Time: 20:45
Level: LOW
Sample Type: WATER

Test Mode:
Use Last Continuing Calibrator.
If Continuing Cal. use Initial Cal. Level 3

		AREA LIMIT			
COMPOUND	STANDARD	LOWER	UPPER	SAMPLE	%DIFF
45 flourobenzene	1222489	611245	2444978	1141134	-6.65
74 chlorobenzene-d5	899066	449533	1798132	834617	-7.17
100 1,4-dichlorobenze	443377	221689	886754	405498	-8.54

		RT LIMIT			
COMPOUND	STANDARD	LOWER	UPPER	SAMPLE	%DIFF
45 flourobenzene	6.08	5.58	6.58	6.08	0.00
74 chlorobenzene-d5	9.63	9.13	10.13	9.63	-0.06
100 1,4-dichlorobenze	12.32	11.82	12.82	12.32	0.00

AREA UPPER LIMIT = +100% of internal standard area.
AREA LOWER LIMIT = - 50% of internal standard area.
RT UPPER LIMIT = + 0.50 minutes of internal standard RT.
RT LOWER LIMIT = - 0.50 minutes of internal standard RT.

Alpha Analytical Labs

RECOVERY REPORT

Client Name: Client SDG: SDGa00307
Sample Matrix: LIQUID Fraction: VOA
Lab Smp Id:
Level: LOW Operator: PD
Data Type: MS DATA SampleType: SAMPLE
SpikeList File: curveallim.spk Quant Type: ISTD
Sublist File: NJTCL.sub
Method File: \\Orgserv2\ff\chem\GCMSVOA\Voa101.i\151002n.b\liq8260C.m
Misc Info: wg827563,ical11506

SURROGATE COMPOUND	AMOUNT ADDED ngs	AMOUNT RECOVERED ngs	% RECOVERED	LIMITS
$ 36 dibromofluorometha	100.000	95.358	95.36	70-130
$ 42 1,2-dichloroethane	100.000	103.384	103.38	70-130
$ 59 toluene-d8	100.000	100.057	100.06	70-130
$ 83 4-bromofluorobenze	100.000	99.401	99.40	70-130

Data File: \\Orgserv2\ff\chem\GCMSVOA\Voa101.i\151002n.b\1002N08.D
Date : 03-OCT-2015 00:10
Client ID:
Sample Info: 11523745-32,31,10,,a
Purge Volume: 10.0
Column phase:

Instrument: Voa101.i
Operator: PD
Column diameter: 0.18

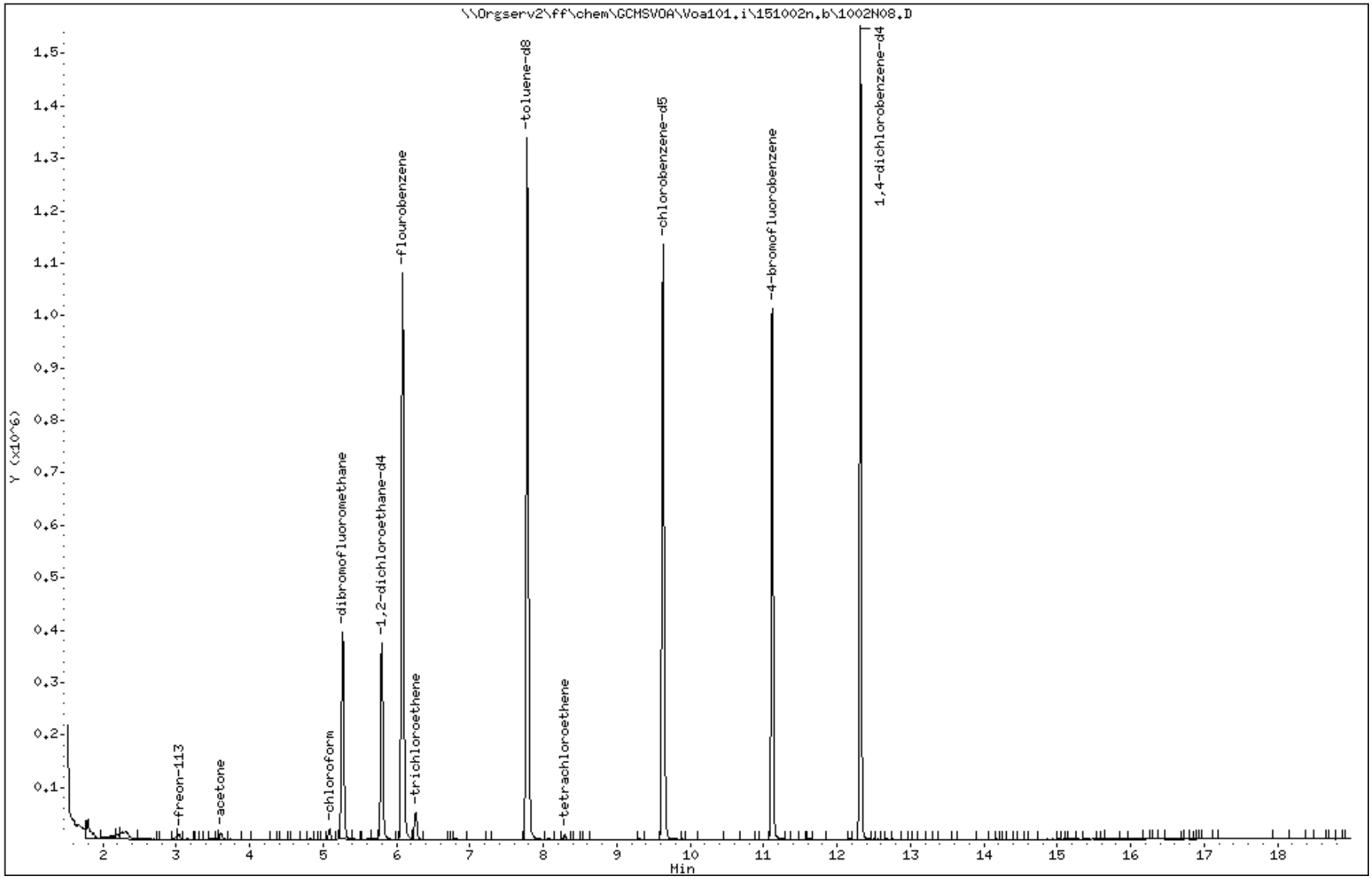

Data File: \\Orgserv2\ff\chem\GCMSVOA\Voa101.i\151002n.b\1002N08.D

Date : 03-OCT-2015 00:10

Client ID:

Instrument: Voa101.i

Sample Info: 11523745-32,31,10,,a

Purge Volume: 10.0

Operator: PD

Column phase:

Column diameter: 0.18

11 freon-113

Concentration: 1.956 ngs

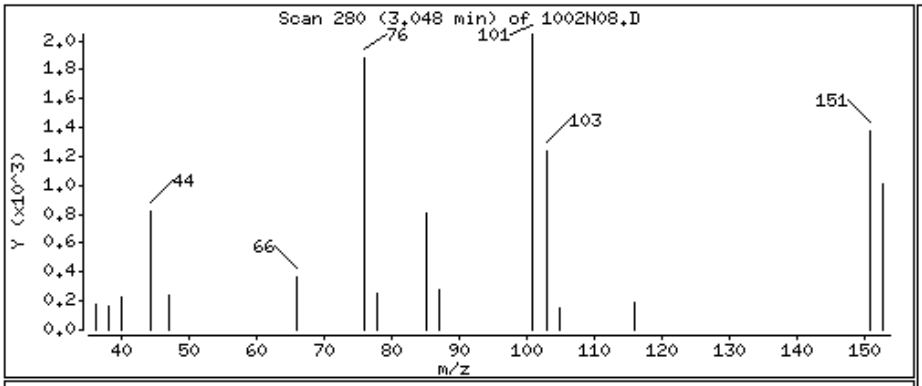

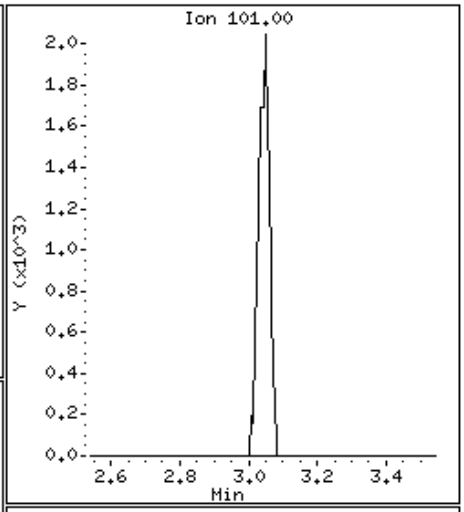

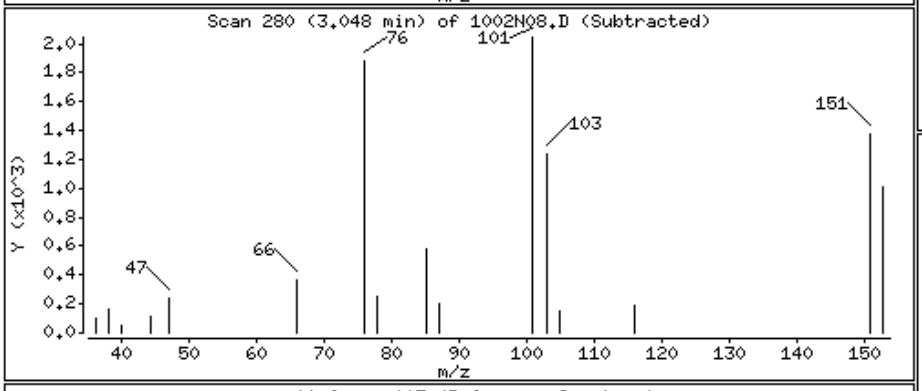

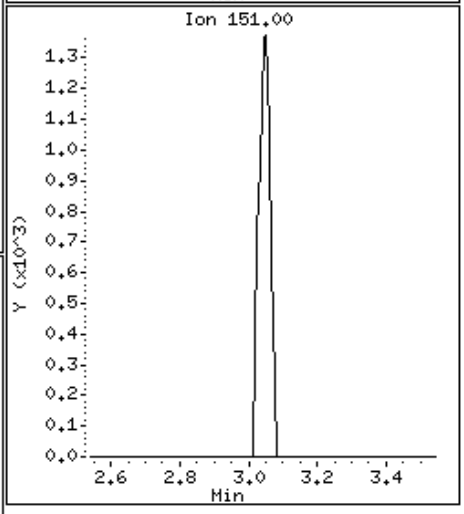

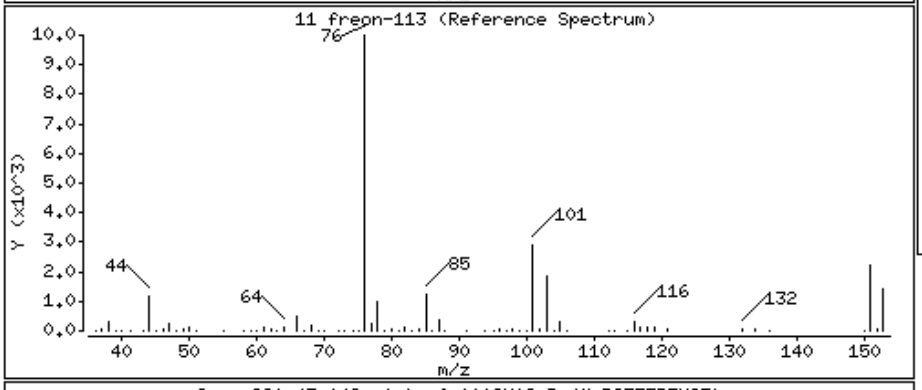

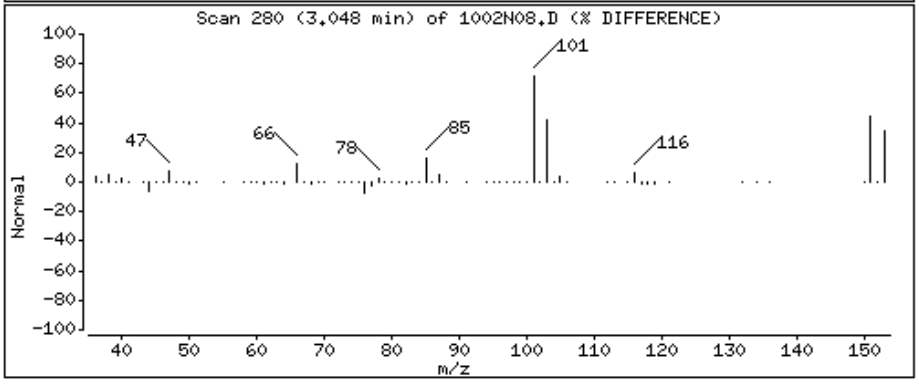

Data File: \\Orgserv2\ff\chem\GCMSVOA\Voa101.i\151002n.b\1002N08.D

Date : 03-OCT-2015 00:10

Client ID:

Instrument: Voa101.i

Sample Info: 11523745-32,31,10,,a

Purge Volume: 10.0

Operator: PD

Column phase:

Column diameter: 0.18

15 acetone

Concentration: 47.640 ngs

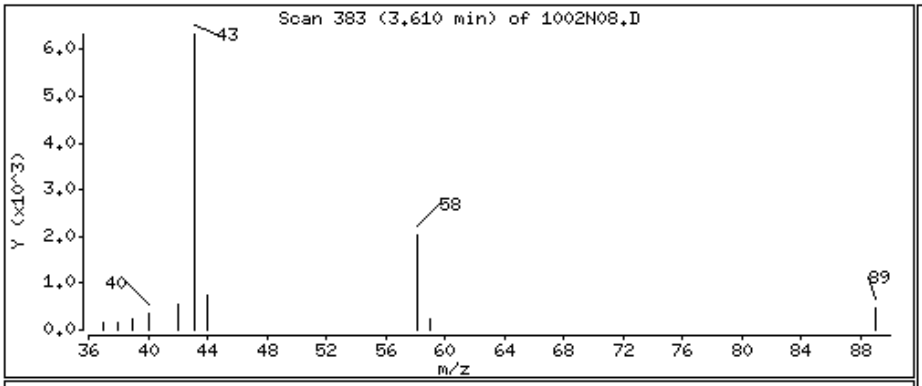

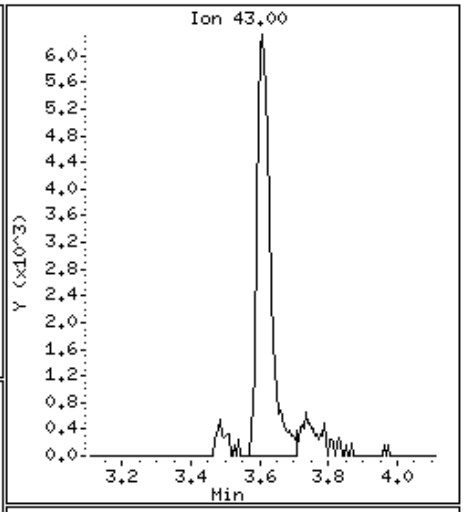

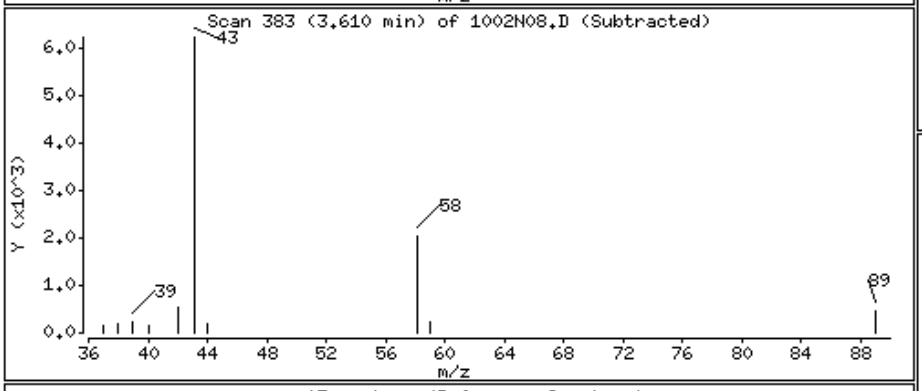

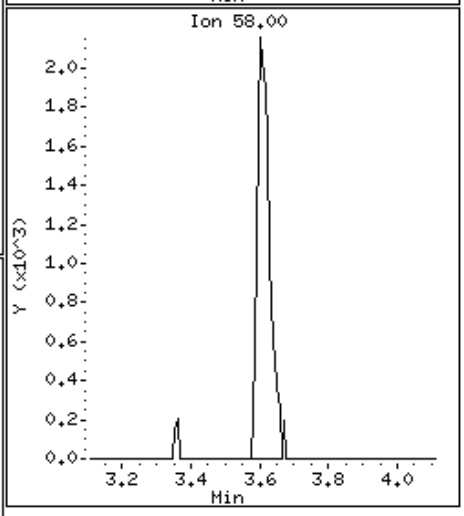

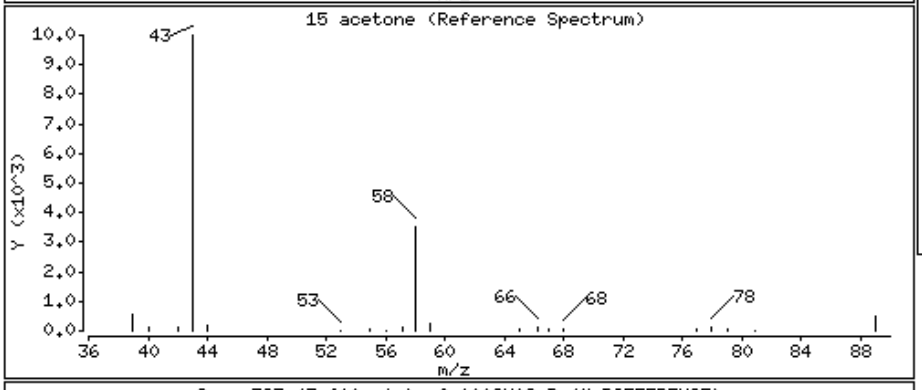

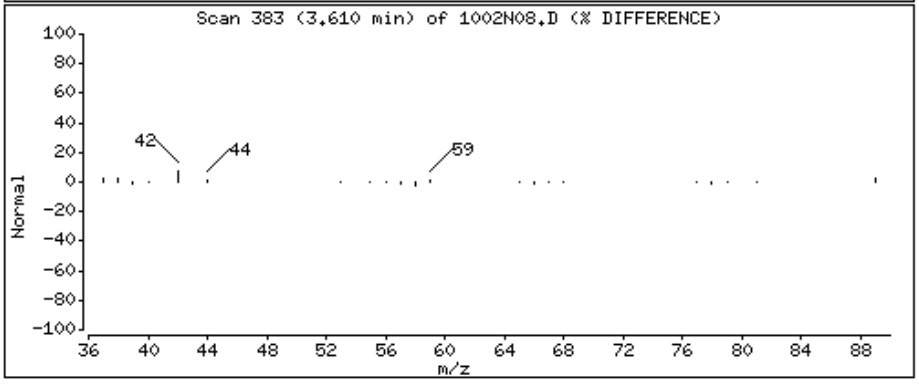

Data File: \\Orgserv2\ff\chem\GCMSVOA\Voa101.i\151002n.b\1002N08.D

Date : 03-OCT-2015 00:10

Client ID:

Instrument: Voa101.i

Sample Info: 11523745-32,31,10,,a

Purge Volume: 10.0

Operator: PD

Column phase:

Column diameter: 0.18

31 chloroform

Concentration: 4.455 ngs

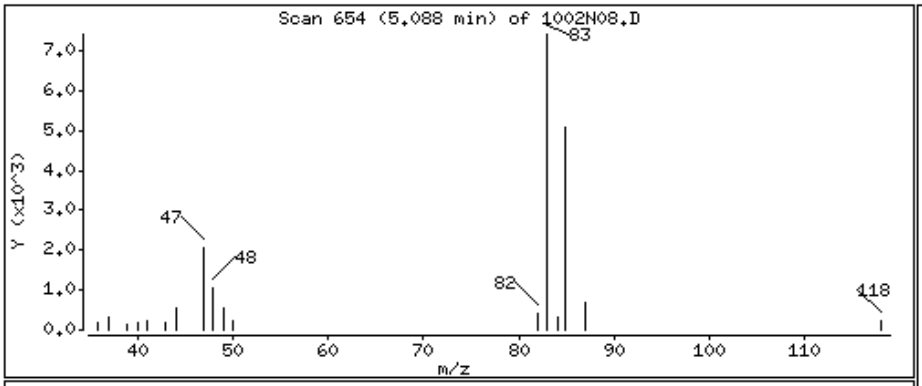

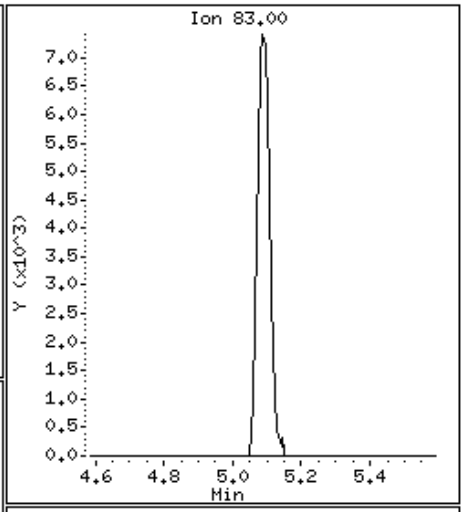

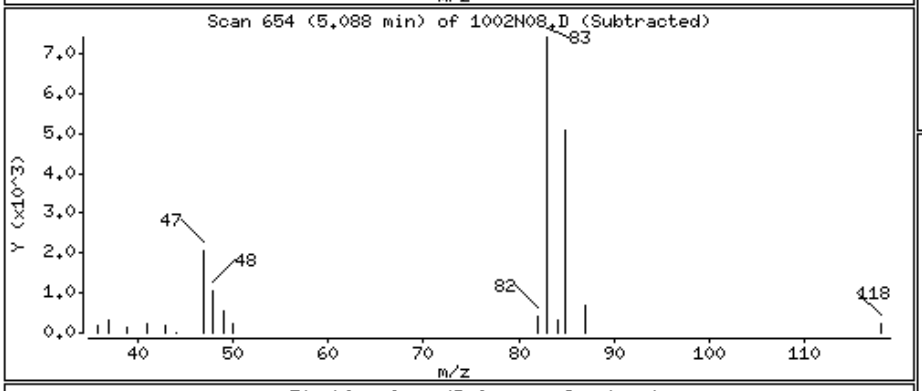

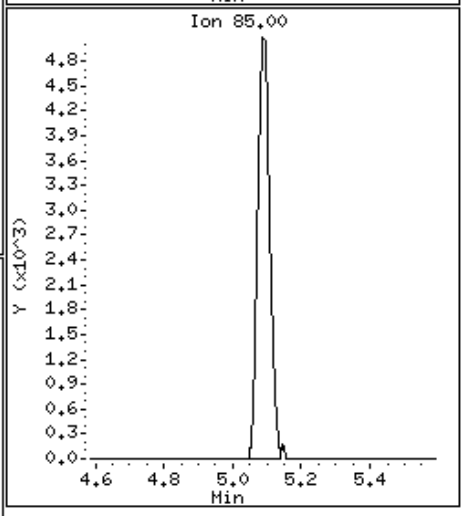

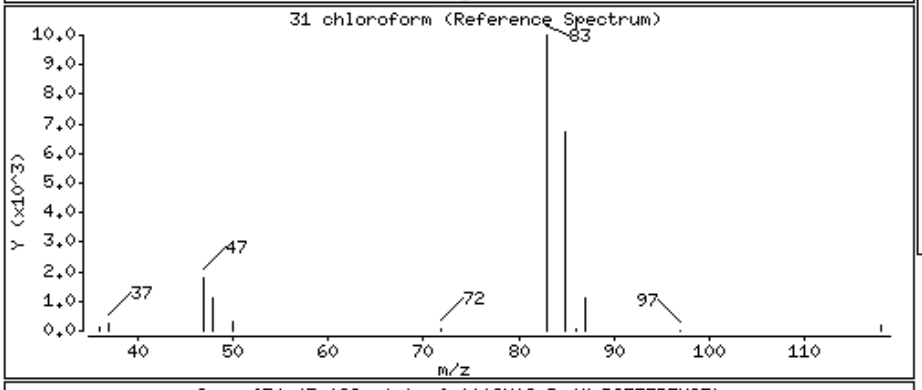

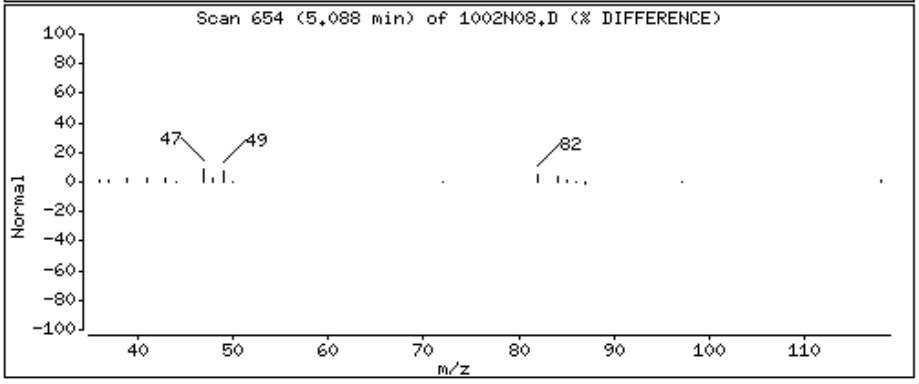

Data File: \\Orgserv2\ff\chem\GCMSVOA\Voa101.i\151002n.b\1002N08.D

Date : 03-OCT-2015 00:10

Client ID:

Instrument: Voa101.i

Sample Info: 11523745-32,31,10,,a

Purge Volume: 10.0

Operator: PD

Column phase:

Column diameter: 0.18

49 trichloroethene

Concentration: 9.621 ngs

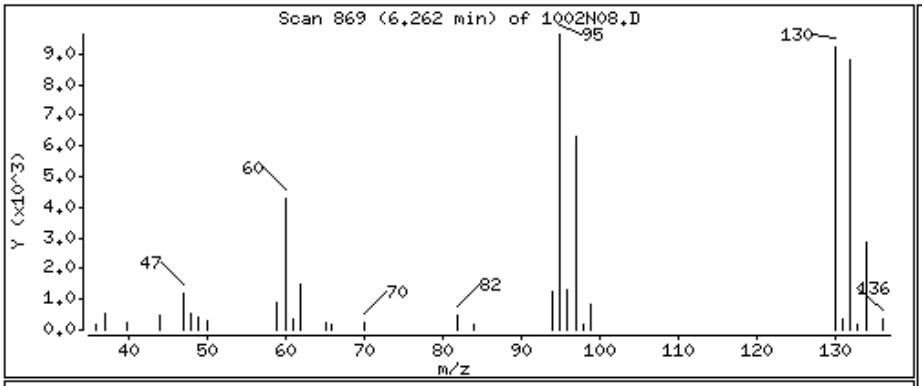

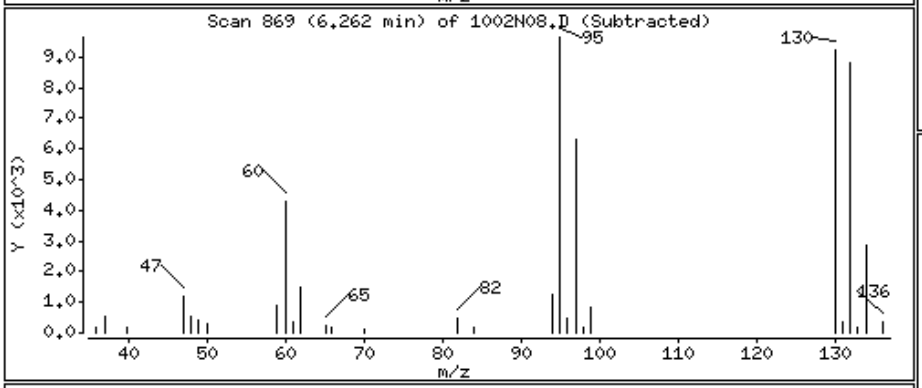

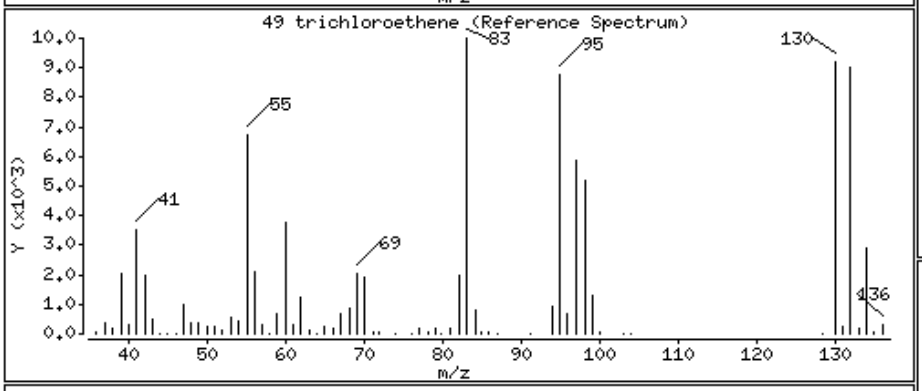

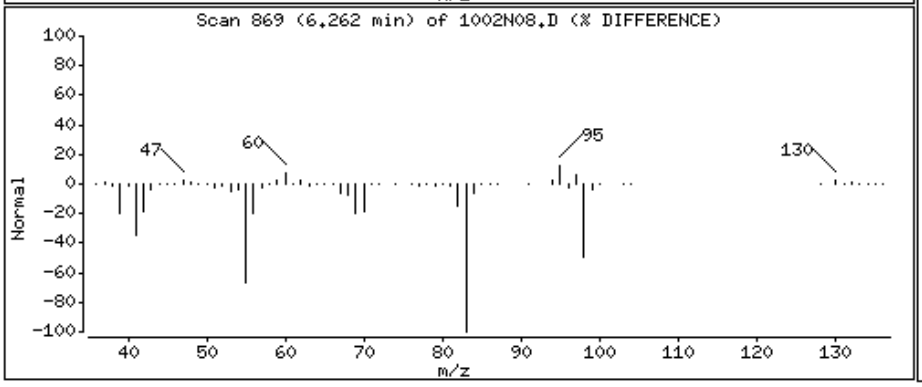

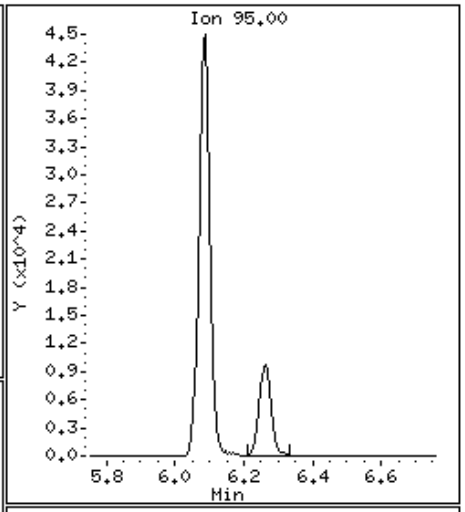

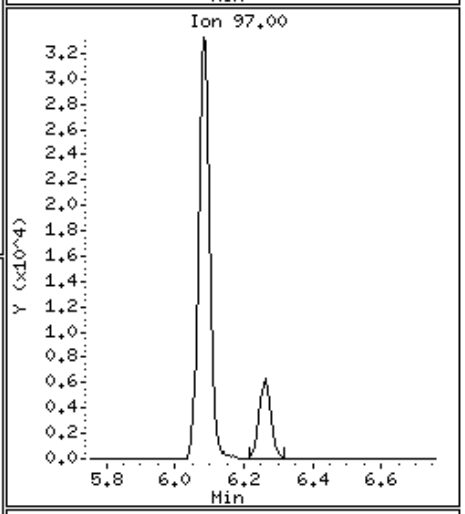

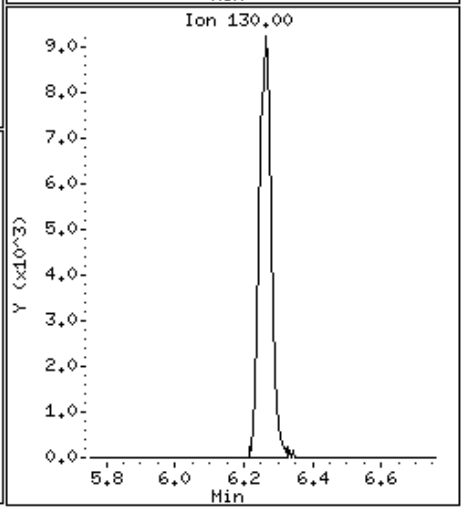

Data File: \\Orgserv2\ff\chem\GCMSVOA\Voa101.i\151002n.b\1002N08.D

Date : 03-OCT-2015 00:10

Client ID:

Instrument: Voa101.i

Sample Info: 11523745-32,31,10,,a

Purge Volume: 10.0

Operator: PD

Column phase:

Column diameter: 0.18

63 tetrachloroethene

Concentration: 1.412 ngs

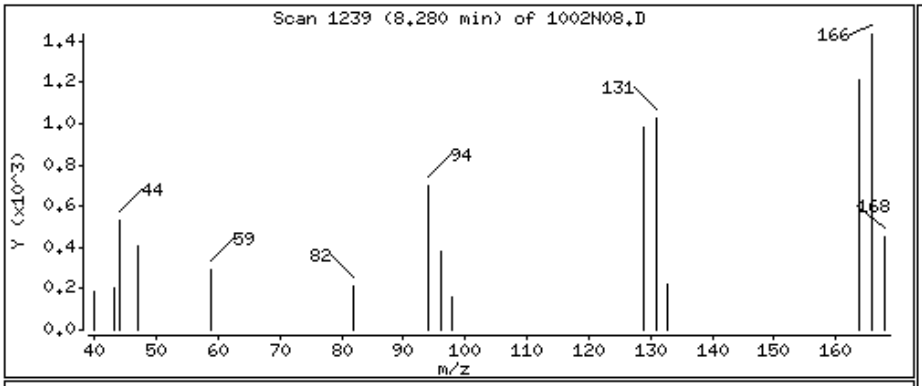

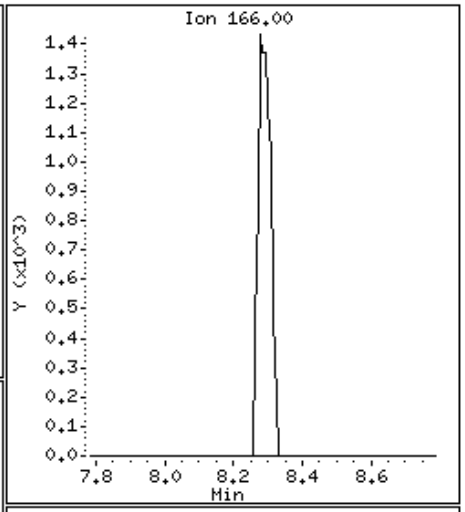

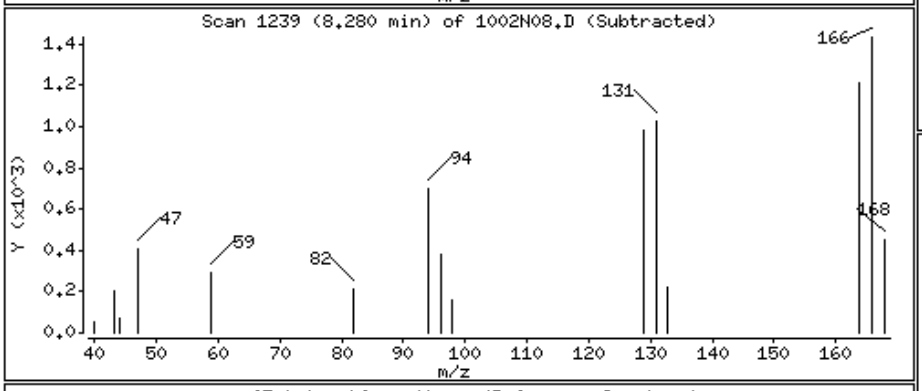

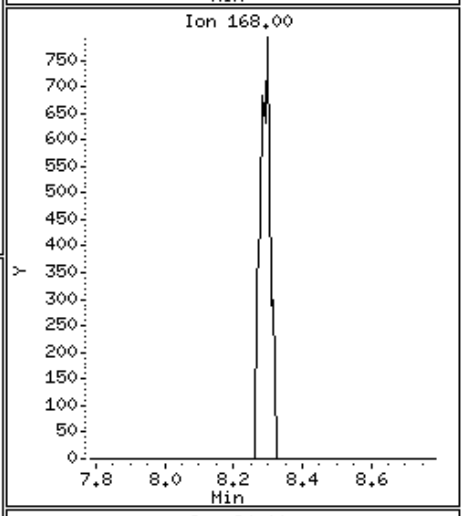

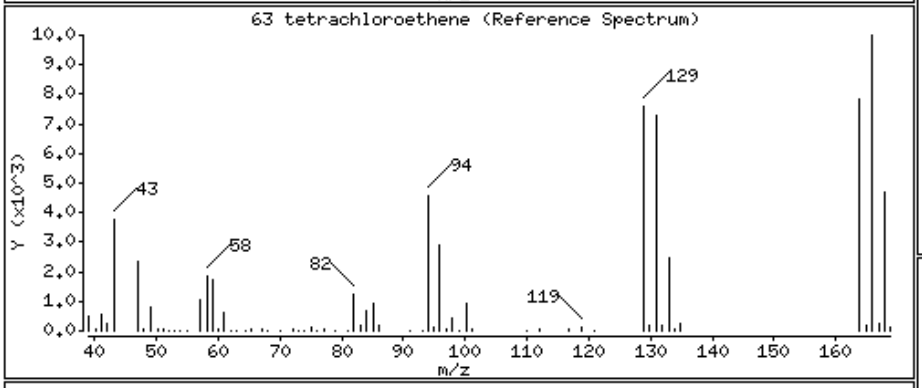

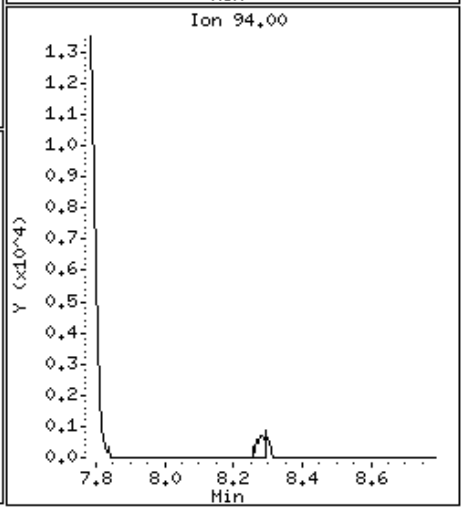

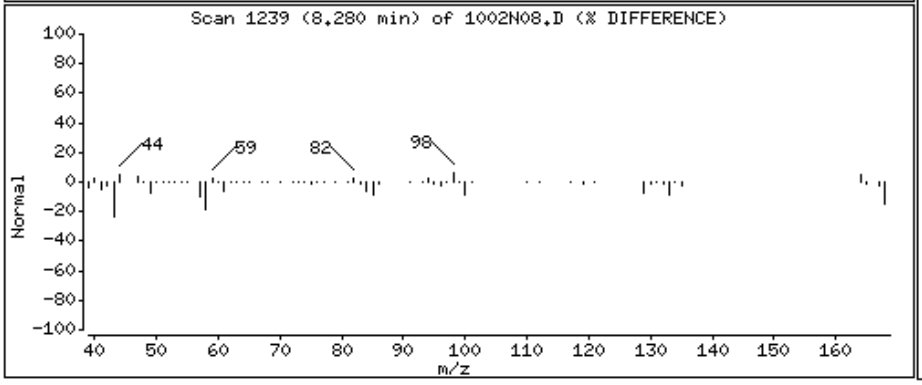

Alpha Analytical Labs

Manual Integration

Sample Info	: l1523745-32,31,10,,a wg827563,ical11506		
Instrument ID	: Voa101.i		
Method	: liq8260C.m		
File	: 1002N08.D		
Injection Date	: 03-OCT-2015 00:10		
Quantitation	: ISTD	Integrator :	HP RTE
Dilution Factor	: 1.00	Sample Type:	SAMPLE

This File has no version history.

//Orgserv2/ff/chem/GCMSVOA/Voa101.i/151002n.b/original/1002N08.D

Alpha Analytical Labs

gc/ms voa - VOA105

Data file : \\Orgserv2\ff\chem\GCMSVOA\Voa105.i\151002n.b\1002N09.D
Lab Smp Id:
Inj Date : 03-OCT-2015 00:22
Operator : PD Inst ID: Voa105.i
Smp Info : l1523745-53,31,10,,a
Misc Info : wg827568,ical11492
Comment :
Method : \\Orgserv2\ff\chem\GCMSVOA\Voa105.i\151002n.b\liq8260B.m
Meth Date : 03-Oct-2015 11:22 pduczmalew Quant Type: ISTD
Cal Date : 26-SEP-2015 22:38 Cal File: 0926A10.D
Als bottle: 9
Dil Factor: 1.00000
Integrator: HP RTE Compound Sublist: NJTCL.sub
Target Version: 4.12
Processing Host: VIRTUALXP-76524

Concentration Formula: Amt * DF * CpndVariable
Cpnd Variable Local Compound Variable

			QUANT SIG					CONCENTRATIONS ON-COLUMN	FINAL	
		Compounds	MASS	RT	EXP RT	REL RT	RESPONSE	(ngs)	(ngs)	REVIEW CODE
	1	dichlorodifluoromethane	85	Compound Not Detected.						
	2	chloromethane	50	Compound Not Detected.						
	3	vinyl chloride	62	Compound Not Detected.						
	4	bromomethane	94	Compound Not Detected.						
	5	chloroethane	64	Compound Not Detected.						
	6	trichlorofluoromethane	101	Compound Not Detected.						
	8	1,1,-dichloroethene	96	Compound Not Detected.						
	9	carbon disulfide	76	Compound Not Detected.						
	10	freon-113	101	Compound Not Detected.						
	11	methylene chloride	84	Compound Not Detected.						
	13	acetone	43	3.825	3.825	(0.605)	2750	19.0117	19.011	
	14	trans-1,2-dichloroethene	96	Compound Not Detected.						
	15	Methyl Acetate	43	Compound Not Detected.						
	16	methyl tert butyl ether	73	Compound Not Detected.						
	19	1,1-dichloroethane	63	Compound Not Detected.						
	24	cis-1,2-dichloroethene	96	Compound Not Detected.						
	27	bromochloromethane	128	Compound Not Detected.						
	26	Cyclohexane	56	Compound Not Detected.						
	28	chloroform	83	Compound Not Detected.						
	30	carbontetrachloride	117	Compound Not Detected.						
$	32	dibromofluoromethane	113	5.506	5.506	(0.871)	106724	96.1843	96.184	
	33	1,1,1-trichloroethane	97	Compound Not Detected.						
	34	2-butanone	43	Compound Not Detected.						
	36	benzene	78	Compound Not Detected.						
$	38	1,2-dichloroethane-d4	65	6.046	6.041	(0.956)	131542	100.754	100.754	
	39	1,2-dichloroethane	62	Compound Not Detected.						
*	41	flourobenzene	96	6.324	6.324	(1.000)	425703	100.000		
	42	methyl cyclohexane	83	Compound Not Detected.						

	Compounds	QUANT SIG MASS	RT	EXP RT	REL RT	RESPONSE	CONCENTRATIONS ON-COLUMN (ngs)	CONCENTRATIONS FINAL (ngs)	REVIEW CODE
	43 trichloroethene	95	Compound Not Detected.						
	46 1,2-dichloropropane	63	Compound Not Detected.						
	47 bromodichloromethane	83	Compound Not Detected.						
	49 1,4-Dioxane	88	Compound Not Detected.						
	52 cis-1,3-dichloropropene	75	Compound Not Detected.						
$	53 toluene-d8	98	8.027	8.027	(0.812)	404400	106.222	106.222	
	54 toluene	92	Compound Not Detected.						
	56 4-methyl-2-pentanone	58	Compound Not Detected.						
	55 tetrachloroethene	166	Compound Not Detected.						
	57 trans-1,3-dichloropropene	75	Compound Not Detected.						
	60 1,1,2-trichloroethane	83	Compound Not Detected.						
	61 chlorodibromomethane	129	Compound Not Detected.						
	64 1,2-dibromoethane	107	Compound Not Detected.						
	65 2-hexanone	43	Compound Not Detected.						
*	66 chlorobenzene-d5	117	9.887	9.882	(1.000)	290087	100.000		
	67 chlorobenzene	112	Compound Not Detected.						
	68 ethyl benzene	91	Compound Not Detected.						
	70 p/m xylene	106	Compound Not Detected.						
	71 o xylene	106	Compound Not Detected.						
	72 styrene	104	Compound Not Detected.						
	73 bromoform	173	Compound Not Detected.						
	74 isopropylbenzene	105	Compound Not Detected.						
$	75 4-bromofluorobenzene	95	11.333	11.333	(0.905)	132667	103.715	103.715	
	79 1,1,2,2,-tetrachloroethane	83	Compound Not Detected.						
	92 1,3-dichlorobenzene	146	Compound Not Detected.						
*	93 1,4-dichlorobenzene-d4	152	12.517	12.517	(1.000)	126024	100.000		
	94 1,4-dichlorobenzene	146	Compound Not Detected.						
	97 1,2-dichlorobenzene	146	Compound Not Detected.						
	99 1,2-dibromo-3-chloropropane	75	Compound Not Detected.						
	102 1,2,4-trichlorobenzene	180	Compound Not Detected.						
	104 1,2,3-trichlorobenzene	180	Compound Not Detected.						

Alpha Analytical Labs

gc/ms voa - VOA105

Data file : \\Orgserv2\ff\chem\GCMSVOA\Voa105.i\151002n.b\1002N09.D
Lab Smp Id:
Inj Date : 03-OCT-2015 00:22
Operator : PD Inst ID: Voa105.i
Smp Info : l1523745-53,31,10,,a
Misc Info : wg827568,ical11492
Comment :
Method : \\Orgserv2\ff\chem\GCMSVOA\Voa105.i\151002n.b\liq8260B.m
Meth Date : 03-Oct-2015 11:22 pduczmalew Quant Type: ISTD
Cal Date : 26-SEP-2015 22:38 Cal File: 0926A10.D
Als bottle: 9
Dil Factor: 1.00000
Integrator: HP RTE Compound Sublist: NJTCL.sub
Target Version: 4.12
Processing Host: VIRTUALXP-76524

- NO TENTATIVELY IDENTIFIED COMPOUNDS -

Alpha Analytical Labs

INTERNAL STANDARD COMPOUNDS
AREA AND RT SUMMARY

Instrument ID: Voa105.i
Lab File ID: 1002N09.D
Lab Smp Id:
Analysis Type: VOA
Quant Type: ISTD
Operator: PD
Method File: \\Orgserv2\ff\chem\GCMSVOA\Voa105.i\151002n.b\liq8260B.m
Misc Info: wg827568,ical11492

Calibration Date: 02-OCT-2015
Calibration Time: 20:41
Level: LOW
Sample Type: WATER

Test Mode:
Use Last Continuing Calibrator.
If Continuing Cal. use Initial Cal. Level 3

COMPOUND	STANDARD	AREA LIMIT LOWER	AREA LIMIT UPPER	SAMPLE	%DIFF
41 flourobenzene	477183	238592	954366	425703	-10.79
66 chlorobenzene-d5	340497	170249	680994	290087	-14.80
93 1,4-dichlorobenze	165467	82734	330934	126024	-23.84

COMPOUND	STANDARD	RT LIMIT LOWER	RT LIMIT UPPER	SAMPLE	%DIFF
41 flourobenzene	6.32	5.82	6.82	6.32	0.00
66 chlorobenzene-d5	9.88	9.38	10.38	9.89	0.06
93 1,4-dichlorobenze	12.52	12.02	13.02	12.52	0.00

AREA UPPER LIMIT = +100% of internal standard area.
AREA LOWER LIMIT = - 50% of internal standard area.
RT UPPER LIMIT = + 0.50 minutes of internal standard RT.
RT LOWER LIMIT = - 0.50 minutes of internal standard RT.

Alpha Analytical Labs

RECOVERY REPORT

Client Name: Client SDG: SDGa00307
Sample Matrix: LIQUID Fraction: VOA
Lab Smp Id:
Level: LOW Operator: PD
Data Type: MS DATA SampleType: SAMPLE
SpikeList File: curveall.spk Quant Type: ISTD
Sublist File: NJTCL.sub
Method File: \\Orgserv2\ff\chem\GCMSVOA\Voa105.i\151002n.b\liq8260B.m
Misc Info: wg827568,ical11492

SURROGATE COMPOUND	AMOUNT ADDED ngs	AMOUNT RECOVERED ngs	% RECOVERED	LIMITS
$ 32 dibromofluorometha	100.000	96.184	96.18	70-130
$ 38 1,2-dichloroethane	100.000	100.754	100.75	70-130
$ 53 toluene-d8	100.000	106.222	106.22	70-130
$ 75 4-bromofluorobenze	100.000	103.715	103.72	70-130

Data File: \\Orgserv2\ff\chem\GCMSVOA\Voa105.i\151002n.b\1002N09.D
Date : 03-OCT-2015 00:22
Client ID:
Sample Info: 11523745-53,31,10,,a
Purge Volume: 10.0
Column phase:

Instrument: Voa105.i
Operator: PD
Column diameter: 0.18

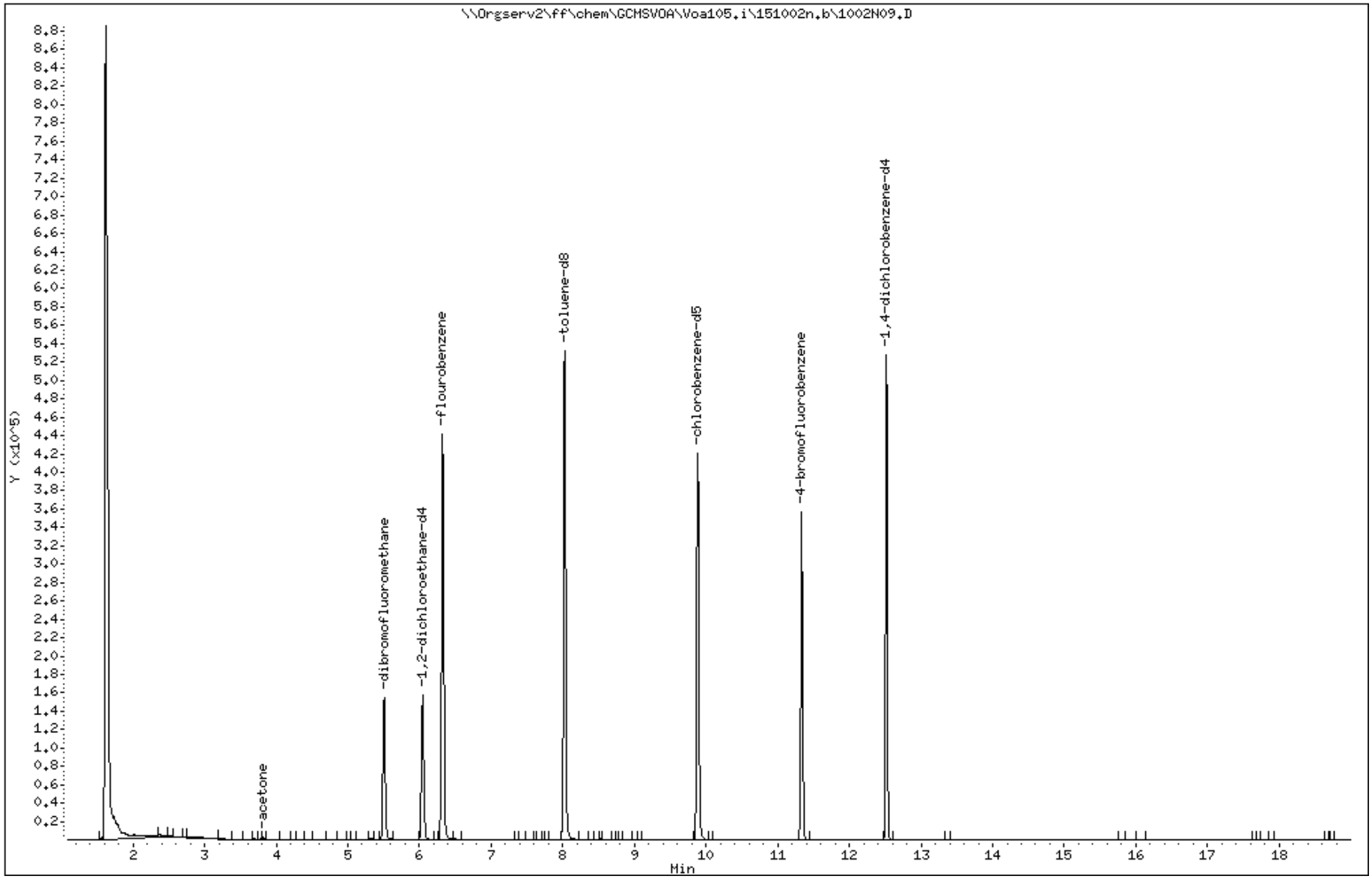

Data File: \\Orgserv2\ff\chem\GCMSVOA\Voa105.i\151002n.b\1002N09.D

Date : 03-OCT-2015 00:22

Client ID:

Instrument: Voa105.i

Sample Info: 11523745-53,31,10,,a

Purge Volume: 10.0

Operator: PD

Column phase:

Column diameter: 0.18

13 acetone

Concentration: 19.011 ngs

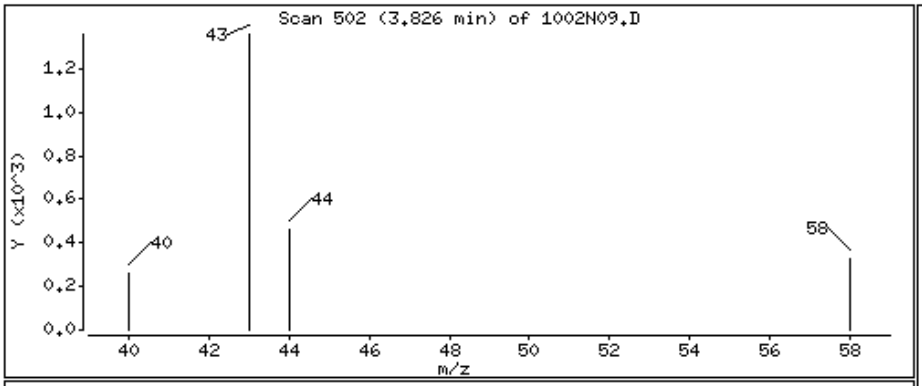

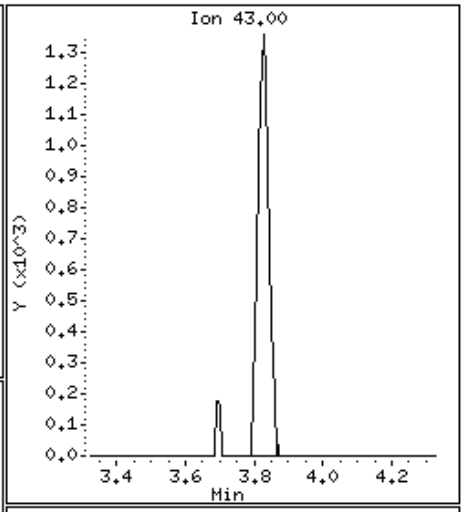

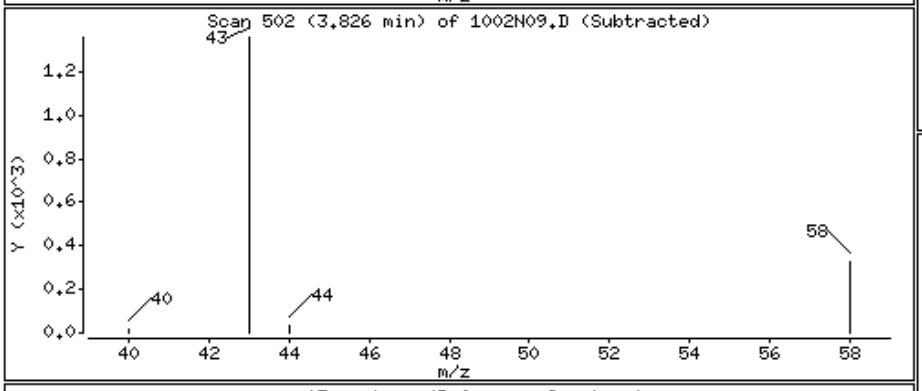

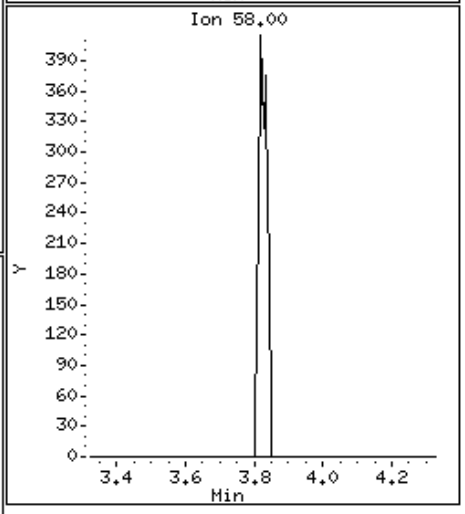

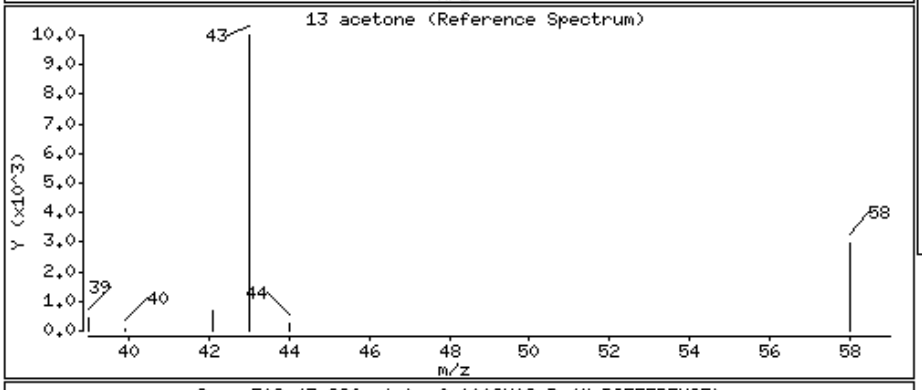

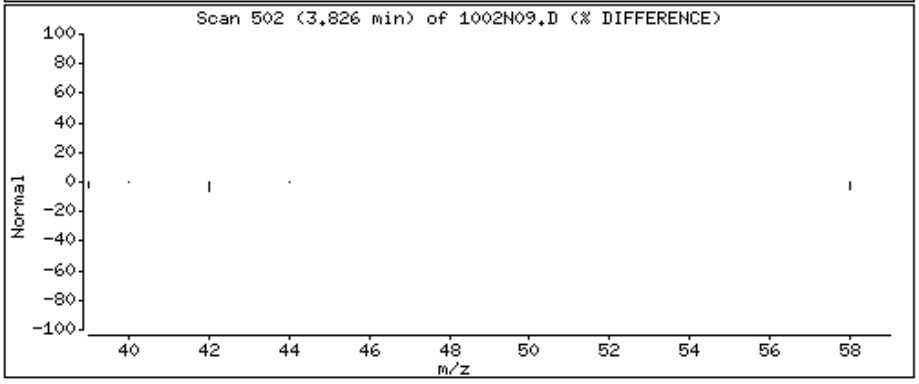

Alpha Analytical Labs

gc/ms voa - VOA101

Data file : \\Orgserv2\ff\chem\GCMSVOA\Voa101.i\151002n.b\1002N09.D
Lab Smp Id:
Inj Date : 03-OCT-2015 00:39
Operator : PD Inst ID: Voa101.i
Smp Info : l1523745-33,31,10,,a
Misc Info : wg827563,ical11506
Comment :
Method : \\Orgserv2\ff\chem\GCMSVOA\Voa101.i\151002n.b\liq8260C.m
Meth Date : 03-Oct-2015 11:01 pduczmalew Quant Type: ISTD
Cal Date : 29-SEP-2015 17:33 Cal File: 0929A10.D
Als bottle: 9
Dil Factor: 1.00000
Integrator: HP RTE Compound Sublist: NJTCL.sub
Target Version: 4.12
Processing Host: VIRTUALXP-76524

Concentration Formula: Amt * DF * CpndVariable
Cpnd Variable Local Compound Variable

	Compounds	QUANT SIG MASS	RT	EXP RT	REL RT	RESPONSE	CONCENTRATIONS ON-COLUMN (ngs)	FINAL (ngs)	REVIEW CODE
	1 dichlorodifluoromethane	85	Compound Not Detected.						
	2 chloromethane	50	Compound Not Detected.						
	3 vinyl chloride	62	Compound Not Detected.						
	4 bromomethane	94	Compound Not Detected.						
	5 chloroethane	64	Compound Not Detected.						
	6 trichlorofluoromethane	101	Compound Not Detected.						
	8 1,1,-dichloroethene	96	Compound Not Detected.						
	11 freon-113	101	Compound Not Detected.						
	10 carbon disulfide	76	Compound Not Detected.						
	14 methylene chloride	84	Compound Not Detected.						
	15 acetone	43	3.604	3.609	(0.593)	13581	40.5284	40.528	
	16 trans-1,2-dichloroethene	96	Compound Not Detected.						
	17 Methyl Acetate	43	Compound Not Detected.						
	18 methyl tert butyl ether	73	Compound Not Detected.						
	22 1,1-dichloroethane	63	Compound Not Detected.						
	27 cis-1,2-dichloroethene	96	Compound Not Detected.						
	29 bromochloromethane	128	Compound Not Detected.						
	30 Cyclohexane	56	Compound Not Detected.						
	31 chloroform	83	Compound Not Detected.						
	33 carbontetrachloride	117	Compound Not Detected.						
$	36 dibromofluoromethane	113	5.268	5.268	(0.866)	272007	95.2994	95.299	
	37 1,1,1-trichloroethane	97	Compound Not Detected.						
	38 2-butanone	43	Compound Not Detected.						
	40 benzene	78	Compound Not Detected.						
$	42 1,2-dichloroethane-d4	65	5.797	5.797	(0.953)	306379	102.841	102.841	
	43 1,2-dichloroethane	62	Compound Not Detected.						
*	45 flourobenzene	96	6.081	6.081	(1.000)	1143307	100.000		
	49 trichloroethene	95	Compound Not Detected.						

	Compounds	QUANT SIG MASS	RT	EXP RT	REL RT	RESPONSE	CONCENTRATIONS ON-COLUMN (ngs)	CONCENTRATIONS FINAL (ngs)	REVIEW CODE
	46 methyl cyclohexane	83	Compound Not Detected.						
	52 1,2-dichloropropane	63	Compound Not Detected.						
	53 bromodichloromethane	83	Compound Not Detected.						
	56 1,4-Dioxane	88	Compound Not Detected.						
	58 cis-1,3-dichloropropene	75	Compound Not Detected.						
$	59 toluene-d8	98	7.778	7.783	(0.807)	1113351	100.238	100.238	
	60 toluene	92	Compound Not Detected.						
	62 4-methyl-2-pentanone	58	Compound Not Detected.						
	63 tetrachloroethene	166	Compound Not Detected.						
	64 trans-1,3-dichloropropene	75	Compound Not Detected.						
	68 1,1,2-trichloroethane	83	Compound Not Detected.						
	69 chlorodibromomethane	129	Compound Not Detected.						
	71 1,2-dibromoethane	107	Compound Not Detected.						
	73 2-hexanone	43	Compound Not Detected.						
*	74 chlorobenzene-d5	117	9.633	9.633	(1.000)	833272	100.000		
	75 chlorobenzene	112	Compound Not Detected.						
	76 ethyl benzene	91	Compound Not Detected.						
	78 p/m xylene	106	Compound Not Detected.						
	79 o xylene	106	Compound Not Detected.						
	80 styrene	104	Compound Not Detected.						
	81 bromoform	173	Compound Not Detected.						
	82 isopropylbenzene	105	Compound Not Detected.						
$	83 4-bromofluorobenzene	95	11.112	11.112	(0.902)	414613	100.733	100.732	
	88 1,1,2,2,-tetrachloroethane	83	Compound Not Detected.						
	99 1,3-dichlorobenzene	146	Compound Not Detected.						
*	100 1,4-dichlorobenzene-d4	152	12.318	12.318	(1.000)	402004	100.000		
	101 1,4-dichlorobenzene	146	Compound Not Detected.						
	104 1,2-dichlorobenzene	146	Compound Not Detected.						
	106 1,2-dibromo-3-chloropropane	75	Compound Not Detected.						
	109 1,2,4-trichlorobenzene	180	Compound Not Detected.						
	111 1,2,3-trichlorobenzene	180	Compound Not Detected.						

Alpha Analytical Labs

gc/ms voa - VOA101

Data file : \\Orgserv2\ff\chem\GCMSVOA\Voa101.i\151002n.b\1002N09.D
Lab Smp Id:
Inj Date : 03-OCT-2015 00:39
Operator : PD Inst ID: Voa101.i
Smp Info : l1523745-33,31,10,,a
Misc Info : wg827563,ical11506
Comment :
Method : \\Orgserv2\ff\chem\GCMSVOA\Voa101.i\151002n.b\liq8260C.m
Meth Date : 03-Oct-2015 11:01 pduczmalew Quant Type: ISTD
Cal Date : 29-SEP-2015 17:33 Cal File: 0929A10.D
Als bottle: 9
Dil Factor: 1.00000
Integrator: HP RTE Compound Sublist: NJTCL.sub
Target Version: 4.12
Processing Host: VIRTUALXP-76524

- NO TENTATIVELY IDENTIFIED COMPOUNDS -

Alpha Analytical Labs

INTERNAL STANDARD COMPOUNDS
AREA AND RT SUMMARY

Instrument ID: Voa101.i
Lab File ID: 1002N09.D
Lab Smp Id:
Analysis Type: VOA
Quant Type: ISTD
Operator: PD
Method File: \\Orgserv2\ff\chem\GCMSVOA\Voa101.i\151002n.b\liq8260C.m
Misc Info: wg827563,ical11506

Calibration Date: 02-OCT-2015
Calibration Time: 20:45
Level: LOW
Sample Type: WATER

Test Mode:
Use Last Continuing Calibrator.
If Continuing Cal. use Initial Cal. Level 3

		AREA LIMIT			
COMPOUND	STANDARD	LOWER	UPPER	SAMPLE	%DIFF
45 flourobenzene	1222489	611245	2444978	1143307	-6.48
74 chlorobenzene-d5	899066	449533	1798132	833272	-7.32
100 1,4-dichlorobenze	443377	221689	886754	402004	-9.33

		RT LIMIT			
COMPOUND	STANDARD	LOWER	UPPER	SAMPLE	%DIFF
45 flourobenzene	6.08	5.58	6.58	6.08	-0.00
74 chlorobenzene-d5	9.63	9.13	10.13	9.63	0.00
100 1,4-dichlorobenze	12.32	11.82	12.82	12.32	-0.00

AREA UPPER LIMIT = +100% of internal standard area.
AREA LOWER LIMIT = - 50% of internal standard area.
RT UPPER LIMIT = + 0.50 minutes of internal standard RT.
RT LOWER LIMIT = - 0.50 minutes of internal standard RT.

Alpha Analytical Labs

RECOVERY REPORT

Client Name: Client SDG: SDGa00307
Sample Matrix: LIQUID Fraction: VOA
Lab Smp Id:
Level: LOW Operator: PD
Data Type: MS DATA SampleType: SAMPLE
SpikeList File: curveallim.spk Quant Type: ISTD
Sublist File: NJTCL.sub
Method File: \\Orgserv2\ff\chem\GCMSVOA\Voa101.i\151002n.b\liq8260C.m
Misc Info: wg827563,ical11506

SURROGATE COMPOUND	AMOUNT ADDED ngs	AMOUNT RECOVERED ngs	% RECOVERED	LIMITS
$ 36 dibromofluorometha	100.000	95.299	95.30	70-130
$ 42 1,2-dichloroethane	100.000	102.841	102.84	70-130
$ 59 toluene-d8	100.000	100.238	100.24	70-130
$ 83 4-bromofluorobenze	100.000	100.732	100.73	70-130

Data File: \\Orgserv2\ff\chem\GCMSVOA\Voa101.i\151002n.b\1002N09.D
Date : 03-OCT-2015 00:39
Client ID:
Sample Info: 11523745-33,31,10,,a
Purge Volume: 10.0
Column phase:

Instrument: Voa101.i
Operator: PD
Column diameter: 0.18

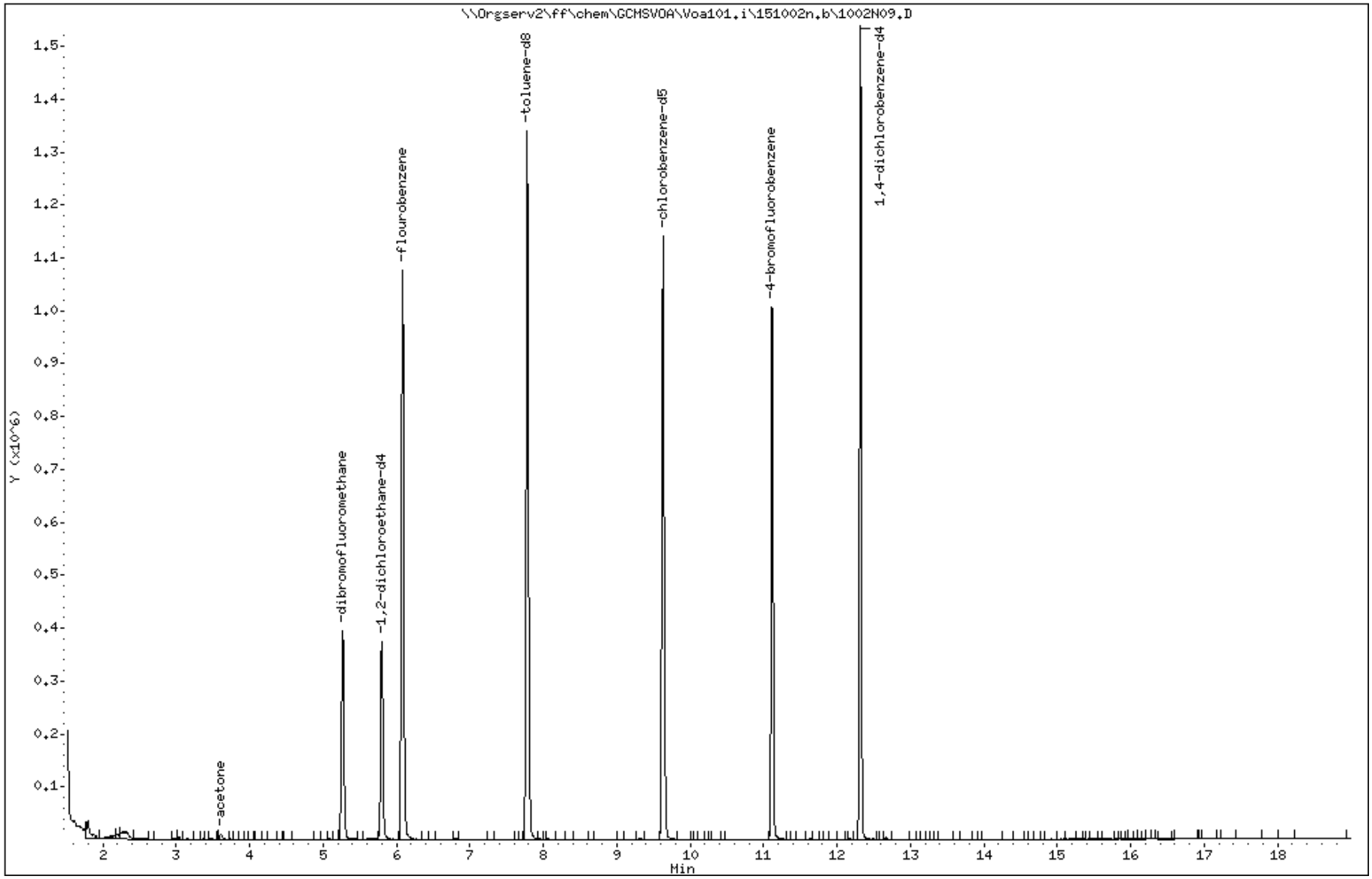

Data File: \\Orgserv2\ff\chem\GCMSVOA\Voa101.i\151002n.b\1002N09.D

Date : 03-OCT-2015 00:39

Client ID:

Instrument: Voa101.i

Sample Info: 11523745-33,31,10,,a

Purge Volume: 10.0

Operator: PD

Column phase:

Column diameter: 0.18

15 acetone

Concentration: 40.528 ngs

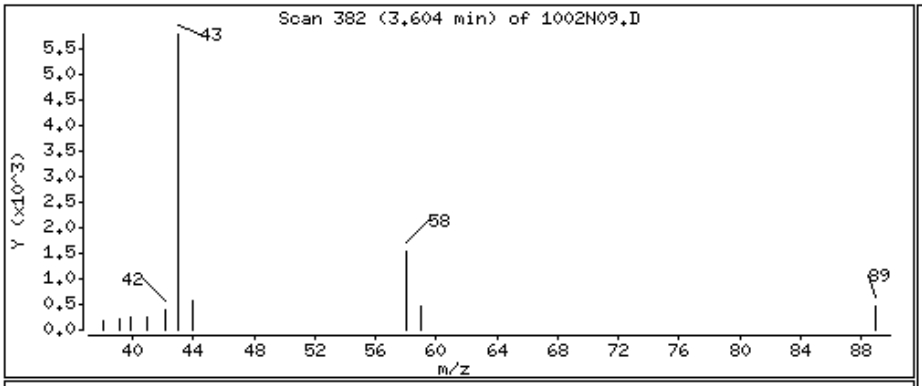

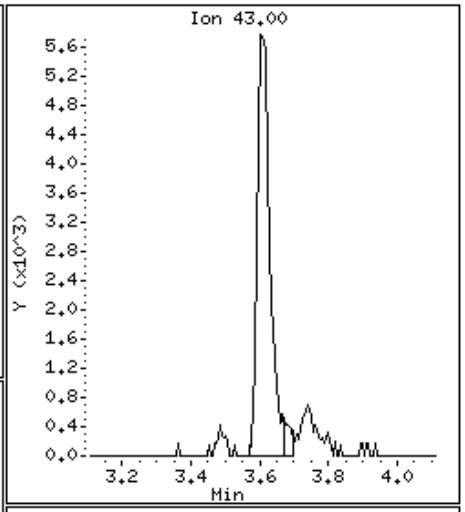

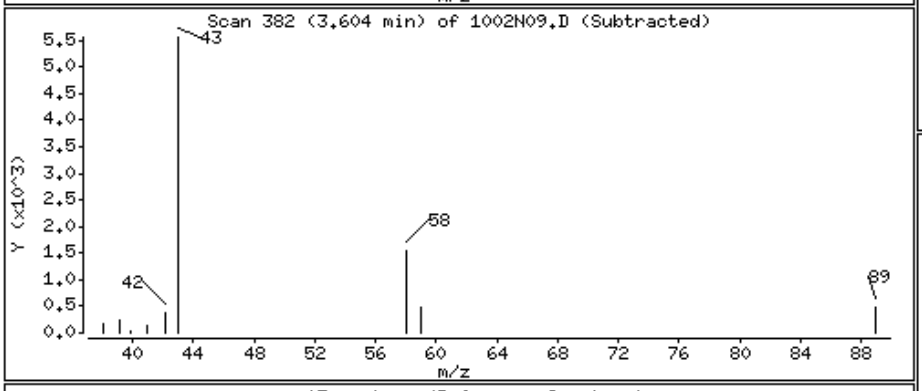

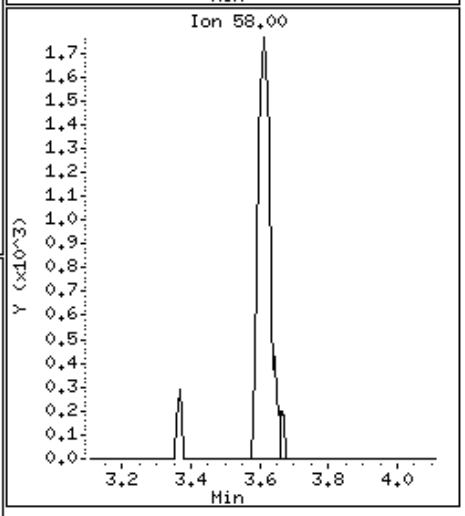

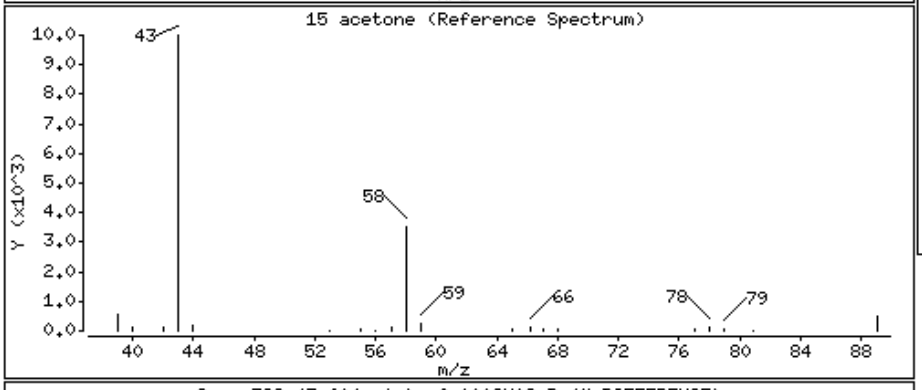

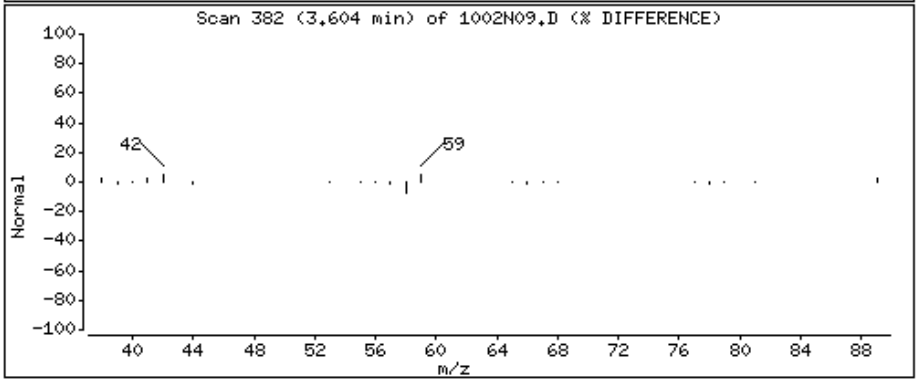

Alpha Analytical Labs

Manual Integration

Sample Info	: l1523745-33,31,10,,a wg827563,ical11506		
Instrument ID	: Voa101.i		
Method	: liq8260C.m		
File	: 1002N09.D		
Injection Date	: 03-OCT-2015 00:39		
Quantitation	: ISTD	Integrator :	HP RTE
Dilution Factor	: 1.00	Sample Type:	SAMPLE

This File has no version history.

//Orgserv2/ff/chem/GCMSVOA/Voa101.i/151002n.b/original/1002N09.D

Alpha Analytical Labs

gc/ms voa - VOA105

Data file : \\Orgserv2\ff\chem\GCMSVOA\Voa105.i\151002n.b\1002N10.D
Lab Smp Id:
Inj Date : 03-OCT-2015 00:49
Operator : PD Inst ID: Voa105.i
Smp Info : l1523745-54,31,10,,a
Misc Info : wg827568,ical11492
Comment :
Method : \\Orgserv2\ff\chem\GCMSVOA\Voa105.i\151002n.b\liq8260B.m
Meth Date : 03-Oct-2015 11:22 pduczmalew Quant Type: ISTD
Cal Date : 26-SEP-2015 22:38 Cal File: 0926A10.D
Als bottle: 10
Dil Factor: 1.00000
Integrator: HP RTE Compound Sublist: NJTCL.sub
Target Version: 4.12
Processing Host: VIRTUALXP-76524

Concentration Formula: Amt * DF * CpndVariable
Cpnd Variable Local Compound Variable

	Compounds	QUANT SIG MASS	RT	EXP RT	REL RT	RESPONSE	CONCENTRATIONS ON-COLUMN (ngs)	FINAL (ngs)	REVIEW CODE
	1 dichlorodifluoromethane	85	Compound Not Detected.						
	2 chloromethane	50	Compound Not Detected.						
	3 vinyl chloride	62	Compound Not Detected.						
	4 bromomethane	94	Compound Not Detected.						
	5 chloroethane	64	Compound Not Detected.						
	6 trichlorofluoromethane	101	Compound Not Detected.						
	8 1,1,-dichloroethene	96	Compound Not Detected.						
	9 carbon disulfide	76	Compound Not Detected.						
	10 freon-113	101	Compound Not Detected.						
	11 methylene chloride	84	Compound Not Detected.						
	13 acetone	43	3.820	3.825	(0.604)	40586	286.569	286.568	
	14 trans-1,2-dichloroethene	96	Compound Not Detected.						
	15 Methyl Acetate	43	Compound Not Detected.						
	16 methyl tert butyl ether	73	Compound Not Detected.						
	19 1,1-dichloroethane	63	Compound Not Detected.						
	24 cis-1,2-dichloroethene	96	Compound Not Detected.						
	27 bromochloromethane	128	Compound Not Detected.						
	26 Cyclohexane	56	Compound Not Detected.						
	28 chloroform	83	Compound Not Detected.						
	30 carbontetrachloride	117	Compound Not Detected.						
$	32 dibromofluoromethane	113	5.506	5.506	(0.871)	104774	96.4406	96.440	
	33 1,1,1-trichloroethane	97	Compound Not Detected.						
	34 2-butanone	43	Compound Not Detected.						
	36 benzene	78	Compound Not Detected.						
$	38 1,2-dichloroethane-d4	65	6.041	6.041	(0.955)	131112	102.567	102.566	
	39 1,2-dichloroethane	62	Compound Not Detected.						
*	41 flourobenzene	96	6.324	6.324	(1.000)	416814	100.000		
	42 methyl cyclohexane	83	Compound Not Detected.						

	Compounds	QUANT SIG MASS	RT	EXP RT	REL RT	RESPONSE	CONCENTRATIONS ON-COLUMN (ngs)	CONCENTRATIONS FINAL (ngs)	REVIEW CODE
	43 trichloroethene	95	Compound Not Detected.						
	46 1,2-dichloropropane	63	Compound Not Detected.						
	47 bromodichloromethane	83	Compound Not Detected.						
	49 1,4-Dioxane	88	Compound Not Detected.						
	52 cis-1,3-dichloropropene	75	Compound Not Detected.						
$	53 toluene-d8	98	8.027	8.027	(0.812)	398669	104.028	104.028	
	54 toluene	92	8.087	8.081	(0.818)	3327	1.64152	1.641	
	56 4-methyl-2-pentanone	58	Compound Not Detected.						
	55 tetrachloroethene	166	Compound Not Detected.						
	57 trans-1,3-dichloropropene	75	Compound Not Detected.						
	60 1,1,2-trichloroethane	83	Compound Not Detected.						
	61 chlorodibromomethane	129	Compound Not Detected.						
	64 1,2-dibromoethane	107	Compound Not Detected.						
	65 2-hexanone	43	Compound Not Detected.						
*	66 chlorobenzene-d5	117	9.882	9.882	(1.000)	292007	100.000		
	67 chlorobenzene	112	Compound Not Detected.						
	68 ethyl benzene	91	9.942	9.937	(1.006)	6885	1.78091	1.780	
	70 p/m xylene	106	10.128	10.122	(1.025)	10213	7.38899	7.388	
	71 o xylene	106	10.646	10.646	(1.077)	3337	6.34477	6.344	
	72 styrene	104	Compound Not Detected.						
	73 bromoform	173	Compound Not Detected.						
	74 isopropylbenzene	105	Compound Not Detected.						
$	75 4-bromofluorobenzene	95	11.333	11.333	(0.905)	137056	103.793	103.792	
	79 1,1,2,2,-tetrachloroethane	83	Compound Not Detected.						
	92 1,3-dichlorobenzene	146	Compound Not Detected.						
*	93 1,4-dichlorobenzene-d4	152	12.517	12.517	(1.000)	130096	100.000		
	94 1,4-dichlorobenzene	146	Compound Not Detected.						
	97 1,2-dichlorobenzene	146	Compound Not Detected.						
	99 1,2-dibromo-3-chloropropane	75	Compound Not Detected.						
	102 1,2,4-trichlorobenzene	180	Compound Not Detected.						
	104 1,2,3-trichlorobenzene	180	Compound Not Detected.						

Alpha Analytical Labs

gc/ms voa - VOA105

Data file : \\Orgserv2\ff\chem\GCMSVOA\Voa105.i\151002n.b\1002N10.D
Lab Smp Id:
Inj Date : 03-OCT-2015 00:49
Operator : PD Inst ID: Voa105.i
Smp Info : l1523745-54,31,10,,a
Misc Info : wg827568,ical11492
Comment :
Method : \\Orgserv2\ff\chem\GCMSVOA\Voa105.i\151002n.b\liq8260B.m
Meth Date : 03-Oct-2015 11:22 pduczmalew Quant Type: ISTD
Cal Date : 26-SEP-2015 22:38 Cal File: 0926A10.D
Als bottle: 10
Dil Factor: 1.00000
Integrator: HP RTE Compound Sublist: NJTCL.sub
Target Version: 4.12
Processing Host: VIRTUALXP-76524

Concentration Formula: Amt * DF * CpndVariable
Cpnd Variable Local Compound Variable

ISTD	RT	AREA	AMOUNT
* 93 1,4-dichlorobenzene-d4	12.518	875248	100.000

RT	AREA	CONCENTRATIONS ON-COL(ngs)	CONCENTRATIONS FINAL(ngs)	CONCENTRATIONS QUAL	QUANT LIBRARY	QUANT LIB ENTRY	QUANT CPND #	REVIEW CODE
Unknown					CAS #:			
14.253	95726	10.9369968	10.936	0		0	93	
Unknown Alkane					CAS #:			
14.389	139488	15.9369682	15.936	0		0	93	
Unknown Alkane					CAS #:			
14.750	106813	12.2037379	12.203	0		0	93	

Alpha Analytical Labs

INTERNAL STANDARD COMPOUNDS
AREA AND RT SUMMARY

Instrument ID: Voa105.i
Lab File ID: 1002N10.D
Lab Smp Id:
Analysis Type: VOA
Quant Type: ISTD
Operator: PD
Method File: \\Orgserv2\ff\chem\GCMSVOA\Voa105.i\151002n.b\liq8260B.m
Misc Info: wg827568,ical11492

Calibration Date: 02-OCT-2015
Calibration Time: 20:41
Level: LOW
Sample Type: WATER

Test Mode:
Use Last Continuing Calibrator.
If Continuing Cal. use Initial Cal. Level 3

COMPOUND	STANDARD	AREA LIMIT LOWER	AREA LIMIT UPPER	SAMPLE	%DIFF
41 flourobenzene	477183	238592	954366	416814	-12.65
66 chlorobenzene-d5	340497	170249	680994	292007	-14.24
93 1,4-dichlorobenze	165467	82734	330934	130096	-21.38

COMPOUND	STANDARD	RT LIMIT LOWER	RT LIMIT UPPER	SAMPLE	%DIFF
41 flourobenzene	6.32	5.82	6.82	6.32	0.00
66 chlorobenzene-d5	9.88	9.38	10.38	9.88	0.00
93 1,4-dichlorobenze	12.52	12.02	13.02	12.52	0.00

AREA UPPER LIMIT = +100% of internal standard area.
AREA LOWER LIMIT = - 50% of internal standard area.
RT UPPER LIMIT = + 0.50 minutes of internal standard RT.
RT LOWER LIMIT = - 0.50 minutes of internal standard RT.

Alpha Analytical Labs

RECOVERY REPORT

Client Name: Client SDG: SDGa00307
Sample Matrix: LIQUID Fraction: VOA
Lab Smp Id:
Level: LOW Operator: PD
Data Type: MS DATA SampleType: SAMPLE
SpikeList File: curveall.spk Quant Type: ISTD
Sublist File: NJTCL.sub
Method File: \\Orgserv2\ff\chem\GCMSVOA\Voa105.i\151002n.b\liq8260B.m
Misc Info: wg827568,ical11492

SURROGATE COMPOUND	AMOUNT ADDED ngs	AMOUNT RECOVERED ngs	% RECOVERED	LIMITS
$ 32 dibromofluorometha	100.000	96.440	96.44	70-130
$ 38 1,2-dichloroethane	100.000	102.566	102.57	70-130
$ 53 toluene-d8	100.000	104.028	104.03	70-130
$ 75 4-bromofluorobenze	100.000	103.792	103.79	70-130

Data File: \\Orgserv2\ff\chem\GCMSVOA\Voa105.i\151002n.b\1002N10.D
Date : 03-OCT-2015 00:49
Client ID:
Sample Info: 11523745-54,31,10,,a
Purge Volume: 10.0
Column phase:

Instrument: Voa105.i
Operator: PD
Column diameter: 0.18

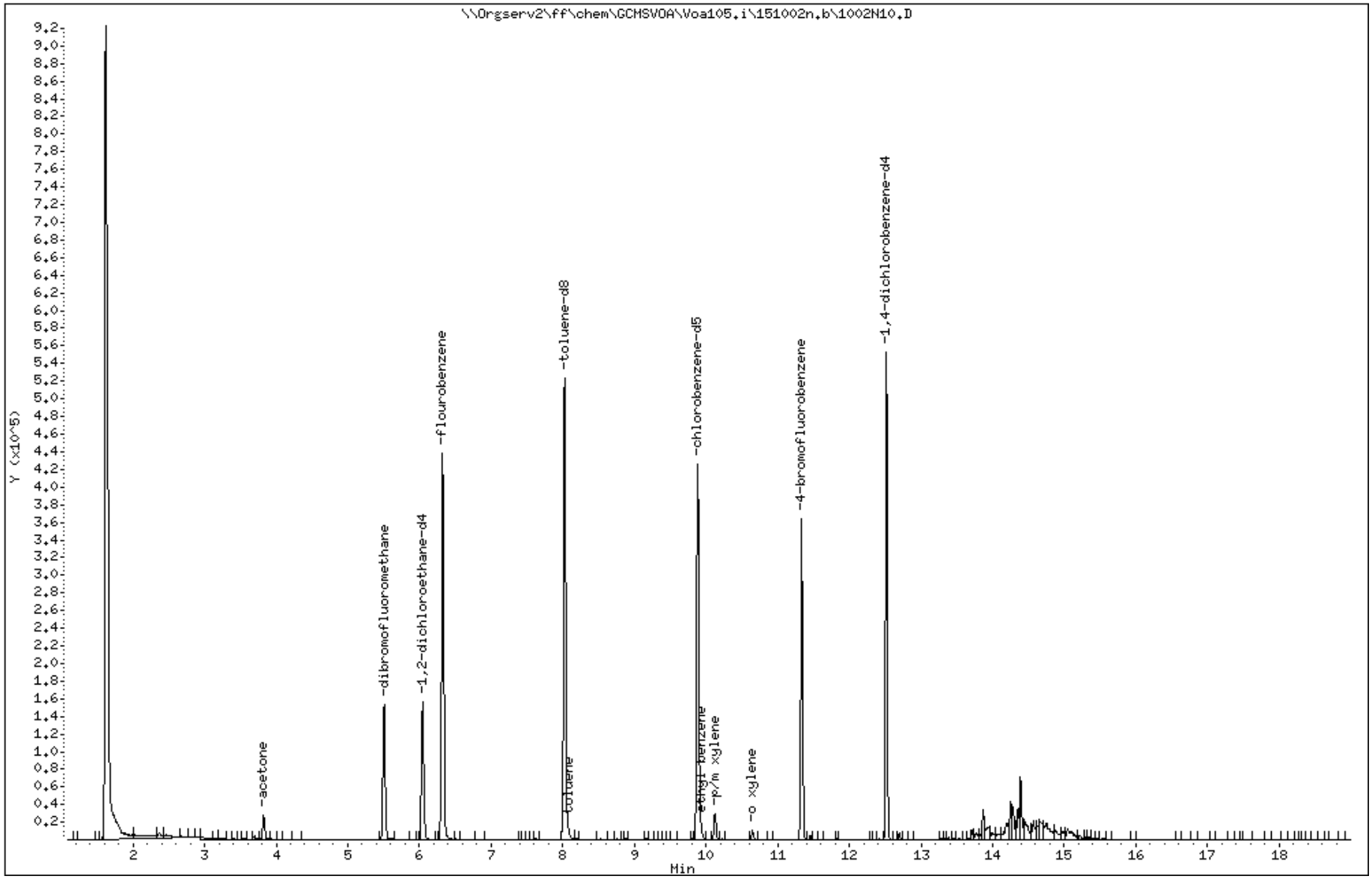

Data File: \\Orgserv2\ff\chem\GCMSVOA\Voa105.i\151002n.b\1002N10.D

Date : 03-OCT-2015 00:49

Client ID:

Instrument: Voa105.i

Sample Info: 11523745-54,31,10,,a

Purge Volume: 10.0

Operator: PD

Column phase:

Column diameter: 0.18

13 acetone

Concentration: 286.568 ngs

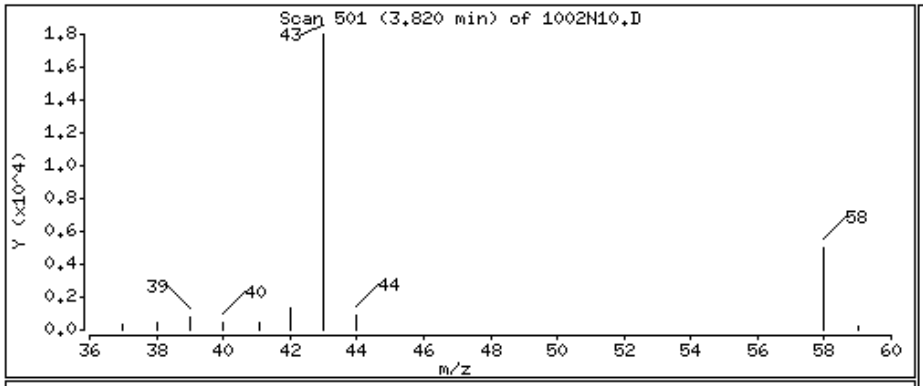

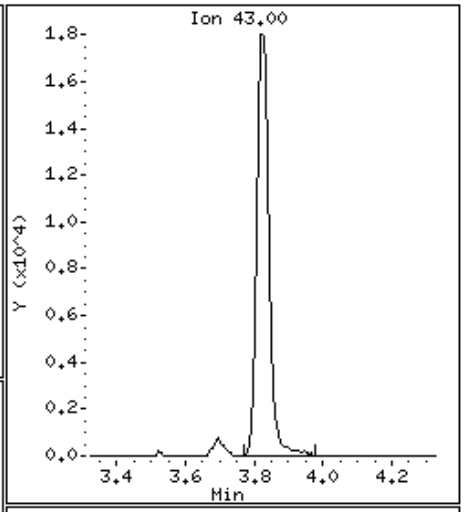

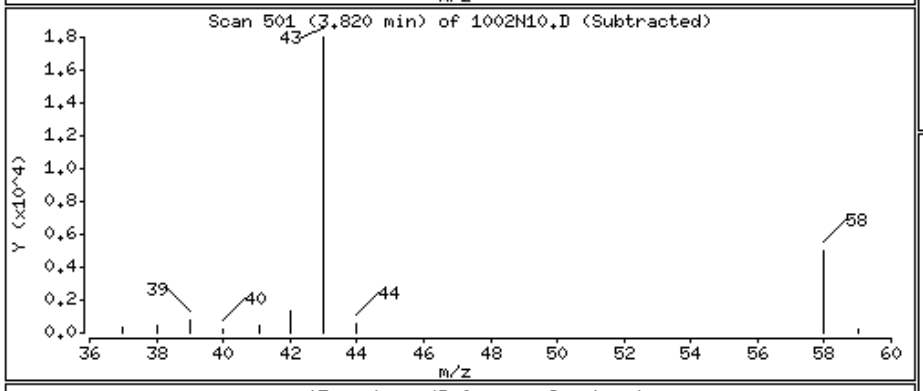

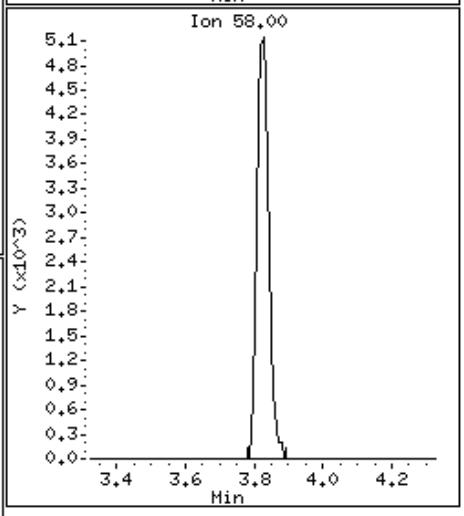

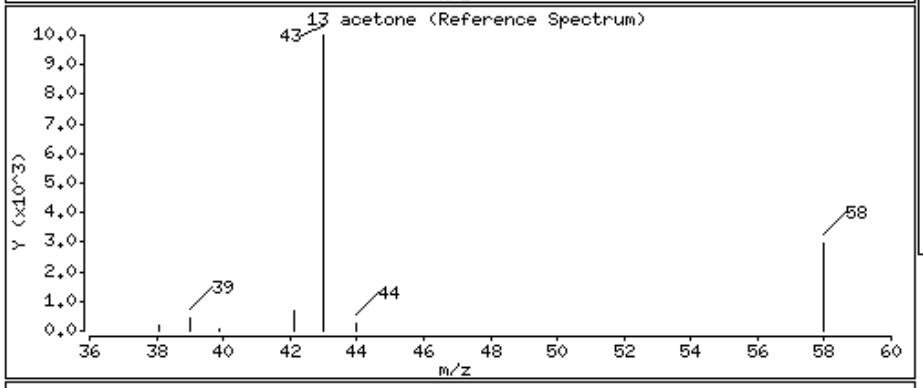

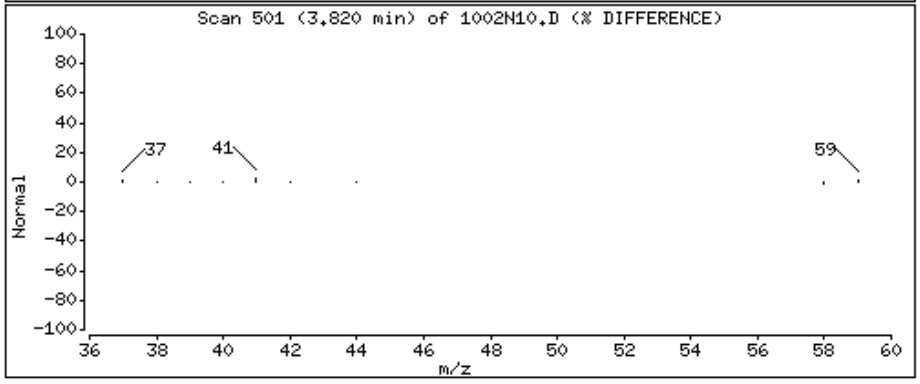

Data File: \\Orgserv2\ff\chem\GCMSVOA\Voa105.i\151002n.b\1002N10.D

Date : 03-OCT-2015 00:49

Client ID:

Instrument: Voa105.i

Sample Info: 11523745-54,31,10,,a

Purge Volume: 10.0

Operator: PD

Column phase:

Column diameter: 0.18

54 toluene

Concentration: 1.641 ngs

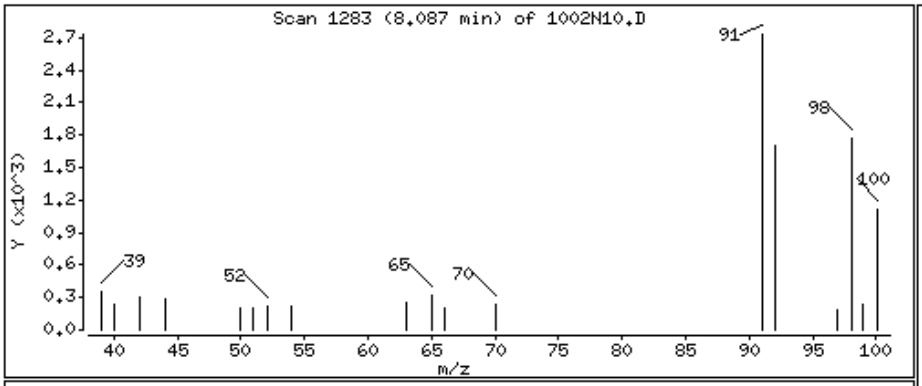

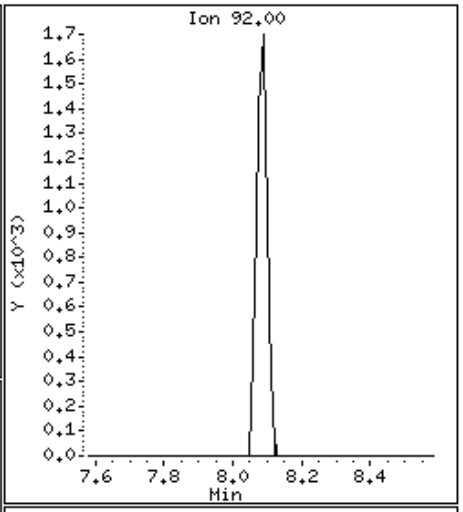

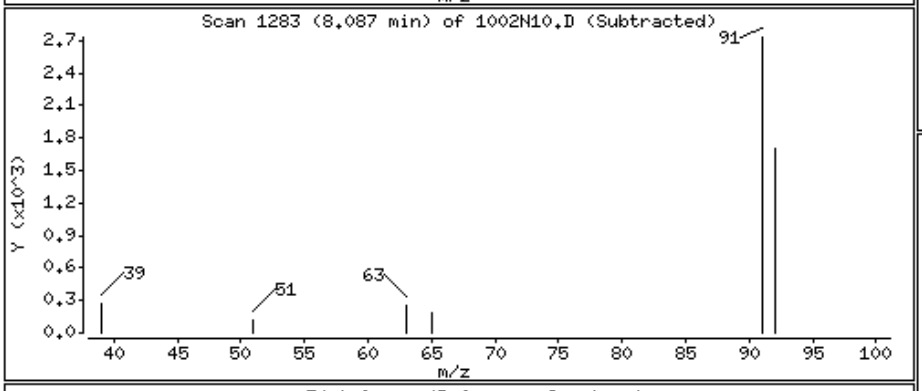

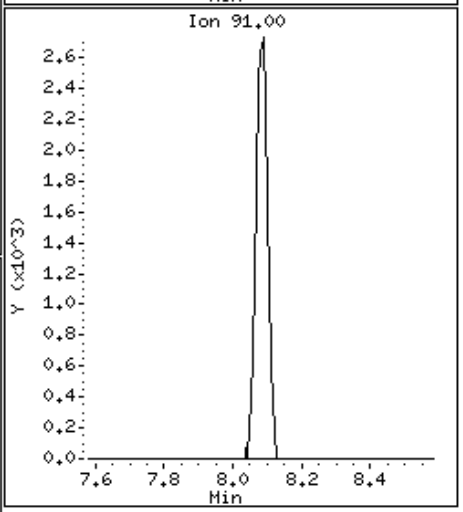

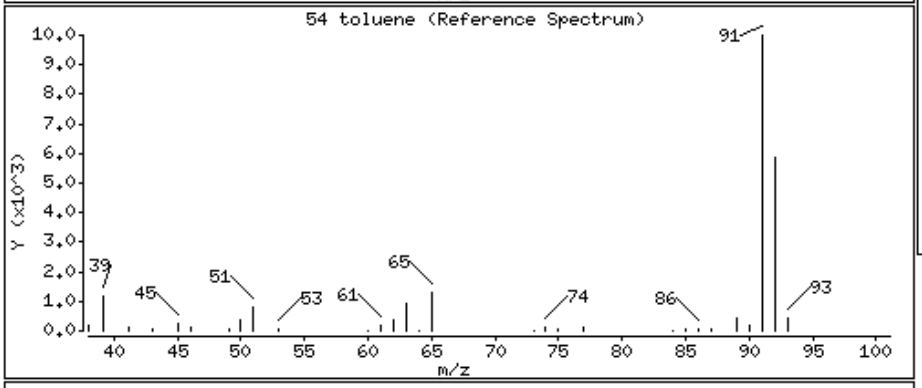

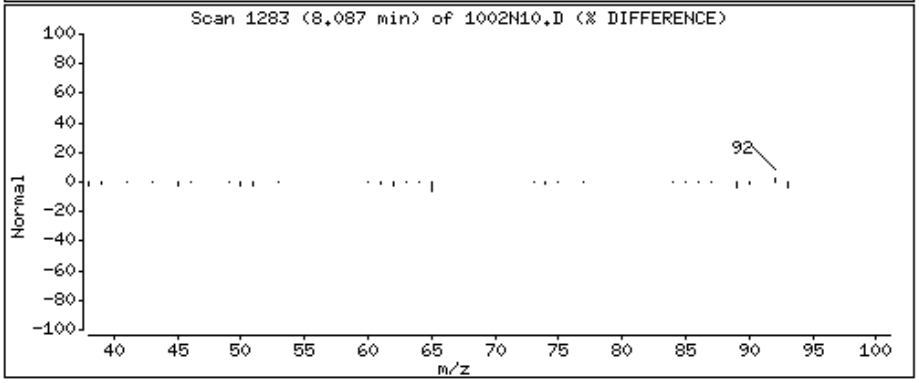

Data File: \\Orgserv2\ff\chem\GCMSVOA\Voa105.i\151002n.b\1002N10.D

Date : 03-OCT-2015 00:49

Client ID:

Instrument: Voa105.i

Sample Info: 11523745-54,31,10,,a

Purge Volume: 10.0

Operator: PD

Column phase:

Column diameter: 0.18

68 ethyl benzene

Concentration: 1.780 ngs

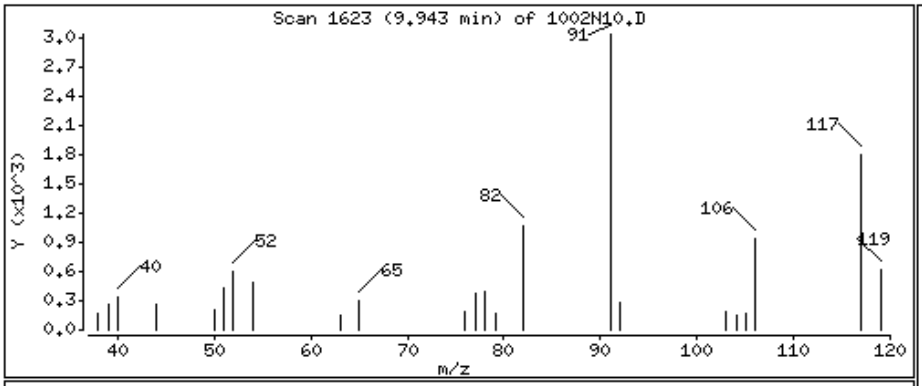

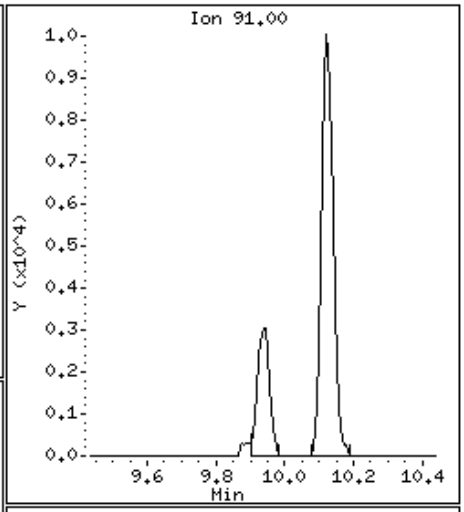

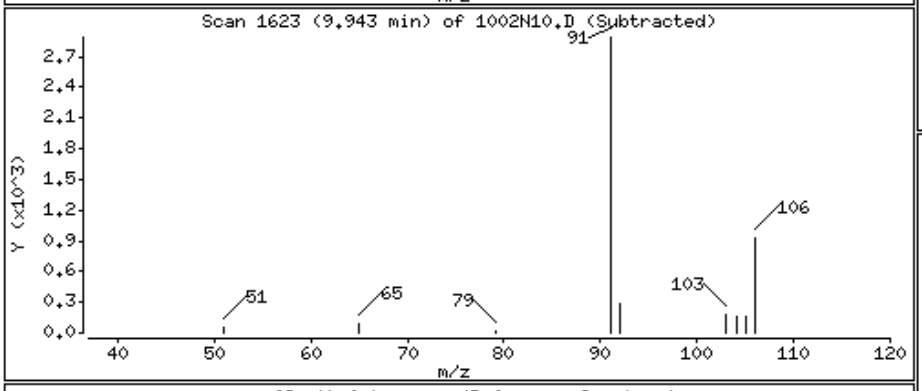

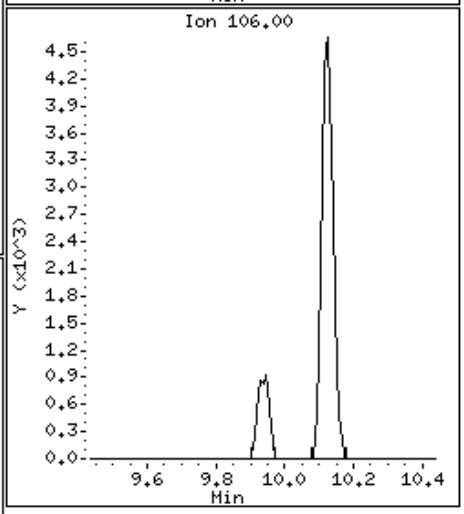

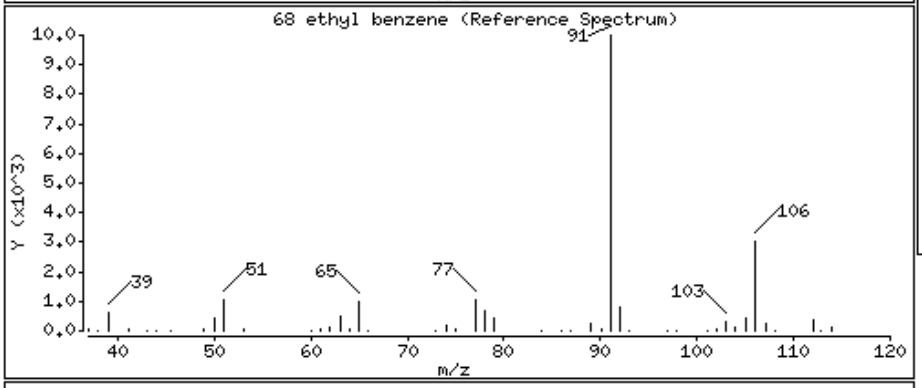

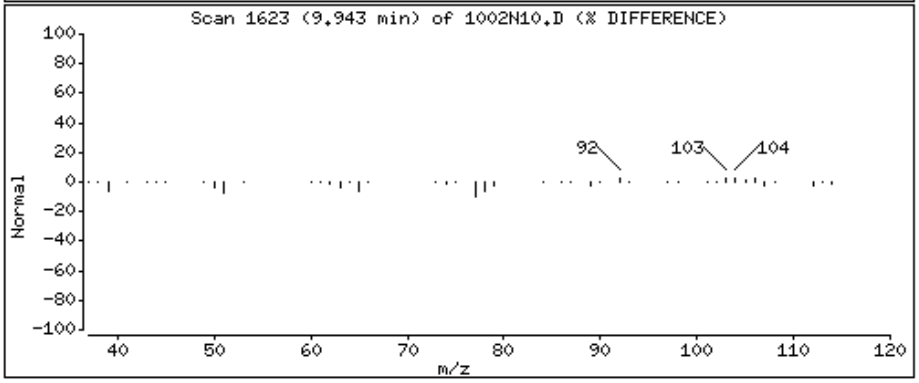

Data File: \\Orgserv2\ff\chem\GCMSVOA\Voa105.i\151002n.b\1002N10.D

Date : 03-OCT-2015 00:49

Client ID:

Instrument: Voa105.i

Sample Info: 11523745-54,31,10,,a

Purge Volume: 10.0

Operator: PD

Column phase:

Column diameter: 0.18

70 p/m xylene

Concentration: 7.388 ngs

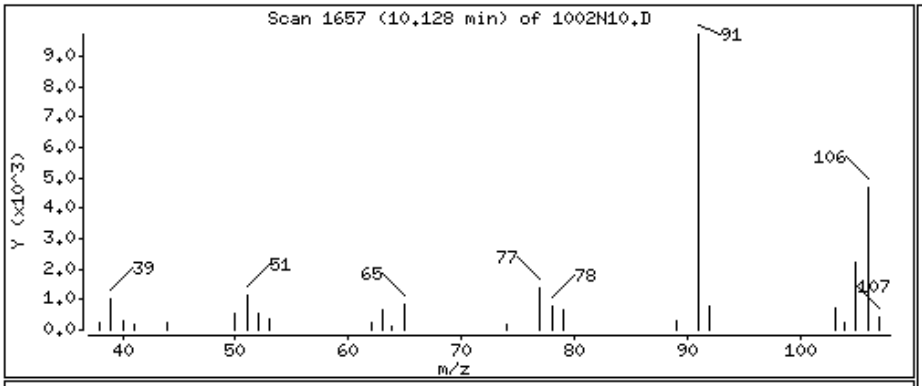

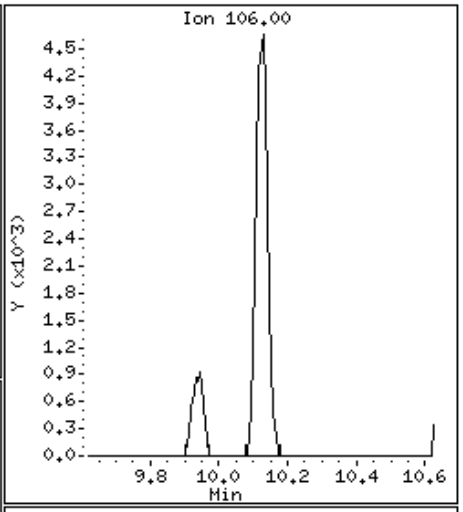

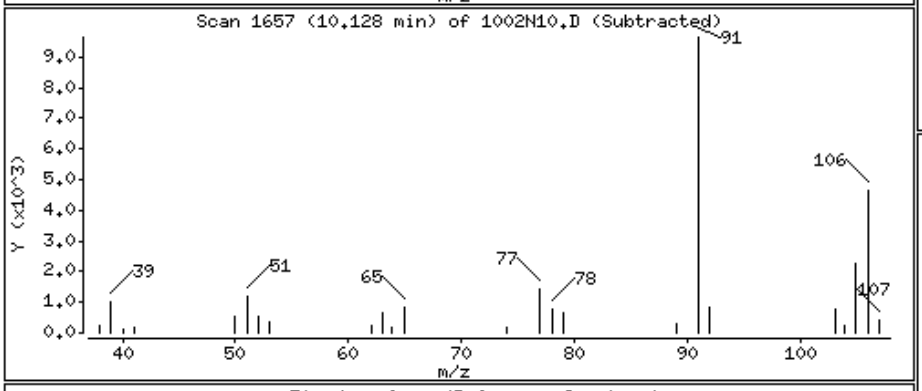

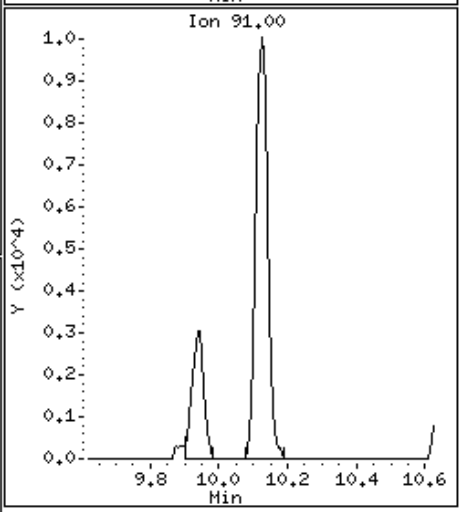

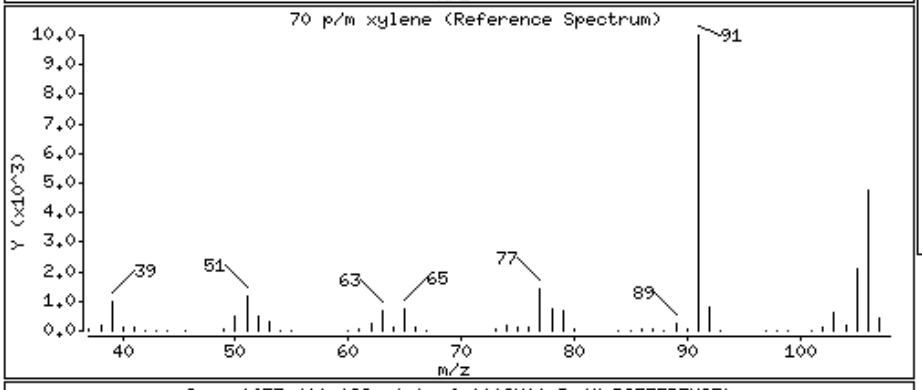

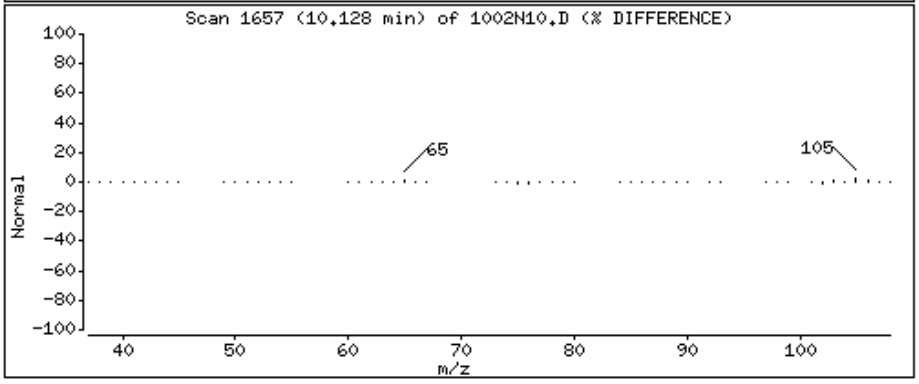

Data File: \\Orgserv2\ff\chem\GCMSVOA\Voa105.i\151002n.b\1002N10.D

Date : 03-OCT-2015 00:49

Client ID:

Instrument: Voa105.i

Sample Info: 11523745-54,31,10,,a

Purge Volume: 10.0

Operator: PD

Column phase:

Column diameter: 0.18

71 o xylene

Concentration: 6.344 ngs

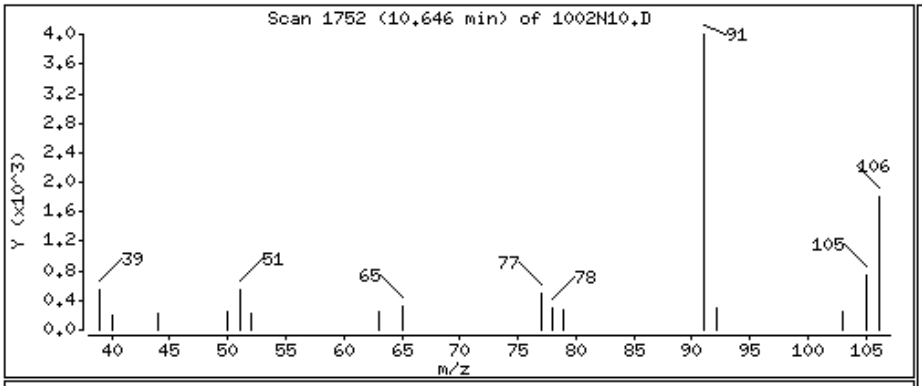

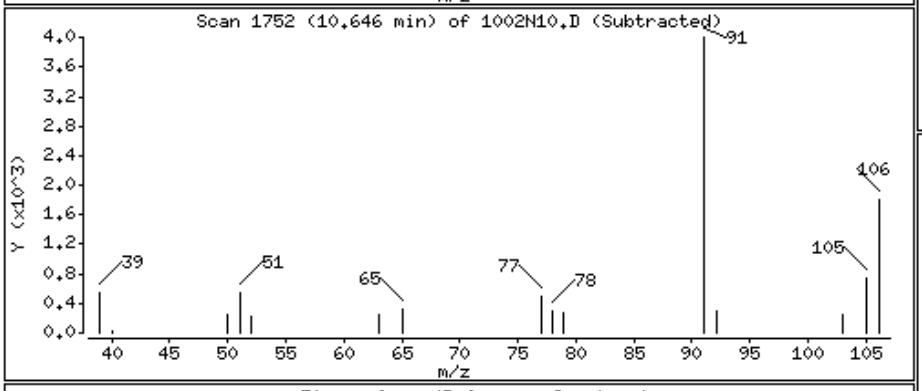

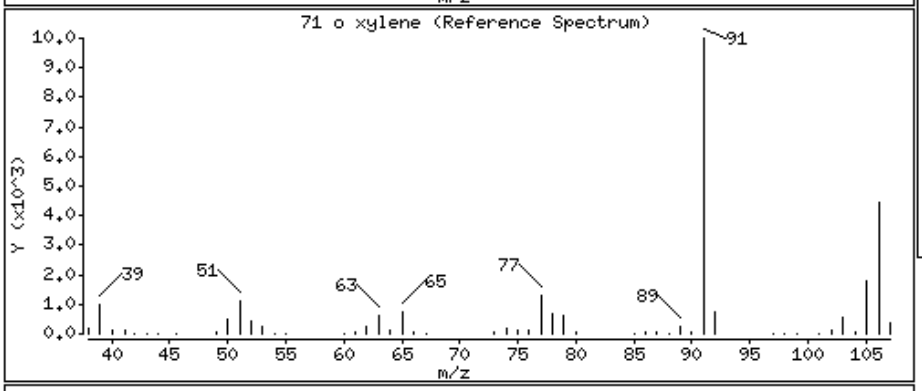

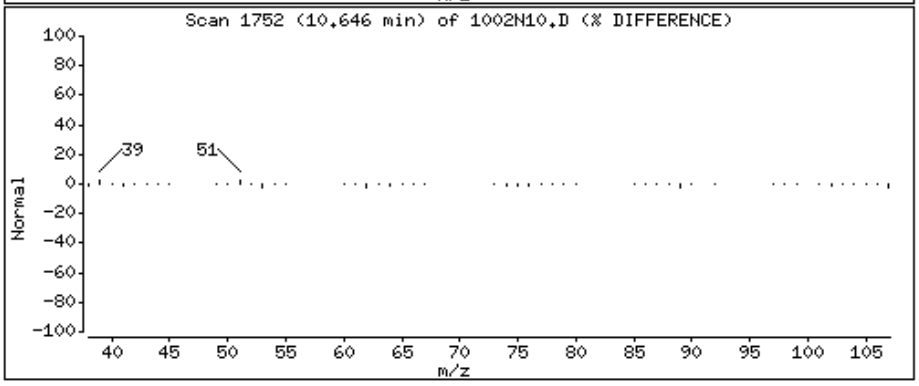

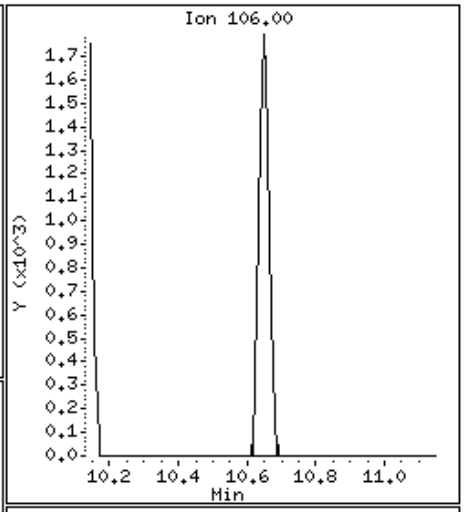

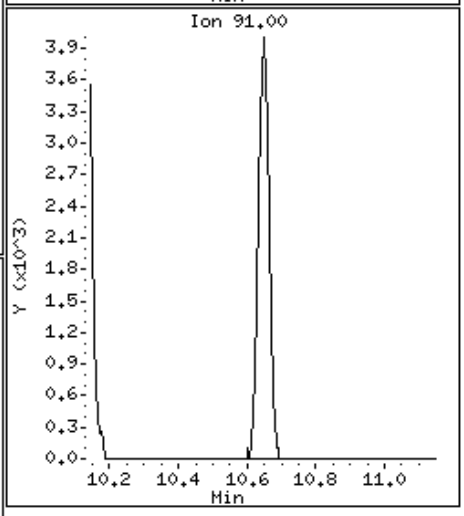

Date : 03-OCT-2015 00:49

Client ID: Instrument: Voa105.i

Sample Info: 11523745-54,31,10,,a

Purge Volume: 10.0 Operator: PD

Column phase: Column diameter: 0.18

Library Search Compound Match	CAS Number	Library	Entry	Quality	Formula	Weight
Unknown						
Cyclohexane, hexyl-	4292-75-5	NIST02.L	34734	53	C12H24	168
Cyclohexane, (4-methylpentyl)-	61142-20-9	NIST02.L	34816	49	C12H24	168
Cyclohexane, butyl-	1678-93-9	NIST02.L	17302	47	C10H20	140

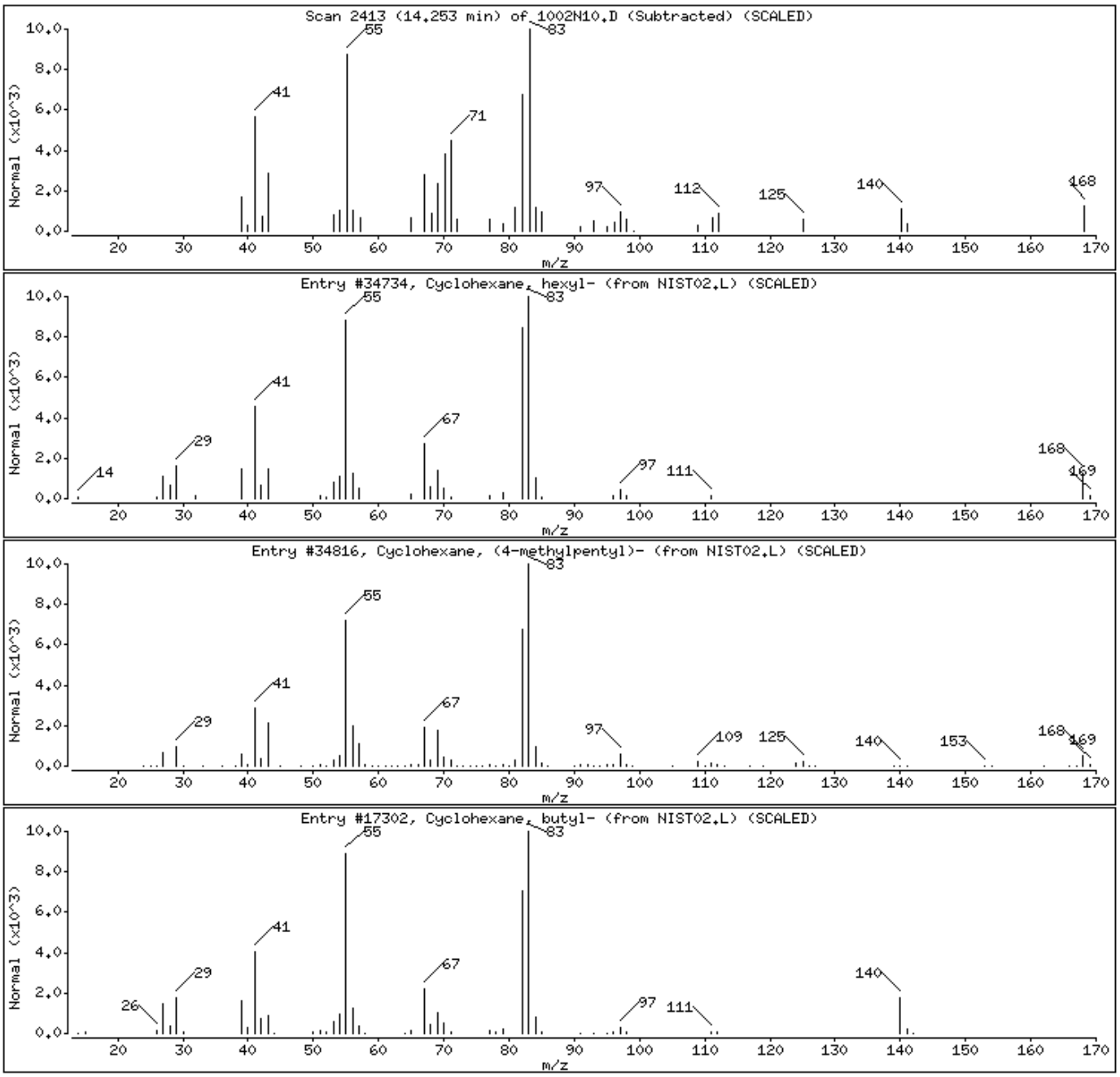

Data File: \\Orgserv2\ff\chem\GCMSVOA\Voa105.i\151002n.b\1002N10.D

Date : 03-OCT-2015 00:49

Client ID:

Instrument: Voa105.i

Sample Info: 11523745-54,31,10,,a

Purge Volume: 10.0

Operator: PD

Column phase:

Column diameter: 0.18

Library Search Compound Match	CAS Number	Library	Entry	Quality	Formula	Weight
Unknown Alkane						
Octane, 2,6-dimethyl-	2051-30-1	NIST02.L	18460	83	C10H22	142
Octane, 3,6-dimethyl-	15869-94-0	NIST02.L	18461	78	C10H22	142
Octane, 2,3,7-trimethyl-	62016-34-6	NIST02.L	27140	72	C11H24	156

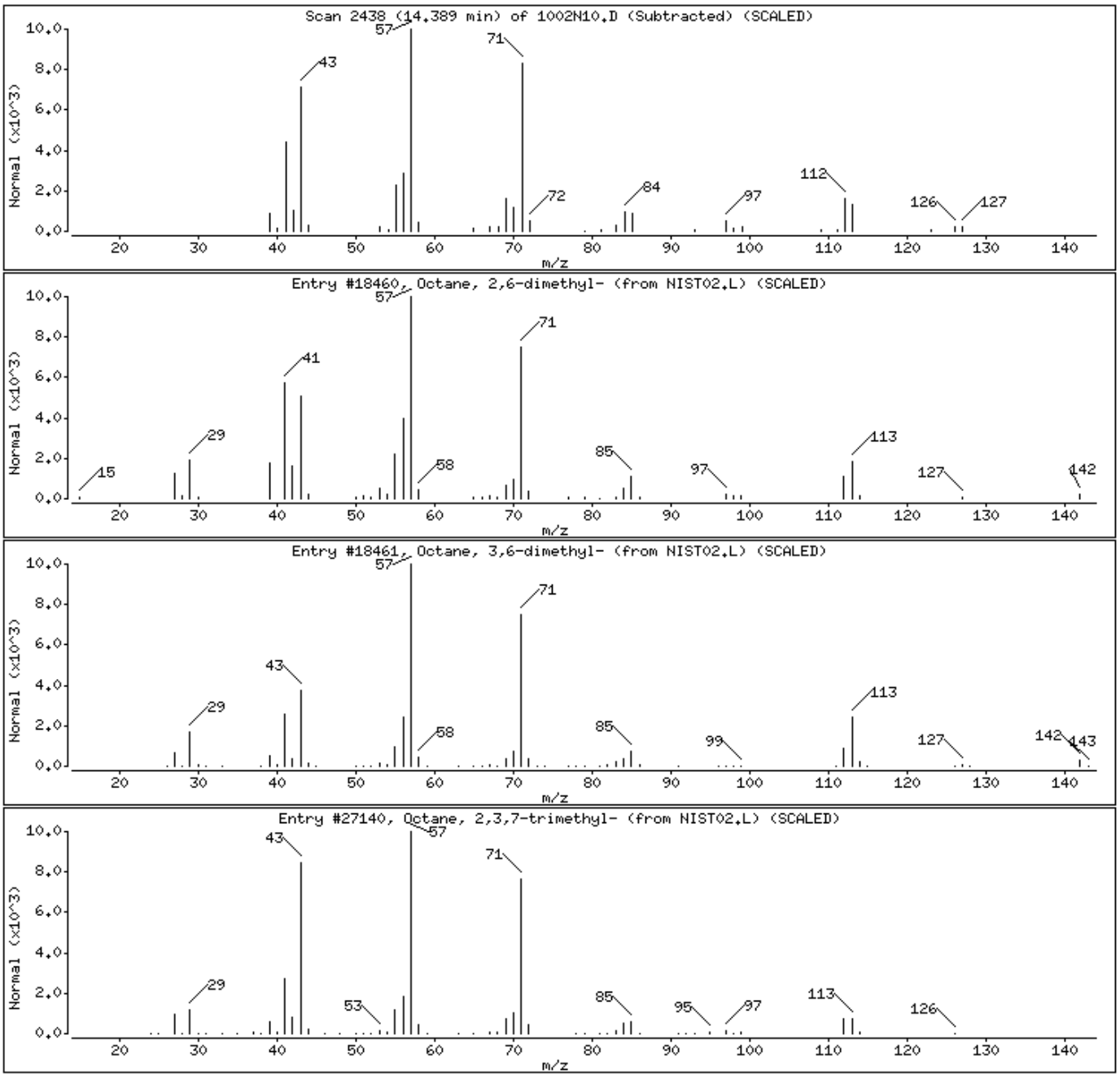

Data File: \\Orgserv2\ff\chem\GCMSVOA\Voa105.i\151002n.b\1002N10.D

Date : 03-OCT-2015 00:49

Client ID:

Instrument: Voa105.i

Sample Info: 11523745-54,31,10,,a

Purge Volume: 10.0

Operator: PD

Column phase:

Column diameter: 0.18

Library Search Compound Match	CAS Number	Library	Entry	Quality	Formula	Weight
Unknown Alkane						
Undecane	1120-21-4	NIST02.L	27118	64	C11H24	156
Tetradecane	629-59-4	NIST02.L	55009	59	C14H30	198
Decane	124-18-5	NIST02.L	18419	59	C10H22	142

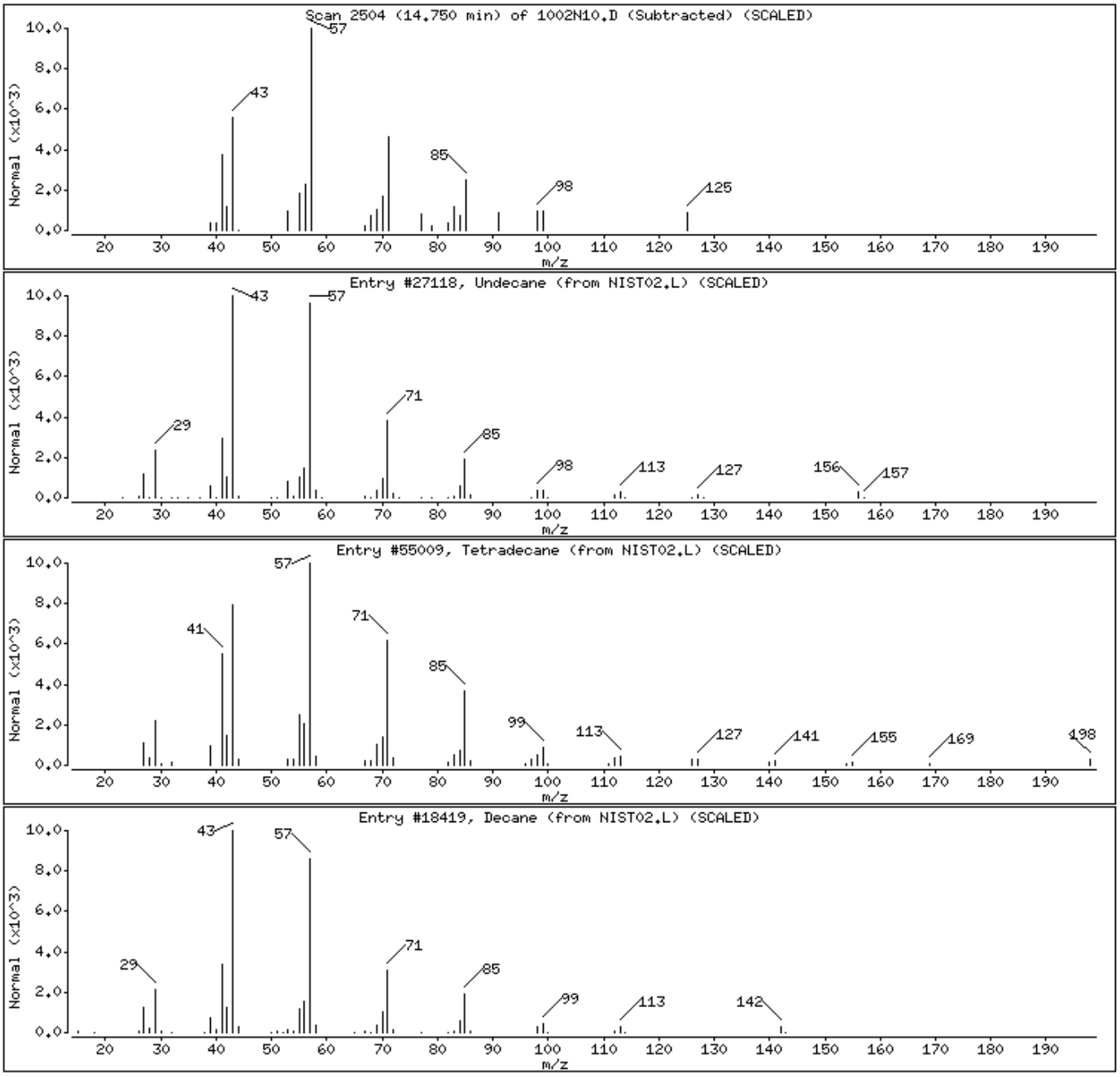

Alpha Analytical Labs

gc/ms voa - VOA101

Data file : \\Orgserv2\ff\chem\GCMSVOA\Voa101.i\151002n.b\1002N10.D
Lab Smp Id:
Inj Date : 03-OCT-2015 01:08
Operator : PD Inst ID: Voa101.i
Smp Info : l1523745-34,31,10,,a
Misc Info : wg827563,ical11506
Comment :
Method : \\Orgserv2\ff\chem\GCMSVOA\Voa101.i\151002n.b\liq8260C.m
Meth Date : 03-Oct-2015 11:01 pduczmalew Quant Type: ISTD
Cal Date : 29-SEP-2015 17:33 Cal File: 0929A10.D
Als bottle: 10
Dil Factor: 1.00000
Integrator: HP RTE Compound Sublist: NJTCL.sub
Target Version: 4.12
Processing Host: VIRTUALXP-76524

Concentration Formula: Amt * DF * CpndVariable
Cpnd Variable Local Compound Variable

	Compounds	QUANT SIG MASS	RT	EXP RT	REL RT	RESPONSE	CONCENTRATIONS ON-COLUMN (ngs)	FINAL (ngs)	REVIEW CODE
	1 dichlorodifluoromethane	85	Compound Not Detected.						
	2 chloromethane	50	Compound Not Detected.						
	3 vinyl chloride	62	Compound Not Detected.						
	4 bromomethane	94	Compound Not Detected.						
	5 chloroethane	64	Compound Not Detected.						
	6 trichlorofluoromethane	101	Compound Not Detected.						
	8 1,1,-dichloroethene	96	Compound Not Detected.						
	11 freon-113	101	3.047	3.042	(0.501)	30746	14.4138	14.413	
	10 carbon disulfide	76	Compound Not Detected.						
	14 methylene chloride	84	Compound Not Detected.						
	15 acetone	43	3.604	3.609	(0.593)	27942	84.3815	84.381	
	16 trans-1,2-dichloroethene	96	Compound Not Detected.						
	17 Methyl Acetate	43	Compound Not Detected.						
	18 methyl tert butyl ether	73	Compound Not Detected.						
	22 1,1-dichloroethane	63	Compound Not Detected.						
	27 cis-1,2-dichloroethene	96	4.832	4.826	(0.795)	4192	1.74351	1.743	
	29 bromochloromethane	128	Compound Not Detected.						
	30 Cyclohexane	56	Compound Not Detected.						
	31 chloroform	83	5.088	5.088	(0.837)	84151	22.0098	22.009	
	33 carbontetrachloride	117	Compound Not Detected.						
$	36 dibromofluoromethane	113	5.268	5.268	(0.866)	270346	95.8500	95.850	
	37 1,1,1-trichloroethane	97	Compound Not Detected.						
	38 2-butanone	43	Compound Not Detected.						
	40 benzene	78	Compound Not Detected.						
$	42 1,2-dichloroethane-d4	65	5.798	5.797	(0.953)	305807	103.877	103.876	
	43 1,2-dichloroethane	62	Compound Not Detected.						
*	45 flourobenzene	96	6.081	6.081	(1.000)	1129798	100.000		
	49 trichloroethene	95	6.261	6.256	(1.030)	33769	14.9013	14.901	
	46 methyl cyclohexane	83	Compound Not Detected.						

	Compounds	QUANT SIG MASS	RT	EXP RT	REL RT	RESPONSE	CONCENTRATIONS ON-COLUMN (ngs)	CONCENTRATIONS FINAL (ngs)	REVIEW CODE
	52 1,2-dichloropropane	63	Compound Not Detected.						
	53 bromodichloromethane	83	Compound Not Detected.						
	56 1,4-Dioxane	88	Compound Not Detected.						
	58 cis-1,3-dichloropropene	75	Compound Not Detected.						
$	59 toluene-d8	98	7.778	7.783	(0.808)	1102235	99.6334	99.633	
	60 toluene	92	Compound Not Detected.						
	62 4-methyl-2-pentanone	58	Compound Not Detected.						
	63 tetrachloroethene	166	8.286	8.285	(0.861)	74310	30.9513	30.951	
	64 trans-1,3-dichloropropene	75	Compound Not Detected.						
	68 1,1,2-trichloroethane	83	Compound Not Detected.						
	69 chlorodibromomethane	129	Compound Not Detected.						
	71 1,2-dibromoethane	107	Compound Not Detected.						
	73 2-hexanone	43	Compound Not Detected.						
*	74 chlorobenzene-d5	117	9.628	9.633	(1.000)	829960	100.000		
	75 chlorobenzene	112	Compound Not Detected.						
	76 ethyl benzene	91	Compound Not Detected.						
	78 p/m xylene	106	Compound Not Detected.						
	79 o xylene	106	Compound Not Detected.						
	80 styrene	104	Compound Not Detected.						
	81 bromoform	173	Compound Not Detected.						
	82 isopropylbenzene	105	Compound Not Detected.						
$	83 4-bromofluorobenzene	95	11.112	11.112	(0.902)	409342	99.6819	99.681	
	88 1,1,2,2,-tetrachloroethane	83	Compound Not Detected.						
	99 1,3-dichlorobenzene	146	Compound Not Detected.						
*	100 1,4-dichlorobenzene-d4	152	12.318	12.318	(1.000)	401078	100.000		
	101 1,4-dichlorobenzene	146	Compound Not Detected.						
	104 1,2-dichlorobenzene	146	Compound Not Detected.						
	106 1,2-dibromo-3-chloropropane	75	Compound Not Detected.						
	109 1,2,4-trichlorobenzene	180	Compound Not Detected.						
	111 1,2,3-trichlorobenzene	180	Compound Not Detected.						

Alpha Analytical Labs

gc/ms voa - VOA101

Data file : \\Orgserv2\ff\chem\GCMSVOA\Voa101.i\151002n.b\1002N10.D
Lab Smp Id:
Inj Date : 03-OCT-2015 01:08
Operator : PD Inst ID: Voa101.i
Smp Info : l1523745-34,31,10,,a
Misc Info : wg827563,ical11506
Comment :
Method : \\Orgserv2\ff\chem\GCMSVOA\Voa101.i\151002n.b\liq8260C.m
Meth Date : 03-Oct-2015 11:01 pduczmalew Quant Type: ISTD
Cal Date : 29-SEP-2015 17:33 Cal File: 0929A10.D
Als bottle: 10
Dil Factor: 1.00000
Integrator: HP RTE Compound Sublist: NJTCL.sub
Target Version: 4.12
Processing Host: VIRTUALXP-76524

- NO TENTATIVELY IDENTIFIED COMPOUNDS -

Alpha Analytical Labs

INTERNAL STANDARD COMPOUNDS
AREA AND RT SUMMARY

Instrument ID: Voa101.i
Lab File ID: 1002N10.D
Lab Smp Id:
Analysis Type: VOA
Quant Type: ISTD
Operator: PD
Method File: \\Orgserv2\ff\chem\GCMSVOA\Voa101.i\151002n.b\liq8260C.m
Misc Info: wg827563,ical11506

Calibration Date: 02-OCT-2015
Calibration Time: 20:45
Level: LOW
Sample Type: WATER

Test Mode:
Use Last Continuing Calibrator.
If Continuing Cal. use Initial Cal. Level 3

		AREA LIMIT			
COMPOUND	STANDARD	LOWER	UPPER	SAMPLE	%DIFF
45 flourobenzene	1222489	611245	2444978	1129798	-7.58
74 chlorobenzene-d5	899066	449533	1798132	829960	-7.69
100 1,4-dichlorobenze	443377	221689	886754	401078	-9.54

		RT LIMIT			
COMPOUND	STANDARD	LOWER	UPPER	SAMPLE	%DIFF
45 flourobenzene	6.08	5.58	6.58	6.08	0.00
74 chlorobenzene-d5	9.63	9.13	10.13	9.63	-0.05
100 1,4-dichlorobenze	12.32	11.82	12.82	12.32	0.00

AREA UPPER LIMIT = +100% of internal standard area.
AREA LOWER LIMIT = - 50% of internal standard area.
RT UPPER LIMIT = + 0.50 minutes of internal standard RT.
RT LOWER LIMIT = - 0.50 minutes of internal standard RT.

Alpha Analytical Labs

RECOVERY REPORT

Client Name: Client SDG: SDGa00307
Sample Matrix: LIQUID Fraction: VOA
Lab Smp Id:
Level: LOW Operator: PD
Data Type: MS DATA SampleType: SAMPLE
SpikeList File: curveallim.spk Quant Type: ISTD
Sublist File: NJTCL.sub
Method File: \\Orgserv2\ff\chem\GCMSVOA\Voa101.i\151002n.b\liq8260C.m
Misc Info: wg827563,ical11506

SURROGATE COMPOUND	AMOUNT ADDED ngs	AMOUNT RECOVERED ngs	% RECOVERED	LIMITS
$ 36 dibromofluorometha	100.000	95.850	95.85	70-130
$ 42 1,2-dichloroethane	100.000	103.876	103.88	70-130
$ 59 toluene-d8	100.000	99.633	99.63	70-130
$ 83 4-bromofluorobenze	100.000	99.681	99.68	70-130

Data File: \\Orgserv2\ff\chem\GCMSVOA\Voa101.i\151002n.b\1002N10.D
Date : 03-OCT-2015 01:08
Client ID:
Sample Info: 11523745-34,31,10,,a
Purge Volume: 10.0
Column phase:

Instrument: Voa101.i
Operator: PD
Column diameter: 0.18

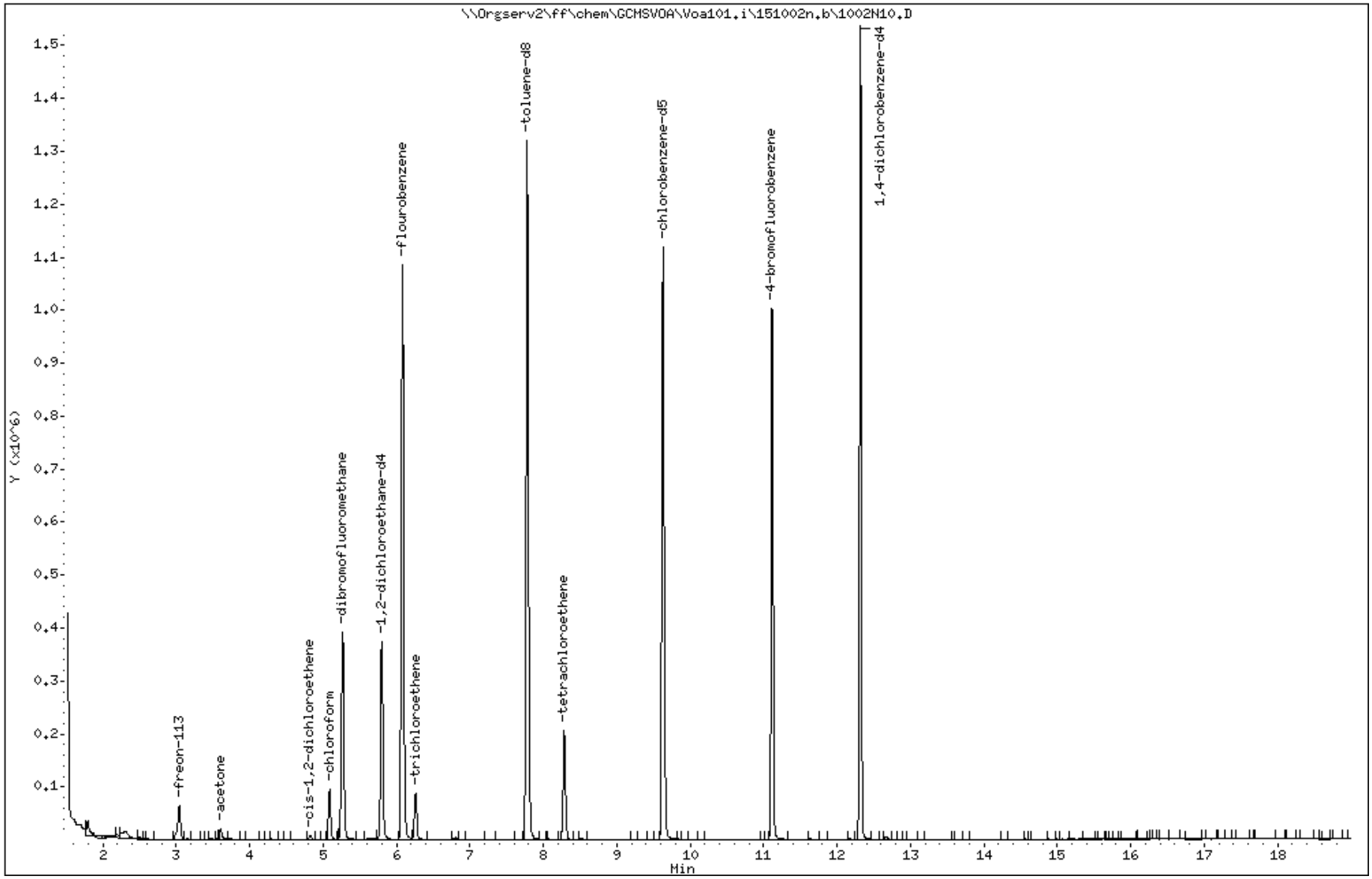

Data File: \\Orgserv2\ff\chem\GCMSVOA\Voa101.i\151002n.b\1002N10.D

Date : 03-OCT-2015 01:08

Client ID:

Instrument: Voa101.i

Sample Info: 11523745-34,31,10,,a

Purge Volume: 10.0

Operator: PD

Column phase:

Column diameter: 0.18

11 freon-113

Concentration: 14.413 ngs

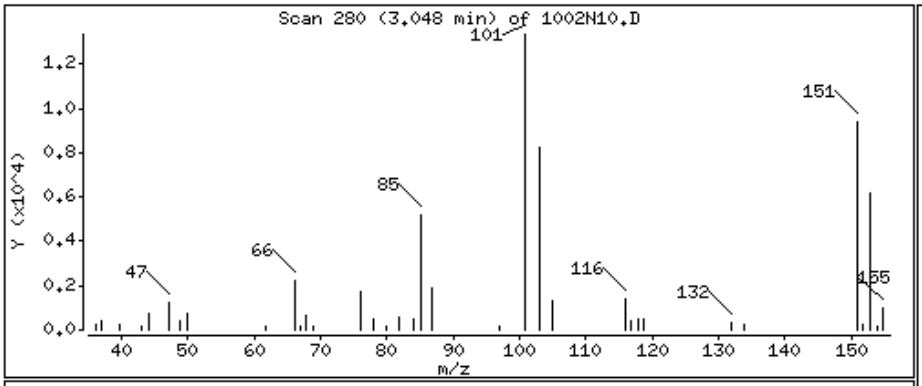

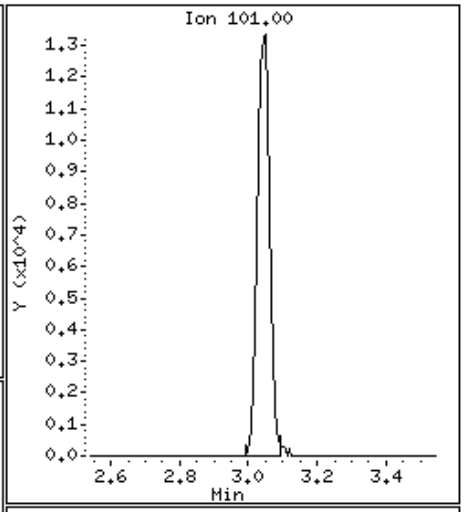

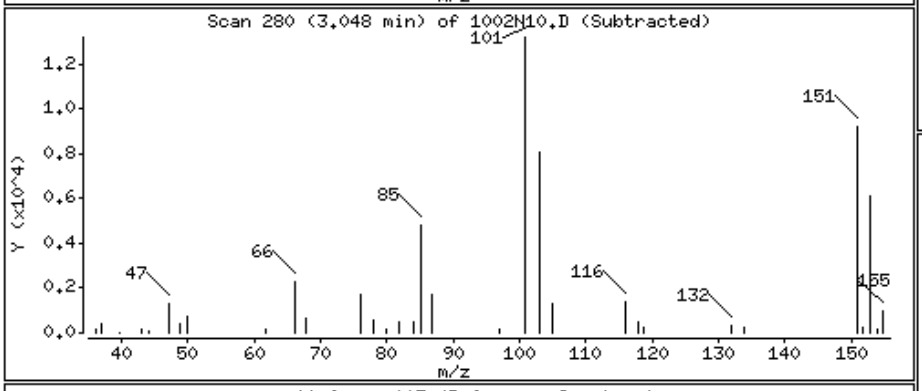

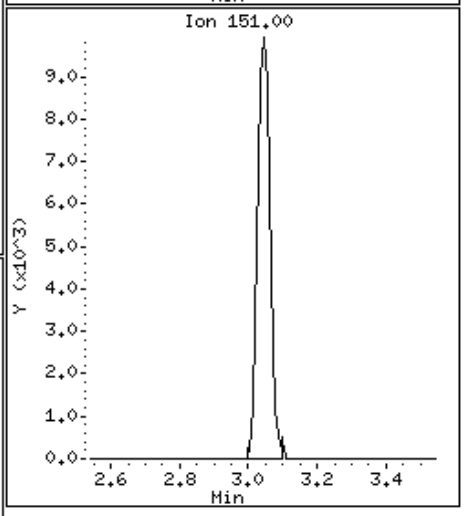

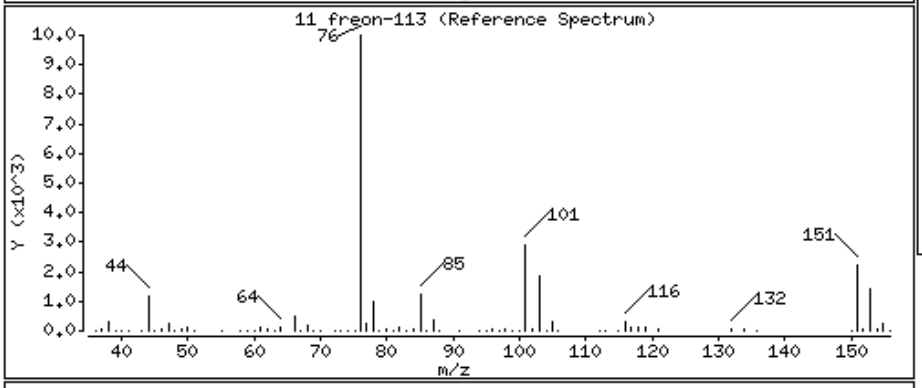

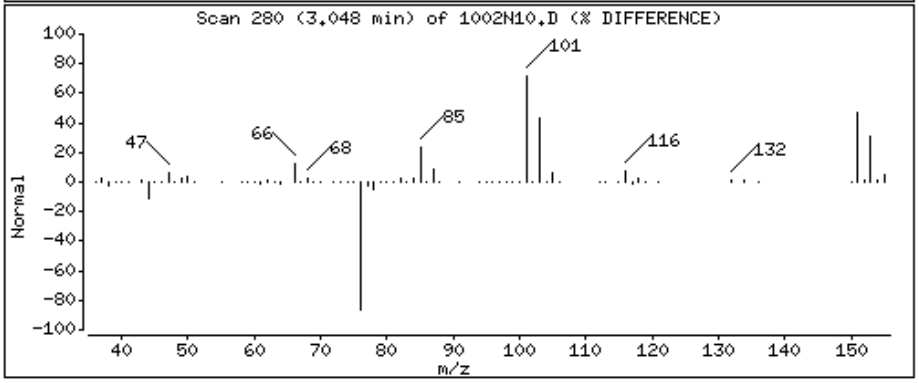

Data File: \\Orgserv2\ff\chem\GCMSVOA\Voa101.i\151002n.b\1002N10.D

Date : 03-OCT-2015 01:08

Client ID:

Instrument: Voa101.i

Sample Info: 11523745-34,31,10,,a

Purge Volume: 10.0

Operator: PD

Column phase:

Column diameter: 0.18

15 acetone

Concentration: 84.381 ngs

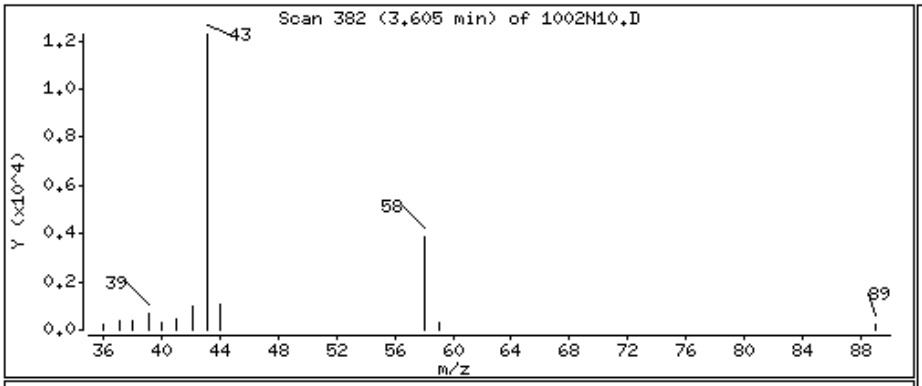

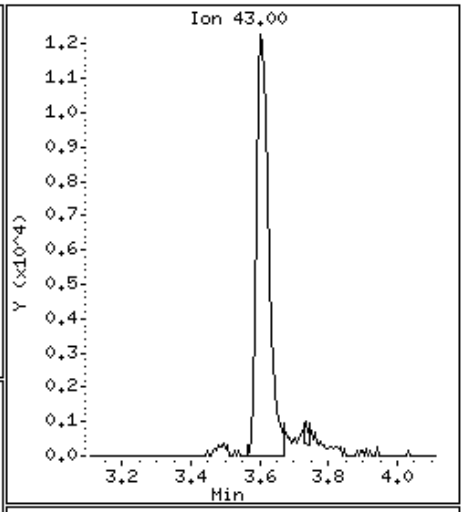

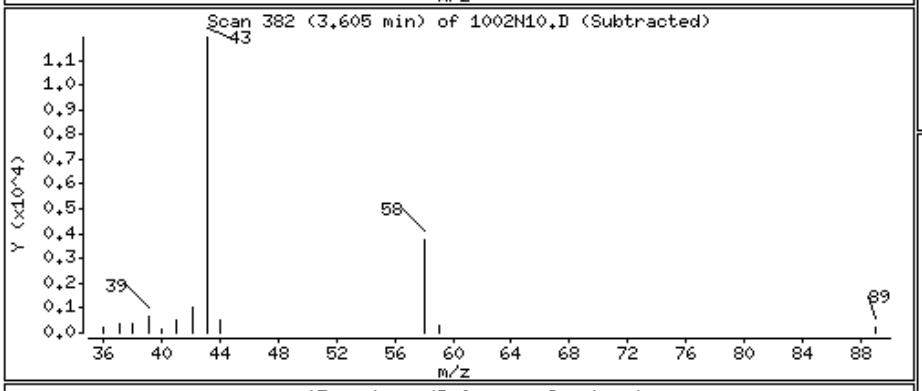

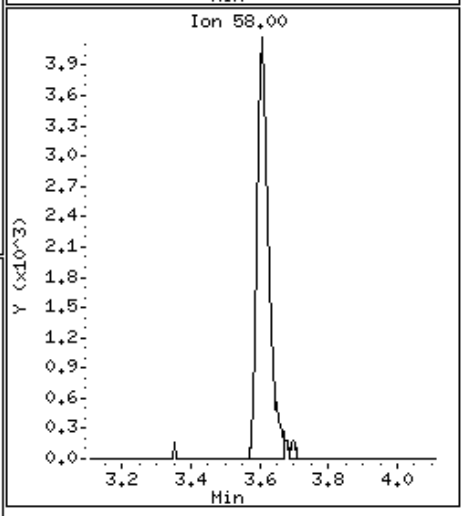

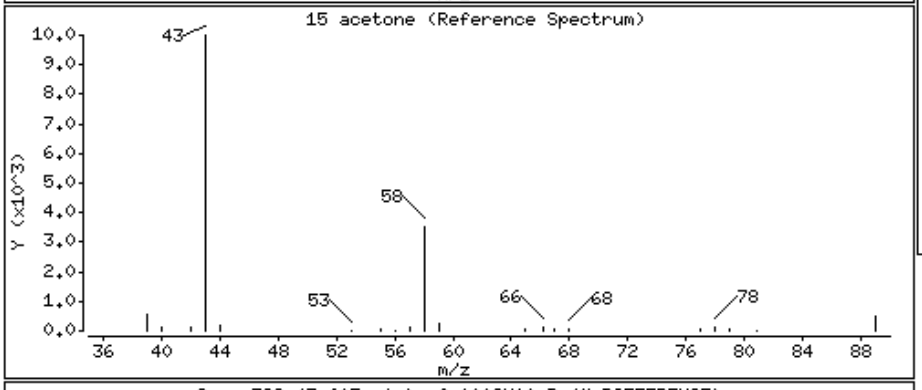

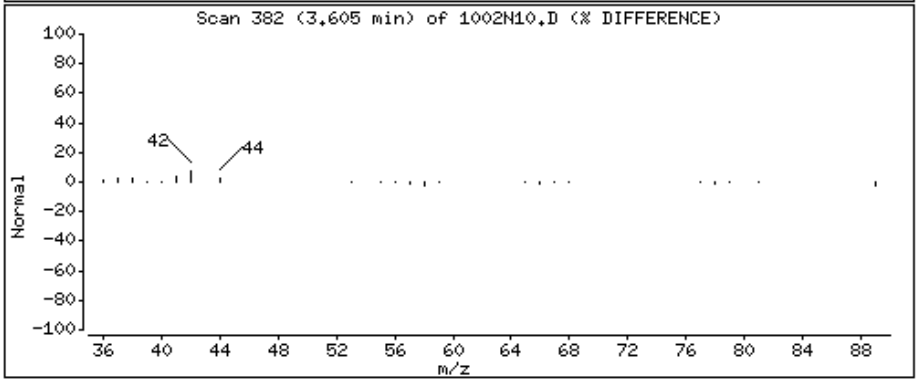

Data File: \\Orgserv2\ff\chem\GCMSVOA\Voa101.i\151002n.b\1002N10.D

Date : 03-OCT-2015 01:08

Client ID:

Instrument: Voa101.i

Sample Info: 11523745-34,31,10,,a

Purge Volume: 10.0

Operator: PD

Column phase:

Column diameter: 0.18

27 cis-1,2-dichloroethene

Concentration: 1.743 ngs

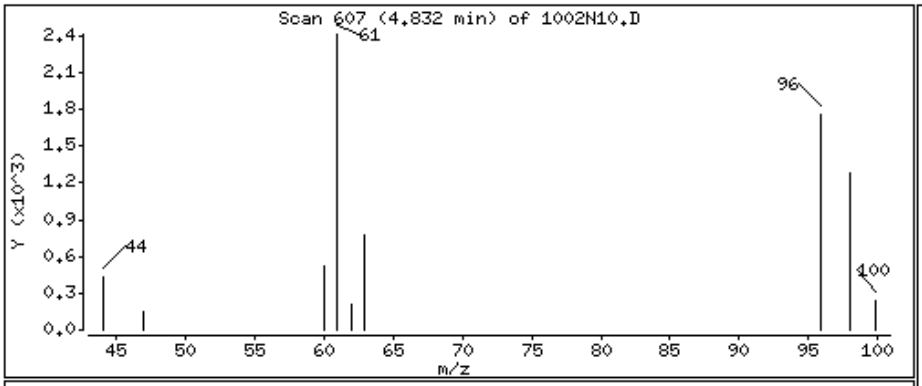

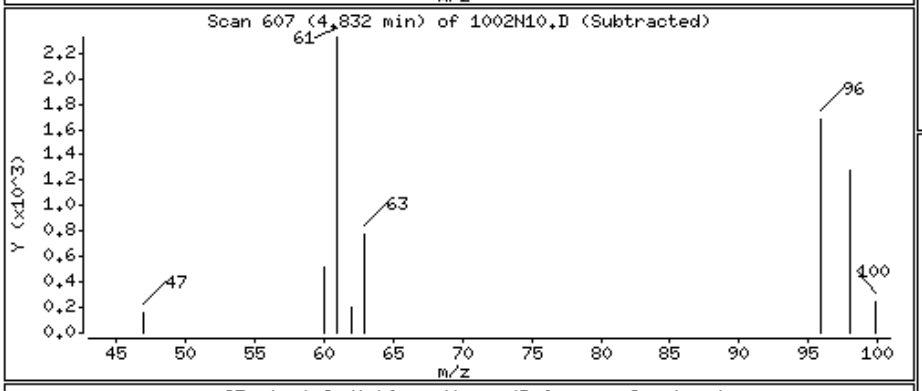

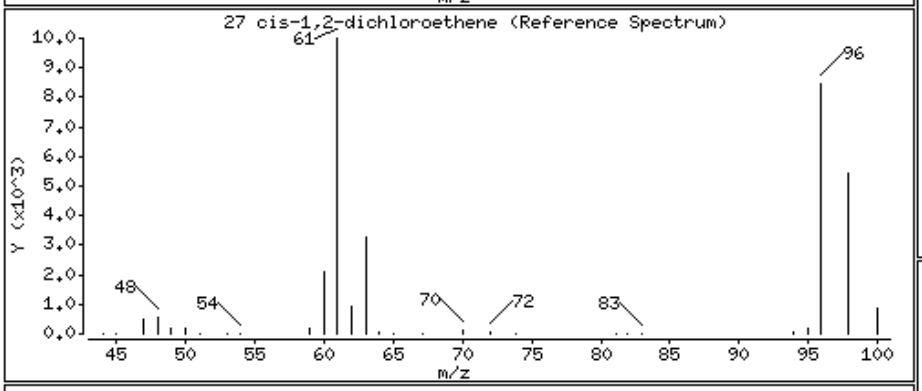

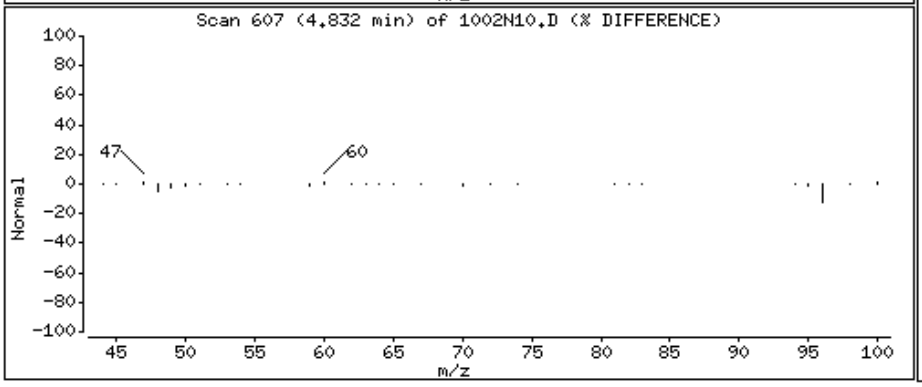

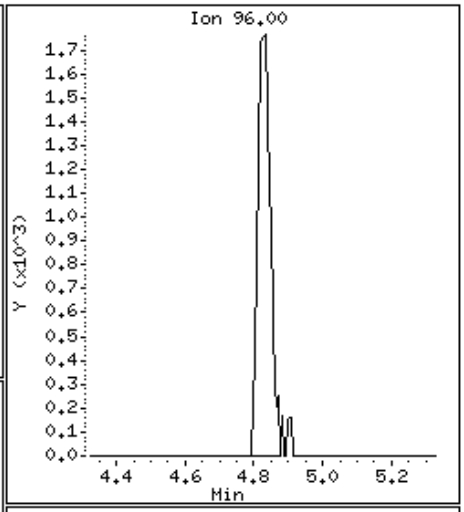

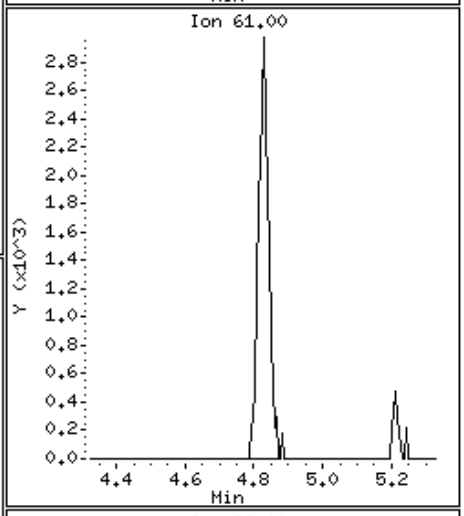

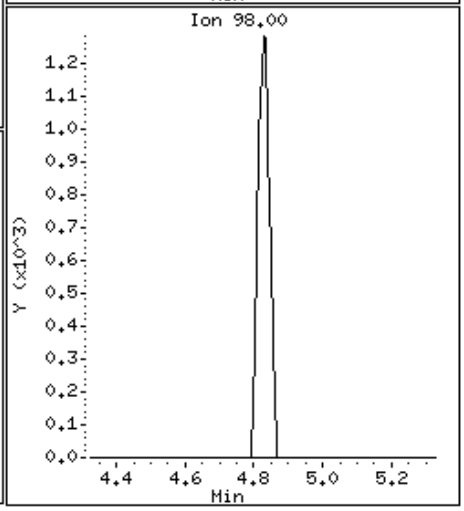

Data File: \\Orgserv2\ff\chem\GCMSVOA\Voa101.i\151002n.b\1002N10.D

Date : 03-OCT-2015 01:08

Client ID:

Instrument: Voa101.i

Sample Info: 11523745-34,31,10,,a

Purge Volume: 10.0

Operator: PD

Column phase:

Column diameter: 0.18

31 chloroform

Concentration: 22.009 ngs

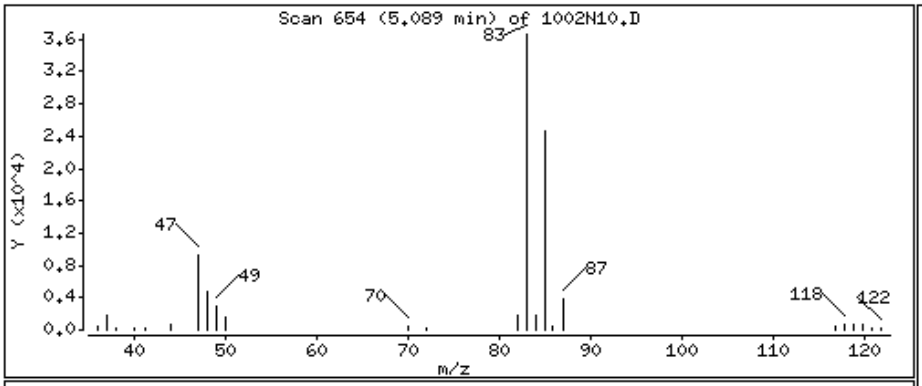

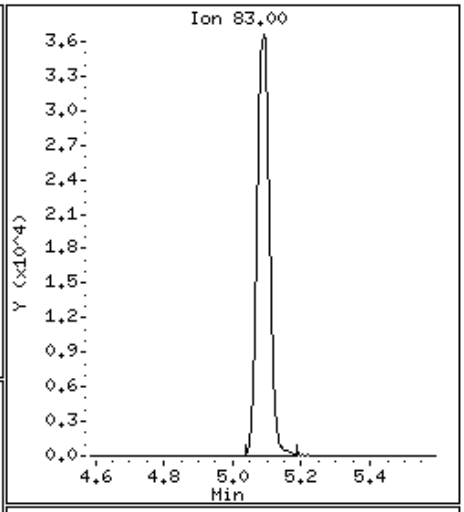

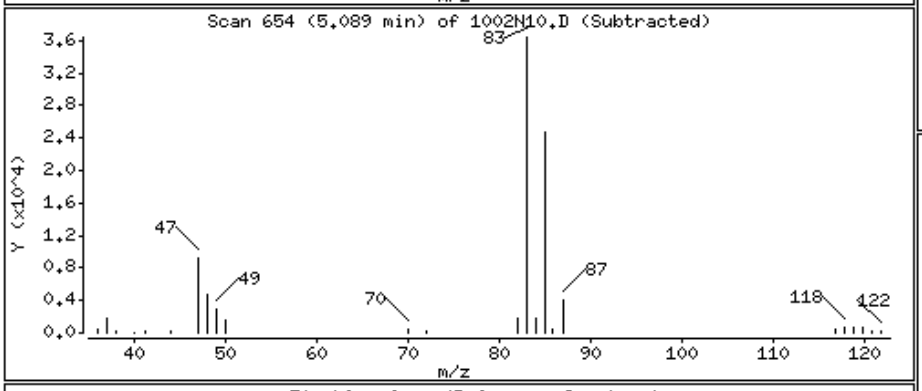

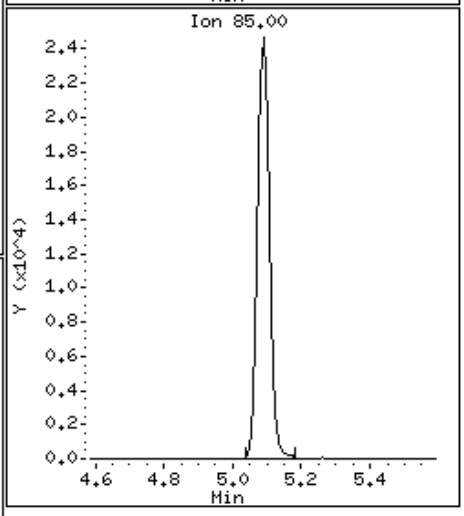

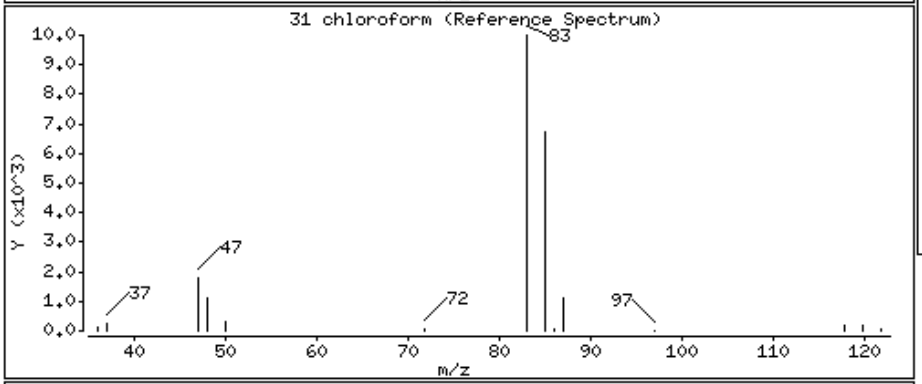

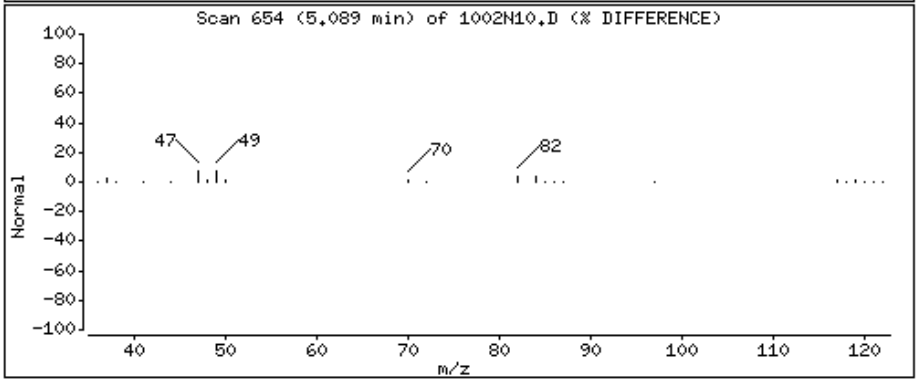

Data File: \\Orgserv2\ff\chem\GCMSVOA\Voa101.i\151002n.b\1002N10.D

Date : 03-OCT-2015 01:08

Client ID:

Instrument: Voa101.i

Sample Info: 11523745-34,31,10,,a

Purge Volume: 10.0

Operator: PD

Column phase:

Column diameter: 0.18

49 trichloroethene

Concentration: 14.901 ngs

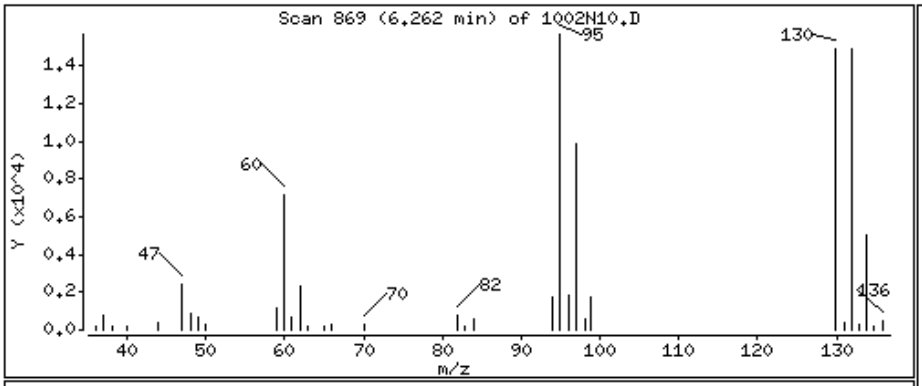

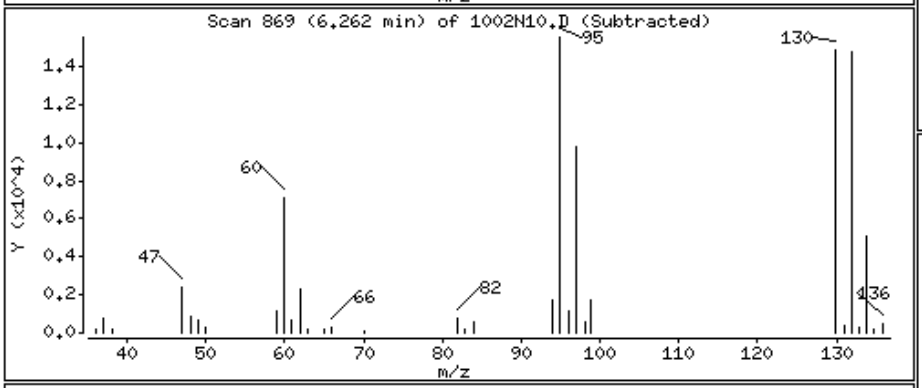

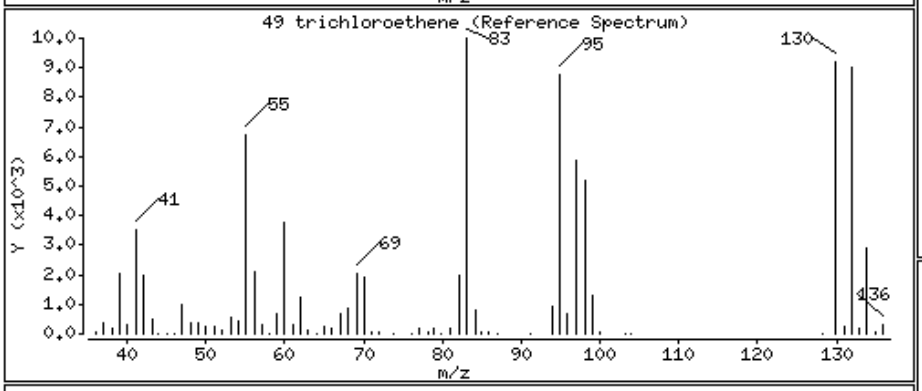

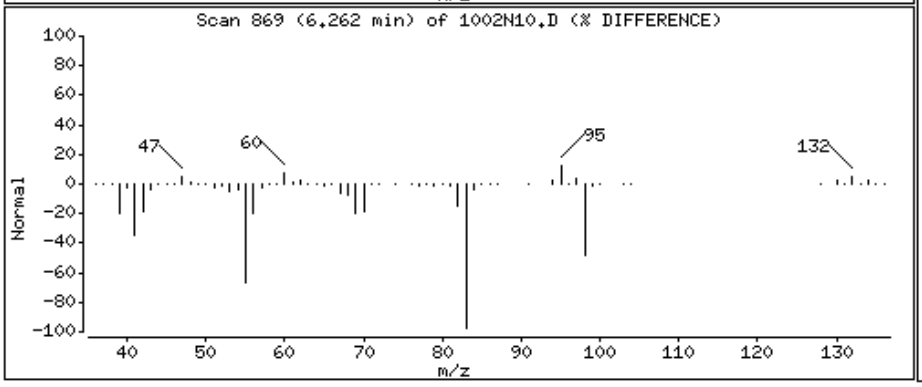

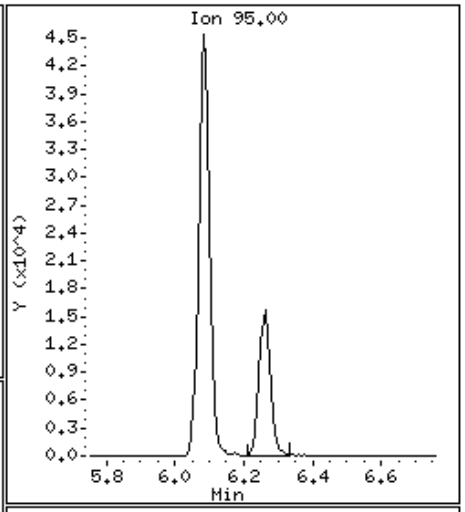

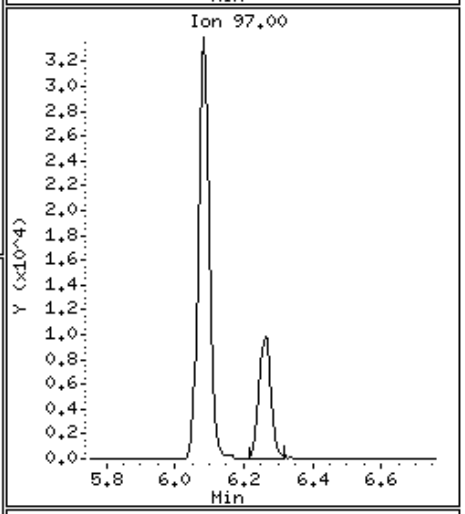

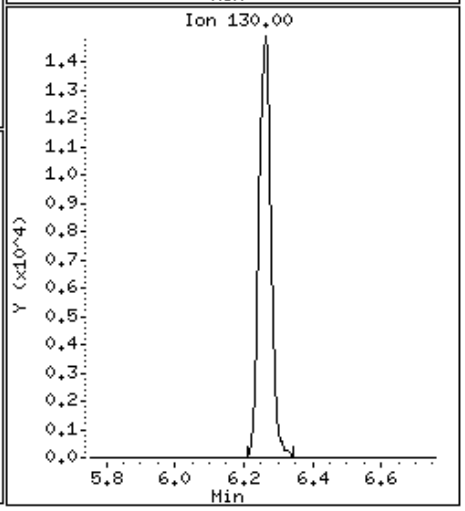

Data File: \\Orgserv2\ff\chem\GCMSVOA\Voa101.i\151002n.b\1002N10.D

Date : 03-OCT-2015 01:08

Client ID:

Instrument: Voa101.i

Sample Info: 11523745-34,31,10,,a

Purge Volume: 10.0

Operator: PD

Column phase:

Column diameter: 0.18

63 tetrachloroethene

Concentration: 30.951 ngs

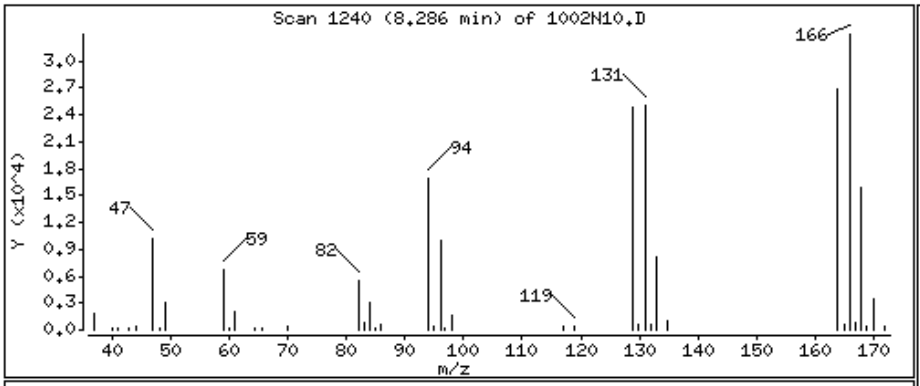

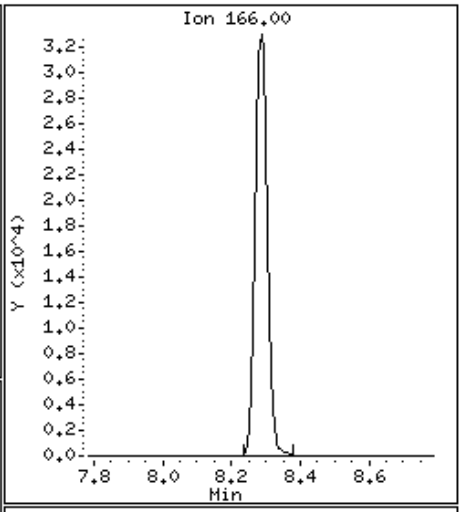

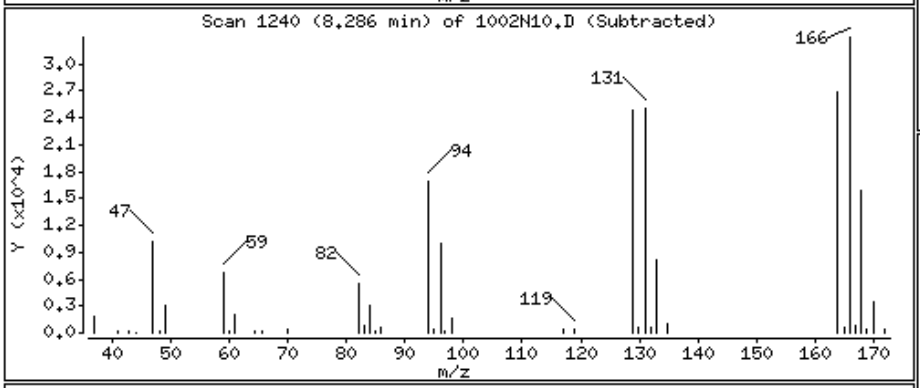

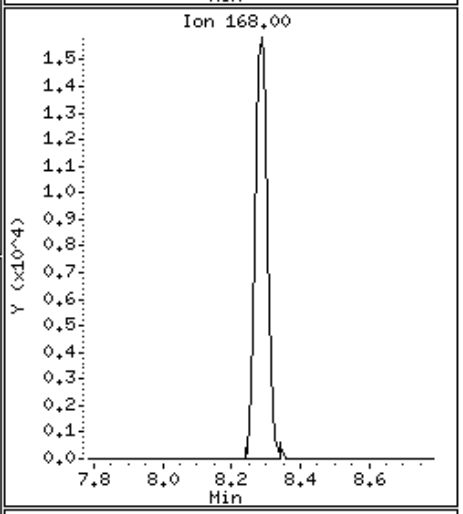

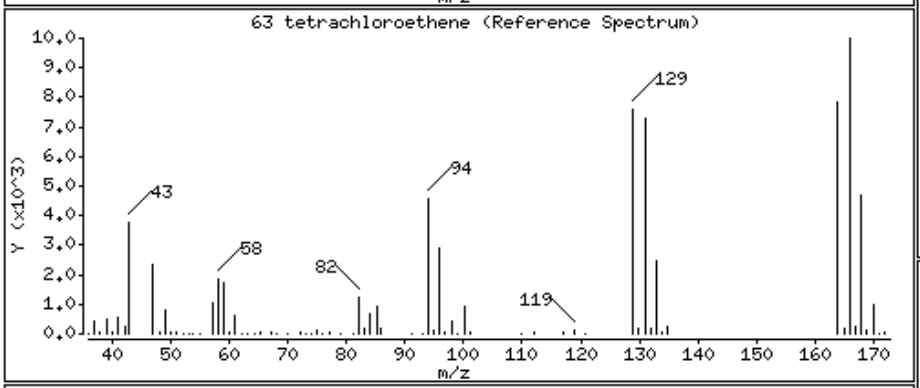

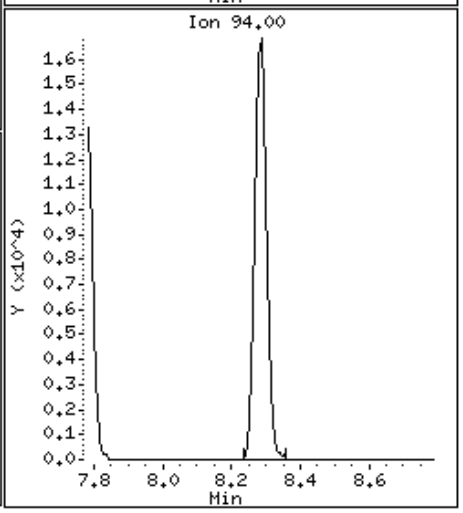

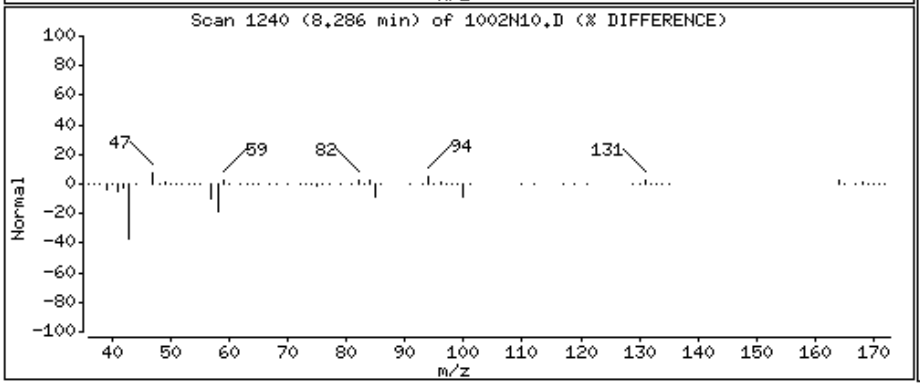

Alpha Analytical Labs

Manual Integration

Sample Info	: l1523745-34,31,10,,a wg827563,ical11506		
Instrument ID	: Voa101.i		
Method	: liq8260C.m		
File	: 1002N10.D		
Injection Date	: 03-OCT-2015 01:08		
Quantitation	: ISTD	Integrator :	HP RTE
Dilution Factor	: 1.00	Sample Type:	SAMPLE

This File has no version history.

//Orgserv2/ff/chem/GCMSVOA/Voa101.i/151002n.b/original/1002N10.D

Alpha Analytical Labs

gc/ms voa - VOA105

Data file : \\Orgserv2\ff\chem\GCMSVOA\Voa105.i\151002n.b\1002N11.D
Lab Smp Id:
Inj Date : 03-OCT-2015 01:17
Operator : PD Inst ID: Voa105.i
Smp Info : l1523745-55,31,10,,a
Misc Info : wg827568,ical11492
Comment :
Method : \\Orgserv2\ff\chem\GCMSVOA\Voa105.i\151002n.b\liq8260B.m
Meth Date : 03-Oct-2015 11:22 pduczmalew Quant Type: ISTD
Cal Date : 26-SEP-2015 22:38 Cal File: 0926A10.D
Als bottle: 11
Dil Factor: 1.00000
Integrator: HP RTE Compound Sublist: NJTCL.sub
Target Version: 4.12
Processing Host: VIRTUALXP-76524

Concentration Formula: Amt * DF * CpndVariable
Cpnd Variable Local Compound Variable

	Compounds	QUANT SIG MASS	RT	EXP RT	REL RT	RESPONSE	CONCENTRATIONS ON-COLUMN (ngs)	FINAL (ngs)	REVIEW CODE
	1 dichlorodifluoromethane	85	Compound Not Detected.						
	2 chloromethane	50	1.992	1.992	(0.315)	1409	1.56183	1.561	
	3 vinyl chloride	62	Compound Not Detected.						
	4 bromomethane	94	Compound Not Detected.						
	5 chloroethane	64	Compound Not Detected.						
	6 trichlorofluoromethane	101	Compound Not Detected.						
	8 1,1,-dichloroethene	96	Compound Not Detected.						
	9 carbon disulfide	76	Compound Not Detected.						
	10 freon-113	101	Compound Not Detected.						
	11 methylene chloride	84	Compound Not Detected.						
	13 acetone	43	3.825	3.825	(0.605)	6433	45.3852	45.385	
	14 trans-1,2-dichloroethene	96	Compound Not Detected.						
	15 Methyl Acetate	43	Compound Not Detected.						
	16 methyl tert butyl ether	73	Compound Not Detected.						
	19 1,1-dichloroethane	63	Compound Not Detected.						
	24 cis-1,2-dichloroethene	96	Compound Not Detected.						
	27 bromochloromethane	128	Compound Not Detected.						
	26 Cyclohexane	56	Compound Not Detected.						
	28 chloroform	83	Compound Not Detected.						
	30 carbontetrachloride	117	Compound Not Detected.						
$	32 dibromofluoromethane	113	5.506	5.506	(0.871)	105216	96.7690	96.769	
	33 1,1,1-trichloroethane	97	Compound Not Detected.						
	34 2-butanone	43	Compound Not Detected.						
	36 benzene	78	Compound Not Detected.						
$	38 1,2-dichloroethane-d4	65	6.046	6.041	(0.956)	130044	101.649	101.648	
	39 1,2-dichloroethane	62	Compound Not Detected.						
*	41 flourobenzene	96	6.324	6.324	(1.000)	417152	100.000		
	42 methyl cyclohexane	83	Compound Not Detected.						

	Compounds	QUANT SIG MASS	RT	EXP RT	REL RT	RESPONSE	CONCENTRATIONS ON-COLUMN (ngs)	CONCENTRATIONS FINAL (ngs)	REVIEW CODE
	43 trichloroethene	95	Compound Not Detected.						
	46 1,2-dichloropropane	63	Compound Not Detected.						
	47 bromodichloromethane	83	Compound Not Detected.						
	49 1,4-Dioxane	88	Compound Not Detected.						
	52 cis-1,3-dichloropropene	75	Compound Not Detected.						
$	53 toluene-d8	98	8.027	8.027	(0.812)	397320	105.394	105.393	
	54 toluene	92	Compound Not Detected.						
	56 4-methyl-2-pentanone	58	Compound Not Detected.						
	55 tetrachloroethene	166	Compound Not Detected.						
	57 trans-1,3-dichloropropene	75	Compound Not Detected.						
	60 1,1,2-trichloroethane	83	Compound Not Detected.						
	61 chlorodibromomethane	129	Compound Not Detected.						
	64 1,2-dibromoethane	107	Compound Not Detected.						
	65 2-hexanone	43	Compound Not Detected.						
*	66 chlorobenzene-d5	117	9.882	9.882	(1.000)	287249	100.000		
	67 chlorobenzene	112	Compound Not Detected.						
	68 ethyl benzene	91	Compound Not Detected.						
	70 p/m xylene	106	Compound Not Detected.						
	71 o xylene	106	Compound Not Detected.						
	72 styrene	104	Compound Not Detected.						
	73 bromoform	173	Compound Not Detected.						
	74 isopropylbenzene	105	Compound Not Detected.						
$	75 4-bromofluorobenzene	95	11.333	11.333	(0.905)	132847	105.095	105.095	
	79 1,1,2,2,-tetrachloroethane	83	Compound Not Detected.						
	92 1,3-dichlorobenzene	146	Compound Not Detected.						
*	93 1,4-dichlorobenzene-d4	152	12.517	12.517	(1.000)	124538	100.000		
	94 1,4-dichlorobenzene	146	Compound Not Detected.						
	97 1,2-dichlorobenzene	146	Compound Not Detected.						
	99 1,2-dibromo-3-chloropropane	75	Compound Not Detected.						
	102 1,2,4-trichlorobenzene	180	Compound Not Detected.						
	104 1,2,3-trichlorobenzene	180	Compound Not Detected.						

Alpha Analytical Labs

gc/ms voa - VOA105

Data file : \\Orgserv2\ff\chem\GCMSVOA\Voa105.i\151002n.b\1002N11.D
Lab Smp Id:
Inj Date : 03-OCT-2015 01:17
Operator : PD Inst ID: Voa105.i
Smp Info : l1523745-55,31,10,,a
Misc Info : wg827568,ical11492
Comment :
Method : \\Orgserv2\ff\chem\GCMSVOA\Voa105.i\151002n.b\liq8260B.m
Meth Date : 03-Oct-2015 11:22 pduczmalew Quant Type: ISTD
Cal Date : 26-SEP-2015 22:38 Cal File: 0926A10.D
Als bottle: 11
Dil Factor: 1.00000
Integrator: HP RTE Compound Sublist: NJTCL.sub
Target Version: 4.12
Processing Host: VIRTUALXP-76524

- NO TENTATIVELY IDENTIFIED COMPOUNDS -

Alpha Analytical Labs

INTERNAL STANDARD COMPOUNDS
AREA AND RT SUMMARY

Instrument ID: Voa105.i
Lab File ID: 1002N11.D
Lab Smp Id:
Analysis Type: VOA
Quant Type: ISTD
Operator: PD
Method File: \\Orgserv2\ff\chem\GCMSVOA\Voa105.i\151002n.b\liq8260B.m
Misc Info: wg827568,ical11492

Calibration Date: 02-OCT-2015
Calibration Time: 20:41
Level: LOW
Sample Type: WATER

Test Mode:
Use Last Continuing Calibrator.
If Continuing Cal. use Initial Cal. Level 3

		AREA LIMIT			
COMPOUND	STANDARD	LOWER	UPPER	SAMPLE	%DIFF
41 flourobenzene	477183	238592	954366	417152	-12.58
66 chlorobenzene-d5	340497	170249	680994	287249	-15.64
93 1,4-dichlorobenze	165467	82734	330934	124538	-24.74

		RT LIMIT			
COMPOUND	STANDARD	LOWER	UPPER	SAMPLE	%DIFF
41 flourobenzene	6.32	5.82	6.82	6.32	-0.00
66 chlorobenzene-d5	9.88	9.38	10.38	9.88	-0.00
93 1,4-dichlorobenze	12.52	12.02	13.02	12.52	-0.00

AREA UPPER LIMIT = +100% of internal standard area.
AREA LOWER LIMIT = - 50% of internal standard area.
RT UPPER LIMIT = + 0.50 minutes of internal standard RT.
RT LOWER LIMIT = - 0.50 minutes of internal standard RT.

Alpha Analytical Labs

RECOVERY REPORT

Client Name: Client SDG: SDGa00307
Sample Matrix: LIQUID Fraction: VOA
Lab Smp Id:
Level: LOW Operator: PD
Data Type: MS DATA SampleType: SAMPLE
SpikeList File: curveall.spk Quant Type: ISTD
Sublist File: NJTCL.sub
Method File: \\Orgserv2\ff\chem\GCMSVOA\Voa105.i\151002n.b\liq8260B.m
Misc Info: wg827568,ical11492

SURROGATE COMPOUND	AMOUNT ADDED ngs	AMOUNT RECOVERED ngs	% RECOVERED	LIMITS
$ 32 dibromofluorometha	100.000	96.769	96.77	70-130
$ 38 1,2-dichloroethane	100.000	101.648	101.65	70-130
$ 53 toluene-d8	100.000	105.393	105.39	70-130
$ 75 4-bromofluorobenze	100.000	105.095	105.10	70-130

Data File: \\Orgserv2\ff\chem\GCMSVOA\Voa105.i\151002n.b\1002N11.D
Date : 03-OCT-2015 01:17
Client ID:
Sample Info: 11523745-55,31,10,,a
Purge Volume: 10.0
Column phase:

Instrument: Voa105.i
Operator: PD
Column diameter: 0.18

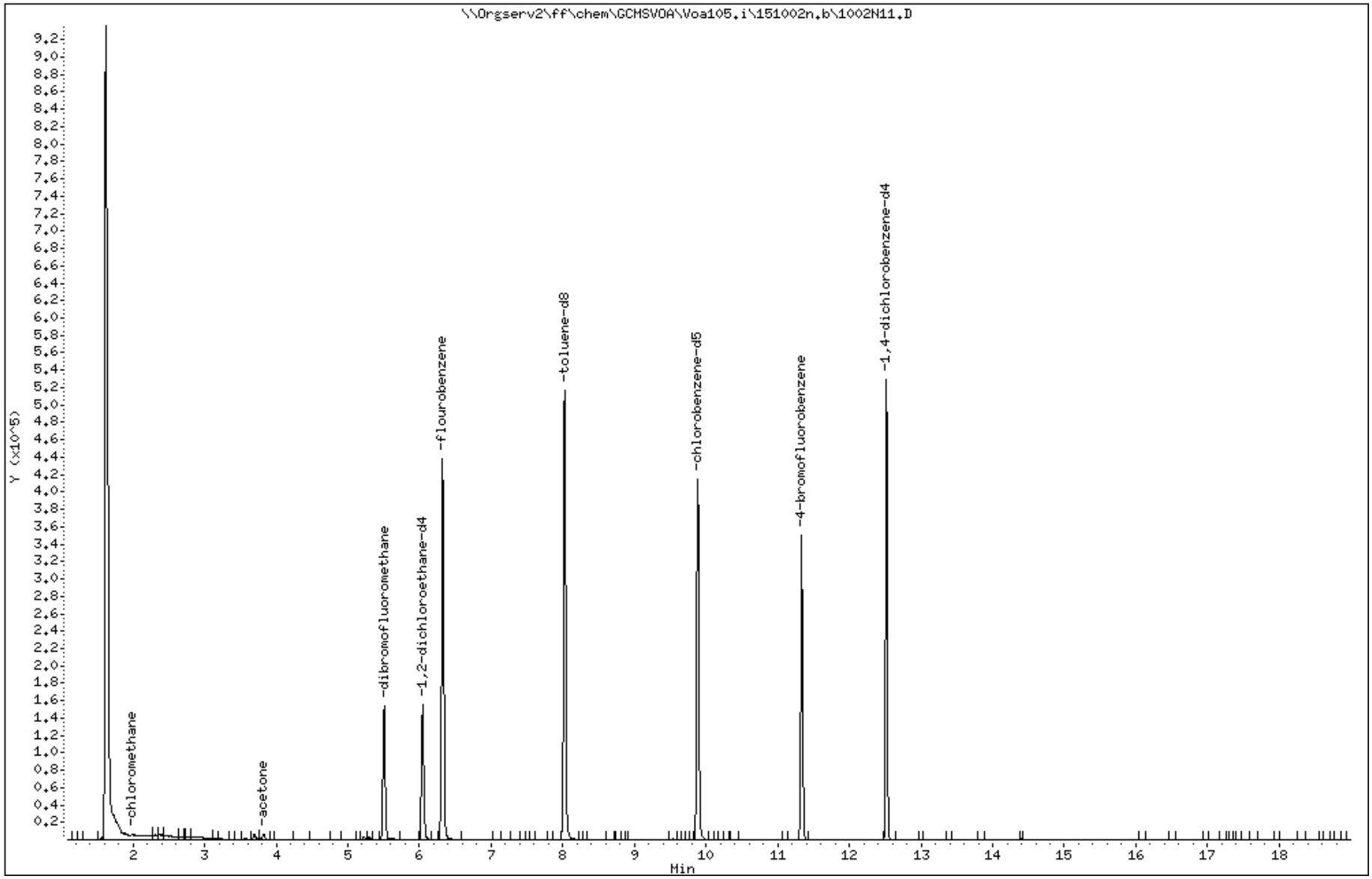

Data File: \\Orgserv2\ff\chem\GCMSVOA\Voa105.i\151002n.b\1002N11.D

Date : 03-OCT-2015 01:17

Client ID:

Instrument: Voa105.i

Sample Info: 11523745-55,31,10,,a

Purge Volume: 10.0

Operator: PD

Column phase:

Column diameter: 0.18

2 chloromethane

Concentration: 1.561 ngs

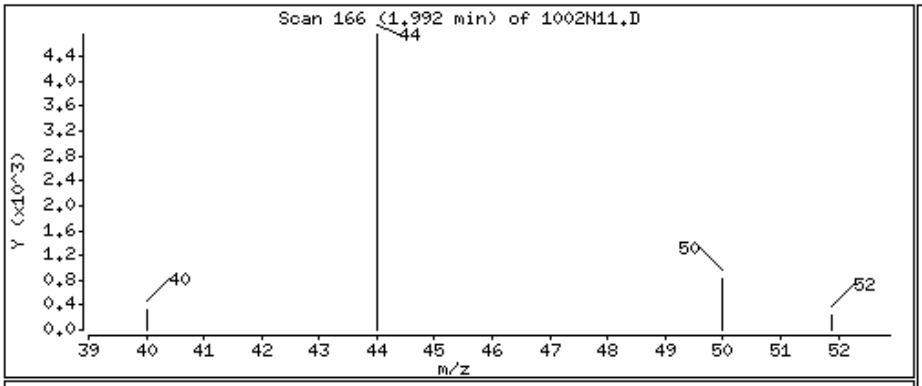

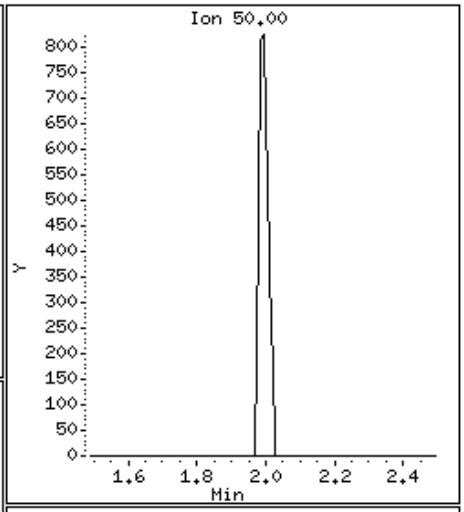

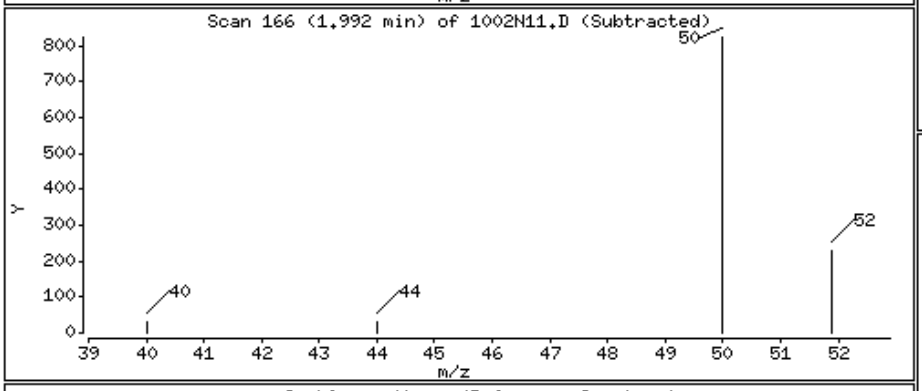

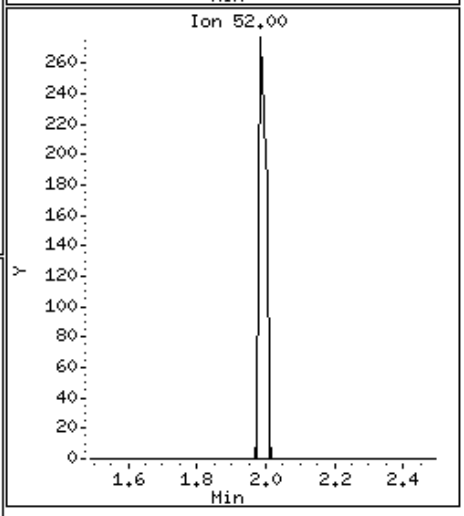

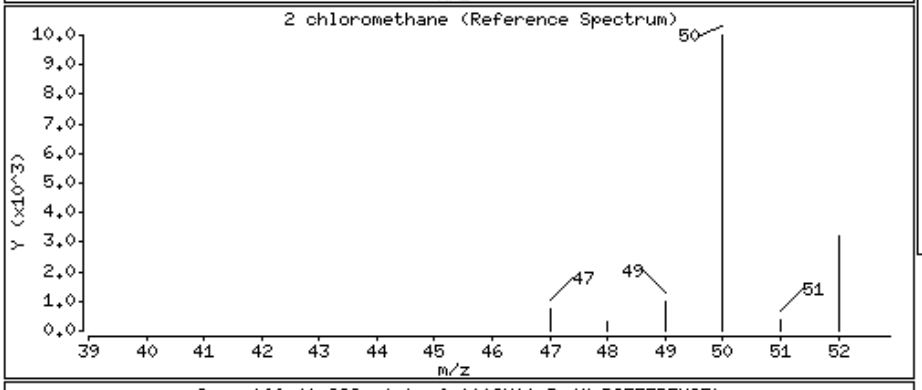

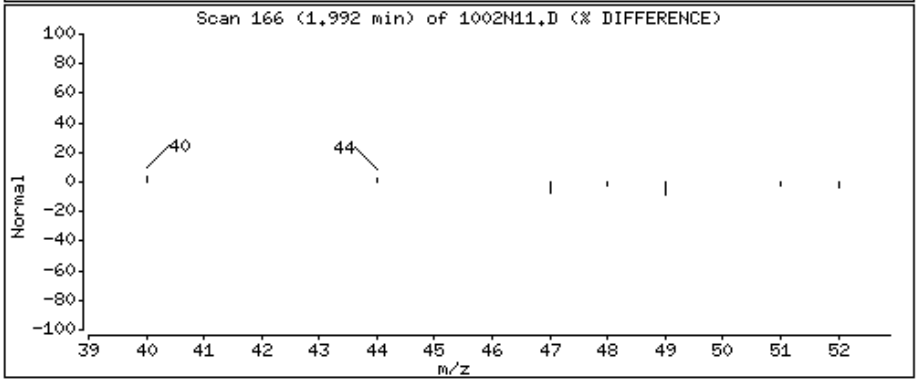

Data File: \\Orgserv2\ff\chem\GCMSVOA\Voa105.i\151002n.b\1002N11.D

Date : 03-OCT-2015 01:17

Client ID:

Instrument: Voa105.i

Sample Info: 11523745-55,31,10,,a

Purge Volume: 10.0

Operator: PD

Column phase:

Column diameter: 0.18

13 acetone

Concentration: 45.385 ngs

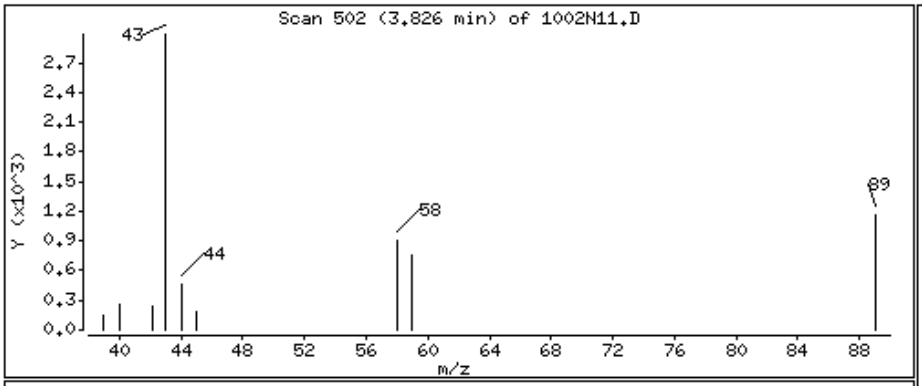

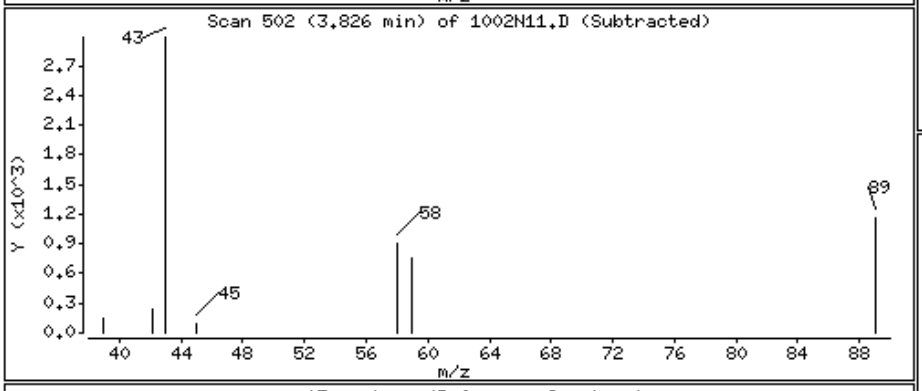

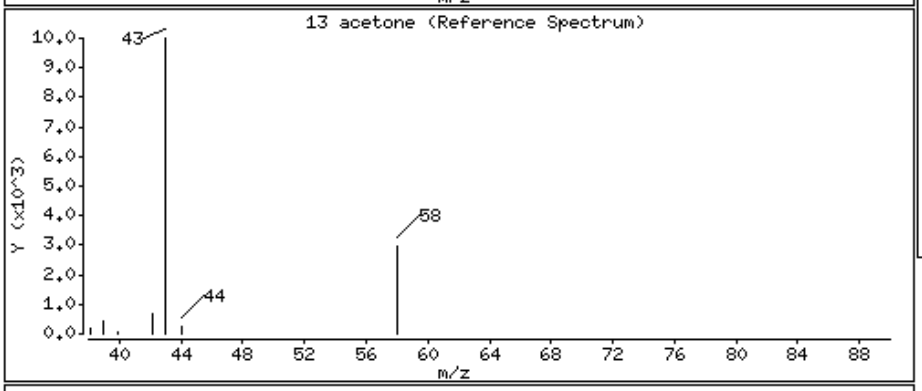

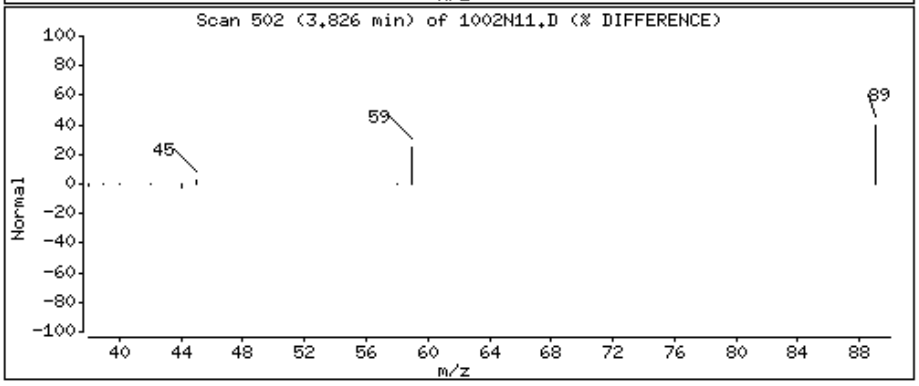

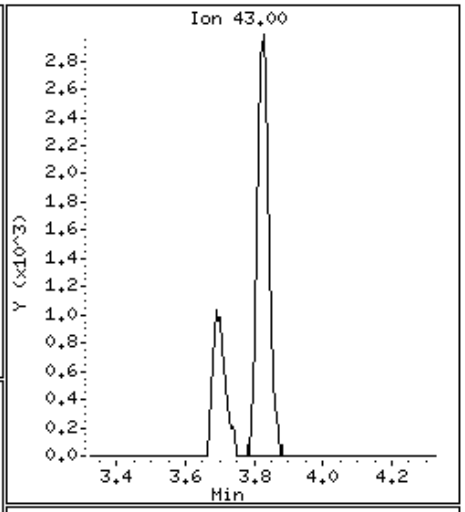

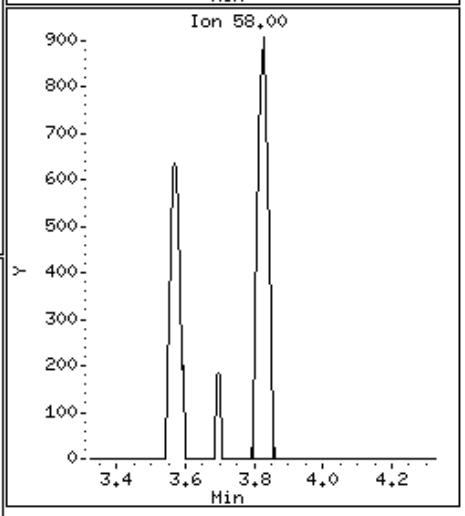

Alpha Analytical Labs

gc/ms voa - VOA101

Data file : \\Orgserv2\ff\chem\GCMSVOA\Voa101.i\151002n.b\1002N11.D
Lab Smp Id:
Inj Date : 03-OCT-2015 01:38
Operator : PD Inst ID: Voa101.i
Smp Info : l1523745-35,31,10,,a
Misc Info : wg827563,ical11506
Comment :
Method : \\Orgserv2\ff\chem\GCMSVOA\Voa101.i\151002n.b\liq8260C.m
Meth Date : 03-Oct-2015 11:01 pduczmalew Quant Type: ISTD
Cal Date : 29-SEP-2015 17:33 Cal File: 0929A10.D
Als bottle: 11
Dil Factor: 1.00000
Integrator: HP RTE Compound Sublist: NJTCL.sub
Target Version: 4.12
Processing Host: VIRTUALXP-76524

Concentration Formula: Amt * DF * CpndVariable
Cpnd Variable Local Compound Variable

	Compounds	QUANT SIG MASS	RT	EXP RT	REL RT	RESPONSE	CONCENTRATIONS ON-COLUMN (ngs)	FINAL (ngs)	REVIEW CODE
	1 dichlorodifluoromethane	85	Compound Not Detected.						
	2 chloromethane	50	Compound Not Detected.						
	3 vinyl chloride	62	Compound Not Detected.						
	4 bromomethane	94	Compound Not Detected.						
	5 chloroethane	64	Compound Not Detected.						
	6 trichlorofluoromethane	101	Compound Not Detected.						
	8 1,1,-dichloroethene	96	Compound Not Detected.						
	11 freon-113	101	3.048	3.042	(0.501)	23150	10.6985	10.698	
	10 carbon disulfide	76	Compound Not Detected.						
	14 methylene chloride	84	Compound Not Detected.						
	15 acetone	43	3.610	3.609	(0.594)	32026	95.3394	95.339	
	16 trans-1,2-dichloroethene	96	Compound Not Detected.						
	17 Methyl Acetate	43	Compound Not Detected.						
	18 methyl tert butyl ether	73	Compound Not Detected.						
	22 1,1-dichloroethane	63	Compound Not Detected.						
	27 cis-1,2-dichloroethene	96	4.826	4.826	(0.794)	9935	4.07335	4.073(M)	M1
	29 bromochloromethane	128	Compound Not Detected.						
	30 Cyclohexane	56	Compound Not Detected.						
	31 chloroform	83	5.088	5.088	(0.837)	6351	1.63749	1.637	
	33 carbontetrachloride	117	Compound Not Detected.						
$	36 dibromofluoromethane	113	5.268	5.268	(0.866)	272264	95.1574	95.157	
	37 1,1,1-trichloroethane	97	Compound Not Detected.						
	38 2-butanone	43	Compound Not Detected.						
	40 benzene	78	Compound Not Detected.						
$	42 1,2-dichloroethane-d4	65	5.798	5.797	(0.953)	309284	103.564	103.563	
	43 1,2-dichloroethane	62	Compound Not Detected.						
*	45 flourobenzene	96	6.081	6.081	(1.000)	1146095	100.000		
	49 trichloroethene	95	6.256	6.256	(1.029)	78379	34.0947	34.094	
	46 methyl cyclohexane	83	Compound Not Detected.						

	Compounds	QUANT SIG MASS	RT	EXP RT	REL RT	RESPONSE	CONCENTRATIONS ON-COLUMN (ngs)	CONCENTRATIONS FINAL (ngs)	REVIEW CODE
	52 1,2-dichloropropane	63	Compound Not Detected.						
	53 bromodichloromethane	83	Compound Not Detected.						
	56 1,4-Dioxane	88	Compound Not Detected.						
	58 cis-1,3-dichloropropene	75	Compound Not Detected.						
$	59 toluene-d8	98	7.784	7.783	(0.808)	1118509	100.069	100.068	
	60 toluene	92	Compound Not Detected.						
	62 4-methyl-2-pentanone	58	Compound Not Detected.						
	63 tetrachloroethene	166	8.286	8.285	(0.861)	19296	7.95476	7.954	
	64 trans-1,3-dichloropropene	75	Compound Not Detected.						
	68 1,1,2-trichloroethane	83	8.520	8.509	(0.885)	1549	1.11070	1.110	
	69 chlorodibromomethane	129	Compound Not Detected.						
	71 1,2-dibromoethane	107	Compound Not Detected.						
	73 2-hexanone	43	Compound Not Detected.						
*	74 chlorobenzene-d5	117	9.628	9.633	(1.000)	838550	100.000		
	75 chlorobenzene	112	Compound Not Detected.						
	76 ethyl benzene	91	Compound Not Detected.						
	78 p/m xylene	106	Compound Not Detected.						
	79 o xylene	106	Compound Not Detected.						
	80 styrene	104	Compound Not Detected.						
	81 bromoform	173	Compound Not Detected.						
	82 isopropylbenzene	105	Compound Not Detected.						
$	83 4-bromofluorobenzene	95	11.112	11.112	(0.902)	414144	100.009	100.009	
	88 1,1,2,2,-tetrachloroethane	83	Compound Not Detected.						
	99 1,3-dichlorobenzene	146	Compound Not Detected.						
*	100 1,4-dichlorobenzene-d4	152	12.318	12.318	(1.000)	404454	100.000		
	101 1,4-dichlorobenzene	146	Compound Not Detected.						
	104 1,2-dichlorobenzene	146	Compound Not Detected.						
	106 1,2-dibromo-3-chloropropane	75	Compound Not Detected.						
	109 1,2,4-trichlorobenzene	180	Compound Not Detected.						
	111 1,2,3-trichlorobenzene	180	Compound Not Detected.						

QC Flag Legend

M - Compound response manually integrated.

Alpha Analytical Labs

gc/ms voa - VOA101

Data file : \\Orgserv2\ff\chem\GCMSVOA\Voa101.i\151002n.b\1002N11.D
Lab Smp Id:
Inj Date : 03-OCT-2015 01:38
Operator : PD Inst ID: Voa101.i
Smp Info : l1523745-35,31,10,,a
Misc Info : wg827563,ical11506
Comment :
Method : \\Orgserv2\ff\chem\GCMSVOA\Voa101.i\151002n.b\liq8260C.m
Meth Date : 03-Oct-2015 11:01 pduczmalew Quant Type: ISTD
Cal Date : 29-SEP-2015 17:33 Cal File: 0929A10.D
Als bottle: 11
Dil Factor: 1.00000
Integrator: HP RTE Compound Sublist: NJTCL.sub
Target Version: 4.12
Processing Host: VIRTUALXP-76524

- NO TENTATIVELY IDENTIFIED COMPOUNDS -

Alpha Analytical Labs

INTERNAL STANDARD COMPOUNDS
AREA AND RT SUMMARY

Instrument ID: Voa101.i
Lab File ID: 1002N11.D
Lab Smp Id:
Analysis Type: VOA
Quant Type: ISTD
Operator: PD
Method File: \\Orgserv2\ff\chem\GCMSVOA\Voa101.i\151002n.b\liq8260C.m
Misc Info: wg827563,ical11506

Calibration Date: 02-OCT-2015
Calibration Time: 20:45
Level: LOW
Sample Type: WATER

Test Mode:
Use Last Continuing Calibrator.
If Continuing Cal. use Initial Cal. Level 3

		AREA LIMIT			
COMPOUND	STANDARD	LOWER	UPPER	SAMPLE	%DIFF
45 flourobenzene	1222489	611245	2444978	1146095	-6.25
74 chlorobenzene-d5	899066	449533	1798132	838550	-6.73
100 1,4-dichlorobenze	443377	221689	886754	404454	-8.78

		RT LIMIT			
COMPOUND	STANDARD	LOWER	UPPER	SAMPLE	%DIFF
45 flourobenzene	6.08	5.58	6.58	6.08	0.00
74 chlorobenzene-d5	9.63	9.13	10.13	9.63	-0.05
100 1,4-dichlorobenze	12.32	11.82	12.82	12.32	0.00

AREA UPPER LIMIT = +100% of internal standard area.
AREA LOWER LIMIT = - 50% of internal standard area.
RT UPPER LIMIT = + 0.50 minutes of internal standard RT.
RT LOWER LIMIT = - 0.50 minutes of internal standard RT.

Alpha Analytical Labs

RECOVERY REPORT

Client Name: Client SDG: SDGa00307
Sample Matrix: LIQUID Fraction: VOA
Lab Smp Id:
Level: LOW Operator: PD
Data Type: MS DATA SampleType: SAMPLE
SpikeList File: curveallim.spk Quant Type: ISTD
Sublist File: NJTCL.sub
Method File: \\Orgserv2\ff\chem\GCMSVOA\Voa101.i\151002n.b\liq8260C.m
Misc Info: wg827563,ical11506

SURROGATE COMPOUND	AMOUNT ADDED ngs	AMOUNT RECOVERED ngs	% RECOVERED	LIMITS
$ 36 dibromofluorometha	100.000	95.157	95.16	70-130
$ 42 1,2-dichloroethane	100.000	103.563	103.56	70-130
$ 59 toluene-d8	100.000	100.068	100.07	70-130
$ 83 4-bromofluorobenze	100.000	100.009	100.01	70-130

Data File: \\Orgserv2\ff\chem\GCMSVOA\Voa101.i\151002n.b\1002N11.D
Date : 03-OCT-2015 01:38
Client ID:
Sample Info: 11523745-35,31,10,,a
Purge Volume: 10.0
Column phase:

Instrument: Voa101.i
Operator: PD
Column diameter: 0.18



Data File: \\Orgserv2\ff\chem\GCMSVOA\Voa101.i\151002n.b\1002N11.D

Date : 03-OCT-2015 01:38

Client ID:

Instrument: Voa101.i

Sample Info: 11523745-35,31,10,,a

Purge Volume: 10.0

Operator: PD

Column phase:

Column diameter: 0.18

11 freon-113

Concentration: 10.698 ngs

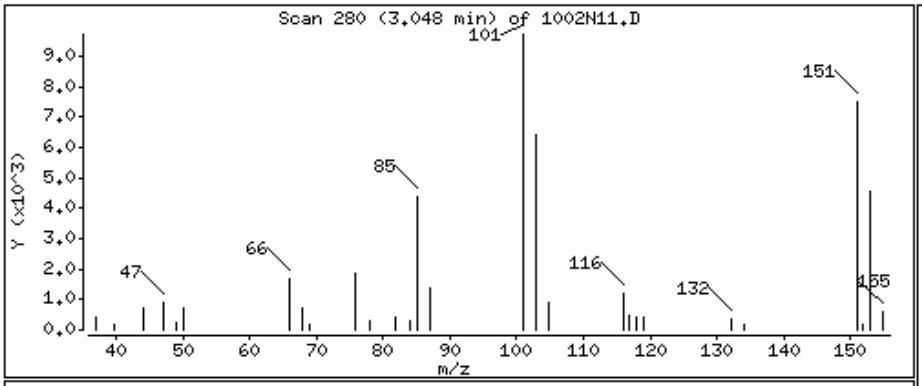

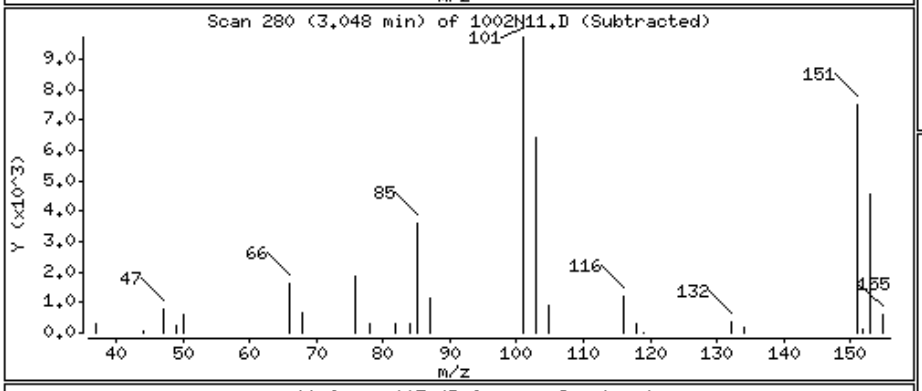

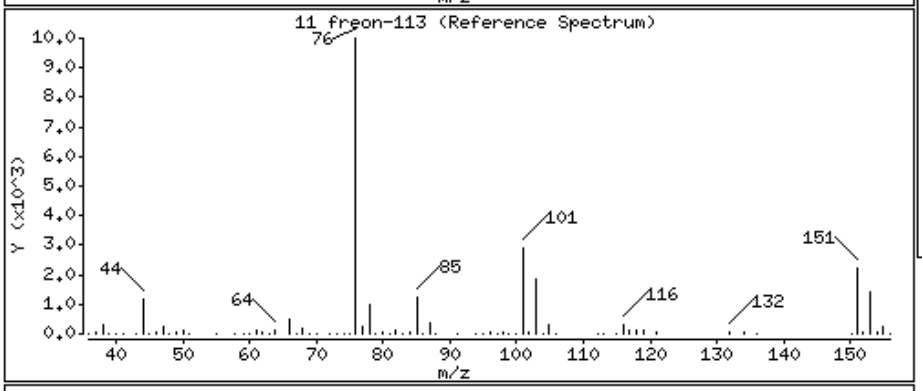

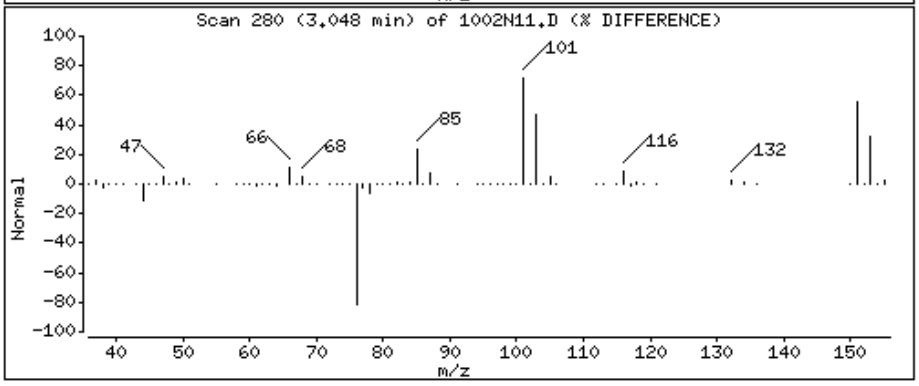

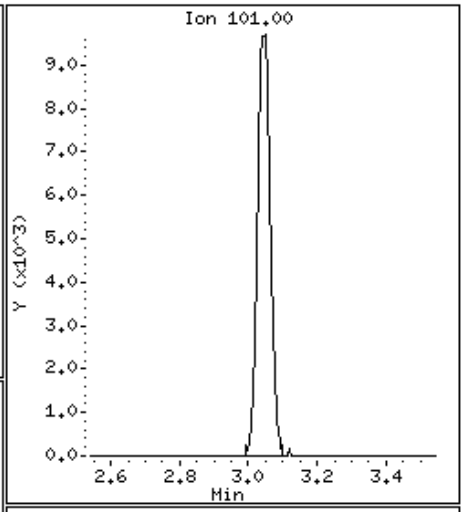

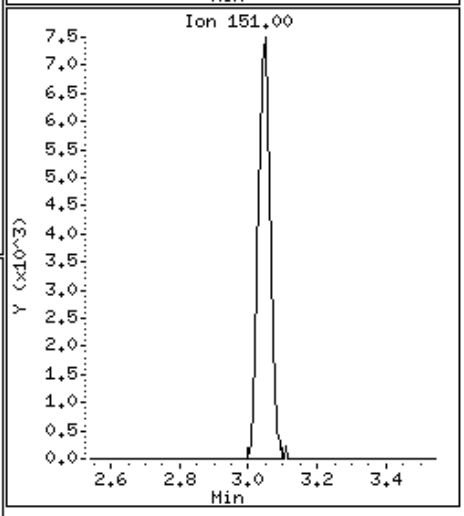

Data File: \\Orgserv2\ff\chem\GCMSVOA\Voa101.i\151002n.b\1002N11.D

Date : 03-OCT-2015 01:38

Client ID:

Instrument: Voa101.i

Sample Info: 11523745-35,31,10,,a

Purge Volume: 10.0

Operator: PD

Column phase:

Column diameter: 0.18

15 acetone

Concentration: 95.339 ngs

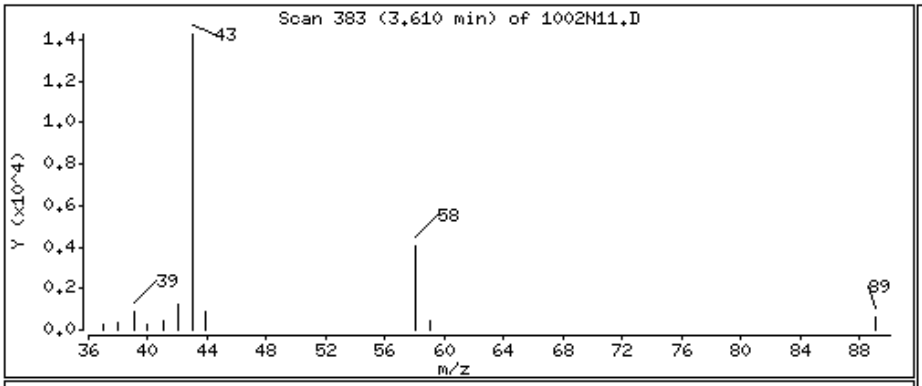

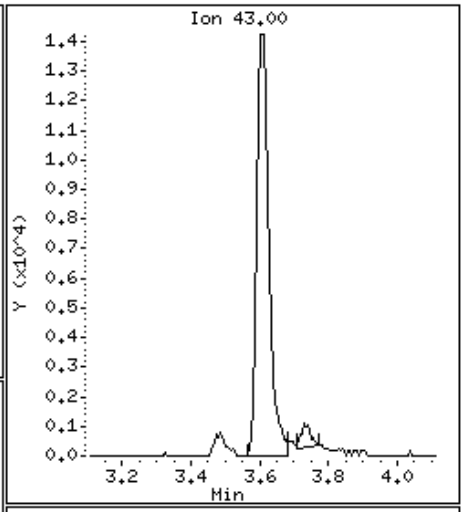

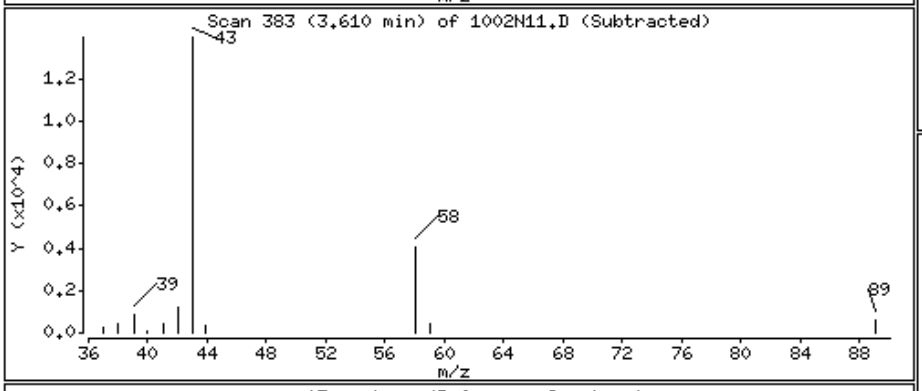

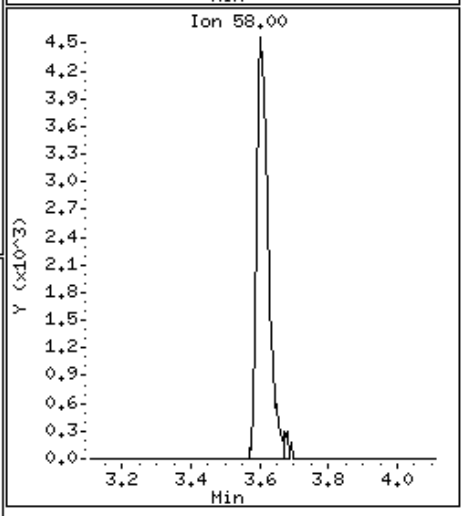

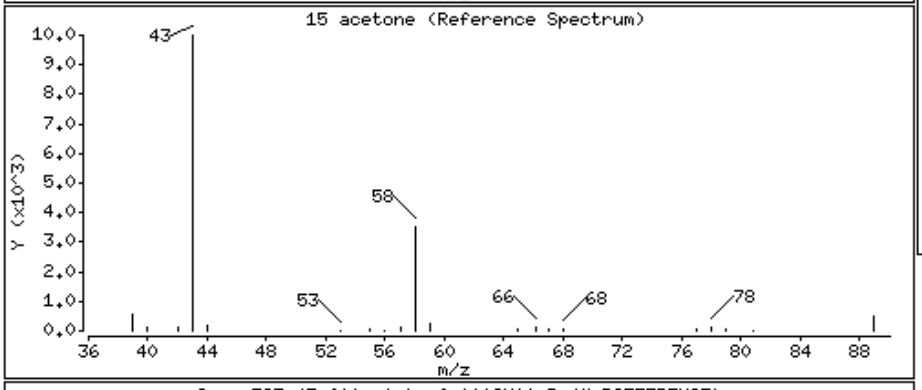

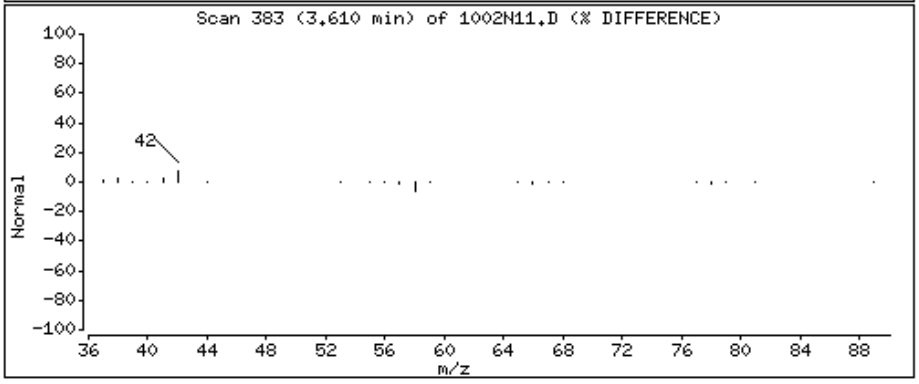

Data File: \\Orgserv2\ff\chem\GCMSVOA\Voa101.i\151002n.b\1002N11.D

Date : 03-OCT-2015 01:38

Client ID:

Instrument: Voa101.i

Sample Info: 11523745-35,31,10,,a

Purge Volume: 10.0

Operator: PD

Column phase:

Column diameter: 0.18

27 cis-1,2-dichloroethene

Concentration: 4.073 ngs

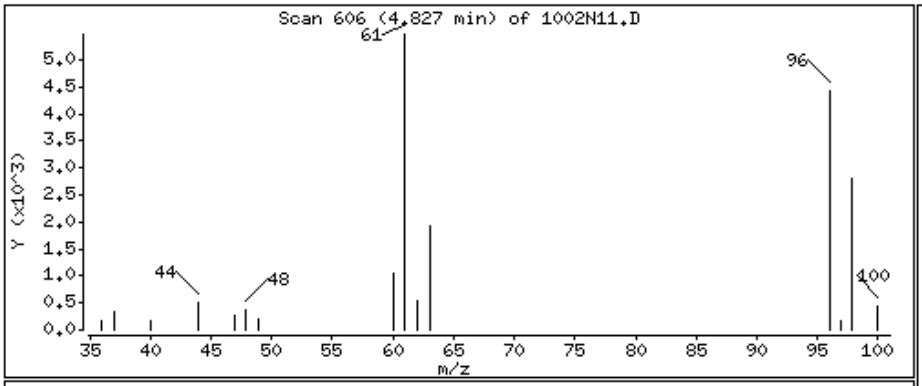

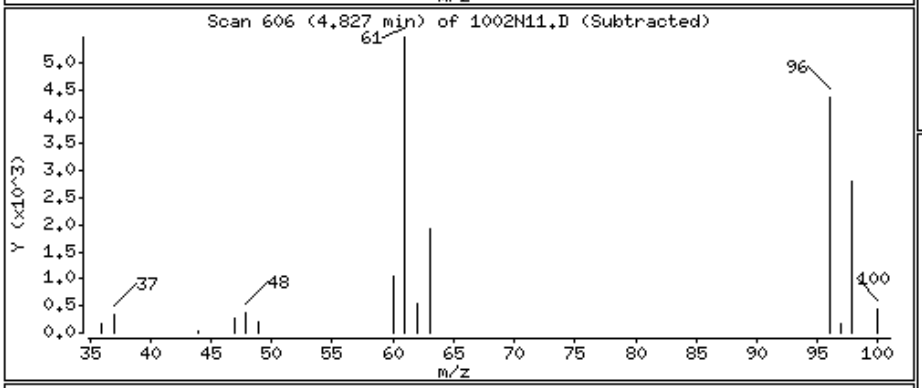

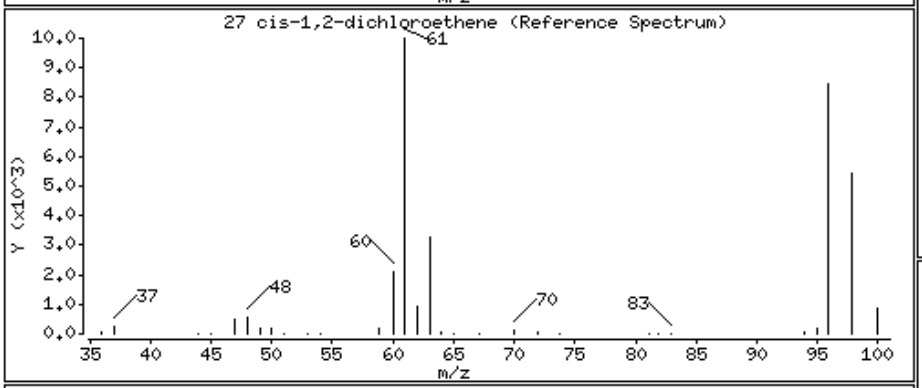

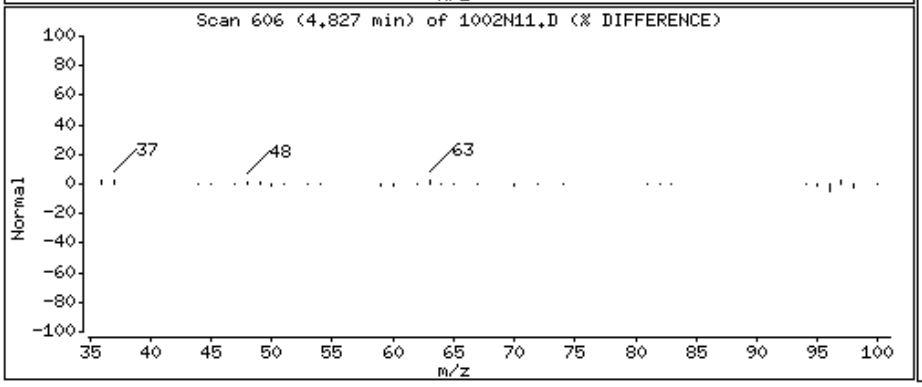

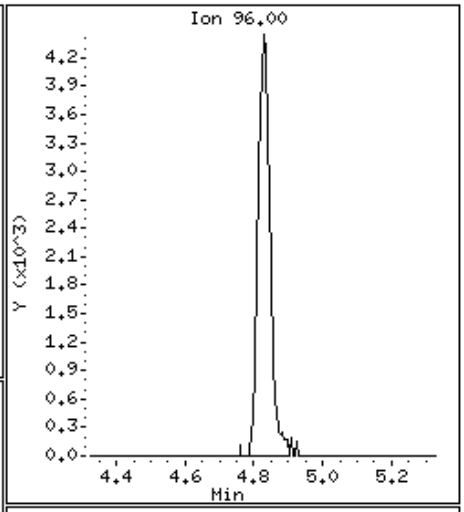

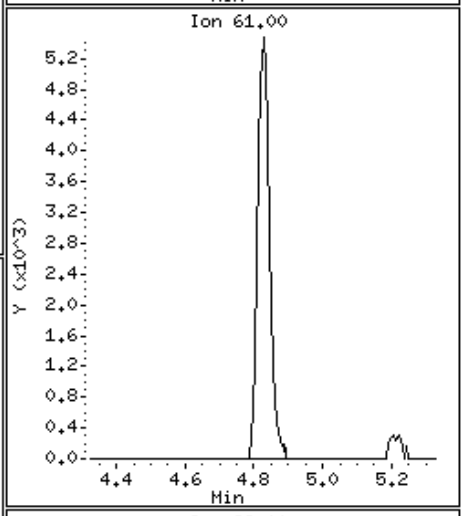

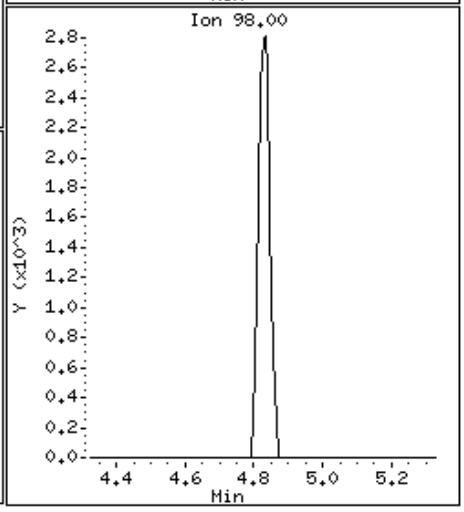

Data File: \\Orgserv2\ff\chem\GCMSVOA\Voa101.i\151002n.b\1002N11.D

Date : 03-OCT-2015 01:38

Client ID:

Instrument: Voa101.i

Sample Info: 11523745-35,31,10,,a

Purge Volume: 10.0

Operator: PD

Column phase:

Column diameter: 0.18

31 chloroform

Concentration: 1.637 ngs

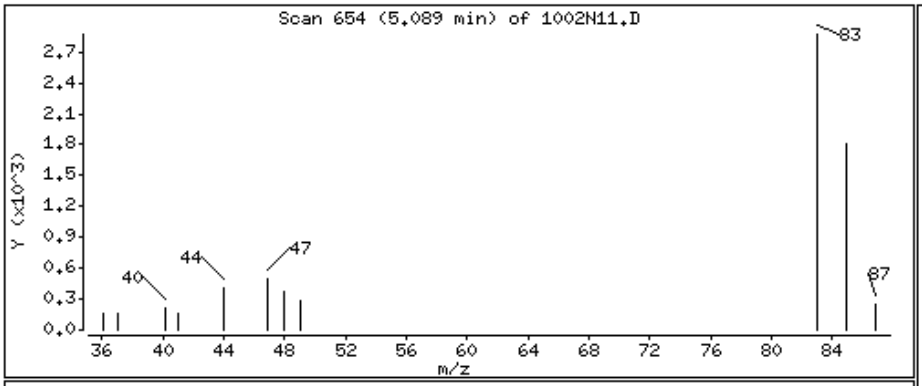

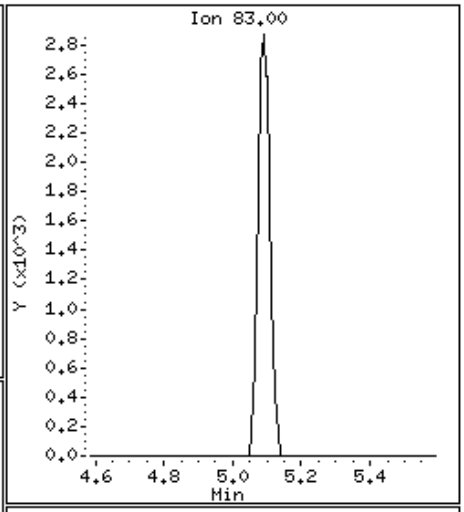

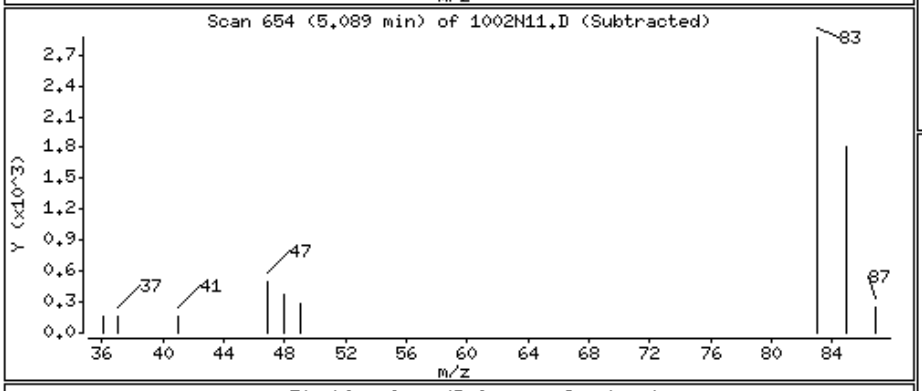

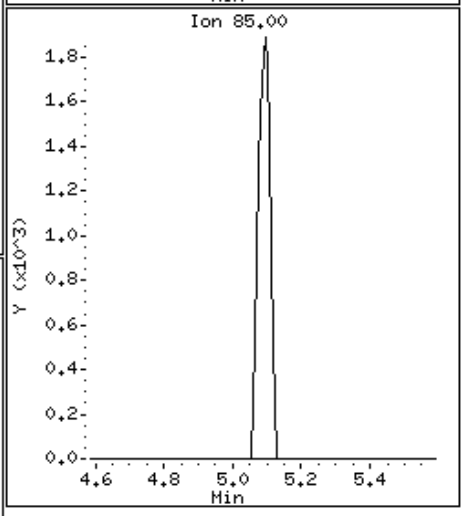

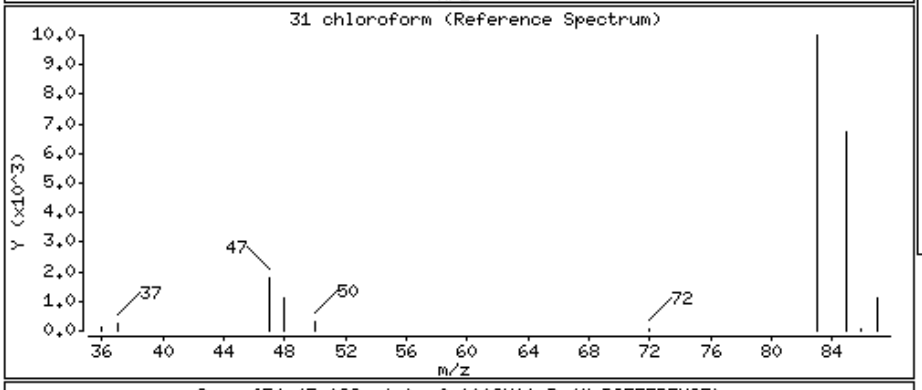

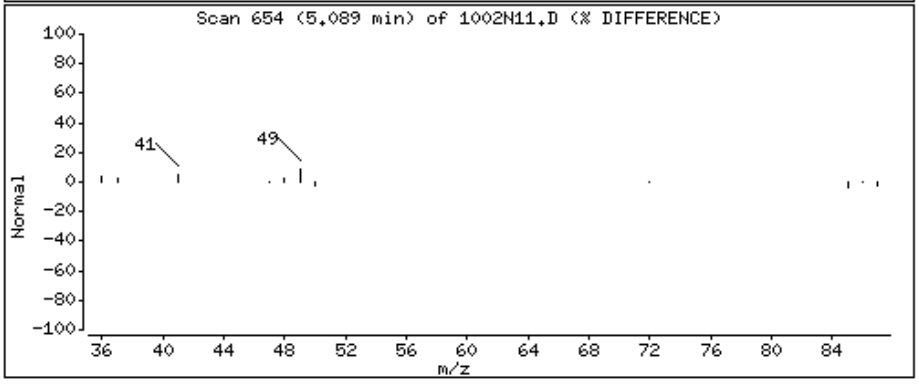

Data File: \\Orgserv2\ff\chem\GCMSVOA\Voa101.i\151002n.b\1002N11.D

Date : 03-OCT-2015 01:38

Client ID:

Instrument: Voa101.i

Sample Info: 11523745-35,31,10,,a

Purge Volume: 10.0

Operator: PD

Column phase:

Column diameter: 0.18

49 trichloroethene

Concentration: 34.094 ngs

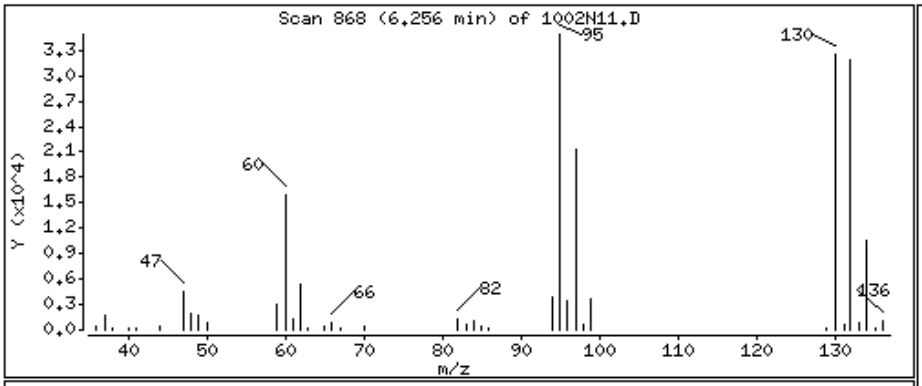

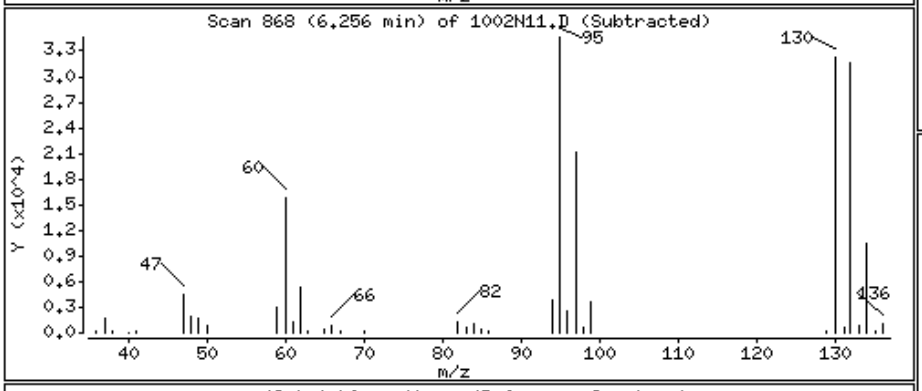

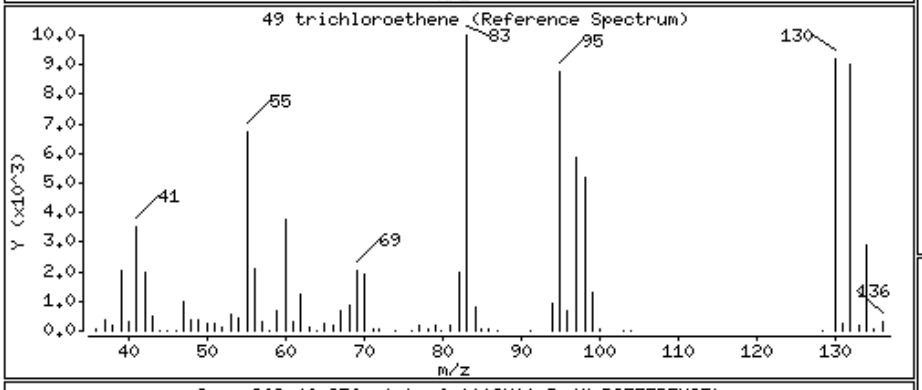

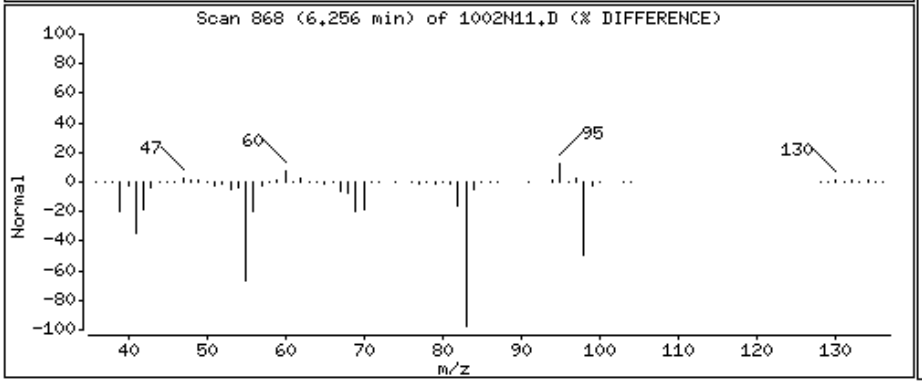

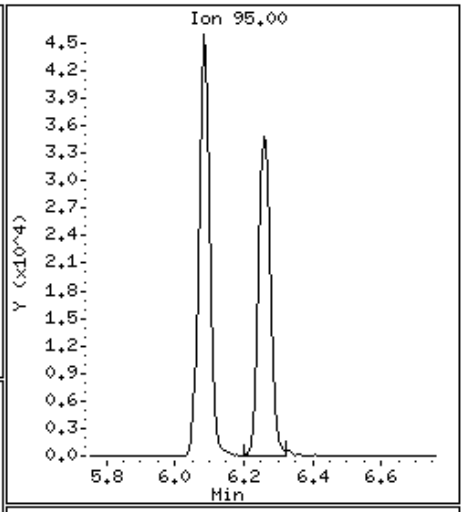

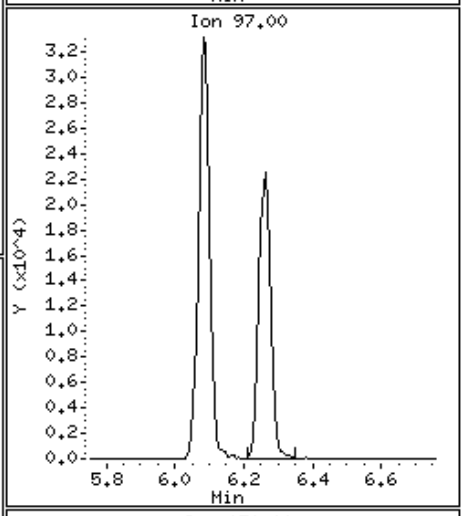

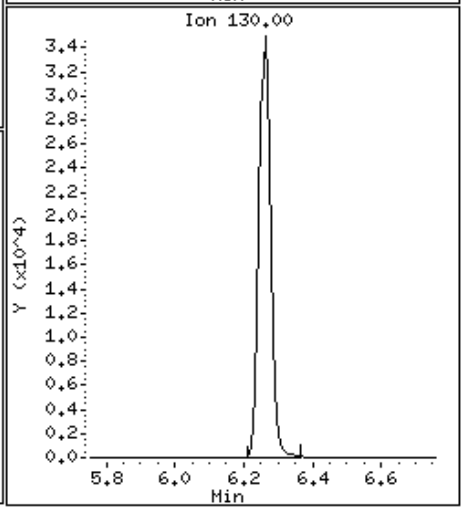

Data File: \\Orgserv2\ff\chem\GCMSVOA\Voa101.i\151002n.b\1002N11.D

Date : 03-OCT-2015 01:38

Client ID:

Instrument: Voa101.i

Sample Info: 11523745-35,31,10,,a

Purge Volume: 10.0

Operator: PD

Column phase:

Column diameter: 0.18

63 tetrachloroethene

Concentration: 7.954 ngs

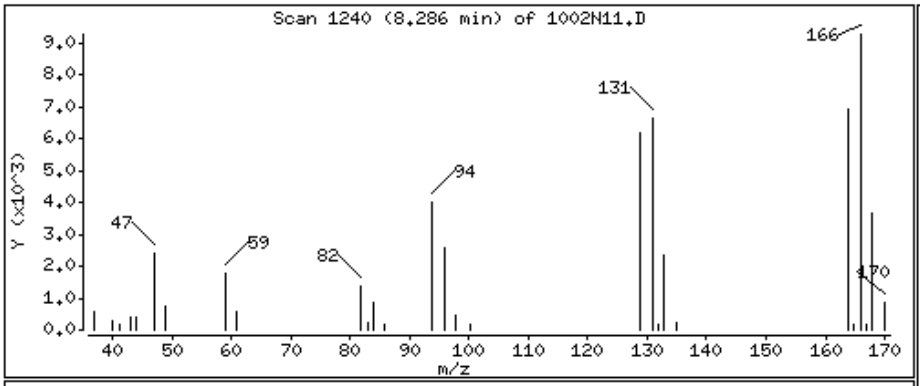

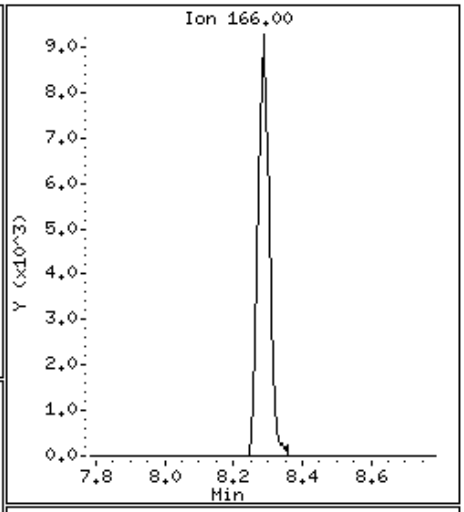

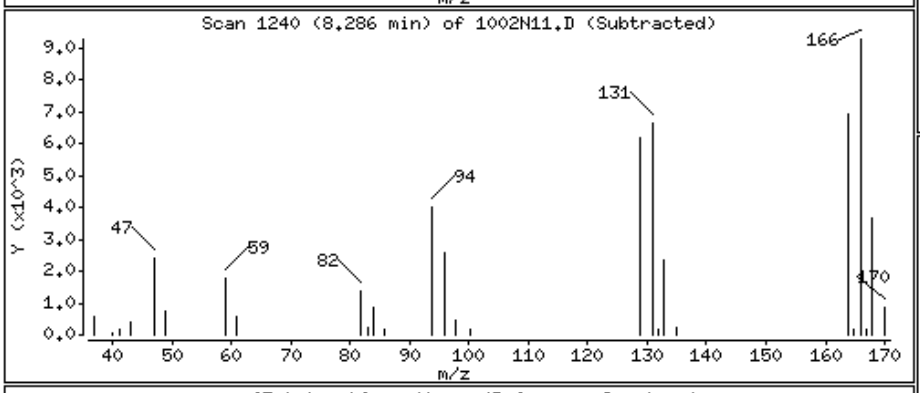

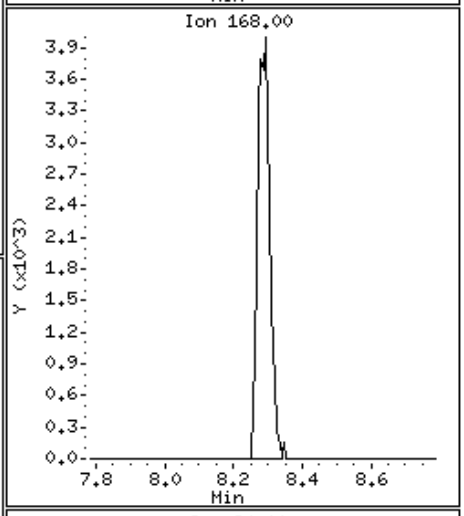

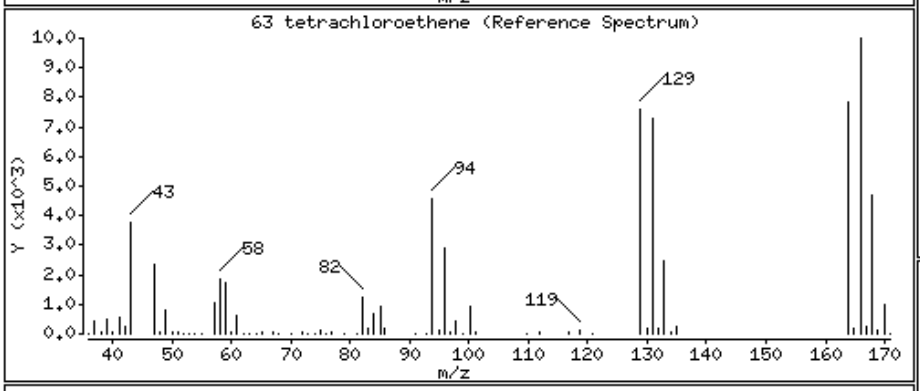

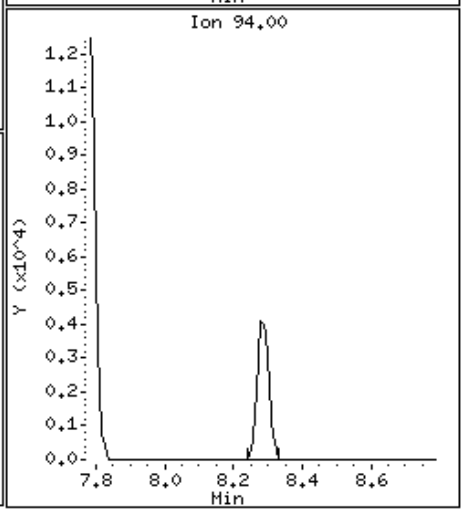

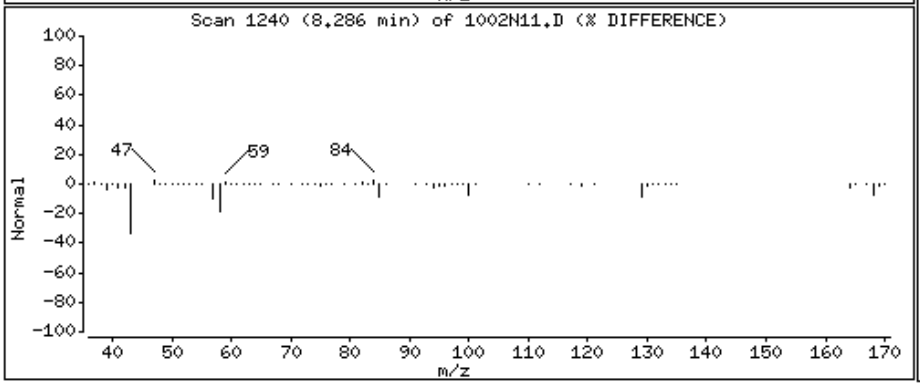

Data File: \\Orgserv2\ff\chem\GCMSVOA\Voa101.i\151002n.b\1002N11.D

Date : 03-OCT-2015 01:38

Client ID:

Instrument: Voa101.i

Sample Info: 11523745-35,31,10,,a

Purge Volume: 10.0

Operator: PD

Column phase:

Column diameter: 0.18

68 1,1,2-trichloroethane

Concentration: 1.110 ngs

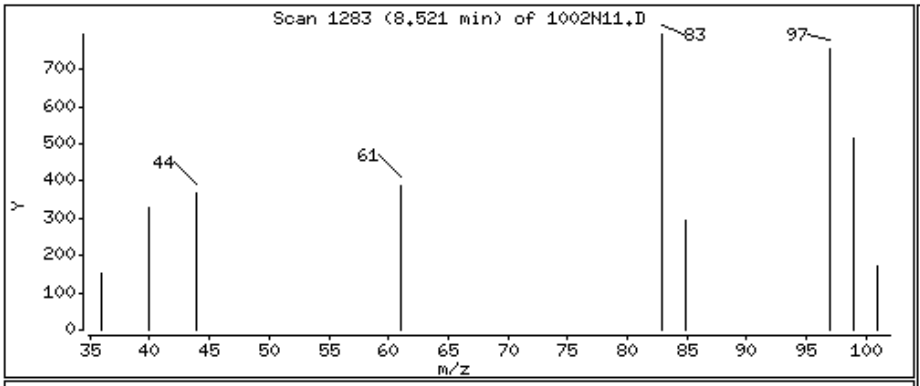

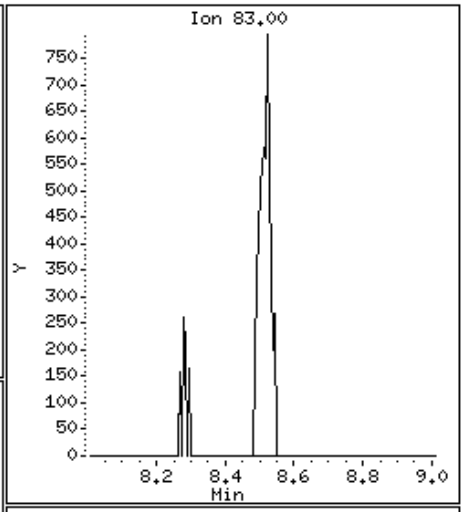

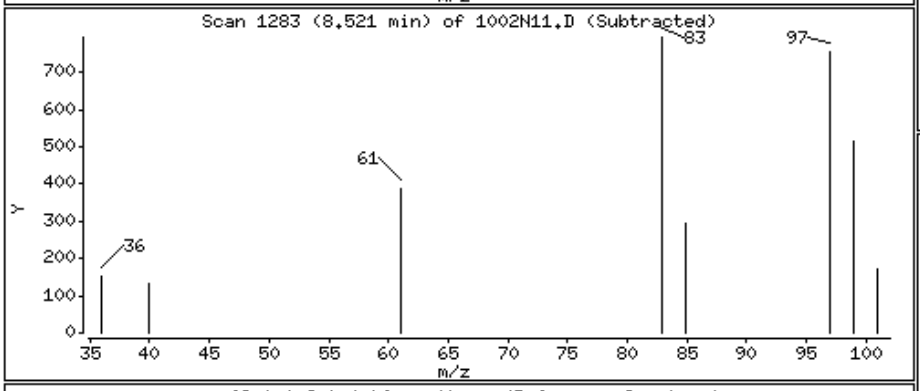

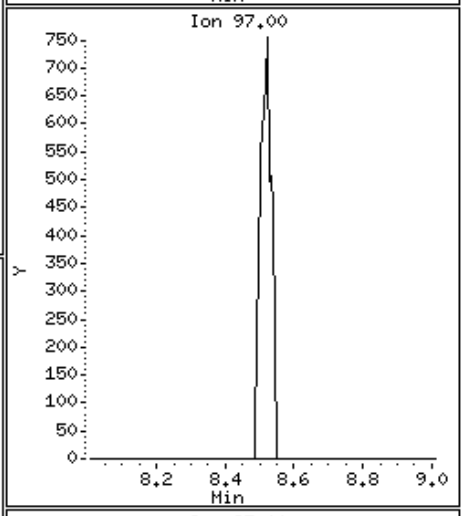

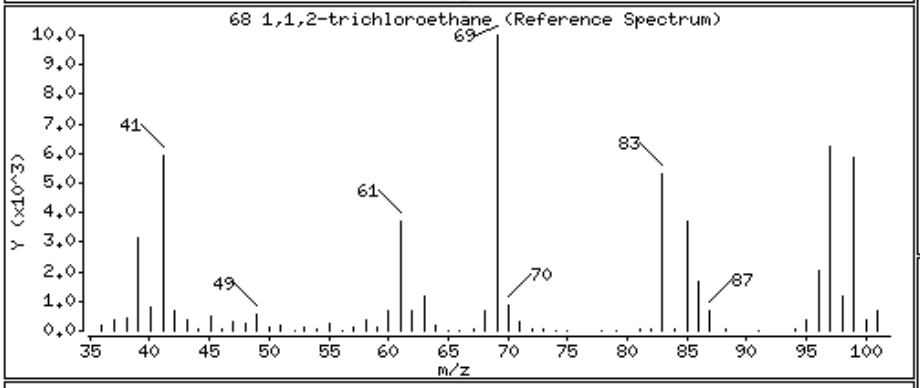

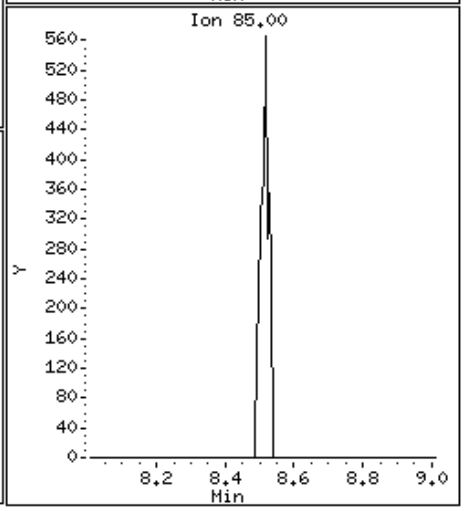

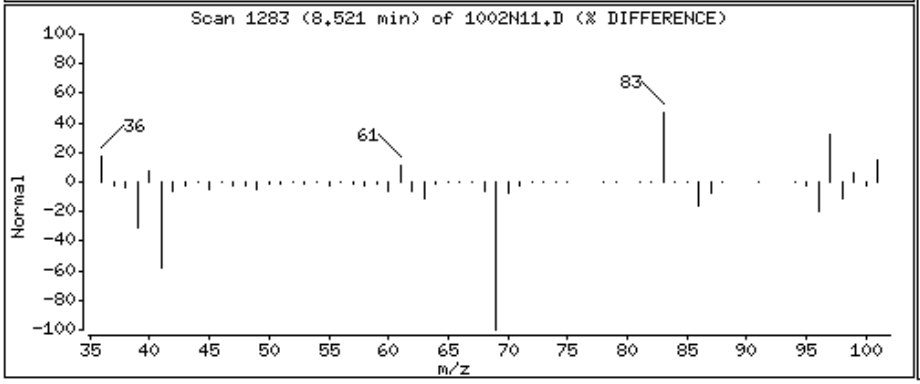

Alpha Analytical Labs

Manual Integration

Sample Info	: l1523745-35,31,10,,a wg827563,ical11506		
Instrument ID	: Voa101.i		
Method	: liq8260C.m		
File	: 1002N11.D		
Injection Date	: 03-OCT-2015 01:38		
Quantitation	: ISTD	Integrator :	HP RTE
Dilution Factor	: 1.00	Sample Type:	SAMPLE

This File has no version history.

//Orgserv2/ff/chem/GCMSVOA/Voa101.i/151002n.b/original/1002N11.D

Alpha Analytical Labs

gc/ms voa - VOA105

Data file : \\Orgserv2\ff\chem\GCMSVOA\Voa105.i\151002n.b\1002N12.D
Lab Smp Id:
Inj Date : 03-OCT-2015 01:44
Operator : PD Inst ID: Voa105.i
Smp Info : l1523745-56,31,10,,a
Misc Info : wg827568,ical11492
Comment :
Method : \\Orgserv2\ff\chem\GCMSVOA\Voa105.i\151002n.b\liq8260B.m
Meth Date : 03-Oct-2015 11:22 pduczmalew Quant Type: ISTD
Cal Date : 26-SEP-2015 22:38 Cal File: 0926A10.D
Als bottle: 12
Dil Factor: 1.00000
Integrator: HP RTE Compound Sublist: NJTCL.sub
Target Version: 4.12
Processing Host: VIRTUALXP-76524

Concentration Formula: Amt * DF * CpndVariable
Cpnd Variable Local Compound Variable

	Compounds	QUANT SIG MASS	RT	EXP RT	REL RT	RESPONSE	CONCENTRATIONS ON-COLUMN (ngs)	CONCENTRATIONS FINAL (ngs)	REVIEW CODE
	1 dichlorodifluoromethane	85	Compound Not Detected.						
	2 chloromethane	50	1.992	1.992	(0.315)	2645	2.96156	2.961	
	3 vinyl chloride	62	Compound Not Detected.						
	4 bromomethane	94	Compound Not Detected.						
	5 chloroethane	64	Compound Not Detected.						
	6 trichlorofluoromethane	101	Compound Not Detected.						
	8 1,1,-dichloroethene	96	Compound Not Detected.						
	9 carbon disulfide	76	Compound Not Detected.						
	10 freon-113	101	Compound Not Detected.						
	11 methylene chloride	84	Compound Not Detected.						
	13 acetone	43	3.825	3.825	(0.605)	2658	18.9422	18.942	
	14 trans-1,2-dichloroethene	96	Compound Not Detected.						
	15 Methyl Acetate	43	Compound Not Detected.						
	16 methyl tert butyl ether	73	Compound Not Detected.						
	19 1,1-dichloroethane	63	Compound Not Detected.						
	24 cis-1,2-dichloroethene	96	Compound Not Detected.						
	27 bromochloromethane	128	Compound Not Detected.						
	26 Cyclohexane	56	Compound Not Detected.						
	28 chloroform	83	Compound Not Detected.						
	30 carbontetrachloride	117	Compound Not Detected.						
$	32 dibromofluoromethane	113	5.506	5.506	(0.871)	103500	96.1543	96.154	
	33 1,1,1-trichloroethane	97	Compound Not Detected.						
	34 2-butanone	43	Compound Not Detected.						
	36 benzene	78	Compound Not Detected.						
$	38 1,2-dichloroethane-d4	65	6.046	6.041	(0.956)	129245	102.047	102.046	
	39 1,2-dichloroethane	62	Compound Not Detected.						
*	41 flourobenzene	96	6.324	6.324	(1.000)	412972	100.000		
	42 methyl cyclohexane	83	Compound Not Detected.						

	Compounds	QUANT SIG MASS	RT	EXP RT	REL RT	RESPONSE	CONCENTRATIONS ON-COLUMN (ngs)	CONCENTRATIONS FINAL (ngs)	REVIEW CODE
	43 trichloroethene	95	Compound Not Detected.						
	46 1,2-dichloropropane	63	Compound Not Detected.						
	47 bromodichloromethane	83	Compound Not Detected.						
	49 1,4-Dioxane	88	Compound Not Detected.						
	52 cis-1,3-dichloropropene	75	Compound Not Detected.						
$	53 toluene-d8	98	8.027	8.027	(0.812)	391822	106.210	106.210	
	54 toluene	92	Compound Not Detected.						
	56 4-methyl-2-pentanone	58	Compound Not Detected.						
	55 tetrachloroethene	166	Compound Not Detected.						
	57 trans-1,3-dichloropropene	75	Compound Not Detected.						
	60 1,1,2-trichloroethane	83	Compound Not Detected.						
	61 chlorodibromomethane	129	Compound Not Detected.						
	64 1,2-dibromoethane	107	Compound Not Detected.						
	65 2-hexanone	43	Compound Not Detected.						
*	66 chlorobenzene-d5	117	9.887	9.882	(1.000)	281097	100.000		
	67 chlorobenzene	112	Compound Not Detected.						
	68 ethyl benzene	91	Compound Not Detected.						
	70 p/m xylene	106	Compound Not Detected.						
	71 o xylene	106	Compound Not Detected.						
	72 styrene	104	Compound Not Detected.						
	73 bromoform	173	Compound Not Detected.						
	74 isopropylbenzene	105	Compound Not Detected.						
$	75 4-bromofluorobenzene	95	11.333	11.333	(0.905)	128535	103.475	103.474	
	79 1,1,2,2,-tetrachloroethane	83	Compound Not Detected.						
	92 1,3-dichlorobenzene	146	Compound Not Detected.						
*	93 1,4-dichlorobenzene-d4	152	12.517	12.517	(1.000)	122383	100.000		
	94 1,4-dichlorobenzene	146	Compound Not Detected.						
	97 1,2-dichlorobenzene	146	Compound Not Detected.						
	99 1,2-dibromo-3-chloropropane	75	Compound Not Detected.						
	102 1,2,4-trichlorobenzene	180	Compound Not Detected.						
	104 1,2,3-trichlorobenzene	180	Compound Not Detected.						

Alpha Analytical Labs

gc/ms voa - VOA105

Data file : \\Orgserv2\ff\chem\GCMSVOA\Voa105.i\151002n.b\1002N12.D
Lab Smp Id:
Inj Date : 03-OCT-2015 01:44
Operator : PD Inst ID: Voa105.i
Smp Info : l1523745-56,31,10,,a
Misc Info : wg827568,ical11492
Comment :
Method : \\Orgserv2\ff\chem\GCMSVOA\Voa105.i\151002n.b\liq8260B.m
Meth Date : 03-Oct-2015 11:22 pduczmalew Quant Type: ISTD
Cal Date : 26-SEP-2015 22:38 Cal File: 0926A10.D
Als bottle: 12
Dil Factor: 1.00000
Integrator: HP RTE Compound Sublist: NJTCL.sub
Target Version: 4.12
Processing Host: VIRTUALXP-76524

- NO TENTATIVELY IDENTIFIED COMPOUNDS -

Alpha Analytical Labs

INTERNAL STANDARD COMPOUNDS
AREA AND RT SUMMARY

Instrument ID: Voa105.i
Lab File ID: 1002N12.D
Lab Smp Id:
Analysis Type: VOA
Quant Type: ISTD
Operator: PD
Method File: \\Orgserv2\ff\chem\GCMSVOA\Voa105.i\151002n.b\liq8260B.m
Misc Info: wg827568,ical11492

Calibration Date: 02-OCT-2015
Calibration Time: 20:41
Level: LOW
Sample Type: WATER

Test Mode:
Use Last Continuing Calibrator.
If Continuing Cal. use Initial Cal. Level 3

COMPOUND	STANDARD	AREA LIMIT LOWER	AREA LIMIT UPPER	SAMPLE	%DIFF
41 flourobenzene	477183	238592	954366	412972	-13.46
66 chlorobenzene-d5	340497	170249	680994	281097	-17.45
93 1,4-dichlorobenze	165467	82734	330934	122383	-26.04

COMPOUND	STANDARD	RT LIMIT LOWER	RT LIMIT UPPER	SAMPLE	%DIFF
41 flourobenzene	6.32	5.82	6.82	6.32	-0.00
66 chlorobenzene-d5	9.88	9.38	10.38	9.89	0.05
93 1,4-dichlorobenze	12.52	12.02	13.02	12.52	-0.00

AREA UPPER LIMIT = +100% of internal standard area.
AREA LOWER LIMIT = - 50% of internal standard area.
RT UPPER LIMIT = + 0.50 minutes of internal standard RT.
RT LOWER LIMIT = - 0.50 minutes of internal standard RT.

Alpha Analytical Labs

RECOVERY REPORT

Client Name: Client SDG: SDGa00307
Sample Matrix: LIQUID Fraction: VOA
Lab Smp Id:
Level: LOW Operator: PD
Data Type: MS DATA SampleType: SAMPLE
SpikeList File: curveall.spk Quant Type: ISTD
Sublist File: NJTCL.sub
Method File: \\Orgserv2\ff\chem\GCMSVOA\Voa105.i\151002n.b\liq8260B.m
Misc Info: wg827568,ical11492

SURROGATE COMPOUND	AMOUNT ADDED ngs	AMOUNT RECOVERED ngs	% RECOVERED	LIMITS
$ 32 dibromofluorometha	100.000	96.154	96.15	70-130
$ 38 1,2-dichloroethane	100.000	102.046	102.05	70-130
$ 53 toluene-d8	100.000	106.210	106.21	70-130
$ 75 4-bromofluorobenze	100.000	103.474	103.47	70-130

Data File: \\Orgserv2\ff\chem\GCMSVOA\Voa105.i\151002n.b\1002N12.D
Date : 03-OCT-2015 01:44
Client ID:
Sample Info: 11523745-56,31,10,,a
Purge Volume: 10.0
Column phase:

Instrument: Voa105.i
Operator: PD
Column diameter: 0.18

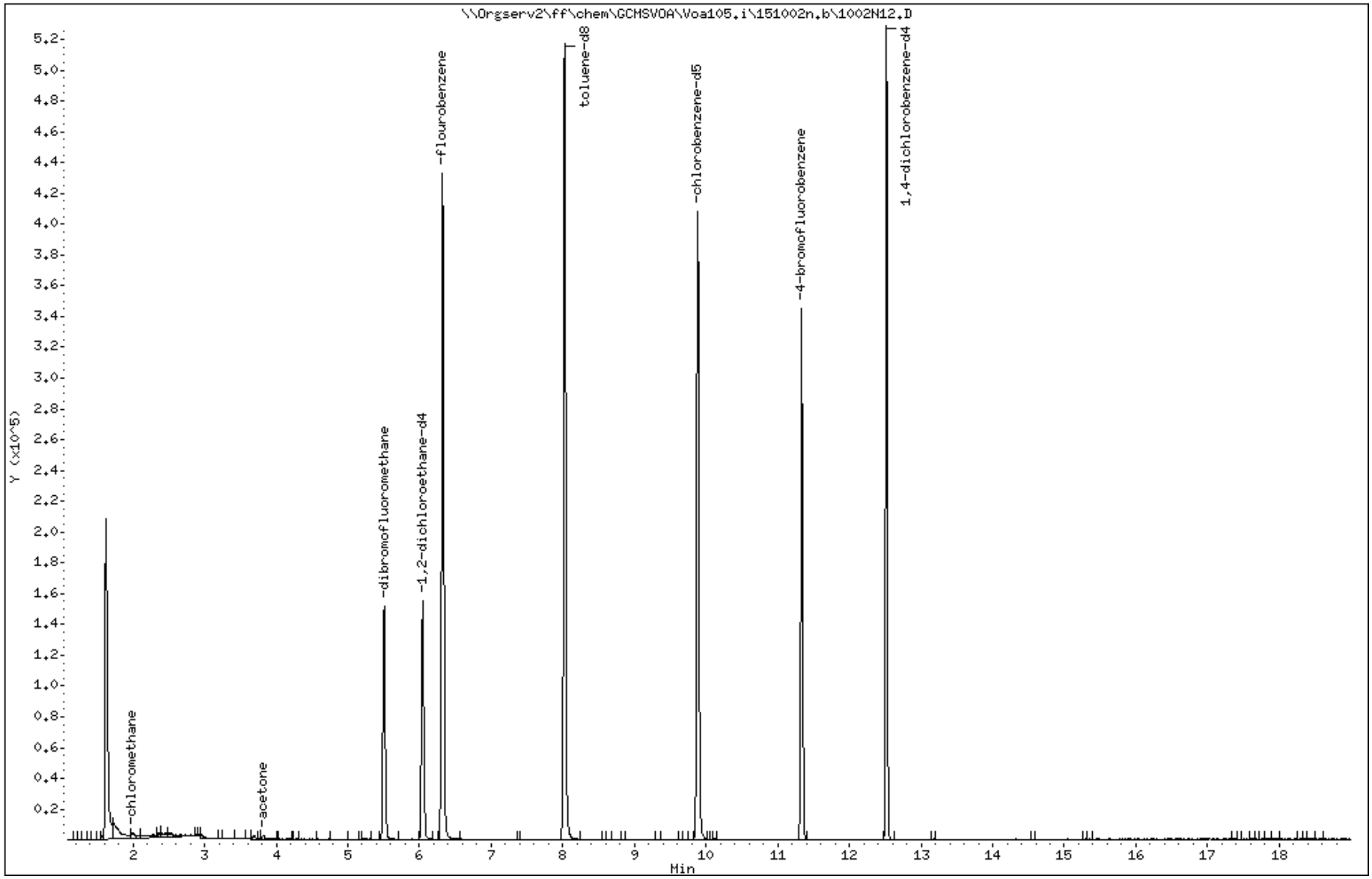

Data File: \\Orgserv2\ff\chem\GCMSVOA\Voa105.i\151002n.b\1002N12.D

Date : 03-OCT-2015 01:44

Client ID:

Instrument: Voa105.i

Sample Info: 11523745-56,31,10,,a

Purge Volume: 10.0

Operator: PD

Column phase:

Column diameter: 0.18

2 chloromethane

Concentration: 2.961 ngs

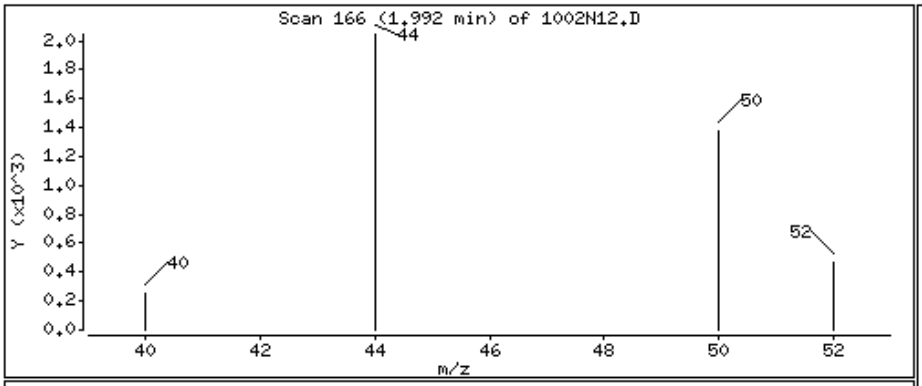

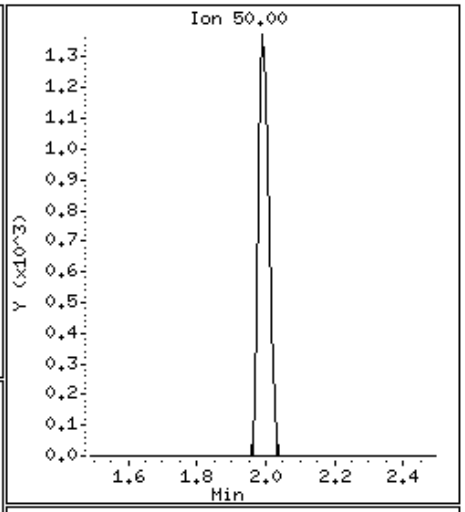

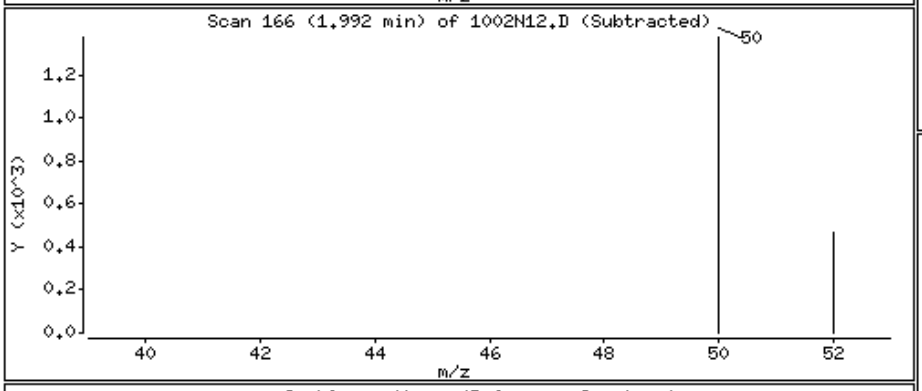

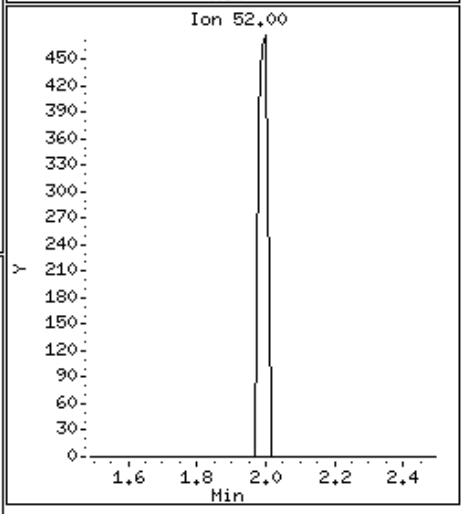

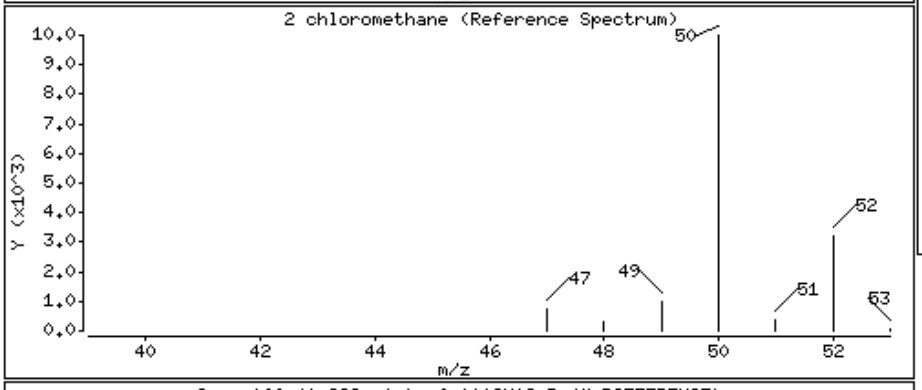

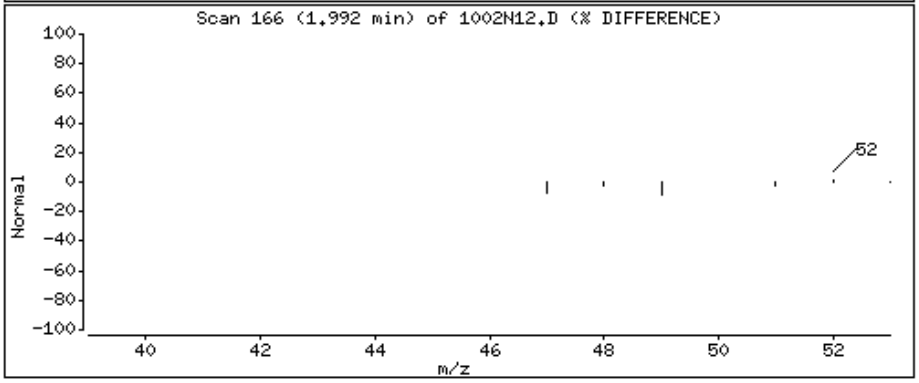

Data File: \\Orgserv2\ff\chem\GCMSVOA\Voa105.i\151002n.b\1002N12.D

Date : 03-OCT-2015 01:44

Client ID:

Instrument: Voa105.i

Sample Info: 11523745-56,31,10,,a

Purge Volume: 10.0

Operator: PD

Column phase:

Column diameter: 0.18

13 acetone

Concentration: 18.942 ngs

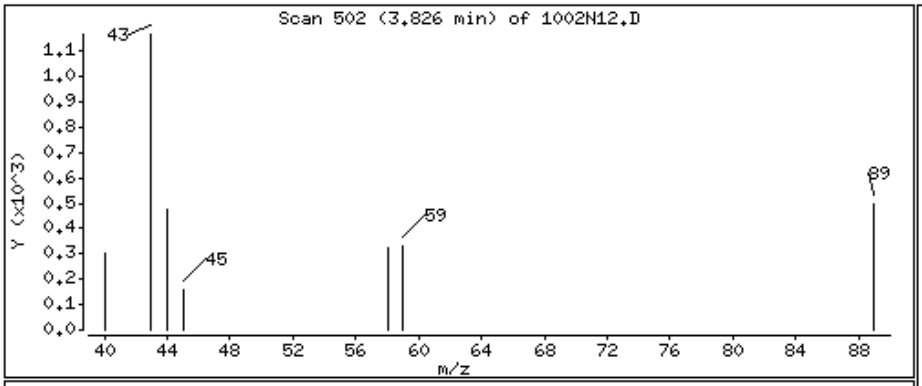

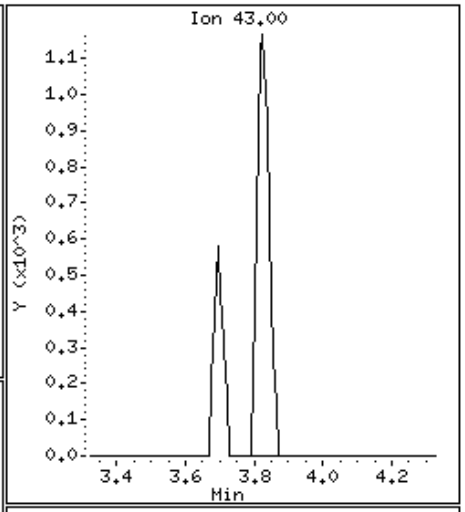

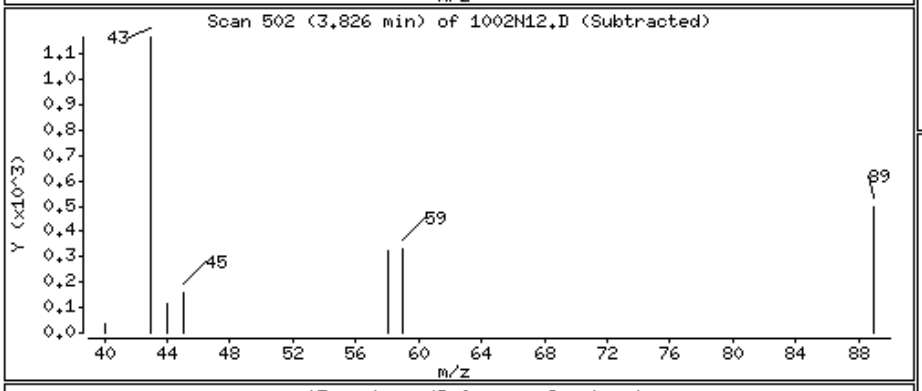

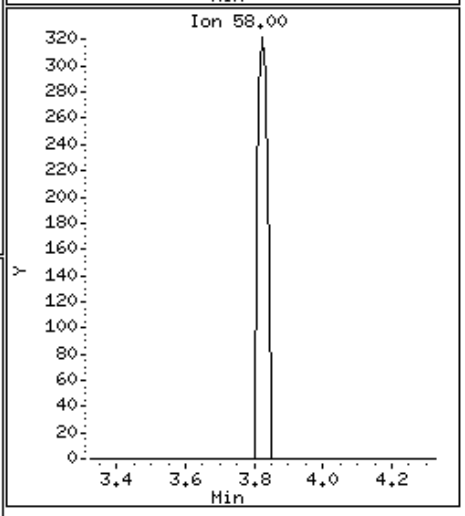

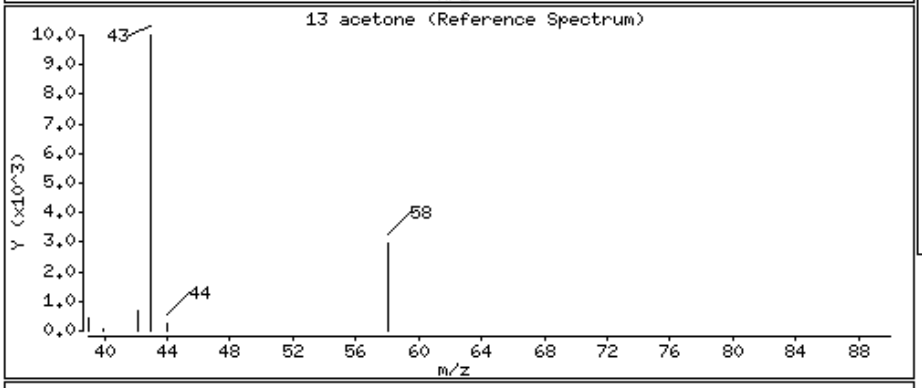

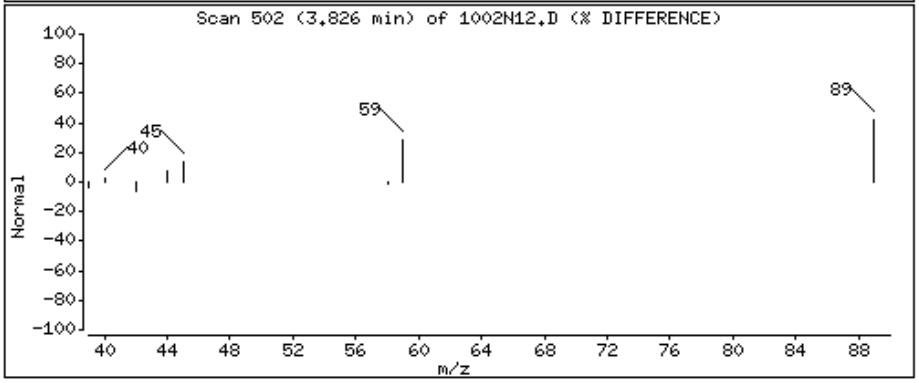

Alpha Analytical Labs

gc/ms voa - VOA101

Data file : \\Orgserv2\ff\chem\GCMSVOA\Voa101.i\151002n.b\1002N12.D
Lab Smp Id:
Inj Date : 03-OCT-2015 02:07
Operator : PD Inst ID: Voa101.i
Smp Info : l1523745-36,31,10,,a
Misc Info : wg827563,ical11506
Comment :
Method : \\Orgserv2\ff\chem\GCMSVOA\Voa101.i\151002n.b\liq8260C.m
Meth Date : 03-Oct-2015 11:01 pduczmalew Quant Type: ISTD
Cal Date : 29-SEP-2015 17:33 Cal File: 0929A10.D
Als bottle: 12
Dil Factor: 1.00000
Integrator: HP RTE Compound Sublist: NJTCL.sub
Target Version: 4.12
Processing Host: VIRTUALXP-76524

Concentration Formula: Amt * DF * CpndVariable
Cpnd Variable Local Compound Variable

	Compounds	QUANT SIG MASS	RT	EXP RT	REL RT	RESPONSE	CONCENTRATIONS ON-COLUMN (ngs)	FINAL (ngs)	REVIEW CODE
	1 dichlorodifluoromethane	85	Compound Not Detected.						
	2 chloromethane	50	Compound Not Detected.						
	3 vinyl chloride	62	Compound Not Detected.						
	4 bromomethane	94	Compound Not Detected.						
	5 chloroethane	64	Compound Not Detected.						
	6 trichlorofluoromethane	101	Compound Not Detected.						
	8 1,1,-dichloroethene	96	Compound Not Detected.						
	11 freon-113	101	Compound Not Detected.						
	10 carbon disulfide	76	Compound Not Detected.						
	14 methylene chloride	84	Compound Not Detected.						
	15 acetone	43	3.609	3.609	(0.594)	13665	41.8182	41.818	
	16 trans-1,2-dichloroethene	96	Compound Not Detected.						
	17 Methyl Acetate	43	Compound Not Detected.						
	18 methyl tert butyl ether	73	Compound Not Detected.						
	22 1,1-dichloroethane	63	Compound Not Detected.						
	27 cis-1,2-dichloroethene	96	4.832	4.826	(0.795)	2859	1.20499	1.204	
	29 bromochloromethane	128	Compound Not Detected.						
	30 Cyclohexane	56	Compound Not Detected.						
	31 chloroform	83	5.088	5.088	(0.837)	51545	13.6618	13.661	
	33 carbontetrachloride	117	Compound Not Detected.						
$	36 dibromofluoromethane	113	5.268	5.268	(0.866)	265291	95.3148	95.314	
	37 1,1,1-trichloroethane	97	Compound Not Detected.						
	38 2-butanone	43	Compound Not Detected.						
	40 benzene	78	Compound Not Detected.						
$	42 1,2-dichloroethane-d4	65	5.797	5.797	(0.953)	300071	103.290	103.290	
	43 1,2-dichloroethane	62	Compound Not Detected.						
*	45 flourobenzene	96	6.081	6.081	(1.000)	1114898	100.000		
	49 trichloroethene	95	6.261	6.256	(1.030)	20354	9.10170	9.101	
	46 methyl cyclohexane	83	Compound Not Detected.						

	Compounds	QUANT SIG MASS	RT	EXP RT	REL RT	RESPONSE	CONCENTRATIONS ON-COLUMN (ngs)	CONCENTRATIONS FINAL (ngs)	REVIEW CODE
	52 1,2-dichloropropane	63	Compound Not Detected.						
	53 bromodichloromethane	83	Compound Not Detected.						
	56 1,4-Dioxane	88	Compound Not Detected.						
	58 cis-1,3-dichloropropene	75	Compound Not Detected.						
$	59 toluene-d8	98	7.784	7.783	(0.808)	1087839	100.232	100.231	
	60 toluene	92	Compound Not Detected.						
	62 4-methyl-2-pentanone	58	Compound Not Detected.						
	63 tetrachloroethene	166	Compound Not Detected.						
	64 trans-1,3-dichloropropene	75	Compound Not Detected.						
	68 1,1,2-trichloroethane	83	Compound Not Detected.						
	69 chlorodibromomethane	129	Compound Not Detected.						
	71 1,2-dibromoethane	107	Compound Not Detected.						
	73 2-hexanone	43	Compound Not Detected.						
*	74 chlorobenzene-d5	117	9.633	9.633	(1.000)	814229	100.000		
	75 chlorobenzene	112	Compound Not Detected.						
	76 ethyl benzene	91	Compound Not Detected.						
	78 p/m xylene	106	Compound Not Detected.						
	79 o xylene	106	Compound Not Detected.						
	80 styrene	104	Compound Not Detected.						
	81 bromoform	173	Compound Not Detected.						
	82 isopropylbenzene	105	Compound Not Detected.						
$	83 4-bromofluorobenzene	95	11.112	11.112	(0.902)	403030	100.578	100.577	
	88 1,1,2,2,-tetrachloroethane	83	Compound Not Detected.						
	99 1,3-dichlorobenzene	146	Compound Not Detected.						
*	100 1,4-dichlorobenzene-d4	152	12.318	12.318	(1.000)	391376	100.000		
	101 1,4-dichlorobenzene	146	Compound Not Detected.						
	104 1,2-dichlorobenzene	146	Compound Not Detected.						
	106 1,2-dibromo-3-chloropropane	75	Compound Not Detected.						
	109 1,2,4-trichlorobenzene	180	Compound Not Detected.						
	111 1,2,3-trichlorobenzene	180	Compound Not Detected.						

Alpha Analytical Labs

gc/ms voa - VOA101

Data file : \\Orgserv2\ff\chem\GCMSVOA\Voa101.i\151002n.b\1002N12.D
Lab Smp Id:
Inj Date : 03-OCT-2015 02:07
Operator : PD Inst ID: Voa101.i
Smp Info : l1523745-36,31,10,,a
Misc Info : wg827563,ical11506
Comment :
Method : \\Orgserv2\ff\chem\GCMSVOA\Voa101.i\151002n.b\liq8260C.m
Meth Date : 03-Oct-2015 11:01 pduczmalew Quant Type: ISTD
Cal Date : 29-SEP-2015 17:33 Cal File: 0929A10.D
Als bottle: 12
Dil Factor: 1.00000
Integrator: HP RTE Compound Sublist: NJTCL.sub
Target Version: 4.12
Processing Host: VIRTUALXP-76524

- NO TENTATIVELY IDENTIFIED COMPOUNDS -

Alpha Analytical Labs

INTERNAL STANDARD COMPOUNDS
AREA AND RT SUMMARY

Instrument ID: Voa101.i
Lab File ID: 1002N12.D
Lab Smp Id:
Analysis Type: VOA
Quant Type: ISTD
Operator: PD
Method File: \\Orgserv2\ff\chem\GCMSVOA\Voa101.i\151002n.b\liq8260C.m
Misc Info: wg827563,ical11506

Calibration Date: 02-OCT-2015
Calibration Time: 20:45
Level: LOW
Sample Type: WATER

Test Mode:
Use Last Continuing Calibrator.
If Continuing Cal. use Initial Cal. Level 3

		AREA LIMIT			
COMPOUND	STANDARD	LOWER	UPPER	SAMPLE	%DIFF
45 flourobenzene	1222489	611245	2444978	1114898	-8.80
74 chlorobenzene-d5	899066	449533	1798132	814229	-9.44
100 1,4-dichlorobenze	443377	221689	886754	391376	-11.73

		RT LIMIT			
COMPOUND	STANDARD	LOWER	UPPER	SAMPLE	%DIFF
45 flourobenzene	6.08	5.58	6.58	6.08	0.00
74 chlorobenzene-d5	9.63	9.13	10.13	9.63	0.00
100 1,4-dichlorobenze	12.32	11.82	12.82	12.32	0.00

AREA UPPER LIMIT = +100% of internal standard area.
AREA LOWER LIMIT = - 50% of internal standard area.
RT UPPER LIMIT = + 0.50 minutes of internal standard RT.
RT LOWER LIMIT = - 0.50 minutes of internal standard RT.

Alpha Analytical Labs

RECOVERY REPORT

Client Name: Client SDG: SDGa00307
Sample Matrix: LIQUID Fraction: VOA
Lab Smp Id:
Level: LOW Operator: PD
Data Type: MS DATA SampleType: SAMPLE
SpikeList File: curveallim.spk Quant Type: ISTD
Sublist File: NJTCL.sub
Method File: \\Orgserv2\ff\chem\GCMSVOA\Voa101.i\151002n.b\liq8260C.m
Misc Info: wg827563,ical11506

SURROGATE COMPOUND	AMOUNT ADDED ngs	AMOUNT RECOVERED ngs	% RECOVERED	LIMITS
$ 36 dibromofluorometha	100.000	95.314	95.31	70-130
$ 42 1,2-dichloroethane	100.000	103.290	103.29	70-130
$ 59 toluene-d8	100.000	100.231	100.23	70-130
$ 83 4-bromofluorobenze	100.000	100.577	100.58	70-130

Data File: \\Orgserv2\ff\chem\GCMSVOA\Voa101.i\151002n.b\1002N12.D
Date : 03-OCT-2015 02:07
Client ID:
Sample Info: 11523745-36,31,10,,a
Purge Volume: 10.0
Column phase:

Instrument: Voa101.i
Operator: PD
Column diameter: 0.18

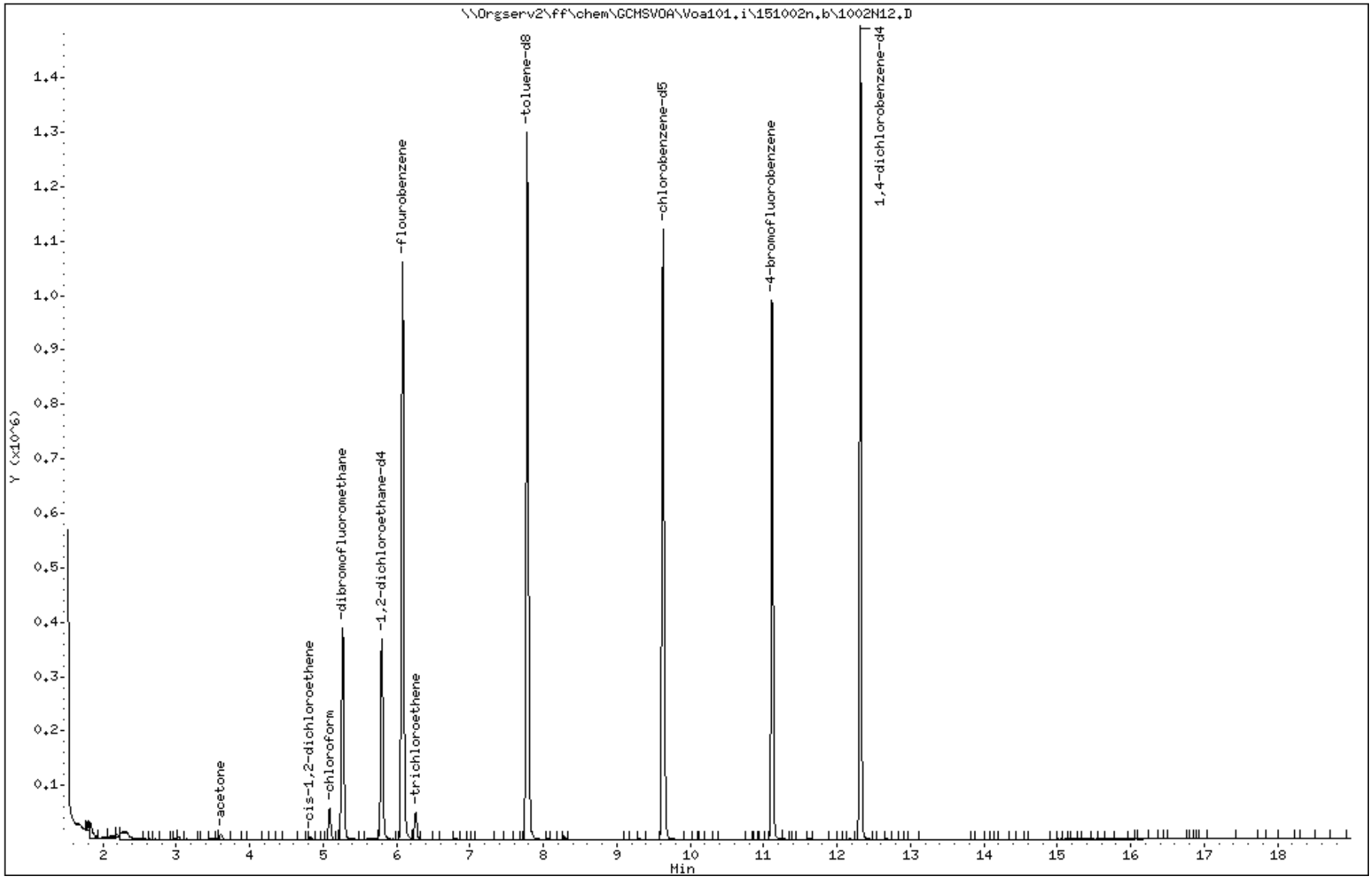

Data File: \\Orgserv2\ff\chem\GCMSVOA\Voa101.i\151002n.b\1002N12.D

Date : 03-OCT-2015 02:07

Client ID:

Instrument: Voa101.i

Sample Info: 11523745-36,31,10,,a

Purge Volume: 10.0

Operator: PD

Column phase:

Column diameter: 0.18

15 acetone

Concentration: 41.818 ngs

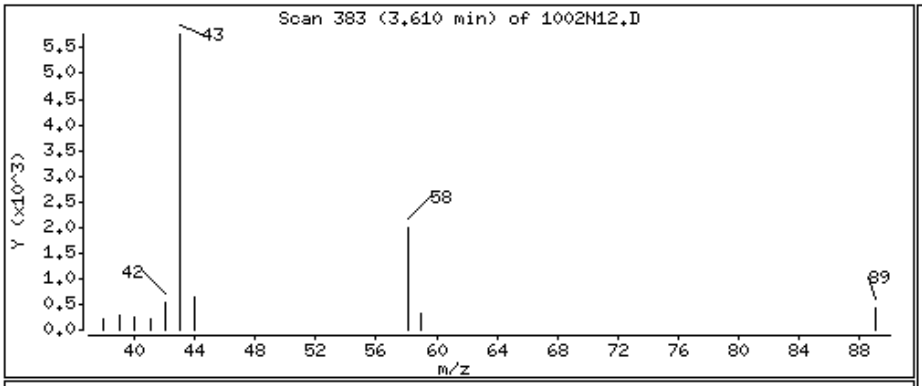

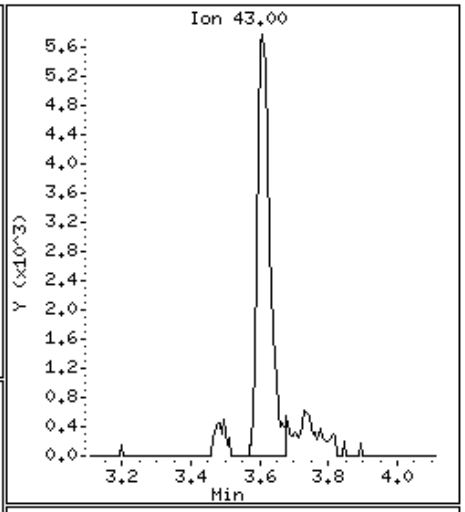

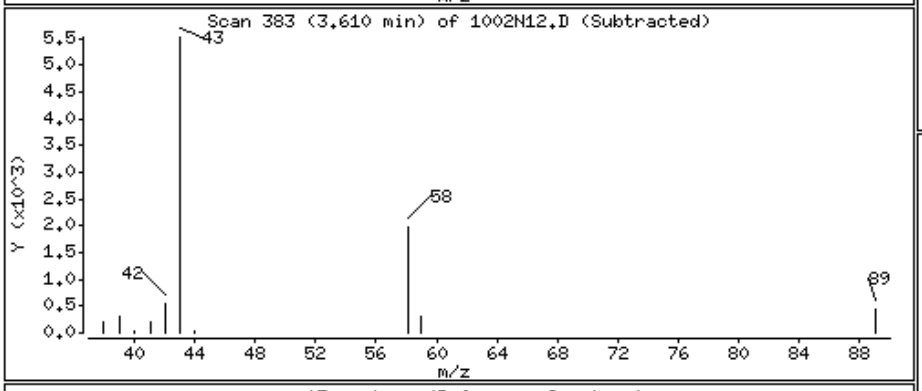

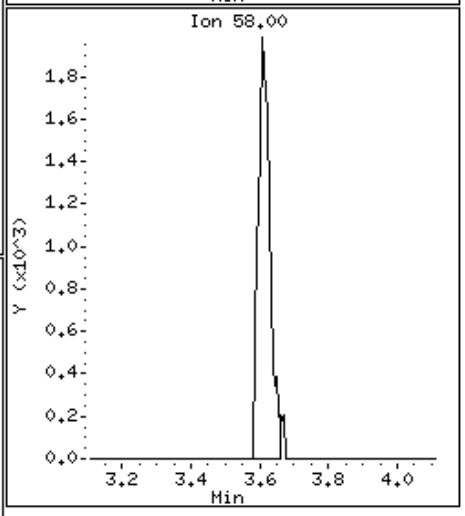

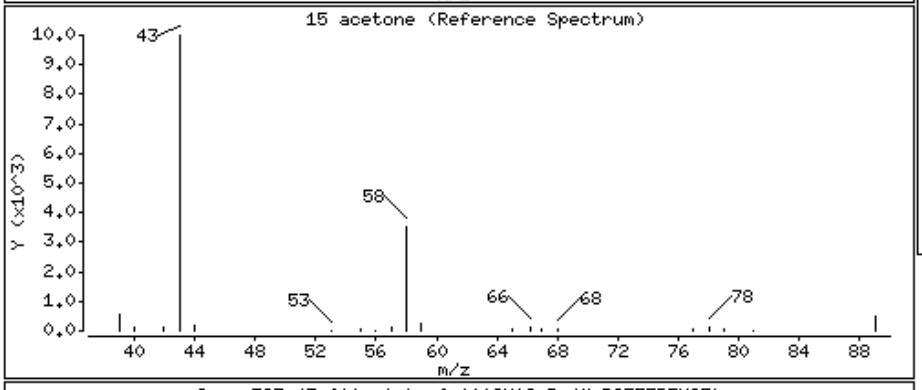

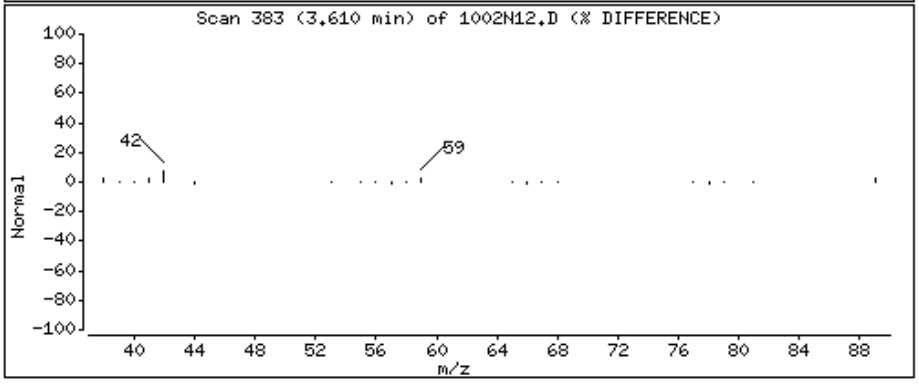

Data File: \\Orgserv2\ff\chem\GCMSVOA\Voa101.i\151002n.b\1002N12.D

Date : 03-OCT-2015 02:07

Client ID:

Instrument: Voa101.i

Sample Info: 11523745-36,31,10,,a

Purge Volume: 10.0

Operator: PD

Column phase:

Column diameter: 0.18

27 cis-1,2-dichloroethene

Concentration: 1.204 ngs

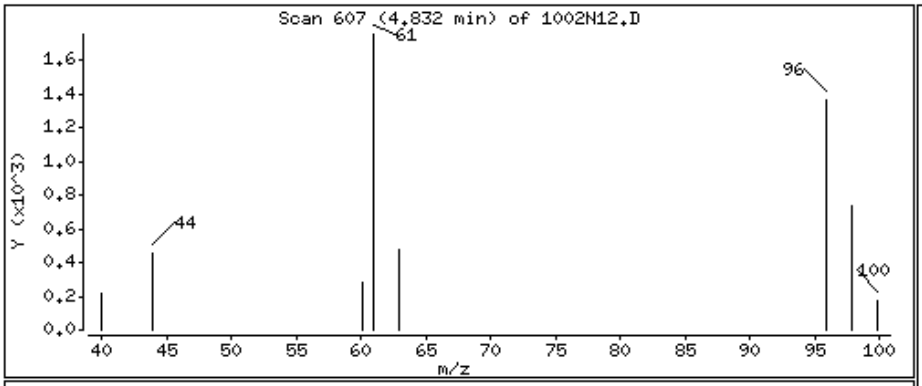

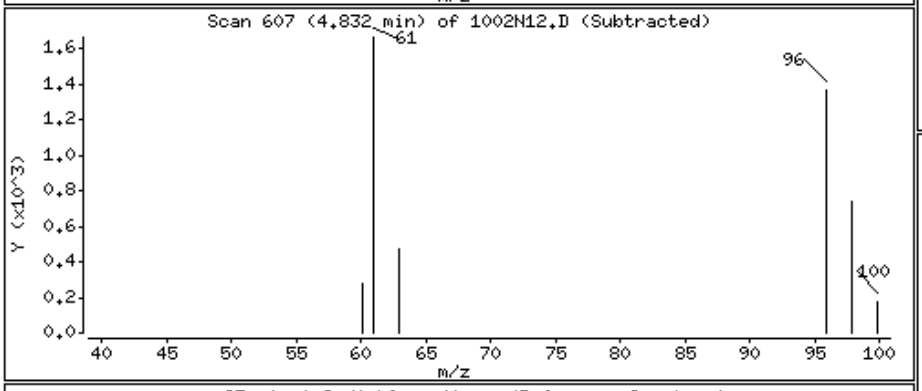

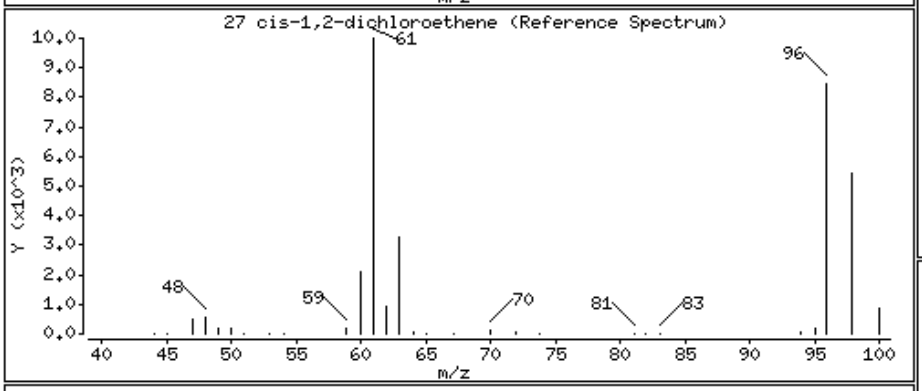

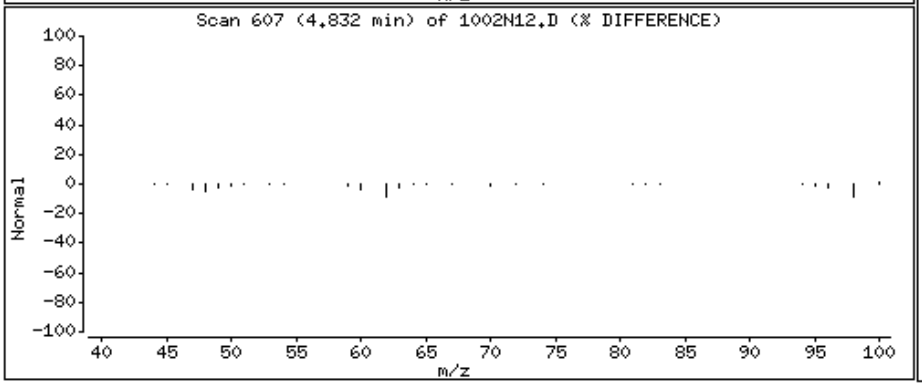

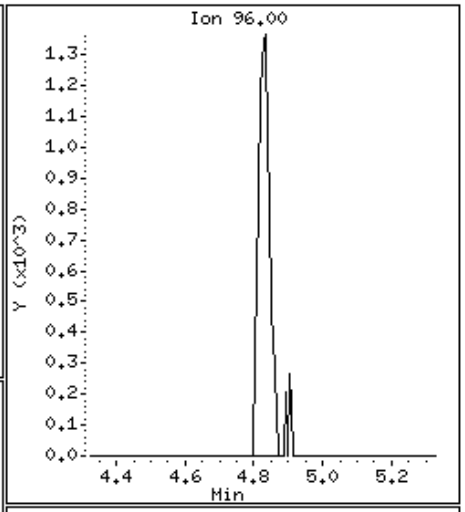

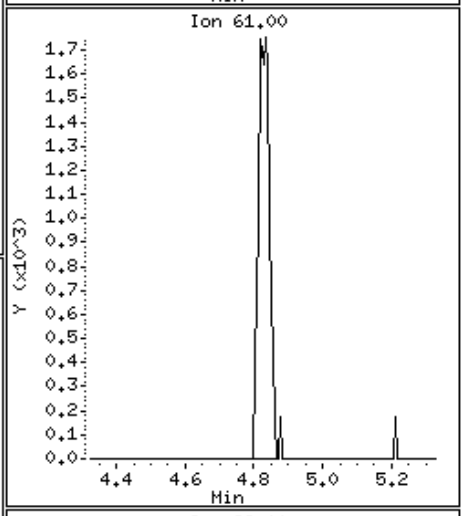

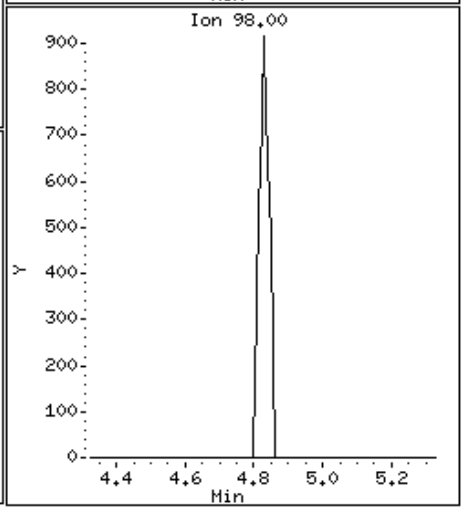

Data File: \\Orgserv2\ff\chem\GCMSVOA\Voa101.i\151002n.b\1002N12.D

Date : 03-OCT-2015 02:07

Client ID:

Instrument: Voa101.i

Sample Info: 11523745-36,31,10,,a

Purge Volume: 10.0

Operator: PD

Column phase:

Column diameter: 0.18

31 chloroform

Concentration: 13.661 ngs

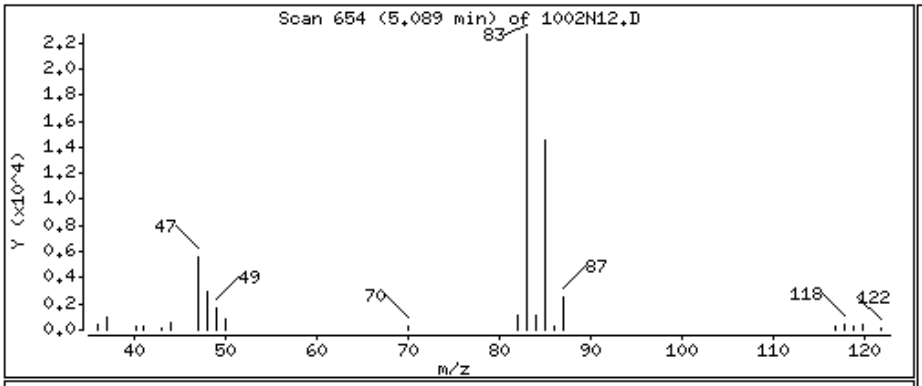

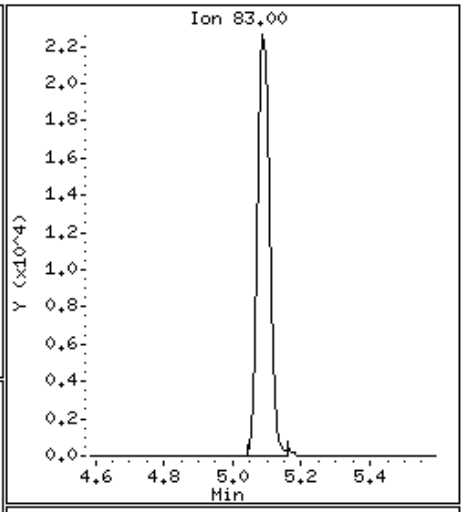

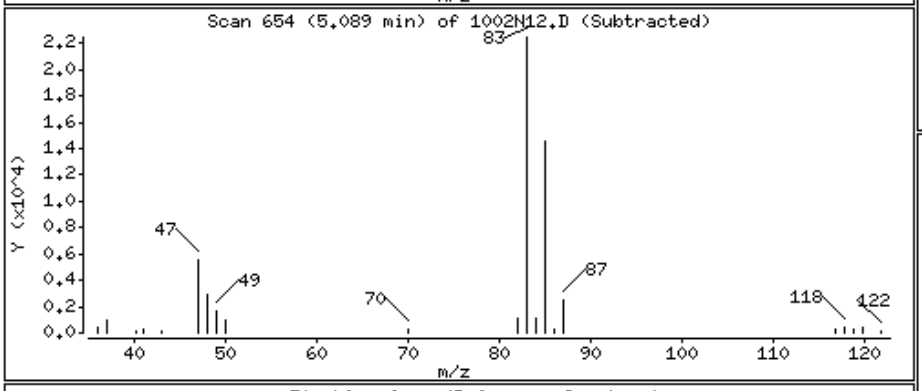

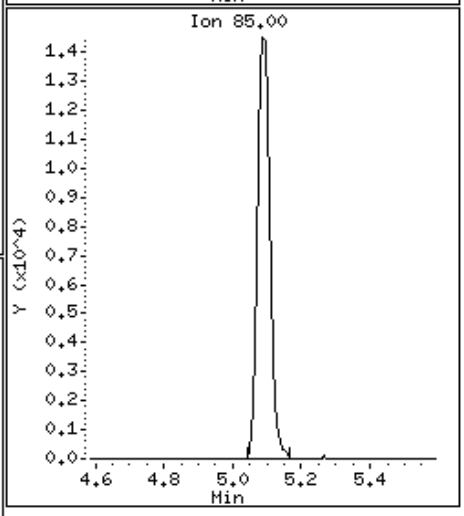

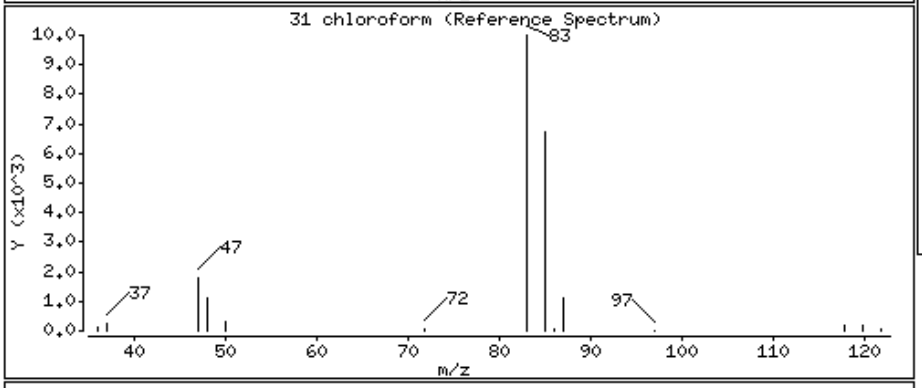

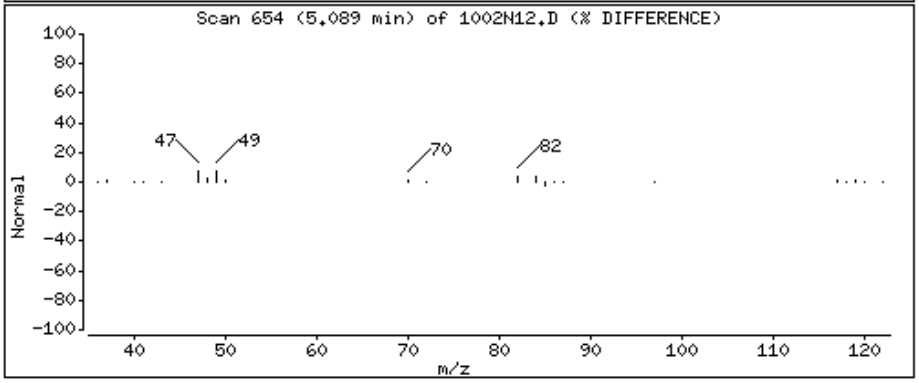

Data File: \\Orgserv2\ff\chem\GCMSVOA\Voa101.i\151002n.b\1002N12.D

Date : 03-OCT-2015 02:07

Client ID:

Instrument: Voa101.i

Sample Info: 11523745-36,31,10,,a

Purge Volume: 10.0

Operator: PD

Column phase:

Column diameter: 0.18

49 trichloroethene

Concentration: 9.101 ngs

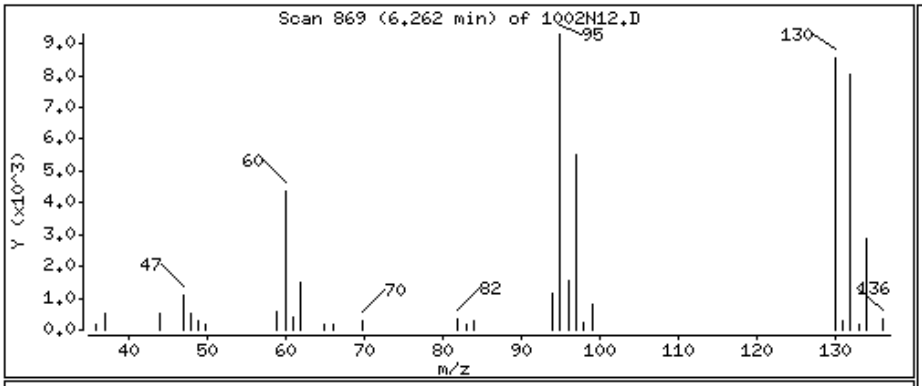

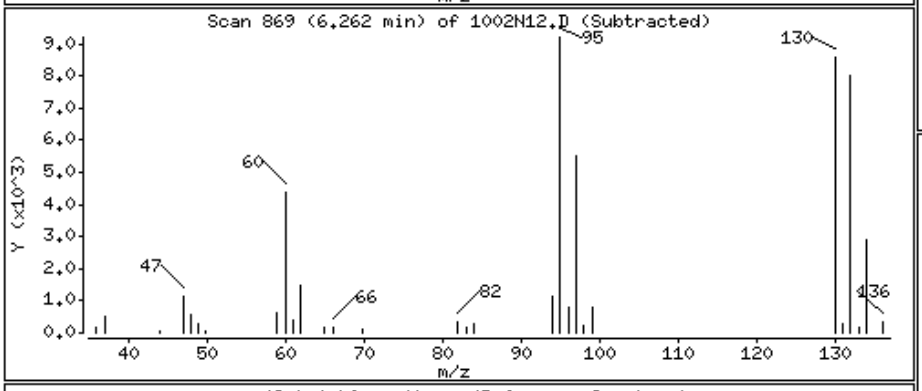

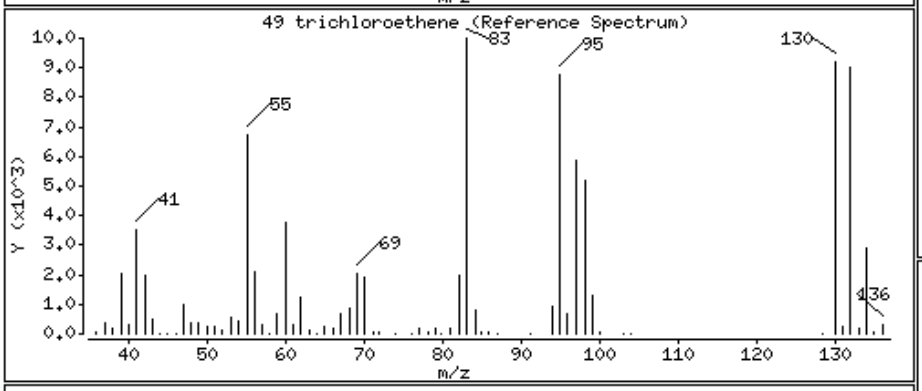

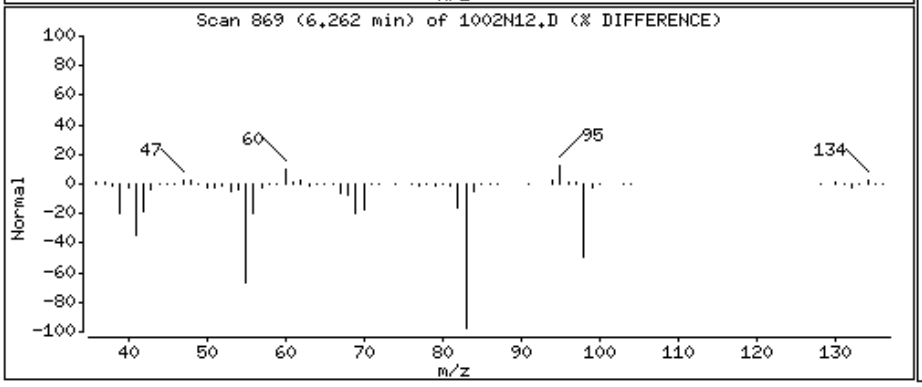

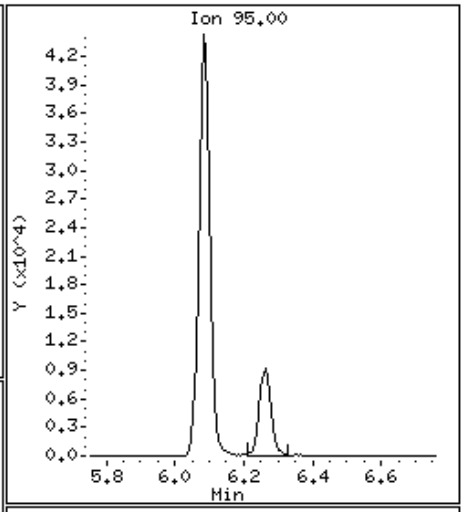

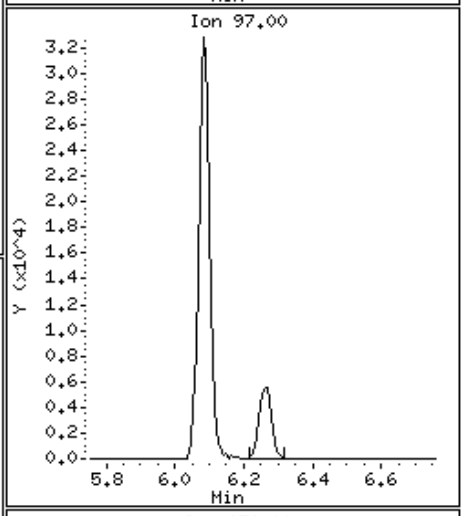

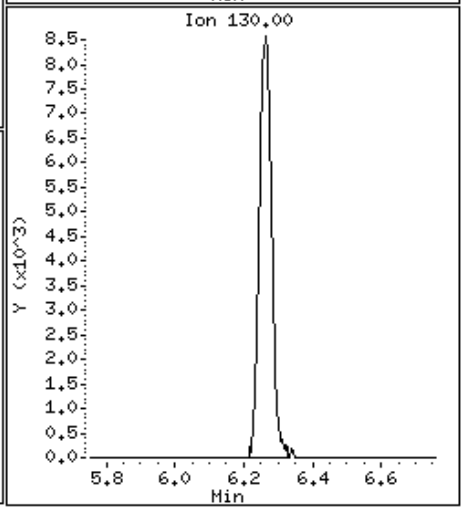

Alpha Analytical Labs

Manual Integration

Sample Info	: l1523745-36,31,10,,a wg827563,ical11506		
Instrument ID	: Voa101.i		
Method	: liq8260C.m		
File	: 1002N12.D		
Injection Date	: 03-OCT-2015 02:07		
Quantitation	: ISTD	Integrator :	HP RTE
Dilution Factor	: 1.00	Sample Type:	SAMPLE

This File has no version history.

//Orgserv2/ff/chem/GCMSVOA/Voa101.i/151002n.b/original/1002N12.D

Alpha Analytical Labs

gc/ms voa - VOA105

Data file : \\Orgserv2\ff\chem\GCMSVOA\Voa105.i\151002n.b\1002N13.D
Lab Smp Id:
Inj Date : 03-OCT-2015 02:12
Operator : PD Inst ID: Voa105.i
Smp Info : l1523745-57,31,10,,a
Misc Info : wg827568,ical11492
Comment :
Method : \\Orgserv2\ff\chem\GCMSVOA\Voa105.i\151002n.b\liq8260B.m
Meth Date : 03-Oct-2015 11:22 pduczmalew Quant Type: ISTD
Cal Date : 26-SEP-2015 22:38 Cal File: 0926A10.D
Als bottle: 13
Dil Factor: 1.00000
Integrator: HP RTE Compound Sublist: NJTCL.sub
Target Version: 4.12
Processing Host: VIRTUALXP-76524

Concentration Formula: Amt * DF * CpndVariable
Cpnd Variable Local Compound Variable

			QUANT SIG					CONCENTRATIONS ON-COLUMN	FINAL	
		Compounds	MASS	RT	EXP RT	REL RT	RESPONSE	(ngs)	(ngs)	REVIEW CODE
	1	dichlorodifluoromethane	85	Compound Not Detected.						
	2	chloromethane	50	1.992	1.992	(0.315)	2080	2.35654	2.356	
	3	vinyl chloride	62	Compound Not Detected.						
	4	bromomethane	94	Compound Not Detected.						
	5	chloroethane	64	Compound Not Detected.						
	6	trichlorofluoromethane	101	Compound Not Detected.						
	8	1,1,-dichloroethene	96	Compound Not Detected.						
	9	carbon disulfide	76	Compound Not Detected.						
	10	freon-113	101	Compound Not Detected.						
	11	methylene chloride	84	3.782	3.776	(0.598)	1394	1.69044	1.690	
	13	acetone	43	3.820	3.825	(0.604)	2029	14.6310	14.630	
	14	trans-1,2-dichloroethene	96	Compound Not Detected.						
	15	Methyl Acetate	43	Compound Not Detected.						
	16	methyl tert butyl ether	73	Compound Not Detected.						
	19	1,1-dichloroethane	63	Compound Not Detected.						
	24	cis-1,2-dichloroethene	96	Compound Not Detected.						
	27	bromochloromethane	128	Compound Not Detected.						
	26	Cyclohexane	56	Compound Not Detected.						
	28	chloroform	83	Compound Not Detected.						
	30	carbontetrachloride	117	Compound Not Detected.						
$	32	dibromofluoromethane	113	5.506	5.506	(0.871)	103636	97.4217	97.421	
	33	1,1,1-trichloroethane	97	Compound Not Detected.						
	34	2-butanone	43	Compound Not Detected.						
	36	benzene	78	Compound Not Detected.						
$	38	1,2-dichloroethane-d4	65	6.046	6.041	(0.956)	130230	104.043	104.043	
	39	1,2-dichloroethane	62	Compound Not Detected.						
*	41	flourobenzene	96	6.324	6.324	(1.000)	408135	100.000		
	42	methyl cyclohexane	83	Compound Not Detected.						

	Compounds	QUANT SIG MASS	RT	EXP RT	REL RT	RESPONSE	CONCENTRATIONS ON-COLUMN (ngs)	CONCENTRATIONS FINAL (ngs)	REVIEW CODE
	43 trichloroethene	95	Compound Not Detected.						
	46 1,2-dichloropropane	63	Compound Not Detected.						
	47 bromodichloromethane	83	Compound Not Detected.						
	49 1,4-Dioxane	88	Compound Not Detected.						
	52 cis-1,3-dichloropropene	75	Compound Not Detected.						
$	53 toluene-d8	98	8.027	8.027	(0.812)	388953	105.607	105.606	
	54 toluene	92	8.087	8.081	(0.818)	2898	1.48781	1.487	
	56 4-methyl-2-pentanone	58	Compound Not Detected.						
	55 tetrachloroethene	166	Compound Not Detected.						
	57 trans-1,3-dichloropropene	75	Compound Not Detected.						
	60 1,1,2-trichloroethane	83	Compound Not Detected.						
	61 chlorodibromomethane	129	Compound Not Detected.						
	64 1,2-dibromoethane	107	Compound Not Detected.						
	65 2-hexanone	43	Compound Not Detected.						
*	66 chlorobenzene-d5	117	9.887	9.882	(1.000)	280633	100.000		
	67 chlorobenzene	112	Compound Not Detected.						
	68 ethyl benzene	91	Compound Not Detected.						
	70 p/m xylene	106	Compound Not Detected.						
	71 o xylene	106	Compound Not Detected.						
	72 styrene	104	Compound Not Detected.						
	73 bromoform	173	Compound Not Detected.						
	74 isopropylbenzene	105	Compound Not Detected.						
$	75 4-bromofluorobenzene	95	11.333	11.333	(0.905)	129786	105.210	105.209	
	79 1,1,2,2,-tetrachloroethane	83	Compound Not Detected.						
	92 1,3-dichlorobenzene	146	Compound Not Detected.						
*	93 1,4-dichlorobenzene-d4	152	12.517	12.517	(1.000)	121536	100.000		
	94 1,4-dichlorobenzene	146	Compound Not Detected.						
	97 1,2-dichlorobenzene	146	Compound Not Detected.						
	99 1,2-dibromo-3-chloropropane	75	Compound Not Detected.						
	102 1,2,4-trichlorobenzene	180	Compound Not Detected.						
	104 1,2,3-trichlorobenzene	180	Compound Not Detected.						

Alpha Analytical Labs

gc/ms voa - VOA105

Data file : \\Orgserv2\ff\chem\GCMSVOA\Voa105.i\151002n.b\1002N13.D
Lab Smp Id:
Inj Date : 03-OCT-2015 02:12
Operator : PD Inst ID: Voa105.i
Smp Info : l1523745-57,31,10,,a
Misc Info : wg827568,ical11492
Comment :
Method : \\Orgserv2\ff\chem\GCMSVOA\Voa105.i\151002n.b\liq8260B.m
Meth Date : 03-Oct-2015 11:22 pduczmalew Quant Type: ISTD
Cal Date : 26-SEP-2015 22:38 Cal File: 0926A10.D
Als bottle: 13
Dil Factor: 1.00000
Integrator: HP RTE Compound Sublist: NJTCL.sub
Target Version: 4.12
Processing Host: VIRTUALXP-76524

- NO TENTATIVELY IDENTIFIED COMPOUNDS -

Alpha Analytical Labs

INTERNAL STANDARD COMPOUNDS
AREA AND RT SUMMARY

Instrument ID: Voa105.i
Lab File ID: 1002N13.D
Lab Smp Id:
Analysis Type: VOA
Quant Type: ISTD
Operator: PD
Method File: \\Orgserv2\ff\chem\GCMSVOA\Voa105.i\151002n.b\liq8260B.m
Misc Info: wg827568,ical11492

Calibration Date: 02-OCT-2015
Calibration Time: 20:41
Level: LOW
Sample Type: WATER

Test Mode:
Use Last Continuing Calibrator.
If Continuing Cal. use Initial Cal. Level 3

		AREA LIMIT			
COMPOUND	STANDARD	LOWER	UPPER	SAMPLE	%DIFF
41 flourobenzene	477183	238592	954366	408135	-14.47
66 chlorobenzene-d5	340497	170249	680994	280633	-17.58
93 1,4-dichlorobenze	165467	82734	330934	121536	-26.55

		RT LIMIT			
COMPOUND	STANDARD	LOWER	UPPER	SAMPLE	%DIFF
41 flourobenzene	6.32	5.82	6.82	6.32	-0.00
66 chlorobenzene-d5	9.88	9.38	10.38	9.89	0.06
93 1,4-dichlorobenze	12.52	12.02	13.02	12.52	0.00

AREA UPPER LIMIT = +100% of internal standard area.
AREA LOWER LIMIT = - 50% of internal standard area.
RT UPPER LIMIT = + 0.50 minutes of internal standard RT.
RT LOWER LIMIT = - 0.50 minutes of internal standard RT.

Alpha Analytical Labs

RECOVERY REPORT

Client Name: Client SDG: SDGa00307
Sample Matrix: LIQUID Fraction: VOA
Lab Smp Id:
Level: LOW Operator: PD
Data Type: MS DATA SampleType: SAMPLE
SpikeList File: curveall.spk Quant Type: ISTD
Sublist File: NJTCL.sub
Method File: \\Orgserv2\ff\chem\GCMSVOA\Voa105.i\151002n.b\liq8260B.m
Misc Info: wg827568,ical11492

SURROGATE COMPOUND	AMOUNT ADDED ngs	AMOUNT RECOVERED ngs	% RECOVERED	LIMITS
$ 32 dibromofluorometha	100.000	97.421	97.42	70-130
$ 38 1,2-dichloroethane	100.000	104.043	104.04	70-130
$ 53 toluene-d8	100.000	105.606	105.61	70-130
$ 75 4-bromofluorobenze	100.000	105.209	105.21	70-130

Data File: \\Orgserv2\ff\chem\GCMSVOA\Voa105.i\151002n.b\1002N13.D
Date : 03-OCT-2015 02:12
Client ID:
Sample Info: 11523745-57,31,10,,a
Purge Volume: 10.0
Column phase:

Instrument: Voa105.i
Operator: PD
Column diameter: 0.18

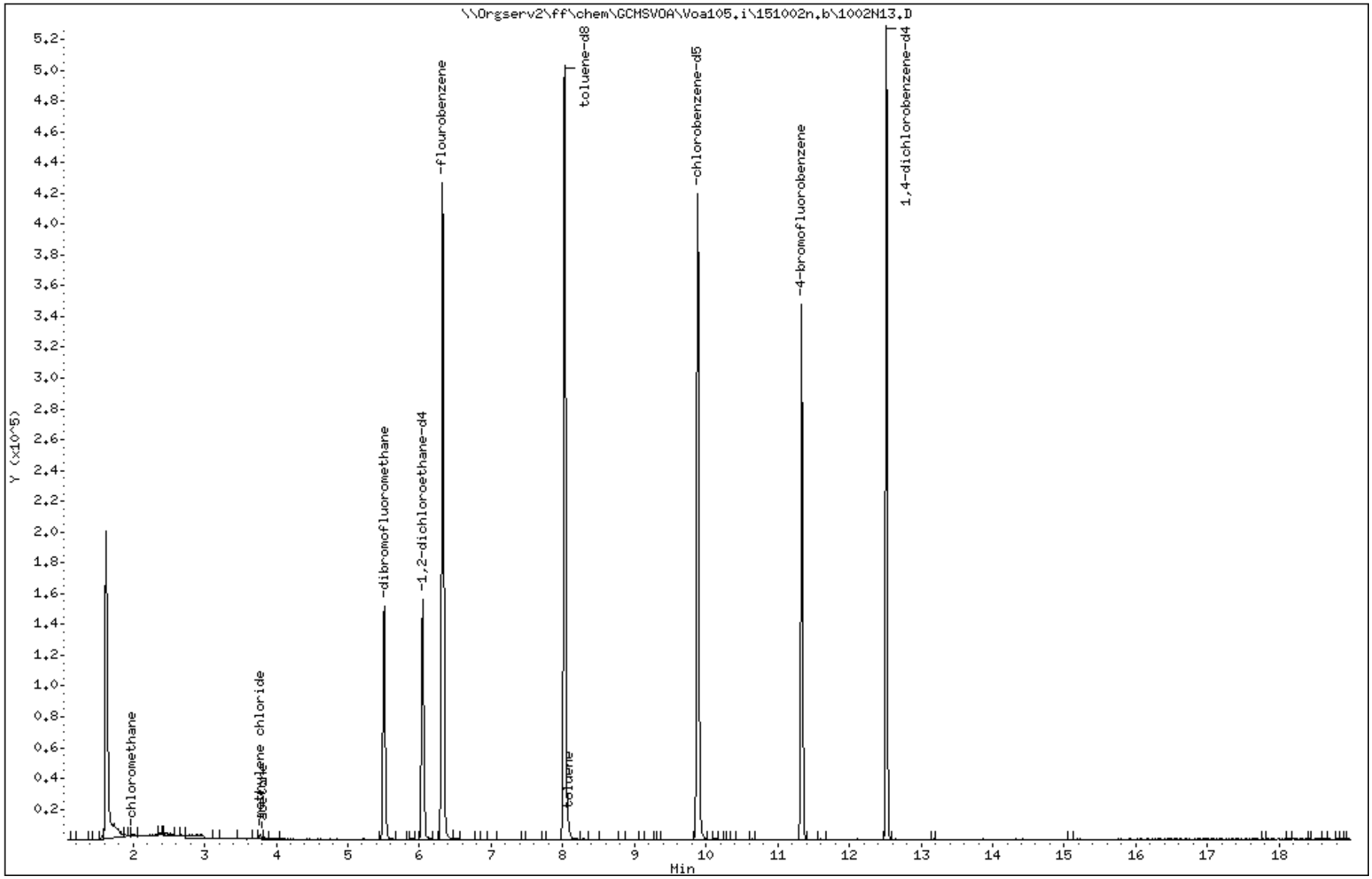

Data File: \\Orgserv2\ff\chem\GCMSVOA\Voa105.i\151002n.b\1002N13.D

Date : 03-OCT-2015 02:12

Client ID:

Instrument: Voa105.i

Sample Info: 11523745-57,31,10,,a

Purge Volume: 10.0

Operator: PD

Column phase:

Column diameter: 0.18

2 chloromethane

Concentration: 2.356 ngs

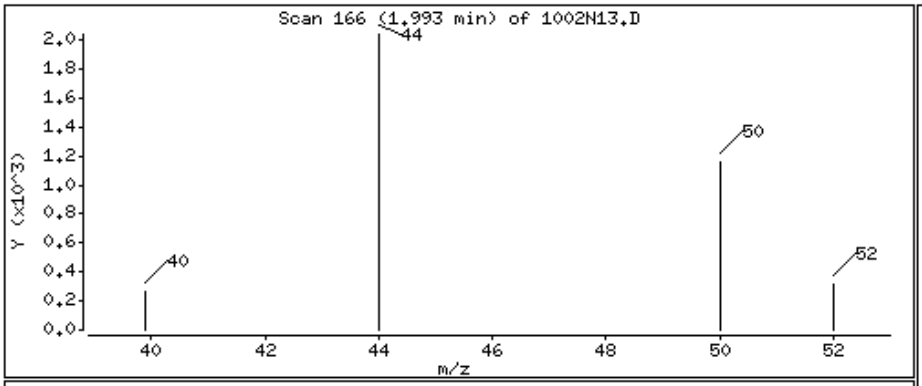

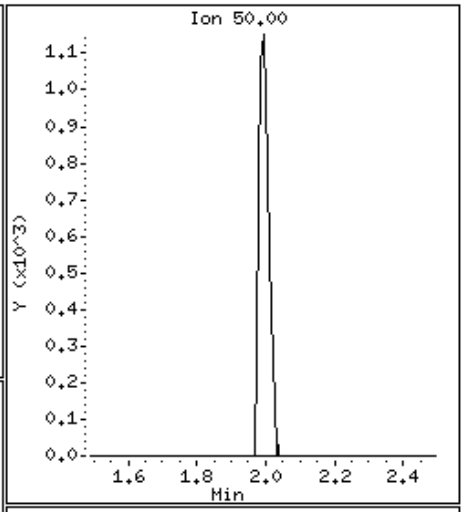

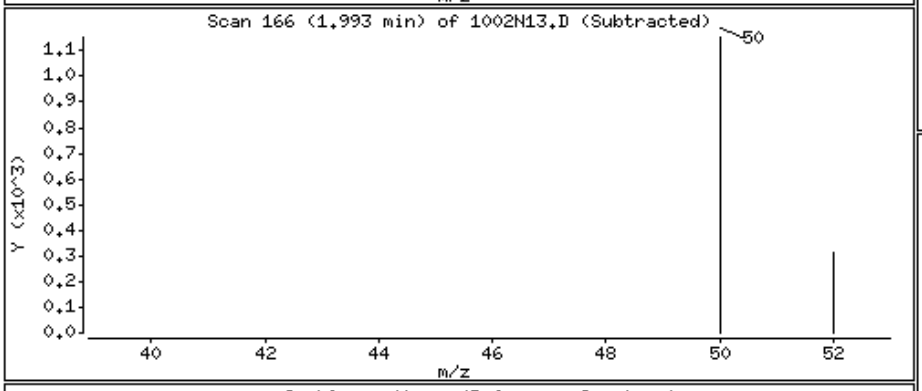

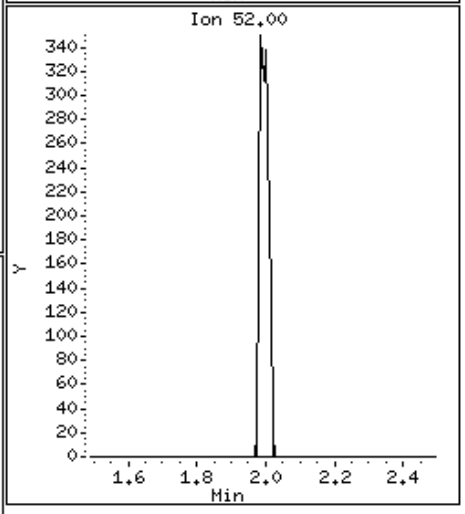

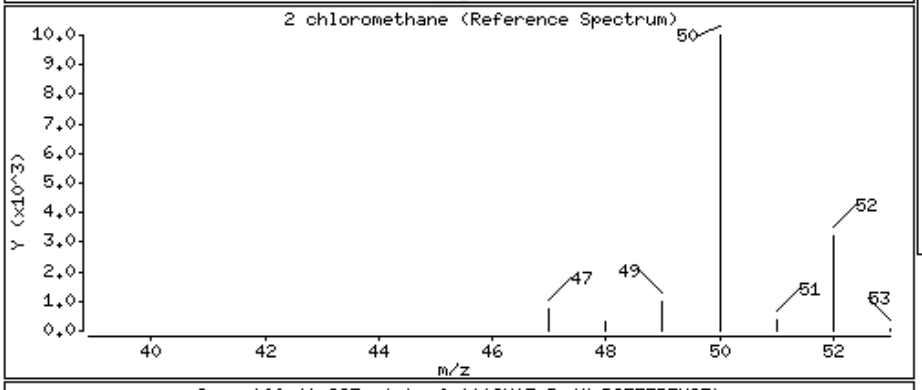

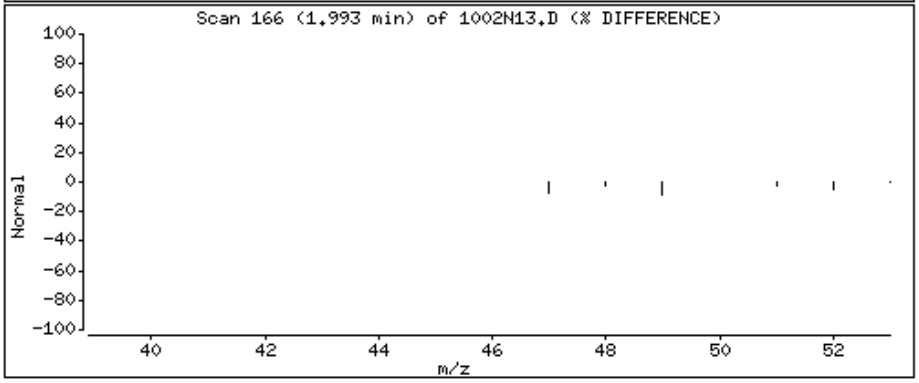

Data File: \\Orgserv2\ff\chem\GCMSVOA\Voa105.i\151002n.b\1002N13.D

Date : 03-OCT-2015 02:12

Client ID:

Instrument: Voa105.i

Sample Info: 11523745-57,31,10,,a

Purge Volume: 10.0

Operator: PD

Column phase:

Column diameter: 0.18

11 methylene chloride

Concentration: 1.690 ngs

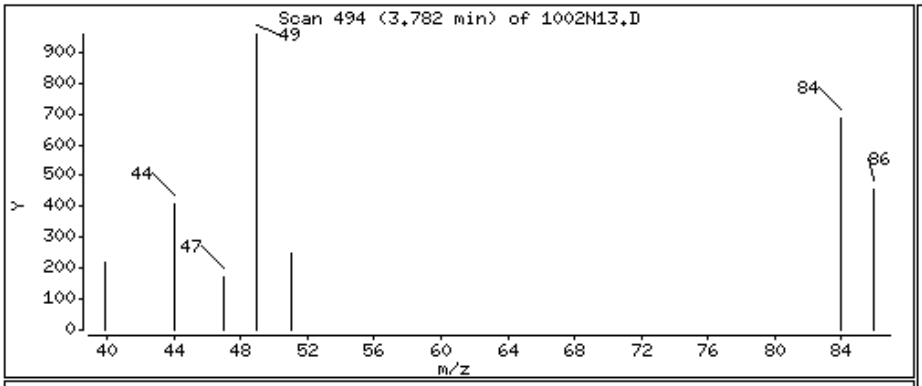

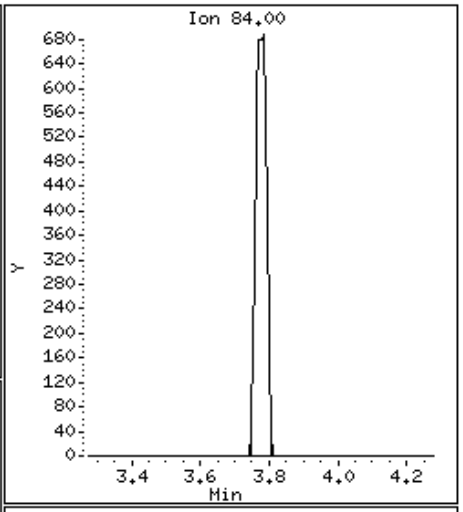

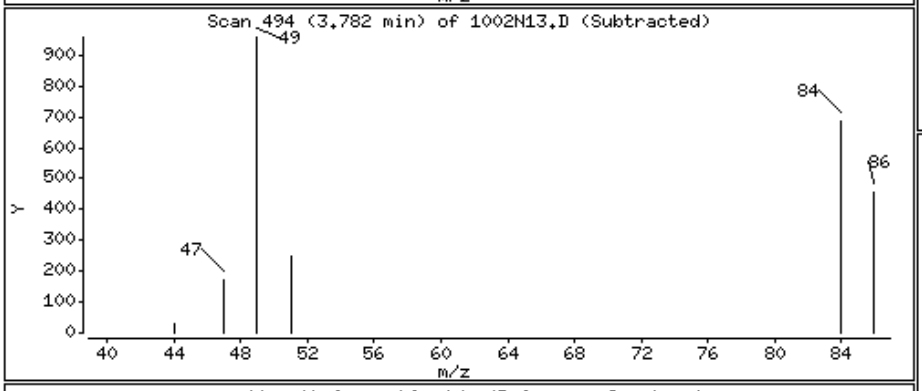

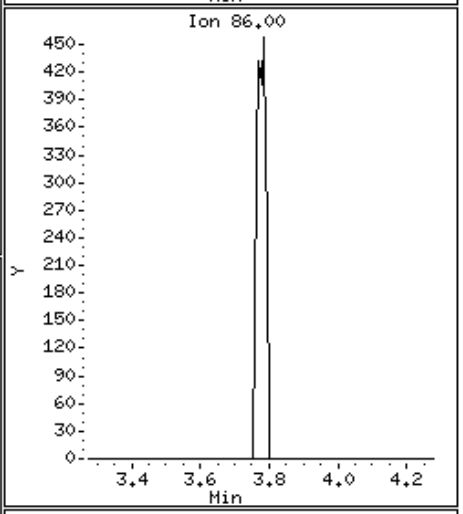

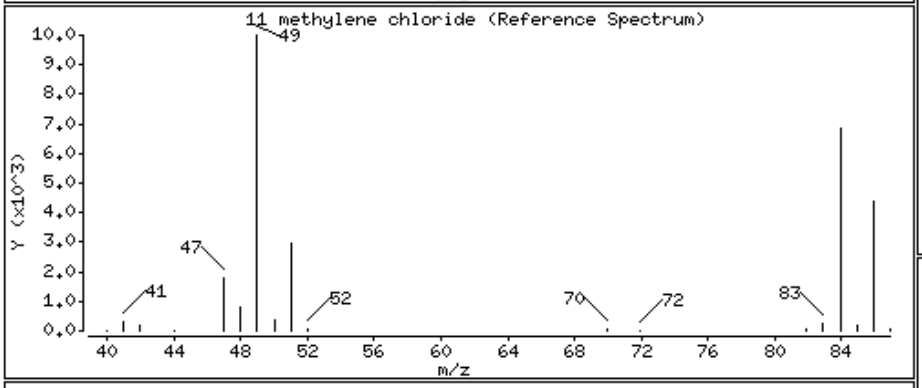

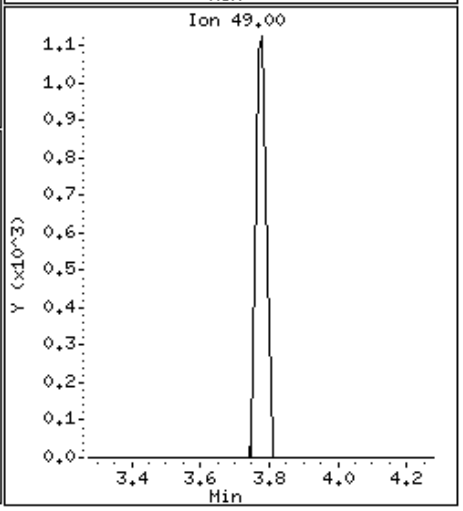

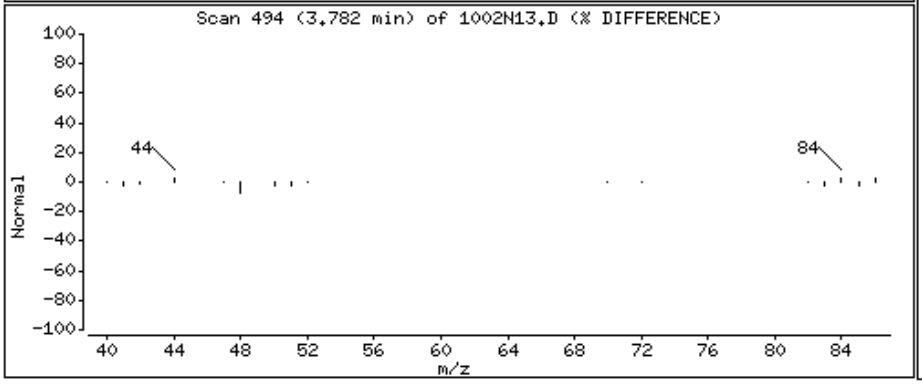

Data File: \\Orgserv2\ff\chem\GCMSVOA\Voa105.i\151002n.b\1002N13.D

Date : 03-OCT-2015 02:12

Client ID:

Instrument: Voa105.i

Sample Info: 11523745-57,31,10,,a

Purge Volume: 10.0

Operator: PD

Column phase:

Column diameter: 0.18

13 acetone

Concentration: 14.630 ngs

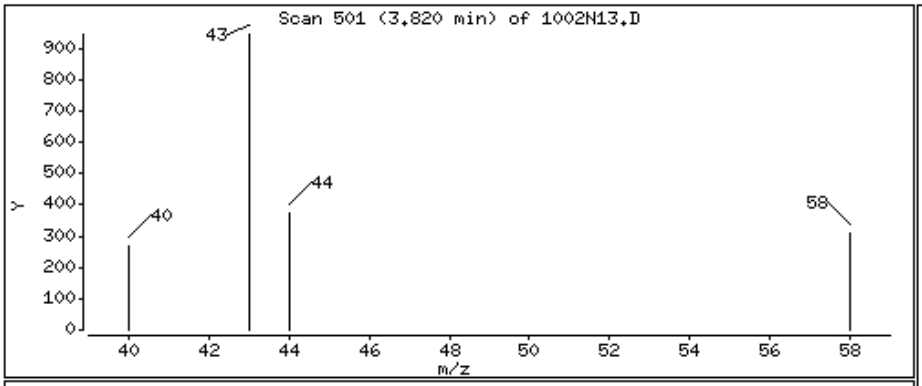

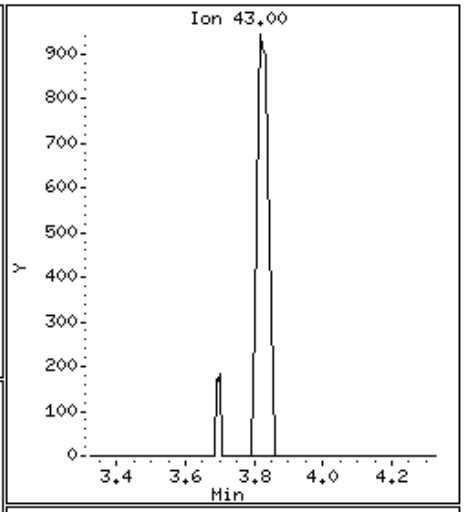

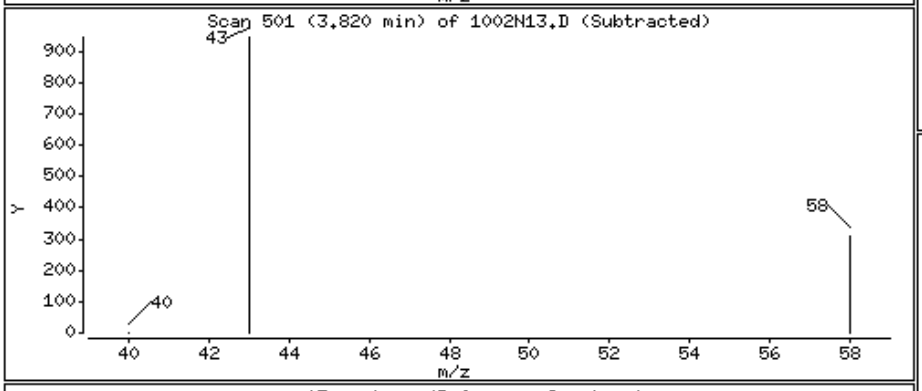

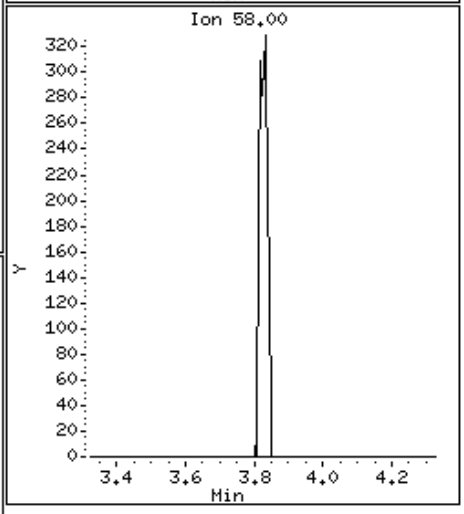

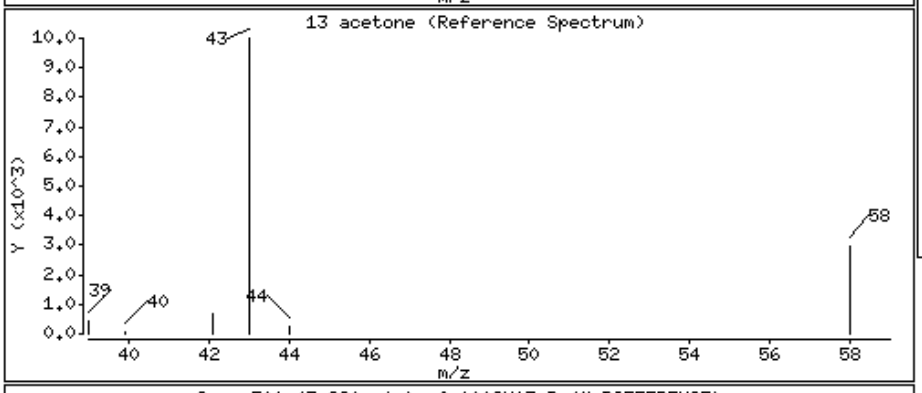

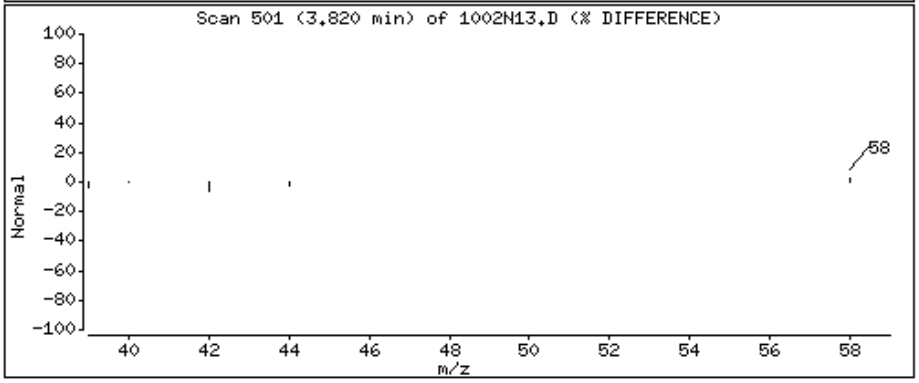

Data File: \\Orgserv2\ff\chem\GCMSVOA\Voa105.i\151002n.b\1002N13.D

Date : 03-OCT-2015 02:12

Client ID:

Instrument: Voa105.i

Sample Info: 11523745-57,31,10,,a

Purge Volume: 10.0

Operator: PD

Column phase:

Column diameter: 0.18

54 toluene

Concentration: 1.487 ngs

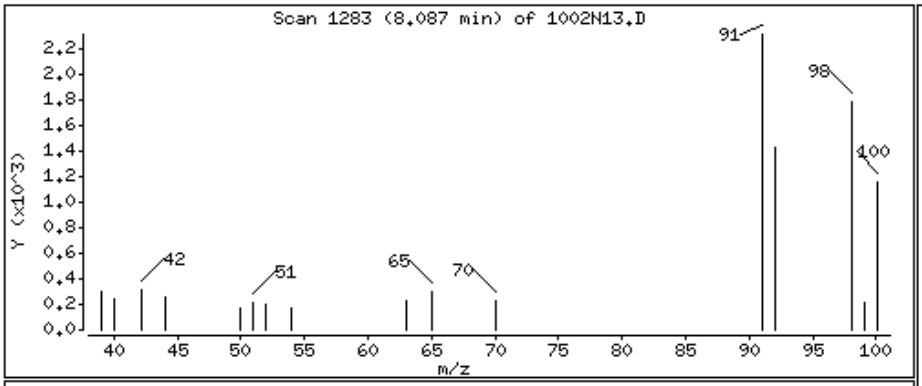

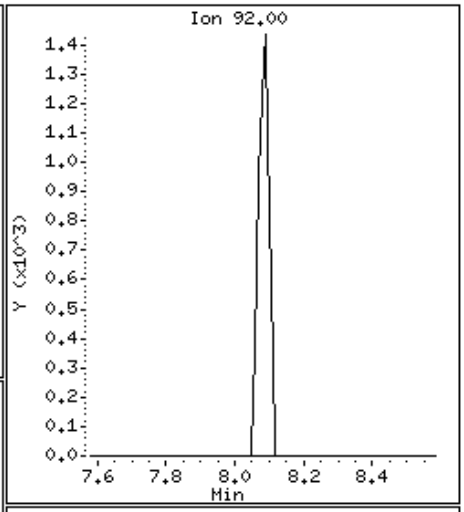

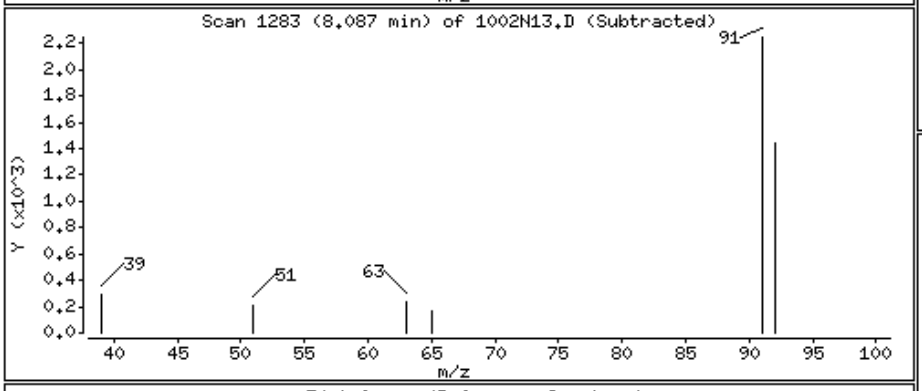

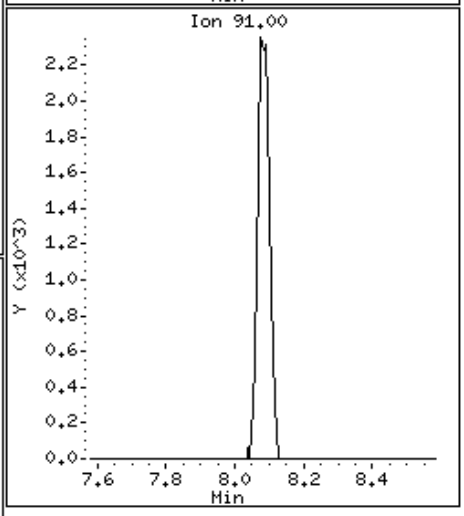

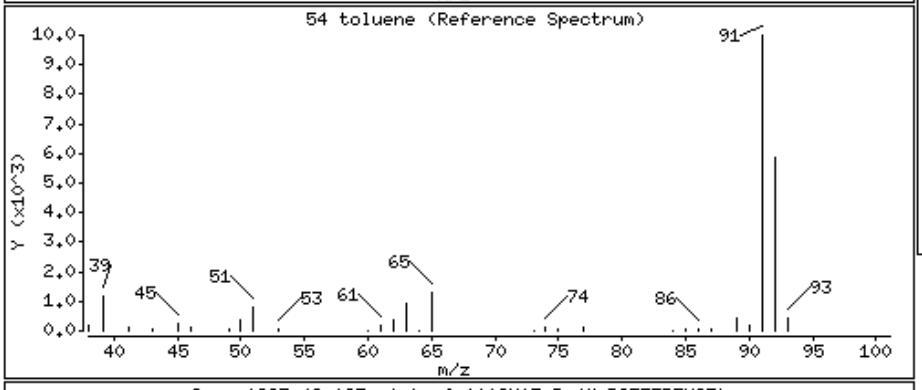

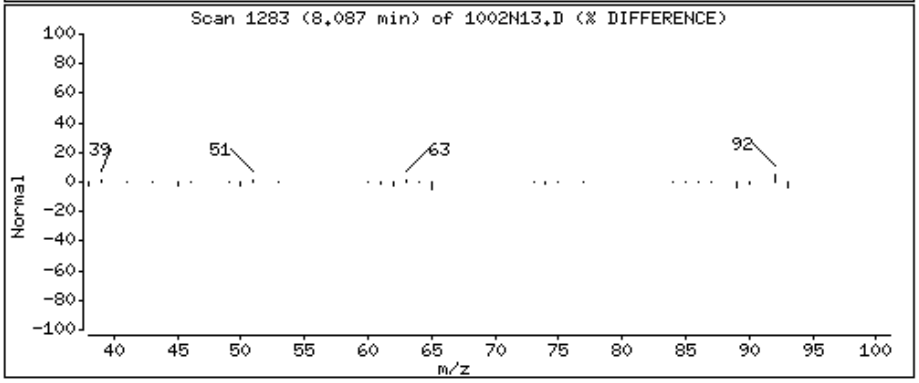

Alpha Analytical Labs

gc/ms voa - VOA101

Data file : \\Orgserv2\ff\chem\GCMSVOA\Voa101.i\151002n.b\1002N13.D
Lab Smp Id:
Inj Date : 03-OCT-2015 02:36
Operator : PD Inst ID: Voa101.i
Smp Info : l1523745-37,31,10,,a
Misc Info : wg827563,ical11506
Comment :
Method : \\Orgserv2\ff\chem\GCMSVOA\Voa101.i\151002n.b\liq8260C.m
Meth Date : 03-Oct-2015 11:01 pduczmalew Quant Type: ISTD
Cal Date : 29-SEP-2015 17:33 Cal File: 0929A10.D
Als bottle: 13
Dil Factor: 1.00000
Integrator: HP RTE Compound Sublist: NJTCL.sub
Target Version: 4.12
Processing Host: VIRTUALXP-76524

Concentration Formula: Amt * DF * CpndVariable
Cpnd Variable Local Compound Variable

	Compounds	QUANT SIG MASS	RT	EXP RT	REL RT	RESPONSE	CONCENTRATIONS ON-COLUMN (ngs)	FINAL (ngs)	REVIEW CODE
	1 dichlorodifluoromethane	85	Compound Not Detected.						
	2 chloromethane	50	Compound Not Detected.						
	3 vinyl chloride	62	Compound Not Detected.						
	4 bromomethane	94	Compound Not Detected.						
	5 chloroethane	64	Compound Not Detected.						
	6 trichlorofluoromethane	101	Compound Not Detected.						
	8 1,1,-dichloroethene	96	Compound Not Detected.						
	11 freon-113	101	3.042	3.042	(0.500)	18506	8.56829	8.568	
	10 carbon disulfide	76	Compound Not Detected.						
	14 methylene chloride	84	Compound Not Detected.						
	15 acetone	43	3.604	3.609	(0.593)	17379	51.8330	51.832	
	16 trans-1,2-dichloroethene	96	Compound Not Detected.						
	17 Methyl Acetate	43	Compound Not Detected.						
	18 methyl tert butyl ether	73	Compound Not Detected.						
	22 1,1-dichloroethane	63	Compound Not Detected.						
	27 cis-1,2-dichloroethene	96	4.821	4.826	(0.793)	5105	2.09696	2.096	
	29 bromochloromethane	128	Compound Not Detected.						
	30 Cyclohexane	56	Compound Not Detected.						
	31 chloroform	83	5.088	5.088	(0.837)	111682	28.8490	28.849	
	33 carbontetrachloride	117	Compound Not Detected.						
$	36 dibromofluoromethane	113	5.268	5.268	(0.866)	272859	95.5437	95.543	
	37 1,1,1-trichloroethane	97	Compound Not Detected.						
	38 2-butanone	43	Compound Not Detected.						
	40 benzene	78	Compound Not Detected.						
$	42 1,2-dichloroethane-d4	65	5.797	5.797	(0.953)	306579	102.850	102.849	
	43 1,2-dichloroethane	62	Compound Not Detected.						
*	45 flourobenzene	96	6.081	6.081	(1.000)	1143956	100.000		
	49 trichloroethene	95	6.261	6.256	(1.030)	36091	15.7289	15.728	
	46 methyl cyclohexane	83	Compound Not Detected.						

	Compounds	QUANT SIG MASS	RT	EXP RT	REL RT	RESPONSE	CONCENTRATIONS ON-COLUMN (ngs)	CONCENTRATIONS FINAL (ngs)	REVIEW CODE
	52 1,2-dichloropropane	63	Compound Not Detected.						
	53 bromodichloromethane	83	Compound Not Detected.						
	56 1,4-Dioxane	88	Compound Not Detected.						
	58 cis-1,3-dichloropropene	75	Compound Not Detected.						
$	59 toluene-d8	98	7.778	7.783	(0.808)	1110601	99.9004	99.900	
	60 toluene	92	Compound Not Detected.						
	62 4-methyl-2-pentanone	58	Compound Not Detected.						
	63 tetrachloroethene	166	8.286	8.285	(0.861)	41750	17.3048	17.304	
	64 trans-1,3-dichloropropene	75	Compound Not Detected.						
	68 1,1,2-trichloroethane	83	Compound Not Detected.						
	69 chlorodibromomethane	129	Compound Not Detected.						
	71 1,2-dibromoethane	107	Compound Not Detected.						
	73 2-hexanone	43	Compound Not Detected.						
*	74 chlorobenzene-d5	117	9.628	9.633	(1.000)	834025	100.000		
	75 chlorobenzene	112	Compound Not Detected.						
	76 ethyl benzene	91	Compound Not Detected.						
	78 p/m xylene	106	Compound Not Detected.						
	79 o xylene	106	Compound Not Detected.						
	80 styrene	104	Compound Not Detected.						
	81 bromoform	173	Compound Not Detected.						
	82 isopropylbenzene	105	Compound Not Detected.						
$	83 4-bromofluorobenzene	95	11.112	11.112	(0.902)	413339	100.568	100.568	
	88 1,1,2,2,-tetrachloroethane	83	Compound Not Detected.						
	99 1,3-dichlorobenzene	146	Compound Not Detected.						
*	100 1,4-dichlorobenzene-d4	152	12.318	12.318	(1.000)	401425	100.000		
	101 1,4-dichlorobenzene	146	Compound Not Detected.						
	104 1,2-dichlorobenzene	146	Compound Not Detected.						
	106 1,2-dibromo-3-chloropropane	75	Compound Not Detected.						
	109 1,2,4-trichlorobenzene	180	Compound Not Detected.						
	111 1,2,3-trichlorobenzene	180	Compound Not Detected.						

Alpha Analytical Labs

gc/ms voa - VOA101

Data file : \\Orgserv2\ff\chem\GCMSVOA\Voa101.i\151002n.b\1002N13.D
Lab Smp Id:
Inj Date : 03-OCT-2015 02:36
Operator : PD Inst ID: Voa101.i
Smp Info : l1523745-37,31,10,,a
Misc Info : wg827563,ical11506
Comment :
Method : \\Orgserv2\ff\chem\GCMSVOA\Voa101.i\151002n.b\liq8260C.m
Meth Date : 03-Oct-2015 11:01 pduczmalew Quant Type: ISTD
Cal Date : 29-SEP-2015 17:33 Cal File: 0929A10.D
Als bottle: 13
Dil Factor: 1.00000
Integrator: HP RTE Compound Sublist: NJTCL.sub
Target Version: 4.12
Processing Host: VIRTUALXP-76524

- NO TENTATIVELY IDENTIFIED COMPOUNDS -

Alpha Analytical Labs

INTERNAL STANDARD COMPOUNDS
AREA AND RT SUMMARY

Instrument ID: Voa101.i
Lab File ID: 1002N13.D
Lab Smp Id:
Analysis Type: VOA
Quant Type: ISTD
Operator: PD
Method File: \\Orgserv2\ff\chem\GCMSVOA\Voa101.i\151002n.b\liq8260C.m
Misc Info: wg827563,ical11506

Calibration Date: 02-OCT-2015
Calibration Time: 20:45
Level: LOW
Sample Type: WATER

Test Mode:
Use Last Continuing Calibrator.
If Continuing Cal. use Initial Cal. Level 3

		AREA LIMIT			
COMPOUND	STANDARD	LOWER	UPPER	SAMPLE	%DIFF
45 flourobenzene	1222489	611245	2444978	1143956	-6.42
74 chlorobenzene-d5	899066	449533	1798132	834025	-7.23
100 1,4-dichlorobenze	443377	221689	886754	401425	-9.46

		RT LIMIT			
COMPOUND	STANDARD	LOWER	UPPER	SAMPLE	%DIFF
45 flourobenzene	6.08	5.58	6.58	6.08	0.00
74 chlorobenzene-d5	9.63	9.13	10.13	9.63	-0.05
100 1,4-dichlorobenze	12.32	11.82	12.82	12.32	0.00

AREA UPPER LIMIT = +100% of internal standard area.
AREA LOWER LIMIT = - 50% of internal standard area.
RT UPPER LIMIT = + 0.50 minutes of internal standard RT.
RT LOWER LIMIT = - 0.50 minutes of internal standard RT.

Alpha Analytical Labs

RECOVERY REPORT

Client Name: Client SDG: SDGa00307
Sample Matrix: LIQUID Fraction: VOA
Lab Smp Id:
Level: LOW Operator: PD
Data Type: MS DATA SampleType: SAMPLE
SpikeList File: curveallim.spk Quant Type: ISTD
Sublist File: NJTCL.sub
Method File: \\Orgserv2\ff\chem\GCMSVOA\Voa101.i\151002n.b\liq8260C.m
Misc Info: wg827563,ical11506

SURROGATE COMPOUND	AMOUNT ADDED ngs	AMOUNT RECOVERED ngs	% RECOVERED	LIMITS
$ 36 dibromofluorometha	100.000	95.543	95.54	70-130
$ 42 1,2-dichloroethane	100.000	102.849	102.85	70-130
$ 59 toluene-d8	100.000	99.900	99.90	70-130
$ 83 4-bromofluorobenze	100.000	100.568	100.57	70-130

Data File: \\Orgserv2\ff\chem\GCMSVOA\Voa101.i\151002n.b\1002N13.D
Date : 03-OCT-2015 02:36
Client ID:
Sample Info: 11523745-37,31,10,,a
Purge Volume: 10.0
Column phase:

Instrument: Voa101.i
Operator: PD
Column diameter: 0.18

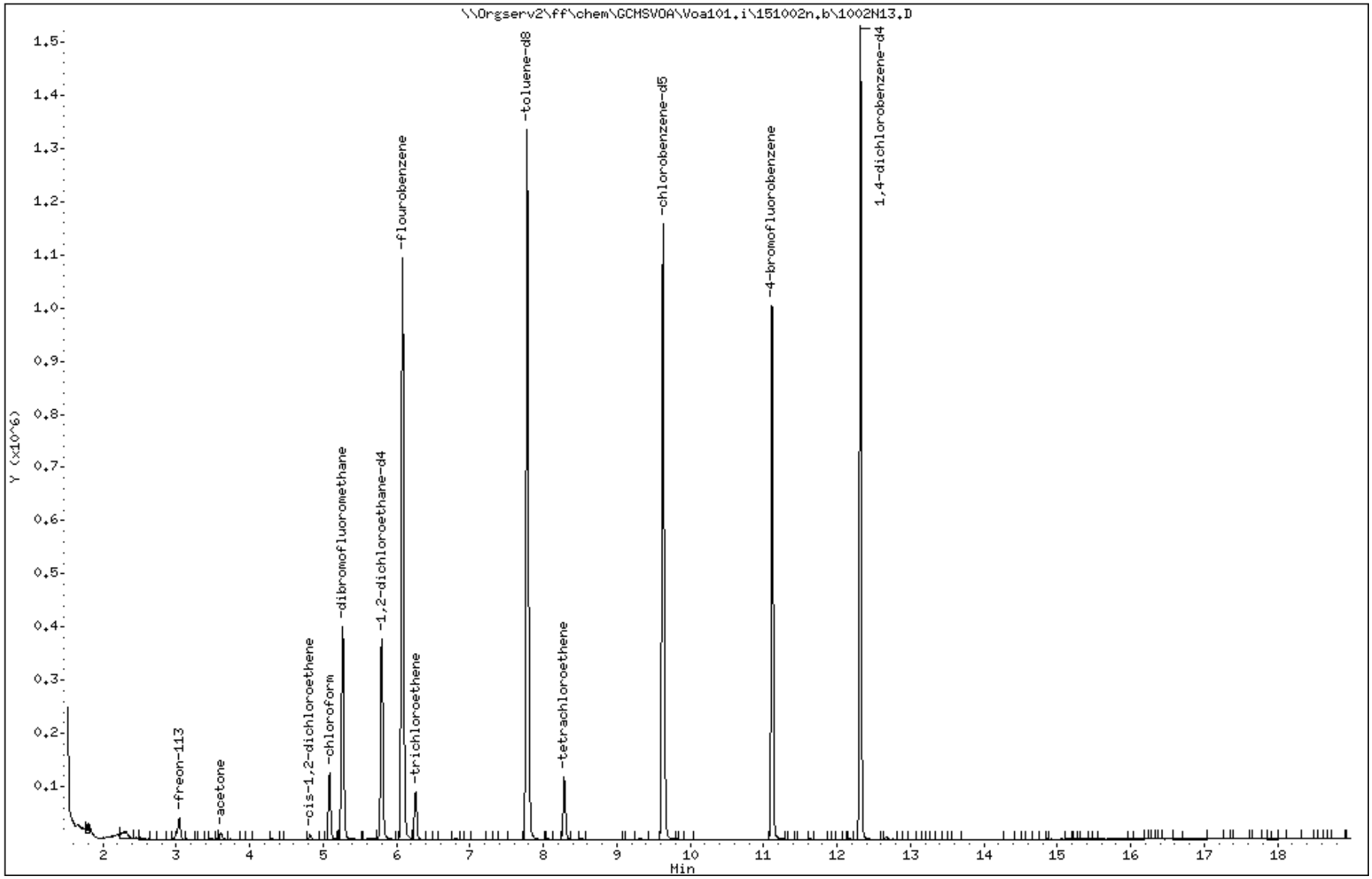

Data File: \\Orgserv2\ff\chem\GCMSVOA\Voa101.i\151002n.b\1002N13.D

Date : 03-OCT-2015 02:36

Client ID:

Instrument: Voa101.i

Sample Info: 11523745-37,31,10,,a

Purge Volume: 10.0

Operator: PD

Column phase:

Column diameter: 0.18

11 freon-113

Concentration: 8.568 ngs

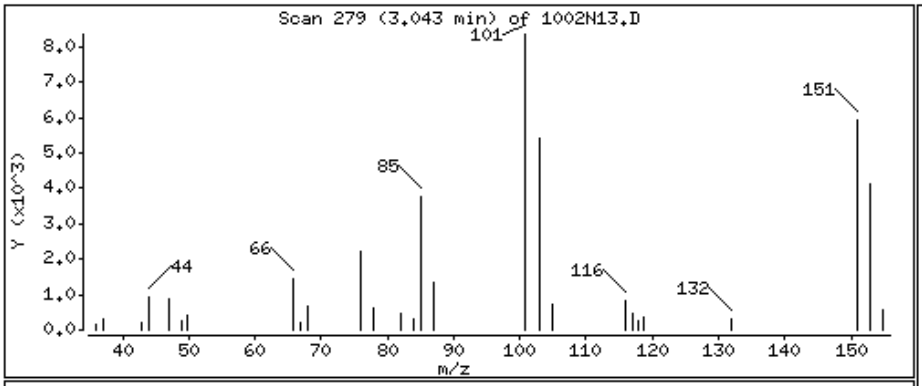

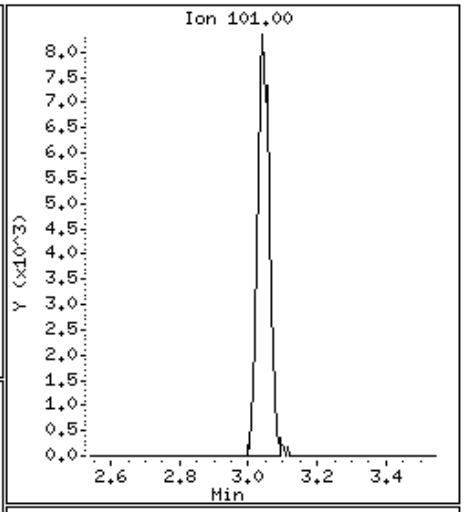

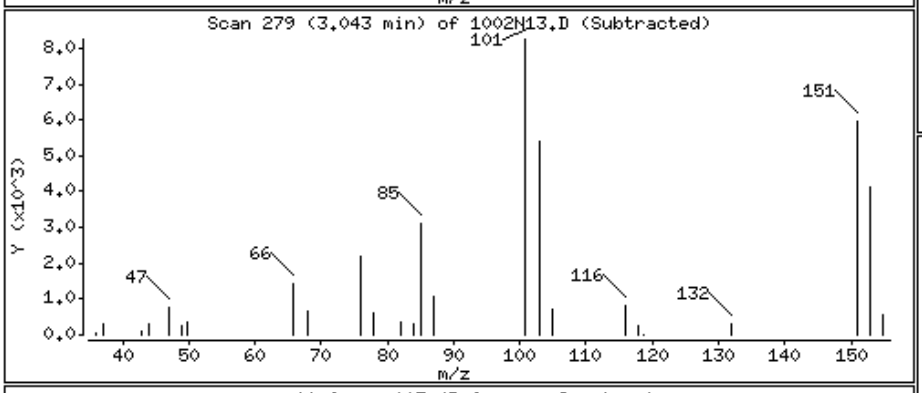

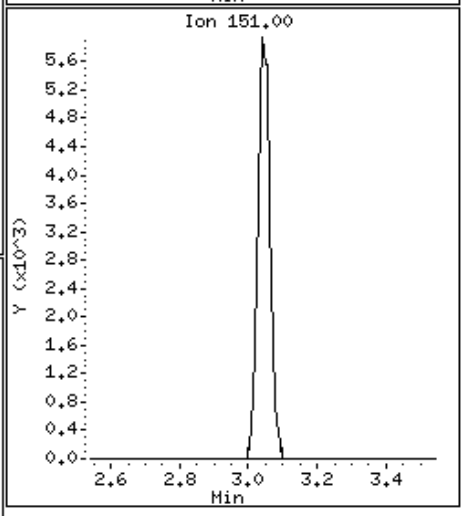

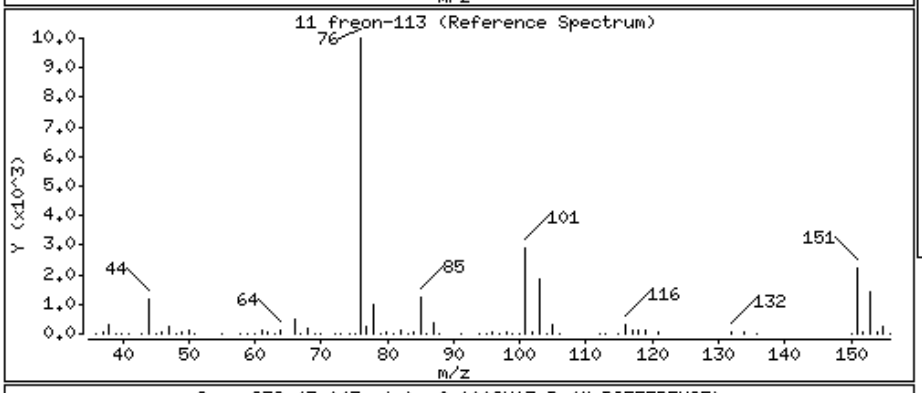

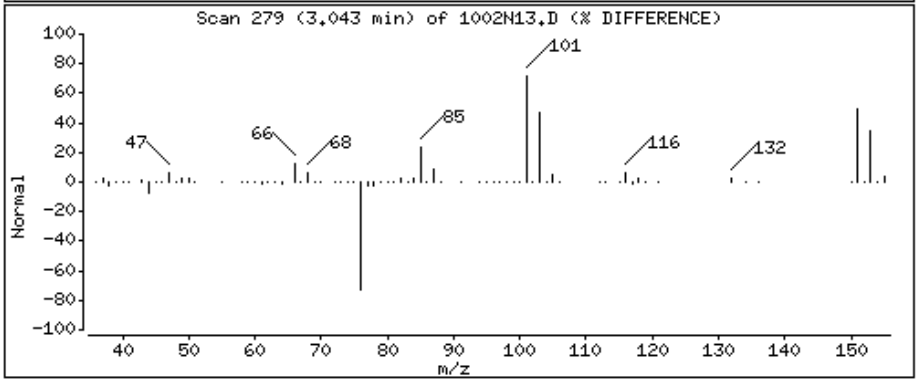

Data File: \\Orgserv2\ff\chem\GCMSVOA\Voa101.i\151002n.b\1002N13.D

Date : 03-OCT-2015 02:36

Client ID:

Instrument: Voa101.i

Sample Info: 11523745-37,31,10,,a

Purge Volume: 10.0

Operator: PD

Column phase:

Column diameter: 0.18

15 acetone

Concentration: 51.832 ngs

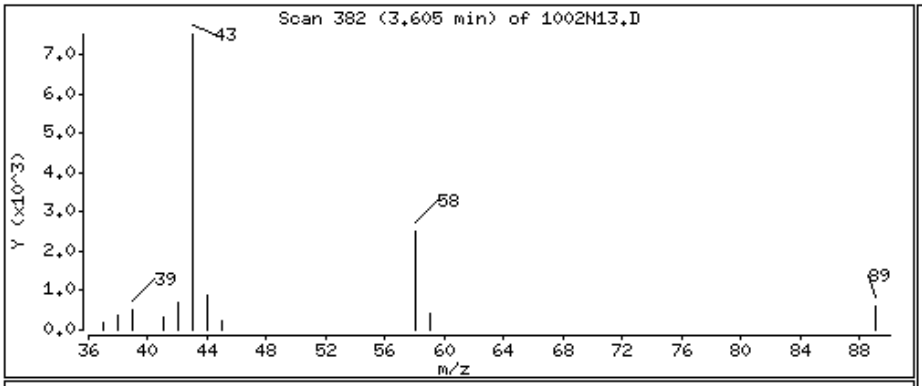

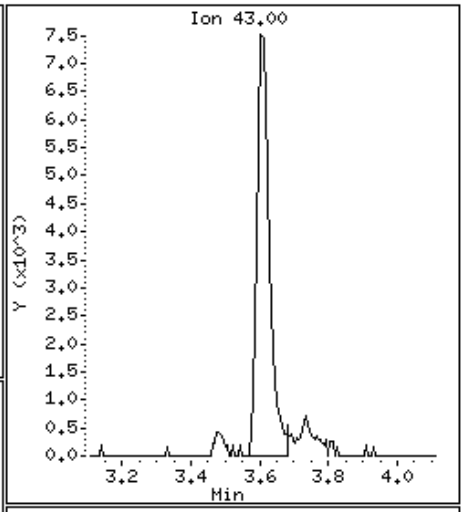

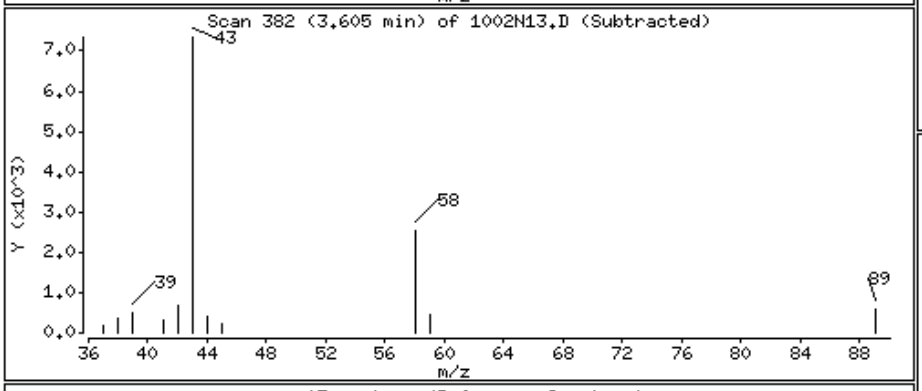

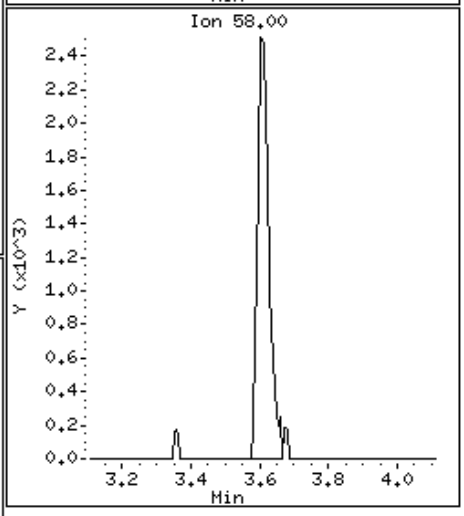

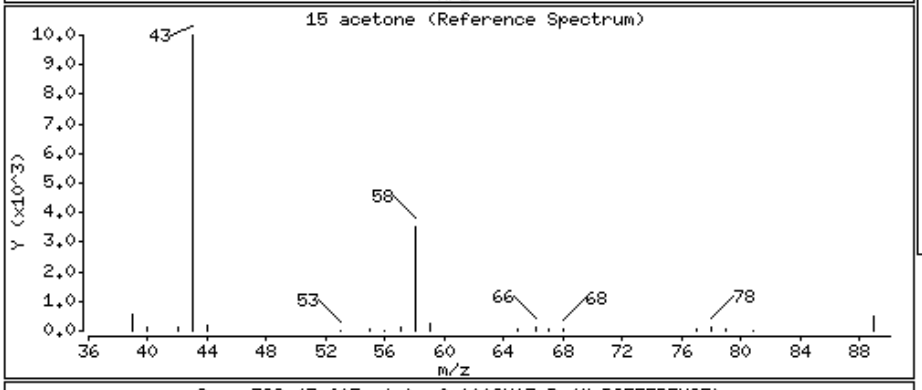

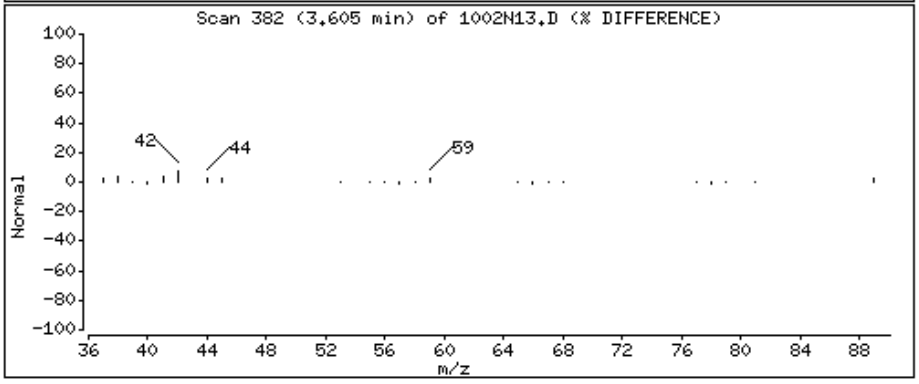

Data File: \\Orgserv2\ff\chem\GCMSVOA\Voa101.i\151002n.b\1002N13.D

Date : 03-OCT-2015 02:36

Client ID:

Instrument: Voa101.i

Sample Info: 11523745-37,31,10,,a

Purge Volume: 10.0

Operator: PD

Column phase:

Column diameter: 0.18

27 cis-1,2-dichloroethene

Concentration: 2.096 ngs

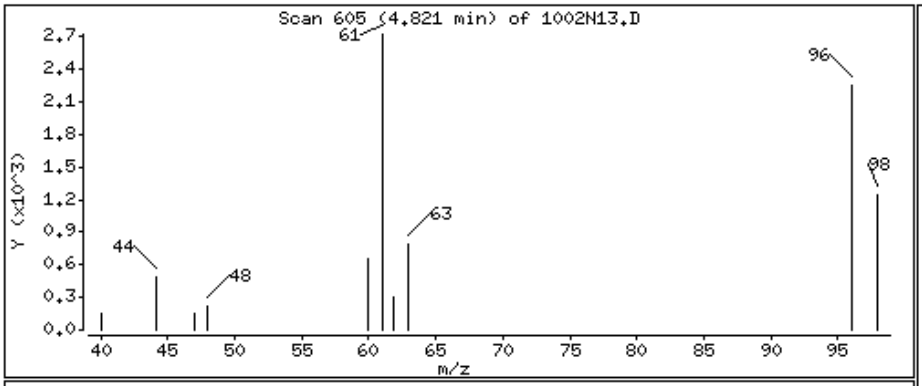

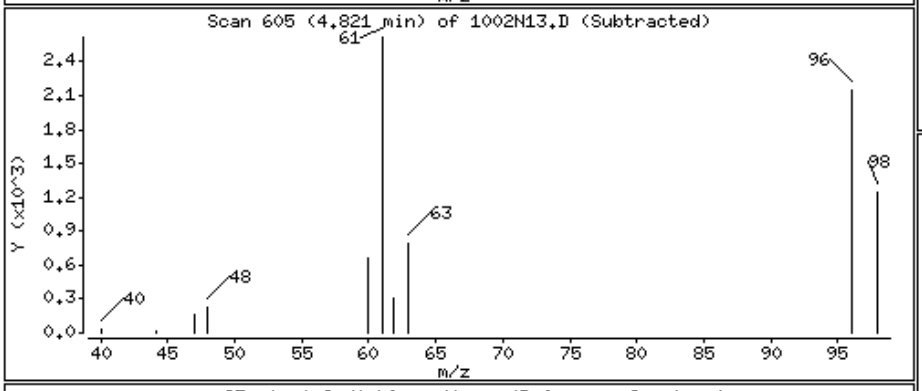

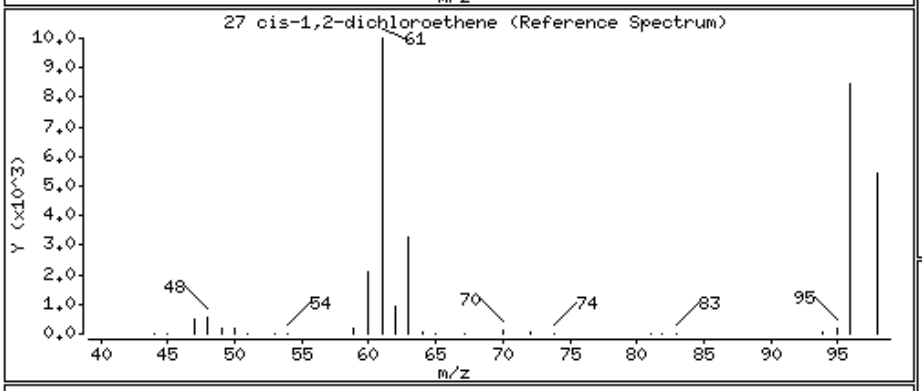

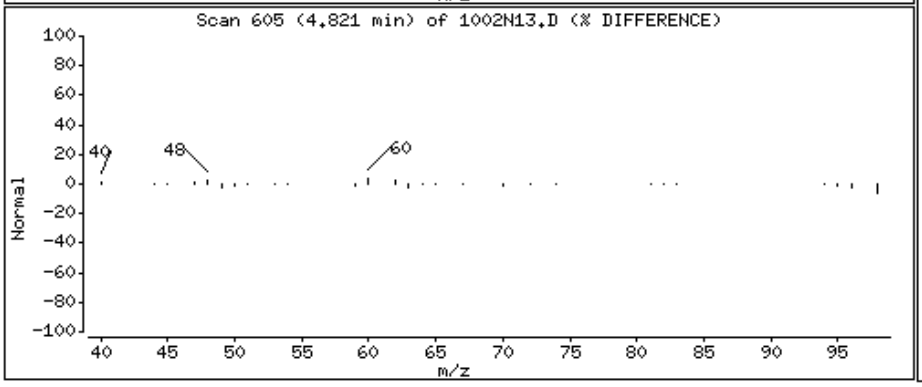

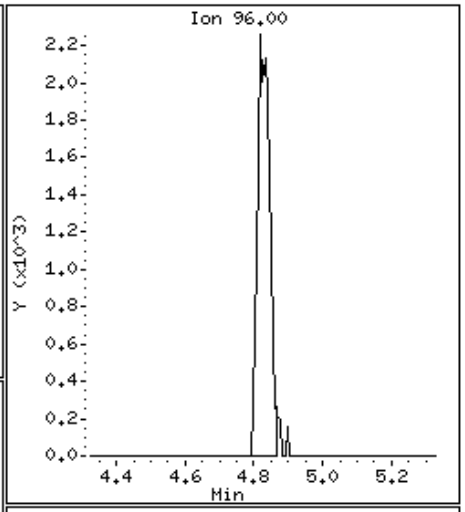

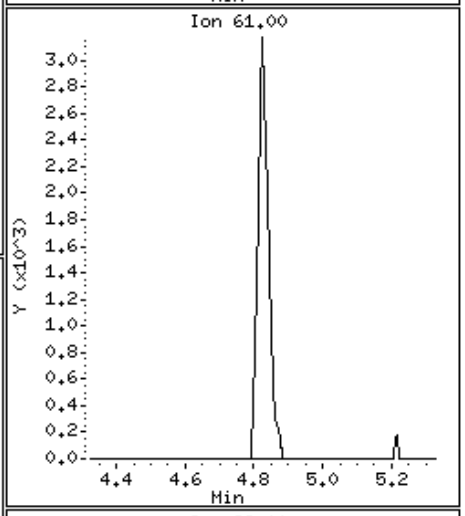

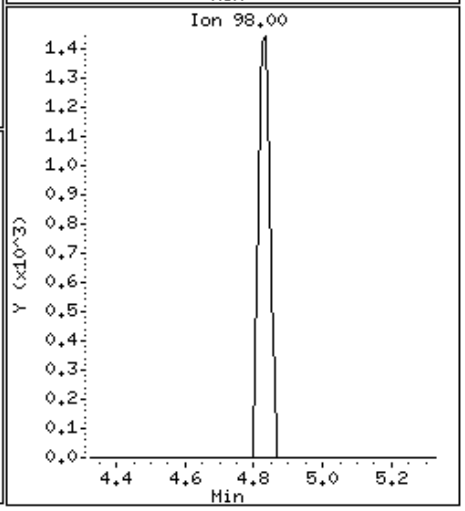

Data File: \\Orgserv2\ff\chem\GCMSVOA\Voa101.i\151002n.b\1002N13.D

Date : 03-OCT-2015 02:36

Client ID:

Instrument: Voa101.i

Sample Info: 11523745-37,31,10,,a

Purge Volume: 10.0

Operator: PD

Column phase:

Column diameter: 0.18

31 chloroform

Concentration: 28.849 ngs

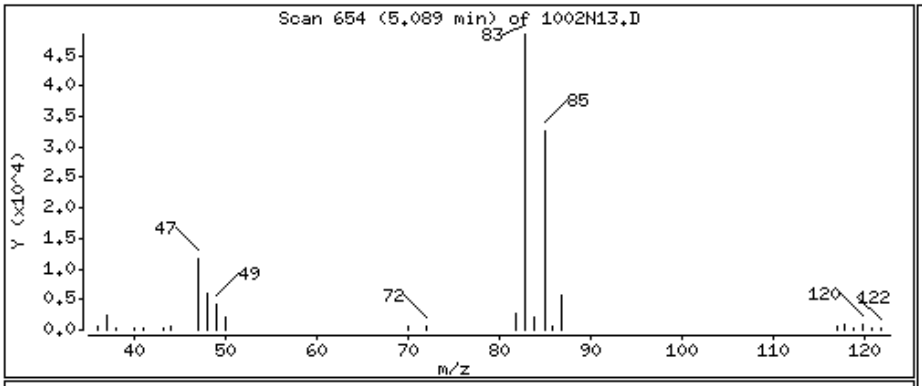

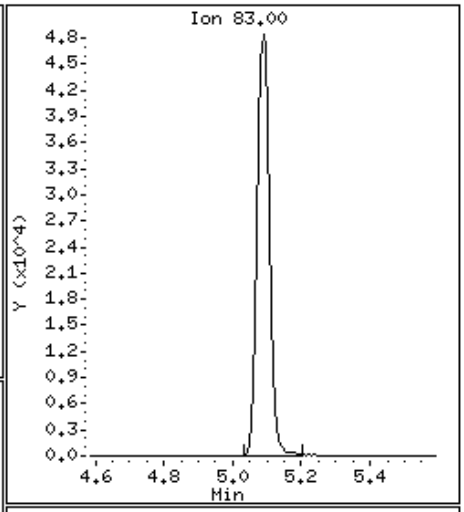

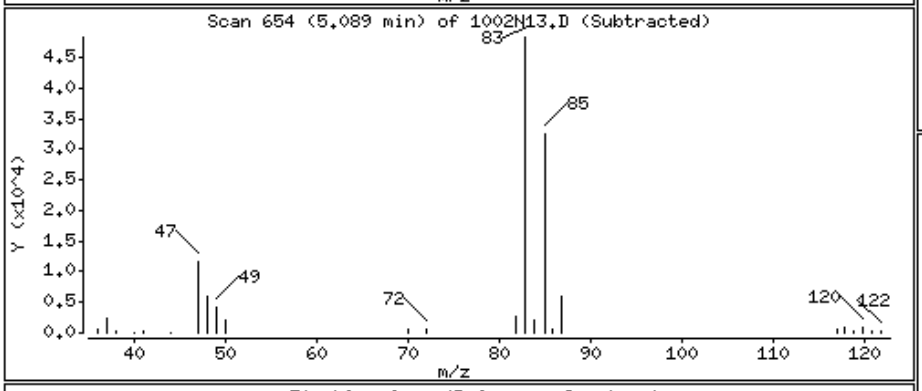

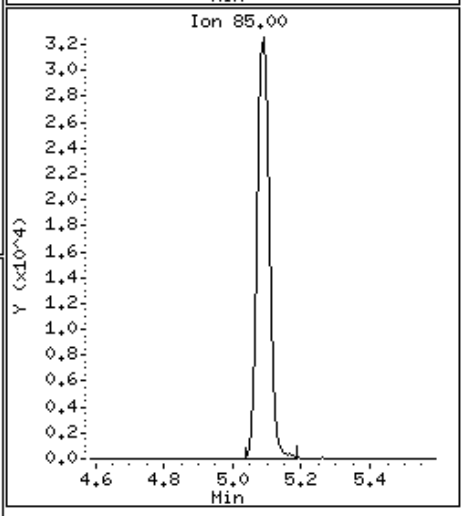

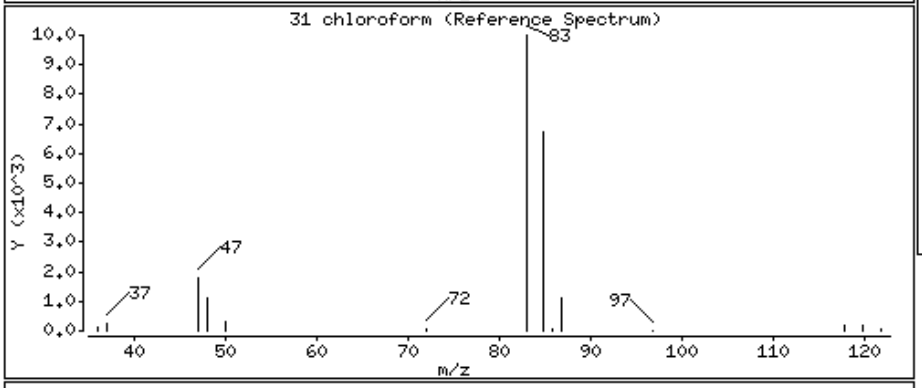

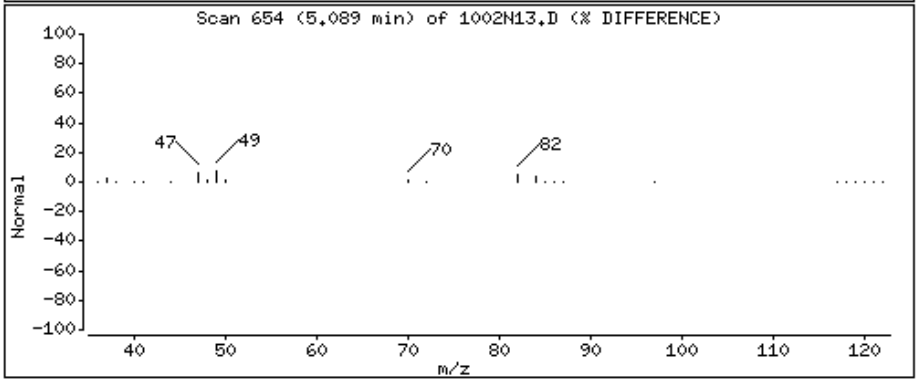

Data File: \\Orgserv2\ff\chem\GCMSVOA\Voa101.i\151002n.b\1002N13.D

Date : 03-OCT-2015 02:36

Client ID:

Instrument: Voa101.i

Sample Info: 11523745-37,31,10,,a

Purge Volume: 10.0

Operator: PD

Column phase:

Column diameter: 0.18

49 trichloroethene

Concentration: 15.728 ngs

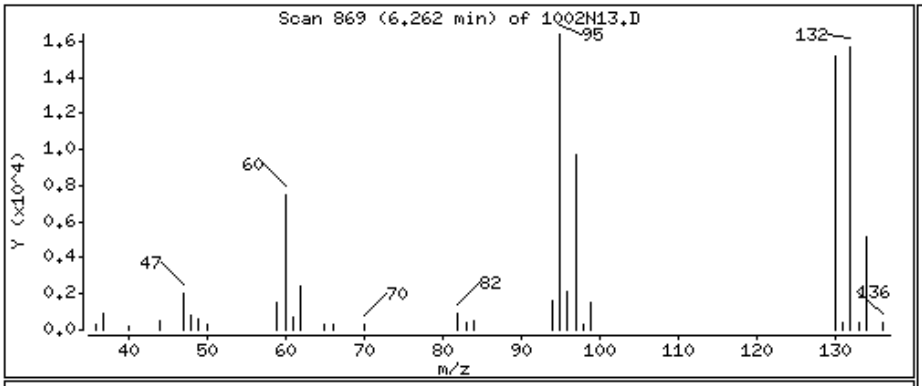

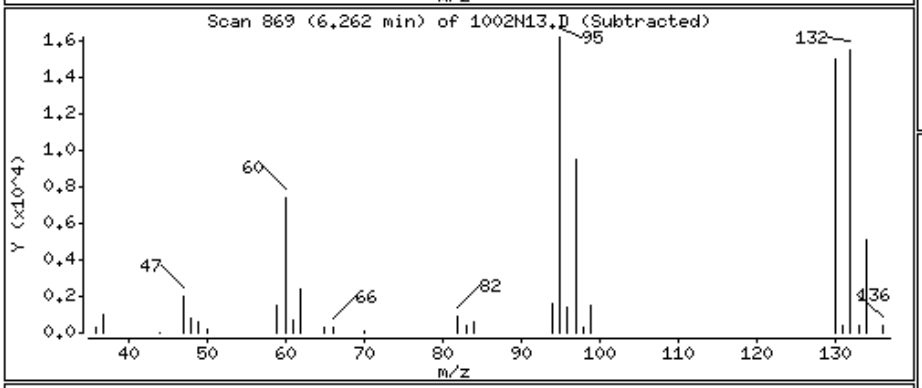

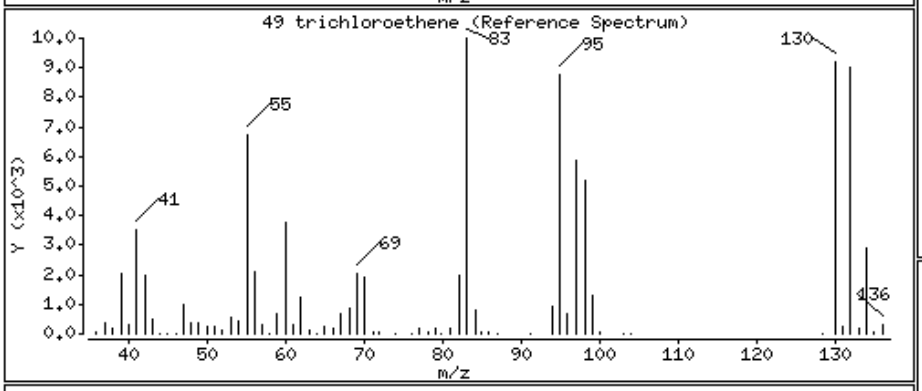

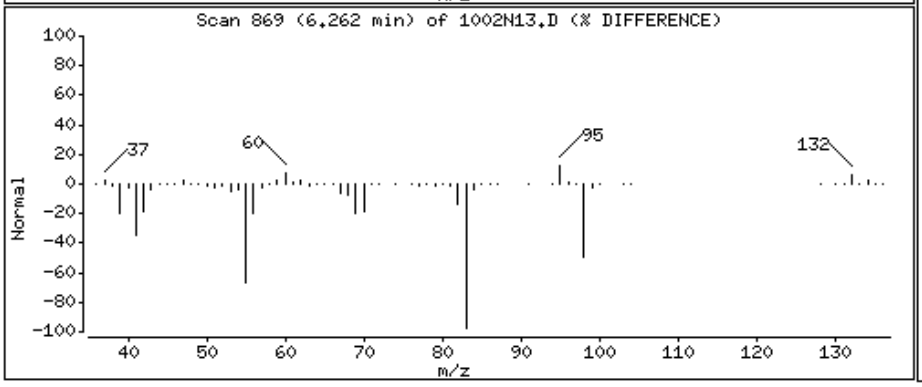

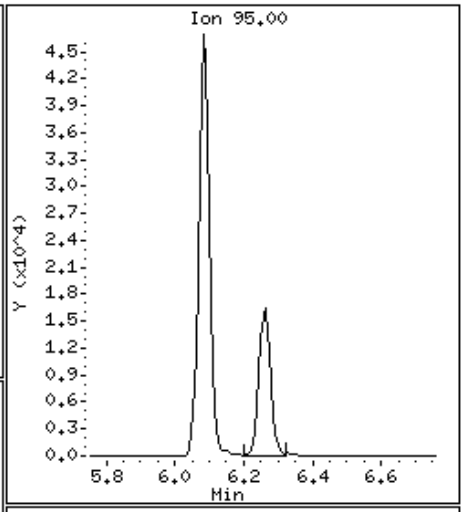

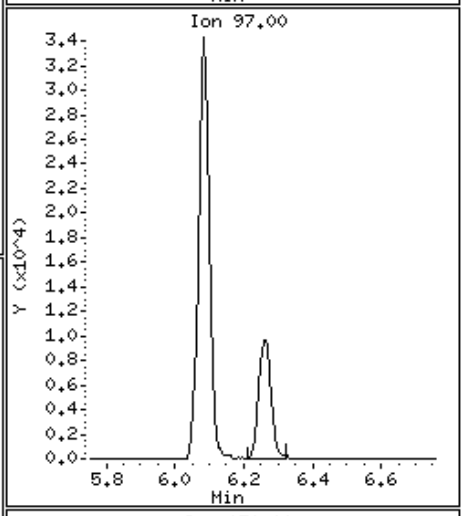

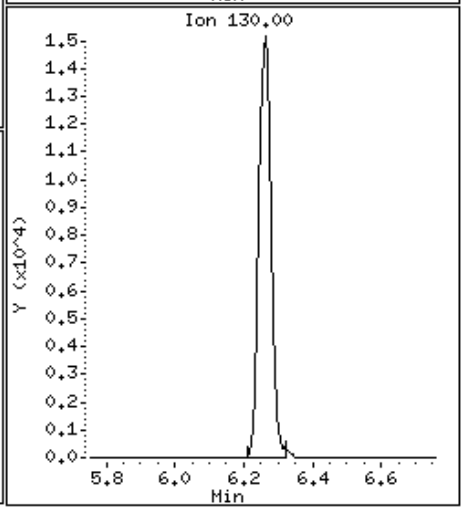

Data File: \\Orgserv2\ff\chem\GCMSVOA\Voa101.i\151002n.b\1002N13.D

Date : 03-OCT-2015 02:36

Client ID:

Instrument: Voa101.i

Sample Info: 11523745-37,31,10,,a

Purge Volume: 10.0

Operator: PD

Column phase:

Column diameter: 0.18

63 tetrachloroethene

Concentration: 17.304 ngs

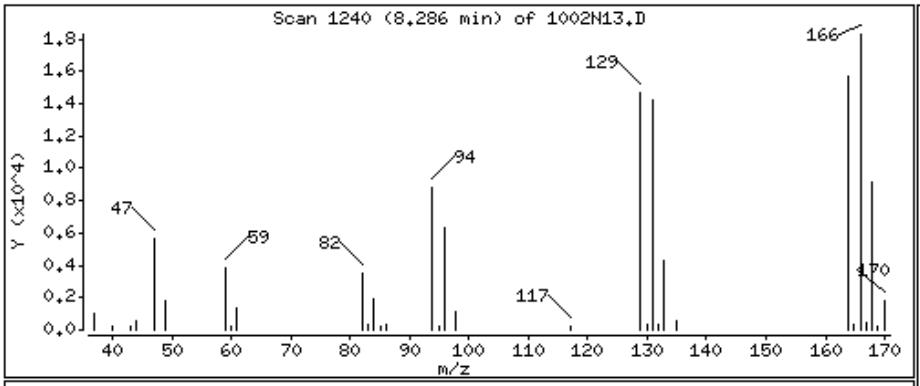

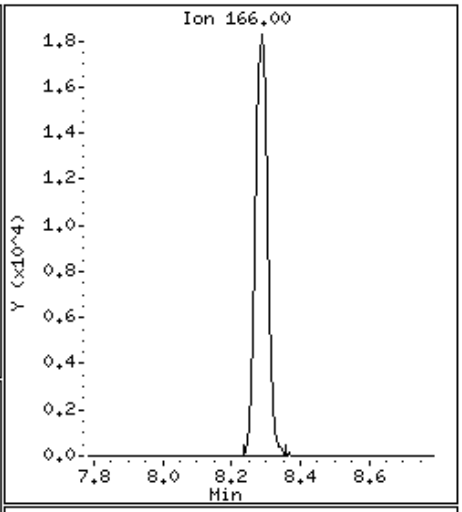

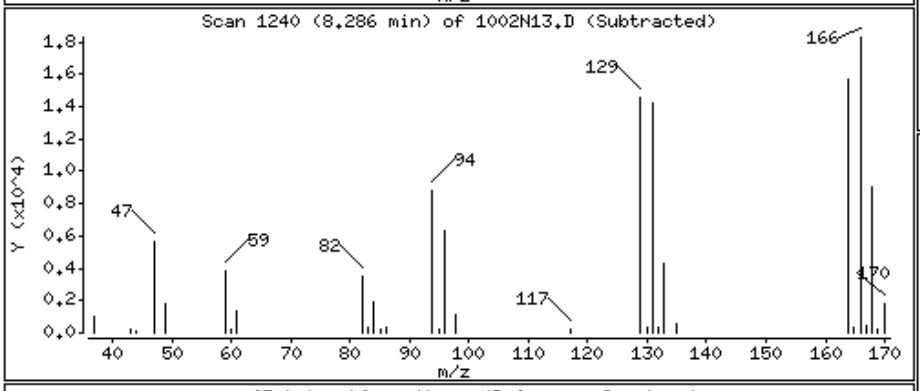

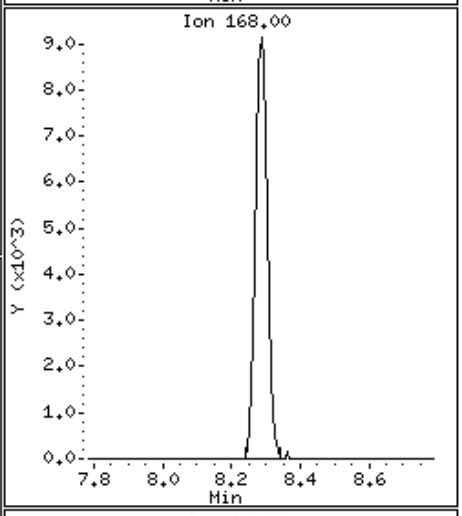

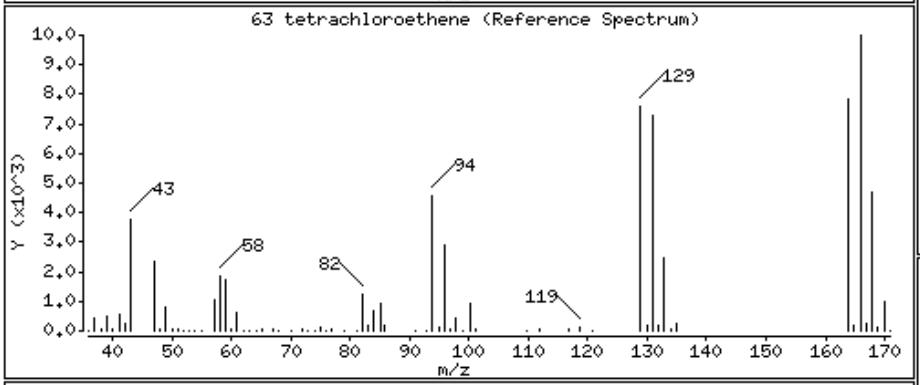

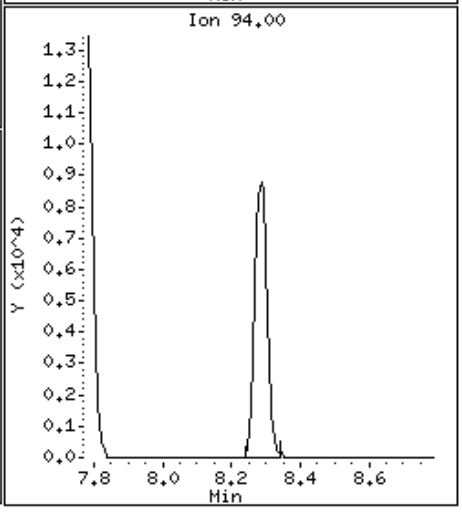

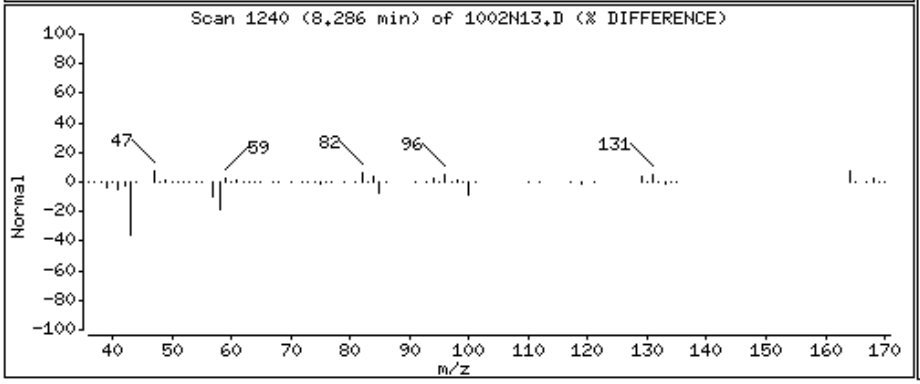

Alpha Analytical Labs

Manual Integration

Sample Info	: l1523745-37,31,10,,a wg827563,ical11506		
Instrument ID	: Voa101.i		
Method	: liq8260C.m		
File	: 1002N13.D		
Injection Date	: 03-OCT-2015 02:36		
Quantitation	: ISTD	Integrator :	HP RTE
Dilution Factor	: 1.00	Sample Type:	SAMPLE

This File has no version history.

//Orgserv2/ff/chem/GCMSVOA/Voa101.i/151002n.b/original/1002N13.D

Alpha Analytical Labs

gc/ms voa - VOA101

Data file : \\Orgserv2\ff\chem\GCMSVOA\Voa101.i\151002n.b\1002N14.D
Lab Smp Id:
Inj Date : 03-OCT-2015 03:05
Operator : PD Inst ID: Voa101.i
Smp Info : l1523745-38,31,10,,a
Misc Info : wg827563,ical11506
Comment :
Method : \\Orgserv2\ff\chem\GCMSVOA\Voa101.i\151002n.b\liq8260C.m
Meth Date : 03-Oct-2015 11:01 pduczmalew Quant Type: ISTD
Cal Date : 29-SEP-2015 17:33 Cal File: 0929A10.D
Als bottle: 14
Dil Factor: 1.00000
Integrator: HP RTE Compound Sublist: NJTCL.sub
Target Version: 4.12
Processing Host: VIRTUALXP-76524

Concentration Formula: Amt * DF * CpndVariable
Cpnd Variable Local Compound Variable

	Compounds	QUANT SIG MASS	RT	EXP RT	REL RT	RESPONSE	CONCENTRATIONS ON-COLUMN (ngs)	CONCENTRATIONS FINAL (ngs)	REVIEW CODE
	1 dichlorodifluoromethane	85	Compound Not Detected.						
	2 chloromethane	50	Compound Not Detected.						
	3 vinyl chloride	62	1.929	1.929	(0.317)	2405	1.11746	1.117	
	4 bromomethane	94	Compound Not Detected.						
	5 chloroethane	64	Compound Not Detected.						
	6 trichlorofluoromethane	101	Compound Not Detected.						
	8 1,1,-dichloroethene	96	Compound Not Detected.						
	11 freon-113	101	3.042	3.042	(0.500)	2589	1.20720	1.207	
	10 carbon disulfide	76	Compound Not Detected.						
	14 methylene chloride	84	Compound Not Detected.						
	15 acetone	43	3.609	3.609	(0.594)	13916	41.7985	41.798	
	16 trans-1,2-dichloroethene	96	Compound Not Detected.						
	17 Methyl Acetate	43	Compound Not Detected.						
	18 methyl tert butyl ether	73	Compound Not Detected.						
	22 1,1-dichloroethane	63	Compound Not Detected.						
	27 cis-1,2-dichloroethene	96	4.826	4.826	(0.794)	19288	7.97899	7.978	
	29 bromochloromethane	128	Compound Not Detected.						
	30 Cyclohexane	56	Compound Not Detected.						
	31 chloroform	83	Compound Not Detected.						
	33 carbontetrachloride	117	Compound Not Detected.						
$	36 dibromofluoromethane	113	5.268	5.268	(0.866)	268019	94.5137	94.513	
	37 1,1,1-trichloroethane	97	Compound Not Detected.						
	38 2-butanone	43	Compound Not Detected.						
	40 benzene	78	Compound Not Detected.						
$	42 1,2-dichloroethane-d4	65	5.797	5.797	(0.953)	307983	104.053	104.052	
	43 1,2-dichloroethane	62	Compound Not Detected.						
*	45 flourobenzene	96	6.081	6.081	(1.000)	1135910	100.000		
	49 trichloroethene	95	6.261	6.256	(1.030)	10807	4.74317	4.743	
	46 methyl cyclohexane	83	Compound Not Detected.						

Compounds	QUANT SIG MASS	RT	EXP RT	REL RT	RESPONSE	CONCENTRATIONS ON-COLUMN (ngs)	CONCENTRATIONS FINAL (ngs)	REVIEW CODE
52 1,2-dichloropropane	63	Compound Not Detected.						
53 bromodichloromethane	83	Compound Not Detected.						
56 1,4-Dioxane	88	Compound Not Detected.						
58 cis-1,3-dichloropropene	75	Compound Not Detected.						
$ 59 toluene-d8	98	7.783	7.783	(0.808)	1101777	100.532	100.531	
60 toluene	92	Compound Not Detected.						
62 4-methyl-2-pentanone	58	Compound Not Detected.						
63 tetrachloroethene	166	8.291	8.285	(0.861)	4838	2.03412	2.034	
64 trans-1,3-dichloropropene	75	Compound Not Detected.						
68 1,1,2-trichloroethane	83	Compound Not Detected.						
69 chlorodibromomethane	129	Compound Not Detected.						
71 1,2-dibromoethane	107	Compound Not Detected.						
73 2-hexanone	43	Compound Not Detected.						
* 74 chlorobenzene-d5	117	9.628	9.633	(1.000)	822203	100.000		
75 chlorobenzene	112	9.655	9.650	(1.003)	15627	2.57131	2.571(Q)	
76 ethyl benzene	91	Compound Not Detected.						
78 p/m xylene	106	Compound Not Detected.						
79 o xylene	106	Compound Not Detected.						
80 styrene	104	Compound Not Detected.						
81 bromoform	173	Compound Not Detected.						
82 isopropylbenzene	105	Compound Not Detected.						
$ 83 4-bromofluorobenzene	95	11.117	11.112	(0.903)	409469	99.7785	99.778	
88 1,1,2,2,-tetrachloroethane	83	Compound Not Detected.						
99 1,3-dichlorobenzene	146	Compound Not Detected.						
* 100 1,4-dichlorobenzene-d4	152	12.318	12.318	(1.000)	400814	100.000		
101 1,4-dichlorobenzene	146	12.334	12.334	(1.001)	5536	1.23029	1.230(Q)	
104 1,2-dichlorobenzene	146	12.760	12.754	(1.036)	17205	4.30974	4.309	
106 1,2-dibromo-3-chloropropane	75	Compound Not Detected.						
109 1,2,4-trichlorobenzene	180	Compound Not Detected.						
111 1,2,3-trichlorobenzene	180	Compound Not Detected.						

QC Flag Legend

Q - Qualifier signal failed the ratio test.

Alpha Analytical Labs

gc/ms voa - VOA101

Data file : \\Orgserv2\ff\chem\GCMSVOA\Voa101.i\151002n.b\1002N14.D
Lab Smp Id:
Inj Date : 03-OCT-2015 03:05
Operator : PD Inst ID: Voa101.i
Smp Info : l1523745-38,31,10,,a
Misc Info : wg827563,ical11506
Comment :
Method : \\Orgserv2\ff\chem\GCMSVOA\Voa101.i\151002n.b\liq8260C.m
Meth Date : 03-Oct-2015 11:01 pduczmalew Quant Type: ISTD
Cal Date : 29-SEP-2015 17:33 Cal File: 0929A10.D
Als bottle: 14
Dil Factor: 1.00000
Integrator: HP RTE Compound Sublist: NJTCL.sub
Target Version: 4.12
Processing Host: VIRTUALXP-76524

- NO TENTATIVELY IDENTIFIED COMPOUNDS -

Alpha Analytical Labs

INTERNAL STANDARD COMPOUNDS
AREA AND RT SUMMARY

Instrument ID: Voa101.i
Lab File ID: 1002N14.D
Lab Smp Id:
Analysis Type: VOA
Quant Type: ISTD
Operator: PD
Method File: \\Orgserv2\ff\chem\GCMSVOA\Voa101.i\151002n.b\liq8260C.m
Misc Info: wg827563,ical11506

Calibration Date: 02-OCT-2015
Calibration Time: 20:45
Level: LOW
Sample Type: WATER

Test Mode:
Use Last Continuing Calibrator.
If Continuing Cal. use Initial Cal. Level 3

		AREA LIMIT			
COMPOUND	STANDARD	LOWER	UPPER	SAMPLE	%DIFF
45 flourobenzene	1222489	611245	2444978	1135910	-7.08
74 chlorobenzene-d5	899066	449533	1798132	822203	-8.55
100 1,4-dichlorobenze	443377	221689	886754	400814	-9.60

		RT LIMIT			
COMPOUND	STANDARD	LOWER	UPPER	SAMPLE	%DIFF
45 flourobenzene	6.08	5.58	6.58	6.08	-0.00
74 chlorobenzene-d5	9.63	9.13	10.13	9.63	-0.06
100 1,4-dichlorobenze	12.32	11.82	12.82	12.32	-0.00

AREA UPPER LIMIT = +100% of internal standard area.
AREA LOWER LIMIT = - 50% of internal standard area.
RT UPPER LIMIT = + 0.50 minutes of internal standard RT.
RT LOWER LIMIT = - 0.50 minutes of internal standard RT.

Alpha Analytical Labs

RECOVERY REPORT

Client Name: Client SDG: SDGa00307
Sample Matrix: LIQUID Fraction: VOA
Lab Smp Id:
Level: LOW Operator: PD
Data Type: MS DATA SampleType: SAMPLE
SpikeList File: curveallim.spk Quant Type: ISTD
Sublist File: NJTCL.sub
Method File: \\Orgserv2\ff\chem\GCMSVOA\Voa101.i\151002n.b\liq8260C.m
Misc Info: wg827563,ical11506

SURROGATE COMPOUND	AMOUNT ADDED ngs	AMOUNT RECOVERED ngs	% RECOVERED	LIMITS
$ 36 dibromofluorometha	100.000	94.513	94.51	70-130
$ 42 1,2-dichloroethane	100.000	104.052	104.05	70-130
$ 59 toluene-d8	100.000	100.531	100.53	70-130
$ 83 4-bromofluorobenze	100.000	99.778	99.78	70-130

Data File: \\Orgserv2\ff\chem\GCMSVOA\Voa101.i\151002n.b\1002N14.D
Date : 03-OCT-2015 03:05
Client ID:
Sample Info: 11523745-38,31,10,,a
Purge Volume: 10.0
Column phase:

Instrument: Voa101.i
Operator: PD
Column diameter: 0.18

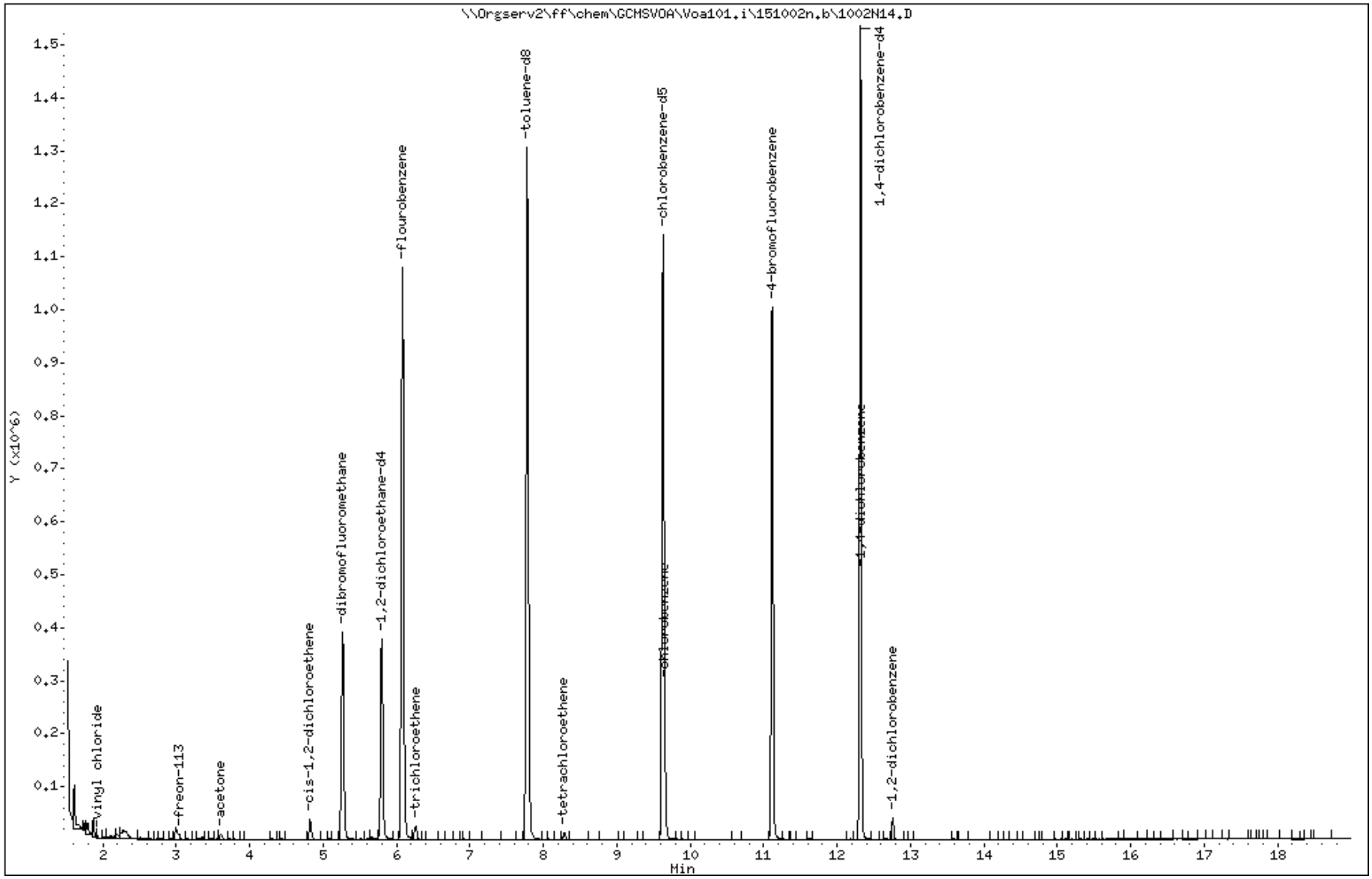

Data File: \\Orgserv2\ff\chem\GCMSVOA\Voa101.i\151002n.b\1002N14.D

Date : 03-OCT-2015 03:05

Client ID:

Instrument: Voa101.i

Sample Info: 11523745-38,31,10,,a

Purge Volume: 10.0

Operator: PD

Column phase:

Column diameter: 0.18

3 vinyl chloride

Concentration: 1.117 ngs

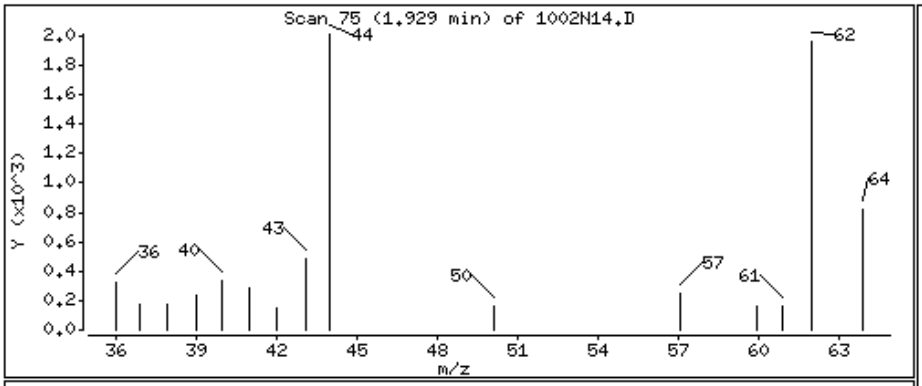

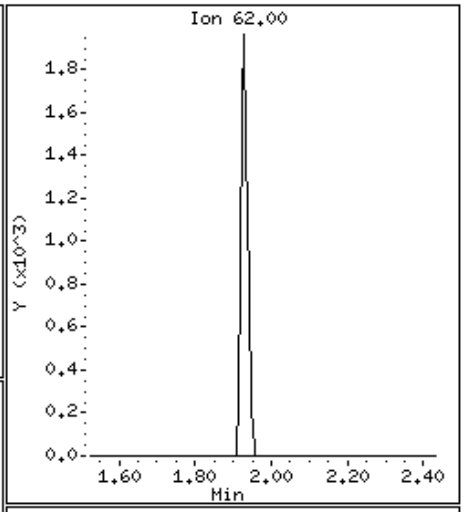

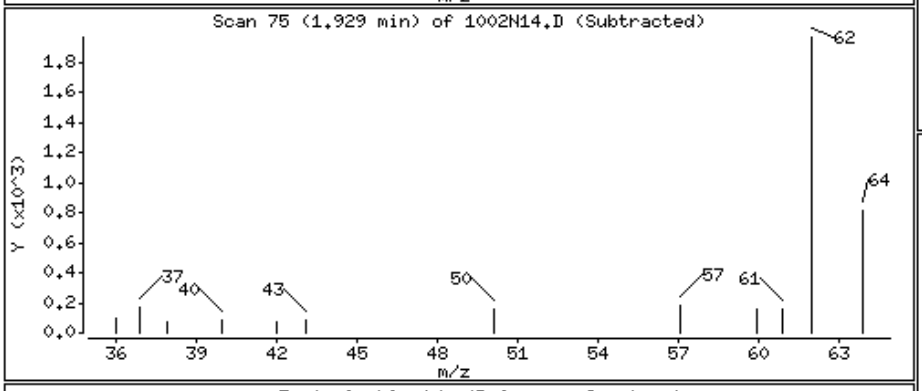

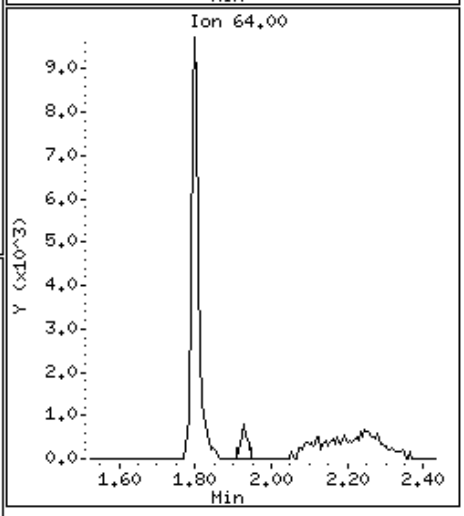

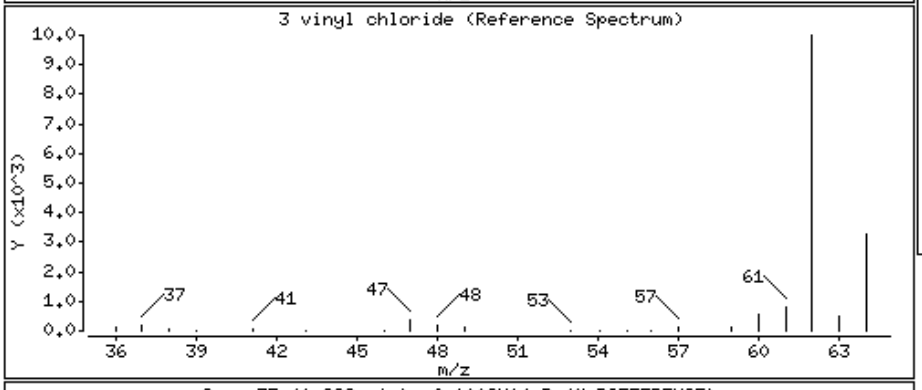

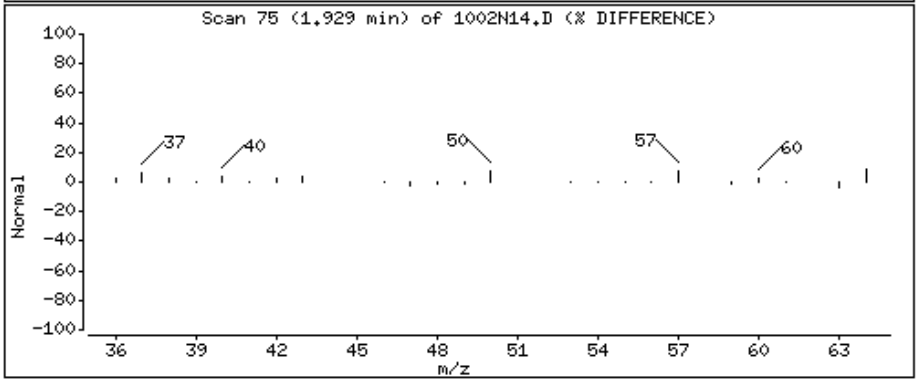

Data File: \\Orgserv2\ff\chem\GCMSVOA\Voa101.i\151002n.b\1002N14.D

Date : 03-OCT-2015 03:05

Client ID:

Instrument: Voa101.i

Sample Info: 11523745-38,31,10,,a

Purge Volume: 10.0

Operator: PD

Column phase:

Column diameter: 0.18

11 freon-113

Concentration: 1.207 ngs

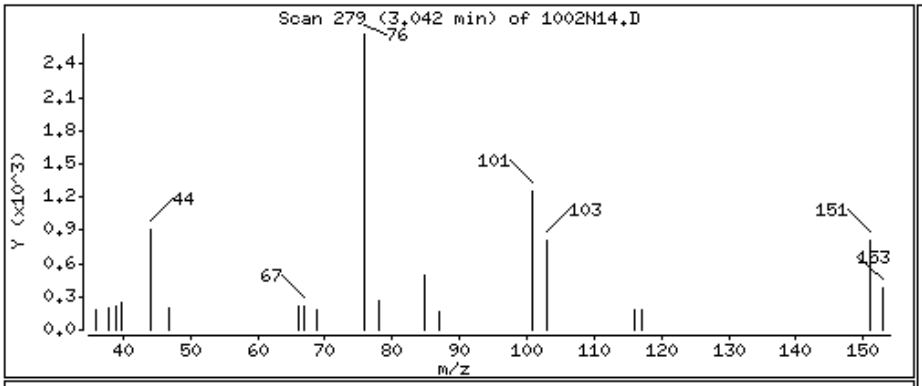

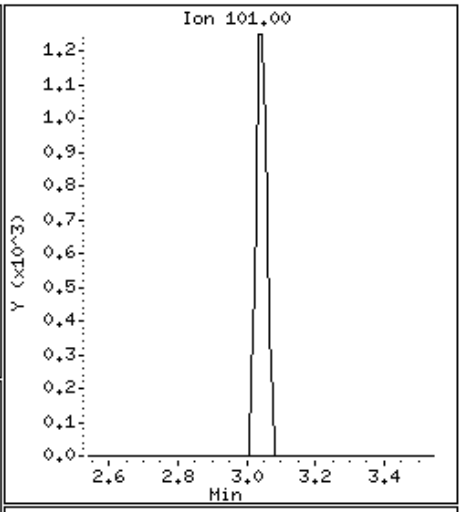

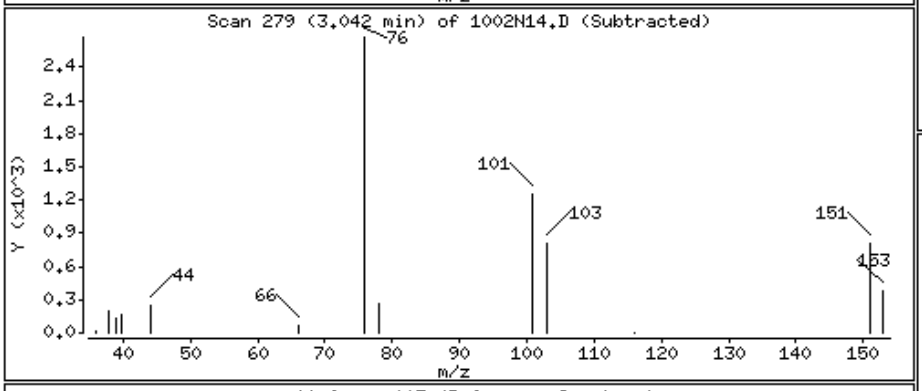

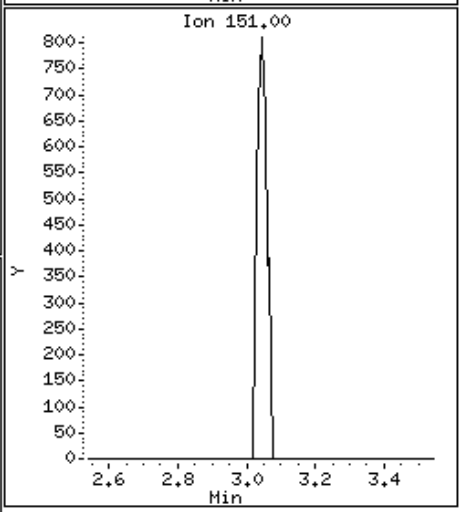

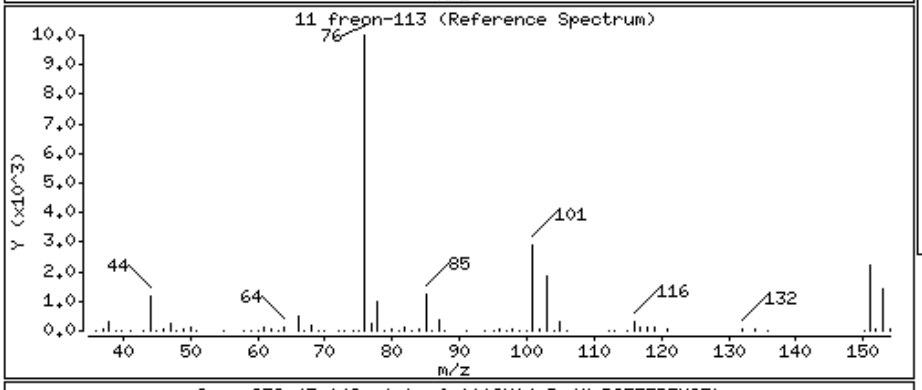

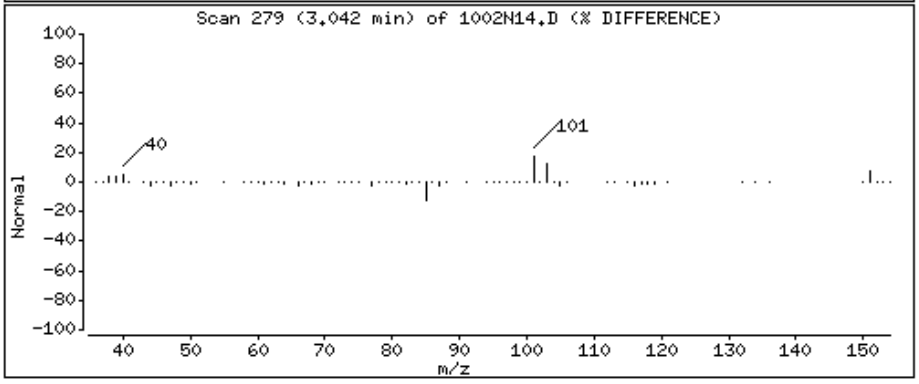

Data File: \\Orgserv2\ff\chem\GCMSVOA\Voa101.i\151002n.b\1002N14.D

Date : 03-OCT-2015 03:05

Client ID:

Instrument: Voa101.i

Sample Info: 11523745-38,31,10,,a

Purge Volume: 10.0

Operator: PD

Column phase:

Column diameter: 0.18

15 acetone

Concentration: 41.798 ngs

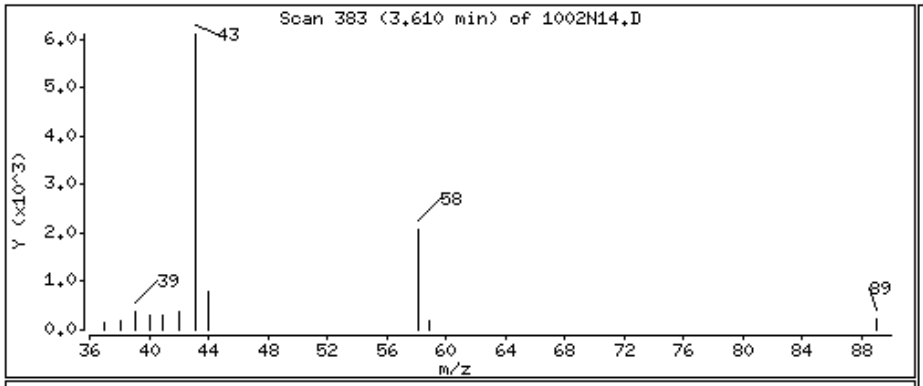

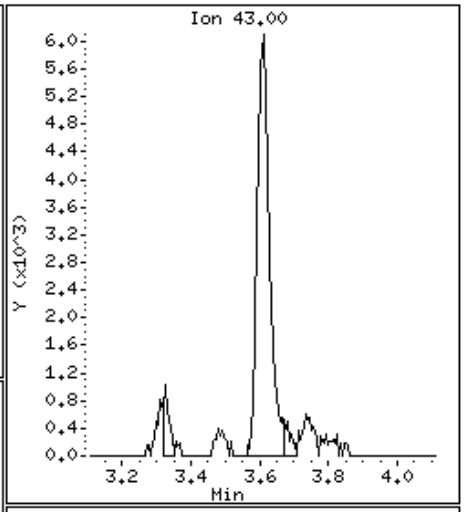

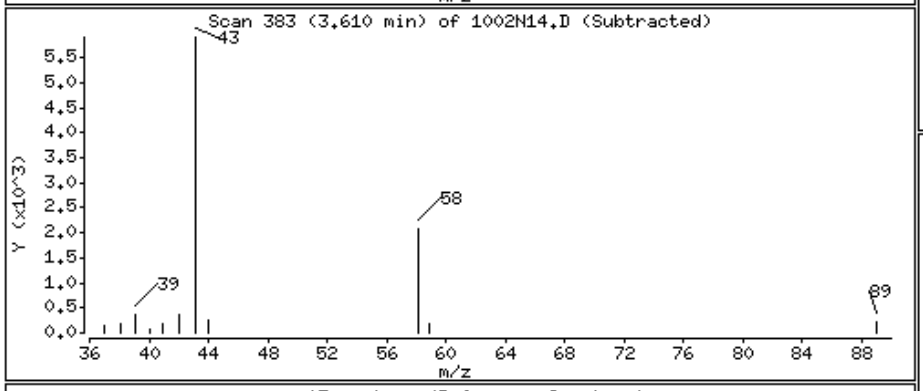

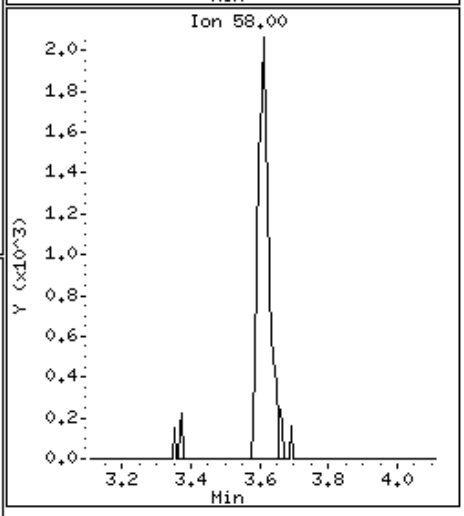

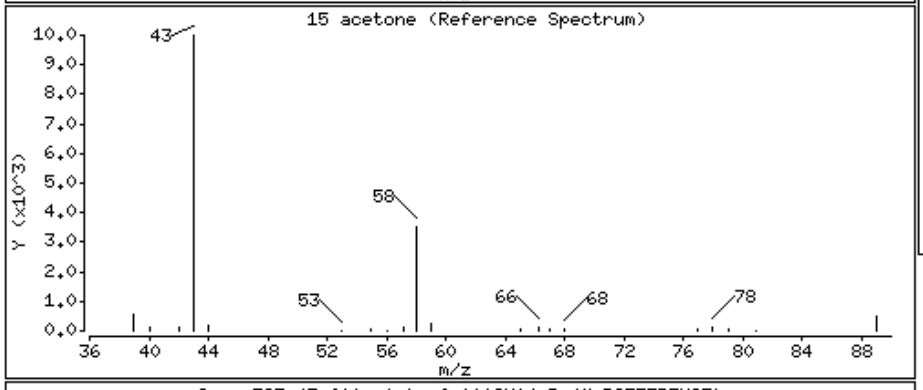

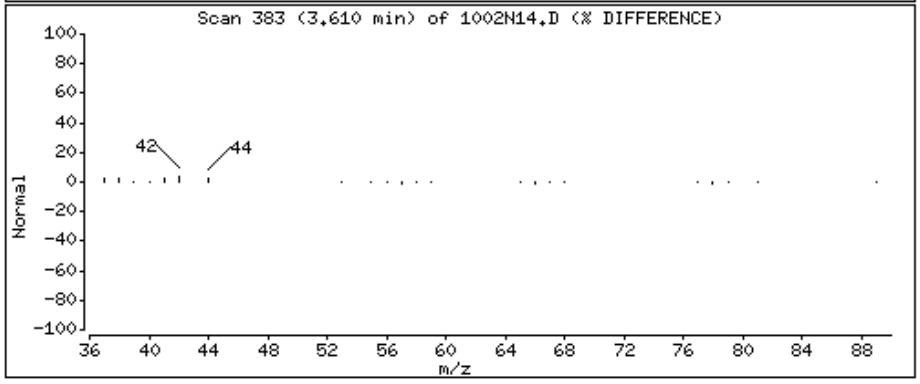

Data File: \\Orgserv2\ff\chem\GCMSVOA\Voa101.i\151002n.b\1002N14.D

Date : 03-OCT-2015 03:05

Client ID:

Instrument: Voa101.i

Sample Info: 11523745-38,31,10,,a

Purge Volume: 10.0

Operator: PD

Column phase:

Column diameter: 0.18

27 cis-1,2-dichloroethene

Concentration: 7.978 ngs

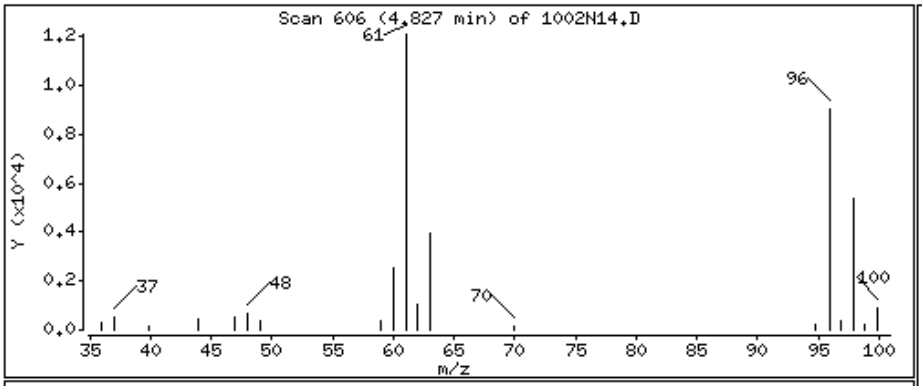

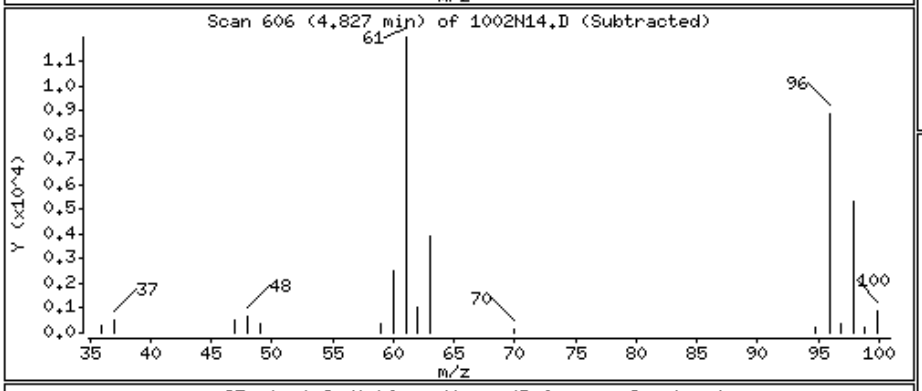

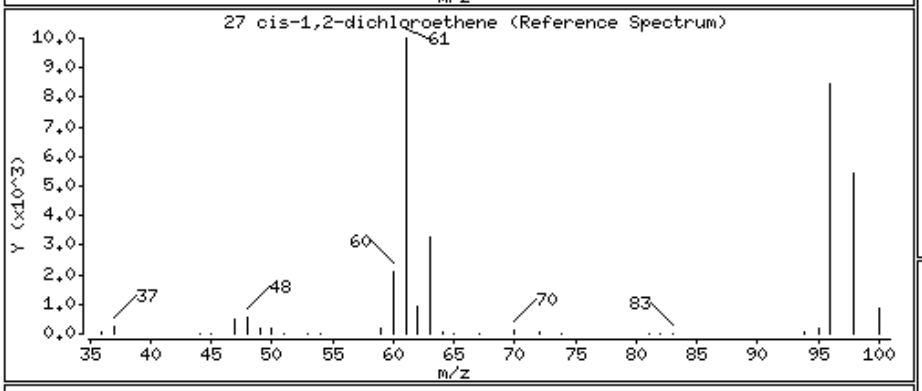

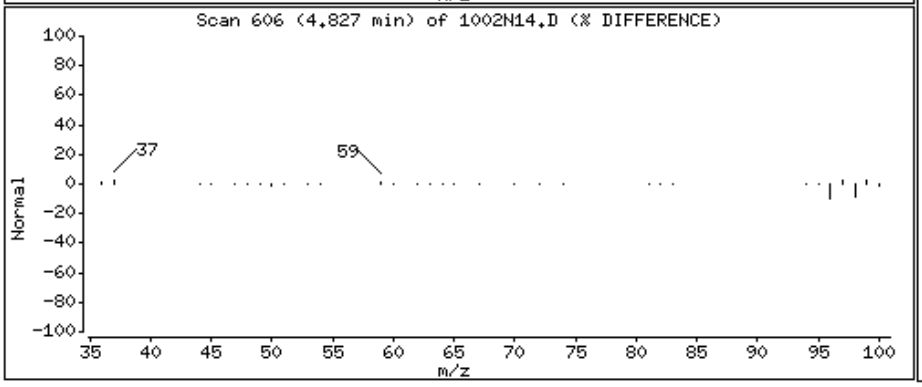

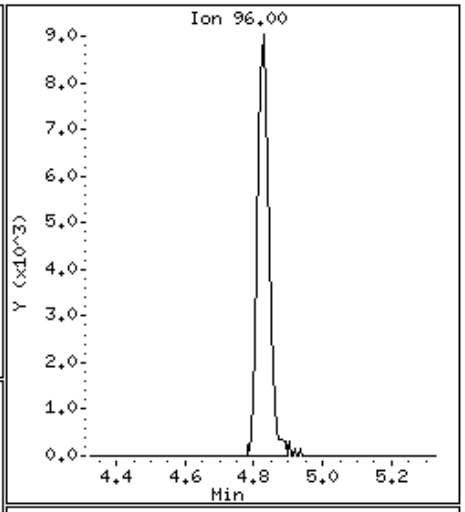

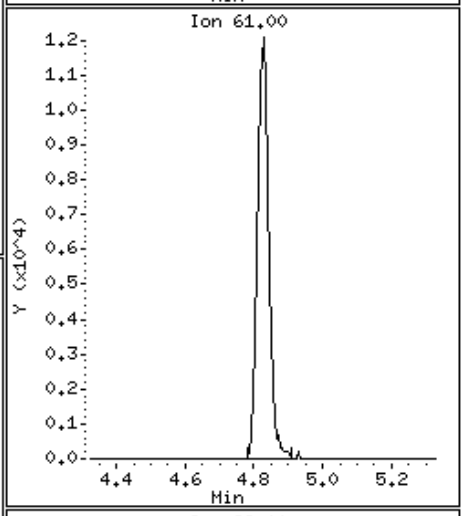

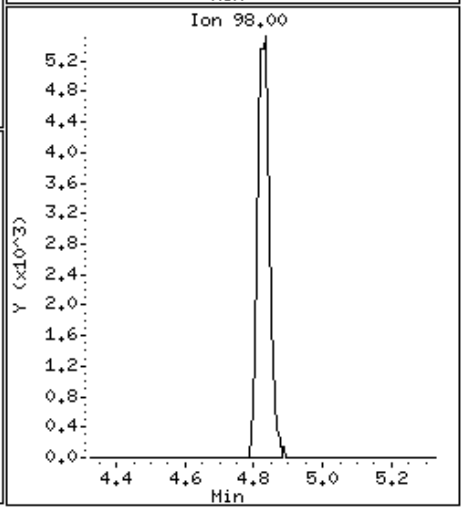

Data File: \\Orgserv2\ff\chem\GCMSVOA\Voa101.i\151002n.b\1002N14.D

Date : 03-OCT-2015 03:05

Client ID:

Instrument: Voa101.i

Sample Info: 11523745-38,31,10,,a

Purge Volume: 10.0

Operator: PD

Column phase:

Column diameter: 0.18

49 trichloroethene

Concentration: 4.743 ngs

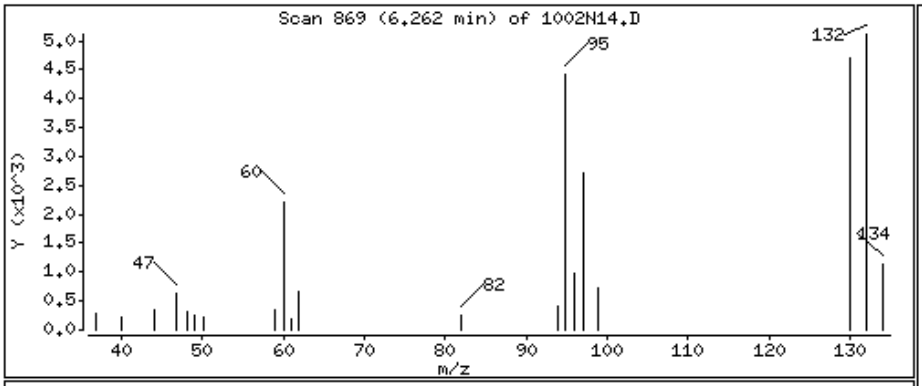

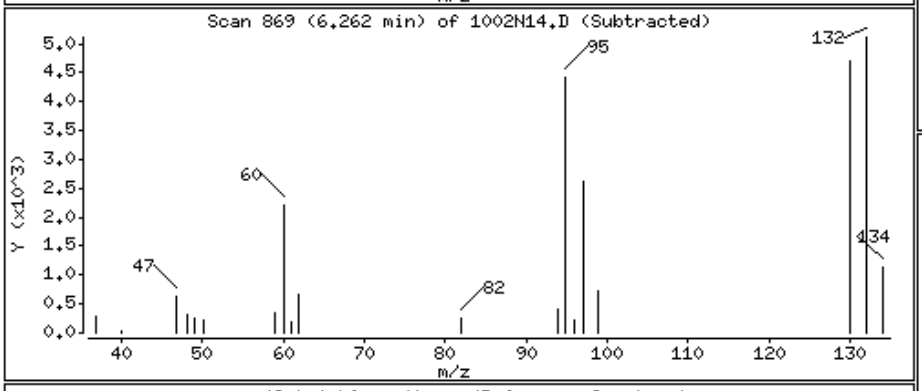

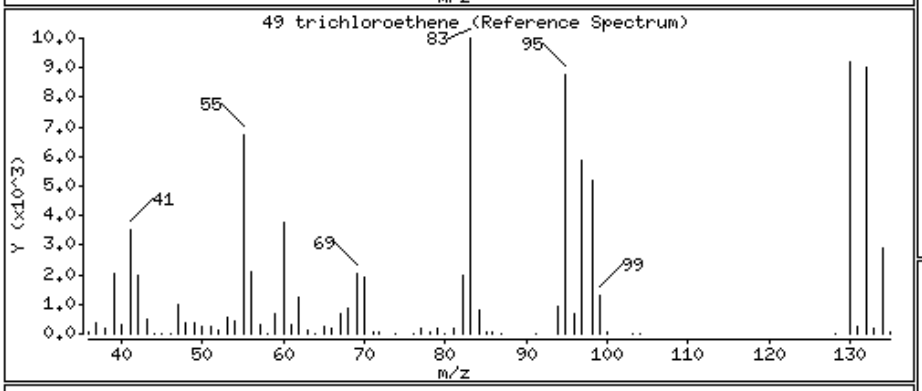

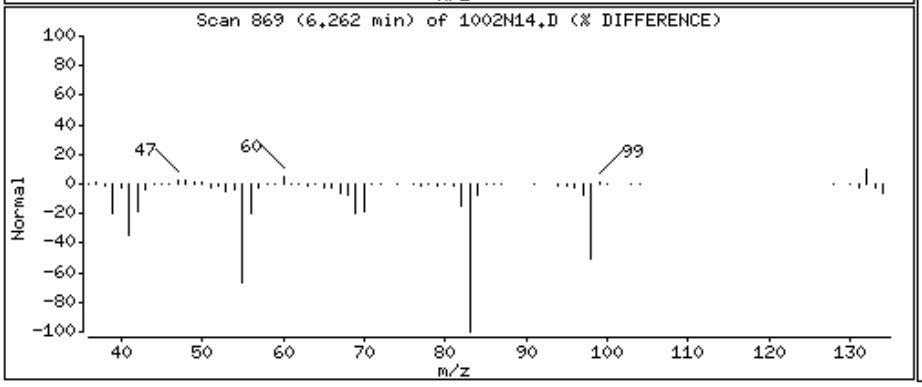

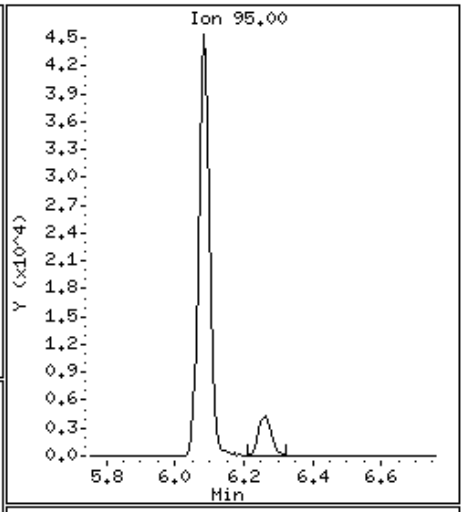

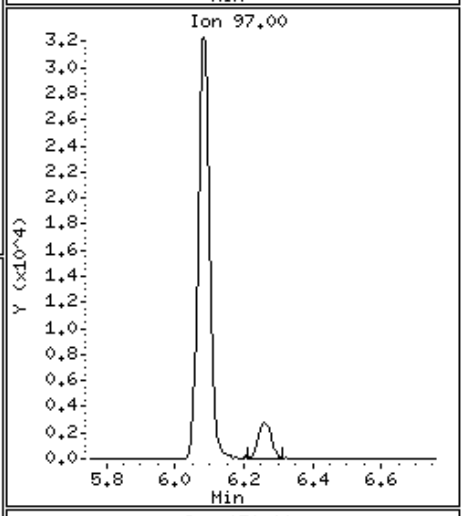

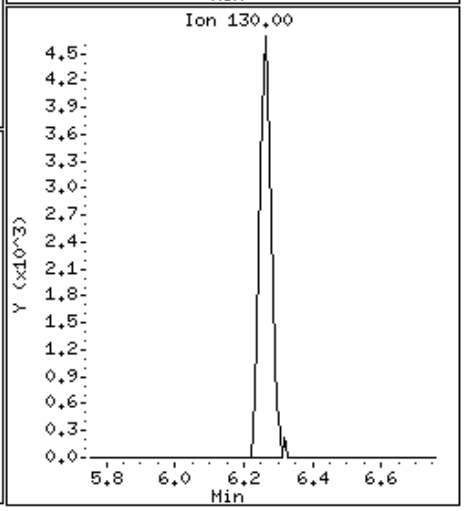

Data File: \\Orgserv2\ff\chem\GCMSVOA\Voa101.i\151002n.b\1002N14.D

Date : 03-OCT-2015 03:05

Client ID:

Instrument: Voa101.i

Sample Info: 11523745-38,31,10,,a

Purge Volume: 10.0

Operator: PD

Column phase:

Column diameter: 0.18

63 tetrachloroethene

Concentration: 2.034 ngs

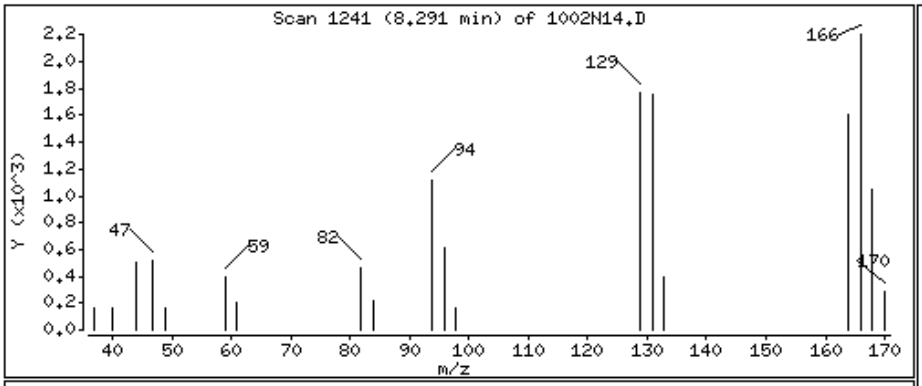

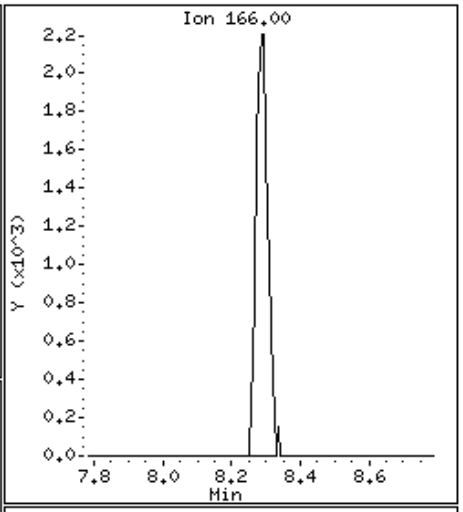

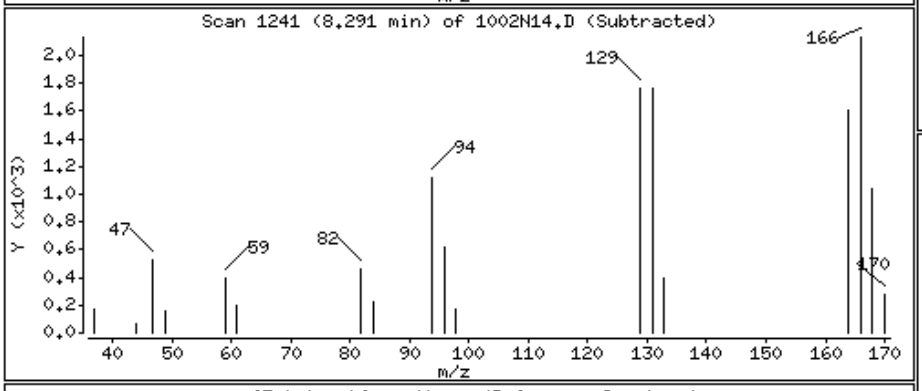

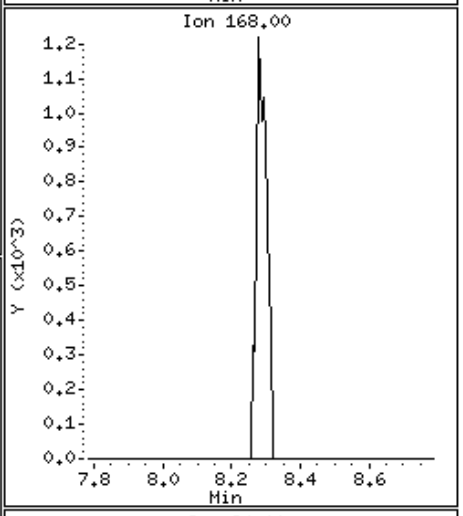

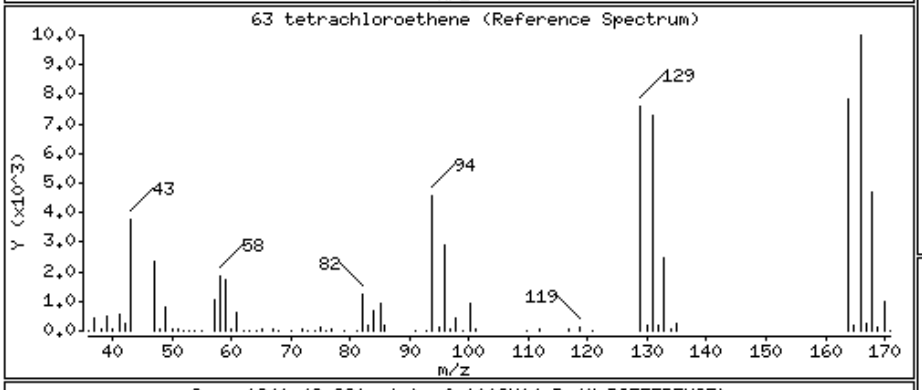

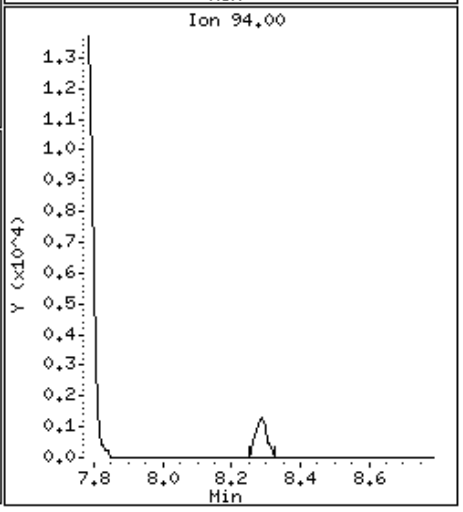

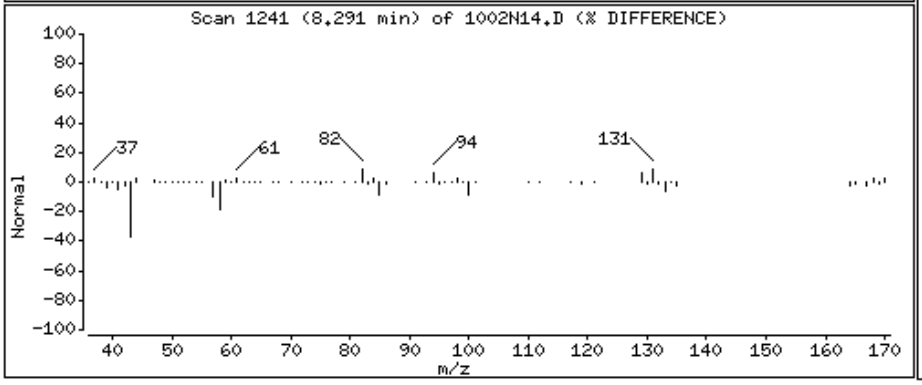

Data File: \\Orgserv2\ff\chem\GCMSVOA\Voa101.i\151002n.b\1002N14.D

Date : 03-OCT-2015 03:05

Client ID:

Instrument: Voa101.i

Sample Info: 11523745-38,31,10,,a

Purge Volume: 10.0

Operator: PD

Column phase:

Column diameter: 0.18

75 chlorobenzene

Concentration: 2.571 ngs

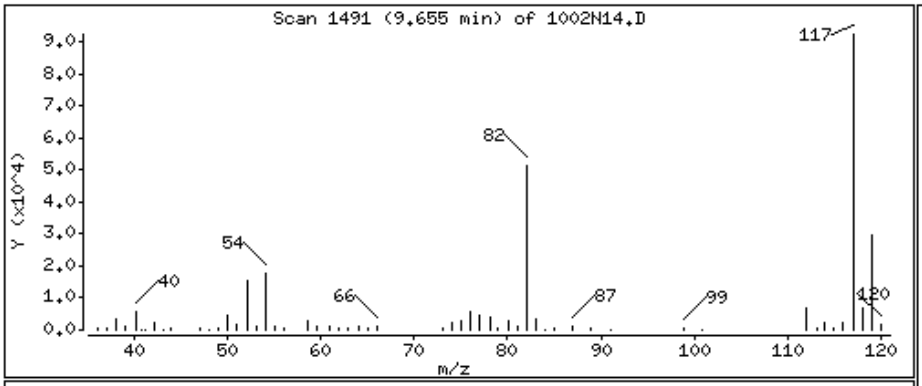

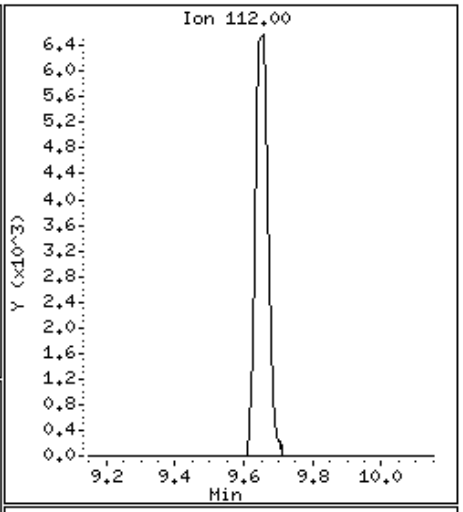

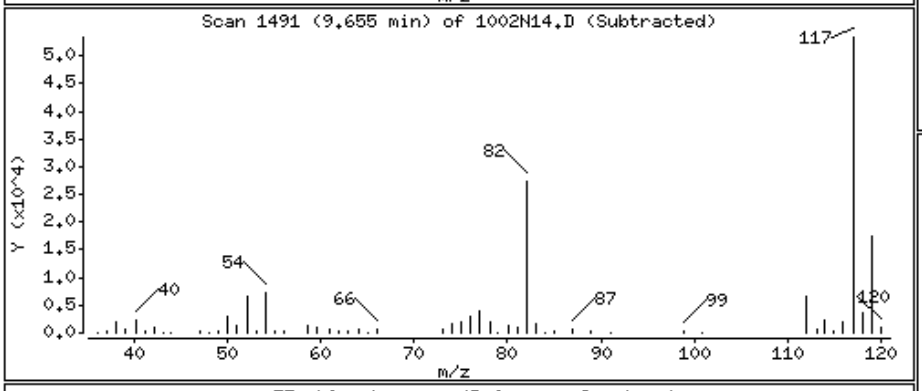

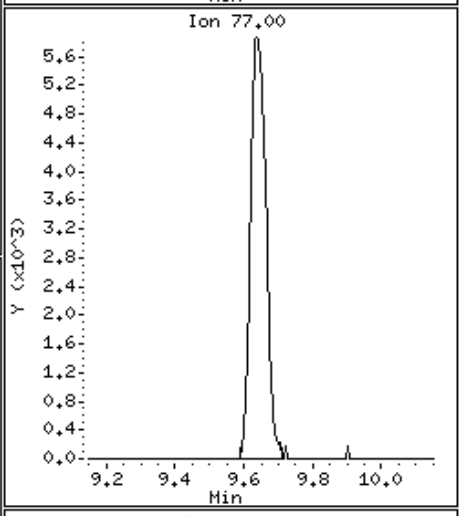

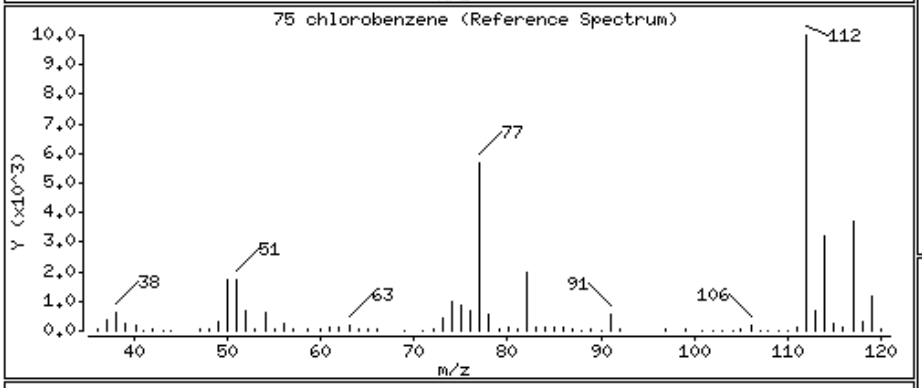

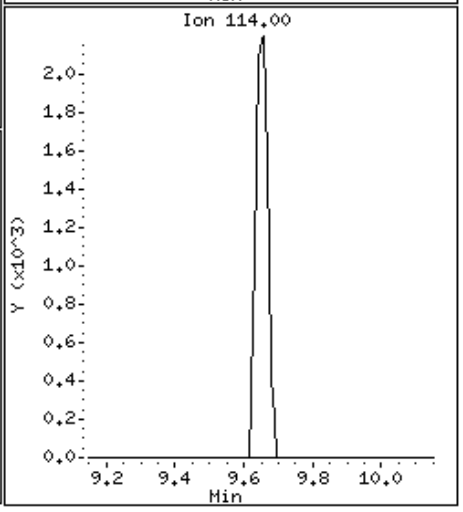

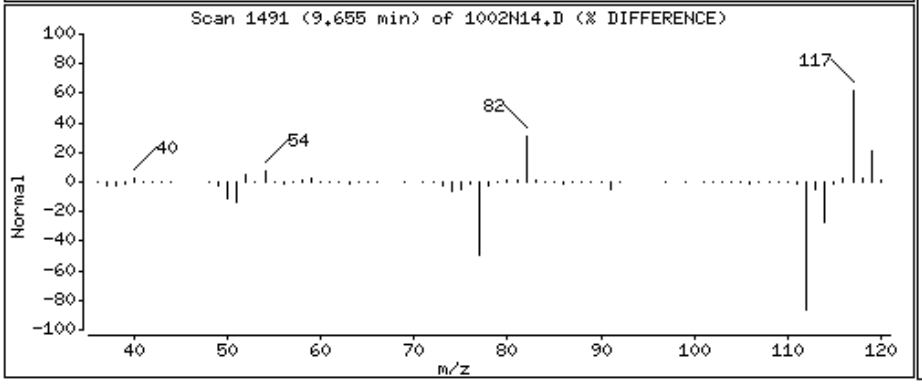

Data File: \\Orgserv2\ff\chem\GCMSVOA\Voa101.i\151002n.b\1002N14.D

Date : 03-OCT-2015 03:05

Client ID:

Instrument: Voa101.i

Sample Info: 11523745-38,31,10,,a

Purge Volume: 10.0

Operator: PD

Column phase:

Column diameter: 0.18

101 1,4-dichlorobenzene

Concentration: 1.230 ngs

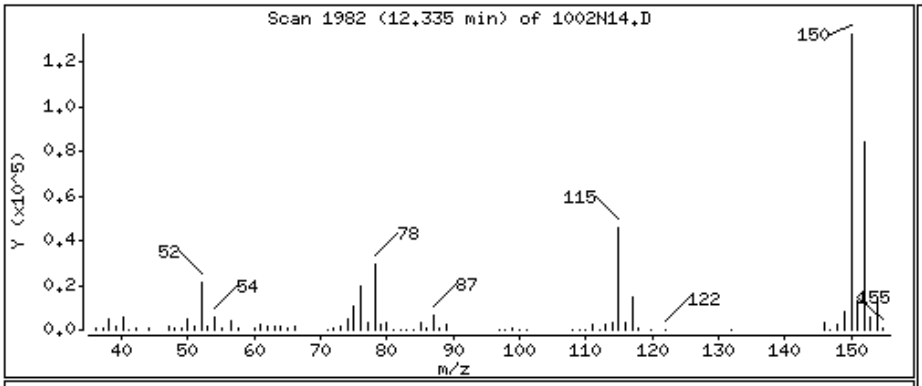

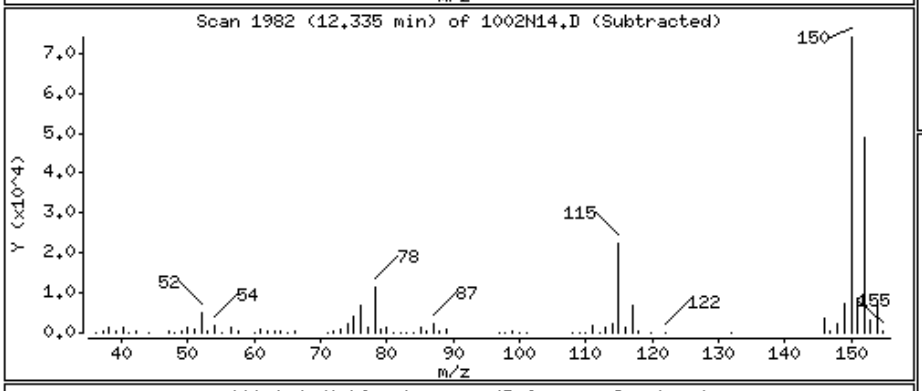

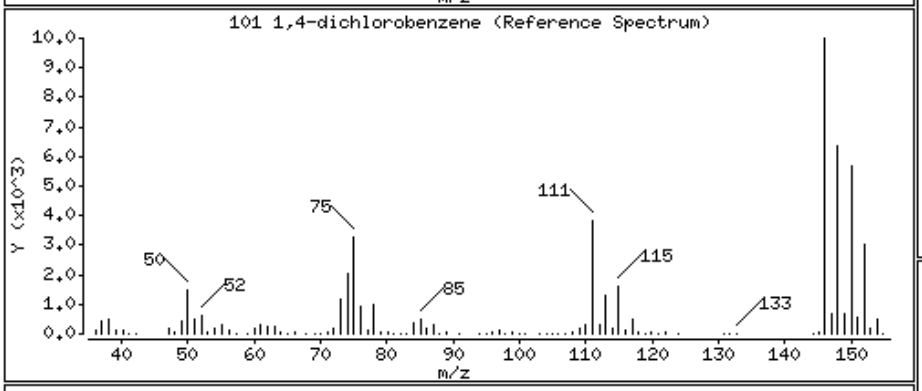

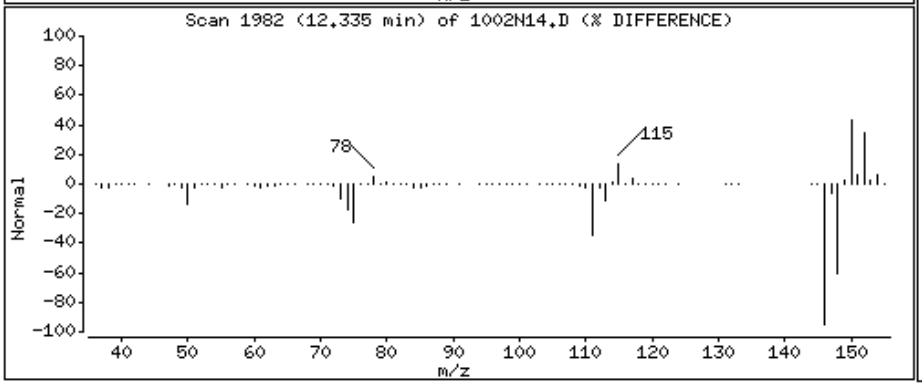

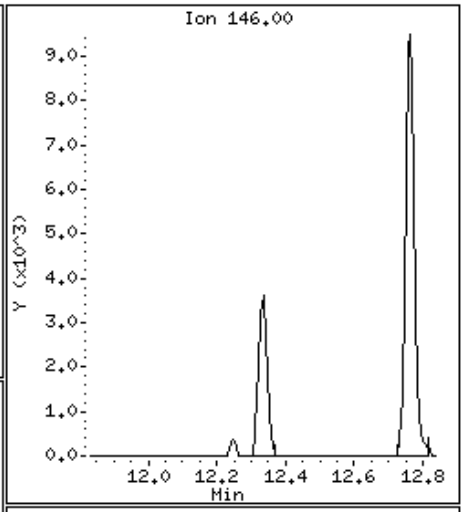

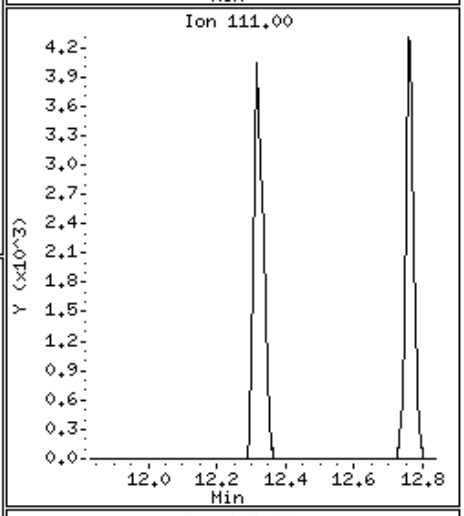

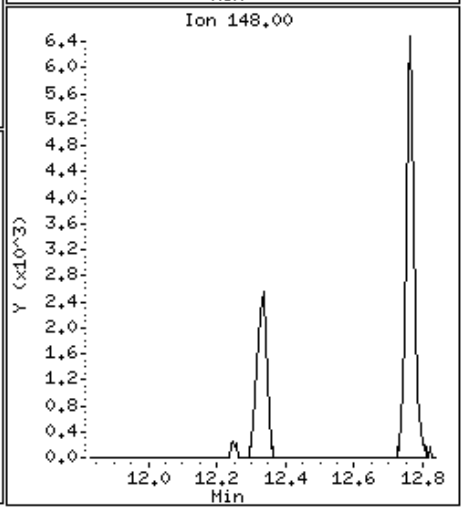

Data File: \\Orgserv2\ff\chem\GCMSVOA\Voa101.i\151002n.b\1002N14.D

Date : 03-OCT-2015 03:05

Client ID:

Instrument: Voa101.i

Sample Info: 11523745-38,31,10,,a

Purge Volume: 10.0

Operator: PD

Column phase:

Column diameter: 0.18

104 1,2-dichlorobenzene

Concentration: 4.309 ngs

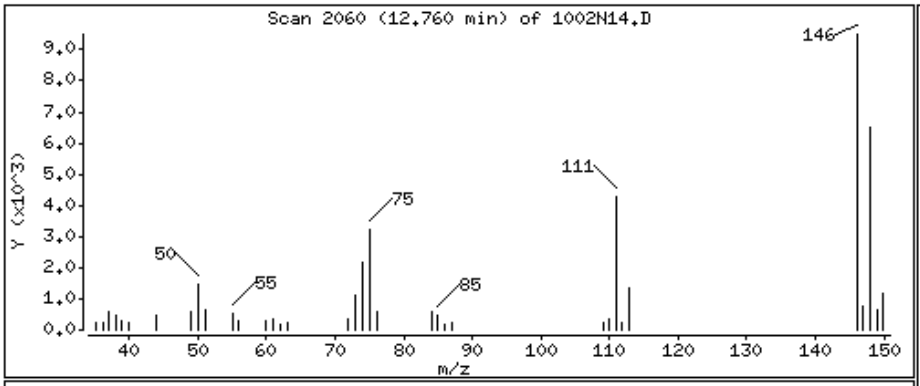

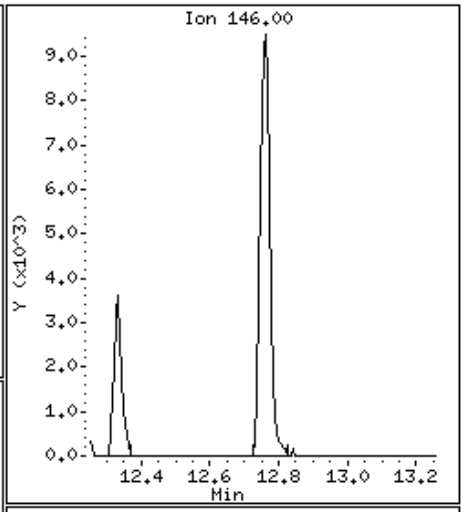

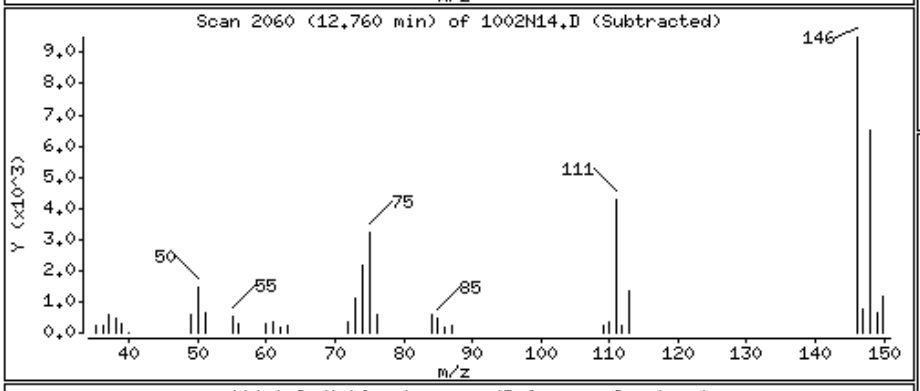

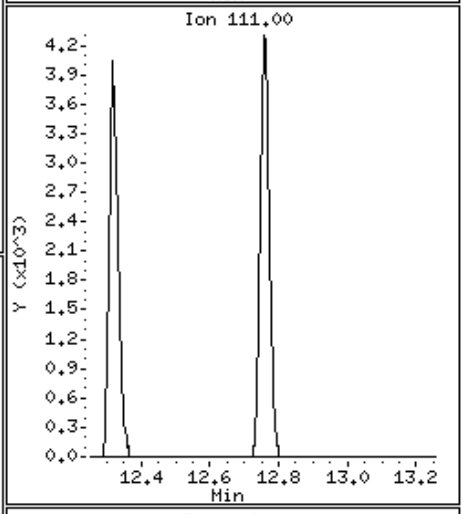

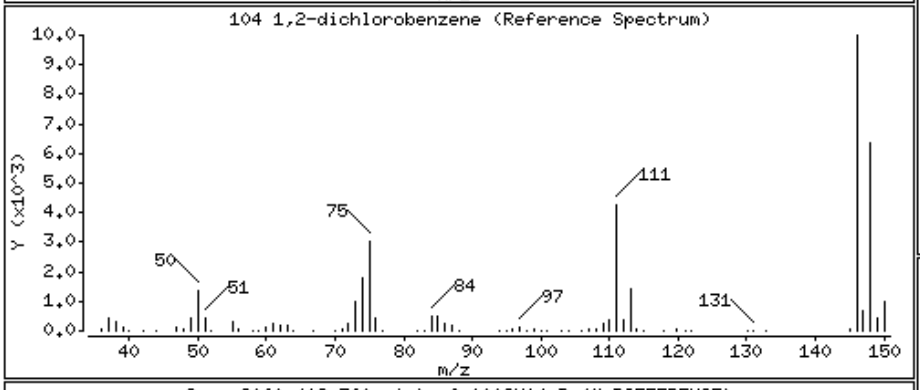

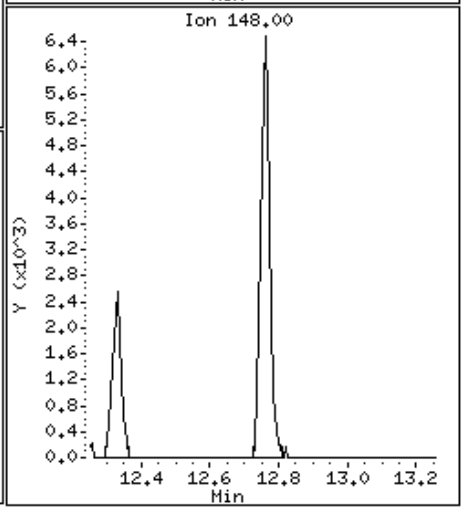

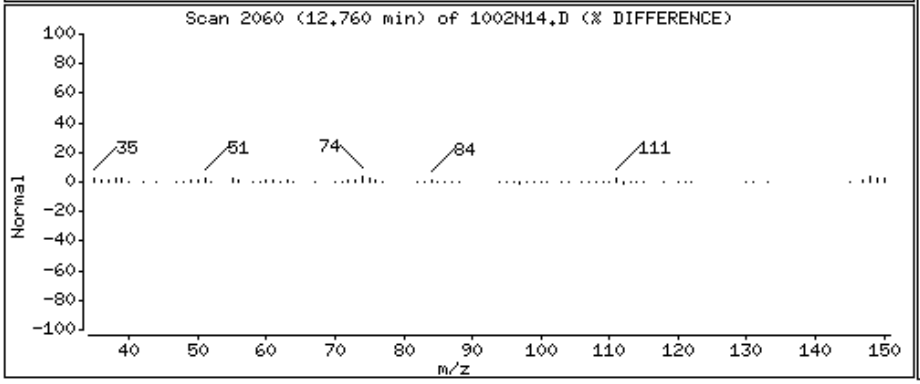

Alpha Analytical Labs

Manual Integration

Sample Info	: l1523745-38,31,10,,a wg827563,ical11506		
Instrument ID	: Voa101.i		
Method	: liq8260C.m		
File	: 1002N14.D		
Injection Date	: 03-OCT-2015 03:05		
Quantitation	: ISTD	Integrator :	HP RTE
Dilution Factor	: 1.00	Sample Type:	SAMPLE

This File has no version history.

//Orgserv2/ff/chem/GCMSVOA/Voa101.i/151002n.b/original/1002N14.D

Alpha Analytical Labs

gc/ms voa - VOA101

Data file : \\Orgserv2\ff\chem\GCMSVOA\Voa101.i\151002n.b\1002N15.D
Lab Smp Id:
Inj Date : 03-OCT-2015 03:34
Operator : PD Inst ID: Voa101.i
Smp Info : l1523745-39,31,10,,a
Misc Info : wg827563,ical11506
Comment :
Method : \\Orgserv2\ff\chem\GCMSVOA\Voa101.i\151002n.b\liq8260C.m
Meth Date : 03-Oct-2015 11:01 pduczmalew Quant Type: ISTD
Cal Date : 29-SEP-2015 17:33 Cal File: 0929A10.D
Als bottle: 15
Dil Factor: 1.00000
Integrator: HP RTE Compound Sublist: NJTCL.sub
Target Version: 4.12
Processing Host: VIRTUALXP-76524

Concentration Formula: Amt * DF * CpndVariable
Cpnd Variable Local Compound Variable

	Compounds	QUANT SIG MASS	RT	EXP RT	REL RT	RESPONSE	CONCENTRATIONS ON-COLUMN (ngs)	FINAL (ngs)	REVIEW CODE
	1 dichlorodifluoromethane	85	Compound Not Detected.						
	2 chloromethane	50	Compound Not Detected.						
	3 vinyl chloride	62	Compound Not Detected.						
	4 bromomethane	94	Compound Not Detected.						
	5 chloroethane	64	Compound Not Detected.						
	6 trichlorofluoromethane	101	Compound Not Detected.						
	8 1,1,-dichloroethene	96	Compound Not Detected.						
	11 freon-113	101	3.036	3.042	(0.499)	4499	2.14820	2.148	
	10 carbon disulfide	76	Compound Not Detected.						
	14 methylene chloride	84	Compound Not Detected.						
	15 acetone	43	3.604	3.609	(0.593)	14953	45.9925	45.992	
	16 trans-1,2-dichloroethene	96	Compound Not Detected.						
	17 Methyl Acetate	43	Compound Not Detected.						
	18 methyl tert butyl ether	73	Compound Not Detected.						
	22 1,1-dichloroethane	63	Compound Not Detected.						
	27 cis-1,2-dichloroethene	96	Compound Not Detected.						
	29 bromochloromethane	128	Compound Not Detected.						
	30 Cyclohexane	56	Compound Not Detected.						
	31 chloroform	83	5.088	5.088	(0.837)	12636	3.36616	3.366	
	33 carbontetrachloride	117	Compound Not Detected.						
$	36 dibromofluoromethane	113	5.268	5.268	(0.866)	263395	95.1149	95.114	
	37 1,1,1-trichloroethane	97	Compound Not Detected.						
	38 2-butanone	43	Compound Not Detected.						
	40 benzene	78	Compound Not Detected.						
$	42 1,2-dichloroethane-d4	65	5.797	5.797	(0.953)	299072	103.470	103.469	
	43 1,2-dichloroethane	62	Compound Not Detected.						
*	45 flourobenzene	96	6.081	6.081	(1.000)	1109257	100.000		
	49 trichloroethene	95	6.261	6.256	(1.030)	23282	10.4640	10.463	
	46 methyl cyclohexane	83	Compound Not Detected.						

	Compounds	QUANT SIG MASS	RT	EXP RT	REL RT	RESPONSE	CONCENTRATIONS ON-COLUMN (ngs)	CONCENTRATIONS FINAL (ngs)	REVIEW CODE
	52 1,2-dichloropropane	63	Compound Not Detected.						
	53 bromodichloromethane	83	Compound Not Detected.						
	56 1,4-Dioxane	88	Compound Not Detected.						
	58 cis-1,3-dichloropropene	75	Compound Not Detected.						
$	59 toluene-d8	98	7.778	7.783	(0.807)	1076750	98.7950	98.794	
	60 toluene	92	Compound Not Detected.						
	62 4-methyl-2-pentanone	58	Compound Not Detected.						
	63 tetrachloroethene	166	Compound Not Detected.						
	64 trans-1,3-dichloropropene	75	Compound Not Detected.						
	68 1,1,2-trichloroethane	83	Compound Not Detected.						
	69 chlorodibromomethane	129	Compound Not Detected.						
	71 1,2-dibromoethane	107	Compound Not Detected.						
	73 2-hexanone	43	Compound Not Detected.						
*	74 chlorobenzene-d5	117	9.633	9.633	(1.000)	817651	100.000		
	75 chlorobenzene	112	Compound Not Detected.						
	76 ethyl benzene	91	Compound Not Detected.						
	78 p/m xylene	106	Compound Not Detected.						
	79 o xylene	106	Compound Not Detected.						
	80 styrene	104	Compound Not Detected.						
	81 bromoform	173	Compound Not Detected.						
	82 isopropylbenzene	105	Compound Not Detected.						
$	83 4-bromofluorobenzene	95	11.112	11.112	(0.902)	404144	100.617	100.617	
	88 1,1,2,2,-tetrachloroethane	83	Compound Not Detected.						
	99 1,3-dichlorobenzene	146	Compound Not Detected.						
*	100 1,4-dichlorobenzene-d4	152	12.318	12.318	(1.000)	392304	100.000		
	101 1,4-dichlorobenzene	146	Compound Not Detected.						
	104 1,2-dichlorobenzene	146	Compound Not Detected.						
	106 1,2-dibromo-3-chloropropane	75	Compound Not Detected.						
	109 1,2,4-trichlorobenzene	180	Compound Not Detected.						
	111 1,2,3-trichlorobenzene	180	Compound Not Detected.						

Alpha Analytical Labs

gc/ms voa - VOA101

Data file : \\Orgserv2\ff\chem\GCMSVOA\Voa101.i\151002n.b\1002N15.D
Lab Smp Id:
Inj Date : 03-OCT-2015 03:34
Operator : PD Inst ID: Voa101.i
Smp Info : l1523745-39,31,10,,a
Misc Info : wg827563,ical11506
Comment :
Method : \\Orgserv2\ff\chem\GCMSVOA\Voa101.i\151002n.b\liq8260C.m
Meth Date : 03-Oct-2015 11:01 pduczmalew Quant Type: ISTD
Cal Date : 29-SEP-2015 17:33 Cal File: 0929A10.D
Als bottle: 15
Dil Factor: 1.00000
Integrator: HP RTE Compound Sublist: NJTCL.sub
Target Version: 4.12
Processing Host: VIRTUALXP-76524

- NO TENTATIVELY IDENTIFIED COMPOUNDS -

Alpha Analytical Labs

INTERNAL STANDARD COMPOUNDS
AREA AND RT SUMMARY

Instrument ID: Voa101.i
Lab File ID: 1002N15.D
Lab Smp Id:
Analysis Type: VOA
Quant Type: ISTD
Operator: PD
Method File: \\Orgserv2\ff\chem\GCMSVOA\Voa101.i\151002n.b\liq8260C.m
Misc Info: wg827563,ical11506

Calibration Date: 02-OCT-2015
Calibration Time: 20:45
Level: LOW
Sample Type: WATER

Test Mode:
Use Last Continuing Calibrator.
If Continuing Cal. use Initial Cal. Level 3

		AREA LIMIT			
COMPOUND	STANDARD	LOWER	UPPER	SAMPLE	%DIFF
45 flourobenzene	1222489	611245	2444978	1109257	-9.26
74 chlorobenzene-d5	899066	449533	1798132	817651	-9.06
100 1,4-dichlorobenze	443377	221689	886754	392304	-11.52

		RT LIMIT			
COMPOUND	STANDARD	LOWER	UPPER	SAMPLE	%DIFF
45 flourobenzene	6.08	5.58	6.58	6.08	0.00
74 chlorobenzene-d5	9.63	9.13	10.13	9.63	0.00
100 1,4-dichlorobenze	12.32	11.82	12.82	12.32	0.00

AREA UPPER LIMIT = +100% of internal standard area.
AREA LOWER LIMIT = - 50% of internal standard area.
RT UPPER LIMIT = + 0.50 minutes of internal standard RT.
RT LOWER LIMIT = - 0.50 minutes of internal standard RT.

Alpha Analytical Labs

RECOVERY REPORT

Client Name: Client SDG: SDGa00307
Sample Matrix: LIQUID Fraction: VOA
Lab Smp Id:
Level: LOW Operator: PD
Data Type: MS DATA SampleType: SAMPLE
SpikeList File: curveallim.spk Quant Type: ISTD
Sublist File: NJTCL.sub
Method File: \\Orgserv2\ff\chem\GCMSVOA\Voa101.i\151002n.b\liq8260C.m
Misc Info: wg827563,ical11506

SURROGATE COMPOUND	AMOUNT ADDED ngs	AMOUNT RECOVERED ngs	% RECOVERED	LIMITS
$ 36 dibromofluorometha	100.000	95.114	95.11	70-130
$ 42 1,2-dichloroethane	100.000	103.469	103.47	70-130
$ 59 toluene-d8	100.000	98.794	98.79	70-130
$ 83 4-bromofluorobenze	100.000	100.617	100.62	70-130

Data File: \\Orgserv2\ff\chem\GCMSVOA\Voa101.i\151002n.b\1002N15.D
Date : 03-OCT-2015 03:34
Client ID:
Sample Info: 11523745-39,31,10,,a
Purge Volume: 10.0
Column phase:

Instrument: Voa101.i
Operator: PD
Column diameter: 0.18

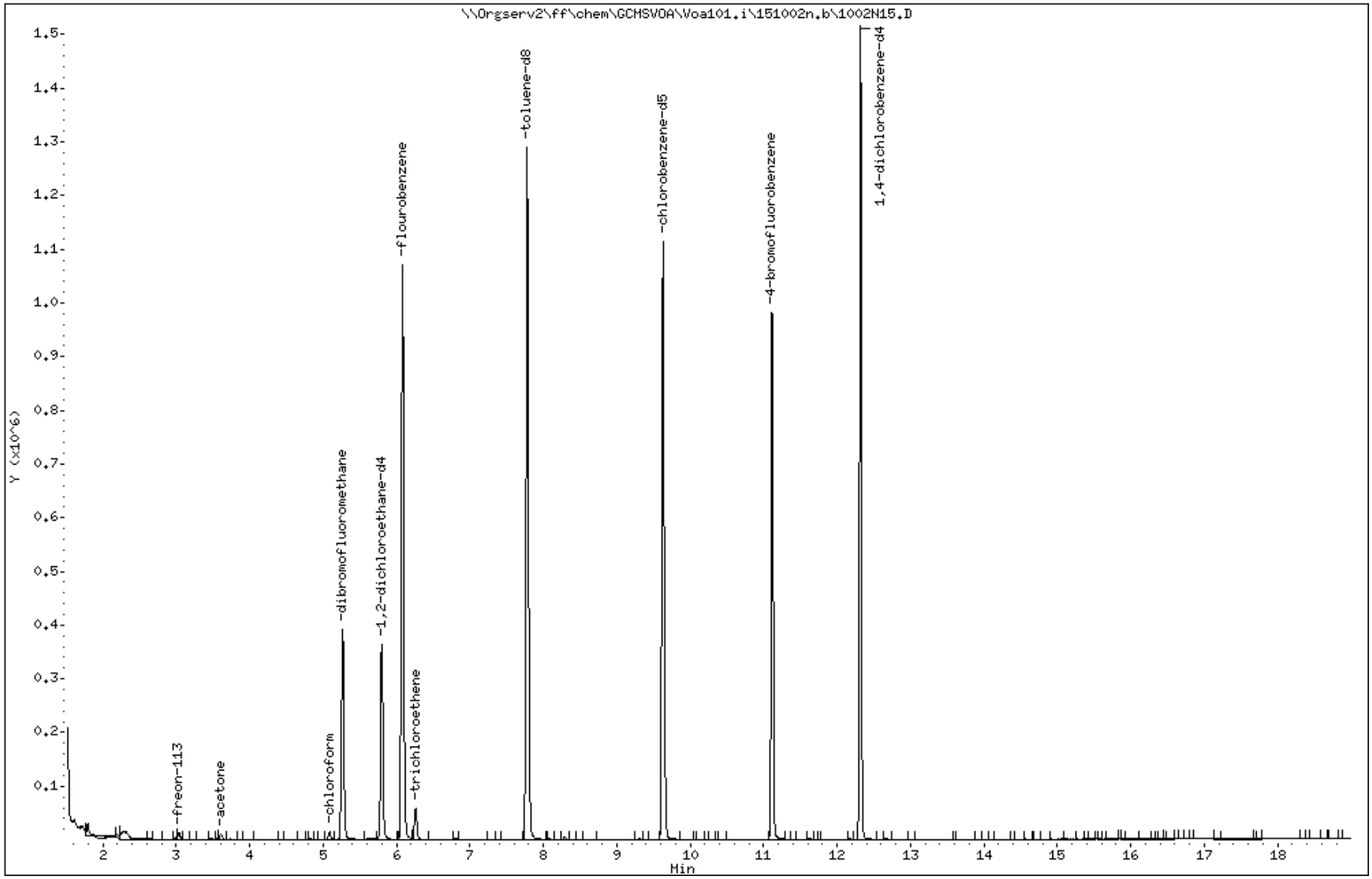

Data File: \\Orgserv2\ff\chem\GCMSVOA\Voa101.i\151002n.b\1002N15.D

Date : 03-OCT-2015 03:34

Client ID:

Instrument: Voa101.i

Sample Info: 11523745-39,31,10,,a

Purge Volume: 10.0

Operator: PD

Column phase:

Column diameter: 0.18

11 freon-113

Concentration: 2.148 ngs

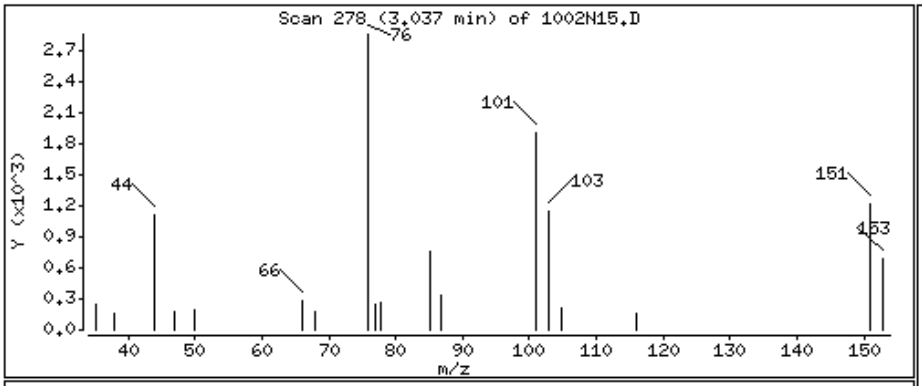

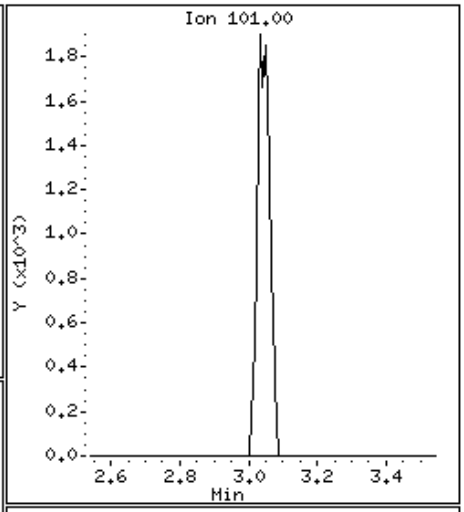

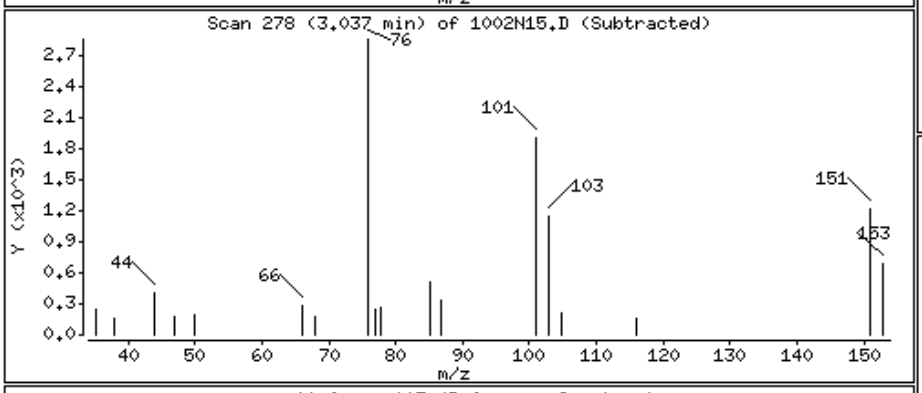

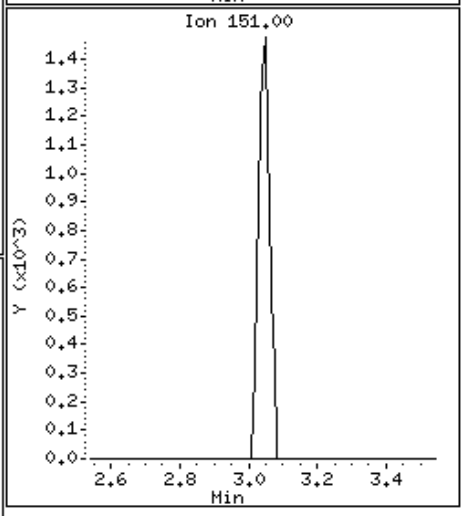

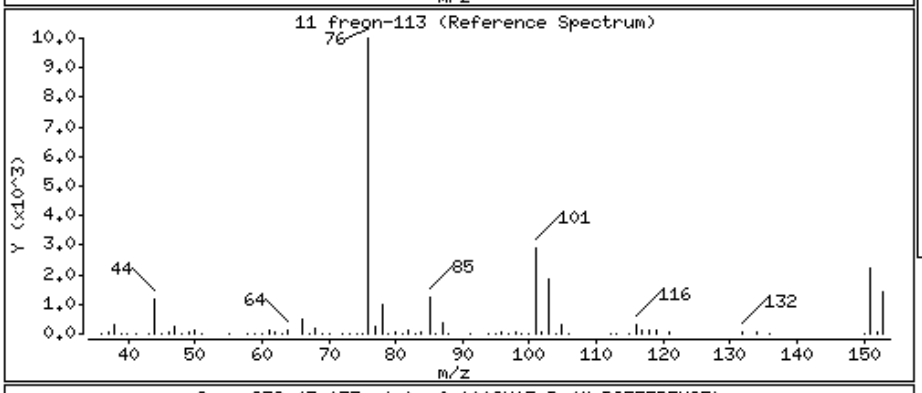

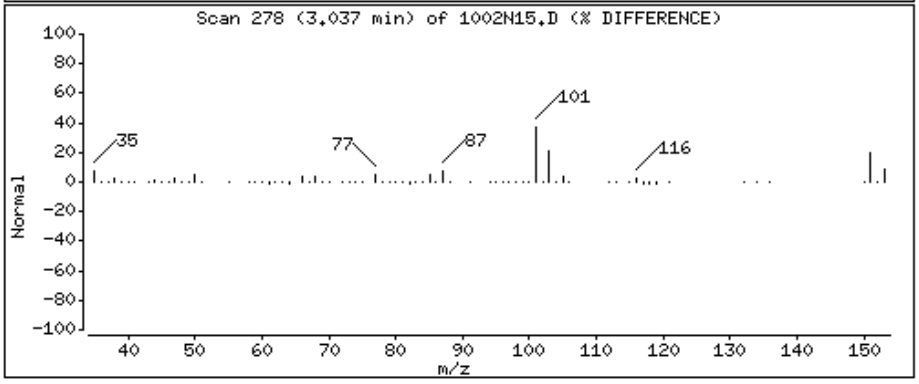

Data File: \\Orgserv2\ff\chem\GCMSVOA\Voa101.i\151002n.b\1002N15.D

Date : 03-OCT-2015 03:34

Client ID:

Instrument: Voa101.i

Sample Info: 11523745-39,31,10,,a

Purge Volume: 10.0

Operator: PD

Column phase:

Column diameter: 0.18

15 acetone

Concentration: 45.992 ngs

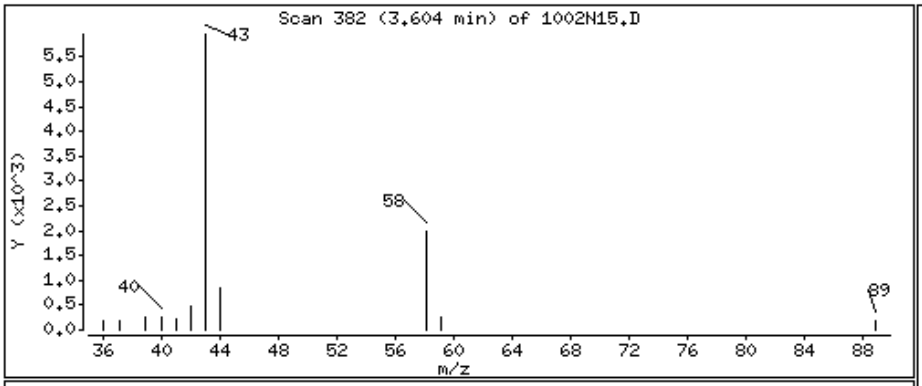

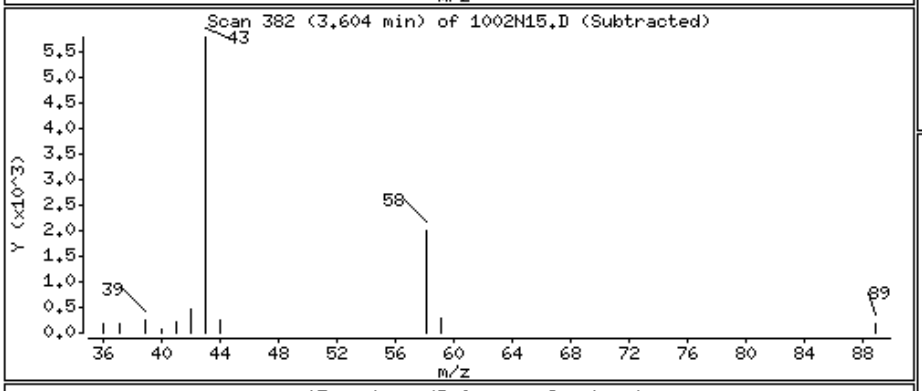

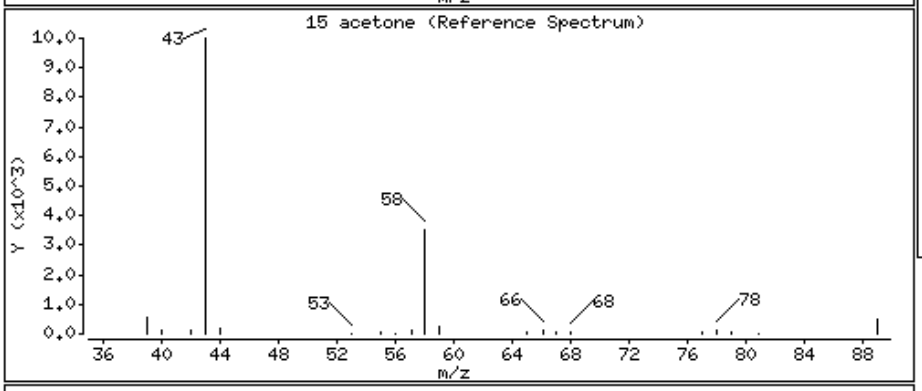

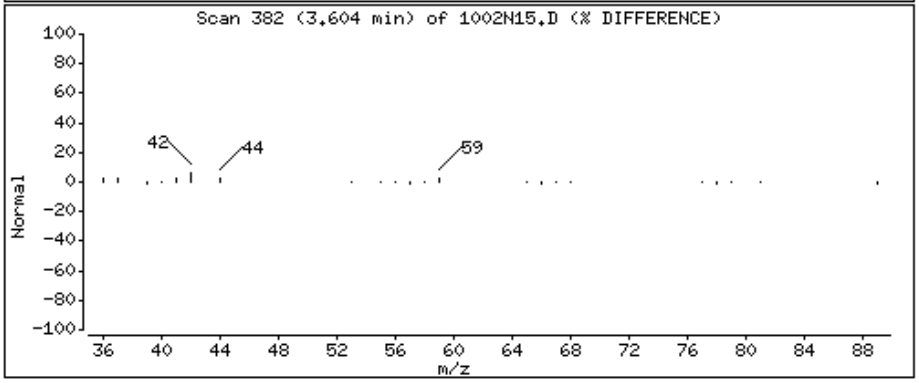

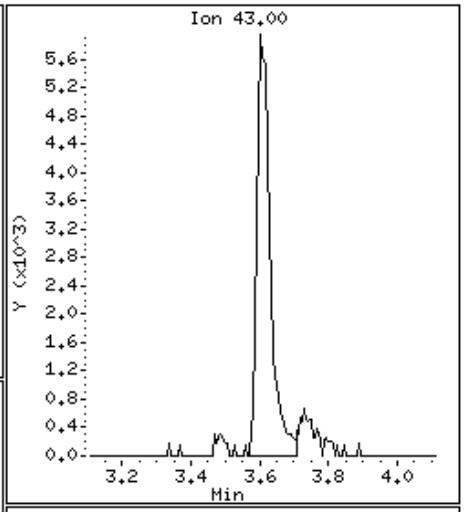

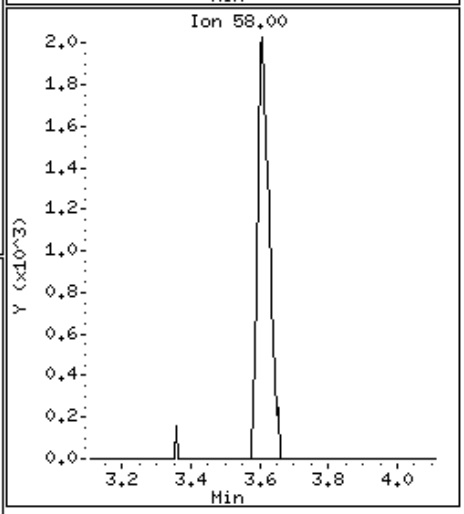

Data File: \\Orgserv2\ff\chem\GCMSVOA\Voa101.i\151002n.b\1002N15.D

Date : 03-OCT-2015 03:34

Client ID:

Instrument: Voa101.i

Sample Info: 11523745-39,31,10,,a

Purge Volume: 10.0

Operator: PD

Column phase:

Column diameter: 0.18

31 chloroform

Concentration: 3.366 ngs

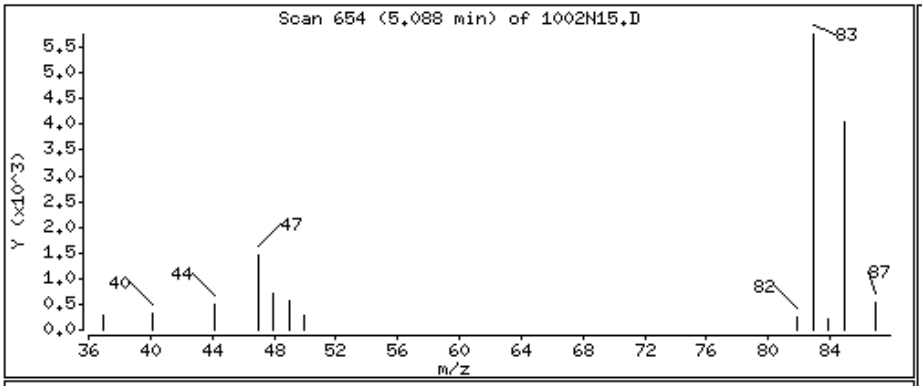

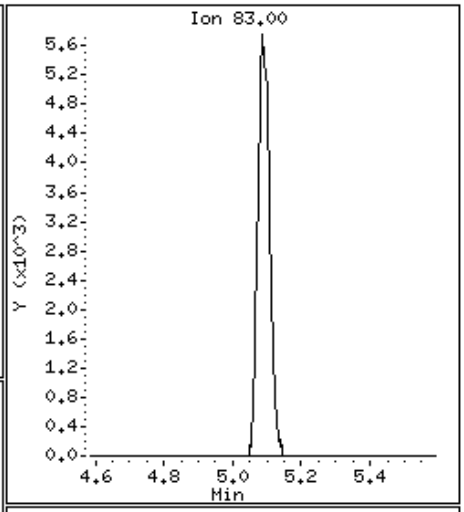

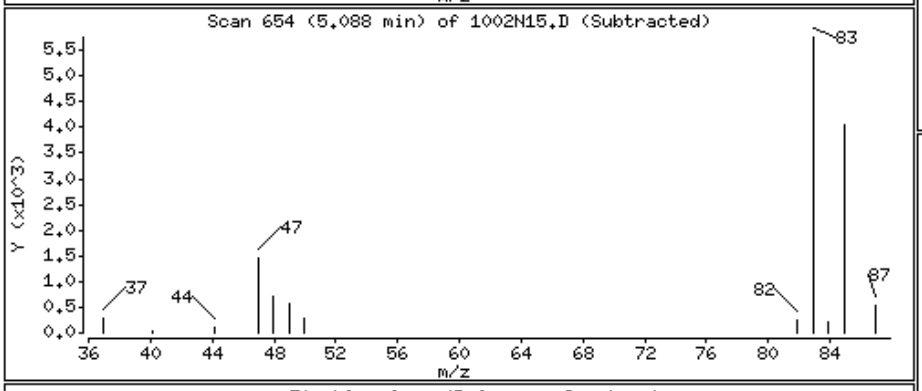

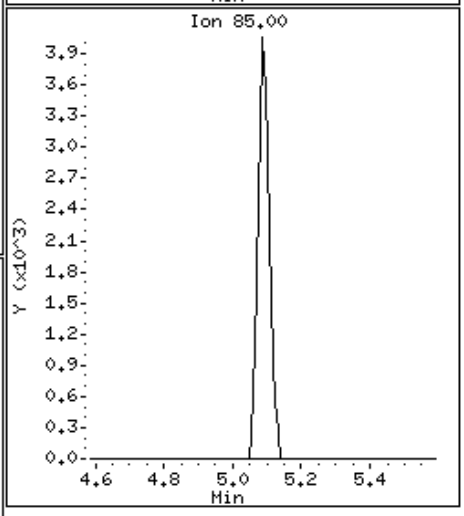

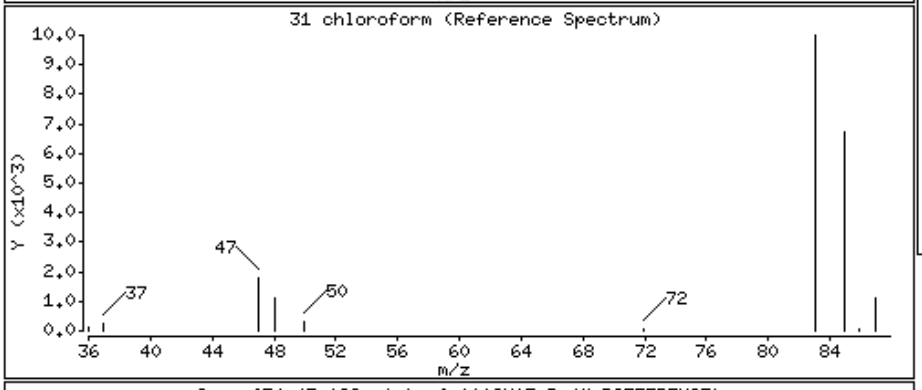

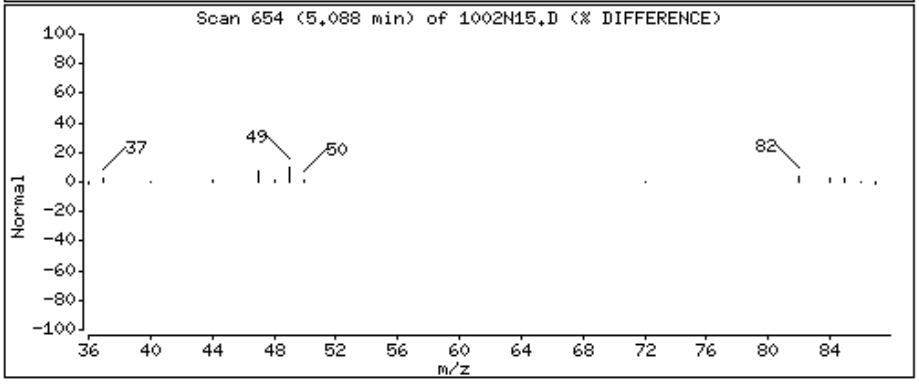

Data File: \\Orgserv2\ff\chem\GCMSVOA\Voa101.i\151002n.b\1002N15.D

Date : 03-OCT-2015 03:34

Client ID:

Instrument: Voa101.i

Sample Info: 11523745-39,31,10,,a

Purge Volume: 10.0

Operator: PD

Column phase:

Column diameter: 0.18

49 trichloroethene

Concentration: 10.463 ngs

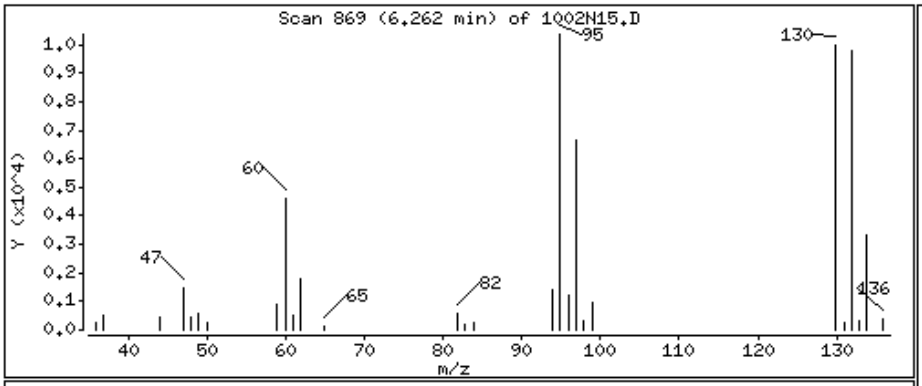

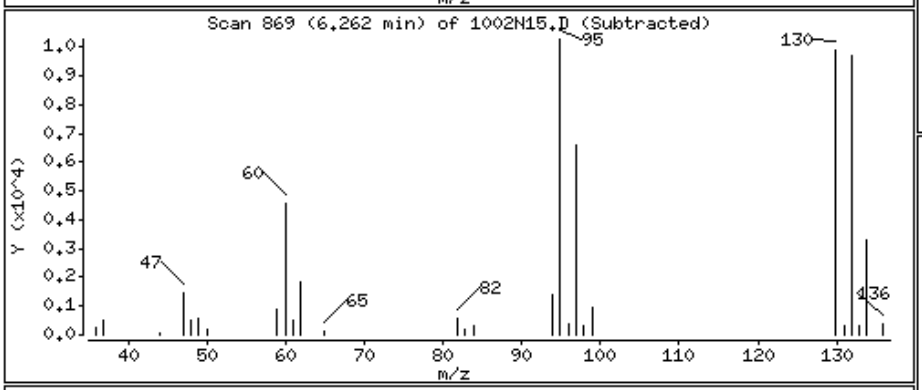

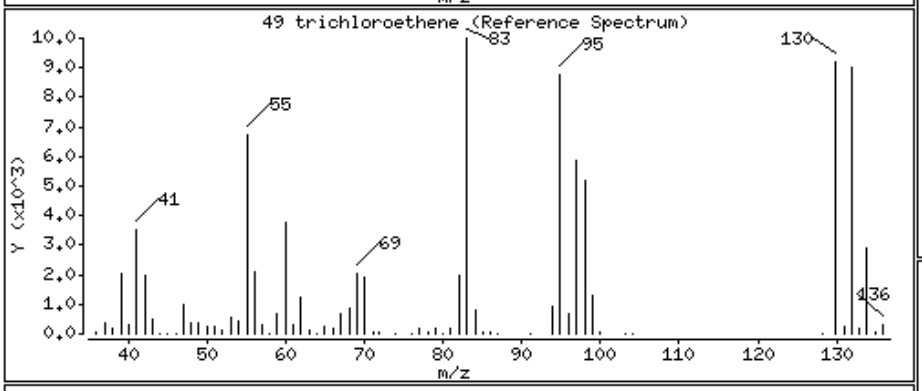

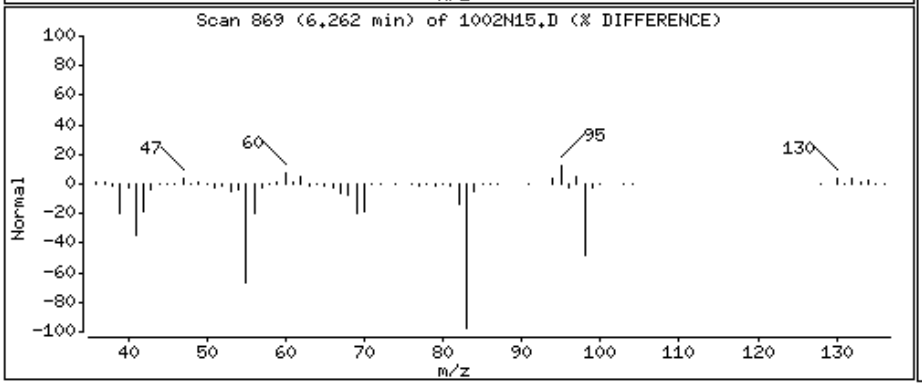

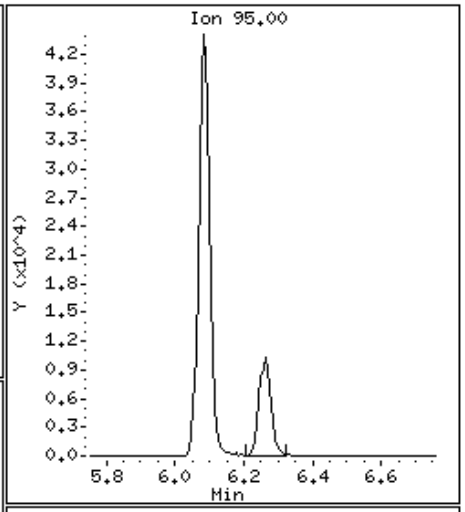

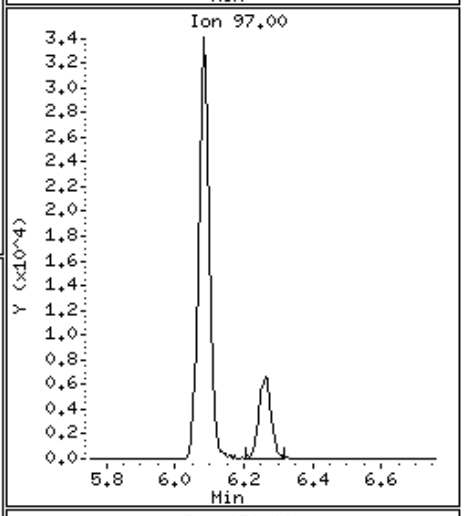

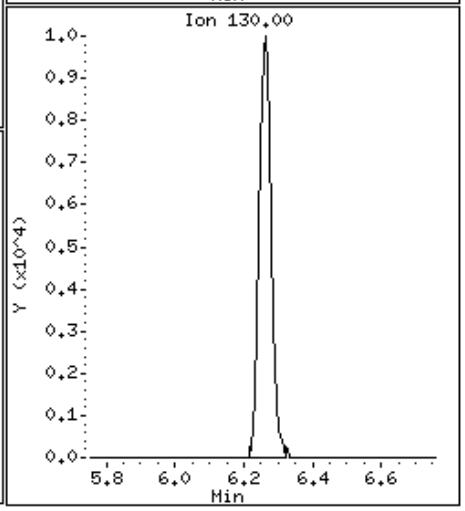

Alpha Analytical Labs

Manual Integration

Sample Info	: l1523745-39,31,10,,a wg827563,ical11506		
Instrument ID	: Voa101.i		
Method	: liq8260C.m		
File	: 1002N15.D		
Injection Date	: 03-OCT-2015 03:34		
Quantitation	: ISTD	Integrator :	HP RTE
Dilution Factor	: 1.00	Sample Type:	SAMPLE

This File has no version history.

//Orgserv2/ff/chem/GCMSVOA/Voa101.i/151002n.b/original/1002N15.D

Alpha Analytical Labs

gc/ms voa - VOA101

Data file : \\Orgserv2\ff\chem\GCMSVOA\Voa101.i\151002n.b\1002N16.D
Lab Smp Id:
Inj Date : 03-OCT-2015 04:04
Operator : PD Inst ID: Voa101.i
Smp Info : l1523745-40,31,10,,a
Misc Info : wg827563,ical11506
Comment :
Method : \\Orgserv2\ff\chem\GCMSVOA\Voa101.i\151002n.b\liq8260C.m
Meth Date : 03-Oct-2015 11:01 pduczmalew Quant Type: ISTD
Cal Date : 29-SEP-2015 17:33 Cal File: 0929A10.D
Als bottle: 16
Dil Factor: 1.00000
Integrator: HP RTE Compound Sublist: NJTCL.sub
Target Version: 4.12
Processing Host: VIRTUALXP-76524

Concentration Formula: Amt * DF * CpndVariable
Cpnd Variable Local Compound Variable

	Compounds	QUANT SIG MASS	RT	EXP RT	REL RT	RESPONSE	CONCENTRATIONS ON-COLUMN (ngs)	FINAL (ngs)	REVIEW CODE
	1 dichlorodifluoromethane	85	Compound Not Detected.						
	2 chloromethane	50	Compound Not Detected.						
	3 vinyl chloride	62	Compound Not Detected.						
	4 bromomethane	94	Compound Not Detected.						
	5 chloroethane	64	Compound Not Detected.						
	6 trichlorofluoromethane	101	Compound Not Detected.						
	8 1,1,-dichloroethene	96	Compound Not Detected.						
	11 freon-113	101	Compound Not Detected.						
	10 carbon disulfide	76	Compound Not Detected.						
	14 methylene chloride	84	Compound Not Detected.						
	15 acetone	43	3.609	3.609	(0.594)	12958	40.0446	40.044	
	16 trans-1,2-dichloroethene	96	Compound Not Detected.						
	17 Methyl Acetate	43	Compound Not Detected.						
	18 methyl tert butyl ether	73	Compound Not Detected.						
	22 1,1-dichloroethane	63	Compound Not Detected.						
	27 cis-1,2-dichloroethene	96	Compound Not Detected.						
	29 bromochloromethane	128	Compound Not Detected.						
	30 Cyclohexane	56	Compound Not Detected.						
	31 chloroform	83	Compound Not Detected.						
	33 carbontetrachloride	117	Compound Not Detected.						
$	36 dibromofluoromethane	113	5.268	5.268	(0.866)	260960	94.6809	94.680	
	37 1,1,1-trichloroethane	97	Compound Not Detected.						
	38 2-butanone	43	Compound Not Detected.						
	40 benzene	78	Compound Not Detected.						
$	42 1,2-dichloroethane-d4	65	5.798	5.797	(0.953)	296199	102.960	102.960	
	43 1,2-dichloroethane	62	Compound Not Detected.						
*	45 flourobenzene	96	6.081	6.081	(1.000)	1104039	100.000		
	49 trichloroethene	95	Compound Not Detected.						

	Compounds	QUANT SIG MASS	RT	EXP RT	REL RT	RESPONSE	CONCENTRATIONS ON-COLUMN (ngs)	CONCENTRATIONS FINAL (ngs)	REVIEW CODE
	46 methyl cyclohexane	83	Compound Not Detected.						
	52 1,2-dichloropropane	63	Compound Not Detected.						
	53 bromodichloromethane	83	Compound Not Detected.						
	56 1,4-Dioxane	88	Compound Not Detected.						
	58 cis-1,3-dichloropropene	75	Compound Not Detected.						
$	59 toluene-d8	98	7.778	7.783	(0.808)	1072462	100.827	100.827	
	60 toluene	92	Compound Not Detected.						
	62 4-methyl-2-pentanone	58	Compound Not Detected.						
	63 tetrachloroethene	166	Compound Not Detected.						
	64 trans-1,3-dichloropropene	75	Compound Not Detected.						
	68 1,1,2-trichloroethane	83	Compound Not Detected.						
	69 chlorodibromomethane	129	Compound Not Detected.						
	71 1,2-dibromoethane	107	Compound Not Detected.						
	73 2-hexanone	43	Compound Not Detected.						
*	74 chlorobenzene-d5	117	9.628	9.633	(1.000)	797982	100.000		
	75 chlorobenzene	112	Compound Not Detected.						
	76 ethyl benzene	91	Compound Not Detected.						
	78 p/m xylene	106	Compound Not Detected.						
	79 o xylene	106	Compound Not Detected.						
	80 styrene	104	Compound Not Detected.						
	81 bromoform	173	Compound Not Detected.						
	82 isopropylbenzene	105	Compound Not Detected.						
$	83 4-bromofluorobenzene	95	11.112	11.112	(0.902)	399853	100.271	100.270	
	88 1,1,2,2,-tetrachloroethane	83	Compound Not Detected.						
	99 1,3-dichlorobenzene	146	Compound Not Detected.						
*	100 1,4-dichlorobenzene-d4	152	12.318	12.318	(1.000)	389479	100.000		
	101 1,4-dichlorobenzene	146	Compound Not Detected.						
	104 1,2-dichlorobenzene	146	Compound Not Detected.						
	106 1,2-dibromo-3-chloropropane	75	Compound Not Detected.						
	109 1,2,4-trichlorobenzene	180	Compound Not Detected.						
	111 1,2,3-trichlorobenzene	180	Compound Not Detected.						

Alpha Analytical Labs

gc/ms voa - VOA101

Data file : \\Orgserv2\ff\chem\GCMSVOA\Voa101.i\151002n.b\1002N16.D
Lab Smp Id:
Inj Date : 03-OCT-2015 04:04
Operator : PD Inst ID: Voa101.i
Smp Info : l1523745-40,31,10,,a
Misc Info : wg827563,ical11506
Comment :
Method : \\Orgserv2\ff\chem\GCMSVOA\Voa101.i\151002n.b\liq8260C.m
Meth Date : 03-Oct-2015 11:01 pduczmalew Quant Type: ISTD
Cal Date : 29-SEP-2015 17:33 Cal File: 0929A10.D
Als bottle: 16
Dil Factor: 1.00000
Integrator: HP RTE Compound Sublist: NJTCL.sub
Target Version: 4.12
Processing Host: VIRTUALXP-76524

- NO TENTATIVELY IDENTIFIED COMPOUNDS -

Alpha Analytical Labs

INTERNAL STANDARD COMPOUNDS
AREA AND RT SUMMARY

Instrument ID: Voa101.i
Lab File ID: 1002N16.D
Lab Smp Id:
Analysis Type: VOA
Quant Type: ISTD
Operator: PD
Method File: \\Orgserv2\ff\chem\GCMSVOA\Voa101.i\151002n.b\liq8260C.m
Misc Info: wg827563,ical11506

Calibration Date: 02-OCT-2015
Calibration Time: 20:45
Level: LOW
Sample Type: WATER

Test Mode:
Use Last Continuing Calibrator.
If Continuing Cal. use Initial Cal. Level 3

		AREA LIMIT			
COMPOUND	STANDARD	LOWER	UPPER	SAMPLE	%DIFF
45 flourobenzene	1222489	611245	2444978	1104039	-9.69
74 chlorobenzene-d5	899066	449533	1798132	797982	-11.24
100 1,4-dichlorobenze	443377	221689	886754	389479	-12.16

		RT LIMIT			
COMPOUND	STANDARD	LOWER	UPPER	SAMPLE	%DIFF
45 flourobenzene	6.08	5.58	6.58	6.08	0.00
74 chlorobenzene-d5	9.63	9.13	10.13	9.63	-0.05
100 1,4-dichlorobenze	12.32	11.82	12.82	12.32	0.00

AREA UPPER LIMIT = +100% of internal standard area.
AREA LOWER LIMIT = - 50% of internal standard area.
RT UPPER LIMIT = + 0.50 minutes of internal standard RT.
RT LOWER LIMIT = - 0.50 minutes of internal standard RT.

Alpha Analytical Labs

RECOVERY REPORT

Client Name: Client SDG: SDGa00307
Sample Matrix: LIQUID Fraction: VOA
Lab Smp Id:
Level: LOW Operator: PD
Data Type: MS DATA SampleType: SAMPLE
SpikeList File: curveallim.spk Quant Type: ISTD
Sublist File: NJTCL.sub
Method File: \\Orgserv2\ff\chem\GCMSVOA\Voa101.i\151002n.b\liq8260C.m
Misc Info: wg827563,ical11506

SURROGATE COMPOUND	AMOUNT ADDED ngs	AMOUNT RECOVERED ngs	% RECOVERED	LIMITS
$ 36 dibromofluorometha	100.000	94.680	94.68	70-130
$ 42 1,2-dichloroethane	100.000	102.960	102.96	70-130
$ 59 toluene-d8	100.000	100.827	100.83	70-130
$ 83 4-bromofluorobenze	100.000	100.270	100.27	70-130

Data File: \\Orgserv2\ff\chem\GCMSVOA\Voa101.i\151002n.b\1002N16.D
Date : 03-OCT-2015 04:04
Client ID:
Sample Info: 11523745-40,31,10,,a
Purge Volume: 10.0
Column phase:

Instrument: Voa101.i

Operator: PD
Column diameter: 0.18

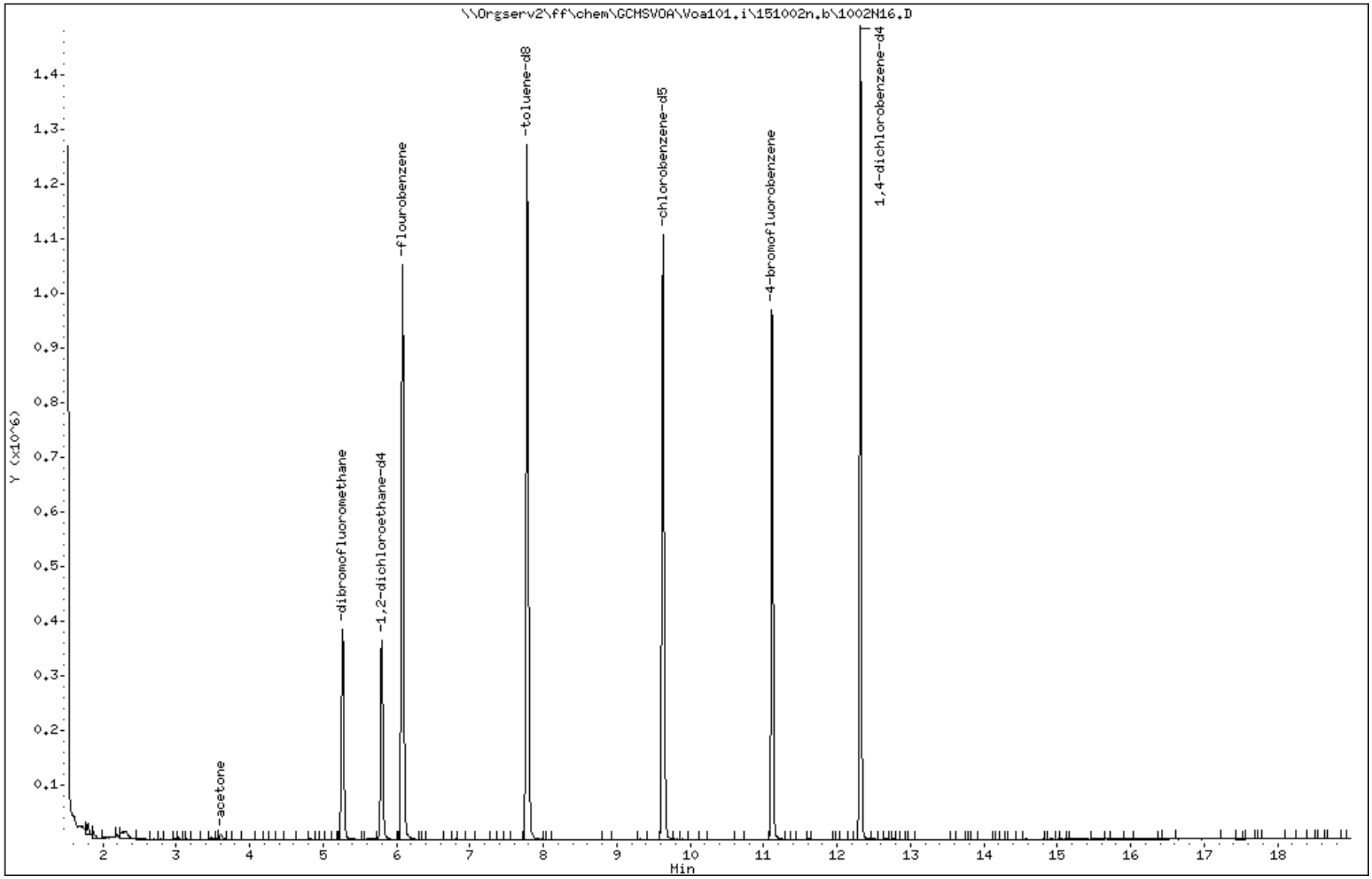

Data File: \\Orgserv2\ff\chem\GCMSVOA\Voa101.i\151002n.b\1002N16.D

Date : 03-OCT-2015 04:04

Client ID:

Instrument: Voa101.i

Sample Info: 11523745-40,31,10,,a

Purge Volume: 10.0

Operator: PD

Column phase:

Column diameter: 0.18

15 acetone

Concentration: 40.044 ngs

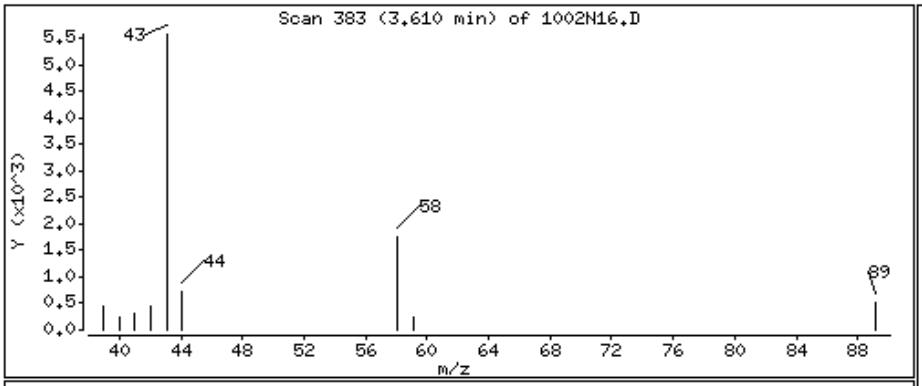

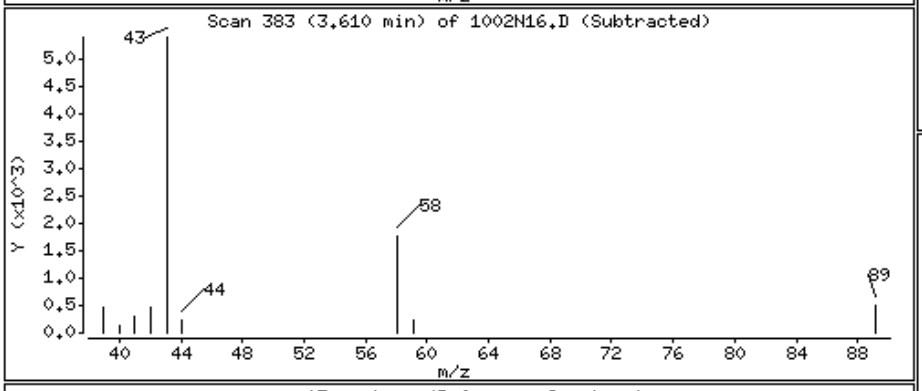

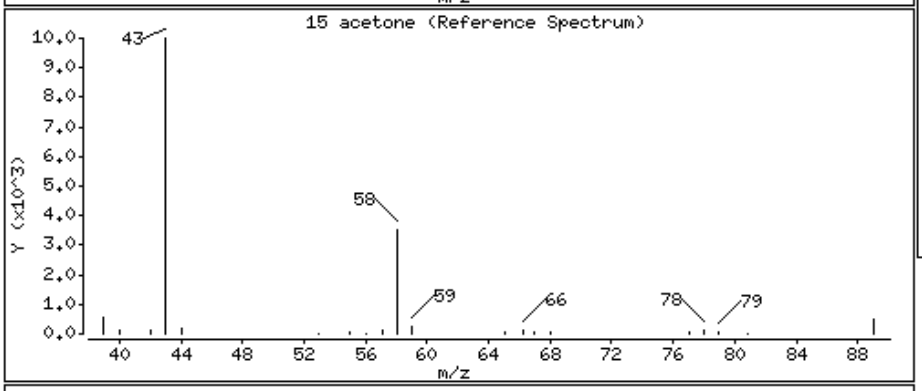

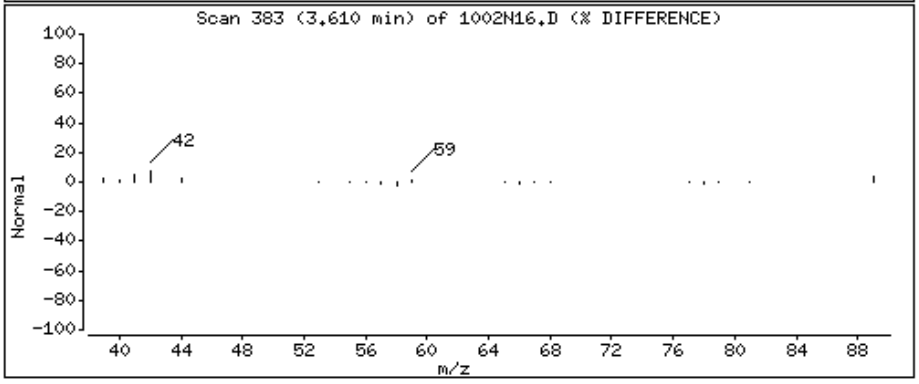

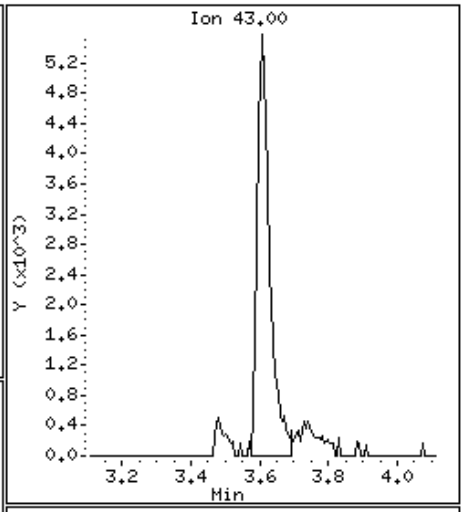

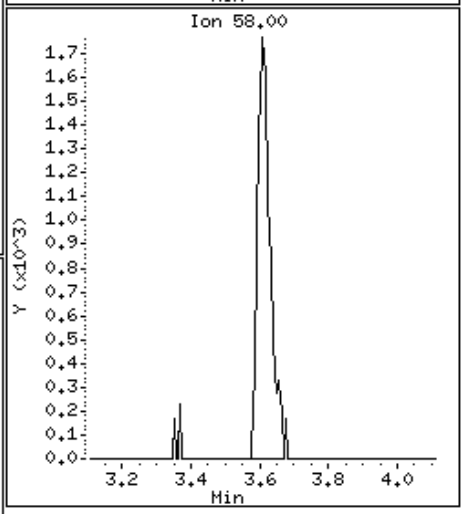

Alpha Analytical Labs

Manual Integration

Sample Info	: l1523745-40,31,10,,a wg827563,ical11506		
Instrument ID	: Voa101.i		
Method	: liq8260C.m		
File	: 1002N16.D		
Injection Date	: 03-OCT-2015 04:04		
Quantitation	: ISTD	Integrator :	HP RTE
Dilution Factor	: 1.00	Sample Type:	SAMPLE

This File has no version history.

//Orgserv2/ff/chem/GCMSVOA/Voa101.i/151002n.b/original/1002N16.D

Alpha Analytical Labs

gc/ms voa - VOA101

Data file : \\Orgserv2\ff\chem\GCMSVOA\Voa101.i\151002n.b\1002N17.D
Lab Smp Id:
Inj Date : 03-OCT-2015 04:33
Operator : PD Inst ID: Voa101.i
Smp Info : l1523745-41,31,10,,a
Misc Info : wg827563,ical11506
Comment :
Method : \\Orgserv2\ff\chem\GCMSVOA\Voa101.i\151002n.b\liq8260C.m
Meth Date : 03-Oct-2015 11:01 pduczmalew Quant Type: ISTD
Cal Date : 29-SEP-2015 17:33 Cal File: 0929A10.D
Als bottle: 17
Dil Factor: 1.00000
Integrator: HP RTE Compound Sublist: NJTCL.sub
Target Version: 4.12
Processing Host: VIRTUALXP-76524

Concentration Formula: Amt * DF * CpndVariable
Cpnd Variable Local Compound Variable

	Compounds	QUANT SIG MASS	RT	EXP RT	REL RT	RESPONSE	CONCENTRATIONS ON-COLUMN (ngs)	FINAL (ngs)	REVIEW CODE
	1 dichlorodifluoromethane	85	Compound Not Detected.						
	2 chloromethane	50	Compound Not Detected.						
	3 vinyl chloride	62	Compound Not Detected.						
	4 bromomethane	94	Compound Not Detected.						
	5 chloroethane	64	Compound Not Detected.						
	6 trichlorofluoromethane	101	Compound Not Detected.						
	8 1,1,-dichloroethene	96	Compound Not Detected.						
	11 freon-113	101	3.047	3.042	(0.501)	3021	1.45538	1.455(M)	M1
	10 carbon disulfide	76	Compound Not Detected.						
	14 methylene chloride	84	Compound Not Detected.						
	15 acetone	43	3.609	3.609	(0.594)	15525	48.1788	48.178	
	16 trans-1,2-dichloroethene	96	Compound Not Detected.						
	17 Methyl Acetate	43	Compound Not Detected.						
	18 methyl tert butyl ether	73	Compound Not Detected.						
	22 1,1-dichloroethane	63	4.302	4.302	(0.708)	55276	14.7260	14.725	
	27 cis-1,2-dichloroethene	96	4.821	4.826	(0.793)	146096	62.4420	62.442	
	29 bromochloromethane	128	Compound Not Detected.						
	30 Cyclohexane	56	Compound Not Detected.						
	31 chloroform	83	5.088	5.088	(0.837)	106452	28.6118	28.611	
	33 carbontetrachloride	117	Compound Not Detected.						
$	36 dibromofluoromethane	113	5.268	5.268	(0.866)	264448	96.3490	96.349	
	37 1,1,1-trichloroethane	97	Compound Not Detected.						
	38 2-butanone	43	Compound Not Detected.						
	40 benzene	78	Compound Not Detected.						
$	42 1,2-dichloroethane-d4	65	5.797	5.797	(0.953)	295252	103.062	103.061	
	43 1,2-dichloroethane	62	Compound Not Detected.						
*	45 flourobenzene	96	6.081	6.081	(1.000)	1099426	100.000		
	49 trichloroethene	95	6.261	6.256	(1.030)	51313	23.2685	23.268	
	46 methyl cyclohexane	83	Compound Not Detected.						

Compounds	QUANT SIG MASS	RT	EXP RT	REL RT	RESPONSE	CONCENTRATIONS ON-COLUMN (ngs)	CONCENTRATIONS FINAL (ngs)	REVIEW CODE
52 1,2-dichloropropane	63	Compound Not Detected.						
53 bromodichloromethane	83	Compound Not Detected.						
56 1,4-Dioxane	88	Compound Not Detected.						
58 cis-1,3-dichloropropene	75	Compound Not Detected.						
$ 59 toluene-d8	98	7.778	7.783	(0.807)	1070819	100.445	100.444	
60 toluene	92	Compound Not Detected.						
62 4-methyl-2-pentanone	58	Compound Not Detected.						
63 tetrachloroethene	166	8.286	8.285	(0.860)	16906	7.30722	7.307	
64 trans-1,3-dichloropropene	75	Compound Not Detected.						
68 1,1,2-trichloroethane	83	Compound Not Detected.						
69 chlorodibromomethane	129	Compound Not Detected.						
71 1,2-dibromoethane	107	Compound Not Detected.						
73 2-hexanone	43	Compound Not Detected.						
* 74 chlorobenzene-d5	117	9.633	9.633	(1.000)	799793	100.000		
75 chlorobenzene	112	Compound Not Detected.						
76 ethyl benzene	91	Compound Not Detected.						
78 p/m xylene	106	Compound Not Detected.						
79 o xylene	106	Compound Not Detected.						
80 styrene	104	Compound Not Detected.						
81 bromoform	173	Compound Not Detected.						
82 isopropylbenzene	105	Compound Not Detected.						
$ 83 4-bromofluorobenzene	95	11.117	11.112	(0.903)	399664	100.931	100.930	
88 1,1,2,2,-tetrachloroethane	83	Compound Not Detected.						
99 1,3-dichlorobenzene	146	Compound Not Detected.						
* 100 1,4-dichlorobenzene-d4	152	12.318	12.318	(1.000)	386750	100.000		
101 1,4-dichlorobenzene	146	Compound Not Detected.						
104 1,2-dichlorobenzene	146	Compound Not Detected.						
106 1,2-dibromo-3-chloropropane	75	Compound Not Detected.						
109 1,2,4-trichlorobenzene	180	Compound Not Detected.						
111 1,2,3-trichlorobenzene	180	Compound Not Detected.						

QC Flag Legend

M - Compound response manually integrated.

Alpha Analytical Labs

gc/ms voa - VOA101

Data file : \\Orgserv2\ff\chem\GCMSVOA\Voa101.i\151002n.b\1002N17.D
Lab Smp Id:
Inj Date : 03-OCT-2015 04:33
Operator : PD Inst ID: Voa101.i
Smp Info : l1523745-41,31,10,,a
Misc Info : wg827563,ical11506
Comment :
Method : \\Orgserv2\ff\chem\GCMSVOA\Voa101.i\151002n.b\liq8260C.m
Meth Date : 03-Oct-2015 11:01 pduczmalew Quant Type: ISTD
Cal Date : 29-SEP-2015 17:33 Cal File: 0929A10.D
Als bottle: 17
Dil Factor: 1.00000
Integrator: HP RTE Compound Sublist: NJTCL.sub
Target Version: 4.12
Processing Host: VIRTUALXP-76524

- NO TENTATIVELY IDENTIFIED COMPOUNDS -

Alpha Analytical Labs

INTERNAL STANDARD COMPOUNDS
AREA AND RT SUMMARY

Instrument ID: Voa101.i
Lab File ID: 1002N17.D
Lab Smp Id:
Analysis Type: VOA
Quant Type: ISTD
Operator: PD
Method File: \\Orgserv2\ff\chem\GCMSVOA\Voa101.i\151002n.b\liq8260C.m
Misc Info: wg827563,ical11506

Calibration Date: 02-OCT-2015
Calibration Time: 20:45
Level: LOW
Sample Type: WATER

Test Mode:
Use Last Continuing Calibrator.
If Continuing Cal. use Initial Cal. Level 3

		AREA LIMIT			
COMPOUND	STANDARD	LOWER	UPPER	SAMPLE	%DIFF
45 flourobenzene	1222489	611245	2444978	1099426	-10.07
74 chlorobenzene-d5	899066	449533	1798132	799793	-11.04
100 1,4-dichlorobenze	443377	221689	886754	386750	-12.77

		RT LIMIT			
COMPOUND	STANDARD	LOWER	UPPER	SAMPLE	%DIFF
45 flourobenzene	6.08	5.58	6.58	6.08	0.00
74 chlorobenzene-d5	9.63	9.13	10.13	9.63	0.00
100 1,4-dichlorobenze	12.32	11.82	12.82	12.32	0.00

AREA UPPER LIMIT = +100% of internal standard area.
AREA LOWER LIMIT = - 50% of internal standard area.
RT UPPER LIMIT = + 0.50 minutes of internal standard RT.
RT LOWER LIMIT = - 0.50 minutes of internal standard RT.

Alpha Analytical Labs

RECOVERY REPORT

Client Name: Client SDG: SDGa00307
Sample Matrix: LIQUID Fraction: VOA
Lab Smp Id:
Level: LOW Operator: PD
Data Type: MS DATA SampleType: SAMPLE
SpikeList File: curveallim.spk Quant Type: ISTD
Sublist File: NJTCL.sub
Method File: \\Orgserv2\ff\chem\GCMSVOA\Voa101.i\151002n.b\liq8260C.m
Misc Info: wg827563,ical11506

SURROGATE COMPOUND	AMOUNT ADDED ngs	AMOUNT RECOVERED ngs	% RECOVERED	LIMITS
$ 36 dibromofluorometha	100.000	96.349	96.35	70-130
$ 42 1,2-dichloroethane	100.000	103.061	103.06	70-130
$ 59 toluene-d8	100.000	100.444	100.44	70-130
$ 83 4-bromofluorobenze	100.000	100.930	100.93	70-130

Data File: \\Orgserv2\ff\chem\GCMSVOA\Voa101.i\151002n.b\1002N17.D
Date : 03-OCT-2015 04:33
Client ID:
Sample Info: 11523745-41,31,10,,a
Purge Volume: 10.0
Column phase:

Instrument: Voa101.i
Operator: PD
Column diameter: 0.18

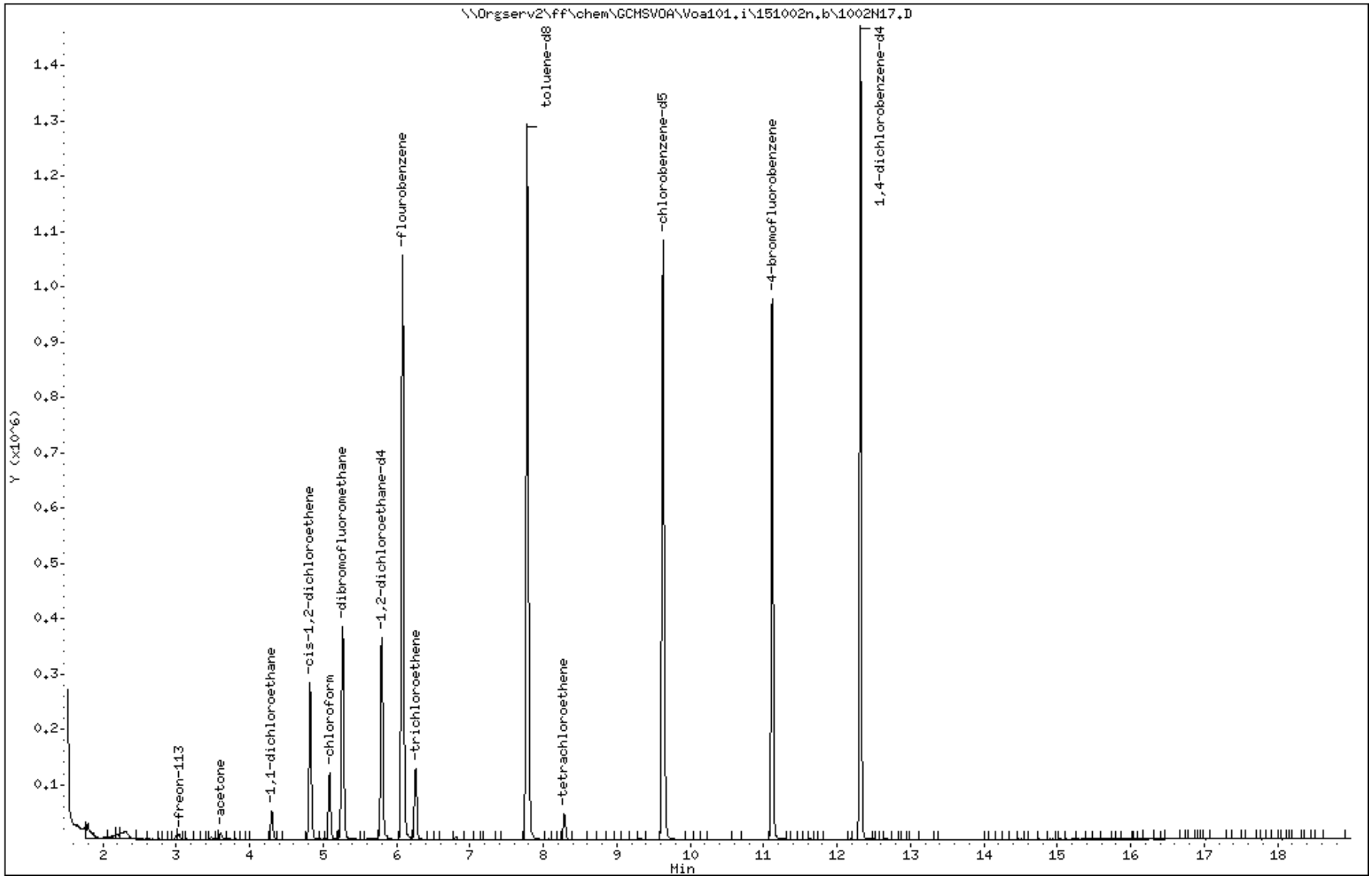

Data File: \\Orgserv2\ff\chem\GCMSVOA\Voa101.i\151002n.b\1002N17.D

Date : 03-OCT-2015 04:33

Client ID:

Instrument: Voa101.i

Sample Info: 11523745-41,31,10,,a

Purge Volume: 10.0

Operator: PD

Column phase:

Column diameter: 0.18

11 freon-113

Concentration: 1.455 ngs

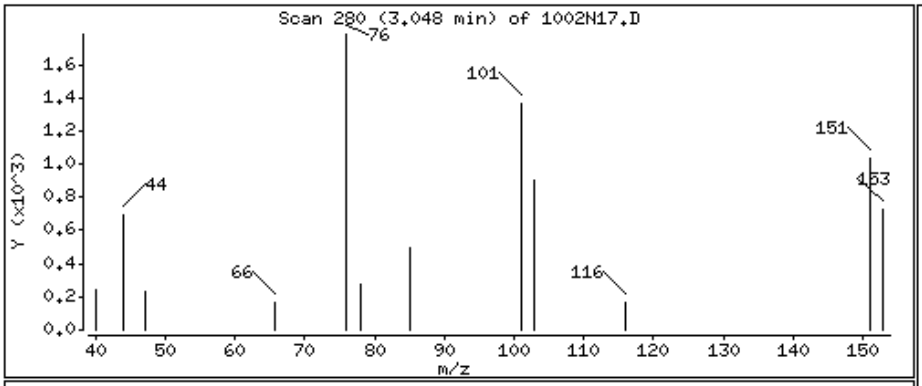

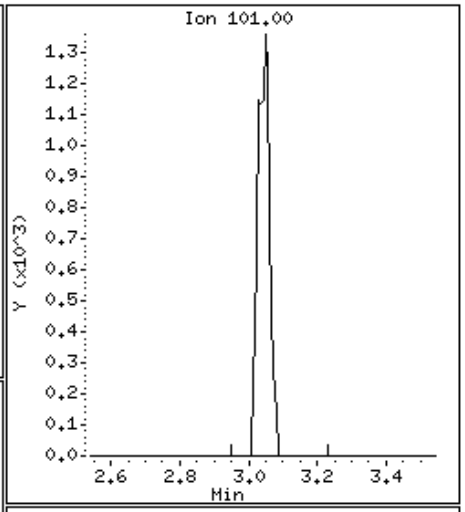

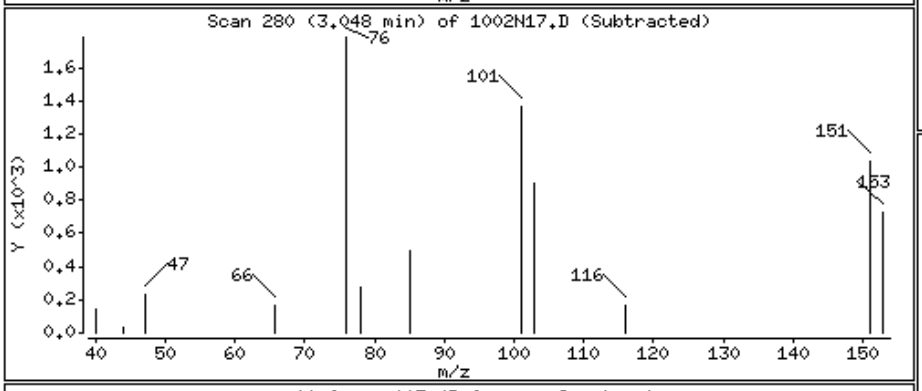

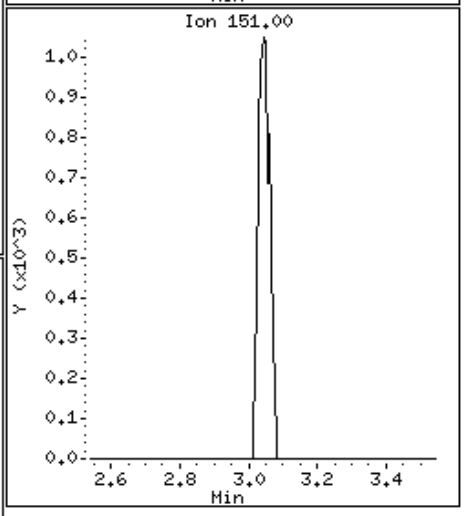

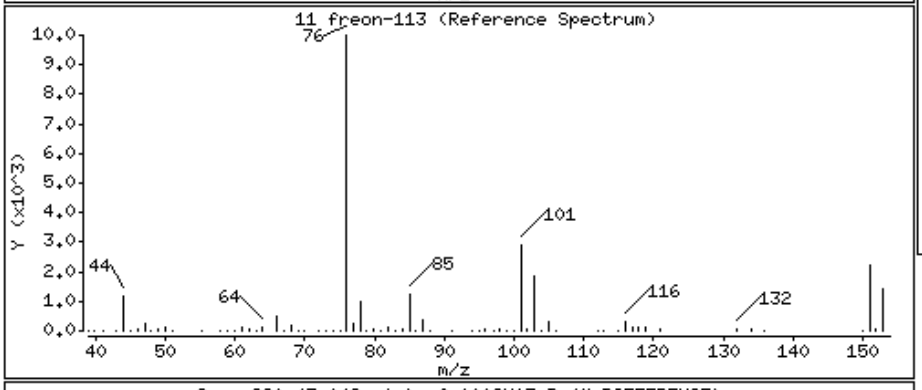

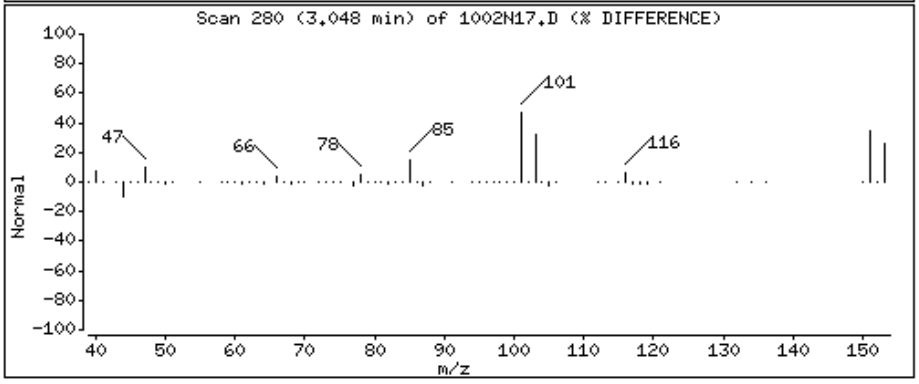

Data File: \\Orgserv2\ff\chem\GCMSVOA\Voa101.i\151002n.b\1002N17.D

Date : 03-OCT-2015 04:33

Client ID:

Instrument: Voa101.i

Sample Info: 11523745-41,31,10,,a

Purge Volume: 10.0

Operator: PD

Column phase:

Column diameter: 0.18

15 acetone

Concentration: 48.178 ngs

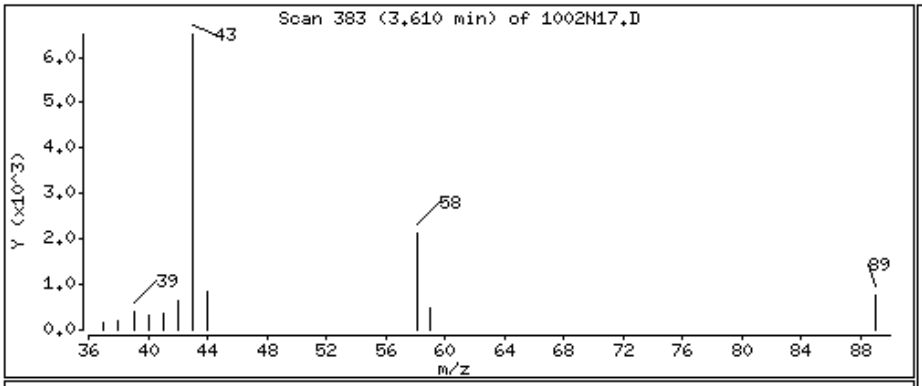

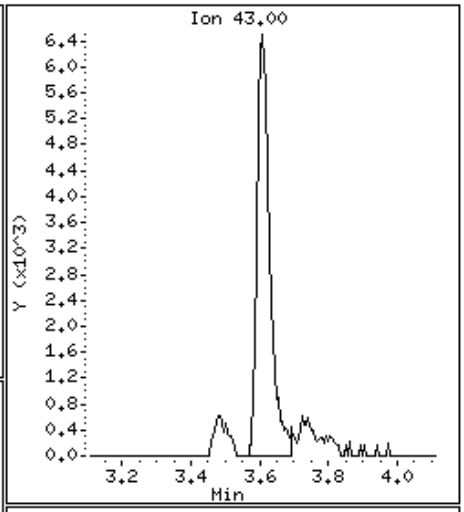

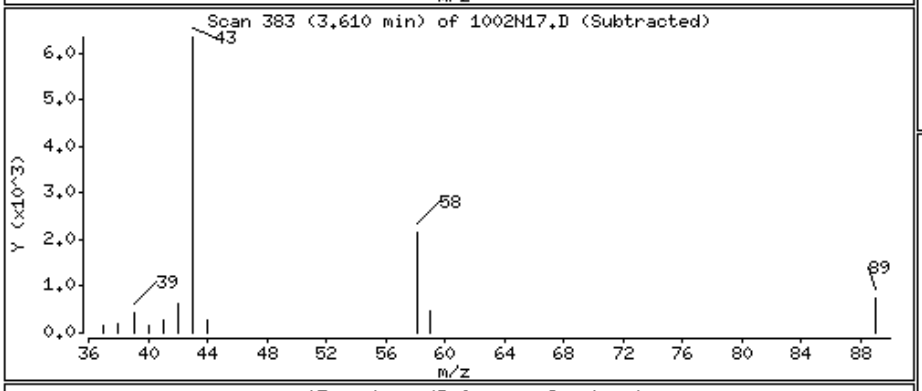

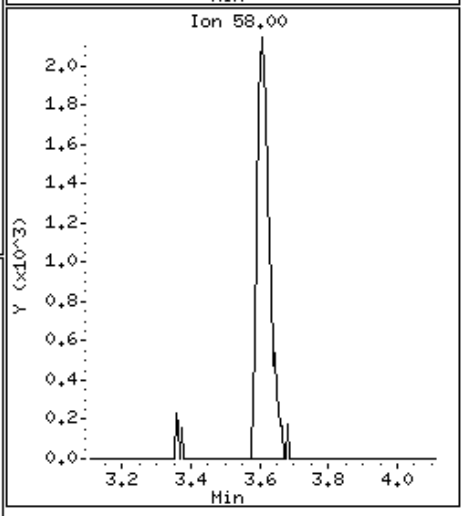

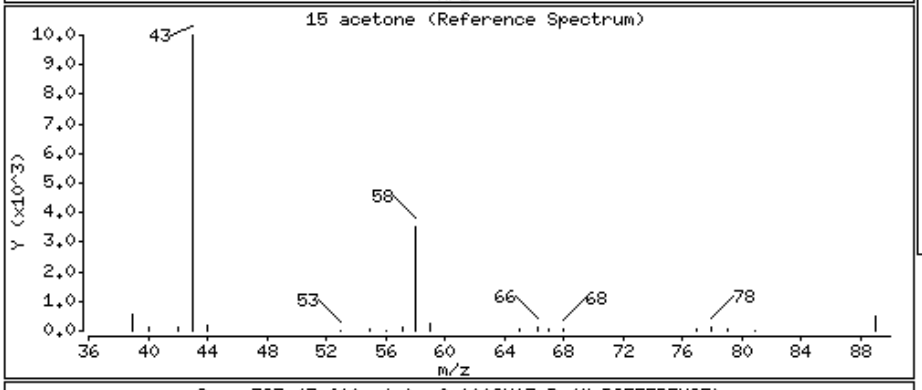

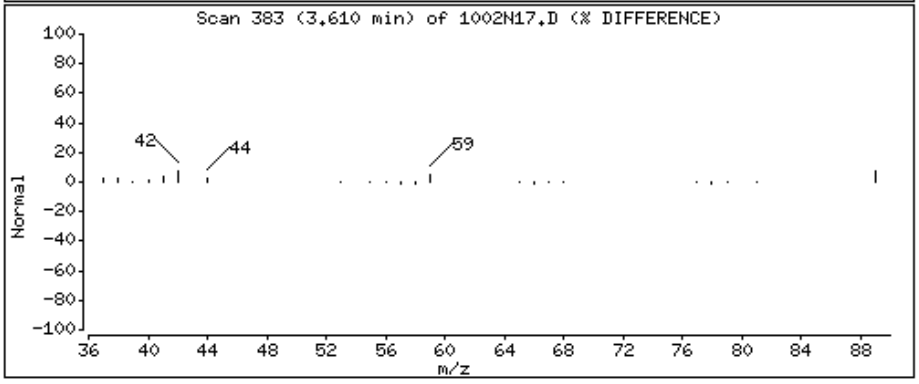

Data File: \\Orgserv2\ff\chem\GCMSVOA\Voa101.i\151002n.b\1002N17.D

Date : 03-OCT-2015 04:33

Client ID:

Instrument: Voa101.i

Sample Info: 11523745-41,31,10,,a

Purge Volume: 10.0

Operator: PD

Column phase:

Column diameter: 0.18

22 1,1-dichloroethane

Concentration: 14.725 ngs

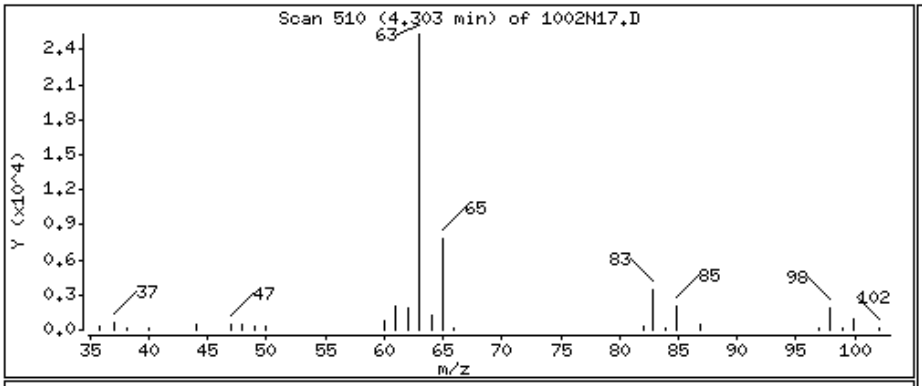

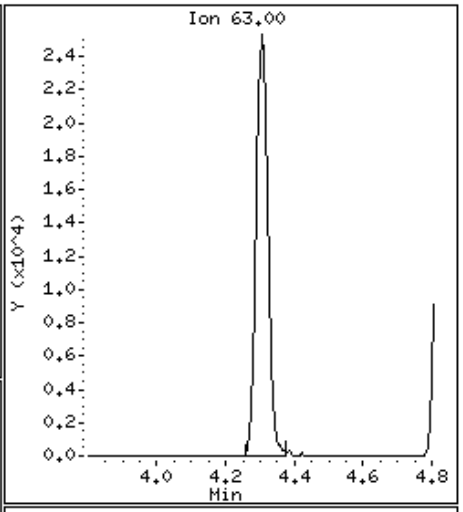

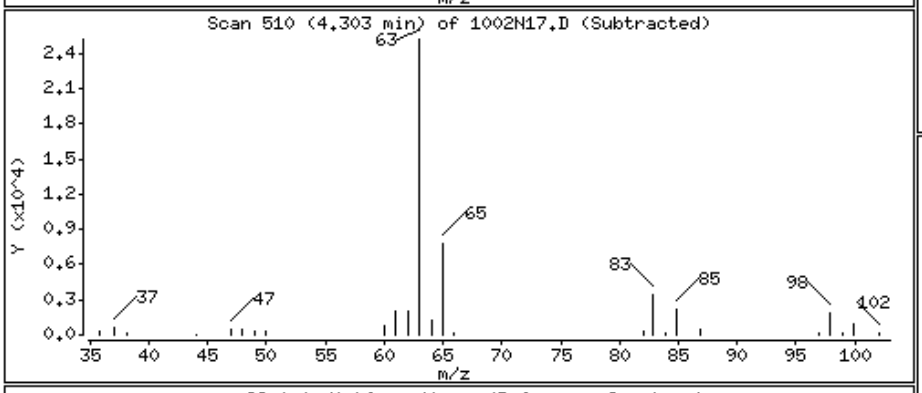

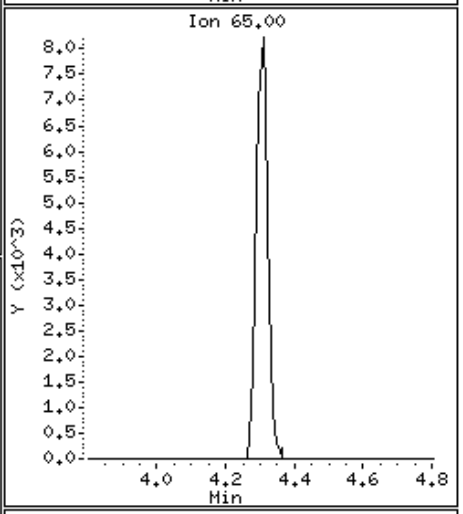

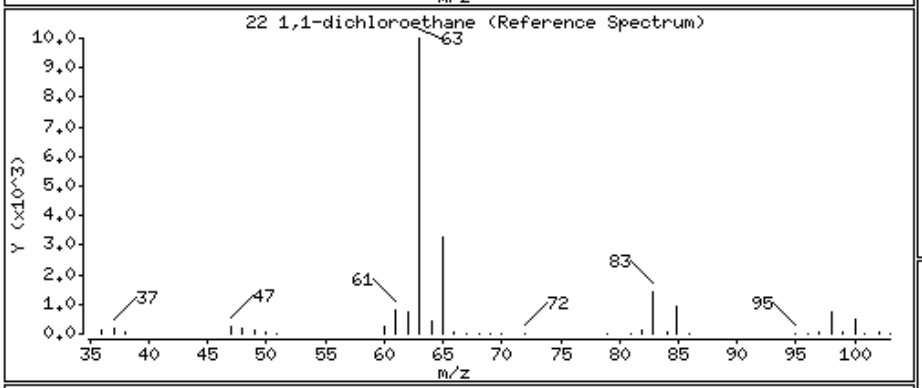

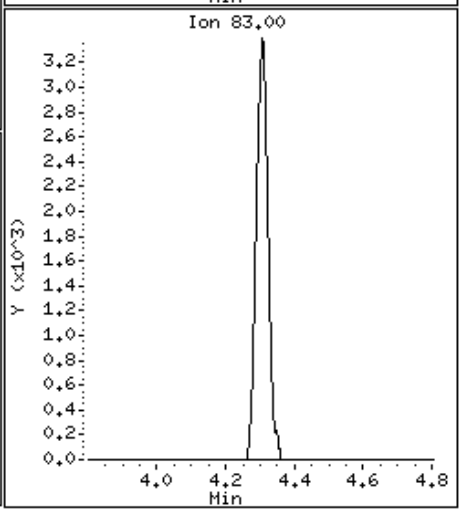

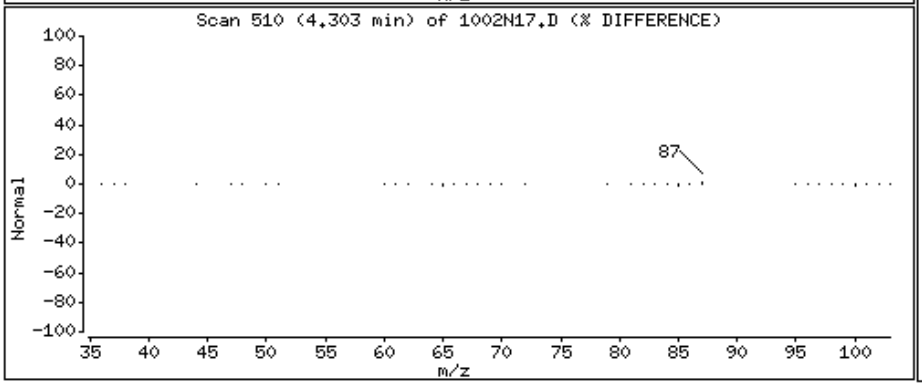

Data File: \\Orgserv2\ff\chem\GCMSVOA\Voa101.i\151002n.b\1002N17.D

Date : 03-OCT-2015 04:33

Client ID:

Instrument: Voa101.i

Sample Info: 11523745-41,31,10,,a

Purge Volume: 10.0

Operator: PD

Column phase:

Column diameter: 0.18

27 cis-1,2-dichloroethene

Concentration: 62.442 ngs

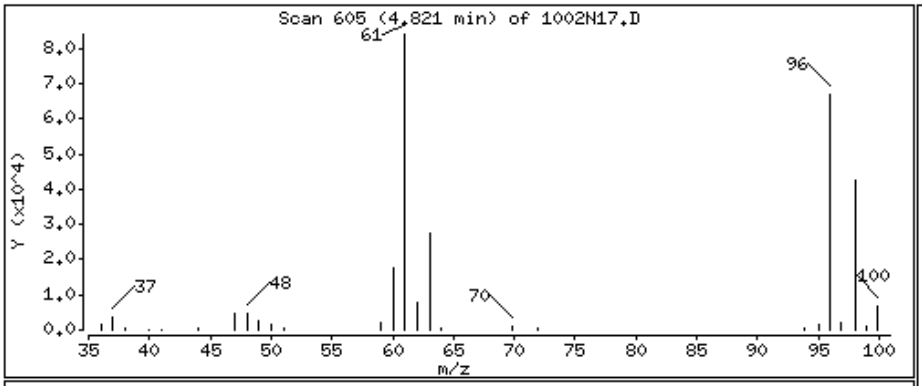

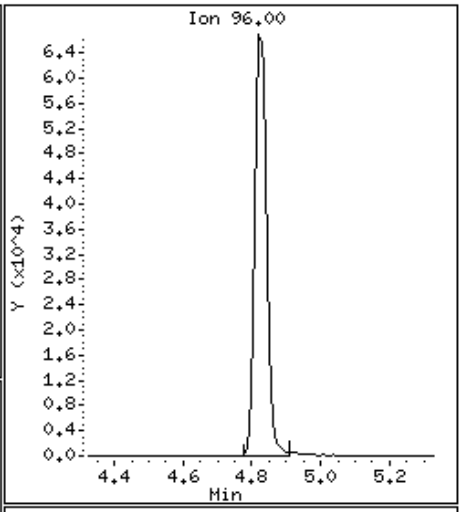

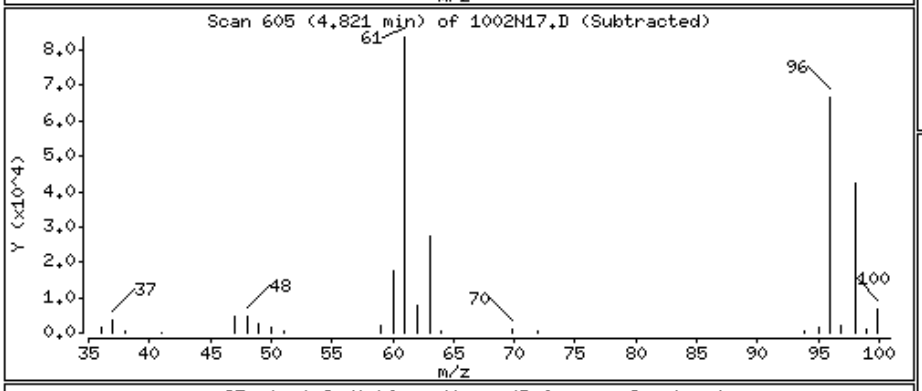

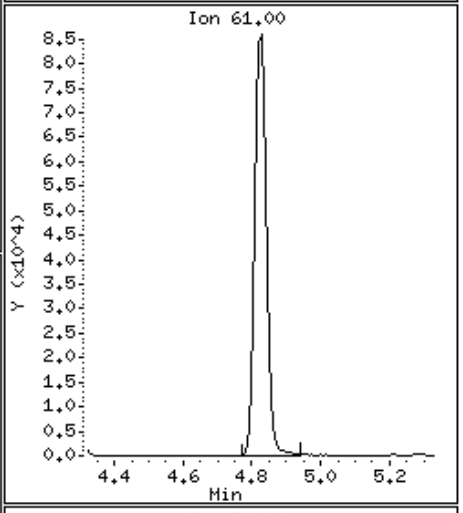

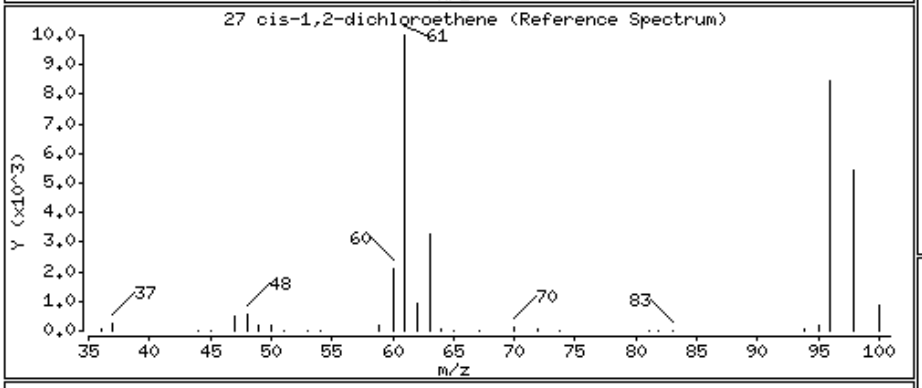

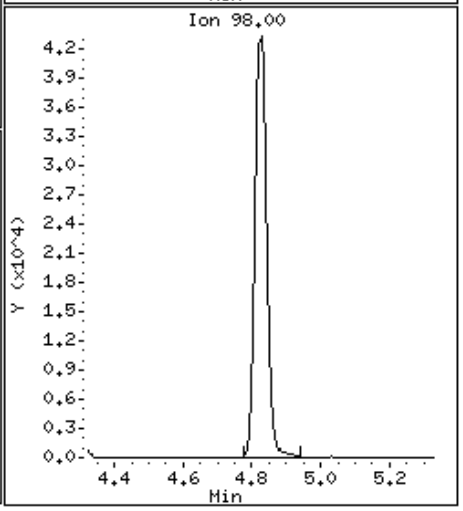

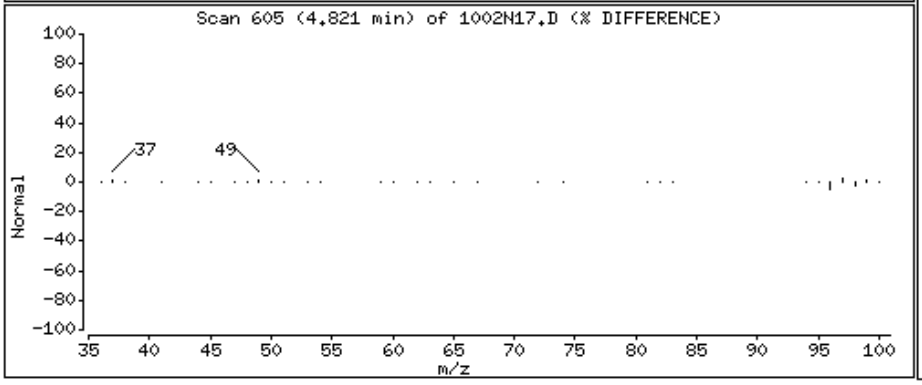

Data File: \\Orgserv2\ff\chem\GCMSVOA\Voa101.i\151002n.b\1002N17.D

Date : 03-OCT-2015 04:33

Client ID:

Instrument: Voa101.i

Sample Info: 11523745-41,31,10,,a

Purge Volume: 10.0

Operator: PD

Column phase:

Column diameter: 0.18

31 chloroform

Concentration: 28.611 ngs

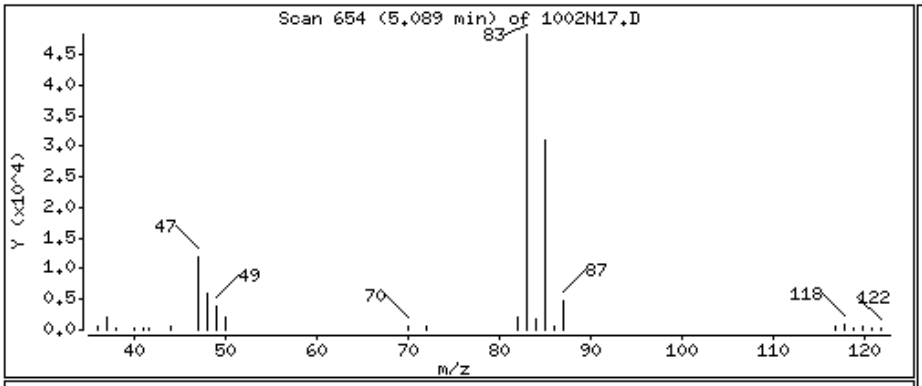

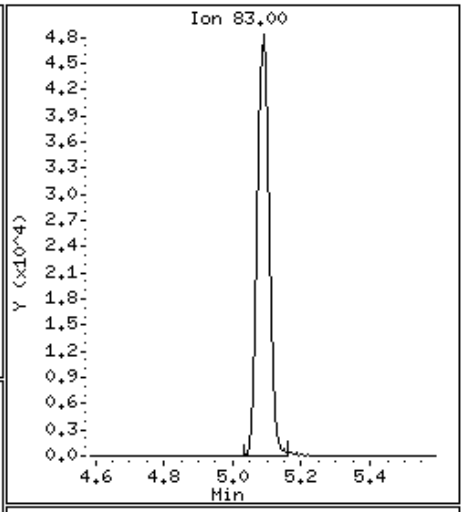

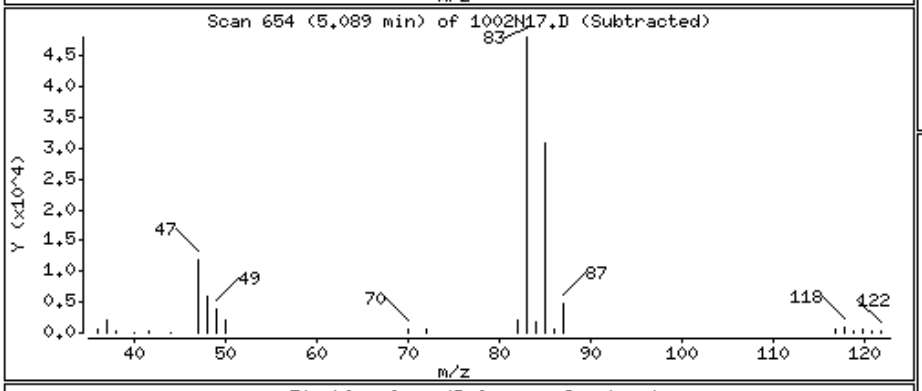

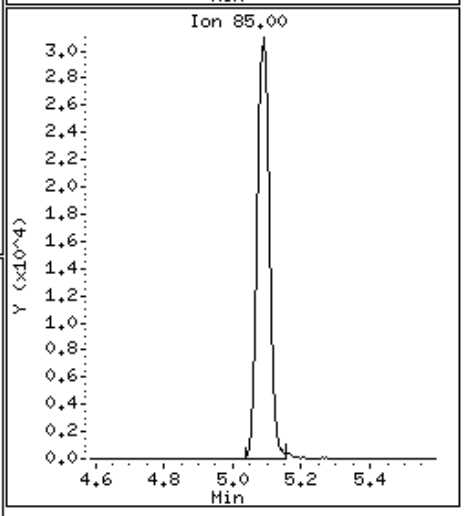

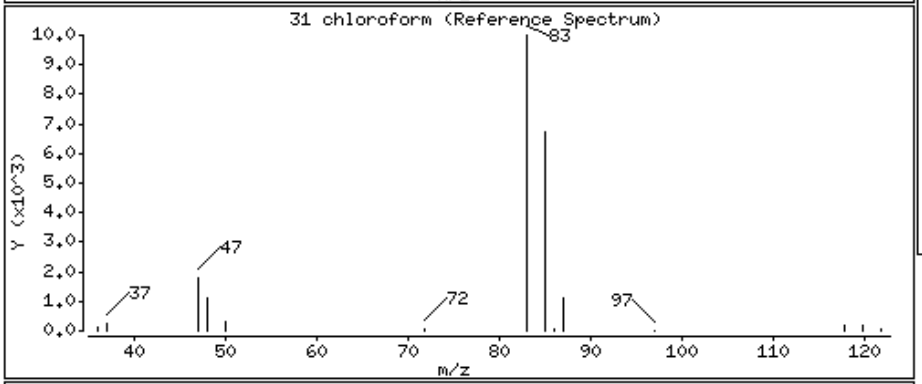

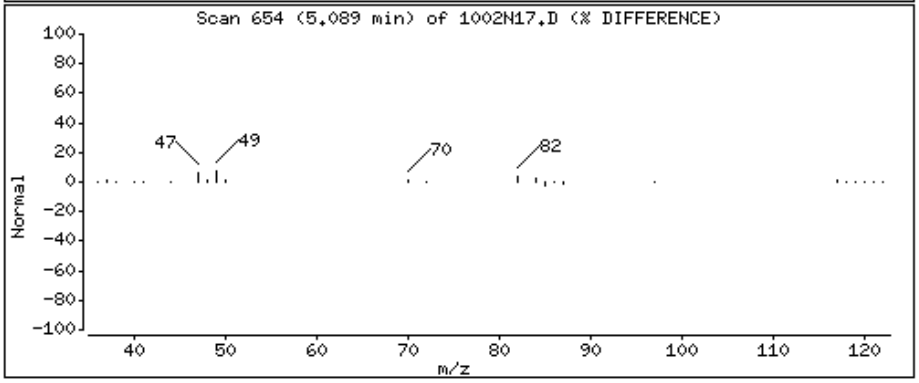

Data File: \\Orgserv2\ff\chem\GCMSVOA\Voa101.i\151002n.b\1002N17.D

Date : 03-OCT-2015 04:33

Client ID:

Instrument: Voa101.i

Sample Info: 11523745-41,31,10,,a

Purge Volume: 10.0

Operator: PD

Column phase:

Column diameter: 0.18

49 trichloroethene

Concentration: 23.268 ngs

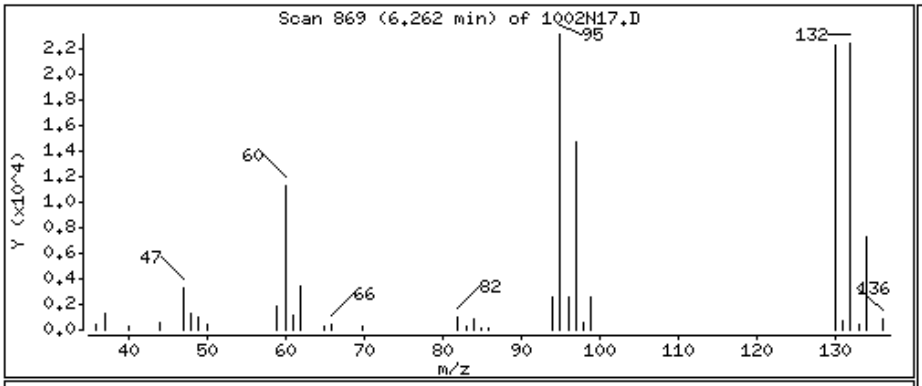

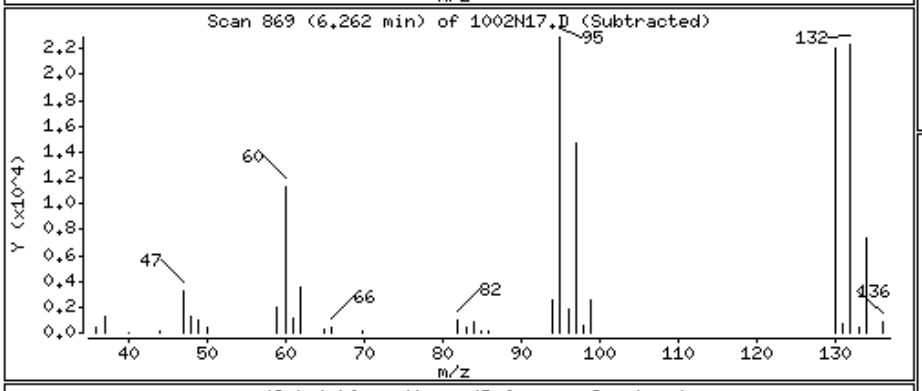

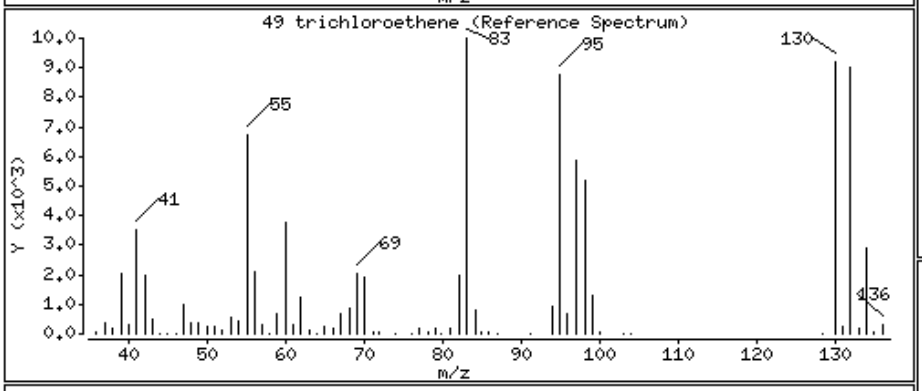

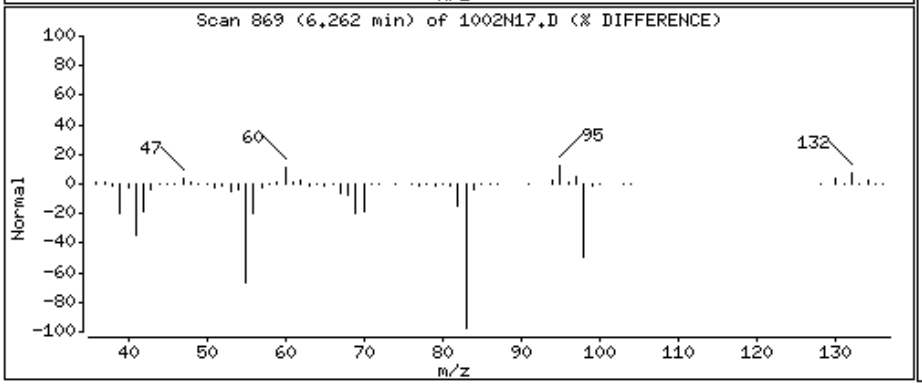

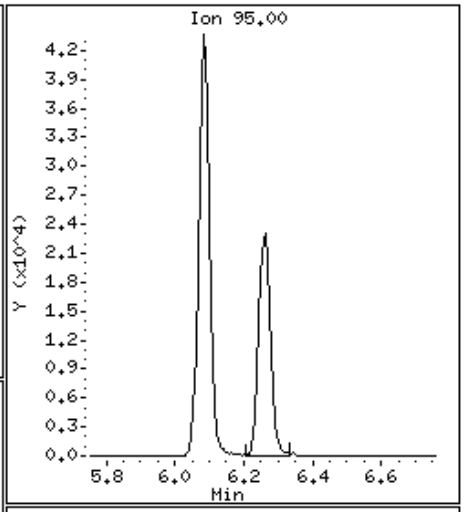

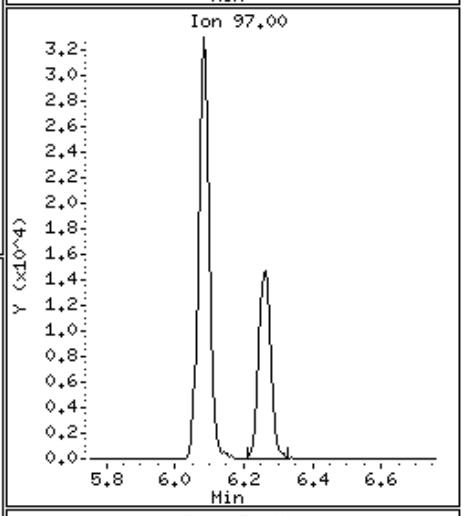

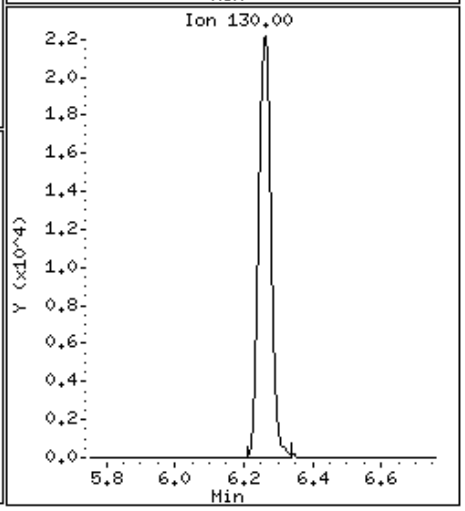

Data File: \\Orgserv2\ff\chem\GCMSVOA\Voa101.i\151002n.b\1002N17.D

Date : 03-OCT-2015 04:33

Client ID:

Instrument: Voa101.i

Sample Info: 11523745-41,31,10,,a

Purge Volume: 10.0

Operator: PD

Column phase:

Column diameter: 0.18

63 tetrachloroethene

Concentration: 7.307 ngs

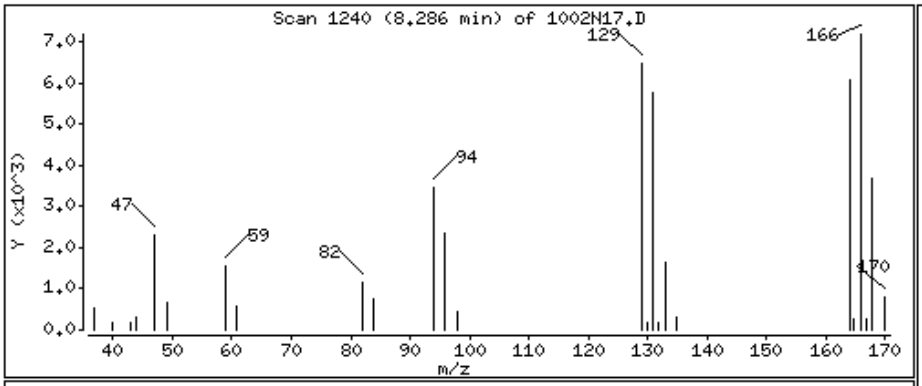

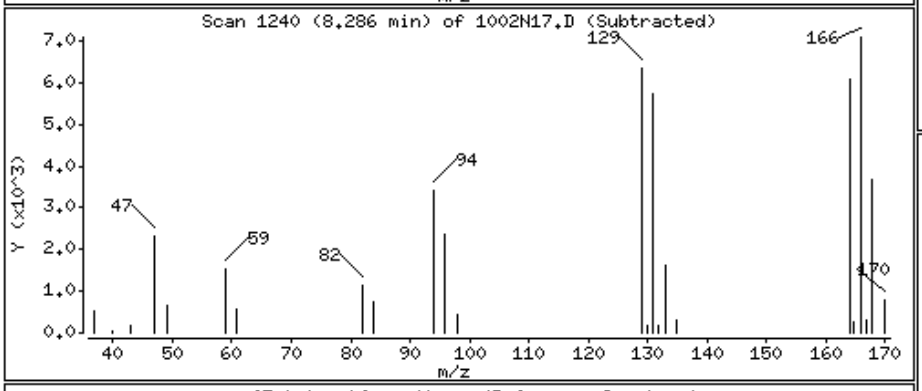

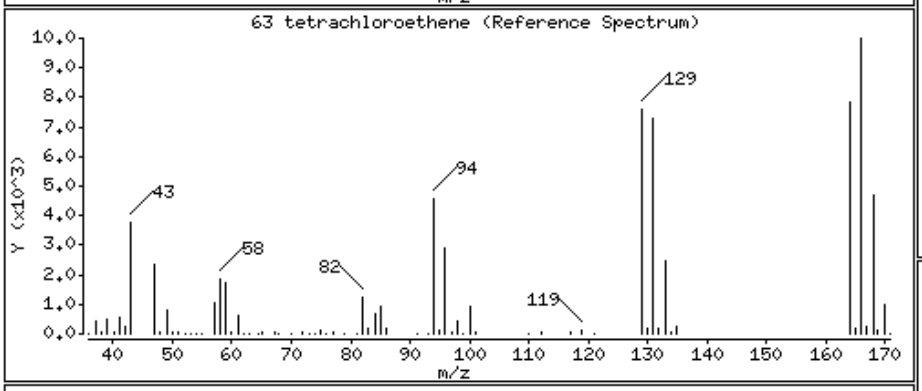

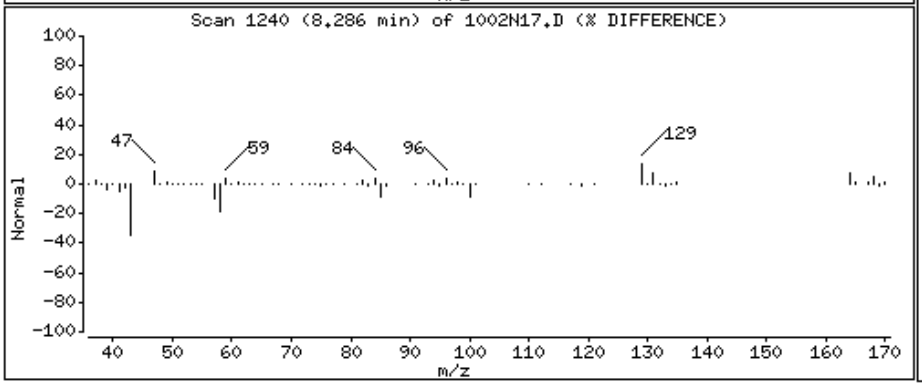

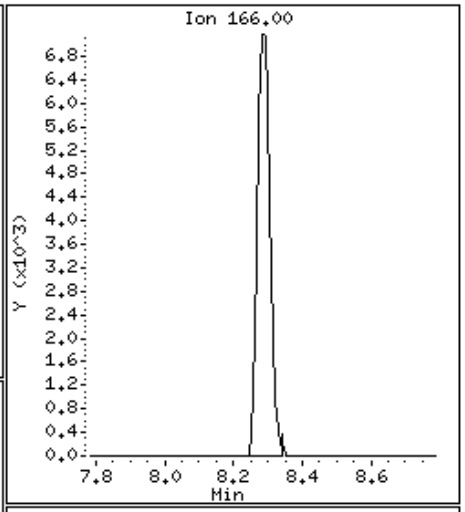

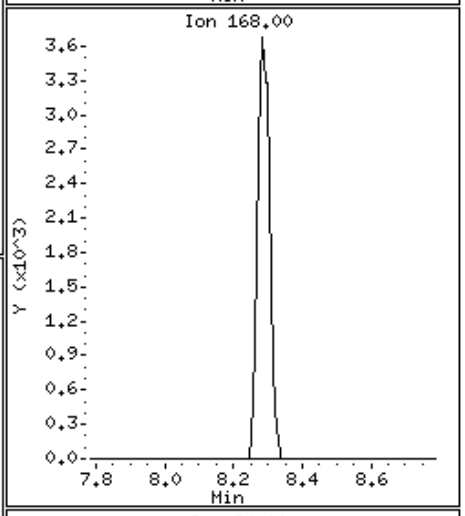

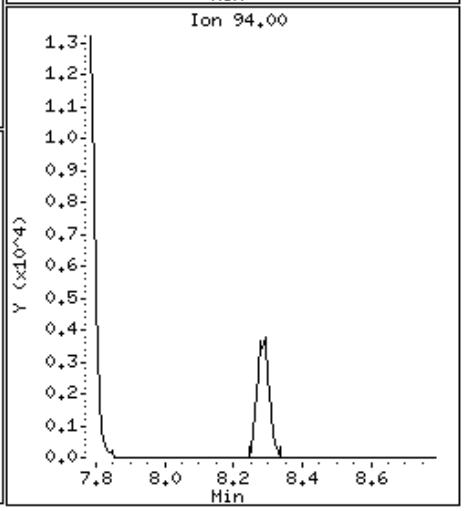

Alpha Analytical Labs

Manual Integration

Sample Info	: l1523745-41,31,10,,a wg827563,ical11506		
Instrument ID	: Voa101.i		
Method	: liq8260C.m		
File	: 1002N17.D		
Injection Date	: 03-OCT-2015 04:33		
Quantitation	: ISTD	Integrator :	HP RTE
Dilution Factor	: 1.00	Sample Type:	SAMPLE

This File has no version history.

//Orgserv2/ff/chem/GCMSVOA/Voa101.i/151002n.b/original/1002N17.D

Alpha Analytical Labs

gc/ms voa - VOA101

Data file : \\Orgserv2\ff\chem\GCMSVOA\Voa101.i\151002n.b\1002N18.D
Lab Smp Id:
Inj Date : 03-OCT-2015 05:02
Operator : PD Inst ID: Voa101.i
Smp Info : l1523745-42,31,10,,a
Misc Info : wg827563,ical11506
Comment :
Method : \\Orgserv2\ff\chem\GCMSVOA\Voa101.i\151002n.b\liq8260C.m
Meth Date : 03-Oct-2015 11:01 pduczmalew Quant Type: ISTD
Cal Date : 29-SEP-2015 17:33 Cal File: 0929A10.D
Als bottle: 18
Dil Factor: 1.00000
Integrator: HP RTE Compound Sublist: NJTCL.sub
Target Version: 4.12
Processing Host: VIRTUALXP-76524

Concentration Formula: Amt * DF * CpndVariable
Cpnd Variable Local Compound Variable

	Compounds	QUANT SIG MASS	RT	EXP RT	REL RT	RESPONSE	CONCENTRATIONS ON-COLUMN (ngs)	FINAL (ngs)	REVIEW CODE
	1 dichlorodifluoromethane	85	Compound Not Detected.						
	2 chloromethane	50	Compound Not Detected.						
	3 vinyl chloride	62	Compound Not Detected.						
	4 bromomethane	94	Compound Not Detected.						
	5 chloroethane	64	Compound Not Detected.						
	6 trichlorofluoromethane	101	Compound Not Detected.						
	8 1,1,-dichloroethene	96	Compound Not Detected.						
	11 freon-113	101	Compound Not Detected.						
	10 carbon disulfide	76	Compound Not Detected.						
	14 methylene chloride	84	Compound Not Detected.						
	15 acetone	43	3.609	3.609	(0.594)	17935	56.1979	56.197	
	16 trans-1,2-dichloroethene	96	Compound Not Detected.						
	17 Methyl Acetate	43	Compound Not Detected.						
	18 methyl tert butyl ether	73	Compound Not Detected.						
	22 1,1-dichloroethane	63	4.308	4.302	(0.708)	12709	3.41864	3.418	
	27 cis-1,2-dichloroethene	96	4.821	4.826	(0.793)	4965	2.14265	2.142	
	29 bromochloromethane	128	Compound Not Detected.						
	30 Cyclohexane	56	Compound Not Detected.						
	31 chloroform	83	5.088	5.088	(0.837)	91774	24.9060	24.906	
	33 carbontetrachloride	117	Compound Not Detected.						
$	36 dibromofluoromethane	113	5.268	5.268	(0.866)	259235	95.3662	95.366	
	37 1,1,1-trichloroethane	97	Compound Not Detected.						
	38 2-butanone	43	Compound Not Detected.						
	40 benzene	78	Compound Not Detected.						
$	42 1,2-dichloroethane-d4	65	5.797	5.797	(0.953)	292840	103.212	103.211	
	43 1,2-dichloroethane	62	Compound Not Detected.						
*	45 flourobenzene	96	6.081	6.081	(1.000)	1088860	100.000		
	49 trichloroethene	95	6.261	6.256	(1.030)	47206	21.6139	21.613	
	46 methyl cyclohexane	83	Compound Not Detected.						

	Compounds	QUANT SIG MASS	RT	EXP RT	REL RT	RESPONSE	CONCENTRATIONS ON-COLUMN (ngs)	CONCENTRATIONS FINAL (ngs)	REVIEW CODE
	52 1,2-dichloropropane	63	Compound Not Detected.						
	53 bromodichloromethane	83	Compound Not Detected.						
	56 1,4-Dioxane	88	Compound Not Detected.						
	58 cis-1,3-dichloropropene	75	Compound Not Detected.						
$	59 toluene-d8	98	7.778	7.783	(0.807)	1057702	100.151	100.151	
	60 toluene	92	Compound Not Detected.						
	62 4-methyl-2-pentanone	58	Compound Not Detected.						
	63 tetrachloroethene	166	8.291	8.285	(0.861)	3261	1.42280	1.422	
	64 trans-1,3-dichloropropene	75	Compound Not Detected.						
	68 1,1,2-trichloroethane	83	Compound Not Detected.						
	69 chlorodibromomethane	129	Compound Not Detected.						
	71 1,2-dibromoethane	107	Compound Not Detected.						
	73 2-hexanone	43	Compound Not Detected.						
*	74 chlorobenzene-d5	117	9.633	9.633	(1.000)	792309	100.000		
	75 chlorobenzene	112	Compound Not Detected.						
	76 ethyl benzene	91	Compound Not Detected.						
	78 p/m xylene	106	Compound Not Detected.						
	79 o xylene	106	Compound Not Detected.						
	80 styrene	104	Compound Not Detected.						
	81 bromoform	173	Compound Not Detected.						
	82 isopropylbenzene	105	Compound Not Detected.						
$	83 4-bromofluorobenzene	95	11.112	11.112	(0.902)	393232	100.547	100.546	
	88 1,1,2,2,-tetrachloroethane	83	Compound Not Detected.						
	99 1,3-dichlorobenzene	146	Compound Not Detected.						
*	100 1,4-dichlorobenzene-d4	152	12.318	12.318	(1.000)	381980	100.000		
	101 1,4-dichlorobenzene	146	Compound Not Detected.						
	104 1,2-dichlorobenzene	146	Compound Not Detected.						
	106 1,2-dibromo-3-chloropropane	75	Compound Not Detected.						
	109 1,2,4-trichlorobenzene	180	Compound Not Detected.						
	111 1,2,3-trichlorobenzene	180	Compound Not Detected.						

Alpha Analytical Labs

gc/ms voa - VOA101

Data file : \\Orgserv2\ff\chem\GCMSVOA\Voa101.i\151002n.b\1002N18.D
Lab Smp Id:
Inj Date : 03-OCT-2015 05:02
Operator : PD Inst ID: Voa101.i
Smp Info : l1523745-42,31,10,,a
Misc Info : wg827563,ical11506
Comment :
Method : \\Orgserv2\ff\chem\GCMSVOA\Voa101.i\151002n.b\liq8260C.m
Meth Date : 03-Oct-2015 11:01 pduczmalew Quant Type: ISTD
Cal Date : 29-SEP-2015 17:33 Cal File: 0929A10.D
Als bottle: 18
Dil Factor: 1.00000
Integrator: HP RTE Compound Sublist: NJTCL.sub
Target Version: 4.12
Processing Host: VIRTUALXP-76524

- NO TENTATIVELY IDENTIFIED COMPOUNDS -

Alpha Analytical Labs

INTERNAL STANDARD COMPOUNDS
AREA AND RT SUMMARY

Instrument ID: Voa101.i
Lab File ID: 1002N18.D
Lab Smp Id:
Analysis Type: VOA
Quant Type: ISTD
Operator: PD
Method File: \\Orgserv2\ff\chem\GCMSVOA\Voa101.i\151002n.b\liq8260C.m
Misc Info: wg827563,ical11506

Calibration Date: 02-OCT-2015
Calibration Time: 20:45
Level: LOW
Sample Type: WATER

Test Mode:
Use Last Continuing Calibrator.
If Continuing Cal. use Initial Cal. Level 3

		AREA LIMIT			
COMPOUND	STANDARD	LOWER	UPPER	SAMPLE	%DIFF
45 flourobenzene	1222489	611245	2444978	1088860	-10.93
74 chlorobenzene-d5	899066	449533	1798132	792309	-11.87
100 1,4-dichlorobenze	443377	221689	886754	381980	-13.85

		RT LIMIT			
COMPOUND	STANDARD	LOWER	UPPER	SAMPLE	%DIFF
45 flourobenzene	6.08	5.58	6.58	6.08	0.00
74 chlorobenzene-d5	9.63	9.13	10.13	9.63	0.00
100 1,4-dichlorobenze	12.32	11.82	12.82	12.32	0.00

AREA UPPER LIMIT = +100% of internal standard area.
AREA LOWER LIMIT = - 50% of internal standard area.
RT UPPER LIMIT = + 0.50 minutes of internal standard RT.
RT LOWER LIMIT = - 0.50 minutes of internal standard RT.

Alpha Analytical Labs

RECOVERY REPORT

Client Name: Client SDG: SDGa00307
Sample Matrix: LIQUID Fraction: VOA
Lab Smp Id:
Level: LOW Operator: PD
Data Type: MS DATA SampleType: SAMPLE
SpikeList File: curveallim.spk Quant Type: ISTD
Sublist File: NJTCL.sub
Method File: \\Orgserv2\ff\chem\GCMSVOA\Voa101.i\151002n.b\liq8260C.m
Misc Info: wg827563,ical11506

SURROGATE COMPOUND	AMOUNT ADDED ngs	AMOUNT RECOVERED ngs	% RECOVERED	LIMITS
$ 36 dibromofluorometha	100.000	95.366	95.37	70-130
$ 42 1,2-dichloroethane	100.000	103.211	103.21	70-130
$ 59 toluene-d8	100.000	100.151	100.15	70-130
$ 83 4-bromofluorobenze	100.000	100.546	100.55	70-130

Data File: \\Orgserv2\ff\chem\GCMSVOA\Voa101.i\151002n.b\1002N18.D
Date : 03-OCT-2015 05:02
Client ID:
Sample Info: 11523745-42,31,10,,a
Purge Volume: 10.0
Column phase:

Instrument: Voa101.i
Operator: PD
Column diameter: 0.18

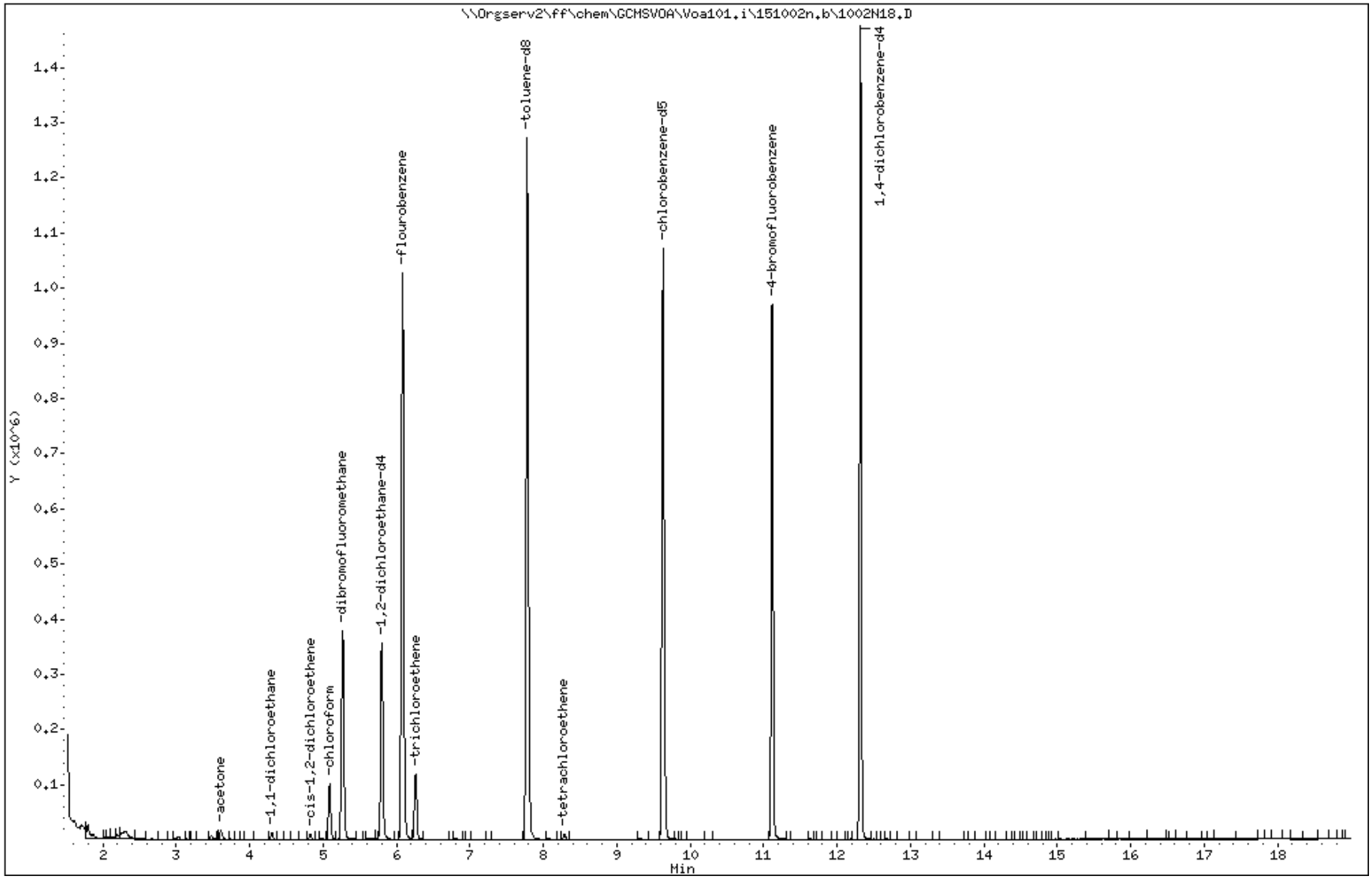

Data File: \\Orgserv2\ff\chem\GCMSVOA\Voa101.i\151002n.b\1002N18.D

Date : 03-OCT-2015 05:02

Client ID:

Instrument: Voa101.i

Sample Info: 11523745-42,31,10,,a

Purge Volume: 10.0

Operator: PD

Column phase:

Column diameter: 0.18

15 acetone

Concentration: 56.197 ngs

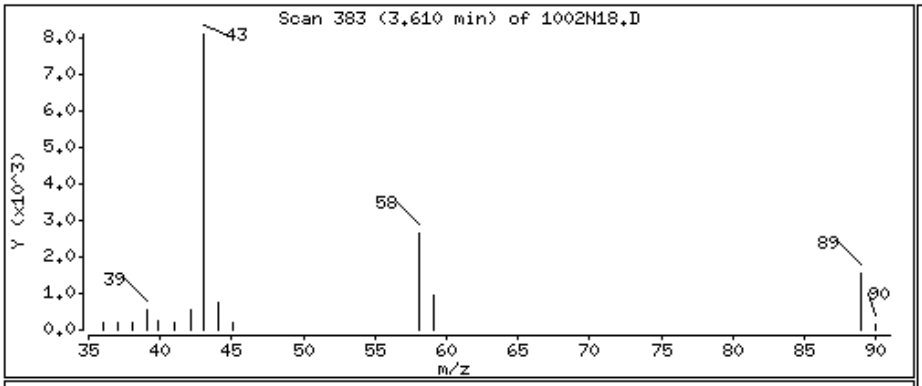

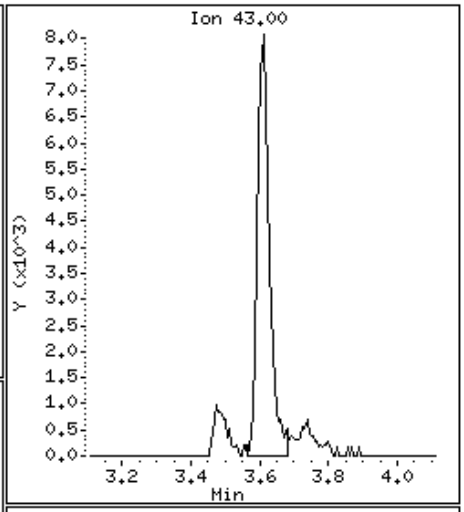

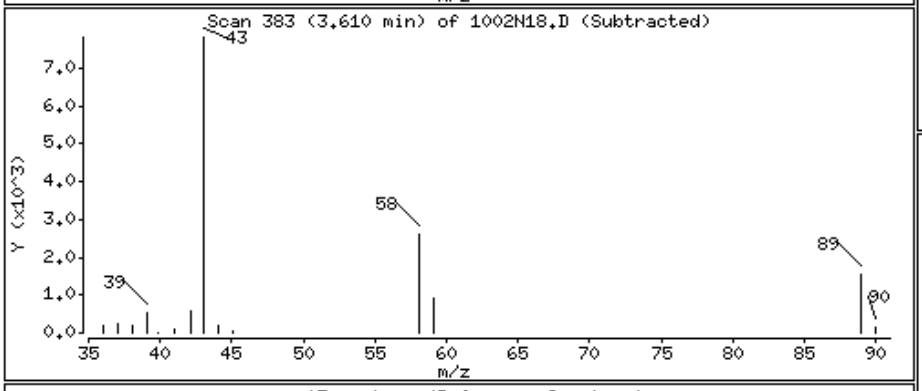

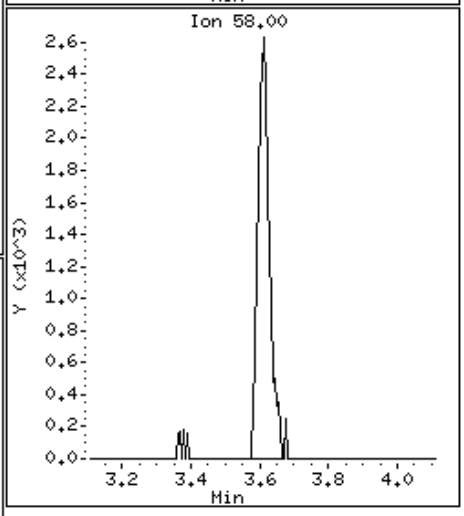

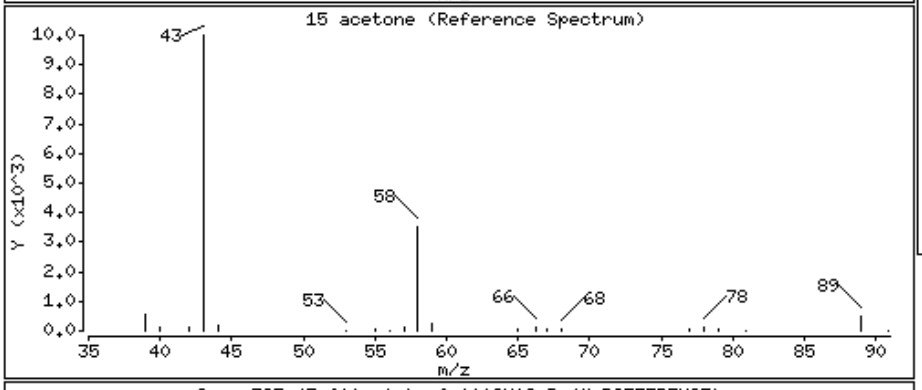

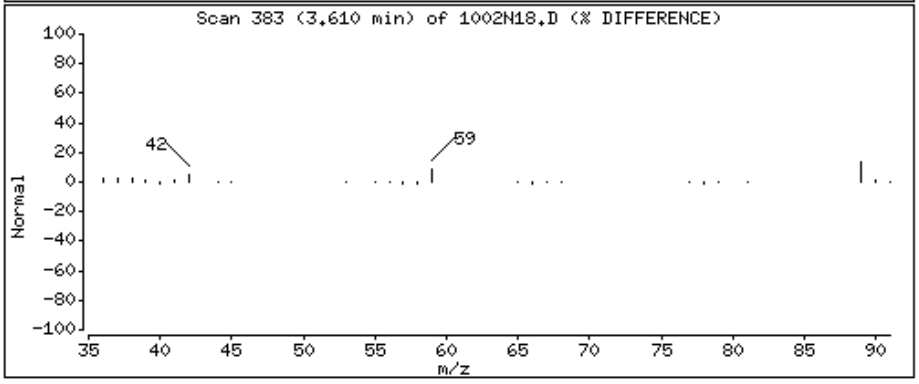

Data File: \\Orgserv2\ff\chem\GCMSVOA\Voa101.i\151002n.b\1002N18.D

Date : 03-OCT-2015 05:02

Client ID:

Instrument: Voa101.i

Sample Info: 11523745-42,31,10,,a

Purge Volume: 10.0

Operator: PD

Column phase:

Column diameter: 0.18

22 1,1-dichloroethane

Concentration: 3.418 ngs

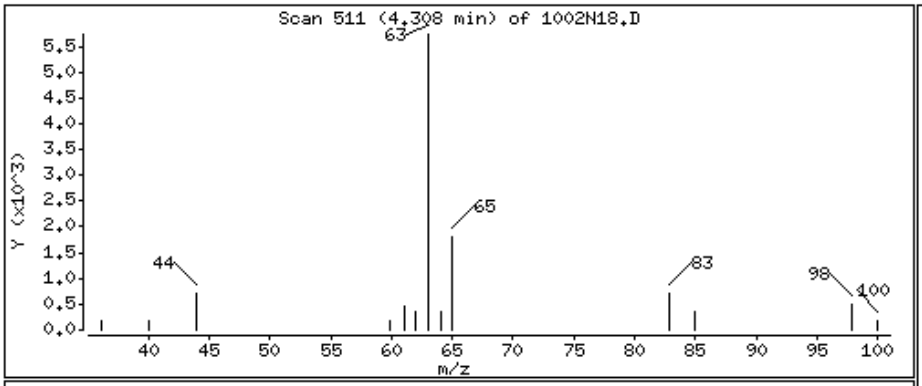

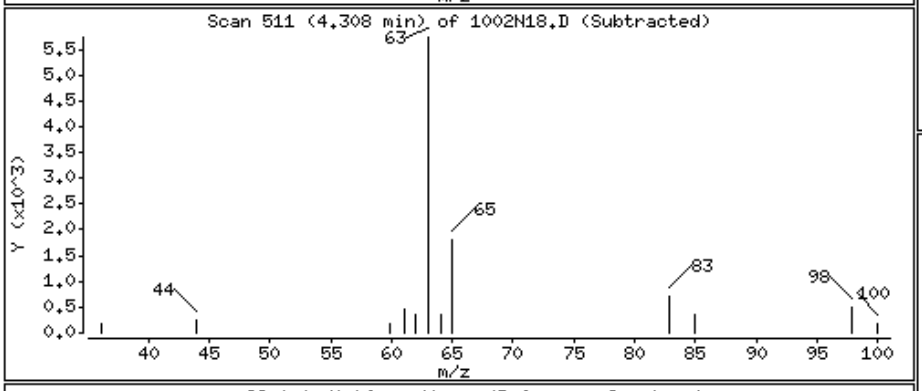

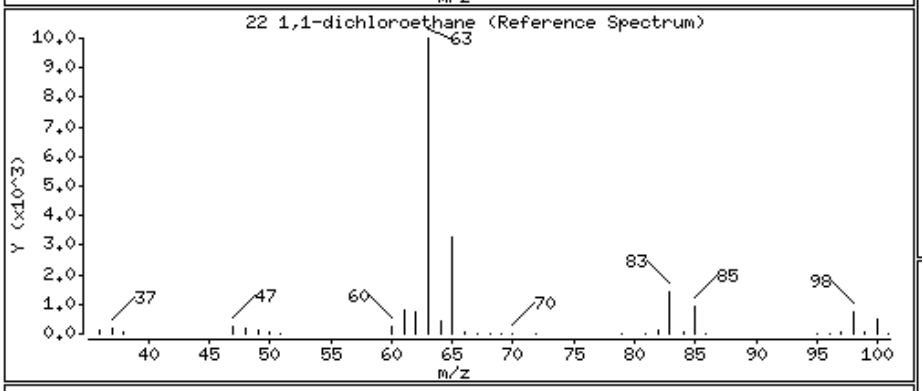

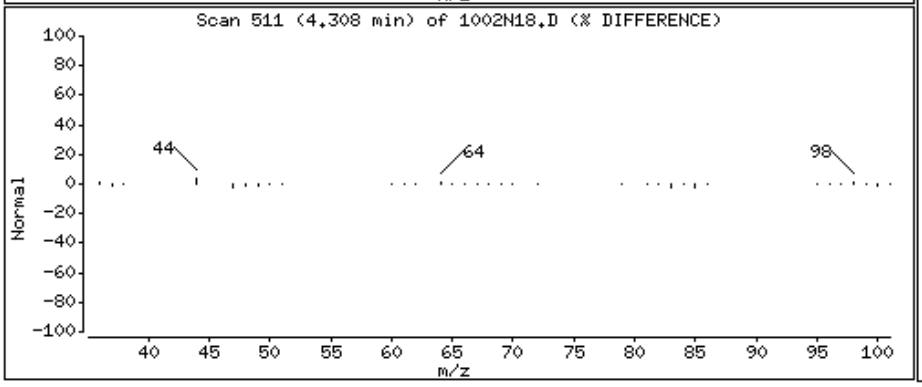

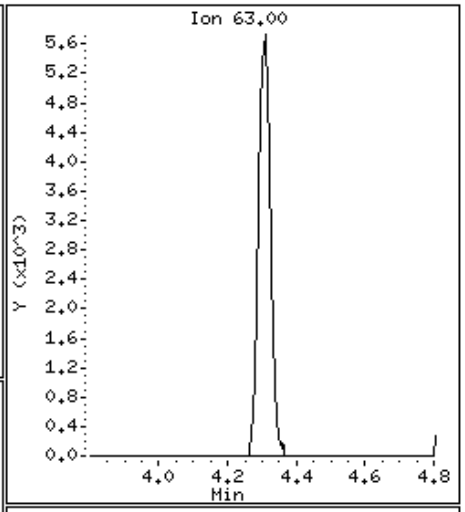

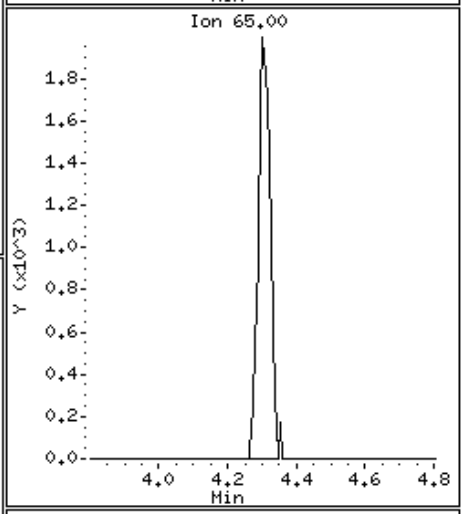

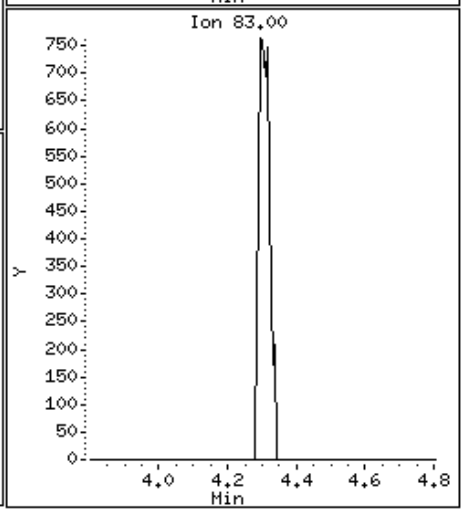

Data File: \\Orgserv2\ff\chem\GCMSVOA\Voa101.i\151002n.b\1002N18.D

Date : 03-OCT-2015 05:02

Client ID:

Instrument: Voa101.i

Sample Info: 11523745-42,31,10,,a

Purge Volume: 10.0

Operator: PD

Column phase:

Column diameter: 0.18

27 cis-1,2-dichloroethene

Concentration: 2.142 ngs

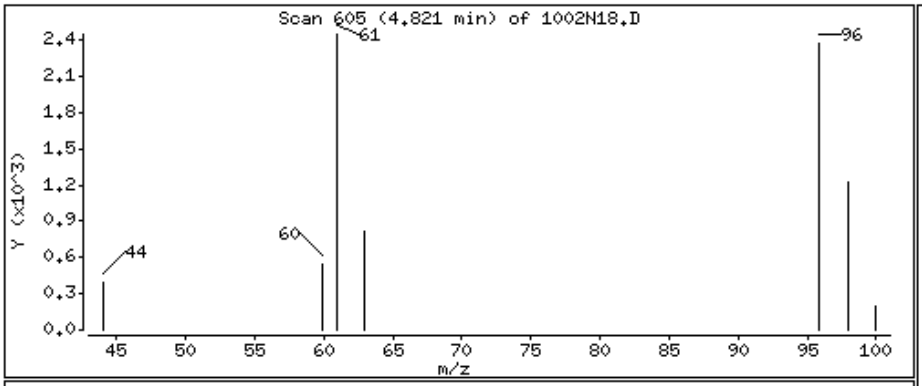

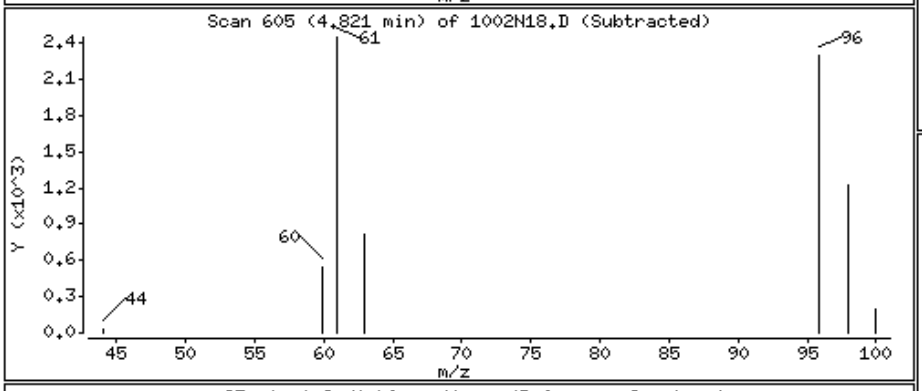

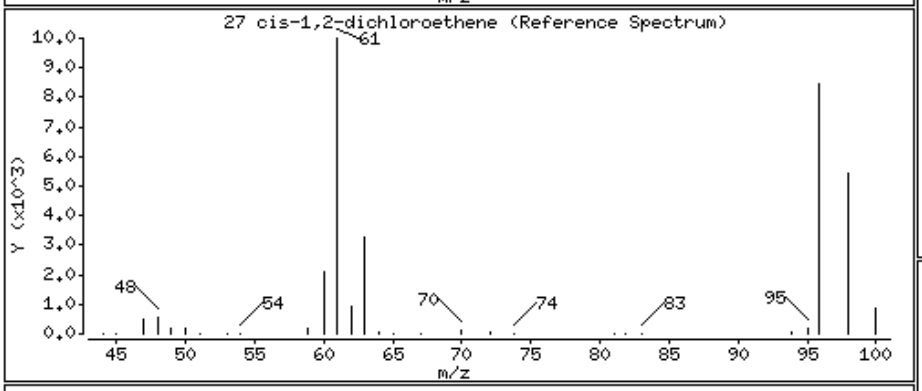

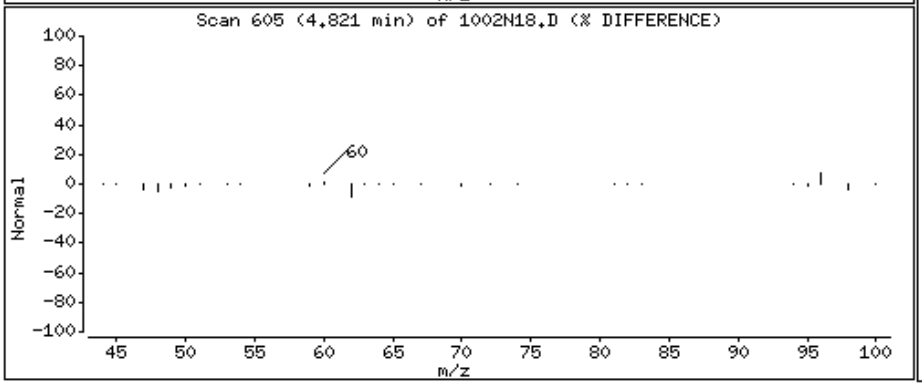

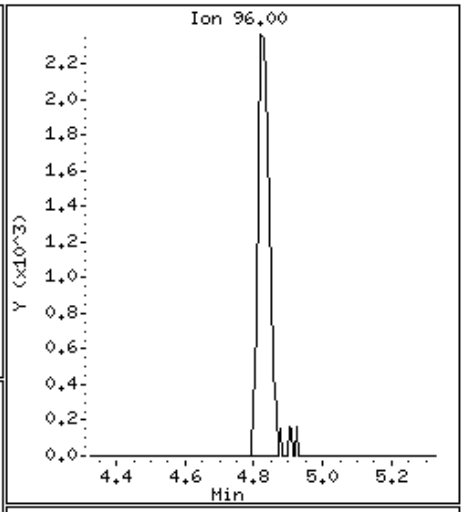

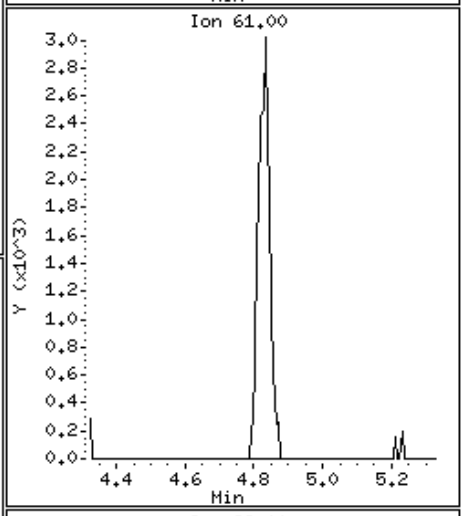

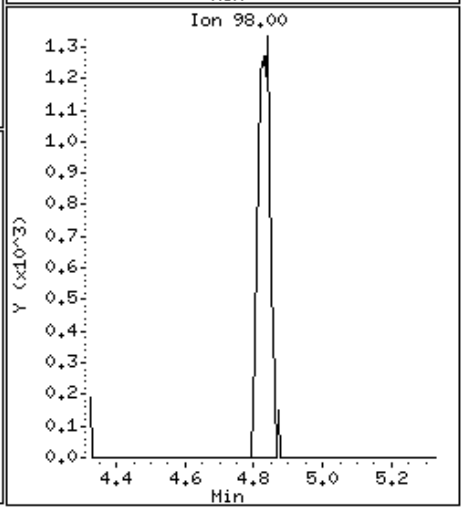

Data File: \\Orgserv2\ff\chem\GCMSVOA\Voa101.i\151002n.b\1002N18.D

Date : 03-OCT-2015 05:02

Client ID:

Instrument: Voa101.i

Sample Info: 11523745-42,31,10,,a

Purge Volume: 10.0

Operator: PD

Column phase:

Column diameter: 0.18

31 chloroform

Concentration: 24.906 ngs

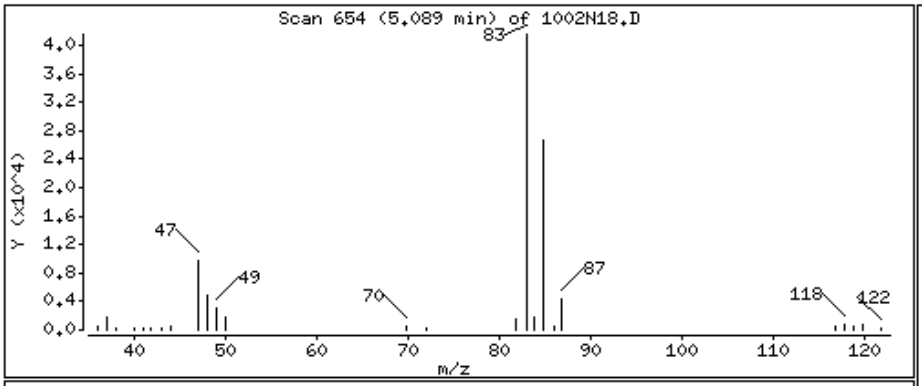

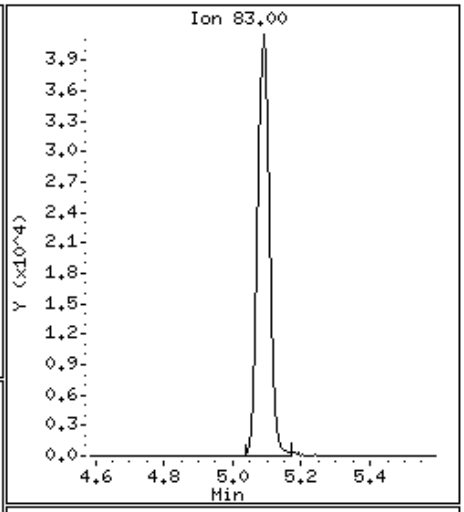

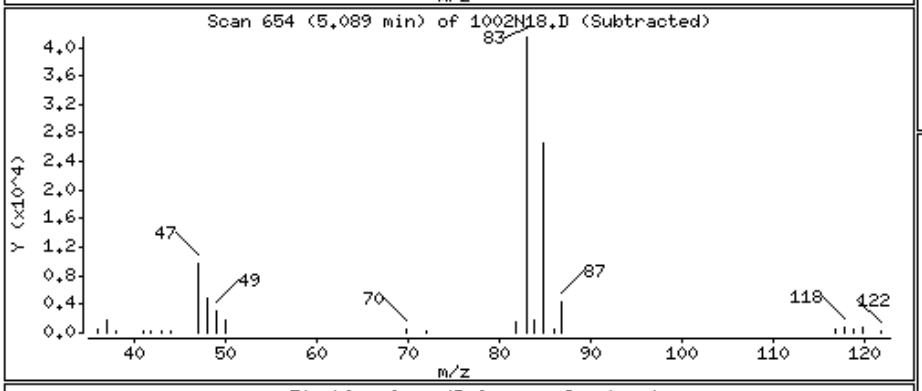

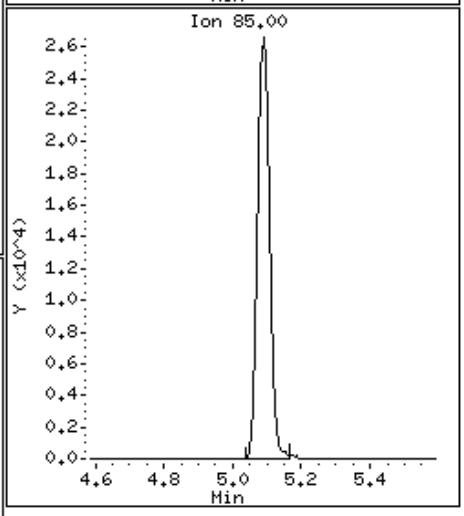

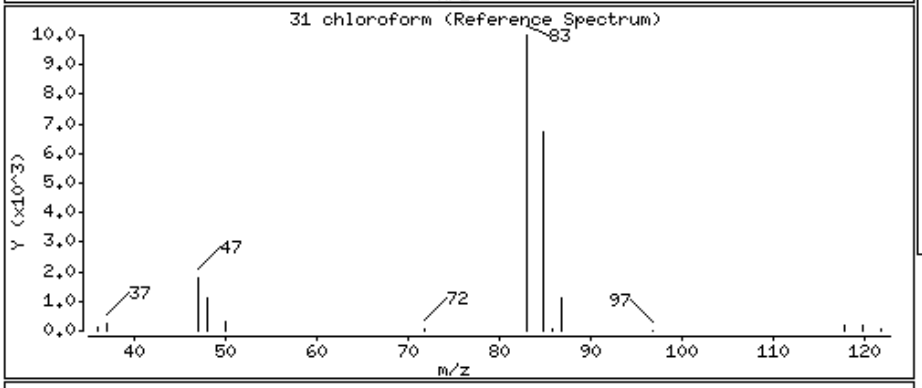

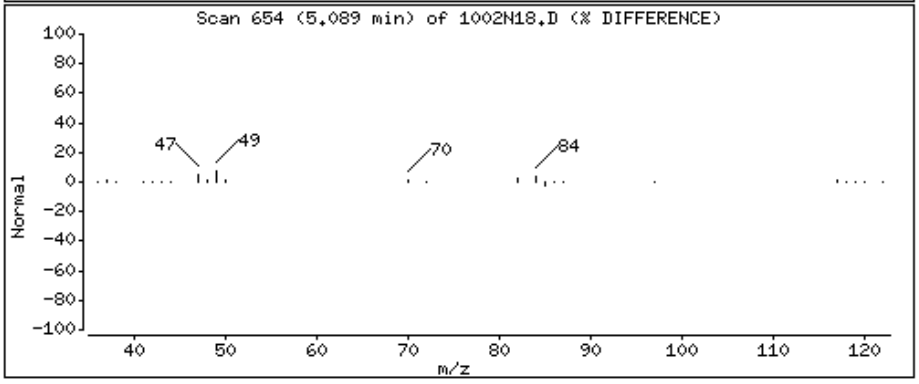

Data File: \\Orgserv2\ff\chem\GCMSVOA\Voa101.i\151002n.b\1002N18.D

Date : 03-OCT-2015 05:02

Client ID:

Instrument: Voa101.i

Sample Info: 11523745-42,31,10,,a

Purge Volume: 10.0

Operator: PD

Column phase:

Column diameter: 0.18

49 trichloroethene

Concentration: 21.613 ngs

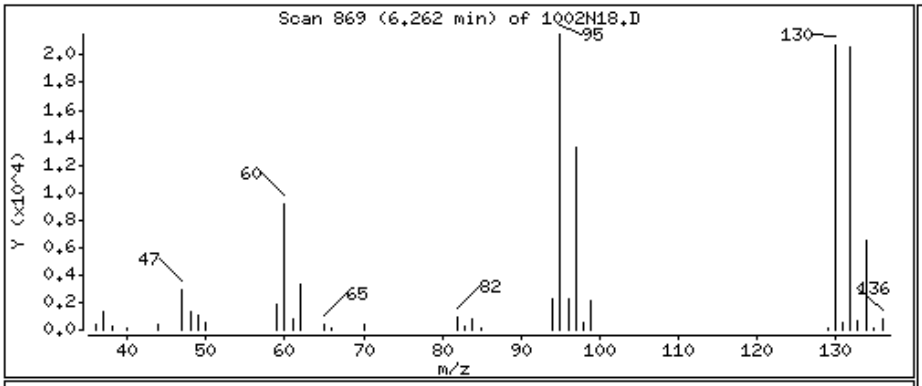

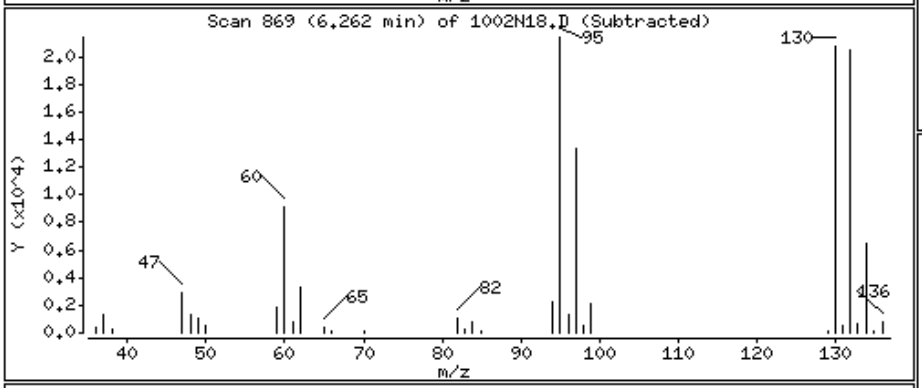

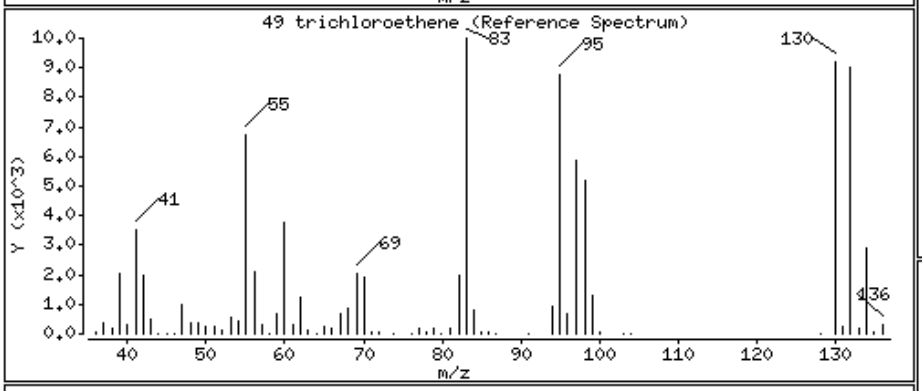

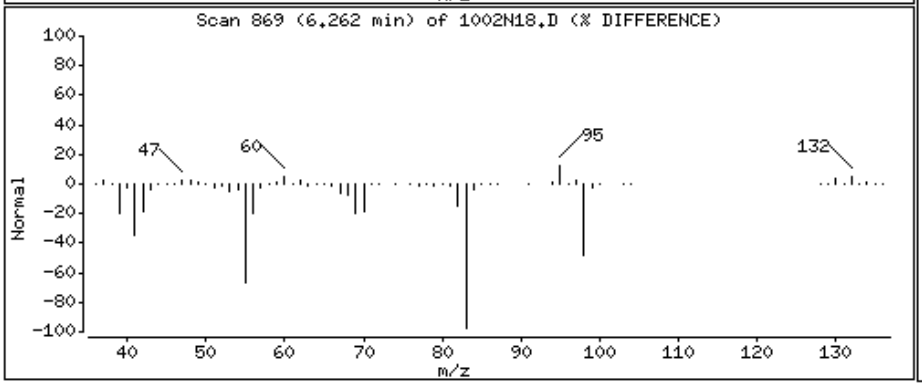

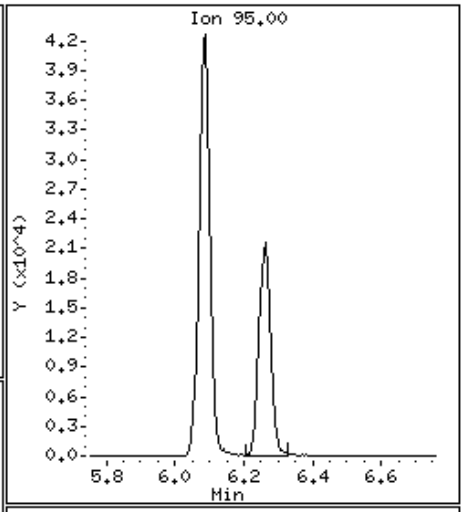

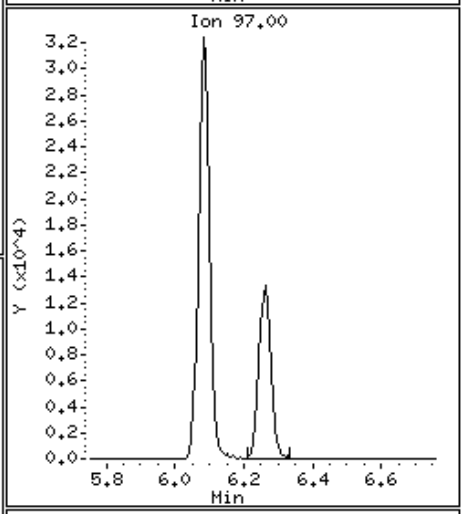

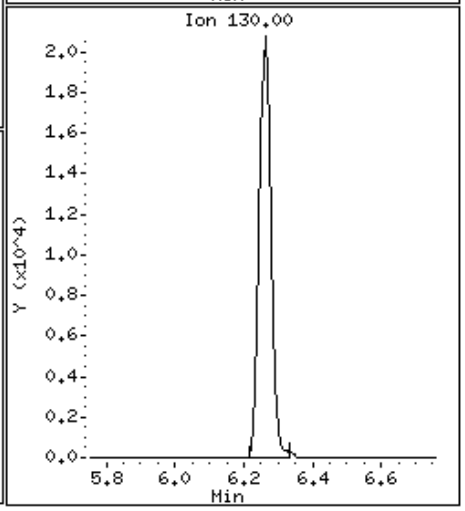

Data File: \\Orgserv2\ff\chem\GCMSVOA\Voa101.i\151002n.b\1002N18.D

Date : 03-OCT-2015 05:02

Client ID:

Instrument: Voa101.i

Sample Info: 11523745-42,31,10,,a

Purge Volume: 10.0

Operator: PD

Column phase:

Column diameter: 0.18

63 tetrachloroethene

Concentration: 1.422 ngs

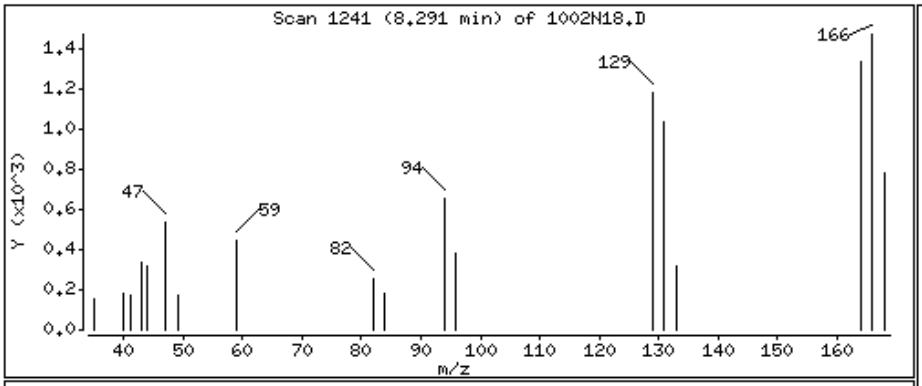

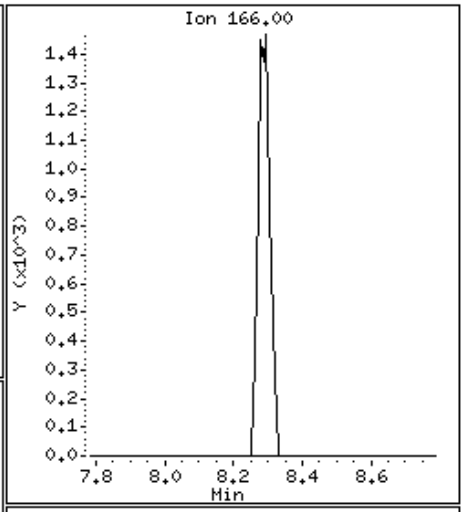

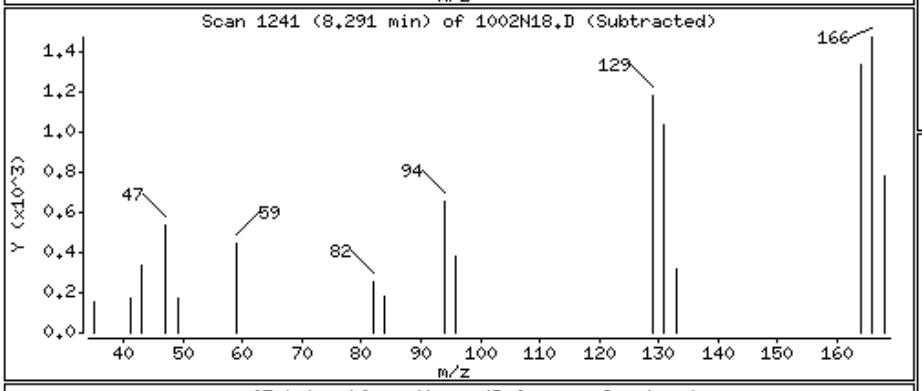

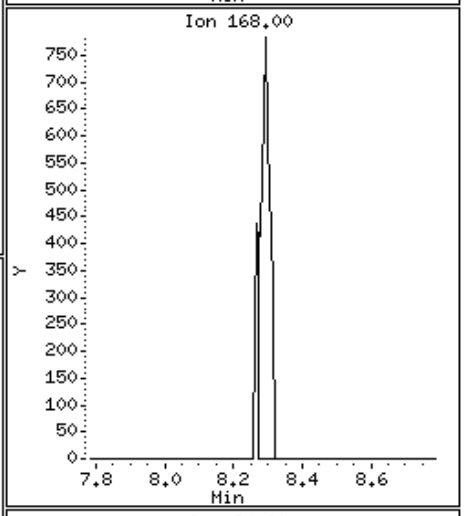

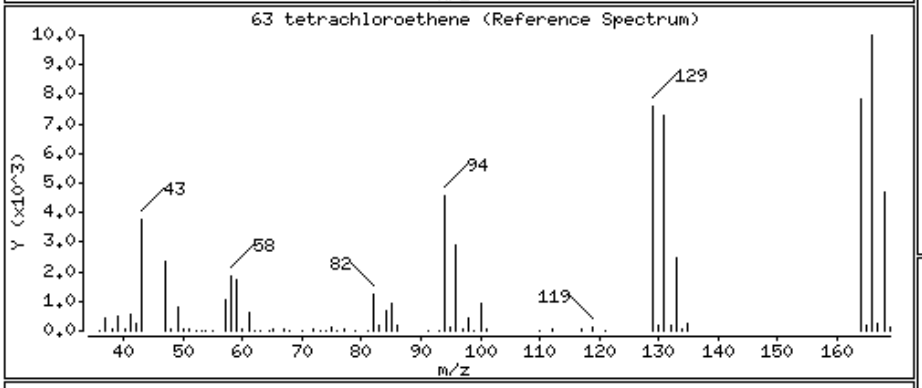

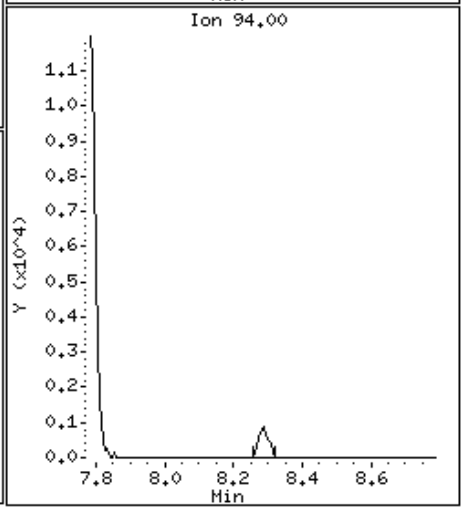

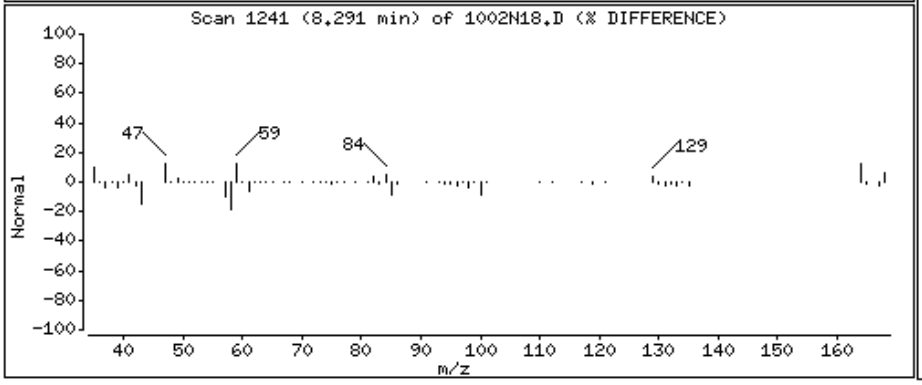

Alpha Analytical Labs

Manual Integration

Sample Info	: l1523745-42,31,10,,a wg827563,ical11506		
Instrument ID	: Voa101.i		
Method	: liq8260C.m		
File	: 1002N18.D		
Injection Date	: 03-OCT-2015 05:02		
Quantitation	: ISTD	Integrator :	HP RTE
Dilution Factor	: 1.00	Sample Type:	SAMPLE

This File has no version history.

//Orgserv2/ff/chem/GCMSVOA/Voa101.i/151002n.b/original/1002N18.D

Alpha Analytical Labs

gc/ms voa - VOA101

Data file : \\Orgserv2\ff\chem\GCMSVOA\Voa101.i\151002n.b\1002N19.D
Lab Smp Id:
Inj Date : 03-OCT-2015 05:31
Operator : PD Inst ID: Voa101.i
Smp Info : l1523745-43,31,10,,a
Misc Info : wg827563,ical11506
Comment :
Method : \\Orgserv2\ff\chem\GCMSVOA\Voa101.i\151002n.b\liq8260C.m
Meth Date : 03-Oct-2015 11:01 pduczmalew Quant Type: ISTD
Cal Date : 29-SEP-2015 17:33 Cal File: 0929A10.D
Als bottle: 19
Dil Factor: 1.00000
Integrator: HP RTE Compound Sublist: NJTCL.sub
Target Version: 4.12
Processing Host: VIRTUALXP-76524

Concentration Formula: Amt * DF * CpndVariable
Cpnd Variable Local Compound Variable

	Compounds	QUANT SIG MASS	RT	EXP RT	REL RT	RESPONSE	CONCENTRATIONS ON-COLUMN (ngs)	FINAL (ngs)	REVIEW CODE
	1 dichlorodifluoromethane	85	Compound Not Detected.						
	2 chloromethane	50	Compound Not Detected.						
	3 vinyl chloride	62	Compound Not Detected.						
	4 bromomethane	94	Compound Not Detected.						
	5 chloroethane	64	Compound Not Detected.						
	6 trichlorofluoromethane	101	Compound Not Detected.						
	8 1,1,-dichloroethene	96	Compound Not Detected.						
	11 freon-113	101	Compound Not Detected.						
	10 carbon disulfide	76	Compound Not Detected.						
	14 methylene chloride	84	Compound Not Detected.						
	15 acetone	43	3.609	3.609	(0.594)	17929	54.7419	54.741	
	16 trans-1,2-dichloroethene	96	Compound Not Detected.						
	17 Methyl Acetate	43	Compound Not Detected.						
	18 methyl tert butyl ether	73	Compound Not Detected.						
	22 1,1-dichloroethane	63	Compound Not Detected.						
	27 cis-1,2-dichloroethene	96	Compound Not Detected.						
	29 bromochloromethane	128	Compound Not Detected.						
	30 Cyclohexane	56	Compound Not Detected.						
	31 chloroform	83	5.088	5.088	(0.837)	121888	32.2323	32.232	
	33 carbontetrachloride	117	Compound Not Detected.						
$	36 dibromofluoromethane	113	5.268	5.268	(0.866)	265351	95.1190	95.118	
	37 1,1,1-trichloroethane	97	Compound Not Detected.						
	38 2-butanone	43	Compound Not Detected.						
	40 benzene	78	Compound Not Detected.						
$	42 1,2-dichloroethane-d4	65	5.797	5.797	(0.953)	300291	103.130	103.130	
	43 1,2-dichloroethane	62	Compound Not Detected.						
*	45 flourobenzene	96	6.081	6.081	(1.000)	1117446	100.000		
	49 trichloroethene	95	6.267	6.256	(1.031)	2994	1.33577	1.335(Q)	
	46 methyl cyclohexane	83	Compound Not Detected.						

	Compounds	QUANT SIG MASS	RT	EXP RT	REL RT	RESPONSE	CONCENTRATIONS ON-COLUMN (ngs)	CONCENTRATIONS FINAL (ngs)	REVIEW CODE
	52 1,2-dichloropropane	63	Compound Not Detected.						
	53 bromodichloromethane	83	Compound Not Detected.						
	56 1,4-Dioxane	88	Compound Not Detected.						
	58 cis-1,3-dichloropropene	75	Compound Not Detected.						
$	59 toluene-d8	98	7.783	7.783	(0.808)	1082233	100.269	100.268	
	60 toluene	92	Compound Not Detected.						
	62 4-methyl-2-pentanone	58	Compound Not Detected.						
	63 tetrachloroethene	166	Compound Not Detected.						
	64 trans-1,3-dichloropropene	75	Compound Not Detected.						
	68 1,1,2-trichloroethane	83	Compound Not Detected.						
	69 chlorodibromomethane	129	Compound Not Detected.						
	71 1,2-dibromoethane	107	Compound Not Detected.						
	73 2-hexanone	43	Compound Not Detected.						
*	74 chlorobenzene-d5	117	9.633	9.633	(1.000)	809734	100.000		
	75 chlorobenzene	112	Compound Not Detected.						
	76 ethyl benzene	91	Compound Not Detected.						
	78 p/m xylene	106	Compound Not Detected.						
	79 o xylene	106	Compound Not Detected.						
	80 styrene	104	Compound Not Detected.						
	81 bromoform	173	Compound Not Detected.						
	82 isopropylbenzene	105	Compound Not Detected.						
$	83 4-bromofluorobenzene	95	11.112	11.112	(0.902)	398991	100.319	100.318	
	88 1,1,2,2,-tetrachloroethane	83	Compound Not Detected.						
	99 1,3-dichlorobenzene	146	Compound Not Detected.						
*	100 1,4-dichlorobenzene-d4	152	12.318	12.318	(1.000)	388454	100.000		
	101 1,4-dichlorobenzene	146	Compound Not Detected.						
	104 1,2-dichlorobenzene	146	Compound Not Detected.						
	106 1,2-dibromo-3-chloropropane	75	Compound Not Detected.						
	109 1,2,4-trichlorobenzene	180	Compound Not Detected.						
	111 1,2,3-trichlorobenzene	180	Compound Not Detected.						

QC Flag Legend

Q - Qualifier signal failed the ratio test.

Alpha Analytical Labs

gc/ms voa - VOA101

Data file : \\Orgserv2\ff\chem\GCMSVOA\Voa101.i\151002n.b\1002N19.D
Lab Smp Id:
Inj Date : 03-OCT-2015 05:31
Operator : PD Inst ID: Voa101.i
Smp Info : l1523745-43,31,10,,a
Misc Info : wg827563,ical11506
Comment :
Method : \\Orgserv2\ff\chem\GCMSVOA\Voa101.i\151002n.b\liq8260C.m
Meth Date : 03-Oct-2015 11:01 pduczmalew Quant Type: ISTD
Cal Date : 29-SEP-2015 17:33 Cal File: 0929A10.D
Als bottle: 19
Dil Factor: 1.00000
Integrator: HP RTE Compound Sublist: NJTCL.sub
Target Version: 4.12
Processing Host: VIRTUALXP-76524

- NO TENTATIVELY IDENTIFIED COMPOUNDS -

Alpha Analytical Labs

INTERNAL STANDARD COMPOUNDS
AREA AND RT SUMMARY

Instrument ID: Voa101.i
Lab File ID: 1002N19.D
Lab Smp Id:
Analysis Type: VOA
Quant Type: ISTD
Operator: PD
Method File: \\Orgserv2\ff\chem\GCMSVOA\Voa101.i\151002n.b\liq8260C.m
Misc Info: wg827563,ical11506

Calibration Date: 02-OCT-2015
Calibration Time: 20:45
Level: LOW
Sample Type: WATER

Test Mode:
Use Last Continuing Calibrator.
If Continuing Cal. use Initial Cal. Level 3

		AREA LIMIT			
COMPOUND	STANDARD	LOWER	UPPER	SAMPLE	%DIFF
45 flourobenzene	1222489	611245	2444978	1117446	-8.59
74 chlorobenzene-d5	899066	449533	1798132	809734	-9.94
100 1,4-dichlorobenze	443377	221689	886754	388454	-12.39

		RT LIMIT			
COMPOUND	STANDARD	LOWER	UPPER	SAMPLE	%DIFF
45 flourobenzene	6.08	5.58	6.58	6.08	0.00
74 chlorobenzene-d5	9.63	9.13	10.13	9.63	0.00
100 1,4-dichlorobenze	12.32	11.82	12.82	12.32	0.00

AREA UPPER LIMIT = +100% of internal standard area.
AREA LOWER LIMIT = - 50% of internal standard area.
RT UPPER LIMIT = + 0.50 minutes of internal standard RT.
RT LOWER LIMIT = - 0.50 minutes of internal standard RT.

Alpha Analytical Labs

RECOVERY REPORT

Client Name: Client SDG: SDGa00307
Sample Matrix: LIQUID Fraction: VOA
Lab Smp Id:
Level: LOW Operator: PD
Data Type: MS DATA SampleType: SAMPLE
SpikeList File: curveallim.spk Quant Type: ISTD
Sublist File: NJTCL.sub
Method File: \\Orgserv2\ff\chem\GCMSVOA\Voa101.i\151002n.b\liq8260C.m
Misc Info: wg827563,ical11506

SURROGATE COMPOUND	AMOUNT ADDED ngs	AMOUNT RECOVERED ngs	% RECOVERED	LIMITS
$ 36 dibromofluorometha	100.000	95.118	95.12	70-130
$ 42 1,2-dichloroethane	100.000	103.130	103.13	70-130
$ 59 toluene-d8	100.000	100.268	100.27	70-130
$ 83 4-bromofluorobenze	100.000	100.318	100.32	70-130

Data File: \\Orgserv2\ff\chem\GCMSVOA\Voa101.i\151002n.b\1002N19.D
Date : 03-OCT-2015 05:31
Client ID:
Sample Info: 11523745-43,31,10,,a
Purge Volume: 10.0
Column phase:

Instrument: Voa101.i
Operator: PD
Column diameter: 0.18

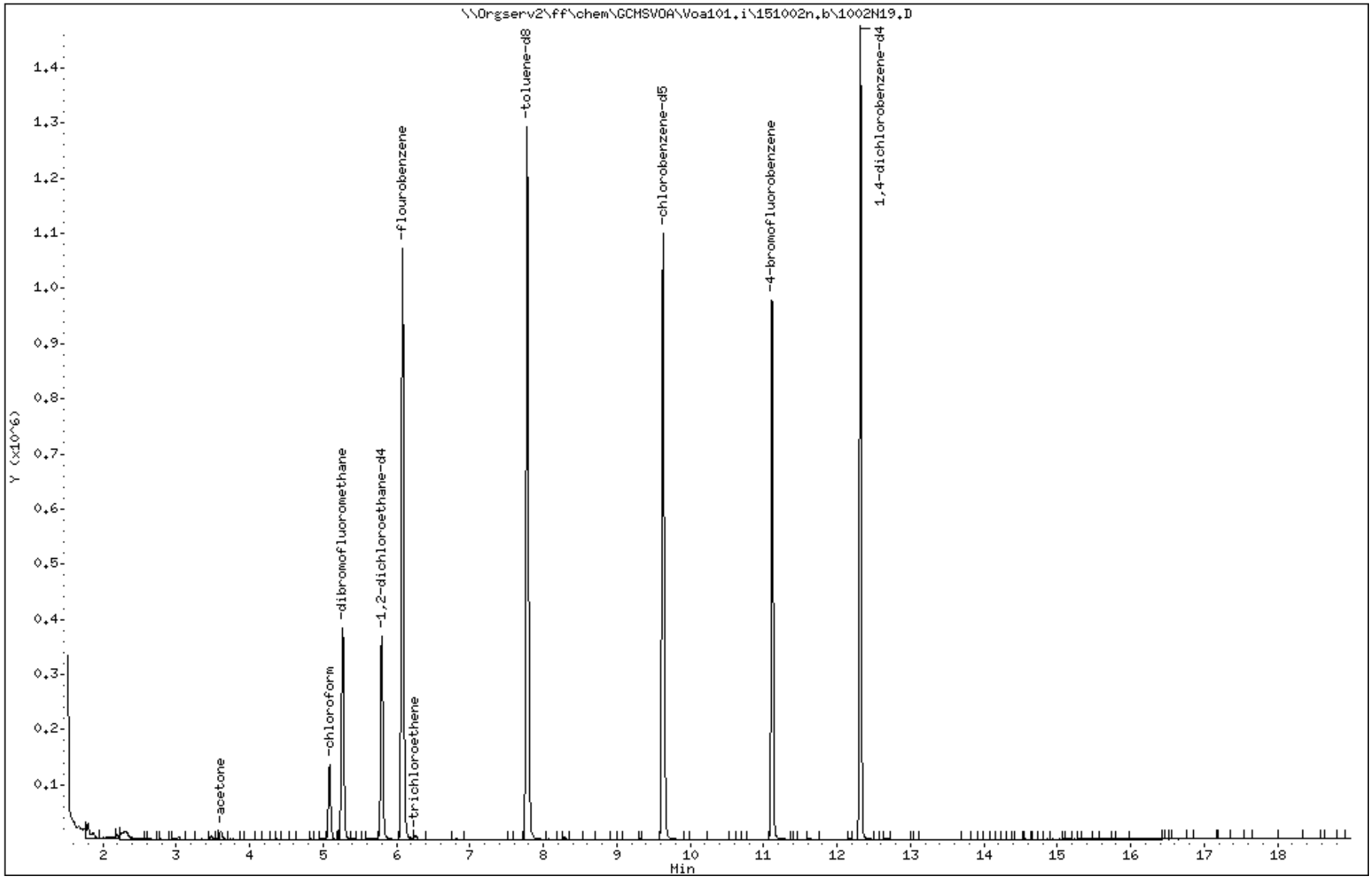

Data File: \\Orgserv2\ff\chem\GCMSVOA\Voa101.i\151002n.b\1002N19.D

Date : 03-OCT-2015 05:31

Client ID:

Instrument: Voa101.i

Sample Info: 11523745-43,31,10,,a

Purge Volume: 10.0

Operator: PD

Column phase:

Column diameter: 0.18

15 acetone

Concentration: 54.741 ngs

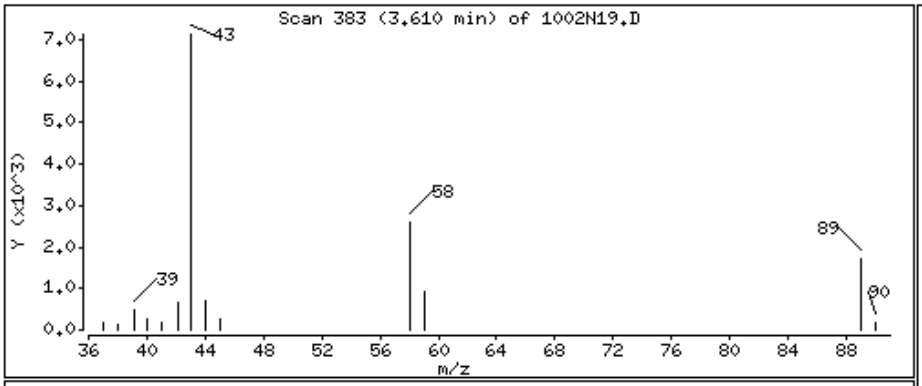

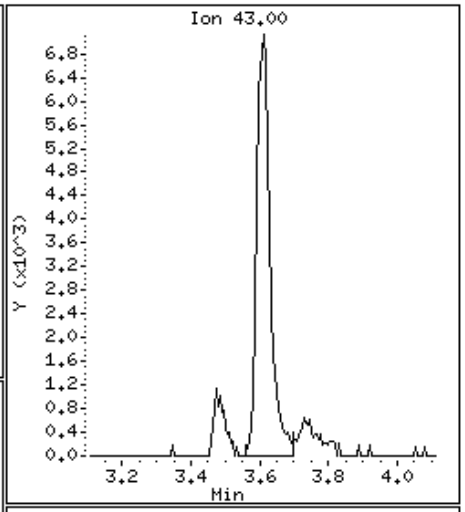

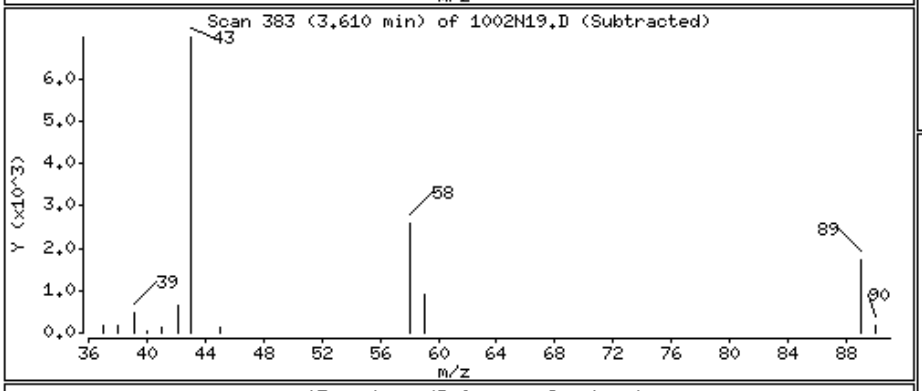

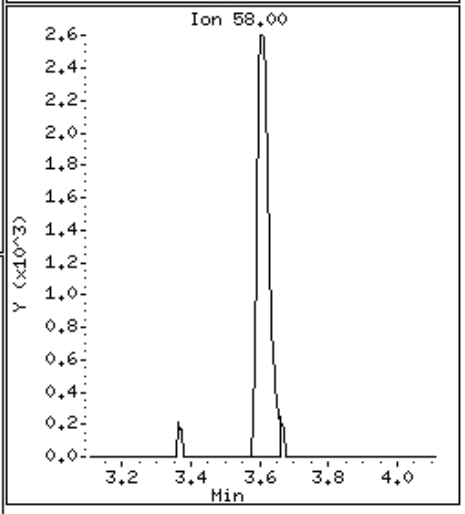

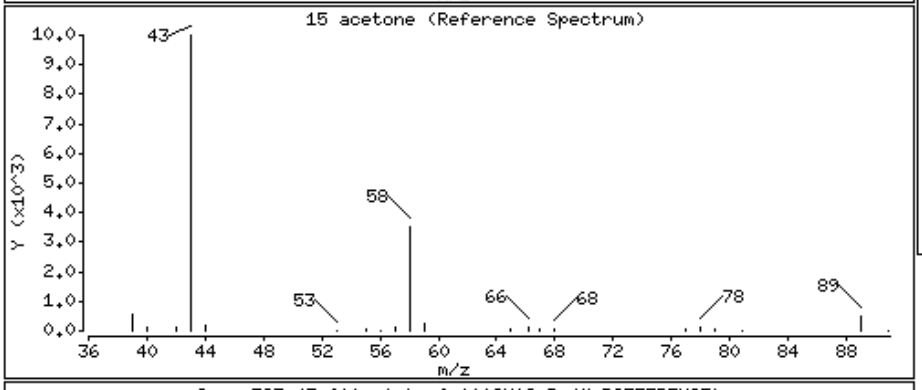

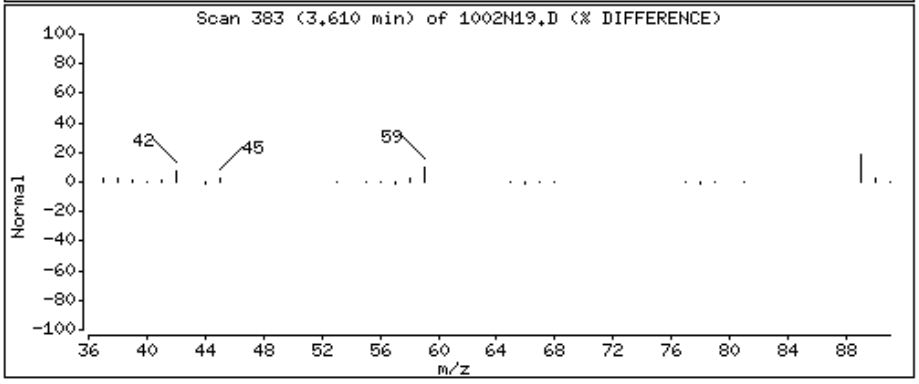

Data File: \\Orgserv2\ff\chem\GCMSVOA\Voa101.i\151002n.b\1002N19.D

Date : 03-OCT-2015 05:31

Client ID:

Instrument: Voa101.i

Sample Info: 11523745-43,31,10,,a

Purge Volume: 10.0

Operator: PD

Column phase:

Column diameter: 0.18

31 chloroform

Concentration: 32.232 ngs

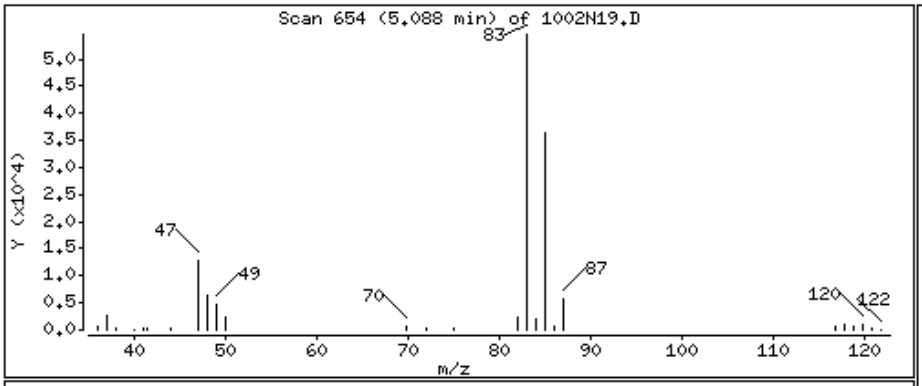

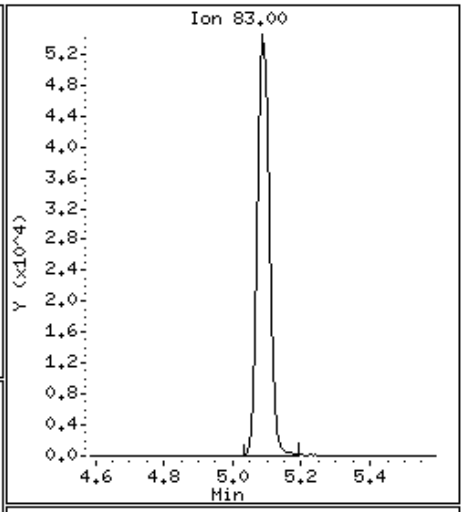

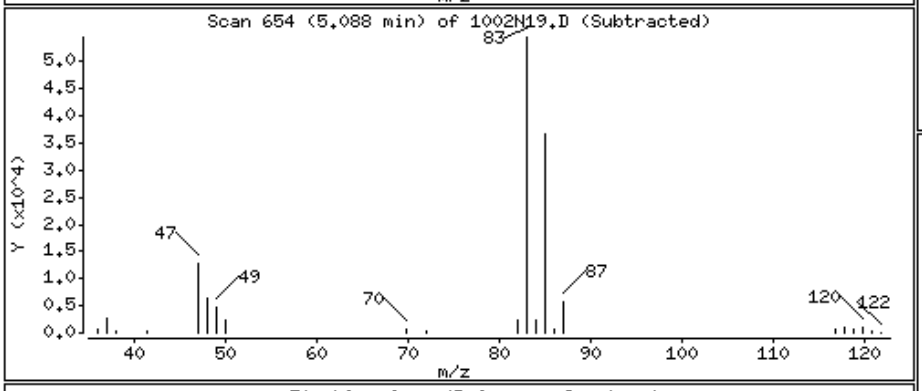

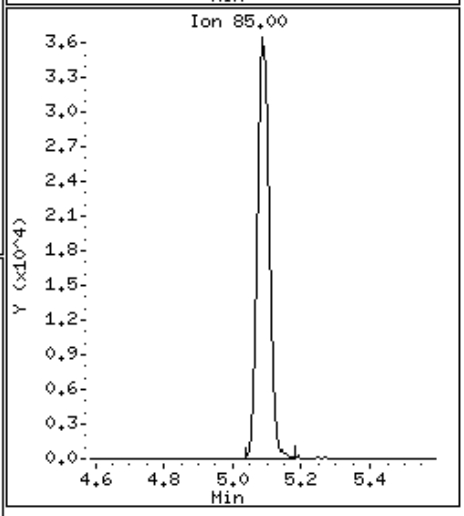

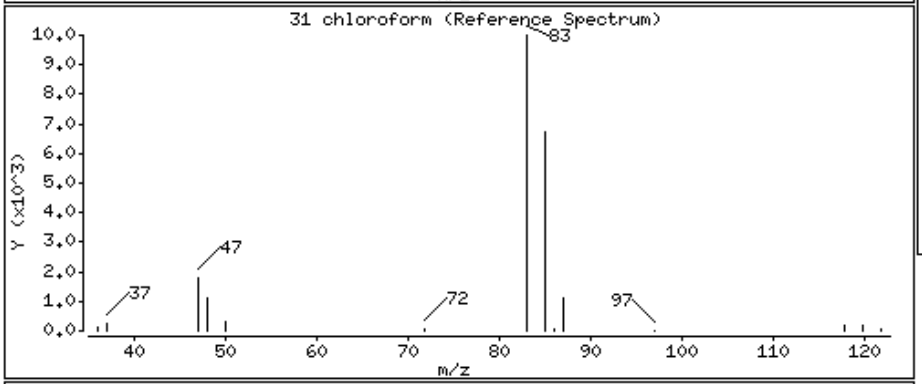

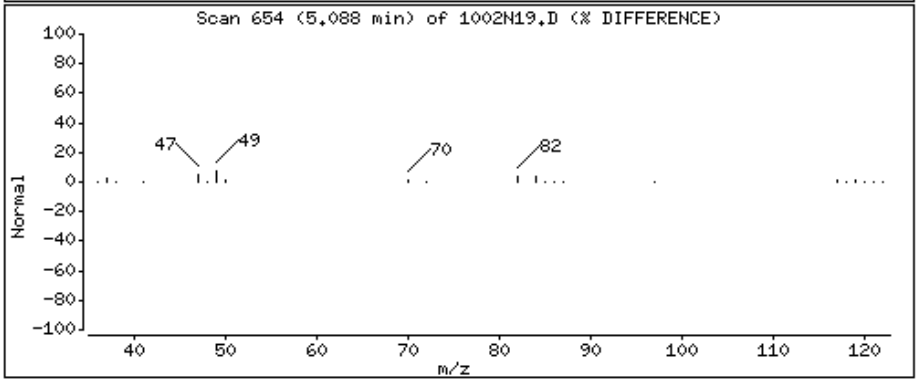

Data File: \\Orgserv2\ff\chem\GCMSVOA\Voa101.i\151002n.b\1002N19.D

Date : 03-OCT-2015 05:31

Client ID:

Instrument: Voa101.i

Sample Info: 11523745-43,31,10,,a

Purge Volume: 10.0

Operator: PD

Column phase:

Column diameter: 0.18

49 trichloroethene

Concentration: 1.335 ngs

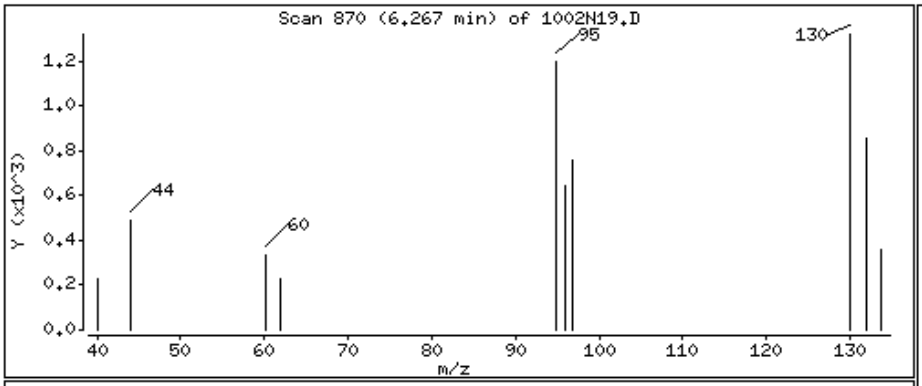

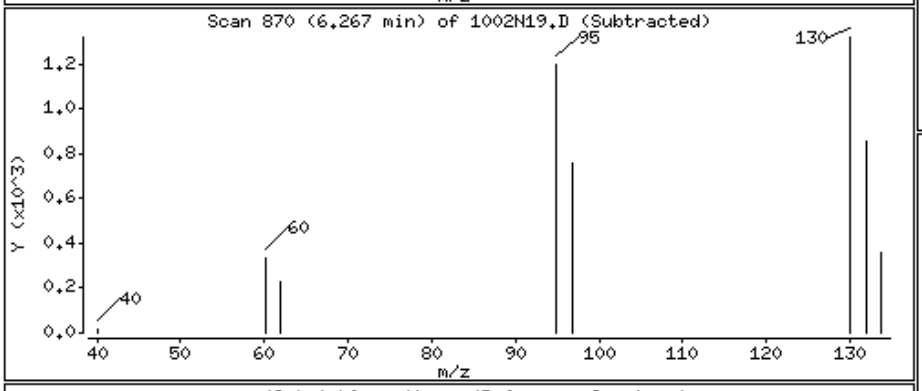

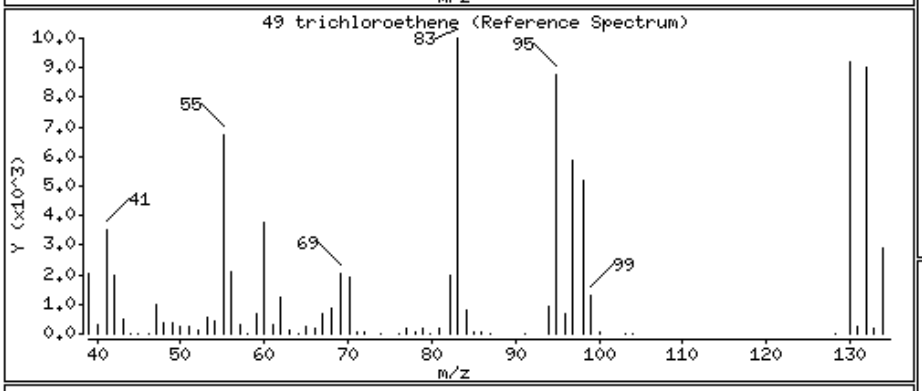

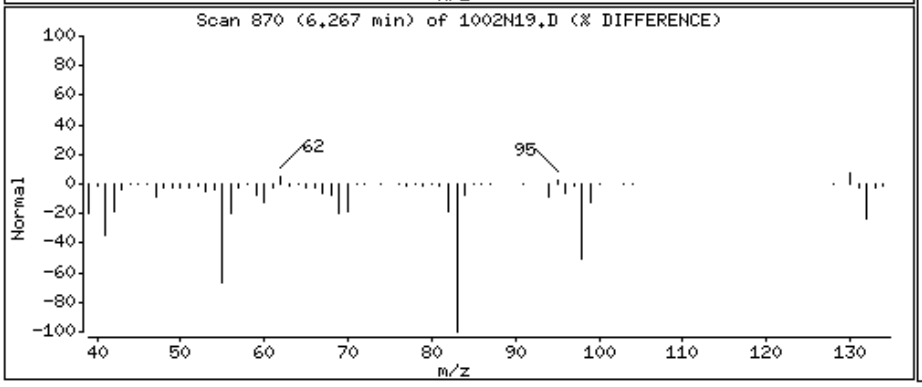

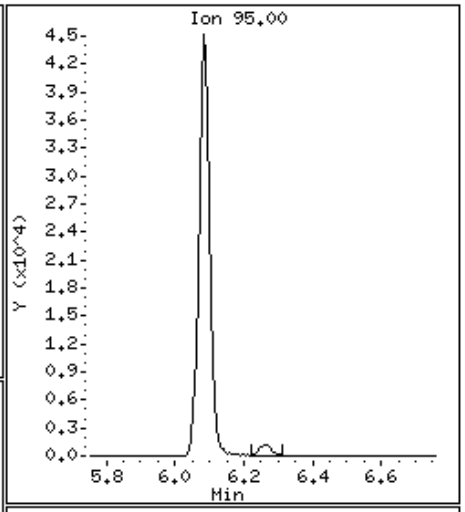

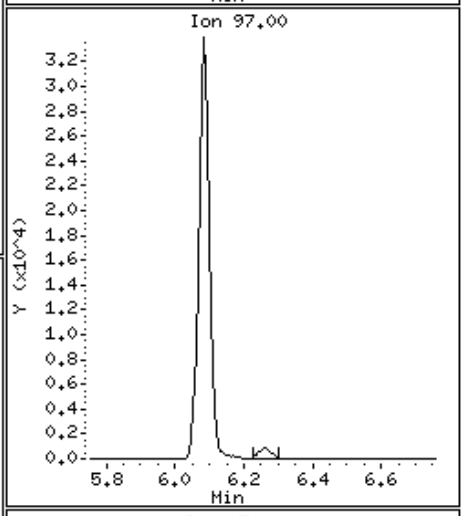

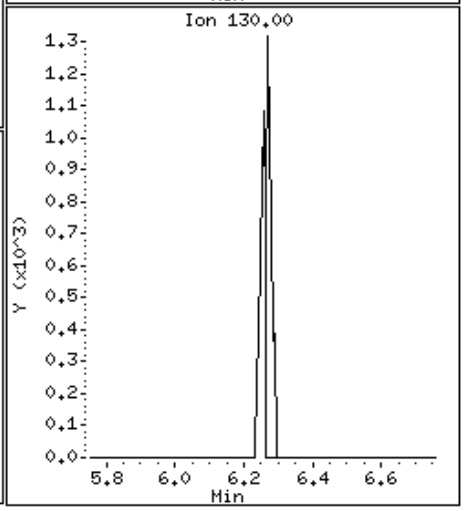

Alpha Analytical Labs

Manual Integration

Sample Info	: l1523745-43,31,10,,a wg827563,ical11506		
Instrument ID	: Voa101.i		
Method	: liq8260C.m		
File	: 1002N19.D		
Injection Date	: 03-OCT-2015 05:31		
Quantitation	: ISTD	Integrator :	HP RTE
Dilution Factor	: 1.00	Sample Type:	SAMPLE

This File has no version history.

//Orgserv2/ff/chem/GCMSVOA/Voa101.i/151002n.b/original/1002N19.D

Alpha Analytical Labs

gc/ms voa - VOA101

Data file : \\Orgserv2\ff\chem\GCMSVOA\Voa101.i\151002n.b\1002N20.D
Lab Smp Id:
Inj Date : 03-OCT-2015 06:01
Operator : PD Inst ID: Voa101.i
Smp Info : l1523745-44,31,10,,a
Misc Info : wg827563,ical11506
Comment :
Method : \\Orgserv2\ff\chem\GCMSVOA\Voa101.i\151002n.b\liq8260C.m
Meth Date : 03-Oct-2015 11:01 pduczmalew Quant Type: ISTD
Cal Date : 29-SEP-2015 17:33 Cal File: 0929A10.D
Als bottle: 20
Dil Factor: 1.00000
Integrator: HP RTE Compound Sublist: NJTCL.sub
Target Version: 4.12
Processing Host: VIRTUALXP-76524

Concentration Formula: Amt * DF * CpndVariable
Cpnd Variable Local Compound Variable

	Compounds	QUANT SIG MASS	RT	EXP RT	REL RT	RESPONSE	CONCENTRATIONS ON-COLUMN (ngs)	FINAL (ngs)	REVIEW CODE
	1 dichlorodifluoromethane	85	Compound Not Detected.						
	2 chloromethane	50	Compound Not Detected.						
	3 vinyl chloride	62	Compound Not Detected.						
	4 bromomethane	94	Compound Not Detected.						
	5 chloroethane	64	Compound Not Detected.						
	6 trichlorofluoromethane	101	Compound Not Detected.						
	8 1,1,-dichloroethene	96	Compound Not Detected.						
	11 freon-113	101	Compound Not Detected.						
	10 carbon disulfide	76	Compound Not Detected.						
	14 methylene chloride	84	Compound Not Detected.						
	15 acetone	43	3.609	3.609	(0.594)	16003	49.8634	49.863	
	16 trans-1,2-dichloroethene	96	Compound Not Detected.						
	17 Methyl Acetate	43	Compound Not Detected.						
	18 methyl tert butyl ether	73	Compound Not Detected.						
	22 1,1-dichloroethane	63	4.302	4.302	(0.708)	9769	2.61309	2.613	
	27 cis-1,2-dichloroethene	96	4.826	4.826	(0.794)	53629	23.0141	23.014	
	29 bromochloromethane	128	Compound Not Detected.						
	30 Cyclohexane	56	Compound Not Detected.						
	31 chloroform	83	5.088	5.088	(0.837)	85138	22.9758	22.975	
	33 carbontetrachloride	117	Compound Not Detected.						
$	36 dibromofluoromethane	113	5.268	5.268	(0.866)	260307	95.2246	95.224	
	37 1,1,1-trichloroethane	97	Compound Not Detected.						
	38 2-butanone	43	Compound Not Detected.						
	40 benzene	78	Compound Not Detected.						
$	42 1,2-dichloroethane-d4	65	5.797	5.797	(0.953)	296851	104.040	104.039	
	43 1,2-dichloroethane	62	Compound Not Detected.						
*	45 flourobenzene	96	6.081	6.081	(1.000)	1094989	100.000		
	49 trichloroethene	95	6.261	6.256	(1.030)	58712	26.7316	26.731	
	46 methyl cyclohexane	83	Compound Not Detected.						

	Compounds	QUANT SIG MASS	RT	EXP RT	REL RT	RESPONSE	CONCENTRATIONS ON-COLUMN (ngs)	CONCENTRATIONS FINAL (ngs)	REVIEW CODE
	52 1,2-dichloropropane	63	Compound Not Detected.						
	53 bromodichloromethane	83	Compound Not Detected.						
	56 1,4-Dioxane	88	Compound Not Detected.						
	58 cis-1,3-dichloropropene	75	Compound Not Detected.						
$	59 toluene-d8	98	7.778	7.783	(0.808)	1068731	99.9086	99.908	
	60 toluene	92	Compound Not Detected.						
	62 4-methyl-2-pentanone	58	Compound Not Detected.						
	63 tetrachloroethene	166	8.285	8.285	(0.861)	2663679	1147.41	1147.405(A)	
	64 trans-1,3-dichloropropene	75	Compound Not Detected.						
	68 1,1,2-trichloroethane	83	Compound Not Detected.						
	69 chlorodibromomethane	129	Compound Not Detected.						
	71 1,2-dibromoethane	107	Compound Not Detected.						
	73 2-hexanone	43	Compound Not Detected.						
*	74 chlorobenzene-d5	117	9.628	9.633	(1.000)	802516	100.000		
	75 chlorobenzene	112	Compound Not Detected.						
	76 ethyl benzene	91	Compound Not Detected.						
	78 p/m xylene	106	Compound Not Detected.						
	79 o xylene	106	Compound Not Detected.						
	80 styrene	104	Compound Not Detected.						
	81 bromoform	173	Compound Not Detected.						
	82 isopropylbenzene	105	Compound Not Detected.						
$	83 4-bromofluorobenzene	95	11.112	11.112	(0.902)	399707	101.759	101.758	
	88 1,1,2,2,-tetrachloroethane	83	Compound Not Detected.						
	99 1,3-dichlorobenzene	146	Compound Not Detected.						
*	100 1,4-dichlorobenzene-d4	152	12.318	12.318	(1.000)	383645	100.000		
	101 1,4-dichlorobenzene	146	Compound Not Detected.						
	104 1,2-dichlorobenzene	146	Compound Not Detected.						
	106 1,2-dibromo-3-chloropropane	75	Compound Not Detected.						
	109 1,2,4-trichlorobenzene	180	Compound Not Detected.						
	111 1,2,3-trichlorobenzene	180	Compound Not Detected.						

QC Flag Legend

A - Target compound detected but, quantitated amount exceeded maximum amount.

Alpha Analytical Labs

gc/ms voa - VOA101

Data file : \\Orgserv2\ff\chem\GCMSVOA\Voa101.i\151002n.b\1002N20.D
Lab Smp Id:
Inj Date : 03-OCT-2015 06:01
Operator : PD Inst ID: Voa101.i
Smp Info : l1523745-44,31,10,,a
Misc Info : wg827563,ical11506
Comment :
Method : \\Orgserv2\ff\chem\GCMSVOA\Voa101.i\151002n.b\liq8260C.m
Meth Date : 03-Oct-2015 11:01 pduczmalew Quant Type: ISTD
Cal Date : 29-SEP-2015 17:33 Cal File: 0929A10.D
Als bottle: 20
Dil Factor: 1.00000
Integrator: HP RTE Compound Sublist: NJTCL.sub
Target Version: 4.12
Processing Host: VIRTUALXP-76524

- NO TENTATIVELY IDENTIFIED COMPOUNDS -

Alpha Analytical Labs

INTERNAL STANDARD COMPOUNDS
AREA AND RT SUMMARY

Instrument ID: Voa101.i
Lab File ID: 1002N20.D
Lab Smp Id:
Analysis Type: VOA
Quant Type: ISTD
Operator: PD
Method File: \\Orgserv2\ff\chem\GCMSVOA\Voa101.i\151002n.b\liq8260C.m
Misc Info: wg827563,ical11506

Calibration Date: 02-OCT-2015
Calibration Time: 20:45
Level: LOW
Sample Type: WATER

Test Mode:
Use Last Continuing Calibrator.
If Continuing Cal. use Initial Cal. Level 3

		AREA LIMIT			
COMPOUND	STANDARD	LOWER	UPPER	SAMPLE	%DIFF
45 flourobenzene	1222489	611245	2444978	1094989	-10.43
74 chlorobenzene-d5	899066	449533	1798132	802516	-10.74
100 1,4-dichlorobenze	443377	221689	886754	383645	-13.47

		RT LIMIT			
COMPOUND	STANDARD	LOWER	UPPER	SAMPLE	%DIFF
45 flourobenzene	6.08	5.58	6.58	6.08	0.00
74 chlorobenzene-d5	9.63	9.13	10.13	9.63	-0.06
100 1,4-dichlorobenze	12.32	11.82	12.82	12.32	0.00

AREA UPPER LIMIT = +100% of internal standard area.
AREA LOWER LIMIT = - 50% of internal standard area.
RT UPPER LIMIT = + 0.50 minutes of internal standard RT.
RT LOWER LIMIT = - 0.50 minutes of internal standard RT.

Alpha Analytical Labs

RECOVERY REPORT

Client Name: Client SDG: SDGa00307
Sample Matrix: LIQUID Fraction: VOA
Lab Smp Id:
Level: LOW Operator: PD
Data Type: MS DATA SampleType: SAMPLE
SpikeList File: curveallim.spk Quant Type: ISTD
Sublist File: NJTCL.sub
Method File: \\Orgserv2\ff\chem\GCMSVOA\Voa101.i\151002n.b\liq8260C.m
Misc Info: wg827563,ical11506

SURROGATE COMPOUND	AMOUNT ADDED ngs	AMOUNT RECOVERED ngs	% RECOVERED	LIMITS
$ 36 dibromofluorometha	100.000	95.224	95.22	70-130
$ 42 1,2-dichloroethane	100.000	104.039	104.04	70-130
$ 59 toluene-d8	100.000	99.908	99.91	70-130
$ 83 4-bromofluorobenze	100.000	101.758	101.76	70-130

Data File: \\Orgserv2\ff\chem\GCMSVOA\Voa101.i\151002n.b\1002N20.D
Date : 03-OCT-2015 06:01
Client ID:
Instrument: Voa101.i
Sample Info: 11523745-44,31,10,,a
Purge Volume: 10.0
Operator: PD
Column phase:
Column diameter: 0.18

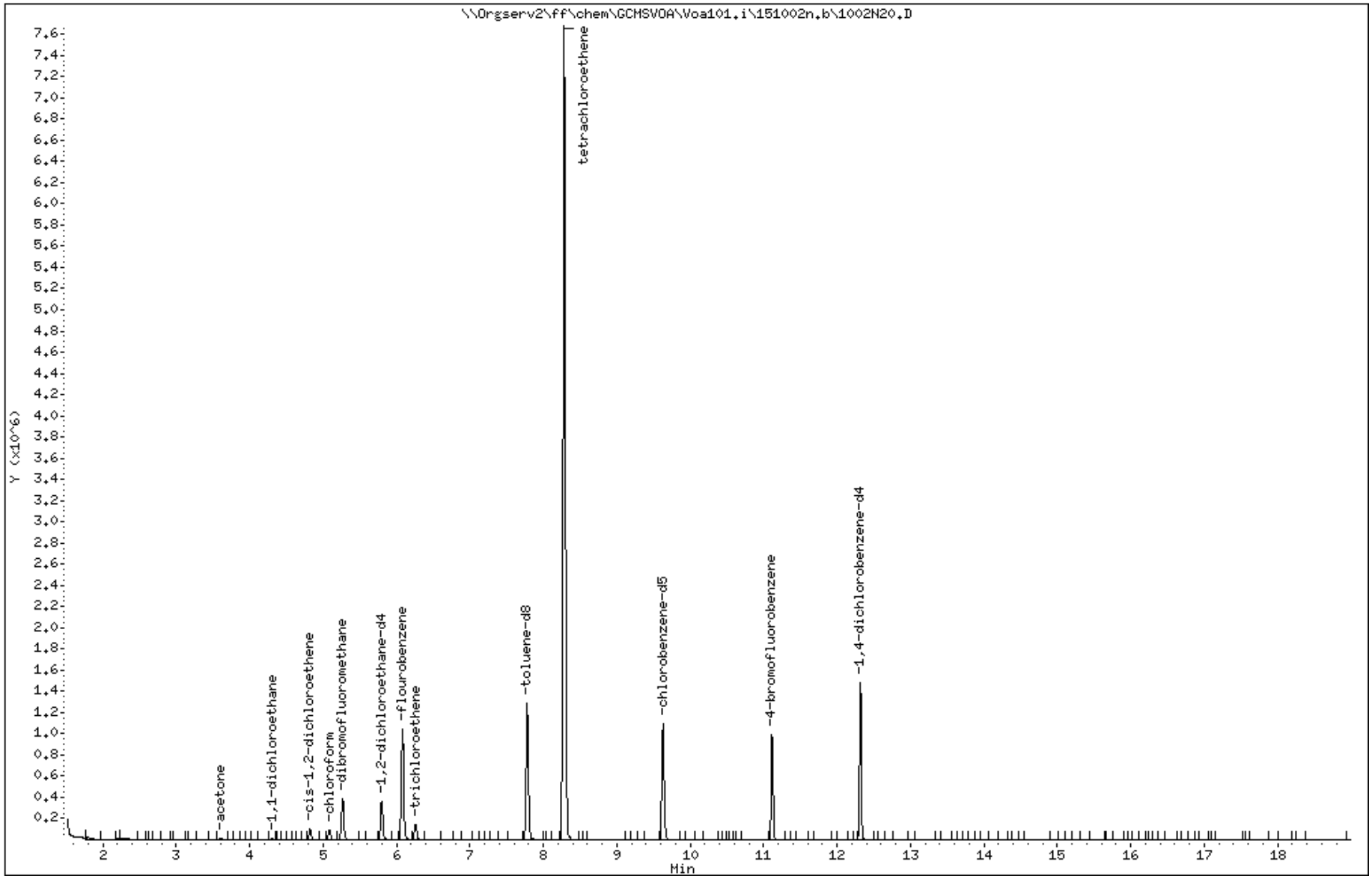

Data File: \\Orgserv2\ff\chem\GCMSVOA\Voa101.i\151002n.b\1002N20.D

Date : 03-OCT-2015 06:01

Client ID:

Instrument: Voa101.i

Sample Info: 11523745-44,31,10,,a

Purge Volume: 10.0

Operator: PD

Column phase:

Column diameter: 0.18

15 acetone

Concentration: 49.863 ngs

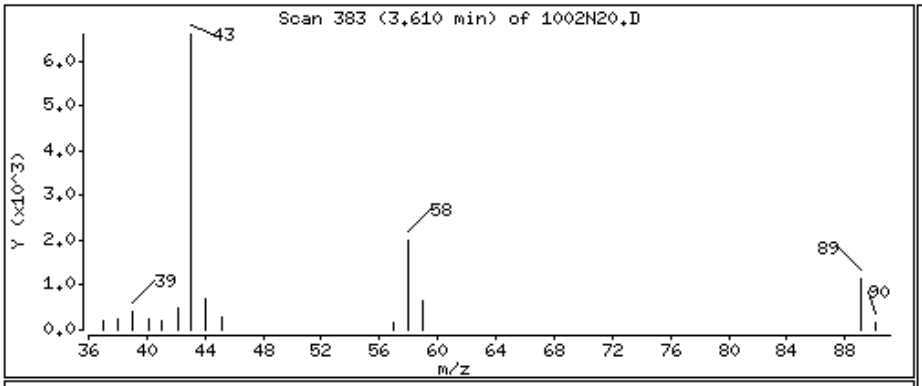

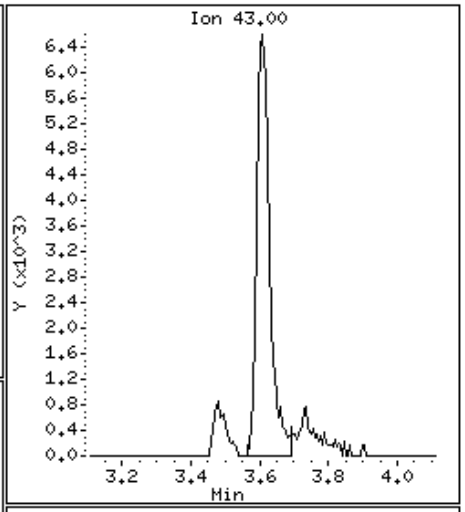

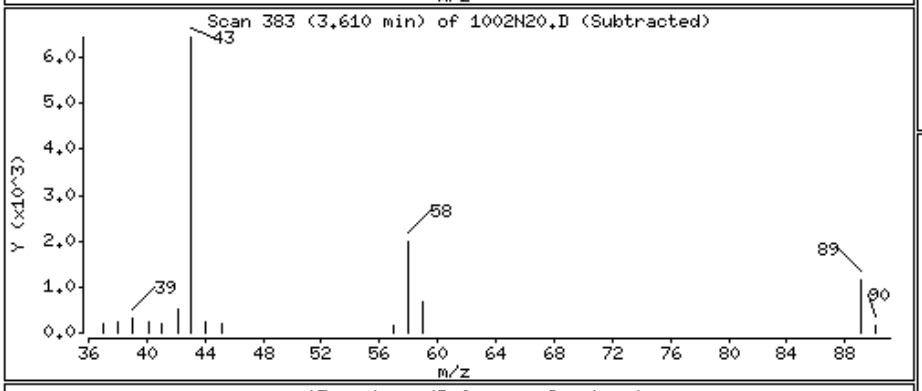

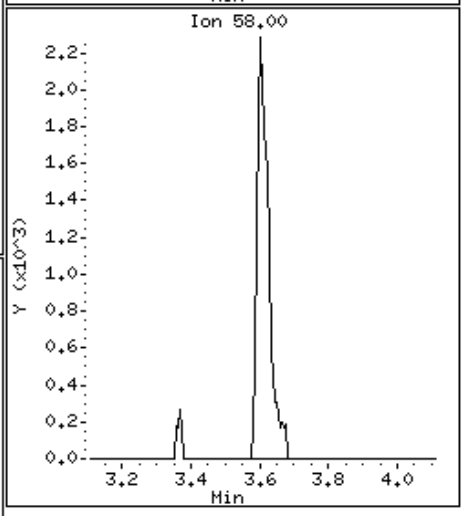

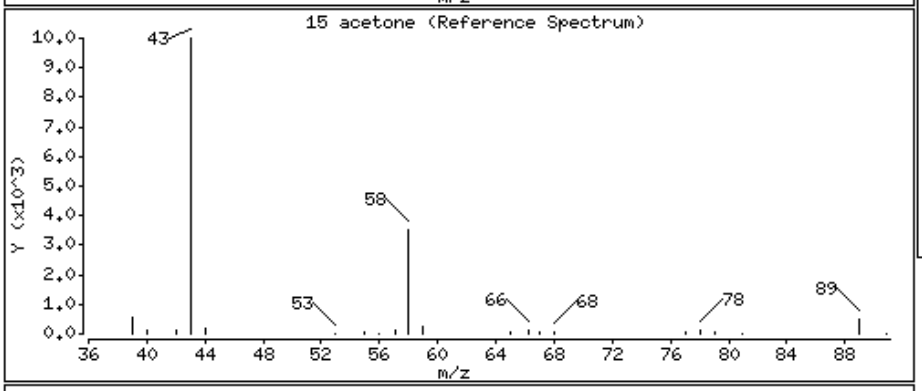

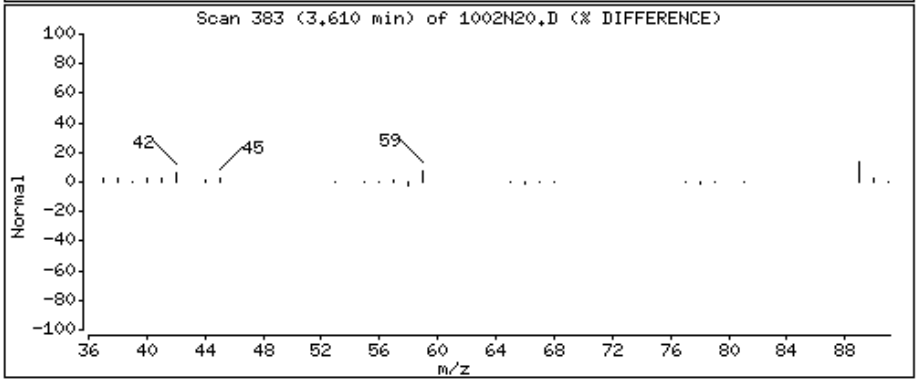

Data File: \\Orgserv2\ff\chem\GCMSVOA\Voa101.i\151002n.b\1002N20.D

Date : 03-OCT-2015 06:01

Client ID:

Instrument: Voa101.i

Sample Info: 11523745-44,31,10,,a

Purge Volume: 10.0

Operator: PD

Column phase:

Column diameter: 0.18

22 1,1-dichloroethane

Concentration: 2.613 ngs

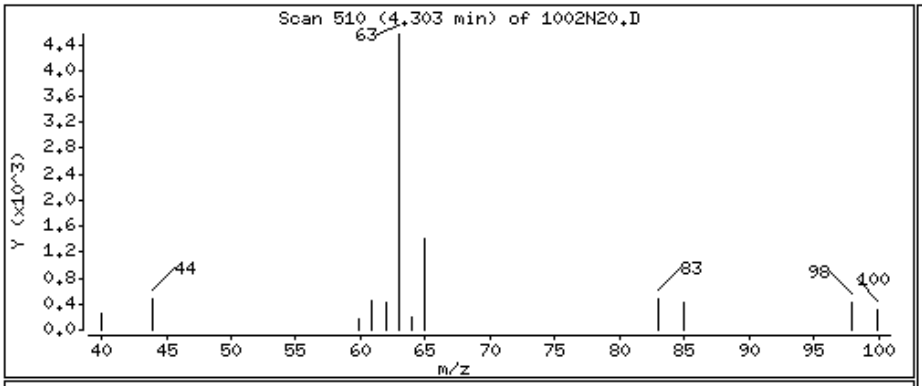

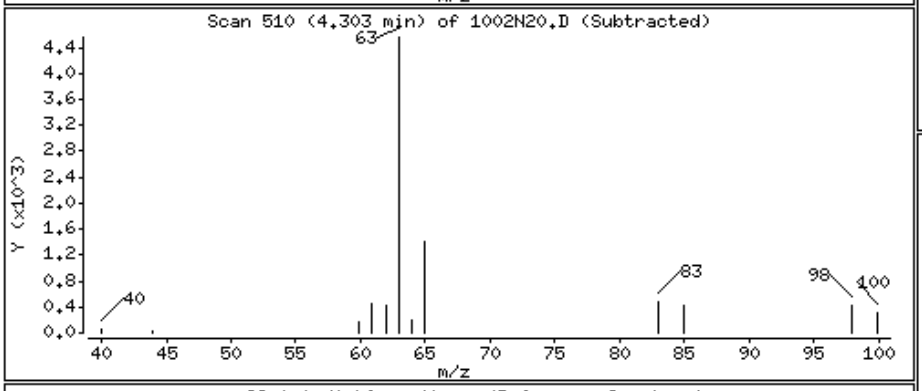

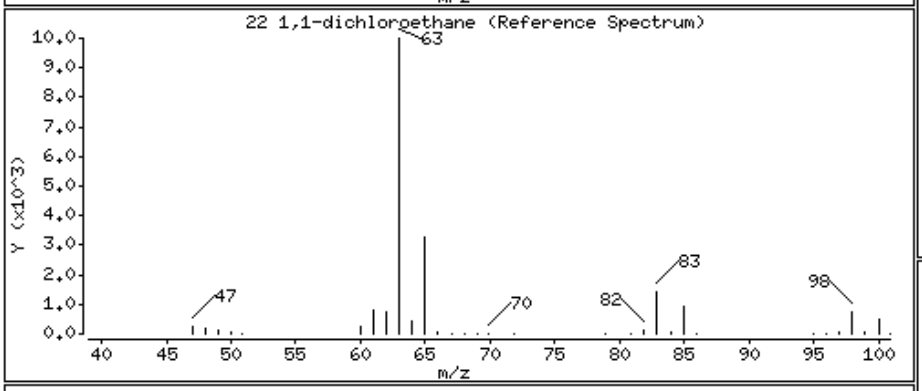

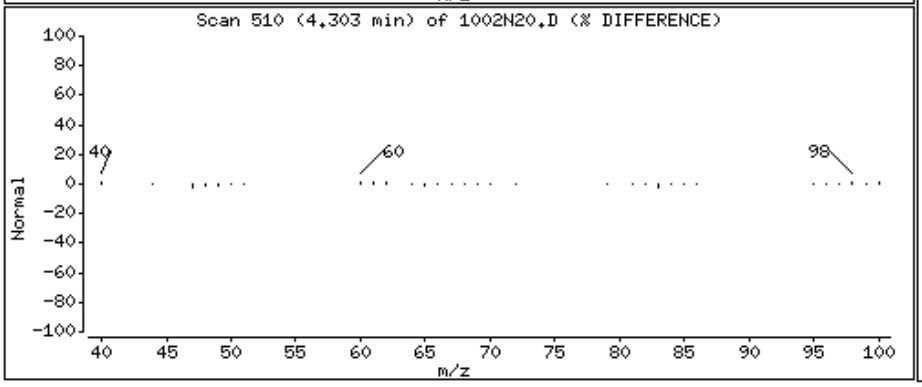

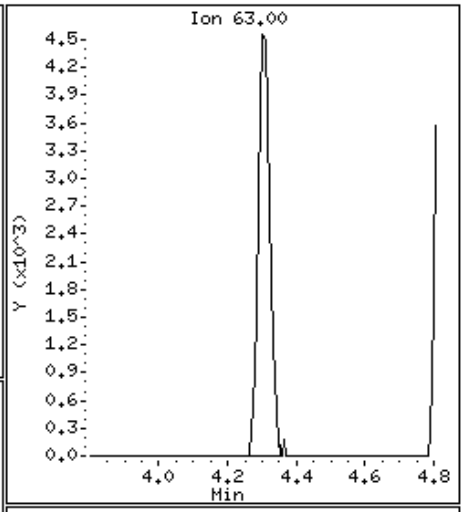

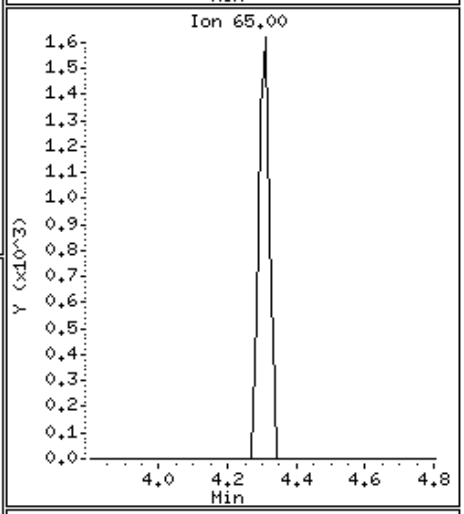

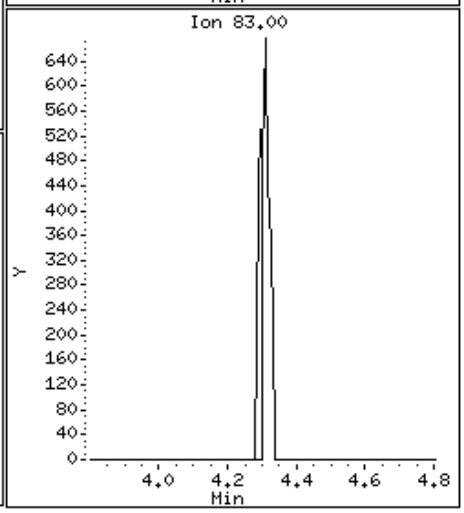

Data File: \\Orgserv2\ff\chem\GCMSVOA\Voa101.i\151002n.b\1002N20.D

Date : 03-OCT-2015 06:01

Client ID:

Instrument: Voa101.i

Sample Info: 11523745-44,31,10,,a

Purge Volume: 10.0

Operator: PD

Column phase:

Column diameter: 0.18

27 cis-1,2-dichloroethene

Concentration: 23.014 ngs

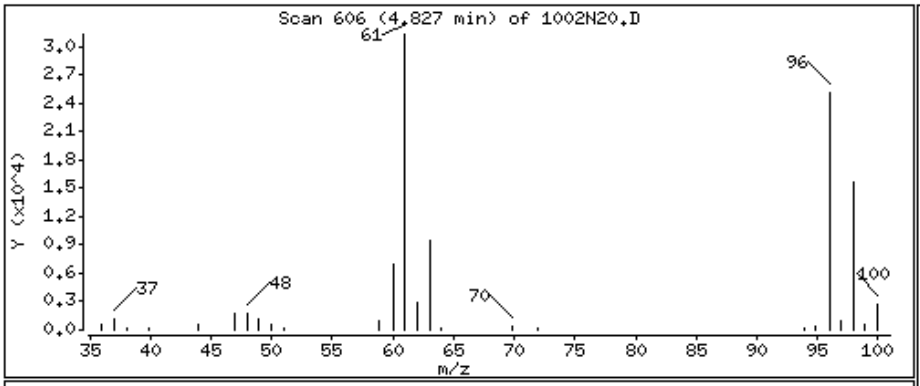

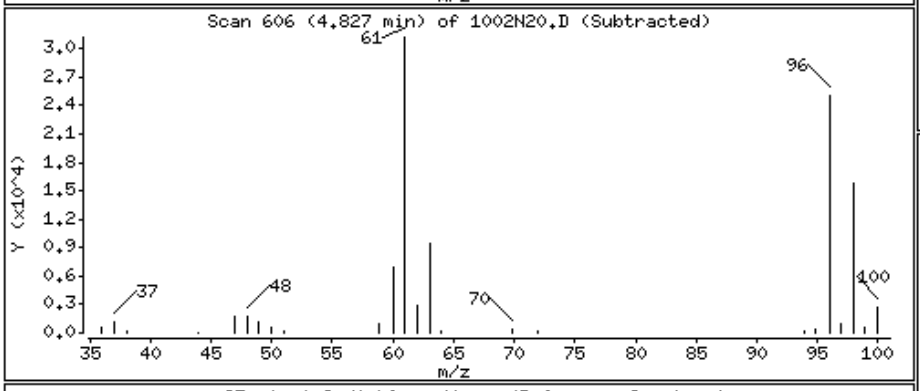

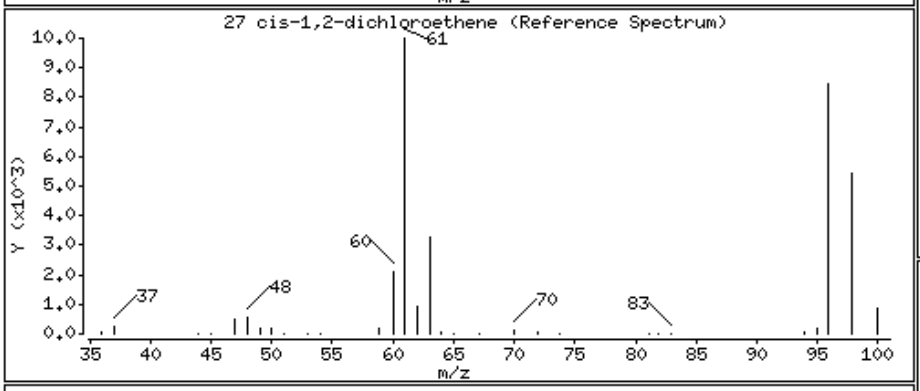

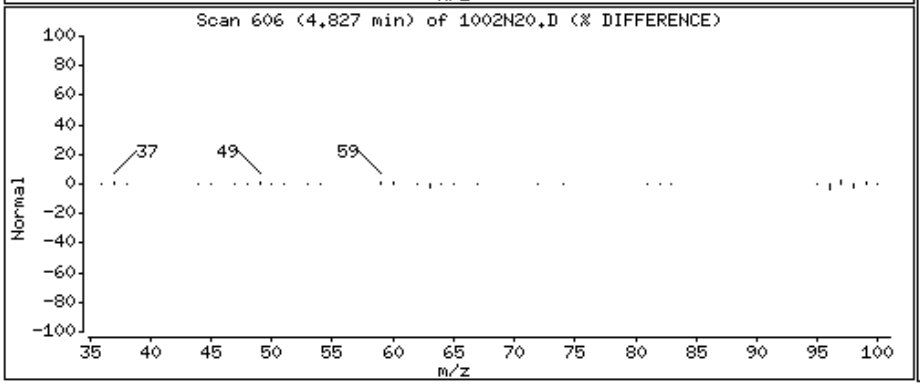

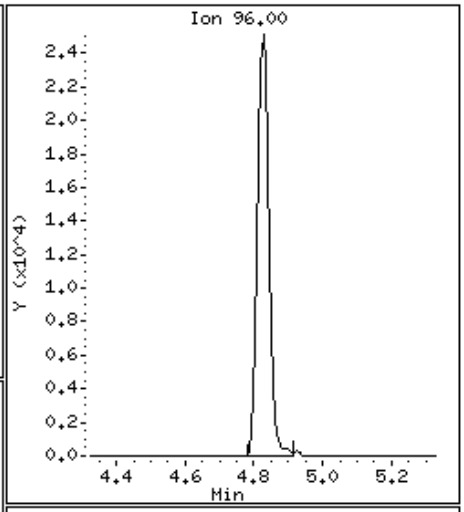

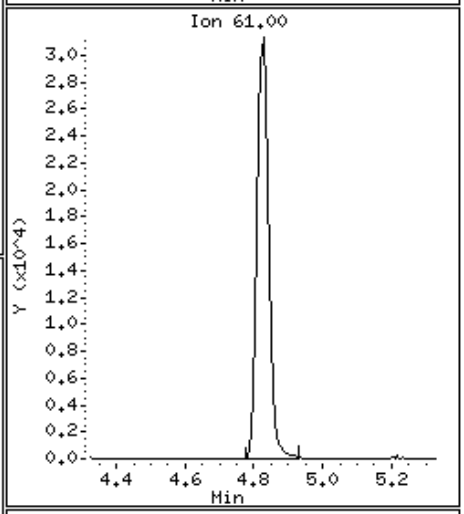

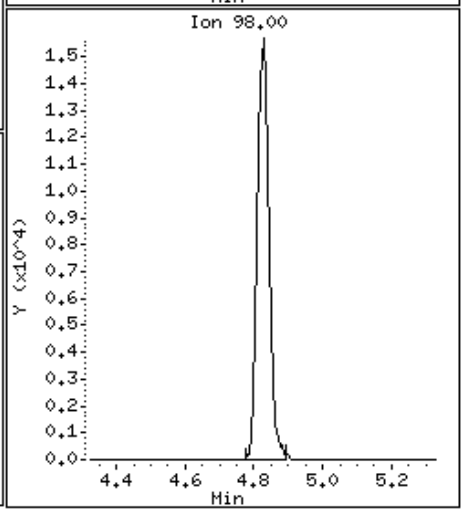

Data File: \\Orgserv2\ff\chem\GCMSVOA\Voa101.i\151002n.b\1002N20.D

Date : 03-OCT-2015 06:01

Client ID:

Instrument: Voa101.i

Sample Info: 11523745-44,31,10,,a

Purge Volume: 10.0

Operator: PD

Column phase:

Column diameter: 0.18

31 chloroform

Concentration: 22.975 ngs

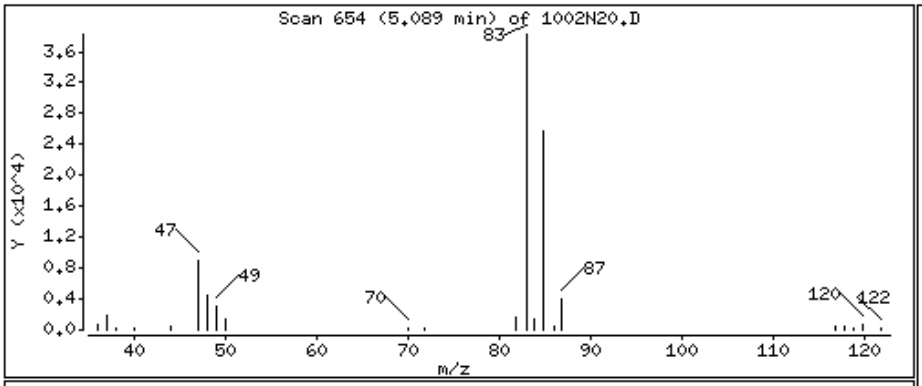

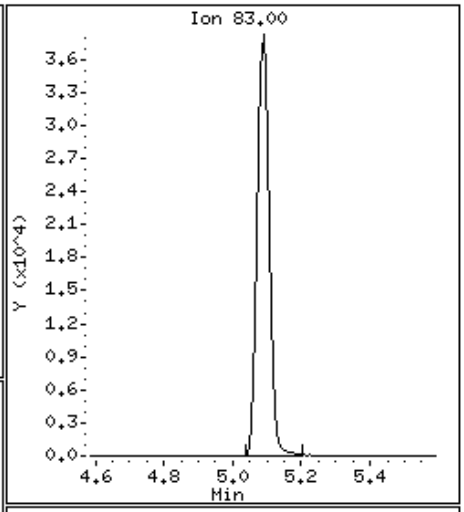

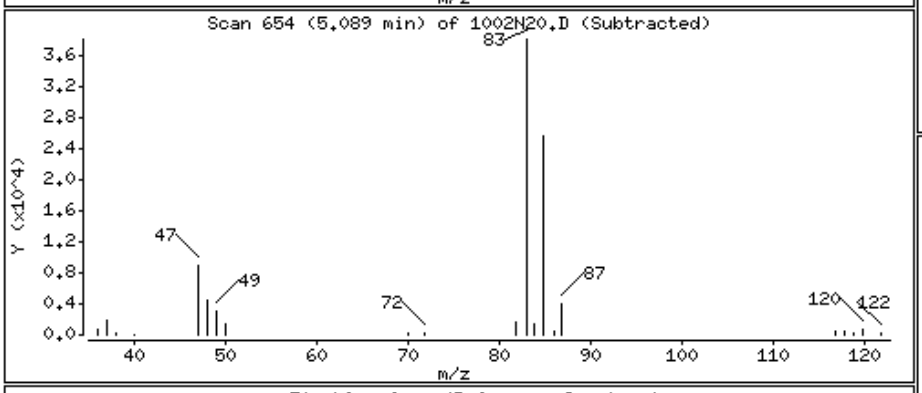

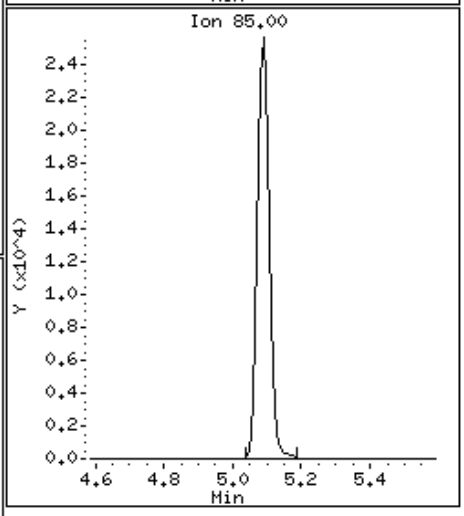

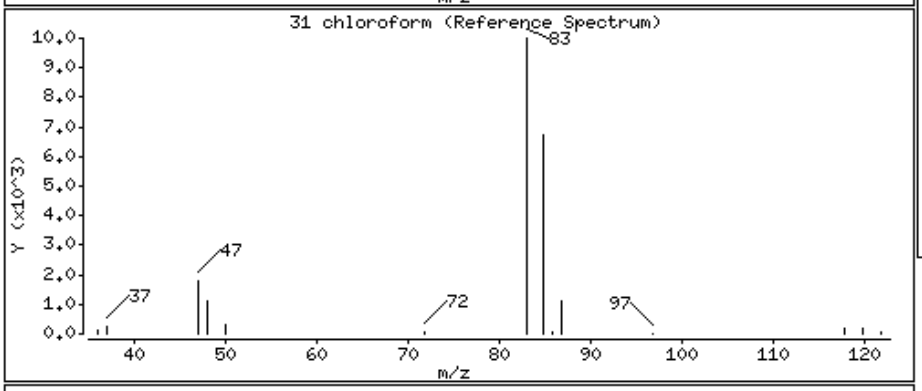

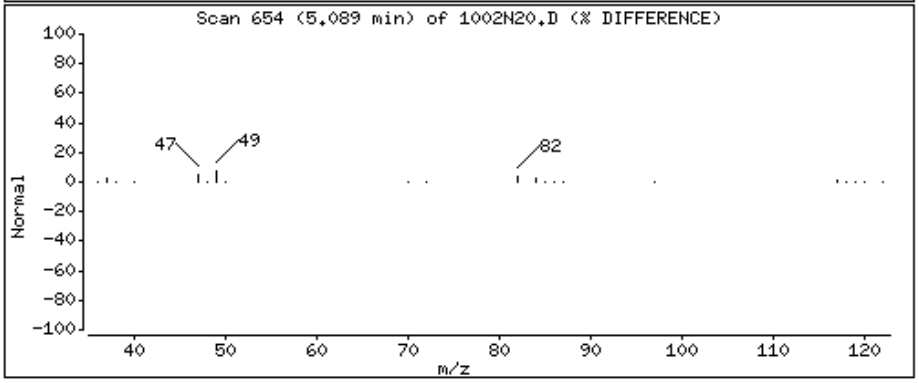

Data File: \\Orgserv2\ff\chem\GCMSVOA\Voa101.i\151002n.b\1002N20.D

Date : 03-OCT-2015 06:01

Client ID:

Instrument: Voa101.i

Sample Info: 11523745-44,31,10,,a

Purge Volume: 10.0

Operator: PD

Column phase:

Column diameter: 0.18

49 trichloroethene

Concentration: 26.731 ngs

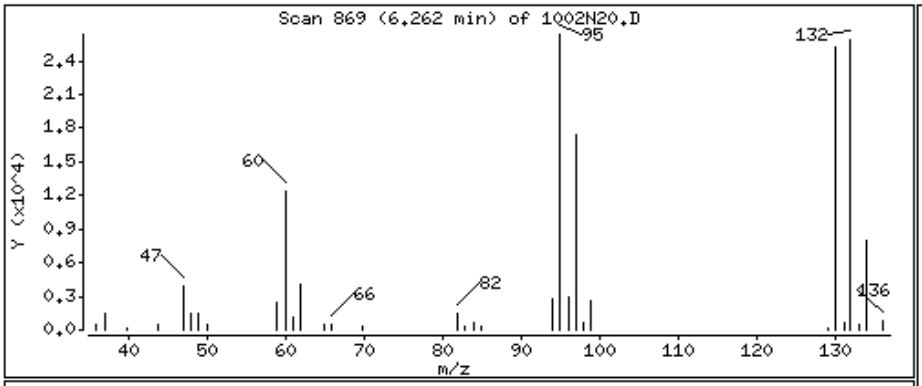

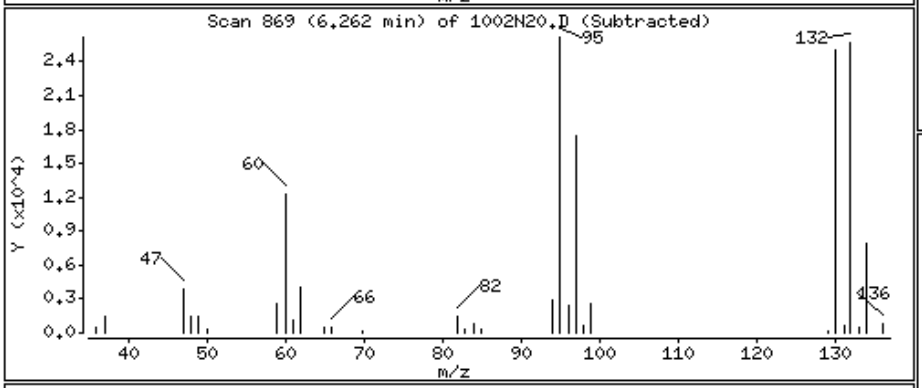

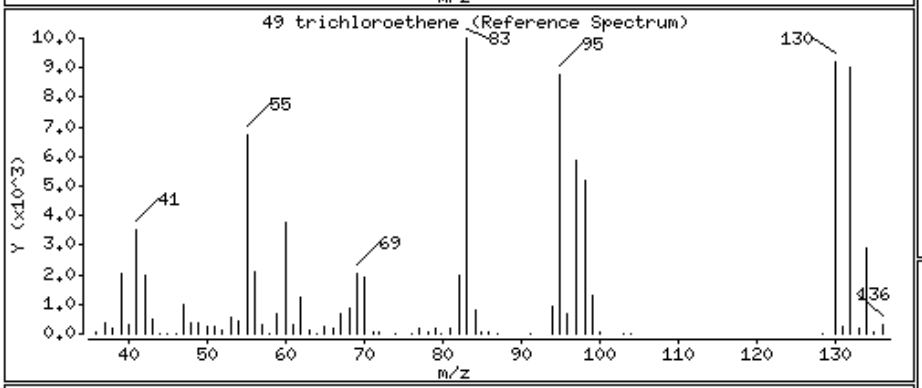

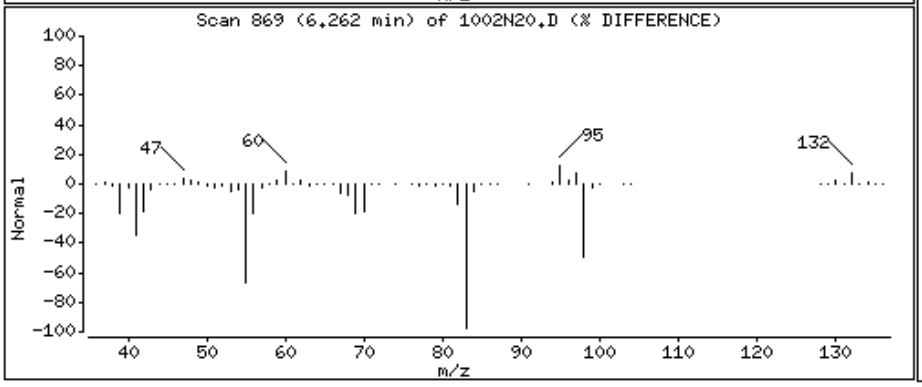

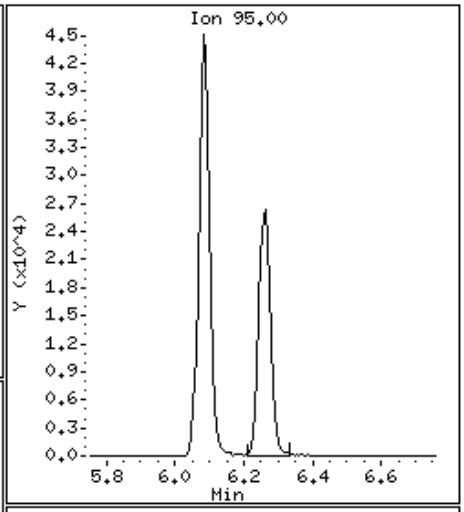

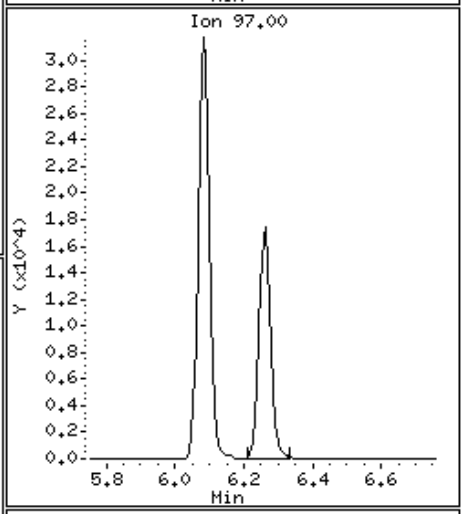

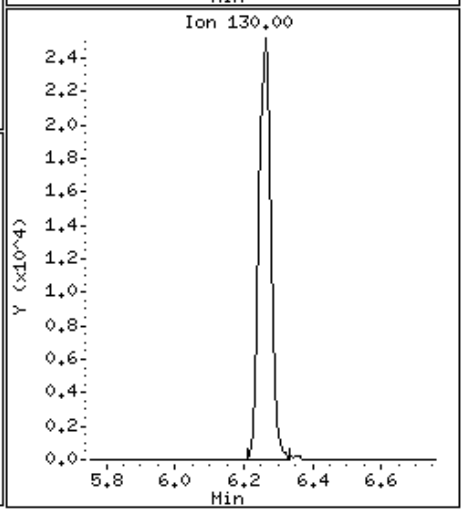

Data File: \\Orgserv2\ff\chem\GCMSVOA\Voa101.i\151002n.b\1002N20.D

Date : 03-OCT-2015 06:01

Client ID:

Instrument: Voa101.i

Sample Info: 11523745-44,31,10,,a

Purge Volume: 10.0

Operator: PD

Column phase:

Column diameter: 0.18

63 tetrachloroethene

Concentration: 1147.405 ngs

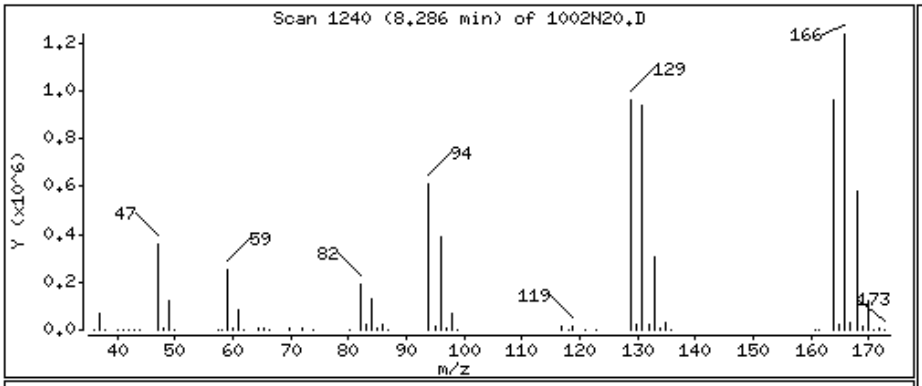

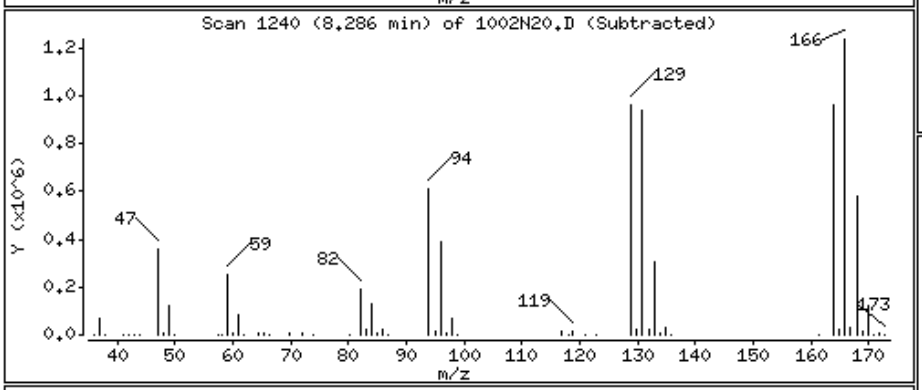

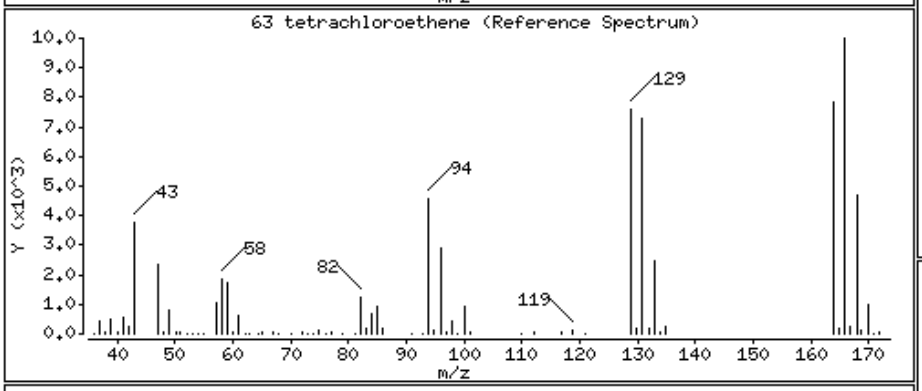

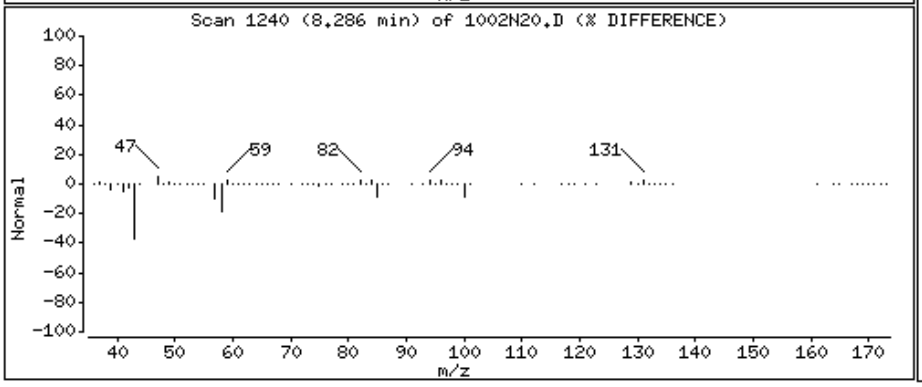

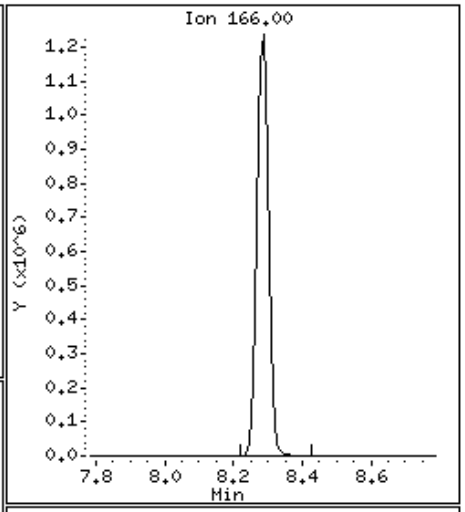

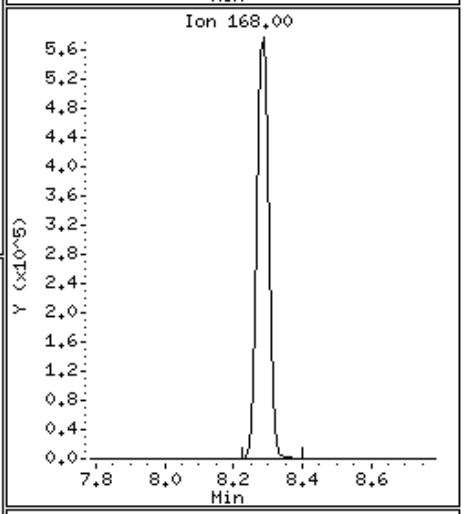

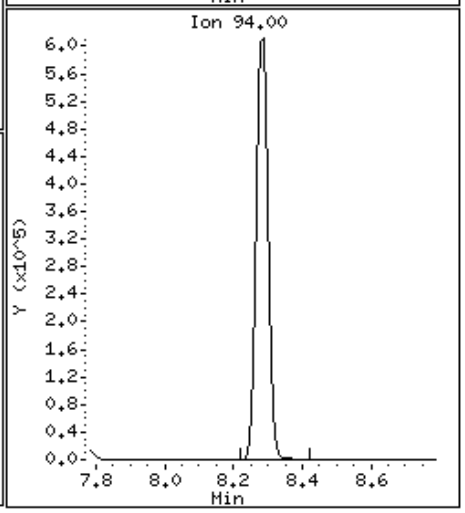

Alpha Analytical Labs

Manual Integration

Sample Info	: l1523745-44,31,10,,a wg827563,ical11506		
Instrument ID	: Voa101.i		
Method	: liq8260C.m		
File	: 1002N20.D		
Injection Date	: 03-OCT-2015 06:01		
Quantitation	: ISTD	Integrator :	HP RTE
Dilution Factor	: 1.00	Sample Type:	SAMPLE

This File has no version history.

//Orgserv2/ff/chem/GCMSVOA/Voa101.i/151002n.b/original/1002N20.D

Alpha Analytical Labs

gc/ms voa - VOA101

Data file : \\Orgserv2\ff\chem\GCMSVOA\Voa101.i\151002n.b\1002N21.D
Lab Smp Id:
Inj Date : 03-OCT-2015 06:30
Operator : PD Inst ID: Voa101.i
Smp Info : l1523745-45,31,10,,a
Misc Info : wg827563,ical11506
Comment :
Method : \\Orgserv2\ff\chem\GCMSVOA\Voa101.i\151002n.b\liq8260C.m
Meth Date : 03-Oct-2015 11:01 pduczmalew Quant Type: ISTD
Cal Date : 29-SEP-2015 17:33 Cal File: 0929A10.D
Als bottle: 21
Dil Factor: 1.00000
Integrator: HP RTE Compound Sublist: NJTCL.sub
Target Version: 4.12
Processing Host: VIRTUALXP-76524

Concentration Formula: Amt * DF * CpndVariable
Cpnd Variable Local Compound Variable

	Compounds	QUANT SIG MASS	RT	EXP RT	REL RT	RESPONSE	CONCENTRATIONS ON-COLUMN (ngs)	FINAL (ngs)	REVIEW CODE
	1 dichlorodifluoromethane	85	Compound Not Detected.						
	2 chloromethane	50	Compound Not Detected.						
	3 vinyl chloride	62	Compound Not Detected.						
	4 bromomethane	94	Compound Not Detected.						
	5 chloroethane	64	Compound Not Detected.						
	6 trichlorofluoromethane	101	Compound Not Detected.						
	8 1,1,-dichloroethene	96	Compound Not Detected.						
	11 freon-113	101	Compound Not Detected.						
	10 carbon disulfide	76	Compound Not Detected.						
	14 methylene chloride	84	Compound Not Detected.						
	15 acetone	43	3.604	3.609	(0.593)	16629	51.6163	51.616	
	16 trans-1,2-dichloroethene	96	Compound Not Detected.						
	17 Methyl Acetate	43	Compound Not Detected.						
	18 methyl tert butyl ether	73	Compound Not Detected.						
	22 1,1-dichloroethane	63	4.308	4.302	(0.708)	5059	1.34806	1.348	
	27 cis-1,2-dichloroethene	96	4.832	4.826	(0.795)	24013	10.2655	10.265	
	29 bromochloromethane	128	Compound Not Detected.						
	30 Cyclohexane	56	Compound Not Detected.						
	31 chloroform	83	5.088	5.088	(0.837)	54529	14.6594	14.659	
	33 carbontetrachloride	117	Compound Not Detected.						
$	36 dibromofluoromethane	113	5.268	5.268	(0.866)	261575	95.3234	95.323	
	37 1,1,1-trichloroethane	97	Compound Not Detected.						
	38 2-butanone	43	Compound Not Detected.						
	40 benzene	78	Compound Not Detected.						
$	42 1,2-dichloroethane-d4	65	5.797	5.797	(0.953)	293863	102.600	102.599	
	43 1,2-dichloroethane	62	Compound Not Detected.						
*	45 flourobenzene	96	6.081	6.081	(1.000)	1099182	100.000		
	49 trichloroethene	95	6.261	6.256	(1.030)	68984	31.2886	31.288	
	46 methyl cyclohexane	83	Compound Not Detected.						

	Compounds	QUANT SIG MASS	RT	EXP RT	REL RT	RESPONSE	CONCENTRATIONS ON-COLUMN (ngs)	CONCENTRATIONS FINAL (ngs)	REVIEW CODE
	52 1,2-dichloropropane	63	Compound Not Detected.						
	53 bromodichloromethane	83	Compound Not Detected.						
	56 1,4-Dioxane	88	Compound Not Detected.						
	58 cis-1,3-dichloropropene	75	Compound Not Detected.						
$	59 toluene-d8	98	7.778	7.783	(0.807)	1070915	100.123	100.123	
	60 toluene	92	Compound Not Detected.						
	62 4-methyl-2-pentanone	58	Compound Not Detected.						
	63 tetrachloroethene	166	8.285	8.285	(0.860)	1536684	662.010	662.010	
	64 trans-1,3-dichloropropene	75	Compound Not Detected.						
	68 1,1,2-trichloroethane	83	Compound Not Detected.						
	69 chlorodibromomethane	129	Compound Not Detected.						
	71 1,2-dibromoethane	107	Compound Not Detected.						
	73 2-hexanone	43	Compound Not Detected.						
*	74 chlorobenzene-d5	117	9.633	9.633	(1.000)	802433	100.000		
	75 chlorobenzene	112	Compound Not Detected.						
	76 ethyl benzene	91	Compound Not Detected.						
	78 p/m xylene	106	Compound Not Detected.						
	79 o xylene	106	Compound Not Detected.						
	80 styrene	104	Compound Not Detected.						
	81 bromoform	173	Compound Not Detected.						
	82 isopropylbenzene	105	Compound Not Detected.						
$	83 4-bromofluorobenzene	95	11.117	11.112	(0.903)	397642	101.574	101.574	
	88 1,1,2,2,-tetrachloroethane	83	Compound Not Detected.						
	99 1,3-dichlorobenzene	146	Compound Not Detected.						
*	100 1,4-dichlorobenzene-d4	152	12.318	12.318	(1.000)	382356	100.000		
	101 1,4-dichlorobenzene	146	Compound Not Detected.						
	104 1,2-dichlorobenzene	146	Compound Not Detected.						
	106 1,2-dibromo-3-chloropropane	75	Compound Not Detected.						
	109 1,2,4-trichlorobenzene	180	Compound Not Detected.						
	111 1,2,3-trichlorobenzene	180	Compound Not Detected.						

Alpha Analytical Labs

gc/ms voa - VOA101

Data file : \\Orgserv2\ff\chem\GCMSVOA\Voa101.i\151002n.b\1002N21.D
Lab Smp Id:
Inj Date : 03-OCT-2015 06:30
Operator : PD Inst ID: Voa101.i
Smp Info : l1523745-45,31,10,,a
Misc Info : wg827563,ical11506
Comment :
Method : \\Orgserv2\ff\chem\GCMSVOA\Voa101.i\151002n.b\liq8260C.m
Meth Date : 03-Oct-2015 11:01 pduczmalew Quant Type: ISTD
Cal Date : 29-SEP-2015 17:33 Cal File: 0929A10.D
Als bottle: 21
Dil Factor: 1.00000
Integrator: HP RTE Compound Sublist: NJTCL.sub
Target Version: 4.12
Processing Host: VIRTUALXP-76524

- NO TENTATIVELY IDENTIFIED COMPOUNDS -

Alpha Analytical Labs

INTERNAL STANDARD COMPOUNDS
AREA AND RT SUMMARY

Instrument ID: Voa101.i
Lab File ID: 1002N21.D
Lab Smp Id:
Analysis Type: VOA
Quant Type: ISTD
Operator: PD
Method File: \\Orgserv2\ff\chem\GCMSVOA\Voa101.i\151002n.b\liq8260C.m
Misc Info: wg827563,ical11506

Calibration Date: 02-OCT-2015
Calibration Time: 20:45
Level: LOW
Sample Type: WATER

Test Mode:
Use Last Continuing Calibrator.
If Continuing Cal. use Initial Cal. Level 3

		AREA LIMIT			
COMPOUND	STANDARD	LOWER	UPPER	SAMPLE	%DIFF
45 flourobenzene	1222489	611245	2444978	1099182	-10.09
74 chlorobenzene-d5	899066	449533	1798132	802433	-10.75
100 1,4-dichlorobenze	443377	221689	886754	382356	-13.76

		RT LIMIT			
COMPOUND	STANDARD	LOWER	UPPER	SAMPLE	%DIFF
45 flourobenzene	6.08	5.58	6.58	6.08	0.00
74 chlorobenzene-d5	9.63	9.13	10.13	9.63	0.00
100 1,4-dichlorobenze	12.32	11.82	12.82	12.32	0.00

AREA UPPER LIMIT = +100% of internal standard area.
AREA LOWER LIMIT = - 50% of internal standard area.
RT UPPER LIMIT = + 0.50 minutes of internal standard RT.
RT LOWER LIMIT = - 0.50 minutes of internal standard RT.

Alpha Analytical Labs

RECOVERY REPORT

Client Name: Client SDG: SDGa00307
Sample Matrix: LIQUID Fraction: VOA
Lab Smp Id:
Level: LOW Operator: PD
Data Type: MS DATA SampleType: SAMPLE
SpikeList File: curveallim.spk Quant Type: ISTD
Sublist File: NJTCL.sub
Method File: \\Orgserv2\ff\chem\GCMSVOA\Voa101.i\151002n.b\liq8260C.m
Misc Info: wg827563,ical11506

SURROGATE COMPOUND	AMOUNT ADDED ngs	AMOUNT RECOVERED ngs	% RECOVERED	LIMITS
$ 36 dibromofluorometha	100.000	95.323	95.32	70-130
$ 42 1,2-dichloroethane	100.000	102.599	102.60	70-130
$ 59 toluene-d8	100.000	100.123	100.12	70-130
$ 83 4-bromofluorobenze	100.000	101.574	101.57	70-130

Data File: \\Orgserv2\ff\chem\GCMSVOA\Voa101.i\151002n.b\1002N21.D
Date : 03-OCT-2015 06:30
Client ID:
Sample Info: 11523745-45,31,10,,a
Purge Volume: 10.0
Column phase:

Instrument: Voa101.i
Operator: PD
Column diameter: 0.18

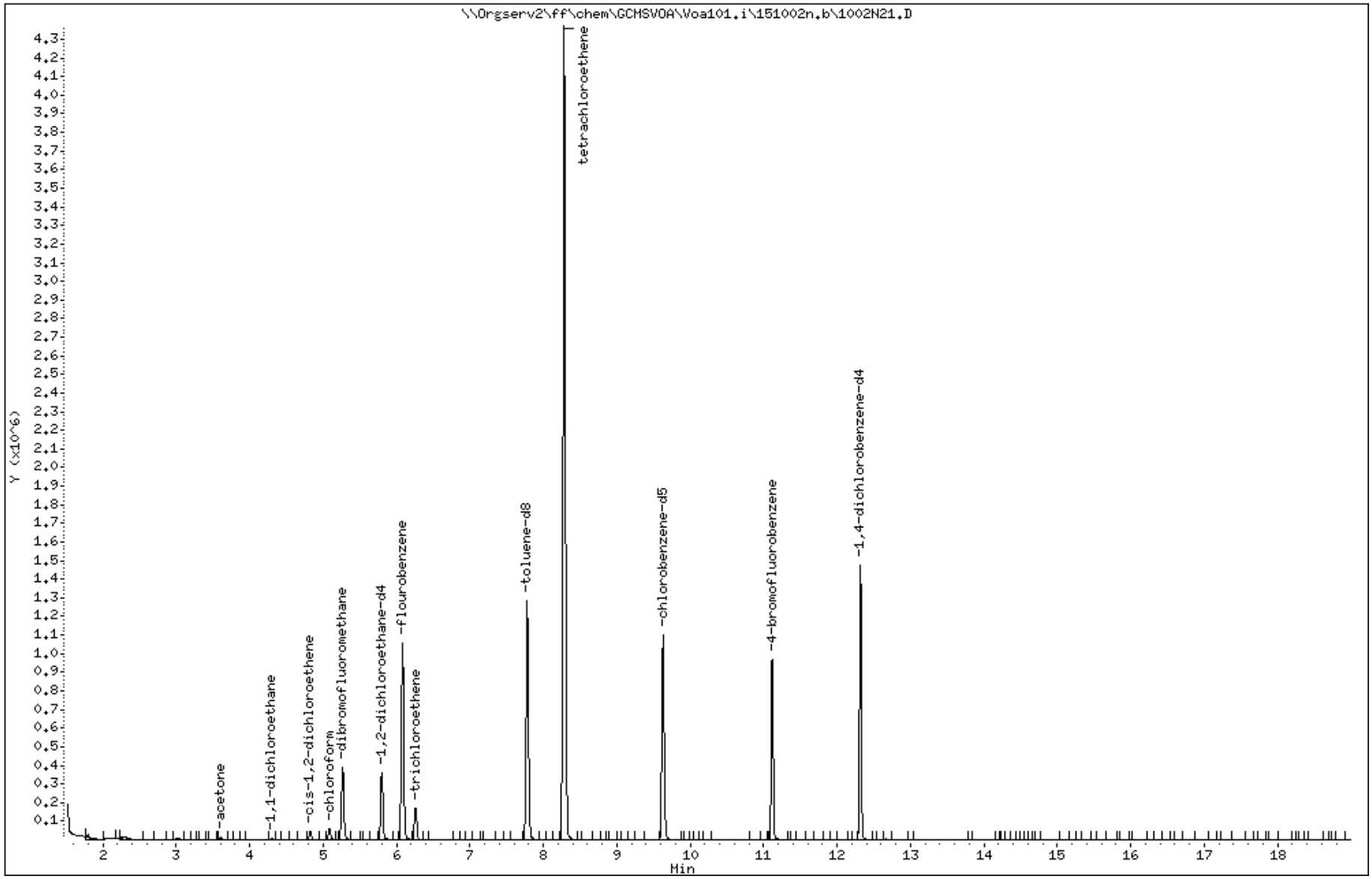

Data File: \\Orgserv2\ff\chem\GCMSVOA\Voa101.i\151002n.b\1002N21.D

Date : 03-OCT-2015 06:30

Client ID:

Instrument: Voa101.i

Sample Info: 11523745-45,31,10,,a

Purge Volume: 10.0

Operator: PD

Column phase:

Column diameter: 0.18

15 acetone

Concentration: 51.616 ngs

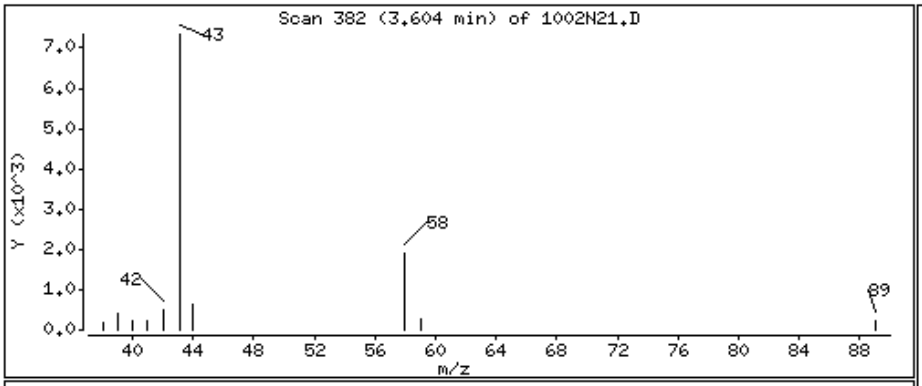

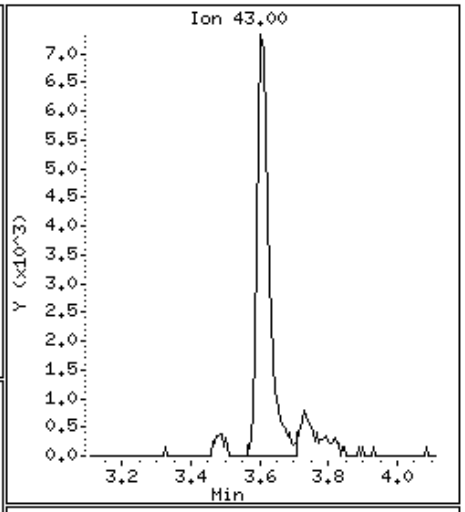

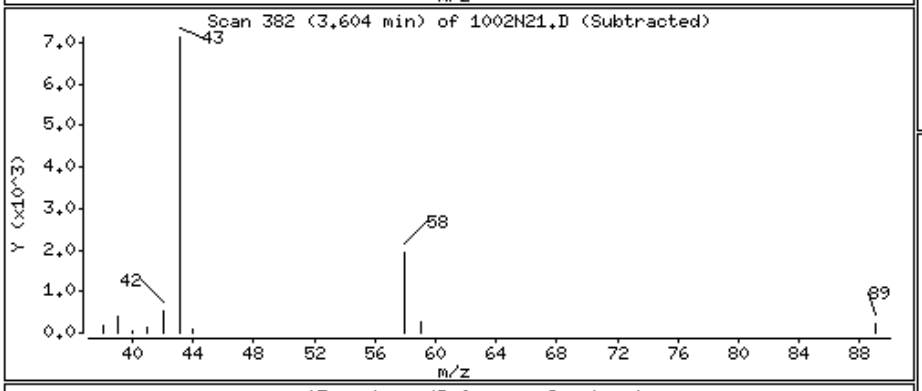

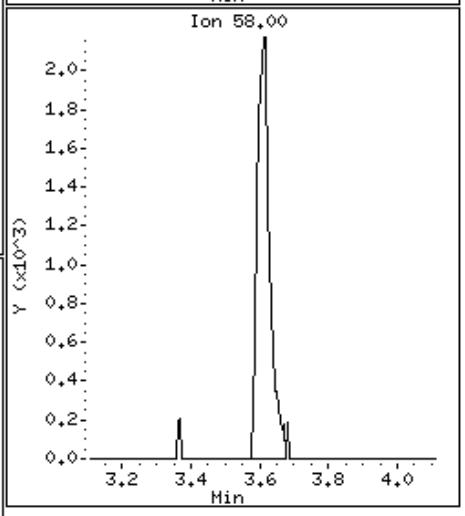

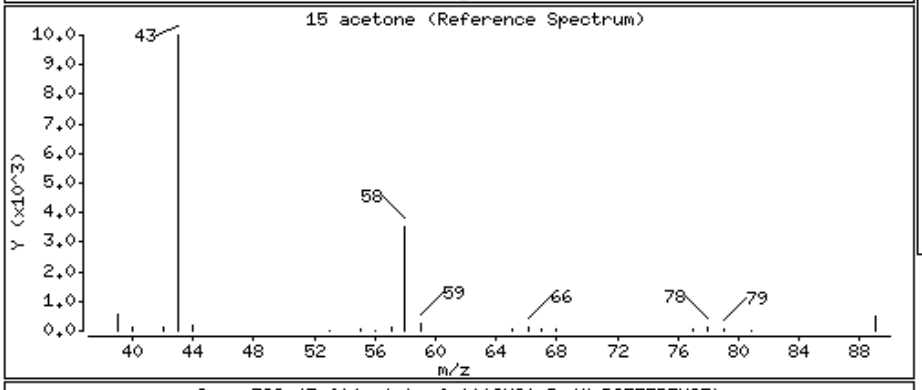

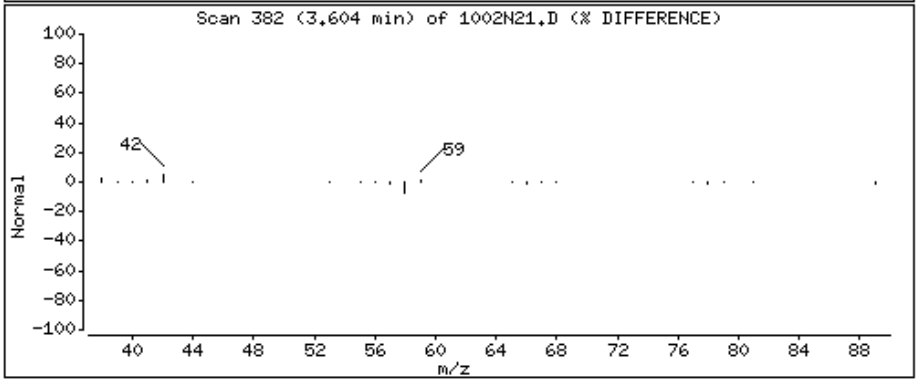

Data File: \\Orgserv2\ff\chem\GCMSVOA\Voa101.i\151002n.b\1002N21.D

Date : 03-OCT-2015 06:30

Client ID:

Instrument: Voa101.i

Sample Info: 11523745-45,31,10,,a

Purge Volume: 10.0

Operator: PD

Column phase:

Column diameter: 0.18

22 1,1-dichloroethane

Concentration: 1.348 ngs

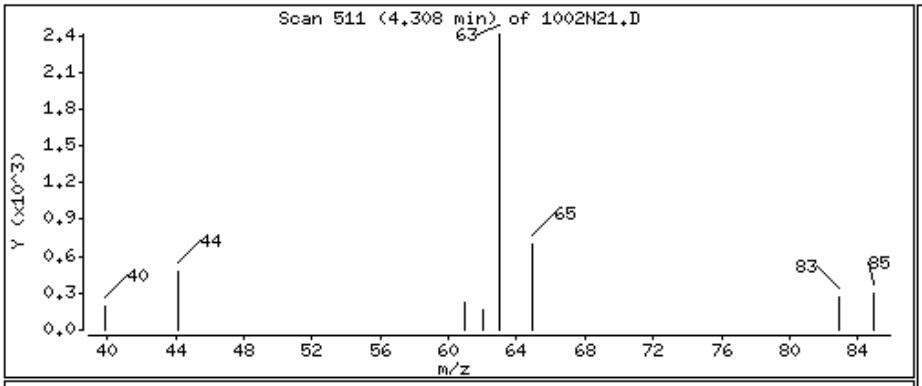

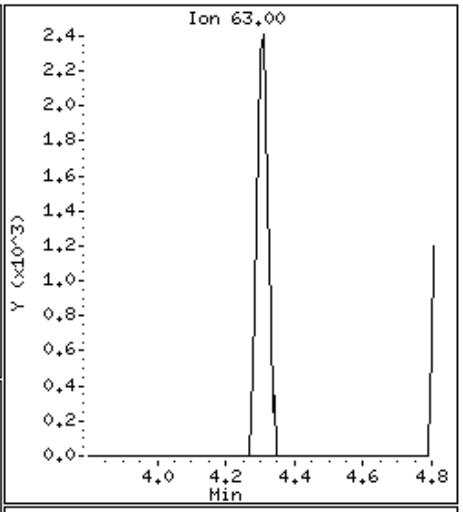

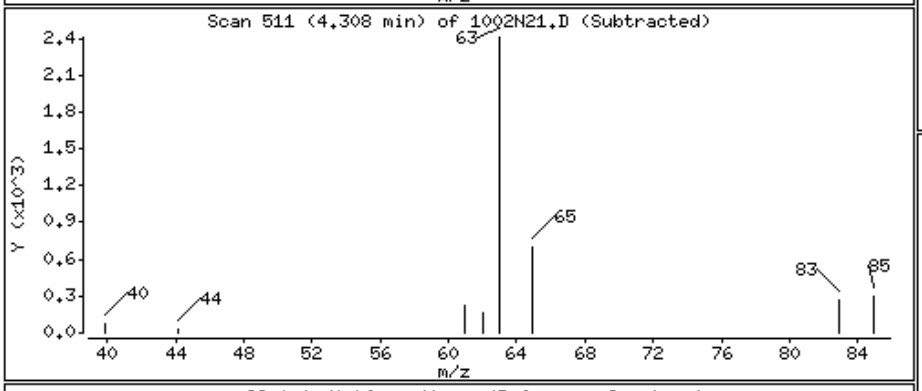

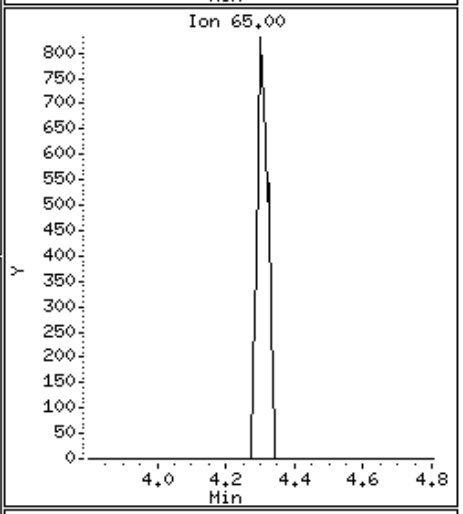

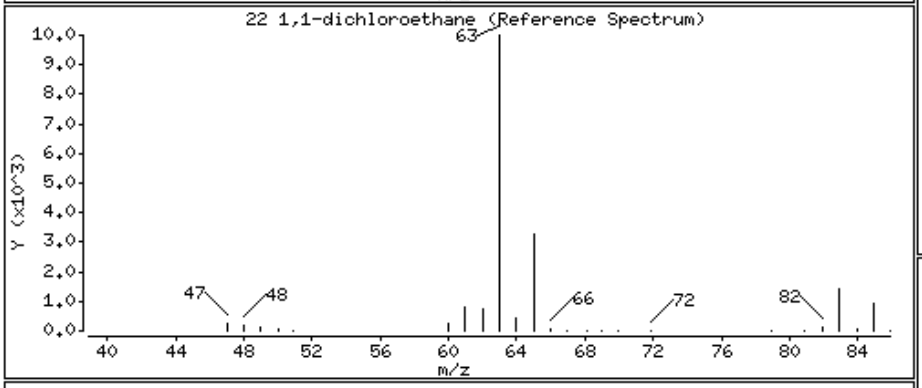

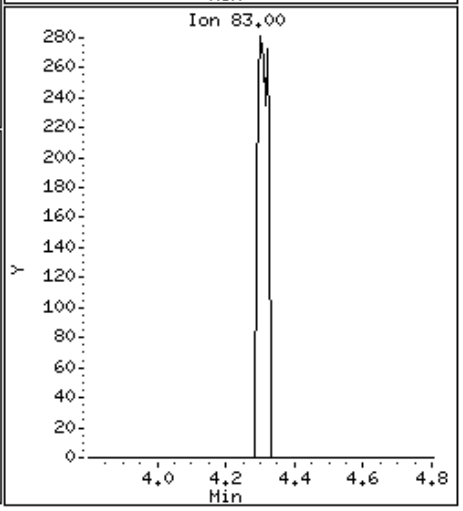

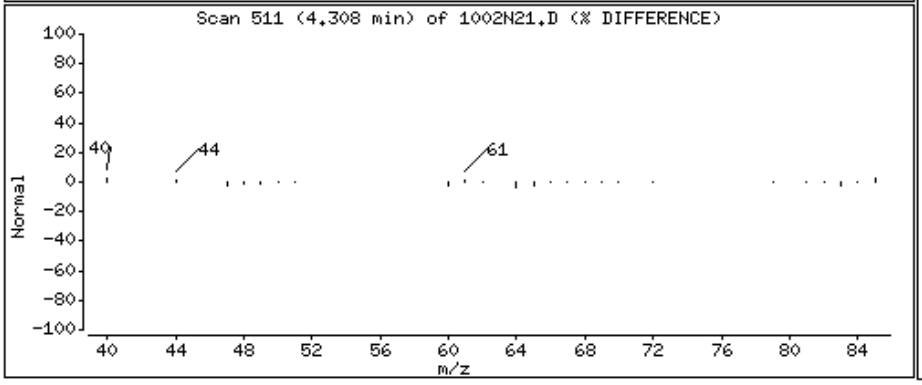

Data File: \\Orgserv2\ff\chem\GCMSVOA\Voa101.i\151002n.b\1002N21.D

Date : 03-OCT-2015 06:30

Client ID:

Instrument: Voa101.i

Sample Info: 11523745-45,31,10,,a

Purge Volume: 10.0

Operator: PD

Column phase:

Column diameter: 0.18

27 cis-1,2-dichloroethene

Concentration: 10.265 ngs

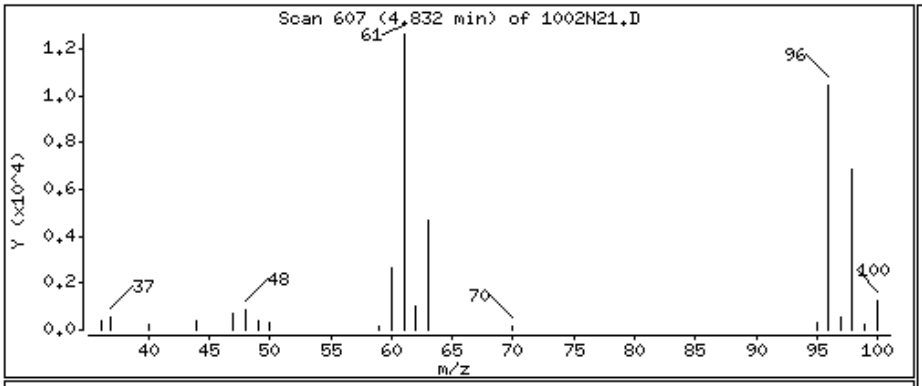

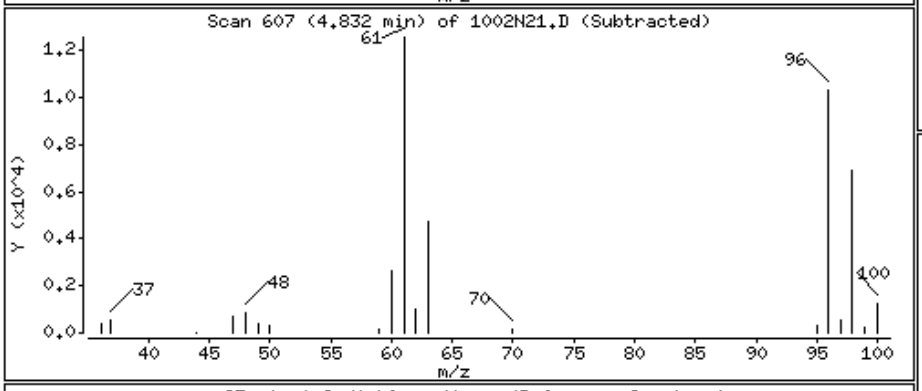

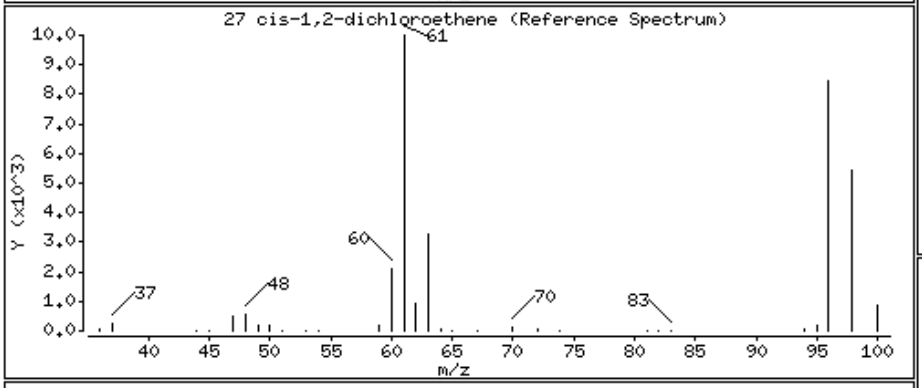

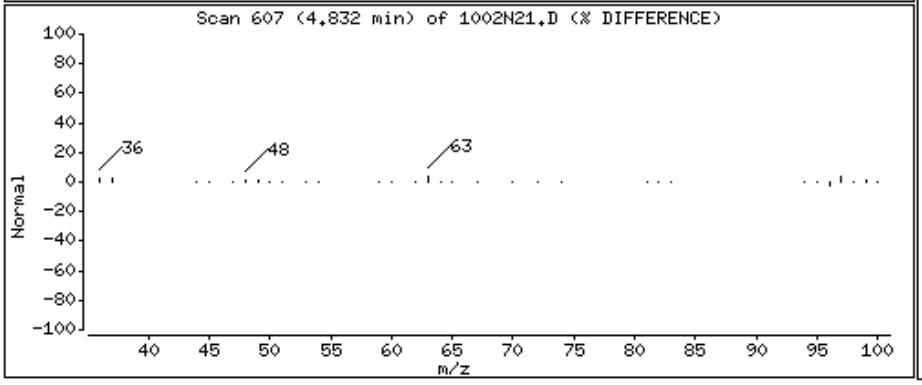

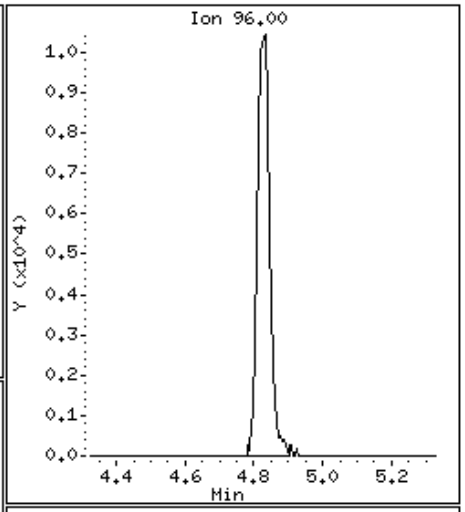

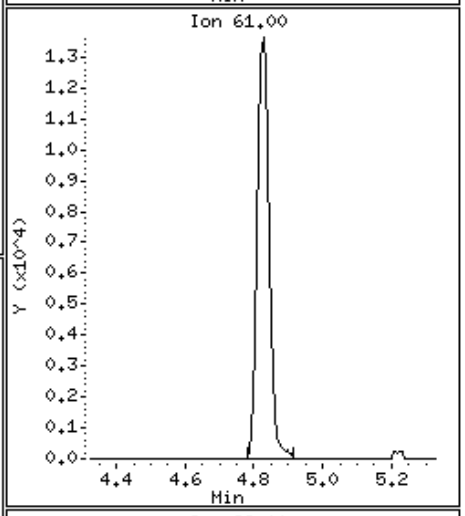

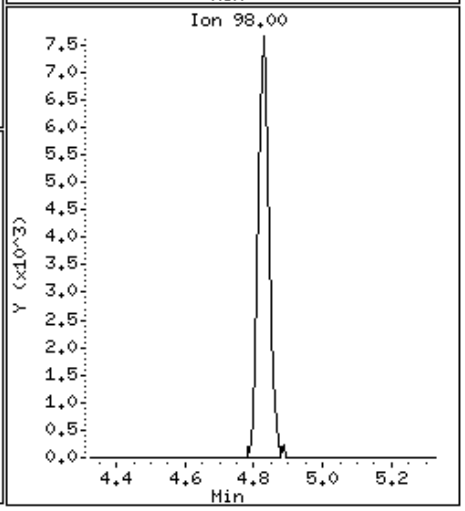

Data File: \\Orgserv2\ff\chem\GCMSVOA\Voa101.i\151002n.b\1002N21.D

Date : 03-OCT-2015 06:30

Client ID:

Instrument: Voa101.i

Sample Info: 11523745-45,31,10,,a

Purge Volume: 10.0

Operator: PD

Column phase:

Column diameter: 0.18

31 chloroform

Concentration: 14.659 ngs

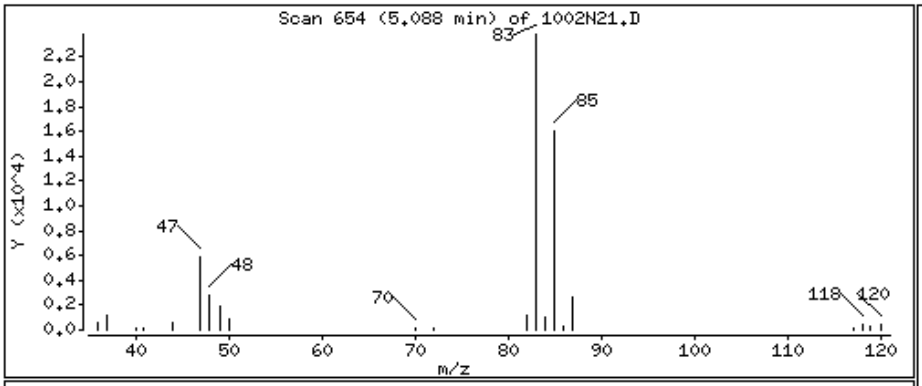

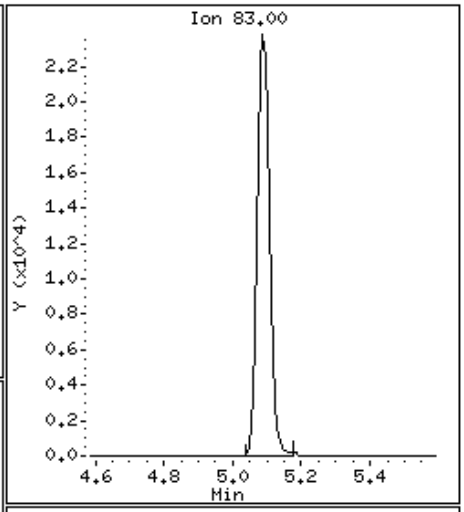

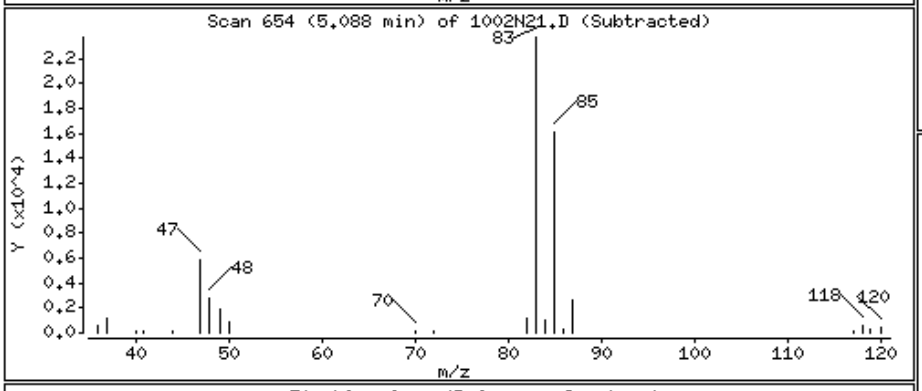

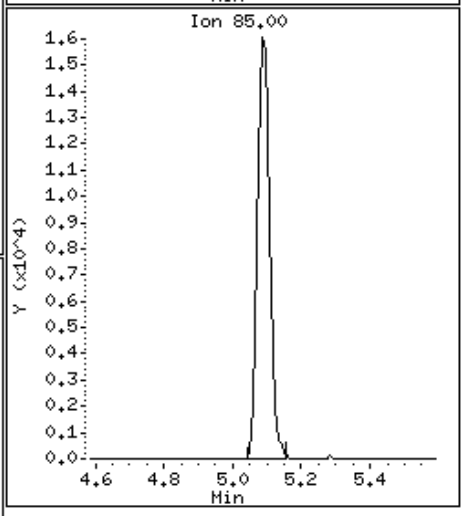

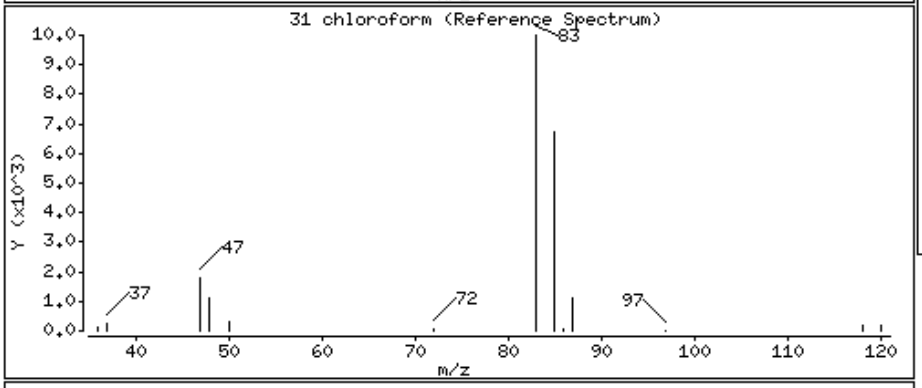

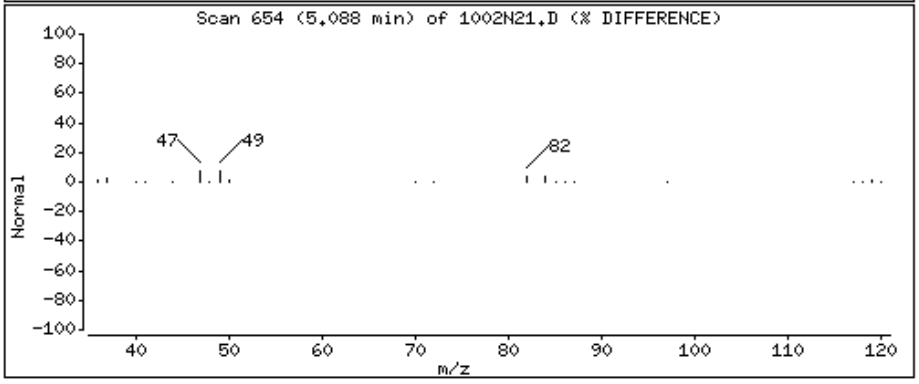

Data File: \\Orgserv2\ff\chem\GCMSVOA\Voa101.i\151002n.b\1002N21.D

Date : 03-OCT-2015 06:30

Client ID:

Instrument: Voa101.i

Sample Info: 11523745-45,31,10,,a

Purge Volume: 10.0

Operator: PD

Column phase:

Column diameter: 0.18

49 trichloroethene

Concentration: 31.288 ngs

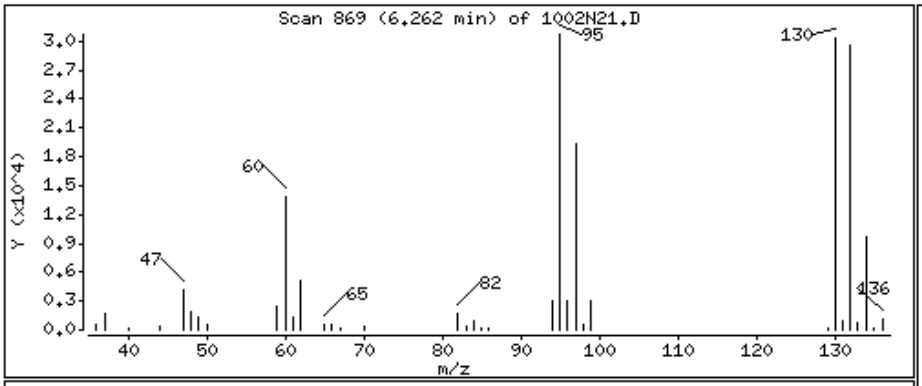

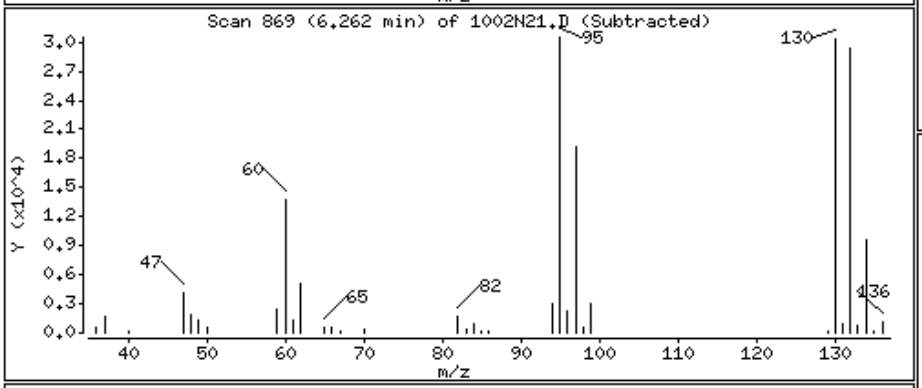

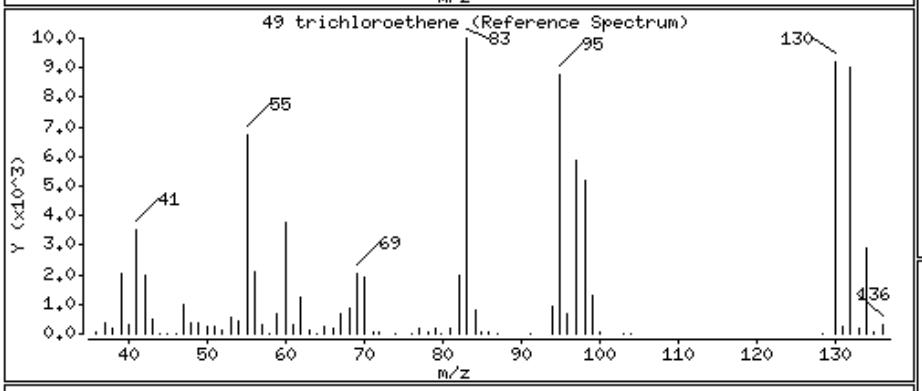

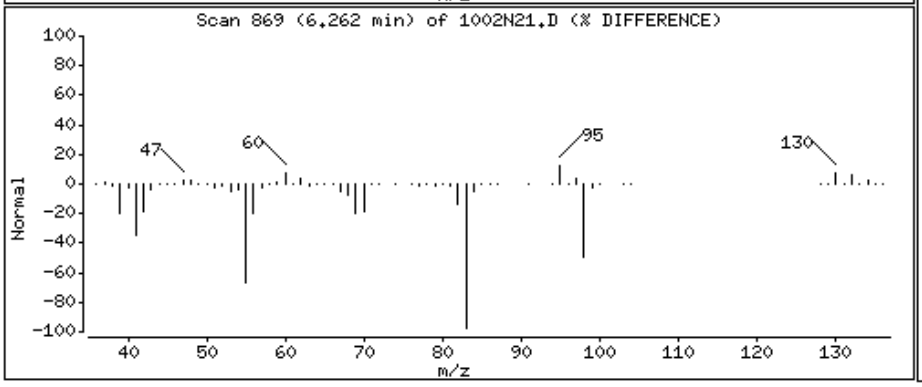

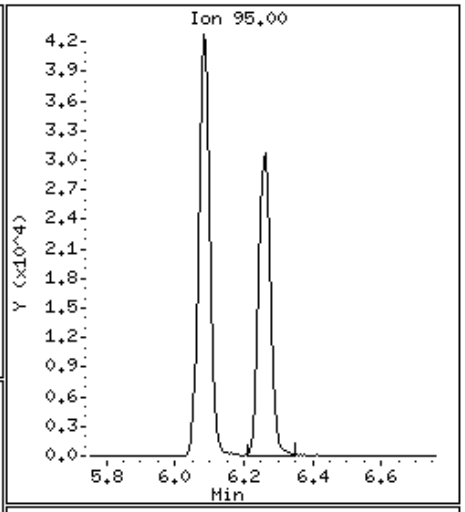

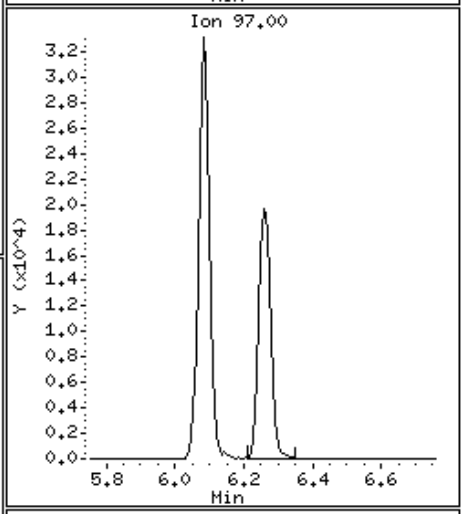

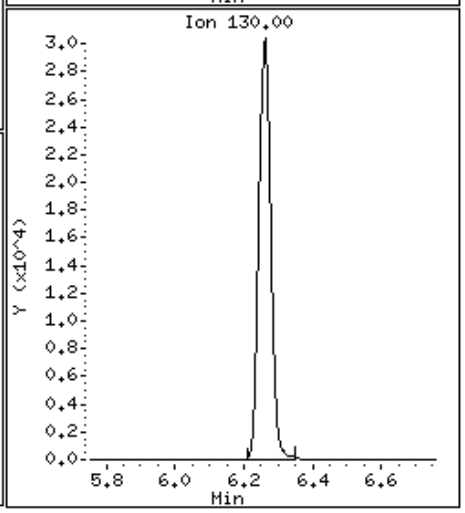

Data File: \\Orgserv2\ff\chem\GCMSVOA\Voa101.i\151002n.b\1002N21.D

Date : 03-OCT-2015 06:30

Client ID:

Instrument: Voa101.i

Sample Info: 11523745-45,31,10,,a

Purge Volume: 10.0

Operator: PD

Column phase:

Column diameter: 0.18

63 tetrachloroethene

Concentration: 662.010 ngs

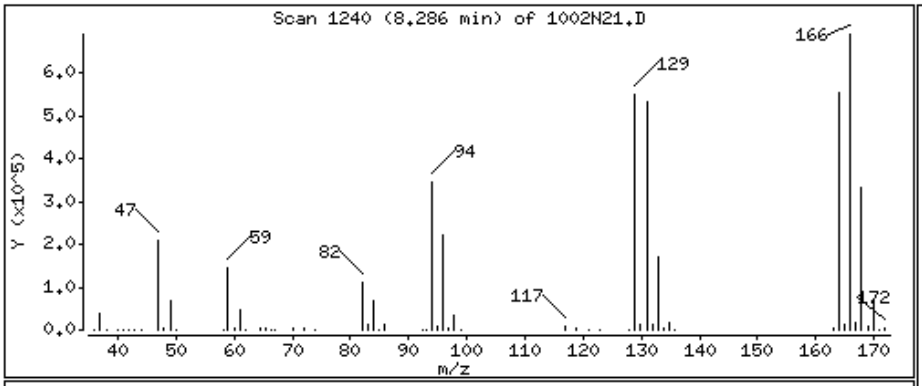

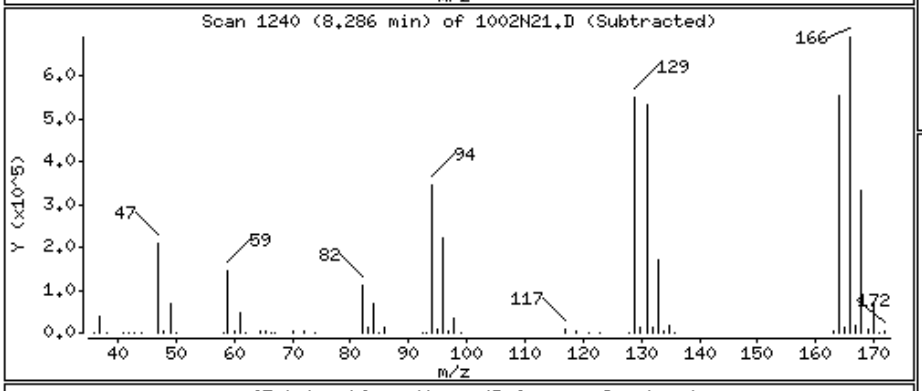

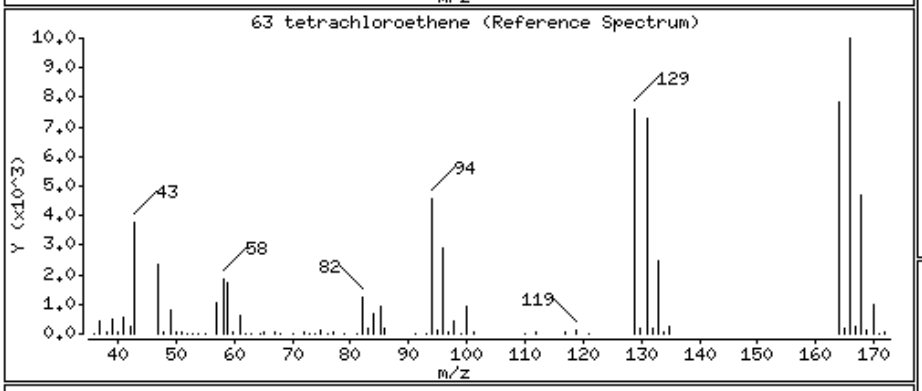

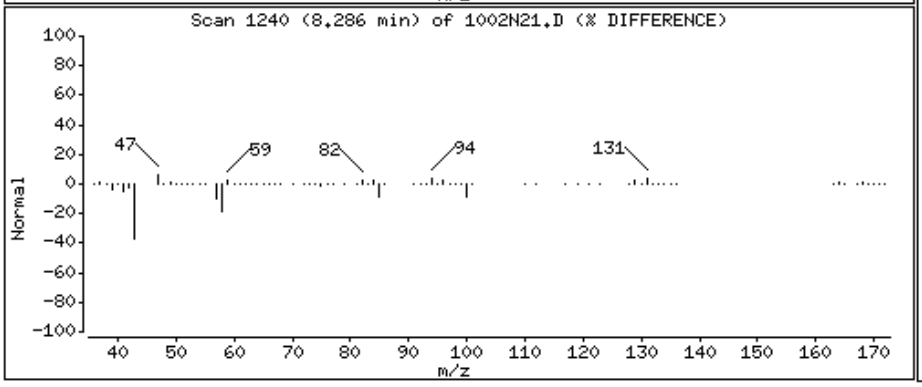

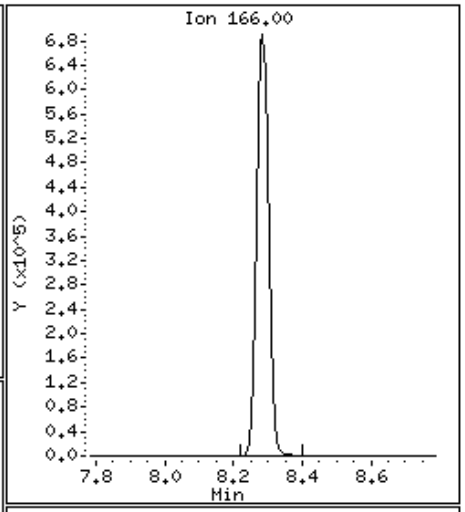

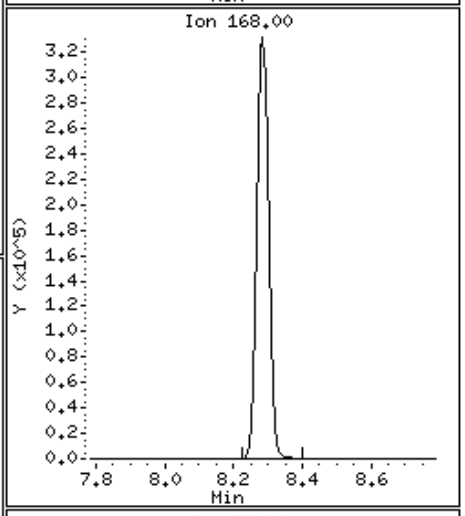

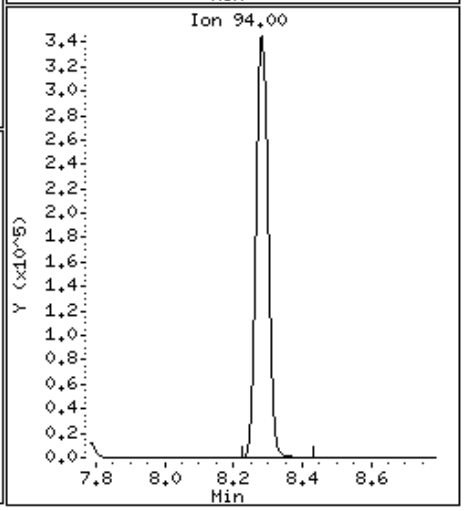

Alpha Analytical Labs

Manual Integration

Sample Info	: l1523745-45,31,10,,a wg827563,ical11506		
Instrument ID	: Voa101.i		
Method	: liq8260C.m		
File	: 1002N21.D		
Injection Date	: 03-OCT-2015 06:30		
Quantitation	: ISTD	Integrator :	HP RTE
Dilution Factor	: 1.00	Sample Type:	SAMPLE

This File has no version history.

//Orgserv2/ff/chem/GCMSVOA/Voa101.i/151002n.b/original/1002N21.D

Alpha Analytical Labs

gc/ms voa - VOA101

Data file : \\Orgserv2\ff\chem\GCMSVOA\Voa101.i\151002n.b\1002N22.D
Lab Smp Id:
Inj Date : 03-OCT-2015 06:59
Operator : PD Inst ID: Voa101.i
Smp Info : l1523745-46,31,10,,a
Misc Info : wg827563,ical11506
Comment :
Method : \\Orgserv2\ff\chem\GCMSVOA\Voa101.i\151002n.b\liq8260C.m
Meth Date : 03-Oct-2015 11:01 pduczmalew Quant Type: ISTD
Cal Date : 29-SEP-2015 17:33 Cal File: 0929A10.D
Als bottle: 22
Dil Factor: 1.00000
Integrator: HP RTE Compound Sublist: NJTCL.sub
Target Version: 4.12
Processing Host: VIRTUALXP-76524

Concentration Formula: Amt * DF * CpndVariable
Cpnd Variable Local Compound Variable

	Compounds	QUANT SIG MASS	RT	EXP RT	REL RT	RESPONSE	CONCENTRATIONS ON-COLUMN (ngs)	FINAL (ngs)	REVIEW CODE
	1 dichlorodifluoromethane	85	Compound Not Detected.						
	2 chloromethane	50	Compound Not Detected.						
	3 vinyl chloride	62	Compound Not Detected.						
	4 bromomethane	94	Compound Not Detected.						
	5 chloroethane	64	Compound Not Detected.						
	6 trichlorofluoromethane	101	Compound Not Detected.						
	8 1,1,-dichloroethene	96	Compound Not Detected.						
	11 freon-113	101	3.042	3.042	(0.500)	23021	11.1357	11.135	
	10 carbon disulfide	76	Compound Not Detected.						
	14 methylene chloride	84	Compound Not Detected.						
	15 acetone	43	3.604	3.609	(0.593)	28997	90.3536	90.353	
	16 trans-1,2-dichloroethene	96	Compound Not Detected.						
	17 Methyl Acetate	43	Compound Not Detected.						
	18 methyl tert butyl ether	73	Compound Not Detected.						
	22 1,1-dichloroethane	63	Compound Not Detected.						
	27 cis-1,2-dichloroethene	96	4.832	4.826	(0.795)	8936	3.83486	3.834	
	29 bromochloromethane	128	Compound Not Detected.						
	30 Cyclohexane	56	Compound Not Detected.						
	31 chloroform	83	5.088	5.088	(0.837)	6318	1.70505	1.705	
	33 carbontetrachloride	117	Compound Not Detected.						
$	36 dibromofluoromethane	113	5.268	5.268	(0.866)	259835	95.0544	95.054	
	37 1,1,1-trichloroethane	97	Compound Not Detected.						
	38 2-butanone	43	Compound Not Detected.						
	40 benzene	78	Compound Not Detected.						
$	42 1,2-dichloroethane-d4	65	5.797	5.797	(0.953)	293512	102.872	102.872	
	43 1,2-dichloroethane	62	Compound Not Detected.						
*	45 flourobenzene	96	6.081	6.081	(1.000)	1094960	100.000		
	49 trichloroethene	95	6.261	6.256	(1.030)	67527	30.7459	30.745	
	46 methyl cyclohexane	83	Compound Not Detected.						

	Compounds	QUANT SIG MASS	RT	EXP RT	REL RT	RESPONSE	CONCENTRATIONS ON-COLUMN (ngs)	CONCENTRATIONS FINAL (ngs)	REVIEW CODE
	52 1,2-dichloropropane	63	Compound Not Detected.						
	53 bromodichloromethane	83	Compound Not Detected.						
	56 1,4-Dioxane	88	Compound Not Detected.						
	58 cis-1,3-dichloropropene	75	Compound Not Detected.						
$	59 toluene-d8	98	7.778	7.783	(0.807)	1062356	100.463	100.462	
	60 toluene	92	Compound Not Detected.						
	62 4-methyl-2-pentanone	58	Compound Not Detected.						
	63 tetrachloroethene	166	8.285	8.285	(0.860)	22774	9.92373	9.923	
	64 trans-1,3-dichloropropene	75	Compound Not Detected.						
	68 1,1,2-trichloroethane	83	Compound Not Detected.						
	69 chlorodibromomethane	129	Compound Not Detected.						
	71 1,2-dibromoethane	107	Compound Not Detected.						
	73 2-hexanone	43	Compound Not Detected.						
*	74 chlorobenzene-d5	117	9.633	9.633	(1.000)	793329	100.000		
	75 chlorobenzene	112	Compound Not Detected.						
	76 ethyl benzene	91	Compound Not Detected.						
	78 p/m xylene	106	Compound Not Detected.						
	79 o xylene	106	Compound Not Detected.						
	80 styrene	104	Compound Not Detected.						
	81 bromoform	173	Compound Not Detected.						
	82 isopropylbenzene	105	Compound Not Detected.						
$	83 4-bromofluorobenzene	95	11.117	11.112	(0.903)	392467	101.983	101.982	
	88 1,1,2,2,-tetrachloroethane	83	Compound Not Detected.						
	99 1,3-dichlorobenzene	146	Compound Not Detected.						
*	100 1,4-dichlorobenzene-d4	152	12.318	12.318	(1.000)	375868	100.000		
	101 1,4-dichlorobenzene	146	Compound Not Detected.						
	104 1,2-dichlorobenzene	146	Compound Not Detected.						
	106 1,2-dibromo-3-chloropropane	75	Compound Not Detected.						
	109 1,2,4-trichlorobenzene	180	Compound Not Detected.						
	111 1,2,3-trichlorobenzene	180	Compound Not Detected.						

Alpha Analytical Labs

gc/ms voa - VOA101

Data file : \\Orgserv2\ff\chem\GCMSVOA\Voa101.i\151002n.b\1002N22.D
Lab Smp Id:
Inj Date : 03-OCT-2015 06:59
Operator : PD Inst ID: Voa101.i
Smp Info : l1523745-46,31,10,,a
Misc Info : wg827563,ical11506
Comment :
Method : \\Orgserv2\ff\chem\GCMSVOA\Voa101.i\151002n.b\liq8260C.m
Meth Date : 03-Oct-2015 11:01 pduczmalew Quant Type: ISTD
Cal Date : 29-SEP-2015 17:33 Cal File: 0929A10.D
Als bottle: 22
Dil Factor: 1.00000
Integrator: HP RTE Compound Sublist: NJTCL.sub
Target Version: 4.12
Processing Host: VIRTUALXP-76524

- NO TENTATIVELY IDENTIFIED COMPOUNDS -

Alpha Analytical Labs

INTERNAL STANDARD COMPOUNDS
AREA AND RT SUMMARY

Instrument ID: Voa101.i
Lab File ID: 1002N22.D
Lab Smp Id:
Analysis Type: VOA
Quant Type: ISTD
Operator: PD
Method File: \\Orgserv2\ff\chem\GCMSVOA\Voa101.i\151002n.b\liq8260C.m
Misc Info: wg827563,ical11506

Calibration Date: 02-OCT-2015
Calibration Time: 20:45
Level: LOW
Sample Type: WATER

Test Mode:
Use Last Continuing Calibrator.
If Continuing Cal. use Initial Cal. Level 3

		AREA LIMIT			
COMPOUND	STANDARD	LOWER	UPPER	SAMPLE	%DIFF
45 flourobenzene	1222489	611245	2444978	1094960	-10.43
74 chlorobenzene-d5	899066	449533	1798132	793329	-11.76
100 1,4-dichlorobenze	443377	221689	886754	375868	-15.23

		RT LIMIT			
COMPOUND	STANDARD	LOWER	UPPER	SAMPLE	%DIFF
45 flourobenzene	6.08	5.58	6.58	6.08	0.00
74 chlorobenzene-d5	9.63	9.13	10.13	9.63	0.00
100 1,4-dichlorobenze	12.32	11.82	12.82	12.32	-0.00

AREA UPPER LIMIT = +100% of internal standard area.
AREA LOWER LIMIT = - 50% of internal standard area.
RT UPPER LIMIT = + 0.50 minutes of internal standard RT.
RT LOWER LIMIT = - 0.50 minutes of internal standard RT.

Alpha Analytical Labs

RECOVERY REPORT

Client Name: Client SDG: SDGa00307
Sample Matrix: LIQUID Fraction: VOA
Lab Smp Id:
Level: LOW Operator: PD
Data Type: MS DATA SampleType: SAMPLE
SpikeList File: curveallim.spk Quant Type: ISTD
Sublist File: NJTCL.sub
Method File: \\Orgserv2\ff\chem\GCMSVOA\Voa101.i\151002n.b\liq8260C.m
Misc Info: wg827563,ical11506

SURROGATE COMPOUND	AMOUNT ADDED ngs	AMOUNT RECOVERED ngs	% RECOVERED	LIMITS
$ 36 dibromofluorometha	100.000	95.054	95.05	70-130
$ 42 1,2-dichloroethane	100.000	102.872	102.87	70-130
$ 59 toluene-d8	100.000	100.462	100.46	70-130
$ 83 4-bromofluorobenze	100.000	101.982	101.98	70-130

Data File: \\Orgserv2\ff\chem\GCMSVOA\Voa101.i\151002n.b\1002N22.D
Date : 03-OCT-2015 06:59
Client ID:
Sample Info: 11523745-46,31,10,,a
Purge Volume: 10.0
Column phase:

Instrument: Voa101.i
Operator: PD
Column diameter: 0.18

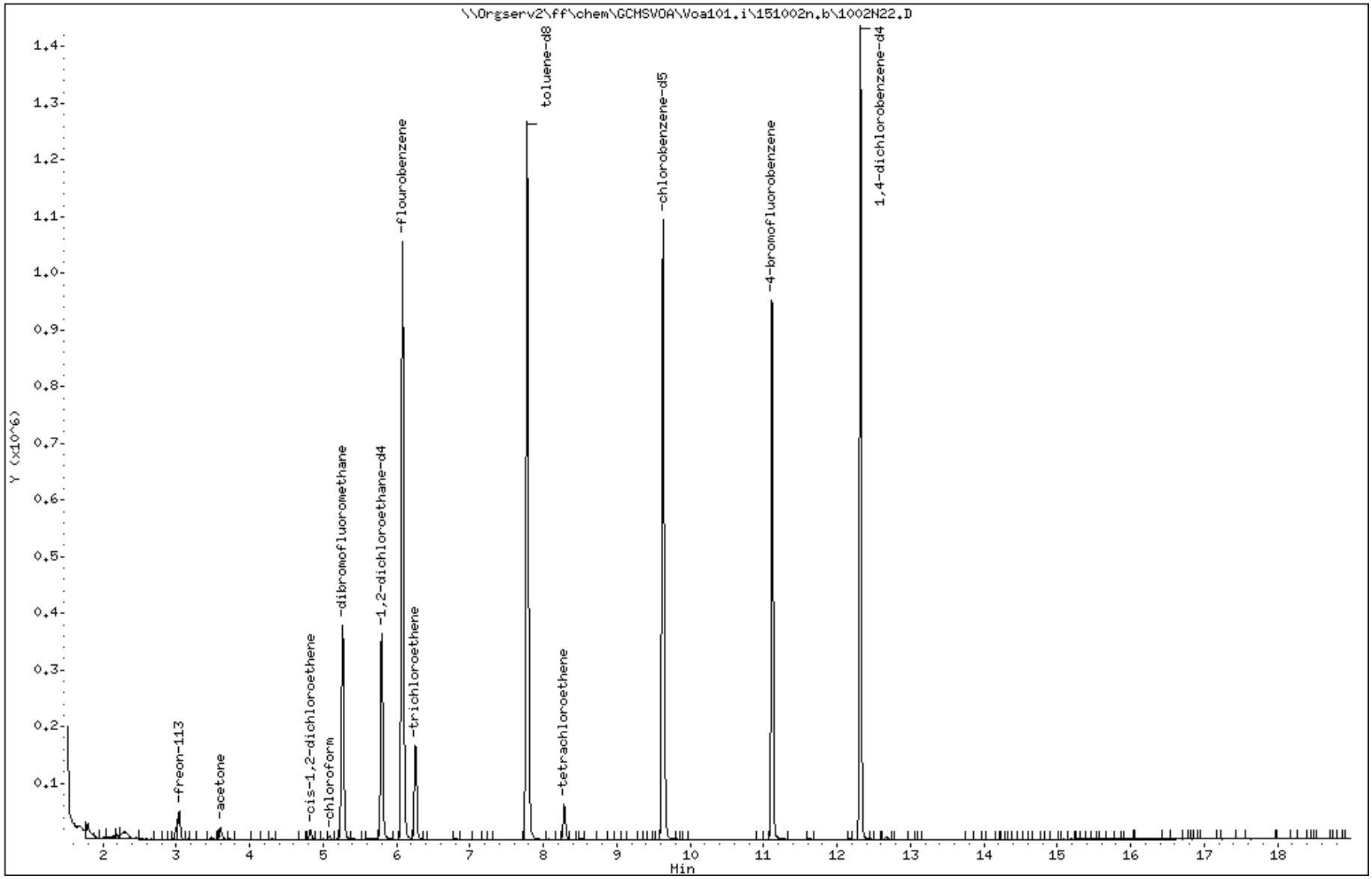

Data File: \\Orgserv2\ff\chem\GCMSVOA\Voa101.i\151002n.b\1002N22.D

Date : 03-OCT-2015 06:59

Client ID:

Instrument: Voa101.i

Sample Info: 11523745-46,31,10,,a

Purge Volume: 10.0

Operator: PD

Column phase:

Column diameter: 0.18

11 freon-113

Concentration: 11.135 ngs

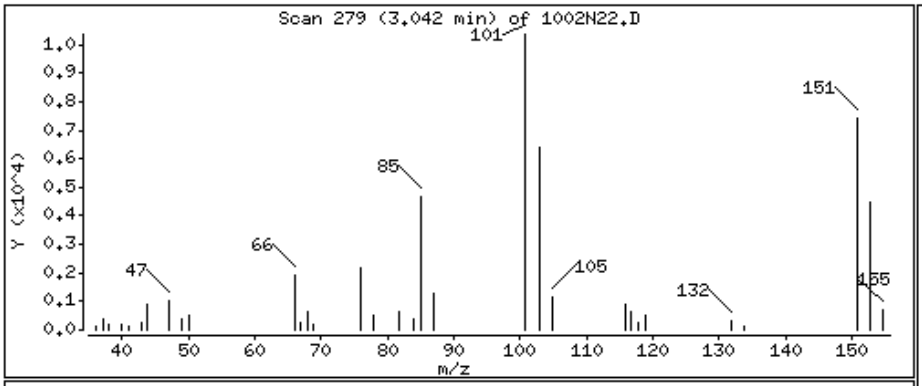

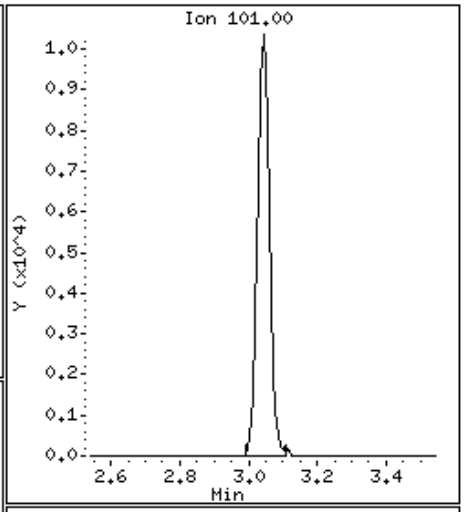

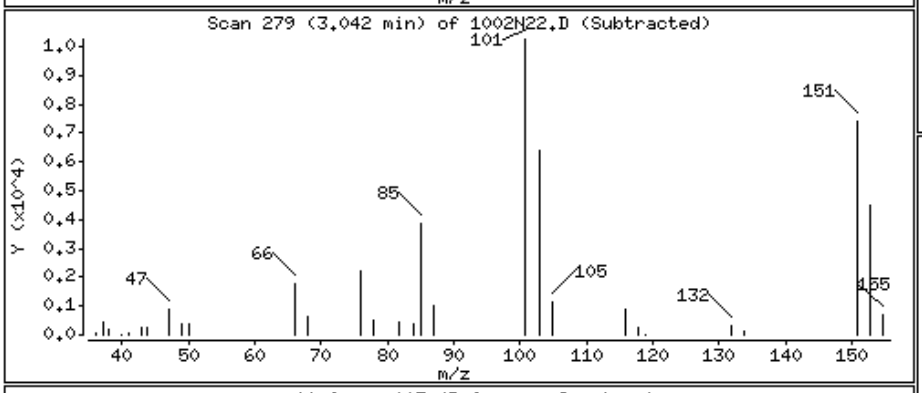

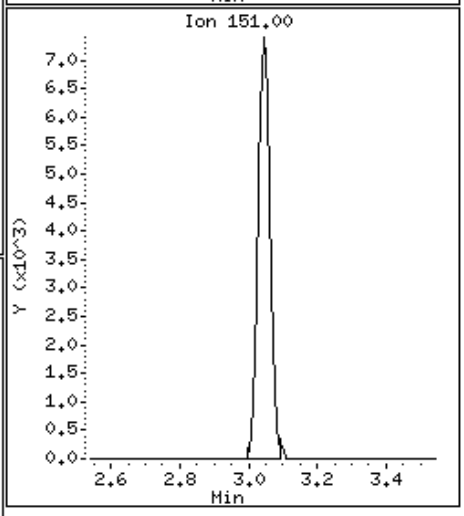

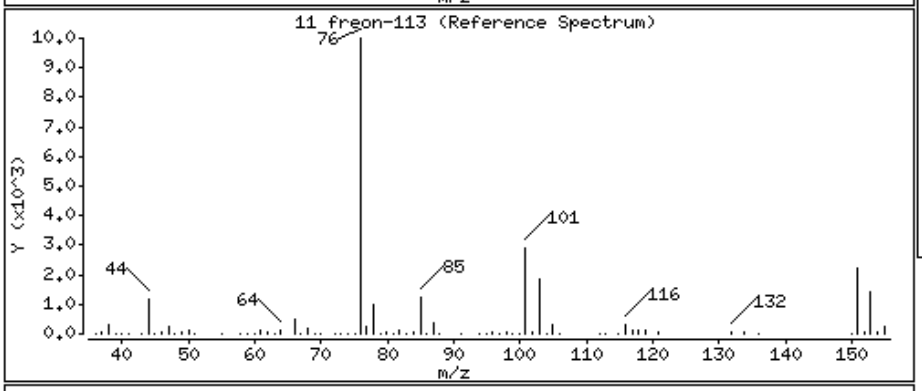

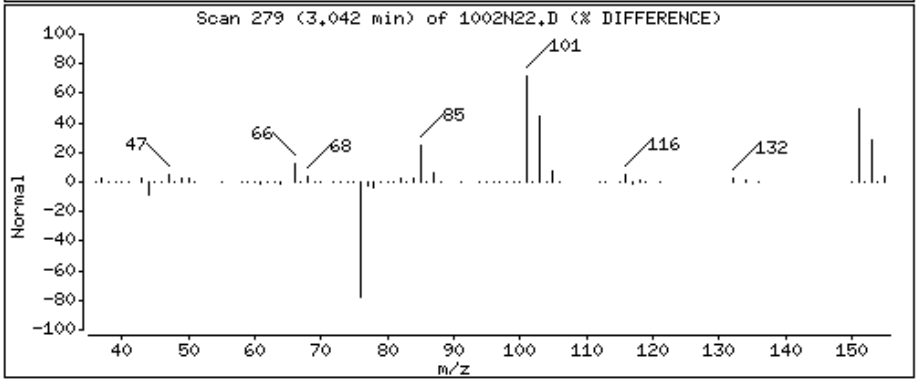

Data File: \\Orgserv2\ff\chem\GCMSVOA\Voa101.i\151002n.b\1002N22.D

Date : 03-OCT-2015 06:59

Client ID:

Instrument: Voa101.i

Sample Info: 11523745-46,31,10,,a

Purge Volume: 10.0

Operator: PD

Column phase:

Column diameter: 0.18

15 acetone

Concentration: 90.353 ngs

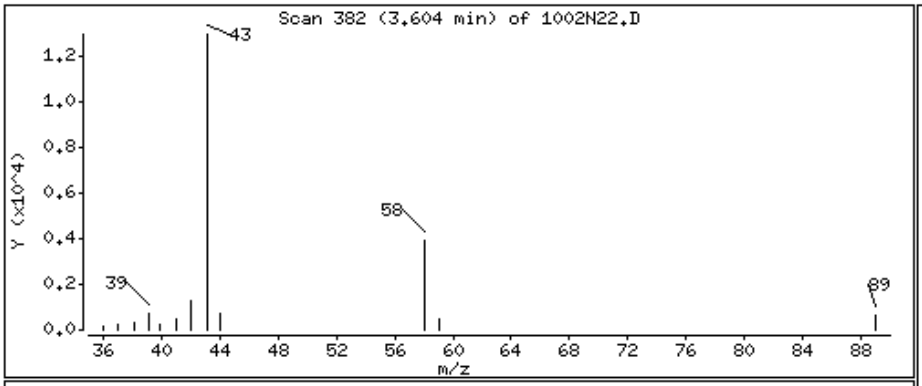

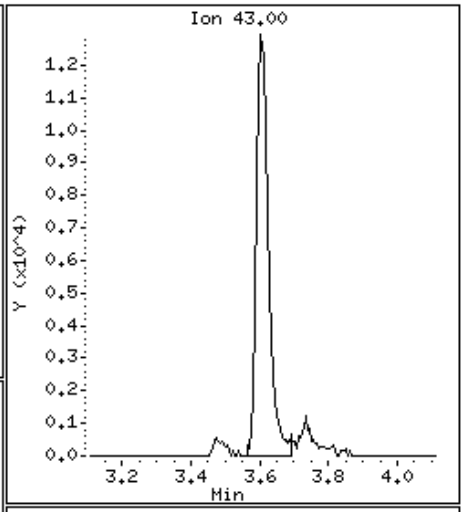

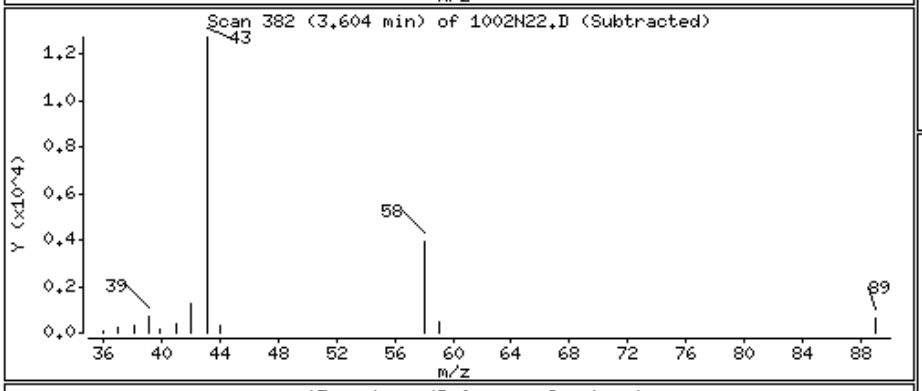

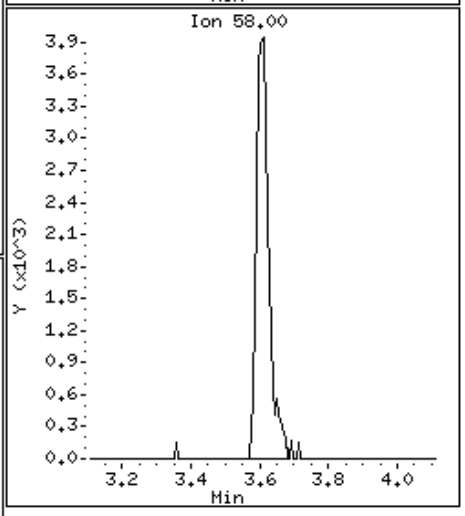

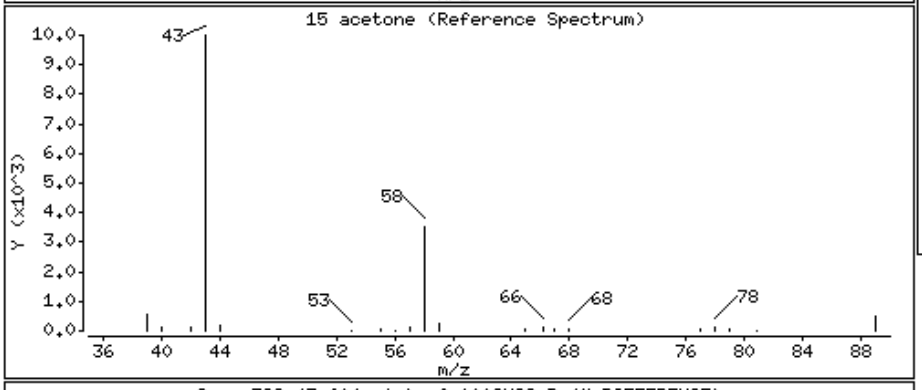

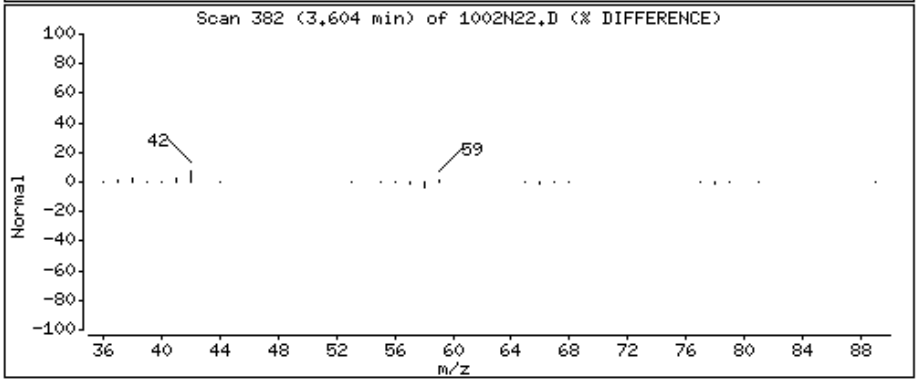

Data File: \\Orgserv2\ff\chem\GCMSVOA\Voa101.i\151002n.b\1002N22.D

Date : 03-OCT-2015 06:59

Client ID:

Instrument: Voa101.i

Sample Info: 11523745-46,31,10,,a

Purge Volume: 10.0

Operator: PD

Column phase:

Column diameter: 0.18

27 cis-1,2-dichloroethene

Concentration: 3.834 ngs

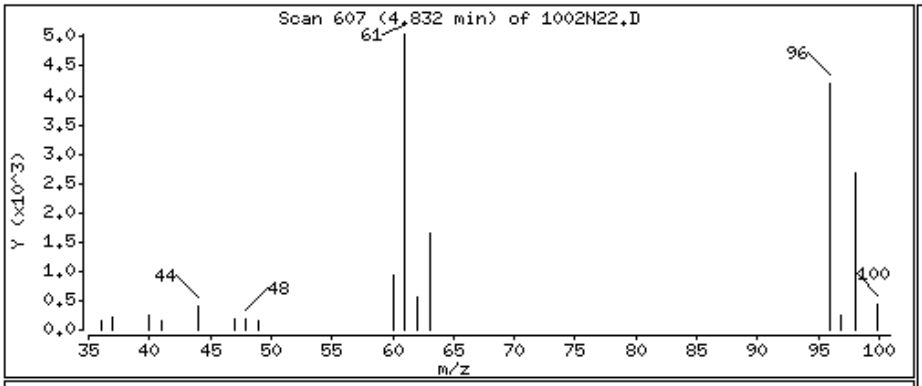

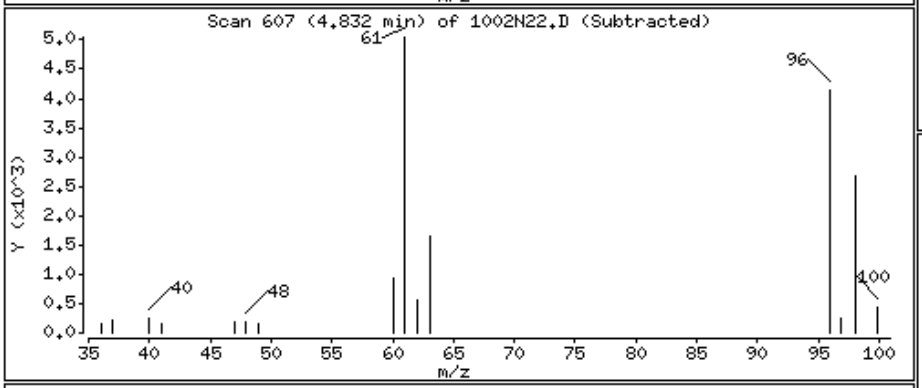

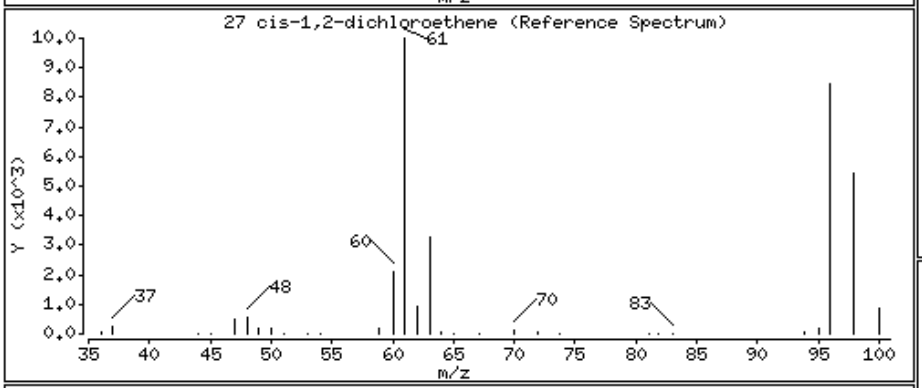

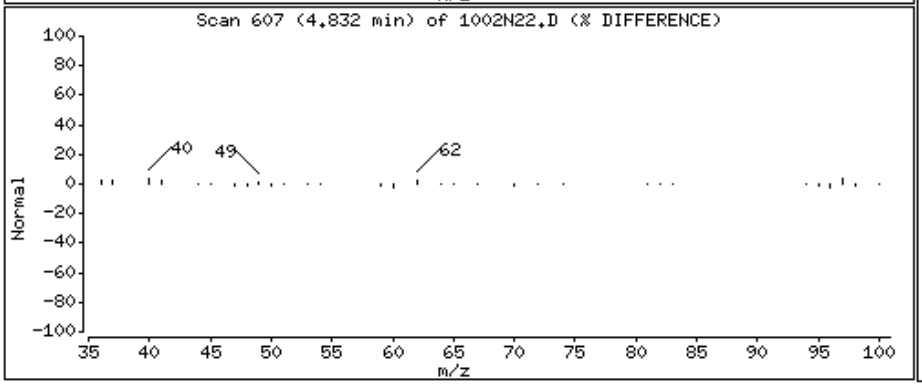

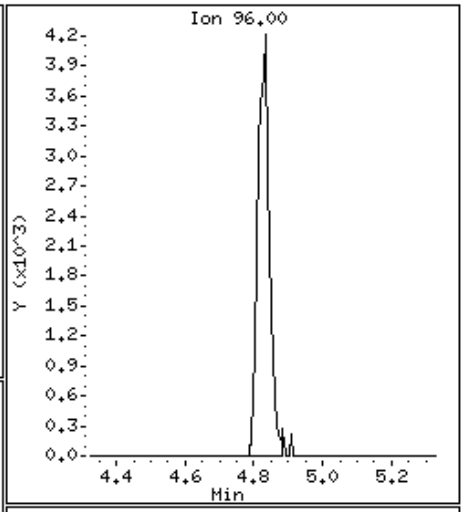

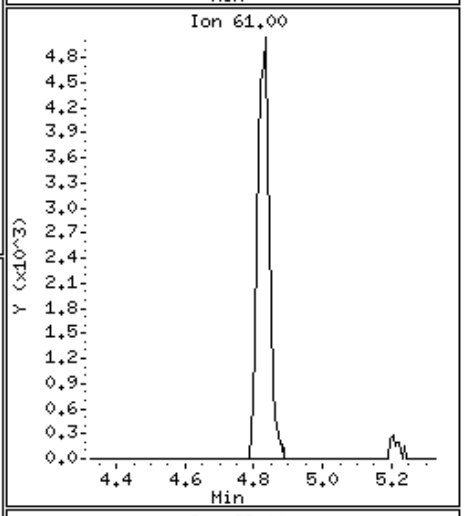

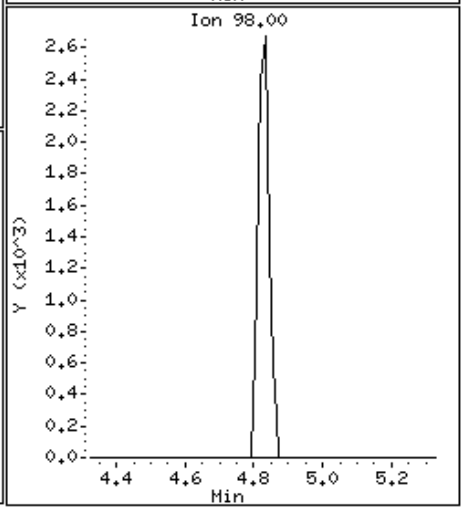

Data File: \\Orgserv2\ff\chem\GCMSVOA\Voa101.i\151002n.b\1002N22.D

Date : 03-OCT-2015 06:59

Client ID:

Instrument: Voa101.i

Sample Info: 11523745-46,31,10,,a

Purge Volume: 10.0

Operator: PD

Column phase:

Column diameter: 0.18

31 chloroform

Concentration: 1.705 ngs

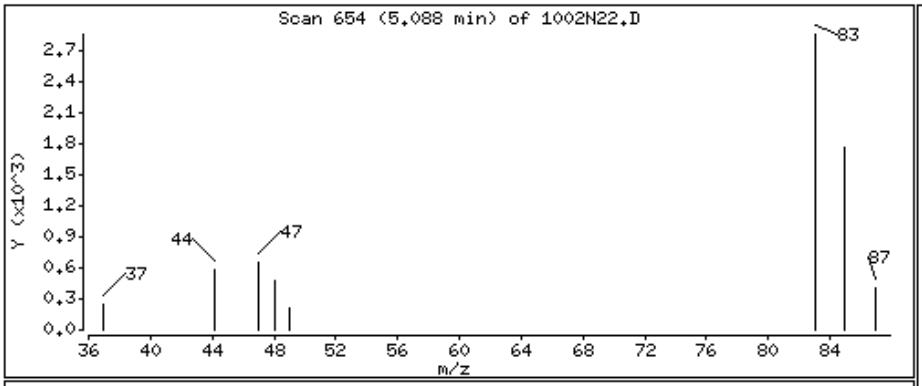

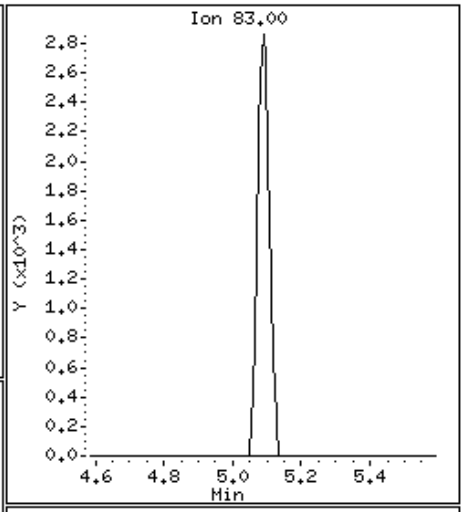

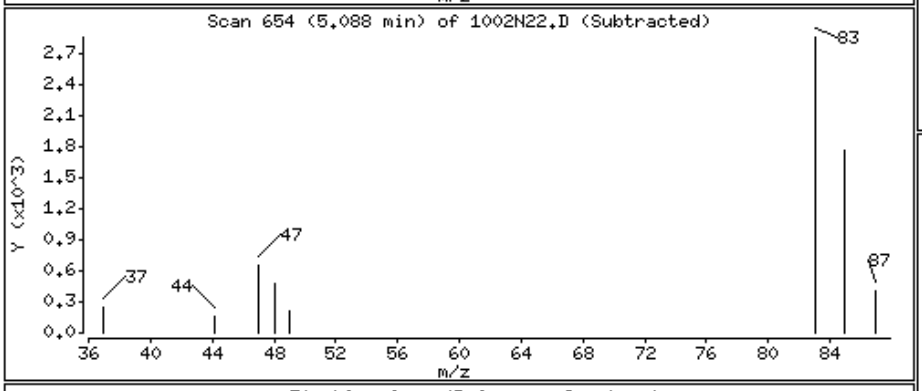

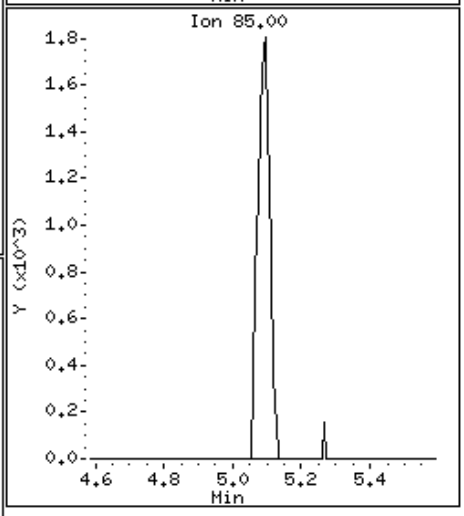

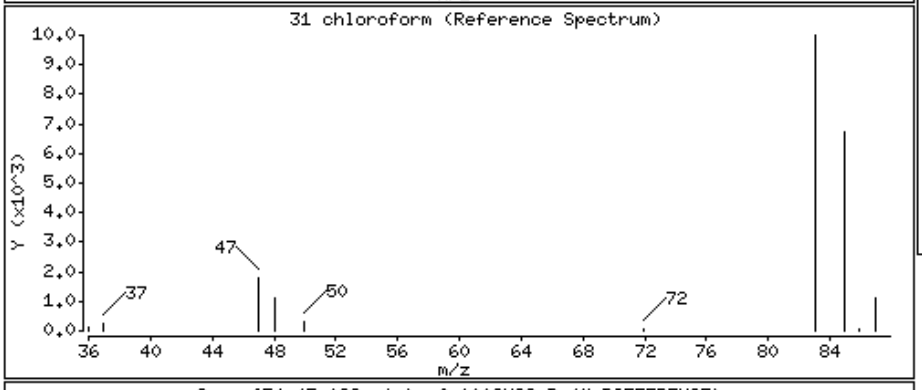

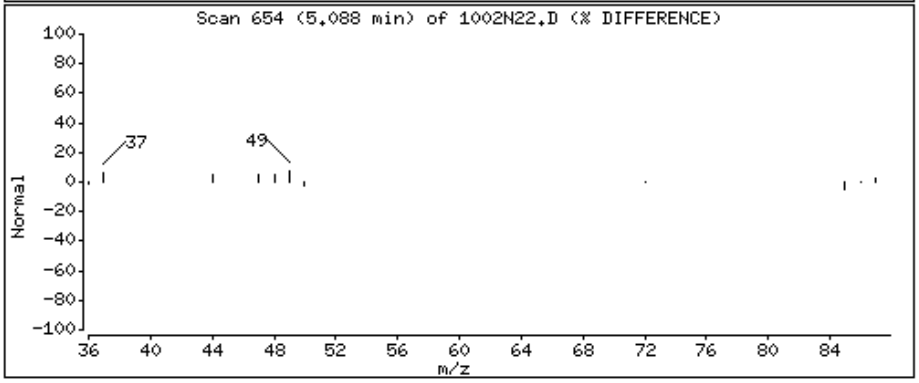

Data File: \\Orgserv2\ff\chem\GCMSVOA\Voa101.i\151002n.b\1002N22.D

Date : 03-OCT-2015 06:59

Client ID:

Instrument: Voa101.i

Sample Info: 11523745-46,31,10,,a

Purge Volume: 10.0

Operator: PD

Column phase:

Column diameter: 0.18

49 trichloroethene

Concentration: 30.745 ngs

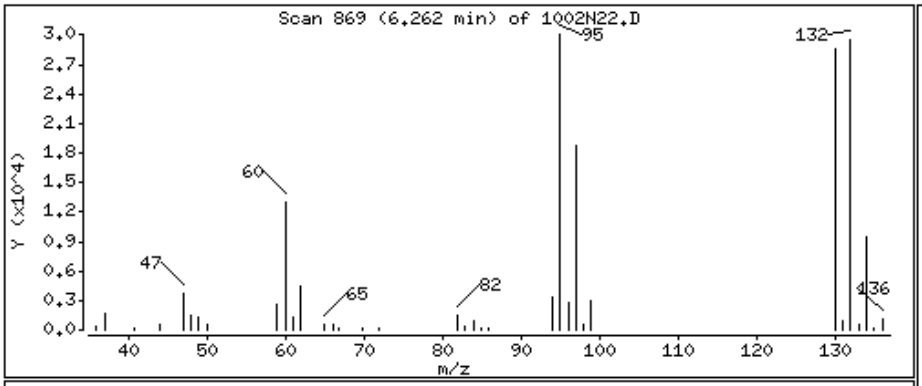

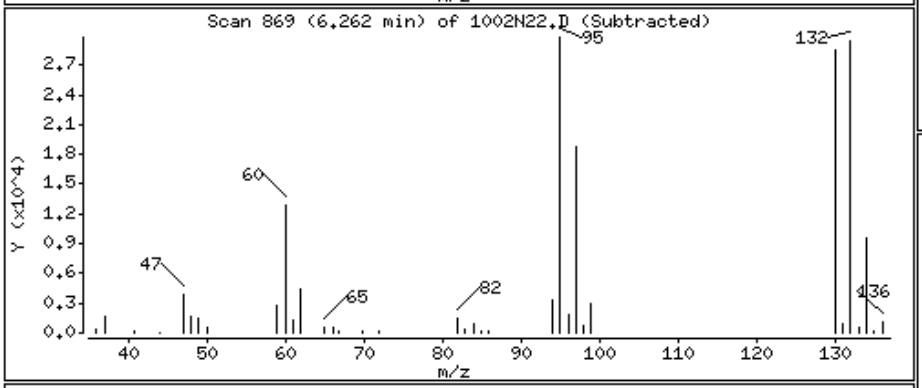

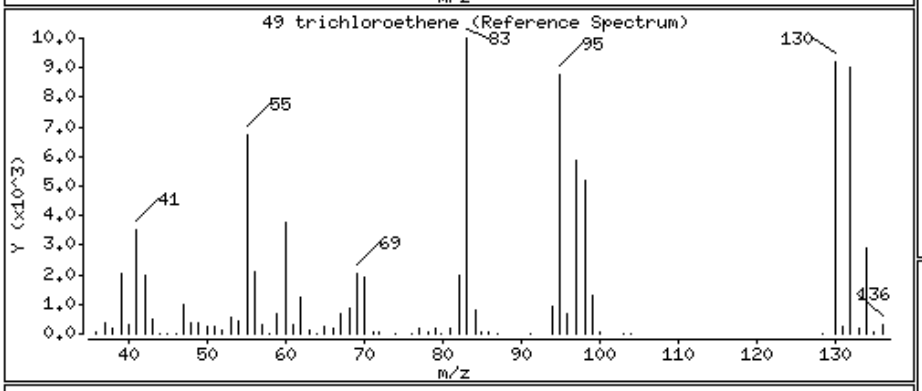

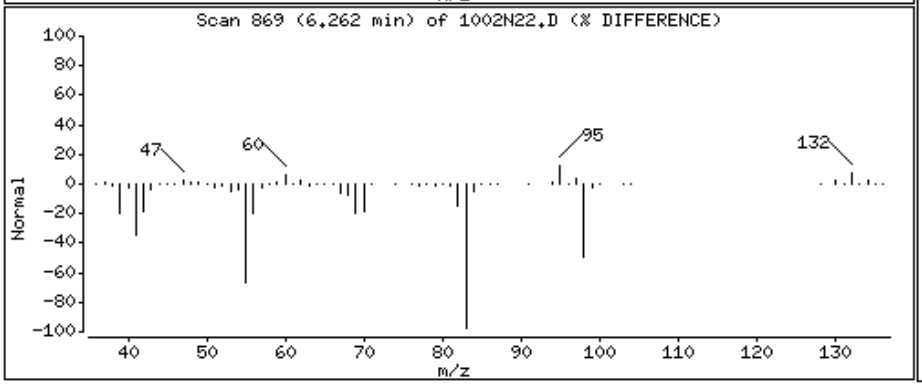

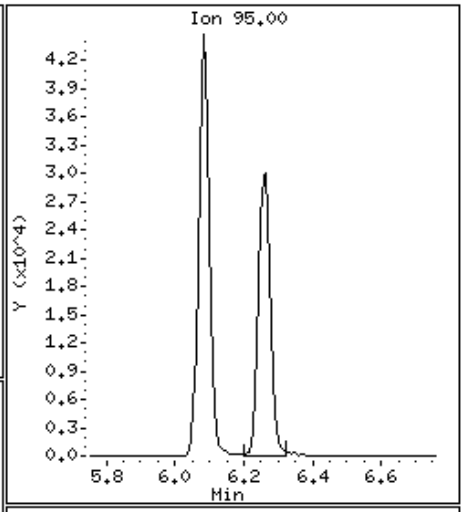

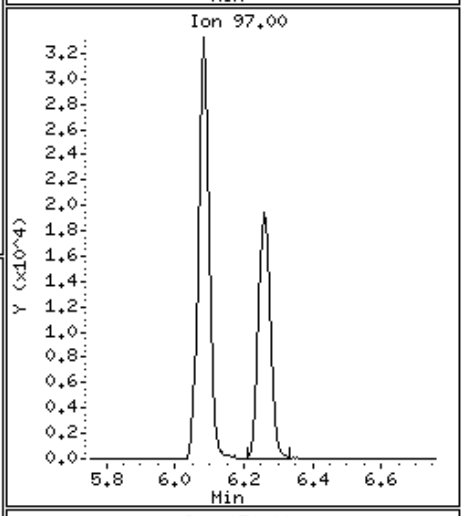

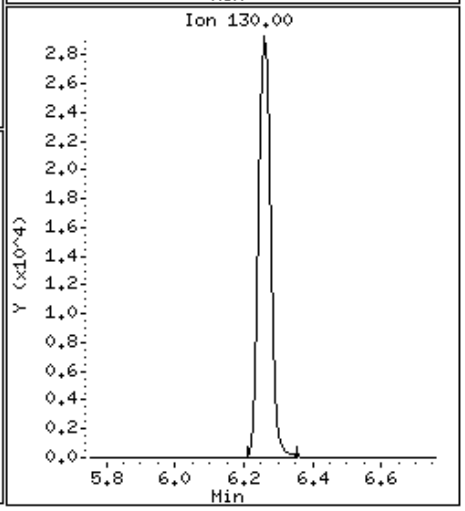

Data File: \\Orgserv2\ff\chem\GCMSVOA\Voa101.i\151002n.b\1002N22.D

Date : 03-OCT-2015 06:59

Client ID:

Instrument: Voa101.i

Sample Info: 11523745-46,31,10,,a

Purge Volume: 10.0

Operator: PD

Column phase:

Column diameter: 0.18

63 tetrachloroethene

Concentration: 9.923 ngs

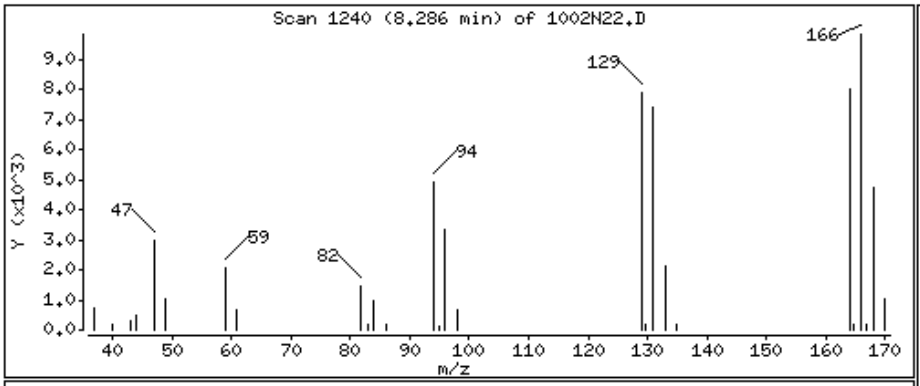

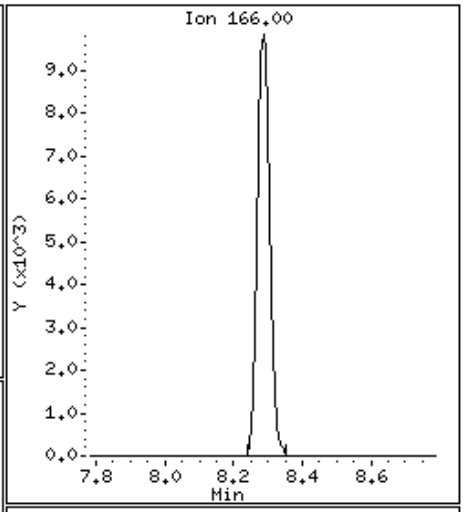

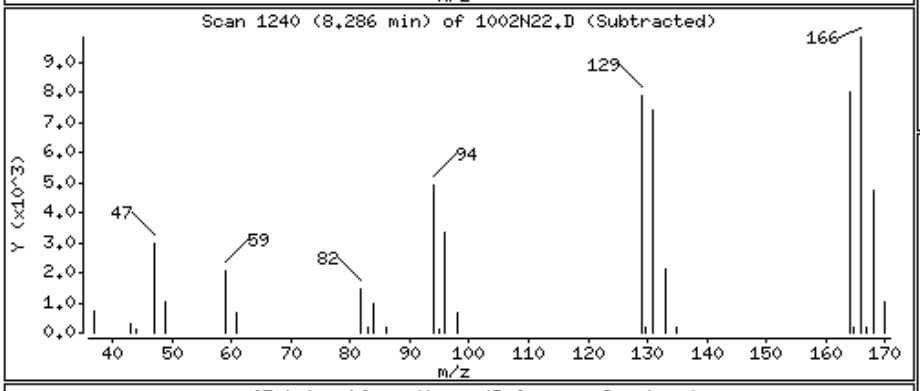

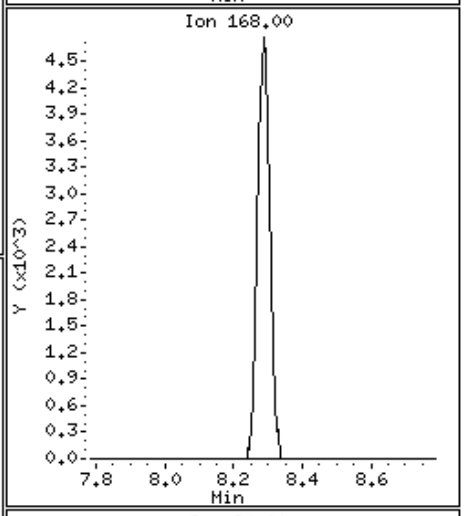

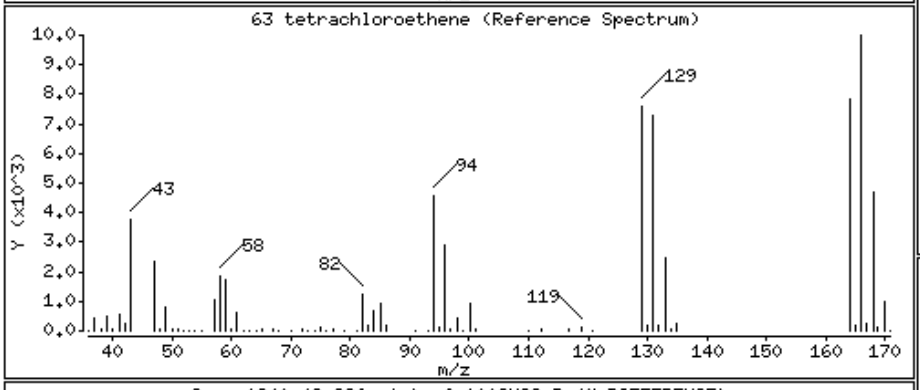

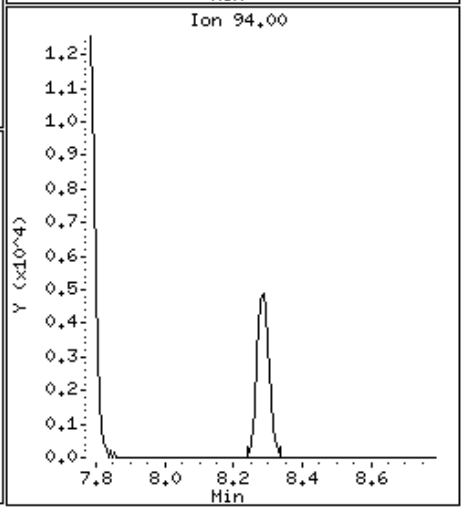

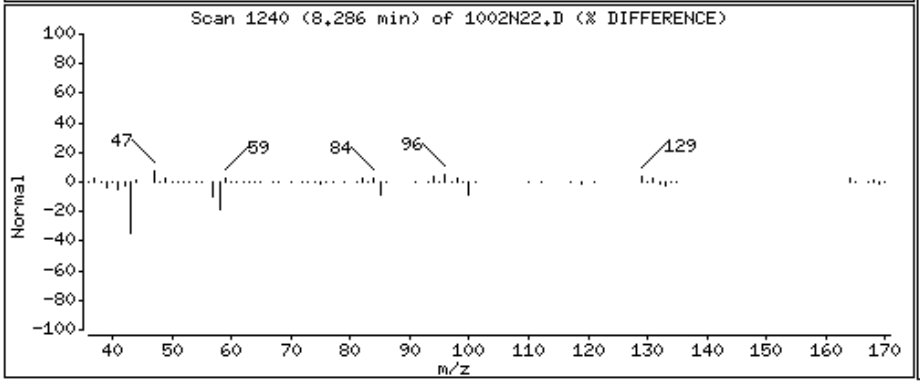

Alpha Analytical Labs

Manual Integration

Sample Info	: l1523745-46,31,10,,a wg827563,ical11506		
Instrument ID	: Voa101.i		
Method	: liq8260C.m		
File	: 1002N22.D		
Injection Date	: 03-OCT-2015 06:59		
Quantitation	: ISTD	Integrator :	HP RTE
Dilution Factor	: 1.00	Sample Type:	SAMPLE

This File has no version history.

//Orgserv2/ff/chem/GCMSVOA/Voa101.i/151002n.b/original/1002N22.D

Alpha Analytical Labs

gc/ms voa - VOA101

Data file : \\Orgserv2\ff\chem\GCMSVOA\Voa101.i\151002n.b\1002N23.D
Lab Smp Id:
Inj Date : 03-OCT-2015 07:28
Operator : PD Inst ID: Voa101.i
Smp Info : l1523745-47,31,10,,a
Misc Info : wg827563,ical11506
Comment :
Method : \\Orgserv2\ff\chem\GCMSVOA\Voa101.i\151002n.b\liq8260C.m
Meth Date : 03-Oct-2015 11:01 pduczmalew Quant Type: ISTD
Cal Date : 29-SEP-2015 17:33 Cal File: 0929A10.D
Als bottle: 23
Dil Factor: 1.00000
Integrator: HP RTE Compound Sublist: NJTCL.sub
Target Version: 4.12
Processing Host: VIRTUALXP-76524

Concentration Formula: Amt * DF * CpndVariable
Cpnd Variable Local Compound Variable

	Compounds	QUANT SIG MASS	RT	EXP RT	REL RT	RESPONSE	CONCENTRATIONS ON-COLUMN (ngs)	FINAL (ngs)	REVIEW CODE
	1 dichlorodifluoromethane	85	Compound Not Detected.						
	2 chloromethane	50	Compound Not Detected.						
	3 vinyl chloride	62	Compound Not Detected.						
	4 bromomethane	94	Compound Not Detected.						
	5 chloroethane	64	Compound Not Detected.						
	6 trichlorofluoromethane	101	Compound Not Detected.						
	8 1,1,-dichloroethene	96	Compound Not Detected.						
	11 freon-113	101	Compound Not Detected.						
	10 carbon disulfide	76	Compound Not Detected.						
	14 methylene chloride	84	Compound Not Detected.						
	15 acetone	43	3.604	3.609	(0.593)	16114	50.3911	50.391	
	16 trans-1,2-dichloroethene	96	Compound Not Detected.						
	17 Methyl Acetate	43	Compound Not Detected.						
	18 methyl tert butyl ether	73	Compound Not Detected.						
	22 1,1-dichloroethane	63	Compound Not Detected.						
	27 cis-1,2-dichloroethene	96	4.826	4.826	(0.794)	2808	1.20938	1.209	
	29 bromochloromethane	128	Compound Not Detected.						
	30 Cyclohexane	56	Compound Not Detected.						
	31 chloroform	83	5.088	5.088	(0.837)	50558	13.6933	13.693	
	33 carbontetrachloride	117	Compound Not Detected.						
$	36 dibromofluoromethane	113	5.268	5.268	(0.866)	258705	94.9812	94.981	
	37 1,1,1-trichloroethane	97	Compound Not Detected.						
	38 2-butanone	43	Compound Not Detected.						
	40 benzene	78	Compound Not Detected.						
$	42 1,2-dichloroethane-d4	65	5.797	5.797	(0.953)	293927	103.388	103.387	
	43 1,2-dichloroethane	62	Compound Not Detected.						
*	45 flourobenzene	96	6.081	6.081	(1.000)	1091039	100.000		
	49 trichloroethene	95	6.261	6.256	(1.030)	20765	9.48854	9.488	
	46 methyl cyclohexane	83	Compound Not Detected.						

	Compounds	QUANT SIG MASS	RT	EXP RT	REL RT	RESPONSE	CONCENTRATIONS ON-COLUMN (ngs)	CONCENTRATIONS FINAL (ngs)	REVIEW CODE
	52 1,2-dichloropropane	63	Compound Not Detected.						
	53 bromodichloromethane	83	Compound Not Detected.						
	56 1,4-Dioxane	88	Compound Not Detected.						
	58 cis-1,3-dichloropropene	75	Compound Not Detected.						
$	59 toluene-d8	98	7.784	7.783	(0.808)	1056037	99.5345	99.534	
	60 toluene	92	Compound Not Detected.						
	62 4-methyl-2-pentanone	58	Compound Not Detected.						
	63 tetrachloroethene	166	8.286	8.285	(0.861)	2937	1.27556	1.275	
	64 trans-1,3-dichloropropene	75	Compound Not Detected.						
	68 1,1,2-trichloroethane	83	Compound Not Detected.						
	69 chlorodibromomethane	129	Compound Not Detected.						
	71 1,2-dibromoethane	107	Compound Not Detected.						
	73 2-hexanone	43	Compound Not Detected.						
*	74 chlorobenzene-d5	117	9.628	9.633	(1.000)	795964	100.000		
	75 chlorobenzene	112	Compound Not Detected.						
	76 ethyl benzene	91	Compound Not Detected.						
	78 p/m xylene	106	Compound Not Detected.						
	79 o xylene	106	Compound Not Detected.						
	80 styrene	104	Compound Not Detected.						
	81 bromoform	173	Compound Not Detected.						
	82 isopropylbenzene	105	Compound Not Detected.						
$	83 4-bromofluorobenzene	95	11.112	11.112	(0.902)	397252	101.182	101.181	
	88 1,1,2,2,-tetrachloroethane	83	Compound Not Detected.						
	99 1,3-dichlorobenzene	146	Compound Not Detected.						
*	100 1,4-dichlorobenzene-d4	152	12.318	12.318	(1.000)	383462	100.000		
	101 1,4-dichlorobenzene	146	Compound Not Detected.						
	104 1,2-dichlorobenzene	146	Compound Not Detected.						
	106 1,2-dibromo-3-chloropropane	75	Compound Not Detected.						
	109 1,2,4-trichlorobenzene	180	Compound Not Detected.						
	111 1,2,3-trichlorobenzene	180	Compound Not Detected.						

Alpha Analytical Labs

gc/ms voa - VOA101

Data file : \\Orgserv2\ff\chem\GCMSVOA\Voa101.i\151002n.b\1002N23.D
Lab Smp Id:
Inj Date : 03-OCT-2015 07:28
Operator : PD Inst ID: Voa101.i
Smp Info : l1523745-47,31,10,,a
Misc Info : wg827563,ical11506
Comment :
Method : \\Orgserv2\ff\chem\GCMSVOA\Voa101.i\151002n.b\liq8260C.m
Meth Date : 03-Oct-2015 11:01 pduczmalew Quant Type: ISTD
Cal Date : 29-SEP-2015 17:33 Cal File: 0929A10.D
Als bottle: 23
Dil Factor: 1.00000
Integrator: HP RTE Compound Sublist: NJTCL.sub
Target Version: 4.12
Processing Host: VIRTUALXP-76524

- NO TENTATIVELY IDENTIFIED COMPOUNDS -

Alpha Analytical Labs

INTERNAL STANDARD COMPOUNDS
AREA AND RT SUMMARY

Instrument ID: Voa101.i
Lab File ID: 1002N23.D
Lab Smp Id:
Analysis Type: VOA
Quant Type: ISTD
Operator: PD
Method File: \\Orgserv2\ff\chem\GCMSVOA\Voa101.i\151002n.b\liq8260C.m
Misc Info: wg827563,ical11506

Calibration Date: 02-OCT-2015
Calibration Time: 20:45
Level: LOW
Sample Type: WATER

Test Mode:
Use Last Continuing Calibrator.
If Continuing Cal. use Initial Cal. Level 3

		AREA LIMIT			
COMPOUND	STANDARD	LOWER	UPPER	SAMPLE	%DIFF
45 flourobenzene	1222489	611245	2444978	1091039	-10.75
74 chlorobenzene-d5	899066	449533	1798132	795964	-11.47
100 1,4-dichlorobenze	443377	221689	886754	383462	-13.51

		RT LIMIT			
COMPOUND	STANDARD	LOWER	UPPER	SAMPLE	%DIFF
45 flourobenzene	6.08	5.58	6.58	6.08	0.00
74 chlorobenzene-d5	9.63	9.13	10.13	9.63	-0.05
100 1,4-dichlorobenze	12.32	11.82	12.82	12.32	0.00

AREA UPPER LIMIT = +100% of internal standard area.
AREA LOWER LIMIT = - 50% of internal standard area.
RT UPPER LIMIT = + 0.50 minutes of internal standard RT.
RT LOWER LIMIT = - 0.50 minutes of internal standard RT.

Alpha Analytical Labs

RECOVERY REPORT

Client Name: Client SDG: SDGa00307
Sample Matrix: LIQUID Fraction: VOA
Lab Smp Id:
Level: LOW Operator: PD
Data Type: MS DATA SampleType: SAMPLE
SpikeList File: curveallim.spk Quant Type: ISTD
Sublist File: NJTCL.sub
Method File: \\Orgserv2\ff\chem\GCMSVOA\Voa101.i\151002n.b\liq8260C.m
Misc Info: wg827563,ical11506

SURROGATE COMPOUND	AMOUNT ADDED ngs	AMOUNT RECOVERED ngs	% RECOVERED	LIMITS
$ 36 dibromofluorometha	100.000	94.981	94.98	70-130
$ 42 1,2-dichloroethane	100.000	103.387	103.39	70-130
$ 59 toluene-d8	100.000	99.534	99.53	70-130
$ 83 4-bromofluorobenze	100.000	101.181	101.18	70-130

Data File: \\Orgserv2\ff\chem\GCMSVOA\Voa101.i\151002n.b\1002N23.D
Date : 03-OCT-2015 07:28
Client ID:
Sample Info: 11523745-47,31,10,,a
Purge Volume: 10.0
Column phase:

Instrument: Voa101.i
Operator: PD
Column diameter: 0.18

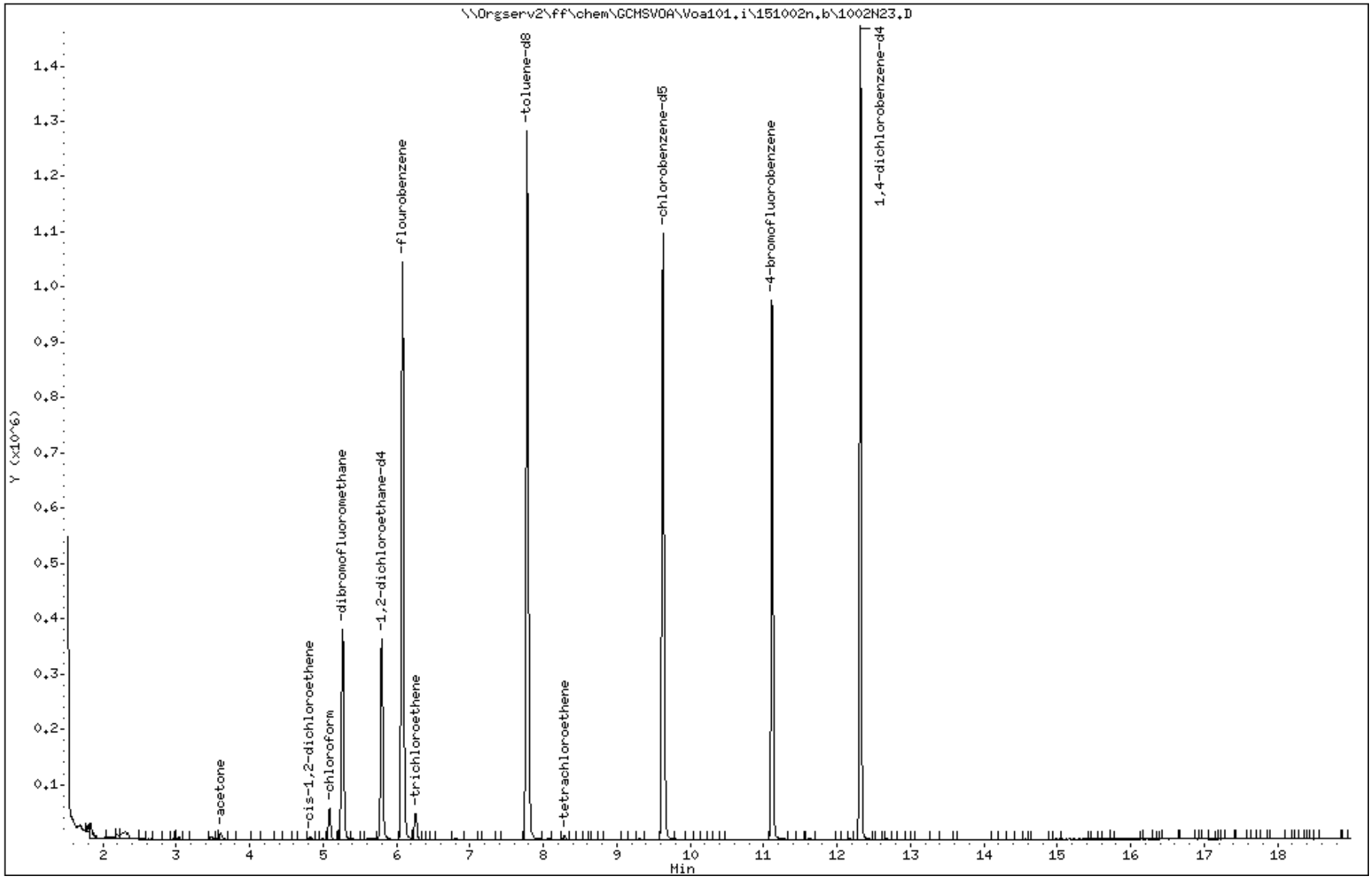

Data File: \\Orgserv2\ff\chem\GCMSVOA\Voa101.i\151002n.b\1002N23.D

Date : 03-OCT-2015 07:28

Client ID:

Instrument: Voa101.i

Sample Info: 11523745-47,31,10,,a

Purge Volume: 10.0

Operator: PD

Column phase:

Column diameter: 0.18

15 acetone

Concentration: 50.391 ngs

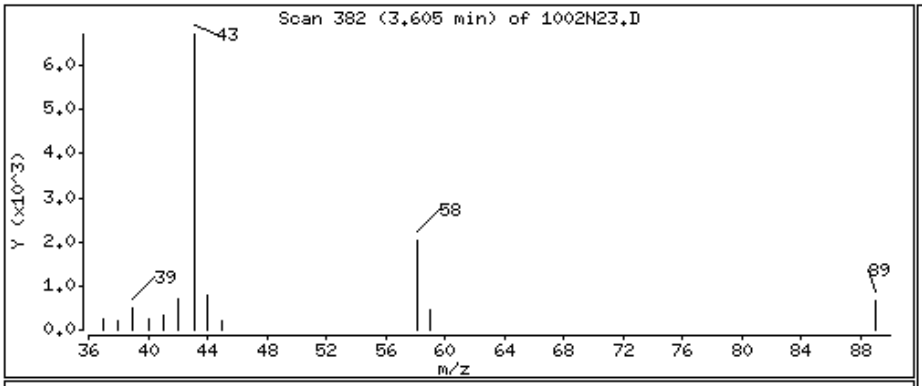

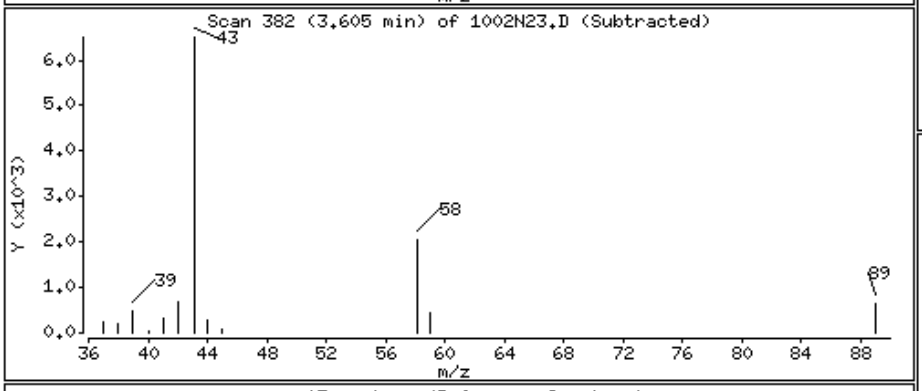

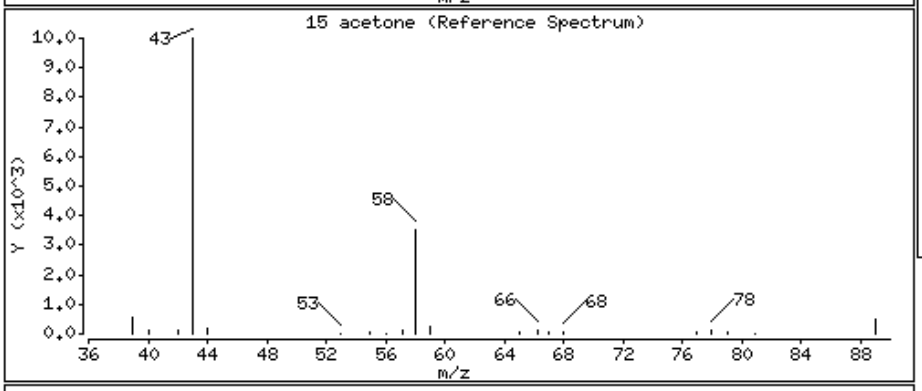

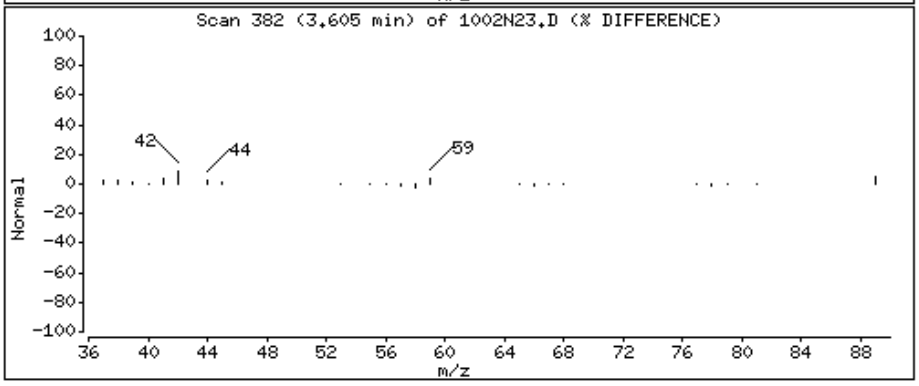

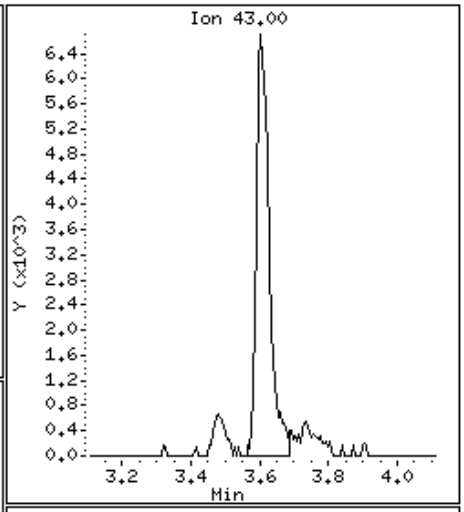

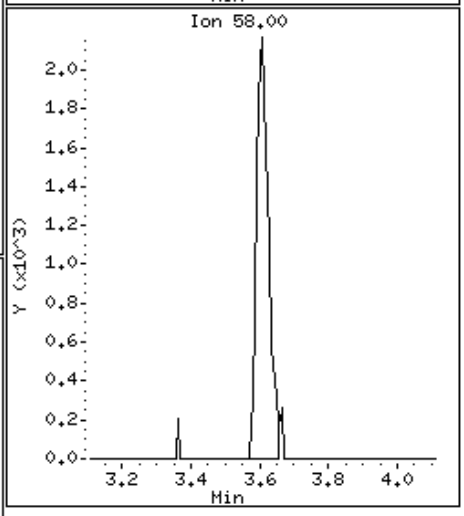

Data File: \\Orgserv2\ff\chem\GCMSVOA\Voa101.i\151002n.b\1002N23.D

Date : 03-OCT-2015 07:28

Client ID:

Instrument: Voa101.i

Sample Info: 11523745-47,31,10,,a

Purge Volume: 10.0

Operator: PD

Column phase:

Column diameter: 0.18

27 cis-1,2-dichloroethene

Concentration: 1.209 ngs

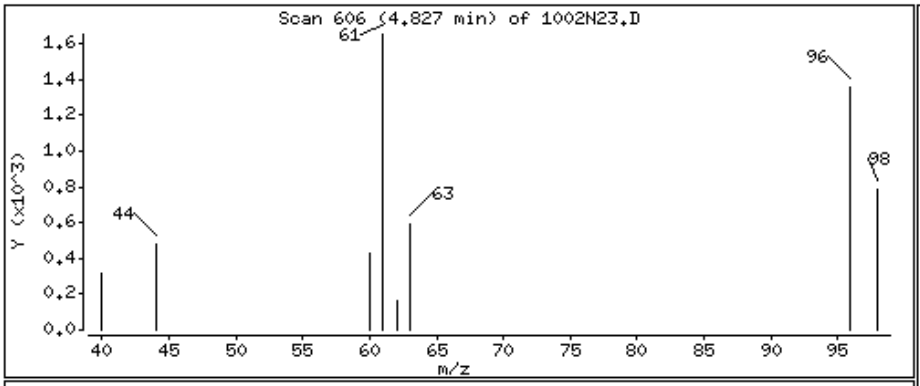

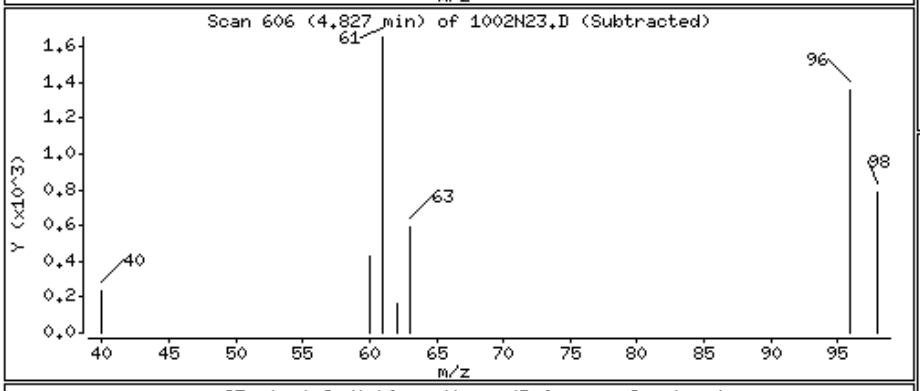

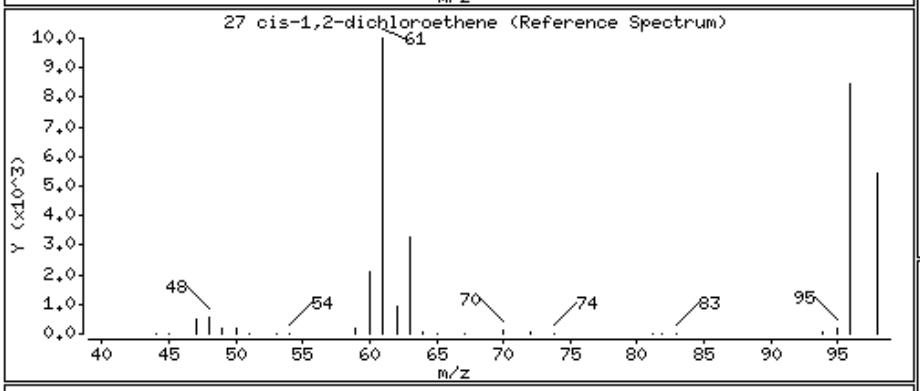

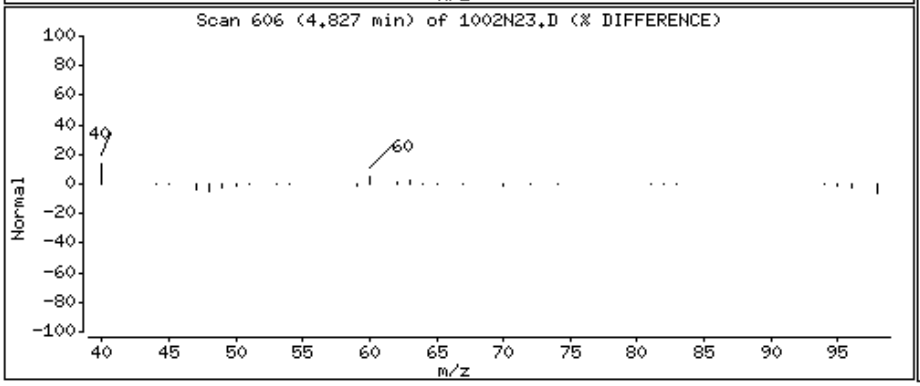

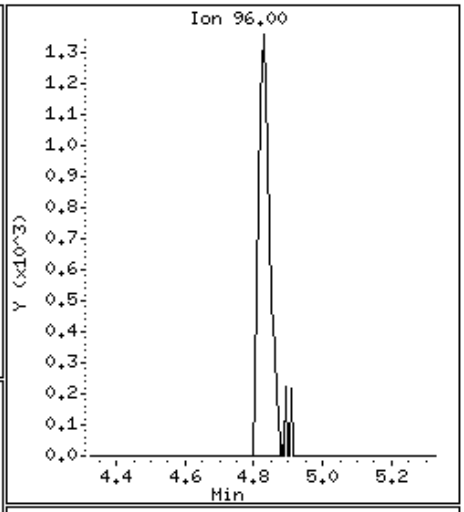

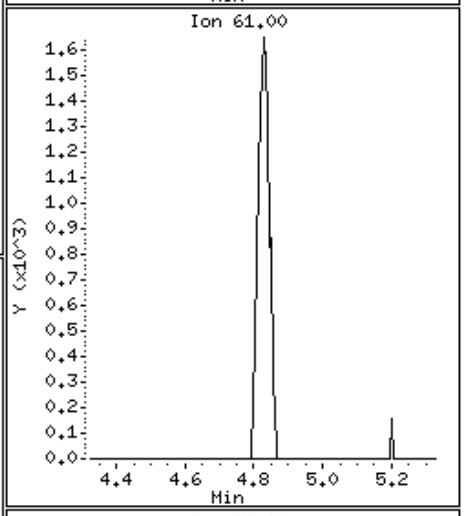

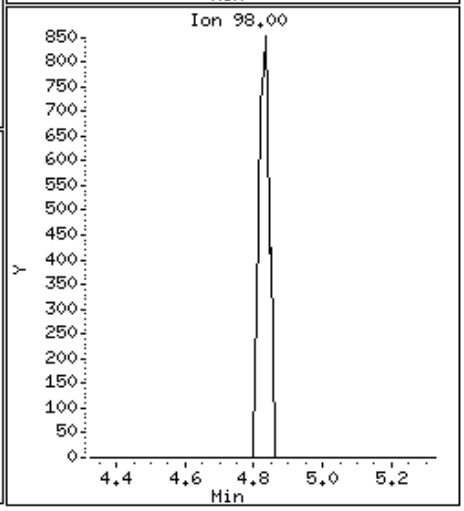

Data File: \\Orgserv2\ff\chem\GCMSVOA\Voa101.i\151002n.b\1002N23.D

Date : 03-OCT-2015 07:28

Client ID:

Instrument: Voa101.i

Sample Info: 11523745-47,31,10,,a

Purge Volume: 10.0

Operator: PD

Column phase:

Column diameter: 0.18

31 chloroform

Concentration: 13.693 ngs

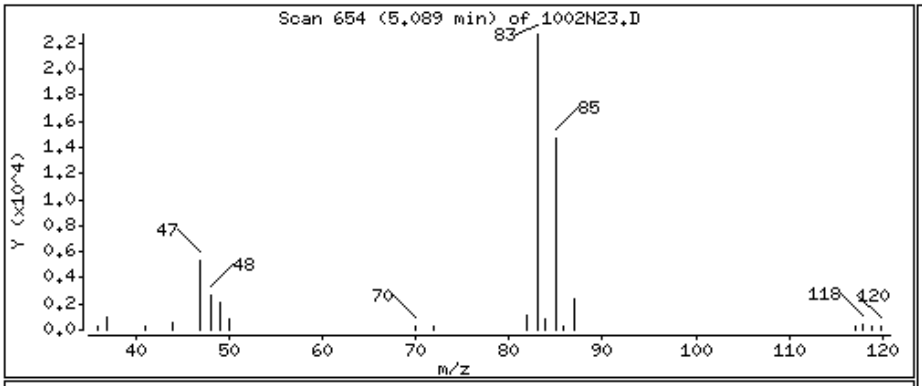

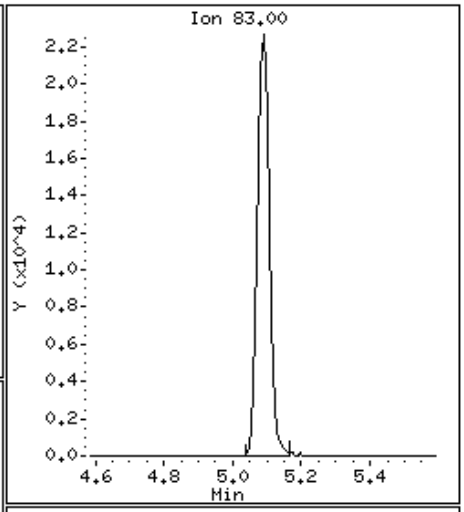

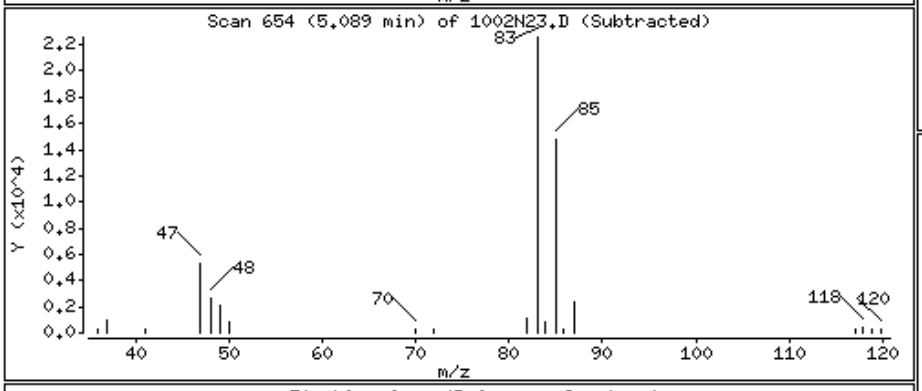

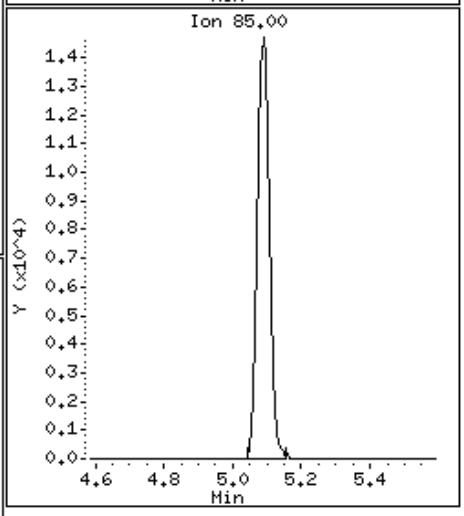

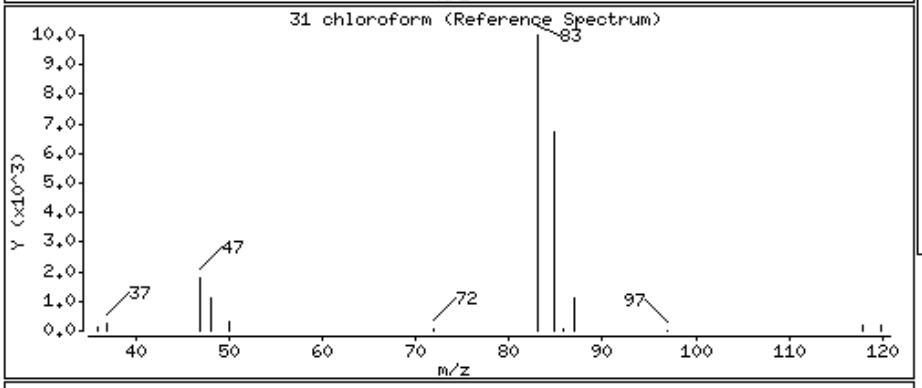

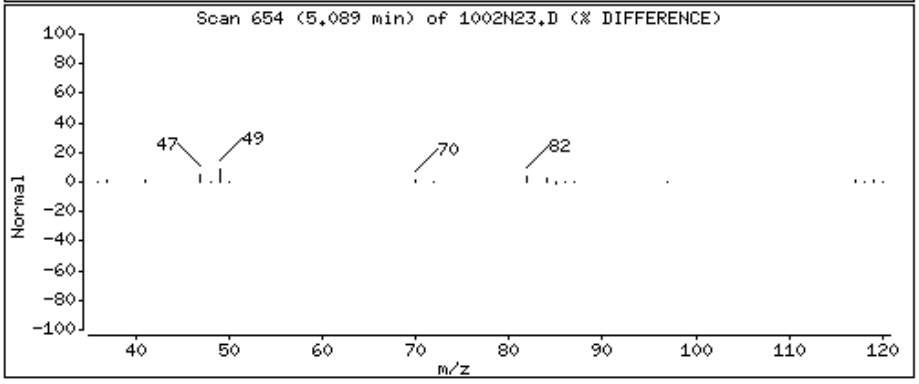

Data File: \\Orgserv2\ff\chem\GCMSVOA\Voa101.i\151002n.b\1002N23.D

Date : 03-OCT-2015 07:28

Client ID:

Instrument: Voa101.i

Sample Info: 11523745-47,31,10,,a

Purge Volume: 10.0

Operator: PD

Column phase:

Column diameter: 0.18

49 trichloroethene

Concentration: 9.488 ngs

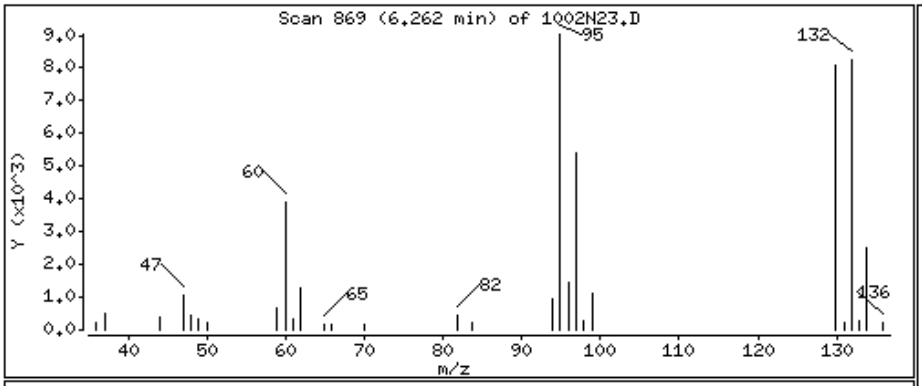

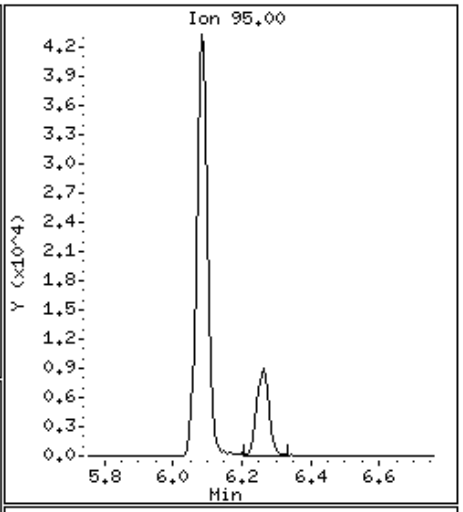

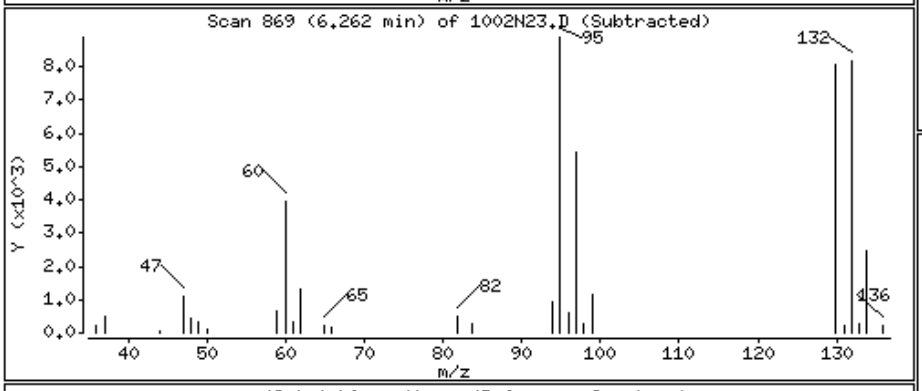

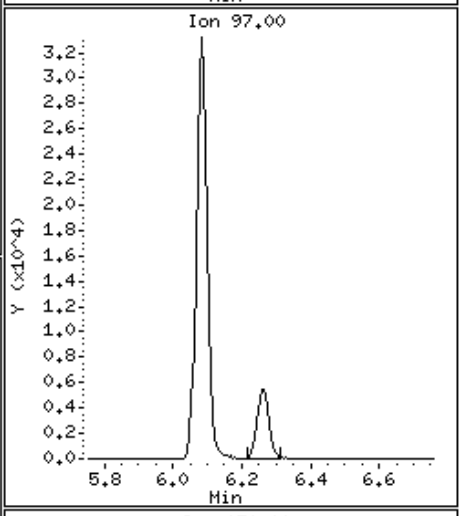

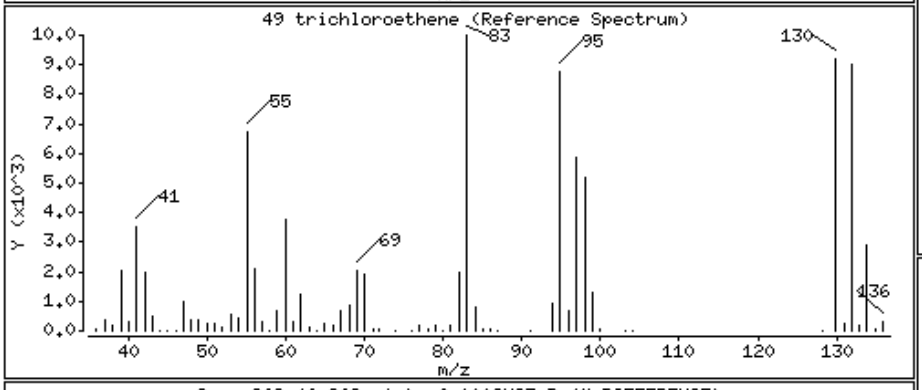

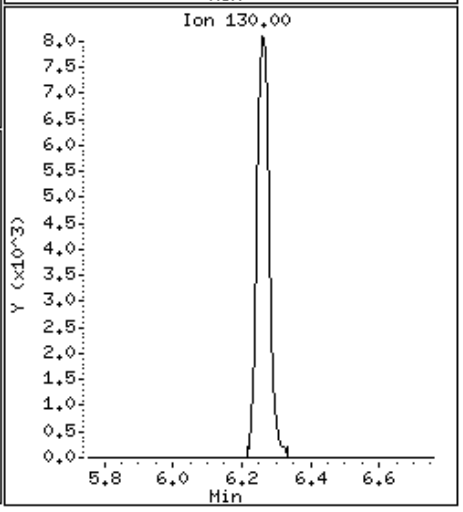

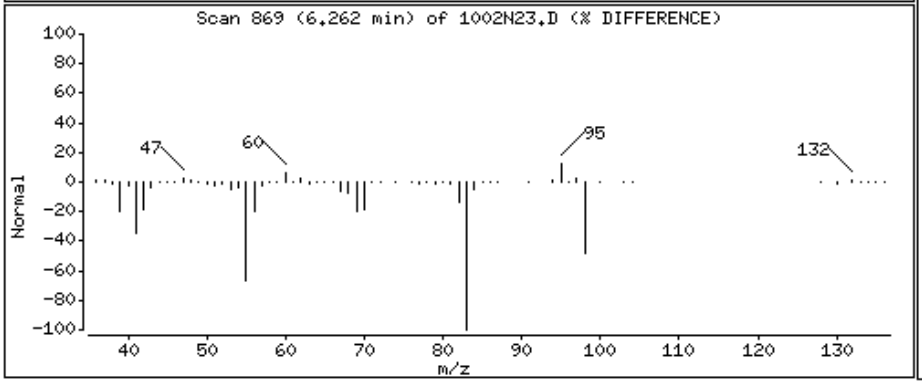

Data File: \\Orgserv2\ff\chem\GCMSVOA\Voa101.i\151002n.b\1002N23.D

Date : 03-OCT-2015 07:28

Client ID:

Instrument: Voa101.i

Sample Info: 11523745-47,31,10,,a

Purge Volume: 10.0

Operator: PD

Column phase:

Column diameter: 0.18

63 tetrachloroethene

Concentration: 1.275 ngs

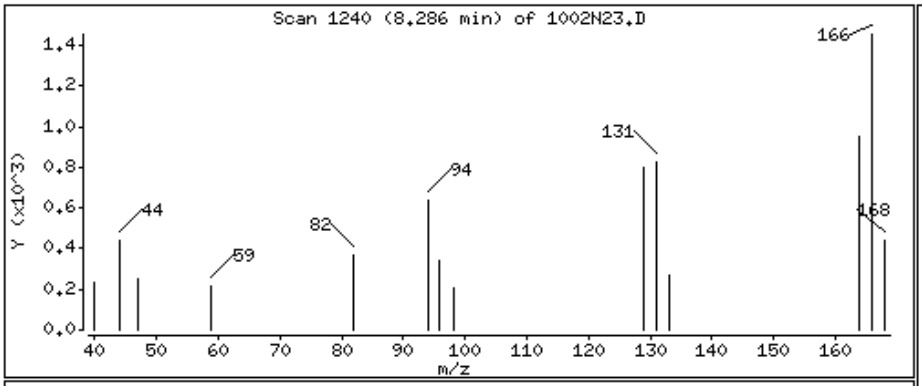

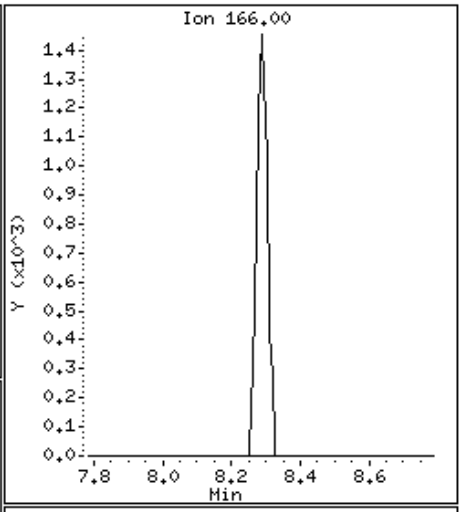

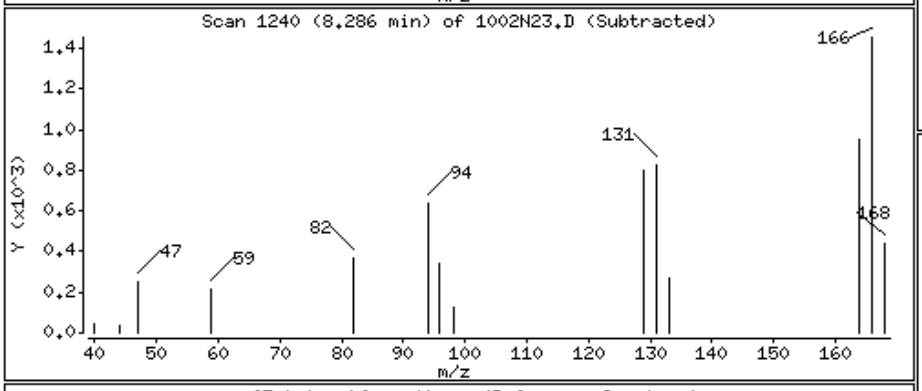

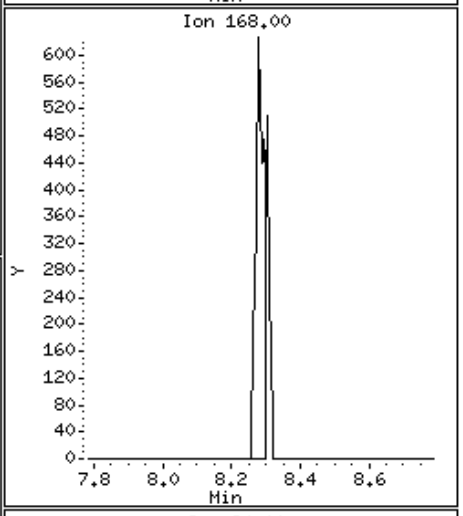

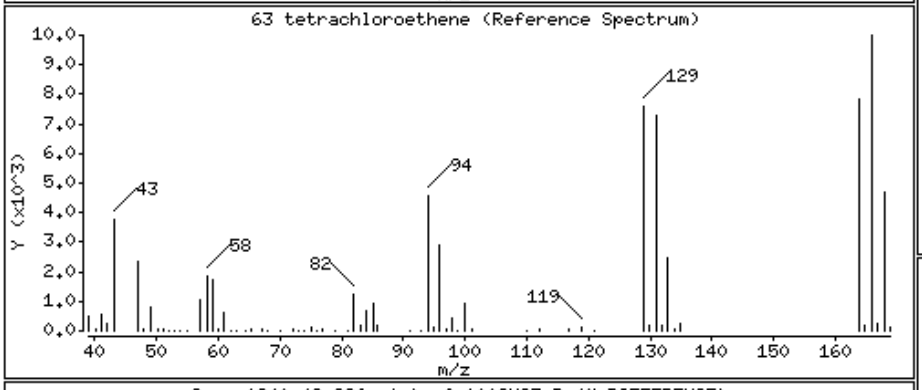

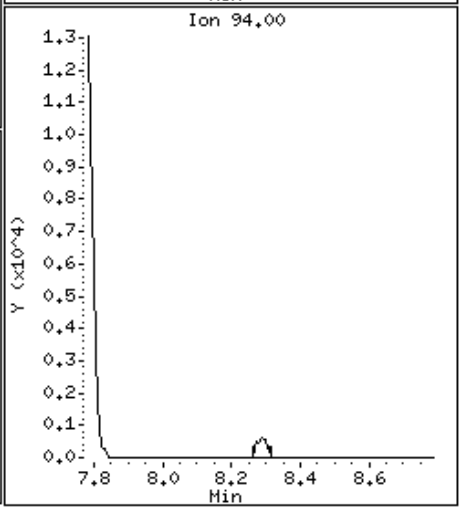

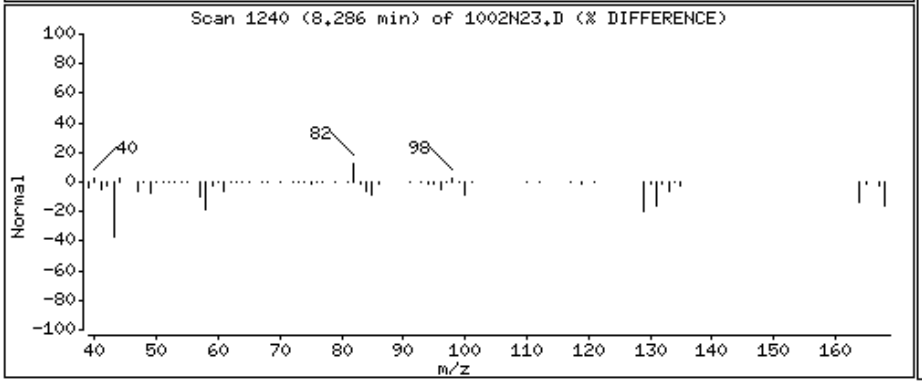

Alpha Analytical Labs

Manual Integration

Sample Info	: l1523745-47,31,10,,a wg827563,ical11506		
Instrument ID	: Voa101.i		
Method	: liq8260C.m		
File	: 1002N23.D		
Injection Date	: 03-OCT-2015 07:28		
Quantitation	: ISTD	Integrator :	HP RTE
Dilution Factor	: 1.00	Sample Type:	SAMPLE

This File has no version history.

//Orgserv2/ff/chem/GCMSVOA/Voa101.i/151002n.b/original/1002N23.D

Alpha Analytical Labs

gc/ms voa - VOA101

Data file : \\Orgserv2\ff\chem\GCMSVOA\Voa101.i\151002n.b\1002N24.D
Lab Smp Id:
Inj Date : 03-OCT-2015 07:57
Operator : PD Inst ID: Voa101.i
Smp Info : l1523745-48,31,10,,a
Misc Info : wg827563,ical11506
Comment :
Method : \\Orgserv2\ff\chem\GCMSVOA\Voa101.i\151002n.b\liq8260C.m
Meth Date : 03-Oct-2015 11:01 pduczmalew Quant Type: ISTD
Cal Date : 29-SEP-2015 17:33 Cal File: 0929A10.D
Als bottle: 24
Dil Factor: 1.00000
Integrator: HP RTE Compound Sublist: NJTCL.sub
Target Version: 4.12
Processing Host: VIRTUALXP-76524

Concentration Formula: Amt * DF * CpndVariable
Cpnd Variable Local Compound Variable

	Compounds	QUANT SIG MASS	RT	EXP RT	REL RT	RESPONSE	CONCENTRATIONS ON-COLUMN (ngs)	FINAL (ngs)	REVIEW CODE
	1 dichlorodifluoromethane	85	Compound Not Detected.						
	2 chloromethane	50	Compound Not Detected.						
	3 vinyl chloride	62	Compound Not Detected.						
	4 bromomethane	94	Compound Not Detected.						
	5 chloroethane	64	Compound Not Detected.						
	6 trichlorofluoromethane	101	Compound Not Detected.						
	8 1,1,-dichloroethene	96	Compound Not Detected.						
	11 freon-113	101	Compound Not Detected.						
	10 carbon disulfide	76	Compound Not Detected.						
	14 methylene chloride	84	Compound Not Detected.						
	15 acetone	43	3.610	3.609	(0.594)	28210	86.3579	86.357	
	16 trans-1,2-dichloroethene	96	Compound Not Detected.						
	17 Methyl Acetate	43	Compound Not Detected.						
	18 methyl tert butyl ether	73	Compound Not Detected.						
	22 1,1-dichloroethane	63	Compound Not Detected.						
	27 cis-1,2-dichloroethene	96	Compound Not Detected.						
	29 bromochloromethane	128	Compound Not Detected.						
	30 Cyclohexane	56	Compound Not Detected.						
	31 chloroform	83	5.088	5.088	(0.837)	27075	7.17851	7.178	
	33 carbontetrachloride	117	Compound Not Detected.						
$	36 dibromofluoromethane	113	5.268	5.268	(0.866)	264345	95.0064	95.006	
	37 1,1,1-trichloroethane	97	Compound Not Detected.						
	38 2-butanone	43	Compound Not Detected.						
	40 benzene	78	Compound Not Detected.						
$	42 1,2-dichloroethane-d4	65	5.798	5.797	(0.953)	301367	103.771	103.770	
	43 1,2-dichloroethane	62	Compound Not Detected.						
*	45 flourobenzene	96	6.081	6.081	(1.000)	1114529	100.000		
	49 trichloroethene	95	6.267	6.256	(1.031)	5182	2.31800	2.318	
	46 methyl cyclohexane	83	Compound Not Detected.						

	Compounds	QUANT SIG MASS	RT	EXP RT	REL RT	RESPONSE	CONCENTRATIONS ON-COLUMN (ngs)	CONCENTRATIONS FINAL (ngs)	REVIEW CODE
	52 1,2-dichloropropane	63	Compound Not Detected.						
	53 bromodichloromethane	83	Compound Not Detected.						
	56 1,4-Dioxane	88	Compound Not Detected.						
	58 cis-1,3-dichloropropene	75	Compound Not Detected.						
$	59 toluene-d8	98	7.778	7.783	(0.808)	1082287	100.239	100.238	
	60 toluene	92	Compound Not Detected.						
	62 4-methyl-2-pentanone	58	Compound Not Detected.						
	63 tetrachloroethene	166	Compound Not Detected.						
	64 trans-1,3-dichloropropene	75	Compound Not Detected.						
	68 1,1,2-trichloroethane	83	Compound Not Detected.						
	69 chlorodibromomethane	129	Compound Not Detected.						
	71 1,2-dibromoethane	107	Compound Not Detected.						
	73 2-hexanone	43	Compound Not Detected.						
*	74 chlorobenzene-d5	117	9.628	9.633	(1.000)	810018	100.000		
	75 chlorobenzene	112	Compound Not Detected.						
	76 ethyl benzene	91	Compound Not Detected.						
	78 p/m xylene	106	Compound Not Detected.						
	79 o xylene	106	Compound Not Detected.						
	80 styrene	104	Compound Not Detected.						
	81 bromoform	173	Compound Not Detected.						
	82 isopropylbenzene	105	Compound Not Detected.						
$	83 4-bromofluorobenzene	95	11.112	11.112	(0.902)	404163	101.602	101.602	
	88 1,1,2,2,-tetrachloroethane	83	Compound Not Detected.						
	99 1,3-dichlorobenzene	146	Compound Not Detected.						
*	100 1,4-dichlorobenzene-d4	152	12.318	12.318	(1.000)	388519	100.000		
	101 1,4-dichlorobenzene	146	Compound Not Detected.						
	104 1,2-dichlorobenzene	146	Compound Not Detected.						
	106 1,2-dibromo-3-chloropropane	75	Compound Not Detected.						
	109 1,2,4-trichlorobenzene	180	Compound Not Detected.						
	111 1,2,3-trichlorobenzene	180	Compound Not Detected.						

Alpha Analytical Labs

gc/ms voa - VOA101

Data file : \\Orgserv2\ff\chem\GCMSVOA\Voa101.i\151002n.b\1002N24.D
Lab Smp Id:
Inj Date : 03-OCT-2015 07:57
Operator : PD Inst ID: Voa101.i
Smp Info : l1523745-48,31,10,,a
Misc Info : wg827563,ical11506
Comment :
Method : \\Orgserv2\ff\chem\GCMSVOA\Voa101.i\151002n.b\liq8260C.m
Meth Date : 03-Oct-2015 11:01 pduczmalew Quant Type: ISTD
Cal Date : 29-SEP-2015 17:33 Cal File: 0929A10.D
Als bottle: 24
Dil Factor: 1.00000
Integrator: HP RTE Compound Sublist: NJTCL.sub
Target Version: 4.12
Processing Host: VIRTUALXP-76524

- NO TENTATIVELY IDENTIFIED COMPOUNDS -

Alpha Analytical Labs

INTERNAL STANDARD COMPOUNDS
AREA AND RT SUMMARY

Instrument ID: Voa101.i
Lab File ID: 1002N24.D
Lab Smp Id:
Analysis Type: VOA
Quant Type: ISTD
Operator: PD
Method File: \\Orgserv2\ff\chem\GCMSVOA\Voa101.i\151002n.b\liq8260C.m
Misc Info: wg827563,ical11506

Calibration Date: 02-OCT-2015
Calibration Time: 20:45
Level: LOW
Sample Type: WATER

Test Mode:
Use Last Continuing Calibrator.
If Continuing Cal. use Initial Cal. Level 3

		AREA LIMIT			
COMPOUND	STANDARD	LOWER	UPPER	SAMPLE	%DIFF
45 flourobenzene	1222489	611245	2444978	1114529	-8.83
74 chlorobenzene-d5	899066	449533	1798132	810018	-9.90
100 1,4-dichlorobenze	443377	221689	886754	388519	-12.37

		RT LIMIT			
COMPOUND	STANDARD	LOWER	UPPER	SAMPLE	%DIFF
45 flourobenzene	6.08	5.58	6.58	6.08	0.00
74 chlorobenzene-d5	9.63	9.13	10.13	9.63	-0.05
100 1,4-dichlorobenze	12.32	11.82	12.82	12.32	0.00

AREA UPPER LIMIT = +100% of internal standard area.
AREA LOWER LIMIT = - 50% of internal standard area.
RT UPPER LIMIT = + 0.50 minutes of internal standard RT.
RT LOWER LIMIT = - 0.50 minutes of internal standard RT.

Alpha Analytical Labs

RECOVERY REPORT

Client Name: Client SDG: SDGa00307
Sample Matrix: LIQUID Fraction: VOA
Lab Smp Id:
Level: LOW Operator: PD
Data Type: MS DATA SampleType: SAMPLE
SpikeList File: curveallim.spk Quant Type: ISTD
Sublist File: NJTCL.sub
Method File: \\Orgserv2\ff\chem\GCMSVOA\Voa101.i\151002n.b\liq8260C.m
Misc Info: wg827563,ical11506

SURROGATE COMPOUND	AMOUNT ADDED ngs	AMOUNT RECOVERED ngs	% RECOVERED	LIMITS
$ 36 dibromofluorometha	100.000	95.006	95.01	70-130
$ 42 1,2-dichloroethane	100.000	103.770	103.77	70-130
$ 59 toluene-d8	100.000	100.238	100.24	70-130
$ 83 4-bromofluorobenze	100.000	101.602	101.60	70-130

Data File: \\Orgserv2\ff\chem\GCMSVOA\Voa101.i\151002n.b\1002N24.D
Date : 03-OCT-2015 07:57
Client ID:
Sample Info: 11523745-48,31,10,,a
Purge Volume: 10.0
Column phase:

Instrument: Voa101.i
Operator: PD
Column diameter: 0.18

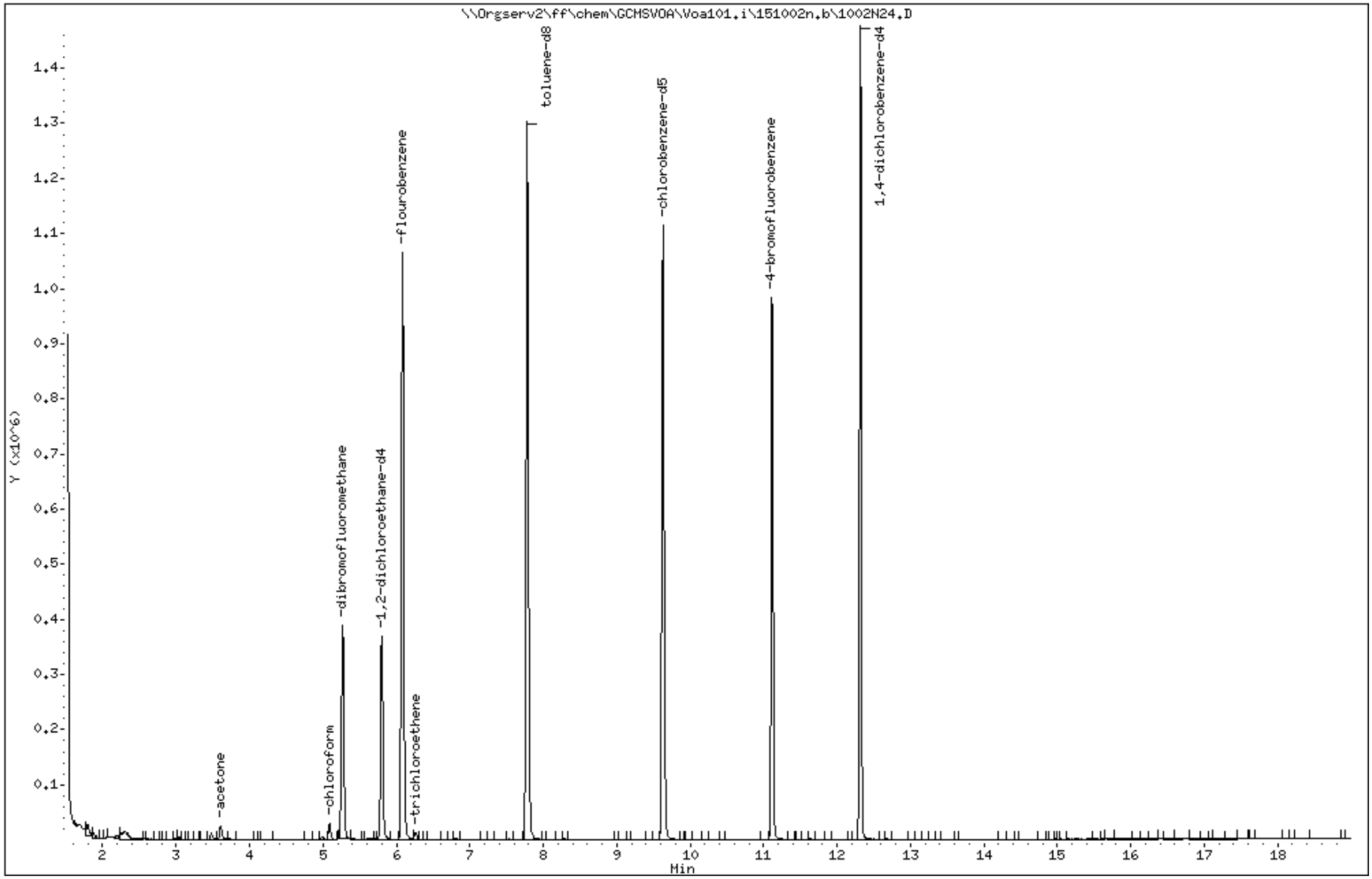

Data File: \\Orgserv2\ff\chem\GCMSVOA\Voa101.i\151002n.b\1002N24.D

Date : 03-OCT-2015 07:57

Client ID:

Instrument: Voa101.i

Sample Info: 11523745-48,31,10,,a

Purge Volume: 10.0

Operator: PD

Column phase:

Column diameter: 0.18

15 acetone

Concentration: 86.357 ngs

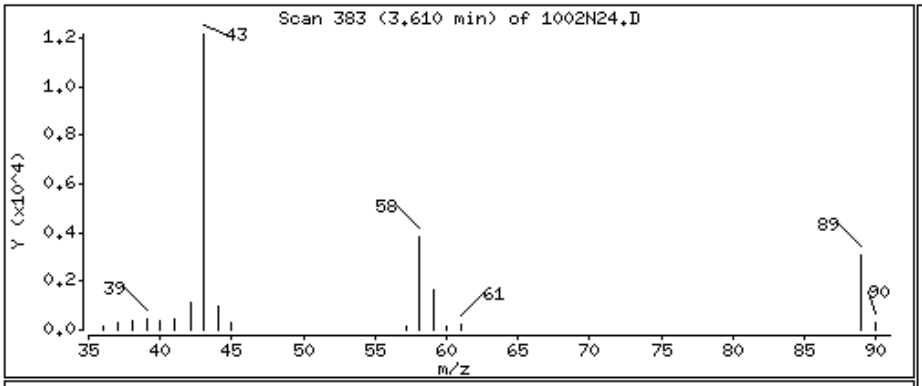

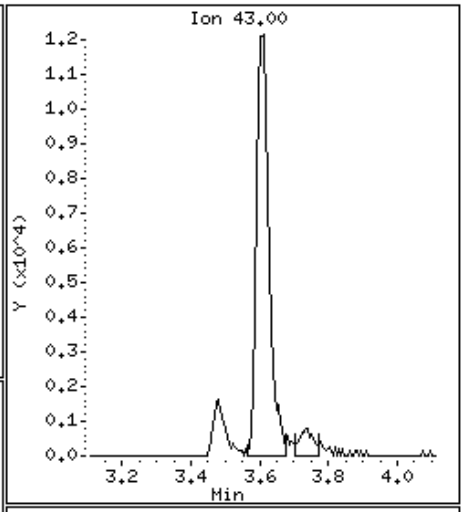

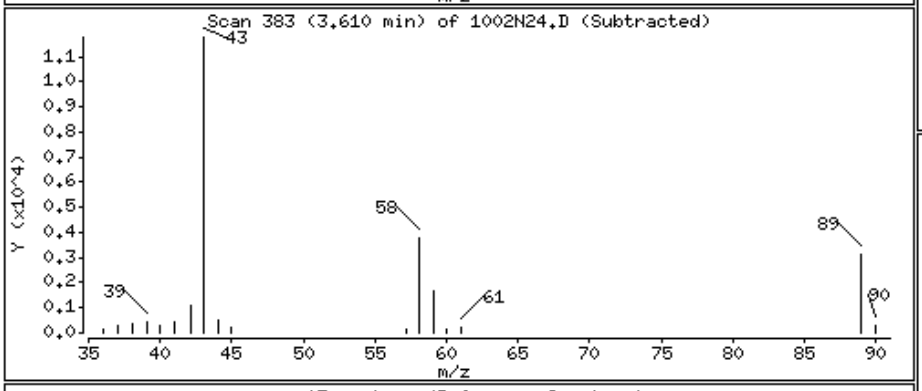

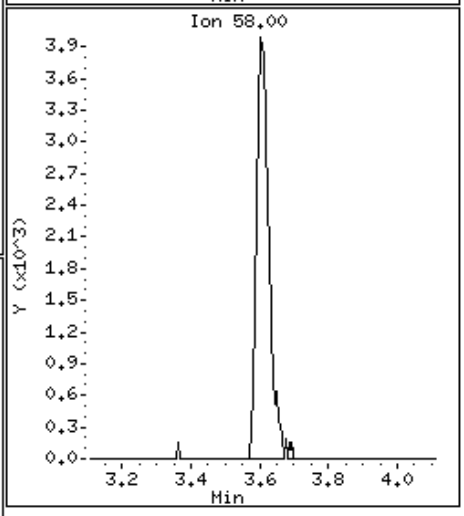

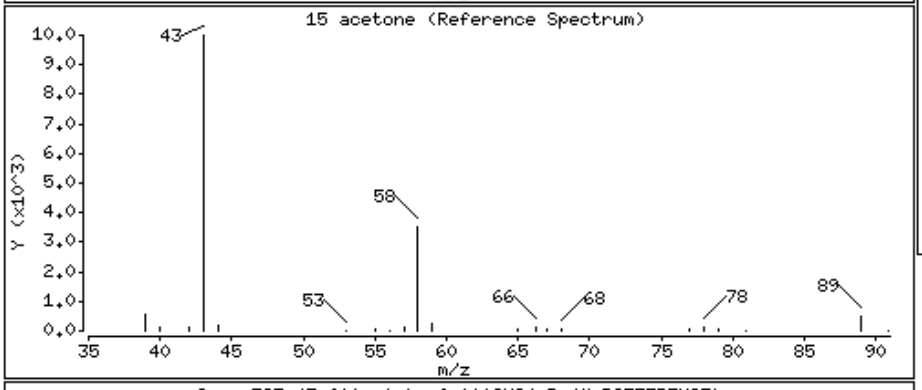

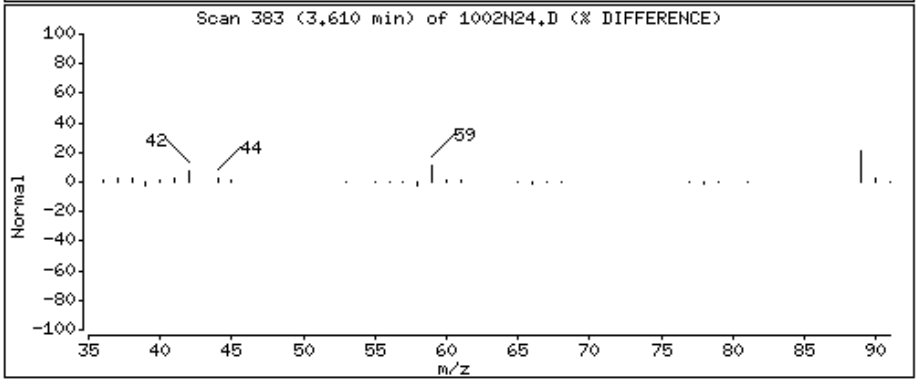

Data File: \\Orgserv2\ff\chem\GCMSVOA\Voa101.i\151002n.b\1002N24.D

Date : 03-OCT-2015 07:57

Client ID:

Instrument: Voa101.i

Sample Info: 11523745-48,31,10,,a

Purge Volume: 10.0

Operator: PD

Column phase:

Column diameter: 0.18

31 chloroform

Concentration: 7.178 ngs

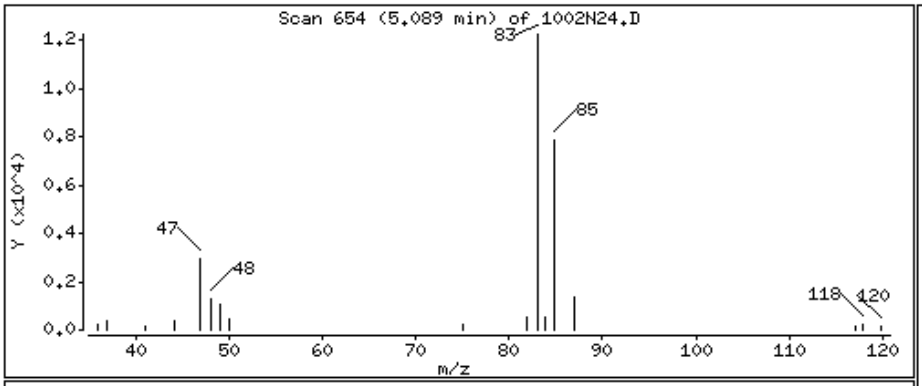

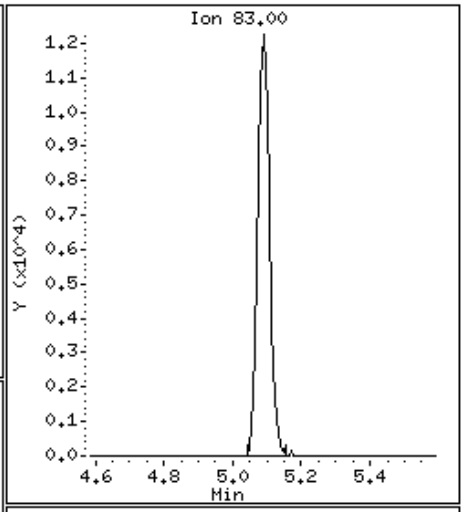

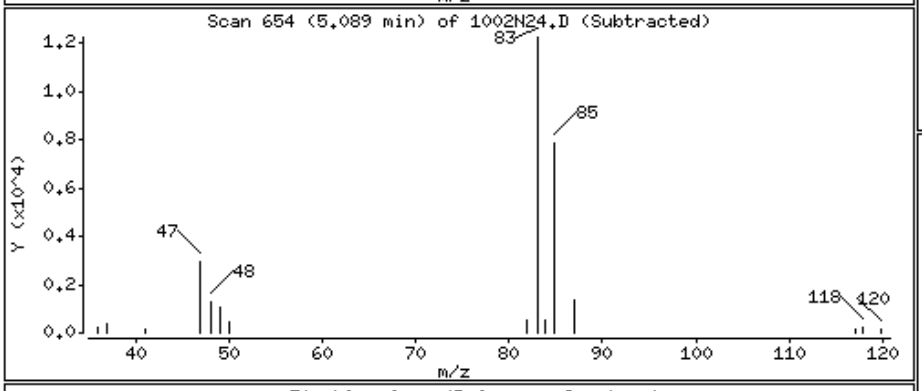

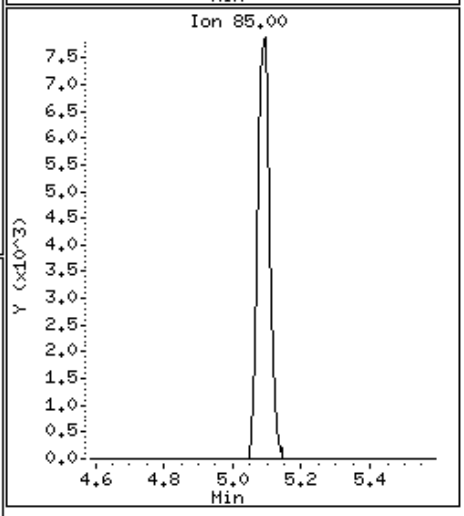

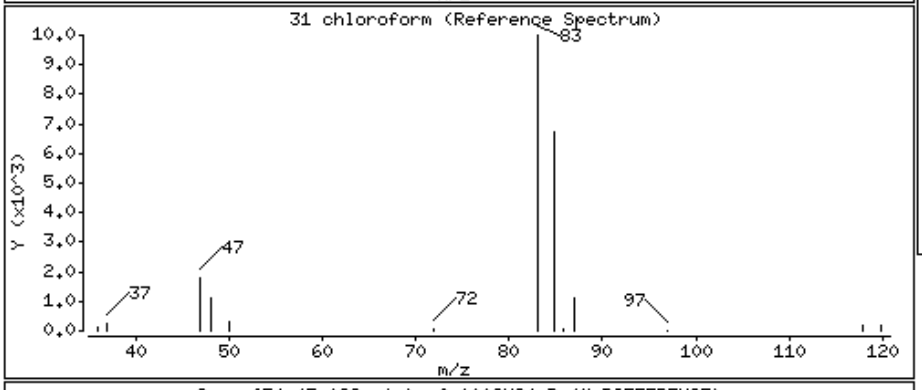

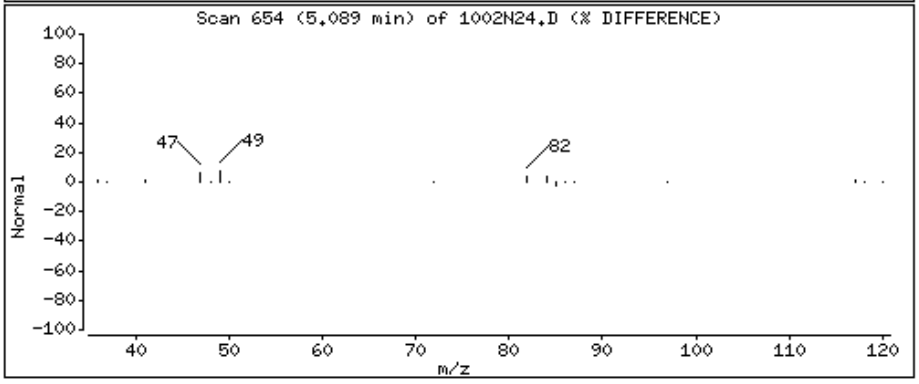

Data File: \\Orgserv2\ff\chem\GCMSVOA\Voa101.i\151002n.b\1002N24.D

Date : 03-OCT-2015 07:57

Client ID:

Instrument: Voa101.i

Sample Info: 11523745-48,31,10,,a

Purge Volume: 10.0

Operator: PD

Column phase:

Column diameter: 0.18

49 trichloroethene

Concentration: 2.318 ngs

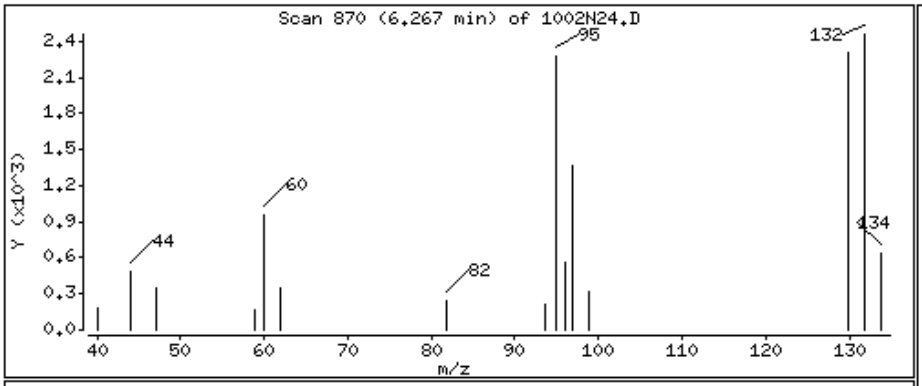

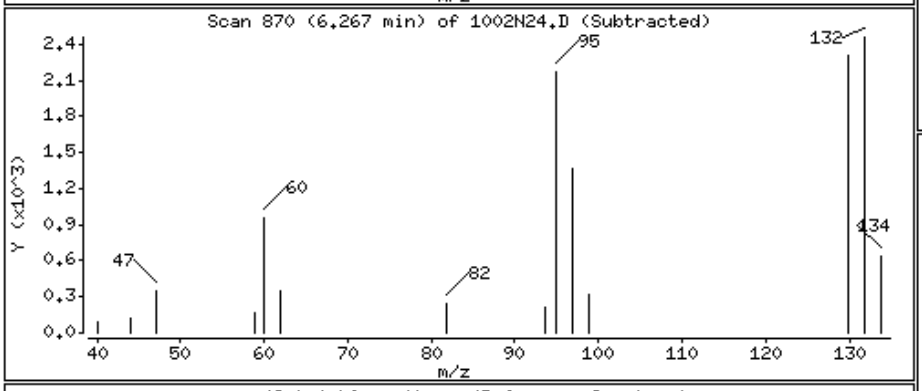

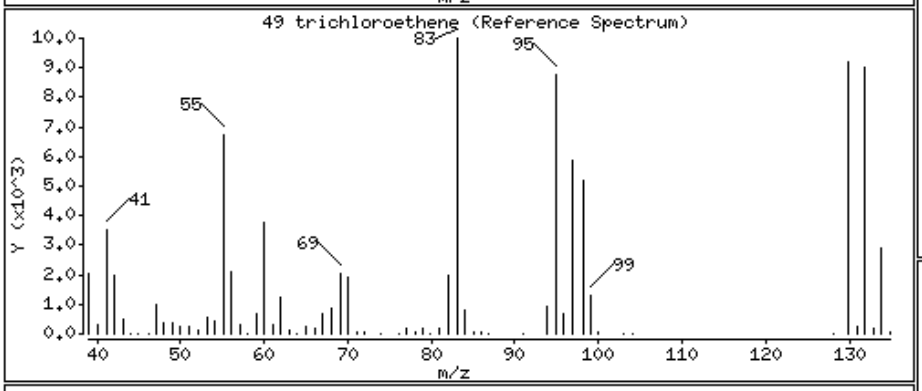

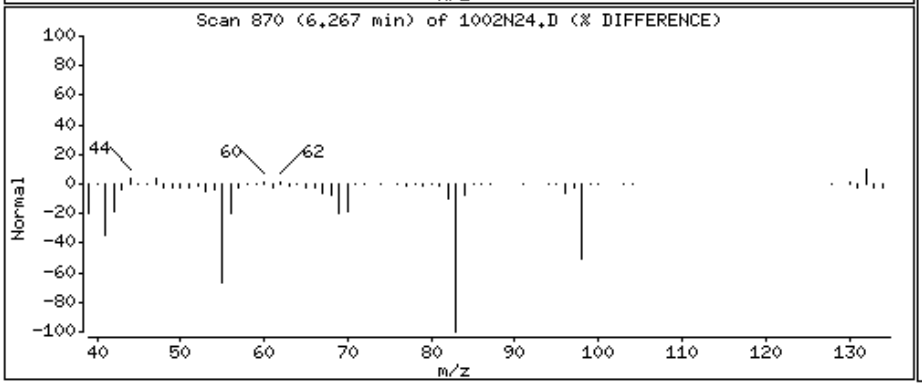

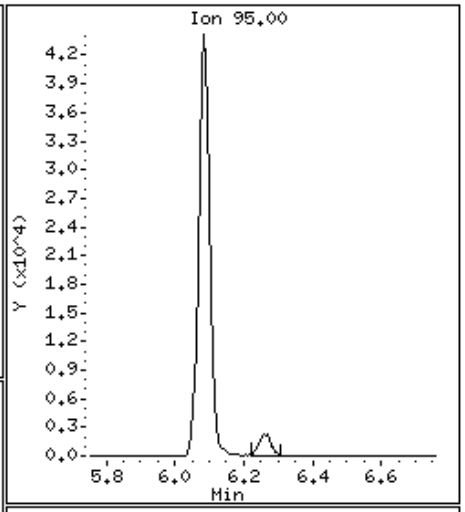

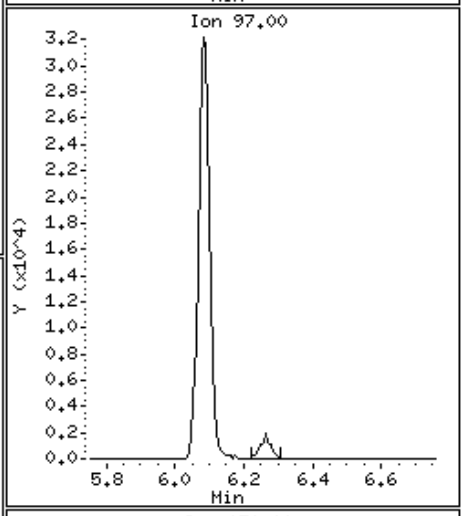

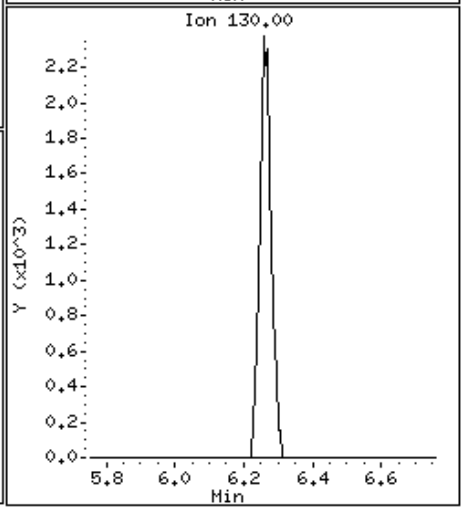

Alpha Analytical Labs

Manual Integration

Sample Info	: l1523745-48,31,10,,a wg827563,ical11506		
Instrument ID	: Voa101.i		
Method	: liq8260C.m		
File	: 1002N24.D		
Injection Date	: 03-OCT-2015 07:57		
Quantitation	: ISTD	Integrator :	HP RTE
Dilution Factor	: 1.00	Sample Type:	SAMPLE

This File has no version history.

//Orgserv2/ff/chem/GCMSVOA/Voa101.i/151002n.b/original/1002N24.D

Method Blank
Raw Data

Alpha Analytical Labs

gc/ms voa - VOA101

Data file : \\orgserv2\ff\chem\GCMSVOA\Voa101.i\151001.b\1001A05.D
Lab Smp Id:
Inj Date : 01-OCT-2015 11:45
Operator : PD Inst ID: Voa101.i
Smp Info : wg827098-3,31,10
Misc Info : wg827098,ical11506
Comment :
Method : \\Orgserv2\ff\chem\GCMSVOA\Voa101.i\151001.b\liq8260C.m
Meth Date : 01-Oct-2015 17:14 pduczmalew Quant Type: ISTD
Cal Date : 29-SEP-2015 17:33 Cal File: 0929A10.D
Als bottle: 5
Dil Factor: 1.00000
Integrator: HP RTE Compound Sublist: NJTCL.sub
Target Version: 4.12
Processing Host: VIRTUALXP-38517

Concentration Formula: Amt * DF * CpndVariable
Cpnd Variable Local Compound Variable

	Compounds	QUANT SIG MASS	RT	EXP RT	REL RT	RESPONSE	CONCENTRATIONS ON-COLUMN (ngs)	FINAL (ngs)	REVIEW CODE
	1 dichlorodifluoromethane	85	Compound Not Detected.						
	2 chloromethane	50	Compound Not Detected.						
	3 vinyl chloride	62	Compound Not Detected.						
	4 bromomethane	94	Compound Not Detected.						
	5 chloroethane	64	Compound Not Detected.						
	6 trichlorofluoromethane	101	Compound Not Detected.						
	8 1,1,-dichloroethene	96	Compound Not Detected.						
	11 freon-113	101	Compound Not Detected.						
	10 carbon disulfide	76	Compound Not Detected.						
	14 methylene chloride	84	Compound Not Detected.						
	15 acetone	43	Compound Not Detected.						
	16 trans-1,2-dichloroethene	96	Compound Not Detected.						
	17 Methyl Acetate	43	Compound Not Detected.						
	18 methyl tert butyl ether	73	Compound Not Detected.						
	22 1,1-dichloroethane	63	Compound Not Detected.						
	27 cis-1,2-dichloroethene	96	Compound Not Detected.						
	29 bromochloromethane	128	Compound Not Detected.						
	30 Cyclohexane	56	Compound Not Detected.						
	31 chloroform	83	Compound Not Detected.						
	33 carbontetrachloride	117	Compound Not Detected.						
$	36 dibromofluoromethane	113	5.268	5.268	(0.866)	315555	99.2703	99.270	
	37 1,1,1-trichloroethane	97	Compound Not Detected.						
	38 2-butanone	43	Compound Not Detected.						
	40 benzene	78	Compound Not Detected.						
$	42 1,2-dichloroethane-d4	65	5.797	5.797	(0.952)	332213	100.129	100.128	
	43 1,2-dichloroethane	62	Compound Not Detected.						
*	45 flourobenzene	96	6.087	6.081	(1.000)	1273294	100.000		
	49 trichloroethene	95	Compound Not Detected.						

	Compounds	QUANT SIG MASS	RT	EXP RT	REL RT	RESPONSE	CONCENTRATIONS ON-COLUMN (ngs)	CONCENTRATIONS FINAL (ngs)	REVIEW CODE
	46 methyl cyclohexane	83	Compound Not Detected.						
	52 1,2-dichloropropane	63	Compound Not Detected.						
	53 bromodichloromethane	83	Compound Not Detected.						
	56 1,4-Dioxane	88	Compound Not Detected.						
	58 cis-1,3-dichloropropene	75	Compound Not Detected.						
$	59 toluene-d8	98	7.783	7.784	(0.808)	1231740	97.9084	97.908	
	60 toluene	92	Compound Not Detected.						
	62 4-methyl-2-pentanone	58	Compound Not Detected.						
	63 tetrachloroethene	166	Compound Not Detected.						
	64 trans-1,3-dichloropropene	75	Compound Not Detected.						
	68 1,1,2-trichloroethane	83	Compound Not Detected.						
	69 chlorodibromomethane	129	Compound Not Detected.						
	71 1,2-dibromoethane	107	Compound Not Detected.						
	73 2-hexanone	43	Compound Not Detected.						
*	74 chlorobenzene-d5	117	9.633	9.633	(1.000)	943816	100.000		
	75 chlorobenzene	112	Compound Not Detected.						
	76 ethyl benzene	91	Compound Not Detected.						
	78 p/m xylene	106	Compound Not Detected.						
	79 o xylene	106	Compound Not Detected.						
	80 styrene	104	Compound Not Detected.						
	81 bromoform	173	Compound Not Detected.						
	82 isopropylbenzene	105	Compound Not Detected.						
$	83 4-bromofluorobenzene	95	11.117	11.112	(0.903)	469034	96.1730	96.173	
	88 1,1,2,2,-tetrachloroethane	83	Compound Not Detected.						
	99 1,3-dichlorobenzene	146	Compound Not Detected.						
*	100 1,4-dichlorobenzene-d4	152	12.318	12.318	(1.000)	476332	100.000		
	101 1,4-dichlorobenzene	146	Compound Not Detected.						
	104 1,2-dichlorobenzene	146	Compound Not Detected.						
	106 1,2-dibromo-3-chloropropane	75	Compound Not Detected.						
	109 1,2,4-trichlorobenzene	180	Compound Not Detected.						
	111 1,2,3-trichlorobenzene	180	Compound Not Detected.						

Alpha Analytical Labs

gc/ms voa - VOA101

Data file : \\orgserv2\ff\chem\GCMSVOA\Voa101.i\151001.b\1001A05.D
Lab Smp Id:
Inj Date : 01-OCT-2015 11:45
Operator : PD Inst ID: Voa101.i
Smp Info : wg827098-3,31,10
Misc Info : wg827098,ical11506
Comment :
Method : \\Orgserv2\ff\chem\GCMSVOA\Voa101.i\151001.b\liq8260C.m
Meth Date : 01-Oct-2015 17:14 pduczmalew Quant Type: ISTD
Cal Date : 29-SEP-2015 17:33 Cal File: 0929A10.D
Als bottle: 5
Dil Factor: 1.00000
Integrator: HP RTE Compound Sublist: NJTCL.sub
Target Version: 4.12
Processing Host: VIRTUALXP-38517

- NO TENTATIVELY IDENTIFIED COMPOUNDS -

Alpha Analytical Labs

INTERNAL STANDARD COMPOUNDS
AREA AND RT SUMMARY

Instrument ID: Voa101.i
Lab File ID: 1001A05.D
Lab Smp Id:
Analysis Type: VOA
Quant Type: ISTD
Operator: PD
Method File: \\Orgserv2\ff\chem\GCMSVOA\Voa101.i\151001.b\liq8260C.m
Misc Info: wg827098,ical11506

Calibration Date: 01-OCT-2015
Calibration Time: 10:17

Level: LOW
Sample Type: WATER

Test Mode:
Use Last Continuing Calibrator.
If Continuing Cal. use Initial Cal. Level 3

		AREA LIMIT			
COMPOUND	STANDARD	LOWER	UPPER	SAMPLE	%DIFF
45 flourobenzene	1307338	653669	2614676	1273294	-2.60
74 chlorobenzene-d5	966536	483268	1933072	943816	-2.35
100 1,4-dichlorobenze	501513	250757	1003026	476332	-5.02

		RT LIMIT			
COMPOUND	STANDARD	LOWER	UPPER	SAMPLE	%DIFF
45 flourobenzene	6.08	5.58	6.58	6.09	0.09
74 chlorobenzene-d5	9.63	9.13	10.13	9.63	-0.00
100 1,4-dichlorobenze	12.32	11.82	12.82	12.32	-0.00

AREA UPPER LIMIT = +100% of internal standard area.
AREA LOWER LIMIT = - 50% of internal standard area.
RT UPPER LIMIT = + 0.50 minutes of internal standard RT.
RT LOWER LIMIT = - 0.50 minutes of internal standard RT.

Alpha Analytical Labs

RECOVERY REPORT

Client Name: Client SDG: SDGa00307
Sample Matrix: LIQUID Fraction: VOA
Lab Smp Id:
Level: LOW Operator: PD
Data Type: MS DATA SampleType: SAMPLE
SpikeList File: curveallim.spk Quant Type: ISTD
Sublist File: NJTCL.sub
Method File: \\Orgserv2\ff\chem\GCMSVOA\Voa101.i\151001.b\liq8260C.m
Misc Info: wg827098,ical11506

SURROGATE COMPOUND	AMOUNT ADDED ngs	AMOUNT RECOVERED ngs	% RECOVERED	LIMITS
$ 36 dibromofluorometha	100.000	99.270	99.27	70-130
$ 42 1,2-dichloroethane	100.000	100.128	100.13	70-130
$ 59 toluene-d8	100.000	97.908	97.91	70-130
$ 83 4-bromofluorobenze	100.000	96.173	96.17	70-130

Data File: \\orgserv2\ff\chem\GCMSVOA\Voa101.i\151001.b\1001A05.D
Date : 01-OCT-2015 11:45
Client ID:
Sample Info: wg827098-3,31,10
Purge Volume: 10.0
Column phase:

Instrument: Voa101.i
Operator: PD
Column diameter: 0.18

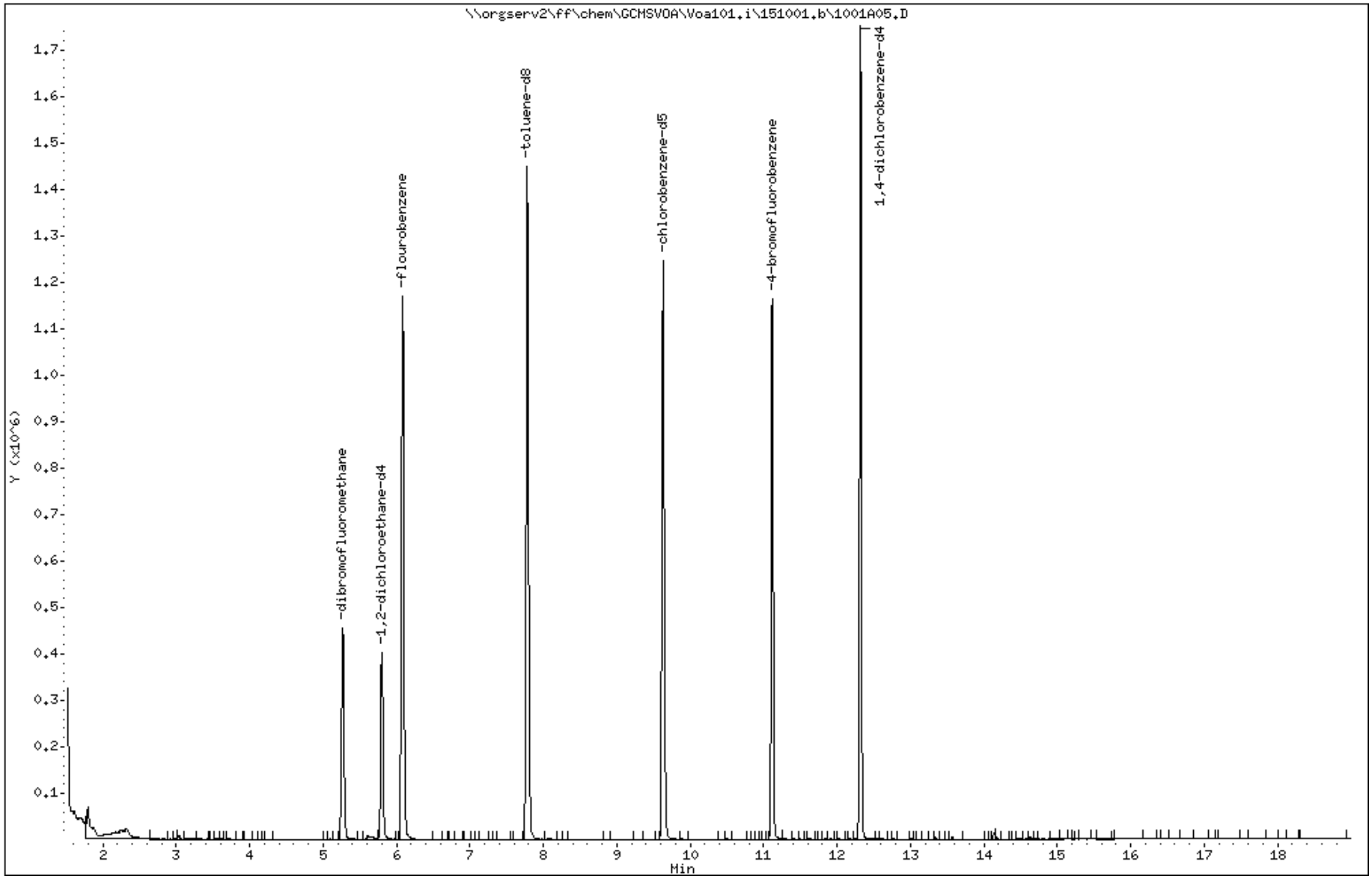

Alpha Analytical Labs

Manual Integration

Sample Info	: wg827098-3,31,10 wg827098,ical11506		
Instrument ID	: Voa101.i		
Method	: liq8260C.m		
File	: 1001A05.D		
Injection Date	: 01-OCT-2015 11:45		
Quantitation	: ISTD	Integrator : HP RTE	
Dilution Factor	: 1.00	Sample Type: SAMPLE	

There are no manual integrations in this file.

Alpha Analytical Labs

gc/ms voa - VOA105

Data file : \\orgserv2\ff\chem\GCMSVOA\Voa105.i\151001n.b\1001N04.D
Lab Smp Id:
Inj Date : 01-OCT-2015 21:43
Operator : MS Inst ID: Voa105.i
Smp Info : wg827102-3,31,10
Misc Info : wg827102,ical11492
Comment :
Method : \\orgserv2\ff\chem\GCMSVOA\Voa105.i\151001n.b\liq8260B.m
Meth Date : 01-Oct-2015 20:52 Voa105.i Quant Type: ISTD
Cal Date : 26-SEP-2015 22:38 Cal File: 0926A10.D
Als bottle: 4
Dil Factor: 1.00000
Integrator: HP RTE Compound Sublist: NJTCL.sub
Target Version: 4.12
Processing Host: VIRTUALXP-38517

Concentration Formula: Amt * DF * CpndVariable
Cpnd Variable Local Compound Variable

	Compounds	QUANT SIG MASS	RT	EXP RT	REL RT	RESPONSE	CONCENTRATIONS ON-COLUMN (ngs)	FINAL (ngs)	REVIEW CODE
1	dichlorodifluoromethane	85	Compound Not Detected.						
2	chloromethane	50	Compound Not Detected.						
3	vinyl chloride	62	Compound Not Detected.						
4	bromomethane	94	Compound Not Detected.						
5	chloroethane	64	Compound Not Detected.						
6	trichlorofluoromethane	101	Compound Not Detected.						
8	1,1,-dichloroethene	96	Compound Not Detected.						
9	carbon disulfide	76	Compound Not Detected.						
10	freon-113	101	Compound Not Detected.						
11	methylene chloride	84	Compound Not Detected.						
13	acetone	43	Compound Not Detected.						
14	trans-1,2-dichloroethene	96	Compound Not Detected.						
15	Methyl Acetate	43	Compound Not Detected.						
16	methyl tert butyl ether	73	Compound Not Detected.						
19	1,1-dichloroethane	63	Compound Not Detected.						
24	cis-1,2-dichloroethene	96	Compound Not Detected.						
27	bromochloromethane	128	Compound Not Detected.						
26	Cyclohexane	56	Compound Not Detected.						
28	chloroform	83	Compound Not Detected.						
30	carbontetrachloride	117	Compound Not Detected.						
$ 32	dibromofluoromethane	113	5.506	5.500	(0.871)	100077	96.1348	96.134	
33	1,1,1-trichloroethane	97	Compound Not Detected.						
34	2-butanone	43	Compound Not Detected.						
36	benzene	78	Compound Not Detected.						
$ 38	1,2-dichloroethane-d4	65	6.046	6.041	(0.956)	120003	97.9706	97.970	
39	1,2-dichloroethane	62	Compound Not Detected.						
* 41	flourobenzene	96	6.324	6.324	(1.000)	399395	100.000		
42	methyl cyclohexane	83	Compound Not Detected.						

	Compounds	QUANT SIG MASS	RT	EXP RT	REL RT	RESPONSE	CONCENTRATIONS ON-COLUMN (ngs)	CONCENTRATIONS FINAL (ngs)	REVIEW CODE
	43 trichloroethene	95	Compound Not Detected.						
	46 1,2-dichloropropane	63	Compound Not Detected.						
	47 bromodichloromethane	83	Compound Not Detected.						
	49 1,4-Dioxane	88	Compound Not Detected.						
	52 cis-1,3-dichloropropene	75	Compound Not Detected.						
$	53 toluene-d8	98	8.027	8.021	(0.812)	394708	99.1371	99.137	
	54 toluene	92	Compound Not Detected.						
	56 4-methyl-2-pentanone	58	Compound Not Detected.						
	55 tetrachloroethene	166	Compound Not Detected.						
	57 trans-1,3-dichloropropene	75	Compound Not Detected.						
	60 1,1,2-trichloroethane	83	Compound Not Detected.						
	61 chlorodibromomethane	129	Compound Not Detected.						
	64 1,2-dibromoethane	107	Compound Not Detected.						
	65 2-hexanone	43	Compound Not Detected.						
*	66 chlorobenzene-d5	117	9.882	9.882	(1.000)	303370	100.000		
	67 chlorobenzene	112	Compound Not Detected.						
	68 ethyl benzene	91	Compound Not Detected.						
	70 p/m xylene	106	Compound Not Detected.						
	71 o xylene	106	Compound Not Detected.						
	72 styrene	104	Compound Not Detected.						
	73 bromoform	173	Compound Not Detected.						
	74 isopropylbenzene	105	Compound Not Detected.						
$	75 4-bromofluorobenzene	95	11.333	11.333	(0.905)	146800	105.190	105.189	
	79 1,1,2,2,-tetrachloroethane	83	Compound Not Detected.						
	92 1,3-dichlorobenzene	146	Compound Not Detected.						
*	93 1,4-dichlorobenzene-d4	152	12.517	12.517	(1.000)	137495	100.000		
	94 1,4-dichlorobenzene	146	Compound Not Detected.						
	97 1,2-dichlorobenzene	146	Compound Not Detected.						
	99 1,2-dibromo-3-chloropropane	75	Compound Not Detected.						
	102 1,2,4-trichlorobenzene	180	Compound Not Detected.						
	104 1,2,3-trichlorobenzene	180	Compound Not Detected.						

Alpha Analytical Labs

gc/ms voa - VOA105

Data file : \\orgserv2\ff\chem\GCMSVOA\Voa105.i\151001n.b\1001N04.D
Lab Smp Id:
Inj Date : 01-OCT-2015 21:43
Operator : MS Inst ID: Voa105.i
Smp Info : wg827102-3,31,10
Misc Info : wg827102,ical11492
Comment :
Method : \\orgserv2\ff\chem\GCMSVOA\Voa105.i\151001n.b\liq8260B.m
Meth Date : 01-Oct-2015 20:52 Voa105.i Quant Type: ISTD
Cal Date : 26-SEP-2015 22:38 Cal File: 0926A10.D
Als bottle: 4
Dil Factor: 1.00000
Integrator: HP RTE Compound Sublist: NJTCL.sub
Target Version: 4.12
Processing Host: VIRTUALXP-38517

- NO TENTATIVELY IDENTIFIED COMPOUNDS -

Alpha Analytical Labs

INTERNAL STANDARD COMPOUNDS
AREA AND RT SUMMARY

Instrument ID: Voa105.i
Lab File ID: 1001N04.D
Lab Smp Id:
Analysis Type: VOA
Quant Type: ISTD
Operator: MS
Method File: \\orgserv2\ff\chem\GCMSVOA\Voa105.i\151001n.b\liq8260B.m
Misc Info: wg827102,ical11492

Calibration Date: 01-OCT-2015
Calibration Time: 20:20
Level: LOW
Sample Type: WATER

Test Mode:
Use Last Continuing Calibrator.
If Continuing Cal. use Initial Cal. Level 3

COMPOUND	STANDARD	AREA LIMIT LOWER	AREA LIMIT UPPER	SAMPLE	%DIFF
41 flourobenzene	415716	207858	831432	399395	-3.93
66 chlorobenzene-d5	326583	163292	653166	303370	-7.11
93 1,4-dichlorobenze	163682	81841	327364	137495	-16.00

COMPOUND	STANDARD	RT LIMIT LOWER	RT LIMIT UPPER	SAMPLE	%DIFF
41 flourobenzene	6.32	5.82	6.82	6.32	0.00
66 chlorobenzene-d5	9.88	9.38	10.38	9.88	0.00
93 1,4-dichlorobenze	12.52	12.02	13.02	12.52	0.00

AREA UPPER LIMIT = +100% of internal standard area.
AREA LOWER LIMIT = - 50% of internal standard area.
RT UPPER LIMIT = + 0.50 minutes of internal standard RT.
RT LOWER LIMIT = - 0.50 minutes of internal standard RT.

Alpha Analytical Labs

RECOVERY REPORT

Client Name: Client SDG: SDGa00307
Sample Matrix: LIQUID Fraction: VOA
Lab Smp Id:
Level: LOW Operator: MS
Data Type: MS DATA SampleType: SAMPLE
SpikeList File: curveall.spk Quant Type: ISTD
Sublist File: NJTCL.sub
Method File: \\orgserv2\ff\chem\GCMSVOA\Voa105.i\151001n.b\liq8260B.m
Misc Info: wg827102,ical11492

SURROGATE COMPOUND	AMOUNT ADDED ngs	AMOUNT RECOVERED ngs	% RECOVERED	LIMITS
$ 32 dibromofluorometha	100.000	96.134	96.13	70-130
$ 38 1,2-dichloroethane	100.000	97.970	97.97	70-130
$ 53 toluene-d8	100.000	99.137	99.14	70-130
$ 75 4-bromofluorobenze	100.000	105.189	105.19	70-130

Data File: \\orgserv2\ff\chem\GCMSVOA\Voa105.i\151001n.b\1001N04.D
Date : 01-OCT-2015 21:43
Client ID:
Sample Info: wg827102-3,31,10
Purge Volume: 10.0
Column phase:

Instrument: Voa105.i
Operator: MS
Column diameter: 0.18

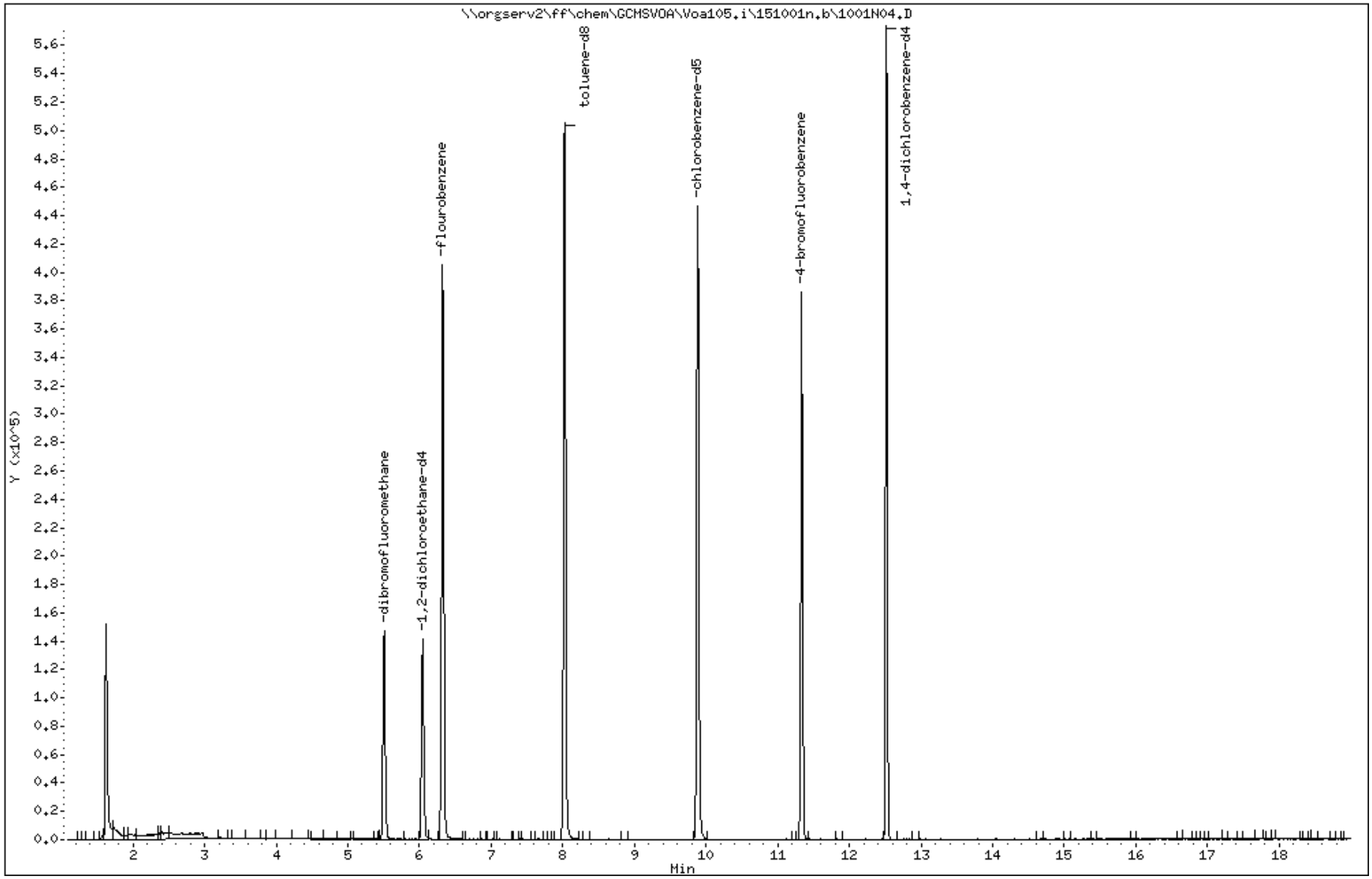

Alpha Analytical Labs

gc/ms voa - VOA101

Data file : \\Orgserv2\ff\chem\GCMSVOA\Voa108.i\151002.b\1002A04.D
Lab Smp Id:
Inj Date : 02-OCT-2015 13:48
Operator : PD Inst ID: Voa108.i
Smp Info : wg827396-3,31,10
Misc Info : wg827396,ical11521
Comment :
Method : \\Orgserv2\ff\chem\GCMSVOA\Voa108.i\151002.b\liq8260C.m
Meth Date : 02-Oct-2015 13:11 pduczmalew Quant Type: ISTD
Cal Date : 01-OCT-2015 21:09 Cal File: 1001N10.D
Als bottle: 4
Dil Factor: 1.00000
Integrator: HP RTE Compound Sublist: NJTCLtba.sub
Target Version: 4.12
Processing Host: VIRTUALXP-76524

Concentration Formula: Amt * DF * 0.1 * CpndVariable
Cpnd Variable Local Compound Variable

	Compounds	QUANT SIG MASS	RT	EXP RT	REL RT	RESPONSE	CONCENTRATIONS ON-COLUMN (ngs)	FINAL (ngs)	REVIEW CODE
1	dichlorodifluoromethane	85	Compound Not Detected.						
2	chloromethane	50	Compound Not Detected.						
3	vinyl chloride	62	Compound Not Detected.						
4	bromomethane	94	Compound Not Detected.						
5	chloroethane	64	Compound Not Detected.						
6	trichlorofluoromethane	101	Compound Not Detected.						
9	1,1,-dichloroethene	96	Compound Not Detected.						
11	freon-113	101	Compound Not Detected.						
10	carbon disulfide	76	Compound Not Detected.						
15	methylene chloride	84	Compound Not Detected.						
16	acetone	43	Compound Not Detected.						
17	trans-1,2-dichloroethene	96	Compound Not Detected.						
18	Methyl Acetate	43	Compound Not Detected.						
19	methyl tert butyl ether	73	Compound Not Detected.						
20	Tert-Butyl Alcohol	59	Compound Not Detected.						
22	1,1-dichloroethane	63	Compound Not Detected.						
27	cis-1,2-dichloroethene	96	Compound Not Detected.						
29	bromochloromethane	128	Compound Not Detected.						
30	Cyclohexane	56	Compound Not Detected.						
31	chloroform	83	Compound Not Detected.						
33	carbontetrachloride	117	Compound Not Detected.						
$ 36	dibromofluoromethane	113	5.268	5.263	(0.867)	40401	99.6866	9.968(M)	M1
37	1,1,1-trichloroethane	97	Compound Not Detected.						
38	2-butanone	43	Compound Not Detected.						
40	benzene	78	Compound Not Detected.						
$ 42	1,2-dichloroethane-d4	65	5.798	5.796	(0.954)	52578	102.487	10.248	
43	1,2-dichloroethane	62	Compound Not Detected.						
* 46	flourobenzene	96	6.077	6.074	(1.000)	152483	100.000		
48	trichloroethene	95	Compound Not Detected.						

	Compounds	QUANT SIG MASS	RT	EXP RT	REL RT	RESPONSE	CONCENTRATIONS ON-COLUMN (ngs)	CONCENTRATIONS FINAL (ngs)	REVIEW CODE
	47 methyl cyclohexane	83	Compound Not Detected.						
	52 1,2-dichloropropane	63	Compound Not Detected.						
	53 bromodichloromethane	83	Compound Not Detected.						
	54 1,4-Dioxane	88	Compound Not Detected.						
	57 cis-1,3-dichloropropene	75	Compound Not Detected.						
$	58 toluene-d8	98	7.764	7.762	(0.808)	146959	101.705	10.170	
	59 toluene	92	Compound Not Detected.						
	60 4-methyl-2-pentanone	58	Compound Not Detected.						
	61 tetrachloroethene	166	Compound Not Detected.						
	62 trans-1,3-dichloropropene	75	Compound Not Detected.						
	66 1,1,2-trichloroethane	83	Compound Not Detected.						
	67 chlorodibromomethane	129	Compound Not Detected.						
	70 1,2-dibromoethane	107	Compound Not Detected.						
	71 2-hexanone	43	Compound Not Detected.						
*	72 chlorobenzene-d5	117	9.608	9.602	(1.000)	113949	100.000		
	73 chlorobenzene	112	Compound Not Detected.						
	74 ethyl benzene	91	Compound Not Detected.						
	76 p/m xylene	106	Compound Not Detected.						
	77 o xylene	106	Compound Not Detected.						
	78 styrene	104	Compound Not Detected.						
	79 bromoform	173	Compound Not Detected.						
	80 isopropylbenzene	105	Compound Not Detected.						
$	81 4-bromofluorobenzene	95	11.088	11.088	(0.903)	50132	104.531	10.453	
	85 1,1,2,2,-tetrachloroethane	83	Compound Not Detected.						
	97 1,3-dichlorobenzene	146	Compound Not Detected.						
*	98 1,4-dichlorobenzene-d4	152	12.285	12.285	(1.000)	54210	100.000		
	99 1,4-dichlorobenzene	146	Compound Not Detected.						
	102 1,2-dichlorobenzene	146	Compound Not Detected.						
	104 1,2-dibromo-3-chloropropane	75	Compound Not Detected.						
	107 1,2,4-trichlorobenzene	180	Compound Not Detected.						
	109 1,2,3-trichlorobenzene	180	Compound Not Detected.						

QC Flag Legend

M - Compound response manually integrated.

Alpha Analytical Labs

gc/ms voa - VOA101

Data file : \\Orgserv2\ff\chem\GCMSVOA\Voa108.i\151002.b\1002A04.D
Lab Smp Id:
Inj Date : 02-OCT-2015 13:48
Operator : PD Inst ID: Voa108.i
Smp Info : wg827396-3,31,10
Misc Info : wg827396,ical11521
Comment :
Method : \\Orgserv2\ff\chem\GCMSVOA\Voa108.i\151002.b\liq8260C.m
Meth Date : 02-Oct-2015 13:11 pduczmalew Quant Type: ISTD
Cal Date : 01-OCT-2015 21:09 Cal File: 1001N10.D
Als bottle: 4
Dil Factor: 1.00000
Integrator: HP RTE Compound Sublist: NJTCLtba.sub
Target Version: 4.12
Processing Host: VIRTUALXP-76524

- NO TENTATIVELY IDENTIFIED COMPOUNDS -

Alpha Analytical Labs

INTERNAL STANDARD COMPOUNDS
AREA AND RT SUMMARY

Instrument ID: Voa108.i
Lab File ID: 1002A04.D
Lab Smp Id:
Analysis Type: VOA
Quant Type: ISTD
Operator: PD
Method File: \\Orgserv2\ff\chem\GCMSVOA\Voa108.i\151002.b\liq8260C.m
Misc Info: wg827396,ical11521

Calibration Date: 02-OCT-2015
Calibration Time: 12:23
Level: LOW
Sample Type: WATER

Test Mode:
Use Last Continuing Calibrator.
If Continuing Cal. use Initial Cal. Level 3

		AREA LIMIT			
COMPOUND	STANDARD	LOWER	UPPER	SAMPLE	%DIFF
46 flourobenzene	172727	86364	345454	152483	-11.72
72 chlorobenzene-d5	130544	65272	261088	113949	-12.71
98 1,4-dichlorobenze	66385	33193	132770	54210	-18.34

		RT LIMIT			
COMPOUND	STANDARD	LOWER	UPPER	SAMPLE	%DIFF
46 flourobenzene	6.07	5.57	6.57	6.08	0.04
72 chlorobenzene-d5	9.60	9.10	10.10	9.61	0.06
98 1,4-dichlorobenze	12.29	11.79	12.79	12.29	-0.00

AREA UPPER LIMIT = +100% of internal standard area.
AREA LOWER LIMIT = - 50% of internal standard area.
RT UPPER LIMIT = + 0.50 minutes of internal standard RT.
RT LOWER LIMIT = - 0.50 minutes of internal standard RT.

Alpha Analytical Labs

RECOVERY REPORT

Client Name: Client SDG: SDGa00307
Sample Matrix: LIQUID Fraction: VOA
Lab Smp Id:
Level: LOW Operator: PD
Data Type: MS DATA SampleType: SAMPLE
SpikeList File: curveall.spk Quant Type: ISTD
Sublist File: NJTCLtba.sub
Method File: \\Orgserv2\ff\chem\GCMSVOA\Voa108.i\151002.b\liq8260C.m
Misc Info: wg827396,ical11521

SURROGATE COMPOUND	AMOUNT ADDED ngs	AMOUNT RECOVERED ngs	% RECOVERED	LIMITS
$ 36 dibromofluorometha	100.000	99.686	99.69	70-130
$ 42 1,2-dichloroethane	100.000	102.487	102.49	70-130
$ 58 toluene-d8	100.000	101.705	101.71	70-130
$ 81 4-bromofluorobenze	100.000	104.531	104.53	70-130

Data File: \\Orgserv2\ff\chem\GCMSVOA\Voa108.i\151002.b\1002A04.D
Date : 02-OCT-2015 13:48
Client ID:
Sample Info: wg827396-3,31,10
Purge Volume: 10.0
Column phase:

Instrument: Voa108.i
Operator: PD
Column diameter: 0.18

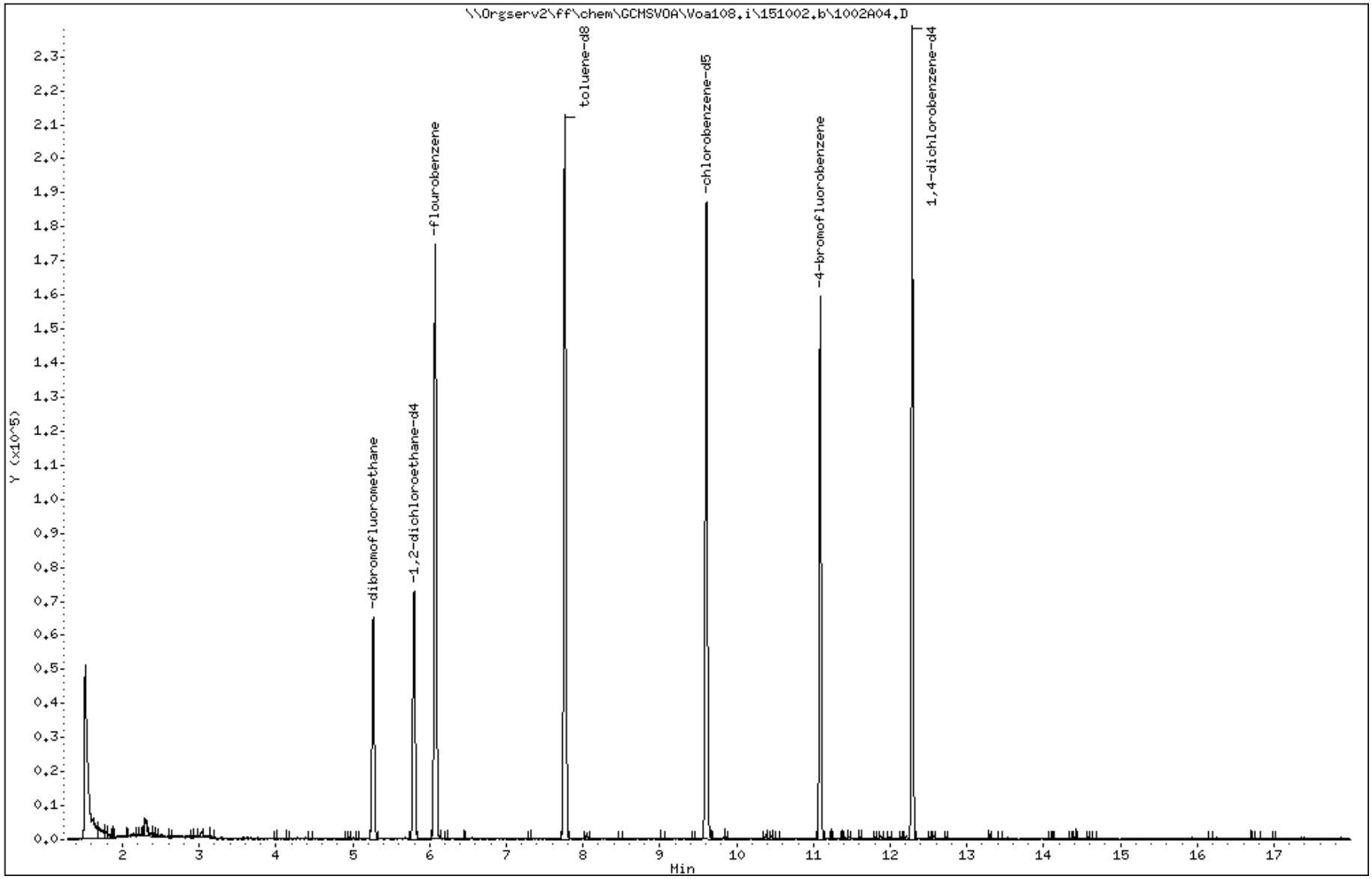

Alpha Analytical Labs

Manual Integration

Sample Info	: wg827396-3,31,10 wg827396,ical11521		
Instrument ID	: Voa108.i		
Method	: liq8260C.m		
File	: 1002A04.D		
Injection Date	: 02-OCT-2015 13:48		
Quantitation	: ISTD	Integrator :	HP RTE
Dilution Factor	: 1.00	Sample Type:	SAMPLE

This File has no version history.

//Orgserv2/ff/chem/GCMSVOA/Voa108.i/151002.b/original/1002A04.D

Alpha Analytical Labs

gc/ms voa - VOA105

Data file : \\Orgserv2\ff\chem\GCMSVOA\Voa105.i\151002n.b\1002N04.D
Lab Smp Id:
Inj Date : 02-OCT-2015 22:04
Operator : PD Inst ID: Voa105.i
Smp Info : wg827568-3,31,10
Misc Info : wg827568,ical11492
Comment :
Method : \\Orgserv2\ff\chem\GCMSVOA\Voa105.i\151002n.b\liq8260B.m
Meth Date : 03-Oct-2015 11:22 pduczmalew Quant Type: ISTD
Cal Date : 26-SEP-2015 22:38 Cal File: 0926A10.D
Als bottle: 4
Dil Factor: 1.00000
Integrator: HP RTE Compound Sublist: NJTCLtba.sub
Target Version: 4.12
Processing Host: VIRTUALXP-76524

Concentration Formula: Amt * DF * CpndVariable
Cpnd Variable Local Compound Variable

	Compounds	QUANT SIG MASS	RT	EXP RT	REL RT	RESPONSE	CONCENTRATIONS ON-COLUMN (ngs)	FINAL (ngs)	REVIEW CODE
	1 dichlorodifluoromethane	85	Compound Not Detected.						
	2 chloromethane	50	Compound Not Detected.						
	3 vinyl chloride	62	Compound Not Detected.						
	4 bromomethane	94	Compound Not Detected.						
	5 chloroethane	64	Compound Not Detected.						
	6 trichlorofluoromethane	101	Compound Not Detected.						
	8 1,1,-dichloroethene	96	Compound Not Detected.						
	9 carbon disulfide	76	Compound Not Detected.						
	10 freon-113	101	Compound Not Detected.						
	11 methylene chloride	84	Compound Not Detected.						
	13 acetone	43	Compound Not Detected.						
	14 trans-1,2-dichloroethene	96	Compound Not Detected.						
	15 Methyl Acetate	43	Compound Not Detected.						
	16 methyl tert butyl ether	73	Compound Not Detected.						
	17 Tert-Butyl Alcohol	59	Compound Not Detected.						
	19 1,1-dichloroethane	63	Compound Not Detected.						
	24 cis-1,2-dichloroethene	96	Compound Not Detected.						
	27 bromochloromethane	128	Compound Not Detected.						
	26 Cyclohexane	56	Compound Not Detected.						
	28 chloroform	83	Compound Not Detected.						
	30 carbontetrachloride	117	Compound Not Detected.						
$	32 dibromofluoromethane	113	5.506	5.506	(0.871)	113882	94.7690	94.768	
	33 1,1,1-trichloroethane	97	Compound Not Detected.						
	34 2-butanone	43	Compound Not Detected.						
	36 benzene	78	Compound Not Detected.						
$	38 1,2-dichloroethane-d4	65	6.046	6.041	(0.956)	139780	98.8585	98.858	
	39 1,2-dichloroethane	62	Compound Not Detected.						
*	41 flourobenzene	96	6.324	6.324	(1.000)	461039	100.000		
	42 methyl cyclohexane	83	Compound Not Detected.						

	Compounds	QUANT SIG MASS	RT	EXP RT	REL RT	RESPONSE	CONCENTRATIONS ON-COLUMN (ngs)	CONCENTRATIONS FINAL (ngs)	REVIEW CODE
	43 trichloroethene	95	Compound Not Detected.						
	46 1,2-dichloropropane	63	Compound Not Detected.						
	47 bromodichloromethane	83	Compound Not Detected.						
	49 1,4-Dioxane	88	Compound Not Detected.						
	52 cis-1,3-dichloropropene	75	Compound Not Detected.						
$	53 toluene-d8	98	8.027	8.027	(0.812)	435903	104.874	104.874	
	54 toluene	92	Compound Not Detected.						
	56 4-methyl-2-pentanone	58	Compound Not Detected.						
	55 tetrachloroethene	166	Compound Not Detected.						
	57 trans-1,3-dichloropropene	75	Compound Not Detected.						
	60 1,1,2-trichloroethane	83	Compound Not Detected.						
	61 chlorodibromomethane	129	Compound Not Detected.						
	64 1,2-dibromoethane	107	Compound Not Detected.						
	65 2-hexanone	43	Compound Not Detected.						
*	66 chlorobenzene-d5	117	9.882	9.882	(1.000)	316705	100.000		
	67 chlorobenzene	112	Compound Not Detected.						
	68 ethyl benzene	91	Compound Not Detected.						
	70 p/m xylene	106	Compound Not Detected.						
	71 o xylene	106	Compound Not Detected.						
	72 styrene	104	Compound Not Detected.						
	73 bromoform	173	Compound Not Detected.						
	74 isopropylbenzene	105	Compound Not Detected.						
$	75 4-bromofluorobenzene	95	11.333	11.333	(0.905)	148091	105.612	105.612	
	79 1,1,2,2,-tetrachloroethane	83	Compound Not Detected.						
	92 1,3-dichlorobenzene	146	Compound Not Detected.						
*	93 1,4-dichlorobenzene-d4	152	12.517	12.517	(1.000)	138149	100.000		
	94 1,4-dichlorobenzene	146	Compound Not Detected.						
	97 1,2-dichlorobenzene	146	Compound Not Detected.						
	99 1,2-dibromo-3-chloropropane	75	Compound Not Detected.						
	102 1,2,4-trichlorobenzene	180	Compound Not Detected.						
	104 1,2,3-trichlorobenzene	180	Compound Not Detected.						

Alpha Analytical Labs

gc/ms voa - VOA105

Data file : \\Orgserv2\ff\chem\GCMSVOA\Voa105.i\151002n.b\1002N04.D
Lab Smp Id:
Inj Date : 02-OCT-2015 22:04
Operator : PD Inst ID: Voa105.i
Smp Info : wg827568-3,31,10
Misc Info : wg827568,ical11492
Comment :
Method : \\Orgserv2\ff\chem\GCMSVOA\Voa105.i\151002n.b\liq8260B.m
Meth Date : 03-Oct-2015 11:22 pduczmalew Quant Type: ISTD
Cal Date : 26-SEP-2015 22:38 Cal File: 0926A10.D
Als bottle: 4
Dil Factor: 1.00000
Integrator: HP RTE Compound Sublist: NJTCLtba.sub
Target Version: 4.12
Processing Host: VIRTUALXP-76524

- NO TENTATIVELY IDENTIFIED COMPOUNDS -

Alpha Analytical Labs

INTERNAL STANDARD COMPOUNDS
AREA AND RT SUMMARY

Instrument ID: Voa105.i
Lab File ID: 1002N04.D
Lab Smp Id:
Analysis Type: VOA
Quant Type: ISTD
Operator: PD
Method File: \\Orgserv2\ff\chem\GCMSVOA\Voa105.i\151002n.b\liq8260B.m
Misc Info: wg827568,ical11492

Calibration Date: 02-OCT-2015
Calibration Time: 20:41
Level: LOW
Sample Type: WATER

Test Mode:
Use Last Continuing Calibrator.
If Continuing Cal. use Initial Cal. Level 3

		AREA LIMIT			
COMPOUND	STANDARD	LOWER	UPPER	SAMPLE	%DIFF
41 flourobenzene	477183	238592	954366	461039	-3.38
66 chlorobenzene-d5	340497	170249	680994	316705	-6.99
93 1,4-dichlorobenze	165467	82734	330934	138149	-16.51

		RT LIMIT			
COMPOUND	STANDARD	LOWER	UPPER	SAMPLE	%DIFF
41 flourobenzene	6.32	5.82	6.82	6.32	-0.00
66 chlorobenzene-d5	9.88	9.38	10.38	9.88	-0.00
93 1,4-dichlorobenze	12.52	12.02	13.02	12.52	-0.00

AREA UPPER LIMIT = +100% of internal standard area.
AREA LOWER LIMIT = - 50% of internal standard area.
RT UPPER LIMIT = + 0.50 minutes of internal standard RT.
RT LOWER LIMIT = - 0.50 minutes of internal standard RT.

Alpha Analytical Labs

RECOVERY REPORT

Client Name: Client SDG: SDGa00307
Sample Matrix: LIQUID Fraction: VOA
Lab Smp Id:
Level: LOW Operator: PD
Data Type: MS DATA SampleType: SAMPLE
SpikeList File: curveall.spk Quant Type: ISTD
Sublist File: NJTCLtba.sub
Method File: \\Orgserv2\ff\chem\GCMSVOA\Voa105.i\151002n.b\liq8260B.m
Misc Info: wg827568,ical11492

SURROGATE COMPOUND	AMOUNT ADDED ngs	AMOUNT RECOVERED ngs	% RECOVERED	LIMITS
$ 32 dibromofluorometha	100.000	94.768	94.77	70-130
$ 38 1,2-dichloroethane	100.000	98.858	98.86	70-130
$ 53 toluene-d8	100.000	104.874	104.87	70-130
$ 75 4-bromofluorobenze	100.000	105.612	105.61	70-130

Data File: \\Orgserv2\ff\chem\GCMSVOA\Voa105.i\151002n.b\1002N04.D
Date : 02-OCT-2015 22:04
Client ID:
Sample Info: wg827568-3,31,10
Purge Volume: 10.0
Column phase:

Instrument: Voa105.i
Operator: PD
Column diameter: 0.18

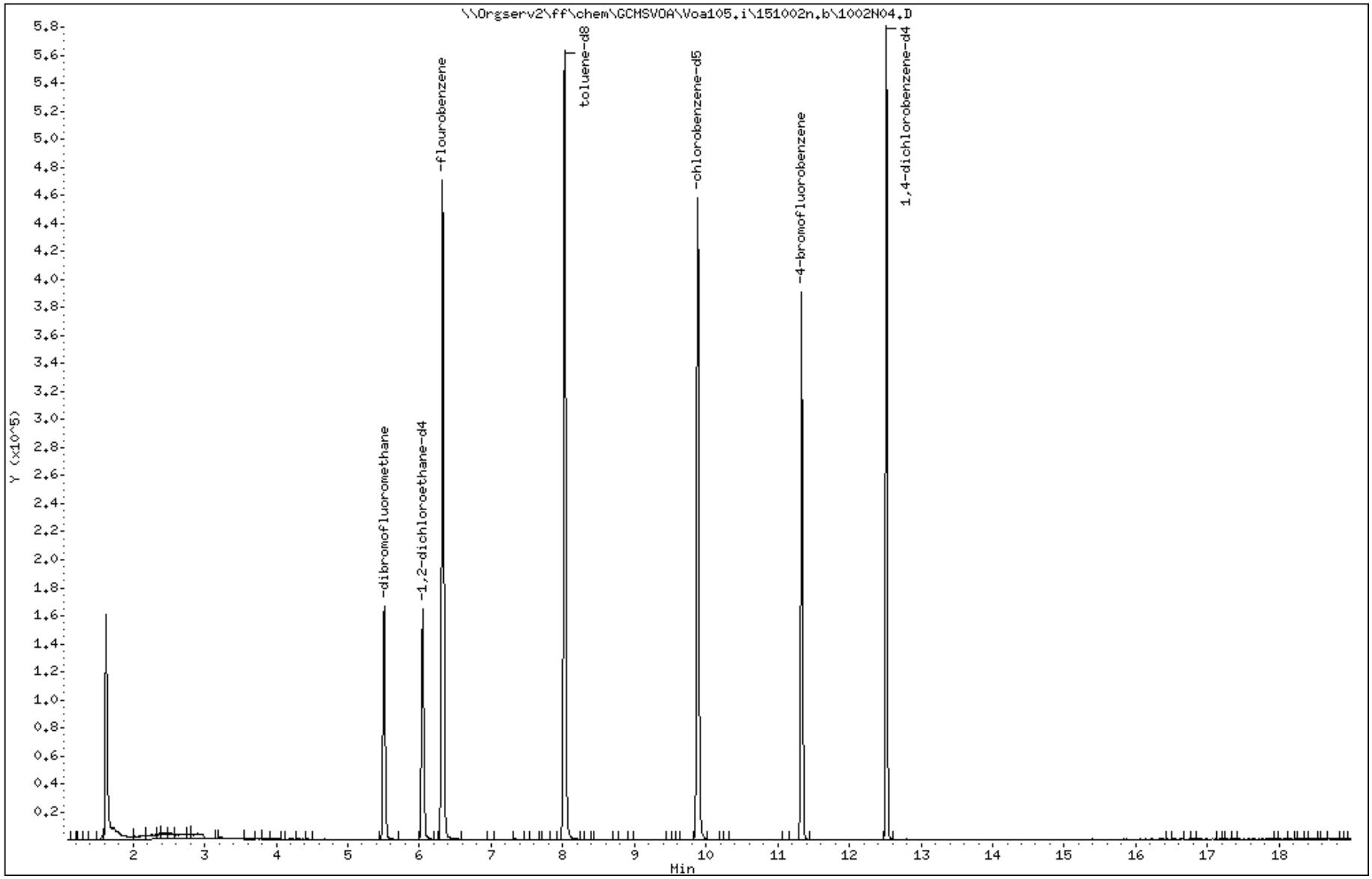

Alpha Analytical Labs

gc/ms voa - VOA101

Data file : \\Orgserv2\ff\chem\GCMSVOA\Voa101.i\151002n.b\1002N04.D
Lab Smp Id:
Inj Date : 02-OCT-2015 22:13
Operator : PD Inst ID: Voa101.i
Smp Info : wg827563-3,31,10
Misc Info : wg827563,ical11506
Comment :
Method : \\Orgserv2\ff\chem\GCMSVOA\Voa101.i\151002n.b\liq8260C.m
Meth Date : 03-Oct-2015 11:01 pduczmalew Quant Type: ISTD
Cal Date : 29-SEP-2015 17:33 Cal File: 0929A10.D
Als bottle: 4
Dil Factor: 1.00000
Integrator: HP RTE Compound Sublist: NJTCL.sub
Target Version: 4.12
Processing Host: VIRTUALXP-76524

Concentration Formula: Amt * DF * CpndVariable
Cpnd Variable Local Compound Variable

	Compounds	QUANT SIG MASS	RT	EXP RT	REL RT	RESPONSE	CONCENTRATIONS ON-COLUMN (ngs)	FINAL (ngs)	REVIEW CODE
	1 dichlorodifluoromethane	85	Compound Not Detected.						
	2 chloromethane	50	Compound Not Detected.						
	3 vinyl chloride	62	Compound Not Detected.						
	4 bromomethane	94	Compound Not Detected.						
	5 chloroethane	64	Compound Not Detected.						
	6 trichlorofluoromethane	101	Compound Not Detected.						
	8 1,1,-dichloroethene	96	Compound Not Detected.						
	11 freon-113	101	Compound Not Detected.						
	10 carbon disulfide	76	3.036	3.031	(0.499)	7797	1.11539	1.115	
	14 methylene chloride	84	Compound Not Detected.						
	15 acetone	43	3.615	3.609	(0.594)	1370	3.91253	3.912	
	16 trans-1,2-dichloroethene	96	Compound Not Detected.						
	17 Methyl Acetate	43	Compound Not Detected.						
	18 methyl tert butyl ether	73	Compound Not Detected.						
	22 1,1-dichloroethane	63	Compound Not Detected.						
	27 cis-1,2-dichloroethene	96	Compound Not Detected.						
	29 bromochloromethane	128	Compound Not Detected.						
	30 Cyclohexane	56	Compound Not Detected.						
	31 chloroform	83	Compound Not Detected.						
	33 carbontetrachloride	117	Compound Not Detected.						
$	36 dibromofluoromethane	113	5.268	5.268	(0.866)	287346	96.3440	96.344	
	37 1,1,1-trichloroethane	97	Compound Not Detected.						
	38 2-butanone	43	Compound Not Detected.						
	40 benzene	78	Compound Not Detected.						
$	42 1,2-dichloroethane-d4	65	5.797	5.797	(0.953)	320219	102.864	102.864	
	43 1,2-dichloroethane	62	Compound Not Detected.						
*	45 flourobenzene	96	6.081	6.081	(1.000)	1194685	100.000		
	49 trichloroethene	95	Compound Not Detected.						

	Compounds	QUANT SIG MASS	RT	EXP RT	REL RT	RESPONSE	CONCENTRATIONS ON-COLUMN (ngs)	CONCENTRATIONS FINAL (ngs)	REVIEW CODE
	46 methyl cyclohexane	83	Compound Not Detected.						
	52 1,2-dichloropropane	63	Compound Not Detected.						
	53 bromodichloromethane	83	Compound Not Detected.						
	56 1,4-Dioxane	88	Compound Not Detected.						
	58 cis-1,3-dichloropropene	75	Compound Not Detected.						
$	59 toluene-d8	98	7.778	7.783	(0.807)	1164511	99.5705	99.570	
	60 toluene	92	Compound Not Detected.						
	62 4-methyl-2-pentanone	58	Compound Not Detected.						
	63 tetrachloroethene	166	Compound Not Detected.						
	64 trans-1,3-dichloropropene	75	Compound Not Detected.						
	68 1,1,2-trichloroethane	83	Compound Not Detected.						
	69 chlorodibromomethane	129	Compound Not Detected.						
	71 1,2-dibromoethane	107	Compound Not Detected.						
	73 2-hexanone	43	Compound Not Detected.						
*	74 chlorobenzene-d5	117	9.633	9.633	(1.000)	877407	100.000		
	75 chlorobenzene	112	Compound Not Detected.						
	76 ethyl benzene	91	Compound Not Detected.						
	78 p/m xylene	106	Compound Not Detected.						
	79 o xylene	106	Compound Not Detected.						
	80 styrene	104	Compound Not Detected.						
	81 bromoform	173	Compound Not Detected.						
	82 isopropylbenzene	105	Compound Not Detected.						
$	83 4-bromofluorobenzene	95	11.112	11.112	(0.902)	432755	99.8956	99.895	
	88 1,1,2,2,-tetrachloroethane	83	Compound Not Detected.						
	99 1,3-dichlorobenzene	146	Compound Not Detected.						
*	100 1,4-dichlorobenzene-d4	152	12.318	12.318	(1.000)	423111	100.000		
	101 1,4-dichlorobenzene	146	Compound Not Detected.						
	104 1,2-dichlorobenzene	146	Compound Not Detected.						
	106 1,2-dibromo-3-chloropropane	75	Compound Not Detected.						
	109 1,2,4-trichlorobenzene	180	Compound Not Detected.						
	111 1,2,3-trichlorobenzene	180	Compound Not Detected.						

Alpha Analytical Labs

gc/ms voa - VOA101

Data file : \\Orgserv2\ff\chem\GCMSVOA\Voa101.i\151002n.b\1002N04.D
Lab Smp Id:
Inj Date : 02-OCT-2015 22:13
Operator : PD Inst ID: Voa101.i
Smp Info : wg827563-3,31,10
Misc Info : wg827563,ical11506
Comment :
Method : \\Orgserv2\ff\chem\GCMSVOA\Voa101.i\151002n.b\liq8260C.m
Meth Date : 03-Oct-2015 11:01 pduczmalew Quant Type: ISTD
Cal Date : 29-SEP-2015 17:33 Cal File: 0929A10.D
Als bottle: 4
Dil Factor: 1.00000
Integrator: HP RTE Compound Sublist: NJTCL.sub
Target Version: 4.12
Processing Host: VIRTUALXP-76524

- NO TENTATIVELY IDENTIFIED COMPOUNDS -

Alpha Analytical Labs

INTERNAL STANDARD COMPOUNDS
AREA AND RT SUMMARY

Instrument ID: Voa101.i
Lab File ID: 1002N04.D
Lab Smp Id:
Analysis Type: VOA
Quant Type: ISTD
Operator: PD
Method File: \\Orgserv2\ff\chem\GCMSVOA\Voa101.i\151002n.b\liq8260C.m
Misc Info: wg827563,ical11506

Calibration Date: 02-OCT-2015
Calibration Time: 20:45
Level: LOW
Sample Type: WATER

Test Mode:
Use Last Continuing Calibrator.
If Continuing Cal. use Initial Cal. Level 3

		AREA LIMIT			
COMPOUND	STANDARD	LOWER	UPPER	SAMPLE	%DIFF
45 flourobenzene	1222489	611245	2444978	1194685	-2.27
74 chlorobenzene-d5	899066	449533	1798132	877407	-2.41
100 1,4-dichlorobenze	443377	221689	886754	423111	-4.57

		RT LIMIT			
COMPOUND	STANDARD	LOWER	UPPER	SAMPLE	%DIFF
45 flourobenzene	6.08	5.58	6.58	6.08	0.00
74 chlorobenzene-d5	9.63	9.13	10.13	9.63	0.00
100 1,4-dichlorobenze	12.32	11.82	12.82	12.32	0.00

AREA UPPER LIMIT = +100% of internal standard area.
AREA LOWER LIMIT = - 50% of internal standard area.
RT UPPER LIMIT = + 0.50 minutes of internal standard RT.
RT LOWER LIMIT = - 0.50 minutes of internal standard RT.

Alpha Analytical Labs

RECOVERY REPORT

Client Name: Client SDG: SDGa00307
Sample Matrix: LIQUID Fraction: VOA
Lab Smp Id:
Level: LOW Operator: PD
Data Type: MS DATA SampleType: SAMPLE
SpikeList File: curveallim.spk Quant Type: ISTD
Sublist File: NJTCL.sub
Method File: \\Orgserv2\ff\chem\GCMSVOA\Voa101.i\151002n.b\liq8260C.m
Misc Info: wg827563,ical11506

SURROGATE COMPOUND	AMOUNT ADDED ngs	AMOUNT RECOVERED ngs	% RECOVERED	LIMITS
$ 36 dibromofluorometha	100.000	96.344	96.34	70-130
$ 42 1,2-dichloroethane	100.000	102.864	102.86	70-130
$ 59 toluene-d8	100.000	99.570	99.57	70-130
$ 83 4-bromofluorobenze	100.000	99.895	99.90	70-130

Data File: \\Orgserv2\ff\chem\GCMSVOA\Voa101.i\151002n.b\1002N04.D
Date : 02-OCT-2015 22:13
Client ID:
Instrument: Voa101.i
Sample Info: wg827563-3,31,10
Purge Volume: 10.0
Operator: PD
Column phase:
Column diameter: 0.18

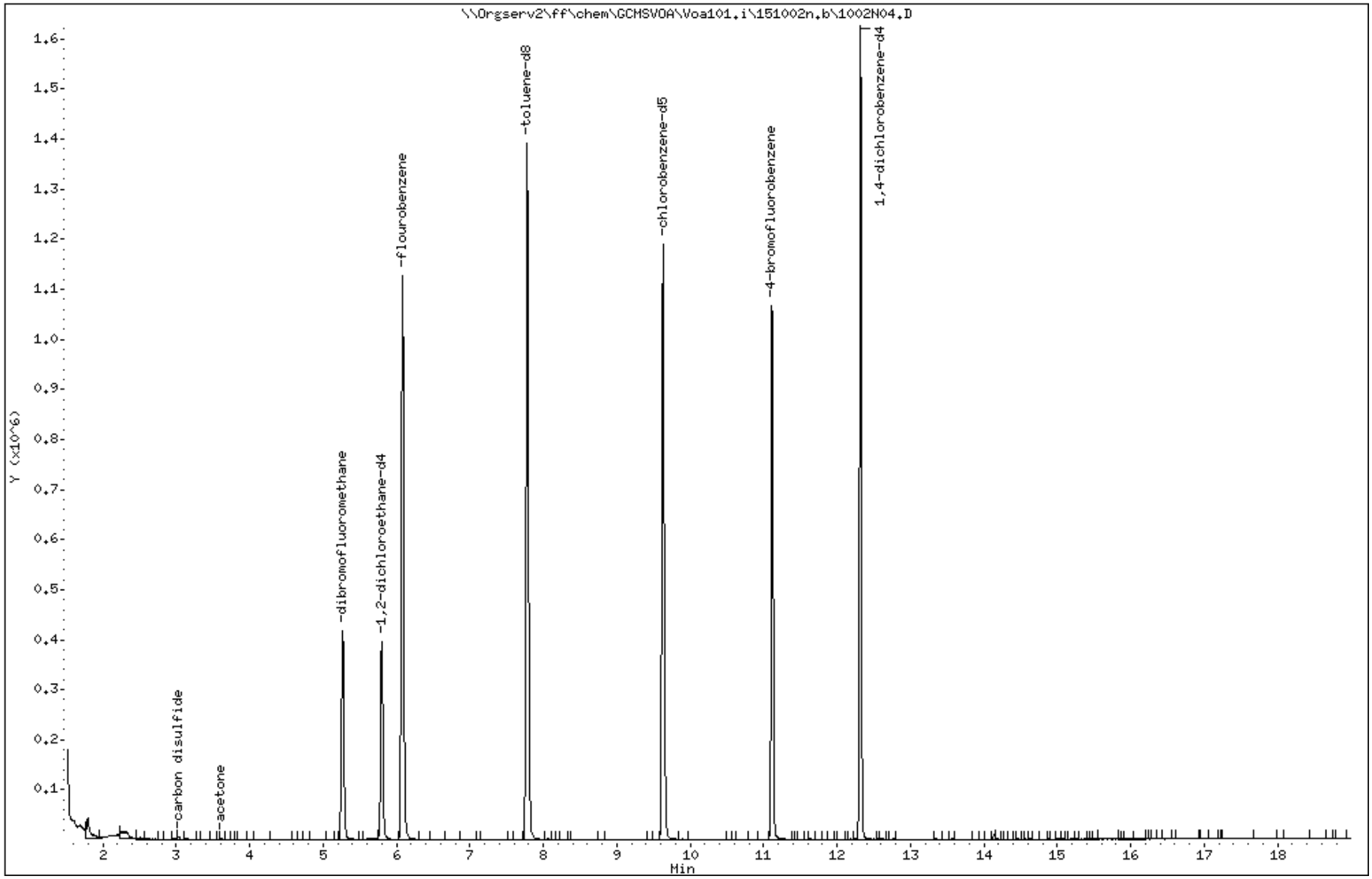

Data File: \\Orgserv2\ff\chem\GCMSVOA\Voa101.i\151002n.b\1002N04.D

Date : 02-OCT-2015 22:13

Client ID:

Instrument: Voa101.i

Sample Info: wg827563-3,31,10

Purge Volume: 10.0

Operator: PD

Column phase:

Column diameter: 0.18

10 carbon disulfide

Concentration: 1.115 ngs

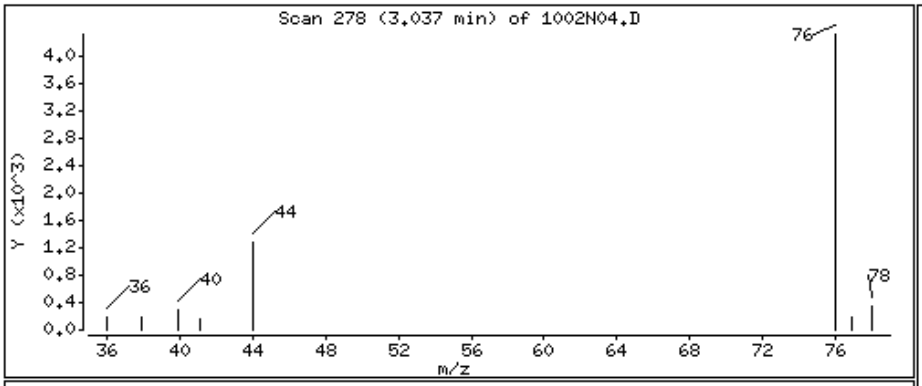

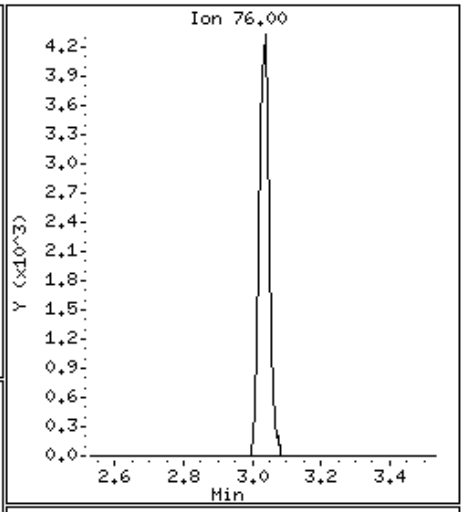

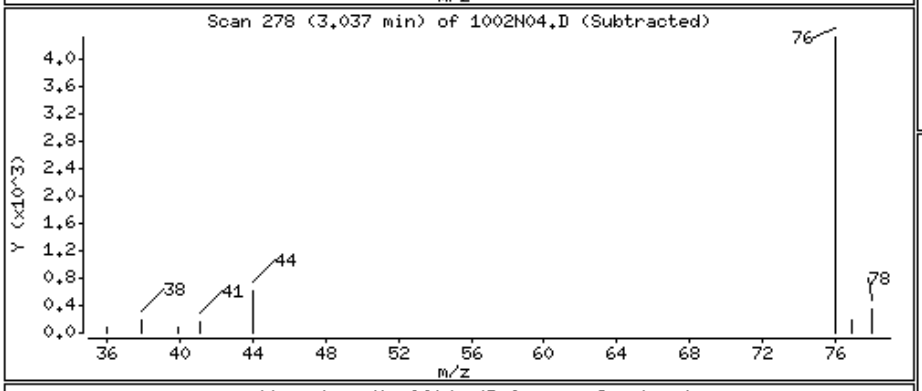

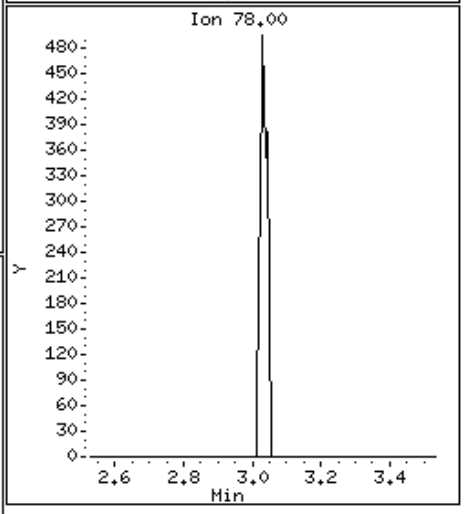

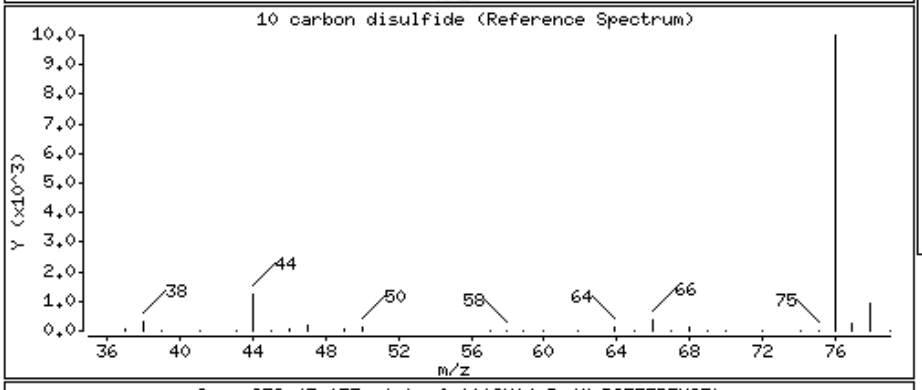

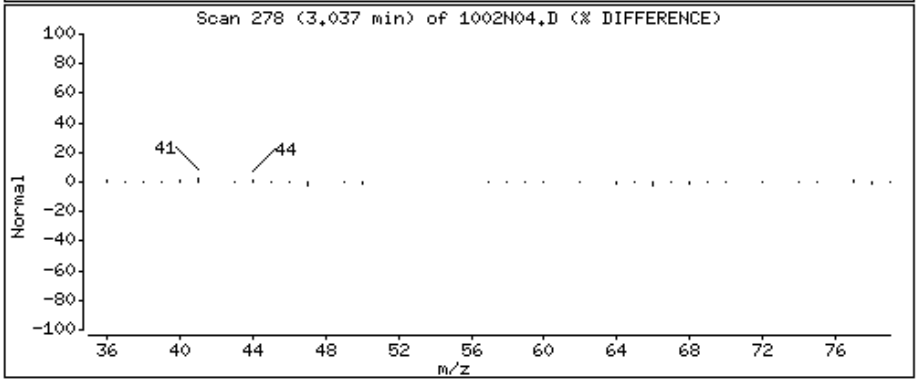

Data File: \\Orgserv2\ff\chem\GCMSVOA\Voa101.i\151002n.b\1002N04.D

Date : 02-OCT-2015 22:13

Client ID:

Instrument: Voa101.i

Sample Info: wg827563-3,31,10

Purge Volume: 10.0

Operator: PD

Column phase:

Column diameter: 0.18

15 acetone

Concentration: 3.912 ngs

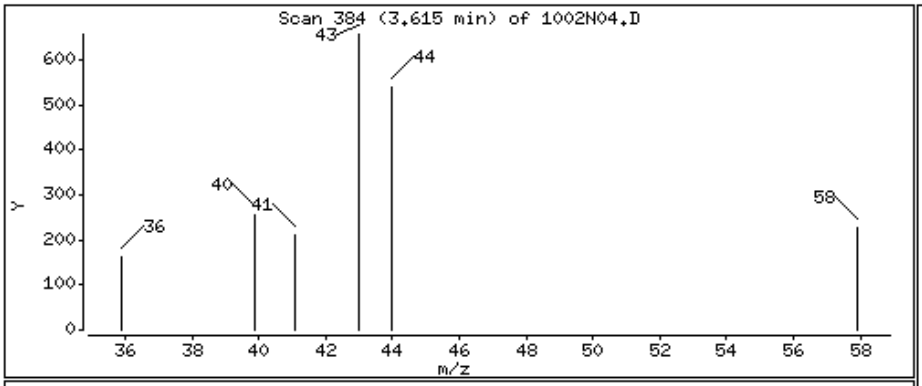

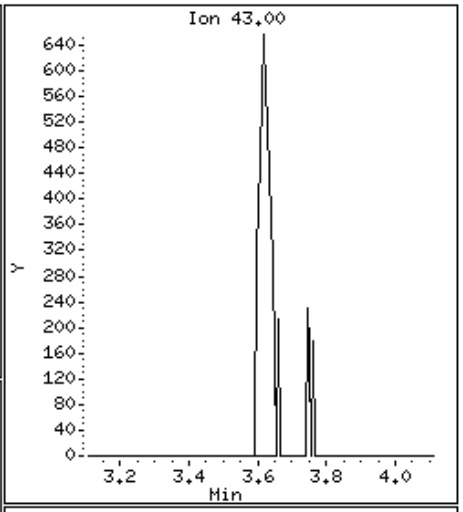

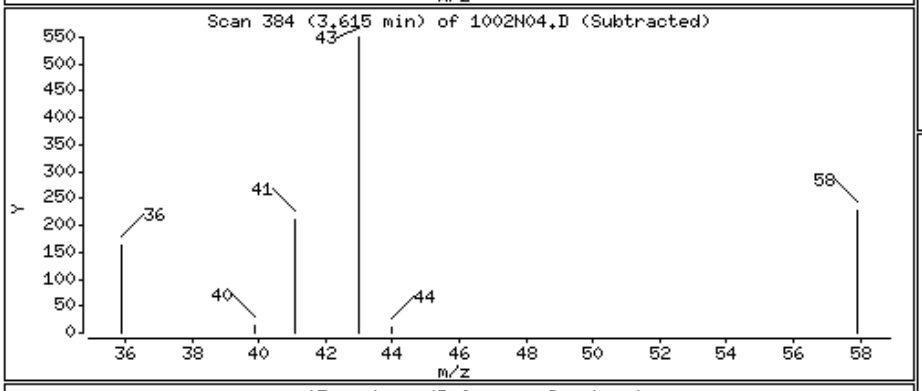

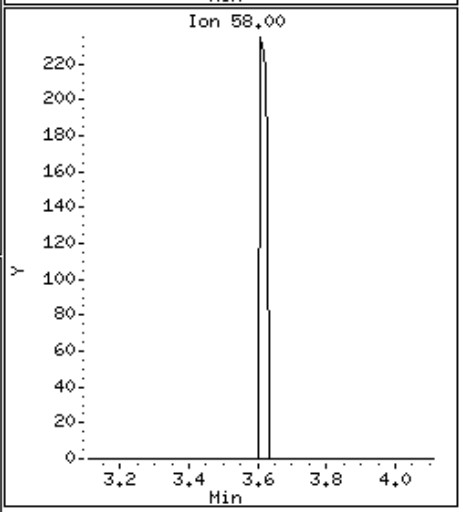

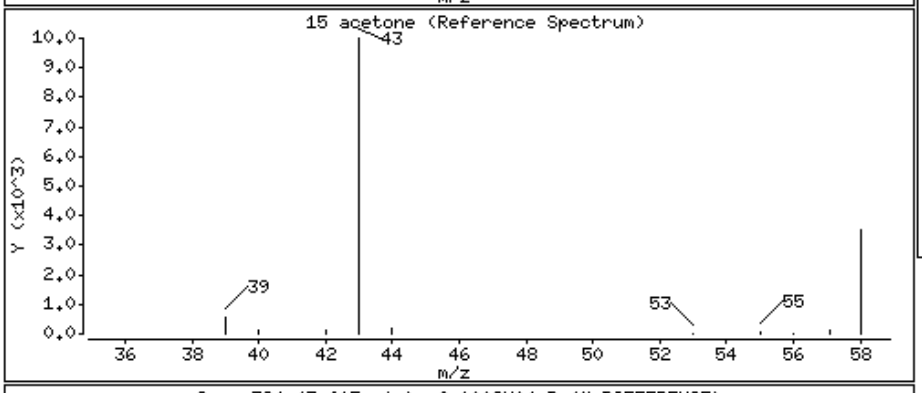

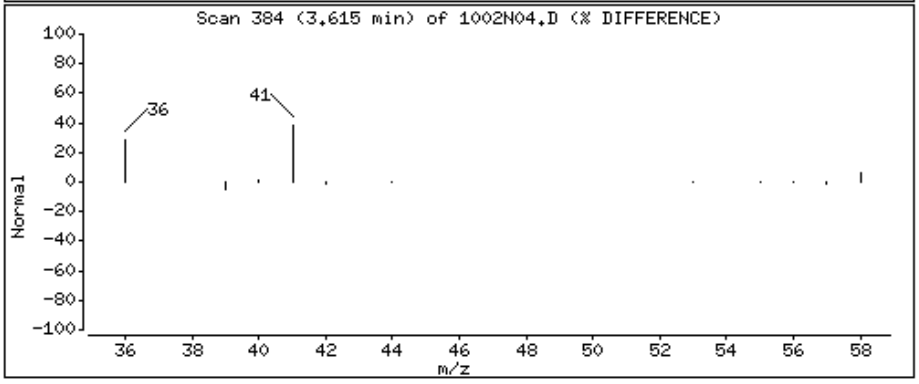

Alpha Analytical Labs

Manual Integration

Sample Info	: wg827563-3,31,10 wg827563,ical11506		
Instrument ID	: Voa101.i		
Method	: liq8260C.m		
File	: 1002N04.D		
Injection Date	: 02-OCT-2015 22:13		
Quantitation	: ISTD	Integrator :	HP RTE
Dilution Factor	: 1.00	Sample Type:	SAMPLE

This File has no version history.

//Orgserv2/ff/chem/GCMSVOA/Voa101.i/151002n.b/original/1002N04.D

APPENDIX F — PLOTS OF TCE CONCENTRATION VERSUS TIME FOR SELECTED MONITORING WELLS

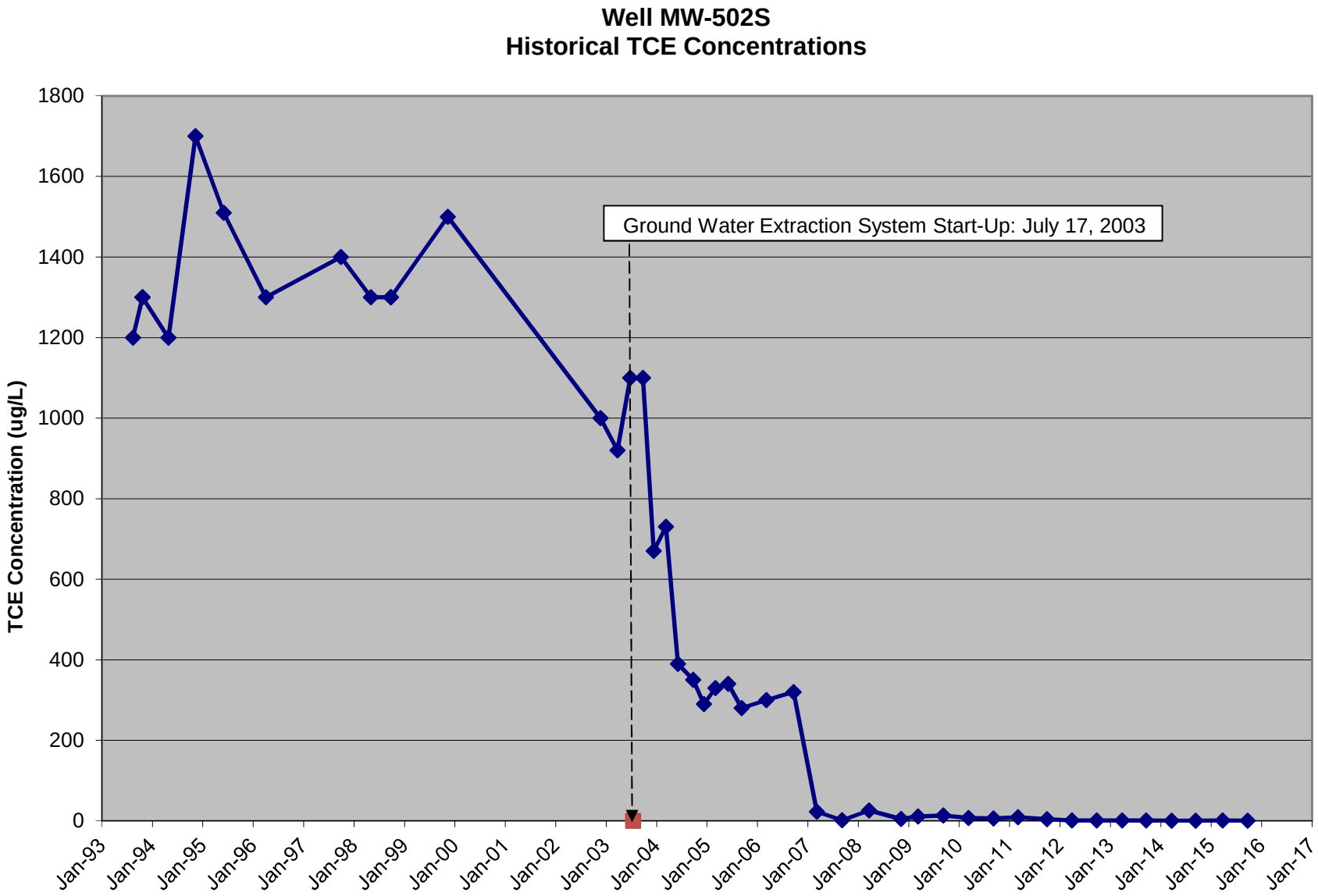
Well MW-502S
Historical TCE Concentrations
TCE Concentration (ug/L)
1800
1600
1400
1200
1000
800
600
400
200
0
Ground Water Extraction System Start-Up: July 17, 2003
Jan-93
Jan-94
Jan-95
Jan-96
Jan-97
Jan-98
Jan-99
Jan-00
Jan-01
Jan-02
Jan-03
Jan-04
Jan-05
Jan-06
Jan-07
Jan-08
Jan-09
Jan-10
Jan-11
Jan-12
Jan-13
Jan-14
Jan-15
Jan-16
Jan-17

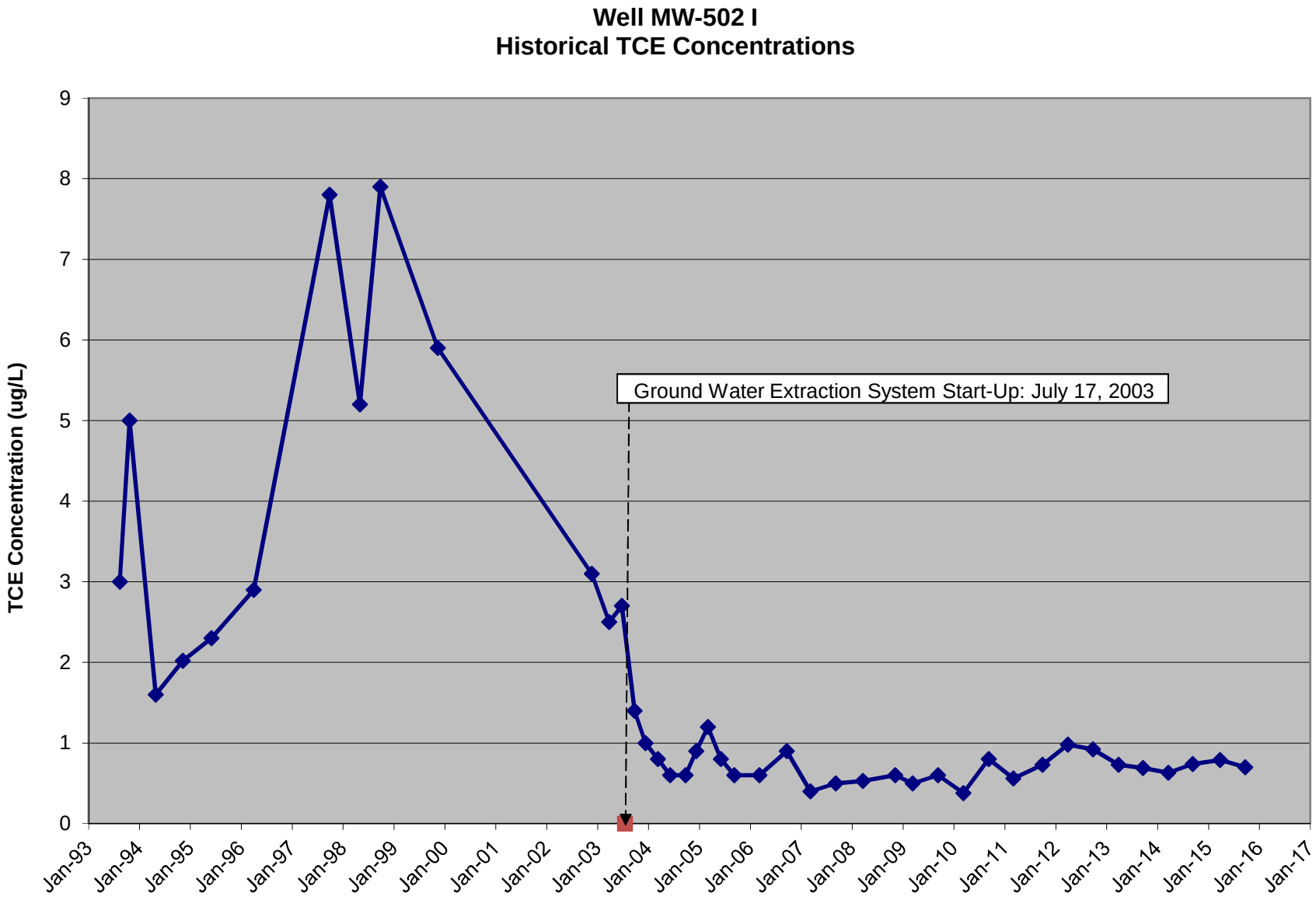
Well MW-502 I
Historical TCE Concentrations
TCE Concentration (ug/L)
9
8
7
6
5
4
3
2
1
0
Ground Water Extraction System Start-Up: July 17, 2003
Jan-93
Jan-94
Jan-95
Jan-96
Jan-97
Jan-98
Jan-99
Jan-00
Jan-01
Jan-02
Jan-03
Jan-04
Jan-05
Jan-06
Jan-07
Jan-08
Jan-09
Jan-10
Jan-11
Jan-12
Jan-13
Jan-14
Jan-15
Jan-16
Jan-17

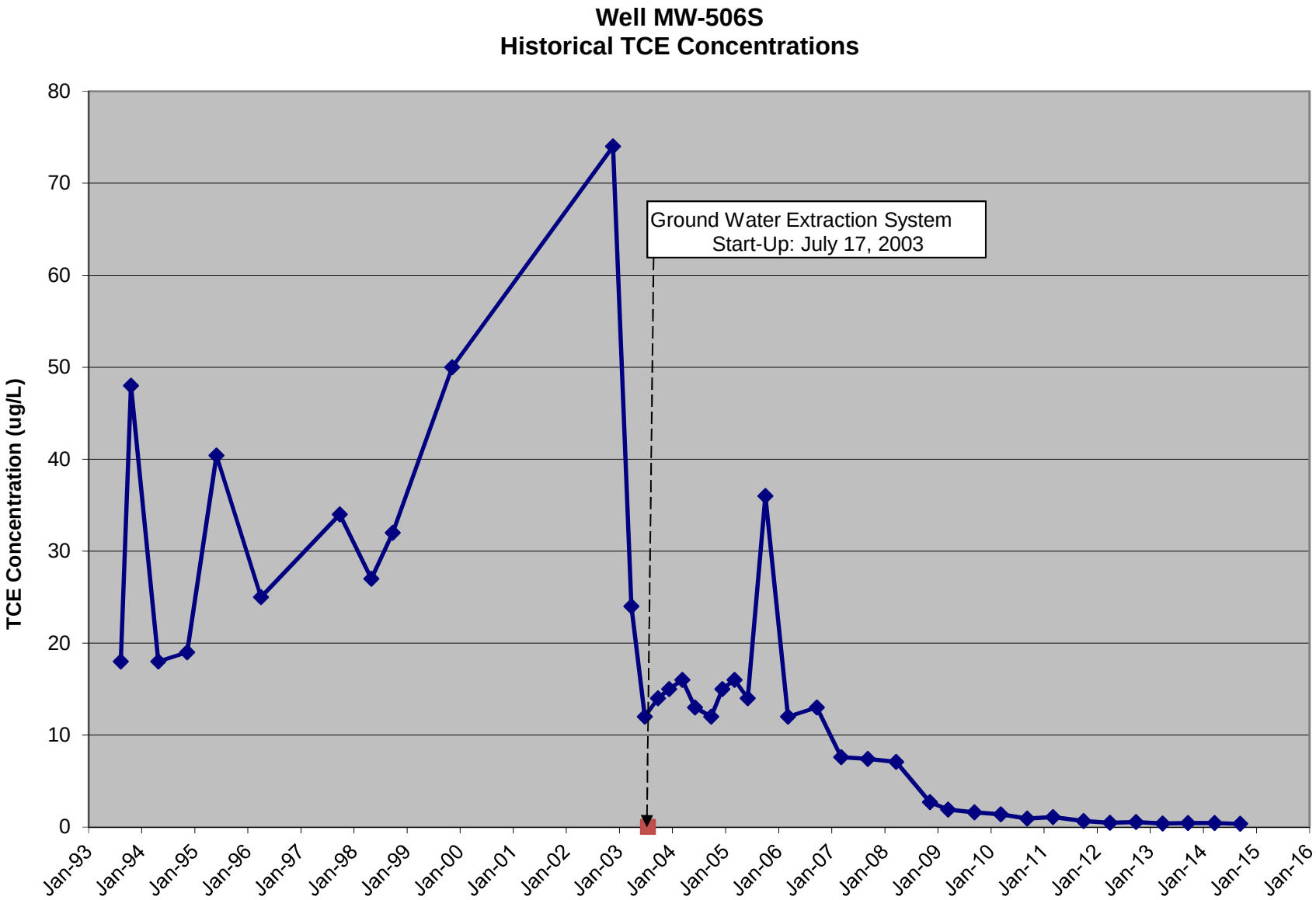
Well MW-506S
Historical TCE Concentrations
TCE Concentration (ug/L)
80
70
60
50
40
30
20
10
0
Ground Water Extraction System
Start-Up: July 17, 2003
Jan-93
Jan-94
Jan-95
Jan-96
Jan-97
Jan-98
Jan-99
Jan-00
Jan-01
Jan-02
Jan-03
Jan-04
Jan-05
Jan-06
Jan-07
Jan-08
Jan-09
Jan-10
Jan-11
Jan-12
Jan-13
Jan-14
Jan-15
Jan-16

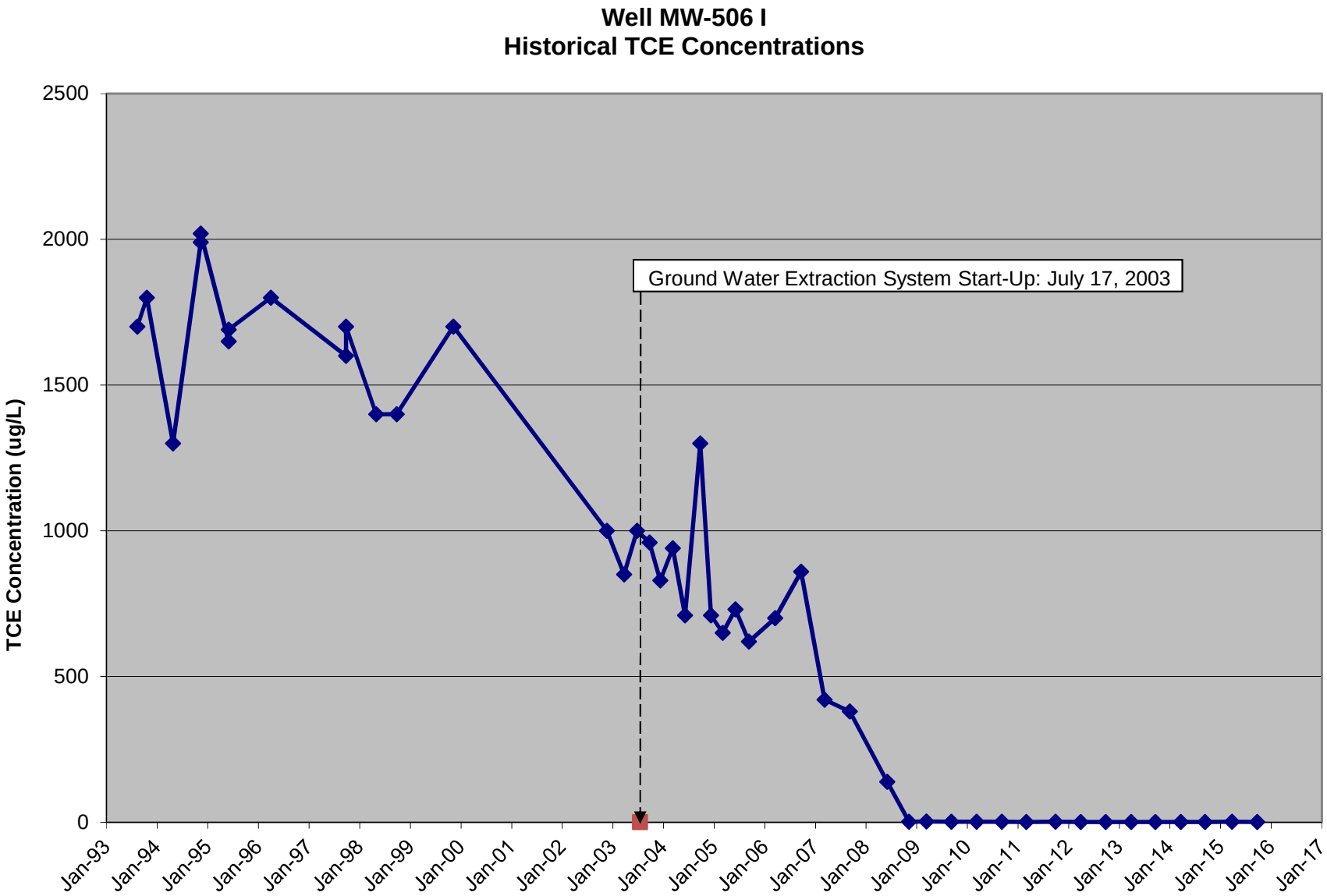
Well MW-506 I
Historical TCE Concentrations
TCE Concentration (ug/L)
2500
2000
1500
1000
500
0
Ground Water Extraction System Start-Up: July 17, 2003
Jan-93
Jan-94
Jan-95
Jan-96
Jan-97
Jan-98
Jan-99
Jan-00
Jan-01
Jan-02
Jan-03
Jan-04
Jan-05
Jan-06
Jan-07
Jan-08
Jan-09
Jan-10
Jan-11
Jan-12
Jan-13
Jan-14
Jan-15
Jan-16
Jan-17

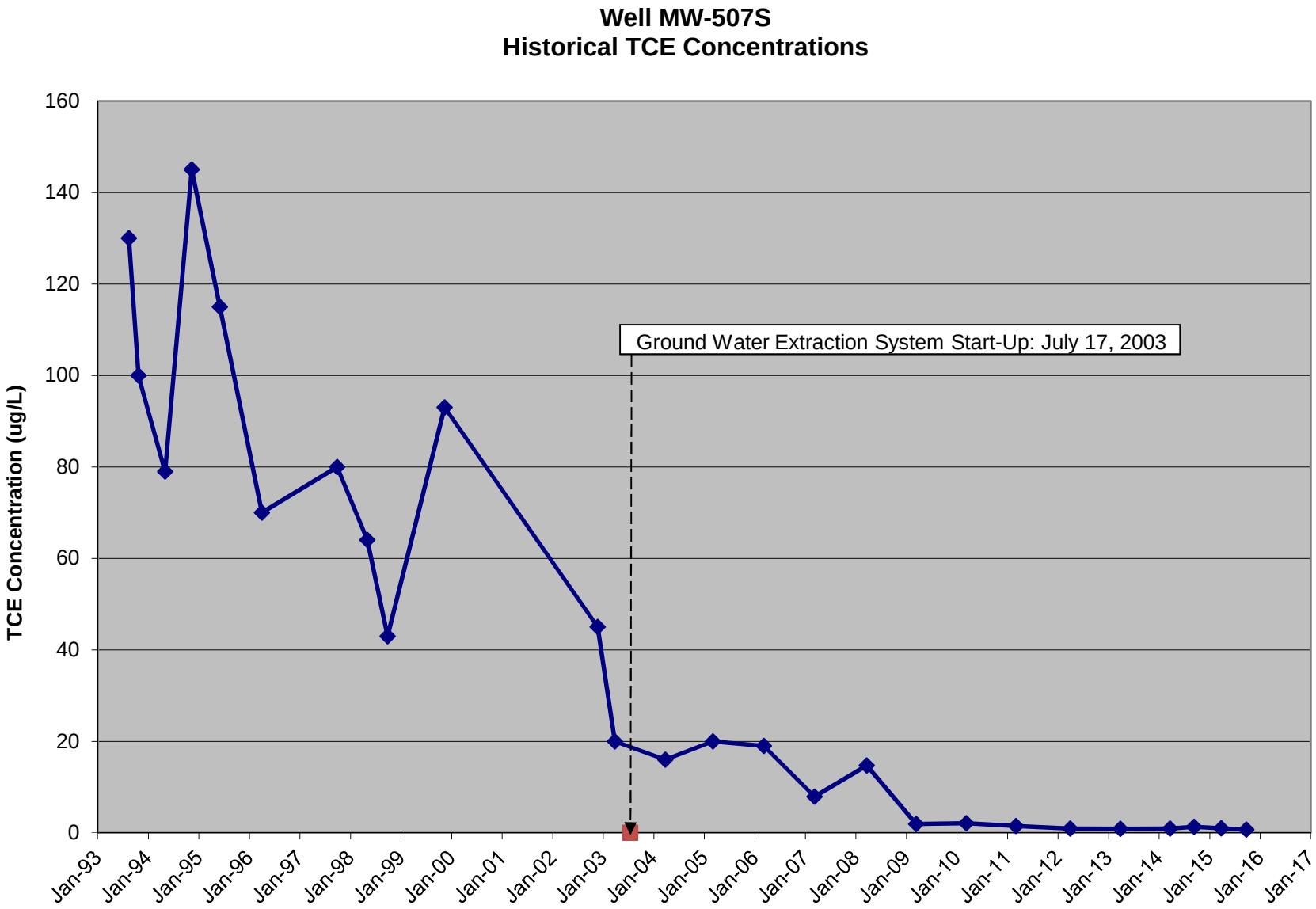
Well MW-507S
Historical TCE Concentrations
TCE Concentration (ug/L)
160
140
120
100
80
60
40
20
0
Ground Water Extraction System Start-Up: July 17, 2003
Jan-93
Jan-94
Jan-95
Jan-96
Jan-97
Jan-98
Jan-99
Jan-00
Jan-01
Jan-02
Jan-03
Jan-04
Jan-05
Jan-06
Jan-07
Jan-08
Jan-09
Jan-10
Jan-11
Jan-12
Jan-13
Jan-14
Jan-15
Jan-16
Jan-17

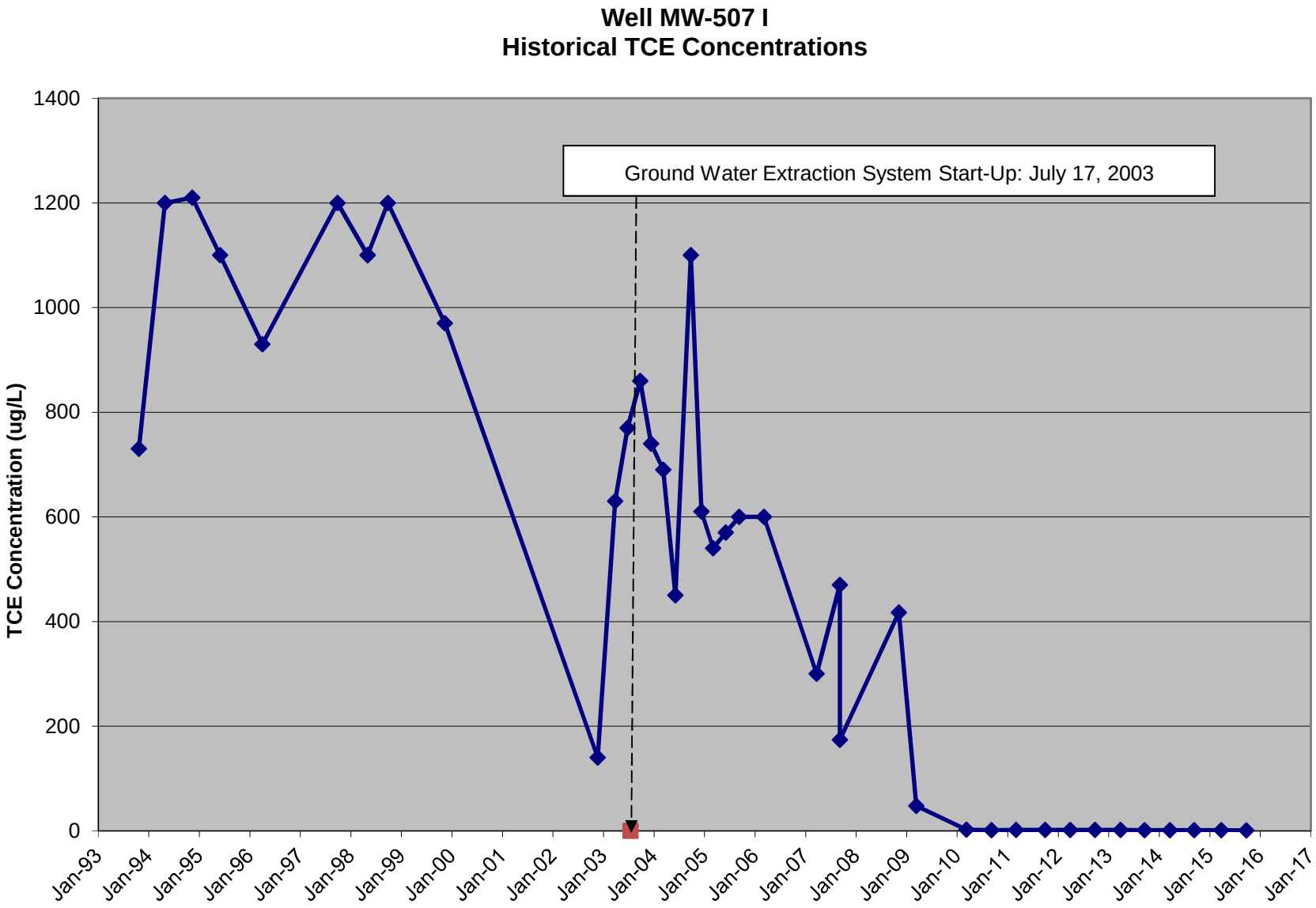
Well MW-507 I
Historical TCE Concentrations
Ground Water Extraction System Start-Up: July 17, 2003
TCE Concentration (ug/L)
1400
1200
1000
800
600
400
200
0
Jan-93
Jan-94
Jan-95
Jan-96
Jan-97
Jan-98
Jan-99
Jan-00
Jan-01
Jan-02
Jan-03
Jan-04
Jan-05
Jan-06
Jan-07
Jan-08
Jan-09
Jan-10
Jan-11
Jan-12
Jan-13
Jan-14
Jan-15
Jan-16
Jan-17

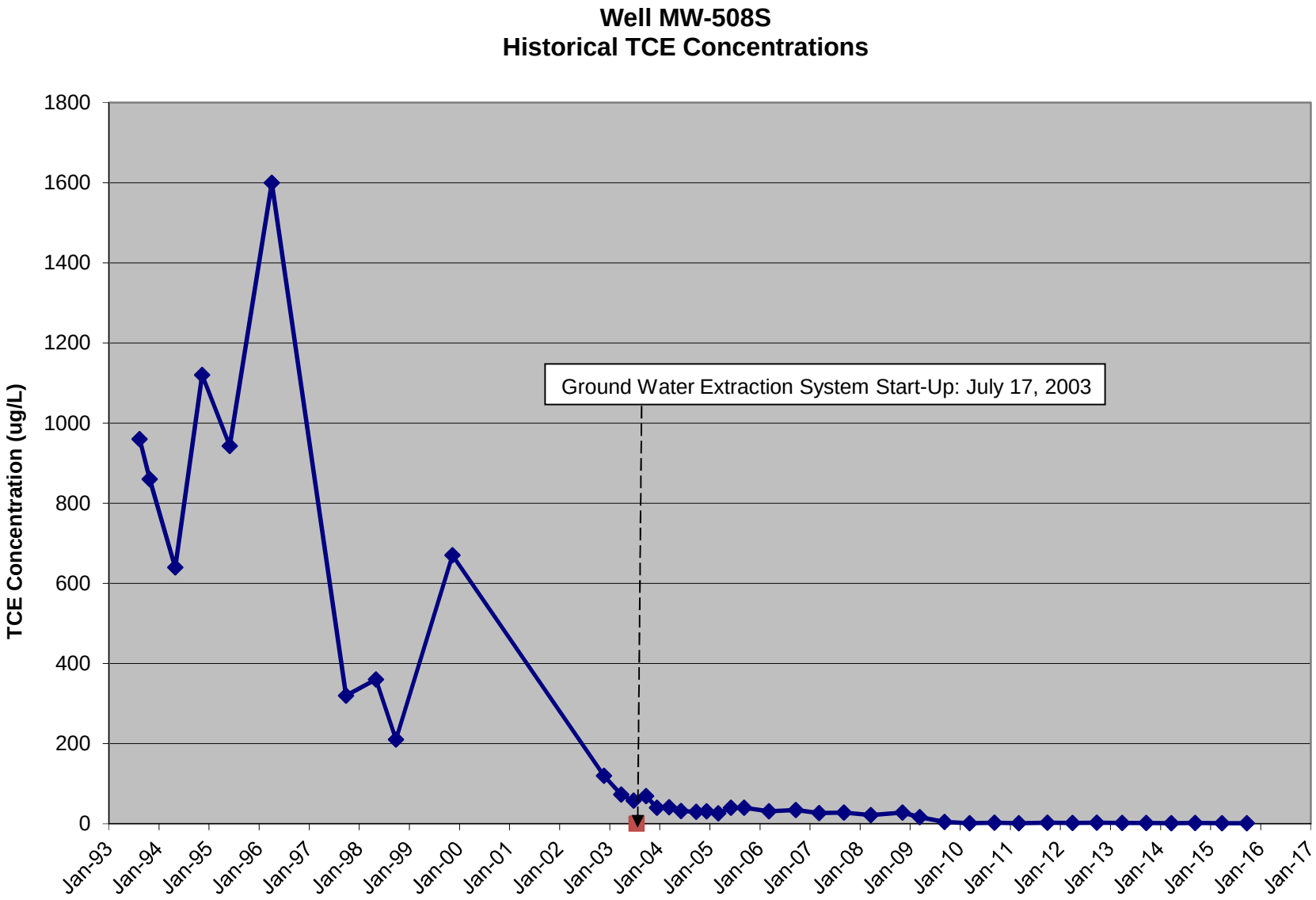
Well MW-508S
Historical TCE Concentrations
TCE Concentration (ug/L)
1800
1600
1400
1200
1000
800
600
400
200
0
Ground Water Extraction System Start-Up: July 17, 2003
Jan-93
Jan-94
Jan-95
Jan-96
Jan-97
Jan-98
Jan-99
Jan-00
Jan-01
Jan-02
Jan-03
Jan-04
Jan-05
Jan-06
Jan-07
Jan-08
Jan-09
Jan-10
Jan-11
Jan-12
Jan-13
Jan-14
Jan-15
Jan-16
Jan-17

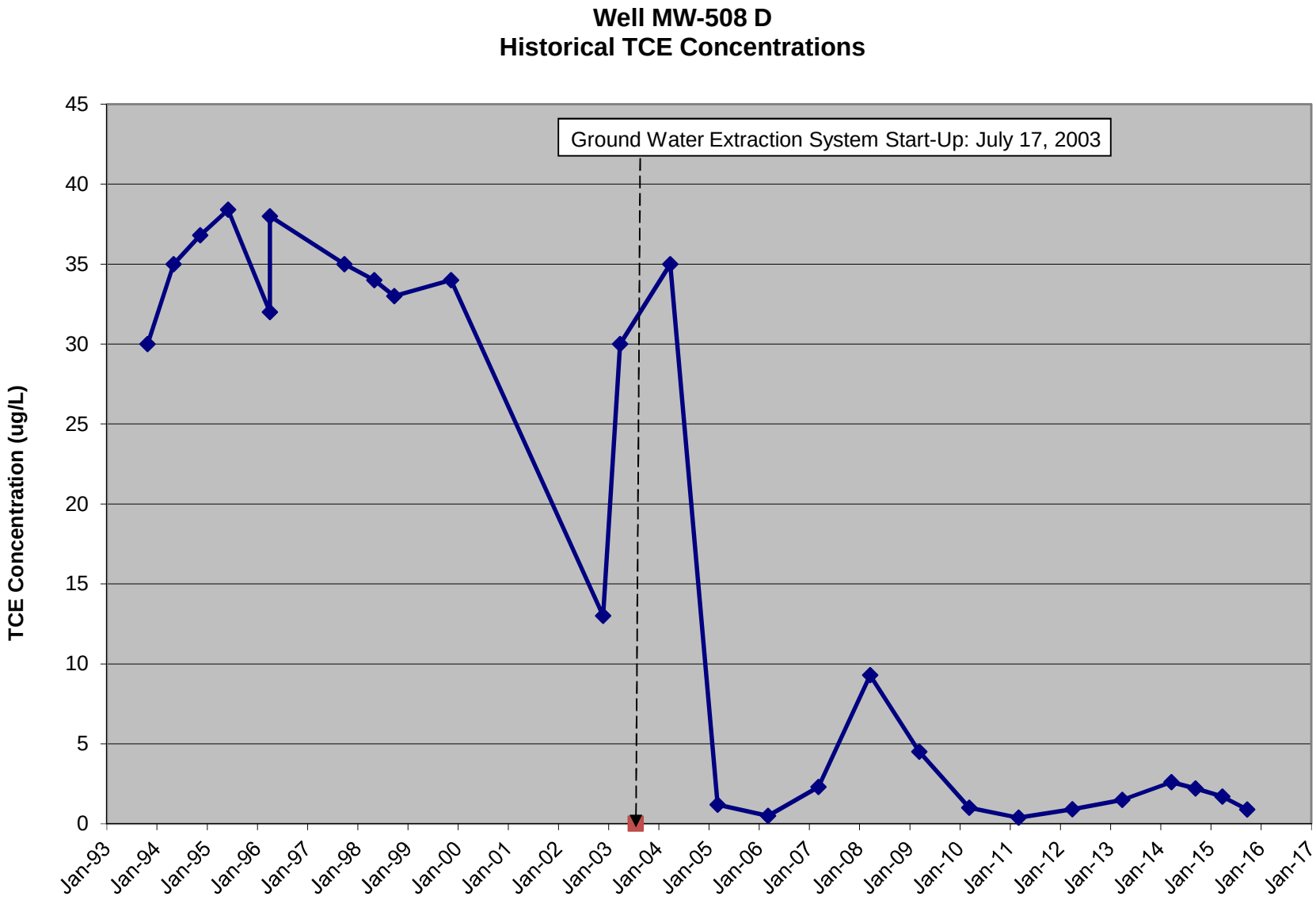
Well MW-508 D
Historical TCE Concentrations
Ground Water Extraction System Start-Up: July 17, 2003
TCE Concentration (ug/L)
45
40
35
30
25
20
15
10
5
0
Jan-93
Jan-94
Jan-95
Jan-96
Jan-97
Jan-98
Jan-99
Jan-00
Jan-01
Jan-02
Jan-03
Jan-04
Jan-05
Jan-06
Jan-07
Jan-08
Jan-09
Jan-10
Jan-11
Jan-12
Jan-13
Jan-14
Jan-15
Jan-16
Jan-17

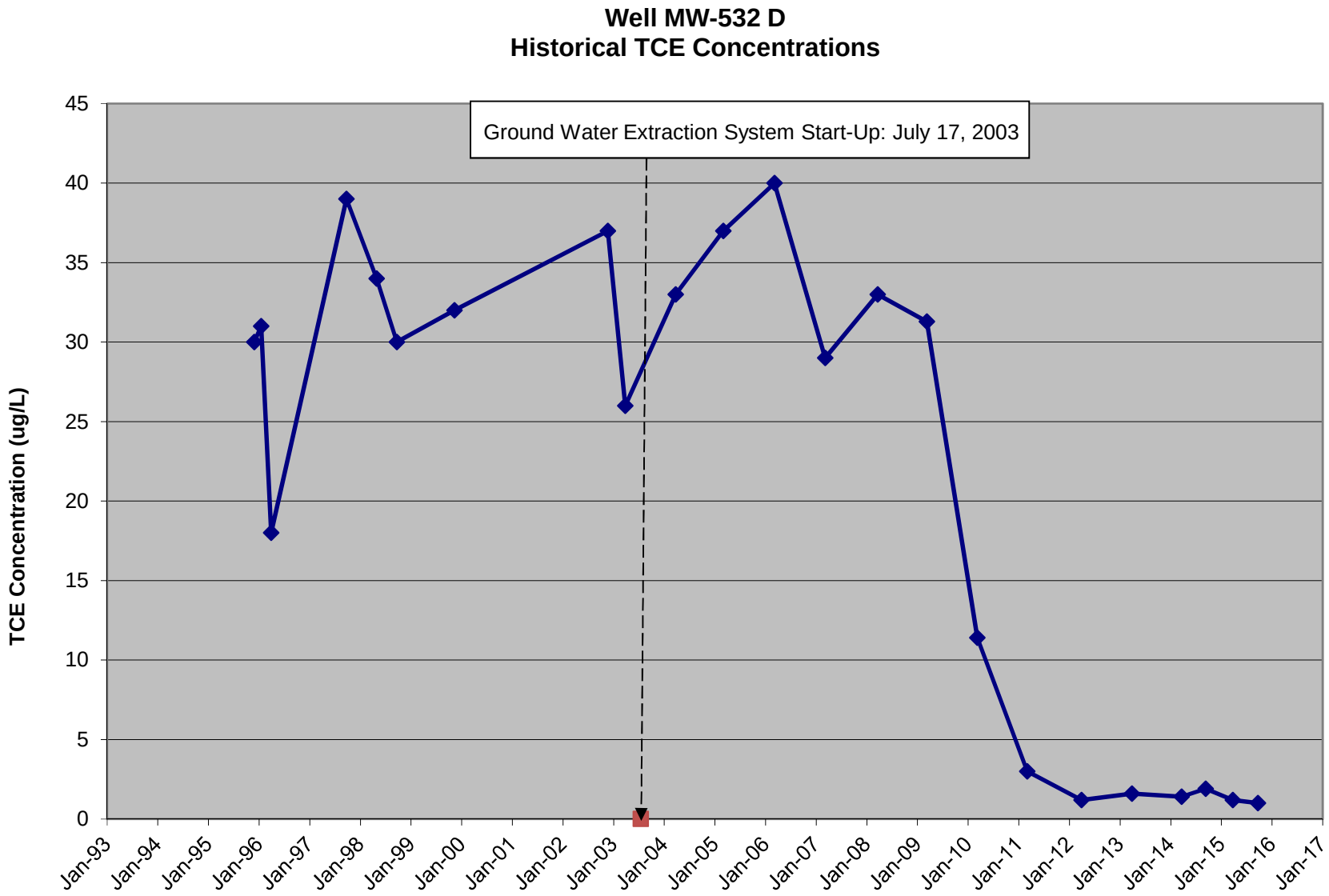
Well MW-532 D
Historical TCE Concentrations
Ground Water Extraction System Start-Up: July 17, 2003
TCE Concentration (ug/L)
45
40
35
30
25
20
15
10
5
0
Jan-93
Jan-94
Jan-95
Jan-96
Jan-97
Jan-98
Jan-99
Jan-00
Jan-01
Jan-02
Jan-03
Jan-04
Jan-05
Jan-06
Jan-07
Jan-08
Jan-09
Jan-10
Jan-11
Jan-12
Jan-13
Jan-14
Jan-15
Jan-16
Jan-17

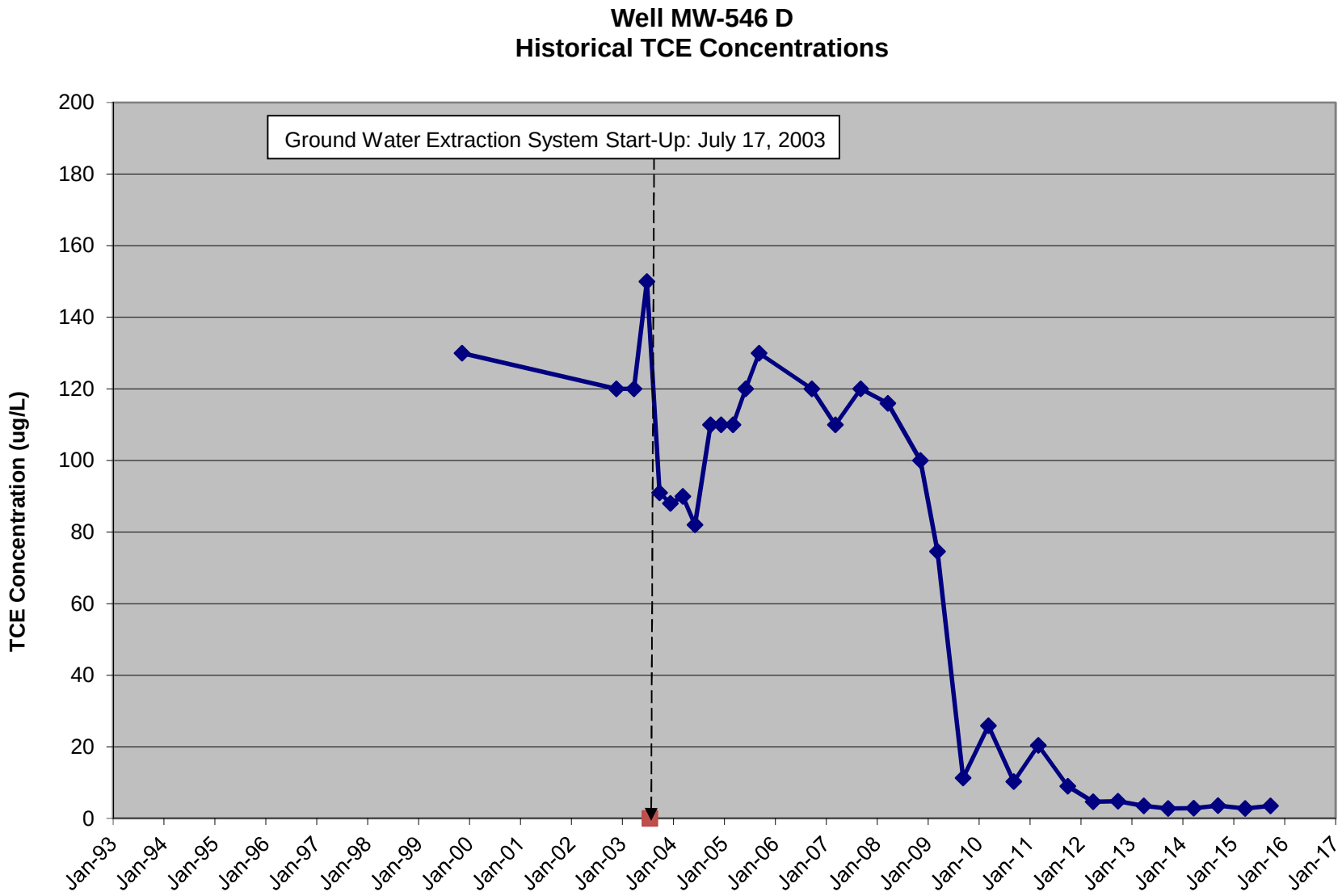
Well MW-546 D
Historical TCE Concentrations
Ground Water Extraction System Start-Up: July 17, 2003
TCE Concentration (ug/L)
200
180
160
140
120
100
80
60
40
20
0
Jan-93
Jan-94
Jan-95
Jan-96
Jan-97
Jan-98
Jan-99
Jan-00
Jan-01
Jan-02
Jan-03
Jan-04
Jan-05
Jan-06
Jan-07
Jan-08
Jan-09
Jan-10
Jan-11
Jan-12
Jan-13
Jan-14
Jan-15
Jan-16
Jan-17

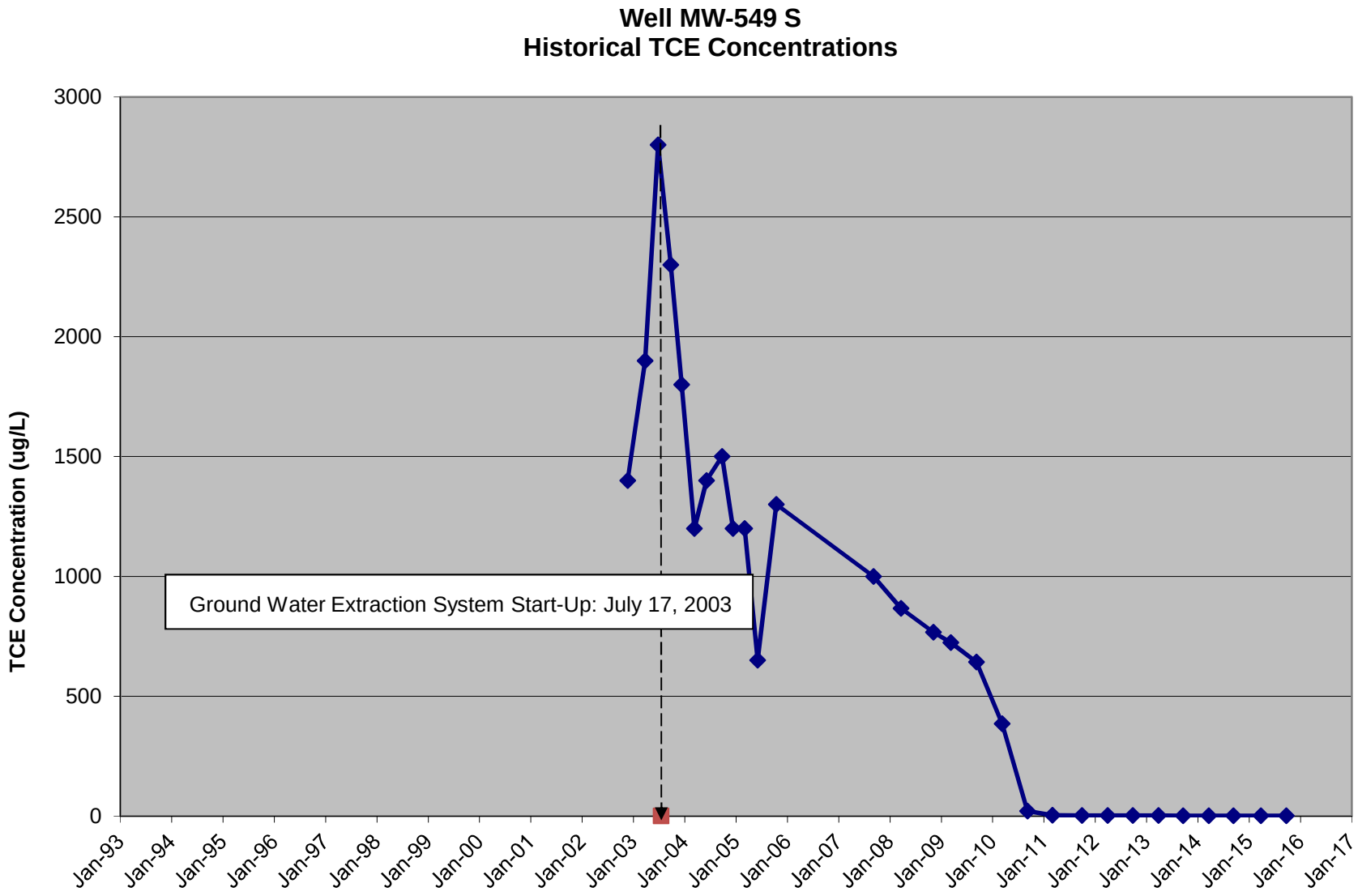
Well MW-549 S
Historical TCE Concentrations
TCE Concentration (ug/L)
3000
2500
2000
1500
1000
500
0
Ground Water Extraction System Start-Up: July 17, 2003
Jan-93
Jan-94
Jan-95
Jan-96
Jan-97
Jan-98
Jan-99
Jan-00
Jan-01
Jan-02
Jan-03
Jan-04
Jan-05
Jan-06
Jan-07
Jan-08
Jan-09
Jan-10
Jan-11
Jan-12
Jan-13
Jan-14
Jan-15
Jan-16
Jan-17

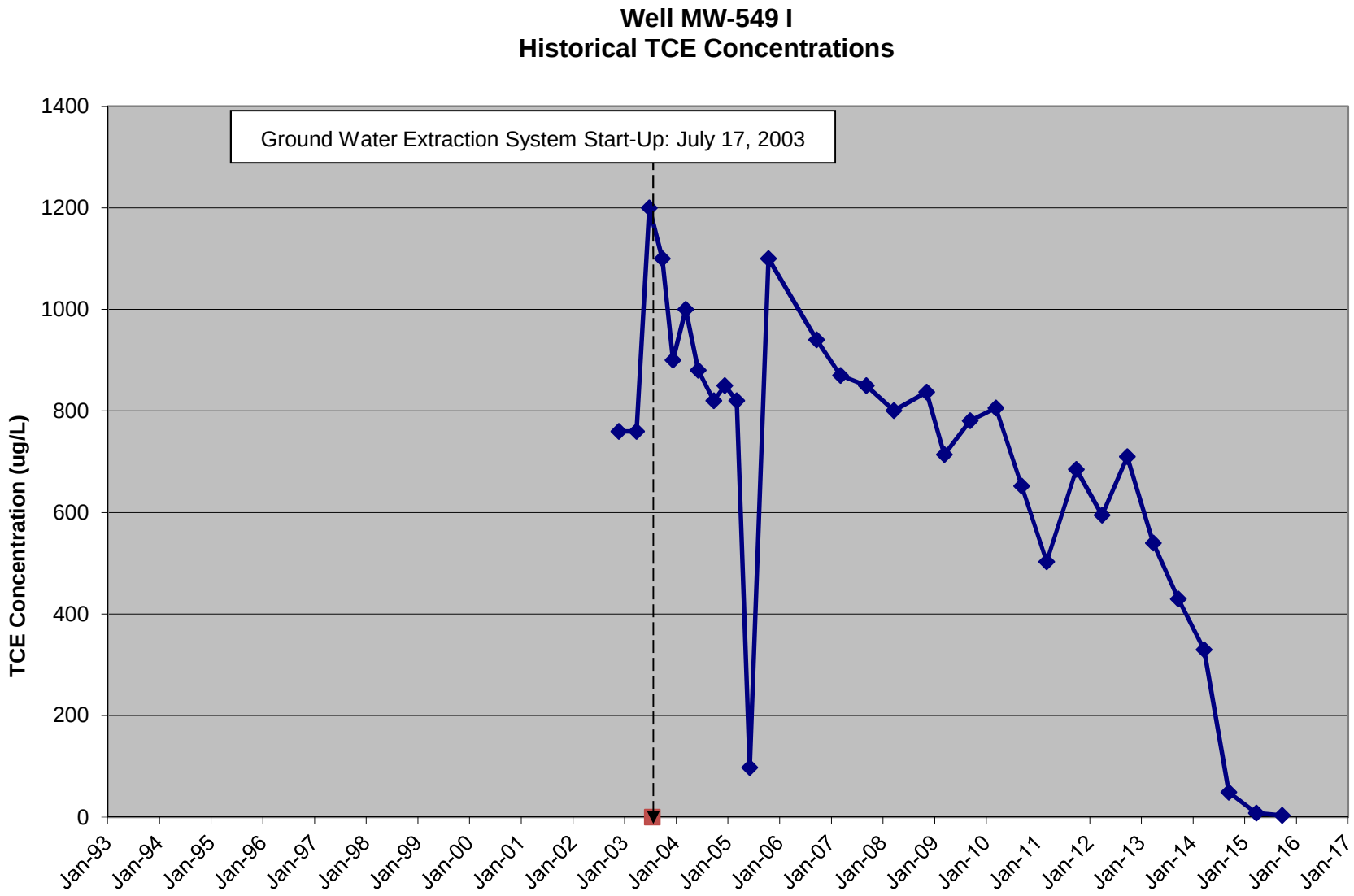
Well MW-549 I
Historical TCE Concentrations
Ground Water Extraction System Start-Up: July 17, 2003
TCE Concentration (ug/L)
1400
1200
1000
800
600
400
200
0
Jan-93
Jan-94
Jan-95
Jan-96
Jan-97
Jan-98
Jan-99
Jan-00
Jan-01
Jan-02
Jan-03
Jan-04
Jan-05
Jan-06
Jan-07
Jan-08
Jan-09
Jan-10
Jan-11
Jan-12
Jan-13
Jan-14
Jan-15
Jan-16
Jan-17

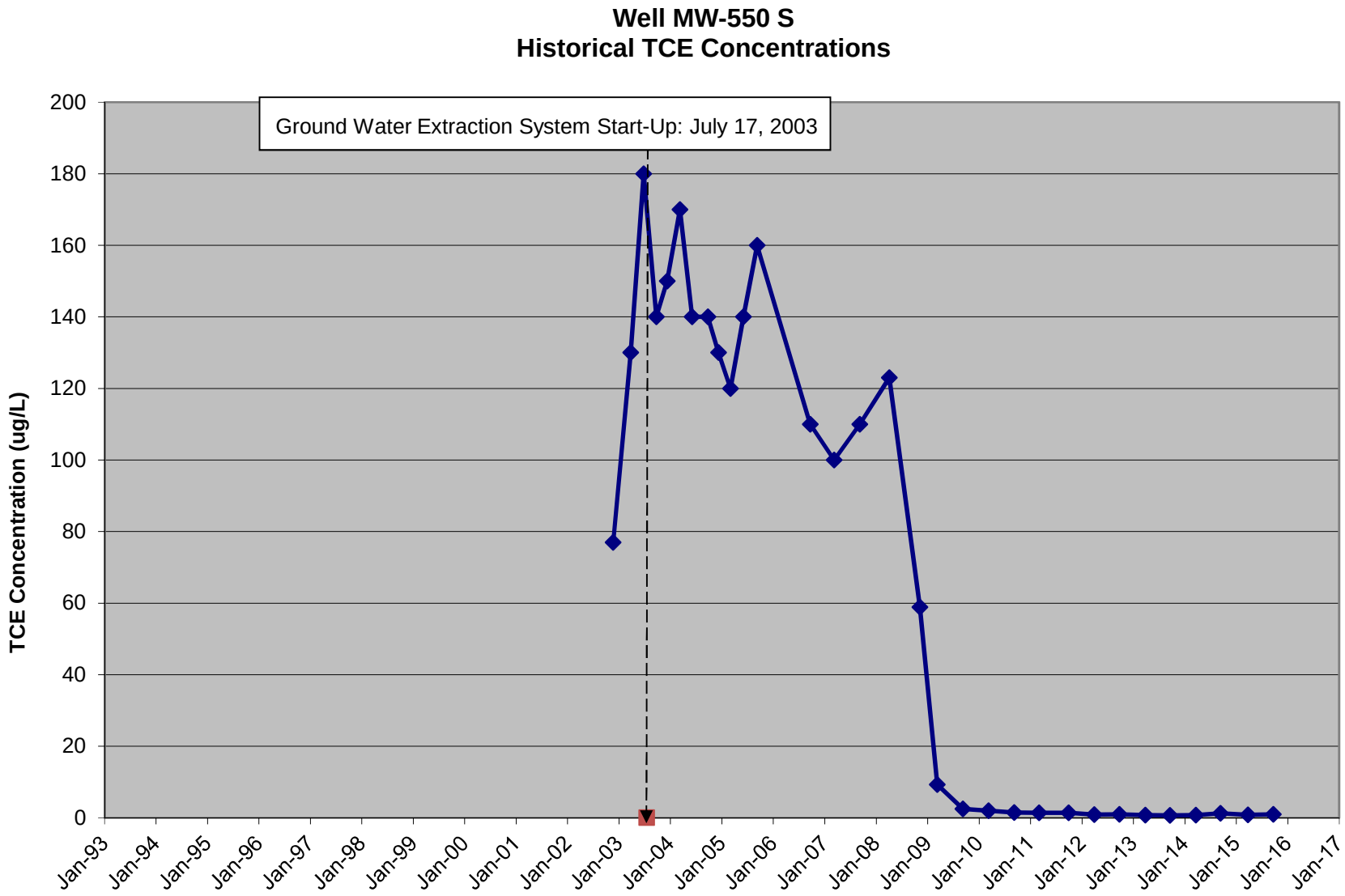
Well MW-550 S
Historical TCE Concentrations
Ground Water Extraction System Start-Up: July 17, 2003
TCE Concentration (ug/L)
200
180
160
140
120
100
80
60
40
20
0
Jan-93
Jan-94
Jan-95
Jan-96
Jan-97
Jan-98
Jan-99
Jan-00
Jan-01
Jan-02
Jan-03
Jan-04
Jan-05
Jan-06
Jan-07
Jan-08
Jan-09
Jan-10
Jan-11
Jan-12
Jan-13
Jan-14
Jan-15
Jan-16
Jan-17

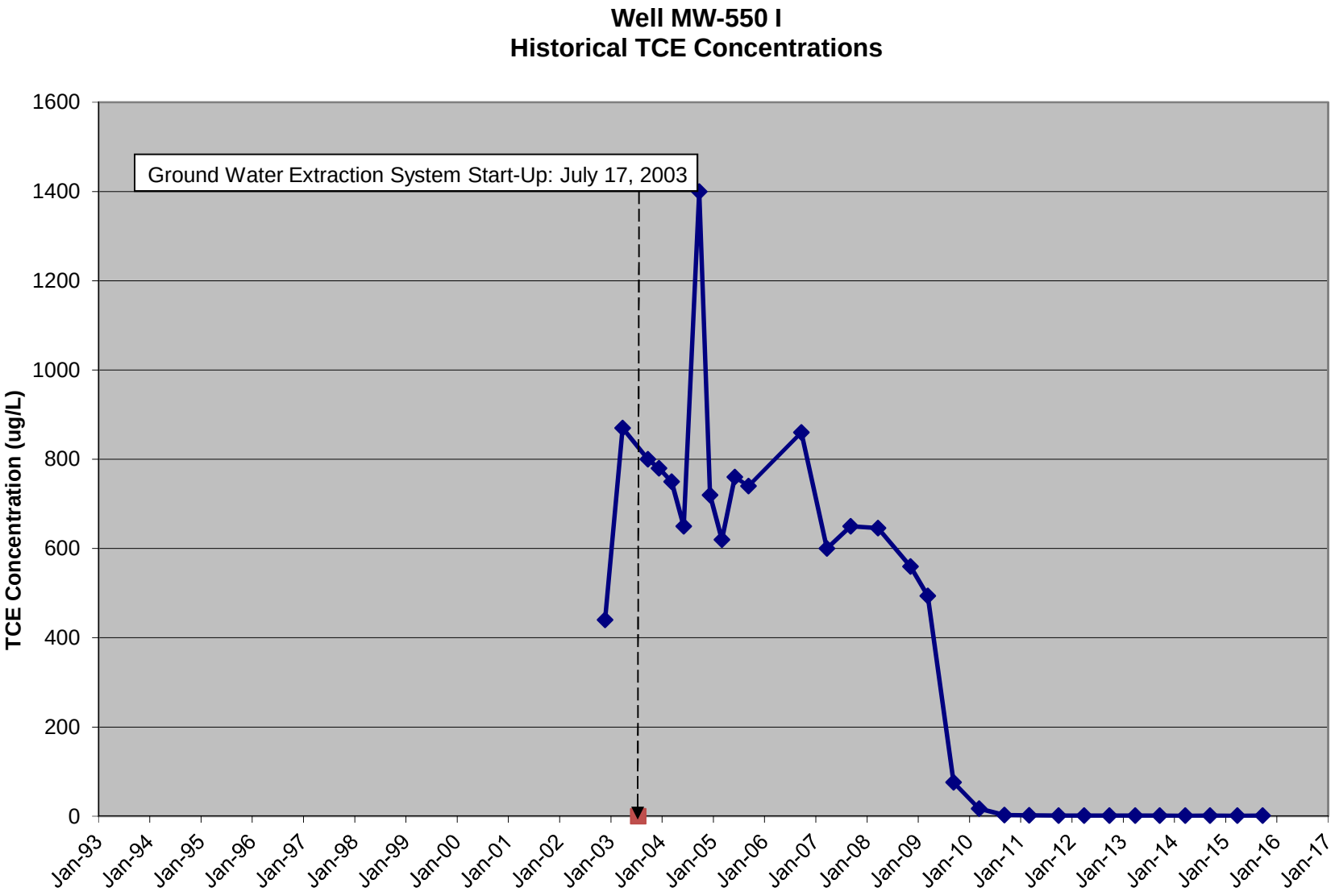
Well MW-550 I
Historical TCE Concentrations
Ground Water Extraction System Start-Up: July 17, 2003
TCE Concentration (ug/L)
1600
1400
1200
1000
800
600
400
200
0
Jan-93
Jan-94
Jan-95
Jan-96
Jan-97
Jan-98
Jan-99
Jan-00
Jan-01
Jan-02
Jan-03
Jan-04
Jan-05
Jan-06
Jan-07
Jan-08
Jan-09
Jan-10
Jan-11
Jan-12
Jan-13
Jan-14
Jan-15
Jan-16
Jan-17

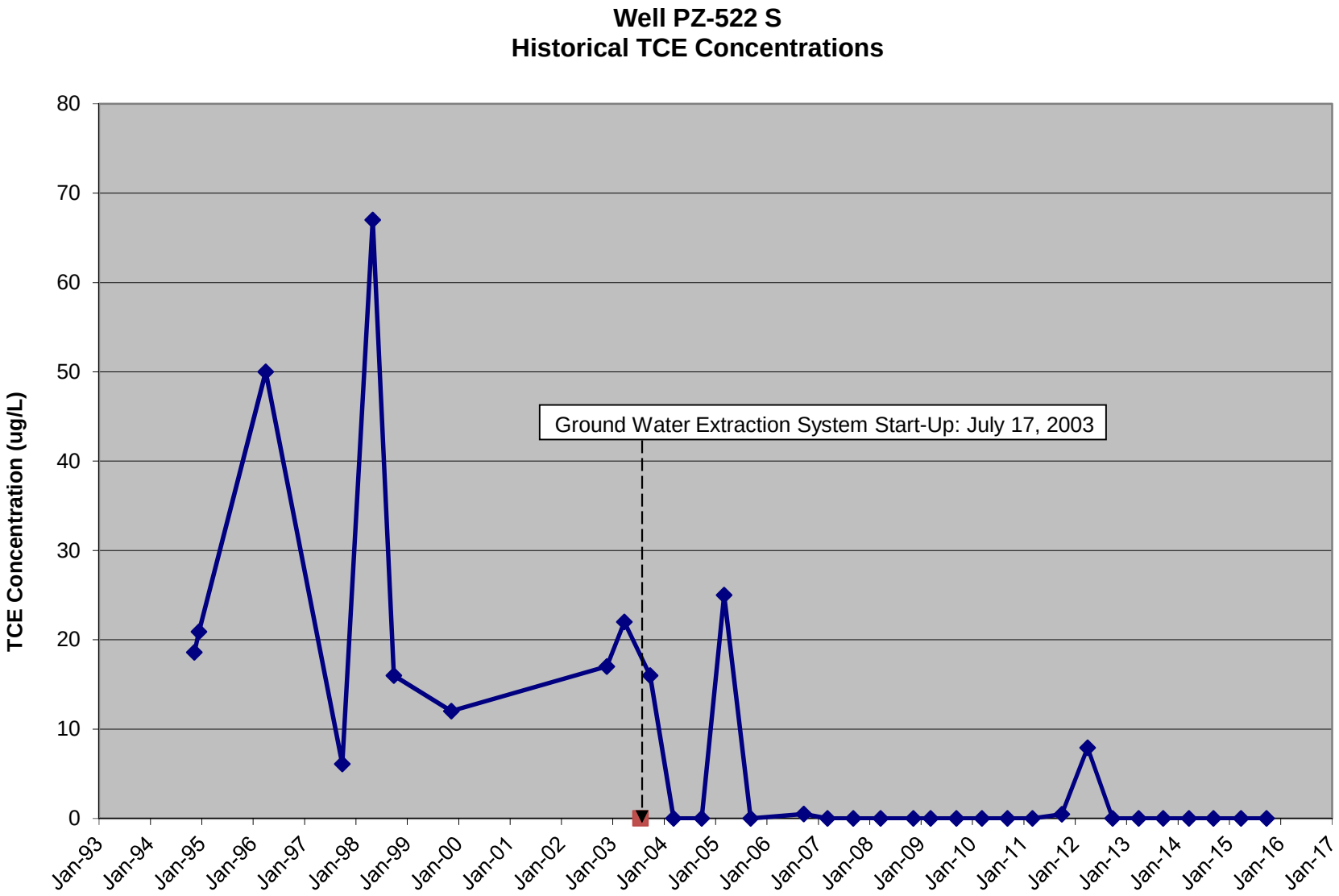
Well PZ-522 S
Historical TCE Concentrations
TCE Concentration (ug/L)
80
70
60
50
40
30
20
10
0
Ground Water Extraction System Start-Up: July 17, 2003
Jan-93
Jan-94
Jan-95
Jan-96
Jan-97
Jan-98
Jan-99
Jan-00
Jan-01
Jan-02
Jan-03
Jan-04
Jan-05
Jan-06
Jan-07
Jan-08
Jan-09
Jan-10
Jan-11
Jan-12
Jan-13
Jan-14
Jan-15
Jan-16
Jan-17

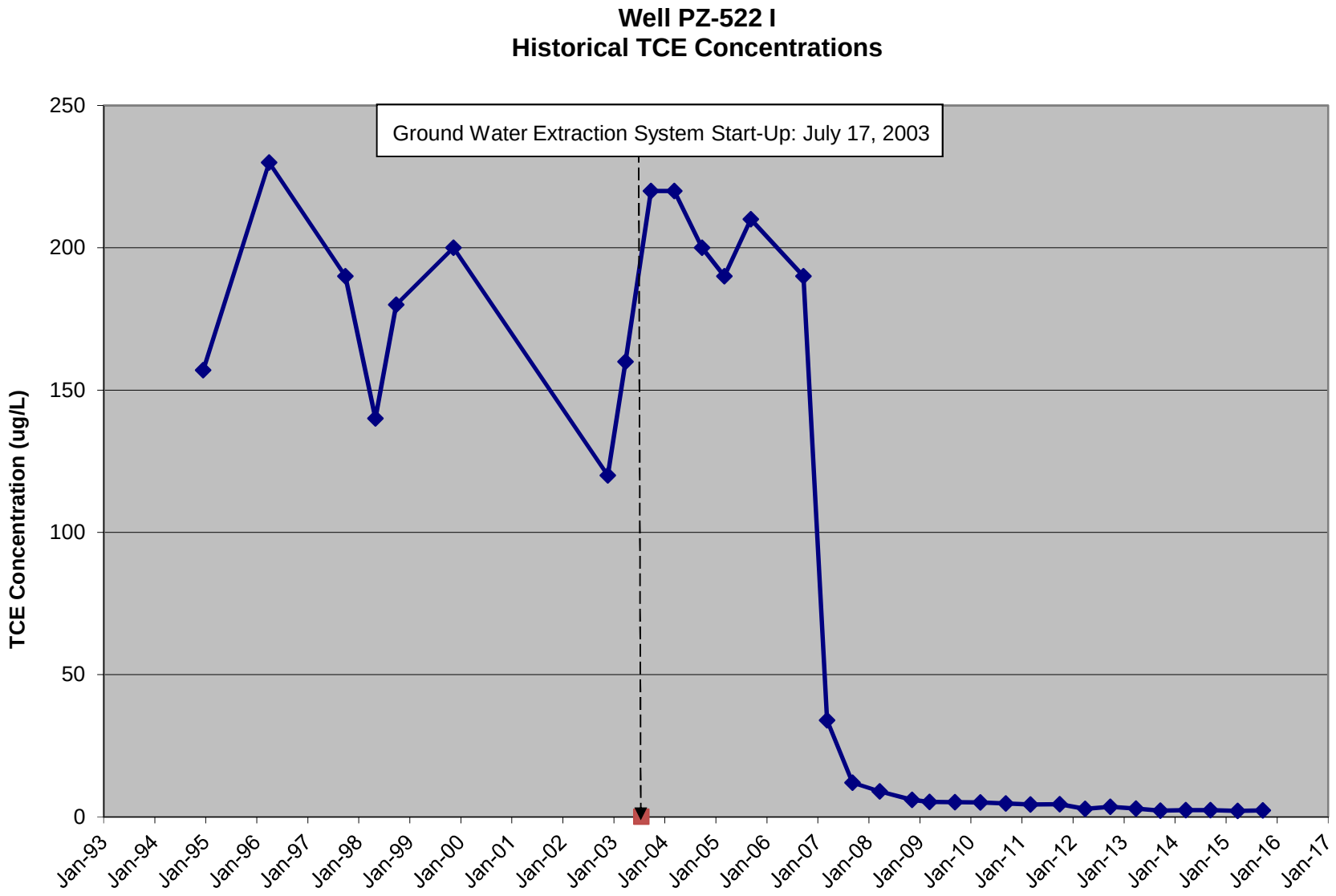
Well PZ-522 I
Historical TCE Concentrations
Ground Water Extraction System Start-Up: July 17, 2003
TCE Concentration (ug/L)
250
200
150
100
50
0
Jan-93
Jan-94
Jan-95
Jan-96
Jan-97
Jan-98
Jan-99
Jan-00
Jan-01
Jan-02
Jan-03
Jan-04
Jan-05
Jan-06
Jan-07
Jan-08
Jan-09
Jan-10
Jan-11
Jan-12
Jan-13
Jan-14
Jan-15
Jan-16
Jan-17

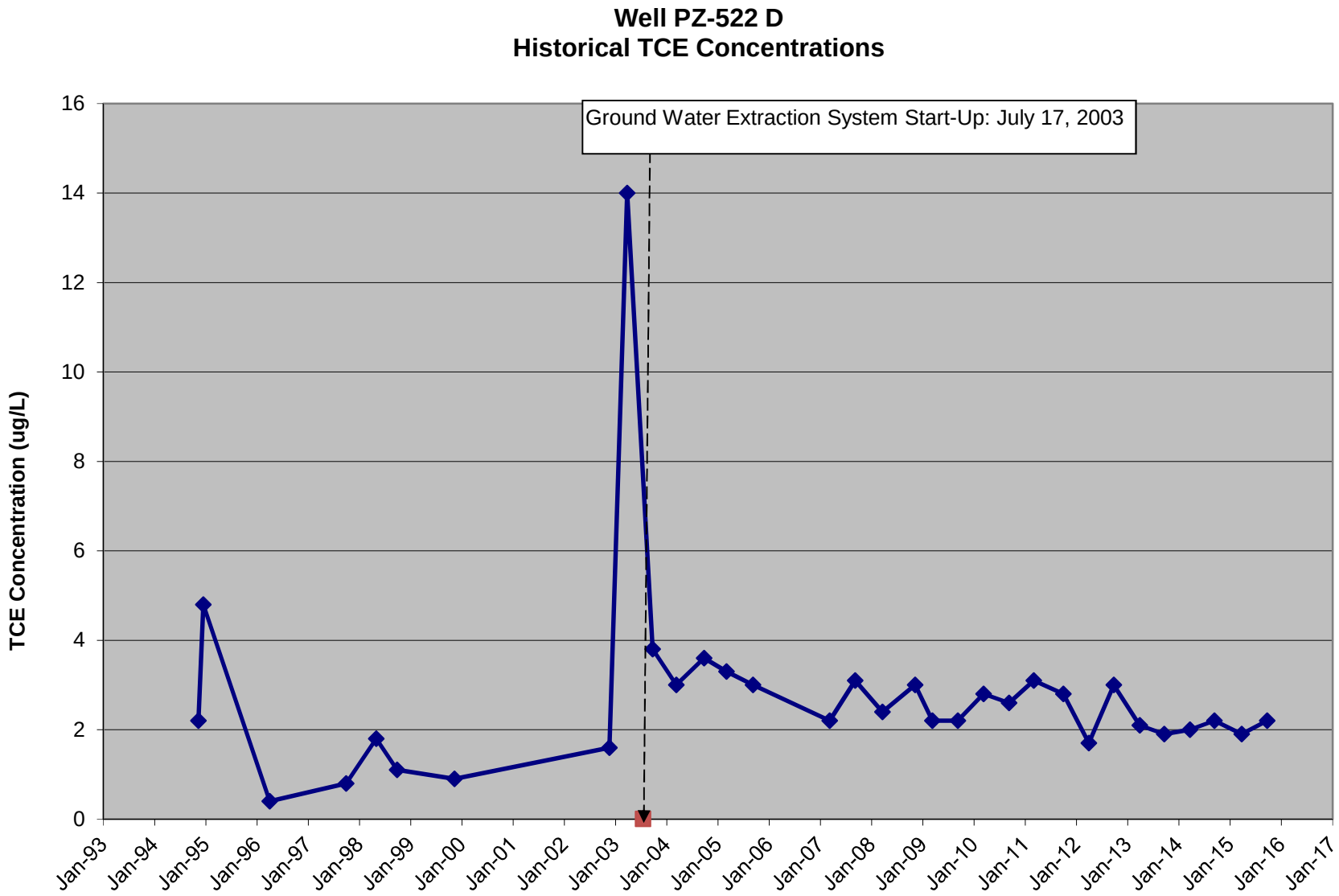
Well PZ-522 D
Historical TCE Concentrations
Ground Water Extraction System Start-Up: July 17, 2003
TCE Concentration (ug/L)
16
14
12
10
8
6
4
2
0
Jan-93
Jan-94
Jan-95
Jan-96
Jan-97
Jan-98
Jan-99
Jan-00
Jan-01
Jan-02
Jan-03
Jan-04
Jan-05
Jan-06
Jan-07
Jan-08
Jan-09
Jan-10
Jan-11
Jan-12
Jan-13
Jan-14
Jan-15
Jan-16
Jan-17

APPENDIX G — STREAM SAMPLING FIELD MEASUREMENTS

SURFACE WATER SAMPLING FORM

TETRA TECH

Sample Location SW-1
Project Name Lockheed Martin - Former LEC Site
Project Number 117-0507.600.12

Sample Date 3/25/2015
Weather Light rain, 50°
Sampled By RW/JB/PM

WATER QUALITY MEASUREMENTS

Time (HH:MM)	Temp (^{0} C)	pH (pH units)	D.O. (mg/L)	Cond. (mS/cm)	Turbidity (NTU)
16:20	7.39	9.97	18.5	1.21	0.5

Water Quality Meter(s) Type/Serial #: Horiba U-52 Serial # 21141
Lamotte 2020 Serial # 27707

FLOW RATE

Flow Rate Method Visual Estimate
Flow Rate Meter Type/Serial # not applicable
Flow Direction (Approx.) SW
Flow Comments timed with floating fishing bobber

Measurement #1

Time (HH:MM)	Rate (ft/sec)
16:20	4

Measurement #2

Time (HH:MM)	Rate (ft/sec)

Measurement #3

Time (HH:MM)	Rate (ft/sec)

SAMPLE INFORMATION

Sample Field ID SW-4
Sampling Time 16:15
Sampling Method Grab

Lab Analysis TCL VOC+15, SW-846 Method 8260B

Water Depth 6 inches
Color Clear
Clarity Clear
Odor None
Sheen None

Comments:

SURFACE WATER SAMPLING FORM

TETRA TECH

Sample Location SW-2
Project Name Lockheed Martin - Former LEC Site
Project Number 117-0507.600.12

Sample Date 3/25/2015
Weather Light rain, 50°
Sampled By RW/JB/PM

WATER QUALITY MEASUREMENTS

Time (HH:MM)	Temp (^{0} C)	pH (pH units)	D.O. (mg/L)	Cond. (mS/cm)	Turbidity (NTU)
16:35	7.47	9.46	17.31	1.19	0.8

Water Quality Meter(s) Type/Serial #: Horiba U-52 Serial # 21141
Lamotte 2020 Serial # 27707

FLOW RATE

Flow Rate Method Visual Estimate
Flow Rate Meter Type/Serial # not applicable
Flow Direction (Approx.) SW
Flow Comments timed with floating fishing bobber

Measurement #1

Time (HH:MM)	Rate (ft/sec)
16:35	4

Measurement #2

Time (HH:MM)	Rate (ft/sec)

Measurement #3

Time (HH:MM)	Rate (ft/sec)

SAMPLE INFORMATION

Sample Field ID SW-2
Sampling Time 16:35
Sampling Method Grab

Lab Analysis TCL VOC+15, SW-846 Method 8260B

Water Depth 3.5 inches
Color Clear
Clarity Clear
Odor None
Sheen None

Comments:

SURFACE WATER SAMPLING FORM

TETRA TECH

Sample Location SW-3
Project Name Lockheed Martin - Former LEC Site
Project Number 117-0507.600.12

Sample Date 3/25/2015
Weather Light rain, 50°
Sampled By RW/JB/PM

WATER QUALITY MEASUREMENTS

Time (HH:MM)	Temp (^{0} C)	pH (pH units)	D.O. (mg/L)	Cond. (mS/cm)	Turbidity (NTU)
15:51	9.42	11.06	19.72	1.3	1.91

Water Quality Meter(s) Type/Serial #: Horiba U-52 Serial # 21141
Lamotte 2020 Serial # 27707

FLOW RATE

Flow Rate Method Visual Estimate
Flow Rate Meter Type/Serial # not applicable
Flow Direction (Approx.) SW
Flow Comments timed with floating fishing bobber

Measurement #1

Time (HH:MM)	Rate (ft/sec)
15:47	4

Measurement #2

Time (HH:MM)	Rate (ft/sec)

Measurement #3

Time (HH:MM)	Rate (ft/sec)

SAMPLE INFORMATION

Sample Field ID SW-3
Sampling Time 15:50
Sampling Method Grab

Lab Analysis TCL VOC+15, SW-846 Method 8260B

Water Depth 5 inches
Color Clear
Clarity Clear
Odor None
Sheen None

Comments:

SURFACE WATER SAMPLING FORM

TETRA TECH

Sample Location SW-4
Project Name Lockheed Martin - Former LEC Site
Project Number 117-0507.600.12

Sample Date 3/25/2015
Weather Light rain, 50°
Sampled By RW/JB/PM

WATER QUALITY MEASUREMENTS

Time (HH:MM)	Temp (^{0} C)	pH (pH units)	D.O. (mg/L)	Cond. (mS/cm)	Turbidity (NTU)
16:45	7.13	9.32	20.48	1.22	0.8

Water Quality Meter(s) Type/Serial #: Horiba U-52 Serial # 21141
Lamotte 2020 Serial # 27707

FLOW RATE

Flow Rate Method Visual Estimate
Flow Rate Meter Type/Serial # not applicable
Flow Direction (Approx.) SW
Flow Comments timed with floating fishing bobber

Measurement #1

Time (HH:MM)	Rate (ft/sec)
16:45	3

Measurement #2

Time (HH:MM)	Rate (ft/sec)

Measurement #3

Time (HH:MM)	Rate (ft/sec)

SAMPLE INFORMATION

Sample Field ID SW-4
Sampling Time 16:45
Sampling Method Grab

Lab Analysis TCL VOC+15, SW-846 Method 8260B

Water Depth 4 inches
Color Clear
Clarity Clear
Odor None
Sheen None

Comments: Duplicate sample taken (DUP-06)

SURFACE WATER SAMPLING FORM

TETRA TECH

Sample Location SW-1
Project Name Lockheed Martin - Former LEC Site
Project Number 117-0507.600.12

Sample Date 9/22/2015
Weather Overcast, 70's
Sampled By R. Wagner/P. Merta

WATER QUALITY MEASUREMENTS

Time (HH:MM)	Temp (^{0} C)	pH (pH units)	D.O. (mg/L)	Cond. (mS/cm)	Turbidity (NTU)
15:38	18.63	7.67	3.92	0.713	2.35

Water Quality Meter(s) Type/Serial #: Horiba U-52 Serial # 21164
Lamotte 2020 Serial # 17991

FLOW RATE

Flow Rate Method Visual Estimate
Flow Rate Meter Type/Serial # not applicable
Flow Direction (Approx.) SW
Flow Comments timed with floating fishing bobber

Measurement #1

Time (HH:MM)	Rate (ft/sec)
15:33	2

Measurement #2

Time (HH:MM)	Rate (ft/sec)

Measurement #3

Time (HH:MM)	Rate (ft/sec)

SAMPLE INFORMATION

Sample Field ID SW-1
Sampling Time 15:35
Sampling Method Grab

Lab Analysis TCL VOC+15, SW-846 Method 8260B

Water Depth 4"
Color Clear
Clarity Clear
Odor None
Sheen None

Comments:

SURFACE WATER SAMPLING FORM

TETRA TECH

Sample Location SW-2
Project Name Lockheed Martin - Former LEC Site
Project Number 117-0507.600.12

Sample Date 9/22/2015
Weather Overcast, 70's
Sampled By R. Wagner/P. Merta

WATER QUALITY MEASUREMENTS

Time (HH:MM)	Temp (^{0} C)	pH (pH units)	D.O. (mg/L)	Cond. (mS/cm)	Turbidity (NTU)
15:23	18.89	7.74	5.23	0.728	1.01

Water Quality Meter(s) Type/Serial #: Horiba U-52 Serial # 21164
Lamotte 2020 Serial # 17991

FLOW RATE

Flow Rate Method Visual Estimate
Flow Rate Meter Type/Serial # not applicable
Flow Direction (Approx.) SW
Flow Comments timed with floating fishing bobber

Measurement #1

Time (HH:MM)	Rate (ft/sec)
15:18	2.5

Measurement #2

Time (HH:MM)	Rate (ft/sec)

Measurement #3

Time (HH:MM)	Rate (ft/sec)

SAMPLE INFORMATION

Sample Field ID SW-2
Sampling Time 15:20
Sampling Method Grab

Lab Analysis TCL VOC+15, SW-846 Method 8260B

Water Depth 2"
Color Clear
Clarity Clear
Odor None
Sheen None

Comments: A lot of dov

SURFACE WATER SAMPLING FORM

TETRA TECH

Sample Location SW-3
Project Name Lockheed Martin - Former LEC Site
Project Number 117-0507.600.12

Sample Date 9/22/2015
Weather Overcast, 70's
Sampled By R. Wagner/P. Merta

WATER QUALITY MEASUREMENTS

Time (HH:MM)	Temp (^{0} C)	pH (pH units)	D.O. (mg/L)	Cond. (mS/cm)	Turbidity (NTU)
15:08	19.17	7.88	3.14	0.764	2.07

Water Quality Meter(s) Type/Serial #: Horiba U-52 Serial # 21164
Lamotte 2020 Serial # 17991

FLOW RATE

Flow Rate Method Visual Estimate
Flow Rate Meter Type/Serial # not applicable
Flow Direction (Approx.) SW
Flow Comments timed with floating fishing bobber

Measurement #1

Time (HH:MM)	Rate (ft/sec)
15:00	2

Measurement #2

Time (HH:MM)	Rate (ft/sec)

Measurement #3

Time (HH:MM)	Rate (ft/sec)

SAMPLE INFORMATION

Sample Field ID SW-3
Sampling Time 15:10
Sampling Method Grab

Lab Analysis TCL VOC+15, SW-846 Method 8260B

Water Depth 3'
Color Clear
Clarity Clear
Odor None
Sheen None

Comments:

SURFACE WATER SAMPLING FORM

TETRA TECH

Sample Location SW-4
Project Name Lockheed Martin - Former LEC Site
Project Number 117-0507.600.12

Sample Date 9/22/2015
Weather Overcast, 70's
Sampled By R. Wagner/P. Merta

WATER QUALITY MEASUREMENTS

Time (HH:MM)	Temp (^{0} C)	pH (pH units)	D.O. (mg/L)	Cond. (mS/cm)	Turbidity (NTU)
14:17	19.83	8.57	6.2	1.04	2.4

Water Quality Meter(s) Type/Serial #: Horiba U-52 Serial # 21164
Lamotte 2020 Serial # 17991

FLOW RATE

Flow Rate Method Visual Estimate
Flow Rate Meter Type/Serial # not applicable
Flow Direction (Approx.) SW
Flow Comments timed with floating fishing bobber

Measurement #1

Time (HH:MM)	Rate (ft/sec)
14:00	2.5

Measurement #2

Time (HH:MM)	Rate (ft/sec)

Measurement #3

Time (HH:MM)	Rate (ft/sec)

SAMPLE INFORMATION

Sample Field ID SW-4
Sampling Time 14:15
Sampling Method Grab

Lab Analysis TCL VOC+15, SW-846 Method 8260B

Water Depth 2"
Color Clear
Clarity Clear
Odor None
Sheen None

Comments: Duplicate sample taken (DUP-06)
Minnows downstream and note algae growth on rocks

APPENDIX H — PLOTS OF TCE CONCENTRATION VERSUS TIME FOR STREAM LOCATIONS

Historical TCE concentrations at Stream Location SW-1

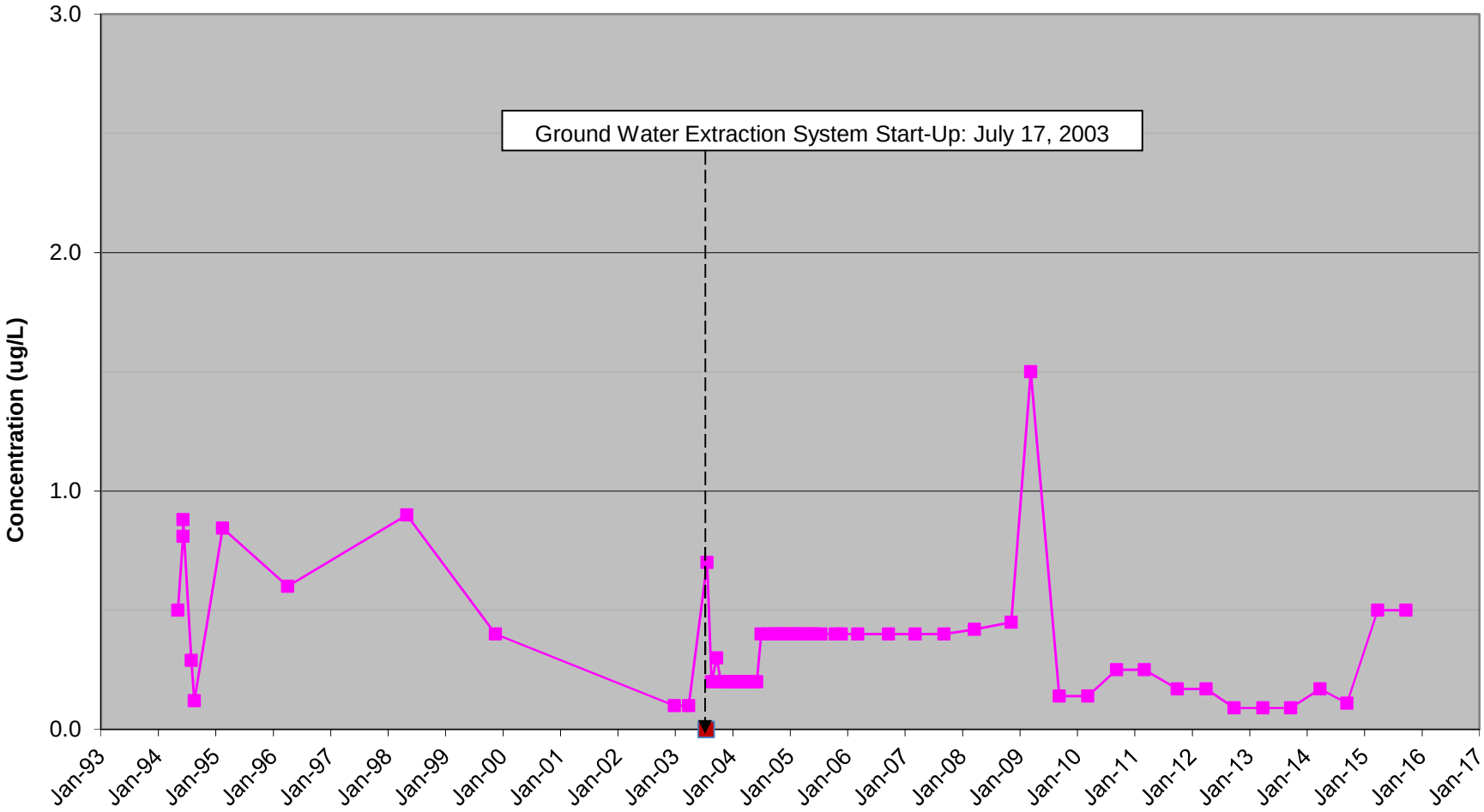

Historical TCE concentrations at Stream Location SW-2

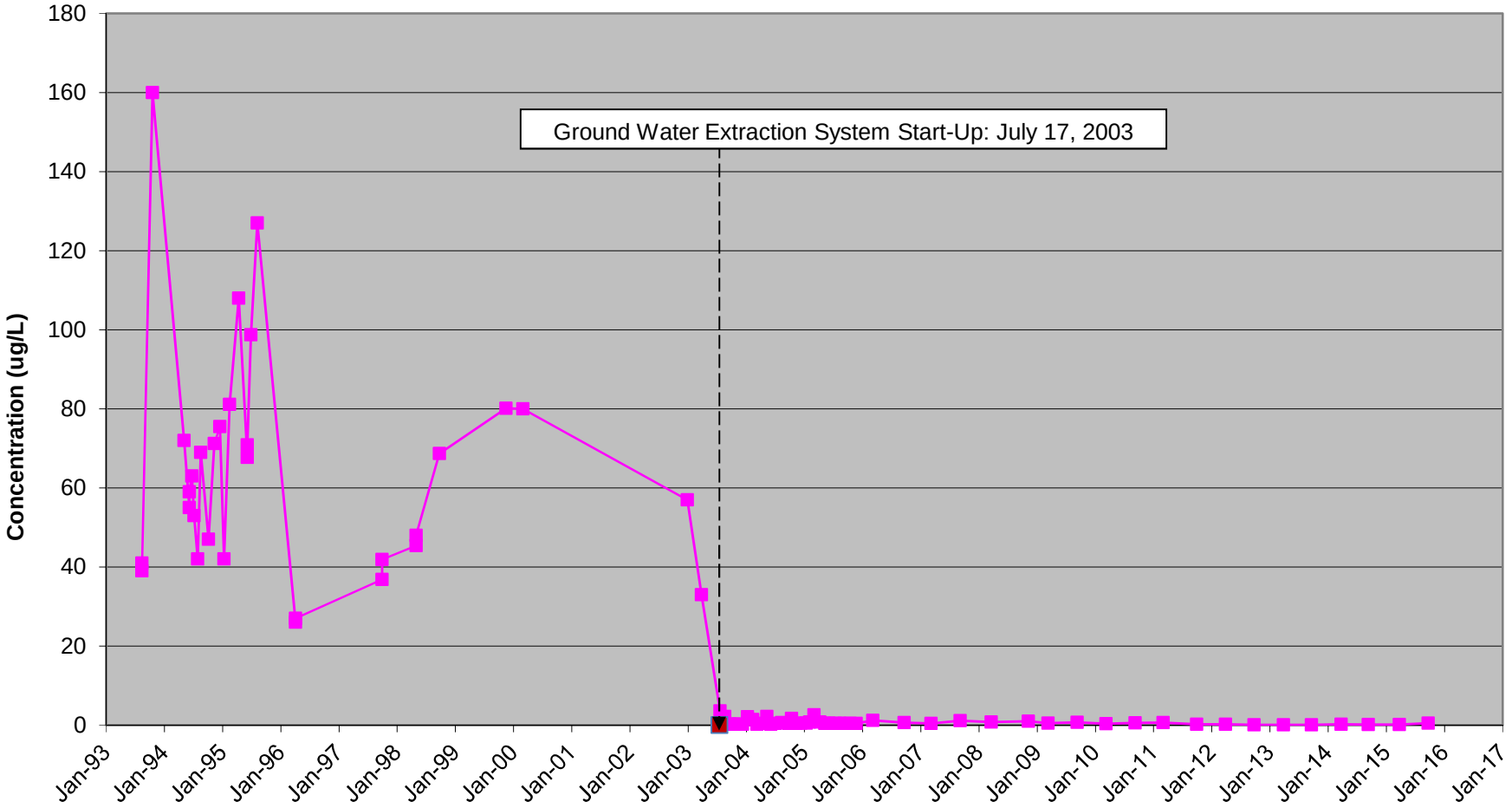

Historical TCE concentrations at Stream Location SW-3

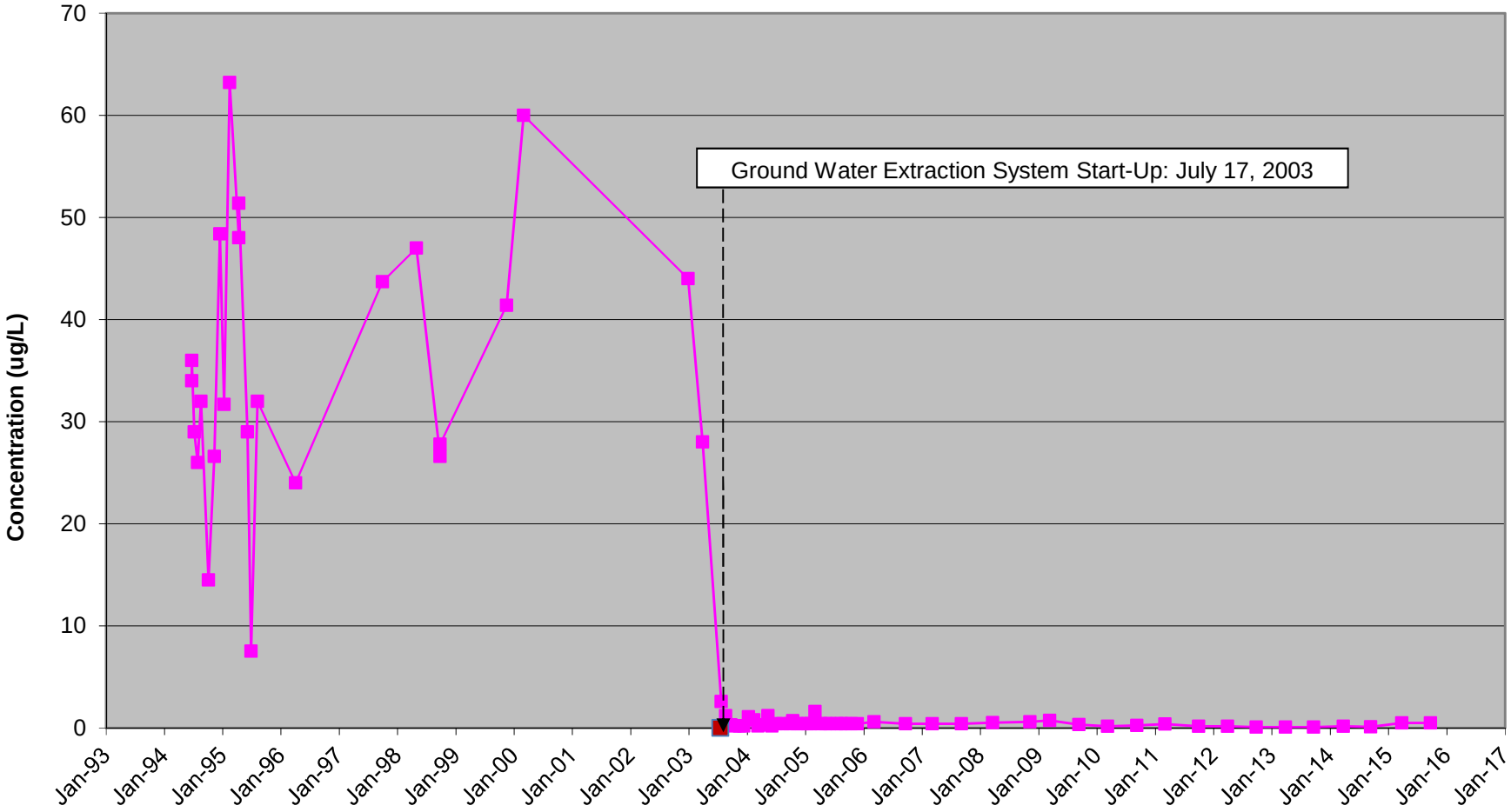

Historical TCE concentrations at Stream Location SW-4

