FINAL

2016 Remedial Action Progress Report
Former Lockheed Electronics Company Site
Boroughs of Watchung & North Plainfield, Somerset County, New Jersey

Prepared for:



Energy, Environment, Safety & Health

6801 Rockledge Drive

Bethesda, MD 20817

Prepared by:

Tetra Tech, Inc.

January 23, 2017

TABLE OF CONTENTS

Section **Page**

1.0 INTRODUCTION 1-1

2.0 SITE BACKGROUND 2-1
2.1 SITE LOCATION AND DESCRIPTION 2-1
2.2 PHYSICAL SETTING 2-2
2.2.1 Site Geology 2-2
2.2.2 Site Hydrogeology 2-2
2.3 SITE HISTORY 2-3
2.3.1 Classification Exception Area Modification 2-6
2.3.1.1 Well Search 2-6
2.3.1.2 Well Head Protection Areas 2-7
2.3.2 Remedial Action Protectiveness/Biennial Certification Form 2-8
2.3.3 Groundwater Modeling 2-9
2.3.4 Monitoring Well Abandonments 2-10
2.3.5 Vapor Intrusion Investigations 2-11

3.0 TECHNICAL OVERVIEW 3-1
3.1 GROUNDWATER AND SURFACE WATER REMEDIATION OBJECTIVES 3-1
3.2 SEMI-ANNUAL MONITORING PROGRAM 3-1
3.3 DATA QUALITY ASSESSMENT 3-2
3.3.1 Groundwater Data – Semi-Annual Sampling 3-3
3.3.2 Groundwater Data – 1,4-Dioxane Sampling 3-5
3.3.3 Surface Water Data – Semi-Annual Sampling 3-5
3.3.4 Other Potential Factors Influencing the Data 3-6
3.3.5 Overall Assessment of the Sampling Results 3-6
3.3.5.1 Groundwater Results – Semi-Annual Sampling 3-6
3.3.5.2 Groundwater Results – 1,4-Dioxane Sampling 3-9
3.3.5.3 Surface Water Results 3-9

4.0 REMEDIAL ACTION PROGRESS REPORT 4-1
4.1 GROUNDWATER MONITORING AND SAMPLING ACTIVITIES 4-1
4.1.1 Groundwater Sampling Methods 4-2
4.1.2 Groundwater Sampling Results 4-3
4.1.2.1 Groundwater Elevations 4-3
4.1.2.2 Summary of Groundwater Results – Semi-Annual Sampling 4-4
4.1.2.3 Groundwater Concentration Trends 4-10
4.1.2.4 Summary of Groundwater Results – 1,4-Dioxane Sampling 4-11
4.2 SURFACE WATER MONITORING AND SAMPLING ACTIVITIES 4-12
4.2.1 Surface Water Sampling Methods 4-12
4.2.2 Summary of Surface Water Results 4-13
4.3 FORMER GWES STATUS 4-14
4.4 VAPOR INTRUSION INVESTIGATION STATUS 4-14

5.0 CONCLUSIONS AND RECOMMENDATIONS 5-1
5.1 FORMER GWES PERFORMANCE 5-1
5.2 GROUNDWATER MONITORING 5-1
5.3 ASSESSMENT OF 1,4-DIOXANE 5-6
5.4 SURFACE WATER MONITORING 5-7
5.5 VAPOR INTRUSION INVESTIGATION 5-7

TABLE OF CONTENTS (CONT'D)

LIST OF TABLES

Table 3-1 Monitoring and Reporting Schedule
Table 4-1 Monitoring Well Construction Details
Table 4-2 Groundwater Elevation Data - March and September 2016 Sampling Events
Table 4-3 Groundwater Sampling Analytical Results – March 22, 2016
Table 4-4 Groundwater Sampling Analytical Results – September 29, 2016
Table 4-5 Historical TCE Concentrations in Groundwater
Table 4-6 Comparison of Trichloroethene (TCE) Concentrations Prior to and Following Activation of Groundwater Extraction System
Table 4-7 Groundwater Sampling Analytical Results – 1,4-Dioxane
Table 4-8 Surface Water Sampling Analytical Results – March 22, 2016
Table 4-9 Surface Water Sampling Analytical Results – September 29, 2016
Table 4-10 Historical TCE Concentrations in Stream Locations
Table 4-11 System Performance Summary
Table 4-12 Summary of VI Investigations at Properties Adjacent to the LEC Site

LIST OF FIGURES

Figure 2-1 Site Location Map
Figure 2-2 Site Plan
Figure 3-1 Semi-Annual Sampling Locations
Figure 4-1 Shallow Groundwater Elevation Contour Map (March 2016)
Figure 4-2 Intermediate Groundwater Elevation Contour Map (March 2016)
Figure 4-3 Deep Groundwater Elevation Contour Map (March 2016)
Figure 4-4 Shallow Groundwater Elevation Contour Map (September 2016)
Figure 4-5 Intermediate Groundwater Elevation Contour Map (September 2016)
Figure 4-6 Deep Groundwater Elevation Contour Map (September 2016)
Figure 4-7 Shallow TCE Isoconcentration Map (March 2016)
Figure 4-8 Intermediate TCE Isoconcentration Map (March 2016)
Figure 4-9 Deep TCE Isoconcentration Map (March 2016)
Figure 4-10 Shallow TCE Isoconcentration Map (September 2016)
Figure 4-11 Intermediate TCE Isoconcentration Map (September 2016)
Figure 4-12 Deep TCE Isoconcentration Map (September 2016)
Figure 4-13 Cross-section Location Map
Figure 4-14 2016 TCE Plume Cross-Section
Figure 4-15 1.4-Dioxane Concentrations in Select Intermediate Wells (September 14, 2016)

TABLE OF CONTENTS (Cont'd)

APPENDICES

Appendix A	Data Validation Reports
Appendix B	Checklists for the Submission of Sampling Data for PDBs
Appendix C	Laboratory Analytical Data Reports
Appendix D	Plots of TCE Concentration versus Time for Selected Monitoring Wells
Appendix E	Stream Sampling Field Measurements
Appendix F	Plots of TCE Concentration versus Time for Stream Locations

ACRONYMS

AOC	Area of Concern
bgs	below ground surface
CEA	Classification Exception Area
ECRA	Environmental Cleanup Responsibility Act
FSPM	Field Sampling Procedures Manual
ft/ft	feet per foot
GAC	granular activated carbon
gpm	gallons per minute
GWES	groundwater extraction system
GWSL	Ground Water Screening Level
GWQS	Ground Water Quality Standards
IASL	Indoor Air Screening Level
ISRA	Industrial Site Recovery Act
LCS	Laboratory Control Sample
LEC	Lockheed Electronics Company
Lockheed Martin	Lockheed Martin Corporation
LSRP	Licensed Site Remediation Professional
msl	mean sea level
µg/L	microgram per liter
$\mu g/m^3$	microgram per cubic meter
NFA	No Further Action
N.J.A.C.	New Jersey Administrative Code
NJDEP	New Jersey Department of Environmental Protection
NJPDES	New Jersey Pollution Discharge Elimination System
PCE	Tetrachloroethene
PDB	passive diffusion bag
PI	Program Interest
RPD	Relative Percent Difference
RAP	Remedial Action Permit

ACRONYMS (Cont'd)

RAPR	Remedial Action Progress Report
RAR	Remedial Action Report
RI	Remedial Investigation
RPP	rigid porous polyethylene
SGSL	Soil Gas Screening Level
SWQS	Surface Water Quality Standards
TCE	Trichloroethene
TCL	Target Compound List
Tetra Tech	Tetra Tech, Inc.
U.S.	United States
USEPA	United States Environmental Protection Agency
VI	vapor intrusion
VOC	volatile organic compound
WHPA	Well Head Protection Area
WRA	Well Restriction Area

1.0 Introduction

On behalf of Lockheed Martin Corporation (Lockheed Martin), Tetra Tech, Inc. (Tetra Tech) has prepared this Remedial Action Progress Report (RAPR) to provide the results of the semi-annual groundwater and surface water sampling activities conducted in 2016 at the former Lockheed Electronics Company (LEC) site (hereinafter the "Site"). This RAPR is the second comprehensive annual monitoring report that was prepared since a Remedial Action Permit (RAP) for Groundwater was approved by the New Jersey Department of Environmental Protection (NJDEP) with an effective date of July 2, 2014. (The RAPR that was prepared in 2015 incorporated 2014 data that was collected prior to approval of the RAP). Pursuant to the RAP requirements, monitoring reports will be prepared in accordance with the schedule in the Groundwater Monitoring Plan that was included in the RAP, and will be submitted with the Remedial Action Protectiveness/Biennial Certification Form that is due biennially from the effective date of the RAP.

The activities presented in this report were conducted using field and sampling methods consistent with the NJDEP Field Sampling Procedures Manual (FSPM) dated August 2005 and the NJDEP Technical Requirements for Site Remediation (New Jersey Administrative Code [N.J.A.C.] 7:26E).

Environmental investigation and remedial activities associated with the Site are performed pursuant to the regulatory authority of the Industrial Site Recovery Act (ISRA) and in accordance with the ISRA Rules (N.J.A.C. 7:26B). The Site is recorded within the ISRA program as Case No. E90038 and is also identified under Program Interest ID No. 004334.

Detailed results of the semi-annual sampling activities conducted in March and September 2016 are provided in this report, which is organized as follows:

- The introduction and report organization are provided in Section 1.

- A summary of background information, including a brief description of the Site location, the Site geology and hydrogeology, and the Site history, and are provided in Section 2.

- A technical overview of the 2016 sampling activities, including an assessment of analytical data quality, is provided in Section 3.

- The 2016 groundwater and surface water sampling methods and results and the status of both the groundwater extraction system and the vapor intrusion (VI) investigation are discussed in Section 4.

- Conclusions and proposed recommendations are provided in Section 5.

2.0 Site Background

Details regarding the Site background are provided in previous site documents. The Site description, physical setting, and history, including pertinent previous investigation and remediation activities, are briefly summarized in the sections below.

2.1 Site Location and Description

The Site is located on United States (U.S.) Route 22 West in the Boroughs of Watchung and North Plainfield, Somerset County, New Jersey. The Site is a parcel of land approximately 80 acres in size located on the north side of U.S. Route 22. LEC activities at the Site ceased in 1989, and the Site was re-developed as the Watchung Square Mall in 2000.

The Site is located in a mixed residential and commercial area. The Site is bordered to the south by U.S. Route 22, which is a predominately commercial area with residential properties located on side streets and mapped wetlands in drainage areas. The Site is bordered to the west by an apartment complex (formerly Crystal Ridge Club, presently Avalon Watchung) and a condominium complex (Regency Village Condominiums). Forested areas and residences border the Site to the north, and commercial properties border the Site to the east.

The Site location is shown on Figure 2-1. The Site elevation ranges from 140 to 320 feet above mean sea level (msl), sloping to the south from higher elevations on the First Watchung Mountain, located northwest of the Site, to lower elevations along U.S. Route 22, located southeast of the Site. A map of the Site and the associated monitoring well network is provided in Figure 2-2. The closest surface water body is Crab Brook located south of the Site and U.S. Route 22 (Figure 2-2). Crab Brook is partially fed by runoff from the northwest portion of the First Watchung Mountain and several surface water drainage points along U.S. Route 22. Crab Brook flows into Stony Brook approximately 1.2 miles downstream of the Site. Wetlands areas have been mapped by the NJDEP within one mile of the Site at locations immediately to the north of the Site, and south of the Site along U.S. Route 22.

2.2 Physical Setting

2.2.1 Site Geology

Based on previous investigations, the overburden at the Site is generally composed of granular fill associated with the remediation area of former LEC Building #3, a sandy outwash deposit, and a thin layer of glacial till. In the vicinity of the Site, the thickness of the overburden decreases towards the south-southwest but increases south of Crab Brook. The overburden is thinnest near well cluster MW-546 (3 feet) and generally increases in thickness south of U.S. Route 22, with the greatest thickness of 47 feet observed at the former location of well cluster MW-542 (this destroyed well cluster was located near the intersection of Park Place and Somerset Street; see Figure 2-2).

The overburden deposits are underlain by the Passaic Formation, which is a reddish-brown siltstone of Jurassic age. The upper surface of the bedrock is generally weathered and soft, and becomes more competent with depth. Bedrock surface topography generally slopes to the southeast perpendicular to the First Watchung Mountain. The highest bedrock elevation is approximately 171 feet above msl at well MW-3D and the lowest is approximately 45 feet above msl at well cluster MW-545.

2.2.2 Site Hydrogeology

Groundwater at the Site occurs within the bedrock, and locally within the overburden. The migration of dissolved volatile organic compounds (VOCs) within the bedrock is influenced by both bedrock structure and local groundwater discharge areas, particularly Crab Brook. The groundwater in the bedrock enters the Site from upgradient to the northeast, moves across the Site to the southwest (roughly parallel to the bedding strike direction of regional bedrock), and then trends in a more southerly direction toward Crab Brook. At monitoring well cluster MW-549 (located at the Site), the depth to groundwater is approximately 55 feet below ground surface (bgs). At monitoring well cluster MW-550 (located near the Regency Village both topographically and hydrogeologically downgradient of the Site), the depth to groundwater is approximately 21 feet bgs. While no monitoring wells are present at Avalon Watchung, the depth to groundwater beneath the apartment complex is expected to be between 21 and 55 feet bgs. Based on the September 2016 groundwater elevation data, the average horizontal hydraulic gradient in the shallow water-table zone across the

Site is approximately 0.0085 feet per foot (ft/ft), steepening slightly downgradient and southwest of the Site to approximately 0.0167 ft/ft. Based on water level measurements at the well clusters, the vertical hydraulic gradient is generally downward across the Site, with some upward gradients in well clusters located immediately south of Crab Brook (MW-504 and MW-505) and in well clusters located southwest of the Site near Stony Brook (PZ-524 and MW-545).

2.3 Site History

The Site was originally developed in 1953 by Stavid Engineering. Lockheed Martin Corporation acquired Stavid Engineering in 1959 and created Lockheed Electronics Corporation, which was subsequently operated by Sanders, a Lockheed Martin Company. Additional land acquisitions resulted in the current Site boundaries. The Site was used to manufacture, assemble, and test electronic components. Trichloroethene (TCE) was used in former Building 3 (near the MW-549 well cluster on Figure 2-2) as a non-flammable liquid coolant in conjunction with low-temperature testing of electronic components. TCE was also used in former Building 7 as a solvent to clean printed circuit boards. Operations at the Site ceased in 1989.

The cessation of Site activities in 1989 triggered a Site investigation under the New Jersey Environmental Cleanup Responsibility Act (ECRA) (superseded by ISRA). The initial investigations identified multiple areas of concern (AOCs) at the Site. Investigation activities included the collection of soil, sediment, groundwater, and surface water samples, and, in several areas, remedial measures were implemented. The remedial measures were later accepted by NJDEP and assigned No Further Action (NFA) status. Investigation and remedial action results have been documented in a series of reports submitted to the NJDEP since 1991. Soil AOCs contained VOCs, primarily TCE, as well as fuel oil, and were addressed either through excavation and off-Site disposal or soil-vapor extraction. Remedial activities conducted at the soil AOCs are summarized in the Final 2014 Remedial Investigation and Remedial Action Progress Report (RI/RAPR) dated January 15, 2015. Site-wide soil remediation has been completed.

The results of investigation activities indicated that groundwater beneath the Site was impacted by VOCs, primarily TCE, and elevated dissolved TCE concentrations were migrating downgradient off site to the southwest. Free-phase TCE was not encountered in the deep bedrock monitoring

wells or Site production wells. An evaluation of the analytical results from surface water sampling at the Site indicated that groundwater from the former LEC Site contributed base flow to Crab Brook, and historically resulted in measurable impacts to surface water quality between North Avenue (Norwood Avenue) and Watchung Avenue.

To remediate the groundwater plume and intercept groundwater base flow to Crab Brook, a recovery well was installed and a groundwater extraction system (GWES) was constructed. Recovery well RW-1 was installed in June 2000 on North Drive in North Plainfield (Figure 2-2). The well location was selected based upon computer modeling results that suggested that a single extraction well would capture a high percentage of the groundwater plume at this location. The GWES was activated on July 17, 2003 under New Jersey Pollution Discharge Elimination System (NJPDES) Permit No. NJG0105899. Until the GWES was temporarily deactivated in late May 2011, groundwater was pumped from extraction well RW-1 at a rate of approximately 120 gallons per minute (gpm). Until deactivation, the GWES had worked almost continuously from start-up and functioned as designed, providing control of the bedrock groundwater plume and intercepting groundwater base flow to Crab Brook.

The GWES was shut down on May 28, 2011 after one of the system's granular activated carbon (GAC) treatment vessels (Tank No. 1) was found to be leaking due to corrosion holes in the steel tank shell. The GWES was subsequently decommissioned in 2013 in preparation for GWES system reconstruction.

Packer testing of recovery well RW-1 was conducted in August 2012 concurrent with the GWES system decommissioning activities. The objective of the packer testing program was primarily to assess whether, or to what extent, optimization of the GWES via focused pumping from the most VOC-impacted fracture zones was appropriate. Hydraulically conductive fracture zones (identified via geophysical and video logging) were isolated using inflatable packers and groundwater samples were collected for laboratory analysis of VOCs. The analytical results indicated that VOC concentrations in the fracture intervals sampled did not exceed NJDEP Ground Water Quality Standards (GWQS). Based on the packer testing results, it was concluded that RW-1 was no longer an effective recovery well for VOC-impacted groundwater at the Site.

Details regarding the GWES decommissioning and the results of the RW-1 packer testing were provided in the combined RAPR and Remedial Action Report Addendum (RAPR/RAR dated August 2013).

The packer testing results indicated that reconstruction and startup of the GWES was unwarranted, and a re-evaluation of remedial alternatives for groundwater at the Site was recommended in the RAPR/RAR Addendum. Following a review of the Site data and discussions with the Licensed Site Remediation Professional (LSRP), a RAP Application for Groundwater at the Site with a proposed remedy of monitored natural attenuation was prepared and submitted to NJDEP in May 2013. The RAP Application included a revised monitoring and reporting schedule for the Site. The RAP Application was approved, and on June 26, 2014 NJDEP issued a Groundwater RAP for monitored natural attenuation at the Site, with an effective date of July 2, 2014 (RA Permit No. RAP130001).

Based on the approved RAP, the inactive GWES building was slated for demolition. Building demolition activities were conducted in May 2015. Details regarding the building demolition were provided in the 2015 RAPR.

A long-term groundwater and surface water monitoring program commenced in 2003 coincident with the construction and activation of the GWES. An extensive monitoring well network has been installed to delineate and monitor the TCE concentrations (Figure 2-2). There are currently 46 active monitoring wells and piezometers associated with this project in the Boroughs of Watchung and North Plainfield, nearly all of which were installed as either well couplets or triplets to evaluate the horizontal and vertical distribution of VOCs, primarily TCE. Groundwater monitoring activities are ongoing in accordance with the monitoring schedule provided in the NJDEP-approved Groundwater RAP dated June 26, 2014.

As noted above, evaluation of the analytical results from surface water sampling at the Site indicated that groundwater from the former LEC Site contributed base flow to Crab Brook, and historically resulted in measurable impacts to surface water quality between North Avenue (Norwood Avenue) and Watchung Avenue. Although no measurable impacts to Crab Brook have been detected since 2009, surface water samples are collected on a semi-annual basis from four sampling locations along

Crab Brook to monitor surface water quality (Figure 2-2). Surface water monitoring activities are ongoing in accordance with the monitoring schedule provided in the NJDEP-approved RAP.

2.3.1 Classification Exception Area Modification

In their May 17, 2000 letter to Lockheed Martin, NJDEP indicates that an "on-site" Classification Exception Area (CEA) was established and approved in the NJDEP letter dated December 4, 1997. In 2013, the existing CEA for the Site was updated pursuant to the NJDEP Administrative Requirements for the Remediation of Contaminated Sites (N.J.A.C. 7:26C). An updated CEA/Well Restriction Area (WRA) Permit Fact Sheet Form and supporting documentation was submitted to NJDEP in May 2013. As noted above, a RAP Application for Groundwater was also submitted, as required by N.J.A.C. 7:26C-7.3.

2.3.1.1 Well Search

Receptor evaluations were previously submitted to NJDEP in the August 28, 2009 public notification submission and in previous submissions. More recently, Lockheed Martin submitted an Interim Receptor Evaluation Form to the NJDEP on March 1, 2012.

As part of the Site's updated groundwater CEA certification, Lockheed Martin completed a NJDEP Bureau of Water Allocation 1-mile radius well records search and a computerized 5-mile radius search of water allocation permitted wells for large diversions (i.e., permitted diversions of more than 100,000 gallons per day). At the time of the May 2013 CEA/WRA submittal, receipt of the well search records from NJDEP was still pending. Following a review of the well search records, a revised CEA/WRA Permit Fact Sheet Form and the well search results were submitted to NJDEP in April 2014.

The water allocation diversion radial search identified a commercial non-community well located approximately 1.2 miles southwest of the Site, but within the downgradient portion of the CEA. The well record indicates that the well is located at 221 Grove Street, North Plainfield (Block 131, Lot 9). An on-line search of tax assessment records (http://tax1.co.monmouth.nj.us) indicates that Block 131, Lot 9 is now known as Lot 17 (217-21 Grove Street). The well was installed in 1977 for industrial use and the site is currently occupied by an active laundromat (Stony Brook Laundry). A

review of city directories at the North Plainfield Public Library, however, indicates that the property was used for dry cleaning from approximately 1962 to 1982.

Discussions with Thomas Grzymski (NJDEP) in November and December 2013 indicated that elevated concentrations of TCE (12.2 micrograms per liter [µg/L]), cis 1,2-dichloroethene (14.3 µg/L), and tetrachloroethene (146 µg/L) were reported in a groundwater sample collected from the laundromat well in February 2002. The groundwater sampling results were reported in a Remedial Action Report (dated September 2009) for a former Getty Service Station located approximately 120 feet north of the laundromat well (Tyree Environmental Corporation, 2009). Analytical results for groundwater samples collected from the nearest site monitoring well cluster located hydraulically upgradient to the laundromat well (well cluster PZ-522) in March 2003 report a tetrachloroethene (PCE) concentration in the shallow well (screened from 7.7 to 17.7 feet bgs) of 3.7 µg/L and the reported PCE concentration in the intermediate well (screened from 91 to 101 feet bgs) was 1.3 µg/L. PCE was not detected above reporting limits in the deep well (screened from 187.7 to 197.7 feet bgs). Given the historical use of the 221 Grove Street property for dry cleaning, the reported detection of PCE, and concentration gradients in monitoring wells at the former LEC Site that are not consistent with a source related to the former LEC Site, the former dry cleaner at 221 Grove Street may be the source of the detections in the laundromat well. Tetra Tech informed the NJDEP about the historical use of the 221 Grove Street property for dry cleaning in December 2013. The NJDEP incident number for this unrelated source of impacts to groundwater is 13-12-03-1557-45 and the Program Interest (PI) number is 673419.

2.3.1.2 Well Head Protection Areas

As indicated in the April 2014 Revised CEA/WRA submittal, the CEA boundary is not within either a Tier I or Tier 2 Community Well Head Protection Area (WHPA). A Public Non-Community WHPA was identified approximately 1.1 miles southwest of the former LEC Site and partially overlapping the most downgradient portion of the CEA. The well associated with this WHPA is situated in a liquor store located at 25 Greenbrook Road (Block 99, Lot 14 in the Borough of North Plainfield), which is situated outside of the CEA but within 500 feet of the CEA boundary. The well is identified by Public Water Supply Identification Number 1814300, but as described in the 2014 CEA/WRA submittal, the well is no longer a registered public supply well and the calculated

WHPA assigned to this well is no longer technically supported and is likely much smaller, given the known current limited use of the well (i.e., the well is only used to supply water for the liquor store restroom and utility sink and an associated tenant space restroom). A smaller radius of influence reduces the potential influence of the well on groundwater within the nearby portion of the CEA, where TCE concentrations are already interpolated to be close to the NJDEP GWQS based on current conditions recorded at the nearest site monitoring wells. Additional details regarding the historic and current use of the well are provided in the 2014 RI/RAPR.

2.3.2 Remedial Action Protectiveness/Biennial Certification Form

In accordance with the RAP, information supporting biennial certification of the CEA/WRA was submitted with a Remedial Action Protectiveness/Biennial Certification Form to NJDEP on June 15, 2016. Attachments included, but were not limited to, Site groundwater monitoring data generated since the RAP effective date (July 2, 2014) and an updated well search. A total of 10 wells not identified during previous well searches were identified within one mile of the Site, including 9 domestic well locations and one irrigation well location. The identified well locations are situated side-gradient to the Site (i.e., primarily to the southeast, northwest, or west) or upgradient of the Site (i.e., to the east). These wells are located outside of the CEA boundary and the TCE groundwater plume, and are therefore are unlikely to be affected by impacted groundwater from the Site.

A well permit and well record was also identified for a domestic well apparently located more than one mile southwest of the Site but within the northern boundary of the CEA. Available information suggests that the well coordinates provided by NJDEP are not correct and the well location is likely sidegradient further to the north (i.e., outside of the CEA boundary), but there is insufficient information available to further refine the well location. Biennial groundwater monitoring data collected since 2003 from the nearest Site monitoring wells (monitoring well cluster MW-544) indicate that TCE concentrations have never exceeded the NJDEP GWQS of 1 µg/L in intermediate well MW-544I or deep well MW-544D, and have not exceeded 1 µg/L in shallow well MW-544S since March 2009; therefore, it is unlikely that the identified well location would be affected by impacted groundwater from the Site.

2.3.3 Groundwater Modeling

Three-dimensional groundwater flow and solute transport modeling of groundwater flow and dissolved contaminant transport in the bedrock aquifer at the Site was conducted in 2014 for inclusion in the 2014 RI/RAPR. The model was applied to simulate both groundwater flow and dissolved TCE plume transport at the site. A steady-state groundwater flow model calibration was performed to match measured water level data in March 2014 using the groundwater flow model MODFLOW. The model was also calibrated to observed drawdown data from the 48-hour constant rate (120 gpm) pumping test at the Site. Good agreement of the flow model with both observed water levels, hydraulic head gradients, and the observed distribution of dissolved TCE tracer in groundwater at the Site provided evidence of a high quality flow model calibration.

Using the March 2014 TCE concentrations to represent the initial TCE concentration distribution in the intermediate zone of the bedrock aquifer (the zone with the highest TCE concentrations), predictive simulations of future TCE concentrations and plume extent indicated that the TCE plume will continue to dissipate, with local concentrations continuing to decrease over time at the Site as a result of natural attenuation. Based on the simulated spatial extent of TCE in groundwater over time, the results of the transport model simulation also indicated that the existing monitoring network can monitor future TCE concentrations as the TCE plume mass and extent decrease over time. Results of the 2014 model simulation indicated an estimated cleanup time of approximately 30 years for the monitored natural attenuation remedy at the Site.

The calibrated model was also used to estimate the lateral delineation of the dissolved TCE plume, primarily near monitoring well MW-1I, to assess the completeness of delineation and the protectiveness of the CEA boundary in the area near this well. Monitoring well MW-1I was one of several wells installed to further delineate the existing groundwater contaminant plume and further define the groundwater CEA for the Site. The model simulations indicated that the farthest lateral extent of the 1 µg/L TCE isoconcentration line is approximately 375 feet northwest of MW-1I, which is within the current CEA boundary; therefore, TCE concentrations in groundwater are delineated to the northwest near well MW-1I and the current CEA boundary in this area remains appropriate for the Site.

In 2016, the Site groundwater flow and solute transport model was updated and recalibrated using the September 2015 groundwater data. Similar to the initial model calibration, good agreement of the flow model with both observed water levels, hydraulic head gradients, and the observed distribution of dissolved TCE in groundwater at the Site was achieved, providing evidence of a high quality flow model calibration. The results of the September 2015 sampling event indicated that TCE concentrations continue to decrease as a result of natural attenuation mechanisms including degradation, hydrodynamic dispersion, and recharge. Although no formal deliverable was prepared, the results from the updated model simulation were provided to Lockheed Martin in a presentation on March 11, 2016. The resulting model simulation using the September 2015 groundwater data indicated an estimated cleanup time of approximately 26 years for the monitored natural attenuation remedy at the Site. This estimated cleanup time does not account for other potential sources downgradient of the Former LEC property (e.g., the former dry cleaner at 221 Grove Street).

2.3.4 Monitoring Well Abandonments

Based on the NJDEP-approved RAP, recovery well RW-1 and four monitoring wells (MW-504S, MW-504I, PZ-523I, and MW-531S) were decommissioned in March 2015. As noted above, packer testing results indicated that RW-1 was no longer an effective recovery well for VOC-impacted groundwater at the Site, and the long open borehole (approximately 130 feet) represented a potential conduit for further impacts to the deep bedrock groundwater. Monitoring wells MW-504S, MW-504I, PZ-523I, and MW-531S were not included in the RAP monitoring schedule, and were abandoned because these wells provided either redundant chemical or hydraulic data, or both.

In addition, between September and November 2015, surface geophysical methods and excavation activities were conducted to locate and abandon four monitoring wells that were reported as missing in previous site reports (MW-509A, MW-509B, MW-549C, and PZ-523A).

The above wells were abandoned by licensed New Jersey drillers using procedures consistent with current NJDEP requirements (N.J.A.C. 7:9D-3 Requirements and Procedures for the Decommissioning of Wells). The well abandonment activities were supervised by Tetra Tech personnel. Additional details regarding the well abandonments are provided in the 2015 RAPR.

2.3.5 Vapor Intrusion Investigations

The August 2009 RAPR presented an evaluation of the potential for exposure to vapor within structures located above the Site's groundwater contaminant plume. The evaluation concluded that the potential for VI to occur and to result in unacceptable indoor air concentrations in occupied structures nearest to the Site exists, and that further investigation was warranted.

Following the August 2009 RAPR, a work plan was submitted to NJDEP and a series of VI investigations were conducted that focused on sub-slab soil vapor and indoor air sampling at structures located nearest to the groundwater plume source area at the Site, including the Watchung Square Mall (Walmart store), one adjoining property (Avalon Watchung Apartments, and Regency Village Condominiums, which is located adjacent to and hydraulically downgradient of the Avalon Watchung complex. These investigations were documented in the following reports that were submitted to (and approved by) NJDEP and/or the LSRP:

- ***Revised VI Investigation Work Plan, August 2010***. The 2010 Work Plan was approved by NJDEP on December 9, 2010.

- ***VI Investigation Report, November 22, 2011.*** During this investigation, sub-slab soil gas samples were collected from Avalon Watchung Buildings 3 through 12 and Building 14. NJDEP issued a technical review and comment letter, dated December 9, 2011 in response to this report.

- ***VI Investigation Report Addendum, January 31, 2012.*** This investigation implemented the recommendations of the November 22, 2011 report. NJDEP commented via e-mail on June 25, 2012. The report recommended that an additional round of sub-slab soil gas samples be collected from Avalon Watchung Buildings 3, 6, 7 and 12 and from the Clubhouse. To provide correlative data for the evaluation of the sub-slab soil gas sampling proposed, additional indoor air sampling was also recommended for Avalon Watchung Buildings 3, 6, 7 and 12 and the Clubhouse.

- ***VI Investigation Data Submittal, April 10, 2012.*** This submittal presented the data collected at Wal-Mart. The analytical results indicated that TCE concentrations in sub-slab samples and indoor air samples collected at the Wal-Mart building did not exceed the NJDEP non-residential Soil Gas Screening Level (SGSL) or the Indoor Air Screening Level (IASL) for TCE.

- ***2013 Comprehensive Vapor Intrusion Investigation Report, June 11, 2013.*** The 2013 Comprehensive VI Investigation addressed the recommendations of the January 2012 VI Investigation Report Addendum. The 2013 Comprehensive VI Investigation also

addressed the VI concerns related to Regency Village as discussed in the 2011 RAPR. The 2011 RAPR recommended that the construction of Regency Village Buildings 3, 4, 5, and 6 (closest to the former LEC facility) be evaluated to determine whether there were any ground floor or basement living units in any of the buildings. These four buildings did not have living spaces but did have crawl spaces and were included as part of the 2013 Comprehensive VI Investigation. The investigation was later expanded to include Buildings 17, 26, 36 and 38 at Regency Village which were found to have (or potentially have) basement living units. The 2013 investigation also included an additional round of sub-slab soil gas and indoor air samples from Avalon Watchung Buildings 3, 6, 7 and 12 and from the Clubhouse.

- ***2014 Vapor Intrusion Investigation Report***. The 2014 Vapor Intrusion Investigation Report addressed the recommendations of the 2013 Comprehensive Vapor Intrusion Investigation Report. The 2014 Vapor Intrusion Investigation included one round of sub-slab soil gas and indoor air samples from Avalon Watchung Buildings 3, 6, and 7. Results indicated that the VI pathway is not complete at Avalon Watchung Building 7, and no further work was recommended at this building.

- ***2015 Vapor Intrusion Investigation Report.*** The 2015 VI Investigation Report addressed the recommendations of the 2014 VI Investigation Report. The 2015 Vapor Intrusion Investigation included one round of sub-slab soil gas and indoor air samples from Avalon Watchung Buildings 3 and 6. The analytical data for Buildings 3 and 6 indicated that additional sub-slab sampling events were needed to confirm that the concentrations of TCE in sub-slab soil gas beneath these buildings are continuing to decline to levels less than the residential SGSL. Additional indoor air sampling may also be required. The scope of the 2016 VI investigation activities was based on these recommendations. The results of the 2016 VI investigation are discussed in Section 4.4 of this report.

3.0 Technical Overview

This RAPR includes data collected during two semi-annual sampling events conducted in March and September 2016, which is consistent with the monitoring schedule established in the approved RAP (Table 3-1). Groundwater data generated during a separate sampling event conducted in September 2016 to assess 1,4-dioxane concentrations at the Site is also included.

The semi-annual sampling program, the quality of the analytical data, and an overall assessment of the March and September 2016 sampling results are briefly described in this section. A more detailed description of the field methods used during sampling and the specific findings are provided in Section 4 of this report.

3.1 Groundwater and Surface Water Remediation Objectives

The objectives of the activities conducted at the Site are to demonstrate that the remedial action and controls continue to be protective of human health and the environment, to meet the other Remedial Action Permit requirements, and to obtain a Response Action Outcome determination from the LSRP for groundwater and surface water.

3.2 Semi-Annual Monitoring Program

The purpose of the semi-annual monitoring program is to provide data to:

- Characterize the VOC concentration distribution in groundwater to demonstrate that the established CEA boundaries and duration continue to be protective.
- Demonstrate that the shallow groundwater plume is decreasing and there are no potential VI receptors.
- Provide groundwater and surface water monitoring data as the basis for demonstrating that the plume will not impact any receptors and that VOC concentrations continue to attenuate to support a reduced monitoring frequency.

During the March and September 2016 semi-annual sampling events, synoptic groundwater level measurements were collected from all Site monitoring wells and piezometers prior to the start of sampling.

As noted above, groundwater and surface water samples were collected semi-annually in March and September 2016. The groundwater samples were collected using passive diffusion bag (PDB) samplers. Based on the monitoring schedule in the approved RAP, groundwater samples were collected from 45 monitoring wells during the September 2016 sampling event. Samples were collected from 44 monitoring wells during the March 2016 sampling event, because access to one well (MW-505S) was blocked by a fallen tree resting on the well lid; therefore, no sample was collected from MW-505S.

Groundwater samples were collected for 1,4-dioxane analysis during a separate sampling event in September 2016 using rigid porous polyethylene (RPP) samplers. Discussions with the LSRP and Greg Giles (NJDEP) on April 12, 2016 provided confirmation that that the use of RPP samplers is an acceptable method for collecting groundwater samples for 1,4-dioxane analysis.

The sampled monitoring wells are listed in Table 3-1 and identified on Figure 3-1. Surface water samples were collected from four locations along Crab Brook during both semi-annual events (Table 3-1 and Figure 3-1). The surface water samples were collected as grab samples using laboratory-supplied containers in accordance with the NJDEP FSPM.

Groundwater and surface water samples collected during the March and September 2016 semi-annual sampling events were submitted to TestAmerica Laboratories, Inc. (TestAmerica) for laboratory analysis of Target Compound List (TCL) VOC+15 using United States Environmental Protection Agency (USEPA) SW-846 Method 8260. Groundwater samples collected for 1,4-dioxane analysis were also submitted to TestAmerica for analysis via USEPA SW-846 Method 8260 using Selected Ion Monitoring (SIM).

3.3 Data Quality Assessment

The groundwater and surface water samples were analyzed by TestAmerica for volatile compounds consistent with the NJDEP Data of Known Quality Protocols (DKQP) to meet the

measurement performance criteria and quality control samples specified for USEPA SW-846 Method 8260. A screening review was performed by a USEPA Region II certified data validator using the criteria specified in NJDEP's Data of Known Quality Protocols Technical Guidance and Data Quality Assessment and Data Usability Evaluation Technical Guidance, in conjunction with Standard Operating Procedure HW-24, Rev. 4, September 2014, and best professional judgment. The data validation reports provided in Appendix A and the data validation qualifiers are included in the groundwater and surface water data summary tables in Section 4 of this report. The primary issues identified are summarized below.

3.3.1 Groundwater Data – Semi-Annual Sampling

A review of the laboratory analytical data reports indicates that the semi-annual groundwater data quality is acceptable and that all of the data are useable.

Proper preservation of the groundwater samples was verified by the laboratory. All holding times were met and surrogate recoveries met criteria. Analytical results for groundwater samples collected from wells MW-549I, MW-550S, MW-506S, MSW-508D, and PZ-522I during the March and September 2016 sampling events and the corresponding field duplicate samples (DUP-01, DUP-02, DUP-03, DUP-04, and DUP-05, respectively, during both events) generally met the acceptance criteria specified in the Quality Assurance Project Plan (i.e., the Relative Percent Difference [RPD] between the reported results was less than 30%).

As shown in Appendix A, the reported results for multiple compounds unrelated to the Site were qualified as estimated (J/UJ) during the March and September 2016 sampling events, primarily due to low laboratory control sample (LCS) or LCS duplicate recoveries, exceeding the laboratory precision criteria for LCS/LCS duplicate pairs, or exceeding the continuing calibration % Difference criteria. For one or more groundwater samples, these compounds included cyclohexane, 1,1,2-trichloro-1,2,2-trifluoroethane, methyl cyclohexane, chloroethane, bromomethane, 1,1,2,2-tetrachloroethane, bromoform, trans-1,3-dichloropropene, 1,2-dibromo-3-chloropropane, carbon disulfide, dibromochloromethane, 1,2,3-trichlorobenzene, acetone, and dichlorodifluoromethane. The concentration of acetone in thirteen groundwater samples collected during the September 2016 sampling event were qualified as estimated (U) with an elevated

reporting limit of 10 µg/L due to similar acetone concentrations in the trip blank sample. The above compounds are unrelated to the former LEC Site.

Consistent with the NJDEP FSPM, modified PDB trip/equipment blanks were collected during deployment of the PDBs in the monitoring wells during the March and September 2016 sampling events. The modified trip/equipment blank was obtained by ordering an extra PDB sampler that was shipped to the Site and handled in the same manner as the other PDBs deployed during the sampling event.

The analytical results for the March 2016 modified trip blank indicate that no target compound concentrations were reported. The analytical results for the September 2016 modified trip blank indicate that low concentrations of acetone (14 µg/L), 1,2-dichloroethane (1.8 µg/L), cyclohexane (1.1 µg/L), methyl acetate (1.3 J µg/L), and toluene (0.81 J µg/L) were reported. Estimated concentrations of 1,2-dichloroethane, cyclohexane and methyl acetate and low concentrations of acetone were reported in nearly all of the groundwater samples collected during the September 2016 sampling event. Acetone is a common laboratory contaminant. A review of historic Site groundwater data indicates that 1,2-dichloroethane was last detected in a sample collected at the Site in 2012 (well PZ-522S, 9.7 µg/L) and cyclohexane and methyl acetate have not been reported in groundwater samples collected at the Site prior to September 2016.

During the September 2016 semi-annual sampling event, Tetra Tech's usual PDB supplier (ALS Environmental) was out of stock, so the PDBs were obtained from an alternative vendor (EON Products, Inc.). Given the compounds reported in the modified trip blank and the nearly complete lack of historical detections of 1,2-dichloroethane, cyclohexane and methyl acetate in previous groundwater samples collected at the Site using PDB samplers obtained from ALS Environmental, it is most likely that the PDBs obtained from EON Products, Inc. and used during the September 2016 sampling event were the source for the 1,2-dichloroethane, cyclohexane and methyl acetate concentrations reported in the groundwater samples. Tetra Tech will obtain PDBs from ALS Environmental for use during future groundwater monitoring events.

3.3.2 Groundwater Data – 1,4-Dioxane Sampling

A review of the laboratory analytical data report indicates that the quality of the September 2016 1,4-dioxane groundwater data is acceptable and that all of the data are useable.

Proper preservation of the groundwater samples was verified by the laboratory. All holding times were met and surrogate recoveries met criteria. The field duplicate and LCS analyses were within the required limits of precision. As shown in Appendix A, however, 1,4-dioxane concentrations were qualified as estimated (J/UJ) in all of the samples because the % Difference criteria was exceeded in an associated continuing calibration.

Consistent with the NJDEP FSPM, a modified RPP trip/equipment blank was collected during deployment of the RPPs in the monitoring wells during the September 2016 sampling event. The modified trip/equipment blank was obtained by ordering an extra RPP sampler that was shipped to the Site and handled in the same manner as the other RPPs deployed during the sampling event. The analytical results for the September 2016 modified trip blank indicate that no target compound concentrations were reported.

3.3.3 Surface Water Data – Semi-Annual Sampling

A review of the laboratory analytical data reports indicates that the surface water data quality is acceptable and that all of the data are useable.

Proper preservation of the surface water samples was verified by the laboratory. All holding times were met and surrogate recoveries met criteria. Analytical results for the surface water sample collected from sampling location SW-4 and the corresponding field duplicate sample DUP-06 met the acceptance criteria specified in the Quality Assurance Project Plan during both the March and September 2016 sampling events.

As shown in Appendix A, the reported results for multiple compounds unrelated to the Site were qualified as estimated (J/UJ) during the March and September 2016 sampling events, primarily due to exceeding the continuing calibration % Difference criteria. For one or more surface water samples, these compounds included bromomethane during the March 2016 sampling event, and chloroethane, acetone, carbon disulfide, bromoform, trans-1,3-dichloropropene, and

dichlorodifluoromethane during the September 2016 sampling event. The concentration of acetone in samples SW-4 and its associated duplicate sample DUP-06 collected during the September 2016 sampling event were qualified as estimated (U) with an elevated reporting limit of 10 µg/L due to similar acetone concentrations in the trip blank sample. As noted earlier, the above compounds are unrelated to the former LEC Site.

3.3.4 Other Potential Factors Influencing the Data

No other significant events or seasonal variations are known to have affected the sampling procedures or the groundwater and surface water results presented in this report.

3.3.5 Overall Assessment of the Sampling Results

3.3.5.1 Groundwater Results – Semi-Annual Sampling

Analytical results for the groundwater samples collected during the March and September 2016 sampling events indicate that TCE concentrations are either overall the same or slightly lower than the results reported in the 2015 RAPR, and the TCE distribution is generally similar. TCE concentrations exceeding the NJDEP GWQS in the shallow zone monitoring wells were relatively low and were mainly limited to the former LEC Site facility area and immediately downgradient. Reported TCE concentrations exceeding the NJDEP GWQS of 1 µg/L in this area ranged from 1.1 µg/L (MW-549S in September 2016) to 1.5 µg/L (MW-1S in March 2016), which was the highest TCE concentration reported in the shallow zone. As discussed in Section 4.1, the reported TCE concentration in MW-547S in September 2016 (3.5 µg/L) is considered to be anomalous and unrelated to the Site, based on concentration gradients in Site monitoring wells that are not consistent with a source related to the former LEC Site and the detection of compounds in MW-547S that are unrelated to the Site.

Based on the 2016 groundwater monitoring data, the TCE concentration distribution is generally similar to the concentration distribution observed in 2015, but the data suggests that the TCE concentration distribution in the intermediate zone might be decreasing. The March 2016 TCE concentration distribution is represented as a single groundwater plume, which is consistent with historical interpretations at the Site. Given the generally low TCE concentrations reported in the central downgradient wells during the September 2016 sampling event, the September 2016 TCE

concentration distribution is represented as a divided plume, with elevated TCE concentrations concentrated near the former source area and near the downgradient wells to the southwest. This interpretation is based primarily on the low estimated concentrations in central downgradient wells PZ-521I (0.57 J µg/L), MW-546I (0.44 J µg/L), MW-547I (0.51 J µg/L), MW-506I (0.47 J µg/L), and MW-502I (0.65 J µg/L), and is consistent with the predictive groundwater flow and solute transport model simulations presented in the 2014 RI/RAPR.

A review of trend graphs and the associated historic TCE concentrations indicates decreasing or stable TCE concentrations in the selected wells.

The highest TCE concentrations during the March and September 2016 sampling events were reported in MW-1I located northwest and side-gradient to the former source area (13 µg/L reported in March 2016) and in MW-549I located near the former source area (6.5 µg/L reported in the September 2016 field duplicate sample).

The TCE concentration in MW-549I has decreased substantially since 2014. As discussed in the 2014 RI/RAPR, it was considered possible that the PDB sampler deployed in September 2014 was not situated at the appropriate sampling depth in MW-549I, resulting in an anomalously low TCE concentration, but during the March 2015 sampling event the PDB sampling depth was confirmed to be consistent with the 2003 vertical profiling results for this well.

The analytical results for samples collected from well clusters MW-501 and MW-503 delineate the limit of the TCE plume to the southeast in the shallow and intermediate zones. Similarly, the analytical results for samples collected from shallow wells MW-506S and MW-502S delineate the downgradient extent of the shallow TCE plume to the southwest. The analytical results for samples collected from intermediate wells MW-546I and MW-547I delineate the lateral extent (northwest and southeast, respectively) of the downgradient TCE plume and emphasize the narrow and potentially shrinking spread of the plume in the intermediate zone downgradient of the Site. Further downgradient, the analytical results for well cluster MW-2 delineate the limit of the TCE plume in the intermediate and deep zones to the southeast, and the results for well MW-3D delineate the limit of the TCE plume to the northwest.

The analytical results for samples collected from monitoring wells MW-1S in March 2016 and MW-1I in March and September 2016 indicate that TCE concentrations exceeded the NJDEP GWQS (1 µg/L); however, the groundwater flow and transport modeling results indicate that the farthest lateral extent of the 1 µg/L TCE isoconcentration line is approximately 375 feet northwest of MW-1I, which is within the current CEA boundary; therefore, TCE concentrations in groundwater are delineated to the northwest near well MW-1I and the current CEA boundary in this area remains appropriate for the Site. As predicted in the model simulations, the elevated TCE concentrations near MW-1I have decreased over time, presumably as a result of natural attenuation. The TCE concentration in samples collected from MW-1I have decreased from 120 µg/L in March 2014 to 3 µg/L in September 2016.

Elevated TCE concentrations reported in PZ-524I (2.4 µg/L in March 2016 and 1.9 µg/L in September 2016) and in PZ-524D (3 µg/L in March 2016 and 2.2 µg/L in September 2016) were higher than anticipated near the downgradient edge of the groundwater plume. Lower TCE concentrations were reported in the nearest wells located hydraulically upgradient well to the PZ-524 well cluster (PZ-522I and PZ-522D) during the March and September 2016 sampling events. More importantly, elevated PCE concentrations were reported in both PZ-524I (98 µg/L and 74 µg/L in March and September 2016, respectively) and PZ-524D (76 µg/L and 33 µg/L in March and September 2016, respectively). Reported PCE concentrations in the nearest upgradient wells PZ-522I and PZ-522D were below the NJDEP GWQS of 1 µg/L in 2016. Similar results were reported for samples collected from the PZ-524 and PZ-522 wells in 2014 and 2015.

As noted in Section 2 of this report, a former dry cleaner is located at 221 Grove Street, which is situated hydraulically upgradient of well cluster PZ-524. Given the historical use of the 221 Grove Street property for dry cleaning, the reported detections of PCE at concentrations one to two orders of magnitude higher than the PCE concentrations detected in the other Site monitoring wells, and concentration gradients in monitoring wells at the former LEC Site that are not consistent with a source related to the former LEC Site, the former dry cleaner at 221 Grove Street may be the source of the PCE detections in the PZ-524 wells. It is also possible that the elevated TCE concentrations reported in wells PZ-524I and PZ-524D are the result of natural attenuation of dissolved PCE in groundwater. Based on the above information, the established downgradient

CEA boundary is considered to be appropriate for the Site and no changes to the CEA are required.

3.3.5.2 Groundwater Results – 1,4-Dioxane Sampling

Additional groundwater samples were collected in September 2016 to assess potential 1,4-dioxane concentrations at the Site. The impetus for this investigation was the NJDEP's reduction of the Interim Specific Ground Water Quality Criterion for 1,4-dioxane from 10 µg/L to 0.4 µg/L in November 2015. Based on a discussion with the LSRP and consistent with the NJDEP Site Remediation and Waste Management Program guidance document Implementation of November 25, 2015 Interim Ground Water Quality Standards (version dated March 8, 2016), Tetra Tech collected groundwater samples from four site monitoring wells in September 2016 (source area monitoring wells MW-549I and MW-1I, and downgradient monitoring wells PZ-522I and MW-545I). The analytical results indicate reported 1,4-dioxane concentrations in plume well PZ-522I (3.6 J µg/L) and downgradient well MW-545I (0.81 J µg/L), but 1,4-dioxane was not detected in source area wells MW-549I and MW-1S. Based on these results, a further assessment of dissolved 1,4-dioxane concentrations at the Site is recommended.

3.3.5.3 Surface Water Results

The analytical results for surface water samples collected during the March and September 2016 sampling events indicate that TCE concentrations did not exceed the reporting limit or the NJDEP FW2-NT Surface Water Quality Standards (SWQS) (N.J.A.C. 7:9B) of 1 µg/L during either sampling event. The reported benzene concentration in sample SW-4 (0.17 J µg/L) exceeded the SWQS of 0.15 µg/L during the March 2016 sampling event. Benzene is not a compound of concern at the Site. The benzene source at SW-4 may be surface runoff from Route 22. No compounds other than benzene exceeded their respective NJDEP SWQS in the March 2016 surface water samples. Analytical results for the samples collected in September 2016 indicate that no VOC concentrations exceeded their respective NJDEP SWQS.

4.0 Remedial Action Progress Report

Previous groundwater and surface water investigations have delineated a groundwater plume comprised primarily of TCE in the local bedrock and overburden aquifer system. TCE has been reported at concentrations exceeding the NJDEP GWQS of 1 µg/L in groundwater beneath the Site, extending to the southwest approximately 7,000 feet. The Site GWES was activated on July 17, 2003 to remediate the TCE plume and intercept groundwater prior to its entry into Crab Brook. This system was turned off on May 28, 2011. During operation, groundwater was pumped from extraction well RW-1, located on North Drive in North Plainfield, at an approximate rate of 120 gpm. Effluent sampling and monthly performance sampling were also conducted in accordance with the NJPDES permit to monitor the effectiveness of the recovery system. Groundwater and surface water sampling is currently conducted on a semi-annual basis to monitor potential changes in the extent and concentration of TCE in groundwater. Remedial activities and evaluations completed in association with the groundwater monitoring and surface water monitoring activities conducted from March 2016 through September 2016 are described in the sections below.

4.1 Groundwater Monitoring and Sampling Activities

Groundwater monitoring and sampling events were conducted on March 22, 2016 and September 29, 2016 in accordance with the sampling schedule presented in Table 3-1. The groundwater sampling locations are shown on Figure 3-1.

As presented in the previous RAPRs, groundwater beneath the Site has been conceptually divided into three vertical zones to facilitate hydrogeologic analysis:

- shallow zone – overburden and shallow bedrock groundwater from the groundwater table to approximately 50 feet above msl;
- intermediate zone – bedrock groundwater from approximately 50 feet above msl to approximately 50 feet below msl; and,

- deep zone – bedrock groundwater below 50 feet below msl.

Historically, monitoring well clusters (couplets or triplets) have been installed to monitor groundwater quality in these three vertical zones, with a naming convention that was intended to convey information about the depth of the individual wells within the well cluster. At monitoring well couplets, the deeper monitoring well was designated with an "A" at the end of its name, and the shallower monitoring well was designated with a "B". Similarly, at monitoring well triplets, the deepest monitoring well was designated with an "A", the intermediate-depth monitoring well was designated with a "B", and the shallowest monitoring well was designated with a "C". This naming convention, however, became cumbersome in practice, in that "A" designated wells may be present in either the deep vertical zone or the intermediate vertical zone, and "B" designated wells may be present in either the shallow or the intermediate vertical zone, depending on whether the monitoring well cluster represented is a well couplet or a well triplet. Therefore, to minimize confusion, this report has presented all monitoring wells in the shallow zone as defined above with an "S" designation, all monitoring wells in the intermediate depth zone with an "I" designation, and all monitoring wells in the deep zone with a "D" designation (replacing the previous "A", "B", and "C" designations). A summary of current monitoring well designations and well construction information is provided in Table 4-1 (historic well designations were retained in Table 4-1 for those monitoring wells that are listed as missing or destroyed). The groundwater sampling methods are summarized below, followed by a discussion of the groundwater analytical results and investigative findings.

4.1.1 Groundwater Sampling Methods

As noted above, groundwater and surface water samples were collected semi-annually in March and September 2016. The groundwater samples were collected using PDBs that were pre-filled with laboratory-certified analyte-free water prior to shipment to the Site. The PDB field data sheets are provided in Appendix B.

Based on the monitoring schedule in the approved RAP, groundwater samples were collected from 45 monitoring wells during the September 2016 sampling event and 44 monitoring wells during the March 2016 sampling event. A groundwater sample was not collected from well MW-505S

during the March 2016 sampling event, because the well was not accessible due to a fallen tree resting on the well cap.

During deployment in the wells, the PDBs were attached to dedicated weighted tether lines in the wells to keep them positioned in the screened interval. Following a two-week equilibration period, the PDBs were retrieved from the wells using the deployment lines, and the samples were transferred to the appropriate laboratory-supplied bottles. As previously noted, groundwater samples were submitted for laboratory analysis of VOCs via USEPA SW-846 Method 8260.

During the March and September 2016 semi-annual sampling events, a synoptic round of groundwater level measurements was collected from the Site monitoring wells and piezometers on the same day as sample collection. The wells were also visually inspected and their physical condition was recorded during the synoptic rounds.

Additional groundwater samples were also collected in September 2016 for analysis of 1,4-dioxane. In November 2015, the NJDEP established a new Interim Specific Ground Water Quality Criterion for 1,4-dioxane (0.4 µg/L). Based on discussions with the Lockheed Martin Project Lead and the RTO (Remediation Technical Operations), additional groundwater sampling activities were conducted to assess 1,4-dioxane concentrations at the Site. Groundwater samples were collected from four site monitoring wells (source area monitoring wells MW-549I and MW-1I, and downgradient monitoring wells PZ-522I and MW-545I) using passive RPP groundwater samplers. The RPP samplers were deployed in the designated wells and allowed to equilibrate for two weeks prior to retrieval and sample collection. The groundwater samples were submitted for laboratory analysis of 1,4-dioxane via USEPA SW-846 Method 8260 using Selected Ion Monitoring (SIM). Method 8260 SIM was used to achieve method detection limits below the 0.4 µg/L criterion for 1,4-dioxane.

4.1.2 Groundwater Sampling Results

4.1.2.1 Groundwater Elevations

Synoptic groundwater level measurements were collected on March 22, 2016 and September 29, 2016 from the Site monitoring wells. The depth to groundwater measurements and

the calculated water level elevations from both synoptic measurement events are provided in Table 4-2. The groundwater elevation data from both events were used to prepare groundwater elevation contour maps for the shallow, intermediate, and deep aquifer zones (Figures 4-1 through 4-6).

In general, the groundwater elevation measurements presented in Table 4-2 and on Figures 4-1 through 4-6 are consistent with historic groundwater elevation data at the Site. As shown in Figures 4-1 and 4-4, the hydraulic gradient in the shallow zone is relatively flat, sloping to the south-southeast beneath the Site and gradually to the southwest downgradient of the Site. The hydraulic gradient in the intermediate zone is similar to the shallow zone, trending slightly more to the southwest (Figures 4-2 and 4-5). The hydraulic gradient in the deep zone appears to slope more to the southwest (Figures 4-3 and 4-6). It should be noted that given the anisotropic nature of the bedrock aquifer (i.e., flow occurs primarily in fractures and partings parallel to the bedding strike direction), the preferential flow path will be approximately parallel to bedrock strike (northeast-southwest) and not necessarily in the direction of the maximum hydraulic gradient.

4.1.2.2 Summary of Groundwater Results – Semi-Annual Sampling

The analytical results for groundwater samples collected during the March and September 2016 sampling events are provided in Tables 4-3 and 4-4, respectively. Analyte concentrations that exceed NJDEP GWQS are highlighted in the tables. TCE isoconcentration maps for the shallow, intermediate and deep aquifer zones for the March and September 2016 semi-annual sampling events are provided in Figures 4-7 through 4-12. NJDEP reduced-deliverable analytical data packages for the March and September 2016 sampling events are provided in Appendix C of this report.

The analytical results for the March and September 2016 sampling events indicate that the groundwater TCE concentrations are generally the same or slightly lower than the results reported in the 2015 RAPR, and the TCE concentration distribution is generally similar. As in 2015, the highest TCE concentrations during the March and September 2016 sampling events were reported in intermediate well MW-1I located northwest and side-gradient to the former source area (13 µg/L reported in March 2016) and in intermediate well MW-549I located near the former source

area (6.5 µg/L reported in the September 2016 field duplicate sample). Monitoring well MW-549I is screened from 190 to 210 feet bgs (-11 to -31 feet below msl) and monitoring well MW-1I is screened from 245 to 255 feet bgs (-52 to -62 feet below msl). Well MW-1I was installed and screened to monitor approximately the same fractured bedding units as MW-549I in the down-dip direction. A lower TCE concentration was reported in the sample collected from MW-1I during the September 2016 sampling event (3 µg/L)

The TCE concentration in MW-549I has decreased substantially since 2014 (330 µg/L in March 2014 and 49 µg/L in September 2014) and has remained below 10 µg/L since March 2015. As discussed in the 2014 RI/RAPR, it was considered possible that the PDB sampler deployed in September 2014 was not situated at the appropriate sampling depth in MW-549I, resulting in an anomalously low TCE concentration. Vertical profiling conducted in 2003 indicated that contaminant stratification was present in well MW-549I, and an appropriate sampling depth was selected for future PDB sampling of this well. During PDB deployment in March 2015, the PDB sampling depth for MW-549I was confirmed to be consistent with the depth selected based on the 2003 vertical profiling results, and the March and September 2016 analytical results for MW-549I continue to exhibit low TCE concentrations and a slightly decreasing concentration trend. Concentration trends in MW-549I will continue to be monitored in accordance with the approved RAP monitoring schedule.

The next highest TCE concentrations were reported in samples collected in well MW-547S (3.5 µg/L in September 2016), MW-546D (3.1 µg/L in March 2016 and 2.6 µg/L in September 2016), MW-508D (3 µg/L in the March 2016 field duplicate sample), and PZ-524D (3 µg/L in March 2016 and 2.4 µg/L in September 2016). This is consistent with the 2015 groundwater monitoring results.

As discussed in the 2015 RAPR, the elevated TCE concentrations reported in samples collected from shallow monitoring well MW-547S are considered to be anomalous and unrelated to the former LEC Site, based on the following lines of evidence:

- Concentration gradients in monitoring wells upgradient of MW-547S that are not consistent with a TCE source related to the former LEC Site. Similar to the 2014 and 2015

monitoring results, groundwater analytical results from multiple shallow monitoring wells located hydraulically downgradient of the former LEC facility but upgradient of MW-547S indicate that TCE concentrations were below 1 µg/L during both the March and September 2016 sampling events. This includes monitoring wells PZ-521S (located immediately upgradient of MW-547S), MW-502S, MW-503S, MW-505S, and MW-506S (Figures 4-7 and 4-10).

- The presence of other VOCs in MW-547S that are unrelated to the former LEC Site. Similar to the 2014 and 2015 monitoring results, The March and September 2016 groundwater analytical results for MW-547S indicate the presence of compounds that are unrelated to the Site, specifically chlorobenzene and 1,2-dichlorobenzene in March 2016 and 1,4-dichlorobenzene in both March and September 2016.

- The lack of TCE detections in Crab Brook, which receives shallow groundwater flow and is located immediately upgradient of MW-547S. The upward flow gradients in shallow groundwater near Crab Brook (noted in Section 2.3 of this report) and the low or non-detectable reported TCE concentrations in surface water samples collected from Crab Brook (noted in Section 2 and discussed in Section 4.2 below), argue against the former LEC Site as the source of elevated TCE in shallow monitoring well MW-547S.

Based on a discussion with the LSRP and consistent with the NJDEP 7:26C-1.7, as well as the NJDEP's off-site source guidance document (Administrative guidance for Licensed Site Remediation Professionals and Subsurface Evaluators when encountering contamination that is suspected to be unrelated to a known discharge undergoing remediation, dated September 2014), Tetra Tech notified NJDEP regarding the elevated TCE concentrations in well MW-547S on January 12, 2015 (NJDEP incident number 15-01-12-1759-36, PI number 722540). Tetra Tech also provided NJDEP with a detailed justification for considering the elevated TCE concentrations in MW-547S as anomalous and unrelated to the former LEC Site, citing the lines of evidence described above. Concentration trends in well MW-547S will continue to be monitored in accordance with the approved RAP monitoring schedule.

Elevated TCE concentrations were also reported in PZ-524D, as noted above, and PZ-524I (2.4 µg/L in March 2016 and 1.9 µg/L in September 2016). Similar concentrations were reported in groundwater samples collected from these wells in 2014 and 2015. The reported concentrations are higher than anticipated near the downgradient edge of the groundwater plume. The nearest wells located hydraulically upgradient to the PZ-524 well cluster are PZ-522I and PZ-522D, and reported TCE concentrations in these wells are lower than the concentrations reported in PZ-524I

and PZ-524D during both the March 2016 (Figures 4-8 and 4-9) and September 2016 (Figures 4-11 and 4-12) sampling events. In addition, as shown in Tables 4-3 and 4-4, elevated PCE concentrations were reported in both PZ-524I (98 µg/L and 74 µg/L in March and September 2016, respectively) and PZ-524D (76 µg/L and 33 µg/L in March and September 2016, respectively). Reported PCE concentrations in the nearest upgradient wells PZ-522I and PZ-522D were either non-detect or below 1 µg/L. Similar results were reported for samples collected from the PZ-524 and PZ-522 wells in 2014 and 2015.

As noted in Section 2 of this report, a former dry cleaner is located at 221 Grove Street, which is near the intersection of Grove Street and Greenbrook Road and is situated hydraulically upgradient of well cluster PZ-524. Given the historical use of the 221 Grove Street property for dry cleaning, the reported detections of PCE in the PZ-524 wells at concentrations one to two orders of magnitude higher than the PCE concentrations detected in the other Site monitoring wells (both in 2014 and 2015), and concentration gradients in monitoring wells at the former LEC Site that are not consistent with a source related to the former LEC Site, the former dry cleaner at 221 Grove Street may be the source of the PCE detections in the PZ-524 wells. It is also possible that the elevated TCE concentrations reported in wells PZ-524I and PZ-524D are the result of natural attenuation of dissolved PCE in groundwater. Concentration trends in these wells will continue to be monitored in accordance with the approved RAP monitoring schedule.

Elevated TCE concentrations were also reported in well MW-1S in March 2016 (1.5 µg/L), but the concentration in September 2016 did not exceed 1 µg/L. Concentrations of TCE in the remaining wells that were sampled during the March and September 2016 events and not already discussed above did not exceed 1.5 µg/L. TCE concentrations in downgradient well clusters MW-544 and MW-545 were either not detected or did not exceed 1 µg/L.

As shown in the shallow TCE isoconcentration maps for the March and September 2016 sampling events (Figures 4-7 and 4-10) the TCE concentrations in the shallow zone (i.e., from the water table to 50 feet above msl) remain low and offsite migration is limited. Reported TCE concentrations in the shallow zone that exceeded the NJDEP GWQS of 1 µg/L generally were limited to the former LEC property and immediately downgradient. Concentrations of TCE

exceeding the NJDEP GWQS in this area ranged from 1.1 µg/L (MW-549S in September 2016) to 1.5 µg/L (MW-1S in March 2016), which was the highest TCE concentration reported in the shallow zone (Figures 4-7 and 4-10). TCE concentrations in shallow groundwater samples collected from wells located further downgradient during both sampling events did not exceed the NJDEP GWQS of 1 µg/L (with the exception of well MW-547S, as discussed above).

As noted above, the highest TCE groundwater concentrations at the Site are observed in the intermediate zone (i.e., from 50 feet above msl to 50 feet below msl), as shown on Figures 4-8 and 4-11. As shown on Figure 4-8, the March 2016 TCE concentration distribution is represented as a single groundwater plume, which is consistent with historical interpretations at the Site. Given the generally low TCE concentrations reported in the central downgradient wells during the September 2016 sampling event, the September 2016 TCE concentration distribution is represented as a divided plume, with elevated TCE concentrations concentrated near the former source area and near the downgradient wells to the southwest (Figure 4-11). This interpretation is based primarily on the low estimated concentrations in central downgradient wells PZ-521I (0.57 J µg/L), MW-546I (0.44 J µg/L), MW-547I (0.51 J µg/L), MW-506I (0.47 J µg/L), and MW-502I (0.65 J µg/L), and is consistent with the predictive groundwater flow and solute transport model simulations presented in Appendix F of the 2014 RI/RAPR.

The downgradient extent of TCE-impacted groundwater in the intermediate zone appears to be near well PZ-524I, where reported TCE concentrations exceeded the NJDEP GWQS (2.4 µg/L and 1.9 µg/L in March and September 2016, respectively). As noted above, it is possible that the elevated TCE concentrations reported in wells PZ-524I and PZ-524D are the result of natural attenuation of PCE, which was identified at high concentrations in these wells and is not associated with the former LEC Site. Reported TCE concentrations in intermediate wells MW-544I and MW-545I, which are located downgradient and roughly the same distance from the Site as PZ-524I, were either non-detect or did not exceed 1 µg/L.

In the deep zone (i.e., greater than 50 feet below msl), the highest TCE concentrations were reported in samples collected from deep wells MW-546D (3.1 µg/L and 2.6 µg/L in March and September 2016, respectively) and PZ-524D (3.0 µg/L and 2.2 µg/L in March and September

2016, respectively). The reported TCE concentration in well MW-508D in March 2016 was 3 µg/L, but the TCE concentration in September 2016 did not exceed 1 µg/L. Based on the TCE concentrations in MW-508D (0.90 J µg/L) and MW-532D (0.29 J µg/L) in September 2016, the interpreted areal extent of elevated TCE concentrations in the deep aquifer zone in September 2016 is smaller than historically depicted (Figure 4-12).

Similar to the intermediate zone, the downgradient extent of TCE-impacted groundwater in the deep zone appears to extend to the area near well PZ-524D (Figures 4-9 and 4-12), but the elevated concentrations in this well are considered to be the result of natural attenuation of PCE that is unrelated to the Site. TCE concentrations in deep wells MW-544D and MW-545D, located downgradient and approximately the same distance from the Site as PZ-524D, did not exceed 1 µg/L.

The location of a cross-section oriented approximately parallel to the bedrock strike direction and situated within the TCE plume is provided on Figure 4-13. The cross-section, including TCE isoconcentration contours based on the September 2016 data, is provided on Figure 4-14. As shown in the cross-section, the reported TCE concentrations in wells MW-532S and MW-532D in September 2016 did not exceed 1 µg/L, unlike the TCE concentrations reported in 2015. As a result, the interpreted upgradient extent of the TCE plume (represented by the 1 µg/L TCE isoconcentration line on Figure 4-14) is located near the southwestern boundary of the former LEC Site. The higher TCE groundwater concentrations are observed in the intermediate and deep zones of the bedrock aquifer, with the highest concentration in well MW-549I (6.5 µg/L). The highest TCE concentrations in the deep zone groundwater along the plume center line and hydraulically downgradient of the Site were reported in wells MW-546D (2.6 µg/L) and PZ-524D (2.2 µg/L). The presence of TCE concentrations in the deep zone downgradient of the Site is likely due in part to the downward vertical gradients observed across most of the Site. As shown on Figures 4-7 and 4-10, elevated TCE concentrations in the shallow zone were reported primarily in wells located immediately downgradient of the Site.

Several monitoring wells located side-gradient to the center line of the TCE plume (i.e. to the northwest and the southeast) were projected onto the cross-section to provide additional data

regarding the plume configuration. Some of the side-gradient wells, however, were installed in areas of higher or lower elevations than the wells located along the center line of the plume. Therefore, in some instances the side-gradient wells projected onto the cross-section appear to be completed above or below ground surface, in particular well clusters MW-1, MW-507, and MW-508, which are located along East Drive at a relatively higher elevation than the wells located closer to the plume center line.

In addition to wells PZ-524I and PZ-524D, PCE was detected at concentrations exceeding the NJDEP GWQS of 1 µg/L in wells MW-549S, MW-545D, MW-550I, and MW-1S (Tables 4-3 and 4-4). Reported concentrations in these wells ranged from 1.4 µg/L to 3.1 µg/L, one to two orders of magnitude lower than the PCE concentrations reported in wells PZ-524I and PZ-524D which are located more than one mile downgradient of the former LEC Site. As noted above, PCE is unrelated to the Site.

No other compounds were detected at concentrations above the NJDEP GWQS. Other compounds detected at low concentrations in various wells included potential lab contaminants (acetone, chloroform, and methylene chloride), chlorinated VOCs (cis-1,2-dichloroethene, vinyl chloride, 1,1-dichloroethane, 1,2-dichlorobenzene, 1,4-dichlorobenzene and chlorobenzene), Freon compounds (trichlorofluoromethane, and 1,1,2-trichloro-1,2,2-trifluoroethane), and toluene. With the possible exception of cis-1,2-dichloroethene and vinyl chloride (potential daughter products from the natural attenuation of TCE), these aforementioned compounds are not Site related.

4.1.2.3 Groundwater Concentration Trends

Historical TCE concentrations are summarized in Table 4-5. Historical TCE concentrations versus time plots are presented in Appendix D for selected wells. As shown on Table 3-1, the same source wells, plume wells, and fringe wells were sampled during both the March and September 2016 sampling events (Figure 3-1). The plume wells are located near the former source area or directly downgradient of it; they are also located upgradient of former recovery well RW-1 and within the capture zone of RW-1 when the GWES was operating. The fringe wells are located primarily downgradient of the Site, and include five additional monitoring wells installed

in 2013 (MW-1S, MW-1I, MW-2I, MW-2D, and MW-3D) and the three most downgradient well clusters (MW-544, MW-545 and PZ-524). Background wells MW-532S and MW-532D, located upgradient of the former source area to the northeast, are included with the list of fringe wells. As shown in Appendix D and Table 4-5, decreasing concentration trends were observed in the source, plume, and fringe monitoring wells since pumping and treatment began in July 2003.

A comparison between TCE concentrations in monitoring well samples collected in November 1999 (prior to activation of the GWES) and in September 2015 is presented in Table 4-6. The results for 20 of the 21 wells considered have either reported a greater than 95% decrease in TCE concentrations or have reported TCE concentrations below the NJDEP GWQS since pumping was initiated in 2003. Of significance, 14 of those wells showed decreases of 99% or greater over the period. As shown in Table 4-5 and Appendix D, reported TCE concentrations in well PZ-522D and MW-546D appear to be either reducing very gradually or are nearly asymptotic.

The TCE concentrations for all of the wells listed on Table 4-6 are less than 3 µg/L, with the exception of source area well MW-549 (6.5 µg/L in September 2016). Since 1999, before the GWES was activated, TCE concentrations have decreased by more than two orders of magnitude at wells MW-502S, MW-508S, MW-549S and MW-549I (both wells in the former source area), MW-550S, MW-550I, MW-506I, and MW-507I. These wells were situated within the area of pumping influence created by extraction well RW-1, and demonstrate statistically significant TCE reductions. The GWES has been shut down since May 28, 2011. The September 2016 results represent the TCE concentrations after approximately 64 months without system operation.

A review of the trend graphs in Appendix D and the associated historic TCE concentrations in Table 4-5 indicates decreasing or stable TCE concentrations in all of the wells that were sampled periodically over the past 10 to 20 years. The lines of evidence that were used to demonstrate the applicability of Monitored Natural Attenuation (MNA) as an effective remedy for groundwater impacts were presented in the 2014 RI/RAPR.

4.1.2.4 Summary of Groundwater Results – 1,4-Dioxane Sampling

As described in Section 4.1.1, additional groundwater samples were collected in September 2016 to assess potential 1,4-dioxane concentrations at the Site. The impetus for this investigation was

the NJDEP's reduction of the Interim Specific Ground Water Quality Criterion for 1,4-dioxane from 10 µg/L to 0.4 µg/L in November 2015.

According to the USEPA Technical Fact Sheet – 1,4-Dioxane (dated January 2014), 1,4-dioxane was widely used as a stabilizer for certain chlorinated solvents (particularly 1,1,1-trichloroethane), and may be present at many sites. As part of an assessment of emerging contaminants conducted at the Site in 2007 and 2009, six selected monitoring wells were sampled for 1,4-dioxane (background well MW-532D, source area wells MW-549S and MW-549I, plume wells MW-550S and MW-550I, and downgradient well PZ-522I). The samples were analyzed for 1,4-dioxane via method 8270C SIM to achieve a low detection limit. Concentrations of 1,4-dioxane were not detected in the upgradient well, source wells, or plume wells, but 1,4-dioxane concentrations were reported in downgradient well PZ-522I (8.2 µg/L in November 2007 and 5.57 µg/L in September 2009). In September 2009, delineation samples were collected from wells P-523I, MW-545I, MW-546I, and MW-547I for 1,4-dioxane analysis and the results indicated no detections in any of these wells.

Based on discussions with the LSRP, groundwater samples were collected from four site monitoring wells in September 2016 (source area monitoring wells MW-549I and MW-1I, and downgradient monitoring wells PZ-522I and MW-545I). The samples were collected using passive RPP samplers and submitted for laboratory analysis of 1,4-dioxane via USEPA SW-846 Method 8260C SIM to achieve method detection limits below the 0.4 µg/L criterion for 1,4-dioxane. The analytical results are provided in Table 4-7 and shown on Figure 4-15.

The analytical results indicate reported 1,4-dioxane concentrations in plume well PZ-522I (3.6 J µg/L) and downgradient well MW-545I (0.81 J µg/L), but 1,4-dioxane was not detected in the source area wells.

4.2 Surface Water Monitoring and Sampling Activities

4.2.1 Surface Water Sampling Methods

Surface water samples were collected from four locations (SW-1, SW-2, SW-3 and SW-4) in Crab Brook on March 22, 2016 and September 29, 2016, in accordance with the sampling schedule

presented in Table 3-1. The surface water sample locations are shown on Figure 3-1. The surface water samples were collected as grab samples via hand methods using laboratory-supplied containers. The samples were collected by filling the sampling containers below the water surface in the designated locations adjacent to the edge of the brook. As previously noted, the surface water samples were submitted for laboratory analysis of VOCs via USEPA SW-846 Method 8260.

Surface water quality parameters were measured at the sampling locations during both sampling events. Water quality parameters measured during surface water sampling included pH, temperature, specific conductivity, and dissolved oxygen. The measurement data was recorded on field data sheets (Appendix E).

4.2.2 Summary of Surface Water Results

The analytical results for surface water samples collected during the March and September 2016 sampling events are provided in Tables 4-8 and 4-9, respectively. Analyte concentrations that exceed the NJDEP FW2-NT SWQS are highlighted in the tables. The NJDEP reduced deliverable analytical data packages for the March and September 2016 sampling events are provided in Appendix C of this report.

The concentration of TCE did not exceed the reporting limit in surface water samples collected in March and September 2016. Analytical results for the samples collected in September 2016 indicate that no VOC concentrations exceeded their applicable SWQS. Analytical results for the samples collected in March 2016 indicate that the benzene concentration in sample SW-4 (0.17 J µg/L) exceeded the SWQS of 0.15 µg/L. Benzene was also reported in sample SW-4 in March 2015. Sampling location SW-4 is close to Route 22. Since Crab Brook receives runoff water from the highway, this may be the source of the detected benzene concentration. Benzene is not a compound of concern at the Site.

Acetone was also reported in sample SW-3 (50 µg/L and 36 µg/L in March and September 2016, respectively); acetone is a common laboratory contaminant. Estimated concentrations of other VOCs were reported in samples SW-3 and SW-4 in March 2016, including cis-1,2-dichloroethene, p/m xylene, and toluene, but no compounds other than benzene exceeded their respective NJDEP SWQS.

Historical surface water TCE analytical results are summarized in Table 4-10. Historical TCE concentrations versus time plots for each of the four stream sample locations are presented in Appendix F.

4.3 Former GWES Status

As noted in Section 2.3 of this report, the groundwater extraction system was shut down on May 28, 2011. The GWES was subsequently decommissioned in 2013 in preparation for GWES system reconstruction; however, the RW-1 packer testing results indicated that reconstruction and startup of the GWES was unwarranted. The NJDEP-approved Groundwater RAP for monitored natural attenuation (dated June 26, 2014) became effective on July 2, 2014. Based on the approved RAP, recovery well RW-1 was decommissioned in March 2015 and the GWES building was demolished in May 2015.

Historic GWES performance sampling results are presented in Table 4-11. Influent TCE concentrations from April 2010 to the system shutdown in May 2011 ranged from 0.67 J µg/L to 1.5 µg/L. Effluent TCE concentrations during this monitoring period ranged from 1.2 µg/L to 3.3 µg/L, well below the NJPDES permit effluent limit for TCE (5.4 µg/L). No NJPDES effluent sample ever exceeded its permitted concentration for any monitored compound during system operation.

4.4 Vapor Intrusion Investigation Status

The previous VI investigations conducted at structures located nearest to the groundwater plume source area at the Site (i.e., Avalon Watchung apartments [formerly Crystal Ridge Club], the Regency Village Condominiums, and the Wal-Mart store in the Watchung Square Mall) are summarized in Section 2.3. A timeline of VI investigation activities is presented in Table 4-12 with the sample locations.

The results of the January and February 2013 VI investigation at Regency Village and Avalon Watchung were presented in the 2013 Comprehensive Vapor Intrusion Investigation Report dated June 11, 2013. Assessment of the sub-slab and indoor air data from Regency Village indicated that the VI pathway is not complete and no further VI work is warranted at Regency Village.

Assessment of the sub-slab and indoor air data from Avalon Watchung indicated that the VI pathway is not complete at Building 12 and the Clubhouse, and no further work is warranted at these locations. Confirmatory investigations were recommended for three of the five Avalon Watchung buildings investigated in 2013 (Buildings 3, 6, and 7) to confirm that the concentrations of TCE in sub-slab soil gas beneath these buildings were continuing to decline to levels less than the NJDEP residential SGSL. Analysis of additional indoor air samples was also recommended contingent upon the sub-slab soil gas sampling results.

The results of the January 2014 VI investigation at Avalon Watchung were presented in the 2014 Vapor Intrusion Investigation Report dated May 20, 2014. Assessment of the sub-slab and indoor air data from Avalon Watchung indicated that the VI pathway is not complete at Building 7, and no further work is warranted at this building. The analytical data for Buildings 3 and 6 indicated that additional sub-slab sampling events were needed to confirm that the concentrations of TCE in sub-slab soil gas beneath these buildings are continuing to decline to levels less than the NJDEP residential SGSL. Analysis of additional indoor air samples was also recommended contingent upon the sub-slab soil gas sampling results.

The results of the January 2015 VI investigation at Avalon Watchung were presented in the 2015 Vapor Intrusion Investigation Report dated June 2, 2015. The scope of work for the 2015 VI investigation was based on the recommendations of the 2014 VI Investigation Report and focused on Avalon Watchung Buildings 3 and 6. The analytical data for Buildings 3 and 6 indicated that additional sub-slab sampling events were needed to confirm that the concentrations of TCE in sub-slab soil gas beneath these buildings are continuing to decline to levels less than the residential SGSL. Analysis of additional indoor air samples was also recommended contingent upon the sub-slab soil gas sampling results.

The January 2016 VI investigation at Avalon Watchung was conducted consistent with the NJDEP March 2013 Vapor Intrusion Technical Guidance and the results were presented in the 2016 Vapor Intrusion Investigation Report dated April 25, 2016. The scope of work for the 2016 VI investigation was based on the recommendations of the 2015 VI Investigation Report and focused again on Avalon Watchung Buildings 3 and 6.

The sub-slab soil gas analytical results for Building 3 indicated that the reported TCE concentration in soil gas (3 micrograms per cubic meter [µg/m^3]) did not exceed the residential SGSL of 27 µg/m^3. No other analytes were detected at concentrations above reporting limits. Since the SGSL was not exceeded for any of the targeted analytes, the indoor air sample collected at Building 3 was not analyzed. Given that there were no exceedences of the residential SGSL for any chemical related to the Site in 2014 and 2015, no further VI investigation is warranted in Building 3.

The sub-slab soil gas analytical results for Building 6 indicated that the reported TCE concentration in soil gas (13 µg/m^3 and 19 µg/m3 in both the original and field duplicate sample, respectively) did not exceed the residential SGSL. No other analytes were detected at concentrations above reporting limits. Since the SGSL was not exceeded for any of the targeted analytes, the indoor air sample collected at Building 6 was not analyzed.

Assessment of the sub-slab and indoor air data from Avalon Watchung indicated that the VI pathway is not complete at Building 3, and no further work is warranted at this building. The analytical data for Building 6 indicated that additional sub-slab sampling is needed to confirm that the concentrations of TCE in sub-slab soil gas beneath this building remains less than the residential SGSL. Additional indoor air sampling may also be required. Details regarding additional VI sampling that will be conducted based on the recommendations in the 2016 VI Investigation Report are provided in Section 5.5 of this report.

5.0 Conclusions and Recommendations

Conclusions and recommendations based on the information presented in this RAPR are detailed below.

5.1 Former GWES Performance

The GWES continued to function as designed up until the time it was shut down in May 2011. Prior to the shut-down, the treatment plant operated efficiently, with no discharge permit limits being exceeded.

Based on the analytical results from the eleven semi-annual sampling events completed since the GWES was shutdown, it does not appear that concentrations of the constituents of concern are rebounding in groundwater or surface water. Surface water samples collected from Crab Brook to monitor the potential impact of TCE concentrations in the groundwater base flow have continually met the applicable Surface Water Quality Standards, even after the system was shut off approximately 64 months before the latest sampling event in September 2016.

5.2 Groundwater Monitoring

Analytical results for the groundwater samples collected during the March and September 2016 sampling events indicate that TCE concentrations are either overall the same or slightly lower than the results reported in the 2015 RAPR, and the TCE distribution is generally similar. TCE concentrations exceeding the NJDEP GWQS in the shallow zone monitoring wells were relatively low and were mainly limited to the former LEC Site facility area and immediately downgradient. Reported TCE concentrations exceeding the NJDEP GWQS of 1 µg/L in this area ranged from 1.1 µg/L (MW-549S in September 2016) to 1.5 µg/L (MW-1S in March 2016), which was the highest TCE concentration reported in the shallow zone. As discussed in Section 4.1, the reported TCE concentration in MW-547S in September 2016 (3.5 µg/L) is considered to be anomalous and

unrelated to the Site, based on concentration gradients in Site monitoring wells that are not consistent with a source related to the former LEC Site and the detection of compounds in MW-547S that are unrelated to the Site.

Based on the 2016 groundwater monitoring data, the TCE concentration distribution is generally similar to the concentration distribution observed in 2015, but the data suggests that the TCE concentration distribution in the intermediate zone might be decreasing. As shown on Figure 4-8, the March 2016 TCE concentration distribution is represented as a single groundwater plume, which is consistent with historical interpretations at the Site. Given the generally low TCE concentrations reported in the central downgradient wells during the September 2016 sampling event, the September 2016 TCE concentration distribution is represented as a divided plume, with elevated TCE concentrations concentrated near the former source area and near the downgradient wells to the southwest (Figure 4-11). This interpretation is based primarily on the low estimated concentrations in central downgradient wells PZ-521I (0.57 J µg/L), MW-546I (0.44 J µg/L), MW-547I (0.51 J µg/L), MW-506I (0.47 J µg/L), and MW-502I (0.65 J µg/L), and is consistent with the predictive groundwater flow and solute transport model simulations presented in the 2014 RI/RAPR.

A review of the trend graphs in Appendix D and the associated historic TCE concentrations in Table 4-5 indicates decreasing or stable TCE concentrations in all of the selected wells.

The highest TCE concentrations during the March and September 2016 sampling events were reported in MW-1I located northwest and side-gradient to the former source area (13 µg/L reported in March 2016) and in MW-549I located near the former source area (6.5 µg/L reported in the September 2016 field duplicate sample).

The TCE concentration in MW-549I has decreased substantially since 2014 and has remained below 10 µg/L since March 2015. As discussed in the 2014 RI/RAPR, it was considered possible that the PDB sampler deployed in September 2014 was not situated at the appropriate sampling depth in MW-549I, resulting in an anomalously low TCE concentration, but during the March 2015 sampling event the PDB sampling depth was confirmed to be consistent with the 2003

vertical profiling results for this well. Concentration trends in MW-549I will continue to be monitored in accordance with the approved RAP monitoring schedule.

Based on the relatively consistent distribution of TCE across the Site, the gradually decreasing concentrations, the general lack of apparent increases in TCE concentrations 64 months after the GWES shutdown, and the lack of demonstrable impacts to surface water in Crab Brook, no increase in the monitoring frequency is warranted at this time. The monitoring schedule in the approved RAP was adopted in 2014. This monitoring schedule expanded the long-term monitoring well network to include the five additional monitoring wells installed in 2013 and several more pre-existing monitoring wells (Table 3-1). Based on the monitoring schedule, which began on the effective date of the NJDEP-approved RAP (July 2, 2014), semi-annual groundwater monitoring was conducted in 2015 and 2016 (i.e., years 1 and 2 in the schedule). Beginning in year 3, groundwater monitoring will be conducted on a biennial basis. Accordingly, the next monitoring event is scheduled for March 2018.

In their February 29, 2012 comment letter on the December 2011 RAPR, NJDEP indicated that the horizontal delineation of VOC concentrations exceeding NJDEP GWQS in several monitoring wells was not complete to the northwest. This included wells MW-532D, MW-549S and I, MW-508S, MW-507S and I, MW-506S and I, MW-546D, and PZ-522S, I, and D. NJDEP also indicated that delineation (horizontal and vertical) of the contamination within well MW-545D had not occurred.

The March and September 2016 groundwater analytical results provide additional evidence that TCE concentrations exceeding the NJDEP GWQS (1 µg/L) are delineated at the Site. The five additional monitoring wells installed in 2013 (MW-1S, MW-1I, MW-2I, MW-2D, and MW-3D) provide additional monitoring locations to further delineate the existing groundwater contaminant plume and further define the groundwater CEA for the Site. As shown on Figure 2-2, monitoring wells MW-1S and MW-1I are located northwest of the source area monitoring well cluster MW-549, and monitoring well MW-3D is located northwest of the downgradient monitoring well cluster MW-546. These wells are side-gradient step-outs in the down-dip direction from existing

monitoring well cluster MW-549 and well MW-546D, and were screened in the same bedrock bedding units, to the extent possible, as existing monitoring well cluster MW-549 and MW-546D.

Monitoring wells MW-2I and MW-2D are located southeast of downgradient monitoring well cluster PZ-522. These wells were installed as a replacement for destroyed monitoring well cluster MW-542, which was located near the intersection of Park Place and Somerset Street. As such, wells MW-2I and MW-2D were installed and screened at the same depths as former wells MW-542B and MW-542A, respectively.

The analytical results for samples collected from monitoring wells MW-3D in 2016 indicate that TCE concentrations are below the NJDEP GWQS. These results indicate that the TCE concentrations reported in well MW-546D are horizontally delineated to the northwest. The analytical results for samples collected from monitoring wells MW-1S in March 2016 and MW-1I in March and September 2016 indicate that TCE concentrations exceeded the NJDEP GWQS (1 µg/L). As noted in Section 2.3.3 of this report, however, the groundwater flow and transport modeling results indicate that the farthest lateral extent of the 1 µg/L TCE isoconcentration line is approximately 375 feet northwest of MW-1I, which is within the current CEA boundary; therefore, TCE concentrations in groundwater are delineated to the northwest, and the current CEA boundary in this area remains appropriate for the Site. As predicted in the model simulations, the elevated TCE concentrations near MW-1I have decreased over time, presumably as a result of natural attenuation. The TCE concentration in samples collected from MW-1I have decreased from 120 µg/L in March 2014 to 3 µg/L in September 2016. The analytical results for samples collected from monitoring wells MW-2I and MW-2D in 2016 indicate that TCE concentrations were below the NJDEP GWQS. These results indicate that the TCE concentrations reported in well cluster PZ-522 are horizontally delineated to the southeast.

Further review of the data indicates that additional delineation near wells MW-506S and I, MW-507S and I, MW-508S, PZ-522S, and MW-545D remains unwarranted. TCE concentrations in groundwater samples collected from well MW-506S were below NJDEP GWQS since March 2011. TCE concentrations in groundwater samples collected from well MW-506I were below NJDEP GWQS since September 2011, with the exception of the March 2015 sample (1.4 µg/L).

PCE concentrations in MW-506I have been below NJDEP GWQS since March 2010 (1.2 µg/L). TCE concentrations in well MW-507S have exhibited a decreasing trend since 2008, and although the TCE concentration reported in September 2014 exceeded the NJDEP GWQS (1.3 µg/L), the concentrations in samples collected in 2015 and 2016 were below the NJDEP GWQS. Similarly, TCE concentrations in well MW-508S have also been decreasing since 2009, and MW-507S, MW-507I, and MW-508S are delineated to the northwest based on the groundwater modeling results. The concentration of TCE in PZ-522S was reported at 7.9 µg/L in March 2012, but the analysis of samples collected from this well during subsequent semi-annual sampling events indicate that TCE was not detected above reporting limits. These results, coupled with the lack of TCE detections in this well since 2006 and the general lack of a long-term TCE trend, suggest that the elevated TCE concentration reported in March 2012 was anomalous. TCE concentrations in well MW-545D have been at or below NJDEP GWQS since 2008. Groundwater at this downgradient well location is impacted primarily by PCE, which is not Site related.

Monitoring well cluster PZ-524 was added to the long-term monitoring program in 2014 as part of the approved RAP. Prior to 2014, these wells were last sampled in 2008. Elevated TCE concentrations reported in PZ-524I (2.4 µg/L in March 2016 and 1.9 µg/L in September 2016) and in PZ-524D (3 µg/L in March 2016 and 2.2 µg/L in September 2016) were higher than anticipated near the downgradient edge of the groundwater plume. Lower TCE concentrations were reported in the nearest wells located hydraulically upgradient well to the PZ-524 well cluster (PZ-522I and PZ-522D) during the March and September 2016 sampling events. More importantly, elevated PCE concentrations were reported in both PZ-524I (98 µg/L and 74 µg/L in March and September 2016, respectively) and PZ-524D (76 µg/L and 33 µg/L in March and September 2016, respectively). Reported PCE concentrations in the nearest upgradient wells PZ-522I and PZ-522D were below the NJDEP GWQS of 1 µg/L in 2016.

As noted in Section 2 of this report, a former dry cleaner is located at 221 Grove Street, which is situated hydraulically upgradient of well cluster PZ-524. Given the historical use of the 221 Grove Street property for dry cleaning, the reported detections of PCE at concentrations one to two orders of magnitude higher than the PCE concentrations detected in the other Site monitoring wells, and concentration gradients in monitoring wells at the former LEC Site that are not

consistent with a source related to the former LEC Site, the former dry cleaner at 221 Grove Street may be the source of the PCE detections in the PZ-524 wells. Tetra Tech informed the NJDEP about the historical use of the 221 Grove Street property for dry cleaning in December 2013. It is possible that the elevated TCE concentrations reported in wells PZ-524I and PZ-524D are the result of natural attenuation of dissolved PCE in groundwater. Based on the above information, the established downgradient CEA boundary is considered to be appropriate for the Site and no changes to the CEA are required. Concentration trends in these wells will continue to be monitored in accordance with the approved RAP monitoring schedule.

All of the monitoring wells in the Site monitoring well network were visually inspected and their physical condition was recorded during the synoptic water level rounds conducted in 2016. Based on these observations, repairs are recommended for monitoring well MW-505S, which was struck and damaged by a fallen tree. It is recommended that monitoring well inspections continue to be performed during the upcoming biennial groundwater monitoring events to maintain the integrity of the wells.

5.3 Assessment of 1,4-Dioxane

As described in Section 4.1, additional groundwater samples were collected in September 2016 to assess potential 1,4-dioxane concentrations at the Site. The impetus for this investigation was the NJDEP's reduction of the Interim Specific Ground Water Quality Criterion for 1,4-dioxane from 10 µg/L to 0.4 µg/L in November 2015. Based on a discussion with the LSRP and consistent with the NJDEP Site Remediation and Waste Management Program guidance document Implementation of November 25, 2015 Interim Ground Water Quality Standards (version dated March 8, 2016), Tetra Tech collected groundwater samples from four site monitoring wells in September 2016 (source area monitoring wells MW-549I and MW-1I, and downgradient monitoring wells PZ-522I and MW-545I). The analytical results indicate reported 1,4-dioxane concentrations in plume well PZ-522I (3.6 J µg/L) and downgradient well MW-545I (0.81 J µg/L), but 1,4-dioxane was not detected in source area wells MW-549I and MW-1S.

Based on these results, a further assessment of dissolved 1,4-dioxane concentrations at the Site is needed and recommended. Resampling of the above four wells to confirm the September 2016

1,4-dioxane results is recommended, and sampling of additional monitoring wells (e.g., background wells and possibly a subset of fringe wells to assess potential 1,4-dioxane background concentrations) will be considered.

5.4 Surface Water Monitoring

The analytical results for surface water samples collected during the March and September 2016 sampling events indicate that TCE concentrations did not exceed the reporting limit or the NJDEP FW2-NT SWQS of 1 µg/L during either sampling event. The reported benzene concentration in sample SW-4 (0.17 J µg/L) exceeded the SWQS of 0.15 µg/L during the March 2016 sampling event. Benzene is not a compound of concern at the Site. The benzene source at SW-4 may be surface runoff from Route 22. No compounds other than benzene exceeded their respective NJDEP SWQS in the March 2016 surface water samples. Analytical results for the samples collected in September 2016 indicate that no VOC concentrations exceeded their respective NJDEP SWQS.

Historical surface water analytical results indicate that TCE concentrations have been consistently low (mostly reported as non-detect) since the GWES startup and have rarely exceeded the FW2-NT SWQS.

5.5 Vapor Intrusion Investigation

Previous discussions with NJDEP concerning continued and expanded VI investigation activities have, in part, focused on the extent of TCE concentrations in the shallow groundwater TCE plume. A significant change to the VI Ground Water Screening Level (GWSL) for TCE was implemented by NJDEP in January 2013. The previous GWSL for TCE of 1 µg/L was revised based on updated toxicity data and replaced with a GWSL of 2 µg/L. This change has a marked impact on the designation of an area of potential VI concern at the Site. In 2015, reported TCE concentrations exceeded 2 µg/L at shallow well MW-1S (2.3 µg/L and 2.4 µg/L in March and September 2015, respectively) and an area of VI concern was identified near this well. The 2016 groundwater analytical results for samples collected from MW-1S, however, indicate that reported TCE concentrations have decreased to less than the 2 µg/L GWSL (1.5 µg/L and 0.62 J µg/L in March and September 2016, respectively). As discussed above in Section 5.2, the reported TCE

concentration in shallow well MW-547S in September 2016 (3.5 µg/L) is considered to be anomalous and unrelated to the Site, based on concentration gradients in Site monitoring wells that are not consistent with a source related to the former LEC Site and the detection of compounds in MW-547S that are unrelated to the Site.

The lack of reported TCE concentrations exceeding the GWSL of 2 µg/L in shallow zone monitoring wells in 2016 indicates that the vapor intrusion risk due to TCE-impacted groundwater at the Site is reducing with time. Concentration trends in MW-1S will continue to be monitored in accordance with the approved RAP monitoring schedule.

The results of the January 2016 VI investigation at Avalon Watchung are discussed in detail in the 2016 Vapor Intrusion Investigation Report (dated April 25, 2016). The recommendations for additional VI sampling are summarized below.

Assessment of the sub-slab and indoor air data from Avalon Watchung indicates that the VI pathway is not complete at Building 3, and no further work is warranted at this location. Analytical results for sub-slab soil gas samples in Building 3 indicated that NJDEP residential SGSL were not exceeded for any analytes, including TCE. Since the residential SGSL was not exceeded for any of the analytes, the indoor air sample was not analyzed.

The analytical data for Avalon Watchung Building 6 indicated that additional sub-slab sampling is needed to confirm that the concentrations of TCE in sub-slab soil gas beneath this building continue to remain at levels less than the residential SGSL. Additional indoor air sampling may also be required.

Analytical results for sub-slab samples collected in Building 6 indicate that the TCE concentration in both the original sample and a field duplicate sample did not exceed the residential SGSL. No other analytes were detected in sub-slab soil gas above their respective SGSLs. Since the residential SGSL was not exceeded for any of the analytes, the indoor air sample was not analyzed. The absence of TCE in indoor air indicates that a complete VI pathway does not exist. Concentrations of TCE in sub-slab soil gas samples collected during the 2015, 2014, and 2013 sampling events, and the February 2011 sampling event, however, exceeded the SGSL.

Additional sub-slab sampling will be performed in 2017 to confirm that the concentrations of TCE in sub-slab soil gas remain below the residential SGSL. If sub-slab soil gas concentrations exceed the residential SGSL during the proposed 2017 sampling event, an indoor air sample will be collected from the ground floor storage room for analysis.

It is worth noting there have been no exceedances of the IASL for TCE or its related breakdown compounds in any of the samples collected to date at the Avalon Watchung complex. This is significant considering that Avalon Watchung and the buildings sampled there are situated immediately downgradient from the former source area, representing the most likely worst-case-scenario location for potential vapor intrusion. Further, reported TCE concentrations related to the Site in the shallow zone groundwater did not exceeded the 2 µg/L GWSL during the March and September 2016 groundwater sampling events. As noted above, this indicates that the vapor intrusion risk due to TCE-impacted groundwater at the Site is reducing with time.

TABLES

Table 3-1
Monitoring and Reporting Schedule
Former Lockheed Electronics Company Site
Program Interest No. 004334

Sample Locations	Sampling Frequency	Reporting Schedule	Years After RAP Approval	Analytical Parameters
Surface Water	Semi-annual	Annual	years 1 and 2	VOC+10
Surface Water	Biennial	Biennial	years 3 through 8	
Surface Water	Every 4 years	Every 4 years	years 9 through 33	
New 2013 Fringe Monitoring Wells	Two rounds within 60 days after installation	First annual report after well installation and sampling	N/A	VOC+10
New 2013 Fringe Monitoring Wells	Semi-annual	Annual	years 1 and 2	
New 2013 Fringe Monitoring Wells	Biennial	Biennial	years 3 through 8	
New 2013 Fringe Monitoring Wells	Every 4 years	Every 4 years	years 9 through 33	
Source Wells	Semi-annual	Annual	years 1 and 2	VOC+10
Source Wells	Biennial	Biennial	years 3 through 8	
Source Wells	Every 4 years	Every 4 years	years 9 through 33	
Plume Wells	Semi-annual	Annual	years 1 and 2	VOC+10
Plume Wells	Biennial	Biennial	years 3 through 8	
Plume Wells	Every 4 years	Every 4 years	years 9 through 33	
Fringe Wells	Semi-annual	Annual	years 1 and 2	VOC+10
Fringe Wells	Biennial	Biennial	years 3 through 8	
Fringe Wells	Every 4 years	Every 4 years	years 9 through 33	

Surface Water: SW-1, SW-2, SW-3, SW-4

New Wells: MW-1S, I; MW-2I, D; MW-3D
Source Wells: MW-549S, I
Plume Wells: MW-550S, I; PZ-521S, I; PZ-522S, I, D

Fringe Wells: MW-501S, I; MW-502S, I; MW-503S, I; MW-505S, I; MW-506S, I; MW-507S, I; MW-508S, D; MW-532S, D; MW-544S, I, D; MW-545S, I, D; MW-546S, I, D; MW-547S, I, D; PZ-524S, I, D

TABLE 4-1
Monitoring Well Construction Details
Former LEC Site - Watchung and North Plainfield, NJ

Wells Screening Shallow Zone (From Water Table to 50 Feet Above Mean Sea Level)

Well Designation	Permit Number	Date Installed	Measuring Point Elevation (ft.msl)	Type/Diameter	Depth (feet)	Approximate Screened Interval (feet below surface)	Approximate Screened Interval Elevation (ft.msl)
MW-501S	25-43364	7/6/1993	120.47	PVC/2	18	8 to 18	113 to 103
MW-502S	25-43366	6/29/1993	102.53	PVC/2	18	8 to 18	96 to 86
MW-503S	25-43368	6/22/1993	108.91	PVC/2	23.7	8.7 to 23.7	102 to 87
MW-504S**	25-43520	7/15/1993	110.65	PVC/2	19.5	6.5 to 19.5	106 to 93
MW-505S	25-43522	7/20/1993	106.55	PVC/2	19.7	9.7 to 19.7	94 to 84
MW-506S	25-43517	7/21/1993	120.96	PVC/2	24.6	14.6 to 24.6	107 to 97
MW-507S	25-43516	9/17/1993	175.17	PVC/2	59.7	49.7 to 59.7	127 to 117
MW-508S	25-43524	7/27/1993	185.85	PVC/2	67.7	57.7 to 67.7	129 to 119
MW-509B **	25-43826	9/23/1993	230.77	PVC/2	86	76 to 86	155 to 145
MW-510B *	25-43823	9/8/1993	182.17	PVC/2	72	62 to 72	120 to 110
MW-531S**	25-47891	10/21/1995	137.19	PVC/2	48	38 to 48	100 to 90
MW-532S	25-47893	10/20/1995	183.65	PVC/2	102.7	93 to 103	92 to 82
MW-542C *	25-54836	8/16/1999	99.57	PVC/2	33	13 to 33	87 to 67
MW-544S	25-54779	10/13/1999	84.30	PVC/2	23	3 to 23	83 to 63
MW-545S	25-54786	10/9/1999	84.67	PVC/2	35	15 to 35	71 to 51
MW-546S	25-55005	10/19/1999	106.93	PVC/2	32	12 to 32	96 to 76
MW-547S	25-54780	10/11/1999	97.06	PVC/2	22	2 to 22	96 to 76
MW-549S	25-60735	10/31/2002	178.14	PVC/2	110	90 to 110	90 to 70
MW-549C **	25-60739	10/31/2002	179.41	PVC/2	70	50 to 70	129 to 109
MW-550S	25-60738	10/31/2002	130.70	PVC/2	50	30 to 50	102 to 82
PZ-521S	25-45029	5/26/1994	98.44	PVC/2	15.2	5.2 to 15.2	95 to 85
PZ-522S	25-45020	6/4/1994	92.48	PVC/2	17.7	7.7 to 17.7	86 to 76
PZ-523C *	25-45023	6/29/1994	93.91	PVC/2	13.5	5.5 to 13.5	88 to 80
PZ-524S	25-45026	7/18/1994	66.71	PVC/2	14.7	4.7 to 14.7	63 to 53
MW-1 S	E201313296	10/3/2013	191.92	PVC/2	180	170 to 180	22 to 12

Wells Screening Intermediate Zone (From 50 Feet Above Mean Sea Level to 50 Feet Below Sea Level)

Well Designation	Permit Number	Date Installed	Measuring Point Elevation (ft.msl)	Type/Diameter	Depth (feet)	Approximate Screened Interval (feet below surface)	Approximate Screened Interval Elevation (ft.msl)
MW-501I	25-43363	7/7/1993	120.35	PVC/2	74.5	64.5 to 74.5	56 to 46
MW-502I	25-43365	7/8/1993	102.60	PVC/2	74.7	64.7 to 74.7	39 to 29
MW-503I	25-43367	6/30/1993	108.69	PVC/2	71.5	61.5 to 71.5	49 to 39
MW-504I**	25-43521	7/15/1993	110.99	PVC/2	76	66 to 76	46 to 36
MW-505I	25-43523	7/20/1993	107.00	PVC/2	75	65 to 75	39 to 29
MW-506I	25-43518	7/22/1993	119.99	PVC/2	99	89 to 99	34 to 24
MW-507I	25-43821	10/5/1993	175.02	PVC/4	152	142 to 152	35 to 25
MW-510A *	25-43824	9/14/1993	182.22	PVC/4	203	193 to 203	-11 to -21
MW-531I	25-47890	10/12/1995	137.04	PVC/2	142	132 to 142	6 to -4
MW-542B *	25-54835	8/20/1999	99.71	PVC/2	100	80 to 100	20 to 0
MW-544I	25-54778	8/23/1999	84.65	PVC/2	100	80 to 100	6 to -14
MW-545I	25-54785	10/12/1999	84.48	PVC/2	93	73 to 93	13 to -7
MW-546I	25-55004	10/20/1999	105.90	PVC/2	100	80 to 100	27 to 7
MW-547I	25-54781	10/13/1999	96.96	PVC/2	100	80 to 100	18 to -2
MW-549I	25-60736	10/31/2002	177.80	PVC/2	210	190 to 210	-11 to -31
MW-550I	25-60737	10/31/2002	131.04	PVC/2	100	80 to 100	53 to 33
PZ-521I	25-45028	5/20/1994	98.67	PVC/2	102.6	92.6 to 102.6	7 to -3
PZ-522I	25-45019	6/16/1994	92.57	PVC/2	101	91 to 101	3 to -7
PZ-523I**	25-45022	6/21/1994	92.42	PVC/2	102	92 to 102	2 to -8
PZ-524I	25-45025	7/14/1994	66.85	PVC/2	97.7	87.7 to 97.7	-20 to -30
MW-1 I	E201313297	10/25/2013	192.13	PVC/2	255	245 to 255	-52 to -62
MW-2 I	E201313299	10/25/2013	97.05	PVC/2	98	88 to 98	9 to -1

Wells Screening Deep Zone (Deeper Than 50 Feet Below Sea Level)

Well Designation	Permit Number	Date Installed	Measuring Point Elevation (ft.msl)	Type/Diameter	Depth (feet)	Approximate Screened Interval (feet below surface)	Approximate Screened Interval Elevation (ft.msl)
MW-508D	25-43525	10/1/1993	185.52	PVC/4	262.7	252.7 to 262.7	-66 to -76
MW-509A **	25-43825	9/28/1993	231.30	PVC/4	425	423 to 425	-192 to -194
MW-532D	25-47892	10/18/1995	184.79	PVC/2	263	253 to 263	-66 to -76
MW-542A *	25-54834	8/23/1999	99.65	PVC/2	200	180 to 200	-80 to -100
MW-544D	25-54777	10/15/1999	84.18	PVC/2	200	180 to 200	-94 to -114
MW-545D	25-54784	10/6/1999	84.23	PVC/2	200	180 to 200	-94 to -114
MW-546D	25-55003	10/21/1999	105.38	PVC/2	200	180 to 200	-73 to -93
MW-547D	25-54782	10/15/1999	96.80	PVC/2	200	180 to 200	-82 to -102
PZ-522D	25-45018	6/9/1994	92.60	PVC/2	197.7	187.7 to 197.7	-94 to -104
PZ-523A **	25-45021	6/28/1994	94.13	PVC/2	197.7	187.7 to 197.7	-94 to -104
PZ-524D	25-45024	7/11/1994	67.04	PVC/2	195.7	185.7 to 195.7	-118 to -128
MW-2 D	E201313300	10/25/2013	97.33	PVC/2	198	188 to 198	-91 to -101
MW-3 D	E201313298	11/11/2013	227.52	PVC/2	350	335 to 350	-107 to -122

ft. msl - Feet above ,mean sea level
N/A - Not available
* - Well has been buried or destroyed
** - Well has been abandoned

TABLE 4-2
Groundwater Elevation Data - March and September 2016 Sampling Events
Former LEC Site - Watchung and North Plainfield, NJ

Monitoring Well	Well Depth (feet bgs)	TIC Elevation (feet)	March 22, 2016		September 29, 2016	
			Depth to Water (feet below TIC)	Groundwater Elevation (feet)	Depth to Water (feet below TIC)	Groundwater Elevation (feet)
MW-1S	179.68	191.92	68.92	123.00	72.01	119.91
MW-1I	254.63	192.13	71.49	120.64	74.37	117.76
MW-2I	97.52	97.05	16.07	80.98	18.08	78.97
MW-2D	197.64	97.33	17.35	79.98	19.30	78.03
MW-3D	348.7	227.52	126.58	100.94	128.35	99.17
MW-501S	19	120.47	4.96	115.51	5.87	114.60
MW-501 I	75.5	120.35	10.10	110.25	12.44	107.91
MW-502 S	19	102.53	1.15	101.38	2.09	100.44
MW-502 I	75.5	102.60	2.25	100.35	3.46	99.14
MW-503 S	24.4	108.91	4.53	104.38	5.72	103.19
MW-503 I	73	108.69	4.33	104.36	6.11	102.58
MW-505 S	20	106.55	not recorded	--	7.02	99.53
MW-505 I	75	107.00	4.12	102.88	7.04	99.96
MW-506 S	25	120.96	7.25	113.71	10.94	110.02
MW-506 I	96.3	119.99	18.79	101.20	20.44	99.55
MW-507 S	60	175.17	49.85	125.32	52.77	122.40
MW-507 I	151	175.02	54.05	120.97	56.97	118.05
MW-508 S	68	185.85	58.04	127.81	60.68	125.17
MW-508 D	263	185.52	65.10	120.42	67.99	117.53
MW-531 I	142.2	137.04	12.20	124.84	15.35	121.69
MW-532 S	102.7	183.65	51.50	132.15	53.25	130.40
MW-532 D	250	184.79	55.03	129.76	57.89	126.90
MW-544 S	23	84.30	3.25	81.05	4.33	79.97
MW-544 I	100	84.65	8.01	76.64	9.32	75.33
MW-544 D	197	84.18	10.43	73.75	11.49	72.69
MW-545 S	35	84.67	13.32	71.35	14.71	69.96
MW-545 I	92	84.48	18.85	65.63	19.83	64.65
MW-545 D	197	84.23	18.25	65.98	19.34	64.89
MW-546 S	31	106.93	8.74	98.19	10.92	96.01
MW-546 I	100	105.90	10.40	95.50	11.73	94.17
MW-546 D	200	105.38	17.89	87.49	19.59	85.79
MW-547 S	22	97.06	3.58	93.48	5.08	91.98
MW-547 I	100	96.96	4.45	92.51	5.98	90.98
MW-547 D	200	96.80	5.25	91.55	6.83	89.97

TABLE 4-2
Groundwater Elevation Data - March and September 2016 Sampling Events
Former LEC Site - Watchung and North Plainfield, NJ

Monitoring Well	Well Depth (feet bgs)	TIC Elevation (feet)	March 22, 2016		September 29, 2016	
			Depth to Water (feet below TIC)	Groundwater Elevation (feet)	Depth to Water (feet below TIC)	Groundwater Elevation (feet)
MW-549 S	115	178.14	54.02	124.12	57.09	121.05
MW-549 I	215	177.80	55.70	122.10	58.53	119.27
MW-550 S	50	130.70	19.46	111.24	21.58	109.12
MW-550 I	101	131.04	20.82	110.22	22.90	108.14
PZ-521 S	15.5	98.44	2.55	95.89	3.99	94.45
PZ-521 I	100.26	98.67	5.02	93.65	6.52	92.15
PZ-522 S	17.5	92.48	6.69	85.79	7.48	85.00
PZ-522 I	100	92.57	10.25	82.32	10.88	81.69
PZ-522 D	197	92.60	11.26	81.34	12.11	80.49
PZ-524 S	15	66.71	4.79	61.92	5.29	61.42
PZ-524 I	99	66.85	5.61	61.24	6.37	60.48
PZ-524 D	199	67.04	4.23	62.81	5.16	61.88

MW = Monitoring Well
PZ = Piezometer
TIC = Top of Inner Casing
bgs = Below Ground Surface
Vertical elevations (Groundwater and TIC) referenced to the North American Vertical Datum of 1988 (NAVD 88)

TABLE 4-3
Groundwater Sampling Analytical Results
Former LEC Site - Watchung and North Plainfield, NJ
Sample Date: March 22, 2016

Groundwater Sample ID		MW-1S-A			MW-1S-B			MW-1I			MW-2I			MW-2D			MW-3D			MW-501S			MW-501I			MW-502S			MW-502I			MW-503I			MW-505S			MW-505I			MW-506S			MW-506S (DUP-03)			MW-506I			MW-507S		
Laboratory ID		460-111103-1			460-111103-2			460-111103-3			460-111103-5			460-111103-4			460-111103-6			460-111103-7			460-111103-8			460-111103-9			460-111103-10			460-111103-11									460-111103-12			460-111103-46			460-111103-13			460-111103-14		
Volatile Organics by GC/MS - (ug/L)	**NJDEP GWQS [2]**		**L**	**DV**		**L**	**DV**		**L**	**DV**		**L**	**DV**		**L**	**DV**		**L**	**DV**		**L**	**DV**		**L**	**DV**		**L**	**DV**		**L**	**DV**		**L**	**DV**		**L**	**DV**		**L**	**DV**		**L**	**DV**		**L**	**DV**		**L**	**DV**
1,1,1-Trichloroethane	30	0.28	U		0.28	U		0.28	U		0.28	U		0.28	U		0.28	U		0.28	U		0.28	U		0.28	U		0.28	U		0.28	U		NA			NA			0.28	U		0.28	U		0.28	U		0.28	U	
1,1,2,2-Tetrachloroethane	1	0.19	U		0.19	U		0.19	U		0.19	U		0.19	U		0.19	U		0.19	U		0.19	U		0.19	U		0.19	U		0.19	U		NA			NA			0.19	U		0.19	U		0.19	U		0.19	U	UJ
1,1,2-Trichloro-1,2,2-Trifluoroethane	N/A	1.3			0.65	J		0.34	U		0.34	U		0.34	U		0.34	U		0.34	U		0.34	U		0.57	J		0.34	U		0.47	J		NA			NA			0.34	U		0.34	U		0.45	J		0.34	U *	UJ
1,1,2-Trichloroethane	3	0.080	U		0.080	U		0.080	U		0.080	U		0.080	U		0.080	U		0.080	U		0.080	U		0.080	U		0.080	U		0.080	U		NA			NA			0.080	U		0.080	U		0.080	U		0.080	U	
1,1-Dichloroethane	50	0.24	U		0.24	U		0.24	U		0.24	U		0.24	U		0.24	U		0.24	U		0.24	U		0.24	U		0.24	U		0.24	U		NA			NA			0.24	U		0.24	U		0.24	U		0.24	U	
1,1-Dichloroethene	1	0.34	U		0.34	U		0.34	U		0.34	U		0.34	U		0.34	U		0.34	U		0.34	U		0.34	U		0.34	U		0.34	U		NA			NA			0.34	U		0.34	U		0.34	U		0.34	U	
1,2,3-Trichlorobenzene	N/A	0.35	U		0.35	U		0.35	U		0.35	U		0.35	U		0.35	U		0.35	U		0.35	U		0.35	U		0.35	U		0.35	U		NA			NA			0.35	U		0.35	U		0.35	U		0.35	U	
1,2,4-Trichlorobenzene	9	0.27	U		0.27	U		0.27	U		0.27	U		0.27	U		0.27	U		0.27	U		0.27	U		0.27	U		0.27	U		0.27	U		NA			NA			0.27	U		0.27	U		0.27	U		0.27	U	
1,2-Dibromo-3-chloropropane	0.02	0.23	U		0.23	U		0.23	U		0.23	U		0.23	U		0.23	U		0.23	U		0.23	U		0.23	U		0.23	U		0.23	U		NA			NA			0.23	U		0.23	U		0.23	U		0.23	U	
1,2-Dibromoethane	0.03	0.19	U		0.19	U		0.19	U		0.19	U		0.19	U		0.19	U		0.19	U		0.19	U		0.19	U		0.19	U		0.19	U		NA			NA			0.19	U		0.19	U		0.19	U		0.19	U	
1,2-Dichlorobenzene	600	0.22	U		0.22	U		0.22	U		0.22	U		0.22	U		0.22	U		0.22	U		0.22	U		0.22	U		0.22	U		0.22	U		NA			NA			0.22	U		0.22	U		0.22	U		0.22	U	
1,2-Dichloroethane	2	0.25	U		0.25	U		0.25	U		0.25	U		0.25	U		0.25	U		0.25	U		0.25	U		0.25	U		0.25	U		0.25	U		NA			NA			0.25	U		0.25	U		0.25	U		0.25	U	
1,2-Dichloropropane	1	0.18	U		0.18	U		0.18	U		0.18	U		0.18	U		0.18	U		0.18	U		0.18	U		0.18	U		0.18	U		0.18	U		NA			NA			0.18	U		0.18	U		0.18	U		0.18	U	
1,3-Dichlorobenzene	600	0.33	U		0.33	U		0.33	U		0.33	U		0.33	U		0.33	U		0.33	U		0.33	U		0.33	U		0.33	U		0.33	U		NA			NA			0.33	U		0.33	U		0.33	U		0.33	U	
1,4-Dichlorobenzene	75	0.33	U		0.33	U		0.33	U		0.33	U		0.33	U		0.33	U		0.33	U		0.33	U		0.33	U		0.33	U		0.33	U		NA			NA			0.33	U		0.33	U		0.33	U		0.33	U	
1,4-Dioxane	0.4 [3]	8.7	U		8.7	U		8.7	U		8.7	U		8.7	U		8.7	U		8.7	U		8.7	U		8.7	U		8.7	U		8.7	U		NA			NA			8.7	U		8.7	U		8.7	U		8.7	U	
2-Butanone	300	2.2	U		2.2	U		2.2	U		2.2	U		2.2	U		2.2	U		2.2	U		2.2	U		2.2	U		2.2	U		2.2	U		NA			NA			2.2	U		2.2	U		2.2	U		2.2	U	
2-Hexanone	300 [3]	0.72	U		0.72	U		0.72	U		0.72	U		0.72	U		0.72	U		0.72	U		0.72	U		0.72	U		0.72	U		0.72	U		NA			NA			0.72	U		0.72	U		0.72	U		0.72	U	
4-Methyl-2-pentanone	N/A	0.63	U		0.63	U		0.63	U		0.63	U		0.63	U		0.63	U		0.63	U		0.63	U		0.63	U		0.63	U		0.63	U		NA			NA			0.63	U		0.63	U		0.63	U		0.63	U	
Acetone	6000	1.1	U		1.1	U		1.1	U		1.1	U		1.1	U		1.1	U		1.1	U		1.1	U		1.1	U		1.1	U		1.1	U		NA			NA			1.1	U		1.1	U		1.1	U		1.1	U	
Benzene	1	0.090	U		0.090	U		0.090	U		0.090	U		0.090	U		0.090	U		0.090	U		0.090	U		0.090	U		0.090	U		0.090	U		NA			NA			0.090	U		0.090	U		0.090	U		0.090	U	
Bromochloromethane	N/A	0.30	U		0.30	U		0.30	U		0.30	U		0.30	U		0.30	U		0.30	U		0.30	U		0.30	U		0.30	U		0.30	U		NA			NA			0.30	U		0.30	U		0.30	U		0.30	U	
Bromodichloromethane	1	0.15	U		0.15	U		0.15	U		0.15	U		0.15	U		0.15	U		0.15	U		0.15	U		0.15	U		0.15	U		0.15	U		NA			NA			0.15	U		0.15	U		0.15	U		0.15	U	
Bromoform	4	0.18	U		0.18	U		0.18	U		0.18	U		0.18	U		0.18	U		0.18	U		0.18	U		0.18	U		0.18	U		0.18	U		NA			NA			0.18	U		0.18	U		0.18	U		0.18	U	
Bromomethane	10	0.18	U	UJ	0.18	U	UJ	0.18	U	UJ	0.18	U	UJ	0.18	U	UJ	0.18	U	UJ	0.18	U	UJ	0.18	U	UJ	0.18	U	UJ	0.18	U	UJ	0.18	U	UJ	NA			NA			0.18	U	UJ	0.18	U	UJ	0.18	U	UJ	0.18	U	UJ
Carbon disulfide	700	0.22	U		0.22	U		0.22	U		0.22	U		0.22	U		0.22	U		0.22	U		0.22	U		0.22	U		0.22	U		0.22	U		NA			NA			0.22	U		0.22	U		0.22	U		0.22	U	
Carbon tetrachloride	1	0.33	U		0.33	U		0.33	U		0.33	U		0.33	U		0.33	U		0.33	U		0.33	U		0.33	U		0.33	U		0.33	U		NA			NA			0.33	U		0.33	U		0.33	U		0.33	U	
Chlorobenzene	50	0.24	U		0.24	U		0.24	U		0.24	U		0.24	U		0.24	U		0.24	U		0.24	U		0.24	U		0.24	U		0.24	U		NA			NA			0.24	U		0.24	U		0.24	U		0.24	U	
Chloroethane	5 [3]	0.37	U	UJ	0.37	U	UJ	0.37	U	UJ	0.37	U	UJ	0.37	U	UJ	0.37	U	UJ	0.37	U	UJ	0.37	U	UJ	0.37	U	UJ	0.37	U	UJ	0.37	U	UJ	NA			NA			0.37	U	UJ	0.37	U	UJ	0.37	U	UJ	0.37	U	
Chloroform	70	1.3			0.87	J		0.22	U		0.93	J		0.22	U		0.22	U		2.0			0.22	U		0.98	J		0.59	J		0.81	J		NA			NA			0.63	J		0.65	J		1.1			0.80	J	
Chloromethane	N/A	0.22	U		0.22	U		0.22	U		0.22	U		0.22	U		0.22	U		0.22	U		0.22	U		0.22	U		0.22	U		0.22	U		NA			NA			0.22	U		0.22	U		0.22	U		0.22	U	
cis-1,2-Dichloroethene	70	0.26	U		0.26	U		0.50	J		0.26	U		0.26	U		0.26	U		0.26	U		0.26	U		0.26	U		0.26	U		0.26	U		NA			NA			0.26	U		0.26	U		0.26	U		0.26	U	
cis-1,3-Dichloropropene	1 [4]	0.16	U		0.16	U		0.16	U		0.16	U		0.16	U		0.16	U		0.16	U		0.16	U		0.16	U		0.16	U		0.16	U		NA			NA			0.16	U		0.16	U		0.16	U		0.16	U	
Cyclohexane	N/A	0.26	U *	UJ	0.26	U *	UJ	0.26	U *	UJ	0.26	U *	UJ	0.26	U *	UJ	0.26	U *	UJ	0.26	U *	UJ	0.26	U *	UJ	0.26	U *	UJ	0.26	U *	UJ	0.26	U *	UJ	NA			NA			0.26	U *	UJ	0.26	U *	UJ	0.26	U *	UJ	0.26	U *	UJ
Dibromochloromethane	1	0.22	U		0.22	U		0.22	U		0.22	U		0.22	U		0.22	U		0.22	U		0.22	U		0.22	U		0.22	U		0.22	U		NA			NA			0.22	U		0.22	U		0.22	U		0.22	U	
Dichlorodifluoromethane	1000	0.14	U		0.14	U		0.14	U		0.14	U		0.14	U		0.14	U		0.14	U		0.14	U		0.14	U		0.14	U		0.14	U		NA			NA			0.14	U		0.14	U		0.14	U		0.14	U	
Ethylbenzene	700	0.30	U		0.30	U		0.30	U		0.30	U		0.30	U		0.30	U		0.30	U		0.30	U		0.30	U		0.30	U		0.30	U		NA			NA			0.30	U		0.30	U		0.30	U		0.30	U	
Isopropylbenzene	700	0.32	U		0.32	U		0.32	U		0.32	U		0.32	U		0.32	U		0.32	U		0.32	U		0.32	U		0.32	U		0.32	U		NA			NA			0.32	U		0.32	U		0.32	U		0.32	U	
Methyl Acetate	7000	0.58	U		0.58	U		0.58	U		0.58	U		0.58	U		0.58	U		0.58	U		0.58	U		0.58	U		0.58	U		0.58	U		NA			NA			0.58	U		0.58	U		0.58	U		0.58	U	
Methyl cyclohexane	N/A	0.22	U *	UJ	0.22	U *	UJ	0.22	U *	UJ	0.22	U *	UJ	0.22	U *	UJ	0.22	U *	UJ	0.22	U *	UJ	0.22	U *	UJ	0.22	U *	UJ	0.22	U *	UJ	0.22	U *	UJ	NA			NA			0.22	U *	UJ	0.22	U *	UJ	0.22	U *	UJ	0.22	U *	UJ
Methyl tert butyl ether	70	0.13	U		0.13	U		0.13	U		0.13	U		0.13	U		0.13	U		0.13	U		0.13	U		0.13	U		0.13	U		0.13	U		NA			NA			0.13	U		0.13	U		0.13	U		0.13	U	
Methylene chloride	3	0.21	U		0.21	U		0.21	U		0.21	U		0.21	U		0.21	U		0.21	U		0.21	U		0.21	U		0.21	U		0.21	U		NA			NA			0.21	U		0.21	U		0.21	U		0.21	U	
o-Xylene	1000 [5]	0.32	U		0.32	U		0.32	U		0.32	U		0.32	U		0.32	U		0.32	U		0.32	U		0.32	U		0.32	U		0.32	U		NA			NA			0.32	U		0.32	U		0.32	U		0.32	U	
p/m-Xylene	1000 [5]	0.28	U		0.28	U		0.28	U		0.28	U		0.28	U		0.28	U		0.28	U		0.28	U		0.28	U		0.28	U		0.28	U		NA			NA			0.28	U		0.28	U		0.28	U		0.28	U	
Styrene	100	0.17	U		0.17	U		0.17	U		0.17	U		0.17	U		0.17	U		0.17	U		0.17	U		0.17	U		0.17	U		0.17	U		NA			NA			0.17	U		0.17	U		0.17	U		0.17	U	
Tetrachloroethene	1	**1.4**			0.53	J		0.12	U		0.12	U		0.12	U		0.12	U		0.12	U		0.12	U		0.91	J		0.12	U		0.35	J		NA			NA			0.12	U		0.12	U		0.69	J		0.12	U	
Toluene	600	0.25	U		0.25	U		0.25	U		0.25	U		0.25	U		0.25	U		0.25	U		0.25	U		0.25	U		0.25	U		0.25	U		NA			NA			0.25	U		0.25	U		0.25	U		0.25	U	
trans-1,2-Dichloroethene	100	0.18	U		0.18	U		0.18	U		0.18	U		0.18	U		0.18	U		0.18	U		0.18	U		0.18	U		0.18	U		0.18	U		NA			NA			0.18	U		0.18	U		0.18	U		0.18	U	
trans-1,3-Dichloropropene	1 [4]	0.19	U		0.19	U		0.19	U		0.19	U		0.19	U		0.19	U		0.19	U		0.19	U		0.19	U		0.19	U		0.19	U		NA			NA			0.19	U		0.19	U		0.19	U		0.19	U	
Trichloroethene	1	0.93	J		**1.5**			**13**			0.22	U		0.22	U		0.22	U		0.22	U		0.45	J		0.70	J		0.67	J		0.51	J		NA			NA			0.22	U		0.26	J		0.95	J		0.74	J	
Trichlorofluoromethane	2000	0.15	U		0.15	U		0.15	U		0.35	J		0.15	U		0.15	U		0.15	U		0.15	U		0.15	U		0.15	U		0.15	U		NA			NA			0.15	U		0.15	U		0.15	U		0.15	U	
Vinyl chloride	1	0.060	U		0.060	U		0.060	U		0.060	U		0.060	U		0.060	U		0.060	U		0.060	U		0.060	U		0.060	U		0.060	U		NA			NA			0.060	U		0.060	U		0.060	U		0.060	U	
Tentatively Identified Compound	N/A	None			None			None			None			None			None			None			None			None			None			None			NA			NA			None			None			None			None	

Notes:

All sample results and criteria value are expressed in units of micrograms per liter (µg/l)

1 - Bolded compounds have at least one sample which exceeded NJDEP GWQS Criteria

Exceedances are highlighted -

2 - N.J.A.C. 7:9C Ground Water Quality Standards, Appendix Table 1 - Specific Ground Water Quality Criteria unless otherwise noted

3 - N.J.A.C. 7:9C Ground Water Quality Standards, Appendix Table 2 - Interim Ground Water Quality Criteria

4 - GWQS for 1,3-Dichloropropene, Total (cis and trans)

5 - GWQS for Xylene, Total (o-Xylene and p/m-Xylene)

Analytical results for the modified trip/equipment blank are provided in the lab report in Appendix C

Acronyms:

ID - identification
NJDEP - New Jersey Department of Environmental Protection
L - Laboratory Qualifier
N/A - not applicable
GWQS - Ground Water Quality Standards
DV - Data Validation Qualifier
VOC - volatile organic compound
TIC - tentatively identified compound

Qualifiers:

U compound not detected above the method reporting limit
UJ analyte not detected above reporting limit, but reported quantitation limit is approximate and may or may not be the actual quantitation limit needed to accurately and precisely measure the analyte
J an estimated value that is greater than the method detection limit but less than the reporting limit
J- The result is an estimated quantity, but the result may be biased low
* - RPD of the LCS and LCSD exceeds the control limits or the LCS or LCSD is outside acceptance limits

TABLE 4-3
Groundwater Sampling Analytical Results
Former LEC Site - Watchung and North Plainfield, NJ
Sample Date: March 22, 2016

Groundwater Sample ID		MW-507I			MW-508S			MW-508D			MW-508D (DUP-04)			MW-532S			MW-532D			MW-544S			MW-544I			MW-544D			MW-545S			MW-545I			MW-545D			MW-546S			MW-546I			MW-546D			MW-547S			MW-547I		
Laboratory ID		460-111103-15			460-111103-16			460-111103-17			460-111103-47			460-111103-18			460-111103-19			460-111103-20			460-111103-21			460-111103-22			460-111103-23			460-111103-24			460-111103-25			460-111103-26			460-111103-27			460-111103-28			460-111103-29			460-111103-30		
Volatile Organics by GC/MS - (ug/L)	**NJDEP GWQS [2]**		**L**	**DV**		**L**	**DV**		**L**	**DV**		**L**	**DV**		**L**	**DV**		**L**	**DV**		**L**	**DV**		**L**	**DV**		**L**	**DV**		**L**	**DV**		**L**	**DV**		**L**	**DV**		**L**	**DV**		**L**	**DV**		**L**	**DV**		**L**	**DV**		**L**	**DV**
1,1,1-Trichloroethane	30	0.28	U		0.28	U		0.28	U		0.28	U		0.28	U		0.28	U		0.28	U		0.28	U	0.28	0.28	U		0.28	U		0.28	U		0.28	U		0.28	U		0.28	U		0.28	U		0.28	U		0.28	U	
1,1,2,2-Tetrachloroethane	1	0.19	U	UJ	0.19	U	UJ	0.19	U	UJ	0.19	U	UJ	0.19	U	UJ	0.19	U	UJ	0.19	U	UJ	0.19	U	UJ	0.19	U	UJ	0.19	U	UJ	0.19	U	UJ	0.19	U	UJ	0.19	U	UJ	0.19	U	UJ	0.19	U	UJ	0.19	U	UJ	0.19	U	UJ
1,1,2-Trichloro-1,2,2-Trifluoroethane	N/A	0.56	J *	J-	0.40	J *	J-	0.34	U *	UJ	0.34	U		0.34	U *	UJ	1.1	*	J-	0.34	U *	UJ	0.34	U *	UJ	0.34	U *	UJ	0.34	U *	UJ	0.34	U *	UJ	0.34	U *	UJ	0.34	U *	UJ	0.34	U *	UJ	0.34	U *	UJ	0.34	U *	UJ	0.34	U *	UJ
1,1,2-Trichloroethane	3	0.080	U		0.080	U		0.080	U		0.080	U		0.080	U		0.080	U		0.080	U		0.080	U		0.080	U		0.080	U		0.080	U		0.080	U		0.080	U		0.080	U		0.080	U		0.080	U		0.080	U	
1,1-Dichloroethane	50	0.24	U		0.24	U		0.24	U		0.24	U		0.24	U		0.24	U		0.24	U		0.24	U		0.24	U		0.24	U		0.24	U		0.24	U		0.24	U		0.24	U		0.24	U		0.24	U		0.24	U	
1,1-Dichloroethene	1	0.34	U		0.34	U		0.34	U		0.34	U		0.34	U		0.34	U		0.34	U		0.34	U		0.34	U		0.34	U		0.34	U		0.34	U		0.34	U		0.34	U		0.34	U		0.34	U		0.34	U	
1,2,3-Trichlorobenzene	N/A	0.35	U		0.35	U		0.35	U		0.35	U		0.35	U		0.35	U		0.35	U		0.35	U		0.35	U		0.35	U		0.35	U		0.35	U		0.35	U		0.35	U		0.35	U		0.35	U		0.35	U	
1,2,4-Trichlorobenzene	9	0.27	U		0.27	U		0.27	U		0.27	U		0.27	U		0.27	U		0.27	U		0.27	U		0.27	U		0.27	U		0.27	U		0.27	U		0.27	U		0.27	U		0.27	U		0.27	U		0.27	U	
1,2-Dibromo-3-chloropropane	0.02	0.23	U		0.23	U		0.23	U		0.23	U		0.23	U		0.23	U		0.23	U		0.23	U		0.23	U		0.23	U		0.23	U		0.23	U		0.23	U		0.23	U		0.23	U		0.23	U		0.23	U	
1,2-Dibromoethane	0.03	0.19	U		0.19	U		0.19	U		0.19	U		0.19	U		0.19	U		0.19	U		0.19	U		0.19	U		0.19	U		0.19	U		0.19	U		0.19	U		0.19	U		0.19	U		0.19	U		0.19	U	
1,2-Dichlorobenzene	600	0.22	U		0.22	U		0.22	U		0.22	U		0.22	U		0.22	U		0.22	U		0.22	U		0.22	U		0.22	U		0.22	U		0.22	U		0.22	U		0.22	U		9.3			0.22	U		0.22	U	
1,2-Dichloroethane	2	0.25	U		0.25	U		0.25	U		0.25	U		0.25	U		0.25	U		0.25	U		0.25	U		0.25	U		0.25	U		0.25	U		0.25	U		0.25	U		0.25	U		0.25	U		0.25	U		0.25	U	
1,2-Dichloropropane	1	0.18	U		0.18	U		0.18	U		0.18	U		0.18	U		0.18	U		0.18	U		0.18	U		0.18	U		0.18	U		0.18	U		0.18	U		0.18	U		0.18	U		0.18	U		0.18	U		0.18	U	
1,3-Dichlorobenzene	600	0.33	U		0.33	U		0.33	U		0.33	U		0.33	U		0.33	U		0.33	U		0.33	U		0.33	U		0.33	U		0.33	U		0.33	U		0.33	U		0.33	U		0.33	U		0.33	U		0.33	U	
1,4-Dichlorobenzene	75	0.33	U		0.33	U		0.33	U		0.33	U		0.33	U		0.33	U		0.33	U		0.33	U		0.33	U		0.33	U		0.33	U		0.33	U		0.33	U		0.33	U		3.1			0.33	U		0.33	U	
1,4-Dioxane	0.4 [3]	8.7	U		8.7	U		8.7	U		8.7	U		8.7	U		8.7	U		8.7	U		8.7	U		8.7	U		8.7	U		8.7	U		8.7	U		8.7	U		8.7	U		8.7	U		8.7	U		8.7	U	
2-Butanone	300	2.2	U		2.2	U		2.2	U		2.2	U		2.2	U		2.2	U		2.2	U		2.2	U		2.2	U		2.2	U		2.2	U		2.2	U		2.2	U		2.2	U		2.2	U		2.2	U		2.2	U	
2-Hexanone	300 [3]	0.72	U		0.72	U		0.72	U		0.72	U		0.72	U		0.72	U		0.72	U		0.72	U		0.72	U		0.72	U		0.72	U		0.72	U		0.72	U		0.72	U		0.72	U		0.72	U		0.72	U	
4-Methyl-2-pentanone	N/A	0.63	U		0.63	U		0.63	U		0.63	U		0.63	U		0.63	U		0.63	U		0.63	U		0.63	U		0.63	U		0.63	U		0.63	U		0.63	U		0.63	U		0.63	U		0.63	U		0.63	U	
Acetone	6000	1.1	U		1.1	U		1.1	U		1.1	U		1.1	U		1.1	U		1.1	U		1.1	U		1.1	U		1.1	U		1.1	U		1.1	U		1.1	U		1.1	U		1.1	U		1.1	U		1.1	U	
Benzene	1	0.090	U		0.090	U		0.090	U		0.090	U		0.090	U		0.090	U		0.090	U		0.090	U		0.090	U		0.090	U		0.090	U		0.090	U		0.090	U		0.090	U		0.090	U		0.090	U		0.090	U	
Bromochloromethane	N/A	0.30	U		0.30	U		0.30	U		0.30	U		0.30	U		0.30	U		0.30	U		0.30	U		0.30	U		0.30	U		0.30	U		0.30	U		0.30	U		0.30	U		0.30	U		0.30	U		0.30	U	
Bromodichloromethane	1	0.15	U		0.15	U		0.15	U		0.15	U		0.15	U		0.15	U		0.15	U		0.15	U		0.15	U		0.15	U		0.15	U		0.15	U		0.15	U		0.15	U		0.15	U		0.15	U		0.15	U	
Bromoform	4	0.18	U		0.18	U		0.18	U		0.18	U		0.18	U		0.18	U		0.18	U		0.18	U		0.18	U		0.18	U		0.18	U		0.18	U		0.18	U		0.18	U		0.18	U		0.18	U		0.18	U	
Bromomethane	10	0.18	U		0.18	U		0.18	U		0.18	U	UJ	0.18	U		0.18	U		0.18	U		0.18	U		0.18	U		0.18	U		0.18	U		0.18	U		0.18	U		0.18	U		0.18	U		0.18	U		0.18	U	UJ
Carbon disulfide	700	0.22	U		0.22	U		0.22	U		0.22	U		0.22	U		0.22	U		0.22	U		0.22	U		0.22	U		0.22	U		0.22	U		0.22	U		0.22	U		0.22	U		0.22	U		0.22	U		0.22	U	
Carbon tetrachloride	1	0.33	U		0.33	U		0.33	U		0.33	U		0.33	U		0.33	U		0.33	U		0.33	U		0.33	U		0.33	U		0.33	U		0.33	U		0.33	U		0.33	U		0.33	U		0.33	U		0.33	U	
Chlorobenzene	50	0.24	U		0.24	U		0.24	U		0.24	U		0.24	U		0.24	U		0.24	U		0.24	U		0.24	U		0.24	U		0.24	U		0.24	U		0.24	U		0.24	U		0.24	U		1.9			0.24	U		0.24	U	
Chloroethane	5 [3]	0.37	U		0.37	U		0.37	U		0.37	U		0.37	U		0.37	U		0.37	U		0.37	U		0.37	U		0.37	U		0.37	U		0.37	U		0.37	U		0.37	U		0.37	U		0.37	U		0.37	U		0.37	U	
Chloroform	70	1.0			1.8			0.22	U		0.22	U		0.22	U		0.22	J		0.22	U		0.22	U		0.22	U		0.47	J		0.54	J		0.44	J		0.22	U		0.42	J		3.6			0.22	U		0.47	J	
Chloromethane	N/A	0.22	U		0.22	U		0.22	U		0.22	U		0.22	U		0.22	U		0.22	U		0.22	U		0.22	U		0.22	U		0.22	U		0.22	U		0.22	U		0.22	U		0.22	U		0.22	U		0.22	U	
cis-1,2-Dichloroethene	70	0.26	U		0.26	U		1.2			1.1			0.26	U		0.26	U		0.26	U		0.26	U		0.26	U		0.26	U		0.26	U		0.26	U		0.26	U		0.26	U		0.33	J		0.52	J		0.26	U	
cis-1,3-Dichloropropene	1 [4]	0.16	U		0.16	U		0.16	U		0.16	U		0.16	U		0.16	U		0.16	U		0.16	U		0.16	U		0.16	U		0.16	U		0.16	U		0.16	U		0.16	U		0.16	U		0.16	U		0.16	U	
Cyclohexane	N/A	0.26	U *	UJ	0.26	U *	UJ	0.26	U *	UJ	0.26	U		0.26	U *	UJ	0.26	U *	UJ	0.26	U *	UJ	0.26	U *	UJ	0.26	U *	UJ	0.26	U *	UJ	0.26	U *	UJ	0.26	U *	UJ	0.26	U *	UJ	0.26	U *	UJ	0.26	U *	UJ	0.26	U *	UJ
Dibromochloromethane	1	0.22	U		0.22	U		0.22	U		0.22	U		0.22	U		0.22	U		0.22	U		0.22	U		0.22	U		0.22	U		0.22	U		0.22	U		0.22	U		0.22	U		0.22	U		0.22	U		0.22	U	
Dichlorodifluoromethane	1000	0.14	U		0.14	U		0.14	U		0.14	U		0.14	U		0.14	U		0.14	U		0.14	U		0.14	U		0.14	U		0.14	U		0.14	U		0.14	U		0.14	U		0.14	U		0.14	U		0.14	U		0.14	U	
Ethylbenzene	700	0.30	U		0.30	U		0.30	U		0.30	U		0.30	U		0.30	U		0.30	U		0.30	U		0.30	U		0.30	U		0.30	U		0.30	U		0.30	U		0.30	U		0.30	U		0.30	U		0.30	U		0.30	U	
Isopropylbenzene	700	0.32	U		0.32	U		0.32	U		0.32	U		0.32	U		0.32	U		0.32	U		0.32	U		0.32	U		0.32	U		0.32	U		0.32	U		0.32	U		0.32	U		0.32	U		0.32	U		0.32	U		0.32	U	
Methyl Acetate	7000	0.58	U		0.58	U		0.58	U		0.58	U		0.58	U		0.58	U		0.58	U		0.58	U		0.58	U		0.58	U		0.58	U		0.58	U		0.58	U		0.58	U		0.58	U		0.58	U		0.58	U		0.58	U	
Methyl cyclohexane	N/A	0.22	U *	UJ	0.22	U *	UJ	0.22	U *	UJ	0.22	U		0.22	U *	UJ	0.22	U *	UJ	0.22	U *	UJ	0.22	U *	UJ	0.22	U *	UJ	0.22	U *	UJ	0.22	U *	UJ	0.22	U *	UJ	0.22	U *	UJ	0.22	U *	UJ	0.22	U *	UJ	0.22	U *	UJ
Methyl tert butyl ether	70	0.13	U		0.13	U		0.13	U		0.13	U		0.13	U		0.13	U		0.13	U		0.13	U		0.13	U		0.13	U		0.13	U		0.13	U		0.13	U		0.13	U		0.13	U		0.13	U		0.13	U	
Methylene chloride	3	0.21	U		0.21	U		0.21	U		0.21	U		0.21	U		0.21	U		0.21	U		0.21	U		0.21	U		0.21	U		0.21	U		0.21	U		0.21	U		0.21	U		0.21	U		0.21	U		0.21	U	
o-Xylene	1000 [5]	0.32	U		0.32	U		0.32	U		0.32	U		0.32	U		0.32	U		0.32	U		0.32	U		0.32	U		0.32	U		0.32	U		0.32	U		0.32	U		0.32	U		0.32	U		0.32	U		0.32	U	
p/m-Xylene	1000 [5]	0.28	U		0.28	U		0.28	U		0.28	U		0.28	U		0.28	U		0.28	U		0.28	U		0.28	U		0.28	U		0.28	U		0.28	U		0.28	U		0.28	U		0.28	U		0.28	U		0.28	U	
Styrene	100	0.17	U		0.17	U		0.17	U		0.17	U		0.17	U		0.17	U		0.17	U		0.17	U		0.17	U		0.17	U		0.17	U		0.17	U		0.17	U		0.17	U		0.17	U		0.17	U		0.17	U	
Tetrachloroethene	1	0.41	J		0.15	J		0.12	U		0.12	U		0.12	U		0.78	J		0.84	J		0.12	U		0.12	U		0.12	U		0.12	U		**2.8**			0.12	U		0.12	U		0.12	U		0.12	U		0.13	J	
Toluene	600	0.25	U		0.25	U		0.25	U		0.25	U		0.25	U		0.25	U		0.25	U		0.25	U		0.25	U		0.25	U		0.25	U		0.25	U		0.25	U		0.25	U		0.25	U		0.25	U		0.25	U	
trans-1,2-Dichloroethene	100	0.18	U		0.18	U		0.18	U		0.18	U		0.18	U		0.18	U		0.18	U		0.18	U		0.18	U		0.18	U		0.18	U		0.18	U		0.18	U		0.18	U		0.18	U		0.18	U		0.18	U	
trans-1,3-Dichloropropene	1 [4]	0.19	U		0.19	U		0.19	U		0.19	U		0.19	U		0.19	U		0.19	U		0.19	U		0.19	U		0.19	U		0.19	U		0.19	U		0.19	U		0.19	U		0.19	U		0.19	U		0.19	U	
Trichloroethene	1	1.0			**1.3**			**2.9**			**3.0**			0.27	J		**1.1**			0.37	J		0.89	J		0.38	J		0.22	U		0.22	U		0.26	J		0.22	U		0.53	J		**3.1**			0.43	J		0.89	J	
Trichlorofluoromethane	2000	0.15	U		0.15	U		0.15	U		0.15	U		0.15	U		0.15	U		0.15	U		0.15	U		0.15	U		1.9			0.15	U		0.42	J		0.15	U		0.15	U		0.15	U		0.15	U		0.15	U	
Vinyl chloride	1	0.060	U		0.060	U		0.060	U		0.060	U		0.060	U		0.060	U		0.060	U		0.060	U		0.060	U		0.060	U		0.060	U		0.060	U		0.060	U		0.060	U		0.060	U		0.060	U		0.060	U	
Tentatively Identified Compound	N/A	None			None			None			None			None			None			None			None			None			None			None			None			None			None			None			None		

Notes:
All sample results and criteria value are expressed in units of micrograms per liter (µg/l)
1 - Bolded compounds have at least one sample which exceeded NJDEP GWQS Criteria
2 - N.J.A.C. 7:9C Ground Water Quality Standards, Appendix Table 1 - Specific Ground Water Quality Criteria unless otherwise noted
3 - N.J.A.C. 7:9C Ground Water Quality Standards, Appendix Table 2 - Interim Ground Water Quality Criteria
4 - GWQS for 1,3-Dichloropropene, Total (cis and trans)
5 - GWQS for Xylene, Total (o-Xylene and p/m-Xylene)
Analytical results for the modified trip/equipment blank are provided in the lab report in Appendix C

Exceedances are highlighted -

Acronyms:
ID - identification
N/A - not applicable
VOC - volatile organic compound
NJDEP - New Jersey Department of Environmental Protection
GWQS - Ground Water Quality Standards
TIC - tentatively identified compound
L - Laboratory Qualifier
DV - Data Validation Qualifier

Qualifiers:
U compound not detected above the method reporting limit
UJ analyte not detected above reporting limit, but reported quantitation limit is approximate and may or may not be the actual quantitation limit needed to accurately and precisely measure the analyte
J an estimated value that is greater than the method detection limit but less than the reporting limit
J- The result is an estimated quantity, but the result may be biased low
* - RPD of the LCS and LCSD exceeds the control limits or the LCS or LCSD is outside acceptance limits

TABLE 4-3
Groundwater Sampling Analytical Results
Former LEC Site - Watchung and North Plainfield, NJ
Sample Date: March 22, 2016

Groundwater Sample ID		MW-547D			MW-549S			MW-549I			MW-549I (DUP-01)			MW-550S			MW-550S (DUP-02)			MW-550I			PZ-521S			PZ-521I			PZ-522S			PZ-522I			PZ-522I (DUP-05)			PZ-522D			PZ-524S			PZ-524I			PZ-524D		
Laboratory ID		460-111103-31			460-111103-32			460-111103-33			460-111103-44			460-111103-34			460-111103-45			460-111103-35			460-111103-36			460-111103-37			460-111103-38			460-111103-39			460-111103-48			460-111103-40			460-111103-41			460-111103-42			460-111103-43		
Volatile Organics by GC/MS - (ug/L)	**NJDEP GWQS [2]**		**L**	**DV**		**L**	**DV**		**L**	**DV**		**L**	**DV**		**L**	**DV**		**L**	**DV**		**L**	**DV**		**L**	**DV**		**L**	**DV**		**L**	**DV**		**L**	**DV**		**L**	**DV**		**L**	**DV**		**L**	**DV**		**L**	**DV**		**L**	**DV**
1,1,1-Trichloroethane	30	0.28	U		0.28	U		0.28	U		0.28	U		0.28	U		0.28	U		0.28	U		0.28	U		0.28	U		0.28	U		0.28	U		0.28	U		0.28	U		0.28	U		0.28	U		0.28	U	
1,1,2,2-Tetrachloroethane	1	0.19	U		0.19	U		0.19	U		0.19	U		0.19	U		0.19	U		0.19	U		0.19	U		0.19	U		0.19	U		0.19	U		0.19	U		0.19	U		0.19	U		0.19	U		0.19	U	
1,1,2-Trichloro-1,2,2-Trifluoroethane	N/A	0.34	U		1.5			1.1			0.96	J		0.34	U		0.34	U		0.77	J		0.34	U		0.34	U		0.34	U		0.34	U		0.34	U		0.34	U		0.34	U		0.34	U		0.34	U	
1,1,2-Trichloroethane	3	0.080	U		0.080	U		0.080	U		0.080	U		0.080	U		0.080	U		0.080	U		0.080	U		0.080	U		0.080	U		0.080	U		0.080	U		0.080	U		0.080	U		0.080	U		0.080	U	
1,1-Dichloroethane	50	0.24	U		0.24	U		0.24	U		0.24	U		0.24	U		0.24	U		0.24	U		0.24	U		0.24	U		0.24	U		1.3			1.2			0.29	J		0.24	U		0.28	J		0.24	U	
1,1-Dichloroethene	1	0.34	U		0.34	U		0.34	U		0.34	U		0.34	U		0.34	U		0.34	U		0.34	U		0.34	U		0.34	U		0.34	U		0.34	U		0.34	U		0.34	U		0.34	U		0.34	U	
1,2,3-Trichlorobenzene	N/A	0.35	U		0.35	U		0.35	U		0.35	U		0.35	U		0.35	U		0.35	U		0.35	U		0.35	U		0.35	U		0.35	U		0.35	U		0.35	U		0.35	U		0.35	U		0.35	U	
1,2,4-Trichlorobenzene	9	0.27	U		0.27	U		0.27	U		0.27	U		0.27	U		0.27	U		0.27	U		0.27	U		0.27	U		0.27	U		0.27	U		0.27	U		0.27	U		0.27	U		0.27	U		0.27	U	
1,2-Dibromo-3-chloropropane	0.02	0.23	U		0.23	U		0.23	U		0.23	U		0.23	U		0.23	U		0.23	U		0.23	U		0.23	U		0.23	U		0.23	U		0.23	U		0.23	U		0.23	U		0.23	U		0.23	U	
1,2-Dibromoethane	0.03	0.19	U		0.19	U		0.19	U		0.19	U		0.19	U		0.19	U		0.19	U		0.19	U		0.19	U		0.19	U		0.19	U		0.19	U		0.19	U		0.19	U		0.19	U		0.19	U	
1,2-Dichlorobenzene	600	0.22	U		0.22	U		0.22	U		0.22	U		0.22	U		0.22	U		0.22	U		0.43	J		0.22	U		0.22	U		0.22	U		0.22	U		0.22	U		0.22	U		0.22	U		0.22	U	
1,2-Dichloroethane	2	0.25	U		0.25	U		0.25	U		0.25	U		0.25	U		0.25	U		0.25	U		0.25	U		0.25	U		0.25	U		0.25	U		0.25	U		0.25	U		0.25	U		0.25	U		0.25	U	
1,2-Dichloropropane	1	0.18	U		0.18	U		0.18	U		0.18	U		0.18	U		0.18	U		0.18	U		0.18	U		0.18	U		0.18	U		0.18	U		0.18	U		0.18	U		0.18	U		0.18	U		0.18	U	
1,3-Dichlorobenzene	600	0.33	U		0.33	U		0.33	U		0.33	U		0.33	U		0.33	U		0.33	U		0.33	U		0.33	U		0.33	U		0.33	U		0.33	U		0.33	U		0.33	U		0.33	U		0.33	U	
1,4-Dichlorobenzene	75	0.33	U		0.33	U		0.33	U		0.33	U		0.33	U		0.33	U		0.33	U		0.33	U		0.33	U		0.33	U		0.33	U		0.33	U		0.33	U		0.33	U		0.33	U		0.33	U	
1,4-Dioxane	0.4[3]	8.7	U		8.7	U		8.7	U		8.7	U		8.7	U		8.7	U		8.7	U		8.7	U		8.7	U		8.7	U		8.7	U		8.7	U		8.7	U		8.7	U		8.7	U		8.7	U	
2-Butanone	300	2.2	U		2.2	U		2.2	U		2.2	U		2.2	U		2.2	U		2.2	U		2.2	U		2.2	U		2.2	U		2.2	U		2.2	U		2.2	U		2.2	U		2.2	U		2.2	U	
2-Hexanone	300[3]	0.72	U		0.72	U		0.72	U		0.72	U		0.72	U		0.72	U		0.72	U		0.72	U		0.72	U		0.72	U		0.72	U		0.72	U		0.72	U		0.72	U		0.72	U		0.72	U	
4-Methyl-2-pentanone	N/A	0.63	U		0.63	U		0.63	U		0.63	U		0.63	U		0.63	U		0.63	U		0.63	U		0.63	U		0.63	U		0.63	U		0.63	U		0.63	U		0.63	U		0.63	U		0.63	U	
Acetone	6000	1.1	U		1.1	U		1.1	U		1.1	U		1.1	U		1.1	U		1.1	U		1.1	U		1.1	U		1.1	U		1.1	U		1.1	U		1.1	U		1.1	U		1.1	U		1.1	U	
Benzene	1	0.090	U		0.090	U		0.090	U		0.090	U		0.090	U		0.090	U		0.090	U		0.090	U		0.090	U		0.090	U		0.090	U		0.090	U		0.090	U		0.090	U		0.090	U		0.090	U	
Bromochloromethane	N/A	0.30	U		0.30	U		0.30	U		0.30	U		0.30	U		0.30	U		0.30	U		0.30	U		0.30	U		0.30	U		0.30	U		0.30	U		0.30	U		0.30	U		0.30	U		0.30	U	
Bromodichloromethane	1	0.15	U		0.15	U		0.15	U		0.15	U		0.15	U		0.15	U		0.15	U		0.15	U		0.15	U		0.15	U		0.15	U		0.15	U		0.15	U		0.15	U		0.15	U		0.15	U	
Bromoform	4	0.18	U		0.18	U		0.18	U		0.18	U		0.18	U		0.18	U		0.18	U		0.18	U		0.18	U		0.18	U		0.18	U		0.18	U		0.18	U		0.18	U		0.18	U		0.18	U	
Bromomethane	10	0.18	U	UJ	0.18	U	UJ	0.18	U	UJ	0.18	U	UJ	0.18	U	UJ	0.18	U	UJ	0.18	U	UJ	0.18	U	UJ	0.18	U	UJ	0.18	U	UJ	0.18	U	UJ	0.18	U	UJ	0.18	U	UJ	0.18	U	UJ	0.18	U	UJ
Carbon disulfide	700	0.22	U		0.22	U		0.22	U		0.22	U		0.22	U		0.22	U		0.22	U		0.22	U		0.22	U		0.22	U		0.22	U		0.22	U		0.22	U		0.22	U		0.22	U		0.22	U	
Carbon tetrachloride	1	0.33	U		0.33	U		0.33	U		0.33	U		0.33	U		0.33	U		0.33	U		0.33	U		0.33	U		0.33	U		0.33	U		0.33	U		0.33	U		0.33	U		0.33	U		0.33	U	
Chlorobenzene	50	0.24	U		0.24	U		0.24	U		0.24	U		0.24	U		0.24	U		0.24	U		0.24	U		0.24	U		0.24	U		0.24	U		0.24	U		0.24	U		0.24	U		0.24	U		0.24	U	
Chloroethane	5[3]	0.37	U		0.37	U		0.37	U		0.37	U		0.37	U		0.37	U		0.37	U		0.37	U		0.37	U		0.37	U		0.37	U		0.37	U		0.37	U		0.37	U		0.37	U		0.37	U	
Chloroform	70	0.22	U		2.2			0.22	U		0.22	U		1.6			1.4			2.9			0.22	U		0.39	J		0.22	U		2.8			2.5			2.5			5.8			2.1			1.4		
Chloromethane	N/A	0.22	U		0.22	U		0.22	U		0.22	U		0.22	U		0.22	U		0.22	U		0.22	U		0.22	U		0.22	U		0.22	U		0.22	U		0.22	U		0.22	U		0.22	U		0.22	U	
cis-1,2-Dichloroethene	70	0.26	U		0.26	U		0.41	J		0.31	J		0.26	U		0.26	U		0.26	U		0.98	J		0.26	U		0.26	U		5.4			5.1			0.26	U		0.26	U		1.8			1.0		
cis-1,3-Dichloropropene	1[4]	0.16	U		0.16	U		0.16	U		0.16	U		0.16	U		0.16	U		0.16	U		0.16	U		0.16	U		0.16	U		0.16	U		0.16	U		0.16	U		0.16	U		0.16	U		0.16	U	
Cyclohexane	N/A	0.26	U		0.26	U		0.26	U		0.26	U		0.26	U		0.26	U		0.26	U		0.26	U		0.26	U		0.26	U		0.26	U		0.26	U		0.26	U		0.26	U		0.26	U		0.26	U	
Dibromochloromethane	1	0.22	U		0.22	U		0.22	U		0.22	U		0.22	U		0.22	U		0.22	U		0.22	U		0.22	U		0.22	U		0.22	U		0.22	U		0.22	U		0.22	U		0.22	U		0.22	U	
Dichlorodifluoromethane	1000	0.14	U		0.14	U		0.14	U		0.14	U		0.14	U		0.14	U		0.14	U		0.14	U		0.14	U		0.14	U		0.14	U		0.14	U		0.14	U		0.14	U		0.14	U		0.14	U	
Ethylbenzene	700	0.30	U		0.30	U		0.30	U		0.30	U		0.30	U		0.30	U		0.30	U		0.30	U		0.30	U		0.30	U		0.30	U		0.30	U		0.30	U		0.30	U		0.30	U		0.30	U	
Isopropylbenzene	700	0.32	U		0.32	U		0.32	U		0.32	U		0.32	U		0.32	U		0.32	U		0.32	U		0.32	U		0.32	U		0.32	U		0.32	U		0.32	U		0.32	U		0.32	U		0.32	U	
Methyl Acetate	7000	0.58	U		0.58	U		0.58	U		0.58	U		0.58	U		0.58	U		0.58	U		0.58	U		0.58	U		0.58	U		0.58	U		0.58	U		0.58	U		0.58	U		0.58	U		0.58	U	
Methyl cyclohexane	N/A	0.22	U		0.22	U		0.22	U		0.22	U		0.22	U		0.22	U		0.22	U		0.22	U		0.22	U		0.22	U		0.22	U		0.22	U		0.22	U		0.22	U		0.22	U		0.22	U	
Methyl tert butyl ether	70	0.13	U		0.13	U		0.13	U		0.13	U		0.13	U		0.13	U		0.13	U		0.13	U		0.13	U		0.13	U		0.13	U		0.13	U		0.13	U		0.13	U		0.13	U		0.13	U	
Methylene chloride	3	0.21	U		0.21	U		0.21	U		0.21	U		0.21	U		0.21	U		0.21	U		0.21	U		0.21	U		0.21	U		0.21	U		0.21	U		0.21	U		0.21	U		0.21	U		0.21	U	
o-Xylene	1000[5]	0.32	U		0.32	U		0.32	U		0.32	U		0.32	U		0.32	U		0.32	U		0.32	U		0.32	U		0.32	U		0.32	U		0.32	U		0.32	U		0.32	U		0.32	U		0.32	U	
p/m-Xylene	1000[5]	0.28	U		0.28	U		0.28	U		0.28	U		0.28	U		0.28	U		0.28	U		0.28	U		0.28	U		0.28	U		0.28	U		0.28	U		0.28	U		0.28	U		0.28	U		0.28	U	
Styrene	100	0.17	U		0.17	U		0.17	U		0.17	U		0.17	U		0.17	U		0.17	U		0.17	U		0.17	U		0.17	U		0.17	U		0.17	U		0.17	U		0.17	U		0.17	U		0.17	U	
Tetrachloroethene	1	0.12	U		**3.1**			0.80	J		0.67	J		0.12	U		0.12	U		**1.7**			0.27	J		0.12	U		0.12	U		0.73	J		0.72	J		0.19	J		0.12	U		**98**			**76**		
Toluene	600	0.25	U		0.25	U		0.25	U		0.25	U		0.25	U		0.25	U		0.25	U		0.25	U		0.25	U		0.25	U		0.25	U		0.25	U		0.25	U		0.25	U		0.25	U		0.25	U	
trans-1,2-Dichloroethene	100	0.18	U		0.18	U		0.18	U		0.18	U		0.18	U		0.18	U		0.18	U		0.18	U		0.18	U		0.18	U		0.18	U		0.18	U		0.18	U		0.18	U		0.18	U		0.18	U	
trans-1,3-Dichloropropene	1[4]	0.19	U		0.19	U		0.19	U		0.19	U		0.19	U		0.19	U		0.19	U		0.19	U		0.19	U		0.19	U		0.19	U		0.19	U		0.19	U		0.19	U		0.19	U		0.19	U	
Trichloroethene	1	0.22	U		**1.3**			**1.7**			**1.8**			0.84	J		0.96	J		**1.3**			0.49	J		**1.3**			0.22	U		**2.1**			**2.1**			**2.1**			0.22	U		**2.4**			**3.0**		
Trichlorofluoromethane	2000	0.15	U		0.15	U		0.15	U		0.15	U		0.15	U		0.15	U		0.15	U		0.15	U		0.15	U		0.15	U		0.15	U		0.15	U		0.15	U		0.15	U		0.15	U		0.15	U	
Vinyl chloride	1	0.060	U		0.060	U		0.060	U		0.060	U		0.060	U		0.060	U		0.060	U		0.060	U		0.060	U		0.060	U		0.060	U		0.060	U		0.060	U		0.060	U		0.060	U		0.060	U	
Tentatively Identified Compound	N/A	None			None			None			None			None			None			None			None			None			None			None			None			None			None			None		

Notes:
All sample results and criteria value are expressed in units of micrograms per liter (µg/l)
1 - Bolded compounds have at least one sample which exceeded NJDEP GWQS Criteria
2 - N.J.A.C. 7:9C Ground Water Quality Standards, Appendix Table 1 - Specific Ground Water Quality Criteria unless otherwise noted
3 - N.J.A.C. 7:9C Ground Water Quality Standards, Appendix Table 2 - Interim Ground Water Quality Criteria
4 - GWQS for 1,3-Dichloropropene, Total (cis and trans)
5 - GWQS for Xylene, Total (o-Xylene and p/m-Xylene)
Analytical results for the modified trip/equipment blank are provided in the lab report in Appendix C

Exceedances are highlighted -

Acronyms:
ID - identification
N/A - not applicable
VOC - volatile organic compound
NJDEP - New Jersey Department of Environmental Protection
GWQS - Ground Water Quality Standards
TIC - tentatively identified compound
L - Laboratory Qualifier
DV - Data Validation Qualifier

Qualifiers:
U compound not detected above the method reporting limit
UJ analyte not detected above reporting limit, but reported quantitation limit is approximate and may or may not be the actual quantitation limit needed to accurately and precisely measure the analyte
J an estimated value that is greater than the method detection limit but less than the reporting limit
J- The result is an estimated quantity, but the result may be biased low
* - RPD of the LCS and LCSD exceeds the control limits or the LCS or LCSD is outside acceptance limits

TABLE 4-4
Groundwater Sampling Analytical Results
Former LEC Site - Watchung and North Plainfield, NJ
Sample Date: September 29, 2016

Groundwater Sample ID		MW-1S-A			MW-1S-B			MW-1I			MW-2I			MW-2D			MW-3D			MW-501S			MW-501I			MW-502S			MW-502I			MW-503S			MW-503I			MW-505S			MW-505I			MW-506S			MW-506S (DUP-03)			MW-506I		
Laboratory ID		460-121256-1			460-121256-2			460-121256-3			460-121256-5			460-121256-4			460-121256-6			460-121256-7			460-121256-8			460-121256-9			460-121256-10			460-121256-11			460-121256-12			460-121256-13			460-121256-14			460-121256-15			460-121256-49			460-121256-16		
Volatile Organics by GC/MS - (ug/L)	**NJDEP GWQS [2]**		**L**	**DV**		**L**	**DV**		**L**	**DV**		**L**	**DV**		**L**	**DV**		**L**	**DV**		**L**	**DV**		**L**	**DV**		**L**	**DV**		**L**	**DV**		**L**	**DV**		**L**	**DV**		**L**	**DV**		**L**	**DV**		**L**	**DV**		**L**	**DV**		**L**	**DV**
1,1,1-Trichloroethane	30	0.28	U		0.28	U		0.28	U		0.28	U		0.28	U		0.28	U		0.28	U		0.28	U		0.28	U		0.28	U		0.28	U		0.28	U		0.28	U		0.28	U		0.28	U		0.28	U		0.28	U	
1,1,2,2-Tetrachloroethane	1	0.19	U		0.19	U		0.19	U		0.19	U		0.19	U		0.19	U		0.19	U		0.19	U		0.19	U		0.19	U		0.19	U		0.19	U		0.19	U		0.19	U		0.19	U		0.19	U		0.19	U	
1,1,2-Trichloro-1,2,2-Trifluoroethane	N/A	0.54	J		0.55	J		0.34	U		0.34	U		0.34	U		0.34	U		0.34	U		0.34	U		0.44	J		0.34	U		0.34	U		0.34	U		0.34	U		0.34	U		0.34	U		0.34	U		0.34	U	
1,1,2-Trichloroethane	3	0.080	U		0.080	U		0.080	U		0.080	U		0.080	U		0.080	U		0.080	U		0.080	U		0.080	U		0.080	U		0.080	U		0.080	U		0.080	U		0.080	U		0.080	U		0.080	U		0.080	U	
1,1-Dichloroethane	50	0.24	U		0.24	U		0.24	U		0.24	U		0.24	U		0.24	U		0.24	U		0.24	U		0.24	U		0.24	U		0.24	U		0.24	U		0.24	U		0.24	U		0.24	U		0.24	U		0.24	U	
1,1-Dichloroethene	1	0.34	U		0.34	U		0.34	U		0.34	U		0.34	U		0.34	U		0.34	U		0.34	U		0.34	U		0.34	U		0.34	U		0.34	U		0.34	U		0.34	U		0.34	U		0.34	U		0.34	U	
1,2,3-Trichlorobenzene	N/A	0.35	U		0.35	U		0.35	U		0.35	U		0.35	U		0.35	U		0.35	U		0.35	U		0.35	U		0.35	U		0.35	U		0.35	U		0.35	U		0.35	U		0.35	U		0.35	U		0.35	U		0.35	U	UJ
1,2,4-Trichlorobenzene	9	0.27	U		0.27	U		0.27	U		0.27	U		0.27	U		0.27	U		0.27	U		0.27	U		0.27	U		0.27	U		0.27	U		0.27	U		0.27	U		0.27	U		0.27	U		0.27	U		0.27	U	
1,2-Dibromo-3-chloropropane	0.02	0.23	U		0.23	U		0.23	U		0.23	U		0.23	U		0.23	U		0.23	U		0.23	U	UJ	0.23	U	UJ	0.23	U	UJ	0.23	U	UJ	0.23	U	UJ	0.23	U	UJ	0.23	U	UJ	0.23	U	UJ	0.23	U	UJ
1,2-Dibromoethane	0.03	0.19	U		0.19	U		0.19	U		0.19	U		0.19	U		0.19	U		0.19	U		0.19	U		0.19	U		0.19	U		0.19	U		0.19	U		0.19	U		0.19	U		0.19	U		0.19	U		0.19	U	
1,2-Dichlorobenzene	600	0.22	U		0.22	U		0.22	U		0.22	U		0.22	U		0.22	U		0.22	U		0.22	U		0.22	U		0.22	U		0.22	U		0.22	U		0.22	U		0.22	U		0.22	U		0.22	U		0.22	U	
1,2-Dichloroethane	2	0.73	J		0.59	J		0.61	J		0.27	J		0.50	J		0.39	J		0.47	J		0.29	J		0.25	U		0.25	U		0.35	J		0.38	J		0.33	J		0.42	J		0.25	U		0.25	U		0.72	J	
1,2-Dichloropropane	1	0.18	U		0.18	U		0.18	U		0.18	U		0.18	U		0.18	U		0.18	U		0.18	U		0.18	U		0.18	U		0.18	U		0.18	U		0.18	U		0.18	U		0.18	U		0.18	U		0.18	U	
1,3-Dichlorobenzene	600	0.33	U		0.33	U		0.33	U		0.33	U		0.33	U		0.33	U		0.33	U		0.33	U		0.33	U		0.33	U		0.33	U		0.33	U		0.33	U		0.33	U		0.33	U		0.33	U		0.33	U	
1,4-Dichlorobenzene	75	0.33	U		0.33	U		0.33	U		0.33	U		0.33	U		0.33	U		0.33	U		0.33	U		0.33	U		0.33	U		0.33	U		0.33	U		0.33	U		0.33	U		0.33	U		0.33	U		0.33	U	
1,4-Dioxane	0.4 [3]	8.7	U		8.7	U		8.7	U		8.7	U		8.7	U		8.7	U		8.7	U		8.7	U		8.7	U		8.7	U		8.7	U		8.7	U		8.7	U		8.7	U		8.7	U		8.7	U		8.7	U	
2-Butanone	300	2.2	U		2.2	U		2.2	U		2.2	U		2.2	U		2.2	U		2.2	U		2.2	U		2.2	U		2.2	U		2.2	U		2.2	U		2.2	U		2.2	U		2.2	U		2.2	U		2.2	U	
2-Hexanone	300 [3]	0.72	U		0.72	U		0.72	U		0.72	U		0.72	U		0.72	U		0.72	U		0.72	U		0.72	U		0.72	U		0.72	U		0.72	U		0.72	U		0.72	U		0.72	U		0.72	U		0.72	U	
4-Methyl-2-pentanone	N/A	0.63	U		0.63	U		0.63	U		0.63	U		0.63	U		0.63	U		0.63	U		0.63	U		0.63	U		0.63	U		0.63	U		0.63	U		0.63	U		0.63	U		0.63	U		0.63	U		0.63	U	
Acetone	6000	10		U	10		U	17			20			17			33			25			10		U	16			10		U	18			21			21			33			10		U	10		UJ	10		U
Benzene	1	0.090	U		0.090	U		0.090	U		0.090	U		0.090	U		0.090	U		0.090	U		0.090	U		0.090	U		0.090	U		0.090	U		0.090	U		0.090	U		0.090	U		0.090	U		0.090	U		0.090	U	
Bromochloromethane	N/A	0.30	U		0.30	U		0.30	U		0.30	U		0.30	U		0.30	U		0.30	U		0.30	U		0.30	U		0.30	U		0.30	U		0.30	U		0.30	U		0.30	U		0.30	U		0.30	U		0.30	U		0.30	U	
Bromodichloromethane	1	0.15	U		0.15	U		0.15	U		0.15	U		0.15	U		0.15	U		0.15	U		0.15	U		0.15	U		0.15	U		0.15	U		0.15	U		0.15	U		0.15	U		0.15	U		0.15	U		0.15	U		0.15	U	
Bromoform	4	0.18	U	UJ	0.18	U	UJ	0.18	U	UJ	0.18	U	UJ	0.18	U	UJ	0.18	U	UJ	0.18	U	UJ	0.18	U *	UJ	0.18	U *	UJ	0.18	U *	UJ	0.18	U *	UJ	0.18	U *	UJ	0.18	U *	UJ	0.18	U *	UJ	0.18	U	UJ	0.18	U *	UJ
Bromomethane	10	0.18	U		0.18	U		0.18	U		0.18	U		0.18	U		0.18	U		0.18	U		0.18	U		0.18	U		0.18	U		0.18	U		0.18	U		0.18	U		0.18	U		0.18	U		0.18	U		0.18	U	
Carbon disulfide	700	0.22	U		0.22	U		0.22	U		0.22	U		0.22	U		0.22	U		0.22	U		0.22	U		0.22	U		0.22	U		0.22	U		0.22	U		0.22	U		0.22	U		0.22	U		0.22	U		0.22	U	UJ	0.22	U	UJ
Carbon tetrachloride	1	0.33	U		0.33	U		0.33	U		0.33	U		0.33	U		0.33	U		0.33	U		0.33	U		0.33	U		0.33	U		0.33	U		0.33	U		0.33	U		0.33	U		0.33	U		0.33	U		0.33	U	
Chlorobenzene	50	0.24	U		0.24	U		0.24	U		0.24	U		0.24	U		0.24	U		0.24	U		0.24	U		0.24	U		0.24	U		0.24	U		0.24	U		0.24	U		0.24	U		0.24	U		0.24	U		0.24	U		0.24	U	
Chloroethane	5 [3]	0.37	U		0.37	U		0.37	U		0.37	U		0.37	U		0.37	U		0.37	U		0.37	U		0.37	U		0.37	U		0.37	U		0.37	U		0.37	U		0.37	U		0.37	U		0.37	U		0.37	U	UJ	0.37	U	
Chloroform	70	0.72	J		0.82	J		0.22	U		0.79	J		0.22	U		0.22	U		0.22	U		0.22	U		1.0			0.40	J		0.51	J		0.22	U		0.53	J		0.98	J		0.44	J		0.42	J		0.68	J	
Chloromethane	N/A	0.22	U		0.22	U		0.22	U		0.22	U		0.22	U		0.22	U		0.22	U		0.22	U		0.22	U		0.22	U		0.22	U		0.22	U		0.22	U		0.22	U		0.22	U		0.22	U		0.22	U		0.22	U	
cis-1,2-Dichloroethene	70	0.26	U		0.26	U		0.26	U		0.26	U		0.26	U		0.26	U		0.26	U		0.26	U		0.26	U		0.26	U		0.26	U		0.26	U		0.26	U		0.26	U		0.26	U		0.26	U		0.26	U		0.26	U	
cis-1,3-Dichloropropene	1 [4]	0.16	U		0.16	U		0.16	U		0.16	U		0.16	U		0.16	U		0.16	U		0.16	U		0.16	U		0.16	U		0.16	U		0.16	U		0.16	U		0.16	U		0.16	U		0.16	U		0.16	U		0.16	U	
Cyclohexane	N/A	3.3			1.7			2.2			0.89	J		2.4			0.56	J		3.4			0.47	J		0.38	J		0.26	U		0.93	J		0.46	J		0.66	J		1.2			0.26	U		0.26	U		2.9		
Dibromochloromethane	1	0.22	U		0.22	U		0.22	U		0.22	U		0.22	U		0.22	U		0.22	U		0.22	U		0.22	U		0.22	U		0.22	U		0.22	U		0.22	U		0.22	U		0.22	U		0.22	U		0.22	U		0.22	U	UJ
Dichlorodifluoromethane	1000	0.14	U		0.14	U		0.14	U		0.14	U		0.14	U		0.14	U		0.14	U		0.14	U		0.14	U		0.14	U		0.14	U		0.14	U		0.14	U		0.14	U		0.14	U		0.14	U		0.14	U		0.14	U	
Ethylbenzene	700	0.30	U		0.30	U		0.30	U		0.30	U		0.30	U		0.30	U		0.30	U		0.30	U		0.30	U		0.30	U		0.30	U		0.30	U		0.30	U		0.30	U		0.30	U		0.30	U		0.30	U		0.30	U	
Isopropylbenzene	700	0.32	U		0.32	U		0.32	U		0.32	U		0.32	U		0.32	U		0.32	U		0.32	U		0.32	U		0.32	U		0.32	U		0.32	U		0.32	U		0.32	U		0.32	U		0.32	U		0.32	U		0.32	U	
Methyl Acetate	7000	0.87	J		1.0	J		0.88	J		0.92	J		0.73	J		1.2	J		0.72	J		0.90	J		0.82	J		1.2	J		0.87	J		1.3	J		1.2	J		1.2	J		0.92	J		0.95	J		1.1	J	
Methyl cyclohexane	N/A	0.22	U		0.22	U		0.22	U		0.22	U		0.22	U		0.22	U		0.22	U		0.22	U		0.22	U		0.22	U		0.22	U		0.22	U		0.22	U		0.22	U		0.22	U		0.22	U		0.22	U		0.22	U	
Methyl tert butyl ether	70	0.13	U		0.13	U		0.13	U		0.13	U		0.13	U		0.13	U		0.13	U		0.13	U		0.13	U		0.13	U		0.13	U		0.13	U		0.13	U		0.13	U		0.13	U		0.13	U		0.13	U		0.13	U	
Methylene chloride	3	0.21	U		0.21	U		0.21	U		0.21	U		0.21	U		0.21	U		0.21	U		0.21	U		0.21	U		0.21	U		0.21	U		0.21	U		0.21	U		0.23	J		0.21	U		0.21	U		0.21	U		0.21	U	
o-Xylene	1000 [5]	0.32	U		0.32	U		0.32	U		0.32	U		0.32	U		0.32	U		0.32	U		0.32	U		0.32	U		0.32	U		0.32	U		0.32	U		0.32	U		0.32	U		0.32	U		0.32	U		0.32	U		0.32	U	
p/m-Xylene	1000 [5]	0.28	U		0.28	U		0.28	U		0.28	U		0.28	U		0.28	U		0.28	U		0.28	U		0.28	U		0.28	U		0.28	U		0.28	U		0.28	U		0.28	U		0.28	U		0.28	U		0.28	U		0.28	U	
Styrene	100	0.17	U		0.17	U		0.17	U		0.17	U		0.17	U		0.17	U		0.17	U		0.17	U		0.17	U		0.17	U		0.17	U		0.17	U		0.17	U		0.17	U		0.17	U		0.17	U		0.17	U		0.17	U	
Tetrachloroethene	1	0.38	J		0.41	J		0.12	U		0.12	U		0.12	U		0.12	U		0.12	U		0.12	U		0.85	J		0.12	U		0.12	U		0.12	U		0.12	U		0.12	U		0.12	U		0.12	U		0.12	U		0.13	J	
Toluene	600	0.25	J		0.25	U		0.25	U		0.25	U		0.25	U		0.25	U		0.25	U		0.25	U		0.25	U		0.25	U		0.25	U		0.25	U		0.25	U		0.25	U		0.25	U		0.25	U		0.25	U		0.25	U	
trans-1,2-Dichloroethene	100	0.18	U		0.18	U		0.18	U		0.18	U		0.18	U		0.18	U		0.18	U		0.18	U		0.18	U		0.18	U		0.18	U		0.18	U		0.18	U		0.18	U		0.18	U		0.18	U		0.18	U		0.18	U	
trans-1,3-Dichloropropene	1 [4]	0.19	U		0.19	U		0.19	U		0.19	U		0.19	U		0.19	U		0.19	U		0.19	U		0.19	U	UJ	0.19	U	UJ	0.19	U	UJ	0.19	U	UJ	0.19	U	UJ	0.19	U	UJ	0.19	U	UJ	0.19	U	UJ	0.19	U	UJ
Trichloroethene	1	0.47	J		0.62	J		**3.0**			0.22	U		0.22	U		0.22	U		0.22	U		0.61	J		0.62	J		0.65	J		0.27	J		0.43	J		0.22	U		0.22	U		0.22	U		0.22	U		0.47	J	
Trichlorofluoromethane	2000	0.15	U		0.15	U		0.15	U		0.15	U		0.15	U		0.15	U		0.15	U		0.15	U		0.15	U		0.15	U		0.15	U		0.15	U		0.15	U		0.15	U		0.15	U		0.15	U		0.15	U		0.15	U	
Vinyl chloride	1	0.060	U		0.060	U		0.060	U		0.060	U		0.060	U		0.060	U		0.060	U		0.060	U		0.060	U		0.060	U		0.060	U		0.060	U		0.060	U		0.060	U		0.060	U		0.060	U		0.060	U		0.060	U	
Tentatively Identified Compound	N/A	None			None			None			None			None			None			None			None			None			None			None			None			None			None			None			None		

Notes:
All sample results and criteria value are expressed in units of micrograms per liter (µg/l)
1 - Bolded compounds have at least one sample which exceeded NJDEP GWQS Criteria
2 - N.J.A.C. 7:9C Ground Water Quality Standards, Appendix Table 1 - Specific Ground Water Quality Criteria unless otherwise noted
3 - N.J.A.C. 7:9C Ground Water Quality Standards, Appendix Table 2 - Interim Ground Water Quality Criteria
4 - GWQS for 1,3-Dichloropropene, Total (cis and trans)
5 - GWQS for Xylene, Total (o-Xylene and p/m-Xylene)
Analytical results for the modified trip/equipment blank are provided in the lab report in Appendix C

Exceedances are highlighted -

Acronyms:
ID - identification
N/A - not applicable
VOC - volatile organic compound
NJDEP - New Jersey Department of Environmental Protection
GWQS - Ground Water Quality Standards
TIC - tentatively identified compound

Qualifiers:
L - Laboratory Qualifier
DV - Data Validation Qualifier
U - compound not detected above the method reporting limit
J - an estimated value that is greater than the method detection limit but less than the reporting limit
* - RPD of the LCS and LCSD exceeds the control limits or the LCS or LCSD is outside acceptance limits

TABLE 4-4
Groundwater Sampling Analytical Results
Former LEC Site - Watchung and North Plainfield, NJ
Sample Date: September 29, 2016

Groundwater Sample ID		MW-507S			MW-507I			MW-508S			MW-508D			MW-508D (DUP-04)			MW-532S			MW-532D			MW-544S			MW-544I			MW-544D			MW-545S			MW-545I			MW-545D			MW-546S			MW-546I			MW-546D			MW-547S		
Laboratory ID		460-121256-17			460-121256-18			460-121256-19			460-121256-20			460-121256-50			460-121256-21			460-121256-22			460-121256-23			460-121256-24			460-121256-25			460-121256-26			460-121256-27			460-121256-28			460-121256-29			460-121256-30			460-121256-31			460-121256-32		
Volatile Organics by GC/MS - (ug/L)	**NJDEP GWQS [2]**		**L**	**DV**		**L**	**DV**		**L**	**DV**		**L**	**DV**		**L**	**DV**		**L**	**DV**		**L**	**DV**		**L**	**DV**		**L**	**DV**		**L**	**DV**		**L**	**DV**		**L**	**DV**		**L**	**DV**		**L**	**DV**		**L**	**DV**		**L**	**DV**		**L**	**DV**
1,1,1-Trichloroethane	30	0.28	U		0.28	U		0.28	U		0.28	U		0.28	U		0.28	U		0.28	U		0.28	U		0.28	U		0.28	U		0.28	U		0.28	U		0.28	U		0.28	U		0.28	U		0.28	U		0.28	U	
1,1,2,2-Tetrachloroethane	1	0.19	U		0.19	U		0.19	U		0.19	U		0.19	U		0.19	U		0.19	U		0.19	U		0.19	U		0.19	U		0.19	U		0.19	U		0.19	U		0.19	U		0.19	U		0.19	U		0.19	U	
1,1,2-Trichloro-1,2,2-Trifluoroethane	N/A	0.34	U		0.34	U		0.34	U		0.34	U		0.34	U		0.34	U		0.34	U		0.34	U		0.34	U		0.34	U		0.34	U		0.34	U		0.34	U		0.34	U		0.34	U		0.34	U		0.34	U	
1,1,2-Trichloroethane	3	0.080	U		0.080	U		0.080	U		0.080	U		0.080	U		0.080	U		0.080	U		0.080	U		0.080	U		0.080	U		0.080	U		0.080	U		0.080	U		0.080	U		0.080	U		0.080	U		0.080	U	
1,1-Dichloroethane	50	0.24	U		0.24	U		0.24	U		0.24	U		0.24	U		0.24	U		0.24	U		0.24	U		0.24	U		0.24	U		0.24	U		0.24	U		0.24	U		0.24	U		0.24	U		0.24	U		0.24	U	
1,1-Dichloroethene	1	0.34	U		0.34	U		0.34	U		0.34	U		0.34	U		0.34	U		0.34	U		0.34	U		0.34	U		0.34	U		0.34	U		0.34	U		0.34	U		0.34	U		0.34	U		0.34	U		0.34	U	
1,2,3-Trichlorobenzene	N/A	0.35	U	UJ	0.35	U	UJ	0.35	U	UJ	0.35	U	UJ	0.35	U	UJ	0.35	U	UJ	0.35	U	UJ	0.35	U	UJ	0.35	U	UJ	0.35	U	UJ	0.35	U	UJ	0.35	U	UJ	0.35	U	UJ	0.35	U	UJ	0.35	U	UJ	0.35	U	UJ	0.35	U	UJ
1,2,4-Trichlorobenzene	9	0.27	U		0.27	U		0.27	U		0.27	U		0.27	U		0.27	U		0.27	U		0.27	U		0.27	U		0.27	U		0.27	U		0.27	U		0.27	U		0.27	U		0.27	U		0.27	U		0.27	U	
1,2-Dibromo-3-chloropropane	0.02	0.23	U	UJ	0.23	U	UJ	0.23	U	UJ	0.23	U	UJ	0.23	U		0.23	U	UJ	0.23	U	UJ	0.23	U	UJ	0.23	U	UJ	0.23	U	UJ	0.23	U	UJ	0.23	U	UJ	0.23	U	UJ	0.23	U	UJ	0.23	U	UJ	0.23	U	UJ	0.23	U	UJ
1,2-Dibromoethane	0.03	0.19	U		0.19	U		0.19	U		0.19	U		0.19	U		0.19	U		0.19	U		0.19	U		0.19	U		0.19	U		0.19	U		0.19	U		0.19	U		0.19	U		0.19	U		0.19	U		0.19	U	
1,2-Dichlorobenzene	600	0.22	U		0.22	U		0.22	U		0.22	U		0.22	U		0.22	U		0.22	U		0.22	U		0.22	U		0.22	U		0.22	U		0.22	U		0.22	U		0.22	U		0.22	U		0.22	U		0.22	U	
1,2-Dichloroethane	2	0.34	J		0.54	J		0.53	J		0.41	J		0.35	J		0.70	J		0.90	J		0.25	U		0.28	J		0.37	J		0.25	U		0.25	U		0.30	J		0.25	U		0.39	J		0.38	J		0.25	J	
1,2-Dichloropropane	1	0.18	U		0.18	U		0.18	U		0.18	U		0.18	U		0.18	U		0.18	U		0.18	U		0.18	U		0.18	U		0.18	U		0.18	U		0.18	U		0.18	U		0.18	U		0.18	U		0.18	U	
1,3-Dichlorobenzene	600	0.33	U		0.33	U		0.33	U		0.33	U		0.33	U		0.33	U		0.33	U		0.33	U		0.33	U		0.33	U		0.33	U		0.33	U		0.33	U		0.33	U		0.33	U		0.33	U		0.33	U	
1,4-Dichlorobenzene	75	0.33	U		0.33	U		0.33	U		0.33	U		0.33	U		0.33	U		0.33	U		0.33	U		0.33	U		0.33	U		0.33	U		0.33	U		0.33	U		0.33	U		0.33	U		0.33	U		0.40	J	
1,4-Dioxane	0.4 [3]	8.7	U		8.7	U		8.7	U		8.7	U		8.7	U		8.7	U		8.7	U		8.7	U		8.7	U		8.7	U		8.7	U		8.7	U		8.7	U		8.7	U		8.7	U		8.7	U		8.7	U	
2-Butanone	300	2.2	U		2.2	U		2.2	U		2.2	U		2.2	U		2.2	U		2.2	U		2.2	U		2.2	U		2.2	U		2.2	U		2.2	U		2.2	U		2.2	U		2.2	U		2.2	U		2.2	U	
2-Hexanone	300 [3]	0.72	U		0.72	U		0.72	U		0.72	U		0.72	U		0.72	U		0.72	U		0.72	U		0.72	U		0.72	U		0.72	U		0.72	U		0.72	U		0.72	U		0.72	U		0.72	U		0.72	U	
4-Methyl-2-pentanone	N/A	0.63	U		0.63	U		0.63	U		0.63	U		0.63	U		0.63	U		0.63	U		0.63	U		0.63	U		0.63	U		0.63	U		0.63	U		0.63	U		0.63	U		0.63	U		0.63	U		0.63	U	
Acetone	6000	1.1	U		1.1	U		23			22			23		J	25			15			17			12			28			20			22			34			19			21			1.1	U		24		
Benzene	1	0.090	U		0.090	U		0.090	U		0.090	U		0.090	U		0.090	U		0.090	U		0.090	U		0.090	U		0.090	U		0.090	U		0.090	U		0.090	U		0.090	U		0.090	U		0.090	U		0.090	U	
Bromochloromethane	N/A	0.30	U		0.30	U		0.30	U		0.30	U		0.30	U		0.30	U		0.30	U		0.30	U		0.30	U		0.30	U		0.30	U		0.30	U		0.30	U		0.30	U		0.30	U		0.30	U		0.30	U		0.30	U	
Bromodichloromethane	1	0.15	U		0.15	U		0.15	U		0.15	U		0.15	U		0.15	U		0.15	U		0.15	U		0.15	U		0.15	U		0.15	U		0.15	U		0.15	U		0.15	U		0.15	U		0.15	U		0.15	U		0.15	U	
Bromoform	4	0.18	U *	UJ	0.18	U *	UJ	0.18	U *	UJ	0.18	U *	UJ	0.18	U	UJ	0.18	U *	UJ	0.18	U *	UJ	0.18	U *	UJ	0.18	U *	UJ	0.18	U *	UJ	0.18	U *	UJ	0.18	U *	UJ	0.18	U *	UJ	0.18	U *	UJ	0.18	U *	UJ	0.18	U *	UJ
Bromomethane	10	0.18	U		0.18	U		0.18	U		0.18	U		0.18	U		0.18	U		0.18	U		0.18	U		0.18	U		0.18	U		0.18	U		0.18	U		0.18	U		0.18	U		0.18	U		0.18	U		0.18	U	
Carbon disulfide	700	0.22	U	UJ	0.22	U	UJ	0.22	U	UJ	0.22	U	UJ	0.22	U	UJ	0.22	U	UJ	0.22	U	UJ	0.22	U	UJ	0.22	U	UJ	0.22	U	UJ	0.22	U	UJ	0.22	U	UJ	0.22	U	UJ	0.22	U	UJ	0.22	U	UJ	0.22	U	UJ	0.22	U	UJ
Carbon tetrachloride	1	0.33	U		0.33	U		0.33	U		0.33	U		0.33	U		0.33	U		0.33	U		0.33	U		0.33	U		0.33	U		0.33	U		0.33	U		0.33	U		0.33	U		0.33	U		0.33	U		0.33	U	
Chlorobenzene	50	0.24	U		0.24	U		0.24	U		0.24	U		0.24	U		0.24	U		0.24	U		0.24	U		0.24	U		0.24	U		0.24	U		0.24	U		0.24	U		0.24	U		0.24	U		0.24	U		0.24	U		0.24	U	
Chloroethane	5 [3]	0.37	U		0.37	U		0.37	U		0.37	U		0.37	U	UJ	0.37	U		0.37	U		0.37	U		0.37	U		0.37	U		0.37	U		0.37	U		0.37	U		0.37	U		0.37	U		0.37	U		0.37	U		0.37	U	
Chloroform	70	0.66	J		0.87	J		1.1			0.22	U		0.22	U		0.22	U		0.27	J		0.22	U		0.22	U		0.22	U		1.7			0.52	J		0.42	J		0.22	U		0.36	J		3.1			0.22	U	
Chloromethane	N/A	0.22	U		0.22	U		0.22	U		0.22	U		0.22	U		0.22	U		0.22	U		0.22	U		0.22	U		0.22	U		0.22	U		0.22	U		0.22	U		0.22	U		0.22	U		0.22	U		0.22	U		0.22	U	
cis-1,2-Dichloroethene	70	0.26	U		0.26	U		0.26	U		2.1			2.0			0.26	U		0.26	U		0.26	U		0.26	U		0.26	U		0.26	U		0.26	U		0.26	U		0.26	U		0.26	U		0.26	U		1.5		
cis-1,3-Dichloropropene	1 [4]	0.16	U		0.16	U		0.16	U		0.16	U		0.16	U		0.16	U		0.16	U		0.16	U		0.16	U		0.16	U		0.16	U		0.16	U		0.16	U		0.16	U		0.16	U		0.16	U		0.16	U		0.16	U	
Cyclohexane	N/A	0.58	J		1.1			0.96	J		0.26	U		0.44	J		0.64	J		2.6			0.67	J		0.36	J		0.93	J		0.32	J		0.32	J		0.54	J		0.45	J		1.6			0.68	J		0.58	J	
Dibromochloromethane	1	0.22	U	UJ	0.22	U	UJ	0.22	U	UJ	0.22	U	UJ	0.22	U		0.22	U	UJ	0.22	U	UJ	0.22	U	UJ	0.22	U	UJ	0.22	U	UJ	0.22	U	UJ	0.22	U	UJ	0.22	U	UJ	0.22	U	UJ	0.22	U	UJ	0.22	U	UJ	0.22	U	UJ
Dichlorodifluoromethane	1000	0.14	U		0.14	U		0.14	U		0.14	U		0.14	U		0.14	U		0.14	U		0.14	U		0.14	U		0.14	U		0.14	U		0.14	U		0.14	U		0.14	U		0.14	U		0.14	U		0.14	U		0.14	U	
Ethylbenzene	700	0.30	U		0.30	U		0.30	U		0.30	U		0.30	U		0.30	U		0.30	U		0.30	U		0.30	U		0.30	U		0.30	U		0.30	U		0.30	U		0.30	U		0.30	U		0.30	U		0.30	U		0.30	U	
Isopropylbenzene	700	0.32	U		0.32	U		0.32	U		0.32	U		0.32	U		0.32	U		0.32	U		0.32	U		0.32	U		0.32	U		0.32	U		0.32	U		0.32	U		0.32	U		0.32	U		0.32	U		0.32	U		0.32	U	
Methyl Acetate	7000	0.98	J		1.2	J		1.2	J		1.2	J		0.81	J		1.2	J		1.0	J		0.95	J		1.0	J		1.1	J		0.81	J		0.88	J		0.88	J		0.88	J		0.58	U		0.79	J		0.58	U	
Methyl cyclohexane	N/A	0.22	U		0.22	U		0.22	U		0.22	U		0.22	U		0.22	U		0.22	U		0.22	U		0.22	U		0.22	U		0.22	U		0.22	U		0.22	U		0.22	U		0.22	U		0.22	U		0.22	U		0.22	U	
Methyl tert butyl ether	70	0.13	U		0.13	U		0.13	U		0.13	U		0.13	U		0.13	U		0.13	U		0.13	U		0.13	U		0.13	U		0.13	U		0.13	U		0.13	U		0.13	U		0.13	U		0.13	U		0.13	U		0.13	U		0.13	U	
Methylene chloride	3	0.21	U		0.21	U		0.21	U		0.21	U		0.21	U		0.21	U		0.21	U		0.21	U		0.21	U		0.21	U		0.21	U		0.21	U		0.21	U		0.21	U		0.21	U		0.21	U		0.21	U		0.21	U		0.21	U	
o-Xylene	1000 [5]	0.32	U		0.32	U		0.32	U		0.32	U		0.32	U		0.32	U		0.32	U		0.32	U		0.32	U		0.32	U		0.32	U		0.32	U		0.32	U		0.32	U		0.32	U		0.32	U		0.32	U		0.32	U		0.32	U	
p/m-Xylene	1000 [5]	0.28	U		0.28	U		0.28	U		0.28	U		0.28	U		0.28	U		0.28	U		0.28	U		0.28	U		0.28	U		0.28	U		0.28	U		0.28	U		0.28	U		0.28	U		0.28	U		0.28	U		0.28	U		0.28	U	
Styrene	100	0.17	U		0.17	U		0.17	U		0.17	U		0.17	U		0.17	U		0.17	U		0.17	U		0.17	U		0.17	U		0.17	U		0.17	U		0.17	U		0.17	U		0.17	U		0.17	U		0.17	U		0.17	U		0.17	U	
Tetrachloroethene	1	0.12	U		0.12	U		0.12	U		0.12	U		0.12	U		0.12	U		0.12	U		0.91	J		0.12	U		0.12	U		0.12	U		0.16	J		**1.9**			0.12	U		0.12	U		0.12	U		0.12	U		0.12	U	
Toluene	600	0.25	U		0.25	U		0.25	U		0.25	U		0.25	U		0.25	U		0.27	J		0.25	U		0.25	U		0.25	U		0.25	U		0.25	U		0.25	U		0.25	U		0.25	U		0.25	U		0.25	U		0.25	U		0.25	U	
trans-1,2-Dichloroethene	100	0.18	U		0.18	U		0.18	U		0.18	U		0.18	U		0.18	U		0.18	U		0.18	U		0.18	U		0.18	U		0.18	U		0.18	U		0.18	U		0.18	U		0.18	U		0.18	U		0.18	U		0.18	U		0.18	U	
trans-1,3-Dichloropropene	1 [4]	0.19	U	UJ	0.19	U	UJ	0.19	U	UJ	0.19	U	UJ	0.19	U	UJ	0.19	U	UJ	0.19	U	UJ	0.19	U	UJ	0.19	U	UJ	0.19	U	UJ	0.19	U	UJ	0.19	U	UJ	0.19	U	UJ	0.19	U	UJ	0.19	U	UJ	0.19	U	UJ	0.19	U	UJ
Trichloroethene	1	0.51	J		0.49	J		0.79	J		0.89	J		0.90	J		0.22	U		0.29	J		0.46	J		0.90	J		0.22	U		0.22	U		0.22	U		0.25	J		0.22	U		0.44	J		**2.6**			**3.5**		
Trichlorofluoromethane	2000	0.15	U		0.15	U		0.15	U		0.15	U		0.15	U		0.15	U		0.15	U		0.15	U		0.15	U		0.15	U		0.18	J		1.5			0.15	U		0.15	U		0.15	U		0.15	U		0.15	U	
Vinyl chloride	1	0.060	U		0.060	U		0.060	U		0.38	J		0.39	J		0.060	U		0.060	U		0.060	U		0.060	U		0.060	U		0.060	U		0.060	U		0.060	U		0.060	U		0.060	U		0.060	U		0.060	U	
Tentatively Identified Compound	N/A	None			None			9.9			None			None			None			None			None			None			None			None			13.0			None			None			None			None		

Notes:
All sample results and criteria value are expressed in units of micrograms per liter (µg/l)
1 - Bolded compounds have at least one sample which exceeded NJDEP GWQS Criteria
2 - N.J.A.C. 7:9C Ground Water Quality Standards, Appendix Table 1 - Specific Ground Water Quality Criteria unless otherwise noted
3 - N.J.A.C. 7:9C Ground Water Quality Standards, Appendix Table 2 - Interim Ground Water Quality Criteria
4 - GWQS for 1,3-Dichloropropene, Total (cis and trans)
5 - GWQS for Xylene, Total (o-Xylene and p/m-Xylene)
Exceedances are highlighted -
Analytical results for the modified trip/equipment blank are provided in the lab report in Appendix C

Acronyms:
ID - identification
N/A - not applicable
VOC - volatile organic compound
NJDEP - New Jersey Department of Environmental Protection
GWQS - Ground Water Quality Standards
TIC - tentatively identified compound

Qualifiers:
L - Laboratory Qualifier
DV - Data Validation Qualifier
U - compound not detected above the method reporting limit
J - an estimated value that is greater than the method detection limit but less than the reporting limit
* - RPD of the LCS and LCSD exceeds the control limits or the LCS or LCSD is outside acceptance limits

TABLE 4-4
Groundwater Sampling Analytical Results
Former LEC Site - Watchung and North Plainfield, NJ
Sample Date: September 29, 2016

Groundwater Sample ID		MW-547I			MW-547D			MW-549S			MW-549I			MW-549I (DUP-01)			MW-550S			MW-550S (DUP-02)			MW-550I			PZ-521S			PZ-521I			PZ-522S			PZ-522I			PZ-522I (DUP-05)			PZ-522D			PZ-524S			PZ-524I			PZ-524D		
Laboratory ID		460-121256-33			460-121256-34			460-121256-35			460-121256-36			460-121256-47			460-121256-37			460-121256-48			460-121256-38			460-121256-39			460-121256-40			460-121256-41			460-121256-42			460-121256-51			460-121256-43			460-121256-45			460-121256-44			460-121256-46		
Volatile Organics by GC/MS - (ug/L)	**NJDEP GWQS [2]**		**L**	**DV**		**L**	**DV**		**L**	**DV**		**L**	**DV**		**L**	**DV**		**L**	**DV**		**L**	**DV**		**L**	**DV**		**L**	**DV**		**L**	**DV**		**L**	**DV**		**L**	**DV**		**L**	**DV**		**L**	**DV**		**L**	**DV**		**L**	**DV**		**L**	**DV**
1,1,1-Trichloroethane	30	0.28	U		0.28	U		0.28	U		0.28	U		0.28	U		0.28	U		0.28	U		0.28	U		0.28	U		0.28	U		0.28	U		0.28	U		0.28	U		0.28	U		0.28	U		0.28	U		0.28	U	
1,1,2,2-Tetrachloroethane	1	0.19	U		0.19	U		0.19	U		0.19	U		0.19	U		0.19	U		0.19	U		0.19	U		0.19	U		0.19	U		0.19	U		0.19	U		0.19	U		0.19	U		0.19	U		0.19	U		0.19	U	
1,1,2-Trichloro-1,2,2-Trifluoroethane	N/A	0.34	U		0.34	U		0.90	J		0.55	J		0.34	U		0.34	U		0.34	U		0.49	J		0.34	U		0.34	U		0.34	U		0.34	U		0.34	U		0.34	U		0.34	U		0.34	U		0.34	U	
1,1,2-Trichloroethane	3	0.080	U		0.080	U		0.080	U		0.080	U		0.080	U		0.080	U		0.080	U		0.080	U		0.080	U		0.080	U		0.080	U		0.080	U		0.080	U		0.080	U		0.080	U		0.080	U		0.080	U	
1,1-Dichloroethane	50	0.24	U		0.24	U		0.24	U		0.24	U		0.24	U		0.24	U		0.24	U		0.24	U		0.24	U		0.24	U		0.24	U		1.1			1.1			0.25	J		0.24	U		0.24	U		0.24	U	
1,1-Dichloroethene	1	0.34	U		0.34	U		0.34	U		0.34	U		0.34	U		0.34	U		0.34	U		0.34	U		0.34	U		0.34	U		0.34	U		0.34	U		0.34	U		0.34	U		0.34	U		0.34	U		0.34	U	
1,2,3-Trichlorobenzene	N/A	0.35	U	UJ	0.35	U	UJ	0.35	U		0.35	U		0.35	U		0.35	U		0.35	U		0.35	U		0.35	U		0.35	U		0.35	U		0.35	U		0.35	U		0.35	U		0.35	U		0.35	U		0.35	U	
1,2,4-Trichlorobenzene	9	0.27	U		0.27	U		0.27	U		0.27	U		0.27	U		0.27	U		0.27	U		0.27	U		0.27	U		0.27	U		0.27	U		0.27	U		0.27	U		0.27	U		0.27	U		0.27	U		0.27	U	
1,2-Dibromo-3-chloropropane	0.02	0.23	U	UJ	0.23	U	UJ	0.23	U		0.23	U		0.23	U		0.23	U		0.23	U		0.23	U		0.23	U		0.23	U		0.23	U		0.23	U		0.23	U		0.23	U		0.23	U		0.23	U		0.23	U	
1,2-Dibromoethane	0.03	0.19	U		0.19	U		0.19	U		0.19	U		0.19	U		0.19	U		0.19	U		0.19	U		0.19	U		0.19	U		0.19	U		0.19	U		0.19	U		0.19	U		0.19	U		0.19	U		0.19	U	
1,2-Dichlorobenzene	600	0.22	U		0.22	U		0.22	U		0.22	U		0.22	U		0.22	U		0.22	U		0.22	U		0.22	U		0.22	U		0.22	U		0.22	U		0.22	U		0.22	U		0.22	U		0.22	U		0.22	U	
1,2-Dichloroethane	2	0.37	J		0.25	U		0.32	J		0.51	J		0.40	J		0.51	J		0.31	J		0.35	J		0.25	U		0.51	J		0.27	J		0.43	J		0.34	J		0.41	J		0.25	U		0.43	J		0.55	J	
1,2-Dichloropropane	1	0.18	U		0.18	U		0.18	U		0.18	U		0.18	U		0.18	U		0.18	U		0.18	U		0.18	U		0.18	U		0.18	U		0.18	U		0.18	U		0.18	U		0.18	U		0.18	U		0.18	U	
1,3-Dichlorobenzene	600	0.33	U		0.33	U		0.33	U		0.33	U		0.33	U		0.33	U		0.33	U		0.33	U		0.33	U		0.33	U		0.33	U		0.33	U		0.33	U		0.33	U		0.33	U		0.33	U		0.33	U	
1,4-Dichlorobenzene	75	0.33	U		0.33	U		0.33	U		0.33	U		0.33	U		0.33	U		0.33	U		0.33	U		0.33	U		0.33	U		0.33	U		0.33	U		0.33	U		0.33	U		0.33	U		0.33	U		0.33	U	
1,4-Dioxane	0.4 [3]	8.7	U		8.7	U		8.7	U		8.7	U		8.7	U		8.7	U		8.7	U		8.7	U		8.7	U		8.7	U		8.7	U		8.7	U		8.7	U		8.7	U		8.7	U		8.7	U		8.7	U	
2-Butanone	300	2.2	U		2.2	U		2.2	U		2.2	U		2.2	U		2.2	U		2.2	U		2.2	U		2.2	U		2.2	U		2.2	U		2.2	U		2.2	U		2.2	U		2.2	U		2.2	U		2.2	U	
2-Hexanone	300 [3]	0.72	U		0.72	U		0.72	U		0.72	U		0.72	U		0.72	U		0.72	U		0.72	U		0.72	U		0.72	U		0.72	U		0.72	U		0.72	U		0.72	U		0.72	U		0.72	U		0.72	U	
4-Methyl-2-pentanone	N/A	0.63	U		0.63	U		0.63	U		0.63	U		0.63	U		0.63	U		0.63	U		0.63	U		0.63	U		0.63	U		0.63	U		0.63	U		0.63	U		0.63	U		0.63	U		0.63	U		0.63	U	
Acetone	6000	20			21			10		UJ	35		J	34		J	10		UJ	10		UJ	26		J	10		UJ	34		J	16		J	11		J	10		UJ	35		J	26		J	37		J	10		UJ
Benzene	1	0.090	U		0.090	U		0.090	U		0.090	U		0.090	U		0.090	U		0.090	U		0.090	U		0.090	U		0.090	U		0.090	U		0.090	U		0.090	U		0.090	U		0.090	U		0.090	U		0.090	U	
Bromochloromethane	N/A	0.30	U		0.30	U		0.30	U		0.30	U		0.30	U		0.30	U		0.30	U		0.30	U		0.30	U		0.30	U		0.30	U		0.30	U		0.30	U		0.30	U		0.30	U		0.30	U		0.30	U		0.30	U	
Bromodichloromethane	1	0.15	U		0.15	U		0.15	U		0.15	U		0.15	U		0.15	U		0.15	U		0.15	U		0.15	U		0.15	U		0.15	U		0.15	U		0.15	U		0.15	U		0.15	U		0.15	U		0.15	U		0.15	U	
Bromoform	4	0.18	U *	UJ	0.18	U *	UJ	0.18	U	UJ	0.18	U	UJ	0.18	U	UJ	0.18	U	UJ	0.18	U	UJ	0.18	U	UJ	0.18	U	UJ	0.18	U	UJ	0.18	U	UJ	0.18	U	UJ	0.18	U	UJ	0.18	U	UJ	0.18	U	UJ	0.18	U	UJ	0.18	U	UJ
Bromomethane	10	0.18	U		0.18	U		0.18	U		0.18	U		0.18	U		0.18	U		0.18	U		0.18	U		0.18	U		0.18	U		0.18	U		0.18	U		0.18	U		0.18	U		0.18	U		0.18	U		0.18	U		0.18	U	
Carbon disulfide	700	0.22	U	UJ	0.22	U	UJ	0.22	U	UJ	0.22	U	UJ	0.22	U	UJ	0.22	U	UJ	0.22	U	UJ	0.22	U	UJ	0.22	U	UJ	0.22	U	UJ	0.22	U	UJ	0.22	U	UJ	0.22	U	UJ	0.22	U	UJ	0.22	U	UJ	0.22	U	UJ	0.22	U	UJ
Carbon tetrachloride	1	0.33	U		0.33	U		0.33	U		0.33	U		0.33	U		0.33	U		0.33	U		0.33	U		0.33	U		0.33	U		0.33	U		0.33	U		0.33	U		0.33	U		0.33	U		0.33	U		0.33	U	
Chlorobenzene	50	0.24	U		0.24	U		0.24	U		0.24	U		0.24	U		0.24	U		0.24	U		0.24	U		0.24	U		0.24	U		0.24	U		0.24	U		0.24	U		0.24	U		0.24	U		0.24	U		0.24	U		0.24	U	
Chloroethane	5 [3]	0.37	U		0.37	U		0.37	U	UJ	0.37	U	UJ	0.37	U	UJ	0.37	U	UJ	0.37	U	UJ	0.37	U	UJ	0.37	U	UJ	0.37	U	UJ	0.37	U	UJ	0.37	U	UJ	0.37	U	UJ	0.37	U	UJ	0.37	U	UJ	0.37	U	UJ	0.37	U	UJ
Chloroform	70	0.38	J		0.22	U		1.9			0.22	U		0.22	U		1.3			1.4			2.8			0.22	U		0.31	J		0.22	U		2.4			2.4			2.1			6.3			2.0			1.2		
Chloromethane	N/A	0.22	U		0.22	U		0.22	U		0.22	U		0.22	U		0.22	U		0.22	U		0.22	U		0.22	U		0.22	U		0.22	U		0.22	U		0.22	U		0.22	U		0.22	U		0.22	U		0.22	U		0.22	U	
cis-1,2-Dichloroethene	70	0.26	U		0.26	U		0.26	U		0.41	J		0.26	U		0.26	U		0.26	U		0.26	U		0.82	J		0.26	U		0.26	U		4.5			4.7			0.26	U		0.26	U		1.9			0.82	J	
cis-1,3-Dichloropropene	1 [4]	0.16	U		0.16	U		0.16	U		0.16	U		0.16	U		0.16	U		0.16	U		0.16	U		0.16	U		0.16	U		0.16	U		0.16	U		0.16	U		0.16	U		0.16	U		0.16	U		0.16	U		0.16	U	
Cyclohexane	N/A	0.65	J		1.1			0.43	J		1.4			0.43	J		1.8			0.26	U		0.46	J		0.78	J		0.95	J		0.65	J		0.79	J		0.40	J		0.26	U		0.63	J		0.84	J		1.2		
Dibromochloromethane	1	0.22	U	UJ	0.22	U	UJ	0.22	U		0.22	U		0.22	U		0.22	U		0.22	U		0.22	U		0.22	U		0.22	U		0.22	U		0.22	U		0.22	U		0.22	U		0.22	U		0.22	U		0.22	U		0.22	U	
Dichlorodifluoromethane	1000	0.14	U		0.14	U		0.14	U		0.14	U		0.14	U		0.14	U		0.14	U		0.14	U		0.14	U		0.14	U		0.14	U		0.14	U		0.14	U		0.14	U		0.14	U		0.14	U		0.14	U		0.14	U	
Ethylbenzene	700	0.30	U		0.30	U		0.30	U		0.30	U		0.30	U		0.30	U		0.30	U		0.30	U		0.30	U		0.30	U		0.30	U		0.30	U		0.30	U		0.30	U		0.30	U		0.30	U		0.30	U		0.30	U	
Isopropylbenzene	700	0.32	U		0.32	U		0.32	U		0.32	U		0.32	U		0.32	U		0.32	U		0.32	U		0.32	U		0.32	U		0.32	U		0.32	U		0.32	U		0.32	U		0.32	U		0.32	U		0.32	U		0.32	U	
Methyl Acetate	7000	1.0	J		0.86	J		1.2	J		1.2	J		1.3	J		1.1	J		0.95	J		1.1	J		1.1	J		1.1	J		0.73	J		0.58	U		0.58	U		1.1	J		0.73	J		1.2	J		0.88	J	
Methyl cyclohexane	N/A	0.22	U		0.22	U		0.22	U		0.22	U		0.22	U		0.22	U		0.22	U		0.22	U		0.22	U		0.22	U		0.22	U		0.22	U		0.22	U		0.22	U		0.22	U		0.22	U		0.22	U		0.22	U	
Methyl tert butyl ether	70	0.13	U		0.13	U		0.13	U		0.13	U		0.13	U		0.13	U		0.13	U		0.13	U		0.13	U		0.13	U		0.13	U		0.13	U		0.13	U		0.13	U		0.13	U		0.13	U		0.13	U		0.13	U	
Methylene chloride	3	0.21	U		0.21	U		0.21	U		0.21	U		0.21	U		0.22	J		0.21	U		0.21	U		0.21	U		0.21	U		0.21	U		0.21	U		0.21	U		0.21	U		0.21	U		0.21	U		0.21	U		0.21	U	
o-Xylene	1000 [5]	0.32	U		0.32	U		0.32	U		0.32	U		0.32	U		0.32	U		0.32	U		0.32	U		0.32	U		0.32	U		0.32	U		0.32	U		0.32	U		0.32	U		0.32	U		0.32	U		0.32	U		0.32	U	
p/m-Xylene	1000 [5]	0.28	U		0.28	U		0.28	U		0.28	U		0.28	U		0.28	U		0.28	U		0.28	U		0.28	U		0.28	U		0.28	U		0.28	U		0.28	U		0.28	U		0.28	U		0.28	U		0.28	U		0.28	U	
Styrene	100	0.17	U		0.17	U		0.17	U		0.17	U		0.17	U		0.17	U		0.17	U		0.17	U		0.17	U		0.17	U		0.17	U		0.17	U		0.17	U		0.17	U		0.17	U		0.17	U		0.17	U		0.17	U	
Tetrachloroethene	1	0.12	U		0.12	U		**2.2**			0.43	J		0.51	J		0.12	U		0.12	U		**1.3**			0.12	U		0.12	U		0.12	U		0.20	J		0.22	J		0.12	U		0.12	U		**74**			**33**		
Toluene	600	0.25	U		0.25	U		0.25	U		0.25	U		0.25	U		0.25	U		0.25	U		0.25	U		0.25	U		0.25	U		0.25	U		0.25	U		0.25	U		0.25	U		0.25	U		0.25	U		0.25	U		0.25	U	
trans-1,2-Dichloroethene	100	0.18	U		0.18	U		0.18	U		0.18	U		0.18	U		0.18	U		0.18	U		0.18	U		0.18	U		0.18	U		0.18	U		0.18	U		0.18	U		0.18	U		0.18	U		0.18	U		0.18	U		0.18	U	
trans-1,3-Dichloropropene	1 [4]	0.19	U	UJ	0.19	U	UJ	0.19	U	UJ	0.19	U	UJ	0.19	U	UJ	0.19	U	UJ	0.19	U	UJ	0.19	U	UJ	0.19	U	UJ	0.19	U	UJ	0.19	U	UJ	0.19	U	UJ	0.19	U	UJ	0.19	U	UJ	0.19	U	UJ	0.19	U	UJ	0.19	U	UJ
Trichloroethene	1	0.51	J		0.22	U		**1.1**			**5.9**			**6.5**			0.55	J		0.74	J		**1.1**			0.32	J		0.57	J		0.22	U		**1.3**			**1.3**			**1.6**			0.22	U		**1.9**			**2.2**		
Trichlorofluoromethane	2000	0.15	U		0.15	U		0.15	U		0.15	U		0.15	U		0.15	U		0.15	U		0.15	U		0.15	U		0.15	U		0.15	U		0.15	U		0.15	U		0.15	U		0.15	U		0.15	U		0.15	U		0.15	U	
Vinyl chloride	1	0.060	U		0.060	U		0.060	U		0.060	U		0.060	U		0.060	U		0.060	U		0.060	U		0.13	J		0.060	U		0.060	U		0.060	U		0.060	U		0.060	U		0.060	U		0.060	U		0.060	U		0.060	U	
Tentatively Identified Compound	N/A	None			None			None			None			None			None			None			None			None			None			None			None			None			None			None			None			11.0		

Notes:
All sample results and criteria value are expressed in units of micrograms per liter (µg/l)
1 - Bolded compounds have at least one sample which exceeded NJDEP GWQS Criteria
2 - N.J.A.C. 7:9C Ground Water Quality Standards, Appendix Table 1 - Specific Ground Water Quality Criteria unless otherwise noted
3 - N.J.A.C. 7:9C Ground Water Quality Standards, Appendix Table 2 - Interim Ground Water Quality Criteria
4 - GWQS for 1,3-Dichloropropene, Total (cis and trans)
5 - GWQS for Xylene, Total (o-Xylene and p/m-Xylene)
Exceedances are highlighted -
Analytical results for the modified trip/equipment blank are provided in the lab report in Appendix C

Acronyms:
ID - identification
N/A - not applicable
VOC - volatile organic compound
NJDEP - New Jersey Department of Environmental Protection
GWQS - Ground Water Quality Standards
TIC - tentatively identified compound

Qualifiers:
L - Laboratory Qualifier
DV - Data Validation Qualifier
U - compound not detected above the method reporting limit
J - an estimated value that is greater than the method detection limit but less than the reporting limit
* - RPD of the LCS and LCSD exceeds the control limits or the LCS or LCSD is outside acceptance limits

TABLE 4-5
Historical TCE Concentrations in Groundwater
Former LEC Site - Watchung and North Plainfield, NJ

Sample Date	Well #	TCE Concentration (ug/L)	Q
08/13/93	MW-502I	**3**	
10/22/93	MW-502I	**5**	
04/27/94	MW-502I	**1.6**	
11/09/94	MW-502I	**2.02**	
06/01/95	MW-502I	**2.3**	
03/30/96	MW-502I	**2.9**	*
09/27/97	MW-502I	**7.8**	
05/02/98	MW-502I	**5.2**	
09/25/98	MW-502I	**7.9**	
11/12/99	MW-502I	**5.9**	
11/21/02	MW-502I	**3.1**	
03/25/03	MW-502I	**2.5**	
06/25/03	MW-502I	**2.7**	
09/24/03	MW-502I	**1.4**	
12/11/03	MW-502I	1.0	
03/09/04	MW-502I	0.8	
06/04/04	MW-502I	0.6	
09/23/04	MW-502I	0.6	
12/09/04	MW-502I	0.9	
03/03/05	MW-502I	**1.2**	
06/03/05	MW-502I	0.8	
09/08/05	MW-502I	0.6	
03/07/06	MW-502I	0.6	
09/20/06	MW-502I	0.9	
03/08/07	MW-502I	0.4	
09/06/07	MW-502I	0.5	
03/19/08	MW-502I	0.53	J
11/06/08	MW-502I	0.6	J
03/10/09	MW-502I	0.50	J
09/09/09	MW-502I	0.60	J
03/10/10	MW-502I	0.38	J
09/07/10	MW-502I	0.80	J
03/03/11	MW-502I	0.56	J
09/29/11	MW-502I	0.73	J
03/29/12	MW-502I	0.98	J
09/24/12	MW-502I	0.92	J
03/27/13	MW-502I	0.73	J
09/18/13	MW-502I	0.69	J
03/20/14	MW-502I	0.63	
09/11/14	MW-502I	0.74	
03/25/15	MW-502I	0.79	
09/22/15	MW-502I	0.70	
03/22/16	MW-502I	0.67	J
09/29/16	MW-502I	0.65	J

Sample Date	Well #	TCE Concentration (ug/L)	Q
08/13/93	MW-502S	**1200**	*
10/22/93	MW-502S	**1300**	
10/22/93	MW-502S	**1300**	
04/27/94	MW-502S	**1200**	
11/09/94	MW-502S	**1700**	
06/01/95	MW-502S	**1510**	
04/02/96	MW-502S	**1300**	DJ
09/28/97	MW-502S	**1400**	
05/02/98	MW-502S	**1300**	
09/25/98	MW-502S	**1300**	
09/25/98	MW-502S	**1300**	
11/12/99	MW-502S	**1500**	
11/21/02	MW-502S	**1000**	
03/25/03	MW-502S	**920**	
06/25/03	MW-502S	**1100**	
09/24/03	MW-502S	**1100**	
12/11/03	MW-502S	**670**	
03/09/04	MW-502S	**730**	
06/04/04	MW-502S	**390**	
09/23/04	MW-502S	**350**	
12/09/04	MW-502S	**290**	
03/03/05	MW-502S	**330**	
06/03/05	MW-502S	**340**	
09/08/05	MW-502S	**280**	
03/07/06	MW-502S	**300**	
09/20/06	MW-502S	**320**	
03/08/07	MW-502S	**23**	
09/06/07	MW-502S	**1.6**	
03/19/08	MW-502S	**25.9**	
11/06/08	MW-502S	**4.9**	
03/10/09	MW-502S	**11.1**	
09/09/09	MW-502S	**13.3**	
03/10/10	MW-502S	**7.4**	
09/07/10	MW-502S	**5.8**	
03/03/11	MW-502S	**9.4**	
09/29/11	MW-502S	**4.1**	
03/29/12	MW-502S	**1.3**	
09/24/12	MW-502S	**1.3**	
03/27/13	MW-502S	0.99	J
09/18/13	MW-502S	0.89	J
03/20/14	MW-502S	0.7	
09/11/14	MW-502S	0.64	
03/25/15	MW-502S	0.83	
09/22/15	MW-502S	0.60	
03/22/16	MW-502S	0.70	J
09/29/16	MW-502S	0.62	J

Sample Date	Well #	TCE Concentration (ug/L)	Q
08/11/93	MW-505S	ND	
10/19/93	MW-505S	ND	
04/26/94	MW-505S	ND	
11/08/94	MW-505S	ND	
05/31/95	MW-505S	ND	
04/02/96	MW-505S	**1.1**	
09/23/97	MW-505S	ND	
09/24/98	MW-505S	ND	
11/09/99	MW-505S	ND	
11/20/02	MW-505S	ND	
03/25/03	MW-505S	ND	
03/25/04	MW-505S	ND	
03/03/05	MW-505S	ND	
03/07/06	MW-505S	ND	
03/08/07	MW-505S	ND	
03/19/08	MW-505S	ND	
03/10/09	MW-505S	ND	
03/09/10	MW-505S	ND	
03/03/11	MW-505S	ND	
03/29/12	MW-505S	ND	
03/20/14	MW-505S	ND	
03/22/16	MW-505S	not sampled	
09/29/16	MW-505S	ND	
08/11/93	MW-505I	ND	
10/19/93	MW-505I	ND	
04/26/94	MW-505I	ND	
11/08/94	MW-505I	ND	
05/31/95	MW-505I	ND	
04/02/96	MW-505I	0.1	J
09/23/97	MW-505I	ND	
09/24/98	MW-505I	ND	
11/09/99	MW-505I	ND	
11/20/02	MW-505I	ND	
03/25/03	MW-505I	ND	
03/25/04	MW-505I	ND	
03/03/05	MW-505I	ND	
03/07/06	MW-505I	ND	
03/22/07	MW-505I	ND	
03/09/10	MW-505I	ND	
03/03/11	MW-505I	ND	
03/29/12	MW-505I	ND	
03/27/13	MW-505I	ND	
03/20/14	MW-505I	ND	
09/11/14	MW-505I	ND	
03/25/15	MW-505I	ND	
09/22/15	MW-505I	0.15	J
03/22/16	MW-505I	ND	
09/29/16	MW-505I	ND	

Sample Date	Well #	TCE Concentration (ug/L)	Q
08/11/93	MW-506S	**18**	
10/20/93	MW-506S	**48**	J
04/26/94	MW-506S	**18**	
11/11/94	MW-506S	**19**	
06/01/95	MW-506S	**40.4**	
04/01/96	MW-506S	**25**	J
09/25/97	MW-506S	**34**	
04/30/98	MW-506S	**27**	*
09/24/98	MW-506S	**32**	
11/08/99	MW-506S	**50**	
11/19/02	MW-506S	**74**	
03/24/03	MW-506S	**24**	
06/25/03	MW-506S	**12**	
09/23/03	MW-506S	**14**	
12/10/03	MW-506S	**15**	
03/09/04	MW-506S	**16**	
06/04/04	MW-506S	**13**	
09/23/04	MW-506S	**12**	
12/09/04	MW-506S	**15**	
03/03/05	MW-506S	**16**	
06/03/05	MW-506S	**14**	
10/01/05	MW-506S	**36**	
03/07/06	MW-506S	**12**	
09/20/06	MW-506S	**13**	
03/08/07	MW-506S	**7.6**	
09/06/07	MW-506S	**7.4**	
03/19/08	MW-506S	**7.1**	
11/06/08	MW-506S	**2.7**	
03/11/09	MW-506S	**1.9**	
09/09/09	MW-506S	**1.6**	
03/09/10	MW-506S	**1.4**	
09/07/10	MW-506S	0.94	J
03/03/11	MW-506S	**1.1**	
09/29/11	MW-506S	0.66	J
03/29/12	MW-506S	0.46	J
09/24/12	MW-506S	0.54	J
03/27/13	MW-506S	0.40	J
09/18/13	MW-506S	0.43	J
03/20/14	MW-506S	0.44	J
09/11/14	MW-506S	0.35	J
03/25/15	MW-506S	0.29	J
09/22/15	MW-506S	0.19	J
03/22/16	MW-506S	0.26	J
09/29/16	MW-506S	ND	

Sample Date	Well #	TCE Concentration (ug/L)	Q
08/11/93	MW-506I	**1700**	
10/19/93	MW-506I	**1800**	
04/26/94	MW-506I	**1300**	*
11/11/94	MW-506I	**1990**	
11/11/94	MW-506I	**2020**	
06/01/95	MW-506I	**1650**	
06/01/95	MW-506I	**1690**	
04/01/96	MW-506I	**1800**	DJ
09/25/97	MW-506I	**1600**	
09/25/97	MW-506I	**1700**	
04/30/98	MW-506I	**1400**	
09/24/98	MW-506I	**1400**	
11/08/99	MW-506I	**1700**	
11/19/02	MW-506I	**1000**	
03/24/03	MW-506I	**850**	
06/25/03	MW-506I	**1000**	
09/23/03	MW-506I	**960**	
12/10/03	MW-506I	**830**	
03/09/04	MW-506I	**940**	
06/04/04	MW-506I	**710**	
09/23/04	MW-506I	**1300**	
12/09/04	MW-506I	**710**	
03/03/05	MW-506I	**650**	
06/03/05	MW-506I	**730**	
09/08/05	MW-506I	**620**	
03/17/06	MW-506I	**700**	
09/20/06	MW-506I	**860**	
03/08/07	MW-506I	**420**	
09/06/07	MW-506I	**380**	
06/02/08	MW-506I	**139**	
11/06/08	MW-506I	**1.8**	
03/11/09	MW-506I	**2.5**	
09/08/09	MW-506I	**1.5**	
03/09/10	MW-506I	**1.5**	
09/07/10	MW-506I	**1.4**	
03/03/11	MW-506I	**1.2**	
09/29/11	MW-506I	**1.4**	
03/29/12	MW-506I	0.86	J
09/24/12	MW-506I	0.98	J
03/27/13	MW-506I	0.93	J
09/18/13	MW-506I	0.65	J
03/20/14	MW-506I	0.71	
09/11/14	MW-506I	0.86	
03/25/15	MW-506I	**1.4**	
09/22/15	MW-506I	0.75	
03/22/16	MW-506I	0.95	J
09/29/16	MW-506I	0.47	J

Sample Date	Well #	TCE Concentration (ug/L)	Q
08/13/93	MW-507S	**130**	
10/21/93	MW-507S	**100**	
05/02/94	MW-507S	**79**	
11/11/94	MW-507S	**145**	
06/02/95	MW-507S	**115**	
04/01/96	MW-507S	**70**	DJ
09/26/97	MW-507S	**80**	
05/02/98	MW-507S	**64**	
09/26/98	MW-507S	**43**	
11/11/99	MW-507S	**93**	
11/21/02	MW-507S	**45**	
03/26/03	MW-507S	**20**	
03/25/04	MW-507S	**16**	
03/04/05	MW-507S	**20**	
03/07/06	MW-507S	**19**	
03/08/07	MW-507S	**7.9**	
03/19/08	MW-507S	**14.7**	
03/11/09	MW-507S	**1.9**	
03/10/10	MW-507S	**2.1**	
03/03/11	MW-507S	**1.5**	
03/29/12	MW-507S	0.93	J
03/27/13	MW-507S	0.87	J
03/20/14	MW-507S	0.92	
09/11/14	MW-507S	**1.3**	
03/25/15	MW-507S	0.99	
09/22/15	MW-507S	0.69	
03/22/16	MW-507S	0.74	J
09/29/16	MW-507S	0.51	J
10/21/93	MW-507I	**730**	
04/27/94	MW-507I	**1200**	
11/11/94	MW-507I	**1210**	
06/01/95	MW-507I	**1100**	
04/01/96	MW-507I	**930**	DJ
09/26/97	MW-507I	**1200**	
05/02/98	MW-507I	**1100**	
05/02/98	MW-507I	**1100**	
09/26/98	MW-507I	**1200**	
11/11/99	MW-507I	**970**	
11/21/02	MW-507I	**140**	
03/26/03	MW-507I	**630**	
06/25/03	MW-507I	**770**	
09/23/03	MW-507I	**860**	
12/11/03	MW-507I	**740**	
03/09/04	MW-507I	**690**	
06/04/04	MW-507I	**450**	
09/23/04	MW-507I	**1100**	
12/09/04	MW-507I	**610**	
03/04/05	MW-507I	**540**	
06/03/05	MW-507I	**570**	
09/08/05	MW-507I	**600**	
03/07/06	MW-507I	**600**	
03/22/07	MW-507I	**300**	
09/06/07	MW-507I	**470**	
09/06/07	MW-507I	**174**	
11/06/08	MW-507I	**417**	
03/11/09	MW-507I	**47.9**	
03/10/10	MW-507I	**2.1**	
09/07/10	MW-507I	**1.4**	
03/03/11	MW-507I	**1.8**	
09/29/11	MW-507I	**1.9**	
03/29/12	MW-507I	**1.5**	
09/24/12	MW-507I	**1.8**	
03/27/13	MW-507I	**1.5**	
09/18/13	MW-507I	**1.3**	
03/20/14	MW-507I	**1.1**	
09/11/14	MW-507I	**1.3**	
03/25/15	MW-507I	**1.1**	
09/22/15	MW-507I	0.77	
03/22/16	MW-507I	1.0	
09/29/16	MW-507I	0.49	J

Sample Date	Well #	TCE Concentration (ug/L)	Q
08/13/93	MW-508S	**960**	
10/25/93	MW-508S	**860**	
04/29/94	MW-508S	**640**	J*
11/11/94	MW-508S	**1120**	
06/02/95	MW-508S	**943**	
04/02/96	MW-508S	**1600**	J
09/26/97	MW-508S	**320**	
05/02/98	MW-508S	**360**	
09/25/98	MW-508S	**210**	
11/11/99	MW-508S	**670**	
11/21/02	MW-508S	**120**	
03/26/03	MW-508S	**73**	
06/25/03	MW-508S	**58**	
09/23/03	MW-508S	**69**	
12/11/03	MW-508S	**40**	
03/09/04	MW-508S	**41**	
06/04/04	MW-508S	**32**	
09/23/04	MW-508S	**30**	
12/09/04	MW-508S	**31**	
03/04/05	MW-508S	**26**	
06/03/05	MW-508S	**40**	
09/08/05	MW-508S	**40**	
03/07/06	MW-508S	**31**	
09/20/06	MW-508S	**34**	
03/08/07	MW-508S	**27**	
09/06/07	MW-508S	**28**	
03/19/08	MW-508S	**21.6**	
11/06/08	MW-508S	**27.7**	
03/11/09	MW-508S	**16.7**	
09/09/09	MW-508S	**4.8**	
03/10/10	MW-508S	**1.5**	
09/07/10	MW-508S	**2.8**	
03/03/11	MW-508S	**1.7**	
09/29/11	MW-508S	**2.4**	
03/29/12	MW-508S	**2.1**	
09/24/12	MW-508S	**2.9**	
03/27/13	MW-508S	**1.8**	
09/18/13	MW-508S	**1.8**	
03/20/14	MW-508S	**1.6**	
09/11/14	MW-508S	**1.9**	
03/25/15	MW-508S	**1.5**	
09/22/15	MW-508S	**1.2**	
03/22/16	MW-508S	**1.3**	
09/29/16	MW-508S	0.79	J
10/25/93	MW-508D	**30**	
05/02/94	MW-508D	**35**	
11/12/94	MW-508D	**36.8**	
06/03/95	MW-508D	**38.4**	
04/02/96	MW-508D	**32**	J
04/02/96	MW-508D	**38**	J
09/26/97	MW-508D	**35**	
05/02/98	MW-508D	**34**	
09/25/98	MW-508D	**33**	
11/11/99	MW-508D	**34**	
11/21/02	MW-508D	**13**	
03/26/03	MW-508D	**30**	
03/25/04	MW-508D	**35**	
03/04/05	MW-508D	**1.2**	
03/07/06	MW-508D	0.5	
03/08/07	MW-508D	**2.3**	
03/19/08	MW-508D	**9.3**	
03/11/09	MW-508D	**4.5**	
03/10/10	MW-508D	**1**	
03/03/11	MW-508D	0.38	J
03/29/12	MW-508D	0.91	J
03/27/13	MW-508D	**1.5**	
03/20/14	MW-508D	**2.6**	
09/11/14	MW-508D	**2.2**	
03/25/15	MW-508D	**1.7**	
09/22/15	MW-508D	0.89	
03/22/16	MW-508D	**3.0**	
09/29/16	MW-508D	0.90	J

TABLE 4-5
Historical TCE Concentrations in Groundwater
Former LEC Site - Watchung and North Plainfield, NJ

Sample Date	Well #	TCE Concentration (ug/L)	Q
11/28/95	MW-532D	**30**	
01/16/96	MW-532D	**31**	
03/28/96	MW-532D	**18**	
09/23/97	MW-532D	**39**	
04/28/98	MW-532D	**34**	
09/22/98	MW-532D	**30**	
11/10/99	MW-532D	**32**	
11/20/02	MW-532D	**37**	
03/27/03	MW-532D	**26**	
03/25/04	MW-532D	**33**	
03/03/05	MW-532D	**37**	
03/07/06	MW-532D	**40**	
03/08/07	MW-532D	**29**	
03/19/08	MW-532D	**33.0**	
03/10/09	MW-532D	**31.3**	
03/09/10	MW-532D	**11.4**	
03/03/11	MW-532D	**3.0**	
03/29/12	MW-532D	**1.2**	
03/27/13	MW-532D	**1.6**	
03/20/14	MW-532D	**1.4**	
09/11/14	MW-532D	**1.9**	
03/25/15	MW-532D	**1.2**	
09/22/15	MW-532D	1.0	
03/22/16	MW-532D	**1.1**	
09/29/16	MW-532D	0.29	J
11/09/99	MW-544S	**4.9**	
11/18/02	MW-544S	**1.7**	
03/24/03	MW-544S	0.4	
09/23/03	MW-544S	**1.3**	
03/09/04	MW-544S	**1.8**	
09/24/04	MW-544S	**1.3**	
03/03/05	MW-544S	**1.8**	
09/08/05	MW-544S	**1.2**	
03/07/06	MW-544S	**1.5**	
09/20/06	MW-544S	**1.1**	
03/08/07	MW-544S	0.7	
09/06/07	MW-544S	**1.6**	
03/19/08	MW-544S	ND	
11/06/08	MW-544S	**1.1**	
03/10/09	MW-544S	**2.1**	
09/08/09	MW-544S	0.89	J
03/10/10	MW-544S	ND	
09/07/10	MW-544S	0.49	J
03/03/11	MW-544S	ND	
09/29/11	MW-544S	ND	
03/29/12	MW-544S	ND	
09/24/12	MW-544S	ND	
03/27/13	MW-544S	0.37	J
09/18/13	MW-544S	ND	
03/20/14	MW-544S	ND	
09/11/14	MW-544S	ND	
03/25/15	MW-544S	ND	
09/22/15	MW-544S	0.57	
03/22/16	MW-544S	0.37	J
09/29/16	MW-544S	0.46	J
11/09/99	MW-544I	0.4	
11/18/02	MW-544I	0.5	
03/24/03	MW-544I	0.8	
09/23/03	MW-544I	0.6	
03/09/04	MW-544I	0.8	
09/24/04	MW-544I	0.6	
03/03/05	MW-544I	ND	
09/08/05	MW-544I	ND	
03/07/06	MW-544I	0.6	
09/20/06	MW-544I	0.8	
03/08/07	MW-544I	0.7	
09/06/07	MW-544I	0.7	
03/19/08	MW-544I	0.79	J
11/06/08	MW-544I	0.87	J
03/10/09	MW-544I	0.70	
09/08/09	MW-544I	0.77	J
03/10/10	MW-544I	0.72	J
09/07/10	MW-544I	0.72	J
03/03/11	MW-544I	0.97	J
09/29/11	MW-544I	0.87	J
03/29/12	MW-544I	0.81	J
09/24/12	MW-544I	0.81	J
03/27/13	MW-544I	0.67	J
09/18/13	MW-544I	0.73	J
03/20/14	MW-544I	0.96	
09/11/14	MW-544I	1	
03/25/15	MW-544I	0.97	
09/22/15	MW-544I	0.82	
03/22/16	MW-544I	0.89	J
09/29/16	MW-544I	0.90	J

Sample Date	Well #	TCE Concentration (ug/L)	Q
11/09/99	MW-544D	ND	
11/18/02	MW-544D	ND	
03/24/03	MW-544D	0.5	
09/23/03	MW-544D	0.8	*
03/09/04	MW-544D	ND	
09/24/04	MW-544D	ND	
03/03/05	MW-544D	ND	
09/08/05	MW-544D	ND	
03/07/06	MW-544D	ND	
09/20/06	MW-544D	0.4	
03/08/07	MW-544D	ND	
09/06/07	MW-544D	ND	
03/19/08	MW-544D	0.35	J
11/06/08	MW-544D	ND	
03/10/09	MW-544D	ND	
09/08/09	MW-544D	0.26	J
03/10/10	MW-544D	0.26	J
09/07/10	MW-544D	ND	
03/03/11	MW-544D	0.32	J
09/29/11	MW-544D	0.42	J
03/29/12	MW-544D	0.46	J
09/24/12	MW-544D	0.38	J
03/27/13	MW-544D	0.29	J
09/18/13	MW-544D	0.37	J
03/20/14	MW-544D	0.39	J
09/11/14	MW-544D	0.39	J
03/25/15	MW-544D	0.36	J
09/22/15	MW-544D	0.27	J
03/22/16	MW-544D	0.38	J
09/29/16	MW-544D	ND	
11/09/99	MW-545S	ND	
11/18/02	MW-545S	ND	
03/25/03	MW-545S	ND	
09/23/03	MW-545S	ND	
03/09/04	MW-545S	ND	
09/24/04	MW-545S	ND	
03/03/05	MW-545S	ND	
09/08/05	MW-545S	ND	
03/07/06	MW-545S	ND	
09/20/06	MW-545S	ND	
03/08/07	MW-545S	ND	
09/06/07	MW-545S	ND	
03/19/08	MW-545S	ND	
11/06/08	MW-545S	ND	
03/10/09	MW-545S	ND	
09/08/09	MW-545S	ND	
03/10/10	MW-545S	ND	
09/07/10	MW-545S	ND	
03/03/11	MW-545S	ND	
09/29/11	MW-545S	ND	
03/29/12	MW-545S	ND	
09/24/12	MW-545S	ND	
03/27/13	MW-545S	ND	
09/18/13	MW-545S	ND	
03/20/14	MW-545S	ND	
09/11/14	MW-545S	ND	
03/25/15	MW-545S	ND	
09/22/15	MW-545S	ND	
03/22/16	MW-545S	ND	
09/29/16	MW-545S	ND	
11/09/99	MW-545I	ND	
11/18/02	MW-545I	ND	
03/25/03	MW-545I	ND	
09/23/03	MW-545I	ND	
03/09/04	MW-545I	ND	
09/24/04	MW-545I	ND	
03/03/05	MW-545I	ND	
09/08/05	MW-545I	ND	
09/20/06	MW-545I	ND	
03/08/07	MW-545I	ND	
09/06/07	MW-545I	ND	
03/19/08	MW-545I	ND	
11/06/08	MW-545I	ND	
03/10/09	MW-545I	ND	
09/08/09	MW-545I	ND	
03/10/10	MW-545I	ND	
09/07/10	MW-545I	ND	
03/03/11	MW-545I	ND	
09/29/11	MW-545I	ND	
03/29/12	MW-545I	ND	
09/24/12	MW-545I	ND	
03/27/13	MW-545I	ND	
09/18/13	MW-545I	ND	
03/20/14	MW-545I	ND	
09/11/14	MW-545I	ND	
03/25/15	MW-545I	ND	
09/22/15	MW-545I	ND	
03/22/16	MW-545I	ND	
09/29/16	MW-545I	ND	

Sample Date	Well #	TCE Concentration (ug/L)	Q
11/09/99	MW-545D	ND	
11/18/02	MW-545D	0.2	
03/25/03	MW-545D	0.4	
09/23/03	MW-545D	ND	
03/09/04	MW-545D	ND	
09/24/04	MW-545D	ND	
03/03/05	MW-545D	ND	
09/08/05	MW-545D	ND	
03/07/06	MW-545D	ND	
09/20/06	MW-545D	0.5	
03/08/07	MW-545D	ND	
09/06/07	MW-545D	ND	
03/19/08	MW-545D	0.32	J
11/06/08	MW-545D	ND	
03/10/09	MW-545D	ND	
09/08/09	MW-545D	0.28	J
03/10/10	MW-545D	ND	
09/07/10	MW-545D	0.29	J
03/03/11	MW-545D	0.29	J
09/29/11	MW-545D	0.31	J
03/29/12	MW-545D	0.26	J
09/24/12	MW-545D	0.37	J
03/27/13	MW-545D	0.22	J
09/18/13	MW-545D	0.28	J
03/20/14	MW-545D	0.38	J
09/11/14	MW-545D	0.31	J
03/25/15	MW-545D	0.26	J
09/22/15	MW-545D	0.24	J
03/22/16	MW-545D	0.26	J
09/29/16	MW-545D	0.25	J
11/09/99	MW-546D	**130**	
11/19/02	MW-546D	**120**	
03/25/03	MW-546D	**120**	
06/25/03	MW-546D	**150**	
09/24/03	MW-546D	**91**	
12/11/03	MW-546D	**88**	
03/09/04	MW-546D	**90**	
06/04/04	MW-546D	**82**	
09/24/04	MW-546D	**110**	
12/09/04	MW-546D	**110**	
03/04/05	MW-546D	**110**	
06/03/05	MW-546D	**120**	
09/08/05	MW-546D	**130**	
09/20/06	MW-546D	**120**	
03/08/07	MW-546D	**110**	
09/06/07	MW-546D	**120**	
03/19/08	MW-546D	**116**	
11/06/08	MW-546D	**100**	
03/10/09	MW-546D	**74.6**	
09/09/09	MW-546D	**11.3**	
03/10/10	MW-546D	**25.9**	
09/07/10	MW-546D	**10.3**	
03/03/11	MW-546D	**20.4**	
09/29/11	MW-546D	**9**	
03/29/12	MW-546D	**4.7**	
09/24/12	MW-546D	**4.8**	
03/27/13	MW-546D	**3.5**	
09/18/13	MW-546D	**2.8**	
03/20/14	MW-546D	**2.9**	
09/11/14	MW-546D	**3.6**	
03/25/15	MW-546D	**2.8**	
09/22/15	MW-546D	**3.5**	
03/22/16	MW-546D	**3.1**	
09/29/16	MW-546D	**2.6**	

Sample Date	Well #	TCE Concentration (ug/L)	Q
11/21/02	MW-549S	**1400**	
03/26/03	MW-549S	**1900**	
06/25/03	MW-549S	**2800**	
09/24/03	MW-549S	**2300**	
12/10/03	MW-549S	**1800**	
03/09/04	MW-549S	**1200**	
06/04/04	MW-549S	**1400**	
09/23/04	MW-549S	**1500**	
12/09/04	MW-549S	**1200**	
03/03/05	MW-549S	**1200**	
06/03/05	MW-549S	**650**	
10/14/05	MW-549S	**1300**	
09/06/07	MW-549S	**1000**	
03/19/08	MW-549S	**867**	
11/06/08	MW-549S	**767**	
03/10/09	MW-549S	**724**	
09/08/09	MW-549S	**643**	
03/09/10	MW-549S	**385**	
09/07/10	MW-549S	**20.8**	
03/03/11	MW-549S	**3.6**	
09/29/11	MW-549S	**3.1**	
03/29/12	MW-549S	**2.5**	
09/24/12	MW-549S	**2.9**	
03/27/13	MW-549S	**2.3**	
09/18/13	MW-549S	**1.6**	
03/20/14	MW-549S	**1.5**	
09/11/14	MW-549S	**1.6**	
03/25/15	MW-549S	**1.3**	
09/22/15	MW-549S	**1.5**	
03/22/16	MW-549S	**1.3**	
09/29/16	MW-549S	**1.1**	
11/21/02	MW-549I	**760**	
03/26/03	MW-549I	**760**	
06/25/03	MW-549I	**1200**	
09/24/03	MW-549I	**1100**	
12/10/03	MW-549I	**900**	
03/09/04	MW-549I	**1000**	
06/04/04	MW-549I	**880**	
09/23/04	MW-549I	**820**	
12/09/04	MW-549I	**850**	
03/03/05	MW-549I	**820**	
06/03/05	MW-549I	**98**	
10/14/05	MW-549I	**1100**	
09/20/06	MW-549I	**940**	
03/08/07	MW-549I	**870**	
09/06/07	MW-549I	**850**	
03/19/08	MW-549I	**801**	
11/06/08	MW-549I	**837**	
03/10/09	MW-549I	**714**	
9/8/2009	MW-549I	**781**	
03/09/10	MW-549I	**806**	
09/07/10	MW-549I	**652**	
03/03/11	MW-549I	**503**	
09/29/11	MW-549I	**685**	
03/29/12	MW-549I	**595**	
09/24/12	MW-549I	**710**	
03/27/13	MW-549I	**540**	
09/18/13	MW-549I	**430**	
03/20/14	MW-549I	**330**	
09/11/14	MW-549I	**49**	
03/25/15	MW-549I	**8.2**	
09/22/15	MW-549I	**3.4**	
03/22/16	MW-549I	**1.8**	
09/29/16	MW-549I	**6.5**	

Sample Date	Well #	TCE Concentration (ug/L)	Q
11/21/02	MW-550S	**77**	
03/26/03	MW-550S	**130**	
06/25/03	MW-550S	**180**	
09/23/03	MW-550S	**140**	
12/10/03	MW-550S	**150**	
03/09/04	MW-550S	**170**	
06/04/04	MW-550S	**140**	
09/23/04	MW-550S	**140**	
12/09/04	MW-550S	**130**	
03/03/05	MW-550S	**120**	
06/03/05	MW-550S	**140**	
09/08/05	MW-550S	**160**	
09/20/06	MW-550S	**110**	
03/08/07	MW-550S	**100**	
09/06/07	MW-550S	**110**	
04/04/08	MW-550S	**123**	
11/06/08	MW-550S	**58.9**	
03/10/09	MW-550S	**9.3**	
09/09/09	MW-550S	**2.5**	
03/10/10	MW-550S	**2**	
09/07/10	MW-550S	**1.5**	
03/03/11	MW-550S	**1.4**	
09/29/11	MW-550S	**1.4**	
03/29/12	MW-550S	0.93	J
09/24/12	MW-550S	0.94	J
03/27/13	MW-550S	0.75	J
09/18/13	MW-550S	0.7	J
03/20/14	MW-550S	0.76	
09/11/14	MW-550S	**1.3**	
03/25/15	MW-550S	0.82	
09/22/15	MW-550S	0.95	
03/22/16	MW-550S	0.96	J
09/29/16	MW-550S	0.74	J
11/21/02	MW-550I	**440**	
3/26/03	MW-550I	**870**	
9/23/03	MW-550I	**800**	
12/10/03	MW-550I	**780**	
3/9/04	MW-550I	**750**	
6/4/04	MW-550I	**650**	
9/23/04	MW-550I	**1400**	
12/9/04	MW-550I	**720**	
3/3/05	MW-550I	**620**	
6/3/05	MW-550I	**760**	
9/8/05	MW-550I	**740**	
9/20/06	MW-550I	**860**	
3/22/07	MW-550I	**600**	
09/06/07	MW-550I	**650**	
03/19/08	MW-550I	**646**	
11/06/08	MW-550I	**560**	
03/10/09	MW-550I	**494**	
09/09/09	MW-550I	**76.0**	
03/10/10	MW-550I	**17.1**	
09/07/10	MW-550I	**2.7**	
03/03/11	MW-550I	**2.0**	
09/29/11	MW-550I	**1.8**	
03/29/12	MW-550I	**1.5**	
09/24/12	MW-550I	**1.9**	
03/27/13	MW-550I	**1.5**	
09/18/13	MW-550I	**1.5**	
03/20/14	MW-550I	**1.4**	
09/11/14	MW-550I	**1.6**	
03/25/15	MW-550I	**1.4**	
09/22/15	MW-550I	**1.6**	
03/22/16	MW-550I	**1.3**	
09/29/16	MW-550I	**1.1**	

Sample Date	Well #	TCE Concentration (ug/L)	Q
11/10/94	PZ-522S	**18.6**	
12/13/94	PZ-522S	**20.9**	
03/31/96	PZ-522S	**50**	
09/27/97	PZ-522S	**6.1**	
05/01/98	PZ-522S	**67**	
09/27/98	PZ-522S	**16**	
11/10/99	PZ-522S	**12**	
11/19/02	PZ-522S	**17**	
03/25/03	PZ-522S	**22**	
09/23/03	PZ-522S	**16**	
03/09/04	PZ-522S	ND	
09/24/04	PZ-522S	ND	
03/03/05	PZ-522S	**25**	
09/08/05	PZ-522S	ND	
09/20/06	PZ-522S	0.5	
03/08/07	PZ-522S	ND	
09/06/07	PZ-522S	ND	
03/19/08	PZ-522S	ND	
11/06/08	PZ-522S	ND	
03/10/09	PZ-522S	ND	
09/08/09	PZ-522S	ND	
03/10/10	PZ-522S	ND	
09/07/10	PZ-522S	ND	
03/03/11	PZ-522S	ND	
09/29/11	PZ-522S	0.47	J
03/29/12	PZ-522S	7.9	
09/24/12	PZ-522S	ND	
03/27/13	PZ-522S	ND	
09/18/13	PZ-522S	ND	
03/20/14	PZ-522S	ND	
09/11/14	PZ-522S	ND	
03/25/15	PZ-522S	ND	
09/22/15	PZ-522S	ND	
03/22/16	PZ-522S	ND	
09/29/16	PZ-522S	ND	
12/14/94	PZ-522I	**157**	
03/31/96	PZ-522I	**230**	
09/27/97	PZ-522I	**190**	*
05/01/98	PZ-522I	**140**	
09/27/98	PZ-522I	**180**	
11/10/99	PZ-522I	**200**	
11/19/02	PZ-522I	**120**	
03/25/03	PZ-522I	**160**	
09/23/03	PZ-522I	**220**	
03/09/04	PZ-522I	**220**	
09/24/04	PZ-522I	**200**	
03/03/05	PZ-522I	**190**	
09/08/05	PZ-522I	**210**	
09/20/06	PZ-522I	**190**	
03/08/07	PZ-522I	**34**	
09/06/07	PZ-522I	**12**	
03/19/08	PZ-522I	**9.0**	
11/06/08	PZ-522I	**6.0**	
03/10/09	PZ-522I	**5.3**	
09/08/09	PZ-522I	**5.2**	
03/10/10	PZ-522I	**5.1**	
09/07/10	PZ-522I	**4.7**	
03/03/11	PZ-522I	**4.4**	
09/29/11	PZ-522I	**4.5**	
03/29/12	PZ-522I	**2.8**	
09/24/12	PZ-522I	**3.6**	
03/27/13	PZ-522I	**2.9**	
09/18/13	PZ-522I	**2.2**	
03/20/14	PZ-522I	**2.4**	
09/11/14	PZ-522I	**2.4**	
03/25/15	PZ-522I	**2.1**	
09/22/15	PZ-522I	**2.3**	
03/22/16	PZ-522I	**2.1**	
09/29/16	PZ-522I	**1.3**	

Sample Date	Well #	TCE Concentration (ug/L)	Q
11/10/94	PZ-522D	**2.2**	
12/14/94	PZ-522D	**4.8**	
03/31/96	PZ-522D	0.4	J
09/27/97	PZ-522D	0.8	J
05/01/98	PZ-522D	1.8	
09/26/98	PZ-522D	**1.1**	
11/10/99	PZ-522D	0.9	
11/19/02	PZ-522D	**1.6**	
03/25/03	PZ-522D	**14**	
09/23/03	PZ-522D	**3.8**	
03/09/04	PZ-522D	**3.0**	
09/24/04	PZ-522D	**3.6**	
03/03/05	PZ-522D	**3.3**	
09/08/05	PZ-522D	**3.0**	
03/08/07	PZ-522D	**2.2**	
09/06/07	PZ-522D	**3.1**	
03/19/08	PZ-522D	**2.4**	
11/06/08	PZ-522D	**3.0**	
03/10/09	PZ-522D	**2.2**	
09/08/09	PZ-522D	**2.2**	
03/10/10	PZ-522D	**2.8**	
09/07/10	PZ-522D	**2.6**	
03/03/11	PZ-522D	**3.1**	
09/29/11	PZ-522D	**2.8**	
03/29/12	PZ-522D	**1.7**	
09/24/12	PZ-522D	**3**	
03/27/13	PZ-522D	**2.1**	
09/18/13	PZ-522D	**1.9**	
03/20/14	PZ-522D	**2**	
09/11/14	PZ-522D	**2.2**	
03/25/15	PZ-522D	**1.9**	
09/22/15	PZ-522D	**2.2**	
03/22/16	PZ-522D	**2.1**	
09/29/16	PZ-522D	**1.6**	

All results in micrograms per liter (ug/L) (parts per billion)
Q - Qualifiers
D - Concentration reported at dilution
GWQS - New Jersey Ground Water Quality Standard
Bold- Concentration exceeds GWQS for TCE of 1 micrograms/Liter
ND - Not detected.
* - Represents the highest concentration of the PDBs sampled on that date.
J - An estimated value that is greater than the method detection limit but less than the reporting limit

TABLE 4-6
Comparison of Trichloroethene (TCE) Concentrations Prior to and Following Activation of Groundwater Extraction System
Former LEC Site - Watchung and North Plainfield, NJ

Wells Screening Shallow Zone (From Water Table to 50 Feet Above Mean Sea Level)

Well Designation	Depth (feet)	Approximate Screened Interval (feet below surface)	Approximate Screened Interval Elevation (ft.msl)	1999 TCE Concentration (µg/L)	Sept. 2016 TCE Concentration (µg/L)	Approximate Percent Reduction
MW-502 S	18	8 to 18	96 to 86	1,500	<GWQS	100%
MW-506 S	24.6	14.6 to 24.6	107 to 97	50	<GWQS	100%
MW-508 S	67.7	57.7 to 67.7	129 to 119	670	<GWQS	100%
MW-544 S	23	3 to 23	83 to 63	4.9	<GWQS	100%
MW-545 S	35	15 to 35	71 to 51	ND	ND	N/A
MW-549S	110	90 to 110	90 to 70	2,800*	1.1	100%
MW-550 S	50	30 to 50	102 to 82	180*	<GWQS	100%
PZ-522 S	17.7	7.7 to 17.7	86 to 76	12	ND	100%

Wells Screening Intermediate Zone (From 50 Feet Above Mean Sea Level to 50 Feet Below Sea Level)

Well Designation	Depth (feet)	Approximate Screened Interval (feet below surface)	Approximate Screened Interval Elevation (ft.msl)	1999 TCE Concentration (µg/L)	Sept. 2016 TCE Concentration (µg/L)	Approximate Percent Reduction
MW-502 I	74.7	64.7 to 74.7	39 to 29	5.9	<GWQS	100%
MW-506 I	99	89 to 99	34 to 24	1,700	<GWQS	100%
MW-507 I	152	142 to 152	35 to 25	970	<GWQS	100%
MW-544 I	100	80 to 100	6 to -14	<GWQS	<GWQS	N/A
MW-545 I	93	73 to 93	13 to -7	ND	ND	N/A
MW-549 I	210	190 to 210	-11 to -31	1200*	6.5	99%
MW-550 I	100	80 to 100	53 to 33	870**	1.1	100%
PZ-522 I	101	91 to 101	3 to -7	200	1.3	99%

Wells Screening Deep Zone (Deeper Than 50 Feet Below Sea Level)

Well Designation	Depth (feet)	Approximate Screened Interval (feet below surface)	Approximate Screened Interval Elevation (ft.msl)	1999 TCE Concentration (µg/L)	Sept. 2016 TCE Concentration (µg/L)	Approximate Percent Reduction
MW-532 D	263	253 to 263	-66 to -76	32	<GWQS	100%
MW-544 D	200	180 to 200	-94 to -114	ND	ND	N/A
MW-545 D	200	180 to 200	-94 to -114	ND	<GWQS	N/A
MW-546 D	200	180 to 200	-73 to -93	130	2.6	98%
PZ-522 D	197.7	187.7 to 197.7	-94 to -104	<GWQS	1.6	0%

Green percentages Indicate >50% reduction in dissolved TCE Concentrations, or that GWQS is not exceeded.
Yellow percentages indicate 25% to 50% reduction in dissolved TCE concentrations.
Red percentages indicate <25% reduction in dissolved TCE concentrations.

GWQS = New Jersey Department of Environmental Protection Ground Water Quality Standard (1µg/L)
µg/L = milligrams per liter (parts per billion)
ND = Not Detected; N/A = Not Applicable
ft. msl = feet above mean sea level
* = June 2003 Data
** = March 2003 Data

Except where otherwise noted, 1999 data from samples collected in November 1999, and reported in TRC's February 2009 Remedial Investigation Addendum Report and Off-Site Ground Water Investigation.

TABLE 4-7
Groundwater Sampling Analytical Results - 1,4-Dioxane
Former LEC Site - Watchung and North Plainfield, NJ
Sample Date: September 14, 2016

Groundwater Sample ID		MW-1I			MW-1I (DUP-01)			MW-545I			MW-549I			PZ-522I		
Laboratory ID		460-120428-3			460-120428-2			460-120428-4			460-120428-5			460-120428-6		
Volatile Organics by GC/MS - (ug/L)	**NJDEP GWQS [2]**		**L**	**DV**		**L**	**DV**		**L**	**DV**		**L**	**DV**		**L**	**DV**
1,4-Dioxane	0.4[3]	0.11	U	UJ	0.11	U	UJ	0.81		J	0.11	U	UJ	3.6		J

Notes:

All sample results and criteria value are expressed in units of micrograms per liter (µg/l)

1 - Bolded compounds have at least one sample which exceeded NJDEP GWQS Criteria

Exceedances are highlighted -

2 - N.J.A.C. 7:9C Ground Water Quality Standards, Appendix Table 1 - Specific Ground Water Quality Criteria unless otherwise noted

3 - N.J.A.C. 7:9C Ground Water Quality Standards, Appendix Table 2 - Interim Ground Water Quality Criteria

Analytical results for the modified trip/equipment blank are provided in the lab report in Appendix C

Acronyms:

ID - identification
NJDEP - New Jersey Department of Environmental Protection
L - Laboratory Qualifier
N/A - not applicable
GWQS - Ground Water Quality Standards
DV - Data Validation Qualifier
VOC - volatile organic compound

Qualifiers:

U compound not detected above the method reporting limit

UJ analyte not detected above reporting limit, but reported quantitation limit is approximate and may or may not be the actual quantitation limit needed to accurately and precisely measure the analyte

J an estimated value that is greater than the method detection limit but less than the reporting limit

TABLE 4-8
Surface Water Sampling Analytical Results
Former LEC Site - Watchung and North Plainfield, NJ
Sample Date: March 22, 2016

Ground Water Sample ID		SW-1			SW-2			SW-3			SW-4			SW-4 (DUP-06)		
Laboratory ID		460-111103-50			460-111103-51			460-111103-52			460-111103-53			460-111103-49		
Volatile Organic Compound [2]	**NJDEP SWQS** [1]		**L**	**DV**		**L**	**DV**		**L**	**DV**		**L**	**DV**		**L**	**DV**
1,1,1-Trichloroethane	120	0.28	U		0.28	U		0.28	U		0.28	U		0.28	U	
1,1,2,2-Tetrachloroethane	4.7	0.19	U		0.19	U		0.19	U		0.19	U		0.19	U	
1,1,2-Trichloro-1,2,2-Trifluoroethane	N/A	0.34	U		0.34	U		0.34	U		0.34	U		0.34	U	
1,1,2-Trichloroethane	13	0.080	U		0.080	U		0.080	U		0.080	U		0.080	U	
1,1-Dichloroethane	N/A	0.24	U		0.24	U		0.24	U		0.24	U		0.24	U	
1,1-Dichloroethene	4.7	0.34	U		0.34	U		0.34	U		0.34	U		0.34	U	
1,2,3-Trichlorobenzene	N/A	0.35	U		0.35	U		0.35	U		0.35	U		0.35	U	
1,2,4-Trichlorobenzene	21	0.27	U		0.27	U		0.27	U		0.27	U		0.27	U	
1,2-Dibromo-3-chloropropane	N/A	0.23	U		0.23	U		0.23	U		0.23	U		0.23	U	
1,2-Dibromoethane	N/A	0.19	U		0.19	U		0.19	U		0.19	U		0.19	U	
1,2-Dichlorobenzene	2000	0.22	U		0.22	U		0.22	U		0.22	U		0.22	U	
1,2-Dichloroethane	0.29	0.25	U		0.25	U		0.25	U		0.25	U		0.25	U	
1,2-Dichloropropane	0.5	0.18	U		0.18	U		0.18	U		0.18	U		0.18	U	
1,3-Dichlorobenzene	2200	0.33	U		0.33	U		0.33	U		0.33	U		0.33	U	
1,4-Dichlorobenzene	550	0.33	U		0.33	U		0.33	U		0.33	U		0.33	U	
1,4-Dioxane	N/A	8.7	U		8.7	U		8.7	U		8.7	U		8.7	U	
2-Butanone	N/A	2.2	U		2.2	U		2.2	U		2.2	U		2.2	U	
2-Hexanone	N/A	0.72	U		0.72	U		0.72	U		0.72	U		0.72	U	
4-Methyl-2-pentanone	N/A	0.63	U		0.63	U		0.63	U		0.63	U		0.63	U	
Acetone	N/A	1.1	U		1.1	U		50			1.1	U		10		
Benzene	0.15	0.090	U		0.090	U		0.090	U		**0.17**	**J**		**0.17**	**J**	
Bromochloromethane	N/A	0.30	U		0.30	U		0.30	U		0.30	U		0.30	U	
Bromodichloromethane	0.55	0.15	U		0.15	U		0.15	U		0.15	U		0.15	U	
Bromoform	4.3	0.18	U		0.18	U		0.18	U		0.18	U		0.18	U	
Bromomethane	47	0.18	U	UJ	0.18	U	UJ	0.18	U	UJ	0.18	U	UJ	0.18	U	UJ
Carbon disulfide	N/A	0.22	U		0.22	U		0.22	U		0.22	U		0.22	U	
Carbon tetrachloride	0.33	0.33	U		0.33	U		0.33	U		0.33	U		0.33	U	
Chlorobenzene	210	0.24	U		0.24	U		0.24	U		0.24	U		0.24	U	
Chloroethane	N/A	0.37	U		0.37	U		0.37	U		0.37	U		0.37	U	
Chloroform	68	0.22	U		0.22	U		0.22	U		0.22	U		0.22	U	
Chloromethane	N/A	0.22	U		0.22	U		0.22	U		0.22	U		0.22	U	
cis-1,2-Dichloroethene	N/A	0.26	U		0.26	U		0.26	U		0.28	J		0.31	J	
cis-1,3-Dichloropropene	0.34[3]	0.16	U		0.16	U		0.16	U		0.16	U		0.16	U	
Cyclohexane	N/A	0.26	U		0.26	U		0.26	U		0.26	U		0.26	U	
Dibromochloromethane	0.4	0.22	U		0.22	U		0.22	U		0.22	U		0.22	U	
Dichlorodifluoromethane	N/A	0.14	U		0.14	U		0.14	U		0.14	U		0.14	U	
Ethylbenzene	530	0.30	U		0.30	U		0.30	U		0.30	U		0.30	U	
Isopropylbenzene	N/A	0.32	U		0.32	U		0.32	U		0.32	U		0.32	U	
Methyl Acetate	N/A	0.58	U		0.58	U		0.58	U		0.58	U		0.58	U	
Methyl cyclohexane	N/A	0.22	U		0.22	U		0.22	U		0.22	U		0.22	U	
Methyl tert butyl ether	70	0.13	U		0.13	U		0.13	U		0.13	U		0.13	U	
Methylene chloride	2.5	0.21	U		0.21	U		0.21	U		0.21	U		0.21	U	
o-Xylene	N/A	0.32	U		0.32	U		0.32	U		0.32	U		0.32	U	
p/m-Xylene	N/A	0.28	U		0.28	U		1.6			0.72	J		0.78	J	
Styrene	N/A	0.17	U		0.17	U		0.17	U		0.17	U		0.17	U	
Tetrachloroethene	0.34	0.12	U		0.12	U		0.12	U		0.12	U		0.12	U	
Toluene	1300	0.25	U		0.25	U		1.9			0.30	J		0.31	J	
trans-1,2-Dichloroethene	590	0.18	U		0.18	U		0.18	U		0.18	U		0.18	U	
trans-1,3-Dichloropropene	0.34[3]	0.19	U		0.19	U		0.19	U		0.19	U		0.19	U	
Trichloroethene	1	0.22	U		0.22	U		0.22	U		0.22	U		0.22	U	
Trichlorofluoromethane	N/A	0.15	U		0.15	U		0.15	U		0.15	U		0.15	U	
Vinyl chloride	0.082	0.060	U		0.060	U		0.060	U		0.060	U		0.060	U	
Tentatively Identified Compound	N/A	None			None			None			None			None		

Notes:
All sample results and criteria value are expressed in units of micrograms per liter (µg/l)
1 - N.J.A.C. 7:9B Surface Water Quality Standards; Section 1.14(f)7 - Surface Water Quality Criteria for Toxic Substances - Fresh Water (FW2) Criteria
2 - Bolded compounds have at least one sample which exceeded NJDEP SWQS Criteria. Exceedences are highlighted.
3 - SWQS for 1,3-Dichloropropene, Total (cis and trans)
Analytical results for the field blank and trip blank samples are provided in the lab report in Appendix C

Acronyms:
ID - identification
N/A - not applicable
VOC - volatile organic compound
NJDEP - New Jersey Department of Environmental Protection
SWQS - Surface Water Quality Standards
TIC - tentatively identified compound

Qualifiers:
L - Laboratory Qualifier
DV - Data Validation Qualifier
U - compound not detected at indicated concentration
J - an estimated value that is greater than the method detection limit but less than the reporting limit
UJ analyte not detected above reporting limit, but reported quantitation limit is approximate and may or may not be the actual quantitation limit needed to accurately and precisely measure the analyte

TABLE 4-9
Surface Water Sampling Analytical Results
Former LEC Site - Watchung and North Plainfield, NJ
Sample Date: September 29, 2016

Ground Water Sample ID		SW-1			SW-2			SW-3			SW-4			SW-4 (DUP-06)		
Laboratory ID		460-121256-53			460-121256-54			460-121256-55			460-121256-56			460-121256-52		
Volatile Organic Compound [2]	**NJDEP SWQS** [1]		**L**	**DV**		**L**	**DV**		**L**	**DV**		**L**	**DV**		**L**	**DV**
1,1,1-Trichloroethane	120	0.28	U		0.28	U		0.28	U		0.28	U		0.28	U	
1,1,2,2-Tetrachloroethane	4.7	0.19	U		0.19	U		0.19	U		0.19	U		0.19	U	
1,1,2-Trichloro-1,2,2-Trifluoroethane	N/A	0.34	U		0.34	U		0.34	U		0.34	U		0.34	U	
1,1,2-Trichloroethane	13	0.080	U		0.080	U		0.080	U		0.080	U		0.080	U	
1,1-Dichloroethane	N/A	0.24	U		0.24	U		0.24	U		0.24	U		0.24	U	
1,1-Dichloroethene	4.7	0.34	U		0.34	U		0.34	U		0.34	U		0.34	U	
1,2,3-Trichlorobenzene	N/A	0.35	U		0.35	U		0.35	U		0.35	U		0.35	U	
1,2,4-Trichlorobenzene	21	0.27	U		0.27	U		0.27	U		0.27	U		0.27	U	
1,2-Dibromo-3-chloropropane	N/A	0.23	U		0.23	U		0.23	U		0.23	U		0.23	U	
1,2-Dibromoethane	N/A	0.19	U		0.19	U		0.19	U		0.19	U		0.19	U	
1,2-Dichlorobenzene	2000	0.22	U		0.22	U		0.22	U		0.22	U		0.22	U	
1,2-Dichloroethane	0.29	0.25	U		0.25	U		0.25	U		0.25	U		0.25	U	
1,2-Dichloropropane	0.5	0.18	U		0.18	U		0.18	U		0.18	U		0.18	U	
1,3-Dichlorobenzene	2200	0.33	U		0.33	U		0.33	U		0.33	U		0.33	U	
1,4-Dichlorobenzene	550	0.33	U		0.33	U		0.33	U		0.33	U		0.33	U	
1,4-Dioxane	N/A	8.7	U		8.7	U		8.7	U		8.7	U		8.7	U	
2-Butanone	N/A	2.2	U		2.2	U		2.2	U		2.2	U		2.2	U	
2-Hexanone	N/A	0.72	U		0.72	U		0.72	U		0.72	U		0.72	U	
4-Methyl-2-pentanone	N/A	0.63	U		0.63	U		0.63	U		0.63	U		0.63	U	
Acetone	N/A	1.1	U		1.1	U		36			10		U	10		UJ
Benzene	0.15	0.090	U		0.090	U		0.090	U		0.090	U		0.090	U	
Bromochloromethane	N/A	0.30	U		0.30	U		0.30	U		0.30	U		0.30	U	
Bromodichloromethane	0.55	0.15	U		0.15	U		0.15	U		0.15	U		0.15	U	
Bromoform	4.3	0.18	U	UJ	0.18	U	UJ	0.18	U	UJ	0.18	U	UJ	0.18	U	UJ
Bromomethane	47	0.18	U		0.18	U		0.18	U		0.18	U		0.18	U	
Carbon disulfide	N/A	0.22	U		0.22	U		0.22	U		0.22	U		0.22	U	UJ
Carbon tetrachloride	0.33	0.33	U		0.33	U		0.33	U		0.33	U		0.33	U	
Chlorobenzene	210	0.24	U		0.24	U		0.24	U		0.24	U		0.24	U	
Chloroethane	N/A	0.37	U		0.37	U		0.37	U		0.37	U		0.37	U	UJ
Chloroform	68	0.22	U		0.22	U		0.22	U		0.22	U		0.22	U	
Chloromethane	N/A	0.22	U		0.22	U		0.22	U		0.22	U		0.22	U	
cis-1,2-Dichloroethene	N/A	0.26	U		0.26	U		0.26	U		0.26	U		0.26	U	
cis-1,3-Dichloropropene	0.34[3]	0.16	U		0.16	U		0.16	U		0.16	U		0.16	U	
Cyclohexane	N/A	0.26	U		0.26	U		0.26	U		0.26	U		0.26	U	
Dibromochloromethane	0.4	0.22	U		0.22	U		0.22	U		0.22	U		0.22	U	
Dichlorodifluoromethane	N/A	0.14	U	UJ	0.14	U	UJ	0.14	U	UJ	0.14	U	UJ	0.14	U	
Ethylbenzene	530	0.30	U		0.30	U		0.30	U		0.30	U		0.30	U	
Isopropylbenzene	N/A	0.32	U		0.32	U		0.32	U		0.32	U		0.32	U	
Methyl Acetate	N/A	0.58	U		0.58	U		0.58	U		0.58	U		0.58	U	
Methyl cyclohexane	N/A	0.22	U		0.22	U		0.22	U		0.22	U		0.22	U	
Methyl tert butyl ether	70	0.13	U		0.13	U		0.13	U		0.13	U		0.13	U	
Methylene chloride	2.5	0.21	U		0.21	U		0.21	U		0.21	U		0.21	U	
o-Xylene	N/A	0.32	U		0.32	U		0.32	U		0.32	U		0.32	U	
p/m-Xylene	N/A	0.28	U		0.28	U		0.28	U		0.28	U		0.28	U	
Styrene	N/A	0.17	U		0.17	U		0.17	U		0.17	U		0.17	U	
Tetrachloroethene	0.34	0.12	U		0.12	U		0.12	U		0.12	U		0.12	U	
Toluene	1300	0.25	U		0.25	U		0.25	U		0.25	U		0.25	U	
trans-1,2-Dichloroethene	590	0.18	U		0.18	U		0.18	U		0.18	U		0.18	U	
trans-1,3-Dichloropropene	0.34[3]	0.19	U		0.19	U		0.19	U		0.19	U		0.19	U	UJ
Trichloroethene	1	0.22	U		0.22	U		0.22	U		0.22	U		0.22	U	
Trichlorofluoromethane	N/A	0.15	U		0.15	U		0.15	U		0.15	U		0.15	U	
Vinyl chloride	0.082	0.060	U		0.060	U		0.060	U		0.060	U		0.060	U	
Tentatively Identified Compound	N/A	None			None			None			None			None		

Notes:
All sample results and criteria value are expressed in units of micrograms per liter (µg/l)
1 - N.J.A.C. 7:9B Surface Water Quality Standards; Section 1.14(f)7 - Surface Water Quality Criteria for Toxic Substances - Fresh Water (FW2) Criteria
2 - Bolded compounds have at least one sample which exceeded NJDEP SWQS Criteria. Exceedences are highlighted.
3 - SWQS for 1,3-Dichloropropene, Total (cis and trans)
Analytical results for the field blank and trip blank samples are provided in the lab report in Appendix C

Acronyms:
ID - identification
N/A - not applicable
VOC - volatile organic compound
NJDEP - New Jersey Department of Environmental Protection
SWQS - Surface Water Quality Standards
TIC - tentatively identified compound

Qualifiers:
L - Laboratory Qualifier
DV - Data Validation Qualifier
U - compound not detected at indicated concentration
J - an estimated value that is greater than the method detection limit but less than the reporting limit
UJ analyte not detected above reporting limit, but reported quantitation limit is approximate and may or may not be the actual quantitation limit needed to accurately and precisely measure the analyte

TABLE 4-10
Historical TCE Concentrations in Stream Locations
Former LEC Site - Watchung and North Plainfield, NJ

Location	Sample Date	Analyte	Concentration (µg/L)	Qualifiers
SW-1	May-94	Trichloroethene	0.5	
SW-1	Jun-94	Trichloroethene	0.81	
SW-1	Jun-94	Trichloroethene	0.88	
SW-1	Jul-94	Trichloroethene	0.29	J
SW-1	Aug-94	Trichloroethene	0.12	J
SW-1	Feb-95	Trichloroethene	0.84	
SW-1	Apr-96	Trichloroethene	0.6	
SW-1	Apr-98	Trichloroethene	0.9	
SW-1	Nov-99	Trichloroethene	0.4	
SW-1	Dec-02	Trichloroethene	0.1	
SW-1	Mar-03	Trichloroethene	0.1	
SW-1	Jul-03	Trichloroethene	0.7	
SW-1	Aug-03	Trichloroethene	0.2	U
SW-1	Sep-03	Trichloroethene	0.3	U
SW-1	Oct-03	Trichloroethene	0.2	U
SW-1	Nov-03	Trichloroethene	0.2	U
SW-1	Dec-03	Trichloroethene	0.2	U
SW-1	Jan-04	Trichloroethene	0.2	U
SW-1	Feb-04	Trichloroethene	0.2	U
SW-1	Mar-04	Trichloroethene	0.2	U
SW-1	Apr-04	Trichloroethene	0.2	U
SW-1	May-04	Trichloroethene	0.2	U
SW-1	Jun-04	Trichloroethene	0.2	U
SW-1	Jul-04	Trichloroethene	0.4	U
SW-1	Aug-04	Trichloroethene	0.4	U
SW-1	Sep-04	Trichloroethene	0.4	U
SW-1	Oct-04	Trichloroethene	0.4	U
SW-1	Nov-04	Trichloroethene	0.4	U
SW-1	Dec-04	Trichloroethene	0.4	U
SW-1	Jan-05	Trichloroethene	0.4	U
SW-1	Feb-05	Trichloroethene	0.4	U
SW-1	Mar-05	Trichloroethene	0.4	U
SW-1	Apr-05	Trichloroethene	0.4	U
SW-1	May-05	Trichloroethene	0.4	U
SW-1	Jun-05	Trichloroethene	0.4	U
SW-1	Jul-05	Trichloroethene	0.4	U
SW-1	Oct-05	Trichloroethene	0.4	U
SW-1	Nov-05	Trichloroethene	0.4	U
SW-1	Mar-06	Trichloroethene	0.4	U
SW-1	Sep-06	Trichloroethene	0.4	U
SW-1	Mar-07	Trichloroethene	0.4	U
SW-1	Sep-07	Trichloroethene	0.4	U
SW-1	Mar-08	Trichloroethene	0.42	J
SW-1	Nov-08	Trichloroethene	0.45	U
SW-1	Mar-09	Trichloroethene	1.5	
SW-1	Sep-09	Trichloroethene	0.14	U
SW-1	Mar-10	Trichloroethene	0.14	U
SW-1	Sep-10	Trichloroethene	0.25	U
SW-1	Mar-11	Trichloroethene	0.25	U
SW-1	Sep-11	Trichloroethene	0.17	U
SW-1	Mar-12	Trichloroethene	0.17	U
SW-1	Sep-12	Trichloroethene	0.09	U
SW-1	Mar-13	Trichloroethene	0.09	U
SW-1	Sep-13	Trichloroethene	0.09	U
SW-1	Mar-14	Trichloroethene	0.17	U
SW-1	Sep-14	Trichloroethene	0.11	U
SW-1	Mar-15	Trichloroethene	0.5	U
SW-1	Sep-15	Trichloroethene	0.5	U
SW-1	Mar-16	Trichloroethene	0.22	U
SW-1	Sep-16	Trichloroethene	0.22	U

Location	Sample Date	Analyte	Concentration (µg/L)	Qualifiers
SW-2	Aug-93	Trichloroethene	39.0	
SW-2	Aug-93	Trichloroethene	41.00	
SW-2	Oct-93	Trichloroethene	160.00	
SW-2	May-94	Trichloroethene	72.00	
SW-2	Jun-94	Trichloroethene	55.00	
SW-2	Jun-94	Trichloroethene	59.00	
SW-2	Jun-94	Trichloroethene	63.0	
SW-2	Jul-94	Trichloroethene	53.0	
SW-2	Jul-94	Trichloroethene	42.0	
SW-2	Aug-94	Trichloroethene	69.0	D
SW-2	Oct-94	Trichloroethene	47.0	
SW-2	Nov-94	Trichloroethene	71.2	J
SW-2	Dec-94	Trichloroethene	75.5	
SW-2	Jan-95	Trichloroethene	42.0	
SW-2	Feb-95	Trichloroethene	81.1	
SW-2	Apr-95	Trichloroethene	108.0	
SW-2	Jun-95	Trichloroethene	67.7	
SW-2	Jun-95	Trichloroethene	70.9	
SW-2	Jun-95	Trichloroethene	98.7	
SW-2	Aug-95	Trichloroethene	127.0	
SW-2	Apr-96	Trichloroethene	26.0	
SW-2	Apr-96	Trichloroethene	27.0	
SW-2	Sep-97	Trichloroethene	36.8	
SW-2	Sep-97	Trichloroethene	41.9	
SW-2	Apr-98	Trichloroethene	45.4	
SW-2	Apr-98	Trichloroethene	48.0	
SW-2	Sep-98	Trichloroethene	68.7	
SW-2	Nov-99	Trichloroethene	80.1	
SW-2	Mar-00	Trichloroethene	80.0	
SW-2	Dec-02	Trichloroethene	57.0	
SW-2	Mar-03	Trichloroethene	33.0	
SW-2	Jul-03	Trichloroethene	3.6	
SW-2	Aug-03	Trichloroethene	2.2	
SW-2	Sep-03	Trichloroethene	0.3	U
SW-2	Oct-03	Trichloroethene	0.2	U
SW-2	Nov-03	Trichloroethene	0.2	U
SW-2	Dec-03	Trichloroethene	0.2	U
SW-2	Jan-04	Trichloroethene	2.1	
SW-2	Feb-04	Trichloroethene	1.4	
SW-2	Mar-04	Trichloroethene	0.2	U
SW-2	Apr-04	Trichloroethene	0.4	
SW-2	May-04	Trichloroethene	2.2	
SW-2	Jun-04	Trichloroethene	0.20	U
SW-2	Jul-04	Trichloroethene	0.40	U
SW-2	Aug-04	Trichloroethene	0.6	
SW-2	Sep-04	Trichloroethene	0.40	U
SW-2	Oct-04	Trichloroethene	1.70	
SW-2	Nov-04	Trichloroethene	0.40	U
SW-2	Dec-04	Trichloroethene	0.50	
SW-2	Jan-05	Trichloroethene	0.50	
SW-2	Feb-05	Trichloroethene	0.80	
SW-2	Mar-05	Trichloroethene	2.60	
SW-2	Apr-05	Trichloroethene	0.8	
SW-2	May-05	Trichloroethene	0.4	U
SW-2	Jun-05	Trichloroethene	0.5	U
SW-2	Jul-05	Trichloroethene	0.40	U
SW-2	Aug-05	Trichloroethene	0.4	U
SW-2	Sep-05	Trichloroethene	0.4	U
SW-2	Oct-05	Trichloroethene	0.4	U
SW-2	Nov-05	Trichloroethene	0.4	U
SW-2	Mar-06	Trichloroethene	1.2	
SW-2	Sep-06	Trichloroethene	0.6	
SW-2	Mar-07	Trichloroethene	0.4	U
SW-2	Sep-07	Trichloroethene	1.1	
SW-2	Mar-08	Trichloroethene	0.8	J
SW-2	Nov-08	Trichloroethene	1.0	
SW-2	Mar-09	Trichloroethene	0.5	U
SW-2	Sep-09	Trichloroethene	0.7	J
SW-2	Mar-10	Trichloroethene	0.3	J
SW-2	Sep-10	Trichloroethene	0.6	J
SW-2	Mar-11	Trichloroethene	0.7	J
SW-2	Sep-11	Trichloroethene	0.2	U
SW-2	Mar-12	Trichloroethene	0.2	J
SW-2	Sep-12	Trichloroethene	0.1	U
SW-2	Mar-13	Trichloroethene	0.1	U
SW-2	Sep-13	Trichloroethene	0.1	U
SW-2	Mar-14	Trichloroethene	0.2	U
SW-2	Sep-14	Trichloroethene	0.1	U
SW-2	Mar-15	Trichloroethene	0.1	J
SW-2	Sep-15	Trichloroethene	0.5	U
SW-2	Mar-16	Trichloroethene	0.22	U
SW-2	Sep-16	Trichloroethene	0.22	U

Location	Sample Date	Analyte	Concentration (µg/L)	Qualifiers
SW-3	Jun-94	Trichloroethene	34.0	
SW-3	Jun-94	Trichloroethene	36.00	
SW-3	Jul-94	Trichloroethene	29.00	
SW-3	Jul-94	Trichloroethene	26.00	
SW-3	Aug-94	Trichloroethene	32.00	
SW-3	Oct-94	Trichloroethene	14.50	
SW-3	Nov-94	Trichloroethene	26.6	J
SW-3	Dec-94	Trichloroethene	48.4	
SW-3	Jan-95	Trichloroethene	31.7	
SW-3	Feb-95	Trichloroethene	63.2	
SW-3	Apr-95	Trichloroethene	48.0	
SW-3	Apr-95	Trichloroethene	51.4	
SW-3	Jun-95	Trichloroethene	29.0	
SW-3	Jun-95	Trichloroethene	7.5	
SW-3	Aug-95	Trichloroethene	32.0	
SW-3	Apr-96	Trichloroethene	24.0	
SW-3	Sep-97	Trichloroethene	43.7	
SW-3	Apr-98	Trichloroethene	47.0	
SW-3	Sep-98	Trichloroethene	26.6	
SW-3	Sep-98	Trichloroethene	27.8	
SW-3	Nov-99	Trichloroethene	41.4	
SW-3	Mar-00	Trichloroethene	60.0	
SW-3	Dec-02	Trichloroethene	44.0	
SW-3	Mar-03	Trichloroethene	28.0	
SW-3	Jul-03	Trichloroethene	2.6	
SW-3	Aug-03	Trichloroethene	1.2	
SW-3	Sep-03	Trichloroethene	0.3	U
SW-3	Oct-03	Trichloroethene	0.2	U
SW-3	Nov-03	Trichloroethene	0.2	U
SW-3	Dec-03	Trichloroethene	0.2	U
SW-3	Jan-04	Trichloroethene	1.1	
SW-3	Feb-04	Trichloroethene	0.8	
SW-3	Mar-04	Trichloroethene	0.2	U
SW-3	Apr-04	Trichloroethene	0.3	
SW-3	May-04	Trichloroethene	1.2	
SW-3	Jun-04	Trichloroethene	0.2	U
SW-3	Jul-04	Trichloroethene	0.4	U
SW-3	Aug-04	Trichloroethene	0.4	U
SW-3	Sep-04	Trichloroethene	0.4	U
SW-3	Oct-04	Trichloroethene	0.7	
SW-3	Nov-04	Trichloroethene	0.4	U
SW-3	Dec-04	Trichloroethene	0.4	U
SW-3	Jan-05	Trichloroethene	0.40	U
SW-3	Feb-05	Trichloroethene	0.40	
SW-3	Mar-05	Trichloroethene	1.6	
SW-3	Apr-05	Trichloroethene	0.40	U
SW-3	May-05	Trichloroethene	0.40	U
SW-3	Jun-05	Trichloroethene	0.40	U
SW-3	Jul-05	Trichloroethene	0.40	U
SW-3	Aug-05	Trichloroethene	0.40	U
SW-3	Sep-05	Trichloroethene	0.40	U
SW-3	Oct-05	Trichloroethene	0.40	U
SW-3	Nov-05	Trichloroethene	0.4	U
SW-3	Mar-06	Trichloroethene	0.6	
SW-3	Sep-06	Trichloroethene	0.4	U
SW-3	Mar-07	Trichloroethene	0.40	U
SW-3	Sep-07	Trichloroethene	0.4	
SW-3	Mar-08	Trichloroethene	0.5	J
SW-3	Nov-08	Trichloroethene	0.6	J
SW-3	Mar-09	Trichloroethene	0.7	J
SW-3	Sep-09	Trichloroethene	0.3	J
SW-3	Mar-10	Trichloroethene	0.2	J
SW-3	Sep-10	Trichloroethene	0.3	U
SW-3	Mar-11	Trichloroethene	0.4	J
SW-3	Sep-11	Trichloroethene	0.2	U
SW-3	Mar-12	Trichloroethene	0.2	U
SW-3	Sep-12	Trichloroethene	0.1	U
SW-3	Mar-13	Trichloroethene	0.1	U
SW-3	Sep-13	Trichloroethene	0.1	U
SW-3	Mar-14	Trichloroethene	0.2	U
SW-3	Sep-14	Trichloroethene	0.1	U
SW-3	Mar-15	Trichloroethene	0.5	U
SW-3	Sep-15	Trichloroethene	0.5	U
SW-3	Mar-16	Trichloroethene	0.22	U
SW-3	Sep-16	Trichloroethene	0.22	U

Location	Sample Date	Analyte	Concentration (µg/L)	Qualifiers
SW-4	May-94	Trichloroethene	14.0	
SW-4	Jun-94	Trichloroethene	14.00	
SW-4	Jun-94	Trichloroethene	6.90	
SW-4	Jul-94	Trichloroethene	6.50	
SW-4	Jul-94	Trichloroethene	6.60	
SW-4	Jul-94	Trichloroethene	9.40	
SW-4	Aug-94	Trichloroethene	11.0	
SW-4	Oct-94	Trichloroethene	2.1	
SW-4	Nov-94	Trichloroethene	4.3	J
SW-4	Dec-94	Trichloroethene	19.5	
SW-4	Jan-95	Trichloroethene	16.1	
SW-4	Jan-95	Trichloroethene	17.0	
SW-4	Feb-95	Trichloroethene	53.7	
SW-4	Feb-95	Trichloroethene	54.4	
SW-4	Apr-95	Trichloroethene	19.3	
SW-4	Jun-95	Trichloroethene	6.3	
SW-4	Aug-95	Trichloroethene	2.6	
SW-4	Aug-95	Trichloroethene	2.8	
SW-4	Apr-96	Trichloroethene	16.0	
SW-4	Sep-97	Trichloroethene	3.9	
SW-4	Apr-98	Trichloroethene	30.4	
SW-4	Sep-98	Trichloroethene	1.4	
SW-4	Nov-99	Trichloroethene	19.2	
SW-4	Mar-00	Trichloroethene	36.0	
SW-4	Dec-02	Trichloroethene	30.0	
SW-4	Mar-03	Trichloroethene	18.0	
SW-4	Jul-03	Trichloroethene	1.7	
SW-4	Aug-03	Trichloroethene	0.2	U
SW-4	Sep-03	Trichloroethene	0.3	U
SW-4	Oct-03	Trichloroethene	0.2	U
SW-4	Nov-03	Trichloroethene	0.2	U
SW-4	Dec-03	Trichloroethene	0.2	U
SW-4	Jan-04	Trichloroethene	0.6	
SW-4	Feb-04	Trichloroethene	0.6	
SW-4	Mar-04	Trichloroethene	0.2	U
SW-4	Apr-04	Trichloroethene	0.2	U
SW-4	May-04	Trichloroethene	0.7	
SW-4	Jun-04	Trichloroethene	0.2	U
SW-4	Jul-04	Trichloroethene	0.4	U
SW-4	Aug-04	Trichloroethene	0.4	U
SW-4	Sep-04	Trichloroethene	0.4	U
SW-4	Oct-04	Trichloroethene	0.4	
SW-4	Nov-04	Trichloroethene	0.40	U
SW-4	Dec-04	Trichloroethene	0.40	
SW-4	Jan-05	Trichloroethene	0.4	U
SW-4	Feb-05	Trichloroethene	0.40	U
SW-4	Mar-05	Trichloroethene	1.10	
SW-4	Apr-05	Trichloroethene	0.40	U
SW-4	May-05	Trichloroethene	0.40	U
SW-4	Jun-05	Trichloroethene	0.40	U
SW-4	Jul-05	Trichloroethene	0.40	U
SW-4	Aug-05	Trichloroethene	0.40	U
SW-4	Sep-05	Trichloroethene	0.4	U
SW-4	Oct-05	Trichloroethene	0.4	U
SW-4	Nov-05	Trichloroethene	0.4	U
SW-4	Mar-06	Trichloroethene	0.40	U
SW-4	Sep-06	Trichloroethene	0.4	U
SW-4	Mar-07	Trichloroethene	0.4	U
SW-4	Sep-07	Trichloroethene	0.4	U
SW-4	Mar-08	Trichloroethene	0.3	J
SW-4	Nov-08	Trichloroethene	0.5	U
SW-4	Mar-09	Trichloroethene	0.5	J
SW-4	Sep-09	Trichloroethene	0.1	U
SW-4	Mar-10	Trichloroethene	0.2	J
SW-4	Sep-10	Trichloroethene	0.3	U
SW-4	Mar-11	Trichloroethene	0.3	J
SW-4	Sep-11	Trichloroethene	0.2	U
SW-4	Mar-12	Trichloroethene	0.2	U
SW-4	Sep-12	Trichloroethene	0.1	U
SW-4	Mar-13	Trichloroethene	0.1	U
SW-4	Sep-13	Trichloroethene	0.1	U
SW-4	Mar-14	Trichloroethene	0.2	U
SW-4	Sep-14	Trichloroethene	0.1	U
SW-4	Mar-15	Trichloroethene	0.1	J
SW-4	Sep-15	Trichloroethene	0.5	U
SW-4	Mar-16	Trichloroethene	0.22	U
SW-4	Sep-16	Trichloroethene	0.22	U

All results in micrograms per liter (ug/L) (parts per billion)
U - The compound was not detected above method detection limit
J - Data indicates the presence of a compound detected at less than the quantitation limit. The value is approximate.
D - Concentration was reported from a diluted analysis. The value is approximate.
Groundwater Extraction System Startup on 7/17/03

TABLE 4-11
System Performance Summary
Former LEC Site - Watchung and North Plainfield, NJ

Sample Month	Influent TCE (ug/L)	Mid TCE (ug/L)	Effluent TCE (ug/L)	Avg. Pumping Rate (gpm)	Monthly Pumpage (MGM)	RW-1 Water Level (feet)
July 2003	62	ND	ND	133	2.31	43.8
August 2003	470	ND	ND	128	5.53	44.9
September 2003	62	ND	ND	128	5.51	44.6
October 2003	470	ND	ND	123	5.31	41.8
November 2003	510	58	ND	124	5.36	44.1
December 2003	650	160	ND	138	5.97	50.3
January 2004	430	310	1.2	139	5.99	51.5
February 2004	450	460	ND	136	5.85	52.5
March 2004	480	190	2.8	132	5.72	54
April 2004	370	340	2.0	130	5.57	49.9
May 2004	350	320	2.0	135	6.02	53.7
June 2004	370	3.3	0.8	100	4.32	55.8
July 2004	420	3.9	1.0	133	5.73	45.01
August 2004	390	53	0.6	132	5.72	53.73
September 2004	480	200	0.7	128	5.55	58.63
October 2004	400	1.2	0.5	105	4.52	56.06
November 2004	400	16	0.4	136	5.89	41.79
December 2004	360	73	0.4	119	5.13	55.19
January 2005	330	180	0.5	136	5.86	54.42
February 2005	380	260	ND	125	5.40	47.06
March 2005	370	47	ND	122	5.25	60.19
April 2005	350	130	0.4	144	6.23	52.3
May 2005	330	190	ND	128	5.52	60.8
June 2005	360	1.8	0.5	118	5.10	62.6
July 2005	360	5.1	0.5	129	5.58	61
August 2005	270	76	0.6	127	5.47	66.3
September 2005	240	120	NS	126	5.43	62.4
October 2005	320	2.9	0.5	83	3.57	49.9
November 2005	280	9	NS	127	5.47	58.9
December 2005	280	67	NS	127	5.48	56.5
January 2006	210	100	NS	126	5.46	60
February 2006	180	1.6	1.0	120	5.17	58.8
March 2006	260	4.1	NS	127	5.47	59.2
April 2006	230	14	1.2	122	5.27	56.7
May 2006	180	55	NS	129	5.59	64.9
June 2006	200	120	1.4	125	5.41	59.3
July 2006	180	180	NS	118	5.10	55
August 2006	200	200	NS	95	4.11	56.2
September 2006	150	27	1.5	103	4.46	58.4
October 2006	170	44	NS	121	5.24	60.1
November 2006	170	69	NS	125	5.39	58.4
December 2006	120	86	1.5	123	5.30	61.8
January 2007	85	110	NS	119	5.14	58.7
February 2007	90	4.7	NS	120	5.17	66.8
March 2007	60	4	1.7	104	4.49	57.5
April 2007	74	17	NS	106	4.59	58.1
May 2007	71	31	NS	123	5.32	59.4
June 2007	56	37	NS	130	5.60	58.1
July 2007	53	50	1.7	127	5.48	65.4
August 2007	26	50	NS	125	5.42	65.6
September 2007	29	43	NS	113	4.87	66.7

TABLE 4-11
System Performance Summary
Former LEC Site - Watchung and North Plainfield, NJ

Sample Month	Influent TCE (ug/L)	Mid TCE (ug/L)	Effluent TCE (ug/L)	Avg. Pumping Rate (gpm)	Monthly Pumpage (MGM)	RW-1 Water Level (feet)
October 2007	24	11	2.5	71	3.08	61.5
November 2007	16	11	NS	87	3.76	64.7
December 2007	16	13	1.3	128	5.54	66
January 2008	12	13	NS	127	5.51	62.3
February 2008	6.5	12	NS	129	5.57	57.4
March 2008	5.5	12	1.4	88	3.78	63.5
April 2008	4.1	11	NS	129	5.57	60.8
May 2008	1.8	7.9	NS	128	5.55	65.0
June 2008	8.9	0.9	1.4	128	5.52	64.2
July 2008	1.4	8.3	NS	124	5.34	63.6
August 2008	1.2	6.7	NS	118	5.11	64.1
September 2008	1.1	6.2	1.6	118	5.12	63.4
October 2008	ND	6.8	NS	126	5.43	68.7
November 2008	1.4	6.3	NS	129	5.56	65.2
December 2008	1.3	5.8	2.5	123	5.30	63.4
January 2009	1.2	4.6	NS	128	5.51	69.6
February 2009	1.4	5.9	NS	125	5.39	69.1
March 2009	1.2	4.5	3.6	121	5.23	70.9
April 2009	1.4	6.2	NS	118	5.09	66.7
May 2009	1.0	4.9	NS	112	4.82	64.7
June 2009	1.1	4.7	NS	120	5.14	64.0
July 2009	1.1	5.5	NS	103	4.41	59.5
August 2009	1.2	5.6	3.3	109	4.67	69.7
September 2009	1.4	5.1	NS	125	5.38	71.4
October 2009	1.3	4.8	NS	120	5.20	71.0
November 2009	1.0	3.8	1.4	115	4.96	64.5
December 2009	0.54 J	3.9	NS	116	5.00	70.4
January 2010	1.1	3.5	1.2	125	5.40	71.8
February 2010	1.2	3.8	NS	122	5.26	70.6
March 2010	0.99 J	3.4	NS	114	4.92	65.4
April 2010	1.2	3.0	1.4	113	4.89	65.0
May 2010	0.95 J	3.1	NS	97	4.18	62.5
June 2010	0.99 J	3.3	1.2	123	5.33	69.2
July 2010	0.89 J	3.2	NS	115	4.98	74.6
August 2010	NS	NS	NS	N/A *	N/A *	N/A
September 2010	1.1	2.9	NS	127	5.34	N/A
October 2010	0.93 J	3.7	1.3	102	4.41	70.4
November 2010	1.5	2.9	NS	122	5.29	67.8
December 2010	1.1	3.1	NS	110	4.76	63.5
January 2011	0.92 J	2.9	NS	118	5.10	65.2
February 2011	0.99 J	2.7	2.7	116	5.01	61.8
March 2011	0.88 J	NS	NS	118	5.11	56.7
April 2011	0.97 J	3.3	3.3	111	4.78	55.8
May 2011 **	0.67 J	3.1	NS	106	4.59	56.5

NS	not sampled, only need to sample effluent one time per quarter as per NJPDES Permit
ND	not detected
ug/L	micrograms/Liter
gpm	gallons per minute
MGM	million gallons per month
*	no discharge due to pump failure
**	last month of sampling before system shut off

TABLE 4-12

Summary of VI Investigations at Properties Adjacent to the LEC Site

Former Lockheed Electronics Corporation, Watchung, NJ

		Report	Vapor Intrusion Investigation Report November 22, 2011		Vapor Intrusion Investigation Report Addendum January 31, 2012		Vapor Intrusion Investigation Data Submittal April 10, 2012		Comprehensive Vapor Intrusion Investigation Report June 11, 2013		2014 Vapor Intrusion Investigation Report May 30, 2014		2015 Vapor Intrusion Investigation Report June 2, 2015		2016 Vapor Intrusion Investigation Report April 25, 2016	
		Sampling Date	February 2011	July 2011	December 2011		March 2012		January and February 2013		January 2014		January 2015		January 2016	
		Media	Sub Slab	Indoor Air	Sub Slab	Indoor Air	Sub Slab	Indoor Air	Sub Slab	Indoor Air	Sub Slab	Indoor Air	Sub Slab	Indoor Air	Sub Slab	Indoor Air
Avalon Watchung Apartments (formerly Crystal Ridge Club)	Bldg. 1			SV-01												
	Bldg. 2			SV-02												
	Bldg. 3	SV-3	BLDG 3 CR	SV-03	BLDG 3 CR			CR020713-SS-B3-01	CR011713-IA-BLDG3	CR011614-SS-B3	CR011514-IA-B3	CR011515-SS-B3	CR011415-IA-B3	CR012116-SS-B3	CR012016-IA-B3	
	Bldg. 4	SV-4														
	Bldg. 5	SV-5														
	Bldg. 6	SV-6	6006 CR 6007 CR	SV-06	6006 CR 6007 CR			CR020713-SS-B6-01	CR011713-IA-6006 CR011713-IA-6007	CR011614-SS-B6	CR011514-IA-B6	CR011515-SS-B6	CR011415-IA-B6	CR012116-SS-B6	CR012016-IA-B6	
	Bldg. 7	SV-7	7006 CR 7007 CR	SV-07	7006 CR 7007 CR			CR020813-SS-B7-01	CR011713-IA-7006 CR011713-IA-7007	CR011614-SS-B7	CR011514-IA-B7					
	Bldg. 8	SV-8 SV-8 (DUP)														
	Bldg. 9	SV-9														
	Bldg. 10	SV-10														
	Bldg. 11	SV-11														
	Bldg. 12	SV-12	12002 CR 12003 CR	SV-12	12002 CR 12003 CR			CR020813-SS-B12-01	CR011713-IA-12002 CR011713-IA-12003 CR012913-IA-12003							
	Bldg. 13			SV-13												
	Bldg. 14	SV-14														
	Bldg. 15			SV-15												
	Clubhouse			SV-CH	CLUB GF CLUB 1F CLUB DUP			CR020713-SS-CLUB-01	CR011713-IA-CHGF CR011713-IA-CH1F							
	Maintenance			SV-MB												
Regency Village	Bldg. 26		BLDG 26 RV					RV020613-SS-B26-01 RV020613-SS-B26-02 RV020613-SS-B26-03	RV020413-IA-B26-01 RV020413-IA-B26-02							
	Bldg. 3							RV0116-SS-B3-01 RV0116-SS-B3-02 RV0116-SS-B3-03	RV0114-IA-B3-01 RV0114-IA-B3-02							
	Bldg. 4							RV0116-SS-B4-01 RV0116-SS-B4-02 RV0116-SS-B4-03	RV0114-IA-B4-01 RV0114-IA-B4-02							
	Bldg. 5							RV0115-SS-B5-01 RV0115-SS-B5-02 RV0115-SS-B5-03	RV0114-IA-B5-01 RV0114-IA-B5-02							
	Bldg. 6							RV0115-SS-B6-01 RV0115-SS-B6-02 RV0115-SS-B6-03	RV0114-IA-B6-01 RV0114-IA-B6-02							
	Bldg. 17							RV020513-SS-B17-01 RV020613-SS-B17-02 RV020613-SS-B17-03	RV020413-IA-B17-01 RV020413-IA-B17-02							
	Bldg. 36							RV020513-SS-B36-01 RV020513-SS-B36-02 RV020513-SS-B36-03	RV020413-IA-B36-01 RV020413-IA-B36-01							
	Bldg. 38							RV020513-SS-B38-01 RV020513-SS-B38-02 RV020613-SS-B38-03	RV020413-IA-B38-01 RV020413-IA-B38-02							
Wal-Mart	Main						SV-1 SV-1 DUP IA-1 IA-1 DUP									
							SV-2 IA-2									
	Samples**		12	8	10	10	3	3	29	26	3	3	2	2	2	2

Exceeds Criteria (Residential for Crystal Ridge and Regency; Nonresidential for Wal-Mart)

** Does not include ambient samples collected or proposed.

FIGURES

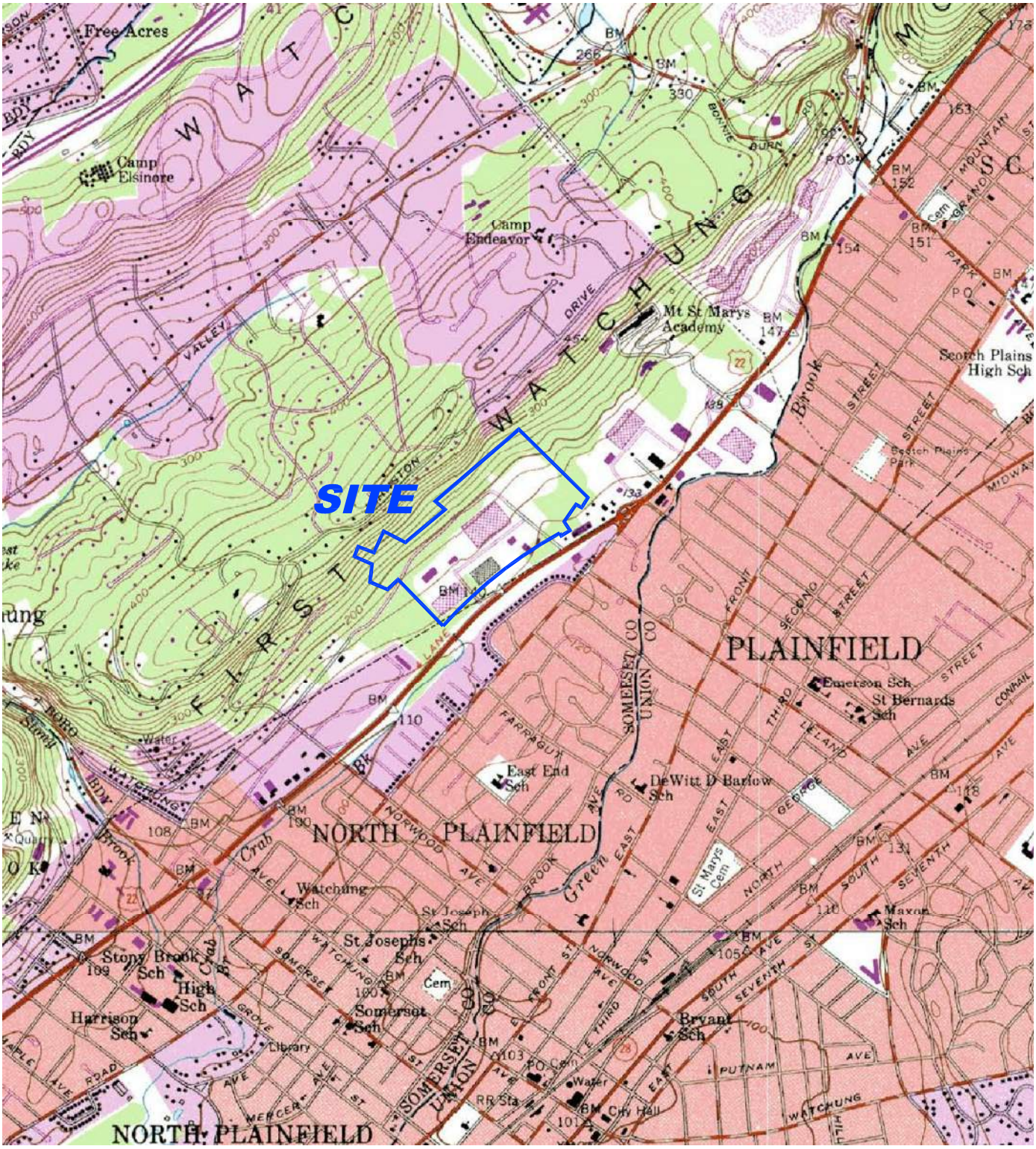

SOURCE: USGS 7.5 MINUTE QUADRANGLE (CHATHAM, NJ).

FIGURE 2-1

SITE LOCATION MAP

FORMER LOCKHEED ELECTRONICS COMPANY, INC.
WATCHUNG, NEW JERSEY

TETRA TECH

DRWN: S.F.H.	CHK'D: S.F.
SCALE: AS SHOWN	DATE: 01/11/16

N
W E
S



QUADRANGLE LOCATION

SCALE: 1" = 2000'

DWG: FIGURE_2-1 01/11/16

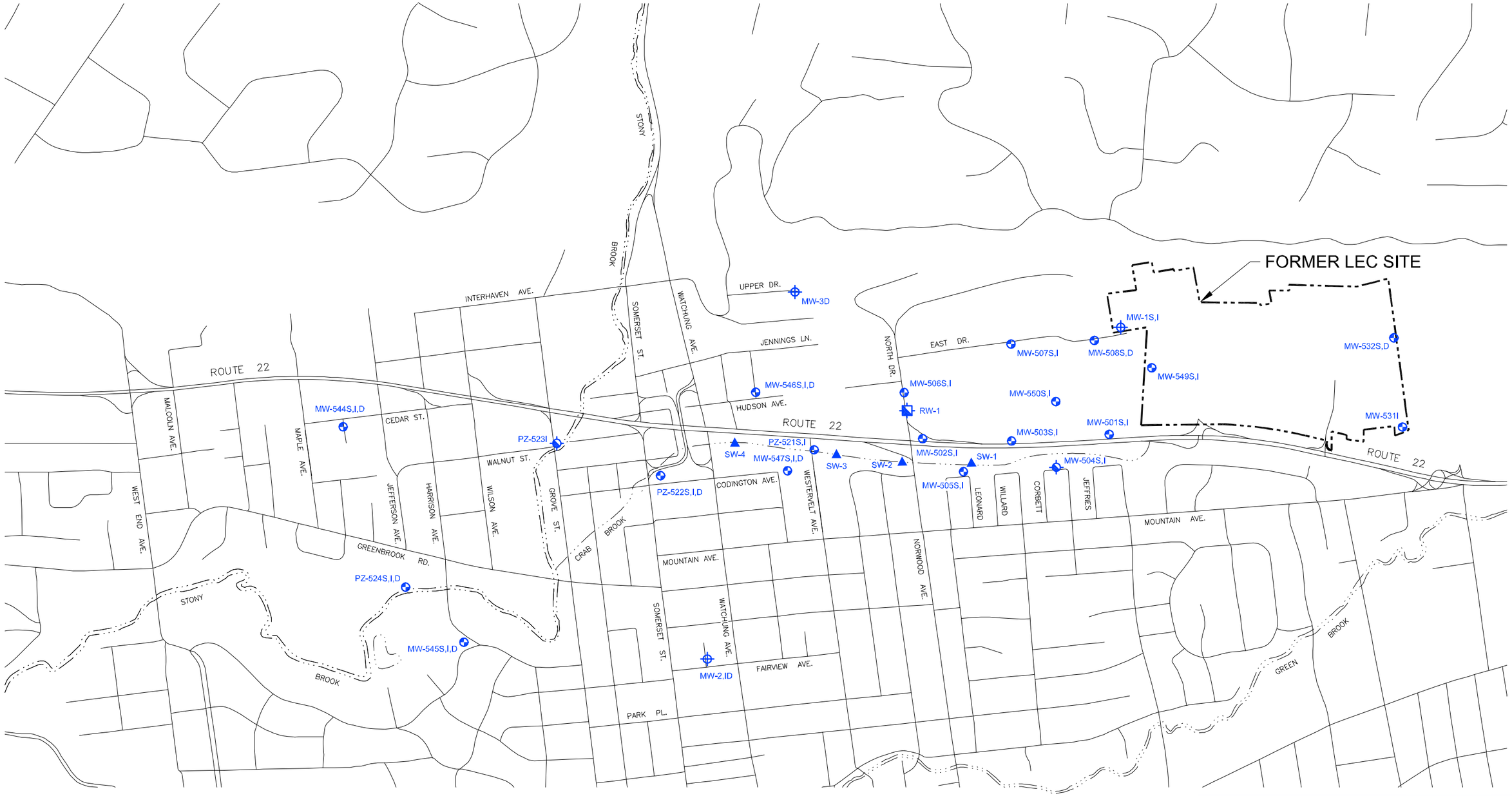

NOTE: THIS FIGURE WAS DEVELOPED USING NEW JERSEY DEPARTMENT OF ENVIRONMENTAL PROTECTION GEOGRAPHIC INFORMATION SYSTEM DIGITAL DATA, BUT THIS SECONDARY PRODUCT HAS NOT BEEN VERIFIED BY NJDEP AND IS NOT STATE-AUTHORIZED.

SCALE

1000 500 0 1000 FEET

LEGEND

- PROPERTY LINE
- ACTIVE MONITORING WELL OR PIEZOMETER
- MONITORING WELL INSTALLED IN FALL 2013
- MONITORING WELL (ABANDONED 2015)
- RECOVERY WELL LOCATION (ABANDONED 2015)
- SURFACE WATER MONITORING LOCATION

FIGURE 2-2

SITE PLAN

FORMER LOCKHEED ELECTRONICS COMPANY, INC.
WATCHUNG, NEW JERSEY

TETRA TECH

DRWN: S.F.H.	CHK'D: S.F.
SCALE: AS SHOWN	DATE: 01/11/16

DWG: FIGURE_2-2 01/11/16

Groundwater Sampling
MW-1S, I
MW-2I,D
MW-3D
MW-501S,I
MW-502S,I
MW-503S,I,
MW-505S,I
MW-506S,I
MW-507S,I
MW-508S,D
MW-532S,D
MW-544S,I,D
MW-545S,I,D
MW-546S,I,D
MW-547S,I,D
MW-549S,I
MW-550S,I
PZ-521S,I
PZ-522S,I,D
PZ-524S,I,D

Surface Water Sampling
SW-1
SW-2
SW-3
SW-4

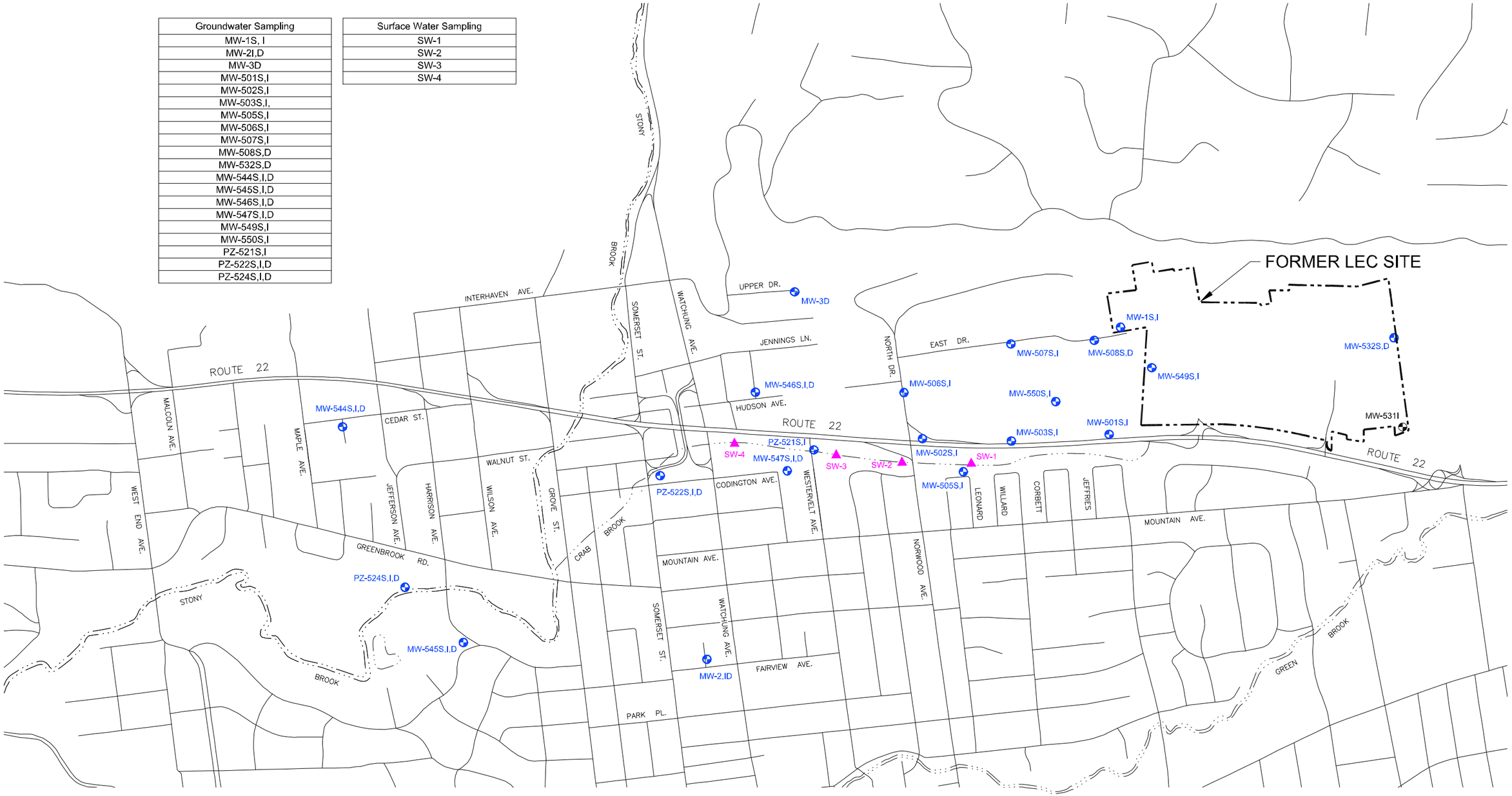

NOTE: THIS FIGURE WAS DEVELOPED USING NEW JERSEY DEPARTMENT OF ENVIRONMENTAL PROTECTION GEOGRAPHIC INFORMATION SYSTEM DIGITAL DATA, BUT THIS SECONDARY PRODUCT HAS NOT BEEN VERIFIED BY NJDEP AND IS NOT STATE-AUTHORIZED.

SCALE

1000 500 0 1000 FEET

LEGEND

- PROPERTY LINE
- ACTIVE MONITORING WELL OR PIEZOMETER
- SEMI-ANNUAL GROUNDWATER SAMPLING LOCATION
- SEMI-ANNUAL SURFACE WATER SAMPLING LOCATION

FIGURE 3-1

SEMI-ANNUAL SAMPLING LOCATIONS

FORMER LOCKHEED ELECTRONICS COMPANY, INC.
WATCHUNG, NEW JERSEY

TETRA TECH

DRWN: S.F.H.	CHK'D: S.F.
SCALE: AS SHOWN	DATE: 01/11/16

DWG: FIGURE_3-1 01/11/16

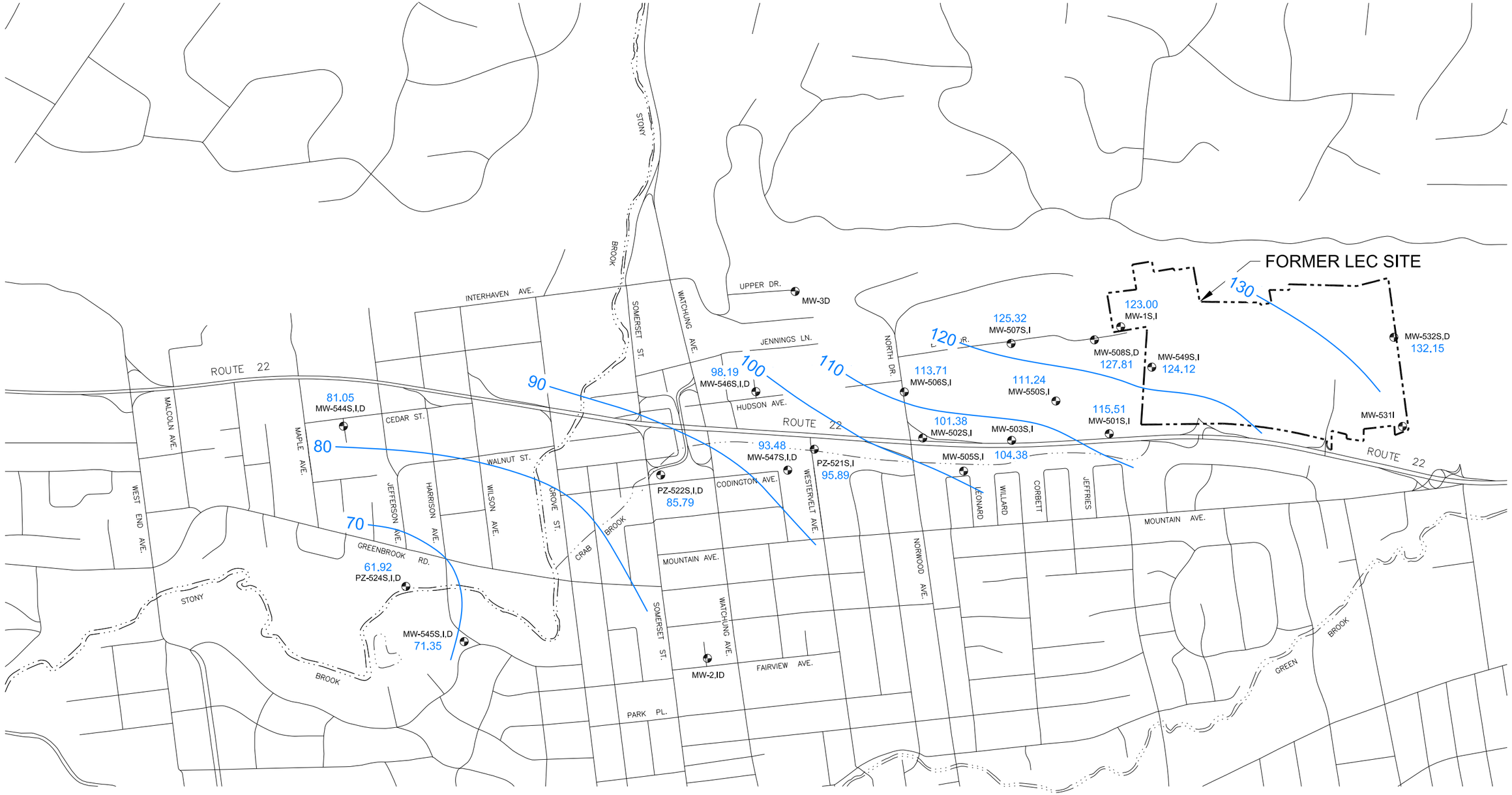

SHALLOW ZONE - OVERBURDEN AND SHALLOW BEDROCK GROUNDWATER FROM THE GROUNDWATER TABLE TO APPROXIMATELY 50 FEET ABOVE MEAN SEA LEVEL (MSL).

INTERMEDIATE ZONE - BEDROCK GROUNDWATER FROM APPROXIMATELY 50 FT ABOVE MSL TO APPROXIMATELY 50 FEET BELOW MSL.

DEEP ZONE - BEDROCK GROUNDWATER DEEPER THAN APPROXIMATELY 50 FT BELOW MSL.

NOTE: THIS FIGURE WAS DEVELOPED USING NEW JERSEY DEPARTMENT OF ENVIRONMENTAL PROTECTION GEOGRAPHIC INFORMATION SYSTEM DIGITAL DATA, BUT THIS SECONDARY PRODUCT HAS NOT BEEN VERIFIED BY NJDEP AND IS NOT STATE-AUTHORIZED.

SCALE

1000 500 0 1000 FEET

LEGEND

- PROPERTY LINE
- ACTIVE MONITORING WELL OR PIEZOMETER
- 90 GROUNDWATER ELEVATION CONTOUR
- 132.15 GROUNDWATER ELEVATION (ft. MSL)

FIGURE 4-1

SHALLOW GROUNDWATER ELEVATION CONTOUR MAP (MARCH 2016)

FORMER LOCKHEED ELECTRONICS COMPANY, INC.
WATCHUNG, NEW JERSEY

TETRA TECH

DRWN: S.F.H.	CHK'D: S.F.
SCALE: AS SHOWN	DATE: 12/27/16

DWG: FIGURE_4-1 12/27/16

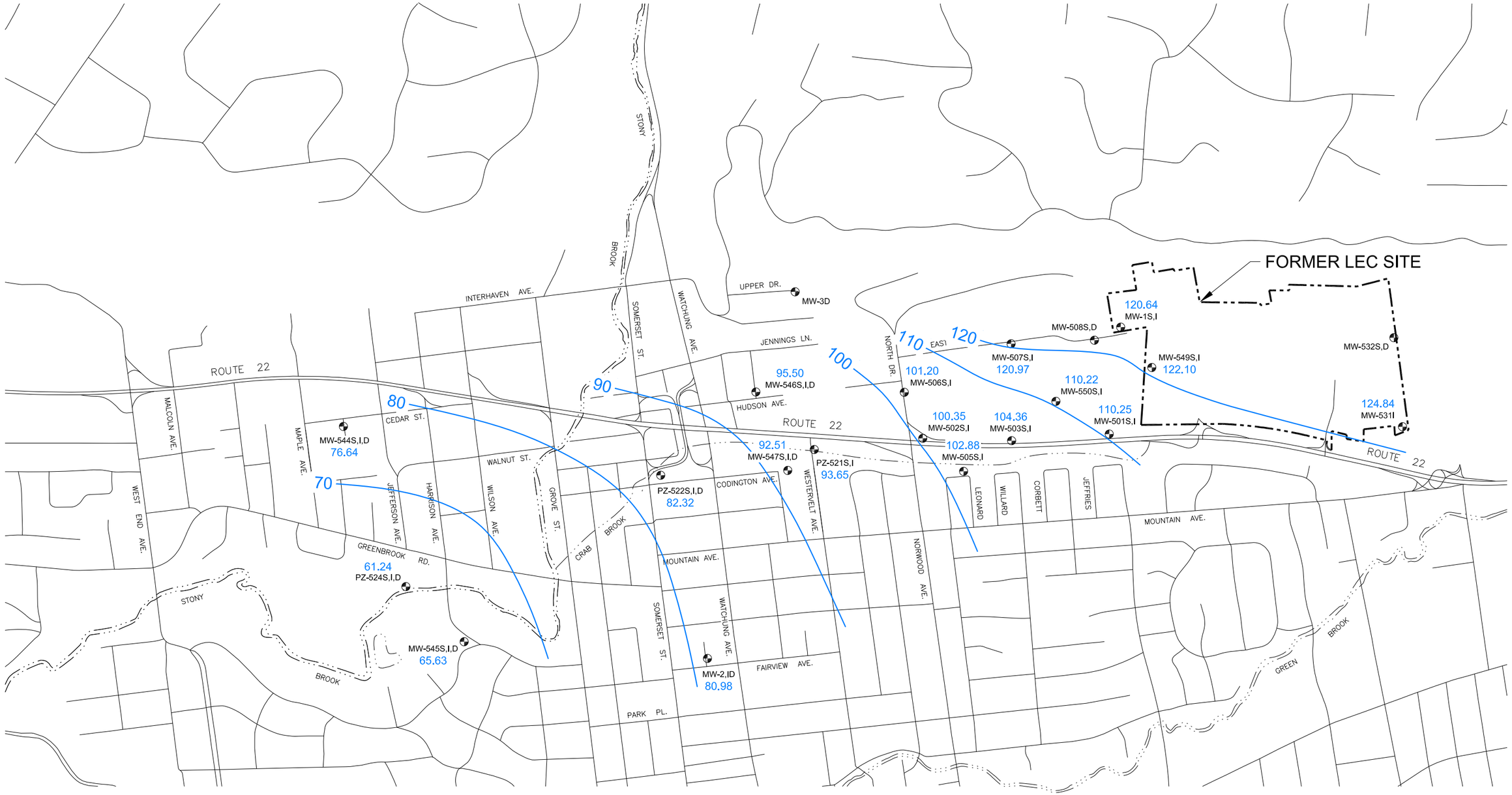

SHALLOW ZONE - OVERBURDEN AND SHALLOW BEDROCK GROUNDWATER FROM THE GROUNDWATER TABLE TO APPROXIMATELY 50 FEET ABOVE MEAN SEA LEVEL (MSL).

INTERMEDIATE ZONE - BEDROCK GROUNDWATER FROM APPROXIMATELY 50 FT ABOVE MSL TO APPROXIMATELY 50 FEET BELOW MSL.

DEEP ZONE - BEDROCK GROUNDWATER DEEPER THAN APPROXIMATELY 50 FT BELOW MSL.

NOTE: THIS FIGURE WAS DEVELOPED USING NEW JERSEY DEPARTMENT OF ENVIRONMENTAL PROTECTION GEOGRAPHIC INFORMATION SYSTEM DIGITAL DATA, BUT THIS SECONDARY PRODUCT HAS NOT BEEN VERIFIED BY NJDEP AND IS NOT STATE-AUTHORIZED.

SCALE

1000 500 0 1000 FEET

LEGEND

- PROPERTY LINE
- ACTIVE MONITORING WELL OR PIEZOMETER
- 90 GROUNDWATER ELEVATION CONTOUR
- 124.84 GROUNDWATER ELEVATION (ft. MSL)

FIGURE 4-2

INTERMEDIATE GROUNDWATER ELEVATION CONTOUR MAP (MARCH 2016)

FORMER LOCKHEED ELECTRONICS COMPANY, INC.
WATCHUNG, NEW JERSEY

TETRA TECH

DRWN: S.F.H.	CHK'D: S.F.
SCALE: AS SHOWN	DATE: 12/27/16

DWG: FIGURE_4-2 12/27/16

FORMER LEC SITE

100
110
120
90
80
70

100.94
MW-3D

87.49
MW-546S,I,D

73.75
MW-544S,I,D

91.55
MW-547S,I,D

PZ-522S,I,D
81.34

PZ-521S,I

62.81
PZ-524S,I,D

MW-545S,I,D
65.98

MW-2,ID
79.98

MW-1S,I
MW-507S,I
MW-508S,D
120.42
MW-549S,I
MW-532S,D
129.76
MW-506S,I
MW-550S,I
MW-531I
MW-502S,I
MW-503S,I
MW-501S,I
MW-505S,I

INTERHAVEN AVE.
UPPER DR.
JENNINGS LN.
EAST DR.
NORTH DR.
ROUTE 22
CEDAR ST.
HUDSON AVE.
WALNUT ST.
CODINGTON AVE.
MOUNTAIN AVE.
GREENBROOK RD.
FAIRVIEW AVE.
PARK PL.
STONY BROOK
CRAB BROOK
GREEN BROOK
MALCOLM AVE.
WEST END AVE.
MAPLE AVE.
JEFFERSON AVE.
HARRISON AVE.
WILSON AVE.
GROVE ST.
SOMERSET ST.
WATCHUNG AVE.
WESTERVELT AVE.
NORWOOD AVE.
LEONARD
WILLARD
CORBETT
JEFFRIES

SHALLOW ZONE - OVERBURDEN AND SHALLOW BEDROCK GROUNDWATER FROM THE GROUNDWATER TABLE TO APPROXIMATELY 50 FEET ABOVE MEAN SEA LEVEL (MSL).

INTERMEDIATE ZONE - BEDROCK GROUNDWATER FROM APPROXIMATELY 50 FT ABOVE MSL TO APPROXIMATELY 50 FEET BELOW MSL.

DEEP ZONE - BEDROCK GROUNDWATER DEEPER THAN APPROXIMATELY 50 FT BELOW MSL.

NOTE: THIS FIGURE WAS DEVELOPED USING NEW JERSEY DEPARTMENT OF ENVIRONMENTAL PROTECTION GEOGRAPHIC INFORMATION SYSTEM DIGITAL DATA, BUT THIS SECONDARY PRODUCT HAS NOT BEEN VERIFIED BY NJDEP AND IS NOT STATE-AUTHORIZED.

W N S E

SCALE

1000 500 0 1000 FEET

LEGEND

- PROPERTY LINE
- ACTIVE MONITORING WELL OR PIEZOMETER
- 90 GROUNDWATER ELEVATION CONTOUR
- 129.76 GROUNDWATER ELEVATION (ft. MSL)

FIGURE 4-3

DEEP GROUNDWATER ELEVATION CONTOUR MAP (MARCH 2016)

FORMER LOCKHEED ELECTRONICS COMPANY, INC.
WATCHUNG, NEW JERSEY

TETRA TECH

DRWN: S.F.H.	CHK'D: S.F.
SCALE: AS SHOWN	DATE: 12/27/16

DWG: FIGURE_4-3 12/27/16

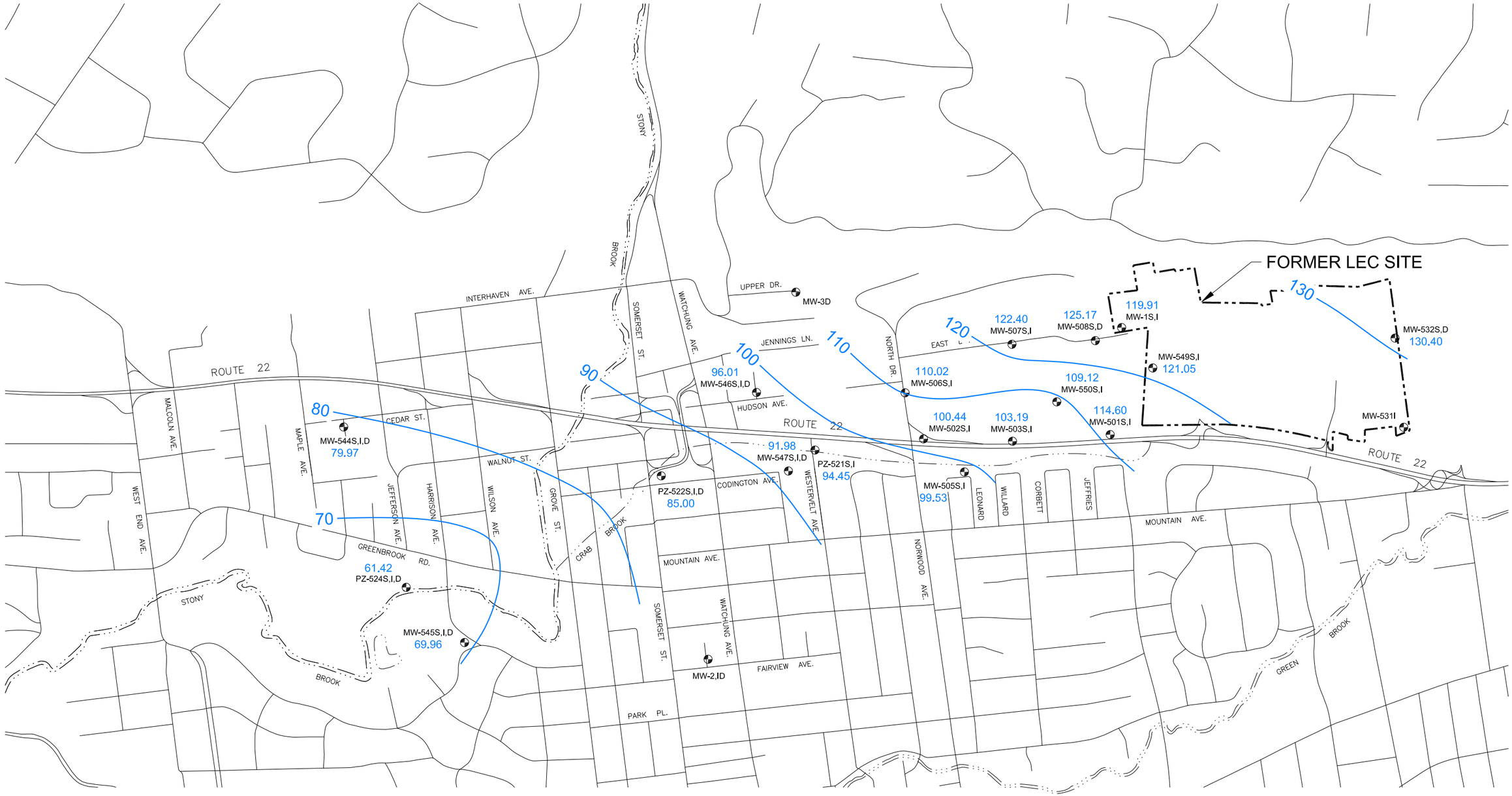

SHALLOW ZONE - OVERBURDEN AND SHALLOW BEDROCK GROUNDWATER FROM THE GROUNDWATER TABLE TO APPROXIMATELY 50 FEET ABOVE MEAN SEA LEVEL (MSL).

INTERMEDIATE ZONE - BEDROCK GROUNDWATER FROM APPROXIMATELY 50 FT ABOVE MSL TO APPROXIMATELY 50 FEET BELOW MSL.

DEEP ZONE - BEDROCK GROUNDWATER DEEPER THAN APPROXIMATELY 50 FT BELOW MSL.

NOTE: THIS FIGURE WAS DEVELOPED USING NEW JERSEY DEPARTMENT OF ENVIRONMENTAL PROTECTION GEOGRAPHIC INFORMATION SYSTEM DIGITAL DATA, BUT THIS SECONDARY PRODUCT HAS NOT BEEN VERIFIED BY NJDEP AND IS NOT STATE-AUTHORIZED.

LEGEND

- PROPERTY LINE
- ACTIVE MONITORING WELL OR PIEZOMETER
- 90 GROUNDWATER ELEVATION CONTOUR
- 130.40 GROUNDWATER ELEVATION (ft. MSL)

FIGURE 4-4

SHALLOW GROUNDWATER ELEVATION CONTOUR MAP (SEPTEMBER 2016)

FORMER LOCKHEED ELECTRONICS COMPANY, INC.
WATCHUNG, NEW JERSEY

TETRA TECH

DRWN: S.F.H.	CHK'D: S.F.
SCALE: AS SHOWN	DATE: 12/27/16

DWG: FIGURE_4-4 12/27/16

FORMER LEC SITE

ROUTE 22

INTERHAVEN AVE.

UPPER DR.

JENNINGS LN.

EAST DR.

NORTH DR.

HUDSON AVE.

CEDAR ST.

WALNUT ST.

CODINGTON AVE.

MOUNTAIN AVE.

FAIRVIEW AVE.

PARK PL.

GREENBROOK RD.

MALCOLN AVE.

WEST END AVE.

MAPLE ST.

JEFFERSON AVE.

HARRISON AVE.

WILSON AVE.

GROVE ST.

WESTERVELT AVE.

LEONARD

WILLARD

CORBETT

JEFFRIES

NORWOOD AVE.

STONY BROOK

CRAB BROOK

GREEN BROOK

SOMERSET ST.

WATCHUNG AVE.

MW-3D

94.17
MW-546S,I,D

75.33
MW-544S,I,D

90.98
MW-547S,I,D

PZ-521S,I
92.15

PZ-522S,I,D
81.69

MW-502S,I
99.14

99.55
MW-506S,I

MW-505S,I
99.96

MW-507S,I
118.05

MW-508S,D

117.76
MW-1S,I

MW-532S,D

MW-549S,I
119.27

MW-550S,I
108.14

102.58
MW-503S,I

107.91
MW-501S,I

121.69
MW-531I

60.48
PZ-524S,I,D

MW-545S,I,D
64.65

MW-2,ID
78.97

70
80
90
100
110
120

SHALLOW ZONE - OVERBURDEN AND SHALLOW BEDROCK GROUNDWATER FROM THE GROUNDWATER TABLE TO APPROXIMATELY 50 FEET ABOVE MEAN SEA LEVEL (MSL).

INTERMEDIATE ZONE - BEDROCK GROUNDWATER FROM APPROXIMATELY 50 FT ABOVE MSL TO APPROXIMATELY 50 FEET BELOW MSL.

DEEP ZONE - BEDROCK GROUNDWATER DEEPER THAN APPROXIMATELY 50 FT BELOW MSL.

NOTE: THIS FIGURE WAS DEVELOPED USING NEW JERSEY DEPARTMENT OF ENVIRONMENTAL PROTECTION GEOGRAPHIC INFORMATION SYSTEM DIGITAL DATA, BUT THIS SECONDARY PRODUCT HAS NOT BEEN VERIFIED BY NJDEP AND IS NOT STATE-AUTHORIZED.

SCALE

1000 500 0 1000 FEET

LEGEND

- PROPERTY LINE
- ACTIVE MONITORING WELL OR PIEZOMETER
- 90 GROUNDWATER ELEVATION CONTOUR
- 121.69 GROUNDWATER ELEVATION (ft. MSL)

FIGURE 4-5

INTERMEDIATE GROUNDWATER ELEVATION CONTOUR MAP (SEPTEMBER 2016)

FORMER LOCKHEED ELECTRONICS COMPANY, INC.
WATCHUNG, NEW JERSEY

TETRA TECH

DRWN: S.F.H.	CHK'D: S.F.
SCALE: AS SHOWN	DATE: 12/27/16

DWG: FIGURE_4-5 12/27/16

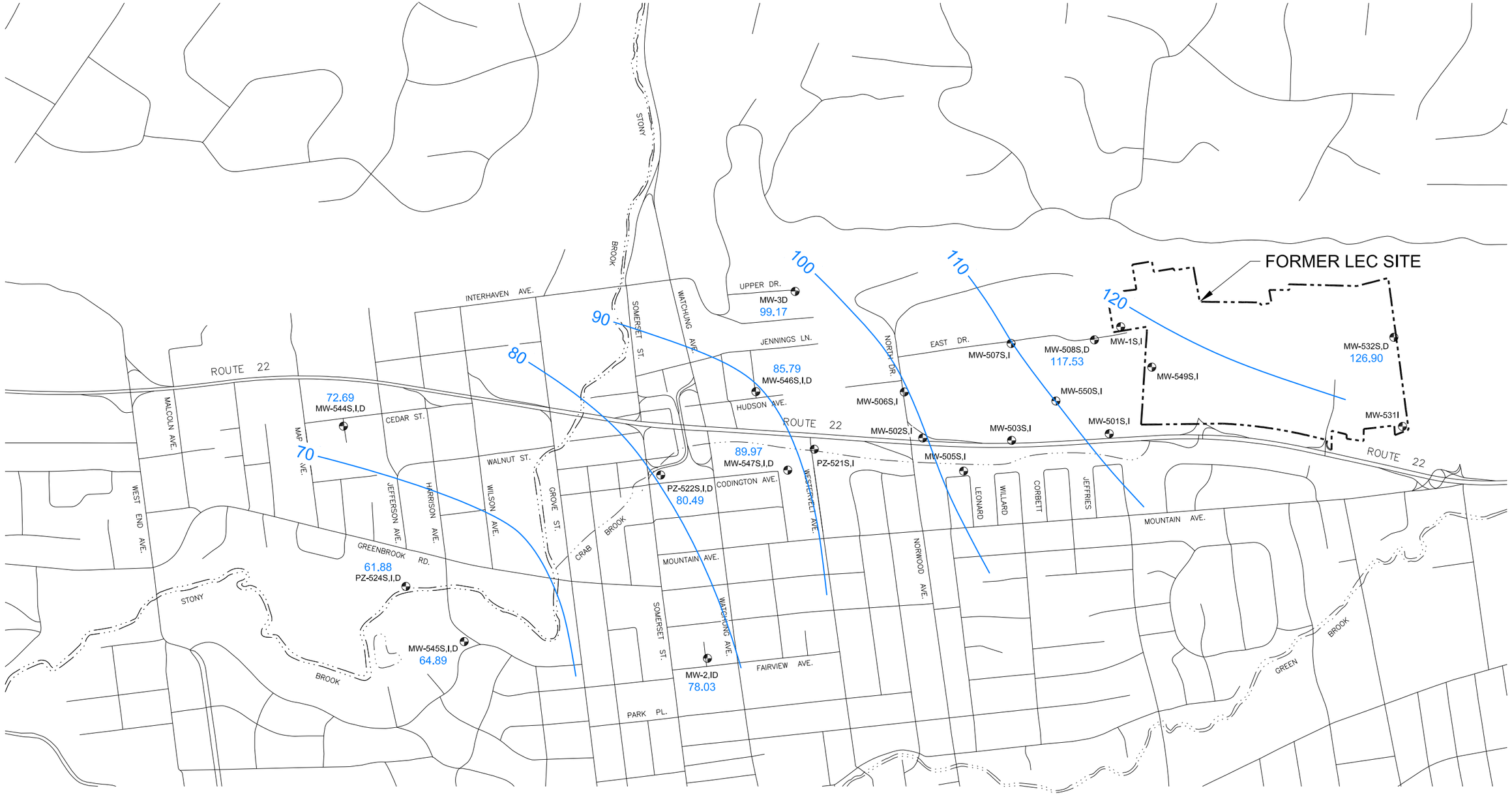

SHALLOW ZONE - OVERBURDEN AND SHALLOW BEDROCK GROUNDWATER FROM THE GROUNDWATER TABLE TO APPROXIMATELY 50 FEET ABOVE MEAN SEA LEVEL (MSL).

INTERMEDIATE ZONE - BEDROCK GROUNDWATER FROM APPROXIMATELY 50 FT ABOVE MSL TO APPROXIMATELY 50 FEET BELOW MSL.

DEEP ZONE - BEDROCK GROUNDWATER DEEPER THAN APPROXIMATELY 50 FT BELOW MSL.

NOTE: THIS FIGURE WAS DEVELOPED USING NEW JERSEY DEPARTMENT OF ENVIRONMENTAL PROTECTION GEOGRAPHIC INFORMATION SYSTEM DIGITAL DATA, BUT THIS SECONDARY PRODUCT HAS NOT BEEN VERIFIED BY NJDEP AND IS NOT STATE-AUTHORIZED.

SCALE

1000 500 0 1000 FEET

LEGEND

- PROPERTY LINE
- ACTIVE MONITORING WELL OR PIEZOMETER
- 90 GROUNDWATER ELEVATION CONTOUR
- 126.90 GROUNDWATER ELEVATION (ft. MSL)

FIGURE 4-6

DEEP GROUNDWATER ELEVATION CONTOUR MAP (SEPTEMBER 2016)

FORMER LOCKHEED ELECTRONICS COMPANY, INC.
WATCHUNG, NEW JERSEY

TETRA TECH

DRWN: S.F.H.	CHK'D: S.F.
SCALE: AS SHOWN	DATE: 12/27/16

DWG: FIGURE_4-6 12/27/16



SHALLOW ZONE - OVERBURDEN AND SHALLOW BEDROCK GROUNDWATER FROM THE GROUNDWATER TABLE TO APPROXIMATELY 50 FEET ABOVE MEAN SEA LEVEL (MSL).

INTERMEDIATE ZONE - BEDROCK GROUNDWATER FROM APPROXIMATELY 50 FT ABOVE MSL TO APPROXIMATELY 50 FEET BELOW MSL.

DEEP ZONE - BEDROCK GROUNDWATER DEEPER THAN APPROXIMATELY 50 FT BELOW MSL.

NOTE: THIS FIGURE WAS DEVELOPED USING NEW JERSEY DEPARTMENT OF ENVIRONMENTAL PROTECTION GEOGRAPHIC INFORMATION SYSTEM DIGITAL DATA, BUT THIS SECONDARY PRODUCT HAS NOT BEEN VERIFIED BY NJDEP AND IS NOT STATE-AUTHORIZED.

SCALE

1000 500 0 1000 FEET

LEGEND

- PROPERTY LINE
- ACTIVE MONITORING WELL OR PIEZOMETER
- TCE ISOCONCENTRATION CONTOUR
- TCE ISOCONCENTRATION CONTOUR (INFERRED)
- 1.3 TCE CONCENTRATION (ug/L)
- U NOT DETECTED
- J ESTIMATED CONCENTRATION

FIGURE 4-7

SHALLOW TCE ISOCONCENTRATION MAP (MARCH 2016)

FORMER LOCKHEED ELECTRONICS COMPANY, INC.
WATCHUNG, NEW JERSEY

TETRA TECH

DRWN: S.F.H.	CHK'D: S.F.
SCALE: AS SHOWN	DATE: 12/27/16

DWG: FIGURE_4-7 12/27/16

FORMER LEC SITE

ROUTE 22

INTERHAVEN AVE.

UPPER DR.

MW-3D

STONY BROOK

SOMERSET ST.

WATCHUNG AVE.

JENNINGS LN.

0.53J
MW-546S,I,D

HUDSON AVE.

EAST DR.

NORTH DR.

MW-508S,D

13
MW-1S,I

MW-507S,I
1.0

MW-549S,I
1.8

MW-532S,D

0.95J
MW-506S,I

MW-550S,I
1.3

MW-531I

MW-501S,I
0.45J

MW-502S,I
0.67J

MW-503S,I
0.51J

MW-505S,I
0.22U

0.89J
MW-544S,I,D

CEDAR ST.

MALCOLM AVE.

MAPLE AVE.

WALNUT ST.

GROVE ST.

0.89J
MW-547S,I,D

PZ-521S,I
1.3

PZ-522S,I,D
2.1

CODINGTON AVE.

WESTERVELT AVE.

LEONARD

WILLARD

CORBETT

JEFFRIES

MOUNTAIN AVE.

NORWOOD AVE.

WEST END AVE.

JEFFERSON AVE.

HARRISON AVE.

WILSON AVE.

GREENBROOK RD.

2.4
PZ-524S,I,D

CRAB BROOK

MW-545S,I,D
0.22U

MW-2,ID
0.22U

FAIRVIEW AVE.

PARK PL.

GREEN BROOK

SHALLOW ZONE - OVERBURDEN AND SHALLOW BEDROCK GROUNDWATER FROM THE GROUNDWATER TABLE TO APPROXIMATELY 50 FEET ABOVE MEAN SEA LEVEL (MSL).

INTERMEDIATE ZONE - BEDROCK GROUNDWATER FROM APPROXIMATELY 50 FT ABOVE MSL TO APPROXIMATELY 50 FEET BELOW MSL.

DEEP ZONE - BEDROCK GROUNDWATER DEEPER THAN APPROXIMATELY 50 FT BELOW MSL.

NOTE: THIS FIGURE WAS DEVELOPED USING NEW JERSEY DEPARTMENT OF ENVIRONMENTAL PROTECTION GEOGRAPHIC INFORMATION SYSTEM DIGITAL DATA, BUT THIS SECONDARY PRODUCT HAS NOT BEEN VERIFIED BY NJDEP AND IS NOT STATE-AUTHORIZED.

SCALE

1000 500 0 1000 FEET

LEGEND

- PROPERTY LINE
- ACTIVE MONITORING WELL OR PIEZOMETER
- TCE ISOCONCENTRATION CONTOUR
- TCE ISOCONCENTRATION CONTOUR (INFERRED)
- 1.3 TCE CONCENTRATION (ug/L)
- U NOT DETECTED
- J ESTIMATED CONCENTRATION

FIGURE 4-8

INTERMEDIATE TCE ISOCONCENTRATION MAP
(MARCH 2016)

FORMER LOCKHEED ELECTRONICS COMPANY, INC.
WATCHUNG, NEW JERSEY

TETRA TECH

DRWN: S.F.H.	CHK'D: S.F.
SCALE: AS SHOWN	DATE: 12/27/16

DWG: FIGURE_4-8 12/27/16

FORMER LEC SITE

0.22U
MW-3D

MW-1S,I

MW-532S,D
1.1

MW-507S,I

MW-508S,D
3.0

MW-549S,I

3.1
MW-546S,I,D

MW-506S,I

MW-550S,I

0.38J
MW-544S,I,D

MW-501S,I

MW-531I

MW-502S,I

MW-503S,I

0.22U
MW-547S,I,D

PZ-521S,I

MW-505S,I

PZ-522S,I,D
2.1

3.0
PZ-524S,I,D

MW-545S,I,D
0.26J

MW-2,ID
0.22U

ROUTE 22

INTERHAVEN AVE.

UPPER DR.

JENNINGS LN.

EAST DR.

NORTH DR.

HUDSON AVE.

CEDAR ST.

WALNUT ST.

CODINGTON AVE.

MOUNTAIN AVE.

FAIRVIEW AVE.

PARK PL.

GREENBROOK RD.

MALCOLM AVE.

MAPLE AVE.

JEFFERSON AVE.

HARRISON AVE.

WILSON AVE.

GROVE ST.

WESTERVELT AVE.

LEONARD

WILLARD

CORBETT

JEFFRIES

NORWOOD AVE.

WEST END AVE.

SOMERSET ST.

WATCHUNG AVE.

STONY BROOK

CRAB BROOK

GREEN BROOK

SHALLOW ZONE - OVERBURDEN AND SHALLOW BEDROCK GROUNDWATER FROM THE GROUNDWATER TABLE TO APPROXIMATELY 50 FEET ABOVE MEAN SEA LEVEL (MSL).

INTERMEDIATE ZONE - BEDROCK GROUNDWATER FROM APPROXIMATELY 50 FT ABOVE MSL TO APPROXIMATELY 50 FEET BELOW MSL.

DEEP ZONE - BEDROCK GROUNDWATER DEEPER THAN APPROXIMATELY 50 FT BELOW MSL.

NOTE: THIS FIGURE WAS DEVELOPED USING NEW JERSEY DEPARTMENT OF ENVIRONMENTAL PROTECTION GEOGRAPHIC INFORMATION SYSTEM DIGITAL DATA, BUT THIS SECONDARY PRODUCT HAS NOT BEEN VERIFIED BY NJDEP AND IS NOT STATE-AUTHORIZED.

W N S E

SCALE

1000 500 0 1000 FEET

LEGEND

- PROPERTY LINE
- ACTIVE MONITORING WELL OR PIEZOMETER
- TCE ISOCONCENTRATION CONTOUR
- TCE ISOCONCENTRATION CONTOUR (INFERRED)
- 1.1 TCE CONCENTRATION (ug/L)
- U NOT DETECTED
- J ESTIMATED CONCENTRATION

FIGURE 4-9

DEEP TCE ISOCONCENTRATION MAP
(MARCH 2016)

FORMER LOCKHEED ELECTRONICS COMPANY, INC.
WATCHUNG, NEW JERSEY

TETRA TECH

DRWN: S.F.H.	CHK'D: S.F.
SCALE: AS SHOWN	DATE: 12/27/16

DWG: FIGURE_4-9 12/27/16

FORMER LEC SITE

ROUTE 22

INTERHAVEN AVE.

STONY BROOK

SOMERSET ST.

WATCHUNG AVE.

UPPER DR.

MW-3D

JENNINGS LN.

0.22U
MW-546S,I,D

HUDSON AVE.

NORTH DR.

EAST DR.

0.62J
MW-1S,I

MW-507S,I
0.51J

MW-508S,D
0.79J

1.1
MW-549S,I

MW-532S,D
0.22U

0.22U
MW-506S,I

0.74J
MW-550S,I

MW-531I

0.62J
MW-502S,I

0.27J
MW-503S,I

0.22U
MW-501S,I

0.46J
MW-544S,I,D

CEDAR ST.

MALCOLN AVE.

MAPLE AVE.

WALNUT ST.

3.5
MW-547S,I,D

PZ-521S,I
0.32J

PZ-522S,I,D
0.22U

CODINGTON AVE.

1

WESTervelt AVE.

MW-505S,I
0.22U

LEONARD

WILLARD

CORBETT

JEFFRIES

MOUNTAIN AVE.

WEST END AVE.

JEFFERSON AVE.

HARRISON AVE.

WILSON AVE.

GROVE ST.

CRAB BROOK

GREENBROOK RD.

0.22U
PZ-524S,I,D

STONY BROOK

MW-545S,I,D
0.22U

MOUNTAIN AVE.

NORWOOD AVE.

SOMERSET ST.

WATCHUNG AVE.

MW-2,ID

FAIRVIEW AVE.

PARK PL.

GREEN BROOK

SHALLOW ZONE - OVERBURDEN AND SHALLOW BEDROCK GROUNDWATER FROM THE GROUNDWATER TABLE TO APPROXIMATELY 50 FEET ABOVE MEAN SEA LEVEL (MSL).

INTERMEDIATE ZONE - BEDROCK GROUNDWATER FROM APPROXIMATELY 50 FT ABOVE MSL TO APPROXIMATELY 50 FEET BELOW MSL.

DEEP ZONE - BEDROCK GROUNDWATER DEEPER THAN APPROXIMATELY 50 FT BELOW MSL.

NOTE: THIS FIGURE WAS DEVELOPED USING NEW JERSEY DEPARTMENT OF ENVIRONMENTAL PROTECTION GEOGRAPHIC INFORMATION SYSTEM DIGITAL DATA, BUT THIS SECONDARY PRODUCT HAS NOT BEEN VERIFIED BY NJDEP AND IS NOT STATE-AUTHORIZED.

W N S E

SCALE

1000 500 0 1000 FEET

LEGEND

- PROPERTY LINE
- ACTIVE MONITORING WELL OR PIEZOMETER
- TCE ISOCONCENTRATION CONTOUR
- TCE ISOCONCENTRATION CONTOUR (INFERRED)
- 1.1 TCE CONCENTRATION (ug/L)
- U NOT DETECTED
- J ESTIMATED CONCENTRATION

FIGURE 4-10

SHALLOW TCE ISOCONCENTRATION MAP
(SEPTEMBER 2016)

FORMER LOCKHEED ELECTRONICS COMPANY, INC.
WATCHUNG, NEW JERSEY

TETRA TECH

DRWN: S.F.H.	CHK'D: S.F.
SCALE: AS SHOWN	DATE: 12/27/16

DWG: FIGURE_4-10 12/27/16

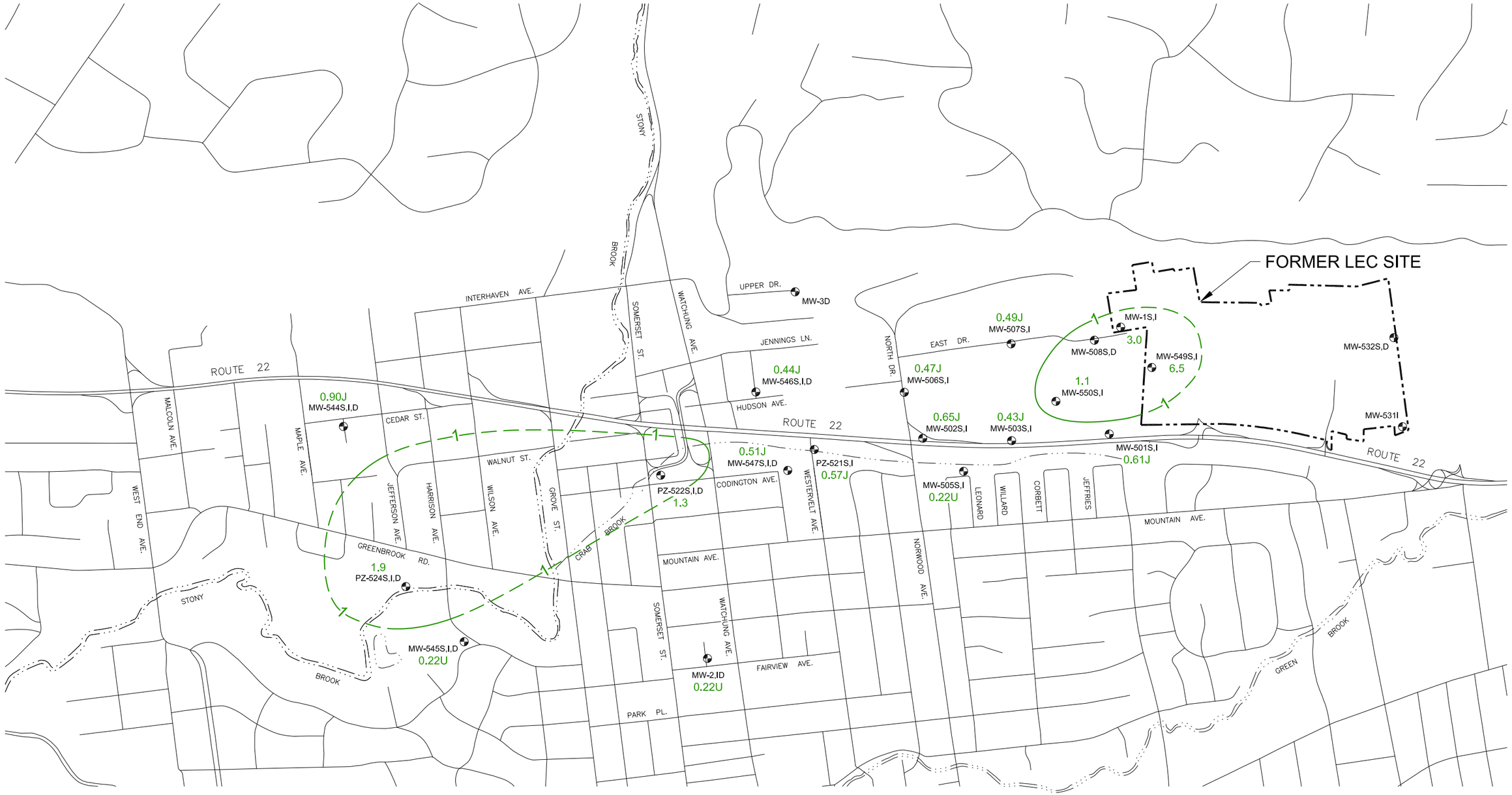

SHALLOW ZONE - OVERBURDEN AND SHALLOW BEDROCK GROUNDWATER FROM THE GROUNDWATER TABLE TO APPROXIMATELY 50 FEET ABOVE MEAN SEA LEVEL (MSL).

INTERMEDIATE ZONE - BEDROCK GROUNDWATER FROM APPROXIMATELY 50 FT ABOVE MSL TO APPROXIMATELY 50 FEET BELOW MSL.

DEEP ZONE - BEDROCK GROUNDWATER DEEPER THAN APPROXIMATELY 50 FT BELOW MSL.

NOTE: THIS FIGURE WAS DEVELOPED USING NEW JERSEY DEPARTMENT OF ENVIRONMENTAL PROTECTION GEOGRAPHIC INFORMATION SYSTEM DIGITAL DATA, BUT THIS SECONDARY PRODUCT HAS NOT BEEN VERIFIED BY NJDEP AND IS NOT STATE-AUTHORIZED.

SCALE

1000 500 0 1000 FEET

LEGEND

- PROPERTY LINE
- ACTIVE MONITORING WELL OR PIEZOMETER
- TCE ISOCONCENTRATION CONTOUR
- TCE ISOCONCENTRATION CONTOUR (INFERRED)
- 1.3 TCE CONCENTRATION (ug/L)
- U NOT DETECTED
- J ESTIMATED CONCENTRATION

FIGURE 4-11

INTERMEDIATE TCE ISOCONCENTRATION MAP (SEPTEMBER 2016)

FORMER LOCKHEED ELECTRONICS COMPANY, INC.
WATCHUNG, NEW JERSEY

TETRA TECH

DRWN: S.F.H.	CHK'D: S.F.
SCALE: AS SHOWN	DATE: 12/27/16

DWG: FIGURE_4-11 12/27/16

FORMER LEC SITE

0.22U
MW-3D

MW-1S,I

MW-532S,D
0.29J

MW-549S,I

MW-508S,D
0.90J

MW-507S,I

MW-506S,I

MW-550S,I

MW-531I

MW-501S,I

MW-502S,I

MW-503S,I

2.6
MW-546S,I,D

0.22U
MW-544S,I,D

0.22U
MW-547S,I,D

PZ-521S,I

PZ-522S,I,D
1.6

MW-505S,I

2.2
PZ-524S,I,D

MW-545S,I,D
0.25J

MW-2,ID
0.22U

INTERHAVEN AVE.
UPPER DR.
JENNINGS LN.
EAST DR.
NORTH DR.
ROUTE 22
HUDSON AVE.
CEDAR ST.
WALNUT ST.
CODINGTON AVE.
MOUNTAIN AVE.
GREENBROOK RD.
FAIRVIEW AVE.
PARK PL.
MALCOLM AVE.
MAPLE AVE.
WEST END AVE.
JEFFERSON AVE.
HARRISON AVE.
WILSON AVE.
GROVE ST.
SOMERSET ST.
WATCHUNG AVE.
NORWOOD AVE.
LEONARD
WILLARD
CORBETT
JEFFRIES
WESTERVELT AVE.
STONY BROOK
CRAB BROOK
GREEN BROOK

SHALLOW ZONE - OVERBURDEN AND SHALLOW BEDROCK GROUNDWATER FROM THE GROUNDWATER TABLE TO APPROXIMATELY 50 FEET ABOVE MEAN SEA LEVEL (MSL).

INTERMEDIATE ZONE - BEDROCK GROUNDWATER FROM APPROXIMATELY 50 FT ABOVE MSL TO APPROXIMATELY 50 FEET BELOW MSL.

DEEP ZONE - BEDROCK GROUNDWATER DEEPER THAN APPROXIMATELY 50 FT BELOW MSL.

NOTE: THIS FIGURE WAS DEVELOPED USING NEW JERSEY DEPARTMENT OF ENVIRONMENTAL PROTECTION GEOGRAPHIC INFORMATION SYSTEM DIGITAL DATA, BUT THIS SECONDARY PRODUCT HAS NOT BEEN VERIFIED BY NJDEP AND IS NOT STATE-AUTHORIZED.

W N S E

SCALE

1000 500 0 1000 FEET

LEGEND

- PROPERTY LINE
- ACTIVE MONITORING WELL OR PIEZOMETER
- TCE ISOCONCENTRATION CONTOUR
- TCE ISOCONCENTRATION CONTOUR (INFERRED)
- 0.0 TCE CONCENTRATION (ug/L)
- U NOT DETECTED
- J ESTIMATED CONCENTRATION

FIGURE 4-12

DEEP TCE ISOCONCENTRATION MAP
(SEPTEMBER 2016)

FORMER LOCKHEED ELECTRONICS COMPANY, INC.
WATCHUNG, NEW JERSEY

TETRA TECH

DRWN: S.F.H.	CHK'D: S.F.
SCALE: AS SHOWN	DATE: 12/27/16

DWG: FIGURE_4-12 12/27/16

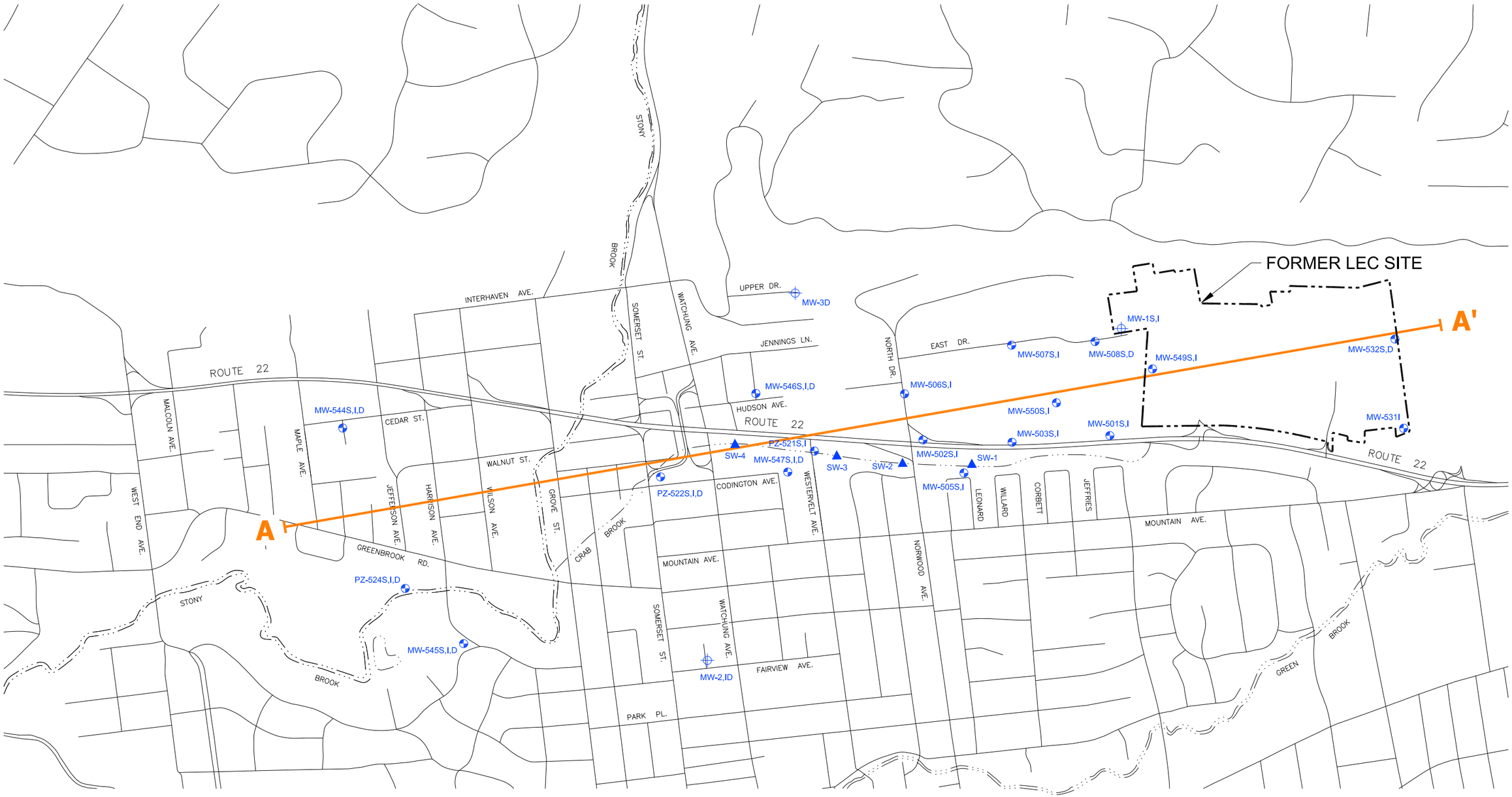

NOTE: THIS FIGURE WAS DEVELOPED USING NEW JERSEY DEPARTMENT OF ENVIRONMENTAL PROTECTION GEOGRAPHIC INFORMATION SYSTEM DIGITAL DATA, BUT THIS SECONDARY PRODUCT HAS NOT BEEN VERIFIED BY NJDEP AND IS NOT STATE-AUTHORIZED.

SCALE

1000 500 0 1000 FEET

LEGEND

- PROPERTY LINE
- ACTIVE MONITORING WELL OR PIEZOMETER
- MONITORING WELL INSTALLED IN FALL 2013
- SURFACE WATER MONITORING LOCATION
- CROSS-SECTION LINE

FIGURE4-13

CROSS-SECTION LOCATION MAP

FORMER LOCKHEED ELECTRONICS COMPANY, INC.
WATCHUNG, NEW JERSEY

TETRA TECH

DRWN: S.F.H.	CHK'D: S.F.
SCALE: AS SHOWN	DATE: 01/11/16

DWG: FIGURE_4-13 01/11/16

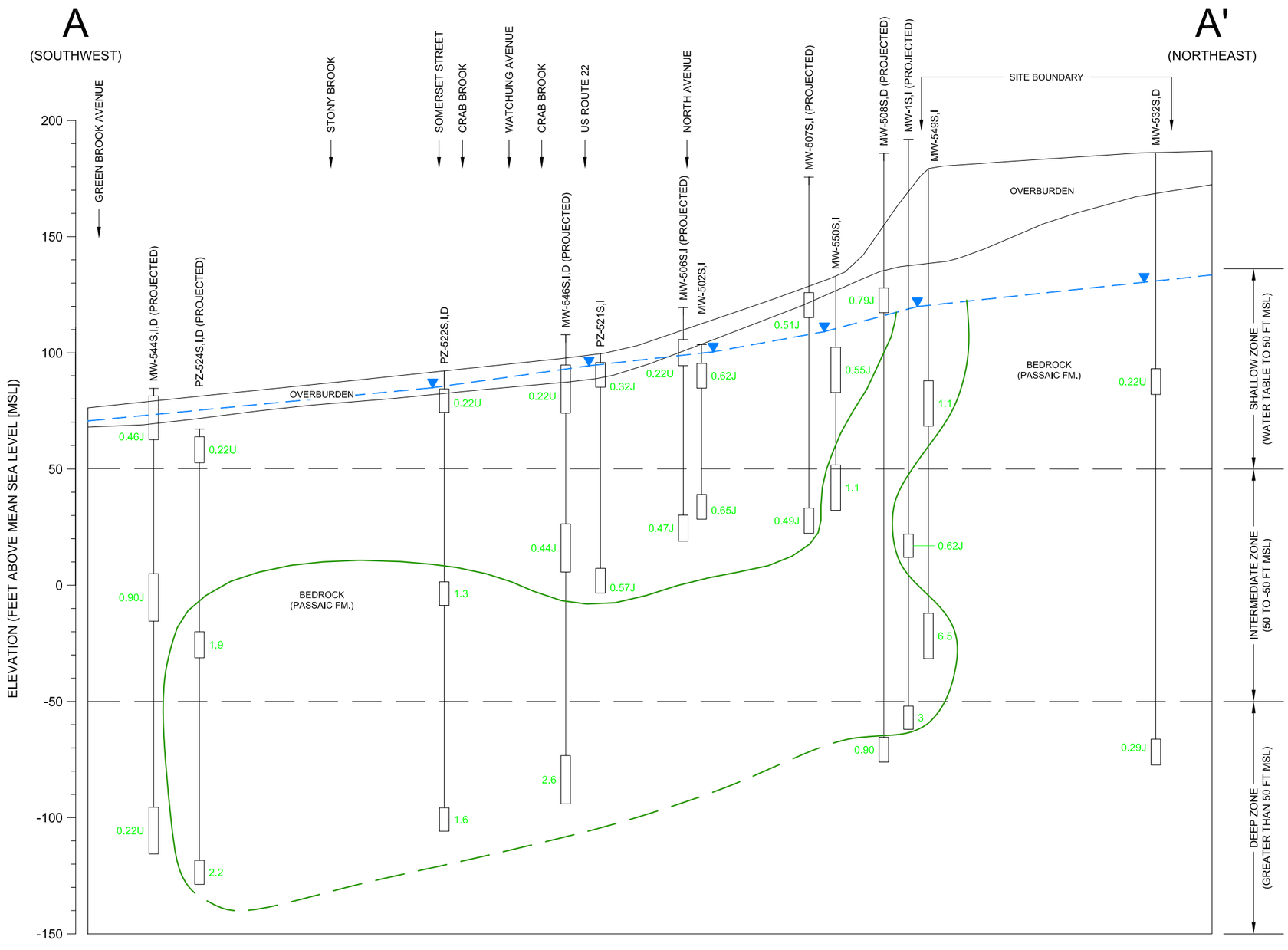

LEGEND

- WELL
- WELL GROUND SURFACE (WHERE APPLICABLE)
- RISER
- GROUNDWATER SURFACE (SEPTEMBER 2016)
- SCREEN OR OPEN HOLE
- 1.3 — MONITORING WELL SAMPLE TCE ANALYTICAL RESULT
- 1 — GROUNDWATER ISOCONCENTRATION CONTOUR SHOWING APPROXIMATE EXTENT OF TCE (ug/L)
- 1 — INFERRED GROUNDWATER ISOCONCENTRATION CONTOUR SHOWING APPROXIMATE EXTENT OF TCE (ug/L)

NOTES:

GROUND SURFACE, LOCATIONS, CONTACTS AND DEPTHS ARE APPROXIMATE.

U = NOT DETECTED.

J = ESTIMATED CONCENTRATION.

NS = NOT SAMPLED

TCE = TRICHLOROETHENE.

GROUNDWATER ANALYTICAL RESULTS ARE FROM THE SEPTEMBER 2016 SAMPLING EVENT.

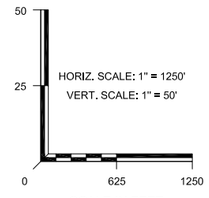

SCALE IN FEET

SOURCE: THIS FIGURE BASED UPON INFORMATION PROVIDED BY CDM SMITH, EDISON, NJ, AS CONTAINED IN THEIR DECEMBER 2011 REMEDIAL ACTION PROGRESS REPORT PREPARED FOR FORMER LOCKHEED ELECTRONICS COMPANY, INC.

FIGURE 4-14

2016 TCE PLUME
CROSS-SECTION

FORMER LOCKHEED ELECTRONICS COMPANY, INC.
WATCHUNG, NEW JERSEY

TETRA TECH

DRWN: S.F.H.	CHK'D: S.F.
SCALE: AS SHOWN	DATE: 12/27/16

DWG: FIGURE_4-14 12/27/16



SHALLOW ZONE - OVERBURDEN AND SHALLOW BEDROCK GROUNDWATER FROM THE GROUNDWATER TABLE TO APPROXIMATELY 50 FEET ABOVE MEAN SEA LEVEL (MSL).

INTERMEDIATE ZONE - BEDROCK GROUNDWATER FROM APPROXIMATELY 50 FT ABOVE MSL TO APPROXIMATELY 50 FEET BELOW MSL.

DEEP ZONE - BEDROCK GROUNDWATER DEEPER THAN APPROXIMATELY 50 FT BELOW MSL.

NOTE: THIS FIGURE WAS DEVELOPED USING NEW JERSEY DEPARTMENT OF ENVIRONMENTAL PROTECTION GEOGRAPHIC INFORMATION SYSTEM DIGITAL DATA, BUT THIS SECONDARY PRODUCT HAS NOT BEEN VERIFIED BY NJDEP AND IS NOT STATE-AUTHORIZED.

SCALE

1000 500 0 1000 FEET

LEGEND

- PROPERTY LINE
- ACTIVE MONITORING WELL OR PIEZOMETER
- 1.2 TCE CONCENTRATION (ug/L)
- U NOT DETECTED
- J ESTIMATED CONCENTRATION

FIGURE 4-15

1,2-DIOXANE CONCENTRATIONS IN SELECT INTERMEDIATE WELLS (SEPTEMBER 14, 2016)

FORMER LOCKHEED ELECTRONICS COMPANY, INC.
WATCHUNG, NEW JERSEY

TETRA TECH

DRWN: S.F.H.	CHK'D: S.F.
SCALE: AS SHOWN	DATE: 12/27/16

DWG: FIGURE_4-15 12/27/16

APPENDIX A — DATA VALIDATION REPORTS

Tetra Tech Inc.
Data Validation Report
Lockheed-North Plainfield

Laboratory	Report No.	Sample Identification
TestAmerica	460-110077-1	TB-030716, MODTB-030716

Two aqueous samples, including two trip blanks, were collected March 7, 2016 and analyzed by TestAmerica for volatile compounds using Data of Known Quality (DKQ) protocols. A screening review was performed by a USEPA Region II certified data validator using the criteria specified in Data of Known Quality Protocols Technical Guidance, Data Quality Assessment and Data Usability Evaluation Technical Guidance, in conjunction with Standard Operating Procedure HW-24, Rev. 4, September 2014, and best professional judgment. Data qualifier definitions are as follows:

U The analyte was analyzed for, but not detected above the reported sample quantitation limit.

R The sample results are rejected (qualified as unusable) due to serious deficiencies in the ability to analyze the sample and meet quality control criteria. The presence or absence of the analyte cannot be verified.

J The analyte was positively identified. The associated value is an estimated quantity.

J^- The result is an estimated quantity, but the result may be biased low.

J^+ The result is an estimated quantity, but the result may be biased high.

UJ The analyte was not detected above the reported sample quantitation limit. However, the reported quantitation limit is approximate and may or may not represent the actual limit of quantitation necessary to accurately and precisely measure the analyte in the sample.

Validation consisted of checking and verifying that the criteria listed below were within acceptable QC limits.

- Holding Time
- Surrogate Recovery
- Laboratory Control Sample (LCS)
- Blank Contamination
- Instrument Tune
- Calibrations
- Internal Standards
- Duplicates

Holding Times
All samples were analyzed within specified holding times.

Surrogate Recovery
All recoveries were within limits.

Blank Contamination
No contamination was observed in any of the blanks.

Laboratory Control Sample
The LCS analyses were within limits.

Instrument Tune
All criteria were met.

Calibrations
All criteria were met.

Internal Standards
All internal standard area responses were within limits.

Duplicates
The LCS analyses were within the limits for laboratory precision (20%).

Reviewed by: Cecelia N. Minch **Date:** 5/2/2016

Cecelia N. Minch

Tetra Tech Inc.
Data Validation Report
Lockheed-North Plainfield

Laboratory	Report No.	Sample Identification
TestAmerica	460-111103-1	MW-1S-A, MW-1S-B, MW-1I, MW-2D, MW-2I, MW-3D, MW-501S, MW-501I, MW-502S, MW-502I, MW-503I, MW-506S, MW-506I, MW-507S, MW-507I, MW-508S, MW-508D, MW-532S, MW-532D, MW-544S, MW-544I, MW-544D, MW-545S, MW-545I, MW-545D, MW-546S, MW-546I, MW-546D, MW-547S, MW-547I, MW-547D, MW-549S, MW-549I, MW-550S, MW-550I, PZ-521S, PZ-521I, PZ-522S, PZ-522I, PZ-522D, PZ-524S, PZ-524I, PZ-524D, DUP-01, DUP-02, DUP-03, DUP-04, DUP-05, DUP-06, SW-1, SW-2, SW-3, SW-4, FB-032216, TB-032216, MW-503S, MW-505I

Fifty-seven aqueous samples, including six field duplicates, one field blank and one trip blank, were collected March 22, 2016 and analyzed by TestAmerica for volatile compounds using Data of Known Quality (DKQ) protocols. A screening review was performed by a USEPA Region II certified data validator using the criteria specified in Data of Known Quality Protocols Technical Guidance, Data Quality Assessment and Data Usability Evaluation Technical Guidance, in conjunction with Standard Operating Procedure HW-24, Rev. 4, September 2014, and best professional judgment. Data qualifier definitions are as follows:

U The analyte was analyzed for, but not detected above the reported sample quantitation limit.

R The sample results are rejected (qualified as unusable) due to serious deficiencies in the ability to analyze the sample and meet quality control criteria. The presence or absence of the analyte cannot be verified.

J The analyte was positively identified. The associated value is an estimated quantity.

J^- The result is an estimated quantity, but the result may be biased low.

J^+ The result is an estimated quantity, but the result may be biased high.

UJ The analyte was not detected above the reported sample quantitation limit. However, the reported quantitation limit is approximate and may or may not represent the actual limit of quantitation necessary to accurately and precisely measure the analyte in the sample.

Validation consisted of checking and verifying that the criteria listed below were within acceptable QC limits.

- Holding Time
- Surrogate Recovery
- Laboratory Control Sample (LCS)
- Blank Contamination
- Instrument Tune
- Calibrations
- Internal Standards
- Duplicates

Holding Times
All samples were analyzed within specified holding times.

Surrogate Recovery
All recoveries were within limits.

Blank Contamination
No qualifications were required.

Laboratory Control Sample
The following compounds exhibited low recoveries in one LCS were qualified as estimated in the associated samples as indicated below.

Qualified (J-/UJ)

Cyclohexane, 1,1,2-trichloro-1,2,2-trifluoroethane (Freon TF), methylcyclohexane: MW-507S, MW-507I, MW-508S, MW-508D, MW-532S, MW-532D, MW-544S, MW-544I, MW-544D, MW-545S, MW-545I, MW-545D, MW-546S, MW-546I, MW-546D, MW-547S

Instrument Tune
All criteria were met.

Calibrations
The following compounds were qualified as estimated (J/UJ) for exceeding the %D criteria in an associated continuing calibration.

Chloroethane, bromomethane: MW-1S-A, MW-1S-B, MW-1I, MW-2D, MW-2I, MW-3D, MW-501S, MW-501I, MW-502S, MW-502I, MW-503I, MW-506S, MW-506I

1,1,2,2-Tetrachloroethane: MW-507S, MW-507I, MW-508S, MW-508D, MW-532S, MW-532D, MW-544S, MW-544I, MW-544D, MW-545S, MW-545I, MW-545D, MW-546S, MW-546I, MW-546D, MW-547S

Bromomethane: MW-547I, MW-547D, MW-549S, MW-549I, MW-550S, MW-550I, PZ-521S, PZ-521I, PZ-522S, PZ-522I, PZ-522D, PZ-524S, PZ-524I, PZ-524D, DUP-01, DUP-02, DUP-03, DUP-04, DUP-05, DUP-06, SW-1, SW-2, SW-3, SW-4, FB-032216, TB-032216, MW-503S, MW-505I

Duplicates
Cyclohexane and methylcyclohexane exceeded laboratory precision criteria in one of the LCS/LCSD pairs and were qualified as estimated (J/UJ) in samples MW-1S-A, MW-1S-B, MW-1I, MW-2D, MW-2I, MW-3D, MW-501S, MW-501I, MW-502S, MW-502I, MW-503I, MW-506S and MW-506I.
Cyclohexane, Freon TF and methylcyclohexane also exceeded the limits of laboratory precision in a LCS pair and would have been estimated (J/UJ) in samples MW-507S, MW-507I, MW-508S, MW-508D, MW-532S, MW-532D, MW-544S, MW-544I, MW-544D, MW-545S, MW-545I, MW-545D, MW-546S,MW-546I, MW-546D and MW-547S, but were qualified for other criteria.
The spike analyses performed on MW-505I exceeded laboratory precision criteria for 1,4-dioxane, acetone and methyl acetate, but no action was required.
Precision between field duplicates was evaluated and deemed acceptable if the RPD was below 30% when both sample values were greater than 2 times the reporting limit (RL). If either sample result was less than the control limit (2 times the RL), satisfactory precision was achieved if the difference between the samples was less than the reporting limit. All field duplicate analyses were within the limits of field precision.

Internal Standards
All internal standard area responses were within limits.

Miscellaneous
Matrix spikes were not designated by the field sampling team on the chains of custody. Only one MS/MSD was analyzed by the laboratory for this data set.
All samples were analyzed undiluted. However, the method detection limits (MDLs) for 1,2-dibromoethane and 1,2-dibromo-3-chloropropane were above the regulatory standard for the groundwater samples.

Reviewed by: Cecelia N. Minch **Date:** 5/5/2016
Cecelia N. Minch

Tetra Tech Inc.
Data Validation Report
Lockheed-North Plainfield

Laboratory	Report No.	Sample Identification
TestAmerica	460-120425-1	TB-091416, MODTB-091416

Two aqueous samples, including two trip blanks, were collected September 14, 2016 and analyzed by TestAmerica for volatile compounds using Data of Known Quality (DKQ) protocols. A screening review was performed by a USEPA Region II certified data validator using the criteria specified in Data of Known Quality Protocols Technical Guidance, Data Quality Assessment and Data Usability Evaluation Technical Guidance, in conjunction with Standard Operating Procedure HW-24, Rev. 4, September 2014, and best professional judgment. Data qualifier definitions are as follows:

U The analyte was analyzed for, but not detected above the reported sample quantitation limit.

R The sample results are rejected (qualified as unusable) due to serious deficiencies in the ability to analyze the sample and meet quality control criteria. The presence or absence of the analyte cannot be verified.

J The analyte was positively identified. The associated value is an estimated quantity.

J^- The result is an estimated quantity, but the result may be biased low.

J^+ The result is an estimated quantity, but the result may be biased high.

UJ The analyte was not detected above the reported sample quantitation limit. However, the reported quantitation limit is approximate and may or may not represent the actual limit of quantitation necessary to accurately and precisely measure the analyte in the sample.

Validation consisted of checking and verifying that the criteria listed below were within acceptable QC limits.

- Holding Time
- Surrogate Recovery
- Laboratory Control Sample (LCS)
- Blank Contamination
- Instrument Tune
- Calibrations
- Internal Standards
- Duplicates

Holding Times
All samples were analyzed within specified holding times.

Surrogate Recovery
All recoveries were within limits.

Blank Contamination
No qualifications were required.

Laboratory Control Sample
The LCS analyses were within limits.

Instrument Tune
All criteria were met.

Calibrations
The following compounds were qualified as estimated (J/UJ) for exceeding the %D criteria in an associated continuing calibration.

Dichlorodifluoromethane, chloroethane, bromomethane: TB-091416, MODTB-091416

Internal Standards
All internal standard area responses were within limits.

Duplicates
The LCS analyses were within the limits for laboratory precision (20%).

Reviewed by: Cecelia N. Minch **Date:** 11/18/2016

Cecelia N. Minch

Tetra Tech Inc.
Data Validation Report
Lockheed-North Plainfield

Laboratory	Report No.	Sample Identification
TestAmerica	460-120428-1	TB-091416-02, DUP-01, MW-1I, MW-545I, MW-549I, PZ-522I

Six aqueous samples, including one trip blank and one field duplicate, were collected September 14, 2016 and analyzed by TestAmerica for 1,4-dioxane using Data of Known Quality (DKQ) protocols. A screening review was performed by a USEPA Region II certified data validator using the criteria specified in Data of Known Quality Protocols Technical Guidance, Data Quality Assessment and Data Usability Evaluation Technical Guidance, in conjunction with Standard Operating Procedure HW-24, Rev. 4, September 2014, and best professional judgment. Data qualifier definitions are as follows:

U The analyte was analyzed for, but not detected above the reported sample quantitation limit.

R The sample results are rejected (qualified as unusable) due to serious deficiencies in the ability to analyze the sample and meet quality control criteria. The presence or absence of the analyte cannot be verified.

J The analyte was positively identified. The associated value is an estimated quantity.

J^- The result is an estimated quantity, but the result may be biased low.

J^+ The result is an estimated quantity, but the result may be biased high.

UJ The analyte was not detected above the reported sample quantitation limit. However, the reported quantitation limit is approximate and may or may not represent the actual limit of quantitation necessary to accurately and precisely measure the analyte in the sample.

Validation consisted of checking and verifying that the criteria listed below were within acceptable QC limits.

- Holding Time
- Surrogate Recovery
- Laboratory Control Sample (LCS)
- Blank Contamination
- Instrument Tune
- Calibrations
- Internal Standards
- Duplicates

Holding Times
All samples were analyzed within specified holding times.

Surrogate Recovery
All recoveries were within limits.

Blank Contamination
No contamination was observed in any of the blanks.

Laboratory Control Sample
The LCS analyses were within limits.

Instrument Tune
All criteria were met.

Calibrations
1,4-Dioxane was qualified as estimated (J/UJ) in all samples for exceeding the %D criteria in an associated continuing calibration.

Internal Standards
All internal standard area responses were within limits.

Duplicates
The field duplicate and LCS analyses were within the limits for field and laboratory precision.

Reviewed by: Cecelia N. Minch **Date:** 11/18/2016

Cecelia N. Minch

Tetra Tech Inc.
Data Validation Report
Lockheed-North Plainfield

Laboratory	Report No.	Sample Identification
TestAmerica	460-121256-1	MW-1S-A, MW-1S-B, MW-1I, MW-2D, MW-2I, MW-3D, MW-501S, MW-501I, MW-502S, MW-502I, MW-503S, MW-503I, MW-505S, MW-505I, MW-506S, MW-506I, MW-507S, MW-507I, MW-508S, MW-508D, MW-532S, MW-532D, MW-544S, MW-544I, MW-544D, MW-545S, MW-545I, MW-545D, MW-546S, MW-546I, MW-546D, MW-547S, MW-547I, MW-547D, MW-549S, MW-549I, MW-550S, MW-550I, PZ-521S, PZ-521I, PZ-522S, PZ-522I, PZ-522D, PZ-524I, PZ-524S, PZ-524D, DUP-01, DUP-02, DUP-03, DUP-04, DUP-05, DUP-06, SW-1, SW-2, SW-3, SW-4, TB-092916

Fifty-seven aqueous samples, including six field duplicates and one trip blank, were collected September 29, 2016 and analyzed by TestAmerica for volatile compounds using Data of Known Quality (DKQ) protocols. A screening review was performed by a USEPA Region II certified data validator using the criteria specified in Data of Known Quality Protocols Technical Guidance, Data Quality Assessment and Data Usability Evaluation Technical Guidance, in conjunction with Standard Operating Procedure HW-24, Rev. 4, September 2014, and best professional judgment. Data qualifier definitions are as follows:

U The analyte was analyzed for, but not detected above the reported sample quantitation limit.

R The sample results are rejected (qualified as unusable) due to serious deficiencies in the ability to analyze the sample and meet quality control criteria. The presence or absence of the analyte cannot be verified.

J The analyte was positively identified. The associated value is an estimated quantity.

J^- The result is an estimated quantity, but the result may be biased low.

J^+ The result is an estimated quantity, but the result may be biased high.

UJ The analyte was not detected above the reported sample quantitation limit. However, the reported quantitation limit is approximate and may or may not represent the actual limit of quantitation necessary to accurately and precisely measure the analyte in the sample.

Validation consisted of checking and verifying that the criteria listed below were within acceptable QC limits.

- Holding Time
- Surrogate Recovery
- Laboratory Control Sample (LCS)
- Matrix Spike/Matrix Spike Duplicate Recovery (MS/MSD)
- Blank Contamination
- Instrument Tune
- Calibrations
- Internal Standards
- Duplicates

Holding Times
All samples were analyzed within specified holding times.

Surrogate Recovery
All recoveries were within limits.

Blank Contamination
Acetone was qualified "10 U" in the following samples due to similar contamination in the trip blank.

Acetone qualified "10 U": MW-1S-A, MW-1S-B, MW-501I, MW-502I, MW-506S, MW-506I, MW-549S, MW-550S, PZ-521S, PZ-524D, DUP-02, DUP-03, DUP-05, DUP-06, SW-4

Laboratory Control Sample
The following compound exhibited low recovery in either a LCS or LCSD analysis and was qualified as estimated (UJ) in the associated samples as indicated below.

Qualified (UJ)

Bromoform: MW-502S, MW-502I, MW-503S, MW-503I, MW-505S, MW-505I, MW-506S, MW-506I, MW-507S, MW-507I, MW-508S, MW-508D, MW-532S, MW-532D, MW-544S, MW-544I, MW-544D, MW-545S, MW-545I, MW-545D, MW-546S, MW-546I, MW-546D, MW-547S, MW-547I, MW-547D

Matrix Spike
All four spike pairs exhibited low recovery for bromoform. Three additional compounds also showed low recovery in the matrix spike performed on an unrelated sample from another data set. Qualification of the sample data was not required.

Instrument Tune
All criteria were met.

Calibrations
The following compounds were qualified as estimated (J/UJ) for exceeding the %D criteria in an associated continuing calibration.

Bromoform: MW-1S-A, MW-1S-B, MW-1I, MW-2D, MW-2I, MW-3D, MW-501S, MW-501I

Bromoform, trans-1,3-dichloropropene, 1,2-dibromo-3-chloropropane: MW-502S, MW-502I, MW-503S, MW-503I, MW-505S, MW-505I, MW-506S

Carbon disulfide, trans-1,3-dichloropropene, dibromochloromethane, 1,2-dibromo-3-chloropropane, bromoform, 1,2,3-trichlorobenzene: MW-506I, MW-507S, MW-507I, MW-508S, MW-508D, MW-532S, MW-532D, MW-544S, MW-544I, MW-544D, MW-545S, MW-545I, MW-545D, MW-546S, MW-546I, MW-546D, MW-547S, MW-547I, MW-547D

Chloroethane, acetone, carbon disulfide, bromoform, trans-1,3-dichloropropene: MW-549S, MW-549I, MW-550S, MW-550I, PZ-521S, PZ-521I, PZ-522S, PZ-522I, PZ-522D, PZ-524I, PZ-524S, PZ-524D, DUP-01, DUP-02, DUP-03, DUP-04, DUP-05, DUP-06

Dichlorodifluoromethane, bromoform: SW-1, SW-2, SW-3, SW-4, TB-092916

Duplicates
The spike analyses performed on SW-1 and an unrelated sample from another data set exceeded laboratory precision criteria for 1,2,3-trichlorobenzene, but no action was required.
Precision between field duplicates was evaluated and deemed acceptable if the RPD was below 30% when both sample values were greater than 2 times the reporting limit (RL). If either sample result was less than the control limit (2 times the RL), satisfactory precision was achieved if the difference between the samples was less than the reporting limit. Duplicate samples MW-550S and DUP-02 exceeded precision criteria for cyclohexane. Qualification of the sample data was not required. All other field duplicate analyses were within the limits of field precision.

Internal Standards
All internal standard area responses were within limits.

Miscellaneous

All samples were analyzed undiluted. However, the method detection limits (MDLs) for 1,2-dibromoethane and 1,2-dibromo-3-chloropropane were above the regulatory standard for the groundwater samples.

Reviewed by: Cecelia N. Minch **Date:** 11/21/2016

Cecelia N. Minch

APPENDIX B — CHECKLISTS FOR THE SUBMISSION OF SAMPLING DATA FOR PDBS

New Jersey Department of Environmental Protection
Checklist for the Submission of Sampling Data for Passive Diffusion Bag Samplers (PDBS)

1. Site: Former Lockheed Electronics Company Site
2. Location: Watchung and North Plainfield, NJ
3. Well Designation: MW-1S
4. Well Permit Number: E201313296

5. Type of Well: ■ Monitoring ☐ Extraction ☐ Residential ☐ Public Supply ☐ Irrigation ☐ Other
6. Well Surface Finish: ☐ Stick Up ■ Flush Mount
7. Location of Measuring Point: ■ Top of Casing ☐ Other (specify) _____
8. **NOTE:** PDBS represent a point sample within the screened interval or open hole of the well. It is critical to know the exact depth within the well where the PDBS is deployed. Well construction specifications, which are typically used to determine where to set the PDBS in the well, are measured in feet below ground surface (fbgs). If the depth interval for PDBS deployment is measured from the reference point identified above, the difference between this reference point and the ground surface must be measured and accounted for to determine the proper depth interval to set the PDBS. Please identify below, any differences between the measuring point identified above and actual ground surface at the well head.

   Distance between measuring point and ground surface (ft.) 0.32 feet below grade
9. Total Well Depth (fbgs) 179.68 (TIC)
10. Screened interval/open hole (fbgs) 170 to 180
11. Well Casing: Diameter: 2 inch Material: ■ PVC ☐ Carbon Steel ☐ Stainless Steel
12. Well Screen (or open hole diameter): Diameter: 2 inch Material: ■ PVC ☐ Carbon Steel ☐ Stainless Steel
13. Screen Size (slot) Screen Slot Size 20 slot

14. Date and Time of Deployment Date: 3/7/16 Time: 10:05
15. Depth to Ground Water Depth to ground water at time of deployment 68.35 feet below TIC
16. Date and Time of Retrieval Date: 3/22/16 Time: 9:10
17. Depth to Ground Water Depth to ground water at time of retrieval 68.92 feet below TIC
18. Type of Deployment Line Used Diameter: 1/16 inch Material: Teflon coated stainless steel

19. Material and Mass (oz.) of PDBS Weight Stainless Steel, approx. 16 oz. (stainless steel recommended)
20. Type of PDBS Used
    ■ Lab Filled (Modified Trip Blank must be taken at time of deployment)
    ☐ Field Filled (Modified equipment blank of fill water must be taken at time of deployment. If PDBS isn't filled at well head, blank must travel with samplers until last sampler is deployed. Blank is then taken.)
21. Dimensions of PDBS Length (in.) 24 inches Diameter (in.) 1.25 inches Filled 220 ml
22. Position of PDBS Weight
    ☐ Attached to bottom of PDBS and suspended in well
    ☐ Attached to bottom of deployment line and suspended in well
    ■ Attached to bottom of deployment line and resting on bottom of well (preferred)
23. Position of PDBS in Well Screen (ft. from measuring point to center of PDBS)

1st PDBS	2nd PDBS	3rd PDBS	4th PDBS
176.98 ft (Set at bottom hooks)	Set above 1st PDB		

5th PDBS	6th PDBS	7th PDBS	8th PDBS

24. If the saturated portion of the well screen or open hole is greater than 5 feet, has the well been vertically profiled to assess the potential for contaminant stratification?
    ☐ **No**, this well is being profiled during this sampling round
    ■ **Yes**, this well was profiled already. Date when well was profiled: 12/31/13
25. If the saturated portion of the well screen or open hole is greater than 10 feet, has the well been flow tested to assess the potential for vertical flow to be present within the well?
    ■ **No**, flow testing has not been conducted in this well
    ☐ **Yes**, flow testing of this well was conducted. Date of testing: _____
    Type of flow meter used: _____
    Measurements taken every _____ feet **[Please Attach Results]**
26. Weather Conditions During Deployment Temp. 40 ° F Wind None ■ Sunny ☐ Overcast ☐ Raining ☐ Snowing
27. Weather Conditions During Retrieval Temp. 32 ° F Wind Slight ☐ Sunny ■ Overcast ☐ Raining ☐ Snowing

28. Field Sampling Technician: Name(s) and Company (please print clearly)

Name	Company
Roy Wagner	Tetra Tech
Jon Byk, Andrew Kelly	Tetra Tech

New Jersey Department of Environmental Protection
Checklist for the Submission of Sampling Data for Passive Diffusion Bag Samplers (PDBS)

1. Site: Former Lockheed Electronics Company Site
2. Location: Watchung and North Plainfield, NJ
3. Well Designation: MW-1I
4. Well Permit Number: E201313297

5. Type of Well: ■ Monitoring ☐ Extraction ☐ Residential ☐ Public Supply ☐ Irrigation ☐ Other
6. Well Surface Finish: ☐ Stick Up ■ Flush Mount
7. Location of Measuring Point: ■ Top of Casing ☐ Other (specify) _____
8. **NOTE:** PDBS represent a point sample within the screened interval or open hole of the well. It is critical to know the exact depth within the well where the PDBS is deployed. Well construction specifications, which are typically used to determine where to set the PDBS in the well, are measured in feet below ground surface (fbgs). If the depth interval for PDBS deployment is measured from the reference point identified above, the difference between this reference point and the ground surface must be measured and accounted for to determine the proper depth interval to set the PDBS. Please identify below, any differences between the measuring point identified above and actual ground surface at the well head.

   Distance between measuring point and ground surface (ft.) 0.43 feet below grade
9. Total Well Depth (fbgs) 254.63 (TIC)
10. Screened interval/open hole (fbgs) 245 to 255
11. Well Casing: Diameter: 2 inch Material: ■ PVC ☐ Carbon Steel ☐ Stainless Steel
12. Well Screen (or open hole diameter): Diameter: 2 inch Material: ■ PVC ☐ Carbon Steel ☐ Stainless Steel
13. Screen Size (slot) Screen Slot Size 20 slot

14. Date and Time of Deployment Date: 3/7/16 Time: 9:55
15. Depth to Ground Water Depth to ground water at time of deployment 70.84 feet below TIC
16. Date and Time of Retrieval Date: 3/22/16 Time: 9:15
17. Depth to Ground Water Depth to ground water at time of retrieval 71.49 feet below TIC
18. Type of Deployment Line Used Diameter: 0.25 inch Material: _____

19. Material and Mass (oz.) of PDBS Weight Stainless Steel, approx. 16 oz. (stainless steel recommended)
20. Type of PDBS Used
    ■ Lab Filled (Modified Trip Blank must be taken at time of deployment)
    ☐ Field Filled (Modified equipment blank of fill water must be taken at time of deployment. If PDBS isn't filled at well head, blank must travel with samplers until last sampler is deployed. Blank is then taken.)
21. Dimensions of PDBS Length (in.) 24 inches Diameter (in.) 1.25 inches Filled 220 ml
22. Position of PDBS Weight
    ☐ Attached to bottom of PDBS and suspended in well
    ☐ Attached to bottom of deployment line and suspended in well
    ■ Attached to bottom of deployment line and resting on bottom of well (preferred)
23. Position of PDBS in Well Screen (ft. from measuring point to center of PDBS)

1st PDBS	2nd PDBS	3rd PDBS	4th PDBS
251.93 ft (set on bottom hooks)			
5th PDBS	**6th PDBS**	**7th PDBS**	**8th PDBS**

24. If the saturated portion of the well screen or open hole is greater than 5 feet, has the well been vertically profiled to assess the potential for contaminant stratification?
    ☐ **No**, this well is being profiled during this sampling round
    ■ **Yes**, this well was profiled already. Date when well was profiled: 12/31/13
25. If the saturated portion of the well screen or open hole is greater than 10 feet, has the well been flow tested to assess the potential for vertical flow to be present within the well?
    ■ **No**, flow testing has not been conducted in this well
    ☐ **Yes**, flow testing of this well was conducted. Date of testing: _____
    Type of flow meter used: _____
    Measurements taken every _____ feet **[Please Attach Results]**
26. Weather Conditions During Deployment Temp. 40 ° F Wind None ■ Sunny ☐ Overcast ☐ Raining ☐ Snowing
27. Weather Conditions During Retrieval Temp. 32 ° F Wind Slight ☐ Sunny ■ Overcast ☐ Raining ☐ Snowing

28. Field Sampling Technician: Name(s) and Company (please print clearly)

Name	Company
Roy Wagner	Tetra Tech
Jon Byk	Tetra Tech

New Jersey Department of Environmental Protection
Checklist for the Submission of Sampling Data for Passive Diffusion Bag Samplers (PDBS)

1. Site: Former Lockheed Electronics Company Site
2. Location: Watchung and North Plainfield, NJ
3. Well Designation: MW-2I
4. Well Permit Number: E201313299

5. Type of Well: ■ Monitoring ☐ Extraction ☐ Residential ☐ Public Supply ☐ Irrigation ☐ Other
6. Well Surface Finish: ☐ Stick Up ■ Flush Mount
7. Location of Measuring Point: ■ Top of Casing ☐ Other (specify) _____
8. **NOTE:** PDBS represent a point sample within the screened interval or open hole of the well. It is critical to know the exact depth within the well where the PDBS is deployed. Well construction specifications, which are typically used to determine where to set the PDBS in the well, are measured in feet below ground surface (fbgs). If the depth interval for PDBS deployment is measured from the reference point identified above, the difference between this reference point and the ground surface must be measured and accounted for to determine the proper depth interval to set the PDBS. Please identify below, any differences between the measuring point identified above and actual ground surface at the well head.

   Distance between measuring point and ground surface (ft.) 0.22 feet below grade
9. Total Well Depth (fbgs) 97.52 (TIC)
10. Screened interval/open hole (fbgs) 88 to 98
11. Well Casing: Diameter: 2 inch Material: ■ PVC ☐ Carbon Steel ☐ Stainless Steel
12. Well Screen (or open hole diameter): Diameter: 2 inch Material: ■ PVC ☐ Carbon Steel ☐ Stainless Steel
13. Screen Size (slot) Screen Slot Size 20 slot

14. Date and Time of Deployment Date: 3/7/16 Time: 13:36
15. Depth to Ground Water Depth to ground water at time of deployment 16.10 feet below TIC
16. Date and Time of Retrieval Date: 3/22/16 Time: 10:30
17. Depth to Ground Water Depth to ground water at time of retrieval 17.35 feet below TIC
18. Type of Deployment Line Used Diameter: 0.25 inch Material: _____

19. Material and Mass (oz.) of PDBS Weight Stainless Steel, approx. 16 oz. (stainless steel recommended)
20. Type of PDBS Used
    ■ Lab Filled (Modified Trip Blank must be taken at time of deployment)
    ☐ Field Filled (Modified equipment blank of fill water must be taken at time of deployment. If PDBS isn't filled at well head, blank must travel with samplers until last sampler is deployed. Blank is then taken.)
21. Dimensions of PDBS Length (in.) 24 inches Diameter (in.) 1.25 inches Filled 220 ml
22. Position of PDBS Weight
    ☐ Attached to bottom of PDBS and suspended in well
    ☐ Attached to bottom of deployment line and suspended in well
    ■ Attached to bottom of deployment line and resting on bottom of well (preferred)
23. Position of PDBS in Well Screen (ft. from measuring point to center of PDBS)

1st PDBS	2nd PDBS	3rd PDBS	4th PDBS
94.82 ft (set on bottom hooks, 3.5 ft. off bottom)			

5th PDBS	6th PDBS	7th PDBS	8th PDBS

24. If the saturated portion of the well screen or open hole is greater than 5 feet, has the well been vertically profiled to assess the potential for contaminant stratification?
    ☐ **No**, this well is being profiled during this sampling round
    ■ **Yes**, this well was profiled already. Date when well was profiled: 12/31/13
25. If the saturated portion of the well screen or open hole is greater than 10 feet, has the well been flow tested to assess the potential for vertical flow to be present within the well?
    ■ **No**, flow testing has not been conducted in this well
    ☐ **Yes**, flow testing of this well was conducted. Date of testing: _____
    Type of flow meter used: _____
    Measurements taken every _____ feet **[Please Attach Results]**
26. Weather Conditions During Deployment Temp. 40 ° F Wind None ■ Sunny ☐ Overcast ☐ Raining ☐ Snowing
27. Weather Conditions During Retrieval Temp. 32 ° F Wind Slight ☐ Sunny ■ Overcast ☐ Raining ☐ Snowing

28. Field Sampling Technician: Name(s) and Company (please print clearly)

Name	Company
Roy Wagner	Tetra Tech
Jon Byk, Andrew Kelly	Tetra Tech

New Jersey Department of Environmental Protection
Checklist for the Submission of Sampling Data for Passive Diffusion Bag Samplers (PDBS)

1. Site: Former Lockheed Electronics Company Site
2. Location: Watchung and North Plainfield, NJ
3. Well Designation: MW-2D
4. Well Permit Number: E201313300

5. Type of Well: ■ Monitoring ☐ Extraction ☐ Residential ☐ Public Supply ☐ Irrigation ☐ Other
6. Well Surface Finish: ☐ Stick Up ■ Flush Mount
7. Location of Measuring Point: ■ Top of Casing ☐ Other (specify) _____
8. **NOTE:** PDBS represent a point sample within the screened interval or open hole of the well. It is critical to know the exact depth within the well where the PDBS is deployed. Well construction specifications, which are typically used to determine where to set the PDBS in the well, are measured in feet below ground surface (fbgs). If the depth interval for PDBS deployment is measured from the reference point identified above, the difference between this reference point and the ground surface must be measured and accounted for to determine the proper depth interval to set the PDBS. Please identify below, any differences between the measuring point identified above and actual ground surface at the well head.

   Distance between measuring point and ground surface (ft.) 0.0 feet below grade
9. Total Well Depth (fbgs) 197.64 (TIC)
10. Screened interval/open hole (fbgs) 188 to 198
11. Well Casing: Diameter: 2 inch Material: ■ PVC ☐ Carbon Steel ☐ Stainless Steel
12. Well Screen (or open hole diameter): Diameter: 2 inch Material: ■ PVC ☐ Carbon Steel ☐ Stainless Steel
13. Screen Size (slot) Screen Slot Size 20 slot

14. Date and Time of Deployment Date: 3/7/16 Time: 12:40
15. Depth to Ground Water Depth to ground water at time of deployment 17.41 feet below TIC
16. Date and Time of Retrieval Date: 3/22/16 Time: 10:25
17. Depth to Ground Water Depth to ground water at time of retrieval 16.07 feet below TIC
18. Type of Deployment Line Used Diameter: 0.25 inch Material: _____
19. Material and Mass (oz.) of PDBS Weight Stainless Steel, approx. 16 oz. (stainless steel recommended)
20. Type of PDBS Used
    ■ Lab Filled (Modified Trip Blank must be taken at time of deployment)
    ☐ Field Filled (Modified equipment blank of fill water must be taken at time of deployment. If PDBS isn't filled at well head, blank must travel with samplers until last sampler is deployed. Blank is then taken.)
21. Dimensions of PDBS Length (in.) 24 inches Diameter (in.) 1.25 inches Filled 220 ml
22. Position of PDBS Weight
    ☐ Attached to bottom of PDBS and suspended in well
    ☐ Attached to bottom of deployment line and suspended in well
    ■ Attached to bottom of deployment line and resting on bottom of well (preferred)
23. Position of PDBS in Well Screen (ft. from measuring point to center of PDBS)

1st PDBS	2nd PDBS	3rd PDBS	4th PDBS
194.94 ft (set on bottom hooks)			

5th PDBS	6th PDBS	7th PDBS	8th PDBS

24. If the saturated portion of the well screen or open hole is greater than 5 feet, has the well been vertically profiled to assess the potential for contaminant stratification?
    ☐ **No**, this well is being profiled during this sampling round
    ■ **Yes**, this well was profiled already. Date when well was profiled: 12/31/13
25. If the saturated portion of the well screen or open hole is greater than 10 feet, has the well been flow tested to assess the potential for vertical flow to be present within the well?
    ■ **No**, flow testing has not been conducted in this well
    ☐ **Yes**, flow testing of this well was conducted. Date of testing: _____
    Type of flow meter used: _____
    Measurements taken every _____ feet **[Please Attach Results]**
26. Weather Conditions During Deployment Temp. 40 ° F Wind None ■ Sunny ☐ Overcast ☐ Raining ☐ Snowing
27. Weather Conditions During Retrieval Temp. 32 ° F Wind Slight ☐ Sunny ■ Overcast ☐ Raining ☐ Snowing

28. Field Sampling Technician: Name(s) and Company (please print clearly)

Name	Company
Roy Wagner	Tetra Tech
Jon Byk, Andrew Kelly	Tetra Tech

New Jersey Department of Environmental Protection
Checklist for the Submission of Sampling Data for Passive Diffusion Bag Samplers (PDBS)

1. Site: Former Lockheed Electronics Company Site
2. Location: Watchung and North Plainfield, NJ
3. Well Designation: MW-3D
4. Well Permit Number: E201313298

5. Type of Well: ■ Monitoring ☐ Extraction ☐ Residential ☐ Public Supply ☐ Irrigation ☐ Other
6. Well Surface Finish: ☐ Stick Up ■ Flush Mount
7. Location of Measuring Point: ■ Top of Casing ☐ Other (specify) _____
8. **NOTE:** PDBS represent a point sample within the screened interval or open hole of the well. It is critical to know the exact depth within the well where the PDBS is deployed. Well construction specifications, which are typically used to determine where to set the PDBS in the well, are measured in feet below ground surface (fbgs). If the depth interval for PDBS deployment is measured from the reference point identified above, the difference between this reference point and the ground surface must be measured and accounted for to determine the proper depth interval to set the PDBS. Please identify below, any differences between the measuring point identified above and actual ground surface at the well head.

   Distance between measuring point and ground surface (ft.) 0.32 feet below grade
9. Total Well Depth (fbgs) 348.70 (TIC)
10. Screened interval/open hole (fbgs) 335 to 350
11. Well Casing: Diameter: 2 inch Material: ■ PVC ☐ Carbon Steel ☐ Stainless Steel
12. Well Screen (or open hole diameter): Diameter: 2 inch Material: ■ PVC ☐ Carbon Steel ☐ Stainless Steel
13. Screen Size (slot) Screen Slot Size 20 slot

14. Date and Time of Deployment Date: 3/7/16 Time: 11:15
15. Depth to Ground Water Depth to ground water at time of deployment 126.28 feet below TIC
16. Date and Time of Retrieval Date: 3/22/16 Time: 9:55
17. Depth to Ground Water Depth to ground water at time of retrieval 126.58 feet below TIC
18. Type of Deployment Line Used Diameter: 0.25 inch Material: _____
19. Material and Mass (oz.) of PDBS Weight Stainless Steel, approx. 32 oz. (stainless steel recommended)
20. Type of PDBS Used
    ■ Lab Filled (Modified Trip Blank must be taken at time of deployment)
    ☐ Field Filled (Modified equipment blank of fill water must be taken at time of deployment. If PDBS isn't filled at well head, blank must travel with samplers until last sampler is deployed. Blank is then taken.)
21. Dimensions of PDBS Length (in.) 24 inches Diameter (in.) 1.25 inches Filled 220 ml
22. Position of PDBS Weight
    ☐ Attached to bottom of PDBS and suspended in well
    ☐ Attached to bottom of deployment line and suspended in well
    ■ Attached to bottom of deployment line and resting on bottom of well (preferred)
23. Position of PDBS in Well Screen (ft. from measuring point to center of PDBS)

1st PDBS	2nd PDBS	3rd PDBS	4th PDBS
336 ft			

(Set on top of hooks 3 sets of hooks - used top set)

5th PDBS	6th PDBS	7th PDBS	8th PDBS

24. If the saturated portion of the well screen or open hole is greater than 5 feet, has the well been vertically profiled to assess the potential for contaminant stratification?
    ☐ **No**, this well is being profiled during this sampling round
    ■ **Yes**, this well was profiled already. Date when well was profiled: 12/31/13
25. If the saturated portion of the well screen or open hole is greater than 10 feet, has the well been flow tested to assess the potential for vertical flow to be present within the well?
    ■ **No**, flow testing has not been conducted in this well
    ☐ **Yes**, flow testing of this well was conducted. Date of testing: _____
    Type of flow meter used: _____
    Measurements taken every _____ feet **[Please Attach Results]**
26. Weather Conditions During Deployment Temp. 40 ° F Wind None ■ Sunny ☐ Overcast ☐ Raining ☐ Snowing
27. Weather Conditions During Retrieval Temp. 32 ° F Wind Slight ☐ Sunny ■ Overcast ☐ Raining ☐ Snowing

28. Field Sampling Technician: Name(s) and Company (please print clearly)

Name	Company
Roy Wagner	Tetra Tech
Jon Byk, Andrew Kelly	Tetra Tech

New Jersey Department of Environmental Protection
Checklist for the Submission of Sampling Data for Passive Diffusion Bag Samplers (PDBS)

1. Site: Former Lockheed Electronics Company Site
2. Location: Watchung and North Plainfield, NJ
3. Well Designation: MW-501S
4. Well Permit Number: 25-43364

5. Type of Well: ■ Monitoring ☐ Extraction ☐ Residential ☐ Public Supply ☐ Irrigation ☐ Other
6. Well Surface Finish: ☐ Stick Up ■ Flush Mount
7. Location of Measuring Point: ■ Top of Casing ☐ Other (specify) _____
8. **NOTE:** PDBS represent a point sample within the screened interval or open hole of the well. It is critical to know the exact depth within the well where the PDBS is deployed. Well construction specifications, which are typically used to determine where to set the PDBS in the well, are measured in feet below ground surface (fbgs). If the depth interval for PDBS deployment is measured from the reference point identified above, the difference between this reference point and the ground surface must be measured and accounted for to determine the proper depth interval to set the PDBS. Please identify below, any differences between the measuring point identified above and actual ground surface at the well head.

   Distance between measuring point and ground surface (ft.) 0.62 feet below grade
9. Total Well Depth (fbgs) 13.90 (TIC)
10. Screened interval/open hole (fbgs) 8 to 18
11. Well Casing: Diameter: 2 inch Material: ■ PVC ☐ Carbon Steel ☐ Stainless Steel
12. Well Screen (or open hole diameter): Diameter: 2 inch Material: ■ PVC ☐ Carbon Steel ☐ Stainless Steel
13. Screen Size (slot) Screen Slot Size _____

14. Date and Time of Deployment Date: 3/7/16 Time: 8:38
15. Depth to Ground Water Depth to ground water at time of deployment 4.60 feet below TIC
16. Date and Time of Retrieval Date: 3/22/16 Time: 8:04
17. Depth to Ground Water Depth to ground water at time of retrieval 4.96 feet below TIC
18. Type of Deployment Line Used Diameter: 0.25 inch Material: Nylon line

19. Material and Mass (oz.) of PDBS Weight Stainless Steel, approx. 12 oz. (stainless steel recommended)
20. Type of PDBS Used
    ■ Lab Filled (Modified Trip Blank must be taken at time of deployment)
    ☐ Field Filled (Modified equipment blank of fill water must be taken at time of deployment. If PDBS isn't filled at well head, blank must travel with samplers until last sampler is deployed. Blank is then taken.)
21. Dimensions of PDBS Length (in.) 24 inches Diameter (in.) 1.25 inches Filled 220 ml
22. Position of PDBS Weight
    ☐ Attached to bottom of PDBS and suspended in well
    ☐ Attached to bottom of deployment line and suspended in well
    ■ Attached to bottom of deployment line and resting on bottom of well (preferred)
23. Position of PDBS in Well Screen (ft. from measuring point to center of PDBS)

1st PDBS	2nd PDBS	3rd PDBS	4th PDBS
approx. 9.1 ft bgs			

5th PDBS	6th PDBS	7th PDBS	8th PDBS

24. If the saturated portion of the well screen or open hole is greater than 5 feet, has the well been vertically profiled to assess the potential for contaminant stratification?
    ☐ **No**, this well is being profiled during this sampling round
    ☐ **Yes**, this well was profiled already. Date when well was profiled: _____
25. If the saturated portion of the well screen or open hole is greater than 10 feet, has the well been flow tested to assess the potential for vertical flow to be present within the well?
    ■ **No**, flow testing has not been conducted in this well
    ☐ **Yes**, flow testing of this well was conducted. Date of testing: _____
    Type of flow meter used: _____
    Measurements taken every _____ feet **[Please Attach Results]**
26. Weather Conditions During Deployment Temp. 40 ° F Wind None ■ Sunny ☐ Overcast ☐ Raining ☐ Snowing
27. Weather Conditions During Retrieval Temp. 32 ° F Wind Slight ☐ Sunny ■ Overcast ☐ Raining ☐ Snowing

28. Field Sampling Technician: Name(s) and Company (please print clearly)

Name	Company
Roy Wagner	Tetra Tech
Jon Byk, Andrew Kelly	Tetra Tech

New Jersey Department of Environmental Protection
Checklist for the Submission of Sampling Data for Passive Diffusion Bag Samplers (PDBS)

1. Site: Former Lockheed Electronics Company Site
2. Location: Watchung and N
3. Well Designation: MW-501I
4. Well Permit Number: 25-43363

5. Type of Well: ■ Monitoring ☐ Extraction ☐ Residential ☐ Public Supply ☐ Irrigation ☐ Other
6. Well Surface Finish: ☐ Stick Up ■ Flush Mount
7. Location of Measuring Point: ■ Top of Casing ☐ Other (specify) _____
8. **NOTE:** PDBS represent a point sample within the screened interval or open hole of the well. It is critical to know the exact depth within the well where the PDBS is deployed. Well construction specifications, which are typically used to determine where to set the PDBS in the well, are measured in feet below ground surface (fbgs). If the depth interval for PDBS deployment is measured from the reference point identified above, the difference between this reference point and the ground surface must be measured and accounted for to determine the proper depth interval to set the PDBS. Please identify below, any differences between the measuring point identified above and actual ground surface at the well head.

   Distance between measuring point and ground surface (ft.) 0.44 feet below grade
9. Total Well Depth (fbgs) 73.40 (TIC)
10. Screened interval/open hole (fbgs) 64.5 to 74.5
11. Well Casing: Diameter: 2 inch Material: ■ PVC ☐ Carbon Steel ☐ Stainless Steel
12. Well Screen (or open hole diameter): Diameter: 2 inch Material: ■ PVC ☐ Carbon Steel ☐ Stainless Steel
13. Screen Size (slot) Screen Slot Size _____

14. Date and Time of Deployment Date: 3/7/16 Time: 08:40
15. Depth to Ground Water Depth to ground water at time of deployment 9.53 feet below TIC
16. Date and Time of Retrieval Date: 3/22/16 Time: 08:09
17. Depth to Ground Water Depth to ground water at time of retrieval 10.10 feet below TIC
18. Type of Deployment Line Used Diameter: 0.25 inch Material: Nylon line

19. Material and Mass (oz.) of PDBS Weight Stainless Steel, approx. 12 oz. (stainless steel recommended)
20. Type of PDBS Used
    ■ Lab Filled (Modified Trip Blank must be taken at time of deployment)
    ☐ Field Filled (Modified equipment blank of fill water must be taken at time of deployment. If PDBS isn't filled at well head, blank must travel with samplers until last sampler is deployed. Blank is then taken.)
21. Dimensions of PDBS Length (in.) 24 inches Diameter (in.) 1.25 inches Filled 220 ml
22. Position of PDBS Weight
    ☐ Attached to bottom of PDBS and suspended in well
    ☐ Attached to bottom of deployment line and suspended in well
    ■ Attached to bottom of deployment line and resting on bottom of well (preferred)
23. Position of PDBS in Well Screen (ft. from measuring point to center of PDBS)

1st PDBS	2nd PDBS	3rd PDBS	4th PDBS
approx. 68.4 ft bgs			

5th PDBS	6th PDBS	7th PDBS	8th PDBS

24. If the saturated portion of the well screen or open hole is greater than 5 feet, has the well been vertically profiled to assess the potential for contaminant stratification?
    ☐ **No**, this well is being profiled during this sampling round
    ☐ **Yes**, this well was profiled already. Date when well was profiled: _____
25. If the saturated portion of the well screen or open hole is greater than 10 feet, has the well been flow tested to assess the potential for vertical flow to be present within the well?
    ■ **No**, flow testing has not been conducted in this well
    ☐ **Yes**, flow testing of this well was conducted. Date of testing: _____
    Type of flow meter used: _____
    Measurements taken every _____ feet **[Please Attach Results]**
26. Weather Conditions During Deployment Temp. 40° F Wind Light ■ Sunny ☐ Overcast ☐ Raining ☐ Snowing
27. Weather Conditions During Retrieval Temp. 32° F Wind None ☐ Sunny ■ Overcast ☐ Raining ☐ Snowing

28. Field Sampling Technician: Name(s) and Company (please print clearly)

Name	Company
Roy Wagner	Tetra Tech
Jon Byk, Priscilla Merta	Tetra Tech

New Jersey Department of Environmental Protection
Checklist for the Submission of Sampling Data for Passive Diffusion Bag Samplers (PDBS)

1. Site: Former Lockheed Electronics Company Site
2. Location: Watchung and North Plainfield, NJ
3. Well Designation: MW-502S
4. Well Permit Number: 25-43366

5. Type of Well: ■ Monitoring ☐ Extraction ☐ Residential ☐ Public Supply ☐ Irrigation ☐ Other
6. Well Surface Finish: ☐ Stick Up ■ Flush Mount
7. Location of Measuring Point: ■ Top of Casing ☐ Other (specify) _____
8. **NOTE:** PDBS represent a point sample within the screened interval or open hole of the well. It is critical to know the exact depth within the well where the PDBS is deployed. Well construction specifications, which are typically used to determine where to set the PDBS in the well, are measured in feet below ground surface (fbgs). If the depth interval for PDBS deployment is measured from the reference point identified above, the difference between this reference point and the ground surface must be measured and accounted for to determine the proper depth interval to set the PDBS. Please identify below, any differences between the measuring point identified above and actual ground surface at the well head.

   Distance between measuring point and ground surface (ft.) 0.35 feet below grade
9. Total Well Depth (fbgs) 18.51 (TIC)
10. Screened interval/open hole (fbgs) 8 to 18
11. Well Casing: Diameter: 2 inch Material: ■ PVC ☐ Carbon Steel ☐ Stainless Steel
12. Well Screen (or open hole diameter): Diameter: 2 inch Material: ■ PVC ☐ Carbon Steel ☐ Stainless Steel
13. Screen Size (slot) Screen Slot Size _____

14. Date and Time of Deployment Date: 3/7/16 Time: 9:20
15. Depth to Ground Water Depth to ground water at time of deployment 0.90 feet below TIC
16. Date and Time of Retrieval Date: 3/22/16 Time: 8:40
17. Depth to Ground Water Depth to ground water at time of retrieval 1.15 feet below TIC
18. Type of Deployment Line Used Diameter: 0.25 inch Material: Nylon line

19. Material and Mass (oz.) of PDBS Weight Stainless Steel, approx. 16 oz. (stainless steel recommended)
20. Type of PDBS Used
    ■ Lab Filled (Modified Trip Blank must be taken at time of deployment)
    ☐ Field Filled (Modified equipment blank of fill water must be taken at time of deployment. If PDBS isn't filled at well head, blank must travel with samplers until last sampler is deployed. Blank is then taken.)
21. Dimensions of PDBS Length (in.) 24 inches Diameter (in.) 1.25 inches Filled 220 ml
22. Position of PDBS Weight
    ☐ Attached to bottom of PDBS and suspended in well
    ☐ Attached to bottom of deployment line and suspended in well
    ■ Attached to bottom of deployment line and resting on bottom of well (preferred)
23. Position of PDBS in Well Screen (ft. from measuring point to center of PDBS)

1st PDBS	2nd PDBS	3rd PDBS	4th PDBS
approx. 11.5 ft bgs			

5th PDBS	6th PDBS	7th PDBS	8th PDBS

24. If the saturated portion of the well screen or open hole is greater than 5 feet, has the well been vertically profiled to assess the potential for contaminant stratification?
    ☐ **No**, this well is being profiled during this sampling round
    ☐ **Yes**, this well was profiled already. Date when well was profiled: _____
25. If the saturated portion of the well screen or open hole is greater than 10 feet, has the well been flow tested to assess the potential for vertical flow to be present within the well?
    ■ **No**, flow testing has not been conducted in this well
    ☐ **Yes**, flow testing of this well was conducted. Date of testing: _____
    Type of flow meter used: _____
    Measurements taken every _____ feet **[Please Attach Results]**
26. Weather Conditions During Deployment Temp. 40 ° F Wind None ■ Sunny ☐ Overcast ☐ Raining ☐ Snowing
27. Weather Conditions During Retrieval Temp. 32 ° F Wind Slight ☐ Sunny ■ Overcast ☐ Raining ☐ Snowing

28. Field Sampling Technician: Name(s) and Company (please print clearly)

Name	Company
Roy Wagner	Tetra Tech
Jon Byk, Andrew Kelly	Tetra Tech

New Jersey Department of Environmental Protection
Checklist for the Submission of Sampling Data for Passive Diffusion Bag Samplers (PDBS)

1. Site: Former Lockheed Electronics Company Site
2. Location: Watchung and North Plainfield, NJ
3. Well Designation: MW-502I
4. Well Permit Number: 25-43365

5. Type of Well: ■ Monitoring ☐ Extraction ☐ Residential ☐ Public Supply ☐ Irrigation ☐ Other
6. Well Surface Finish: ☐ Stick Up ■ Flush Mount
7. Location of Measuring Point: ■ Top of Casing ☐ Other (specify) _____
8. **NOTE:** PDBS represent a point sample within the screened interval or open hole of the well. It is critical to know the exact depth within the well where the PDBS is deployed. Well construction specifications, which are typically used to determine where to set the PDBS in the well, are measured in feet below ground surface (fbgs). If the depth interval for PDBS deployment is measured from the reference point identified above, the difference between this reference point and the ground surface must be measured and accounted for to determine the proper depth interval to set the PDBS. Please identify below, any differences between the measuring point identified above and actual ground surface at the well head.

   Distance between measuring point and ground surface (ft.) 0.35 feet below grade
9. Total Well Depth (fbgs) 73.75 (TIC)
10. Screened interval/open hole (fbgs) 64.7 to 74.7
11. Well Casing: Diameter: 2 inch Material: ■ PVC ☐ Carbon Steel ☐ Stainless Steel
12. Well Screen (or open hole diameter): Diameter: 2 inch Material: ■ PVC ☐ Carbon Steel ☐ Stainless Steel
13. Screen Size (slot) Screen Slot Size _____

14. Date and Time of Deployment Date: 3/7/16 Time: 9:18
15. Depth to Ground Water Depth to ground water at time of deployment 1.93 feet below TIC
16. Date and Time of Retrieval Date: 3/22/16 Time: 8:45
17. Depth to Ground Water Depth to ground water at time of retrieval 2.25 feet below TIC
18. Type of Deployment Line Used Diameter: 0.25 inch Material: Nylon line

19. Material and Mass (oz.) of PDBS Weight Stainless Steel, approx. 16 oz. (stainless steel recommended)
20. Type of PDBS Used
    ■ Lab Filled (Modified Trip Blank must be taken at time of deployment)
    ☐ Field Filled (Modified equipment blank of fill water must be taken at time of deployment. If PDBS isn't filled at well head, blank must travel with samplers until last sampler is deployed. Blank is then taken.)
21. Dimensions of PDBS Length (in.) 24 inches Diameter (in.) 1.25 inches Filled 220 ml
22. Position of PDBS Weight
    ☐ Attached to bottom of PDBS and suspended in well
    ☐ Attached to bottom of deployment line and suspended in well
    ■ Attached to bottom of deployment line and resting on bottom of well (preferred)
23. Position of PDBS in Well Screen (ft. from measuring point to center of PDBS)

1st PDBS	2nd PDBS	3rd PDBS	4th PDBS
approx. 68.75 (center of screen)			
5th PDBS	**6th PDBS**	**7th PDBS**	**8th PDBS**

24. If the saturated portion of the well screen or open hole is greater than 5 feet, has the well been vertically profiled to assess the potential for contaminant stratification?
    ☐ **No**, this well is being profiled during this sampling round
    ☐ **Yes**, this well was profiled already. Date when well was profiled: _____
25. If the saturated portion of the well screen or open hole is greater than 10 feet, has the well been flow tested to assess the potential for vertical flow to be present within the well?
    ■ **No**, flow testing has not been conducted in this well
    ☐ **Yes**, flow testing of this well was conducted. Date of testing: _____
    Type of flow meter used: _____
    Measurements taken every _____ feet **[Please Attach Results]**
26. Weather Conditions During Deployment Temp. 40 ° F Wind None ■ Sunny ☐ Overcast ☐ Raining ☐ Snowing
27. Weather Conditions During Retrieval Temp. 32 ° F Wind Slight ☐ Sunny ■ Overcast ☐ Raining ☐ Snowing

28. Field Sampling Technician: Name(s) and Company (please print clearly)

Name	Company
Roy Wagner	Tetra Tech
Jon Byk, Andrew Kelly	Tetra Tech

New Jersey Department of Environmental Protection
Checklist for the Submission of Sampling Data for Passive Diffusion Bag Samplers (PDBS)

1. Site: Former Lockheed Electronics Company Site
2. Location: Watchung and North Plainfield, NJ
3. Well Designation: MW-503S
4. Well Permit Number: 25-43368

5. Type of Well: ■Monitoring ☐Extraction ☐Residential ☐Public Supply ☐Irrigation ☐Other
6. Well Surface Finish: ☐Stick Up ■Flush Mount
7. Location of Measuring Point: ■Top of Casing ☐Other (specify) _____
8. **NOTE:** PDBS represent a point sample within the screened interval or open hole of the well. It is critical to know the exact depth within the well where the PDBS is deployed. Well construction specifications, which are typically used to determine where to set the PDBS in the well, are measured in feet below ground surface (fbgs). If the depth interval for PDBS deployment is measured from the reference point identified above, the difference between this reference point and the ground surface must be measured and accounted for to determine the proper depth interval to set the PDBS. Please identify below, any differences between the measuring point identified above and actual ground surface at the well head.

   Distance between measuring point and ground surface (ft.) 0.28 feet below grade
9. Total Well Depth (fbgs) 23.35 (TIC)
10. Screened interval/open hole (fbgs) 8.7 to 23.7
11. Well Casing: Diameter: 2 inch Material: ■PVC ☐Carbon Steel ☐Stainless Steel
12. Well Screen (or open hole diameter): Diameter: 2 inch Material: ■PVC ☐Carbon Steel ☐Stainless Steel
13. Screen Size (slot) Screen Slot Size _____

14. Date and Time of Deployment Date: 3/7/16 Time: 9:07
15. Depth to Ground Water Depth to ground water at time of deployment 4.26 feet below TIC
16. Date and Time of Retrieval Date: 3/22/16 Time: 8:30
17. Depth to Ground Water Depth to ground water at time of retrieval 4.53 feet below TIC
18. Type of Deployment Line Used Diameter: 0.25 inch Material: Nylon line

19. Material and Mass (oz.) of PDBS Weight Stainless Steel, approx. 16 oz. (stainless steel recommended)
20. Type of PDBS Used
    ■Lab Filled (Modified Trip Blank must be taken at time of deployment)
    ☐Field Filled (Modified equipment blank of fill water must be taken at time of deployment. If PDBS isn't filled at well head, blank must travel with samplers until last sampler is deployed. Blank is then taken.)
21. Dimensions of PDBS Length (in.) 24 inches Diameter (in.) 1.25 inches Filled 220 ml
22. Position of PDBS Weight
    ☐Attached to bottom of PDBS and suspended in well
    ☐Attached to bottom of deployment line and suspended in well
    ■Attached to bottom of deployment line and resting on bottom of well (preferred)
23. Position of PDBS in Well Screen (ft. from measuring point to center of PDBS)

1st PDBS	2nd PDBS	3rd PDBS	4th PDBS
9.6 feet below TOC			

(10.55 feet well depth, set 2.5' off bottom)

5th PDBS	6th PDBS	7th PDBS	8th PDBS

24. If the saturated portion of the well screen or open hole is greater than 5 feet, has the well been vertically profiled to assess the potential for contaminant stratification?
    ☐**No**, this well is being profiled during this sampling round
    ☐**Yes**, this well was profiled already. Date when well was profiled: _____
25. If the saturated portion of the well screen or open hole is greater than 10 feet, has the well been flow tested to assess the potential for vertical flow to be present within the well?
    ■**No**, flow testing has not been conducted in this well
    ☐**Yes**, flow testing of this well was conducted. Date of testing: _____
    Type of flow meter used: _____
    Measurements taken every _____ feet **[Please Attach Results]**
26. Weather Conditions During Deployment Temp. 40 ° F Wind None ■Sunny ☐Overcast ☐Raining ☐Snowing
27. Weather Conditions During Retrieval Temp. 32 ° F Wind Slight ☐Sunny ■Overcast ☐Raining ☐Snowing

28. Field Sampling Technician: Name(s) and Company (please print clearly)

Name	Company
Roy Wagner	Tetra Tech
Jon Byk, Andrew Kelly	Tetra Tech

New Jersey Department of Environmental Protection
Checklist for the Submission of Sampling Data for Passive Diffusion Bag Samplers (PDBS)

1. Site: Former Lockheed Electronics Company Site
2. Location: Watchung and North Plainfield, NJ
3. Well Designation: MW-503I
4. Well Permit Number: 25-43367

5. Type of Well: ■ Monitoring ☐ Extraction ☐ Residential ☐ Public Supply ☐ Irrigation ☐ Other
6. Well Surface Finish: ☐ Stick Up ■ Flush Mount
7. Location of Measuring Point: ■ Top of Casing ☐ Other (specify) _____
8. **NOTE:** PDBS represent a point sample within the screened interval or open hole of the well. It is critical to know the exact depth within the well where the PDBS is deployed. Well construction specifications, which are typically used to determine where to set the PDBS in the well, are measured in feet below ground surface (fbgs). If the depth interval for PDBS deployment is measured from the reference point identified above, the difference between this reference point and the ground surface must be measured and accounted for to determine the proper depth interval to set the PDBS. Please identify below, any differences between the measuring point identified above and actual ground surface at the well head.

   Distance between measuring point and ground surface (ft.) 0.05 feet below grade
9. Total Well Depth (fbgs) 69.94 (TIC)
10. Screened interval/open hole (fbgs) 61.5 to 71.5
11. Well Casing: Diameter: 2 inch Material: ■ PVC ☐ Carbon Steel ☐ Stainless Steel
12. Well Screen (or open hole diameter): Diameter: 2 inch Material: ■ PVC ☐ Carbon Steel ☐ Stainless Steel
13. Screen Size (slot) Screen Slot Size _____

14. Date and Time of Deployment Date: 3/7/16 Time: 9:10
15. Depth to Ground Water Depth to ground water at time of deployment 3.93 feet below TIC
16. Date and Time of Retrieval Date: 3/22/16 Time: 8:35
17. Depth to Ground Water Depth to ground water at time of retrieval 4.33 feet below TIC
18. Type of Deployment Line Used Diameter: 0.25 inch Material: Nylon line

19. Material and Mass (oz.) of PDBS Weight Stainless Steel, approx. 16 oz. (stainless steel recommended)
20. Type of PDBS Used
    ■ Lab Filled (Modified Trip Blank must be taken at time of deployment)
    ☐ Field Filled (Modified equipment blank of fill water must be taken at time of deployment. If PDBS isn't filled at well head, blank must travel with samplers until last sampler is deployed. Blank is then taken.)
21. Dimensions of PDBS Length (in.) 24 inches Diameter (in.) 1.25 inches Filled 220 ml
22. Position of PDBS Weight
    ☐ Attached to bottom of PDBS and suspended in well
    ☐ Attached to bottom of deployment line and suspended in well
    ■ Attached to bottom of deployment line and resting on bottom of well (preferred)
23. Position of PDBS in Well Screen (ft. from measuring point to center of PDBS)

1st PDBS	2nd PDBS	3rd PDBS	4th PDBS
approx. 64.94 ft (center of screen)			
5th PDBS	**6th PDBS**	**7th PDBS**	**8th PDBS**

24. If the saturated portion of the well screen or open hole is greater than 5 feet, has the well been vertically profiled to assess the potential for contaminant stratification?
    ☐ **No**, this well is being profiled during this sampling round
    ☐ **Yes**, this well was profiled already. Date when well was profiled: _____
25. If the saturated portion of the well screen or open hole is greater than 10 feet, has the well been flow tested to assess the potential for vertical flow to be present within the well?
    ■ **No**, flow testing has not been conducted in this well
    ☐ **Yes**, flow testing of this well was conducted. Date of testing: _____
    Type of flow meter used: _____
    Measurements taken every _____ feet **[Please Attach Results]**
26. Weather Conditions During Deployment Temp. 40 ° F Wind None ■ Sunny ☐ Overcast ☐ Raining ☐ Snowing
27. Weather Conditions During Retrieval Temp. 32 ° F Wind Slight ☐ Sunny ■ Overcast ☐ Raining ☐ Snowing

28. Field Sampling Technician: Name(s) and Company (please print clearly)

Name	Company
Roy Wagner	Tetra Tech
Jon Byk, Andrew Kelly	Tetra Tech

New Jersey Department of Environmental Protection
Checklist for the Submission of Sampling Data for Passive Diffusion Bag Samplers (PDBS)

1. Site: Former Lockheed Electronics Company Site
2. Location: Watchung and North Plainfield, NJ
3. Well Designation: MW-505I
4. Well Permit Number: 25-43523

5. Type of Well: ■ Monitoring ☐ Extraction ☐ Residential ☐ Public Supply ☐ Irrigation ☐ Other
6. Well Surface Finish: ■ Stick Up ☐ Flush Mount
7. Location of Measuring Point: ■ Top of Casing ☐ Other (specify) _____
8. **NOTE:** PDBS represent a point sample within the screened interval or open hole of the well. It is critical to know the exact depth within the well where the PDBS is deployed. Well construction specifications, which are typically used to determine where to set the PDBS in the well, are measured in feet below ground surface (fbgs). If the depth interval for PDBS deployment is measured from the reference point identified above, the difference between this reference point and the ground surface must be measured and accounted for to determine the proper depth interval to set the PDBS. Please identify below, any differences between the measuring point identified above and actual ground surface at the well head.

   Distance between measuring point and ground surface (ft.) 0.28 feet below grade
9. Total Well Depth (fbgs) 75.00 (TIC)
10. Screened interval/open hole (fbgs) 65.0 to 75.0
11. Well Casing: Diameter: 2 inch Material: ■ PVC ☐ Carbon Steel ☐ Stainless Steel
12. Well Screen (or open hole diameter): Diameter: 2 inch Material: ■ PVC ☐ Carbon Steel ☐ Stainless Steel
13. Screen Size (slot) Screen Slot Size _____

14. Date and Time of Deployment Date: 3/7/16 Time: 15:00
15. Depth to Ground Water Depth to ground water at time of deployment 3.30 feet below TIC
16. Date and Time of Retrieval Date: 3/22/16 Time: 13:25
17. Depth to Ground Water Depth to ground water at time of retrieval 4.12 feet below TIC
18. Type of Deployment Line Used Diameter: 0.25 inch Material: Nylon line

19. Material and Mass (oz.) of PDBS Weight Stainless Steel, approx. 16 oz. (stainless steel recommended)
20. Type of PDBS Used
    ■ Lab Filled (Modified Trip Blank must be taken at time of deployment)
    ☐ Field Filled (Modified equipment blank of fill water must be taken at time of deployment. If PDBS isn't filled at well head, blank must travel with samplers until last sampler is deployed. Blank is then taken.)
21. Dimensions of PDBS Length (in.) 24 inches Diameter (in.) 1.25 inches Filled 220 ml
22. Position of PDBS Weight
    ☐ Attached to bottom of PDBS and suspended in well
    ☐ Attached to bottom of deployment line and suspended in well
    ■ Attached to bottom of deployment line and resting on bottom of well (preferred)
23. Position of PDBS in Well Screen (ft. from measuring point to center of PDBS)

1st PDBS	2nd PDBS	3rd PDBS	4th PDBS
approx. 72.8 ft bgs			

5th PDBS	6th PDBS	7th PDBS	8th PDBS

24. If the saturated portion of the well screen or open hole is greater than 5 feet, has the well been vertically profiled to assess the potential for contaminant stratification?
    ☐ **No**, this well is being profiled during this sampling round
    ☐ **Yes**, this well was profiled already. Date when well was profiled: _____
25. If the saturated portion of the well screen or open hole is greater than 10 feet, has the well been flow tested to assess the potential for vertical flow to be present within the well?
    ■ **No**, flow testing has not been conducted in this well
    ☐ **Yes**, flow testing of this well was conducted. Date of testing: _____
    Type of flow meter used: _____
    Measurements taken every _____ feet **[Please Attach Results]**
26. Weather Conditions During Deployment Temp. 40° F Wind None ■ Sunny ☐ Overcast ☐ Raining ☐ Snowing
27. Weather Conditions During Retrieval Temp. 32° F Wind Slight ☐ Sunny ■ Overcast ☐ Raining ☐ Snowing

28. Field Sampling Technician: Name(s) and Company (please print clearly)

Name	Company
Roy Wagner	Tetra Tech
Jon Byk, Andrew Kelly	Tetra Tech

New Jersey Department of Environmental Protection
Checklist for the Submission of Sampling Data for Passive Diffusion Bag Samplers (PDBS)

1. Site: Former Lockheed Electronics Company Site
2. Location: Watchung and North Plainfield, NJ
3. Well Designation: MW-506S
4. Well Permit Number: 25-43517

5. Type of Well: ■ Monitoring ☐ Extraction ☐ Residential ☐ Public Supply ☐ Irrigation ☐ Other
6. Well Surface Finish: ☐ Stick Up ■ Flush Mount
7. Location of Measuring Point: ■ Top of Casing ☐ Other (specify) _____
8. **NOTE:** PDBS represent a point sample within the screened interval or open hole of the well. It is critical to know the exact depth within the well where the PDBS is deployed. Well construction specifications, which are typically used to determine where to set the PDBS in the well, are measured in feet below ground surface (fbgs). If the depth interval for PDBS deployment is measured from the reference point identified above, the difference between this reference point and the ground surface must be measured and accounted for to determine the proper depth interval to set the PDBS. Please identify below, any differences between the measuring point identified above and actual ground surface at the well head.

   Distance between measuring point and ground surface (ft.) 0.33 feet below grade
9. Total Well Depth (fbgs) 24.62 (TIC)
10. Screened interval/open hole (fbgs) 14.6 to 24.6
11. Well Casing: Diameter: 2 inch Material: ■ PVC ☐ Carbon Steel ☐ Stainless Steel
12. Well Screen (or open hole diameter): Diameter: 2 inch Material: ■ PVC ☐ Carbon Steel ☐ Stainless Steel
13. Screen Size (slot) Screen Slot Size _____

14. Date and Time of Deployment Date: 3/7/16 Time: 9:45
15. Depth to Ground Water Depth to ground water at time of deployment 6.53 feet below TIC
16. Date and Time of Retrieval Date: 3/22/16 Time: 8:50
17. Depth to Ground Water Depth to ground water at time of retrieval 7.25 feet below TIC
18. Type of Deployment Line Used Diameter: 0.25 inch Material: Nylon line

19. Material and Mass (oz.) of PDBS Weight Stainless Steel, approx. 16 oz. (stainless steel recommended)
20. Type of PDBS Used
    ■ Lab Filled (Modified Trip Blank must be taken at time of deployment)
    ☐ Field Filled (Modified equipment blank of fill water must be taken at time of deployment. If PDBS isn't filled at well head, blank must travel with samplers until last sampler is deployed. Blank is then taken.)
21. Dimensions of PDBS Length (in.) 24 inches Diameter (in.) 1.25 inches Filled 220 ml
22. Position of PDBS Weight
    ☐ Attached to bottom of PDBS and suspended in well
    ☐ Attached to bottom of deployment line and suspended in well
    ■ Attached to bottom of deployment line and resting on bottom of well (preferred)
23. Position of PDBS in Well Screen (ft. from measuring point to center of PDBS)

1st PDBS	2nd PDBS	3rd PDBS	4th PDBS
approx. 21.3 ft bgs			
(collected field duplicate sample DUP-03)			
5th PDBS	**6th PDBS**	**7th PDBS**	**8th PDBS**

24. If the saturated portion of the well screen or open hole is greater than 5 feet, has the well been vertically profiled to assess the potential for contaminant stratification?
    ☐ **No**, this well is being profiled during this sampling round
    ☐ **Yes**, this well was profiled already. Date when well was profiled: _____
25. If the saturated portion of the well screen or open hole is greater than 10 feet, has the well been flow tested to assess the potential for vertical flow to be present within the well?
    ■ **No**, flow testing has not been conducted in this well
    ☐ **Yes**, flow testing of this well was conducted. Date of testing: _____
    Type of flow meter used: _____
    Measurements taken every _____ feet **[Please Attach Results]**
26. Weather Conditions During Deployment Temp. 40 ° F Wind None ■ Sunny ☐ Overcast ☐ Raining ☐ Snowing
27. Weather Conditions During Retrieval Temp. 32 ° F Wind Slight ☐ Sunny ■ Overcast ☐ Raining ☐ Snowing

28. Field Sampling Technician: Name(s) and Company (please print clearly)

Name	Company
Roy Wagner	Tetra Tech
Jon Byk, Andrew Kelly	Tetra Tech

New Jersey Department of Environmental Protection
Checklist for the Submission of Sampling Data for Passive Diffusion Bag Samplers (PDBS)

1. Site: Former Lockheed Electronics Company Site
2. Location: Watchung and North Plainfield, NJ
3. Well Designation: MW-506I
4. Well Permit Number: 25-43518

5. Type of Well: ■ Monitoring ☐ Extraction ☐ Residential ☐ Public Supply ☐ Irrigation ☐ Other
6. Well Surface Finish: ☐ Stick Up ■ Flush Mount
7. Location of Measuring Point: ■ Top of Casing ☐ Other (specify) _____
8. **NOTE:** PDBS represent a point sample within the screened interval or open hole of the well. It is critical to know the exact depth within the well where the PDBS is deployed. Well construction specifications, which are typically used to determine where to set the PDBS in the well, are measured in feet below ground surface (fbgs). If the depth interval for PDBS deployment is measured from the reference point identified above, the difference between this reference point and the ground surface must be measured and accounted for to determine the proper depth interval to set the PDBS. Please identify below, any differences between the measuring point identified above and actual ground surface at the well head.

   Distance between measuring point and ground surface (ft.) 0.35 feet below grade
9. Total Well Depth (fbgs) 94.95 (TIC)
10. Screened interval/open hole (fbgs) 89 to 99
11. Well Casing: Diameter: 2 inch Material: ■ PVC ☐ Carbon Steel ☐ Stainless Steel
12. Well Screen (or open hole diameter): Diameter: 2 inch Material: ■ PVC ☐ Carbon Steel ☐ Stainless Steel
13. Screen Size (slot) Screen Slot Size _____

14. Date and Time of Deployment Date: 3/7/16 Time: 9:30
15. Depth to Ground Water Depth to ground water at time of deployment 18.37 feet below TIC
16. Date and Time of Retrieval Date: 3/22/16 Time: 8:55
17. Depth to Ground Water Depth to ground water at time of retrieval 18.79 feet below TIC
18. Type of Deployment Line Used Diameter: 0.25 inch Material: Nylon line

19. Material and Mass (oz.) of PDBS Weight Stainless Steel, approx. 16 oz. (stainless steel recommended)
20. Type of PDBS Used
    ■ Lab Filled (Modified Trip Blank must be taken at time of deployment)
    ☐ Field Filled (Modified equipment blank of fill water must be taken at time of deployment. If PDBS isn't filled at well head, blank must travel with samplers until last sampler is deployed. Blank is then taken.)
21. Dimensions of PDBS Length (in.) 24 inches Diameter (in.) 1.25 inches Filled 220 ml
22. Position of PDBS Weight
    ☐ Attached to bottom of PDBS and suspended in well
    ☐ Attached to bottom of deployment line and suspended in well
    ■ Attached to bottom of deployment line and resting on bottom of well (preferred)
23. Position of PDBS in Well Screen (ft. from measuring point to center of PDBS)

1st PDBS	2nd PDBS	3rd PDBS	4th PDBS
approx. 91 ft bgs (near top of screen)			
5th PDBS	**6th PDBS**	**7th PDBS**	**8th PDBS**

24. If the saturated portion of the well screen or open hole is greater than 5 feet, has the well been vertically profiled to assess the potential for contaminant stratification?
    ☐ **No**, this well is being profiled during this sampling round
    ☐ **Yes**, this well was profiled already. Date when well was profiled: _____
25. If the saturated portion of the well screen or open hole is greater than 10 feet, has the well been flow tested to assess the potential for vertical flow to be present within the well?
    ■ **No**, flow testing has not been conducted in this well
    ☐ **Yes**, flow testing of this well was conducted. Date of testing: _____
    Type of flow meter used: _____
    Measurements taken every _____ feet **[Please Attach Results]**
26. Weather Conditions During Deployment Temp. 40 ° F Wind None ■ Sunny ☐ Overcast ☐ Raining ☐ Snowing
27. Weather Conditions During Retrieval Temp. 32 ° F Wind Slight ☐ Sunny ■ Overcast ☐ Raining ☐ Snowing

28. Field Sampling Technician: Name(s) and Company (please print clearly)

Name	Company
Roy Wagner	Tetra Tech
Jon Byk, Andrew Kelly	Tetra Tech

New Jersey Department of Environmental Protection
Checklist for the Submission of Sampling Data for Passive Diffusion Bag Samplers (PDBS)

1. Site: Former Lockheed Electronics Company Site
2. Location: Watchung and North Plainfield, NJ
3. Well Designation: MW-507S
4. Well Permit Number: 25-43516

5. Type of Well: ■ Monitoring ☐ Extraction ☐ Residential ☐ Public Supply ☐ Irrigation ☐ Other
6. Well Surface Finish: ☐ Stick Up ■ Flush Mount
7. Location of Measuring Point: ■ Top of Casing ☐ Other (specify) _____
8. **NOTE:** PDBS represent a point sample within the screened interval or open hole of the well. It is critical to know the exact depth within the well where the PDBS is deployed. Well construction specifications, which are typically used to determine where to set the PDBS in the well, are measured in feet below ground surface (fbgs). If the depth interval for PDBS deployment is measured from the reference point identified above, the difference between this reference point and the ground surface must be measured and accounted for to determine the proper depth interval to set the PDBS. Please identify below, any differences between the measuring point identified above and actual ground surface at the well head.

   Distance between measuring point and ground surface (ft.) 0.24 feet below grade
9. Total Well Depth (fbgs) 59.70 (TIC)
10. Screened interval/open hole (fbgs) 49.7 to 59.7
11. Well Casing: Diameter: 2 inch Material: ■ PVC ☐ Carbon Steel ☐ Stainless Steel
12. Well Screen (or open hole diameter): Diameter: 2 inch Material: ■ PVC ☐ Carbon Steel ☐ Stainless Steel
13. Screen Size (slot) Screen Slot Size _____

14. Date and Time of Deployment Date: 3/7/16 Time: 10:32
15. Depth to Ground Water Depth to ground water at time of deployment 49.48 feet below TIC
16. Date and Time of Retrieval Date: 3/22/16 Time: 9:30
17. Depth to Ground Water Depth to ground water at time of retrieval 49.85 feet below TIC
18. Type of Deployment Line Used Diameter: 0.25 inch Material: Nylon line

19. Material and Mass (oz.) of PDBS Weight Stainless Steel, approx. 16 oz. (stainless steel recommended)
20. Type of PDBS Used
    ■ Lab Filled (Modified Trip Blank must be taken at time of deployment)
    ☐ Field Filled (Modified equipment blank of fill water must be taken at time of deployment. If PDBS isn't filled at well head, blank must travel with samplers until last sampler is deployed. Blank is then taken.)
21. Dimensions of PDBS Length (in.) 24 inches Diameter (in.) 1.25 inches Filled 220 ml
22. Position of PDBS Weight
    ☐ Attached to bottom of PDBS and suspended in well
    ☐ Attached to bottom of deployment line and suspended in well
    ■ Attached to bottom of deployment line and resting on bottom of well (preferred)
23. Position of PDBS in Well Screen (ft. from measuring point to center of PDBS)

1st PDBS	2nd PDBS	3rd PDBS	4th PDBS
approx. 52.8 ft bgs (center of screen)			
5th PDBS	**6th PDBS**	**7th PDBS**	**8th PDBS**

24. If the saturated portion of the well screen or open hole is greater than 5 feet, has the well been vertically profiled to assess the potential for contaminant stratification?
    ☐ **No**, this well is being profiled during this sampling round
    ☐ **Yes**, this well was profiled already. Date when well was profiled: _____
25. If the saturated portion of the well screen or open hole is greater than 10 feet, has the well been flow tested to assess the potential for vertical flow to be present within the well?
    ■ **No**, flow testing has not been conducted in this well
    ☐ **Yes**, flow testing of this well was conducted. Date of testing: _____
    Type of flow meter used: _____
    Measurements taken every _____ feet **[Please Attach Results]**
26. Weather Conditions During Deployment Temp. 40 ° F Wind None ■ Sunny ☐ Overcast ☐ Raining ☐ Snowing
27. Weather Conditions During Retrieval Temp. 32 ° F Wind Slight ☐ Sunny ■ Overcast ☐ Raining ☐ Snowing

28. Field Sampling Technician: Name(s) and Company (please print clearly)

Name	Company
Roy Wagner	Tetra Tech
Jon Byk, Andrew Kelly	Tetra Tech

New Jersey Department of Environmental Protection
Checklist for the Submission of Sampling Data for Passive Diffusion Bag Samplers (PDBS)

1. Site: Former Lockheed Electronics Company Site
2. Location: Watchung and North Plainfield, NJ
3. Well Designation: MW-507I
4. Well Permit Number: 25-43821

5. Type of Well: ■ Monitoring ☐ Extraction ☐ Residential ☐ Public Supply ☐ Irrigation ☐ Other
6. Well Surface Finish: ☐ Stick Up ■ Flush Mount
7. Location of Measuring Point: ■ Top of Casing ☐ Other (specify) _____
8. **NOTE:** PDBS represent a point sample within the screened interval or open hole of the well. It is critical to know the exact depth within the well where the PDBS is deployed. Well construction specifications, which are typically used to determine where to set the PDBS in the well, are measured in feet below ground surface (fbgs). If the depth interval for PDBS deployment is measured from the reference point identified above, the difference between this reference point and the ground surface must be measured and accounted for to determine the proper depth interval to set the PDBS. Please identify below, any differences between the measuring point identified above and actual ground surface at the well head.

   Distance between measuring point and ground surface (ft.) 0.24 feet below grade
9. Total Well Depth (fbgs) 150.90 (TIC)
10. Screened interval/open hole (fbgs) 142 to 152
11. Well Casing: Diameter: 4 inch Material: ■ PVC ☐ Carbon Steel ☐ Stainless Steel
12. Well Screen (or open hole diameter): Diameter: 4 inch Material: ■ PVC ☐ Carbon Steel ☐ Stainless Steel
13. Screen Size (slot) Screen Slot Size _____

14. Date and Time of Deployment Date: 3/7/16 Time: 10:30
15. Depth to Ground Water Depth to ground water at time of deployment 53.4r feet below TIC
16. Date and Time of Retrieval Date: 3/22/16 Time: 9:25
17. Depth to Ground Water Depth to ground water at time of retrieval 54.05 feet below TIC
18. Type of Deployment Line Used Diameter: 0.25 inch Material: Nylon line

19. Material and Mass (oz.) of PDBS Weight Stainless Steel, approx. 16 oz. (stainless steel recommended)
20. Type of PDBS Used
    ■ Lab Filled (Modified Trip Blank must be taken at time of deployment)
    ☐ Field Filled (Modified equipment blank of fill water must be taken at time of deployment. If PDBS isn't filled at well head, blank must travel with samplers until last sampler is deployed. Blank is then taken.)
21. Dimensions of PDBS Length (in.) 24 inches Diameter (in.) 1.25 inches Filled 220 ml
22. Position of PDBS Weight
    ☐ Attached to bottom of PDBS and suspended in well
    ☐ Attached to bottom of deployment line and suspended in well
    ■ Attached to bottom of deployment line and resting on bottom of well (preferred)
23. Position of PDBS in Well Screen (ft. from measuring point to center of PDBS)

1st PDBS	2nd PDBS	3rd PDBS	4th PDBS
approx. 148.7 ft bgs (collected MS/MSD)			

5th PDBS	6th PDBS	7th PDBS	8th PDBS

24. If the saturated portion of the well screen or open hole is greater than 5 feet, has the well been vertically profiled to assess the potential for contaminant stratification?
    ☐ **No**, this well is being profiled during this sampling round
    ☐ **Yes**, this well was profiled already. Date when well was profiled: _____
25. If the saturated portion of the well screen or open hole is greater than 10 feet, has the well been flow tested to assess the potential for vertical flow to be present within the well?
    ■ **No**, flow testing has not been conducted in this well
    ☐ **Yes**, flow testing of this well was conducted. Date of testing: _____
    Type of flow meter used: _____
    Measurements taken every _____ feet **[Please Attach Results]**
26. Weather Conditions During Deployment Temp. 40 ° F Wind None ■ Sunny ☐ Overcast ☐ Raining ☐ Snowing
27. Weather Conditions During Retrieval Temp. 32 ° F Wind Slight ☐ Sunny ■ Overcast ☐ Raining ☐ Snowing

28. Field Sampling Technician: Name(s) and Company (please print clearly)

Name	Company
Roy Wagner	Tetra Tech
Jon Byk, Andrew Kelly	Tetra Tech

New Jersey Department of Environmental Protection

Checklist for the Submission of Sampling Data for Passive Diffusion Bag Samplers (PDBS)

1. Site: Former Lockheed Electronics Company Site
2. Location: Watchung and North Plainfield, NJ
3. Well Designation: MW-508S
4. Well Permit Number: 25-43524

5. Type of Well: ■ Monitoring ☐ Extraction ☐ Residential ☐ Public Supply ☐ Irrigation ☐ Other
6. Well Surface Finish: ☐ Stick Up ■ Flush Mount
7. Location of Measuring Point: ■ Top of Casing ☐ Other (specify) _____
8. **NOTE:** PDBS represent a point sample within the screened interval or open hole of the well. It is critical to know the exact depth within the well where the PDBS is deployed. Well construction specifications, which are typically used to determine where to set the PDBS in the well, are measured in feet below ground surface (fbgs). If the depth interval for PDBS deployment is measured from the reference point identified above, the difference between this reference point and the ground surface must be measured and accounted for to determine the proper depth interval to set the PDBS. Please identify below, any differences between the measuring point identified above and actual ground surface at the well head.

   Distance between measuring point and ground surface (ft.) 0.31 feet below grade
9. Total Well Depth (fbgs) 68.83 (TIC)
10. Screened interval/open hole (fbgs) 57.7 to 67.7
11. Well Casing: Diameter: 2 inch Material: ■ PVC ☐ Carbon Steel ☐ Stainless Steel
12. Well Screen (or open hole diameter): Diameter: 2 inch Material: ■ PVC ☐ Carbon Steel ☐ Stainless Steel
13. Screen Size (slot) Screen Slot Size _____

14. Date and Time of Deployment Date: 3/7/16 Time: 10:25
15. Depth to Ground Water Depth to ground water at time of deployment 57.70 feet below TIC
16. Date and Time of Retrieval Date: 3/22/16 Time: 9:35
17. Depth to Ground Water Depth to ground water at time of retrieval 58.04 feet below TIC
18. Type of Deployment Line Used Diameter: 0.25 inch Material: Nylon line

19. Material and Mass (oz.) of PDBS Weight Stainless Steel, approx. 16 oz. (stainless steel recommended)
20. Type of PDBS Used
    ■ Lab Filled (Modified Trip Blank must be taken at time of deployment)
    ☐ Field Filled (Modified equipment blank of fill water must be taken at time of deployment. If PDBS isn't filled at well head, blank must travel with samplers until last sampler is deployed. Blank is then taken.)
21. Dimensions of PDBS Length (in.) 24 inches Diameter (in.) 1.25 inches Filled 220 ml
22. Position of PDBS Weight
    ☐ Attached to bottom of PDBS and suspended in well
    ☐ Attached to bottom of deployment line and suspended in well
    ■ Attached to bottom of deployment line and resting on bottom of well (preferred)
23. Position of PDBS in Well Screen (ft. from measuring point to center of PDBS)

1st PDBS	2nd PDBS	3rd PDBS	4th PDBS
approx. 62.83 ft (center of screen)			
5th PDBS	**6th PDBS**	**7th PDBS**	**8th PDBS**

24. If the saturated portion of the well screen or open hole is greater than 5 feet, has the well been vertically profiled to assess the potential for contaminant stratification?
    ☐ **No**, this well is being profiled during this sampling round
    ☐ **Yes**, this well was profiled already. Date when well was profiled: _____
25. If the saturated portion of the well screen or open hole is greater than 10 feet, has the well been flow tested to assess the potential for vertical flow to be present within the well?
    ■ **No**, flow testing has not been conducted in this well
    ☐ **Yes**, flow testing of this well was conducted. Date of testing: _____
    Type of flow meter used: _____
    Measurements taken every _____ feet **[Please Attach Results]**
26. Weather Conditions During Deployment Temp. 40 ° F Wind None ■ Sunny ☐ Overcast ☐ Raining ☐ Snowing
27. Weather Conditions During Retrieval Temp. 32 ° F Wind Slight ☐ Sunny ■ Overcast ☐ Raining ☐ Snowing

28. Field Sampling Technician: Name(s) and Company (please print clearly)

Name	Company
Roy Wagner	Tetra Tech
Jon Byk, Andrew Kelly	Tetra Tech

New Jersey Department of Environmental Protection
Checklist for the Submission of Sampling Data for Passive Diffusion Bag Samplers (PDBS)

1. Site: Former Lockheed Electronics Company Site
2. Location: Watchung and North Plainfield, NJ
3. Well Designation: MW-508D
4. Well Permit Number: 25-43525

5. Type of Well: ■ Monitoring ☐ Extraction ☐ Residential ☐ Public Supply ☐ Irrigation ☐ Other
6. Well Surface Finish: ☐ Stick Up ■ Flush Mount
7. Location of Measuring Point: ■ Top of Casing ☐ Other (specify) _____
8. **NOTE:** PDBS represent a point sample within the screened interval or open hole of the well. It is critical to know the exact depth within the well where the PDBS is deployed. Well construction specifications, which are typically used to determine where to set the PDBS in the well, are measured in feet below ground surface (fbgs). If the depth interval for PDBS deployment is measured from the reference point identified above, the difference between this reference point and the ground surface must be measured and accounted for to determine the proper depth interval to set the PDBS. Please identify below, any differences between the measuring point identified above and actual ground surface at the well head.

   Distance between measuring point and ground surface (ft.) 0.31 feet below grade
9. Total Well Depth (fbgs) 262.70 (TIC)
10. Screened interval/open hole (fbgs) 252.7 to 262.7
11. Well Casing: Diameter: 2 inch Material: ■ PVC ☐ Carbon Steel ☐ Stainless Steel
12. Well Screen (or open hole diameter): Diameter: 2 inch Material: ■ PVC ☐ Carbon Steel ☐ Stainless Steel
13. Screen Size (slot) Screen Slot Size _____

14. Date and Time of Deployment Date: 3/7/16 Time: 10:20
15. Depth to Ground Water Depth to ground water at time of deployment 64.70 feet below TIC
16. Date and Time of Retrieval Date: 3/22/16 Time: 9:40
17. Depth to Ground Water Depth to ground water at time of retrieval 65.10 feet below TIC
18. Type of Deployment Line Used Diameter: 0.25 inch Material: Nylon line

19. Material and Mass (oz.) of PDBS Weight Stainless Steel, approx. 16 oz. (stainless steel recommended)
20. Type of PDBS Used
    ■ Lab Filled (Modified Trip Blank must be taken at time of deployment)
    ☐ Field Filled (Modified equipment blank of fill water must be taken at time of deployment. If PDBS isn't filled at well head, blank must travel with samplers until last sampler is deployed. Blank is then taken.)
21. Dimensions of PDBS Length (in.) 24 inches Diameter (in.) 1.25 inches Filled 220 ml
22. Position of PDBS Weight
    ☐ Attached to bottom of PDBS and suspended in well
    ☐ Attached to bottom of deployment line and suspended in well
    ■ Attached to bottom of deployment line and resting on bottom of well (preferred)
23. Position of PDBS in Well Screen (ft. from measuring point to center of PDBS)

1st PDBS	2nd PDBS	3rd PDBS	4th PDBS
approx. 256 ft bgs (center of screen) Set DUP-04			

5th PDBS	6th PDBS	7th PDBS	8th PDBS

24. If the saturated portion of the well screen or open hole is greater than 5 feet, has the well been vertically profiled to assess the potential for contaminant stratification?
    ☐ **No**, this well is being profiled during this sampling round
    ☐ **Yes**, this well was profiled already. Date when well was profiled: _____
25. If the saturated portion of the well screen or open hole is greater than 10 feet, has the well been flow tested to assess the potential for vertical flow to be present within the well?
    ■ **No**, flow testing has not been conducted in this well
    ☐ **Yes**, flow testing of this well was conducted. Date of testing: _____
    Type of flow meter used: _____
    Measurements taken every _____ feet **[Please Attach Results]**
26. Weather Conditions During Deployment Temp. 40 ° F Wind None ■ Sunny ☐ Overcast ☐ Raining ☐ Snowing
27. Weather Conditions During Retrieval Temp. 32 ° F Wind Slight ☐ Sunny ■ Overcast ☐ Raining ☐ Snowing

28. Field Sampling Technician: Name(s) and Company (please print clearly)

Name	Company
Roy Wagner	Tetra Tech
Jon Byk, Andrew Kelly	Tetra Tech

New Jersey Department of Environmental Protection

Checklist for the Submission of Sampling Data for Passive Diffusion Bag Samplers (PDBS)

1. Site: Former Lockheed Electronics Company Site
2. Location: Watchung and North Plainfield, NJ
3. Well Designation: MW-532S
4. Well Permit Number: 25-47893

5. Type of Well: ■ Monitoring ☐ Extraction ☐ Residential ☐ Public Supply ☐ Irrigation ☐ Other
6. Well Surface Finish: ☐ Stick Up ■ Flush Mount
7. Location of Measuring Point: ■ Top of Casing ☐ Other (specify) _____
8. **NOTE:** PDBS represent a point sample within the screened interval or open hole of the well. It is critical to know the exact depth within the well where the PDBS is deployed. Well construction specifications, which are typically used to determine where to set the PDBS in the well, are measured in feet below ground surface (fbgs). If the depth interval for PDBS deployment is measured from the reference point identified above, the difference between this reference point and the ground surface must be measured and accounted for to determine the proper depth interval to set the PDBS. Please identify below, any differences between the measuring point identified above and actual ground surface at the well head.

   Distance between measuring point and ground surface (ft.) 0.40 feet below grade
9. Total Well Depth (fbgs) 90.2 (TIC)
10. Screened interval/open hole (fbgs) 93 to 103
11. Well Casing: Diameter: 2 inch Material: ■ PVC ☐ Carbon Steel ☐ Stainless Steel
12. Well Screen (or open hole diameter): Diameter: 2 inch Material: ■ PVC ☐ Carbon Steel ☐ Stainless Steel
13. Screen Size (slot) Screen Slot Size _____

14. Date and Time of Deployment Date: 3/7/16 Time: 8:07
15. Depth to Ground Water Depth to ground water at time of deployment 51.50 feet below TIC
16. Date and Time of Retrieval Date: 3/22/16 Time: 7:45
17. Depth to Ground Water Depth to ground water at time of retrieval 51.50 feet below TIC
18. Type of Deployment Line Used Diameter: 0.25 inch Material: Nylon line

19. Material and Mass (oz.) of PDBS Weight Stainless Steel, approx. 16 oz. (stainless steel recommended)
20. Type of PDBS Used
    ■ Lab Filled (Modified Trip Blank must be taken at time of deployment)
    ☐ Field Filled (Modified equipment blank of fill water must be taken at time of deployment. If PDBS isn't filled at well head, blank must travel with samplers until last sampler is deployed. Blank is then taken.)
21. Dimensions of PDBS Length (in.) 24 inches Diameter (in.) 1.25 inches Filled 220 ml
22. Position of PDBS Weight
    ☐ Attached to bottom of PDBS and suspended in well
    ☐ Attached to bottom of deployment line and suspended in well
    ■ Attached to bottom of deployment line and resting on bottom of well (preferred)
23. Position of PDBS in Well Screen (ft. from measuring point to center of PDBS)

1st PDBS	2nd PDBS	3rd PDBS	4th PDBS
2.5 ft. bgs.			

5th PDBS	6th PDBS	7th PDBS	8th PDBS

24. If the saturated portion of the well screen or open hole is greater than 5 feet, has the well been vertically profiled to assess the potential for contaminant stratification?
    ☐ **No**, this well is being profiled during this sampling round
    ☐ **Yes**, this well was profiled already. Date when well was profiled: _____
25. If the saturated portion of the well screen or open hole is greater than 10 feet, has the well been flow tested to assess the potential for vertical flow to be present within the well?
    ■ **No**, flow testing has not been conducted in this well
    ☐ **Yes**, flow testing of this well was conducted. Date of testing: _____
    Type of flow meter used: _____
    Measurements taken every _____ feet **[Please Attach Results]**
26. Weather Conditions During Deployment Temp. 40 ° F Wind None ■ Sunny ☐ Overcast ☐ Raining ☐ Snowing
27. Weather Conditions During Retrieval Temp. 32 ° F Wind Slight ☐ Sunny ■ Overcast ☐ Raining ☐ Snowing

28. Field Sampling Technician: Name(s) and Company (please print clearly)

Name	Company
Roy Wagner	Tetra Tech
Jon Byk, Andrew Kelly	Tetra Tech

New Jersey Department of Environmental Protection

Checklist for the Submission of Sampling Data for Passive Diffusion Bag Samplers (PDBS)

1. Site: Former Lockheed Electronics Company Site
2. Location: Watchung and North Plainfield, NJ
3. Well Designation: MW-532D
4. Well Permit Number: 25-47892

5. Type of Well: ■ Monitoring ☐ Extraction ☐ Residential ☐ Public Supply ☐ Irrigation ☐ Other
6. Well Surface Finish: ☐ Stick Up ■ Flush Mount
7. Location of Measuring Point: ■ Top of Casing ☐ Other (specify) _____
8. **NOTE:** PDBS represent a point sample within the screened interval or open hole of the well. It is critical to know the exact depth within the well where the PDBS is deployed. Well construction specifications, which are typically used to determine where to set the PDBS in the well, are measured in feet below ground surface (fbgs). If the depth interval for PDBS deployment is measured from the reference point identified above, the difference between this reference point and the ground surface must be measured and accounted for to determine the proper depth interval to set the PDBS. Please identify below, any differences between the measuring point identified above and actual ground surface at the well head.

   Distance between measuring point and ground surface (ft.) 0.31 feet below grade
9. Total Well Depth (fbgs) 263.0 (TIC)
10. Screened interval/open hole (fbgs) 253.0 to 263.0
11. Well Casing: Diameter: 2 inch Material: ■ PVC ☐ Carbon Steel ☐ Stainless Steel
12. Well Screen (or open hole diameter): Diameter: 2 inch Material: ■ PVC ☐ Carbon Steel ☐ Stainless Steel
13. Screen Size (slot) Screen Slot Size _____

14. Date and Time of Deployment Date: 3/7/16 Time: 8:02
15. Depth to Ground Water Depth to ground water at time of deployment 54.89 feet below TIC
16. Date and Time of Retrieval Date: 3/22/16 Time: 7:50
17. Depth to Ground Water Depth to ground water at time of retrieval 55.03 feet below TIC
18. Type of Deployment Line Used Diameter: 0.25 inch Material: Nylon line

19. Material and Mass (oz.) of PDBS Weight Stainless Steel, approx. 16 oz. (stainless steel recommended)
20. Type of PDBS Used
    ■ Lab Filled (Modified Trip Blank must be taken at time of deployment)
    ☐ Field Filled (Modified equipment blank of fill water must be taken at time of deployment. If PDBS isn't filled at well head, blank must travel with samplers until last sampler is deployed. Blank is then taken.)
21. Dimensions of PDBS Length (in.) 24 inches Diameter (in.) 1.25 inches Filled 220 ml
22. Position of PDBS Weight
    ☐ Attached to bottom of PDBS and suspended in well
    ☐ Attached to bottom of deployment line and suspended in well
    ■ Attached to bottom of deployment line and resting on bottom of well (preferred)
23. Position of PDBS in Well Screen (ft. from measuring point to center of PDBS)

1st PDBS	2nd PDBS	3rd PDBS	4th PDBS
approx. 258 ft (center of screen)			
5th PDBS	**6th PDBS**	**7th PDBS**	**8th PDBS**

24. If the saturated portion of the well screen or open hole is greater than 5 feet, has the well been vertically profiled to assess the potential for contaminant stratification?
    ☐ **No**, this well is being profiled during this sampling round
    ☐ **Yes**, this well was profiled already. Date when well was profiled: _____
25. If the saturated portion of the well screen or open hole is greater than 10 feet, has the well been flow tested to assess the potential for vertical flow to be present within the well?
    ■ **No**, flow testing has not been conducted in this well
    ☐ **Yes**, flow testing of this well was conducted. Date of testing: _____
    Type of flow meter used: _____
    Measurements taken every _____ feet **[Please Attach Results]**
26. Weather Conditions During Deployment Temp. 40 ° F Wind None ■ Sunny ☐ Overcast ☐ Raining ☐ Snowing
27. Weather Conditions During Retrieval Temp. 32 ° F Wind Slight ☐ Sunny ■ Overcast ☐ Raining ☐ Snowing

28. Field Sampling Technician: Name(s) and Company (please print clearly)

Name	Company
Roy Wagner	Tetra Tech
Jon Byk, Andrew Kelly	Tetra Tech

New Jersey Department of Environmental Protection

Checklist for the Submission of Sampling Data for Passive Diffusion Bag Samplers (PDBS)

1. Site: Former Lockheed Electronics Company Site
2. Location: Watchung and North Plainfield, NJ
3. Well Designation: MW-544S
4. Well Permit Number: 25-54779

5. Type of Well: ■ Monitoring ☐ Extraction ☐ Residential ☐ Public Supply ☐ Irrigation ☐ Other
6. Well Surface Finish: ☐ Stick Up ■ Flush Mount
7. Location of Measuring Point: ■ Top of Casing ☐ Other (specify) _____
8. **NOTE:** PDBS represent a point sample within the screened interval or open hole of the well. It is critical to know the exact depth within the well where the PDBS is deployed. Well construction specifications, which are typically used to determine where to set the PDBS in the well, are measured in feet below ground surface (fbgs). If the depth interval for PDBS deployment is measured from the reference point identified above, the difference between this reference point and the ground surface must be measured and accounted for to determine the proper depth interval to set the PDBS. Please identify below, any differences between the measuring point identified above and actual ground surface at the well head.

   Distance between measuring point and ground surface (ft.) 0.13 feet below grade
9. Total Well Depth (fbgs) 22.40 (TIC)
10. Screened interval/open hole (fbgs) 3 to 23
11. Well Casing: Diameter: 2 inch Material: ■ PVC ☐ Carbon Steel ☐ Stainless Steel
12. Well Screen (or open hole diameter): Diameter: 2 inch Material: ■ PVC ☐ Carbon Steel ☐ Stainless Steel
13. Screen Size (slot) Screen Slot Size _____

14. Date and Time of Deployment Date: 3/7/16 Time: 14:00
15. Depth to Ground Water Depth to ground water at time of deployment 1.80 feet below TIC
16. Date and Time of Retrieval Date: 3/22/16 Time: 12:45
17. Depth to Ground Water Depth to ground water at time of retrieval 3.25 feet below TIC
18. Type of Deployment Line Used Diameter: 0.25 inch Material: Nylon line

19. Material and Mass (oz.) of PDBS Weight Stainless Steel, approx. 16 oz. (stainless steel recommended)
20. Type of PDBS Used
    ■ Lab Filled (Modified Trip Blank must be taken at time of deployment)
    ☐ Field Filled (Modified equipment blank of fill water must be taken at time of deployment. If PDBS isn't filled at well head, blank must travel with samplers until last sampler is deployed. Blank is then taken.)
21. Dimensions of PDBS Length (in.) 24 inches Diameter (in.) 1.25 inches Filled 220 ml
22. Position of PDBS Weight
    ☐ Attached to bottom of PDBS and suspended in well
    ☐ Attached to bottom of deployment line and suspended in well
    ■ Attached to bottom of deployment line and resting on bottom of well (preferred)
23. Position of PDBS in Well Screen (ft. from measuring point to center of PDBS)

1st PDBS	2nd PDBS	3rd PDBS	4th PDBS
approx. 12.4 ft (center of screen)			
5th PDBS	**6th PDBS**	**7th PDBS**	**8th PDBS**

24. If the saturated portion of the well screen or open hole is greater than 5 feet, has the well been vertically profiled to assess the potential for contaminant stratification?
    ☐ **No**, this well is being profiled during this sampling round
    ☐ **Yes**, this well was profiled already. Date when well was profiled: _____
25. If the saturated portion of the well screen or open hole is greater than 10 feet, has the well been flow tested to assess the potential for vertical flow to be present within the well?
    ■ **No**, flow testing has not been conducted in this well
    ☐ **Yes**, flow testing of this well was conducted. Date of testing: _____
    Type of flow meter used: _____
    Measurements taken every _____ feet **[Please Attach Results]**
26. Weather Conditions During Deployment Temp. 40 ° F Wind None ■ Sunny ☐ Overcast ☐ Raining ☐ Snowing
27. Weather Conditions During Retrieval Temp. 32 ° F Wind Slight ☐ Sunny ■ Overcast ☐ Raining ☐ Snowing

28. Field Sampling Technician: Name(s) and Company (please print clearly)

Name	Company
Roy Wagner	Tetra Tech
Jon Byk, Andrew Kelly	Tetra Tech

New Jersey Department of Environmental Protection
Checklist for the Submission of Sampling Data for Passive Diffusion Bag Samplers (PDBS)

1. Site: Former Lockheed Electronics Company Site
2. Location: Watchung and North Plainfield, NJ
3. Well Designation: MW-544I
4. Well Permit Number: 25-54778

5. Type of Well: ■ Monitoring ☐ Extraction ☐ Residential ☐ Public Supply ☐ Irrigation ☐ Other
6. Well Surface Finish: ☐ Stick Up ■ Flush Mount
7. Location of Measuring Point: ■ Top of Casing ☐ Other (specify) _____
8. **NOTE:** PDBS represent a point sample within the screened interval or open hole of the well. It is critical to know the exact depth within the well where the PDBS is deployed. Well construction specifications, which are typically used to determine where to set the PDBS in the well, are measured in feet below ground surface (fbgs). If the depth interval for PDBS deployment is measured from the reference point identified above, the difference between this reference point and the ground surface must be measured and accounted for to determine the proper depth interval to set the PDBS. Please identify below, any differences between the measuring point identified above and actual ground surface at the well head.

   Distance between measuring point and ground surface (ft.) 0.25 feet below grade
9. Total Well Depth (fbgs) 99.70 (TIC)
10. Screened interval/open hole (fbgs) 80 to 100
11. Well Casing: Diameter: 2 inch Material: ■ PVC ☐ Carbon Steel ☐ Stainless Steel
12. Well Screen (or open hole diameter): Diameter: 2 inch Material: ■ PVC ☐ Carbon Steel ☐ Stainless Steel
13. Screen Size (slot) Screen Slot Size _____

14. Date and Time of Deployment Date: 3/7/16 Time: 14:05
15. Depth to Ground Water Depth to ground water at time of deployment 7.80 feet below TIC
16. Date and Time of Retrieval Date: 3/22/16 Time: 12:50
17. Depth to Ground Water Depth to ground water at time of retrieval 8.01 feet below TIC
18. Type of Deployment Line Used Diameter: 0.25 inch Material: Nylon line

19. Material and Mass (oz.) of PDBS Weight Stainless Steel, approx. 16 oz. (stainless steel recommended)
20. Type of PDBS Used
    ■ Lab Filled (Modified Trip Blank must be taken at time of deployment)
    ☐ Field Filled (Modified equipment blank of fill water must be taken at time of deployment. If PDBS isn't filled at well head, blank must travel with samplers until last sampler is deployed. Blank is then taken.)
21. Dimensions of PDBS Length (in.) 24 inches Diameter (in.) 1.25 inches Filled 220 ml
22. Position of PDBS Weight
    ☐ Attached to bottom of PDBS and suspended in well
    ☐ Attached to bottom of deployment line and suspended in well
    ■ Attached to bottom of deployment line and resting on bottom of well (preferred)
23. Position of PDBS in Well Screen (ft. from measuring point to center of PDBS)

1st PDBS	2nd PDBS	3rd PDBS	4th PDBS
approx. 89.7 ft (center of screen)			
5th PDBS	**6th PDBS**	**7th PDBS**	**8th PDBS**

24. If the saturated portion of the well screen or open hole is greater than 5 feet, has the well been vertically profiled to assess the potential for contaminant stratification?
    ☐ **No**, this well is being profiled during this sampling round
    ☐ **Yes**, this well was profiled already. Date when well was profiled: _____
25. If the saturated portion of the well screen or open hole is greater than 10 feet, has the well been flow tested to assess the potential for vertical flow to be present within the well?
    ■ **No**, flow testing has not been conducted in this well
    ☐ **Yes**, flow testing of this well was conducted. Date of testing: _____
    Type of flow meter used: _____
    Measurements taken every _____ feet **[Please Attach Results]**
26. Weather Conditions During Deployment Temp. 40 ° F Wind None ■ Sunny ☐ Overcast ☐ Raining ☐ Snowing
27. Weather Conditions During Retrieval Temp. 32 ° F Wind Slight ☐ Sunny ■ Overcast ☐ Raining ☐ Snowing

28. Field Sampling Technician: Name(s) and Company (please print clearly)

Name	Company
Roy Wagner	Tetra Tech
Jon Byk, Andrew Kelly	Tetra Tech

New Jersey Department of Environmental Protection
Checklist for the Submission of Sampling Data for Passive Diffusion Bag Samplers (PDBS)

1. Site: Former Lockheed Electronics Company Site
2. Location: Watchung and North Plainfield, NJ
3. Well Designation: MW-544D
4. Well Permit Number: 25-54777

5. Type of Well: ■ Monitoring ☐ Extraction ☐ Residential ☐ Public Supply ☐ Irrigation ☐ Other
6. Well Surface Finish: ☐ Stick Up ■ Flush Mount
7. Location of Measuring Point: ■ Top of Casing ☐ Other (specify) _____
8. **NOTE:** PDBS represent a point sample within the screened interval or open hole of the well. It is critical to know the exact depth within the well where the PDBS is deployed. Well construction specifications, which are typically used to determine where to set the PDBS in the well, are measured in feet below ground surface (fbgs). If the depth interval for PDBS deployment is measured from the reference point identified above, the difference between this reference point and the ground surface must be measured and accounted for to determine the proper depth interval to set the PDBS. Please identify below, any differences between the measuring point identified above and actual ground surface at the well head.

   Distance between measuring point and ground surface (ft.) 0.18 feet below grade
9. Total Well Depth (fbgs) 202.00 (TIC)
10. Screened interval/open hole (fbgs) 180 to 200
11. Well Casing: Diameter: 2 inch Material: ■ PVC ☐ Carbon Steel ☐ Stainless Steel
12. Well Screen (or open hole diameter): Diameter: 2 inch Material: ■ PVC ☐ Carbon Steel ☐ Stainless Steel
13. Screen Size (slot) Screen Slot Size _____

14. Date and Time of Deployment Date: 3/7/16 Time: 14:02
15. Depth to Ground Water Depth to ground water at time of deployment 10.10 feet below TIC
16. Date and Time of Retrieval Date: 3/22/16 Time: 12:55
17. Depth to Ground Water Depth to ground water at time of retrieval 10.43 feet below TIC
18. Type of Deployment Line Used Diameter: 0.25 inch Material: Nylon line

19. Material and Mass (oz.) of PDBS Weight Stainless Steel, approx. 16 oz. (stainless steel recommended)
20. Type of PDBS Used
    ■ Lab Filled (Modified Trip Blank must be taken at time of deployment)
    ☐ Field Filled (Modified equipment blank of fill water must be taken at time of deployment. If PDBS isn't filled at well head, blank must travel with samplers until last sampler is deployed. Blank is then taken.)
21. Dimensions of PDBS Length (in.) 24 inches Diameter (in.) 1.25 inches Filled 220 ml
22. Position of PDBS Weight
    ☐ Attached to bottom of PDBS and suspended in well
    ☐ Attached to bottom of deployment line and suspended in well
    ■ Attached to bottom of deployment line and resting on bottom of well (preferred)
23. Position of PDBS in Well Screen (ft. from measuring point to center of PDBS)

1st PDBS	2nd PDBS	3rd PDBS	4th PDBS
approx. 192 ft (center of screen)			

5th PDBS	6th PDBS	7th PDBS	8th PDBS

24. If the saturated portion of the well screen or open hole is greater than 5 feet, has the well been vertically profiled to assess the potential for contaminant stratification?
    ☐ **No**, this well is being profiled during this sampling round
    ☐ **Yes**, this well was profiled already. Date when well was profiled: _____
25. If the saturated portion of the well screen or open hole is greater than 10 feet, has the well been flow tested to assess the potential for vertical flow to be present within the well?
    ■ **No**, flow testing has not been conducted in this well
    ☐ **Yes**, flow testing of this well was conducted. Date of testing: _____
    Type of flow meter used: _____
    Measurements taken every _____ feet **[Please Attach Results]**
26. Weather Conditions During Deployment Temp. 40 ° F Wind None ■ Sunny ☐ Overcast ☐ Raining ☐ Snowing
27. Weather Conditions During Retrieval Temp. 32 ° F Wind Slight ☐ Sunny ■ Overcast ☐ Raining ☐ Snowing

28. Field Sampling Technician: Name(s) and Company (please print clearly)

Name	Company
Roy Wagner	Tetra Tech
Jon Byk, Andrew Kelly	Tetra Tech

New Jersey Department of Environmental Protection
Checklist for the Submission of Sampling Data for Passive Diffusion Bag Samplers (PDBS)

1. Site: Former Lockheed Electronics Company Site
2. Location: Watchung and North Plainfield, NJ
3. Well Designation: MW-545S
4. Well Permit Number: 25-54786

5. Type of Well: ■Monitoring ☐Extraction ☐Residential ☐Public Supply ☐Irrigation ☐Other
6. Well Surface Finish: ☐Stick Up ■Flush Mount
7. Location of Measuring Point: ■Top of Casing ☐Other (specify) _____
8. **NOTE:** PDBS represent a point sample within the screened interval or open hole of the well. It is critical to know the exact depth within the well where the PDBS is deployed. Well construction specifications, which are typically used to determine where to set the PDBS in the well, are measured in feet below ground surface (fbgs). If the depth interval for PDBS deployment is measured from the reference point identified above, the difference between this reference point and the ground surface must be measured and accounted for to determine the proper depth interval to set the PDBS. Please identify below, any differences between the measuring point identified above and actual ground surface at the well head.

   Distance between measuring point and ground surface (ft.) 0..53 feet below grade
9. Total Well Depth (fbgs) 34.90 (TIC)
10. Screened interval/open hole (fbgs) 15 to 35
11. Well Casing: Diameter: 2 inch Material: ■PVC ☐Carbon Steel ☐Stainless Steel
12. Well Screen (or open hole diameter): Diameter: 2 inch Material: ■PVC ☐Carbon Steel ☐Stainless Steel
13. Screen Size (slot) Screen Slot Size _____

14. Date and Time of Deployment Date: 3/7/16 Time: 13:00
15. Depth to Ground Water Depth to ground water at time of deployment 13.28 feet below TIC
16. Date and Time of Retrieval Date: 3/22/16 Time: 12:05
17. Depth to Ground Water Depth to ground water at time of retrieval 13.32 feet below TIC
18. Type of Deployment Line Used Diameter: 0.25 inch Material: Nylon line

19. Material and Mass (oz.) of PDBS Weight Stainless Steel, approx. 16 oz. (stainless steel recommended)
20. Type of PDBS Used
    ■Lab Filled (Modified Trip Blank must be taken at time of deployment)
    ☐Field Filled (Modified equipment blank of fill water must be taken at time of deployment. If PDBS isn't filled at well head, blank must travel with samplers until last sampler is deployed. Blank is then taken.)
21. Dimensions of PDBS Length (in.) 24 inches Diameter (in.) 1.25 inches Filled 220 ml
22. Position of PDBS Weight
    ☐Attached to bottom of PDBS and suspended in well
    ☐Attached to bottom of deployment line and suspended in well
    ■Attached to bottom of deployment line and resting on bottom of well (preferred)
23. Position of PDBS in Well Screen (ft. from measuring point to center of PDBS)

1st PDBS	2nd PDBS	3rd PDBS	4th PDBS
approx. 24.90 ft (center of screen)			
5th PDBS	**6th PDBS**	**7th PDBS**	**8th PDBS**

24. If the saturated portion of the well screen or open hole is greater than 5 feet, has the well been vertically profiled to assess the potential for contaminant stratification?
    ☐ **No**, this well is being profiled during this sampling round
    ☐ **Yes**, this well was profiled already. Date when well was profiled: _____
25. If the saturated portion of the well screen or open hole is greater than 10 feet, has the well been flow tested to assess the potential for vertical flow to be present within the well?
    ■ **No**, flow testing has not been conducted in this well
    ☐ **Yes**, flow testing of this well was conducted. Date of testing: _____
    Type of flow meter used: _____
    Measurements taken every _____ feet **[Please Attach Results]**
26. Weather Conditions During Deployment Temp. 40 ° F Wind None ■Sunny ☐Overcast ☐Raining ☐Snowing
27. Weather Conditions During Retrieval Temp. 32 ° F Wind Slight ☐Sunny ■Overcast ☐Raining ☐Snowing

28. Field Sampling Technician: Name(s) and Company (please print clearly)

Name	Company
Roy Wagner, Tetra Tech	
Jon Byk, Tetra Tech, Andrew Kelly, Tetra Tech	

New Jersey Department of Environmental Protection
Checklist for the Submission of Sampling Data for Passive Diffusion Bag Samplers (PDBS)

1. Site: Former Lockheed Electronics Company Site
2. Location: Watchung and North Plainfield, NJ
3. Well Designation: MW-545I
4. Well Permit Number: 25-54785

5. Type of Well: ■Monitoring ☐Extraction ☐Residential ☐Public Supply ☐Irrigation ☐Other
6. Well Surface Finish: ☐Stick Up ■Flush Mount
7. Location of Measuring Point: ■Top of Casing ☐Other (specify) _____
8. **NOTE:** PDBS represent a point sample within the screened interval or open hole of the well. It is critical to know the exact depth within the well where the PDBS is deployed. Well construction specifications, which are typically used to determine where to set the PDBS in the well, are measured in feet below ground surface (fbgs). If the depth interval for PDBS deployment is measured from the reference point identified above, the difference between this reference point and the ground surface must be measured and accounted for to determine the proper depth interval to set the PDBS. Please identify below, any differences between the measuring point identified above and actual ground surface at the well head.

   Distance between measuring point and ground surface (ft.) 0..23 feet below grade
9. Total Well Depth (fbgs) 92.35 (TIC)
10. Screened interval/open hole (fbgs) 73 to 93
11. Well Casing: Diameter: 2 inch Material: ■PVC ☐Carbon Steel ☐Stainless Steel
12. Well Screen (or open hole diameter): Diameter: 2 inch Material: ■PVC ☐Carbon Steel ☐Stainless Steel
13. Screen Size (slot) Screen Slot Size _____

14. Date and Time of Deployment Date: 3/7/16 Time: 13:02
15. Depth to Ground Water Depth to ground water at time of deployment 18.70 feet below TIC
16. Date and Time of Retrieval Date: 3/22/16 Time: 12:10
17. Depth to Ground Water Depth to ground water at time of retrieval 18.85 feet below TIC
18. Type of Deployment Line Used Diameter: 0.25 inch Material: Nylon line

19. Material and Mass (oz.) of PDBS Weight Stainless Steel, approx. 16 oz. (stainless steel recommended)
20. Type of PDBS Used
    ■Lab Filled (Modified Trip Blank must be taken at time of deployment)
    ☐Field Filled (Modified equipment blank of fill water must be taken at time of deployment. If PDBS isn't filled at well head, blank must travel with samplers until last sampler is deployed. Blank is then taken.)
21. Dimensions of PDBS Length (in.) 24 inches Diameter (in.) 1.25 inches Filled 220 ml
22. Position of PDBS Weight
    ☐Attached to bottom of PDBS and suspended in well
    ☐Attached to bottom of deployment line and suspended in well
    ■Attached to bottom of deployment line and resting on bottom of well (preferred)
23. Position of PDBS in Well Screen (ft. from measuring point to center of PDBS)

1st PDBS	2nd PDBS	3rd PDBS	4th PDBS
approx. 82.35 ft (center of screen)			
5th PDBS	**6th PDBS**	**7th PDBS**	**8th PDBS**

24. If the saturated portion of the well screen or open hole is greater than 5 feet, has the well been vertically profiled to assess the potential for contaminant stratification?
    ☐**No**, this well is being profiled during this sampling round
    ☐**Yes**, this well was profiled already. Date when well was profiled: _____
25. If the saturated portion of the well screen or open hole is greater than 10 feet, has the well been flow tested to assess the potential for vertical flow to be present within the well?
    ■**No**, flow testing has not been conducted in this well
    ☐**Yes**, flow testing of this well was conducted. Date of testing: _____
    Type of flow meter used: _____
    Measurements taken every _____ feet **[Please Attach Results]**
26. Weather Conditions During Deployment Temp. 40 ° F Wind None ■Sunny ☐Overcast ☐Raining ☐Snowing
27. Weather Conditions During Retrieval Temp. 32 ° F Wind Slight ☐Sunny ■Overcast ☐Raining ☐Snowing

28. Field Sampling Technician: Name(s) and Company (please print clearly)

Name	Company
Roy Wagner, Tetra Tech	
Jon Byk, Tetra Tech, Andrew Kelly, Tetra Tech	

New Jersey Department of Environmental Protection
Checklist for the Submission of Sampling Data for Passive Diffusion Bag Samplers (PDBS)

1. Site: Former Lockheed Electronics Company Site
2. Location: Watchung and North Plainfield, NJ
3. Well Designation: MW-545D
4. Well Permit Number: 25-54784

5. Type of Well: ■ Monitoring ☐ Extraction ☐ Residential ☐ Public Supply ☐ Irrigation ☐ Other
6. Well Surface Finish: ☐ Stick Up ■ Flush Mount
7. Location of Measuring Point: ■ Top of Casing ☐ Other (specify) _____
8. **NOTE:** PDBS represent a point sample within the screened interval or open hole of the well. It is critical to know the exact depth within the well where the PDBS is deployed. Well construction specifications, which are typically used to determine where to set the PDBS in the well, are measured in feet below ground surface (fbgs). If the depth interval for PDBS deployment is measured from the reference point identified above, the difference between this reference point and the ground surface must be measured and accounted for to determine the proper depth interval to set the PDBS. Please identify below, any differences between the measuring point identified above and actual ground surface at the well head.

   Distance between measuring point and ground surface (ft.) 0.24 feet below grade
9. Total Well Depth (fbgs) 196.50 (TIC)
10. Screened interval/open hole (fbgs) 180 to 200
11. Well Casing: Diameter: 2 inch Material: ■ PVC ☐ Carbon Steel ☐ Stainless Steel
12. Well Screen (or open hole diameter): Diameter: 2 inch Material: ■ PVC ☐ Carbon Steel ☐ Stainless Steel
13. Screen Size (slot) Screen Slot Size _____

14. Date and Time of Deployment Date: 3/7/16 Time: 13:04
15. Depth to Ground Water Depth to ground water at time of deployment 18.05 feet below TIC
16. Date and Time of Retrieval Date: 3/22/16 Time: 12:15
17. Depth to Ground Water Depth to ground water at time of retrieval 18.25 feet below TIC
18. Type of Deployment Line Used Diameter: 0.25 inch Material: Nylon line

19. Material and Mass (oz.) of PDBS Weight Stainless Steel, approx. 16 oz. (stainless steel recommended)
20. Type of PDBS Used
    ■ Lab Filled (Modified Trip Blank must be taken at time of deployment)
    ☐ Field Filled (Modified equipment blank of fill water must be taken at time of deployment. If PDBS isn't filled at well head, blank must travel with samplers until last sampler is deployed. Blank is then taken.)
21. Dimensions of PDBS Length (in.) 24 inches Diameter (in.) 1.25 inches Filled 220 ml
22. Position of PDBS Weight
    ☐ Attached to bottom of PDBS and suspended in well
    ☐ Attached to bottom of deployment line and suspended in well
    ■ Attached to bottom of deployment line and resting on bottom of well (preferred)
23. Position of PDBS in Well Screen (ft. from measuring point to center of PDBS)

1st PDBS	2nd PDBS	3rd PDBS	4th PDBS
approx. 184.7 ft bgs			
5th PDBS	**6th PDBS**	**7th PDBS**	**8th PDBS**

24. If the saturated portion of the well screen or open hole is greater than 5 feet, has the well been vertically profiled to assess the potential for contaminant stratification?
    ☐ **No**, this well is being profiled during this sampling round
    ☐ **Yes**, this well was profiled already. Date when well was profiled: _____
25. If the saturated portion of the well screen or open hole is greater than 10 feet, has the well been flow tested to assess the potential for vertical flow to be present within the well?
    ■ **No**, flow testing has not been conducted in this well
    ☐ **Yes**, flow testing of this well was conducted. Date of testing: _____
    Type of flow meter used: _____
    Measurements taken every _____ feet **[Please Attach Results]**
26. Weather Conditions During Deployment Temp. 40 ° F Wind None ■ Sunny ☐ Overcast ☐ Raining ☐ Snowing
27. Weather Conditions During Retrieval Temp. 32 ° F Wind Slight ☐ Sunny ■ Overcast ☐ Raining ☐ Snowing

28. Field Sampling Technician: Name(s) and Company (please print clearly)

Name	Company
Roy Wagner	Tetra Tech
Jon Byk, Andrew Kelly	Tetra Tech

New Jersey Department of Environmental Protection
Checklist for the Submission of Sampling Data for Passive Diffusion Bag Samplers (PDBS)

1. Site: Former Lockheed Electronics Company Site
2. Location: Watchung and North Plainfield, NJ
3. Well Designation: MW-546D
4. Well Permit Number: 25-55003

5. Type of Well: ■ Monitoring ☐ Extraction ☐ Residential ☐ Public Supply ☐ Irrigation ☐ Other
6. Well Surface Finish: ☐ Stick Up ■ Flush Mount
7. Location of Measuring Point: ■ Top of Casing ☐ Other (specify) _____
8. **NOTE:** PDBS represent a point sample within the screened interval or open hole of the well. It is critical to know the exact depth within the well where the PDBS is deployed. Well construction specifications, which are typically used to determine where to set the PDBS in the well, are measured in feet below ground surface (fbgs). If the depth interval for PDBS deployment is measured from the reference point identified above, the difference between this reference point and the ground surface must be measured and accounted for to determine the proper depth interval to set the PDBS. Please identify below, any differences between the measuring point identified above and actual ground surface at the well head.

   Distance between measuring point and ground surface (ft.) 0.60 feet below grade
9. Total Well Depth (fbgs) 197.50 (TIC)
10. Screened interval/open hole (fbgs) 180 to 200
11. Well Casing: Diameter: 2 inch Material: ■ PVC ☐ Carbon Steel ☐ Stainless Steel
12. Well Screen (or open hole diameter): Diameter: 2 inch Material: ■ PVC ☐ Carbon Steel ☐ Stainless Steel
13. Screen Size (slot) Screen Slot Size _____

14. Date and Time of Deployment Date: 3/7/16 Time: 10:53
15. Depth to Ground Water Depth to ground water at time of deployment 17.61 feet below TIC
16. Date and Time of Retrieval Date: 3/22/16 Time: 14:55
17. Depth to Ground Water Depth to ground water at time of retrieval 17.84 feet below TIC
18. Type of Deployment Line Used Diameter: 0.25 inch Material: Nylon line

19. Material and Mass (oz.) of PDBS Weight Stainless Steel, approx. 16 oz. (stainless steel recommended)
20. Type of PDBS Used
    ■ Lab Filled (Modified Trip Blank must be taken at time of deployment)
    ☐ Field Filled (Modified equipment blank of fill water must be taken at time of deployment. If PDBS isn't filled at well head, blank must travel with samplers until last sampler is deployed. Blank is then taken.)
21. Dimensions of PDBS Length (in.) 24 inches Diameter (in.) 1.25 inches Filled 220 ml
22. Position of PDBS Weight
    ☐ Attached to bottom of PDBS and suspended in well
    ☐ Attached to bottom of deployment line and suspended in well
    ■ Attached to bottom of deployment line and resting on bottom of well (preferred)
23. Position of PDBS in Well Screen (ft. from measuring point to center of PDBS)

1st PDBS	2nd PDBS	3rd PDBS	4th PDBS
approx. 187.50 ft (center of screen)			
5th PDBS	**6th PDBS**	**7th PDBS**	**8th PDBS**

24. If the saturated portion of the well screen or open hole is greater than 5 feet, has the well been vertically profiled to assess the potential for contaminant stratification?
    ☐ **No**, this well is being profiled during this sampling round
    ☐ **Yes**, this well was profiled already. Date when well was profiled: _____
25. If the saturated portion of the well screen or open hole is greater than 10 feet, has the well been flow tested to assess the potential for vertical flow to be present within the well?
    ■ **No**, flow testing has not been conducted in this well
    ☐ **Yes**, flow testing of this well was conducted. Date of testing: _____
    Type of flow meter used: _____
    Measurements taken every _____ feet **[Please Attach Results]**
26. Weather Conditions During Deployment Temp. 40 ° F Wind None ■ Sunny ☐ Overcast ☐ Raining ☐ Snowing
27. Weather Conditions During Retrieval Temp. 32 ° F Wind Slight ☐ Sunny ■ Overcast ☐ Raining ☐ Snowing

28. Field Sampling Technician: Name(s) and Company (please print clearly)

Name	Company
Roy Wagner	Tetra Tech
Jon Byk, Andrew Kelly	Tetra Tech

New Jersey Department of Environmental Protection

Checklist for the Submission of Sampling Data for Passive Diffusion Bag Samplers (PDBS)

1. Site: Former Lockheed Electronics Company Site
2. Location: Watchung and North Plainfield, NJ
3. Well Designation: MW-546S
4. Well Permit Number: 25-55005

5. Type of Well: ■ Monitoring ☐ Extraction ☐ Residential ☐ Public Supply ☐ Irrigation ☐ Other
6. Well Surface Finish: ☐ Stick Up ■ Flush Mount
7. Location of Measuring Point: ■ Top of Casing ☐ Other (specify) _____
8. **NOTE:** PDBS represent a point sample within the screened interval or open hole of the well. It is critical to know the exact depth within the well where the PDBS is deployed. Well construction specifications, which are typically used to determine where to set the PDBS in the well, are measured in feet below ground surface (fbgs). If the depth interval for PDBS deployment is measured from the reference point identified above, the difference between this reference point and the ground surface must be measured and accounted for to determine the proper depth interval to set the PDBS. Please identify below, any differences between the measuring point identified above and actual ground surface at the well head.

   Distance between measuring point and ground surface (ft.) 0.32 feet below grade
9. Total Well Depth (fbgs) 31.41 (TIC)
10. Screened interval/open hole (fbgs) 12 to 32
11. Well Casing: Diameter: 2 inch Material: ■ PVC ☐ Carbon Steel ☐ Stainless Steel
12. Well Screen (or open hole diameter): Diameter: 2 inch Material: ■ PVC ☐ Carbon Steel ☐ Stainless Steel
13. Screen Size (slot) Screen Slot Size _____

14. Date and Time of Deployment Date: 3/7/16 Time: 10:57
15. Depth to Ground Water Depth to ground water at time of deployment 8.15 feet below TIC
16. Date and Time of Retrieval Date: 3/22/16 Time: 14:45
17. Depth to Ground Water Depth to ground water at time of retrieval 8.74 feet below TIC
18. Type of Deployment Line Used Diameter: 0.25 inch Material: Nylon line

19. Material and Mass (oz.) of PDBS Weight Stainless Steel, approx. 16 oz. (stainless steel recommended)
20. Type of PDBS Used
    ■ Lab Filled (Modified Trip Blank must be taken at time of deployment)
    ☐ Field Filled (Modified equipment blank of fill water must be taken at time of deployment. If PDBS isn't filled at well head, blank must travel with samplers until last sampler is deployed. Blank is then taken.)
21. Dimensions of PDBS Length (in.) 24 inches Diameter (in.) 1.25 inches Filled 220 ml
22. Position of PDBS Weight
    ☐ Attached to bottom of PDBS and suspended in well
    ☐ Attached to bottom of deployment line and suspended in well
    ■ Attached to bottom of deployment line and resting on bottom of well (preferred)
23. Position of PDBS in Well Screen (ft. from measuring point to center of PDBS)

1st PDBS	2nd PDBS	3rd PDBS	4th PDBS
approx. 21.41 ft (center of screen)			
5th PDBS	**6th PDBS**	**7th PDBS**	**8th PDBS**

24. If the saturated portion of the well screen or open hole is greater than 5 feet, has the well been vertically profiled to assess the potential for contaminant stratification?
    ☐ **No**, this well is being profiled during this sampling round
    ☐ **Yes**, this well was profiled already. Date when well was profiled: _____
25. If the saturated portion of the well screen or open hole is greater than 10 feet, has the well been flow tested to assess the potential for vertical flow to be present within the well?
    ■ **No**, flow testing has not been conducted in this well
    ☐ **Yes**, flow testing of this well was conducted. Date of testing: _____
    Type of flow meter used: _____
    Measurements taken every _____ feet **[Please Attach Results]**
26. Weather Conditions During Deployment Temp. 40 ° F Wind None ■ Sunny ☐ Overcast ☐ Raining ☐ Snowing
27. Weather Conditions During Retrieval Temp. 32 ° F Wind Slight ☐ Sunny ■ Overcast ☐ Raining ☐ Snowing

28. Field Sampling Technician: Name(s) and Company (please print clearly)

Name	Company
Roy Wagner	Tetra Tech
Jon Byk, Andrew Kelly	Tetra Tech

New Jersey Department of Environmental Protection
Checklist for the Submission of Sampling Data for Passive Diffusion Bag Samplers (PDBS)

1. Site: Former Lockheed Electronics Company Site
2. Location: Watchung and North Plainfield, NJ
3. Well Designation: MW-546I
4. Well Permit Number: 25-55004

5. Type of Well: ■ Monitoring ☐ Extraction ☐ Residential ☐ Public Supply ☐ Irrigation ☐ Other
6. Well Surface Finish: ☐ Stick Up ■ Flush Mount
7. Location of Measuring Point: ■ Top of Casing ☐ Other (specify) _____
8. **NOTE:** PDBS represent a point sample within the screened interval or open hole of the well. It is critical to know the exact depth within the well where the PDBS is deployed. Well construction specifications, which are typically used to determine where to set the PDBS in the well, are measured in feet below ground surface (fbgs). If the depth interval for PDBS deployment is measured from the reference point identified above, the difference between this reference point and the ground surface must be measured and accounted for to determine the proper depth interval to set the PDBS. Please identify below, any differences between the measuring point identified above and actual ground surface at the well head.

   Distance between measuring point and ground surface (ft.) 0.81 feet below grade
9. Total Well Depth (fbgs) 99.32 (TIC)
10. Screened interval/open hole (fbgs) 80 to 100
11. Well Casing: Diameter: 2 inch Material: ■ PVC ☐ Carbon Steel ☐ Stainless Steel
12. Well Screen (or open hole diameter): Diameter: 2 inch Material: ■ PVC ☐ Carbon Steel ☐ Stainless Steel
13. Screen Size (slot) Screen Slot Size _____

14. Date and Time of Deployment Date: 3/7/16 Time: 10:55
15. Depth to Ground Water Depth to ground water at time of deployment 10.08 feet below TIC
16. Date and Time of Retrieval Date: 3/22/16 Time: 14:50
17. Depth to Ground Water Depth to ground water at time of retrieval 10.40 feet below TIC
18. Type of Deployment Line Used Diameter: 0.25 inch Material: Nylon line

19. Material and Mass (oz.) of PDBS Weight Stainless Steel, approx. 16 oz. (stainless steel recommended)
20. Type of PDBS Used
    ■ Lab Filled (Modified Trip Blank must be taken at time of deployment)
    ☐ Field Filled (Modified equipment blank of fill water must be taken at time of deployment. If PDBS isn't filled at well head, blank must travel with samplers until last sampler is deployed. Blank is then taken.)
21. Dimensions of PDBS Length (in.) 24 inches Diameter (in.) 1.25 inches Filled 220 ml
22. Position of PDBS Weight
    ☐ Attached to bottom of PDBS and suspended in well
    ☐ Attached to bottom of deployment line and suspended in well
    ■ Attached to bottom of deployment line and resting on bottom of well (preferred)
23. Position of PDBS in Well Screen (ft. from measuring point to center of PDBS)

1st PDBS	2nd PDBS	3rd PDBS	4th PDBS
approx. 89.32 ft (center of screen)			
5th PDBS	**6th PDBS**	**7th PDBS**	**8th PDBS**

24. If the saturated portion of the well screen or open hole is greater than 5 feet, has the well been vertically profiled to assess the potential for contaminant stratification?
    ☐ **No**, this well is being profiled during this sampling round
    ☐ **Yes**, this well was profiled already. Date when well was profiled: _____
25. If the saturated portion of the well screen or open hole is greater than 10 feet, has the well been flow tested to assess the potential for vertical flow to be present within the well?
    ■ **No**, flow testing has not been conducted in this well
    ☐ **Yes**, flow testing of this well was conducted. Date of testing: _____
    Type of flow meter used: _____
    Measurements taken every _____ feet **[Please Attach Results]**
26. Weather Conditions During Deployment Temp. 40 ° F Wind None ■ Sunny ☐ Overcast ☐ Raining ☐ Snowing
27. Weather Conditions During Retrieval Temp. 32 ° F Wind Slight ☐ Sunny ■ Overcast ☐ Raining ☐ Snowing

28. Field Sampling Technician: Name(s) and Company (please print clearly)

Name	Company
Roy Wagner	Tetra Tech
Jon Byk, Andrew Kelly	Tetra Tech

New Jersey Department of Environmental Protection

Checklist for the Submission of Sampling Data for Passive Diffusion Bag Samplers (PDBS)

1. Site: Former Lockheed Electronics Company Site
2. Location: Watchung and North Plainfield, NJ
3. Well Designation: MW-547S
4. Well Permit Number: 25-54780

5. Type of Well: ■ Monitoring ☐ Extraction ☐ Residential ☐ Public Supply ☐ Irrigation ☐ Other
6. Well Surface Finish: ☐ Stick Up ■ Flush Mount
7. Location of Measuring Point: ■ Top of Casing ☐ Other (specify) _____
8. **NOTE:** PDBS represent a point sample within the screened interval or open hole of the well. It is critical to know the exact depth within the well where the PDBS is deployed. Well construction specifications, which are typically used to determine where to set the PDBS in the well, are measured in feet below ground surface (fbgs). If the depth interval for PDBS deployment is measured from the reference point identified above, the difference between this reference point and the ground surface must be measured and accounted for to determine the proper depth interval to set the PDBS. Please identify below, any differences between the measuring point identified above and actual ground surface at the well head.

   Distance between measuring point and ground surface (ft.) 0.34 feet below grade
9. Total Well Depth (fbgs) 21.8 (TIC)
10. Screened interval/open hole (fbgs) 2 to 22
11. Well Casing: Diameter: 2 inch Material: ■ PVC ☐ Carbon Steel ☐ Stainless Steel
12. Well Screen (or open hole diameter): Diameter: 2 inch Material: ■ PVC ☐ Carbon Steel ☐ Stainless Steel
13. Screen Size (slot) Screen Slot Size _____

14. Date and Time of Deployment Date: 3/7/16 Time: 13:20
15. Depth to Ground Water Depth to ground water at time of deployment 2.86 feet below TIC
16. Date and Time of Retrieval Date: 3/22/16 Time: 10:40
17. Depth to Ground Water Depth to ground water at time of retrieval 3.58 feet below TIC
18. Type of Deployment Line Used Diameter: 0.25 inch Material: Nylon line

19. Material and Mass (oz.) of PDBS Weight Stainless Steel, approx. 16 oz. (stainless steel recommended)
20. Type of PDBS Used
    ■ Lab Filled (Modified Trip Blank must be taken at time of deployment)
    ☐ Field Filled (Modified equipment blank of fill water must be taken at time of deployment. If PDBS isn't filled at well head, blank must travel with samplers until last sampler is deployed. Blank is then taken.)
21. Dimensions of PDBS Length (in.) 24 inches Diameter (in.) 1.25 inches Filled 220 ml
22. Position of PDBS Weight
    ☐ Attached to bottom of PDBS and suspended in well
    ☐ Attached to bottom of deployment line and suspended in well
    ■ Attached to bottom of deployment line and resting on bottom of well (preferred)
23. Position of PDBS in Well Screen (ft. from measuring point to center of PDBS)

1st PDBS	2nd PDBS	3rd PDBS	4th PDBS
2.5 ft. bgs.			

5th PDBS	6th PDBS	7th PDBS	8th PDBS

24. If the saturated portion of the well screen or open hole is greater than 5 feet, has the well been vertically profiled to assess the potential for contaminant stratification?
    ☐ **No**, this well is being profiled during this sampling round
    ☐ **Yes**, this well was profiled already. Date when well was profiled: _____
25. If the saturated portion of the well screen or open hole is greater than 10 feet, has the well been flow tested to assess the potential for vertical flow to be present within the well?
    ■ **No**, flow testing has not been conducted in this well
    ☐ **Yes**, flow testing of this well was conducted. Date of testing: _____
    Type of flow meter used: _____
    Measurements taken every _____ feet **[Please Attach Results]**
26. Weather Conditions During Deployment Temp. 40 ° F Wind None ■ Sunny ☐ Overcast ☐ Raining ☐ Snowing
27. Weather Conditions During Retrieval Temp. 32 ° F Wind Slight ☐ Sunny ■ Overcast ☐ Raining ☐ Snowing

28. Field Sampling Technician: Name(s) and Company (please print clearly)

Name	Company
Roy Wagner	Tetra Tech
Jon Byk, Andrew Kelly	Tetra Tech

New Jersey Department of Environmental Protection

Checklist for the Submission of Sampling Data for Passive Diffusion Bag Samplers (PDBS)

1. Site: Former Lockheed Electronics Company Site
2. Location: Watchung and North Plainfield, NJ
3. Well Designation: MW-547I
4. Well Permit Number: 25-54781

5. Type of Well: ■ Monitoring ☐ Extraction ☐ Residential ☐ Public Supply ☐ Irrigation ☐ Other
6. Well Surface Finish: ☐ Stick Up ■ Flush Mount
7. Location of Measuring Point: ■ Top of Casing ☐ Other (specify) _____
8. **NOTE:** PDBS represent a point sample within the screened interval or open hole of the well. It is critical to know the exact depth within the well where the PDBS is deployed. Well construction specifications, which are typically used to determine where to set the PDBS in the well, are measured in feet below ground surface (fbgs). If the depth interval for PDBS deployment is measured from the reference point identified above, the difference between this reference point and the ground surface must be measured and accounted for to determine the proper depth interval to set the PDBS. Please identify below, any differences between the measuring point identified above and actual ground surface at the well head.

   Distance between measuring point and ground surface (ft.) 0.32 feet below grade
9. Total Well Depth (fbgs) 99.4 (TIC)
10. Screened interval/open hole (fbgs) 80 to 100
11. Well Casing: Diameter: 2 inch Material: ■ PVC ☐ Carbon Steel ☐ Stainless Steel
12. Well Screen (or open hole diameter): Diameter: 2 inch Material: ■ PVC ☐ Carbon Steel ☐ Stainless Steel
13. Screen Size (slot) Screen Slot Size _____

14. Date and Time of Deployment Date: 3/7/16 Time: 13:22
15. Depth to Ground Water Depth to ground water at time of deployment 3.80 feet below TIC
16. Date and Time of Retrieval Date: 3/22/16 Time: 10:45
17. Depth to Ground Water Depth to ground water at time of retrieval 4.45 feet below TIC
18. Type of Deployment Line Used Diameter: 0.25 inch Material: Nylon line

19. Material and Mass (oz.) of PDBS Weight Stainless Steel, approx. 16 oz. (stainless steel recommended)
20. Type of PDBS Used
    ■ Lab Filled (Modified Trip Blank must be taken at time of deployment)
    ☐ Field Filled (Modified equipment blank of fill water must be taken at time of deployment. If PDBS isn't filled at well head, blank must travel with samplers until last sampler is deployed. Blank is then taken.)
21. Dimensions of PDBS Length (in.) 24 inches Diameter (in.) 1.25 inches Filled 220 ml
22. Position of PDBS Weight
    ☐ Attached to bottom of PDBS and suspended in well
    ☐ Attached to bottom of deployment line and suspended in well
    ■ Attached to bottom of deployment line and resting on bottom of well (preferred)
23. Position of PDBS in Well Screen (ft. from measuring point to center of PDBS)

1st PDBS	2nd PDBS	3rd PDBS	4th PDBS
2.5 ft. bgs.			

5th PDBS	6th PDBS	7th PDBS	8th PDBS

24. If the saturated portion of the well screen or open hole is greater than 5 feet, has the well been vertically profiled to assess the potential for contaminant stratification?
    ☐ **No**, this well is being profiled during this sampling round
    ☐ **Yes**, this well was profiled already. Date when well was profiled: _____
25. If the saturated portion of the well screen or open hole is greater than 10 feet, has the well been flow tested to assess the potential for vertical flow to be present within the well?
    ■ **No**, flow testing has not been conducted in this well
    ☐ **Yes**, flow testing of this well was conducted. Date of testing: _____
    Type of flow meter used: _____
    Measurements taken every _____ feet **[Please Attach Results]**
26. Weather Conditions During Deployment Temp. 40 ° F Wind None ■ Sunny ☐ Overcast ☐ Raining ☐ Snowing
27. Weather Conditions During Retrieval Temp. 32 ° F Wind Slight ☐ Sunny ■ Overcast ☐ Raining ☐ Snowing

28. Field Sampling Technician: Name(s) and Company (please print clearly)

Name	Company
Roy Wagner	Tetra Tech
Jon Byk, Andrew Kelly	Tetra Tech

New Jersey Department of Environmental Protection
Checklist for the Submission of Sampling Data for Passive Diffusion Bag Samplers (PDBS)

1. Site: Former Lockheed Electronics Company Site
2. Location: Watchung and North Plainfield, NJ
3. Well Designation: MW-547D
4. Well Permit Number: 25-54782

5. Type of Well: ■ Monitoring ☐ Extraction ☐ Residential ☐ Public Supply ☐ Irrigation ☐ Other
6. Well Surface Finish: ☐ Stick Up ■ Flush Mount
7. Location of Measuring Point: ■ Top of Casing ☐ Other (specify) _____
8. **NOTE:** PDBS represent a point sample within the screened interval or open hole of the well. It is critical to know the exact depth within the well where the PDBS is deployed. Well construction specifications, which are typically used to determine where to set the PDBS in the well, are measured in feet below ground surface (fbgs). If the depth interval for PDBS deployment is measured from the reference point identified above, the difference between this reference point and the ground surface must be measured and accounted for to determine the proper depth interval to set the PDBS. Please identify below, any differences between the measuring point identified above and actual ground surface at the well head.

   Distance between measuring point and ground surface (ft.) 0.43 feet below grade
9. Total Well Depth (fbgs) 189.4 (TIC)
10. Screened interval/open hole (fbgs) 180 to 200
11. Well Casing: Diameter: 2 inch Material: ■ PVC ☐ Carbon Steel ☐ Stainless Steel
12. Well Screen (or open hole diameter): Diameter: 2 inch Material: ■ PVC ☐ Carbon Steel ☐ Stainless Steel
13. Screen Size (slot) Screen Slot Size _____

14. Date and Time of Deployment Date: 3/7/16 Time: 13:20
15. Depth to Ground Water Depth to ground water at time of deployment 4.64 feet below TIC
16. Date and Time of Retrieval Date: 3/22/16 Time: 10:50
17. Depth to Ground Water Depth to ground water at time of retrieval 5.25 feet below TIC
18. Type of Deployment Line Used Diameter: 0.25 inch Material: Nylon line

19. Material and Mass (oz.) of PDBS Weight Stainless Steel, approx. 16 oz. (stainless steel recommended)
20. Type of PDBS Used
    ■ Lab Filled (Modified Trip Blank must be taken at time of deployment)
    ☐ Field Filled (Modified equipment blank of fill water must be taken at time of deployment. If PDBS isn't filled at well head, blank must travel with samplers until last sampler is deployed. Blank is then taken.)
21. Dimensions of PDBS Length (in.) 24 inches Diameter (in.) 1.25 inches Filled 220 ml
22. Position of PDBS Weight
    ☐ Attached to bottom of PDBS and suspended in well
    ☐ Attached to bottom of deployment line and suspended in well
    ■ Attached to bottom of deployment line and resting on bottom of well (preferred)
23. Position of PDBS in Well Screen (ft. from measuring point to center of PDBS)

1st PDBS	2nd PDBS	3rd PDBS	4th PDBS
2.5 ft. bgs.			

5th PDBS	6th PDBS	7th PDBS	8th PDBS

24. If the saturated portion of the well screen or open hole is greater than 5 feet, has the well been vertically profiled to assess the potential for contaminant stratification?
    ☐ **No**, this well is being profiled during this sampling round
    ☐ **Yes**, this well was profiled already. Date when well was profiled: _____
25. If the saturated portion of the well screen or open hole is greater than 10 feet, has the well been flow tested to assess the potential for vertical flow to be present within the well?
    ■ **No**, flow testing has not been conducted in this well
    ☐ **Yes**, flow testing of this well was conducted. Date of testing: _____
    Type of flow meter used: _____
    Measurements taken every _____ feet **[Please Attach Results]**
26. Weather Conditions During Deployment Temp. 40 ° F Wind None ■ Sunny ☐ Overcast ☐ Raining ☐ Snowing
27. Weather Conditions During Retrieval Temp. 32 ° F Wind Slight ☐ Sunny ■ Overcast ☐ Raining ☐ Snowing

28. Field Sampling Technician: Name(s) and Company (please print clearly)

Name	Company
Roy Wagner	Tetra Tech
Jon Byk, Andrew Kelly	Tetra Tech

New Jersey Department of Environmental Protection

Checklist for the Submission of Sampling Data for Passive Diffusion Bag Samplers (PDBS)

1. Site: Former Lockheed Electronics Company Site
2. Location: Watchung and North Plainfield, NJ
3. Well Designation: MW-549S
4. Well Permit Number: 25-60735

5. Type of Well: ■ Monitoring ☐ Extraction ☐ Residential ☐ Public Supply ☐ Irrigation ☐ Other
6. Well Surface Finish: ■ Stick Up ☐ Flush Mount
7. Location of Measuring Point: ■ Top of Casing ☐ Other (specify) _____
8. **NOTE:** PDBS represent a point sample within the screened interval or open hole of the well. It is critical to know the exact depth within the well where the PDBS is deployed. Well construction specifications, which are typically used to determine where to set the PDBS in the well, are measured in feet below ground surface (fbgs). If the depth interval for PDBS deployment is measured from the reference point identified above, the difference between this reference point and the ground surface must be measured and accounted for to determine the proper depth interval to set the PDBS. Please identify below, any differences between the measuring point identified above and actual ground surface at the well head.

   Distance between measuring point and ground surface (ft.) 0.39 feet below TOC
9. Total Well Depth (fbgs) 115.84 (TIC)
10. Screened interval/open hole (fbgs) 90 to 110
11. Well Casing: Diameter: 2 inch Material: ■ PVC ☐ Carbon Steel ☐ Stainless Steel
12. Well Screen (or open hole diameter): Diameter: 2 inch Material: ■ PVC ☐ Carbon Steel ☐ Stainless Steel
13. Screen Size (slot) Screen Slot Size _____

14. Date and Time of Deployment Date: 3/7/16 Time: 7:51
15. Depth to Ground Water Depth to ground water at time of deployment 53.29 feet below TIC
16. Date and Time of Retrieval Date: 3/22/16 Time: 7.25
17. Depth to Ground Water Depth to ground water at time of retrieval 54.02 feet below TIC
18. Type of Deployment Line Used Diameter: 0.25 inch Material: Nylon line

19. Material and Mass (oz.) of PDBS Weight Stainless Steel, approx. 12 oz. (stainless steel recommended)
20. Type of PDBS Used
    ■ Lab Filled (Modified Trip Blank must be taken at time of deployment)
    ☐ Field Filled (Modified equipment blank of fill water must be taken at time of deployment. If PDBS isn't filled at well head, blank must travel with samplers until last sampler is deployed. Blank is then taken.)
21. Dimensions of PDBS Length (in.) 24 inches Diameter (in.) 1.25 inches Filled 220 ml
22. Position of PDBS Weight
    ☐ Attached to bottom of PDBS and suspended in well
    ☐ Attached to bottom of deployment line and suspended in well
    ■ Attached to bottom of deployment line and resting on bottom of well (preferred)
23. Position of PDBS in Well Screen (ft. from measuring point to center of PDBS)

1st PDBS	2nd PDBS	3rd PDBS	4th PDBS
approx. 104 ft bgs (center of screen)			
5th PDBS	**6th PDBS**	**7th PDBS**	**8th PDBS**

24. If the saturated portion of the well screen or open hole is greater than 5 feet, has the well been vertically profiled to assess the potential for contaminant stratification?
    ☐ **No**, this well is being profiled during this sampling round
    ☐ **Yes**, this well was profiled already. Date when well was profiled: _____

25. If the saturated portion of the well screen or open hole is greater than 10 feet, has the well been flow tested to assess the potential for vertical flow to be present within the well?
    ■ **No**, flow testing has not been conducted in this well
    ☐ **Yes**, flow testing of this well was conducted. Date of testing: _____
    Type of flow meter used: _____
    Measurements taken every _____ feet **[Please Attach Results]**

26. Weather Conditions During Deployment Temp. 40 ° F Wind None ■ Sunny ☐ Overcast ☐ Raining ☐ Snowing
27. Weather Conditions During Retrieval Temp. 32 ° F Wind Slight ☐ Sunny ■ Overcast ☐ Raining ☐ Snowing

28. Field Sampling Technician: Name(s) and Company (please print clearly)

Name	Company
Roy Wagner	Tetra Tech
Jon Byk, Andrew Kelly	Tetra Tech

New Jersey Department of Environmental Protection
Checklist for the Submission of Sampling Data for Passive Diffusion Bag Samplers (PDBS)

1. Site: Former Lockheed Electronics Company Site
2. Location: Watchung and North Plainfield, NJ
3. Well Designation: MW-549I
4. Well Permit Number: 25-60736

5. Type of Well: ■ Monitoring ☐ Extraction ☐ Residential ☐ Public Supply ☐ Irrigation ☐ Other
6. Well Surface Finish: ■ Stick Up ☐ Flush Mount
7. Location of Measuring Point: ■ Top of Casing ☐ Other (specify) _____
8. **NOTE:** PDBS represent a point sample within the screened interval or open hole of the well. It is critical to know the exact depth within the well where the PDBS is deployed. Well construction specifications, which are typically used to determine where to set the PDBS in the well, are measured in feet below ground surface (fbgs). If the depth interval for PDBS deployment is measured from the reference point identified above, the difference between this reference point and the ground surface must be measured and accounted for to determine the proper depth interval to set the PDBS. Please identify below, any differences between the measuring point identified above and actual ground surface at the well head.

   Distance between measuring point and ground surface (ft.) 0.15 feet below TOC
9. Total Well Depth (fbgs) 212.25 (TIC)
10. Screened interval/open hole (fbgs) 190 to 210
11. Well Casing: Diameter: 2 inch Material: ■ PVC ☐ Carbon Steel ☐ Stainless Steel
12. Well Screen (or open hole diameter): Diameter: 2 inch Material: ■ PVC ☐ Carbon Steel ☐ Stainless Steel
13. Screen Size (slot) Screen Slot Size _____

14. Date and Time of Deployment Date: 3/7/16 Time: 7:45
15. Depth to Ground Water Depth to ground water at time of deployment 54.98 feet below TIC
16. Date and Time of Retrieval Date: 3/22/16 Time: 7:30
17. Depth to Ground Water Depth to ground water at time of retrieval 55.70 feet below TIC
18. Type of Deployment Line Used Diameter: 0.25 inch Material: Nylon line

19. Material and Mass (oz.) of PDBS Weight Stainless Steel, approx. 12 oz. (stainless steel recommended)
20. Type of PDBS Used
    ■ Lab Filled (Modified Trip Blank must be taken at time of deployment)
    ☐ Field Filled (Modified equipment blank of fill water must be taken at time of deployment. If PDBS isn't filled at well head, blank must travel with samplers until last sampler is deployed. Blank is then taken.)
21. Dimensions of PDBS Length (in.) 24 inches Diameter (in.) 1.25 inches Filled 220 ml
22. Position of PDBS Weight
    ☐ Attached to bottom of PDBS and suspended in well
    ☐ Attached to bottom of deployment line and suspended in well
    ■ Attached to bottom of deployment line and resting on bottom of well (preferred)
23. Position of PDBS in Well Screen (ft. from measuring point to center of PDBS)

1st PDBS	2nd PDBS	3rd PDBS	4th PDBS
approx. 201 ft bgs			
(collected field duplicate sample DUP-01)			
5th PDBS	**6th PDBS**	**7th PDBS**	**8th PDBS**

24. If the saturated portion of the well screen or open hole is greater than 5 feet, has the well been vertically profiled to assess the potential for contaminant stratification?
    ☐ **No**, this well is being profiled during this sampling round
    ☐ **Yes**, this well was profiled already. Date when well was profiled: _____
25. If the saturated portion of the well screen or open hole is greater than 10 feet, has the well been flow tested to assess the potential for vertical flow to be present within the well?
    ■ **No**, flow testing has not been conducted in this well
    ☐ **Yes**, flow testing of this well was conducted. Date of testing: _____
    Type of flow meter used: _____
    Measurements taken every _____ feet **[Please Attach Results]**
26. Weather Conditions During Deployment Temp. 40 ° F Wind None ■ Sunny ☐ Overcast ☐ Raining ☐ Snowing
27. Weather Conditions During Retrieval Temp. 32 ° F Wind Slight ☐ Sunny ■ Overcast ☐ Raining ☐ Snowing

28. Field Sampling Technician: Name(s) and Company (please print clearly)

Name	Company
Roy Wagner	Tetra Tech
Jon Byk, Andrew Kelly	Tetra Tech

New Jersey Department of Environmental Protection

Checklist for the Submission of Sampling Data for Passive Diffusion Bag Samplers (PDBS)

1. Site: Former Lockheed Electronics Company Site
2. Location: Watchung and North Plainfield, NJ
3. Well Designation: MW-550S
4. Well Permit Number: 25-60738

5. Type of Well: ■ Monitoring ☐ Extraction ☐ Residential ☐ Public Supply ☐ Irrigation ☐ Other
6. Well Surface Finish: ☐ Stick Up ■ Flush Mount
7. Location of Measuring Point: ■ Top of Casing ☐ Other (specify) _____
8. **NOTE:** PDBS represent a point sample within the screened interval or open hole of the well. It is critical to know the exact depth within the well where the PDBS is deployed. Well construction specifications, which are typically used to determine where to set the PDBS in the well, are measured in feet below ground surface (fbgs). If the depth interval for PDBS deployment is measured from the reference point identified above, the difference between this reference point and the ground surface must be measured and accounted for to determine the proper depth interval to set the PDBS. Please identify below, any differences between the measuring point identified above and actual ground surface at the well head.

   Distance between measuring point and ground surface (ft.) 0.55 feet below grade
9. Total Well Depth (fbgs) 49.84 (TIC)
10. Screened interval/open hole (fbgs) 30 to 50
11. Well Casing: Diameter: 2 inch Material: ■ PVC ☐ Carbon Steel ☐ Stainless Steel
12. Well Screen (or open hole diameter): Diameter: 2 inch Material: ■ PVC ☐ Carbon Steel ☐ Stainless Steel
13. Screen Size (slot) Screen Slot Size _____

14. Date and Time of Deployment Date: 3/7/16 Time: 8:50
15. Depth to Ground Water Depth to ground water at time of deployment 18.95 feet below TIC
16. Date and Time of Retrieval Date: 3/22/16 Time: 8:15
17. Depth to Ground Water Depth to ground water at time of retrieval 19.46 feet below TIC
18. Type of Deployment Line Used Diameter: 0.25 inch Material: Nylon line

19. Material and Mass (oz.) of PDBS Weight Stainless Steel, approx. 16 oz. (stainless steel recommended)
20. Type of PDBS Used
    ■ Lab Filled (Modified Trip Blank must be taken at time of deployment)
    ☐ Field Filled (Modified equipment blank of fill water must be taken at time of deployment. If PDBS isn't filled at well head, blank must travel with samplers until last sampler is deployed. Blank is then taken.)
21. Dimensions of PDBS Length (in.) 24 inches Diameter (in.) 1.25 inches Filled 220 ml
22. Position of PDBS Weight
    ☐ Attached to bottom of PDBS and suspended in well
    ☐ Attached to bottom of deployment line and suspended in well
    ■ Attached to bottom of deployment line and resting on bottom of well (preferred)
23. Position of PDBS in Well Screen (ft. from measuring point to center of PDBS)

1st PDBS	2nd PDBS	3rd PDBS	4th PDBS
approx. 39.84 ft			

(center of screen; collected field duplicate sample DUP-02)

5th PDBS	6th PDBS	7th PDBS	8th PDBS

24. If the saturated portion of the well screen or open hole is greater than 5 feet, has the well been vertically profiled to assess the potential for contaminant stratification?
    ☐ **No**, this well is being profiled during this sampling round
    ☐ **Yes**, this well was profiled already. Date when well was profiled: _____
25. If the saturated portion of the well screen or open hole is greater than 10 feet, has the well been flow tested to assess the potential for vertical flow to be present within the well?
    ■ **No**, flow testing has not been conducted in this well
    ☐ **Yes**, flow testing of this well was conducted. Date of testing: _____
    Type of flow meter used: _____
    Measurements taken every _____ feet **[Please Attach Results]**
26. Weather Conditions During Deployment Temp. 40 ° F Wind None ■ Sunny ☐ Overcast ☐ Raining ☐ Snowing
27. Weather Conditions During Retrieval Temp. 32 ° F Wind Slight ☐ Sunny ■ Overcast ☐ Raining ☐ Snowing

28. Field Sampling Technician: Name(s) and Company (please print clearly)

Name	Company
Roy Wagner	Tetra Tech
Jon Byk, Andrew Kelly	Tetra Tech

New Jersey Department of Environmental Protection
Checklist for the Submission of Sampling Data for Passive Diffusion Bag Samplers (PDBS)

1. Site: Former Lockheed Electronics Company Site
2. Location: Watchung and North Plainfield, NJ
3. Well Designation: MW-550I
4. Well Permit Number: 25-60737

5. Type of Well: ■ Monitoring ☐ Extraction ☐ Residential ☐ Public Supply ☐ Irrigation ☐ Other
6. Well Surface Finish: ☐ Stick Up ■ Flush Mount
7. Location of Measuring Point: ■ Top of Casing ☐ Other (specify) _____
8. **NOTE:** PDBS represent a point sample within the screened interval or open hole of the well. It is critical to know the exact depth within the well where the PDBS is deployed. Well construction specifications, which are typically used to determine where to set the PDBS in the well, are measured in feet below ground surface (fbgs). If the depth interval for PDBS deployment is measured from the reference point identified above, the difference between this reference point and the ground surface must be measured and accounted for to determine the proper depth interval to set the PDBS. Please identify below, any differences between the measuring point identified above and actual ground surface at the well head.

   Distance between measuring point and ground surface (ft.) 0.35 feet below grade
9. Total Well Depth (fbgs) 100.22 (TIC)
10. Screened interval/open hole (fbgs) 80 to 100
11. Well Casing: Diameter: 2 inch Material: ■ PVC ☐ Carbon Steel ☐ Stainless Steel
12. Well Screen (or open hole diameter): Diameter: 2 inch Material: ■ PVC ☐ Carbon Steel ☐ Stainless Steel
13. Screen Size (slot) Screen Slot Size _____

14. Date and Time of Deployment Date: 3/7/16 Time: 12:15
15. Depth to Ground Water Depth to ground water at time of deployment 20.23 feet below TIC
16. Date and Time of Retrieval Date: 3/22/16 Time: 8:20
17. Depth to Ground Water Depth to ground water at time of retrieval 20.82 feet below TIC
18. Type of Deployment Line Used Diameter: 0.25 inch Material: Nylon line

19. Material and Mass (oz.) of PDBS Weight Stainless Steel, approx. 16 oz. (stainless steel recommended)
20. Type of PDBS Used
    ■ Lab Filled (Modified Trip Blank must be taken at time of deployment)
    ☐ Field Filled (Modified equipment blank of fill water must be taken at time of deployment. If PDBS isn't filled at well head, blank must travel with samplers until last sampler is deployed. Blank is then taken.)
21. Dimensions of PDBS Length (in.) 24 inches Diameter (in.) 1.25 inches Filled 220 ml
22. Position of PDBS Weight
    ☐ Attached to bottom of PDBS and suspended in well
    ☐ Attached to bottom of deployment line and suspended in well
    ■ Attached to bottom of deployment line and resting on bottom of well (preferred)
23. Position of PDBS in Well Screen (ft. from measuring point to center of PDBS)

1st PDBS	2nd PDBS	3rd PDBS	4th PDBS
approx. 90.22 ft (center of screen)			
5th PDBS	**6th PDBS**	**7th PDBS**	**8th PDBS**

24. If the saturated portion of the well screen or open hole is greater than 5 feet, has the well been vertically profiled to assess the potential for contaminant stratification?
    ☐ **No**, this well is being profiled during this sampling round
    ☐ **Yes**, this well was profiled already. Date when well was profiled: _____
25. If the saturated portion of the well screen or open hole is greater than 10 feet, has the well been flow tested to assess the potential for vertical flow to be present within the well?
    ■ **No**, flow testing has not been conducted in this well
    ☐ **Yes**, flow testing of this well was conducted. Date of testing: _____
    Type of flow meter used: _____
    Measurements taken every _____ feet **[Please Attach Results]**
26. Weather Conditions During Deployment Temp. 40 ° F Wind None ■ Sunny ☐ Overcast ☐ Raining ☐ Snowing
27. Weather Conditions During Retrieval Temp. 32 ° F Wind Slight ☐ Sunny ■ Overcast ☐ Raining ☐ Snowing

28. Field Sampling Technician: Name(s) and Company (please print clearly)

Name	Company
Roy Wagner	Tetra Tech
Jon Byk, Andrew Kelly	Tetra Tech

New Jersey Department of Environmental Protection
Checklist for the Submission of Sampling Data for Passive Diffusion Bag Samplers (PDBS)

1. Site: Former Lockheed Electronics Company Site
2. Location: Watchung and North Plainfield, NJ
3. Well Designation: PZ-521S
4. Well Permit Number: 25-45029

5. Type of Well: ■ Monitoring ☐ Extraction ☐ Residential ☐ Public Supply ☐ Irrigation ☐ Other
6. Well Surface Finish: ☐ Stick Up ■ Flush Mount
7. Location of Measuring Point: ■ Top of Casing ☐ Other (specify) _____
8. **NOTE:** PDBS represent a point sample within the screened interval or open hole of the well. It is critical to know the exact depth within the well where the PDBS is deployed. Well construction specifications, which are typically used to determine where to set the PDBS in the well, are measured in feet below ground surface (fbgs). If the depth interval for PDBS deployment is measured from the reference point identified above, the difference between this reference point and the ground surface must be measured and accounted for to determine the proper depth interval to set the PDBS. Please identify below, any differences between the measuring point identified above and actual ground surface at the well head.

   Distance between measuring point and ground surface (ft.) 0.10 feet below grade
9. Total Well Depth (fbgs) 15.50 (TIC)
10. Screened interval/open hole (fbgs) 5.2 to 15.2
11. Well Casing: Diameter: 2 inch Material: ■ PVC ☐ Carbon Steel ☐ Stainless Steel
12. Well Screen (or open hole diameter): Diameter: 2 inch Material: ■ PVC ☐ Carbon Steel ☐ Stainless Steel
13. Screen Size (slot) Screen Slot Size _____

14. Date and Time of Deployment Date: 3/7/16 Time: 14:40
15. Depth to Ground Water Depth to ground water at time of deployment 2.85 feet below TIC
16. Date and Time of Retrieval Date: 3/22/16 Time: 13:05
17. Depth to Ground Water Depth to ground water at time of retrieval 2.55 feet below TIC
18. Type of Deployment Line Used Diameter: 0.25 inch Material: Nylon line

19. Material and Mass (oz.) of PDBS Weight Stainless Steel, approx. 16 oz. (stainless steel recommended)
20. Type of PDBS Used
    ■ Lab Filled (Modified Trip Blank must be taken at time of deployment)
    ☐ Field Filled (Modified equipment blank of fill water must be taken at time of deployment. If PDBS isn't filled at well head, blank must travel with samplers until last sampler is deployed. Blank is then taken.)
21. Dimensions of PDBS Length (in.) 24 inches Diameter (in.) 1.25 inches Filled 220 ml
22. Position of PDBS Weight
    ☐ Attached to bottom of PDBS and suspended in well
    ☐ Attached to bottom of deployment line and suspended in well
    ■ Attached to bottom of deployment line and resting on bottom of well (preferred)
23. Position of PDBS in Well Screen (ft. from measuring point to center of PDBS)

1st PDBS	2nd PDBS	3rd PDBS	4th PDBS
approx. 10.50 ft (center of screen)			
5th PDBS	**6th PDBS**	**7th PDBS**	**8th PDBS**

24. If the saturated portion of the well screen or open hole is greater than 5 feet, has the well been vertically profiled to assess the potential for contaminant stratification?
    ☐ **No**, this well is being profiled during this sampling round
    ☐ **Yes**, this well was profiled already. Date when well was profiled: _____
25. If the saturated portion of the well screen or open hole is greater than 10 feet, has the well been flow tested to assess the potential for vertical flow to be present within the well?
    ■ **No**, flow testing has not been conducted in this well
    ☐ **Yes**, flow testing of this well was conducted. Date of testing: _____
    Type of flow meter used: _____
    Measurements taken every _____ feet **[Please Attach Results]**
26. Weather Conditions During Deployment Temp. 40 ° F Wind None ■ Sunny ☐ Overcast ☐ Raining ☐ Snowing
27. Weather Conditions During Retrieval Temp. 32 ° F Wind Slight ☐ Sunny ■ Overcast ☐ Raining ☐ Snowing

28. Field Sampling Technician: Name(s) and Company (please print clearly)

Name	Company
Roy Wagner	Tetra Tech
Jon Byk, Andrew Kelly	Tetra Tech

New Jersey Department of Environmental Protection
Checklist for the Submission of Sampling Data for Passive Diffusion Bag Samplers (PDBS)

1. Site: Former Lockheed Electronics Company Site
2. Location: Watchung and North Plainfield, NJ
3. Well Designation: PZ-521I
4. Well Permit Number: 25-45028

5. Type of Well: ■ Monitoring ☐ Extraction ☐ Residential ☐ Public Supply ☐ Irrigation ☐ Other
6. Well Surface Finish: ☐ Stick Up ■ Flush Mount
7. Location of Measuring Point: ■ Top of Casing ☐ Other (specify) _____
8. **NOTE:** PDBS represent a point sample within the screened interval or open hole of the well. It is critical to know the exact depth within the well where the PDBS is deployed. Well construction specifications, which are typically used to determine where to set the PDBS in the well, are measured in feet below ground surface (fbgs). If the depth interval for PDBS deployment is measured from the reference point identified above, the difference between this reference point and the ground surface must be measured and accounted for to determine the proper depth interval to set the PDBS. Please identify below, any differences between the measuring point identified above and actual ground surface at the well head.

   Distance between measuring point and ground surface (ft.) 0.20 feet below grade
9. Total Well Depth (fbgs) 102.05 (TIC)
10. Screened interval/open hole (fbgs) 92.6 to 102.6
11. Well Casing: Diameter: 2 inch Material: ■ PVC ☐ Carbon Steel ☐ Stainless Steel
12. Well Screen (or open hole diameter): Diameter: 2 inch Material: ■ PVC ☐ Carbon Steel ☐ Stainless Steel
13. Screen Size (slot) Screen Slot Size _____

14. Date and Time of Deployment Date: 3/7/16 Time: 14:42
15. Depth to Ground Water Depth to ground water at time of deployment 4.47 feet below TIC
16. Date and Time of Retrieval Date: 3/22/16 Time: 13:10
17. Depth to Ground Water Depth to ground water at time of retrieval 5.02 feet below TIC
18. Type of Deployment Line Used Diameter: 0.25 inch Material: Nylon line

19. Material and Mass (oz.) of PDBS Weight Stainless Steel, approx. 16 oz. (stainless steel recommended)
20. Type of PDBS Used
    ■ Lab Filled (Modified Trip Blank must be taken at time of deployment)
    ☐ Field Filled (Modified equipment blank of fill water must be taken at time of deployment. If PDBS isn't filled at well head, blank must travel with samplers until last sampler is deployed. Blank is then taken.)
21. Dimensions of PDBS Length (in.) 24 inches Diameter (in.) 1.25 inches Filled 220 ml
22. Position of PDBS Weight
    ☐ Attached to bottom of PDBS and suspended in well
    ☐ Attached to bottom of deployment line and suspended in well
    ■ Attached to bottom of deployment line and resting on bottom of well (preferred)
23. Position of PDBS in Well Screen (ft. from measuring point to center of PDBS)

1st PDBS	2nd PDBS	3rd PDBS	4th PDBS
approx. 97.05 ft (center of screen)			
5th PDBS	**6th PDBS**	**7th PDBS**	**8th PDBS**

24. If the saturated portion of the well screen or open hole is greater than 5 feet, has the well been vertically profiled to assess the potential for contaminant stratification?
    ☐ **No**, this well is being profiled during this sampling round
    ☐ **Yes**, this well was profiled already. Date when well was profiled: _____
25. If the saturated portion of the well screen or open hole is greater than 10 feet, has the well been flow tested to assess the potential for vertical flow to be present within the well?
    ■ **No**, flow testing has not been conducted in this well
    ☐ **Yes**, flow testing of this well was conducted. Date of testing: _____
    Type of flow meter used: _____
    Measurements taken every _____ feet **[Please Attach Results]**
26. Weather Conditions During Deployment Temp. 40 ° F Wind None ■ Sunny ☐ Overcast ☐ Raining ☐ Snowing
27. Weather Conditions During Retrieval Temp. 32 ° F Wind Slight ☐ Sunny ■ Overcast ☐ Raining ☐ Snowing

28. Field Sampling Technician: Name(s) and Company (please print clearly)

Name	Company
Roy Wagner	Tetra Tech
Jon Byk, Andrew Kelly	Tetra Tech

New Jersey Department of Environmental Protection
Checklist for the Submission of Sampling Data for Passive Diffusion Bag Samplers (PDBS)

1. Site: Former Lockheed Electronics Company Site
2. Location: Watchung and North Plainfield, NJ
3. Well Designation: PZ-522S
4. Well Permit Number: 25-45020

5. Type of Well: ■ Monitoring ☐ Extraction ☐ Residential ☐ Public Supply ☐ Irrigation ☐ Other
6. Well Surface Finish: ☐ Stick Up ■ Flush Mount
7. Location of Measuring Point: ■ Top of Casing ☐ Other (specify) _____
8. **NOTE:** PDBS represent a point sample within the screened interval or open hole of the well. It is critical to know the exact depth within the well where the PDBS is deployed. Well construction specifications, which are typically used to determine where to set the PDBS in the well, are measured in feet below ground surface (fbgs). If the depth interval for PDBS deployment is measured from the reference point identified above, the difference between this reference point and the ground surface must be measured and accounted for to determine the proper depth interval to set the PDBS. Please identify below, any differences between the measuring point identified above and actual ground surface at the well head.

   Distance between measuring point and ground surface (ft.) 0.28 feet below grade
9. Total Well Depth (fbgs) 17.41 (TIC)
10. Screened interval/open hole (fbgs) 7.7 to 17.7
11. Well Casing: Diameter: 2 inch Material: ■ PVC ☐ Carbon Steel ☐ Stainless Steel
12. Well Screen (or open hole diameter): Diameter: 2 inch Material: ■ PVC ☐ Carbon Steel ☐ Stainless Steel
13. Screen Size (slot) Screen Slot Size _____

14. Date and Time of Deployment Date: 3/7/16 Time: 14:25
15. Depth to Ground Water Depth to ground water at time of deployment 6.71 feet below TIC
16. Date and Time of Retrieval Date: 3/22/16 Time: 10:55
17. Depth to Ground Water Depth to ground water at time of retrieval 6.96 feet below TIC
18. Type of Deployment Line Used Diameter: 0.25 inch Material: Nylon line

19. Material and Mass (oz.) of PDBS Weight Stainless Steel, approx. 16 oz. (stainless steel recommended)
20. Type of PDBS Used
    ■ Lab Filled (Modified Trip Blank must be taken at time of deployment)
    ☐ Field Filled (Modified equipment blank of fill water must be taken at time of deployment. If PDBS isn't filled at well head, blank must travel with samplers until last sampler is deployed. Blank is then taken.)
21. Dimensions of PDBS Length (in.) 24 inches Diameter (in.) 1.25 inches Filled 220 ml
22. Position of PDBS Weight
    ☐ Attached to bottom of PDBS and suspended in well
    ☐ Attached to bottom of deployment line and suspended in well
    ■ Attached to bottom of deployment line and resting on bottom of well (preferred)
23. Position of PDBS in Well Screen (ft. from measuring point to center of PDBS)

1st PDBS	2nd PDBS	3rd PDBS	4th PDBS
approx. 12.41 ft (center of screen)			
5th PDBS	**6th PDBS**	**7th PDBS**	**8th PDBS**

24. If the saturated portion of the well screen or open hole is greater than 5 feet, has the well been vertically profiled to assess the potential for contaminant stratification?
    ☐ **No**, this well is being profiled during this sampling round
    ☐ **Yes**, this well was profiled already. Date when well was profiled: _____
25. If the saturated portion of the well screen or open hole is greater than 10 feet, has the well been flow tested to assess the potential for vertical flow to be present within the well?
    ■ **No**, flow testing has not been conducted in this well
    ☐ **Yes**, flow testing of this well was conducted. Date of testing: _____
    Type of flow meter used: _____
    Measurements taken every _____ feet **[Please Attach Results]**
26. Weather Conditions During Deployment Temp. 40 ° F Wind None ■ Sunny ☐ Overcast ☐ Raining ☐ Snowing
27. Weather Conditions During Retrieval Temp. 32 ° F Wind Slight ☐ Sunny ■ Overcast ☐ Raining ☐ Snowing

28. Field Sampling Technician: Name(s) and Company (please print clearly)

Name	Company
Roy Wagner	Tetra Tech
Jon Byk, Andrew Kelly	Tetra Tech

New Jersey Department of Environmental Protection
Checklist for the Submission of Sampling Data for Passive Diffusion Bag Samplers (PDBS)

1. Site: Former Lockheed Electronics Company Site
2. Location: Watchung and North Plainfield, NJ
3. Well Designation: PZ-522I
4. Well Permit Number: 25-45019

5. Type of Well: ■ Monitoring ☐ Extraction ☐ Residential ☐ Public Supply ☐ Irrigation ☐ Other
6. Well Surface Finish: ☐ Stick Up ■ Flush Mount
7. Location of Measuring Point: ■ Top of Casing ☐ Other (specify) _____
8. **NOTE:** PDBS represent a point sample within the screened interval or open hole of the well. It is critical to know the exact depth within the well where the PDBS is deployed. Well construction specifications, which are typically used to determine where to set the PDBS in the well, are measured in feet below ground surface (fbgs). If the depth interval for PDBS deployment is measured from the reference point identified above, the difference between this reference point and the ground surface must be measured and accounted for to determine the proper depth interval to set the PDBS. Please identify below, any differences between the measuring point identified above and actual ground surface at the well head.

   Distance between measuring point and ground surface (ft.) 0.28 feet below grade
9. Total Well Depth (fbgs) 99.80 (TIC)
10. Screened interval/open hole (fbgs) 91 to 101
11. Well Casing: Diameter: 2 inch Material: ■ PVC ☐ Carbon Steel ☐ Stainless Steel
12. Well Screen (or open hole diameter): Diameter: 2 inch Material: ■ PVC ☐ Carbon Steel ☐ Stainless Steel
13. Screen Size (slot) Screen Slot Size _____

14. Date and Time of Deployment Date: 3/7/16 Time: 14:28
15. Depth to Ground Water Depth to ground water at time of deployment 9.98 feet below TIC
16. Date and Time of Retrieval Date: 3/22/16 Time: 11:00
17. Depth to Ground Water Depth to ground water at time of retrieval 10.25 feet below TIC
18. Type of Deployment Line Used Diameter: 0.25 inch Material: Nylon line

19. Material and Mass (oz.) of PDBS Weight Stainless Steel, approx. 16 oz. (stainless steel recommended)
20. Type of PDBS Used
    ■ Lab Filled (Modified Trip Blank must be taken at time of deployment)
    ☐ Field Filled (Modified equipment blank of fill water must be taken at time of deployment. If PDBS isn't filled at well head, blank must travel with samplers until last sampler is deployed. Blank is then taken.)
21. Dimensions of PDBS Length (in.) 24 inches Diameter (in.) 1.25 inches Filled 220 ml
22. Position of PDBS Weight
    ☐ Attached to bottom of PDBS and suspended in well
    ☐ Attached to bottom of deployment line and suspended in well
    ■ Attached to bottom of deployment line and resting on bottom of well (preferred)
23. Position of PDBS in Well Screen (ft. from measuring point to center of PDBS)

1st PDBS	2nd PDBS	3rd PDBS	4th PDBS
approx. 94.80 ft (center of screen)			
5th PDBS	**6th PDBS**	**7th PDBS**	**8th PDBS**

24. If the saturated portion of the well screen or open hole is greater than 5 feet, has the well been vertically profiled to assess the potential for contaminant stratification?
    ☐ **No**, this well is being profiled during this sampling round
    ☐ **Yes**, this well was profiled already. Date when well was profiled: _____
25. If the saturated portion of the well screen or open hole is greater than 10 feet, has the well been flow tested to assess the potential for vertical flow to be present within the well?
    ■ **No**, flow testing has not been conducted in this well
    ☐ **Yes**, flow testing of this well was conducted. Date of testing: _____
    Type of flow meter used: _____
    Measurements taken every _____ feet **[Please Attach Results]**
26. Weather Conditions During Deployment Temp. 40 ° F Wind None ■ Sunny ☐ Overcast ☐ Raining ☐ Snowing
27. Weather Conditions During Retrieval Temp. 32 ° F Wind Slight ☐ Sunny ■ Overcast ☐ Raining ☐ Snowing

28. Field Sampling Technician: Name(s) and Company (please print clearly)

Name	Company
Roy Wagner	Tetra Tech
Jon Byk, Andrew Kelly	Tetra Tech

New Jersey Department of Environmental Protection

Checklist for the Submission of Sampling Data for Passive Diffusion Bag Samplers (PDBS)

1. Site: Former Lockheed Electronics Company Site
2. Location: Watchung and North Plainfield, NJ
3. Well Designation: PZ-522D
4. Well Permit Number: 25-45018

5. Type of Well: ■ Monitoring ☐ Extraction ☐ Residential ☐ Public Supply ☐ Irrigation ☐ Other
6. Well Surface Finish: ☐ Stick Up ■ Flush Mount
7. Location of Measuring Point: ■ Top of Casing ☐ Other (specify) _____
8. **NOTE:** PDBS represent a point sample within the screened interval or open hole of the well. It is critical to know the exact depth within the well where the PDBS is deployed. Well construction specifications, which are typically used to determine where to set the PDBS in the well, are measured in feet below ground surface (fbgs). If the depth interval for PDBS deployment is measured from the reference point identified above, the difference between this reference point and the ground surface must be measured and accounted for to determine the proper depth interval to set the PDBS. Please identify below, any differences between the measuring point identified above and actual ground surface at the well head.

   Distance between measuring point and ground surface (ft.) 0.30 feet below grade
9. Total Well Depth (fbgs) 195.95 (TIC)
10. Screened interval/open hole (fbgs) 187.7 to 197.7
11. Well Casing: Diameter: 2 inch Material: ■ PVC ☐ Carbon Steel ☐ Stainless Steel
12. Well Screen (or open hole diameter): Diameter: 2 inch Material: ■ PVC ☐ Carbon Steel ☐ Stainless Steel
13. Screen Size (slot) Screen Slot Size _____

14. Date and Time of Deployment Date: 3/7/16 Time: 14:30
15. Depth to Ground Water Depth to ground water at time of deployment 11.12 feet below TIC
16. Date and Time of Retrieval Date: 3/22/16 Time: 11:05
17. Depth to Ground Water Depth to ground water at time of retrieval 11.26 feet below TIC
18. Type of Deployment Line Used Diameter: 0.25 inch Material: Nylon line

19. Material and Mass (oz.) of PDBS Weight Stainless Steel, approx. 16 oz. (stainless steel recommended)
20. Type of PDBS Used
    ■ Lab Filled (Modified Trip Blank must be taken at time of deployment)
    ☐ Field Filled (Modified equipment blank of fill water must be taken at time of deployment. If PDBS isn't filled at well head, blank must travel with samplers until last sampler is deployed. Blank is then taken.)
21. Dimensions of PDBS Length (in.) 24 inches Diameter (in.) 1.25 inches Filled 220 ml
22. Position of PDBS Weight
    ☐ Attached to bottom of PDBS and suspended in well
    ☐ Attached to bottom of deployment line and suspended in well
    ■ Attached to bottom of deployment line and resting on bottom of well (preferred)
23. Position of PDBS in Well Screen (ft. from measuring point to center of PDBS)

1st PDBS	2nd PDBS	3rd PDBS	4th PDBS
approx. 190.95 ft (center of screen)			
5th PDBS	**6th PDBS**	**7th PDBS**	**8th PDBS**

24. If the saturated portion of the well screen or open hole is greater than 5 feet, has the well been vertically profiled to assess the potential for contaminant stratification?
    ☐ **No**, this well is being profiled during this sampling round
    ☐ **Yes**, this well was profiled already. Date when well was profiled: _____
25. If the saturated portion of the well screen or open hole is greater than 10 feet, has the well been flow tested to assess the potential for vertical flow to be present within the well?
    ■ **No**, flow testing has not been conducted in this well
    ☐ **Yes**, flow testing of this well was conducted. Date of testing: _____
    Type of flow meter used: _____
    Measurements taken every _____ feet **[Please Attach Results]**
26. Weather Conditions During Deployment Temp. 40 ° F Wind None ■ Sunny ☐ Overcast ☐ Raining ☐ Snowing
27. Weather Conditions During Retrieval Temp. 32 ° F Wind Slight ☐ Sunny ■ Overcast ☐ Raining ☐ Snowing

28. Field Sampling Technician: Name(s) and Company (please print clearly)

Name	Company
Roy Wagner	Tetra Tech
Jon Byk, Andrew Kelly	Tetra Tech

New Jersey Department of Environmental Protection
Checklist for the Submission of Sampling Data for Passive Diffusion Bag Samplers (PDBS)

1. Site: Former Lockheed Electronics Company Site
2. Location: Watchung and North Plainfield, NJ
3. Well Designation: PZ-524S
4. Well Permit Number: 25-45026

5. Type of Well: ■ Monitoring ☐ Extraction ☐ Residential ☐ Public Supply ☐ Irrigation ☐ Other
6. Well Surface Finish: ☐ Stick Up ■ Flush Mount
7. Location of Measuring Point: ■ Top of Casing ☐ Other (specify) _____
8. **NOTE:** PDBS represent a point sample within the screened interval or open hole of the well. It is critical to know the exact depth within the well where the PDBS is deployed. Well construction specifications, which are typically used to determine where to set the PDBS in the well, are measured in feet below ground surface (fbgs). If the depth interval for PDBS deployment is measured from the reference point identified above, the difference between this reference point and the ground surface must be measured and accounted for to determine the proper depth interval to set the PDBS. Please identify below, any differences between the measuring point identified above and actual ground surface at the well head.

   Distance between measuring point and ground surface (ft.) 0.16 feet below grade
9. Total Well Depth (fbgs) 13.22 (TIC)
10. Screened interval/open hole (fbgs) 4.7 to 14.7
11. Well Casing: Diameter: 2 inch Material: ■ PVC ☐ Carbon Steel ☐ Stainless Steel
12. Well Screen (or open hole diameter): Diameter: 2 inch Material: ■ PVC ☐ Carbon Steel ☐ Stainless Steel
13. Screen Size (slot) Screen Slot Size _____

14. Date and Time of Deployment Date: 3/7/16 Time: 13:54
15. Depth to Ground Water Depth to ground water at time of deployment 4.46 feet below TIC
16. Date and Time of Retrieval Date: 3/22/16 Time: 12:25
17. Depth to Ground Water Depth to ground water at time of retrieval 4.79 feet below TIC
18. Type of Deployment Line Used Diameter: 0.25 inch Material: Nylon line

19. Material and Mass (oz.) of PDBS Weight Stainless Steel, approx. 16 oz. (stainless steel recommended)
20. Type of PDBS Used
    ■ Lab Filled (Modified Trip Blank must be taken at time of deployment)
    ☐ Field Filled (Modified equipment blank of fill water must be taken at time of deployment. If PDBS isn't filled at well head, blank must travel with samplers until last sampler is deployed. Blank is then taken.)
21. Dimensions of PDBS Length (in.) 24 inches Diameter (in.) 1.25 inches Filled 220 ml
22. Position of PDBS Weight
    ☐ Attached to bottom of PDBS and suspended in well
    ☐ Attached to bottom of deployment line and suspended in well
    ■ Attached to bottom of deployment line and resting on bottom of well (preferred)
23. Position of PDBS in Well Screen (ft. from measuring point to center of PDBS)

1st PDBS	2nd PDBS	3rd PDBS	4th PDBS
2.5 ft. bgs.			

5th PDBS	6th PDBS	7th PDBS	8th PDBS

24. If the saturated portion of the well screen or open hole is greater than 5 feet, has the well been vertically profiled to assess the potential for contaminant stratification?
    ☐ **No**, this well is being profiled during this sampling round
    ☐ **Yes**, this well was profiled already. Date when well was profiled: _____
25. If the saturated portion of the well screen or open hole is greater than 10 feet, has the well been flow tested to assess the potential for vertical flow to be present within the well?
    ■ **No**, flow testing has not been conducted in this well
    ☐ **Yes**, flow testing of this well was conducted. Date of testing: _____
    Type of flow meter used: _____
    Measurements taken every _____ feet **[Please Attach Results]**
26. Weather Conditions During Deployment Temp. 40 ° F Wind None ■ Sunny ☐ Overcast ☐ Raining ☐ Snowing
27. Weather Conditions During Retrieval Temp. 32 ° F Wind Slight ☐ Sunny ■ Overcast ☐ Raining ☐ Snowing

28. Field Sampling Technician: Name(s) and Company (please print clearly)

Name	Company
Roy Wagner	Tetra Tech
Jon Byk, Andrew Kelly	Tetra Tech

New Jersey Department of Environmental Protection
Checklist for the Submission of Sampling Data for Passive Diffusion Bag Samplers (PDBS)

1. Site: Former Lockheed Electronics Company Site
2. Location: Watchung and North Plainfield, NJ
3. Well Designation: PZ-524I
4. Well Permit Number: 25-45025

5. Type of Well: ■ Monitoring ☐ Extraction ☐ Residential ☐ Public Supply ☐ Irrigation ☐ Other
6. Well Surface Finish: ☐ Stick Up ■ Flush Mount
7. Location of Measuring Point: ■ Top of Casing ☐ Other (specify) _____
8. **NOTE:** PDBS represent a point sample within the screened interval or open hole of the well. It is critical to know the exact depth within the well where the PDBS is deployed. Well construction specifications, which are typically used to determine where to set the PDBS in the well, are measured in feet below ground surface (fbgs). If the depth interval for PDBS deployment is measured from the reference point identified above, the difference between this reference point and the ground surface must be measured and accounted for to determine the proper depth interval to set the PDBS. Please identify below, any differences between the measuring point identified above and actual ground surface at the well head.

   Distance between measuring point and ground surface (ft.) 0.23 feet below grade
9. Total Well Depth (fbgs) 94.17 (TIC)
10. Screened interval/open hole (fbgs) 87.7 to 97.7
11. Well Casing: Diameter: 2 inch Material: ■ PVC ☐ Carbon Steel ☐ Stainless Steel
12. Well Screen (or open hole diameter): Diameter: 2 inch Material: ■ PVC ☐ Carbon Steel ☐ Stainless Steel
13. Screen Size (slot) Screen Slot Size _____

14. Date and Time of Deployment Date: 3/7/16 Time: 13:50
15. Depth to Ground Water Depth to ground water at time of deployment 5.32 feet below TIC
16. Date and Time of Retrieval Date: 3/22/16 Time: 12:30
17. Depth to Ground Water Depth to ground water at time of retrieval 5.61 feet below TIC
18. Type of Deployment Line Used Diameter: 0.25 inch Material: Nylon line

19. Material and Mass (oz.) of PDBS Weight Stainless Steel, approx. 16 oz. (stainless steel recommended)
20. Type of PDBS Used
    ■ Lab Filled (Modified Trip Blank must be taken at time of deployment)
    ☐ Field Filled (Modified equipment blank of fill water must be taken at time of deployment. If PDBS isn't filled at well head, blank must travel with samplers until last sampler is deployed. Blank is then taken.)
21. Dimensions of PDBS Length (in.) 24 inches Diameter (in.) 1.25 inches Filled 220 ml
22. Position of PDBS Weight
    ☐ Attached to bottom of PDBS and suspended in well
    ☐ Attached to bottom of deployment line and suspended in well
    ■ Attached to bottom of deployment line and resting on bottom of well (preferred)
23. Position of PDBS in Well Screen (ft. from measuring point to center of PDBS)

1st PDBS	2nd PDBS	3rd PDBS	4th PDBS
2.5 ft. bgs.			

5th PDBS	6th PDBS	7th PDBS	8th PDBS

24. If the saturated portion of the well screen or open hole is greater than 5 feet, has the well been vertically profiled to assess the potential for contaminant stratification?
    ☐ **No**, this well is being profiled during this sampling round
    ☐ **Yes**, this well was profiled already. Date when well was profiled: _____
25. If the saturated portion of the well screen or open hole is greater than 10 feet, has the well been flow tested to assess the potential for vertical flow to be present within the well?
    ■ **No**, flow testing has not been conducted in this well
    ☐ **Yes**, flow testing of this well was conducted. Date of testing: _____
    Type of flow meter used: _____
    Measurements taken every _____ feet **[Please Attach Results]**
26. Weather Conditions During Deployment Temp. 40 ° F Wind None ■ Sunny ☐ Overcast ☐ Raining ☐ Snowing
27. Weather Conditions During Retrieval Temp. 32 ° F Wind Slight ☐ Sunny ■ Overcast ☐ Raining ☐ Snowing

28. Field Sampling Technician: Name(s) and Company (please print clearly)

Name	Company
Roy Wagner	Tetra Tech
Jon Byk, Andrew Kelly	Tetra Tech

New Jersey Department of Environmental Protection
Checklist for the Submission of Sampling Data for Passive Diffusion Bag Samplers (PDBS)

1. Site: Former Lockheed Electronics Company Site
2. Location: Watchung and North Plainfield, NJ
3. Well Designation: PZ-524D
4. Well Permit Number: 25-45024

5. Type of Well: ■ Monitoring ☐ Extraction ☐ Residential ☐ Public Supply ☐ Irrigation ☐ Other
6. Well Surface Finish: ☐ Stick Up ■ Flush Mount
7. Location of Measuring Point: ■ Top of Casing ☐ Other (specify) _____
8. **NOTE:** PDBS represent a point sample within the screened interval or open hole of the well. It is critical to know the exact depth within the well where the PDBS is deployed. Well construction specifications, which are typically used to determine where to set the PDBS in the well, are measured in feet below ground surface (fbgs). If the depth interval for PDBS deployment is measured from the reference point identified above, the difference between this reference point and the ground surface must be measured and accounted for to determine the proper depth interval to set the PDBS. Please identify below, any differences between the measuring point identified above and actual ground surface at the well head.

   Distance between measuring point and ground surface (ft.) 0.29 feet below grade
9. Total Well Depth (fbgs) 192.3 (TIC)
10. Screened interval/open hole (fbgs) 185.7 to 195.7
11. Well Casing: Diameter: 2 inch Material: ■ PVC ☐ Carbon Steel ☐ Stainless Steel
12. Well Screen (or open hole diameter): Diameter: 2 inch Material: ■ PVC ☐ Carbon Steel ☐ Stainless Steel
13. Screen Size (slot) Screen Slot Size _____

14. Date and Time of Deployment Date: 3/7/16 Time: 13:40
15. Depth to Ground Water Depth to ground water at time of deployment 3.99 feet below TIC
16. Date and Time of Retrieval Date: 3/22/16 Time: 12:35
17. Depth to Ground Water Depth to ground water at time of retrieval 4.23 feet below TIC
18. Type of Deployment Line Used Diameter: 0.25 inch Material: Nylon line

19. Material and Mass (oz.) of PDBS Weight Stainless Steel, approx. 16 oz. (stainless steel recommended)
20. Type of PDBS Used
    ■ Lab Filled (Modified Trip Blank must be taken at time of deployment)
    ☐ Field Filled (Modified equipment blank of fill water must be taken at time of deployment. If PDBS isn't filled at well head, blank must travel with samplers until last sampler is deployed. Blank is then taken.)
21. Dimensions of PDBS Length (in.) 24 inches Diameter (in.) 1.25 inches Filled 220 ml
22. Position of PDBS Weight
    ☐ Attached to bottom of PDBS and suspended in well
    ☐ Attached to bottom of deployment line and suspended in well
    ■ Attached to bottom of deployment line and resting on bottom of well (preferred)
23. Position of PDBS in Well Screen (ft. from measuring point to center of PDBS)

1st PDBS	2nd PDBS	3rd PDBS	4th PDBS
2.5 ft. bgs.			

5th PDBS	6th PDBS	7th PDBS	8th PDBS

24. If the saturated portion of the well screen or open hole is greater than 5 feet, has the well been vertically profiled to assess the potential for contaminant stratification?
    ☐ **No**, this well is being profiled during this sampling round
    ☐ **Yes**, this well was profiled already. Date when well was profiled: _____
25. If the saturated portion of the well screen or open hole is greater than 10 feet, has the well been flow tested to assess the potential for vertical flow to be present within the well?
    ■ **No**, flow testing has not been conducted in this well
    ☐ **Yes**, flow testing of this well was conducted. Date of testing: _____
    Type of flow meter used: _____
    Measurements taken every _____ feet **[Please Attach Results]**
26. Weather Conditions During Deployment Temp. 40 ° F Wind None ■ Sunny ☐ Overcast ☐ Raining ☐ Snowing
27. Weather Conditions During Retrieval Temp. 32 ° F Wind Slight ☐ Sunny ■ Overcast ☐ Raining ☐ Snowing

28. Field Sampling Technician: Name(s) and Company (please print clearly)

Name	Company
Andrew Kelly	Tetra Tech
Jon Byk, Andrew Kelly	Tetra Tech

New Jersey Department of Environmental Protection
Checklist for the Submission of Sampling Data for Passive Diffusion Bag Samplers (PDBS)

1. Site: Former Lockheed Electronics Company Site
2. Location: Watchung and North Plainfield, NJ
3. Well Designation: MW-1S
4. Well Permit Number: E201313296

5. Type of Well: ■ Monitoring ☐ Extraction ☐ Residential ☐ Public Supply ☐ Irrigation ☐ Other
6. Well Surface Finish: ☐ Stick Up ■ Flush Mount
7. Location of Measuring Point: ■ Top of Casing ☐ Other (specify) _____
8. **NOTE:** PDBS represent a point sample within the screened interval or open hole of the well. It is critical to know the exact depth within the well where the PDBS is deployed. Well construction specifications, which are typically used to determine where to set the PDBS in the well, are measured in feet below ground surface (fbgs). If the depth interval for PDBS deployment is measured from the reference point identified above, the difference between this reference point and the ground surface must be measured and accounted for to determine the proper depth interval to set the PDBS. Please identify below, any differences between the measuring point identified above and actual ground surface at the well head.

   Distance between measuring point and ground surface (ft.) 0.32 feet below grade
9. Total Well Depth (fbgs) 179.68 (TIC)
10. Screened interval/open hole (fbgs) 170 to 180
11. Well Casing: Diameter: 2 inch Material: ■ PVC ☐ Carbon Steel ☐ Stainless Steel
12. Well Screen (or open hole diameter): Diameter: 2 inch Material: ■ PVC ☐ Carbon Steel ☐ Stainless Steel
13. Screen Size (slot) Screen Slot Size 20 slot

14. Date and Time of Deployment Date: 9/14/16 Time: 10:50 (A); 10:50 (B)
15. Depth to Ground Water Depth to ground water at time of deployment 70.77 feet below TIC
16. Date and Time of Retrieval Date: 9/29/16 Time: 8:45 (A); 8:48 (B)
17. Depth to Ground Water Depth to ground water at time of retrieval 72.01 feet below TIC
18. Type of Deployment Line Used Diameter: 1/16 inch Material: Teflon coated stainless steel

19. Material and Mass (oz.) of PDBS Weight Stainless Steel, approx. 16 oz. (stainless steel recommended)
20. Type of PDBS Used
    ■ Lab Filled (Modified Trip Blank must be taken at time of deployment)
    ☐ Field Filled (Modified equipment blank of fill water must be taken at time of deployment. If PDBS isn't filled at well head, blank must travel with samplers until last sampler is deployed. Blank is then taken.)
21. Dimensions of PDBS Length (in.) 24 inches Diameter (in.) 1.25 inches Filled 220 ml
22. Position of PDBS Weight
    ☐ Attached to bottom of PDBS and suspended in well
    ☐ Attached to bottom of deployment line and suspended in well
    ■ Attached to bottom of deployment line and resting on bottom of well (preferred)
23. Position of PDBS in Well Screen (ft. from measuring point to center of PDBS)

1st PDBS	2nd PDBS	3rd PDBS	4th PDBS
176.98 ft (Set at bottom hooks)	Set above 1st PDB		

5th PDBS	6th PDBS	7th PDBS	8th PDBS

24. If the saturated portion of the well screen or open hole is greater than 5 feet, has the well been vertically profiled to assess the potential for contaminant stratification?
    ☐ **No**, this well is being profiled during this sampling round
    ■ **Yes**, this well was profiled already. Date when well was profiled: 12/31/13
25. If the saturated portion of the well screen or open hole is greater than 10 feet, has the well been flow tested to assess the potential for vertical flow to be present within the well?
    ■ **No**, flow testing has not been conducted in this well
    ☐ **Yes**, flow testing of this well was conducted. Date of testing: _____
    Type of flow meter used: _____
    Measurements taken every _____ feet **[Please Attach Results]**
26. Weather Conditions During Deployment Temp. 80 ° F Wind None ■ Sunny ☐ Overcast ☐ Raining ☐ Snowing
27. Weather Conditions During Retrieval Temp. 60 ° F Wind Slight ☐ Sunny ■ Overcast ☐ Raining ☐ Snowing

28. Field Sampling Technician: Name(s) and Company (please print clearly)

Name	Company
Roy Wagner	Tetra Tech
Jon Byk, Andrew Kelly, Priscilla Merta	Tetra Tech

New Jersey Department of Environmental Protection
Checklist for the Submission of Sampling Data for Passive Diffusion Bag Samplers (PDBS)

1. Site: Former Lockheed Electronics Company Site
2. Location: Watchung and North Plainfield, NJ
3. Well Designation: MW-1I
4. Well Permit Number: E201313297

5. Type of Well: ■ Monitoring ☐ Extraction ☐ Residential ☐ Public Supply ☐ Irrigation ☐ Other
6. Well Surface Finish: ☐ Stick Up ■ Flush Mount
7. Location of Measuring Point: ■ Top of Casing ☐ Other (specify) _____
8. **NOTE:** PDBS represent a point sample within the screened interval or open hole of the well. It is critical to know the exact depth within the well where the PDBS is deployed. Well construction specifications, which are typically used to determine where to set the PDBS in the well, are measured in feet below ground surface (fbgs). If the depth interval for PDBS deployment is measured from the reference point identified above, the difference between this reference point and the ground surface must be measured and accounted for to determine the proper depth interval to set the PDBS. Please identify below, any differences between the measuring point identified above and actual ground surface at the well head.

   Distance between measuring point and ground surface (ft.) 0.43 feet below grade
9. Total Well Depth (fbgs) 254.63 (TIC)
10. Screened interval/open hole (fbgs) 245 to 255
11. Well Casing: Diameter: 2 inch Material: ■ PVC ☐ Carbon Steel ☐ Stainless Steel
12. Well Screen (or open hole diameter): Diameter: 2 inch Material: ■ PVC ☐ Carbon Steel ☐ Stainless Steel
13. Screen Size (slot) Screen Slot Size 20 slot

14. Date and Time of Deployment Date: 9/14/16 Time: 10:00
15. Depth to Ground Water Depth to ground water at time of deployment 72.85 feet below TIC
16. Date and Time of Retrieval Date: 9/29/16 Time: 8:50
17. Depth to Ground Water Depth to ground water at time of retrieval 74.37 feet below TIC
18. Type of Deployment Line Used Diameter: 0.25 inch Material: _____

19. Material and Mass (oz.) of PDBS Weight Stainless Steel, approx. 16 oz. (stainless steel recommended)
20. Type of PDBS Used
    ■ Lab Filled (Modified Trip Blank must be taken at time of deployment)
    ☐ Field Filled (Modified equipment blank of fill water must be taken at time of deployment. If PDBS isn't filled at well head, blank must travel with samplers until last sampler is deployed. Blank is then taken.)
21. Dimensions of PDBS Length (in.) 24 inches Diameter (in.) 1.25 inches Filled 220 ml
22. Position of PDBS Weight
    ☐ Attached to bottom of PDBS and suspended in well
    ☐ Attached to bottom of deployment line and suspended in well
    ■ Attached to bottom of deployment line and resting on bottom of well (preferred)
23. Position of PDBS in Well Screen (ft. from measuring point to center of PDBS)

1st PDBS	2nd PDBS	3rd PDBS	4th PDBS
251.93 ft (set on bottom hooks)			
5th PDBS	**6th PDBS**	**7th PDBS**	**8th PDBS**

24. If the saturated portion of the well screen or open hole is greater than 5 feet, has the well been vertically profiled to assess the potential for contaminant stratification?
    ☐ **No**, this well is being profiled during this sampling round
    ■ **Yes**, this well was profiled already. Date when well was profiled: 12/31/13
25. If the saturated portion of the well screen or open hole is greater than 10 feet, has the well been flow tested to assess the potential for vertical flow to be present within the well?
    ■ **No**, flow testing has not been conducted in this well
    ☐ **Yes**, flow testing of this well was conducted. Date of testing: _____
    Type of flow meter used: _____
    Measurements taken every _____ feet **[Please Attach Results]**
26. Weather Conditions During Deployment Temp. 80° F Wind None ■ Sunny ☐ Overcast ☐ Raining ☐ Snowing
27. Weather Conditions During Retrieval Temp. 60° F Wind Slight ☐ Sunny ■ Overcast ☐ Raining ☐ Snowing

28. Field Sampling Technician: Name(s) and Company (please print clearly)

Name	Company
Roy Wagner	Tetra Tech
Jon Byk, Andrew Kelly, Priscilla Merta	Tetra Tech

New Jersey Department of Environmental Protection
Checklist for the Submission of Sampling Data for Passive Diffusion Bag Samplers (PDBS)

1. Site: Former Lockheed Electronics Company Site
2. Location: Watchung and North Plainfield, NJ
3. Well Designation: MW-2I
4. Well Permit Number: E201313299

5. Type of Well: ■ Monitoring ☐ Extraction ☐ Residential ☐ Public Supply ☐ Irrigation ☐ Other
6. Well Surface Finish: ☐ Stick Up ■ Flush Mount
7. Location of Measuring Point: ■ Top of Casing ☐ Other (specify) _____
8. **NOTE:** PDBS represent a point sample within the screened interval or open hole of the well. It is critical to know the exact depth within the well where the PDBS is deployed. Well construction specifications, which are typically used to determine where to set the PDBS in the well, are measured in feet below ground surface (fbgs). If the depth interval for PDBS deployment is measured from the reference point identified above, the difference between this reference point and the ground surface must be measured and accounted for to determine the proper depth interval to set the PDBS. Please identify below, any differences between the measuring point identified above and actual ground surface at the well head.

   Distance between measuring point and ground surface (ft.) 0.22 feet below grade
9. Total Well Depth (fbgs) 97.52 (TIC)
10. Screened interval/open hole (fbgs) 88 to 98
11. Well Casing: Diameter: 2 inch Material: ■ PVC ☐ Carbon Steel ☐ Stainless Steel
12. Well Screen (or open hole diameter): Diameter: 2 inch Material: ■ PVC ☐ Carbon Steel ☐ Stainless Steel
13. Screen Size (slot) Screen Slot Size 20 slot

14. Date and Time of Deployment Date: 9/14/16 Time: 13:10
15. Depth to Ground Water Depth to ground water at time of deployment 18.22 feet below TIC
16. Date and Time of Retrieval Date: 9/29/16 Time: 10:40
17. Depth to Ground Water Depth to ground water at time of retrieval 18.08 feet below TIC
18. Type of Deployment Line Used Diameter: 0.25 inch Material: _____

19. Material and Mass (oz.) of PDBS Weight Stainless Steel, approx. 16 oz. (stainless steel recommended)
20. Type of PDBS Used
    ■ Lab Filled (Modified Trip Blank must be taken at time of deployment)
    ☐ Field Filled (Modified equipment blank of fill water must be taken at time of deployment. If PDBS isn't filled at well head, blank must travel with samplers until last sampler is deployed. Blank is then taken.)
21. Dimensions of PDBS Length (in.) 24 inches Diameter (in.) 1.25 inches Filled 220 ml
22. Position of PDBS Weight
    ☐ Attached to bottom of PDBS and suspended in well
    ☐ Attached to bottom of deployment line and suspended in well
    ■ Attached to bottom of deployment line and resting on bottom of well (preferred)
23. Position of PDBS in Well Screen (ft. from measuring point to center of PDBS)

1st PDBS	2nd PDBS	3rd PDBS	4th PDBS
94.82 ft (set on bottom hooks, 3.5 ft. off bottom)			

5th PDBS	6th PDBS	7th PDBS	8th PDBS

24. If the saturated portion of the well screen or open hole is greater than 5 feet, has the well been vertically profiled to assess the potential for contaminant stratification?
    ☐ **No**, this well is being profiled during this sampling round
    ■ **Yes**, this well was profiled already. Date when well was profiled: 12/31/13
25. If the saturated portion of the well screen or open hole is greater than 10 feet, has the well been flow tested to assess the potential for vertical flow to be present within the well?
    ■ **No**, flow testing has not been conducted in this well
    ☐ **Yes**, flow testing of this well was conducted. Date of testing: _____
    Type of flow meter used: _____
    Measurements taken every _____ feet **[Please Attach Results]**
26. Weather Conditions During Deployment Temp. 80° F Wind None ■ Sunny ☐ Overcast ☐ Raining ☐ Snowing
27. Weather Conditions During Retrieval Temp. 60° F Wind Slight ☐ Sunny ■ Overcast ☐ Raining ☐ Snowing

28. Field Sampling Technician: Name(s) and Company (please print clearly)

Name	Company
Roy Wagner	Tetra Tech
Jon Byk, Andrew Kelly, Priscilla Merta	Tetra Tech

New Jersey Department of Environmental Protection
Checklist for the Submission of Sampling Data for Passive Diffusion Bag Samplers (PDBS)

1. Site: Former Lockheed Electronics Company Site
2. Location: Watchung and North Plainfield, NJ
3. Well Designation: MW-2D
4. Well Permit Number: E201313300

5. Type of Well: ■ Monitoring ☐ Extraction ☐ Residential ☐ Public Supply ☐ Irrigation ☐ Other
6. Well Surface Finish: ☐ Stick Up ■ Flush Mount
7. Location of Measuring Point: ■ Top of Casing ☐ Other (specify) _____
8. **NOTE:** PDBS represent a point sample within the screened interval or open hole of the well. It is critical to know the exact depth within the well where the PDBS is deployed. Well construction specifications, which are typically used to determine where to set the PDBS in the well, are measured in feet below ground surface (fbgs). If the depth interval for PDBS deployment is measured from the reference point identified above, the difference between this reference point and the ground surface must be measured and accounted for to determine the proper depth interval to set the PDBS. Please identify below, any differences between the measuring point identified above and actual ground surface at the well head.

   Distance between measuring point and ground surface (ft.) 0.0 feet below grade
9. Total Well Depth (fbgs) 197.64 (TIC)
10. Screened interval/open hole (fbgs) 188 to 198
11. Well Casing: Diameter: 2 inch Material: ■ PVC ☐ Carbon Steel ☐ Stainless Steel
12. Well Screen (or open hole diameter): Diameter: 2 inch Material: ■ PVC ☐ Carbon Steel ☐ Stainless Steel
13. Screen Size (slot) Screen Slot Size 20 slot

14. Date and Time of Deployment Date: 9/14/16 Time: 13:05
15. Depth to Ground Water Depth to ground water at time of deployment 19.25 feet below TIC
16. Date and Time of Retrieval Date: 9/29/16 Time: 10:35
17. Depth to Ground Water Depth to ground water at time of retrieval 19.30 feet below TIC
18. Type of Deployment Line Used Diameter: 0.25 inch Material: _____
19. Material and Mass (oz.) of PDBS Weight Stainless Steel, approx. 16 oz. (stainless steel recommended)
20. Type of PDBS Used
    ■ Lab Filled (Modified Trip Blank must be taken at time of deployment)
    ☐ Field Filled (Modified equipment blank of fill water must be taken at time of deployment. If PDBS isn't filled at well head, blank must travel with samplers until last sampler is deployed. Blank is then taken.)
21. Dimensions of PDBS Length (in.) 24 inches Diameter (in.) 1.25 inches Filled 220 ml
22. Position of PDBS Weight
    ☐ Attached to bottom of PDBS and suspended in well
    ☐ Attached to bottom of deployment line and suspended in well
    ■ Attached to bottom of deployment line and resting on bottom of well (preferred)
23. Position of PDBS in Well Screen (ft. from measuring point to center of PDBS)

1st PDBS	2nd PDBS	3rd PDBS	4th PDBS
194.94 ft (set on bottom hooks)			
5th PDBS	**6th PDBS**	**7th PDBS**	**8th PDBS**

24. If the saturated portion of the well screen or open hole is greater than 5 feet, has the well been vertically profiled to assess the potential for contaminant stratification?
    ☐ **No**, this well is being profiled during this sampling round
    ■ **Yes**, this well was profiled already. Date when well was profiled: 12/31/13
25. If the saturated portion of the well screen or open hole is greater than 10 feet, has the well been flow tested to assess the potential for vertical flow to be present within the well?
    ■ **No**, flow testing has not been conducted in this well
    ☐ **Yes**, flow testing of this well was conducted. Date of testing: _____
    Type of flow meter used: _____
    Measurements taken every _____ feet **[Please Attach Results]**
26. Weather Conditions During Deployment Temp. 80° F Wind None ■ Sunny ☐ Overcast ☐ Raining ☐ Snowing
27. Weather Conditions During Retrieval Temp. 60° F Wind Slight ☐ Sunny ■ Overcast ☐ Raining ☐ Snowing

28. Field Sampling Technician: Name(s) and Company (please print clearly)

Name	Company
Roy Wagner	Tetra Tech
Jon Byk, Andrew Kelly, Priscilla Merta	Tetra Tech

New Jersey Department of Environmental Protection
Checklist for the Submission of Sampling Data for Passive Diffusion Bag Samplers (PDBS)

1. Site: Former Lockheed Electronics Company Site
2. Location: Watchung and North Plainfield, NJ
3. Well Designation: MW-3D
4. Well Permit Number: E201313298

5. Type of Well: ■ Monitoring ☐ Extraction ☐ Residential ☐ Public Supply ☐ Irrigation ☐ Other
6. Well Surface Finish: ☐ Stick Up ■ Flush Mount
7. Location of Measuring Point: ■ Top of Casing ☐ Other (specify) _____
8. **NOTE:** PDBS represent a point sample within the screened interval or open hole of the well. It is critical to know the exact depth within the well where the PDBS is deployed. Well construction specifications, which are typically used to determine where to set the PDBS in the well, are measured in feet below ground surface (fbgs). If the depth interval for PDBS deployment is measured from the reference point identified above, the difference between this reference point and the ground surface must be measured and accounted for to determine the proper depth interval to set the PDBS. Please identify below, any differences between the measuring point identified above and actual ground surface at the well head.

   Distance between measuring point and ground surface (ft.) 0.32 feet below grade
9. Total Well Depth (fbgs) 348.70 (TIC)
10. Screened interval/open hole (fbgs) 335 to 350
11. Well Casing: Diameter: 2 inch Material: ■ PVC ☐ Carbon Steel ☐ Stainless Steel
12. Well Screen (or open hole diameter): Diameter: 2 inch Material: ■ PVC ☐ Carbon Steel ☐ Stainless Steel
13. Screen Size (slot) Screen Slot Size 20 slot

14. Date and Time of Deployment Date: 9/14/16 Time: 128.01
15. Depth to Ground Water Depth to ground water at time of deployment 128.01 feet below TIC
16. Date and Time of Retrieval Date: 9/29/16 Time: 128.35
17. Depth to Ground Water Depth to ground water at time of retrieval 128.35 feet below TIC
18. Type of Deployment Line Used Diameter: 0.25 inch Material: _____

19. Material and Mass (oz.) of PDBS Weight Stainless Steel, approx. 32 oz. (stainless steel recommended)
20. Type of PDBS Used
    ■ Lab Filled (Modified Trip Blank must be taken at time of deployment)
    ☐ Field Filled (Modified equipment blank of fill water must be taken at time of deployment. If PDBS isn't filled at well head, blank must travel with samplers until last sampler is deployed. Blank is then taken.)
21. Dimensions of PDBS Length (in.) 24 inches Diameter (in.) 1.25 inches Filled 220 ml
22. Position of PDBS Weight
    ☐ Attached to bottom of PDBS and suspended in well
    ☐ Attached to bottom of deployment line and suspended in well
    ■ Attached to bottom of deployment line and resting on bottom of well (preferred)
23. Position of PDBS in Well Screen (ft. from measuring point to center of PDBS)

1st PDBS	2nd PDBS	3rd PDBS	4th PDBS
336 ft			

(Set on top of hooks 3 sets of hooks - used top set)

5th PDBS	6th PDBS	7th PDBS	8th PDBS

24. If the saturated portion of the well screen or open hole is greater than 5 feet, has the well been vertically profiled to assess the potential for contaminant stratification?
    ☐ **No**, this well is being profiled during this sampling round
    ■ **Yes**, this well was profiled already. Date when well was profiled: 12/31/13
25. If the saturated portion of the well screen or open hole is greater than 10 feet, has the well been flow tested to assess the potential for vertical flow to be present within the well?
    ■ **No**, flow testing has not been conducted in this well
    ☐ **Yes**, flow testing of this well was conducted. Date of testing: _____
    Type of flow meter used: _____
    Measurements taken every _____ feet **[Please Attach Results]**
26. Weather Conditions During Deployment Temp. 80° F Wind None ■ Sunny ☐ Overcast ☐ Raining ☐ Snowing
27. Weather Conditions During Retrieval Temp. 60° F Wind Slight ☐ Sunny ■ Overcast ☐ Raining ☐ Snowing

28. Field Sampling Technician: Name(s) and Company (please print clearly)

Name	Company
Roy Wagner	Tetra Tech
Jon Byk, Andrew Kelly, Priscilla Merta	Tetra Tech

New Jersey Department of Environmental Protection
Checklist for the Submission of Sampling Data for Passive Diffusion Bag Samplers (PDBS)

1. Site: Former Lockheed Electronics Company Site
2. Location: Watchung and North Plainfield, NJ
3. Well Designation: MW-501S
4. Well Permit Number: 25-43364

5. Type of Well: ■ Monitoring ☐ Extraction ☐ Residential ☐ Public Supply ☐ Irrigation ☐ Other
6. Well Surface Finish: ☐ Stick Up ■ Flush Mount
7. Location of Measuring Point: ■ Top of Casing ☐ Other (specify) _____
8. **NOTE:** PDBS represent a point sample within the screened interval or open hole of the well. It is critical to know the exact depth within the well where the PDBS is deployed. Well construction specifications, which are typically used to determine where to set the PDBS in the well, are measured in feet below ground surface (fbgs). If the depth interval for PDBS deployment is measured from the reference point identified above, the difference between this reference point and the ground surface must be measured and accounted for to determine the proper depth interval to set the PDBS. Please identify below, any differences between the measuring point identified above and actual ground surface at the well head.

   Distance between measuring point and ground surface (ft.) 0.62 feet below grade
9. Total Well Depth (fbgs) 13.90 (TIC)
10. Screened interval/open hole (fbgs) 8 to 18
11. Well Casing: Diameter: 2 inch Material: ■ PVC ☐ Carbon Steel ☐ Stainless Steel
12. Well Screen (or open hole diameter): Diameter: 2 inch Material: ■ PVC ☐ Carbon Steel ☐ Stainless Steel
13. Screen Size (slot) Screen Slot Size _____

14. Date and Time of Deployment Date: 9/14/16 Time: 8:43
15. Depth to Ground Water Depth to ground water at time of deployment 4.89 feet below TIC
16. Date and Time of Retrieval Date: 9/29/16 Time: 8:00
17. Depth to Ground Water Depth to ground water at time of retrieval 5.87 feet below TIC
18. Type of Deployment Line Used Diameter: 0.25 inch Material: Nylon line

19. Material and Mass (oz.) of PDBS Weight Stainless Steel, approx. 12 oz. (stainless steel recommended)
20. Type of PDBS Used
    ■ Lab Filled (Modified Trip Blank must be taken at time of deployment)
    ☐ Field Filled (Modified equipment blank of fill water must be taken at time of deployment. If PDBS isn't filled at well head, blank must travel with samplers until last sampler is deployed. Blank is then taken.)
21. Dimensions of PDBS Length (in.) 24 inches Diameter (in.) 1.25 inches Filled 220 ml
22. Position of PDBS Weight
    ☐ Attached to bottom of PDBS and suspended in well
    ☐ Attached to bottom of deployment line and suspended in well
    ■ Attached to bottom of deployment line and resting on bottom of well (preferred)
23. Position of PDBS in Well Screen (ft. from measuring point to center of PDBS)

1st PDBS	2nd PDBS	3rd PDBS	4th PDBS
approx. 9.1 ft bgs			

5th PDBS	6th PDBS	7th PDBS	8th PDBS

24. If the saturated portion of the well screen or open hole is greater than 5 feet, has the well been vertically profiled to assess the potential for contaminant stratification?
    ☐ **No**, this well is being profiled during this sampling round
    ☐ **Yes**, this well was profiled already. Date when well was profiled: _____
25. If the saturated portion of the well screen or open hole is greater than 10 feet, has the well been flow tested to assess the potential for vertical flow to be present within the well?
    ■ **No**, flow testing has not been conducted in this well
    ☐ **Yes**, flow testing of this well was conducted. Date of testing: _____
    Type of flow meter used: _____
    Measurements taken every _____ feet **[Please Attach Results]**
26. Weather Conditions During Deployment Temp. 80° F Wind None ■ Sunny ☐ Overcast ☐ Raining ☐ Snowing
27. Weather Conditions During Retrieval Temp. 60° F Wind Slight ☐ Sunny ■ Overcast ☐ Raining ☐ Snowing

28. Field Sampling Technician: Name(s) and Company (please print clearly)

Name	Company
Roy Wagner	Tetra Tech
Jon Byk, Andrew Kelly, Priscilla Merta	Tetra Tech

New Jersey Department of Environmental Protection
Checklist for the Submission of Sampling Data for Passive Diffusion Bag Samplers (PDBS)

1. Site: Former Lockheed Electronics Company Site
2. Location: Watchung and N
3. Well Designation: MW-501I
4. Well Permit Number: 25-43363

5. Type of Well: ■ Monitoring ☐ Extraction ☐ Residential ☐ Public Supply ☐ Irrigation ☐ Other
6. Well Surface Finish: ☐ Stick Up ■ Flush Mount
7. Location of Measuring Point: ■ Top of Casing ☐ Other (specify) _____
8. **NOTE:** PDBS represent a point sample within the screened interval or open hole of the well. It is critical to know the exact depth within the well where the PDBS is deployed. Well construction specifications, which are typically used to determine where to set the PDBS in the well, are measured in feet below ground surface (fbgs). If the depth interval for PDBS deployment is measured from the reference point identified above, the difference between this reference point and the ground surface must be measured and accounted for to determine the proper depth interval to set the PDBS. Please identify below, any differences between the measuring point identified above and actual ground surface at the well head.

   Distance between measuring point and ground surface (ft.) 0.44 feet below grade
9. Total Well Depth (fbgs) 73.40 (TIC)
10. Screened interval/open hole (fbgs) 64.5 to 74.5
11. Well Casing: Diameter: 2 inch Material: ■ PVC ☐ Carbon Steel ☐ Stainless Steel
12. Well Screen (or open hole diameter): Diameter: 2 inch Material: ■ PVC ☐ Carbon Steel ☐ Stainless Steel
13. Screen Size (slot) Screen Slot Size _____

14. Date and Time of Deployment Date: 9/14/16 Time: 8:47
15. Depth to Ground Water Depth to ground water at time of deployment 11.80 feet below TIC
16. Date and Time of Retrieval Date: 9/29/16 Time: 8:05
17. Depth to Ground Water Depth to ground water at time of retrieval 12.44 feet below TIC
18. Type of Deployment Line Used Diameter: 0.25 inch Material: Nylon line

19. Material and Mass (oz.) of PDBS Weight Stainless Steel, approx. 12 oz. (stainless steel recommended)
20. Type of PDBS Used
    ■ Lab Filled (Modified Trip Blank must be taken at time of deployment)
    ☐ Field Filled (Modified equipment blank of fill water must be taken at time of deployment. If PDBS isn't filled at well head, blank must travel with samplers until last sampler is deployed. Blank is then taken.)
21. Dimensions of PDBS Length (in.) 24 inches Diameter (in.) 1.25 inches Filled 220 ml
22. Position of PDBS Weight
    ☐ Attached to bottom of PDBS and suspended in well
    ☐ Attached to bottom of deployment line and suspended in well
    ■ Attached to bottom of deployment line and resting on bottom of well (preferred)
23. Position of PDBS in Well Screen (ft. from measuring point to center of PDBS)

1st PDBS	2nd PDBS	3rd PDBS	4th PDBS
approx. 68.4 ft bgs			

5th PDBS	6th PDBS	7th PDBS	8th PDBS

24. If the saturated portion of the well screen or open hole is greater than 5 feet, has the well been vertically profiled to assess the potential for contaminant stratification?
    ☐ **No**, this well is being profiled during this sampling round
    ☐ **Yes**, this well was profiled already. Date when well was profiled: _____
25. If the saturated portion of the well screen or open hole is greater than 10 feet, has the well been flow tested to assess the potential for vertical flow to be present within the well?
    ■ **No**, flow testing has not been conducted in this well
    ☐ **Yes**, flow testing of this well was conducted. Date of testing: _____
    Type of flow meter used: _____
    Measurements taken every _____ feet **[Please Attach Results]**
26. Weather Conditions During Deployment Temp. 80° F Wind None ■ Sunny ☐ Overcast ☐ Raining ☐ Snowing
27. Weather Conditions During Retrieval Temp. 60° F Wind Slight ☐ Sunny ■ Overcast ☐ Raining ☐ Snowing

28. Field Sampling Technician: Name(s) and Company (please print clearly)

Name	Company
Roy Wagner	Tetra Tech
Jon Byk, Andrew Kelly, Priscilla Merta	Tetra Tech

New Jersey Department of Environmental Protection
Checklist for the Submission of Sampling Data for Passive Diffusion Bag Samplers (PDBS)

1. Site: Former Lockheed Electronics Company Site
2. Location: Watchung and North Plainfield, NJ
3. Well Designation: MW-502S
4. Well Permit Number: 25-43366

5. Type of Well: ■ Monitoring ☐ Extraction ☐ Residential ☐ Public Supply ☐ Irrigation ☐ Other
6. Well Surface Finish: ☐ Stick Up ■ Flush Mount
7. Location of Measuring Point: ■ Top of Casing ☐ Other (specify) _____
8. **NOTE:** PDBS represent a point sample within the screened interval or open hole of the well. It is critical to know the exact depth within the well where the PDBS is deployed. Well construction specifications, which are typically used to determine where to set the PDBS in the well, are measured in feet below ground surface (fbgs). If the depth interval for PDBS deployment is measured from the reference point identified above, the difference between this reference point and the ground surface must be measured and accounted for to determine the proper depth interval to set the PDBS. Please identify below, any differences between the measuring point identified above and actual ground surface at the well head.

   Distance between measuring point and ground surface (ft.) 0.35 feet below grade
9. Total Well Depth (fbgs) 18.51 (TIC)
10. Screened interval/open hole (fbgs) 8 to 18
11. Well Casing: Diameter: 2 inch Material: ■ PVC ☐ Carbon Steel ☐ Stainless Steel
12. Well Screen (or open hole diameter): Diameter: 2 inch Material: ■ PVC ☐ Carbon Steel ☐ Stainless Steel
13. Screen Size (slot) Screen Slot Size _____

14. Date and Time of Deployment Date: 9/14/16 Time: 9:15
15. Depth to Ground Water Depth to ground water at time of deployment 2.01 feet below TIC
16. Date and Time of Retrieval Date: 9/29/16 Time: 8:30
17. Depth to Ground Water Depth to ground water at time of retrieval 2.09 feet below TIC
18. Type of Deployment Line Used Diameter: 0.25 inch Material: Nylon line

19. Material and Mass (oz.) of PDBS Weight Stainless Steel, approx. 16 oz. (stainless steel recommended)
20. Type of PDBS Used
    ■ Lab Filled (Modified Trip Blank must be taken at time of deployment)
    ☐ Field Filled (Modified equipment blank of fill water must be taken at time of deployment. If PDBS isn't filled at well head, blank must travel with samplers until last sampler is deployed. Blank is then taken.)
21. Dimensions of PDBS Length (in.) 24 inches Diameter (in.) 1.25 inches Filled 220 ml
22. Position of PDBS Weight
    ☐ Attached to bottom of PDBS and suspended in well
    ☐ Attached to bottom of deployment line and suspended in well
    ■ Attached to bottom of deployment line and resting on bottom of well (preferred)
23. Position of PDBS in Well Screen (ft. from measuring point to center of PDBS)

1st PDBS	2nd PDBS	3rd PDBS	4th PDBS
approx. 11.5 ft bgs			

5th PDBS	6th PDBS	7th PDBS	8th PDBS

24. If the saturated portion of the well screen or open hole is greater than 5 feet, has the well been vertically profiled to assess the potential for contaminant stratification?
    ☐ **No**, this well is being profiled during this sampling round
    ☐ **Yes**, this well was profiled already. Date when well was profiled: _____
25. If the saturated portion of the well screen or open hole is greater than 10 feet, has the well been flow tested to assess the potential for vertical flow to be present within the well?
    ■ **No**, flow testing has not been conducted in this well
    ☐ **Yes**, flow testing of this well was conducted. Date of testing: _____
    Type of flow meter used: _____
    Measurements taken every _____ feet **[Please Attach Results]**
26. Weather Conditions During Deployment Temp. 80° F Wind None ■ Sunny ☐ Overcast ☐ Raining ☐ Snowing
27. Weather Conditions During Retrieval Temp. 60° F Wind Slight ☐ Sunny ■ Overcast ☐ Raining ☐ Snowing

28. Field Sampling Technician: Name(s) and Company (please print clearly)

Name	Company
Roy Wagner	Tetra Tech
Jon Byk, Andrew Kelly, Priscilla Merta	Tetra Tech

New Jersey Department of Environmental Protection
Checklist for the Submission of Sampling Data for Passive Diffusion Bag Samplers (PDBS)

1. Site: Former Lockheed Electronics Company Site
2. Location: Watchung and North Plainfield, NJ
3. Well Designation: MW-502I
4. Well Permit Number: 25-43365

5. Type of Well: ■ Monitoring ☐ Extraction ☐ Residential ☐ Public Supply ☐ Irrigation ☐ Other
6. Well Surface Finish: ☐ Stick Up ■ Flush Mount
7. Location of Measuring Point: ■ Top of Casing ☐ Other (specify) _____
8. **NOTE:** PDBS represent a point sample within the screened interval or open hole of the well. It is critical to know the exact depth within the well where the PDBS is deployed. Well construction specifications, which are typically used to determine where to set the PDBS in the well, are measured in feet below ground surface (fbgs). If the depth interval for PDBS deployment is measured from the reference point identified above, the difference between this reference point and the ground surface must be measured and accounted for to determine the proper depth interval to set the PDBS. Please identify below, any differences between the measuring point identified above and actual ground surface at the well head.

   Distance between measuring point and ground surface (ft.) 0.35 feet below grade
9. Total Well Depth (fbgs) 73.75 (TIC)
10. Screened interval/open hole (fbgs) 64.7 to 74.7
11. Well Casing: Diameter: 2 inch Material: ■ PVC ☐ Carbon Steel ☐ Stainless Steel
12. Well Screen (or open hole diameter): Diameter: 2 inch Material: ■ PVC ☐ Carbon Steel ☐ Stainless Steel
13. Screen Size (slot) Screen Slot Size _____

14. Date and Time of Deployment Date: 9/14/16 Time: 9:18
15. Depth to Ground Water Depth to ground water at time of deployment 3.51 feet below TIC
16. Date and Time of Retrieval Date: 9/29/16 Time: 8:35
17. Depth to Ground Water Depth to ground water at time of retrieval 3.46 feet below TIC
18. Type of Deployment Line Used Diameter: 0.25 inch Material: Nylon line

19. Material and Mass (oz.) of PDBS Weight Stainless Steel, approx. 16 oz. (stainless steel recommended)
20. Type of PDBS Used
    ■ Lab Filled (Modified Trip Blank must be taken at time of deployment)
    ☐ Field Filled (Modified equipment blank of fill water must be taken at time of deployment. If PDBS isn't filled at well head, blank must travel with samplers until last sampler is deployed. Blank is then taken.)
21. Dimensions of PDBS Length (in.) 24 inches Diameter (in.) 1.25 inches Filled 220 ml
22. Position of PDBS Weight
    ☐ Attached to bottom of PDBS and suspended in well
    ☐ Attached to bottom of deployment line and suspended in well
    ■ Attached to bottom of deployment line and resting on bottom of well (preferred)
23. Position of PDBS in Well Screen (ft. from measuring point to center of PDBS)

1st PDBS	2nd PDBS	3rd PDBS	4th PDBS
approx. 68.75 (center of screen)			
5th PDBS	**6th PDBS**	**7th PDBS**	**8th PDBS**

24. If the saturated portion of the well screen or open hole is greater than 5 feet, has the well been vertically profiled to assess the potential for contaminant stratification?
    ☐ **No**, this well is being profiled during this sampling round
    ☐ **Yes**, this well was profiled already. Date when well was profiled: _____
25. If the saturated portion of the well screen or open hole is greater than 10 feet, has the well been flow tested to assess the potential for vertical flow to be present within the well?
    ■ **No**, flow testing has not been conducted in this well
    ☐ **Yes**, flow testing of this well was conducted. Date of testing: _____
    Type of flow meter used: _____
    Measurements taken every _____ feet **[Please Attach Results]**
26. Weather Conditions During Deployment Temp. 80° F Wind None ■ Sunny ☐ Overcast ☐ Raining ☐ Snowing
27. Weather Conditions During Retrieval Temp. 60° F Wind Slight ☐ Sunny ■ Overcast ☐ Raining ☐ Snowing

28. Field Sampling Technician: Name(s) and Company (please print clearly)

Name	Company
Roy Wagner	Tetra Tech
Jon Byk, Andrew Kelly, Priscilla Merta	Tetra Tech

New Jersey Department of Environmental Protection
Checklist for the Submission of Sampling Data for Passive Diffusion Bag Samplers (PDBS)

1. Site: Former Lockheed Electronics Company Site
2. Location: Watchung and North Plainfield, NJ
3. Well Designation: MW-503S
4. Well Permit Number: 25-43368

5. Type of Well: ■ Monitoring ☐ Extraction ☐ Residential ☐ Public Supply ☐ Irrigation ☐ Other
6. Well Surface Finish: ☐ Stick Up ■ Flush Mount
7. Location of Measuring Point: ■ Top of Casing ☐ Other (specify) _____
8. **NOTE:** PDBS represent a point sample within the screened interval or open hole of the well. It is critical to know the exact depth within the well where the PDBS is deployed. Well construction specifications, which are typically used to determine where to set the PDBS in the well, are measured in feet below ground surface (fbgs). If the depth interval for PDBS deployment is measured from the reference point identified above, the difference between this reference point and the ground surface must be measured and accounted for to determine the proper depth interval to set the PDBS. Please identify below, any differences between the measuring point identified above and actual ground surface at the well head.

   Distance between measuring point and ground surface (ft.) 0.28 feet below grade
9. Total Well Depth (fbgs) 23.35 (TIC)
10. Screened interval/open hole (fbgs) 8.7 to 23.7
11. Well Casing: Diameter: 2 inch Material: ■ PVC ☐ Carbon Steel ☐ Stainless Steel
12. Well Screen (or open hole diameter): Diameter: 2 inch Material: ■ PVC ☐ Carbon Steel ☐ Stainless Steel
13. Screen Size (slot) Screen Slot Size _____

14. Date and Time of Deployment Date: 9/14/16 Time: 9:05
15. Depth to Ground Water Depth to ground water at time of deployment 5.59 feet below TIC
16. Date and Time of Retrieval Date: 9/29/16 Time: 8:20
17. Depth to Ground Water Depth to ground water at time of retrieval 5.72 feet below TIC
18. Type of Deployment Line Used Diameter: 0.25 inch Material: Nylon line

19. Material and Mass (oz.) of PDBS Weight Stainless Steel, approx. 16 oz. (stainless steel recommended)
20. Type of PDBS Used
    ■ Lab Filled (Modified Trip Blank must be taken at time of deployment)
    ☐ Field Filled (Modified equipment blank of fill water must be taken at time of deployment. If PDBS isn't filled at well head, blank must travel with samplers until last sampler is deployed. Blank is then taken.)
21. Dimensions of PDBS Length (in.) 24 inches Diameter (in.) 1.25 inches Filled 220 ml
22. Position of PDBS Weight
    ☐ Attached to bottom of PDBS and suspended in well
    ☐ Attached to bottom of deployment line and suspended in well
    ■ Attached to bottom of deployment line and resting on bottom of well (preferred)
23. Position of PDBS in Well Screen (ft. from measuring point to center of PDBS)

1st PDBS	2nd PDBS	3rd PDBS	4th PDBS
9.6 feet below TOC			

(10.55 feet well depth, set 2.5' off bottom)

5th PDBS	6th PDBS	7th PDBS	8th PDBS

24. If the saturated portion of the well screen or open hole is greater than 5 feet, has the well been vertically profiled to assess the potential for contaminant stratification?
    ☐ **No**, this well is being profiled during this sampling round
    ☐ **Yes**, this well was profiled already. Date when well was profiled: _____
25. If the saturated portion of the well screen or open hole is greater than 10 feet, has the well been flow tested to assess the potential for vertical flow to be present within the well?
    ■ **No**, flow testing has not been conducted in this well
    ☐ **Yes**, flow testing of this well was conducted. Date of testing: _____
    Type of flow meter used: _____
    Measurements taken every _____ feet **[Please Attach Results]**
26. Weather Conditions During Deployment Temp. 80° F Wind None ■ Sunny ☐ Overcast ☐ Raining ☐ Snowing
27. Weather Conditions During Retrieval Temp. 60° F Wind Slight ☐ Sunny ■ Overcast ☐ Raining ☐ Snowing

28. Field Sampling Technician: Name(s) and Company (please print clearly)

Name	Company
Roy Wagner	Tetra Tech
Jon Byk, Andrew Kelly, Priscilla Merta	Tetra Tech

New Jersey Department of Environmental Protection
Checklist for the Submission of Sampling Data for Passive Diffusion Bag Samplers (PDBS)

1. Site: Former Lockheed Electronics Company Site
2. Location: Watchung and North Plainfield, NJ
3. Well Designation: MW-503I
4. Well Permit Number: 25-43367

5. Type of Well: ■ Monitoring ☐ Extraction ☐ Residential ☐ Public Supply ☐ Irrigation ☐ Other
6. Well Surface Finish: ☐ Stick Up ■ Flush Mount
7. Location of Measuring Point: ■ Top of Casing ☐ Other (specify) _____
8. **NOTE:** PDBS represent a point sample within the screened interval or open hole of the well. It is critical to know the exact depth within the well where the PDBS is deployed. Well construction specifications, which are typically used to determine where to set the PDBS in the well, are measured in feet below ground surface (fbgs). If the depth interval for PDBS deployment is measured from the reference point identified above, the difference between this reference point and the ground surface must be measured and accounted for to determine the proper depth interval to set the PDBS. Please identify below, any differences between the measuring point identified above and actual ground surface at the well head.

   Distance between measuring point and ground surface (ft.) 0.05 feet below grade
9. Total Well Depth (fbgs) 69.94 (TIC)
10. Screened interval/open hole (fbgs) 61.5 to 71.5
11. Well Casing: Diameter: 2 inch Material: ■ PVC ☐ Carbon Steel ☐ Stainless Steel
12. Well Screen (or open hole diameter): Diameter: 2 inch Material: ■ PVC ☐ Carbon Steel ☐ Stainless Steel
13. Screen Size (slot) Screen Slot Size _____

14. Date and Time of Deployment Date: 9/14/16 Time: 9:08
15. Depth to Ground Water Depth to ground water at time of deployment 5.89 feet below TIC
16. Date and Time of Retrieval Date: 9/29/16 Time: 8:25
17. Depth to Ground Water Depth to ground water at time of retrieval 6.11 feet below TIC
18. Type of Deployment Line Used Diameter: 0.25 inch Material: Nylon line

19. Material and Mass (oz.) of PDBS Weight Stainless Steel, approx. 16 oz. (stainless steel recommended)
20. Type of PDBS Used
    ■ Lab Filled (Modified Trip Blank must be taken at time of deployment)
    ☐ Field Filled (Modified equipment blank of fill water must be taken at time of deployment. If PDBS isn't filled at well head, blank must travel with samplers until last sampler is deployed. Blank is then taken.)
21. Dimensions of PDBS Length (in.) 24 inches Diameter (in.) 1.25 inches Filled 220 ml
22. Position of PDBS Weight
    ☐ Attached to bottom of PDBS and suspended in well
    ☐ Attached to bottom of deployment line and suspended in well
    ■ Attached to bottom of deployment line and resting on bottom of well (preferred)
23. Position of PDBS in Well Screen (ft. from measuring point to center of PDBS)

1st PDBS	2nd PDBS	3rd PDBS	4th PDBS
approx. 64.94 ft (center of screen)			
5th PDBS	**6th PDBS**	**7th PDBS**	**8th PDBS**

24. If the saturated portion of the well screen or open hole is greater than 5 feet, has the well been vertically profiled to assess the potential for contaminant stratification?
    ☐ **No**, this well is being profiled during this sampling round
    ☐ **Yes**, this well was profiled already. Date when well was profiled: _____
25. If the saturated portion of the well screen or open hole is greater than 10 feet, has the well been flow tested to assess the potential for vertical flow to be present within the well?
    ■ **No**, flow testing has not been conducted in this well
    ☐ **Yes**, flow testing of this well was conducted. Date of testing: _____
    Type of flow meter used: _____
    Measurements taken every _____ feet **[Please Attach Results]**
26. Weather Conditions During Deployment Temp. 80° F Wind None ■ Sunny ☐ Overcast ☐ Raining ☐ Snowing
27. Weather Conditions During Retrieval Temp. 60° F Wind Slight ☐ Sunny ■ Overcast ☐ Raining ☐ Snowing

28. Field Sampling Technician: Name(s) and Company (please print clearly)

Name	Company
Roy Wagner	Tetra Tech
Jon Byk, Andrew Kelly, Priscilla Merta	Tetra Tech

New Jersey Department of Environmental Protection
Checklist for the Submission of Sampling Data for Passive Diffusion Bag Samplers (PDBS)

1. Site: Former Lockheed Electronics Company Site
2. Location: Watchung and North Plainfield, NJ
3. Well Designation: MW-505S
4. Well Permit Number: 25-43522

5. Type of Well: ■Monitoring ☐Extraction ☐Residential ☐Public Supply ☐Irrigation ☐Other
6. Well Surface Finish: ■Stick Up ☐Flush Mount
7. Location of Measuring Point: ■Top of Casing ☐Other (specify) _____
8. **NOTE:** PDBS represent a point sample within the screened interval or open hole of the well. It is critical to know the exact depth within the well where the PDBS is deployed. Well construction specifications, which are typically used to determine where to set the PDBS in the well, are measured in feet below ground surface (fbgs). If the depth interval for PDBS deployment is measured from the reference point identified above, the difference between this reference point and the ground surface must be measured and accounted for to determine the proper depth interval to set the PDBS. Please identify below, any differences between the measuring point identified above and actual ground surface at the well head.

   Distance between measuring point and ground surface (ft.) 0.28 feet below grade
9. Total Well Depth (fbgs) 19.70 (TIC)
10. Screened interval/open hole (fbgs) 9.7 to 19.7
11. Well Casing: Diameter: 2 inch Material: ■PVC ☐Carbon Steel ☐Stainless Steel
12. Well Screen (or open hole diameter): Diameter: 2 inch Material: ■PVC ☐Carbon Steel ☐Stainless Steel
13. Screen Size (slot) Screen Slot Size _____

14. Date and Time of Deployment Date: 9/14/16 Time: 16:25
15. Depth to Ground Water Depth to ground water at time of deployment 7.17 feet below TIC
16. Date and Time of Retrieval Date: 9/29/16 Time: 14:35
17. Depth to Ground Water Depth to ground water at time of retrieval 7.02 feet below TIC
18. Type of Deployment Line Used Diameter: 0.25 inch Material: Nylon line

19. Material and Mass (oz.) of PDBS Weight Stainless Steel, approx. 16 oz. (stainless steel recommended)
20. Type of PDBS Used
    ■Lab Filled (Modified Trip Blank must be taken at time of deployment)
    ☐Field Filled (Modified equipment blank of fill water must be taken at time of deployment. If PDBS isn't filled at well head, blank must travel with samplers until last sampler is deployed. Blank is then taken.)
21. Dimensions of PDBS Length (in.) 24 inches Diameter (in.) 1.25 inches Filled 220 ml
22. Position of PDBS Weight
    ☐Attached to bottom of PDBS and suspended in well
    ☐Attached to bottom of deployment line and suspended in well
    ■Attached to bottom of deployment line and resting on bottom of well (preferred)
23. Position of PDBS in Well Screen (ft. from measuring point to center of PDBS)

1st PDBS	2nd PDBS	3rd PDBS	4th PDBS
approx. 17.4 ft bgs			

5th PDBS	6th PDBS	7th PDBS	8th PDBS

24. If the saturated portion of the well screen or open hole is greater than 5 feet, has the well been vertically profiled to assess the potential for contaminant stratification?
    ☐ **No**, this well is being profiled during this sampling round
    ☐ **Yes**, this well was profiled already. Date when well was profiled: _____
25. If the saturated portion of the well screen or open hole is greater than 10 feet, has the well been flow tested to assess the potential for vertical flow to be present within the well?
    ■ **No**, flow testing has not been conducted in this well
    ☐ **Yes**, flow testing of this well was conducted. Date of testing: _____
    Type of flow meter used: _____
    Measurements taken every _____ feet **[Please Attach Results]**
26. Weather Conditions During Deployment Temp. 80° F Wind None ■Sunny ☐Overcast ☐Raining ☐Snowing
27. Weather Conditions During Retrieval Temp. 60° F Wind Slight ☐Sunny ■Overcast ☐Raining ☐Snowing

28. Field Sampling Technician: Name(s) and Company (please print clearly)

Name	Company
Roy Wagner	Tetra Tech
Jon Byk, Andrew Kelly, Priscilla Merta	Tetra Tech

New Jersey Department of Environmental Protection

Checklist for the Submission of Sampling Data for Passive Diffusion Bag Samplers (PDBS)

1. Site: Former Lockheed Electronics Company Site
2. Location: Watchung and North Plainfield, NJ
3. Well Designation: MW-505I
4. Well Permit Number: 25-43523

5. Type of Well: ■ Monitoring ☐ Extraction ☐ Residential ☐ Public Supply ☐ Irrigation ☐ Other
6. Well Surface Finish: ■ Stick Up ☐ Flush Mount
7. Location of Measuring Point: ■ Top of Casing ☐ Other (specify) _____
8. **NOTE:** PDBS represent a point sample within the screened interval or open hole of the well. It is critical to know the exact depth within the well where the PDBS is deployed. Well construction specifications, which are typically used to determine where to set the PDBS in the well, are measured in feet below ground surface (fbgs). If the depth interval for PDBS deployment is measured from the reference point identified above, the difference between this reference point and the ground surface must be measured and accounted for to determine the proper depth interval to set the PDBS. Please identify below, any differences between the measuring point identified above and actual ground surface at the well head.

   Distance between measuring point and ground surface (ft.) 0.28 feet below grade
9. Total Well Depth (fbgs) 75.00 (TIC)
10. Screened interval/open hole (fbgs) 65.0 to 75.0
11. Well Casing: Diameter: 2 inch Material: ■ PVC ☐ Carbon Steel ☐ Stainless Steel
12. Well Screen (or open hole diameter): Diameter: 2 inch Material: ■ PVC ☐ Carbon Steel ☐ Stainless Steel
13. Screen Size (slot) Screen Slot Size _____

14. Date and Time of Deployment Date: 9/14/16 Time: 16:30
15. Depth to Ground Water Depth to ground water at time of deployment 7.20 feet below TIC
16. Date and Time of Retrieval Date: 9/29/16 Time: 14:40
17. Depth to Ground Water Depth to ground water at time of retrieval 7.04 feet below TIC
18. Type of Deployment Line Used Diameter: 0.25 inch Material: Nylon line

19. Material and Mass (oz.) of PDBS Weight Stainless Steel, approx. 16 oz. (stainless steel recommended)
20. Type of PDBS Used
    ■ Lab Filled (Modified Trip Blank must be taken at time of deployment)
    ☐ Field Filled (Modified equipment blank of fill water must be taken at time of deployment. If PDBS isn't filled at well head, blank must travel with samplers until last sampler is deployed. Blank is then taken.)
21. Dimensions of PDBS Length (in.) 24 inches Diameter (in.) 1.25 inches Filled 220 ml
22. Position of PDBS Weight
    ☐ Attached to bottom of PDBS and suspended in well
    ☐ Attached to bottom of deployment line and suspended in well
    ■ Attached to bottom of deployment line and resting on bottom of well (preferred)
23. Position of PDBS in Well Screen (ft. from measuring point to center of PDBS)

1st PDBS	2nd PDBS	3rd PDBS	4th PDBS
approx. 72.8 ft bgs			

5th PDBS	6th PDBS	7th PDBS	8th PDBS

24. If the saturated portion of the well screen or open hole is greater than 5 feet, has the well been vertically profiled to assess the potential for contaminant stratification?
    ☐ **No**, this well is being profiled during this sampling round
    ☐ **Yes**, this well was profiled already. Date when well was profiled: _____
25. If the saturated portion of the well screen or open hole is greater than 10 feet, has the well been flow tested to assess the potential for vertical flow to be present within the well?
    ■ **No**, flow testing has not been conducted in this well
    ☐ **Yes**, flow testing of this well was conducted. Date of testing: _____
    Type of flow meter used: _____
    Measurements taken every _____ feet **[Please Attach Results]**
26. Weather Conditions During Deployment Temp. 80° F Wind None ■ Sunny ☐ Overcast ☐ Raining ☐ Snowing
27. Weather Conditions During Retrieval Temp. 60° F Wind Slight ☐ Sunny ■ Overcast ☐ Raining ☐ Snowing

28. Field Sampling Technician: Name(s) and Company (please print clearly)

Name	Company
Roy Wagner	Tetra Tech
Jon Byk, Andrew Kelly, Priscilla Merta	Tetra Tech

New Jersey Department of Environmental Protection
Checklist for the Submission of Sampling Data for Passive Diffusion Bag Samplers (PDBS)

1. Site: Former Lockheed Electronics Company Site
2. Location: Watchung and North Plainfield, NJ
3. Well Designation: MW-506S
4. Well Permit Number: 25-43517

5. Type of Well: ■ Monitoring ☐ Extraction ☐ Residential ☐ Public Supply ☐ Irrigation ☐ Other
6. Well Surface Finish: ☐ Stick Up ■ Flush Mount
7. Location of Measuring Point: ■ Top of Casing ☐ Other (specify) _____
8. **NOTE:** PDBS represent a point sample within the screened interval or open hole of the well. It is critical to know the exact depth within the well where the PDBS is deployed. Well construction specifications, which are typically used to determine where to set the PDBS in the well, are measured in feet below ground surface (fbgs). If the depth interval for PDBS deployment is measured from the reference point identified above, the difference between this reference point and the ground surface must be measured and accounted for to determine the proper depth interval to set the PDBS. Please identify below, any differences between the measuring point identified above and actual ground surface at the well head.

   Distance between measuring point and ground surface (ft.) 0.33 feet below grade
9. Total Well Depth (fbgs) 24.62 (TIC)
10. Screened interval/open hole (fbgs) 14.6 to 24.6
11. Well Casing: Diameter: 2 inch Material: ■ PVC ☐ Carbon Steel ☐ Stainless Steel
12. Well Screen (or open hole diameter): Diameter: 2 inch Material: ■ PVC ☐ Carbon Steel ☐ Stainless Steel
13. Screen Size (slot) Screen Slot Size _____

14. Date and Time of Deployment Date: 9/14/16 Time: 9:29
15. Depth to Ground Water Depth to ground water at time of deployment 10.35 feet below TIC
16. Date and Time of Retrieval Date: 9/29/16 Time: 9:30
17. Depth to Ground Water Depth to ground water at time of retrieval 10.94 feet below TIC
18. Type of Deployment Line Used Diameter: 0.25 inch Material: Nylon line

19. Material and Mass (oz.) of PDBS Weight Stainless Steel, approx. 16 oz. (stainless steel recommended)
20. Type of PDBS Used
    ■ Lab Filled (Modified Trip Blank must be taken at time of deployment)
    ☐ Field Filled (Modified equipment blank of fill water must be taken at time of deployment. If PDBS isn't filled at well head, blank must travel with samplers until last sampler is deployed. Blank is then taken.)
21. Dimensions of PDBS Length (in.) 24 inches Diameter (in.) 1.25 inches Filled 220 ml
22. Position of PDBS Weight
    ☐ Attached to bottom of PDBS and suspended in well
    ☐ Attached to bottom of deployment line and suspended in well
    ■ Attached to bottom of deployment line and resting on bottom of well (preferred)
23. Position of PDBS in Well Screen (ft. from measuring point to center of PDBS)

1st PDBS	2nd PDBS	3rd PDBS	4th PDBS
approx. 21.3 ft bgs			
(collected field duplicate sample DUP-03)			
5th PDBS	**6th PDBS**	**7th PDBS**	**8th PDBS**

24. If the saturated portion of the well screen or open hole is greater than 5 feet, has the well been vertically profiled to assess the potential for contaminant stratification?
    ☐ **No**, this well is being profiled during this sampling round
    ☐ **Yes**, this well was profiled already. Date when well was profiled: _____
25. If the saturated portion of the well screen or open hole is greater than 10 feet, has the well been flow tested to assess the potential for vertical flow to be present within the well?
    ■ **No**, flow testing has not been conducted in this well
    ☐ **Yes**, flow testing of this well was conducted. Date of testing: _____
    Type of flow meter used: _____
    Measurements taken every _____ feet **[Please Attach Results]**
26. Weather Conditions During Deployment Temp. 80° F Wind None ■ Sunny ☐ Overcast ☐ Raining ☐ Snowing
27. Weather Conditions During Retrieval Temp. 60° F Wind Slight ☐ Sunny ■ Overcast ☐ Raining ☐ Snowing

28. Field Sampling Technician: Name(s) and Company (please print clearly)

Name	Company
Roy Wagner	Tetra Tech
Jon Byk, Andrew Kelly, Priscilla Merta	Tetra Tech

New Jersey Department of Environmental Protection
Checklist for the Submission of Sampling Data for Passive Diffusion Bag Samplers (PDBS)

1. Site: Former Lockheed Electronics Company Site
2. Location: Watchung and North Plainfield, NJ
3. Well Designation: MW-506I
4. Well Permit Number: 25-43518

5. Type of Well: ■ Monitoring ☐ Extraction ☐ Residential ☐ Public Supply ☐ Irrigation ☐ Other
6. Well Surface Finish: ☐ Stick Up ■ Flush Mount
7. Location of Measuring Point: ■ Top of Casing ☐ Other (specify) _____
8. **NOTE:** PDBS represent a point sample within the screened interval or open hole of the well. It is critical to know the exact depth within the well where the PDBS is deployed. Well construction specifications, which are typically used to determine where to set the PDBS in the well, are measured in feet below ground surface (fbgs). If the depth interval for PDBS deployment is measured from the reference point identified above, the difference between this reference point and the ground surface must be measured and accounted for to determine the proper depth interval to set the PDBS. Please identify below, any differences between the measuring point identified above and actual ground surface at the well head.

   Distance between measuring point and ground surface (ft.) 0.35 feet below grade
9. Total Well Depth (fbgs) 94.95 (TIC)
10. Screened interval/open hole (fbgs) 89 to 99
11. Well Casing: Diameter: 2 inch Material: ■ PVC ☐ Carbon Steel ☐ Stainless Steel
12. Well Screen (or open hole diameter): Diameter: 2 inch Material: ■ PVC ☐ Carbon Steel ☐ Stainless Steel
13. Screen Size (slot) Screen Slot Size _____

14. Date and Time of Deployment Date: 9/14/16 Time: 9:26
15. Depth to Ground Water Depth to ground water at time of deployment 20.15 feet below TIC
16. Date and Time of Retrieval Date: 9/29/16 Time: 13:15
17. Depth to Ground Water Depth to ground water at time of retrieval 20.44 feet below TIC
18. Type of Deployment Line Used Diameter: 0.25 inch Material: Nylon line

19. Material and Mass (oz.) of PDBS Weight Stainless Steel, approx. 16 oz. (stainless steel recommended)
20. Type of PDBS Used
    ■ Lab Filled (Modified Trip Blank must be taken at time of deployment)
    ☐ Field Filled (Modified equipment blank of fill water must be taken at time of deployment. If PDBS isn't filled at well head, blank must travel with samplers until last sampler is deployed. Blank is then taken.)
21. Dimensions of PDBS Length (in.) 24 inches Diameter (in.) 1.25 inches Filled 220 ml
22. Position of PDBS Weight
    ☐ Attached to bottom of PDBS and suspended in well
    ☐ Attached to bottom of deployment line and suspended in well
    ■ Attached to bottom of deployment line and resting on bottom of well (preferred)
23. Position of PDBS in Well Screen (ft. from measuring point to center of PDBS)

1st PDBS	2nd PDBS	3rd PDBS	4th PDBS
approx. 91 ft bgs (near top of screen)			
5th PDBS	**6th PDBS**	**7th PDBS**	**8th PDBS**

24. If the saturated portion of the well screen or open hole is greater than 5 feet, has the well been vertically profiled to assess the potential for contaminant stratification?
    ☐ **No**, this well is being profiled during this sampling round
    ☐ **Yes**, this well was profiled already. Date when well was profiled: _____

25. If the saturated portion of the well screen or open hole is greater than 10 feet, has the well been flow tested to assess the potential for vertical flow to be present within the well?
    ■ **No**, flow testing has not been conducted in this well
    ☐ **Yes**, flow testing of this well was conducted. Date of testing: _____
    Type of flow meter used: _____
    Measurements taken every _____ feet **[Please Attach Results]**

26. Weather Conditions During Deployment Temp. 80° F Wind None ■ Sunny ☐ Overcast ☐ Raining ☐ Snowing
27. Weather Conditions During Retrieval Temp. 60° F Wind None ☐ Sunny ■ Overcast ☐ Raining ☐ Snowing

28. Field Sampling Technician: Name(s) and Company (please print clearly)

Name	Company
Roy Wagner	Tetra Tech
Jon Byk, Andrew Kelly, Priscilla Merta	Tetra Tech

New Jersey Department of Environmental Protection
Checklist for the Submission of Sampling Data for Passive Diffusion Bag Samplers (PDBS)

1. Site: Former Lockheed Electronics Company Site
2. Location: Watchung and North Plainfield, NJ
3. Well Designation: MW-507S
4. Well Permit Number: 25-43516

5. Type of Well: ■ Monitoring ☐ Extraction ☐ Residential ☐ Public Supply ☐ Irrigation ☐ Other
6. Well Surface Finish: ☐ Stick Up ■ Flush Mount
7. Location of Measuring Point: ■ Top of Casing ☐ Other (specify) _____
8. **NOTE:** PDBS represent a point sample within the screened interval or open hole of the well. It is critical to know the exact depth within the well where the PDBS is deployed. Well construction specifications, which are typically used to determine where to set the PDBS in the well, are measured in feet below ground surface (fbgs). If the depth interval for PDBS deployment is measured from the reference point identified above, the difference between this reference point and the ground surface must be measured and accounted for to determine the proper depth interval to set the PDBS. Please identify below, any differences between the measuring point identified above and actual ground surface at the well head.

   Distance between measuring point and ground surface (ft.) 0.24 feet below grade
9. Total Well Depth (fbgs) 59.70 (TIC)
10. Screened interval/open hole (fbgs) 49.7 to 59.7
11. Well Casing: Diameter: 2 inch Material: ■ PVC ☐ Carbon Steel ☐ Stainless Steel
12. Well Screen (or open hole diameter): Diameter: 2 inch Material: ■ PVC ☐ Carbon Steel ☐ Stainless Steel
13. Screen Size (slot) Screen Slot Size _____

14. Date and Time of Deployment Date: 9/14/16 Time: 11:26
15. Depth to Ground Water Depth to ground water at time of deployment 51.95 feet below TIC
16. Date and Time of Retrieval Date: 9/29/16 Time: 9:05
17. Depth to Ground Water Depth to ground water at time of retrieval 52.77 feet below TIC
18. Type of Deployment Line Used Diameter: 0.25 inch Material: Nylon line

19. Material and Mass (oz.) of PDBS Weight Stainless Steel, approx. 16 oz. (stainless steel recommended)
20. Type of PDBS Used
    ■ Lab Filled (Modified Trip Blank must be taken at time of deployment)
    ☐ Field Filled (Modified equipment blank of fill water must be taken at time of deployment. If PDBS isn't filled at well head, blank must travel with samplers until last sampler is deployed. Blank is then taken.)
21. Dimensions of PDBS Length (in.) 24 inches Diameter (in.) 1.25 inches Filled 220 ml
22. Position of PDBS Weight
    ☐ Attached to bottom of PDBS and suspended in well
    ☐ Attached to bottom of deployment line and suspended in well
    ■ Attached to bottom of deployment line and resting on bottom of well (preferred)
23. Position of PDBS in Well Screen (ft. from measuring point to center of PDBS)

1st PDBS	2nd PDBS	3rd PDBS	4th PDBS
approx. 52.8 ft bgs (center of screen)			
5th PDBS	**6th PDBS**	**7th PDBS**	**8th PDBS**

24. If the saturated portion of the well screen or open hole is greater than 5 feet, has the well been vertically profiled to assess the potential for contaminant stratification?
    ☐ **No**, this well is being profiled during this sampling round
    ☐ **Yes**, this well was profiled already. Date when well was profiled: _____

25. If the saturated portion of the well screen or open hole is greater than 10 feet, has the well been flow tested to assess the potential for vertical flow to be present within the well?
    ■ **No**, flow testing has not been conducted in this well
    ☐ **Yes**, flow testing of this well was conducted. Date of testing: _____
    Type of flow meter used: _____
    Measurements taken every _____ feet **[Please Attach Results]**

26. Weather Conditions During Deployment Temp. 80° F Wind None ■ Sunny ☐ Overcast ☐ Raining ☐ Snowing
27. Weather Conditions During Retrieval Temp. 60° F Wind Slight ☐ Sunny ■ Overcast ☐ Raining ☐ Snowing

28. Field Sampling Technician: Name(s) and Company (please print clearly)

Name	Company
Roy Wagner	Tetra Tech
Jon Byk, Andrew Kelly, Priscilla Merta	Tetra Tech

New Jersey Department of Environmental Protection
Checklist for the Submission of Sampling Data for Passive Diffusion Bag Samplers (PDBS)

1. Site: Former Lockheed Electronics Company Site
2. Location: Watchung and North Plainfield, NJ
3. Well Designation: MW-507I
4. Well Permit Number: 25-43821

5. Type of Well: ■ Monitoring ☐ Extraction ☐ Residential ☐ Public Supply ☐ Irrigation ☐ Other
6. Well Surface Finish: ☐ Stick Up ■ Flush Mount
7. Location of Measuring Point: ■ Top of Casing ☐ Other (specify) _____
8. **NOTE:** PDBS represent a point sample within the screened interval or open hole of the well. It is critical to know the exact depth within the well where the PDBS is deployed. Well construction specifications, which are typically used to determine where to set the PDBS in the well, are measured in feet below ground surface (fbgs). If the depth interval for PDBS deployment is measured from the reference point identified above, the difference between this reference point and the ground surface must be measured and accounted for to determine the proper depth interval to set the PDBS. Please identify below, any differences between the measuring point identified above and actual ground surface at the well head.

   Distance between measuring point and ground surface (ft.) 0.24 feet below grade
9. Total Well Depth (fbgs) 150.90 (TIC)
10. Screened interval/open hole (fbgs) 142 to 152
11. Well Casing: Diameter: 4 inch Material: ■ PVC ☐ Carbon Steel ☐ Stainless Steel
12. Well Screen (or open hole diameter): Diameter: 4 inch Material: ■ PVC ☐ Carbon Steel ☐ Stainless Steel
13. Screen Size (slot) Screen Slot Size _____

14. Date and Time of Deployment Date: 9/14/16 Time: 11:22
15. Depth to Ground Water Depth to ground water at time of deployment 55.75 feet below TIC
16. Date and Time of Retrieval Date: 9/29/16 Time: 9:10
17. Depth to Ground Water Depth to ground water at time of retrieval 56.97 feet below TIC
18. Type of Deployment Line Used Diameter: 0.25 inch Material: Nylon line

19. Material and Mass (oz.) of PDBS Weight Stainless Steel, approx. 16 oz. (stainless steel recommended)
20. Type of PDBS Used
    ■ Lab Filled (Modified Trip Blank must be taken at time of deployment)
    ☐ Field Filled (Modified equipment blank of fill water must be taken at time of deployment. If PDBS isn't filled at well head, blank must travel with samplers until last sampler is deployed. Blank is then taken.)
21. Dimensions of PDBS Length (in.) 24 inches Diameter (in.) 1.25 inches Filled 220 ml
22. Position of PDBS Weight
    ☐ Attached to bottom of PDBS and suspended in well
    ☐ Attached to bottom of deployment line and suspended in well
    ■ Attached to bottom of deployment line and resting on bottom of well (preferred)
23. Position of PDBS in Well Screen (ft. from measuring point to center of PDBS)

1st PDBS	2nd PDBS	3rd PDBS	4th PDBS
approx. 148.7 ft bgs (collected MS/MSD)			
5th PDBS	**6th PDBS**	**7th PDBS**	**8th PDBS**

24. If the saturated portion of the well screen or open hole is greater than 5 feet, has the well been vertically profiled to assess the potential for contaminant stratification?
    ☐ **No**, this well is being profiled during this sampling round
    ☐ **Yes**, this well was profiled already. Date when well was profiled: _____
25. If the saturated portion of the well screen or open hole is greater than 10 feet, has the well been flow tested to assess the potential for vertical flow to be present within the well?
    ■ **No**, flow testing has not been conducted in this well
    ☐ **Yes**, flow testing of this well was conducted. Date of testing: _____
    Type of flow meter used: _____
    Measurements taken every _____ feet **[Please Attach Results]**
26. Weather Conditions During Deployment Temp. 80° F Wind None ■ Sunny ☐ Overcast ☐ Raining ☐ Snowing
27. Weather Conditions During Retrieval Temp. 60° F Wind Slight ☐ Sunny ■ Overcast ☐ Raining ☐ Snowing

28. Field Sampling Technician: Name(s) and Company (please print clearly)

Name	Company
Roy Wagner	Tetra Tech
Jon Byk, Andrew Kelly, Priscilla Merta	Tetra Tech

New Jersey Department of Environmental Protection
Checklist for the Submission of Sampling Data for Passive Diffusion Bag Samplers (PDBS)

1. Site: Former Lockheed Electronics Company Site
2. Location: Watchung and North Plainfield, NJ
3. Well Designation: MW-508S
4. Well Permit Number: 25-43524

5. Type of Well: ■ Monitoring ☐ Extraction ☐ Residential ☐ Public Supply ☐ Irrigation ☐ Other
6. Well Surface Finish: ☐ Stick Up ■ Flush Mount
7. Location of Measuring Point: ■ Top of Casing ☐ Other (specify) _____
8. **NOTE:** PDBS represent a point sample within the screened interval or open hole of the well. It is critical to know the exact depth within the well where the PDBS is deployed. Well construction specifications, which are typically used to determine where to set the PDBS in the well, are measured in feet below ground surface (fbgs). If the depth interval for PDBS deployment is measured from the reference point identified above, the difference between this reference point and the ground surface must be measured and accounted for to determine the proper depth interval to set the PDBS. Please identify below, any differences between the measuring point identified above and actual ground surface at the well head.

   Distance between measuring point and ground surface (ft.) 0.31 feet below grade
9. Total Well Depth (fbgs) 68.83 (TIC)
10. Screened interval/open hole (fbgs) 57.7 to 67.7
11. Well Casing: Diameter: 2 inch Material: ■ PVC ☐ Carbon Steel ☐ Stainless Steel
12. Well Screen (or open hole diameter): Diameter: 2 inch Material: ■ PVC ☐ Carbon Steel ☐ Stainless Steel
13. Screen Size (slot) Screen Slot Size _____

14. Date and Time of Deployment Date: 9/14/16 Time: 11:07
15. Depth to Ground Water Depth to ground water at time of deployment 59.59 feet below TIC
16. Date and Time of Retrieval Date: 9/29/16 Time: 9:15
17. Depth to Ground Water Depth to ground water at time of retrieval 60.68 feet below TIC
18. Type of Deployment Line Used Diameter: 0.25 inch Material: Nylon line

19. Material and Mass (oz.) of PDBS Weight Stainless Steel, approx. 16 oz. (stainless steel recommended)
20. Type of PDBS Used
    ■ Lab Filled (Modified Trip Blank must be taken at time of deployment)
    ☐ Field Filled (Modified equipment blank of fill water must be taken at time of deployment. If PDBS isn't filled at well head, blank must travel with samplers until last sampler is deployed. Blank is then taken.)
21. Dimensions of PDBS Length (in.) 24 inches Diameter (in.) 1.25 inches Filled 220 ml
22. Position of PDBS Weight
    ☐ Attached to bottom of PDBS and suspended in well
    ☐ Attached to bottom of deployment line and suspended in well
    ■ Attached to bottom of deployment line and resting on bottom of well (preferred)
23. Position of PDBS in Well Screen (ft. from measuring point to center of PDBS)

1st PDBS	2nd PDBS	3rd PDBS	4th PDBS
approx. 62.83 ft (center of screen)			
5th PDBS	**6th PDBS**	**7th PDBS**	**8th PDBS**

24. If the saturated portion of the well screen or open hole is greater than 5 feet, has the well been vertically profiled to assess the potential for contaminant stratification?
    ☐ **No**, this well is being profiled during this sampling round
    ☐ **Yes**, this well was profiled already. Date when well was profiled: _____
25. If the saturated portion of the well screen or open hole is greater than 10 feet, has the well been flow tested to assess the potential for vertical flow to be present within the well?
    ■ **No**, flow testing has not been conducted in this well
    ☐ **Yes**, flow testing of this well was conducted. Date of testing: _____
    Type of flow meter used: _____
    Measurements taken every _____ feet **[Please Attach Results]**
26. Weather Conditions During Deployment Temp. 80° F Wind None ■ Sunny ☐ Overcast ☐ Raining ☐ Snowing
27. Weather Conditions During Retrieval Temp. 60° F Wind Slight ☐ Sunny ■ Overcast ☐ Raining ☐ Snowing

28. Field Sampling Technician: Name(s) and Company (please print clearly)

Name	Company
Roy Wagner	Tetra Tech
Jon Byk, Andrew Kelly, Priscilla Merta	Tetra Tech

New Jersey Department of Environmental Protection
Checklist for the Submission of Sampling Data for Passive Diffusion Bag Samplers (PDBS)

1. Site: Former Lockheed Electronics Company Site
2. Location: Watchung and North Plainfield, NJ
3. Well Designation: MW-508D
4. Well Permit Number: 25-43525

5. Type of Well: ■ Monitoring ☐ Extraction ☐ Residential ☐ Public Supply ☐ Irrigation ☐ Other
6. Well Surface Finish: ☐ Stick Up ■ Flush Mount
7. Location of Measuring Point: ■ Top of Casing ☐ Other (specify) _____
8. **NOTE:** PDBS represent a point sample within the screened interval or open hole of the well. It is critical to know the exact depth within the well where the PDBS is deployed. Well construction specifications, which are typically used to determine where to set the PDBS in the well, are measured in feet below ground surface (fbgs). If the depth interval for PDBS deployment is measured from the reference point identified above, the difference between this reference point and the ground surface must be measured and accounted for to determine the proper depth interval to set the PDBS. Please identify below, any differences between the measuring point identified above and actual ground surface at the well head.

   Distance between measuring point and ground surface (ft.) 0.31 feet below grade
9. Total Well Depth (fbgs) 262.70 (TIC)
10. Screened interval/open hole (fbgs) 252.7 to 262.7
11. Well Casing: Diameter: 2 inch Material: ■ PVC ☐ Carbon Steel ☐ Stainless Steel
12. Well Screen (or open hole diameter): Diameter: 2 inch Material: ■ PVC ☐ Carbon Steel ☐ Stainless Steel
13. Screen Size (slot) Screen Slot Size _____

14. Date and Time of Deployment Date: 9/14/16 Time: 11:10
15. Depth to Ground Water Depth to ground water at time of deployment 66.53 feet below TIC
16. Date and Time of Retrieval Date: 9/29/16 Time: 9:20
17. Depth to Ground Water Depth to ground water at time of retrieval 67.99 feet below TIC
18. Type of Deployment Line Used Diameter: 0.25 inch Material: Nylon line

19. Material and Mass (oz.) of PDBS Weight Stainless Steel, approx. 16 oz. (stainless steel recommended)
20. Type of PDBS Used
    ■ Lab Filled (Modified Trip Blank must be taken at time of deployment)
    ☐ Field Filled (Modified equipment blank of fill water must be taken at time of deployment. If PDBS isn't filled at well head, blank must travel with samplers until last sampler is deployed. Blank is then taken.)
21. Dimensions of PDBS Length (in.) 24 inches Diameter (in.) 1.25 inches Filled 220 ml
22. Position of PDBS Weight
    ☐ Attached to bottom of PDBS and suspended in well
    ☐ Attached to bottom of deployment line and suspended in well
    ■ Attached to bottom of deployment line and resting on bottom of well (preferred)
23. Position of PDBS in Well Screen (ft. from measuring point to center of PDBS)

1st PDBS	2nd PDBS	3rd PDBS	4th PDBS
approx. 256 ft bgs (center of screen) Set DUP-04			
5th PDBS	**6th PDBS**	**7th PDBS**	**8th PDBS**

24. If the saturated portion of the well screen or open hole is greater than 5 feet, has the well been vertically profiled to assess the potential for contaminant stratification?
    ☐ **No**, this well is being profiled during this sampling round
    ☐ **Yes**, this well was profiled already. Date when well was profiled: _____
25. If the saturated portion of the well screen or open hole is greater than 10 feet, has the well been flow tested to assess the potential for vertical flow to be present within the well?
    ■ **No**, flow testing has not been conducted in this well
    ☐ **Yes**, flow testing of this well was conducted. Date of testing: _____
    Type of flow meter used: _____
    Measurements taken every _____ feet **[Please Attach Results]**
26. Weather Conditions During Deployment Temp. 80° F Wind None ■ Sunny ☐ Overcast ☐ Raining ☐ Snowing
27. Weather Conditions During Retrieval Temp. 60° F Wind Slight ☐ Sunny ■ Overcast ☐ Raining ☐ Snowing

28. Field Sampling Technician: Name(s) and Company (please print clearly)

Name	Company
Roy Wagner	Tetra Tech
Jon Byk, Andrew Kelly, Priscilla Merta	Tetra Tech

New Jersey Department of Environmental Protection

Checklist for the Submission of Sampling Data for Passive Diffusion Bag Samplers (PDBS)

1. Site: Former Lockheed Electronics Company Site
2. Location: Watchung and North Plainfield, NJ
3. Well Designation: MW-532S
4. Well Permit Number: 25-47893

5. Type of Well: ■ Monitoring ☐ Extraction ☐ Residential ☐ Public Supply ☐ Irrigation ☐ Other
6. Well Surface Finish: ☐ Stick Up ■ Flush Mount
7. Location of Measuring Point: ■ Top of Casing ☐ Other (specify) _____
8. **NOTE:** PDBS represent a point sample within the screened interval or open hole of the well. It is critical to know the exact depth within the well where the PDBS is deployed. Well construction specifications, which are typically used to determine where to set the PDBS in the well, are measured in feet below ground surface (fbgs). If the depth interval for PDBS deployment is measured from the reference point identified above, the difference between this reference point and the ground surface must be measured and accounted for to determine the proper depth interval to set the PDBS. Please identify below, any differences between the measuring point identified above and actual ground surface at the well head.

   Distance between measuring point and ground surface (ft.) 0.40 feet below grade
9. Total Well Depth (fbgs) 90.2 (TIC)
10. Screened interval/open hole (fbgs) 93 to 103
11. Well Casing: Diameter: 2 inch Material: ■ PVC ☐ Carbon Steel ☐ Stainless Steel
12. Well Screen (or open hole diameter): Diameter: 2 inch Material: ■ PVC ☐ Carbon Steel ☐ Stainless Steel
13. Screen Size (slot) Screen Slot Size _____

14. Date and Time of Deployment Date: 9/14/16 Time: 8:13
15. Depth to Ground Water Depth to ground water at time of deployment 52.26 feet below TIC
16. Date and Time of Retrieval Date: 9/29/16 Time: 7:50
17. Depth to Ground Water Depth to ground water at time of retrieval 53.25 feet below TIC
18. Type of Deployment Line Used Diameter: 0.25 inch Material: Nylon line

19. Material and Mass (oz.) of PDBS Weight Stainless Steel, approx. 16 oz. (stainless steel recommended)
20. Type of PDBS Used
    ■ Lab Filled (Modified Trip Blank must be taken at time of deployment)
    ☐ Field Filled (Modified equipment blank of fill water must be taken at time of deployment. If PDBS isn't filled at well head, blank must travel with samplers until last sampler is deployed. Blank is then taken.)
21. Dimensions of PDBS Length (in.) 24 inches Diameter (in.) 1.25 inches Filled 220 ml
22. Position of PDBS Weight
    ☐ Attached to bottom of PDBS and suspended in well
    ☐ Attached to bottom of deployment line and suspended in well
    ■ Attached to bottom of deployment line and resting on bottom of well (preferred)
23. Position of PDBS in Well Screen (ft. from measuring point to center of PDBS)

1st PDBS	2nd PDBS	3rd PDBS	4th PDBS
2.5 ft. bgs.			

5th PDBS	6th PDBS	7th PDBS	8th PDBS

24. If the saturated portion of the well screen or open hole is greater than 5 feet, has the well been vertically profiled to assess the potential for contaminant stratification?
    ☐ **No**, this well is being profiled during this sampling round
    ☐ **Yes**, this well was profiled already. Date when well was profiled: _____
25. If the saturated portion of the well screen or open hole is greater than 10 feet, has the well been flow tested to assess the potential for vertical flow to be present within the well?
    ■ **No**, flow testing has not been conducted in this well
    ☐ **Yes**, flow testing of this well was conducted. Date of testing: _____
    Type of flow meter used: _____
    Measurements taken every _____ feet **[Please Attach Results]**
26. Weather Conditions During Deployment Temp. 80° F Wind None ■ Sunny ☐ Overcast ☐ Raining ☐ Snowing
27. Weather Conditions During Retrieval Temp. 60° F Wind Slight ☐ Sunny ■ Overcast ☐ Raining ☐ Snowing

28. Field Sampling Technician: Name(s) and Company (please print clearly)

Name	Company
Roy Wagner	Tetra Tech
Jon Byk, Andrew Kelly, Priscilla Merta	Tetra Tech

New Jersey Department of Environmental Protection
Checklist for the Submission of Sampling Data for Passive Diffusion Bag Samplers (PDBS)

1. Site: Former Lockheed Electronics Company Site
2. Location: Watchung and North Plainfield, NJ
3. Well Designation: MW-532D
4. Well Permit Number: 25-47892

5. Type of Well: ■ Monitoring ☐ Extraction ☐ Residential ☐ Public Supply ☐ Irrigation ☐ Other
6. Well Surface Finish: ☐ Stick Up ■ Flush Mount
7. Location of Measuring Point: ■ Top of Casing ☐ Other (specify) _____
8. **NOTE:** PDBS represent a point sample within the screened interval or open hole of the well. It is critical to know the exact depth within the well where the PDBS is deployed. Well construction specifications, which are typically used to determine where to set the PDBS in the well, are measured in feet below ground surface (fbgs). If the depth interval for PDBS deployment is measured from the reference point identified above, the difference between this reference point and the ground surface must be measured and accounted for to determine the proper depth interval to set the PDBS. Please identify below, any differences between the measuring point identified above and actual ground surface at the well head.

   Distance between measuring point and ground surface (ft.) 0.31 feet below grade
9. Total Well Depth (fbgs) 263.0 (TIC)
10. Screened interval/open hole (fbgs) 253.0 to 263.0
11. Well Casing: Diameter: 2 inch Material: ■ PVC ☐ Carbon Steel ☐ Stainless Steel
12. Well Screen (or open hole diameter): Diameter: 2 inch Material: ■ PVC ☐ Carbon Steel ☐ Stainless Steel
13. Screen Size (slot) Screen Slot Size _____

14. Date and Time of Deployment Date: 9/14/16 Time: 8:15
15. Depth to Ground Water Depth to ground water at time of deployment 57.35 feet below TIC
16. Date and Time of Retrieval Date: 9/29/16 Time: 7:55
17. Depth to Ground Water Depth to ground water at time of retrieval 57.89 feet below TIC
18. Type of Deployment Line Used Diameter: 0.25 inch Material: Nylon line

19. Material and Mass (oz.) of PDBS Weight Stainless Steel, approx. 16 oz. (stainless steel recommended)
20. Type of PDBS Used
    ■ Lab Filled (Modified Trip Blank must be taken at time of deployment)
    ☐ Field Filled (Modified equipment blank of fill water must be taken at time of deployment. If PDBS isn't filled at well head, blank must travel with samplers until last sampler is deployed. Blank is then taken.)
21. Dimensions of PDBS Length (in.) 24 inches Diameter (in.) 1.25 inches Filled 220 ml
22. Position of PDBS Weight
    ☐ Attached to bottom of PDBS and suspended in well
    ☐ Attached to bottom of deployment line and suspended in well
    ■ Attached to bottom of deployment line and resting on bottom of well (preferred)
23. Position of PDBS in Well Screen (ft. from measuring point to center of PDBS)

1st PDBS	2nd PDBS	3rd PDBS	4th PDBS
approx. 258 ft (center of screen)			
5th PDBS	**6th PDBS**	**7th PDBS**	**8th PDBS**

24. If the saturated portion of the well screen or open hole is greater than 5 feet, has the well been vertically profiled to assess the potential for contaminant stratification?
    ☐ **No**, this well is being profiled during this sampling round
    ☐ **Yes**, this well was profiled already. Date when well was profiled: _____
25. If the saturated portion of the well screen or open hole is greater than 10 feet, has the well been flow tested to assess the potential for vertical flow to be present within the well?
    ■ **No**, flow testing has not been conducted in this well
    ☐ **Yes**, flow testing of this well was conducted. Date of testing: _____
    Type of flow meter used: _____
    Measurements taken every _____ feet **[Please Attach Results]**
26. Weather Conditions During Deployment Temp. 80° F Wind None ■ Sunny ☐ Overcast ☐ Raining ☐ Snowing
27. Weather Conditions During Retrieval Temp. 60° F Wind Slight ☐ Sunny ■ Overcast ☐ Raining ☐ Snowing

28. Field Sampling Technician: Name(s) and Company (please print clearly)

Name	Company
Roy Wagner	Tetra Tech
Jon Byk, Andrew Kelly, Priscilla Merta	Tetra Tech

New Jersey Department of Environmental Protection
Checklist for the Submission of Sampling Data for Passive Diffusion Bag Samplers (PDBS)

1. Site: Former Lockheed Electronics Company Site
2. Location: Watchung and North Plainfield, NJ
3. Well Designation: MW-544S
4. Well Permit Number: 25-54779

5. Type of Well: ■ Monitoring ☐ Extraction ☐ Residential ☐ Public Supply ☐ Irrigation ☐ Other
6. Well Surface Finish: ☐ Stick Up ■ Flush Mount
7. Location of Measuring Point: ■ Top of Casing ☐ Other (specify) _____
8. **NOTE:** PDBS represent a point sample within the screened interval or open hole of the well. It is critical to know the exact depth within the well where the PDBS is deployed. Well construction specifications, which are typically used to determine where to set the PDBS in the well, are measured in feet below ground surface (fbgs). If the depth interval for PDBS deployment is measured from the reference point identified above, the difference between this reference point and the ground surface must be measured and accounted for to determine the proper depth interval to set the PDBS. Please identify below, any differences between the measuring point identified above and actual ground surface at the well head.

   Distance between measuring point and ground surface (ft.) 0.13 feet below grade
9. Total Well Depth (fbgs) 22.40 (TIC)
10. Screened interval/open hole (fbgs) 3 to 23
11. Well Casing: Diameter: 2 inch Material: ■ PVC ☐ Carbon Steel ☐ Stainless Steel
12. Well Screen (or open hole diameter): Diameter: 2 inch Material: ■ PVC ☐ Carbon Steel ☐ Stainless Steel
13. Screen Size (slot) Screen Slot Size _____

14. Date and Time of Deployment Date: 9/14/16 Time: 15:35
15. Depth to Ground Water Depth to ground water at time of deployment 4.19 feet below TIC
16. Date and Time of Retrieval Date: 9/29/16 Time: 11:25
17. Depth to Ground Water Depth to ground water at time of retrieval 4.33 feet below TIC
18. Type of Deployment Line Used Diameter: 0.25 inch Material: Nylon line

19. Material and Mass (oz.) of PDBS Weight Stainless Steel, approx. 16 oz. (stainless steel recommended)
20. Type of PDBS Used
    ■ Lab Filled (Modified Trip Blank must be taken at time of deployment)
    ☐ Field Filled (Modified equipment blank of fill water must be taken at time of deployment. If PDBS isn't filled at well head, blank must travel with samplers until last sampler is deployed. Blank is then taken.)
21. Dimensions of PDBS Length (in.) 24 inches Diameter (in.) 1.25 inches Filled 220 ml
22. Position of PDBS Weight
    ☐ Attached to bottom of PDBS and suspended in well
    ☐ Attached to bottom of deployment line and suspended in well
    ■ Attached to bottom of deployment line and resting on bottom of well (preferred)
23. Position of PDBS in Well Screen (ft. from measuring point to center of PDBS)

1st PDBS	2nd PDBS	3rd PDBS	4th PDBS
approx. 12.4 ft (center of screen)			
5th PDBS	**6th PDBS**	**7th PDBS**	**8th PDBS**

24. If the saturated portion of the well screen or open hole is greater than 5 feet, has the well been vertically profiled to assess the potential for contaminant stratification?
    ☐ **No**, this well is being profiled during this sampling round
    ☐ **Yes**, this well was profiled already. Date when well was profiled: _____

25. If the saturated portion of the well screen or open hole is greater than 10 feet, has the well been flow tested to assess the potential for vertical flow to be present within the well?
    ■ **No**, flow testing has not been conducted in this well
    ☐ **Yes**, flow testing of this well was conducted. Date of testing: _____
    Type of flow meter used: _____
    Measurements taken every _____ feet **[Please Attach Results]**

26. Weather Conditions During Deployment Temp. 80° F Wind None ■ Sunny ☐ Overcast ☐ Raining ☐ Snowing
27. Weather Conditions During Retrieval Temp. 60° F Wind Slight ☐ Sunny ■ Overcast ☐ Raining ☐ Snowing

28. Field Sampling Technician: Name(s) and Company (please print clearly)

Name	Company
Roy Wagner	Tetra Tech
Jon Byk, Andrew Kelly, Priscilla Merta	Tetra Tech

New Jersey Department of Environmental Protection

Checklist for the Submission of Sampling Data for Passive Diffusion Bag Samplers (PDBS)

1. Site: Former Lockheed Electronics Company Site
2. Location: Watchung and North Plainfield, NJ
3. Well Designation: MW-544I
4. Well Permit Number: 25-54778

5. Type of Well: ■ Monitoring ☐ Extraction ☐ Residential ☐ Public Supply ☐ Irrigation ☐ Other
6. Well Surface Finish: ☐ Stick Up ■ Flush Mount
7. Location of Measuring Point: ■ Top of Casing ☐ Other (specify) _____
8. **NOTE:** PDBS represent a point sample within the screened interval or open hole of the well. It is critical to know the exact depth within the well where the PDBS is deployed. Well construction specifications, which are typically used to determine where to set the PDBS in the well, are measured in feet below ground surface (fbgs). If the depth interval for PDBS deployment is measured from the reference point identified above, the difference between this reference point and the ground surface must be measured and accounted for to determine the proper depth interval to set the PDBS. Please identify below, any differences between the measuring point identified above and actual ground surface at the well head.

   Distance between measuring point and ground surface (ft.) 0.25 feet below grade
9. Total Well Depth (fbgs) 99.70 (TIC)
10. Screened interval/open hole (fbgs) 80 to 100
11. Well Casing: Diameter: 2 inch Material: ■ PVC ☐ Carbon Steel ☐ Stainless Steel
12. Well Screen (or open hole diameter): Diameter: 2 inch Material: ■ PVC ☐ Carbon Steel ☐ Stainless Steel
13. Screen Size (slot) Screen Slot Size _____

14. Date and Time of Deployment Date: 9/14/16 Time: 15:40
15. Depth to Ground Water Depth to ground water at time of deployment 9.26 feet below TIC
16. Date and Time of Retrieval Date: 9/29/16 Time: 11:30
17. Depth to Ground Water Depth to ground water at time of retrieval 9.32 feet below TIC
18. Type of Deployment Line Used Diameter: 0.25 inch Material: Nylon line

19. Material and Mass (oz.) of PDBS Weight Stainless Steel, approx. 16 oz. (stainless steel recommended)
20. Type of PDBS Used
    ■ Lab Filled (Modified Trip Blank must be taken at time of deployment)
    ☐ Field Filled (Modified equipment blank of fill water must be taken at time of deployment. If PDBS isn't filled at well head, blank must travel with samplers until last sampler is deployed. Blank is then taken.)
21. Dimensions of PDBS Length (in.) 24 inches Diameter (in.) 1.25 inches Filled 220 ml
22. Position of PDBS Weight
    ☐ Attached to bottom of PDBS and suspended in well
    ☐ Attached to bottom of deployment line and suspended in well
    ■ Attached to bottom of deployment line and resting on bottom of well (preferred)
23. Position of PDBS in Well Screen (ft. from measuring point to center of PDBS)

1st PDBS	2nd PDBS	3rd PDBS	4th PDBS
approx. 89.7 ft (center of screen)			
5th PDBS	**6th PDBS**	**7th PDBS**	**8th PDBS**

24. If the saturated portion of the well screen or open hole is greater than 5 feet, has the well been vertically profiled to assess the potential for contaminant stratification?
    ☐ **No**, this well is being profiled during this sampling round
    ☐ **Yes**, this well was profiled already. Date when well was profiled: _____
25. If the saturated portion of the well screen or open hole is greater than 10 feet, has the well been flow tested to assess the potential for vertical flow to be present within the well?
    ■ **No**, flow testing has not been conducted in this well
    ☐ **Yes**, flow testing of this well was conducted. Date of testing: _____
    Type of flow meter used: _____
    Measurements taken every _____ feet **[Please Attach Results]**
26. Weather Conditions During Deployment Temp. 80° F Wind None ■ Sunny ☐ Overcast ☐ Raining ☐ Snowing
27. Weather Conditions During Retrieval Temp. 60° F Wind Slight ☐ Sunny ■ Overcast ☐ Raining ☐ Snowing

28. Field Sampling Technician: Name(s) and Company (please print clearly)

Name	Company
Roy Wagner	Tetra Tech
Jon Byk, Andrew Kelly, Priscilla Merta	Tetra Tech

New Jersey Department of Environmental Protection

Checklist for the Submission of Sampling Data for Passive Diffusion Bag Samplers (PDBS)

1. Site: Former Lockheed Electronics Company Site
2. Location: Watchung and North Plainfield, NJ
3. Well Designation: MW-544D
4. Well Permit Number: 25-54777

5. Type of Well: ■ Monitoring ☐ Extraction ☐ Residential ☐ Public Supply ☐ Irrigation ☐ Other
6. Well Surface Finish: ☐ Stick Up ■ Flush Mount
7. Location of Measuring Point: ■ Top of Casing ☐ Other (specify) _____
8. **NOTE:** PDBS represent a point sample within the screened interval or open hole of the well. It is critical to know the exact depth within the well where the PDBS is deployed. Well construction specifications, which are typically used to determine where to set the PDBS in the well, are measured in feet below ground surface (fbgs). If the depth interval for PDBS deployment is measured from the reference point identified above, the difference between this reference point and the ground surface must be measured and accounted for to determine the proper depth interval to set the PDBS. Please identify below, any differences between the measuring point identified above and actual ground surface at the well head.

   Distance between measuring point and ground surface (ft.) 0.18 feet below grade
9. Total Well Depth (fbgs) 202.00 (TIC)
10. Screened interval/open hole (fbgs) 180 to 200
11. Well Casing: Diameter: 2 inch Material: ■ PVC ☐ Carbon Steel ☐ Stainless Steel
12. Well Screen (or open hole diameter): Diameter: 2 inch Material: ■ PVC ☐ Carbon Steel ☐ Stainless Steel
13. Screen Size (slot) Screen Slot Size _____

14. Date and Time of Deployment Date: 9/14/16 Time: 15:45
15. Depth to Ground Water Depth to ground water at time of deployment 11.58 feet below TIC
16. Date and Time of Retrieval Date: 9/29/16 Time: 11:35
17. Depth to Ground Water Depth to ground water at time of retrieval 11.49 feet below TIC
18. Type of Deployment Line Used Diameter: 0.25 inch Material: Nylon line

19. Material and Mass (oz.) of PDBS Weight Stainless Steel, approx. 16 oz. (stainless steel recommended)
20. Type of PDBS Used
    ■ Lab Filled (Modified Trip Blank must be taken at time of deployment)
    ☐ Field Filled (Modified equipment blank of fill water must be taken at time of deployment. If PDBS isn't filled at well head, blank must travel with samplers until last sampler is deployed. Blank is then taken.)
21. Dimensions of PDBS Length (in.) 24 inches Diameter (in.) 1.25 inches Filled 220 ml
22. Position of PDBS Weight
    ☐ Attached to bottom of PDBS and suspended in well
    ☐ Attached to bottom of deployment line and suspended in well
    ■ Attached to bottom of deployment line and resting on bottom of well (preferred)
23. Position of PDBS in Well Screen (ft. from measuring point to center of PDBS)

1st PDBS	2nd PDBS	3rd PDBS	4th PDBS
approx. 192 ft (center of screen)			
5th PDBS	**6th PDBS**	**7th PDBS**	**8th PDBS**

24. If the saturated portion of the well screen or open hole is greater than 5 feet, has the well been vertically profiled to assess the potential for contaminant stratification?
    ☐ **No**, this well is being profiled during this sampling round
    ☐ **Yes**, this well was profiled already. Date when well was profiled: _____
25. If the saturated portion of the well screen or open hole is greater than 10 feet, has the well been flow tested to assess the potential for vertical flow to be present within the well?
    ■ **No**, flow testing has not been conducted in this well
    ☐ **Yes**, flow testing of this well was conducted. Date of testing: _____
    Type of flow meter used: _____
    Measurements taken every _____ feet **[Please Attach Results]**
26. Weather Conditions During Deployment Temp. 80° F Wind None ■ Sunny ☐ Overcast ☐ Raining ☐ Snowing
27. Weather Conditions During Retrieval Temp. 60° F Wind Slight ☐ Sunny ■ Overcast ☐ Raining ☐ Snowing

28. Field Sampling Technician: Name(s) and Company (please print clearly)

Name	Company
Roy Wagner	Tetra Tech
Jon Byk, Andrew Kelly, Priscilla Merta	Tetra Tech

New Jersey Department of Environmental Protection
Checklist for the Submission of Sampling Data for Passive Diffusion Bag Samplers (PDBS)

1. Site: Former Lockheed Electronics Company Site
2. Location: Watchung and North Plainfield, NJ
3. Well Designation: MW-545S
4. Well Permit Number: 25-54786

5. Type of Well: ■ Monitoring ☐ Extraction ☐ Residential ☐ Public Supply ☐ Irrigation ☐ Other
6. Well Surface Finish: ☐ Stick Up ■ Flush Mount
7. Location of Measuring Point: ■ Top of Casing ☐ Other (specify) _____
8. **NOTE:** PDBS represent a point sample within the screened interval or open hole of the well. It is critical to know the exact depth within the well where the PDBS is deployed. Well construction specifications, which are typically used to determine where to set the PDBS in the well, are measured in feet below ground surface (fbgs). If the depth interval for PDBS deployment is measured from the reference point identified above, the difference between this reference point and the ground surface must be measured and accounted for to determine the proper depth interval to set the PDBS. Please identify below, any differences between the measuring point identified above and actual ground surface at the well head.

   Distance between measuring point and ground surface (ft.) 0..53 feet below grade
9. Total Well Depth (fbgs) 34.90 (TIC)
10. Screened interval/open hole (fbgs) 15 to 35
11. Well Casing: Diameter: 2 inch Material: ■ PVC ☐ Carbon Steel ☐ Stainless Steel
12. Well Screen (or open hole diameter): Diameter: 2 inch Material: ■ PVC ☐ Carbon Steel ☐ Stainless Steel
13. Screen Size (slot) Screen Slot Size _____

14. Date and Time of Deployment Date: 9/14/16 Time: 14:50
15. Depth to Ground Water Depth to ground water at time of deployment 14.65 feet below TIC
16. Date and Time of Retrieval Date: 9/29/16 Time: 10:50
17. Depth to Ground Water Depth to ground water at time of retrieval 14.71 feet below TIC
18. Type of Deployment Line Used Diameter: 0.25 inch Material: Nylon line

19. Material and Mass (oz.) of PDBS Weight Stainless Steel, approx. 16 oz. (stainless steel recommended)
20. Type of PDBS Used
    ■ Lab Filled (Modified Trip Blank must be taken at time of deployment)
    ☐ Field Filled (Modified equipment blank of fill water must be taken at time of deployment. If PDBS isn't filled at well head, blank must travel with samplers until last sampler is deployed. Blank is then taken.)
21. Dimensions of PDBS Length (in.) 24 inches Diameter (in.) 1.25 inches Filled 220 ml
22. Position of PDBS Weight
    ☐ Attached to bottom of PDBS and suspended in well
    ☐ Attached to bottom of deployment line and suspended in well
    ■ Attached to bottom of deployment line and resting on bottom of well (preferred)
23. Position of PDBS in Well Screen (ft. from measuring point to center of PDBS)

1st PDBS	2nd PDBS	3rd PDBS	4th PDBS
approx. 24.90 ft (center of screen)			
5th PDBS	**6th PDBS**	**7th PDBS**	**8th PDBS**

24. If the saturated portion of the well screen or open hole is greater than 5 feet, has the well been vertically profiled to assess the potential for contaminant stratification?
    ☐ **No**, this well is being profiled during this sampling round
    ☐ **Yes**, this well was profiled already. Date when well was profiled: _____
25. If the saturated portion of the well screen or open hole is greater than 10 feet, has the well been flow tested to assess the potential for vertical flow to be present within the well?
    ■ **No**, flow testing has not been conducted in this well
    ☐ **Yes**, flow testing of this well was conducted. Date of testing: _____
    Type of flow meter used: _____
    Measurements taken every _____ feet **[Please Attach Results]**
26. Weather Conditions During Deployment Temp. 80° F Wind None ■ Sunny ☐ Overcast ☐ Raining ☐ Snowing
27. Weather Conditions During Retrieval Temp. 60° F Wind Slight ☐ Sunny ■ Overcast ☐ Raining ☐ Snowing

28. Field Sampling Technician: Name(s) and Company (please print clearly)

Name	Company
Roy Wagner	Tetra Tech
Jon Byk, Andrew Kelly, Priscilla Merta	Tetra Tech

New Jersey Department of Environmental Protection
Checklist for the Submission of Sampling Data for Passive Diffusion Bag Samplers (PDBS)

1. Site: Former Lockheed Electronics Company Site
2. Location: Watchung and North Plainfield, NJ
3. Well Designation: MW-545I
4. Well Permit Number: 25-54785

5. Type of Well: ■ Monitoring ☐ Extraction ☐ Residential ☐ Public Supply ☐ Irrigation ☐ Other
6. Well Surface Finish: ☐ Stick Up ■ Flush Mount
7. Location of Measuring Point: ■ Top of Casing ☐ Other (specify) _____
8. **NOTE:** PDBS represent a point sample within the screened interval or open hole of the well. It is critical to know the exact depth within the well where the PDBS is deployed. Well construction specifications, which are typically used to determine where to set the PDBS in the well, are measured in feet below ground surface (fbgs). If the depth interval for PDBS deployment is measured from the reference point identified above, the difference between this reference point and the ground surface must be measured and accounted for to determine the proper depth interval to set the PDBS. Please identify below, any differences between the measuring point identified above and actual ground surface at the well head.

   Distance between measuring point and ground surface (ft.) 0..23 feet below grade
9. Total Well Depth (fbgs) 92.35 (TIC)
10. Screened interval/open hole (fbgs) 73 to 93
11. Well Casing: Diameter: 2 inch Material: ■ PVC ☐ Carbon Steel ☐ Stainless Steel
12. Well Screen (or open hole diameter): Diameter: 2 inch Material: ■ PVC ☐ Carbon Steel ☐ Stainless Steel
13. Screen Size (slot) Screen Slot Size _____

14. Date and Time of Deployment Date: 9/14/16 Time: 14:55
15. Depth to Ground Water Depth to ground water at time of deployment 19.80 feet below TIC
16. Date and Time of Retrieval Date: 9/29/16 Time: 10:55
17. Depth to Ground Water Depth to ground water at time of retrieval 19.83 feet below TIC
18. Type of Deployment Line Used Diameter: 0.25 inch Material: Nylon line

19. Material and Mass (oz.) of PDBS Weight Stainless Steel, approx. 16 oz. (stainless steel recommended)
20. Type of PDBS Used
    ■ Lab Filled (Modified Trip Blank must be taken at time of deployment)
    ☐ Field Filled (Modified equipment blank of fill water must be taken at time of deployment. If PDBS isn't filled at well head, blank must travel with samplers until last sampler is deployed. Blank is then taken.)
21. Dimensions of PDBS Length (in.) 24 inches Diameter (in.) 1.25 inches Filled 220 ml
22. Position of PDBS Weight
    ☐ Attached to bottom of PDBS and suspended in well
    ☐ Attached to bottom of deployment line and suspended in well
    ■ Attached to bottom of deployment line and resting on bottom of well (preferred)
23. Position of PDBS in Well Screen (ft. from measuring point to center of PDBS)

1st PDBS	2nd PDBS	3rd PDBS	4th PDBS
approx. 82.35 ft (center of screen)			
5th PDBS	**6th PDBS**	**7th PDBS**	**8th PDBS**

24. If the saturated portion of the well screen or open hole is greater than 5 feet, has the well been vertically profiled to assess the potential for contaminant stratification?
    ☐ **No**, this well is being profiled during this sampling round
    ☐ **Yes**, this well was profiled already. Date when well was profiled: _____
25. If the saturated portion of the well screen or open hole is greater than 10 feet, has the well been flow tested to assess the potential for vertical flow to be present within the well?
    ■ **No**, flow testing has not been conducted in this well
    ☐ **Yes**, flow testing of this well was conducted. Date of testing: _____
    Type of flow meter used: _____
    Measurements taken every _____ feet **[Please Attach Results]**
26. Weather Conditions During Deployment Temp. 80° F Wind None ■ Sunny ☐ Overcast ☐ Raining ☐ Snowing
27. Weather Conditions During Retrieval Temp. 60° F Wind Slight ☐ Sunny ■ Overcast ☐ Raining ☐ Snowing

28. Field Sampling Technician: Name(s) and Company (please print clearly)

Name	Company
Roy Wagner	Tetra Tech
Jon Byk, Andrew Kelly, Priscilla Merta	Tetra Tech

New Jersey Department of Environmental Protection
Checklist for the Submission of Sampling Data for Passive Diffusion Bag Samplers (PDBS)

1. Site: Former Lockheed Electronics Company Site
2. Location: Watchung and North Plainfield, NJ
3. Well Designation: MW-545D
4. Well Permit Number: 25-54784

5. Type of Well: ■ Monitoring ☐ Extraction ☐ Residential ☐ Public Supply ☐ Irrigation ☐ Other
6. Well Surface Finish: ☐ Stick Up ■ Flush Mount
7. Location of Measuring Point: ■ Top of Casing ☐ Other (specify) _____
8. **NOTE:** PDBS represent a point sample within the screened interval or open hole of the well. It is critical to know the exact depth within the well where the PDBS is deployed. Well construction specifications, which are typically used to determine where to set the PDBS in the well, are measured in feet below ground surface (fbgs). If the depth interval for PDBS deployment is measured from the reference point identified above, the difference between this reference point and the ground surface must be measured and accounted for to determine the proper depth interval to set the PDBS. Please identify below, any differences between the measuring point identified above and actual ground surface at the well head.

   Distance between measuring point and ground surface (ft.) 0.24 feet below grade
9. Total Well Depth (fbgs) 196.50 (TIC)
10. Screened interval/open hole (fbgs) 180 to 200
11. Well Casing: Diameter: 2 inch Material: ■ PVC ☐ Carbon Steel ☐ Stainless Steel
12. Well Screen (or open hole diameter): Diameter: 2 inch Material: ■ PVC ☐ Carbon Steel ☐ Stainless Steel
13. Screen Size (slot) Screen Slot Size _____

14. Date and Time of Deployment Date: 9/14/16 Time: 15:00
15. Depth to Ground Water Depth to ground water at time of deployment 19.29 feet below TIC
16. Date and Time of Retrieval Date: 9/29/16 Time: 11:00
17. Depth to Ground Water Depth to ground water at time of retrieval 19.34 feet below TIC
18. Type of Deployment Line Used Diameter: 0.25 inch Material: Nylon line

19. Material and Mass (oz.) of PDBS Weight Stainless Steel, approx. 16 oz. (stainless steel recommended)
20. Type of PDBS Used
    ■ Lab Filled (Modified Trip Blank must be taken at time of deployment)
    ☐ Field Filled (Modified equipment blank of fill water must be taken at time of deployment. If PDBS isn't filled at well head, blank must travel with samplers until last sampler is deployed. Blank is then taken.)
21. Dimensions of PDBS Length (in.) 24 inches Diameter (in.) 1.25 inches Filled 220 ml
22. Position of PDBS Weight
    ☐ Attached to bottom of PDBS and suspended in well
    ☐ Attached to bottom of deployment line and suspended in well
    ■ Attached to bottom of deployment line and resting on bottom of well (preferred)
23. Position of PDBS in Well Screen (ft. from measuring point to center of PDBS)

1st PDBS	2nd PDBS	3rd PDBS	4th PDBS
approx. 184.7 ft bgs			

5th PDBS	6th PDBS	7th PDBS	8th PDBS

24. If the saturated portion of the well screen or open hole is greater than 5 feet, has the well been vertically profiled to assess the potential for contaminant stratification?
    ☐ **No**, this well is being profiled during this sampling round
    ☐ **Yes**, this well was profiled already. Date when well was profiled: _____
25. If the saturated portion of the well screen or open hole is greater than 10 feet, has the well been flow tested to assess the potential for vertical flow to be present within the well?
    ■ **No**, flow testing has not been conducted in this well
    ☐ **Yes**, flow testing of this well was conducted. Date of testing: _____
    Type of flow meter used: _____
    Measurements taken every _____ feet **[Please Attach Results]**
26. Weather Conditions During Deployment Temp. 80° F Wind None ■ Sunny ☐ Overcast ☐ Raining ☐ Snowing
27. Weather Conditions During Retrieval Temp. 60° F Wind Slight ☐ Sunny ■ Overcast ☐ Raining ☐ Snowing

28. Field Sampling Technician: Name(s) and Company (please print clearly)

Name	Company
Roy Wagner	Tetra Tech
Jon Byk, Andrew Kelly, Priscilla Merta	Tetra Tech

New Jersey Department of Environmental Protection
Checklist for the Submission of Sampling Data for Passive Diffusion Bag Samplers (PDBS)

1. Site: Former Lockheed Electronics Company Site
2. Location: Watchung and North Plainfield, NJ
3. Well Designation: MW-546S
4. Well Permit Number: 25-55005

5. Type of Well: ■ Monitoring ☐ Extraction ☐ Residential ☐ Public Supply ☐ Irrigation ☐ Other
6. Well Surface Finish: ☐ Stick Up ■ Flush Mount
7. Location of Measuring Point: ■ Top of Casing ☐ Other (specify) _____
8. **NOTE:** PDBS represent a point sample within the screened interval or open hole of the well. It is critical to know the exact depth within the well where the PDBS is deployed. Well construction specifications, which are typically used to determine where to set the PDBS in the well, are measured in feet below ground surface (fbgs). If the depth interval for PDBS deployment is measured from the reference point identified above, the difference between this reference point and the ground surface must be measured and accounted for to determine the proper depth interval to set the PDBS. Please identify below, any differences between the measuring point identified above and actual ground surface at the well head.

   Distance between measuring point and ground surface (ft.) 0.32 feet below grade
9. Total Well Depth (fbgs) 31.41 (TIC)
10. Screened interval/open hole (fbgs) 12 to 32
11. Well Casing: Diameter: 2 inch Material: ■ PVC ☐ Carbon Steel ☐ Stainless Steel
12. Well Screen (or open hole diameter): Diameter: 2 inch Material: ■ PVC ☐ Carbon Steel ☐ Stainless Steel
13. Screen Size (slot) Screen Slot Size _____

14. Date and Time of Deployment Date: 9/14/16 Time: 11:38
15. Depth to Ground Water Depth to ground water at time of deployment 11.36 feet below TIC
16. Date and Time of Retrieval Date: 9/29/16 Time: 9:40
17. Depth to Ground Water Depth to ground water at time of retrieval 10.92 feet below TIC
18. Type of Deployment Line Used Diameter: 0.25 inch Material: Nylon line

19. Material and Mass (oz.) of PDBS Weight Stainless Steel, approx. 16 oz. (stainless steel recommended)
20. Type of PDBS Used
    ■ Lab Filled (Modified Trip Blank must be taken at time of deployment)
    ☐ Field Filled (Modified equipment blank of fill water must be taken at time of deployment. If PDBS isn't filled at well head, blank must travel with samplers until last sampler is deployed. Blank is then taken.)
21. Dimensions of PDBS Length (in.) 24 inches Diameter (in.) 1.25 inches Filled 220 ml
22. Position of PDBS Weight
    ☐ Attached to bottom of PDBS and suspended in well
    ☐ Attached to bottom of deployment line and suspended in well
    ■ Attached to bottom of deployment line and resting on bottom of well (preferred)
23. Position of PDBS in Well Screen (ft. from measuring point to center of PDBS)

1st PDBS	2nd PDBS	3rd PDBS	4th PDBS
approx. 21.41 ft (center of screen)			
5th PDBS	**6th PDBS**	**7th PDBS**	**8th PDBS**

24. If the saturated portion of the well screen or open hole is greater than 5 feet, has the well been vertically profiled to assess the potential for contaminant stratification?
    ☐ **No**, this well is being profiled during this sampling round
    ☐ **Yes**, this well was profiled already. Date when well was profiled: _____
25. If the saturated portion of the well screen or open hole is greater than 10 feet, has the well been flow tested to assess the potential for vertical flow to be present within the well?
    ■ **No**, flow testing has not been conducted in this well
    ☐ **Yes**, flow testing of this well was conducted. Date of testing: _____
    Type of flow meter used: _____
    Measurements taken every _____ feet **[Please Attach Results]**
26. Weather Conditions During Deployment Temp. 80° F Wind None ■ Sunny ☐ Overcast ☐ Raining ☐ Snowing
27. Weather Conditions During Retrieval Temp. 60° F Wind Slight ☐ Sunny ■ Overcast ☐ Raining ☐ Snowing

28. Field Sampling Technician: Name(s) and Company (please print clearly)

Name	Company
Roy Wagner	Tetra Tech
Jon Byk, Andrew Kelly, Priscilla Merta	Tetra Tech

New Jersey Department of Environmental Protection
Checklist for the Submission of Sampling Data for Passive Diffusion Bag Samplers (PDBS)

1. Site: Former Lockheed Electronics Company Site
2. Location: Watchung and North Plainfield, NJ
3. Well Designation: MW-546I
4. Well Permit Number: 25-55004

5. Type of Well: ■ Monitoring ☐ Extraction ☐ Residential ☐ Public Supply ☐ Irrigation ☐ Other
6. Well Surface Finish: ☐ Stick Up ■ Flush Mount
7. Location of Measuring Point: ■ Top of Casing ☐ Other (specify) _____
8. **NOTE:** PDBS represent a point sample within the screened interval or open hole of the well. It is critical to know the exact depth within the well where the PDBS is deployed. Well construction specifications, which are typically used to determine where to set the PDBS in the well, are measured in feet below ground surface (fbgs). If the depth interval for PDBS deployment is measured from the reference point identified above, the difference between this reference point and the ground surface must be measured and accounted for to determine the proper depth interval to set the PDBS. Please identify below, any differences between the measuring point identified above and actual ground surface at the well head.

   Distance between measuring point and ground surface (ft.) 0.81 feet below grade
9. Total Well Depth (fbgs) 99.32 (TIC)
10. Screened interval/open hole (fbgs) 80 to 100
11. Well Casing: Diameter: 2 inch Material: ■ PVC ☐ Carbon Steel ☐ Stainless Steel
12. Well Screen (or open hole diameter): Diameter: 2 inch Material: ■ PVC ☐ Carbon Steel ☐ Stainless Steel
13. Screen Size (slot) Screen Slot Size _____

14. Date and Time of Deployment Date: 9/14/16 Time: 11:42
15. Depth to Ground Water Depth to ground water at time of deployment 11.79 feet below TIC
16. Date and Time of Retrieval Date: 9/29/16 Time: 9:45
17. Depth to Ground Water Depth to ground water at time of retrieval 11.73 feet below TIC
18. Type of Deployment Line Used Diameter: 0.25 inch Material: Nylon line

19. Material and Mass (oz.) of PDBS Weight Stainless Steel, approx. 16 oz. (stainless steel recommended)
20. Type of PDBS Used
    ■ Lab Filled (Modified Trip Blank must be taken at time of deployment)
    ☐ Field Filled (Modified equipment blank of fill water must be taken at time of deployment. If PDBS isn't filled at well head, blank must travel with samplers until last sampler is deployed. Blank is then taken.)
21. Dimensions of PDBS Length (in.) 24 inches Diameter (in.) 1.25 inches Filled 220 ml
22. Position of PDBS Weight
    ☐ Attached to bottom of PDBS and suspended in well
    ☐ Attached to bottom of deployment line and suspended in well
    ■ Attached to bottom of deployment line and resting on bottom of well (preferred)
23. Position of PDBS in Well Screen (ft. from measuring point to center of PDBS)

1st PDBS	2nd PDBS	3rd PDBS	4th PDBS
approx. 89.32 ft (center of screen)			
5th PDBS	**6th PDBS**	**7th PDBS**	**8th PDBS**

24. If the saturated portion of the well screen or open hole is greater than 5 feet, has the well been vertically profiled to assess the potential for contaminant stratification?
    ☐ **No**, this well is being profiled during this sampling round
    ☐ **Yes**, this well was profiled already. Date when well was profiled: _____
25. If the saturated portion of the well screen or open hole is greater than 10 feet, has the well been flow tested to assess the potential for vertical flow to be present within the well?
    ■ **No**, flow testing has not been conducted in this well
    ☐ **Yes**, flow testing of this well was conducted. Date of testing: _____
    Type of flow meter used: _____
    Measurements taken every _____ feet **[Please Attach Results]**
26. Weather Conditions During Deployment Temp. 80° F Wind None ■ Sunny ☐ Overcast ☐ Raining ☐ Snowing
27. Weather Conditions During Retrieval Temp. 60° F Wind Slight ☐ Sunny ■ Overcast ☐ Raining ☐ Snowing

28. Field Sampling Technician: Name(s) and Company (please print clearly)

Name	Company
Roy Wagner	Tetra Tech
Jon Byk, Andrew Kelly, Priscilla Merta	Tetra Tech

New Jersey Department of Environmental Protection
Checklist for the Submission of Sampling Data for Passive Diffusion Bag Samplers (PDBS)

1. Site: Former Lockheed Electronics Company Site
2. Location: Watchung and North Plainfield, NJ
3. Well Designation: MW-546D
4. Well Permit Number: 25-55003

5. Type of Well: ■ Monitoring ☐ Extraction ☐ Residential ☐ Public Supply ☐ Irrigation ☐ Other
6. Well Surface Finish: ☐ Stick Up ■ Flush Mount
7. Location of Measuring Point: ■ Top of Casing ☐ Other (specify) _____
8. **NOTE:** PDBS represent a point sample within the screened interval or open hole of the well. It is critical to know the exact depth within the well where the PDBS is deployed. Well construction specifications, which are typically used to determine where to set the PDBS in the well, are measured in feet below ground surface (fbgs). If the depth interval for PDBS deployment is measured from the reference point identified above, the difference between this reference point and the ground surface must be measured and accounted for to determine the proper depth interval to set the PDBS. Please identify below, any differences between the measuring point identified above and actual ground surface at the well head.

   Distance between measuring point and ground surface (ft.) 0.60 feet below grade
9. Total Well Depth (fbgs) 197.50 (TIC)
10. Screened interval/open hole (fbgs) 180 to 200
11. Well Casing: Diameter: 2 inch Material: ■ PVC ☐ Carbon Steel ☐ Stainless Steel
12. Well Screen (or open hole diameter): Diameter: 2 inch Material: ■ PVC ☐ Carbon Steel ☐ Stainless Steel
13. Screen Size (slot) Screen Slot Size _____

14. Date and Time of Deployment Date: 9/14/16 Time: 11:46
15. Depth to Ground Water Depth to ground water at time of deployment 18.57 feet below TIC
16. Date and Time of Retrieval Date: 9/29/16 Time: 9:50
17. Depth to Ground Water Depth to ground water at time of retrieval 19.59 feet below TIC
18. Type of Deployment Line Used Diameter: 0.25 inch Material: Nylon line

19. Material and Mass (oz.) of PDBS Weight Stainless Steel, approx. 16 oz. (stainless steel recommended)
20. Type of PDBS Used
    ■ Lab Filled (Modified Trip Blank must be taken at time of deployment)
    ☐ Field Filled (Modified equipment blank of fill water must be taken at time of deployment. If PDBS isn't filled at well head, blank must travel with samplers until last sampler is deployed. Blank is then taken.)
21. Dimensions of PDBS Length (in.) 24 inches Diameter (in.) 1.25 inches Filled 220 ml
22. Position of PDBS Weight
    ☐ Attached to bottom of PDBS and suspended in well
    ☐ Attached to bottom of deployment line and suspended in well
    ■ Attached to bottom of deployment line and resting on bottom of well (preferred)
23. Position of PDBS in Well Screen (ft. from measuring point to center of PDBS)

1st PDBS	2nd PDBS	3rd PDBS	4th PDBS
approx. 187.50 ft (center of screen)			
5th PDBS	**6th PDBS**	**7th PDBS**	**8th PDBS**

24. If the saturated portion of the well screen or open hole is greater than 5 feet, has the well been vertically profiled to assess the potential for contaminant stratification?
    ☐ **No**, this well is being profiled during this sampling round
    ☐ **Yes**, this well was profiled already. Date when well was profiled: _____
25. If the saturated portion of the well screen or open hole is greater than 10 feet, has the well been flow tested to assess the potential for vertical flow to be present within the well?
    ■ **No**, flow testing has not been conducted in this well
    ☐ **Yes**, flow testing of this well was conducted. Date of testing: _____
    Type of flow meter used: _____
    Measurements taken every _____ feet **[Please Attach Results]**
26. Weather Conditions During Deployment Temp. 80° F Wind None ■ Sunny ☐ Overcast ☐ Raining ☐ Snowing
27. Weather Conditions During Retrieval Temp. 60° F Wind Slight ☐ Sunny ■ Overcast ☐ Raining ☐ Snowing

28. Field Sampling Technician: Name(s) and Company (please print clearly)

Name	Company
Roy Wagner	Tetra Tech
Jon Byk, Andrew Kelly, Priscilla Merta	Tetra Tech

New Jersey Department of Environmental Protection
Checklist for the Submission of Sampling Data for Passive Diffusion Bag Samplers (PDBS)

1. Site: Former Lockheed Electronics Company Site
2. Location: Watchung and North Plainfield, NJ
3. Well Designation: MW-547S
4. Well Permit Number: 25-54780

5. Type of Well: ■ Monitoring ☐ Extraction ☐ Residential ☐ Public Supply ☐ Irrigation ☐ Other
6. Well Surface Finish: ☐ Stick Up ■ Flush Mount
7. Location of Measuring Point: ■ Top of Casing ☐ Other (specify) _____
8. **NOTE:** PDBS represent a point sample within the screened interval or open hole of the well. It is critical to know the exact depth within the well where the PDBS is deployed. Well construction specifications, which are typically used to determine where to set the PDBS in the well, are measured in feet below ground surface (fbgs). If the depth interval for PDBS deployment is measured from the reference point identified above, the difference between this reference point and the ground surface must be measured and accounted for to determine the proper depth interval to set the PDBS. Please identify below, any differences between the measuring point identified above and actual ground surface at the well head.

   Distance between measuring point and ground surface (ft.) 0.34 feet below grade
9. Total Well Depth (fbgs) 21.8 (TIC)
10. Screened interval/open hole (fbgs) 2 to 22
11. Well Casing: Diameter: 2 inch Material: ■ PVC ☐ Carbon Steel ☐ Stainless Steel
12. Well Screen (or open hole diameter): Diameter: 2 inch Material: ■ PVC ☐ Carbon Steel ☐ Stainless Steel
13. Screen Size (slot) Screen Slot Size _____

14. Date and Time of Deployment Date: 9/14/16 Time: 13:50
15. Depth to Ground Water Depth to ground water at time of deployment 4.91 feet below TIC
16. Date and Time of Retrieval Date: 9/29/16 Time: 13:30
17. Depth to Ground Water Depth to ground water at time of retrieval 5.08 feet below TIC
18. Type of Deployment Line Used Diameter: 0.25 inch Material: Nylon line

19. Material and Mass (oz.) of PDBS Weight Stainless Steel, approx. 16 oz. (stainless steel recommended)
20. Type of PDBS Used
    ■ Lab Filled (Modified Trip Blank must be taken at time of deployment)
    ☐ Field Filled (Modified equipment blank of fill water must be taken at time of deployment. If PDBS isn't filled at well head, blank must travel with samplers until last sampler is deployed. Blank is then taken.)
21. Dimensions of PDBS Length (in.) 24 inches Diameter (in.) 1.25 inches Filled 220 ml
22. Position of PDBS Weight
    ☐ Attached to bottom of PDBS and suspended in well
    ☐ Attached to bottom of deployment line and suspended in well
    ■ Attached to bottom of deployment line and resting on bottom of well (preferred)
23. Position of PDBS in Well Screen (ft. from measuring point to center of PDBS)

1st PDBS	2nd PDBS	3rd PDBS	4th PDBS
2.5 ft. bgs.			

5th PDBS	6th PDBS	7th PDBS	8th PDBS

24. If the saturated portion of the well screen or open hole is greater than 5 feet, has the well been vertically profiled to assess the potential for contaminant stratification?
    ☐ **No**, this well is being profiled during this sampling round
    ☐ **Yes**, this well was profiled already. Date when well was profiled: _____
25. If the saturated portion of the well screen or open hole is greater than 10 feet, has the well been flow tested to assess the potential for vertical flow to be present within the well?
    ■ **No**, flow testing has not been conducted in this well
    ☐ **Yes**, flow testing of this well was conducted. Date of testing: _____
    Type of flow meter used: _____
    Measurements taken every _____ feet **[Please Attach Results]**
26. Weather Conditions During Deployment Temp. 80° F Wind None ■ Sunny ☐ Overcast ☐ Raining ☐ Snowing
27. Weather Conditions During Retrieval Temp. 60° F Wind Slight ☐ Sunny ■ Overcast ☐ Raining ☐ Snowing

28. Field Sampling Technician: Name(s) and Company (please print clearly)

Name	Company
Roy Wagner	Tetra Tech
Jon Byk, Andrew Kelly, Priscilla Merta	Tetra Tech

New Jersey Department of Environmental Protection

Checklist for the Submission of Sampling Data for Passive Diffusion Bag Samplers (PDBS)

1. Site: Former Lockheed Electronics Company Site
2. Location: Watchung and North Plainfield, NJ
3. Well Designation: MW-547I
4. Well Permit Number: 25-54781

5. Type of Well: ■ Monitoring ☐ Extraction ☐ Residential ☐ Public Supply ☐ Irrigation ☐ Other
6. Well Surface Finish: ☐ Stick Up ■ Flush Mount
7. Location of Measuring Point: ■ Top of Casing ☐ Other (specify) _____
8. **NOTE:** PDBS represent a point sample within the screened interval or open hole of the well. It is critical to know the exact depth within the well where the PDBS is deployed. Well construction specifications, which are typically used to determine where to set the PDBS in the well, are measured in feet below ground surface (fbgs). If the depth interval for PDBS deployment is measured from the reference point identified above, the difference between this reference point and the ground surface must be measured and accounted for to determine the proper depth interval to set the PDBS. Please identify below, any differences between the measuring point identified above and actual ground surface at the well head.

   Distance between measuring point and ground surface (ft.) 0.32 feet below grade
9. Total Well Depth (fbgs) 99.4 (TIC)
10. Screened interval/open hole (fbgs) 80 to 100
11. Well Casing: Diameter: 2 inch Material: ■ PVC ☐ Carbon Steel ☐ Stainless Steel
12. Well Screen (or open hole diameter): Diameter: 2 inch Material: ■ PVC ☐ Carbon Steel ☐ Stainless Steel
13. Screen Size (slot) Screen Slot Size _____

14. Date and Time of Deployment Date: 9/14/16 Time: 14:05
15. Depth to Ground Water Depth to ground water at time of deployment 6.69 feet below TIC
16. Date and Time of Retrieval Date: 9/29/16 Time: 13:35
17. Depth to Ground Water Depth to ground water at time of retrieval 5.98 feet below TIC
18. Type of Deployment Line Used Diameter: 0.25 inch Material: Nylon line

19. Material and Mass (oz.) of PDBS Weight Stainless Steel, approx. 16 oz. (stainless steel recommended)
20. Type of PDBS Used
    ■ Lab Filled (Modified Trip Blank must be taken at time of deployment)
    ☐ Field Filled (Modified equipment blank of fill water must be taken at time of deployment. If PDBS isn't filled at well head, blank must travel with samplers until last sampler is deployed. Blank is then taken.)
21. Dimensions of PDBS Length (in.) 24 inches Diameter (in.) 1.25 inches Filled 220 ml
22. Position of PDBS Weight
    ☐ Attached to bottom of PDBS and suspended in well
    ☐ Attached to bottom of deployment line and suspended in well
    ■ Attached to bottom of deployment line and resting on bottom of well (preferred)
23. Position of PDBS in Well Screen (ft. from measuring point to center of PDBS)

1st PDBS	2nd PDBS	3rd PDBS	4th PDBS
2.5 ft. bgs.			

5th PDBS	6th PDBS	7th PDBS	8th PDBS

24. If the saturated portion of the well screen or open hole is greater than 5 feet, has the well been vertically profiled to assess the potential for contaminant stratification?
    ☐ **No**, this well is being profiled during this sampling round
    ☐ **Yes**, this well was profiled already. Date when well was profiled: _____
25. If the saturated portion of the well screen or open hole is greater than 10 feet, has the well been flow tested to assess the potential for vertical flow to be present within the well?
    ■ **No**, flow testing has not been conducted in this well
    ☐ **Yes**, flow testing of this well was conducted. Date of testing: _____
    Type of flow meter used: _____
    Measurements taken every _____ feet **[Please Attach Results]**
26. Weather Conditions During Deployment Temp. 80° F Wind None ■ Sunny ☐ Overcast ☐ Raining ☐ Snowing
27. Weather Conditions During Retrieval Temp. 60° F Wind Slight ☐ Sunny ■ Overcast ☐ Raining ☐ Snowing

28. Field Sampling Technician: Name(s) and Company (please print clearly)

Name	Company
Roy Wagner	Tetra Tech
Jon Byk, Andrew Kelly, Priscilla Merta	Tetra Tech

New Jersey Department of Environmental Protection

Checklist for the Submission of Sampling Data for Passive Diffusion Bag Samplers (PDBS)

1. Site: Former Lockheed Electronics Company Site
2. Location: Watchung and North Plainfield, NJ
3. Well Designation: MW-547D
4. Well Permit Number: 25-54782

5. Type of Well: ■Monitoring ☐Extraction ☐Residential ☐Public Supply ☐Irrigation ☐Other
6. Well Surface Finish: ☐Stick Up ■Flush Mount
7. Location of Measuring Point: ■Top of Casing ☐Other (specify) _____
8. **NOTE:** PDBS represent a point sample within the screened interval or open hole of the well. It is critical to know the exact depth within the well where the PDBS is deployed. Well construction specifications, which are typically used to determine where to set the PDBS in the well, are measured in feet below ground surface (fbgs). If the depth interval for PDBS deployment is measured from the reference point identified above, the difference between this reference point and the ground surface must be measured and accounted for to determine the proper depth interval to set the PDBS. Please identify below, any differences between the measuring point identified above and actual ground surface at the well head.

   Distance between measuring point and ground surface (ft.) 0.43 feet below grade
9. Total Well Depth (fbgs) 189.4 (TIC)
10. Screened interval/open hole (fbgs) 180 to 200
11. Well Casing: Diameter: 2 inch Material: ■PVC ☐Carbon Steel ☐Stainless Steel
12. Well Screen (or open hole diameter): Diameter: 2 inch Material: ■PVC ☐Carbon Steel ☐Stainless Steel
13. Screen Size (slot) Screen Slot Size _____

14. Date and Time of Deployment Date: 9/14/16 Time: 14:15
15. Depth to Ground Water Depth to ground water at time of deployment 5.71 feet below TIC
16. Date and Time of Retrieval Date: 9/29/16 Time: 13:40
17. Depth to Ground Water Depth to ground water at time of retrieval 6.83 feet below TIC
18. Type of Deployment Line Used Diameter: 0.25 inch Material: Nylon line

19. Material and Mass (oz.) of PDBS Weight Stainless Steel, approx. 16 oz. (stainless steel recommended)
20. Type of PDBS Used
    ■Lab Filled (Modified Trip Blank must be taken at time of deployment)
    ☐Field Filled (Modified equipment blank of fill water must be taken at time of deployment. If PDBS isn't filled at well head, blank must travel with samplers until last sampler is deployed. Blank is then taken.)
21. Dimensions of PDBS Length (in.) 24 inches Diameter (in.) 1.25 inches Filled 220 ml
22. Position of PDBS Weight
    ☐Attached to bottom of PDBS and suspended in well
    ☐Attached to bottom of deployment line and suspended in well
    ■Attached to bottom of deployment line and resting on bottom of well (preferred)
23. Position of PDBS in Well Screen (ft. from measuring point to center of PDBS)

1st PDBS	2nd PDBS	3rd PDBS	4th PDBS
2.5 ft. bgs.			

5th PDBS	6th PDBS	7th PDBS	8th PDBS

24. If the saturated portion of the well screen or open hole is greater than 5 feet, has the well been vertically profiled to assess the potential for contaminant stratification?
    ☐**No**, this well is being profiled during this sampling round
    ☐**Yes**, this well was profiled already. Date when well was profiled: _____
25. If the saturated portion of the well screen or open hole is greater than 10 feet, has the well been flow tested to assess the potential for vertical flow to be present within the well?
    ■**No**, flow testing has not been conducted in this well
    ☐**Yes**, flow testing of this well was conducted. Date of testing: _____
    Type of flow meter used: _____
    Measurements taken every _____ feet **[Please Attach Results]**
26. Weather Conditions During Deployment Temp. 80° F Wind None ■Sunny ☐Overcast ☐Raining ☐Snowing
27. Weather Conditions During Retrieval Temp. 60° F Wind Slight ☐Sunny ■Overcast ☐Raining ☐Snowing

28. Field Sampling Technician: Name(s) and Company (please print clearly)

Name	Company
Roy Wagner	Tetra Tech
Jon Byk, Andrew Kelly, Priscilla Merta	Tetra Tech

New Jersey Department of Environmental Protection

Checklist for the Submission of Sampling Data for Passive Diffusion Bag Samplers (PDBS)

1. Site: Former Lockheed Electronics Company Site
2. Location: Watchung and North Plainfield, NJ
3. Well Designation: MW-549S
4. Well Permit Number: 25-60735

5. Type of Well: ■ Monitoring ☐ Extraction ☐ Residential ☐ Public Supply ☐ Irrigation ☐ Other
6. Well Surface Finish: ■ Stick Up ☐ Flush Mount
7. Location of Measuring Point: ■ Top of Casing ☐ Other (specify) _____
8. **NOTE:** PDBS represent a point sample within the screened interval or open hole of the well. It is critical to know the exact depth within the well where the PDBS is deployed. Well construction specifications, which are typically used to determine where to set the PDBS in the well, are measured in feet below ground surface (fbgs). If the depth interval for PDBS deployment is measured from the reference point identified above, the difference between this reference point and the ground surface must be measured and accounted for to determine the proper depth interval to set the PDBS. Please identify below, any differences between the measuring point identified above and actual ground surface at the well head.

   Distance between measuring point and ground surface (ft.) 0.39 feet below TOC
9. Total Well Depth (fbgs) 115.84 (TIC)
10. Screened interval/open hole (fbgs) 90 to 110
11. Well Casing: Diameter: 2 inch Material: ■ PVC ☐ Carbon Steel ☐ Stainless Steel
12. Well Screen (or open hole diameter): Diameter: 2 inch Material: ■ PVC ☐ Carbon Steel ☐ Stainless Steel
13. Screen Size (slot) Screen Slot Size _____

14. Date and Time of Deployment Date: 9/14/16 Time: 7:43
15. Depth to Ground Water Depth to ground water at time of deployment 55.48 feet below TIC
16. Date and Time of Retrieval Date: 9/29/16 Time: 7:40
17. Depth to Ground Water Depth to ground water at time of retrieval 57.09 feet below TIC
18. Type of Deployment Line Used Diameter: 0.25 inch Material: Nylon line

19. Material and Mass (oz.) of PDBS Weight Stainless Steel, approx. 12 oz. (stainless steel recommended)
20. Type of PDBS Used
    ■ Lab Filled (Modified Trip Blank must be taken at time of deployment)
    ☐ Field Filled (Modified equipment blank of fill water must be taken at time of deployment. If PDBS isn't filled at well head, blank must travel with samplers until last sampler is deployed. Blank is then taken.)
21. Dimensions of PDBS Length (in.) 24 inches Diameter (in.) 1.25 inches Filled 220 ml
22. Position of PDBS Weight
    ☐ Attached to bottom of PDBS and suspended in well
    ☐ Attached to bottom of deployment line and suspended in well
    ■ Attached to bottom of deployment line and resting on bottom of well (preferred)
23. Position of PDBS in Well Screen (ft. from measuring point to center of PDBS)

1st PDBS	2nd PDBS	3rd PDBS	4th PDBS
approx. 104 ft bgs (center of screen)			
5th PDBS	**6th PDBS**	**7th PDBS**	**8th PDBS**

24. If the saturated portion of the well screen or open hole is greater than 5 feet, has the well been vertically profiled to assess the potential for contaminant stratification?
    ☐ **No**, this well is being profiled during this sampling round
    ☐ **Yes**, this well was profiled already. Date when well was profiled: _____
25. If the saturated portion of the well screen or open hole is greater than 10 feet, has the well been flow tested to assess the potential for vertical flow to be present within the well?
    ■ **No**, flow testing has not been conducted in this well
    ☐ **Yes**, flow testing of this well was conducted. Date of testing: _____
    Type of flow meter used: _____
    Measurements taken every _____ feet **[Please Attach Results]**
26. Weather Conditions During Deployment Temp. 80° F Wind None ■ Sunny ☐ Overcast ☐ Raining ☐ Snowing
27. Weather Conditions During Retrieval Temp. 60° F Wind Slight ☐ Sunny ■ Overcast ☐ Raining ☐ Snowing

28. Field Sampling Technician: Name(s) and Company (please print clearly)

Name	Company
Roy Wagner	Tetra Tech
Jon Byk, Andrew Kelly, Priscilla Merta	Tetra Tech

New Jersey Department of Environmental Protection
Checklist for the Submission of Sampling Data for Passive Diffusion Bag Samplers (PDBS)

1. Site: Former Lockheed Electronics Company Site
2. Location: Watchung and North Plainfield, NJ
3. Well Designation: MW-549I
4. Well Permit Number: 25-60736

5. Type of Well: ■ Monitoring ☐ Extraction ☐ Residential ☐ Public Supply ☐ Irrigation ☐ Other
6. Well Surface Finish: ■ Stick Up ☐ Flush Mount
7. Location of Measuring Point: ■ Top of Casing ☐ Other (specify) _____
8. **NOTE:** PDBS represent a point sample within the screened interval or open hole of the well. It is critical to know the exact depth within the well where the PDBS is deployed. Well construction specifications, which are typically used to determine where to set the PDBS in the well, are measured in feet below ground surface (fbgs). If the depth interval for PDBS deployment is measured from the reference point identified above, the difference between this reference point and the ground surface must be measured and accounted for to determine the proper depth interval to set the PDBS. Please identify below, any differences between the measuring point identified above and actual ground surface at the well head.

   Distance between measuring point and ground surface (ft.) 0.15 feet below TOC
9. Total Well Depth (fbgs) 212.25 (TIC)
10. Screened interval/open hole (fbgs) 190 to 210
11. Well Casing: Diameter: 2 inch Material: ■ PVC ☐ Carbon Steel ☐ Stainless Steel
12. Well Screen (or open hole diameter): Diameter: 2 inch Material: ■ PVC ☐ Carbon Steel ☐ Stainless Steel
13. Screen Size (slot) Screen Slot Size _____

14. Date and Time of Deployment Date: 9/14/16 Time: 7:45
15. Depth to Ground Water Depth to ground water at time of deployment 57.28 feet below TIC
16. Date and Time of Retrieval Date: 9/29/16 Time: 7:45
17. Depth to Ground Water Depth to ground water at time of retrieval 58.53 feet below TIC
18. Type of Deployment Line Used Diameter: 0.25 inch Material: Nylon line

19. Material and Mass (oz.) of PDBS Weight Stainless Steel, approx. 12 oz. (stainless steel recommended)
20. Type of PDBS Used
    ■ Lab Filled (Modified Trip Blank must be taken at time of deployment)
    ☐ Field Filled (Modified equipment blank of fill water must be taken at time of deployment. If PDBS isn't filled at well head, blank must travel with samplers until last sampler is deployed. Blank is then taken.)
21. Dimensions of PDBS Length (in.) 24 inches Diameter (in.) 1.25 inches Filled 220 ml
22. Position of PDBS Weight
    ☐ Attached to bottom of PDBS and suspended in well
    ☐ Attached to bottom of deployment line and suspended in well
    ■ Attached to bottom of deployment line and resting on bottom of well (preferred)
23. Position of PDBS in Well Screen (ft. from measuring point to center of PDBS)

1st PDBS	2nd PDBS	3rd PDBS	4th PDBS
approx. 201 ft bgs			
(collected field duplicate sample DUP-01)			
5th PDBS	**6th PDBS**	**7th PDBS**	**8th PDBS**

24. If the saturated portion of the well screen or open hole is greater than 5 feet, has the well been vertically profiled to assess the potential for contaminant stratification?
    ☐ **No**, this well is being profiled during this sampling round
    ☐ **Yes**, this well was profiled already. Date when well was profiled: _____
25. If the saturated portion of the well screen or open hole is greater than 10 feet, has the well been flow tested to assess the potential for vertical flow to be present within the well?
    ■ **No**, flow testing has not been conducted in this well
    ☐ **Yes**, flow testing of this well was conducted. Date of testing: _____
    Type of flow meter used: _____
    Measurements taken every _____ feet **[Please Attach Results]**
26. Weather Conditions During Deployment Temp. 80° F Wind None ■ Sunny ☐ Overcast ☐ Raining ☐ Snowing
27. Weather Conditions During Retrieval Temp. 60° F Wind Slight ☐ Sunny ■ Overcast ☐ Raining ☐ Snowing

28. Field Sampling Technician: Name(s) and Company (please print clearly)

Name	Company
Roy Wagner	Tetra Tech
Jon Byk, Andrew Kelly, Priscilla Merta	Tetra Tech

New Jersey Department of Environmental Protection
Checklist for the Submission of Sampling Data for Passive Diffusion Bag Samplers (PDBS)

1. Site: Former Lockheed Electronics Company Site
2. Location: Watchung and North Plainfield, NJ
3. Well Designation: MW-550S
4. Well Permit Number: 25-60738

5. Type of Well: ■ Monitoring ☐ Extraction ☐ Residential ☐ Public Supply ☐ Irrigation ☐ Other
6. Well Surface Finish: ☐ Stick Up ■ Flush Mount
7. Location of Measuring Point: ■ Top of Casing ☐ Other (specify) _____
8. **NOTE:** PDBS represent a point sample within the screened interval or open hole of the well. It is critical to know the exact depth within the well where the PDBS is deployed. Well construction specifications, which are typically used to determine where to set the PDBS in the well, are measured in feet below ground surface (fbgs). If the depth interval for PDBS deployment is measured from the reference point identified above, the difference between this reference point and the ground surface must be measured and accounted for to determine the proper depth interval to set the PDBS. Please identify below, any differences between the measuring point identified above and actual ground surface at the well head.

   Distance between measuring point and ground surface (ft.) 0.55 feet below grade
9. Total Well Depth (fbgs) 49.84 (TIC)
10. Screened interval/open hole (fbgs) 30 to 50
11. Well Casing: Diameter: 2 inch Material: ■ PVC ☐ Carbon Steel ☐ Stainless Steel
12. Well Screen (or open hole diameter): Diameter: 2 inch Material: ■ PVC ☐ Carbon Steel ☐ Stainless Steel
13. Screen Size (slot) Screen Slot Size _____

14. Date and Time of Deployment Date: 9/14/16 Time: 8:50
15. Depth to Ground Water Depth to ground water at time of deployment 20.82 feet below TIC
16. Date and Time of Retrieval Date: 9/29/16 Time: 8:10
17. Depth to Ground Water Depth to ground water at time of retrieval 21.58 feet below TIC
18. Type of Deployment Line Used Diameter: 0.25 inch Material: Nylon line

19. Material and Mass (oz.) of PDBS Weight Stainless Steel, approx. 16 oz. (stainless steel recommended)
20. Type of PDBS Used
    ■ Lab Filled (Modified Trip Blank must be taken at time of deployment)
    ☐ Field Filled (Modified equipment blank of fill water must be taken at time of deployment. If PDBS isn't filled at well head, blank must travel with samplers until last sampler is deployed. Blank is then taken.)
21. Dimensions of PDBS Length (in.) 24 inches Diameter (in.) 1.25 inches Filled 220 ml
22. Position of PDBS Weight
    ☐ Attached to bottom of PDBS and suspended in well
    ☐ Attached to bottom of deployment line and suspended in well
    ■ Attached to bottom of deployment line and resting on bottom of well (preferred)
23. Position of PDBS in Well Screen (ft. from measuring point to center of PDBS)

1st PDBS	2nd PDBS	3rd PDBS	4th PDBS
approx. 39.84 ft			

(center of screen; collected field duplicate sample DUP-02)

5th PDBS	6th PDBS	7th PDBS	8th PDBS

24. If the saturated portion of the well screen or open hole is greater than 5 feet, has the well been vertically profiled to assess the potential for contaminant stratification?
    ☐ **No**, this well is being profiled during this sampling round
    ☐ **Yes**, this well was profiled already. Date when well was profiled: _____
25. If the saturated portion of the well screen or open hole is greater than 10 feet, has the well been flow tested to assess the potential for vertical flow to be present within the well?
    ■ **No**, flow testing has not been conducted in this well
    ☐ **Yes**, flow testing of this well was conducted. Date of testing: _____
    Type of flow meter used: _____
    Measurements taken every _____ feet **[Please Attach Results]**
26. Weather Conditions During Deployment Temp. 80° F Wind None ■ Sunny ☐ Overcast ☐ Raining ☐ Snowing
27. Weather Conditions During Retrieval Temp. 60° F Wind Slight ☐ Sunny ■ Overcast ☐ Raining ☐ Snowing

28. Field Sampling Technician: Name(s) and Company (please print clearly)

Name	Company
Roy Wagner	Tetra Tech
Jon Byk, Andrew Kelly, Priscilla Merta	Tetra Tech

New Jersey Department of Environmental Protection
Checklist for the Submission of Sampling Data for Passive Diffusion Bag Samplers (PDBS)

1. Site: Former Lockheed Electronics Company Site
2. Location: Watchung and North Plainfield, NJ
3. Well Designation: MW-550I
4. Well Permit Number: 25-60737

5. Type of Well: ■ Monitoring ☐ Extraction ☐ Residential ☐ Public Supply ☐ Irrigation ☐ Other
6. Well Surface Finish: ☐ Stick Up ■ Flush Mount
7. Location of Measuring Point: ■ Top of Casing ☐ Other (specify) _____
8. **NOTE:** PDBS represent a point sample within the screened interval or open hole of the well. It is critical to know the exact depth within the well where the PDBS is deployed. Well construction specifications, which are typically used to determine where to set the PDBS in the well, are measured in feet below ground surface (fbgs). If the depth interval for PDBS deployment is measured from the reference point identified above, the difference between this reference point and the ground surface must be measured and accounted for to determine the proper depth interval to set the PDBS. Please identify below, any differences between the measuring point identified above and actual ground surface at the well head.

   Distance between measuring point and ground surface (ft.) 0.35 feet below grade
9. Total Well Depth (fbgs) 100.22 (TIC)
10. Screened interval/open hole (fbgs) 80 to 100
11. Well Casing: Diameter: 2 inch Material: ■ PVC ☐ Carbon Steel ☐ Stainless Steel
12. Well Screen (or open hole diameter): Diameter: 2 inch Material: ■ PVC ☐ Carbon Steel ☐ Stainless Steel
13. Screen Size (slot) Screen Slot Size _____

14. Date and Time of Deployment Date: 9/14/16 Time: 8:54
15. Depth to Ground Water Depth to ground water at time of deployment 22.24 feet below TIC
16. Date and Time of Retrieval Date: 9/29/16 Time: 8:15
17. Depth to Ground Water Depth to ground water at time of retrieval 22.90 feet below TIC
18. Type of Deployment Line Used Diameter: 0.25 inch Material: Nylon line

19. Material and Mass (oz.) of PDBS Weight Stainless Steel, approx. 16 oz. (stainless steel recommended)
20. Type of PDBS Used
    ■ Lab Filled (Modified Trip Blank must be taken at time of deployment)
    ☐ Field Filled (Modified equipment blank of fill water must be taken at time of deployment. If PDBS isn't filled at well head, blank must travel with samplers until last sampler is deployed. Blank is then taken.)
21. Dimensions of PDBS Length (in.) 24 inches Diameter (in.) 1.25 inches Filled 220 ml
22. Position of PDBS Weight
    ☐ Attached to bottom of PDBS and suspended in well
    ☐ Attached to bottom of deployment line and suspended in well
    ■ Attached to bottom of deployment line and resting on bottom of well (preferred)
23. Position of PDBS in Well Screen (ft. from measuring point to center of PDBS)

1st PDBS	2nd PDBS	3rd PDBS	4th PDBS
approx. 90.22 ft (center of screen)			
5th PDBS	**6th PDBS**	**7th PDBS**	**8th PDBS**

24. If the saturated portion of the well screen or open hole is greater than 5 feet, has the well been vertically profiled to assess the potential for contaminant stratification?
    ☐ **No**, this well is being profiled during this sampling round
    ☐ **Yes**, this well was profiled already. Date when well was profiled: _____
25. If the saturated portion of the well screen or open hole is greater than 10 feet, has the well been flow tested to assess the potential for vertical flow to be present within the well?
    ■ **No**, flow testing has not been conducted in this well
    ☐ **Yes**, flow testing of this well was conducted. Date of testing: _____
    Type of flow meter used: _____
    Measurements taken every _____ feet **[Please Attach Results]**
26. Weather Conditions During Deployment Temp. 80° F Wind None ■ Sunny ☐ Overcast ☐ Raining ☐ Snowing
27. Weather Conditions During Retrieval Temp. 60° F Wind Slight ☐ Sunny ■ Overcast ☐ Raining ☐ Snowing

28. Field Sampling Technician: Name(s) and Company (please print clearly)

Name	Company
Roy Wagner	Tetra Tech
Jon Byk, Andrew Kelly, Priscilla Merta	Tetra Tech

New Jersey Department of Environmental Protection
Checklist for the Submission of Sampling Data for Passive Diffusion Bag Samplers (PDBS)

1. Site: Former Lockheed Electronics Company Site
2. Location: Watchung and North Plainfield, NJ
3. Well Designation: PZ-521S
4. Well Permit Number: 25-45029

5. Type of Well: ■ Monitoring ☐ Extraction ☐ Residential ☐ Public Supply ☐ Irrigation ☐ Other
6. Well Surface Finish: ☐ Stick Up ■ Flush Mount
7. Location of Measuring Point: ■ Top of Casing ☐ Other (specify) _____
8. **NOTE:** PDBS represent a point sample within the screened interval or open hole of the well. It is critical to know the exact depth within the well where the PDBS is deployed. Well construction specifications, which are typically used to determine where to set the PDBS in the well, are measured in feet below ground surface (fbgs). If the depth interval for PDBS deployment is measured from the reference point identified above, the difference between this reference point and the ground surface must be measured and accounted for to determine the proper depth interval to set the PDBS. Please identify below, any differences between the measuring point identified above and actual ground surface at the well head.

   Distance between measuring point and ground surface (ft.) 0.10 feet below grade
9. Total Well Depth (fbgs) 15.50 (TIC)
10. Screened interval/open hole (fbgs) 5.2 to 15.2
11. Well Casing: Diameter: 2 inch Material: ■ PVC ☐ Carbon Steel ☐ Stainless Steel
12. Well Screen (or open hole diameter): Diameter: 2 inch Material: ■ PVC ☐ Carbon Steel ☐ Stainless Steel
13. Screen Size (slot) Screen Slot Size _____

14. Date and Time of Deployment Date: 9/14/16 Time: 16:10
15. Depth to Ground Water Depth to ground water at time of deployment 4.22 feet below TIC
16. Date and Time of Retrieval Date: 9/29/16 Time: 14:00
17. Depth to Ground Water Depth to ground water at time of retrieval 3.99 feet below TIC
18. Type of Deployment Line Used Diameter: 0.25 inch Material: Nylon line

19. Material and Mass (oz.) of PDBS Weight Stainless Steel, approx. 16 oz. (stainless steel recommended)
20. Type of PDBS Used
    ■ Lab Filled (Modified Trip Blank must be taken at time of deployment)
    ☐ Field Filled (Modified equipment blank of fill water must be taken at time of deployment. If PDBS isn't filled at well head, blank must travel with samplers until last sampler is deployed. Blank is then taken.)
21. Dimensions of PDBS Length (in.) 24 inches Diameter (in.) 1.25 inches Filled 220 ml
22. Position of PDBS Weight
    ☐ Attached to bottom of PDBS and suspended in well
    ☐ Attached to bottom of deployment line and suspended in well
    ■ Attached to bottom of deployment line and resting on bottom of well (preferred)
23. Position of PDBS in Well Screen (ft. from measuring point to center of PDBS)

1st PDBS	2nd PDBS	3rd PDBS	4th PDBS
approx. 10.50 ft (center of screen)			
5th PDBS	**6th PDBS**	**7th PDBS**	**8th PDBS**

24. If the saturated portion of the well screen or open hole is greater than 5 feet, has the well been vertically profiled to assess the potential for contaminant stratification?
    ☐ **No**, this well is being profiled during this sampling round
    ☐ **Yes**, this well was profiled already. Date when well was profiled: _____
25. If the saturated portion of the well screen or open hole is greater than 10 feet, has the well been flow tested to assess the potential for vertical flow to be present within the well?
    ■ **No**, flow testing has not been conducted in this well
    ☐ **Yes**, flow testing of this well was conducted. Date of testing: _____
    Type of flow meter used: _____
    Measurements taken every _____ feet **[Please Attach Results]**
26. Weather Conditions During Deployment Temp. 80° F Wind None ■ Sunny ☐ Overcast ☐ Raining ☐ Snowing
27. Weather Conditions During Retrieval Temp. 60° F Wind Slight ☐ Sunny ■ Overcast ☐ Raining ☐ Snowing

28. Field Sampling Technician: Name(s) and Company (please print clearly)

Name	Company
Roy Wagner	Tetra Tech
Jon Byk, Andrew Kelly, Priscilla Merta	Tetra Tech

New Jersey Department of Environmental Protection
Checklist for the Submission of Sampling Data for Passive Diffusion Bag Samplers (PDBS)

1. Site: Former Lockheed Electronics Company Site
2. Location: Watchung and North Plainfield, NJ
3. Well Designation: PZ-521I
4. Well Permit Number: 25-45028

5. Type of Well: ■ Monitoring ☐ Extraction ☐ Residential ☐ Public Supply ☐ Irrigation ☐ Other
6. Well Surface Finish: ☐ Stick Up ■ Flush Mount
7. Location of Measuring Point: ■ Top of Casing ☐ Other (specify) _____
8. **NOTE:** PDBS represent a point sample within the screened interval or open hole of the well. It is critical to know the exact depth within the well where the PDBS is deployed. Well construction specifications, which are typically used to determine where to set the PDBS in the well, are measured in feet below ground surface (fbgs). If the depth interval for PDBS deployment is measured from the reference point identified above, the difference between this reference point and the ground surface must be measured and accounted for to determine the proper depth interval to set the PDBS. Please identify below, any differences between the measuring point identified above and actual ground surface at the well head.

   Distance between measuring point and ground surface (ft.) 0.20 feet below grade
9. Total Well Depth (fbgs) 102.05 (TIC)
10. Screened interval/open hole (fbgs) 92.6 to 102.6
11. Well Casing: Diameter: 2 inch Material: ■ PVC ☐ Carbon Steel ☐ Stainless Steel
12. Well Screen (or open hole diameter): Diameter: 2 inch Material: ■ PVC ☐ Carbon Steel ☐ Stainless Steel
13. Screen Size (slot) Screen Slot Size _____

14. Date and Time of Deployment Date: 9/14/16 Time: 16:15
15. Depth to Ground Water Depth to ground water at time of deployment 6.63 feet below TIC
16. Date and Time of Retrieval Date: 9/29/16 Time: 14:05
17. Depth to Ground Water Depth to ground water at time of retrieval 6.52 feet below TIC
18. Type of Deployment Line Used Diameter: 0.25 inch Material: Nylon line

19. Material and Mass (oz.) of PDBS Weight Stainless Steel, approx. 16 oz. (stainless steel recommended)
20. Type of PDBS Used
    ■ Lab Filled (Modified Trip Blank must be taken at time of deployment)
    ☐ Field Filled (Modified equipment blank of fill water must be taken at time of deployment. If PDBS isn't filled at well head, blank must travel with samplers until last sampler is deployed. Blank is then taken.)
21. Dimensions of PDBS Length (in.) 24 inches Diameter (in.) 1.25 inches Filled 220 ml
22. Position of PDBS Weight
    ☐ Attached to bottom of PDBS and suspended in well
    ☐ Attached to bottom of deployment line and suspended in well
    ■ Attached to bottom of deployment line and resting on bottom of well (preferred)
23. Position of PDBS in Well Screen (ft. from measuring point to center of PDBS)

1st PDBS	2nd PDBS	3rd PDBS	4th PDBS
approx. 97.05 ft (center of screen)			
5th PDBS	**6th PDBS**	**7th PDBS**	**8th PDBS**

24. If the saturated portion of the well screen or open hole is greater than 5 feet, has the well been vertically profiled to assess the potential for contaminant stratification?
    ☐ **No**, this well is being profiled during this sampling round
    ☐ **Yes**, this well was profiled already. Date when well was profiled: _____
25. If the saturated portion of the well screen or open hole is greater than 10 feet, has the well been flow tested to assess the potential for vertical flow to be present within the well?
    ■ **No**, flow testing has not been conducted in this well
    ☐ **Yes**, flow testing of this well was conducted. Date of testing: _____
    Type of flow meter used: _____
    Measurements taken every _____ feet **[Please Attach Results]**
26. Weather Conditions During Deployment Temp. 80° F Wind None ■ Sunny ☐ Overcast ☐ Raining ☐ Snowing
27. Weather Conditions During Retrieval Temp. 60° F Wind Slight ☐ Sunny ■ Overcast ☐ Raining ☐ Snowing

28. Field Sampling Technician: Name(s) and Company (please print clearly)

Name	Company
Roy Wagner	Tetra Tech
Jon Byk, Andrew Kelly, Priscilla Merta	Tetra Tech

New Jersey Department of Environmental Protection
Checklist for the Submission of Sampling Data for Passive Diffusion Bag Samplers (PDBS)

1. Site: Former Lockheed Electronics Company Site
2. Location: Watchung and North Plainfield, NJ
3. Well Designation: PZ-522S
4. Well Permit Number: 25-45020

5. Type of Well: ■ Monitoring ☐ Extraction ☐ Residential ☐ Public Supply ☐ Irrigation ☐ Other
6. Well Surface Finish: ☐ Stick Up ■ Flush Mount
7. Location of Measuring Point: ■ Top of Casing ☐ Other (specify) _____
8. **NOTE:** PDBS represent a point sample within the screened interval or open hole of the well. It is critical to know the exact depth within the well where the PDBS is deployed. Well construction specifications, which are typically used to determine where to set the PDBS in the well, are measured in feet below ground surface (fbgs). If the depth interval for PDBS deployment is measured from the reference point identified above, the difference between this reference point and the ground surface must be measured and accounted for to determine the proper depth interval to set the PDBS. Please identify below, any differences between the measuring point identified above and actual ground surface at the well head.

   Distance between measuring point and ground surface (ft.) 0.28 feet below grade
9. Total Well Depth (fbgs) 17.41 (TIC)
10. Screened interval/open hole (fbgs) 7.7 to 17.7
11. Well Casing: Diameter: 2 inch Material: ■ PVC ☐ Carbon Steel ☐ Stainless Steel
12. Well Screen (or open hole diameter): Diameter: 2 inch Material: ■ PVC ☐ Carbon Steel ☐ Stainless Steel
13. Screen Size (slot) Screen Slot Size _____

14. Date and Time of Deployment Date: 9/14/16 Time: 13:35
15. Depth to Ground Water Depth to ground water at time of deployment 7.50 feet below TIC
16. Date and Time of Retrieval Date: 9/29/16 Time: 11:45
17. Depth to Ground Water Depth to ground water at time of retrieval 7.48 feet below TIC
18. Type of Deployment Line Used Diameter: 0.25 inch Material: Nylon line

19. Material and Mass (oz.) of PDBS Weight Stainless Steel, approx. 16 oz. (stainless steel recommended)
20. Type of PDBS Used
    ■ Lab Filled (Modified Trip Blank must be taken at time of deployment)
    ☐ Field Filled (Modified equipment blank of fill water must be taken at time of deployment. If PDBS isn't filled at well head, blank must travel with samplers until last sampler is deployed. Blank is then taken.)
21. Dimensions of PDBS Length (in.) 24 inches Diameter (in.) 1.25 inches Filled 220 ml
22. Position of PDBS Weight
    ☐ Attached to bottom of PDBS and suspended in well
    ☐ Attached to bottom of deployment line and suspended in well
    ■ Attached to bottom of deployment line and resting on bottom of well (preferred)
23. Position of PDBS in Well Screen (ft. from measuring point to center of PDBS)

1st PDBS	2nd PDBS	3rd PDBS	4th PDBS
approx. 12.41 ft (center of screen)			
5th PDBS	**6th PDBS**	**7th PDBS**	**8th PDBS**

24. If the saturated portion of the well screen or open hole is greater than 5 feet, has the well been vertically profiled to assess the potential for contaminant stratification?
    ☐ **No**, this well is being profiled during this sampling round
    ☐ **Yes**, this well was profiled already. Date when well was profiled: _____
25. If the saturated portion of the well screen or open hole is greater than 10 feet, has the well been flow tested to assess the potential for vertical flow to be present within the well?
    ■ **No**, flow testing has not been conducted in this well
    ☐ **Yes**, flow testing of this well was conducted. Date of testing: _____
    Type of flow meter used: _____
    Measurements taken every _____ feet **[Please Attach Results]**
26. Weather Conditions During Deployment Temp. 80° F Wind None ■ Sunny ☐ Overcast ☐ Raining ☐ Snowing
27. Weather Conditions During Retrieval Temp. 60° F Wind Slight ☐ Sunny ■ Overcast ☐ Raining ☐ Snowing

28. Field Sampling Technician: Name(s) and Company (please print clearly)

Name	Company
Roy Wagner	Tetra Tech
Jon Byk, Andrew Kelly, Priscilla Merta	Tetra Tech

New Jersey Department of Environmental Protection
Checklist for the Submission of Sampling Data for Passive Diffusion Bag Samplers (PDBS)

1. Site: Former Lockheed Electronics Company Site
2. Location: Watchung and North Plainfield, NJ
3. Well Designation: PZ-522I
4. Well Permit Number: 25-45019

5. Type of Well: ■ Monitoring ☐ Extraction ☐ Residential ☐ Public Supply ☐ Irrigation ☐ Other
6. Well Surface Finish: ☐ Stick Up ■ Flush Mount
7. Location of Measuring Point: ■ Top of Casing ☐ Other (specify) _____
8. **NOTE:** PDBS represent a point sample within the screened interval or open hole of the well. It is critical to know the exact depth within the well where the PDBS is deployed. Well construction specifications, which are typically used to determine where to set the PDBS in the well, are measured in feet below ground surface (fbgs). If the depth interval for PDBS deployment is measured from the reference point identified above, the difference between this reference point and the ground surface must be measured and accounted for to determine the proper depth interval to set the PDBS. Please identify below, any differences between the measuring point identified above and actual ground surface at the well head.

   Distance between measuring point and ground surface (ft.) 0.28 feet below grade
9. Total Well Depth (fbgs) 99.80 (TIC)
10. Screened interval/open hole (fbgs) 91 to 101
11. Well Casing: Diameter: 2 inch Material: ■ PVC ☐ Carbon Steel ☐ Stainless Steel
12. Well Screen (or open hole diameter): Diameter: 2 inch Material: ■ PVC ☐ Carbon Steel ☐ Stainless Steel
13. Screen Size (slot) Screen Slot Size _____

14. Date and Time of Deployment Date: 9/14/16 Time: 16:15
15. Depth to Ground Water Depth to ground water at time of deployment 10.81 feet below TIC
16. Date and Time of Retrieval Date: 9/29/16 Time: 11:50
17. Depth to Ground Water Depth to ground water at time of retrieval 10.88 feet below TIC
18. Type of Deployment Line Used Diameter: 0.25 inch Material: Nylon line

19. Material and Mass (oz.) of PDBS Weight Stainless Steel, approx. 16 oz. (stainless steel recommended)
20. Type of PDBS Used
    ■ Lab Filled (Modified Trip Blank must be taken at time of deployment)
    ☐ Field Filled (Modified equipment blank of fill water must be taken at time of deployment. If PDBS isn't filled at well head, blank must travel with samplers until last sampler is deployed. Blank is then taken.)
21. Dimensions of PDBS Length (in.) 24 inches Diameter (in.) 1.25 inches Filled 220 ml
22. Position of PDBS Weight
    ☐ Attached to bottom of PDBS and suspended in well
    ☐ Attached to bottom of deployment line and suspended in well
    ■ Attached to bottom of deployment line and resting on bottom of well (preferred)
23. Position of PDBS in Well Screen (ft. from measuring point to center of PDBS)

1st PDBS	2nd PDBS	3rd PDBS	4th PDBS
approx. 94.80 ft (center of screen)			
5th PDBS	**6th PDBS**	**7th PDBS**	**8th PDBS**

24. If the saturated portion of the well screen or open hole is greater than 5 feet, has the well been vertically profiled to assess the potential for contaminant stratification?
    ☐ **No**, this well is being profiled during this sampling round
    ☐ **Yes**, this well was profiled already. Date when well was profiled: _____
25. If the saturated portion of the well screen or open hole is greater than 10 feet, has the well been flow tested to assess the potential for vertical flow to be present within the well?
    ■ **No**, flow testing has not been conducted in this well
    ☐ **Yes**, flow testing of this well was conducted. Date of testing: _____
    Type of flow meter used: _____
    Measurements taken every _____ feet **[Please Attach Results]**
26. Weather Conditions During Deployment Temp. 80° F Wind None ■ Sunny ☐ Overcast ☐ Raining ☐ Snowing
27. Weather Conditions During Retrieval Temp. 60° F Wind Slight ☐ Sunny ■ Overcast ☐ Raining ☐ Snowing

28. Field Sampling Technician: Name(s) and Company (please print clearly)

Name	Company
Roy Wagner	Tetra Tech
Jon Byk, Andrew Kelly, Priscilla Merta	Tetra Tech

New Jersey Department of Environmental Protection
Checklist for the Submission of Sampling Data for Passive Diffusion Bag Samplers (PDBS)

1. Site: Former Lockheed Electronics Company Site
2. Location: Watchung and North Plainfield, NJ
3. Well Designation: PZ-522D
4. Well Permit Number: 25-45018

5. Type of Well: ■ Monitoring ☐ Extraction ☐ Residential ☐ Public Supply ☐ Irrigation ☐ Other
6. Well Surface Finish: ☐ Stick Up ■ Flush Mount
7. Location of Measuring Point: ■ Top of Casing ☐ Other (specify) _____
8. **NOTE:** PDBS represent a point sample within the screened interval or open hole of the well. It is critical to know the exact depth within the well where the PDBS is deployed. Well construction specifications, which are typically used to determine where to set the PDBS in the well, are measured in feet below ground surface (fbgs). If the depth interval for PDBS deployment is measured from the reference point identified above, the difference between this reference point and the ground surface must be measured and accounted for to determine the proper depth interval to set the PDBS. Please identify below, any differences between the measuring point identified above and actual ground surface at the well head.

   Distance between measuring point and ground surface (ft.) 0.30 feet below grade
9. Total Well Depth (fbgs) 195.95 (TIC)
10. Screened interval/open hole (fbgs) 187.7 to 197.7
11. Well Casing: Diameter: 2 inch Material: ■ PVC ☐ Carbon Steel ☐ Stainless Steel
12. Well Screen (or open hole diameter): Diameter: 2 inch Material: ■ PVC ☐ Carbon Steel ☐ Stainless Steel
13. Screen Size (slot) Screen Slot Size _____

14. Date and Time of Deployment Date: 9/14/16 Time: 13:48
15. Depth to Ground Water Depth to ground water at time of deployment 12.12 feet below TIC
16. Date and Time of Retrieval Date: 9/29/16 Time: 11:55
17. Depth to Ground Water Depth to ground water at time of retrieval 12.11 feet below TIC
18. Type of Deployment Line Used Diameter: 0.25 inch Material: Nylon line

19. Material and Mass (oz.) of PDBS Weight Stainless Steel, approx. 16 oz. (stainless steel recommended)
20. Type of PDBS Used
    ■ Lab Filled (Modified Trip Blank must be taken at time of deployment)
    ☐ Field Filled (Modified equipment blank of fill water must be taken at time of deployment. If PDBS isn't filled at well head, blank must travel with samplers until last sampler is deployed. Blank is then taken.)
21. Dimensions of PDBS Length (in.) 24 inches Diameter (in.) 1.25 inches Filled 220 ml
22. Position of PDBS Weight
    ☐ Attached to bottom of PDBS and suspended in well
    ☐ Attached to bottom of deployment line and suspended in well
    ■ Attached to bottom of deployment line and resting on bottom of well (preferred)
23. Position of PDBS in Well Screen (ft. from measuring point to center of PDBS)

1st PDBS	2nd PDBS	3rd PDBS	4th PDBS
approx. 190.95 ft (center of screen)			
5th PDBS	**6th PDBS**	**7th PDBS**	**8th PDBS**

24. If the saturated portion of the well screen or open hole is greater than 5 feet, has the well been vertically profiled to assess the potential for contaminant stratification?
    ☐ **No**, this well is being profiled during this sampling round
    ☐ **Yes**, this well was profiled already. Date when well was profiled: _____
25. If the saturated portion of the well screen or open hole is greater than 10 feet, has the well been flow tested to assess the potential for vertical flow to be present within the well?
    ■ **No**, flow testing has not been conducted in this well
    ☐ **Yes**, flow testing of this well was conducted. Date of testing: _____
    Type of flow meter used: _____
    Measurements taken every _____ feet **[Please Attach Results]**
26. Weather Conditions During Deployment Temp. 80° F Wind None ■ Sunny ☐ Overcast ☐ Raining ☐ Snowing
27. Weather Conditions During Retrieval Temp. 60° F Wind None ☐ Sunny ■ Overcast ☐ Raining ☐ Snowing

28. Field Sampling Technician: Name(s) and Company (please print clearly)

Name	Company
Roy Wagner	Tetra Tech
Jon Byk, Andrew Kelly, Priscilla Merta	Tetra Tech

New Jersey Department of Environmental Protection
Checklist for the Submission of Sampling Data for Passive Diffusion Bag Samplers (PDBS)

1. Site: Former Lockheed Electronics Company Site
2. Location: Watchung and North Plainfield, NJ
3. Well Designation: PZ-524S
4. Well Permit Number: 25-45026

5. Type of Well: ■ Monitoring ☐ Extraction ☐ Residential ☐ Public Supply ☐ Irrigation ☐ Other
6. Well Surface Finish: ☐ Stick Up ■ Flush Mount
7. Location of Measuring Point: ■ Top of Casing ☐ Other (specify) _____
8. **NOTE:** PDBS represent a point sample within the screened interval or open hole of the well. It is critical to know the exact depth within the well where the PDBS is deployed. Well construction specifications, which are typically used to determine where to set the PDBS in the well, are measured in feet below ground surface (fbgs). If the depth interval for PDBS deployment is measured from the reference point identified above, the difference between this reference point and the ground surface must be measured and accounted for to determine the proper depth interval to set the PDBS. Please identify below, any differences between the measuring point identified above and actual ground surface at the well head.

   Distance between measuring point and ground surface (ft.) 0.16 feet below grade
9. Total Well Depth (fbgs) 13.22 (TIC)
10. Screened interval/open hole (fbgs) 4.7 to 14.7
11. Well Casing: Diameter: 2 inch Material: ■ PVC ☐ Carbon Steel ☐ Stainless Steel
12. Well Screen (or open hole diameter): Diameter: 2 inch Material: ■ PVC ☐ Carbon Steel ☐ Stainless Steel
13. Screen Size (slot) Screen Slot Size _____

14. Date and Time of Deployment Date: 9/14/16 Time: 15:15
15. Depth to Ground Water Depth to ground water at time of deployment 5.36 feet below TIC
16. Date and Time of Retrieval Date: 9/29/16 Time: 11:05
17. Depth to Ground Water Depth to ground water at time of retrieval 5.29 feet below TIC
18. Type of Deployment Line Used Diameter: 0.25 inch Material: Nylon line

19. Material and Mass (oz.) of PDBS Weight Stainless Steel, approx. 16 oz. (stainless steel recommended)
20. Type of PDBS Used
    ■ Lab Filled (Modified Trip Blank must be taken at time of deployment)
    ☐ Field Filled (Modified equipment blank of fill water must be taken at time of deployment. If PDBS isn't filled at well head, blank must travel with samplers until last sampler is deployed. Blank is then taken.)
21. Dimensions of PDBS Length (in.) 24 inches Diameter (in.) 1.25 inches Filled 220 ml
22. Position of PDBS Weight
    ☐ Attached to bottom of PDBS and suspended in well
    ☐ Attached to bottom of deployment line and suspended in well
    ■ Attached to bottom of deployment line and resting on bottom of well (preferred)
23. Position of PDBS in Well Screen (ft. from measuring point to center of PDBS)

1st PDBS	2nd PDBS	3rd PDBS	4th PDBS
2.5 ft. bgs.			

5th PDBS	6th PDBS	7th PDBS	8th PDBS

24. If the saturated portion of the well screen or open hole is greater than 5 feet, has the well been vertically profiled to assess the potential for contaminant stratification?
    ☐ **No**, this well is being profiled during this sampling round
    ☐ **Yes**, this well was profiled already. Date when well was profiled: _____
25. If the saturated portion of the well screen or open hole is greater than 10 feet, has the well been flow tested to assess the potential for vertical flow to be present within the well?
    ■ **No**, flow testing has not been conducted in this well
    ☐ **Yes**, flow testing of this well was conducted. Date of testing: _____
    Type of flow meter used: _____
    Measurements taken every _____ feet **[Please Attach Results]**
26. Weather Conditions During Deployment Temp. 80° F Wind None ■ Sunny ☐ Overcast ☐ Raining ☐ Snowing
27. Weather Conditions During Retrieval Temp. 60° F Wind Slight ☐ Sunny ■ Overcast ☐ Raining ☐ Snowing

28. Field Sampling Technician: Name(s) and Company (please print clearly)

Name	Company
Roy Wagner	Tetra Tech
Jon Byk, Andrew Kelly, Priscilla Merta	Tetra Tech

New Jersey Department of Environmental Protection
Checklist for the Submission of Sampling Data for Passive Diffusion Bag Samplers (PDBS)

1. Site: Former Lockheed Electronics Company Site
2. Location: Watchung and North Plainfield, NJ
3. Well Designation: PZ-524I
4. Well Permit Number: 25-45025

5. Type of Well: ■ Monitoring ☐ Extraction ☐ Residential ☐ Public Supply ☐ Irrigation ☐ Other
6. Well Surface Finish: ☐ Stick Up ■ Flush Mount
7. Location of Measuring Point: ■ Top of Casing ☐ Other (specify) _____
8. **NOTE:** PDBS represent a point sample within the screened interval or open hole of the well. It is critical to know the exact depth within the well where the PDBS is deployed. Well construction specifications, which are typically used to determine where to set the PDBS in the well, are measured in feet below ground surface (fbgs). If the depth interval for PDBS deployment is measured from the reference point identified above, the difference between this reference point and the ground surface must be measured and accounted for to determine the proper depth interval to set the PDBS. Please identify below, any differences between the measuring point identified above and actual ground surface at the well head.

   Distance between measuring point and ground surface (ft.) 0.23 feet below grade
9. Total Well Depth (fbgs) 94.17 (TIC)
10. Screened interval/open hole (fbgs) 87.7 to 97.7
11. Well Casing: Diameter: 2 inch Material: ■ PVC ☐ Carbon Steel ☐ Stainless Steel
12. Well Screen (or open hole diameter): Diameter: 2 inch Material: ■ PVC ☐ Carbon Steel ☐ Stainless Steel
13. Screen Size (slot) Screen Slot Size _____

14. Date and Time of Deployment Date: 9/14/16 Time: 15:25
15. Depth to Ground Water Depth to ground water at time of deployment 6.40 feet below TIC
16. Date and Time of Retrieval Date: 9/29/16 Time: 11:10
17. Depth to Ground Water Depth to ground water at time of retrieval 6.37 feet below TIC
18. Type of Deployment Line Used Diameter: 0.25 inch Material: Nylon line

19. Material and Mass (oz.) of PDBS Weight Stainless Steel, approx. 16 oz. (stainless steel recommended)
20. Type of PDBS Used
    ■ Lab Filled (Modified Trip Blank must be taken at time of deployment)
    ☐ Field Filled (Modified equipment blank of fill water must be taken at time of deployment. If PDBS isn't filled at well head, blank must travel with samplers until last sampler is deployed. Blank is then taken.)
21. Dimensions of PDBS Length (in.) 24 inches Diameter (in.) 1.25 inches Filled 220 ml
22. Position of PDBS Weight
    ☐ Attached to bottom of PDBS and suspended in well
    ☐ Attached to bottom of deployment line and suspended in well
    ■ Attached to bottom of deployment line and resting on bottom of well (preferred)
23. Position of PDBS in Well Screen (ft. from measuring point to center of PDBS)

1st PDBS	2nd PDBS	3rd PDBS	4th PDBS
2.5 ft. bgs.			

5th PDBS	6th PDBS	7th PDBS	8th PDBS

24. If the saturated portion of the well screen or open hole is greater than 5 feet, has the well been vertically profiled to assess the potential for contaminant stratification?
    ☐ **No**, this well is being profiled during this sampling round
    ☐ **Yes**, this well was profiled already. Date when well was profiled: _____
25. If the saturated portion of the well screen or open hole is greater than 10 feet, has the well been flow tested to assess the potential for vertical flow to be present within the well?
    ■ **No**, flow testing has not been conducted in this well
    ☐ **Yes**, flow testing of this well was conducted. Date of testing: _____
    Type of flow meter used: _____
    Measurements taken every _____ feet **[Please Attach Results]**
26. Weather Conditions During Deployment Temp. 80° F Wind None ■ Sunny ☐ Overcast ☐ Raining ☐ Snowing
27. Weather Conditions During Retrieval Temp. 60° F Wind Slight ☐ Sunny ■ Overcast ☐ Raining ☐ Snowing

28. Field Sampling Technician: Name(s) and Company (please print clearly)

Name	Company
Roy Wagner	Tetra Tech
Jon Byk, Andrew Kelly, Priscilla Merta	Tetra Tech

New Jersey Department of Environmental Protection
Checklist for the Submission of Sampling Data for Passive Diffusion Bag Samplers (PDBS)

1. Site: Former Lockheed Electronics Company Site
2. Location: Watchung and North Plainfield, NJ
3. Well Designation: PZ-524D
4. Well Permit Number: 25-45024

5. Type of Well: ■ Monitoring ☐ Extraction ☐ Residential ☐ Public Supply ☐ Irrigation ☐ Other
6. Well Surface Finish: ☐ Stick Up ■ Flush Mount
7. Location of Measuring Point: ■ Top of Casing ☐ Other (specify) _____
8. **NOTE:** PDBS represent a point sample within the screened interval or open hole of the well. It is critical to know the exact depth within the well where the PDBS is deployed. Well construction specifications, which are typically used to determine where to set the PDBS in the well, are measured in feet below ground surface (fbgs). If the depth interval for PDBS deployment is measured from the reference point identified above, the difference between this reference point and the ground surface must be measured and accounted for to determine the proper depth interval to set the PDBS. Please identify below, any differences between the measuring point identified above and actual ground surface at the well head.

   Distance between measuring point and ground surface (ft.) 0.29 feet below grade
9. Total Well Depth (fbgs) 192.3 (TIC)
10. Screened interval/open hole (fbgs) 185.7 to 195.7
11. Well Casing: Diameter: 2 inch Material: ■ PVC ☐ Carbon Steel ☐ Stainless Steel
12. Well Screen (or open hole diameter): Diameter: 2 inch Material: ■ PVC ☐ Carbon Steel ☐ Stainless Steel
13. Screen Size (slot) Screen Slot Size _____

14. Date and Time of Deployment Date: 9/14/16 Time: 15:20
15. Depth to Ground Water Depth to ground water at time of deployment 5.14 feet below TIC
16. Date and Time of Retrieval Date: 9/29/16 Time: 11:15
17. Depth to Ground Water Depth to ground water at time of retrieval 5.16 feet below TIC
18. Type of Deployment Line Used Diameter: 0.25 inch Material: Nylon line

19. Material and Mass (oz.) of PDBS Weight Stainless Steel, approx. 16 oz. (stainless steel recommended)
20. Type of PDBS Used
    ■ Lab Filled (Modified Trip Blank must be taken at time of deployment)
    ☐ Field Filled (Modified equipment blank of fill water must be taken at time of deployment. If PDBS isn't filled at well head, blank must travel with samplers until last sampler is deployed. Blank is then taken.)
21. Dimensions of PDBS Length (in.) 24 inches Diameter (in.) 1.25 inches Filled 220 ml
22. Position of PDBS Weight
    ☐ Attached to bottom of PDBS and suspended in well
    ☐ Attached to bottom of deployment line and suspended in well
    ■ Attached to bottom of deployment line and resting on bottom of well (preferred)
23. Position of PDBS in Well Screen (ft. from measuring point to center of PDBS)

1st PDBS	2nd PDBS	3rd PDBS	4th PDBS
2.5 ft. bgs.			

5th PDBS	6th PDBS	7th PDBS	8th PDBS

24. If the saturated portion of the well screen or open hole is greater than 5 feet, has the well been vertically profiled to assess the potential for contaminant stratification?
    ☐ **No**, this well is being profiled during this sampling round
    ☐ **Yes**, this well was profiled already. Date when well was profiled: _____
25. If the saturated portion of the well screen or open hole is greater than 10 feet, has the well been flow tested to assess the potential for vertical flow to be present within the well?
    ■ **No**, flow testing has not been conducted in this well
    ☐ **Yes**, flow testing of this well was conducted. Date of testing: _____
    Type of flow meter used: _____
    Measurements taken every _____ feet **[Please Attach Results]**
26. Weather Conditions During Deployment Temp. 80° F Wind None ■ Sunny ☐ Overcast ☐ Raining ☐ Snowing
27. Weather Conditions During Retrieval Temp. 60° F Wind Slight ☐ Sunny ■ Overcast ☐ Raining ☐ Snowing

28. Field Sampling Technician: Name(s) and Company (please print clearly)

Name	Company
Andrew Kelly	Tetra Tech
Jon Byk, Andrew Kelly, Priscilla Merta	Tetra Tech

APPENDIX C — LABORATORY ANALYTICAL DATA REPORTS

ANALYTICAL REPORT

Job Number: 460-110077-1

Job Description: Lockheed - North Plainfield, NJ

For:
Tetra Tech GEO
One Salem Square
295 Route 22 East
Suite 104E
Whitehouse Station, NJ 08889

Attention: Mr. Steve Feldmann

Approved for release.
Shalini Williams
Project Management Assistant II
3/22/2016 10:39 AM

Designee for
Jannel O Franklin, Project Manager I
777 New Durham Road, Edison, NJ, 08817
(732)593-2551
jannel.franklin@testamericainc.com
03/22/2016

The test results in this report meet all NELAP requirements unless specified within the case narrative. Pursuant to NELAP, this report may not be reproduced, except in full, without the written approval of the laboratory. All questions regarding this report should be directed to the TestAmerica Edison Project Manager.

TestAmerica Edison Certifications and Approvals: Connecticut: CTDOH #PH-0200, New Jersey: NJDEP (NELAP) #12028, New York: NYDOH (NELAP) #11452, NYDOH (ELAP) #11452, Pennsylvania: PADEP (NELAP) 68-00522 and Rhode Island: RIDOH LAO00132

Table of Contents

Cover Title Page 1

Data Summaries 4

Report Narrative 4

Sample Summary 6

Detection Summary 7

Method Summary 8

Client Sample Results 9

Surrogate Summary 12

QC Sample Results 13

Definitions 17

Chronicle 19

Certification Summary 20

Organic Sample Data 21

GC/MS VOA 21

8260C_DKQP 21

8260C_DKQP QC Summary 22

8260C_DKQP Sample Data 32

Standards Data 42

8260C_DKQP ICAL Data 42

8260C_DKQP CCAL Data 103

Raw QC Data 112

8260C_DKQP Tune Data 112

8260C_DKQP Blank Data 118

8260C_DKQP LCS/LCSD Data 123

8260C_DKQP Run Logs 137

Shipping and Receiving Documents 139

Table of Contents

Client Chain of Custody 140

Sample Receipt Checklist 142

CASE NARRATIVE

Client: Tetra Tech GEO

Project: Lockheed - North Plainfield, NJ

Report Number: 460-110077-1

This case narrative is in the form of an exception report, where only the anomalies related to this report, method specific performance and/or QA/QC issues are discussed. If there are no issues to report, this narrative will include a statement that documents that there are no relevant data issues.

It should be noted that samples with elevated Reporting Limits (RLs) as a result of a dilution may not be able to satisfy customer reporting limits in some cases. Such increases in the RLs are unavoidable but acceptable consequence of sample dilution that enables quantification of target analytes or interferences which exceed the calibration range of the instrument.

Calculations are performed before rounding to avoid round-off errors in calculated results.

All holding times were met and proper preservation noted for the methods performed on these samples, unless otherwise detailed in the individual sections below.

RECEIPT

The samples were received on 3/8/2016 1:00 PM; the samples arrived in good condition, properly preserved and, where required, on ice. The temperature of the cooler at receipt was 1.0º C.

Note: All samples which require thermal preservation are considered acceptable if the arrival temperature is within 2C of the required temperature or method specified range. For samples with a specified temperature of 4C, samples with a temperature ranging from just above freezing temperature of water to 6C shall be acceptable. Samples that are hand delivered immediately following collection may not meet these criteria, however they will be deemed acceptable according to NELAC standards, if there is evidence that the chilling process has begun, such as arrival on ice, etc.

VOLATILE ORGANIC COMPOUNDS DKQP AQUEOUS

Samples TB-030716 (460-110077-1) and MODTB-030716 (460-110077-2) were analyzed for Volatile organic compounds DKQP Aqueous in accordance with EPA SW-846 Methods 8260C DKQP. The samples were analyzed on 03/17/2016.

No difficulties were encountered during the Volatile organic compounds DKQP Aqueous analysis.

All quality control parameters were within the acceptance limits.

DATA OF KNOWN QUALITY CONFORMANCE/NON-CONFORMANCE SUMMARY QUESTIONNAIRE

Laboratory Name: TestAmerica Edison

Client: Tetra Tech GEO

Project Location: Lockheed - North Plainfield, NJ

Project Number: 460-110077-1

Laboratory Sample ID(s): 460-110077-1, 460-110077-2

Sampling Date(s): 03/07/2016

List DKQP Methods Used: 8260C

1	For each analytical method referenced in this laboratory report package, were all specified QA/QC performance criteria followed, including the requirement to explain any criteria falling outside of acceptable guidelines, as specified in the NJDEP Data of Known Quality performance standards?	☑Yes ☐No
1A	Were the method specified handling, preservation, and holding time requirements met?	☐Yes ☐No ☑ See case narrative
1B	*EPH Method:* Was the EPH method conducted without significant modifications? (see Section 11.3 of respective DKQ methods)	☐Yes ☐No ☑N/A
2	Were all samples received by the laboratory in a condition consistent with that described on the associated chain-of-custody documents(s)?	☐Yes ☐No ☑ See case narrative
3	Were samples received at an appropriate temperature (4±2° C)?	☐Yes ☑No ☐N/A
4	Were all QA/QC performance criteria specified in the NJDEP DKQP standards achieved?	☑Yes ☐No
5	a) Were reporting limits specified or referenced on the chain-of-custody or communicated to the laboratory prior to sample receipt?	☐Yes ☐No ☑ See case narrative
	b) Were these reporting limits met?	☐Yes ☐No ☐N/A ☑ See case narrative
6	For each analytical method referenced in this laboratory report package, were results reported for all constituents identified in the method-specific analyte lists presented in the DKQP documents and/or site-specific QAPP?	☑Yes ☐No
7	Are project-specific matrix spike and/or laboratory duplicates included in this data set?	☐Yes ☑No

Notes: For all questions to which the response was "No" (with the exception of question #7), additional information should be provided in an attached narrative. If the answer to question #1, #1A, or #1B is "No", the data package does not meet requirements for "Data of Known Quality."

Sample Summary

Client: Tetra Tech GEO
Project/Site: Lockheed - North Plainfield, NJ

TestAmerica Job ID: 460-110077-1

Lab Sample ID	Client Sample ID	Matrix	Collected	Received
460-110077-1	TB-030716	Water	03/07/16 15:30	03/08/16 13:00
460-110077-2	MODTB-030716	Water	03/07/16 15:30	03/08/16 13:00

Detection Summary

Client: Tetra Tech GEO
Project/Site: Lockheed - North Plainfield, NJ

TestAmerica Job ID: 460-110077-1

Client Sample ID: TB-030716 — Lab Sample ID: 460-110077-1

No Detections.

Client Sample ID: MODTB-030716 — Lab Sample ID: 460-110077-2

No Detections.

This Detection Summary does not include radiochemical test results.

Method Summary

Client: Tetra Tech GEO
Project/Site: Lockheed - North Plainfield, NJ

TestAmerica Job ID: 460-110077-1

Method	Method Description	Protocol	Laboratory
8260C	Volatile Organic Compounds by GC/MS	SW846	TAL EDI

Protocol References:

SW846 = "Test Methods For Evaluating Solid Waste, Physical/Chemical Methods", Third Edition, November 1986 And Its Updates.

Laboratory References:

TAL EDI = TestAmerica Edison, 777 New Durham Road, Edison, NJ 08817, TEL (732)549-3900

Client Sample ID: TB-030716
Lab Sample ID: 460-110077-1
Date Collected: 03/07/16 15:30
Matrix: Water
Date Received: 03/08/16 13:00

Method: 8260C - Volatile Organic Compounds by GC/MS

Analyte	Result	Qualifier	RL	MDL	Unit	D	Prepared	Analyzed	Dil Fac
1,1,1-Trichloroethane	0.28	U	1.0	0.28	ug/L			03/17/16 22:39	1
1,1,2,2-Tetrachloroethane	0.19	U	1.0	0.19	ug/L			03/17/16 22:39	1
1,1,2-Trichloroethane	0.080	U	1.0	0.080	ug/L			03/17/16 22:39	1
1,1-Dichloroethane	0.24	U	1.0	0.24	ug/L			03/17/16 22:39	1
1,1-Dichloroethene	0.34	U	1.0	0.34	ug/L			03/17/16 22:39	1
1,2,3-Trichlorobenzene	0.35	U	1.0	0.35	ug/L			03/17/16 22:39	1
1,2,4-Trichlorobenzene	0.27	U	1.0	0.27	ug/L			03/17/16 22:39	1
1,2-Dibromo-3-Chloropropane	0.23	U	1.0	0.23	ug/L			03/17/16 22:39	1
1,2-Dibromoethane	0.19	U	1.0	0.19	ug/L			03/17/16 22:39	1
1,2-Dichlorobenzene	0.22	U	1.0	0.22	ug/L			03/17/16 22:39	1
1,2-Dichloroethane	0.25	U	1.0	0.25	ug/L			03/17/16 22:39	1
1,2-Dichloropropane	0.18	U	1.0	0.18	ug/L			03/17/16 22:39	1
1,3-Dichlorobenzene	0.33	U	1.0	0.33	ug/L			03/17/16 22:39	1
1,4-Dichlorobenzene	0.33	U	1.0	0.33	ug/L			03/17/16 22:39	1
1,4-Dioxane	8.7	U	50	8.7	ug/L			03/17/16 22:39	1
2-Butanone	2.2	U	5.0	2.2	ug/L			03/17/16 22:39	1
2-Hexanone	0.72	U	5.0	0.72	ug/L			03/17/16 22:39	1
4-Methyl-2-pentanone	0.63	U	5.0	0.63	ug/L			03/17/16 22:39	1
Acetone	1.1	U	5.0	1.1	ug/L			03/17/16 22:39	1
Benzene	0.090	U	1.0	0.090	ug/L			03/17/16 22:39	1
Bromochloromethane	0.30	U	1.0	0.30	ug/L			03/17/16 22:39	1
Bromodichloromethane	0.15	U	1.0	0.15	ug/L			03/17/16 22:39	1
Bromoform	0.18	U	1.0	0.18	ug/L			03/17/16 22:39	1
Bromomethane	0.18	U	1.0	0.18	ug/L			03/17/16 22:39	1
Carbon disulfide	0.22	U	1.0	0.22	ug/L			03/17/16 22:39	1
Carbon tetrachloride	0.33	U	1.0	0.33	ug/L			03/17/16 22:39	1
Chlorobenzene	0.24	U	1.0	0.24	ug/L			03/17/16 22:39	1
Chloroethane	0.37	U	1.0	0.37	ug/L			03/17/16 22:39	1
Chloroform	0.22	U	1.0	0.22	ug/L			03/17/16 22:39	1
Chloromethane	0.22	U	1.0	0.22	ug/L			03/17/16 22:39	1
cis-1,2-Dichloroethene	0.26	U	1.0	0.26	ug/L			03/17/16 22:39	1
cis-1,3-Dichloropropene	0.16	U	1.0	0.16	ug/L			03/17/16 22:39	1
Cyclohexane	0.26	U	1.0	0.26	ug/L			03/17/16 22:39	1
Dibromochloromethane	0.22	U	1.0	0.22	ug/L			03/17/16 22:39	1
Dichlorodifluoromethane	0.14	U	1.0	0.14	ug/L			03/17/16 22:39	1
Ethylbenzene	0.30	U	1.0	0.30	ug/L			03/17/16 22:39	1
Freon TF	0.34	U	1.0	0.34	ug/L			03/17/16 22:39	1
Isopropylbenzene	0.32	U	1.0	0.32	ug/L			03/17/16 22:39	1
m&p-Xylene	0.28	U	1.0	0.28	ug/L			03/17/16 22:39	1
Methyl acetate	0.58	U	5.0	0.58	ug/L			03/17/16 22:39	1
Methylcyclohexane	0.22	U	1.0	0.22	ug/L			03/17/16 22:39	1
Methylene Chloride	0.21	U	1.0	0.21	ug/L			03/17/16 22:39	1
MTBE	0.13	U	1.0	0.13	ug/L			03/17/16 22:39	1
o-Xylene	0.32	U	1.0	0.32	ug/L			03/17/16 22:39	1
Styrene	0.17	U	1.0	0.17	ug/L			03/17/16 22:39	1
Tetrachloroethene	0.12	U	1.0	0.12	ug/L			03/17/16 22:39	1
Toluene	0.25	U	1.0	0.25	ug/L			03/17/16 22:39	1
trans-1,2-Dichloroethene	0.18	U	1.0	0.18	ug/L			03/17/16 22:39	1
trans-1,3-Dichloropropene	0.19	U	1.0	0.19	ug/L			03/17/16 22:39	1

Client Sample ID: TB-030716
Lab Sample ID: 460-110077-1

Date Collected: 03/07/16 15:30
Matrix: Water
Date Received: 03/08/16 13:00

Method: 8260C - Volatile Organic Compounds by GC/MS (Continued)

Analyte	Result	Qualifier	RL	MDL	Unit	D	Prepared	Analyzed	Dil Fac
Trichloroethene	0.22	U	1.0	0.22	ug/L			03/17/16 22:39	1
Trichlorofluoromethane	0.15	U	1.0	0.15	ug/L			03/17/16 22:39	1
Vinyl chloride	0.060	U	1.0	0.060	ug/L			03/17/16 22:39	1

Tentatively Identified Compound	*Est. Result*	*Qualifier*	*Unit*	*D*	*RT*	*CAS No.*	*Prepared*	*Analyzed*	*Dil Fac*
Tentatively Identified Compound	*None*		*ug/L*					*03/17/16 22:39*	*1*

Surrogate	*%Recovery*	*Qualifier*	*Limits*	*Prepared*	*Analyzed*	*Dil Fac*
1,2-Dichloroethane-d4 (Surr)	*92*		*70 - 130*		*03/17/16 22:39*	*1*
Bromofluorobenzene	*110*		*70 - 130*		*03/17/16 22:39*	*1*
Dibromofluoromethane (Surr)	*105*		*70 - 130*		*03/17/16 22:39*	*1*
Toluene-d8 (Surr)	*100*		*70 - 130*		*03/17/16 22:39*	*1*

Client Sample ID: MODTB-030716
Lab Sample ID: 460-110077-2

Date Collected: 03/07/16 15:30
Matrix: Water
Date Received: 03/08/16 13:00

Method: 8260C - Volatile Organic Compounds by GC/MS

Analyte	Result	Qualifier	RL	MDL	Unit	D	Prepared	Analyzed	Dil Fac
1,1,1-Trichloroethane	0.28	U	1.0	0.28	ug/L			03/17/16 23:05	1
1,1,2,2-Tetrachloroethane	0.19	U	1.0	0.19	ug/L			03/17/16 23:05	1
1,1,2-Trichloroethane	0.080	U	1.0	0.080	ug/L			03/17/16 23:05	1
1,1-Dichloroethane	0.24	U	1.0	0.24	ug/L			03/17/16 23:05	1
1,1-Dichloroethene	0.34	U	1.0	0.34	ug/L			03/17/16 23:05	1
1,2,3-Trichlorobenzene	0.35	U	1.0	0.35	ug/L			03/17/16 23:05	1
1,2,4-Trichlorobenzene	0.27	U	1.0	0.27	ug/L			03/17/16 23:05	1
1,2-Dibromo-3-Chloropropane	0.23	U	1.0	0.23	ug/L			03/17/16 23:05	1
1,2-Dibromoethane	0.19	U	1.0	0.19	ug/L			03/17/16 23:05	1
1,2-Dichlorobenzene	0.22	U	1.0	0.22	ug/L			03/17/16 23:05	1
1,2-Dichloroethane	0.25	U	1.0	0.25	ug/L			03/17/16 23:05	1
1,2-Dichloropropane	0.18	U	1.0	0.18	ug/L			03/17/16 23:05	1
1,3-Dichlorobenzene	0.33	U	1.0	0.33	ug/L			03/17/16 23:05	1
1,4-Dichlorobenzene	0.33	U	1.0	0.33	ug/L			03/17/16 23:05	1
1,4-Dioxane	8.7	U	50	8.7	ug/L			03/17/16 23:05	1
2-Butanone	2.2	U	5.0	2.2	ug/L			03/17/16 23:05	1
2-Hexanone	0.72	U	5.0	0.72	ug/L			03/17/16 23:05	1
4-Methyl-2-pentanone	0.63	U	5.0	0.63	ug/L			03/17/16 23:05	1
Acetone	1.1	U	5.0	1.1	ug/L			03/17/16 23:05	1
Benzene	0.090	U	1.0	0.090	ug/L			03/17/16 23:05	1
Bromochloromethane	0.30	U	1.0	0.30	ug/L			03/17/16 23:05	1
Bromodichloromethane	0.15	U	1.0	0.15	ug/L			03/17/16 23:05	1
Bromoform	0.18	U	1.0	0.18	ug/L			03/17/16 23:05	1
Bromomethane	0.18	U	1.0	0.18	ug/L			03/17/16 23:05	1
Carbon disulfide	0.22	U	1.0	0.22	ug/L			03/17/16 23:05	1
Carbon tetrachloride	0.33	U	1.0	0.33	ug/L			03/17/16 23:05	1
Chlorobenzene	0.24	U	1.0	0.24	ug/L			03/17/16 23:05	1
Chloroethane	0.37	U	1.0	0.37	ug/L			03/17/16 23:05	1
Chloroform	0.22	U	1.0	0.22	ug/L			03/17/16 23:05	1
Chloromethane	0.22	U	1.0	0.22	ug/L			03/17/16 23:05	1
cis-1,2-Dichloroethene	0.26	U	1.0	0.26	ug/L			03/17/16 23:05	1

Client Sample ID: MODTB-030716

Date Collected: 03/07/16 15:30
Date Received: 03/08/16 13:00

Lab Sample ID: 460-110077-2

Matrix: Water

Method: 8260C - Volatile Organic Compounds by GC/MS (Continued)

Analyte	Result	Qualifier	RL	MDL	Unit	D	Prepared	Analyzed	Dil Fac
cis-1,3-Dichloropropene	0.16	U	1.0	0.16	ug/L			03/17/16 23:05	1
Cyclohexane	0.26	U	1.0	0.26	ug/L			03/17/16 23:05	1
Dibromochloromethane	0.22	U	1.0	0.22	ug/L			03/17/16 23:05	1
Dichlorodifluoromethane	0.14	U	1.0	0.14	ug/L			03/17/16 23:05	1
Ethylbenzene	0.30	U	1.0	0.30	ug/L			03/17/16 23:05	1
Freon TF	0.34	U	1.0	0.34	ug/L			03/17/16 23:05	1
Isopropylbenzene	0.32	U	1.0	0.32	ug/L			03/17/16 23:05	1
m&p-Xylene	0.28	U	1.0	0.28	ug/L			03/17/16 23:05	1
Methyl acetate	0.58	U	5.0	0.58	ug/L			03/17/16 23:05	1
Methylcyclohexane	0.22	U	1.0	0.22	ug/L			03/17/16 23:05	1
Methylene Chloride	0.21	U	1.0	0.21	ug/L			03/17/16 23:05	1
MTBE	0.13	U	1.0	0.13	ug/L			03/17/16 23:05	1
o-Xylene	0.32	U	1.0	0.32	ug/L			03/17/16 23:05	1
Styrene	0.17	U	1.0	0.17	ug/L			03/17/16 23:05	1
Tetrachloroethene	0.12	U	1.0	0.12	ug/L			03/17/16 23:05	1
Toluene	0.25	U	1.0	0.25	ug/L			03/17/16 23:05	1
trans-1,2-Dichloroethene	0.18	U	1.0	0.18	ug/L			03/17/16 23:05	1
trans-1,3-Dichloropropene	0.19	U	1.0	0.19	ug/L			03/17/16 23:05	1
Trichloroethene	0.22	U	1.0	0.22	ug/L			03/17/16 23:05	1
Trichlorofluoromethane	0.15	U	1.0	0.15	ug/L			03/17/16 23:05	1
Vinyl chloride	0.060	U	1.0	0.060	ug/L			03/17/16 23:05	1

Tentatively Identified Compound	*Est. Result*	*Qualifier*	*Unit*	*D*	*RT*	*CAS No.*	*Prepared*	*Analyzed*	*Dil Fac*
Tentatively Identified Compound	*None*		*ug/L*					*03/17/16 23:05*	*1*

Surrogate	*%Recovery*	*Qualifier*	*Limits*	*Prepared*	*Analyzed*	*Dil Fac*
1,2-Dichloroethane-d4 (Surr)	*95*		*70 - 130*		*03/17/16 23:05*	*1*
Bromofluorobenzene	*110*		*70 - 130*		*03/17/16 23:05*	*1*
Dibromofluoromethane (Surr)	*105*		*70 - 130*		*03/17/16 23:05*	*1*
Toluene-d8 (Surr)	*100*		*70 - 130*		*03/17/16 23:05*	*1*

Surrogate Summary

Client: Tetra Tech GEO
Project/Site: Lockheed - North Plainfield, NJ

TestAmerica Job ID: 460-110077-1

Method: 8260C - Volatile Organic Compounds by GC/MS

Matrix: Water **Prep Type: Total/NA**

		Percent Surrogate Recovery (Acceptance Limits)			
		12DCE	BFB	DBFM	TOL
Lab Sample ID	Client Sample ID	(70-130)	(70-130)	(70-130)	(70-130)
460-110077-1	TB-030716	92	110	105	100
460-110077-2	MODTB-030716	95	110	105	100
LCS 460-356955/3	Lab Control Sample	89	106	98	96
LCSD 460-356955/4	Lab Control Sample Dup	90	109	101	98
MB 460-356955/7	Method Blank	94	110	106	101

Surrogate Legend

12DCE = 1,2-Dichloroethane-d4 (Surr)
BFB = Bromofluorobenzene
DBFM = Dibromofluoromethane (Surr)
TOL = Toluene-d8 (Surr)

Method: 8260C - Volatile Organic Compounds by GC/MS

Lab Sample ID: MB 460-356955/7
Matrix: Water
Analysis Batch: 356955

Client Sample ID: Method Blank
Prep Type: Total/NA

Analyte	MB Result	MB Qualifier	RL	MDL	Unit	D	Prepared	Analyzed	Dil Fac
1,1,1-Trichloroethane	0.28	U	1.0	0.28	ug/L			03/17/16 22:13	1
1,1,2,2-Tetrachloroethane	0.19	U	1.0	0.19	ug/L			03/17/16 22:13	1
1,1,2-Trichloroethane	0.080	U	1.0	0.080	ug/L			03/17/16 22:13	1
1,1-Dichloroethane	0.24	U	1.0	0.24	ug/L			03/17/16 22:13	1
1,1-Dichloroethene	0.34	U	1.0	0.34	ug/L			03/17/16 22:13	1
1,2,3-Trichlorobenzene	0.35	U	1.0	0.35	ug/L			03/17/16 22:13	1
1,2,4-Trichlorobenzene	0.27	U	1.0	0.27	ug/L			03/17/16 22:13	1
1,2-Dibromo-3-Chloropropane	0.23	U	1.0	0.23	ug/L			03/17/16 22:13	1
1,2-Dibromoethane	0.19	U	1.0	0.19	ug/L			03/17/16 22:13	1
1,2-Dichlorobenzene	0.22	U	1.0	0.22	ug/L			03/17/16 22:13	1
1,2-Dichloroethane	0.25	U	1.0	0.25	ug/L			03/17/16 22:13	1
1,2-Dichloropropane	0.18	U	1.0	0.18	ug/L			03/17/16 22:13	1
1,3-Dichlorobenzene	0.33	U	1.0	0.33	ug/L			03/17/16 22:13	1
1,4-Dichlorobenzene	0.33	U	1.0	0.33	ug/L			03/17/16 22:13	1
1,4-Dioxane	8.7	U	50	8.7	ug/L			03/17/16 22:13	1
2-Butanone	2.2	U	5.0	2.2	ug/L			03/17/16 22:13	1
2-Hexanone	0.72	U	5.0	0.72	ug/L			03/17/16 22:13	1
4-Methyl-2-pentanone	0.63	U	5.0	0.63	ug/L			03/17/16 22:13	1
Acetone	1.1	U	5.0	1.1	ug/L			03/17/16 22:13	1
Benzene	0.090	U	1.0	0.090	ug/L			03/17/16 22:13	1
Bromochloromethane	0.30	U	1.0	0.30	ug/L			03/17/16 22:13	1
Bromodichloromethane	0.15	U	1.0	0.15	ug/L			03/17/16 22:13	1
Bromoform	0.18	U	1.0	0.18	ug/L			03/17/16 22:13	1
Bromomethane	0.18	U	1.0	0.18	ug/L			03/17/16 22:13	1
Carbon disulfide	0.22	U	1.0	0.22	ug/L			03/17/16 22:13	1
Carbon tetrachloride	0.33	U	1.0	0.33	ug/L			03/17/16 22:13	1
Chlorobenzene	0.24	U	1.0	0.24	ug/L			03/17/16 22:13	1
Chloroethane	0.37	U	1.0	0.37	ug/L			03/17/16 22:13	1
Chloroform	0.22	U	1.0	0.22	ug/L			03/17/16 22:13	1
Chloromethane	0.22	U	1.0	0.22	ug/L			03/17/16 22:13	1
cis-1,2-Dichloroethene	0.26	U	1.0	0.26	ug/L			03/17/16 22:13	1
cis-1,3-Dichloropropene	0.16	U	1.0	0.16	ug/L			03/17/16 22:13	1
Cyclohexane	0.26	U	1.0	0.26	ug/L			03/17/16 22:13	1
Dibromochloromethane	0.22	U	1.0	0.22	ug/L			03/17/16 22:13	1
Dichlorodifluoromethane	0.14	U	1.0	0.14	ug/L			03/17/16 22:13	1
Ethylbenzene	0.30	U	1.0	0.30	ug/L			03/17/16 22:13	1
Freon TF	0.34	U	1.0	0.34	ug/L			03/17/16 22:13	1
Isopropylbenzene	0.32	U	1.0	0.32	ug/L			03/17/16 22:13	1
m&p-Xylene	0.28	U	1.0	0.28	ug/L			03/17/16 22:13	1
Methyl acetate	0.58	U	5.0	0.58	ug/L			03/17/16 22:13	1
Methylcyclohexane	0.22	U	1.0	0.22	ug/L			03/17/16 22:13	1
Methylene Chloride	0.21	U	1.0	0.21	ug/L			03/17/16 22:13	1
MTBE	0.13	U	1.0	0.13	ug/L			03/17/16 22:13	1
o-Xylene	0.32	U	1.0	0.32	ug/L			03/17/16 22:13	1
Styrene	0.17	U	1.0	0.17	ug/L			03/17/16 22:13	1
Tetrachloroethene	0.12	U	1.0	0.12	ug/L			03/17/16 22:13	1
Toluene	0.25	U	1.0	0.25	ug/L			03/17/16 22:13	1
trans-1,2-Dichloroethene	0.18	U	1.0	0.18	ug/L			03/17/16 22:13	1

Method: 8260C - Volatile Organic Compounds by GC/MS (Continued)

Lab Sample ID: MB 460-356955/7
Matrix: Water
Analysis Batch: 356955

Client Sample ID: Method Blank
Prep Type: Total/NA

Analyte	MB Result	MB Qualifier	RL	MDL	Unit	D	Prepared	Analyzed	Dil Fac
trans-1,3-Dichloropropene	0.19	U	1.0	0.19	ug/L			03/17/16 22:13	1
Trichloroethene	0.22	U	1.0	0.22	ug/L			03/17/16 22:13	1
Trichlorofluoromethane	0.15	U	1.0	0.15	ug/L			03/17/16 22:13	1
Vinyl chloride	0.060	U	1.0	0.060	ug/L			03/17/16 22:13	1

Tentatively Identified Compound	*MB Est. Result*	*MB Qualifier*	*Unit*	*D*	*RT*	*CAS No.*	*Prepared*	*Analyzed*	*Dil Fac*
Tentatively Identified Compound	*None*		*ug/L*					*03/17/16 22:13*	*1*

Surrogate	*MB %Recovery*	*MB Qualifier*	*Limits*	*Prepared*	*Analyzed*	*Dil Fac*
1,2-Dichloroethane-d4 (Surr)	*94*		*70 - 130*		*03/17/16 22:13*	*1*
Bromofluorobenzene	*110*		*70 - 130*		*03/17/16 22:13*	*1*
Dibromofluoromethane (Surr)	*106*		*70 - 130*		*03/17/16 22:13*	*1*
Toluene-d8 (Surr)	*101*		*70 - 130*		*03/17/16 22:13*	*1*

Lab Sample ID: LCS 460-356955/3
Matrix: Water
Analysis Batch: 356955

Client Sample ID: Lab Control Sample
Prep Type: Total/NA

Analyte	Spike Added	LCS Result	LCS Qualifier	Unit	D	%Rec	%Rec. Limits
1,1,1-Trichloroethane	20.0	18.8		ug/L		94	70 - 130
1,1,2,2-Tetrachloroethane	20.0	18.3		ug/L		92	70 - 130
1,1,2-Trichloroethane	20.0	18.0		ug/L		90	70 - 130
1,1-Dichloroethane	20.0	18.5		ug/L		92	70 - 130
1,1-Dichloroethene	20.0	19.0		ug/L		95	70 - 130
1,2,3-Trichlorobenzene	20.0	22.9		ug/L		114	70 - 130
1,2,4-Trichlorobenzene	20.0	22.5		ug/L		113	70 - 130
1,2-Dibromo-3-Chloropropane	20.0	21.9		ug/L		109	40 - 160
1,2-Dibromoethane	20.0	18.5		ug/L		92	70 - 130
1,2-Dichlorobenzene	20.0	19.2		ug/L		96	70 - 130
1,2-Dichloroethane	20.0	17.9		ug/L		90	70 - 130
1,2-Dichloropropane	20.0	18.3		ug/L		91	70 - 130
1,3-Dichlorobenzene	20.0	19.8		ug/L		99	70 - 130
1,4-Dichlorobenzene	20.0	18.9		ug/L		94	70 - 130
1,4-Dioxane	400	484		ug/L		121	40 - 160
2-Butanone	100	101		ug/L		101	40 - 160
2-Hexanone	100	113		ug/L		113	40 - 160
4-Methyl-2-pentanone	100	97.5		ug/L		97	40 - 160
Acetone	100	86.9		ug/L		87	40 - 160
Benzene	20.0	18.9		ug/L		95	70 - 130
Bromochloromethane	20.0	21.0		ug/L		105	70 - 130
Bromodichloromethane	20.0	19.3		ug/L		97	70 - 130
Bromoform	20.0	19.8		ug/L		99	70 - 130
Bromomethane	20.0	21.0		ug/L		105	40 - 160
Carbon disulfide	20.0	18.0		ug/L		90	40 - 160
Carbon tetrachloride	20.0	19.2		ug/L		96	70 - 130
Chlorobenzene	20.0	19.9		ug/L		99	70 - 130
Chloroethane	20.0	19.0		ug/L		95	40 - 160

Method: 8260C - Volatile Organic Compounds by GC/MS (Continued)

Lab Sample ID: LCS 460-356955/3
Matrix: Water
Analysis Batch: 356955

Client Sample ID: Lab Control Sample
Prep Type: Total/NA

Analyte	Spike Added	LCS Result	LCS Qualifier	Unit	D	%Rec	%Rec. Limits
Chloroform	20.0	19.5		ug/L		98	70 - 130
Chloromethane	20.0	17.8		ug/L		89	40 - 160
cis-1,2-Dichloroethene	20.0	19.8		ug/L		99	70 - 130
cis-1,3-Dichloropropene	20.0	18.6		ug/L		93	70 - 130
Cyclohexane	20.0	18.4		ug/L		92	70 - 130
Dibromochloromethane	20.0	18.5		ug/L		93	70 - 130
Dichlorodifluoromethane	20.0	15.6		ug/L		78	40 - 160
Ethylbenzene	20.0	19.8		ug/L		99	70 - 130
Freon TF	20.0	18.7		ug/L		94	70 - 130
Isopropylbenzene	20.0	21.1		ug/L		105	70 - 130
m&p-Xylene	20.0	20.1		ug/L		100	70 - 130
Methyl acetate	100	92.8		ug/L		93	70 - 130
Methylcyclohexane	20.0	20.7		ug/L		104	70 - 130
Methylene Chloride	20.0	18.7		ug/L		94	70 - 130
MTBE	20.0	19.7		ug/L		99	70 - 130
o-Xylene	20.0	19.4		ug/L		97	70 - 130
Styrene	20.0	19.9		ug/L		100	70 - 130
Tetrachloroethene	20.0	20.6		ug/L		103	70 - 130
Toluene	20.0	19.8		ug/L		99	70 - 130
trans-1,2-Dichloroethene	20.0	19.6		ug/L		98	70 - 130
trans-1,3-Dichloropropene	20.0	17.9		ug/L		89	70 - 130
Trichloroethene	20.0	20.2		ug/L		101	70 - 130
Trichlorofluoromethane	20.0	20.9		ug/L		104	40 - 160
Vinyl chloride	20.0	19.9		ug/L		99	70 - 130

Surrogate	*LCS %Recovery*	*LCS Qualifier*	*Limits*
1,2-Dichloroethane-d4 (Surr)	*89*		*70 - 130*
Bromofluorobenzene	*106*		*70 - 130*
Dibromofluoromethane (Surr)	*98*		*70 - 130*
Toluene-d8 (Surr)	*96*		*70 - 130*

Lab Sample ID: LCSD 460-356955/4
Matrix: Water
Analysis Batch: 356955

Client Sample ID: Lab Control Sample Dup
Prep Type: Total/NA

Analyte	Spike Added	LCSD Result	LCSD Qualifier	Unit	D	%Rec	%Rec. Limits	RPD	RPD Limit
1,1,1-Trichloroethane	20.0	19.1		ug/L		95	70 - 130	2	20
1,1,2,2-Tetrachloroethane	20.0	18.9		ug/L		95	70 - 130	3	20
1,1,2-Trichloroethane	20.0	17.7		ug/L		88	70 - 130	2	20
1,1-Dichloroethane	20.0	18.5		ug/L		93	70 - 130	0	20
1,1-Dichloroethene	20.0	19.4		ug/L		97	70 - 130	2	20
1,2,3-Trichlorobenzene	20.0	23.0		ug/L		115	70 - 130	1	20
1,2,4-Trichlorobenzene	20.0	22.6		ug/L		113	70 - 130	0	20
1,2-Dibromo-3-Chloropropane	20.0	22.2		ug/L		111	40 - 160	2	20
1,2-Dibromoethane	20.0	19.9		ug/L		100	70 - 130	7	20
1,2-Dichlorobenzene	20.0	19.3		ug/L		96	70 - 130	1	20
1,2-Dichloroethane	20.0	17.9		ug/L		89	70 - 130	0	20
1,2-Dichloropropane	20.0	19.0		ug/L		95	70 - 130	4	20

Method: 8260C - Volatile Organic Compounds by GC/MS (Continued)

Lab Sample ID: LCSD 460-356955/4
Matrix: Water
Analysis Batch: 356955

Client Sample ID: Lab Control Sample Dup
Prep Type: Total/NA

Analyte			Spike Added	LCSD Result	LCSD Qualifier	Unit	D	%Rec	%Rec. Limits	RPD	RPD Limit
1,3-Dichlorobenzene			20.0	19.5		ug/L		98	70 - 130	1	20
1,4-Dichlorobenzene			20.0	19.0		ug/L		95	70 - 130	1	20
1,4-Dioxane			400	407		ug/L		102	40 - 160	17	20
2-Butanone			100	107		ug/L		107	40 - 160	6	20
2-Hexanone			100	111		ug/L		111	40 - 160	1	20
4-Methyl-2-pentanone			100	99.9		ug/L		100	40 - 160	2	20
Acetone			100	88.9		ug/L		89	40 - 160	2	20
Benzene			20.0	19.8		ug/L		99	70 - 130	4	20
Bromochloromethane			20.0	20.8		ug/L		104	70 - 130	1	20
Bromodichloromethane			20.0	19.2		ug/L		96	70 - 130	1	20
Bromoform			20.0	19.8		ug/L		99	70 - 130	0	20
Bromomethane			20.0	20.6		ug/L		103	40 - 160	2	20
Carbon disulfide			20.0	18.7		ug/L		93	40 - 160	4	20
Carbon tetrachloride			20.0	19.4		ug/L		97	70 - 130	1	20
Chlorobenzene			20.0	20.8		ug/L		104	70 - 130	5	20
Chloroethane			20.0	20.5		ug/L		102	40 - 160	7	20
Chloroform			20.0	19.3		ug/L		97	70 - 130	1	20
Chloromethane			20.0	18.3		ug/L		92	40 - 160	3	20
cis-1,2-Dichloroethene			20.0	20.6		ug/L		103	70 - 130	4	20
cis-1,3-Dichloropropene			20.0	19.4		ug/L		97	70 - 130	4	20
Cyclohexane			20.0	19.4		ug/L		97	70 - 130	5	20
Dibromochloromethane			20.0	19.7		ug/L		99	70 - 130	6	20
Dichlorodifluoromethane			20.0	16.6		ug/L		83	40 - 160	6	20
Ethylbenzene			20.0	20.3		ug/L		102	70 - 130	3	20
Freon TF			20.0	19.9		ug/L		99	70 - 130	6	20
Isopropylbenzene			20.0	21.5		ug/L		107	70 - 130	2	20
m&p-Xylene			20.0	20.9		ug/L		104	70 - 130	4	20
Methyl acetate			100	95.8		ug/L		96	70 - 130	3	20
Methylcyclohexane			20.0	21.3		ug/L		106	70 - 130	3	20
Methylene Chloride			20.0	19.2		ug/L		96	70 - 130	2	20
MTBE			20.0	20.2		ug/L		101	70 - 130	3	20
o-Xylene			20.0	19.8		ug/L		99	70 - 130	2	20
Styrene			20.0	20.9		ug/L		104	70 - 130	5	20
Tetrachloroethene			20.0	21.5		ug/L		107	70 - 130	4	20
Toluene			20.0	19.9		ug/L		99	70 - 130	0	20
trans-1,2-Dichloroethene			20.0	19.7		ug/L		99	70 - 130	1	20
trans-1,3-Dichloropropene			20.0	18.6		ug/L		93	70 - 130	4	20
Trichloroethene			20.0	20.1		ug/L		100	70 - 130	0	20
Trichlorofluoromethane			20.0	21.4		ug/L		107	40 - 160	2	20
Vinyl chloride			20.0	19.8		ug/L		99	70 - 130	1	20

Surrogate	*LCSD %Recovery*	*LCSD Qualifier*	*Limits*
1,2-Dichloroethane-d4 (Surr)	*90*		*70 - 130*
Bromofluorobenzene	*109*		*70 - 130*
Dibromofluoromethane (Surr)	*101*		*70 - 130*
Toluene-d8 (Surr)	*98*		*70 - 130*

Qualifiers

GC/MS VOA

Qualifier	Qualifier Description
U	Indicates the analyte was analyzed for but not detected.

Glossary

Abbreviation	These commonly used abbreviations may or may not be present in this report.
¤	Listed under the "D" column to designate that the result is reported on a dry weight basis
%R	Percent Recovery
CFL	Contains Free Liquid
CNF	Contains no Free Liquid
DER	Duplicate error ratio (normalized absolute difference)
Dil Fac	Dilution Factor
DL, RA, RE, IN	Indicates a Dilution, Re-analysis, Re-extraction, or additional Initial metals/anion analysis of the sample
DLC	Decision level concentration
MDA	Minimum detectable activity
EDL	Estimated Detection Limit
MDC	Minimum detectable concentration
MDL	Method Detection Limit
ML	Minimum Level (Dioxin)
NC	Not Calculated
ND	Not detected at the reporting limit (or MDL or EDL if shown)
PQL	Practical Quantitation Limit
QC	Quality Control
RER	Relative error ratio
RL	Reporting Limit or Requested Limit (Radiochemistry)
RPD	Relative Percent Difference, a measure of the relative difference between two points
TEF	Toxicity Equivalent Factor (Dioxin)
TEQ	Toxicity Equivalent Quotient (Dioxin)

QC Association Summary

Client: Tetra Tech GEO
Project/Site: Lockheed - North Plainfield, NJ

TestAmerica Job ID: 460-110077-1

GC/MS VOA

Analysis Batch: 356955

Lab Sample ID	Client Sample ID	Prep Type	Matrix	Method	Prep Batch
460-110077-1	TB-030716	Total/NA	Water	8260C	
460-110077-2	MODTB-030716	Total/NA	Water	8260C	
LCS 460-356955/3	Lab Control Sample	Total/NA	Water	8260C	
LCSD 460-356955/4	Lab Control Sample Dup	Total/NA	Water	8260C	
MB 460-356955/7	Method Blank	Total/NA	Water	8260C	

Lab Chronicle

Client: Tetra Tech GEO
Project/Site: Lockheed - North Plainfield, NJ

TestAmerica Job ID: 460-110077-1

Client Sample ID: TB-030716
Date Collected: 03/07/16 15:30
Date Received: 03/08/16 13:00

Lab Sample ID: 460-110077-1
Matrix: Water

Prep Type	Batch Type	Batch Method	Run	Dilution Factor	Batch Number	Prepared or Analyzed	Analyst	Lab
Total/NA	Analysis	8260C		1	356955	03/17/16 22:39	DAN	TAL EDI

Client Sample ID: MODTB-030716
Date Collected: 03/07/16 15:30
Date Received: 03/08/16 13:00

Lab Sample ID: 460-110077-2
Matrix: Water

Prep Type	Batch Type	Batch Method	Run	Dilution Factor	Batch Number	Prepared or Analyzed	Analyst	Lab
Total/NA	Analysis	8260C		1	356955	03/17/16 23:05	DAN	TAL EDI

Laboratory References:

TAL EDI = TestAmerica Edison, 777 New Durham Road, Edison, NJ 08817, TEL (732)549-3900

Certification Summary

Client: Tetra Tech GEO
Project/Site: Lockheed - North Plainfield, NJ

TestAmerica Job ID: 460-110077-1

Laboratory: TestAmerica Edison

Unless otherwise noted, all analytes for this laboratory were covered under each certification below.

Authority	Program	EPA Region	Certification ID	Expiration Date
New Jersey	NELAP	2	12028	06-30-16

The following analytes are included in this report, but certification is not offered by the governing authority:

Analysis Method	Prep Method	Matrix	Analyte
8260C		Water	1,2,4-Trichlorobenzene
8260C		Water	1,2-Dibromo-3-Chloropropane

8260C_DKQP

Volatile Organic Compounds by GC/MS

FORM II
GC/MS VOA SURROGATE RECOVERY

Lab Name: TestAmerica Edison Job No.: 460-110077-1

SDG No.:

Matrix: Water Level: Low

GC Column (1): Rtx-624 ID: 0.25(mm)

Client Sample ID	Lab Sample ID	DBFM #	DCA #	TOL #	BFB #
TB-030716	460-110077-1	105	92	100	110
MODTB-030716	460-110077-2	105	95	100	110
	MB 460-356955/7	106	94	101	110
	LCS 460-356955/3	98	89	96	106
	LCSD 460-356955/4	101	90	98	109

	QC LIMITS
DBFM = Dibromofluoromethane (Surr)	70-130
DCA = 1,2-Dichloroethane-d4 (Surr)	70-130
TOL = Toluene-d8 (Surr)	70-130
BFB = Bromofluorobenzene	70-130

Column to be used to flag recovery values

FORM II 8260C

FORM III
GC/MS VOA LAB CONTROL SAMPLE RECOVERY

Lab Name: TestAmerica Edison Job No.: 460-110077-1

SDG No.:

Matrix: Water Level: Low Lab File ID: J37843.D

Lab ID: LCS 460-356955/3 Client ID:

COMPOUND	SPIKE ADDED (ug/L)	LCS CONCENTRATION (ug/L)	LCS % REC	QC LIMITS REC	#
1,1,1-Trichloroethane	20.0	18.8	94	70-130	
1,1,2,2-Tetrachloroethane	20.0	18.3	92	70-130	
1,1,2-Trichloroethane	20.0	18.0	90	70-130	
1,1-Dichloroethane	20.0	18.5	92	70-130	
1,1-Dichloroethene	20.0	19.0	95	70-130	
1,2,3-Trichlorobenzene	20.0	22.9	114	70-130	
1,2,4-Trichlorobenzene	20.0	22.5	113	70-130	
1,2-Dibromo-3-Chloropropane	20.0	21.9	109	40-160	
1,2-Dibromoethane	20.0	18.5	92	70-130	
1,2-Dichlorobenzene	20.0	19.2	96	70-130	
1,2-Dichloroethane	20.0	17.9	90	70-130	
1,2-Dichloropropane	20.0	18.3	91	70-130	
1,3-Dichlorobenzene	20.0	19.8	99	70-130	
1,4-Dichlorobenzene	20.0	18.9	94	70-130	
1,4-Dioxane	400	484	121	40-160	
2-Butanone	100	101	101	40-160	
2-Hexanone	100	113	113	40-160	
4-Methyl-2-pentanone	100	97.5	97	40-160	
Acetone	100	86.9	87	40-160	
Benzene	20.0	18.9	95	70-130	
Bromochloromethane	20.0	21.0	105	70-130	
Bromodichloromethane	20.0	19.3	97	70-130	
Bromoform	20.0	19.8	99	70-130	
Bromomethane	20.0	21.0	105	40-160	
Carbon disulfide	20.0	18.0	90	40-160	
Carbon tetrachloride	20.0	19.2	96	70-130	
Chlorobenzene	20.0	19.9	99	70-130	
Chloroethane	20.0	19.0	95	40-160	
Chloroform	20.0	19.5	98	70-130	
Chloromethane	20.0	17.8	89	40-160	
cis-1,2-Dichloroethene	20.0	19.8	99	70-130	
cis-1,3-Dichloropropene	20.0	18.6	93	70-130	
Cyclohexane	20.0	18.4	92	70-130	
Dibromochloromethane	20.0	18.5	93	70-130	
Dichlorodifluoromethane	20.0	15.6	78	40-160	
Ethylbenzene	20.0	19.8	99	70-130	
Freon TF	20.0	18.7	94	70-130	
Isopropylbenzene	20.0	21.1	105	70-130	
m&p-Xylene	20.0	20.1	100	70-130	
Methyl acetate	100	92.8	93	70-130	
Methylcyclohexane	20.0	20.7	104	70-130	
Methylene Chloride	20.0	18.7	94	70-130	

Column to be used to flag recovery and RPD values

FORM III 8260C

FORM III
GC/MS VOA LAB CONTROL SAMPLE RECOVERY

Lab Name: TestAmerica Edison Job No.: 460-110077-1

SDG No.:

Matrix: Water Level: Low Lab File ID: J37843.D

Lab ID: LCS 460-356955/3 Client ID:

COMPOUND	SPIKE ADDED (ug/L)	LCS CONCENTRATION (ug/L)	LCS % REC	QC LIMITS REC	#
MTBE	20.0	19.7	99	70-130	
o-Xylene	20.0	19.4	97	70-130	
Styrene	20.0	19.9	100	70-130	
Tetrachloroethene	20.0	20.6	103	70-130	
Toluene	20.0	19.8	99	70-130	
trans-1,2-Dichloroethene	20.0	19.6	98	70-130	
trans-1,3-Dichloropropene	20.0	17.9	89	70-130	
Trichloroethene	20.0	20.2	101	70-130	
Trichlorofluoromethane	20.0	20.9	104	40-160	
Vinyl chloride	20.0	19.9	99	70-130	

Column to be used to flag recovery and RPD values

FORM III 8260C

FORM III
GC/MS VOA LAB CONTROL SAMPLE DUPLICATE RECOVERY

Lab Name: TestAmerica Edison Job No.: 460-110077-1

SDG No.:

Matrix: Water Level: Low Lab File ID: J37844.D

Lab ID: LCSD 460-356955/4 Client ID:

COMPOUND	SPIKE ADDED (ug/L)	LCSD CONCENTRATION (ug/L)	LCSD % REC	% RPD	QC LIMITS RPD	QC LIMITS REC	#
1,1,1-Trichloroethane	20.0	19.1	95	2	20	70-130	
1,1,2,2-Tetrachloroethane	20.0	18.9	95	3	20	70-130	
1,1,2-Trichloroethane	20.0	17.7	88	2	20	70-130	
1,1-Dichloroethane	20.0	18.5	93	0	20	70-130	
1,1-Dichloroethene	20.0	19.4	97	2	20	70-130	
1,2,3-Trichlorobenzene	20.0	23.0	115	1	20	70-130	
1,2,4-Trichlorobenzene	20.0	22.6	113	0	20	70-130	
1,2-Dibromo-3-Chloropropane	20.0	22.2	111	2	20	40-160	
1,2-Dibromoethane	20.0	19.9	100	7	20	70-130	
1,2-Dichlorobenzene	20.0	19.3	96	1	20	70-130	
1,2-Dichloroethane	20.0	17.9	89	0	20	70-130	
1,2-Dichloropropane	20.0	19.0	95	4	20	70-130	
1,3-Dichlorobenzene	20.0	19.5	98	1	20	70-130	
1,4-Dichlorobenzene	20.0	19.0	95	1	20	70-130	
1,4-Dioxane	400	407	102	17	20	40-160	
2-Butanone	100	107	107	6	20	40-160	
2-Hexanone	100	111	111	1	20	40-160	
4-Methyl-2-pentanone	100	99.9	100	2	20	40-160	
Acetone	100	88.9	89	2	20	40-160	
Benzene	20.0	19.8	99	4	20	70-130	
Bromochloromethane	20.0	20.8	104	1	20	70-130	
Bromodichloromethane	20.0	19.2	96	1	20	70-130	
Bromoform	20.0	19.8	99	0	20	70-130	
Bromomethane	20.0	20.6	103	2	20	40-160	
Carbon disulfide	20.0	18.7	93	4	20	40-160	
Carbon tetrachloride	20.0	19.4	97	1	20	70-130	
Chlorobenzene	20.0	20.8	104	5	20	70-130	
Chloroethane	20.0	20.5	102	7	20	40-160	
Chloroform	20.0	19.3	97	1	20	70-130	
Chloromethane	20.0	18.3	92	3	20	40-160	
cis-1,2-Dichloroethene	20.0	20.6	103	4	20	70-130	
cis-1,3-Dichloropropene	20.0	19.4	97	4	20	70-130	
Cyclohexane	20.0	19.4	97	5	20	70-130	
Dibromochloromethane	20.0	19.7	99	6	20	70-130	
Dichlorodifluoromethane	20.0	16.6	83	6	20	40-160	
Ethylbenzene	20.0	20.3	102	3	20	70-130	
Freon TF	20.0	19.9	99	6	20	70-130	
Isopropylbenzene	20.0	21.5	107	2	20	70-130	
m&p-Xylene	20.0	20.9	104	4	20	70-130	
Methyl acetate	100	95.8	96	3	20	70-130	
Methylcyclohexane	20.0	21.3	106	3	20	70-130	
Methylene Chloride	20.0	19.2	96	2	20	70-130	

Column to be used to flag recovery and RPD values

FORM III 8260C

FORM III
GC/MS VOA LAB CONTROL SAMPLE DUPLICATE RECOVERY

Lab Name: TestAmerica Edison Job No.: 460-110077-1

SDG No.:

Matrix: Water Level: Low Lab File ID: J37844.D

Lab ID: LCSD 460-356955/4 Client ID:

COMPOUND	SPIKE ADDED (ug/L)	LCSD CONCENTRATION (ug/L)	LCSD % REC	% RPD	QC LIMITS RPD	QC LIMITS REC	#
MTBE	20.0	20.2	101	3	20	70-130	
o-Xylene	20.0	19.8	99	2	20	70-130	
Styrene	20.0	20.9	104	5	20	70-130	
Tetrachloroethene	20.0	21.5	107	4	20	70-130	
Toluene	20.0	19.9	99	0	20	70-130	
trans-1,2-Dichloroethene	20.0	19.7	99	1	20	70-130	
trans-1,3-Dichloropropene	20.0	18.6	93	4	20	70-130	
Trichloroethene	20.0	20.1	100	0	20	70-130	
Trichlorofluoromethane	20.0	21.4	107	2	20	40-160	
Vinyl chloride	20.0	19.8	99	1	20	70-130	

Column to be used to flag recovery and RPD values

FORM III 8260C

FORM IV
GC/MS VOA METHOD BLANK SUMMARY

Lab Name: TestAmerica Edison Job No.: 460-110077-1

SDG No.:

Lab File ID: J37847.D Lab Sample ID: MB 460-356955/7

Matrix: Water Heated Purge:(Y/N) N

Instrument ID: CVOAMS8 Date Analyzed: 03/17/2016 22:13

GC Column: Rtx-624 ID: 0.25(mm)

THIS METHOD BLANK APPLIES TO THE FOLLOWING SAMPLES:

CLIENT SAMPLE ID	LAB SAMPLE ID	LAB FILE ID	DATE ANALYZED
	LCS 460-356955/3	J37843.D	03/17/2016 20:29
	LCSD 460-356955/4	J37844.D	03/17/2016 20:55
TB-030716	460-110077-1	J37848.D	03/17/2016 22:39
MODTB-030716	460-110077-2	J37849.D	03/17/2016 23:05

FORM V
GC/MS VOA INSTRUMENT PERFORMANCE CHECK
BROMOFLUOROBENZENE (BFB)

Lab Name: TestAmerica Edison Job No.: 460-110077-1

SDG No.:

Lab File ID: J36973.D BFB Injection Date: 02/29/2016

Instrument ID: CVOAMS8 BFB Injection Time: 09:55

Analysis Batch No.: 353110

M/E	ION ABUNDANCE CRITERIA	% RELATIVE ABUNDANCE	
50	15.0 - 40.0 % of mass 95	21.2	
75	30.0 - 60.0 % of mass 95	50.8	
95	Base Peak, 100% relative abundance	100.0	
96	5.0 - 9.0 % of mass 95	6.1	
173	Less than 2.0 % of mass 174	0.0	(0.0) 1
174	50.0 - 120.00 % of mass 95	105.6	
175	5.0 - 9.0 % of mass 174	9.0	(8.6) 1
176	95.0 - 101.0 % of mass 174	102.0	(96.6) 1
177	5.0 - 9.0 % of mass 176	7.2	(7.1) 2

1-Value is % mass 174 2-Value is % mass 176

THIS CHECK APPLIES TO THE FOLLOWING SAMPLES, MS, MSD, BLANKS AND STANDARDS:

CLIENT SAMPLE ID	LAB SAMPLE ID	LAB FILE ID	DATE ANALYZED	TIME ANALYZED
	STD7 460-353110/3	J36975.D	02/29/2016	10:55
	STD1 460-353110/5	J36977.D	02/29/2016	11:46
	STD5 460-353110/6	J36978.D	02/29/2016	12:12
	STD20 460-353110/7	J36979.D	02/29/2016	12:38
	STD50 460-353110/8	J36980.D	02/29/2016	13:04
	STD200 460-353110/9	J36981.D	02/29/2016	13:30
	STD500 460-353110/10	J36982.D	02/29/2016	13:55

FORM V
GC/MS VOA INSTRUMENT PERFORMANCE CHECK
BROMOFLUOROBENZENE (BFB)

Lab Name: TestAmerica Edison Job No.: 460-110077-1

SDG No.:

Lab File ID: J37841.D BFB Injection Date: 03/17/2016

Instrument ID: CVOAMS8 BFB Injection Time: 19:30

Analysis Batch No.: 356955

M/E	ION ABUNDANCE CRITERIA	% RELATIVE ABUNDANCE	
50	15.0 - 40.0 % of mass 95	18.8	
75	30.0 - 60.0 % of mass 95	47.6	
95	Base Peak, 100% relative abundance	100.0	
96	5.0 - 9.0 % of mass 95	7.5	
173	Less than 2.0 % of mass 174	0.0	(0.0) 1
174	50.0 - 120.00 % of mass 95	104.1	
175	5.0 - 9.0 % of mass 174	7.5	(7.2) 1
176	95.0 - 101.0 % of mass 174	101.8	(97.8) 1
177	5.0 - 9.0 % of mass 176	7.1	(6.9) 2

1-Value is % mass 174 2-Value is % mass 176

THIS CHECK APPLIES TO THE FOLLOWING SAMPLES, MS, MSD, BLANKS AND STANDARDS:

CLIENT SAMPLE ID	LAB SAMPLE ID	LAB FILE ID	DATE ANALYZED	TIME ANALYZED
	CCVIS 460-356955/2	J37842.D	03/17/2016	19:55
	LCS 460-356955/3	J37843.D	03/17/2016	20:29
	LCSD 460-356955/4	J37844.D	03/17/2016	20:55
	MB 460-356955/7	J37847.D	03/17/2016	22:13
TB-030716	460-110077-1	J37848.D	03/17/2016	22:39
MODTB-030716	460-110077-2	J37849.D	03/17/2016	23:05

FORM VIII
GC/MS VOA INTERNAL STANDARD AREA AND RETENTION TIME SUMMARY

Lab Name: TestAmerica Edison Job No.: 460-110077-1

SDG No.:

Sample No.: CCVIS 460-356955/2 Date Analyzed: 03/17/2016 19:55

Instrument ID: CVOAMS8 GC Column: Rtx-624 ID: 0.25(mm)

Lab File ID (Standard): J37842.D Heated Purge: (Y/N) N

Calibration ID: 54653

		TBA		BUT		FB	
		AREA #	RT #	AREA #	RT #	AREA #	RT #
12/24 HOUR STD		241985	2.90	346148	4.25	632168	5.56
UPPER LIMIT		483970	3.40	692296	4.75	1264336	6.06
LOWER LIMIT		120993	2.40	173074	3.75	316084	5.06
LAB SAMPLE ID	CLIENT SAMPLE ID						
LCS 460-356955/3		259292	2.91	355831	4.26	642078	5.56
LCSD 460-356955/4		261262	2.90	367800	4.25	651820	5.56
MB 460-356955/7		250025	2.90	347791	4.25	618837	5.56
460-110077-1	TB-030716	257067	2.90	353488	4.25	610671	5.56
460-110077-2	MODTB-030716	255334	2.90	342972	4.25	596427	5.55

TBA = TBA-d9 (IS)
BUT = 2-Butanone-d5
FB = Fluorobenzene

Area Limit = 50%-200% of internal standard area
RT Limit = ± 0.5 minutes of internal standard RT

Column used to flag values outside QC limits

FORM VIII 8260C

FORM VIII
GC/MS VOA INTERNAL STANDARD AREA AND RETENTION TIME SUMMARY

Lab Name: TestAmerica Edison Job No.: 460-110077-1

SDG No.:

Sample No.: CCVIS 460-356955/2 Date Analyzed: 03/17/2016 19:55

Instrument ID: CVOAMS8 GC Column: Rtx-624 ID: 0.25(mm)

Lab File ID (Standard): J37842.D Heated Purge: (Y/N) N

Calibration ID: 54653

		DXE		CBZ		DCB	
		AREA #	RT #	AREA #	RT #	AREA #	RT #
12/24 HOUR STD		36430	6.38	547721	9.39	326398	11.43
UPPER LIMIT		72860	6.88	1095442	9.89	652796	11.93
LOWER LIMIT		18215	5.88	273861	8.89	163199	10.93
LAB SAMPLE ID	CLIENT SAMPLE ID						
LCS 460-356955/3		37272	6.37	551753	9.39	330369	11.43
LCSD 460-356955/4		39886	6.37	553135	9.39	333183	11.43
MB 460-356955/7		36793	6.37	522888	9.39	303386	11.43
460-110077-1	TB-030716	37149	6.36	526817	9.38	307650	11.42
460-110077-2	MODTB-030716	37557	6.38	519552	9.38	310794	11.42

DXE = 1,4-Dioxane-d8
CBZ = Chlorobenzene-d5
DCB = 1,4-Dichlorobenzene-d4

Area Limit = 50%-200% of internal standard area
RT Limit = ± 0.5 minutes of internal standard RT

Column used to flag values outside QC limits

FORM VIII 8260C

FORM I
GC/MS VOA ORGANICS ANALYSIS DATA SHEET

Lab Name: TestAmerica Edison | Job No.: 460-110077-1

SDG No.:

Client Sample ID: TB-030716 | Lab Sample ID: 460-110077-1

Matrix: Water | Lab File ID: J37848.D

Analysis Method: 8260C | Date Collected: 03/07/2016 15:30

Sample wt/vol: 5(mL) | Date Analyzed: 03/17/2016 22:39

Soil Aliquot Vol: | Dilution Factor: 1

Soil Extract Vol.: | GC Column: Rtx-624 ID: 0.25(mm)

% Moisture: | Level: (low/med) Low

Analysis Batch No.: 356955 | Units: ug/L

CAS NO.	COMPOUND NAME	RESULT	Q	RL	MDL
71-55-6	1,1,1-Trichloroethane	0.28	U	1.0	0.28
79-34-5	1,1,2,2-Tetrachloroethane	0.19	U	1.0	0.19
79-00-5	1,1,2-Trichloroethane	0.080	U	1.0	0.080
75-34-3	1,1-Dichloroethane	0.24	U	1.0	0.24
75-35-4	1,1-Dichloroethene	0.34	U	1.0	0.34
87-61-6	1,2,3-Trichlorobenzene	0.35	U	1.0	0.35
120-82-1	1,2,4-Trichlorobenzene	0.27	U	1.0	0.27
96-12-8	1,2-Dibromo-3-Chloropropane	0.23	U	1.0	0.23
106-93-4	1,2-Dibromoethane	0.19	U	1.0	0.19
95-50-1	1,2-Dichlorobenzene	0.22	U	1.0	0.22
107-06-2	1,2-Dichloroethane	0.25	U	1.0	0.25
78-87-5	1,2-Dichloropropane	0.18	U	1.0	0.18
541-73-1	1,3-Dichlorobenzene	0.33	U	1.0	0.33
106-46-7	1,4-Dichlorobenzene	0.33	U	1.0	0.33
123-91-1	1,4-Dioxane	8.7	U	50	8.7
78-93-3	2-Butanone	2.2	U	5.0	2.2
591-78-6	2-Hexanone	0.72	U	5.0	0.72
108-10-1	4-Methyl-2-pentanone	0.63	U	5.0	0.63
67-64-1	Acetone	1.1	U	5.0	1.1
71-43-2	Benzene	0.090	U	1.0	0.090
74-97-5	Bromochloromethane	0.30	U	1.0	0.30
75-27-4	Bromodichloromethane	0.15	U	1.0	0.15
75-25-2	Bromoform	0.18	U	1.0	0.18
74-83-9	Bromomethane	0.18	U	1.0	0.18
75-15-0	Carbon disulfide	0.22	U	1.0	0.22
56-23-5	Carbon tetrachloride	0.33	U	1.0	0.33
108-90-7	Chlorobenzene	0.24	U	1.0	0.24
75-00-3	Chloroethane	0.37	U	1.0	0.37
67-66-3	Chloroform	0.22	U	1.0	0.22
74-87-3	Chloromethane	0.22	U	1.0	0.22
156-59-2	cis-1,2-Dichloroethene	0.26	U	1.0	0.26
10061-01-5	cis-1,3-Dichloropropene	0.16	U	1.0	0.16
110-82-7	Cyclohexane	0.26	U	1.0	0.26
124-48-1	Dibromochloromethane	0.22	U	1.0	0.22
75-71-8	Dichlorodifluoromethane	0.14	U	1.0	0.14
100-41-4	Ethylbenzene	0.30	U	1.0	0.30

FORM I
GC/MS VOA ORGANICS ANALYSIS DATA SHEET

Lab Name: TestAmerica Edison | Job No.: 460-110077-1

SDG No.:

Client Sample ID: TB-030716 | Lab Sample ID: 460-110077-1

Matrix: Water | Lab File ID: J37848.D

Analysis Method: 8260C | Date Collected: 03/07/2016 15:30

Sample wt/vol: 5(mL) | Date Analyzed: 03/17/2016 22:39

Soil Aliquot Vol: | Dilution Factor: 1

Soil Extract Vol.: | GC Column: Rtx-624 ID: 0.25(mm)

% Moisture: | Level: (low/med) Low

Analysis Batch No.: 356955 | Units: ug/L

CAS NO.	COMPOUND NAME	RESULT	Q	RL	MDL
76-13-1	Freon TF	0.34	U	1.0	0.34
98-82-8	Isopropylbenzene	0.32	U	1.0	0.32
179601-23-1	m&p-Xylene	0.28	U	1.0	0.28
79-20-9	Methyl acetate	0.58	U	5.0	0.58
108-87-2	Methylcyclohexane	0.22	U	1.0	0.22
75-09-2	Methylene Chloride	0.21	U	1.0	0.21
1634-04-4	MTBE	0.13	U	1.0	0.13
95-47-6	o-Xylene	0.32	U	1.0	0.32
100-42-5	Styrene	0.17	U	1.0	0.17
127-18-4	Tetrachloroethene	0.12	U	1.0	0.12
108-88-3	Toluene	0.25	U	1.0	0.25
156-60-5	trans-1,2-Dichloroethene	0.18	U	1.0	0.18
10061-02-6	trans-1,3-Dichloropropene	0.19	U	1.0	0.19
79-01-6	Trichloroethene	0.22	U	1.0	0.22
75-69-4	Trichlorofluoromethane	0.15	U	1.0	0.15
75-01-4	Vinyl chloride	0.060	U	1.0	0.060

CAS NO.	SURROGATE	%REC	Q	LIMITS
17060-07-0	1,2-Dichloroethane-d4 (Surr)	92		70-130
460-00-4	Bromofluorobenzene	110		70-130
1868-53-7	Dibromofluoromethane (Surr)	105		70-130
2037-26-5	Toluene-d8 (Surr)	100		70-130

FORM I
GC/MS VOA ORGANICS ANALYSIS DATA SHEET
TENTATIVELY IDENTIFIED COMPOUNDS

Lab Name: TestAmerica Edison Job No.: 460-110077-1

SDG No.:

Client Sample ID: TB-030716 Lab Sample ID: 460-110077-1

Matrix: Water Lab File ID: J37848.D

Analysis Method: 8260C Date Collected: 03/07/2016 15:30

Sample wt/vol: 5(mL) Date Analyzed: 03/17/2016 22:39

Soil Aliquot Vol: Dilution Factor: 1

Soil Extract Vol.: GC Column: Rtx-624 ID: 0.25(mm)

% Moisture: Level: (low/med) Low

Analysis Batch No.: 356955 Units: ug/L

Number TICs Found: 0 TIC Result Total: 0

CAS NO.	COMPOUND NAME	RT	RESULT	Q
	Tentatively Identified Compound		None	

TestAmerica Edison
Target Compound Quantitation Report

Data File: \\ChromNA\Edison\ChromData\CVOAMS8\20160317-38607.b\J37848.D
Lims ID: 460-110077-A-1 Lab Sample ID: 460-110077-1
Client ID: TB-030716
Sample Type: Client
Inject. Date: 17-Mar-2016 22:39:30 ALS Bottle#: 7 Worklist Smp#: 8
Purge Vol: 5.000 mL Dil. Factor: 1.0000
Sample Info: 460-110077-A-1
Misc. Info.: 460-0038607-008
Operator ID: Instrument ID: CVOAMS8

Method: \\ChromNA\Edison\ChromData\CVOAMS8\20160317-38607.b\8260_W8.m
Limit Group: VOA - 8260C Water and Solid
Last Update: 21-Mar-2016 20:08:33 Calib Date: 29-Feb-2016 13:55:30
Integrator: RTE ID Type: Deconvolution ID
Quant Method: Internal Standard Quant By: Initial Calibration
Last ICal File: \\ChromNA\Edison\ChromData\CVOAMS8\20160229-37850.b\J36982.D

Column 1 : Rtx-624 (0.25 mm) Det: MS SCAN
Process Host: XAWRK053

First Level Reviewer: starzecm Date: 18-Mar-2016 00:33:38

Compound	Sig	RT (min.)	Exp RT (min.)	Dlt RT (min.)	Q	Response	OnCol Amt ug/l	Flags
* 26 TBA-d9 (IS)	65	2.903	2.903	0.000	81	257067	1000.0	
* 38 2-Butanone-d5	46	4.254	4.254	0.000	85	353488	250.0	
$ 51 Dibromofluoromethane (Surr	113	4.818	4.824	-0.006	98	166396	52.4	
$ 57 1,2-Dichloroethane-d4 (Sur	65	5.241	5.241	0.000	96	195708	46.2	
* 62 Fluorobenzene	96	5.559	5.558	0.001	98	610671	50.0	
* 68 1,4-Dioxane-d8	96	6.364	6.375	-0.011	95	37149	1000.0	
$ 79 Toluene-d8 (Surr)	98	7.462	7.462	0.000	99	650641	50.2	
* 90 Chlorobenzene-d5	117	9.384	9.389	-0.005	86	526817	50.0	
$ 101 4-Bromofluorobenzene	174	10.559	10.558	0.001	96	242426	54.8	
* 117 1,4-Dichlorobenzene-d4	152	11.422	11.428	-0.006	95	307650	50.0	

Reagents:

8260ISNEW_00063 Amount Added: 1.00 Units: uL Run Reagent
8260SURR250_00118 Amount Added: 1.00 Units: uL Run Reagent

Report Date: 21-Mar-2016 20:08:34 Chrom Revision: 2.2 04-Mar-2016 14:36:24

TestAmerica Edison

Data File: \\ChromNA\Edison\ChromData\CVOAMS8\20160317-38607.b\J37848.D

Injection Date:	17-Mar-2016 22:39:30	Instrument ID:	CVOAMS8	Operator ID:	
Lims ID:	460-110077-A-1	Lab Sample ID:	460-110077-1	Worklist Smp#:	8
Client ID:	TB-030716				
Purge Vol:	5.000 mL	Dil. Factor:	1.0000	ALS Bottle#:	7
Method:	8260_W8	Limit Group:	VOA - 8260C Water and Solid		

Column: Rtx-624 (0.25 mm)

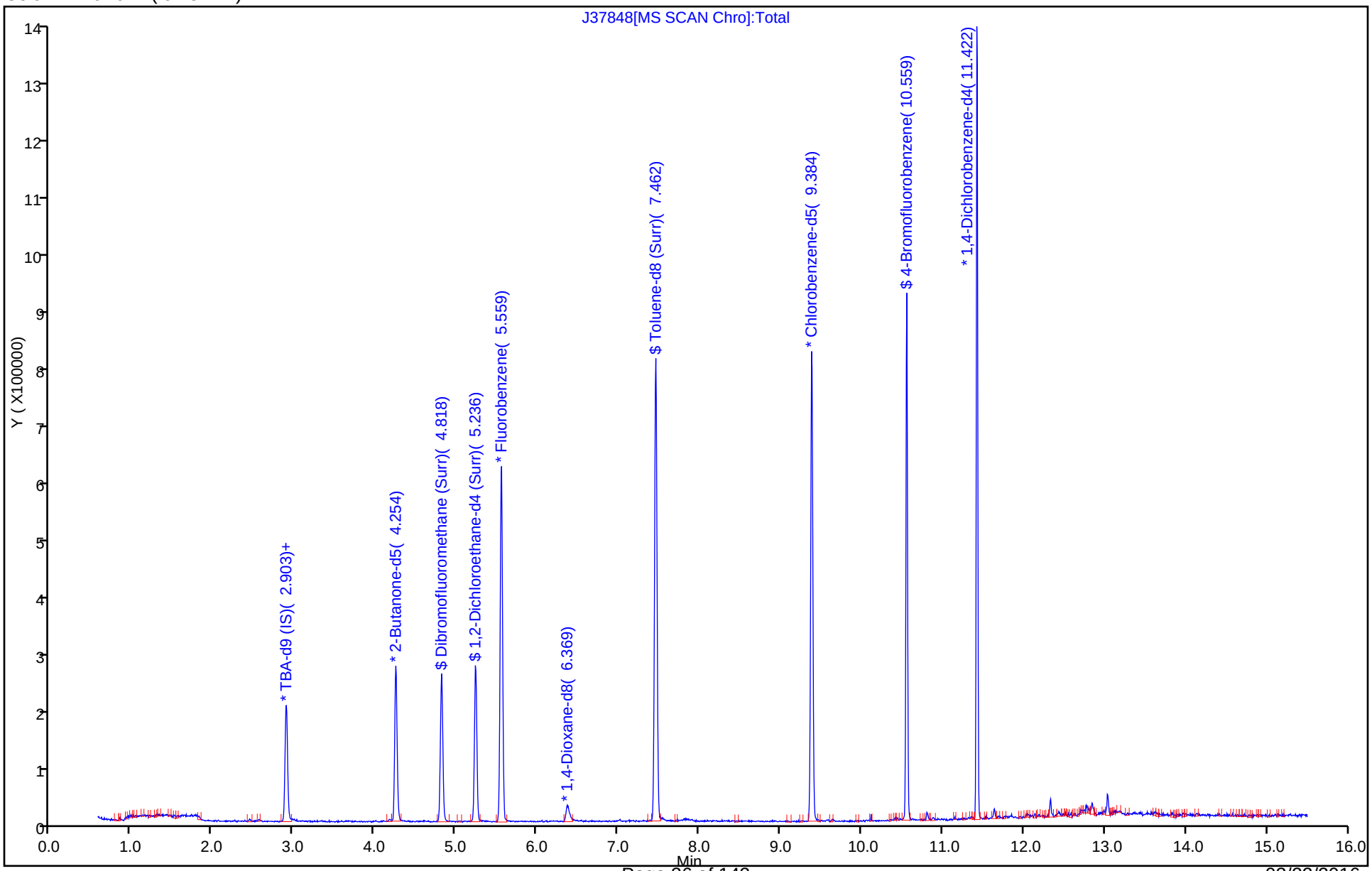

FORM I
GC/MS VOA ORGANICS ANALYSIS DATA SHEET

Lab Name: TestAmerica Edison | Job No.: 460-110077-1

SDG No.:

Client Sample ID: MODTB-030716 | Lab Sample ID: 460-110077-2

Matrix: Water | Lab File ID: J37849.D

Analysis Method: 8260C | Date Collected: 03/07/2016 15:30

Sample wt/vol: 5(mL) | Date Analyzed: 03/17/2016 23:05

Soil Aliquot Vol: | Dilution Factor: 1

Soil Extract Vol.: | GC Column: Rtx-624 ID: 0.25(mm)

% Moisture: | Level: (low/med) Low

Analysis Batch No.: 356955 | Units: ug/L

CAS NO.	COMPOUND NAME	RESULT	Q	RL	MDL
71-55-6	1,1,1-Trichloroethane	0.28	U	1.0	0.28
79-34-5	1,1,2,2-Tetrachloroethane	0.19	U	1.0	0.19
79-00-5	1,1,2-Trichloroethane	0.080	U	1.0	0.080
75-34-3	1,1-Dichloroethane	0.24	U	1.0	0.24
75-35-4	1,1-Dichloroethene	0.34	U	1.0	0.34
87-61-6	1,2,3-Trichlorobenzene	0.35	U	1.0	0.35
120-82-1	1,2,4-Trichlorobenzene	0.27	U	1.0	0.27
96-12-8	1,2-Dibromo-3-Chloropropane	0.23	U	1.0	0.23
106-93-4	1,2-Dibromoethane	0.19	U	1.0	0.19
95-50-1	1,2-Dichlorobenzene	0.22	U	1.0	0.22
107-06-2	1,2-Dichloroethane	0.25	U	1.0	0.25
78-87-5	1,2-Dichloropropane	0.18	U	1.0	0.18
541-73-1	1,3-Dichlorobenzene	0.33	U	1.0	0.33
106-46-7	1,4-Dichlorobenzene	0.33	U	1.0	0.33
123-91-1	1,4-Dioxane	8.7	U	50	8.7
78-93-3	2-Butanone	2.2	U	5.0	2.2
591-78-6	2-Hexanone	0.72	U	5.0	0.72
108-10-1	4-Methyl-2-pentanone	0.63	U	5.0	0.63
67-64-1	Acetone	1.1	U	5.0	1.1
71-43-2	Benzene	0.090	U	1.0	0.090
74-97-5	Bromochloromethane	0.30	U	1.0	0.30
75-27-4	Bromodichloromethane	0.15	U	1.0	0.15
75-25-2	Bromoform	0.18	U	1.0	0.18
74-83-9	Bromomethane	0.18	U	1.0	0.18
75-15-0	Carbon disulfide	0.22	U	1.0	0.22
56-23-5	Carbon tetrachloride	0.33	U	1.0	0.33
108-90-7	Chlorobenzene	0.24	U	1.0	0.24
75-00-3	Chloroethane	0.37	U	1.0	0.37
67-66-3	Chloroform	0.22	U	1.0	0.22
74-87-3	Chloromethane	0.22	U	1.0	0.22
156-59-2	cis-1,2-Dichloroethene	0.26	U	1.0	0.26
10061-01-5	cis-1,3-Dichloropropene	0.16	U	1.0	0.16
110-82-7	Cyclohexane	0.26	U	1.0	0.26
124-48-1	Dibromochloromethane	0.22	U	1.0	0.22
75-71-8	Dichlorodifluoromethane	0.14	U	1.0	0.14
100-41-4	Ethylbenzene	0.30	U	1.0	0.30

FORM I
GC/MS VOA ORGANICS ANALYSIS DATA SHEET

Lab Name: TestAmerica Edison | Job No.: 460-110077-1

SDG No.:

Client Sample ID: MODTB-030716 | Lab Sample ID: 460-110077-2

Matrix: Water | Lab File ID: J37849.D

Analysis Method: 8260C | Date Collected: 03/07/2016 15:30

Sample wt/vol: 5(mL) | Date Analyzed: 03/17/2016 23:05

Soil Aliquot Vol: | Dilution Factor: 1

Soil Extract Vol.: | GC Column: Rtx-624 ID: 0.25(mm)

% Moisture: | Level: (low/med) Low

Analysis Batch No.: 356955 | Units: ug/L

CAS NO.	COMPOUND NAME	RESULT	Q	RL	MDL
76-13-1	Freon TF	0.34	U	1.0	0.34
98-82-8	Isopropylbenzene	0.32	U	1.0	0.32
179601-23-1	m&p-Xylene	0.28	U	1.0	0.28
79-20-9	Methyl acetate	0.58	U	5.0	0.58
108-87-2	Methylcyclohexane	0.22	U	1.0	0.22
75-09-2	Methylene Chloride	0.21	U	1.0	0.21
1634-04-4	MTBE	0.13	U	1.0	0.13
95-47-6	o-Xylene	0.32	U	1.0	0.32
100-42-5	Styrene	0.17	U	1.0	0.17
127-18-4	Tetrachloroethene	0.12	U	1.0	0.12
108-88-3	Toluene	0.25	U	1.0	0.25
156-60-5	trans-1,2-Dichloroethene	0.18	U	1.0	0.18
10061-02-6	trans-1,3-Dichloropropene	0.19	U	1.0	0.19
79-01-6	Trichloroethene	0.22	U	1.0	0.22
75-69-4	Trichlorofluoromethane	0.15	U	1.0	0.15
75-01-4	Vinyl chloride	0.060	U	1.0	0.060

CAS NO.	SURROGATE	%REC	Q	LIMITS
17060-07-0	1,2-Dichloroethane-d4 (Surr)	95		70-130
460-00-4	Bromofluorobenzene	110		70-130
1868-53-7	Dibromofluoromethane (Surr)	105		70-130
2037-26-5	Toluene-d8 (Surr)	100		70-130

FORM I
GC/MS VOA ORGANICS ANALYSIS DATA SHEET
TENTATIVELY IDENTIFIED COMPOUNDS

Lab Name: TestAmerica Edison | Job No.: 460-110077-1

SDG No.:

Client Sample ID: MODTB-030716 | Lab Sample ID: 460-110077-2

Matrix: Water | Lab File ID: J37849.D

Analysis Method: 8260C | Date Collected: 03/07/2016 15:30

Sample wt/vol: 5(mL) | Date Analyzed: 03/17/2016 23:05

Soil Aliquot Vol: | Dilution Factor: 1

Soil Extract Vol.: | GC Column: Rtx-624 ID: 0.25(mm)

% Moisture: | Level: (low/med) Low

Analysis Batch No.: 356955 | Units: ug/L

Number TICs Found: 0 | TIC Result Total: 0

CAS NO.	COMPOUND NAME	RT	RESULT	Q
	Tentatively Identified Compound		None	

TestAmerica Edison
Target Compound Quantitation Report

Data File: \\ChromNA\Edison\ChromData\CVOAMS8\20160317-38607.b\J37849.D
Lims ID: 460-110077-A-2 Lab Sample ID: 460-110077-2
Client ID: MODTB-030716
Sample Type: Client
Inject. Date: 17-Mar-2016 23:05:30 ALS Bottle#: 8 Worklist Smp#: 9
Purge Vol: 5.000 mL Dil. Factor: 1.0000
Sample Info: 460-110077-A-2
Misc. Info.: 460-0038607-009
Operator ID: Instrument ID: CVOAMS8

Method: \\ChromNA\Edison\ChromData\CVOAMS8\20160317-38607.b\8260_W8.m
Limit Group: VOA - 8260C Water and Solid
Last Update: 18-Mar-2016 00:34:11 Calib Date: 29-Feb-2016 13:55:30
Integrator: RTE ID Type: Deconvolution ID
Quant Method: Internal Standard Quant By: Initial Calibration
Last ICal File: \\ChromNA\Edison\ChromData\CVOAMS8\20160229-37850.b\J36982.D

Column 1 : Rtx-624 (0.25 mm) Det: MS SCAN
Process Host: XAWRK048

First Level Reviewer: starzecm Date: 18-Mar-2016 00:34:11

Compound	Sig	RT (min.)	Exp RT (min.)	Dlt RT (min.)	Q	Response	OnCol Amt ug/l	Flags
* 26 TBA-d9 (IS)	65	2.903	2.903	0.000	80	255334	1000.0	
* 38 2-Butanone-d5	46	4.254	4.254	0.000	85	342972	250.0	
$ 51 Dibromofluoromethane (Surr	113	4.812	4.824	-0.012	98	163272	52.6	
$ 57 1,2-Dichloroethane-d4 (Sur	65	5.235	5.241	-0.006	98	196239	47.5	
* 62 Fluorobenzene	96	5.553	5.558	-0.005	98	596427	50.0	
* 68 1,4-Dioxane-d8	96	6.375	6.375	0.000	94	37557	1000.0	
$ 79 Toluene-d8 (Surr)	98	7.462	7.462	0.000	99	636632	49.8	
* 90 Chlorobenzene-d5	117	9.383	9.389	-0.006	85	519552	50.0	
$ 101 4-Bromofluorobenzene	174	10.559	10.558	0.001	97	240339	55.1	
* 117 1,4-Dichlorobenzene-d4	152	11.422	11.428	-0.006	94	310794	50.0	

Reagents:

8260ISNEW_00063 Amount Added: 1.00 Units: uL Run Reagent
8260SURR250_00118 Amount Added: 1.00 Units: uL Run Reagent

Report Date: 18-Mar-2016 00:34:12 Chrom Revision: 2.2 04-Mar-2016 14:36:24

TestAmerica Edison

Data File: \\ChromNA\Edison\ChromData\CVOAMS8\20160317-38607.b\J37849.D

Injection Date:	17-Mar-2016 23:05:30	Instrument ID:	CVOAMS8	Operator ID:	
Lims ID:	460-110077-A-2	Lab Sample ID:	460-110077-2	Worklist Smp#:	9
Client ID:	MODTB-030716				
Purge Vol:	5.000 mL	Dil. Factor:	1.0000	ALS Bottle#:	8
Method:	8260_W8	Limit Group:	VOA - 8260C Water and Solid		

Column: Rtx-624 (0.25 mm)

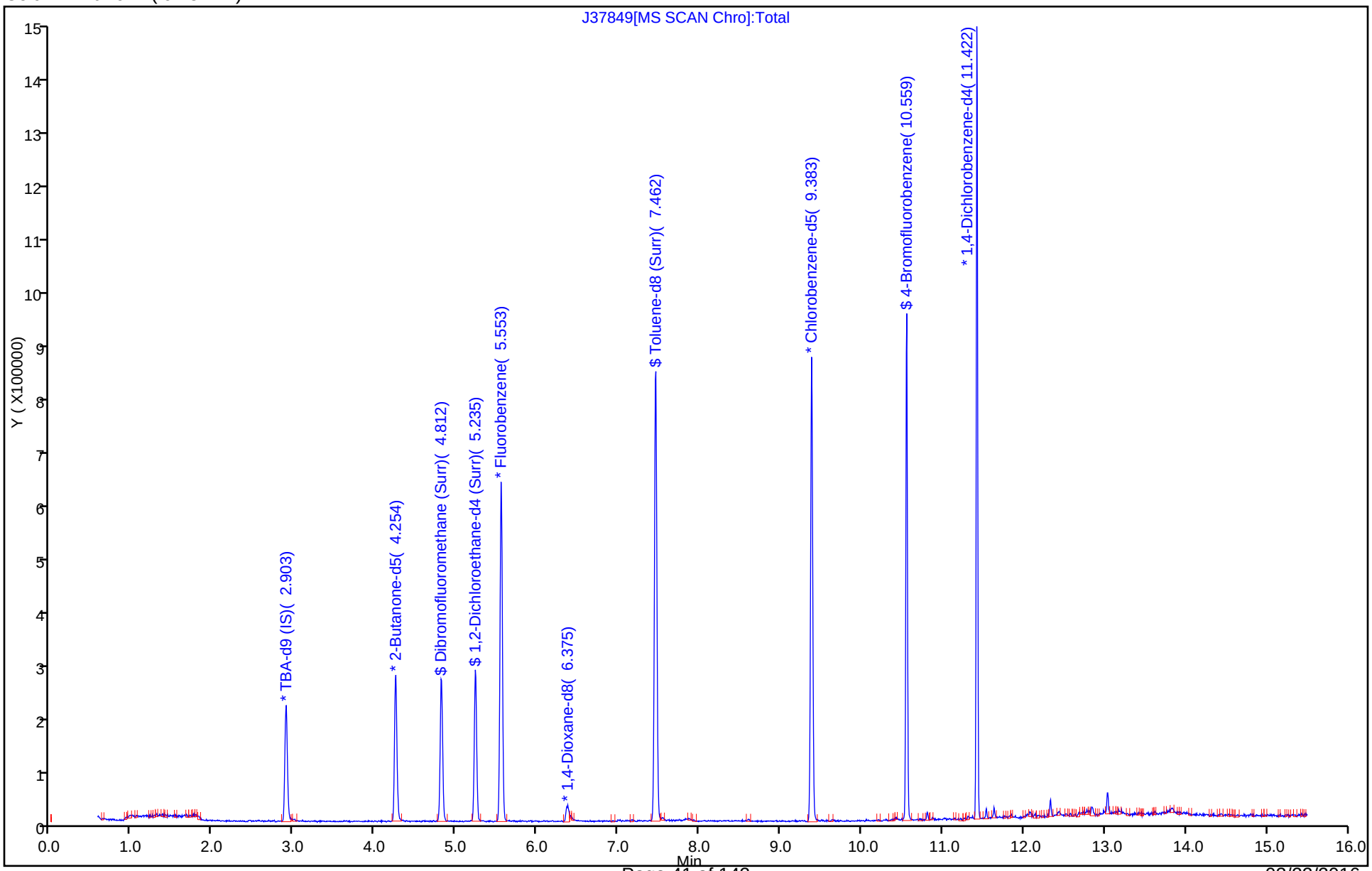

FORM VI
GC/MS VOA BY INTERNAL STANDARD - INITIAL CALIBRATION DATA
CURVE EVALUATION

Lab Name: TestAmerica Edison Job No.: 460-110077-1 Analy Batch No.: 353110

SDG No.:

Instrument ID: CVOAMS8 GC Column: Rtx-624 ID: 0.25(mm) Heated Purge: (Y/N) N

Calibration Start Date: 02/29/2016 10:55 Calibration End Date: 02/29/2016 13:55 Calibration ID: 54653

Calibration Files:

LEVEL:	LAB SAMPLE ID:	LAB FILE ID:
Level 1	STD7 460-353110/3	J36975.D
Level 2	STD1 460-353110/5	J36977.D
Level 3	STD5 460-353110/6	J36978.D
Level 4	STD20 460-353110/7	J36979.D
Level 5	STD50 460-353110/8	J36980.D
Level 6	STD200 460-353110/9	J36981.D
Level 7	STD500 460-353110/10	J36982.D

ANALYTE	RRF					CURVE TYPE	COEFFICIENT			#	MIN RRF	%RSD	#	MAX %RSD	R^2 OR COD	#	MIN R^2 OR COD
	LVL 1 LVL 6	LVL 2 LVL 7	LVL 3	LVL 4	LVL 5		B	M1	M2								
Chlorotrifluoroethene	+++++ 0.0512	0.0341 0.0485	0.0502	0.0506	0.0472	Ave		0.0470				13.8		20.0			
Dichlorodifluoromethane	+++++ 0.4165	0.2943 0.3915	0.3559	0.3146	0.4403	Ave		0.3689			0.1000	15.6		20.0			
Chloromethane	+++++ 0.4953	0.3857 0.4588	0.4459	0.4376	0.5695	Ave		0.4655			0.1000	13.3		20.0			
Vinyl chloride	+++++ 0.4257	0.2895 0.4031	0.3605	0.3395	0.4643	Ave		0.3804			0.1000	16.6		20.0			
Butadiene	+++++ 0.4008	0.2835 0.3840	0.3276	0.3083	0.4311	Ave		0.3559				16.3		20.0			
Bromomethane	+++++ 0.2316	0.2771 0.2415	0.2177	0.1852	0.2396	Ave		0.2321			0.1000	13.0		20.0			
Chloroethane	+++++ 0.2340	0.1971 0.2301	0.2222	0.1975	0.2644	Ave		0.2242			0.1000	11.3		20.0			
Dichlorofluoromethane	+++++ 0.6020	0.4696 0.5750	0.5302	0.5119	0.6670	Ave		0.5593				12.6		20.0			
Trichlorofluoromethane	+++++ 0.4961	0.3565 0.4870	0.3962	0.3834	0.5198	Ave		0.4399			0.1000	15.7		20.0			
Pentane	+++++ 2.1204	1.8301 2.0163	2.1654	1.8031	2.0679	Ave		2.0005				7.6		20.0			
Ethanol	+++++ 0.0777	0.0762 0.0822	0.0871	0.0684	0.0850	Ave		0.0794				8.6		20.0			
Ethyl ether	+++++ 0.3037	0.2628 0.2970	0.3427	0.2948	0.3243	Ave		0.3042				9.0		20.0			
2-Methyl-1,3-butadiene	+++++ 0.3659	0.2581 0.3556	0.3598	0.3033	0.3693	Ave		0.3353				13.4		20.0			
1,2-Dichloro-1,1,2-trifluoroethane	+++++ 0.2649	0.1974 0.2523	0.2960	0.2638	0.2753	Ave		0.2583				12.9		20.0			

Note: The m1 coefficient is the same as Ave RRF for an Ave curve type.

FORM VI
GC/MS VOA BY INTERNAL STANDARD - INITIAL CALIBRATION DATA
CURVE EVALUATION

Lab Name: TestAmerica Edison Job No.: 460-110077-1 Analy Batch No.: 353110

SDG No.:

Instrument ID: CVOAMS8 GC Column: Rtx-624 ID: 0.25(mm) Heated Purge: (Y/N) N

Calibration Start Date: 02/29/2016 10:55 Calibration End Date: 02/29/2016 13:55 Calibration ID: 54653

ANALYTE	RRF					CURVE TYPE	COEFFICIENT			#	MIN RRF	%RSD	#	MAX %RSD	R^2 OR COD	#	MIN R^2 OR COD
	LVL 1 LVL 6	LVL 2 LVL 7	LVL 3	LVL 4	LVL 5		B	M1	M2								
Freon TF	+++++ 0.2875	0.2561 0.2768	0.3052	0.2705	0.2941	Ave		0.2817			0.1000	6.2		20.0			
Acrolein	+++++ 3.3536	3.5030 3.0953	4.0417	3.8045	3.5155	Ave		3.5523				9.4		20.0			
1,1-Dichloroethene	+++++ 0.3038	0.2274 0.2945	0.3064	0.3037	0.3155	Ave		0.2919			0.1000	11.1		20.0			
Acetone	+++++ 0.8178	1.0475 0.9297	1.2521	1.0175	1.0857	Ave		1.0251			0.0500	14.3		20.0			
Iodomethane	+++++ 0.5009	0.3555 0.4716	0.4862	0.4657	0.5214	Ave		0.4669				12.5		20.0			
Carbon disulfide	+++++ 1.1301	0.9655 1.0073	1.2727	1.1418	1.1861	Ave		1.1172			0.1000	10.2		20.0			
Isopropyl alcohol	+++++ 1.0190	1.3757 1.0097	1.0675	0.9541	1.0510	Ave		1.0795				13.9		20.0			
3-Chloro-1-propene	+++++ 0.1945	0.1766 0.1861	0.2234	0.1893	0.1971	Ave		0.1945				8.2		20.0			
Cyclopentene	+++++ 0.9295	0.7640 0.8633	0.9435	0.7689	0.9337	Ave		0.8671				9.6		20.0			
Methyl acetate	+++++ 0.2913	0.2930 0.2498	0.3605	0.3048	0.3300	Ave		0.3049			0.1000	12.3		20.0			
Acetonitrile	+++++ 2.9567	2.2950 2.7400	3.1213	2.5684	2.9350	Ave		2.7694				10.9		20.0			
Methylene Chloride	+++++ 0.3367	0.3647 0.3297	0.3993	0.3411	0.3659	Ave		0.3562			0.1000	7.2		20.0			
2-Methyl-2-propanol	+++++ 1.3540	2.2546 1.3352	2.5608	1.4051	1.4559	QuaF		1.3820	-0.000009						1.0000		0.9900
MTBE	+++++ 0.9223	0.8331 0.8743	1.0463	0.9348	0.9932	Ave		0.9340			0.1000	8.3		20.0			
trans-1,2-Dichloroethene	+++++ 0.3264	0.2996 0.3203	0.3510	0.3291	0.3346	Ave		0.3268			0.1000	5.2		20.0			
Acrylonitrile	6.3181 6.5857	6.0936 5.5654	8.2298	7.0768	7.2360	Ave		6.7293				13.0		20.0			
Hexane	+++++ 0.2978	0.2727 0.2785	0.3390	0.2951	0.3019	Ave		0.2975				7.8		20.0			
Isopropyl ether	+++++ 1.3393	1.2352 1.2171	1.4641	1.2458	1.4639	Ave		1.3276				8.6		20.0			
1,1-Dichloroethane	+++++ 0.7015	0.6460 0.6766	0.7528	0.6801	0.7285	Ave		0.6976			0.2000	5.5		20.0			
Vinyl acetate	+++++ 0.8843	0.7221 0.6823	1.0019	0.7913	0.8777	Ave		0.8266				14.3		20.0			

Note: The m1 coefficient is the same as Ave RRF for an Ave curve type.

FORM VI
GC/MS VOA BY INTERNAL STANDARD - INITIAL CALIBRATION DATA
CURVE EVALUATION

Lab Name: TestAmerica Edison Job No.: 460-110077-1 Analy Batch No.: 353110

SDG No.:

Instrument ID: CVOAMS8 GC Column: Rtx-624 ID: 0.25(mm) Heated Purge: (Y/N) N

Calibration Start Date: 02/29/2016 10:55 Calibration End Date: 02/29/2016 13:55 Calibration ID: 54653

ANALYTE	RRF					CURVE TYPE	COEFFICIENT			#	MIN RRF	%RSD	#	MAX %RSD	R^2 OR COD	#	MIN R^2 OR COD
	LVL 1 LVL 6	LVL 2 LVL 7	LVL 3	LVL 4	LVL 5		B	M1	M2								
2-Chloro-1,3-butadiene	+++++ 0.2984	0.2412 0.2960	0.2874	0.2455	0.2949	Ave		0.2772				9.6		20.0			
Tert-butyl ethyl ether	+++++ 1.1026	0.8768 1.0356	1.1965	1.0040	1.1738	Ave		1.0649				11.2		20.0			
2,2-Dichloropropane	+++++ 0.1688	0.1742 0.1599	0.1785	0.1718	0.1782	Ave		0.1719				4.1		20.0			
cis-1,2-Dichloroethene	+++++ 0.3673	0.3346 0.3547	0.3736	0.3532	0.3851	Ave		0.3614			0.1000	4.9		20.0			
2-Butanone	+++++ 0.2777	0.3120 0.3025	0.4060	0.2974	0.3099	Ave		0.3176			0.0500	14.2		20.0			
Ethyl acetate	+++++ 6.1863	6.3344 5.5294	8.4290	6.4383	7.0569	Ave		6.6624				14.9		20.0			
Methyl acrylate	+++++ 0.3356	0.2906 0.3344	0.3400	0.3121	0.3629	Ave		0.3293				7.6		20.0			
Propionitrile	+++++ 2.5308	2.3346 2.4143	2.8410	2.3300	2.7350	Ave		2.5309				8.5		20.0			
Bromochloromethane	+++++ 0.1709	0.1678 0.1707	0.2033	0.1740	0.1832	Ave		0.1783				7.5		20.0			
Tetrahydrofuran	+++++ 0.3143	0.3636 0.3317	0.4022	0.3331	0.3473	Ave		0.3487				8.9		20.0			
Methacrylonitrile	+++++ 0.1404	0.1121 0.1274	0.1502	0.1305	0.1563	Ave		0.1361				11.9		20.0			
Chloroform	+++++ 0.6088	0.5082 0.5872	0.6748	0.6041	0.6293	Ave		0.6021			0.2000	9.1		20.0			
Cyclohexane	+++++ 0.4894	0.3661 0.4517	0.5028	0.4813	0.5035	Ave		0.4658			0.1000	11.3		20.0			
1,1,1-Trichloroethane	+++++ 0.5023	0.3991 0.4841	0.5213	0.4793	0.5208	Ave		0.4845			0.1000	9.4		20.0			
Carbon tetrachloride	+++++ 0.4330	0.3686 0.4226	0.4142	0.4121	0.4308	Ave		0.4135			0.1000	5.7		20.0			
1,1-Dichloropropene	+++++ 0.4731	0.4531 0.4542	0.5288	0.4552	0.4751	Ave		0.4733				6.1		20.0			
Isobutyl alcohol	+++++ 1.0273	1.0026 0.9865	1.6638	0.9663	1.0494	QuaF		1.0536	-0.000005						1.0000		0.9900
Isooctane	+++++ 0.6464	0.6049 0.6432	0.6705	0.5200	0.6358	Ave		0.6201				8.6		20.0			
Benzene	+++++ 1.6349	1.3763 1.4385	1.8383	1.6609	1.7644	Ave		1.6189			0.5000	11.1		20.0			
Tert-amyl methyl ether	+++++ 0.9633	0.8108 0.9408	1.0077	0.8645	1.0283	Ave		0.9359				9.0		20.0			

Note: The m1 coefficient is the same as Ave RRF for an Ave curve type.

FORM VI
GC/MS VOA BY INTERNAL STANDARD - INITIAL CALIBRATION DATA
CURVE EVALUATION

Lab Name: TestAmerica Edison Job No.: 460-110077-1 Analy Batch No.: 353110

SDG No.:

Instrument ID: CVOAMS8 GC Column: Rtx-624 ID: 0.25(mm) Heated Purge: (Y/N) N

Calibration Start Date: 02/29/2016 10:55 Calibration End Date: 02/29/2016 13:55 Calibration ID: 54653

ANALYTE	RRF					CURVE TYPE	COEFFICIENT			#	MIN RRF	%RSD	#	MAX %RSD	R^2 OR COD	#	MIN R^2 OR COD
	LVL 1 LVL 6	LVL 2 LVL 7	LVL 3	LVL 4	LVL 5		B	M1	M2								
Isopropyl acetate	+++++ 1.1329	0.9731 1.0547	1.1921	1.0728	1.2435	Ave		1.1115				8.8		20.0			
1,2-Dichloroethane	+++++ 0.4989	0.4711 0.4838	0.5707	0.4983	0.5272	Ave		0.5083			0.1000	7.0		20.0			
n-Heptane	+++++ 0.1381	0.1222 0.1364	0.1612	0.1428	0.1458	Ave		0.1411				9.1		20.0			
n-Butanol	+++++ 0.4174	0.4429 0.4239	0.3978	0.3783	0.4379	Ave		0.4164				5.9		20.0			
Trichloroethene	+++++ 0.3352	0.2613 0.3295	0.3834	0.3294	0.3426	Ave		0.3302			0.2000	11.9		20.0			
Methylcyclohexane	+++++ 0.3182	0.2371 0.3040	0.3456	0.3137	0.3208	Ave		0.3066			0.1000	12.0		20.0			
Ethyl acrylate	+++++ 0.7707	0.6840 0.7385	0.8024	0.6989	0.8012	Ave		0.7493				6.8		20.0			
1,2-Dichloropropane	+++++ 0.3859	0.3636 0.3813	0.4104	0.3822	0.4119	Ave		0.3892			0.1000	4.8		20.0			
Methyl methacrylate	+++++ 0.0896	0.0786 0.0919	0.0864	0.0793	0.0914	Ave		0.0862				6.9		20.0			
1,4-Dioxane	+++++ 1.0841	0.9314 0.9491	2.4931	1.2738	1.2903	QuaF		1.1975	-0.000025						0.9990		0.9900
Dibromomethane	+++++ 0.2141	0.1797 0.2105	0.2330	0.2102	0.2184	Ave		0.2110				8.3		20.0			
n-Propyl acetate	+++++ 0.6169	0.6033 0.6063	0.6601	0.5510	0.6441	Ave		0.6136				6.2		20.0			
Bromodichloromethane	+++++ 0.4742	0.4256 0.4670	0.5128	0.4482	0.4901	Ave		0.4697			0.2000	6.5		20.0			
2-Chloroethyl vinyl ether	+++++ 0.2646	0.1981 0.2708	0.2750	0.2245	0.2712	Ave		0.2507				12.7		20.0			
2-Nitropropane	+++++ 0.1014	0.1119 0.1092	0.0893	0.0826	0.0963	Ave		0.0984				11.5		20.0			
Epichlorohydrin	0.2619 0.2938	0.2760 0.2811	0.4583	0.2874	0.3148	QuaF		0.3042	-0.000002						1.0000		0.9900
cis-1,3-Dichloropropene	+++++ 0.7502	0.6223 0.7229	0.8480	0.7328	0.7800	Ave		0.7427			0.2000	10.0		20.0			
4-Methyl-2-pentanone	+++++ 2.9429	2.5799 2.4467	4.9951	2.9650	3.1967	QuaF		3.2706	-0.000330		0.0500				1.0000		0.9900
Toluene	+++++ 1.6717	1.4575 1.4605	1.8830	1.6918	1.7753	Ave		1.6566			0.4000	10.3		20.0			
trans-1,3-Dichloropropene	+++++ 0.6976	0.5976 0.6793	0.7848	0.6822	0.7153	Ave		0.6928			0.1000	8.7		20.0			

Note: The m1 coefficient is the same as Ave RRF for an Ave curve type.

FORM VI
GC/MS VOA BY INTERNAL STANDARD - INITIAL CALIBRATION DATA
CURVE EVALUATION

Lab Name: TestAmerica Edison Job No.: 460-110077-1 Analy Batch No.: 353110

SDG No.:

Instrument ID: CVOAMS8 GC Column: Rtx-624 ID: 0.25(mm) Heated Purge: (Y/N) N

Calibration Start Date: 02/29/2016 10:55 Calibration End Date: 02/29/2016 13:55 Calibration ID: 54653

ANALYTE	RRF					CURVE TYPE	COEFFICIENT			#	MIN RRF	%RSD	#	MAX %RSD	R^2 OR COD	#	MIN R^2 OR COD
	LVL 1 LVL 6	LVL 2 LVL 7	LVL 3	LVL 4	LVL 5		B	M1	M2								
Ethyl methacrylate	+++++ 0.4671	0.3725 0.4627	0.6445	0.4328	0.4794	Ave		0.4765				19.1		20.0			
1,1,2-Trichloroethane	+++++ 0.3406	0.3907 0.3366	0.4405	0.3315	0.3540	Ave		0.3657			0.1000	11.6		20.0			
Tetrachloroethene	+++++ 0.4040	0.3475 0.3908	0.4249	0.3926	0.3975	Ave		0.3929			0.2000	6.5		20.0			
1,3-Dichloropropane	+++++ 0.6765	0.5505 0.6617	0.8392	0.6652	0.7168	Ave		0.6850				13.7		20.0			
2-Hexanone	+++++ 1.0388	0.9622 1.0350	1.7830	1.0131	1.1111	QuaF		1.0515	-0.000007		0.0500				1.0000		0.9900
n-Butyl acetate	+++++ 0.8218	0.8147 0.7898	0.8258	0.7319	0.8632	Ave		0.8078				5.5		20.0			
Dibromochloromethane	+++++ 0.4574	0.4013 0.4576	0.5260	0.4241	0.4720	Ave		0.4564			0.1000	9.4		20.0			
1,2-Dibromoethane	+++++ 0.3992	0.3447 0.3962	0.5128	0.3898	0.4217	Ave		0.4107			0.1000	13.6		20.0			
Chlorobenzene	+++++ 1.1027	0.9498 1.0228	1.2775	1.1017	1.1557	Ave		1.1017			0.5000	10.2		20.0			
Ethylbenzene	+++++ 0.5610	0.4601 0.5413	0.6165	0.5287	0.5632	Ave		0.5451			0.1000	9.4		20.0			
1,1,1,2-Tetrachloroethane	+++++ 0.4342	0.3030 0.4364	0.4515	0.3936	0.4411	Ave		0.4099				13.7		20.0			
m&p-Xylene	+++++ 0.6920	0.6041 0.6509	0.7275	0.6537	0.7078	Ave		0.6727			0.1000	6.7		20.0			
n-Butyl acrylate	+++++ 0.3615	0.2828 0.3665	0.3277	0.3000	0.3738	Ave		0.3354				11.3		20.0			
o-Xylene	+++++ 0.7122	0.6462 0.6716	0.8155	0.6829	0.7502	Ave		0.7131			0.3000	8.6		20.0			
Styrene	+++++ 1.2521	0.9812 1.1073	1.4978	1.2440	1.3198	Ave		1.2337			0.3000	14.4		20.0			
Amyl acetate (mixed isomers)	+++++ 1.7738	1.7380 1.6417	1.9313	1.6456	1.9525	Ave		1.7805				7.6		20.0			
Bromoform	+++++ 0.3283	0.2453 0.3391	0.4408	0.2939	0.3271	Ave		0.3291			0.1000	19.6		20.0			
Isopropylbenzene	+++++ 1.4560	1.1964 1.1951	1.6224	1.4361	1.5405	Ave		1.4077			0.1000	12.6		20.0			
Bromobenzene	+++++ 0.9336	0.8950 0.9403	1.2392	0.9734	1.0159	Ave		0.9996				12.4		20.0			
1,1,2,2-Tetrachloroethane	+++++ 0.9478	0.8961 0.9294	1.5377	0.9579	1.0214	QuaF		0.9698	-0.000081		0.3000				1.0000		0.9900

Note: The m1 coefficient is the same as Ave RRF for an Ave curve type.

FORM VI
GC/MS VOA BY INTERNAL STANDARD - INITIAL CALIBRATION DATA
CURVE EVALUATION

Lab Name: TestAmerica Edison Job No.: 460-110077-1 Analy Batch No.: 353110

SDG No.:

Instrument ID: CVOAMS8 GC Column: Rtx-624 ID: 0.25(mm) Heated Purge: (Y/N) N

Calibration Start Date: 02/29/2016 10:55 Calibration End Date: 02/29/2016 13:55 Calibration ID: 54653

ANALYTE	RRF					CURVE TYPE	COEFFICIENT			#	MIN RRF	%RSD	#	MAX %RSD	R^2 OR COD	#	MIN R^2 OR COD
	LVL 1 LVL 6	LVL 2 LVL 7	LVL 3	LVL 4	LVL 5		B	M1	M2								
N-Propylbenzene	+++++ 2.9433	2.9743 2.4074	3.6528	3.1872	3.3982	Ave		3.0939				13.9		20.0			
1,2,3-Trichloropropane	+++++ 0.2705	0.3111 0.2791	0.4313	0.2733	0.2985	Ave		0.3106				19.7		20.0			
trans-1,4-Dichloro-2-butene	+++++ 0.3352	0.3675 0.3511	0.4939	0.3336	0.3644	Ave		0.3743				16.1		20.0			
4-Ethyltoluene	+++++ 2.6008	2.3433 2.2256	2.8252	2.3691	2.7620	Ave		2.5210				9.7		20.0			
2-Chlorotoluene	+++++ 2.3128	2.2588 2.0000	2.9439	2.4671	2.5473	Ave		2.4216				13.1		20.0			
1,3,5-Trimethylbenzene	+++++ 2.1654	2.1159 1.8649	2.7301	2.3231	2.4492	Ave		2.2747				13.1		20.0			
4-Chlorotoluene	+++++ 2.2092	2.2607 1.9186	2.8780	2.3740	2.4331	Ave		2.3456				13.5		20.0			
Butyl Methacrylate	+++++ 1.1678	0.9839 1.1425	1.1753	1.0251	1.2141	Ave		1.1181				8.2		20.0			
tert-Butylbenzene	+++++ 1.6800	1.6088 1.5448	2.0652	1.7671	1.7967	Ave		1.7438				10.5		20.0			
1,2,4-Trimethylbenzene	+++++ 2.3338	2.0805 1.9394	2.9015	2.5098	2.6253	Ave		2.3984				14.8		20.0			
sec-Butylbenzene	+++++ 2.3068	2.0338 1.9490	2.8632	2.4490	2.5330	Ave		2.3558				14.3		20.0			
4-Isopropyltoluene	+++++ 2.1089	1.9514 1.8051	2.5322	2.1596	2.2854	Ave		2.1404				11.9		20.0			
1,3-Dichlorobenzene	+++++ 1.5276	1.4062 1.3935	1.9816	1.5513	1.6083	Ave		1.5781			0.6000	13.6		20.0			
1,4-Dichlorobenzene	+++++ 1.5872	1.6345 1.4266	2.1459	1.5748	1.7132	Ave		1.6804			0.5000	14.7		20.0			
Benzyl chloride	+++++ 1.8994	1.6734 1.6603	1.9049	1.6864	2.0679	Ave		1.8154				9.2		20.0			
Indan	+++++ 2.8129	2.6837 2.2946	3.1692	2.6733	3.1474	Ave		2.7968				11.8		20.0			
p-Diethylbenzene	+++++ 1.2908	1.3264 1.1712	1.3106	1.1013	1.3102	Ave		1.2517				7.4		20.0			
n-Butylbenzene	+++++ 2.2491	2.1458 1.9125	2.6468	2.3171	2.4452	Ave		2.2861				11.0		20.0			
1,2-Dichlorobenzene	+++++ 1.5187	1.4642 1.3717	2.0866	1.6011	1.6681	Ave		1.6184			0.4000	15.5		20.0			
1,2,4,5-Tetramethylbenzene	+++++ 2.0274	2.1118 1.7626	2.1734	1.8821	2.2113	Ave		2.0281				8.6		20.0			

Note: The m1 coefficient is the same as Ave RRF for an Ave curve type.

FORM VI
GC/MS VOA BY INTERNAL STANDARD - INITIAL CALIBRATION DATA
CURVE EVALUATION

Lab Name: TestAmerica Edison Job No.: 460-110077-1 Analy Batch No.: 353110

SDG No.:

Instrument ID: CVOAMS8 GC Column: Rtx-624 ID: 0.25(mm) Heated Purge: (Y/N) N

Calibration Start Date: 02/29/2016 10:55 Calibration End Date: 02/29/2016 13:55 Calibration ID: 54653

ANALYTE	RRF					CURVE TYPE	COEFFICIENT			#	MIN RRF	%RSD	#	MAX %RSD	R^2 OR COD	#	MIN R^2 OR COD
	LVL 1 LVL 6	LVL 2 LVL 7	LVL 3	LVL 4	LVL 5		B	M1	M2								
1,2-Dibromo-3-Chloropropane	+++++ 0.1491	0.1400 0.1553	0.2311	0.1507	0.1603	QuaF		0.1472	0.0000162		0.0500				1.0000		0.9900
1,3,5-Trichlorobenzene	+++++ 0.9002	0.7577 0.8881	0.9905	0.8414	0.9542	Ave		0.8887				9.3		20.0			
1,2,4-Trichlorobenzene	+++++ 0.8039	0.6697 0.8019	0.9698	0.7633	0.8734	Ave		0.8137			0.2000	12.5		20.0			
Hexachlorobutadiene	+++++ 0.3657	0.4812 0.3686	0.4988	0.3761	0.3974	Ave		0.4146				14.4		20.0			
Naphthalene	+++++ 1.9447	1.7894 1.8331	2.4213	1.8255	2.0588	Ave		1.9788				12.0		20.0			
1,2,3-Trichlorobenzene	+++++ 0.6236	0.6961 0.6386	0.7841	0.6086	0.6591	Ave		0.6683				9.6		20.0			
Dibromofluoromethane (Surr)	0.2647 0.2672	0.2471 0.2632	0.2540	0.2635	0.2607	Ave		0.2600				2.7		20.0			
1,2-Dichloroethane-d4 (Surr)	0.3510 0.3468	0.3327 0.3565	0.3414	0.3513	0.3460	Ave		0.3465				2.2		20.0			
Toluene-d8 (Surr)	1.2439 1.2376	1.2230 1.2113	1.2220	1.2354	1.2345	Ave		1.2297				0.9		20.0			
Bromofluorobenzene	0.4226 0.4167	0.4099 0.4275	0.4209	0.4134	0.4294	Ave		0.4200				1.7		20.0			

Note: The m1 coefficient is the same as Ave RRF for an Ave curve type.

FORM VI
GC/MS VOA BY INTERNAL STANDARD - INITIAL CALIBRATION DATA
RESPONSE AND CONCENTRATION

Lab Name: TestAmerica Edison Job No.: 460-110077-1 Analy Batch No.: 353110

SDG No.:

Instrument ID: CVOAMS8 GC Column: Rtx-624 ID: 0.25(mm) Heated Purge: (Y/N) N

Calibration Start Date: 02/29/2016 10:55 Calibration End Date: 02/29/2016 13:55 Calibration ID: 54653

Calibration Files:

LEVEL:	LAB SAMPLE ID:	LAB FILE ID:
Level 1	STD7 460-353110/3	J36975.D
Level 2	STD1 460-353110/5	J36977.D
Level 3	STD5 460-353110/6	J36978.D
Level 4	STD20 460-353110/7	J36979.D
Level 5	STD50 460-353110/8	J36980.D
Level 6	STD200 460-353110/9	J36981.D
Level 7	STD500 460-353110/10	J36982.D

ANALYTE	IS REF	CURVE TYPE	RESPONSE					CONCENTRATION (UG/L)				
			LVL 1 LVL 6	LVL 2 LVL 7	LVL 3	LVL 4	LVL 5	LVL 1 LVL 6	LVL 2 LVL 7	LVL 3	LVL 4	LVL 5
Chlorotrifluoroethene	FB	Ave	+++++ 140679	466 356013	3244	13227	31069	+++++ 200	1.00 500	5.00	20.0	50.0
Dichlorodifluoromethane	FB	Ave	+++++ 1143363	4018 2876431	23023	82254	289688	+++++ 200	1.00 500	5.00	20.0	50.0
Chloromethane	FB	Ave	+++++ 1359843	5266 3370645	28845	114410	374673	+++++ 200	1.00 500	5.00	20.0	50.0
Vinyl chloride	FB	Ave	+++++ 1168684	3953 2961452	23320	88756	305479	+++++ 200	1.00 500	5.00	20.0	50.0
Butadiene	FB	Ave	+++++ 1100244	3871 2821071	21192	80592	283591	+++++ 200	1.00 500	5.00	20.0	50.0
Bromomethane	FB	Ave	+++++ 635800	3783 1774162	14079	48423	157629	+++++ 200	1.00 500	5.00	20.0	50.0
Chloroethane	FB	Ave	+++++ 642532	2691 1690446	14375	51621	173940	+++++ 200	1.00 500	5.00	20.0	50.0
Dichlorofluoromethane	FB	Ave	+++++ 1652846	6411 4224214	34298	133812	438817	+++++ 200	1.00 500	5.00	20.0	50.0
Trichlorofluoromethane	FB	Ave	+++++ 1362003	4867 3578195	25630	100236	342003	+++++ 200	1.00 500	5.00	20.0	50.0
Pentane	TBA	Ave	+++++ 239128	1007 643461	5711	18809	57008	+++++ 400	2.00 1000	10.0	40.0	100
Ethanol	TBA	Ave	+++++ 175205	839 524405	4592	14262	46882	+++++ 8000	40.0 20000	200	800	2000
Ethyl ether	FB	Ave	+++++ 833766	3588 2182175	22169	77074	213352	+++++ 200	1.00 500	5.00	20.0	50.0
2-Methyl-1,3-butadiene	FB	Ave	+++++ 1004532	3524 2612364	23274	79289	242979	+++++ 200	1.00 500	5.00	20.0	50.0
1,2-Dichloro-1,1,2-trifluoroethane	FB	Ave	+++++ 727282	2695 1853814	19143	68975	181095	+++++ 200	1.00 500	5.00	20.0	50.0
Freon TF	FB	Ave	+++++ 789404	3496 2033531	19743	70712	193459	+++++ 200	1.00 500	5.00	20.0	50.0

FORM VI
GC/MS VOA BY INTERNAL STANDARD - INITIAL CALIBRATION DATA
RESPONSE AND CONCENTRATION

Lab Name: TestAmerica Edison Job No.: 460-110077-1 Analy Batch No.: 353110

SDG No.:

Instrument ID: CVOAMS8 GC Column: Rtx-624 ID: 0.25(mm) Heated Purge: (Y/N) N

Calibration Start Date: 02/29/2016 10:55 Calibration End Date: 02/29/2016 13:55 Calibration ID: 54653

ANALYTE	IS REF	CURVE TYPE	RESPONSE					CONCENTRATION (UG/L)				
			LVL 1 LVL 6	LVL 2 LVL 7	LVL 3	LVL 4	LVL 5	LVL 1 LVL 6	LVL 2 LVL 7	LVL 3	LVL 4	LVL 5
Acrolein	TBA	Ave	+++++ 189104	3855 395131	21319	39688	96919	+++++ 200	4.00 400	20.0	40.0	100
1,1-Dichloroethene	FB	Ave	+++++ 834154	3104 2163512	19818	79394	207548	+++++ 200	1.00 500	5.00	20.0	50.0
Acetone	BUT	Ave	+++++ 1435087	9205 4367913	51829	170153	466138	+++++ 1000	5.00 2500	25.0	100	250
Iodomethane	FB	Ave	+++++ 1375298	4854 3464922	31451	121740	342999	+++++ 200	1.00 500	5.00	20.0	50.0
Carbon disulfide	FB	Ave	+++++ 3102581	13182 7400238	82323	298503	780324	+++++ 200	1.00 500	5.00	20.0	50.0
Isopropyl alcohol	TBA	Ave	+++++ 574605	3785 1611110	14077	49765	144870	+++++ 2000	10.0 5000	50.0	200	500
3-Chloro-1-propene	FB	Ave	+++++ 533885	2411 1367533	14453	49499	129650	+++++ 200	1.00 500	5.00	20.0	50.0
Cyclopentene	FB	Ave	+++++ 2551770	10431 6342267	61029	201015	614298	+++++ 200	1.00 500	5.00	20.0	50.0
Methyl acetate	FB	Ave	+++++ 3998746	20004 9177910	116582	398434	1085457	+++++ 1000	5.00 2500	25.0	100	250
Acetonitrile	TBA	Ave	+++++ 1667229	6314 4372112	41161	133964	404567	+++++ 2000	10.0 5000	50.0	200	500
Methylene Chloride	FB	Ave	+++++ 924374	4979 2422425	25827	89182	240724	+++++ 200	1.00 500	5.00	20.0	50.0
2-Methyl-2-propanol	TBA	QuaF	+++++ 763503	6203 2130467	33769	73286	200692	+++++ 2000	10.0 5000	50.0	200	500
MTBE	FB	Ave	+++++ 2532133	11374 6423642	67675	244379	653404	+++++ 200	1.00 500	5.00	20.0	50.0
trans-1,2-Dichloroethene	FB	Ave	+++++ 896141	4091 2352893	22705	86038	220119	+++++ 200	1.00 500	5.00	20.0	50.0
Acrylonitrile	TBA	Ave	3459 3713500	16765 8880467	108526	369114	997436	2.00 2000	10.0 5000	50.0	200	500
Hexane	FB	Ave	+++++ 817708	3723 2045817	21928	77138	198650	+++++ 200	1.00 500	5.00	20.0	50.0
Isopropyl ether	FB	Ave	+++++ 3676910	16864 8941746	94701	325688	963116	+++++ 200	1.00 500	5.00	20.0	50.0
1,1-Dichloroethane	FB	Ave	+++++ 1925909	8820 4971209	48695	177786	479282	+++++ 200	1.00 500	5.00	20.0	50.0
Vinyl acetate	FB	Ave	+++++ 4855808	19718 10025941	129612	413749	1154891	+++++ 400	2.00 1000	10.0	40.0	100
2-Chloro-1,3-butadiene	FB	Ave	+++++ 819253	3293 2174844	18587	64185	194008	+++++ 200	1.00 500	5.00	20.0	50.0
Tert-butyl ethyl ether	FB	Ave	+++++ 3027141	11971 7608605	77393	262481	772217	+++++ 200	1.00 500	5.00	20.0	50.0

FORM VI
GC/MS VOA BY INTERNAL STANDARD - INITIAL CALIBRATION DATA
RESPONSE AND CONCENTRATION

Lab Name: TestAmerica Edison Job No.: 460-110077-1 Analy Batch No.: 353110

SDG No.:

Instrument ID: CVOAMS8 GC Column: Rtx-624 ID: 0.25(mm) Heated Purge: (Y/N) N

Calibration Start Date: 02/29/2016 10:55 Calibration End Date: 02/29/2016 13:55 Calibration ID: 54653

ANALYTE	IS REF	CURVE TYPE	RESPONSE					CONCENTRATION (UG/L)				
			LVL 1 LVL 6	LVL 2 LVL 7	LVL 3	LVL 4	LVL 5	LVL 1 LVL 6	LVL 2 LVL 7	LVL 3	LVL 4	LVL 5
2,2-Dichloropropane	FB	Ave	+++++ 463530	2378 1174490	11548	44924	117252	+++++ 200	1.00 500	5.00	20.0	50.0
cis-1,2-Dichloroethene	FB	Ave	+++++ 1008474	4568 2606014	24168	92330	253323	+++++ 200	1.00 500	5.00	20.0	50.0
2-Butanone	BUT	Ave	+++++ 487321	2742 1421047	16807	49727	133047	+++++ 1000	5.00 2500	25.0	100	250
Ethyl acetate	BUT	Ave	+++++ 4342532	22265 10390830	139566	430675	1211893	+++++ 400	2.00 1000	10.0	40.0	100
Methyl acrylate	FB	Ave	+++++ 921406	3967 2456633	21993	81601	238770	+++++ 200	1.00 500	5.00	20.0	50.0
Propionitrile	TBA	Ave	+++++ 1427054	6423 3852357	37464	121530	377001	+++++ 2000	10.0 5000	50.0	200	500
Bromochloromethane	FB	Ave	+++++ 469088	2291 1253763	13151	45488	120515	+++++ 200	1.00 500	5.00	20.0	50.0
Tetrahydrofuran	BUT	Ave	+++++ 220629	1278 623261	6659	22285	59642	+++++ 400	2.00 1000	10.0	40.0	100
Methacrylonitrile	FB	Ave	+++++ 3855048	15302 9361254	97134	341076	1028079	+++++ 2000	10.0 5000	50.0	200	500
Chloroform	FB	Ave	+++++ 1671436	6939 4314375	43646	157922	414005	+++++ 200	1.00 500	5.00	20.0	50.0
Cyclohexane	FB	Ave	+++++ 1343503	4998 3318610	32520	125833	331280	+++++ 200	1.00 500	5.00	20.0	50.0
1,1,1-Trichloroethane	FB	Ave	+++++ 1378928	5449 3556726	33717	125290	342603	+++++ 200	1.00 500	5.00	20.0	50.0
Carbon tetrachloride	FB	Ave	+++++ 1188701	5033 3104592	26789	107731	283449	+++++ 200	1.00 500	5.00	20.0	50.0
1,1-Dichloropropene	FB	Ave	+++++ 1298872	6186 3337354	34205	119005	312534	+++++ 200	1.00 500	5.00	20.0	50.0
Isobutyl alcohol	TBA	QuaF	+++++ 1448145	6896 3935199	54850	126000	361617	+++++ 5000	25.0 12500	125	500	1250
Isooctane	FB	Ave	+++++ 1774651	8258 4725852	43368	135934	418305	+++++ 200	1.00 500	5.00	20.0	50.0
Benzene	CBZ	Ave	+++++ 3649266	14641 8686381	95955	349472	937634	+++++ 200	1.00 500	5.00	20.0	50.0
Tert-amyl methyl ether	FB	Ave	+++++ 2644603	11070 6912076	65184	226003	676495	+++++ 200	1.00 500	5.00	20.0	50.0
Isopropyl acetate	FB	Ave	+++++ 3110215	13285 7748535	77111	280448	818071	+++++ 200	1.00 500	5.00	20.0	50.0
1,2-Dichloroethane	FB	Ave	+++++ 1369706	6432 3554578	36915	130276	346810	+++++ 200	1.00 500	5.00	20.0	50.0
n-Heptane	FB	Ave	+++++ 379100	1669 1001932	10429	37333	95945	+++++ 200	1.00 500	5.00	20.0	50.0

FORM VI
GC/MS VOA BY INTERNAL STANDARD - INITIAL CALIBRATION DATA
RESPONSE AND CONCENTRATION

Lab Name: TestAmerica Edison Job No.: 460-110077-1 Analy Batch No.: 353110

SDG No.:

Instrument ID: CVOAMS8 GC Column: Rtx-624 ID: 0.25(mm) Heated Purge: (Y/N) N

Calibration Start Date: 02/29/2016 10:55 Calibration End Date: 02/29/2016 13:55 Calibration ID: 54653

ANALYTE	IS REF	CURVE TYPE	RESPONSE					CONCENTRATION (UG/L)				
			LVL 1 LVL 6	LVL 2 LVL 7	LVL 3	LVL 4	LVL 5	LVL 1 LVL 6	LVL 2 LVL 7	LVL 3	LVL 4	LVL 5
n-Butanol	TBA	Ave	+++++ 588459	3046 1691175	13115	49328	150908	+++++ 5000	25.0 12500	125	500	1250
Trichloroethene	FB	Ave	+++++ 920316	3567 2420990	24800	86115	225393	+++++ 200	1.00 500	5.00	20.0	50.0
Methylcyclohexane	FB	Ave	+++++ 873560	3237 2233397	22354	82009	211075	+++++ 200	1.00 500	5.00	20.0	50.0
Ethyl acrylate	FB	Ave	+++++ 2115783	9339 5425437	51900	182721	527076	+++++ 200	1.00 500	5.00	20.0	50.0
1,2-Dichloropropane	FB	Ave	+++++ 1059557	4964 2801690	26545	99916	270967	+++++ 200	1.00 500	5.00	20.0	50.0
Methyl methacrylate	FB	Ave	+++++ 492134	2147 1350922	11177	41466	120296	+++++ 400	2.00 1000	10.0	40.0	100
1,4-Dioxane	DXE	QuaF	+++++ 179539	1737 513367	8544	17633	48897	+++++ 4000	50.0 10000	100	400	1000
Dibromomethane	FB	Ave	+++++ 587701	2453 1546687	15068	54960	143674	+++++ 200	1.00 500	5.00	20.0	50.0
n-Propyl acetate	FB	Ave	+++++ 1693783	8237 4454227	42695	144053	423779	+++++ 200	1.00 500	5.00	20.0	50.0
Bromodichloromethane	FB	Ave	+++++ 1301885	5811 3431382	33170	117163	322423	+++++ 200	1.00 500	5.00	20.0	50.0
2-Chloroethyl vinyl ether	FB	Ave	+++++ 726466	2705 1989814	17791	58681	178410	+++++ 200	1.00 500	5.00	20.0	50.0
2-Nitropropane	FB	Ave	+++++ 556879	3055 1604701	11546	43202	126713	+++++ 400	2.00 1000	10.0	40.0	100
Epichlorohydrin	BUT	QuaF	2233 2062250	9702 5281909	75883	192244	540599	5.00 4000	20.0 10000	100	400	1000
cis-1,3-Dichloropropene	CBZ	Ave	+++++ 1674475	6620 4365212	44266	154176	414511	+++++ 200	1.00 500	5.00	20.0	50.0
4-Methyl-2-pentanone	BUT	QuaF	+++++ 5164550	22671 11494608	206771	495836	1372457	+++++ 1000	5.00 2500	25.0	100	250
Toluene	CBZ	Ave	+++++ 3731420	15504 8819404	98288	355967	943435	+++++ 200	1.00 500	5.00	20.0	50.0
trans-1,3-Dichloropropene	CBZ	Ave	+++++ 1557192	6357 4102224	40967	143545	380100	+++++ 200	1.00 500	5.00	20.0	50.0
Ethyl methacrylate	FB	Ave	+++++ 1282304	5086 3399096	41688	113143	315394	+++++ 200	1.00 500	5.00	20.0	50.0
1,1,2-Trichloroethane	CBZ	Ave	+++++ 760256	4156 2032680	22995	69749	188147	+++++ 200	1.00 500	5.00	20.0	50.0
Tetrachloroethene	CBZ	Ave	+++++ 901778	3697 2360028	22178	82609	211261	+++++ 200	1.00 500	5.00	20.0	50.0
1,3-Dichloropropane	CBZ	Ave	+++++ 1510070	5856 3995568	43803	139959	380897	+++++ 200	1.00 500	5.00	20.0	50.0

FORM VI
GC/MS VOA BY INTERNAL STANDARD - INITIAL CALIBRATION DATA
RESPONSE AND CONCENTRATION

Lab Name: TestAmerica Edison Job No.: 460-110077-1 Analy Batch No.: 353110

SDG No.:

Instrument ID: CVOAMS8 GC Column: Rtx-624 ID: 0.25(mm) Heated Purge: (Y/N) N

Calibration Start Date: 02/29/2016 10:55 Calibration End Date: 02/29/2016 13:55 Calibration ID: 54653

ANALYTE	IS REF	CURVE TYPE	RESPONSE					CONCENTRATION (UG/L)				
			LVL 1 LVL 6	LVL 2 LVL 7	LVL 3	LVL 4	LVL 5	LVL 1 LVL 6	LVL 2 LVL 7	LVL 3	LVL 4	LVL 5
2-Hexanone	BUT	QuaF	+++++ 1823052	8455 4862209	73805	169418	477050	+++++ 1000	5.00 2500	25.0	100	250
n-Butyl acetate	CBZ	Ave	+++++ 1834200	8666 4769278	43103	153998	458731	+++++ 200	1.00 500	5.00	20.0	50.0
Dibromochloromethane	CBZ	Ave	+++++ 1020988	4269 2763135	27456	89230	250829	+++++ 200	1.00 500	5.00	20.0	50.0
1,2-Dibromoethane	CBZ	Ave	+++++ 891098	3667 2392794	26765	82021	224104	+++++ 200	1.00 500	5.00	20.0	50.0
Chlorobenzene	CBZ	Ave	+++++ 2461276	10104 6176371	66683	231797	614129	+++++ 200	1.00 500	5.00	20.0	50.0
Ethylbenzene	CBZ	Ave	+++++ 1252136	4894 3268509	32180	111232	299272	+++++ 200	1.00 500	5.00	20.0	50.0
1,1,1,2-Tetrachloroethane	CBZ	Ave	+++++ 969078	3223 2635238	23567	82806	234401	+++++ 200	1.00 500	5.00	20.0	50.0
m&p-Xylene	CBZ	Ave	+++++ 1544547	6426 3930733	37977	137537	376139	+++++ 200	1.00 500	5.00	20.0	50.0
n-Butyl acrylate	CBZ	Ave	+++++ 806976	3008 2213471	17106	63122	198618	+++++ 200	1.00 500	5.00	20.0	50.0
o-Xylene	CBZ	Ave	+++++ 1589652	6874 4055354	42570	143694	398646	+++++ 200	1.00 500	5.00	20.0	50.0
Styrene	CBZ	Ave	+++++ 2794667	10438 6686820	78184	261739	701369	+++++ 200	1.00 500	5.00	20.0	50.0
Amyl acetate (mixed isomers)	DCB	Ave	+++++ 2247340	9742 5486604	53612	184517	568328	+++++ 200	1.00 500	5.00	20.0	50.0
Bromoform	CBZ	Ave	+++++ 732723	2609 2047809	23007	61831	173806	+++++ 200	1.00 500	5.00	20.0	50.0
Isopropylbenzene	CBZ	Ave	+++++ 3249990	12727 7216798	84685	302165	818621	+++++ 200	1.00 500	5.00	20.0	50.0
Bromobenzene	DCB	Ave	+++++ 1182891	5017 3142376	34399	109142	295694	+++++ 200	1.00 500	5.00	20.0	50.0
1,1,2,2-Tetrachloroethane	DCB	QuaF	+++++ 1200876	5023 3105941	42685	107406	297310	+++++ 200	1.00 500	5.00	20.0	50.0
N-Propylbenzene	DCB	Ave	+++++ 3729100	16672 8045701	101398	357366	989127	+++++ 200	1.00 500	5.00	20.0	50.0
1,2,3-Trichloropropane	DCB	Ave	+++++ 342734	1744 932764	11972	30639	86876	+++++ 200	1.00 500	5.00	20.0	50.0
trans-1,4-Dichloro-2-butene	DCB	Ave	+++++ 424668	2060 1173520	13709	37405	106075	+++++ 200	1.00 500	5.00	20.0	50.0
4-Ethyltoluene	DCB	Ave	+++++ 3295127	13135 7437853	78424	265639	803942	+++++ 200	1.00 500	5.00	20.0	50.0
2-Chlorotoluene	DCB	Ave	+++++ 2930199	12661 6683951	81720	276628	741468	+++++ 200	1.00 500	5.00	20.0	50.0

FORM VI
GC/MS VOA BY INTERNAL STANDARD - INITIAL CALIBRATION DATA
RESPONSE AND CONCENTRATION

Lab Name: TestAmerica Edison Job No.: 460-110077-1 Analy Batch No.: 353110

SDG No.:

Instrument ID: CVOAMS8 GC Column: Rtx-624 ID: 0.25(mm) Heated Purge: (Y/N) N

Calibration Start Date: 02/29/2016 10:55 Calibration End Date: 02/29/2016 13:55 Calibration ID: 54653

ANALYTE	IS REF	CURVE TYPE	RESPONSE					CONCENTRATION (UG/L)				
			LVL 1 LVL 6	LVL 2 LVL 7	LVL 3	LVL 4	LVL 5	LVL 1 LVL 6	LVL 2 LVL 7	LVL 3	LVL 4	LVL 5
1,3,5-Trimethylbenzene	DCB	Ave	+++++ 2743490	11860 6232478	75784	260476	712901	+++++ 200	1.00 500	5.00	20.0	50.0
4-Chlorotoluene	DCB	Ave	+++++ 2798941	12672 6411882	79892	266188	708218	+++++ 200	1.00 500	5.00	20.0	50.0
Butyl Methacrylate	DCB	Ave	+++++ 1479534	5515 3818117	32626	114934	353400	+++++ 200	1.00 500	5.00	20.0	50.0
tert-Butylbenzene	DCB	Ave	+++++ 2128536	9018 5162628	57328	198141	522969	+++++ 200	1.00 500	5.00	20.0	50.0
1,2,4-Trimethylbenzene	DCB	Ave	+++++ 2956803	11662 6481360	80543	281417	764162	+++++ 200	1.00 500	5.00	20.0	50.0
sec-Butylbenzene	DCB	Ave	+++++ 2922671	11400 6513605	79479	274593	737298	+++++ 200	1.00 500	5.00	20.0	50.0
4-Isopropyltoluene	DCB	Ave	+++++ 2671880	10938 6032666	70292	242149	665221	+++++ 200	1.00 500	5.00	20.0	50.0
1,3-Dichlorobenzene	DCB	Ave	+++++ 1935454	7882 4657140	55007	173938	468130	+++++ 200	1.00 500	5.00	20.0	50.0
1,4-Dichlorobenzene	DCB	Ave	+++++ 2010915	9162 4767705	59568	176580	498682	+++++ 200	1.00 500	5.00	20.0	50.0
Benzyl chloride	DCB	Ave	+++++ 2406490	9380 5548831	52878	189088	601927	+++++ 200	1.00 500	5.00	20.0	50.0
Indan	DCB	Ave	+++++ 3563822	15043 7668734	87973	299739	916139	+++++ 200	1.00 500	5.00	20.0	50.0
p-Diethylbenzene	DCB	Ave	+++++ 1635349	7435 3914097	36380	123487	381355	+++++ 200	1.00 500	5.00	20.0	50.0
n-Butylbenzene	DCB	Ave	+++++ 2849588	12028 6391537	73473	259800	711750	+++++ 200	1.00 500	5.00	20.0	50.0
1,2-Dichlorobenzene	DCB	Ave	+++++ 1924161	8207 4584384	57923	179528	485549	+++++ 200	1.00 500	5.00	20.0	50.0
1,2,4,5-Tetramethylbenzene	DCB	Ave	+++++ 2568632	11837 5890556	60331	211033	643648	+++++ 200	1.00 500	5.00	20.0	50.0
1,2-Dibromo-3-Chloropropane	DCB	QuaF	+++++ 188900	785 519054	6416	16897	46671	+++++ 200	1.00 500	5.00	20.0	50.0
1,3,5-Trichlorobenzene	DCB	Ave	+++++ 1140585	4247 2968176	27496	94343	277738	+++++ 200	1.00 500	5.00	20.0	50.0
1,2,4-Trichlorobenzene	DCB	Ave	+++++ 1018525	3754 2680115	26922	85587	254213	+++++ 200	1.00 500	5.00	20.0	50.0
Hexachlorobutadiene	DCB	Ave	+++++ 463343	2697 1231903	13847	42166	115661	+++++ 200	1.00 500	5.00	20.0	50.0
Naphthalene	DCB	Ave	+++++ 2463895	10030 6126285	67212	204690	599268	+++++ 200	1.00 500	5.00	20.0	50.0
1,2,3-Trichlorobenzene	DCB	Ave	+++++ 790117	3902 2134329	21765	68234	191841	+++++ 200	1.00 500	5.00	20.0	50.0

FORM VI
GC/MS VOA BY INTERNAL STANDARD - INITIAL CALIBRATION DATA
RESPONSE AND CONCENTRATION

Lab Name: TestAmerica Edison Job No.: 460-110077-1 Analy Batch No.: 353110

SDG No.:

Instrument ID: CVOAMS8 GC Column: Rtx-624 ID: 0.25(mm) Heated Purge: (Y/N) N

Calibration Start Date: 02/29/2016 10:55 Calibration End Date: 02/29/2016 13:55 Calibration ID: 54653

ANALYTE	IS REF	CURVE TYPE	RESPONSE					CONCENTRATION (UG/L)				
			LVL 1 LVL 6	LVL 2 LVL 7	LVL 3	LVL 4	LVL 5	LVL 1 LVL 6	LVL 2 LVL 7	LVL 3	LVL 4	LVL 5
Dibromofluoromethane (Surr)	FB	Ave	171931 183366	168658 193345	164314	172220	171528	50.0 50.0	50.0 50.0	50.0	50.0	50.0
1,2-Dichloroethane-d4 (Surr)	FB	Ave	228038 238029	227112 261926	220850	229623	227629	50.0 50.0	50.0 50.0	50.0	50.0	50.0
Toluene-d8 (Surr)	CBZ	Ave	640521 690586	650493 731469	637852	649837	656008	50.0 50.0	50.0 50.0	50.0	50.0	50.0
Bromofluorobenzene	CBZ	Ave	217604 232514	218009 258134	219722	217438	228167	50.0 50.0	50.0 50.0	50.0	50.0	50.0

Curve Type Legend:

Ave = Average ISTD
QuaF = Quadratic ISTD forced zero

TestAmerica Edison
Target Compound Quantitation Report

Data File: \\ChromNA\Edison\ChromData\CVOAMS8\20160229-37850.b\J36975.D
Lims ID: STD7
Client ID:
Sample Type: IC Calib Level: 7
Inject. Date: 29-Feb-2016 10:55:30 ALS Bottle#: 2 Worklist Smp#: 3
Purge Vol: 5.000 mL Dil. Factor: 1.0000
Sample Info: STD7
Misc. Info.: 460-0037850-003
Operator ID: Instrument ID: CVOAMS8
Sublist: chrom-8260_W8*sub47

Method: \\ChromNA\Edison\ChromData\CVOAMS8\20160229-37850.b\8260_W8.m
Limit Group: VOA - 8260C Water and Solid
Last Update: 01-Mar-2016 13:02:10 Calib Date: 29-Feb-2016 13:55:30
Integrator: RTE ID Type: Deconvolution ID
Quant Method: Internal Standard Quant By: Initial Calibration
Last ICal File: \\ChromNA\Edison\ChromData\CVOAMS8\20160229-37850.b\J36982.D

Column 1 : Rtx-624 (0.25 mm) Det: MS SCAN
Process Host: XAWRK016

First Level Reviewer: starzecm Date: 29-Feb-2016 18:59:21

Compound	Sig	RT (min.)	Exp RT (min.)	Dlt RT (min.)	Q	Response	Cal Amt ug/l	OnCol Amt ug/l	Flags
* 26 TBA-d9 (IS)	65	2.906	2.921	-0.015	81	273738	1000.0	1000.0	
31 Acrylonitrile	53	3.252	3.256	-0.004	71	3459	2.00	1.88	
* 38 2-Butanone-d5	46	4.263	4.266	-0.003	84	426277	250.0	250.0	
$ 51 Dibromofluoromethane (Surr	113	4.827	4.836	-0.009	96	171931	50.0	50.9	
$ 57 1,2-Dichloroethane-d4 (Sur	65	5.250	5.253	-0.003	95	228038	50.0	50.6	
* 62 Fluorobenzene	96	5.567	5.571	-0.004	97	649636	50.0	50.0	
* 68 1,4-Dioxane-d8	96	6.396	6.387	0.009	92	36323	1000.0	1000.0	
76 Epichlorohydrin	57	7.154	7.145	0.009	21	2233	5.00	4.31	M
$ 79 Toluene-d8 (Surr)	98	7.477	7.474	0.003	99	640521	50.0	50.6	
* 90 Chlorobenzene-d5	117	9.398	9.396	0.002	88	514909	50.0	50.0	
$ 101 4-Bromofluorobenzene	174	10.567	10.565	0.002	92	217604	50.0	50.3	
* 117 1,4-Dichlorobenzene-d4	152	11.431	11.434	-0.003	96	270507	50.0	50.0	

QC Flag Legend

Review Flags
M - Manually Integrated

Reagents:

GAS Hi_00136	Amount Added:	0.00	Units: uL	
MIX I Hi_00053	Amount Added:	0.00	Units: uL	
MIX 2 Hi_00040	Amount Added:	0.00	Units: uL	
ACROLEIN W_00048	Amount Added:	0.00	Units: uL	
ACRY/EPIH MIX_00018	Amount Added:	2.00	Units: uL	
14DIOXINTER_00051	Amount Added:	0.00	Units: uL	
8260ISNEW_00051	Amount Added:	1.00	Units: uL	Run Reagent
8260SURR250_00109	Amount Added:	1.00	Units: uL	Run Reagent

Report Date: 01-Mar-2016 13:02:18 Chrom Revision: 2.2 02-Dec-2015 11:51:48

TestAmerica Edison

Data File: \\ChromNA\Edison\ChromData\CVOAMS8\20160229-37850.b\J36975.D

Injection Date:	29-Feb-2016 10:55:30	Instrument ID:	CVOAMS8	Operator ID:	
Lims ID:	STD7			Worklist Smp#:	3
Client ID:					
Purge Vol:	5.000 mL	Dil. Factor:	1.0000	ALS Bottle#:	2
Method:	8260_W8	Limit Group:	VOA - 8260C Water and Solid		

Column: Rtx-624 (0.25 mm)

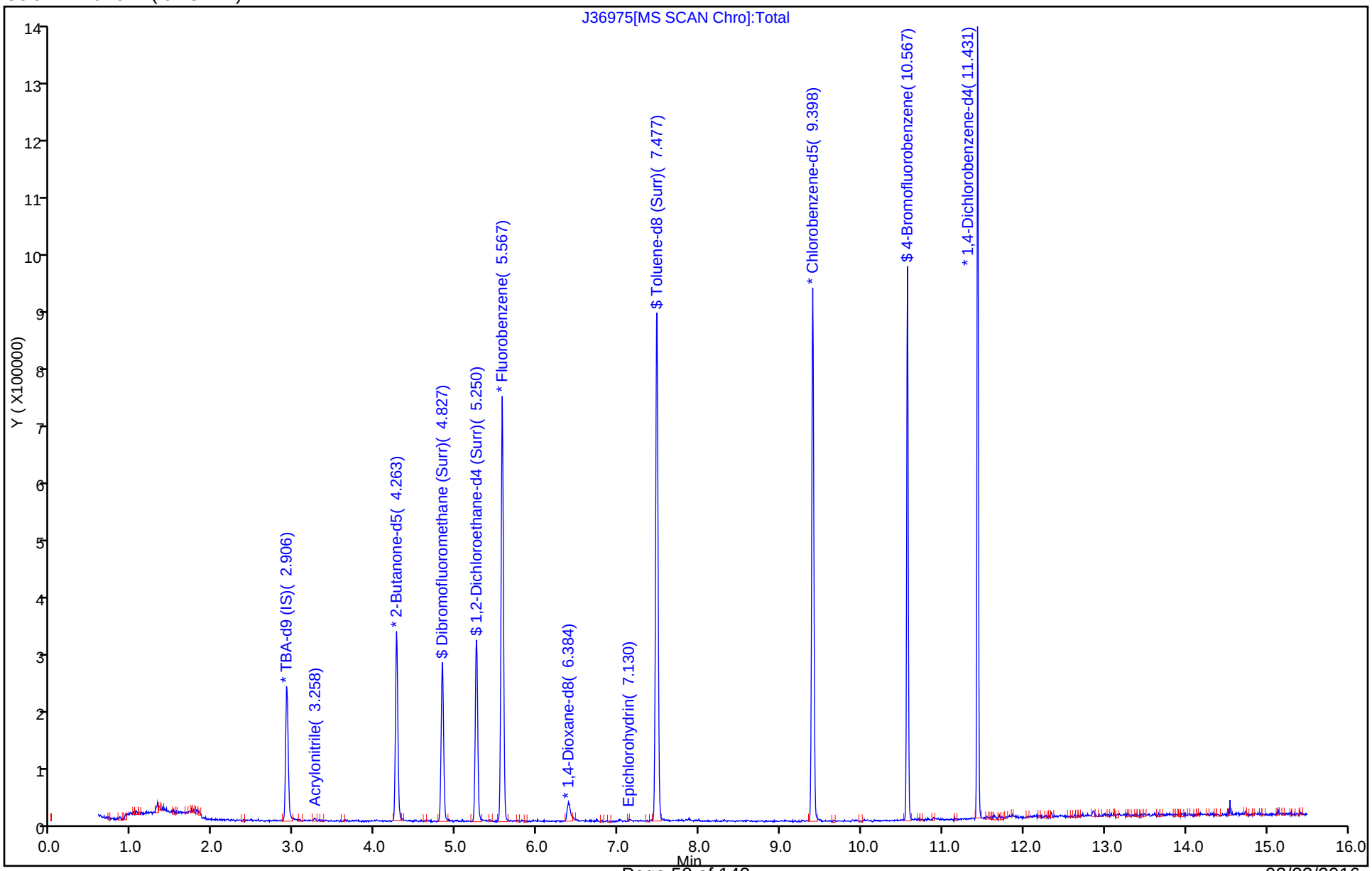

Manual Integration/User Assign Peak Report

TestAmerica Edison

Data File: \\ChromNA\Edison\ChromData\CVOAMS8\20160229-37850.b\J36975.D
Injection Date: 29-Feb-2016 10:55:30 Instrument ID: CVOAMS8
Lims ID: STD7
Client ID:
Operator ID: ALS Bottle#: 2 Worklist Smp#: 3
Purge Vol: 5.000 mL Dil. Factor: 1.0000
Method: 8260_W8 Limit Group: VOA - 8260C Water and Solid
Column: Rtx-624 (0.25 mm) Detector MS SCAN

76 Epichlorohydrin, CAS: 106-89-8

Processing Integration Results

RT: 7.15
Area: 1376
Amount: 2.737559
Amount Units: ug/l

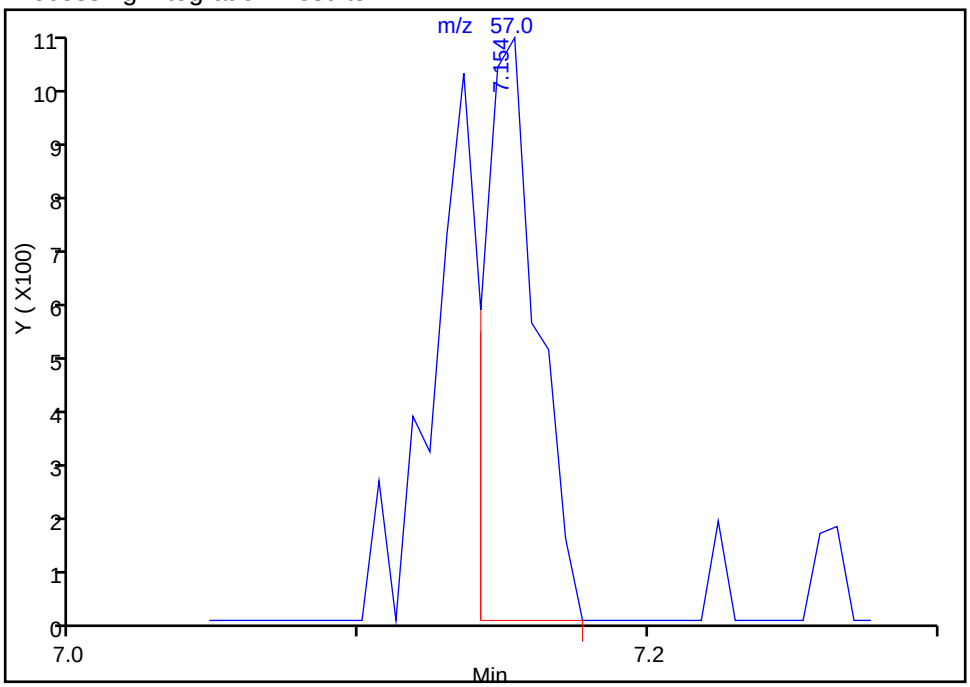

Manual Integration Results

RT: 7.15
Area: 2233
Amount: 4.305779
Amount Units: ug/l

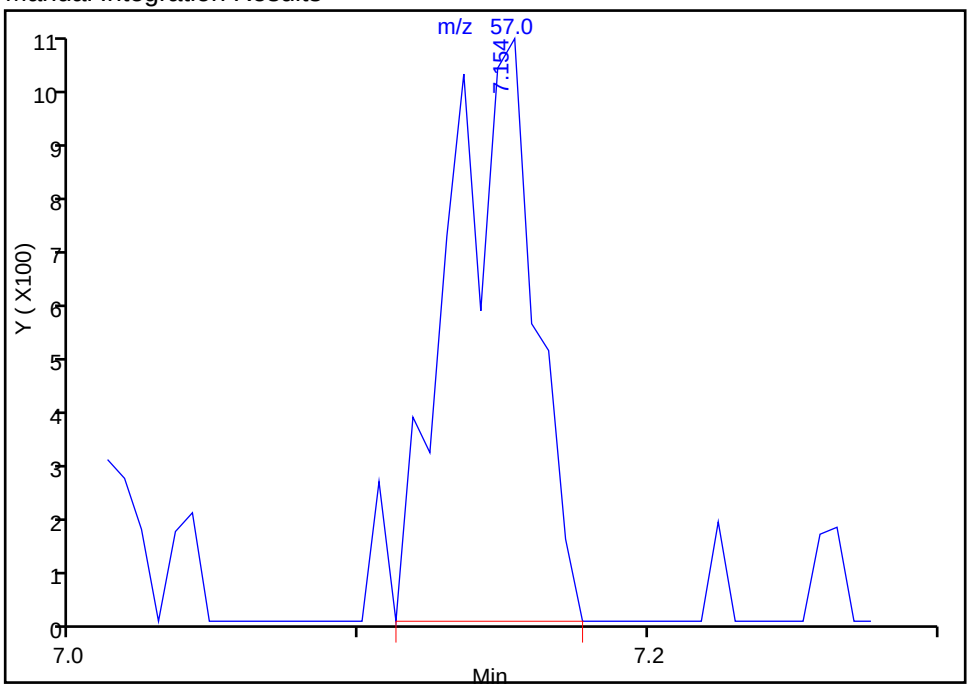

Reviewer: delpolitov, 01-Mar-2016 11:30:34
Audit Action: Manually Integrated
Audit Reason: Incomplete Integration

TestAmerica Edison
Target Compound Quantitation Report

Data File: \\ChromNA\Edison\ChromData\CVOAMS8\20160229-37850.b\J36977.D
Lims ID: STD1
Client ID:
Sample Type: IC Calib Level: 1
Inject. Date: 29-Feb-2016 11:46:30 ALS Bottle#: 4 Worklist Smp#: 5
Purge Vol: 5.000 mL Dil. Factor: 1.0000
Sample Info: STD1
Misc. Info.: 460-0037850-005
Operator ID: Instrument ID: CVOAMS8
Sublist: chrom-8260_W8*sub47

Method: \\ChromNA\Edison\ChromData\CVOAMS8\20160229-37850.b\8260_W8.m
Limit Group: VOA - 8260C Water and Solid
Last Update: 01-Mar-2016 13:00:58 Calib Date: 29-Feb-2016 13:55:30
Integrator: RTE ID Type: Deconvolution ID
Quant Method: Internal Standard Quant By: Initial Calibration
Last ICal File: \\ChromNA\Edison\ChromData\CVOAMS8\20160229-37850.b\J36982.D

Column 1 : Rtx-624 (0.25 mm) Det: MS SCAN
Process Host: XAWRK016

First Level Reviewer: starzecm Date: 29-Feb-2016 18:58:50

Compound	Sig	RT (min.)	Exp RT (min.)	Dlt RT (min.)	Q	Response	Cal Amt ug/l	OnCol Amt ug/l	Flags
1 Chlorotrifluoroethene	66	0.677	0.676	0.001	88	466	1.00	0.7267	
2 Dichlorodifluoromethane	85	0.706	0.712	-0.006	95	4018	1.00	0.7979	
3 Chloromethane	50	0.918	0.917	0.001	97	5266	1.00	0.8286	
4 Vinyl chloride	62	1.023	1.029	-0.006	94	3953	1.00	0.7610	M
5 Butadiene	54	1.065	1.064	0.001	93	3871	1.00	0.7967	
6 Bromomethane	94	1.376	1.376	0.000	72	3783	1.00	1.19	
7 Chloroethane	64	1.493	1.499	-0.006	55	2691	1.00	0.8791	
9 Trichlorofluoromethane	101	1.734	1.734	0.000	73	4867	1.00	0.8105	M
8 Dichlorofluoromethane	67	1.734	1.740	-0.006	92	6411	1.00	0.8396	
10 Pentane	72	1.787	1.799	-0.012	88	1007	2.00	1.83	M
11 Ethanol	46	2.022	2.028	-0.006	1	839	40.0	38.4	
12 Ethyl ether	59	2.063	2.069	-0.006	71	3588	1.00	0.8638	
13 2-Methyl-1,3-butadiene	53	2.075	2.081	-0.006	69	3524	1.00	0.7697	
14 1,2-Dichloro-1,1,2-trifluo	117	2.128	2.134	-0.006	37	2695	1.00	0.7643	M
15 1,1,2-Trichloro-1,2,2-trif	101	2.281	2.275	0.006	50	3496	1.00	0.9090	
16 Acrolein	56	2.293	2.292	0.001	86	3855	4.00	3.94	
17 1,1-Dichloroethene	96	2.316	2.322	-0.006	94	3104	1.00	0.7789	
18 Acetone	43	2.457	2.457	0.000	92	9205	5.00	5.11	
19 Iodomethane	142	2.504	2.510	-0.006	97	4854	1.00	0.7615	
20 Carbon disulfide	76	2.539	2.545	-0.006	100	13182	1.00	0.8642	
21 Isopropyl alcohol	45	2.580	2.586	-0.006	41	3785	10.0	12.7	M
22 3-Chloro-1-propene	76	2.745	2.745	0.000	71	2411	1.00	0.9079	
24 Cyclopentene	67	2.751	2.756	-0.005	89	10431	1.00	0.8811	
23 Methyl acetate	43	2.768	2.768	0.000	98	20004	5.00	4.81	
25 Acetonitrile	41	2.845	2.845	0.000	92	6314	10.0	8.29	
27 Methylene Chloride	84	2.904	2.903	0.001	65	4979	1.00	1.02	
* 26 TBA-d9 (IS)	65	2.915	2.921	-0.006	82	275123	1000.0	1000.0	
28 2-Methyl-2-propanol	59	3.009	3.009	0.000	94	6203	10.0	16.3	
29 Methyl tert-butyl ether	73	3.109	3.115	-0.006	97	11374	1.00	0.8920	
30 trans-1,2-Dichloroethene	96	3.133	3.144	-0.011	93	4091	1.00	0.9168	

Compound	Sig	RT (min.)	Exp RT (min.)	Dlt RT (min.)	Q	Response	Cal Amt ug/l	OnCol Amt ug/l	Flags
31 Acrylonitrile	53	3.256	3.256	0.000	96	16765	10.0	9.06	
32 Hexane	57	3.338	3.338	0.000	78	3723	1.00	0.9166	
33 Isopropyl ether	45	3.615	3.620	-0.005	92	16864	1.00	0.9304	
34 1,1-Dichloroethane	63	3.656	3.655	0.001	95	8820	1.00	0.9261	
35 Vinyl acetate	43	3.679	3.685	-0.006	99	19718	2.00	1.75	
36 2-Chloro-1,3-butadiene	88	3.697	3.708	-0.011	90	3293	1.00	0.8700	
37 Tert-butyl ethyl ether	59	4.008	4.014	-0.006	86	11971	1.00	0.8234	
39 2,2-Dichloropropane	79	4.255	4.261	-0.005	44	2378	1.00	1.01	
* 38 2-Butanone-d5	46	4.267	4.266	0.001	84	439370	250.0	250.0	
40 cis-1,2-Dichloroethene	96	4.296	4.296	0.000	86	4568	1.00	0.9258	
42 Ethyl acetate	43	4.331	4.337	-0.006	91	22265	2.00	1.90	
41 2-Butanone (MEK)	72	4.337	4.337	0.000	97	2742	5.00	4.91	
43 Methyl acrylate	55	4.396	4.402	-0.006	1	3967	1.00	0.8824	M
44 Propionitrile	54	4.496	4.501	-0.005	96	6423	10.0	9.22	
46 Chlorobromomethane	128	4.566	4.572	-0.006	93	2291	1.00	0.9411	
45 Tetrahydrofuran	72	4.578	4.578	0.000	58	1278	2.00	2.09	
47 Methacrylonitrile	67	4.619	4.619	0.000	97	15302	10.0	8.23	
48 Chloroform	83	4.631	4.642	-0.011	98	6939	1.00	0.8442	
49 Cyclohexane	56	4.766	4.778	-0.012	69	4998	1.00	0.7859	
50 1,1,1-Trichloroethane	97	4.807	4.801	0.006	22	5449	1.00	0.8238	
$ 51 Dibromofluoromethane (Surr	113	4.831	4.836	-0.005	97	168658	50.0	47.5	
52 Carbon tetrachloride	117	4.948	4.942	0.006	63	5033	1.00	0.8914	
53 1,1-Dichloropropene	75	4.984	4.983	0.001	91	6186	1.00	0.9574	
54 Isobutyl alcohol	43	5.160	5.154	0.006	85	6896	25.0	23.8	M
55 Isooctane	57	5.172	5.189	-0.017	69	8258	1.00	0.9754	
56 Benzene	78	5.230	5.224	0.006	45	14641	1.00	0.8502	
$ 57 1,2-Dichloroethane-d4 (Sur	65	5.248	5.253	-0.005	96	227112	50.0	48.0	
59 Tert-amyl methyl ether	73	5.307	5.306	0.001	81	11070	1.00	0.8663	
58 Isopropyl acetate	43	5.307	5.306	0.001	91	13285	1.00	0.8754	
60 1,2-Dichloroethane	62	5.336	5.342	-0.006	92	6432	1.00	0.9268	
61 n-Heptane	57	5.407	5.406	0.001	87	1669	1.00	0.8664	
* 62 Fluorobenzene	96	5.565	5.571	-0.006	98	682643	50.0	50.0	
63 n-Butanol	56	5.935	5.935	0.000	56	3046	25.0	26.6	
64 Trichloroethene	95	5.971	5.976	-0.005	97	3567	1.00	0.7911	
66 Methylcyclohexane	83	6.112	6.117	-0.005	73	3237	1.00	0.7734	
65 Ethyl acrylate	55	6.117	6.123	-0.006	92	9339	1.00	0.9129	
67 1,2-Dichloropropane	63	6.329	6.317	0.012	27	4964	1.00	0.9341	
* 68 1,4-Dioxane-d8	96	6.382	6.387	-0.005	90	37297	1000.0	1000.0	
69 Methyl methacrylate	100	6.400	6.411	-0.011	95	2147	2.00	1.82	
70 1,4-Dioxane	88	6.447	6.452	-0.006	25	1737	50.0	38.9	
72 Dibromomethane	93	6.464	6.464	0.000	46	2453	1.00	0.8516	
71 n-Propyl acetate	43	6.470	6.476	-0.006	96	8237	1.00	0.9832	
73 Dichlorobromomethane	83	6.629	6.640	-0.011	97	5811	1.00	0.9062	
74 2-Chloroethyl vinyl ether	63	7.022	7.022	0.000	71	2705	1.00	0.7903	
75 2-Nitropropane	41	7.034	7.028	0.006	79	3055	2.00	2.27	
76 Epichlorohydrin	57	7.146	7.145	0.001	97	9702	20.0	18.2	
77 cis-1,3-Dichloropropene	75	7.204	7.204	0.000	96	6620	1.00	0.8379	
78 4-Methyl-2-pentanone (MIBK	43	7.392	7.392	0.000	98	22671	5.00	3.95	
$ 79 Toluene-d8 (Surr)	98	7.475	7.474	0.001	98	650493	50.0	49.7	
80 Toluene	91	7.563	7.557	0.006	91	15504	1.00	0.8798	
81 trans-1,3-Dichloropropene	75	7.945	7.950	-0.005	94	6357	1.00	0.8626	
82 Ethyl methacrylate	69	7.980	7.980	0.000	88	5086	1.00	0.7818	

Compound	Sig	RT (min.)	Exp RT (min.)	Dlt RT (min.)	Q	Response	Cal Amt ug/l	OnCol Amt ug/l	Flags
83 1,1,2-Trichloroethane	83	8.192	8.185	0.007	85	4156	1.00	1.07	M
84 Tetrachloroethene	166	8.227	8.226	0.001	69	3697	1.00	0.8845	
85 1,3-Dichloropropane	76	8.421	8.420	0.001	94	5856	1.00	0.8037	
86 2-Hexanone	58	8.491	8.485	0.006	95	8455	5.00	4.58	
87 n-Butyl acetate	43	8.597	8.602	-0.005	93	8666	1.00	1.01	
88 Chlorodibromomethane	129	8.667	8.667	0.000	85	4269	1.00	0.8793	
89 Ethylene Dibromide	107	8.850	8.843	0.007	1	3667	1.00	0.8393	M
* 90 Chlorobenzene-d5	117	9.396	9.396	0.000	88	531881	50.0	50.0	
91 Chlorobenzene	112	9.431	9.431	0.000	94	10104	1.00	0.8622	
92 Ethylbenzene	106	9.525	9.525	0.000	98	4894	1.00	0.8440	
93 1,1,1,2-Tetrachloroethane	131	9.537	9.537	0.000	88	3223	1.00	0.7391	
94 m-Xylene & p-Xylene	106	9.655	9.660	-0.006	95	6426	1.00	0.8980	
95 n-Butyl acrylate	73	10.042	10.042	0.000	91	3008	1.00	0.8431	
96 o-Xylene	106	10.060	10.065	-0.005	92	6874	1.00	0.9062	
97 Styrene	104	10.089	10.095	-0.006	93	10438	1.00	0.7954	
98 Amyl acetate (mixed isomer	43	10.248	10.248	0.000	85	9742	1.00	0.9761	
99 Bromoform	173	10.289	10.289	0.000	90	2609	1.00	0.7453	
100 Isopropylbenzene	105	10.389	10.389	0.000	97	12727	1.00	0.8499	
$ 101 4-Bromofluorobenzene	174	10.565	10.565	0.000	92	218009	50.0	48.8	
102 Bromobenzene	156	10.683	10.688	-0.005	93	5017	1.00	0.8954	
103 1,1,2,2-Tetrachloroethane	83	10.712	10.712	0.000	94	5023	1.00	0.9241	
104 N-Propylbenzene	91	10.736	10.735	0.001	99	16672	1.00	0.9614	
105 1,2,3-Trichloropropane	110	10.753	10.759	-0.006	78	1744	1.00	1.00	
106 trans-1,4-Dichloro-2-buten	53	10.765	10.765	0.000	81	2060	1.00	0.9819	
108 2-Chlorotoluene	91	10.830	10.829	0.001	95	12661	1.00	0.9327	
107 4-Ethyltoluene	105	10.824	10.829	-0.005	85	13135	1.00	0.9295	
109 1,3,5-Trimethylbenzene	105	10.882	10.882	0.000	90	11860	1.00	0.9302	
110 4-Chlorotoluene	91	10.918	10.923	-0.005	97	12672	1.00	0.9638	
111 Butyl Methacrylate	87	10.947	10.947	0.000	92	5515	1.00	0.8800	
112 tert-Butylbenzene	119	11.112	11.117	-0.005	94	9018	1.00	0.9226	
113 1,2,4-Trimethylbenzene	105	11.159	11.158	0.001	96	11662	1.00	0.8675	
114 sec-Butylbenzene	105	11.276	11.270	0.006	98	11400	1.00	0.8633	
115 4-Isopropyltoluene	119	11.370	11.370	0.000	97	10938	1.00	0.9117	
116 1,3-Dichlorobenzene	146	11.382	11.382	0.000	76	7882	1.00	0.8911	
* 117 1,4-Dichlorobenzene-d4	152	11.435	11.434	0.001	96	280264	50.0	50.0	
118 1,4-Dichlorobenzene	146	11.447	11.452	-0.005	40	9162	1.00	0.9727	
119 Benzyl chloride	91	11.552	11.546	0.006	97	9380	1.00	0.9218	
120 2,3-Dihydroindene	117	11.599	11.599	0.000	94	15043	1.00	0.9596	
121 p-Diethylbenzene	119	11.629	11.622	0.007	83	7435	1.00	1.06	
122 n-Butylbenzene	91	11.640	11.640	0.000	97	12028	1.00	0.9386	
123 1,2-Dichlorobenzene	146	11.699	11.705	-0.006	96	8207	1.00	0.9047	
124 1,2,4,5-Tetramethylbenzene	119	12.146	12.145	0.001	96	11837	1.00	1.04	
125 1,2-Dibromo-3-Chloropropan	155	12.240	12.245	-0.005	30	785	1.00	0.9516	
126 1,3,5-Trichlorobenzene	180	12.334	12.333	0.001	94	4247	1.00	0.8526	
127 1,2,4-Trichlorobenzene	180	12.798	12.798	0.000	92	3754	1.00	0.8231	
128 Hexachlorobutadiene	225	12.857	12.862	-0.005	88	2697	1.00	1.16	
129 Naphthalene	128	13.009	13.003	0.006	97	10030	1.00	0.9043	
130 1,2,3-Trichlorobenzene	180	13.192	13.191	0.001	91	3902	1.00	1.04	
S 131 1,2-Dichloroethene, Total	100				0		2.00	1.84	
S 132 Xylenes, Total	100				0		2.00	1.80	
S 133 Total BTEX	1				0		5.00	4.38	

QC Flag Legend

Review Flags

M - Manually Integrated

Reagents:

GAS Hi_00136	Amount Added:	1.00	Units: uL	
MIX I Hi_00053	Amount Added:	1.00	Units: uL	
MIX 2 Hi_00040	Amount Added:	1.00	Units: uL	
ACROLEIN W_00048	Amount Added:	4.00	Units: uL	
14DIOXINTER_00051	Amount Added:	30.00	Units: uL	
8260ISNEW_00051	Amount Added:	1.00	Units: uL	Run Reagent
8260SURR250_00109	Amount Added:	1.00	Units: uL	Run Reagent

Report Date: 01-Mar-2016 13:01:02 Chrom Revision: 2.2 02-Dec-2015 11:51:48

TestAmerica Edison

Data File: \\ChromNA\Edison\ChromData\CVOAMS8\20160229-37850.b\J36977.D

Injection Date: 29-Feb-2016 11:46:30 Instrument ID: CVOAMS8 Operator ID:

Lims ID: STD1 Worklist Smp#: 5

Client ID:

Purge Vol: 5.000 mL Dil. Factor: 1.0000 ALS Bottle#: 4

Method: 8260_W8 Limit Group: VOA - 8260C Water and Solid

Column: Rtx-624 (0.25 mm)

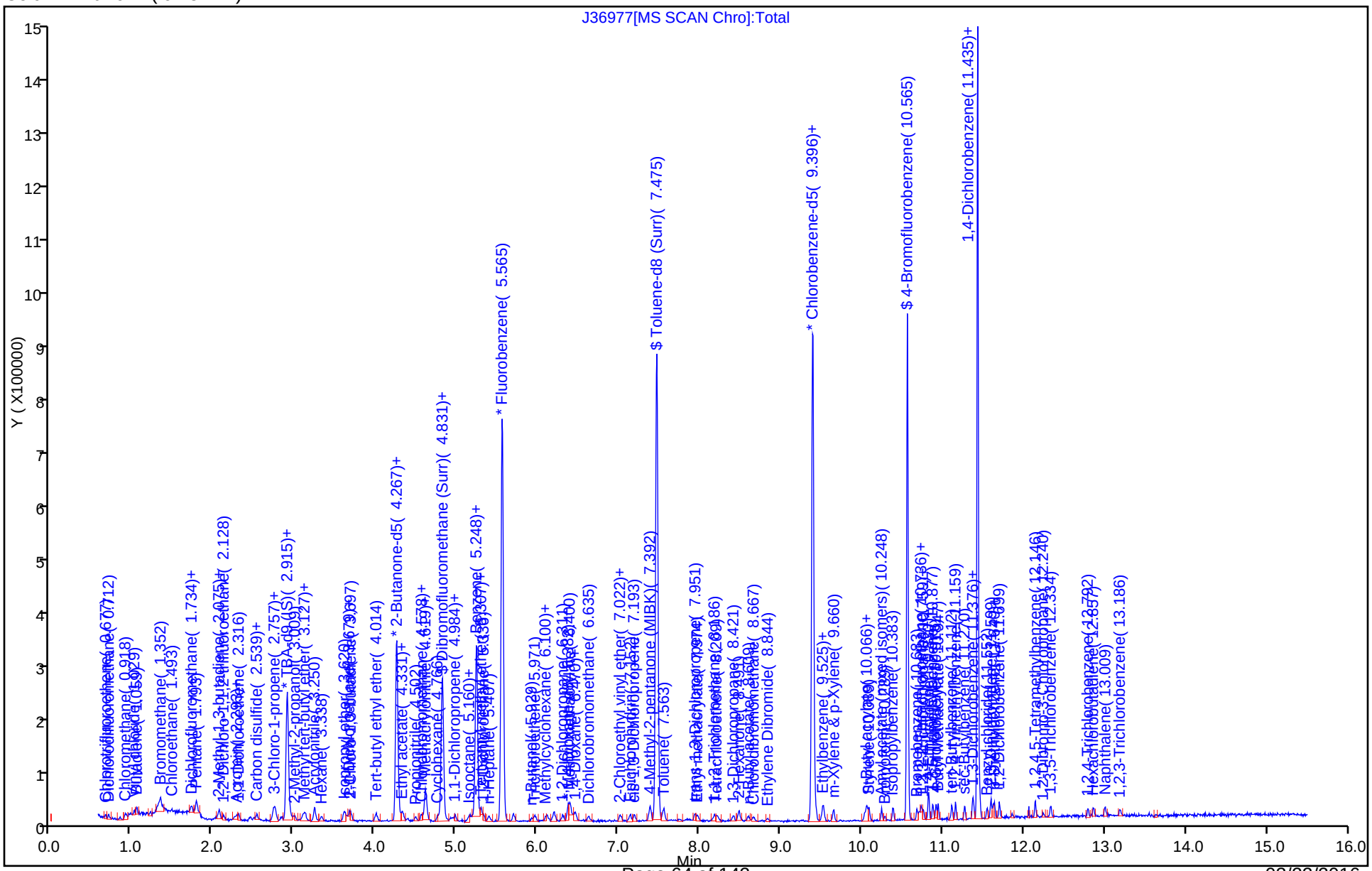

Manual Integration/User Assign Peak Report

TestAmerica Edison

Data File: \\ChromNA\Edison\ChromData\CVOAMS8\20160229-37850.b\J36977.D
Injection Date: 29-Feb-2016 11:46:30 Instrument ID: CVOAMS8
Lims ID: STD1
Client ID:
Operator ID: ALS Bottle#: 4 Worklist Smp#: 5
Purge Vol: 5.000 mL Dil. Factor: 1.0000
Method: 8260_W8 Limit Group: VOA - 8260C Water and Solid
Column: Rtx-624 (0.25 mm) Detector MS SCAN

4 Vinyl chloride, CAS: 75-01-4

Processing Integration Results

RT: 1.02
Area: 3746
Amount: 0.728614
Amount Units: ug/l

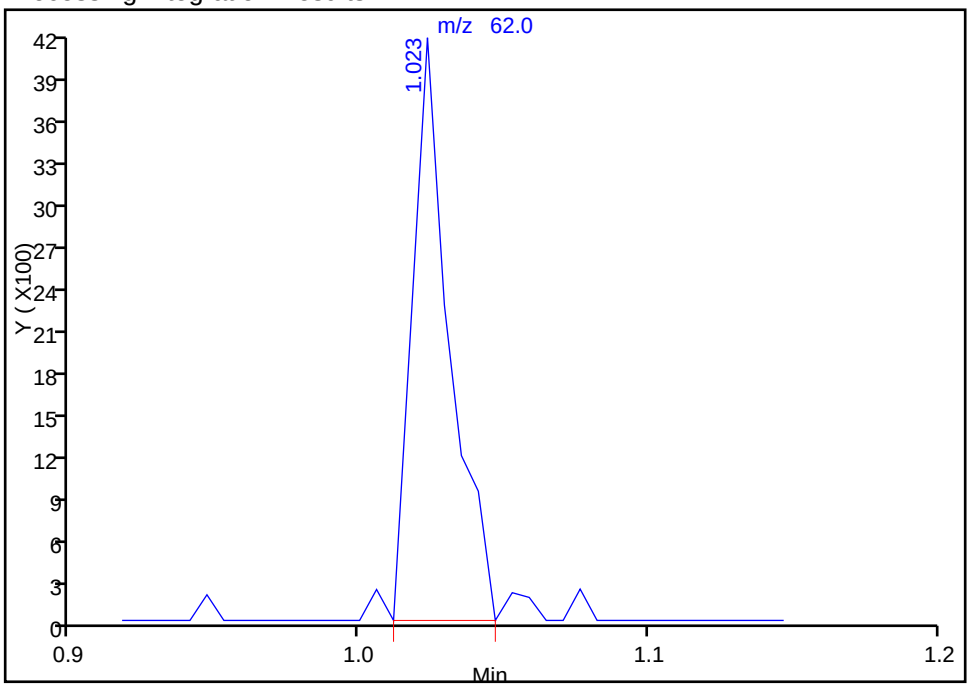

Manual Integration Results

RT: 1.02
Area: 3953
Amount: 0.761046
Amount Units: ug/l

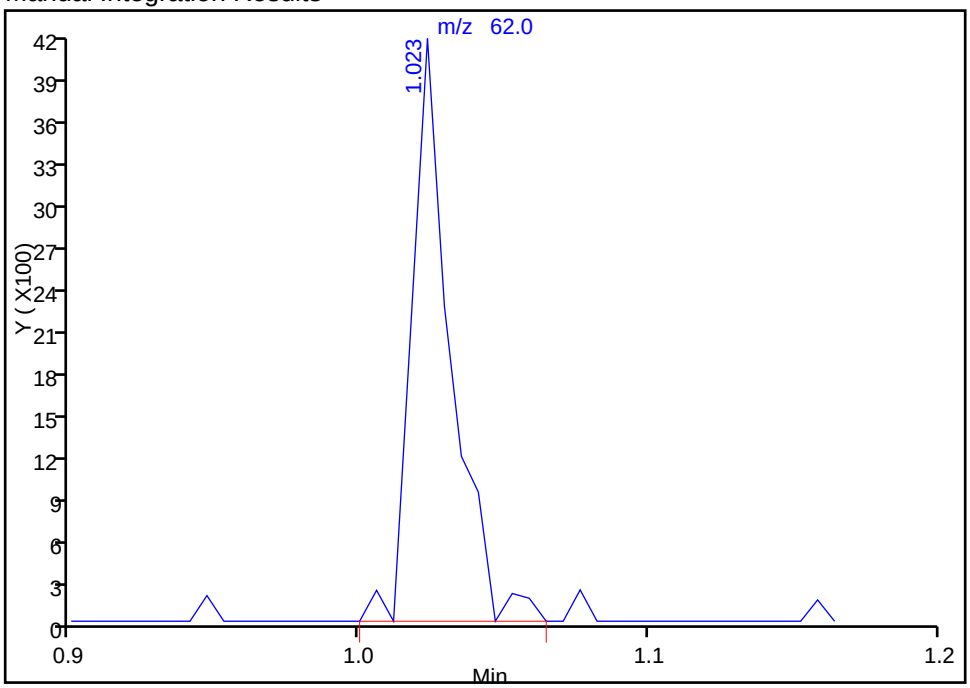

Reviewer: delpolitov, 01-Mar-2016 12:31:49
Audit Action: Manually Integrated
Audit Reason: Incomplete Integration

TestAmerica Edison

Data File: \\ChromNA\Edison\ChromData\CVOAMS8\20160229-37850.b\J36977.D
Injection Date: 29-Feb-2016 11:46:30 Instrument ID: CVOAMS8
Lims ID: STD1
Client ID:
Operator ID: ALS Bottle#: 4 Worklist Smp#: 5
Purge Vol: 5.000 mL Dil. Factor: 1.0000
Method: 8260_W8 Limit Group: VOA - 8260C Water and Solid
Column: Rtx-624 (0.25 mm) Detector MS SCAN

9 Trichlorofluoromethane, CAS: 75-69-4

Processing Integration Results

RT: 1.73
Area: 4500
Amount: 0.757055
Amount Units: ug/l

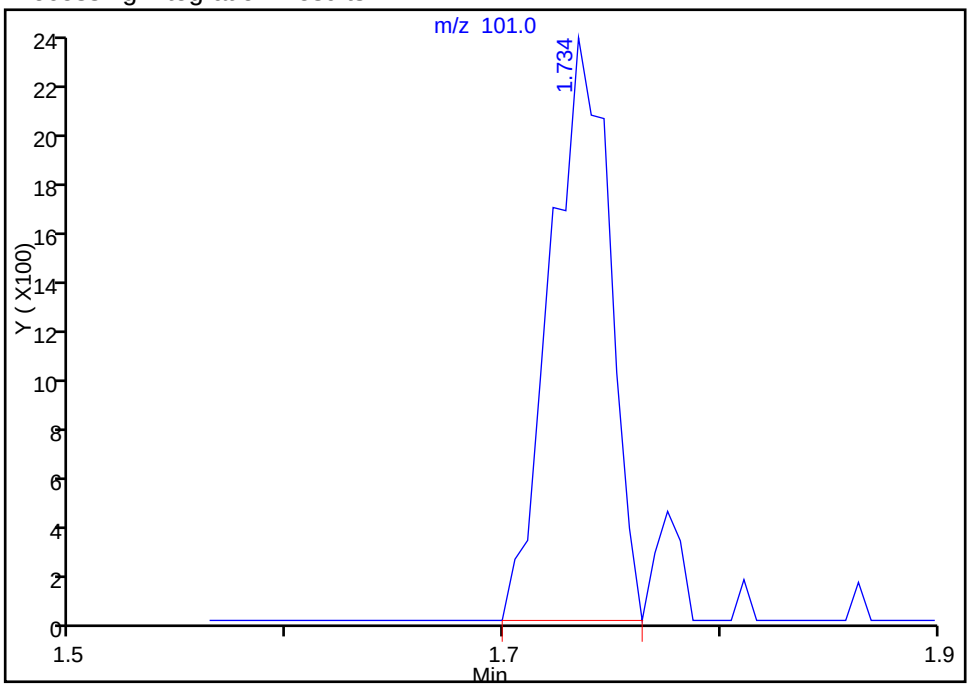

Manual Integration Results

RT: 1.73
Area: 4867
Amount: 0.810457
Amount Units: ug/l

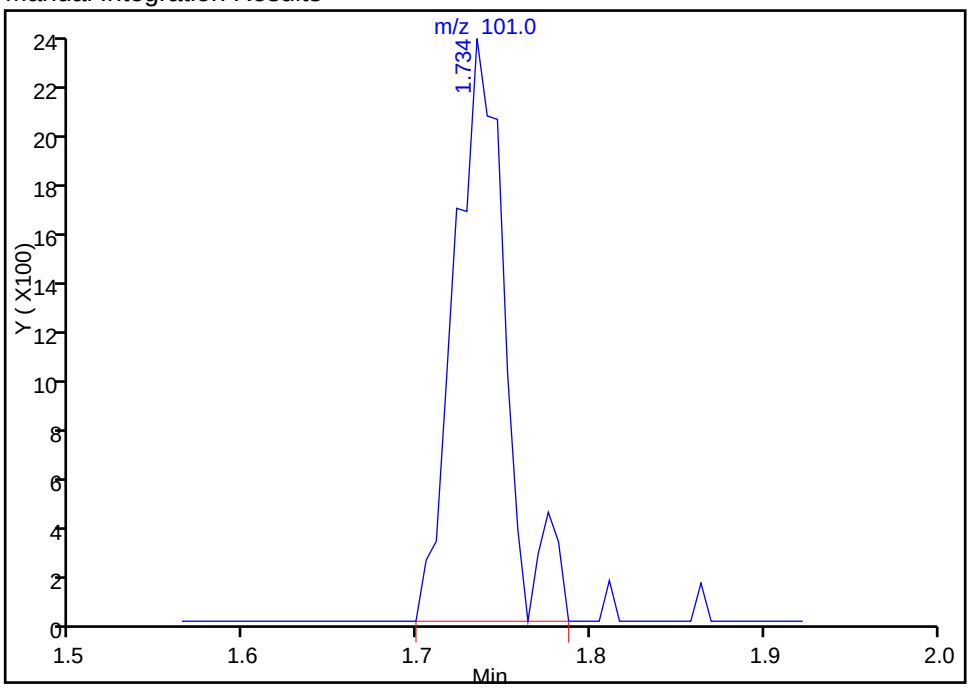

Reviewer: delpolitov, 01-Mar-2016 12:37:28
Audit Action: Manually Integrated
Audit Reason: Incomplete Integration

TestAmerica Edison

Data File: \\ChromNA\Edison\ChromData\CVOAMS8\20160229-37850.b\J36977.D
Injection Date: 29-Feb-2016 11:46:30 Instrument ID: CVOAMS8
Lims ID: STD1
Client ID:
Operator ID: ALS Bottle#: 4 Worklist Smp#: 5
Purge Vol: 5.000 mL Dil. Factor: 1.0000
Method: 8260_W8 Limit Group: VOA - 8260C Water and Solid
Column: Rtx-624 (0.25 mm) Detector MS SCAN

10 Pentane, CAS: 109-66-0

Processing Integration Results

RT: 1.80
Area: 523
Amount: 1.953691
Amount Units: ug/l

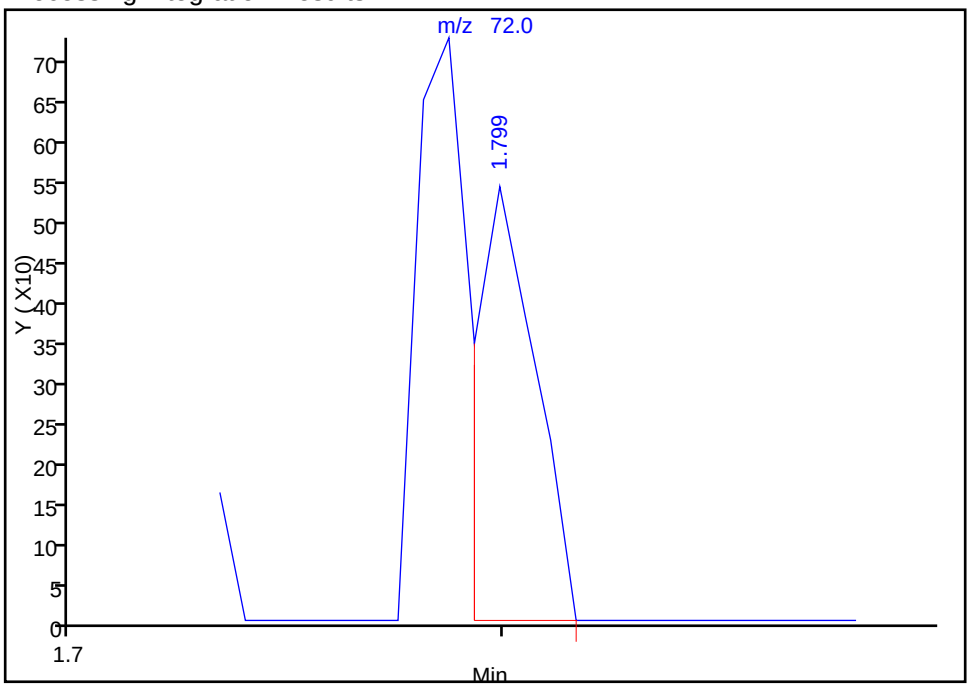

Manual Integration Results

RT: 1.79
Area: 1007
Amount: 1.829620
Amount Units: ug/l

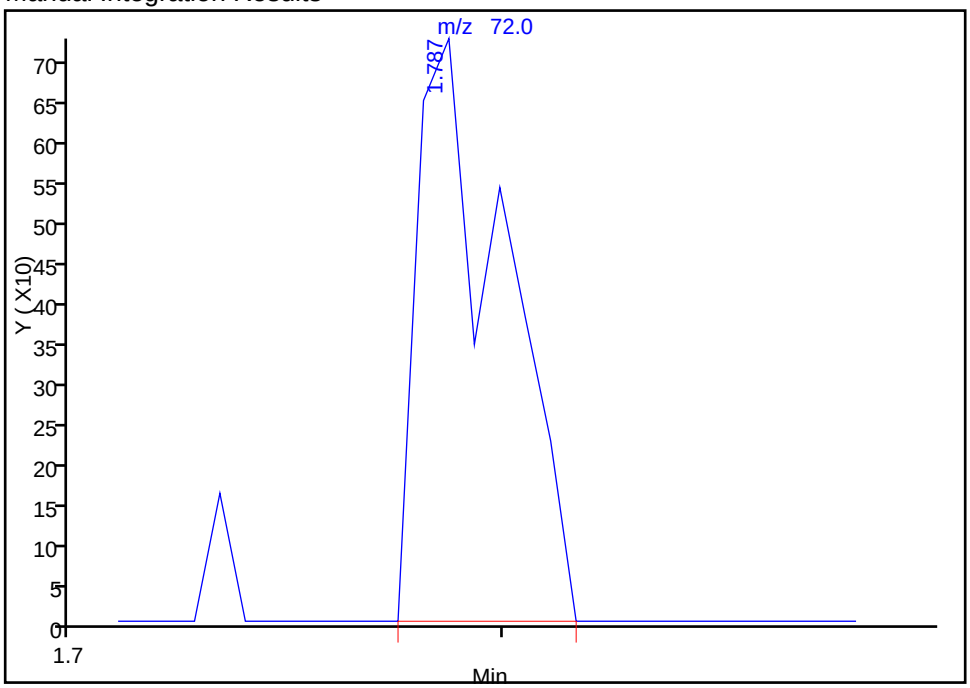

Reviewer: delpolitov, 01-Mar-2016 11:33:58
Audit Action: Manually Integrated
Audit Reason: Incomplete Integration

Manual Integration/User Assign Peak Report

TestAmerica Edison

Data File:	\\ChromNA\Edison\ChromData\CVOAMS8\20160229-37850.b\J36977.D				
Injection Date:	29-Feb-2016 11:46:30	Instrument ID:	CVOAMS8		
Lims ID:	STD1				
Client ID:					
Operator ID:		ALS Bottle#:	4	Worklist Smp#:	5
Purge Vol:	5.000 mL	Dil. Factor:	1.0000		
Method:	8260_W8	Limit Group:	VOA - 8260C Water and Solid		
Column:	Rtx-624 (0.25 mm)	Detector	MS SCAN		

14 1,2-Dichloro-1,1,2-trifluoroethane, CAS: 354-23-4

Processing Integration Results

RT: 2.13
Area: 2478
Amount: 0.710007
Amount Units: ug/l

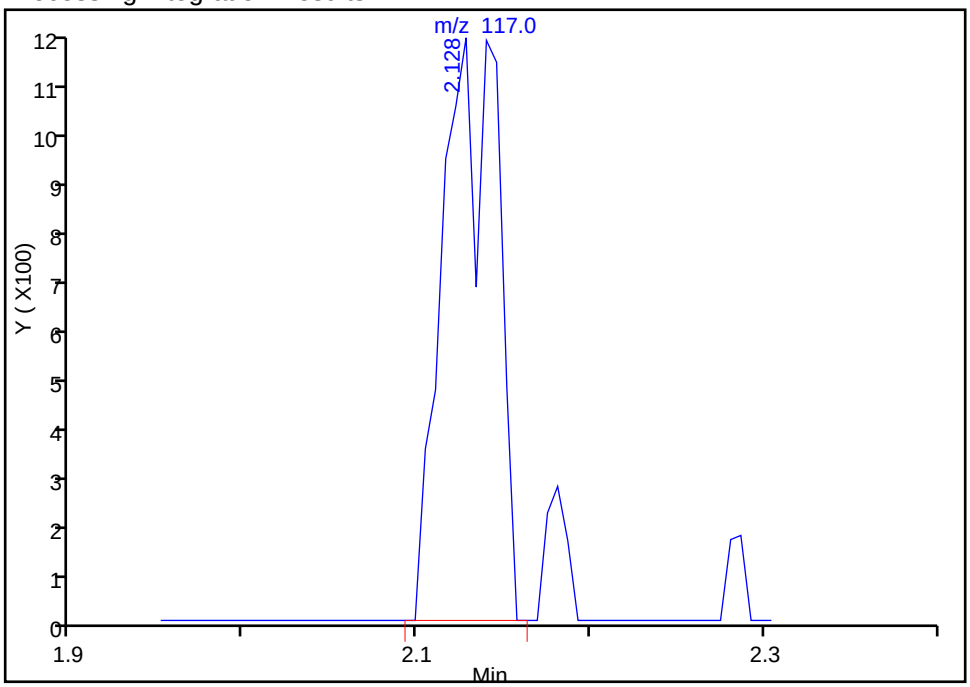

Manual Integration Results

RT: 2.13
Area: 2695
Amount: 0.764263
Amount Units: ug/l

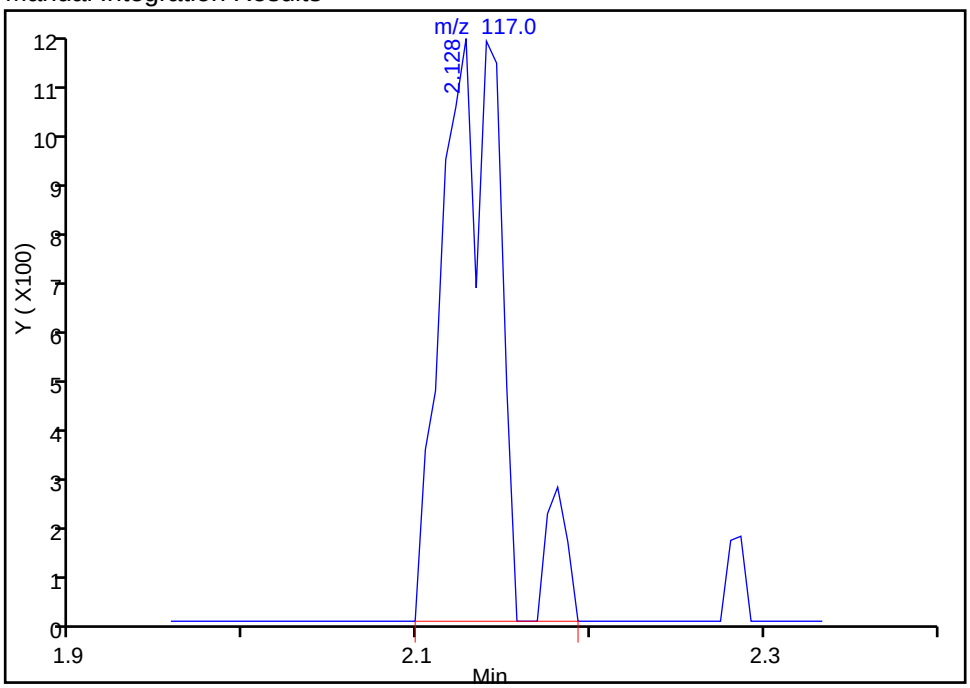

Reviewer: delpolitov, 01-Mar-2016 12:37:28
Audit Action: Manually Integrated
Audit Reason: Incomplete Integration

Manual Integration/User Assign Peak Report

TestAmerica Edison

Data File: \\ChromNA\Edison\ChromData\CVOAMS8\20160229-37850.b\J36977.D
Injection Date: 29-Feb-2016 11:46:30 Instrument ID: CVOAMS8
Lims ID: STD1
Client ID:
Operator ID: ALS Bottle#: 4 Worklist Smp#: 5
Purge Vol: 5.000 mL Dil. Factor: 1.0000
Method: 8260_W8 Limit Group: VOA - 8260C Water and Solid
Column: Rtx-624 (0.25 mm) Detector MS SCAN

21 Isopropyl alcohol, CAS: 67-63-0

Processing Integration Results

RT: 2.58
Area: 4064
Amount: 13.472696
Amount Units: ug/l

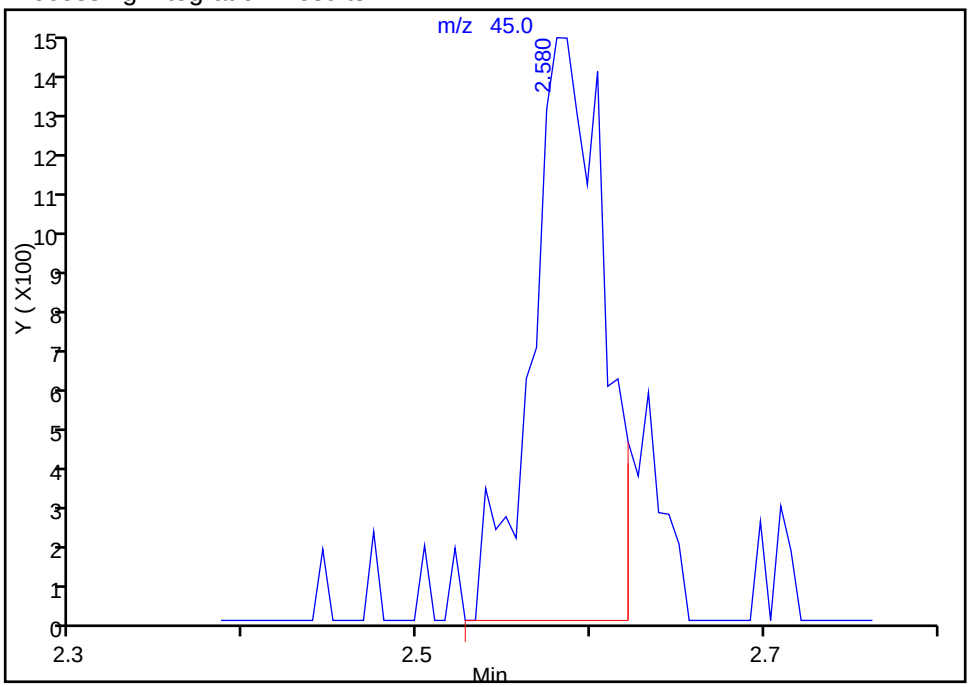

Manual Integration Results

RT: 2.58
Area: 3785
Amount: 12.744231
Amount Units: ug/l

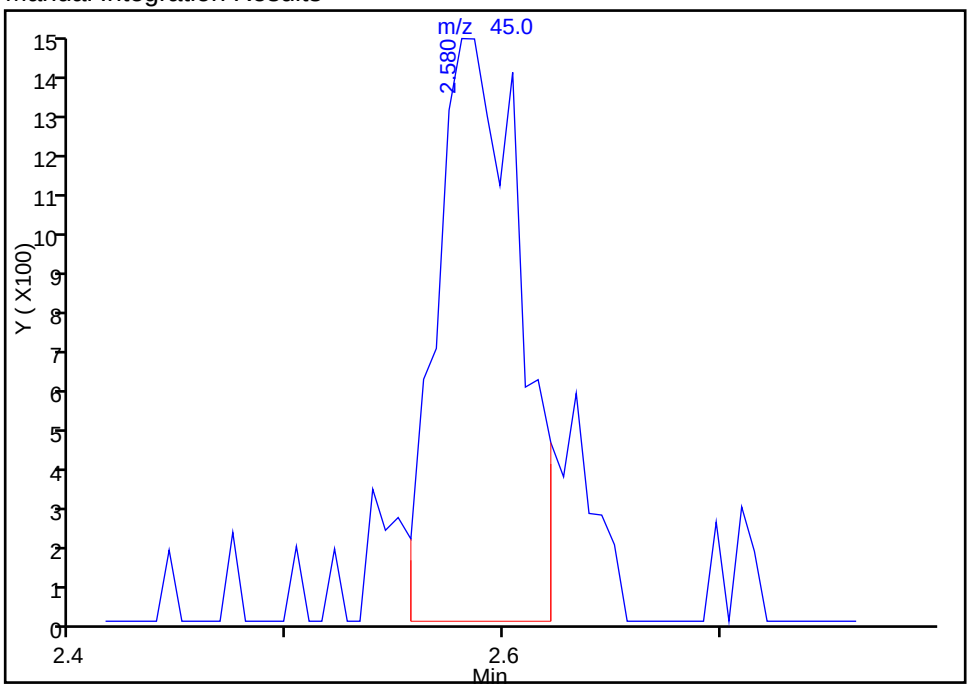

Reviewer: delpolitov, 01-Mar-2016 12:37:28
Audit Action: Split an Integrated Peak
Audit Reason: Shouldering

Manual Integration/User Assign Peak Report

TestAmerica Edison

Data File: \\ChromNA\Edison\ChromData\CVOAMS8\20160229-37850.b\J36977.D
Injection Date: 29-Feb-2016 11:46:30 Instrument ID: CVOAMS8
Lims ID: STD1
Client ID:
Operator ID: ALS Bottle#: 4 Worklist Smp#: 5
Purge Vol: 5.000 mL Dil. Factor: 1.0000
Method: 8260_W8 Limit Group: VOA - 8260C Water and Solid
Column: Rtx-624 (0.25 mm) Detector MS SCAN

43 Methyl acrylate, CAS: 96-33-3

Processing Integration Results

RT: 4.40
Area: 2386
Amount: 0.514758
Amount Units: ug/l

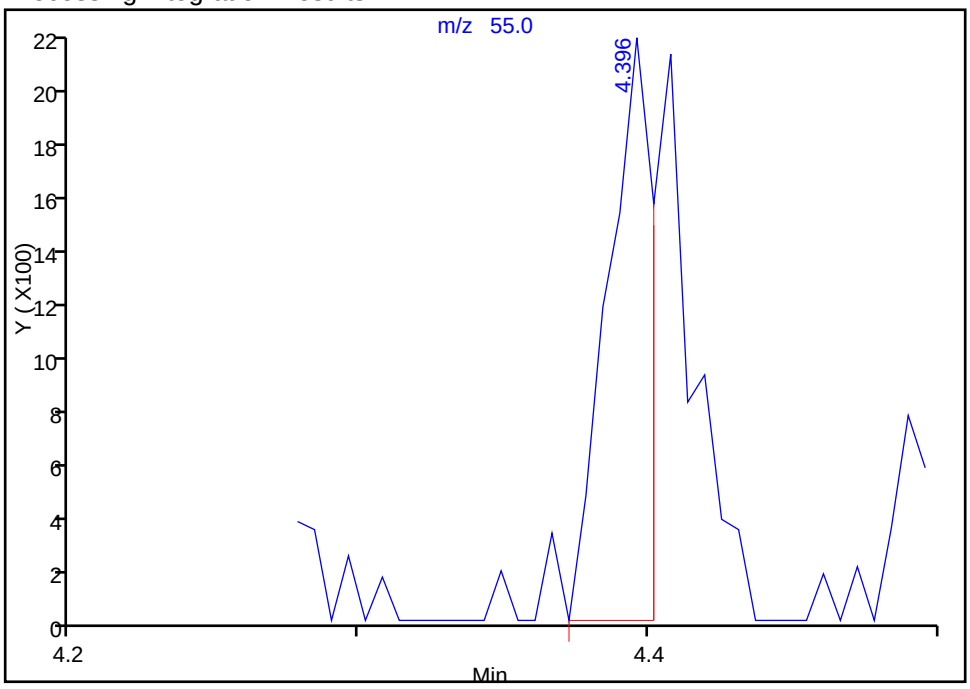

Manual Integration Results

RT: 4.40
Area: 3967
Amount: 0.882436
Amount Units: ug/l

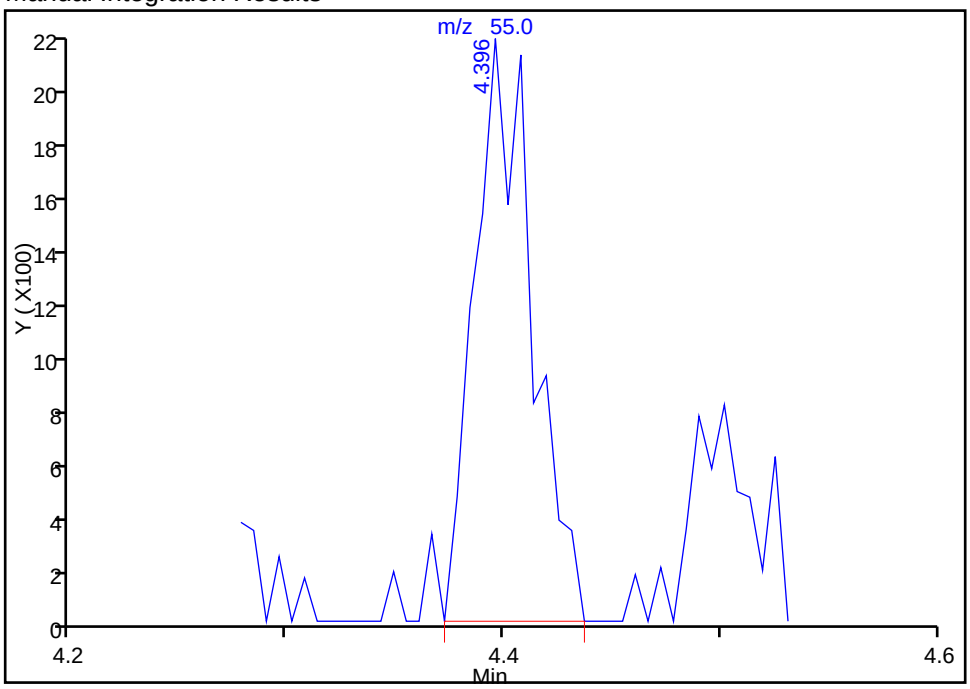

Reviewer: delpolitov, 01-Mar-2016 11:33:58
Audit Action: Manually Integrated
Audit Reason: Incomplete Integration

Manual Integration/User Assign Peak Report

TestAmerica Edison

Data File:	\\ChromNA\Edison\ChromData\CVOAMS8\20160229-37850.b\J36977.D				
Injection Date:	29-Feb-2016 11:46:30	Instrument ID:	CVOAMS8		
Lims ID:	STD1				
Client ID:					
Operator ID:		ALS Bottle#:	4	Worklist Smp#:	5
Purge Vol:	5.000 mL	Dil. Factor:	1.0000		
Method:	8260_W8	Limit Group:	VOA - 8260C Water and Solid		
Column:	Rtx-624 (0.25 mm)	Detector	MS SCAN		

54 Isobutyl alcohol, CAS: 78-83-1

Processing Integration Results

RT: 5.16
Area: 6016
Amount: 20.755795
Amount Units: ug/l

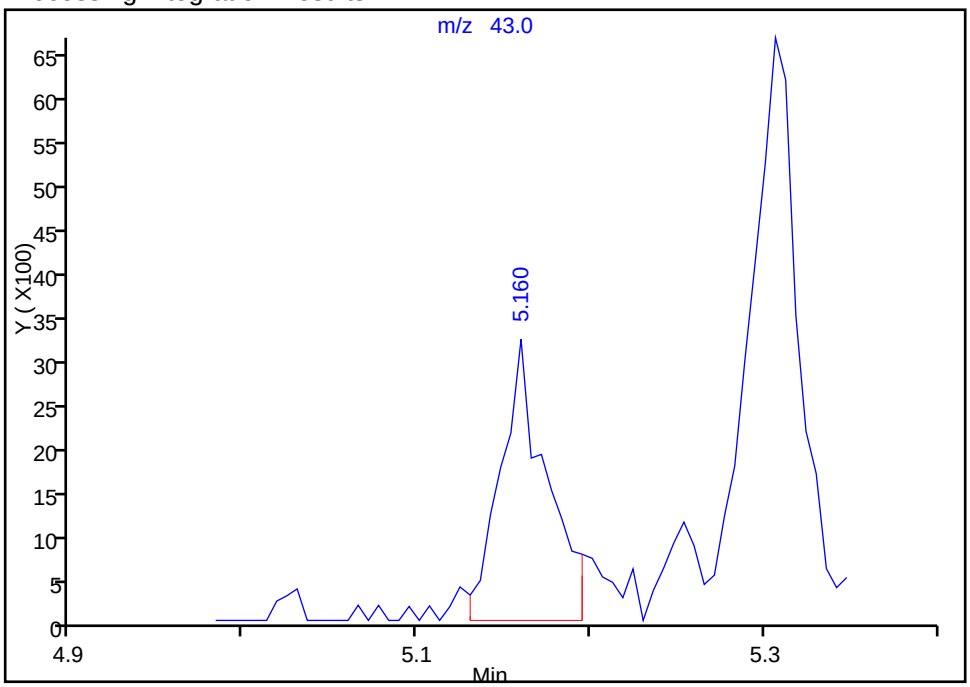

Manual Integration Results

RT: 5.16
Area: 6896
Amount: 23.792075
Amount Units: ug/l

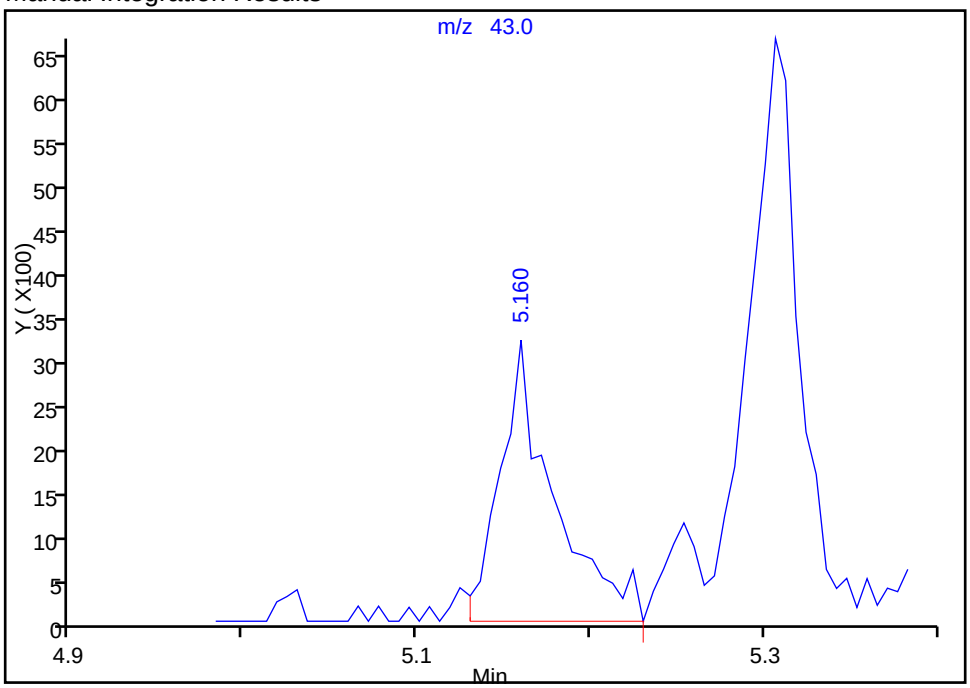

Reviewer: delpolitov, 01-Mar-2016 12:37:28
Audit Action: Manually Integrated
Audit Reason: Incomplete Integration

Manual Integration/User Assign Peak Report

TestAmerica Edison

Data File: \\ChromNA\Edison\ChromData\CVOAMS8\20160229-37850.b\J36977.D
Injection Date: 29-Feb-2016 11:46:30 Instrument ID: CVOAMS8
Lims ID: STD1
Client ID:
Operator ID: ALS Bottle#: 4 Worklist Smp#: 5
Purge Vol: 5.000 mL Dil. Factor: 1.0000
Method: 8260_W8 Limit Group: VOA - 8260C Water and Solid
Column: Rtx-624 (0.25 mm) Detector MS SCAN

83 1,1,2-Trichloroethane, CAS: 79-00-5

Processing Integration Results

RT: 8.19
Area: 3712
Amount: 0.972801
Amount Units: ug/l

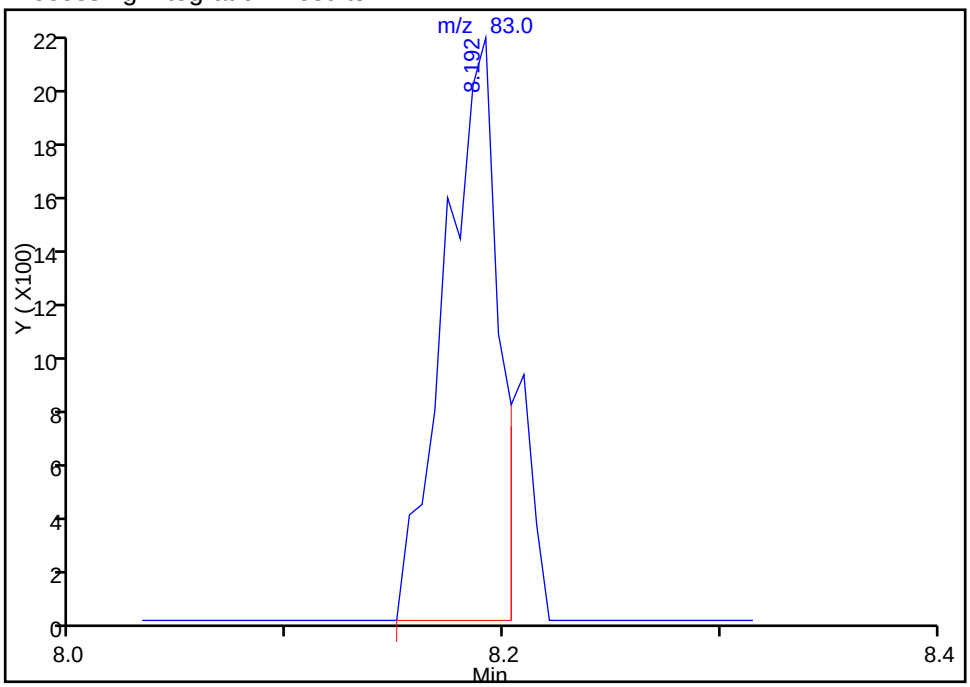

Manual Integration Results

RT: 8.19
Area: 4156
Amount: 1.068439
Amount Units: ug/l

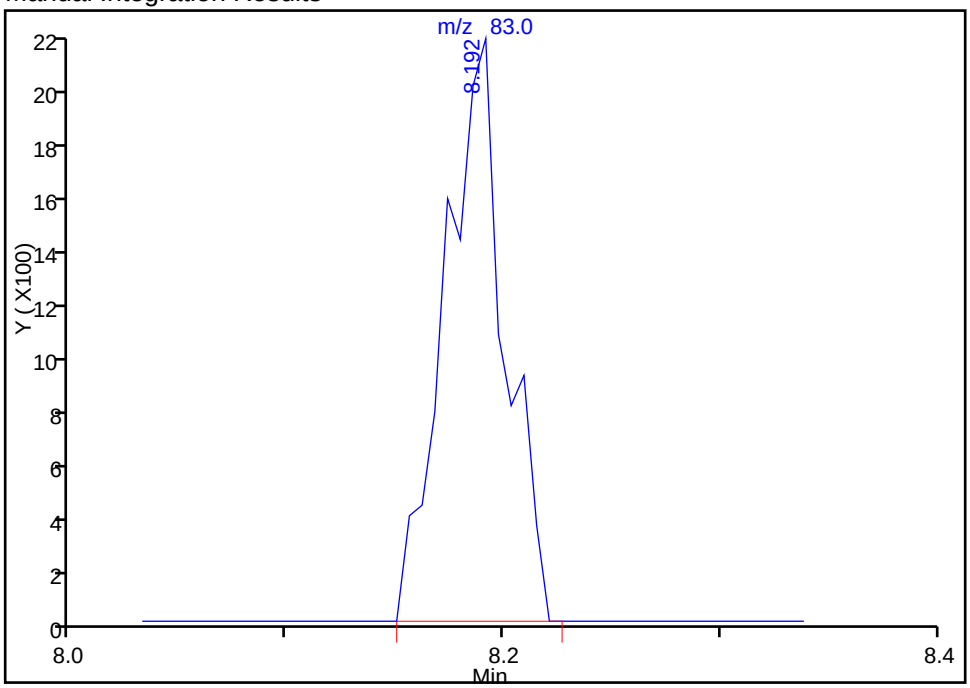

Reviewer: delpolitov, 01-Mar-2016 11:33:58
Audit Action: Manually Integrated
Audit Reason: Incomplete Integration

Manual Integration/User Assign Peak Report

TestAmerica Edison

Data File: \\ChromNA\Edison\ChromData\CVOAMS8\20160229-37850.b\J36977.D
Injection Date: 29-Feb-2016 11:46:30 Instrument ID: CVOAMS8
Lims ID: STD1
Client ID:
Operator ID: ALS Bottle#: 4 Worklist Smp#: 5
Purge Vol: 5.000 mL Dil. Factor: 1.0000
Method: 8260_W8 Limit Group: VOA - 8260C Water and Solid
Column: Rtx-624 (0.25 mm) Detector MS SCAN

89 Ethylene Dibromide, CAS: 106-93-4

Processing Integration Results

RT: 8.84
Area: 2361
Amount: 0.549426
Amount Units: ug/l

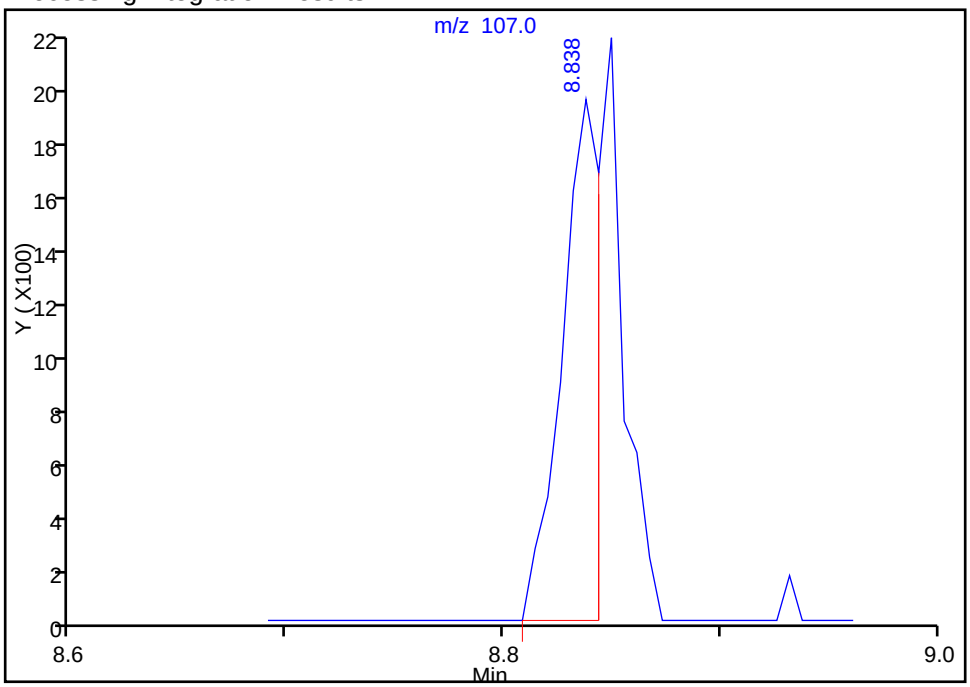

Manual Integration Results

RT: 8.85
Area: 3667
Amount: 0.839253
Amount Units: ug/l

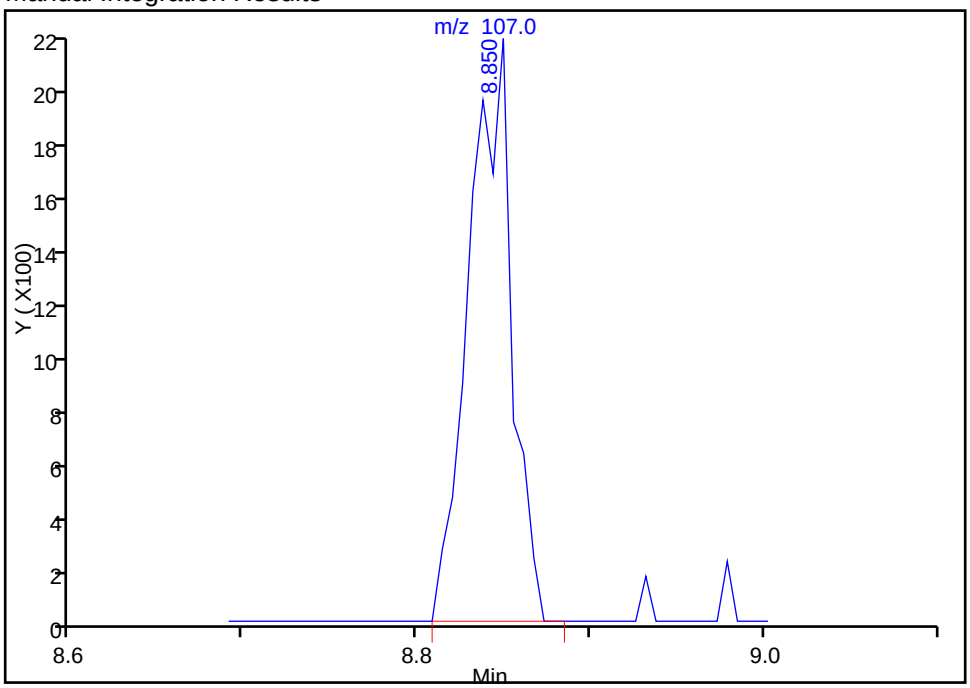

Reviewer: delpolitov, 01-Mar-2016 11:33:58
Audit Action: Manually Integrated
Audit Reason: Incomplete Integration

TestAmerica Edison
Target Compound Quantitation Report

Data File: \\ChromNA\Edison\ChromData\CVOAMS8\20160229-37850.b\J36978.D
Lims ID: STD5
Client ID:
Sample Type: IC Calib Level: 2
Inject. Date: 29-Feb-2016 12:12:30 ALS Bottle#: 5 Worklist Smp#: 6
Purge Vol: 5.000 mL Dil. Factor: 1.0000
Sample Info: STD5
Misc. Info.: 460-0037850-006
Operator ID: Instrument ID: CVOAMS8
Sublist: chrom-8260_W8*sub47

Method: \\ChromNA\Edison\ChromData\CVOAMS8\20160229-37850.b\8260_W8.m
Limit Group: VOA - 8260C Water and Solid
Last Update: 01-Mar-2016 13:01:18 Calib Date: 29-Feb-2016 13:55:30
Integrator: RTE ID Type: Deconvolution ID
Quant Method: Internal Standard Quant By: Initial Calibration
Last ICal File: \\ChromNA\Edison\ChromData\CVOAMS8\20160229-37850.b\J36982.D

Column 1 : Rtx-624 (0.25 mm) Det: MS SCAN
Process Host: XAWRK016

First Level Reviewer: starzecm Date: 29-Feb-2016 18:59:09

Compound	Sig	RT (min.)	Exp RT (min.)	Dlt RT (min.)	Q	Response	Cal Amt ug/l	OnCol Amt ug/l	Flags
1 Chlorotrifluoroethene	66	0.671	0.676	-0.005	93	3244	5.00	5.34	
2 Dichlorodifluoromethane	85	0.712	0.712	0.000	99	23023	5.00	4.82	
3 Chloromethane	50	0.918	0.917	0.001	99	28845	5.00	4.79	
4 Vinyl chloride	62	1.029	1.029	0.000	97	23320	5.00	4.74	M
5 Butadiene	54	1.059	1.064	-0.005	92	21192	5.00	4.60	
6 Bromomethane	94	1.376	1.376	0.000	99	14079	5.00	4.69	M
7 Chloroethane	64	1.499	1.499	0.000	97	14375	5.00	4.96	
9 Trichlorofluoromethane	101	1.734	1.734	0.000	76	25630	5.00	4.50	
8 Dichlorofluoromethane	67	1.734	1.740	-0.006	95	34298	5.00	4.74	
10 Pentane	72	1.799	1.799	0.000	96	5711	10.0	10.8	
11 Ethanol	46	2.022	2.028	-0.006	94	4592	200.0	219.2	
12 Ethyl ether	59	2.069	2.069	0.000	95	22169	5.00	5.63	
13 2-Methyl-1,3-butadiene	53	2.075	2.081	-0.006	91	23274	5.00	5.37	
14 1,2-Dichloro-1,1,2-trifluo	117	2.128	2.134	-0.006	95	19143	5.00	5.73	
15 1,1,2-Trichloro-1,2,2-trif	101	2.269	2.275	-0.006	93	19743	5.00	5.42	
16 Acrolein	56	2.292	2.292	0.000	94	21319	20.0	22.8	
17 1,1-Dichloroethene	96	2.316	2.322	-0.006	95	19818	5.00	5.25	
18 Acetone	43	2.457	2.457	0.000	86	51829	25.0	30.5	
19 Iodomethane	142	2.498	2.510	-0.012	98	31451	5.00	5.21	
20 Carbon disulfide	76	2.539	2.545	-0.006	100	82323	5.00	5.70	
21 Isopropyl alcohol	45	2.586	2.586	0.000	99	14077	50.0	49.4	
22 3-Chloro-1-propene	76	2.733	2.745	-0.012	91	14453	5.00	5.74	
24 Cyclopentene	67	2.751	2.756	-0.005	95	61029	5.00	5.44	
23 Methyl acetate	43	2.768	2.768	0.000	98	116582	25.0	29.6	
25 Acetonitrile	41	2.839	2.845	-0.006	95	41161	50.0	56.4	
27 Methylene Chloride	84	2.904	2.903	0.001	97	25827	5.00	5.60	
* 26 TBA-d9 (IS)	65	2.915	2.921	-0.006	87	263739	1000.0	1000.0	
28 2-Methyl-2-propanol	59	2.998	3.009	-0.011	96	33769	50.0	92.7	
29 Methyl tert-butyl ether	73	3.115	3.115	0.000	96	67675	5.00	5.60	
30 trans-1,2-Dichloroethene	96	3.133	3.144	-0.011	96	22705	5.00	5.37	

Compound	Sig	RT (min.)	Exp RT (min.)	Dlt RT (min.)	Q	Response	Cal Amt ug/l	OnCol Amt ug/l	Flags
31 Acrylonitrile	53	3.256	3.256	0.000	96	108526	50.0	61.1	
32 Hexane	57	3.338	3.338	0.000	84	21928	5.00	5.70	
33 Isopropyl ether	45	3.620	3.620	0.000	97	94701	5.00	5.51	
34 1,1-Dichloroethane	63	3.650	3.655	-0.005	99	48695	5.00	5.40	
35 Vinyl acetate	43	3.685	3.685	0.000	100	129612	10.0	12.1	
36 2-Chloro-1,3-butadiene	88	3.703	3.708	-0.005	92	18587	5.00	5.18	
37 Tert-butyl ethyl ether	59	4.014	4.014	0.000	88	77393	5.00	5.62	
39 2,2-Dichloropropane	79	4.267	4.261	0.007	42	11548	5.00	5.19	
* 38 2-Butanone-d5	46	4.261	4.266	-0.005	87	413945	250.0	250.0	
40 cis-1,2-Dichloroethene	96	4.290	4.296	-0.006	92	24168	5.00	5.17	
42 Ethyl acetate	43	4.331	4.337	-0.006	93	139566	10.0	12.7	
41 2-Butanone (MEK)	72	4.325	4.337	-0.012	96	16807	25.0	32.0	
43 Methyl acrylate	55	4.408	4.402	0.006	98	21993	5.00	5.16	
44 Propionitrile	54	4.496	4.501	-0.005	98	37464	50.0	56.1	
46 Chlorobromomethane	128	4.578	4.572	0.006	92	13151	5.00	5.70	
45 Tetrahydrofuran	72	4.584	4.578	0.006	70	6659	10.0	11.5	
47 Methacrylonitrile	67	4.619	4.619	0.000	98	97134	50.0	55.2	
48 Chloroform	83	4.637	4.642	-0.005	97	43646	5.00	5.60	
49 Cyclohexane	56	4.778	4.778	0.000	94	32520	5.00	5.40	
50 1,1,1-Trichloroethane	97	4.807	4.801	0.006	98	33717	5.00	5.38	
$ 51 Dibromofluoromethane (Surr	113	4.831	4.836	-0.005	96	164314	50.0	48.8	
52 Carbon tetrachloride	117	4.936	4.942	-0.006	94	26789	5.00	5.01	
53 1,1-Dichloropropene	75	4.989	4.983	0.006	92	34205	5.00	5.59	
54 Isobutyl alcohol	43	5.154	5.154	0.000	96	54850	125.0	197.6	
55 Isooctane	57	5.183	5.189	-0.006	90	43368	5.00	5.41	
56 Benzene	78	5.224	5.224	0.000	96	95955	5.00	5.68	
$ 57 1,2-Dichloroethane-d4 (Sur	65	5.248	5.253	-0.005	96	220850	50.0	49.3	
59 Tert-amyl methyl ether	73	5.301	5.306	-0.005	66	65184	5.00	5.38	
58 Isopropyl acetate	43	5.307	5.306	0.001	93	77111	5.00	5.36	
60 1,2-Dichloroethane	62	5.336	5.342	-0.006	94	36915	5.00	5.61	
61 n-Heptane	57	5.406	5.406	0.000	96	10429	5.00	5.71	
* 62 Fluorobenzene	96	5.565	5.571	-0.006	97	646828	50.0	50.0	
63 n-Butanol	56	5.929	5.935	-0.006	83	13115	125.0	119.4	
64 Trichloroethene	95	5.971	5.976	-0.005	94	24800	5.00	5.81	
66 Methylcyclohexane	83	6.106	6.117	-0.011	84	22354	5.00	5.64	
65 Ethyl acrylate	55	6.129	6.123	0.006	98	51900	5.00	5.35	
67 1,2-Dichloropropane	63	6.317	6.317	0.000	87	26545	5.00	5.27	
* 68 1,4-Dioxane-d8	96	6.382	6.387	-0.005	91	34270	1000.0	1000.0	
69 Methyl methacrylate	100	6.411	6.411	0.000	96	11177	10.0	10.0	
70 1,4-Dioxane	88	6.441	6.452	-0.011	81	8544	100.0	209.1	
72 Dibromomethane	93	6.458	6.464	-0.006	73	15068	5.00	5.52	
71 n-Propyl acetate	43	6.470	6.476	-0.006	99	42695	5.00	5.38	
73 Dichlorobromomethane	83	6.634	6.640	-0.006	98	33170	5.00	5.46	
74 2-Chloroethyl vinyl ether	63	7.016	7.022	-0.006	77	17791	5.00	5.49	
75 2-Nitropropane	41	7.028	7.028	0.000	75	11546	10.0	9.07	
76 Epichlorohydrin	57	7.146	7.145	0.001	99	75883	100.0	150.8	
77 cis-1,3-Dichloropropene	75	7.204	7.204	0.000	96	44266	5.00	5.71	
78 4-Methyl-2-pentanone (MIBK	43	7.392	7.392	0.000	99	206771	25.0	38.3	
$ 79 Toluene-d8 (Surr)	98	7.475	7.474	0.001	99	637852	50.0	49.7	
80 Toluene	91	7.563	7.557	0.006	92	98288	5.00	5.68	
81 trans-1,3-Dichloropropene	75	7.945	7.950	-0.005	98	40967	5.00	5.66	
82 Ethyl methacrylate	69	7.974	7.980	-0.006	95	41688	5.00	6.76	

Compound	Sig	RT (min.)	Exp RT (min.)	Dlt RT (min.)	Q	Response	Cal Amt ug/l	OnCol Amt ug/l	Flags
83 1,1,2-Trichloroethane	83	8.191	8.185	0.006	93	22995	5.00	6.02	
84 Tetrachloroethene	166	8.227	8.226	0.001	93	22178	5.00	5.41	
85 1,3-Dichloropropane	76	8.421	8.420	0.001	97	43803	5.00	6.13	
86 2-Hexanone	58	8.485	8.485	0.000	99	73805	25.0	42.4	
87 n-Butyl acetate	43	8.609	8.602	0.007	98	43103	5.00	5.11	
88 Chlorodibromomethane	129	8.661	8.667	-0.006	96	27456	5.00	5.76	
89 Ethylene Dibromide	107	8.844	8.843	0.001	98	26765	5.00	6.24	
* 90 Chlorobenzene-d5	117	9.402	9.396	0.006	88	521986	50.0	50.0	
91 Chlorobenzene	112	9.431	9.431	0.000	92	66683	5.00	5.80	
92 Ethylbenzene	106	9.525	9.525	0.000	99	32180	5.00	5.65	
93 1,1,1,2-Tetrachloroethane	131	9.531	9.537	-0.006	92	23567	5.00	5.51	
94 m-Xylene & p-Xylene	106	9.649	9.660	-0.011	98	37977	5.00	5.41	
95 n-Butyl acrylate	73	10.042	10.042	0.000	94	17106	5.00	4.89	
96 o-Xylene	106	10.066	10.065	0.001	92	42570	5.00	5.72	
97 Styrene	104	10.089	10.095	-0.006	92	78184	5.00	6.07	
98 Amyl acetate (mixed isomer	43	10.248	10.248	0.000	86	53612	5.00	5.42	
99 Bromoform	173	10.289	10.289	0.000	97	23007	5.00	6.70	
100 Isopropylbenzene	105	10.389	10.389	0.000	97	84685	5.00	5.76	
$ 101 4-Bromofluorobenzene	174	10.565	10.565	0.000	92	219722	50.0	50.1	
102 Bromobenzene	156	10.689	10.688	0.001	93	34399	5.00	6.20	
103 1,1,2,2-Tetrachloroethane	83	10.712	10.712	0.000	98	42685	5.00	7.93	
104 N-Propylbenzene	91	10.736	10.735	0.001	99	101398	5.00	5.90	
105 1,2,3-Trichloropropane	110	10.759	10.759	0.000	96	11972	5.00	6.94	
106 trans-1,4-Dichloro-2-buten	53	10.765	10.765	0.000	87	13709	5.00	6.60	
108 2-Chlorotoluene	91	10.830	10.829	0.001	97	81720	5.00	6.08	
107 4-Ethyltoluene	105	10.830	10.829	0.001	84	78424	5.00	5.60	
109 1,3,5-Trimethylbenzene	105	10.882	10.882	0.000	92	75784	5.00	6.00	
110 4-Chlorotoluene	91	10.918	10.923	-0.005	97	79892	5.00	6.13	
111 Butyl Methacrylate	87	10.947	10.947	0.000	96	32626	5.00	5.26	
112 tert-Butylbenzene	119	11.117	11.117	0.000	95	57328	5.00	5.92	
113 1,2,4-Trimethylbenzene	105	11.159	11.158	0.001	98	80543	5.00	6.05	
114 sec-Butylbenzene	105	11.270	11.270	0.000	99	79479	5.00	6.08	
115 4-Isopropyltoluene	119	11.370	11.370	0.000	98	70292	5.00	5.92	
116 1,3-Dichlorobenzene	146	11.382	11.382	0.000	96	55007	5.00	6.28	
* 117 1,4-Dichlorobenzene-d4	152	11.435	11.434	0.001	96	277591	50.0	50.0	
118 1,4-Dichlorobenzene	146	11.446	11.452	-0.006	97	59568	5.00	6.39	
119 Benzyl chloride	91	11.552	11.546	0.006	97	52878	5.00	5.25	
120 2,3-Dihydroindene	117	11.599	11.599	0.000	95	87973	5.00	5.67	
121 p-Diethylbenzene	119	11.623	11.622	0.001	92	36380	5.00	5.23	
122 n-Butylbenzene	91	11.640	11.640	0.000	98	73473	5.00	5.79	
123 1,2-Dichlorobenzene	146	11.705	11.705	0.000	97	57923	5.00	6.45	
124 1,2,4,5-Tetramethylbenzene	119	12.146	12.145	0.001	98	60331	5.00	5.36	
125 1,2-Dibromo-3-Chloropropan	155	12.240	12.245	-0.005	91	6416	5.00	7.85	
126 1,3,5-Trichlorobenzene	180	12.334	12.333	0.001	97	27496	5.00	5.57	
127 1,2,4-Trichlorobenzene	180	12.798	12.798	0.000	92	26922	5.00	5.96	
128 Hexachlorobutadiene	225	12.857	12.862	-0.005	95	13847	5.00	6.02	
129 Naphthalene	128	13.003	13.003	0.000	99	67212	5.00	6.12	
130 1,2,3-Trichlorobenzene	180	13.186	13.191	-0.005	96	21765	5.00	5.87	
S 131 1,2-Dichloroethene, Total	100				0		10.0	10.5	
S 132 Xylenes, Total	100				0		10.0	11.1	
S 133 Total BTEX	1				0		25.0	28.1	

QC Flag Legend

Review Flags

M - Manually Integrated

Reagents:

GAS Hi_00136	Amount Added:	1.00	Units: uL	
MIX I Hi_00053	Amount Added:	1.00	Units: uL	
MIX 2 Hi_00040	Amount Added:	1.00	Units: uL	
ACROLEIN W_00048	Amount Added:	4.00	Units: uL	
8260ISNEW_00051	Amount Added:	1.00	Units: uL	Run Reagent
8260SURR250_00109	Amount Added:	1.00	Units: uL	Run Reagent

Report Date: 01-Mar-2016 13:01:21 Chrom Revision: 2.2 02-Dec-2015 11:51:48

TestAmerica Edison

Data File: \\ChromNA\Edison\ChromData\CVOAMS8\20160229-37850.b\J36978.D

Injection Date: 29-Feb-2016 12:12:30 Instrument ID: CVOAMS8 Operator ID:

Lims ID: STD5 Worklist Smp#: 6

Client ID:

Purge Vol: 5.000 mL Dil. Factor: 1.0000 ALS Bottle#: 5

Method: 8260_W8 Limit Group: VOA - 8260C Water and Solid

Column: Rtx-624 (0.25 mm)

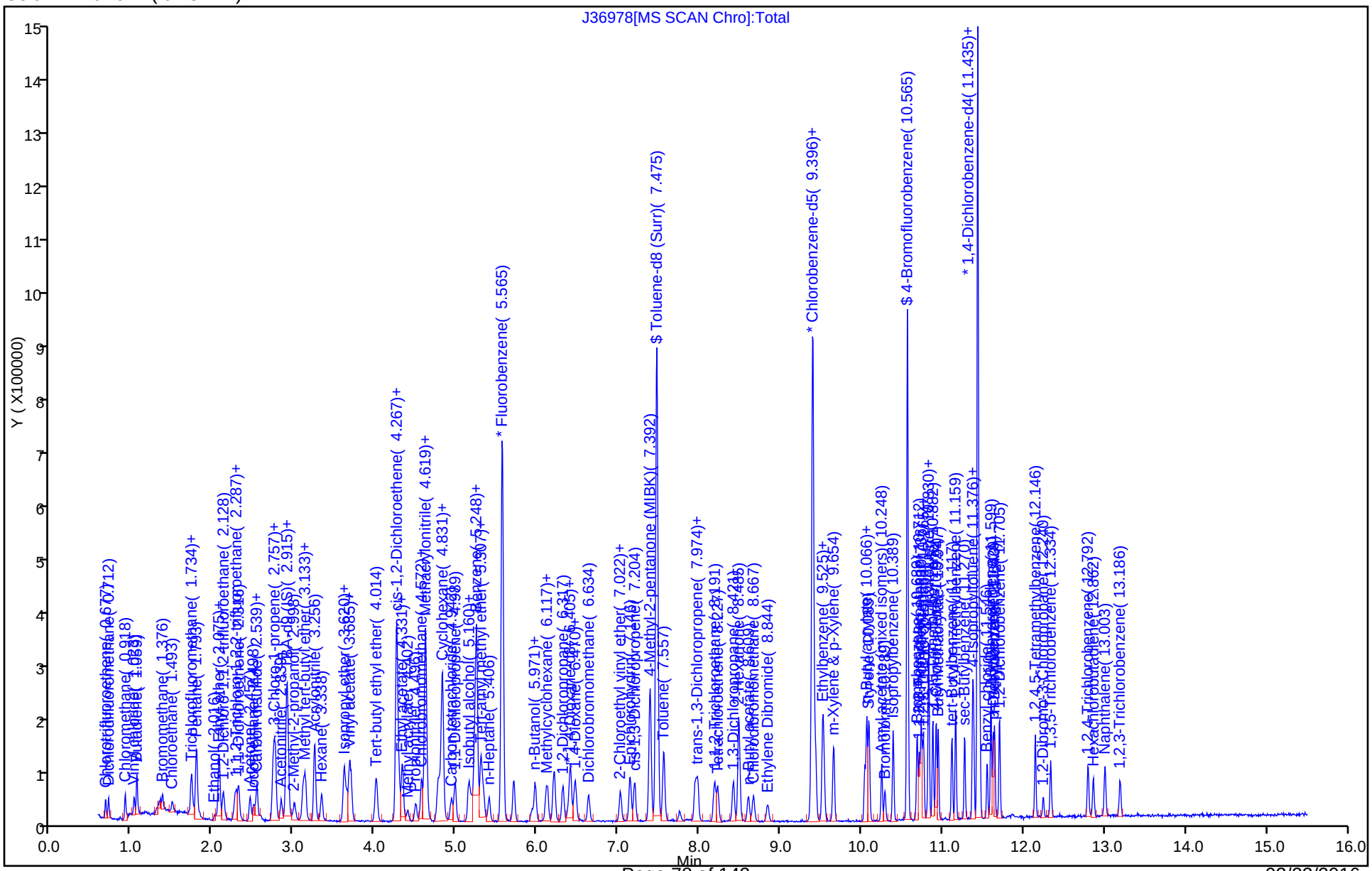

Manual Integration/User Assign Peak Report

TestAmerica Edison

Data File: \\ChromNA\Edison\ChromData\CVOAMS8\20160229-37850.b\J36978.D
Injection Date: 29-Feb-2016 12:12:30 Instrument ID: CVOAMS8
Lims ID: STD5
Client ID:
Operator ID: ALS Bottle#: 5 Worklist Smp#: 6
Purge Vol: 5.000 mL Dil. Factor: 1.0000
Method: 8260_W8 Limit Group: VOA - 8260C Water and Solid
Column: Rtx-624 (0.25 mm) Detector MS SCAN

4 Vinyl chloride, CAS: 75-01-4

Processing Integration Results

RT: 1.03
Area: 22797
Amount: 4.648447
Amount Units: ug/l

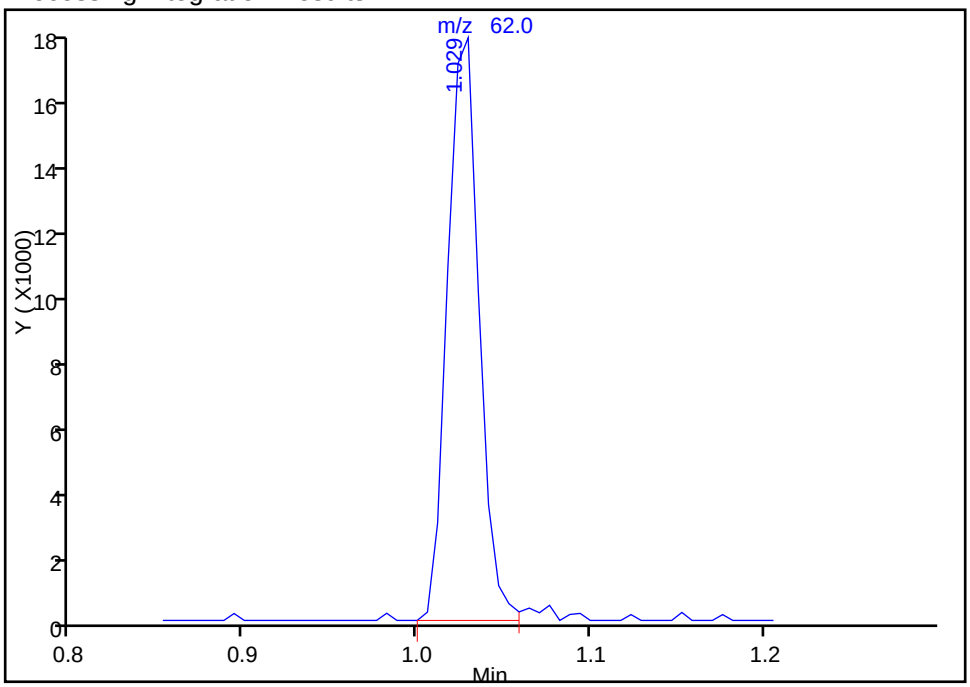

Manual Integration Results

RT: 1.03
Area: 23320
Amount: 4.738246
Amount Units: ug/l

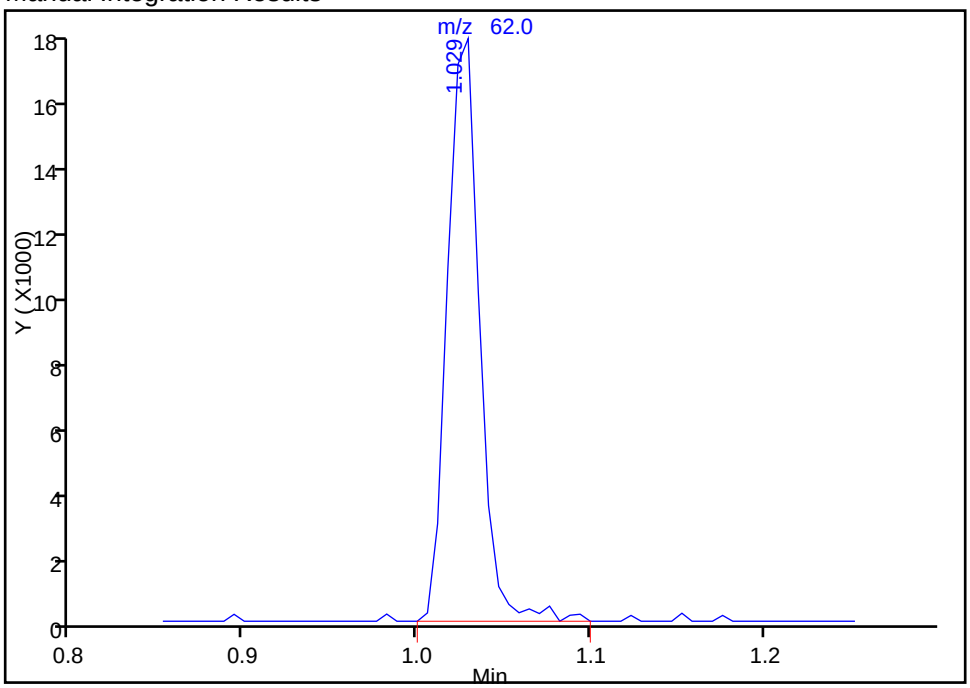

Reviewer: delpolitov, 01-Mar-2016 12:32:47
Audit Action: Manually Integrated
Audit Reason: Incomplete Integration

TestAmerica Edison

Data File: \\ChromNA\Edison\ChromData\CVOAMS8\20160229-37850.b\J36978.D
Injection Date: 29-Feb-2016 12:12:30 Instrument ID: CVOAMS8
Lims ID: STD5
Client ID:
Operator ID: ALS Bottle#: 5 Worklist Smp#: 6
Purge Vol: 5.000 mL Dil. Factor: 1.0000
Method: 8260_W8 Limit Group: VOA - 8260C Water and Solid
Column: Rtx-624 (0.25 mm) Detector MS SCAN

6 Bromomethane, CAS: 74-83-9

Processing Integration Results

RT: 1.38
Area: 12202
Amount: 4.178838
Amount Units: ug/l

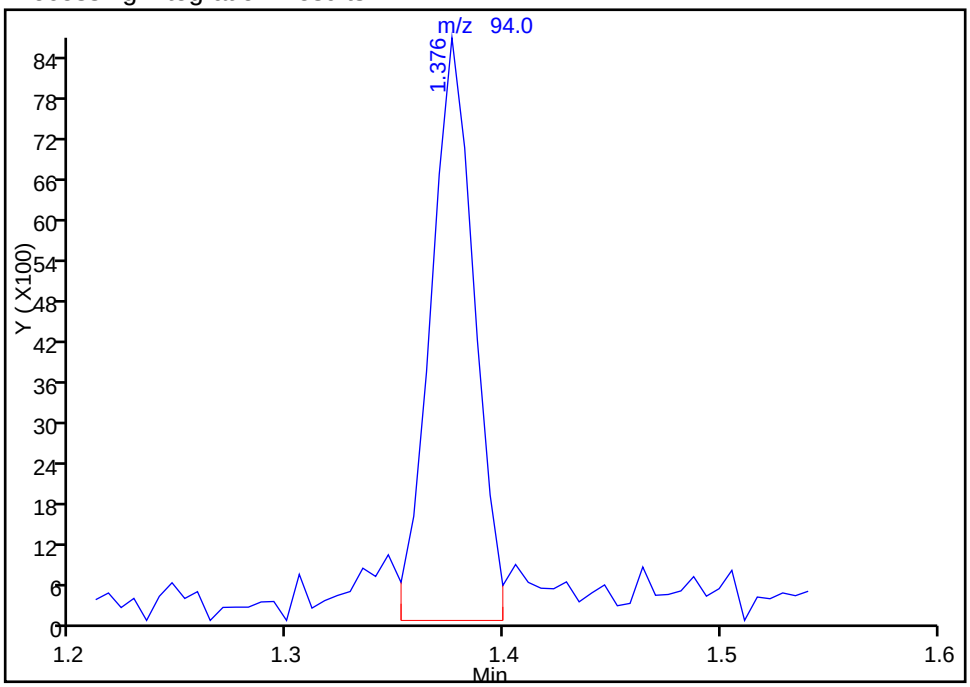

Manual Integration Results

RT: 1.38
Area: 14079
Amount: 4.688846
Amount Units: ug/l

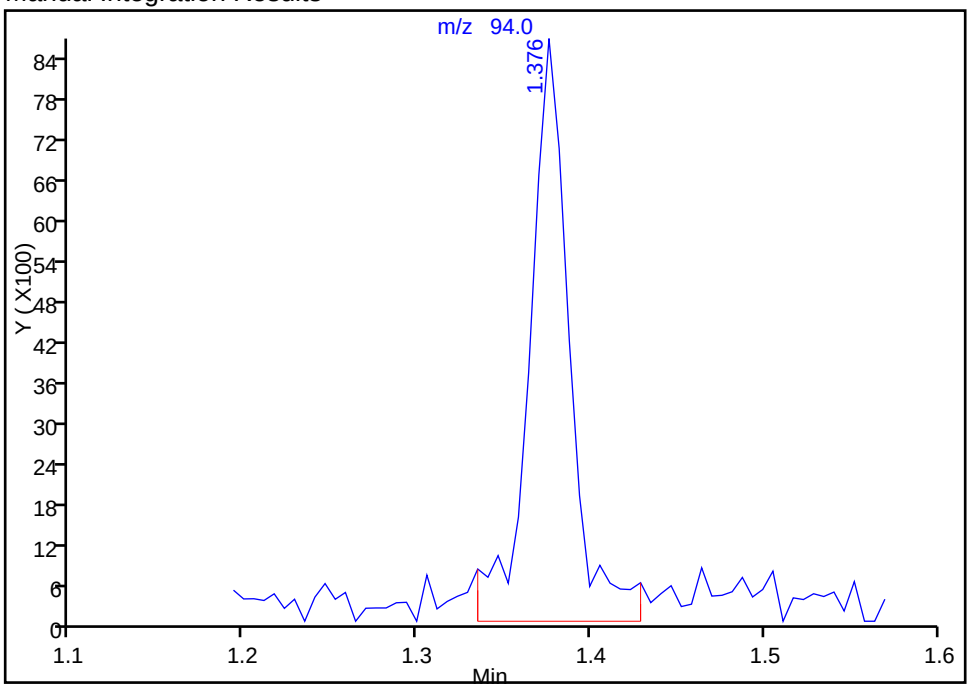

Reviewer: delpolitov, 01-Mar-2016 12:33:44
Audit Action: Manually Integrated
Audit Reason: Incomplete Integration

TestAmerica Edison
Target Compound Quantitation Report

Data File: \\ChromNA\Edison\ChromData\CVOAMS8\20160229-37850.b\J36979.D
Lims ID: STD20
Client ID:
Sample Type: ICIS Calib Level: 3
Inject. Date: 29-Feb-2016 12:38:30 ALS Bottle#: 6 Worklist Smp#: 7
Purge Vol: 5.000 mL Dil. Factor: 1.0000
Sample Info: STD20
Misc. Info.: 460-0037850-007
Operator ID: Instrument ID: CVOAMS8
Sublist: chrom-8260_W8*sub47

Method: \\ChromNA\Edison\ChromData\CVOAMS8\20160229-37850.b\8260_W8.m
Limit Group: VOA - 8260C Water and Solid
Last Update: 01-Mar-2016 13:01:28 Calib Date: 29-Feb-2016 13:55:30
Integrator: RTE ID Type: RT Order ID
Quant Method: Internal Standard Quant By: Initial Calibration
Last ICal File: \\ChromNA\Edison\ChromData\CVOAMS8\20160229-37850.b\J36982.D

Column 1 : Rtx-624 (0.25 mm) Det: MS SCAN
Process Host: XAWRK016

First Level Reviewer: starzecm Date: 29-Feb-2016 18:59:33

Compound	Sig	RT (min.)	Exp RT (min.)	Dlt RT (min.)	Q	Response	Cal Amt ug/l	OnCol Amt ug/l	Flags
1 Chlorotrifluoroethene	66	0.676	0.676	0.000	94	13227	20.0	21.5	
2 Dichlorodifluoromethane	85	0.712	0.712	0.000	99	82254	20.0	17.1	
3 Chloromethane	50	0.917	0.917	0.000	98	114410	20.0	18.8	
4 Vinyl chloride	62	1.029	1.029	0.000	98	88756	20.0	17.8	
5 Butadiene	54	1.064	1.064	0.000	92	80592	20.0	17.3	
6 Bromomethane	94	1.376	1.376	0.000	97	48423	20.0	16.0	M
7 Chloroethane	64	1.499	1.499	0.000	99	51621	20.0	17.6	
9 Trichlorofluoromethane	101	1.734	1.734	0.000	74	100236	20.0	17.4	
8 Dichlorofluoromethane	67	1.740	1.740	0.000	96	133812	20.0	18.3	
10 Pentane	72	1.799	1.799	0.000	96	18809	40.0	36.1	
11 Ethanol	46	2.028	2.028	0.000	99	14262	800.0	688.6	
12 Ethyl ether	59	2.069	2.069	0.000	94	77074	20.0	19.4	
13 2-Methyl-1,3-butadiene	53	2.081	2.081	0.000	92	79289	20.0	18.1	
14 1,2-Dichloro-1,1,2-trifluo	117	2.134	2.134	0.000	90	68975	20.0	20.4	
15 1,1,2-Trichloro-1,2,2-trif	101	2.275	2.275	0.000	97	70712	20.0	19.2	
16 Acrolein	56	2.292	2.292	0.000	95	39688	40.0	42.8	
17 1,1-Dichloroethene	96	2.322	2.322	0.000	94	79394	20.0	20.8	
18 Acetone	43	2.457	2.457	0.000	85	170153	100.0	99.3	
19 Iodomethane	142	2.510	2.510	0.000	99	121740	20.0	19.9	
20 Carbon disulfide	76	2.545	2.545	0.000	99	298503	20.0	20.4	
21 Isopropyl alcohol	45	2.586	2.586	0.000	99	49765	200.0	176.8	
22 3-Chloro-1-propene	76	2.745	2.745	0.000	89	49499	20.0	19.5	
24 Cyclopentene	67	2.756	2.756	0.000	96	201015	20.0	17.7	
23 Methyl acetate	43	2.768	2.768	0.000	99	398434	100.0	100.0	
25 Acetonitrile	41	2.845	2.845	0.000	97	133964	200.0	185.5	
27 Methylene Chloride	84	2.903	2.903	0.000	98	89182	20.0	19.2	
* 26 TBA-d9 (IS)	65	2.921	2.921	0.000	90	260793	1000.0	1000.0	
28 2-Methyl-2-propanol	59	3.009	3.009	0.000	98	73286	200.0	203.6	
29 Methyl tert-butyl ether	73	3.115	3.115	0.000	97	244379	20.0	20.0	
30 trans-1,2-Dichloroethene	96	3.144	3.144	0.000	98	86038	20.0	20.1	

Compound	Sig	RT (min.)	Exp RT (min.)	Dlt RT (min.)	Q	Response	Cal Amt ug/l	OnCol Amt ug/l	Flags
31 Acrylonitrile	53	3.256	3.256	0.000	94	369114	200.0	210.3	
32 Hexane	57	3.338	3.338	0.000	87	77138	20.0	19.8	
33 Isopropyl ether	45	3.620	3.620	0.000	98	325688	20.0	18.8	
34 1,1-Dichloroethane	63	3.655	3.655	0.000	99	177786	20.0	19.5	
35 Vinyl acetate	43	3.685	3.685	0.000	100	413749	40.0	38.3	
36 2-Chloro-1,3-butadiene	88	3.708	3.708	0.000	94	64185	20.0	17.7	
37 Tert-butyl ethyl ether	59	4.014	4.014	0.000	88	262481	20.0	18.9	
39 2,2-Dichloropropane	79	4.261	4.261	0.000	91	44924	20.0	20.0	
* 38 2-Butanone-d5	46	4.266	4.266	0.000	98	418076	250.0	250.0	
40 cis-1,2-Dichloroethene	96	4.296	4.296	0.000	96	92330	20.0	19.5	
42 Ethyl acetate	43	4.337	4.337	0.000	93	430675	40.0	38.7	
41 2-Butanone (MEK)	72	4.337	4.337	0.000	95	49727	100.0	93.6	
43 Methyl acrylate	55	4.402	4.402	0.000	99	81601	20.0	19.0	
44 Propionitrile	54	4.501	4.501	0.000	97	121530	200.0	184.1	
46 Chlorobromomethane	128	4.572	4.572	0.000	97	45488	20.0	19.5	
45 Tetrahydrofuran	72	4.578	4.578	0.000	60	22285	40.0	38.2	
47 Methacrylonitrile	67	4.619	4.619	0.000	97	341076	200.0	191.7	
48 Chloroform	83	4.642	4.642	0.000	98	157922	20.0	20.1	
49 Cyclohexane	56	4.778	4.778	0.000	98	125833	20.0	20.7	
50 1,1,1-Trichloroethane	97	4.801	4.801	0.000	98	125290	20.0	19.8	
$ 51 Dibromofluoromethane (Surr	113	4.836	4.836	0.000	97	172220	50.0	50.7	
52 Carbon tetrachloride	117	4.942	4.942	0.000	98	107731	20.0	19.9	
53 1,1-Dichloropropene	75	4.983	4.983	0.000	92	119005	20.0	19.2	
54 Isobutyl alcohol	43	5.154	5.154	0.000	96	126000	500.0	459.6	
55 Isooctane	57	5.189	5.189	0.000	96	135934	20.0	16.8	
56 Benzene	78	5.224	5.224	0.000	98	349472	20.0	20.5	
$ 57 1,2-Dichloroethane-d4 (Sur	65	5.253	5.253	0.000	97	229623	50.0	50.7	
59 Tert-amyl methyl ether	73	5.306	5.306	0.000	70	226003	20.0	18.5	
58 Isopropyl acetate	43	5.306	5.306	0.000	92	280448	20.0	19.3	
60 1,2-Dichloroethane	62	5.342	5.342	0.000	95	130276	20.0	19.6	
61 n-Heptane	57	5.406	5.406	0.000	98	37333	20.0	20.2	
* 62 Fluorobenzene	96	5.571	5.571	0.000	97	653556	50.0	50.0	
63 n-Butanol	56	5.935	5.935	0.000	92	49328	500.0	454.3	
64 Trichloroethene	95	5.976	5.976	0.000	97	86115	20.0	19.9	
66 Methylcyclohexane	83	6.117	6.117	0.000	88	82009	20.0	20.5	
65 Ethyl acrylate	55	6.123	6.123	0.000	93	182721	20.0	18.7	
67 1,2-Dichloropropane	63	6.317	6.317	0.000	91	99916	20.0	19.6	
* 68 1,4-Dioxane-d8	96	6.387	6.387	0.000	88	34607	1000.0	1000.0	
69 Methyl methacrylate	100	6.411	6.411	0.000	95	41466	40.0	36.8	
70 1,4-Dioxane	88	6.452	6.452	0.000	42	17633	400.0	429.3	
72 Dibromomethane	93	6.464	6.464	0.000	95	54960	20.0	19.9	
71 n-Propyl acetate	43	6.476	6.476	0.000	98	144053	20.0	18.0	
73 Dichlorobromomethane	83	6.640	6.640	0.000	98	117163	20.0	19.1	
74 2-Chloroethyl vinyl ether	63	7.022	7.022	0.000	78	58681	20.0	17.9	
75 2-Nitropropane	41	7.028	7.028	0.000	80	43202	40.0	33.6	
76 Epichlorohydrin	57	7.145	7.145	0.000	99	192244	400.0	379.0	
77 cis-1,3-Dichloropropene	75	7.204	7.204	0.000	96	154176	20.0	19.7	
78 4-Methyl-2-pentanone (MIBK	43	7.392	7.392	0.000	98	495836	100.0	91.5	
$ 79 Toluene-d8 (Surr)	98	7.474	7.474	0.000	99	649837	50.0	50.2	
80 Toluene	91	7.557	7.557	0.000	93	355967	20.0	20.4	
81 trans-1,3-Dichloropropene	75	7.950	7.950	0.000	97	143545	20.0	19.7	
82 Ethyl methacrylate	69	7.980	7.980	0.000	94	113143	20.0	18.2	

Compound	Sig	RT (min.)	Exp RT (min.)	Dlt RT (min.)	Q	Response	Cal Amt ug/l	OnCol Amt ug/l	Flags
83 1,1,2-Trichloroethane	83	8.185	8.185	0.000	95	69749	20.0	18.1	
84 Tetrachloroethene	166	8.226	8.226	0.000	96	82609	20.0	20.0	
85 1,3-Dichloropropane	76	8.420	8.420	0.000	98	139959	20.0	19.4	
86 2-Hexanone	58	8.485	8.485	0.000	99	169418	100.0	96.4	
87 n-Butyl acetate	43	8.602	8.602	0.000	97	153998	20.0	18.1	
88 Chlorodibromomethane	129	8.667	8.667	0.000	99	89230	20.0	18.6	
89 Ethylene Dibromide	107	8.843	8.843	0.000	99	82021	20.0	19.0	
* 90 Chlorobenzene-d5	117	9.396	9.396	0.000	87	526018	50.0	50.0	
91 Chlorobenzene	112	9.431	9.431	0.000	93	231797	20.0	20.0	
92 Ethylbenzene	106	9.525	9.525	0.000	99	111232	20.0	19.4	
93 1,1,1,2-Tetrachloroethane	131	9.537	9.537	0.000	94	82806	20.0	19.2	
94 m-Xylene & p-Xylene	106	9.660	9.660	0.000	97	137537	20.0	19.4	
95 n-Butyl acrylate	73	10.042	10.042	0.000	95	63122	20.0	17.9	
96 o-Xylene	106	10.065	10.065	0.000	93	143694	20.0	19.2	
97 Styrene	104	10.095	10.095	0.000	95	261739	20.0	20.2	
98 Amyl acetate (mixed isomer	43	10.248	10.248	0.000	88	184517	20.0	18.5	
99 Bromoform	173	10.289	10.289	0.000	97	61831	20.0	17.9	
100 Isopropylbenzene	105	10.389	10.389	0.000	97	302165	20.0	20.4	
$ 101 4-Bromofluorobenzene	174	10.565	10.565	0.000	92	217438	50.0	49.2	
102 Bromobenzene	156	10.688	10.688	0.000	96	109142	20.0	19.5	
103 1,1,2,2-Tetrachloroethane	83	10.712	10.712	0.000	98	107406	20.0	19.8	
104 N-Propylbenzene	91	10.735	10.735	0.000	83	357366	20.0	20.6	
105 1,2,3-Trichloropropane	110	10.759	10.759	0.000	96	30639	20.0	17.6	
106 trans-1,4-Dichloro-2-buten	53	10.765	10.765	0.000	88	37405	20.0	17.8	
108 2-Chlorotoluene	91	10.829	10.829	0.000	97	276628	20.0	20.4	
107 4-Ethyltoluene	105	10.829	10.829	0.000	84	265639	20.0	18.8	
109 1,3,5-Trimethylbenzene	105	10.882	10.882	0.000	93	260476	20.0	20.4	
110 4-Chlorotoluene	91	10.923	10.923	0.000	97	266188	20.0	20.2	
111 Butyl Methacrylate	87	10.947	10.947	0.000	97	114934	20.0	18.3	
112 tert-Butylbenzene	119	11.117	11.117	0.000	94	198141	20.0	20.3	
113 1,2,4-Trimethylbenzene	105	11.158	11.158	0.000	98	281417	20.0	20.9	
114 sec-Butylbenzene	105	11.270	11.270	0.000	98	274593	20.0	20.8	
115 4-Isopropyltoluene	119	11.370	11.370	0.000	97	242149	20.0	20.2	
116 1,3-Dichlorobenzene	146	11.382	11.382	0.000	96	173938	20.0	19.7	
* 117 1,4-Dichlorobenzene-d4	152	11.434	11.434	0.000	96	280313	50.0	50.0	
118 1,4-Dichlorobenzene	146	11.452	11.452	0.000	94	176580	20.0	18.7	
119 Benzyl chloride	91	11.546	11.546	0.000	99	189088	20.0	18.6	
120 2,3-Dihydroindene	117	11.599	11.599	0.000	94	299739	20.0	19.1	
121 p-Diethylbenzene	119	11.622	11.622	0.000	93	123487	20.0	17.6	
122 n-Butylbenzene	91	11.640	11.640	0.000	98	259800	20.0	20.3	
123 1,2-Dichlorobenzene	146	11.705	11.705	0.000	97	179528	20.0	19.8	
124 1,2,4,5-Tetramethylbenzene	119	12.145	12.145	0.000	98	211033	20.0	18.6	
125 1,2-Dibromo-3-Chloropropan	155	12.245	12.245	0.000	93	16897	20.0	20.4	
126 1,3,5-Trichlorobenzene	180	12.333	12.333	0.000	96	94343	20.0	18.9	
127 1,2,4-Trichlorobenzene	180	12.798	12.798	0.000	94	85587	20.0	18.8	
128 Hexachlorobutadiene	225	12.862	12.862	0.000	96	42166	20.0	18.1	
129 Naphthalene	128	13.003	13.003	0.000	99	204690	20.0	18.5	
130 1,2,3-Trichlorobenzene	180	13.191	13.191	0.000	96	68234	20.0	18.2	
S 131 1,2-Dichloroethene, Total	100				0		40.0	39.7	
S 132 Xylenes, Total	100				0		40.0	38.6	
S 133 Total BTEX	1				0		100.0	98.9	

QC Flag Legend

Review Flags

M - Manually Integrated

Reagents:

GAS Hi_00136	Amount Added:	2.00	Units: uL	
MIX I Hi_00053	Amount Added:	2.00	Units: uL	
MIX 2 Hi_00040	Amount Added:	2.00	Units: uL	
ACROLEIN W_00048	Amount Added:	4.00	Units: uL	
8260ISNEW_00051	Amount Added:	1.00	Units: uL	Run Reagent
8260SURR250_00109	Amount Added:	1.00	Units: uL	Run Reagent

Report Date: 01-Mar-2016 13:01:29 Chrom Revision: 2.2 02-Dec-2015 11:51:48

TestAmerica Edison

Data File: \\ChromNA\Edison\ChromData\CVOAMS8\20160229-37850.b\J36979.D

Injection Date:	29-Feb-2016 12:38:30	Instrument ID:	CVOAMS8	Operator ID:	
Lims ID:	STD20			Worklist Smp#:	7
Client ID:					
Purge Vol:	5.000 mL	Dil. Factor:	1.0000	ALS Bottle#:	6
Method:	8260_W8	Limit Group:	VOA - 8260C Water and Solid		

Column: Rtx-624 (0.25 mm)

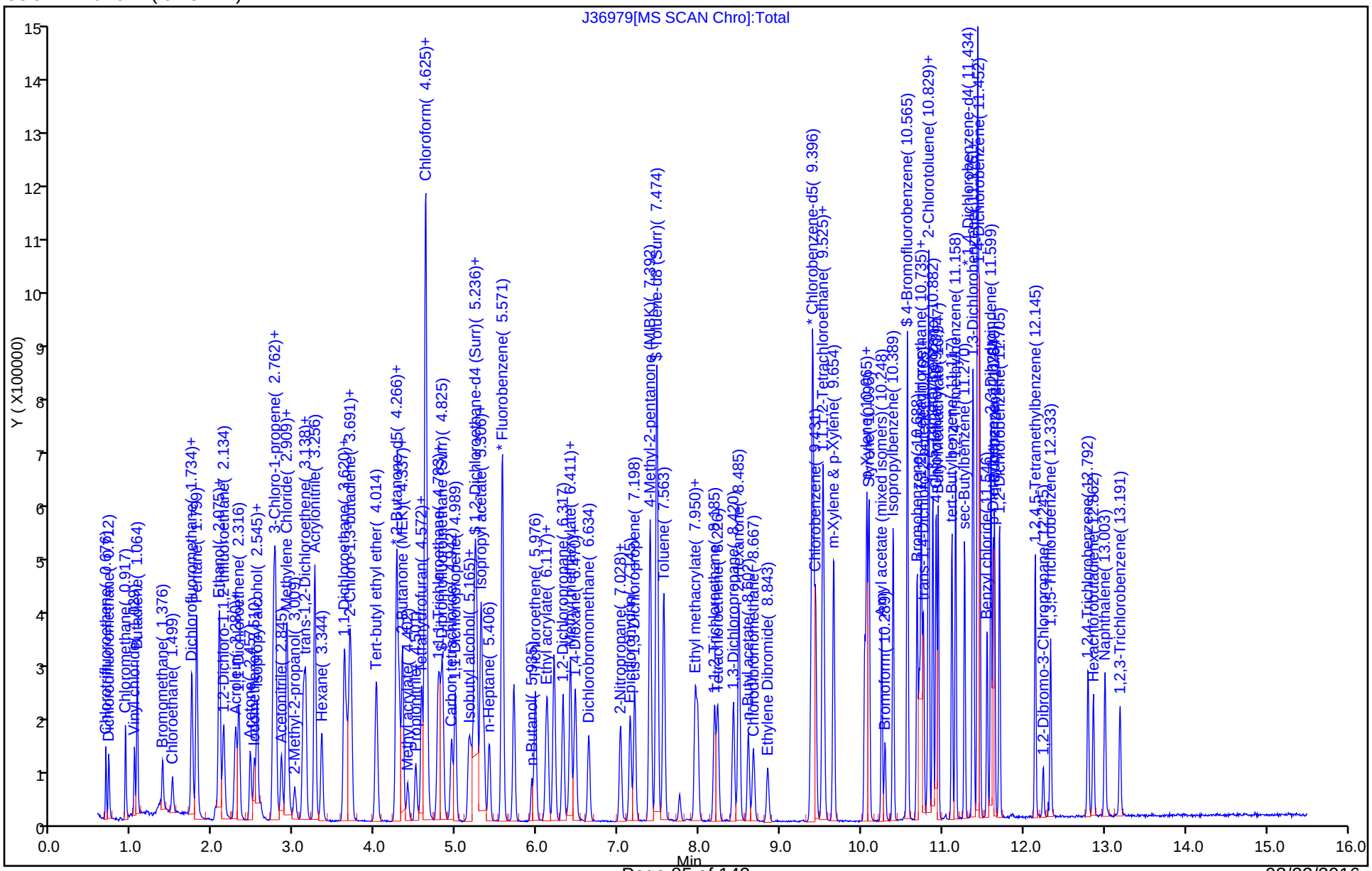

Manual Integration/User Assign Peak Report

TestAmerica Edison

Data File: \\ChromNA\Edison\ChromData\CVOAMS8\20160229-37850.b\J36979.D
Injection Date: 29-Feb-2016 12:38:30 Instrument ID: CVOAMS8
Lims ID: STD20
Client ID:
Operator ID: ALS Bottle#: 6 Worklist Smp#: 7
Purge Vol: 5.000 mL Dil. Factor: 1.0000
Method: 8260_W8 Limit Group: VOA - 8260C Water and Solid
Column: Rtx-624 (0.25 mm) Detector MS SCAN

6 Bromomethane, CAS: 74-83-9

Processing Integration Results

RT: 1.38
Area: 45981
Amount: 15.258136
Amount Units: ug/l

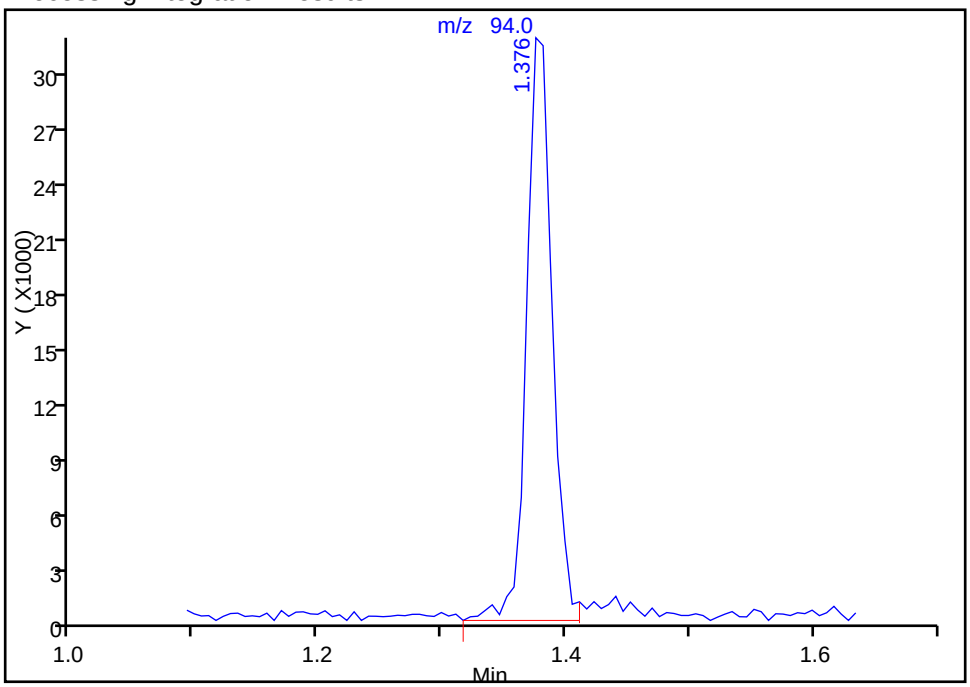

Manual Integration Results

RT: 1.38
Area: 48423
Amount: 15.960698
Amount Units: ug/l

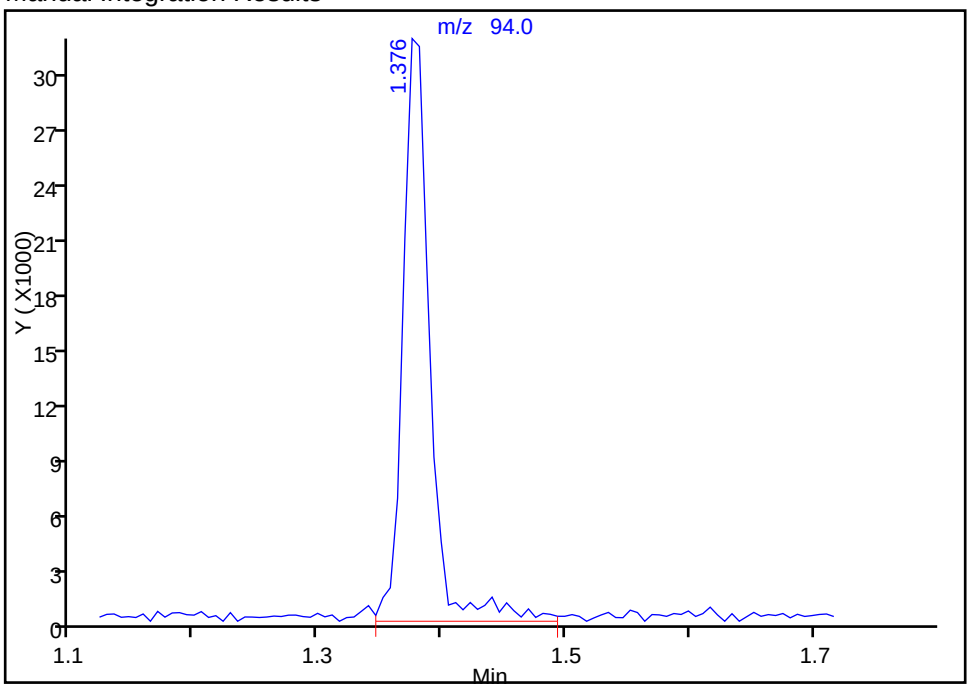

Reviewer: delpolitov, 01-Mar-2016 12:34:26
Audit Action: Manually Integrated
Audit Reason: Incomplete Integration

TestAmerica Edison
Target Compound Quantitation Report

Data File: \\ChromNA\Edison\ChromData\CVOAMS8\20160229-37850.b\J36980.D
Lims ID: STD50
Client ID:
Sample Type: IC Calib Level: 4
Inject. Date: 29-Feb-2016 13:04:30 ALS Bottle#: 7 Worklist Smp#: 8
Purge Vol: 5.000 mL Dil. Factor: 1.0000
Sample Info: STD50
Misc. Info.: 460-0037850-008
Operator ID: Instrument ID: CVOAMS8
Sublist: chrom-8260_W8*sub47

Method: \\ChromNA\Edison\ChromData\CVOAMS8\20160229-37850.b\8260_W8.m
Limit Group: VOA - 8260C Water and Solid
Last Update: 01-Mar-2016 13:01:35 Calib Date: 29-Feb-2016 13:55:30
Integrator: RTE ID Type: Deconvolution ID
Quant Method: Internal Standard Quant By: Initial Calibration
Last ICal File: \\ChromNA\Edison\ChromData\CVOAMS8\20160229-37850.b\J36982.D

Column 1 : Rtx-624 (0.25 mm) Det: MS SCAN
Process Host: XAWRK016

First Level Reviewer: starzecm Date: 29-Feb-2016 18:59:44

Compound	Sig	RT (min.)	Exp RT (min.)	Dlt RT (min.)	Q	Response	Cal Amt ug/l	OnCol Amt ug/l	Flags
1 Chlorotrifluoroethene	66	0.671	0.676	-0.005	94	31069	50.0	50.3	
2 Dichlorodifluoromethane	85	0.706	0.712	-0.006	99	289688	50.0	59.7	
3 Chloromethane	50	0.912	0.917	-0.005	99	374673	50.0	61.2	
4 Vinyl chloride	62	1.024	1.029	-0.005	98	305479	50.0	61.0	
5 Butadiene	54	1.059	1.064	-0.005	93	283591	50.0	60.6	
6 Bromomethane	94	1.376	1.376	0.000	98	157629	50.0	51.6	
7 Chloroethane	64	1.494	1.499	-0.005	99	173940	50.0	59.0	
9 Trichlorofluoromethane	101	1.735	1.734	0.001	74	342003	50.0	59.1	
8 Dichlorofluoromethane	67	1.735	1.740	-0.005	96	438817	50.0	59.6	
10 Pentane	72	1.793	1.799	-0.006	96	57008	100.0	103.4	
11 Ethanol	46	2.023	2.028	-0.005	98	46882	2000.0	2141.2	
12 Ethyl ether	59	2.064	2.069	-0.005	95	213352	50.0	53.3	
13 2-Methyl-1,3-butadiene	53	2.075	2.081	-0.006	91	242979	50.0	55.1	
14 1,2-Dichloro-1,1,2-trifluo	117	2.128	2.134	-0.006	95	181095	50.0	53.3	
15 1,1,2-Trichloro-1,2,2-trif	101	2.275	2.275	0.000	97	193459	50.0	52.2	
16 Acrolein	56	2.293	2.292	0.001	96	96919	100.0	99.0	
17 1,1-Dichloroethene	96	2.316	2.322	-0.006	95	207548	50.0	54.0	
18 Acetone	43	2.457	2.457	0.000	85	466138	250.0	264.8	
19 Iodomethane	142	2.504	2.510	-0.006	99	342999	50.0	55.8	
20 Carbon disulfide	76	2.540	2.545	-0.005	100	780324	50.0	53.1	
21 Isopropyl alcohol	45	2.581	2.586	-0.005	100	144870	500.0	486.8	
22 3-Chloro-1-propene	76	2.739	2.745	-0.006	85	129650	50.0	50.7	
24 Cyclopentene	67	2.751	2.756	-0.005	91	614298	50.0	53.8	
23 Methyl acetate	43	2.769	2.768	0.001	99	1085457	250.0	270.6	
25 Acetonitrile	41	2.839	2.845	-0.006	99	404567	500.0	529.9	
27 Methylene Chloride	84	2.898	2.903	-0.005	99	240724	50.0	51.4	
* 26 TBA-d9 (IS)	65	2.916	2.921	-0.005	81	275687	1000.0	1000.0	
28 2-Methyl-2-propanol	59	3.004	3.009	-0.005	98	200692	500.0	528.7	
29 Methyl tert-butyl ether	73	3.109	3.115	-0.006	97	653404	50.0	53.2	
30 trans-1,2-Dichloroethene	96	3.139	3.144	-0.005	99	220119	50.0	51.2	

Compound	Sig	RT (min.)	Exp RT (min.)	Dlt RT (min.)	Q	Response	Cal Amt ug/l	OnCol Amt ug/l	Flags
31 Acrylonitrile	53	3.251	3.256	-0.006	93	997436	500.0	537.6	
32 Hexane	57	3.339	3.338	0.001	89	198650	50.0	50.7	
33 Isopropyl ether	45	3.615	3.620	-0.005	97	963116	50.0	55.1	
34 1,1-Dichloroethane	63	3.656	3.655	0.001	99	479282	50.0	52.2	
35 Vinyl acetate	43	3.679	3.685	-0.006	100	1154891	100.0	106.2	
36 2-Chloro-1,3-butadiene	88	3.703	3.708	-0.005	94	194008	50.0	53.2	
37 Tert-butyl ethyl ether	59	4.008	4.014	-0.006	88	772217	50.0	55.1	
39 2,2-Dichloropropane	79	4.261	4.261	0.001	91	117252	50.0	51.8	
* 38 2-Butanone-d5	46	4.267	4.266	0.001	92	429332	250.0	250.0	
40 cis-1,2-Dichloroethene	96	4.296	4.296	0.000	96	253323	50.0	53.3	
42 Ethyl acetate	43	4.337	4.337	0.000	94	1211893	100.0	105.9	
41 2-Butanone (MEK)	72	4.332	4.337	-0.005	95	133047	250.0	243.9	
43 Methyl acrylate	55	4.402	4.402	0.000	99	238770	50.0	55.1	
44 Propionitrile	54	4.496	4.501	-0.005	99	377001	500.0	540.3	
46 Chlorobromomethane	128	4.572	4.572	0.000	97	120515	50.0	51.4	
45 Tetrahydrofuran	72	4.572	4.578	-0.006	65	59642	100.0	99.6	
47 Methacrylonitrile	67	4.619	4.619	0.000	97	1028079	500.0	573.9	
48 Chloroform	83	4.643	4.642	0.001	98	414005	50.0	52.3	
49 Cyclohexane	56	4.778	4.778	0.000	98	331280	50.0	54.1	
50 1,1,1-Trichloroethane	97	4.802	4.801	0.001	99	342603	50.0	53.7	
$ 51 Dibromofluoromethane (Surr	113	4.831	4.836	-0.005	97	171528	50.0	50.1	
52 Carbon tetrachloride	117	4.943	4.942	0.001	98	283449	50.0	52.1	
53 1,1-Dichloropropene	75	4.984	4.983	0.001	92	312534	50.0	50.2	
54 Isobutyl alcohol	43	5.154	5.154	0.000	94	361617	1250.0	1252.9	
55 Isooctane	57	5.184	5.189	-0.005	97	418305	50.0	51.3	
56 Benzene	78	5.225	5.224	0.001	97	937634	50.0	54.5	
$ 57 1,2-Dichloroethane-d4 (Sur	65	5.248	5.253	-0.005	97	227629	50.0	49.9	
59 Tert-amyl methyl ether	73	5.301	5.306	-0.005	87	676495	50.0	54.9	
58 Isopropyl acetate	43	5.307	5.306	0.001	93	818071	50.0	55.9	
60 1,2-Dichloroethane	62	5.336	5.342	-0.006	95	346810	50.0	51.9	
61 n-Heptane	57	5.407	5.406	0.001	99	95945	50.0	51.7	
* 62 Fluorobenzene	96	5.565	5.571	-0.006	97	657896	50.0	50.0	
63 n-Butanol	56	5.936	5.935	0.001	93	150908	1250.0	1314.6	
64 Trichloroethene	95	5.977	5.976	0.001	98	225393	50.0	51.9	
66 Methylcyclohexane	83	6.112	6.117	-0.005	83	211075	50.0	52.3	
65 Ethyl acrylate	55	6.129	6.123	0.006	98	527076	50.0	53.5	
67 1,2-Dichloropropane	63	6.317	6.317	0.000	90	270967	50.0	52.9	
* 68 1,4-Dioxane-d8	96	6.388	6.387	0.001	87	37896	1000.0	1000.0	
69 Methyl methacrylate	100	6.406	6.411	-0.005	95	120296	100.0	106.0	
70 1,4-Dioxane	88	6.447	6.452	-0.005	44	48897	1000.0	1102.8	
72 Dibromomethane	93	6.459	6.464	-0.006	94	143674	50.0	51.8	
71 n-Propyl acetate	43	6.470	6.476	-0.006	99	423779	50.0	52.5	
73 Dichlorobromomethane	83	6.635	6.640	-0.005	99	322423	50.0	52.2	
74 2-Chloroethyl vinyl ether	63	7.023	7.022	0.001	77	178410	50.0	54.1	
75 2-Nitropropane	41	7.028	7.028	0.000	78	126713	100.0	97.8	
76 Epichlorohydrin	57	7.146	7.145	0.001	99	540599	1000.0	1043.2	
77 cis-1,3-Dichloropropene	75	7.199	7.204	-0.005	97	414511	50.0	52.5	
78 4-Methyl-2-pentanone (MIBK	43	7.393	7.392	0.001	99	1372457	250.0	250.7	
$ 79 Toluene-d8 (Surr)	98	7.475	7.474	0.001	99	656008	50.0	50.2	
80 Toluene	91	7.563	7.557	0.006	93	943435	50.0	53.6	
81 trans-1,3-Dichloropropene	75	7.945	7.950	-0.005	97	380100	50.0	51.6	
82 Ethyl methacrylate	69	7.980	7.980	0.000	94	315394	50.0	50.3	

Compound	Sig	RT (min.)	Exp RT (min.)	Dlt RT (min.)	Q	Response	Cal Amt ug/l	OnCol Amt ug/l	Flags
83 1,1,2-Trichloroethane	83	8.186	8.185	0.001	95	188147	50.0	48.4	
84 Tetrachloroethene	166	8.227	8.226	0.001	96	211261	50.0	50.6	
85 1,3-Dichloropropane	76	8.421	8.420	0.001	98	380897	50.0	52.3	
86 2-Hexanone	58	8.486	8.485	0.001	99	477050	250.0	264.6	
87 n-Butyl acetate	43	8.603	8.602	0.001	97	458731	50.0	53.4	
88 Chlorodibromomethane	129	8.668	8.667	0.001	98	250829	50.0	51.7	
89 Ethylene Dibromide	107	8.844	8.843	0.001	96	224104	50.0	51.3	
* 90 Chlorobenzene-d5	117	9.396	9.396	0.000	89	531414	50.0	50.0	
91 Chlorobenzene	112	9.431	9.431	0.000	93	614129	50.0	52.4	
92 Ethylbenzene	106	9.520	9.525	-0.005	99	299272	50.0	51.7	
93 1,1,1,2-Tetrachloroethane	131	9.537	9.537	0.000	96	234401	50.0	53.8	
94 m-Xylene & p-Xylene	106	9.655	9.660	-0.005	97	376139	50.0	52.6	
95 n-Butyl acrylate	73	10.043	10.042	0.001	96	198618	50.0	55.7	
96 o-Xylene	106	10.066	10.065	0.001	93	398646	50.0	52.6	
97 Styrene	104	10.095	10.095	0.000	94	701369	50.0	53.5	
98 Amyl acetate (mixed isomer	43	10.248	10.248	0.000	88	568328	50.0	54.8	
99 Bromoform	173	10.289	10.289	0.000	97	173806	50.0	49.7	
100 Isopropylbenzene	105	10.389	10.389	0.000	97	818621	50.0	54.7	
$ 101 4-Bromofluorobenzene	174	10.571	10.565	0.006	95	228167	50.0	51.1	
102 Bromobenzene	156	10.689	10.688	0.001	95	295694	50.0	50.8	
103 1,1,2,2-Tetrachloroethane	83	10.712	10.712	0.000	98	297310	50.0	52.9	
104 N-Propylbenzene	91	10.736	10.735	0.001	99	989127	50.0	54.9	
105 1,2,3-Trichloropropane	110	10.759	10.759	0.000	95	86876	50.0	48.0	
106 trans-1,4-Dichloro-2-buten	53	10.765	10.765	0.000	89	106075	50.0	48.7	
108 2-Chlorotoluene	91	10.830	10.829	0.001	97	741468	50.0	52.6	
107 4-Ethyltoluene	105	10.830	10.829	0.001	89	803942	50.0	54.8	
109 1,3,5-Trimethylbenzene	105	10.883	10.882	0.001	93	712901	50.0	53.8	
110 4-Chlorotoluene	91	10.924	10.923	0.001	98	708218	50.0	51.9	
111 Butyl Methacrylate	87	10.947	10.947	0.000	97	353400	50.0	54.3	
112 tert-Butylbenzene	119	11.118	11.117	0.001	93	522969	50.0	51.5	
113 1,2,4-Trimethylbenzene	105	11.165	11.158	0.007	98	764162	50.0	54.7	
114 sec-Butylbenzene	105	11.271	11.270	0.000	98	737298	50.0	53.8	
115 4-Isopropyltoluene	119	11.370	11.370	0.000	97	665221	50.0	53.4	
116 1,3-Dichlorobenzene	146	11.382	11.382	0.000	96	468130	50.0	51.0	
* 117 1,4-Dichlorobenzene-d4	152	11.435	11.434	0.001	94	291075	50.0	50.0	
118 1,4-Dichlorobenzene	146	11.447	11.452	-0.005	94	498682	50.0	51.0	
119 Benzyl chloride	91	11.553	11.546	0.007	99	601927	50.0	57.0	
120 2,3-Dihydroindene	117	11.600	11.599	0.001	94	916139	50.0	56.3	
121 p-Diethylbenzene	119	11.623	11.622	0.001	93	381355	50.0	52.3	
122 n-Butylbenzene	91	11.641	11.640	0.001	98	711750	50.0	53.5	
123 1,2-Dichlorobenzene	146	11.705	11.705	0.000	96	485549	50.0	51.5	
124 1,2,4,5-Tetramethylbenzene	119	12.146	12.145	0.001	98	643648	50.0	54.5	
125 1,2-Dibromo-3-Chloropropan	155	12.240	12.245	-0.005	95	46671	50.0	54.2	
126 1,3,5-Trichlorobenzene	180	12.334	12.333	0.001	98	277738	50.0	53.7	
127 1,2,4-Trichlorobenzene	180	12.792	12.798	-0.006	93	254213	50.0	53.7	
128 Hexachlorobutadiene	225	12.863	12.862	0.001	97	115661	50.0	47.9	
129 Naphthalene	128	13.004	13.003	0.001	99	599268	50.0	52.0	
130 1,2,3-Trichlorobenzene	180	13.192	13.191	0.001	95	191841	50.0	49.3	
S 131 1,2-Dichloroethene, Total	100				0		100.0	104.5	
S 132 Xylenes, Total	100				0		100.0	105.2	
S 133 Total BTEX	1				0		250.0	264.9	

Reagents:

GAS Hi_00136	Amount Added:	5.00	Units: uL	
MIX I Hi_00053	Amount Added:	5.00	Units: uL	
MIX 2 Hi_00040	Amount Added:	5.00	Units: uL	
ACROLEIN W_00048	Amount Added:	10.00	Units: uL	
8260ISNEW_00051	Amount Added:	1.00	Units: uL	Run Reagent
8260SURR250_00109	Amount Added:	1.00	Units: uL	Run Reagent

Report Date: 01-Mar-2016 13:01:37 Chrom Revision: 2.2 02-Dec-2015 11:51:48

TestAmerica Edison

Data File: \\ChromNA\Edison\ChromData\CVOAMS8\20160229-37850.b\J36980.D

Injection Date: 29-Feb-2016 13:04:30 Instrument ID: CVOAMS8 Operator ID:

Lims ID: STD50 Worklist Smp#: 8

Client ID:

Purge Vol: 5.000 mL Dil. Factor: 1.0000 ALS Bottle#: 7

Method: 8260_W8 Limit Group: VOA - 8260C Water and Solid

Column: Rtx-624 (0.25 mm)

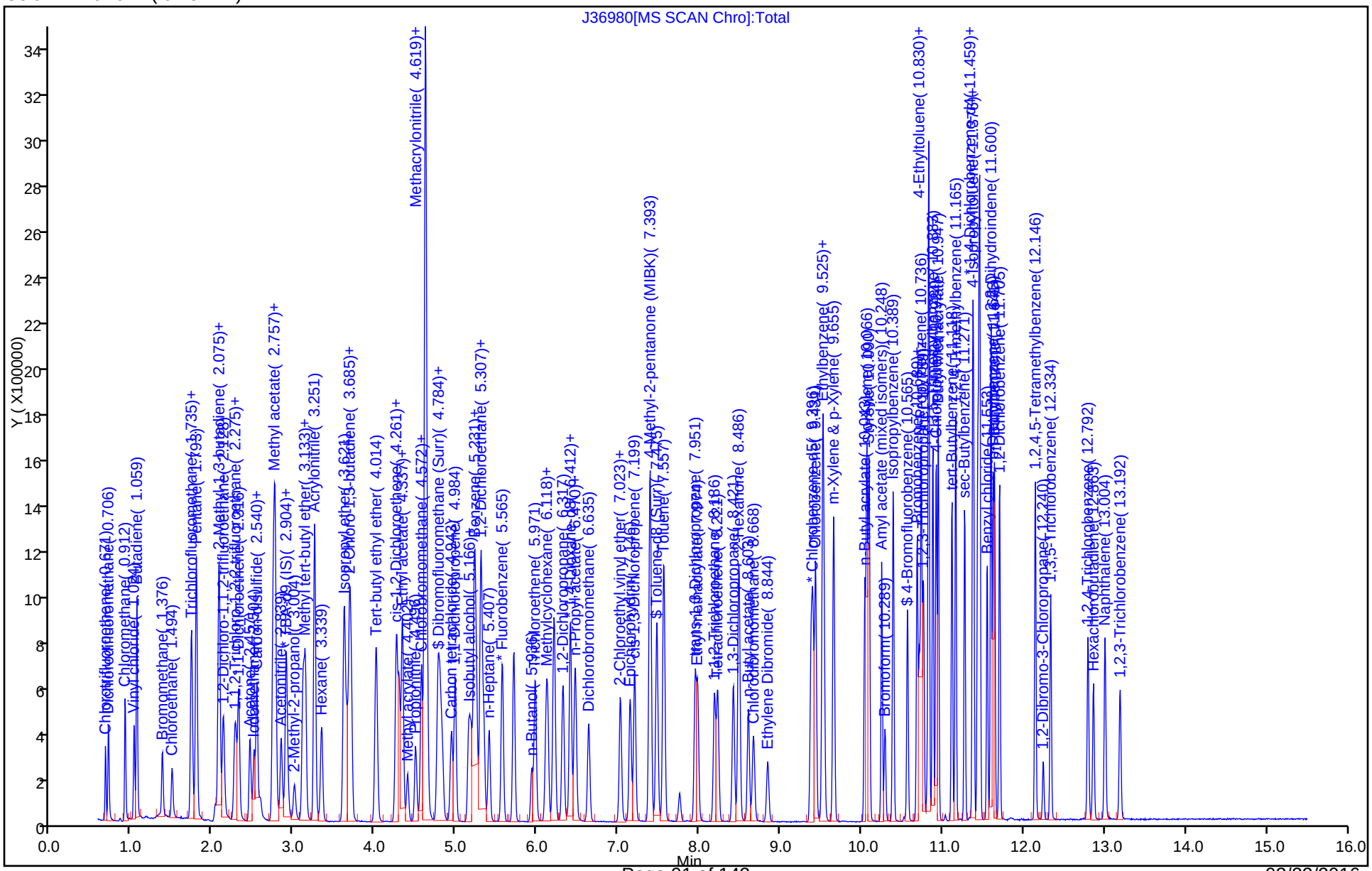

TestAmerica Edison
Target Compound Quantitation Report

Data File: \\ChromNA\Edison\ChromData\CVOAMS8\20160229-37850.b\J36981.D
Lims ID: STD200
Client ID:
Sample Type: IC Calib Level: 5
Inject. Date: 29-Feb-2016 13:30:30 ALS Bottle#: 8 Worklist Smp#: 9
Purge Vol: 5.000 mL Dil. Factor: 1.0000
Sample Info: STD200
Misc. Info.: 460-0037850-009
Operator ID: Instrument ID: CVOAMS8
Sublist: chrom-8260_W8*sub47

Method: \\ChromNA\Edison\ChromData\CVOAMS8\20160229-37850.b\8260_W8.m
Limit Group: VOA - 8260C Water and Solid
Last Update: 01-Mar-2016 13:01:43 Calib Date: 29-Feb-2016 13:55:30
Integrator: RTE ID Type: Deconvolution ID
Quant Method: Internal Standard Quant By: Initial Calibration
Last ICal File: \\ChromNA\Edison\ChromData\CVOAMS8\20160229-37850.b\J36982.D

Column 1 : Rtx-624 (0.25 mm) Det: MS SCAN
Process Host: XAWRK016

First Level Reviewer: starzecm Date: 29-Feb-2016 18:59:55

Compound	Sig	RT (min.)	Exp RT (min.)	Dlt RT (min.)	Q	Response	Cal Amt ug/l	OnCol Amt ug/l	Flags
1 Chlorotrifluoroethene	66	0.673	0.676	-0.003	96	140679	200.0	218.2	
2 Dichlorodifluoromethane	85	0.709	0.712	-0.003	99	1143363	200.0	225.8	
3 Chloromethane	50	0.914	0.917	-0.003	99	1359843	200.0	212.8	
4 Vinyl chloride	62	1.026	1.029	-0.003	98	1168684	200.0	223.8	
5 Butadiene	54	1.061	1.064	-0.003	94	1100244	200.0	225.2	
6 Bromomethane	94	1.378	1.376	0.002	99	635800	200.0	199.5	
7 Chloroethane	64	1.496	1.499	-0.003	99	642532	200.0	208.8	
9 Trichlorofluoromethane	101	1.737	1.734	0.003	75	1362003	200.0	225.6	
8 Dichlorofluoromethane	67	1.731	1.740	-0.009	96	1652846	200.0	215.3	
10 Pentane	72	1.796	1.799	-0.003	95	239128	400.0	424.0	
11 Ethanol	46	2.025	2.028	-0.003	100	175205	8000.0	7824.6	
12 Ethyl ether	59	2.066	2.069	-0.003	95	833766	200.0	199.6	
13 2-Methyl-1,3-butadiene	53	2.078	2.081	-0.003	94	1004532	200.0	218.2	
14 1,2-Dichloro-1,1,2-trifluo	117	2.131	2.134	-0.003	96	727282	200.0	205.1	
15 1,1,2-Trichloro-1,2,2-trif	101	2.272	2.275	-0.003	98	789404	200.0	204.1	
16 Acrolein	56	2.289	2.292	-0.003	96	189104	200.0	188.8	
17 1,1-Dichloroethene	96	2.319	2.322	-0.003	95	834154	200.0	208.2	
18 Acetone	43	2.454	2.457	-0.003	85	1435087	1000.0	797.8	
19 Iodomethane	142	2.507	2.510	-0.003	98	1375298	200.0	214.6	
20 Carbon disulfide	76	2.542	2.545	-0.003	100	3102581	200.0	202.3	
21 Isopropyl alcohol	45	2.583	2.586	-0.003	99	574605	2000.0	1888.0	
22 3-Chloro-1-propene	76	2.742	2.745	-0.003	90	533885	200.0	200.0	
24 Cyclopentene	67	2.753	2.756	-0.003	92	2551770	200.0	214.4	
23 Methyl acetate	43	2.765	2.768	-0.003	99	3998746	1000.0	955.4	
25 Acetonitrile	41	2.841	2.845	-0.004	98	1667229	2000.0	2135.3	
27 Methylene Chloride	84	2.900	2.903	-0.003	99	924374	200.0	189.0	
* 26 TBA-d9 (IS)	65	2.918	2.921	-0.003	79	281937	1000.0	1000.0	
28 2-Methyl-2-propanol	59	3.006	3.009	-0.003	98	763503	2000.0	1986.6	
29 Methyl tert-butyl ether	73	3.112	3.115	-0.003	97	2532133	200.0	197.5	
30 trans-1,2-Dichloroethene	96	3.141	3.144	-0.003	99	896141	200.0	199.7	

Compound	Sig	RT (min.)	Exp RT (min.)	Dlt RT (min.)	Q	Response	Cal Amt ug/l	OnCol Amt ug/l	Flags
31 Acrylonitrile	53	3.253	3.256	-0.003	93	3713500	2000.0	1957.3	
32 Hexane	57	3.341	3.338	0.003	86	817708	200.0	200.2	
33 Isopropyl ether	45	3.617	3.620	-0.003	97	3676910	200.0	201.8	
34 1,1-Dichloroethane	63	3.652	3.655	-0.003	99	1925909	200.0	201.1	
35 Vinyl acetate	43	3.682	3.685	-0.003	100	4855808	400.0	427.9	
36 2-Chloro-1,3-butadiene	88	3.705	3.708	-0.003	93	819253	200.0	215.3	
37 Tert-butyl ethyl ether	59	4.011	4.014	-0.003	89	3027141	200.0	207.1	
39 2,2-Dichloropropane	79	4.257	4.261	-0.003	96	463530	200.0	196.4	
* 38 2-Butanone-d5	46	4.269	4.266	0.003	31	438727	250.0	250.0	
40 cis-1,2-Dichloroethene	96	4.299	4.296	0.003	96	1008474	200.0	203.3	
42 Ethyl acetate	43	4.334	4.337	-0.003	95	4342532	400.0	371.4	
41 2-Butanone (MEK)	72	4.334	4.337	-0.003	95	487321	1000.0	874.4	
43 Methyl acrylate	55	4.398	4.402	-0.004	99	921406	200.0	203.9	
44 Propionitrile	54	4.504	4.501	0.003	98	1427054	2000.0	1999.9	
46 Chlorobromomethane	128	4.575	4.572	0.003	97	469088	200.0	191.7	
45 Tetrahydrofuran	72	4.569	4.578	-0.009	63	220629	400.0	360.5	
47 Methacrylonitrile	67	4.622	4.619	0.003	94	3855048	2000.0	2062.9	
48 Chloroform	83	4.645	4.642	0.003	98	1671436	200.0	202.2	
49 Cyclohexane	56	4.775	4.778	-0.004	97	1343503	200.0	210.1	
50 1,1,1-Trichloroethane	97	4.804	4.801	0.003	98	1378928	200.0	207.3	
$ 51 Dibromofluoromethane (Surr	113	4.833	4.836	-0.003	97	183366	50.0	51.4	
52 Carbon tetrachloride	117	4.939	4.942	-0.003	98	1188701	200.0	209.4	
53 1,1-Dichloropropene	75	4.986	4.983	0.003	94	1298872	200.0	199.9	
54 Isobutyl alcohol	43	5.156	5.154	0.002	94	1448145	5000.0	5002.5	
55 Isooctane	57	5.186	5.189	-0.003	96	1774651	200.0	208.5	
56 Benzene	78	5.227	5.224	0.003	98	3649266	200.0	202.0	
$ 57 1,2-Dichloroethane-d4 (Sur	65	5.256	5.253	0.003	58	238029	50.0	50.0	
59 Tert-amyl methyl ether	73	5.303	5.306	-0.003	95	2644603	200.0	205.8	
58 Isopropyl acetate	43	5.309	5.306	0.003	96	3110215	200.0	203.8	
60 1,2-Dichloroethane	62	5.339	5.342	-0.003	97	1369706	200.0	196.3	
61 n-Heptane	57	5.403	5.406	-0.003	98	379100	200.0	195.7	
* 62 Fluorobenzene	96	5.568	5.571	-0.003	97	686360	50.0	50.0	
63 n-Butanol	56	5.932	5.935	-0.003	94	588459	5000.0	5012.8	
64 Trichloroethene	95	5.979	5.976	0.003	97	920316	200.0	203.0	
66 Methylcyclohexane	83	6.114	6.117	-0.003	94	873560	200.0	207.6	
65 Ethyl acrylate	55	6.132	6.123	0.009	98	2115783	200.0	205.7	
67 1,2-Dichloropropane	63	6.320	6.317	0.003	88	1059557	200.0	198.3	
* 68 1,4-Dioxane-d8	96	6.390	6.387	0.003	89	41401	1000.0	1000.0	
69 Methyl methacrylate	100	6.408	6.411	-0.003	95	492134	400.0	415.8	
70 1,4-Dioxane	88	6.449	6.452	-0.003	35	179539	4000.0	3945.2	
72 Dibromomethane	93	6.467	6.464	0.003	95	587701	200.0	202.9	
71 n-Propyl acetate	43	6.473	6.476	-0.004	99	1693783	200.0	201.1	
73 Dichlorobromomethane	83	6.637	6.640	-0.003	99	1301885	200.0	201.9	
74 2-Chloroethyl vinyl ether	63	7.025	7.022	0.003	86	726466	200.0	211.1	
75 2-Nitropropane	41	7.031	7.028	0.003	82	556879	400.0	412.1	
76 Epichlorohydrin	57	7.148	7.145	0.003	99	2062250	4000.0	3984.3	
77 cis-1,3-Dichloropropene	75	7.201	7.204	-0.003	97	1674475	200.0	202.0	
78 4-Methyl-2-pentanone (MIBK	43	7.395	7.392	0.003	98	5164550	1000.0	1000.7	
$ 79 Toluene-d8 (Surr)	98	7.477	7.474	0.003	99	690586	50.0	50.3	
80 Toluene	91	7.565	7.557	0.008	94	3731420	200.0	201.8	
81 trans-1,3-Dichloropropene	75	7.947	7.950	-0.003	98	1557192	200.0	201.4	
82 Ethyl methacrylate	69	7.983	7.980	0.002	93	1282304	200.0	196.0	

Compound	Sig	RT (min.)	Exp RT (min.)	Dlt RT (min.)	Q	Response	Cal Amt ug/l	OnCol Amt ug/l	Flags
83 1,1,2-Trichloroethane	83	8.188	8.185	0.003	96	760256	200.0	186.3	
84 Tetrachloroethene	166	8.229	8.226	0.003	97	901778	200.0	205.7	
85 1,3-Dichloropropane	76	8.423	8.420	0.003	98	1510070	200.0	197.5	
86 2-Hexanone	58	8.488	8.485	0.003	99	1823052	1000.0	994.3	
87 n-Butyl acetate	43	8.605	8.602	0.003	98	1834200	200.0	203.4	
88 Chlorodibromomethane	129	8.670	8.667	0.003	99	1020988	200.0	200.4	
89 Ethylene Dibromide	107	8.846	8.843	0.003	98	891098	200.0	194.4	
* 90 Chlorobenzene-d5	117	9.399	9.396	0.002	86	558015	50.0	50.0	
91 Chlorobenzene	112	9.434	9.431	0.003	92	2461276	200.0	200.2	
92 Ethylbenzene	106	9.522	9.525	-0.003	99	1252136	200.0	205.8	
93 1,1,1,2-Tetrachloroethane	131	9.540	9.537	0.003	94	969078	200.0	211.8	
94 m-Xylene & p-Xylene	106	9.657	9.660	-0.003	97	1544547	200.0	205.7	
95 n-Butyl acrylate	73	10.039	10.042	-0.003	96	806976	200.0	215.6	
96 o-Xylene	106	10.068	10.065	0.003	95	1589652	200.0	199.7	
97 Styrene	104	10.092	10.095	-0.003	93	2794667	200.0	203.0	
98 Amyl acetate (mixed isomer	43	10.250	10.248	0.002	88	2247340	200.0	199.2	
99 Bromoform	173	10.292	10.289	0.003	98	732723	200.0	199.5	
100 Isopropylbenzene	105	10.391	10.389	0.002	97	3249990	200.0	206.9	
$ 101 4-Bromofluorobenzene	174	10.568	10.565	0.003	93	232514	50.0	49.6	
102 Bromobenzene	156	10.685	10.688	-0.003	94	1182891	200.0	186.8	
103 1,1,2,2-Tetrachloroethane	83	10.715	10.712	0.003	98	1200876	200.0	198.8	
104 N-Propylbenzene	91	10.738	10.735	0.003	99	3729100	200.0	190.3	
105 1,2,3-Trichloropropane	110	10.762	10.759	0.003	96	342734	200.0	174.2	
106 trans-1,4-Dichloro-2-buten	53	10.767	10.765	0.002	87	424668	200.0	179.1	
108 2-Chlorotoluene	91	10.832	10.829	0.003	98	2930199	200.0	191.0	
107 4-Ethyltoluene	105	10.826	10.829	-0.003	87	3295127	200.0	206.3	
109 1,3,5-Trimethylbenzene	105	10.879	10.882	-0.003	94	2743490	200.0	190.4	
110 4-Chlorotoluene	91	10.920	10.923	-0.003	98	2798941	200.0	188.4	
111 Butyl Methacrylate	87	10.950	10.947	0.003	96	1479534	200.0	208.9	
112 tert-Butylbenzene	119	11.114	11.117	-0.003	93	2128536	200.0	192.7	
113 1,2,4-Trimethylbenzene	105	11.161	11.158	0.003	98	2956803	200.0	194.6	
114 sec-Butylbenzene	105	11.273	11.270	0.003	97	2922671	200.0	195.8	
115 4-Isopropyltoluene	119	11.373	11.370	0.003	96	2671880	200.0	197.1	
116 1,3-Dichlorobenzene	146	11.384	11.382	0.002	95	1935454	200.0	193.6	
* 117 1,4-Dichlorobenzene-d4	152	11.431	11.434	-0.003	95	316743	50.0	50.0	
118 1,4-Dichlorobenzene	146	11.449	11.452	-0.003	93	2010915	200.0	188.9	
119 Benzyl chloride	91	11.549	11.546	0.003	99	2406490	200.0	209.3	
120 2,3-Dihydroindene	117	11.596	11.599	-0.003	95	3563822	200.0	201.1	
121 p-Diethylbenzene	119	11.625	11.622	0.003	93	1635349	200.0	206.2	
122 n-Butylbenzene	91	11.643	11.640	0.003	98	2849588	200.0	196.8	
123 1,2-Dichlorobenzene	146	11.702	11.705	-0.003	95	1924161	200.0	187.7	
124 1,2,4,5-Tetramethylbenzene	119	12.142	12.145	-0.003	98	2568632	200.0	199.9	
125 1,2-Dibromo-3-Chloropropan	155	12.242	12.245	-0.003	95	188900	200.0	198.3	
126 1,3,5-Trichlorobenzene	180	12.336	12.333	0.003	97	1140585	200.0	202.6	
127 1,2,4-Trichlorobenzene	180	12.795	12.798	-0.003	94	1018525	200.0	197.6	
128 Hexachlorobutadiene	225	12.859	12.862	-0.003	97	463343	200.0	176.4	
129 Naphthalene	128	13.006	13.003	0.003	99	2463895	200.0	196.6	
130 1,2,3-Trichlorobenzene	180	13.188	13.191	-0.003	95	790117	200.0	186.6	
S 131 1,2-Dichloroethene, Total	100				0		400.0	403.0	
S 132 Xylenes, Total	100				0		400.0	405.5	
S 133 Total BTEX	1				0		1000.0	1015.1	

Reagents:

GAS Hi_00136	Amount Added:	20.00	Units: uL	
MIX I Hi_00053	Amount Added:	20.00	Units: uL	
MIX 2 Hi_00040	Amount Added:	20.00	Units: uL	
ACROLEIN W_00048	Amount Added:	20.00	Units: uL	
8260ISNEW_00051	Amount Added:	1.00	Units: uL	Run Reagent
8260SURR250_00109	Amount Added:	1.00	Units: uL	Run Reagent

Report Date: 01-Mar-2016 13:01:46 Chrom Revision: 2.2 02-Dec-2015 11:51:48

TestAmerica Edison

Data File: \\ChromNA\Edison\ChromData\CVOAMS8\20160229-37850.b\J36981.D

Injection Date:	29-Feb-2016 13:30:30	Instrument ID:	CVOAMS8	Operator ID:	
Lims ID:	STD200			Worklist Smp#:	9
Client ID:					
Purge Vol:	5.000 mL	Dil. Factor:	1.0000	ALS Bottle#:	8
Method:	8260_W8	Limit Group:	VOA - 8260C Water and Solid		

Column: Rtx-624 (0.25 mm)

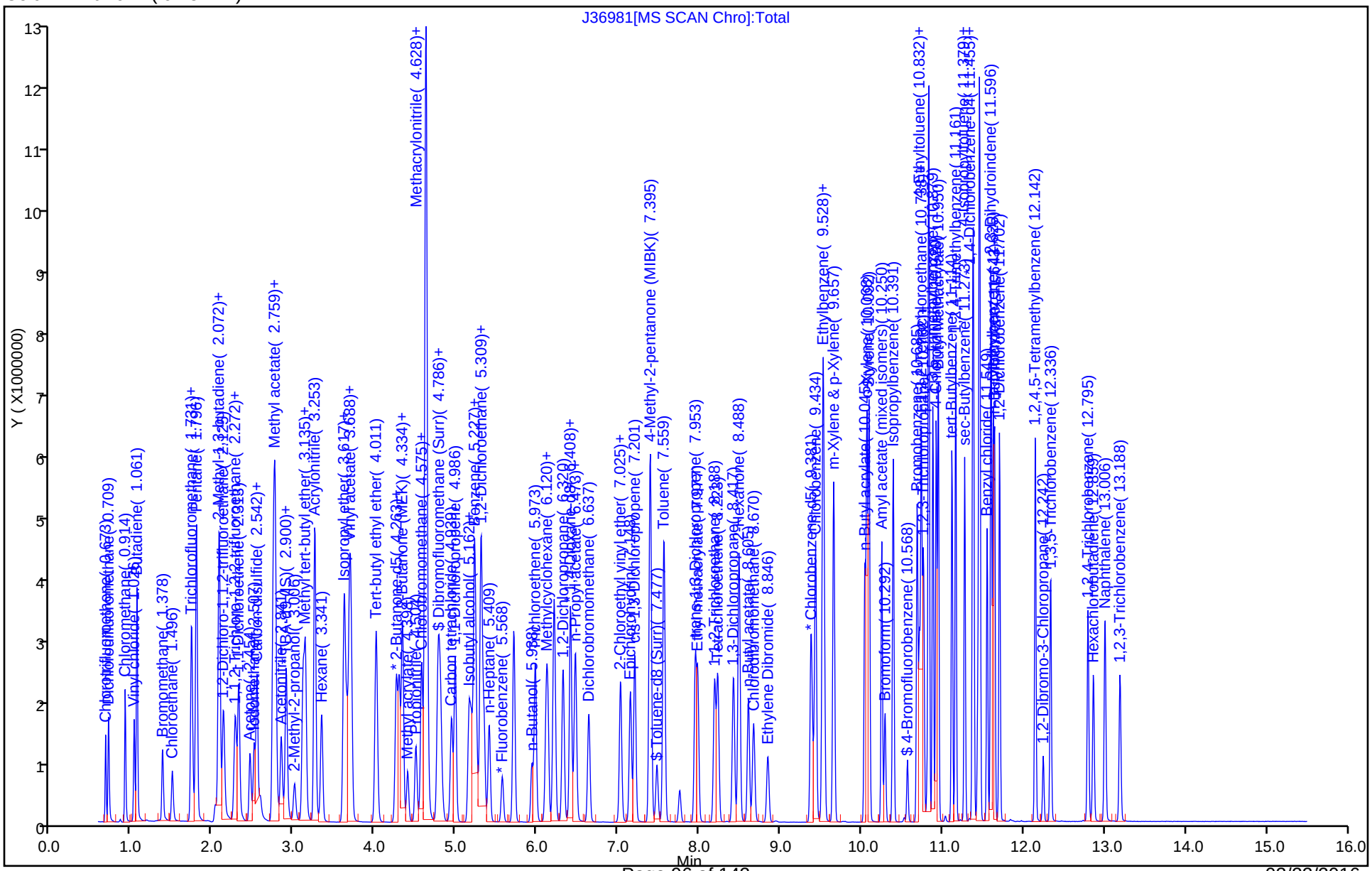

TestAmerica Edison
Target Compound Quantitation Report

Data File: \\ChromNA\Edison\ChromData\CVOAMS8\20160229-37850.b\J36982.D
Lims ID: STD500
Client ID:
Sample Type: IC Calib Level: 6
Inject. Date: 29-Feb-2016 13:55:30 ALS Bottle#: 9 Worklist Smp#: 10
Purge Vol: 5.000 mL Dil. Factor: 1.0000
Sample Info: STD500
Misc. Info.: 460-0037850-010
Operator ID: Instrument ID: CVOAMS8
Sublist: chrom-8260_W8*sub47

Method: \\ChromNA\Edison\ChromData\CVOAMS8\20160229-37850.b\8260_W8.m
Limit Group: VOA - 8260C Water and Solid
Last Update: 01-Mar-2016 13:01:58 Calib Date: 29-Feb-2016 13:55:30
Integrator: RTE ID Type: Deconvolution ID
Quant Method: Internal Standard Quant By: Initial Calibration
Last ICal File: \\ChromNA\Edison\ChromData\CVOAMS8\20160229-37850.b\J36982.D

Column 1 : Rtx-624 (0.25 mm) Det: MS SCAN
Process Host: XAWRK016

First Level Reviewer: starzecm Date: 29-Feb-2016 19:00:06

Compound	Sig	RT (min.)	Exp RT (min.)	Dlt RT (min.)	Q	Response	Cal Amt ug/l	OnCol Amt ug/l	Flags
1 Chlorotrifluoroethene	66	0.673	0.676	-0.003	97	356013	500.0	515.9	
2 Dichlorodifluoromethane	85	0.709	0.712	-0.003	98	2876431	500.0	530.7	
3 Chloromethane	50	0.914	0.917	-0.003	98	3370645	500.0	492.8	
4 Vinyl chloride	62	1.026	1.029	-0.003	97	2961452	500.0	529.8	
5 Butadiene	54	1.061	1.064	-0.003	95	2821071	500.0	539.5	
6 Bromomethane	94	1.378	1.376	0.002	99	1774162	500.0	520.2	
7 Chloroethane	64	1.496	1.499	-0.003	99	1690446	500.0	513.1	
9 Trichlorofluoromethane	101	1.737	1.734	0.003	75	3578195	500.0	553.6	
8 Dichlorofluoromethane	67	1.731	1.740	-0.009	95	4224214	500.0	514.0	
10 Pentane	72	1.796	1.799	-0.003	93	643461	1000.0	1007.9	
11 Ethanol	46	2.031	2.028	0.003	99	524405	20000	20690	
12 Ethyl ether	59	2.066	2.069	-0.003	96	2182175	500.0	488.2	
13 2-Methyl-1,3-butadiene	53	2.078	2.081	-0.003	92	2612364	500.0	530.2	
14 1,2-Dichloro-1,1,2-trifluo	117	2.131	2.134	-0.004	95	1853814	500.0	488.5	
15 1,1,2-Trichloro-1,2,2-trif	101	2.272	2.275	-0.003	98	2033531	500.0	491.3	
16 Acrolein	56	2.289	2.292	-0.003	95	395131	400.0	348.5	
17 1,1-Dichloroethene	96	2.319	2.322	-0.004	96	2163512	500.0	504.5	
18 Acetone	43	2.454	2.457	-0.003	86	4367913	2500.0	2267.6	
19 Iodomethane	142	2.507	2.510	-0.003	99	3464922	500.0	505.1	
20 Carbon disulfide	76	2.542	2.545	-0.003	99	7400238	500.0	450.8	
21 Isopropyl alcohol	45	2.583	2.586	-0.003	99	1611110	5000.0	4676.6	
22 3-Chloro-1-propene	76	2.742	2.745	-0.003	86	1367533	500.0	478.5	
24 Cyclopentene	67	2.753	2.756	-0.003	93	6342267	500.0	497.8	
23 Methyl acetate	43	2.771	2.768	0.003	98	9177910	2500.0	2048.5	
25 Acetonitrile	41	2.841	2.845	-0.004	97	4372112	5000.0	4946.9	
27 Methylene Chloride	84	2.900	2.903	-0.003	99	2422425	500.0	462.8	
* 26 TBA-d9 (IS)	65	2.918	2.921	-0.003	82	319132	1000.0	1000.0	
28 2-Methyl-2-propanol	59	3.006	3.009	-0.003	98	2130467	5000.0	5001.9	
29 Methyl tert-butyl ether	73	3.112	3.115	-0.003	96	6423642	500.0	468.1	
30 trans-1,2-Dichloroethene	96	3.141	3.144	-0.003	98	2352893	500.0	489.9	

Compound	Sig	RT (min.)	Exp RT (min.)	Dlt RT (min.)	Q	Response	Cal Amt ug/l	OnCol Amt ug/l	Flags
31 Acrylonitrile	53	3.259	3.256	0.003	90	8880467	5000.0	4135.2	
32 Hexane	57	3.341	3.338	0.003	86	2045817	500.0	468.0	
33 Isopropyl ether	45	3.617	3.620	-0.003	95	8941746	500.0	458.4	
34 1,1-Dichloroethane	63	3.652	3.655	-0.003	100	4971209	500.0	485.0	
35 Vinyl acetate	43	3.688	3.685	0.003	99	10025941	1000.0	825.4	
36 2-Chloro-1,3-butadiene	88	3.705	3.708	-0.003	93	2174844	500.0	533.9	
37 Tert-butyl ethyl ether	59	4.011	4.014	-0.003	90	7608605	500.0	486.3	
39 2,2-Dichloropropane	79	4.263	4.261	0.003	96	1174490	500.0	464.9	
* 38 2-Butanone-d5	46	4.269	4.266	0.003	24	469795	250.0	250.0	
40 cis-1,2-Dichloroethene	96	4.299	4.296	0.003	97	2606014	500.0	490.7	
42 Ethyl acetate	43	4.340	4.337	0.003	96	10390830	1000.0	830.0	
41 2-Butanone (MEK)	72	4.340	4.337	0.003	97	1421047	2500.0	2381.2	
43 Methyl acrylate	55	4.404	4.402	0.002	99	2456633	500.0	507.7	
44 Propionitrile	54	4.510	4.501	0.009	98	3852357	5000.0	4769.5	
46 Chlorobromomethane	128	4.575	4.572	0.003	99	1253763	500.0	478.5	
45 Tetrahydrofuran	72	4.575	4.578	-0.003	92	623261	1000.0	951.2	
47 Methacrylonitrile	67	4.633	4.619	0.014	82	9361254	5000.0	4679.7	
48 Chloroform	83	4.651	4.642	0.009	97	4314375	500.0	487.7	
49 Cyclohexane	56	4.780	4.778	0.002	97	3318610	500.0	484.9	
50 1,1,1-Trichloroethane	97	4.810	4.801	0.009	98	3556726	500.0	499.6	
$ 51 Dibromofluoromethane (Surr	113	4.833	4.836	-0.003	97	193345	50.0	50.6	
52 Carbon tetrachloride	117	4.945	4.942	0.003	98	3104592	500.0	510.9	
53 1,1-Dichloropropene	75	4.992	4.983	0.009	94	3337354	500.0	479.9	
54 Isobutyl alcohol	43	5.168	5.154	0.014	95	3935199	12500	12500	
55 Isooctane	57	5.186	5.189	-0.003	96	4725852	500.0	518.6	
56 Benzene	78	5.227	5.224	0.003	99	8686381	500.0	444.3	
$ 57 1,2-Dichloroethane-d4 (Sur	65	5.256	5.253	0.003	47	261926	50.0	51.4	
59 Tert-amyl methyl ether	73	5.309	5.306	0.003	94	6912076	500.0	502.6	
58 Isopropyl acetate	43	5.309	5.306	0.003	96	7748535	500.0	474.4	
60 1,2-Dichloroethane	62	5.344	5.342	0.002	95	3554578	500.0	475.9	
61 n-Heptane	57	5.409	5.406	0.003	98	1001932	500.0	483.3	
* 62 Fluorobenzene	96	5.568	5.571	-0.003	97	734696	50.0	50.0	
63 n-Butanol	56	5.938	5.935	0.003	95	1691175	12500	12727	
64 Trichloroethene	95	5.979	5.976	0.003	97	2420990	500.0	498.9	
66 Methylcyclohexane	83	6.114	6.117	-0.003	84	2233397	500.0	495.8	
65 Ethyl acrylate	55	6.132	6.123	0.009	99	5425437	500.0	492.8	
67 1,2-Dichloropropane	63	6.320	6.317	0.003	91	2801690	500.0	489.9	
* 68 1,4-Dioxane-d8	96	6.396	6.387	0.009	77	54092	1000.0	1000.0	M
69 Methyl methacrylate	100	6.414	6.411	0.003	94	1350922	1000.0	1066.3	
70 1,4-Dioxane	88	6.455	6.452	0.003	39	513367	10000	10011	
72 Dibromomethane	93	6.467	6.464	0.003	94	1546687	500.0	498.9	
71 n-Propyl acetate	43	6.478	6.476	0.002	99	4454227	500.0	494.0	
73 Dichlorobromomethane	83	6.637	6.640	-0.003	98	3431382	500.0	497.2	
74 2-Chloroethyl vinyl ether	63	7.031	7.022	0.009	97	1989814	500.0	540.1	
75 2-Nitropropane	41	7.037	7.028	0.008	98	1604701	1000.0	1109.3	
76 Epichlorohydrin	57	7.154	7.145	0.009	99	5281909	10000	10002	
77 cis-1,3-Dichloropropene	75	7.207	7.204	0.003	97	4365212	500.0	486.7	
78 4-Methyl-2-pentanone (MIBK	43	7.401	7.392	0.009	92	11494608	2500.0	2499.8	
$ 79 Toluene-d8 (Surr)	98	7.477	7.474	0.003	99	731469	50.0	49.3	
80 Toluene	91	7.565	7.557	0.008	95	8819404	500.0	440.8	
81 trans-1,3-Dichloropropene	75	7.953	7.950	0.003	97	4102224	500.0	490.3	
82 Ethyl methacrylate	69	7.982	7.980	0.002	94	3399096	500.0	485.5	

Compound	Sig	RT (min.)	Exp RT (min.)	Dlt RT (min.)	Q	Response	Cal Amt ug/l	OnCol Amt ug/l	Flags
83 1,1,2-Trichloroethane	83	8.188	8.185	0.003	96	2032680	500.0	460.3	
84 Tetrachloroethene	166	8.229	8.226	0.003	97	2360028	500.0	497.3	
85 1,3-Dichloropropane	76	8.423	8.420	0.003	98	3995568	500.0	483.0	
86 2-Hexanone	58	8.494	8.485	0.009	95	4862209	2500.0	2500.8	
87 n-Butyl acetate	43	8.605	8.602	0.003	98	4769278	500.0	488.8	
88 Chlorodibromomethane	129	8.670	8.667	0.003	98	2763135	500.0	501.3	
89 Ethylene Dibromide	107	8.846	8.843	0.003	99	2392794	500.0	482.3	
* 90 Chlorobenzene-d5	117	9.404	9.396	0.008	87	603869	50.0	50.0	
91 Chlorobenzene	112	9.434	9.431	0.003	90	6176371	500.0	464.2	
92 Ethylbenzene	106	9.528	9.525	0.003	96	3268509	500.0	496.5	
93 1,1,1,2-Tetrachloroethane	131	9.539	9.537	0.002	95	2635238	500.0	532.3	
94 m-Xylene & p-Xylene	106	9.657	9.660	-0.003	93	3930733	500.0	483.8	
95 n-Butyl acrylate	73	10.045	10.042	0.003	98	2213471	500.0	546.5	
96 o-Xylene	106	10.068	10.065	0.003	97	4055354	500.0	470.9	
97 Styrene	104	10.098	10.095	0.003	88	6686820	500.0	448.8	
98 Amyl acetate (mixed isomer	43	10.250	10.248	0.002	92	5486604	500.0	461.0	
99 Bromoform	173	10.292	10.289	0.003	97	2047809	500.0	515.3	
100 Isopropylbenzene	105	10.391	10.389	0.002	98	7216798	500.0	424.5	
$ 101 4-Bromofluorobenzene	174	10.568	10.565	0.003	94	258134	50.0	50.9	
102 Bromobenzene	156	10.691	10.688	0.003	93	3142376	500.0	470.3	
103 1,1,2,2-Tetrachloroethane	83	10.715	10.712	0.003	97	3105941	500.0	500.2	
104 N-Propylbenzene	91	10.738	10.735	0.003	99	8045701	500.0	389.1	
105 1,2,3-Trichloropropane	110	10.762	10.759	0.003	98	932764	500.0	449.3	
106 trans-1,4-Dichloro-2-buten	53	10.773	10.765	0.008	91	1173520	500.0	469.1	
108 2-Chlorotoluene	91	10.832	10.829	0.003	93	6683951	500.0	412.9	
107 4-Ethyltoluene	105	10.832	10.829	0.003	80	7437853	500.0	441.4	
109 1,3,5-Trimethylbenzene	105	10.885	10.882	0.003	95	6232478	500.0	409.9	
110 4-Chlorotoluene	91	10.926	10.923	0.003	94	6411882	500.0	409.0	
111 Butyl Methacrylate	87	10.950	10.947	0.003	94	3818117	500.0	510.9	
112 tert-Butylbenzene	119	11.120	11.117	0.003	91	5162628	500.0	442.9	
113 1,2,4-Trimethylbenzene	105	11.161	11.158	0.003	95	6481360	500.0	404.3	
114 sec-Butylbenzene	105	11.273	11.270	0.003	96	6513605	500.0	413.7	
115 4-Isopropyltoluene	119	11.373	11.370	0.003	98	6032666	500.0	421.7	
116 1,3-Dichlorobenzene	146	11.384	11.382	0.002	91	4657140	500.0	441.5	
* 117 1,4-Dichlorobenzene-d4	152	11.437	11.434	0.003	94	334201	50.0	50.0	
118 1,4-Dichlorobenzene	146	11.455	11.452	0.003	90	4767705	500.0	424.5	
119 Benzyl chloride	91	11.555	11.546	0.009	97	5548831	500.0	457.3	
120 2,3-Dihydroindene	117	11.602	11.599	0.003	93	7668734	500.0	410.2	
121 p-Diethylbenzene	119	11.625	11.622	0.003	94	3914097	500.0	467.8	
122 n-Butylbenzene	91	11.643	11.640	0.003	96	6391537	500.0	418.3	
123 1,2-Dichlorobenzene	146	11.708	11.705	0.003	91	4584384	500.0	423.8	
124 1,2,4,5-Tetramethylbenzene	119	12.148	12.145	0.003	97	5890556	500.0	434.5	
125 1,2-Dibromo-3-Chloropropan	155	12.242	12.245	-0.003	95	519054	500.0	500.2	
126 1,3,5-Trichlorobenzene	180	12.336	12.333	0.003	97	2968176	500.0	499.7	
127 1,2,4-Trichlorobenzene	180	12.794	12.798	-0.004	94	2680115	500.0	492.8	
128 Hexachlorobutadiene	225	12.859	12.862	-0.003	97	1231903	500.0	444.5	
129 Naphthalene	128	13.006	13.003	0.003	97	6126285	500.0	463.2	
130 1,2,3-Trichlorobenzene	180	13.188	13.191	-0.003	95	2134329	500.0	477.8	
S 131 1,2-Dichloroethene, Total	100				0		1000.0	980.6	
S 132 Xylenes, Total	100				0		1000.0	954.7	
S 133 Total BTEX	1				0		2500.0	2336.3	

QC Flag Legend

Review Flags

M - Manually Integrated

Reagents:

GAS Hi_00136	Amount Added:	50.00	Units: uL	
MIX I Hi_00053	Amount Added:	50.00	Units: uL	
MIX 2 Hi_00040	Amount Added:	50.00	Units: uL	
ACROLEIN W_00048	Amount Added:	40.00	Units: uL	
8260ISNEW_00051	Amount Added:	1.00	Units: uL	Run Reagent
8260SURR250_00109	Amount Added:	1.00	Units: uL	Run Reagent

Report Date: 01-Mar-2016 13:02:03 Chrom Revision: 2.2 02-Dec-2015 11:51:48

TestAmerica Edison

Data File: \\ChromNA\Edison\ChromData\CVOAMS8\20160229-37850.b\J36982.D

Injection Date:	29-Feb-2016 13:55:30	Instrument ID:	CVOAMS8	Operator ID:	
Lims ID:	STD500			Worklist Smp#:	10
Client ID:					
Purge Vol:	5.000 mL	Dil. Factor:	1.0000	ALS Bottle#:	9
Method:	8260_W8	Limit Group:	VOA - 8260C Water and Solid		

Column: Rtx-624 (0.25 mm)

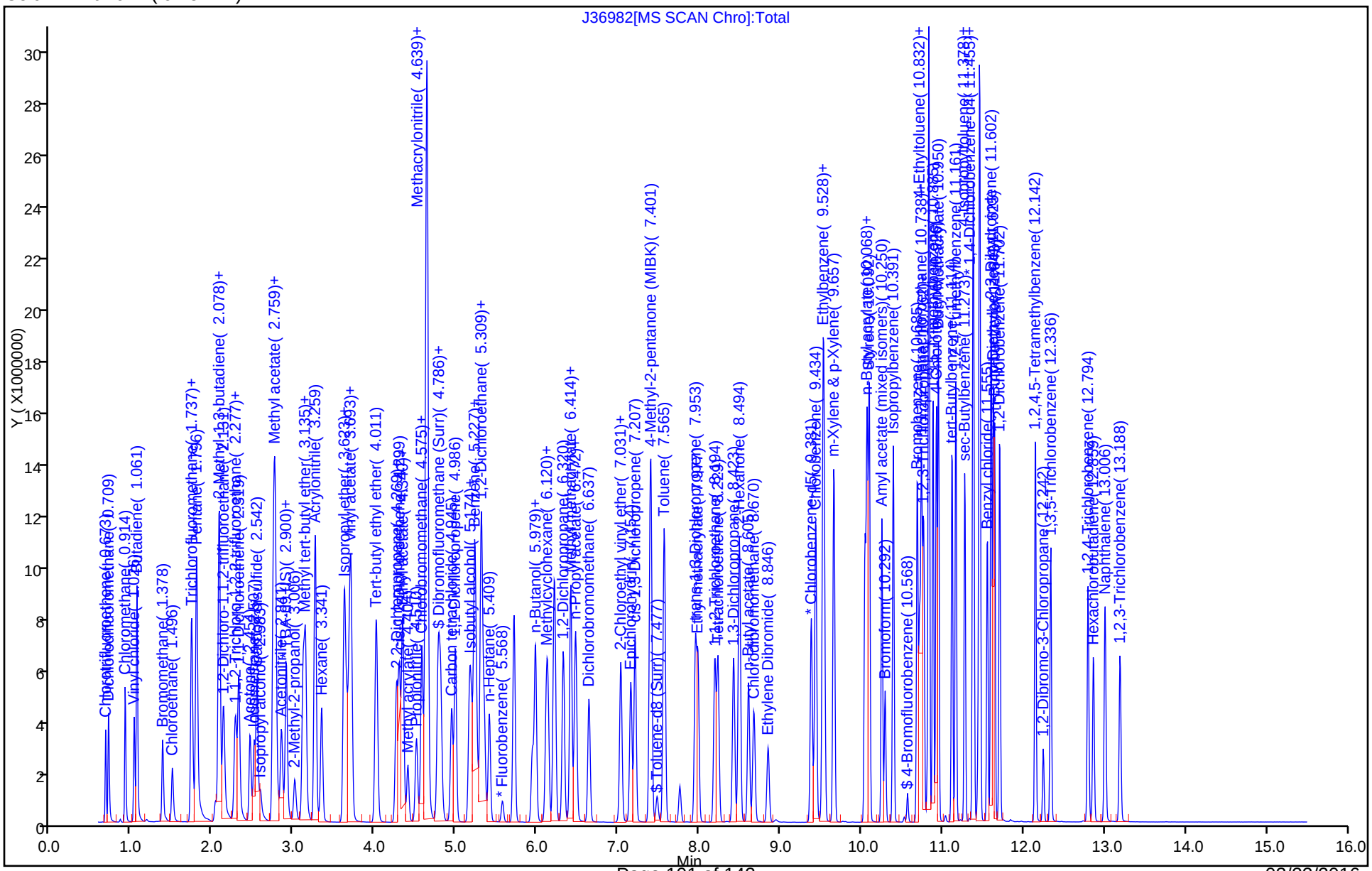

Manual Integration/User Assign Peak Report

TestAmerica Edison

Data File: \\ChromNA\Edison\ChromData\CVOAMS8\20160229-37850.b\J36982.D
Injection Date: 29-Feb-2016 13:55:30 Instrument ID: CVOAMS8
Lims ID: STD500
Client ID:
Operator ID: ALS Bottle#: 9 Worklist Smp#: 10
Purge Vol: 5.000 mL Dil. Factor: 1.0000
Method: 8260_W8 Limit Group: VOA - 8260C Water and Solid
Column: Rtx-624 (0.25 mm) Detector MS SCAN

* 68 1,4-Dioxane-d8, CAS: 17647-74-4

Processing Integration Results

RT: 6.40
Area: 31707
Amount: 1000.0000
Amount Units: ug/l

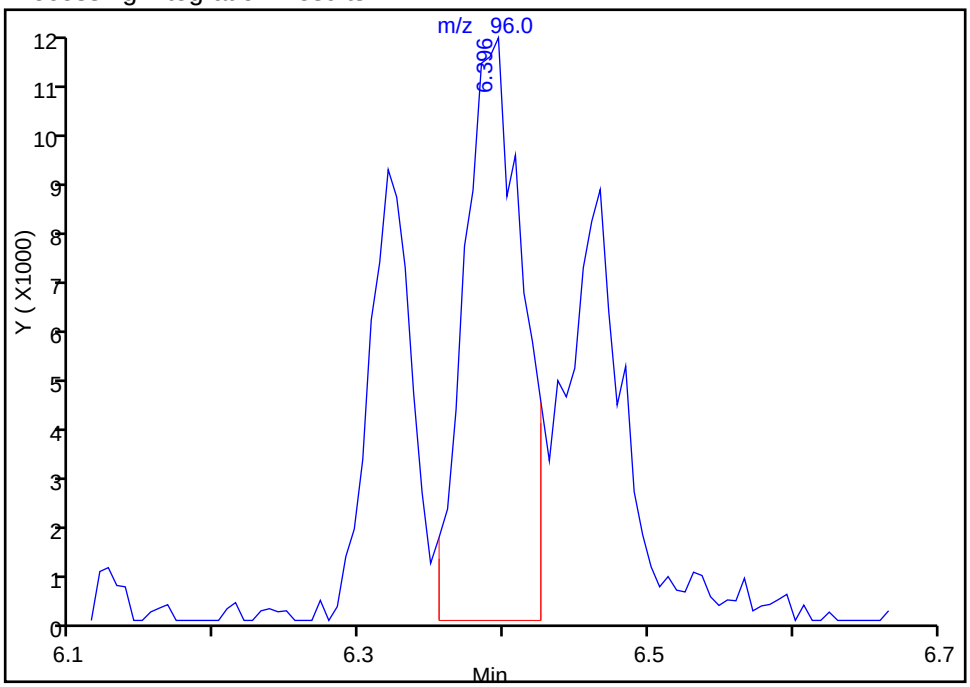

Manual Integration Results

RT: 6.40
Area: 54092
Amount: 1000.0000
Amount Units: ug/l

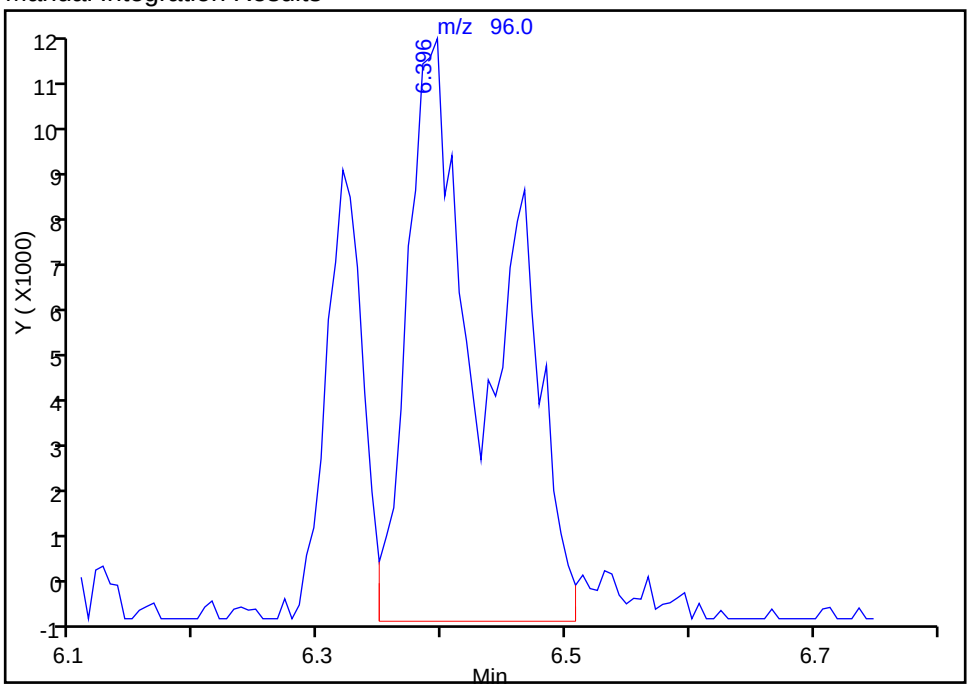

Reviewer: delpolitov, 01-Mar-2016 11:38:55
Audit Action: Manually Integrated
Audit Reason: Incomplete Integration

FORM VII
GC/MS VOA CONTINUING CALIBRATION DATA

Lab Name: TestAmerica Edison Job No.: 460-110077-1

SDG No.:

Lab Sample ID: CCVIS 460-356955/2 Calibration Date: 03/17/2016 19:55

Instrument ID: CVOAMS8 Calib Start Date: 02/29/2016 10:55

GC Column: Rtx-624 ID: 0.25(mm) Calib End Date: 02/29/2016 13:55

Lab File ID: J37842.D Conc. Units: ug/L Heated Purge: (Y/N) N

ANALYTE	CURVE TYPE	AVE RRF	RRF	MIN RRF	CALC AMOUNT	SPIKE AMOUNT	%D	MAX %D
Chlorotrifluoroethene	Ave	0.0470	0.0368		15.7	20.0	-21.6*	20.0
Dichlorodifluoromethane	Ave	0.3689	0.3054	0.1000	16.6	20.0	-17.2	20.0
Chloromethane	Ave	0.4655	0.4520	0.1000	19.4	20.0	-2.9	20.0
Vinyl chloride	Ave	0.3804	0.4008	0.1000	21.1	20.0	5.3	20.0
Butadiene	Ave	0.3559	0.3495		19.6	20.0	-1.8	20.0
Bromomethane	Ave	0.2321	0.2471	0.1000	21.3	20.0	6.4	50.0
Chloroethane	Ave	0.2242	0.2552	0.1000	22.8	20.0	13.8	50.0
Dichlorofluoromethane	Ave	0.5593	0.6269		22.4	20.0	12.1	20.0
Trichlorofluoromethane	Ave	0.4399	0.4844	0.1000	22.0	20.0	10.1	20.0
Pentane	Ave	2.001	2.254		45.1	40.0	12.7	20.0
Ethanol	Ave	0.0794	0.0766		771	800	-3.6	50.0
Ethyl ether	Ave	0.3042	0.2998		19.7	20.0	-1.5	20.0
2-Methyl-1,3-butadiene	Ave	0.3353	0.3091		18.4	20.0	-7.8	20.0
1,2-Dichloro-1,1,2-trifluoro ethane	Ave	0.2583	0.2651		20.5	20.0	2.7	20.0
Freon TF	Ave	0.2817	0.2811	0.1000	20.0	20.0	-0.2	20.0
Acrolein	Ave	3.552	3.302		37.2	40.0	-7.0	50.0
1,1-Dichloroethene	Ave	0.2919	0.3008	0.1000	20.6	20.0	3.1	20.0
Acetone	Ave	1.025	0.9095	0.0500	88.7	100	-11.3	50.0
Iodomethane	Ave	0.4669	0.5241		22.5	20.0	12.3	20.0
Carbon disulfide	Ave	1.117	1.106	0.1000	19.8	20.0	-1.0	50.0
Isopropyl alcohol	Ave	1.080	0.9806		182	200	-9.2	50.0
3-Chloro-1-propene	Ave	0.1945	0.1952		20.1	20.0	0.3	20.0
Cyclopentene	Ave	0.8671	0.8332		19.2	20.0	-3.9	20.0
Methyl acetate	Ave	0.3049	0.2810	0.1000	92.1	100	-7.9	20.0
Acetonitrile	Ave	2.769	2.668		193	200	-3.6	20.0
Methylene Chloride	Ave	0.3562	0.3456	0.1000	19.4	20.0	-3.0	20.0
2-Methyl-2-propanol	QuaF		2.520		366	200	82.8*	50.0
MTBE	Ave	0.9340	0.9703	0.1000	20.8	20.0	3.9	20.0
trans-1,2-Dichloroethene	Ave	0.3268	0.3384	0.1000	20.7	20.0	3.5	20.0
Acrylonitrile	Ave	6.729	6.982		208	200	3.8	20.0
Hexane	Ave	0.2975	0.2891		19.4	20.0	-2.8	20.0
Isopropyl ether	Ave	1.328	1.276		19.2	20.0	-3.9	20.0
1,1-Dichloroethane	Ave	0.6976	0.6755	0.2000	19.4	20.0	-3.2	20.0
Vinyl acetate	Ave	0.8266	0.7389		35.8	40.0	-10.6	20.0
2-Chloro-1,3-butadiene	Ave	0.2772	0.3006		21.7	20.0	8.4	20.0
Tert-butyl ethyl ether	Ave	1.065	1.114		20.9	20.0	4.6	20.0
2,2-Dichloropropane	Ave	0.1719	0.1673		19.5	20.0	-2.7	20.0
cis-1,2-Dichloroethene	Ave	0.3614	0.3823	0.1000	21.2	20.0	5.8	20.0
2-Butanone	Ave	0.3176	0.3188	0.0500	100	100	0.4	50.0
Ethyl acetate	Ave	6.662	6.861		41.2	40.0	3.0	20.0

FORM VII
GC/MS VOA CONTINUING CALIBRATION DATA

Lab Name: TestAmerica Edison Job No.: 460-110077-1

SDG No.:

Lab Sample ID: CCVIS 460-356955/2 Calibration Date: 03/17/2016 19:55

Instrument ID: CVOAMS8 Calib Start Date: 02/29/2016 10:55

GC Column: Rtx-624 ID: 0.25(mm) Calib End Date: 02/29/2016 13:55

Lab File ID: J37842.D Conc. Units: ug/L Heated Purge: (Y/N) N

ANALYTE	CURVE TYPE	AVE RRF	RRF	MIN RRF	CALC AMOUNT	SPIKE AMOUNT	%D	MAX %D
Methyl acrylate	Ave	0.3293	0.3320		20.2	20.0	0.8	20.0
Propionitrile	Ave	2.531	2.611		206	200	3.2	20.0
Bromochloromethane	Ave	0.1783	0.1938		21.7	20.0	8.7	20.0
Tetrahydrofuran	Ave	0.3487	0.3821		43.8	40.0	9.6	20.0
Methacrylonitrile	Ave	0.1361	0.1477		217	200	8.5	20.0
Chloroform	Ave	0.6021	0.6163	0.2000	20.5	20.0	2.4	20.0
Cyclohexane	Ave	0.4658	0.4846	0.1000	20.8	20.0	4.0	50.0
1,1,1-Trichloroethane	Ave	0.4845	0.4860	0.1000	20.1	20.0	0.3	20.0
Carbon tetrachloride	Ave	0.4135	0.4152	0.1000	20.1	20.0	0.4	20.0
1,1-Dichloropropene	Ave	0.4733	0.4541		19.2	20.0	-4.0	20.0
Isobutyl alcohol	QuaF		0.9049		430	500	-13.9	20.0
Isooctane	Ave	0.6201	0.6365		20.5	20.0	2.6	20.0
Benzene	Ave	1.619	1.622	0.5000	20.0	20.0	0.2	20.0
Tert-amyl methyl ether	Ave	0.9359	0.999		21.4	20.0	6.8	20.0
Isopropyl acetate	Ave	1.111	1.052		18.9	20.0	-5.3	20.0
1,2-Dichloroethane	Ave	0.5083	0.4716	0.1000	18.6	20.0	-7.2	20.0
n-Heptane	Ave	0.1411	0.1296		18.4	20.0	-8.1	20.0
n-Butanol	Ave	0.4164	0.3782		454	500	-9.2	50.0
Trichloroethene	Ave	0.3302	0.3422	0.2000	20.7	20.0	3.6	20.0
Methylcyclohexane	Ave	0.3066	0.3405	0.1000	22.2	20.0	11.1	50.0
Ethyl acrylate	Ave	0.7493	0.7413		19.8	20.0	-1.1	20.0
1,2-Dichloropropane	Ave	0.3892	0.3794	0.1000	19.5	20.0	-2.5	20.0
Methyl methacrylate	Ave	0.0862	0.0967		44.8	40.0	12.1	20.0
1,4-Dioxane	QuaF		1.021		343	400	-14.1	50.0
Dibromomethane	Ave	0.2110	0.2152		20.4	20.0	2.0	20.0
n-Propyl acetate	Ave	0.6136	0.5564		18.1	20.0	-9.3	20.0
Bromodichloromethane	Ave	0.4697	0.4551	0.2000	19.4	20.0	-3.1	20.0
2-Chloroethyl vinyl ether	Ave	0.2507	0.2507		20.0	20.0	0.0	20.0
2-Nitropropane	Ave	0.0984	0.0844		34.3	40.0	-14.3	20.0
Epichlorohydrin	QuaF		0.3341		441	400	10.2	20.0
cis-1,3-Dichloropropene	Ave	0.7427	0.7121	0.2000	19.2	20.0	-4.1	50.0
4-Methyl-2-pentanone	QuaF		3.270	0.0500	101	100	1.0	50.0
Toluene	Ave	1.657	1.795	0.4000	21.7	20.0	8.3	20.0
trans-1,3-Dichloropropene	Ave	0.6928	0.6487	0.1000	18.7	20.0	-6.4	50.0
Ethyl methacrylate	Ave	0.4765	0.4536		19.0	20.0	-4.8	20.0
1,1,2-Trichloroethane	Ave	0.3657	0.3155	0.1000	17.3	20.0	-13.7	20.0
Tetrachloroethene	Ave	0.3929	0.4289	0.2000	21.8	20.0	9.2	20.0
1,3-Dichloropropane	Ave	0.6850	0.6349		18.5	20.0	-7.3	20.0
2-Hexanone	QuaF		1.168	0.0500	111	100	11.2	50.0
n-Butyl acetate	Ave	0.8078	0.6922		17.1	20.0	-14.3	20.0
Dibromochloromethane	Ave	0.4564	0.4382	0.1000	19.2	20.0	-4.0	50.0

FORM VII
GC/MS VOA CONTINUING CALIBRATION DATA

Lab Name: TestAmerica Edison Job No.: 460-110077-1

SDG No.:

Lab Sample ID: CCVIS 460-356955/2 Calibration Date: 03/17/2016 19:55

Instrument ID: CVOAMS8 Calib Start Date: 02/29/2016 10:55

GC Column: Rtx-624 ID: 0.25(mm) Calib End Date: 02/29/2016 13:55

Lab File ID: J37842.D Conc. Units: ug/L Heated Purge: (Y/N) N

ANALYTE	CURVE TYPE	AVE RRF	RRF	MIN RRF	CALC AMOUNT	SPIKE AMOUNT	%D	MAX %D
1,2-Dibromoethane	Ave	0.4107	0.3955	0.1000	19.3	20.0	-3.7	20.0
Chlorobenzene	Ave	1.102	1.129	0.5000	20.5	20.0	2.5	20.0
Ethylbenzene	Ave	0.5451	0.5625	0.1000	20.6	20.0	3.2	20.0
1,1,1,2-Tetrachloroethane	Ave	0.4099	0.4243		20.7	20.0	3.5	20.0
m&p-Xylene	Ave	0.6727	0.7461	0.1000	22.2	20.0	10.9	20.0
n-Butyl acrylate	Ave	0.3354	0.3334		19.9	20.0	-0.6	20.0
o-Xylene	Ave	0.7131	0.7305	0.3000	20.5	20.0	2.4	20.0
Styrene	Ave	1.234	1.251	0.3000	20.3	20.0	1.4	20.0
Amyl acetate (mixed isomers)	Ave	1.780	1.454		16.3	20.0	-18.3	20.0
Bromoform	Ave	0.3291	0.3184	0.1000	19.3	20.0	-3.3	20.0
Isopropylbenzene	Ave	1.408	1.574	0.1000	22.4	20.0	11.8	20.0
Bromobenzene	Ave	1.000	0.9489		19.0	20.0	-5.1	20.0
1,1,2,2-Tetrachloroethane	QuaF		0.8658	0.3000	17.9	20.0	-10.6	20.0
N-Propylbenzene	Ave	3.094	3.019		19.5	20.0	-2.4	20.0
1,2,3-Trichloropropane	Ave	0.3106	0.2389		15.4	20.0	-23.1*	20.0
trans-1,4-Dichloro-2-butene	Ave	0.3743	0.2671		14.3	20.0	-28.6*	20.0
4-Ethyltoluene	Ave	2.521	2.723		21.6	20.0	8.0	20.0
2-Chlorotoluene	Ave	2.422	2.348		19.4	20.0	-3.1	20.0
1,3,5-Trimethylbenzene	Ave	2.275	2.268		19.9	20.0	-0.3	20.0
4-Chlorotoluene	Ave	2.346	2.177		18.6	20.0	-7.2	20.0
Butyl Methacrylate	Ave	1.118	1.045		18.7	20.0	-6.5	20.0
tert-Butylbenzene	Ave	1.744	1.714		19.7	20.0	-1.7	20.0
1,2,4-Trimethylbenzene	Ave	2.398	2.377		19.8	20.0	-0.9	20.0
sec-Butylbenzene	Ave	2.356	2.340		19.9	20.0	-0.7	20.0
4-Isopropyltoluene	Ave	2.140	2.156		20.1	20.0	0.7	20.0
1,3-Dichlorobenzene	Ave	1.578	1.536	0.6000	19.5	20.0	-2.6	20.0
1,4-Dichlorobenzene	Ave	1.680	1.612	0.5000	19.2	20.0	-4.1	20.0
Benzyl chloride	Ave	1.815	1.857		20.5	20.0	2.3	50.0
Indan	Ave	2.797	2.817		20.1	20.0	0.7	20.0
p-Diethylbenzene	Ave	1.252	1.282		20.5	20.0	2.4	20.0
n-Butylbenzene	Ave	2.286	2.231		19.5	20.0	-2.4	20.0
1,2-Dichlorobenzene	Ave	1.618	1.534	0.4000	19.0	20.0	-5.2	20.0
1,2,4,5-Tetramethylbenzene	Ave	2.028	2.161		21.3	20.0	6.5	20.0
1,2-Dibromo-3-Chloropropane	QuaF		0.1480	0.0500	20.1	20.0	0.4	50.0
1,3,5-Trichlorobenzene	Ave	0.8887	1.007		22.7	20.0	13.3	20.0
1,2,4-Trichlorobenzene	Ave	0.8137	0.8835	0.2000	21.7	20.0	8.6	20.0
Hexachlorobutadiene	Ave	0.4146	0.4248		20.5	20.0	2.5	20.0
Naphthalene	Ave	1.979	1.869		18.9	20.0	-5.6	50.0
1,2,3-Trichlorobenzene	Ave	0.6683	0.6677		20.0	20.0	-0.1	20.0
Dibromofluoromethane (Surr)	Ave	0.2600	0.2714		52.2	50.0	4.4	20.0
1,2-Dichloroethane-d4 (Surr)	Ave	0.3465	0.3184		45.9	50.0	-8.1	20.0

FORM VII
GC/MS VOA CONTINUING CALIBRATION DATA

Lab Name: TestAmerica Edison Job No.: 460-110077-1

SDG No.:

Lab Sample ID: CCVIS 460-356955/2 Calibration Date: 03/17/2016 19:55

Instrument ID: CVOAMS8 Calib Start Date: 02/29/2016 10:55

GC Column: Rtx-624 ID: 0.25(mm) Calib End Date: 02/29/2016 13:55

Lab File ID: J37842.D Conc. Units: ug/L Heated Purge: (Y/N) N

ANALYTE	CURVE TYPE	AVE RRF	RRF	MIN RRF	CALC AMOUNT	SPIKE AMOUNT	%D	MAX %D
Toluene-d8 (Surr)	Ave	1.230	1.222		49.7	50.0	-0.6	20.0
Bromofluorobenzene	Ave	0.4200	0.4590		54.6	50.0	9.3	20.0

TestAmerica Edison
Target Compound Quantitation Report

Data File: \\ChromNA\Edison\ChromData\CVOAMS8\20160317-38607.b\J37842.D
Lims ID: CCVIS
Client ID:
Sample Type: CCVIS
Inject. Date: 17-Mar-2016 19:55:30 ALS Bottle#: 1 Worklist Smp#: 2
Purge Vol: 5.000 mL Dil. Factor: 1.0000
Sample Info: CCVIS
Misc. Info.: 460-0038607-002
Operator ID: Instrument ID: CVOAMS8
Sublist: chrom-8260_W8*sub47

Method: \\ChromNA\Edison\ChromData\CVOAMS8\20160317-38607.b\8260_W8.m
Limit Group: VOA - 8260C Water and Solid
Last Update: 18-Mar-2016 00:30:25 Calib Date: 29-Feb-2016 13:55:30
Integrator: RTE ID Type: Deconvolution ID
Quant Method: Internal Standard Quant By: Initial Calibration
Last ICal File: \\ChromNA\Edison\ChromData\CVOAMS8\20160229-37850.b\J36982.D

Column 1 : Rtx-624 (0.25 mm) Det: MS SCAN
Process Host: XAWRK048

First Level Reviewer: starzecm Date: 18-Mar-2016 00:30:25

Compound	Sig	RT (min.)	Exp RT (min.)	Dlt RT (min.)	Q	Response	Cal Amt ug/l	OnCol Amt ug/l	Flags
1 Chlorotrifluoroethene	66	0.676	0.676	0.000	93	9310	20.0	15.7	
2 Dichlorodifluoromethane	85	0.711	0.711	0.000	99	77217	20.0	16.6	
3 Chloromethane	50	0.917	0.917	0.000	99	114305	20.0	19.4	
4 Vinyl chloride	62	1.028	1.028	0.000	97	101348	20.0	21.1	
5 Butadiene	54	1.064	1.064	0.000	97	88388	20.0	19.6	
6 Bromomethane	94	1.399	1.399	0.000	99	62472	20.0	21.3	
7 Chloroethane	64	1.504	1.504	0.000	99	64530	20.0	22.8	
9 Trichlorofluoromethane	101	1.739	1.739	0.000	73	122493	20.0	22.0	
8 Dichlorofluoromethane	67	1.739	1.739	0.000	97	158527	20.0	22.4	
10 Pentane	72	1.798	1.798	0.000	96	21815	40.0	45.1	
11 Ethanol	46	2.016	2.016	0.000	97	14824	800.0	771.3	
12 Ethyl ether	59	2.063	2.063	0.000	97	75799	20.0	19.7	
13 2-Methyl-1,3-butadiene	53	2.074	2.074	0.000	94	78148	20.0	18.4	
14 1,2-Dichloro-1,1,2-trifluo	117	2.121	2.121	0.000	92	67043	20.0	20.5	
15 1,1,2-Trichloro-1,2,2-trif	101	2.274	2.274	0.000	92	71090	20.0	20.0	
16 Acrolein	56	2.286	2.286	0.000	86	31963	40.0	37.2	
17 1,1-Dichloroethene	96	2.315	2.315	0.000	95	76068	20.0	20.6	
18 Acetone	43	2.450	2.450	0.000	85	125930	100.0	88.7	
19 Iodomethane	142	2.503	2.503	0.000	97	132537	20.0	22.5	
20 Carbon disulfide	76	2.538	2.538	0.000	99	279747	20.0	19.8	
21 Isopropyl alcohol	45	2.574	2.574	0.000	99	47457	200.0	181.7	
22 3-Chloro-1-propene	76	2.738	2.738	0.000	84	49352	20.0	20.1	
24 Cyclopentene	67	2.750	2.750	0.000	92	210697	20.0	19.2	
23 Methyl acetate	43	2.762	2.762	0.000	99	355224	100.0	92.1	
25 Acetonitrile	41	2.838	2.838	0.000	99	129139	200.0	192.7	
27 Methylene Chloride	84	2.903	2.903	0.000	98	87397	20.0	19.4	
* 26 TBA-d9 (IS)	65	2.903	2.903	0.000	93	241985	1000.0	1000.0	
28 2-Methyl-2-propanol	59	2.997	2.997	0.000	99	121958	200.0	365.6	
29 Methyl tert-butyl ether	73	3.108	3.108	0.000	97	245346	20.0	20.8	
30 trans-1,2-Dichloroethene	96	3.138	3.138	0.000	95	85564	20.0	20.7	

Compound	Sig	RT (min.)	Exp RT (min.)	Dlt RT (min.)	Q	Response	Cal Amt ug/l	OnCol Amt ug/l	Flags
31 Acrylonitrile	53	3.244	3.244	0.000	93	337925	200.0	207.5	
32 Hexane	57	3.332	3.332	0.000	89	73093	20.0	19.4	
33 Isopropyl ether	45	3.608	3.608	0.000	99	322603	20.0	19.2	
34 1,1-Dichloroethane	63	3.643	3.643	0.000	98	170819	20.0	19.4	
35 Vinyl acetate	43	3.678	3.678	0.000	100	373696	40.0	35.8	
36 2-Chloro-1,3-butadiene	88	3.696	3.696	0.000	92	76018	20.0	21.7	
37 Tert-butyl ethyl ether	59	4.007	4.007	0.000	88	281648	20.0	20.9	
39 2,2-Dichloropropane	79	4.248	4.248	0.000	89	42302	20.0	19.5	
* 38 2-Butanone-d5	46	4.254	4.254	0.000	99	346148	250.0	250.0	
40 cis-1,2-Dichloroethene	96	4.289	4.289	0.000	97	96660	20.0	21.2	
42 Ethyl acetate	43	4.325	4.325	0.000	94	379988	40.0	41.2	
41 2-Butanone (MEK)	72	4.325	4.325	0.000	95	44146	100.0	100.4	
43 Methyl acrylate	55	4.395	4.395	0.000	100	83952	20.0	20.2	
44 Propionitrile	54	4.489	4.489	0.000	99	126370	200.0	206.3	
46 Chlorobromomethane	128	4.560	4.560	0.000	92	49003	20.0	21.7	
45 Tetrahydrofuran	72	4.566	4.566	0.000	73	21160	40.0	43.8	
47 Methacrylonitrile	67	4.613	4.613	0.000	95	373350	200.0	216.9	
48 Chloroform	83	4.630	4.630	0.000	99	155832	20.0	20.5	
49 Cyclohexane	56	4.771	4.771	0.000	95	122532	20.0	20.8	
50 1,1,1-Trichloroethane	97	4.795	4.795	0.000	98	122891	20.0	20.1	
$ 51 Dibromofluoromethane (Surr	113	4.824	4.824	0.000	97	171559	50.0	52.2	
52 Carbon tetrachloride	117	4.930	4.930	0.000	98	104990	20.0	20.1	
53 1,1-Dichloropropene	75	4.977	4.977	0.000	94	114832	20.0	19.2	
54 Isobutyl alcohol	43	5.141	5.141	0.000	95	109489	500.0	430.4	
55 Isooctane	57	5.177	5.177	0.000	96	160959	20.0	20.5	
56 Benzene	78	5.218	5.218	0.000	98	355280	20.0	20.0	
$ 57 1,2-Dichloroethane-d4 (Sur	65	5.241	5.241	0.000	97	201296	50.0	45.9	
59 Tert-amyl methyl ether	73	5.294	5.294	0.000	88	252656	20.0	21.4	
58 Isopropyl acetate	43	5.300	5.300	0.000	96	266024	20.0	18.9	
60 1,2-Dichloroethane	62	5.329	5.329	0.000	95	119251	20.0	18.6	
61 n-Heptane	57	5.400	5.400	0.000	97	32777	20.0	18.4	
* 62 Fluorobenzene	96	5.558	5.558	0.000	98	632168	50.0	50.0	
63 n-Butanol	56	5.917	5.917	0.000	91	45755	500.0	454.1	
64 Trichloroethene	95	5.964	5.964	0.000	97	86541	20.0	20.7	
66 Methylcyclohexane	83	6.099	6.099	0.000	87	86097	20.0	22.2	
65 Ethyl acrylate	55	6.117	6.117	0.000	98	187442	20.0	19.8	
67 1,2-Dichloropropane	63	6.305	6.305	0.000	91	95928	20.0	19.5	
* 68 1,4-Dioxane-d8	96	6.375	6.375	0.000	91	36430	1000.0	1000.0	
69 Methyl methacrylate	100	6.399	6.399	0.000	94	48883	40.0	44.8	
70 1,4-Dioxane	88	6.440	6.440	0.000	39	14877	400.0	343.5	
72 Dibromomethane	93	6.452	6.452	0.000	91	54418	20.0	20.4	
71 n-Propyl acetate	43	6.463	6.463	0.000	98	140705	20.0	18.1	
73 Dichlorobromomethane	83	6.622	6.622	0.000	99	115086	20.0	19.4	
74 2-Chloroethyl vinyl ether	63	7.016	7.016	0.000	80	63405	20.0	20.0	
75 2-Nitropropane	41	7.016	7.016	0.000	79	42679	40.0	34.3	
76 Epichlorohydrin	57	7.133	7.133	0.000	99	185032	400.0	440.8	
77 cis-1,3-Dichloropropene	75	7.192	7.192	0.000	93	156009	20.0	19.2	
78 4-Methyl-2-pentanone (MIBK	43	7.380	7.380	0.000	98	452787	100.0	101.0	
$ 79 Toluene-d8 (Surr)	98	7.462	7.462	0.000	100	669242	50.0	49.7	
80 Toluene	91	7.550	7.550	0.000	93	393215	20.0	21.7	
81 trans-1,3-Dichloropropene	75	7.938	7.938	0.000	94	142131	20.0	18.7	
82 Ethyl methacrylate	69	7.967	7.967	0.000	92	114701	20.0	19.0	

Compound	Sig	RT (min.)	Exp RT (min.)	Dlt RT (min.)	Q	Response	Cal Amt ug/l	OnCol Amt ug/l	Flags
83 1,1,2-Trichloroethane	83	8.173	8.173	0.000	94	69132	20.0	17.3	
84 Tetrachloroethene	166	8.214	8.214	0.000	95	93966	20.0	21.8	
85 1,3-Dichloropropane	76	8.408	8.408	0.000	95	139105	20.0	18.5	
86 2-Hexanone	58	8.473	8.473	0.000	99	161780	100.0	111.2	
87 n-Butyl acetate	43	8.596	8.596	0.000	99	151644	20.0	17.1	
88 Chlorodibromomethane	129	8.655	8.655	0.000	98	95998	20.0	19.2	
89 Ethylene Dibromide	107	8.831	8.831	0.000	99	86638	20.0	19.3	
* 90 Chlorobenzene-d5	117	9.389	9.389	0.000	85	547721	50.0	50.0	
91 Chlorobenzene	112	9.419	9.419	0.000	95	247356	20.0	20.5	
92 Ethylbenzene	106	9.513	9.513	0.000	99	123246	20.0	20.6	
93 1,1,1,2-Tetrachloroethane	131	9.524	9.524	0.000	94	92953	20.0	20.7	
94 m-Xylene & p-Xylene	106	9.642	9.642	0.000	97	163458	20.0	22.2	
95 n-Butyl acrylate	73	10.030	10.030	0.000	97	73037	20.0	19.9	
96 o-Xylene	106	10.053	10.053	0.000	94	160034	20.0	20.5	
97 Styrene	104	10.083	10.083	0.000	95	274004	20.0	20.3	
98 Amyl acetate (mixed isomer	43	10.241	10.241	0.000	89	189825	20.0	16.3	
99 Bromoform	173	10.282	10.282	0.000	99	69749	20.0	19.3	
100 Isopropylbenzene	105	10.382	10.382	0.000	96	344903	20.0	22.4	
$ 101 4-Bromofluorobenzene	174	10.558	10.558	0.000	96	251394	50.0	54.6	
102 Bromobenzene	156	10.676	10.676	0.000	94	123887	20.0	19.0	
103 1,1,2,2-Tetrachloroethane	83	10.705	10.705	0.000	98	113033	20.0	17.9	
104 N-Propylbenzene	91	10.729	10.729	0.000	99	394142	20.0	19.5	
105 1,2,3-Trichloropropane	110	10.747	10.747	0.000	97	31194	20.0	15.4	
106 trans-1,4-Dichloro-2-buten	53	10.758	10.758	0.000	92	34871	20.0	14.3	
107 4-Ethyltoluene	105	10.817	10.817	0.000	88	355528	20.0	21.6	
108 2-Chlorotoluene	91	10.823	10.823	0.000	96	306512	20.0	19.4	
109 1,3,5-Trimethylbenzene	105	10.870	10.870	0.000	94	296099	20.0	19.9	
110 4-Chlorotoluene	91	10.911	10.911	0.000	97	284274	20.0	18.6	
111 Butyl Methacrylate	87	10.940	10.940	0.000	94	136496	20.0	18.7	
112 tert-Butylbenzene	119	11.105	11.105	0.000	95	223770	20.0	19.7	
113 1,2,4-Trimethylbenzene	105	11.152	11.152	0.000	97	310361	20.0	19.8	
114 sec-Butylbenzene	105	11.264	11.264	0.000	99	305473	20.0	19.9	
115 4-Isopropyltoluene	119	11.363	11.363	0.000	98	281522	20.0	20.1	
116 1,3-Dichlorobenzene	146	11.375	11.375	0.000	98	200581	20.0	19.5	
* 117 1,4-Dichlorobenzene-d4	152	11.428	11.428	0.000	93	326398	50.0	50.0	
118 1,4-Dichlorobenzene	146	11.440	11.440	0.000	96	210427	20.0	19.2	
119 Benzyl chloride	91	11.546	11.546	0.000	99	242480	20.0	20.5	
120 2,3-Dihydroindene	117	11.593	11.593	0.000	94	367832	20.0	20.1	
121 p-Diethylbenzene	119	11.616	11.616	0.000	95	167384	20.0	20.5	
122 n-Butylbenzene	91	11.634	11.634	0.000	98	291281	20.0	19.5	
123 1,2-Dichlorobenzene	146	11.698	11.698	0.000	97	200269	20.0	19.0	
124 1,2,4,5-Tetramethylbenzene	119	12.139	12.139	0.000	99	282094	20.0	21.3	
125 1,2-Dibromo-3-Chloropropan	155	12.233	12.233	0.000	94	19323	20.0	20.1	
126 1,3,5-Trichlorobenzene	180	12.327	12.327	0.000	97	131418	20.0	22.7	
127 1,2,4-Trichlorobenzene	180	12.785	12.785	0.000	92	115346	20.0	21.7	
128 Hexachlorobutadiene	225	12.856	12.856	0.000	96	55462	20.0	20.5	
129 Naphthalene	128	12.997	12.997	0.000	100	244012	20.0	18.9	
130 1,2,3-Trichlorobenzene	180	13.185	13.185	0.000	95	87174	20.0	20.0	
S 131 1,2-Dichloroethene, Total	100				0		40.0	41.9	
S 132 Xylenes, Total	100				0		40.0	42.7	
S 133 Total BTEX	1				0		100.0	105.0	

Reagents:

GASES Li_00145	Amount Added:	20.00	Units: uL	
8260MIX1COMB_00033	Amount Added:	20.00	Units: uL	
ACROLEIN W_00048	Amount Added:	4.00	Units: uL	
8260ISNEW_00063	Amount Added:	1.00	Units: uL	Run Reagent
8260SURR250_00118	Amount Added:	1.00	Units: uL	Run Reagent

Report Date: 18-Mar-2016 00:30:26 Chrom Revision: 2.2 04-Mar-2016 14:36:24

TestAmerica Edison

Data File: \\ChromNA\Edison\ChromData\CVOAMS8\20160317-38607.b\J37842.D

Injection Date: 17-Mar-2016 19:55:30 Instrument ID: CVOAMS8 Operator ID:

Lims ID: CCVIS Worklist Smp#: 2

Client ID:

Purge Vol: 5.000 mL Dil. Factor: 1.0000 ALS Bottle#: 1

Method: 8260_W8 Limit Group: VOA - 8260C Water and Solid

Column: Rtx-624 (0.25 mm)

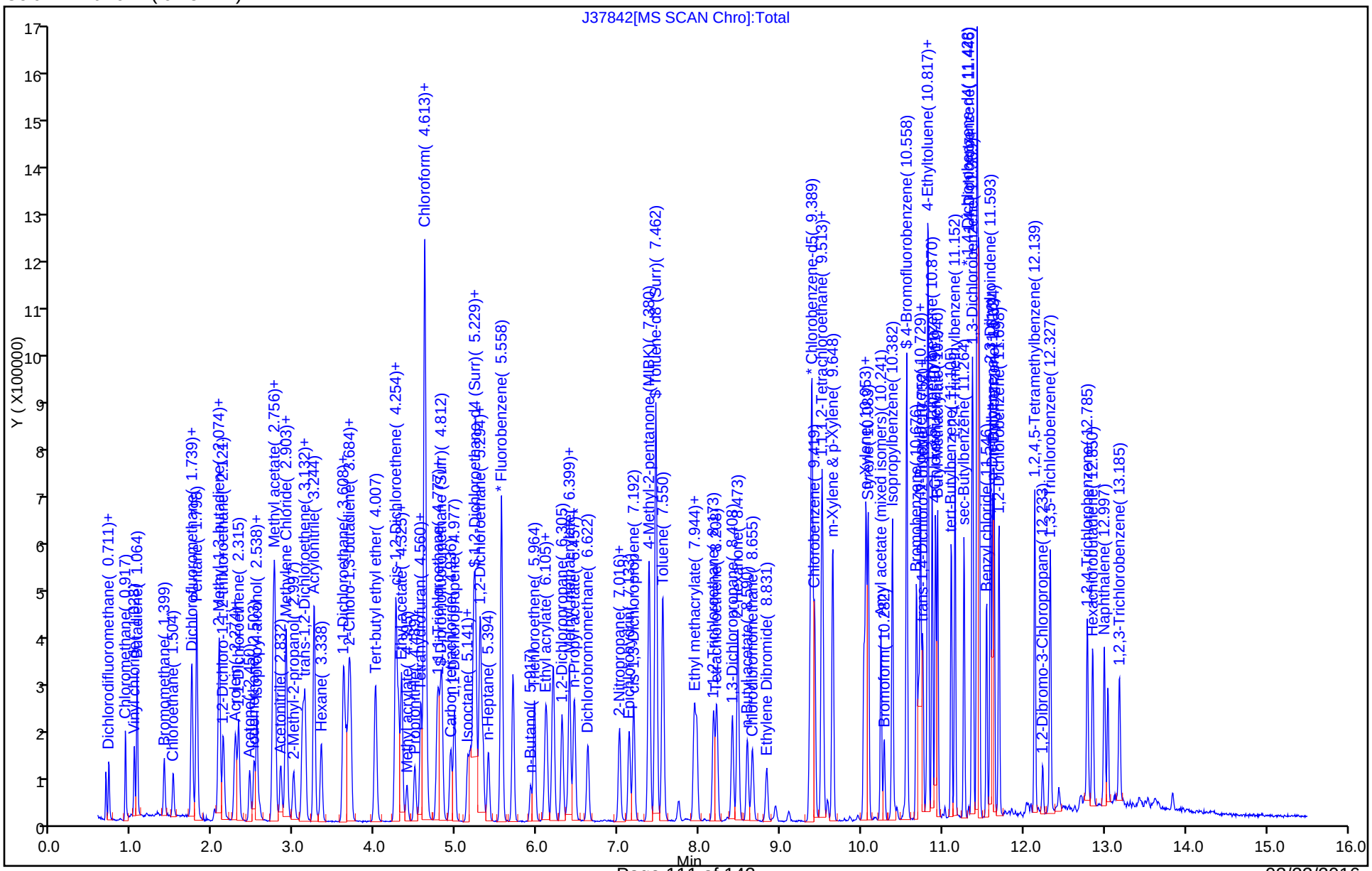

TestAmerica Edison
Target Compound Quantitation Report

Data File: \\ChromNA\Edison\ChromData\CVOAMS8\20160229-37850.b\J36973.D
Lims ID: BFB
Client ID:
Sample Type: BFB
Inject. Date: 29-Feb-2016 09:55:30 ALS Bottle#: 100 Worklist Smp#: 1
Injection Vol: 5.0 mL Dil. Factor: 1.0000
Sample Info: BFB
Misc. Info.: 460-0037850-001
Operator ID: Instrument ID: CVOAMS8

Method: \\ChromNA\Edison\ChromData\CVOAMS8\20160229-37850.b\8260_W8.m
Limit Group: VOA - 8260C Water and Solid
Last Update: 29-Feb-2016 18:58:38 Calib Date: 29-Feb-2016 13:55:30
Integrator: RTE ID Type: Deconvolution ID
Quant Method: Internal Standard Quant By: Initial Calibration
Last ICal File: \\ChromNA\Edison\ChromData\CVOAMS8\20160229-37850.b\J36982.D

Column 1 : Rtx-624 (0.25 mm) Det: MS SCAN
Process Host: XAWRK021

First Level Reviewer: starzecm Date: 29-Feb-2016 18:58:37

Compound	Sig	RT (min.)	Exp RT (min.)	Dlt RT (min.)	Q	Response	Cal Amt ug/l	OnCol Amt ug/l	Flags
$ 135 BFB	95	4.282	4.282	0.000	90	50807	NR	NR	

QC Flag Legend

Processing Flags
NR - Missing Quant Standard

Reagents:

BFB_00010 Amount Added: 1.00 Units: uL

MS Tune Report

TestAmerica Edison

Data File: \\ChromNA\Edison\ChromData\CVOAMS8\20160229-37850.b\J36973.D
Injection Date: 29-Feb-2016 09:55:30 Instrument ID: CVOAMS8
Lims ID: BFB
Client ID:
Operator ID: ALS Bottle#: 100 Worklist Smp#: 1
Injection Vol: 5.0 mL Dil. Factor: 1.0000
Method: 8260_W8 Limit Group: VOA - 8260C Water and Solid
Tune Method: BFB Method 8260

$ 135 BFB

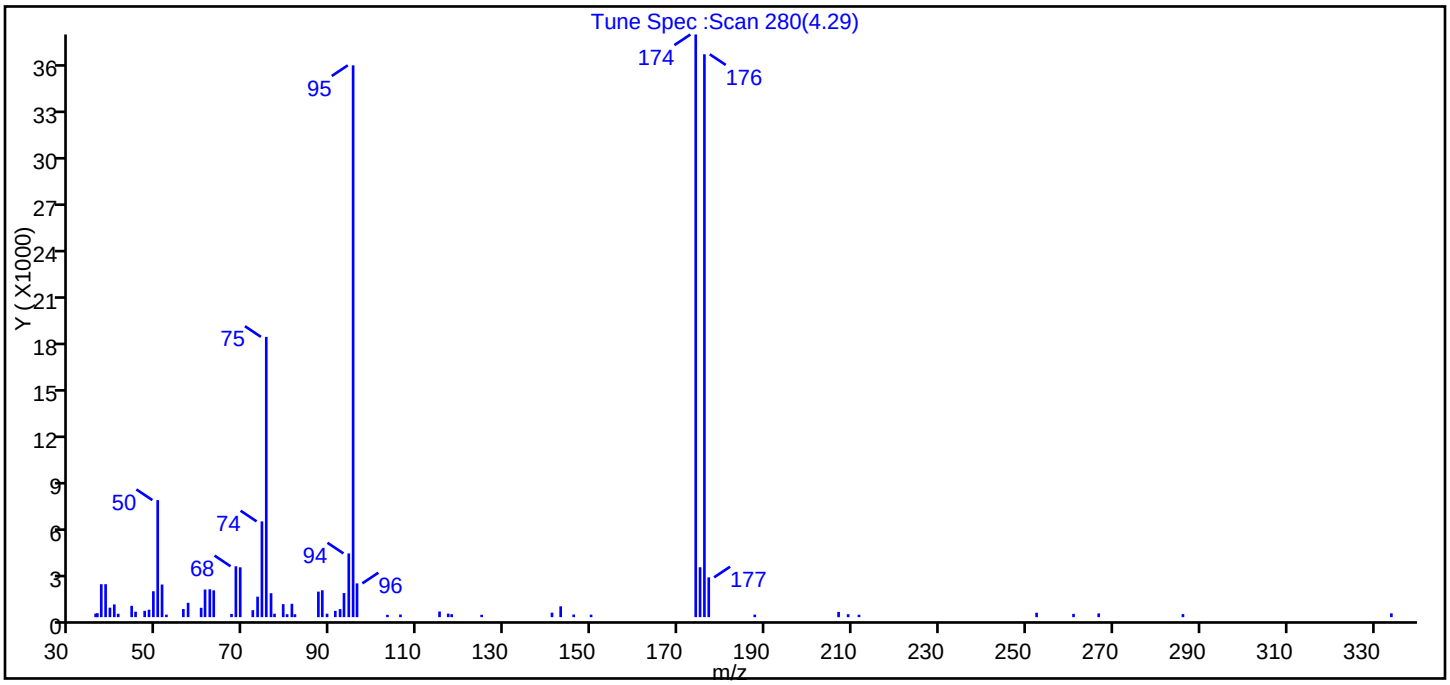

m/z	Ion Abundance Criteria	% Relative Abundance
95	Base peak, 100% relative abundance	100.0
50	15 to 40% of m/z 95	21.2
75	30 to 60% of m/z 95	50.8
96	5 to 9% of m/z 95	6.1
173	Less than 2% of m/z 174	0.0 (0.0)
174	50 to 120% of m/z 95	105.6
175	5 to 9% of m/z 174	9.0 (8.6)
176	Greater than 95% but less than 101% of m/z 174	102.0 (96.6)
177	5 to 9% of m/z 176	7.2 (7.1)

Data File: \\ChromNA\Edison\ChromData\CVOAMS8\20160229-37850.b\J36973.D\8260_W8.rslt\spectra.d
Injection Date: 29-Feb-2016 09:55:30
Spectrum: Tune Spec :Scan 280(4.29)
Base Peak: 173.90
Minimum % Base Peak: 0
Number of Points: 66

m/z	Y	m/z	Y	m/z	Y	m/z	Y
35.70	232	60.00	609	87.00	1661	145.80	172
36.10	258	60.90	1796	87.90	1749	149.80	160
37.00	2145	62.00	1816	89.00	223	173.90	37920
38.00	2145	62.90	1743	90.90	408	174.90	3247
39.00	616	67.00	211	92.00	523	175.90	36632
40.00	829	68.00	3311	92.90	1568	176.90	2589
40.90	222	69.00	3243	94.00	4146	187.50	166
44.00	737	71.90	454	95.00	35912	206.80	339
44.90	355	73.00	1333	95.90	2198	209.00	192
47.00	410	74.00	6232	102.90	154	211.50	157
48.00	483	75.00	18240	105.90	172	252.40	286
49.00	1685	76.10	1557	114.90	366	260.90	213
50.00	7617	76.90	224	116.90	230	266.70	243
51.00	2122	78.90	847	117.70	193	286.10	201
52.00	161	79.80	189	124.60	153	334.10	246
55.90	527	80.90	868	140.80	293		
57.00	932	81.60	188	142.80	706		

TestAmerica Edison
Target Compound Quantitation Report

Data File: \\ChromNA\Edison\ChromData\CVOAMS8\20160317-38607.b\J37841.D
Lims ID: BFB
Client ID:
Sample Type: BFB
Inject. Date: 17-Mar-2016 19:30:30 ALS Bottle#: 100 Worklist Smp#: 1
Injection Vol: 5.0 mL Dil. Factor: 1.0000
Sample Info: BFB
Misc. Info.: 460-0038607-001
Operator ID: Instrument ID: CVOAMS8

Method: \\ChromNA\Edison\ChromData\CVOAMS8\20160317-38607.b\8260_W8.m
Limit Group: VOA - 8260C Water and Solid
Last Update: 18-Mar-2016 00:29:14 Calib Date: 29-Feb-2016 13:55:30
Integrator: RTE ID Type: Deconvolution ID
Quant Method: Internal Standard Quant By: Initial Calibration
Last ICal File: \\ChromNA\Edison\ChromData\CVOAMS8\20160229-37850.b\J36982.D

Column 1 : Rtx-624 (0.25 mm) Det: MS SCAN
Process Host: XAWRK048

First Level Reviewer: starzecm Date: 18-Mar-2016 00:29:14

Compound	Sig	RT (min.)	Exp RT (min.)	Dlt RT (min.)	Q	Response	Cal Amt ug/l	OnCol Amt ug/l	Flags
$ 135 BFB	95	4.272	4.272	0.000	96	90335	NR	NR	

QC Flag Legend

Processing Flags
NR - Missing Quant Standard

Reagents:

BFB_00010 Amount Added: 1.00 Units: uL

MS Tune Report

TestAmerica Edison

Data File: \\ChromNA\Edison\ChromData\CVOAMS8\20160317-38607.b\J37841.D
Injection Date: 17-Mar-2016 19:30:30 Instrument ID: CVOAMS8
Lims ID: BFB
Client ID:
Operator ID: ALS Bottle#: 100 Worklist Smp#: 1
Injection Vol: 5.0 mL Dil. Factor: 1.0000
Method: 8260_W8 Limit Group: VOA - 8260C Water and Solid
Tune Method: BFB Method 8260

$ 135 BFB

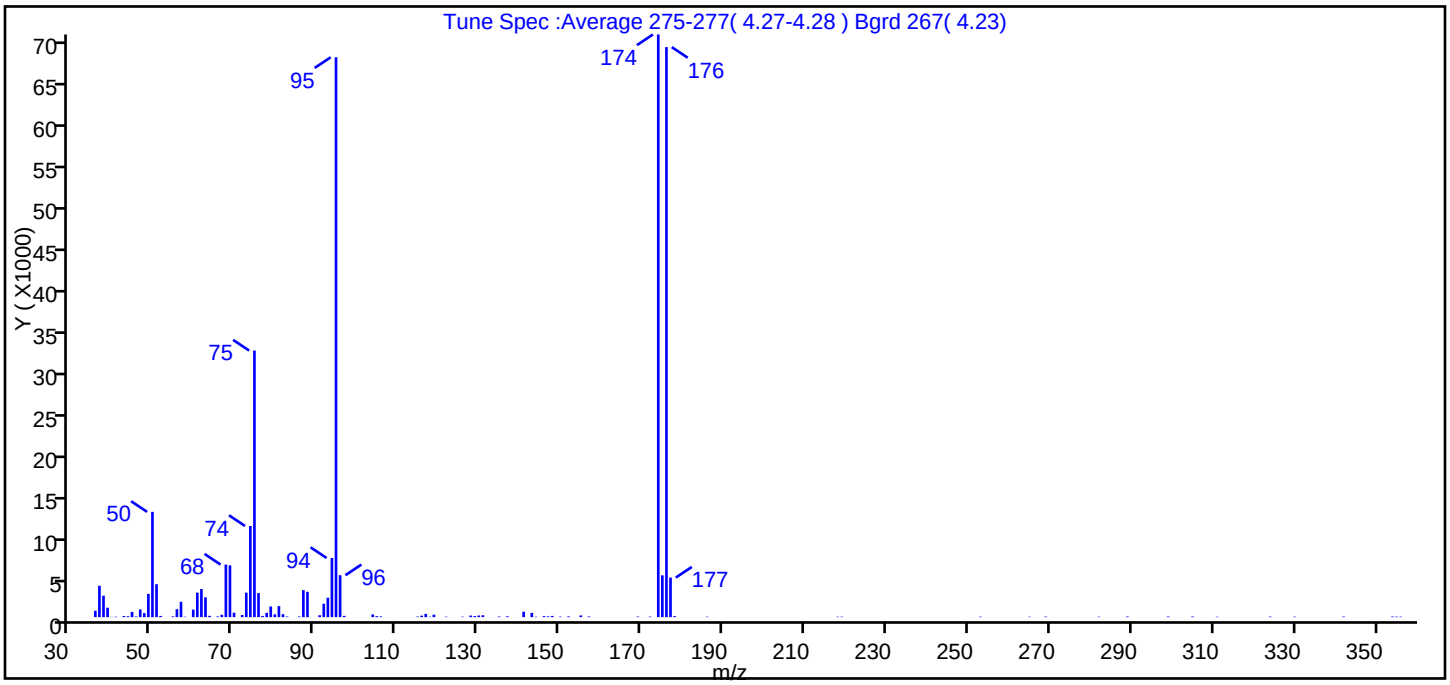

m/z	Ion Abundance Criteria	% Relative Abundance
95	Base peak, 100% relative abundance	100.0
50	15 to 40% of m/z 95	18.8
75	30 to 60% of m/z 95	47.6
96	5 to 9% of m/z 95	7.5
173	Less than 2% of m/z 174	0.0 (0.0)
174	50 to 120% of m/z 95	104.1
175	5 to 9% of m/z 174	7.5 (7.2)
176	Greater than 95% but less than 101% of m/z 174	101.8 (97.8)
177	5 to 9% of m/z 176	7.1 (6.9)

Data File: \\ChromNA\Edison\ChromData\CVOAMS8\20160317-38607.b\J37841.D\8260_W8.rslt\spectra.d
Injection Date: 17-Mar-2016 19:30:30
Spectrum: Tune Spec :Average 275-277(4.27-4.28) Bgrd 267(4.23)
Base Peak: 174.00
Minimum % Base Peak: 0
Number of Points: 102

m/z	Y	m/z	Y	m/z	Y	m/z	Y
36.00	769	67.00	282	104.00	322	169.00	70
37.00	3780	68.00	6324	105.00	120	172.00	69
38.00	2585	69.00	6231	106.00	85	174.00	70112
39.00	1135	70.00	527	115.00	70	175.00	5032
40.00	29	72.00	256	116.00	180	176.00	68592
41.00	55	73.00	2948	117.00	393	177.00	4760
43.00	132	74.00	10970	118.00	51	178.00	119
44.00	106	75.00	32080	119.00	298	186.00	56
45.00	632	76.00	2895	122.00	57	218.00	54
46.00	77	77.00	147	126.00	57	219.00	58
47.00	928	78.00	513	128.00	190	253.00	59
48.00	483	79.00	1286	129.00	132	265.00	53
49.00	2799	80.00	336	130.00	196	269.00	66
50.00	12667	81.00	1331	131.00	229	282.00	58
51.00	3965	82.00	356	135.00	75	289.00	80
52.00	149	83.00	73	137.00	101	299.00	77
55.00	90	86.00	79	141.00	650	305.00	80
56.00	959	87.00	3254	143.00	510	311.00	50
57.00	1847	88.00	3053	144.00	53	324.00	68
58.00	51	91.00	232	146.00	122	330.00	57
60.00	906	92.00	1614	147.00	90	342.00	75
61.00	2948	93.00	2337	148.00	150	354.00	76
62.00	3374	94.00	7117	150.00	60	355.00	64
63.00	2384	95.00	67368	152.00	88	356.00	56
64.00	161	96.00	5046	155.00	207		
66.00	84	97.00	154	157.00	81		

FORM I
GC/MS VOA ORGANICS ANALYSIS DATA SHEET

Lab Name: TestAmerica Edison | Job No.: 460-110077-1

SDG No.:

Client Sample ID: | Lab Sample ID: MB 460-356955/7

Matrix: Water | Lab File ID: J37847.D

Analysis Method: 8260C | Date Collected:

Sample wt/vol: 5(mL) | Date Analyzed: 03/17/2016 22:13

Soil Aliquot Vol: | Dilution Factor: 1

Soil Extract Vol.: | GC Column: Rtx-624 ID: 0.25(mm)

% Moisture: | Level: (low/med) Low

Analysis Batch No.: 356955 | Units: ug/L

CAS NO.	COMPOUND NAME	RESULT	Q	RL	MDL
71-55-6	1,1,1-Trichloroethane	0.28	U	1.0	0.28
79-34-5	1,1,2,2-Tetrachloroethane	0.19	U	1.0	0.19
79-00-5	1,1,2-Trichloroethane	0.080	U	1.0	0.080
75-34-3	1,1-Dichloroethane	0.24	U	1.0	0.24
75-35-4	1,1-Dichloroethene	0.34	U	1.0	0.34
87-61-6	1,2,3-Trichlorobenzene	0.35	U	1.0	0.35
120-82-1	1,2,4-Trichlorobenzene	0.27	U	1.0	0.27
96-12-8	1,2-Dibromo-3-Chloropropane	0.23	U	1.0	0.23
106-93-4	1,2-Dibromoethane	0.19	U	1.0	0.19
95-50-1	1,2-Dichlorobenzene	0.22	U	1.0	0.22
107-06-2	1,2-Dichloroethane	0.25	U	1.0	0.25
78-87-5	1,2-Dichloropropane	0.18	U	1.0	0.18
541-73-1	1,3-Dichlorobenzene	0.33	U	1.0	0.33
106-46-7	1,4-Dichlorobenzene	0.33	U	1.0	0.33
123-91-1	1,4-Dioxane	8.7	U	50	8.7
78-93-3	2-Butanone	2.2	U	5.0	2.2
591-78-6	2-Hexanone	0.72	U	5.0	0.72
108-10-1	4-Methyl-2-pentanone	0.63	U	5.0	0.63
67-64-1	Acetone	1.1	U	5.0	1.1
71-43-2	Benzene	0.090	U	1.0	0.090
74-97-5	Bromochloromethane	0.30	U	1.0	0.30
75-27-4	Bromodichloromethane	0.15	U	1.0	0.15
75-25-2	Bromoform	0.18	U	1.0	0.18
74-83-9	Bromomethane	0.18	U	1.0	0.18
75-15-0	Carbon disulfide	0.22	U	1.0	0.22
56-23-5	Carbon tetrachloride	0.33	U	1.0	0.33
108-90-7	Chlorobenzene	0.24	U	1.0	0.24
75-00-3	Chloroethane	0.37	U	1.0	0.37
67-66-3	Chloroform	0.22	U	1.0	0.22
74-87-3	Chloromethane	0.22	U	1.0	0.22
156-59-2	cis-1,2-Dichloroethene	0.26	U	1.0	0.26
10061-01-5	cis-1,3-Dichloropropene	0.16	U	1.0	0.16
110-82-7	Cyclohexane	0.26	U	1.0	0.26
124-48-1	Dibromochloromethane	0.22	U	1.0	0.22
75-71-8	Dichlorodifluoromethane	0.14	U	1.0	0.14
100-41-4	Ethylbenzene	0.30	U	1.0	0.30

FORM I
GC/MS VOA ORGANICS ANALYSIS DATA SHEET

Lab Name: TestAmerica Edison | Job No.: 460-110077-1

SDG No.:

Client Sample ID: | Lab Sample ID: MB 460-356955/7

Matrix: Water | Lab File ID: J37847.D

Analysis Method: 8260C | Date Collected:

Sample wt/vol: 5(mL) | Date Analyzed: 03/17/2016 22:13

Soil Aliquot Vol: | Dilution Factor: 1

Soil Extract Vol.: | GC Column: Rtx-624 ID: 0.25(mm)

% Moisture: | Level: (low/med) Low

Analysis Batch No.: 356955 | Units: ug/L

CAS NO.	COMPOUND NAME	RESULT	Q	RL	MDL
76-13-1	Freon TF	0.34	U	1.0	0.34
98-82-8	Isopropylbenzene	0.32	U	1.0	0.32
179601-23-1	m&p-Xylene	0.28	U	1.0	0.28
79-20-9	Methyl acetate	0.58	U	5.0	0.58
108-87-2	Methylcyclohexane	0.22	U	1.0	0.22
75-09-2	Methylene Chloride	0.21	U	1.0	0.21
1634-04-4	MTBE	0.13	U	1.0	0.13
95-47-6	o-Xylene	0.32	U	1.0	0.32
100-42-5	Styrene	0.17	U	1.0	0.17
127-18-4	Tetrachloroethene	0.12	U	1.0	0.12
108-88-3	Toluene	0.25	U	1.0	0.25
156-60-5	trans-1,2-Dichloroethene	0.18	U	1.0	0.18
10061-02-6	trans-1,3-Dichloropropene	0.19	U	1.0	0.19
79-01-6	Trichloroethene	0.22	U	1.0	0.22
75-69-4	Trichlorofluoromethane	0.15	U	1.0	0.15
75-01-4	Vinyl chloride	0.060	U	1.0	0.060

CAS NO.	SURROGATE	%REC	Q	LIMITS
17060-07-0	1,2-Dichloroethane-d4 (Surr)	94		70-130
460-00-4	Bromofluorobenzene	110		70-130
1868-53-7	Dibromofluoromethane (Surr)	106		70-130
2037-26-5	Toluene-d8 (Surr)	101		70-130

FORM I
GC/MS VOA ORGANICS ANALYSIS DATA SHEET
TENTATIVELY IDENTIFIED COMPOUNDS

Lab Name: TestAmerica Edison Job No.: 460-110077-1

SDG No.:

Client Sample ID: Lab Sample ID: MB 460-356955/7

Matrix: Water Lab File ID: J37847.D

Analysis Method: 8260C Date Collected:

Sample wt/vol: 5(mL) Date Analyzed: 03/17/2016 22:13

Soil Aliquot Vol: Dilution Factor: 1

Soil Extract Vol.: GC Column: Rtx-624 ID: 0.25(mm)

% Moisture: Level: (low/med) Low

Analysis Batch No.: 356955 Units: ug/L

Number TICs Found: 0 TIC Result Total: 0

CAS NO.	COMPOUND NAME	RT	RESULT	Q
	Tentatively Identified Compound		None	

TestAmerica Edison
Target Compound Quantitation Report

Data File: \\ChromNA\Edison\ChromData\CVOAMS8\20160317-38607.b\J37847.D
Lims ID: MB
Client ID:
Sample Type: MB
Inject. Date: 17-Mar-2016 22:13:30 ALS Bottle#: 6 Worklist Smp#: 7
Purge Vol: 5.000 mL Dil. Factor: 1.0000
Sample Info: MB
Misc. Info.: 460-0038607-007
Operator ID: Instrument ID: CVOAMS8

Method: \\ChromNA\Edison\ChromData\CVOAMS8\20160317-38607.b\8260_W8.m
Limit Group: VOA - 8260C Water and Solid
Last Update: 18-Mar-2016 00:33:04 Calib Date: 29-Feb-2016 13:55:30
Integrator: RTE ID Type: Deconvolution ID
Quant Method: Internal Standard Quant By: Initial Calibration
Last ICal File: \\ChromNA\Edison\ChromData\CVOAMS8\20160229-37850.b\J36982.D

Column 1 : Rtx-624 (0.25 mm) Det: MS SCAN
Process Host: XAWRK048

First Level Reviewer: starzecm Date: 18-Mar-2016 00:33:03

Compound	Sig	RT (min.)	Exp RT (min.)	Dlt RT (min.)	Q	Response	Cal Amt ug/l	OnCol Amt ug/l	Flags
* 26 TBA-d9 (IS)	65	2.901	2.903	-0.002	80	250025	1000.0	1000.0	
* 38 2-Butanone-d5	46	4.252	4.254	-0.002	85	347791	250.0	250.0	
$ 51 Dibromofluoromethane (Surr	113	4.816	4.824	-0.008	97	170455	50.0	53.0	
$ 57 1,2-Dichloroethane-d4 (Sur	65	5.239	5.241	-0.002	97	201193	50.0	46.9	
* 62 Fluorobenzene	96	5.557	5.558	-0.001	98	618837	50.0	50.0	
* 68 1,4-Dioxane-d8	96	6.367	6.375	-0.008	91	36793	1000.0	1000.0	
$ 79 Toluene-d8 (Surr)	98	7.460	7.462	-0.002	100	650724	50.0	50.6	
* 90 Chlorobenzene-d5	117	9.387	9.389	-0.002	85	522888	50.0	50.0	
$ 101 4-Bromofluorobenzene	174	10.557	10.558	-0.001	97	241420	50.0	55.0	
* 117 1,4-Dichlorobenzene-d4	152	11.426	11.428	-0.002	94	303386	50.0	50.0	

Reagents:

8260ISNEW_00063 Amount Added: 1.00 Units: uL Run Reagent
8260SURR250_00118 Amount Added: 1.00 Units: uL Run Reagent

Report Date: 18-Mar-2016 00:33:05 Chrom Revision: 2.2 04-Mar-2016 14:36:24

TestAmerica Edison

Data File: \\ChromNA\Edison\ChromData\CVOAMS8\20160317-38607.b\J37847.D

Injection Date:	17-Mar-2016 22:13:30	Instrument ID:	CVOAMS8	Operator ID:	
Lims ID:	MB			Worklist Smp#:	7
Client ID:					
Purge Vol:	5.000 mL	Dil. Factor:	1.0000	ALS Bottle#:	6
Method:	8260_W8	Limit Group:	VOA - 8260C Water and Solid		

Column: Rtx-624 (0.25 mm)

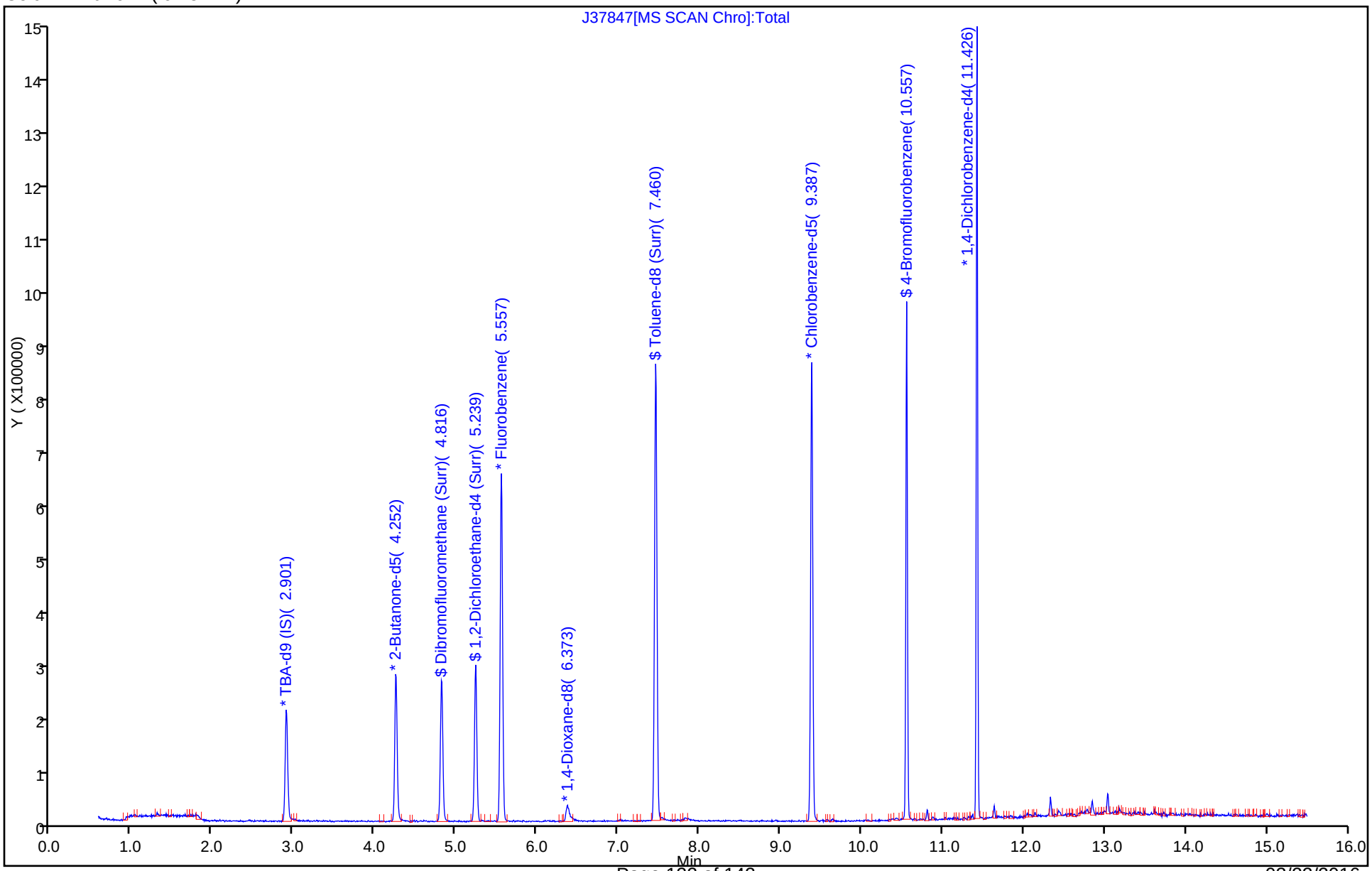

FORM I
GC/MS VOA ORGANICS ANALYSIS DATA SHEET

Lab Name: TestAmerica Edison | Job No.: 460-110077-1

SDG No.:

Client Sample ID: | Lab Sample ID: LCS 460-356955/3

Matrix: Water | Lab File ID: J37843.D

Analysis Method: 8260C | Date Collected:

Sample wt/vol: 5(mL) | Date Analyzed: 03/17/2016 20:29

Soil Aliquot Vol: | Dilution Factor: 1

Soil Extract Vol.: | GC Column: Rtx-624 ID: 0.25(mm)

% Moisture: | Level: (low/med) Low

Analysis Batch No.: 356955 | Units: ug/L

CAS NO.	COMPOUND NAME	RESULT	Q	RL	MDL
71-55-6	1,1,1-Trichloroethane	18.8		1.0	0.28
79-34-5	1,1,2,2-Tetrachloroethane	18.3		1.0	0.19
79-00-5	1,1,2-Trichloroethane	18.0		1.0	0.080
75-34-3	1,1-Dichloroethane	18.5		1.0	0.24
75-35-4	1,1-Dichloroethene	19.0		1.0	0.34
87-61-6	1,2,3-Trichlorobenzene	22.9		1.0	0.35
120-82-1	1,2,4-Trichlorobenzene	22.5		1.0	0.27
96-12-8	1,2-Dibromo-3-Chloropropane	21.9		1.0	0.23
106-93-4	1,2-Dibromoethane	18.5		1.0	0.19
95-50-1	1,2-Dichlorobenzene	19.2		1.0	0.22
107-06-2	1,2-Dichloroethane	17.9		1.0	0.25
78-87-5	1,2-Dichloropropane	18.3		1.0	0.18
541-73-1	1,3-Dichlorobenzene	19.8		1.0	0.33
106-46-7	1,4-Dichlorobenzene	18.9		1.0	0.33
123-91-1	1,4-Dioxane	484		50	8.7
78-93-3	2-Butanone	101		5.0	2.2
591-78-6	2-Hexanone	113		5.0	0.72
108-10-1	4-Methyl-2-pentanone	97.5		5.0	0.63
67-64-1	Acetone	86.9		5.0	1.1
71-43-2	Benzene	18.9		1.0	0.090
74-97-5	Bromochloromethane	21.0		1.0	0.30
75-27-4	Bromodichloromethane	19.3		1.0	0.15
75-25-2	Bromoform	19.8		1.0	0.18
74-83-9	Bromomethane	21.0		1.0	0.18
75-15-0	Carbon disulfide	18.0		1.0	0.22
56-23-5	Carbon tetrachloride	19.2		1.0	0.33
108-90-7	Chlorobenzene	19.9		1.0	0.24
75-00-3	Chloroethane	19.0		1.0	0.37
67-66-3	Chloroform	19.5		1.0	0.22
74-87-3	Chloromethane	17.8		1.0	0.22
156-59-2	cis-1,2-Dichloroethene	19.8		1.0	0.26
10061-01-5	cis-1,3-Dichloropropene	18.6		1.0	0.16
110-82-7	Cyclohexane	18.4		1.0	0.26
124-48-1	Dibromochloromethane	18.5		1.0	0.22
75-71-8	Dichlorodifluoromethane	15.6		1.0	0.14
100-41-4	Ethylbenzene	19.8		1.0	0.30

FORM I
GC/MS VOA ORGANICS ANALYSIS DATA SHEET

Lab Name: TestAmerica Edison | Job No.: 460-110077-1

SDG No.:

Client Sample ID: | Lab Sample ID: LCS 460-356955/3

Matrix: Water | Lab File ID: J37843.D

Analysis Method: 8260C | Date Collected:

Sample wt/vol: 5(mL) | Date Analyzed: 03/17/2016 20:29

Soil Aliquot Vol: | Dilution Factor: 1

Soil Extract Vol.: | GC Column: Rtx-624 ID: 0.25(mm)

% Moisture: | Level: (low/med) Low

Analysis Batch No.: 356955 | Units: ug/L

CAS NO.	COMPOUND NAME	RESULT	Q	RL	MDL
76-13-1	Freon TF	18.7		1.0	0.34
98-82-8	Isopropylbenzene	21.1		1.0	0.32
179601-23-1	m&p-Xylene	20.1		1.0	0.28
79-20-9	Methyl acetate	92.8		5.0	0.58
108-87-2	Methylcyclohexane	20.7		1.0	0.22
75-09-2	Methylene Chloride	18.7		1.0	0.21
1634-04-4	MTBE	19.7		1.0	0.13
95-47-6	o-Xylene	19.4		1.0	0.32
100-42-5	Styrene	19.9		1.0	0.17
127-18-4	Tetrachloroethene	20.6		1.0	0.12
108-88-3	Toluene	19.8		1.0	0.25
156-60-5	trans-1,2-Dichloroethene	19.6		1.0	0.18
10061-02-6	trans-1,3-Dichloropropene	17.9		1.0	0.19
79-01-6	Trichloroethene	20.2		1.0	0.22
75-69-4	Trichlorofluoromethane	20.9		1.0	0.15
75-01-4	Vinyl chloride	19.9		1.0	0.060

CAS NO.	SURROGATE	%REC	Q	LIMITS
17060-07-0	1,2-Dichloroethane-d4 (Surr)	89		70-130
460-00-4	Bromofluorobenzene	106		70-130
1868-53-7	Dibromofluoromethane (Surr)	98		70-130
2037-26-5	Toluene-d8 (Surr)	96		70-130

TestAmerica Edison
Target Compound Quantitation Report

Data File: \\ChromNA\Edison\ChromData\CVOAMS8\20160317-38607.b\J37843.D
Lims ID: LCS
Client ID:
Sample Type: LCS
Inject. Date: 17-Mar-2016 20:29:30 ALS Bottle#: 2 Worklist Smp#: 3
Purge Vol: 5.000 mL Dil. Factor: 1.0000
Sample Info: LCS
Misc. Info.: 460-0038607-003
Operator ID: Instrument ID: CVOAMS8

Method: \\ChromNA\Edison\ChromData\CVOAMS8\20160317-38607.b\8260_W8.m
Limit Group: VOA - 8260C Water and Solid
Last Update: 18-Mar-2016 00:31:24 Calib Date: 29-Feb-2016 13:55:30
Integrator: RTE ID Type: Deconvolution ID
Quant Method: Internal Standard Quant By: Initial Calibration
Last ICal File: \\ChromNA\Edison\ChromData\CVOAMS8\20160229-37850.b\J36982.D

Column 1 : Rtx-624 (0.25 mm) Det: MS SCAN
Process Host: XAWRK048

First Level Reviewer: starzecm Date: 18-Mar-2016 00:31:24

Compound	Sig	RT (min.)	Exp RT (min.)	Dlt RT (min.)	Q	Response	Cal Amt ug/l	OnCol Amt ug/l	Flags
1 Chlorotrifluoroethene	66	0.673	0.676	-0.003	95	8828	20.0	14.6	
2 Dichlorodifluoromethane	85	0.715	0.711	0.003	99	73795	20.0	15.6	
3 Chloromethane	50	0.914	0.917	-0.003	99	106449	20.0	17.8	
4 Vinyl chloride	62	1.026	1.028	-0.002	98	97047	20.0	19.9	
5 Butadiene	54	1.061	1.064	-0.003	97	84642	20.0	18.5	
6 Bromomethane	94	1.396	1.399	-0.003	99	62560	20.0	21.0	
7 Chloroethane	64	1.502	1.504	-0.002	97	54689	20.0	19.0	
9 Trichlorofluoromethane	101	1.737	1.739	-0.002	74	118001	20.0	20.9	
8 Dichlorofluoromethane	67	1.737	1.739	-0.002	97	151278	20.0	21.1	
10 Pentane	72	1.796	1.798	-0.002	97	21789	40.0	42.0	
11 Ethanol	46	2.019	2.016	0.003	98	16587	800.0	805.5	
12 Ethyl ether	59	2.060	2.063	-0.003	93	68407	20.0	17.5	
13 2-Methyl-1,3-butadiene	53	2.078	2.074	0.004	95	75890	20.0	17.6	
14 1,2-Dichloro-1,1,2-trifluo	117	2.125	2.121	0.004	92	66827	20.0	20.1	
15 1,1,2-Trichloro-1,2,2-trif	101	2.272	2.274	-0.002	95	67735	20.0	18.7	
16 Acrolein	56	2.283	2.286	-0.003	96	31248	40.0	33.9	
17 1,1-Dichloroethene	96	2.319	2.315	0.003	96	71224	20.0	19.0	
18 Acetone	43	2.448	2.450	-0.002	86	126831	100.0	86.9	
19 Iodomethane	142	2.507	2.503	0.004	97	123002	20.0	20.5	
20 Carbon disulfide	76	2.542	2.538	0.004	99	257830	20.0	18.0	
21 Isopropyl alcohol	45	2.565	2.574	-0.009	98	47854	200.0	171.0	
22 3-Chloro-1-propene	76	2.736	2.738	-0.002	91	45397	20.0	18.2	
24 Cyclopentene	67	2.753	2.750	0.003	95	201282	20.0	18.1	
23 Methyl acetate	43	2.765	2.762	0.003	100	363361	100.0	92.8	
25 Acetonitrile	41	2.830	2.838	-0.008	99	146438	200.0	203.9	
27 Methylene Chloride	84	2.894	2.903	-0.009	95	85758	20.0	18.7	
* 26 TBA-d9 (IS)	65	2.906	2.903	0.003	95	259292	1000.0	1000.0	
28 2-Methyl-2-propanol	59	2.994	2.997	-0.003	99	77997	200.0	218.0	
29 Methyl tert-butyl ether	73	3.106	3.108	-0.002	98	236585	20.0	19.7	
30 trans-1,2-Dichloroethene	96	3.135	3.138	-0.003	96	82181	20.0	19.6	
31 Acrylonitrile	53	3.247	3.244	0.003	94	340873	200.0	195.4	

Compound	Sig	RT (min.)	Exp RT (min.)	Dlt RT (min.)	Q	Response	Cal Amt ug/l	OnCol Amt ug/l	Flags
32 Hexane	57	3.335	3.332	0.003	89	70462	20.0	18.4	
33 Isopropyl ether	45	3.605	3.608	-0.003	98	309859	20.0	18.2	
34 1,1-Dichloroethane	63	3.646	3.643	0.003	99	165607	20.0	18.5	
35 Vinyl acetate	43	3.676	3.678	-0.002	100	373421	40.0	35.2	
36 2-Chloro-1,3-butadiene	88	3.693	3.696	-0.003	91	73523	20.0	20.7	
37 Tert-butyl ethyl ether	59	3.999	4.007	-0.008	89	266894	20.0	19.5	
39 2,2-Dichloropropane	79	4.246	4.248	-0.002	62	39152	20.0	17.7	
* 38 2-Butanone-d5	46	4.257	4.254	0.003	99	355831	250.0	250.0	
40 cis-1,2-Dichloroethene	96	4.293	4.289	0.004	97	92006	20.0	19.8	
42 Ethyl acetate	43	4.322	4.325	-0.003	94	391624	40.0	41.3	
41 2-Butanone (MEK)	72	4.322	4.325	-0.003	95	45524	100.0	100.7	
43 Methyl acrylate	55	4.393	4.395	-0.002	99	83312	20.0	19.7	
44 Propionitrile	54	4.487	4.489	-0.002	98	133747	200.0	203.8	
46 Chlorobromomethane	128	4.563	4.560	0.003	94	48172	20.0	21.0	
45 Tetrahydrofuran	72	4.557	4.566	-0.009	66	21377	40.0	43.1	
47 Methacrylonitrile	67	4.610	4.613	-0.002	95	367578	200.0	210.3	
48 Chloroform	83	4.633	4.630	0.003	98	151106	20.0	19.5	
49 Cyclohexane	56	4.769	4.771	-0.002	94	110312	20.0	18.4	
50 1,1,1-Trichloroethane	97	4.798	4.795	0.003	98	116801	20.0	18.8	
$ 51 Dibromofluoromethane (Surr	113	4.821	4.824	-0.003	98	163831	50.0	49.1	
52 Carbon tetrachloride	117	4.927	4.930	-0.003	96	101833	20.0	19.2	
53 1,1-Dichloropropene	75	4.974	4.977	-0.003	95	112452	20.0	18.5	
54 Isobutyl alcohol	43	5.139	5.141	-0.002	94	124537	500.0	456.9	
55 Isooctane	57	5.174	5.177	-0.003	98	169085	20.0	21.2	
56 Benzene	78	5.215	5.218	-0.003	96	338247	20.0	18.9	
$ 57 1,2-Dichloroethane-d4 (Sur	65	5.239	5.241	-0.002	96	197474	50.0	44.4	
59 Tert-amyl methyl ether	73	5.292	5.294	-0.002	71	248638	20.0	20.7	
58 Isopropyl acetate	43	5.297	5.300	-0.003	92	265660	20.0	18.6	
60 1,2-Dichloroethane	62	5.327	5.329	-0.002	94	116887	20.0	17.9	
61 n-Heptane	57	5.397	5.400	-0.003	96	38202	20.0	21.1	
* 62 Fluorobenzene	96	5.556	5.558	-0.002	98	642078	50.0	50.0	
63 n-Butanol	56	5.920	5.917	0.003	91	57813	500.0	535.5	
64 Trichloroethene	95	5.961	5.964	-0.003	97	85590	20.0	20.2	
66 Methylcyclohexane	83	6.102	6.099	0.003	80	81574	20.0	20.7	
65 Ethyl acrylate	55	6.114	6.117	-0.003	97	181432	20.0	18.9	
67 1,2-Dichloropropane	63	6.302	6.305	-0.003	91	91355	20.0	18.3	
* 68 1,4-Dioxane-d8	96	6.373	6.375	-0.002	91	37272	1000.0	1000.0	
69 Methyl methacrylate	100	6.396	6.399	-0.003	97	46134	40.0	41.7	
70 1,4-Dioxane	88	6.443	6.440	0.003	33	21382	400.0	483.9	
72 Dibromomethane	93	6.449	6.452	-0.003	90	53811	20.0	19.9	
71 n-Propyl acetate	43	6.461	6.463	-0.002	100	143500	20.0	18.2	
73 Dichlorobromomethane	83	6.625	6.622	0.003	100	116411	20.0	19.3	
74 2-Chloroethyl vinyl ether	63	7.007	7.016	-0.009	79	62609	20.0	19.4	
75 2-Nitropropane	41	7.013	7.016	-0.003	78	42322	40.0	33.5	
76 Epichlorohydrin	57	7.131	7.133	-0.002	99	191412	400.0	443.6	
77 cis-1,3-Dichloropropene	75	7.189	7.192	-0.003	94	152263	20.0	18.6	
78 4-Methyl-2-pentanone (MIBK	43	7.377	7.380	-0.003	98	449344	100.0	97.5	
$ 79 Toluene-d8 (Surr)	98	7.460	7.462	-0.002	100	649795	50.0	47.9	
80 Toluene	91	7.548	7.550	-0.002	94	362424	20.0	19.8	
81 trans-1,3-Dichloropropene	75	7.935	7.938	-0.003	98	136646	20.0	17.9	
82 Ethyl methacrylate	69	7.965	7.967	-0.002	92	113282	20.0	18.5	
83 1,1,2-Trichloroethane	83	8.170	8.173	-0.003	95	72585	20.0	18.0	

Compound	Sig	RT (min.)	Exp RT (min.)	Dlt RT (min.)	Q	Response	Cal Amt ug/l	OnCol Amt ug/l	Flags
84 Tetrachloroethene	166	8.206	8.214	-0.008	94	89526	20.0	20.6	
85 1,3-Dichloropropane	76	8.406	8.408	-0.002	96	137081	20.0	18.1	
86 2-Hexanone	58	8.476	8.473	0.003	98	168781	100.0	112.9	
87 n-Butyl acetate	43	8.588	8.596	-0.008	98	152204	20.0	17.1	
88 Chlorodibromomethane	129	8.652	8.655	-0.003	98	93368	20.0	18.5	
89 Ethylene Dibromide	107	8.829	8.831	-0.002	99	83758	20.0	18.5	
* 90 Chlorobenzene-d5	117	9.387	9.389	-0.002	85	551753	50.0	50.0	
91 Chlorobenzene	112	9.416	9.419	-0.003	95	241718	20.0	19.9	
92 Ethylbenzene	106	9.510	9.513	-0.003	99	118906	20.0	19.8	
93 1,1,1,2-Tetrachloroethane	131	9.522	9.524	-0.002	94	88252	20.0	19.5	
94 m-Xylene & p-Xylene	106	9.639	9.642	-0.003	96	149165	20.0	20.1	
95 n-Butyl acrylate	73	10.027	10.030	-0.003	97	71612	20.0	19.3	
96 o-Xylene	106	10.057	10.053	0.003	94	152702	20.0	19.4	
97 Styrene	104	10.080	10.083	-0.003	95	271488	20.0	19.9	
98 Amyl acetate (mixed isomer	43	10.239	10.241	-0.002	90	188259	20.0	16.0	
99 Bromoform	173	10.280	10.282	-0.002	98	71821	20.0	19.8	
100 Isopropylbenzene	105	10.380	10.382	-0.002	96	327186	20.0	21.1	
$ 101 4-Bromofluorobenzene	174	10.556	10.558	-0.002	97	245849	50.0	53.0	
102 Bromobenzene	156	10.673	10.676	-0.003	91	121806	20.0	18.4	
103 1,1,2,2-Tetrachloroethane	83	10.703	10.705	-0.002	98	117294	20.0	18.3	
104 N-Propylbenzene	91	10.726	10.729	-0.003	99	387738	20.0	19.0	
105 1,2,3-Trichloropropane	110	10.750	10.747	0.004	96	33938	20.0	16.5	
106 trans-1,4-Dichloro-2-buten	53	10.762	10.758	0.004	89	35538	20.0	14.4	
107 4-Ethyltoluene	105	10.820	10.817	0.003	88	338445	20.0	20.3	
108 2-Chlorotoluene	91	10.820	10.823	-0.003	97	296663	20.0	18.5	
109 1,3,5-Trimethylbenzene	105	10.873	10.870	0.003	94	287938	20.0	19.2	
110 4-Chlorotoluene	91	10.908	10.911	-0.003	96	279300	20.0	18.0	
111 Butyl Methacrylate	87	10.938	10.940	-0.002	93	135962	20.0	18.4	
112 tert-Butylbenzene	119	11.108	11.105	0.003	95	224495	20.0	19.5	
113 1,2,4-Trimethylbenzene	105	11.155	11.152	0.003	97	304408	20.0	19.2	
114 sec-Butylbenzene	105	11.267	11.264	0.003	99	300221	20.0	19.3	
115 4-Isopropyltoluene	119	11.367	11.363	0.004	98	279229	20.0	19.7	
116 1,3-Dichlorobenzene	146	11.378	11.375	0.003	98	206160	20.0	19.8	
* 117 1,4-Dichlorobenzene-d4	152	11.425	11.428	-0.003	94	330369	50.0	50.0	
118 1,4-Dichlorobenzene	146	11.443	11.440	0.003	96	209809	20.0	18.9	
119 Benzyl chloride	91	11.549	11.546	0.003	98	238362	20.0	19.9	
120 2,3-Dihydroindene	117	11.596	11.593	0.003	95	377243	20.0	20.4	
121 p-Diethylbenzene	119	11.625	11.616	0.009	93	165441	20.0	20.0	
122 n-Butylbenzene	91	11.637	11.634	0.003	98	284847	20.0	18.9	
123 1,2-Dichlorobenzene	146	11.702	11.698	0.004	97	204909	20.0	19.2	
124 1,2,4,5-Tetramethylbenzene	119	12.142	12.139	0.003	99	282369	20.0	21.1	
125 1,2-Dibromo-3-Chloropropan	155	12.242	12.233	0.009	95	21342	20.0	21.9	
126 1,3,5-Trichlorobenzene	180	12.330	12.327	0.003	97	137324	20.0	23.4	
127 1,2,4-Trichlorobenzene	180	12.794	12.785	0.009	94	121227	20.0	22.5	
128 Hexachlorobutadiene	225	12.859	12.856	0.003	97	58753	20.0	21.4	
129 Naphthalene	128	13.006	12.997	0.009	99	281854	20.0	21.6	
130 1,2,3-Trichlorobenzene	180	13.188	13.185	0.003	96	100971	20.0	22.9	
S 131 1,2-Dichloroethene, Total	100				0		40.0	39.4	
S 132 Xylenes, Total	100				0		40.0	39.5	
S 133 Total BTEX	1				0		100.0	98.0	

Reagents:

GASES Li_00145	Amount Added:	20.00	Units: uL	
8260MIX1COMB_00033	Amount Added:	20.00	Units: uL	
ACROLEIN W_00048	Amount Added:	4.00	Units: uL	
8260ISNEW_00063	Amount Added:	1.00	Units: uL	Run Reagent
8260SURR250_00118	Amount Added:	1.00	Units: uL	Run Reagent

Report Date: 18-Mar-2016 00:31:25 Chrom Revision: 2.2 04-Mar-2016 14:36:24

TestAmerica Edison

Data File: \\ChromNA\Edison\ChromData\CVOAMS8\20160317-38607.b\J37843.D

Injection Date: 17-Mar-2016 20:29:30 Instrument ID: CVOAMS8 Operator ID:

Lims ID: LCS Worklist Smp#: 3

Client ID:

Purge Vol: 5.000 mL Dil. Factor: 1.0000 ALS Bottle#: 2

Method: 8260_W8 Limit Group: VOA - 8260C Water and Solid

Column: Rtx-624 (0.25 mm)

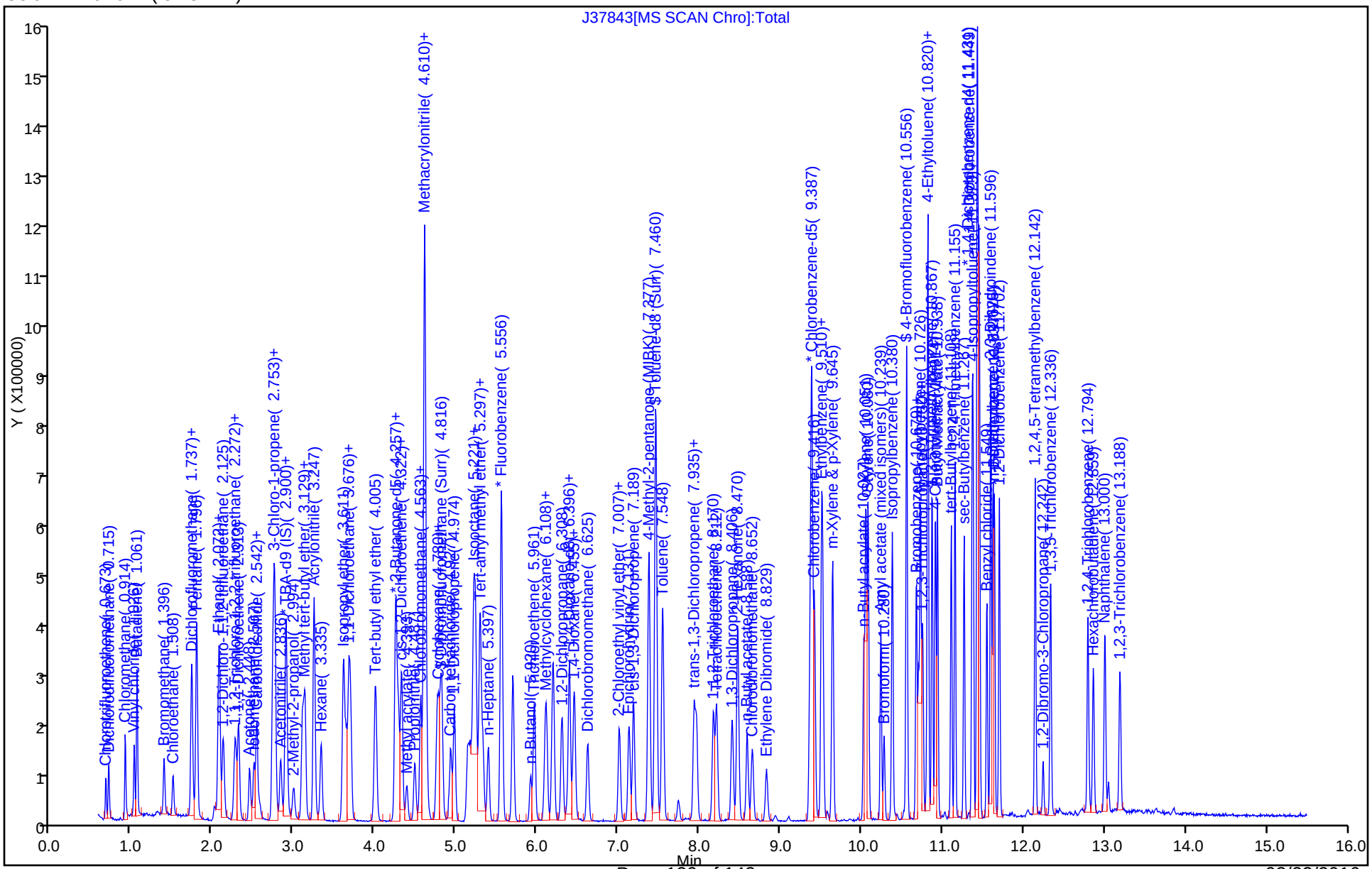

FORM I
GC/MS VOA ORGANICS ANALYSIS DATA SHEET

Lab Name: TestAmerica Edison | Job No.: 460-110077-1

SDG No.:

Client Sample ID: | Lab Sample ID: LCSD 460-356955/4

Matrix: Water | Lab File ID: J37844.D

Analysis Method: 8260C | Date Collected:

Sample wt/vol: 5(mL) | Date Analyzed: 03/17/2016 20:55

Soil Aliquot Vol: | Dilution Factor: 1

Soil Extract Vol.: | GC Column: Rtx-624 ID: 0.25(mm)

% Moisture: | Level: (low/med) Low

Analysis Batch No.: 356955 | Units: ug/L

CAS NO.	COMPOUND NAME	RESULT	Q	RL	MDL
71-55-6	1,1,1-Trichloroethane	19.1		1.0	0.28
79-34-5	1,1,2,2-Tetrachloroethane	18.9		1.0	0.19
79-00-5	1,1,2-Trichloroethane	17.7		1.0	0.080
75-34-3	1,1-Dichloroethane	18.5		1.0	0.24
75-35-4	1,1-Dichloroethene	19.4		1.0	0.34
87-61-6	1,2,3-Trichlorobenzene	23.0		1.0	0.35
120-82-1	1,2,4-Trichlorobenzene	22.6		1.0	0.27
96-12-8	1,2-Dibromo-3-Chloropropane	22.2		1.0	0.23
106-93-4	1,2-Dibromoethane	19.9		1.0	0.19
95-50-1	1,2-Dichlorobenzene	19.3		1.0	0.22
107-06-2	1,2-Dichloroethane	17.9		1.0	0.25
78-87-5	1,2-Dichloropropane	19.0		1.0	0.18
541-73-1	1,3-Dichlorobenzene	19.5		1.0	0.33
106-46-7	1,4-Dichlorobenzene	19.0		1.0	0.33
123-91-1	1,4-Dioxane	407		50	8.7
78-93-3	2-Butanone	107		5.0	2.2
591-78-6	2-Hexanone	111		5.0	0.72
108-10-1	4-Methyl-2-pentanone	99.9		5.0	0.63
67-64-1	Acetone	88.9		5.0	1.1
71-43-2	Benzene	19.8		1.0	0.090
74-97-5	Bromochloromethane	20.8		1.0	0.30
75-27-4	Bromodichloromethane	19.2		1.0	0.15
75-25-2	Bromoform	19.8		1.0	0.18
74-83-9	Bromomethane	20.6		1.0	0.18
75-15-0	Carbon disulfide	18.7		1.0	0.22
56-23-5	Carbon tetrachloride	19.4		1.0	0.33
108-90-7	Chlorobenzene	20.8		1.0	0.24
75-00-3	Chloroethane	20.5		1.0	0.37
67-66-3	Chloroform	19.3		1.0	0.22
74-87-3	Chloromethane	18.3		1.0	0.22
156-59-2	cis-1,2-Dichloroethene	20.6		1.0	0.26
10061-01-5	cis-1,3-Dichloropropene	19.4		1.0	0.16
110-82-7	Cyclohexane	19.4		1.0	0.26
124-48-1	Dibromochloromethane	19.7		1.0	0.22
75-71-8	Dichlorodifluoromethane	16.6		1.0	0.14
100-41-4	Ethylbenzene	20.3		1.0	0.30

FORM I
GC/MS VOA ORGANICS ANALYSIS DATA SHEET

Lab Name: TestAmerica Edison | Job No.: 460-110077-1

SDG No.:

Client Sample ID: | Lab Sample ID: LCSD 460-356955/4

Matrix: Water | Lab File ID: J37844.D

Analysis Method: 8260C | Date Collected:

Sample wt/vol: 5(mL) | Date Analyzed: 03/17/2016 20:55

Soil Aliquot Vol: | Dilution Factor: 1

Soil Extract Vol.: | GC Column: Rtx-624 ID: 0.25(mm)

% Moisture: | Level: (low/med) Low

Analysis Batch No.: 356955 | Units: ug/L

CAS NO.	COMPOUND NAME	RESULT	Q	RL	MDL
76-13-1	Freon TF	19.9		1.0	0.34
98-82-8	Isopropylbenzene	21.5		1.0	0.32
179601-23-1	m&p-Xylene	20.9		1.0	0.28
79-20-9	Methyl acetate	95.8		5.0	0.58
108-87-2	Methylcyclohexane	21.3		1.0	0.22
75-09-2	Methylene Chloride	19.2		1.0	0.21
1634-04-4	MTBE	20.2		1.0	0.13
95-47-6	o-Xylene	19.8		1.0	0.32
100-42-5	Styrene	20.9		1.0	0.17
127-18-4	Tetrachloroethene	21.5		1.0	0.12
108-88-3	Toluene	19.9		1.0	0.25
156-60-5	trans-1,2-Dichloroethene	19.7		1.0	0.18
10061-02-6	trans-1,3-Dichloropropene	18.6		1.0	0.19
79-01-6	Trichloroethene	20.1		1.0	0.22
75-69-4	Trichlorofluoromethane	21.4		1.0	0.15
75-01-4	Vinyl chloride	19.8		1.0	0.060

CAS NO.	SURROGATE	%REC	Q	LIMITS
17060-07-0	1,2-Dichloroethane-d4 (Surr)	90		70-130
460-00-4	Bromofluorobenzene	109		70-130
1868-53-7	Dibromofluoromethane (Surr)	101		70-130
2037-26-5	Toluene-d8 (Surr)	98		70-130

TestAmerica Edison
Target Compound Quantitation Report

Data File: \\ChromNA\Edison\ChromData\CVOAMS8\20160317-38607.b\J37844.D
Lims ID: LCSD
Client ID:
Sample Type: LCSD
Inject. Date: 17-Mar-2016 20:55:30 ALS Bottle#: 3 Worklist Smp#: 4
Purge Vol: 5.000 mL Dil. Factor: 1.0000
Sample Info: LCSD
Misc. Info.: 460-0038607-004
Operator ID: Instrument ID: CVOAMS8

Method: \\ChromNA\Edison\ChromData\CVOAMS8\20160317-38607.b\8260_W8.m
Limit Group: VOA - 8260C Water and Solid
Last Update: 18-Mar-2016 00:32:18 Calib Date: 29-Feb-2016 13:55:30
Integrator: RTE ID Type: Deconvolution ID
Quant Method: Internal Standard Quant By: Initial Calibration
Last ICal File: \\ChromNA\Edison\ChromData\CVOAMS8\20160229-37850.b\J36982.D

Column 1 : Rtx-624 (0.25 mm) Det: MS SCAN
Process Host: XAWRK048

First Level Reviewer: starzecm Date: 18-Mar-2016 00:32:18

Compound	Sig	RT (min.)	Exp RT (min.)	Dlt RT (min.)	Q	Response	Cal Amt ug/l	OnCol Amt ug/l	Flags
1 Chlorotrifluoroethene	66	0.668	0.676	-0.008	93	9010	20.0	14.7	
2 Dichlorodifluoromethane	85	0.703	0.711	-0.008	99	79886	20.0	16.6	
3 Chloromethane	50	0.909	0.917	-0.009	99	111243	20.0	18.3	
4 Vinyl chloride	62	1.020	1.028	-0.008	98	97955	20.0	19.8	
5 Butadiene	54	1.055	1.064	-0.009	98	93090	20.0	20.1	
6 Bromomethane	94	1.384	1.399	-0.015	99	62459	20.0	20.6	
7 Chloroethane	64	1.502	1.504	-0.002	99	59783	20.0	20.5	
9 Trichlorofluoromethane	101	1.731	1.739	-0.008	75	122787	20.0	21.4	
8 Dichlorofluoromethane	67	1.731	1.739	-0.008	96	157960	20.0	21.7	
10 Pentane	72	1.796	1.798	-0.002	96	21483	40.0	41.1	
11 Ethanol	46	2.013	2.016	-0.003	99	18603	800.0	896.6	
12 Ethyl ether	59	2.060	2.063	-0.003	94	75182	20.0	19.0	
13 2-Methyl-1,3-butadiene	53	2.072	2.074	-0.002	96	78882	20.0	18.0	
14 1,2-Dichloro-1,1,2-trifluo	117	2.119	2.121	-0.002	94	67321	20.0	20.0	
15 1,1,2-Trichloro-1,2,2-trif	101	2.266	2.274	-0.008	98	72913	20.0	19.9	
16 Acrolein	56	2.283	2.286	-0.003	94	33540	40.0	36.1	
17 1,1-Dichloroethene	96	2.307	2.315	-0.008	98	73640	20.0	19.4	
18 Acetone	43	2.442	2.450	-0.008	85	134077	100.0	88.9	
19 Iodomethane	142	2.495	2.503	-0.008	97	130183	20.0	21.4	
20 Carbon disulfide	76	2.530	2.538	-0.008	99	271789	20.0	18.7	
21 Isopropyl alcohol	45	2.565	2.574	-0.009	98	54737	200.0	194.1	
22 3-Chloro-1-propene	76	2.730	2.738	-0.008	89	47752	20.0	18.8	
24 Cyclopentene	67	2.748	2.750	-0.002	91	210775	20.0	18.6	
23 Methyl acetate	43	2.759	2.762	-0.003	100	380816	100.0	95.8	
25 Acetonitrile	41	2.830	2.838	-0.008	99	131410	200.0	181.6	
27 Methylene Chloride	84	2.889	2.903	-0.014	95	89066	20.0	19.2	
* 26 TBA-d9 (IS)	65	2.900	2.903	-0.003	95	261262	1000.0	1000.0	
28 2-Methyl-2-propanol	59	2.988	2.997	-0.009	99	81984	200.0	227.4	
29 Methyl tert-butyl ether	73	3.100	3.108	-0.008	98	246391	20.0	20.2	
30 trans-1,2-Dichloroethene	96	3.129	3.138	-0.009	96	84136	20.0	19.7	
31 Acrylonitrile	53	3.241	3.244	-0.003	92	349853	200.0	199.0	

Compound	Sig	RT (min.)	Exp RT (min.)	Dlt RT (min.)	Q	Response	Cal Amt ug/l	OnCol Amt ug/l	Flags
32 Hexane	57	3.329	3.332	-0.003	88	72570	20.0	18.7	
33 Isopropyl ether	45	3.605	3.608	-0.003	99	320817	20.0	18.5	
34 1,1-Dichloroethane	63	3.641	3.643	-0.002	99	168349	20.0	18.5	
35 Vinyl acetate	43	3.670	3.678	-0.008	100	366530	40.0	34.0	
36 2-Chloro-1,3-butadiene	88	3.693	3.696	-0.003	91	75800	20.0	21.0	
37 Tert-butyl ethyl ether	59	3.999	4.007	-0.008	88	279998	20.0	20.2	
39 2,2-Dichloropropane	79	4.246	4.248	-0.002	63	41278	20.0	18.4	
* 38 2-Butanone-d5	46	4.252	4.254	-0.002	99	367800	250.0	250.0	
40 cis-1,2-Dichloroethene	96	4.281	4.289	-0.008	96	97253	20.0	20.6	
42 Ethyl acetate	43	4.322	4.325	-0.003	95	411373	40.0	42.0	
41 2-Butanone (MEK)	72	4.322	4.325	-0.003	95	49937	100.0	106.9	
43 Methyl acrylate	55	4.387	4.395	-0.008	100	86103	20.0	20.1	
44 Propionitrile	54	4.481	4.489	-0.008	98	135686	200.0	205.2	
46 Chlorobromomethane	128	4.563	4.560	0.003	87	48464	20.0	20.8	
45 Tetrahydrofuran	72	4.557	4.566	-0.009	64	22606	40.0	44.1	
47 Methacrylonitrile	67	4.604	4.613	-0.008	96	383205	200.0	215.9	
48 Chloroform	83	4.628	4.630	-0.002	98	151489	20.0	19.3	
49 Cyclohexane	56	4.763	4.771	-0.008	95	117673	20.0	19.4	
50 1,1,1-Trichloroethane	97	4.792	4.795	-0.003	98	120401	20.0	19.1	
$ 51 Dibromofluoromethane (Surr	113	4.816	4.824	-0.008	98	171325	50.0	50.5	
52 Carbon tetrachloride	117	4.921	4.930	-0.009	96	104366	20.0	19.4	
53 1,1-Dichloropropene	75	4.968	4.977	-0.009	95	117388	20.0	19.0	
54 Isobutyl alcohol	43	5.139	5.141	-0.002	94	134462	500.0	489.7	
55 Isooctane	57	5.168	5.177	-0.009	98	183453	20.0	22.7	
56 Benzene	78	5.209	5.218	-0.009	96	353838	20.0	19.8	
$ 57 1,2-Dichloroethane-d4 (Sur	65	5.233	5.241	-0.008	96	203088	50.0	45.0	
59 Tert-amyl methyl ether	73	5.286	5.294	-0.008	92	252371	20.0	20.7	
58 Isopropyl acetate	43	5.292	5.300	-0.008	93	278114	20.0	19.2	
60 1,2-Dichloroethane	62	5.327	5.329	-0.002	94	118549	20.0	17.9	
61 n-Heptane	57	5.391	5.400	-0.009	95	37106	20.0	20.2	
* 62 Fluorobenzene	96	5.556	5.558	-0.002	98	651820	50.0	50.0	
63 n-Butanol	56	5.914	5.917	-0.003	93	59103	500.0	543.3	
64 Trichloroethene	95	5.961	5.964	-0.003	97	86500	20.0	20.1	
66 Methylcyclohexane	83	6.102	6.099	0.003	89	84934	20.0	21.3	
65 Ethyl acrylate	55	6.114	6.117	-0.003	97	193465	20.0	19.8	
67 1,2-Dichloropropane	63	6.302	6.305	-0.003	90	96660	20.0	19.0	
* 68 1,4-Dioxane-d8	96	6.373	6.375	-0.002	90	39886	1000.0	1000.0	
69 Methyl methacrylate	100	6.396	6.399	-0.003	95	49417	40.0	44.0	
70 1,4-Dioxane	88	6.437	6.440	-0.003	79	19298	400.0	407.5	
72 Dibromomethane	93	6.443	6.452	-0.009	94	57744	20.0	21.0	
71 n-Propyl acetate	43	6.455	6.463	-0.008	99	146012	20.0	18.3	
73 Dichlorobromomethane	83	6.619	6.622	-0.003	99	117496	20.0	19.2	
74 2-Chloroethyl vinyl ether	63	7.007	7.016	-0.009	89	64744	20.0	19.8	
75 2-Nitropropane	41	7.013	7.016	-0.003	86	43346	40.0	33.8	
76 Epichlorohydrin	57	7.131	7.133	-0.002	99	199774	400.0	448.0	
77 cis-1,3-Dichloropropene	75	7.184	7.192	-0.008	94	159253	20.0	19.4	
78 4-Methyl-2-pentanone (MIBK	43	7.372	7.380	-0.008	98	476021	100.0	99.9	
$ 79 Toluene-d8 (Surr)	98	7.460	7.462	-0.002	100	668352	50.0	49.1	
80 Toluene	91	7.542	7.550	-0.008	95	364304	20.0	19.9	
81 trans-1,3-Dichloropropene	75	7.930	7.938	-0.008	95	142677	20.0	18.6	
82 Ethyl methacrylate	69	7.965	7.967	-0.002	93	116650	20.0	18.8	
83 1,1,2-Trichloroethane	83	8.165	8.173	-0.008	96	71458	20.0	17.7	

Compound	Sig	RT (min.)	Exp RT (min.)	Dlt RT (min.)	Q	Response	Cal Amt ug/l	OnCol Amt ug/l	Flags
84 Tetrachloroethene	166	8.212	8.214	-0.002	96	93250	20.0	21.5	
85 1,3-Dichloropropane	76	8.406	8.408	-0.002	97	140434	20.0	18.5	
86 2-Hexanone	58	8.470	8.473	-0.003	98	171865	100.0	111.2	
87 n-Butyl acetate	43	8.588	8.596	-0.008	98	160172	20.0	17.9	
88 Chlorodibromomethane	129	8.652	8.655	-0.003	98	99587	20.0	19.7	
89 Ethylene Dibromide	107	8.823	8.831	-0.008	100	90454	20.0	19.9	
* 90 Chlorobenzene-d5	117	9.387	9.389	-0.002	85	553135	50.0	50.0	
91 Chlorobenzene	112	9.416	9.419	-0.003	96	253598	20.0	20.8	
92 Ethylbenzene	106	9.510	9.513	-0.003	98	122663	20.0	20.3	
93 1,1,1,2-Tetrachloroethane	131	9.522	9.524	-0.002	94	95935	20.0	21.2	
94 m-Xylene & p-Xylene	106	9.645	9.642	0.003	96	155522	20.0	20.9	
95 n-Butyl acrylate	73	10.027	10.030	-0.003	96	74390	20.0	20.0	
96 o-Xylene	106	10.057	10.053	0.004	93	156074	20.0	19.8	
97 Styrene	104	10.080	10.083	-0.003	96	285067	20.0	20.9	
98 Amyl acetate (mixed isomer	43	10.239	10.241	-0.002	89	194951	20.0	16.4	
99 Bromoform	173	10.280	10.282	-0.002	99	72232	20.0	19.8	
100 Isopropylbenzene	105	10.380	10.382	-0.002	96	334536	20.0	21.5	
$ 101 4-Bromofluorobenzene	174	10.556	10.558	-0.002	97	253681	50.0	54.6	
102 Bromobenzene	156	10.674	10.676	-0.002	93	120145	20.0	18.0	
103 1,1,2,2-Tetrachloroethane	83	10.703	10.705	-0.002	99	121992	20.0	18.9	
104 N-Propylbenzene	91	10.726	10.729	-0.003	99	392562	20.0	19.0	
105 1,2,3-Trichloropropane	110	10.744	10.747	-0.002	97	34165	20.0	16.5	
106 trans-1,4-Dichloro-2-buten	53	10.756	10.758	-0.002	87	37345	20.0	15.0	
107 4-Ethyltoluene	105	10.820	10.817	0.003	88	350760	20.0	20.9	
108 2-Chlorotoluene	91	10.820	10.823	-0.003	97	300541	20.0	18.6	
109 1,3,5-Trimethylbenzene	105	10.867	10.870	-0.003	94	289851	20.0	19.1	
110 4-Chlorotoluene	91	10.909	10.911	-0.002	96	286403	20.0	18.3	
111 Butyl Methacrylate	87	10.938	10.940	-0.002	94	135081	20.0	18.1	
112 tert-Butylbenzene	119	11.108	11.105	0.003	95	217595	20.0	18.7	
113 1,2,4-Trimethylbenzene	105	11.149	11.152	-0.003	97	316720	20.0	19.8	
114 sec-Butylbenzene	105	11.261	11.264	-0.003	99	301262	20.0	19.2	
115 4-Isopropyltoluene	119	11.361	11.363	-0.002	98	281526	20.0	19.7	
116 1,3-Dichlorobenzene	146	11.373	11.375	-0.002	97	205169	20.0	19.5	
* 117 1,4-Dichlorobenzene-d4	152	11.426	11.428	-0.002	94	333183	50.0	50.0	
118 1,4-Dichlorobenzene	146	11.443	11.440	0.003	96	213040	20.0	19.0	
119 Benzyl chloride	91	11.543	11.546	-0.003	99	237915	20.0	19.7	
120 2,3-Dihydroindene	117	11.590	11.593	-0.003	94	388770	20.0	20.9	
121 p-Diethylbenzene	119	11.619	11.616	0.003	94	174147	20.0	20.9	
122 n-Butylbenzene	91	11.637	11.634	0.003	97	304301	20.0	20.0	
123 1,2-Dichlorobenzene	146	11.696	11.698	-0.002	98	208136	20.0	19.3	
124 1,2,4,5-Tetramethylbenzene	119	12.137	12.139	-0.002	98	289054	20.0	21.4	
125 1,2-Dibromo-3-Chloropropan	155	12.236	12.233	0.003	90	21866	20.0	22.2	
126 1,3,5-Trichlorobenzene	180	12.325	12.327	-0.002	97	135796	20.0	22.9	
127 1,2,4-Trichlorobenzene	180	12.789	12.785	0.004	93	122330	20.0	22.6	
128 Hexachlorobutadiene	225	12.853	12.856	-0.003	98	59817	20.0	21.7	
129 Naphthalene	128	12.994	12.997	-0.003	99	288381	20.0	21.9	
130 1,2,3-Trichlorobenzene	180	13.182	13.185	-0.003	94	102556	20.0	23.0	
S 131 1,2-Dichloroethene, Total	100				0		40.0	40.4	
S 132 Xylenes, Total	100				0		40.0	40.7	
S 133 Total BTEX	1				0		100.0	100.7	

Reagents:

GASES Li_00145	Amount Added:	20.00	Units: uL	
8260MIX1COMB_00033	Amount Added:	20.00	Units: uL	
ACROLEIN W_00048	Amount Added:	4.00	Units: uL	
8260ISNEW_00063	Amount Added:	1.00	Units: uL	Run Reagent
8260SURR250_00118	Amount Added:	1.00	Units: uL	Run Reagent

Report Date: 18-Mar-2016 00:32:19 Chrom Revision: 2.2 04-Mar-2016 14:36:24

TestAmerica Edison

Data File: \\ChromNA\Edison\ChromData\CVOAMS8\20160317-38607.b\J37844.D

Injection Date:	17-Mar-2016 20:55:30	Instrument ID:	CVOAMS8	Operator ID:	
Lims ID:	LCSD			Worklist Smp#:	4
Client ID:					
Purge Vol:	5.000 mL	Dil. Factor:	1.0000	ALS Bottle#:	3
Method:	8260_W8	Limit Group:	VOA - 8260C Water and Solid		

Column: Rtx-624 (0.25 mm)

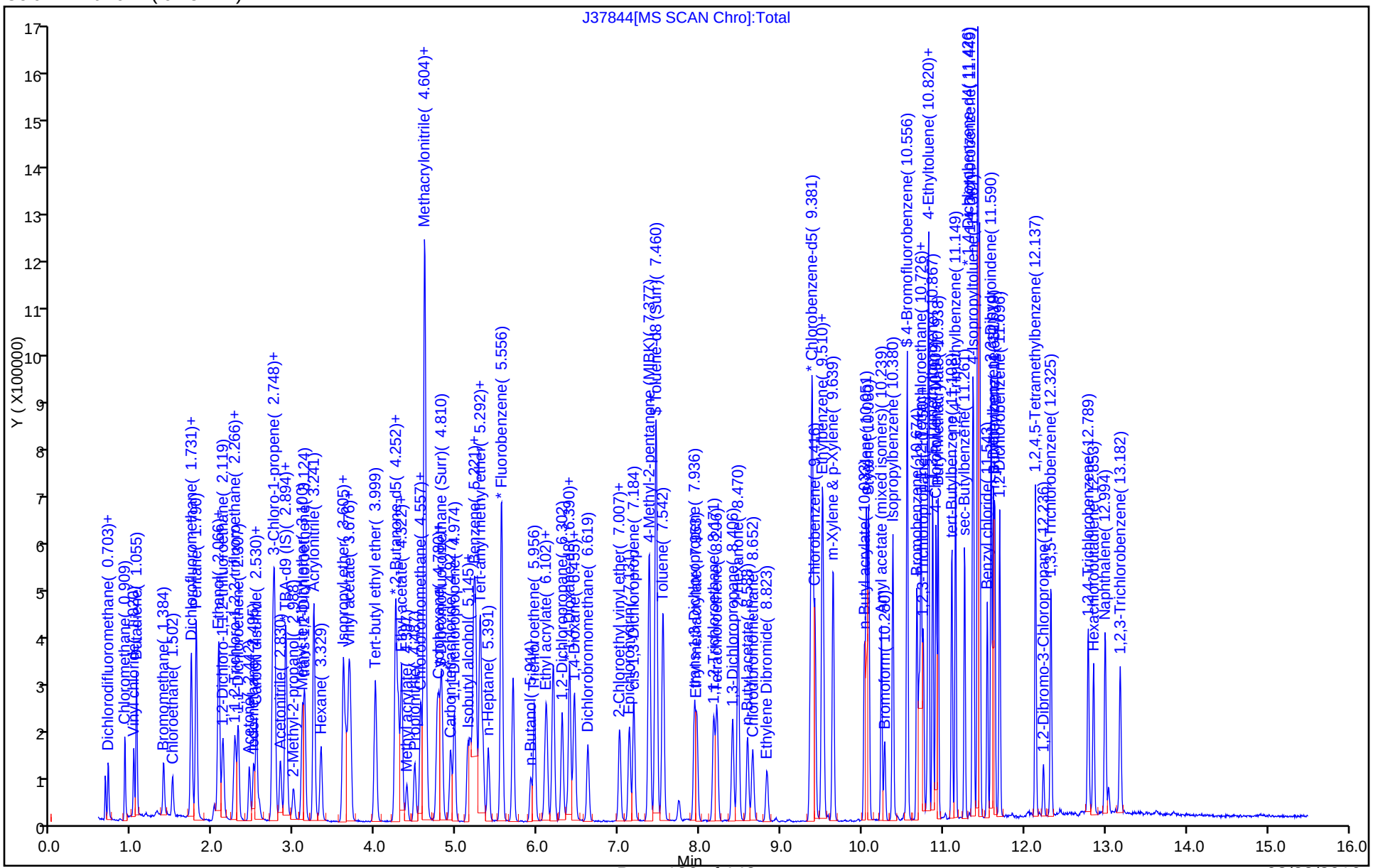

GC/MS VOA ANALYSIS RUN LOG

Lab Name: TestAmerica Edison Job No.: 460-110077-1

SDG No.:

Instrument ID: CVOAMS8 Start Date: 02/29/2016 09:55

Analysis Batch Number: 353110 End Date: 02/29/2016 16:45

LAB SAMPLE ID	CLIENT SAMPLE ID	DATE ANALYZED	DILUTION FACTOR	LAB FILE ID	COLUMN ID
BFB 460-353110/1		02/29/2016 09:55	1	J36973.D	Rtx-624 0.25(mm)
STD7 460-353110/3 IC		02/29/2016 10:55	1	J36975.D	Rtx-624 0.25(mm)
STD1 460-353110/5 IC		02/29/2016 11:46	1	J36977.D	Rtx-624 0.25(mm)
STD5 460-353110/6 IC		02/29/2016 12:12	1	J36978.D	Rtx-624 0.25(mm)
STD20 460-353110/7 ICIS		02/29/2016 12:38	1	J36979.D	Rtx-624 0.25(mm)
STD50 460-353110/8 IC		02/29/2016 13:04	1	J36980.D	Rtx-624 0.25(mm)
STD200 460-353110/9 IC		02/29/2016 13:30	1	J36981.D	Rtx-624 0.25(mm)
STD500 460-353110/10 IC		02/29/2016 13:55	1	J36982.D	Rtx-624 0.25(mm)
ICV 460-353110/15		02/29/2016 16:45	1		Rtx-624 0.25(mm)

GC/MS VOA ANALYSIS RUN LOG

Lab Name: TestAmerica Edison Job No.: 460-110077-1

SDG No.:

Instrument ID: CVOAMS8 Start Date: 03/17/2016 19:30

Analysis Batch Number: 356955 End Date: 03/18/2016 06:02

LAB SAMPLE ID	CLIENT SAMPLE ID	DATE ANALYZED	DILUTION FACTOR	LAB FILE ID	COLUMN ID
BFB 460-356955/1		03/17/2016 19:30	1	J37841.D	Rtx-624 0.25(mm)
CCVIS 460-356955/2		03/17/2016 19:55	1	J37842.D	Rtx-624 0.25(mm)
LCS 460-356955/3		03/17/2016 20:29	1	J37843.D	Rtx-624 0.25(mm)
LCSD 460-356955/4		03/17/2016 20:55	1	J37844.D	Rtx-624 0.25(mm)
MB 460-356955/7		03/17/2016 22:13	1	J37847.D	Rtx-624 0.25(mm)
460-110077-1		03/17/2016 22:39	1	J37848.D	Rtx-624 0.25(mm)
460-110077-2		03/17/2016 23:05	1	J37849.D	Rtx-624 0.25(mm)
ZZZZZ		03/17/2016 23:31	1		Rtx-624 0.25(mm)
ZZZZZ		03/17/2016 23:57	1		Rtx-624 0.25(mm)
ZZZZZ		03/18/2016 00:23	1		Rtx-624 0.25(mm)
ZZZZZ		03/18/2016 00:49	1		Rtx-624 0.25(mm)
ZZZZZ		03/18/2016 01:15	1		Rtx-624 0.25(mm)
ZZZZZ		03/18/2016 01:41	1		Rtx-624 0.25(mm)
ZZZZZ		03/18/2016 02:07	1		Rtx-624 0.25(mm)
ZZZZZ		03/18/2016 02:33	1		Rtx-624 0.25(mm)
ZZZZZ		03/18/2016 02:59	1		Rtx-624 0.25(mm)
ZZZZZ		03/18/2016 03:25	1		Rtx-624 0.25(mm)
ZZZZZ		03/18/2016 03:51	1		Rtx-624 0.25(mm)
ZZZZZ		03/18/2016 04:17	1		Rtx-624 0.25(mm)
ZZZZZ		03/18/2016 04:44	1		Rtx-624 0.25(mm)
ZZZZZ		03/18/2016 05:10	1		Rtx-624 0.25(mm)
ZZZZZ		03/18/2016 05:36	1		Rtx-624 0.25(mm)
ZZZZZ		03/18/2016 06:02	1		Rtx-624 0.25(mm)

Shipping and Receiving Documents

777 New Durham Road
Edison, New Jersey 08817
Phone: (732) 549-3900 Fax: (732) 549-3679

TestAmerica
THE LEADER IN ENVIRONMENTAL TESTING

CHAIN OF CUSTODY / ANALYSIS REQUEST

Page 1 of 1

Name (for report and invoice)	Samplers Name (Printed)	Site/Project Identification
Steve Feldmann	Ron Wagner	Lockheed N. Plainfield
Company: Tetra Tech INC	P. O. #: 117-0507.641	State (Location of site): NJ: X NY: Other:
		Regulatory Program: NJGWQS DKQP: V
Address: One Salem Sq. 295 Rte 22E	Analysis Turnaround Time: Standard X	LAB USE ONLY Project No:
City: Whitehouse Station, NJ 08889 State	Rush Charges Authorized For: 2 Week / 1 Week / Other	Job No: 110077
Phone: 908-534-2303 Fax: 908-534-4701		

ANALYSIS REQUESTED (ENTER "X; BELOW TO INDICATE REQUEST)

Sample Identification	Date	Time	Matrix	No. of Cont.	8260C TCL VOC +10 Standard	Sample Numbers
TB-030716	3-7-16	—	W	2	✓	-1
MODTB-030716	3-1-16	1530	W	3	✓	-2

460-110077 Chain of Custody

Preservation Used: 1 = ICE, 2 = HCl, 3 = H_2SO_4, 4 = HNO_3, 5 = NaOH
6 = Other _____, 7 = Other _____

Soil:
Water: 2

Special Instructions REPORTING LIMITS MUST MEET NJDEP GWQS

Water Metals Filtered (Yes/No)? _____

Relinquished by	Company	Date / Time	Received by	Company
1)	Tetra Tech	3/8/16 1025	1)	TAL
2)	Test America	3/8/16 1320	2)	TAL
3)			3)	3/8/16 1500
4)			4)	

Laboratory Certifications: New Jersey (12028), New York (11452), Pennsylvania (68-522), Connecticut (PH-0200), Rhode Island (132). TAL - 0016 (0715)

Massachusetts (M-NJ312), North Carolina (No. 578) # 700232 FRE. 0.0/1.0 °C

03/22/2016

TestAmerica Edison
Receipt Temperature and pH Log

Job Number: 160077

Number of Coolers: 1 IR Gun #: 6

Cooler Temperatures

	RAW	CORRECTED		RAW	CORRECTED		RAW	CORRECTED
Cooler #1:	0.0 °C	1.0 °C	Cooler #4:	°C	°C	Cooler #7:	°C	°C
Cooler #2:	°C	°C	Cooler #5:	°C	°C	Cooler #8:	°C	°C
Cooler #3:	°C	°C	Cooler #6:	°C	°C	Cooler #9:	°C	°C

TALS Sample Number	Ammonia (pH<2)	COD (pH<2)	Nitrate Nitrite (pH<2)	Metals* (pH<2)	Hardness (pH<2)	Pest (pH 5-9)	EPH or QAM (pH<2)	Phenols (pH<2)	Sulfide (pH>9)	TKN (pH<2)	TOC (pH<2)	Total Cyanide (pH>12)	Total Phos (pH<2)	Other	Other

If pH adjustments are required record the information below:

Sample No(s). adjusted: _____

Preservative Name/Conc.: _____ Volume of Preservative used (ml): _____

Lot # of Preservative(s): _____ Expiration Date: _____

The appropriate Project Manager and Department Manager should be notified about the samples which were pH adjusted.

** Samples for Metal analysis which are out of compliance must be acidified at least 24 hours prior to analysis.*

Initials: _____ Date: 3/8/16

03/22/2016

Login Sample Receipt Checklist

Client: Tetra Tech GEO

Job Number: 460-110077-1

Login Number: 110077
List Number: 1
Creator: Lysy, Susan

List Source: TestAmerica Edison

Question	Answer	Comment
Radioactivity wasn't checked or is </= background as measured by a survey meter.	N/A	
The cooler's custody seal, if present, is intact.	True	700232
Sample custody seals, if present, are intact.	N/A	
The cooler or samples do not appear to have been compromised or tampered with.	True	
Samples were received on ice.	True	
Cooler Temperature is acceptable.	True	
Cooler Temperature is recorded.	True	1.0°C IR#6
COC is present.	True	
COC is filled out in ink and legible.	True	
COC is filled out with all pertinent information.	True	
Is the Field Sampler's name present on COC?	True	
There are no discrepancies between the containers received and the COC.	True	
Samples are received within Holding Time (excluding tests with immediate HTs)	True	
Sample containers have legible labels.	True	
Containers are not broken or leaking.	True	
Sample collection date/times are provided.	True	
Appropriate sample containers are used.	True	
Sample bottles are completely filled.	True	
Sample Preservation Verified.	True	
There is sufficient vol. for all requested analyses, incl. any requested MS/MSDs	True	
Containers requiring zero headspace have no headspace or bubble is <6mm (1/4").	True	
Multiphasic samples are not present.	N/A	
Samples do not require splitting or compositing.	N/A	
Residual Chlorine Checked.	N/A	No analysis requiring residual chlorine check assigned.

ANALYTICAL REPORT

Job Number: 460-111103-1

Job Description: Lockheed - North Plainfield, NJ

For:
Tetra Tech GEO
One Salem Square
295 Route 22 East
Suite 104E
Whitehouse Station, NJ 08889

Attention: Mr. Steve Feldmann

Approved for release.
Shalini Williams
Project Management Assistant II
4/6/2016 9:16 AM

Designee for
Jannel O Franklin, Project Manager I
777 New Durham Road, Edison, NJ, 08817
(732)593-2551
jannel.franklin@testamericainc.com
04/06/2016

The test results in this report meet all NELAP requirements unless specified within the case narrative. Pursuant to NELAP, this report may not be reproduced, except in full, without the written approval of the laboratory. All questions regarding this report should be directed to the TestAmerica Edison Project Manager.

TestAmerica Edison Certifications and Approvals: Connecticut: CTDOH #PH-0200, New Jersey: NJDEP (NELAP) #12028, New York: NYDOH (NELAP) #11452, NYDOH (ELAP) #11452, Pennsylvania: PADEP (NELAP) 68-00522 and Rhode Island: RIDOH LAO00132

Table of Contents

Cover Title Page 1

Data Summaries 4

Report Narrative 4

Sample Summary 8

Detection Summary 10

Method Summary 17

Client Sample Results 18

Surrogate Summary 94

QC Sample Results 96

Definitions 114

Chronicle 117

Certification Summary 127

Organic Sample Data 128

GC/MS VOA 128

8260C_DKQP 128

8260C_DKQP QC Summary 129

8260C_DKQP Sample Data 167

Standards Data 597

8260C_DKQP ICAL Data 597

8260C_DKQP CCAL Data 649

Raw QC Data 687

8260C_DKQP Tune Data 687

8260C_DKQP Blank Data 702

8260C_DKQP LCS/LCSD Data 722

8260C_DKQP MS/MSD Data 771

8260C_DKQP Run Logs 785

Table of Contents

Shipping and Receiving Documents 790
Client Chain of Custody 791
Sample Receipt Checklist 798

CASE NARRATIVE

Client: Tetra Tech GEO

Project: Lockheed - North Plainfield, NJ

Report Number: 460-111103-1

This case narrative is in the form of an exception report, where only the anomalies related to this report, method specific performance and/or QA/QC issues are discussed. If there are no issues to report, this narrative will include a statement that documents that there are no relevant data issues.

It should be noted that samples with elevated Reporting Limits (RLs) as a result of a dilution may not be able to satisfy customer reporting limits in some cases. Such increases in the RLs are unavoidable but acceptable consequence of sample dilution that enables quantification of target analytes or interferences which exceed the calibration range of the instrument.

Calculations are performed before rounding to avoid round-off errors in calculated results.

All holding times were met and proper preservation noted for the methods performed on these samples, unless otherwise detailed in the individual sections below.

RECEIPT

The samples were received on 3/23/2016 9:00 PM; the samples arrived in good condition, properly preserved and, where required, on ice. The temperature of the cooler at receipt was 2.3º C.

Receipt Exceptions

The container label for the following sample did not match the information listed on the Chain-of-Custody (COC): TB-032216 (460-111103-55). Quantity is 2 on COC, but received 4 vials.

Note: All samples which require thermal preservation are considered acceptable if the arrival temperature is within 2C of the required temperature or method specified range. For samples with a specified temperature of 4C, samples with a temperature ranging from just above freezing temperature of water to 6C shall be acceptable. Samples that are hand delivered immediately following collection may not meet these criteria, however they will be deemed acceptable according to NELAC standards, if there is evidence that the chilling process has begun, such as arrival on ice, etc.

VOLATILE ORGANIC COMPOUNDS DKQP AQUEOUS

Samples MW-1S-A (460-111103-1), MW-1S-B (460-111103-2), MW-1I (460-111103-3), MW-2D (460-111103-4), MW-2I (460-111103-5), MW-3D (460-111103-6), MW-501S (460-111103-7), MW-501I (460-111103-8), MW-502S (460-111103-9), MW-502I (460-111103-10), MW-503I (460-111103-11), MW-506S (460-111103-12), MW-506I (460-111103-13), MW-507S (460-111103-14), MW-507I (460-111103-15), MW-508S (460-111103-16), MW-508D (460-111103-17), MW-532S (460-111103-18), MW-532D (460-111103-19), MW-544S (460-111103-20), MW-544I (460-111103-21), MW-544D (460-111103-22), MW-545S (460-111103-23), MW-545I (460-111103-24), MW-545D (460-111103-25), MW-546S (460-111103-26), MW-546I (460-111103-27), MW-546D (460-111103-28), MW-547S (460-111103-29), MW-547I (460-111103-30), MW-547D (460-111103-31), MW-549S (460-111103-32), MW-549I (460-111103-33), MW-550S (460-111103-34), MW-550I (460-111103-35), PZ-521S (460-111103-36), PZ-521I (460-111103-37), PZ-522S (460-111103-38), PZ-522I (460-111103-39), PZ-522D (460-111103-40), PZ-524S (460-111103-41), PZ-524I (460-111103-42), PZ-524D (460-111103-43), DUP-01 (460-111103-44), DUP-02 (460-111103-45), DUP-03 (460-111103-46), DUP-04 (460-111103-47), DUP-05 (460-111103-48), DUP-06 (460-111103-49), SW-1 (460-111103-50), SW-2 (460-111103-51), SW-3 (460-111103-52), SW-4 (460-111103-53), FB-032216 (460-111103-54), TB-032216 (460-111103-55), MW-503S (460-111103-56) and MW-505I (460-111103-57) were analyzed for Volatile organic compounds DKQP Aqueous in accordance with EPA SW-846 Methods 8260C DKQP. The samples were analyzed on 04/02/2016, 04/03/2016 and 04/04/2016.

The continuing calibration verification (CCV) analyzed in batch 460-360191 was outside the method criteria for the following analyte: Bromomethane. A CCV standard at or below the reporting limit (RL) was analyzed with the affected samples and found to be acceptable. As indicated in the reference method, sample analysis may proceed; however, any detection for the affected analyte is considered estimated.

The continuing calibration verification (CCV) analyzed in batch 460-360252 was outside the method criteria for the following analyte: 1,1,2,2-Tetrachloroethane. A CCV standard at or below the reporting limit (RL) was analyzed with the affected samples and found to be acceptable. As indicated in the reference method, sample analysis may proceed; however, any detection for the affected analyte is considered estimated.

The laboratory control sample (LCS) and / or laboratory control sample duplicate (LCSD) for analytical batch 460-360252 %R and %RPD were outside control limits for the following analytes: Cyclohexane, Freon TF and Methylcyclohexane. The associated sample results have been flagged and reported.

The %RPD of the laboratory control sample (LCS) and laboratory control standard duplicate (LCSD) for preparation batch 360191 recovered outside control limits for the following analytes: Cyclohexane and Methylcyclohexane. These analytes were not detected in the associated samples; therefore, the data have been reported.

Cyclohexane, Freon TF and Methylcyclohexane failed the recovery criteria low for LCS 460-360252/4. Cyclohexane and Methylcyclohexane exceeded the RPD limit for LCSD 460-360191/4. Cyclohexane, Freon TF and Methylcyclohexane exceeded the RPD limit for LCSD 460-360252/6.

1,4-Dioxane, Acetone and Methyl acetate exceeded the RPD limit for the MSD of sample MW-505IMSD (460-111103-57) in batch 460-360532.

Refer to the QC report for details.

No other difficulties were encountered during the Volatile organic compounds DKQP Aqueous analysis.

All other quality control parameters were within the acceptance limits.

DATA OF KNOWN QUALITY CONFORMANCE/NON-CONFORMANCE SUMMARY QUESTIONNAIRE

Laboratory Name: TestAmerica Edison

Client: Tetra Tech GEO

Project Location: Lockheed - North Plainfield, NJ

Project Number: 460-111103-1

Laboratory Sample ID(s): 460-111103-1, 460-111103-2, 460-111103-3, 460-111103-4, 460-111103-5, 460-111103-6, 460-111103-7, 460-111103-8, 460-111103-9, 460-111103-10, 460-111103-11, 460-111103-12, 460-111103-13, 460-111103-14, 460-111103-15, 460-111103-16, 460-111103-17, 460-111103-18, 460-111103-19, 460-111103-20, 460-111103-21, 460-111103-22, 460-111103-23, 460-111103-24, 460-111103-25, 460-111103-26, 460-111103-27, 460-111103-28, 460-111103-29, 460-111103-30, 460-111103-31, 460-111103-32, 460-111103-33, 460-111103-34, 460-111103-35, 460-111103-36, 460-111103-37, 460-111103-38, 460-111103-39, 460-111103-40, 460-111103-41, 460-111103-42, 460-111103-43, 460-111103-44, 460-111103-45, 460-111103-46, 460-111103-47, 460-111103-48, 460-111103-49, 460-111103-50, 460-111103-51, 460-111103-52, 460-111103-53, 460-111103-54, 460-111103-55, 460-111103-56, 460-111103-57

Sampling Date(s): 03/22/2016

List DKQP Methods Used: 8260C

1	For each analytical method referenced in this laboratory report package, were all specified QA/QC performance criteria followed, including the requirement to explain any criteria falling outside of acceptable guidelines, as specified in the NJDEP Data of Known Quality performance standards?	☑Yes ☐No
1A	Were the method specified handling, preservation, and holding time requirements met?	☐Yes ☐No ☑ See case narrative
1B	*EPH Method:* Was the EPH method conducted without significant modifications? (see Section 11.3 of respective DKQ methods)	☐Yes ☐No ☑N/A
2	Were all samples received by the laboratory in a condition consistent with that described on the associated chain-of-custody documents(s)?	☐Yes ☐No ☑ See case narrative
3	Were samples received at an appropriate temperature (4±2° C)?	☑Yes ☐No ☐N/A
4	Were all QA/QC performance criteria specified in the NJDEP DKQP standards achieved?	☐Yes ☑No
5	a) Were reporting limits specified or referenced on the chain-of-custody or communicated to the laboratory prior to sample receipt?	☐Yes ☐No ☑ See case narrative
	b) Were these reporting limits met?	☐Yes ☐No ☐N/A ☑ See case narrative

DATA OF KNOWN QUALITY CONFORMANCE/NON-CONFORMANCE SUMMARY QUESTIONNAIRE

Laboratory Name: TestAmerica Edison

Client: Tetra Tech GEO

Project Location: Lockheed - North Plainfield, NJ

Project Number: 460-111103-1

Laboratory Sample ID(s): 460-111103-1, 460-111103-2, 460-111103-3, 460-111103-4, 460-111103-5, 460-111103-6, 460-111103-7, 460-111103-8, 460-111103-9, 460-111103-10, 460-111103-11, 460-111103-12, 460-111103-13, 460-111103-14, 460-111103-15, 460-111103-16, 460-111103-17, 460-111103-18, 460-111103-19, 460-111103-20, 460-111103-21, 460-111103-22, 460-111103-23, 460-111103-24, 460-111103-25, 460-111103-26, 460-111103-27, 460-111103-28, 460-111103-29, 460-111103-30, 460-111103-31, 460-111103-32, 460-111103-33, 460-111103-34, 460-111103-35, 460-111103-36, 460-111103-37, 460-111103-38, 460-111103-39, 460-111103-40, 460-111103-41, 460-111103-42, 460-111103-43, 460-111103-44, 460-111103-45, 460-111103-46, 460-111103-47, 460-111103-48, 460-111103-49, 460-111103-50, 460-111103-51, 460-111103-52, 460-111103-53, 460-111103-54, 460-111103-55, 460-111103-56, 460-111103-57

Sampling Date(s): 03/22/2016

List DKQP Methods Used: 8260C

6	For each analytical method referenced in this laboratory report package, were results reported for all constituents identified in the method-specific analyte lists presented in the DKQP documents and/or site-specific QAPP?	☑Yes ☐No
7	Are project-specific matrix spike and/or laboratory duplicates included in this data set?	☐Yes ☑No

Notes: For all questions to which the response was "No" (with the exception of question #7), additional information should be provided in an attached narrative. If the answer to question #1, #1A, or #1B is "No", the data package does not meet requirements for "Data of Known Quality."

Sample Summary

Client: Tetra Tech GEO
Project/Site: Lockheed - North Plainfield, NJ

TestAmerica Job ID: 460-111103-1

Lab Sample ID	Client Sample ID	Matrix	Collected	Received
460-111103-1	MW-1S-A	Water	03/22/16 09:05	03/23/16 21:00
460-111103-2	MW-1S-B	Water	03/22/16 09:10	03/23/16 21:00
460-111103-3	MW-1I	Water	03/22/16 09:15	03/23/16 21:00
460-111103-4	MW-2D	Water	03/22/16 10:25	03/23/16 21:00
460-111103-5	MW-2I	Water	03/22/16 10:30	03/23/16 21:00
460-111103-6	MW-3D	Water	03/22/16 09:55	03/23/16 21:00
460-111103-7	MW-501S	Water	03/22/16 08:04	03/23/16 21:00
460-111103-8	MW-501I	Water	03/22/16 08:09	03/23/16 21:00
460-111103-9	MW-502S	Water	03/22/16 08:40	03/23/16 21:00
460-111103-10	MW-502I	Water	03/22/16 08:45	03/23/16 21:00
460-111103-11	MW-503I	Water	03/22/16 08:35	03/23/16 21:00
460-111103-12	MW-506S	Water	03/22/16 08:50	03/23/16 21:00
460-111103-13	MW-506I	Water	03/22/16 08:55	03/23/16 21:00
460-111103-14	MW-507S	Water	03/22/16 09:30	03/23/16 21:00
460-111103-15	MW-507I	Water	03/22/16 09:25	03/23/16 21:00
460-111103-16	MW-508S	Water	03/22/16 09:35	03/23/16 21:00
460-111103-17	MW-508D	Water	03/22/16 09:40	03/23/16 21:00
460-111103-18	MW-532S	Water	03/22/16 07:45	03/23/16 21:00
460-111103-19	MW-532D	Water	03/22/16 07:50	03/23/16 21:00
460-111103-20	MW-544S	Water	03/22/16 12:45	03/23/16 21:00
460-111103-21	MW-544I	Water	03/22/16 12:50	03/23/16 21:00
460-111103-22	MW-544D	Water	03/22/16 12:55	03/23/16 21:00
460-111103-23	MW-545S	Water	03/22/16 12:05	03/23/16 21:00
460-111103-24	MW-545I	Water	03/22/16 12:10	03/23/16 21:00
460-111103-25	MW-545D	Water	03/22/16 12:15	03/23/16 21:00
460-111103-26	MW-546S	Water	03/22/16 14:45	03/23/16 21:00
460-111103-27	MW-546I	Water	03/22/16 14:50	03/23/16 21:00
460-111103-28	MW-546D	Water	03/22/16 14:55	03/23/16 21:00
460-111103-29	MW-547S	Water	03/22/16 10:40	03/23/16 21:00
460-111103-30	MW-547I	Water	03/22/16 10:45	03/23/16 21:00
460-111103-31	MW-547D	Water	03/22/16 10:50	03/23/16 21:00
460-111103-32	MW-549S	Water	03/22/16 07:25	03/23/16 21:00
460-111103-33	MW-549I	Water	03/22/16 07:30	03/23/16 21:00
460-111103-34	MW-550S	Water	03/22/16 08:15	03/23/16 21:00
460-111103-35	MW-550I	Water	03/22/16 08:20	03/23/16 21:00
460-111103-36	PZ-521S	Water	03/22/16 13:05	03/23/16 21:00
460-111103-37	PZ-521I	Water	03/22/16 13:10	03/23/16 21:00
460-111103-38	PZ-522S	Water	03/22/16 10:55	03/23/16 21:00
460-111103-39	PZ-522I	Water	03/22/16 11:00	03/23/16 21:00
460-111103-40	PZ-522D	Water	03/22/16 11:05	03/23/16 21:00
460-111103-41	PZ-524S	Water	03/22/16 12:25	03/23/16 21:00
460-111103-42	PZ-524I	Water	03/22/16 12:30	03/23/16 21:00
460-111103-43	PZ-524D	Water	03/22/16 12:35	03/23/16 21:00
460-111103-44	DUP-01	Water	03/22/16 00:00	03/23/16 21:00
460-111103-45	DUP-02	Water	03/22/16 00:00	03/23/16 21:00
460-111103-46	DUP-03	Water	03/22/16 00:00	03/23/16 21:00
460-111103-47	DUP-04	Water	03/22/16 00:00	03/23/16 21:00
460-111103-48	DUP-05	Water	03/22/16 00:00	03/23/16 21:00
460-111103-49	DUP-06	Water	03/22/16 00:00	03/23/16 21:00
460-111103-50	SW-1	Water	03/22/16 13:55	03/23/16 21:00
460-111103-51	SW-2	Water	03/22/16 14:10	03/23/16 21:00
460-111103-52	SW-3	Water	03/22/16 14:35	03/23/16 21:00
460-111103-53	SW-4	Water	03/22/16 14:25	03/23/16 21:00

Sample Summary

Client: Tetra Tech GEO
Project/Site: Lockheed - North Plainfield, NJ

TestAmerica Job ID: 460-111103-1

Lab Sample ID	Client Sample ID	Matrix	Collected	Received
460-111103-54	FB-032216	Water	03/22/16 15:00	03/23/16 21:00
460-111103-55	TB-032216	Water	03/22/16 00:00	03/23/16 21:00
460-111103-56	MW-503S	Water	03/22/16 08:30	03/23/16 21:00
460-111103-57	MW-505I	Water	03/22/16 13:25	03/23/16 21:00

Detection Summary

Client: Tetra Tech GEO
Project/Site: Lockheed - North Plainfield, NJ

TestAmerica Job ID: 460-111103-1

Client Sample ID: MW-1S-A — Lab Sample ID: 460-111103-1

Analyte	Result	Qualifier	RL	MDL	Unit	Dil Fac	D	Method	Prep Type
Chloroform	1.3		1.0	0.22	ug/L	1		8260C	Total/NA
Freon TF	1.3		1.0	0.34	ug/L	1		8260C	Total/NA
Tetrachloroethene	1.4		1.0	0.12	ug/L	1		8260C	Total/NA
Trichloroethene	0.93	J	1.0	0.22	ug/L	1		8260C	Total/NA

Client Sample ID: MW-1S-B — Lab Sample ID: 460-111103-2

Analyte	Result	Qualifier	RL	MDL	Unit	Dil Fac	D	Method	Prep Type
Chloroform	0.87	J	1.0	0.22	ug/L	1		8260C	Total/NA
Freon TF	0.65	J	1.0	0.34	ug/L	1		8260C	Total/NA
Tetrachloroethene	0.53	J	1.0	0.12	ug/L	1		8260C	Total/NA
Trichloroethene	1.5		1.0	0.22	ug/L	1		8260C	Total/NA

Client Sample ID: MW-1I — Lab Sample ID: 460-111103-3

Analyte	Result	Qualifier	RL	MDL	Unit	Dil Fac	D	Method	Prep Type
cis-1,2-Dichloroethene	0.50	J	1.0	0.26	ug/L	1		8260C	Total/NA
Trichloroethene	13		1.0	0.22	ug/L	1		8260C	Total/NA

Client Sample ID: MW-2D — Lab Sample ID: 460-111103-4

No Detections.

Client Sample ID: MW-2I — Lab Sample ID: 460-111103-5

Analyte	Result	Qualifier	RL	MDL	Unit	Dil Fac	D	Method	Prep Type
Chloroform	0.93	J	1.0	0.22	ug/L	1		8260C	Total/NA
Trichlorofluoromethane	0.35	J	1.0	0.15	ug/L	1		8260C	Total/NA

Client Sample ID: MW-3D — Lab Sample ID: 460-111103-6

No Detections.

Client Sample ID: MW-501S — Lab Sample ID: 460-111103-7

Analyte	Result	Qualifier	RL	MDL	Unit	Dil Fac	D	Method	Prep Type
Chloroform	2.0		1.0	0.22	ug/L	1		8260C	Total/NA

Client Sample ID: MW-501I — Lab Sample ID: 460-111103-8

Analyte	Result	Qualifier	RL	MDL	Unit	Dil Fac	D	Method	Prep Type
Trichloroethene	0.45	J	1.0	0.22	ug/L	1		8260C	Total/NA

Client Sample ID: MW-502S — Lab Sample ID: 460-111103-9

Analyte	Result	Qualifier	RL	MDL	Unit	Dil Fac	D	Method	Prep Type
Chloroform	0.98	J	1.0	0.22	ug/L	1		8260C	Total/NA
Freon TF	0.57	J	1.0	0.34	ug/L	1		8260C	Total/NA
Tetrachloroethene	0.91	J	1.0	0.12	ug/L	1		8260C	Total/NA
Trichloroethene	0.70	J	1.0	0.22	ug/L	1		8260C	Total/NA

This Detection Summary does not include radiochemical test results.

Detection Summary

Client: Tetra Tech GEO
Project/Site: Lockheed - North Plainfield, NJ

TestAmerica Job ID: 460-111103-1

Client Sample ID: MW-502I — Lab Sample ID: 460-111103-10

Analyte	Result	Qualifier	RL	MDL	Unit	Dil Fac	D	Method	Prep Type
Chloroform	0.59	J	1.0	0.22	ug/L	1		8260C	Total/NA
Trichloroethene	0.67	J	1.0	0.22	ug/L	1		8260C	Total/NA

Client Sample ID: MW-503I — Lab Sample ID: 460-111103-11

Analyte	Result	Qualifier	RL	MDL	Unit	Dil Fac	D	Method	Prep Type
Chloroform	0.81	J	1.0	0.22	ug/L	1		8260C	Total/NA
Freon TF	0.47	J	1.0	0.34	ug/L	1		8260C	Total/NA
Tetrachloroethene	0.35	J	1.0	0.12	ug/L	1		8260C	Total/NA
Trichloroethene	0.51	J	1.0	0.22	ug/L	1		8260C	Total/NA

Client Sample ID: MW-506S — Lab Sample ID: 460-111103-12

Analyte	Result	Qualifier	RL	MDL	Unit	Dil Fac	D	Method	Prep Type
Chloroform	0.63	J	1.0	0.22	ug/L	1		8260C	Total/NA

Client Sample ID: MW-506I — Lab Sample ID: 460-111103-13

Analyte	Result	Qualifier	RL	MDL	Unit	Dil Fac	D	Method	Prep Type
Chloroform	1.1		1.0	0.22	ug/L	1		8260C	Total/NA
Freon TF	0.45	J	1.0	0.34	ug/L	1		8260C	Total/NA
Tetrachloroethene	0.69	J	1.0	0.12	ug/L	1		8260C	Total/NA
Trichloroethene	0.95	J	1.0	0.22	ug/L	1		8260C	Total/NA

Client Sample ID: MW-507S — Lab Sample ID: 460-111103-14

Analyte	Result	Qualifier	RL	MDL	Unit	Dil Fac	D	Method	Prep Type
Chloroform	0.80	J	1.0	0.22	ug/L	1		8260C	Total/NA
Trichloroethene	0.74	J	1.0	0.22	ug/L	1		8260C	Total/NA

Client Sample ID: MW-507I — Lab Sample ID: 460-111103-15

Analyte	Result	Qualifier	RL	MDL	Unit	Dil Fac	D	Method	Prep Type
Chloroform	1.0		1.0	0.22	ug/L	1		8260C	Total/NA
Freon TF	0.56	J *	1.0	0.34	ug/L	1		8260C	Total/NA
Tetrachloroethene	0.41	J	1.0	0.12	ug/L	1		8260C	Total/NA
Trichloroethene	1.0		1.0	0.22	ug/L	1		8260C	Total/NA

Client Sample ID: MW-508S — Lab Sample ID: 460-111103-16

Analyte	Result	Qualifier	RL	MDL	Unit	Dil Fac	D	Method	Prep Type
Chloroform	1.8		1.0	0.22	ug/L	1		8260C	Total/NA
Freon TF	0.40	J *	1.0	0.34	ug/L	1		8260C	Total/NA
Tetrachloroethene	0.15	J	1.0	0.12	ug/L	1		8260C	Total/NA
Trichloroethene	1.3		1.0	0.22	ug/L	1		8260C	Total/NA

Client Sample ID: MW-508D — Lab Sample ID: 460-111103-17

Analyte	Result	Qualifier	RL	MDL	Unit	Dil Fac	D	Method	Prep Type
cis-1,2-Dichloroethene	1.2		1.0	0.26	ug/L	1		8260C	Total/NA

This Detection Summary does not include radiochemical test results.

Client Sample ID: MW-508D (Continued) — Lab Sample ID: 460-111103-17

Analyte	Result	Qualifier	RL	MDL	Unit	Dil Fac	D	Method	Prep Type
Trichloroethene	2.9		1.0	0.22	ug/L	1		8260C	Total/NA

Client Sample ID: MW-532S — Lab Sample ID: 460-111103-18

Analyte	Result	Qualifier	RL	MDL	Unit	Dil Fac	D	Method	Prep Type
Trichloroethene	0.27	J	1.0	0.22	ug/L	1		8260C	Total/NA

Client Sample ID: MW-532D — Lab Sample ID: 460-111103-19

Analyte	Result	Qualifier	RL	MDL	Unit	Dil Fac	D	Method	Prep Type
Chloroform	0.22	J	1.0	0.22	ug/L	1		8260C	Total/NA
Freon TF	1.1	*	1.0	0.34	ug/L	1		8260C	Total/NA
Tetrachloroethene	0.78	J	1.0	0.12	ug/L	1		8260C	Total/NA
Trichloroethene	1.1		1.0	0.22	ug/L	1		8260C	Total/NA

Client Sample ID: MW-544S — Lab Sample ID: 460-111103-20

Analyte	Result	Qualifier	RL	MDL	Unit	Dil Fac	D	Method	Prep Type
Tetrachloroethene	0.84	J	1.0	0.12	ug/L	1		8260C	Total/NA
Trichloroethene	0.37	J	1.0	0.22	ug/L	1		8260C	Total/NA

Client Sample ID: MW-544I — Lab Sample ID: 460-111103-21

Analyte	Result	Qualifier	RL	MDL	Unit	Dil Fac	D	Method	Prep Type
Trichloroethene	0.89	J	1.0	0.22	ug/L	1		8260C	Total/NA

Client Sample ID: MW-544D — Lab Sample ID: 460-111103-22

Analyte	Result	Qualifier	RL	MDL	Unit	Dil Fac	D	Method	Prep Type
Trichloroethene	0.38	J	1.0	0.22	ug/L	1		8260C	Total/NA

Client Sample ID: MW-545S — Lab Sample ID: 460-111103-23

Analyte	Result	Qualifier	RL	MDL	Unit	Dil Fac	D	Method	Prep Type
Chloroform	0.47	J	1.0	0.22	ug/L	1		8260C	Total/NA
Trichlorofluoromethane	1.9		1.0	0.15	ug/L	1		8260C	Total/NA

Client Sample ID: MW-545I — Lab Sample ID: 460-111103-24

Analyte	Result	Qualifier	RL	MDL	Unit	Dil Fac	D	Method	Prep Type
Chloroform	0.54	J	1.0	0.22	ug/L	1		8260C	Total/NA

Client Sample ID: MW-545D — Lab Sample ID: 460-111103-25

Analyte	Result	Qualifier	RL	MDL	Unit	Dil Fac	D	Method	Prep Type
Chloroform	0.44	J	1.0	0.22	ug/L	1		8260C	Total/NA
Tetrachloroethene	2.8		1.0	0.12	ug/L	1		8260C	Total/NA
Trichloroethene	0.26	J	1.0	0.22	ug/L	1		8260C	Total/NA
Trichlorofluoromethane	0.42	J	1.0	0.15	ug/L	1		8260C	Total/NA

This Detection Summary does not include radiochemical test results.

Detection Summary

Client: Tetra Tech GEO
Project/Site: Lockheed - North Plainfield, NJ

TestAmerica Job ID: 460-111103-1

Client Sample ID: MW-546S — Lab Sample ID: 460-111103-26

No Detections.

Client Sample ID: MW-546I — Lab Sample ID: 460-111103-27

Analyte	Result	Qualifier	RL	MDL	Unit	Dil Fac	D	Method	Prep Type
Chloroform	0.42	J	1.0	0.22	ug/L	1		8260C	Total/NA
Trichloroethene	0.53	J	1.0	0.22	ug/L	1		8260C	Total/NA

Client Sample ID: MW-546D — Lab Sample ID: 460-111103-28

Analyte	Result	Qualifier	RL	MDL	Unit	Dil Fac	D	Method	Prep Type
Chloroform	3.6		1.0	0.22	ug/L	1		8260C	Total/NA
cis-1,2-Dichloroethene	0.33	J	1.0	0.26	ug/L	1		8260C	Total/NA
Trichloroethene	3.1		1.0	0.22	ug/L	1		8260C	Total/NA

Client Sample ID: MW-547S — Lab Sample ID: 460-111103-29

Analyte	Result	Qualifier	RL	MDL	Unit	Dil Fac	D	Method	Prep Type
1,2-Dichlorobenzene	9.3		1.0	0.22	ug/L	1		8260C	Total/NA
1,4-Dichlorobenzene	3.1		1.0	0.33	ug/L	1		8260C	Total/NA
Chlorobenzene	1.9		1.0	0.24	ug/L	1		8260C	Total/NA
cis-1,2-Dichloroethene	0.52	J	1.0	0.26	ug/L	1		8260C	Total/NA
Trichloroethene	0.43	J	1.0	0.22	ug/L	1		8260C	Total/NA

Client Sample ID: MW-547I — Lab Sample ID: 460-111103-30

Analyte	Result	Qualifier	RL	MDL	Unit	Dil Fac	D	Method	Prep Type
Chloroform	0.47	J	1.0	0.22	ug/L	1		8260C	Total/NA
Tetrachloroethene	0.13	J	1.0	0.12	ug/L	1		8260C	Total/NA
Trichloroethene	0.89	J	1.0	0.22	ug/L	1		8260C	Total/NA

Client Sample ID: MW-547D — Lab Sample ID: 460-111103-31

No Detections.

Client Sample ID: MW-549S — Lab Sample ID: 460-111103-32

Analyte	Result	Qualifier	RL	MDL	Unit	Dil Fac	D	Method	Prep Type
Chloroform	2.2		1.0	0.22	ug/L	1		8260C	Total/NA
Freon TF	1.5		1.0	0.34	ug/L	1		8260C	Total/NA
Tetrachloroethene	3.1		1.0	0.12	ug/L	1		8260C	Total/NA
Trichloroethene	1.3		1.0	0.22	ug/L	1		8260C	Total/NA

Client Sample ID: MW-549I — Lab Sample ID: 460-111103-33

Analyte	Result	Qualifier	RL	MDL	Unit	Dil Fac	D	Method	Prep Type
cis-1,2-Dichloroethene	0.41	J	1.0	0.26	ug/L	1		8260C	Total/NA
Freon TF	1.1		1.0	0.34	ug/L	1		8260C	Total/NA
Tetrachloroethene	0.80	J	1.0	0.12	ug/L	1		8260C	Total/NA
Trichloroethene	1.7		1.0	0.22	ug/L	1		8260C	Total/NA

This Detection Summary does not include radiochemical test results.

Detection Summary

Client: Tetra Tech GEO
Project/Site: Lockheed - North Plainfield, NJ

TestAmerica Job ID: 460-111103-1

Client Sample ID: MW-550S — Lab Sample ID: 460-111103-34

Analyte	Result	Qualifier	RL	MDL	Unit	Dil Fac	D	Method	Prep Type
Chloroform	1.6		1.0	0.22	ug/L	1		8260C	Total/NA
Trichloroethene	0.84	J	1.0	0.22	ug/L	1		8260C	Total/NA

Client Sample ID: MW-550I — Lab Sample ID: 460-111103-35

Analyte	Result	Qualifier	RL	MDL	Unit	Dil Fac	D	Method	Prep Type
Chloroform	2.9		1.0	0.22	ug/L	1		8260C	Total/NA
Freon TF	0.77	J	1.0	0.34	ug/L	1		8260C	Total/NA
Tetrachloroethene	1.7		1.0	0.12	ug/L	1		8260C	Total/NA
Trichloroethene	1.3		1.0	0.22	ug/L	1		8260C	Total/NA

Client Sample ID: PZ-521S — Lab Sample ID: 460-111103-36

Analyte	Result	Qualifier	RL	MDL	Unit	Dil Fac	D	Method	Prep Type
1,2-Dichlorobenzene	0.43	J	1.0	0.22	ug/L	1		8260C	Total/NA
cis-1,2-Dichloroethene	0.98	J	1.0	0.26	ug/L	1		8260C	Total/NA
Tetrachloroethene	0.27	J	1.0	0.12	ug/L	1		8260C	Total/NA
Trichloroethene	0.49	J	1.0	0.22	ug/L	1		8260C	Total/NA

Client Sample ID: PZ-521I — Lab Sample ID: 460-111103-37

Analyte	Result	Qualifier	RL	MDL	Unit	Dil Fac	D	Method	Prep Type
Chloroform	0.39	J	1.0	0.22	ug/L	1		8260C	Total/NA
Trichloroethene	1.3		1.0	0.22	ug/L	1		8260C	Total/NA

Client Sample ID: PZ-522S — Lab Sample ID: 460-111103-38

No Detections.

Client Sample ID: PZ-522I — Lab Sample ID: 460-111103-39

Analyte	Result	Qualifier	RL	MDL	Unit	Dil Fac	D	Method	Prep Type
1,1-Dichloroethane	1.3		1.0	0.24	ug/L	1		8260C	Total/NA
Chloroform	2.8		1.0	0.22	ug/L	1		8260C	Total/NA
cis-1,2-Dichloroethene	5.4		1.0	0.26	ug/L	1		8260C	Total/NA
Tetrachloroethene	0.73	J	1.0	0.12	ug/L	1		8260C	Total/NA
Trichloroethene	2.1		1.0	0.22	ug/L	1		8260C	Total/NA

Client Sample ID: PZ-522D — Lab Sample ID: 460-111103-40

Analyte	Result	Qualifier	RL	MDL	Unit	Dil Fac	D	Method	Prep Type
1,1-Dichloroethane	0.29	J	1.0	0.24	ug/L	1		8260C	Total/NA
Chloroform	2.5		1.0	0.22	ug/L	1		8260C	Total/NA
Tetrachloroethene	0.19	J	1.0	0.12	ug/L	1		8260C	Total/NA
Trichloroethene	2.1		1.0	0.22	ug/L	1		8260C	Total/NA

Client Sample ID: PZ-524S — Lab Sample ID: 460-111103-41

Analyte	Result	Qualifier	RL	MDL	Unit	Dil Fac	D	Method	Prep Type
Chloroform	5.8		1.0	0.22	ug/L	1		8260C	Total/NA

This Detection Summary does not include radiochemical test results.

Detection Summary

Client: Tetra Tech GEO
Project/Site: Lockheed - North Plainfield, NJ

TestAmerica Job ID: 460-111103-1

Client Sample ID: PZ-524I — Lab Sample ID: 460-111103-42

Analyte	Result	Qualifier	RL	MDL	Unit	Dil Fac	D	Method	Prep Type
1,1-Dichloroethane	0.28	J	1.0	0.24	ug/L	1		8260C	Total/NA
Chloroform	2.1		1.0	0.22	ug/L	1		8260C	Total/NA
cis-1,2-Dichloroethene	1.8		1.0	0.26	ug/L	1		8260C	Total/NA
Tetrachloroethene	98		1.0	0.12	ug/L	1		8260C	Total/NA
Trichloroethene	2.4		1.0	0.22	ug/L	1		8260C	Total/NA

Client Sample ID: PZ-524D — Lab Sample ID: 460-111103-43

Analyte	Result	Qualifier	RL	MDL	Unit	Dil Fac	D	Method	Prep Type
Chloroform	1.4		1.0	0.22	ug/L	1		8260C	Total/NA
cis-1,2-Dichloroethene	1.0		1.0	0.26	ug/L	1		8260C	Total/NA
Tetrachloroethene	76		1.0	0.12	ug/L	1		8260C	Total/NA
Trichloroethene	3.0		1.0	0.22	ug/L	1		8260C	Total/NA

Client Sample ID: DUP-01 — Lab Sample ID: 460-111103-44

Analyte	Result	Qualifier	RL	MDL	Unit	Dil Fac	D	Method	Prep Type
cis-1,2-Dichloroethene	0.31	J	1.0	0.26	ug/L	1		8260C	Total/NA
Freon TF	0.96	J	1.0	0.34	ug/L	1		8260C	Total/NA
Tetrachloroethene	0.67	J	1.0	0.12	ug/L	1		8260C	Total/NA
Trichloroethene	1.8		1.0	0.22	ug/L	1		8260C	Total/NA

Client Sample ID: DUP-02 — Lab Sample ID: 460-111103-45

Analyte	Result	Qualifier	RL	MDL	Unit	Dil Fac	D	Method	Prep Type
Chloroform	1.4		1.0	0.22	ug/L	1		8260C	Total/NA
Trichloroethene	0.96	J	1.0	0.22	ug/L	1		8260C	Total/NA

Client Sample ID: DUP-03 — Lab Sample ID: 460-111103-46

Analyte	Result	Qualifier	RL	MDL	Unit	Dil Fac	D	Method	Prep Type
Chloroform	0.65	J	1.0	0.22	ug/L	1		8260C	Total/NA
Trichloroethene	0.26	J	1.0	0.22	ug/L	1		8260C	Total/NA

Client Sample ID: DUP-04 — Lab Sample ID: 460-111103-47

Analyte	Result	Qualifier	RL	MDL	Unit	Dil Fac	D	Method	Prep Type
cis-1,2-Dichloroethene	1.1		1.0	0.26	ug/L	1		8260C	Total/NA
Trichloroethene	3.0		1.0	0.22	ug/L	1		8260C	Total/NA

Client Sample ID: DUP-05 — Lab Sample ID: 460-111103-48

Analyte	Result	Qualifier	RL	MDL	Unit	Dil Fac	D	Method	Prep Type
1,1-Dichloroethane	1.2		1.0	0.24	ug/L	1		8260C	Total/NA
Chloroform	2.5		1.0	0.22	ug/L	1		8260C	Total/NA
cis-1,2-Dichloroethene	5.1		1.0	0.26	ug/L	1		8260C	Total/NA
Tetrachloroethene	0.72	J	1.0	0.12	ug/L	1		8260C	Total/NA
Trichloroethene	2.1		1.0	0.22	ug/L	1		8260C	Total/NA

Client Sample ID: DUP-06 — Lab Sample ID: 460-111103-49

This Detection Summary does not include radiochemical test results.

Client Sample ID: DUP-06 (Continued) — Lab Sample ID: 460-111103-49

Analyte	Result	Qualifier	RL	MDL	Unit	Dil Fac	D	Method	Prep Type
Acetone	10		5.0	1.1	ug/L	1		8260C	Total/NA
Benzene	0.17	J	1.0	0.090	ug/L	1		8260C	Total/NA
cis-1,2-Dichloroethene	0.31	J	1.0	0.26	ug/L	1		8260C	Total/NA
m&p-Xylene	0.78	J	1.0	0.28	ug/L	1		8260C	Total/NA
Toluene	0.31	J	1.0	0.25	ug/L	1		8260C	Total/NA

Client Sample ID: SW-1 — Lab Sample ID: 460-111103-50

No Detections.

Client Sample ID: SW-2 — Lab Sample ID: 460-111103-51

No Detections.

Client Sample ID: SW-3 — Lab Sample ID: 460-111103-52

Analyte	Result	Qualifier	RL	MDL	Unit	Dil Fac	D	Method	Prep Type
Acetone	50		5.0	1.1	ug/L	1		8260C	Total/NA
m&p-Xylene	1.6		1.0	0.28	ug/L	1		8260C	Total/NA
Toluene	1.9		1.0	0.25	ug/L	1		8260C	Total/NA

Client Sample ID: SW-4 — Lab Sample ID: 460-111103-53

Analyte	Result	Qualifier	RL	MDL	Unit	Dil Fac	D	Method	Prep Type
Benzene	0.17	J	1.0	0.090	ug/L	1		8260C	Total/NA
cis-1,2-Dichloroethene	0.28	J	1.0	0.26	ug/L	1		8260C	Total/NA
m&p-Xylene	0.72	J	1.0	0.28	ug/L	1		8260C	Total/NA
Toluene	0.30	J	1.0	0.25	ug/L	1		8260C	Total/NA

Client Sample ID: FB-032216 — Lab Sample ID: 460-111103-54

No Detections.

Client Sample ID: TB-032216 — Lab Sample ID: 460-111103-55

Analyte	Result	Qualifier	RL	MDL	Unit	Dil Fac	D	Method	Prep Type
Acetone	7.1		5.0	1.1	ug/L	1		8260C	Total/NA

Client Sample ID: MW-503S — Lab Sample ID: 460-111103-56

Analyte	Result	Qualifier	RL	MDL	Unit	Dil Fac	D	Method	Prep Type
Trichloroethene	0.58	J	1.0	0.22	ug/L	1		8260C	Total/NA

Client Sample ID: MW-505I — Lab Sample ID: 460-111103-57

Analyte	Result	Qualifier	RL	MDL	Unit	Dil Fac	D	Method	Prep Type
Chloroform	0.87	J	1.0	0.22	ug/L	1		8260C	Total/NA

This Detection Summary does not include radiochemical test results.

Method Summary

Client: Tetra Tech GEO
Project/Site: Lockheed - North Plainfield, NJ

TestAmerica Job ID: 460-111103-1

Method	Method Description	Protocol	Laboratory
8260C	Volatile Organic Compounds by GC/MS	SW846	TAL EDI

Protocol References:

SW846 = "Test Methods For Evaluating Solid Waste, Physical/Chemical Methods", Third Edition, November 1986 And Its Updates.

Laboratory References:

TAL EDI = TestAmerica Edison, 777 New Durham Road, Edison, NJ 08817, TEL (732)549-3900

Client Sample ID: MW-1S-A

Date Collected: 03/22/16 09:05
Date Received: 03/23/16 21:00

Lab Sample ID: 460-111103-1

Matrix: Water

Method: 8260C - Volatile Organic Compounds by GC/MS

Analyte	Result	Qualifier	RL	MDL	Unit	D	Prepared	Analyzed	Dil Fac
1,1,1-Trichloroethane	0.28	U	1.0	0.28	ug/L			04/02/16 00:17	1
1,1,2,2-Tetrachloroethane	0.19	U	1.0	0.19	ug/L			04/02/16 00:17	1
1,1,2-Trichloroethane	0.080	U	1.0	0.080	ug/L			04/02/16 00:17	1
1,1-Dichloroethane	0.24	U	1.0	0.24	ug/L			04/02/16 00:17	1
1,1-Dichloroethene	0.34	U	1.0	0.34	ug/L			04/02/16 00:17	1
1,2,3-Trichlorobenzene	0.35	U	1.0	0.35	ug/L			04/02/16 00:17	1
1,2,4-Trichlorobenzene	0.27	U	1.0	0.27	ug/L			04/02/16 00:17	1
1,2-Dibromo-3-Chloropropane	0.23	U	1.0	0.23	ug/L			04/02/16 00:17	1
1,2-Dibromoethane	0.19	U	1.0	0.19	ug/L			04/02/16 00:17	1
1,2-Dichlorobenzene	0.22	U	1.0	0.22	ug/L			04/02/16 00:17	1
1,2-Dichloroethane	0.25	U	1.0	0.25	ug/L			04/02/16 00:17	1
1,2-Dichloropropane	0.18	U	1.0	0.18	ug/L			04/02/16 00:17	1
1,3-Dichlorobenzene	0.33	U	1.0	0.33	ug/L			04/02/16 00:17	1
1,4-Dichlorobenzene	0.33	U	1.0	0.33	ug/L			04/02/16 00:17	1
1,4-Dioxane	8.7	U	50	8.7	ug/L			04/02/16 00:17	1
2-Butanone	2.2	U	5.0	2.2	ug/L			04/02/16 00:17	1
2-Hexanone	0.72	U	5.0	0.72	ug/L			04/02/16 00:17	1
4-Methyl-2-pentanone	0.63	U	5.0	0.63	ug/L			04/02/16 00:17	1
Acetone	1.1	U	5.0	1.1	ug/L			04/02/16 00:17	1
Benzene	0.090	U	1.0	0.090	ug/L			04/02/16 00:17	1
Bromochloromethane	0.30	U	1.0	0.30	ug/L			04/02/16 00:17	1
Bromodichloromethane	0.15	U	1.0	0.15	ug/L			04/02/16 00:17	1
Bromoform	0.18	U	1.0	0.18	ug/L			04/02/16 00:17	1
Bromomethane	0.18	U	1.0	0.18	ug/L			04/02/16 00:17	1
Carbon disulfide	0.22	U	1.0	0.22	ug/L			04/02/16 00:17	1
Carbon tetrachloride	0.33	U	1.0	0.33	ug/L			04/02/16 00:17	1
Chlorobenzene	0.24	U	1.0	0.24	ug/L			04/02/16 00:17	1
Chloroethane	0.37	U	1.0	0.37	ug/L			04/02/16 00:17	1
Chloroform	**1.3**		1.0	0.22	ug/L			04/02/16 00:17	1
Chloromethane	0.22	U	1.0	0.22	ug/L			04/02/16 00:17	1
cis-1,2-Dichloroethene	0.26	U	1.0	0.26	ug/L			04/02/16 00:17	1
cis-1,3-Dichloropropene	0.16	U	1.0	0.16	ug/L			04/02/16 00:17	1
Cyclohexane	0.26	U *	1.0	0.26	ug/L			04/02/16 00:17	1
Dibromochloromethane	0.22	U	1.0	0.22	ug/L			04/02/16 00:17	1
Dichlorodifluoromethane	0.14	U	1.0	0.14	ug/L			04/02/16 00:17	1
Ethylbenzene	0.30	U	1.0	0.30	ug/L			04/02/16 00:17	1
Freon TF	**1.3**		1.0	0.34	ug/L			04/02/16 00:17	1
Isopropylbenzene	0.32	U	1.0	0.32	ug/L			04/02/16 00:17	1
m&p-Xylene	0.28	U	1.0	0.28	ug/L			04/02/16 00:17	1
Methyl acetate	0.58	U	5.0	0.58	ug/L			04/02/16 00:17	1
Methylcyclohexane	0.22	U *	1.0	0.22	ug/L			04/02/16 00:17	1
Methylene Chloride	0.21	U	1.0	0.21	ug/L			04/02/16 00:17	1
MTBE	0.13	U	1.0	0.13	ug/L			04/02/16 00:17	1
o-Xylene	0.32	U	1.0	0.32	ug/L			04/02/16 00:17	1
Styrene	0.17	U	1.0	0.17	ug/L			04/02/16 00:17	1
Tetrachloroethene	**1.4**		1.0	0.12	ug/L			04/02/16 00:17	1
Toluene	0.25	U	1.0	0.25	ug/L			04/02/16 00:17	1
trans-1,2-Dichloroethene	0.18	U	1.0	0.18	ug/L			04/02/16 00:17	1
trans-1,3-Dichloropropene	0.19	U	1.0	0.19	ug/L			04/02/16 00:17	1

Client Sample ID: MW-1S-A
Lab Sample ID: 460-111103-1

Date Collected: 03/22/16 09:05
Matrix: Water
Date Received: 03/23/16 21:00

Method: 8260C - Volatile Organic Compounds by GC/MS (Continued)

Analyte	Result	Qualifier	RL	MDL	Unit	D	Prepared	Analyzed	Dil Fac
Trichloroethene	**0.93**	**J**	1.0	0.22	ug/L			04/02/16 00:17	1
Trichlorofluoromethane	0.15	U	1.0	0.15	ug/L			04/02/16 00:17	1
Vinyl chloride	0.060	U	1.0	0.060	ug/L			04/02/16 00:17	1

Tentatively Identified Compound	*Est. Result*	*Qualifier*	*Unit*	*D*	*RT*	*CAS No.*	*Prepared*	*Analyzed*	*Dil Fac*
Tentatively Identified Compound	*None*		*ug/L*					*04/02/16 00:17*	*1*

Surrogate	*%Recovery*	*Qualifier*	*Limits*	*Prepared*	*Analyzed*	*Dil Fac*
1,2-Dichloroethane-d4 (Surr)	*92*		*70 - 130*		*04/02/16 00:17*	*1*
Bromofluorobenzene	*94*		*70 - 130*		*04/02/16 00:17*	*1*
Dibromofluoromethane (Surr)	*97*		*70 - 130*		*04/02/16 00:17*	*1*
Toluene-d8 (Surr)	*88*		*70 - 130*		*04/02/16 00:17*	*1*

Client Sample ID: MW-1S-B
Lab Sample ID: 460-111103-2

Date Collected: 03/22/16 09:10
Matrix: Water
Date Received: 03/23/16 21:00

Method: 8260C - Volatile Organic Compounds by GC/MS

Analyte	Result	Qualifier	RL	MDL	Unit	D	Prepared	Analyzed	Dil Fac
1,1,1-Trichloroethane	0.28	U	1.0	0.28	ug/L			04/02/16 00:44	1
1,1,2,2-Tetrachloroethane	0.19	U	1.0	0.19	ug/L			04/02/16 00:44	1
1,1,2-Trichloroethane	0.080	U	1.0	0.080	ug/L			04/02/16 00:44	1
1,1-Dichloroethane	0.24	U	1.0	0.24	ug/L			04/02/16 00:44	1
1,1-Dichloroethene	0.34	U	1.0	0.34	ug/L			04/02/16 00:44	1
1,2,3-Trichlorobenzene	0.35	U	1.0	0.35	ug/L			04/02/16 00:44	1
1,2,4-Trichlorobenzene	0.27	U	1.0	0.27	ug/L			04/02/16 00:44	1
1,2-Dibromo-3-Chloropropane	0.23	U	1.0	0.23	ug/L			04/02/16 00:44	1
1,2-Dibromoethane	0.19	U	1.0	0.19	ug/L			04/02/16 00:44	1
1,2-Dichlorobenzene	0.22	U	1.0	0.22	ug/L			04/02/16 00:44	1
1,2-Dichloroethane	0.25	U	1.0	0.25	ug/L			04/02/16 00:44	1
1,2-Dichloropropane	0.18	U	1.0	0.18	ug/L			04/02/16 00:44	1
1,3-Dichlorobenzene	0.33	U	1.0	0.33	ug/L			04/02/16 00:44	1
1,4-Dichlorobenzene	0.33	U	1.0	0.33	ug/L			04/02/16 00:44	1
1,4-Dioxane	8.7	U	50	8.7	ug/L			04/02/16 00:44	1
2-Butanone	2.2	U	5.0	2.2	ug/L			04/02/16 00:44	1
2-Hexanone	0.72	U	5.0	0.72	ug/L			04/02/16 00:44	1
4-Methyl-2-pentanone	0.63	U	5.0	0.63	ug/L			04/02/16 00:44	1
Acetone	1.1	U	5.0	1.1	ug/L			04/02/16 00:44	1
Benzene	0.090	U	1.0	0.090	ug/L			04/02/16 00:44	1
Bromochloromethane	0.30	U	1.0	0.30	ug/L			04/02/16 00:44	1
Bromodichloromethane	0.15	U	1.0	0.15	ug/L			04/02/16 00:44	1
Bromoform	0.18	U	1.0	0.18	ug/L			04/02/16 00:44	1
Bromomethane	0.18	U	1.0	0.18	ug/L			04/02/16 00:44	1
Carbon disulfide	0.22	U	1.0	0.22	ug/L			04/02/16 00:44	1
Carbon tetrachloride	0.33	U	1.0	0.33	ug/L			04/02/16 00:44	1
Chlorobenzene	0.24	U	1.0	0.24	ug/L			04/02/16 00:44	1
Chloroethane	0.37	U	1.0	0.37	ug/L			04/02/16 00:44	1
Chloroform	**0.87**	**J**	1.0	0.22	ug/L			04/02/16 00:44	1
Chloromethane	0.22	U	1.0	0.22	ug/L			04/02/16 00:44	1
cis-1,2-Dichloroethene	0.26	U	1.0	0.26	ug/L			04/02/16 00:44	1

Client Sample ID: MW-1S-B

Lab Sample ID: 460-111103-2

Date Collected: 03/22/16 09:10

Matrix: Water

Date Received: 03/23/16 21:00

Method: 8260C - Volatile Organic Compounds by GC/MS (Continued)

Analyte	Result	Qualifier	RL	MDL	Unit	D	Prepared	Analyzed	Dil Fac
cis-1,3-Dichloropropene	0.16	U	1.0	0.16	ug/L			04/02/16 00:44	1
Cyclohexane	0.26	U *	1.0	0.26	ug/L			04/02/16 00:44	1
Dibromochloromethane	0.22	U	1.0	0.22	ug/L			04/02/16 00:44	1
Dichlorodifluoromethane	0.14	U	1.0	0.14	ug/L			04/02/16 00:44	1
Ethylbenzene	0.30	U	1.0	0.30	ug/L			04/02/16 00:44	1
Freon TF	**0.65**	**J**	1.0	0.34	ug/L			04/02/16 00:44	1
Isopropylbenzene	0.32	U	1.0	0.32	ug/L			04/02/16 00:44	1
m&p-Xylene	0.28	U	1.0	0.28	ug/L			04/02/16 00:44	1
Methyl acetate	0.58	U	5.0	0.58	ug/L			04/02/16 00:44	1
Methylcyclohexane	0.22	U *	1.0	0.22	ug/L			04/02/16 00:44	1
Methylene Chloride	0.21	U	1.0	0.21	ug/L			04/02/16 00:44	1
MTBE	0.13	U	1.0	0.13	ug/L			04/02/16 00:44	1
o-Xylene	0.32	U	1.0	0.32	ug/L			04/02/16 00:44	1
Styrene	0.17	U	1.0	0.17	ug/L			04/02/16 00:44	1
Tetrachloroethene	**0.53**	**J**	1.0	0.12	ug/L			04/02/16 00:44	1
Toluene	0.25	U	1.0	0.25	ug/L			04/02/16 00:44	1
trans-1,2-Dichloroethene	0.18	U	1.0	0.18	ug/L			04/02/16 00:44	1
trans-1,3-Dichloropropene	0.19	U	1.0	0.19	ug/L			04/02/16 00:44	1
Trichloroethene	**1.5**		1.0	0.22	ug/L			04/02/16 00:44	1
Trichlorofluoromethane	0.15	U	1.0	0.15	ug/L			04/02/16 00:44	1
Vinyl chloride	0.060	U	1.0	0.060	ug/L			04/02/16 00:44	1

Tentatively Identified Compound	*Est. Result*	*Qualifier*	*Unit*	*D*	*RT*	*CAS No.*	*Prepared*	*Analyzed*	*Dil Fac*
Tentatively Identified Compound	*None*		*ug/L*					*04/02/16 00:44*	*1*

Surrogate	*%Recovery*	*Qualifier*	*Limits*	*Prepared*	*Analyzed*	*Dil Fac*
1,2-Dichloroethane-d4 (Surr)	*96*		*70 - 130*		*04/02/16 00:44*	*1*
Bromofluorobenzene	*104*		*70 - 130*		*04/02/16 00:44*	*1*
Dibromofluoromethane (Surr)	*103*		*70 - 130*		*04/02/16 00:44*	*1*
Toluene-d8 (Surr)	*94*		*70 - 130*		*04/02/16 00:44*	*1*

Client Sample ID: MW-1I

Lab Sample ID: 460-111103-3

Date Collected: 03/22/16 09:15

Matrix: Water

Date Received: 03/23/16 21:00

Method: 8260C - Volatile Organic Compounds by GC/MS

Analyte	Result	Qualifier	RL	MDL	Unit	D	Prepared	Analyzed	Dil Fac
1,1,1-Trichloroethane	0.28	U	1.0	0.28	ug/L			04/02/16 01:12	1
1,1,2,2-Tetrachloroethane	0.19	U	1.0	0.19	ug/L			04/02/16 01:12	1
1,1,2-Trichloroethane	0.080	U	1.0	0.080	ug/L			04/02/16 01:12	1
1,1-Dichloroethane	0.24	U	1.0	0.24	ug/L			04/02/16 01:12	1
1,1-Dichloroethene	0.34	U	1.0	0.34	ug/L			04/02/16 01:12	1
1,2,3-Trichlorobenzene	0.35	U	1.0	0.35	ug/L			04/02/16 01:12	1
1,2,4-Trichlorobenzene	0.27	U	1.0	0.27	ug/L			04/02/16 01:12	1
1,2-Dibromo-3-Chloropropane	0.23	U	1.0	0.23	ug/L			04/02/16 01:12	1
1,2-Dibromoethane	0.19	U	1.0	0.19	ug/L			04/02/16 01:12	1
1,2-Dichlorobenzene	0.22	U	1.0	0.22	ug/L			04/02/16 01:12	1
1,2-Dichloroethane	0.25	U	1.0	0.25	ug/L			04/02/16 01:12	1
1,2-Dichloropropane	0.18	U	1.0	0.18	ug/L			04/02/16 01:12	1
1,3-Dichlorobenzene	0.33	U	1.0	0.33	ug/L			04/02/16 01:12	1

Client Sample ID: MW-1I

Date Collected: 03/22/16 09:15
Date Received: 03/23/16 21:00

Lab Sample ID: 460-111103-3

Matrix: Water

Method: 8260C - Volatile Organic Compounds by GC/MS (Continued)

Analyte	Result	Qualifier	RL	MDL	Unit	D	Prepared	Analyzed	Dil Fac
1,4-Dichlorobenzene	0.33	U	1.0	0.33	ug/L			04/02/16 01:12	1
1,4-Dioxane	8.7	U	50	8.7	ug/L			04/02/16 01:12	1
2-Butanone	2.2	U	5.0	2.2	ug/L			04/02/16 01:12	1
2-Hexanone	0.72	U	5.0	0.72	ug/L			04/02/16 01:12	1
4-Methyl-2-pentanone	0.63	U	5.0	0.63	ug/L			04/02/16 01:12	1
Acetone	1.1	U	5.0	1.1	ug/L			04/02/16 01:12	1
Benzene	0.090	U	1.0	0.090	ug/L			04/02/16 01:12	1
Bromochloromethane	0.30	U	1.0	0.30	ug/L			04/02/16 01:12	1
Bromodichloromethane	0.15	U	1.0	0.15	ug/L			04/02/16 01:12	1
Bromoform	0.18	U	1.0	0.18	ug/L			04/02/16 01:12	1
Bromomethane	0.18	U	1.0	0.18	ug/L			04/02/16 01:12	1
Carbon disulfide	0.22	U	1.0	0.22	ug/L			04/02/16 01:12	1
Carbon tetrachloride	0.33	U	1.0	0.33	ug/L			04/02/16 01:12	1
Chlorobenzene	0.24	U	1.0	0.24	ug/L			04/02/16 01:12	1
Chloroethane	0.37	U	1.0	0.37	ug/L			04/02/16 01:12	1
Chloroform	0.22	U	1.0	0.22	ug/L			04/02/16 01:12	1
Chloromethane	0.22	U	1.0	0.22	ug/L			04/02/16 01:12	1
cis-1,2-Dichloroethene	**0.50**	**J**	1.0	0.26	ug/L			04/02/16 01:12	1
cis-1,3-Dichloropropene	0.16	U	1.0	0.16	ug/L			04/02/16 01:12	1
Cyclohexane	0.26	U *	1.0	0.26	ug/L			04/02/16 01:12	1
Dibromochloromethane	0.22	U	1.0	0.22	ug/L			04/02/16 01:12	1
Dichlorodifluoromethane	0.14	U	1.0	0.14	ug/L			04/02/16 01:12	1
Ethylbenzene	0.30	U	1.0	0.30	ug/L			04/02/16 01:12	1
Freon TF	0.34	U	1.0	0.34	ug/L			04/02/16 01:12	1
Isopropylbenzene	0.32	U	1.0	0.32	ug/L			04/02/16 01:12	1
m&p-Xylene	0.28	U	1.0	0.28	ug/L			04/02/16 01:12	1
Methyl acetate	0.58	U	5.0	0.58	ug/L			04/02/16 01:12	1
Methylcyclohexane	0.22	U *	1.0	0.22	ug/L			04/02/16 01:12	1
Methylene Chloride	0.21	U	1.0	0.21	ug/L			04/02/16 01:12	1
MTBE	0.13	U	1.0	0.13	ug/L			04/02/16 01:12	1
o-Xylene	0.32	U	1.0	0.32	ug/L			04/02/16 01:12	1
Styrene	0.17	U	1.0	0.17	ug/L			04/02/16 01:12	1
Tetrachloroethene	0.12	U	1.0	0.12	ug/L			04/02/16 01:12	1
Toluene	0.25	U	1.0	0.25	ug/L			04/02/16 01:12	1
trans-1,2-Dichloroethene	0.18	U	1.0	0.18	ug/L			04/02/16 01:12	1
trans-1,3-Dichloropropene	0.19	U	1.0	0.19	ug/L			04/02/16 01:12	1
Trichloroethene	**13**		1.0	0.22	ug/L			04/02/16 01:12	1
Trichlorofluoromethane	0.15	U	1.0	0.15	ug/L			04/02/16 01:12	1
Vinyl chloride	0.060	U	1.0	0.060	ug/L			04/02/16 01:12	1

Tentatively Identified Compound	*Est. Result*	*Qualifier*	*Unit*	*D*	*RT*	*CAS No.*	*Prepared*	*Analyzed*	*Dil Fac*
Tentatively Identified Compound	*None*		*ug/L*					*04/02/16 01:12*	*1*

Surrogate	*%Recovery*	*Qualifier*	*Limits*	*Prepared*	*Analyzed*	*Dil Fac*
1,2-Dichloroethane-d4 (Surr)	*97*		*70 - 130*		*04/02/16 01:12*	*1*
Bromofluorobenzene	*106*		*70 - 130*		*04/02/16 01:12*	*1*
Dibromofluoromethane (Surr)	*105*		*70 - 130*		*04/02/16 01:12*	*1*
Toluene-d8 (Surr)	*95*		*70 - 130*		*04/02/16 01:12*	*1*

Client Sample ID: MW-2D

Date Collected: 03/22/16 10:25
Date Received: 03/23/16 21:00

Lab Sample ID: 460-111103-4

Matrix: Water

Method: 8260C - Volatile Organic Compounds by GC/MS

Analyte	Result	Qualifier	RL	MDL	Unit	D	Prepared	Analyzed	Dil Fac
1,1,1-Trichloroethane	0.28	U	1.0	0.28	ug/L			04/02/16 01:40	1
1,1,2,2-Tetrachloroethane	0.19	U	1.0	0.19	ug/L			04/02/16 01:40	1
1,1,2-Trichloroethane	0.080	U	1.0	0.080	ug/L			04/02/16 01:40	1
1,1-Dichloroethane	0.24	U	1.0	0.24	ug/L			04/02/16 01:40	1
1,1-Dichloroethene	0.34	U	1.0	0.34	ug/L			04/02/16 01:40	1
1,2,3-Trichlorobenzene	0.35	U	1.0	0.35	ug/L			04/02/16 01:40	1
1,2,4-Trichlorobenzene	0.27	U	1.0	0.27	ug/L			04/02/16 01:40	1
1,2-Dibromo-3-Chloropropane	0.23	U	1.0	0.23	ug/L			04/02/16 01:40	1
1,2-Dibromoethane	0.19	U	1.0	0.19	ug/L			04/02/16 01:40	1
1,2-Dichlorobenzene	0.22	U	1.0	0.22	ug/L			04/02/16 01:40	1
1,2-Dichloroethane	0.25	U	1.0	0.25	ug/L			04/02/16 01:40	1
1,2-Dichloropropane	0.18	U	1.0	0.18	ug/L			04/02/16 01:40	1
1,3-Dichlorobenzene	0.33	U	1.0	0.33	ug/L			04/02/16 01:40	1
1,4-Dichlorobenzene	0.33	U	1.0	0.33	ug/L			04/02/16 01:40	1
1,4-Dioxane	8.7	U	50	8.7	ug/L			04/02/16 01:40	1
2-Butanone	2.2	U	5.0	2.2	ug/L			04/02/16 01:40	1
2-Hexanone	0.72	U	5.0	0.72	ug/L			04/02/16 01:40	1
4-Methyl-2-pentanone	0.63	U	5.0	0.63	ug/L			04/02/16 01:40	1
Acetone	1.1	U	5.0	1.1	ug/L			04/02/16 01:40	1
Benzene	0.090	U	1.0	0.090	ug/L			04/02/16 01:40	1
Bromochloromethane	0.30	U	1.0	0.30	ug/L			04/02/16 01:40	1
Bromodichloromethane	0.15	U	1.0	0.15	ug/L			04/02/16 01:40	1
Bromoform	0.18	U	1.0	0.18	ug/L			04/02/16 01:40	1
Bromomethane	0.18	U	1.0	0.18	ug/L			04/02/16 01:40	1
Carbon disulfide	0.22	U	1.0	0.22	ug/L			04/02/16 01:40	1
Carbon tetrachloride	0.33	U	1.0	0.33	ug/L			04/02/16 01:40	1
Chlorobenzene	0.24	U	1.0	0.24	ug/L			04/02/16 01:40	1
Chloroethane	0.37	U	1.0	0.37	ug/L			04/02/16 01:40	1
Chloroform	0.22	U	1.0	0.22	ug/L			04/02/16 01:40	1
Chloromethane	0.22	U	1.0	0.22	ug/L			04/02/16 01:40	1
cis-1,2-Dichloroethene	0.26	U	1.0	0.26	ug/L			04/02/16 01:40	1
cis-1,3-Dichloropropene	0.16	U	1.0	0.16	ug/L			04/02/16 01:40	1
Cyclohexane	0.26	U *	1.0	0.26	ug/L			04/02/16 01:40	1
Dibromochloromethane	0.22	U	1.0	0.22	ug/L			04/02/16 01:40	1
Dichlorodifluoromethane	0.14	U	1.0	0.14	ug/L			04/02/16 01:40	1
Ethylbenzene	0.30	U	1.0	0.30	ug/L			04/02/16 01:40	1
Freon TF	0.34	U	1.0	0.34	ug/L			04/02/16 01:40	1
Isopropylbenzene	0.32	U	1.0	0.32	ug/L			04/02/16 01:40	1
m&p-Xylene	0.28	U	1.0	0.28	ug/L			04/02/16 01:40	1
Methyl acetate	0.58	U	5.0	0.58	ug/L			04/02/16 01:40	1
Methylcyclohexane	0.22	U *	1.0	0.22	ug/L			04/02/16 01:40	1
Methylene Chloride	0.21	U	1.0	0.21	ug/L			04/02/16 01:40	1
MTBE	0.13	U	1.0	0.13	ug/L			04/02/16 01:40	1
o-Xylene	0.32	U	1.0	0.32	ug/L			04/02/16 01:40	1
Styrene	0.17	U	1.0	0.17	ug/L			04/02/16 01:40	1
Tetrachloroethene	0.12	U	1.0	0.12	ug/L			04/02/16 01:40	1
Toluene	0.25	U	1.0	0.25	ug/L			04/02/16 01:40	1
trans-1,2-Dichloroethene	0.18	U	1.0	0.18	ug/L			04/02/16 01:40	1
trans-1,3-Dichloropropene	0.19	U	1.0	0.19	ug/L			04/02/16 01:40	1

Client Sample ID: MW-2D

Date Collected: 03/22/16 10:25
Date Received: 03/23/16 21:00

Lab Sample ID: 460-111103-4

Matrix: Water

Method: 8260C - Volatile Organic Compounds by GC/MS (Continued)

Analyte	Result	Qualifier	RL	MDL	Unit	D	Prepared	Analyzed	Dil Fac
Trichloroethene	0.22	U	1.0	0.22	ug/L			04/02/16 01:40	1
Trichlorofluoromethane	0.15	U	1.0	0.15	ug/L			04/02/16 01:40	1
Vinyl chloride	0.060	U	1.0	0.060	ug/L			04/02/16 01:40	1

Tentatively Identified Compound	*Est. Result*	*Qualifier*	*Unit*	*D*	*RT*	*CAS No.*	*Prepared*	*Analyzed*	*Dil Fac*
Tentatively Identified Compound	*None*		*ug/L*					*04/02/16 01:40*	*1*

Surrogate	*%Recovery*	*Qualifier*	*Limits*	*Prepared*	*Analyzed*	*Dil Fac*
1,2-Dichloroethane-d4 (Surr)	*99*		*70 - 130*		*04/02/16 01:40*	*1*
Bromofluorobenzene	*114*		*70 - 130*		*04/02/16 01:40*	*1*
Dibromofluoromethane (Surr)	*107*		*70 - 130*		*04/02/16 01:40*	*1*
Toluene-d8 (Surr)	*96*		*70 - 130*		*04/02/16 01:40*	*1*

Client Sample ID: MW-2I

Date Collected: 03/22/16 10:30
Date Received: 03/23/16 21:00

Lab Sample ID: 460-111103-5

Matrix: Water

Method: 8260C - Volatile Organic Compounds by GC/MS

Analyte	Result	Qualifier	RL	MDL	Unit	D	Prepared	Analyzed	Dil Fac
1,1,1-Trichloroethane	0.28	U	1.0	0.28	ug/L			04/02/16 02:08	1
1,1,2,2-Tetrachloroethane	0.19	U	1.0	0.19	ug/L			04/02/16 02:08	1
1,1,2-Trichloroethane	0.080	U	1.0	0.080	ug/L			04/02/16 02:08	1
1,1-Dichloroethane	0.24	U	1.0	0.24	ug/L			04/02/16 02:08	1
1,1-Dichloroethene	0.34	U	1.0	0.34	ug/L			04/02/16 02:08	1
1,2,3-Trichlorobenzene	0.35	U	1.0	0.35	ug/L			04/02/16 02:08	1
1,2,4-Trichlorobenzene	0.27	U	1.0	0.27	ug/L			04/02/16 02:08	1
1,2-Dibromo-3-Chloropropane	0.23	U	1.0	0.23	ug/L			04/02/16 02:08	1
1,2-Dibromoethane	0.19	U	1.0	0.19	ug/L			04/02/16 02:08	1
1,2-Dichlorobenzene	0.22	U	1.0	0.22	ug/L			04/02/16 02:08	1
1,2-Dichloroethane	0.25	U	1.0	0.25	ug/L			04/02/16 02:08	1
1,2-Dichloropropane	0.18	U	1.0	0.18	ug/L			04/02/16 02:08	1
1,3-Dichlorobenzene	0.33	U	1.0	0.33	ug/L			04/02/16 02:08	1
1,4-Dichlorobenzene	0.33	U	1.0	0.33	ug/L			04/02/16 02:08	1
1,4-Dioxane	8.7	U	50	8.7	ug/L			04/02/16 02:08	1
2-Butanone	2.2	U	5.0	2.2	ug/L			04/02/16 02:08	1
2-Hexanone	0.72	U	5.0	0.72	ug/L			04/02/16 02:08	1
4-Methyl-2-pentanone	0.63	U	5.0	0.63	ug/L			04/02/16 02:08	1
Acetone	1.1	U	5.0	1.1	ug/L			04/02/16 02:08	1
Benzene	0.090	U	1.0	0.090	ug/L			04/02/16 02:08	1
Bromochloromethane	0.30	U	1.0	0.30	ug/L			04/02/16 02:08	1
Bromodichloromethane	0.15	U	1.0	0.15	ug/L			04/02/16 02:08	1
Bromoform	0.18	U	1.0	0.18	ug/L			04/02/16 02:08	1
Bromomethane	0.18	U	1.0	0.18	ug/L			04/02/16 02:08	1
Carbon disulfide	0.22	U	1.0	0.22	ug/L			04/02/16 02:08	1
Carbon tetrachloride	0.33	U	1.0	0.33	ug/L			04/02/16 02:08	1
Chlorobenzene	0.24	U	1.0	0.24	ug/L			04/02/16 02:08	1
Chloroethane	0.37	U	1.0	0.37	ug/L			04/02/16 02:08	1
Chloroform	**0.93**	**J**	1.0	0.22	ug/L			04/02/16 02:08	1
Chloromethane	0.22	U	1.0	0.22	ug/L			04/02/16 02:08	1
cis-1,2-Dichloroethene	0.26	U	1.0	0.26	ug/L			04/02/16 02:08	1

Client Sample ID: MW-2I

Date Collected: 03/22/16 10:30
Date Received: 03/23/16 21:00

Lab Sample ID: 460-111103-5

Matrix: Water

Method: 8260C - Volatile Organic Compounds by GC/MS (Continued)

Analyte	Result	Qualifier	RL	MDL	Unit	D	Prepared	Analyzed	Dil Fac
cis-1,3-Dichloropropene	0.16	U	1.0	0.16	ug/L			04/02/16 02:08	1
Cyclohexane	0.26	U *	1.0	0.26	ug/L			04/02/16 02:08	1
Dibromochloromethane	0.22	U	1.0	0.22	ug/L			04/02/16 02:08	1
Dichlorodifluoromethane	0.14	U	1.0	0.14	ug/L			04/02/16 02:08	1
Ethylbenzene	0.30	U	1.0	0.30	ug/L			04/02/16 02:08	1
Freon TF	0.34	U	1.0	0.34	ug/L			04/02/16 02:08	1
Isopropylbenzene	0.32	U	1.0	0.32	ug/L			04/02/16 02:08	1
m&p-Xylene	0.28	U	1.0	0.28	ug/L			04/02/16 02:08	1
Methyl acetate	0.58	U	5.0	0.58	ug/L			04/02/16 02:08	1
Methylcyclohexane	0.22	U *	1.0	0.22	ug/L			04/02/16 02:08	1
Methylene Chloride	0.21	U	1.0	0.21	ug/L			04/02/16 02:08	1
MTBE	0.13	U	1.0	0.13	ug/L			04/02/16 02:08	1
o-Xylene	0.32	U	1.0	0.32	ug/L			04/02/16 02:08	1
Styrene	0.17	U	1.0	0.17	ug/L			04/02/16 02:08	1
Tetrachloroethene	0.12	U	1.0	0.12	ug/L			04/02/16 02:08	1
Toluene	0.25	U	1.0	0.25	ug/L			04/02/16 02:08	1
trans-1,2-Dichloroethene	0.18	U	1.0	0.18	ug/L			04/02/16 02:08	1
trans-1,3-Dichloropropene	0.19	U	1.0	0.19	ug/L			04/02/16 02:08	1
Trichloroethene	0.22	U	1.0	0.22	ug/L			04/02/16 02:08	1
Trichlorofluoromethane	**0.35**	**J**	1.0	0.15	ug/L			04/02/16 02:08	1
Vinyl chloride	0.060	U	1.0	0.060	ug/L			04/02/16 02:08	1

Tentatively Identified Compound	*Est. Result*	*Qualifier*	*Unit*	*D*	*RT*	*CAS No.*	*Prepared*	*Analyzed*	*Dil Fac*
Tentatively Identified Compound	*None*		*ug/L*					*04/02/16 02:08*	*1*

Surrogate	*%Recovery*	*Qualifier*	*Limits*	*Prepared*	*Analyzed*	*Dil Fac*
1,2-Dichloroethane-d4 (Surr)	*95*		*70 - 130*		*04/02/16 02:08*	*1*
Bromofluorobenzene	*101*		*70 - 130*		*04/02/16 02:08*	*1*
Dibromofluoromethane (Surr)	*102*		*70 - 130*		*04/02/16 02:08*	*1*
Toluene-d8 (Surr)	*90*		*70 - 130*		*04/02/16 02:08*	*1*

Client Sample ID: MW-3D

Date Collected: 03/22/16 09:55
Date Received: 03/23/16 21:00

Lab Sample ID: 460-111103-6

Matrix: Water

Method: 8260C - Volatile Organic Compounds by GC/MS

Analyte	Result	Qualifier	RL	MDL	Unit	D	Prepared	Analyzed	Dil Fac
1,1,1-Trichloroethane	0.28	U	1.0	0.28	ug/L			04/02/16 02:35	1
1,1,2,2-Tetrachloroethane	0.19	U	1.0	0.19	ug/L			04/02/16 02:35	1
1,1,2-Trichloroethane	0.080	U	1.0	0.080	ug/L			04/02/16 02:35	1
1,1-Dichloroethane	0.24	U	1.0	0.24	ug/L			04/02/16 02:35	1
1,1-Dichloroethene	0.34	U	1.0	0.34	ug/L			04/02/16 02:35	1
1,2,3-Trichlorobenzene	0.35	U	1.0	0.35	ug/L			04/02/16 02:35	1
1,2,4-Trichlorobenzene	0.27	U	1.0	0.27	ug/L			04/02/16 02:35	1
1,2-Dibromo-3-Chloropropane	0.23	U	1.0	0.23	ug/L			04/02/16 02:35	1
1,2-Dibromoethane	0.19	U	1.0	0.19	ug/L			04/02/16 02:35	1
1,2-Dichlorobenzene	0.22	U	1.0	0.22	ug/L			04/02/16 02:35	1
1,2-Dichloroethane	0.25	U	1.0	0.25	ug/L			04/02/16 02:35	1
1,2-Dichloropropane	0.18	U	1.0	0.18	ug/L			04/02/16 02:35	1
1,3-Dichlorobenzene	0.33	U	1.0	0.33	ug/L			04/02/16 02:35	1

Client Sample ID: MW-3D

Date Collected: 03/22/16 09:55
Date Received: 03/23/16 21:00

Lab Sample ID: 460-111103-6

Matrix: Water

Method: 8260C - Volatile Organic Compounds by GC/MS (Continued)

Analyte	Result	Qualifier	RL	MDL	Unit	D	Prepared	Analyzed	Dil Fac
1,4-Dichlorobenzene	0.33	U	1.0	0.33	ug/L			04/02/16 02:35	1
1,4-Dioxane	8.7	U	50	8.7	ug/L			04/02/16 02:35	1
2-Butanone	2.2	U	5.0	2.2	ug/L			04/02/16 02:35	1
2-Hexanone	0.72	U	5.0	0.72	ug/L			04/02/16 02:35	1
4-Methyl-2-pentanone	0.63	U	5.0	0.63	ug/L			04/02/16 02:35	1
Acetone	1.1	U	5.0	1.1	ug/L			04/02/16 02:35	1
Benzene	0.090	U	1.0	0.090	ug/L			04/02/16 02:35	1
Bromochloromethane	0.30	U	1.0	0.30	ug/L			04/02/16 02:35	1
Bromodichloromethane	0.15	U	1.0	0.15	ug/L			04/02/16 02:35	1
Bromoform	0.18	U	1.0	0.18	ug/L			04/02/16 02:35	1
Bromomethane	0.18	U	1.0	0.18	ug/L			04/02/16 02:35	1
Carbon disulfide	0.22	U	1.0	0.22	ug/L			04/02/16 02:35	1
Carbon tetrachloride	0.33	U	1.0	0.33	ug/L			04/02/16 02:35	1
Chlorobenzene	0.24	U	1.0	0.24	ug/L			04/02/16 02:35	1
Chloroethane	0.37	U	1.0	0.37	ug/L			04/02/16 02:35	1
Chloroform	0.22	U	1.0	0.22	ug/L			04/02/16 02:35	1
Chloromethane	0.22	U	1.0	0.22	ug/L			04/02/16 02:35	1
cis-1,2-Dichloroethene	0.26	U	1.0	0.26	ug/L			04/02/16 02:35	1
cis-1,3-Dichloropropene	0.16	U	1.0	0.16	ug/L			04/02/16 02:35	1
Cyclohexane	0.26	U *	1.0	0.26	ug/L			04/02/16 02:35	1
Dibromochloromethane	0.22	U	1.0	0.22	ug/L			04/02/16 02:35	1
Dichlorodifluoromethane	0.14	U	1.0	0.14	ug/L			04/02/16 02:35	1
Ethylbenzene	0.30	U	1.0	0.30	ug/L			04/02/16 02:35	1
Freon TF	0.34	U	1.0	0.34	ug/L			04/02/16 02:35	1
Isopropylbenzene	0.32	U	1.0	0.32	ug/L			04/02/16 02:35	1
m&p-Xylene	0.28	U	1.0	0.28	ug/L			04/02/16 02:35	1
Methyl acetate	0.58	U	5.0	0.58	ug/L			04/02/16 02:35	1
Methylcyclohexane	0.22	U *	1.0	0.22	ug/L			04/02/16 02:35	1
Methylene Chloride	0.21	U	1.0	0.21	ug/L			04/02/16 02:35	1
MTBE	0.13	U	1.0	0.13	ug/L			04/02/16 02:35	1
o-Xylene	0.32	U	1.0	0.32	ug/L			04/02/16 02:35	1
Styrene	0.17	U	1.0	0.17	ug/L			04/02/16 02:35	1
Tetrachloroethene	0.12	U	1.0	0.12	ug/L			04/02/16 02:35	1
Toluene	0.25	U	1.0	0.25	ug/L			04/02/16 02:35	1
trans-1,2-Dichloroethene	0.18	U	1.0	0.18	ug/L			04/02/16 02:35	1
trans-1,3-Dichloropropene	0.19	U	1.0	0.19	ug/L			04/02/16 02:35	1
Trichloroethene	0.22	U	1.0	0.22	ug/L			04/02/16 02:35	1
Trichlorofluoromethane	0.15	U	1.0	0.15	ug/L			04/02/16 02:35	1
Vinyl chloride	0.060	U	1.0	0.060	ug/L			04/02/16 02:35	1

Tentatively Identified Compound	*Est. Result*	*Qualifier*	*Unit*	*D*	*RT*	*CAS No.*	*Prepared*	*Analyzed*	*Dil Fac*
Tentatively Identified Compound	*None*		*ug/L*					*04/02/16 02:35*	*1*

Surrogate	*%Recovery*	*Qualifier*	*Limits*	*Prepared*	*Analyzed*	*Dil Fac*
1,2-Dichloroethane-d4 (Surr)	*97*		*70 - 130*		*04/02/16 02:35*	*1*
Bromofluorobenzene	*107*		*70 - 130*		*04/02/16 02:35*	*1*
Dibromofluoromethane (Surr)	*103*		*70 - 130*		*04/02/16 02:35*	*1*
Toluene-d8 (Surr)	*92*		*70 - 130*		*04/02/16 02:35*	*1*

Client Sample ID: MW-501S
Date Collected: 03/22/16 08:04
Date Received: 03/23/16 21:00

Lab Sample ID: 460-111103-7
Matrix: Water

Method: 8260C - Volatile Organic Compounds by GC/MS

Analyte	Result	Qualifier	RL	MDL	Unit	D	Prepared	Analyzed	Dil Fac
1,1,1-Trichloroethane	0.28	U	1.0	0.28	ug/L			04/02/16 03:03	1
1,1,2,2-Tetrachloroethane	0.19	U	1.0	0.19	ug/L			04/02/16 03:03	1
1,1,2-Trichloroethane	0.080	U	1.0	0.080	ug/L			04/02/16 03:03	1
1,1-Dichloroethane	0.24	U	1.0	0.24	ug/L			04/02/16 03:03	1
1,1-Dichloroethene	0.34	U	1.0	0.34	ug/L			04/02/16 03:03	1
1,2,3-Trichlorobenzene	0.35	U	1.0	0.35	ug/L			04/02/16 03:03	1
1,2,4-Trichlorobenzene	0.27	U	1.0	0.27	ug/L			04/02/16 03:03	1
1,2-Dibromo-3-Chloropropane	0.23	U	1.0	0.23	ug/L			04/02/16 03:03	1
1,2-Dibromoethane	0.19	U	1.0	0.19	ug/L			04/02/16 03:03	1
1,2-Dichlorobenzene	0.22	U	1.0	0.22	ug/L			04/02/16 03:03	1
1,2-Dichloroethane	0.25	U	1.0	0.25	ug/L			04/02/16 03:03	1
1,2-Dichloropropane	0.18	U	1.0	0.18	ug/L			04/02/16 03:03	1
1,3-Dichlorobenzene	0.33	U	1.0	0.33	ug/L			04/02/16 03:03	1
1,4-Dichlorobenzene	0.33	U	1.0	0.33	ug/L			04/02/16 03:03	1
1,4-Dioxane	8.7	U	50	8.7	ug/L			04/02/16 03:03	1
2-Butanone	2.2	U	5.0	2.2	ug/L			04/02/16 03:03	1
2-Hexanone	0.72	U	5.0	0.72	ug/L			04/02/16 03:03	1
4-Methyl-2-pentanone	0.63	U	5.0	0.63	ug/L			04/02/16 03:03	1
Acetone	1.1	U	5.0	1.1	ug/L			04/02/16 03:03	1
Benzene	0.090	U	1.0	0.090	ug/L			04/02/16 03:03	1
Bromochloromethane	0.30	U	1.0	0.30	ug/L			04/02/16 03:03	1
Bromodichloromethane	0.15	U	1.0	0.15	ug/L			04/02/16 03:03	1
Bromoform	0.18	U	1.0	0.18	ug/L			04/02/16 03:03	1
Bromomethane	0.18	U	1.0	0.18	ug/L			04/02/16 03:03	1
Carbon disulfide	0.22	U	1.0	0.22	ug/L			04/02/16 03:03	1
Carbon tetrachloride	0.33	U	1.0	0.33	ug/L			04/02/16 03:03	1
Chlorobenzene	0.24	U	1.0	0.24	ug/L			04/02/16 03:03	1
Chloroethane	0.37	U	1.0	0.37	ug/L			04/02/16 03:03	1
Chloroform	**2.0**		1.0	0.22	ug/L			04/02/16 03:03	1
Chloromethane	0.22	U	1.0	0.22	ug/L			04/02/16 03:03	1
cis-1,2-Dichloroethene	0.26	U	1.0	0.26	ug/L			04/02/16 03:03	1
cis-1,3-Dichloropropene	0.16	U	1.0	0.16	ug/L			04/02/16 03:03	1
Cyclohexane	0.26	U *	1.0	0.26	ug/L			04/02/16 03:03	1
Dibromochloromethane	0.22	U	1.0	0.22	ug/L			04/02/16 03:03	1
Dichlorodifluoromethane	0.14	U	1.0	0.14	ug/L			04/02/16 03:03	1
Ethylbenzene	0.30	U	1.0	0.30	ug/L			04/02/16 03:03	1
Freon TF	0.34	U	1.0	0.34	ug/L			04/02/16 03:03	1
Isopropylbenzene	0.32	U	1.0	0.32	ug/L			04/02/16 03:03	1
m&p-Xylene	0.28	U	1.0	0.28	ug/L			04/02/16 03:03	1
Methyl acetate	0.58	U	5.0	0.58	ug/L			04/02/16 03:03	1
Methylcyclohexane	0.22	U *	1.0	0.22	ug/L			04/02/16 03:03	1
Methylene Chloride	0.21	U	1.0	0.21	ug/L			04/02/16 03:03	1
MTBE	0.13	U	1.0	0.13	ug/L			04/02/16 03:03	1
o-Xylene	0.32	U	1.0	0.32	ug/L			04/02/16 03:03	1
Styrene	0.17	U	1.0	0.17	ug/L			04/02/16 03:03	1
Tetrachloroethene	0.12	U	1.0	0.12	ug/L			04/02/16 03:03	1
Toluene	0.25	U	1.0	0.25	ug/L			04/02/16 03:03	1
trans-1,2-Dichloroethene	0.18	U	1.0	0.18	ug/L			04/02/16 03:03	1
trans-1,3-Dichloropropene	0.19	U	1.0	0.19	ug/L			04/02/16 03:03	1

Client Sample ID: MW-501S

Lab Sample ID: 460-111103-7

Date Collected: 03/22/16 08:04

Matrix: Water

Date Received: 03/23/16 21:00

Method: 8260C - Volatile Organic Compounds by GC/MS (Continued)

Analyte	Result	Qualifier	RL	MDL	Unit	D	Prepared	Analyzed	Dil Fac
Trichloroethene	0.22	U	1.0	0.22	ug/L			04/02/16 03:03	1
Trichlorofluoromethane	0.15	U	1.0	0.15	ug/L			04/02/16 03:03	1
Vinyl chloride	0.060	U	1.0	0.060	ug/L			04/02/16 03:03	1

Tentatively Identified Compound	*Est. Result*	*Qualifier*	*Unit*	*D*	*RT*	*CAS No.*	*Prepared*	*Analyzed*	*Dil Fac*
Tentatively Identified Compound	*None*		*ug/L*					*04/02/16 03:03*	*1*

Surrogate	*%Recovery*	*Qualifier*	*Limits*	*Prepared*	*Analyzed*	*Dil Fac*
1,2-Dichloroethane-d4 (Surr)	*99*		*70 - 130*		*04/02/16 03:03*	*1*
Bromofluorobenzene	*101*		*70 - 130*		*04/02/16 03:03*	*1*
Dibromofluoromethane (Surr)	*106*		*70 - 130*		*04/02/16 03:03*	*1*
Toluene-d8 (Surr)	*96*		*70 - 130*		*04/02/16 03:03*	*1*

Client Sample ID: MW-501I

Lab Sample ID: 460-111103-8

Date Collected: 03/22/16 08:09

Matrix: Water

Date Received: 03/23/16 21:00

Method: 8260C - Volatile Organic Compounds by GC/MS

Analyte	Result	Qualifier	RL	MDL	Unit	D	Prepared	Analyzed	Dil Fac
1,1,1-Trichloroethane	0.28	U	1.0	0.28	ug/L			04/02/16 03:31	1
1,1,2,2-Tetrachloroethane	0.19	U	1.0	0.19	ug/L			04/02/16 03:31	1
1,1,2-Trichloroethane	0.080	U	1.0	0.080	ug/L			04/02/16 03:31	1
1,1-Dichloroethane	0.24	U	1.0	0.24	ug/L			04/02/16 03:31	1
1,1-Dichloroethene	0.34	U	1.0	0.34	ug/L			04/02/16 03:31	1
1,2,3-Trichlorobenzene	0.35	U	1.0	0.35	ug/L			04/02/16 03:31	1
1,2,4-Trichlorobenzene	0.27	U	1.0	0.27	ug/L			04/02/16 03:31	1
1,2-Dibromo-3-Chloropropane	0.23	U	1.0	0.23	ug/L			04/02/16 03:31	1
1,2-Dibromoethane	0.19	U	1.0	0.19	ug/L			04/02/16 03:31	1
1,2-Dichlorobenzene	0.22	U	1.0	0.22	ug/L			04/02/16 03:31	1
1,2-Dichloroethane	0.25	U	1.0	0.25	ug/L			04/02/16 03:31	1
1,2-Dichloropropane	0.18	U	1.0	0.18	ug/L			04/02/16 03:31	1
1,3-Dichlorobenzene	0.33	U	1.0	0.33	ug/L			04/02/16 03:31	1
1,4-Dichlorobenzene	0.33	U	1.0	0.33	ug/L			04/02/16 03:31	1
1,4-Dioxane	8.7	U	50	8.7	ug/L			04/02/16 03:31	1
2-Butanone	2.2	U	5.0	2.2	ug/L			04/02/16 03:31	1
2-Hexanone	0.72	U	5.0	0.72	ug/L			04/02/16 03:31	1
4-Methyl-2-pentanone	0.63	U	5.0	0.63	ug/L			04/02/16 03:31	1
Acetone	1.1	U	5.0	1.1	ug/L			04/02/16 03:31	1
Benzene	0.090	U	1.0	0.090	ug/L			04/02/16 03:31	1
Bromochloromethane	0.30	U	1.0	0.30	ug/L			04/02/16 03:31	1
Bromodichloromethane	0.15	U	1.0	0.15	ug/L			04/02/16 03:31	1
Bromoform	0.18	U	1.0	0.18	ug/L			04/02/16 03:31	1
Bromomethane	0.18	U	1.0	0.18	ug/L			04/02/16 03:31	1
Carbon disulfide	0.22	U	1.0	0.22	ug/L			04/02/16 03:31	1
Carbon tetrachloride	0.33	U	1.0	0.33	ug/L			04/02/16 03:31	1
Chlorobenzene	0.24	U	1.0	0.24	ug/L			04/02/16 03:31	1
Chloroethane	0.37	U	1.0	0.37	ug/L			04/02/16 03:31	1
Chloroform	0.22	U	1.0	0.22	ug/L			04/02/16 03:31	1
Chloromethane	0.22	U	1.0	0.22	ug/L			04/02/16 03:31	1
cis-1,2-Dichloroethene	0.26	U	1.0	0.26	ug/L			04/02/16 03:31	1

Client Sample ID: MW-501I

Date Collected: 03/22/16 08:09
Date Received: 03/23/16 21:00

Lab Sample ID: 460-111103-8

Matrix: Water

Method: 8260C - Volatile Organic Compounds by GC/MS (Continued)

Analyte	Result	Qualifier	RL	MDL	Unit	D	Prepared	Analyzed	Dil Fac
cis-1,3-Dichloropropene	0.16	U	1.0	0.16	ug/L			04/02/16 03:31	1
Cyclohexane	0.26	U *	1.0	0.26	ug/L			04/02/16 03:31	1
Dibromochloromethane	0.22	U	1.0	0.22	ug/L			04/02/16 03:31	1
Dichlorodifluoromethane	0.14	U	1.0	0.14	ug/L			04/02/16 03:31	1
Ethylbenzene	0.30	U	1.0	0.30	ug/L			04/02/16 03:31	1
Freon TF	0.34	U	1.0	0.34	ug/L			04/02/16 03:31	1
Isopropylbenzene	0.32	U	1.0	0.32	ug/L			04/02/16 03:31	1
m&p-Xylene	0.28	U	1.0	0.28	ug/L			04/02/16 03:31	1
Methyl acetate	0.58	U	5.0	0.58	ug/L			04/02/16 03:31	1
Methylcyclohexane	0.22	U *	1.0	0.22	ug/L			04/02/16 03:31	1
Methylene Chloride	0.21	U	1.0	0.21	ug/L			04/02/16 03:31	1
MTBE	0.13	U	1.0	0.13	ug/L			04/02/16 03:31	1
o-Xylene	0.32	U	1.0	0.32	ug/L			04/02/16 03:31	1
Styrene	0.17	U	1.0	0.17	ug/L			04/02/16 03:31	1
Tetrachloroethene	0.12	U	1.0	0.12	ug/L			04/02/16 03:31	1
Toluene	0.25	U	1.0	0.25	ug/L			04/02/16 03:31	1
trans-1,2-Dichloroethene	0.18	U	1.0	0.18	ug/L			04/02/16 03:31	1
trans-1,3-Dichloropropene	0.19	U	1.0	0.19	ug/L			04/02/16 03:31	1
Trichloroethene	**0.45**	**J**	1.0	0.22	ug/L			04/02/16 03:31	1
Trichlorofluoromethane	0.15	U	1.0	0.15	ug/L			04/02/16 03:31	1
Vinyl chloride	0.060	U	1.0	0.060	ug/L			04/02/16 03:31	1

Tentatively Identified Compound	*Est. Result*	*Qualifier*	*Unit*	*D*	*RT*	*CAS No.*	*Prepared*	*Analyzed*	*Dil Fac*
Tentatively Identified Compound	*None*		*ug/L*					*04/02/16 03:31*	*1*

Surrogate	*%Recovery*	*Qualifier*	*Limits*	*Prepared*	*Analyzed*	*Dil Fac*
1,2-Dichloroethane-d4 (Surr)	*96*		*70 - 130*		*04/02/16 03:31*	*1*
Bromofluorobenzene	*101*		*70 - 130*		*04/02/16 03:31*	*1*
Dibromofluoromethane (Surr)	*102*		*70 - 130*		*04/02/16 03:31*	*1*
Toluene-d8 (Surr)	*94*		*70 - 130*		*04/02/16 03:31*	*1*

Client Sample ID: MW-502S

Date Collected: 03/22/16 08:40
Date Received: 03/23/16 21:00

Lab Sample ID: 460-111103-9

Matrix: Water

Method: 8260C - Volatile Organic Compounds by GC/MS

Analyte	Result	Qualifier	RL	MDL	Unit	D	Prepared	Analyzed	Dil Fac
1,1,1-Trichloroethane	0.28	U	1.0	0.28	ug/L			04/02/16 03:59	1
1,1,2,2-Tetrachloroethane	0.19	U	1.0	0.19	ug/L			04/02/16 03:59	1
1,1,2-Trichloroethane	0.080	U	1.0	0.080	ug/L			04/02/16 03:59	1
1,1-Dichloroethane	0.24	U	1.0	0.24	ug/L			04/02/16 03:59	1
1,1-Dichloroethene	0.34	U	1.0	0.34	ug/L			04/02/16 03:59	1
1,2,3-Trichlorobenzene	0.35	U	1.0	0.35	ug/L			04/02/16 03:59	1
1,2,4-Trichlorobenzene	0.27	U	1.0	0.27	ug/L			04/02/16 03:59	1
1,2-Dibromo-3-Chloropropane	0.23	U	1.0	0.23	ug/L			04/02/16 03:59	1
1,2-Dibromoethane	0.19	U	1.0	0.19	ug/L			04/02/16 03:59	1
1,2-Dichlorobenzene	0.22	U	1.0	0.22	ug/L			04/02/16 03:59	1
1,2-Dichloroethane	0.25	U	1.0	0.25	ug/L			04/02/16 03:59	1
1,2-Dichloropropane	0.18	U	1.0	0.18	ug/L			04/02/16 03:59	1
1,3-Dichlorobenzene	0.33	U	1.0	0.33	ug/L			04/02/16 03:59	1

Client Sample ID: MW-502S

Date Collected: 03/22/16 08:40
Date Received: 03/23/16 21:00

Lab Sample ID: 460-111103-9

Matrix: Water

Method: 8260C - Volatile Organic Compounds by GC/MS (Continued)

Analyte	Result	Qualifier	RL	MDL	Unit	D	Prepared	Analyzed	Dil Fac
1,4-Dichlorobenzene	0.33	U	1.0	0.33	ug/L			04/02/16 03:59	1
1,4-Dioxane	8.7	U	50	8.7	ug/L			04/02/16 03:59	1
2-Butanone	2.2	U	5.0	2.2	ug/L			04/02/16 03:59	1
2-Hexanone	0.72	U	5.0	0.72	ug/L			04/02/16 03:59	1
4-Methyl-2-pentanone	0.63	U	5.0	0.63	ug/L			04/02/16 03:59	1
Acetone	1.1	U	5.0	1.1	ug/L			04/02/16 03:59	1
Benzene	0.090	U	1.0	0.090	ug/L			04/02/16 03:59	1
Bromochloromethane	0.30	U	1.0	0.30	ug/L			04/02/16 03:59	1
Bromodichloromethane	0.15	U	1.0	0.15	ug/L			04/02/16 03:59	1
Bromoform	0.18	U	1.0	0.18	ug/L			04/02/16 03:59	1
Bromomethane	0.18	U	1.0	0.18	ug/L			04/02/16 03:59	1
Carbon disulfide	0.22	U	1.0	0.22	ug/L			04/02/16 03:59	1
Carbon tetrachloride	0.33	U	1.0	0.33	ug/L			04/02/16 03:59	1
Chlorobenzene	0.24	U	1.0	0.24	ug/L			04/02/16 03:59	1
Chloroethane	0.37	U	1.0	0.37	ug/L			04/02/16 03:59	1
Chloroform	**0.98**	**J**	1.0	0.22	ug/L			04/02/16 03:59	1
Chloromethane	0.22	U	1.0	0.22	ug/L			04/02/16 03:59	1
cis-1,2-Dichloroethene	0.26	U	1.0	0.26	ug/L			04/02/16 03:59	1
cis-1,3-Dichloropropene	0.16	U	1.0	0.16	ug/L			04/02/16 03:59	1
Cyclohexane	0.26	U *	1.0	0.26	ug/L			04/02/16 03:59	1
Dibromochloromethane	0.22	U	1.0	0.22	ug/L			04/02/16 03:59	1
Dichlorodifluoromethane	0.14	U	1.0	0.14	ug/L			04/02/16 03:59	1
Ethylbenzene	0.30	U	1.0	0.30	ug/L			04/02/16 03:59	1
Freon TF	**0.57**	**J**	1.0	0.34	ug/L			04/02/16 03:59	1
Isopropylbenzene	0.32	U	1.0	0.32	ug/L			04/02/16 03:59	1
m&p-Xylene	0.28	U	1.0	0.28	ug/L			04/02/16 03:59	1
Methyl acetate	0.58	U	5.0	0.58	ug/L			04/02/16 03:59	1
Methylcyclohexane	0.22	U *	1.0	0.22	ug/L			04/02/16 03:59	1
Methylene Chloride	0.21	U	1.0	0.21	ug/L			04/02/16 03:59	1
MTBE	0.13	U	1.0	0.13	ug/L			04/02/16 03:59	1
o-Xylene	0.32	U	1.0	0.32	ug/L			04/02/16 03:59	1
Styrene	0.17	U	1.0	0.17	ug/L			04/02/16 03:59	1
Tetrachloroethene	**0.91**	**J**	1.0	0.12	ug/L			04/02/16 03:59	1
Toluene	0.25	U	1.0	0.25	ug/L			04/02/16 03:59	1
trans-1,2-Dichloroethene	0.18	U	1.0	0.18	ug/L			04/02/16 03:59	1
trans-1,3-Dichloropropene	0.19	U	1.0	0.19	ug/L			04/02/16 03:59	1
Trichloroethene	**0.70**	**J**	1.0	0.22	ug/L			04/02/16 03:59	1
Trichlorofluoromethane	0.15	U	1.0	0.15	ug/L			04/02/16 03:59	1
Vinyl chloride	0.060	U	1.0	0.060	ug/L			04/02/16 03:59	1

Tentatively Identified Compound	*Est. Result*	*Qualifier*	*Unit*	*D*	*RT*	*CAS No.*	*Prepared*	*Analyzed*	*Dil Fac*
Tentatively Identified Compound	*None*		*ug/L*					*04/02/16 03:59*	*1*

Surrogate	*%Recovery*	*Qualifier*	*Limits*	*Prepared*	*Analyzed*	*Dil Fac*
1,2-Dichloroethane-d4 (Surr)	*94*		*70 - 130*		*04/02/16 03:59*	*1*
Bromofluorobenzene	*104*		*70 - 130*		*04/02/16 03:59*	*1*
Dibromofluoromethane (Surr)	*101*		*70 - 130*		*04/02/16 03:59*	*1*
Toluene-d8 (Surr)	*92*		*70 - 130*		*04/02/16 03:59*	*1*

Client Sample ID: MW-502I
Date Collected: 03/22/16 08:45
Date Received: 03/23/16 21:00

Lab Sample ID: 460-111103-10
Matrix: Water

Method: 8260C - Volatile Organic Compounds by GC/MS

Analyte	Result	Qualifier	RL	MDL	Unit	D	Prepared	Analyzed	Dil Fac
1,1,1-Trichloroethane	0.28	U	1.0	0.28	ug/L			04/02/16 04:26	1
1,1,2,2-Tetrachloroethane	0.19	U	1.0	0.19	ug/L			04/02/16 04:26	1
1,1,2-Trichloroethane	0.080	U	1.0	0.080	ug/L			04/02/16 04:26	1
1,1-Dichloroethane	0.24	U	1.0	0.24	ug/L			04/02/16 04:26	1
1,1-Dichloroethene	0.34	U	1.0	0.34	ug/L			04/02/16 04:26	1
1,2,3-Trichlorobenzene	0.35	U	1.0	0.35	ug/L			04/02/16 04:26	1
1,2,4-Trichlorobenzene	0.27	U	1.0	0.27	ug/L			04/02/16 04:26	1
1,2-Dibromo-3-Chloropropane	0.23	U	1.0	0.23	ug/L			04/02/16 04:26	1
1,2-Dibromoethane	0.19	U	1.0	0.19	ug/L			04/02/16 04:26	1
1,2-Dichlorobenzene	0.22	U	1.0	0.22	ug/L			04/02/16 04:26	1
1,2-Dichloroethane	0.25	U	1.0	0.25	ug/L			04/02/16 04:26	1
1,2-Dichloropropane	0.18	U	1.0	0.18	ug/L			04/02/16 04:26	1
1,3-Dichlorobenzene	0.33	U	1.0	0.33	ug/L			04/02/16 04:26	1
1,4-Dichlorobenzene	0.33	U	1.0	0.33	ug/L			04/02/16 04:26	1
1,4-Dioxane	8.7	U	50	8.7	ug/L			04/02/16 04:26	1
2-Butanone	2.2	U	5.0	2.2	ug/L			04/02/16 04:26	1
2-Hexanone	0.72	U	5.0	0.72	ug/L			04/02/16 04:26	1
4-Methyl-2-pentanone	0.63	U	5.0	0.63	ug/L			04/02/16 04:26	1
Acetone	1.1	U	5.0	1.1	ug/L			04/02/16 04:26	1
Benzene	0.090	U	1.0	0.090	ug/L			04/02/16 04:26	1
Bromochloromethane	0.30	U	1.0	0.30	ug/L			04/02/16 04:26	1
Bromodichloromethane	0.15	U	1.0	0.15	ug/L			04/02/16 04:26	1
Bromoform	0.18	U	1.0	0.18	ug/L			04/02/16 04:26	1
Bromomethane	0.18	U	1.0	0.18	ug/L			04/02/16 04:26	1
Carbon disulfide	0.22	U	1.0	0.22	ug/L			04/02/16 04:26	1
Carbon tetrachloride	0.33	U	1.0	0.33	ug/L			04/02/16 04:26	1
Chlorobenzene	0.24	U	1.0	0.24	ug/L			04/02/16 04:26	1
Chloroethane	0.37	U	1.0	0.37	ug/L			04/02/16 04:26	1
Chloroform	**0.59**	**J**	1.0	0.22	ug/L			04/02/16 04:26	1
Chloromethane	0.22	U	1.0	0.22	ug/L			04/02/16 04:26	1
cis-1,2-Dichloroethene	0.26	U	1.0	0.26	ug/L			04/02/16 04:26	1
cis-1,3-Dichloropropene	0.16	U	1.0	0.16	ug/L			04/02/16 04:26	1
Cyclohexane	0.26	U *	1.0	0.26	ug/L			04/02/16 04:26	1
Dibromochloromethane	0.22	U	1.0	0.22	ug/L			04/02/16 04:26	1
Dichlorodifluoromethane	0.14	U	1.0	0.14	ug/L			04/02/16 04:26	1
Ethylbenzene	0.30	U	1.0	0.30	ug/L			04/02/16 04:26	1
Freon TF	0.34	U	1.0	0.34	ug/L			04/02/16 04:26	1
Isopropylbenzene	0.32	U	1.0	0.32	ug/L			04/02/16 04:26	1
m&p-Xylene	0.28	U	1.0	0.28	ug/L			04/02/16 04:26	1
Methyl acetate	0.58	U	5.0	0.58	ug/L			04/02/16 04:26	1
Methylcyclohexane	0.22	U *	1.0	0.22	ug/L			04/02/16 04:26	1
Methylene Chloride	0.21	U	1.0	0.21	ug/L			04/02/16 04:26	1
MTBE	0.13	U	1.0	0.13	ug/L			04/02/16 04:26	1
o-Xylene	0.32	U	1.0	0.32	ug/L			04/02/16 04:26	1
Styrene	0.17	U	1.0	0.17	ug/L			04/02/16 04:26	1
Tetrachloroethene	0.12	U	1.0	0.12	ug/L			04/02/16 04:26	1
Toluene	0.25	U	1.0	0.25	ug/L			04/02/16 04:26	1
trans-1,2-Dichloroethene	0.18	U	1.0	0.18	ug/L			04/02/16 04:26	1
trans-1,3-Dichloropropene	0.19	U	1.0	0.19	ug/L			04/02/16 04:26	1

Client Sample ID: MW-502I

Date Collected: 03/22/16 08:45
Date Received: 03/23/16 21:00

Lab Sample ID: 460-111103-10

Matrix: Water

Method: 8260C - Volatile Organic Compounds by GC/MS (Continued)

Analyte	Result	Qualifier	RL	MDL	Unit	D	Prepared	Analyzed	Dil Fac
Trichloroethene	**0.67**	**J**	1.0	0.22	ug/L			04/02/16 04:26	1
Trichlorofluoromethane	0.15	U	1.0	0.15	ug/L			04/02/16 04:26	1
Vinyl chloride	0.060	U	1.0	0.060	ug/L			04/02/16 04:26	1

Tentatively Identified Compound	*Est. Result*	*Qualifier*	*Unit*	*D*	*RT*	*CAS No.*	*Prepared*	*Analyzed*	*Dil Fac*
Tentatively Identified Compound	*None*		*ug/L*					*04/02/16 04:26*	*1*

Surrogate	*%Recovery*	*Qualifier*	*Limits*	*Prepared*	*Analyzed*	*Dil Fac*
1,2-Dichloroethane-d4 (Surr)	*98*		*70 - 130*		*04/02/16 04:26*	*1*
Bromofluorobenzene	*103*		*70 - 130*		*04/02/16 04:26*	*1*
Dibromofluoromethane (Surr)	*105*		*70 - 130*		*04/02/16 04:26*	*1*
Toluene-d8 (Surr)	*96*		*70 - 130*		*04/02/16 04:26*	*1*

Client Sample ID: MW-503I

Date Collected: 03/22/16 08:35
Date Received: 03/23/16 21:00

Lab Sample ID: 460-111103-11

Matrix: Water

Method: 8260C - Volatile Organic Compounds by GC/MS

Analyte	Result	Qualifier	RL	MDL	Unit	D	Prepared	Analyzed	Dil Fac
1,1,1-Trichloroethane	0.28	U	1.0	0.28	ug/L			04/02/16 04:54	1
1,1,2,2-Tetrachloroethane	0.19	U	1.0	0.19	ug/L			04/02/16 04:54	1
1,1,2-Trichloroethane	0.080	U	1.0	0.080	ug/L			04/02/16 04:54	1
1,1-Dichloroethane	0.24	U	1.0	0.24	ug/L			04/02/16 04:54	1
1,1-Dichloroethene	0.34	U	1.0	0.34	ug/L			04/02/16 04:54	1
1,2,3-Trichlorobenzene	0.35	U	1.0	0.35	ug/L			04/02/16 04:54	1
1,2,4-Trichlorobenzene	0.27	U	1.0	0.27	ug/L			04/02/16 04:54	1
1,2-Dibromo-3-Chloropropane	0.23	U	1.0	0.23	ug/L			04/02/16 04:54	1
1,2-Dibromoethane	0.19	U	1.0	0.19	ug/L			04/02/16 04:54	1
1,2-Dichlorobenzene	0.22	U	1.0	0.22	ug/L			04/02/16 04:54	1
1,2-Dichloroethane	0.25	U	1.0	0.25	ug/L			04/02/16 04:54	1
1,2-Dichloropropane	0.18	U	1.0	0.18	ug/L			04/02/16 04:54	1
1,3-Dichlorobenzene	0.33	U	1.0	0.33	ug/L			04/02/16 04:54	1
1,4-Dichlorobenzene	0.33	U	1.0	0.33	ug/L			04/02/16 04:54	1
1,4-Dioxane	8.7	U	50	8.7	ug/L			04/02/16 04:54	1
2-Butanone	2.2	U	5.0	2.2	ug/L			04/02/16 04:54	1
2-Hexanone	0.72	U	5.0	0.72	ug/L			04/02/16 04:54	1
4-Methyl-2-pentanone	0.63	U	5.0	0.63	ug/L			04/02/16 04:54	1
Acetone	1.1	U	5.0	1.1	ug/L			04/02/16 04:54	1
Benzene	0.090	U	1.0	0.090	ug/L			04/02/16 04:54	1
Bromochloromethane	0.30	U	1.0	0.30	ug/L			04/02/16 04:54	1
Bromodichloromethane	0.15	U	1.0	0.15	ug/L			04/02/16 04:54	1
Bromoform	0.18	U	1.0	0.18	ug/L			04/02/16 04:54	1
Bromomethane	0.18	U	1.0	0.18	ug/L			04/02/16 04:54	1
Carbon disulfide	0.22	U	1.0	0.22	ug/L			04/02/16 04:54	1
Carbon tetrachloride	0.33	U	1.0	0.33	ug/L			04/02/16 04:54	1
Chlorobenzene	0.24	U	1.0	0.24	ug/L			04/02/16 04:54	1
Chloroethane	0.37	U	1.0	0.37	ug/L			04/02/16 04:54	1
Chloroform	**0.81**	**J**	1.0	0.22	ug/L			04/02/16 04:54	1
Chloromethane	0.22	U	1.0	0.22	ug/L			04/02/16 04:54	1
cis-1,2-Dichloroethene	0.26	U	1.0	0.26	ug/L			04/02/16 04:54	1

Client Sample ID: MW-503I

Date Collected: 03/22/16 08:35
Date Received: 03/23/16 21:00

Lab Sample ID: 460-111103-11

Matrix: Water

Method: 8260C - Volatile Organic Compounds by GC/MS (Continued)

Analyte	Result	Qualifier	RL	MDL	Unit	D	Prepared	Analyzed	Dil Fac
cis-1,3-Dichloropropene	0.16	U	1.0	0.16	ug/L			04/02/16 04:54	1
Cyclohexane	0.26	U *	1.0	0.26	ug/L			04/02/16 04:54	1
Dibromochloromethane	0.22	U	1.0	0.22	ug/L			04/02/16 04:54	1
Dichlorodifluoromethane	0.14	U	1.0	0.14	ug/L			04/02/16 04:54	1
Ethylbenzene	0.30	U	1.0	0.30	ug/L			04/02/16 04:54	1
Freon TF	**0.47**	**J**	1.0	0.34	ug/L			04/02/16 04:54	1
Isopropylbenzene	0.32	U	1.0	0.32	ug/L			04/02/16 04:54	1
m&p-Xylene	0.28	U	1.0	0.28	ug/L			04/02/16 04:54	1
Methyl acetate	0.58	U	5.0	0.58	ug/L			04/02/16 04:54	1
Methylcyclohexane	0.22	U *	1.0	0.22	ug/L			04/02/16 04:54	1
Methylene Chloride	0.21	U	1.0	0.21	ug/L			04/02/16 04:54	1
MTBE	0.13	U	1.0	0.13	ug/L			04/02/16 04:54	1
o-Xylene	0.32	U	1.0	0.32	ug/L			04/02/16 04:54	1
Styrene	0.17	U	1.0	0.17	ug/L			04/02/16 04:54	1
Tetrachloroethene	**0.35**	**J**	1.0	0.12	ug/L			04/02/16 04:54	1
Toluene	0.25	U	1.0	0.25	ug/L			04/02/16 04:54	1
trans-1,2-Dichloroethene	0.18	U	1.0	0.18	ug/L			04/02/16 04:54	1
trans-1,3-Dichloropropene	0.19	U	1.0	0.19	ug/L			04/02/16 04:54	1
Trichloroethene	**0.51**	**J**	1.0	0.22	ug/L			04/02/16 04:54	1
Trichlorofluoromethane	0.15	U	1.0	0.15	ug/L			04/02/16 04:54	1
Vinyl chloride	0.060	U	1.0	0.060	ug/L			04/02/16 04:54	1

Tentatively Identified Compound	*Est. Result*	*Qualifier*	*Unit*	*D*	*RT*	*CAS No.*	*Prepared*	*Analyzed*	*Dil Fac*
Tentatively Identified Compound	*None*		*ug/L*					*04/02/16 04:54*	*1*

Surrogate	*%Recovery*	*Qualifier*	*Limits*	*Prepared*	*Analyzed*	*Dil Fac*
1,2-Dichloroethane-d4 (Surr)	*98*		*70 - 130*		*04/02/16 04:54*	*1*
Bromofluorobenzene	*102*		*70 - 130*		*04/02/16 04:54*	*1*
Dibromofluoromethane (Surr)	*104*		*70 - 130*		*04/02/16 04:54*	*1*
Toluene-d8 (Surr)	*94*		*70 - 130*		*04/02/16 04:54*	*1*

Client Sample ID: MW-506S

Date Collected: 03/22/16 08:50
Date Received: 03/23/16 21:00

Lab Sample ID: 460-111103-12

Matrix: Water

Method: 8260C - Volatile Organic Compounds by GC/MS

Analyte	Result	Qualifier	RL	MDL	Unit	D	Prepared	Analyzed	Dil Fac
1,1,1-Trichloroethane	0.28	U	1.0	0.28	ug/L			04/02/16 05:22	1
1,1,2,2-Tetrachloroethane	0.19	U	1.0	0.19	ug/L			04/02/16 05:22	1
1,1,2-Trichloroethane	0.080	U	1.0	0.080	ug/L			04/02/16 05:22	1
1,1-Dichloroethane	0.24	U	1.0	0.24	ug/L			04/02/16 05:22	1
1,1-Dichloroethene	0.34	U	1.0	0.34	ug/L			04/02/16 05:22	1
1,2,3-Trichlorobenzene	0.35	U	1.0	0.35	ug/L			04/02/16 05:22	1
1,2,4-Trichlorobenzene	0.27	U	1.0	0.27	ug/L			04/02/16 05:22	1
1,2-Dibromo-3-Chloropropane	0.23	U	1.0	0.23	ug/L			04/02/16 05:22	1
1,2-Dibromoethane	0.19	U	1.0	0.19	ug/L			04/02/16 05:22	1
1,2-Dichlorobenzene	0.22	U	1.0	0.22	ug/L			04/02/16 05:22	1
1,2-Dichloroethane	0.25	U	1.0	0.25	ug/L			04/02/16 05:22	1
1,2-Dichloropropane	0.18	U	1.0	0.18	ug/L			04/02/16 05:22	1
1,3-Dichlorobenzene	0.33	U	1.0	0.33	ug/L			04/02/16 05:22	1

Client Sample ID: MW-506S

Date Collected: 03/22/16 08:50
Date Received: 03/23/16 21:00

Lab Sample ID: 460-111103-12

Matrix: Water

Method: 8260C - Volatile Organic Compounds by GC/MS (Continued)

Analyte	Result	Qualifier	RL	MDL	Unit	D	Prepared	Analyzed	Dil Fac
1,4-Dichlorobenzene	0.33	U	1.0	0.33	ug/L			04/02/16 05:22	1
1,4-Dioxane	8.7	U	50	8.7	ug/L			04/02/16 05:22	1
2-Butanone	2.2	U	5.0	2.2	ug/L			04/02/16 05:22	1
2-Hexanone	0.72	U	5.0	0.72	ug/L			04/02/16 05:22	1
4-Methyl-2-pentanone	0.63	U	5.0	0.63	ug/L			04/02/16 05:22	1
Acetone	1.1	U	5.0	1.1	ug/L			04/02/16 05:22	1
Benzene	0.090	U	1.0	0.090	ug/L			04/02/16 05:22	1
Bromochloromethane	0.30	U	1.0	0.30	ug/L			04/02/16 05:22	1
Bromodichloromethane	0.15	U	1.0	0.15	ug/L			04/02/16 05:22	1
Bromoform	0.18	U	1.0	0.18	ug/L			04/02/16 05:22	1
Bromomethane	0.18	U	1.0	0.18	ug/L			04/02/16 05:22	1
Carbon disulfide	0.22	U	1.0	0.22	ug/L			04/02/16 05:22	1
Carbon tetrachloride	0.33	U	1.0	0.33	ug/L			04/02/16 05:22	1
Chlorobenzene	0.24	U	1.0	0.24	ug/L			04/02/16 05:22	1
Chloroethane	0.37	U	1.0	0.37	ug/L			04/02/16 05:22	1
Chloroform	**0.63**	**J**	1.0	0.22	ug/L			04/02/16 05:22	1
Chloromethane	0.22	U	1.0	0.22	ug/L			04/02/16 05:22	1
cis-1,2-Dichloroethene	0.26	U	1.0	0.26	ug/L			04/02/16 05:22	1
cis-1,3-Dichloropropene	0.16	U	1.0	0.16	ug/L			04/02/16 05:22	1
Cyclohexane	0.26	U *	1.0	0.26	ug/L			04/02/16 05:22	1
Dibromochloromethane	0.22	U	1.0	0.22	ug/L			04/02/16 05:22	1
Dichlorodifluoromethane	0.14	U	1.0	0.14	ug/L			04/02/16 05:22	1
Ethylbenzene	0.30	U	1.0	0.30	ug/L			04/02/16 05:22	1
Freon TF	0.34	U	1.0	0.34	ug/L			04/02/16 05:22	1
Isopropylbenzene	0.32	U	1.0	0.32	ug/L			04/02/16 05:22	1
m&p-Xylene	0.28	U	1.0	0.28	ug/L			04/02/16 05:22	1
Methyl acetate	0.58	U	5.0	0.58	ug/L			04/02/16 05:22	1
Methylcyclohexane	0.22	U *	1.0	0.22	ug/L			04/02/16 05:22	1
Methylene Chloride	0.21	U	1.0	0.21	ug/L			04/02/16 05:22	1
MTBE	0.13	U	1.0	0.13	ug/L			04/02/16 05:22	1
o-Xylene	0.32	U	1.0	0.32	ug/L			04/02/16 05:22	1
Styrene	0.17	U	1.0	0.17	ug/L			04/02/16 05:22	1
Tetrachloroethene	0.12	U	1.0	0.12	ug/L			04/02/16 05:22	1
Toluene	0.25	U	1.0	0.25	ug/L			04/02/16 05:22	1
trans-1,2-Dichloroethene	0.18	U	1.0	0.18	ug/L			04/02/16 05:22	1
trans-1,3-Dichloropropene	0.19	U	1.0	0.19	ug/L			04/02/16 05:22	1
Trichloroethene	0.22	U	1.0	0.22	ug/L			04/02/16 05:22	1
Trichlorofluoromethane	0.15	U	1.0	0.15	ug/L			04/02/16 05:22	1
Vinyl chloride	0.060	U	1.0	0.060	ug/L			04/02/16 05:22	1

Tentatively Identified Compound	*Est. Result*	*Qualifier*	*Unit*	*D*	*RT*	*CAS No.*	*Prepared*	*Analyzed*	*Dil Fac*
Tentatively Identified Compound	*None*		*ug/L*					*04/02/16 05:22*	*1*

Surrogate	*%Recovery*	*Qualifier*	*Limits*	*Prepared*	*Analyzed*	*Dil Fac*
1,2-Dichloroethane-d4 (Surr)	*93*		*70 - 130*		*04/02/16 05:22*	*1*
Bromofluorobenzene	*95*		*70 - 130*		*04/02/16 05:22*	*1*
Dibromofluoromethane (Surr)	*99*		*70 - 130*		*04/02/16 05:22*	*1*
Toluene-d8 (Surr)	*89*		*70 - 130*		*04/02/16 05:22*	*1*

Client Sample ID: MW-506I

Date Collected: 03/22/16 08:55
Date Received: 03/23/16 21:00

Lab Sample ID: 460-111103-13

Matrix: Water

Method: 8260C - Volatile Organic Compounds by GC/MS

Analyte	Result	Qualifier	RL	MDL	Unit	D	Prepared	Analyzed	Dil Fac
1,1,1-Trichloroethane	0.28	U	1.0	0.28	ug/L			04/02/16 05:50	1
1,1,2,2-Tetrachloroethane	0.19	U	1.0	0.19	ug/L			04/02/16 05:50	1
1,1,2-Trichloroethane	0.080	U	1.0	0.080	ug/L			04/02/16 05:50	1
1,1-Dichloroethane	0.24	U	1.0	0.24	ug/L			04/02/16 05:50	1
1,1-Dichloroethene	0.34	U	1.0	0.34	ug/L			04/02/16 05:50	1
1,2,3-Trichlorobenzene	0.35	U	1.0	0.35	ug/L			04/02/16 05:50	1
1,2,4-Trichlorobenzene	0.27	U	1.0	0.27	ug/L			04/02/16 05:50	1
1,2-Dibromo-3-Chloropropane	0.23	U	1.0	0.23	ug/L			04/02/16 05:50	1
1,2-Dibromoethane	0.19	U	1.0	0.19	ug/L			04/02/16 05:50	1
1,2-Dichlorobenzene	0.22	U	1.0	0.22	ug/L			04/02/16 05:50	1
1,2-Dichloroethane	0.25	U	1.0	0.25	ug/L			04/02/16 05:50	1
1,2-Dichloropropane	0.18	U	1.0	0.18	ug/L			04/02/16 05:50	1
1,3-Dichlorobenzene	0.33	U	1.0	0.33	ug/L			04/02/16 05:50	1
1,4-Dichlorobenzene	0.33	U	1.0	0.33	ug/L			04/02/16 05:50	1
1,4-Dioxane	8.7	U	50	8.7	ug/L			04/02/16 05:50	1
2-Butanone	2.2	U	5.0	2.2	ug/L			04/02/16 05:50	1
2-Hexanone	0.72	U	5.0	0.72	ug/L			04/02/16 05:50	1
4-Methyl-2-pentanone	0.63	U	5.0	0.63	ug/L			04/02/16 05:50	1
Acetone	1.1	U	5.0	1.1	ug/L			04/02/16 05:50	1
Benzene	0.090	U	1.0	0.090	ug/L			04/02/16 05:50	1
Bromochloromethane	0.30	U	1.0	0.30	ug/L			04/02/16 05:50	1
Bromodichloromethane	0.15	U	1.0	0.15	ug/L			04/02/16 05:50	1
Bromoform	0.18	U	1.0	0.18	ug/L			04/02/16 05:50	1
Bromomethane	0.18	U	1.0	0.18	ug/L			04/02/16 05:50	1
Carbon disulfide	0.22	U	1.0	0.22	ug/L			04/02/16 05:50	1
Carbon tetrachloride	0.33	U	1.0	0.33	ug/L			04/02/16 05:50	1
Chlorobenzene	0.24	U	1.0	0.24	ug/L			04/02/16 05:50	1
Chloroethane	0.37	U	1.0	0.37	ug/L			04/02/16 05:50	1
Chloroform	**1.1**		1.0	0.22	ug/L			04/02/16 05:50	1
Chloromethane	0.22	U	1.0	0.22	ug/L			04/02/16 05:50	1
cis-1,2-Dichloroethene	0.26	U	1.0	0.26	ug/L			04/02/16 05:50	1
cis-1,3-Dichloropropene	0.16	U	1.0	0.16	ug/L			04/02/16 05:50	1
Cyclohexane	0.26	U *	1.0	0.26	ug/L			04/02/16 05:50	1
Dibromochloromethane	0.22	U	1.0	0.22	ug/L			04/02/16 05:50	1
Dichlorodifluoromethane	0.14	U	1.0	0.14	ug/L			04/02/16 05:50	1
Ethylbenzene	0.30	U	1.0	0.30	ug/L			04/02/16 05:50	1
Freon TF	**0.45**	**J**	1.0	0.34	ug/L			04/02/16 05:50	1
Isopropylbenzene	0.32	U	1.0	0.32	ug/L			04/02/16 05:50	1
m&p-Xylene	0.28	U	1.0	0.28	ug/L			04/02/16 05:50	1
Methyl acetate	0.58	U	5.0	0.58	ug/L			04/02/16 05:50	1
Methylcyclohexane	0.22	U *	1.0	0.22	ug/L			04/02/16 05:50	1
Methylene Chloride	0.21	U	1.0	0.21	ug/L			04/02/16 05:50	1
MTBE	0.13	U	1.0	0.13	ug/L			04/02/16 05:50	1
o-Xylene	0.32	U	1.0	0.32	ug/L			04/02/16 05:50	1
Styrene	0.17	U	1.0	0.17	ug/L			04/02/16 05:50	1
Tetrachloroethene	**0.69**	**J**	1.0	0.12	ug/L			04/02/16 05:50	1
Toluene	0.25	U	1.0	0.25	ug/L			04/02/16 05:50	1
trans-1,2-Dichloroethene	0.18	U	1.0	0.18	ug/L			04/02/16 05:50	1
trans-1,3-Dichloropropene	0.19	U	1.0	0.19	ug/L			04/02/16 05:50	1

Client Sample ID: MW-506I

Date Collected: 03/22/16 08:55
Date Received: 03/23/16 21:00

Lab Sample ID: 460-111103-13

Matrix: Water

Method: 8260C - Volatile Organic Compounds by GC/MS (Continued)

Analyte	Result	Qualifier	RL	MDL	Unit	D	Prepared	Analyzed	Dil Fac
Trichloroethene	**0.95**	**J**	1.0	0.22	ug/L			04/02/16 05:50	1
Trichlorofluoromethane	0.15	U	1.0	0.15	ug/L			04/02/16 05:50	1
Vinyl chloride	0.060	U	1.0	0.060	ug/L			04/02/16 05:50	1

Tentatively Identified Compound	*Est. Result*	*Qualifier*	*Unit*	*D*	*RT*	*CAS No.*	*Prepared*	*Analyzed*	*Dil Fac*
Tentatively Identified Compound	*None*		*ug/L*					*04/02/16 05:50*	*1*

Surrogate	*%Recovery*	*Qualifier*	*Limits*	*Prepared*	*Analyzed*	*Dil Fac*
1,2-Dichloroethane-d4 (Surr)	*101*		*70 - 130*		*04/02/16 05:50*	*1*
Bromofluorobenzene	*107*		*70 - 130*		*04/02/16 05:50*	*1*
Dibromofluoromethane (Surr)	*108*		*70 - 130*		*04/02/16 05:50*	*1*
Toluene-d8 (Surr)	*96*		*70 - 130*		*04/02/16 05:50*	*1*

Client Sample ID: MW-507S

Date Collected: 03/22/16 09:30
Date Received: 03/23/16 21:00

Lab Sample ID: 460-111103-14

Matrix: Water

Method: 8260C - Volatile Organic Compounds by GC/MS

Analyte	Result	Qualifier	RL	MDL	Unit	D	Prepared	Analyzed	Dil Fac
1,1,1-Trichloroethane	0.28	U	1.0	0.28	ug/L			04/02/16 14:20	1
1,1,2,2-Tetrachloroethane	0.19	U	1.0	0.19	ug/L			04/02/16 14:20	1
1,1,2-Trichloroethane	0.080	U	1.0	0.080	ug/L			04/02/16 14:20	1
1,1-Dichloroethane	0.24	U	1.0	0.24	ug/L			04/02/16 14:20	1
1,1-Dichloroethene	0.34	U	1.0	0.34	ug/L			04/02/16 14:20	1
1,2,3-Trichlorobenzene	0.35	U	1.0	0.35	ug/L			04/02/16 14:20	1
1,2,4-Trichlorobenzene	0.27	U	1.0	0.27	ug/L			04/02/16 14:20	1
1,2-Dibromo-3-Chloropropane	0.23	U	1.0	0.23	ug/L			04/02/16 14:20	1
1,2-Dibromoethane	0.19	U	1.0	0.19	ug/L			04/02/16 14:20	1
1,2-Dichlorobenzene	0.22	U	1.0	0.22	ug/L			04/02/16 14:20	1
1,2-Dichloroethane	0.25	U	1.0	0.25	ug/L			04/02/16 14:20	1
1,2-Dichloropropane	0.18	U	1.0	0.18	ug/L			04/02/16 14:20	1
1,3-Dichlorobenzene	0.33	U	1.0	0.33	ug/L			04/02/16 14:20	1
1,4-Dichlorobenzene	0.33	U	1.0	0.33	ug/L			04/02/16 14:20	1
1,4-Dioxane	8.7	U	50	8.7	ug/L			04/02/16 14:20	1
2-Butanone	2.2	U	5.0	2.2	ug/L			04/02/16 14:20	1
2-Hexanone	0.72	U	5.0	0.72	ug/L			04/02/16 14:20	1
4-Methyl-2-pentanone	0.63	U	5.0	0.63	ug/L			04/02/16 14:20	1
Acetone	1.1	U	5.0	1.1	ug/L			04/02/16 14:20	1
Benzene	0.090	U	1.0	0.090	ug/L			04/02/16 14:20	1
Bromochloromethane	0.30	U	1.0	0.30	ug/L			04/02/16 14:20	1
Bromodichloromethane	0.15	U	1.0	0.15	ug/L			04/02/16 14:20	1
Bromoform	0.18	U	1.0	0.18	ug/L			04/02/16 14:20	1
Bromomethane	0.18	U	1.0	0.18	ug/L			04/02/16 14:20	1
Carbon disulfide	0.22	U	1.0	0.22	ug/L			04/02/16 14:20	1
Carbon tetrachloride	0.33	U	1.0	0.33	ug/L			04/02/16 14:20	1
Chlorobenzene	0.24	U	1.0	0.24	ug/L			04/02/16 14:20	1
Chloroethane	0.37	U	1.0	0.37	ug/L			04/02/16 14:20	1
Chloroform	**0.80**	**J**	1.0	0.22	ug/L			04/02/16 14:20	1
Chloromethane	0.22	U	1.0	0.22	ug/L			04/02/16 14:20	1
cis-1,2-Dichloroethene	0.26	U	1.0	0.26	ug/L			04/02/16 14:20	1

Client Sample ID: MW-507S

Lab Sample ID: 460-111103-14

Date Collected: 03/22/16 09:30

Matrix: Water

Date Received: 03/23/16 21:00

Method: 8260C - Volatile Organic Compounds by GC/MS (Continued)

Analyte	Result	Qualifier	RL	MDL	Unit	D	Prepared	Analyzed	Dil Fac
cis-1,3-Dichloropropene	0.16	U	1.0	0.16	ug/L			04/02/16 14:20	1
Cyclohexane	0.26	U *	1.0	0.26	ug/L			04/02/16 14:20	1
Dibromochloromethane	0.22	U	1.0	0.22	ug/L			04/02/16 14:20	1
Dichlorodifluoromethane	0.14	U	1.0	0.14	ug/L			04/02/16 14:20	1
Ethylbenzene	0.30	U	1.0	0.30	ug/L			04/02/16 14:20	1
Freon TF	0.34	U *	1.0	0.34	ug/L			04/02/16 14:20	1
Isopropylbenzene	0.32	U	1.0	0.32	ug/L			04/02/16 14:20	1
m&p-Xylene	0.28	U	1.0	0.28	ug/L			04/02/16 14:20	1
Methyl acetate	0.58	U	5.0	0.58	ug/L			04/02/16 14:20	1
Methylcyclohexane	0.22	U *	1.0	0.22	ug/L			04/02/16 14:20	1
Methylene Chloride	0.21	U	1.0	0.21	ug/L			04/02/16 14:20	1
MTBE	0.13	U	1.0	0.13	ug/L			04/02/16 14:20	1
o-Xylene	0.32	U	1.0	0.32	ug/L			04/02/16 14:20	1
Styrene	0.17	U	1.0	0.17	ug/L			04/02/16 14:20	1
Tetrachloroethene	0.12	U	1.0	0.12	ug/L			04/02/16 14:20	1
Toluene	0.25	U	1.0	0.25	ug/L			04/02/16 14:20	1
trans-1,2-Dichloroethene	0.18	U	1.0	0.18	ug/L			04/02/16 14:20	1
trans-1,3-Dichloropropene	0.19	U	1.0	0.19	ug/L			04/02/16 14:20	1
Trichloroethene	**0.74**	**J**	1.0	0.22	ug/L			04/02/16 14:20	1
Trichlorofluoromethane	0.15	U	1.0	0.15	ug/L			04/02/16 14:20	1
Vinyl chloride	0.060	U	1.0	0.060	ug/L			04/02/16 14:20	1

Tentatively Identified Compound	*Est. Result*	*Qualifier*	*Unit*	*D*	*RT*	*CAS No.*	*Prepared*	*Analyzed*	*Dil Fac*
Tentatively Identified Compound	*None*		*ug/L*					*04/02/16 14:20*	*1*

Surrogate	*%Recovery*	*Qualifier*	*Limits*	*Prepared*	*Analyzed*	*Dil Fac*
1,2-Dichloroethane-d4 (Surr)	*98*		*70 - 130*		*04/02/16 14:20*	*1*
Bromofluorobenzene	*99*		*70 - 130*		*04/02/16 14:20*	*1*
Dibromofluoromethane (Surr)	*110*		*70 - 130*		*04/02/16 14:20*	*1*
Toluene-d8 (Surr)	*96*		*70 - 130*		*04/02/16 14:20*	*1*

Client Sample ID: MW-507I

Lab Sample ID: 460-111103-15

Date Collected: 03/22/16 09:25

Matrix: Water

Date Received: 03/23/16 21:00

Method: 8260C - Volatile Organic Compounds by GC/MS

Analyte	Result	Qualifier	RL	MDL	Unit	D	Prepared	Analyzed	Dil Fac
1,1,1-Trichloroethane	0.28	U	1.0	0.28	ug/L			04/02/16 14:47	1
1,1,2,2-Tetrachloroethane	0.19	U	1.0	0.19	ug/L			04/02/16 14:47	1
1,1,2-Trichloroethane	0.080	U	1.0	0.080	ug/L			04/02/16 14:47	1
1,1-Dichloroethane	0.24	U	1.0	0.24	ug/L			04/02/16 14:47	1
1,1-Dichloroethene	0.34	U	1.0	0.34	ug/L			04/02/16 14:47	1
1,2,3-Trichlorobenzene	0.35	U	1.0	0.35	ug/L			04/02/16 14:47	1
1,2,4-Trichlorobenzene	0.27	U	1.0	0.27	ug/L			04/02/16 14:47	1
1,2-Dibromo-3-Chloropropane	0.23	U	1.0	0.23	ug/L			04/02/16 14:47	1
1,2-Dibromoethane	0.19	U	1.0	0.19	ug/L			04/02/16 14:47	1
1,2-Dichlorobenzene	0.22	U	1.0	0.22	ug/L			04/02/16 14:47	1
1,2-Dichloroethane	0.25	U	1.0	0.25	ug/L			04/02/16 14:47	1
1,2-Dichloropropane	0.18	U	1.0	0.18	ug/L			04/02/16 14:47	1
1,3-Dichlorobenzene	0.33	U	1.0	0.33	ug/L			04/02/16 14:47	1

Client Sample ID: MW-507I

Date Collected: 03/22/16 09:25
Date Received: 03/23/16 21:00

Lab Sample ID: 460-111103-15

Matrix: Water

Method: 8260C - Volatile Organic Compounds by GC/MS (Continued)

Analyte	Result	Qualifier	RL	MDL	Unit	D	Prepared	Analyzed	Dil Fac
1,4-Dichlorobenzene	0.33	U	1.0	0.33	ug/L			04/02/16 14:47	1
1,4-Dioxane	8.7	U	50	8.7	ug/L			04/02/16 14:47	1
2-Butanone	2.2	U	5.0	2.2	ug/L			04/02/16 14:47	1
2-Hexanone	0.72	U	5.0	0.72	ug/L			04/02/16 14:47	1
4-Methyl-2-pentanone	0.63	U	5.0	0.63	ug/L			04/02/16 14:47	1
Acetone	1.1	U	5.0	1.1	ug/L			04/02/16 14:47	1
Benzene	0.090	U	1.0	0.090	ug/L			04/02/16 14:47	1
Bromochloromethane	0.30	U	1.0	0.30	ug/L			04/02/16 14:47	1
Bromodichloromethane	0.15	U	1.0	0.15	ug/L			04/02/16 14:47	1
Bromoform	0.18	U	1.0	0.18	ug/L			04/02/16 14:47	1
Bromomethane	0.18	U	1.0	0.18	ug/L			04/02/16 14:47	1
Carbon disulfide	0.22	U	1.0	0.22	ug/L			04/02/16 14:47	1
Carbon tetrachloride	0.33	U	1.0	0.33	ug/L			04/02/16 14:47	1
Chlorobenzene	0.24	U	1.0	0.24	ug/L			04/02/16 14:47	1
Chloroethane	0.37	U	1.0	0.37	ug/L			04/02/16 14:47	1
Chloroform	**1.0**		1.0	0.22	ug/L			04/02/16 14:47	1
Chloromethane	0.22	U	1.0	0.22	ug/L			04/02/16 14:47	1
cis-1,2-Dichloroethene	0.26	U	1.0	0.26	ug/L			04/02/16 14:47	1
cis-1,3-Dichloropropene	0.16	U	1.0	0.16	ug/L			04/02/16 14:47	1
Cyclohexane	0.26	U *	1.0	0.26	ug/L			04/02/16 14:47	1
Dibromochloromethane	0.22	U	1.0	0.22	ug/L			04/02/16 14:47	1
Dichlorodifluoromethane	0.14	U	1.0	0.14	ug/L			04/02/16 14:47	1
Ethylbenzene	0.30	U	1.0	0.30	ug/L			04/02/16 14:47	1
Freon TF	**0.56**	**J ***	1.0	0.34	ug/L			04/02/16 14:47	1
Isopropylbenzene	0.32	U	1.0	0.32	ug/L			04/02/16 14:47	1
m&p-Xylene	0.28	U	1.0	0.28	ug/L			04/02/16 14:47	1
Methyl acetate	0.58	U	5.0	0.58	ug/L			04/02/16 14:47	1
Methylcyclohexane	0.22	U *	1.0	0.22	ug/L			04/02/16 14:47	1
Methylene Chloride	0.21	U	1.0	0.21	ug/L			04/02/16 14:47	1
MTBE	0.13	U	1.0	0.13	ug/L			04/02/16 14:47	1
o-Xylene	0.32	U	1.0	0.32	ug/L			04/02/16 14:47	1
Styrene	0.17	U	1.0	0.17	ug/L			04/02/16 14:47	1
Tetrachloroethene	**0.41**	**J**	1.0	0.12	ug/L			04/02/16 14:47	1
Toluene	0.25	U	1.0	0.25	ug/L			04/02/16 14:47	1
trans-1,2-Dichloroethene	0.18	U	1.0	0.18	ug/L			04/02/16 14:47	1
trans-1,3-Dichloropropene	0.19	U	1.0	0.19	ug/L			04/02/16 14:47	1
Trichloroethene	**1.0**		1.0	0.22	ug/L			04/02/16 14:47	1
Trichlorofluoromethane	0.15	U	1.0	0.15	ug/L			04/02/16 14:47	1
Vinyl chloride	0.060	U	1.0	0.060	ug/L			04/02/16 14:47	1

Tentatively Identified Compound	*Est. Result*	*Qualifier*	*Unit*	*D*	*RT*	*CAS No.*	*Prepared*	*Analyzed*	*Dil Fac*
Tentatively Identified Compound	*None*		*ug/L*					*04/02/16 14:47*	*1*

Surrogate	*%Recovery*	*Qualifier*	*Limits*	*Prepared*	*Analyzed*	*Dil Fac*
1,2-Dichloroethane-d4 (Surr)	*94*		*70 - 130*		*04/02/16 14:47*	*1*
Bromofluorobenzene	*102*		*70 - 130*		*04/02/16 14:47*	*1*
Dibromofluoromethane (Surr)	*101*		*70 - 130*		*04/02/16 14:47*	*1*
Toluene-d8 (Surr)	*92*		*70 - 130*		*04/02/16 14:47*	*1*

Client Sample ID: MW-508S

Date Collected: 03/22/16 09:35
Date Received: 03/23/16 21:00

Lab Sample ID: 460-111103-16

Matrix: Water

Method: 8260C - Volatile Organic Compounds by GC/MS

Analyte	Result	Qualifier	RL	MDL	Unit	D	Prepared	Analyzed	Dil Fac
1,1,1-Trichloroethane	0.28	U	1.0	0.28	ug/L			04/02/16 15:15	1
1,1,2,2-Tetrachloroethane	0.19	U	1.0	0.19	ug/L			04/02/16 15:15	1
1,1,2-Trichloroethane	0.080	U	1.0	0.080	ug/L			04/02/16 15:15	1
1,1-Dichloroethane	0.24	U	1.0	0.24	ug/L			04/02/16 15:15	1
1,1-Dichloroethene	0.34	U	1.0	0.34	ug/L			04/02/16 15:15	1
1,2,3-Trichlorobenzene	0.35	U	1.0	0.35	ug/L			04/02/16 15:15	1
1,2,4-Trichlorobenzene	0.27	U	1.0	0.27	ug/L			04/02/16 15:15	1
1,2-Dibromo-3-Chloropropane	0.23	U	1.0	0.23	ug/L			04/02/16 15:15	1
1,2-Dibromoethane	0.19	U	1.0	0.19	ug/L			04/02/16 15:15	1
1,2-Dichlorobenzene	0.22	U	1.0	0.22	ug/L			04/02/16 15:15	1
1,2-Dichloroethane	0.25	U	1.0	0.25	ug/L			04/02/16 15:15	1
1,2-Dichloropropane	0.18	U	1.0	0.18	ug/L			04/02/16 15:15	1
1,3-Dichlorobenzene	0.33	U	1.0	0.33	ug/L			04/02/16 15:15	1
1,4-Dichlorobenzene	0.33	U	1.0	0.33	ug/L			04/02/16 15:15	1
1,4-Dioxane	8.7	U	50	8.7	ug/L			04/02/16 15:15	1
2-Butanone	2.2	U	5.0	2.2	ug/L			04/02/16 15:15	1
2-Hexanone	0.72	U	5.0	0.72	ug/L			04/02/16 15:15	1
4-Methyl-2-pentanone	0.63	U	5.0	0.63	ug/L			04/02/16 15:15	1
Acetone	1.1	U	5.0	1.1	ug/L			04/02/16 15:15	1
Benzene	0.090	U	1.0	0.090	ug/L			04/02/16 15:15	1
Bromochloromethane	0.30	U	1.0	0.30	ug/L			04/02/16 15:15	1
Bromodichloromethane	0.15	U	1.0	0.15	ug/L			04/02/16 15:15	1
Bromoform	0.18	U	1.0	0.18	ug/L			04/02/16 15:15	1
Bromomethane	0.18	U	1.0	0.18	ug/L			04/02/16 15:15	1
Carbon disulfide	0.22	U	1.0	0.22	ug/L			04/02/16 15:15	1
Carbon tetrachloride	0.33	U	1.0	0.33	ug/L			04/02/16 15:15	1
Chlorobenzene	0.24	U	1.0	0.24	ug/L			04/02/16 15:15	1
Chloroethane	0.37	U	1.0	0.37	ug/L			04/02/16 15:15	1
Chloroform	**1.8**		1.0	0.22	ug/L			04/02/16 15:15	1
Chloromethane	0.22	U	1.0	0.22	ug/L			04/02/16 15:15	1
cis-1,2-Dichloroethene	0.26	U	1.0	0.26	ug/L			04/02/16 15:15	1
cis-1,3-Dichloropropene	0.16	U	1.0	0.16	ug/L			04/02/16 15:15	1
Cyclohexane	0.26	U *	1.0	0.26	ug/L			04/02/16 15:15	1
Dibromochloromethane	0.22	U	1.0	0.22	ug/L			04/02/16 15:15	1
Dichlorodifluoromethane	0.14	U	1.0	0.14	ug/L			04/02/16 15:15	1
Ethylbenzene	0.30	U	1.0	0.30	ug/L			04/02/16 15:15	1
Freon TF	**0.40**	**J ***	1.0	0.34	ug/L			04/02/16 15:15	1
Isopropylbenzene	0.32	U	1.0	0.32	ug/L			04/02/16 15:15	1
m&p-Xylene	0.28	U	1.0	0.28	ug/L			04/02/16 15:15	1
Methyl acetate	0.58	U	5.0	0.58	ug/L			04/02/16 15:15	1
Methylcyclohexane	0.22	U *	1.0	0.22	ug/L			04/02/16 15:15	1
Methylene Chloride	0.21	U	1.0	0.21	ug/L			04/02/16 15:15	1
MTBE	0.13	U	1.0	0.13	ug/L			04/02/16 15:15	1
o-Xylene	0.32	U	1.0	0.32	ug/L			04/02/16 15:15	1
Styrene	0.17	U	1.0	0.17	ug/L			04/02/16 15:15	1
Tetrachloroethene	**0.15**	**J**	1.0	0.12	ug/L			04/02/16 15:15	1
Toluene	0.25	U	1.0	0.25	ug/L			04/02/16 15:15	1
trans-1,2-Dichloroethene	0.18	U	1.0	0.18	ug/L			04/02/16 15:15	1
trans-1,3-Dichloropropene	0.19	U	1.0	0.19	ug/L			04/02/16 15:15	1

Client Sample ID: MW-508S

Lab Sample ID: 460-111103-16

Date Collected: 03/22/16 09:35

Matrix: Water

Date Received: 03/23/16 21:00

Method: 8260C - Volatile Organic Compounds by GC/MS (Continued)

Analyte	Result	Qualifier	RL	MDL	Unit	D	Prepared	Analyzed	Dil Fac
Trichloroethene	**1.3**		1.0	0.22	ug/L			04/02/16 15:15	1
Trichlorofluoromethane	0.15	U	1.0	0.15	ug/L			04/02/16 15:15	1
Vinyl chloride	0.060	U	1.0	0.060	ug/L			04/02/16 15:15	1

Tentatively Identified Compound	*Est. Result*	*Qualifier*	*Unit*	*D*	*RT*	*CAS No.*	*Prepared*	*Analyzed*	*Dil Fac*
Tentatively Identified Compound	*None*		*ug/L*					*04/02/16 15:15*	*1*

Surrogate	*%Recovery*	*Qualifier*	*Limits*	*Prepared*	*Analyzed*	*Dil Fac*
1,2-Dichloroethane-d4 (Surr)	*93*		*70 - 130*		*04/02/16 15:15*	*1*
Bromofluorobenzene	*97*		*70 - 130*		*04/02/16 15:15*	*1*
Dibromofluoromethane (Surr)	*101*		*70 - 130*		*04/02/16 15:15*	*1*
Toluene-d8 (Surr)	*92*		*70 - 130*		*04/02/16 15:15*	*1*

Client Sample ID: MW-508D

Lab Sample ID: 460-111103-17

Date Collected: 03/22/16 09:40

Matrix: Water

Date Received: 03/23/16 21:00

Method: 8260C - Volatile Organic Compounds by GC/MS

Analyte	Result	Qualifier	RL	MDL	Unit	D	Prepared	Analyzed	Dil Fac
1,1,1-Trichloroethane	0.28	U	1.0	0.28	ug/L			04/02/16 15:43	1
1,1,2,2-Tetrachloroethane	0.19	U	1.0	0.19	ug/L			04/02/16 15:43	1
1,1,2-Trichloroethane	0.080	U	1.0	0.080	ug/L			04/02/16 15:43	1
1,1-Dichloroethane	0.24	U	1.0	0.24	ug/L			04/02/16 15:43	1
1,1-Dichloroethene	0.34	U	1.0	0.34	ug/L			04/02/16 15:43	1
1,2,3-Trichlorobenzene	0.35	U	1.0	0.35	ug/L			04/02/16 15:43	1
1,2,4-Trichlorobenzene	0.27	U	1.0	0.27	ug/L			04/02/16 15:43	1
1,2-Dibromo-3-Chloropropane	0.23	U	1.0	0.23	ug/L			04/02/16 15:43	1
1,2-Dibromoethane	0.19	U	1.0	0.19	ug/L			04/02/16 15:43	1
1,2-Dichlorobenzene	0.22	U	1.0	0.22	ug/L			04/02/16 15:43	1
1,2-Dichloroethane	0.25	U	1.0	0.25	ug/L			04/02/16 15:43	1
1,2-Dichloropropane	0.18	U	1.0	0.18	ug/L			04/02/16 15:43	1
1,3-Dichlorobenzene	0.33	U	1.0	0.33	ug/L			04/02/16 15:43	1
1,4-Dichlorobenzene	0.33	U	1.0	0.33	ug/L			04/02/16 15:43	1
1,4-Dioxane	8.7	U	50	8.7	ug/L			04/02/16 15:43	1
2-Butanone	2.2	U	5.0	2.2	ug/L			04/02/16 15:43	1
2-Hexanone	0.72	U	5.0	0.72	ug/L			04/02/16 15:43	1
4-Methyl-2-pentanone	0.63	U	5.0	0.63	ug/L			04/02/16 15:43	1
Acetone	1.1	U	5.0	1.1	ug/L			04/02/16 15:43	1
Benzene	0.090	U	1.0	0.090	ug/L			04/02/16 15:43	1
Bromochloromethane	0.30	U	1.0	0.30	ug/L			04/02/16 15:43	1
Bromodichloromethane	0.15	U	1.0	0.15	ug/L			04/02/16 15:43	1
Bromoform	0.18	U	1.0	0.18	ug/L			04/02/16 15:43	1
Bromomethane	0.18	U	1.0	0.18	ug/L			04/02/16 15:43	1
Carbon disulfide	0.22	U	1.0	0.22	ug/L			04/02/16 15:43	1
Carbon tetrachloride	0.33	U	1.0	0.33	ug/L			04/02/16 15:43	1
Chlorobenzene	0.24	U	1.0	0.24	ug/L			04/02/16 15:43	1
Chloroethane	0.37	U	1.0	0.37	ug/L			04/02/16 15:43	1
Chloroform	0.22	U	1.0	0.22	ug/L			04/02/16 15:43	1
Chloromethane	0.22	U	1.0	0.22	ug/L			04/02/16 15:43	1
cis-1,2-Dichloroethene	**1.2**		1.0	0.26	ug/L			04/02/16 15:43	1

Client Sample ID: MW-508D

Lab Sample ID: 460-111103-17

Date Collected: 03/22/16 09:40

Matrix: Water

Date Received: 03/23/16 21:00

Method: 8260C - Volatile Organic Compounds by GC/MS (Continued)

Analyte	Result	Qualifier	RL	MDL	Unit	D	Prepared	Analyzed	Dil Fac
cis-1,3-Dichloropropene	0.16	U	1.0	0.16	ug/L			04/02/16 15:43	1
Cyclohexane	0.26	U *	1.0	0.26	ug/L			04/02/16 15:43	1
Dibromochloromethane	0.22	U	1.0	0.22	ug/L			04/02/16 15:43	1
Dichlorodifluoromethane	0.14	U	1.0	0.14	ug/L			04/02/16 15:43	1
Ethylbenzene	0.30	U	1.0	0.30	ug/L			04/02/16 15:43	1
Freon TF	0.34	U *	1.0	0.34	ug/L			04/02/16 15:43	1
Isopropylbenzene	0.32	U	1.0	0.32	ug/L			04/02/16 15:43	1
m&p-Xylene	0.28	U	1.0	0.28	ug/L			04/02/16 15:43	1
Methyl acetate	0.58	U	5.0	0.58	ug/L			04/02/16 15:43	1
Methylcyclohexane	0.22	U *	1.0	0.22	ug/L			04/02/16 15:43	1
Methylene Chloride	0.21	U	1.0	0.21	ug/L			04/02/16 15:43	1
MTBE	0.13	U	1.0	0.13	ug/L			04/02/16 15:43	1
o-Xylene	0.32	U	1.0	0.32	ug/L			04/02/16 15:43	1
Styrene	0.17	U	1.0	0.17	ug/L			04/02/16 15:43	1
Tetrachloroethene	0.12	U	1.0	0.12	ug/L			04/02/16 15:43	1
Toluene	0.25	U	1.0	0.25	ug/L			04/02/16 15:43	1
trans-1,2-Dichloroethene	0.18	U	1.0	0.18	ug/L			04/02/16 15:43	1
trans-1,3-Dichloropropene	0.19	U	1.0	0.19	ug/L			04/02/16 15:43	1
Trichloroethene	**2.9**		1.0	0.22	ug/L			04/02/16 15:43	1
Trichlorofluoromethane	0.15	U	1.0	0.15	ug/L			04/02/16 15:43	1
Vinyl chloride	0.060	U	1.0	0.060	ug/L			04/02/16 15:43	1

Tentatively Identified Compound	*Est. Result*	*Qualifier*	*Unit*	*D*	*RT*	*CAS No.*	*Prepared*	*Analyzed*	*Dil Fac*
Tentatively Identified Compound	*None*		*ug/L*					*04/02/16 15:43*	*1*

Surrogate	*%Recovery*	*Qualifier*	*Limits*	*Prepared*	*Analyzed*	*Dil Fac*
1,2-Dichloroethane-d4 (Surr)	*98*		*70 - 130*		*04/02/16 15:43*	*1*
Bromofluorobenzene	*103*		*70 - 130*		*04/02/16 15:43*	*1*
Dibromofluoromethane (Surr)	*107*		*70 - 130*		*04/02/16 15:43*	*1*
Toluene-d8 (Surr)	*95*		*70 - 130*		*04/02/16 15:43*	*1*

Client Sample ID: MW-532S

Lab Sample ID: 460-111103-18

Date Collected: 03/22/16 07:45

Matrix: Water

Date Received: 03/23/16 21:00

Method: 8260C - Volatile Organic Compounds by GC/MS

Analyte	Result	Qualifier	RL	MDL	Unit	D	Prepared	Analyzed	Dil Fac
1,1,1-Trichloroethane	0.28	U	1.0	0.28	ug/L			04/02/16 16:10	1
1,1,2,2-Tetrachloroethane	0.19	U	1.0	0.19	ug/L			04/02/16 16:10	1
1,1,2-Trichloroethane	0.080	U	1.0	0.080	ug/L			04/02/16 16:10	1
1,1-Dichloroethane	0.24	U	1.0	0.24	ug/L			04/02/16 16:10	1
1,1-Dichloroethene	0.34	U	1.0	0.34	ug/L			04/02/16 16:10	1
1,2,3-Trichlorobenzene	0.35	U	1.0	0.35	ug/L			04/02/16 16:10	1
1,2,4-Trichlorobenzene	0.27	U	1.0	0.27	ug/L			04/02/16 16:10	1
1,2-Dibromo-3-Chloropropane	0.23	U	1.0	0.23	ug/L			04/02/16 16:10	1
1,2-Dibromoethane	0.19	U	1.0	0.19	ug/L			04/02/16 16:10	1
1,2-Dichlorobenzene	0.22	U	1.0	0.22	ug/L			04/02/16 16:10	1
1,2-Dichloroethane	0.25	U	1.0	0.25	ug/L			04/02/16 16:10	1
1,2-Dichloropropane	0.18	U	1.0	0.18	ug/L			04/02/16 16:10	1
1,3-Dichlorobenzene	0.33	U	1.0	0.33	ug/L			04/02/16 16:10	1

Client Sample ID: MW-532S

Date Collected: 03/22/16 07:45
Date Received: 03/23/16 21:00

Lab Sample ID: 460-111103-18

Matrix: Water

Method: 8260C - Volatile Organic Compounds by GC/MS (Continued)

Analyte	Result	Qualifier	RL	MDL	Unit	D	Prepared	Analyzed	Dil Fac
1,4-Dichlorobenzene	0.33	U	1.0	0.33	ug/L			04/02/16 16:10	1
1,4-Dioxane	8.7	U	50	8.7	ug/L			04/02/16 16:10	1
2-Butanone	2.2	U	5.0	2.2	ug/L			04/02/16 16:10	1
2-Hexanone	0.72	U	5.0	0.72	ug/L			04/02/16 16:10	1
4-Methyl-2-pentanone	0.63	U	5.0	0.63	ug/L			04/02/16 16:10	1
Acetone	1.1	U	5.0	1.1	ug/L			04/02/16 16:10	1
Benzene	0.090	U	1.0	0.090	ug/L			04/02/16 16:10	1
Bromochloromethane	0.30	U	1.0	0.30	ug/L			04/02/16 16:10	1
Bromodichloromethane	0.15	U	1.0	0.15	ug/L			04/02/16 16:10	1
Bromoform	0.18	U	1.0	0.18	ug/L			04/02/16 16:10	1
Bromomethane	0.18	U	1.0	0.18	ug/L			04/02/16 16:10	1
Carbon disulfide	0.22	U	1.0	0.22	ug/L			04/02/16 16:10	1
Carbon tetrachloride	0.33	U	1.0	0.33	ug/L			04/02/16 16:10	1
Chlorobenzene	0.24	U	1.0	0.24	ug/L			04/02/16 16:10	1
Chloroethane	0.37	U	1.0	0.37	ug/L			04/02/16 16:10	1
Chloroform	0.22	U	1.0	0.22	ug/L			04/02/16 16:10	1
Chloromethane	0.22	U	1.0	0.22	ug/L			04/02/16 16:10	1
cis-1,2-Dichloroethene	0.26	U	1.0	0.26	ug/L			04/02/16 16:10	1
cis-1,3-Dichloropropene	0.16	U	1.0	0.16	ug/L			04/02/16 16:10	1
Cyclohexane	0.26	U *	1.0	0.26	ug/L			04/02/16 16:10	1
Dibromochloromethane	0.22	U	1.0	0.22	ug/L			04/02/16 16:10	1
Dichlorodifluoromethane	0.14	U	1.0	0.14	ug/L			04/02/16 16:10	1
Ethylbenzene	0.30	U	1.0	0.30	ug/L			04/02/16 16:10	1
Freon TF	0.34	U *	1.0	0.34	ug/L			04/02/16 16:10	1
Isopropylbenzene	0.32	U	1.0	0.32	ug/L			04/02/16 16:10	1
m&p-Xylene	0.28	U	1.0	0.28	ug/L			04/02/16 16:10	1
Methyl acetate	0.58	U	5.0	0.58	ug/L			04/02/16 16:10	1
Methylcyclohexane	0.22	U *	1.0	0.22	ug/L			04/02/16 16:10	1
Methylene Chloride	0.21	U	1.0	0.21	ug/L			04/02/16 16:10	1
MTBE	0.13	U	1.0	0.13	ug/L			04/02/16 16:10	1
o-Xylene	0.32	U	1.0	0.32	ug/L			04/02/16 16:10	1
Styrene	0.17	U	1.0	0.17	ug/L			04/02/16 16:10	1
Tetrachloroethene	0.12	U	1.0	0.12	ug/L			04/02/16 16:10	1
Toluene	0.25	U	1.0	0.25	ug/L			04/02/16 16:10	1
trans-1,2-Dichloroethene	0.18	U	1.0	0.18	ug/L			04/02/16 16:10	1
trans-1,3-Dichloropropene	0.19	U	1.0	0.19	ug/L			04/02/16 16:10	1
Trichloroethene	**0.27**	**J**	1.0	0.22	ug/L			04/02/16 16:10	1
Trichlorofluoromethane	0.15	U	1.0	0.15	ug/L			04/02/16 16:10	1
Vinyl chloride	0.060	U	1.0	0.060	ug/L			04/02/16 16:10	1

Tentatively Identified Compound	*Est. Result*	*Qualifier*	*Unit*	*D*	*RT*	*CAS No.*	*Prepared*	*Analyzed*	*Dil Fac*
Tentatively Identified Compound	*None*		*ug/L*					*04/02/16 16:10*	*1*

Surrogate	*%Recovery*	*Qualifier*	*Limits*	*Prepared*	*Analyzed*	*Dil Fac*
1,2-Dichloroethane-d4 (Surr)	*95*		*70 - 130*		*04/02/16 16:10*	*1*
Bromofluorobenzene	*100*		*70 - 130*		*04/02/16 16:10*	*1*
Dibromofluoromethane (Surr)	*102*		*70 - 130*		*04/02/16 16:10*	*1*
Toluene-d8 (Surr)	*94*		*70 - 130*		*04/02/16 16:10*	*1*

Client Sample ID: MW-532D
Date Collected: 03/22/16 07:50
Date Received: 03/23/16 21:00

Lab Sample ID: 460-111103-19
Matrix: Water

Method: 8260C - Volatile Organic Compounds by GC/MS

Analyte	Result	Qualifier	RL	MDL	Unit	D	Prepared	Analyzed	Dil Fac
1,1,1-Trichloroethane	0.28	U	1.0	0.28	ug/L			04/02/16 16:38	1
1,1,2,2-Tetrachloroethane	0.19	U	1.0	0.19	ug/L			04/02/16 16:38	1
1,1,2-Trichloroethane	0.080	U	1.0	0.080	ug/L			04/02/16 16:38	1
1,1-Dichloroethane	0.24	U	1.0	0.24	ug/L			04/02/16 16:38	1
1,1-Dichloroethene	0.34	U	1.0	0.34	ug/L			04/02/16 16:38	1
1,2,3-Trichlorobenzene	0.35	U	1.0	0.35	ug/L			04/02/16 16:38	1
1,2,4-Trichlorobenzene	0.27	U	1.0	0.27	ug/L			04/02/16 16:38	1
1,2-Dibromo-3-Chloropropane	0.23	U	1.0	0.23	ug/L			04/02/16 16:38	1
1,2-Dibromoethane	0.19	U	1.0	0.19	ug/L			04/02/16 16:38	1
1,2-Dichlorobenzene	0.22	U	1.0	0.22	ug/L			04/02/16 16:38	1
1,2-Dichloroethane	0.25	U	1.0	0.25	ug/L			04/02/16 16:38	1
1,2-Dichloropropane	0.18	U	1.0	0.18	ug/L			04/02/16 16:38	1
1,3-Dichlorobenzene	0.33	U	1.0	0.33	ug/L			04/02/16 16:38	1
1,4-Dichlorobenzene	0.33	U	1.0	0.33	ug/L			04/02/16 16:38	1
1,4-Dioxane	8.7	U	50	8.7	ug/L			04/02/16 16:38	1
2-Butanone	2.2	U	5.0	2.2	ug/L			04/02/16 16:38	1
2-Hexanone	0.72	U	5.0	0.72	ug/L			04/02/16 16:38	1
4-Methyl-2-pentanone	0.63	U	5.0	0.63	ug/L			04/02/16 16:38	1
Acetone	1.1	U	5.0	1.1	ug/L			04/02/16 16:38	1
Benzene	0.090	U	1.0	0.090	ug/L			04/02/16 16:38	1
Bromochloromethane	0.30	U	1.0	0.30	ug/L			04/02/16 16:38	1
Bromodichloromethane	0.15	U	1.0	0.15	ug/L			04/02/16 16:38	1
Bromoform	0.18	U	1.0	0.18	ug/L			04/02/16 16:38	1
Bromomethane	0.18	U	1.0	0.18	ug/L			04/02/16 16:38	1
Carbon disulfide	0.22	U	1.0	0.22	ug/L			04/02/16 16:38	1
Carbon tetrachloride	0.33	U	1.0	0.33	ug/L			04/02/16 16:38	1
Chlorobenzene	0.24	U	1.0	0.24	ug/L			04/02/16 16:38	1
Chloroethane	0.37	U	1.0	0.37	ug/L			04/02/16 16:38	1
Chloroform	**0.22**	**J**	1.0	0.22	ug/L			04/02/16 16:38	1
Chloromethane	0.22	U	1.0	0.22	ug/L			04/02/16 16:38	1
cis-1,2-Dichloroethene	0.26	U	1.0	0.26	ug/L			04/02/16 16:38	1
cis-1,3-Dichloropropene	0.16	U	1.0	0.16	ug/L			04/02/16 16:38	1
Cyclohexane	0.26	U *	1.0	0.26	ug/L			04/02/16 16:38	1
Dibromochloromethane	0.22	U	1.0	0.22	ug/L			04/02/16 16:38	1
Dichlorodifluoromethane	0.14	U	1.0	0.14	ug/L			04/02/16 16:38	1
Ethylbenzene	0.30	U	1.0	0.30	ug/L			04/02/16 16:38	1
Freon TF	**1.1**	*****	1.0	0.34	ug/L			04/02/16 16:38	1
Isopropylbenzene	0.32	U	1.0	0.32	ug/L			04/02/16 16:38	1
m&p-Xylene	0.28	U	1.0	0.28	ug/L			04/02/16 16:38	1
Methyl acetate	0.58	U	5.0	0.58	ug/L			04/02/16 16:38	1
Methylcyclohexane	0.22	U *	1.0	0.22	ug/L			04/02/16 16:38	1
Methylene Chloride	0.21	U	1.0	0.21	ug/L			04/02/16 16:38	1
MTBE	0.13	U	1.0	0.13	ug/L			04/02/16 16:38	1
o-Xylene	0.32	U	1.0	0.32	ug/L			04/02/16 16:38	1
Styrene	0.17	U	1.0	0.17	ug/L			04/02/16 16:38	1
Tetrachloroethene	**0.78**	**J**	1.0	0.12	ug/L			04/02/16 16:38	1
Toluene	0.25	U	1.0	0.25	ug/L			04/02/16 16:38	1
trans-1,2-Dichloroethene	0.18	U	1.0	0.18	ug/L			04/02/16 16:38	1
trans-1,3-Dichloropropene	0.19	U	1.0	0.19	ug/L			04/02/16 16:38	1

Client Sample ID: MW-532D

Lab Sample ID: 460-111103-19

Date Collected: 03/22/16 07:50

Matrix: Water

Date Received: 03/23/16 21:00

Method: 8260C - Volatile Organic Compounds by GC/MS (Continued)

Analyte	Result	Qualifier	RL	MDL	Unit	D	Prepared	Analyzed	Dil Fac
Trichloroethene	**1.1**		1.0	0.22	ug/L			04/02/16 16:38	1
Trichlorofluoromethane	0.15	U	1.0	0.15	ug/L			04/02/16 16:38	1
Vinyl chloride	0.060	U	1.0	0.060	ug/L			04/02/16 16:38	1

Tentatively Identified Compound	*Est. Result*	*Qualifier*	*Unit*	*D*	*RT*	*CAS No.*	*Prepared*	*Analyzed*	*Dil Fac*
Tentatively Identified Compound	*None*		*ug/L*					*04/02/16 16:38*	*1*

Surrogate	*%Recovery*	*Qualifier*	*Limits*	*Prepared*	*Analyzed*	*Dil Fac*
1,2-Dichloroethane-d4 (Surr)	*91*		*70 - 130*		*04/02/16 16:38*	*1*
Bromofluorobenzene	*99*		*70 - 130*		*04/02/16 16:38*	*1*
Dibromofluoromethane (Surr)	*99*		*70 - 130*		*04/02/16 16:38*	*1*
Toluene-d8 (Surr)	*89*		*70 - 130*		*04/02/16 16:38*	*1*

Client Sample ID: MW-544S

Lab Sample ID: 460-111103-20

Date Collected: 03/22/16 12:45

Matrix: Water

Date Received: 03/23/16 21:00

Method: 8260C - Volatile Organic Compounds by GC/MS

Analyte	Result	Qualifier	RL	MDL	Unit	D	Prepared	Analyzed	Dil Fac
1,1,1-Trichloroethane	0.28	U	1.0	0.28	ug/L			04/02/16 17:06	1
1,1,2,2-Tetrachloroethane	0.19	U	1.0	0.19	ug/L			04/02/16 17:06	1
1,1,2-Trichloroethane	0.080	U	1.0	0.080	ug/L			04/02/16 17:06	1
1,1-Dichloroethane	0.24	U	1.0	0.24	ug/L			04/02/16 17:06	1
1,1-Dichloroethene	0.34	U	1.0	0.34	ug/L			04/02/16 17:06	1
1,2,3-Trichlorobenzene	0.35	U	1.0	0.35	ug/L			04/02/16 17:06	1
1,2,4-Trichlorobenzene	0.27	U	1.0	0.27	ug/L			04/02/16 17:06	1
1,2-Dibromo-3-Chloropropane	0.23	U	1.0	0.23	ug/L			04/02/16 17:06	1
1,2-Dibromoethane	0.19	U	1.0	0.19	ug/L			04/02/16 17:06	1
1,2-Dichlorobenzene	0.22	U	1.0	0.22	ug/L			04/02/16 17:06	1
1,2-Dichloroethane	0.25	U	1.0	0.25	ug/L			04/02/16 17:06	1
1,2-Dichloropropane	0.18	U	1.0	0.18	ug/L			04/02/16 17:06	1
1,3-Dichlorobenzene	0.33	U	1.0	0.33	ug/L			04/02/16 17:06	1
1,4-Dichlorobenzene	0.33	U	1.0	0.33	ug/L			04/02/16 17:06	1
1,4-Dioxane	8.7	U	50	8.7	ug/L			04/02/16 17:06	1
2-Butanone	2.2	U	5.0	2.2	ug/L			04/02/16 17:06	1
2-Hexanone	0.72	U	5.0	0.72	ug/L			04/02/16 17:06	1
4-Methyl-2-pentanone	0.63	U	5.0	0.63	ug/L			04/02/16 17:06	1
Acetone	1.1	U	5.0	1.1	ug/L			04/02/16 17:06	1
Benzene	0.090	U	1.0	0.090	ug/L			04/02/16 17:06	1
Bromochloromethane	0.30	U	1.0	0.30	ug/L			04/02/16 17:06	1
Bromodichloromethane	0.15	U	1.0	0.15	ug/L			04/02/16 17:06	1
Bromoform	0.18	U	1.0	0.18	ug/L			04/02/16 17:06	1
Bromomethane	0.18	U	1.0	0.18	ug/L			04/02/16 17:06	1
Carbon disulfide	0.22	U	1.0	0.22	ug/L			04/02/16 17:06	1
Carbon tetrachloride	0.33	U	1.0	0.33	ug/L			04/02/16 17:06	1
Chlorobenzene	0.24	U	1.0	0.24	ug/L			04/02/16 17:06	1
Chloroethane	0.37	U	1.0	0.37	ug/L			04/02/16 17:06	1
Chloroform	0.22	U	1.0	0.22	ug/L			04/02/16 17:06	1
Chloromethane	0.22	U	1.0	0.22	ug/L			04/02/16 17:06	1
cis-1,2-Dichloroethene	0.26	U	1.0	0.26	ug/L			04/02/16 17:06	1

Client Sample ID: MW-544S

Lab Sample ID: 460-111103-20

Date Collected: 03/22/16 12:45

Matrix: Water

Date Received: 03/23/16 21:00

Method: 8260C - Volatile Organic Compounds by GC/MS (Continued)

Analyte	Result	Qualifier	RL	MDL	Unit	D	Prepared	Analyzed	Dil Fac
cis-1,3-Dichloropropene	0.16	U	1.0	0.16	ug/L			04/02/16 17:06	1
Cyclohexane	0.26	U *	1.0	0.26	ug/L			04/02/16 17:06	1
Dibromochloromethane	0.22	U	1.0	0.22	ug/L			04/02/16 17:06	1
Dichlorodifluoromethane	0.14	U	1.0	0.14	ug/L			04/02/16 17:06	1
Ethylbenzene	0.30	U	1.0	0.30	ug/L			04/02/16 17:06	1
Freon TF	0.34	U *	1.0	0.34	ug/L			04/02/16 17:06	1
Isopropylbenzene	0.32	U	1.0	0.32	ug/L			04/02/16 17:06	1
m&p-Xylene	0.28	U	1.0	0.28	ug/L			04/02/16 17:06	1
Methyl acetate	0.58	U	5.0	0.58	ug/L			04/02/16 17:06	1
Methylcyclohexane	0.22	U *	1.0	0.22	ug/L			04/02/16 17:06	1
Methylene Chloride	0.21	U	1.0	0.21	ug/L			04/02/16 17:06	1
MTBE	0.13	U	1.0	0.13	ug/L			04/02/16 17:06	1
o-Xylene	0.32	U	1.0	0.32	ug/L			04/02/16 17:06	1
Styrene	0.17	U	1.0	0.17	ug/L			04/02/16 17:06	1
Tetrachloroethene	**0.84**	**J**	1.0	0.12	ug/L			04/02/16 17:06	1
Toluene	0.25	U	1.0	0.25	ug/L			04/02/16 17:06	1
trans-1,2-Dichloroethene	0.18	U	1.0	0.18	ug/L			04/02/16 17:06	1
trans-1,3-Dichloropropene	0.19	U	1.0	0.19	ug/L			04/02/16 17:06	1
Trichloroethene	**0.37**	**J**	1.0	0.22	ug/L			04/02/16 17:06	1
Trichlorofluoromethane	0.15	U	1.0	0.15	ug/L			04/02/16 17:06	1
Vinyl chloride	0.060	U	1.0	0.060	ug/L			04/02/16 17:06	1

Tentatively Identified Compound	*Est. Result*	*Qualifier*	*Unit*	*D*	*RT*	*CAS No.*	*Prepared*	*Analyzed*	*Dil Fac*
Tentatively Identified Compound	*None*		*ug/L*					*04/02/16 17:06*	*1*

Surrogate	*%Recovery*	*Qualifier*	*Limits*	*Prepared*	*Analyzed*	*Dil Fac*
1,2-Dichloroethane-d4 (Surr)	*97*		*70 - 130*		*04/02/16 17:06*	*1*
Bromofluorobenzene	*101*		*70 - 130*		*04/02/16 17:06*	*1*
Dibromofluoromethane (Surr)	*103*		*70 - 130*		*04/02/16 17:06*	*1*
Toluene-d8 (Surr)	*94*		*70 - 130*		*04/02/16 17:06*	*1*

Client Sample ID: MW-544I

Lab Sample ID: 460-111103-21

Date Collected: 03/22/16 12:50

Matrix: Water

Date Received: 03/23/16 21:00

Method: 8260C - Volatile Organic Compounds by GC/MS

Analyte	Result	Qualifier	RL	MDL	Unit	D	Prepared	Analyzed	Dil Fac
1,1,1-Trichloroethane	0.28	U	1.0	0.28	ug/L			04/02/16 17:33	1
1,1,2,2-Tetrachloroethane	0.19	U	1.0	0.19	ug/L			04/02/16 17:33	1
1,1,2-Trichloroethane	0.080	U	1.0	0.080	ug/L			04/02/16 17:33	1
1,1-Dichloroethane	0.24	U	1.0	0.24	ug/L			04/02/16 17:33	1
1,1-Dichloroethene	0.34	U	1.0	0.34	ug/L			04/02/16 17:33	1
1,2,3-Trichlorobenzene	0.35	U	1.0	0.35	ug/L			04/02/16 17:33	1
1,2,4-Trichlorobenzene	0.27	U	1.0	0.27	ug/L			04/02/16 17:33	1
1,2-Dibromo-3-Chloropropane	0.23	U	1.0	0.23	ug/L			04/02/16 17:33	1
1,2-Dibromoethane	0.19	U	1.0	0.19	ug/L			04/02/16 17:33	1
1,2-Dichlorobenzene	0.22	U	1.0	0.22	ug/L			04/02/16 17:33	1
1,2-Dichloroethane	0.25	U	1.0	0.25	ug/L			04/02/16 17:33	1
1,2-Dichloropropane	0.18	U	1.0	0.18	ug/L			04/02/16 17:33	1
1,3-Dichlorobenzene	0.33	U	1.0	0.33	ug/L			04/02/16 17:33	1

Client Sample ID: MW-544I

Date Collected: 03/22/16 12:50
Date Received: 03/23/16 21:00

Lab Sample ID: 460-111103-21

Matrix: Water

Method: 8260C - Volatile Organic Compounds by GC/MS (Continued)

Analyte	Result	Qualifier	RL	MDL	Unit	D	Prepared	Analyzed	Dil Fac
1,4-Dichlorobenzene	0.33	U	1.0	0.33	ug/L			04/02/16 17:33	1
1,4-Dioxane	8.7	U	50	8.7	ug/L			04/02/16 17:33	1
2-Butanone	2.2	U	5.0	2.2	ug/L			04/02/16 17:33	1
2-Hexanone	0.72	U	5.0	0.72	ug/L			04/02/16 17:33	1
4-Methyl-2-pentanone	0.63	U	5.0	0.63	ug/L			04/02/16 17:33	1
Acetone	1.1	U	5.0	1.1	ug/L			04/02/16 17:33	1
Benzene	0.090	U	1.0	0.090	ug/L			04/02/16 17:33	1
Bromochloromethane	0.30	U	1.0	0.30	ug/L			04/02/16 17:33	1
Bromodichloromethane	0.15	U	1.0	0.15	ug/L			04/02/16 17:33	1
Bromoform	0.18	U	1.0	0.18	ug/L			04/02/16 17:33	1
Bromomethane	0.18	U	1.0	0.18	ug/L			04/02/16 17:33	1
Carbon disulfide	0.22	U	1.0	0.22	ug/L			04/02/16 17:33	1
Carbon tetrachloride	0.33	U	1.0	0.33	ug/L			04/02/16 17:33	1
Chlorobenzene	0.24	U	1.0	0.24	ug/L			04/02/16 17:33	1
Chloroethane	0.37	U	1.0	0.37	ug/L			04/02/16 17:33	1
Chloroform	0.22	U	1.0	0.22	ug/L			04/02/16 17:33	1
Chloromethane	0.22	U	1.0	0.22	ug/L			04/02/16 17:33	1
cis-1,2-Dichloroethene	0.26	U	1.0	0.26	ug/L			04/02/16 17:33	1
cis-1,3-Dichloropropene	0.16	U	1.0	0.16	ug/L			04/02/16 17:33	1
Cyclohexane	0.26	U *	1.0	0.26	ug/L			04/02/16 17:33	1
Dibromochloromethane	0.22	U	1.0	0.22	ug/L			04/02/16 17:33	1
Dichlorodifluoromethane	0.14	U	1.0	0.14	ug/L			04/02/16 17:33	1
Ethylbenzene	0.30	U	1.0	0.30	ug/L			04/02/16 17:33	1
Freon TF	0.34	U *	1.0	0.34	ug/L			04/02/16 17:33	1
Isopropylbenzene	0.32	U	1.0	0.32	ug/L			04/02/16 17:33	1
m&p-Xylene	0.28	U	1.0	0.28	ug/L			04/02/16 17:33	1
Methyl acetate	0.58	U	5.0	0.58	ug/L			04/02/16 17:33	1
Methylcyclohexane	0.22	U *	1.0	0.22	ug/L			04/02/16 17:33	1
Methylene Chloride	0.21	U	1.0	0.21	ug/L			04/02/16 17:33	1
MTBE	0.13	U	1.0	0.13	ug/L			04/02/16 17:33	1
o-Xylene	0.32	U	1.0	0.32	ug/L			04/02/16 17:33	1
Styrene	0.17	U	1.0	0.17	ug/L			04/02/16 17:33	1
Tetrachloroethene	0.12	U	1.0	0.12	ug/L			04/02/16 17:33	1
Toluene	0.25	U	1.0	0.25	ug/L			04/02/16 17:33	1
trans-1,2-Dichloroethene	0.18	U	1.0	0.18	ug/L			04/02/16 17:33	1
trans-1,3-Dichloropropene	0.19	U	1.0	0.19	ug/L			04/02/16 17:33	1
Trichloroethene	**0.89**	**J**	1.0	0.22	ug/L			04/02/16 17:33	1
Trichlorofluoromethane	0.15	U	1.0	0.15	ug/L			04/02/16 17:33	1
Vinyl chloride	0.060	U	1.0	0.060	ug/L			04/02/16 17:33	1

Tentatively Identified Compound	*Est. Result*	*Qualifier*	*Unit*	*D*	*RT*	*CAS No.*	*Prepared*	*Analyzed*	*Dil Fac*
Tentatively Identified Compound	*None*		*ug/L*					*04/02/16 17:33*	*1*

Surrogate	*%Recovery*	*Qualifier*	*Limits*	*Prepared*	*Analyzed*	*Dil Fac*
1,2-Dichloroethane-d4 (Surr)	*94*		*70 - 130*		*04/02/16 17:33*	*1*
Bromofluorobenzene	*104*		*70 - 130*		*04/02/16 17:33*	*1*
Dibromofluoromethane (Surr)	*101*		*70 - 130*		*04/02/16 17:33*	*1*
Toluene-d8 (Surr)	*92*		*70 - 130*		*04/02/16 17:33*	*1*

Client Sample ID: MW-544D
Date Collected: 03/22/16 12:55
Date Received: 03/23/16 21:00

Lab Sample ID: 460-111103-22
Matrix: Water

Method: 8260C - Volatile Organic Compounds by GC/MS

Analyte	Result	Qualifier	RL	MDL	Unit	D	Prepared	Analyzed	Dil Fac
1,1,1-Trichloroethane	0.28	U	1.0	0.28	ug/L			04/02/16 18:01	1
1,1,2,2-Tetrachloroethane	0.19	U	1.0	0.19	ug/L			04/02/16 18:01	1
1,1,2-Trichloroethane	0.080	U	1.0	0.080	ug/L			04/02/16 18:01	1
1,1-Dichloroethane	0.24	U	1.0	0.24	ug/L			04/02/16 18:01	1
1,1-Dichloroethene	0.34	U	1.0	0.34	ug/L			04/02/16 18:01	1
1,2,3-Trichlorobenzene	0.35	U	1.0	0.35	ug/L			04/02/16 18:01	1
1,2,4-Trichlorobenzene	0.27	U	1.0	0.27	ug/L			04/02/16 18:01	1
1,2-Dibromo-3-Chloropropane	0.23	U	1.0	0.23	ug/L			04/02/16 18:01	1
1,2-Dibromoethane	0.19	U	1.0	0.19	ug/L			04/02/16 18:01	1
1,2-Dichlorobenzene	0.22	U	1.0	0.22	ug/L			04/02/16 18:01	1
1,2-Dichloroethane	0.25	U	1.0	0.25	ug/L			04/02/16 18:01	1
1,2-Dichloropropane	0.18	U	1.0	0.18	ug/L			04/02/16 18:01	1
1,3-Dichlorobenzene	0.33	U	1.0	0.33	ug/L			04/02/16 18:01	1
1,4-Dichlorobenzene	0.33	U	1.0	0.33	ug/L			04/02/16 18:01	1
1,4-Dioxane	8.7	U	50	8.7	ug/L			04/02/16 18:01	1
2-Butanone	2.2	U	5.0	2.2	ug/L			04/02/16 18:01	1
2-Hexanone	0.72	U	5.0	0.72	ug/L			04/02/16 18:01	1
4-Methyl-2-pentanone	0.63	U	5.0	0.63	ug/L			04/02/16 18:01	1
Acetone	1.1	U	5.0	1.1	ug/L			04/02/16 18:01	1
Benzene	0.090	U	1.0	0.090	ug/L			04/02/16 18:01	1
Bromochloromethane	0.30	U	1.0	0.30	ug/L			04/02/16 18:01	1
Bromodichloromethane	0.15	U	1.0	0.15	ug/L			04/02/16 18:01	1
Bromoform	0.18	U	1.0	0.18	ug/L			04/02/16 18:01	1
Bromomethane	0.18	U	1.0	0.18	ug/L			04/02/16 18:01	1
Carbon disulfide	0.22	U	1.0	0.22	ug/L			04/02/16 18:01	1
Carbon tetrachloride	0.33	U	1.0	0.33	ug/L			04/02/16 18:01	1
Chlorobenzene	0.24	U	1.0	0.24	ug/L			04/02/16 18:01	1
Chloroethane	0.37	U	1.0	0.37	ug/L			04/02/16 18:01	1
Chloroform	0.22	U	1.0	0.22	ug/L			04/02/16 18:01	1
Chloromethane	0.22	U	1.0	0.22	ug/L			04/02/16 18:01	1
cis-1,2-Dichloroethene	0.26	U	1.0	0.26	ug/L			04/02/16 18:01	1
cis-1,3-Dichloropropene	0.16	U	1.0	0.16	ug/L			04/02/16 18:01	1
Cyclohexane	0.26	U *	1.0	0.26	ug/L			04/02/16 18:01	1
Dibromochloromethane	0.22	U	1.0	0.22	ug/L			04/02/16 18:01	1
Dichlorodifluoromethane	0.14	U	1.0	0.14	ug/L			04/02/16 18:01	1
Ethylbenzene	0.30	U	1.0	0.30	ug/L			04/02/16 18:01	1
Freon TF	0.34	U *	1.0	0.34	ug/L			04/02/16 18:01	1
Isopropylbenzene	0.32	U	1.0	0.32	ug/L			04/02/16 18:01	1
m&p-Xylene	0.28	U	1.0	0.28	ug/L			04/02/16 18:01	1
Methyl acetate	0.58	U	5.0	0.58	ug/L			04/02/16 18:01	1
Methylcyclohexane	0.22	U *	1.0	0.22	ug/L			04/02/16 18:01	1
Methylene Chloride	0.21	U	1.0	0.21	ug/L			04/02/16 18:01	1
MTBE	0.13	U	1.0	0.13	ug/L			04/02/16 18:01	1
o-Xylene	0.32	U	1.0	0.32	ug/L			04/02/16 18:01	1
Styrene	0.17	U	1.0	0.17	ug/L			04/02/16 18:01	1
Tetrachloroethene	0.12	U	1.0	0.12	ug/L			04/02/16 18:01	1
Toluene	0.25	U	1.0	0.25	ug/L			04/02/16 18:01	1
trans-1,2-Dichloroethene	0.18	U	1.0	0.18	ug/L			04/02/16 18:01	1
trans-1,3-Dichloropropene	0.19	U	1.0	0.19	ug/L			04/02/16 18:01	1

Client Sample ID: MW-544D
Lab Sample ID: 460-111103-22
Date Collected: 03/22/16 12:55
Matrix: Water
Date Received: 03/23/16 21:00

Method: 8260C - Volatile Organic Compounds by GC/MS (Continued)

Analyte	Result	Qualifier	RL	MDL	Unit	D	Prepared	Analyzed	Dil Fac
Trichloroethene	**0.38**	**J**	1.0	0.22	ug/L			04/02/16 18:01	1
Trichlorofluoromethane	0.15	U	1.0	0.15	ug/L			04/02/16 18:01	1
Vinyl chloride	0.060	U	1.0	0.060	ug/L			04/02/16 18:01	1

Tentatively Identified Compound	*Est. Result*	*Qualifier*	*Unit*	*D*	*RT*	*CAS No.*	*Prepared*	*Analyzed*	*Dil Fac*
Tentatively Identified Compound	*None*		*ug/L*					*04/02/16 18:01*	*1*

Surrogate	*%Recovery*	*Qualifier*	*Limits*	*Prepared*	*Analyzed*	*Dil Fac*
1,2-Dichloroethane-d4 (Surr)	*98*		*70 - 130*		*04/02/16 18:01*	*1*
Bromofluorobenzene	*104*		*70 - 130*		*04/02/16 18:01*	*1*
Dibromofluoromethane (Surr)	*105*		*70 - 130*		*04/02/16 18:01*	*1*
Toluene-d8 (Surr)	*95*		*70 - 130*		*04/02/16 18:01*	*1*

Client Sample ID: MW-545S
Lab Sample ID: 460-111103-23
Date Collected: 03/22/16 12:05
Matrix: Water
Date Received: 03/23/16 21:00

Method: 8260C - Volatile Organic Compounds by GC/MS

Analyte	Result	Qualifier	RL	MDL	Unit	D	Prepared	Analyzed	Dil Fac
1,1,1-Trichloroethane	0.28	U	1.0	0.28	ug/L			04/02/16 18:29	1
1,1,2,2-Tetrachloroethane	0.19	U	1.0	0.19	ug/L			04/02/16 18:29	1
1,1,2-Trichloroethane	0.080	U	1.0	0.080	ug/L			04/02/16 18:29	1
1,1-Dichloroethane	0.24	U	1.0	0.24	ug/L			04/02/16 18:29	1
1,1-Dichloroethene	0.34	U	1.0	0.34	ug/L			04/02/16 18:29	1
1,2,3-Trichlorobenzene	0.35	U	1.0	0.35	ug/L			04/02/16 18:29	1
1,2,4-Trichlorobenzene	0.27	U	1.0	0.27	ug/L			04/02/16 18:29	1
1,2-Dibromo-3-Chloropropane	0.23	U	1.0	0.23	ug/L			04/02/16 18:29	1
1,2-Dibromoethane	0.19	U	1.0	0.19	ug/L			04/02/16 18:29	1
1,2-Dichlorobenzene	0.22	U	1.0	0.22	ug/L			04/02/16 18:29	1
1,2-Dichloroethane	0.25	U	1.0	0.25	ug/L			04/02/16 18:29	1
1,2-Dichloropropane	0.18	U	1.0	0.18	ug/L			04/02/16 18:29	1
1,3-Dichlorobenzene	0.33	U	1.0	0.33	ug/L			04/02/16 18:29	1
1,4-Dichlorobenzene	0.33	U	1.0	0.33	ug/L			04/02/16 18:29	1
1,4-Dioxane	8.7	U	50	8.7	ug/L			04/02/16 18:29	1
2-Butanone	2.2	U	5.0	2.2	ug/L			04/02/16 18:29	1
2-Hexanone	0.72	U	5.0	0.72	ug/L			04/02/16 18:29	1
4-Methyl-2-pentanone	0.63	U	5.0	0.63	ug/L			04/02/16 18:29	1
Acetone	1.1	U	5.0	1.1	ug/L			04/02/16 18:29	1
Benzene	0.090	U	1.0	0.090	ug/L			04/02/16 18:29	1
Bromochloromethane	0.30	U	1.0	0.30	ug/L			04/02/16 18:29	1
Bromodichloromethane	0.15	U	1.0	0.15	ug/L			04/02/16 18:29	1
Bromoform	0.18	U	1.0	0.18	ug/L			04/02/16 18:29	1
Bromomethane	0.18	U	1.0	0.18	ug/L			04/02/16 18:29	1
Carbon disulfide	0.22	U	1.0	0.22	ug/L			04/02/16 18:29	1
Carbon tetrachloride	0.33	U	1.0	0.33	ug/L			04/02/16 18:29	1
Chlorobenzene	0.24	U	1.0	0.24	ug/L			04/02/16 18:29	1
Chloroethane	0.37	U	1.0	0.37	ug/L			04/02/16 18:29	1
Chloroform	**0.47**	**J**	1.0	0.22	ug/L			04/02/16 18:29	1
Chloromethane	0.22	U	1.0	0.22	ug/L			04/02/16 18:29	1
cis-1,2-Dichloroethene	0.26	U	1.0	0.26	ug/L			04/02/16 18:29	1

Client Sample ID: MW-545S

Lab Sample ID: 460-111103-23

Date Collected: 03/22/16 12:05

Matrix: Water

Date Received: 03/23/16 21:00

Method: 8260C - Volatile Organic Compounds by GC/MS (Continued)

Analyte	Result	Qualifier	RL	MDL	Unit	D	Prepared	Analyzed	Dil Fac
cis-1,3-Dichloropropene	0.16	U	1.0	0.16	ug/L			04/02/16 18:29	1
Cyclohexane	0.26	U *	1.0	0.26	ug/L			04/02/16 18:29	1
Dibromochloromethane	0.22	U	1.0	0.22	ug/L			04/02/16 18:29	1
Dichlorodifluoromethane	0.14	U	1.0	0.14	ug/L			04/02/16 18:29	1
Ethylbenzene	0.30	U	1.0	0.30	ug/L			04/02/16 18:29	1
Freon TF	0.34	U *	1.0	0.34	ug/L			04/02/16 18:29	1
Isopropylbenzene	0.32	U	1.0	0.32	ug/L			04/02/16 18:29	1
m&p-Xylene	0.28	U	1.0	0.28	ug/L			04/02/16 18:29	1
Methyl acetate	0.58	U	5.0	0.58	ug/L			04/02/16 18:29	1
Methylcyclohexane	0.22	U *	1.0	0.22	ug/L			04/02/16 18:29	1
Methylene Chloride	0.21	U	1.0	0.21	ug/L			04/02/16 18:29	1
MTBE	0.13	U	1.0	0.13	ug/L			04/02/16 18:29	1
o-Xylene	0.32	U	1.0	0.32	ug/L			04/02/16 18:29	1
Styrene	0.17	U	1.0	0.17	ug/L			04/02/16 18:29	1
Tetrachloroethene	0.12	U	1.0	0.12	ug/L			04/02/16 18:29	1
Toluene	0.25	U	1.0	0.25	ug/L			04/02/16 18:29	1
trans-1,2-Dichloroethene	0.18	U	1.0	0.18	ug/L			04/02/16 18:29	1
trans-1,3-Dichloropropene	0.19	U	1.0	0.19	ug/L			04/02/16 18:29	1
Trichloroethene	0.22	U	1.0	0.22	ug/L			04/02/16 18:29	1
Trichlorofluoromethane	**1.9**		1.0	0.15	ug/L			04/02/16 18:29	1
Vinyl chloride	0.060	U	1.0	0.060	ug/L			04/02/16 18:29	1

Tentatively Identified Compound	*Est. Result*	*Qualifier*	*Unit*	*D*	*RT*	*CAS No.*	*Prepared*	*Analyzed*	*Dil Fac*
Tentatively Identified Compound	*None*		*ug/L*					*04/02/16 18:29*	*1*

Surrogate	*%Recovery*	*Qualifier*	*Limits*	*Prepared*	*Analyzed*	*Dil Fac*
1,2-Dichloroethane-d4 (Surr)	*95*		*70 - 130*		*04/02/16 18:29*	*1*
Bromofluorobenzene	*104*		*70 - 130*		*04/02/16 18:29*	*1*
Dibromofluoromethane (Surr)	*103*		*70 - 130*		*04/02/16 18:29*	*1*
Toluene-d8 (Surr)	*94*		*70 - 130*		*04/02/16 18:29*	*1*

Client Sample ID: MW-545I

Lab Sample ID: 460-111103-24

Date Collected: 03/22/16 12:10

Matrix: Water

Date Received: 03/23/16 21:00

Method: 8260C - Volatile Organic Compounds by GC/MS

Analyte	Result	Qualifier	RL	MDL	Unit	D	Prepared	Analyzed	Dil Fac
1,1,1-Trichloroethane	0.28	U	1.0	0.28	ug/L			04/02/16 18:56	1
1,1,2,2-Tetrachloroethane	0.19	U	1.0	0.19	ug/L			04/02/16 18:56	1
1,1,2-Trichloroethane	0.080	U	1.0	0.080	ug/L			04/02/16 18:56	1
1,1-Dichloroethane	0.24	U	1.0	0.24	ug/L			04/02/16 18:56	1
1,1-Dichloroethene	0.34	U	1.0	0.34	ug/L			04/02/16 18:56	1
1,2,3-Trichlorobenzene	0.35	U	1.0	0.35	ug/L			04/02/16 18:56	1
1,2,4-Trichlorobenzene	0.27	U	1.0	0.27	ug/L			04/02/16 18:56	1
1,2-Dibromo-3-Chloropropane	0.23	U	1.0	0.23	ug/L			04/02/16 18:56	1
1,2-Dibromoethane	0.19	U	1.0	0.19	ug/L			04/02/16 18:56	1
1,2-Dichlorobenzene	0.22	U	1.0	0.22	ug/L			04/02/16 18:56	1
1,2-Dichloroethane	0.25	U	1.0	0.25	ug/L			04/02/16 18:56	1
1,2-Dichloropropane	0.18	U	1.0	0.18	ug/L			04/02/16 18:56	1
1,3-Dichlorobenzene	0.33	U	1.0	0.33	ug/L			04/02/16 18:56	1

Client Sample ID: MW-545I

Date Collected: 03/22/16 12:10
Date Received: 03/23/16 21:00

Lab Sample ID: 460-111103-24

Matrix: Water

Method: 8260C - Volatile Organic Compounds by GC/MS (Continued)

Analyte	Result	Qualifier	RL	MDL	Unit	D	Prepared	Analyzed	Dil Fac
1,4-Dichlorobenzene	0.33	U	1.0	0.33	ug/L			04/02/16 18:56	1
1,4-Dioxane	8.7	U	50	8.7	ug/L			04/02/16 18:56	1
2-Butanone	2.2	U	5.0	2.2	ug/L			04/02/16 18:56	1
2-Hexanone	0.72	U	5.0	0.72	ug/L			04/02/16 18:56	1
4-Methyl-2-pentanone	0.63	U	5.0	0.63	ug/L			04/02/16 18:56	1
Acetone	1.1	U	5.0	1.1	ug/L			04/02/16 18:56	1
Benzene	0.090	U	1.0	0.090	ug/L			04/02/16 18:56	1
Bromochloromethane	0.30	U	1.0	0.30	ug/L			04/02/16 18:56	1
Bromodichloromethane	0.15	U	1.0	0.15	ug/L			04/02/16 18:56	1
Bromoform	0.18	U	1.0	0.18	ug/L			04/02/16 18:56	1
Bromomethane	0.18	U	1.0	0.18	ug/L			04/02/16 18:56	1
Carbon disulfide	0.22	U	1.0	0.22	ug/L			04/02/16 18:56	1
Carbon tetrachloride	0.33	U	1.0	0.33	ug/L			04/02/16 18:56	1
Chlorobenzene	0.24	U	1.0	0.24	ug/L			04/02/16 18:56	1
Chloroethane	0.37	U	1.0	0.37	ug/L			04/02/16 18:56	1
Chloroform	**0.54**	**J**	1.0	0.22	ug/L			04/02/16 18:56	1
Chloromethane	0.22	U	1.0	0.22	ug/L			04/02/16 18:56	1
cis-1,2-Dichloroethene	0.26	U	1.0	0.26	ug/L			04/02/16 18:56	1
cis-1,3-Dichloropropene	0.16	U	1.0	0.16	ug/L			04/02/16 18:56	1
Cyclohexane	0.26	U *	1.0	0.26	ug/L			04/02/16 18:56	1
Dibromochloromethane	0.22	U	1.0	0.22	ug/L			04/02/16 18:56	1
Dichlorodifluoromethane	0.14	U	1.0	0.14	ug/L			04/02/16 18:56	1
Ethylbenzene	0.30	U	1.0	0.30	ug/L			04/02/16 18:56	1
Freon TF	0.34	U *	1.0	0.34	ug/L			04/02/16 18:56	1
Isopropylbenzene	0.32	U	1.0	0.32	ug/L			04/02/16 18:56	1
m&p-Xylene	0.28	U	1.0	0.28	ug/L			04/02/16 18:56	1
Methyl acetate	0.58	U	5.0	0.58	ug/L			04/02/16 18:56	1
Methylcyclohexane	0.22	U *	1.0	0.22	ug/L			04/02/16 18:56	1
Methylene Chloride	0.21	U	1.0	0.21	ug/L			04/02/16 18:56	1
MTBE	0.13	U	1.0	0.13	ug/L			04/02/16 18:56	1
o-Xylene	0.32	U	1.0	0.32	ug/L			04/02/16 18:56	1
Styrene	0.17	U	1.0	0.17	ug/L			04/02/16 18:56	1
Tetrachloroethene	0.12	U	1.0	0.12	ug/L			04/02/16 18:56	1
Toluene	0.25	U	1.0	0.25	ug/L			04/02/16 18:56	1
trans-1,2-Dichloroethene	0.18	U	1.0	0.18	ug/L			04/02/16 18:56	1
trans-1,3-Dichloropropene	0.19	U	1.0	0.19	ug/L			04/02/16 18:56	1
Trichloroethene	0.22	U	1.0	0.22	ug/L			04/02/16 18:56	1
Trichlorofluoromethane	0.15	U	1.0	0.15	ug/L			04/02/16 18:56	1
Vinyl chloride	0.060	U	1.0	0.060	ug/L			04/02/16 18:56	1

Tentatively Identified Compound	*Est. Result*	*Qualifier*	*Unit*	*D*	*RT*	*CAS No.*	*Prepared*	*Analyzed*	*Dil Fac*
Tentatively Identified Compound	*None*		*ug/L*					*04/02/16 18:56*	*1*

Surrogate	*%Recovery*	*Qualifier*	*Limits*	*Prepared*	*Analyzed*	*Dil Fac*
1,2-Dichloroethane-d4 (Surr)	*96*		*70 - 130*		*04/02/16 18:56*	*1*
Bromofluorobenzene	*102*		*70 - 130*		*04/02/16 18:56*	*1*
Dibromofluoromethane (Surr)	*108*		*70 - 130*		*04/02/16 18:56*	*1*
Toluene-d8 (Surr)	*95*		*70 - 130*		*04/02/16 18:56*	*1*

Client Sample ID: MW-545D

Date Collected: 03/22/16 12:15
Date Received: 03/23/16 21:00

Lab Sample ID: 460-111103-25

Matrix: Water

Method: 8260C - Volatile Organic Compounds by GC/MS

Analyte	Result	Qualifier	RL	MDL	Unit	D	Prepared	Analyzed	Dil Fac
1,1,1-Trichloroethane	0.28	U	1.0	0.28	ug/L			04/02/16 19:24	1
1,1,2,2-Tetrachloroethane	0.19	U	1.0	0.19	ug/L			04/02/16 19:24	1
1,1,2-Trichloroethane	0.080	U	1.0	0.080	ug/L			04/02/16 19:24	1
1,1-Dichloroethane	0.24	U	1.0	0.24	ug/L			04/02/16 19:24	1
1,1-Dichloroethene	0.34	U	1.0	0.34	ug/L			04/02/16 19:24	1
1,2,3-Trichlorobenzene	0.35	U	1.0	0.35	ug/L			04/02/16 19:24	1
1,2,4-Trichlorobenzene	0.27	U	1.0	0.27	ug/L			04/02/16 19:24	1
1,2-Dibromo-3-Chloropropane	0.23	U	1.0	0.23	ug/L			04/02/16 19:24	1
1,2-Dibromoethane	0.19	U	1.0	0.19	ug/L			04/02/16 19:24	1
1,2-Dichlorobenzene	0.22	U	1.0	0.22	ug/L			04/02/16 19:24	1
1,2-Dichloroethane	0.25	U	1.0	0.25	ug/L			04/02/16 19:24	1
1,2-Dichloropropane	0.18	U	1.0	0.18	ug/L			04/02/16 19:24	1
1,3-Dichlorobenzene	0.33	U	1.0	0.33	ug/L			04/02/16 19:24	1
1,4-Dichlorobenzene	0.33	U	1.0	0.33	ug/L			04/02/16 19:24	1
1,4-Dioxane	8.7	U	50	8.7	ug/L			04/02/16 19:24	1
2-Butanone	2.2	U	5.0	2.2	ug/L			04/02/16 19:24	1
2-Hexanone	0.72	U	5.0	0.72	ug/L			04/02/16 19:24	1
4-Methyl-2-pentanone	0.63	U	5.0	0.63	ug/L			04/02/16 19:24	1
Acetone	1.1	U	5.0	1.1	ug/L			04/02/16 19:24	1
Benzene	0.090	U	1.0	0.090	ug/L			04/02/16 19:24	1
Bromochloromethane	0.30	U	1.0	0.30	ug/L			04/02/16 19:24	1
Bromodichloromethane	0.15	U	1.0	0.15	ug/L			04/02/16 19:24	1
Bromoform	0.18	U	1.0	0.18	ug/L			04/02/16 19:24	1
Bromomethane	0.18	U	1.0	0.18	ug/L			04/02/16 19:24	1
Carbon disulfide	0.22	U	1.0	0.22	ug/L			04/02/16 19:24	1
Carbon tetrachloride	0.33	U	1.0	0.33	ug/L			04/02/16 19:24	1
Chlorobenzene	0.24	U	1.0	0.24	ug/L			04/02/16 19:24	1
Chloroethane	0.37	U	1.0	0.37	ug/L			04/02/16 19:24	1
Chloroform	**0.44**	**J**	1.0	0.22	ug/L			04/02/16 19:24	1
Chloromethane	0.22	U	1.0	0.22	ug/L			04/02/16 19:24	1
cis-1,2-Dichloroethene	0.26	U	1.0	0.26	ug/L			04/02/16 19:24	1
cis-1,3-Dichloropropene	0.16	U	1.0	0.16	ug/L			04/02/16 19:24	1
Cyclohexane	0.26	U *	1.0	0.26	ug/L			04/02/16 19:24	1
Dibromochloromethane	0.22	U	1.0	0.22	ug/L			04/02/16 19:24	1
Dichlorodifluoromethane	0.14	U	1.0	0.14	ug/L			04/02/16 19:24	1
Ethylbenzene	0.30	U	1.0	0.30	ug/L			04/02/16 19:24	1
Freon TF	0.34	U *	1.0	0.34	ug/L			04/02/16 19:24	1
Isopropylbenzene	0.32	U	1.0	0.32	ug/L			04/02/16 19:24	1
m&p-Xylene	0.28	U	1.0	0.28	ug/L			04/02/16 19:24	1
Methyl acetate	0.58	U	5.0	0.58	ug/L			04/02/16 19:24	1
Methylcyclohexane	0.22	U *	1.0	0.22	ug/L			04/02/16 19:24	1
Methylene Chloride	0.21	U	1.0	0.21	ug/L			04/02/16 19:24	1
MTBE	0.13	U	1.0	0.13	ug/L			04/02/16 19:24	1
o-Xylene	0.32	U	1.0	0.32	ug/L			04/02/16 19:24	1
Styrene	0.17	U	1.0	0.17	ug/L			04/02/16 19:24	1
Tetrachloroethene	**2.8**		1.0	0.12	ug/L			04/02/16 19:24	1
Toluene	0.25	U	1.0	0.25	ug/L			04/02/16 19:24	1
trans-1,2-Dichloroethene	0.18	U	1.0	0.18	ug/L			04/02/16 19:24	1
trans-1,3-Dichloropropene	0.19	U	1.0	0.19	ug/L			04/02/16 19:24	1

Client Sample ID: MW-545D

Lab Sample ID: 460-111103-25

Date Collected: 03/22/16 12:15

Matrix: Water

Date Received: 03/23/16 21:00

Method: 8260C - Volatile Organic Compounds by GC/MS (Continued)

Analyte	Result	Qualifier	RL	MDL	Unit	D	Prepared	Analyzed	Dil Fac
Trichloroethene	**0.26**	**J**	1.0	0.22	ug/L			04/02/16 19:24	1
Trichlorofluoromethane	**0.42**	**J**	1.0	0.15	ug/L			04/02/16 19:24	1
Vinyl chloride	0.060	U	1.0	0.060	ug/L			04/02/16 19:24	1

Tentatively Identified Compound	*Est. Result*	*Qualifier*	*Unit*	*D*	*RT*	*CAS No.*	*Prepared*	*Analyzed*	*Dil Fac*
Tentatively Identified Compound	*None*		*ug/L*					*04/02/16 19:24*	*1*

Surrogate	*%Recovery*	*Qualifier*	*Limits*	*Prepared*	*Analyzed*	*Dil Fac*
1,2-Dichloroethane-d4 (Surr)	*94*		*70 - 130*		*04/02/16 19:24*	*1*
Bromofluorobenzene	*103*		*70 - 130*		*04/02/16 19:24*	*1*
Dibromofluoromethane (Surr)	*98*		*70 - 130*		*04/02/16 19:24*	*1*
Toluene-d8 (Surr)	*92*		*70 - 130*		*04/02/16 19:24*	*1*

Client Sample ID: MW-546S

Lab Sample ID: 460-111103-26

Date Collected: 03/22/16 14:45

Matrix: Water

Date Received: 03/23/16 21:00

Method: 8260C - Volatile Organic Compounds by GC/MS

Analyte	Result	Qualifier	RL	MDL	Unit	D	Prepared	Analyzed	Dil Fac
1,1,1-Trichloroethane	0.28	U	1.0	0.28	ug/L			04/02/16 19:52	1
1,1,2,2-Tetrachloroethane	0.19	U	1.0	0.19	ug/L			04/02/16 19:52	1
1,1,2-Trichloroethane	0.080	U	1.0	0.080	ug/L			04/02/16 19:52	1
1,1-Dichloroethane	0.24	U	1.0	0.24	ug/L			04/02/16 19:52	1
1,1-Dichloroethene	0.34	U	1.0	0.34	ug/L			04/02/16 19:52	1
1,2,3-Trichlorobenzene	0.35	U	1.0	0.35	ug/L			04/02/16 19:52	1
1,2,4-Trichlorobenzene	0.27	U	1.0	0.27	ug/L			04/02/16 19:52	1
1,2-Dibromo-3-Chloropropane	0.23	U	1.0	0.23	ug/L			04/02/16 19:52	1
1,2-Dibromoethane	0.19	U	1.0	0.19	ug/L			04/02/16 19:52	1
1,2-Dichlorobenzene	0.22	U	1.0	0.22	ug/L			04/02/16 19:52	1
1,2-Dichloroethane	0.25	U	1.0	0.25	ug/L			04/02/16 19:52	1
1,2-Dichloropropane	0.18	U	1.0	0.18	ug/L			04/02/16 19:52	1
1,3-Dichlorobenzene	0.33	U	1.0	0.33	ug/L			04/02/16 19:52	1
1,4-Dichlorobenzene	0.33	U	1.0	0.33	ug/L			04/02/16 19:52	1
1,4-Dioxane	8.7	U	50	8.7	ug/L			04/02/16 19:52	1
2-Butanone	2.2	U	5.0	2.2	ug/L			04/02/16 19:52	1
2-Hexanone	0.72	U	5.0	0.72	ug/L			04/02/16 19:52	1
4-Methyl-2-pentanone	0.63	U	5.0	0.63	ug/L			04/02/16 19:52	1
Acetone	1.1	U	5.0	1.1	ug/L			04/02/16 19:52	1
Benzene	0.090	U	1.0	0.090	ug/L			04/02/16 19:52	1
Bromochloromethane	0.30	U	1.0	0.30	ug/L			04/02/16 19:52	1
Bromodichloromethane	0.15	U	1.0	0.15	ug/L			04/02/16 19:52	1
Bromoform	0.18	U	1.0	0.18	ug/L			04/02/16 19:52	1
Bromomethane	0.18	U	1.0	0.18	ug/L			04/02/16 19:52	1
Carbon disulfide	0.22	U	1.0	0.22	ug/L			04/02/16 19:52	1
Carbon tetrachloride	0.33	U	1.0	0.33	ug/L			04/02/16 19:52	1
Chlorobenzene	0.24	U	1.0	0.24	ug/L			04/02/16 19:52	1
Chloroethane	0.37	U	1.0	0.37	ug/L			04/02/16 19:52	1
Chloroform	0.22	U	1.0	0.22	ug/L			04/02/16 19:52	1
Chloromethane	0.22	U	1.0	0.22	ug/L			04/02/16 19:52	1
cis-1,2-Dichloroethene	0.26	U	1.0	0.26	ug/L			04/02/16 19:52	1

Client Sample ID: MW-546S
Lab Sample ID: 460-111103-26
Date Collected: 03/22/16 14:45
Matrix: Water
Date Received: 03/23/16 21:00

Method: 8260C - Volatile Organic Compounds by GC/MS (Continued)

Analyte	Result	Qualifier	RL	MDL	Unit	D	Prepared	Analyzed	Dil Fac
cis-1,3-Dichloropropene	0.16	U	1.0	0.16	ug/L			04/02/16 19:52	1
Cyclohexane	0.26	U *	1.0	0.26	ug/L			04/02/16 19:52	1
Dibromochloromethane	0.22	U	1.0	0.22	ug/L			04/02/16 19:52	1
Dichlorodifluoromethane	0.14	U	1.0	0.14	ug/L			04/02/16 19:52	1
Ethylbenzene	0.30	U	1.0	0.30	ug/L			04/02/16 19:52	1
Freon TF	0.34	U *	1.0	0.34	ug/L			04/02/16 19:52	1
Isopropylbenzene	0.32	U	1.0	0.32	ug/L			04/02/16 19:52	1
m&p-Xylene	0.28	U	1.0	0.28	ug/L			04/02/16 19:52	1
Methyl acetate	0.58	U	5.0	0.58	ug/L			04/02/16 19:52	1
Methylcyclohexane	0.22	U *	1.0	0.22	ug/L			04/02/16 19:52	1
Methylene Chloride	0.21	U	1.0	0.21	ug/L			04/02/16 19:52	1
MTBE	0.13	U	1.0	0.13	ug/L			04/02/16 19:52	1
o-Xylene	0.32	U	1.0	0.32	ug/L			04/02/16 19:52	1
Styrene	0.17	U	1.0	0.17	ug/L			04/02/16 19:52	1
Tetrachloroethene	0.12	U	1.0	0.12	ug/L			04/02/16 19:52	1
Toluene	0.25	U	1.0	0.25	ug/L			04/02/16 19:52	1
trans-1,2-Dichloroethene	0.18	U	1.0	0.18	ug/L			04/02/16 19:52	1
trans-1,3-Dichloropropene	0.19	U	1.0	0.19	ug/L			04/02/16 19:52	1
Trichloroethene	0.22	U	1.0	0.22	ug/L			04/02/16 19:52	1
Trichlorofluoromethane	0.15	U	1.0	0.15	ug/L			04/02/16 19:52	1
Vinyl chloride	0.060	U	1.0	0.060	ug/L			04/02/16 19:52	1

Tentatively Identified Compound	*Est. Result*	*Qualifier*	*Unit*	*D*	*RT*	*CAS No.*	*Prepared*	*Analyzed*	*Dil Fac*
Tentatively Identified Compound	*None*		*ug/L*					*04/02/16 19:52*	*1*

Surrogate	*%Recovery*	*Qualifier*	*Limits*	*Prepared*	*Analyzed*	*Dil Fac*
1,2-Dichloroethane-d4 (Surr)	*98*		*70 - 130*		*04/02/16 19:52*	*1*
Bromofluorobenzene	*105*		*70 - 130*		*04/02/16 19:52*	*1*
Dibromofluoromethane (Surr)	*108*		*70 - 130*		*04/02/16 19:52*	*1*
Toluene-d8 (Surr)	*95*		*70 - 130*		*04/02/16 19:52*	*1*

Client Sample ID: MW-546I
Lab Sample ID: 460-111103-27
Date Collected: 03/22/16 14:50
Matrix: Water
Date Received: 03/23/16 21:00

Method: 8260C - Volatile Organic Compounds by GC/MS

Analyte	Result	Qualifier	RL	MDL	Unit	D	Prepared	Analyzed	Dil Fac
1,1,1-Trichloroethane	0.28	U	1.0	0.28	ug/L			04/02/16 20:19	1
1,1,2,2-Tetrachloroethane	0.19	U	1.0	0.19	ug/L			04/02/16 20:19	1
1,1,2-Trichloroethane	0.080	U	1.0	0.080	ug/L			04/02/16 20:19	1
1,1-Dichloroethane	0.24	U	1.0	0.24	ug/L			04/02/16 20:19	1
1,1-Dichloroethene	0.34	U	1.0	0.34	ug/L			04/02/16 20:19	1
1,2,3-Trichlorobenzene	0.35	U	1.0	0.35	ug/L			04/02/16 20:19	1
1,2,4-Trichlorobenzene	0.27	U	1.0	0.27	ug/L			04/02/16 20:19	1
1,2-Dibromo-3-Chloropropane	0.23	U	1.0	0.23	ug/L			04/02/16 20:19	1
1,2-Dibromoethane	0.19	U	1.0	0.19	ug/L			04/02/16 20:19	1
1,2-Dichlorobenzene	0.22	U	1.0	0.22	ug/L			04/02/16 20:19	1
1,2-Dichloroethane	0.25	U	1.0	0.25	ug/L			04/02/16 20:19	1
1,2-Dichloropropane	0.18	U	1.0	0.18	ug/L			04/02/16 20:19	1
1,3-Dichlorobenzene	0.33	U	1.0	0.33	ug/L			04/02/16 20:19	1

Client Sample ID: MW-546I

Date Collected: 03/22/16 14:50
Date Received: 03/23/16 21:00

Lab Sample ID: 460-111103-27

Matrix: Water

Method: 8260C - Volatile Organic Compounds by GC/MS (Continued)

Analyte	Result	Qualifier	RL	MDL	Unit	D	Prepared	Analyzed	Dil Fac
1,4-Dichlorobenzene	0.33	U	1.0	0.33	ug/L			04/02/16 20:19	1
1,4-Dioxane	8.7	U	50	8.7	ug/L			04/02/16 20:19	1
2-Butanone	2.2	U	5.0	2.2	ug/L			04/02/16 20:19	1
2-Hexanone	0.72	U	5.0	0.72	ug/L			04/02/16 20:19	1
4-Methyl-2-pentanone	0.63	U	5.0	0.63	ug/L			04/02/16 20:19	1
Acetone	1.1	U	5.0	1.1	ug/L			04/02/16 20:19	1
Benzene	0.090	U	1.0	0.090	ug/L			04/02/16 20:19	1
Bromochloromethane	0.30	U	1.0	0.30	ug/L			04/02/16 20:19	1
Bromodichloromethane	0.15	U	1.0	0.15	ug/L			04/02/16 20:19	1
Bromoform	0.18	U	1.0	0.18	ug/L			04/02/16 20:19	1
Bromomethane	0.18	U	1.0	0.18	ug/L			04/02/16 20:19	1
Carbon disulfide	0.22	U	1.0	0.22	ug/L			04/02/16 20:19	1
Carbon tetrachloride	0.33	U	1.0	0.33	ug/L			04/02/16 20:19	1
Chlorobenzene	0.24	U	1.0	0.24	ug/L			04/02/16 20:19	1
Chloroethane	0.37	U	1.0	0.37	ug/L			04/02/16 20:19	1
Chloroform	**0.42**	**J**	1.0	0.22	ug/L			04/02/16 20:19	1
Chloromethane	0.22	U	1.0	0.22	ug/L			04/02/16 20:19	1
cis-1,2-Dichloroethene	0.26	U	1.0	0.26	ug/L			04/02/16 20:19	1
cis-1,3-Dichloropropene	0.16	U	1.0	0.16	ug/L			04/02/16 20:19	1
Cyclohexane	0.26	U *	1.0	0.26	ug/L			04/02/16 20:19	1
Dibromochloromethane	0.22	U	1.0	0.22	ug/L			04/02/16 20:19	1
Dichlorodifluoromethane	0.14	U	1.0	0.14	ug/L			04/02/16 20:19	1
Ethylbenzene	0.30	U	1.0	0.30	ug/L			04/02/16 20:19	1
Freon TF	0.34	U *	1.0	0.34	ug/L			04/02/16 20:19	1
Isopropylbenzene	0.32	U	1.0	0.32	ug/L			04/02/16 20:19	1
m&p-Xylene	0.28	U	1.0	0.28	ug/L			04/02/16 20:19	1
Methyl acetate	0.58	U	5.0	0.58	ug/L			04/02/16 20:19	1
Methylcyclohexane	0.22	U *	1.0	0.22	ug/L			04/02/16 20:19	1
Methylene Chloride	0.21	U	1.0	0.21	ug/L			04/02/16 20:19	1
MTBE	0.13	U	1.0	0.13	ug/L			04/02/16 20:19	1
o-Xylene	0.32	U	1.0	0.32	ug/L			04/02/16 20:19	1
Styrene	0.17	U	1.0	0.17	ug/L			04/02/16 20:19	1
Tetrachloroethene	0.12	U	1.0	0.12	ug/L			04/02/16 20:19	1
Toluene	0.25	U	1.0	0.25	ug/L			04/02/16 20:19	1
trans-1,2-Dichloroethene	0.18	U	1.0	0.18	ug/L			04/02/16 20:19	1
trans-1,3-Dichloropropene	0.19	U	1.0	0.19	ug/L			04/02/16 20:19	1
Trichloroethene	**0.53**	**J**	1.0	0.22	ug/L			04/02/16 20:19	1
Trichlorofluoromethane	0.15	U	1.0	0.15	ug/L			04/02/16 20:19	1
Vinyl chloride	0.060	U	1.0	0.060	ug/L			04/02/16 20:19	1

Tentatively Identified Compound	*Est. Result*	*Qualifier*	*Unit*	*D*	*RT*	*CAS No.*	*Prepared*	*Analyzed*	*Dil Fac*
Tentatively Identified Compound	*None*		*ug/L*					*04/02/16 20:19*	*1*

Surrogate	*%Recovery*	*Qualifier*	*Limits*	*Prepared*	*Analyzed*	*Dil Fac*
1,2-Dichloroethane-d4 (Surr)	*92*		*70 - 130*		*04/02/16 20:19*	*1*
Bromofluorobenzene	*96*		*70 - 130*		*04/02/16 20:19*	*1*
Dibromofluoromethane (Surr)	*99*		*70 - 130*		*04/02/16 20:19*	*1*
Toluene-d8 (Surr)	*89*		*70 - 130*		*04/02/16 20:19*	*1*

Client Sample ID: MW-546D
Date Collected: 03/22/16 14:55
Date Received: 03/23/16 21:00

Lab Sample ID: 460-111103-28
Matrix: Water

Method: 8260C - Volatile Organic Compounds by GC/MS

Analyte	Result	Qualifier	RL	MDL	Unit	D	Prepared	Analyzed	Dil Fac
1,1,1-Trichloroethane	0.28	U	1.0	0.28	ug/L			04/02/16 20:47	1
1,1,2,2-Tetrachloroethane	0.19	U	1.0	0.19	ug/L			04/02/16 20:47	1
1,1,2-Trichloroethane	0.080	U	1.0	0.080	ug/L			04/02/16 20:47	1
1,1-Dichloroethane	0.24	U	1.0	0.24	ug/L			04/02/16 20:47	1
1,1-Dichloroethene	0.34	U	1.0	0.34	ug/L			04/02/16 20:47	1
1,2,3-Trichlorobenzene	0.35	U	1.0	0.35	ug/L			04/02/16 20:47	1
1,2,4-Trichlorobenzene	0.27	U	1.0	0.27	ug/L			04/02/16 20:47	1
1,2-Dibromo-3-Chloropropane	0.23	U	1.0	0.23	ug/L			04/02/16 20:47	1
1,2-Dibromoethane	0.19	U	1.0	0.19	ug/L			04/02/16 20:47	1
1,2-Dichlorobenzene	0.22	U	1.0	0.22	ug/L			04/02/16 20:47	1
1,2-Dichloroethane	0.25	U	1.0	0.25	ug/L			04/02/16 20:47	1
1,2-Dichloropropane	0.18	U	1.0	0.18	ug/L			04/02/16 20:47	1
1,3-Dichlorobenzene	0.33	U	1.0	0.33	ug/L			04/02/16 20:47	1
1,4-Dichlorobenzene	0.33	U	1.0	0.33	ug/L			04/02/16 20:47	1
1,4-Dioxane	8.7	U	50	8.7	ug/L			04/02/16 20:47	1
2-Butanone	2.2	U	5.0	2.2	ug/L			04/02/16 20:47	1
2-Hexanone	0.72	U	5.0	0.72	ug/L			04/02/16 20:47	1
4-Methyl-2-pentanone	0.63	U	5.0	0.63	ug/L			04/02/16 20:47	1
Acetone	1.1	U	5.0	1.1	ug/L			04/02/16 20:47	1
Benzene	0.090	U	1.0	0.090	ug/L			04/02/16 20:47	1
Bromochloromethane	0.30	U	1.0	0.30	ug/L			04/02/16 20:47	1
Bromodichloromethane	0.15	U	1.0	0.15	ug/L			04/02/16 20:47	1
Bromoform	0.18	U	1.0	0.18	ug/L			04/02/16 20:47	1
Bromomethane	0.18	U	1.0	0.18	ug/L			04/02/16 20:47	1
Carbon disulfide	0.22	U	1.0	0.22	ug/L			04/02/16 20:47	1
Carbon tetrachloride	0.33	U	1.0	0.33	ug/L			04/02/16 20:47	1
Chlorobenzene	0.24	U	1.0	0.24	ug/L			04/02/16 20:47	1
Chloroethane	0.37	U	1.0	0.37	ug/L			04/02/16 20:47	1
Chloroform	**3.6**		1.0	0.22	ug/L			04/02/16 20:47	1
Chloromethane	0.22	U	1.0	0.22	ug/L			04/02/16 20:47	1
cis-1,2-Dichloroethene	**0.33**	**J**	1.0	0.26	ug/L			04/02/16 20:47	1
cis-1,3-Dichloropropene	0.16	U	1.0	0.16	ug/L			04/02/16 20:47	1
Cyclohexane	0.26	U *	1.0	0.26	ug/L			04/02/16 20:47	1
Dibromochloromethane	0.22	U	1.0	0.22	ug/L			04/02/16 20:47	1
Dichlorodifluoromethane	0.14	U	1.0	0.14	ug/L			04/02/16 20:47	1
Ethylbenzene	0.30	U	1.0	0.30	ug/L			04/02/16 20:47	1
Freon TF	0.34	U *	1.0	0.34	ug/L			04/02/16 20:47	1
Isopropylbenzene	0.32	U	1.0	0.32	ug/L			04/02/16 20:47	1
m&p-Xylene	0.28	U	1.0	0.28	ug/L			04/02/16 20:47	1
Methyl acetate	0.58	U	5.0	0.58	ug/L			04/02/16 20:47	1
Methylcyclohexane	0.22	U *	1.0	0.22	ug/L			04/02/16 20:47	1
Methylene Chloride	0.21	U	1.0	0.21	ug/L			04/02/16 20:47	1
MTBE	0.13	U	1.0	0.13	ug/L			04/02/16 20:47	1
o-Xylene	0.32	U	1.0	0.32	ug/L			04/02/16 20:47	1
Styrene	0.17	U	1.0	0.17	ug/L			04/02/16 20:47	1
Tetrachloroethene	0.12	U	1.0	0.12	ug/L			04/02/16 20:47	1
Toluene	0.25	U	1.0	0.25	ug/L			04/02/16 20:47	1
trans-1,2-Dichloroethene	0.18	U	1.0	0.18	ug/L			04/02/16 20:47	1
trans-1,3-Dichloropropene	0.19	U	1.0	0.19	ug/L			04/02/16 20:47	1

Client Sample ID: MW-546D

Lab Sample ID: 460-111103-28

Date Collected: 03/22/16 14:55

Matrix: Water

Date Received: 03/23/16 21:00

Method: 8260C - Volatile Organic Compounds by GC/MS (Continued)

Analyte	Result	Qualifier	RL	MDL	Unit	D	Prepared	Analyzed	Dil Fac
Trichloroethene	**3.1**		1.0	0.22	ug/L			04/02/16 20:47	1
Trichlorofluoromethane	0.15	U	1.0	0.15	ug/L			04/02/16 20:47	1
Vinyl chloride	0.060	U	1.0	0.060	ug/L			04/02/16 20:47	1

Tentatively Identified Compound	*Est. Result*	*Qualifier*	*Unit*	*D*	*RT*	*CAS No.*	*Prepared*	*Analyzed*	*Dil Fac*
Tentatively Identified Compound	*None*		*ug/L*					*04/02/16 20:47*	*1*

Surrogate	*%Recovery*	*Qualifier*	*Limits*	*Prepared*	*Analyzed*	*Dil Fac*
1,2-Dichloroethane-d4 (Surr)	*100*		*70 - 130*		*04/02/16 20:47*	*1*
Bromofluorobenzene	*108*		*70 - 130*		*04/02/16 20:47*	*1*
Dibromofluoromethane (Surr)	*109*		*70 - 130*		*04/02/16 20:47*	*1*
Toluene-d8 (Surr)	*95*		*70 - 130*		*04/02/16 20:47*	*1*

Client Sample ID: MW-547S

Lab Sample ID: 460-111103-29

Date Collected: 03/22/16 10:40

Matrix: Water

Date Received: 03/23/16 21:00

Method: 8260C - Volatile Organic Compounds by GC/MS

Analyte	Result	Qualifier	RL	MDL	Unit	D	Prepared	Analyzed	Dil Fac
1,1,1-Trichloroethane	0.28	U	1.0	0.28	ug/L			04/02/16 21:15	1
1,1,2,2-Tetrachloroethane	0.19	U	1.0	0.19	ug/L			04/02/16 21:15	1
1,1,2-Trichloroethane	0.080	U	1.0	0.080	ug/L			04/02/16 21:15	1
1,1-Dichloroethane	0.24	U	1.0	0.24	ug/L			04/02/16 21:15	1
1,1-Dichloroethene	0.34	U	1.0	0.34	ug/L			04/02/16 21:15	1
1,2,3-Trichlorobenzene	0.35	U	1.0	0.35	ug/L			04/02/16 21:15	1
1,2,4-Trichlorobenzene	0.27	U	1.0	0.27	ug/L			04/02/16 21:15	1
1,2-Dibromo-3-Chloropropane	0.23	U	1.0	0.23	ug/L			04/02/16 21:15	1
1,2-Dibromoethane	0.19	U	1.0	0.19	ug/L			04/02/16 21:15	1
1,2-Dichlorobenzene	**9.3**		1.0	0.22	ug/L			04/02/16 21:15	1
1,2-Dichloroethane	0.25	U	1.0	0.25	ug/L			04/02/16 21:15	1
1,2-Dichloropropane	0.18	U	1.0	0.18	ug/L			04/02/16 21:15	1
1,3-Dichlorobenzene	0.33	U	1.0	0.33	ug/L			04/02/16 21:15	1
1,4-Dichlorobenzene	**3.1**		1.0	0.33	ug/L			04/02/16 21:15	1
1,4-Dioxane	8.7	U	50	8.7	ug/L			04/02/16 21:15	1
2-Butanone	2.2	U	5.0	2.2	ug/L			04/02/16 21:15	1
2-Hexanone	0.72	U	5.0	0.72	ug/L			04/02/16 21:15	1
4-Methyl-2-pentanone	0.63	U	5.0	0.63	ug/L			04/02/16 21:15	1
Acetone	1.1	U	5.0	1.1	ug/L			04/02/16 21:15	1
Benzene	0.090	U	1.0	0.090	ug/L			04/02/16 21:15	1
Bromochloromethane	0.30	U	1.0	0.30	ug/L			04/02/16 21:15	1
Bromodichloromethane	0.15	U	1.0	0.15	ug/L			04/02/16 21:15	1
Bromoform	0.18	U	1.0	0.18	ug/L			04/02/16 21:15	1
Bromomethane	0.18	U	1.0	0.18	ug/L			04/02/16 21:15	1
Carbon disulfide	0.22	U	1.0	0.22	ug/L			04/02/16 21:15	1
Carbon tetrachloride	0.33	U	1.0	0.33	ug/L			04/02/16 21:15	1
Chlorobenzene	**1.9**		1.0	0.24	ug/L			04/02/16 21:15	1
Chloroethane	0.37	U	1.0	0.37	ug/L			04/02/16 21:15	1
Chloroform	0.22	U	1.0	0.22	ug/L			04/02/16 21:15	1
Chloromethane	0.22	U	1.0	0.22	ug/L			04/02/16 21:15	1
cis-1,2-Dichloroethene	**0.52**	**J**	1.0	0.26	ug/L			04/02/16 21:15	1

Client Sample ID: MW-547S
Lab Sample ID: 460-111103-29
Date Collected: 03/22/16 10:40
Matrix: Water
Date Received: 03/23/16 21:00

Method: 8260C - Volatile Organic Compounds by GC/MS (Continued)

Analyte	Result	Qualifier	RL	MDL	Unit	D	Prepared	Analyzed	Dil Fac
cis-1,3-Dichloropropene	0.16	U	1.0	0.16	ug/L			04/02/16 21:15	1
Cyclohexane	0.26	U *	1.0	0.26	ug/L			04/02/16 21:15	1
Dibromochloromethane	0.22	U	1.0	0.22	ug/L			04/02/16 21:15	1
Dichlorodifluoromethane	0.14	U	1.0	0.14	ug/L			04/02/16 21:15	1
Ethylbenzene	0.30	U	1.0	0.30	ug/L			04/02/16 21:15	1
Freon TF	0.34	U *	1.0	0.34	ug/L			04/02/16 21:15	1
Isopropylbenzene	0.32	U	1.0	0.32	ug/L			04/02/16 21:15	1
m&p-Xylene	0.28	U	1.0	0.28	ug/L			04/02/16 21:15	1
Methyl acetate	0.58	U	5.0	0.58	ug/L			04/02/16 21:15	1
Methylcyclohexane	0.22	U *	1.0	0.22	ug/L			04/02/16 21:15	1
Methylene Chloride	0.21	U	1.0	0.21	ug/L			04/02/16 21:15	1
MTBE	0.13	U	1.0	0.13	ug/L			04/02/16 21:15	1
o-Xylene	0.32	U	1.0	0.32	ug/L			04/02/16 21:15	1
Styrene	0.17	U	1.0	0.17	ug/L			04/02/16 21:15	1
Tetrachloroethene	0.12	U	1.0	0.12	ug/L			04/02/16 21:15	1
Toluene	0.25	U	1.0	0.25	ug/L			04/02/16 21:15	1
trans-1,2-Dichloroethene	0.18	U	1.0	0.18	ug/L			04/02/16 21:15	1
trans-1,3-Dichloropropene	0.19	U	1.0	0.19	ug/L			04/02/16 21:15	1
Trichloroethene	**0.43**	**J**	1.0	0.22	ug/L			04/02/16 21:15	1
Trichlorofluoromethane	0.15	U	1.0	0.15	ug/L			04/02/16 21:15	1
Vinyl chloride	0.060	U	1.0	0.060	ug/L			04/02/16 21:15	1

Tentatively Identified Compound	*Est. Result*	*Qualifier*	*Unit*	*D*	*RT*	*CAS No.*	*Prepared*	*Analyzed*	*Dil Fac*
Tentatively Identified Compound	*None*		*ug/L*					*04/02/16 21:15*	*1*

Surrogate	*%Recovery*	*Qualifier*	*Limits*	*Prepared*	*Analyzed*	*Dil Fac*
1,2-Dichloroethane-d4 (Surr)	*95*		*70 - 130*		*04/02/16 21:15*	*1*
Bromofluorobenzene	*99*		*70 - 130*		*04/02/16 21:15*	*1*
Dibromofluoromethane (Surr)	*104*		*70 - 130*		*04/02/16 21:15*	*1*
Toluene-d8 (Surr)	*93*		*70 - 130*		*04/02/16 21:15*	*1*

Client Sample ID: MW-547I
Lab Sample ID: 460-111103-30
Date Collected: 03/22/16 10:45
Matrix: Water
Date Received: 03/23/16 21:00

Method: 8260C - Volatile Organic Compounds by GC/MS

Analyte	Result	Qualifier	RL	MDL	Unit	D	Prepared	Analyzed	Dil Fac
1,1,1-Trichloroethane	0.28	U	1.0	0.28	ug/L			04/03/16 12:40	1
1,1,2,2-Tetrachloroethane	0.19	U	1.0	0.19	ug/L			04/03/16 12:40	1
1,1,2-Trichloroethane	0.080	U	1.0	0.080	ug/L			04/03/16 12:40	1
1,1-Dichloroethane	0.24	U	1.0	0.24	ug/L			04/03/16 12:40	1
1,1-Dichloroethene	0.34	U	1.0	0.34	ug/L			04/03/16 12:40	1
1,2,3-Trichlorobenzene	0.35	U	1.0	0.35	ug/L			04/03/16 12:40	1
1,2,4-Trichlorobenzene	0.27	U	1.0	0.27	ug/L			04/03/16 12:40	1
1,2-Dibromo-3-Chloropropane	0.23	U	1.0	0.23	ug/L			04/03/16 12:40	1
1,2-Dibromoethane	0.19	U	1.0	0.19	ug/L			04/03/16 12:40	1
1,2-Dichlorobenzene	0.22	U	1.0	0.22	ug/L			04/03/16 12:40	1
1,2-Dichloroethane	0.25	U	1.0	0.25	ug/L			04/03/16 12:40	1
1,2-Dichloropropane	0.18	U	1.0	0.18	ug/L			04/03/16 12:40	1
1,3-Dichlorobenzene	0.33	U	1.0	0.33	ug/L			04/03/16 12:40	1

Client Sample ID: MW-547I

Date Collected: 03/22/16 10:45
Date Received: 03/23/16 21:00

Lab Sample ID: 460-111103-30

Matrix: Water

Method: 8260C - Volatile Organic Compounds by GC/MS (Continued)

Analyte	Result	Qualifier	RL	MDL	Unit	D	Prepared	Analyzed	Dil Fac
1,4-Dichlorobenzene	0.33	U	1.0	0.33	ug/L			04/03/16 12:40	1
1,4-Dioxane	8.7	U	50	8.7	ug/L			04/03/16 12:40	1
2-Butanone	2.2	U	5.0	2.2	ug/L			04/03/16 12:40	1
2-Hexanone	0.72	U	5.0	0.72	ug/L			04/03/16 12:40	1
4-Methyl-2-pentanone	0.63	U	5.0	0.63	ug/L			04/03/16 12:40	1
Acetone	1.1	U	5.0	1.1	ug/L			04/03/16 12:40	1
Benzene	0.090	U	1.0	0.090	ug/L			04/03/16 12:40	1
Bromochloromethane	0.30	U	1.0	0.30	ug/L			04/03/16 12:40	1
Bromodichloromethane	0.15	U	1.0	0.15	ug/L			04/03/16 12:40	1
Bromoform	0.18	U	1.0	0.18	ug/L			04/03/16 12:40	1
Bromomethane	0.18	U	1.0	0.18	ug/L			04/03/16 12:40	1
Carbon disulfide	0.22	U	1.0	0.22	ug/L			04/03/16 12:40	1
Carbon tetrachloride	0.33	U	1.0	0.33	ug/L			04/03/16 12:40	1
Chlorobenzene	0.24	U	1.0	0.24	ug/L			04/03/16 12:40	1
Chloroethane	0.37	U	1.0	0.37	ug/L			04/03/16 12:40	1
Chloroform	**0.47**	**J**	1.0	0.22	ug/L			04/03/16 12:40	1
Chloromethane	0.22	U	1.0	0.22	ug/L			04/03/16 12:40	1
cis-1,2-Dichloroethene	0.26	U	1.0	0.26	ug/L			04/03/16 12:40	1
cis-1,3-Dichloropropene	0.16	U	1.0	0.16	ug/L			04/03/16 12:40	1
Cyclohexane	0.26	U	1.0	0.26	ug/L			04/03/16 12:40	1
Dibromochloromethane	0.22	U	1.0	0.22	ug/L			04/03/16 12:40	1
Dichlorodifluoromethane	0.14	U	1.0	0.14	ug/L			04/03/16 12:40	1
Ethylbenzene	0.30	U	1.0	0.30	ug/L			04/03/16 12:40	1
Freon TF	0.34	U	1.0	0.34	ug/L			04/03/16 12:40	1
Isopropylbenzene	0.32	U	1.0	0.32	ug/L			04/03/16 12:40	1
m&p-Xylene	0.28	U	1.0	0.28	ug/L			04/03/16 12:40	1
Methyl acetate	0.58	U	5.0	0.58	ug/L			04/03/16 12:40	1
Methylcyclohexane	0.22	U	1.0	0.22	ug/L			04/03/16 12:40	1
Methylene Chloride	0.21	U	1.0	0.21	ug/L			04/03/16 12:40	1
MTBE	0.13	U	1.0	0.13	ug/L			04/03/16 12:40	1
o-Xylene	0.32	U	1.0	0.32	ug/L			04/03/16 12:40	1
Styrene	0.17	U	1.0	0.17	ug/L			04/03/16 12:40	1
Tetrachloroethene	**0.13**	**J**	1.0	0.12	ug/L			04/03/16 12:40	1
Toluene	0.25	U	1.0	0.25	ug/L			04/03/16 12:40	1
trans-1,2-Dichloroethene	0.18	U	1.0	0.18	ug/L			04/03/16 12:40	1
trans-1,3-Dichloropropene	0.19	U	1.0	0.19	ug/L			04/03/16 12:40	1
Trichloroethene	**0.89**	**J**	1.0	0.22	ug/L			04/03/16 12:40	1
Trichlorofluoromethane	0.15	U	1.0	0.15	ug/L			04/03/16 12:40	1
Vinyl chloride	0.060	U	1.0	0.060	ug/L			04/03/16 12:40	1

Tentatively Identified Compound	*Est. Result*	*Qualifier*	*Unit*	*D*	*RT*	*CAS No.*	*Prepared*	*Analyzed*	*Dil Fac*
Tentatively Identified Compound	*None*		*ug/L*					*04/03/16 12:40*	*1*

Surrogate	*%Recovery*	*Qualifier*	*Limits*	*Prepared*	*Analyzed*	*Dil Fac*
1,2-Dichloroethane-d4 (Surr)	*95*		*70 - 130*		*04/03/16 12:40*	*1*
Bromofluorobenzene	*97*		*70 - 130*		*04/03/16 12:40*	*1*
Dibromofluoromethane (Surr)	*106*		*70 - 130*		*04/03/16 12:40*	*1*
Toluene-d8 (Surr)	*92*		*70 - 130*		*04/03/16 12:40*	*1*

Client Sample ID: MW-547D
Date Collected: 03/22/16 10:50
Date Received: 03/23/16 21:00

Lab Sample ID: 460-111103-31
Matrix: Water

Method: 8260C - Volatile Organic Compounds by GC/MS

Analyte	Result	Qualifier	RL	MDL	Unit	D	Prepared	Analyzed	Dil Fac
1,1,1-Trichloroethane	0.28	U	1.0	0.28	ug/L			04/03/16 13:07	1
1,1,2,2-Tetrachloroethane	0.19	U	1.0	0.19	ug/L			04/03/16 13:07	1
1,1,2-Trichloroethane	0.080	U	1.0	0.080	ug/L			04/03/16 13:07	1
1,1-Dichloroethane	0.24	U	1.0	0.24	ug/L			04/03/16 13:07	1
1,1-Dichloroethene	0.34	U	1.0	0.34	ug/L			04/03/16 13:07	1
1,2,3-Trichlorobenzene	0.35	U	1.0	0.35	ug/L			04/03/16 13:07	1
1,2,4-Trichlorobenzene	0.27	U	1.0	0.27	ug/L			04/03/16 13:07	1
1,2-Dibromo-3-Chloropropane	0.23	U	1.0	0.23	ug/L			04/03/16 13:07	1
1,2-Dibromoethane	0.19	U	1.0	0.19	ug/L			04/03/16 13:07	1
1,2-Dichlorobenzene	0.22	U	1.0	0.22	ug/L			04/03/16 13:07	1
1,2-Dichloroethane	0.25	U	1.0	0.25	ug/L			04/03/16 13:07	1
1,2-Dichloropropane	0.18	U	1.0	0.18	ug/L			04/03/16 13:07	1
1,3-Dichlorobenzene	0.33	U	1.0	0.33	ug/L			04/03/16 13:07	1
1,4-Dichlorobenzene	0.33	U	1.0	0.33	ug/L			04/03/16 13:07	1
1,4-Dioxane	8.7	U	50	8.7	ug/L			04/03/16 13:07	1
2-Butanone	2.2	U	5.0	2.2	ug/L			04/03/16 13:07	1
2-Hexanone	0.72	U	5.0	0.72	ug/L			04/03/16 13:07	1
4-Methyl-2-pentanone	0.63	U	5.0	0.63	ug/L			04/03/16 13:07	1
Acetone	1.1	U	5.0	1.1	ug/L			04/03/16 13:07	1
Benzene	0.090	U	1.0	0.090	ug/L			04/03/16 13:07	1
Bromochloromethane	0.30	U	1.0	0.30	ug/L			04/03/16 13:07	1
Bromodichloromethane	0.15	U	1.0	0.15	ug/L			04/03/16 13:07	1
Bromoform	0.18	U	1.0	0.18	ug/L			04/03/16 13:07	1
Bromomethane	0.18	U	1.0	0.18	ug/L			04/03/16 13:07	1
Carbon disulfide	0.22	U	1.0	0.22	ug/L			04/03/16 13:07	1
Carbon tetrachloride	0.33	U	1.0	0.33	ug/L			04/03/16 13:07	1
Chlorobenzene	0.24	U	1.0	0.24	ug/L			04/03/16 13:07	1
Chloroethane	0.37	U	1.0	0.37	ug/L			04/03/16 13:07	1
Chloroform	0.22	U	1.0	0.22	ug/L			04/03/16 13:07	1
Chloromethane	0.22	U	1.0	0.22	ug/L			04/03/16 13:07	1
cis-1,2-Dichloroethene	0.26	U	1.0	0.26	ug/L			04/03/16 13:07	1
cis-1,3-Dichloropropene	0.16	U	1.0	0.16	ug/L			04/03/16 13:07	1
Cyclohexane	0.26	U	1.0	0.26	ug/L			04/03/16 13:07	1
Dibromochloromethane	0.22	U	1.0	0.22	ug/L			04/03/16 13:07	1
Dichlorodifluoromethane	0.14	U	1.0	0.14	ug/L			04/03/16 13:07	1
Ethylbenzene	0.30	U	1.0	0.30	ug/L			04/03/16 13:07	1
Freon TF	0.34	U	1.0	0.34	ug/L			04/03/16 13:07	1
Isopropylbenzene	0.32	U	1.0	0.32	ug/L			04/03/16 13:07	1
m&p-Xylene	0.28	U	1.0	0.28	ug/L			04/03/16 13:07	1
Methyl acetate	0.58	U	5.0	0.58	ug/L			04/03/16 13:07	1
Methylcyclohexane	0.22	U	1.0	0.22	ug/L			04/03/16 13:07	1
Methylene Chloride	0.21	U	1.0	0.21	ug/L			04/03/16 13:07	1
MTBE	0.13	U	1.0	0.13	ug/L			04/03/16 13:07	1
o-Xylene	0.32	U	1.0	0.32	ug/L			04/03/16 13:07	1
Styrene	0.17	U	1.0	0.17	ug/L			04/03/16 13:07	1
Tetrachloroethene	0.12	U	1.0	0.12	ug/L			04/03/16 13:07	1
Toluene	0.25	U	1.0	0.25	ug/L			04/03/16 13:07	1
trans-1,2-Dichloroethene	0.18	U	1.0	0.18	ug/L			04/03/16 13:07	1
trans-1,3-Dichloropropene	0.19	U	1.0	0.19	ug/L			04/03/16 13:07	1

Client Sample ID: MW-547D
Lab Sample ID: 460-111103-31
Date Collected: 03/22/16 10:50
Matrix: Water
Date Received: 03/23/16 21:00

Method: 8260C - Volatile Organic Compounds by GC/MS (Continued)

Analyte	Result	Qualifier	RL	MDL	Unit	D	Prepared	Analyzed	Dil Fac
Trichloroethene	0.22	U	1.0	0.22	ug/L			04/03/16 13:07	1
Trichlorofluoromethane	0.15	U	1.0	0.15	ug/L			04/03/16 13:07	1
Vinyl chloride	0.060	U	1.0	0.060	ug/L			04/03/16 13:07	1

Tentatively Identified Compound	*Est. Result*	*Qualifier*	*Unit*	*D*	*RT*	*CAS No.*	*Prepared*	*Analyzed*	*Dil Fac*
Tentatively Identified Compound	*None*		*ug/L*					*04/03/16 13:07*	*1*

Surrogate	*%Recovery*	*Qualifier*	*Limits*	*Prepared*	*Analyzed*	*Dil Fac*
1,2-Dichloroethane-d4 (Surr)	*92*		*70 - 130*		*04/03/16 13:07*	*1*
Bromofluorobenzene	*103*		*70 - 130*		*04/03/16 13:07*	*1*
Dibromofluoromethane (Surr)	*100*		*70 - 130*		*04/03/16 13:07*	*1*
Toluene-d8 (Surr)	*90*		*70 - 130*		*04/03/16 13:07*	*1*

Client Sample ID: MW-549S
Lab Sample ID: 460-111103-32
Date Collected: 03/22/16 07:25
Matrix: Water
Date Received: 03/23/16 21:00

Method: 8260C - Volatile Organic Compounds by GC/MS

Analyte	Result	Qualifier	RL	MDL	Unit	D	Prepared	Analyzed	Dil Fac
1,1,1-Trichloroethane	0.28	U	1.0	0.28	ug/L			04/03/16 13:35	1
1,1,2,2-Tetrachloroethane	0.19	U	1.0	0.19	ug/L			04/03/16 13:35	1
1,1,2-Trichloroethane	0.080	U	1.0	0.080	ug/L			04/03/16 13:35	1
1,1-Dichloroethane	0.24	U	1.0	0.24	ug/L			04/03/16 13:35	1
1,1-Dichloroethene	0.34	U	1.0	0.34	ug/L			04/03/16 13:35	1
1,2,3-Trichlorobenzene	0.35	U	1.0	0.35	ug/L			04/03/16 13:35	1
1,2,4-Trichlorobenzene	0.27	U	1.0	0.27	ug/L			04/03/16 13:35	1
1,2-Dibromo-3-Chloropropane	0.23	U	1.0	0.23	ug/L			04/03/16 13:35	1
1,2-Dibromoethane	0.19	U	1.0	0.19	ug/L			04/03/16 13:35	1
1,2-Dichlorobenzene	0.22	U	1.0	0.22	ug/L			04/03/16 13:35	1
1,2-Dichloroethane	0.25	U	1.0	0.25	ug/L			04/03/16 13:35	1
1,2-Dichloropropane	0.18	U	1.0	0.18	ug/L			04/03/16 13:35	1
1,3-Dichlorobenzene	0.33	U	1.0	0.33	ug/L			04/03/16 13:35	1
1,4-Dichlorobenzene	0.33	U	1.0	0.33	ug/L			04/03/16 13:35	1
1,4-Dioxane	8.7	U	50	8.7	ug/L			04/03/16 13:35	1
2-Butanone	2.2	U	5.0	2.2	ug/L			04/03/16 13:35	1
2-Hexanone	0.72	U	5.0	0.72	ug/L			04/03/16 13:35	1
4-Methyl-2-pentanone	0.63	U	5.0	0.63	ug/L			04/03/16 13:35	1
Acetone	1.1	U	5.0	1.1	ug/L			04/03/16 13:35	1
Benzene	0.090	U	1.0	0.090	ug/L			04/03/16 13:35	1
Bromochloromethane	0.30	U	1.0	0.30	ug/L			04/03/16 13:35	1
Bromodichloromethane	0.15	U	1.0	0.15	ug/L			04/03/16 13:35	1
Bromoform	0.18	U	1.0	0.18	ug/L			04/03/16 13:35	1
Bromomethane	0.18	U	1.0	0.18	ug/L			04/03/16 13:35	1
Carbon disulfide	0.22	U	1.0	0.22	ug/L			04/03/16 13:35	1
Carbon tetrachloride	0.33	U	1.0	0.33	ug/L			04/03/16 13:35	1
Chlorobenzene	0.24	U	1.0	0.24	ug/L			04/03/16 13:35	1
Chloroethane	0.37	U	1.0	0.37	ug/L			04/03/16 13:35	1
Chloroform	**2.2**		1.0	0.22	ug/L			04/03/16 13:35	1
Chloromethane	0.22	U	1.0	0.22	ug/L			04/03/16 13:35	1
cis-1,2-Dichloroethene	0.26	U	1.0	0.26	ug/L			04/03/16 13:35	1

Client Sample ID: MW-549S

Lab Sample ID: 460-111103-32

Date Collected: 03/22/16 07:25

Matrix: Water

Date Received: 03/23/16 21:00

Method: 8260C - Volatile Organic Compounds by GC/MS (Continued)

Analyte	Result	Qualifier	RL	MDL	Unit	D	Prepared	Analyzed	Dil Fac
cis-1,3-Dichloropropene	0.16	U	1.0	0.16	ug/L			04/03/16 13:35	1
Cyclohexane	0.26	U	1.0	0.26	ug/L			04/03/16 13:35	1
Dibromochloromethane	0.22	U	1.0	0.22	ug/L			04/03/16 13:35	1
Dichlorodifluoromethane	0.14	U	1.0	0.14	ug/L			04/03/16 13:35	1
Ethylbenzene	0.30	U	1.0	0.30	ug/L			04/03/16 13:35	1
Freon TF	**1.5**		1.0	0.34	ug/L			04/03/16 13:35	1
Isopropylbenzene	0.32	U	1.0	0.32	ug/L			04/03/16 13:35	1
m&p-Xylene	0.28	U	1.0	0.28	ug/L			04/03/16 13:35	1
Methyl acetate	0.58	U	5.0	0.58	ug/L			04/03/16 13:35	1
Methylcyclohexane	0.22	U	1.0	0.22	ug/L			04/03/16 13:35	1
Methylene Chloride	0.21	U	1.0	0.21	ug/L			04/03/16 13:35	1
MTBE	0.13	U	1.0	0.13	ug/L			04/03/16 13:35	1
o-Xylene	0.32	U	1.0	0.32	ug/L			04/03/16 13:35	1
Styrene	0.17	U	1.0	0.17	ug/L			04/03/16 13:35	1
Tetrachloroethene	**3.1**		1.0	0.12	ug/L			04/03/16 13:35	1
Toluene	0.25	U	1.0	0.25	ug/L			04/03/16 13:35	1
trans-1,2-Dichloroethene	0.18	U	1.0	0.18	ug/L			04/03/16 13:35	1
trans-1,3-Dichloropropene	0.19	U	1.0	0.19	ug/L			04/03/16 13:35	1
Trichloroethene	**1.3**		1.0	0.22	ug/L			04/03/16 13:35	1
Trichlorofluoromethane	0.15	U	1.0	0.15	ug/L			04/03/16 13:35	1
Vinyl chloride	0.060	U	1.0	0.060	ug/L			04/03/16 13:35	1

Tentatively Identified Compound	*Est. Result*	*Qualifier*	*Unit*	*D*	*RT*	*CAS No.*	*Prepared*	*Analyzed*	*Dil Fac*
Tentatively Identified Compound	*None*		*ug/L*					*04/03/16 13:35*	*1*

Surrogate	*%Recovery*	*Qualifier*	*Limits*	*Prepared*	*Analyzed*	*Dil Fac*
1,2-Dichloroethane-d4 (Surr)	*90*		*70 - 130*		*04/03/16 13:35*	*1*
Bromofluorobenzene	*99*		*70 - 130*		*04/03/16 13:35*	*1*
Dibromofluoromethane (Surr)	*101*		*70 - 130*		*04/03/16 13:35*	*1*
Toluene-d8 (Surr)	*88*		*70 - 130*		*04/03/16 13:35*	*1*

Client Sample ID: MW-549I

Lab Sample ID: 460-111103-33

Date Collected: 03/22/16 07:30

Matrix: Water

Date Received: 03/23/16 21:00

Method: 8260C - Volatile Organic Compounds by GC/MS

Analyte	Result	Qualifier	RL	MDL	Unit	D	Prepared	Analyzed	Dil Fac
1,1,1-Trichloroethane	0.28	U	1.0	0.28	ug/L			04/03/16 14:03	1
1,1,2,2-Tetrachloroethane	0.19	U	1.0	0.19	ug/L			04/03/16 14:03	1
1,1,2-Trichloroethane	0.080	U	1.0	0.080	ug/L			04/03/16 14:03	1
1,1-Dichloroethane	0.24	U	1.0	0.24	ug/L			04/03/16 14:03	1
1,1-Dichloroethene	0.34	U	1.0	0.34	ug/L			04/03/16 14:03	1
1,2,3-Trichlorobenzene	0.35	U	1.0	0.35	ug/L			04/03/16 14:03	1
1,2,4-Trichlorobenzene	0.27	U	1.0	0.27	ug/L			04/03/16 14:03	1
1,2-Dibromo-3-Chloropropane	0.23	U	1.0	0.23	ug/L			04/03/16 14:03	1
1,2-Dibromoethane	0.19	U	1.0	0.19	ug/L			04/03/16 14:03	1
1,2-Dichlorobenzene	0.22	U	1.0	0.22	ug/L			04/03/16 14:03	1
1,2-Dichloroethane	0.25	U	1.0	0.25	ug/L			04/03/16 14:03	1
1,2-Dichloropropane	0.18	U	1.0	0.18	ug/L			04/03/16 14:03	1
1,3-Dichlorobenzene	0.33	U	1.0	0.33	ug/L			04/03/16 14:03	1

Client Sample ID: MW-549I

Date Collected: 03/22/16 07:30
Date Received: 03/23/16 21:00

Lab Sample ID: 460-111103-33

Matrix: Water

Method: 8260C - Volatile Organic Compounds by GC/MS (Continued)

Analyte	Result	Qualifier	RL	MDL	Unit	D	Prepared	Analyzed	Dil Fac
1,4-Dichlorobenzene	0.33	U	1.0	0.33	ug/L			04/03/16 14:03	1
1,4-Dioxane	8.7	U	50	8.7	ug/L			04/03/16 14:03	1
2-Butanone	2.2	U	5.0	2.2	ug/L			04/03/16 14:03	1
2-Hexanone	0.72	U	5.0	0.72	ug/L			04/03/16 14:03	1
4-Methyl-2-pentanone	0.63	U	5.0	0.63	ug/L			04/03/16 14:03	1
Acetone	1.1	U	5.0	1.1	ug/L			04/03/16 14:03	1
Benzene	0.090	U	1.0	0.090	ug/L			04/03/16 14:03	1
Bromochloromethane	0.30	U	1.0	0.30	ug/L			04/03/16 14:03	1
Bromodichloromethane	0.15	U	1.0	0.15	ug/L			04/03/16 14:03	1
Bromoform	0.18	U	1.0	0.18	ug/L			04/03/16 14:03	1
Bromomethane	0.18	U	1.0	0.18	ug/L			04/03/16 14:03	1
Carbon disulfide	0.22	U	1.0	0.22	ug/L			04/03/16 14:03	1
Carbon tetrachloride	0.33	U	1.0	0.33	ug/L			04/03/16 14:03	1
Chlorobenzene	0.24	U	1.0	0.24	ug/L			04/03/16 14:03	1
Chloroethane	0.37	U	1.0	0.37	ug/L			04/03/16 14:03	1
Chloroform	0.22	U	1.0	0.22	ug/L			04/03/16 14:03	1
Chloromethane	0.22	U	1.0	0.22	ug/L			04/03/16 14:03	1
cis-1,2-Dichloroethene	**0.41**	**J**	1.0	0.26	ug/L			04/03/16 14:03	1
cis-1,3-Dichloropropene	0.16	U	1.0	0.16	ug/L			04/03/16 14:03	1
Cyclohexane	0.26	U	1.0	0.26	ug/L			04/03/16 14:03	1
Dibromochloromethane	0.22	U	1.0	0.22	ug/L			04/03/16 14:03	1
Dichlorodifluoromethane	0.14	U	1.0	0.14	ug/L			04/03/16 14:03	1
Ethylbenzene	0.30	U	1.0	0.30	ug/L			04/03/16 14:03	1
Freon TF	**1.1**		1.0	0.34	ug/L			04/03/16 14:03	1
Isopropylbenzene	0.32	U	1.0	0.32	ug/L			04/03/16 14:03	1
m&p-Xylene	0.28	U	1.0	0.28	ug/L			04/03/16 14:03	1
Methyl acetate	0.58	U	5.0	0.58	ug/L			04/03/16 14:03	1
Methylcyclohexane	0.22	U	1.0	0.22	ug/L			04/03/16 14:03	1
Methylene Chloride	0.21	U	1.0	0.21	ug/L			04/03/16 14:03	1
MTBE	0.13	U	1.0	0.13	ug/L			04/03/16 14:03	1
o-Xylene	0.32	U	1.0	0.32	ug/L			04/03/16 14:03	1
Styrene	0.17	U	1.0	0.17	ug/L			04/03/16 14:03	1
Tetrachloroethene	**0.80**	**J**	1.0	0.12	ug/L			04/03/16 14:03	1
Toluene	0.25	U	1.0	0.25	ug/L			04/03/16 14:03	1
trans-1,2-Dichloroethene	0.18	U	1.0	0.18	ug/L			04/03/16 14:03	1
trans-1,3-Dichloropropene	0.19	U	1.0	0.19	ug/L			04/03/16 14:03	1
Trichloroethene	**1.7**		1.0	0.22	ug/L			04/03/16 14:03	1
Trichlorofluoromethane	0.15	U	1.0	0.15	ug/L			04/03/16 14:03	1
Vinyl chloride	0.060	U	1.0	0.060	ug/L			04/03/16 14:03	1

Tentatively Identified Compound	*Est. Result*	*Qualifier*	*Unit*	*D*	*RT*	*CAS No.*	*Prepared*	*Analyzed*	*Dil Fac*
Tentatively Identified Compound	*None*		*ug/L*					*04/03/16 14:03*	*1*

Surrogate	*%Recovery*	*Qualifier*	*Limits*	*Prepared*	*Analyzed*	*Dil Fac*
1,2-Dichloroethane-d4 (Surr)	*93*		*70 - 130*		*04/03/16 14:03*	*1*
Bromofluorobenzene	*101*		*70 - 130*		*04/03/16 14:03*	*1*
Dibromofluoromethane (Surr)	*101*		*70 - 130*		*04/03/16 14:03*	*1*
Toluene-d8 (Surr)	*92*		*70 - 130*		*04/03/16 14:03*	*1*

Client Sample ID: MW-550S
Date Collected: 03/22/16 08:15
Date Received: 03/23/16 21:00

Lab Sample ID: 460-111103-34
Matrix: Water

Method: 8260C - Volatile Organic Compounds by GC/MS

Analyte	Result	Qualifier	RL	MDL	Unit	D	Prepared	Analyzed	Dil Fac
1,1,1-Trichloroethane	0.28	U	1.0	0.28	ug/L			04/03/16 14:30	1
1,1,2,2-Tetrachloroethane	0.19	U	1.0	0.19	ug/L			04/03/16 14:30	1
1,1,2-Trichloroethane	0.080	U	1.0	0.080	ug/L			04/03/16 14:30	1
1,1-Dichloroethane	0.24	U	1.0	0.24	ug/L			04/03/16 14:30	1
1,1-Dichloroethene	0.34	U	1.0	0.34	ug/L			04/03/16 14:30	1
1,2,3-Trichlorobenzene	0.35	U	1.0	0.35	ug/L			04/03/16 14:30	1
1,2,4-Trichlorobenzene	0.27	U	1.0	0.27	ug/L			04/03/16 14:30	1
1,2-Dibromo-3-Chloropropane	0.23	U	1.0	0.23	ug/L			04/03/16 14:30	1
1,2-Dibromoethane	0.19	U	1.0	0.19	ug/L			04/03/16 14:30	1
1,2-Dichlorobenzene	0.22	U	1.0	0.22	ug/L			04/03/16 14:30	1
1,2-Dichloroethane	0.25	U	1.0	0.25	ug/L			04/03/16 14:30	1
1,2-Dichloropropane	0.18	U	1.0	0.18	ug/L			04/03/16 14:30	1
1,3-Dichlorobenzene	0.33	U	1.0	0.33	ug/L			04/03/16 14:30	1
1,4-Dichlorobenzene	0.33	U	1.0	0.33	ug/L			04/03/16 14:30	1
1,4-Dioxane	8.7	U	50	8.7	ug/L			04/03/16 14:30	1
2-Butanone	2.2	U	5.0	2.2	ug/L			04/03/16 14:30	1
2-Hexanone	0.72	U	5.0	0.72	ug/L			04/03/16 14:30	1
4-Methyl-2-pentanone	0.63	U	5.0	0.63	ug/L			04/03/16 14:30	1
Acetone	1.1	U	5.0	1.1	ug/L			04/03/16 14:30	1
Benzene	0.090	U	1.0	0.090	ug/L			04/03/16 14:30	1
Bromochloromethane	0.30	U	1.0	0.30	ug/L			04/03/16 14:30	1
Bromodichloromethane	0.15	U	1.0	0.15	ug/L			04/03/16 14:30	1
Bromoform	0.18	U	1.0	0.18	ug/L			04/03/16 14:30	1
Bromomethane	0.18	U	1.0	0.18	ug/L			04/03/16 14:30	1
Carbon disulfide	0.22	U	1.0	0.22	ug/L			04/03/16 14:30	1
Carbon tetrachloride	0.33	U	1.0	0.33	ug/L			04/03/16 14:30	1
Chlorobenzene	0.24	U	1.0	0.24	ug/L			04/03/16 14:30	1
Chloroethane	0.37	U	1.0	0.37	ug/L			04/03/16 14:30	1
Chloroform	**1.6**		1.0	0.22	ug/L			04/03/16 14:30	1
Chloromethane	0.22	U	1.0	0.22	ug/L			04/03/16 14:30	1
cis-1,2-Dichloroethene	0.26	U	1.0	0.26	ug/L			04/03/16 14:30	1
cis-1,3-Dichloropropene	0.16	U	1.0	0.16	ug/L			04/03/16 14:30	1
Cyclohexane	0.26	U	1.0	0.26	ug/L			04/03/16 14:30	1
Dibromochloromethane	0.22	U	1.0	0.22	ug/L			04/03/16 14:30	1
Dichlorodifluoromethane	0.14	U	1.0	0.14	ug/L			04/03/16 14:30	1
Ethylbenzene	0.30	U	1.0	0.30	ug/L			04/03/16 14:30	1
Freon TF	0.34	U	1.0	0.34	ug/L			04/03/16 14:30	1
Isopropylbenzene	0.32	U	1.0	0.32	ug/L			04/03/16 14:30	1
m&p-Xylene	0.28	U	1.0	0.28	ug/L			04/03/16 14:30	1
Methyl acetate	0.58	U	5.0	0.58	ug/L			04/03/16 14:30	1
Methylcyclohexane	0.22	U	1.0	0.22	ug/L			04/03/16 14:30	1
Methylene Chloride	0.21	U	1.0	0.21	ug/L			04/03/16 14:30	1
MTBE	0.13	U	1.0	0.13	ug/L			04/03/16 14:30	1
o-Xylene	0.32	U	1.0	0.32	ug/L			04/03/16 14:30	1
Styrene	0.17	U	1.0	0.17	ug/L			04/03/16 14:30	1
Tetrachloroethene	0.12	U	1.0	0.12	ug/L			04/03/16 14:30	1
Toluene	0.25	U	1.0	0.25	ug/L			04/03/16 14:30	1
trans-1,2-Dichloroethene	0.18	U	1.0	0.18	ug/L			04/03/16 14:30	1
trans-1,3-Dichloropropene	0.19	U	1.0	0.19	ug/L			04/03/16 14:30	1

Client Sample ID: MW-550S

Lab Sample ID: 460-111103-34

Date Collected: 03/22/16 08:15

Matrix: Water

Date Received: 03/23/16 21:00

Method: 8260C - Volatile Organic Compounds by GC/MS (Continued)

Analyte	Result	Qualifier	RL	MDL	Unit	D	Prepared	Analyzed	Dil Fac
Trichloroethene	**0.84**	**J**	1.0	0.22	ug/L			04/03/16 14:30	1
Trichlorofluoromethane	0.15	U	1.0	0.15	ug/L			04/03/16 14:30	1
Vinyl chloride	0.060	U	1.0	0.060	ug/L			04/03/16 14:30	1

Tentatively Identified Compound	*Est. Result*	*Qualifier*	*Unit*	*D*	*RT*	*CAS No.*	*Prepared*	*Analyzed*	*Dil Fac*
Tentatively Identified Compound	*None*		*ug/L*					*04/03/16 14:30*	*1*

Surrogate	*%Recovery*	*Qualifier*	*Limits*	*Prepared*	*Analyzed*	*Dil Fac*
1,2-Dichloroethane-d4 (Surr)	*95*		*70 - 130*		*04/03/16 14:30*	*1*
Bromofluorobenzene	*104*		*70 - 130*		*04/03/16 14:30*	*1*
Dibromofluoromethane (Surr)	*107*		*70 - 130*		*04/03/16 14:30*	*1*
Toluene-d8 (Surr)	*93*		*70 - 130*		*04/03/16 14:30*	*1*

Client Sample ID: MW-550I

Lab Sample ID: 460-111103-35

Date Collected: 03/22/16 08:20

Matrix: Water

Date Received: 03/23/16 21:00

Method: 8260C - Volatile Organic Compounds by GC/MS

Analyte	Result	Qualifier	RL	MDL	Unit	D	Prepared	Analyzed	Dil Fac
1,1,1-Trichloroethane	0.28	U	1.0	0.28	ug/L			04/03/16 14:58	1
1,1,2,2-Tetrachloroethane	0.19	U	1.0	0.19	ug/L			04/03/16 14:58	1
1,1,2-Trichloroethane	0.080	U	1.0	0.080	ug/L			04/03/16 14:58	1
1,1-Dichloroethane	0.24	U	1.0	0.24	ug/L			04/03/16 14:58	1
1,1-Dichloroethene	0.34	U	1.0	0.34	ug/L			04/03/16 14:58	1
1,2,3-Trichlorobenzene	0.35	U	1.0	0.35	ug/L			04/03/16 14:58	1
1,2,4-Trichlorobenzene	0.27	U	1.0	0.27	ug/L			04/03/16 14:58	1
1,2-Dibromo-3-Chloropropane	0.23	U	1.0	0.23	ug/L			04/03/16 14:58	1
1,2-Dibromoethane	0.19	U	1.0	0.19	ug/L			04/03/16 14:58	1
1,2-Dichlorobenzene	0.22	U	1.0	0.22	ug/L			04/03/16 14:58	1
1,2-Dichloroethane	0.25	U	1.0	0.25	ug/L			04/03/16 14:58	1
1,2-Dichloropropane	0.18	U	1.0	0.18	ug/L			04/03/16 14:58	1
1,3-Dichlorobenzene	0.33	U	1.0	0.33	ug/L			04/03/16 14:58	1
1,4-Dichlorobenzene	0.33	U	1.0	0.33	ug/L			04/03/16 14:58	1
1,4-Dioxane	8.7	U	50	8.7	ug/L			04/03/16 14:58	1
2-Butanone	2.2	U	5.0	2.2	ug/L			04/03/16 14:58	1
2-Hexanone	0.72	U	5.0	0.72	ug/L			04/03/16 14:58	1
4-Methyl-2-pentanone	0.63	U	5.0	0.63	ug/L			04/03/16 14:58	1
Acetone	1.1	U	5.0	1.1	ug/L			04/03/16 14:58	1
Benzene	0.090	U	1.0	0.090	ug/L			04/03/16 14:58	1
Bromochloromethane	0.30	U	1.0	0.30	ug/L			04/03/16 14:58	1
Bromodichloromethane	0.15	U	1.0	0.15	ug/L			04/03/16 14:58	1
Bromoform	0.18	U	1.0	0.18	ug/L			04/03/16 14:58	1
Bromomethane	0.18	U	1.0	0.18	ug/L			04/03/16 14:58	1
Carbon disulfide	0.22	U	1.0	0.22	ug/L			04/03/16 14:58	1
Carbon tetrachloride	0.33	U	1.0	0.33	ug/L			04/03/16 14:58	1
Chlorobenzene	0.24	U	1.0	0.24	ug/L			04/03/16 14:58	1
Chloroethane	0.37	U	1.0	0.37	ug/L			04/03/16 14:58	1
Chloroform	**2.9**		1.0	0.22	ug/L			04/03/16 14:58	1
Chloromethane	0.22	U	1.0	0.22	ug/L			04/03/16 14:58	1
cis-1,2-Dichloroethene	0.26	U	1.0	0.26	ug/L			04/03/16 14:58	1

Client Sample ID: MW-550I
Lab Sample ID: 460-111103-35
Date Collected: 03/22/16 08:20
Matrix: Water
Date Received: 03/23/16 21:00

Method: 8260C - Volatile Organic Compounds by GC/MS (Continued)

Analyte	Result	Qualifier	RL	MDL	Unit	D	Prepared	Analyzed	Dil Fac
cis-1,3-Dichloropropene	0.16	U	1.0	0.16	ug/L			04/03/16 14:58	1
Cyclohexane	0.26	U	1.0	0.26	ug/L			04/03/16 14:58	1
Dibromochloromethane	0.22	U	1.0	0.22	ug/L			04/03/16 14:58	1
Dichlorodifluoromethane	0.14	U	1.0	0.14	ug/L			04/03/16 14:58	1
Ethylbenzene	0.30	U	1.0	0.30	ug/L			04/03/16 14:58	1
Freon TF	**0.77**	**J**	1.0	0.34	ug/L			04/03/16 14:58	1
Isopropylbenzene	0.32	U	1.0	0.32	ug/L			04/03/16 14:58	1
m&p-Xylene	0.28	U	1.0	0.28	ug/L			04/03/16 14:58	1
Methyl acetate	0.58	U	5.0	0.58	ug/L			04/03/16 14:58	1
Methylcyclohexane	0.22	U	1.0	0.22	ug/L			04/03/16 14:58	1
Methylene Chloride	0.21	U	1.0	0.21	ug/L			04/03/16 14:58	1
MTBE	0.13	U	1.0	0.13	ug/L			04/03/16 14:58	1
o-Xylene	0.32	U	1.0	0.32	ug/L			04/03/16 14:58	1
Styrene	0.17	U	1.0	0.17	ug/L			04/03/16 14:58	1
Tetrachloroethene	**1.7**		1.0	0.12	ug/L			04/03/16 14:58	1
Toluene	0.25	U	1.0	0.25	ug/L			04/03/16 14:58	1
trans-1,2-Dichloroethene	0.18	U	1.0	0.18	ug/L			04/03/16 14:58	1
trans-1,3-Dichloropropene	0.19	U	1.0	0.19	ug/L			04/03/16 14:58	1
Trichloroethene	**1.3**		1.0	0.22	ug/L			04/03/16 14:58	1
Trichlorofluoromethane	0.15	U	1.0	0.15	ug/L			04/03/16 14:58	1
Vinyl chloride	0.060	U	1.0	0.060	ug/L			04/03/16 14:58	1

Tentatively Identified Compound	*Est. Result*	*Qualifier*	*Unit*	*D*	*RT*	*CAS No.*	*Prepared*	*Analyzed*	*Dil Fac*
Tentatively Identified Compound	*None*		*ug/L*					*04/03/16 14:58*	*1*

Surrogate	*%Recovery*	*Qualifier*	*Limits*	*Prepared*	*Analyzed*	*Dil Fac*
1,2-Dichloroethane-d4 (Surr)	*94*		*70 - 130*		*04/03/16 14:58*	*1*
Bromofluorobenzene	*106*		*70 - 130*		*04/03/16 14:58*	*1*
Dibromofluoromethane (Surr)	*103*		*70 - 130*		*04/03/16 14:58*	*1*
Toluene-d8 (Surr)	*90*		*70 - 130*		*04/03/16 14:58*	*1*

Client Sample ID: PZ-521S
Lab Sample ID: 460-111103-36
Date Collected: 03/22/16 13:05
Matrix: Water
Date Received: 03/23/16 21:00

Method: 8260C - Volatile Organic Compounds by GC/MS

Analyte	Result	Qualifier	RL	MDL	Unit	D	Prepared	Analyzed	Dil Fac
1,1,1-Trichloroethane	0.28	U	1.0	0.28	ug/L			04/03/16 15:25	1
1,1,2,2-Tetrachloroethane	0.19	U	1.0	0.19	ug/L			04/03/16 15:25	1
1,1,2-Trichloroethane	0.080	U	1.0	0.080	ug/L			04/03/16 15:25	1
1,1-Dichloroethane	0.24	U	1.0	0.24	ug/L			04/03/16 15:25	1
1,1-Dichloroethene	0.34	U	1.0	0.34	ug/L			04/03/16 15:25	1
1,2,3-Trichlorobenzene	0.35	U	1.0	0.35	ug/L			04/03/16 15:25	1
1,2,4-Trichlorobenzene	0.27	U	1.0	0.27	ug/L			04/03/16 15:25	1
1,2-Dibromo-3-Chloropropane	0.23	U	1.0	0.23	ug/L			04/03/16 15:25	1
1,2-Dibromoethane	0.19	U	1.0	0.19	ug/L			04/03/16 15:25	1
1,2-Dichlorobenzene	**0.43**	**J**	1.0	0.22	ug/L			04/03/16 15:25	1
1,2-Dichloroethane	0.25	U	1.0	0.25	ug/L			04/03/16 15:25	1
1,2-Dichloropropane	0.18	U	1.0	0.18	ug/L			04/03/16 15:25	1
1,3-Dichlorobenzene	0.33	U	1.0	0.33	ug/L			04/03/16 15:25	1

Client Sample ID: PZ-521S

Date Collected: 03/22/16 13:05
Date Received: 03/23/16 21:00

Lab Sample ID: 460-111103-36

Matrix: Water

Method: 8260C - Volatile Organic Compounds by GC/MS (Continued)

Analyte	Result	Qualifier	RL	MDL	Unit	D	Prepared	Analyzed	Dil Fac
1,4-Dichlorobenzene	0.33	U	1.0	0.33	ug/L			04/03/16 15:25	1
1,4-Dioxane	8.7	U	50	8.7	ug/L			04/03/16 15:25	1
2-Butanone	2.2	U	5.0	2.2	ug/L			04/03/16 15:25	1
2-Hexanone	0.72	U	5.0	0.72	ug/L			04/03/16 15:25	1
4-Methyl-2-pentanone	0.63	U	5.0	0.63	ug/L			04/03/16 15:25	1
Acetone	1.1	U	5.0	1.1	ug/L			04/03/16 15:25	1
Benzene	0.090	U	1.0	0.090	ug/L			04/03/16 15:25	1
Bromochloromethane	0.30	U	1.0	0.30	ug/L			04/03/16 15:25	1
Bromodichloromethane	0.15	U	1.0	0.15	ug/L			04/03/16 15:25	1
Bromoform	0.18	U	1.0	0.18	ug/L			04/03/16 15:25	1
Bromomethane	0.18	U	1.0	0.18	ug/L			04/03/16 15:25	1
Carbon disulfide	0.22	U	1.0	0.22	ug/L			04/03/16 15:25	1
Carbon tetrachloride	0.33	U	1.0	0.33	ug/L			04/03/16 15:25	1
Chlorobenzene	0.24	U	1.0	0.24	ug/L			04/03/16 15:25	1
Chloroethane	0.37	U	1.0	0.37	ug/L			04/03/16 15:25	1
Chloroform	0.22	U	1.0	0.22	ug/L			04/03/16 15:25	1
Chloromethane	0.22	U	1.0	0.22	ug/L			04/03/16 15:25	1
cis-1,2-Dichloroethene	**0.98**	**J**	1.0	0.26	ug/L			04/03/16 15:25	1
cis-1,3-Dichloropropene	0.16	U	1.0	0.16	ug/L			04/03/16 15:25	1
Cyclohexane	0.26	U	1.0	0.26	ug/L			04/03/16 15:25	1
Dibromochloromethane	0.22	U	1.0	0.22	ug/L			04/03/16 15:25	1
Dichlorodifluoromethane	0.14	U	1.0	0.14	ug/L			04/03/16 15:25	1
Ethylbenzene	0.30	U	1.0	0.30	ug/L			04/03/16 15:25	1
Freon TF	0.34	U	1.0	0.34	ug/L			04/03/16 15:25	1
Isopropylbenzene	0.32	U	1.0	0.32	ug/L			04/03/16 15:25	1
m&p-Xylene	0.28	U	1.0	0.28	ug/L			04/03/16 15:25	1
Methyl acetate	0.58	U	5.0	0.58	ug/L			04/03/16 15:25	1
Methylcyclohexane	0.22	U	1.0	0.22	ug/L			04/03/16 15:25	1
Methylene Chloride	0.21	U	1.0	0.21	ug/L			04/03/16 15:25	1
MTBE	0.13	U	1.0	0.13	ug/L			04/03/16 15:25	1
o-Xylene	0.32	U	1.0	0.32	ug/L			04/03/16 15:25	1
Styrene	0.17	U	1.0	0.17	ug/L			04/03/16 15:25	1
Tetrachloroethene	**0.27**	**J**	1.0	0.12	ug/L			04/03/16 15:25	1
Toluene	0.25	U	1.0	0.25	ug/L			04/03/16 15:25	1
trans-1,2-Dichloroethene	0.18	U	1.0	0.18	ug/L			04/03/16 15:25	1
trans-1,3-Dichloropropene	0.19	U	1.0	0.19	ug/L			04/03/16 15:25	1
Trichloroethene	**0.49**	**J**	1.0	0.22	ug/L			04/03/16 15:25	1
Trichlorofluoromethane	0.15	U	1.0	0.15	ug/L			04/03/16 15:25	1
Vinyl chloride	0.060	U	1.0	0.060	ug/L			04/03/16 15:25	1

Tentatively Identified Compound	*Est. Result*	*Qualifier*	*Unit*	*D*	*RT*	*CAS No.*	*Prepared*	*Analyzed*	*Dil Fac*
Tentatively Identified Compound	*None*		*ug/L*					*04/03/16 15:25*	*1*

Surrogate	*%Recovery*	*Qualifier*	*Limits*	*Prepared*	*Analyzed*	*Dil Fac*
1,2-Dichloroethane-d4 (Surr)	*97*		*70 - 130*		*04/03/16 15:25*	*1*
Bromofluorobenzene	*104*		*70 - 130*		*04/03/16 15:25*	*1*
Dibromofluoromethane (Surr)	*107*		*70 - 130*		*04/03/16 15:25*	*1*
Toluene-d8 (Surr)	*94*		*70 - 130*		*04/03/16 15:25*	*1*

Client Sample ID: PZ-521I

Date Collected: 03/22/16 13:10
Date Received: 03/23/16 21:00

Lab Sample ID: 460-111103-37

Matrix: Water

Method: 8260C - Volatile Organic Compounds by GC/MS

Analyte	Result	Qualifier	RL	MDL	Unit	D	Prepared	Analyzed	Dil Fac
1,1,1-Trichloroethane	0.28	U	1.0	0.28	ug/L			04/03/16 15:53	1
1,1,2,2-Tetrachloroethane	0.19	U	1.0	0.19	ug/L			04/03/16 15:53	1
1,1,2-Trichloroethane	0.080	U	1.0	0.080	ug/L			04/03/16 15:53	1
1,1-Dichloroethane	0.24	U	1.0	0.24	ug/L			04/03/16 15:53	1
1,1-Dichloroethene	0.34	U	1.0	0.34	ug/L			04/03/16 15:53	1
1,2,3-Trichlorobenzene	0.35	U	1.0	0.35	ug/L			04/03/16 15:53	1
1,2,4-Trichlorobenzene	0.27	U	1.0	0.27	ug/L			04/03/16 15:53	1
1,2-Dibromo-3-Chloropropane	0.23	U	1.0	0.23	ug/L			04/03/16 15:53	1
1,2-Dibromoethane	0.19	U	1.0	0.19	ug/L			04/03/16 15:53	1
1,2-Dichlorobenzene	0.22	U	1.0	0.22	ug/L			04/03/16 15:53	1
1,2-Dichloroethane	0.25	U	1.0	0.25	ug/L			04/03/16 15:53	1
1,2-Dichloropropane	0.18	U	1.0	0.18	ug/L			04/03/16 15:53	1
1,3-Dichlorobenzene	0.33	U	1.0	0.33	ug/L			04/03/16 15:53	1
1,4-Dichlorobenzene	0.33	U	1.0	0.33	ug/L			04/03/16 15:53	1
1,4-Dioxane	8.7	U	50	8.7	ug/L			04/03/16 15:53	1
2-Butanone	2.2	U	5.0	2.2	ug/L			04/03/16 15:53	1
2-Hexanone	0.72	U	5.0	0.72	ug/L			04/03/16 15:53	1
4-Methyl-2-pentanone	0.63	U	5.0	0.63	ug/L			04/03/16 15:53	1
Acetone	1.1	U	5.0	1.1	ug/L			04/03/16 15:53	1
Benzene	0.090	U	1.0	0.090	ug/L			04/03/16 15:53	1
Bromochloromethane	0.30	U	1.0	0.30	ug/L			04/03/16 15:53	1
Bromodichloromethane	0.15	U	1.0	0.15	ug/L			04/03/16 15:53	1
Bromoform	0.18	U	1.0	0.18	ug/L			04/03/16 15:53	1
Bromomethane	0.18	U	1.0	0.18	ug/L			04/03/16 15:53	1
Carbon disulfide	0.22	U	1.0	0.22	ug/L			04/03/16 15:53	1
Carbon tetrachloride	0.33	U	1.0	0.33	ug/L			04/03/16 15:53	1
Chlorobenzene	0.24	U	1.0	0.24	ug/L			04/03/16 15:53	1
Chloroethane	0.37	U	1.0	0.37	ug/L			04/03/16 15:53	1
Chloroform	**0.39**	**J**	1.0	0.22	ug/L			04/03/16 15:53	1
Chloromethane	0.22	U	1.0	0.22	ug/L			04/03/16 15:53	1
cis-1,2-Dichloroethene	0.26	U	1.0	0.26	ug/L			04/03/16 15:53	1
cis-1,3-Dichloropropene	0.16	U	1.0	0.16	ug/L			04/03/16 15:53	1
Cyclohexane	0.26	U	1.0	0.26	ug/L			04/03/16 15:53	1
Dibromochloromethane	0.22	U	1.0	0.22	ug/L			04/03/16 15:53	1
Dichlorodifluoromethane	0.14	U	1.0	0.14	ug/L			04/03/16 15:53	1
Ethylbenzene	0.30	U	1.0	0.30	ug/L			04/03/16 15:53	1
Freon TF	0.34	U	1.0	0.34	ug/L			04/03/16 15:53	1
Isopropylbenzene	0.32	U	1.0	0.32	ug/L			04/03/16 15:53	1
m&p-Xylene	0.28	U	1.0	0.28	ug/L			04/03/16 15:53	1
Methyl acetate	0.58	U	5.0	0.58	ug/L			04/03/16 15:53	1
Methylcyclohexane	0.22	U	1.0	0.22	ug/L			04/03/16 15:53	1
Methylene Chloride	0.21	U	1.0	0.21	ug/L			04/03/16 15:53	1
MTBE	0.13	U	1.0	0.13	ug/L			04/03/16 15:53	1
o-Xylene	0.32	U	1.0	0.32	ug/L			04/03/16 15:53	1
Styrene	0.17	U	1.0	0.17	ug/L			04/03/16 15:53	1
Tetrachloroethene	0.12	U	1.0	0.12	ug/L			04/03/16 15:53	1
Toluene	0.25	U	1.0	0.25	ug/L			04/03/16 15:53	1
trans-1,2-Dichloroethene	0.18	U	1.0	0.18	ug/L			04/03/16 15:53	1
trans-1,3-Dichloropropene	0.19	U	1.0	0.19	ug/L			04/03/16 15:53	1

Client Sample ID: PZ-521I

Date Collected: 03/22/16 13:10
Date Received: 03/23/16 21:00

Lab Sample ID: 460-111103-37

Matrix: Water

Method: 8260C - Volatile Organic Compounds by GC/MS (Continued)

Analyte	Result	Qualifier	RL	MDL	Unit	D	Prepared	Analyzed	Dil Fac
Trichloroethene	**1.3**		1.0	0.22	ug/L			04/03/16 15:53	1
Trichlorofluoromethane	0.15	U	1.0	0.15	ug/L			04/03/16 15:53	1
Vinyl chloride	0.060	U	1.0	0.060	ug/L			04/03/16 15:53	1

Tentatively Identified Compound	*Est. Result*	*Qualifier*	*Unit*	*D*	*RT*	*CAS No.*	*Prepared*	*Analyzed*	*Dil Fac*
Tentatively Identified Compound	*None*		*ug/L*					*04/03/16 15:53*	*1*

Surrogate	*%Recovery*	*Qualifier*	*Limits*	*Prepared*	*Analyzed*	*Dil Fac*
1,2-Dichloroethane-d4 (Surr)	*94*		*70 - 130*		*04/03/16 15:53*	*1*
Bromofluorobenzene	*106*		*70 - 130*		*04/03/16 15:53*	*1*
Dibromofluoromethane (Surr)	*102*		*70 - 130*		*04/03/16 15:53*	*1*
Toluene-d8 (Surr)	*92*		*70 - 130*		*04/03/16 15:53*	*1*

Client Sample ID: PZ-522S

Date Collected: 03/22/16 10:55
Date Received: 03/23/16 21:00

Lab Sample ID: 460-111103-38

Matrix: Water

Method: 8260C - Volatile Organic Compounds by GC/MS

Analyte	Result	Qualifier	RL	MDL	Unit	D	Prepared	Analyzed	Dil Fac
1,1,1-Trichloroethane	0.28	U	1.0	0.28	ug/L			04/03/16 16:20	1
1,1,2,2-Tetrachloroethane	0.19	U	1.0	0.19	ug/L			04/03/16 16:20	1
1,1,2-Trichloroethane	0.080	U	1.0	0.080	ug/L			04/03/16 16:20	1
1,1-Dichloroethane	0.24	U	1.0	0.24	ug/L			04/03/16 16:20	1
1,1-Dichloroethene	0.34	U	1.0	0.34	ug/L			04/03/16 16:20	1
1,2,3-Trichlorobenzene	0.35	U	1.0	0.35	ug/L			04/03/16 16:20	1
1,2,4-Trichlorobenzene	0.27	U	1.0	0.27	ug/L			04/03/16 16:20	1
1,2-Dibromo-3-Chloropropane	0.23	U	1.0	0.23	ug/L			04/03/16 16:20	1
1,2-Dibromoethane	0.19	U	1.0	0.19	ug/L			04/03/16 16:20	1
1,2-Dichlorobenzene	0.22	U	1.0	0.22	ug/L			04/03/16 16:20	1
1,2-Dichloroethane	0.25	U	1.0	0.25	ug/L			04/03/16 16:20	1
1,2-Dichloropropane	0.18	U	1.0	0.18	ug/L			04/03/16 16:20	1
1,3-Dichlorobenzene	0.33	U	1.0	0.33	ug/L			04/03/16 16:20	1
1,4-Dichlorobenzene	0.33	U	1.0	0.33	ug/L			04/03/16 16:20	1
1,4-Dioxane	8.7	U	50	8.7	ug/L			04/03/16 16:20	1
2-Butanone	2.2	U	5.0	2.2	ug/L			04/03/16 16:20	1
2-Hexanone	0.72	U	5.0	0.72	ug/L			04/03/16 16:20	1
4-Methyl-2-pentanone	0.63	U	5.0	0.63	ug/L			04/03/16 16:20	1
Acetone	1.1	U	5.0	1.1	ug/L			04/03/16 16:20	1
Benzene	0.090	U	1.0	0.090	ug/L			04/03/16 16:20	1
Bromochloromethane	0.30	U	1.0	0.30	ug/L			04/03/16 16:20	1
Bromodichloromethane	0.15	U	1.0	0.15	ug/L			04/03/16 16:20	1
Bromoform	0.18	U	1.0	0.18	ug/L			04/03/16 16:20	1
Bromomethane	0.18	U	1.0	0.18	ug/L			04/03/16 16:20	1
Carbon disulfide	0.22	U	1.0	0.22	ug/L			04/03/16 16:20	1
Carbon tetrachloride	0.33	U	1.0	0.33	ug/L			04/03/16 16:20	1
Chlorobenzene	0.24	U	1.0	0.24	ug/L			04/03/16 16:20	1
Chloroethane	0.37	U	1.0	0.37	ug/L			04/03/16 16:20	1
Chloroform	0.22	U	1.0	0.22	ug/L			04/03/16 16:20	1
Chloromethane	0.22	U	1.0	0.22	ug/L			04/03/16 16:20	1
cis-1,2-Dichloroethene	0.26	U	1.0	0.26	ug/L			04/03/16 16:20	1

Client Sample ID: PZ-522S

Date Collected: 03/22/16 10:55
Date Received: 03/23/16 21:00

Lab Sample ID: 460-111103-38

Matrix: Water

Method: 8260C - Volatile Organic Compounds by GC/MS (Continued)

Analyte	Result	Qualifier	RL	MDL	Unit	D	Prepared	Analyzed	Dil Fac
cis-1,3-Dichloropropene	0.16	U	1.0	0.16	ug/L			04/03/16 16:20	1
Cyclohexane	0.26	U	1.0	0.26	ug/L			04/03/16 16:20	1
Dibromochloromethane	0.22	U	1.0	0.22	ug/L			04/03/16 16:20	1
Dichlorodifluoromethane	0.14	U	1.0	0.14	ug/L			04/03/16 16:20	1
Ethylbenzene	0.30	U	1.0	0.30	ug/L			04/03/16 16:20	1
Freon TF	0.34	U	1.0	0.34	ug/L			04/03/16 16:20	1
Isopropylbenzene	0.32	U	1.0	0.32	ug/L			04/03/16 16:20	1
m&p-Xylene	0.28	U	1.0	0.28	ug/L			04/03/16 16:20	1
Methyl acetate	0.58	U	5.0	0.58	ug/L			04/03/16 16:20	1
Methylcyclohexane	0.22	U	1.0	0.22	ug/L			04/03/16 16:20	1
Methylene Chloride	0.21	U	1.0	0.21	ug/L			04/03/16 16:20	1
MTBE	0.13	U	1.0	0.13	ug/L			04/03/16 16:20	1
o-Xylene	0.32	U	1.0	0.32	ug/L			04/03/16 16:20	1
Styrene	0.17	U	1.0	0.17	ug/L			04/03/16 16:20	1
Tetrachloroethene	0.12	U	1.0	0.12	ug/L			04/03/16 16:20	1
Toluene	0.25	U	1.0	0.25	ug/L			04/03/16 16:20	1
trans-1,2-Dichloroethene	0.18	U	1.0	0.18	ug/L			04/03/16 16:20	1
trans-1,3-Dichloropropene	0.19	U	1.0	0.19	ug/L			04/03/16 16:20	1
Trichloroethene	0.22	U	1.0	0.22	ug/L			04/03/16 16:20	1
Trichlorofluoromethane	0.15	U	1.0	0.15	ug/L			04/03/16 16:20	1
Vinyl chloride	0.060	U	1.0	0.060	ug/L			04/03/16 16:20	1

Tentatively Identified Compound	*Est. Result*	*Qualifier*	*Unit*	*D*	*RT*	*CAS No.*	*Prepared*	*Analyzed*	*Dil Fac*
Tentatively Identified Compound	*None*		*ug/L*					*04/03/16 16:20*	*1*

Surrogate	*%Recovery*	*Qualifier*	*Limits*	*Prepared*	*Analyzed*	*Dil Fac*
1,2-Dichloroethane-d4 (Surr)	*95*		*70 - 130*		*04/03/16 16:20*	*1*
Bromofluorobenzene	*98*		*70 - 130*		*04/03/16 16:20*	*1*
Dibromofluoromethane (Surr)	*103*		*70 - 130*		*04/03/16 16:20*	*1*
Toluene-d8 (Surr)	*93*		*70 - 130*		*04/03/16 16:20*	*1*

Client Sample ID: PZ-522I

Date Collected: 03/22/16 11:00
Date Received: 03/23/16 21:00

Lab Sample ID: 460-111103-39

Matrix: Water

Method: 8260C - Volatile Organic Compounds by GC/MS

Analyte	Result	Qualifier	RL	MDL	Unit	D	Prepared	Analyzed	Dil Fac
1,1,1-Trichloroethane	0.28	U	1.0	0.28	ug/L			04/03/16 16:48	1
1,1,2,2-Tetrachloroethane	0.19	U	1.0	0.19	ug/L			04/03/16 16:48	1
1,1,2-Trichloroethane	0.080	U	1.0	0.080	ug/L			04/03/16 16:48	1
1,1-Dichloroethane	**1.3**		1.0	0.24	ug/L			04/03/16 16:48	1
1,1-Dichloroethene	0.34	U	1.0	0.34	ug/L			04/03/16 16:48	1
1,2,3-Trichlorobenzene	0.35	U	1.0	0.35	ug/L			04/03/16 16:48	1
1,2,4-Trichlorobenzene	0.27	U	1.0	0.27	ug/L			04/03/16 16:48	1
1,2-Dibromo-3-Chloropropane	0.23	U	1.0	0.23	ug/L			04/03/16 16:48	1
1,2-Dibromoethane	0.19	U	1.0	0.19	ug/L			04/03/16 16:48	1
1,2-Dichlorobenzene	0.22	U	1.0	0.22	ug/L			04/03/16 16:48	1
1,2-Dichloroethane	0.25	U	1.0	0.25	ug/L			04/03/16 16:48	1
1,2-Dichloropropane	0.18	U	1.0	0.18	ug/L			04/03/16 16:48	1
1,3-Dichlorobenzene	0.33	U	1.0	0.33	ug/L			04/03/16 16:48	1

Client Sample ID: PZ-522I
Date Collected: 03/22/16 11:00
Date Received: 03/23/16 21:00

Lab Sample ID: 460-111103-39
Matrix: Water

Method: 8260C - Volatile Organic Compounds by GC/MS (Continued)

Analyte	Result	Qualifier	RL	MDL	Unit	D	Prepared	Analyzed	Dil Fac
1,4-Dichlorobenzene	0.33	U	1.0	0.33	ug/L			04/03/16 16:48	1
1,4-Dioxane	8.7	U	50	8.7	ug/L			04/03/16 16:48	1
2-Butanone	2.2	U	5.0	2.2	ug/L			04/03/16 16:48	1
2-Hexanone	0.72	U	5.0	0.72	ug/L			04/03/16 16:48	1
4-Methyl-2-pentanone	0.63	U	5.0	0.63	ug/L			04/03/16 16:48	1
Acetone	1.1	U	5.0	1.1	ug/L			04/03/16 16:48	1
Benzene	0.090	U	1.0	0.090	ug/L			04/03/16 16:48	1
Bromochloromethane	0.30	U	1.0	0.30	ug/L			04/03/16 16:48	1
Bromodichloromethane	0.15	U	1.0	0.15	ug/L			04/03/16 16:48	1
Bromoform	0.18	U	1.0	0.18	ug/L			04/03/16 16:48	1
Bromomethane	0.18	U	1.0	0.18	ug/L			04/03/16 16:48	1
Carbon disulfide	0.22	U	1.0	0.22	ug/L			04/03/16 16:48	1
Carbon tetrachloride	0.33	U	1.0	0.33	ug/L			04/03/16 16:48	1
Chlorobenzene	0.24	U	1.0	0.24	ug/L			04/03/16 16:48	1
Chloroethane	0.37	U	1.0	0.37	ug/L			04/03/16 16:48	1
Chloroform	**2.8**		1.0	0.22	ug/L			04/03/16 16:48	1
Chloromethane	0.22	U	1.0	0.22	ug/L			04/03/16 16:48	1
cis-1,2-Dichloroethene	**5.4**		1.0	0.26	ug/L			04/03/16 16:48	1
cis-1,3-Dichloropropene	0.16	U	1.0	0.16	ug/L			04/03/16 16:48	1
Cyclohexane	0.26	U	1.0	0.26	ug/L			04/03/16 16:48	1
Dibromochloromethane	0.22	U	1.0	0.22	ug/L			04/03/16 16:48	1
Dichlorodifluoromethane	0.14	U	1.0	0.14	ug/L			04/03/16 16:48	1
Ethylbenzene	0.30	U	1.0	0.30	ug/L			04/03/16 16:48	1
Freon TF	0.34	U	1.0	0.34	ug/L			04/03/16 16:48	1
Isopropylbenzene	0.32	U	1.0	0.32	ug/L			04/03/16 16:48	1
m&p-Xylene	0.28	U	1.0	0.28	ug/L			04/03/16 16:48	1
Methyl acetate	0.58	U	5.0	0.58	ug/L			04/03/16 16:48	1
Methylcyclohexane	0.22	U	1.0	0.22	ug/L			04/03/16 16:48	1
Methylene Chloride	0.21	U	1.0	0.21	ug/L			04/03/16 16:48	1
MTBE	0.13	U	1.0	0.13	ug/L			04/03/16 16:48	1
o-Xylene	0.32	U	1.0	0.32	ug/L			04/03/16 16:48	1
Styrene	0.17	U	1.0	0.17	ug/L			04/03/16 16:48	1
Tetrachloroethene	**0.73**	**J**	1.0	0.12	ug/L			04/03/16 16:48	1
Toluene	0.25	U	1.0	0.25	ug/L			04/03/16 16:48	1
trans-1,2-Dichloroethene	0.18	U	1.0	0.18	ug/L			04/03/16 16:48	1
trans-1,3-Dichloropropene	0.19	U	1.0	0.19	ug/L			04/03/16 16:48	1
Trichloroethene	**2.1**		1.0	0.22	ug/L			04/03/16 16:48	1
Trichlorofluoromethane	0.15	U	1.0	0.15	ug/L			04/03/16 16:48	1
Vinyl chloride	0.060	U	1.0	0.060	ug/L			04/03/16 16:48	1

Tentatively Identified Compound	*Est. Result*	*Qualifier*	*Unit*	*D*	*RT*	*CAS No.*	*Prepared*	*Analyzed*	*Dil Fac*
Tentatively Identified Compound	*None*		*ug/L*					*04/03/16 16:48*	*1*

Surrogate	*%Recovery*	*Qualifier*	*Limits*	*Prepared*	*Analyzed*	*Dil Fac*
1,2-Dichloroethane-d4 (Surr)	*99*		*70 - 130*		*04/03/16 16:48*	*1*
Bromofluorobenzene	*109*		*70 - 130*		*04/03/16 16:48*	*1*
Dibromofluoromethane (Surr)	*110*		*70 - 130*		*04/03/16 16:48*	*1*
Toluene-d8 (Surr)	*88*		*70 - 130*		*04/03/16 16:48*	*1*

Client Sample ID: PZ-522D

Date Collected: 03/22/16 11:05
Date Received: 03/23/16 21:00

Lab Sample ID: 460-111103-40

Matrix: Water

Method: 8260C - Volatile Organic Compounds by GC/MS

Analyte	Result	Qualifier	RL	MDL	Unit	D	Prepared	Analyzed	Dil Fac
1,1,1-Trichloroethane	0.28	U	1.0	0.28	ug/L			04/03/16 17:16	1
1,1,2,2-Tetrachloroethane	0.19	U	1.0	0.19	ug/L			04/03/16 17:16	1
1,1,2-Trichloroethane	0.080	U	1.0	0.080	ug/L			04/03/16 17:16	1
1,1-Dichloroethane	**0.29**	**J**	1.0	0.24	ug/L			04/03/16 17:16	1
1,1-Dichloroethene	0.34	U	1.0	0.34	ug/L			04/03/16 17:16	1
1,2,3-Trichlorobenzene	0.35	U	1.0	0.35	ug/L			04/03/16 17:16	1
1,2,4-Trichlorobenzene	0.27	U	1.0	0.27	ug/L			04/03/16 17:16	1
1,2-Dibromo-3-Chloropropane	0.23	U	1.0	0.23	ug/L			04/03/16 17:16	1
1,2-Dibromoethane	0.19	U	1.0	0.19	ug/L			04/03/16 17:16	1
1,2-Dichlorobenzene	0.22	U	1.0	0.22	ug/L			04/03/16 17:16	1
1,2-Dichloroethane	0.25	U	1.0	0.25	ug/L			04/03/16 17:16	1
1,2-Dichloropropane	0.18	U	1.0	0.18	ug/L			04/03/16 17:16	1
1,3-Dichlorobenzene	0.33	U	1.0	0.33	ug/L			04/03/16 17:16	1
1,4-Dichlorobenzene	0.33	U	1.0	0.33	ug/L			04/03/16 17:16	1
1,4-Dioxane	8.7	U	50	8.7	ug/L			04/03/16 17:16	1
2-Butanone	2.2	U	5.0	2.2	ug/L			04/03/16 17:16	1
2-Hexanone	0.72	U	5.0	0.72	ug/L			04/03/16 17:16	1
4-Methyl-2-pentanone	0.63	U	5.0	0.63	ug/L			04/03/16 17:16	1
Acetone	1.1	U	5.0	1.1	ug/L			04/03/16 17:16	1
Benzene	0.090	U	1.0	0.090	ug/L			04/03/16 17:16	1
Bromochloromethane	0.30	U	1.0	0.30	ug/L			04/03/16 17:16	1
Bromodichloromethane	0.15	U	1.0	0.15	ug/L			04/03/16 17:16	1
Bromoform	0.18	U	1.0	0.18	ug/L			04/03/16 17:16	1
Bromomethane	0.18	U	1.0	0.18	ug/L			04/03/16 17:16	1
Carbon disulfide	0.22	U	1.0	0.22	ug/L			04/03/16 17:16	1
Carbon tetrachloride	0.33	U	1.0	0.33	ug/L			04/03/16 17:16	1
Chlorobenzene	0.24	U	1.0	0.24	ug/L			04/03/16 17:16	1
Chloroethane	0.37	U	1.0	0.37	ug/L			04/03/16 17:16	1
Chloroform	**2.5**		1.0	0.22	ug/L			04/03/16 17:16	1
Chloromethane	0.22	U	1.0	0.22	ug/L			04/03/16 17:16	1
cis-1,2-Dichloroethene	0.26	U	1.0	0.26	ug/L			04/03/16 17:16	1
cis-1,3-Dichloropropene	0.16	U	1.0	0.16	ug/L			04/03/16 17:16	1
Cyclohexane	0.26	U	1.0	0.26	ug/L			04/03/16 17:16	1
Dibromochloromethane	0.22	U	1.0	0.22	ug/L			04/03/16 17:16	1
Dichlorodifluoromethane	0.14	U	1.0	0.14	ug/L			04/03/16 17:16	1
Ethylbenzene	0.30	U	1.0	0.30	ug/L			04/03/16 17:16	1
Freon TF	0.34	U	1.0	0.34	ug/L			04/03/16 17:16	1
Isopropylbenzene	0.32	U	1.0	0.32	ug/L			04/03/16 17:16	1
m&p-Xylene	0.28	U	1.0	0.28	ug/L			04/03/16 17:16	1
Methyl acetate	0.58	U	5.0	0.58	ug/L			04/03/16 17:16	1
Methylcyclohexane	0.22	U	1.0	0.22	ug/L			04/03/16 17:16	1
Methylene Chloride	0.21	U	1.0	0.21	ug/L			04/03/16 17:16	1
MTBE	0.13	U	1.0	0.13	ug/L			04/03/16 17:16	1
o-Xylene	0.32	U	1.0	0.32	ug/L			04/03/16 17:16	1
Styrene	0.17	U	1.0	0.17	ug/L			04/03/16 17:16	1
Tetrachloroethene	**0.19**	**J**	1.0	0.12	ug/L			04/03/16 17:16	1
Toluene	0.25	U	1.0	0.25	ug/L			04/03/16 17:16	1
trans-1,2-Dichloroethene	0.18	U	1.0	0.18	ug/L			04/03/16 17:16	1
trans-1,3-Dichloropropene	0.19	U	1.0	0.19	ug/L			04/03/16 17:16	1

Client Sample ID: PZ-522D
Lab Sample ID: 460-111103-40
Date Collected: 03/22/16 11:05
Matrix: Water
Date Received: 03/23/16 21:00

Method: 8260C - Volatile Organic Compounds by GC/MS (Continued)

Analyte	Result	Qualifier	RL	MDL	Unit	D	Prepared	Analyzed	Dil Fac
Trichloroethene	**2.1**		1.0	0.22	ug/L			04/03/16 17:16	1
Trichlorofluoromethane	0.15	U	1.0	0.15	ug/L			04/03/16 17:16	1
Vinyl chloride	0.060	U	1.0	0.060	ug/L			04/03/16 17:16	1

Tentatively Identified Compound	*Est. Result*	*Qualifier*	*Unit*	*D*	*RT*	*CAS No.*	*Prepared*	*Analyzed*	*Dil Fac*
Tentatively Identified Compound	*None*		*ug/L*					*04/03/16 17:16*	*1*

Surrogate	*%Recovery*	*Qualifier*	*Limits*	*Prepared*	*Analyzed*	*Dil Fac*
1,2-Dichloroethane-d4 (Surr)	*93*		*70 - 130*		*04/03/16 17:16*	*1*
Bromofluorobenzene	*100*		*70 - 130*		*04/03/16 17:16*	*1*
Dibromofluoromethane (Surr)	*104*		*70 - 130*		*04/03/16 17:16*	*1*
Toluene-d8 (Surr)	*94*		*70 - 130*		*04/03/16 17:16*	*1*

Client Sample ID: PZ-524S
Lab Sample ID: 460-111103-41
Date Collected: 03/22/16 12:25
Matrix: Water
Date Received: 03/23/16 21:00

Method: 8260C - Volatile Organic Compounds by GC/MS

Analyte	Result	Qualifier	RL	MDL	Unit	D	Prepared	Analyzed	Dil Fac
1,1,1-Trichloroethane	0.28	U	1.0	0.28	ug/L			04/03/16 17:43	1
1,1,2,2-Tetrachloroethane	0.19	U	1.0	0.19	ug/L			04/03/16 17:43	1
1,1,2-Trichloroethane	0.080	U	1.0	0.080	ug/L			04/03/16 17:43	1
1,1-Dichloroethane	0.24	U	1.0	0.24	ug/L			04/03/16 17:43	1
1,1-Dichloroethene	0.34	U	1.0	0.34	ug/L			04/03/16 17:43	1
1,2,3-Trichlorobenzene	0.35	U	1.0	0.35	ug/L			04/03/16 17:43	1
1,2,4-Trichlorobenzene	0.27	U	1.0	0.27	ug/L			04/03/16 17:43	1
1,2-Dibromo-3-Chloropropane	0.23	U	1.0	0.23	ug/L			04/03/16 17:43	1
1,2-Dibromoethane	0.19	U	1.0	0.19	ug/L			04/03/16 17:43	1
1,2-Dichlorobenzene	0.22	U	1.0	0.22	ug/L			04/03/16 17:43	1
1,2-Dichloroethane	0.25	U	1.0	0.25	ug/L			04/03/16 17:43	1
1,2-Dichloropropane	0.18	U	1.0	0.18	ug/L			04/03/16 17:43	1
1,3-Dichlorobenzene	0.33	U	1.0	0.33	ug/L			04/03/16 17:43	1
1,4-Dichlorobenzene	0.33	U	1.0	0.33	ug/L			04/03/16 17:43	1
1,4-Dioxane	8.7	U	50	8.7	ug/L			04/03/16 17:43	1
2-Butanone	2.2	U	5.0	2.2	ug/L			04/03/16 17:43	1
2-Hexanone	0.72	U	5.0	0.72	ug/L			04/03/16 17:43	1
4-Methyl-2-pentanone	0.63	U	5.0	0.63	ug/L			04/03/16 17:43	1
Acetone	1.1	U	5.0	1.1	ug/L			04/03/16 17:43	1
Benzene	0.090	U	1.0	0.090	ug/L			04/03/16 17:43	1
Bromochloromethane	0.30	U	1.0	0.30	ug/L			04/03/16 17:43	1
Bromodichloromethane	0.15	U	1.0	0.15	ug/L			04/03/16 17:43	1
Bromoform	0.18	U	1.0	0.18	ug/L			04/03/16 17:43	1
Bromomethane	0.18	U	1.0	0.18	ug/L			04/03/16 17:43	1
Carbon disulfide	0.22	U	1.0	0.22	ug/L			04/03/16 17:43	1
Carbon tetrachloride	0.33	U	1.0	0.33	ug/L			04/03/16 17:43	1
Chlorobenzene	0.24	U	1.0	0.24	ug/L			04/03/16 17:43	1
Chloroethane	0.37	U	1.0	0.37	ug/L			04/03/16 17:43	1
Chloroform	**5.8**		1.0	0.22	ug/L			04/03/16 17:43	1
Chloromethane	0.22	U	1.0	0.22	ug/L			04/03/16 17:43	1
cis-1,2-Dichloroethene	0.26	U	1.0	0.26	ug/L			04/03/16 17:43	1

Client Sample ID: PZ-524S

Date Collected: 03/22/16 12:25
Date Received: 03/23/16 21:00

Lab Sample ID: 460-111103-41

Matrix: Water

Method: 8260C - Volatile Organic Compounds by GC/MS (Continued)

Analyte	Result	Qualifier	RL	MDL	Unit	D	Prepared	Analyzed	Dil Fac
cis-1,3-Dichloropropene	0.16	U	1.0	0.16	ug/L			04/03/16 17:43	1
Cyclohexane	0.26	U	1.0	0.26	ug/L			04/03/16 17:43	1
Dibromochloromethane	0.22	U	1.0	0.22	ug/L			04/03/16 17:43	1
Dichlorodifluoromethane	0.14	U	1.0	0.14	ug/L			04/03/16 17:43	1
Ethylbenzene	0.30	U	1.0	0.30	ug/L			04/03/16 17:43	1
Freon TF	0.34	U	1.0	0.34	ug/L			04/03/16 17:43	1
Isopropylbenzene	0.32	U	1.0	0.32	ug/L			04/03/16 17:43	1
m&p-Xylene	0.28	U	1.0	0.28	ug/L			04/03/16 17:43	1
Methyl acetate	0.58	U	5.0	0.58	ug/L			04/03/16 17:43	1
Methylcyclohexane	0.22	U	1.0	0.22	ug/L			04/03/16 17:43	1
Methylene Chloride	0.21	U	1.0	0.21	ug/L			04/03/16 17:43	1
MTBE	0.13	U	1.0	0.13	ug/L			04/03/16 17:43	1
o-Xylene	0.32	U	1.0	0.32	ug/L			04/03/16 17:43	1
Styrene	0.17	U	1.0	0.17	ug/L			04/03/16 17:43	1
Tetrachloroethene	0.12	U	1.0	0.12	ug/L			04/03/16 17:43	1
Toluene	0.25	U	1.0	0.25	ug/L			04/03/16 17:43	1
trans-1,2-Dichloroethene	0.18	U	1.0	0.18	ug/L			04/03/16 17:43	1
trans-1,3-Dichloropropene	0.19	U	1.0	0.19	ug/L			04/03/16 17:43	1
Trichloroethene	0.22	U	1.0	0.22	ug/L			04/03/16 17:43	1
Trichlorofluoromethane	0.15	U	1.0	0.15	ug/L			04/03/16 17:43	1
Vinyl chloride	0.060	U	1.0	0.060	ug/L			04/03/16 17:43	1

Tentatively Identified Compound	*Est. Result*	*Qualifier*	*Unit*	*D*	*RT*	*CAS No.*	*Prepared*	*Analyzed*	*Dil Fac*
Tentatively Identified Compound	*None*		*ug/L*					*04/03/16 17:43*	*1*

Surrogate	*%Recovery*	*Qualifier*	*Limits*	*Prepared*	*Analyzed*	*Dil Fac*
1,2-Dichloroethane-d4 (Surr)	*97*		*70 - 130*		*04/03/16 17:43*	*1*
Bromofluorobenzene	*109*		*70 - 130*		*04/03/16 17:43*	*1*
Dibromofluoromethane (Surr)	*110*		*70 - 130*		*04/03/16 17:43*	*1*
Toluene-d8 (Surr)	*94*		*70 - 130*		*04/03/16 17:43*	*1*

Client Sample ID: PZ-524I

Date Collected: 03/22/16 12:30
Date Received: 03/23/16 21:00

Lab Sample ID: 460-111103-42

Matrix: Water

Method: 8260C - Volatile Organic Compounds by GC/MS

Analyte	Result	Qualifier	RL	MDL	Unit	D	Prepared	Analyzed	Dil Fac
1,1,1-Trichloroethane	0.28	U	1.0	0.28	ug/L			04/03/16 18:11	1
1,1,2,2-Tetrachloroethane	0.19	U	1.0	0.19	ug/L			04/03/16 18:11	1
1,1,2-Trichloroethane	0.080	U	1.0	0.080	ug/L			04/03/16 18:11	1
1,1-Dichloroethane	**0.28**	**J**	1.0	0.24	ug/L			04/03/16 18:11	1
1,1-Dichloroethene	0.34	U	1.0	0.34	ug/L			04/03/16 18:11	1
1,2,3-Trichlorobenzene	0.35	U	1.0	0.35	ug/L			04/03/16 18:11	1
1,2,4-Trichlorobenzene	0.27	U	1.0	0.27	ug/L			04/03/16 18:11	1
1,2-Dibromo-3-Chloropropane	0.23	U	1.0	0.23	ug/L			04/03/16 18:11	1
1,2-Dibromoethane	0.19	U	1.0	0.19	ug/L			04/03/16 18:11	1
1,2-Dichlorobenzene	0.22	U	1.0	0.22	ug/L			04/03/16 18:11	1
1,2-Dichloroethane	0.25	U	1.0	0.25	ug/L			04/03/16 18:11	1
1,2-Dichloropropane	0.18	U	1.0	0.18	ug/L			04/03/16 18:11	1
1,3-Dichlorobenzene	0.33	U	1.0	0.33	ug/L			04/03/16 18:11	1

Client Sample ID: PZ-524I
Date Collected: 03/22/16 12:30
Date Received: 03/23/16 21:00

Lab Sample ID: 460-111103-42
Matrix: Water

Method: 8260C - Volatile Organic Compounds by GC/MS (Continued)

Analyte	Result	Qualifier	RL	MDL	Unit	D	Prepared	Analyzed	Dil Fac
1,4-Dichlorobenzene	0.33	U	1.0	0.33	ug/L			04/03/16 18:11	1
1,4-Dioxane	8.7	U	50	8.7	ug/L			04/03/16 18:11	1
2-Butanone	2.2	U	5.0	2.2	ug/L			04/03/16 18:11	1
2-Hexanone	0.72	U	5.0	0.72	ug/L			04/03/16 18:11	1
4-Methyl-2-pentanone	0.63	U	5.0	0.63	ug/L			04/03/16 18:11	1
Acetone	1.1	U	5.0	1.1	ug/L			04/03/16 18:11	1
Benzene	0.090	U	1.0	0.090	ug/L			04/03/16 18:11	1
Bromochloromethane	0.30	U	1.0	0.30	ug/L			04/03/16 18:11	1
Bromodichloromethane	0.15	U	1.0	0.15	ug/L			04/03/16 18:11	1
Bromoform	0.18	U	1.0	0.18	ug/L			04/03/16 18:11	1
Bromomethane	0.18	U	1.0	0.18	ug/L			04/03/16 18:11	1
Carbon disulfide	0.22	U	1.0	0.22	ug/L			04/03/16 18:11	1
Carbon tetrachloride	0.33	U	1.0	0.33	ug/L			04/03/16 18:11	1
Chlorobenzene	0.24	U	1.0	0.24	ug/L			04/03/16 18:11	1
Chloroethane	0.37	U	1.0	0.37	ug/L			04/03/16 18:11	1
Chloroform	**2.1**		1.0	0.22	ug/L			04/03/16 18:11	1
Chloromethane	0.22	U	1.0	0.22	ug/L			04/03/16 18:11	1
cis-1,2-Dichloroethene	**1.8**		1.0	0.26	ug/L			04/03/16 18:11	1
cis-1,3-Dichloropropene	0.16	U	1.0	0.16	ug/L			04/03/16 18:11	1
Cyclohexane	0.26	U	1.0	0.26	ug/L			04/03/16 18:11	1
Dibromochloromethane	0.22	U	1.0	0.22	ug/L			04/03/16 18:11	1
Dichlorodifluoromethane	0.14	U	1.0	0.14	ug/L			04/03/16 18:11	1
Ethylbenzene	0.30	U	1.0	0.30	ug/L			04/03/16 18:11	1
Freon TF	0.34	U	1.0	0.34	ug/L			04/03/16 18:11	1
Isopropylbenzene	0.32	U	1.0	0.32	ug/L			04/03/16 18:11	1
m&p-Xylene	0.28	U	1.0	0.28	ug/L			04/03/16 18:11	1
Methyl acetate	0.58	U	5.0	0.58	ug/L			04/03/16 18:11	1
Methylcyclohexane	0.22	U	1.0	0.22	ug/L			04/03/16 18:11	1
Methylene Chloride	0.21	U	1.0	0.21	ug/L			04/03/16 18:11	1
MTBE	0.13	U	1.0	0.13	ug/L			04/03/16 18:11	1
o-Xylene	0.32	U	1.0	0.32	ug/L			04/03/16 18:11	1
Styrene	0.17	U	1.0	0.17	ug/L			04/03/16 18:11	1
Tetrachloroethene	**98**		1.0	0.12	ug/L			04/03/16 18:11	1
Toluene	0.25	U	1.0	0.25	ug/L			04/03/16 18:11	1
trans-1,2-Dichloroethene	0.18	U	1.0	0.18	ug/L			04/03/16 18:11	1
trans-1,3-Dichloropropene	0.19	U	1.0	0.19	ug/L			04/03/16 18:11	1
Trichloroethene	**2.4**		1.0	0.22	ug/L			04/03/16 18:11	1
Trichlorofluoromethane	0.15	U	1.0	0.15	ug/L			04/03/16 18:11	1
Vinyl chloride	0.060	U	1.0	0.060	ug/L			04/03/16 18:11	1

Tentatively Identified Compound	*Est. Result*	*Qualifier*	*Unit*	*D*	*RT*	*CAS No.*	*Prepared*	*Analyzed*	*Dil Fac*
Tentatively Identified Compound	*None*		*ug/L*					*04/03/16 18:11*	*1*

Surrogate	*%Recovery*	*Qualifier*	*Limits*	*Prepared*	*Analyzed*	*Dil Fac*
1,2-Dichloroethane-d4 (Surr)	*96*		*70 - 130*		*04/03/16 18:11*	*1*
Bromofluorobenzene	*103*		*70 - 130*		*04/03/16 18:11*	*1*
Dibromofluoromethane (Surr)	*102*		*70 - 130*		*04/03/16 18:11*	*1*
Toluene-d8 (Surr)	*93*		*70 - 130*		*04/03/16 18:11*	*1*

Client Sample ID: PZ-524D
Date Collected: 03/22/16 12:35
Date Received: 03/23/16 21:00

Lab Sample ID: 460-111103-43
Matrix: Water

Method: 8260C - Volatile Organic Compounds by GC/MS

Analyte	Result	Qualifier	RL	MDL	Unit	D	Prepared	Analyzed	Dil Fac
1,1,1-Trichloroethane	0.28	U	1.0	0.28	ug/L			04/03/16 18:38	1
1,1,2,2-Tetrachloroethane	0.19	U	1.0	0.19	ug/L			04/03/16 18:38	1
1,1,2-Trichloroethane	0.080	U	1.0	0.080	ug/L			04/03/16 18:38	1
1,1-Dichloroethane	0.24	U	1.0	0.24	ug/L			04/03/16 18:38	1
1,1-Dichloroethene	0.34	U	1.0	0.34	ug/L			04/03/16 18:38	1
1,2,3-Trichlorobenzene	0.35	U	1.0	0.35	ug/L			04/03/16 18:38	1
1,2,4-Trichlorobenzene	0.27	U	1.0	0.27	ug/L			04/03/16 18:38	1
1,2-Dibromo-3-Chloropropane	0.23	U	1.0	0.23	ug/L			04/03/16 18:38	1
1,2-Dibromoethane	0.19	U	1.0	0.19	ug/L			04/03/16 18:38	1
1,2-Dichlorobenzene	0.22	U	1.0	0.22	ug/L			04/03/16 18:38	1
1,2-Dichloroethane	0.25	U	1.0	0.25	ug/L			04/03/16 18:38	1
1,2-Dichloropropane	0.18	U	1.0	0.18	ug/L			04/03/16 18:38	1
1,3-Dichlorobenzene	0.33	U	1.0	0.33	ug/L			04/03/16 18:38	1
1,4-Dichlorobenzene	0.33	U	1.0	0.33	ug/L			04/03/16 18:38	1
1,4-Dioxane	8.7	U	50	8.7	ug/L			04/03/16 18:38	1
2-Butanone	2.2	U	5.0	2.2	ug/L			04/03/16 18:38	1
2-Hexanone	0.72	U	5.0	0.72	ug/L			04/03/16 18:38	1
4-Methyl-2-pentanone	0.63	U	5.0	0.63	ug/L			04/03/16 18:38	1
Acetone	1.1	U	5.0	1.1	ug/L			04/03/16 18:38	1
Benzene	0.090	U	1.0	0.090	ug/L			04/03/16 18:38	1
Bromochloromethane	0.30	U	1.0	0.30	ug/L			04/03/16 18:38	1
Bromodichloromethane	0.15	U	1.0	0.15	ug/L			04/03/16 18:38	1
Bromoform	0.18	U	1.0	0.18	ug/L			04/03/16 18:38	1
Bromomethane	0.18	U	1.0	0.18	ug/L			04/03/16 18:38	1
Carbon disulfide	0.22	U	1.0	0.22	ug/L			04/03/16 18:38	1
Carbon tetrachloride	0.33	U	1.0	0.33	ug/L			04/03/16 18:38	1
Chlorobenzene	0.24	U	1.0	0.24	ug/L			04/03/16 18:38	1
Chloroethane	0.37	U	1.0	0.37	ug/L			04/03/16 18:38	1
Chloroform	**1.4**		1.0	0.22	ug/L			04/03/16 18:38	1
Chloromethane	0.22	U	1.0	0.22	ug/L			04/03/16 18:38	1
cis-1,2-Dichloroethene	**1.0**		1.0	0.26	ug/L			04/03/16 18:38	1
cis-1,3-Dichloropropene	0.16	U	1.0	0.16	ug/L			04/03/16 18:38	1
Cyclohexane	0.26	U	1.0	0.26	ug/L			04/03/16 18:38	1
Dibromochloromethane	0.22	U	1.0	0.22	ug/L			04/03/16 18:38	1
Dichlorodifluoromethane	0.14	U	1.0	0.14	ug/L			04/03/16 18:38	1
Ethylbenzene	0.30	U	1.0	0.30	ug/L			04/03/16 18:38	1
Freon TF	0.34	U	1.0	0.34	ug/L			04/03/16 18:38	1
Isopropylbenzene	0.32	U	1.0	0.32	ug/L			04/03/16 18:38	1
m&p-Xylene	0.28	U	1.0	0.28	ug/L			04/03/16 18:38	1
Methyl acetate	0.58	U	5.0	0.58	ug/L			04/03/16 18:38	1
Methylcyclohexane	0.22	U	1.0	0.22	ug/L			04/03/16 18:38	1
Methylene Chloride	0.21	U	1.0	0.21	ug/L			04/03/16 18:38	1
MTBE	0.13	U	1.0	0.13	ug/L			04/03/16 18:38	1
o-Xylene	0.32	U	1.0	0.32	ug/L			04/03/16 18:38	1
Styrene	0.17	U	1.0	0.17	ug/L			04/03/16 18:38	1
Tetrachloroethene	**76**		1.0	0.12	ug/L			04/03/16 18:38	1
Toluene	0.25	U	1.0	0.25	ug/L			04/03/16 18:38	1
trans-1,2-Dichloroethene	0.18	U	1.0	0.18	ug/L			04/03/16 18:38	1
trans-1,3-Dichloropropene	0.19	U	1.0	0.19	ug/L			04/03/16 18:38	1

Client Sample ID: PZ-524D
Lab Sample ID: 460-111103-43
Date Collected: 03/22/16 12:35
Matrix: Water
Date Received: 03/23/16 21:00

Method: 8260C - Volatile Organic Compounds by GC/MS (Continued)

Analyte	Result	Qualifier	RL	MDL	Unit	D	Prepared	Analyzed	Dil Fac
Trichloroethene	**3.0**		1.0	0.22	ug/L			04/03/16 18:38	1
Trichlorofluoromethane	0.15	U	1.0	0.15	ug/L			04/03/16 18:38	1
Vinyl chloride	0.060	U	1.0	0.060	ug/L			04/03/16 18:38	1

Tentatively Identified Compound	*Est. Result*	*Qualifier*	*Unit*	*D*	*RT*	*CAS No.*	*Prepared*	*Analyzed*	*Dil Fac*
Tentatively Identified Compound	*None*		*ug/L*					*04/03/16 18:38*	*1*

Surrogate	*%Recovery*	*Qualifier*	*Limits*	*Prepared*	*Analyzed*	*Dil Fac*
1,2-Dichloroethane-d4 (Surr)	*98*		*70 - 130*		*04/03/16 18:38*	*1*
Bromofluorobenzene	*109*		*70 - 130*		*04/03/16 18:38*	*1*
Dibromofluoromethane (Surr)	*107*		*70 - 130*		*04/03/16 18:38*	*1*
Toluene-d8 (Surr)	*94*		*70 - 130*		*04/03/16 18:38*	*1*

Client Sample ID: DUP-01
Lab Sample ID: 460-111103-44
Date Collected: 03/22/16 00:00
Matrix: Water
Date Received: 03/23/16 21:00

Method: 8260C - Volatile Organic Compounds by GC/MS

Analyte	Result	Qualifier	RL	MDL	Unit	D	Prepared	Analyzed	Dil Fac
1,1,1-Trichloroethane	0.28	U	1.0	0.28	ug/L			04/04/16 13:57	1
1,1,2,2-Tetrachloroethane	0.19	U	1.0	0.19	ug/L			04/04/16 13:57	1
1,1,2-Trichloroethane	0.080	U	1.0	0.080	ug/L			04/04/16 13:57	1
1,1-Dichloroethane	0.24	U	1.0	0.24	ug/L			04/04/16 13:57	1
1,1-Dichloroethene	0.34	U	1.0	0.34	ug/L			04/04/16 13:57	1
1,2,3-Trichlorobenzene	0.35	U	1.0	0.35	ug/L			04/04/16 13:57	1
1,2,4-Trichlorobenzene	0.27	U	1.0	0.27	ug/L			04/04/16 13:57	1
1,2-Dibromo-3-Chloropropane	0.23	U	1.0	0.23	ug/L			04/04/16 13:57	1
1,2-Dibromoethane	0.19	U	1.0	0.19	ug/L			04/04/16 13:57	1
1,2-Dichlorobenzene	0.22	U	1.0	0.22	ug/L			04/04/16 13:57	1
1,2-Dichloroethane	0.25	U	1.0	0.25	ug/L			04/04/16 13:57	1
1,2-Dichloropropane	0.18	U	1.0	0.18	ug/L			04/04/16 13:57	1
1,3-Dichlorobenzene	0.33	U	1.0	0.33	ug/L			04/04/16 13:57	1
1,4-Dichlorobenzene	0.33	U	1.0	0.33	ug/L			04/04/16 13:57	1
1,4-Dioxane	8.7	U	50	8.7	ug/L			04/04/16 13:57	1
2-Butanone	2.2	U	5.0	2.2	ug/L			04/04/16 13:57	1
2-Hexanone	0.72	U	5.0	0.72	ug/L			04/04/16 13:57	1
4-Methyl-2-pentanone	0.63	U	5.0	0.63	ug/L			04/04/16 13:57	1
Acetone	1.1	U	5.0	1.1	ug/L			04/04/16 13:57	1
Benzene	0.090	U	1.0	0.090	ug/L			04/04/16 13:57	1
Bromochloromethane	0.30	U	1.0	0.30	ug/L			04/04/16 13:57	1
Bromodichloromethane	0.15	U	1.0	0.15	ug/L			04/04/16 13:57	1
Bromoform	0.18	U	1.0	0.18	ug/L			04/04/16 13:57	1
Bromomethane	0.18	U	1.0	0.18	ug/L			04/04/16 13:57	1
Carbon disulfide	0.22	U	1.0	0.22	ug/L			04/04/16 13:57	1
Carbon tetrachloride	0.33	U	1.0	0.33	ug/L			04/04/16 13:57	1
Chlorobenzene	0.24	U	1.0	0.24	ug/L			04/04/16 13:57	1
Chloroethane	0.37	U	1.0	0.37	ug/L			04/04/16 13:57	1
Chloroform	0.22	U	1.0	0.22	ug/L			04/04/16 13:57	1
Chloromethane	0.22	U	1.0	0.22	ug/L			04/04/16 13:57	1
cis-1,2-Dichloroethene	**0.31**	**J**	1.0	0.26	ug/L			04/04/16 13:57	1

Client Sample ID: DUP-01

Date Collected: 03/22/16 00:00
Date Received: 03/23/16 21:00

Lab Sample ID: 460-111103-44

Matrix: Water

Method: 8260C - Volatile Organic Compounds by GC/MS (Continued)

Analyte	Result	Qualifier	RL	MDL	Unit	D	Prepared	Analyzed	Dil Fac
cis-1,3-Dichloropropene	0.16	U	1.0	0.16	ug/L			04/04/16 13:57	1
Cyclohexane	0.26	U	1.0	0.26	ug/L			04/04/16 13:57	1
Dibromochloromethane	0.22	U	1.0	0.22	ug/L			04/04/16 13:57	1
Dichlorodifluoromethane	0.14	U	1.0	0.14	ug/L			04/04/16 13:57	1
Ethylbenzene	0.30	U	1.0	0.30	ug/L			04/04/16 13:57	1
Freon TF	**0.96**	**J**	1.0	0.34	ug/L			04/04/16 13:57	1
Isopropylbenzene	0.32	U	1.0	0.32	ug/L			04/04/16 13:57	1
m&p-Xylene	0.28	U	1.0	0.28	ug/L			04/04/16 13:57	1
Methyl acetate	0.58	U	5.0	0.58	ug/L			04/04/16 13:57	1
Methylcyclohexane	0.22	U	1.0	0.22	ug/L			04/04/16 13:57	1
Methylene Chloride	0.21	U	1.0	0.21	ug/L			04/04/16 13:57	1
MTBE	0.13	U	1.0	0.13	ug/L			04/04/16 13:57	1
o-Xylene	0.32	U	1.0	0.32	ug/L			04/04/16 13:57	1
Styrene	0.17	U	1.0	0.17	ug/L			04/04/16 13:57	1
Tetrachloroethene	**0.67**	**J**	1.0	0.12	ug/L			04/04/16 13:57	1
Toluene	0.25	U	1.0	0.25	ug/L			04/04/16 13:57	1
trans-1,2-Dichloroethene	0.18	U	1.0	0.18	ug/L			04/04/16 13:57	1
trans-1,3-Dichloropropene	0.19	U	1.0	0.19	ug/L			04/04/16 13:57	1
Trichloroethene	**1.8**		1.0	0.22	ug/L			04/04/16 13:57	1
Trichlorofluoromethane	0.15	U	1.0	0.15	ug/L			04/04/16 13:57	1
Vinyl chloride	0.060	U	1.0	0.060	ug/L			04/04/16 13:57	1

Tentatively Identified Compound	*Est. Result*	*Qualifier*	*Unit*	*D*	*RT*	*CAS No.*	*Prepared*	*Analyzed*	*Dil Fac*
Tentatively Identified Compound	*None*		*ug/L*					*04/04/16 13:57*	*1*

Surrogate	*%Recovery*	*Qualifier*	*Limits*	*Prepared*	*Analyzed*	*Dil Fac*
1,2-Dichloroethane-d4 (Surr)	*97*		*70 - 130*		*04/04/16 13:57*	*1*
Bromofluorobenzene	*101*		*70 - 130*		*04/04/16 13:57*	*1*
Dibromofluoromethane (Surr)	*104*		*70 - 130*		*04/04/16 13:57*	*1*
Toluene-d8 (Surr)	*93*		*70 - 130*		*04/04/16 13:57*	*1*

Client Sample ID: DUP-02

Date Collected: 03/22/16 00:00
Date Received: 03/23/16 21:00

Lab Sample ID: 460-111103-45

Matrix: Water

Method: 8260C - Volatile Organic Compounds by GC/MS

Analyte	Result	Qualifier	RL	MDL	Unit	D	Prepared	Analyzed	Dil Fac
1,1,1-Trichloroethane	0.28	U	1.0	0.28	ug/L			04/04/16 14:25	1
1,1,2,2-Tetrachloroethane	0.19	U	1.0	0.19	ug/L			04/04/16 14:25	1
1,1,2-Trichloroethane	0.080	U	1.0	0.080	ug/L			04/04/16 14:25	1
1,1-Dichloroethane	0.24	U	1.0	0.24	ug/L			04/04/16 14:25	1
1,1-Dichloroethene	0.34	U	1.0	0.34	ug/L			04/04/16 14:25	1
1,2,3-Trichlorobenzene	0.35	U	1.0	0.35	ug/L			04/04/16 14:25	1
1,2,4-Trichlorobenzene	0.27	U	1.0	0.27	ug/L			04/04/16 14:25	1
1,2-Dibromo-3-Chloropropane	0.23	U	1.0	0.23	ug/L			04/04/16 14:25	1
1,2-Dibromoethane	0.19	U	1.0	0.19	ug/L			04/04/16 14:25	1
1,2-Dichlorobenzene	0.22	U	1.0	0.22	ug/L			04/04/16 14:25	1
1,2-Dichloroethane	0.25	U	1.0	0.25	ug/L			04/04/16 14:25	1
1,2-Dichloropropane	0.18	U	1.0	0.18	ug/L			04/04/16 14:25	1
1,3-Dichlorobenzene	0.33	U	1.0	0.33	ug/L			04/04/16 14:25	1

Client Sample ID: DUP-02

Date Collected: 03/22/16 00:00
Date Received: 03/23/16 21:00

Lab Sample ID: 460-111103-45

Matrix: Water

Method: 8260C - Volatile Organic Compounds by GC/MS (Continued)

Analyte	Result	Qualifier	RL	MDL	Unit	D	Prepared	Analyzed	Dil Fac
1,4-Dichlorobenzene	0.33	U	1.0	0.33	ug/L			04/04/16 14:25	1
1,4-Dioxane	8.7	U	50	8.7	ug/L			04/04/16 14:25	1
2-Butanone	2.2	U	5.0	2.2	ug/L			04/04/16 14:25	1
2-Hexanone	0.72	U	5.0	0.72	ug/L			04/04/16 14:25	1
4-Methyl-2-pentanone	0.63	U	5.0	0.63	ug/L			04/04/16 14:25	1
Acetone	1.1	U	5.0	1.1	ug/L			04/04/16 14:25	1
Benzene	0.090	U	1.0	0.090	ug/L			04/04/16 14:25	1
Bromochloromethane	0.30	U	1.0	0.30	ug/L			04/04/16 14:25	1
Bromodichloromethane	0.15	U	1.0	0.15	ug/L			04/04/16 14:25	1
Bromoform	0.18	U	1.0	0.18	ug/L			04/04/16 14:25	1
Bromomethane	0.18	U	1.0	0.18	ug/L			04/04/16 14:25	1
Carbon disulfide	0.22	U	1.0	0.22	ug/L			04/04/16 14:25	1
Carbon tetrachloride	0.33	U	1.0	0.33	ug/L			04/04/16 14:25	1
Chlorobenzene	0.24	U	1.0	0.24	ug/L			04/04/16 14:25	1
Chloroethane	0.37	U	1.0	0.37	ug/L			04/04/16 14:25	1
Chloroform	**1.4**		1.0	0.22	ug/L			04/04/16 14:25	1
Chloromethane	0.22	U	1.0	0.22	ug/L			04/04/16 14:25	1
cis-1,2-Dichloroethene	0.26	U	1.0	0.26	ug/L			04/04/16 14:25	1
cis-1,3-Dichloropropene	0.16	U	1.0	0.16	ug/L			04/04/16 14:25	1
Cyclohexane	0.26	U	1.0	0.26	ug/L			04/04/16 14:25	1
Dibromochloromethane	0.22	U	1.0	0.22	ug/L			04/04/16 14:25	1
Dichlorodifluoromethane	0.14	U	1.0	0.14	ug/L			04/04/16 14:25	1
Ethylbenzene	0.30	U	1.0	0.30	ug/L			04/04/16 14:25	1
Freon TF	0.34	U	1.0	0.34	ug/L			04/04/16 14:25	1
Isopropylbenzene	0.32	U	1.0	0.32	ug/L			04/04/16 14:25	1
m&p-Xylene	0.28	U	1.0	0.28	ug/L			04/04/16 14:25	1
Methyl acetate	0.58	U	5.0	0.58	ug/L			04/04/16 14:25	1
Methylcyclohexane	0.22	U	1.0	0.22	ug/L			04/04/16 14:25	1
Methylene Chloride	0.21	U	1.0	0.21	ug/L			04/04/16 14:25	1
MTBE	0.13	U	1.0	0.13	ug/L			04/04/16 14:25	1
o-Xylene	0.32	U	1.0	0.32	ug/L			04/04/16 14:25	1
Styrene	0.17	U	1.0	0.17	ug/L			04/04/16 14:25	1
Tetrachloroethene	0.12	U	1.0	0.12	ug/L			04/04/16 14:25	1
Toluene	0.25	U	1.0	0.25	ug/L			04/04/16 14:25	1
trans-1,2-Dichloroethene	0.18	U	1.0	0.18	ug/L			04/04/16 14:25	1
trans-1,3-Dichloropropene	0.19	U	1.0	0.19	ug/L			04/04/16 14:25	1
Trichloroethene	**0.96**	**J**	1.0	0.22	ug/L			04/04/16 14:25	1
Trichlorofluoromethane	0.15	U	1.0	0.15	ug/L			04/04/16 14:25	1
Vinyl chloride	0.060	U	1.0	0.060	ug/L			04/04/16 14:25	1

Tentatively Identified Compound	*Est. Result*	*Qualifier*	*Unit*	*D*	*RT*	*CAS No.*	*Prepared*	*Analyzed*	*Dil Fac*
Tentatively Identified Compound	*None*		*ug/L*					*04/04/16 14:25*	*1*

Surrogate	*%Recovery*	*Qualifier*	*Limits*	*Prepared*	*Analyzed*	*Dil Fac*
1,2-Dichloroethane-d4 (Surr)	*97*		*70 - 130*		*04/04/16 14:25*	*1*
Bromofluorobenzene	*98*		*70 - 130*		*04/04/16 14:25*	*1*
Dibromofluoromethane (Surr)	*102*		*70 - 130*		*04/04/16 14:25*	*1*
Toluene-d8 (Surr)	*94*		*70 - 130*		*04/04/16 14:25*	*1*

Client Sample ID: DUP-03

Date Collected: 03/22/16 00:00
Date Received: 03/23/16 21:00

Lab Sample ID: 460-111103-46

Matrix: Water

Method: 8260C - Volatile Organic Compounds by GC/MS

Analyte	Result	Qualifier	RL	MDL	Unit	D	Prepared	Analyzed	Dil Fac
1,1,1-Trichloroethane	0.28	U	1.0	0.28	ug/L			04/04/16 14:53	1
1,1,2,2-Tetrachloroethane	0.19	U	1.0	0.19	ug/L			04/04/16 14:53	1
1,1,2-Trichloroethane	0.080	U	1.0	0.080	ug/L			04/04/16 14:53	1
1,1-Dichloroethane	0.24	U	1.0	0.24	ug/L			04/04/16 14:53	1
1,1-Dichloroethene	0.34	U	1.0	0.34	ug/L			04/04/16 14:53	1
1,2,3-Trichlorobenzene	0.35	U	1.0	0.35	ug/L			04/04/16 14:53	1
1,2,4-Trichlorobenzene	0.27	U	1.0	0.27	ug/L			04/04/16 14:53	1
1,2-Dibromo-3-Chloropropane	0.23	U	1.0	0.23	ug/L			04/04/16 14:53	1
1,2-Dibromoethane	0.19	U	1.0	0.19	ug/L			04/04/16 14:53	1
1,2-Dichlorobenzene	0.22	U	1.0	0.22	ug/L			04/04/16 14:53	1
1,2-Dichloroethane	0.25	U	1.0	0.25	ug/L			04/04/16 14:53	1
1,2-Dichloropropane	0.18	U	1.0	0.18	ug/L			04/04/16 14:53	1
1,3-Dichlorobenzene	0.33	U	1.0	0.33	ug/L			04/04/16 14:53	1
1,4-Dichlorobenzene	0.33	U	1.0	0.33	ug/L			04/04/16 14:53	1
1,4-Dioxane	8.7	U	50	8.7	ug/L			04/04/16 14:53	1
2-Butanone	2.2	U	5.0	2.2	ug/L			04/04/16 14:53	1
2-Hexanone	0.72	U	5.0	0.72	ug/L			04/04/16 14:53	1
4-Methyl-2-pentanone	0.63	U	5.0	0.63	ug/L			04/04/16 14:53	1
Acetone	1.1	U	5.0	1.1	ug/L			04/04/16 14:53	1
Benzene	0.090	U	1.0	0.090	ug/L			04/04/16 14:53	1
Bromochloromethane	0.30	U	1.0	0.30	ug/L			04/04/16 14:53	1
Bromodichloromethane	0.15	U	1.0	0.15	ug/L			04/04/16 14:53	1
Bromoform	0.18	U	1.0	0.18	ug/L			04/04/16 14:53	1
Bromomethane	0.18	U	1.0	0.18	ug/L			04/04/16 14:53	1
Carbon disulfide	0.22	U	1.0	0.22	ug/L			04/04/16 14:53	1
Carbon tetrachloride	0.33	U	1.0	0.33	ug/L			04/04/16 14:53	1
Chlorobenzene	0.24	U	1.0	0.24	ug/L			04/04/16 14:53	1
Chloroethane	0.37	U	1.0	0.37	ug/L			04/04/16 14:53	1
Chloroform	**0.65**	**J**	1.0	0.22	ug/L			04/04/16 14:53	1
Chloromethane	0.22	U	1.0	0.22	ug/L			04/04/16 14:53	1
cis-1,2-Dichloroethene	0.26	U	1.0	0.26	ug/L			04/04/16 14:53	1
cis-1,3-Dichloropropene	0.16	U	1.0	0.16	ug/L			04/04/16 14:53	1
Cyclohexane	0.26	U	1.0	0.26	ug/L			04/04/16 14:53	1
Dibromochloromethane	0.22	U	1.0	0.22	ug/L			04/04/16 14:53	1
Dichlorodifluoromethane	0.14	U	1.0	0.14	ug/L			04/04/16 14:53	1
Ethylbenzene	0.30	U	1.0	0.30	ug/L			04/04/16 14:53	1
Freon TF	0.34	U	1.0	0.34	ug/L			04/04/16 14:53	1
Isopropylbenzene	0.32	U	1.0	0.32	ug/L			04/04/16 14:53	1
m&p-Xylene	0.28	U	1.0	0.28	ug/L			04/04/16 14:53	1
Methyl acetate	0.58	U	5.0	0.58	ug/L			04/04/16 14:53	1
Methylcyclohexane	0.22	U	1.0	0.22	ug/L			04/04/16 14:53	1
Methylene Chloride	0.21	U	1.0	0.21	ug/L			04/04/16 14:53	1
MTBE	0.13	U	1.0	0.13	ug/L			04/04/16 14:53	1
o-Xylene	0.32	U	1.0	0.32	ug/L			04/04/16 14:53	1
Styrene	0.17	U	1.0	0.17	ug/L			04/04/16 14:53	1
Tetrachloroethene	0.12	U	1.0	0.12	ug/L			04/04/16 14:53	1
Toluene	0.25	U	1.0	0.25	ug/L			04/04/16 14:53	1
trans-1,2-Dichloroethene	0.18	U	1.0	0.18	ug/L			04/04/16 14:53	1
trans-1,3-Dichloropropene	0.19	U	1.0	0.19	ug/L			04/04/16 14:53	1

Client Sample ID: DUP-03

Date Collected: 03/22/16 00:00
Date Received: 03/23/16 21:00

Lab Sample ID: 460-111103-46

Matrix: Water

Method: 8260C - Volatile Organic Compounds by GC/MS (Continued)

Analyte	Result	Qualifier	RL	MDL	Unit	D	Prepared	Analyzed	Dil Fac
Trichloroethene	**0.26**	**J**	1.0	0.22	ug/L			04/04/16 14:53	1
Trichlorofluoromethane	0.15	U	1.0	0.15	ug/L			04/04/16 14:53	1
Vinyl chloride	0.060	U	1.0	0.060	ug/L			04/04/16 14:53	1

Tentatively Identified Compound	*Est. Result*	*Qualifier*	*Unit*	*D*	*RT*	*CAS No.*	*Prepared*	*Analyzed*	*Dil Fac*
Tentatively Identified Compound	*None*		*ug/L*					*04/04/16 14:53*	*1*

Surrogate	*%Recovery*	*Qualifier*	*Limits*	*Prepared*	*Analyzed*	*Dil Fac*
1,2-Dichloroethane-d4 (Surr)	*99*		*70 - 130*		*04/04/16 14:53*	*1*
Bromofluorobenzene	*101*		*70 - 130*		*04/04/16 14:53*	*1*
Dibromofluoromethane (Surr)	*104*		*70 - 130*		*04/04/16 14:53*	*1*
Toluene-d8 (Surr)	*94*		*70 - 130*		*04/04/16 14:53*	*1*

Client Sample ID: DUP-04

Date Collected: 03/22/16 00:00
Date Received: 03/23/16 21:00

Lab Sample ID: 460-111103-47

Matrix: Water

Method: 8260C - Volatile Organic Compounds by GC/MS

Analyte	Result	Qualifier	RL	MDL	Unit	D	Prepared	Analyzed	Dil Fac
1,1,1-Trichloroethane	0.28	U	1.0	0.28	ug/L			04/04/16 15:20	1
1,1,2,2-Tetrachloroethane	0.19	U	1.0	0.19	ug/L			04/04/16 15:20	1
1,1,2-Trichloroethane	0.080	U	1.0	0.080	ug/L			04/04/16 15:20	1
1,1-Dichloroethane	0.24	U	1.0	0.24	ug/L			04/04/16 15:20	1
1,1-Dichloroethene	0.34	U	1.0	0.34	ug/L			04/04/16 15:20	1
1,2,3-Trichlorobenzene	0.35	U	1.0	0.35	ug/L			04/04/16 15:20	1
1,2,4-Trichlorobenzene	0.27	U	1.0	0.27	ug/L			04/04/16 15:20	1
1,2-Dibromo-3-Chloropropane	0.23	U	1.0	0.23	ug/L			04/04/16 15:20	1
1,2-Dibromoethane	0.19	U	1.0	0.19	ug/L			04/04/16 15:20	1
1,2-Dichlorobenzene	0.22	U	1.0	0.22	ug/L			04/04/16 15:20	1
1,2-Dichloroethane	0.25	U	1.0	0.25	ug/L			04/04/16 15:20	1
1,2-Dichloropropane	0.18	U	1.0	0.18	ug/L			04/04/16 15:20	1
1,3-Dichlorobenzene	0.33	U	1.0	0.33	ug/L			04/04/16 15:20	1
1,4-Dichlorobenzene	0.33	U	1.0	0.33	ug/L			04/04/16 15:20	1
1,4-Dioxane	8.7	U	50	8.7	ug/L			04/04/16 15:20	1
2-Butanone	2.2	U	5.0	2.2	ug/L			04/04/16 15:20	1
2-Hexanone	0.72	U	5.0	0.72	ug/L			04/04/16 15:20	1
4-Methyl-2-pentanone	0.63	U	5.0	0.63	ug/L			04/04/16 15:20	1
Acetone	1.1	U	5.0	1.1	ug/L			04/04/16 15:20	1
Benzene	0.090	U	1.0	0.090	ug/L			04/04/16 15:20	1
Bromochloromethane	0.30	U	1.0	0.30	ug/L			04/04/16 15:20	1
Bromodichloromethane	0.15	U	1.0	0.15	ug/L			04/04/16 15:20	1
Bromoform	0.18	U	1.0	0.18	ug/L			04/04/16 15:20	1
Bromomethane	0.18	U	1.0	0.18	ug/L			04/04/16 15:20	1
Carbon disulfide	0.22	U	1.0	0.22	ug/L			04/04/16 15:20	1
Carbon tetrachloride	0.33	U	1.0	0.33	ug/L			04/04/16 15:20	1
Chlorobenzene	0.24	U	1.0	0.24	ug/L			04/04/16 15:20	1
Chloroethane	0.37	U	1.0	0.37	ug/L			04/04/16 15:20	1
Chloroform	0.22	U	1.0	0.22	ug/L			04/04/16 15:20	1
Chloromethane	0.22	U	1.0	0.22	ug/L			04/04/16 15:20	1
cis-1,2-Dichloroethene	**1.1**		1.0	0.26	ug/L			04/04/16 15:20	1

Client Sample ID: DUP-04

Date Collected: 03/22/16 00:00
Date Received: 03/23/16 21:00

Lab Sample ID: 460-111103-47

Matrix: Water

Method: 8260C - Volatile Organic Compounds by GC/MS (Continued)

Analyte	Result	Qualifier	RL	MDL	Unit	D	Prepared	Analyzed	Dil Fac
cis-1,3-Dichloropropene	0.16	U	1.0	0.16	ug/L			04/04/16 15:20	1
Cyclohexane	0.26	U	1.0	0.26	ug/L			04/04/16 15:20	1
Dibromochloromethane	0.22	U	1.0	0.22	ug/L			04/04/16 15:20	1
Dichlorodifluoromethane	0.14	U	1.0	0.14	ug/L			04/04/16 15:20	1
Ethylbenzene	0.30	U	1.0	0.30	ug/L			04/04/16 15:20	1
Freon TF	0.34	U	1.0	0.34	ug/L			04/04/16 15:20	1
Isopropylbenzene	0.32	U	1.0	0.32	ug/L			04/04/16 15:20	1
m&p-Xylene	0.28	U	1.0	0.28	ug/L			04/04/16 15:20	1
Methyl acetate	0.58	U	5.0	0.58	ug/L			04/04/16 15:20	1
Methylcyclohexane	0.22	U	1.0	0.22	ug/L			04/04/16 15:20	1
Methylene Chloride	0.21	U	1.0	0.21	ug/L			04/04/16 15:20	1
MTBE	0.13	U	1.0	0.13	ug/L			04/04/16 15:20	1
o-Xylene	0.32	U	1.0	0.32	ug/L			04/04/16 15:20	1
Styrene	0.17	U	1.0	0.17	ug/L			04/04/16 15:20	1
Tetrachloroethene	0.12	U	1.0	0.12	ug/L			04/04/16 15:20	1
Toluene	0.25	U	1.0	0.25	ug/L			04/04/16 15:20	1
trans-1,2-Dichloroethene	0.18	U	1.0	0.18	ug/L			04/04/16 15:20	1
trans-1,3-Dichloropropene	0.19	U	1.0	0.19	ug/L			04/04/16 15:20	1
Trichloroethene	**3.0**		1.0	0.22	ug/L			04/04/16 15:20	1
Trichlorofluoromethane	0.15	U	1.0	0.15	ug/L			04/04/16 15:20	1
Vinyl chloride	0.060	U	1.0	0.060	ug/L			04/04/16 15:20	1

Tentatively Identified Compound	*Est. Result*	*Qualifier*	*Unit*	*D*	*RT*	*CAS No.*	*Prepared*	*Analyzed*	*Dil Fac*
Tentatively Identified Compound	*None*		*ug/L*					*04/04/16 15:20*	*1*

Surrogate	*%Recovery*	*Qualifier*	*Limits*	*Prepared*	*Analyzed*	*Dil Fac*
1,2-Dichloroethane-d4 (Surr)	*95*		*70 - 130*		*04/04/16 15:20*	*1*
Bromofluorobenzene	*98*		*70 - 130*		*04/04/16 15:20*	*1*
Dibromofluoromethane (Surr)	*101*		*70 - 130*		*04/04/16 15:20*	*1*
Toluene-d8 (Surr)	*90*		*70 - 130*		*04/04/16 15:20*	*1*

Client Sample ID: DUP-05

Date Collected: 03/22/16 00:00
Date Received: 03/23/16 21:00

Lab Sample ID: 460-111103-48

Matrix: Water

Method: 8260C - Volatile Organic Compounds by GC/MS

Analyte	Result	Qualifier	RL	MDL	Unit	D	Prepared	Analyzed	Dil Fac
1,1,1-Trichloroethane	0.28	U	1.0	0.28	ug/L			04/04/16 15:48	1
1,1,2,2-Tetrachloroethane	0.19	U	1.0	0.19	ug/L			04/04/16 15:48	1
1,1,2-Trichloroethane	0.080	U	1.0	0.080	ug/L			04/04/16 15:48	1
1,1-Dichloroethane	**1.2**		1.0	0.24	ug/L			04/04/16 15:48	1
1,1-Dichloroethene	0.34	U	1.0	0.34	ug/L			04/04/16 15:48	1
1,2,3-Trichlorobenzene	0.35	U	1.0	0.35	ug/L			04/04/16 15:48	1
1,2,4-Trichlorobenzene	0.27	U	1.0	0.27	ug/L			04/04/16 15:48	1
1,2-Dibromo-3-Chloropropane	0.23	U	1.0	0.23	ug/L			04/04/16 15:48	1
1,2-Dibromoethane	0.19	U	1.0	0.19	ug/L			04/04/16 15:48	1
1,2-Dichlorobenzene	0.22	U	1.0	0.22	ug/L			04/04/16 15:48	1
1,2-Dichloroethane	0.25	U	1.0	0.25	ug/L			04/04/16 15:48	1
1,2-Dichloropropane	0.18	U	1.0	0.18	ug/L			04/04/16 15:48	1
1,3-Dichlorobenzene	0.33	U	1.0	0.33	ug/L			04/04/16 15:48	1

Client Sample ID: DUP-05

Date Collected: 03/22/16 00:00
Date Received: 03/23/16 21:00

Lab Sample ID: 460-111103-48

Matrix: Water

Method: 8260C - Volatile Organic Compounds by GC/MS (Continued)

Analyte	Result	Qualifier	RL	MDL	Unit	D	Prepared	Analyzed	Dil Fac
1,4-Dichlorobenzene	0.33	U	1.0	0.33	ug/L			04/04/16 15:48	1
1,4-Dioxane	8.7	U	50	8.7	ug/L			04/04/16 15:48	1
2-Butanone	2.2	U	5.0	2.2	ug/L			04/04/16 15:48	1
2-Hexanone	0.72	U	5.0	0.72	ug/L			04/04/16 15:48	1
4-Methyl-2-pentanone	0.63	U	5.0	0.63	ug/L			04/04/16 15:48	1
Acetone	1.1	U	5.0	1.1	ug/L			04/04/16 15:48	1
Benzene	0.090	U	1.0	0.090	ug/L			04/04/16 15:48	1
Bromochloromethane	0.30	U	1.0	0.30	ug/L			04/04/16 15:48	1
Bromodichloromethane	0.15	U	1.0	0.15	ug/L			04/04/16 15:48	1
Bromoform	0.18	U	1.0	0.18	ug/L			04/04/16 15:48	1
Bromomethane	0.18	U	1.0	0.18	ug/L			04/04/16 15:48	1
Carbon disulfide	0.22	U	1.0	0.22	ug/L			04/04/16 15:48	1
Carbon tetrachloride	0.33	U	1.0	0.33	ug/L			04/04/16 15:48	1
Chlorobenzene	0.24	U	1.0	0.24	ug/L			04/04/16 15:48	1
Chloroethane	0.37	U	1.0	0.37	ug/L			04/04/16 15:48	1
Chloroform	**2.5**		1.0	0.22	ug/L			04/04/16 15:48	1
Chloromethane	0.22	U	1.0	0.22	ug/L			04/04/16 15:48	1
cis-1,2-Dichloroethene	**5.1**		1.0	0.26	ug/L			04/04/16 15:48	1
cis-1,3-Dichloropropene	0.16	U	1.0	0.16	ug/L			04/04/16 15:48	1
Cyclohexane	0.26	U	1.0	0.26	ug/L			04/04/16 15:48	1
Dibromochloromethane	0.22	U	1.0	0.22	ug/L			04/04/16 15:48	1
Dichlorodifluoromethane	0.14	U	1.0	0.14	ug/L			04/04/16 15:48	1
Ethylbenzene	0.30	U	1.0	0.30	ug/L			04/04/16 15:48	1
Freon TF	0.34	U	1.0	0.34	ug/L			04/04/16 15:48	1
Isopropylbenzene	0.32	U	1.0	0.32	ug/L			04/04/16 15:48	1
m&p-Xylene	0.28	U	1.0	0.28	ug/L			04/04/16 15:48	1
Methyl acetate	0.58	U	5.0	0.58	ug/L			04/04/16 15:48	1
Methylcyclohexane	0.22	U	1.0	0.22	ug/L			04/04/16 15:48	1
Methylene Chloride	0.21	U	1.0	0.21	ug/L			04/04/16 15:48	1
MTBE	0.13	U	1.0	0.13	ug/L			04/04/16 15:48	1
o-Xylene	0.32	U	1.0	0.32	ug/L			04/04/16 15:48	1
Styrene	0.17	U	1.0	0.17	ug/L			04/04/16 15:48	1
Tetrachloroethene	**0.72**	**J**	1.0	0.12	ug/L			04/04/16 15:48	1
Toluene	0.25	U	1.0	0.25	ug/L			04/04/16 15:48	1
trans-1,2-Dichloroethene	0.18	U	1.0	0.18	ug/L			04/04/16 15:48	1
trans-1,3-Dichloropropene	0.19	U	1.0	0.19	ug/L			04/04/16 15:48	1
Trichloroethene	**2.1**		1.0	0.22	ug/L			04/04/16 15:48	1
Trichlorofluoromethane	0.15	U	1.0	0.15	ug/L			04/04/16 15:48	1
Vinyl chloride	0.060	U	1.0	0.060	ug/L			04/04/16 15:48	1

Tentatively Identified Compound	*Est. Result*	*Qualifier*	*Unit*	*D*	*RT*	*CAS No.*	*Prepared*	*Analyzed*	*Dil Fac*
Tentatively Identified Compound	*None*		*ug/L*					*04/04/16 15:48*	*1*

Surrogate	*%Recovery*	*Qualifier*	*Limits*	*Prepared*	*Analyzed*	*Dil Fac*
1,2-Dichloroethane-d4 (Surr)	*97*		*70 - 130*		*04/04/16 15:48*	*1*
Bromofluorobenzene	*100*		*70 - 130*		*04/04/16 15:48*	*1*
Dibromofluoromethane (Surr)	*103*		*70 - 130*		*04/04/16 15:48*	*1*
Toluene-d8 (Surr)	*92*		*70 - 130*		*04/04/16 15:48*	*1*

Client Sample ID: DUP-06

Date Collected: 03/22/16 00:00
Date Received: 03/23/16 21:00

Lab Sample ID: 460-111103-49

Matrix: Water

Method: 8260C - Volatile Organic Compounds by GC/MS

Analyte	Result	Qualifier	RL	MDL	Unit	D	Prepared	Analyzed	Dil Fac
1,1,1-Trichloroethane	0.28	U	1.0	0.28	ug/L			04/04/16 16:16	1
1,1,2,2-Tetrachloroethane	0.19	U	1.0	0.19	ug/L			04/04/16 16:16	1
1,1,2-Trichloroethane	0.080	U	1.0	0.080	ug/L			04/04/16 16:16	1
1,1-Dichloroethane	0.24	U	1.0	0.24	ug/L			04/04/16 16:16	1
1,1-Dichloroethene	0.34	U	1.0	0.34	ug/L			04/04/16 16:16	1
1,2,3-Trichlorobenzene	0.35	U	1.0	0.35	ug/L			04/04/16 16:16	1
1,2,4-Trichlorobenzene	0.27	U	1.0	0.27	ug/L			04/04/16 16:16	1
1,2-Dibromo-3-Chloropropane	0.23	U	1.0	0.23	ug/L			04/04/16 16:16	1
1,2-Dibromoethane	0.19	U	1.0	0.19	ug/L			04/04/16 16:16	1
1,2-Dichlorobenzene	0.22	U	1.0	0.22	ug/L			04/04/16 16:16	1
1,2-Dichloroethane	0.25	U	1.0	0.25	ug/L			04/04/16 16:16	1
1,2-Dichloropropane	0.18	U	1.0	0.18	ug/L			04/04/16 16:16	1
1,3-Dichlorobenzene	0.33	U	1.0	0.33	ug/L			04/04/16 16:16	1
1,4-Dichlorobenzene	0.33	U	1.0	0.33	ug/L			04/04/16 16:16	1
1,4-Dioxane	8.7	U	50	8.7	ug/L			04/04/16 16:16	1
2-Butanone	2.2	U	5.0	2.2	ug/L			04/04/16 16:16	1
2-Hexanone	0.72	U	5.0	0.72	ug/L			04/04/16 16:16	1
4-Methyl-2-pentanone	0.63	U	5.0	0.63	ug/L			04/04/16 16:16	1
Acetone	**10**		5.0	1.1	ug/L			04/04/16 16:16	1
Benzene	**0.17**	**J**	1.0	0.090	ug/L			04/04/16 16:16	1
Bromochloromethane	0.30	U	1.0	0.30	ug/L			04/04/16 16:16	1
Bromodichloromethane	0.15	U	1.0	0.15	ug/L			04/04/16 16:16	1
Bromoform	0.18	U	1.0	0.18	ug/L			04/04/16 16:16	1
Bromomethane	0.18	U	1.0	0.18	ug/L			04/04/16 16:16	1
Carbon disulfide	0.22	U	1.0	0.22	ug/L			04/04/16 16:16	1
Carbon tetrachloride	0.33	U	1.0	0.33	ug/L			04/04/16 16:16	1
Chlorobenzene	0.24	U	1.0	0.24	ug/L			04/04/16 16:16	1
Chloroethane	0.37	U	1.0	0.37	ug/L			04/04/16 16:16	1
Chloroform	0.22	U	1.0	0.22	ug/L			04/04/16 16:16	1
Chloromethane	0.22	U	1.0	0.22	ug/L			04/04/16 16:16	1
cis-1,2-Dichloroethene	**0.31**	**J**	1.0	0.26	ug/L			04/04/16 16:16	1
cis-1,3-Dichloropropene	0.16	U	1.0	0.16	ug/L			04/04/16 16:16	1
Cyclohexane	0.26	U	1.0	0.26	ug/L			04/04/16 16:16	1
Dibromochloromethane	0.22	U	1.0	0.22	ug/L			04/04/16 16:16	1
Dichlorodifluoromethane	0.14	U	1.0	0.14	ug/L			04/04/16 16:16	1
Ethylbenzene	0.30	U	1.0	0.30	ug/L			04/04/16 16:16	1
Freon TF	0.34	U	1.0	0.34	ug/L			04/04/16 16:16	1
Isopropylbenzene	0.32	U	1.0	0.32	ug/L			04/04/16 16:16	1
m&p-Xylene	**0.78**	**J**	1.0	0.28	ug/L			04/04/16 16:16	1
Methyl acetate	0.58	U	5.0	0.58	ug/L			04/04/16 16:16	1
Methylcyclohexane	0.22	U	1.0	0.22	ug/L			04/04/16 16:16	1
Methylene Chloride	0.21	U	1.0	0.21	ug/L			04/04/16 16:16	1
MTBE	0.13	U	1.0	0.13	ug/L			04/04/16 16:16	1
o-Xylene	0.32	U	1.0	0.32	ug/L			04/04/16 16:16	1
Styrene	0.17	U	1.0	0.17	ug/L			04/04/16 16:16	1
Tetrachloroethene	0.12	U	1.0	0.12	ug/L			04/04/16 16:16	1
Toluene	**0.31**	**J**	1.0	0.25	ug/L			04/04/16 16:16	1
trans-1,2-Dichloroethene	0.18	U	1.0	0.18	ug/L			04/04/16 16:16	1
trans-1,3-Dichloropropene	0.19	U	1.0	0.19	ug/L			04/04/16 16:16	1

Client Sample ID: DUP-06
Lab Sample ID: 460-111103-49

Date Collected: 03/22/16 00:00
Matrix: Water
Date Received: 03/23/16 21:00

Method: 8260C - Volatile Organic Compounds by GC/MS (Continued)

Analyte	Result	Qualifier	RL	MDL	Unit	D	Prepared	Analyzed	Dil Fac
Trichloroethene	0.22	U	1.0	0.22	ug/L			04/04/16 16:16	1
Trichlorofluoromethane	0.15	U	1.0	0.15	ug/L			04/04/16 16:16	1
Vinyl chloride	0.060	U	1.0	0.060	ug/L			04/04/16 16:16	1

Tentatively Identified Compound	*Est. Result*	*Qualifier*	*Unit*	*D*	*RT*	*CAS No.*	*Prepared*	*Analyzed*	*Dil Fac*
Tentatively Identified Compound	*None*		*ug/L*					*04/04/16 16:16*	*1*

Surrogate	*%Recovery*	*Qualifier*	*Limits*	*Prepared*	*Analyzed*	*Dil Fac*
1,2-Dichloroethane-d4 (Surr)	*96*		*70 - 130*		*04/04/16 16:16*	*1*
Bromofluorobenzene	*99*		*70 - 130*		*04/04/16 16:16*	*1*
Dibromofluoromethane (Surr)	*100*		*70 - 130*		*04/04/16 16:16*	*1*
Toluene-d8 (Surr)	*90*		*70 - 130*		*04/04/16 16:16*	*1*

Client Sample ID: SW-1
Lab Sample ID: 460-111103-50

Date Collected: 03/22/16 13:55
Matrix: Water
Date Received: 03/23/16 21:00

Method: 8260C - Volatile Organic Compounds by GC/MS

Analyte	Result	Qualifier	RL	MDL	Unit	D	Prepared	Analyzed	Dil Fac
1,1,1-Trichloroethane	0.28	U	1.0	0.28	ug/L			04/04/16 16:43	1
1,1,2,2-Tetrachloroethane	0.19	U	1.0	0.19	ug/L			04/04/16 16:43	1
1,1,2-Trichloroethane	0.080	U	1.0	0.080	ug/L			04/04/16 16:43	1
1,1-Dichloroethane	0.24	U	1.0	0.24	ug/L			04/04/16 16:43	1
1,1-Dichloroethene	0.34	U	1.0	0.34	ug/L			04/04/16 16:43	1
1,2,3-Trichlorobenzene	0.35	U	1.0	0.35	ug/L			04/04/16 16:43	1
1,2,4-Trichlorobenzene	0.27	U	1.0	0.27	ug/L			04/04/16 16:43	1
1,2-Dibromo-3-Chloropropane	0.23	U	1.0	0.23	ug/L			04/04/16 16:43	1
1,2-Dibromoethane	0.19	U	1.0	0.19	ug/L			04/04/16 16:43	1
1,2-Dichlorobenzene	0.22	U	1.0	0.22	ug/L			04/04/16 16:43	1
1,2-Dichloroethane	0.25	U	1.0	0.25	ug/L			04/04/16 16:43	1
1,2-Dichloropropane	0.18	U	1.0	0.18	ug/L			04/04/16 16:43	1
1,3-Dichlorobenzene	0.33	U	1.0	0.33	ug/L			04/04/16 16:43	1
1,4-Dichlorobenzene	0.33	U	1.0	0.33	ug/L			04/04/16 16:43	1
1,4-Dioxane	8.7	U	50	8.7	ug/L			04/04/16 16:43	1
2-Butanone	2.2	U	5.0	2.2	ug/L			04/04/16 16:43	1
2-Hexanone	0.72	U	5.0	0.72	ug/L			04/04/16 16:43	1
4-Methyl-2-pentanone	0.63	U	5.0	0.63	ug/L			04/04/16 16:43	1
Acetone	1.1	U	5.0	1.1	ug/L			04/04/16 16:43	1
Benzene	0.090	U	1.0	0.090	ug/L			04/04/16 16:43	1
Bromochloromethane	0.30	U	1.0	0.30	ug/L			04/04/16 16:43	1
Bromodichloromethane	0.15	U	1.0	0.15	ug/L			04/04/16 16:43	1
Bromoform	0.18	U	1.0	0.18	ug/L			04/04/16 16:43	1
Bromomethane	0.18	U	1.0	0.18	ug/L			04/04/16 16:43	1
Carbon disulfide	0.22	U	1.0	0.22	ug/L			04/04/16 16:43	1
Carbon tetrachloride	0.33	U	1.0	0.33	ug/L			04/04/16 16:43	1
Chlorobenzene	0.24	U	1.0	0.24	ug/L			04/04/16 16:43	1
Chloroethane	0.37	U	1.0	0.37	ug/L			04/04/16 16:43	1
Chloroform	0.22	U	1.0	0.22	ug/L			04/04/16 16:43	1
Chloromethane	0.22	U	1.0	0.22	ug/L			04/04/16 16:43	1
cis-1,2-Dichloroethene	0.26	U	1.0	0.26	ug/L			04/04/16 16:43	1

Client Sample ID: SW-1

Lab Sample ID: 460-111103-50

Date Collected: 03/22/16 13:55

Matrix: Water

Date Received: 03/23/16 21:00

Method: 8260C - Volatile Organic Compounds by GC/MS (Continued)

Analyte	Result	Qualifier	RL	MDL	Unit	D	Prepared	Analyzed	Dil Fac
cis-1,3-Dichloropropene	0.16	U	1.0	0.16	ug/L			04/04/16 16:43	1
Cyclohexane	0.26	U	1.0	0.26	ug/L			04/04/16 16:43	1
Dibromochloromethane	0.22	U	1.0	0.22	ug/L			04/04/16 16:43	1
Dichlorodifluoromethane	0.14	U	1.0	0.14	ug/L			04/04/16 16:43	1
Ethylbenzene	0.30	U	1.0	0.30	ug/L			04/04/16 16:43	1
Freon TF	0.34	U	1.0	0.34	ug/L			04/04/16 16:43	1
Isopropylbenzene	0.32	U	1.0	0.32	ug/L			04/04/16 16:43	1
m&p-Xylene	0.28	U	1.0	0.28	ug/L			04/04/16 16:43	1
Methyl acetate	0.58	U	5.0	0.58	ug/L			04/04/16 16:43	1
Methylcyclohexane	0.22	U	1.0	0.22	ug/L			04/04/16 16:43	1
Methylene Chloride	0.21	U	1.0	0.21	ug/L			04/04/16 16:43	1
MTBE	0.13	U	1.0	0.13	ug/L			04/04/16 16:43	1
o-Xylene	0.32	U	1.0	0.32	ug/L			04/04/16 16:43	1
Styrene	0.17	U	1.0	0.17	ug/L			04/04/16 16:43	1
Tetrachloroethene	0.12	U	1.0	0.12	ug/L			04/04/16 16:43	1
Toluene	0.25	U	1.0	0.25	ug/L			04/04/16 16:43	1
trans-1,2-Dichloroethene	0.18	U	1.0	0.18	ug/L			04/04/16 16:43	1
trans-1,3-Dichloropropene	0.19	U	1.0	0.19	ug/L			04/04/16 16:43	1
Trichloroethene	0.22	U	1.0	0.22	ug/L			04/04/16 16:43	1
Trichlorofluoromethane	0.15	U	1.0	0.15	ug/L			04/04/16 16:43	1
Vinyl chloride	0.060	U	1.0	0.060	ug/L			04/04/16 16:43	1

Tentatively Identified Compound	*Est. Result*	*Qualifier*	*Unit*	*D*	*RT*	*CAS No.*	*Prepared*	*Analyzed*	*Dil Fac*
Tentatively Identified Compound	*None*		*ug/L*					*04/04/16 16:43*	*1*

Surrogate	*%Recovery*	*Qualifier*	*Limits*	*Prepared*	*Analyzed*	*Dil Fac*
1,2-Dichloroethane-d4 (Surr)	*100*		*70 - 130*		*04/04/16 16:43*	*1*
Bromofluorobenzene	*102*		*70 - 130*		*04/04/16 16:43*	*1*
Dibromofluoromethane (Surr)	*107*		*70 - 130*		*04/04/16 16:43*	*1*
Toluene-d8 (Surr)	*95*		*70 - 130*		*04/04/16 16:43*	*1*

Client Sample ID: SW-2

Lab Sample ID: 460-111103-51

Date Collected: 03/22/16 14:10

Matrix: Water

Date Received: 03/23/16 21:00

Method: 8260C - Volatile Organic Compounds by GC/MS

Analyte	Result	Qualifier	RL	MDL	Unit	D	Prepared	Analyzed	Dil Fac
1,1,1-Trichloroethane	0.28	U	1.0	0.28	ug/L			04/04/16 17:11	1
1,1,2,2-Tetrachloroethane	0.19	U	1.0	0.19	ug/L			04/04/16 17:11	1
1,1,2-Trichloroethane	0.080	U	1.0	0.080	ug/L			04/04/16 17:11	1
1,1-Dichloroethane	0.24	U	1.0	0.24	ug/L			04/04/16 17:11	1
1,1-Dichloroethene	0.34	U	1.0	0.34	ug/L			04/04/16 17:11	1
1,2,3-Trichlorobenzene	0.35	U	1.0	0.35	ug/L			04/04/16 17:11	1
1,2,4-Trichlorobenzene	0.27	U	1.0	0.27	ug/L			04/04/16 17:11	1
1,2-Dibromo-3-Chloropropane	0.23	U	1.0	0.23	ug/L			04/04/16 17:11	1
1,2-Dibromoethane	0.19	U	1.0	0.19	ug/L			04/04/16 17:11	1
1,2-Dichlorobenzene	0.22	U	1.0	0.22	ug/L			04/04/16 17:11	1
1,2-Dichloroethane	0.25	U	1.0	0.25	ug/L			04/04/16 17:11	1
1,2-Dichloropropane	0.18	U	1.0	0.18	ug/L			04/04/16 17:11	1
1,3-Dichlorobenzene	0.33	U	1.0	0.33	ug/L			04/04/16 17:11	1

Client Sample ID: SW-2

Date Collected: 03/22/16 14:10
Date Received: 03/23/16 21:00

Lab Sample ID: 460-111103-51

Matrix: Water

Method: 8260C - Volatile Organic Compounds by GC/MS (Continued)

Analyte	Result	Qualifier	RL	MDL	Unit	D	Prepared	Analyzed	Dil Fac
1,4-Dichlorobenzene	0.33	U	1.0	0.33	ug/L			04/04/16 17:11	1
1,4-Dioxane	8.7	U	50	8.7	ug/L			04/04/16 17:11	1
2-Butanone	2.2	U	5.0	2.2	ug/L			04/04/16 17:11	1
2-Hexanone	0.72	U	5.0	0.72	ug/L			04/04/16 17:11	1
4-Methyl-2-pentanone	0.63	U	5.0	0.63	ug/L			04/04/16 17:11	1
Acetone	1.1	U	5.0	1.1	ug/L			04/04/16 17:11	1
Benzene	0.090	U	1.0	0.090	ug/L			04/04/16 17:11	1
Bromochloromethane	0.30	U	1.0	0.30	ug/L			04/04/16 17:11	1
Bromodichloromethane	0.15	U	1.0	0.15	ug/L			04/04/16 17:11	1
Bromoform	0.18	U	1.0	0.18	ug/L			04/04/16 17:11	1
Bromomethane	0.18	U	1.0	0.18	ug/L			04/04/16 17:11	1
Carbon disulfide	0.22	U	1.0	0.22	ug/L			04/04/16 17:11	1
Carbon tetrachloride	0.33	U	1.0	0.33	ug/L			04/04/16 17:11	1
Chlorobenzene	0.24	U	1.0	0.24	ug/L			04/04/16 17:11	1
Chloroethane	0.37	U	1.0	0.37	ug/L			04/04/16 17:11	1
Chloroform	0.22	U	1.0	0.22	ug/L			04/04/16 17:11	1
Chloromethane	0.22	U	1.0	0.22	ug/L			04/04/16 17:11	1
cis-1,2-Dichloroethene	0.26	U	1.0	0.26	ug/L			04/04/16 17:11	1
cis-1,3-Dichloropropene	0.16	U	1.0	0.16	ug/L			04/04/16 17:11	1
Cyclohexane	0.26	U	1.0	0.26	ug/L			04/04/16 17:11	1
Dibromochloromethane	0.22	U	1.0	0.22	ug/L			04/04/16 17:11	1
Dichlorodifluoromethane	0.14	U	1.0	0.14	ug/L			04/04/16 17:11	1
Ethylbenzene	0.30	U	1.0	0.30	ug/L			04/04/16 17:11	1
Freon TF	0.34	U	1.0	0.34	ug/L			04/04/16 17:11	1
Isopropylbenzene	0.32	U	1.0	0.32	ug/L			04/04/16 17:11	1
m&p-Xylene	0.28	U	1.0	0.28	ug/L			04/04/16 17:11	1
Methyl acetate	0.58	U	5.0	0.58	ug/L			04/04/16 17:11	1
Methylcyclohexane	0.22	U	1.0	0.22	ug/L			04/04/16 17:11	1
Methylene Chloride	0.21	U	1.0	0.21	ug/L			04/04/16 17:11	1
MTBE	0.13	U	1.0	0.13	ug/L			04/04/16 17:11	1
o-Xylene	0.32	U	1.0	0.32	ug/L			04/04/16 17:11	1
Styrene	0.17	U	1.0	0.17	ug/L			04/04/16 17:11	1
Tetrachloroethene	0.12	U	1.0	0.12	ug/L			04/04/16 17:11	1
Toluene	0.25	U	1.0	0.25	ug/L			04/04/16 17:11	1
trans-1,2-Dichloroethene	0.18	U	1.0	0.18	ug/L			04/04/16 17:11	1
trans-1,3-Dichloropropene	0.19	U	1.0	0.19	ug/L			04/04/16 17:11	1
Trichloroethene	0.22	U	1.0	0.22	ug/L			04/04/16 17:11	1
Trichlorofluoromethane	0.15	U	1.0	0.15	ug/L			04/04/16 17:11	1
Vinyl chloride	0.060	U	1.0	0.060	ug/L			04/04/16 17:11	1

Tentatively Identified Compound	*Est. Result*	*Qualifier*	*Unit*	*D*	*RT*	*CAS No.*	*Prepared*	*Analyzed*	*Dil Fac*
Tentatively Identified Compound	*None*		*ug/L*					*04/04/16 17:11*	*1*

Surrogate	*%Recovery*	*Qualifier*	*Limits*	*Prepared*	*Analyzed*	*Dil Fac*
1,2-Dichloroethane-d4 (Surr)	*94*		*70 - 130*		*04/04/16 17:11*	*1*
Bromofluorobenzene	*100*		*70 - 130*		*04/04/16 17:11*	*1*
Dibromofluoromethane (Surr)	*100*		*70 - 130*		*04/04/16 17:11*	*1*
Toluene-d8 (Surr)	*89*		*70 - 130*		*04/04/16 17:11*	*1*

Client Sample ID: SW-3
Date Collected: 03/22/16 14:35
Date Received: 03/23/16 21:00

Lab Sample ID: 460-111103-52
Matrix: Water

Method: 8260C - Volatile Organic Compounds by GC/MS

Analyte	Result	Qualifier	RL	MDL	Unit	D	Prepared	Analyzed	Dil Fac
1,1,1-Trichloroethane	0.28	U	1.0	0.28	ug/L			04/04/16 18:07	1
1,1,2,2-Tetrachloroethane	0.19	U	1.0	0.19	ug/L			04/04/16 18:07	1
1,1,2-Trichloroethane	0.080	U	1.0	0.080	ug/L			04/04/16 18:07	1
1,1-Dichloroethane	0.24	U	1.0	0.24	ug/L			04/04/16 18:07	1
1,1-Dichloroethene	0.34	U	1.0	0.34	ug/L			04/04/16 18:07	1
1,2,3-Trichlorobenzene	0.35	U	1.0	0.35	ug/L			04/04/16 18:07	1
1,2,4-Trichlorobenzene	0.27	U	1.0	0.27	ug/L			04/04/16 18:07	1
1,2-Dibromo-3-Chloropropane	0.23	U	1.0	0.23	ug/L			04/04/16 18:07	1
1,2-Dibromoethane	0.19	U	1.0	0.19	ug/L			04/04/16 18:07	1
1,2-Dichlorobenzene	0.22	U	1.0	0.22	ug/L			04/04/16 18:07	1
1,2-Dichloroethane	0.25	U	1.0	0.25	ug/L			04/04/16 18:07	1
1,2-Dichloropropane	0.18	U	1.0	0.18	ug/L			04/04/16 18:07	1
1,3-Dichlorobenzene	0.33	U	1.0	0.33	ug/L			04/04/16 18:07	1
1,4-Dichlorobenzene	0.33	U	1.0	0.33	ug/L			04/04/16 18:07	1
1,4-Dioxane	8.7	U	50	8.7	ug/L			04/04/16 18:07	1
2-Butanone	2.2	U	5.0	2.2	ug/L			04/04/16 18:07	1
2-Hexanone	0.72	U	5.0	0.72	ug/L			04/04/16 18:07	1
4-Methyl-2-pentanone	0.63	U	5.0	0.63	ug/L			04/04/16 18:07	1
Acetone	**50**		5.0	1.1	ug/L			04/04/16 18:07	1
Benzene	0.090	U	1.0	0.090	ug/L			04/04/16 18:07	1
Bromochloromethane	0.30	U	1.0	0.30	ug/L			04/04/16 18:07	1
Bromodichloromethane	0.15	U	1.0	0.15	ug/L			04/04/16 18:07	1
Bromoform	0.18	U	1.0	0.18	ug/L			04/04/16 18:07	1
Bromomethane	0.18	U	1.0	0.18	ug/L			04/04/16 18:07	1
Carbon disulfide	0.22	U	1.0	0.22	ug/L			04/04/16 18:07	1
Carbon tetrachloride	0.33	U	1.0	0.33	ug/L			04/04/16 18:07	1
Chlorobenzene	0.24	U	1.0	0.24	ug/L			04/04/16 18:07	1
Chloroethane	0.37	U	1.0	0.37	ug/L			04/04/16 18:07	1
Chloroform	0.22	U	1.0	0.22	ug/L			04/04/16 18:07	1
Chloromethane	0.22	U	1.0	0.22	ug/L			04/04/16 18:07	1
cis-1,2-Dichloroethene	0.26	U	1.0	0.26	ug/L			04/04/16 18:07	1
cis-1,3-Dichloropropene	0.16	U	1.0	0.16	ug/L			04/04/16 18:07	1
Cyclohexane	0.26	U	1.0	0.26	ug/L			04/04/16 18:07	1
Dibromochloromethane	0.22	U	1.0	0.22	ug/L			04/04/16 18:07	1
Dichlorodifluoromethane	0.14	U	1.0	0.14	ug/L			04/04/16 18:07	1
Ethylbenzene	0.30	U	1.0	0.30	ug/L			04/04/16 18:07	1
Freon TF	0.34	U	1.0	0.34	ug/L			04/04/16 18:07	1
Isopropylbenzene	0.32	U	1.0	0.32	ug/L			04/04/16 18:07	1
m&p-Xylene	**1.6**		1.0	0.28	ug/L			04/04/16 18:07	1
Methyl acetate	0.58	U	5.0	0.58	ug/L			04/04/16 18:07	1
Methylcyclohexane	0.22	U	1.0	0.22	ug/L			04/04/16 18:07	1
Methylene Chloride	0.21	U	1.0	0.21	ug/L			04/04/16 18:07	1
MTBE	0.13	U	1.0	0.13	ug/L			04/04/16 18:07	1
o-Xylene	0.32	U	1.0	0.32	ug/L			04/04/16 18:07	1
Styrene	0.17	U	1.0	0.17	ug/L			04/04/16 18:07	1
Tetrachloroethene	0.12	U	1.0	0.12	ug/L			04/04/16 18:07	1
Toluene	**1.9**		1.0	0.25	ug/L			04/04/16 18:07	1
trans-1,2-Dichloroethene	0.18	U	1.0	0.18	ug/L			04/04/16 18:07	1
trans-1,3-Dichloropropene	0.19	U	1.0	0.19	ug/L			04/04/16 18:07	1

Client Sample ID: SW-3

Lab Sample ID: 460-111103-52

Date Collected: 03/22/16 14:35
Matrix: Water
Date Received: 03/23/16 21:00

Method: 8260C - Volatile Organic Compounds by GC/MS (Continued)

Analyte	Result	Qualifier	RL	MDL	Unit	D	Prepared	Analyzed	Dil Fac
Trichloroethene	0.22	U	1.0	0.22	ug/L			04/04/16 18:07	1
Trichlorofluoromethane	0.15	U	1.0	0.15	ug/L			04/04/16 18:07	1
Vinyl chloride	0.060	U	1.0	0.060	ug/L			04/04/16 18:07	1

Tentatively Identified Compound	*Est. Result*	*Qualifier*	*Unit*	*D*	*RT*	*CAS No.*	*Prepared*	*Analyzed*	*Dil Fac*
Tentatively Identified Compound	*None*		*ug/L*					*04/04/16 18:07*	*1*

Surrogate	*%Recovery*	*Qualifier*	*Limits*	*Prepared*	*Analyzed*	*Dil Fac*
1,2-Dichloroethane-d4 (Surr)	*94*		*70 - 130*		*04/04/16 18:07*	*1*
Bromofluorobenzene	*97*		*70 - 130*		*04/04/16 18:07*	*1*
Dibromofluoromethane (Surr)	*99*		*70 - 130*		*04/04/16 18:07*	*1*
Toluene-d8 (Surr)	*90*		*70 - 130*		*04/04/16 18:07*	*1*

Client Sample ID: SW-4

Lab Sample ID: 460-111103-53

Date Collected: 03/22/16 14:25
Matrix: Water
Date Received: 03/23/16 21:00

Method: 8260C - Volatile Organic Compounds by GC/MS

Analyte	Result	Qualifier	RL	MDL	Unit	D	Prepared	Analyzed	Dil Fac
1,1,1-Trichloroethane	0.28	U	1.0	0.28	ug/L			04/04/16 18:35	1
1,1,2,2-Tetrachloroethane	0.19	U	1.0	0.19	ug/L			04/04/16 18:35	1
1,1,2-Trichloroethane	0.080	U	1.0	0.080	ug/L			04/04/16 18:35	1
1,1-Dichloroethane	0.24	U	1.0	0.24	ug/L			04/04/16 18:35	1
1,1-Dichloroethene	0.34	U	1.0	0.34	ug/L			04/04/16 18:35	1
1,2,3-Trichlorobenzene	0.35	U	1.0	0.35	ug/L			04/04/16 18:35	1
1,2,4-Trichlorobenzene	0.27	U	1.0	0.27	ug/L			04/04/16 18:35	1
1,2-Dibromo-3-Chloropropane	0.23	U	1.0	0.23	ug/L			04/04/16 18:35	1
1,2-Dibromoethane	0.19	U	1.0	0.19	ug/L			04/04/16 18:35	1
1,2-Dichlorobenzene	0.22	U	1.0	0.22	ug/L			04/04/16 18:35	1
1,2-Dichloroethane	0.25	U	1.0	0.25	ug/L			04/04/16 18:35	1
1,2-Dichloropropane	0.18	U	1.0	0.18	ug/L			04/04/16 18:35	1
1,3-Dichlorobenzene	0.33	U	1.0	0.33	ug/L			04/04/16 18:35	1
1,4-Dichlorobenzene	0.33	U	1.0	0.33	ug/L			04/04/16 18:35	1
1,4-Dioxane	8.7	U	50	8.7	ug/L			04/04/16 18:35	1
2-Butanone	2.2	U	5.0	2.2	ug/L			04/04/16 18:35	1
2-Hexanone	0.72	U	5.0	0.72	ug/L			04/04/16 18:35	1
4-Methyl-2-pentanone	0.63	U	5.0	0.63	ug/L			04/04/16 18:35	1
Acetone	1.1	U	5.0	1.1	ug/L			04/04/16 18:35	1
Benzene	**0.17**	**J**	1.0	0.090	ug/L			04/04/16 18:35	1
Bromochloromethane	0.30	U	1.0	0.30	ug/L			04/04/16 18:35	1
Bromodichloromethane	0.15	U	1.0	0.15	ug/L			04/04/16 18:35	1
Bromoform	0.18	U	1.0	0.18	ug/L			04/04/16 18:35	1
Bromomethane	0.18	U	1.0	0.18	ug/L			04/04/16 18:35	1
Carbon disulfide	0.22	U	1.0	0.22	ug/L			04/04/16 18:35	1
Carbon tetrachloride	0.33	U	1.0	0.33	ug/L			04/04/16 18:35	1
Chlorobenzene	0.24	U	1.0	0.24	ug/L			04/04/16 18:35	1
Chloroethane	0.37	U	1.0	0.37	ug/L			04/04/16 18:35	1
Chloroform	0.22	U	1.0	0.22	ug/L			04/04/16 18:35	1
Chloromethane	0.22	U	1.0	0.22	ug/L			04/04/16 18:35	1
cis-1,2-Dichloroethene	**0.28**	**J**	1.0	0.26	ug/L			04/04/16 18:35	1

Client Sample ID: SW-4

Lab Sample ID: 460-111103-53

Date Collected: 03/22/16 14:25

Matrix: Water

Date Received: 03/23/16 21:00

Method: 8260C - Volatile Organic Compounds by GC/MS (Continued)

Analyte	Result	Qualifier	RL	MDL	Unit	D	Prepared	Analyzed	Dil Fac
cis-1,3-Dichloropropene	0.16	U	1.0	0.16	ug/L			04/04/16 18:35	1
Cyclohexane	0.26	U	1.0	0.26	ug/L			04/04/16 18:35	1
Dibromochloromethane	0.22	U	1.0	0.22	ug/L			04/04/16 18:35	1
Dichlorodifluoromethane	0.14	U	1.0	0.14	ug/L			04/04/16 18:35	1
Ethylbenzene	0.30	U	1.0	0.30	ug/L			04/04/16 18:35	1
Freon TF	0.34	U	1.0	0.34	ug/L			04/04/16 18:35	1
Isopropylbenzene	0.32	U	1.0	0.32	ug/L			04/04/16 18:35	1
m&p-Xylene	**0.72**	**J**	1.0	0.28	ug/L			04/04/16 18:35	1
Methyl acetate	0.58	U	5.0	0.58	ug/L			04/04/16 18:35	1
Methylcyclohexane	0.22	U	1.0	0.22	ug/L			04/04/16 18:35	1
Methylene Chloride	0.21	U	1.0	0.21	ug/L			04/04/16 18:35	1
MTBE	0.13	U	1.0	0.13	ug/L			04/04/16 18:35	1
o-Xylene	0.32	U	1.0	0.32	ug/L			04/04/16 18:35	1
Styrene	0.17	U	1.0	0.17	ug/L			04/04/16 18:35	1
Tetrachloroethene	0.12	U	1.0	0.12	ug/L			04/04/16 18:35	1
Toluene	**0.30**	**J**	1.0	0.25	ug/L			04/04/16 18:35	1
trans-1,2-Dichloroethene	0.18	U	1.0	0.18	ug/L			04/04/16 18:35	1
trans-1,3-Dichloropropene	0.19	U	1.0	0.19	ug/L			04/04/16 18:35	1
Trichloroethene	0.22	U	1.0	0.22	ug/L			04/04/16 18:35	1
Trichlorofluoromethane	0.15	U	1.0	0.15	ug/L			04/04/16 18:35	1
Vinyl chloride	0.060	U	1.0	0.060	ug/L			04/04/16 18:35	1

Tentatively Identified Compound	*Est. Result*	*Qualifier*	*Unit*	*D*	*RT*	*CAS No.*	*Prepared*	*Analyzed*	*Dil Fac*
Tentatively Identified Compound	*None*		*ug/L*					*04/04/16 18:35*	*1*

Surrogate	*%Recovery*	*Qualifier*	*Limits*	*Prepared*	*Analyzed*	*Dil Fac*
1,2-Dichloroethane-d4 (Surr)	*96*		*70 - 130*		*04/04/16 18:35*	*1*
Bromofluorobenzene	*98*		*70 - 130*		*04/04/16 18:35*	*1*
Dibromofluoromethane (Surr)	*101*		*70 - 130*		*04/04/16 18:35*	*1*
Toluene-d8 (Surr)	*94*		*70 - 130*		*04/04/16 18:35*	*1*

Client Sample ID: FB-032216

Lab Sample ID: 460-111103-54

Date Collected: 03/22/16 15:00

Matrix: Water

Date Received: 03/23/16 21:00

Method: 8260C - Volatile Organic Compounds by GC/MS

Analyte	Result	Qualifier	RL	MDL	Unit	D	Prepared	Analyzed	Dil Fac
1,1,1-Trichloroethane	0.28	U	1.0	0.28	ug/L			04/04/16 13:01	1
1,1,2,2-Tetrachloroethane	0.19	U	1.0	0.19	ug/L			04/04/16 13:01	1
1,1,2-Trichloroethane	0.080	U	1.0	0.080	ug/L			04/04/16 13:01	1
1,1-Dichloroethane	0.24	U	1.0	0.24	ug/L			04/04/16 13:01	1
1,1-Dichloroethene	0.34	U	1.0	0.34	ug/L			04/04/16 13:01	1
1,2,3-Trichlorobenzene	0.35	U	1.0	0.35	ug/L			04/04/16 13:01	1
1,2,4-Trichlorobenzene	0.27	U	1.0	0.27	ug/L			04/04/16 13:01	1
1,2-Dibromo-3-Chloropropane	0.23	U	1.0	0.23	ug/L			04/04/16 13:01	1
1,2-Dibromoethane	0.19	U	1.0	0.19	ug/L			04/04/16 13:01	1
1,2-Dichlorobenzene	0.22	U	1.0	0.22	ug/L			04/04/16 13:01	1
1,2-Dichloroethane	0.25	U	1.0	0.25	ug/L			04/04/16 13:01	1
1,2-Dichloropropane	0.18	U	1.0	0.18	ug/L			04/04/16 13:01	1
1,3-Dichlorobenzene	0.33	U	1.0	0.33	ug/L			04/04/16 13:01	1

Client Sample ID: FB-032216

Date Collected: 03/22/16 15:00
Date Received: 03/23/16 21:00

Lab Sample ID: 460-111103-54

Matrix: Water

Method: 8260C - Volatile Organic Compounds by GC/MS (Continued)

Analyte	Result	Qualifier	RL	MDL	Unit	D	Prepared	Analyzed	Dil Fac
1,4-Dichlorobenzene	0.33	U	1.0	0.33	ug/L			04/04/16 13:01	1
1,4-Dioxane	8.7	U	50	8.7	ug/L			04/04/16 13:01	1
2-Butanone	2.2	U	5.0	2.2	ug/L			04/04/16 13:01	1
2-Hexanone	0.72	U	5.0	0.72	ug/L			04/04/16 13:01	1
4-Methyl-2-pentanone	0.63	U	5.0	0.63	ug/L			04/04/16 13:01	1
Acetone	1.1	U	5.0	1.1	ug/L			04/04/16 13:01	1
Benzene	0.090	U	1.0	0.090	ug/L			04/04/16 13:01	1
Bromochloromethane	0.30	U	1.0	0.30	ug/L			04/04/16 13:01	1
Bromodichloromethane	0.15	U	1.0	0.15	ug/L			04/04/16 13:01	1
Bromoform	0.18	U	1.0	0.18	ug/L			04/04/16 13:01	1
Bromomethane	0.18	U	1.0	0.18	ug/L			04/04/16 13:01	1
Carbon disulfide	0.22	U	1.0	0.22	ug/L			04/04/16 13:01	1
Carbon tetrachloride	0.33	U	1.0	0.33	ug/L			04/04/16 13:01	1
Chlorobenzene	0.24	U	1.0	0.24	ug/L			04/04/16 13:01	1
Chloroethane	0.37	U	1.0	0.37	ug/L			04/04/16 13:01	1
Chloroform	0.22	U	1.0	0.22	ug/L			04/04/16 13:01	1
Chloromethane	0.22	U	1.0	0.22	ug/L			04/04/16 13:01	1
cis-1,2-Dichloroethene	0.26	U	1.0	0.26	ug/L			04/04/16 13:01	1
cis-1,3-Dichloropropene	0.16	U	1.0	0.16	ug/L			04/04/16 13:01	1
Cyclohexane	0.26	U	1.0	0.26	ug/L			04/04/16 13:01	1
Dibromochloromethane	0.22	U	1.0	0.22	ug/L			04/04/16 13:01	1
Dichlorodifluoromethane	0.14	U	1.0	0.14	ug/L			04/04/16 13:01	1
Ethylbenzene	0.30	U	1.0	0.30	ug/L			04/04/16 13:01	1
Freon TF	0.34	U	1.0	0.34	ug/L			04/04/16 13:01	1
Isopropylbenzene	0.32	U	1.0	0.32	ug/L			04/04/16 13:01	1
m&p-Xylene	0.28	U	1.0	0.28	ug/L			04/04/16 13:01	1
Methyl acetate	0.58	U	5.0	0.58	ug/L			04/04/16 13:01	1
Methylcyclohexane	0.22	U	1.0	0.22	ug/L			04/04/16 13:01	1
Methylene Chloride	0.21	U	1.0	0.21	ug/L			04/04/16 13:01	1
MTBE	0.13	U	1.0	0.13	ug/L			04/04/16 13:01	1
o-Xylene	0.32	U	1.0	0.32	ug/L			04/04/16 13:01	1
Styrene	0.17	U	1.0	0.17	ug/L			04/04/16 13:01	1
Tetrachloroethene	0.12	U	1.0	0.12	ug/L			04/04/16 13:01	1
Toluene	0.25	U	1.0	0.25	ug/L			04/04/16 13:01	1
trans-1,2-Dichloroethene	0.18	U	1.0	0.18	ug/L			04/04/16 13:01	1
trans-1,3-Dichloropropene	0.19	U	1.0	0.19	ug/L			04/04/16 13:01	1
Trichloroethene	0.22	U	1.0	0.22	ug/L			04/04/16 13:01	1
Trichlorofluoromethane	0.15	U	1.0	0.15	ug/L			04/04/16 13:01	1
Vinyl chloride	0.060	U	1.0	0.060	ug/L			04/04/16 13:01	1

Tentatively Identified Compound	*Est. Result*	*Qualifier*	*Unit*	*D*	*RT*	*CAS No.*	*Prepared*	*Analyzed*	*Dil Fac*
Tentatively Identified Compound	*None*		*ug/L*					*04/04/16 13:01*	*1*

Surrogate	*%Recovery*	*Qualifier*	*Limits*	*Prepared*	*Analyzed*	*Dil Fac*
1,2-Dichloroethane-d4 (Surr)	*98*		*70 - 130*		*04/04/16 13:01*	*1*
Bromofluorobenzene	*97*		*70 - 130*		*04/04/16 13:01*	*1*
Dibromofluoromethane (Surr)	*106*		*70 - 130*		*04/04/16 13:01*	*1*
Toluene-d8 (Surr)	*93*		*70 - 130*		*04/04/16 13:01*	*1*

Client Sample ID: TB-032216
Lab Sample ID: 460-111103-55

Date Collected: 03/22/16 00:00
Matrix: Water

Date Received: 03/23/16 21:00

Method: 8260C - Volatile Organic Compounds by GC/MS

Analyte	Result	Qualifier	RL	MDL	Unit	D	Prepared	Analyzed	Dil Fac
1,1,1-Trichloroethane	0.28	U	1.0	0.28	ug/L			04/04/16 13:29	1
1,1,2,2-Tetrachloroethane	0.19	U	1.0	0.19	ug/L			04/04/16 13:29	1
1,1,2-Trichloroethane	0.080	U	1.0	0.080	ug/L			04/04/16 13:29	1
1,1-Dichloroethane	0.24	U	1.0	0.24	ug/L			04/04/16 13:29	1
1,1-Dichloroethene	0.34	U	1.0	0.34	ug/L			04/04/16 13:29	1
1,2,3-Trichlorobenzene	0.35	U	1.0	0.35	ug/L			04/04/16 13:29	1
1,2,4-Trichlorobenzene	0.27	U	1.0	0.27	ug/L			04/04/16 13:29	1
1,2-Dibromo-3-Chloropropane	0.23	U	1.0	0.23	ug/L			04/04/16 13:29	1
1,2-Dibromoethane	0.19	U	1.0	0.19	ug/L			04/04/16 13:29	1
1,2-Dichlorobenzene	0.22	U	1.0	0.22	ug/L			04/04/16 13:29	1
1,2-Dichloroethane	0.25	U	1.0	0.25	ug/L			04/04/16 13:29	1
1,2-Dichloropropane	0.18	U	1.0	0.18	ug/L			04/04/16 13:29	1
1,3-Dichlorobenzene	0.33	U	1.0	0.33	ug/L			04/04/16 13:29	1
1,4-Dichlorobenzene	0.33	U	1.0	0.33	ug/L			04/04/16 13:29	1
1,4-Dioxane	8.7	U	50	8.7	ug/L			04/04/16 13:29	1
2-Butanone	2.2	U	5.0	2.2	ug/L			04/04/16 13:29	1
2-Hexanone	0.72	U	5.0	0.72	ug/L			04/04/16 13:29	1
4-Methyl-2-pentanone	0.63	U	5.0	0.63	ug/L			04/04/16 13:29	1
Acetone	**7.1**		5.0	1.1	ug/L			04/04/16 13:29	1
Benzene	0.090	U	1.0	0.090	ug/L			04/04/16 13:29	1
Bromochloromethane	0.30	U	1.0	0.30	ug/L			04/04/16 13:29	1
Bromodichloromethane	0.15	U	1.0	0.15	ug/L			04/04/16 13:29	1
Bromoform	0.18	U	1.0	0.18	ug/L			04/04/16 13:29	1
Bromomethane	0.18	U	1.0	0.18	ug/L			04/04/16 13:29	1
Carbon disulfide	0.22	U	1.0	0.22	ug/L			04/04/16 13:29	1
Carbon tetrachloride	0.33	U	1.0	0.33	ug/L			04/04/16 13:29	1
Chlorobenzene	0.24	U	1.0	0.24	ug/L			04/04/16 13:29	1
Chloroethane	0.37	U	1.0	0.37	ug/L			04/04/16 13:29	1
Chloroform	0.22	U	1.0	0.22	ug/L			04/04/16 13:29	1
Chloromethane	0.22	U	1.0	0.22	ug/L			04/04/16 13:29	1
cis-1,2-Dichloroethene	0.26	U	1.0	0.26	ug/L			04/04/16 13:29	1
cis-1,3-Dichloropropene	0.16	U	1.0	0.16	ug/L			04/04/16 13:29	1
Cyclohexane	0.26	U	1.0	0.26	ug/L			04/04/16 13:29	1
Dibromochloromethane	0.22	U	1.0	0.22	ug/L			04/04/16 13:29	1
Dichlorodifluoromethane	0.14	U	1.0	0.14	ug/L			04/04/16 13:29	1
Ethylbenzene	0.30	U	1.0	0.30	ug/L			04/04/16 13:29	1
Freon TF	0.34	U	1.0	0.34	ug/L			04/04/16 13:29	1
Isopropylbenzene	0.32	U	1.0	0.32	ug/L			04/04/16 13:29	1
m&p-Xylene	0.28	U	1.0	0.28	ug/L			04/04/16 13:29	1
Methyl acetate	0.58	U	5.0	0.58	ug/L			04/04/16 13:29	1
Methylcyclohexane	0.22	U	1.0	0.22	ug/L			04/04/16 13:29	1
Methylene Chloride	0.21	U	1.0	0.21	ug/L			04/04/16 13:29	1
MTBE	0.13	U	1.0	0.13	ug/L			04/04/16 13:29	1
o-Xylene	0.32	U	1.0	0.32	ug/L			04/04/16 13:29	1
Styrene	0.17	U	1.0	0.17	ug/L			04/04/16 13:29	1
Tetrachloroethene	0.12	U	1.0	0.12	ug/L			04/04/16 13:29	1
Toluene	0.25	U	1.0	0.25	ug/L			04/04/16 13:29	1
trans-1,2-Dichloroethene	0.18	U	1.0	0.18	ug/L			04/04/16 13:29	1
trans-1,3-Dichloropropene	0.19	U	1.0	0.19	ug/L			04/04/16 13:29	1

Client Sample ID: TB-032216
Lab Sample ID: 460-111103-55
Date Collected: 03/22/16 00:00
Matrix: Water
Date Received: 03/23/16 21:00

Method: 8260C - Volatile Organic Compounds by GC/MS (Continued)

Analyte	Result	Qualifier	RL	MDL	Unit	D	Prepared	Analyzed	Dil Fac
Trichloroethene	0.22	U	1.0	0.22	ug/L			04/04/16 13:29	1
Trichlorofluoromethane	0.15	U	1.0	0.15	ug/L			04/04/16 13:29	1
Vinyl chloride	0.060	U	1.0	0.060	ug/L			04/04/16 13:29	1

Tentatively Identified Compound	*Est. Result*	*Qualifier*	*Unit*	*D*	*RT*	*CAS No.*	*Prepared*	*Analyzed*	*Dil Fac*
Tentatively Identified Compound	*None*		*ug/L*					*04/04/16 13:29*	*1*

Surrogate	*%Recovery*	*Qualifier*	*Limits*	*Prepared*	*Analyzed*	*Dil Fac*
1,2-Dichloroethane-d4 (Surr)	*97*		*70 - 130*		*04/04/16 13:29*	*1*
Bromofluorobenzene	*96*		*70 - 130*		*04/04/16 13:29*	*1*
Dibromofluoromethane (Surr)	*103*		*70 - 130*		*04/04/16 13:29*	*1*
Toluene-d8 (Surr)	*94*		*70 - 130*		*04/04/16 13:29*	*1*

Client Sample ID: MW-503S
Lab Sample ID: 460-111103-56
Date Collected: 03/22/16 08:30
Matrix: Water
Date Received: 03/23/16 21:00

Method: 8260C - Volatile Organic Compounds by GC/MS

Analyte	Result	Qualifier	RL	MDL	Unit	D	Prepared	Analyzed	Dil Fac
1,1,1-Trichloroethane	0.28	U	1.0	0.28	ug/L			04/04/16 19:02	1
1,1,2,2-Tetrachloroethane	0.19	U	1.0	0.19	ug/L			04/04/16 19:02	1
1,1,2-Trichloroethane	0.080	U	1.0	0.080	ug/L			04/04/16 19:02	1
1,1-Dichloroethane	0.24	U	1.0	0.24	ug/L			04/04/16 19:02	1
1,1-Dichloroethene	0.34	U	1.0	0.34	ug/L			04/04/16 19:02	1
1,2,3-Trichlorobenzene	0.35	U	1.0	0.35	ug/L			04/04/16 19:02	1
1,2,4-Trichlorobenzene	0.27	U	1.0	0.27	ug/L			04/04/16 19:02	1
1,2-Dibromo-3-Chloropropane	0.23	U	1.0	0.23	ug/L			04/04/16 19:02	1
1,2-Dibromoethane	0.19	U	1.0	0.19	ug/L			04/04/16 19:02	1
1,2-Dichlorobenzene	0.22	U	1.0	0.22	ug/L			04/04/16 19:02	1
1,2-Dichloroethane	0.25	U	1.0	0.25	ug/L			04/04/16 19:02	1
1,2-Dichloropropane	0.18	U	1.0	0.18	ug/L			04/04/16 19:02	1
1,3-Dichlorobenzene	0.33	U	1.0	0.33	ug/L			04/04/16 19:02	1
1,4-Dichlorobenzene	0.33	U	1.0	0.33	ug/L			04/04/16 19:02	1
1,4-Dioxane	8.7	U	50	8.7	ug/L			04/04/16 19:02	1
2-Butanone	2.2	U	5.0	2.2	ug/L			04/04/16 19:02	1
2-Hexanone	0.72	U	5.0	0.72	ug/L			04/04/16 19:02	1
4-Methyl-2-pentanone	0.63	U	5.0	0.63	ug/L			04/04/16 19:02	1
Acetone	1.1	U	5.0	1.1	ug/L			04/04/16 19:02	1
Benzene	0.090	U	1.0	0.090	ug/L			04/04/16 19:02	1
Bromochloromethane	0.30	U	1.0	0.30	ug/L			04/04/16 19:02	1
Bromodichloromethane	0.15	U	1.0	0.15	ug/L			04/04/16 19:02	1
Bromoform	0.18	U	1.0	0.18	ug/L			04/04/16 19:02	1
Bromomethane	0.18	U	1.0	0.18	ug/L			04/04/16 19:02	1
Carbon disulfide	0.22	U	1.0	0.22	ug/L			04/04/16 19:02	1
Carbon tetrachloride	0.33	U	1.0	0.33	ug/L			04/04/16 19:02	1
Chlorobenzene	0.24	U	1.0	0.24	ug/L			04/04/16 19:02	1
Chloroethane	0.37	U	1.0	0.37	ug/L			04/04/16 19:02	1
Chloroform	0.22	U	1.0	0.22	ug/L			04/04/16 19:02	1
Chloromethane	0.22	U	1.0	0.22	ug/L			04/04/16 19:02	1
cis-1,2-Dichloroethene	0.26	U	1.0	0.26	ug/L			04/04/16 19:02	1

Client Sample ID: MW-503S

Lab Sample ID: 460-111103-56

Date Collected: 03/22/16 08:30

Matrix: Water

Date Received: 03/23/16 21:00

Method: 8260C - Volatile Organic Compounds by GC/MS (Continued)

Analyte	Result	Qualifier	RL	MDL	Unit	D	Prepared	Analyzed	Dil Fac
cis-1,3-Dichloropropene	0.16	U	1.0	0.16	ug/L			04/04/16 19:02	1
Cyclohexane	0.26	U	1.0	0.26	ug/L			04/04/16 19:02	1
Dibromochloromethane	0.22	U	1.0	0.22	ug/L			04/04/16 19:02	1
Dichlorodifluoromethane	0.14	U	1.0	0.14	ug/L			04/04/16 19:02	1
Ethylbenzene	0.30	U	1.0	0.30	ug/L			04/04/16 19:02	1
Freon TF	0.34	U	1.0	0.34	ug/L			04/04/16 19:02	1
Isopropylbenzene	0.32	U	1.0	0.32	ug/L			04/04/16 19:02	1
m&p-Xylene	0.28	U	1.0	0.28	ug/L			04/04/16 19:02	1
Methyl acetate	0.58	U	5.0	0.58	ug/L			04/04/16 19:02	1
Methylcyclohexane	0.22	U	1.0	0.22	ug/L			04/04/16 19:02	1
Methylene Chloride	0.21	U	1.0	0.21	ug/L			04/04/16 19:02	1
MTBE	0.13	U	1.0	0.13	ug/L			04/04/16 19:02	1
o-Xylene	0.32	U	1.0	0.32	ug/L			04/04/16 19:02	1
Styrene	0.17	U	1.0	0.17	ug/L			04/04/16 19:02	1
Tetrachloroethene	0.12	U	1.0	0.12	ug/L			04/04/16 19:02	1
Toluene	0.25	U	1.0	0.25	ug/L			04/04/16 19:02	1
trans-1,2-Dichloroethene	0.18	U	1.0	0.18	ug/L			04/04/16 19:02	1
trans-1,3-Dichloropropene	0.19	U	1.0	0.19	ug/L			04/04/16 19:02	1
Trichloroethene	**0.58**	**J**	1.0	0.22	ug/L			04/04/16 19:02	1
Trichlorofluoromethane	0.15	U	1.0	0.15	ug/L			04/04/16 19:02	1
Vinyl chloride	0.060	U	1.0	0.060	ug/L			04/04/16 19:02	1

Tentatively Identified Compound	*Est. Result*	*Qualifier*	*Unit*	*D*	*RT*	*CAS No.*	*Prepared*	*Analyzed*	*Dil Fac*
Tentatively Identified Compound	*None*		*ug/L*					*04/04/16 19:02*	*1*

Surrogate	*%Recovery*	*Qualifier*	*Limits*	*Prepared*	*Analyzed*	*Dil Fac*
1,2-Dichloroethane-d4 (Surr)	*100*		*70 - 130*		*04/04/16 19:02*	*1*
Bromofluorobenzene	*100*		*70 - 130*		*04/04/16 19:02*	*1*
Dibromofluoromethane (Surr)	*104*		*70 - 130*		*04/04/16 19:02*	*1*
Toluene-d8 (Surr)	*93*		*70 - 130*		*04/04/16 19:02*	*1*

Client Sample ID: MW-505I

Lab Sample ID: 460-111103-57

Date Collected: 03/22/16 13:25

Matrix: Water

Date Received: 03/23/16 21:00

Method: 8260C - Volatile Organic Compounds by GC/MS

Analyte	Result	Qualifier	RL	MDL	Unit	D	Prepared	Analyzed	Dil Fac
1,1,1-Trichloroethane	0.28	U	1.0	0.28	ug/L			04/04/16 19:31	1
1,1,2,2-Tetrachloroethane	0.19	U	1.0	0.19	ug/L			04/04/16 19:31	1
1,1,2-Trichloroethane	0.080	U	1.0	0.080	ug/L			04/04/16 19:31	1
1,1-Dichloroethane	0.24	U	1.0	0.24	ug/L			04/04/16 19:31	1
1,1-Dichloroethene	0.34	U	1.0	0.34	ug/L			04/04/16 19:31	1
1,2,3-Trichlorobenzene	0.35	U	1.0	0.35	ug/L			04/04/16 19:31	1
1,2,4-Trichlorobenzene	0.27	U	1.0	0.27	ug/L			04/04/16 19:31	1
1,2-Dibromo-3-Chloropropane	0.23	U	1.0	0.23	ug/L			04/04/16 19:31	1
1,2-Dibromoethane	0.19	U	1.0	0.19	ug/L			04/04/16 19:31	1
1,2-Dichlorobenzene	0.22	U	1.0	0.22	ug/L			04/04/16 19:31	1
1,2-Dichloroethane	0.25	U	1.0	0.25	ug/L			04/04/16 19:31	1
1,2-Dichloropropane	0.18	U	1.0	0.18	ug/L			04/04/16 19:31	1
1,3-Dichlorobenzene	0.33	U	1.0	0.33	ug/L			04/04/16 19:31	1

Client Sample ID: MW-505I

Date Collected: 03/22/16 13:25
Date Received: 03/23/16 21:00

Lab Sample ID: 460-111103-57

Matrix: Water

Method: 8260C - Volatile Organic Compounds by GC/MS (Continued)

Analyte	Result	Qualifier	RL	MDL	Unit	D	Prepared	Analyzed	Dil Fac
1,4-Dichlorobenzene	0.33	U	1.0	0.33	ug/L			04/04/16 19:31	1
1,4-Dioxane	8.7	U F2	50	8.7	ug/L			04/04/16 19:31	1
2-Butanone	2.2	U	5.0	2.2	ug/L			04/04/16 19:31	1
2-Hexanone	0.72	U	5.0	0.72	ug/L			04/04/16 19:31	1
4-Methyl-2-pentanone	0.63	U	5.0	0.63	ug/L			04/04/16 19:31	1
Acetone	1.1	U F2	5.0	1.1	ug/L			04/04/16 19:31	1
Benzene	0.090	U	1.0	0.090	ug/L			04/04/16 19:31	1
Bromochloromethane	0.30	U	1.0	0.30	ug/L			04/04/16 19:31	1
Bromodichloromethane	0.15	U	1.0	0.15	ug/L			04/04/16 19:31	1
Bromoform	0.18	U	1.0	0.18	ug/L			04/04/16 19:31	1
Bromomethane	0.18	U	1.0	0.18	ug/L			04/04/16 19:31	1
Carbon disulfide	0.22	U	1.0	0.22	ug/L			04/04/16 19:31	1
Carbon tetrachloride	0.33	U	1.0	0.33	ug/L			04/04/16 19:31	1
Chlorobenzene	0.24	U	1.0	0.24	ug/L			04/04/16 19:31	1
Chloroethane	0.37	U	1.0	0.37	ug/L			04/04/16 19:31	1
Chloroform	**0.87**	**J**	1.0	0.22	ug/L			04/04/16 19:31	1
Chloromethane	0.22	U	1.0	0.22	ug/L			04/04/16 19:31	1
cis-1,2-Dichloroethene	0.26	U	1.0	0.26	ug/L			04/04/16 19:31	1
cis-1,3-Dichloropropene	0.16	U	1.0	0.16	ug/L			04/04/16 19:31	1
Cyclohexane	0.26	U	1.0	0.26	ug/L			04/04/16 19:31	1
Dibromochloromethane	0.22	U	1.0	0.22	ug/L			04/04/16 19:31	1
Dichlorodifluoromethane	0.14	U	1.0	0.14	ug/L			04/04/16 19:31	1
Ethylbenzene	0.30	U	1.0	0.30	ug/L			04/04/16 19:31	1
Freon TF	0.34	U	1.0	0.34	ug/L			04/04/16 19:31	1
Isopropylbenzene	0.32	U	1.0	0.32	ug/L			04/04/16 19:31	1
m&p-Xylene	0.28	U	1.0	0.28	ug/L			04/04/16 19:31	1
Methyl acetate	0.58	U F2	5.0	0.58	ug/L			04/04/16 19:31	1
Methylcyclohexane	0.22	U	1.0	0.22	ug/L			04/04/16 19:31	1
Methylene Chloride	0.21	U	1.0	0.21	ug/L			04/04/16 19:31	1
MTBE	0.13	U	1.0	0.13	ug/L			04/04/16 19:31	1
o-Xylene	0.32	U	1.0	0.32	ug/L			04/04/16 19:31	1
Styrene	0.17	U	1.0	0.17	ug/L			04/04/16 19:31	1
Tetrachloroethene	0.12	U	1.0	0.12	ug/L			04/04/16 19:31	1
Toluene	0.25	U	1.0	0.25	ug/L			04/04/16 19:31	1
trans-1,2-Dichloroethene	0.18	U	1.0	0.18	ug/L			04/04/16 19:31	1
trans-1,3-Dichloropropene	0.19	U	1.0	0.19	ug/L			04/04/16 19:31	1
Trichloroethene	0.22	U	1.0	0.22	ug/L			04/04/16 19:31	1
Trichlorofluoromethane	0.15	U	1.0	0.15	ug/L			04/04/16 19:31	1
Vinyl chloride	0.060	U	1.0	0.060	ug/L			04/04/16 19:31	1

Tentatively Identified Compound	*Est. Result*	*Qualifier*	*Unit*	*D*	*RT*	*CAS No.*	*Prepared*	*Analyzed*	*Dil Fac*
Tentatively Identified Compound	*None*		*ug/L*					*04/04/16 19:31*	*1*

Surrogate	*%Recovery*	*Qualifier*	*Limits*	*Prepared*	*Analyzed*	*Dil Fac*
1,2-Dichloroethane-d4 (Surr)	*100*		*70 - 130*		*04/04/16 19:31*	*1*
Bromofluorobenzene	*102*		*70 - 130*		*04/04/16 19:31*	*1*
Dibromofluoromethane (Surr)	*106*		*70 - 130*		*04/04/16 19:31*	*1*
Toluene-d8 (Surr)	*95*		*70 - 130*		*04/04/16 19:31*	*1*

Surrogate Summary

Client: Tetra Tech GEO
Project/Site: Lockheed - North Plainfield, NJ

TestAmerica Job ID: 460-111103-1

Method: 8260C - Volatile Organic Compounds by GC/MS

Matrix: Water

Prep Type: Total/NA

		Percent Surrogate Recovery (Acceptance Limits)			
Lab Sample ID	Client Sample ID	12DCE (70-130)	BFB (70-130)	DBFM (70-130)	TOL (70-130)
460-111103-1	MW-1S-A	92	94	97	88
460-111103-2	MW-1S-B	96	104	103	94
460-111103-3	MW-1I	97	106	105	95
460-111103-4	MW-2D	99	114	107	96
460-111103-5	MW-2I	95	101	102	90
460-111103-6	MW-3D	97	107	103	92
460-111103-7	MW-501S	99	101	106	96
460-111103-8	MW-501I	96	101	102	94
460-111103-9	MW-502S	94	104	101	92
460-111103-10	MW-502I	98	103	105	96
460-111103-11	MW-503I	98	102	104	94
460-111103-12	MW-506S	93	95	99	89
460-111103-13	MW-506I	101	107	108	96
460-111103-14	MW-507S	98	99	110	96
460-111103-15	MW-507I	94	102	101	92
460-111103-16	MW-508S	93	97	101	92
460-111103-17	MW-508D	98	103	107	95
460-111103-18	MW-532S	95	100	102	94
460-111103-19	MW-532D	91	99	99	89
460-111103-20	MW-544S	97	101	103	94
460-111103-21	MW-544I	94	104	101	92
460-111103-22	MW-544D	98	104	105	95
460-111103-23	MW-545S	95	104	103	94
460-111103-24	MW-545I	96	102	108	95
460-111103-25	MW-545D	94	103	98	92
460-111103-26	MW-546S	98	105	108	95
460-111103-27	MW-546I	92	96	99	89
460-111103-28	MW-546D	100	108	109	95
460-111103-29	MW-547S	95	99	104	93
460-111103-30	MW-547I	95	97	106	92
460-111103-31	MW-547D	92	103	100	90
460-111103-32	MW-549S	90	99	101	88
460-111103-33	MW-549I	93	101	101	92
460-111103-34	MW-550S	95	104	107	93
460-111103-35	MW-550I	94	106	103	90
460-111103-36	PZ-521S	97	104	107	94
460-111103-37	PZ-521I	94	106	102	92
460-111103-38	PZ-522S	95	98	103	93
460-111103-39	PZ-522I	99	109	110	88
460-111103-40	PZ-522D	93	100	104	94
460-111103-41	PZ-524S	97	109	110	94
460-111103-42	PZ-524I	96	103	102	93
460-111103-43	PZ-524D	98	109	107	94
460-111103-44	DUP-01	97	101	104	93
460-111103-45	DUP-02	97	98	102	94
460-111103-46	DUP-03	99	101	104	94
460-111103-47	DUP-04	95	98	101	90
460-111103-48	DUP-05	97	100	103	92
460-111103-49	DUP-06	96	99	100	90

Surrogate Summary

Client: Tetra Tech GEO
Project/Site: Lockheed - North Plainfield, NJ

TestAmerica Job ID: 460-111103-1

Method: 8260C - Volatile Organic Compounds by GC/MS (Continued)

Matrix: Water **Prep Type: Total/NA**

		Percent Surrogate Recovery (Acceptance Limits)			
Lab Sample ID	Client Sample ID	12DCE (70-130)	BFB (70-130)	DBFM (70-130)	TOL (70-130)
460-111103-50	SW-1	100	102	107	95
460-111103-51	SW-2	94	100	100	89
460-111103-52	SW-3	94	97	99	90
460-111103-53	SW-4	96	98	101	94
460-111103-54	FB-032216	98	97	106	93
460-111103-55	TB-032216	97	96	103	94
460-111103-56	MW-503S	100	100	104	93
460-111103-57	MW-505I	100	102	106	95
460-111103-57 MS	MW-505I	89	91	96	89
460-111103-57 MSD	MW-505I	96	105	102	95
LCS 460-360191/3	Lab Control Sample	96	99	102	96
LCS 460-360252/4	Lab Control Sample	95	100	102	95
LCS 460-360372/4	Lab Control Sample	97	96	101	94
LCS 460-360532/3	Lab Control Sample	96	96	100	93
LCSD 460-360191/4	Lab Control Sample Dup	96	95	101	94
LCSD 460-360252/6	Lab Control Sample Dup	95	98	100	94
LCSD 460-360372/5	Lab Control Sample Dup	96	97	101	95
MB 460-360191/7	Method Blank	93	96	99	89
MB 460-360252/9	Method Blank	95	103	100	93
MB 460-360372/8	Method Blank	95	104	101	91
MB 460-360532/7	Method Blank	99	112	105	93

Surrogate Legend

12DCE = 1,2-Dichloroethane-d4 (Surr)
BFB = Bromofluorobenzene
DBFM = Dibromofluoromethane (Surr)
TOL = Toluene-d8 (Surr)

Method: 8260C - Volatile Organic Compounds by GC/MS

Lab Sample ID: MB 460-360191/7
Matrix: Water
Analysis Batch: 360191

Client Sample ID: Method Blank
Prep Type: Total/NA

Analyte	MB Result	MB Qualifier	RL	MDL	Unit	D	Prepared	Analyzed	Dil Fac
1,1,1-Trichloroethane	0.28	U	1.0	0.28	ug/L			04/01/16 23:49	1
1,1,2,2-Tetrachloroethane	0.19	U	1.0	0.19	ug/L			04/01/16 23:49	1
1,1,2-Trichloroethane	0.080	U	1.0	0.080	ug/L			04/01/16 23:49	1
1,1-Dichloroethane	0.24	U	1.0	0.24	ug/L			04/01/16 23:49	1
1,1-Dichloroethene	0.34	U	1.0	0.34	ug/L			04/01/16 23:49	1
1,2,3-Trichlorobenzene	0.35	U	1.0	0.35	ug/L			04/01/16 23:49	1
1,2,4-Trichlorobenzene	0.27	U	1.0	0.27	ug/L			04/01/16 23:49	1
1,2-Dibromo-3-Chloropropane	0.23	U	1.0	0.23	ug/L			04/01/16 23:49	1
1,2-Dibromoethane	0.19	U	1.0	0.19	ug/L			04/01/16 23:49	1
1,2-Dichlorobenzene	0.22	U	1.0	0.22	ug/L			04/01/16 23:49	1
1,2-Dichloroethane	0.25	U	1.0	0.25	ug/L			04/01/16 23:49	1
1,2-Dichloropropane	0.18	U	1.0	0.18	ug/L			04/01/16 23:49	1
1,3-Dichlorobenzene	0.33	U	1.0	0.33	ug/L			04/01/16 23:49	1
1,4-Dichlorobenzene	0.33	U	1.0	0.33	ug/L			04/01/16 23:49	1
1,4-Dioxane	8.7	U	50	8.7	ug/L			04/01/16 23:49	1
2-Butanone	2.2	U	5.0	2.2	ug/L			04/01/16 23:49	1
2-Hexanone	0.72	U	5.0	0.72	ug/L			04/01/16 23:49	1
4-Methyl-2-pentanone	0.63	U	5.0	0.63	ug/L			04/01/16 23:49	1
Acetone	1.1	U	5.0	1.1	ug/L			04/01/16 23:49	1
Benzene	0.090	U	1.0	0.090	ug/L			04/01/16 23:49	1
Bromochloromethane	0.30	U	1.0	0.30	ug/L			04/01/16 23:49	1
Bromodichloromethane	0.15	U	1.0	0.15	ug/L			04/01/16 23:49	1
Bromoform	0.18	U	1.0	0.18	ug/L			04/01/16 23:49	1
Bromomethane	0.18	U	1.0	0.18	ug/L			04/01/16 23:49	1
Carbon disulfide	0.22	U	1.0	0.22	ug/L			04/01/16 23:49	1
Carbon tetrachloride	0.33	U	1.0	0.33	ug/L			04/01/16 23:49	1
Chlorobenzene	0.24	U	1.0	0.24	ug/L			04/01/16 23:49	1
Chloroethane	0.37	U	1.0	0.37	ug/L			04/01/16 23:49	1
Chloroform	0.22	U	1.0	0.22	ug/L			04/01/16 23:49	1
Chloromethane	0.22	U	1.0	0.22	ug/L			04/01/16 23:49	1
cis-1,2-Dichloroethene	0.26	U	1.0	0.26	ug/L			04/01/16 23:49	1
cis-1,3-Dichloropropene	0.16	U	1.0	0.16	ug/L			04/01/16 23:49	1
Cyclohexane	0.26	U	1.0	0.26	ug/L			04/01/16 23:49	1
Dibromochloromethane	0.22	U	1.0	0.22	ug/L			04/01/16 23:49	1
Dichlorodifluoromethane	0.14	U	1.0	0.14	ug/L			04/01/16 23:49	1
Ethylbenzene	0.30	U	1.0	0.30	ug/L			04/01/16 23:49	1
Freon TF	0.34	U	1.0	0.34	ug/L			04/01/16 23:49	1
Isopropylbenzene	0.32	U	1.0	0.32	ug/L			04/01/16 23:49	1
m&p-Xylene	0.28	U	1.0	0.28	ug/L			04/01/16 23:49	1
Methyl acetate	0.58	U	5.0	0.58	ug/L			04/01/16 23:49	1
Methylcyclohexane	0.22	U	1.0	0.22	ug/L			04/01/16 23:49	1
Methylene Chloride	0.21	U	1.0	0.21	ug/L			04/01/16 23:49	1
MTBE	0.13	U	1.0	0.13	ug/L			04/01/16 23:49	1
o-Xylene	0.32	U	1.0	0.32	ug/L			04/01/16 23:49	1
Styrene	0.17	U	1.0	0.17	ug/L			04/01/16 23:49	1
Tetrachloroethene	0.12	U	1.0	0.12	ug/L			04/01/16 23:49	1
Toluene	0.25	U	1.0	0.25	ug/L			04/01/16 23:49	1
trans-1,2-Dichloroethene	0.18	U	1.0	0.18	ug/L			04/01/16 23:49	1

Method: 8260C - Volatile Organic Compounds by GC/MS (Continued)

Lab Sample ID: MB 460-360191/7
Matrix: Water
Analysis Batch: 360191

Client Sample ID: Method Blank
Prep Type: Total/NA

Analyte	MB Result	MB Qualifier	RL	MDL	Unit	D	Prepared	Analyzed	Dil Fac
trans-1,3-Dichloropropene	0.19	U	1.0	0.19	ug/L			04/01/16 23:49	1
Trichloroethene	0.22	U	1.0	0.22	ug/L			04/01/16 23:49	1
Trichlorofluoromethane	0.15	U	1.0	0.15	ug/L			04/01/16 23:49	1
Vinyl chloride	0.060	U	1.0	0.060	ug/L			04/01/16 23:49	1

Tentatively Identified Compound	*MB Est. Result*	*MB Qualifier*	*Unit*	*D*	*RT*	*CAS No.*	*Prepared*	*Analyzed*	*Dil Fac*
Tentatively Identified Compound	*None*		*ug/L*					*04/01/16 23:49*	*1*

Surrogate	*MB %Recovery*	*MB Qualifier*	*Limits*	*Prepared*	*Analyzed*	*Dil Fac*
1,2-Dichloroethane-d4 (Surr)	*93*		*70 - 130*		*04/01/16 23:49*	*1*
Bromofluorobenzene	*96*		*70 - 130*		*04/01/16 23:49*	*1*
Dibromofluoromethane (Surr)	*99*		*70 - 130*		*04/01/16 23:49*	*1*
Toluene-d8 (Surr)	*89*		*70 - 130*		*04/01/16 23:49*	*1*

Lab Sample ID: LCS 460-360191/3
Matrix: Water
Analysis Batch: 360191

Client Sample ID: Lab Control Sample
Prep Type: Total/NA

Analyte	Spike Added	LCS Result	LCS Qualifier	Unit	D	%Rec	%Rec. Limits
1,1,1-Trichloroethane	20.0	22.2		ug/L		111	70 - 130
1,1,2,2-Tetrachloroethane	20.0	18.1		ug/L		91	70 - 130
1,1,2-Trichloroethane	20.0	20.3		ug/L		101	70 - 130
1,1-Dichloroethane	20.0	20.0		ug/L		100	70 - 130
1,1-Dichloroethene	20.0	21.3		ug/L		106	70 - 130
1,2,3-Trichlorobenzene	20.0	22.7		ug/L		113	70 - 130
1,2,4-Trichlorobenzene	20.0	21.6		ug/L		108	70 - 130
1,2-Dibromo-3-Chloropropane	20.0	21.7		ug/L		108	40 - 160
1,2-Dibromoethane	20.0	20.7		ug/L		104	70 - 130
1,2-Dichlorobenzene	20.0	19.6		ug/L		98	70 - 130
1,2-Dichloroethane	20.0	19.5		ug/L		97	70 - 130
1,2-Dichloropropane	20.0	19.7		ug/L		98	70 - 130
1,3-Dichlorobenzene	20.0	20.3		ug/L		102	70 - 130
1,4-Dichlorobenzene	20.0	20.0		ug/L		100	70 - 130
1,4-Dioxane	400	409		ug/L		102	40 - 160
2-Butanone	100	101		ug/L		101	40 - 160
2-Hexanone	100	95.8		ug/L		96	40 - 160
4-Methyl-2-pentanone	100	94.9		ug/L		95	40 - 160
Acetone	100	108		ug/L		108	40 - 160
Benzene	20.0	20.1		ug/L		101	70 - 130
Bromochloromethane	20.0	21.3		ug/L		106	70 - 130
Bromodichloromethane	20.0	20.1		ug/L		101	70 - 130
Bromoform	20.0	20.4		ug/L		102	70 - 130
Bromomethane	20.0	12.9		ug/L		64	40 - 160
Carbon disulfide	20.0	20.7		ug/L		104	40 - 160
Carbon tetrachloride	20.0	22.6		ug/L		113	70 - 130
Chlorobenzene	20.0	19.8		ug/L		99	70 - 130
Chloroethane	20.0	15.4		ug/L		77	40 - 160

Method: 8260C - Volatile Organic Compounds by GC/MS (Continued)

Lab Sample ID: LCS 460-360191/3
Matrix: Water
Analysis Batch: 360191

Client Sample ID: Lab Control Sample
Prep Type: Total/NA

Analyte	Spike Added	LCS Result	LCS Qualifier	Unit	D	%Rec	%Rec. Limits
Chloroform	20.0	19.7		ug/L		99	70 - 130
Chloromethane	20.0	17.6		ug/L		88	40 - 160
cis-1,2-Dichloroethene	20.0	20.2		ug/L		101	70 - 130
cis-1,3-Dichloropropene	20.0	20.2		ug/L		101	70 - 130
Cyclohexane	20.0	23.2		ug/L		116	70 - 130
Dibromochloromethane	20.0	20.8		ug/L		104	70 - 130
Dichlorodifluoromethane	20.0	17.3		ug/L		87	40 - 160
Ethylbenzene	20.0	20.2		ug/L		101	70 - 130
Freon TF	20.0	23.2		ug/L		116	70 - 130
Isopropylbenzene	20.0	21.1		ug/L		106	70 - 130
m&p-Xylene	20.0	20.3		ug/L		102	70 - 130
Methyl acetate	100	105		ug/L		105	70 - 130
Methylcyclohexane	20.0	23.4		ug/L		117	70 - 130
Methylene Chloride	20.0	19.8		ug/L		99	70 - 130
MTBE	20.0	17.8		ug/L		89	70 - 130
o-Xylene	20.0	20.3		ug/L		101	70 - 130
Styrene	20.0	20.5		ug/L		103	70 - 130
Tetrachloroethene	20.0	23.6		ug/L		118	70 - 130
Toluene	20.0	19.6		ug/L		98	70 - 130
trans-1,2-Dichloroethene	20.0	19.6		ug/L		98	70 - 130
trans-1,3-Dichloropropene	20.0	19.9		ug/L		99	70 - 130
Trichloroethene	20.0	21.4		ug/L		107	70 - 130
Trichlorofluoromethane	20.0	21.5		ug/L		108	40 - 160
Vinyl chloride	20.0	19.8		ug/L		99	70 - 130

Surrogate	*LCS %Recovery*	*LCS Qualifier*	*Limits*
1,2-Dichloroethane-d4 (Surr)	*96*		*70 - 130*
Bromofluorobenzene	*99*		*70 - 130*
Dibromofluoromethane (Surr)	*102*		*70 - 130*
Toluene-d8 (Surr)	*96*		*70 - 130*

Lab Sample ID: LCSD 460-360191/4
Matrix: Water
Analysis Batch: 360191

Client Sample ID: Lab Control Sample Dup
Prep Type: Total/NA

Analyte	Spike Added	LCSD Result	LCSD Qualifier	Unit	D	%Rec	%Rec. Limits	RPD	RPD Limit
1,1,1-Trichloroethane	20.0	21.2		ug/L		106	70 - 130	5	20
1,1,2,2-Tetrachloroethane	20.0	18.7		ug/L		94	70 - 130	3	20
1,1,2-Trichloroethane	20.0	20.1		ug/L		100	70 - 130	1	20
1,1-Dichloroethane	20.0	19.9		ug/L		99	70 - 130	0	20
1,1-Dichloroethene	20.0	19.8		ug/L		99	70 - 130	7	20
1,2,3-Trichlorobenzene	20.0	22.4		ug/L		112	70 - 130	1	20
1,2,4-Trichlorobenzene	20.0	22.3		ug/L		111	70 - 130	3	20
1,2-Dibromo-3-Chloropropane	20.0	20.5		ug/L		102	40 - 160	6	20
1,2-Dibromoethane	20.0	20.7		ug/L		103	70 - 130	0	20
1,2-Dichlorobenzene	20.0	19.4		ug/L		97	70 - 130	1	20
1,2-Dichloroethane	20.0	19.7		ug/L		98	70 - 130	1	20
1,2-Dichloropropane	20.0	19.6		ug/L		98	70 - 130	0	20

Method: 8260C - Volatile Organic Compounds by GC/MS (Continued)

Lab Sample ID: LCSD 460-360191/4
Matrix: Water
Analysis Batch: 360191

Client Sample ID: Lab Control Sample Dup
Prep Type: Total/NA

Analyte	Spike Added	LCSD Result	LCSD Qualifier	Unit	D	%Rec	%Rec. Limits	RPD	RPD Limit
1,3-Dichlorobenzene	20.0	20.2		ug/L		101	70 - 130	0	20
1,4-Dichlorobenzene	20.0	20.0		ug/L		100	70 - 130	0	20
1,4-Dioxane	400	396		ug/L		99	40 - 160	3	20
2-Butanone	100	100		ug/L		100	40 - 160	0	20
2-Hexanone	100	94.6		ug/L		95	40 - 160	1	20
4-Methyl-2-pentanone	100	95.6		ug/L		96	40 - 160	1	20
Acetone	100	102		ug/L		102	40 - 160	6	20
Benzene	20.0	20.0		ug/L		100	70 - 130	1	20
Bromochloromethane	20.0	20.4		ug/L		102	70 - 130	4	20
Bromodichloromethane	20.0	20.2		ug/L		101	70 - 130	1	20
Bromoform	20.0	20.5		ug/L		103	70 - 130	1	20
Bromomethane	20.0	13.4		ug/L		67	40 - 160	4	20
Carbon disulfide	20.0	19.6		ug/L		98	40 - 160	6	20
Carbon tetrachloride	20.0	20.2		ug/L		101	70 - 130	11	20
Chlorobenzene	20.0	19.3		ug/L		97	70 - 130	3	20
Chloroethane	20.0	15.4		ug/L		77	40 - 160	0	20
Chloroform	20.0	20.3		ug/L		102	70 - 130	3	20
Chloromethane	20.0	17.6		ug/L		88	40 - 160	0	20
cis-1,2-Dichloroethene	20.0	20.1		ug/L		101	70 - 130	0	20
cis-1,3-Dichloropropene	20.0	19.9		ug/L		100	70 - 130	1	20
Cyclohexane	20.0	18.7	*	ug/L		94	70 - 130	22	20
Dibromochloromethane	20.0	21.3		ug/L		106	70 - 130	2	20
Dichlorodifluoromethane	20.0	14.2		ug/L		71	40 - 160	20	20
Ethylbenzene	20.0	19.6		ug/L		98	70 - 130	3	20
Freon TF	20.0	19.1		ug/L		96	70 - 130	19	20
Isopropylbenzene	20.0	20.4		ug/L		102	70 - 130	4	20
m&p-Xylene	20.0	19.4		ug/L		97	70 - 130	5	20
Methyl acetate	100	107		ug/L		107	70 - 130	2	20
Methylcyclohexane	20.0	19.1	*	ug/L		95	70 - 130	21	20
Methylene Chloride	20.0	20.5		ug/L		102	70 - 130	4	20
MTBE	20.0	18.8		ug/L		94	70 - 130	5	20
o-Xylene	20.0	19.4		ug/L		97	70 - 130	4	20
Styrene	20.0	19.5		ug/L		97	70 - 130	5	20
Tetrachloroethene	20.0	22.0		ug/L		110	70 - 130	7	20
Toluene	20.0	19.4		ug/L		97	70 - 130	1	20
trans-1,2-Dichloroethene	20.0	19.8		ug/L		99	70 - 130	1	20
trans-1,3-Dichloropropene	20.0	20.3		ug/L		102	70 - 130	2	20
Trichloroethene	20.0	21.2		ug/L		106	70 - 130	1	20
Trichlorofluoromethane	20.0	18.9		ug/L		94	40 - 160	13	20
Vinyl chloride	20.0	17.6		ug/L		88	70 - 130	12	20

Surrogate	*LCSD %Recovery*	*LCSD Qualifier*	*Limits*
1,2-Dichloroethane-d4 (Surr)	*96*		*70 - 130*
Bromofluorobenzene	*95*		*70 - 130*
Dibromofluoromethane (Surr)	*101*		*70 - 130*
Toluene-d8 (Surr)	*94*		*70 - 130*

Method: 8260C - Volatile Organic Compounds by GC/MS (Continued)

Lab Sample ID: MB 460-360252/9
Matrix: Water
Analysis Batch: 360252

Client Sample ID: Method Blank
Prep Type: Total/NA

Analyte	MB Result	MB Qualifier	RL	MDL	Unit	D	Prepared	Analyzed	Dil Fac
1,1,1-Trichloroethane	0.28	U	1.0	0.28	ug/L			04/02/16 13:52	1
1,1,2,2-Tetrachloroethane	0.19	U	1.0	0.19	ug/L			04/02/16 13:52	1
1,1,2-Trichloroethane	0.080	U	1.0	0.080	ug/L			04/02/16 13:52	1
1,1-Dichloroethane	0.24	U	1.0	0.24	ug/L			04/02/16 13:52	1
1,1-Dichloroethene	0.34	U	1.0	0.34	ug/L			04/02/16 13:52	1
1,2,3-Trichlorobenzene	0.35	U	1.0	0.35	ug/L			04/02/16 13:52	1
1,2,4-Trichlorobenzene	0.27	U	1.0	0.27	ug/L			04/02/16 13:52	1
1,2-Dibromo-3-Chloropropane	0.23	U	1.0	0.23	ug/L			04/02/16 13:52	1
1,2-Dibromoethane	0.19	U	1.0	0.19	ug/L			04/02/16 13:52	1
1,2-Dichlorobenzene	0.22	U	1.0	0.22	ug/L			04/02/16 13:52	1
1,2-Dichloroethane	0.25	U	1.0	0.25	ug/L			04/02/16 13:52	1
1,2-Dichloropropane	0.18	U	1.0	0.18	ug/L			04/02/16 13:52	1
1,3-Dichlorobenzene	0.33	U	1.0	0.33	ug/L			04/02/16 13:52	1
1,4-Dichlorobenzene	0.33	U	1.0	0.33	ug/L			04/02/16 13:52	1
1,4-Dioxane	8.7	U	50	8.7	ug/L			04/02/16 13:52	1
2-Butanone	2.2	U	5.0	2.2	ug/L			04/02/16 13:52	1
2-Hexanone	0.72	U	5.0	0.72	ug/L			04/02/16 13:52	1
4-Methyl-2-pentanone	0.63	U	5.0	0.63	ug/L			04/02/16 13:52	1
Acetone	1.1	U	5.0	1.1	ug/L			04/02/16 13:52	1
Benzene	0.090	U	1.0	0.090	ug/L			04/02/16 13:52	1
Bromochloromethane	0.30	U	1.0	0.30	ug/L			04/02/16 13:52	1
Bromodichloromethane	0.15	U	1.0	0.15	ug/L			04/02/16 13:52	1
Bromoform	0.18	U	1.0	0.18	ug/L			04/02/16 13:52	1
Bromomethane	0.18	U	1.0	0.18	ug/L			04/02/16 13:52	1
Carbon disulfide	0.22	U	1.0	0.22	ug/L			04/02/16 13:52	1
Carbon tetrachloride	0.33	U	1.0	0.33	ug/L			04/02/16 13:52	1
Chlorobenzene	0.24	U	1.0	0.24	ug/L			04/02/16 13:52	1
Chloroethane	0.37	U	1.0	0.37	ug/L			04/02/16 13:52	1
Chloroform	0.22	U	1.0	0.22	ug/L			04/02/16 13:52	1
Chloromethane	0.22	U	1.0	0.22	ug/L			04/02/16 13:52	1
cis-1,2-Dichloroethene	0.26	U	1.0	0.26	ug/L			04/02/16 13:52	1
cis-1,3-Dichloropropene	0.16	U	1.0	0.16	ug/L			04/02/16 13:52	1
Cyclohexane	0.26	U	1.0	0.26	ug/L			04/02/16 13:52	1
Dibromochloromethane	0.22	U	1.0	0.22	ug/L			04/02/16 13:52	1
Dichlorodifluoromethane	0.14	U	1.0	0.14	ug/L			04/02/16 13:52	1
Ethylbenzene	0.30	U	1.0	0.30	ug/L			04/02/16 13:52	1
Freon TF	0.34	U	1.0	0.34	ug/L			04/02/16 13:52	1
Isopropylbenzene	0.32	U	1.0	0.32	ug/L			04/02/16 13:52	1
m&p-Xylene	0.28	U	1.0	0.28	ug/L			04/02/16 13:52	1
Methyl acetate	0.58	U	5.0	0.58	ug/L			04/02/16 13:52	1
Methylcyclohexane	0.22	U	1.0	0.22	ug/L			04/02/16 13:52	1
Methylene Chloride	0.21	U	1.0	0.21	ug/L			04/02/16 13:52	1
MTBE	0.13	U	1.0	0.13	ug/L			04/02/16 13:52	1
o-Xylene	0.32	U	1.0	0.32	ug/L			04/02/16 13:52	1
Styrene	0.17	U	1.0	0.17	ug/L			04/02/16 13:52	1
Tetrachloroethene	0.12	U	1.0	0.12	ug/L			04/02/16 13:52	1
Toluene	0.25	U	1.0	0.25	ug/L			04/02/16 13:52	1
trans-1,2-Dichloroethene	0.18	U	1.0	0.18	ug/L			04/02/16 13:52	1

Method: 8260C - Volatile Organic Compounds by GC/MS (Continued)

Lab Sample ID: MB 460-360252/9
Matrix: Water
Analysis Batch: 360252

Client Sample ID: Method Blank
Prep Type: Total/NA

Analyte	MB Result	MB Qualifier	RL	MDL	Unit	D	Prepared	Analyzed	Dil Fac
trans-1,3-Dichloropropene	0.19	U	1.0	0.19	ug/L			04/02/16 13:52	1
Trichloroethene	0.22	U	1.0	0.22	ug/L			04/02/16 13:52	1
Trichlorofluoromethane	0.15	U	1.0	0.15	ug/L			04/02/16 13:52	1
Vinyl chloride	0.060	U	1.0	0.060	ug/L			04/02/16 13:52	1

Tentatively Identified Compound	*MB Est. Result*	*MB Qualifier*	*Unit*	*D*	*RT*	*CAS No.*	*Prepared*	*Analyzed*	*Dil Fac*
Tentatively Identified Compound	*None*		*ug/L*					*04/02/16 13:52*	*1*

Surrogate	*MB %Recovery*	*MB Qualifier*	*Limits*	*Prepared*	*Analyzed*	*Dil Fac*
1,2-Dichloroethane-d4 (Surr)	*95*		*70 - 130*		*04/02/16 13:52*	*1*
Bromofluorobenzene	*103*		*70 - 130*		*04/02/16 13:52*	*1*
Dibromofluoromethane (Surr)	*100*		*70 - 130*		*04/02/16 13:52*	*1*
Toluene-d8 (Surr)	*93*		*70 - 130*		*04/02/16 13:52*	*1*

Lab Sample ID: LCS 460-360252/4
Matrix: Water
Analysis Batch: 360252

Client Sample ID: Lab Control Sample
Prep Type: Total/NA

Analyte	Spike Added	LCS Result	LCS Qualifier	Unit	D	%Rec	%Rec. Limits
1,1,1-Trichloroethane	20.0	20.5		ug/L		102	70 - 130
1,1,2,2-Tetrachloroethane	20.0	16.0		ug/L		80	70 - 130
1,1,2-Trichloroethane	20.0	19.9		ug/L		100	70 - 130
1,1-Dichloroethane	20.0	20.1		ug/L		101	70 - 130
1,1-Dichloroethene	20.0	18.1		ug/L		91	70 - 130
1,2,3-Trichlorobenzene	20.0	21.6		ug/L		108	70 - 130
1,2,4-Trichlorobenzene	20.0	20.4		ug/L		102	70 - 130
1,2-Dibromo-3-Chloropropane	20.0	19.4		ug/L		97	40 - 160
1,2-Dibromoethane	20.0	19.7		ug/L		99	70 - 130
1,2-Dichlorobenzene	20.0	19.4		ug/L		97	70 - 130
1,2-Dichloroethane	20.0	19.9		ug/L		99	70 - 130
1,2-Dichloropropane	20.0	19.2		ug/L		96	70 - 130
1,3-Dichlorobenzene	20.0	19.9		ug/L		99	70 - 130
1,4-Dichlorobenzene	20.0	19.2		ug/L		96	70 - 130
1,4-Dioxane	400	447		ug/L		112	40 - 160
2-Butanone	100	100		ug/L		100	40 - 160
2-Hexanone	100	96.2		ug/L		96	40 - 160
4-Methyl-2-pentanone	100	95.8		ug/L		96	40 - 160
Acetone	100	114		ug/L		114	40 - 160
Benzene	20.0	20.3		ug/L		102	70 - 130
Bromochloromethane	20.0	21.1		ug/L		106	70 - 130
Bromodichloromethane	20.0	20.3		ug/L		101	70 - 130
Bromoform	20.0	19.3		ug/L		96	70 - 130
Bromomethane	20.0	17.5		ug/L		88	40 - 160
Carbon disulfide	20.0	18.5		ug/L		92	40 - 160
Carbon tetrachloride	20.0	19.3		ug/L		96	70 - 130
Chlorobenzene	20.0	19.2		ug/L		96	70 - 130
Chloroethane	20.0	17.5		ug/L		87	40 - 160

Method: 8260C - Volatile Organic Compounds by GC/MS (Continued)

Lab Sample ID: LCS 460-360252/4
Matrix: Water
Analysis Batch: 360252

Client Sample ID: Lab Control Sample
Prep Type: Total/NA

Analyte	Spike Added	LCS Result	LCS Qualifier	Unit	D	%Rec	%Rec. Limits
Chloroform	20.0	20.2		ug/L		101	70 - 130
Chloromethane	20.0	20.3		ug/L		102	40 - 160
cis-1,2-Dichloroethene	20.0	19.7		ug/L		98	70 - 130
cis-1,3-Dichloropropene	20.0	20.1		ug/L		101	70 - 130
Cyclohexane	20.0	12.2	*	ug/L		61	70 - 130
Dibromochloromethane	20.0	21.1		ug/L		105	70 - 130
Dichlorodifluoromethane	20.0	10.2		ug/L		51	40 - 160
Ethylbenzene	20.0	19.6		ug/L		98	70 - 130
Freon TF	20.0	10.2	*	ug/L		51	70 - 130
Isopropylbenzene	20.0	20.8		ug/L		104	70 - 130
m&p-Xylene	20.0	20.5		ug/L		102	70 - 130
Methyl acetate	100	113		ug/L		113	70 - 130
Methylcyclohexane	20.0	10.4	*	ug/L		52	70 - 130
Methylene Chloride	20.0	21.1		ug/L		106	70 - 130
MTBE	20.0	17.5		ug/L		87	70 - 130
o-Xylene	20.0	20.8		ug/L		104	70 - 130
Styrene	20.0	21.2		ug/L		106	70 - 130
Tetrachloroethene	20.0	20.7		ug/L		104	70 - 130
Toluene	20.0	18.9		ug/L		94	70 - 130
trans-1,2-Dichloroethene	20.0	18.9		ug/L		95	70 - 130
trans-1,3-Dichloropropene	20.0	20.4		ug/L		102	70 - 130
Trichloroethene	20.0	20.7		ug/L		104	70 - 130
Trichlorofluoromethane	20.0	16.4		ug/L		82	40 - 160
Vinyl chloride	20.0	19.4		ug/L		97	70 - 130

Surrogate	*LCS %Recovery*	*LCS Qualifier*	*Limits*
1,2-Dichloroethane-d4 (Surr)	*95*		*70 - 130*
Bromofluorobenzene	*100*		*70 - 130*
Dibromofluoromethane (Surr)	*102*		*70 - 130*
Toluene-d8 (Surr)	*95*		*70 - 130*

Lab Sample ID: LCSD 460-360252/6
Matrix: Water
Analysis Batch: 360252

Client Sample ID: Lab Control Sample Dup
Prep Type: Total/NA

Analyte	Spike Added	LCSD Result	LCSD Qualifier	Unit	D	%Rec	%Rec. Limits	RPD	RPD Limit
1,1,1-Trichloroethane	20.0	21.5		ug/L		108	70 - 130	5	20
1,1,2,2-Tetrachloroethane	20.0	16.9		ug/L		84	70 - 130	6	20
1,1,2-Trichloroethane	20.0	20.5		ug/L		102	70 - 130	3	20
1,1-Dichloroethane	20.0	21.0		ug/L		105	70 - 130	4	20
1,1-Dichloroethene	20.0	20.2		ug/L		101	70 - 130	11	20
1,2,3-Trichlorobenzene	20.0	21.2		ug/L		106	70 - 130	2	20
1,2,4-Trichlorobenzene	20.0	21.1		ug/L		106	70 - 130	3	20
1,2-Dibromo-3-Chloropropane	20.0	19.6		ug/L		98	40 - 160	1	20
1,2-Dibromoethane	20.0	20.7		ug/L		103	70 - 130	5	20
1,2-Dichlorobenzene	20.0	19.5		ug/L		97	70 - 130	1	20
1,2-Dichloroethane	20.0	19.9		ug/L		99	70 - 130	0	20
1,2-Dichloropropane	20.0	19.9		ug/L		99	70 - 130	4	20

Method: 8260C - Volatile Organic Compounds by GC/MS (Continued)

Lab Sample ID: LCSD 460-360252/6
Matrix: Water
Analysis Batch: 360252

Client Sample ID: Lab Control Sample Dup
Prep Type: Total/NA

Analyte			Spike Added	LCSD Result	LCSD Qualifier	Unit	D	%Rec	%Rec. Limits	RPD	RPD Limit
1,3-Dichlorobenzene			20.0	20.5		ug/L		103	70 - 130	3	20
1,4-Dichlorobenzene			20.0	19.8		ug/L		99	70 - 130	3	20
1,4-Dioxane			400	411		ug/L		103	40 - 160	8	20
2-Butanone			100	107		ug/L		107	40 - 160	7	20
2-Hexanone			100	100		ug/L		100	40 - 160	4	20
4-Methyl-2-pentanone			100	98.0		ug/L		98	40 - 160	2	20
Acetone			100	109		ug/L		109	40 - 160	5	20
Benzene			20.0	21.2		ug/L		106	70 - 130	4	20
Bromochloromethane			20.0	21.6		ug/L		108	70 - 130	2	20
Bromodichloromethane			20.0	20.6		ug/L		103	70 - 130	2	20
Bromoform			20.0	20.9		ug/L		104	70 - 130	8	20
Bromomethane			20.0	18.0		ug/L		90	40 - 160	3	20
Carbon disulfide			20.0	20.0		ug/L		100	40 - 160	8	20
Carbon tetrachloride			20.0	22.0		ug/L		110	70 - 130	13	20
Chlorobenzene			20.0	20.2		ug/L		101	70 - 130	5	20
Chloroethane			20.0	17.5		ug/L		87	40 - 160	0	20
Chloroform			20.0	21.0		ug/L		105	70 - 130	4	20
Chloromethane			20.0	20.8		ug/L		104	40 - 160	2	20
cis-1,2-Dichloroethene			20.0	20.9		ug/L		105	70 - 130	6	20
cis-1,3-Dichloropropene			20.0	20.5		ug/L		103	70 - 130	2	20
Cyclohexane			20.0	20.4	*	ug/L		102	70 - 130	50	20
Dibromochloromethane			20.0	21.3		ug/L		106	70 - 130	1	20
Dichlorodifluoromethane			20.0	11.0		ug/L		55	40 - 160	8	20
Ethylbenzene			20.0	20.6		ug/L		103	70 - 130	5	20
Freon TF			20.0	19.6	*	ug/L		98	70 - 130	63	20
Isopropylbenzene			20.0	21.9		ug/L		109	70 - 130	5	20
m&p-Xylene			20.0	21.6		ug/L		108	70 - 130	5	20
Methyl acetate			100	115		ug/L		115	70 - 130	2	20
Methylcyclohexane			20.0	18.9	*	ug/L		95	70 - 130	58	20
Methylene Chloride			20.0	21.7		ug/L		109	70 - 130	3	20
MTBE			20.0	17.9		ug/L		89	70 - 130	2	20
o-Xylene			20.0	21.5		ug/L		108	70 - 130	4	20
Styrene			20.0	21.3		ug/L		106	70 - 130	1	20
Tetrachloroethene			20.0	22.2		ug/L		111	70 - 130	7	20
Toluene			20.0	19.8		ug/L		99	70 - 130	4	20
trans-1,2-Dichloroethene			20.0	20.2		ug/L		101	70 - 130	7	20
trans-1,3-Dichloropropene			20.0	21.2		ug/L		106	70 - 130	4	20
Trichloroethene			20.0	21.7		ug/L		108	70 - 130	4	20
Trichlorofluoromethane			20.0	17.1		ug/L		85	40 - 160	4	20
Vinyl chloride			20.0	19.6		ug/L		98	70 - 130	1	20

Surrogate	*LCSD %Recovery*	*LCSD Qualifier*	*Limits*
1,2-Dichloroethane-d4 (Surr)	*95*		*70 - 130*
Bromofluorobenzene	*98*		*70 - 130*
Dibromofluoromethane (Surr)	*100*		*70 - 130*
Toluene-d8 (Surr)	*94*		*70 - 130*

Method: 8260C - Volatile Organic Compounds by GC/MS (Continued)

Lab Sample ID: MB 460-360372/8
Matrix: Water
Analysis Batch: 360372

Client Sample ID: Method Blank
Prep Type: Total/NA

Analyte	MB Result	MB Qualifier	RL	MDL	Unit	D	Prepared	Analyzed	Dil Fac
1,1,1-Trichloroethane	0.28	U	1.0	0.28	ug/L			04/03/16 12:12	1
1,1,2,2-Tetrachloroethane	0.19	U	1.0	0.19	ug/L			04/03/16 12:12	1
1,1,2-Trichloroethane	0.080	U	1.0	0.080	ug/L			04/03/16 12:12	1
1,1-Dichloroethane	0.24	U	1.0	0.24	ug/L			04/03/16 12:12	1
1,1-Dichloroethene	0.34	U	1.0	0.34	ug/L			04/03/16 12:12	1
1,2,3-Trichlorobenzene	0.35	U	1.0	0.35	ug/L			04/03/16 12:12	1
1,2,4-Trichlorobenzene	0.27	U	1.0	0.27	ug/L			04/03/16 12:12	1
1,2-Dibromo-3-Chloropropane	0.23	U	1.0	0.23	ug/L			04/03/16 12:12	1
1,2-Dibromoethane	0.19	U	1.0	0.19	ug/L			04/03/16 12:12	1
1,2-Dichlorobenzene	0.22	U	1.0	0.22	ug/L			04/03/16 12:12	1
1,2-Dichloroethane	0.25	U	1.0	0.25	ug/L			04/03/16 12:12	1
1,2-Dichloropropane	0.18	U	1.0	0.18	ug/L			04/03/16 12:12	1
1,3-Dichlorobenzene	0.33	U	1.0	0.33	ug/L			04/03/16 12:12	1
1,4-Dichlorobenzene	0.33	U	1.0	0.33	ug/L			04/03/16 12:12	1
1,4-Dioxane	8.7	U	50	8.7	ug/L			04/03/16 12:12	1
2-Butanone	2.2	U	5.0	2.2	ug/L			04/03/16 12:12	1
2-Hexanone	0.72	U	5.0	0.72	ug/L			04/03/16 12:12	1
4-Methyl-2-pentanone	0.63	U	5.0	0.63	ug/L			04/03/16 12:12	1
Acetone	1.1	U	5.0	1.1	ug/L			04/03/16 12:12	1
Benzene	0.090	U	1.0	0.090	ug/L			04/03/16 12:12	1
Bromochloromethane	0.30	U	1.0	0.30	ug/L			04/03/16 12:12	1
Bromodichloromethane	0.15	U	1.0	0.15	ug/L			04/03/16 12:12	1
Bromoform	0.18	U	1.0	0.18	ug/L			04/03/16 12:12	1
Bromomethane	0.18	U	1.0	0.18	ug/L			04/03/16 12:12	1
Carbon disulfide	0.22	U	1.0	0.22	ug/L			04/03/16 12:12	1
Carbon tetrachloride	0.33	U	1.0	0.33	ug/L			04/03/16 12:12	1
Chlorobenzene	0.24	U	1.0	0.24	ug/L			04/03/16 12:12	1
Chloroethane	0.37	U	1.0	0.37	ug/L			04/03/16 12:12	1
Chloroform	0.22	U	1.0	0.22	ug/L			04/03/16 12:12	1
Chloromethane	0.22	U	1.0	0.22	ug/L			04/03/16 12:12	1
cis-1,2-Dichloroethene	0.26	U	1.0	0.26	ug/L			04/03/16 12:12	1
cis-1,3-Dichloropropene	0.16	U	1.0	0.16	ug/L			04/03/16 12:12	1
Cyclohexane	0.26	U	1.0	0.26	ug/L			04/03/16 12:12	1
Dibromochloromethane	0.22	U	1.0	0.22	ug/L			04/03/16 12:12	1
Dichlorodifluoromethane	0.14	U	1.0	0.14	ug/L			04/03/16 12:12	1
Ethylbenzene	0.30	U	1.0	0.30	ug/L			04/03/16 12:12	1
Freon TF	0.34	U	1.0	0.34	ug/L			04/03/16 12:12	1
Isopropylbenzene	0.32	U	1.0	0.32	ug/L			04/03/16 12:12	1
m&p-Xylene	0.28	U	1.0	0.28	ug/L			04/03/16 12:12	1
Methyl acetate	0.58	U	5.0	0.58	ug/L			04/03/16 12:12	1
Methylcyclohexane	0.22	U	1.0	0.22	ug/L			04/03/16 12:12	1
Methylene Chloride	0.21	U	1.0	0.21	ug/L			04/03/16 12:12	1
MTBE	0.13	U	1.0	0.13	ug/L			04/03/16 12:12	1
o-Xylene	0.32	U	1.0	0.32	ug/L			04/03/16 12:12	1
Styrene	0.17	U	1.0	0.17	ug/L			04/03/16 12:12	1
Tetrachloroethene	0.12	U	1.0	0.12	ug/L			04/03/16 12:12	1
Toluene	0.25	U	1.0	0.25	ug/L			04/03/16 12:12	1
trans-1,2-Dichloroethene	0.18	U	1.0	0.18	ug/L			04/03/16 12:12	1

Method: 8260C - Volatile Organic Compounds by GC/MS (Continued)

Lab Sample ID: MB 460-360372/8
Matrix: Water
Analysis Batch: 360372

Client Sample ID: Method Blank
Prep Type: Total/NA

Analyte	MB Result	MB Qualifier	RL	MDL	Unit	D	Prepared	Analyzed	Dil Fac
trans-1,3-Dichloropropene	0.19	U	1.0	0.19	ug/L			04/03/16 12:12	1
Trichloroethene	0.22	U	1.0	0.22	ug/L			04/03/16 12:12	1
Trichlorofluoromethane	0.15	U	1.0	0.15	ug/L			04/03/16 12:12	1
Vinyl chloride	0.060	U	1.0	0.060	ug/L			04/03/16 12:12	1

Tentatively Identified Compound	*MB Est. Result*	*MB Qualifier*	*Unit*	*D*	*RT*	*CAS No.*	*Prepared*	*Analyzed*	*Dil Fac*
Tentatively Identified Compound	*None*		*ug/L*					*04/03/16 12:12*	*1*

Surrogate	*MB %Recovery*	*MB Qualifier*	*Limits*	*Prepared*	*Analyzed*	*Dil Fac*
1,2-Dichloroethane-d4 (Surr)	*95*		*70 - 130*		*04/03/16 12:12*	*1*
Bromofluorobenzene	*104*		*70 - 130*		*04/03/16 12:12*	*1*
Dibromofluoromethane (Surr)	*101*		*70 - 130*		*04/03/16 12:12*	*1*
Toluene-d8 (Surr)	*91*		*70 - 130*		*04/03/16 12:12*	*1*

Lab Sample ID: LCS 460-360372/4
Matrix: Water
Analysis Batch: 360372

Client Sample ID: Lab Control Sample
Prep Type: Total/NA

Analyte	Spike Added	LCS Result	LCS Qualifier	Unit	D	%Rec	%Rec. Limits
1,1,1-Trichloroethane	20.0	21.6		ug/L		108	70 - 130
1,1,2,2-Tetrachloroethane	20.0	18.8		ug/L		94	70 - 130
1,1,2-Trichloroethane	20.0	19.7		ug/L		99	70 - 130
1,1-Dichloroethane	20.0	20.1		ug/L		100	70 - 130
1,1-Dichloroethene	20.0	20.7		ug/L		104	70 - 130
1,2,3-Trichlorobenzene	20.0	21.3		ug/L		107	70 - 130
1,2,4-Trichlorobenzene	20.0	22.2		ug/L		111	70 - 130
1,2-Dibromo-3-Chloropropane	20.0	20.9		ug/L		104	40 - 160
1,2-Dibromoethane	20.0	19.6		ug/L		98	70 - 130
1,2-Dichlorobenzene	20.0	19.3		ug/L		96	70 - 130
1,2-Dichloroethane	20.0	19.5		ug/L		98	70 - 130
1,2-Dichloropropane	20.0	19.9		ug/L		100	70 - 130
1,3-Dichlorobenzene	20.0	20.1		ug/L		101	70 - 130
1,4-Dichlorobenzene	20.0	19.7		ug/L		99	70 - 130
1,4-Dioxane	400	434		ug/L		109	40 - 160
2-Butanone	100	102		ug/L		102	40 - 160
2-Hexanone	100	99.7		ug/L		100	40 - 160
4-Methyl-2-pentanone	100	101		ug/L		101	40 - 160
Acetone	100	92.2		ug/L		92	40 - 160
Benzene	20.0	19.3		ug/L		97	70 - 130
Bromochloromethane	20.0	20.8		ug/L		104	70 - 130
Bromodichloromethane	20.0	20.8		ug/L		104	70 - 130
Bromoform	20.0	20.4		ug/L		102	70 - 130
Bromomethane	20.0	16.4		ug/L		82	40 - 160
Carbon disulfide	20.0	20.0		ug/L		100	40 - 160
Carbon tetrachloride	20.0	22.4		ug/L		112	70 - 130
Chlorobenzene	20.0	19.2		ug/L		96	70 - 130
Chloroethane	20.0	16.4		ug/L		82	40 - 160

Method: 8260C - Volatile Organic Compounds by GC/MS (Continued)

Lab Sample ID: LCS 460-360372/4
Matrix: Water
Analysis Batch: 360372

Client Sample ID: Lab Control Sample
Prep Type: Total/NA

Analyte	Spike Added	LCS Result	LCS Qualifier	Unit	D	%Rec	%Rec. Limits
Chloroform	20.0	20.6		ug/L		103	70 - 130
Chloromethane	20.0	20.1		ug/L		101	40 - 160
cis-1,2-Dichloroethene	20.0	19.9		ug/L		99	70 - 130
cis-1,3-Dichloropropene	20.0	19.3		ug/L		97	70 - 130
Cyclohexane	20.0	22.2		ug/L		111	70 - 130
Dibromochloromethane	20.0	20.3		ug/L		101	70 - 130
Dichlorodifluoromethane	20.0	20.1		ug/L		101	40 - 160
Ethylbenzene	20.0	20.1		ug/L		101	70 - 130
Freon TF	20.0	22.3		ug/L		112	70 - 130
Isopropylbenzene	20.0	21.1		ug/L		106	70 - 130
m&p-Xylene	20.0	20.1		ug/L		101	70 - 130
Methyl acetate	100	98.5		ug/L		99	70 - 130
Methylcyclohexane	20.0	23.5		ug/L		118	70 - 130
Methylene Chloride	20.0	20.7		ug/L		104	70 - 130
MTBE	20.0	18.3		ug/L		91	70 - 130
o-Xylene	20.0	19.7		ug/L		98	70 - 130
Styrene	20.0	20.0		ug/L		100	70 - 130
Tetrachloroethene	20.0	22.5		ug/L		112	70 - 130
Toluene	20.0	19.5		ug/L		98	70 - 130
trans-1,2-Dichloroethene	20.0	20.3		ug/L		102	70 - 130
trans-1,3-Dichloropropene	20.0	19.7		ug/L		98	70 - 130
Trichloroethene	20.0	21.5		ug/L		108	70 - 130
Trichlorofluoromethane	20.0	22.4		ug/L		112	40 - 160
Vinyl chloride	20.0	20.6		ug/L		103	70 - 130

Surrogate	*LCS %Recovery*	*LCS Qualifier*	*Limits*
1,2-Dichloroethane-d4 (Surr)	*97*		*70 - 130*
Bromofluorobenzene	*96*		*70 - 130*
Dibromofluoromethane (Surr)	*101*		*70 - 130*
Toluene-d8 (Surr)	*94*		*70 - 130*

Lab Sample ID: LCSD 460-360372/5
Matrix: Water
Analysis Batch: 360372

Client Sample ID: Lab Control Sample Dup
Prep Type: Total/NA

Analyte	Spike Added	LCSD Result	LCSD Qualifier	Unit	D	%Rec	%Rec. Limits	RPD	RPD Limit
1,1,1-Trichloroethane	20.0	21.3		ug/L		106	70 - 130	2	20
1,1,2,2-Tetrachloroethane	20.0	19.3		ug/L		97	70 - 130	3	20
1,1,2-Trichloroethane	20.0	19.9		ug/L		99	70 - 130	1	20
1,1-Dichloroethane	20.0	20.0		ug/L		100	70 - 130	1	20
1,1-Dichloroethene	20.0	20.2		ug/L		101	70 - 130	2	20
1,2,3-Trichlorobenzene	20.0	22.4		ug/L		112	70 - 130	5	20
1,2,4-Trichlorobenzene	20.0	23.1		ug/L		115	70 - 130	4	20
1,2-Dibromo-3-Chloropropane	20.0	22.4		ug/L		112	40 - 160	7	20
1,2-Dibromoethane	20.0	20.1		ug/L		100	70 - 130	2	20
1,2-Dichlorobenzene	20.0	20.2		ug/L		101	70 - 130	5	20
1,2-Dichloroethane	20.0	19.5		ug/L		98	70 - 130	0	20
1,2-Dichloropropane	20.0	20.3		ug/L		101	70 - 130	2	20

Method: 8260C - Volatile Organic Compounds by GC/MS (Continued)

Lab Sample ID: LCSD 460-360372/5
Matrix: Water
Analysis Batch: 360372

Client Sample ID: Lab Control Sample Dup
Prep Type: Total/NA

Analyte			Spike Added	LCSD Result	LCSD Qualifier	Unit	D	%Rec	%Rec. Limits	RPD	RPD Limit
1,3-Dichlorobenzene			20.0	20.7		ug/L		103	70 - 130	3	20
1,4-Dichlorobenzene			20.0	20.1		ug/L		101	70 - 130	2	20
1,4-Dioxane			400	435		ug/L		109	40 - 160	0	20
2-Butanone			100	107		ug/L		107	40 - 160	5	20
2-Hexanone			100	101		ug/L		101	40 - 160	1	20
4-Methyl-2-pentanone			100	101		ug/L		101	40 - 160	0	20
Acetone			100	95.4		ug/L		95	40 - 160	3	20
Benzene			20.0	19.5		ug/L		97	70 - 130	1	20
Bromochloromethane			20.0	20.8		ug/L		104	70 - 130	0	20
Bromodichloromethane			20.0	21.4		ug/L		107	70 - 130	3	20
Bromoform			20.0	20.3		ug/L		102	70 - 130	0	20
Bromomethane			20.0	16.6		ug/L		83	40 - 160	1	20
Carbon disulfide			20.0	19.8		ug/L		99	40 - 160	1	20
Carbon tetrachloride			20.0	21.2		ug/L		106	70 - 130	6	20
Chlorobenzene			20.0	20.2		ug/L		101	70 - 130	5	20
Chloroethane			20.0	17.5		ug/L		87	40 - 160	6	20
Chloroform			20.0	20.5		ug/L		103	70 - 130	0	20
Chloromethane			20.0	18.9		ug/L		95	40 - 160	6	20
cis-1,2-Dichloroethene			20.0	20.0		ug/L		100	70 - 130	1	20
cis-1,3-Dichloropropene			20.0	19.8		ug/L		99	70 - 130	2	20
Cyclohexane			20.0	19.7		ug/L		99	70 - 130	12	20
Dibromochloromethane			20.0	21.6		ug/L		108	70 - 130	6	20
Dichlorodifluoromethane			20.0	17.0		ug/L		85	40 - 160	17	20
Ethylbenzene			20.0	20.3		ug/L		101	70 - 130	1	20
Freon TF			20.0	19.6		ug/L		98	70 - 130	13	20
Isopropylbenzene			20.0	20.9		ug/L		104	70 - 130	1	20
m&p-Xylene			20.0	20.3		ug/L		102	70 - 130	1	20
Methyl acetate			100	99.3		ug/L		99	70 - 130	1	20
Methylcyclohexane			20.0	21.1		ug/L		105	70 - 130	11	20
Methylene Chloride			20.0	20.6		ug/L		103	70 - 130	1	20
MTBE			20.0	18.5		ug/L		93	70 - 130	1	20
o-Xylene			20.0	19.5		ug/L		98	70 - 130	1	20
Styrene			20.0	20.2		ug/L		101	70 - 130	1	20
Tetrachloroethene			20.0	22.5		ug/L		112	70 - 130	0	20
Toluene			20.0	19.5		ug/L		98	70 - 130	0	20
trans-1,2-Dichloroethene			20.0	19.6		ug/L		98	70 - 130	4	20
trans-1,3-Dichloropropene			20.0	20.2		ug/L		101	70 - 130	3	20
Trichloroethene			20.0	22.0		ug/L		110	70 - 130	3	20
Trichlorofluoromethane			20.0	18.9		ug/L		94	40 - 160	17	20
Vinyl chloride			20.0	18.9		ug/L		94	70 - 130	9	20

Surrogate	*LCSD %Recovery*	*LCSD Qualifier*	*Limits*
1,2-Dichloroethane-d4 (Surr)	*96*		*70 - 130*
Bromofluorobenzene	*97*		*70 - 130*
Dibromofluoromethane (Surr)	*101*		*70 - 130*
Toluene-d8 (Surr)	*95*		*70 - 130*

Method: 8260C - Volatile Organic Compounds by GC/MS (Continued)

Lab Sample ID: MB 460-360532/7
Matrix: Water
Analysis Batch: 360532

Client Sample ID: Method Blank
Prep Type: Total/NA

Analyte	MB Result	MB Qualifier	RL	MDL	Unit	D	Prepared	Analyzed	Dil Fac
1,1,1-Trichloroethane	0.28	U	1.0	0.28	ug/L			04/04/16 11:38	1
1,1,2,2-Tetrachloroethane	0.19	U	1.0	0.19	ug/L			04/04/16 11:38	1
1,1,2-Trichloroethane	0.080	U	1.0	0.080	ug/L			04/04/16 11:38	1
1,1-Dichloroethane	0.24	U	1.0	0.24	ug/L			04/04/16 11:38	1
1,1-Dichloroethene	0.34	U	1.0	0.34	ug/L			04/04/16 11:38	1
1,2,3-Trichlorobenzene	0.35	U	1.0	0.35	ug/L			04/04/16 11:38	1
1,2,4-Trichlorobenzene	0.27	U	1.0	0.27	ug/L			04/04/16 11:38	1
1,2-Dibromo-3-Chloropropane	0.23	U	1.0	0.23	ug/L			04/04/16 11:38	1
1,2-Dibromoethane	0.19	U	1.0	0.19	ug/L			04/04/16 11:38	1
1,2-Dichlorobenzene	0.22	U	1.0	0.22	ug/L			04/04/16 11:38	1
1,2-Dichloroethane	0.25	U	1.0	0.25	ug/L			04/04/16 11:38	1
1,2-Dichloropropane	0.18	U	1.0	0.18	ug/L			04/04/16 11:38	1
1,3-Dichlorobenzene	0.33	U	1.0	0.33	ug/L			04/04/16 11:38	1
1,4-Dichlorobenzene	0.33	U	1.0	0.33	ug/L			04/04/16 11:38	1
1,4-Dioxane	8.7	U	50	8.7	ug/L			04/04/16 11:38	1
2-Butanone	2.2	U	5.0	2.2	ug/L			04/04/16 11:38	1
2-Hexanone	0.72	U	5.0	0.72	ug/L			04/04/16 11:38	1
4-Methyl-2-pentanone	0.63	U	5.0	0.63	ug/L			04/04/16 11:38	1
Acetone	1.1	U	5.0	1.1	ug/L			04/04/16 11:38	1
Benzene	0.090	U	1.0	0.090	ug/L			04/04/16 11:38	1
Bromochloromethane	0.30	U	1.0	0.30	ug/L			04/04/16 11:38	1
Bromodichloromethane	0.15	U	1.0	0.15	ug/L			04/04/16 11:38	1
Bromoform	0.18	U	1.0	0.18	ug/L			04/04/16 11:38	1
Bromomethane	0.18	U	1.0	0.18	ug/L			04/04/16 11:38	1
Carbon disulfide	0.22	U	1.0	0.22	ug/L			04/04/16 11:38	1
Carbon tetrachloride	0.33	U	1.0	0.33	ug/L			04/04/16 11:38	1
Chlorobenzene	0.24	U	1.0	0.24	ug/L			04/04/16 11:38	1
Chloroethane	0.37	U	1.0	0.37	ug/L			04/04/16 11:38	1
Chloroform	0.22	U	1.0	0.22	ug/L			04/04/16 11:38	1
Chloromethane	0.22	U	1.0	0.22	ug/L			04/04/16 11:38	1
cis-1,2-Dichloroethene	0.26	U	1.0	0.26	ug/L			04/04/16 11:38	1
cis-1,3-Dichloropropene	0.16	U	1.0	0.16	ug/L			04/04/16 11:38	1
Cyclohexane	0.26	U	1.0	0.26	ug/L			04/04/16 11:38	1
Dibromochloromethane	0.22	U	1.0	0.22	ug/L			04/04/16 11:38	1
Dichlorodifluoromethane	0.14	U	1.0	0.14	ug/L			04/04/16 11:38	1
Ethylbenzene	0.30	U	1.0	0.30	ug/L			04/04/16 11:38	1
Freon TF	0.34	U	1.0	0.34	ug/L			04/04/16 11:38	1
Isopropylbenzene	0.32	U	1.0	0.32	ug/L			04/04/16 11:38	1
m&p-Xylene	0.28	U	1.0	0.28	ug/L			04/04/16 11:38	1
Methyl acetate	0.58	U	5.0	0.58	ug/L			04/04/16 11:38	1
Methylcyclohexane	0.22	U	1.0	0.22	ug/L			04/04/16 11:38	1
Methylene Chloride	0.21	U	1.0	0.21	ug/L			04/04/16 11:38	1
MTBE	0.13	U	1.0	0.13	ug/L			04/04/16 11:38	1
o-Xylene	0.32	U	1.0	0.32	ug/L			04/04/16 11:38	1
Styrene	0.17	U	1.0	0.17	ug/L			04/04/16 11:38	1
Tetrachloroethene	0.12	U	1.0	0.12	ug/L			04/04/16 11:38	1
Toluene	0.25	U	1.0	0.25	ug/L			04/04/16 11:38	1
trans-1,2-Dichloroethene	0.18	U	1.0	0.18	ug/L			04/04/16 11:38	1

Method: 8260C - Volatile Organic Compounds by GC/MS (Continued)

Lab Sample ID: MB 460-360532/7
Matrix: Water
Analysis Batch: 360532

Client Sample ID: Method Blank
Prep Type: Total/NA

Analyte	MB Result	MB Qualifier	RL	MDL	Unit	D	Prepared	Analyzed	Dil Fac
trans-1,3-Dichloropropene	0.19	U	1.0	0.19	ug/L			04/04/16 11:38	1
Trichloroethene	0.22	U	1.0	0.22	ug/L			04/04/16 11:38	1
Trichlorofluoromethane	0.15	U	1.0	0.15	ug/L			04/04/16 11:38	1
Vinyl chloride	0.060	U	1.0	0.060	ug/L			04/04/16 11:38	1

Tentatively Identified Compound	*MB Est. Result*	*MB Qualifier*	*Unit*	*D*	*RT*	*CAS No.*	*Prepared*	*Analyzed*	*Dil Fac*
Tentatively Identified Compound	*None*		*ug/L*					*04/04/16 11:38*	*1*

Surrogate	*MB %Recovery*	*MB Qualifier*	*Limits*	*Prepared*	*Analyzed*	*Dil Fac*
1,2-Dichloroethane-d4 (Surr)	*99*		*70 - 130*		*04/04/16 11:38*	*1*
Bromofluorobenzene	*112*		*70 - 130*		*04/04/16 11:38*	*1*
Dibromofluoromethane (Surr)	*105*		*70 - 130*		*04/04/16 11:38*	*1*
Toluene-d8 (Surr)	*93*		*70 - 130*		*04/04/16 11:38*	*1*

Lab Sample ID: LCS 460-360532/3
Matrix: Water
Analysis Batch: 360532

Client Sample ID: Lab Control Sample
Prep Type: Total/NA

Analyte	Spike Added	LCS Result	LCS Qualifier	Unit	D	%Rec	%Rec. Limits
1,1,1-Trichloroethane	20.0	22.0		ug/L		110	70 - 130
1,1,2,2-Tetrachloroethane	20.0	18.9		ug/L		94	70 - 130
1,1,2-Trichloroethane	20.0	19.0		ug/L		95	70 - 130
1,1-Dichloroethane	20.0	20.9		ug/L		105	70 - 130
1,1-Dichloroethene	20.0	21.0		ug/L		105	70 - 130
1,2,3-Trichlorobenzene	20.0	21.8		ug/L		109	70 - 130
1,2,4-Trichlorobenzene	20.0	21.4		ug/L		107	70 - 130
1,2-Dibromo-3-Chloropropane	20.0	20.7		ug/L		103	40 - 160
1,2-Dibromoethane	20.0	20.3		ug/L		102	70 - 130
1,2-Dichlorobenzene	20.0	19.7		ug/L		99	70 - 130
1,2-Dichloroethane	20.0	19.8		ug/L		99	70 - 130
1,2-Dichloropropane	20.0	19.3		ug/L		97	70 - 130
1,3-Dichlorobenzene	20.0	20.1		ug/L		100	70 - 130
1,4-Dichlorobenzene	20.0	19.4		ug/L		97	70 - 130
1,4-Dioxane	400	448		ug/L		112	40 - 160
2-Butanone	100	101		ug/L		101	40 - 160
2-Hexanone	100	97.2		ug/L		97	40 - 160
4-Methyl-2-pentanone	100	97.4		ug/L		97	40 - 160
Acetone	100	102		ug/L		102	40 - 160
Benzene	20.0	19.5		ug/L		98	70 - 130
Bromochloromethane	20.0	21.3		ug/L		107	70 - 130
Bromodichloromethane	20.0	20.6		ug/L		103	70 - 130
Bromoform	20.0	21.1		ug/L		105	70 - 130
Bromomethane	20.0	14.7		ug/L		73	40 - 160
Carbon disulfide	20.0	20.2		ug/L		101	40 - 160
Carbon tetrachloride	20.0	23.0		ug/L		115	70 - 130
Chlorobenzene	20.0	19.4		ug/L		97	70 - 130
Chloroethane	20.0	18.1		ug/L		91	40 - 160

Method: 8260C - Volatile Organic Compounds by GC/MS (Continued)

Lab Sample ID: LCS 460-360532/3
Matrix: Water
Analysis Batch: 360532

Client Sample ID: Lab Control Sample
Prep Type: Total/NA

Analyte	Spike Added	LCS Result	LCS Qualifier	Unit	D	%Rec	%Rec. Limits
Chloroform	20.0	20.1		ug/L		101	70 - 130
Chloromethane	20.0	18.1		ug/L		91	40 - 160
cis-1,2-Dichloroethene	20.0	20.1		ug/L		100	70 - 130
cis-1,3-Dichloropropene	20.0	19.9		ug/L		99	70 - 130
Cyclohexane	20.0	23.2		ug/L		116	70 - 130
Dibromochloromethane	20.0	20.6		ug/L		103	70 - 130
Dichlorodifluoromethane	20.0	20.2		ug/L		101	40 - 160
Ethylbenzene	20.0	20.3		ug/L		102	70 - 130
Freon TF	20.0	23.2		ug/L		116	70 - 130
Isopropylbenzene	20.0	21.6		ug/L		108	70 - 130
m&p-Xylene	20.0	20.3		ug/L		102	70 - 130
Methyl acetate	100	95.3		ug/L		95	70 - 130
Methylcyclohexane	20.0	23.7		ug/L		118	70 - 130
Methylene Chloride	20.0	20.4		ug/L		102	70 - 130
MTBE	20.0	19.0		ug/L		95	70 - 130
o-Xylene	20.0	20.0		ug/L		100	70 - 130
Styrene	20.0	20.3		ug/L		101	70 - 130
Tetrachloroethene	20.0	23.4		ug/L		117	70 - 130
Toluene	20.0	19.7		ug/L		99	70 - 130
trans-1,2-Dichloroethene	20.0	19.5		ug/L		97	70 - 130
trans-1,3-Dichloropropene	20.0	20.2		ug/L		101	70 - 130
Trichloroethene	20.0	21.7		ug/L		108	70 - 130
Trichlorofluoromethane	20.0	21.9		ug/L		110	40 - 160
Vinyl chloride	20.0	20.6		ug/L		103	70 - 130

Surrogate	*LCS %Recovery*	*LCS Qualifier*	*Limits*
1,2-Dichloroethane-d4 (Surr)	*96*		*70 - 130*
Bromofluorobenzene	*96*		*70 - 130*
Dibromofluoromethane (Surr)	*100*		*70 - 130*
Toluene-d8 (Surr)	*93*		*70 - 130*

Lab Sample ID: 460-111103-57 MS
Matrix: Water
Analysis Batch: 360532

Client Sample ID: MW-505I
Prep Type: Total/NA

Analyte	Sample Result	Sample Qualifier	Spike Added	MS Result	MS Qualifier	Unit	D	%Rec	%Rec. Limits
1,1,1-Trichloroethane	0.28	U	200	235		ug/L		118	70 - 130
1,1,2,2-Tetrachloroethane	0.19	U	200	198		ug/L		99	70 - 130
1,1,2-Trichloroethane	0.080	U	200	220		ug/L		110	70 - 130
1,1-Dichloroethane	0.24	U	200	219		ug/L		109	70 - 130
1,1-Dichloroethene	0.34	U	200	222		ug/L		111	70 - 130
1,2,3-Trichlorobenzene	0.35	U	200	226		ug/L		113	70 - 130
1,2,4-Trichlorobenzene	0.27	U	200	221		ug/L		110	70 - 130
1,2-Dibromo-3-Chloropropane	0.23	U	200	212		ug/L		106	40 - 160
1,2-Dibromoethane	0.19	U	200	217		ug/L		108	70 - 130
1,2-Dichlorobenzene	0.22	U	200	207		ug/L		103	70 - 130
1,2-Dichloroethane	0.25	U	200	214		ug/L		107	70 - 130
1,2-Dichloropropane	0.18	U	200	214		ug/L		107	70 - 130

Method: 8260C - Volatile Organic Compounds by GC/MS (Continued)

Lab Sample ID: 460-111103-57 MS
Matrix: Water
Analysis Batch: 360532

Client Sample ID: MW-505I
Prep Type: Total/NA

Analyte	Sample Result	Sample Qualifier	Spike Added	MS Result	MS Qualifier	Unit	D	%Rec	%Rec. Limits
1,3-Dichlorobenzene	0.33	U	200	212		ug/L		106	70 - 130
1,4-Dichlorobenzene	0.33	U	200	208		ug/L		104	70 - 130
1,4-Dioxane	8.7	U F2	4000	4680		ug/L		117	40 - 160
2-Butanone	2.2	U	1000	1100		ug/L		110	40 - 160
2-Hexanone	0.72	U	1000	1010		ug/L		101	40 - 160
4-Methyl-2-pentanone	0.63	U	1000	1040		ug/L		104	40 - 160
Acetone	1.1	U F2	1000	1150		ug/L		115	40 - 160
Benzene	0.090	U	200	212		ug/L		106	70 - 130
Bromochloromethane	0.30	U	200	225		ug/L		112	70 - 130
Bromodichloromethane	0.15	U	200	224		ug/L		112	70 - 130
Bromoform	0.18	U	200	216		ug/L		108	70 - 130
Bromomethane	0.18	U	200	132		ug/L		66	40 - 160
Carbon disulfide	0.22	U	200	209		ug/L		104	40 - 160
Carbon tetrachloride	0.33	U	200	241		ug/L		120	70 - 130
Chlorobenzene	0.24	U	200	205		ug/L		102	70 - 130
Chloroethane	0.37	U	200	169		ug/L		85	40 - 160
Chloroform	0.87	J	200	217		ug/L		108	70 - 130
Chloromethane	0.22	U	200	181		ug/L		91	40 - 160
cis-1,2-Dichloroethene	0.26	U	200	214		ug/L		107	70 - 130
cis-1,3-Dichloropropene	0.16	U	200	204		ug/L		102	70 - 130
Cyclohexane	0.26	U	200	240		ug/L		120	70 - 130
Dibromochloromethane	0.22	U	200	225		ug/L		113	70 - 130
Dichlorodifluoromethane	0.14	U	200	193		ug/L		96	40 - 160
Ethylbenzene	0.30	U	200	212		ug/L		106	70 - 130
Freon TF	0.34	U	200	232		ug/L		116	70 - 130
Isopropylbenzene	0.32	U	200	222		ug/L		111	70 - 130
m&p-Xylene	0.28	U	200	218		ug/L		109	70 - 130
Methyl acetate	0.58	U F2	1000	1090		ug/L		109	70 - 130
Methylcyclohexane	0.22	U	200	243		ug/L		122	70 - 130
Methylene Chloride	0.21	U	200	221		ug/L		111	70 - 130
MTBE	0.13	U	200	201		ug/L		100	70 - 130
o-Xylene	0.32	U	200	215		ug/L		108	70 - 130
Styrene	0.17	U	200	217		ug/L		108	70 - 130
Tetrachloroethene	0.12	U	200	244		ug/L		122	70 - 130
Toluene	0.25	U	200	209		ug/L		105	70 - 130
trans-1,2-Dichloroethene	0.18	U	200	214		ug/L		107	70 - 130
trans-1,3-Dichloropropene	0.19	U	200	206		ug/L		103	70 - 130
Trichloroethene	0.22	U	200	232		ug/L		116	70 - 130
Trichlorofluoromethane	0.15	U	200	232		ug/L		116	40 - 160
Vinyl chloride	0.060	U	200	208		ug/L		104	70 - 130

Surrogate	*MS %Recovery*	*MS Qualifier*	*Limits*
1,2-Dichloroethane-d4 (Surr)	*89*		*70 - 130*
Bromofluorobenzene	*91*		*70 - 130*
Dibromofluoromethane (Surr)	*96*		*70 - 130*
Toluene-d8 (Surr)	*89*		*70 - 130*

Method: 8260C - Volatile Organic Compounds by GC/MS (Continued)

Lab Sample ID: 460-111103-57 MSD
Matrix: Water
Analysis Batch: 360532

Client Sample ID: MW-505I
Prep Type: Total/NA

Analyte	Sample Result	Sample Qualifier	Spike Added	MSD Result	MSD Qualifier	Unit	D	%Rec	%Rec. Limits	RPD	RPD Limit
1,1,1-Trichloroethane	0.28	U	200	202		ug/L		101	70 - 130	15	20
1,1,2,2-Tetrachloroethane	0.19	U	200	164		ug/L		82	70 - 130	18	20
1,1,2-Trichloroethane	0.080	U	200	183		ug/L		91	70 - 130	19	20
1,1-Dichloroethane	0.24	U	200	182		ug/L		91	70 - 130	19	20
1,1-Dichloroethene	0.34	U	200	184		ug/L		92	70 - 130	19	20
1,2,3-Trichlorobenzene	0.35	U	200	194		ug/L		97	70 - 130	15	20
1,2,4-Trichlorobenzene	0.27	U	200	187		ug/L		94	70 - 130	16	20
1,2-Dibromo-3-Chloropropane	0.23	U	200	194		ug/L		97	40 - 160	9	20
1,2-Dibromoethane	0.19	U	200	189		ug/L		94	70 - 130	14	20
1,2-Dichlorobenzene	0.22	U	200	176		ug/L		88	70 - 130	16	20
1,2-Dichloroethane	0.25	U	200	179		ug/L		90	70 - 130	18	20
1,2-Dichloropropane	0.18	U	200	185		ug/L		92	70 - 130	15	20
1,3-Dichlorobenzene	0.33	U	200	180		ug/L		90	70 - 130	16	20
1,4-Dichlorobenzene	0.33	U	200	176		ug/L		88	70 - 130	16	20
1,4-Dioxane	8.7	U F2	4000	3320	F2	ug/L		83	40 - 160	34	20
2-Butanone	2.2	U	1000	946		ug/L		95	40 - 160	15	20
2-Hexanone	0.72	U	1000	865		ug/L		86	40 - 160	16	20
4-Methyl-2-pentanone	0.63	U	1000	861		ug/L		86	40 - 160	19	20
Acetone	1.1	U F2	1000	902	F2	ug/L		90	40 - 160	24	20
Benzene	0.090	U	200	181		ug/L		90	70 - 130	16	20
Bromochloromethane	0.30	U	200	195		ug/L		98	70 - 130	14	20
Bromodichloromethane	0.15	U	200	184		ug/L		92	70 - 130	20	20
Bromoform	0.18	U	200	194		ug/L		97	70 - 130	11	20
Bromomethane	0.18	U	200	124		ug/L		62	40 - 160	6	20
Carbon disulfide	0.22	U	200	178		ug/L		89	40 - 160	16	20
Carbon tetrachloride	0.33	U	200	200		ug/L		100	70 - 130	18	20
Chlorobenzene	0.24	U	200	172		ug/L		86	70 - 130	17	20
Chloroethane	0.37	U	200	176		ug/L		88	40 - 160	4	20
Chloroform	0.87	J	200	184		ug/L		92	70 - 130	17	20
Chloromethane	0.22	U	200	178		ug/L		89	40 - 160	2	20
cis-1,2-Dichloroethene	0.26	U	200	184		ug/L		92	70 - 130	15	20
cis-1,3-Dichloropropene	0.16	U	200	177		ug/L		88	70 - 130	14	20
Cyclohexane	0.26	U	200	207		ug/L		104	70 - 130	15	20
Dibromochloromethane	0.22	U	200	192		ug/L		96	70 - 130	16	20
Dichlorodifluoromethane	0.14	U	200	167		ug/L		83	40 - 160	14	20
Ethylbenzene	0.30	U	200	187		ug/L		93	70 - 130	13	20
Freon TF	0.34	U	200	199		ug/L		100	70 - 130	15	20
Isopropylbenzene	0.32	U	200	204		ug/L		102	70 - 130	8	20
m&p-Xylene	0.28	U	200	201		ug/L		100	70 - 130	8	20
Methyl acetate	0.58	U F2	1000	844	F2	ug/L		84	70 - 130	26	20
Methylcyclohexane	0.22	U	200	205		ug/L		103	70 - 130	17	20
Methylene Chloride	0.21	U	200	197		ug/L		98	70 - 130	12	20
MTBE	0.13	U	200	170		ug/L		85	70 - 130	17	20
o-Xylene	0.32	U	200	192		ug/L		96	70 - 130	11	20
Styrene	0.17	U	200	194		ug/L		97	70 - 130	11	20
Tetrachloroethene	0.12	U	200	210		ug/L		105	70 - 130	15	20
Toluene	0.25	U	200	174		ug/L		87	70 - 130	18	20
trans-1,2-Dichloroethene	0.18	U	200	184		ug/L		92	70 - 130	15	20

Method: 8260C - Volatile Organic Compounds by GC/MS (Continued)

Lab Sample ID: 460-111103-57 MSD
Matrix: Water
Analysis Batch: 360532

Client Sample ID: MW-505I
Prep Type: Total/NA

Analyte	Sample Result	Sample Qualifier	Spike Added	MSD Result	MSD Qualifier	Unit	D	%Rec	%Rec. Limits	RPD	RPD Limit
trans-1,3-Dichloropropene	0.19	U	200	182		ug/L		91	70 - 130	13	20
Trichloroethene	0.22	U	200	196		ug/L		98	70 - 130	17	20
Trichlorofluoromethane	0.15	U	200	203		ug/L		101	40 - 160	13	20
Vinyl chloride	0.060	U	200	185		ug/L		93	70 - 130	11	20

Surrogate	*MSD %Recovery*	*MSD Qualifier*	*Limits*
1,2-Dichloroethane-d4 (Surr)	*96*		*70 - 130*
Bromofluorobenzene	*105*		*70 - 130*
Dibromofluoromethane (Surr)	*102*		*70 - 130*
Toluene-d8 (Surr)	*95*		*70 - 130*

Qualifiers

GC/MS VOA

Qualifier	Qualifier Description
U	Indicates the analyte was analyzed for but not detected.
*	RPD of the LCS and LCSD exceeds the control limits
J	Result is less than the RL but greater than or equal to the MDL and the concentration is an approximate value.
*	LCS or LCSD is outside acceptance limits.
F2	MS/MSD RPD exceeds control limits

Glossary

Abbreviation	These commonly used abbreviations may or may not be present in this report.
¤	Listed under the "D" column to designate that the result is reported on a dry weight basis
%R	Percent Recovery
CFL	Contains Free Liquid
CNF	Contains no Free Liquid
DER	Duplicate error ratio (normalized absolute difference)
Dil Fac	Dilution Factor
DL, RA, RE, IN	Indicates a Dilution, Re-analysis, Re-extraction, or additional Initial metals/anion analysis of the sample
DLC	Decision level concentration
MDA	Minimum detectable activity
EDL	Estimated Detection Limit
MDC	Minimum detectable concentration
MDL	Method Detection Limit
ML	Minimum Level (Dioxin)
NC	Not Calculated
ND	Not detected at the reporting limit (or MDL or EDL if shown)
PQL	Practical Quantitation Limit
QC	Quality Control
RER	Relative error ratio
RL	Reporting Limit or Requested Limit (Radiochemistry)
RPD	Relative Percent Difference, a measure of the relative difference between two points
TEF	Toxicity Equivalent Factor (Dioxin)
TEQ	Toxicity Equivalent Quotient (Dioxin)

GC/MS VOA

Analysis Batch: 360191

Lab Sample ID	Client Sample ID	Prep Type	Matrix	Method	Prep Batch
460-111103-1	MW-1S-A	Total/NA	Water	8260C	
460-111103-2	MW-1S-B	Total/NA	Water	8260C	
460-111103-3	MW-1I	Total/NA	Water	8260C	
460-111103-4	MW-2D	Total/NA	Water	8260C	
460-111103-5	MW-2I	Total/NA	Water	8260C	
460-111103-6	MW-3D	Total/NA	Water	8260C	
460-111103-7	MW-501S	Total/NA	Water	8260C	
460-111103-8	MW-501I	Total/NA	Water	8260C	
460-111103-9	MW-502S	Total/NA	Water	8260C	
460-111103-10	MW-502I	Total/NA	Water	8260C	
460-111103-11	MW-503I	Total/NA	Water	8260C	
460-111103-12	MW-506S	Total/NA	Water	8260C	
460-111103-13	MW-506I	Total/NA	Water	8260C	
LCS 460-360191/3	Lab Control Sample	Total/NA	Water	8260C	
LCSD 460-360191/4	Lab Control Sample Dup	Total/NA	Water	8260C	
MB 460-360191/7	Method Blank	Total/NA	Water	8260C	

Analysis Batch: 360252

Lab Sample ID	Client Sample ID	Prep Type	Matrix	Method	Prep Batch
460-111103-14	MW-507S	Total/NA	Water	8260C	
460-111103-15	MW-507I	Total/NA	Water	8260C	
460-111103-16	MW-508S	Total/NA	Water	8260C	
460-111103-17	MW-508D	Total/NA	Water	8260C	
460-111103-18	MW-532S	Total/NA	Water	8260C	
460-111103-19	MW-532D	Total/NA	Water	8260C	
460-111103-20	MW-544S	Total/NA	Water	8260C	
460-111103-21	MW-544I	Total/NA	Water	8260C	
460-111103-22	MW-544D	Total/NA	Water	8260C	
460-111103-23	MW-545S	Total/NA	Water	8260C	
460-111103-24	MW-545I	Total/NA	Water	8260C	
460-111103-25	MW-545D	Total/NA	Water	8260C	
460-111103-26	MW-546S	Total/NA	Water	8260C	
460-111103-27	MW-546I	Total/NA	Water	8260C	
460-111103-28	MW-546D	Total/NA	Water	8260C	
460-111103-29	MW-547S	Total/NA	Water	8260C	
LCS 460-360252/4	Lab Control Sample	Total/NA	Water	8260C	
LCSD 460-360252/6	Lab Control Sample Dup	Total/NA	Water	8260C	
MB 460-360252/9	Method Blank	Total/NA	Water	8260C	

Analysis Batch: 360372

Lab Sample ID	Client Sample ID	Prep Type	Matrix	Method	Prep Batch
460-111103-30	MW-547I	Total/NA	Water	8260C	
460-111103-31	MW-547D	Total/NA	Water	8260C	
460-111103-32	MW-549S	Total/NA	Water	8260C	
460-111103-33	MW-549I	Total/NA	Water	8260C	
460-111103-34	MW-550S	Total/NA	Water	8260C	
460-111103-35	MW-550I	Total/NA	Water	8260C	
460-111103-36	PZ-521S	Total/NA	Water	8260C	
460-111103-37	PZ-521I	Total/NA	Water	8260C	
460-111103-38	PZ-522S	Total/NA	Water	8260C	
460-111103-39	PZ-522I	Total/NA	Water	8260C	

GC/MS VOA (Continued)

Analysis Batch: 360372 (Continued)

Lab Sample ID	Client Sample ID	Prep Type	Matrix	Method	Prep Batch
460-111103-40	PZ-522D	Total/NA	Water	8260C	
460-111103-41	PZ-524S	Total/NA	Water	8260C	
460-111103-42	PZ-524I	Total/NA	Water	8260C	
460-111103-43	PZ-524D	Total/NA	Water	8260C	
LCS 460-360372/4	Lab Control Sample	Total/NA	Water	8260C	
LCSD 460-360372/5	Lab Control Sample Dup	Total/NA	Water	8260C	
MB 460-360372/8	Method Blank	Total/NA	Water	8260C	

Analysis Batch: 360532

Lab Sample ID	Client Sample ID	Prep Type	Matrix	Method	Prep Batch
460-111103-44	DUP-01	Total/NA	Water	8260C	
460-111103-45	DUP-02	Total/NA	Water	8260C	
460-111103-46	DUP-03	Total/NA	Water	8260C	
460-111103-47	DUP-04	Total/NA	Water	8260C	
460-111103-48	DUP-05	Total/NA	Water	8260C	
460-111103-49	DUP-06	Total/NA	Water	8260C	
460-111103-50	SW-1	Total/NA	Water	8260C	
460-111103-51	SW-2	Total/NA	Water	8260C	
460-111103-52	SW-3	Total/NA	Water	8260C	
460-111103-53	SW-4	Total/NA	Water	8260C	
460-111103-54	FB-032216	Total/NA	Water	8260C	
460-111103-55	TB-032216	Total/NA	Water	8260C	
460-111103-56	MW-503S	Total/NA	Water	8260C	
460-111103-57	MW-505I	Total/NA	Water	8260C	
460-111103-57 MS	MW-505I	Total/NA	Water	8260C	
460-111103-57 MSD	MW-505I	Total/NA	Water	8260C	
LCS 460-360532/3	Lab Control Sample	Total/NA	Water	8260C	
MB 460-360532/7	Method Blank	Total/NA	Water	8260C	

Client Sample ID: MW-1S-A
Date Collected: 03/22/16 09:05
Date Received: 03/23/16 21:00

Lab Sample ID: 460-111103-1
Matrix: Water

Prep Type	Batch Type	Batch Method	Run	Dilution Factor	Batch Number	Prepared or Analyzed	Analyst	Lab
Total/NA	Analysis	8260C		1	360191	04/02/16 00:17	KLB	TAL EDI

Client Sample ID: MW-1S-B
Date Collected: 03/22/16 09:10
Date Received: 03/23/16 21:00

Lab Sample ID: 460-111103-2
Matrix: Water

Prep Type	Batch Type	Batch Method	Run	Dilution Factor	Batch Number	Prepared or Analyzed	Analyst	Lab
Total/NA	Analysis	8260C		1	360191	04/02/16 00:44	KLB	TAL EDI

Client Sample ID: MW-1I
Date Collected: 03/22/16 09:15
Date Received: 03/23/16 21:00

Lab Sample ID: 460-111103-3
Matrix: Water

Prep Type	Batch Type	Batch Method	Run	Dilution Factor	Batch Number	Prepared or Analyzed	Analyst	Lab
Total/NA	Analysis	8260C		1	360191	04/02/16 01:12	KLB	TAL EDI

Client Sample ID: MW-2D
Date Collected: 03/22/16 10:25
Date Received: 03/23/16 21:00

Lab Sample ID: 460-111103-4
Matrix: Water

Prep Type	Batch Type	Batch Method	Run	Dilution Factor	Batch Number	Prepared or Analyzed	Analyst	Lab
Total/NA	Analysis	8260C		1	360191	04/02/16 01:40	KLB	TAL EDI

Client Sample ID: MW-2I
Date Collected: 03/22/16 10:30
Date Received: 03/23/16 21:00

Lab Sample ID: 460-111103-5
Matrix: Water

Prep Type	Batch Type	Batch Method	Run	Dilution Factor	Batch Number	Prepared or Analyzed	Analyst	Lab
Total/NA	Analysis	8260C		1	360191	04/02/16 02:08	KLB	TAL EDI

Client Sample ID: MW-3D
Date Collected: 03/22/16 09:55
Date Received: 03/23/16 21:00

Lab Sample ID: 460-111103-6
Matrix: Water

Prep Type	Batch Type	Batch Method	Run	Dilution Factor	Batch Number	Prepared or Analyzed	Analyst	Lab
Total/NA	Analysis	8260C		1	360191	04/02/16 02:35	KLB	TAL EDI

Lab Chronicle

Client: Tetra Tech GEO
Project/Site: Lockheed - North Plainfield, NJ

TestAmerica Job ID: 460-111103-1

Client Sample ID: MW-501S
Date Collected: 03/22/16 08:04
Date Received: 03/23/16 21:00

Lab Sample ID: 460-111103-7
Matrix: Water

Prep Type	Batch Type	Batch Method	Run	Dilution Factor	Batch Number	Prepared or Analyzed	Analyst	Lab
Total/NA	Analysis	8260C		1	360191	04/02/16 03:03	KLB	TAL EDI

Client Sample ID: MW-501I
Date Collected: 03/22/16 08:09
Date Received: 03/23/16 21:00

Lab Sample ID: 460-111103-8
Matrix: Water

Prep Type	Batch Type	Batch Method	Run	Dilution Factor	Batch Number	Prepared or Analyzed	Analyst	Lab
Total/NA	Analysis	8260C		1	360191	04/02/16 03:31	KLB	TAL EDI

Client Sample ID: MW-502S
Date Collected: 03/22/16 08:40
Date Received: 03/23/16 21:00

Lab Sample ID: 460-111103-9
Matrix: Water

Prep Type	Batch Type	Batch Method	Run	Dilution Factor	Batch Number	Prepared or Analyzed	Analyst	Lab
Total/NA	Analysis	8260C		1	360191	04/02/16 03:59	KLB	TAL EDI

Client Sample ID: MW-502I
Date Collected: 03/22/16 08:45
Date Received: 03/23/16 21:00

Lab Sample ID: 460-111103-10
Matrix: Water

Prep Type	Batch Type	Batch Method	Run	Dilution Factor	Batch Number	Prepared or Analyzed	Analyst	Lab
Total/NA	Analysis	8260C		1	360191	04/02/16 04:26	KLB	TAL EDI

Client Sample ID: MW-503I
Date Collected: 03/22/16 08:35
Date Received: 03/23/16 21:00

Lab Sample ID: 460-111103-11
Matrix: Water

Prep Type	Batch Type	Batch Method	Run	Dilution Factor	Batch Number	Prepared or Analyzed	Analyst	Lab
Total/NA	Analysis	8260C		1	360191	04/02/16 04:54	KLB	TAL EDI

Client Sample ID: MW-506S
Date Collected: 03/22/16 08:50
Date Received: 03/23/16 21:00

Lab Sample ID: 460-111103-12
Matrix: Water

Prep Type	Batch Type	Batch Method	Run	Dilution Factor	Batch Number	Prepared or Analyzed	Analyst	Lab
Total/NA	Analysis	8260C		1	360191	04/02/16 05:22	KLB	TAL EDI

Client Sample ID: MW-506I
Date Collected: 03/22/16 08:55
Date Received: 03/23/16 21:00

Lab Sample ID: 460-111103-13
Matrix: Water

Prep Type	Batch Type	Batch Method	Run	Dilution Factor	Batch Number	Prepared or Analyzed	Analyst	Lab
Total/NA	Analysis	8260C		1	360191	04/02/16 05:50	KLB	TAL EDI

Client Sample ID: MW-507S
Date Collected: 03/22/16 09:30
Date Received: 03/23/16 21:00

Lab Sample ID: 460-111103-14
Matrix: Water

Prep Type	Batch Type	Batch Method	Run	Dilution Factor	Batch Number	Prepared or Analyzed	Analyst	Lab
Total/NA	Analysis	8260C		1	360252	04/02/16 14:20	KLB	TAL EDI

Client Sample ID: MW-507I
Date Collected: 03/22/16 09:25
Date Received: 03/23/16 21:00

Lab Sample ID: 460-111103-15
Matrix: Water

Prep Type	Batch Type	Batch Method	Run	Dilution Factor	Batch Number	Prepared or Analyzed	Analyst	Lab
Total/NA	Analysis	8260C		1	360252	04/02/16 14:47	KLB	TAL EDI

Client Sample ID: MW-508S
Date Collected: 03/22/16 09:35
Date Received: 03/23/16 21:00

Lab Sample ID: 460-111103-16
Matrix: Water

Prep Type	Batch Type	Batch Method	Run	Dilution Factor	Batch Number	Prepared or Analyzed	Analyst	Lab
Total/NA	Analysis	8260C		1	360252	04/02/16 15:15	KLB	TAL EDI

Client Sample ID: MW-508D
Date Collected: 03/22/16 09:40
Date Received: 03/23/16 21:00

Lab Sample ID: 460-111103-17
Matrix: Water

Prep Type	Batch Type	Batch Method	Run	Dilution Factor	Batch Number	Prepared or Analyzed	Analyst	Lab
Total/NA	Analysis	8260C		1	360252	04/02/16 15:43	KLB	TAL EDI

Client Sample ID: MW-532S
Date Collected: 03/22/16 07:45
Date Received: 03/23/16 21:00

Lab Sample ID: 460-111103-18
Matrix: Water

Prep Type	Batch Type	Batch Method	Run	Dilution Factor	Batch Number	Prepared or Analyzed	Analyst	Lab
Total/NA	Analysis	8260C		1	360252	04/02/16 16:10	KLB	TAL EDI

Client Sample ID: MW-532D
Lab Sample ID: 460-111103-19
Date Collected: 03/22/16 07:50
Matrix: Water
Date Received: 03/23/16 21:00

Prep Type	Batch Type	Batch Method	Run	Dilution Factor	Batch Number	Prepared or Analyzed	Analyst	Lab
Total/NA	Analysis	8260C		1	360252	04/02/16 16:38	KLB	TAL EDI

Client Sample ID: MW-544S
Lab Sample ID: 460-111103-20
Date Collected: 03/22/16 12:45
Matrix: Water
Date Received: 03/23/16 21:00

Prep Type	Batch Type	Batch Method	Run	Dilution Factor	Batch Number	Prepared or Analyzed	Analyst	Lab
Total/NA	Analysis	8260C		1	360252	04/02/16 17:06	KLB	TAL EDI

Client Sample ID: MW-544I
Lab Sample ID: 460-111103-21
Date Collected: 03/22/16 12:50
Matrix: Water
Date Received: 03/23/16 21:00

Prep Type	Batch Type	Batch Method	Run	Dilution Factor	Batch Number	Prepared or Analyzed	Analyst	Lab
Total/NA	Analysis	8260C		1	360252	04/02/16 17:33	KLB	TAL EDI

Client Sample ID: MW-544D
Lab Sample ID: 460-111103-22
Date Collected: 03/22/16 12:55
Matrix: Water
Date Received: 03/23/16 21:00

Prep Type	Batch Type	Batch Method	Run	Dilution Factor	Batch Number	Prepared or Analyzed	Analyst	Lab
Total/NA	Analysis	8260C		1	360252	04/02/16 18:01	KLB	TAL EDI

Client Sample ID: MW-545S
Lab Sample ID: 460-111103-23
Date Collected: 03/22/16 12:05
Matrix: Water
Date Received: 03/23/16 21:00

Prep Type	Batch Type	Batch Method	Run	Dilution Factor	Batch Number	Prepared or Analyzed	Analyst	Lab
Total/NA	Analysis	8260C		1	360252	04/02/16 18:29	KLB	TAL EDI

Client Sample ID: MW-545I
Lab Sample ID: 460-111103-24
Date Collected: 03/22/16 12:10
Matrix: Water
Date Received: 03/23/16 21:00

Prep Type	Batch Type	Batch Method	Run	Dilution Factor	Batch Number	Prepared or Analyzed	Analyst	Lab
Total/NA	Analysis	8260C		1	360252	04/02/16 18:56	KLB	TAL EDI

Client Sample ID: MW-545D
Lab Sample ID: 460-111103-25
Date Collected: 03/22/16 12:15
Matrix: Water
Date Received: 03/23/16 21:00

Prep Type	Batch Type	Batch Method	Run	Dilution Factor	Batch Number	Prepared or Analyzed	Analyst	Lab
Total/NA	Analysis	8260C		1	360252	04/02/16 19:24	KLB	TAL EDI

Client Sample ID: MW-546S
Lab Sample ID: 460-111103-26
Date Collected: 03/22/16 14:45
Matrix: Water
Date Received: 03/23/16 21:00

Prep Type	Batch Type	Batch Method	Run	Dilution Factor	Batch Number	Prepared or Analyzed	Analyst	Lab
Total/NA	Analysis	8260C		1	360252	04/02/16 19:52	KLB	TAL EDI

Client Sample ID: MW-546I
Lab Sample ID: 460-111103-27
Date Collected: 03/22/16 14:50
Matrix: Water
Date Received: 03/23/16 21:00

Prep Type	Batch Type	Batch Method	Run	Dilution Factor	Batch Number	Prepared or Analyzed	Analyst	Lab
Total/NA	Analysis	8260C		1	360252	04/02/16 20:19	KLB	TAL EDI

Client Sample ID: MW-546D
Lab Sample ID: 460-111103-28
Date Collected: 03/22/16 14:55
Matrix: Water
Date Received: 03/23/16 21:00

Prep Type	Batch Type	Batch Method	Run	Dilution Factor	Batch Number	Prepared or Analyzed	Analyst	Lab
Total/NA	Analysis	8260C		1	360252	04/02/16 20:47	KLB	TAL EDI

Client Sample ID: MW-547S
Lab Sample ID: 460-111103-29
Date Collected: 03/22/16 10:40
Matrix: Water
Date Received: 03/23/16 21:00

Prep Type	Batch Type	Batch Method	Run	Dilution Factor	Batch Number	Prepared or Analyzed	Analyst	Lab
Total/NA	Analysis	8260C		1	360252	04/02/16 21:15	KLB	TAL EDI

Client Sample ID: MW-547I
Lab Sample ID: 460-111103-30
Date Collected: 03/22/16 10:45
Matrix: Water
Date Received: 03/23/16 21:00

Prep Type	Batch Type	Batch Method	Run	Dilution Factor	Batch Number	Prepared or Analyzed	Analyst	Lab
Total/NA	Analysis	8260C		1	360372	04/03/16 12:40	KLB	TAL EDI

Client Sample ID: MW-547D
Lab Sample ID: 460-111103-31
Date Collected: 03/22/16 10:50
Matrix: Water
Date Received: 03/23/16 21:00

Prep Type	Batch Type	Batch Method	Run	Dilution Factor	Batch Number	Prepared or Analyzed	Analyst	Lab
Total/NA	Analysis	8260C		1	360372	04/03/16 13:07	KLB	TAL EDI

Client Sample ID: MW-549S
Lab Sample ID: 460-111103-32
Date Collected: 03/22/16 07:25
Matrix: Water
Date Received: 03/23/16 21:00

Prep Type	Batch Type	Batch Method	Run	Dilution Factor	Batch Number	Prepared or Analyzed	Analyst	Lab
Total/NA	Analysis	8260C		1	360372	04/03/16 13:35	KLB	TAL EDI

Client Sample ID: MW-549I
Lab Sample ID: 460-111103-33
Date Collected: 03/22/16 07:30
Matrix: Water
Date Received: 03/23/16 21:00

Prep Type	Batch Type	Batch Method	Run	Dilution Factor	Batch Number	Prepared or Analyzed	Analyst	Lab
Total/NA	Analysis	8260C		1	360372	04/03/16 14:03	KLB	TAL EDI

Client Sample ID: MW-550S
Lab Sample ID: 460-111103-34
Date Collected: 03/22/16 08:15
Matrix: Water
Date Received: 03/23/16 21:00

Prep Type	Batch Type	Batch Method	Run	Dilution Factor	Batch Number	Prepared or Analyzed	Analyst	Lab
Total/NA	Analysis	8260C		1	360372	04/03/16 14:30	KLB	TAL EDI

Client Sample ID: MW-550I
Lab Sample ID: 460-111103-35
Date Collected: 03/22/16 08:20
Matrix: Water
Date Received: 03/23/16 21:00

Prep Type	Batch Type	Batch Method	Run	Dilution Factor	Batch Number	Prepared or Analyzed	Analyst	Lab
Total/NA	Analysis	8260C		1	360372	04/03/16 14:58	KLB	TAL EDI

Client Sample ID: PZ-521S
Lab Sample ID: 460-111103-36
Date Collected: 03/22/16 13:05
Matrix: Water
Date Received: 03/23/16 21:00

Prep Type	Batch Type	Batch Method	Run	Dilution Factor	Batch Number	Prepared or Analyzed	Analyst	Lab
Total/NA	Analysis	8260C		1	360372	04/03/16 15:25	KLB	TAL EDI

Client Sample ID: PZ-521I
Lab Sample ID: 460-111103-37
Date Collected: 03/22/16 13:10
Matrix: Water
Date Received: 03/23/16 21:00

Prep Type	Batch Type	Batch Method	Run	Dilution Factor	Batch Number	Prepared or Analyzed	Analyst	Lab
Total/NA	Analysis	8260C		1	360372	04/03/16 15:53	KLB	TAL EDI

Client Sample ID: PZ-522S
Lab Sample ID: 460-111103-38
Date Collected: 03/22/16 10:55
Matrix: Water
Date Received: 03/23/16 21:00

Prep Type	Batch Type	Batch Method	Run	Dilution Factor	Batch Number	Prepared or Analyzed	Analyst	Lab
Total/NA	Analysis	8260C		1	360372	04/03/16 16:20	KLB	TAL EDI

Client Sample ID: PZ-522I
Lab Sample ID: 460-111103-39
Date Collected: 03/22/16 11:00
Matrix: Water
Date Received: 03/23/16 21:00

Prep Type	Batch Type	Batch Method	Run	Dilution Factor	Batch Number	Prepared or Analyzed	Analyst	Lab
Total/NA	Analysis	8260C		1	360372	04/03/16 16:48	KLB	TAL EDI

Client Sample ID: PZ-522D
Lab Sample ID: 460-111103-40
Date Collected: 03/22/16 11:05
Matrix: Water
Date Received: 03/23/16 21:00

Prep Type	Batch Type	Batch Method	Run	Dilution Factor	Batch Number	Prepared or Analyzed	Analyst	Lab
Total/NA	Analysis	8260C		1	360372	04/03/16 17:16	KLB	TAL EDI

Client Sample ID: PZ-524S
Lab Sample ID: 460-111103-41
Date Collected: 03/22/16 12:25
Matrix: Water
Date Received: 03/23/16 21:00

Prep Type	Batch Type	Batch Method	Run	Dilution Factor	Batch Number	Prepared or Analyzed	Analyst	Lab
Total/NA	Analysis	8260C		1	360372	04/03/16 17:43	KLB	TAL EDI

Client Sample ID: PZ-524I
Lab Sample ID: 460-111103-42
Date Collected: 03/22/16 12:30
Matrix: Water
Date Received: 03/23/16 21:00

Prep Type	Batch Type	Batch Method	Run	Dilution Factor	Batch Number	Prepared or Analyzed	Analyst	Lab
Total/NA	Analysis	8260C		1	360372	04/03/16 18:11	KLB	TAL EDI

Client Sample ID: PZ-524D
Lab Sample ID: 460-111103-43
Date Collected: 03/22/16 12:35
Matrix: Water
Date Received: 03/23/16 21:00

Prep Type	Batch Type	Batch Method	Run	Dilution Factor	Batch Number	Prepared or Analyzed	Analyst	Lab
Total/NA	Analysis	8260C		1	360372	04/03/16 18:38	KLB	TAL EDI

Client Sample ID: DUP-01
Lab Sample ID: 460-111103-44
Date Collected: 03/22/16 00:00
Matrix: Water
Date Received: 03/23/16 21:00

Prep Type	Batch Type	Batch Method	Run	Dilution Factor	Batch Number	Prepared or Analyzed	Analyst	Lab
Total/NA	Analysis	8260C		1	360532	04/04/16 13:57	EMM	TAL EDI

Client Sample ID: DUP-02
Lab Sample ID: 460-111103-45
Date Collected: 03/22/16 00:00
Matrix: Water
Date Received: 03/23/16 21:00

Prep Type	Batch Type	Batch Method	Run	Dilution Factor	Batch Number	Prepared or Analyzed	Analyst	Lab
Total/NA	Analysis	8260C		1	360532	04/04/16 14:25	EMM	TAL EDI

Client Sample ID: DUP-03
Lab Sample ID: 460-111103-46
Date Collected: 03/22/16 00:00
Matrix: Water
Date Received: 03/23/16 21:00

Prep Type	Batch Type	Batch Method	Run	Dilution Factor	Batch Number	Prepared or Analyzed	Analyst	Lab
Total/NA	Analysis	8260C		1	360532	04/04/16 14:53	EMM	TAL EDI

Client Sample ID: DUP-04
Lab Sample ID: 460-111103-47
Date Collected: 03/22/16 00:00
Matrix: Water
Date Received: 03/23/16 21:00

Prep Type	Batch Type	Batch Method	Run	Dilution Factor	Batch Number	Prepared or Analyzed	Analyst	Lab
Total/NA	Analysis	8260C		1	360532	04/04/16 15:20	EMM	TAL EDI

Client Sample ID: DUP-05
Lab Sample ID: 460-111103-48
Date Collected: 03/22/16 00:00
Matrix: Water
Date Received: 03/23/16 21:00

Prep Type	Batch Type	Batch Method	Run	Dilution Factor	Batch Number	Prepared or Analyzed	Analyst	Lab
Total/NA	Analysis	8260C		1	360532	04/04/16 15:48	EMM	TAL EDI

Client Sample ID: DUP-06
Lab Sample ID: 460-111103-49
Date Collected: 03/22/16 00:00
Matrix: Water
Date Received: 03/23/16 21:00

Prep Type	Batch Type	Batch Method	Run	Dilution Factor	Batch Number	Prepared or Analyzed	Analyst	Lab
Total/NA	Analysis	8260C		1	360532	04/04/16 16:16	EMM	TAL EDI

Client Sample ID: SW-1
Lab Sample ID: 460-111103-50
Date Collected: 03/22/16 13:55
Matrix: Water
Date Received: 03/23/16 21:00

Prep Type	Batch Type	Batch Method	Run	Dilution Factor	Batch Number	Prepared or Analyzed	Analyst	Lab
Total/NA	Analysis	8260C		1	360532	04/04/16 16:43	EMM	TAL EDI

Client Sample ID: SW-2
Lab Sample ID: 460-111103-51
Date Collected: 03/22/16 14:10
Matrix: Water
Date Received: 03/23/16 21:00

Prep Type	Batch Type	Batch Method	Run	Dilution Factor	Batch Number	Prepared or Analyzed	Analyst	Lab
Total/NA	Analysis	8260C		1	360532	04/04/16 17:11	EMM	TAL EDI

Client Sample ID: SW-3
Lab Sample ID: 460-111103-52
Date Collected: 03/22/16 14:35
Matrix: Water
Date Received: 03/23/16 21:00

Prep Type	Batch Type	Batch Method	Run	Dilution Factor	Batch Number	Prepared or Analyzed	Analyst	Lab
Total/NA	Analysis	8260C		1	360532	04/04/16 18:07	EMM	TAL EDI

Client Sample ID: SW-4
Lab Sample ID: 460-111103-53
Date Collected: 03/22/16 14:25
Matrix: Water
Date Received: 03/23/16 21:00

Prep Type	Batch Type	Batch Method	Run	Dilution Factor	Batch Number	Prepared or Analyzed	Analyst	Lab
Total/NA	Analysis	8260C		1	360532	04/04/16 18:35	EMM	TAL EDI

Client Sample ID: FB-032216
Lab Sample ID: 460-111103-54
Date Collected: 03/22/16 15:00
Matrix: Water
Date Received: 03/23/16 21:00

Prep Type	Batch Type	Batch Method	Run	Dilution Factor	Batch Number	Prepared or Analyzed	Analyst	Lab
Total/NA	Analysis	8260C		1	360532	04/04/16 13:01	EMM	TAL EDI

Lab Chronicle

Client: Tetra Tech GEO
Project/Site: Lockheed - North Plainfield, NJ

TestAmerica Job ID: 460-111103-1

Client Sample ID: TB-032216
Lab Sample ID: 460-111103-55
Date Collected: 03/22/16 00:00
Matrix: Water
Date Received: 03/23/16 21:00

Prep Type	Batch Type	Batch Method	Run	Dilution Factor	Batch Number	Prepared or Analyzed	Analyst	Lab
Total/NA	Analysis	8260C		1	360532	04/04/16 13:29	EMM	TAL EDI

Client Sample ID: MW-503S
Lab Sample ID: 460-111103-56
Date Collected: 03/22/16 08:30
Matrix: Water
Date Received: 03/23/16 21:00

Prep Type	Batch Type	Batch Method	Run	Dilution Factor	Batch Number	Prepared or Analyzed	Analyst	Lab
Total/NA	Analysis	8260C		1	360532	04/04/16 19:02	EMM	TAL EDI

Client Sample ID: MW-505I
Lab Sample ID: 460-111103-57
Date Collected: 03/22/16 13:25
Matrix: Water
Date Received: 03/23/16 21:00

Prep Type	Batch Type	Batch Method	Run	Dilution Factor	Batch Number	Prepared or Analyzed	Analyst	Lab
Total/NA	Analysis	8260C		1	360532	04/04/16 19:31	EMM	TAL EDI

Laboratory References:

TAL EDI = TestAmerica Edison, 777 New Durham Road, Edison, NJ 08817, TEL (732)549-3900

Certification Summary

Client: Tetra Tech GEO
Project/Site: Lockheed - North Plainfield, NJ

TestAmerica Job ID: 460-111103-1

Laboratory: TestAmerica Edison

Unless otherwise noted, all analytes for this laboratory were covered under each certification below.

Authority	Program	EPA Region	Certification ID	Expiration Date
New Jersey	NELAP	2	12028	06-30-16

The following analytes are included in this report, but certification is not offered by the governing authority:

Analysis Method	Prep Method	Matrix	Analyte
8260C		Water	1,2,4-Trichlorobenzene
8260C		Water	1,2-Dibromo-3-Chloropropane

8260C_DKQP

Volatile Organic Compounds by GC/MS

FORM II
GC/MS VOA SURROGATE RECOVERY

Lab Name: TestAmerica Edison Job No.: 460-111103-1

SDG No.:

Matrix: Water Level: Low

GC Column (1): DB-624 ID: 0.18(mm)

Client Sample ID	Lab Sample ID	DBFM #	DCA #	TOL #	BFB #
MW-1S-A	460-111103-1	97	92	88	94
MW-1S-B	460-111103-2	103	96	94	104
MW-1I	460-111103-3	105	97	95	106
MW-2D	460-111103-4	107	99	96	114
MW-2I	460-111103-5	102	95	90	101
MW-3D	460-111103-6	103	97	92	107
MW-501S	460-111103-7	106	99	96	101
MW-501I	460-111103-8	102	96	94	101
MW-502S	460-111103-9	101	94	92	104
MW-502I	460-111103-10	105	98	96	103
MW-503I	460-111103-11	104	98	94	102
MW-506S	460-111103-12	99	93	89	95
MW-506I	460-111103-13	108	101	96	107
MW-507S	460-111103-14	110	98	96	99
MW-507I	460-111103-15	101	94	92	102
MW-508S	460-111103-16	101	93	92	97
MW-508D	460-111103-17	107	98	95	103
MW-532S	460-111103-18	102	95	94	100
MW-532D	460-111103-19	99	91	89	99
MW-544S	460-111103-20	103	97	94	101
MW-544I	460-111103-21	101	94	92	104
MW-544D	460-111103-22	105	98	95	104
MW-545S	460-111103-23	103	95	94	104
MW-545I	460-111103-24	108	96	95	102
MW-545D	460-111103-25	98	94	92	103
MW-546S	460-111103-26	108	98	95	105
MW-546I	460-111103-27	99	92	89	96
MW-546D	460-111103-28	109	100	95	108
MW-547S	460-111103-29	104	95	93	99
MW-547I	460-111103-30	106	95	92	97
MW-547D	460-111103-31	100	92	90	103
MW-549S	460-111103-32	101	90	88	99
MW-549I	460-111103-33	101	93	92	101
MW-550S	460-111103-34	107	95	93	104
MW-550I	460-111103-35	103	94	90	106

	QC LIMITS
DBFM = Dibromofluoromethane (Surr)	70-130
DCA = 1,2-Dichloroethane-d4 (Surr)	70-130
TOL = Toluene-d8 (Surr)	70-130
BFB = Bromofluorobenzene	70-130

Column to be used to flag recovery values

FORM II 8260C

FORM II
GC/MS VOA SURROGATE RECOVERY

Lab Name: TestAmerica Edison Job No.: 460-111103-1

SDG No.:

Matrix: Water Level: Low

GC Column (1): DB-624 ID: 0.18(mm)

Client Sample ID	Lab Sample ID	DBFM #	DCA #	TOL #	BFB #
PZ-521S	460-111103-36	107	97	94	104
PZ-521I	460-111103-37	102	94	92	106
PZ-522S	460-111103-38	103	95	93	98
PZ-522I	460-111103-39	110	99	88	109
PZ-522D	460-111103-40	104	93	94	100
PZ-524S	460-111103-41	110	97	94	109
PZ-524I	460-111103-42	102	96	93	103
PZ-524D	460-111103-43	107	98	94	109
DUP-01	460-111103-44	104	97	93	101
DUP-02	460-111103-45	102	97	94	98
DUP-03	460-111103-46	104	99	94	101
DUP-04	460-111103-47	101	95	90	98
DUP-05	460-111103-48	103	97	92	100
DUP-06	460-111103-49	100	96	90	99
SW-1	460-111103-50	107	100	95	102
SW-2	460-111103-51	100	94	89	100
SW-3	460-111103-52	99	94	90	97
SW-4	460-111103-53	101	96	94	98
FB-032216	460-111103-54	106	98	93	97
TB-032216	460-111103-55	103	97	94	96
MW-503S	460-111103-56	104	100	93	100
MW-505I	460-111103-57	106	100	95	102
	MB 460-360191/7	99	93	89	96
	MB 460-360252/9	100	95	93	103
	MB 460-360372/8	101	95	91	104
	MB 460-360532/7	105	99	93	112
	LCS 460-360191/3	102	96	96	99
	LCS 460-360252/4	102	95	95	100
	LCS 460-360372/4	101	97	94	96
	LCS 460-360532/3	100	96	93	96
	LCSD 460-360191/4	101	96	94	95
	LCSD 460-360252/6	100	95	94	98
	LCSD 460-360372/5	101	96	95	97

	QC LIMITS
DBFM = Dibromofluoromethane (Surr)	70-130
DCA = 1,2-Dichloroethane-d4 (Surr)	70-130
TOL = Toluene-d8 (Surr)	70-130
BFB = Bromofluorobenzene	70-130

Column to be used to flag recovery values

FORM II 8260C

FORM II
GC/MS VOA SURROGATE RECOVERY

Lab Name: TestAmerica Edison Job No.: 460-111103-1

SDG No.:

Matrix: Water Level: Low

GC Column (1): DB-624 ID: 0.18(mm)

Client Sample ID	Lab Sample ID	DBFM #	DCA #	TOL #	BFB #
MW-505I MS	460-111103-57 MS	96	89	89	91
MW-505I MSD	460-111103-57 MSD	102	96	95	105

	QC LIMITS
DBFM = Dibromofluoromethane (Surr)	70-130
DCA = 1,2-Dichloroethane-d4 (Surr)	70-130
TOL = Toluene-d8 (Surr)	70-130
BFB = Bromofluorobenzene	70-130

Column to be used to flag recovery values

FORM II 8260C

FORM III
GC/MS VOA LAB CONTROL SAMPLE RECOVERY

Lab Name: TestAmerica Edison Job No.: 460-111103-1

SDG No.:

Matrix: Water Level: Low Lab File ID: O08374.D

Lab ID: LCS 460-360191/3 Client ID:

COMPOUND	SPIKE ADDED (ug/L)	LCS CONCENTRATION (ug/L)	LCS % REC	QC LIMITS REC	#
1,1,1-Trichloroethane	20.0	22.2	111	70-130	
1,1,2,2-Tetrachloroethane	20.0	18.1	91	70-130	
1,1,2-Trichloroethane	20.0	20.3	101	70-130	
1,1-Dichloroethane	20.0	20.0	100	70-130	
1,1-Dichloroethene	20.0	21.3	106	70-130	
1,2,3-Trichlorobenzene	20.0	22.7	113	70-130	
1,2,4-Trichlorobenzene	20.0	21.6	108	70-130	
1,2-Dibromo-3-Chloropropane	20.0	21.7	108	40-160	
1,2-Dibromoethane	20.0	20.7	104	70-130	
1,2-Dichlorobenzene	20.0	19.6	98	70-130	
1,2-Dichloroethane	20.0	19.5	97	70-130	
1,2-Dichloropropane	20.0	19.7	98	70-130	
1,3-Dichlorobenzene	20.0	20.3	102	70-130	
1,4-Dichlorobenzene	20.0	20.0	100	70-130	
1,4-Dioxane	400	409	102	40-160	
2-Butanone	100	101	101	40-160	
2-Hexanone	100	95.8	96	40-160	
4-Methyl-2-pentanone	100	94.9	95	40-160	
Acetone	100	108	108	40-160	
Benzene	20.0	20.1	101	70-130	
Bromochloromethane	20.0	21.3	106	70-130	
Bromodichloromethane	20.0	20.1	101	70-130	
Bromoform	20.0	20.4	102	70-130	
Bromomethane	20.0	12.9	64	40-160	
Carbon disulfide	20.0	20.7	104	40-160	
Carbon tetrachloride	20.0	22.6	113	70-130	
Chlorobenzene	20.0	19.8	99	70-130	
Chloroethane	20.0	15.4	77	40-160	
Chloroform	20.0	19.7	99	70-130	
Chloromethane	20.0	17.6	88	40-160	
cis-1,2-Dichloroethene	20.0	20.2	101	70-130	
cis-1,3-Dichloropropene	20.0	20.2	101	70-130	
Cyclohexane	20.0	23.2	116	70-130	
Dibromochloromethane	20.0	20.8	104	70-130	
Dichlorodifluoromethane	20.0	17.3	87	40-160	
Ethylbenzene	20.0	20.2	101	70-130	
Freon TF	20.0	23.2	116	70-130	
Isopropylbenzene	20.0	21.1	106	70-130	
m&p-Xylene	20.0	20.3	102	70-130	
Methyl acetate	100	105	105	70-130	
Methylcyclohexane	20.0	23.4	117	70-130	
Methylene Chloride	20.0	19.8	99	70-130	

Column to be used to flag recovery and RPD values

FORM III 8260C

FORM III
GC/MS VOA LAB CONTROL SAMPLE RECOVERY

Lab Name: TestAmerica Edison Job No.: 460-111103-1

SDG No.:

Matrix: Water Level: Low Lab File ID: O08374.D

Lab ID: LCS 460-360191/3 Client ID:

COMPOUND	SPIKE ADDED (ug/L)	LCS CONCENTRATION (ug/L)	LCS % REC	QC LIMITS REC	#
MTBE	20.0	17.8	89	70-130	
o-Xylene	20.0	20.3	101	70-130	
Styrene	20.0	20.5	103	70-130	
Tetrachloroethene	20.0	23.6	118	70-130	
Toluene	20.0	19.6	98	70-130	
trans-1,2-Dichloroethene	20.0	19.6	98	70-130	
trans-1,3-Dichloropropene	20.0	19.9	99	70-130	
Trichloroethene	20.0	21.4	107	70-130	
Trichlorofluoromethane	20.0	21.5	108	40-160	
Vinyl chloride	20.0	19.8	99	70-130	

Column to be used to flag recovery and RPD values

FORM III 8260C

FORM III
GC/MS VOA LAB CONTROL SAMPLE RECOVERY

Lab Name: TestAmerica Edison Job No.: 460-111103-1

SDG No.:

Matrix: Water Level: Low Lab File ID: O08403.D

Lab ID: LCS 460-360252/4 Client ID:

COMPOUND	SPIKE ADDED (ug/L)	LCS CONCENTRATION (ug/L)	LCS % REC	QC LIMITS REC	#
1,1,1-Trichloroethane	20.0	20.5	102	70-130	
1,1,2,2-Tetrachloroethane	20.0	16.0	80	70-130	
1,1,2-Trichloroethane	20.0	19.9	100	70-130	
1,1-Dichloroethane	20.0	20.1	101	70-130	
1,1-Dichloroethene	20.0	18.1	91	70-130	
1,2,3-Trichlorobenzene	20.0	21.6	108	70-130	
1,2,4-Trichlorobenzene	20.0	20.4	102	70-130	
1,2-Dibromo-3-Chloropropane	20.0	19.4	97	40-160	
1,2-Dibromoethane	20.0	19.7	99	70-130	
1,2-Dichlorobenzene	20.0	19.4	97	70-130	
1,2-Dichloroethane	20.0	19.9	99	70-130	
1,2-Dichloropropane	20.0	19.2	96	70-130	
1,3-Dichlorobenzene	20.0	19.9	99	70-130	
1,4-Dichlorobenzene	20.0	19.2	96	70-130	
1,4-Dioxane	400	447	112	40-160	
2-Butanone	100	100	100	40-160	
2-Hexanone	100	96.2	96	40-160	
4-Methyl-2-pentanone	100	95.8	96	40-160	
Acetone	100	114	114	40-160	
Benzene	20.0	20.3	102	70-130	
Bromochloromethane	20.0	21.1	106	70-130	
Bromodichloromethane	20.0	20.3	101	70-130	
Bromoform	20.0	19.3	96	70-130	
Bromomethane	20.0	17.5	88	40-160	
Carbon disulfide	20.0	18.5	92	40-160	
Carbon tetrachloride	20.0	19.3	96	70-130	
Chlorobenzene	20.0	19.2	96	70-130	
Chloroethane	20.0	17.5	87	40-160	
Chloroform	20.0	20.2	101	70-130	
Chloromethane	20.0	20.3	102	40-160	
cis-1,2-Dichloroethene	20.0	19.7	98	70-130	
cis-1,3-Dichloropropene	20.0	20.1	101	70-130	
Cyclohexane	20.0	12.2	61	70-130	*
Dibromochloromethane	20.0	21.1	105	70-130	
Dichlorodifluoromethane	20.0	10.2	51	40-160	
Ethylbenzene	20.0	19.6	98	70-130	
Freon TF	20.0	10.2	51	70-130	*
Isopropylbenzene	20.0	20.8	104	70-130	
m&p-Xylene	20.0	20.5	102	70-130	
Methyl acetate	100	113	113	70-130	
Methylcyclohexane	20.0	10.4	52	70-130	*
Methylene Chloride	20.0	21.1	106	70-130	

Column to be used to flag recovery and RPD values

FORM III 8260C

FORM III
GC/MS VOA LAB CONTROL SAMPLE RECOVERY

Lab Name: TestAmerica Edison Job No.: 460-111103-1

SDG No.:

Matrix: Water Level: Low Lab File ID: O08403.D

Lab ID: LCS 460-360252/4 Client ID:

COMPOUND	SPIKE ADDED (ug/L)	LCS CONCENTRATION (ug/L)	LCS % REC	QC LIMITS REC	#
MTBE	20.0	17.5	87	70-130	
o-Xylene	20.0	20.8	104	70-130	
Styrene	20.0	21.2	106	70-130	
Tetrachloroethene	20.0	20.7	104	70-130	
Toluene	20.0	18.9	94	70-130	
trans-1,2-Dichloroethene	20.0	18.9	95	70-130	
trans-1,3-Dichloropropene	20.0	20.4	102	70-130	
Trichloroethene	20.0	20.7	104	70-130	
Trichlorofluoromethane	20.0	16.4	82	40-160	
Vinyl chloride	20.0	19.4	97	70-130	

Column to be used to flag recovery and RPD values

FORM III 8260C

FORM III
GC/MS VOA LAB CONTROL SAMPLE RECOVERY

Lab Name: TestAmerica Edison Job No.: 460-111103-1

SDG No.:

Matrix: Water Level: Low Lab File ID: O08431.D

Lab ID: LCS 460-360372/4 Client ID:

COMPOUND	SPIKE ADDED (ug/L)	LCS CONCENTRATION (ug/L)	LCS % REC	QC LIMITS REC	#
1,1,1-Trichloroethane	20.0	21.6	108	70-130	
1,1,2,2-Tetrachloroethane	20.0	18.8	94	70-130	
1,1,2-Trichloroethane	20.0	19.7	99	70-130	
1,1-Dichloroethane	20.0	20.1	100	70-130	
1,1-Dichloroethene	20.0	20.7	104	70-130	
1,2,3-Trichlorobenzene	20.0	21.3	107	70-130	
1,2,4-Trichlorobenzene	20.0	22.2	111	70-130	
1,2-Dibromo-3-Chloropropane	20.0	20.9	104	40-160	
1,2-Dibromoethane	20.0	19.6	98	70-130	
1,2-Dichlorobenzene	20.0	19.3	96	70-130	
1,2-Dichloroethane	20.0	19.5	98	70-130	
1,2-Dichloropropane	20.0	19.9	100	70-130	
1,3-Dichlorobenzene	20.0	20.1	101	70-130	
1,4-Dichlorobenzene	20.0	19.7	99	70-130	
1,4-Dioxane	400	434	109	40-160	
2-Butanone	100	102	102	40-160	
2-Hexanone	100	99.7	100	40-160	
4-Methyl-2-pentanone	100	101	101	40-160	
Acetone	100	92.2	92	40-160	
Benzene	20.0	19.3	97	70-130	
Bromochloromethane	20.0	20.8	104	70-130	
Bromodichloromethane	20.0	20.8	104	70-130	
Bromoform	20.0	20.4	102	70-130	
Bromomethane	20.0	16.4	82	40-160	
Carbon disulfide	20.0	20.0	100	40-160	
Carbon tetrachloride	20.0	22.4	112	70-130	
Chlorobenzene	20.0	19.2	96	70-130	
Chloroethane	20.0	16.4	82	40-160	
Chloroform	20.0	20.6	103	70-130	
Chloromethane	20.0	20.1	101	40-160	
cis-1,2-Dichloroethene	20.0	19.9	99	70-130	
cis-1,3-Dichloropropene	20.0	19.3	97	70-130	
Cyclohexane	20.0	22.2	111	70-130	
Dibromochloromethane	20.0	20.3	101	70-130	
Dichlorodifluoromethane	20.0	20.1	101	40-160	
Ethylbenzene	20.0	20.1	101	70-130	
Freon TF	20.0	22.3	112	70-130	
Isopropylbenzene	20.0	21.1	106	70-130	
m&p-Xylene	20.0	20.1	101	70-130	
Methyl acetate	100	98.5	99	70-130	
Methylcyclohexane	20.0	23.5	118	70-130	
Methylene Chloride	20.0	20.7	104	70-130	

Column to be used to flag recovery and RPD values

FORM III 8260C

FORM III
GC/MS VOA LAB CONTROL SAMPLE RECOVERY

Lab Name: TestAmerica Edison Job No.: 460-111103-1

SDG No.:

Matrix: Water Level: Low Lab File ID: O08431.D

Lab ID: LCS 460-360372/4 Client ID:

COMPOUND	SPIKE ADDED (ug/L)	LCS CONCENTRATION (ug/L)	LCS % REC	QC LIMITS REC	#
MTBE	20.0	18.3	91	70-130	
o-Xylene	20.0	19.7	98	70-130	
Styrene	20.0	20.0	100	70-130	
Tetrachloroethene	20.0	22.5	112	70-130	
Toluene	20.0	19.5	98	70-130	
trans-1,2-Dichloroethene	20.0	20.3	102	70-130	
trans-1,3-Dichloropropene	20.0	19.7	98	70-130	
Trichloroethene	20.0	21.5	108	70-130	
Trichlorofluoromethane	20.0	22.4	112	40-160	
Vinyl chloride	20.0	20.6	103	70-130	

Column to be used to flag recovery and RPD values

FORM III 8260C

FORM III
GC/MS VOA LAB CONTROL SAMPLE RECOVERY

Lab Name: TestAmerica Edison Job No.: 460-111103-1

SDG No.:

Matrix: Water Level: Low Lab File ID: O08444.D

Lab ID: LCS 460-360532/3 Client ID:

COMPOUND	SPIKE ADDED (ug/L)	LCS CONCENTRATION (ug/L)	LCS % REC	QC LIMITS REC	#
1,1,1-Trichloroethane	20.0	22.0	110	70-130	
1,1,2,2-Tetrachloroethane	20.0	18.9	94	70-130	
1,1,2-Trichloroethane	20.0	19.0	95	70-130	
1,1-Dichloroethane	20.0	20.9	105	70-130	
1,1-Dichloroethene	20.0	21.0	105	70-130	
1,2,3-Trichlorobenzene	20.0	21.8	109	70-130	
1,2,4-Trichlorobenzene	20.0	21.4	107	70-130	
1,2-Dibromo-3-Chloropropane	20.0	20.7	103	40-160	
1,2-Dibromoethane	20.0	20.3	102	70-130	
1,2-Dichlorobenzene	20.0	19.7	99	70-130	
1,2-Dichloroethane	20.0	19.8	99	70-130	
1,2-Dichloropropane	20.0	19.3	97	70-130	
1,3-Dichlorobenzene	20.0	20.1	100	70-130	
1,4-Dichlorobenzene	20.0	19.4	97	70-130	
1,4-Dioxane	400	448	112	40-160	
2-Butanone	100	101	101	40-160	
2-Hexanone	100	97.2	97	40-160	
4-Methyl-2-pentanone	100	97.4	97	40-160	
Acetone	100	102	102	40-160	
Benzene	20.0	19.5	98	70-130	
Bromochloromethane	20.0	21.3	107	70-130	
Bromodichloromethane	20.0	20.6	103	70-130	
Bromoform	20.0	21.1	105	70-130	
Bromomethane	20.0	14.7	73	40-160	
Carbon disulfide	20.0	20.2	101	40-160	
Carbon tetrachloride	20.0	23.0	115	70-130	
Chlorobenzene	20.0	19.4	97	70-130	
Chloroethane	20.0	18.1	91	40-160	
Chloroform	20.0	20.1	101	70-130	
Chloromethane	20.0	18.1	91	40-160	
cis-1,2-Dichloroethene	20.0	20.1	100	70-130	
cis-1,3-Dichloropropene	20.0	19.9	99	70-130	
Cyclohexane	20.0	23.2	116	70-130	
Dibromochloromethane	20.0	20.6	103	70-130	
Dichlorodifluoromethane	20.0	20.2	101	40-160	
Ethylbenzene	20.0	20.3	102	70-130	
Freon TF	20.0	23.2	116	70-130	
Isopropylbenzene	20.0	21.6	108	70-130	
m&p-Xylene	20.0	20.3	102	70-130	
Methyl acetate	100	95.3	95	70-130	
Methylcyclohexane	20.0	23.7	118	70-130	
Methylene Chloride	20.0	20.4	102	70-130	

Column to be used to flag recovery and RPD values

FORM III 8260C

FORM III
GC/MS VOA LAB CONTROL SAMPLE RECOVERY

Lab Name: TestAmerica Edison Job No.: 460-111103-1

SDG No.:

Matrix: Water Level: Low Lab File ID: O08444.D

Lab ID: LCS 460-360532/3 Client ID:

COMPOUND	SPIKE ADDED (ug/L)	LCS CONCENTRATION (ug/L)	LCS % REC	QC LIMITS REC	#
MTBE	20.0	19.0	95	70-130	
o-Xylene	20.0	20.0	100	70-130	
Styrene	20.0	20.3	101	70-130	
Tetrachloroethene	20.0	23.4	117	70-130	
Toluene	20.0	19.7	99	70-130	
trans-1,2-Dichloroethene	20.0	19.5	97	70-130	
trans-1,3-Dichloropropene	20.0	20.2	101	70-130	
Trichloroethene	20.0	21.7	108	70-130	
Trichlorofluoromethane	20.0	21.9	110	40-160	
Vinyl chloride	20.0	20.6	103	70-130	

Column to be used to flag recovery and RPD values

FORM III 8260C

FORM III
GC/MS VOA LAB CONTROL SAMPLE DUPLICATE RECOVERY

Lab Name: TestAmerica Edison Job No.: 460-111103-1

SDG No.:

Matrix: Water Level: Low Lab File ID: O08375.D

Lab ID: LCSD 460-360191/4 Client ID:

COMPOUND	SPIKE ADDED (ug/L)	LCSD CONCENTRATION (ug/L)	LCSD % REC	% RPD	QC LIMITS RPD	QC LIMITS REC	#
1,1,1-Trichloroethane	20.0	21.2	106	5	20	70-130	
1,1,2,2-Tetrachloroethane	20.0	18.7	94	3	20	70-130	
1,1,2-Trichloroethane	20.0	20.1	100	1	20	70-130	
1,1-Dichloroethane	20.0	19.9	99	0	20	70-130	
1,1-Dichloroethene	20.0	19.8	99	7	20	70-130	
1,2,3-Trichlorobenzene	20.0	22.4	112	1	20	70-130	
1,2,4-Trichlorobenzene	20.0	22.3	111	3	20	70-130	
1,2-Dibromo-3-Chloropropane	20.0	20.5	102	6	20	40-160	
1,2-Dibromoethane	20.0	20.7	103	0	20	70-130	
1,2-Dichlorobenzene	20.0	19.4	97	1	20	70-130	
1,2-Dichloroethane	20.0	19.7	98	1	20	70-130	
1,2-Dichloropropane	20.0	19.6	98	0	20	70-130	
1,3-Dichlorobenzene	20.0	20.2	101	0	20	70-130	
1,4-Dichlorobenzene	20.0	20.0	100	0	20	70-130	
1,4-Dioxane	400	396	99	3	20	40-160	
2-Butanone	100	100	100	0	20	40-160	
2-Hexanone	100	94.6	95	1	20	40-160	
4-Methyl-2-pentanone	100	95.6	96	1	20	40-160	
Acetone	100	102	102	6	20	40-160	
Benzene	20.0	20.0	100	1	20	70-130	
Bromochloromethane	20.0	20.4	102	4	20	70-130	
Bromodichloromethane	20.0	20.2	101	1	20	70-130	
Bromoform	20.0	20.5	103	1	20	70-130	
Bromomethane	20.0	13.4	67	4	20	40-160	
Carbon disulfide	20.0	19.6	98	6	20	40-160	
Carbon tetrachloride	20.0	20.2	101	11	20	70-130	
Chlorobenzene	20.0	19.3	97	3	20	70-130	
Chloroethane	20.0	15.4	77	0	20	40-160	
Chloroform	20.0	20.3	102	3	20	70-130	
Chloromethane	20.0	17.6	88	0	20	40-160	
cis-1,2-Dichloroethene	20.0	20.1	101	0	20	70-130	
cis-1,3-Dichloropropene	20.0	19.9	100	1	20	70-130	
Cyclohexane	20.0	18.7	94	22	20	70-130	*
Dibromochloromethane	20.0	21.3	106	2	20	70-130	
Dichlorodifluoromethane	20.0	14.2	71	20	20	40-160	
Ethylbenzene	20.0	19.6	98	3	20	70-130	
Freon TF	20.0	19.1	96	19	20	70-130	
Isopropylbenzene	20.0	20.4	102	4	20	70-130	
m&p-Xylene	20.0	19.4	97	5	20	70-130	
Methyl acetate	100	107	107	2	20	70-130	
Methylcyclohexane	20.0	19.1	95	21	20	70-130	*
Methylene Chloride	20.0	20.5	102	4	20	70-130	

Column to be used to flag recovery and RPD values

FORM III 8260C

FORM III
GC/MS VOA LAB CONTROL SAMPLE DUPLICATE RECOVERY

Lab Name: TestAmerica Edison Job No.: 460-111103-1

SDG No.:

Matrix: Water Level: Low Lab File ID: O08375.D

Lab ID: LCSD 460-360191/4 Client ID:

COMPOUND	SPIKE ADDED (ug/L)	LCSD CONCENTRATION (ug/L)	LCSD % REC	% RPD	QC LIMITS RPD	QC LIMITS REC	#
MTBE	20.0	18.8	94	5	20	70-130	
o-Xylene	20.0	19.4	97	4	20	70-130	
Styrene	20.0	19.5	97	5	20	70-130	
Tetrachloroethene	20.0	22.0	110	7	20	70-130	
Toluene	20.0	19.4	97	1	20	70-130	
trans-1,2-Dichloroethene	20.0	19.8	99	1	20	70-130	
trans-1,3-Dichloropropene	20.0	20.3	102	2	20	70-130	
Trichloroethene	20.0	21.2	106	1	20	70-130	
Trichlorofluoromethane	20.0	18.9	94	13	20	40-160	
Vinyl chloride	20.0	17.6	88	12	20	70-130	

Column to be used to flag recovery and RPD values

FORM III 8260C

FORM III
GC/MS VOA LAB CONTROL SAMPLE DUPLICATE RECOVERY

Lab Name: TestAmerica Edison Job No.: 460-111103-1

SDG No.:

Matrix: Water Level: Low Lab File ID: O08405.D

Lab ID: LCSD 460-360252/6 Client ID:

COMPOUND	SPIKE ADDED (ug/L)	LCSD CONCENTRATION (ug/L)	LCSD % REC	% RPD	QC LIMITS RPD	QC LIMITS REC	#
1,1,1-Trichloroethane	20.0	21.5	108	5	20	70-130	
1,1,2,2-Tetrachloroethane	20.0	16.9	84	6	20	70-130	
1,1,2-Trichloroethane	20.0	20.5	102	3	20	70-130	
1,1-Dichloroethane	20.0	21.0	105	4	20	70-130	
1,1-Dichloroethene	20.0	20.2	101	11	20	70-130	
1,2,3-Trichlorobenzene	20.0	21.2	106	2	20	70-130	
1,2,4-Trichlorobenzene	20.0	21.1	106	3	20	70-130	
1,2-Dibromo-3-Chloropropane	20.0	19.6	98	1	20	40-160	
1,2-Dibromoethane	20.0	20.7	103	5	20	70-130	
1,2-Dichlorobenzene	20.0	19.5	97	1	20	70-130	
1,2-Dichloroethane	20.0	19.9	99	0	20	70-130	
1,2-Dichloropropane	20.0	19.9	99	4	20	70-130	
1,3-Dichlorobenzene	20.0	20.5	103	3	20	70-130	
1,4-Dichlorobenzene	20.0	19.8	99	3	20	70-130	
1,4-Dioxane	400	411	103	8	20	40-160	
2-Butanone	100	107	107	7	20	40-160	
2-Hexanone	100	100	100	4	20	40-160	
4-Methyl-2-pentanone	100	98.0	98	2	20	40-160	
Acetone	100	109	109	5	20	40-160	
Benzene	20.0	21.2	106	4	20	70-130	
Bromochloromethane	20.0	21.6	108	2	20	70-130	
Bromodichloromethane	20.0	20.6	103	2	20	70-130	
Bromoform	20.0	20.9	104	8	20	70-130	
Bromomethane	20.0	18.0	90	3	20	40-160	
Carbon disulfide	20.0	20.0	100	8	20	40-160	
Carbon tetrachloride	20.0	22.0	110	13	20	70-130	
Chlorobenzene	20.0	20.2	101	5	20	70-130	
Chloroethane	20.0	17.5	87	0	20	40-160	
Chloroform	20.0	21.0	105	4	20	70-130	
Chloromethane	20.0	20.8	104	2	20	40-160	
cis-1,2-Dichloroethene	20.0	20.9	105	6	20	70-130	
cis-1,3-Dichloropropene	20.0	20.5	103	2	20	70-130	
Cyclohexane	20.0	20.4	102	50	20	70-130	*
Dibromochloromethane	20.0	21.3	106	1	20	70-130	
Dichlorodifluoromethane	20.0	11.0	55	8	20	40-160	
Ethylbenzene	20.0	20.6	103	5	20	70-130	
Freon TF	20.0	19.6	98	63	20	70-130	*
Isopropylbenzene	20.0	21.9	109	5	20	70-130	
m&p-Xylene	20.0	21.6	108	5	20	70-130	
Methyl acetate	100	115	115	2	20	70-130	
Methylcyclohexane	20.0	18.9	95	58	20	70-130	*
Methylene Chloride	20.0	21.7	109	3	20	70-130	

Column to be used to flag recovery and RPD values

FORM III 8260C

FORM III
GC/MS VOA LAB CONTROL SAMPLE DUPLICATE RECOVERY

Lab Name: TestAmerica Edison Job No.: 460-111103-1

SDG No.:

Matrix: Water Level: Low Lab File ID: O08405.D

Lab ID: LCSD 460-360252/6 Client ID:

COMPOUND	SPIKE ADDED (ug/L)	LCSD CONCENTRATION (ug/L)	LCSD % REC	% RPD	QC LIMITS RPD	QC LIMITS REC	#
MTBE	20.0	17.9	89	2	20	70-130	
o-Xylene	20.0	21.5	108	4	20	70-130	
Styrene	20.0	21.3	106	1	20	70-130	
Tetrachloroethene	20.0	22.2	111	7	20	70-130	
Toluene	20.0	19.8	99	4	20	70-130	
trans-1,2-Dichloroethene	20.0	20.2	101	7	20	70-130	
trans-1,3-Dichloropropene	20.0	21.2	106	4	20	70-130	
Trichloroethene	20.0	21.7	108	4	20	70-130	
Trichlorofluoromethane	20.0	17.1	85	4	20	40-160	
Vinyl chloride	20.0	19.6	98	1	20	70-130	

Column to be used to flag recovery and RPD values

FORM III 8260C

FORM III
GC/MS VOA LAB CONTROL SAMPLE DUPLICATE RECOVERY

Lab Name: TestAmerica Edison Job No.: 460-111103-1

SDG No.:

Matrix: Water Level: Low Lab File ID: O08432.D

Lab ID: LCSD 460-360372/5 Client ID:

COMPOUND	SPIKE ADDED (ug/L)	LCSD CONCENTRATION (ug/L)	LCSD % REC	% RPD	QC LIMITS RPD	QC LIMITS REC	#
1,1,1-Trichloroethane	20.0	21.3	106	2	20	70-130	
1,1,2,2-Tetrachloroethane	20.0	19.3	97	3	20	70-130	
1,1,2-Trichloroethane	20.0	19.9	99	1	20	70-130	
1,1-Dichloroethane	20.0	20.0	100	1	20	70-130	
1,1-Dichloroethene	20.0	20.2	101	2	20	70-130	
1,2,3-Trichlorobenzene	20.0	22.4	112	5	20	70-130	
1,2,4-Trichlorobenzene	20.0	23.1	115	4	20	70-130	
1,2-Dibromo-3-Chloropropane	20.0	22.4	112	7	20	40-160	
1,2-Dibromoethane	20.0	20.1	100	2	20	70-130	
1,2-Dichlorobenzene	20.0	20.2	101	5	20	70-130	
1,2-Dichloroethane	20.0	19.5	98	0	20	70-130	
1,2-Dichloropropane	20.0	20.3	101	2	20	70-130	
1,3-Dichlorobenzene	20.0	20.7	103	3	20	70-130	
1,4-Dichlorobenzene	20.0	20.1	101	2	20	70-130	
1,4-Dioxane	400	435	109	0	20	40-160	
2-Butanone	100	107	107	5	20	40-160	
2-Hexanone	100	101	101	1	20	40-160	
4-Methyl-2-pentanone	100	101	101	0	20	40-160	
Acetone	100	95.4	95	3	20	40-160	
Benzene	20.0	19.5	97	1	20	70-130	
Bromochloromethane	20.0	20.8	104	0	20	70-130	
Bromodichloromethane	20.0	21.4	107	3	20	70-130	
Bromoform	20.0	20.3	102	0	20	70-130	
Bromomethane	20.0	16.6	83	1	20	40-160	
Carbon disulfide	20.0	19.8	99	1	20	40-160	
Carbon tetrachloride	20.0	21.2	106	6	20	70-130	
Chlorobenzene	20.0	20.2	101	5	20	70-130	
Chloroethane	20.0	17.5	87	6	20	40-160	
Chloroform	20.0	20.5	103	0	20	70-130	
Chloromethane	20.0	18.9	95	6	20	40-160	
cis-1,2-Dichloroethene	20.0	20.0	100	1	20	70-130	
cis-1,3-Dichloropropene	20.0	19.8	99	2	20	70-130	
Cyclohexane	20.0	19.7	99	12	20	70-130	
Dibromochloromethane	20.0	21.6	108	6	20	70-130	
Dichlorodifluoromethane	20.0	17.0	85	17	20	40-160	
Ethylbenzene	20.0	20.3	101	1	20	70-130	
Freon TF	20.0	19.6	98	13	20	70-130	
Isopropylbenzene	20.0	20.9	104	1	20	70-130	
m&p-Xylene	20.0	20.3	102	1	20	70-130	
Methyl acetate	100	99.3	99	1	20	70-130	
Methylcyclohexane	20.0	21.1	105	11	20	70-130	
Methylene Chloride	20.0	20.6	103	1	20	70-130	

Column to be used to flag recovery and RPD values

FORM III 8260C

FORM III
GC/MS VOA LAB CONTROL SAMPLE DUPLICATE RECOVERY

Lab Name: TestAmerica Edison Job No.: 460-111103-1

SDG No.:

Matrix: Water Level: Low Lab File ID: O08432.D

Lab ID: LCSD 460-360372/5 Client ID:

COMPOUND	SPIKE ADDED (ug/L)	LCSD CONCENTRATION (ug/L)	LCSD % REC	% RPD	QC LIMITS RPD	QC LIMITS REC	#
MTBE	20.0	18.5	93	1	20	70-130	
o-Xylene	20.0	19.5	98	1	20	70-130	
Styrene	20.0	20.2	101	1	20	70-130	
Tetrachloroethene	20.0	22.5	112	0	20	70-130	
Toluene	20.0	19.5	98	0	20	70-130	
trans-1,2-Dichloroethene	20.0	19.6	98	4	20	70-130	
trans-1,3-Dichloropropene	20.0	20.2	101	3	20	70-130	
Trichloroethene	20.0	22.0	110	3	20	70-130	
Trichlorofluoromethane	20.0	18.9	94	17	20	40-160	
Vinyl chloride	20.0	18.9	94	9	20	70-130	

Column to be used to flag recovery and RPD values

FORM III 8260C

FORM III
GC/MS VOA MATRIX SPIKE RECOVERY

Lab Name: TestAmerica Edison Job No.: 460-111103-1

SDG No.:

Matrix: Water Level: Low Lab File ID: O08466.D

Lab ID: 460-111103-57 MS Client ID: MW-505I MS

COMPOUND	SPIKE ADDED (ug/L)	SAMPLE CONCENTRATION (ug/L)	MS CONCENTRATION (ug/L)	MS % REC	QC LIMITS REC	#
1,1,1-Trichloroethane	200	0.28 U	235	118	70-130	
1,1,2,2-Tetrachloroethane	200	0.19 U	198	99	70-130	
1,1,2-Trichloroethane	200	0.080 U	220	110	70-130	
1,1-Dichloroethane	200	0.24 U	219	109	70-130	
1,1-Dichloroethene	200	0.34 U	222	111	70-130	
1,2,3-Trichlorobenzene	200	0.35 U	226	113	70-130	
1,2,4-Trichlorobenzene	200	0.27 U	221	110	70-130	
1,2-Dibromo-3-Chloropropane	200	0.23 U	212	106	40-160	
1,2-Dibromoethane	200	0.19 U	217	108	70-130	
1,2-Dichlorobenzene	200	0.22 U	207	103	70-130	
1,2-Dichloroethane	200	0.25 U	214	107	70-130	
1,2-Dichloropropane	200	0.18 U	214	107	70-130	
1,3-Dichlorobenzene	200	0.33 U	212	106	70-130	
1,4-Dichlorobenzene	200	0.33 U	208	104	70-130	
1,4-Dioxane	4000	8.7 U	4680	117	40-160	
2-Butanone	1000	2.2 U	1100	110	40-160	
2-Hexanone	1000	0.72 U	1010	101	40-160	
4-Methyl-2-pentanone	1000	0.63 U	1040	104	40-160	
Acetone	1000	1.1 U	1150	115	40-160	
Benzene	200	0.090 U	212	106	70-130	
Bromochloromethane	200	0.30 U	225	112	70-130	
Bromodichloromethane	200	0.15 U	224	112	70-130	
Bromoform	200	0.18 U	216	108	70-130	
Bromomethane	200	0.18 U	132	66	40-160	
Carbon disulfide	200	0.22 U	209	104	40-160	
Carbon tetrachloride	200	0.33 U	241	120	70-130	
Chlorobenzene	200	0.24 U	205	102	70-130	
Chloroethane	200	0.37 U	169	85	40-160	
Chloroform	200	0.87 J	217	108	70-130	
Chloromethane	200	0.22 U	181	91	40-160	
cis-1,2-Dichloroethene	200	0.26 U	214	107	70-130	
cis-1,3-Dichloropropene	200	0.16 U	204	102	70-130	
Cyclohexane	200	0.26 U	240	120	70-130	
Dibromochloromethane	200	0.22 U	225	113	70-130	
Dichlorodifluoromethane	200	0.14 U	193	96	40-160	
Ethylbenzene	200	0.30 U	212	106	70-130	
Freon TF	200	0.34 U	232	116	70-130	
Isopropylbenzene	200	0.32 U	222	111	70-130	
m&p-Xylene	200	0.28 U	218	109	70-130	
Methyl acetate	1000	0.58 U	1090	109	70-130	
Methylcyclohexane	200	0.22 U	243	122	70-130	
Methylene Chloride	200	0.21 U	221	111	70-130	

Column to be used to flag recovery and RPD values

FORM III 8260C

FORM III
GC/MS VOA MATRIX SPIKE RECOVERY

Lab Name: TestAmerica Edison Job No.: 460-111103-1

SDG No.:

Matrix: Water Level: Low Lab File ID: O08466.D

Lab ID: 460-111103-57 MS Client ID: MW-505I MS

COMPOUND	SPIKE ADDED (ug/L)	SAMPLE CONCENTRATION (ug/L)	MS CONCENTRATION (ug/L)	MS % REC	QC LIMITS REC	#
MTBE	200	0.13 U	201	100	70-130	
o-Xylene	200	0.32 U	215	108	70-130	
Styrene	200	0.17 U	217	108	70-130	
Tetrachloroethene	200	0.12 U	244	122	70-130	
Toluene	200	0.25 U	209	105	70-130	
trans-1,2-Dichloroethene	200	0.18 U	214	107	70-130	
trans-1,3-Dichloropropene	200	0.19 U	206	103	70-130	
Trichloroethene	200	0.22 U	232	116	70-130	
Trichlorofluoromethane	200	0.15 U	232	116	40-160	
Vinyl chloride	200	0.060 U	208	104	70-130	

Column to be used to flag recovery and RPD values

FORM III 8260C

FORM III
GC/MS VOA MATRIX SPIKE DUPLICATE RECOVERY

Lab Name: TestAmerica Edison Job No.: 460-111103-1

SDG No.:

Matrix: Water Level: Low Lab File ID: O08467.D

Lab ID: 460-111103-57 MSD Client ID: MW-505I MSD

COMPOUND	SPIKE ADDED (ug/L)	MSD CONCENTRATION (ug/L)	MSD % REC	% RPD	QC LIMITS RPD	QC LIMITS REC	#
1,1,1-Trichloroethane	200	202	101	15	20	70-130	
1,1,2,2-Tetrachloroethane	200	164	82	18	20	70-130	
1,1,2-Trichloroethane	200	183	91	19	20	70-130	
1,1-Dichloroethane	200	182	91	19	20	70-130	
1,1-Dichloroethene	200	184	92	19	20	70-130	
1,2,3-Trichlorobenzene	200	194	97	15	20	70-130	
1,2,4-Trichlorobenzene	200	187	94	16	20	70-130	
1,2-Dibromo-3-Chloropropane	200	194	97	9	20	40-160	
1,2-Dibromoethane	200	189	94	14	20	70-130	
1,2-Dichlorobenzene	200	176	88	16	20	70-130	
1,2-Dichloroethane	200	179	90	18	20	70-130	
1,2-Dichloropropane	200	185	92	15	20	70-130	
1,3-Dichlorobenzene	200	180	90	16	20	70-130	
1,4-Dichlorobenzene	200	176	88	16	20	70-130	
1,4-Dioxane	4000	3320	83	34	20	40-160	F2
2-Butanone	1000	946	95	15	20	40-160	
2-Hexanone	1000	865	86	16	20	40-160	
4-Methyl-2-pentanone	1000	861	86	19	20	40-160	
Acetone	1000	902	90	24	20	40-160	F2
Benzene	200	181	90	16	20	70-130	
Bromochloromethane	200	195	98	14	20	70-130	
Bromodichloromethane	200	184	92	20	20	70-130	
Bromoform	200	194	97	11	20	70-130	
Bromomethane	200	124	62	6	20	40-160	
Carbon disulfide	200	178	89	16	20	40-160	
Carbon tetrachloride	200	200	100	18	20	70-130	
Chlorobenzene	200	172	86	17	20	70-130	
Chloroethane	200	176	88	4	20	40-160	
Chloroform	200	184	92	17	20	70-130	
Chloromethane	200	178	89	2	20	40-160	
cis-1,2-Dichloroethene	200	184	92	15	20	70-130	
cis-1,3-Dichloropropene	200	177	88	14	20	70-130	
Cyclohexane	200	207	104	15	20	70-130	
Dibromochloromethane	200	192	96	16	20	70-130	
Dichlorodifluoromethane	200	167	83	14	20	40-160	
Ethylbenzene	200	187	93	13	20	70-130	
Freon TF	200	199	100	15	20	70-130	
Isopropylbenzene	200	204	102	8	20	70-130	
m&p-Xylene	200	201	100	8	20	70-130	
Methyl acetate	1000	844	84	26	20	70-130	F2
Methylcyclohexane	200	205	103	17	20	70-130	
Methylene Chloride	200	197	98	12	20	70-130	

Column to be used to flag recovery and RPD values

FORM III 8260C

FORM III
GC/MS VOA MATRIX SPIKE DUPLICATE RECOVERY

Lab Name: TestAmerica Edison Job No.: 460-111103-1

SDG No.:

Matrix: Water Level: Low Lab File ID: O08467.D

Lab ID: 460-111103-57 MSD Client ID: MW-505I MSD

COMPOUND	SPIKE ADDED (ug/L)	MSD CONCENTRATION (ug/L)	MSD % REC	% RPD	QC LIMITS RPD	QC LIMITS REC	#
MTBE	200	170	85	17	20	70-130	
o-Xylene	200	192	96	11	20	70-130	
Styrene	200	194	97	11	20	70-130	
Tetrachloroethene	200	210	105	15	20	70-130	
Toluene	200	174	87	18	20	70-130	
trans-1,2-Dichloroethene	200	184	92	15	20	70-130	
trans-1,3-Dichloropropene	200	182	91	13	20	70-130	
Trichloroethene	200	196	98	17	20	70-130	
Trichlorofluoromethane	200	203	101	13	20	40-160	
Vinyl chloride	200	185	93	11	20	70-130	

Column to be used to flag recovery and RPD values

FORM III 8260C

FORM IV
GC/MS VOA METHOD BLANK SUMMARY

Lab Name: TestAmerica Edison Job No.: 460-111103-1

SDG No.:

Lab File ID: O08378.D Lab Sample ID: MB 460-360191/7

Matrix: Water Heated Purge:(Y/N) N

Instrument ID: CVOAMS12 Date Analyzed: 04/01/2016 23:49

GC Column: DB-624 ID: 0.18(mm)

THIS METHOD BLANK APPLIES TO THE FOLLOWING SAMPLES:

CLIENT SAMPLE ID	LAB SAMPLE ID	LAB FILE ID	DATE ANALYZED
	LCS 460-360191/3	O08374.D	04/01/2016 21:49
	LCSD 460-360191/4	O08375.D	04/01/2016 22:26
MW-1S-A	460-111103-1	O08379.D	04/02/2016 00:17
MW-1S-B	460-111103-2	O08380.D	04/02/2016 00:44
MW-1I	460-111103-3	O08381.D	04/02/2016 01:12
MW-2D	460-111103-4	O08382.D	04/02/2016 01:40
MW-2I	460-111103-5	O08383.D	04/02/2016 02:08
MW-3D	460-111103-6	O08384.D	04/02/2016 02:35
MW-501S	460-111103-7	O08385.D	04/02/2016 03:03
MW-501I	460-111103-8	O08386.D	04/02/2016 03:31
MW-502S	460-111103-9	O08387.D	04/02/2016 03:59
MW-502I	460-111103-10	O08388.D	04/02/2016 04:26
MW-503I	460-111103-11	O08389.D	04/02/2016 04:54
MW-506S	460-111103-12	O08390.D	04/02/2016 05:22
MW-506I	460-111103-13	O08391.D	04/02/2016 05:50

FORM IV
GC/MS VOA METHOD BLANK SUMMARY

Lab Name: TestAmerica Edison Job No.: 460-111103-1

SDG No.:

Lab File ID: O08408.D Lab Sample ID: MB 460-360252/9

Matrix: Water Heated Purge:(Y/N) N

Instrument ID: CVOAMS12 Date Analyzed: 04/02/2016 13:52

GC Column: DB-624 ID: 0.18(mm)

THIS METHOD BLANK APPLIES TO THE FOLLOWING SAMPLES:

CLIENT SAMPLE ID	LAB SAMPLE ID	LAB FILE ID	DATE ANALYZED
	LCS 460-360252/4	O08403.D	04/02/2016 11:13
	LCSD 460-360252/6	O08405.D	04/02/2016 12:11
MW-507S	460-111103-14	O08409.D	04/02/2016 14:20
MW-507I	460-111103-15	O08410.D	04/02/2016 14:47
MW-508S	460-111103-16	O08411.D	04/02/2016 15:15
MW-508D	460-111103-17	O08412.D	04/02/2016 15:43
MW-532S	460-111103-18	O08413.D	04/02/2016 16:10
MW-532D	460-111103-19	O08414.D	04/02/2016 16:38
MW-544S	460-111103-20	O08415.D	04/02/2016 17:06
MW-544I	460-111103-21	O08416.D	04/02/2016 17:33
MW-544D	460-111103-22	O08417.D	04/02/2016 18:01
MW-545S	460-111103-23	O08418.D	04/02/2016 18:29
MW-545I	460-111103-24	O08419.D	04/02/2016 18:56
MW-545D	460-111103-25	O08420.D	04/02/2016 19:24
MW-546S	460-111103-26	O08421.D	04/02/2016 19:52
MW-546I	460-111103-27	O08422.D	04/02/2016 20:19
MW-546D	460-111103-28	O08423.D	04/02/2016 20:47
MW-547S	460-111103-29	O08424.D	04/02/2016 21:15

FORM IV
GC/MS VOA METHOD BLANK SUMMARY

Lab Name: TestAmerica Edison Job No.: 460-111103-1

SDG No.:

Lab File ID: O08435.D Lab Sample ID: MB 460-360372/8

Matrix: Water Heated Purge:(Y/N) N

Instrument ID: CVOAMS12 Date Analyzed: 04/03/2016 12:12

GC Column: DB-624 ID: 0.18(mm)

THIS METHOD BLANK APPLIES TO THE FOLLOWING SAMPLES:

CLIENT SAMPLE ID	LAB SAMPLE ID	LAB FILE ID	DATE ANALYZED
	LCS 460-360372/4	O08431.D	04/03/2016 10:21
	LCSD 460-360372/5	O08432.D	04/03/2016 10:49
MW-547I	460-111103-30	O08436.D	04/03/2016 12:40
MW-547D	460-111103-31	O08437.D	04/03/2016 13:07
MW-549S	460-111103-32	O08438.D	04/03/2016 13:35
MW-549I	460-111103-33	O08439.D	04/03/2016 14:03
MW-550S	460-111103-34	O08440.D	04/03/2016 14:30
MW-550I	460-111103-35	O08441.D	04/03/2016 14:58
PZ-521S	460-111103-36	O08442.D	04/03/2016 15:25
PZ-521I	460-111103-37	O08443.D	04/03/2016 15:53
PZ-522S	460-111103-38	O08444.D	04/03/2016 16:20
PZ-522I	460-111103-39	O08445.D	04/03/2016 16:48
PZ-522D	460-111103-40	O08446.D	04/03/2016 17:16
PZ-524S	460-111103-41	O08447.D	04/03/2016 17:43
PZ-524I	460-111103-42	O08448.D	04/03/2016 18:11
PZ-524D	460-111103-43	O08449.D	04/03/2016 18:38

FORM IV
GC/MS VOA METHOD BLANK SUMMARY

Lab Name: TestAmerica Edison Job No.: 460-111103-1

SDG No.:

Lab File ID: O08448.D Lab Sample ID: MB 460-360532/7

Matrix: Water Heated Purge:(Y/N) N

Instrument ID: CVOAMS12 Date Analyzed: 04/04/2016 11:38

GC Column: DB-624 ID: 0.18(mm)

THIS METHOD BLANK APPLIES TO THE FOLLOWING SAMPLES:

CLIENT SAMPLE ID	LAB SAMPLE ID	LAB FILE ID	DATE ANALYZED
	LCS 460-360532/3	O08444.D	04/04/2016 09:46
FB-032216	460-111103-54	O08451.D	04/04/2016 13:01
TB-032216	460-111103-55	O08452.D	04/04/2016 13:29
DUP-01	460-111103-44	O08453.D	04/04/2016 13:57
DUP-02	460-111103-45	O08454.D	04/04/2016 14:25
DUP-03	460-111103-46	O08455.D	04/04/2016 14:53
DUP-04	460-111103-47	O08456.D	04/04/2016 15:20
DUP-05	460-111103-48	O08457.D	04/04/2016 15:48
DUP-06	460-111103-49	O08458.D	04/04/2016 16:16
SW-1	460-111103-50	O08459.D	04/04/2016 16:43
SW-2	460-111103-51	O08460.D	04/04/2016 17:11
SW-3	460-111103-52	O08462.D	04/04/2016 18:07
SW-4	460-111103-53	O08463.D	04/04/2016 18:35
MW-503S	460-111103-56	O08464.D	04/04/2016 19:02
MW-505I	460-111103-57	O08465.D	04/04/2016 19:31
MW-505I MS	460-111103-57 MS	O08466.D	04/04/2016 19:58
MW-505I MSD	460-111103-57 MSD	O08467.D	04/04/2016 20:26

FORM V
GC/MS VOA INSTRUMENT PERFORMANCE CHECK
BROMOFLUOROBENZENE (BFB)

Lab Name: TestAmerica Edison Job No.: 460-111103-1

SDG No.:

Lab File ID: O07960.D BFB Injection Date: 03/23/2016

Instrument ID: CVOAMS12 BFB Injection Time: 20:26

Analysis Batch No.: 358238

M/E	ION ABUNDANCE CRITERIA	% RELATIVE ABUNDANCE	
50	15.0 - 40.0 % of mass 95	20.1	
75	30.0 - 60.0 % of mass 95	49.1	
95	Base Peak, 100% relative abundance	100.0	
96	5.0 - 9.0 % of mass 95	6.5	
173	Less than 2.0 % of mass 174	0.0	(0.0) 1
174	50.0 - 120.00 % of mass 95	84.6	
175	5.0 - 9.0 % of mass 174	6.7	(7.9) 1
176	95.0 - 101.0 % of mass 174	82.2	(97.1) 1
177	5.0 - 9.0 % of mass 176	5.2	(6.3) 2

1-Value is % mass 174 2-Value is % mass 176

THIS CHECK APPLIES TO THE FOLLOWING SAMPLES, MS, MSD, BLANKS AND STANDARDS:

CLIENT SAMPLE ID	LAB SAMPLE ID	LAB FILE ID	DATE ANALYZED	TIME ANALYZED
	STD7 460-358238/3	O07962.D	03/23/2016	21:12
	STD1 460-358238/4	O07963.D	03/23/2016	21:39
	STD5 460-358238/5	O07964.D	03/23/2016	22:07
	STD20 460-358238/6	O07965.D	03/23/2016	22:35
	STD50 460-358238/7	O07966.D	03/23/2016	23:02
	STD200 460-358238/8	O07967.D	03/23/2016	23:30
	STD500 460-358238/9	O07968.D	03/23/2016	23:57

FORM V
GC/MS VOA INSTRUMENT PERFORMANCE CHECK
BROMOFLUOROBENZENE (BFB)

Lab Name: TestAmerica Edison Job No.: 460-111103-1

SDG No.:

Lab File ID: O08372.D BFB Injection Date: 04/01/2016

Instrument ID: CVOAMS12 BFB Injection Time: 20:52

Analysis Batch No.: 360191

M/E	ION ABUNDANCE CRITERIA	% RELATIVE ABUNDANCE	
50	15.0 - 40.0 % of mass 95	19.9	
75	30.0 - 60.0 % of mass 95	47.2	
95	Base Peak, 100% relative abundance	100.0	
96	5.0 - 9.0 % of mass 95	6.3	
173	Less than 2.0 % of mass 174	0.0	(0.0) 1
174	50.0 - 120.00 % of mass 95	88.2	
175	5.0 - 9.0 % of mass 174	7.1	(8.1) 1
176	95.0 - 101.0 % of mass 174	85.4	(96.8) 1
177	5.0 - 9.0 % of mass 176	5.3	(6.2) 2

1-Value is % mass 174 2-Value is % mass 176

THIS CHECK APPLIES TO THE FOLLOWING SAMPLES, MS, MSD, BLANKS AND STANDARDS:

CLIENT SAMPLE ID	LAB SAMPLE ID	LAB FILE ID	DATE ANALYZED	TIME ANALYZED
	CCVIS 460-360191/2	O08373.D	04/01/2016	21:21
	LCS 460-360191/3	O08374.D	04/01/2016	21:49
	LCSD 460-360191/4	O08375.D	04/01/2016	22:26
	MB 460-360191/7	O08378.D	04/01/2016	23:49
MW-1S-A	460-111103-1	O08379.D	04/02/2016	00:17
MW-1S-B	460-111103-2	O08380.D	04/02/2016	00:44
MW-1I	460-111103-3	O08381.D	04/02/2016	01:12
MW-2D	460-111103-4	O08382.D	04/02/2016	01:40
MW-2I	460-111103-5	O08383.D	04/02/2016	02:08
MW-3D	460-111103-6	O08384.D	04/02/2016	02:35
MW-501S	460-111103-7	O08385.D	04/02/2016	03:03
MW-501I	460-111103-8	O08386.D	04/02/2016	03:31
MW-502S	460-111103-9	O08387.D	04/02/2016	03:59
MW-502I	460-111103-10	O08388.D	04/02/2016	04:26
MW-503I	460-111103-11	O08389.D	04/02/2016	04:54
MW-506S	460-111103-12	O08390.D	04/02/2016	05:22
MW-506I	460-111103-13	O08391.D	04/02/2016	05:50

FORM V
GC/MS VOA INSTRUMENT PERFORMANCE CHECK
BROMOFLUOROBENZENE (BFB)

Lab Name: TestAmerica Edison Job No.: 460-111103-1

SDG No.:

Lab File ID: O08400.D BFB Injection Date: 04/02/2016

Instrument ID: CVOAMS12 BFB Injection Time: 09:50

Analysis Batch No.: 360252

M/E	ION ABUNDANCE CRITERIA	% RELATIVE ABUNDANCE	
50	15.0 - 40.0 % of mass 95	21.0	
75	30.0 - 60.0 % of mass 95	48.2	
95	Base Peak, 100% relative abundance	100.0	
96	5.0 - 9.0 % of mass 95	6.5	
173	Less than 2.0 % of mass 174	0.0	(0.0) 1
174	50.0 - 120.00 % of mass 95	91.9	
175	5.0 - 9.0 % of mass 174	7.2	(7.8) 1
176	95.0 - 101.0 % of mass 174	88.0	(95.7) 1
177	5.0 - 9.0 % of mass 176	5.9	(6.7) 2

1-Value is % mass 174 2-Value is % mass 176

THIS CHECK APPLIES TO THE FOLLOWING SAMPLES, MS, MSD, BLANKS AND STANDARDS:

CLIENT SAMPLE ID	LAB SAMPLE ID	LAB FILE ID	DATE ANALYZED	TIME ANALYZED
	CCVIS 460-360252/3	O08402.D	04/02/2016	10:45
	LCS 460-360252/4	O08403.D	04/02/2016	11:13
	LCSD 460-360252/6	O08405.D	04/02/2016	12:11
	MB 460-360252/9	O08408.D	04/02/2016	13:52
MW-507S	460-111103-14	O08409.D	04/02/2016	14:20
MW-507I	460-111103-15	O08410.D	04/02/2016	14:47
MW-508S	460-111103-16	O08411.D	04/02/2016	15:15
MW-508D	460-111103-17	O08412.D	04/02/2016	15:43
MW-532S	460-111103-18	O08413.D	04/02/2016	16:10
MW-532D	460-111103-19	O08414.D	04/02/2016	16:38
MW-544S	460-111103-20	O08415.D	04/02/2016	17:06
MW-544I	460-111103-21	O08416.D	04/02/2016	17:33
MW-544D	460-111103-22	O08417.D	04/02/2016	18:01
MW-545S	460-111103-23	O08418.D	04/02/2016	18:29
MW-545I	460-111103-24	O08419.D	04/02/2016	18:56
MW-545D	460-111103-25	O08420.D	04/02/2016	19:24
MW-546S	460-111103-26	O08421.D	04/02/2016	19:52
MW-546I	460-111103-27	O08422.D	04/02/2016	20:19
MW-546D	460-111103-28	O08423.D	04/02/2016	20:47
MW-547S	460-111103-29	O08424.D	04/02/2016	21:15

FORM V
GC/MS VOA INSTRUMENT PERFORMANCE CHECK
BROMOFLUOROBENZENE (BFB)

Lab Name: TestAmerica Edison Job No.: 460-111103-1

SDG No.:

Lab File ID: O08428.D BFB Injection Date: 04/03/2016

Instrument ID: CVOAMS12 BFB Injection Time: 08:56

Analysis Batch No.: 360372

M/E	ION ABUNDANCE CRITERIA	% RELATIVE ABUNDANCE	
50	15.0 - 40.0 % of mass 95	18.5	
75	30.0 - 60.0 % of mass 95	48.0	
95	Base Peak, 100% relative abundance	100.0	
96	5.0 - 9.0 % of mass 95	6.7	
173	Less than 2.0 % of mass 174	0.0	(0.0) 1
174	50.0 - 120.00 % of mass 95	92.6	
175	5.0 - 9.0 % of mass 174	6.9	(7.4) 1
176	95.0 - 101.0 % of mass 174	89.9	(97.1) 1
177	5.0 - 9.0 % of mass 176	6.1	(6.8) 2

1-Value is % mass 174 2-Value is % mass 176

THIS CHECK APPLIES TO THE FOLLOWING SAMPLES, MS, MSD, BLANKS AND STANDARDS:

CLIENT SAMPLE ID	LAB SAMPLE ID	LAB FILE ID	DATE ANALYZED	TIME ANALYZED
	CCVIS 460-360372/3	O08430.D	04/03/2016	09:54
	LCS 460-360372/4	O08431.D	04/03/2016	10:21
	LCSD 460-360372/5	O08432.D	04/03/2016	10:49
	MB 460-360372/8	O08435.D	04/03/2016	12:12
MW-547I	460-111103-30	O08436.D	04/03/2016	12:40
MW-547D	460-111103-31	O08437.D	04/03/2016	13:07
MW-549S	460-111103-32	O08438.D	04/03/2016	13:35
MW-549I	460-111103-33	O08439.D	04/03/2016	14:03
MW-550S	460-111103-34	O08440.D	04/03/2016	14:30
MW-550I	460-111103-35	O08441.D	04/03/2016	14:58
PZ-521S	460-111103-36	O08442.D	04/03/2016	15:25
PZ-521I	460-111103-37	O08443.D	04/03/2016	15:53
PZ-522S	460-111103-38	O08444.D	04/03/2016	16:20
PZ-522I	460-111103-39	O08445.D	04/03/2016	16:48
PZ-522D	460-111103-40	O08446.D	04/03/2016	17:16
PZ-524S	460-111103-41	O08447.D	04/03/2016	17:43
PZ-524I	460-111103-42	O08448.D	04/03/2016	18:11
PZ-524D	460-111103-43	O08449.D	04/03/2016	18:38

FORM V
GC/MS VOA INSTRUMENT PERFORMANCE CHECK
BROMOFLUOROBENZENE (BFB)

Lab Name: TestAmerica Edison Job No.: 460-111103-1

SDG No.:

Lab File ID: O08442.D BFB Injection Date: 04/04/2016

Instrument ID: CVOAMS12 BFB Injection Time: 08:48

Analysis Batch No.: 360532

M/E	ION ABUNDANCE CRITERIA	% RELATIVE ABUNDANCE	
50	15.0 - 40.0 % of mass 95	19.6	
75	30.0 - 60.0 % of mass 95	47.4	
95	Base Peak, 100% relative abundance	100.0	
96	5.0 - 9.0 % of mass 95	6.8	
173	Less than 2.0 % of mass 174	0.0	(0.0) 1
174	50.0 - 120.00 % of mass 95	88.8	
175	5.0 - 9.0 % of mass 174	7.0	(7.8) 1
176	95.0 - 101.0 % of mass 174	86.7	(97.6) 1
177	5.0 - 9.0 % of mass 176	5.7	(6.6) 2

1-Value is % mass 174 2-Value is % mass 176

THIS CHECK APPLIES TO THE FOLLOWING SAMPLES, MS, MSD, BLANKS AND STANDARDS:

CLIENT SAMPLE ID	LAB SAMPLE ID	LAB FILE ID	DATE ANALYZED	TIME ANALYZED
	CCVIS 460-360532/2	O08443.D	04/04/2016	09:18
	LCS 460-360532/3	O08444.D	04/04/2016	09:46
	MB 460-360532/7	O08448.D	04/04/2016	11:38
FB-032216	460-111103-54	O08451.D	04/04/2016	13:01
TB-032216	460-111103-55	O08452.D	04/04/2016	13:29
DUP-01	460-111103-44	O08453.D	04/04/2016	13:57
DUP-02	460-111103-45	O08454.D	04/04/2016	14:25
DUP-03	460-111103-46	O08455.D	04/04/2016	14:53
DUP-04	460-111103-47	O08456.D	04/04/2016	15:20
DUP-05	460-111103-48	O08457.D	04/04/2016	15:48
DUP-06	460-111103-49	O08458.D	04/04/2016	16:16
SW-1	460-111103-50	O08459.D	04/04/2016	16:43
SW-2	460-111103-51	O08460.D	04/04/2016	17:11
SW-3	460-111103-52	O08462.D	04/04/2016	18:07
SW-4	460-111103-53	O08463.D	04/04/2016	18:35
MW-503S	460-111103-56	O08464.D	04/04/2016	19:02
MW-505I	460-111103-57	O08465.D	04/04/2016	19:31
MW-505I MS	460-111103-57 MS	O08466.D	04/04/2016	19:58
MW-505I MSD	460-111103-57 MSD	O08467.D	04/04/2016	20:26

FORM VIII
GC/MS VOA INTERNAL STANDARD AREA AND RETENTION TIME SUMMARY

Lab Name: TestAmerica Edison Job No.: 460-111103-1

SDG No.:

Sample No.: CCVIS 460-360191/2 Date Analyzed: 04/01/2016 21:21

Instrument ID: CVOAMS12 GC Column: DB-624 ID: 0.18(mm)

Lab File ID (Standard): O08373.D Heated Purge: (Y/N) N

Calibration ID: 55042

		TBA		BUT		FB	
		AREA #	RT #	AREA #	RT #	AREA #	RT #
12/24 HOUR STD		376781	2.24	509577	3.13	695232	4.21
UPPER LIMIT		753562	2.74	1019154	3.63	1390464	4.71
LOWER LIMIT		188391	1.74	254789	2.63	347616	3.71
LAB SAMPLE ID	CLIENT SAMPLE ID						
LCS 460-360191/3		373870	2.24	482843	3.13	678650	4.21
LCSD 460-360191/4		383625	2.24	506035	3.13	695723	4.21
MB 460-360191/7		346485	2.24	422306	3.13	642767	4.21
460-111103-1	MW-1S-A	346547	2.24	419068	3.13	657167	4.21
460-111103-2	MW-1S-B	342527	2.24	422940	3.13	656687	4.21
460-111103-3	MW-1I	336368	2.24	414447	3.13	651498	4.21
460-111103-4	MW-2D	330565	2.24	404568	3.13	639970	4.21
460-111103-5	MW-2I	344968	2.24	420388	3.13	652377	4.21
460-111103-6	MW-3D	352653	2.24	426375	3.13	638373	4.21
460-111103-7	MW-501S	324790	2.24	394208	3.13	637625	4.21
460-111103-8	MW-501I	332112	2.24	401875	3.13	654250	4.21
460-111103-9	MW-502S	316675	2.24	394700	3.13	646432	4.21
460-111103-10	MW-502I	343315	2.24	407375	3.13	644488	4.21
460-111103-11	MW-503I	365284	2.24	415359	3.13	648026	4.21
460-111103-12	MW-506S	345897	2.24	412000	3.13	644675	4.21
460-111103-13	MW-506I	323385	2.24	401594	3.13	629064	4.21

TBA = TBA-d9 (IS)
BUT = 2-Butanone-d5
FB = Fluorobenzene

Area Limit = 50%-200% of internal standard area
RT Limit = ± 0.5 minutes of internal standard RT

Column used to flag values outside QC limits

FORM VIII 8260C

FORM VIII
GC/MS VOA INTERNAL STANDARD AREA AND RETENTION TIME SUMMARY

Lab Name: TestAmerica Edison Job No.: 460-111103-1

SDG No.:

Sample No.: CCVIS 460-360191/2 Date Analyzed: 04/01/2016 21:21

Instrument ID: CVOAMS12 GC Column: DB-624 ID: 0.18(mm)

Lab File ID (Standard): O08373.D Heated Purge: (Y/N) N

Calibration ID: 55042

		DXE		CBZ		DCB	
		AREA #	RT #	AREA #	RT #	AREA #	RT #
12/24 HOUR STD		55359	4.93	432608	7.94	225905	11.61
UPPER LIMIT		110718	5.43	865216	8.44	451810	12.11
LOWER LIMIT		27680	4.43	216304	7.44	112953	11.11
LAB SAMPLE ID	CLIENT SAMPLE ID						
LCS 460-360191/3		53442	4.93	424207	7.94	228626	11.61
LCSD 460-360191/4		53719	4.94	440078	7.94	227031	11.61
MB 460-360191/7		56115	4.93	401645	7.94	214281	11.61
460-111103-1	MW-1S-A	49941	4.93	406610	7.94	218770	11.61
460-111103-2	MW-1S-B	50661	4.93	404125	7.94	217609	11.61
460-111103-3	MW-1I	47770	4.93	398683	7.94	218436	11.61
460-111103-4	MW-2D	53436	4.94	384344	7.94	211424	11.61
460-111103-5	MW-2I	50923	4.94	404022	7.94	221138	11.61
460-111103-6	MW-3D	54872	4.94	383818	7.94	215857	11.61
460-111103-7	MW-501S	50385	4.94	401452	7.94	211939	11.61
460-111103-8	MW-501I	51479	4.93	401563	7.94	211114	11.61
460-111103-9	MW-502S	51537	4.93	391207	7.94	214051	11.61
460-111103-10	MW-502I	51518	4.93	398051	7.94	210488	11.61
460-111103-11	MW-503I	52220	4.93	401883	7.94	219781	11.61
460-111103-12	MW-506S	51877	4.93	402276	7.94	215716	11.61
460-111103-13	MW-506I	54140	4.94	384464	7.94	213364	11.61

DXE = 1,4-Dioxane-d8
CBZ = Chlorobenzene-d5
DCB = 1,4-Dichlorobenzene-d4

Area Limit = 50%-200% of internal standard area
RT Limit = ± 0.5 minutes of internal standard RT

Column used to flag values outside QC limits

FORM VIII 8260C

FORM VIII
GC/MS VOA INTERNAL STANDARD AREA AND RETENTION TIME SUMMARY

Lab Name: TestAmerica Edison Job No.: 460-111103-1

SDG No.:

Sample No.: CCVIS 460-360252/3 Date Analyzed: 04/02/2016 10:45

Instrument ID: CVOAMS12 GC Column: DB-624 ID: 0.18(mm)

Lab File ID (Standard): O08402.D Heated Purge: (Y/N) N

Calibration ID: 55042

		TBA		BUT		FB	
		AREA #	RT #	AREA #	RT #	AREA #	RT #
12/24 HOUR STD		298452	2.24	419100	3.13	675023	4.21
UPPER LIMIT		596904	2.74	838200	3.63	1350046	4.71
LOWER LIMIT		149226	1.74	209550	2.63	337512	3.71
LAB SAMPLE ID	CLIENT SAMPLE ID						
LCS 460-360252/4		311790	2.24	424981	3.13	653461	4.21
LCSD 460-360252/6		320214	2.24	437537	3.13	679963	4.21
MB 460-360252/9		308875	2.24	392811	3.13	654253	4.21
460-111103-14	MW-507S	289818	2.24	365743	3.13	625873	4.21
460-111103-15	MW-507I	295992	2.24	384445	3.13	647593	4.21
460-111103-16	MW-508S	332929	2.24	404312	3.13	657220	4.21
460-111103-17	MW-508D	308164	2.24	378790	3.13	630945	4.21
460-111103-18	MW-532S	328238	2.24	412717	3.13	657622	4.21
460-111103-19	MW-532D	277270	2.23	348264	3.12	634892	4.21
460-111103-20	MW-544S	338237	2.24	428205	3.13	652477	4.21
460-111103-21	MW-544I	329570	2.23	407463	3.13	650943	4.21
460-111103-22	MW-544D	319640	2.24	396490	3.13	636122	4.21
460-111103-23	MW-545S	329921	2.24	405951	3.13	653707	4.21
460-111103-24	MW-545I	293073	2.24	369226	3.13	625592	4.21
460-111103-25	MW-545D	353296	2.24	404919	3.13	656307	4.21
460-111103-26	MW-546S	357017	2.24	427938	3.13	634676	4.21
460-111103-27	MW-546I	342217	2.24	413626	3.13	663194	4.21
460-111103-28	MW-546D	335687	2.24	399236	3.13	613040	4.21
460-111103-29	MW-547S	355461	2.24	413688	3.13	645529	4.21

TBA = TBA-d9 (IS)
BUT = 2-Butanone-d5
FB = Fluorobenzene

Area Limit = 50%-200% of internal standard area
RT Limit = ± 0.5 minutes of internal standard RT

Column used to flag values outside QC limits

FORM VIII 8260C

FORM VIII
GC/MS VOA INTERNAL STANDARD AREA AND RETENTION TIME SUMMARY

Lab Name: TestAmerica Edison Job No.: 460-111103-1

SDG No.:

Sample No.: CCVIS 460-360252/3 Date Analyzed: 04/02/2016 10:45

Instrument ID: CVOAMS12 GC Column: DB-624 ID: 0.18(mm)

Lab File ID (Standard): O08402.D Heated Purge: (Y/N) N

Calibration ID: 55042

		DXE		CBZ		DCB	
		AREA #	RT #	AREA #	RT #	AREA #	RT #
12/24 HOUR STD		49759	4.93	411127	7.94	228918	11.61
UPPER LIMIT		99518	5.43	822254	8.44	457836	12.11
LOWER LIMIT		24880	4.43	205564	7.44	114459	11.11
LAB SAMPLE ID	CLIENT SAMPLE ID						
LCS 460-360252/4		46309	4.93	401925	7.94	228971	11.61
LCSD 460-360252/6		48535	4.93	421647	7.94	234686	11.61
MB 460-360252/9		44231	4.93	402501	7.94	217057	11.61
460-111103-14	MW-507S	48548	4.93	396098	7.94	207771	11.61
460-111103-15	MW-507I	43553	4.93	393386	7.94	212631	11.61
460-111103-16	MW-508S	47035	4.93	414469	7.94	213378	11.61
460-111103-17	MW-508D	48040	4.93	398075	7.94	208610	11.61
460-111103-18	MW-532S	44599	4.94	413798	7.94	218419	11.61
460-111103-19	MW-532D	38584	4.93	415363	7.94	209537	11.61
460-111103-20	MW-544S	47407	4.92	418250	7.94	218073	11.61
460-111103-21	MW-544I	47356	4.93	401684	7.94	215848	11.61
460-111103-22	MW-544D	47103	4.93	398860	7.94	211855	11.61
460-111103-23	MW-545S	50780	4.93	406962	7.94	217010	11.61
460-111103-24	MW-545I	48717	4.94	390327	7.94	204897	11.61
460-111103-25	MW-545D	52701	4.94	397719	7.94	216594	11.61
460-111103-26	MW-546S	53883	4.93	393521	7.94	211161	11.61
460-111103-27	MW-546I	52243	4.93	408419	7.94	215656	11.61
460-111103-28	MW-546D	50740	4.93	381898	7.94	204085	11.61
460-111103-29	MW-547S	50358	4.94	409329	7.94	211898	11.61

DXE = 1,4-Dioxane-d8
CBZ = Chlorobenzene-d5
DCB = 1,4-Dichlorobenzene-d4

Area Limit = 50%-200% of internal standard area
RT Limit = ± 0.5 minutes of internal standard RT

Column used to flag values outside QC limits

FORM VIII 8260C

FORM VIII
GC/MS VOA INTERNAL STANDARD AREA AND RETENTION TIME SUMMARY

Lab Name: TestAmerica Edison Job No.: 460-111103-1

SDG No.:

Sample No.: CCVIS 460-360372/3 Date Analyzed: 04/03/2016 09:54

Instrument ID: CVOAMS12 GC Column: DB-624 ID: 0.18(mm)

Lab File ID (Standard): O08430.D Heated Purge: (Y/N) N

Calibration ID: 55042

		TBA		BUT		FB	
		AREA #	RT #	AREA #	RT #	AREA #	RT #
12/24 HOUR STD		349200	2.24	453728	3.13	681079	4.21
UPPER LIMIT		698400	2.74	907456	3.63	1362158	4.71
LOWER LIMIT		174600	1.74	226864	2.63	340540	3.71
LAB SAMPLE ID	CLIENT SAMPLE ID						
LCS 460-360372/4		367522	2.24	475170	3.13	672593	4.21
LCSD 460-360372/5		372983	2.24	475309	3.13	681157	4.21
MB 460-360372/8		343465	2.24	415474	3.13	668481	4.21
460-111103-30	MW-547I	269131	2.24	345824	3.13	623200	4.21
460-111103-31	MW-547D	300914	2.24	395531	3.13	673431	4.21
460-111103-32	MW-549S	272134	2.24	347665	3.13	650117	4.21
460-111103-33	MW-549I	304083	2.24	392899	3.13	665570	4.21
460-111103-34	MW-550S	257307	2.23	344126	3.13	636108	4.21
460-111103-35	MW-550I	278868	2.24	377791	3.13	654554	4.21
460-111103-36	PZ-521S	276901	2.24	365124	3.13	633410	4.21
460-111103-37	PZ-521I	308480	2.23	384444	3.13	651778	4.21
460-111103-38	PZ-522S	312881	2.24	395421	3.13	658873	4.21
460-111103-39	PZ-522I	261187	2.24	343086	3.13	609732	4.21
460-111103-40	PZ-522D	277287	2.24	348385	3.13	635609	4.21
460-111103-41	PZ-524S	249863	2.24	326439	3.13	616547	4.21
460-111103-42	PZ-524I	287488	2.24	381853	3.13	643383	4.21
460-111103-43	PZ-524D	309575	2.23	377822	3.13	633504	4.21

TBA = TBA-d9 (IS)
BUT = 2-Butanone-d5
FB = Fluorobenzene

Area Limit = 50%-200% of internal standard area
RT Limit = ± 0.5 minutes of internal standard RT

Column used to flag values outside QC limits

FORM VIII 8260C

FORM VIII
GC/MS VOA INTERNAL STANDARD AREA AND RETENTION TIME SUMMARY

Lab Name: TestAmerica Edison Job No.: 460-111103-1

SDG No.:

Sample No.: CCVIS 460-360372/3 Date Analyzed: 04/03/2016 09:54

Instrument ID: CVOAMS12 GC Column: DB-624 ID: 0.18(mm)

Lab File ID (Standard): O08430.D Heated Purge: (Y/N) N

Calibration ID: 55042

		DXE		CBZ		DCB	
		AREA #	RT #	AREA #	RT #	AREA #	RT #
12/24 HOUR STD		51811	4.93	440297	7.94	233276	11.61
UPPER LIMIT		103622	5.43	880594	8.44	466552	12.11
LOWER LIMIT		25906	4.43	220149	7.44	116638	11.11
LAB SAMPLE ID	CLIENT SAMPLE ID						
LCS 460-360372/4		48839	4.93	446720	7.94	235051	11.61
LCSD 460-360372/5		50423	4.93	447402	7.94	230538	11.61
MB 460-360372/8		46675	4.93	429945	7.94	223210	11.61
460-111103-30	MW-547I	45551	4.93	403754	7.94	206372	11.61
460-111103-31	MW-547D	43648	4.93	423626	7.94	223700	11.61
460-111103-32	MW-549S	42870	4.93	405624	7.94	212262	11.61
460-111103-33	MW-549I	43359	4.94	418042	7.94	221548	11.61
460-111103-34	MW-550S	44347	4.93	404067	7.94	207815	11.61
460-111103-35	MW-550I	42864	4.94	409634	7.94	218075	11.61
460-111103-36	PZ-521S	45103	4.93	401001	7.94	209377	11.61
460-111103-37	PZ-521I	45819	4.93	403663	7.94	215864	11.61
460-111103-38	PZ-522S	45989	4.93	424362	7.94	217458	11.61
460-111103-39	PZ-522I	43300	4.93	401407	7.94	206813	11.61
460-111103-40	PZ-522D	42890	4.93	399082	7.94	207711	11.61
460-111103-41	PZ-524S	42102	4.93	380449	7.94	203710	11.61
460-111103-42	PZ-524I	45478	4.92	402200	7.94	211092	11.61
460-111103-43	PZ-524D	44672	4.93	404853	7.94	219820	11.61

DXE = 1,4-Dioxane-d8
CBZ = Chlorobenzene-d5
DCB = 1,4-Dichlorobenzene-d4

Area Limit = 50%-200% of internal standard area
RT Limit = ± 0.5 minutes of internal standard RT

Column used to flag values outside QC limits

FORM VIII 8260C

FORM VIII
GC/MS VOA INTERNAL STANDARD AREA AND RETENTION TIME SUMMARY

Lab Name: TestAmerica Edison Job No.: 460-111103-1

SDG No.:

Sample No.: CCVIS 460-360532/2 Date Analyzed: 04/04/2016 09:18

Instrument ID: CVOAMS12 GC Column: DB-624 ID: 0.18(mm)

Lab File ID (Standard): O08443.D Heated Purge: (Y/N) N

Calibration ID: 55042

		TBA		BUT		FB	
		AREA #	RT #	AREA #	RT #	AREA #	RT #
12/24 HOUR STD		473332	2.24	617654	3.13	835274	4.21
UPPER LIMIT		946664	2.74	1235308	3.63	1670548	4.71
LOWER LIMIT		236666	1.74	308827	2.63	417637	3.71
LAB SAMPLE ID	CLIENT SAMPLE ID						
LCS 460-360532/3		496983	2.25	612105	3.13	775677	4.21
MB 460-360532/7		477832	2.24	549811	3.13	762795	4.21
460-111103-54	FB-032216	493421	2.24	555542	3.13	766797	4.21
460-111103-55	TB-032216	520383	2.24	583665	3.13	780475	4.21
460-111103-44	DUP-01	486069	2.24	559027	3.13	782830	4.21
460-111103-45	DUP-02	493856	2.24	565033	3.13	777874	4.21
460-111103-46	DUP-03	517615	2.24	576232	3.13	771288	4.21
460-111103-47	DUP-04	500193	2.24	570498	3.13	769250	4.21
460-111103-48	DUP-05	504680	2.24	574134	3.13	769174	4.21
460-111103-49	DUP-06	507465	2.24	583050	3.13	768371	4.21
460-111103-50	SW-1	480718	2.24	569620	3.13	749360	4.21
460-111103-51	SW-2	501419	2.24	582754	3.13	781454	4.21
460-111103-52	SW-3	515633	2.24	587041	3.13	779857	4.21
460-111103-53	SW-4	512695	2.24	599653	3.13	785110	4.21
460-111103-56	MW-503S	482853	2.24	551112	3.13	748499	4.21
460-111103-57	MW-505I	475050	2.24	552147	3.13	757670	4.21
460-111103-57 MS	MW-505I MS	460582	2.25	580749	3.13	773207	4.21
460-111103-57 MSD	MW-505I MSD	480385	2.25	580897	3.13	760843	4.21

TBA = TBA-d9 (IS)
BUT = 2-Butanone-d5
FB = Fluorobenzene

Area Limit = 50%-200% of internal standard area
RT Limit = ± 0.5 minutes of internal standard RT

Column used to flag values outside QC limits

FORM VIII 8260C

FORM VIII
GC/MS VOA INTERNAL STANDARD AREA AND RETENTION TIME SUMMARY

Lab Name: TestAmerica Edison Job No.: 460-111103-1

SDG No.:

Sample No.: CCVIS 460-360532/2 Date Analyzed: 04/04/2016 09:18

Instrument ID: CVOAMS12 GC Column: DB-624 ID: 0.18(mm)

Lab File ID (Standard): O08443.D Heated Purge: (Y/N) N

Calibration ID: 55042

		DXE		CBZ		DCB	
		AREA #	RT #	AREA #	RT #	AREA #	RT #
12/24 HOUR STD		61409	4.93	556249	7.94	291245	11.61
UPPER LIMIT		122818	5.43	1112498	8.44	582490	12.11
LOWER LIMIT		30705	4.43	278125	7.44	145623	11.11
LAB SAMPLE ID	CLIENT SAMPLE ID						
LCS 460-360532/3		62749	4.94	513810	7.94	275746	11.61
MB 460-360532/7		63676	4.93	469203	7.94	259776	11.61
460-111103-54	FB-032216	65638	4.93	502739	7.94	256449	11.61
460-111103-55	TB-032216	63165	4.93	534021	7.94	275682	11.61
460-111103-44	DUP-01	60015	4.93	523528	7.94	275833	11.61
460-111103-45	DUP-02	58507	4.94	524673	7.94	269089	11.61
460-111103-46	DUP-03	60616	4.93	525433	7.94	274210	11.61
460-111103-47	DUP-04	59780	4.94	531032	7.94	277642	11.61
460-111103-48	DUP-05	61183	4.93	523322	7.94	277517	11.61
460-111103-49	DUP-06	58818	4.93	524901	7.94	278725	11.61
460-111103-50	SW-1	60470	4.93	507270	7.94	268793	11.61
460-111103-51	SW-2	55889	4.93	527874	7.94	281804	11.61
460-111103-52	SW-3	61178	4.93	532928	7.94	280301	11.61
460-111103-53	SW-4	62599	4.94	540472	7.94	285272	11.61
460-111103-56	MW-503S	60688	4.93	501241	7.94	259896	11.61
460-111103-57	MW-505I	64440	4.93	487066	7.94	255361	11.61
460-111103-57 MS	MW-505I MS	61059	4.93	509002	7.94	278193	11.61
460-111103-57 MSD	MW-505I MSD	64877	4.95	489020	7.94	276118	11.61

DXE = 1,4-Dioxane-d8
CBZ = Chlorobenzene-d5
DCB = 1,4-Dichlorobenzene-d4

Area Limit = 50%-200% of internal standard area
RT Limit = ± 0.5 minutes of internal standard RT

Column used to flag values outside QC limits

FORM VIII 8260C

FORM I
GC/MS VOA ORGANICS ANALYSIS DATA SHEET

Lab Name: TestAmerica Edison | Job No.: 460-111103-1

SDG No.:

Client Sample ID: MW-1S-A | Lab Sample ID: 460-111103-1

Matrix: Water | Lab File ID: O08379.D

Analysis Method: 8260C | Date Collected: 03/22/2016 09:05

Sample wt/vol: 5(mL) | Date Analyzed: 04/02/2016 00:17

Soil Aliquot Vol: | Dilution Factor: 1

Soil Extract Vol.: | GC Column: DB-624 ID: 0.18(mm)

% Moisture: | Level: (low/med) Low

Analysis Batch No.: 360191 | Units: ug/L

CAS NO.	COMPOUND NAME	RESULT	Q	RL	MDL
71-55-6	1,1,1-Trichloroethane	0.28	U	1.0	0.28
79-34-5	1,1,2,2-Tetrachloroethane	0.19	U	1.0	0.19
79-00-5	1,1,2-Trichloroethane	0.080	U	1.0	0.080
75-34-3	1,1-Dichloroethane	0.24	U	1.0	0.24
75-35-4	1,1-Dichloroethene	0.34	U	1.0	0.34
87-61-6	1,2,3-Trichlorobenzene	0.35	U	1.0	0.35
120-82-1	1,2,4-Trichlorobenzene	0.27	U	1.0	0.27
96-12-8	1,2-Dibromo-3-Chloropropane	0.23	U	1.0	0.23
106-93-4	1,2-Dibromoethane	0.19	U	1.0	0.19
95-50-1	1,2-Dichlorobenzene	0.22	U	1.0	0.22
107-06-2	1,2-Dichloroethane	0.25	U	1.0	0.25
78-87-5	1,2-Dichloropropane	0.18	U	1.0	0.18
541-73-1	1,3-Dichlorobenzene	0.33	U	1.0	0.33
106-46-7	1,4-Dichlorobenzene	0.33	U	1.0	0.33
123-91-1	1,4-Dioxane	8.7	U	50	8.7
78-93-3	2-Butanone	2.2	U	5.0	2.2
591-78-6	2-Hexanone	0.72	U	5.0	0.72
108-10-1	4-Methyl-2-pentanone	0.63	U	5.0	0.63
67-64-1	Acetone	1.1	U	5.0	1.1
71-43-2	Benzene	0.090	U	1.0	0.090
74-97-5	Bromochloromethane	0.30	U	1.0	0.30
75-27-4	Bromodichloromethane	0.15	U	1.0	0.15
75-25-2	Bromoform	0.18	U	1.0	0.18
74-83-9	Bromomethane	0.18	U	1.0	0.18
75-15-0	Carbon disulfide	0.22	U	1.0	0.22
56-23-5	Carbon tetrachloride	0.33	U	1.0	0.33
108-90-7	Chlorobenzene	0.24	U	1.0	0.24
75-00-3	Chloroethane	0.37	U	1.0	0.37
67-66-3	Chloroform	1.3		1.0	0.22
74-87-3	Chloromethane	0.22	U	1.0	0.22
156-59-2	cis-1,2-Dichloroethene	0.26	U	1.0	0.26
10061-01-5	cis-1,3-Dichloropropene	0.16	U	1.0	0.16
110-82-7	Cyclohexane	0.26	U *	1.0	0.26
124-48-1	Dibromochloromethane	0.22	U	1.0	0.22
75-71-8	Dichlorodifluoromethane	0.14	U	1.0	0.14
100-41-4	Ethylbenzene	0.30	U	1.0	0.30

FORM I
GC/MS VOA ORGANICS ANALYSIS DATA SHEET

Lab Name: TestAmerica Edison | Job No.: 460-111103-1

SDG No.:

Client Sample ID: MW-1S-A | Lab Sample ID: 460-111103-1

Matrix: Water | Lab File ID: O08379.D

Analysis Method: 8260C | Date Collected: 03/22/2016 09:05

Sample wt/vol: 5(mL) | Date Analyzed: 04/02/2016 00:17

Soil Aliquot Vol: | Dilution Factor: 1

Soil Extract Vol.: | GC Column: DB-624 ID: 0.18(mm)

% Moisture: | Level: (low/med) Low

Analysis Batch No.: 360191 | Units: ug/L

CAS NO.	COMPOUND NAME	RESULT	Q	RL	MDL
76-13-1	Freon TF	1.3		1.0	0.34
98-82-8	Isopropylbenzene	0.32	U	1.0	0.32
179601-23-1	m&p-Xylene	0.28	U	1.0	0.28
79-20-9	Methyl acetate	0.58	U	5.0	0.58
108-87-2	Methylcyclohexane	0.22	U *	1.0	0.22
75-09-2	Methylene Chloride	0.21	U	1.0	0.21
1634-04-4	MTBE	0.13	U	1.0	0.13
95-47-6	o-Xylene	0.32	U	1.0	0.32
100-42-5	Styrene	0.17	U	1.0	0.17
127-18-4	Tetrachloroethene	1.4		1.0	0.12
108-88-3	Toluene	0.25	U	1.0	0.25
156-60-5	trans-1,2-Dichloroethene	0.18	U	1.0	0.18
10061-02-6	trans-1,3-Dichloropropene	0.19	U	1.0	0.19
79-01-6	Trichloroethene	0.93	J	1.0	0.22
75-69-4	Trichlorofluoromethane	0.15	U	1.0	0.15
75-01-4	Vinyl chloride	0.060	U	1.0	0.060

CAS NO.	SURROGATE	%REC	Q	LIMITS
17060-07-0	1,2-Dichloroethane-d4 (Surr)	92		70-130
460-00-4	Bromofluorobenzene	94		70-130
1868-53-7	Dibromofluoromethane (Surr)	97		70-130
2037-26-5	Toluene-d8 (Surr)	88		70-130

FORM I
GC/MS VOA ORGANICS ANALYSIS DATA SHEET
TENTATIVELY IDENTIFIED COMPOUNDS

Lab Name: TestAmerica Edison | Job No.: 460-111103-1

SDG No.:

Client Sample ID: MW-1S-A | Lab Sample ID: 460-111103-1

Matrix: Water | Lab File ID: O08379.D

Analysis Method: 8260C | Date Collected: 03/22/2016 09:05

Sample wt/vol: 5(mL) | Date Analyzed: 04/02/2016 00:17

Soil Aliquot Vol: | Dilution Factor: 1

Soil Extract Vol.: | GC Column: DB-624 ID: 0.18(mm)

% Moisture: | Level: (low/med) Low

Analysis Batch No.: 360191 | Units: ug/L

Number TICs Found: 0 | TIC Result Total: 0

CAS NO.	COMPOUND NAME	RT	RESULT	Q
	Tentatively Identified Compound		None	

TestAmerica Edison
Target Compound Quantitation Report

Data File: \\ChromNA\Edison\ChromData\CVOAMS12\20160401-39324.b\O08379.D
Lims ID: 460-111103-B-1 Lab Sample ID: 460-111103-1
Client ID: MW-1S-A
Sample Type: Client
Inject. Date: 02-Apr-2016 00:17:30 ALS Bottle#: 7 Worklist Smp#: 8
Purge Vol: 5.000 mL Dil. Factor: 1.0000
Sample Info: 460-111103-B-1
Misc. Info.: 460-0039324-008
Operator ID: Instrument ID: CVOAMS12

Method: \\ChromNA\Edison\ChromData\CVOAMS12\20160401-39324.b\8260W_12.m
Limit Group: VOA - 8260C Water and Solid
Last Update: 02-Apr-2016 11:09:43 Calib Date: 23-Mar-2016 23:57:30
Integrator: RTE ID Type: Deconvolution ID
Quant Method: Internal Standard Quant By: Initial Calibration
Last ICal File: \\ChromNA\Edison\ChromData\CVOAMS12\20160323-38887.b\O07968.D

Column 1 : DB-624 (0.18 mm) Det: MS SCAN
Process Host: XAWRK035

First Level Reviewer: desais Date: 02-Apr-2016 10:52:08

Compound	Sig	RT (min.)	Exp RT (min.)	Dlt RT (min.)	Q	Response	OnCol Amt ug/l	Flags
18 1,1,2-Trichloro-1,2,2-trif	101	1.899	1.899	0.000	60	3938	1.34	
* 30 TBA-d9 (IS)	65	2.240	2.239	0.001	99	346547	1000.0	
* 52 2-Butanone-d5	46	3.130	3.130	0.000	0	419068	250.0	
45 Chloroform	83	3.437	3.437	0.000	96	8159	1.31	
$ 50 Dibromofluoromethane (Surr	113	3.575	3.575	0.000	98	152923	48.7	
$ 60 1,2-Dichloroethane-d4 (Sur	65	3.879	3.878	0.001	96	196696	45.8	
* 64 Fluorobenzene	96	4.212	4.211	0.001	98	657167	50.0	
68 Trichloroethene	95	4.586	4.586	0.000	93	3093	0.9331	
* 74 1,4-Dioxane-d8	96	4.930	4.930	0.000	94	49941	1000.0	
$ 80 Toluene-d8 (Surr)	98	5.993	5.997	-0.004	99	525574	44.2	
84 Tetrachloroethene	166	6.783	6.782	0.001	93	4148	1.43	
* 94 Chlorobenzene-d5	117	7.943	7.943	0.001	87	406610	50.0	
$ 106 4-Bromofluorobenzene	174	9.780	9.776	0.004	93	161848	46.9	
* 122 1,4-Dichlorobenzene-d4	152	11.606	11.606	0.000	96	218770	50.0	

Reagents:

8260ISNEW_00064 Amount Added: 1.00 Units: uL Run Reagent
8260SURR250_00119 Amount Added: 1.00 Units: uL Run Reagent

Report Date: 02-Apr-2016 11:09:55 Chrom Revision: 2.2 04-Mar-2016 14:36:24

TestAmerica Edison

Data File: \\ChromNA\Edison\ChromData\CVOAMS12\20160401-39324.b\O08379.D

Injection Date:	02-Apr-2016 00:17:30	Instrument ID:	CVOAMS12	Operator ID:	
Lims ID:	460-111103-B-1	Lab Sample ID:	460-111103-1	Worklist Smp#:	8
Client ID:	MW-1S-A				
Purge Vol:	5.000 mL	Dil. Factor:	1.0000	ALS Bottle#:	7
Method:	8260W_12	Limit Group:	VOA - 8260C Water and Solid		

Column: DB-624 (0.18 mm)

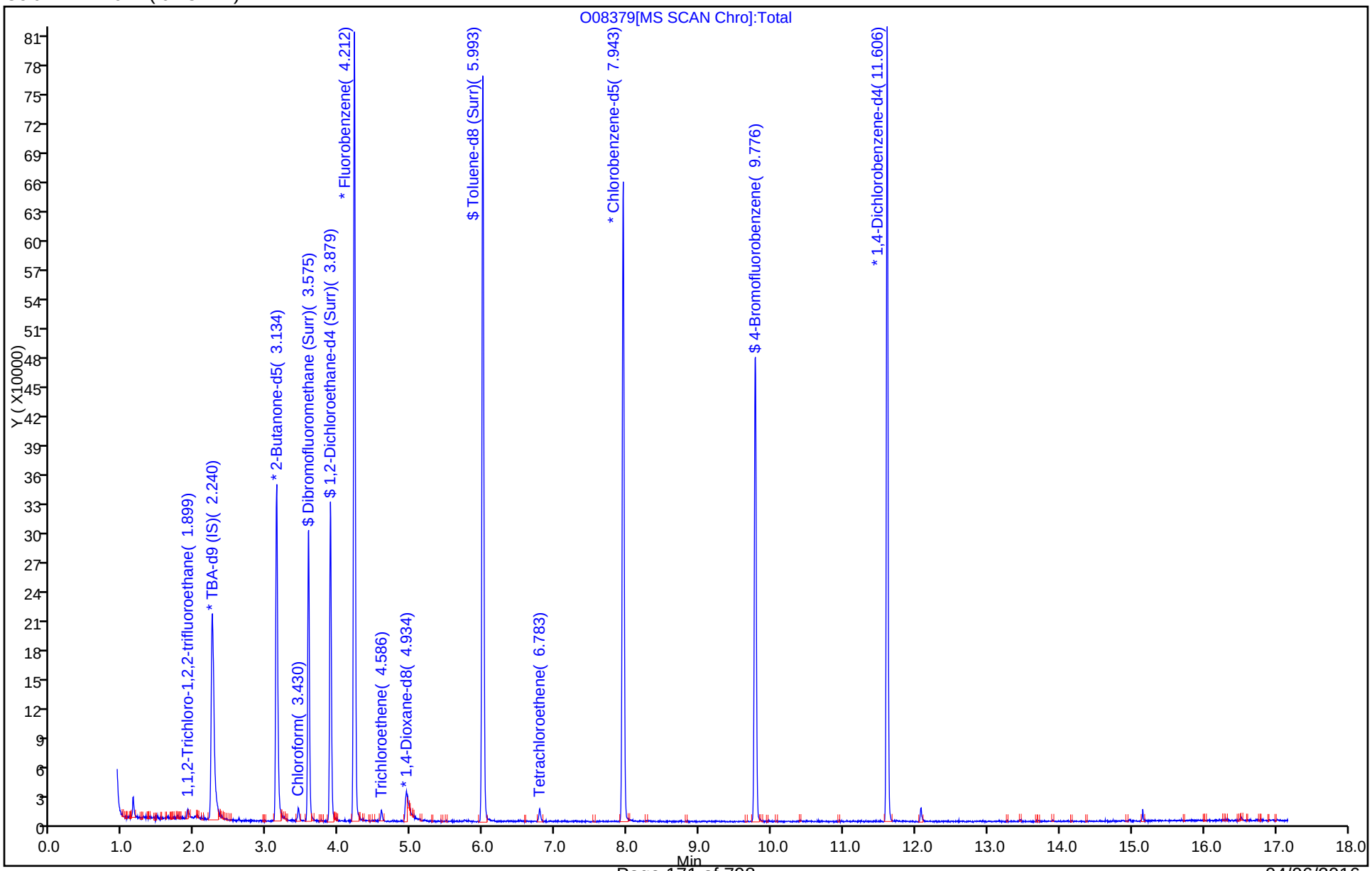

Data File: \\ChromNA\Edison\ChromData\CVOAMS12\20160401-39324.b\O08379.D

Injection Date:	02-Apr-2016 00:17:30	Instrument ID:	CVOAMS12		
Lims ID:	460-111103-B-1	Lab Sample ID:	460-111103-1		
Client ID:	MW-1S-A				
Operator ID:		ALS Bottle#:	7	Worklist Smp#:	8
Purge Vol:	5.000 mL	Dil. Factor:	1.0000		
Method:	8260W_12	Limit Group:	VOA - 8260C Water and Solid		
Column:	DB-624 (0.18 mm)	Detector	MS SCAN		

45 Chloroform, CAS: 67-66-3

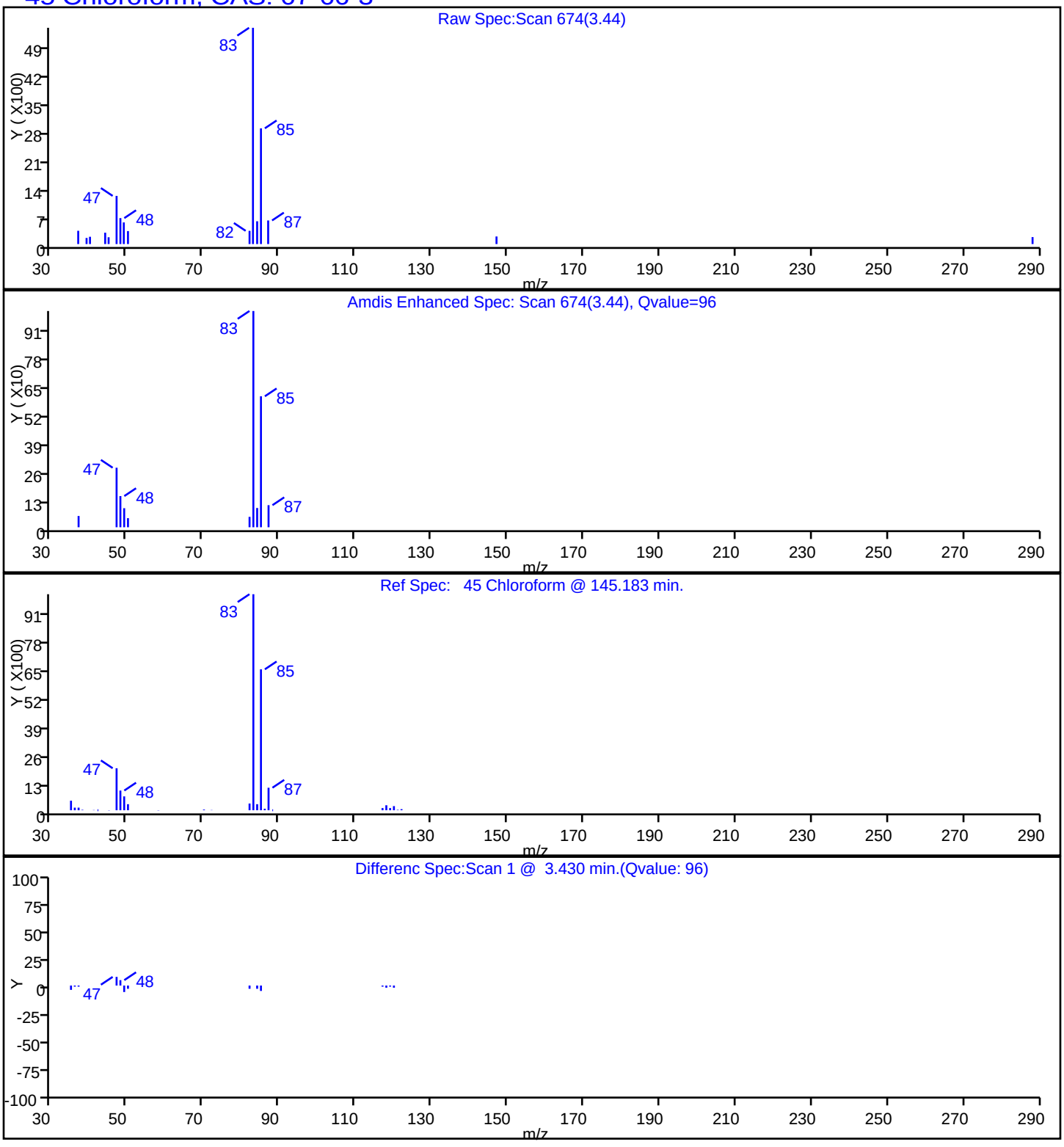

Data File: \\ChromNA\Edison\ChromData\CVOAMS12\20160401-39324.b\O08379.D
Injection Date: 02-Apr-2016 00:17:30 Instrument ID: CVOAMS12
Lims ID: 460-111103-B-1 Lab Sample ID: 460-111103-1
Client ID: MW-1S-A
Operator ID: ALS Bottle#: 7 Worklist Smp#: 8
Purge Vol: 5.000 mL Dil. Factor: 1.0000
Method: 8260W_12 Limit Group: VOA - 8260C Water and Solid
Column: DB-624 (0.18 mm) Detector MS SCAN

18 1,1,2-Trichloro-1,2,2-trifluoroethane, CAS: 76-13-1

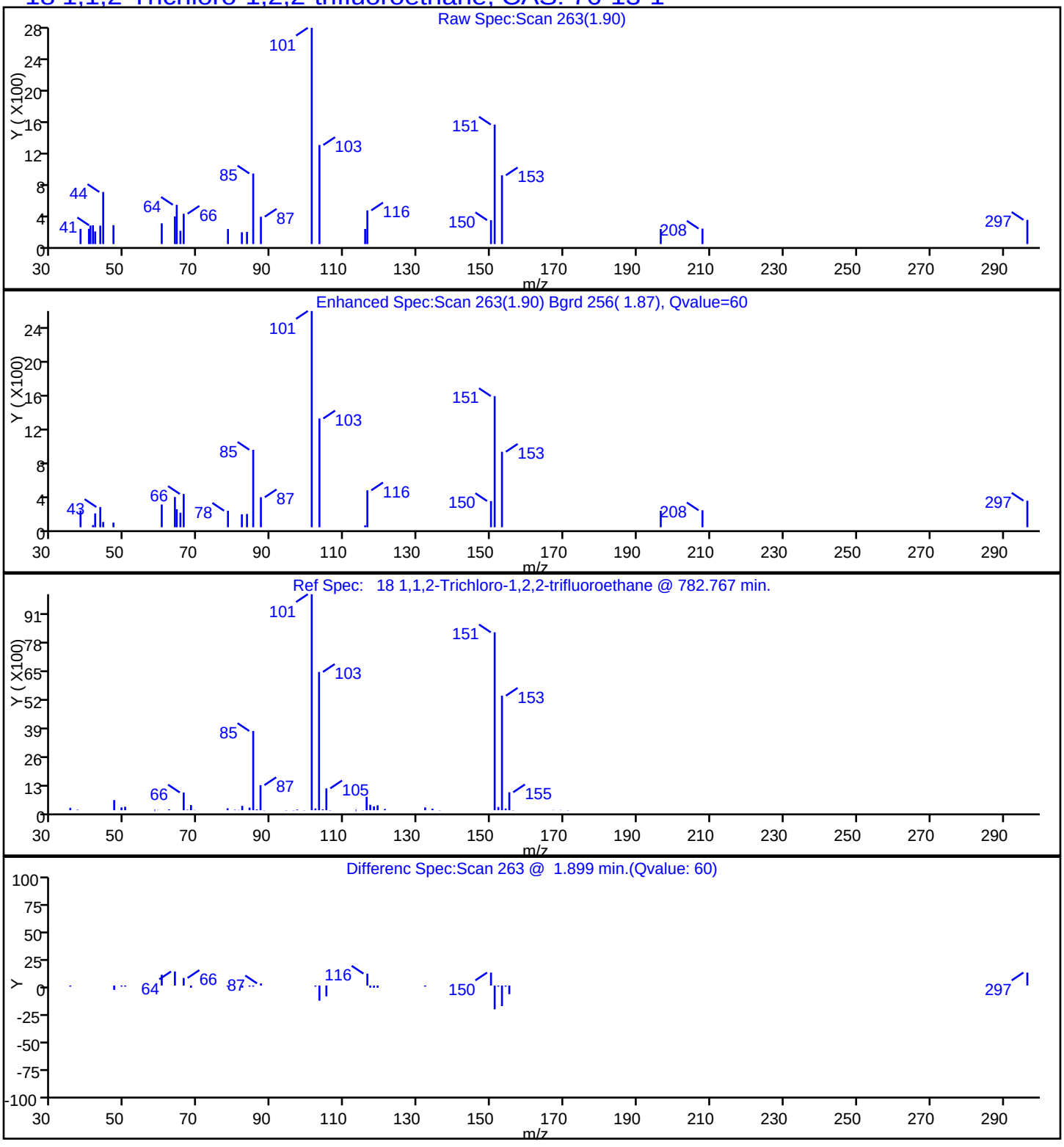

Data File: \\ChromNA\Edison\ChromData\CVOAMS12\20160401-39324.b\O08379.D
Injection Date: 02-Apr-2016 00:17:30 Instrument ID: CVOAMS12
Lims ID: 460-111103-B-1 Lab Sample ID: 460-111103-1
Client ID: MW-1S-A
Operator ID: ALS Bottle#: 7 Worklist Smp#: 8
Purge Vol: 5.000 mL Dil. Factor: 1.0000
Method: 8260W_12 Limit Group: VOA - 8260C Water and Solid
Column: DB-624 (0.18 mm) Detector MS SCAN

84 Tetrachloroethene, CAS: 127-18-4

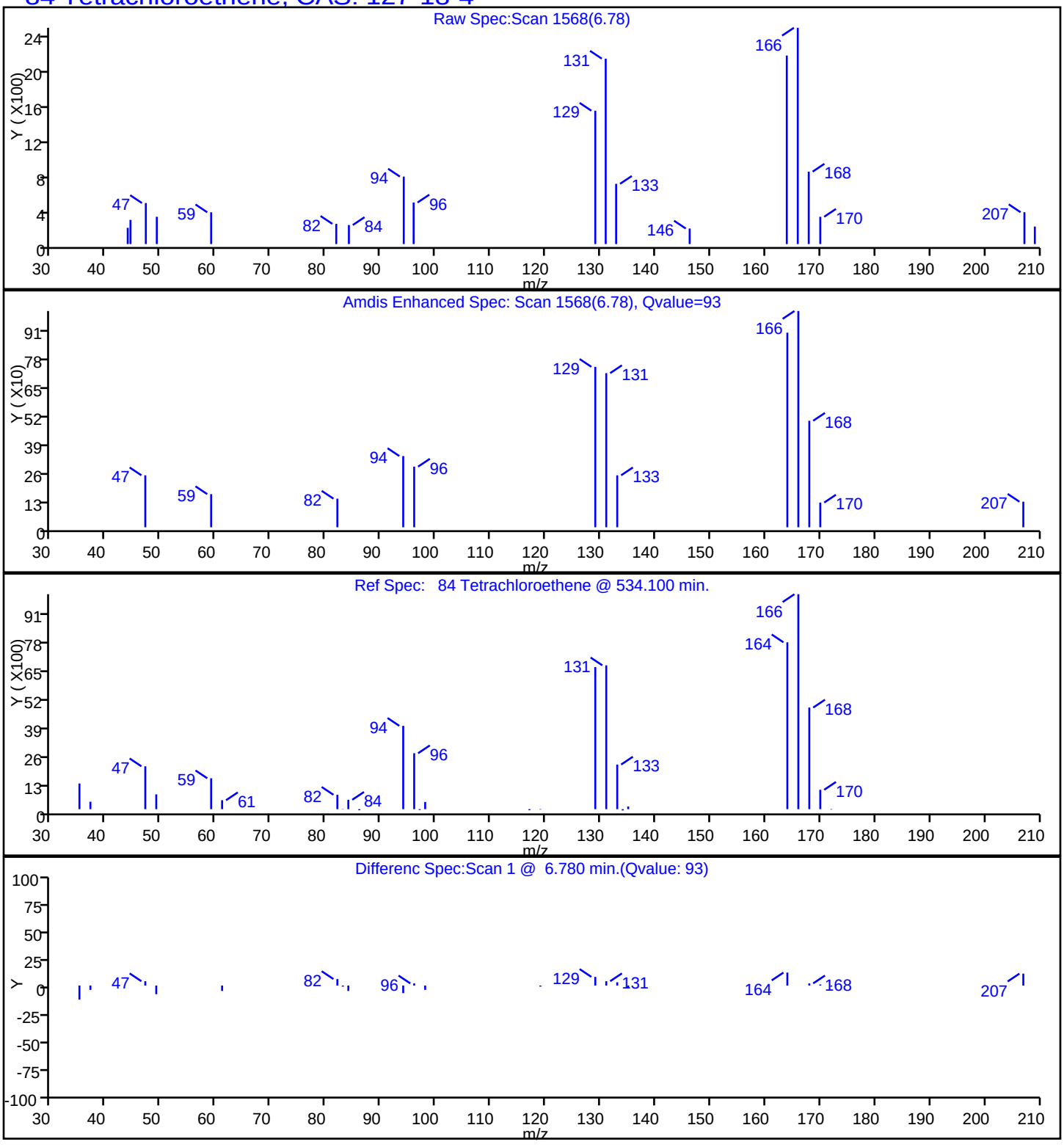

Data File: \\ChromNA\Edison\ChromData\CVOAMS12\20160401-39324.b\O08379.D

Injection Date:	02-Apr-2016 00:17:30	Instrument ID:	CVOAMS12
Lims ID:	460-111103-B-1	Lab Sample ID:	460-111103-1
Client ID:	MW-1S-A		
Operator ID:		ALS Bottle#:	7 Worklist Smp#: 8
Purge Vol:	5.000 mL	Dil. Factor:	1.0000
Method:	8260W_12	Limit Group:	VOA - 8260C Water and Solid
Column:	DB-624 (0.18 mm)	Detector	MS SCAN

68 Trichloroethene, CAS: 79-01-6

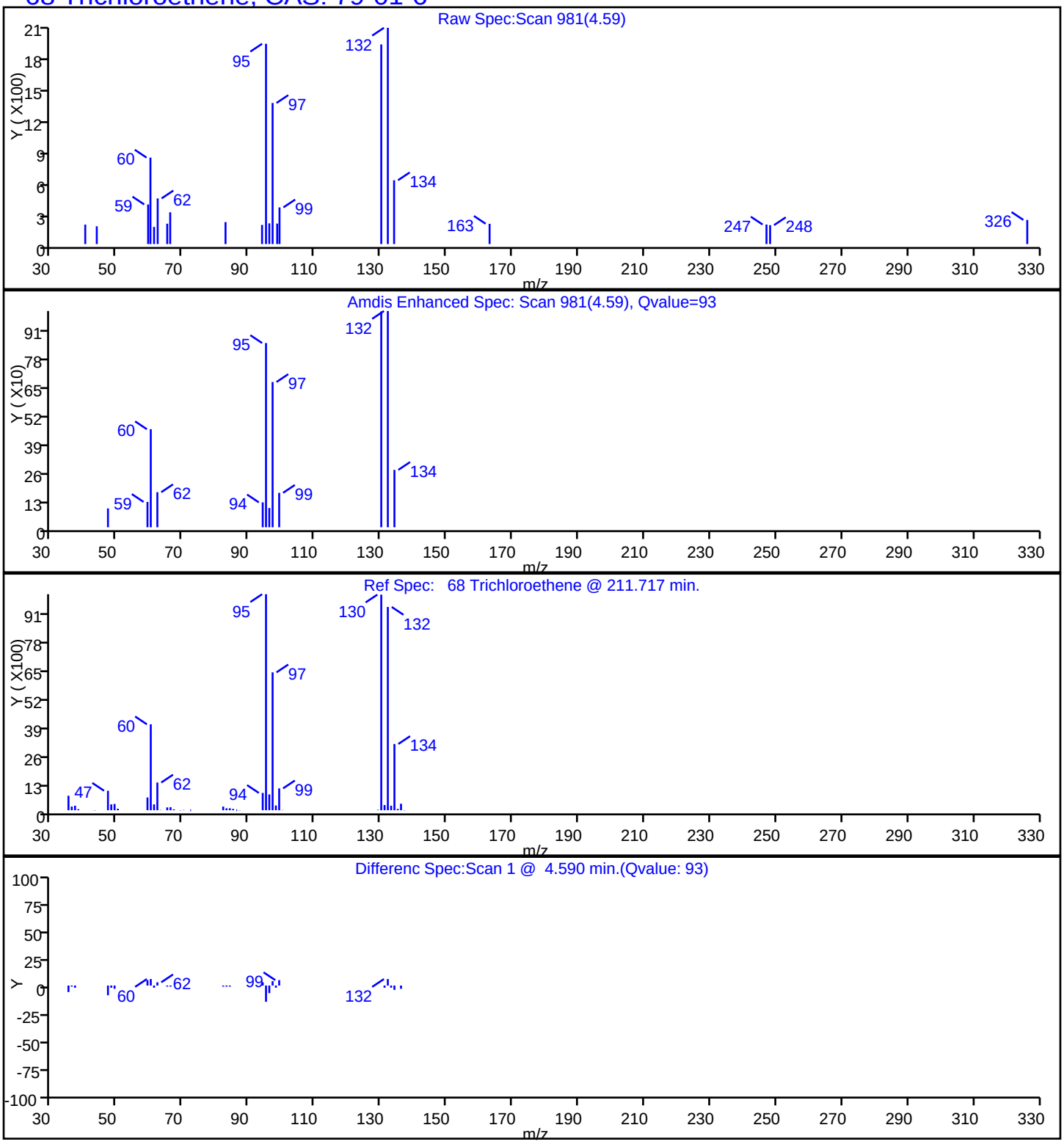

FORM I
GC/MS VOA ORGANICS ANALYSIS DATA SHEET

Lab Name: TestAmerica Edison | Job No.: 460-111103-1

SDG No.:

Client Sample ID: MW-1S-B | Lab Sample ID: 460-111103-2

Matrix: Water | Lab File ID: O08380.D

Analysis Method: 8260C | Date Collected: 03/22/2016 09:10

Sample wt/vol: 5(mL) | Date Analyzed: 04/02/2016 00:44

Soil Aliquot Vol: | Dilution Factor: 1

Soil Extract Vol.: | GC Column: DB-624 ID: 0.18(mm)

% Moisture: | Level: (low/med) Low

Analysis Batch No.: 360191 | Units: ug/L

CAS NO.	COMPOUND NAME	RESULT	Q	RL	MDL
71-55-6	1,1,1-Trichloroethane	0.28	U	1.0	0.28
79-34-5	1,1,2,2-Tetrachloroethane	0.19	U	1.0	0.19
79-00-5	1,1,2-Trichloroethane	0.080	U	1.0	0.080
75-34-3	1,1-Dichloroethane	0.24	U	1.0	0.24
75-35-4	1,1-Dichloroethene	0.34	U	1.0	0.34
87-61-6	1,2,3-Trichlorobenzene	0.35	U	1.0	0.35
120-82-1	1,2,4-Trichlorobenzene	0.27	U	1.0	0.27
96-12-8	1,2-Dibromo-3-Chloropropane	0.23	U	1.0	0.23
106-93-4	1,2-Dibromoethane	0.19	U	1.0	0.19
95-50-1	1,2-Dichlorobenzene	0.22	U	1.0	0.22
107-06-2	1,2-Dichloroethane	0.25	U	1.0	0.25
78-87-5	1,2-Dichloropropane	0.18	U	1.0	0.18
541-73-1	1,3-Dichlorobenzene	0.33	U	1.0	0.33
106-46-7	1,4-Dichlorobenzene	0.33	U	1.0	0.33
123-91-1	1,4-Dioxane	8.7	U	50	8.7
78-93-3	2-Butanone	2.2	U	5.0	2.2
591-78-6	2-Hexanone	0.72	U	5.0	0.72
108-10-1	4-Methyl-2-pentanone	0.63	U	5.0	0.63
67-64-1	Acetone	1.1	U	5.0	1.1
71-43-2	Benzene	0.090	U	1.0	0.090
74-97-5	Bromochloromethane	0.30	U	1.0	0.30
75-27-4	Bromodichloromethane	0.15	U	1.0	0.15
75-25-2	Bromoform	0.18	U	1.0	0.18
74-83-9	Bromomethane	0.18	U	1.0	0.18
75-15-0	Carbon disulfide	0.22	U	1.0	0.22
56-23-5	Carbon tetrachloride	0.33	U	1.0	0.33
108-90-7	Chlorobenzene	0.24	U	1.0	0.24
75-00-3	Chloroethane	0.37	U	1.0	0.37
67-66-3	Chloroform	0.87	J	1.0	0.22
74-87-3	Chloromethane	0.22	U	1.0	0.22
156-59-2	cis-1,2-Dichloroethene	0.26	U	1.0	0.26
10061-01-5	cis-1,3-Dichloropropene	0.16	U	1.0	0.16
110-82-7	Cyclohexane	0.26	U *	1.0	0.26
124-48-1	Dibromochloromethane	0.22	U	1.0	0.22
75-71-8	Dichlorodifluoromethane	0.14	U	1.0	0.14
100-41-4	Ethylbenzene	0.30	U	1.0	0.30

FORM I
GC/MS VOA ORGANICS ANALYSIS DATA SHEET

Lab Name: TestAmerica Edison | Job No.: 460-111103-1

SDG No.:

Client Sample ID: MW-1S-B | Lab Sample ID: 460-111103-2

Matrix: Water | Lab File ID: O08380.D

Analysis Method: 8260C | Date Collected: 03/22/2016 09:10

Sample wt/vol: 5(mL) | Date Analyzed: 04/02/2016 00:44

Soil Aliquot Vol: | Dilution Factor: 1

Soil Extract Vol.: | GC Column: DB-624 ID: 0.18(mm)

% Moisture: | Level: (low/med) Low

Analysis Batch No.: 360191 | Units: ug/L

CAS NO.	COMPOUND NAME	RESULT	Q	RL	MDL
76-13-1	Freon TF	0.65	J	1.0	0.34
98-82-8	Isopropylbenzene	0.32	U	1.0	0.32
179601-23-1	m&p-Xylene	0.28	U	1.0	0.28
79-20-9	Methyl acetate	0.58	U	5.0	0.58
108-87-2	Methylcyclohexane	0.22	U *	1.0	0.22
75-09-2	Methylene Chloride	0.21	U	1.0	0.21
1634-04-4	MTBE	0.13	U	1.0	0.13
95-47-6	o-Xylene	0.32	U	1.0	0.32
100-42-5	Styrene	0.17	U	1.0	0.17
127-18-4	Tetrachloroethene	0.53	J	1.0	0.12
108-88-3	Toluene	0.25	U	1.0	0.25
156-60-5	trans-1,2-Dichloroethene	0.18	U	1.0	0.18
10061-02-6	trans-1,3-Dichloropropene	0.19	U	1.0	0.19
79-01-6	Trichloroethene	1.5		1.0	0.22
75-69-4	Trichlorofluoromethane	0.15	U	1.0	0.15
75-01-4	Vinyl chloride	0.060	U	1.0	0.060

CAS NO.	SURROGATE	%REC	Q	LIMITS
17060-07-0	1,2-Dichloroethane-d4 (Surr)	96		70-130
460-00-4	Bromofluorobenzene	104		70-130
1868-53-7	Dibromofluoromethane (Surr)	103		70-130
2037-26-5	Toluene-d8 (Surr)	94		70-130

FORM I
GC/MS VOA ORGANICS ANALYSIS DATA SHEET
TENTATIVELY IDENTIFIED COMPOUNDS

Lab Name: TestAmerica Edison Job No.: 460-111103-1

SDG No.:

Client Sample ID: MW-1S-B Lab Sample ID: 460-111103-2

Matrix: Water Lab File ID: O08380.D

Analysis Method: 8260C Date Collected: 03/22/2016 09:10

Sample wt/vol: 5(mL) Date Analyzed: 04/02/2016 00:44

Soil Aliquot Vol: Dilution Factor: 1

Soil Extract Vol.: GC Column: DB-624 ID: 0.18(mm)

% Moisture: Level: (low/med) Low

Analysis Batch No.: 360191 Units: ug/L

Number TICs Found: 0 TIC Result Total: 0

CAS NO.	COMPOUND NAME	RT	RESULT	Q
	Tentatively Identified Compound		None	

TestAmerica Edison
Target Compound Quantitation Report

Data File: \\ChromNA\Edison\ChromData\CVOAMS12\20160401-39324.b\O08380.D
Lims ID: 460-111103-B-2 Lab Sample ID: 460-111103-2
Client ID: MW-1S-B
Sample Type: Client
Inject. Date: 02-Apr-2016 00:44:30 ALS Bottle#: 8 Worklist Smp#: 9
Purge Vol: 5.000 mL Dil. Factor: 1.0000
Sample Info: 460-111103-B-2
Misc. Info.: 460-0039324-009
Operator ID: Instrument ID: CVOAMS12

Method: \\ChromNA\Edison\ChromData\CVOAMS12\20160401-39324.b\8260W_12.m
Limit Group: VOA - 8260C Water and Solid
Last Update: 03-Apr-2016 13:47:24 Calib Date: 23-Mar-2016 23:57:30
Integrator: RTE ID Type: Deconvolution ID
Quant Method: Internal Standard Quant By: Initial Calibration
Last ICal File: \\ChromNA\Edison\ChromData\CVOAMS12\20160323-38887.b\O07968.D

Column 1 : DB-624 (0.18 mm) Det: MS SCAN
Process Host: XAWRK053

First Level Reviewer: desais Date: 02-Apr-2016 10:52:47

Compound	Sig	RT (min.)	Exp RT (min.)	Dlt RT (min.)	Q	Response	OnCol Amt ug/l	Flags
18 1,1,2-Trichloro-1,2,2-trif	101	1.899	1.899	0.000	64	1928	0.6548	
* 30 TBA-d9 (IS)	65	2.239	2.239	0.000	99	342527	1000.0	
* 52 2-Butanone-d5	46	3.130	3.130	0.000	0	422940	250.0	
45 Chloroform	83	3.437	3.437	0.000	98	5393	0.8651	
$ 50 Dibromofluoromethane (Surr	113	3.575	3.575	0.000	97	161746	51.6	
$ 60 1,2-Dichloroethane-d4 (Sur	65	3.878	3.878	0.000	97	205341	47.9	
* 64 Fluorobenzene	96	4.211	4.211	0.000	98	656687	50.0	
68 Trichloroethene	95	4.586	4.586	0.000	91	4820	1.46	
* 74 1,4-Dioxane-d8	96	4.934	4.930	0.004	94	50661	1000.0	
$ 80 Toluene-d8 (Surr)	98	5.993	5.997	-0.004	99	557758	47.1	
84 Tetrachloroethene	166	6.779	6.782	-0.003	20	1518	0.5260	
* 94 Chlorobenzene-d5	117	7.942	7.943	0.000	87	404125	50.0	
$ 106 4-Bromofluorobenzene	174	9.776	9.776	0.000	92	177438	51.8	
* 122 1,4-Dichlorobenzene-d4	152	11.606	11.606	0.000	96	217609	50.0	

Reagents:

8260ISNEW_00064 Amount Added: 1.00 Units: uL Run Reagent
8260SURR250_00119 Amount Added: 1.00 Units: uL Run Reagent

Report Date: 03-Apr-2016 13:47:27 Chrom Revision: 2.2 04-Mar-2016 14:36:24

TestAmerica Edison

Data File: \\ChromNA\Edison\ChromData\CVOAMS12\20160401-39324.b\O08380.D

Injection Date:	02-Apr-2016 00:44:30	Instrument ID:	CVOAMS12	Operator ID:	
Lims ID:	460-111103-B-2	Lab Sample ID:	460-111103-2	Worklist Smp#:	9
Client ID:	MW-1S-B				
Purge Vol:	5.000 mL	Dil. Factor:	1.0000	ALS Bottle#:	8
Method:	8260W_12	Limit Group:	VOA - 8260C Water and Solid		

Column: DB-624 (0.18 mm)

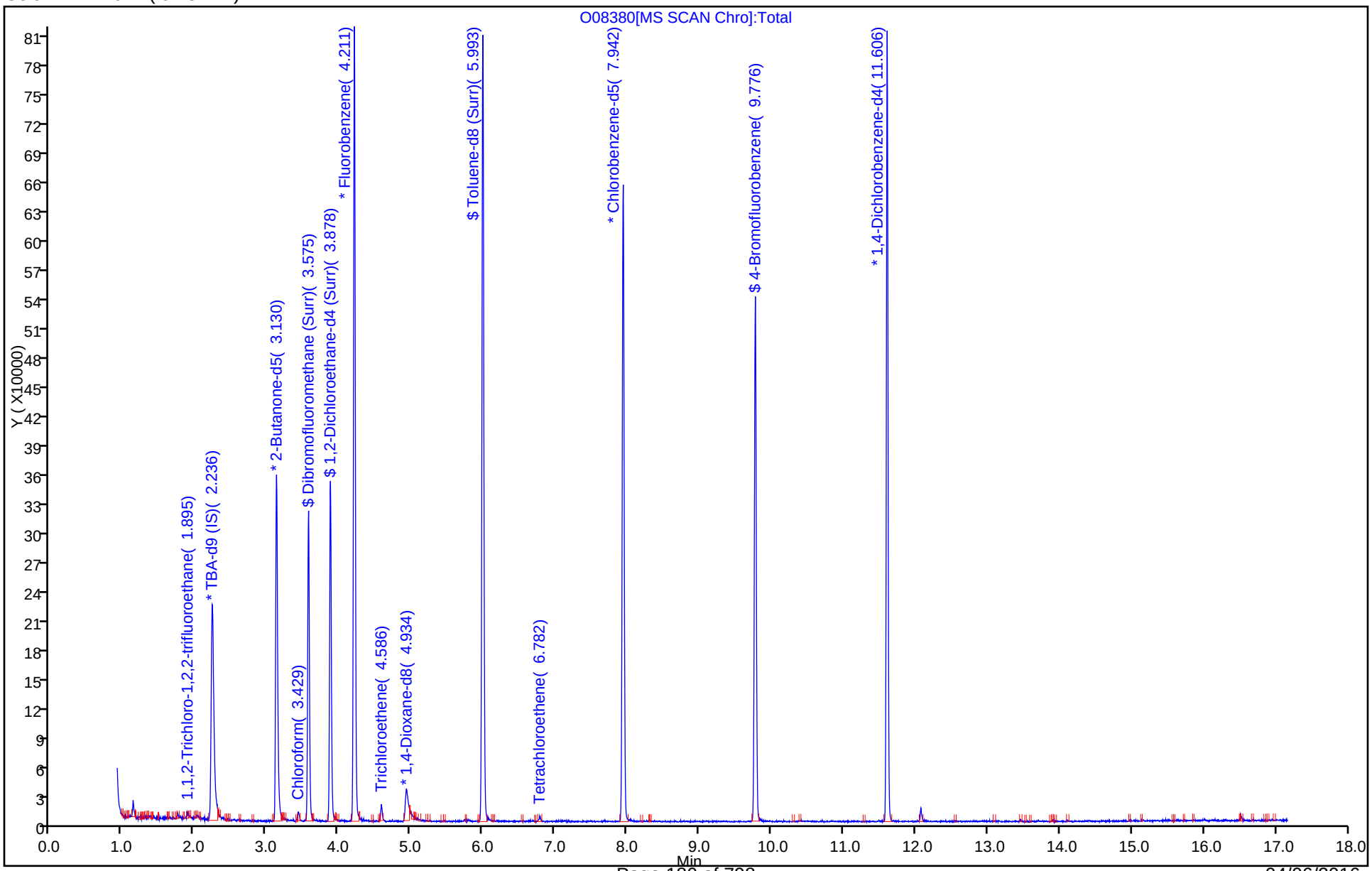

TestAmerica Edison

Data File: \\ChromNA\Edison\ChromData\CVOAMS12\20160401-39324.b\O08380.D

Injection Date:	02-Apr-2016 00:44:30	Instrument ID:	CVOAMS12		
Lims ID:	460-111103-B-2	Lab Sample ID:	460-111103-2		
Client ID:	MW-1S-B				
Operator ID:		ALS Bottle#:	8	Worklist Smp#:	9
Purge Vol:	5.000 mL	Dil. Factor:	1.0000		
Method:	8260W_12	Limit Group:	VOA - 8260C Water and Solid		
Column:	DB-624 (0.18 mm)	Detector	MS SCAN		

45 Chloroform, CAS: 67-66-3

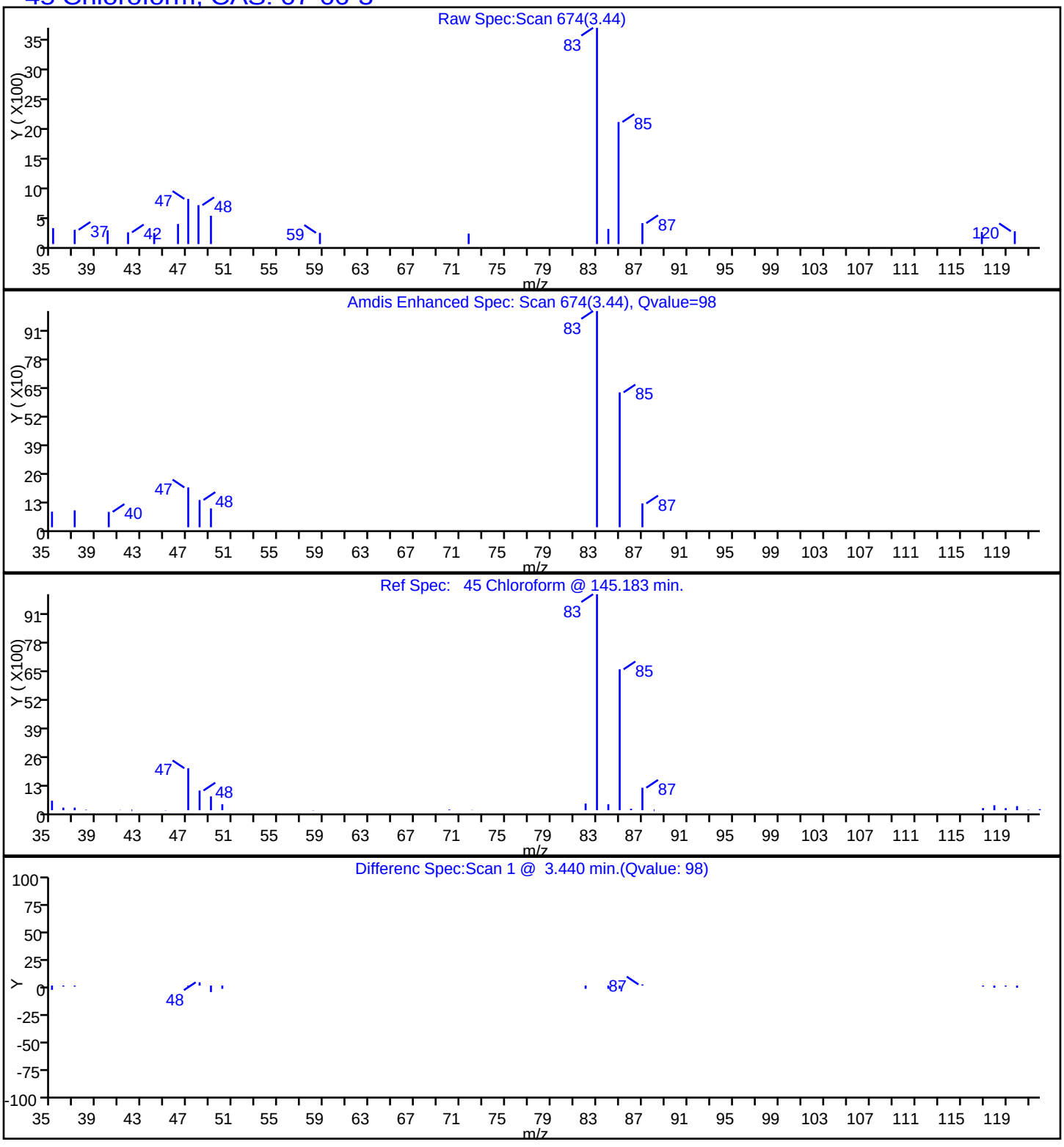

TestAmerica Edison

Data File:	\\ChromNA\Edison\ChromData\CVOAMS12\20160401-39324.b\O08380.D				
Injection Date:	02-Apr-2016 00:44:30	Instrument ID:	CVOAMS12		
Lims ID:	460-111103-B-2	Lab Sample ID:	460-111103-2		
Client ID:	MW-1S-B				
Operator ID:		ALS Bottle#:	8	Worklist Smp#:	9
Purge Vol:	5.000 mL	Dil. Factor:	1.0000		
Method:	8260W_12	Limit Group:	VOA - 8260C Water and Solid		
Column:	DB-624 (0.18 mm)	Detector	MS SCAN		

18 1,1,2-Trichloro-1,2,2-trifluoroethane, CAS: 76-13-1

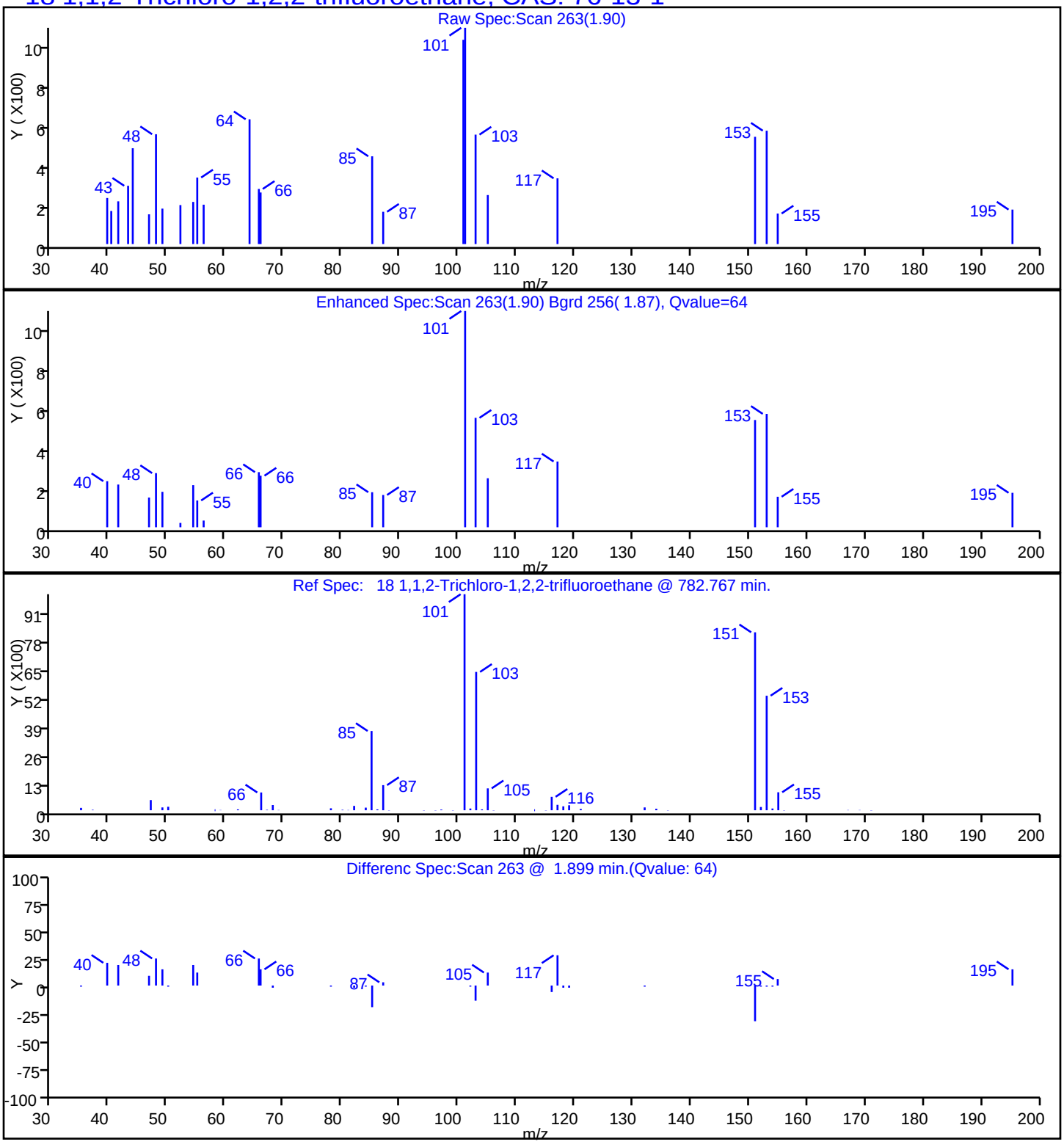

TestAmerica Edison

Data File:	\\ChromNA\Edison\ChromData\CVOAMS12\20160401-39324.b\O08380.D				
Injection Date:	02-Apr-2016 00:44:30	Instrument ID:	CVOAMS12		
Lims ID:	460-111103-B-2	Lab Sample ID:	460-111103-2		
Client ID:	MW-1S-B				
Operator ID:		ALS Bottle#:	8	Worklist Smp#:	9
Purge Vol:	5.000 mL	Dil. Factor:	1.0000		
Method:	8260W_12	Limit Group:	VOA - 8260C Water and Solid		
Column:	DB-624 (0.18 mm)	Detector	MS SCAN		

84 Tetrachloroethene, CAS: 127-18-4

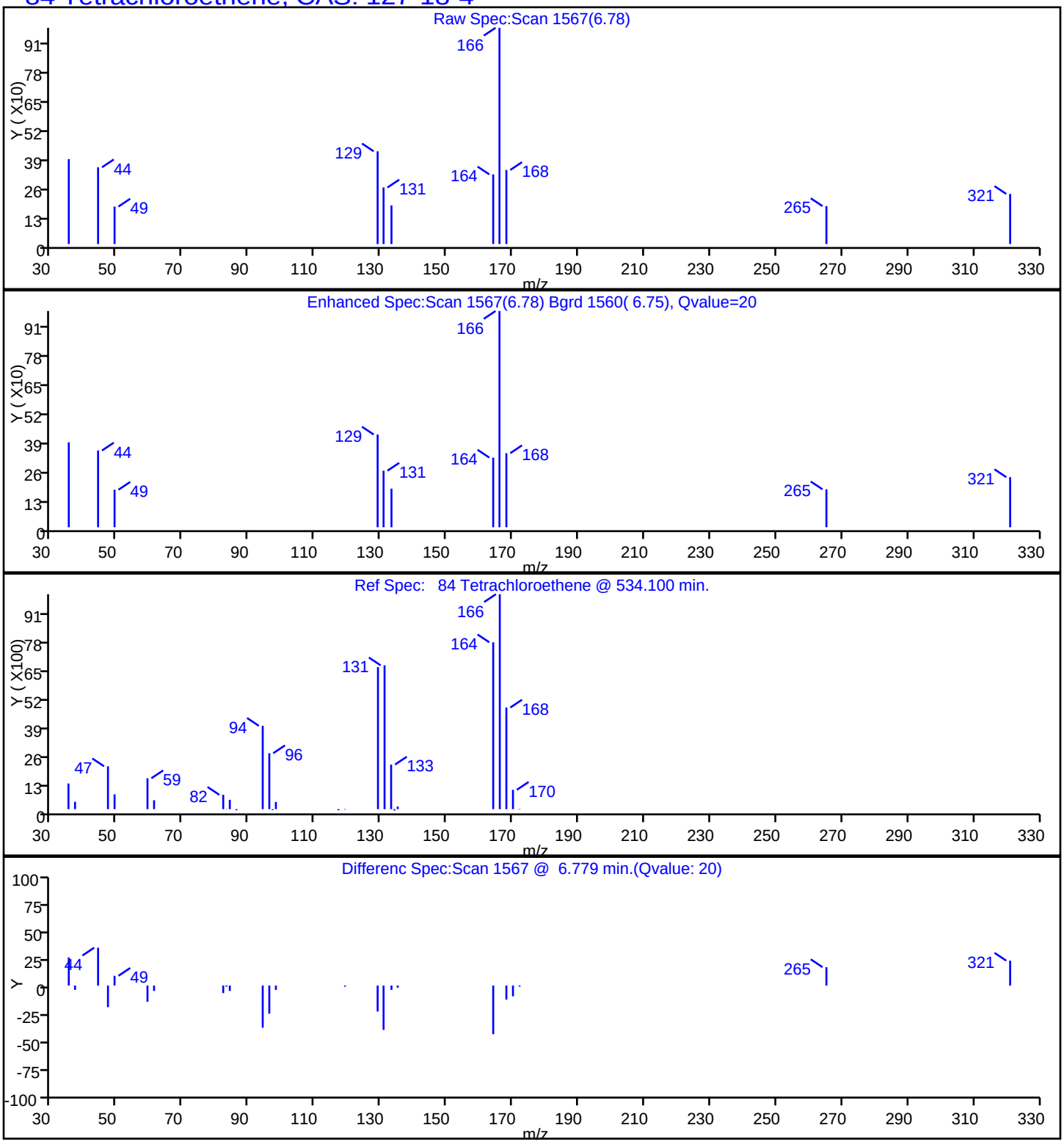

Report Date: 03-Apr-2016 13:47:27 Chrom Revision: 2.2 04-Mar-2016 14:36:24

TestAmerica Edison

Data File: \\ChromNA\Edison\ChromData\CVOAMS12\20160401-39324.b\O08380.D

Injection Date:	02-Apr-2016 00:44:30	Instrument ID:	CVOAMS12
Lims ID:	460-111103-B-2	Lab Sample ID:	460-111103-2
Client ID:	MW-1S-B		
Operator ID:		ALS Bottle#:	8 Worklist Smp#: 9
Purge Vol:	5.000 mL	Dil. Factor:	1.0000
Method:	8260W_12	Limit Group:	VOA - 8260C Water and Solid
Column:	DB-624 (0.18 mm)	Detector	MS SCAN

68 Trichloroethene, CAS: 79-01-6

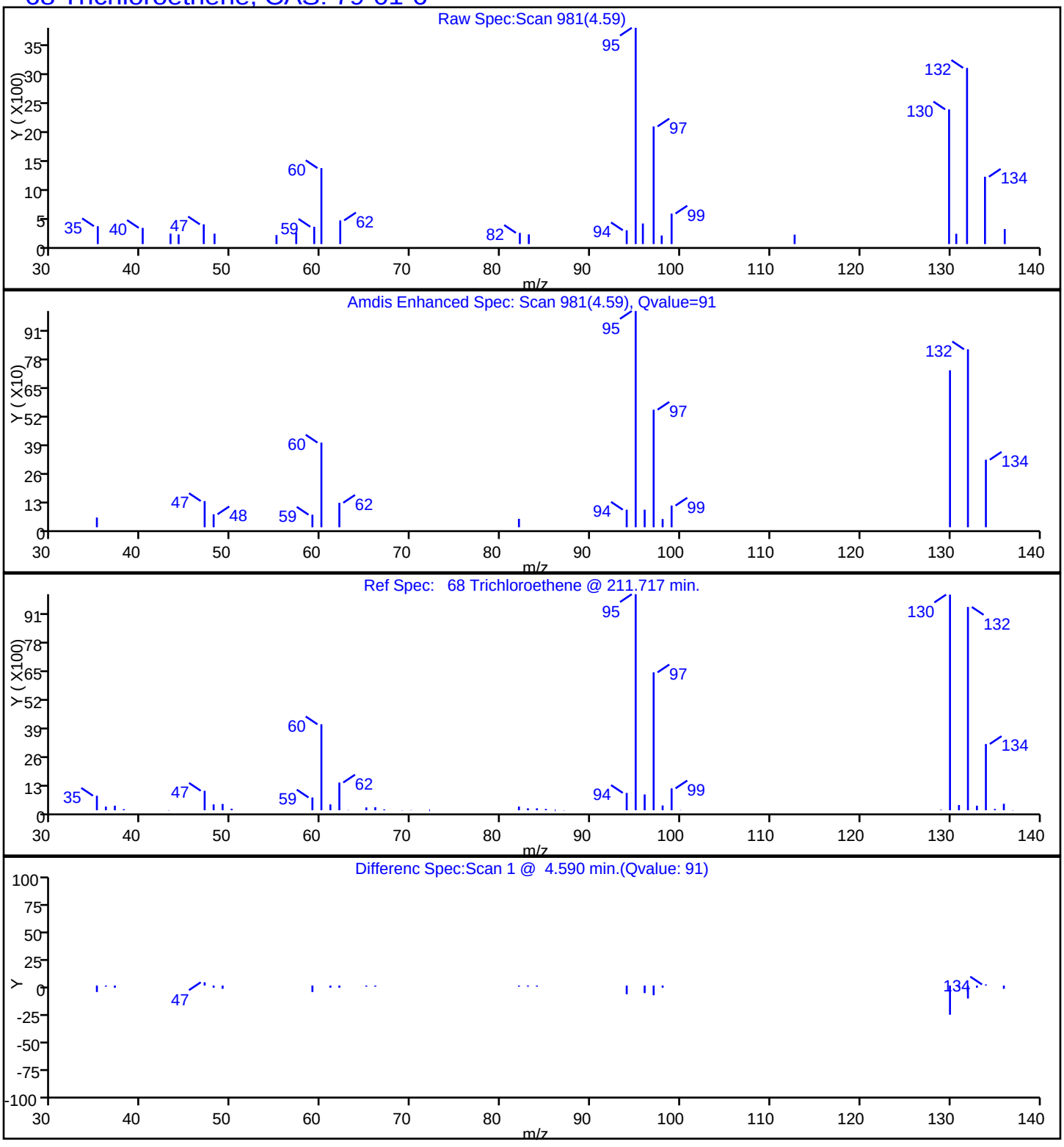

FORM I
GC/MS VOA ORGANICS ANALYSIS DATA SHEET

Lab Name: TestAmerica Edison | Job No.: 460-111103-1

SDG No.:

Client Sample ID: MW-1I | Lab Sample ID: 460-111103-3

Matrix: Water | Lab File ID: O08381.D

Analysis Method: 8260C | Date Collected: 03/22/2016 09:15

Sample wt/vol: 5(mL) | Date Analyzed: 04/02/2016 01:12

Soil Aliquot Vol: | Dilution Factor: 1

Soil Extract Vol.: | GC Column: DB-624 ID: 0.18(mm)

% Moisture: | Level: (low/med) Low

Analysis Batch No.: 360191 | Units: ug/L

CAS NO.	COMPOUND NAME	RESULT	Q	RL	MDL
71-55-6	1,1,1-Trichloroethane	0.28	U	1.0	0.28
79-34-5	1,1,2,2-Tetrachloroethane	0.19	U	1.0	0.19
79-00-5	1,1,2-Trichloroethane	0.080	U	1.0	0.080
75-34-3	1,1-Dichloroethane	0.24	U	1.0	0.24
75-35-4	1,1-Dichloroethene	0.34	U	1.0	0.34
87-61-6	1,2,3-Trichlorobenzene	0.35	U	1.0	0.35
120-82-1	1,2,4-Trichlorobenzene	0.27	U	1.0	0.27
96-12-8	1,2-Dibromo-3-Chloropropane	0.23	U	1.0	0.23
106-93-4	1,2-Dibromoethane	0.19	U	1.0	0.19
95-50-1	1,2-Dichlorobenzene	0.22	U	1.0	0.22
107-06-2	1,2-Dichloroethane	0.25	U	1.0	0.25
78-87-5	1,2-Dichloropropane	0.18	U	1.0	0.18
541-73-1	1,3-Dichlorobenzene	0.33	U	1.0	0.33
106-46-7	1,4-Dichlorobenzene	0.33	U	1.0	0.33
123-91-1	1,4-Dioxane	8.7	U	50	8.7
78-93-3	2-Butanone	2.2	U	5.0	2.2
591-78-6	2-Hexanone	0.72	U	5.0	0.72
108-10-1	4-Methyl-2-pentanone	0.63	U	5.0	0.63
67-64-1	Acetone	1.1	U	5.0	1.1
71-43-2	Benzene	0.090	U	1.0	0.090
74-97-5	Bromochloromethane	0.30	U	1.0	0.30
75-27-4	Bromodichloromethane	0.15	U	1.0	0.15
75-25-2	Bromoform	0.18	U	1.0	0.18
74-83-9	Bromomethane	0.18	U	1.0	0.18
75-15-0	Carbon disulfide	0.22	U	1.0	0.22
56-23-5	Carbon tetrachloride	0.33	U	1.0	0.33
108-90-7	Chlorobenzene	0.24	U	1.0	0.24
75-00-3	Chloroethane	0.37	U	1.0	0.37
67-66-3	Chloroform	0.22	U	1.0	0.22
74-87-3	Chloromethane	0.22	U	1.0	0.22
156-59-2	cis-1,2-Dichloroethene	0.50	J	1.0	0.26
10061-01-5	cis-1,3-Dichloropropene	0.16	U	1.0	0.16
110-82-7	Cyclohexane	0.26	U *	1.0	0.26
124-48-1	Dibromochloromethane	0.22	U	1.0	0.22
75-71-8	Dichlorodifluoromethane	0.14	U	1.0	0.14
100-41-4	Ethylbenzene	0.30	U	1.0	0.30

FORM I
GC/MS VOA ORGANICS ANALYSIS DATA SHEET

Lab Name: TestAmerica Edison | Job No.: 460-111103-1

SDG No.:

Client Sample ID: MW-1I | Lab Sample ID: 460-111103-3

Matrix: Water | Lab File ID: O08381.D

Analysis Method: 8260C | Date Collected: 03/22/2016 09:15

Sample wt/vol: 5(mL) | Date Analyzed: 04/02/2016 01:12

Soil Aliquot Vol: | Dilution Factor: 1

Soil Extract Vol.: | GC Column: DB-624 ID: 0.18(mm)

% Moisture: | Level: (low/med) Low

Analysis Batch No.: 360191 | Units: ug/L

CAS NO.	COMPOUND NAME	RESULT	Q	RL	MDL
76-13-1	Freon TF	0.34	U	1.0	0.34
98-82-8	Isopropylbenzene	0.32	U	1.0	0.32
179601-23-1	m&p-Xylene	0.28	U	1.0	0.28
79-20-9	Methyl acetate	0.58	U	5.0	0.58
108-87-2	Methylcyclohexane	0.22	U *	1.0	0.22
75-09-2	Methylene Chloride	0.21	U	1.0	0.21
1634-04-4	MTBE	0.13	U	1.0	0.13
95-47-6	o-Xylene	0.32	U	1.0	0.32
100-42-5	Styrene	0.17	U	1.0	0.17
127-18-4	Tetrachloroethene	0.12	U	1.0	0.12
108-88-3	Toluene	0.25	U	1.0	0.25
156-60-5	trans-1,2-Dichloroethene	0.18	U	1.0	0.18
10061-02-6	trans-1,3-Dichloropropene	0.19	U	1.0	0.19
79-01-6	Trichloroethene	13		1.0	0.22
75-69-4	Trichlorofluoromethane	0.15	U	1.0	0.15
75-01-4	Vinyl chloride	0.060	U	1.0	0.060

CAS NO.	SURROGATE	%REC	Q	LIMITS
17060-07-0	1,2-Dichloroethane-d4 (Surr)	97		70-130
460-00-4	Bromofluorobenzene	106		70-130
1868-53-7	Dibromofluoromethane (Surr)	105		70-130
2037-26-5	Toluene-d8 (Surr)	95		70-130

FORM I
GC/MS VOA ORGANICS ANALYSIS DATA SHEET
TENTATIVELY IDENTIFIED COMPOUNDS

Lab Name: TestAmerica Edison Job No.: 460-111103-1

SDG No.:

Client Sample ID: MW-1I Lab Sample ID: 460-111103-3

Matrix: Water Lab File ID: O08381.D

Analysis Method: 8260C Date Collected: 03/22/2016 09:15

Sample wt/vol: 5(mL) Date Analyzed: 04/02/2016 01:12

Soil Aliquot Vol: Dilution Factor: 1

Soil Extract Vol.: GC Column: DB-624 ID: 0.18(mm)

% Moisture: Level: (low/med) Low

Analysis Batch No.: 360191 Units: ug/L

Number TICs Found: 0 TIC Result Total: 0

CAS NO.	COMPOUND NAME	RT	RESULT	Q
	Tentatively Identified Compound		None	

TestAmerica Edison
Target Compound Quantitation Report

Data File: \\ChromNA\Edison\ChromData\CVOAMS12\20160401-39324.b\O08381.D
Lims ID: 460-111103-B-3 Lab Sample ID: 460-111103-3
Client ID: MW-1I
Sample Type: Client
Inject. Date: 02-Apr-2016 01:12:30 ALS Bottle#: 9 Worklist Smp#: 10
Purge Vol: 5.000 mL Dil. Factor: 1.0000
Sample Info: 460-111103-B-3
Misc. Info.: 460-0039324-010
Operator ID: Instrument ID: CVOAMS12

Method: \\ChromNA\Edison\ChromData\CVOAMS12\20160401-39324.b\8260W_12.m
Limit Group: VOA - 8260C Water and Solid
Last Update: 02-Apr-2016 11:09:43 Calib Date: 23-Mar-2016 23:57:30
Integrator: RTE ID Type: Deconvolution ID
Quant Method: Internal Standard Quant By: Initial Calibration
Last ICal File: \\ChromNA\Edison\ChromData\CVOAMS12\20160323-38887.b\O07968.D

Column 1 : DB-624 (0.18 mm) Det: MS SCAN
Process Host: XAWRK035

First Level Reviewer: desais Date: 02-Apr-2016 10:53:13

Compound	Sig	RT (min.)	Exp RT (min.)	Dlt RT (min.)	Q	Response	OnCol Amt ug/l	Flags
* 30 TBA-d9 (IS)	65	2.239	2.239	0.000	99	336368	1000.0	
* 52 2-Butanone-d5	46	3.130	3.130	0.000	0	414447	250.0	
41 cis-1,2-Dichloroethene	96	3.160	3.164	-0.004	48	2020	0.4991	
$ 50 Dibromofluoromethane (Surr	113	3.575	3.575	0.000	97	163317	52.5	
$ 60 1,2-Dichloroethane-d4 (Sur	65	3.878	3.878	0.000	94	206998	48.7	
* 64 Fluorobenzene	96	4.212	4.211	0.001	98	651498	50.0	
68 Trichloroethene	95	4.586	4.586	0.000	97	43163	13.1	
* 74 1,4-Dioxane-d8	96	4.926	4.930	-0.004	98	47770	1000.0	
$ 80 Toluene-d8 (Surr)	98	5.997	5.997	0.000	99	555945	47.6	
* 94 Chlorobenzene-d5	117	7.943	7.943	0.001	87	398683	50.0	
$ 106 4-Bromofluorobenzene	174	9.776	9.776	0.000	92	178457	52.8	
* 122 1,4-Dichlorobenzene-d4	152	11.606	11.606	0.000	96	218436	50.0	

Reagents:

8260ISNEW_00064 Amount Added: 1.00 Units: uL Run Reagent
8260SURR250_00119 Amount Added: 1.00 Units: uL Run Reagent

Report Date: 02-Apr-2016 11:10:01 Chrom Revision: 2.2 04-Mar-2016 14:36:24

TestAmerica Edison

Data File: \\ChromNA\Edison\ChromData\CVOAMS12\20160401-39324.b\O08381.D

Injection Date:	02-Apr-2016 01:12:30	Instrument ID:	CVOAMS12	Operator ID:	
Lims ID:	460-111103-B-3	Lab Sample ID:	460-111103-3	Worklist Smp#:	10
Client ID:	MW-1I				
Purge Vol:	5.000 mL	Dil. Factor:	1.0000	ALS Bottle#:	9
Method:	8260W_12	Limit Group:	VOA - 8260C Water and Solid		

Column: DB-624 (0.18 mm)

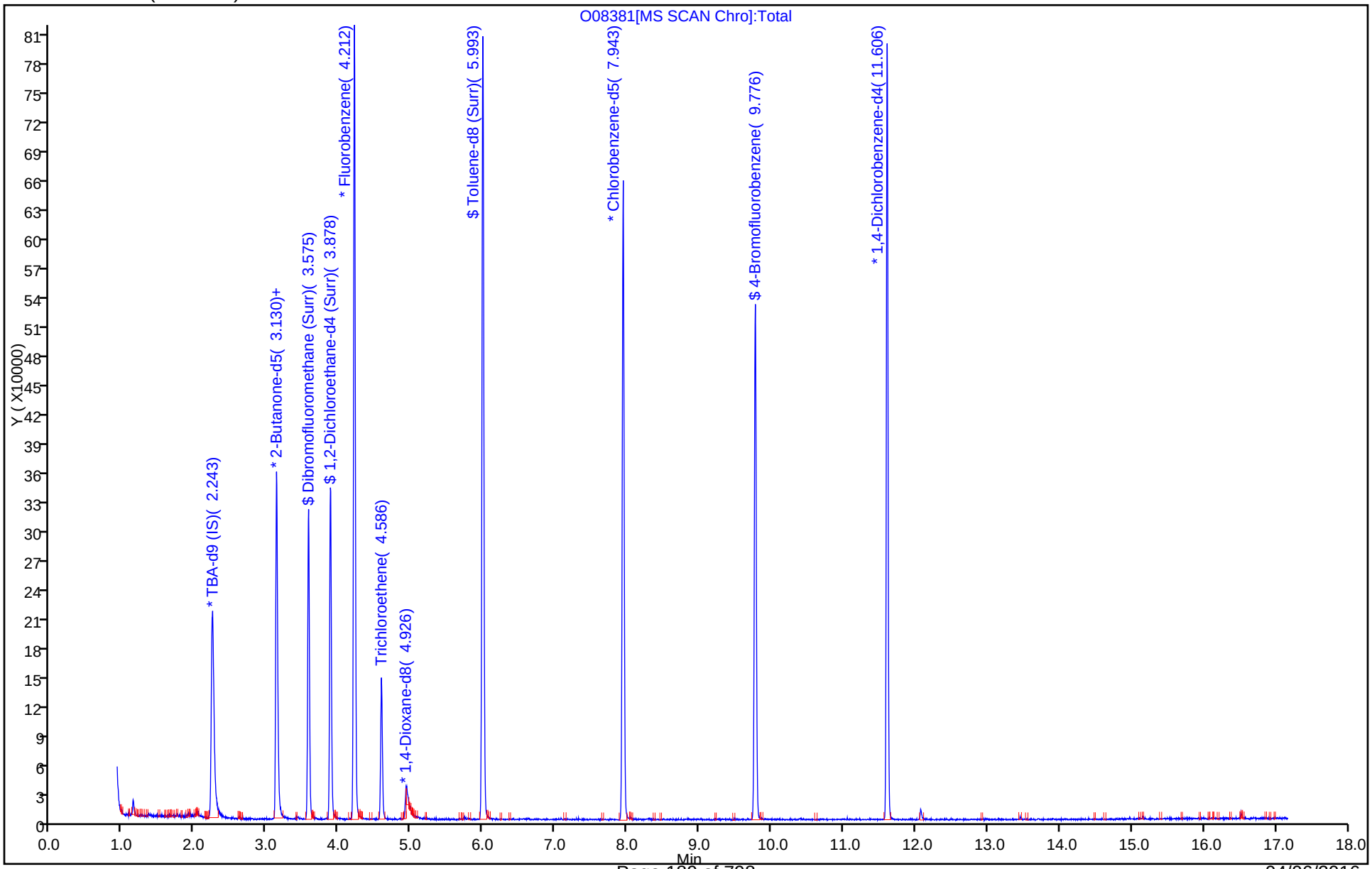

Report Date: 02-Apr-2016 11:10:01 Chrom Revision: 2.2 04-Mar-2016 14:36:24

TestAmerica Edison

Data File: \\ChromNA\Edison\ChromData\CVOAMS12\20160401-39324.b\O08381.D

Injection Date:	02-Apr-2016 01:12:30	Instrument ID:	CVOAMS12		
Lims ID:	460-111103-B-3	Lab Sample ID:	460-111103-3		
Client ID:	MW-1I				
Operator ID:		ALS Bottle#:	9	Worklist Smp#:	10
Purge Vol:	5.000 mL	Dil. Factor:	1.0000		
Method:	8260W_12	Limit Group:	VOA - 8260C Water and Solid		
Column:	DB-624 (0.18 mm)	Detector	MS SCAN		

41 cis-1,2-Dichloroethene, CAS: 156-59-2

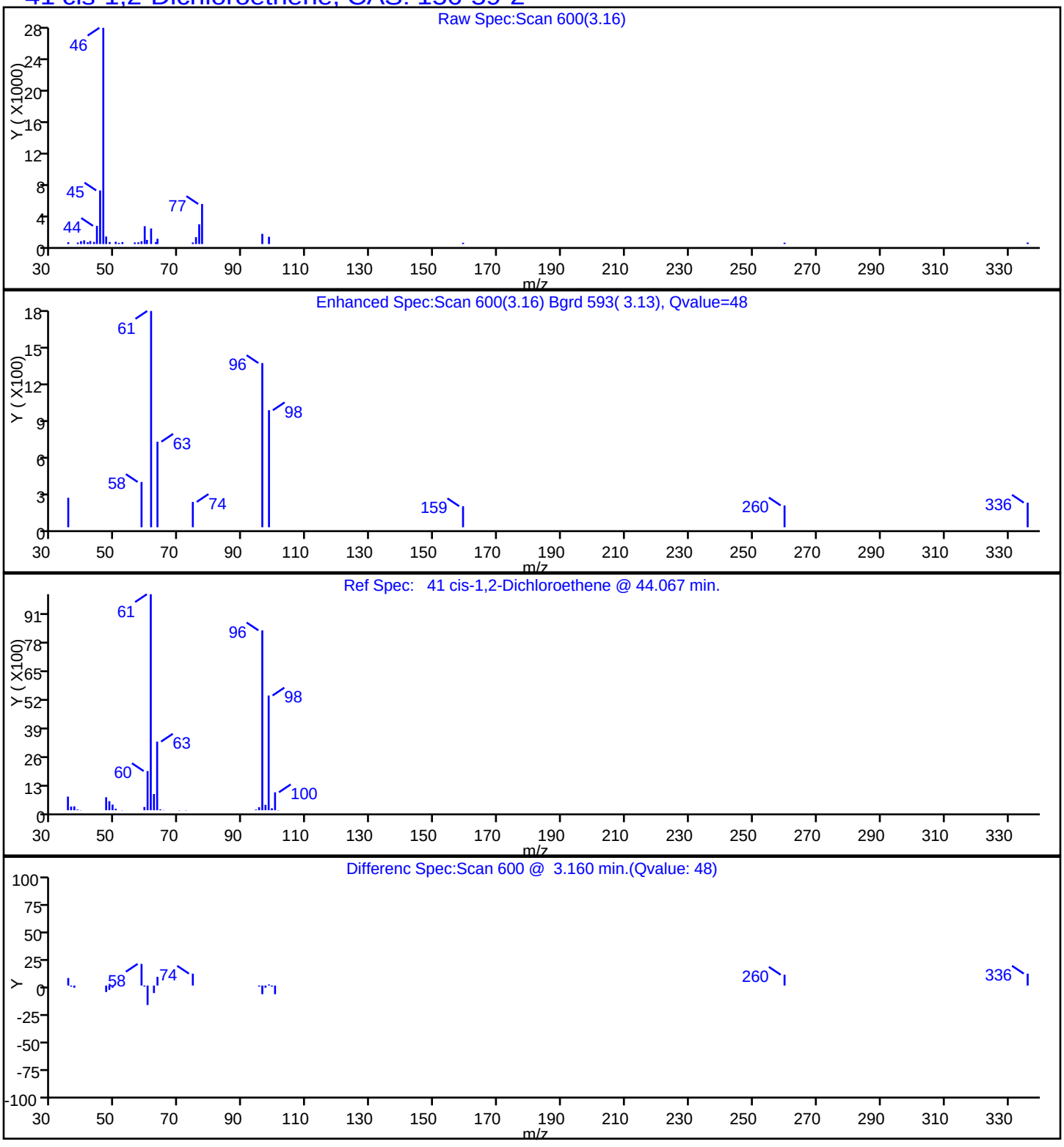

Data File: \\ChromNA\Edison\ChromData\CVOAMS12\20160401-39324.b\O08381.D

Injection Date:	02-Apr-2016 01:12:30	Instrument ID:	CVOAMS12		
Lims ID:	460-111103-B-3	Lab Sample ID:	460-111103-3		
Client ID:	MW-1I				
Operator ID:		ALS Bottle#:	9	Worklist Smp#:	10
Purge Vol:	5.000 mL	Dil. Factor:	1.0000		
Method:	8260W_12	Limit Group:	VOA - 8260C Water and Solid		
Column:	DB-624 (0.18 mm)	Detector	MS SCAN		

68 Trichloroethene, CAS: 79-01-6

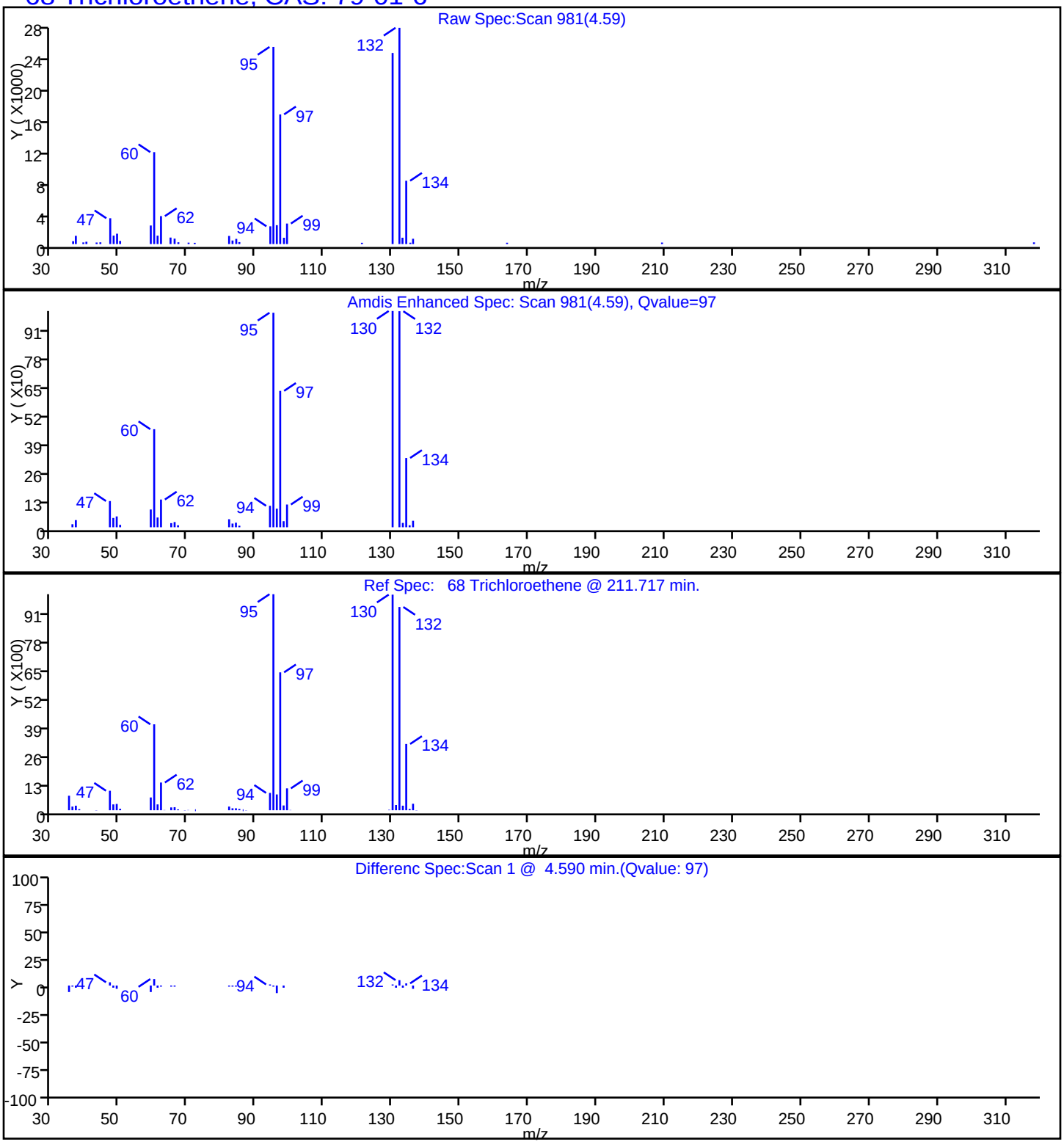

FORM I
GC/MS VOA ORGANICS ANALYSIS DATA SHEET

Lab Name: TestAmerica Edison | Job No.: 460-111103-1

SDG No.:

Client Sample ID: MW-2D | Lab Sample ID: 460-111103-4

Matrix: Water | Lab File ID: O08382.D

Analysis Method: 8260C | Date Collected: 03/22/2016 10:25

Sample wt/vol: 5(mL) | Date Analyzed: 04/02/2016 01:40

Soil Aliquot Vol: | Dilution Factor: 1

Soil Extract Vol.: | GC Column: DB-624 ID: 0.18(mm)

% Moisture: | Level: (low/med) Low

Analysis Batch No.: 360191 | Units: ug/L

CAS NO.	COMPOUND NAME	RESULT	Q	RL	MDL
71-55-6	1,1,1-Trichloroethane	0.28	U	1.0	0.28
79-34-5	1,1,2,2-Tetrachloroethane	0.19	U	1.0	0.19
79-00-5	1,1,2-Trichloroethane	0.080	U	1.0	0.080
75-34-3	1,1-Dichloroethane	0.24	U	1.0	0.24
75-35-4	1,1-Dichloroethene	0.34	U	1.0	0.34
87-61-6	1,2,3-Trichlorobenzene	0.35	U	1.0	0.35
120-82-1	1,2,4-Trichlorobenzene	0.27	U	1.0	0.27
96-12-8	1,2-Dibromo-3-Chloropropane	0.23	U	1.0	0.23
106-93-4	1,2-Dibromoethane	0.19	U	1.0	0.19
95-50-1	1,2-Dichlorobenzene	0.22	U	1.0	0.22
107-06-2	1,2-Dichloroethane	0.25	U	1.0	0.25
78-87-5	1,2-Dichloropropane	0.18	U	1.0	0.18
541-73-1	1,3-Dichlorobenzene	0.33	U	1.0	0.33
106-46-7	1,4-Dichlorobenzene	0.33	U	1.0	0.33
123-91-1	1,4-Dioxane	8.7	U	50	8.7
78-93-3	2-Butanone	2.2	U	5.0	2.2
591-78-6	2-Hexanone	0.72	U	5.0	0.72
108-10-1	4-Methyl-2-pentanone	0.63	U	5.0	0.63
67-64-1	Acetone	1.1	U	5.0	1.1
71-43-2	Benzene	0.090	U	1.0	0.090
74-97-5	Bromochloromethane	0.30	U	1.0	0.30
75-27-4	Bromodichloromethane	0.15	U	1.0	0.15
75-25-2	Bromoform	0.18	U	1.0	0.18
74-83-9	Bromomethane	0.18	U	1.0	0.18
75-15-0	Carbon disulfide	0.22	U	1.0	0.22
56-23-5	Carbon tetrachloride	0.33	U	1.0	0.33
108-90-7	Chlorobenzene	0.24	U	1.0	0.24
75-00-3	Chloroethane	0.37	U	1.0	0.37
67-66-3	Chloroform	0.22	U	1.0	0.22
74-87-3	Chloromethane	0.22	U	1.0	0.22
156-59-2	cis-1,2-Dichloroethene	0.26	U	1.0	0.26
10061-01-5	cis-1,3-Dichloropropene	0.16	U	1.0	0.16
110-82-7	Cyclohexane	0.26	U *	1.0	0.26
124-48-1	Dibromochloromethane	0.22	U	1.0	0.22
75-71-8	Dichlorodifluoromethane	0.14	U	1.0	0.14
100-41-4	Ethylbenzene	0.30	U	1.0	0.30

FORM I
GC/MS VOA ORGANICS ANALYSIS DATA SHEET

Lab Name: TestAmerica Edison | Job No.: 460-111103-1

SDG No.:

Client Sample ID: MW-2D | Lab Sample ID: 460-111103-4

Matrix: Water | Lab File ID: O08382.D

Analysis Method: 8260C | Date Collected: 03/22/2016 10:25

Sample wt/vol: 5(mL) | Date Analyzed: 04/02/2016 01:40

Soil Aliquot Vol: | Dilution Factor: 1

Soil Extract Vol.: | GC Column: DB-624 ID: 0.18(mm)

% Moisture: | Level: (low/med) Low

Analysis Batch No.: 360191 | Units: ug/L

CAS NO.	COMPOUND NAME	RESULT	Q	RL	MDL
76-13-1	Freon TF	0.34	U	1.0	0.34
98-82-8	Isopropylbenzene	0.32	U	1.0	0.32
179601-23-1	m&p-Xylene	0.28	U	1.0	0.28
79-20-9	Methyl acetate	0.58	U	5.0	0.58
108-87-2	Methylcyclohexane	0.22	U *	1.0	0.22
75-09-2	Methylene Chloride	0.21	U	1.0	0.21
1634-04-4	MTBE	0.13	U	1.0	0.13
95-47-6	o-Xylene	0.32	U	1.0	0.32
100-42-5	Styrene	0.17	U	1.0	0.17
127-18-4	Tetrachloroethene	0.12	U	1.0	0.12
108-88-3	Toluene	0.25	U	1.0	0.25
156-60-5	trans-1,2-Dichloroethene	0.18	U	1.0	0.18
10061-02-6	trans-1,3-Dichloropropene	0.19	U	1.0	0.19
79-01-6	Trichloroethene	0.22	U	1.0	0.22
75-69-4	Trichlorofluoromethane	0.15	U	1.0	0.15
75-01-4	Vinyl chloride	0.060	U	1.0	0.060

CAS NO.	SURROGATE	%REC	Q	LIMITS
17060-07-0	1,2-Dichloroethane-d4 (Surr)	99		70-130
460-00-4	Bromofluorobenzene	114		70-130
1868-53-7	Dibromofluoromethane (Surr)	107		70-130
2037-26-5	Toluene-d8 (Surr)	96		70-130

FORM I
GC/MS VOA ORGANICS ANALYSIS DATA SHEET
TENTATIVELY IDENTIFIED COMPOUNDS

Lab Name: TestAmerica Edison | Job No.: 460-111103-1

SDG No.:

Client Sample ID: MW-2D | Lab Sample ID: 460-111103-4

Matrix: Water | Lab File ID: O08382.D

Analysis Method: 8260C | Date Collected: 03/22/2016 10:25

Sample wt/vol: 5(mL) | Date Analyzed: 04/02/2016 01:40

Soil Aliquot Vol: | Dilution Factor: 1

Soil Extract Vol.: | GC Column: DB-624 ID: 0.18(mm)

% Moisture: | Level: (low/med) Low

Analysis Batch No.: 360191 | Units: ug/L

Number TICs Found: 0 | TIC Result Total: 0

CAS NO.	COMPOUND NAME	RT	RESULT	Q
	Tentatively Identified Compound		None	

TestAmerica Edison
Target Compound Quantitation Report

Data File: \\ChromNA\Edison\ChromData\CVOAMS12\20160401-39324.b\O08382.D
Lims ID: 460-111103-B-4 Lab Sample ID: 460-111103-4
Client ID: MW-2D
Sample Type: Client
Inject. Date: 02-Apr-2016 01:40:30 ALS Bottle#: 10 Worklist Smp#: 11
Purge Vol: 5.000 mL Dil. Factor: 1.0000
Sample Info: 460-111103-B-4
Misc. Info.: 460-0039324-011
Operator ID: Instrument ID: CVOAMS12

Method: \\ChromNA\Edison\ChromData\CVOAMS12\20160401-39324.b\8260W_12.m
Limit Group: VOA - 8260C Water and Solid
Last Update: 02-Apr-2016 11:09:43 Calib Date: 23-Mar-2016 23:57:30
Integrator: RTE ID Type: Deconvolution ID
Quant Method: Internal Standard Quant By: Initial Calibration
Last ICal File: \\ChromNA\Edison\ChromData\CVOAMS12\20160323-38887.b\O07968.D

Column 1 : DB-624 (0.18 mm) Det: MS SCAN
Process Host: XAWRK035

First Level Reviewer: desais Date: 02-Apr-2016 10:53:33

Compound	Sig	RT (min.)	Exp RT (min.)	Dlt RT (min.)	Q	Response	OnCol Amt ug/l	Flags
* 30 TBA-d9 (IS)	65	2.239	2.239	0.000	99	330565	1000.0	
* 52 2-Butanone-d5	46	3.130	3.130	0.000	0	404568	250.0	
$ 50 Dibromofluoromethane (Surr	113	3.572	3.575	-0.003	98	163791	53.6	
$ 60 1,2-Dichloroethane-d4 (Sur	65	3.878	3.878	0.000	96	206062	49.3	
* 64 Fluorobenzene	96	4.212	4.211	0.001	98	639970	50.0	
* 74 1,4-Dioxane-d8	96	4.938	4.930	0.008	94	53436	1000.0	
$ 80 Toluene-d8 (Surr)	98	5.993	5.997	-0.004	99	538074	47.8	
* 94 Chlorobenzene-d5	117	7.943	7.943	0.001	87	384344	50.0	
$ 106 4-Bromofluorobenzene	174	9.776	9.776	0.000	92	185088	56.8	
* 122 1,4-Dichlorobenzene-d4	152	11.606	11.606	0.000	96	211424	50.0	

Reagents:

8260ISNEW_00064 Amount Added: 1.00 Units: uL Run Reagent
8260SURR250_00119 Amount Added: 1.00 Units: uL Run Reagent

Report Date: 02-Apr-2016 11:10:02 Chrom Revision: 2.2 04-Mar-2016 14:36:24

TestAmerica Edison

Data File: \\ChromNA\Edison\ChromData\CVOAMS12\20160401-39324.b\O08382.D

Injection Date:	02-Apr-2016 01:40:30	Instrument ID:	CVOAMS12	Operator ID:	
Lims ID:	460-111103-B-4	Lab Sample ID:	460-111103-4	Worklist Smp#:	11
Client ID:	MW-2D				
Purge Vol:	5.000 mL	Dil. Factor:	1.0000	ALS Bottle#:	10
Method:	8260W_12	Limit Group:	VOA - 8260C Water and Solid		

Column: DB-624 (0.18 mm)

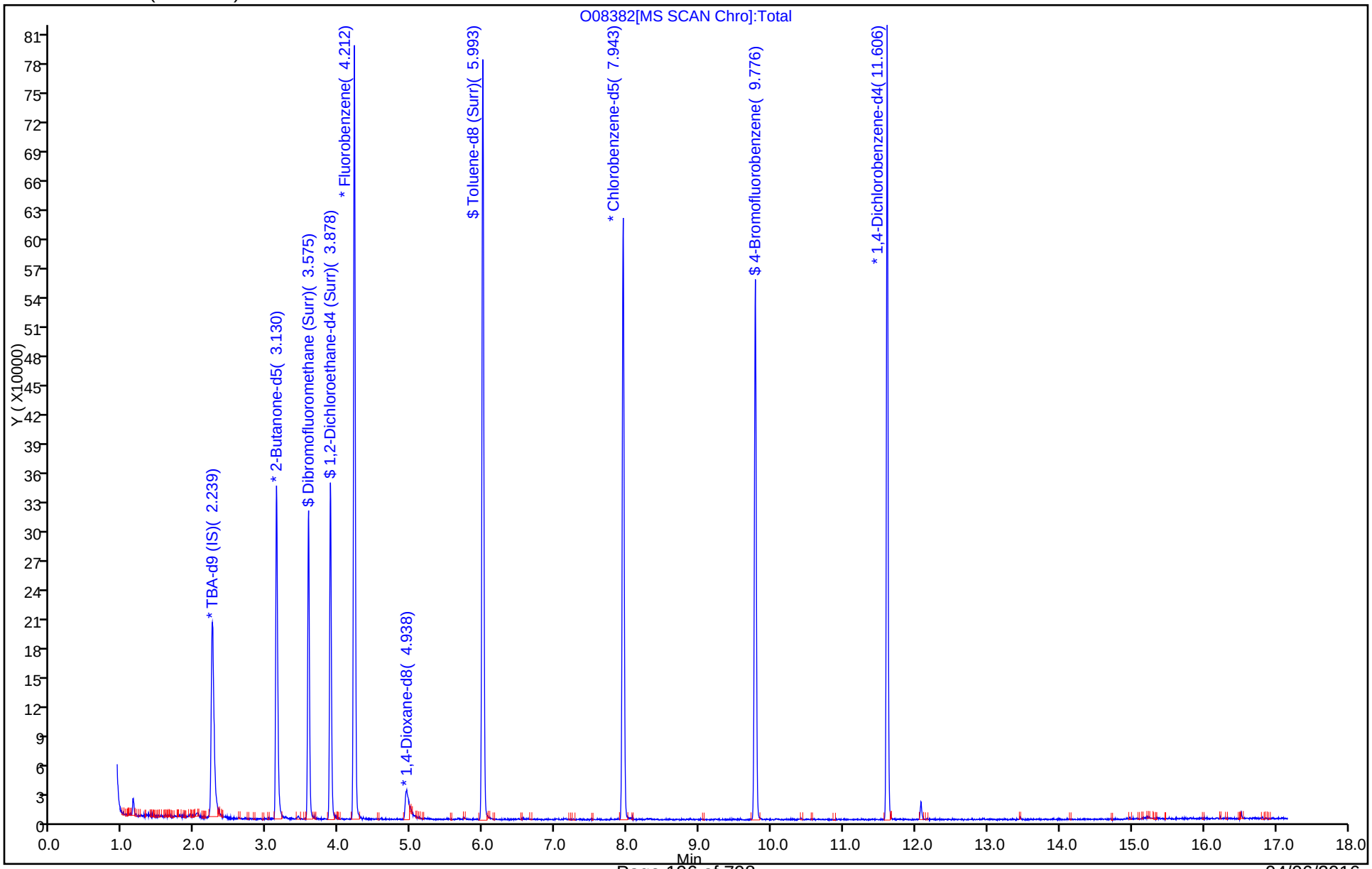

FORM I
GC/MS VOA ORGANICS ANALYSIS DATA SHEET

Lab Name: TestAmerica Edison | Job No.: 460-111103-1

SDG No.:

Client Sample ID: MW-2I | Lab Sample ID: 460-111103-5

Matrix: Water | Lab File ID: O08383.D

Analysis Method: 8260C | Date Collected: 03/22/2016 10:30

Sample wt/vol: 5(mL) | Date Analyzed: 04/02/2016 02:08

Soil Aliquot Vol: | Dilution Factor: 1

Soil Extract Vol.: | GC Column: DB-624 ID: 0.18(mm)

% Moisture: | Level: (low/med) Low

Analysis Batch No.: 360191 | Units: ug/L

CAS NO.	COMPOUND NAME	RESULT	Q	RL	MDL
71-55-6	1,1,1-Trichloroethane	0.28	U	1.0	0.28
79-34-5	1,1,2,2-Tetrachloroethane	0.19	U	1.0	0.19
79-00-5	1,1,2-Trichloroethane	0.080	U	1.0	0.080
75-34-3	1,1-Dichloroethane	0.24	U	1.0	0.24
75-35-4	1,1-Dichloroethene	0.34	U	1.0	0.34
87-61-6	1,2,3-Trichlorobenzene	0.35	U	1.0	0.35
120-82-1	1,2,4-Trichlorobenzene	0.27	U	1.0	0.27
96-12-8	1,2-Dibromo-3-Chloropropane	0.23	U	1.0	0.23
106-93-4	1,2-Dibromoethane	0.19	U	1.0	0.19
95-50-1	1,2-Dichlorobenzene	0.22	U	1.0	0.22
107-06-2	1,2-Dichloroethane	0.25	U	1.0	0.25
78-87-5	1,2-Dichloropropane	0.18	U	1.0	0.18
541-73-1	1,3-Dichlorobenzene	0.33	U	1.0	0.33
106-46-7	1,4-Dichlorobenzene	0.33	U	1.0	0.33
123-91-1	1,4-Dioxane	8.7	U	50	8.7
78-93-3	2-Butanone	2.2	U	5.0	2.2
591-78-6	2-Hexanone	0.72	U	5.0	0.72
108-10-1	4-Methyl-2-pentanone	0.63	U	5.0	0.63
67-64-1	Acetone	1.1	U	5.0	1.1
71-43-2	Benzene	0.090	U	1.0	0.090
74-97-5	Bromochloromethane	0.30	U	1.0	0.30
75-27-4	Bromodichloromethane	0.15	U	1.0	0.15
75-25-2	Bromoform	0.18	U	1.0	0.18
74-83-9	Bromomethane	0.18	U	1.0	0.18
75-15-0	Carbon disulfide	0.22	U	1.0	0.22
56-23-5	Carbon tetrachloride	0.33	U	1.0	0.33
108-90-7	Chlorobenzene	0.24	U	1.0	0.24
75-00-3	Chloroethane	0.37	U	1.0	0.37
67-66-3	Chloroform	0.93	J	1.0	0.22
74-87-3	Chloromethane	0.22	U	1.0	0.22
156-59-2	cis-1,2-Dichloroethene	0.26	U	1.0	0.26
10061-01-5	cis-1,3-Dichloropropene	0.16	U	1.0	0.16
110-82-7	Cyclohexane	0.26	U *	1.0	0.26
124-48-1	Dibromochloromethane	0.22	U	1.0	0.22
75-71-8	Dichlorodifluoromethane	0.14	U	1.0	0.14
100-41-4	Ethylbenzene	0.30	U	1.0	0.30

FORM I
GC/MS VOA ORGANICS ANALYSIS DATA SHEET

Lab Name: TestAmerica Edison | Job No.: 460-111103-1

SDG No.:

Client Sample ID: MW-2I | Lab Sample ID: 460-111103-5

Matrix: Water | Lab File ID: O08383.D

Analysis Method: 8260C | Date Collected: 03/22/2016 10:30

Sample wt/vol: 5(mL) | Date Analyzed: 04/02/2016 02:08

Soil Aliquot Vol: | Dilution Factor: 1

Soil Extract Vol.: | GC Column: DB-624 ID: 0.18(mm)

% Moisture: | Level: (low/med) Low

Analysis Batch No.: 360191 | Units: ug/L

CAS NO.	COMPOUND NAME	RESULT	Q	RL	MDL
76-13-1	Freon TF	0.34	U	1.0	0.34
98-82-8	Isopropylbenzene	0.32	U	1.0	0.32
179601-23-1	m&p-Xylene	0.28	U	1.0	0.28
79-20-9	Methyl acetate	0.58	U	5.0	0.58
108-87-2	Methylcyclohexane	0.22	U *	1.0	0.22
75-09-2	Methylene Chloride	0.21	U	1.0	0.21
1634-04-4	MTBE	0.13	U	1.0	0.13
95-47-6	o-Xylene	0.32	U	1.0	0.32
100-42-5	Styrene	0.17	U	1.0	0.17
127-18-4	Tetrachloroethene	0.12	U	1.0	0.12
108-88-3	Toluene	0.25	U	1.0	0.25
156-60-5	trans-1,2-Dichloroethene	0.18	U	1.0	0.18
10061-02-6	trans-1,3-Dichloropropene	0.19	U	1.0	0.19
79-01-6	Trichloroethene	0.22	U	1.0	0.22
75-69-4	Trichlorofluoromethane	0.35	J	1.0	0.15
75-01-4	Vinyl chloride	0.060	U	1.0	0.060

CAS NO.	SURROGATE	%REC	Q	LIMITS
17060-07-0	1,2-Dichloroethane-d4 (Surr)	95		70-130
460-00-4	Bromofluorobenzene	101		70-130
1868-53-7	Dibromofluoromethane (Surr)	102		70-130
2037-26-5	Toluene-d8 (Surr)	90		70-130

FORM I
GC/MS VOA ORGANICS ANALYSIS DATA SHEET
TENTATIVELY IDENTIFIED COMPOUNDS

Lab Name: TestAmerica Edison Job No.: 460-111103-1

SDG No.:

Client Sample ID: MW-2I Lab Sample ID: 460-111103-5

Matrix: Water Lab File ID: O08383.D

Analysis Method: 8260C Date Collected: 03/22/2016 10:30

Sample wt/vol: 5(mL) Date Analyzed: 04/02/2016 02:08

Soil Aliquot Vol: Dilution Factor: 1

Soil Extract Vol.: GC Column: DB-624 ID: 0.18(mm)

% Moisture: Level: (low/med) Low

Analysis Batch No.: 360191 Units: ug/L

Number TICs Found: 0 TIC Result Total: 0

CAS NO.	COMPOUND NAME	RT	RESULT	Q
	Tentatively Identified Compound		None	

TestAmerica Edison
Target Compound Quantitation Report

Data File: \\ChromNA\Edison\ChromData\CVOAMS12\20160401-39324.b\O08383.D
Lims ID: 460-111103-B-5 Lab Sample ID: 460-111103-5
Client ID: MW-2I
Sample Type: Client
Inject. Date: 02-Apr-2016 02:08:30 ALS Bottle#: 11 Worklist Smp#: 12
Purge Vol: 5.000 mL Dil. Factor: 1.0000
Sample Info: 460-111103-B-5
Misc. Info.: 460-0039324-012
Operator ID: Instrument ID: CVOAMS12

Method: \\ChromNA\Edison\ChromData\CVOAMS12\20160401-39324.b\8260W_12.m
Limit Group: VOA - 8260C Water and Solid
Last Update: 02-Apr-2016 11:09:43 Calib Date: 23-Mar-2016 23:57:30
Integrator: RTE ID Type: Deconvolution ID
Quant Method: Internal Standard Quant By: Initial Calibration
Last ICal File: \\ChromNA\Edison\ChromData\CVOAMS12\20160323-38887.b\O07968.D

Column 1 : DB-624 (0.18 mm) Det: MS SCAN
Process Host: XAWRK035

First Level Reviewer: desais Date: 02-Apr-2016 10:54:04

Compound	Sig	RT (min.)	Exp RT (min.)	Dlt RT (min.)	Q	Response	OnCol Amt ug/l	Flags
10 Trichlorofluoromethane	101	1.585	1.577	0.008	51	1737	0.3468	
* 30 TBA-d9 (IS)	65	2.240	2.239	0.001	99	344968	1000.0	
* 52 2-Butanone-d5	46	3.130	3.130	0.000	0	420388	250.0	
45 Chloroform	83	3.430	3.437	-0.007	97	5745	0.9276	
$ 50 Dibromofluoromethane (Surr	113	3.575	3.575	0.000	97	158908	51.0	
$ 60 1,2-Dichloroethane-d4 (Sur	65	3.879	3.878	0.001	97	202388	47.5	
* 64 Fluorobenzene	96	4.212	4.211	0.001	98	652377	50.0	
* 74 1,4-Dioxane-d8	96	4.938	4.930	0.008	97	50923	1000.0	
$ 80 Toluene-d8 (Surr)	98	5.993	5.997	-0.004	99	534307	45.2	
* 94 Chlorobenzene-d5	117	7.943	7.943	0.001	87	404022	50.0	
$ 106 4-Bromofluorobenzene	174	9.776	9.776	0.000	92	172189	50.3	
* 122 1,4-Dichlorobenzene-d4	152	11.606	11.606	0.000	95	221138	50.0	

Reagents:

8260ISNEW_00064 Amount Added: 1.00 Units: uL Run Reagent
8260SURR250_00119 Amount Added: 1.00 Units: uL Run Reagent

Report Date: 02-Apr-2016 11:10:04 Chrom Revision: 2.2 04-Mar-2016 14:36:24

TestAmerica Edison

Data File: \\ChromNA\Edison\ChromData\CVOAMS12\20160401-39324.b\O08383.D

Injection Date:	02-Apr-2016 02:08:30	Instrument ID:	CVOAMS12	Operator ID:	
Lims ID:	460-111103-B-5	Lab Sample ID:	460-111103-5	Worklist Smp#:	12
Client ID:	MW-2I				
Purge Vol:	5.000 mL	Dil. Factor:	1.0000	ALS Bottle#:	11
Method:	8260W_12	Limit Group:	VOA - 8260C Water and Solid		

Column: DB-624 (0.18 mm)

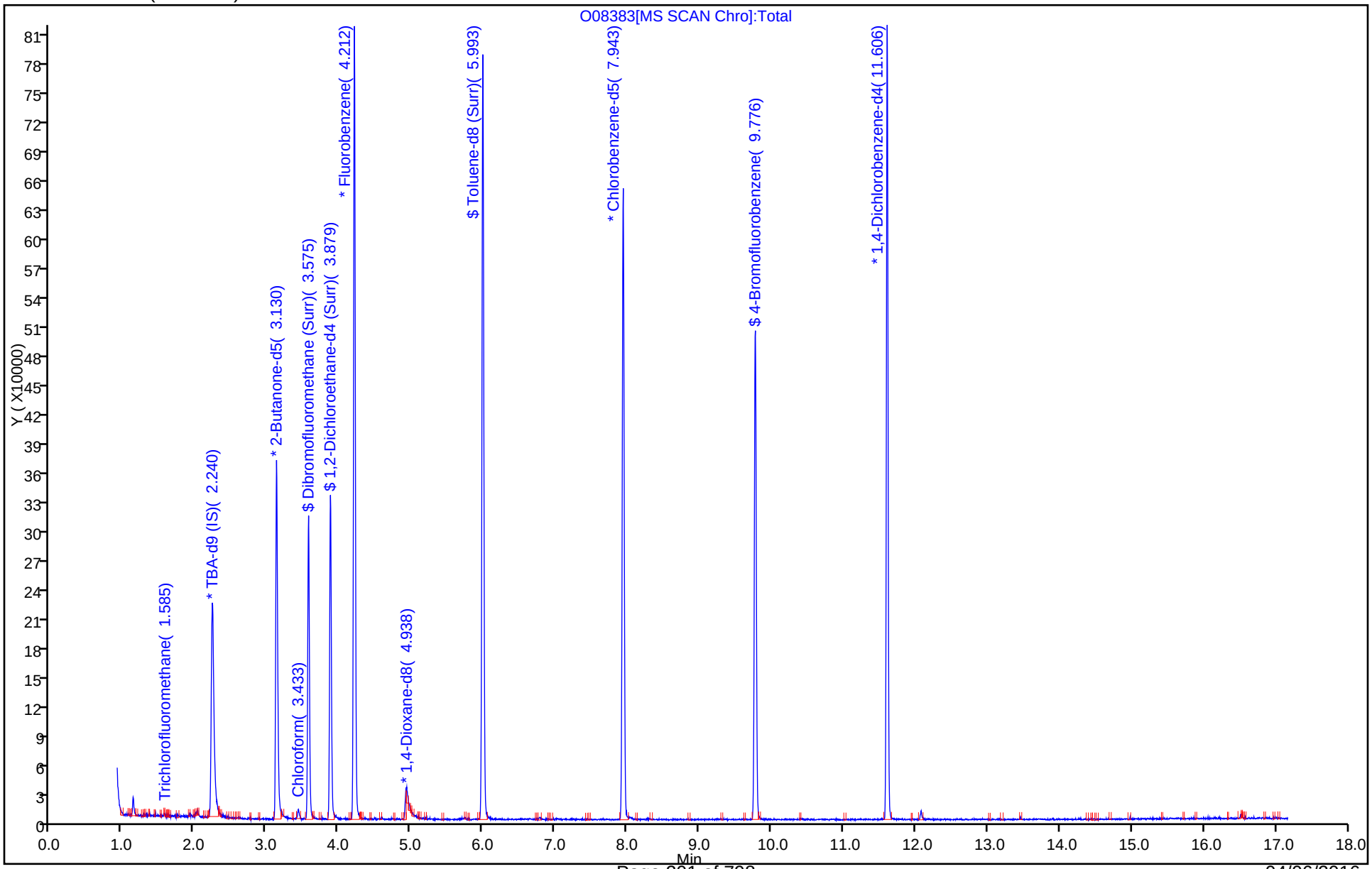

Data File: \\ChromNA\Edison\ChromData\CVOAMS12\20160401-39324.b\O08383.D

Injection Date:	02-Apr-2016 02:08:30	Instrument ID:	CVOAMS12
Lims ID:	460-111103-B-5	Lab Sample ID:	460-111103-5
Client ID:	MW-2I		
Operator ID:		ALS Bottle#:	11 Worklist Smp#: 12
Purge Vol:	5.000 mL	Dil. Factor:	1.0000
Method:	8260W_12	Limit Group:	VOA - 8260C Water and Solid
Column:	DB-624 (0.18 mm)	Detector	MS SCAN

45 Chloroform, CAS: 67-66-3

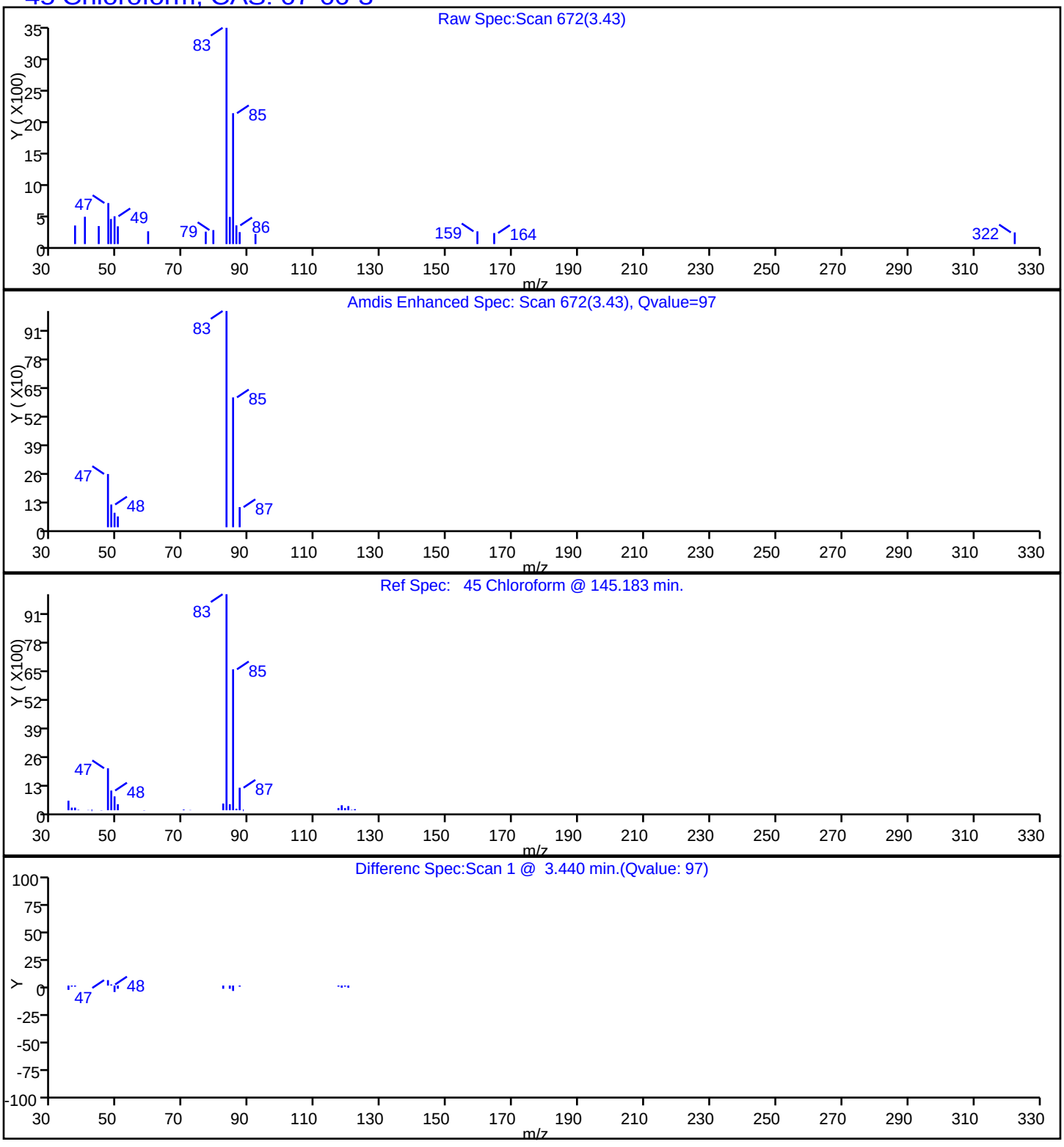

TestAmerica Edison

Data File: \\ChromNA\Edison\ChromData\CVOAMS12\20160401-39324.b\O08383.D

Injection Date:	02-Apr-2016 02:08:30	Instrument ID:	CVOAMS12
Lims ID:	460-111103-B-5	Lab Sample ID:	460-111103-5
Client ID:	MW-2I		
Operator ID:		ALS Bottle#:	11 Worklist Smp#: 12
Purge Vol:	5.000 mL	Dil. Factor:	1.0000
Method:	8260W_12	Limit Group:	VOA - 8260C Water and Solid
Column:	DB-624 (0.18 mm)	Detector	MS SCAN

10 Trichlorofluoromethane, CAS: 75-69-4

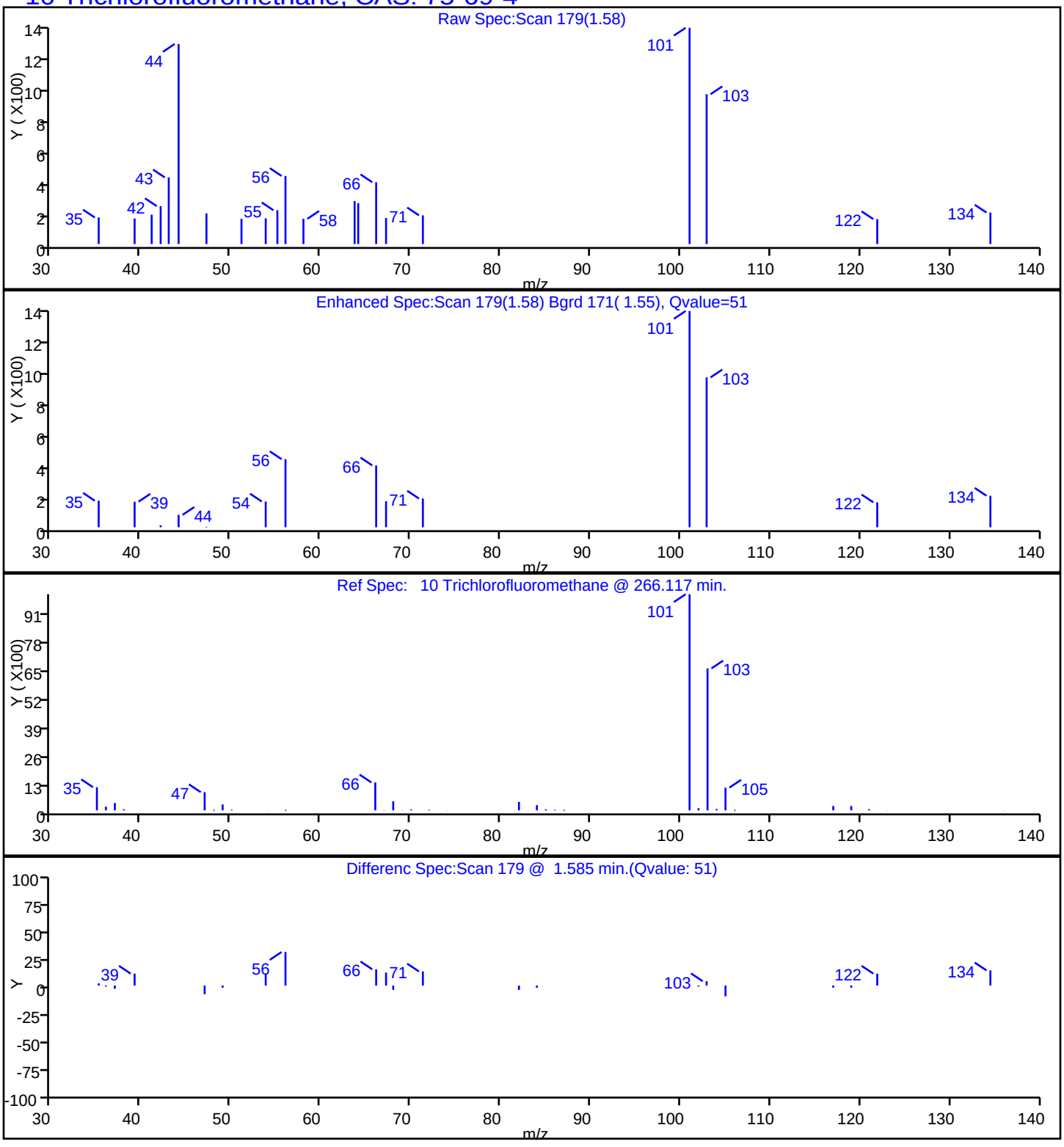

FORM I
GC/MS VOA ORGANICS ANALYSIS DATA SHEET

Lab Name: TestAmerica Edison | Job No.: 460-111103-1

SDG No.:

Client Sample ID: MW-3D | Lab Sample ID: 460-111103-6

Matrix: Water | Lab File ID: O08384.D

Analysis Method: 8260C | Date Collected: 03/22/2016 09:55

Sample wt/vol: 5(mL) | Date Analyzed: 04/02/2016 02:35

Soil Aliquot Vol: | Dilution Factor: 1

Soil Extract Vol.: | GC Column: DB-624 ID: 0.18(mm)

% Moisture: | Level: (low/med) Low

Analysis Batch No.: 360191 | Units: ug/L

CAS NO.	COMPOUND NAME	RESULT	Q	RL	MDL
71-55-6	1,1,1-Trichloroethane	0.28	U	1.0	0.28
79-34-5	1,1,2,2-Tetrachloroethane	0.19	U	1.0	0.19
79-00-5	1,1,2-Trichloroethane	0.080	U	1.0	0.080
75-34-3	1,1-Dichloroethane	0.24	U	1.0	0.24
75-35-4	1,1-Dichloroethene	0.34	U	1.0	0.34
87-61-6	1,2,3-Trichlorobenzene	0.35	U	1.0	0.35
120-82-1	1,2,4-Trichlorobenzene	0.27	U	1.0	0.27
96-12-8	1,2-Dibromo-3-Chloropropane	0.23	U	1.0	0.23
106-93-4	1,2-Dibromoethane	0.19	U	1.0	0.19
95-50-1	1,2-Dichlorobenzene	0.22	U	1.0	0.22
107-06-2	1,2-Dichloroethane	0.25	U	1.0	0.25
78-87-5	1,2-Dichloropropane	0.18	U	1.0	0.18
541-73-1	1,3-Dichlorobenzene	0.33	U	1.0	0.33
106-46-7	1,4-Dichlorobenzene	0.33	U	1.0	0.33
123-91-1	1,4-Dioxane	8.7	U	50	8.7
78-93-3	2-Butanone	2.2	U	5.0	2.2
591-78-6	2-Hexanone	0.72	U	5.0	0.72
108-10-1	4-Methyl-2-pentanone	0.63	U	5.0	0.63
67-64-1	Acetone	1.1	U	5.0	1.1
71-43-2	Benzene	0.090	U	1.0	0.090
74-97-5	Bromochloromethane	0.30	U	1.0	0.30
75-27-4	Bromodichloromethane	0.15	U	1.0	0.15
75-25-2	Bromoform	0.18	U	1.0	0.18
74-83-9	Bromomethane	0.18	U	1.0	0.18
75-15-0	Carbon disulfide	0.22	U	1.0	0.22
56-23-5	Carbon tetrachloride	0.33	U	1.0	0.33
108-90-7	Chlorobenzene	0.24	U	1.0	0.24
75-00-3	Chloroethane	0.37	U	1.0	0.37
67-66-3	Chloroform	0.22	U	1.0	0.22
74-87-3	Chloromethane	0.22	U	1.0	0.22
156-59-2	cis-1,2-Dichloroethene	0.26	U	1.0	0.26
10061-01-5	cis-1,3-Dichloropropene	0.16	U	1.0	0.16
110-82-7	Cyclohexane	0.26	U *	1.0	0.26
124-48-1	Dibromochloromethane	0.22	U	1.0	0.22
75-71-8	Dichlorodifluoromethane	0.14	U	1.0	0.14
100-41-4	Ethylbenzene	0.30	U	1.0	0.30

FORM I
GC/MS VOA ORGANICS ANALYSIS DATA SHEET

Lab Name: TestAmerica Edison | Job No.: 460-111103-1

SDG No.:

Client Sample ID: MW-3D | Lab Sample ID: 460-111103-6

Matrix: Water | Lab File ID: O08384.D

Analysis Method: 8260C | Date Collected: 03/22/2016 09:55

Sample wt/vol: 5(mL) | Date Analyzed: 04/02/2016 02:35

Soil Aliquot Vol: | Dilution Factor: 1

Soil Extract Vol.: | GC Column: DB-624 ID: 0.18(mm)

% Moisture: | Level: (low/med) Low

Analysis Batch No.: 360191 | Units: ug/L

CAS NO.	COMPOUND NAME	RESULT	Q	RL	MDL
76-13-1	Freon TF	0.34	U	1.0	0.34
98-82-8	Isopropylbenzene	0.32	U	1.0	0.32
179601-23-1	m&p-Xylene	0.28	U	1.0	0.28
79-20-9	Methyl acetate	0.58	U	5.0	0.58
108-87-2	Methylcyclohexane	0.22	U *	1.0	0.22
75-09-2	Methylene Chloride	0.21	U	1.0	0.21
1634-04-4	MTBE	0.13	U	1.0	0.13
95-47-6	o-Xylene	0.32	U	1.0	0.32
100-42-5	Styrene	0.17	U	1.0	0.17
127-18-4	Tetrachloroethene	0.12	U	1.0	0.12
108-88-3	Toluene	0.25	U	1.0	0.25
156-60-5	trans-1,2-Dichloroethene	0.18	U	1.0	0.18
10061-02-6	trans-1,3-Dichloropropene	0.19	U	1.0	0.19
79-01-6	Trichloroethene	0.22	U	1.0	0.22
75-69-4	Trichlorofluoromethane	0.15	U	1.0	0.15
75-01-4	Vinyl chloride	0.060	U	1.0	0.060

CAS NO.	SURROGATE	%REC	Q	LIMITS
17060-07-0	1,2-Dichloroethane-d4 (Surr)	97		70-130
460-00-4	Bromofluorobenzene	107		70-130
1868-53-7	Dibromofluoromethane (Surr)	103		70-130
2037-26-5	Toluene-d8 (Surr)	92		70-130

FORM I
GC/MS VOA ORGANICS ANALYSIS DATA SHEET
TENTATIVELY IDENTIFIED COMPOUNDS

Lab Name: TestAmerica Edison | Job No.: 460-111103-1

SDG No.:

Client Sample ID: MW-3D | Lab Sample ID: 460-111103-6

Matrix: Water | Lab File ID: O08384.D

Analysis Method: 8260C | Date Collected: 03/22/2016 09:55

Sample wt/vol: 5(mL) | Date Analyzed: 04/02/2016 02:35

Soil Aliquot Vol: | Dilution Factor: 1

Soil Extract Vol.: | GC Column: DB-624 ID: 0.18(mm)

% Moisture: | Level: (low/med) Low

Analysis Batch No.: 360191 | Units: ug/L

Number TICs Found: 0 | TIC Result Total: 0

CAS NO.	COMPOUND NAME	RT	RESULT	Q
	Tentatively Identified Compound		None	

TestAmerica Edison
Target Compound Quantitation Report

Data File: \\ChromNA\Edison\ChromData\CVOAMS12\20160401-39324.b\O08384.D
Lims ID: 460-111103-B-6 Lab Sample ID: 460-111103-6
Client ID: MW-3D
Sample Type: Client
Inject. Date: 02-Apr-2016 02:35:30 ALS Bottle#: 12 Worklist Smp#: 13
Purge Vol: 5.000 mL Dil. Factor: 1.0000
Sample Info: 460-111103-B-6
Misc. Info.: 460-0039324-013
Operator ID: Instrument ID: CVOAMS12

Method: \\ChromNA\Edison\ChromData\CVOAMS12\20160401-39324.b\8260W_12.m
Limit Group: VOA - 8260C Water and Solid
Last Update: 02-Apr-2016 11:09:43 Calib Date: 23-Mar-2016 23:57:30
Integrator: RTE ID Type: Deconvolution ID
Quant Method: Internal Standard Quant By: Initial Calibration
Last ICal File: \\ChromNA\Edison\ChromData\CVOAMS12\20160323-38887.b\O07968.D

Column 1 : DB-624 (0.18 mm) Det: MS SCAN
Process Host: XAWRK035

First Level Reviewer: desais Date: 02-Apr-2016 10:54:21

Compound	Sig	RT (min.)	Exp RT (min.)	Dlt RT (min.)	Q	Response	OnCol Amt ug/l	Flags
* 30 TBA-d9 (IS)	65	2.236	2.239	-0.003	98	352653	1000.0	
* 52 2-Butanone-d5	46	3.130	3.130	0.000	0	426375	250.0	
$ 50 Dibromofluoromethane (Surr	113	3.575	3.575	0.000	97	157325	51.6	
$ 60 1,2-Dichloroethane-d4 (Sur	65	3.879	3.878	0.001	97	201553	48.4	
* 64 Fluorobenzene	96	4.212	4.211	0.001	98	638373	50.0	
* 74 1,4-Dioxane-d8	96	4.938	4.930	0.008	95	54872	1000.0	
$ 80 Toluene-d8 (Surr)	98	5.993	5.997	-0.004	100	519260	46.2	
* 94 Chlorobenzene-d5	117	7.943	7.943	0.001	87	383818	50.0	
$ 106 4-Bromofluorobenzene	174	9.776	9.776	0.000	93	173774	53.4	
* 122 1,4-Dichlorobenzene-d4	152	11.606	11.606	0.000	96	215857	50.0	

Reagents:

8260ISNEW_00064 Amount Added: 1.00 Units: uL Run Reagent
8260SURR250_00119 Amount Added: 1.00 Units: uL Run Reagent

Report Date: 02-Apr-2016 11:10:05 Chrom Revision: 2.2 04-Mar-2016 14:36:24

TestAmerica Edison

Data File: \\ChromNA\Edison\ChromData\CVOAMS12\20160401-39324.b\O08384.D

Injection Date:	02-Apr-2016 02:35:30	Instrument ID:	CVOAMS12	Operator ID:	
Lims ID:	460-111103-B-6	Lab Sample ID:	460-111103-6	Worklist Smp#:	13
Client ID:	MW-3D				
Purge Vol:	5.000 mL	Dil. Factor:	1.0000	ALS Bottle#:	12
Method:	8260W_12	Limit Group:	VOA - 8260C Water and Solid		

Column: DB-624 (0.18 mm)

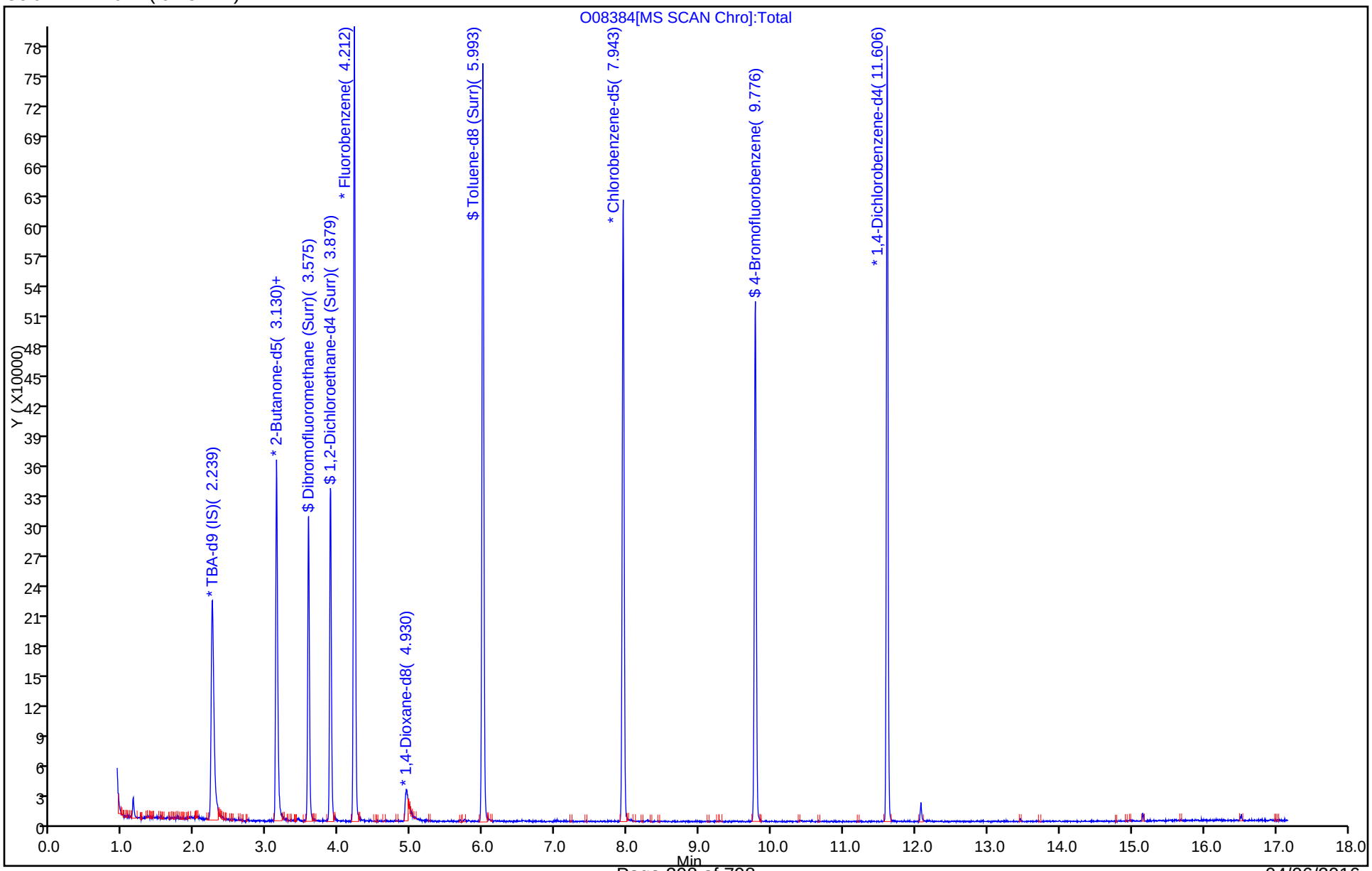

FORM I
GC/MS VOA ORGANICS ANALYSIS DATA SHEET

Lab Name: TestAmerica Edison | Job No.: 460-111103-1

SDG No.:

Client Sample ID: MW-501S | Lab Sample ID: 460-111103-7

Matrix: Water | Lab File ID: O08385.D

Analysis Method: 8260C | Date Collected: 03/22/2016 08:04

Sample wt/vol: 5(mL) | Date Analyzed: 04/02/2016 03:03

Soil Aliquot Vol: | Dilution Factor: 1

Soil Extract Vol.: | GC Column: DB-624 ID: 0.18(mm)

% Moisture: | Level: (low/med) Low

Analysis Batch No.: 360191 | Units: ug/L

CAS NO.	COMPOUND NAME	RESULT	Q	RL	MDL
71-55-6	1,1,1-Trichloroethane	0.28	U	1.0	0.28
79-34-5	1,1,2,2-Tetrachloroethane	0.19	U	1.0	0.19
79-00-5	1,1,2-Trichloroethane	0.080	U	1.0	0.080
75-34-3	1,1-Dichloroethane	0.24	U	1.0	0.24
75-35-4	1,1-Dichloroethene	0.34	U	1.0	0.34
87-61-6	1,2,3-Trichlorobenzene	0.35	U	1.0	0.35
120-82-1	1,2,4-Trichlorobenzene	0.27	U	1.0	0.27
96-12-8	1,2-Dibromo-3-Chloropropane	0.23	U	1.0	0.23
106-93-4	1,2-Dibromoethane	0.19	U	1.0	0.19
95-50-1	1,2-Dichlorobenzene	0.22	U	1.0	0.22
107-06-2	1,2-Dichloroethane	0.25	U	1.0	0.25
78-87-5	1,2-Dichloropropane	0.18	U	1.0	0.18
541-73-1	1,3-Dichlorobenzene	0.33	U	1.0	0.33
106-46-7	1,4-Dichlorobenzene	0.33	U	1.0	0.33
123-91-1	1,4-Dioxane	8.7	U	50	8.7
78-93-3	2-Butanone	2.2	U	5.0	2.2
591-78-6	2-Hexanone	0.72	U	5.0	0.72
108-10-1	4-Methyl-2-pentanone	0.63	U	5.0	0.63
67-64-1	Acetone	1.1	U	5.0	1.1
71-43-2	Benzene	0.090	U	1.0	0.090
74-97-5	Bromochloromethane	0.30	U	1.0	0.30
75-27-4	Bromodichloromethane	0.15	U	1.0	0.15
75-25-2	Bromoform	0.18	U	1.0	0.18
74-83-9	Bromomethane	0.18	U	1.0	0.18
75-15-0	Carbon disulfide	0.22	U	1.0	0.22
56-23-5	Carbon tetrachloride	0.33	U	1.0	0.33
108-90-7	Chlorobenzene	0.24	U	1.0	0.24
75-00-3	Chloroethane	0.37	U	1.0	0.37
67-66-3	Chloroform	2.0		1.0	0.22
74-87-3	Chloromethane	0.22	U	1.0	0.22
156-59-2	cis-1,2-Dichloroethene	0.26	U	1.0	0.26
10061-01-5	cis-1,3-Dichloropropene	0.16	U	1.0	0.16
110-82-7	Cyclohexane	0.26	U *	1.0	0.26
124-48-1	Dibromochloromethane	0.22	U	1.0	0.22
75-71-8	Dichlorodifluoromethane	0.14	U	1.0	0.14
100-41-4	Ethylbenzene	0.30	U	1.0	0.30

FORM I
GC/MS VOA ORGANICS ANALYSIS DATA SHEET

Lab Name: TestAmerica Edison | Job No.: 460-111103-1

SDG No.:

Client Sample ID: MW-501S | Lab Sample ID: 460-111103-7

Matrix: Water | Lab File ID: O08385.D

Analysis Method: 8260C | Date Collected: 03/22/2016 08:04

Sample wt/vol: 5(mL) | Date Analyzed: 04/02/2016 03:03

Soil Aliquot Vol: | Dilution Factor: 1

Soil Extract Vol.: | GC Column: DB-624 ID: 0.18(mm)

% Moisture: | Level: (low/med) Low

Analysis Batch No.: 360191 | Units: ug/L

CAS NO.	COMPOUND NAME	RESULT	Q	RL	MDL
76-13-1	Freon TF	0.34	U	1.0	0.34
98-82-8	Isopropylbenzene	0.32	U	1.0	0.32
179601-23-1	m&p-Xylene	0.28	U	1.0	0.28
79-20-9	Methyl acetate	0.58	U	5.0	0.58
108-87-2	Methylcyclohexane	0.22	U *	1.0	0.22
75-09-2	Methylene Chloride	0.21	U	1.0	0.21
1634-04-4	MTBE	0.13	U	1.0	0.13
95-47-6	o-Xylene	0.32	U	1.0	0.32
100-42-5	Styrene	0.17	U	1.0	0.17
127-18-4	Tetrachloroethene	0.12	U	1.0	0.12
108-88-3	Toluene	0.25	U	1.0	0.25
156-60-5	trans-1,2-Dichloroethene	0.18	U	1.0	0.18
10061-02-6	trans-1,3-Dichloropropene	0.19	U	1.0	0.19
79-01-6	Trichloroethene	0.22	U	1.0	0.22
75-69-4	Trichlorofluoromethane	0.15	U	1.0	0.15
75-01-4	Vinyl chloride	0.060	U	1.0	0.060

CAS NO.	SURROGATE	%REC	Q	LIMITS
17060-07-0	1,2-Dichloroethane-d4 (Surr)	99		70-130
460-00-4	Bromofluorobenzene	101		70-130
1868-53-7	Dibromofluoromethane (Surr)	106		70-130
2037-26-5	Toluene-d8 (Surr)	96		70-130

FORM I
GC/MS VOA ORGANICS ANALYSIS DATA SHEET
TENTATIVELY IDENTIFIED COMPOUNDS

Lab Name: TestAmerica Edison Job No.: 460-111103-1

SDG No.:

Client Sample ID: MW-501S Lab Sample ID: 460-111103-7

Matrix: Water Lab File ID: O08385.D

Analysis Method: 8260C Date Collected: 03/22/2016 08:04

Sample wt/vol: 5(mL) Date Analyzed: 04/02/2016 03:03

Soil Aliquot Vol: Dilution Factor: 1

Soil Extract Vol.: GC Column: DB-624 ID: 0.18(mm)

% Moisture: Level: (low/med) Low

Analysis Batch No.: 360191 Units: ug/L

Number TICs Found: 0 TIC Result Total: 0

CAS NO.	COMPOUND NAME	RT	RESULT	Q
	Tentatively Identified Compound		None	

TestAmerica Edison
Target Compound Quantitation Report

Data File: \\ChromNA\Edison\ChromData\CVOAMS12\20160401-39324.b\O08385.D
Lims ID: 460-111103-B-7 Lab Sample ID: 460-111103-7
Client ID: MW-501S
Sample Type: Client
Inject. Date: 02-Apr-2016 03:03:30 ALS Bottle#: 13 Worklist Smp#: 14
Purge Vol: 5.000 mL Dil. Factor: 1.0000
Sample Info: 460-111103-B-7
Misc. Info.: 460-0039324-014
Operator ID: Instrument ID: CVOAMS12

Method: \\ChromNA\Edison\ChromData\CVOAMS12\20160401-39324.b\8260W_12.m
Limit Group: VOA - 8260C Water and Solid
Last Update: 02-Apr-2016 11:09:43 Calib Date: 23-Mar-2016 23:57:30
Integrator: RTE ID Type: Deconvolution ID
Quant Method: Internal Standard Quant By: Initial Calibration
Last ICal File: \\ChromNA\Edison\ChromData\CVOAMS12\20160323-38887.b\O07968.D

Column 1 : DB-624 (0.18 mm) Det: MS SCAN
Process Host: XAWRK035

First Level Reviewer: desais Date: 02-Apr-2016 10:54:44

Compound	Sig	RT (min.)	Exp RT (min.)	Dlt RT (min.)	Q	Response	OnCol Amt ug/l	Flags
* 30 TBA-d9 (IS)	65	2.239	2.239	0.000	98	324790	1000.0	
* 52 2-Butanone-d5	46	3.130	3.130	0.000	0	394208	250.0	
45 Chloroform	83	3.433	3.437	-0.004	95	12270	2.03	
$ 50 Dibromofluoromethane (Surr	113	3.575	3.575	0.000	97	162044	53.2	
$ 60 1,2-Dichloroethane-d4 (Sur	65	3.879	3.878	0.001	96	206691	49.7	
* 64 Fluorobenzene	96	4.212	4.211	0.001	98	637625	50.0	
* 74 1,4-Dioxane-d8	96	4.938	4.930	0.008	93	50385	1000.0	
$ 80 Toluene-d8 (Surr)	98	5.993	5.997	-0.004	99	561208	47.8	
* 94 Chlorobenzene-d5	117	7.943	7.943	0.001	87	401452	50.0	
$ 106 4-Bromofluorobenzene	174	9.776	9.776	0.000	91	171905	50.5	
* 122 1,4-Dichlorobenzene-d4	152	11.606	11.606	0.000	96	211939	50.0	

Reagents:

8260ISNEW_00064 Amount Added: 1.00 Units: uL Run Reagent
8260SURR250_00119 Amount Added: 1.00 Units: uL Run Reagent

Report Date: 02-Apr-2016 11:10:07 Chrom Revision: 2.2 04-Mar-2016 14:36:24

TestAmerica Edison

Data File: \\ChromNA\Edison\ChromData\CVOAMS12\20160401-39324.b\O08385.D

Injection Date:	02-Apr-2016 03:03:30	Instrument ID:	CVOAMS12	Operator ID:	
Lims ID:	460-111103-B-7	Lab Sample ID:	460-111103-7	Worklist Smp#:	14
Client ID:	MW-501S				
Purge Vol:	5.000 mL	Dil. Factor:	1.0000	ALS Bottle#:	13
Method:	8260W_12	Limit Group:	VOA - 8260C Water and Solid		

Column: DB-624 (0.18 mm)

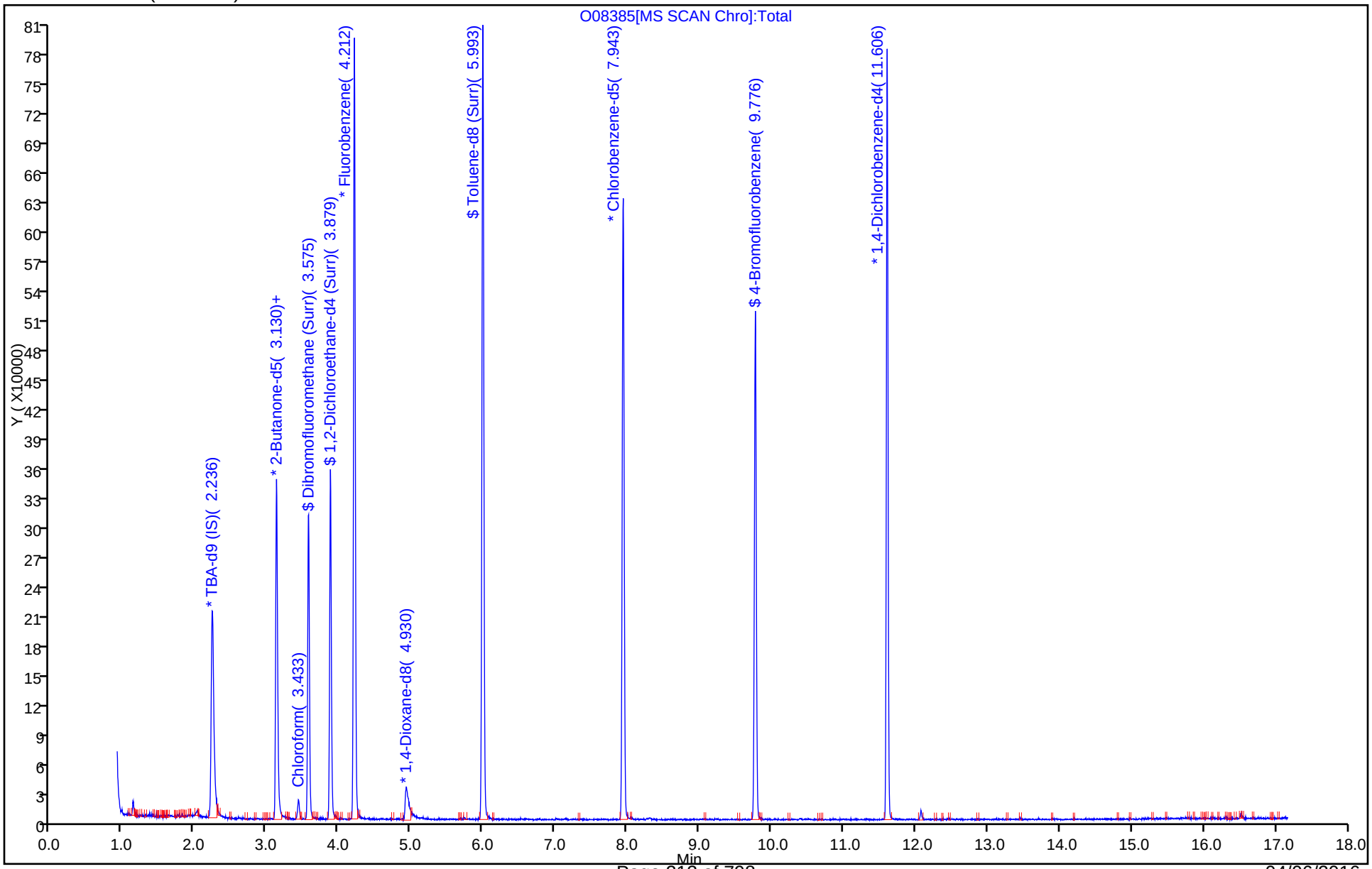

Data File: \\ChromNA\Edison\ChromData\CVOAMS12\20160401-39324.b\O08385.D
Injection Date: 02-Apr-2016 03:03:30 Instrument ID: CVOAMS12
Lims ID: 460-111103-B-7 Lab Sample ID: 460-111103-7
Client ID: MW-501S
Operator ID: ALS Bottle#: 13 Worklist Smp#: 14
Purge Vol: 5.000 mL Dil. Factor: 1.0000
Method: 8260W_12 Limit Group: VOA - 8260C Water and Solid
Column: DB-624 (0.18 mm) Detector MS SCAN

45 Chloroform, CAS: 67-66-3

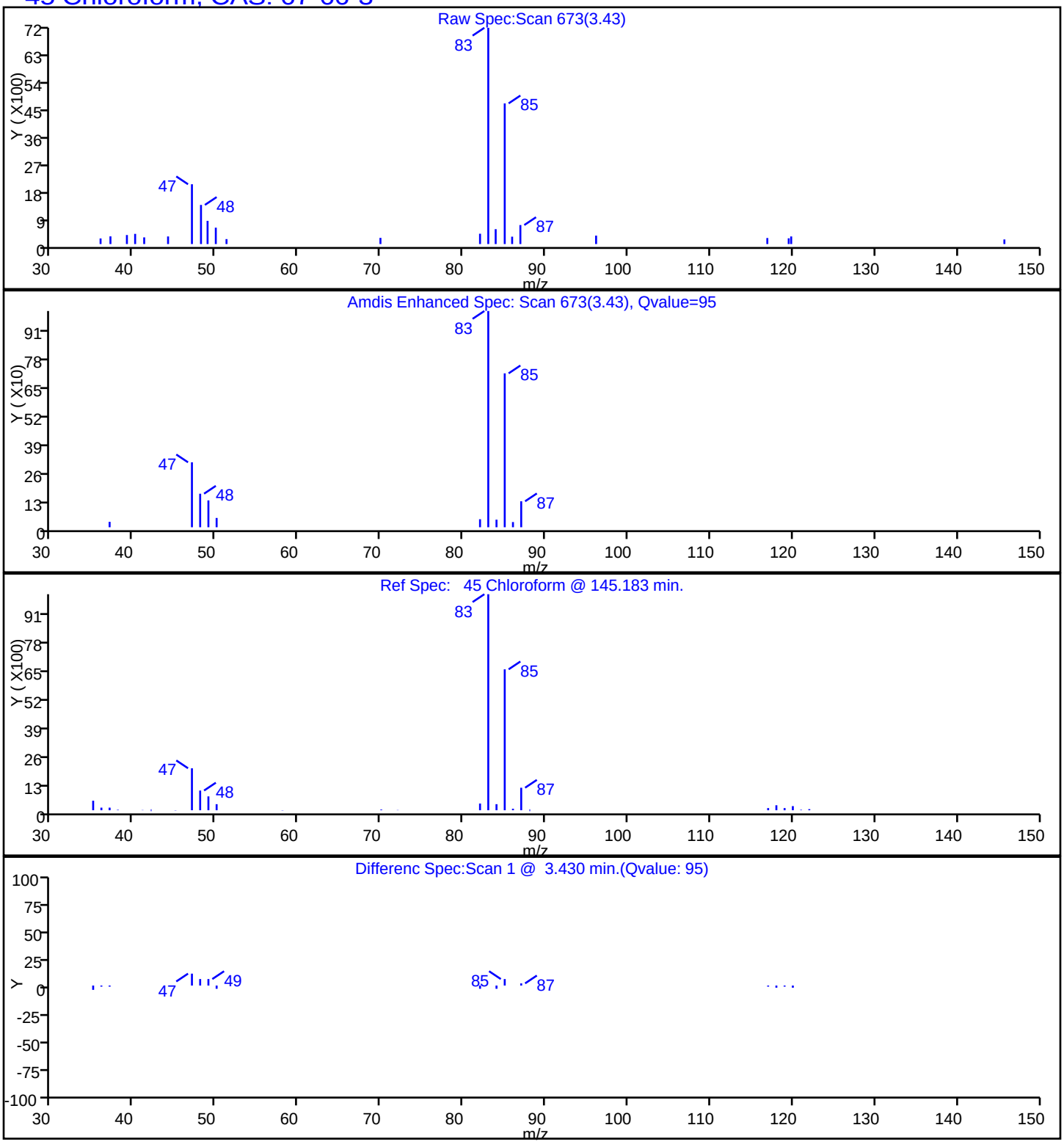

FORM I
GC/MS VOA ORGANICS ANALYSIS DATA SHEET

Lab Name: TestAmerica Edison | Job No.: 460-111103-1

SDG No.:

Client Sample ID: MW-501I | Lab Sample ID: 460-111103-8

Matrix: Water | Lab File ID: O08386.D

Analysis Method: 8260C | Date Collected: 03/22/2016 08:09

Sample wt/vol: 5(mL) | Date Analyzed: 04/02/2016 03:31

Soil Aliquot Vol: | Dilution Factor: 1

Soil Extract Vol.: | GC Column: DB-624 ID: 0.18(mm)

% Moisture: | Level: (low/med) Low

Analysis Batch No.: 360191 | Units: ug/L

CAS NO.	COMPOUND NAME	RESULT	Q	RL	MDL
71-55-6	1,1,1-Trichloroethane	0.28	U	1.0	0.28
79-34-5	1,1,2,2-Tetrachloroethane	0.19	U	1.0	0.19
79-00-5	1,1,2-Trichloroethane	0.080	U	1.0	0.080
75-34-3	1,1-Dichloroethane	0.24	U	1.0	0.24
75-35-4	1,1-Dichloroethene	0.34	U	1.0	0.34
87-61-6	1,2,3-Trichlorobenzene	0.35	U	1.0	0.35
120-82-1	1,2,4-Trichlorobenzene	0.27	U	1.0	0.27
96-12-8	1,2-Dibromo-3-Chloropropane	0.23	U	1.0	0.23
106-93-4	1,2-Dibromoethane	0.19	U	1.0	0.19
95-50-1	1,2-Dichlorobenzene	0.22	U	1.0	0.22
107-06-2	1,2-Dichloroethane	0.25	U	1.0	0.25
78-87-5	1,2-Dichloropropane	0.18	U	1.0	0.18
541-73-1	1,3-Dichlorobenzene	0.33	U	1.0	0.33
106-46-7	1,4-Dichlorobenzene	0.33	U	1.0	0.33
123-91-1	1,4-Dioxane	8.7	U	50	8.7
78-93-3	2-Butanone	2.2	U	5.0	2.2
591-78-6	2-Hexanone	0.72	U	5.0	0.72
108-10-1	4-Methyl-2-pentanone	0.63	U	5.0	0.63
67-64-1	Acetone	1.1	U	5.0	1.1
71-43-2	Benzene	0.090	U	1.0	0.090
74-97-5	Bromochloromethane	0.30	U	1.0	0.30
75-27-4	Bromodichloromethane	0.15	U	1.0	0.15
75-25-2	Bromoform	0.18	U	1.0	0.18
74-83-9	Bromomethane	0.18	U	1.0	0.18
75-15-0	Carbon disulfide	0.22	U	1.0	0.22
56-23-5	Carbon tetrachloride	0.33	U	1.0	0.33
108-90-7	Chlorobenzene	0.24	U	1.0	0.24
75-00-3	Chloroethane	0.37	U	1.0	0.37
67-66-3	Chloroform	0.22	U	1.0	0.22
74-87-3	Chloromethane	0.22	U	1.0	0.22
156-59-2	cis-1,2-Dichloroethene	0.26	U	1.0	0.26
10061-01-5	cis-1,3-Dichloropropene	0.16	U	1.0	0.16
110-82-7	Cyclohexane	0.26	U *	1.0	0.26
124-48-1	Dibromochloromethane	0.22	U	1.0	0.22
75-71-8	Dichlorodifluoromethane	0.14	U	1.0	0.14
100-41-4	Ethylbenzene	0.30	U	1.0	0.30

FORM I
GC/MS VOA ORGANICS ANALYSIS DATA SHEET

Lab Name: TestAmerica Edison | Job No.: 460-111103-1

SDG No.:

Client Sample ID: MW-501I | Lab Sample ID: 460-111103-8

Matrix: Water | Lab File ID: O08386.D

Analysis Method: 8260C | Date Collected: 03/22/2016 08:09

Sample wt/vol: 5(mL) | Date Analyzed: 04/02/2016 03:31

Soil Aliquot Vol: | Dilution Factor: 1

Soil Extract Vol.: | GC Column: DB-624 ID: 0.18(mm)

% Moisture: | Level: (low/med) Low

Analysis Batch No.: 360191 | Units: ug/L

CAS NO.	COMPOUND NAME	RESULT	Q	RL	MDL
76-13-1	Freon TF	0.34	U	1.0	0.34
98-82-8	Isopropylbenzene	0.32	U	1.0	0.32
179601-23-1	m&p-Xylene	0.28	U	1.0	0.28
79-20-9	Methyl acetate	0.58	U	5.0	0.58
108-87-2	Methylcyclohexane	0.22	U *	1.0	0.22
75-09-2	Methylene Chloride	0.21	U	1.0	0.21
1634-04-4	MTBE	0.13	U	1.0	0.13
95-47-6	o-Xylene	0.32	U	1.0	0.32
100-42-5	Styrene	0.17	U	1.0	0.17
127-18-4	Tetrachloroethene	0.12	U	1.0	0.12
108-88-3	Toluene	0.25	U	1.0	0.25
156-60-5	trans-1,2-Dichloroethene	0.18	U	1.0	0.18
10061-02-6	trans-1,3-Dichloropropene	0.19	U	1.0	0.19
79-01-6	Trichloroethene	0.45	J	1.0	0.22
75-69-4	Trichlorofluoromethane	0.15	U	1.0	0.15
75-01-4	Vinyl chloride	0.060	U	1.0	0.060

CAS NO.	SURROGATE	%REC	Q	LIMITS
17060-07-0	1,2-Dichloroethane-d4 (Surr)	96		70-130
460-00-4	Bromofluorobenzene	101		70-130
1868-53-7	Dibromofluoromethane (Surr)	102		70-130
2037-26-5	Toluene-d8 (Surr)	94		70-130

FORM I
GC/MS VOA ORGANICS ANALYSIS DATA SHEET
TENTATIVELY IDENTIFIED COMPOUNDS

Lab Name: TestAmerica Edison Job No.: 460-111103-1

SDG No.:

Client Sample ID: MW-501I Lab Sample ID: 460-111103-8

Matrix: Water Lab File ID: O08386.D

Analysis Method: 8260C Date Collected: 03/22/2016 08:09

Sample wt/vol: 5(mL) Date Analyzed: 04/02/2016 03:31

Soil Aliquot Vol: Dilution Factor: 1

Soil Extract Vol.: GC Column: DB-624 ID: 0.18(mm)

% Moisture: Level: (low/med) Low

Analysis Batch No.: 360191 Units: ug/L

Number TICs Found: 0 TIC Result Total: 0

CAS NO.	COMPOUND NAME	RT	RESULT	Q
	Tentatively Identified Compound		None	

TestAmerica Edison
Target Compound Quantitation Report

Data File: \\ChromNA\Edison\ChromData\CVOAMS12\20160401-39324.b\O08386.D
Lims ID: 460-111103-B-8 Lab Sample ID: 460-111103-8
Client ID: MW-501I
Sample Type: Client
Inject. Date: 02-Apr-2016 03:31:30 ALS Bottle#: 14 Worklist Smp#: 15
Purge Vol: 5.000 mL Dil. Factor: 1.0000
Sample Info: 460-111103-B-8
Misc. Info.: 460-0039324-015
Operator ID: Instrument ID: CVOAMS12

Method: \\ChromNA\Edison\ChromData\CVOAMS12\20160401-39324.b\8260W_12.m
Limit Group: VOA - 8260C Water and Solid
Last Update: 03-Apr-2016 13:49:14 Calib Date: 23-Mar-2016 23:57:30
Integrator: RTE ID Type: Deconvolution ID
Quant Method: Internal Standard Quant By: Initial Calibration
Last ICal File: \\ChromNA\Edison\ChromData\CVOAMS12\20160323-38887.b\O07968.D

Column 1 : DB-624 (0.18 mm) Det: MS SCAN
Process Host: XAWRK053

First Level Reviewer: desais Date: 02-Apr-2016 10:55:20

Compound	Sig	RT (min.)	Exp RT (min.)	Dlt RT (min.)	Q	Response	OnCol Amt ug/l	Flags
* 30 TBA-d9 (IS)	65	2.239	2.239	0.000	98	332112	1000.0	
* 52 2-Butanone-d5	46	3.130	3.130	0.000	0	401875	250.0	
$ 50 Dibromofluoromethane (Surr	113	3.575	3.575	0.000	97	159114	50.9	
$ 60 1,2-Dichloroethane-d4 (Sur	65	3.878	3.878	0.000	96	206040	48.2	
* 64 Fluorobenzene	96	4.212	4.211	0.001	98	654250	50.0	
68 Trichloroethene	95	4.586	4.586	0.000	91	1490	0.4515	
* 74 1,4-Dioxane-d8	96	4.934	4.930	0.004	94	51479	1000.0	
$ 80 Toluene-d8 (Surr)	98	5.997	5.997	0.000	99	555250	47.2	
* 94 Chlorobenzene-d5	117	7.943	7.943	0.001	87	401563	50.0	
$ 106 4-Bromofluorobenzene	174	9.776	9.776	0.000	92	172767	50.7	
* 122 1,4-Dichlorobenzene-d4	152	11.606	11.606	0.000	95	211114	50.0	

Reagents:

8260ISNEW_00064 Amount Added: 1.00 Units: uL Run Reagent
8260SURR250_00119 Amount Added: 1.00 Units: uL Run Reagent

Report Date: 03-Apr-2016 13:49:16 Chrom Revision: 2.2 04-Mar-2016 14:36:24

TestAmerica Edison

Data File: \\ChromNA\Edison\ChromData\CVOAMS12\20160401-39324.b\O08386.D

Injection Date:	02-Apr-2016 03:31:30	Instrument ID:	CVOAMS12	Operator ID:	
Lims ID:	460-111103-B-8	Lab Sample ID:	460-111103-8	Worklist Smp#:	15
Client ID:	MW-501I				
Purge Vol:	5.000 mL	Dil. Factor:	1.0000	ALS Bottle#:	14
Method:	8260W_12	Limit Group:	VOA - 8260C Water and Solid		

Column: DB-624 (0.18 mm)

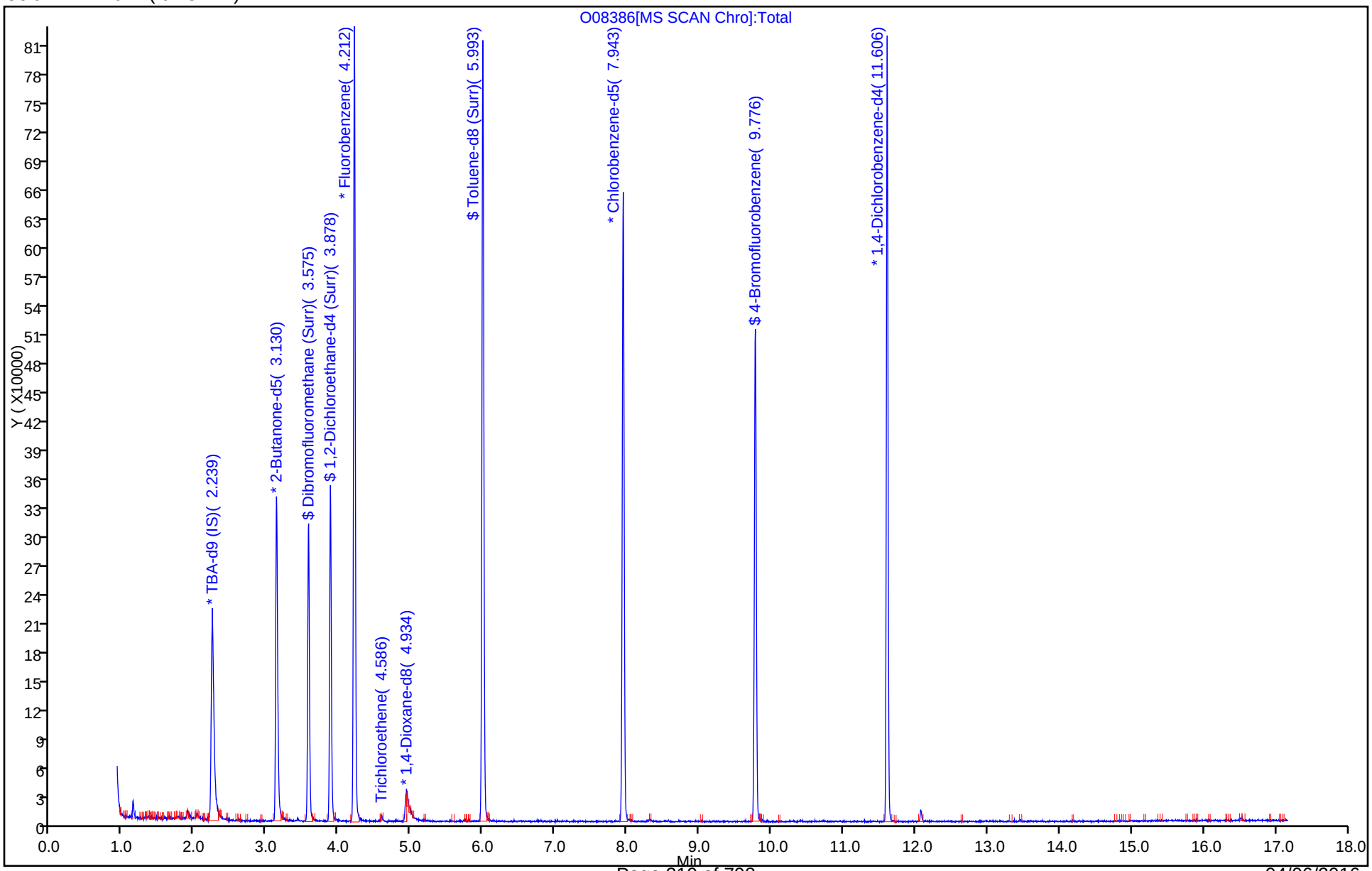

Report Date: 03-Apr-2016 13:49:16 Chrom Revision: 2.2 04-Mar-2016 14:36:24

TestAmerica Edison

Data File: \\ChromNA\Edison\ChromData\CVOAMS12\20160401-39324.b\O08386.D

Injection Date:	02-Apr-2016 03:31:30	Instrument ID:	CVOAMS12		
Lims ID:	460-111103-B-8	Lab Sample ID:	460-111103-8		
Client ID:	MW-501I				
Operator ID:		ALS Bottle#:	14	Worklist Smp#:	15
Purge Vol:	5.000 mL	Dil. Factor:	1.0000		
Method:	8260W_12	Limit Group:	VOA - 8260C Water and Solid		
Column:	DB-624 (0.18 mm)	Detector	MS SCAN		

68 Trichloroethene, CAS: 79-01-6

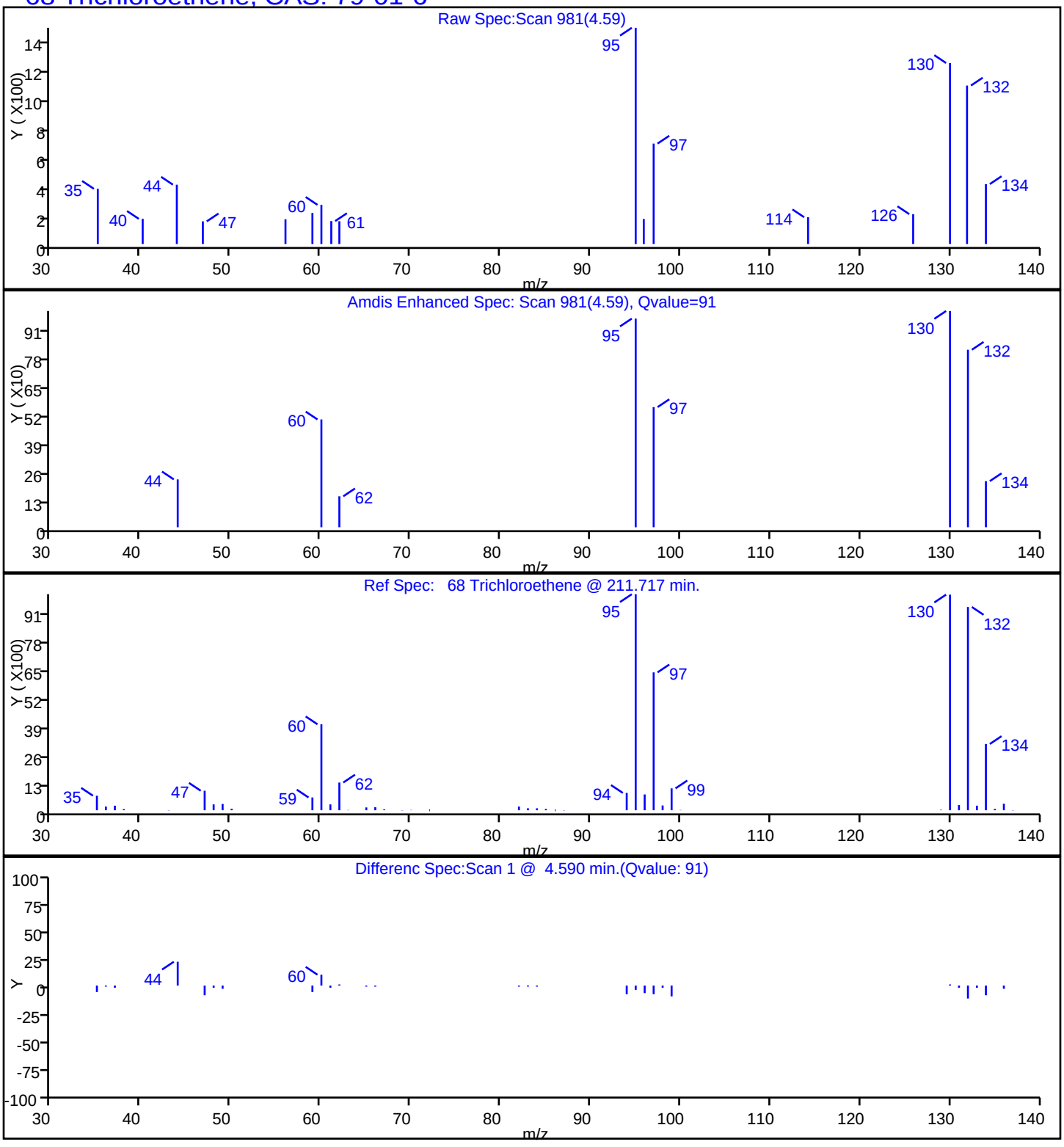

FORM I
GC/MS VOA ORGANICS ANALYSIS DATA SHEET

Lab Name: TestAmerica Edison | Job No.: 460-111103-1

SDG No.:

Client Sample ID: MW-502S | Lab Sample ID: 460-111103-9

Matrix: Water | Lab File ID: O08387.D

Analysis Method: 8260C | Date Collected: 03/22/2016 08:40

Sample wt/vol: 5(mL) | Date Analyzed: 04/02/2016 03:59

Soil Aliquot Vol: | Dilution Factor: 1

Soil Extract Vol.: | GC Column: DB-624 ID: 0.18(mm)

% Moisture: | Level: (low/med) Low

Analysis Batch No.: 360191 | Units: ug/L

CAS NO.	COMPOUND NAME	RESULT	Q	RL	MDL
71-55-6	1,1,1-Trichloroethane	0.28	U	1.0	0.28
79-34-5	1,1,2,2-Tetrachloroethane	0.19	U	1.0	0.19
79-00-5	1,1,2-Trichloroethane	0.080	U	1.0	0.080
75-34-3	1,1-Dichloroethane	0.24	U	1.0	0.24
75-35-4	1,1-Dichloroethene	0.34	U	1.0	0.34
87-61-6	1,2,3-Trichlorobenzene	0.35	U	1.0	0.35
120-82-1	1,2,4-Trichlorobenzene	0.27	U	1.0	0.27
96-12-8	1,2-Dibromo-3-Chloropropane	0.23	U	1.0	0.23
106-93-4	1,2-Dibromoethane	0.19	U	1.0	0.19
95-50-1	1,2-Dichlorobenzene	0.22	U	1.0	0.22
107-06-2	1,2-Dichloroethane	0.25	U	1.0	0.25
78-87-5	1,2-Dichloropropane	0.18	U	1.0	0.18
541-73-1	1,3-Dichlorobenzene	0.33	U	1.0	0.33
106-46-7	1,4-Dichlorobenzene	0.33	U	1.0	0.33
123-91-1	1,4-Dioxane	8.7	U	50	8.7
78-93-3	2-Butanone	2.2	U	5.0	2.2
591-78-6	2-Hexanone	0.72	U	5.0	0.72
108-10-1	4-Methyl-2-pentanone	0.63	U	5.0	0.63
67-64-1	Acetone	1.1	U	5.0	1.1
71-43-2	Benzene	0.090	U	1.0	0.090
74-97-5	Bromochloromethane	0.30	U	1.0	0.30
75-27-4	Bromodichloromethane	0.15	U	1.0	0.15
75-25-2	Bromoform	0.18	U	1.0	0.18
74-83-9	Bromomethane	0.18	U	1.0	0.18
75-15-0	Carbon disulfide	0.22	U	1.0	0.22
56-23-5	Carbon tetrachloride	0.33	U	1.0	0.33
108-90-7	Chlorobenzene	0.24	U	1.0	0.24
75-00-3	Chloroethane	0.37	U	1.0	0.37
67-66-3	Chloroform	0.98	J	1.0	0.22
74-87-3	Chloromethane	0.22	U	1.0	0.22
156-59-2	cis-1,2-Dichloroethene	0.26	U	1.0	0.26
10061-01-5	cis-1,3-Dichloropropene	0.16	U	1.0	0.16
110-82-7	Cyclohexane	0.26	U *	1.0	0.26
124-48-1	Dibromochloromethane	0.22	U	1.0	0.22
75-71-8	Dichlorodifluoromethane	0.14	U	1.0	0.14
100-41-4	Ethylbenzene	0.30	U	1.0	0.30

FORM I
GC/MS VOA ORGANICS ANALYSIS DATA SHEET

Lab Name: TestAmerica Edison | Job No.: 460-111103-1

SDG No.:

Client Sample ID: MW-502S | Lab Sample ID: 460-111103-9

Matrix: Water | Lab File ID: O08387.D

Analysis Method: 8260C | Date Collected: 03/22/2016 08:40

Sample wt/vol: 5(mL) | Date Analyzed: 04/02/2016 03:59

Soil Aliquot Vol: | Dilution Factor: 1

Soil Extract Vol.: | GC Column: DB-624 ID: 0.18(mm)

% Moisture: | Level: (low/med) Low

Analysis Batch No.: 360191 | Units: ug/L

CAS NO.	COMPOUND NAME	RESULT	Q	RL	MDL
76-13-1	Freon TF	0.57	J	1.0	0.34
98-82-8	Isopropylbenzene	0.32	U	1.0	0.32
179601-23-1	m&p-Xylene	0.28	U	1.0	0.28
79-20-9	Methyl acetate	0.58	U	5.0	0.58
108-87-2	Methylcyclohexane	0.22	U *	1.0	0.22
75-09-2	Methylene Chloride	0.21	U	1.0	0.21
1634-04-4	MTBE	0.13	U	1.0	0.13
95-47-6	o-Xylene	0.32	U	1.0	0.32
100-42-5	Styrene	0.17	U	1.0	0.17
127-18-4	Tetrachloroethene	0.91	J	1.0	0.12
108-88-3	Toluene	0.25	U	1.0	0.25
156-60-5	trans-1,2-Dichloroethene	0.18	U	1.0	0.18
10061-02-6	trans-1,3-Dichloropropene	0.19	U	1.0	0.19
79-01-6	Trichloroethene	0.70	J	1.0	0.22
75-69-4	Trichlorofluoromethane	0.15	U	1.0	0.15
75-01-4	Vinyl chloride	0.060	U	1.0	0.060

CAS NO.	SURROGATE	%REC	Q	LIMITS
17060-07-0	1,2-Dichloroethane-d4 (Surr)	94		70-130
460-00-4	Bromofluorobenzene	104		70-130
1868-53-7	Dibromofluoromethane (Surr)	101		70-130
2037-26-5	Toluene-d8 (Surr)	92		70-130

FORM I
GC/MS VOA ORGANICS ANALYSIS DATA SHEET
TENTATIVELY IDENTIFIED COMPOUNDS

Lab Name: TestAmerica Edison Job No.: 460-111103-1

SDG No.:

Client Sample ID: MW-502S Lab Sample ID: 460-111103-9

Matrix: Water Lab File ID: O08387.D

Analysis Method: 8260C Date Collected: 03/22/2016 08:40

Sample wt/vol: 5(mL) Date Analyzed: 04/02/2016 03:59

Soil Aliquot Vol: Dilution Factor: 1

Soil Extract Vol.: GC Column: DB-624 ID: 0.18(mm)

% Moisture: Level: (low/med) Low

Analysis Batch No.: 360191 Units: ug/L

Number TICs Found: 0 TIC Result Total: 0

CAS NO.	COMPOUND NAME	RT	RESULT	Q
	Tentatively Identified Compound		None	

TestAmerica Edison
Target Compound Quantitation Report

Data File: \\ChromNA\Edison\ChromData\CVOAMS12\20160401-39324.b\O08387.D
Lims ID: 460-111103-B-9 Lab Sample ID: 460-111103-9
Client ID: MW-502S
Sample Type: Client
Inject. Date: 02-Apr-2016 03:59:30 ALS Bottle#: 15 Worklist Smp#: 16
Purge Vol: 5.000 mL Dil. Factor: 1.0000
Sample Info: 460-111103-B-9
Misc. Info.: 460-0039324-016
Operator ID: Instrument ID: CVOAMS12

Method: \\ChromNA\Edison\ChromData\CVOAMS12\20160401-39324.b\8260W_12.m
Limit Group: VOA - 8260C Water and Solid
Last Update: 02-Apr-2016 11:09:43 Calib Date: 23-Mar-2016 23:57:30
Integrator: RTE ID Type: Deconvolution ID
Quant Method: Internal Standard Quant By: Initial Calibration
Last ICal File: \\ChromNA\Edison\ChromData\CVOAMS12\20160323-38887.b\O07968.D

Column 1 : DB-624 (0.18 mm) Det: MS SCAN
Process Host: XAWRK035

First Level Reviewer: desais Date: 02-Apr-2016 10:55:41

Compound	Sig	RT (min.)	Exp RT (min.)	Dlt RT (min.)	Q	Response	OnCol Amt ug/l	Flags
18 1,1,2-Trichloro-1,2,2-trif	101	1.903	1.899	0.004	38	1656	0.5713	
* 30 TBA-d9 (IS)	65	2.236	2.239	-0.003	98	316675	1000.0	
* 52 2-Butanone-d5	46	3.130	3.130	0.000	0	394700	250.0	
45 Chloroform	83	3.437	3.437	0.000	93	6024	0.9816	
$ 50 Dibromofluoromethane (Surr	113	3.575	3.575	0.000	97	155712	50.4	
$ 60 1,2-Dichloroethane-d4 (Sur	65	3.879	3.878	0.001	96	198382	47.0	
* 64 Fluorobenzene	96	4.212	4.211	0.001	98	646432	50.0	
68 Trichloroethene	95	4.586	4.586	0.000	92	2269	0.6959	
* 74 1,4-Dioxane-d8	96	4.930	4.930	0.000	96	51537	1000.0	
$ 80 Toluene-d8 (Surr)	98	5.993	5.997	-0.004	99	526577	46.0	
84 Tetrachloroethene	166	6.783	6.782	0.001	94	2538	0.9084	
* 94 Chlorobenzene-d5	117	7.939	7.943	-0.003	87	391207	50.0	
$ 106 4-Bromofluorobenzene	174	9.773	9.776	-0.003	92	171773	51.8	
* 122 1,4-Dichlorobenzene-d4	152	11.606	11.606	0.000	95	214051	50.0	

Reagents:

8260ISNEW_00064 Amount Added: 1.00 Units: uL Run Reagent
8260SURR250_00119 Amount Added: 1.00 Units: uL Run Reagent

Report Date: 02-Apr-2016 11:10:10 Chrom Revision: 2.2 04-Mar-2016 14:36:24

TestAmerica Edison

Data File: \\ChromNA\Edison\ChromData\CVOAMS12\20160401-39324.b\O08387.D

Injection Date:	02-Apr-2016 03:59:30	Instrument ID:	CVOAMS12	Operator ID:	
Lims ID:	460-111103-B-9	Lab Sample ID:	460-111103-9	Worklist Smp#:	16
Client ID:	MW-502S				
Purge Vol:	5.000 mL	Dil. Factor:	1.0000	ALS Bottle#:	15
Method:	8260W_12	Limit Group:	VOA - 8260C Water and Solid		

Column: DB-624 (0.18 mm)

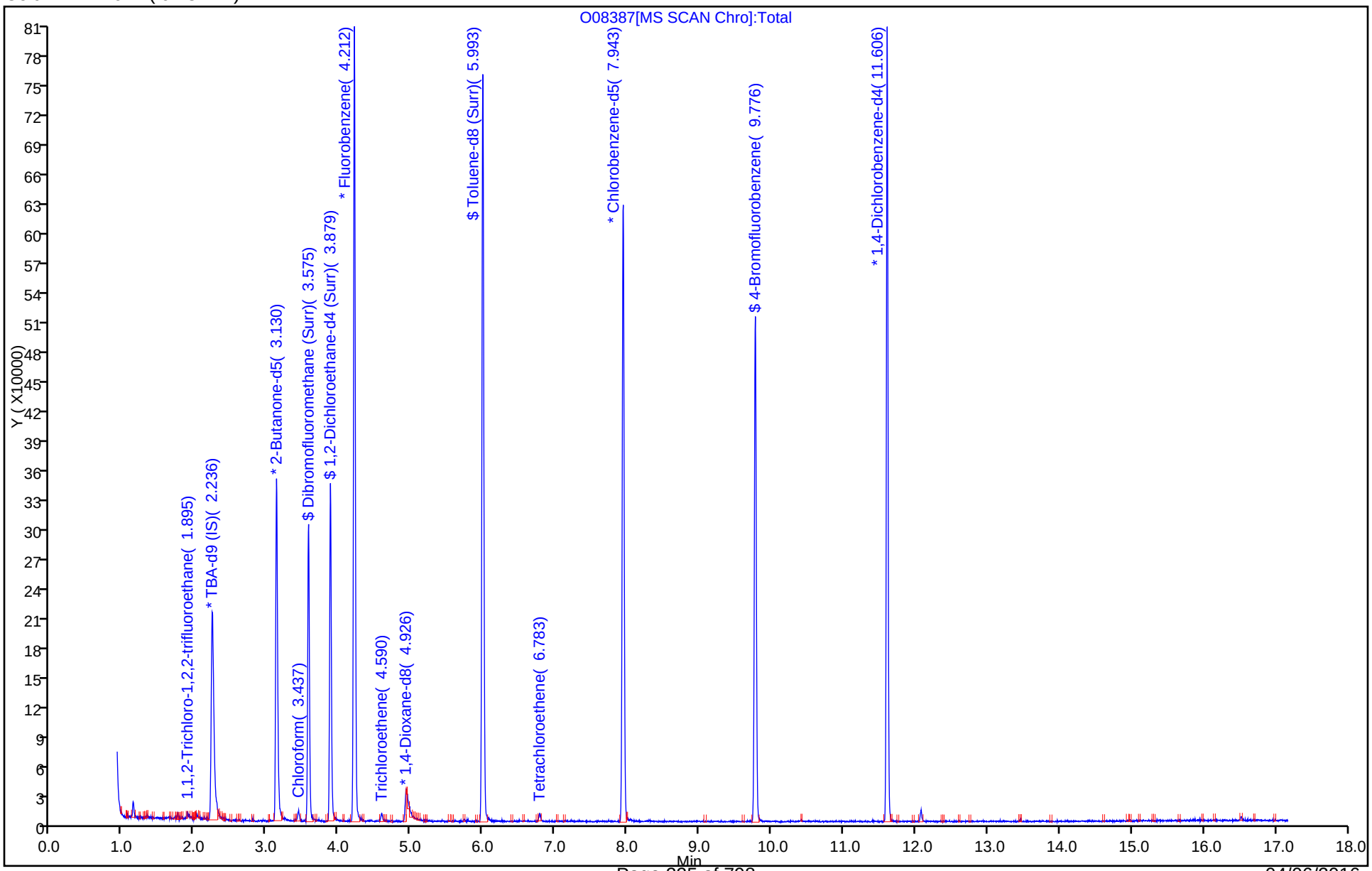

Report Date: 02-Apr-2016 11:10:10 Chrom Revision: 2.2 04-Mar-2016 14:36:24

TestAmerica Edison

Data File: \\ChromNA\Edison\ChromData\CVOAMS12\20160401-39324.b\O08387.D

Injection Date:	02-Apr-2016 03:59:30	Instrument ID:	CVOAMS12
Lims ID:	460-111103-B-9	Lab Sample ID:	460-111103-9
Client ID:	MW-502S		
Operator ID:		ALS Bottle#:	15 Worklist Smp#: 16
Purge Vol:	5.000 mL	Dil. Factor:	1.0000
Method:	8260W_12	Limit Group:	VOA - 8260C Water and Solid
Column:	DB-624 (0.18 mm)	Detector	MS SCAN

45 Chloroform, CAS: 67-66-3

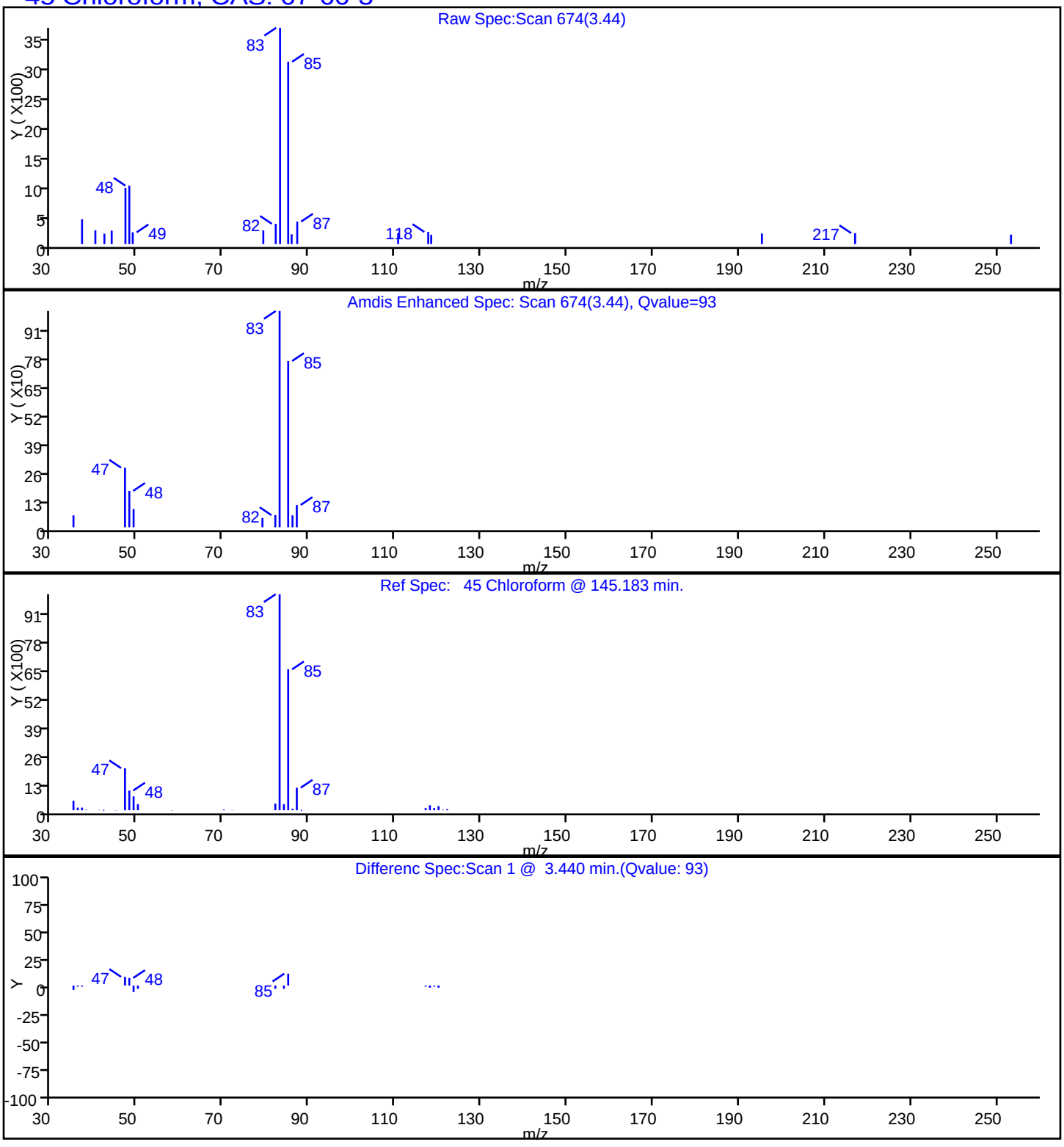

Data File: \\ChromNA\Edison\ChromData\CVOAMS12\20160401-39324.b\O08387.D
Injection Date: 02-Apr-2016 03:59:30 Instrument ID: CVOAMS12
Lims ID: 460-111103-B-9 Lab Sample ID: 460-111103-9
Client ID: MW-502S
Operator ID: ALS Bottle#: 15 Worklist Smp#: 16
Purge Vol: 5.000 mL Dil. Factor: 1.0000
Method: 8260W_12 Limit Group: VOA - 8260C Water and Solid
Column: DB-624 (0.18 mm) Detector MS SCAN

18 1,1,2-Trichloro-1,2,2-trifluoroethane, CAS: 76-13-1

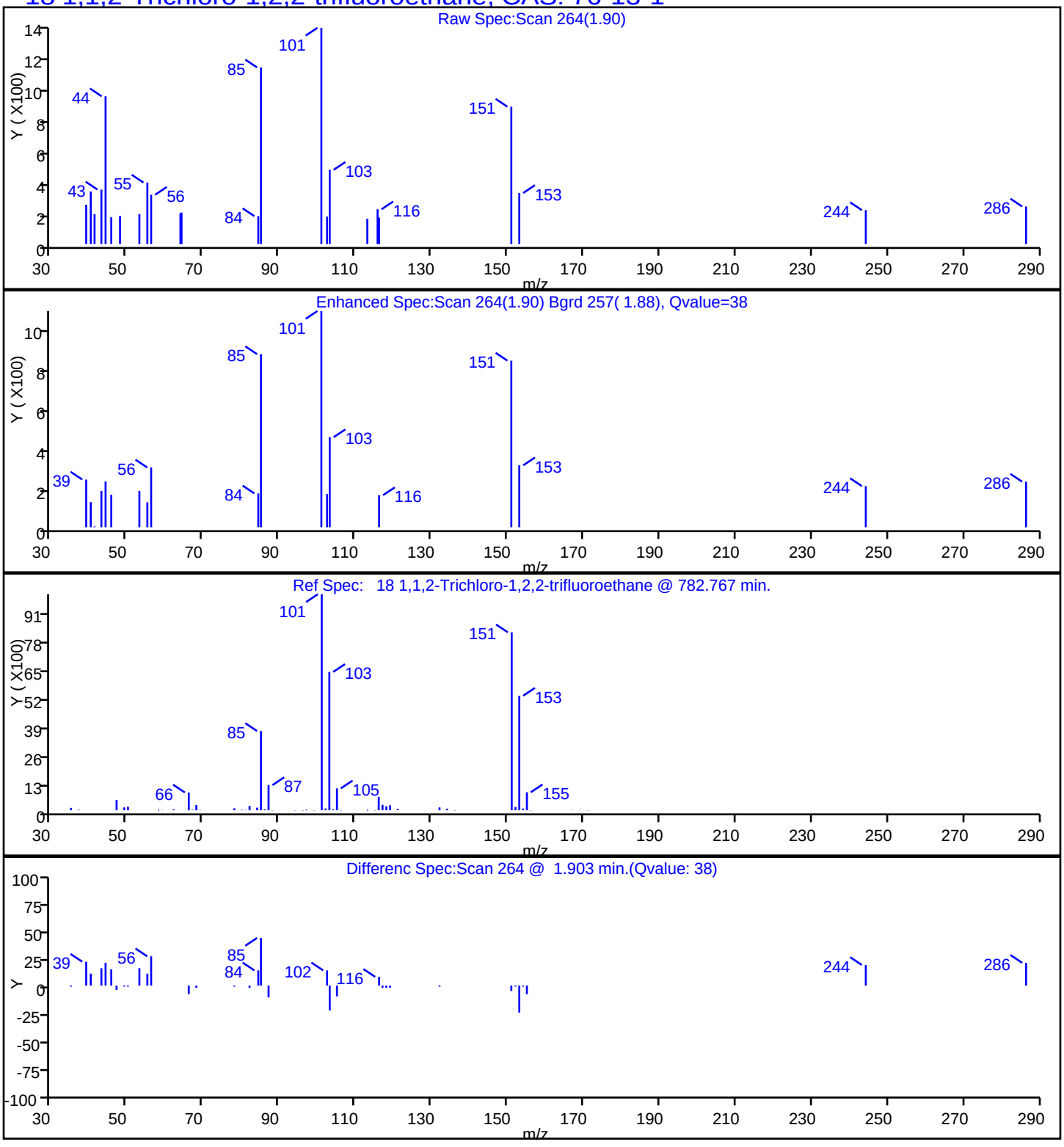

Data File: \\ChromNA\Edison\ChromData\CVOAMS12\20160401-39324.b\O08387.D
Injection Date: 02-Apr-2016 03:59:30 Instrument ID: CVOAMS12
Lims ID: 460-111103-B-9 Lab Sample ID: 460-111103-9
Client ID: MW-502S
Operator ID: ALS Bottle#: 15 Worklist Smp#: 16
Purge Vol: 5.000 mL Dil. Factor: 1.0000
Method: 8260W_12 Limit Group: VOA - 8260C Water and Solid
Column: DB-624 (0.18 mm) Detector MS SCAN

84 Tetrachloroethene, CAS: 127-18-4

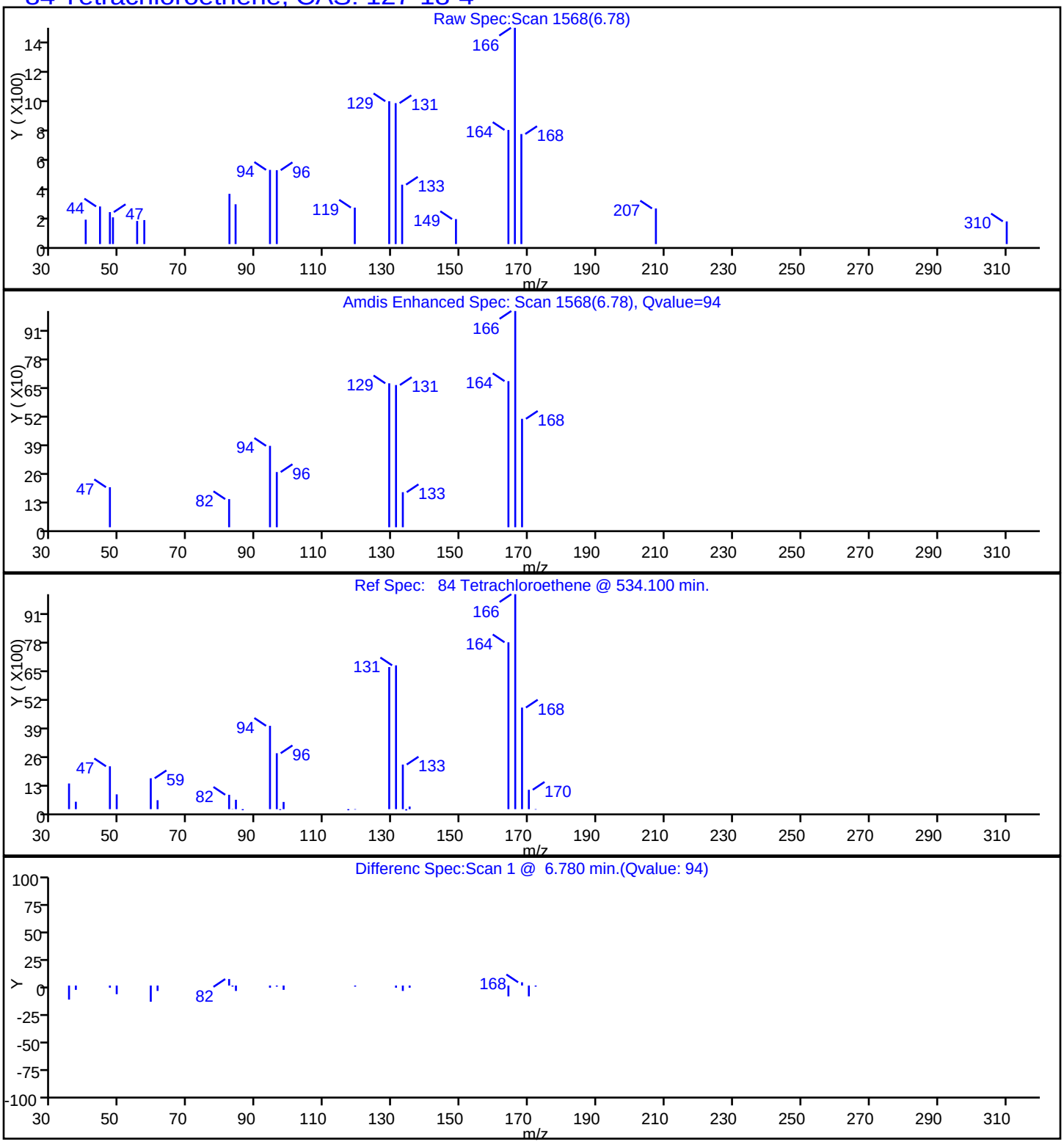

Data File: \\ChromNA\Edison\ChromData\CVOAMS12\20160401-39324.b\O08387.D

Injection Date:	02-Apr-2016 03:59:30	Instrument ID:	CVOAMS12
Lims ID:	460-111103-B-9	Lab Sample ID:	460-111103-9
Client ID:	MW-502S		
Operator ID:		ALS Bottle#:	15 Worklist Smp#: 16
Purge Vol:	5.000 mL	Dil. Factor:	1.0000
Method:	8260W_12	Limit Group:	VOA - 8260C Water and Solid
Column:	DB-624 (0.18 mm)	Detector	MS SCAN

68 Trichloroethene, CAS: 79-01-6

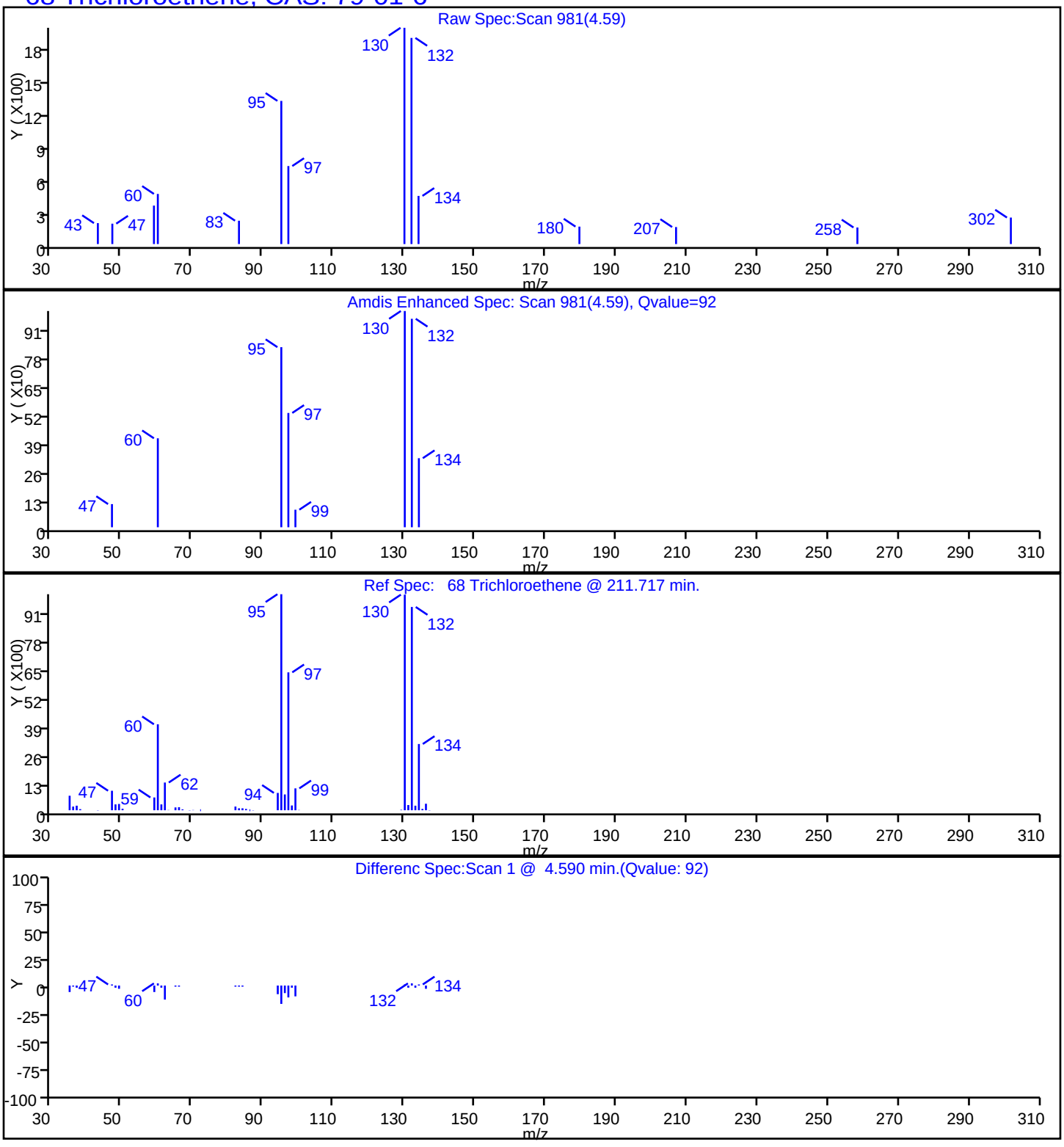

FORM I
GC/MS VOA ORGANICS ANALYSIS DATA SHEET

Lab Name: TestAmerica Edison | Job No.: 460-111103-1

SDG No.:

Client Sample ID: MW-502I | Lab Sample ID: 460-111103-10

Matrix: Water | Lab File ID: O08388.D

Analysis Method: 8260C | Date Collected: 03/22/2016 08:45

Sample wt/vol: 5(mL) | Date Analyzed: 04/02/2016 04:26

Soil Aliquot Vol: | Dilution Factor: 1

Soil Extract Vol.: | GC Column: DB-624 ID: 0.18(mm)

% Moisture: | Level: (low/med) Low

Analysis Batch No.: 360191 | Units: ug/L

CAS NO.	COMPOUND NAME	RESULT	Q	RL	MDL
71-55-6	1,1,1-Trichloroethane	0.28	U	1.0	0.28
79-34-5	1,1,2,2-Tetrachloroethane	0.19	U	1.0	0.19
79-00-5	1,1,2-Trichloroethane	0.080	U	1.0	0.080
75-34-3	1,1-Dichloroethane	0.24	U	1.0	0.24
75-35-4	1,1-Dichloroethene	0.34	U	1.0	0.34
87-61-6	1,2,3-Trichlorobenzene	0.35	U	1.0	0.35
120-82-1	1,2,4-Trichlorobenzene	0.27	U	1.0	0.27
96-12-8	1,2-Dibromo-3-Chloropropane	0.23	U	1.0	0.23
106-93-4	1,2-Dibromoethane	0.19	U	1.0	0.19
95-50-1	1,2-Dichlorobenzene	0.22	U	1.0	0.22
107-06-2	1,2-Dichloroethane	0.25	U	1.0	0.25
78-87-5	1,2-Dichloropropane	0.18	U	1.0	0.18
541-73-1	1,3-Dichlorobenzene	0.33	U	1.0	0.33
106-46-7	1,4-Dichlorobenzene	0.33	U	1.0	0.33
123-91-1	1,4-Dioxane	8.7	U	50	8.7
78-93-3	2-Butanone	2.2	U	5.0	2.2
591-78-6	2-Hexanone	0.72	U	5.0	0.72
108-10-1	4-Methyl-2-pentanone	0.63	U	5.0	0.63
67-64-1	Acetone	1.1	U	5.0	1.1
71-43-2	Benzene	0.090	U	1.0	0.090
74-97-5	Bromochloromethane	0.30	U	1.0	0.30
75-27-4	Bromodichloromethane	0.15	U	1.0	0.15
75-25-2	Bromoform	0.18	U	1.0	0.18
74-83-9	Bromomethane	0.18	U	1.0	0.18
75-15-0	Carbon disulfide	0.22	U	1.0	0.22
56-23-5	Carbon tetrachloride	0.33	U	1.0	0.33
108-90-7	Chlorobenzene	0.24	U	1.0	0.24
75-00-3	Chloroethane	0.37	U	1.0	0.37
67-66-3	Chloroform	0.59	J	1.0	0.22
74-87-3	Chloromethane	0.22	U	1.0	0.22
156-59-2	cis-1,2-Dichloroethene	0.26	U	1.0	0.26
10061-01-5	cis-1,3-Dichloropropene	0.16	U	1.0	0.16
110-82-7	Cyclohexane	0.26	U *	1.0	0.26
124-48-1	Dibromochloromethane	0.22	U	1.0	0.22
75-71-8	Dichlorodifluoromethane	0.14	U	1.0	0.14
100-41-4	Ethylbenzene	0.30	U	1.0	0.30

FORM I
GC/MS VOA ORGANICS ANALYSIS DATA SHEET

Lab Name: TestAmerica Edison | Job No.: 460-111103-1

SDG No.:

Client Sample ID: MW-502I | Lab Sample ID: 460-111103-10

Matrix: Water | Lab File ID: O08388.D

Analysis Method: 8260C | Date Collected: 03/22/2016 08:45

Sample wt/vol: 5(mL) | Date Analyzed: 04/02/2016 04:26

Soil Aliquot Vol: | Dilution Factor: 1

Soil Extract Vol.: | GC Column: DB-624 ID: 0.18(mm)

% Moisture: | Level: (low/med) Low

Analysis Batch No.: 360191 | Units: ug/L

CAS NO.	COMPOUND NAME	RESULT	Q	RL	MDL
76-13-1	Freon TF	0.34	U	1.0	0.34
98-82-8	Isopropylbenzene	0.32	U	1.0	0.32
179601-23-1	m&p-Xylene	0.28	U	1.0	0.28
79-20-9	Methyl acetate	0.58	U	5.0	0.58
108-87-2	Methylcyclohexane	0.22	U *	1.0	0.22
75-09-2	Methylene Chloride	0.21	U	1.0	0.21
1634-04-4	MTBE	0.13	U	1.0	0.13
95-47-6	o-Xylene	0.32	U	1.0	0.32
100-42-5	Styrene	0.17	U	1.0	0.17
127-18-4	Tetrachloroethene	0.12	U	1.0	0.12
108-88-3	Toluene	0.25	U	1.0	0.25
156-60-5	trans-1,2-Dichloroethene	0.18	U	1.0	0.18
10061-02-6	trans-1,3-Dichloropropene	0.19	U	1.0	0.19
79-01-6	Trichloroethene	0.67	J	1.0	0.22
75-69-4	Trichlorofluoromethane	0.15	U	1.0	0.15
75-01-4	Vinyl chloride	0.060	U	1.0	0.060

CAS NO.	SURROGATE	%REC	Q	LIMITS
17060-07-0	1,2-Dichloroethane-d4 (Surr)	98		70-130
460-00-4	Bromofluorobenzene	103		70-130
1868-53-7	Dibromofluoromethane (Surr)	105		70-130
2037-26-5	Toluene-d8 (Surr)	96		70-130

FORM I
GC/MS VOA ORGANICS ANALYSIS DATA SHEET
TENTATIVELY IDENTIFIED COMPOUNDS

Lab Name: TestAmerica Edison | Job No.: 460-111103-1

SDG No.:

Client Sample ID: MW-502I | Lab Sample ID: 460-111103-10

Matrix: Water | Lab File ID: O08388.D

Analysis Method: 8260C | Date Collected: 03/22/2016 08:45

Sample wt/vol: 5(mL) | Date Analyzed: 04/02/2016 04:26

Soil Aliquot Vol: | Dilution Factor: 1

Soil Extract Vol.: | GC Column: DB-624 ID: 0.18(mm)

% Moisture: | Level: (low/med) Low

Analysis Batch No.: 360191 | Units: ug/L

Number TICs Found: 0 | TIC Result Total: 0

CAS NO.	COMPOUND NAME	RT	RESULT	Q
	Tentatively Identified Compound		None	

TestAmerica Edison
Target Compound Quantitation Report

Data File: \\ChromNA\Edison\ChromData\CVOAMS12\20160401-39324.b\O08388.D
Lims ID: 460-111103-B-10 Lab Sample ID: 460-111103-10
Client ID: MW-502I
Sample Type: Client
Inject. Date: 02-Apr-2016 04:26:30 ALS Bottle#: 16 Worklist Smp#: 17
Purge Vol: 5.000 mL Dil. Factor: 1.0000
Sample Info: 460-111103-B-10
Misc. Info.: 460-0039324-017
Operator ID: Instrument ID: CVOAMS12

Method: \\ChromNA\Edison\ChromData\CVOAMS12\20160401-39324.b\8260W_12.m
Limit Group: VOA - 8260C Water and Solid
Last Update: 02-Apr-2016 11:09:43 Calib Date: 23-Mar-2016 23:57:30
Integrator: RTE ID Type: Deconvolution ID
Quant Method: Internal Standard Quant By: Initial Calibration
Last ICal File: \\ChromNA\Edison\ChromData\CVOAMS12\20160323-38887.b\O07968.D

Column 1 : DB-624 (0.18 mm) Det: MS SCAN
Process Host: XAWRK035

First Level Reviewer: desais Date: 02-Apr-2016 10:56:01

Compound	Sig	RT (min.)	Exp RT (min.)	Dlt RT (min.)	Q	Response	OnCol Amt ug/l	Flags
* 30 TBA-d9 (IS)	65	2.236	2.239	-0.003	99	343315	1000.0	
* 52 2-Butanone-d5	46	3.130	3.130	0.000	0	407375	250.0	
45 Chloroform	83	3.437	3.437	0.000	86	3615	0.5908	
$ 50 Dibromofluoromethane (Surr	113	3.575	3.575	0.000	97	162099	52.6	
$ 60 1,2-Dichloroethane-d4 (Sur	65	3.878	3.878	0.000	96	205484	48.8	
* 64 Fluorobenzene	96	4.211	4.211	0.000	98	644488	50.0	
68 Trichloroethene	95	4.582	4.586	-0.004	92	2179	0.6703	
* 74 1,4-Dioxane-d8	96	4.934	4.930	0.004	93	51518	1000.0	
$ 80 Toluene-d8 (Surr)	98	5.993	5.997	-0.004	99	557598	47.9	
* 94 Chlorobenzene-d5	117	7.942	7.943	0.000	87	398051	50.0	
$ 106 4-Bromofluorobenzene	174	9.776	9.776	0.000	92	174484	51.7	
* 122 1,4-Dichlorobenzene-d4	152	11.606	11.606	0.000	96	210488	50.0	

Reagents:

8260ISNEW_00064 Amount Added: 1.00 Units: uL Run Reagent
8260SURR250_00119 Amount Added: 1.00 Units: uL Run Reagent

Report Date: 02-Apr-2016 11:10:11 Chrom Revision: 2.2 04-Mar-2016 14:36:24

TestAmerica Edison

Data File: \\ChromNA\Edison\ChromData\CVOAMS12\20160401-39324.b\O08388.D

Injection Date:	02-Apr-2016 04:26:30	Instrument ID:	CVOAMS12	Operator ID:	
Lims ID:	460-111103-B-10	Lab Sample ID:	460-111103-10	Worklist Smp#:	17
Client ID:	MW-502I				
Purge Vol:	5.000 mL	Dil. Factor:	1.0000	ALS Bottle#:	16
Method:	8260W_12	Limit Group:	VOA - 8260C Water and Solid		

Column: DB-624 (0.18 mm)

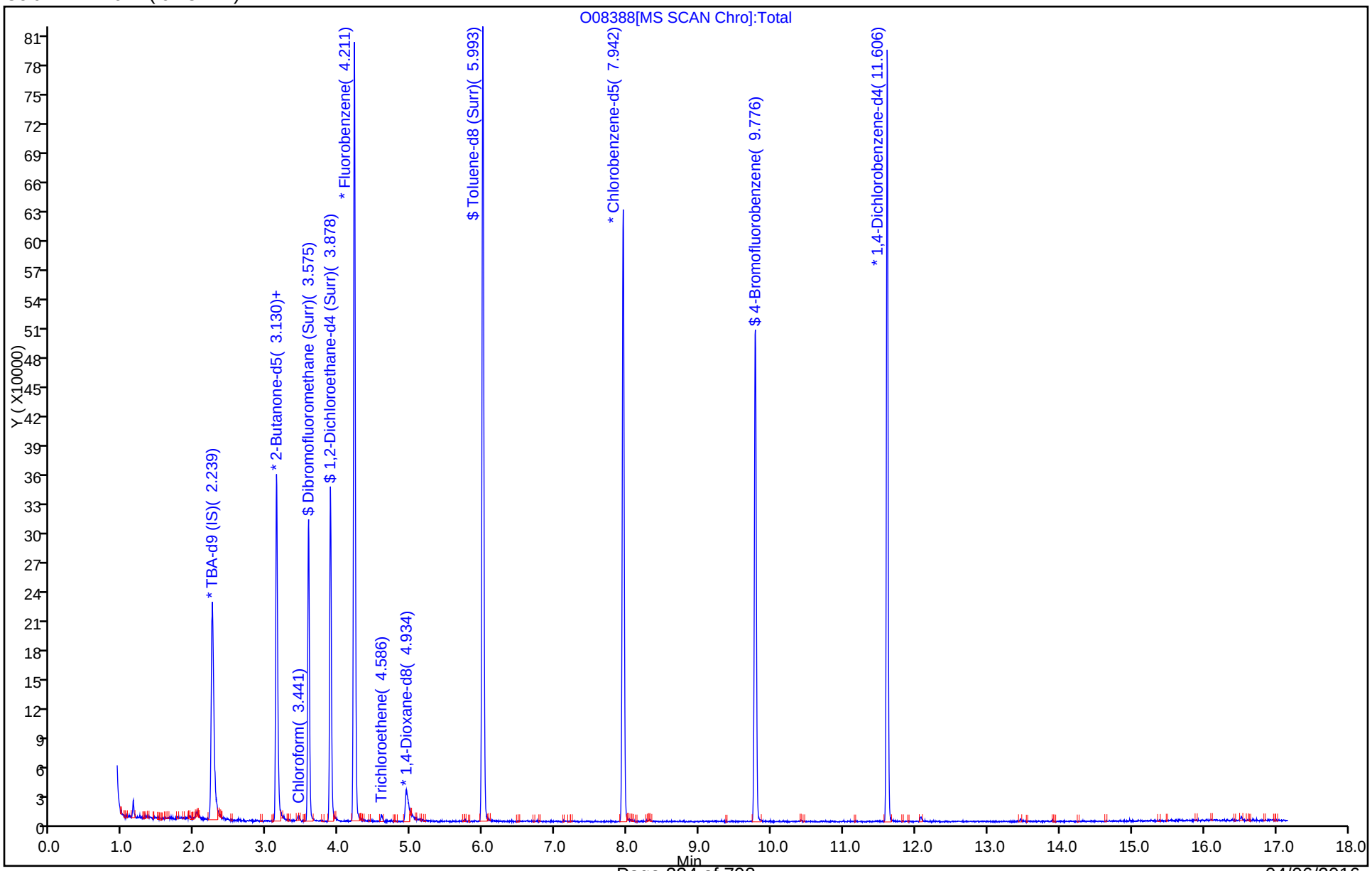

Report Date: 02-Apr-2016 11:10:12 Chrom Revision: 2.2 04-Mar-2016 14:36:24

TestAmerica Edison

Data File: \\ChromNA\Edison\ChromData\CVOAMS12\20160401-39324.b\O08388.D

Injection Date:	02-Apr-2016 04:26:30	Instrument ID:	CVOAMS12
Lims ID:	460-111103-B-10	Lab Sample ID:	460-111103-10
Client ID:	MW-502I		
Operator ID:		ALS Bottle#:	16 Worklist Smp#: 17
Purge Vol:	5.000 mL	Dil. Factor:	1.0000
Method:	8260W_12	Limit Group:	VOA - 8260C Water and Solid
Column:	DB-624 (0.18 mm)	Detector	MS SCAN

45 Chloroform, CAS: 67-66-3

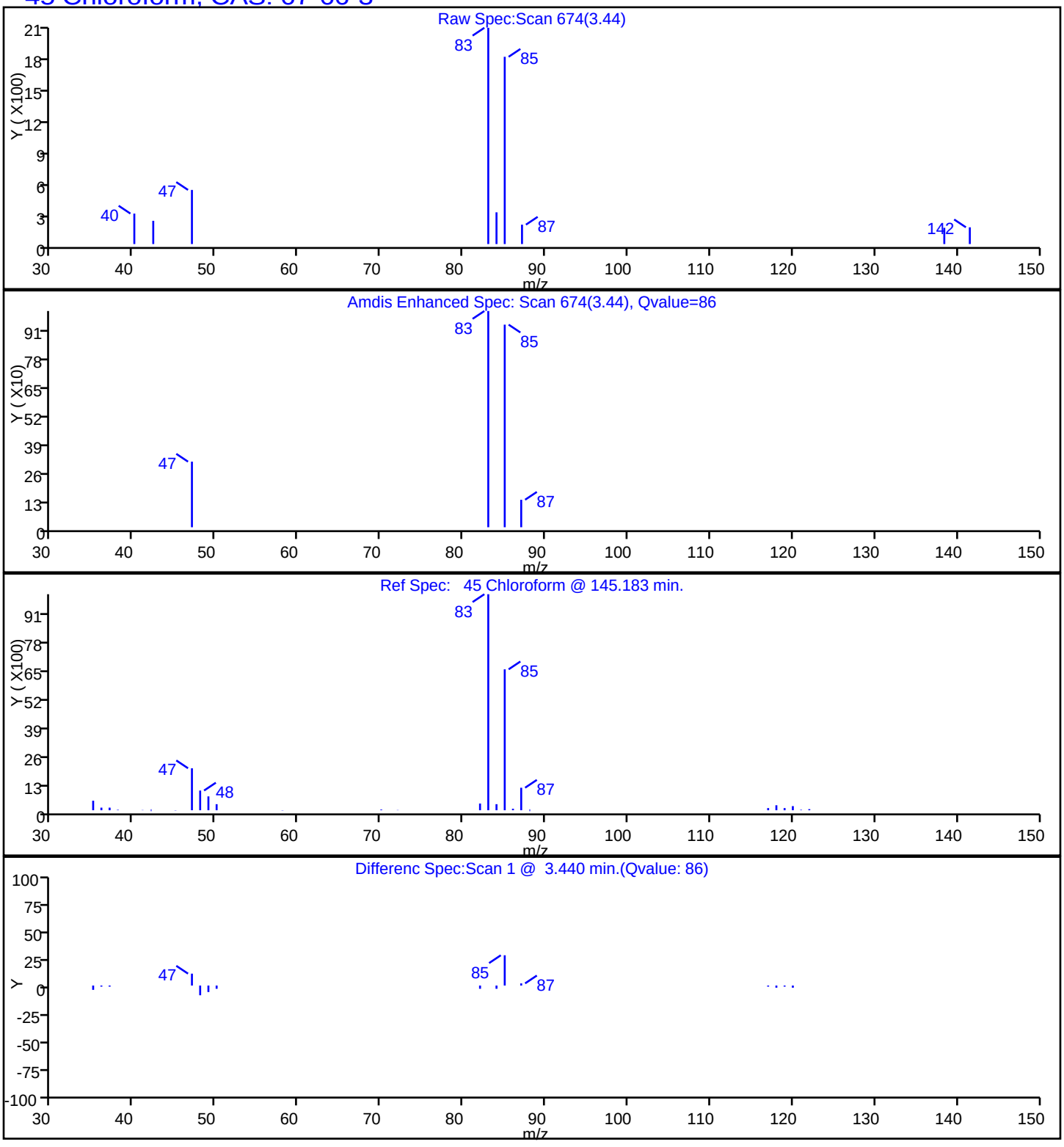

TestAmerica Edison

Data File:	\\ChromNA\Edison\ChromData\CVOAMS12\20160401-39324.b\O08388.D		
Injection Date:	02-Apr-2016 04:26:30	Instrument ID:	CVOAMS12
Lims ID:	460-111103-B-10	Lab Sample ID:	460-111103-10
Client ID:	MW-502I		
Operator ID:		ALS Bottle#:	16 Worklist Smp#: 17
Purge Vol:	5.000 mL	Dil. Factor:	1.0000
Method:	8260W_12	Limit Group:	VOA - 8260C Water and Solid
Column:	DB-624 (0.18 mm)	Detector	MS SCAN

68 Trichloroethene, CAS: 79-01-6

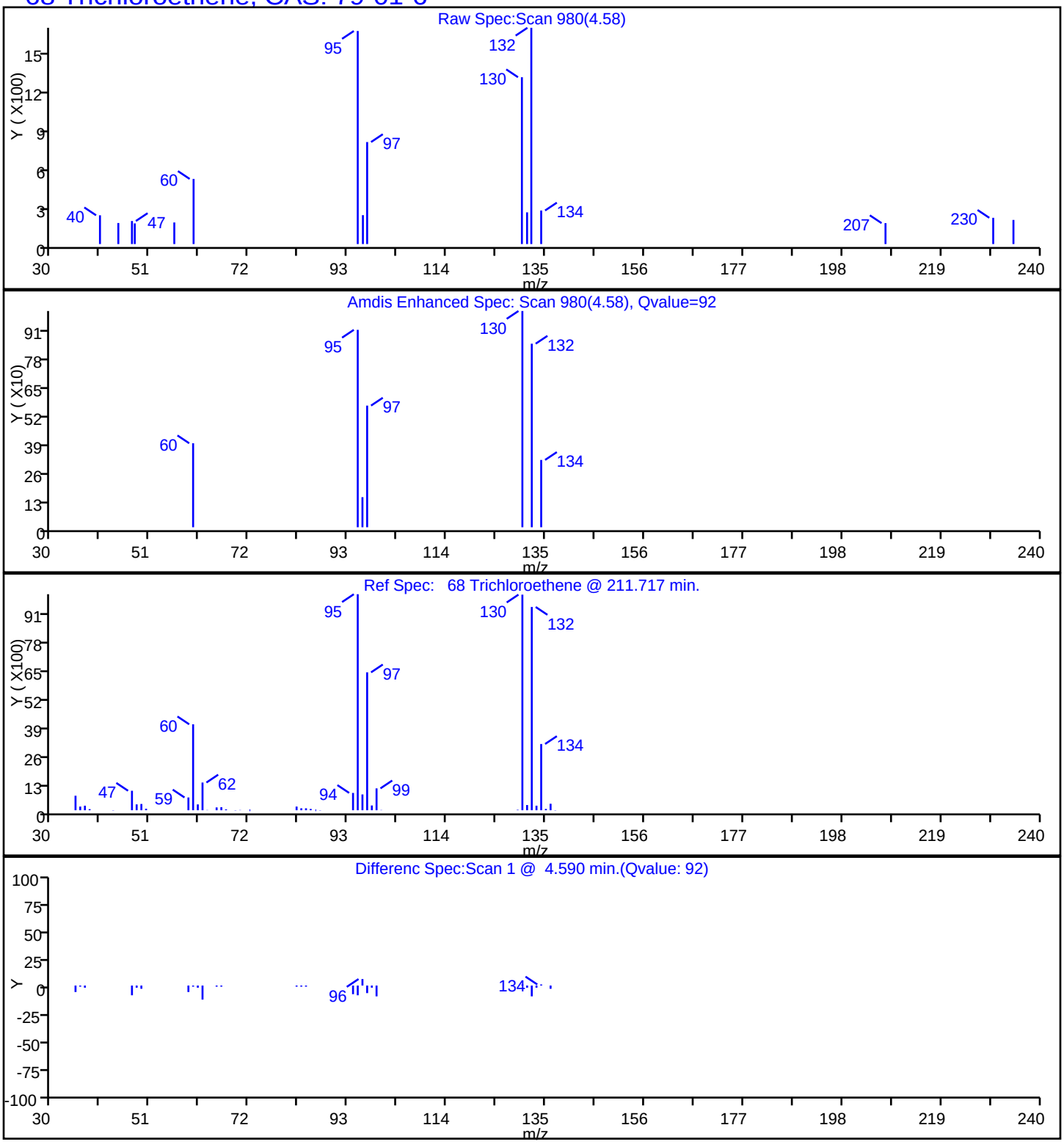

FORM I
GC/MS VOA ORGANICS ANALYSIS DATA SHEET

Lab Name: TestAmerica Edison | Job No.: 460-111103-1

SDG No.:

Client Sample ID: MW-503I | Lab Sample ID: 460-111103-11

Matrix: Water | Lab File ID: O08389.D

Analysis Method: 8260C | Date Collected: 03/22/2016 08:35

Sample wt/vol: 5(mL) | Date Analyzed: 04/02/2016 04:54

Soil Aliquot Vol: | Dilution Factor: 1

Soil Extract Vol.: | GC Column: DB-624 ID: 0.18(mm)

% Moisture: | Level: (low/med) Low

Analysis Batch No.: 360191 | Units: ug/L

CAS NO.	COMPOUND NAME	RESULT	Q	RL	MDL
71-55-6	1,1,1-Trichloroethane	0.28	U	1.0	0.28
79-34-5	1,1,2,2-Tetrachloroethane	0.19	U	1.0	0.19
79-00-5	1,1,2-Trichloroethane	0.080	U	1.0	0.080
75-34-3	1,1-Dichloroethane	0.24	U	1.0	0.24
75-35-4	1,1-Dichloroethene	0.34	U	1.0	0.34
87-61-6	1,2,3-Trichlorobenzene	0.35	U	1.0	0.35
120-82-1	1,2,4-Trichlorobenzene	0.27	U	1.0	0.27
96-12-8	1,2-Dibromo-3-Chloropropane	0.23	U	1.0	0.23
106-93-4	1,2-Dibromoethane	0.19	U	1.0	0.19
95-50-1	1,2-Dichlorobenzene	0.22	U	1.0	0.22
107-06-2	1,2-Dichloroethane	0.25	U	1.0	0.25
78-87-5	1,2-Dichloropropane	0.18	U	1.0	0.18
541-73-1	1,3-Dichlorobenzene	0.33	U	1.0	0.33
106-46-7	1,4-Dichlorobenzene	0.33	U	1.0	0.33
123-91-1	1,4-Dioxane	8.7	U	50	8.7
78-93-3	2-Butanone	2.2	U	5.0	2.2
591-78-6	2-Hexanone	0.72	U	5.0	0.72
108-10-1	4-Methyl-2-pentanone	0.63	U	5.0	0.63
67-64-1	Acetone	1.1	U	5.0	1.1
71-43-2	Benzene	0.090	U	1.0	0.090
74-97-5	Bromochloromethane	0.30	U	1.0	0.30
75-27-4	Bromodichloromethane	0.15	U	1.0	0.15
75-25-2	Bromoform	0.18	U	1.0	0.18
74-83-9	Bromomethane	0.18	U	1.0	0.18
75-15-0	Carbon disulfide	0.22	U	1.0	0.22
56-23-5	Carbon tetrachloride	0.33	U	1.0	0.33
108-90-7	Chlorobenzene	0.24	U	1.0	0.24
75-00-3	Chloroethane	0.37	U	1.0	0.37
67-66-3	Chloroform	0.81	J	1.0	0.22
74-87-3	Chloromethane	0.22	U	1.0	0.22
156-59-2	cis-1,2-Dichloroethene	0.26	U	1.0	0.26
10061-01-5	cis-1,3-Dichloropropene	0.16	U	1.0	0.16
110-82-7	Cyclohexane	0.26	U *	1.0	0.26
124-48-1	Dibromochloromethane	0.22	U	1.0	0.22
75-71-8	Dichlorodifluoromethane	0.14	U	1.0	0.14
100-41-4	Ethylbenzene	0.30	U	1.0	0.30

FORM I
GC/MS VOA ORGANICS ANALYSIS DATA SHEET

Lab Name: TestAmerica Edison | Job No.: 460-111103-1

SDG No.:

Client Sample ID: MW-503I | Lab Sample ID: 460-111103-11

Matrix: Water | Lab File ID: O08389.D

Analysis Method: 8260C | Date Collected: 03/22/2016 08:35

Sample wt/vol: 5(mL) | Date Analyzed: 04/02/2016 04:54

Soil Aliquot Vol: | Dilution Factor: 1

Soil Extract Vol.: | GC Column: DB-624 ID: 0.18(mm)

% Moisture: | Level: (low/med) Low

Analysis Batch No.: 360191 | Units: ug/L

CAS NO.	COMPOUND NAME	RESULT	Q	RL	MDL
76-13-1	Freon TF	0.47	J	1.0	0.34
98-82-8	Isopropylbenzene	0.32	U	1.0	0.32
179601-23-1	m&p-Xylene	0.28	U	1.0	0.28
79-20-9	Methyl acetate	0.58	U	5.0	0.58
108-87-2	Methylcyclohexane	0.22	U *	1.0	0.22
75-09-2	Methylene Chloride	0.21	U	1.0	0.21
1634-04-4	MTBE	0.13	U	1.0	0.13
95-47-6	o-Xylene	0.32	U	1.0	0.32
100-42-5	Styrene	0.17	U	1.0	0.17
127-18-4	Tetrachloroethene	0.35	J	1.0	0.12
108-88-3	Toluene	0.25	U	1.0	0.25
156-60-5	trans-1,2-Dichloroethene	0.18	U	1.0	0.18
10061-02-6	trans-1,3-Dichloropropene	0.19	U	1.0	0.19
79-01-6	Trichloroethene	0.51	J	1.0	0.22
75-69-4	Trichlorofluoromethane	0.15	U	1.0	0.15
75-01-4	Vinyl chloride	0.060	U	1.0	0.060

CAS NO.	SURROGATE	%REC	Q	LIMITS
17060-07-0	1,2-Dichloroethane-d4 (Surr)	98		70-130
460-00-4	Bromofluorobenzene	102		70-130
1868-53-7	Dibromofluoromethane (Surr)	104		70-130
2037-26-5	Toluene-d8 (Surr)	94		70-130

FORM I
GC/MS VOA ORGANICS ANALYSIS DATA SHEET
TENTATIVELY IDENTIFIED COMPOUNDS

Lab Name: TestAmerica Edison | Job No.: 460-111103-1

SDG No.:

Client Sample ID: MW-503I | Lab Sample ID: 460-111103-11

Matrix: Water | Lab File ID: O08389.D

Analysis Method: 8260C | Date Collected: 03/22/2016 08:35

Sample wt/vol: 5(mL) | Date Analyzed: 04/02/2016 04:54

Soil Aliquot Vol: | Dilution Factor: 1

Soil Extract Vol.: | GC Column: DB-624 ID: 0.18(mm)

% Moisture: | Level: (low/med) Low

Analysis Batch No.: 360191 | Units: ug/L

Number TICs Found: 0 | TIC Result Total: 0

CAS NO.	COMPOUND NAME	RT	RESULT	Q
	Tentatively Identified Compound		None	

TestAmerica Edison
Target Compound Quantitation Report

Data File: \\ChromNA\Edison\ChromData\CVOAMS12\20160401-39324.b\O08389.D
Lims ID: 460-111103-B-11 Lab Sample ID: 460-111103-11
Client ID: MW-503I
Sample Type: Client
Inject. Date: 02-Apr-2016 04:54:30 ALS Bottle#: 17 Worklist Smp#: 18
Purge Vol: 5.000 mL Dil. Factor: 1.0000
Sample Info: 460-111103-B-11
Misc. Info.: 460-0039324-018
Operator ID: Instrument ID: CVOAMS12

Method: \\ChromNA\Edison\ChromData\CVOAMS12\20160401-39324.b\8260W_12.m
Limit Group: VOA - 8260C Water and Solid
Last Update: 03-Apr-2016 13:50:29 Calib Date: 23-Mar-2016 23:57:30
Integrator: RTE ID Type: Deconvolution ID
Quant Method: Internal Standard Quant By: Initial Calibration
Last ICal File: \\ChromNA\Edison\ChromData\CVOAMS12\20160323-38887.b\O07968.D

Column 1 : DB-624 (0.18 mm) Det: MS SCAN
Process Host: XAWRK053

First Level Reviewer: desais Date: 02-Apr-2016 10:57:45

Compound	Sig	RT (min.)	Exp RT (min.)	Dlt RT (min.)	Q	Response	OnCol Amt ug/l	Flags
18 1,1,2-Trichloro-1,2,2-trif	101	1.895	1.899	-0.004	37	1361	0.4684	
* 30 TBA-d9 (IS)	65	2.243	2.239	0.004	98	365284	1000.0	
* 52 2-Butanone-d5	46	3.130	3.130	0.000	0	415359	250.0	
45 Chloroform	83	3.437	3.437	0.000	95	5012	0.8147	
$ 50 Dibromofluoromethane (Surr	113	3.575	3.575	0.000	97	161091	52.0	
$ 60 1,2-Dichloroethane-d4 (Sur	65	3.878	3.878	0.000	96	206571	48.8	
* 64 Fluorobenzene	96	4.211	4.211	0.000	98	648026	50.0	
68 Trichloroethene	95	4.597	4.586	0.011	27	1655	0.5063	M
* 74 1,4-Dioxane-d8	96	4.926	4.930	-0.004	94	52220	1000.0	
$ 80 Toluene-d8 (Surr)	98	5.993	5.997	-0.004	99	551446	46.9	
84 Tetrachloroethene	166	6.790	6.782	0.008	1	1016	0.3540	M
* 94 Chlorobenzene-d5	117	7.942	7.943	0.000	87	401883	50.0	
$ 106 4-Bromofluorobenzene	174	9.776	9.776	0.000	92	173849	51.0	
* 122 1,4-Dichlorobenzene-d4	152	11.606	11.606	0.000	96	219781	50.0	

QC Flag Legend

Review Flags
M - Manually Integrated

Reagents:

8260ISNEW_00064 Amount Added: 1.00 Units: uL Run Reagent
8260SURR250_00119 Amount Added: 1.00 Units: uL Run Reagent

Report Date: 03-Apr-2016 13:50:30 Chrom Revision: 2.2 04-Mar-2016 14:36:24

TestAmerica Edison

Data File: \\ChromNA\Edison\ChromData\CVOAMS12\20160401-39324.b\O08389.D

Injection Date:	02-Apr-2016 04:54:30	Instrument ID:	CVOAMS12	Operator ID:	
Lims ID:	460-111103-B-11	Lab Sample ID:	460-111103-11	Worklist Smp#:	18
Client ID:	MW-503I				
Purge Vol:	5.000 mL	Dil. Factor:	1.0000	ALS Bottle#:	17
Method:	8260W_12	Limit Group:	VOA - 8260C Water and Solid		

Column: DB-624 (0.18 mm)

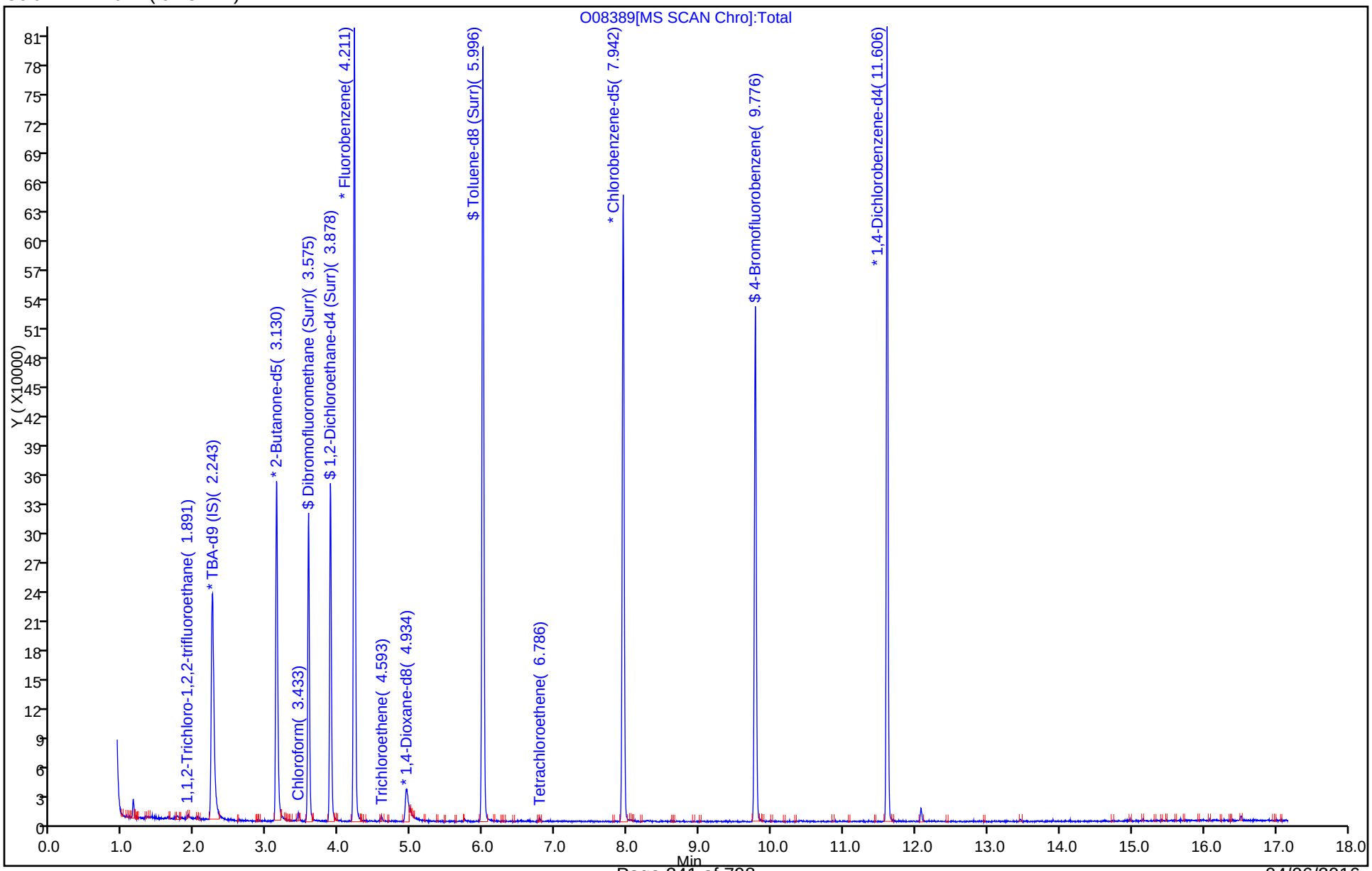

TestAmerica Edison

Data File:	\\ChromNA\Edison\ChromData\CVOAMS12\20160401-39324.b\O08389.D				
Injection Date:	02-Apr-2016 04:54:30	Instrument ID:	CVOAMS12		
Lims ID:	460-111103-B-11	Lab Sample ID:	460-111103-11		
Client ID:	MW-503I				
Operator ID:		ALS Bottle#:	17	Worklist Smp#:	18
Purge Vol:	5.000 mL	Dil. Factor:	1.0000		
Method:	8260W_12	Limit Group:	VOA - 8260C Water and Solid		
Column:	DB-624 (0.18 mm)	Detector	MS SCAN		

45 Chloroform, CAS: 67-66-3

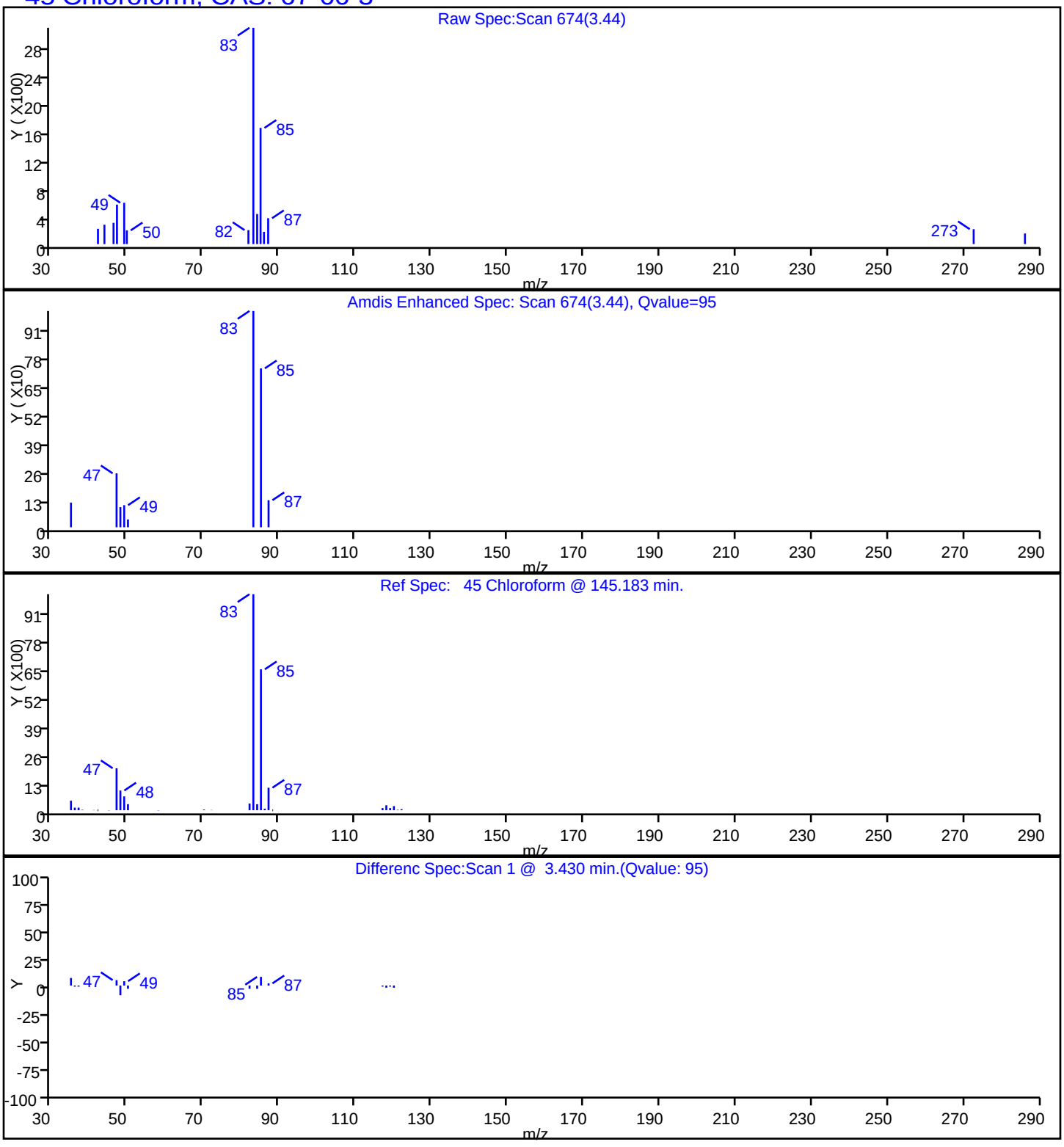

TestAmerica Edison

Data File:	\\ChromNA\Edison\ChromData\CVOAMS12\20160401-39324.b\O08389.D		
Injection Date:	02-Apr-2016 04:54:30	Instrument ID:	CVOAMS12
Lims ID:	460-111103-B-11	Lab Sample ID:	460-111103-11
Client ID:	MW-503I		
Operator ID:		ALS Bottle#:	17 Worklist Smp#: 18
Purge Vol:	5.000 mL	Dil. Factor:	1.0000
Method:	8260W_12	Limit Group:	VOA - 8260C Water and Solid
Column:	DB-624 (0.18 mm)	Detector	MS SCAN

18 1,1,2-Trichloro-1,2,2-trifluoroethane, CAS: 76-13-1

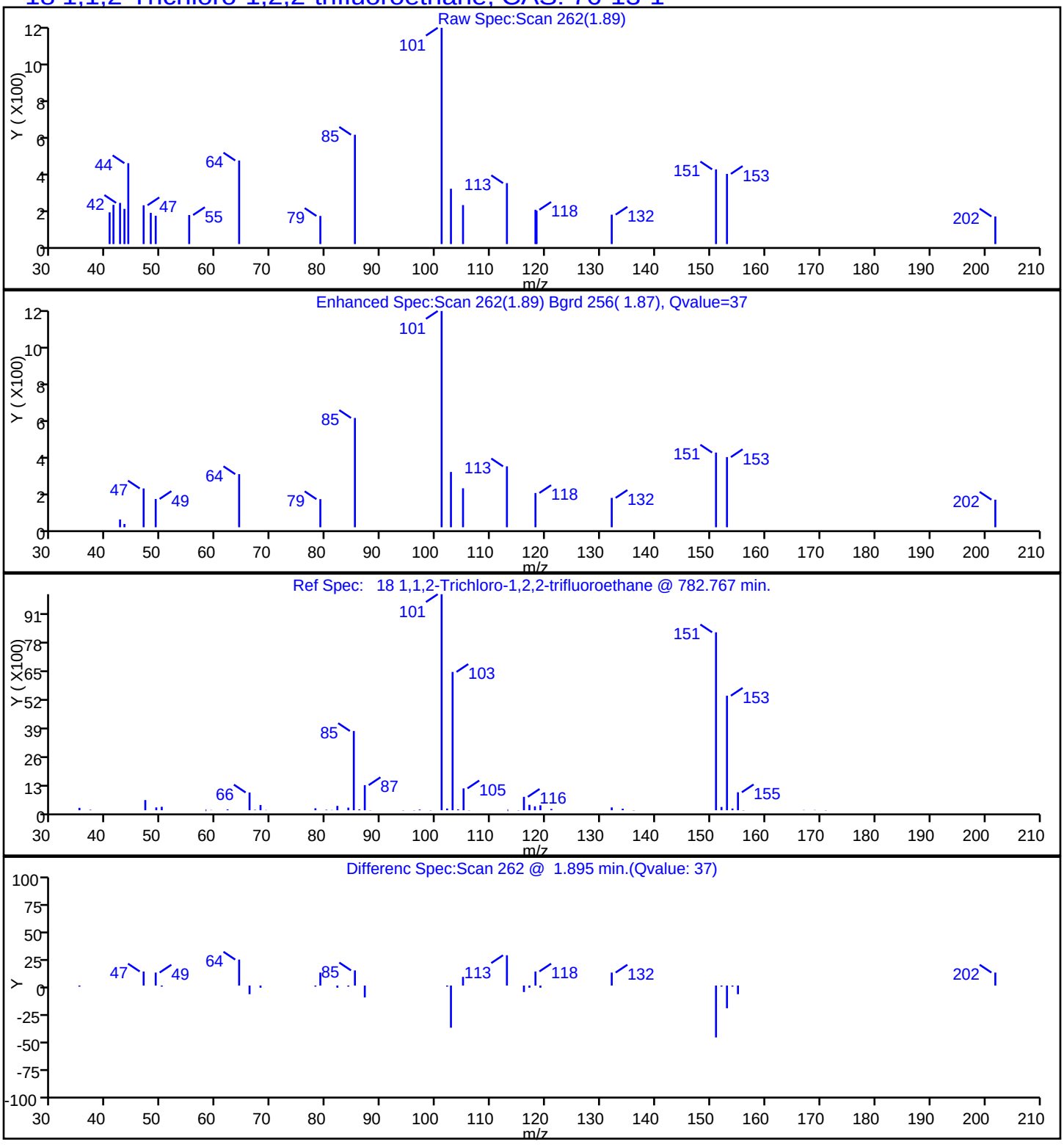

TestAmerica Edison

Data File:	\\ChromNA\Edison\ChromData\CVOAMS12\20160401-39324.b\O08389.D		
Injection Date:	02-Apr-2016 04:54:30	Instrument ID:	CVOAMS12
Lims ID:	460-111103-B-11	Lab Sample ID:	460-111103-11
Client ID:	MW-503I		
Operator ID:		ALS Bottle#:	17 Worklist Smp#: 18
Purge Vol:	5.000 mL	Dil. Factor:	1.0000
Method:	8260W_12	Limit Group:	VOA - 8260C Water and Solid
Column:	DB-624 (0.18 mm)	Detector	MS SCAN

84 Tetrachloroethene, CAS: 127-18-4

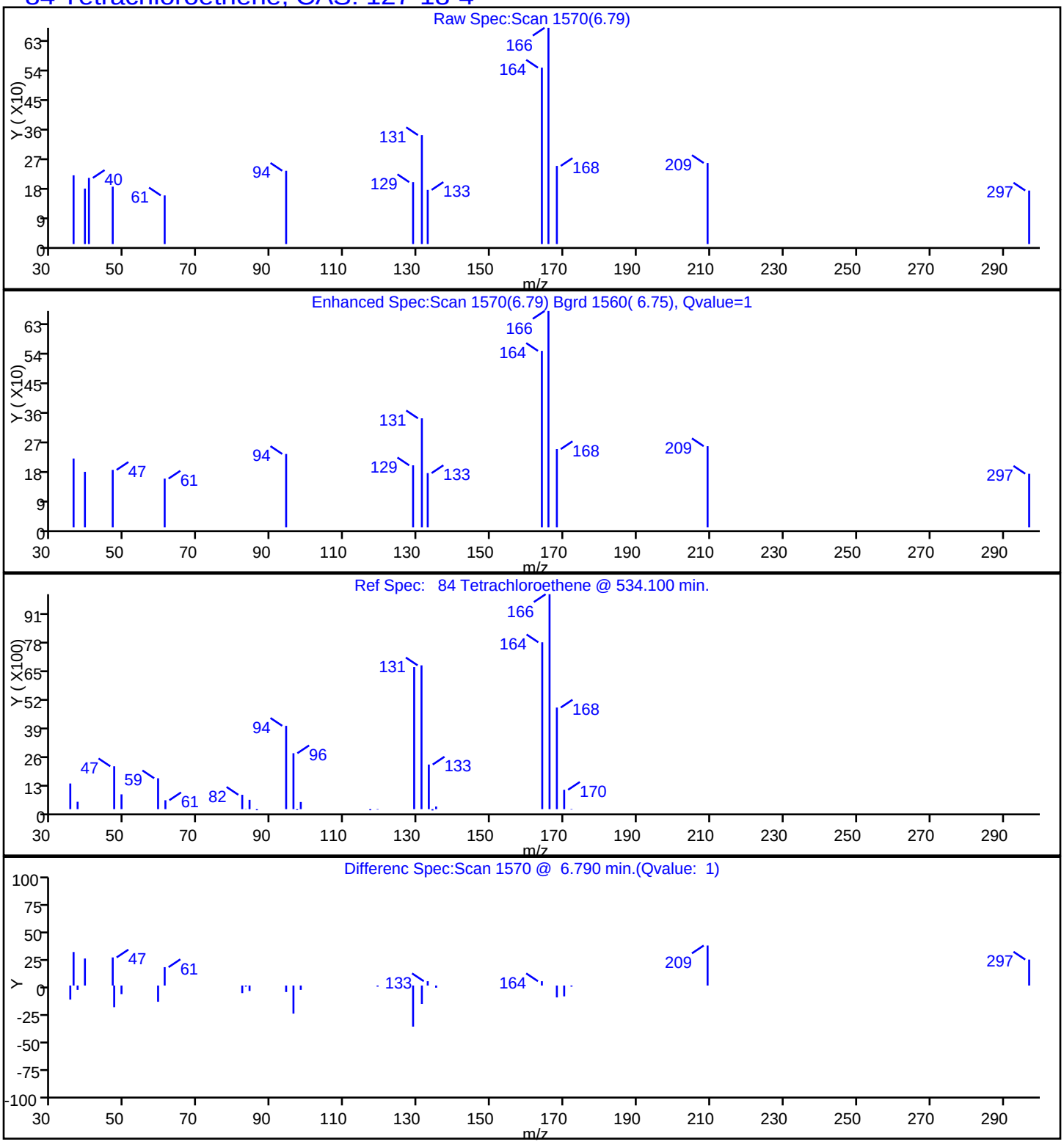

Report Date: 03-Apr-2016 13:50:30 Chrom Revision: 2.2 04-Mar-2016 14:36:24

TestAmerica Edison

Data File: \\ChromNA\Edison\ChromData\CVOAMS12\20160401-39324.b\O08389.D

Injection Date:	02-Apr-2016 04:54:30	Instrument ID:	CVOAMS12		
Lims ID:	460-111103-B-11	Lab Sample ID:	460-111103-11		
Client ID:	MW-503I				
Operator ID:		ALS Bottle#:	17	Worklist Smp#:	18
Purge Vol:	5.000 mL	Dil. Factor:	1.0000		
Method:	8260W_12	Limit Group:	VOA - 8260C Water and Solid		
Column:	DB-624 (0.18 mm)	Detector	MS SCAN		

68 Trichloroethene, CAS: 79-01-6

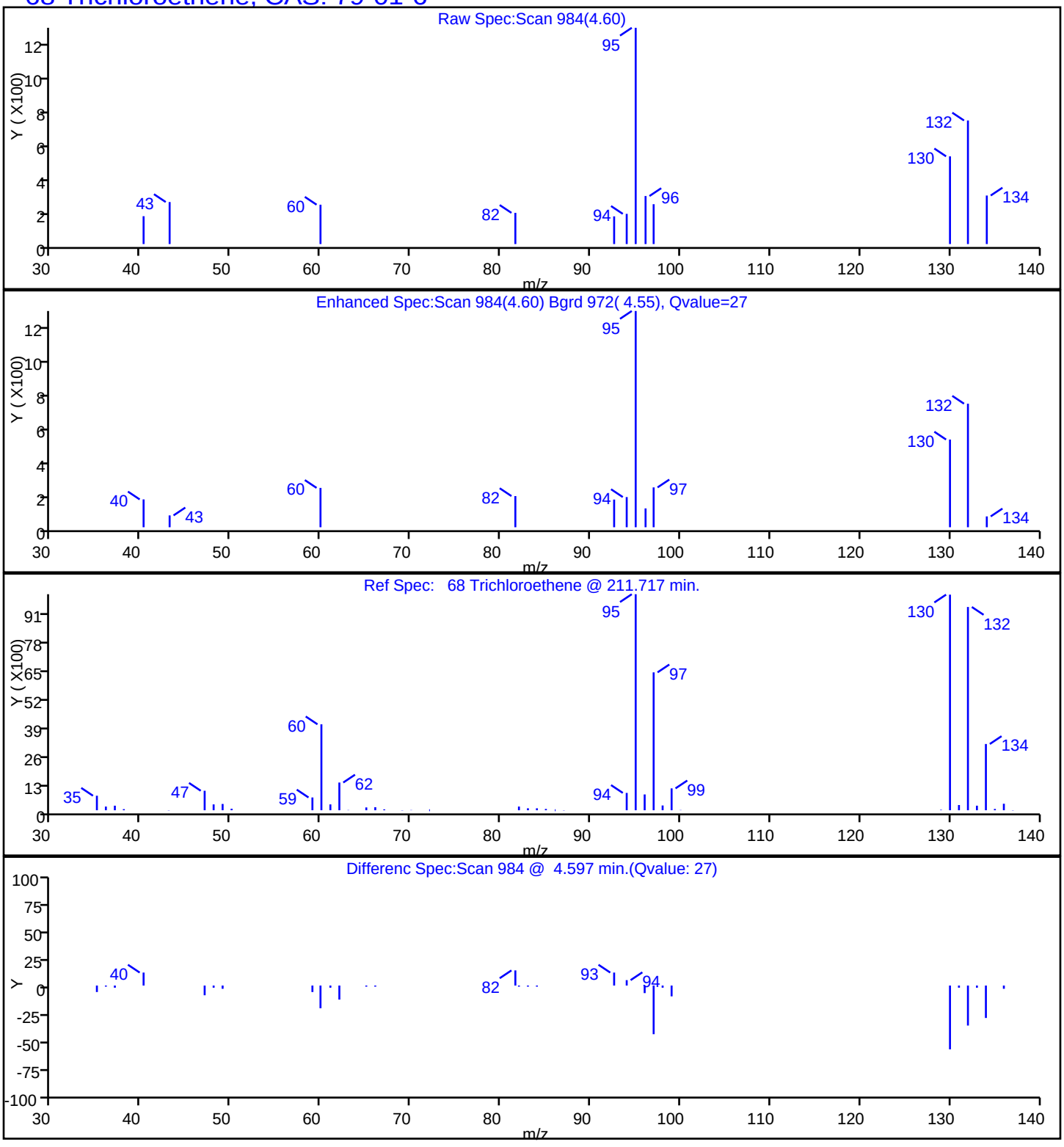

Manual Integration/User Assign Peak Report

TestAmerica Edison

Data File:	\\ChromNA\Edison\ChromData\CVOAMS12\20160401-39324.b\O08389.D				
Injection Date:	02-Apr-2016 04:54:30	Instrument ID:	CVOAMS12		
Lims ID:	460-111103-B-11	Lab Sample ID:	460-111103-11		
Client ID:	MW-503I				
Operator ID:		ALS Bottle#:	17	Worklist Smp#:	18
Purge Vol:	5.000 mL	Dil. Factor:	1.0000		
Method:	8260W_12	Limit Group:	VOA - 8260C Water and Solid		
Column:	DB-624 (0.18 mm)	Detector	MS SCAN		

84 Tetrachloroethene, CAS: 127-18-4

Processing Integration Results

RT: 6.78
Area: 512
Amount: 0.178387
Amount Units: ug/l

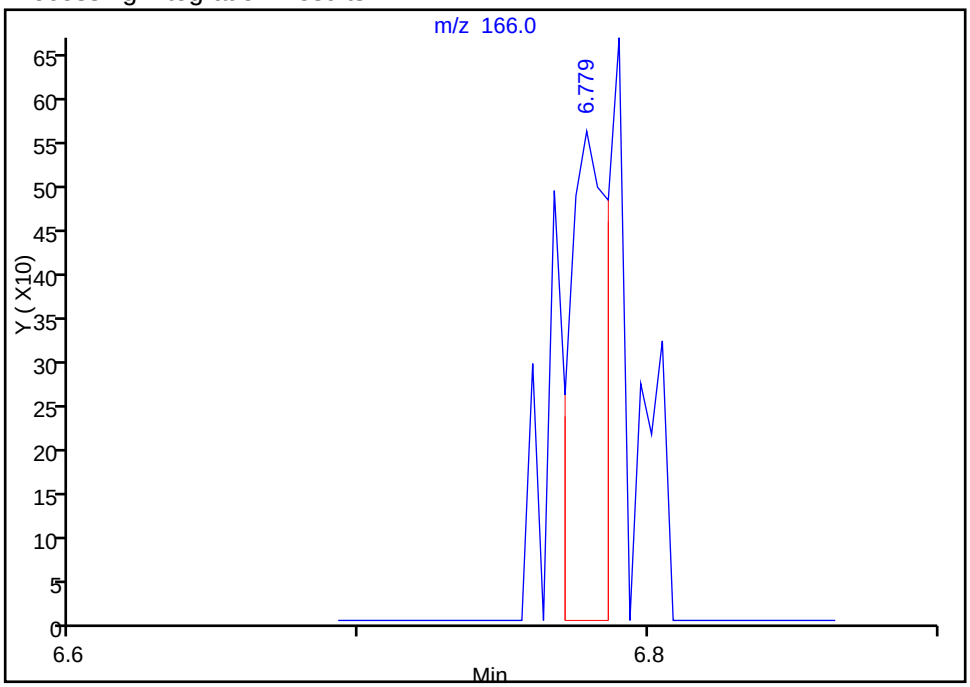

Manual Integration Results

RT: 6.79
Area: 1016
Amount: 0.353986
Amount Units: ug/l

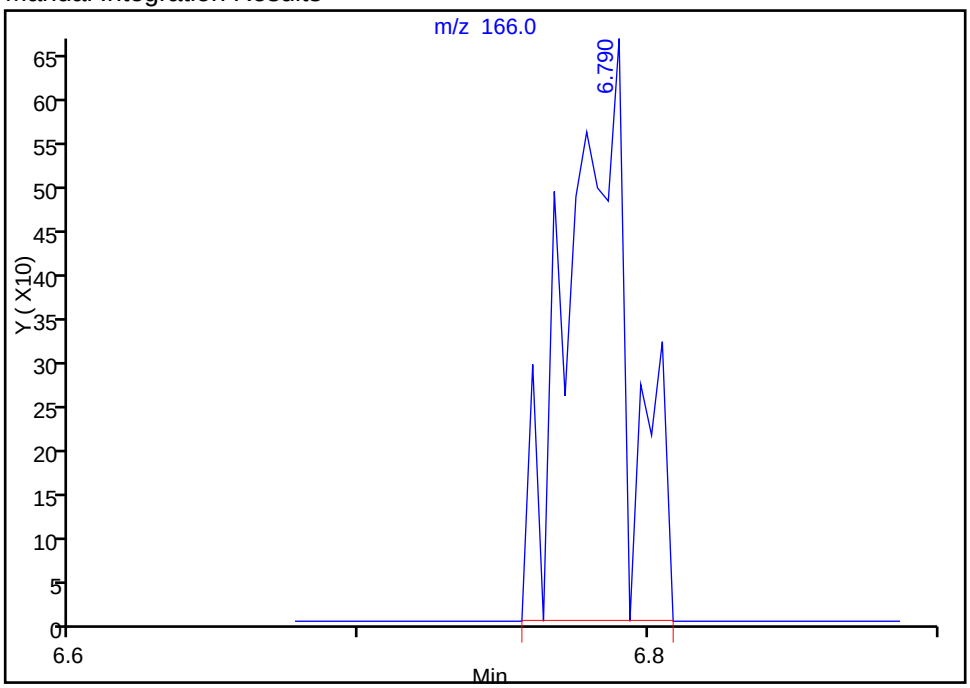

Reviewer: desais, 02-Apr-2016 10:57:45
Audit Action: Manually Integrated
Audit Reason: Poor chromatography

Manual Integration/User Assign Peak Report

TestAmerica Edison

Data File:	\\ChromNA\Edison\ChromData\CVOAMS12\20160401-39324.b\O08389.D				
Injection Date:	02-Apr-2016 04:54:30	Instrument ID:	CVOAMS12		
Lims ID:	460-111103-B-11	Lab Sample ID:	460-111103-11		
Client ID:	MW-503I				
Operator ID:		ALS Bottle#:	17	Worklist Smp#:	18
Purge Vol:	5.000 mL	Dil. Factor:	1.0000		
Method:	8260W_12	Limit Group:	VOA - 8260C Water and Solid		
Column:	DB-624 (0.18 mm)	Detector	MS SCAN		

68 Trichloroethene, CAS: 79-01-6

Not Detected
Expected RT: 4.59

Processing Integration Results

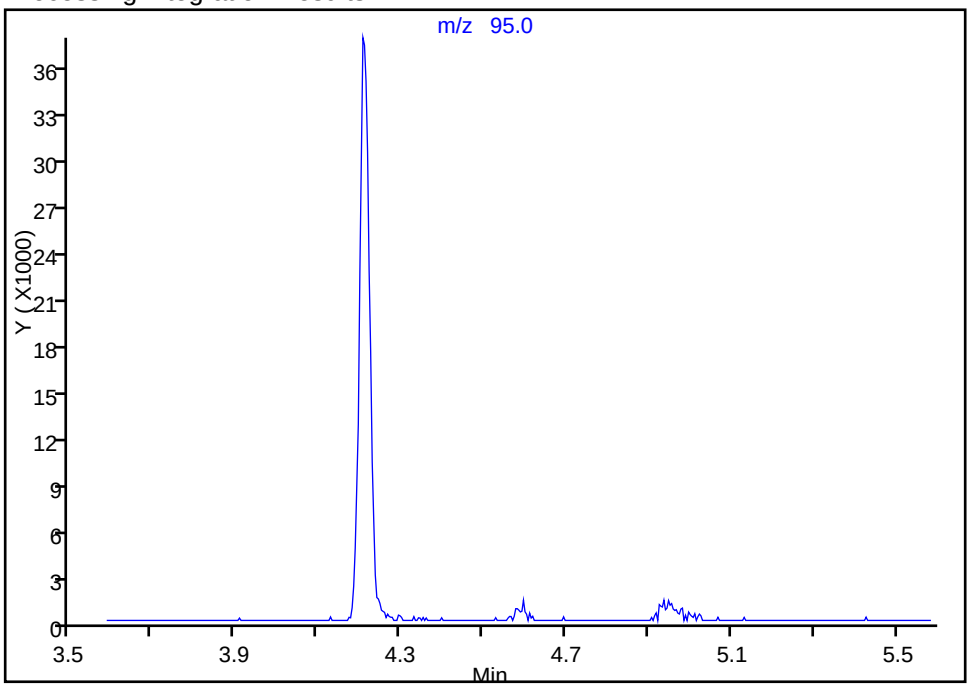

Manual Integration Results

RT: 4.60
Area: 1655
Amount: 0.506336
Amount Units: ug/l

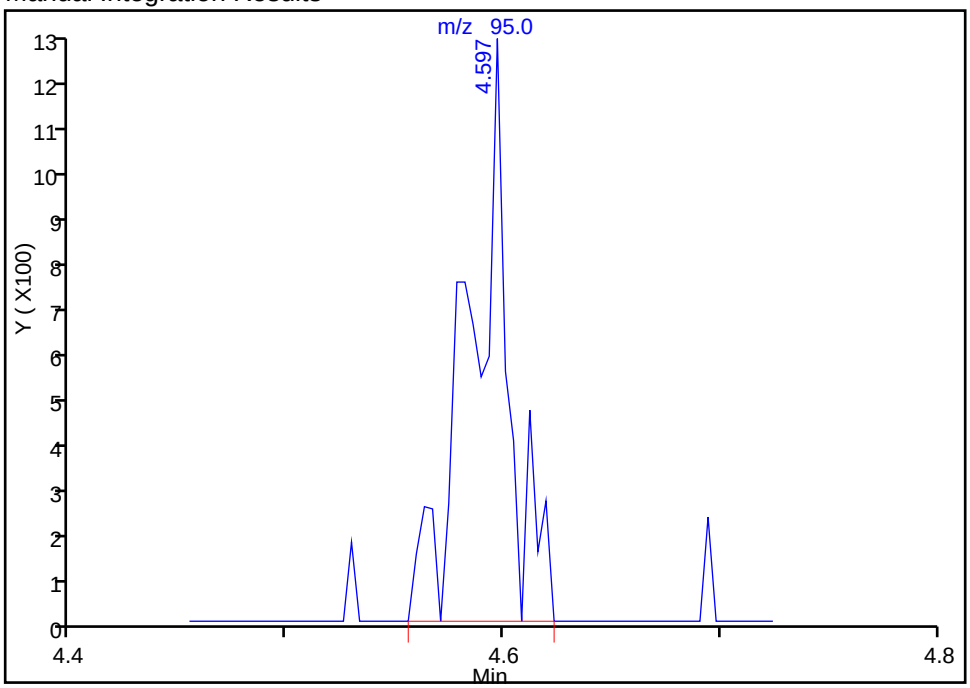

Reviewer: delpolitov, 03-Apr-2016 13:50:29
Audit Action: Manually Integrated
Audit Reason: Incomplete Integration

FORM I
GC/MS VOA ORGANICS ANALYSIS DATA SHEET

Lab Name: TestAmerica Edison | Job No.: 460-111103-1

SDG No.:

Client Sample ID: MW-506S | Lab Sample ID: 460-111103-12

Matrix: Water | Lab File ID: O08390.D

Analysis Method: 8260C | Date Collected: 03/22/2016 08:50

Sample wt/vol: 5(mL) | Date Analyzed: 04/02/2016 05:22

Soil Aliquot Vol: | Dilution Factor: 1

Soil Extract Vol.: | GC Column: DB-624 ID: 0.18(mm)

% Moisture: | Level: (low/med) Low

Analysis Batch No.: 360191 | Units: ug/L

CAS NO.	COMPOUND NAME	RESULT	Q	RL	MDL
71-55-6	1,1,1-Trichloroethane	0.28	U	1.0	0.28
79-34-5	1,1,2,2-Tetrachloroethane	0.19	U	1.0	0.19
79-00-5	1,1,2-Trichloroethane	0.080	U	1.0	0.080
75-34-3	1,1-Dichloroethane	0.24	U	1.0	0.24
75-35-4	1,1-Dichloroethene	0.34	U	1.0	0.34
87-61-6	1,2,3-Trichlorobenzene	0.35	U	1.0	0.35
120-82-1	1,2,4-Trichlorobenzene	0.27	U	1.0	0.27
96-12-8	1,2-Dibromo-3-Chloropropane	0.23	U	1.0	0.23
106-93-4	1,2-Dibromoethane	0.19	U	1.0	0.19
95-50-1	1,2-Dichlorobenzene	0.22	U	1.0	0.22
107-06-2	1,2-Dichloroethane	0.25	U	1.0	0.25
78-87-5	1,2-Dichloropropane	0.18	U	1.0	0.18
541-73-1	1,3-Dichlorobenzene	0.33	U	1.0	0.33
106-46-7	1,4-Dichlorobenzene	0.33	U	1.0	0.33
123-91-1	1,4-Dioxane	8.7	U	50	8.7
78-93-3	2-Butanone	2.2	U	5.0	2.2
591-78-6	2-Hexanone	0.72	U	5.0	0.72
108-10-1	4-Methyl-2-pentanone	0.63	U	5.0	0.63
67-64-1	Acetone	1.1	U	5.0	1.1
71-43-2	Benzene	0.090	U	1.0	0.090
74-97-5	Bromochloromethane	0.30	U	1.0	0.30
75-27-4	Bromodichloromethane	0.15	U	1.0	0.15
75-25-2	Bromoform	0.18	U	1.0	0.18
74-83-9	Bromomethane	0.18	U	1.0	0.18
75-15-0	Carbon disulfide	0.22	U	1.0	0.22
56-23-5	Carbon tetrachloride	0.33	U	1.0	0.33
108-90-7	Chlorobenzene	0.24	U	1.0	0.24
75-00-3	Chloroethane	0.37	U	1.0	0.37
67-66-3	Chloroform	0.63	J	1.0	0.22
74-87-3	Chloromethane	0.22	U	1.0	0.22
156-59-2	cis-1,2-Dichloroethene	0.26	U	1.0	0.26
10061-01-5	cis-1,3-Dichloropropene	0.16	U	1.0	0.16
110-82-7	Cyclohexane	0.26	U *	1.0	0.26
124-48-1	Dibromochloromethane	0.22	U	1.0	0.22
75-71-8	Dichlorodifluoromethane	0.14	U	1.0	0.14
100-41-4	Ethylbenzene	0.30	U	1.0	0.30

FORM I
GC/MS VOA ORGANICS ANALYSIS DATA SHEET

Lab Name: TestAmerica Edison | Job No.: 460-111103-1

SDG No.:

Client Sample ID: MW-506S | Lab Sample ID: 460-111103-12

Matrix: Water | Lab File ID: O08390.D

Analysis Method: 8260C | Date Collected: 03/22/2016 08:50

Sample wt/vol: 5(mL) | Date Analyzed: 04/02/2016 05:22

Soil Aliquot Vol: | Dilution Factor: 1

Soil Extract Vol.: | GC Column: DB-624 ID: 0.18(mm)

% Moisture: | Level: (low/med) Low

Analysis Batch No.: 360191 | Units: ug/L

CAS NO.	COMPOUND NAME	RESULT	Q	RL	MDL
76-13-1	Freon TF	0.34	U	1.0	0.34
98-82-8	Isopropylbenzene	0.32	U	1.0	0.32
179601-23-1	m&p-Xylene	0.28	U	1.0	0.28
79-20-9	Methyl acetate	0.58	U	5.0	0.58
108-87-2	Methylcyclohexane	0.22	U *	1.0	0.22
75-09-2	Methylene Chloride	0.21	U	1.0	0.21
1634-04-4	MTBE	0.13	U	1.0	0.13
95-47-6	o-Xylene	0.32	U	1.0	0.32
100-42-5	Styrene	0.17	U	1.0	0.17
127-18-4	Tetrachloroethene	0.12	U	1.0	0.12
108-88-3	Toluene	0.25	U	1.0	0.25
156-60-5	trans-1,2-Dichloroethene	0.18	U	1.0	0.18
10061-02-6	trans-1,3-Dichloropropene	0.19	U	1.0	0.19
79-01-6	Trichloroethene	0.22	U	1.0	0.22
75-69-4	Trichlorofluoromethane	0.15	U	1.0	0.15
75-01-4	Vinyl chloride	0.060	U	1.0	0.060

CAS NO.	SURROGATE	%REC	Q	LIMITS
17060-07-0	1,2-Dichloroethane-d4 (Surr)	93		70-130
460-00-4	Bromofluorobenzene	95		70-130
1868-53-7	Dibromofluoromethane (Surr)	99		70-130
2037-26-5	Toluene-d8 (Surr)	89		70-130

FORM I
GC/MS VOA ORGANICS ANALYSIS DATA SHEET
TENTATIVELY IDENTIFIED COMPOUNDS

Lab Name: TestAmerica Edison Job No.: 460-111103-1

SDG No.:

Client Sample ID: MW-506S Lab Sample ID: 460-111103-12

Matrix: Water Lab File ID: O08390.D

Analysis Method: 8260C Date Collected: 03/22/2016 08:50

Sample wt/vol: 5(mL) Date Analyzed: 04/02/2016 05:22

Soil Aliquot Vol: Dilution Factor: 1

Soil Extract Vol.: GC Column: DB-624 ID: 0.18(mm)

% Moisture: Level: (low/med) Low

Analysis Batch No.: 360191 Units: ug/L

Number TICs Found: 0 TIC Result Total: 0

CAS NO.	COMPOUND NAME	RT	RESULT	Q
	Tentatively Identified Compound		None	

TestAmerica Edison
Target Compound Quantitation Report

Data File: \\ChromNA\Edison\ChromData\CVOAMS12\20160401-39324.b\O08390.D
Lims ID: 460-111103-B-12 Lab Sample ID: 460-111103-12
Client ID: MW-506S
Sample Type: Client
Inject. Date: 02-Apr-2016 05:22:30 ALS Bottle#: 18 Worklist Smp#: 19
Purge Vol: 5.000 mL Dil. Factor: 1.0000
Sample Info: 460-111103-B-12
Misc. Info.: 460-0039324-019
Operator ID: Instrument ID: CVOAMS12

Method: \\ChromNA\Edison\ChromData\CVOAMS12\20160401-39324.b\8260W_12.m
Limit Group: VOA - 8260C Water and Solid
Last Update: 02-Apr-2016 11:09:43 Calib Date: 23-Mar-2016 23:57:30
Integrator: RTE ID Type: Deconvolution ID
Quant Method: Internal Standard Quant By: Initial Calibration
Last ICal File: \\ChromNA\Edison\ChromData\CVOAMS12\20160323-38887.b\O07968.D

Column 1 : DB-624 (0.18 mm) Det: MS SCAN
Process Host: XAWRK035

First Level Reviewer: desais Date: 02-Apr-2016 10:58:01

Compound	Sig	RT (min.)	Exp RT (min.)	Dlt RT (min.)	Q	Response	OnCol Amt ug/l	Flags
* 30 TBA-d9 (IS)	65	2.239	2.239	0.000	99	345897	1000.0	
* 52 2-Butanone-d5	46	3.130	3.130	0.000	0	412000	250.0	
45 Chloroform	83	3.441	3.437	0.004	62	3883	0.6344	
$ 50 Dibromofluoromethane (Surr	113	3.575	3.575	0.000	97	152373	49.5	
$ 60 1,2-Dichloroethane-d4 (Sur	65	3.879	3.878	0.001	96	194909	46.3	
* 64 Fluorobenzene	96	4.212	4.211	0.001	98	644675	50.0	
* 74 1,4-Dioxane-d8	96	4.934	4.930	0.004	96	51877	1000.0	
$ 80 Toluene-d8 (Surr)	98	5.993	5.997	-0.004	99	521496	44.3	
* 94 Chlorobenzene-d5	117	7.943	7.943	0.001	87	402276	50.0	
$ 106 4-Bromofluorobenzene	174	9.773	9.776	-0.003	92	161338	47.3	
* 122 1,4-Dichlorobenzene-d4	152	11.606	11.606	0.000	96	215716	50.0	

Reagents:

8260ISNEW_00064 Amount Added: 1.00 Units: uL Run Reagent
8260SURR250_00119 Amount Added: 1.00 Units: uL Run Reagent

Report Date: 02-Apr-2016 11:10:15 Chrom Revision: 2.2 04-Mar-2016 14:36:24

TestAmerica Edison

Data File: \\ChromNA\Edison\ChromData\CVOAMS12\20160401-39324.b\O08390.D

Injection Date:	02-Apr-2016 05:22:30	Instrument ID:	CVOAMS12	Operator ID:	
Lims ID:	460-111103-B-12	Lab Sample ID:	460-111103-12	Worklist Smp#:	19
Client ID:	MW-506S				
Purge Vol:	5.000 mL	Dil. Factor:	1.0000	ALS Bottle#:	18
Method:	8260W_12	Limit Group:	VOA - 8260C Water and Solid		

Column: DB-624 (0.18 mm)

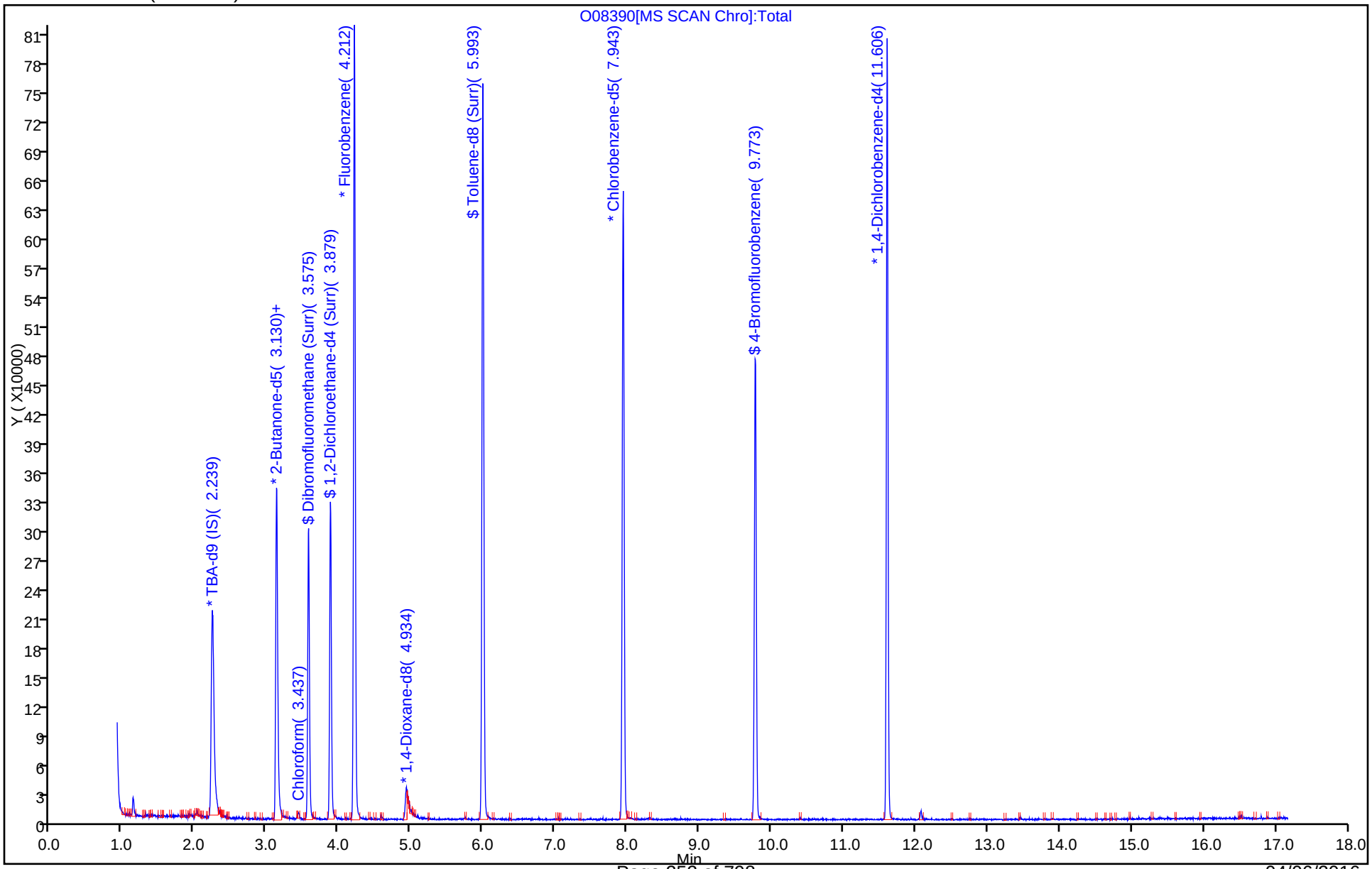

Report Date: 02-Apr-2016 11:10:15 Chrom Revision: 2.2 04-Mar-2016 14:36:24

TestAmerica Edison

Data File: \\ChromNA\Edison\ChromData\CVOAMS12\20160401-39324.b\O08390.D

Injection Date:	02-Apr-2016 05:22:30	Instrument ID:	CVOAMS12
Lims ID:	460-111103-B-12	Lab Sample ID:	460-111103-12
Client ID:	MW-506S		
Operator ID:		ALS Bottle#:	18 Worklist Smp#: 19
Purge Vol:	5.000 mL	Dil. Factor:	1.0000
Method:	8260W_12	Limit Group:	VOA - 8260C Water and Solid
Column:	DB-624 (0.18 mm)	Detector	MS SCAN

45 Chloroform, CAS: 67-66-3

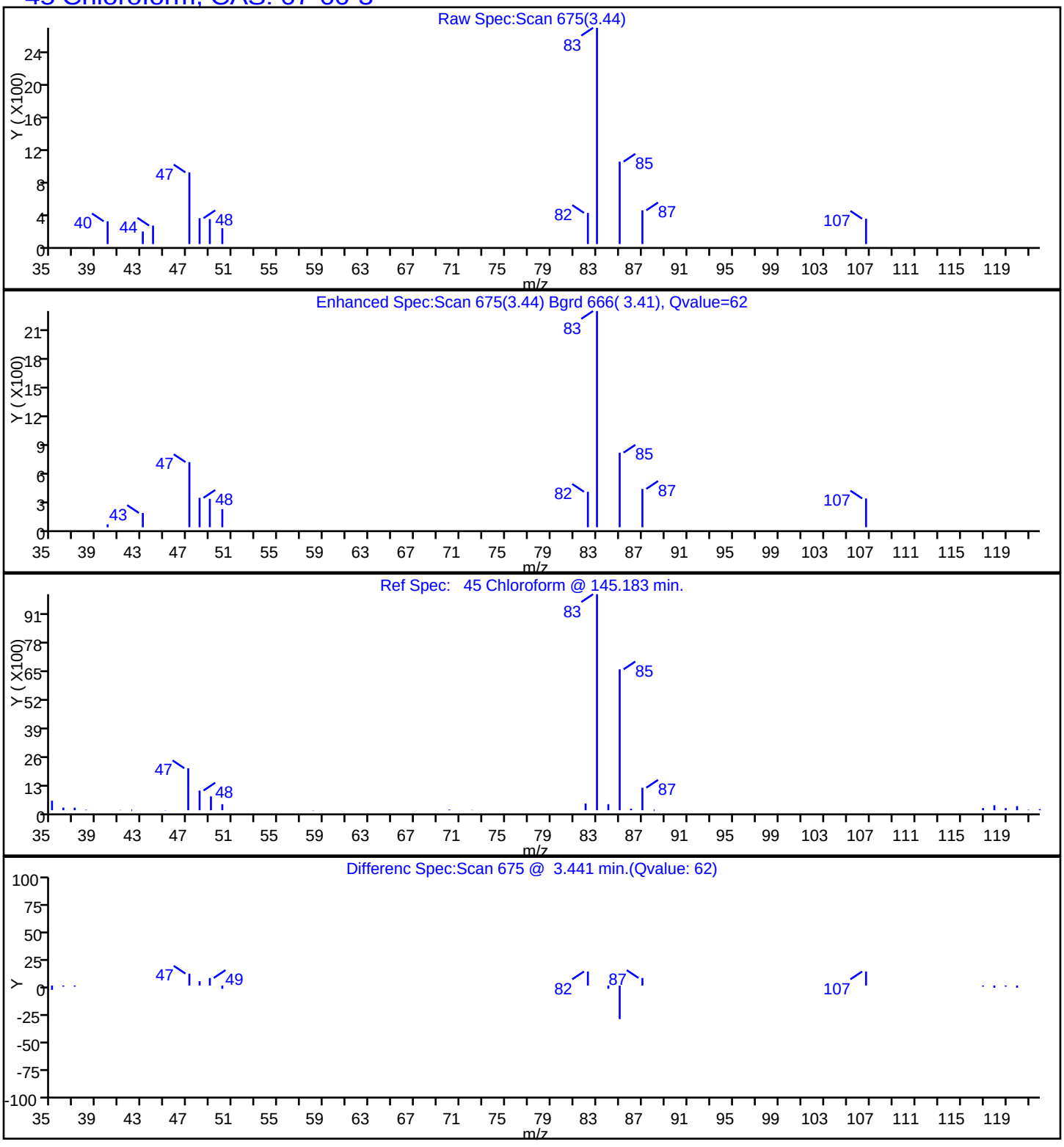

FORM I
GC/MS VOA ORGANICS ANALYSIS DATA SHEET

Lab Name: TestAmerica Edison | Job No.: 460-111103-1

SDG No.:

Client Sample ID: MW-506I | Lab Sample ID: 460-111103-13

Matrix: Water | Lab File ID: O08391.D

Analysis Method: 8260C | Date Collected: 03/22/2016 08:55

Sample wt/vol: 5(mL) | Date Analyzed: 04/02/2016 05:50

Soil Aliquot Vol: | Dilution Factor: 1

Soil Extract Vol.: | GC Column: DB-624 ID: 0.18(mm)

% Moisture: | Level: (low/med) Low

Analysis Batch No.: 360191 | Units: ug/L

CAS NO.	COMPOUND NAME	RESULT	Q	RL	MDL
71-55-6	1,1,1-Trichloroethane	0.28	U	1.0	0.28
79-34-5	1,1,2,2-Tetrachloroethane	0.19	U	1.0	0.19
79-00-5	1,1,2-Trichloroethane	0.080	U	1.0	0.080
75-34-3	1,1-Dichloroethane	0.24	U	1.0	0.24
75-35-4	1,1-Dichloroethene	0.34	U	1.0	0.34
87-61-6	1,2,3-Trichlorobenzene	0.35	U	1.0	0.35
120-82-1	1,2,4-Trichlorobenzene	0.27	U	1.0	0.27
96-12-8	1,2-Dibromo-3-Chloropropane	0.23	U	1.0	0.23
106-93-4	1,2-Dibromoethane	0.19	U	1.0	0.19
95-50-1	1,2-Dichlorobenzene	0.22	U	1.0	0.22
107-06-2	1,2-Dichloroethane	0.25	U	1.0	0.25
78-87-5	1,2-Dichloropropane	0.18	U	1.0	0.18
541-73-1	1,3-Dichlorobenzene	0.33	U	1.0	0.33
106-46-7	1,4-Dichlorobenzene	0.33	U	1.0	0.33
123-91-1	1,4-Dioxane	8.7	U	50	8.7
78-93-3	2-Butanone	2.2	U	5.0	2.2
591-78-6	2-Hexanone	0.72	U	5.0	0.72
108-10-1	4-Methyl-2-pentanone	0.63	U	5.0	0.63
67-64-1	Acetone	1.1	U	5.0	1.1
71-43-2	Benzene	0.090	U	1.0	0.090
74-97-5	Bromochloromethane	0.30	U	1.0	0.30
75-27-4	Bromodichloromethane	0.15	U	1.0	0.15
75-25-2	Bromoform	0.18	U	1.0	0.18
74-83-9	Bromomethane	0.18	U	1.0	0.18
75-15-0	Carbon disulfide	0.22	U	1.0	0.22
56-23-5	Carbon tetrachloride	0.33	U	1.0	0.33
108-90-7	Chlorobenzene	0.24	U	1.0	0.24
75-00-3	Chloroethane	0.37	U	1.0	0.37
67-66-3	Chloroform	1.1		1.0	0.22
74-87-3	Chloromethane	0.22	U	1.0	0.22
156-59-2	cis-1,2-Dichloroethene	0.26	U	1.0	0.26
10061-01-5	cis-1,3-Dichloropropene	0.16	U	1.0	0.16
110-82-7	Cyclohexane	0.26	U *	1.0	0.26
124-48-1	Dibromochloromethane	0.22	U	1.0	0.22
75-71-8	Dichlorodifluoromethane	0.14	U	1.0	0.14
100-41-4	Ethylbenzene	0.30	U	1.0	0.30

FORM I
GC/MS VOA ORGANICS ANALYSIS DATA SHEET

Lab Name: TestAmerica Edison | Job No.: 460-111103-1

SDG No.:

Client Sample ID: MW-506I | Lab Sample ID: 460-111103-13

Matrix: Water | Lab File ID: O08391.D

Analysis Method: 8260C | Date Collected: 03/22/2016 08:55

Sample wt/vol: 5(mL) | Date Analyzed: 04/02/2016 05:50

Soil Aliquot Vol: | Dilution Factor: 1

Soil Extract Vol.: | GC Column: DB-624 ID: 0.18(mm)

% Moisture: | Level: (low/med) Low

Analysis Batch No.: 360191 | Units: ug/L

CAS NO.	COMPOUND NAME	RESULT	Q	RL	MDL
76-13-1	Freon TF	0.45	J	1.0	0.34
98-82-8	Isopropylbenzene	0.32	U	1.0	0.32
179601-23-1	m&p-Xylene	0.28	U	1.0	0.28
79-20-9	Methyl acetate	0.58	U	5.0	0.58
108-87-2	Methylcyclohexane	0.22	U *	1.0	0.22
75-09-2	Methylene Chloride	0.21	U	1.0	0.21
1634-04-4	MTBE	0.13	U	1.0	0.13
95-47-6	o-Xylene	0.32	U	1.0	0.32
100-42-5	Styrene	0.17	U	1.0	0.17
127-18-4	Tetrachloroethene	0.69	J	1.0	0.12
108-88-3	Toluene	0.25	U	1.0	0.25
156-60-5	trans-1,2-Dichloroethene	0.18	U	1.0	0.18
10061-02-6	trans-1,3-Dichloropropene	0.19	U	1.0	0.19
79-01-6	Trichloroethene	0.95	J	1.0	0.22
75-69-4	Trichlorofluoromethane	0.15	U	1.0	0.15
75-01-4	Vinyl chloride	0.060	U	1.0	0.060

CAS NO.	SURROGATE	%REC	Q	LIMITS
17060-07-0	1,2-Dichloroethane-d4 (Surr)	101		70-130
460-00-4	Bromofluorobenzene	107		70-130
1868-53-7	Dibromofluoromethane (Surr)	108		70-130
2037-26-5	Toluene-d8 (Surr)	96		70-130

FORM I
GC/MS VOA ORGANICS ANALYSIS DATA SHEET
TENTATIVELY IDENTIFIED COMPOUNDS

Lab Name: TestAmerica Edison | Job No.: 460-111103-1

SDG No.:

Client Sample ID: MW-506I | Lab Sample ID: 460-111103-13

Matrix: Water | Lab File ID: O08391.D

Analysis Method: 8260C | Date Collected: 03/22/2016 08:55

Sample wt/vol: 5(mL) | Date Analyzed: 04/02/2016 05:50

Soil Aliquot Vol: | Dilution Factor: 1

Soil Extract Vol.: | GC Column: DB-624 ID: 0.18(mm)

% Moisture: | Level: (low/med) Low

Analysis Batch No.: 360191 | Units: ug/L

Number TICs Found: 0 | TIC Result Total: 0

CAS NO.	COMPOUND NAME	RT	RESULT	Q
	Tentatively Identified Compound		None	

TestAmerica Edison
Target Compound Quantitation Report

Data File: \\ChromNA\Edison\ChromData\CVOAMS12\20160401-39324.b\O08391.D
Lims ID: 460-111103-B-13 Lab Sample ID: 460-111103-13
Client ID: MW-506I
Sample Type: Client
Inject. Date: 02-Apr-2016 05:50:30 ALS Bottle#: 19 Worklist Smp#: 20
Purge Vol: 5.000 mL Dil. Factor: 1.0000
Sample Info: 460-111103-B-13
Misc. Info.: 460-0039324-020
Operator ID: Instrument ID: CVOAMS12

Method: \\ChromNA\Edison\ChromData\CVOAMS12\20160401-39324.b\8260W_12.m
Limit Group: VOA - 8260C Water and Solid
Last Update: 03-Apr-2016 13:52:03 Calib Date: 23-Mar-2016 23:57:30
Integrator: RTE ID Type: Deconvolution ID
Quant Method: Internal Standard Quant By: Initial Calibration
Last ICal File: \\ChromNA\Edison\ChromData\CVOAMS12\20160323-38887.b\O07968.D

Column 1 : DB-624 (0.18 mm) Det: MS SCAN
Process Host: XAWRK053

First Level Reviewer: desais Date: 02-Apr-2016 10:58:21

Compound	Sig	RT (min.)	Exp RT (min.)	Dlt RT (min.)	Q	Response	OnCol Amt ug/l	Flags
18 1,1,2-Trichloro-1,2,2-trif	101	1.895	1.899	-0.004	47	1262	0.4474	
* 30 TBA-d9 (IS)	65	2.239	2.239	0.000	99	323385	1000.0	
* 52 2-Butanone-d5	46	3.130	3.130	0.000	0	401594	250.0	
45 Chloroform	83	3.433	3.437	-0.004	97	6436	1.08	
$ 50 Dibromofluoromethane (Surr	113	3.575	3.575	0.000	98	162659	54.1	
$ 60 1,2-Dichloroethane-d4 (Sur	65	3.882	3.878	0.004	96	207344	50.5	
* 64 Fluorobenzene	96	4.212	4.211	0.001	98	629064	50.0	
68 Trichloroethene	95	4.593	4.586	0.007	90	3009	0.9483	
* 74 1,4-Dioxane-d8	96	4.941	4.930	0.011	96	54140	1000.0	
$ 80 Toluene-d8 (Surr)	98	5.993	5.997	-0.004	100	537504	47.8	
84 Tetrachloroethene	166	6.779	6.782	-0.003	46	1894	0.6898	M
* 94 Chlorobenzene-d5	117	7.943	7.943	0.001	87	384464	50.0	
$ 106 4-Bromofluorobenzene	174	9.776	9.776	0.000	92	173797	53.3	
* 122 1,4-Dichlorobenzene-d4	152	11.606	11.606	0.000	96	213364	50.0	

QC Flag Legend

Review Flags
M - Manually Integrated

Reagents:

8260ISNEW_00064 Amount Added: 1.00 Units: uL Run Reagent
8260SURR250_00119 Amount Added: 1.00 Units: uL Run Reagent

Report Date: 03-Apr-2016 13:52:05 Chrom Revision: 2.2 04-Mar-2016 14:36:24

TestAmerica Edison

Data File: \\ChromNA\Edison\ChromData\CVOAMS12\20160401-39324.b\O08391.D

Injection Date:	02-Apr-2016 05:50:30	Instrument ID:	CVOAMS12	Operator ID:	
Lims ID:	460-111103-B-13	Lab Sample ID:	460-111103-13	Worklist Smp#:	20
Client ID:	MW-506I				
Purge Vol:	5.000 mL	Dil. Factor:	1.0000	ALS Bottle#:	19
Method:	8260W_12	Limit Group:	VOA - 8260C Water and Solid		

Column: DB-624 (0.18 mm)

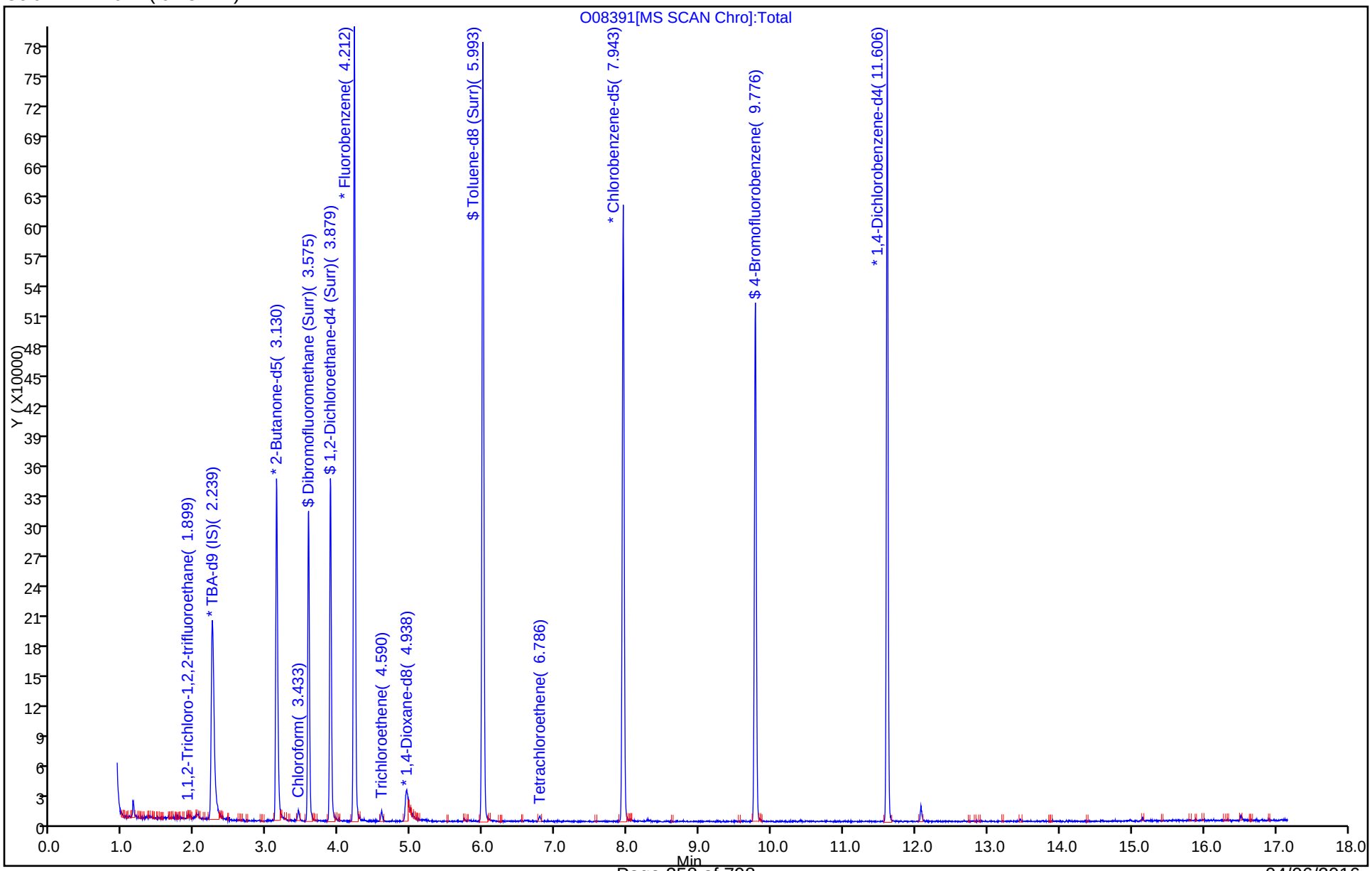

Data File: \\ChromNA\Edison\ChromData\CVOAMS12\20160401-39324.b\O08391.D

Injection Date:	02-Apr-2016 05:50:30	Instrument ID:	CVOAMS12		
Lims ID:	460-111103-B-13	Lab Sample ID:	460-111103-13		
Client ID:	MW-506I				
Operator ID:		ALS Bottle#:	19	Worklist Smp#:	20
Purge Vol:	5.000 mL	Dil. Factor:	1.0000		
Method:	8260W_12	Limit Group:	VOA - 8260C Water and Solid		
Column:	DB-624 (0.18 mm)	Detector	MS SCAN		

45 Chloroform, CAS: 67-66-3

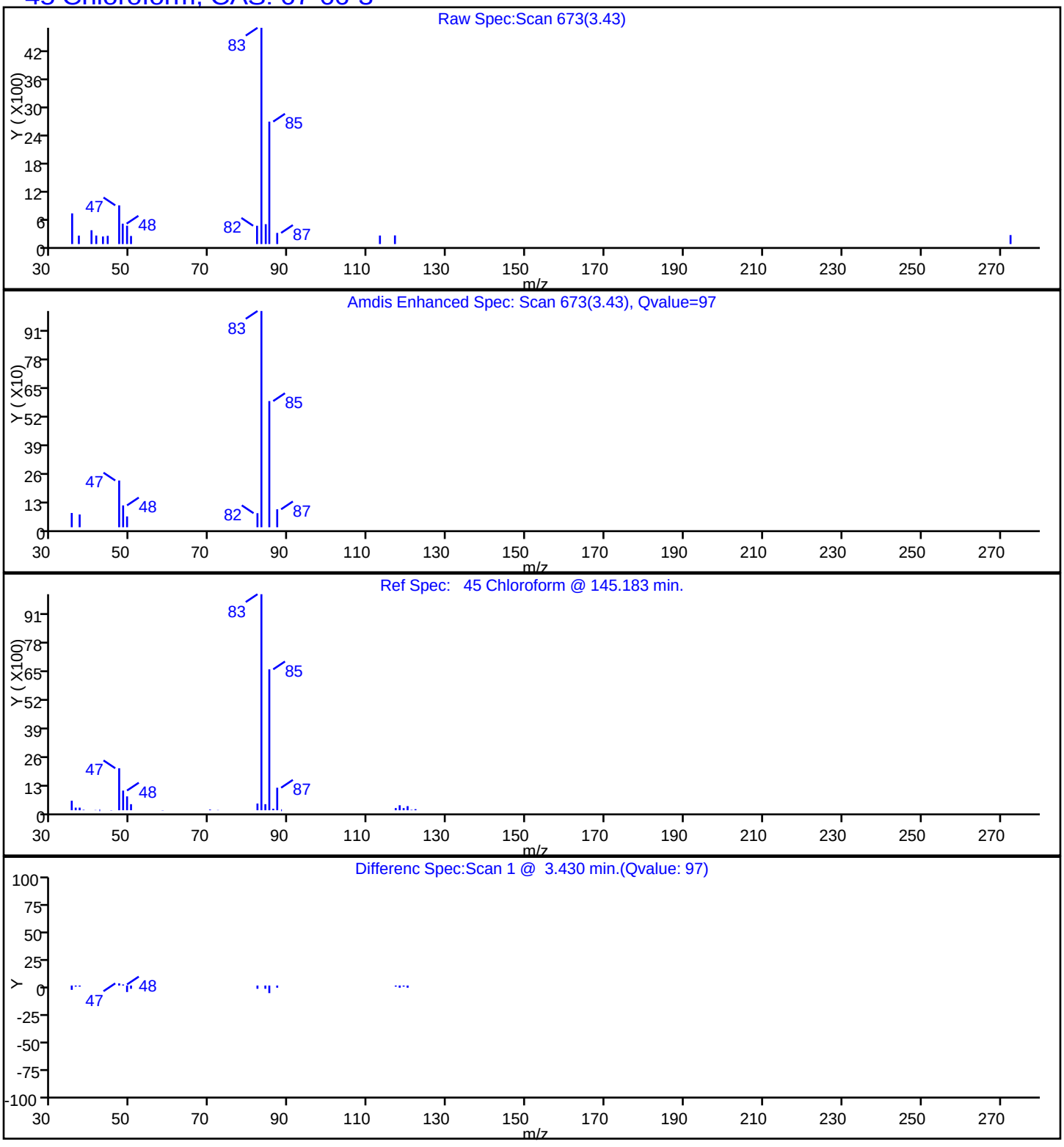

TestAmerica Edison

Data File:	\\ChromNA\Edison\ChromData\CVOAMS12\20160401-39324.b\O08391.D		
Injection Date:	02-Apr-2016 05:50:30	Instrument ID:	CVOAMS12
Lims ID:	460-111103-B-13	Lab Sample ID:	460-111103-13
Client ID:	MW-506I		
Operator ID:		ALS Bottle#:	19 Worklist Smp#: 20
Purge Vol:	5.000 mL	Dil. Factor:	1.0000
Method:	8260W_12	Limit Group:	VOA - 8260C Water and Solid
Column:	DB-624 (0.18 mm)	Detector	MS SCAN

18 1,1,2-Trichloro-1,2,2-trifluoroethane, CAS: 76-13-1

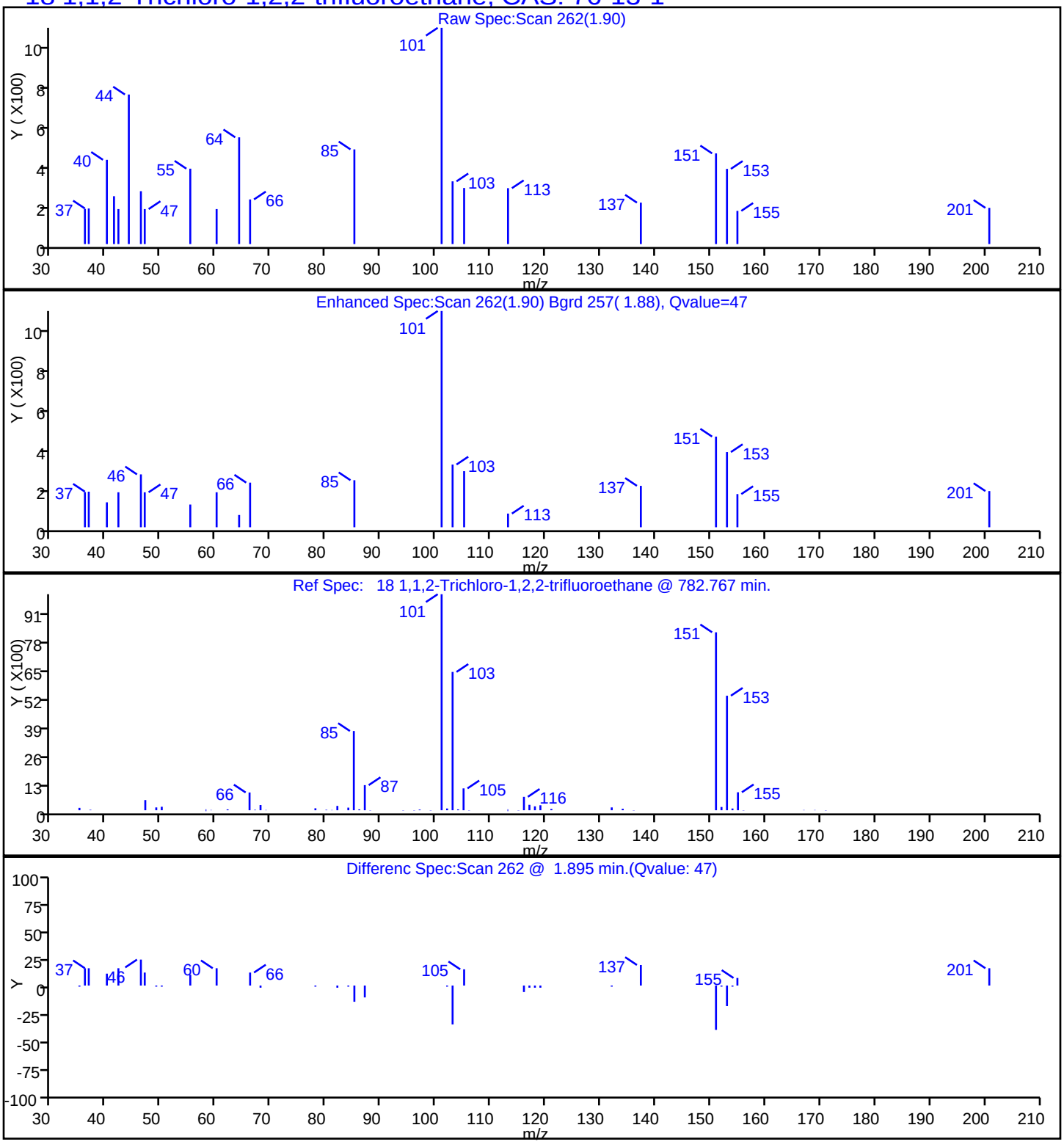

TestAmerica Edison

Data File: \\ChromNA\Edison\ChromData\CVOAMS12\20160401-39324.b\O08391.D

Injection Date:	02-Apr-2016 05:50:30	Instrument ID:	CVOAMS12
Lims ID:	460-111103-B-13	Lab Sample ID:	460-111103-13
Client ID:	MW-506I		
Operator ID:		ALS Bottle#:	19 Worklist Smp#: 20
Purge Vol:	5.000 mL	Dil. Factor:	1.0000
Method:	8260W_12	Limit Group:	VOA - 8260C Water and Solid
Column:	DB-624 (0.18 mm)	Detector	MS SCAN

84 Tetrachloroethene, CAS: 127-18-4

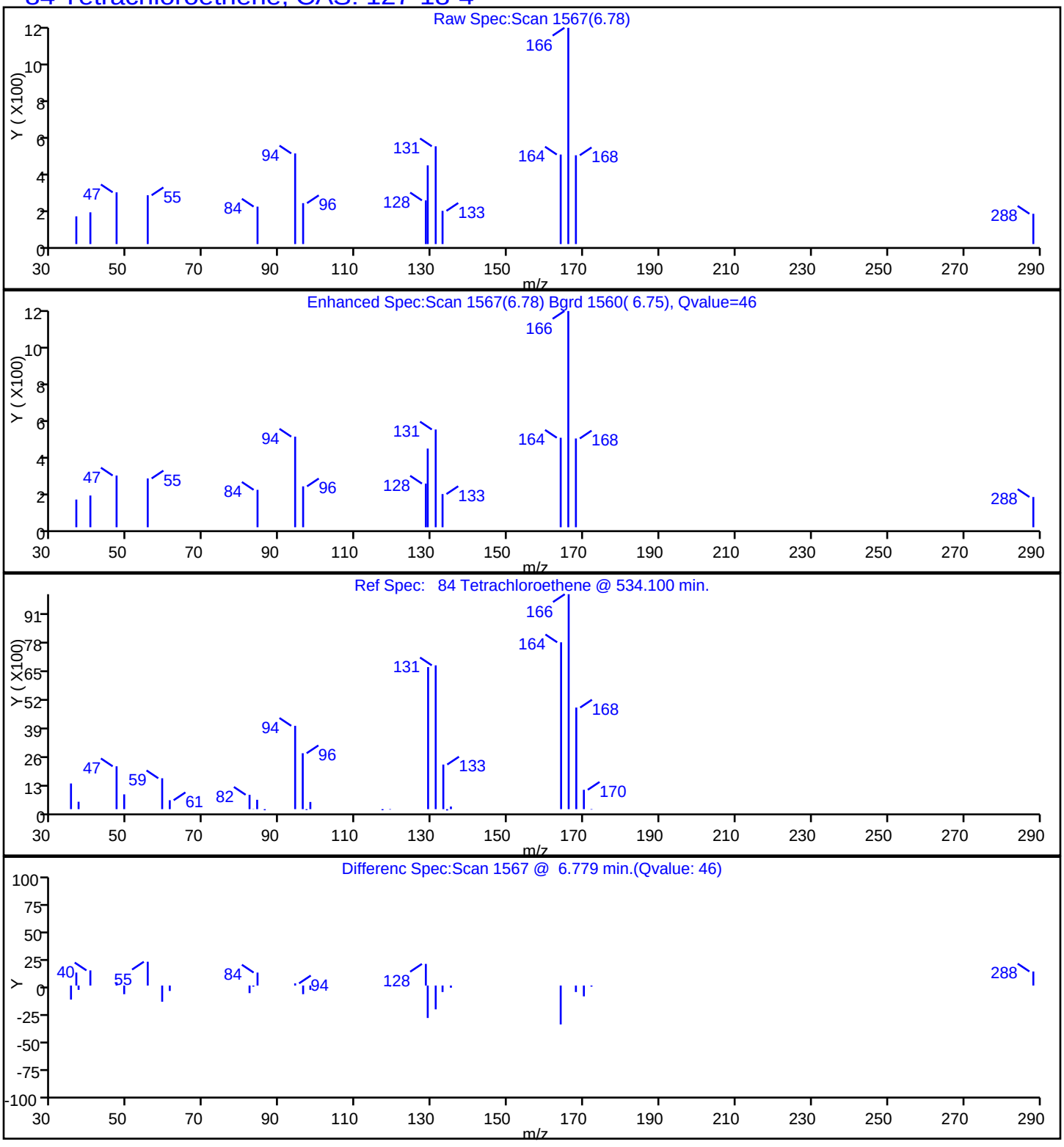

TestAmerica Edison

Data File:	\\ChromNA\Edison\ChromData\CVOAMS12\20160401-39324.b\O08391.D		
Injection Date:	02-Apr-2016 05:50:30	Instrument ID:	CVOAMS12
Lims ID:	460-111103-B-13	Lab Sample ID:	460-111103-13
Client ID:	MW-506I		
Operator ID:		ALS Bottle#:	19 Worklist Smp#: 20
Purge Vol:	5.000 mL	Dil. Factor:	1.0000
Method:	8260W_12	Limit Group:	VOA - 8260C Water and Solid
Column:	DB-624 (0.18 mm)	Detector	MS SCAN

68 Trichloroethene, CAS: 79-01-6

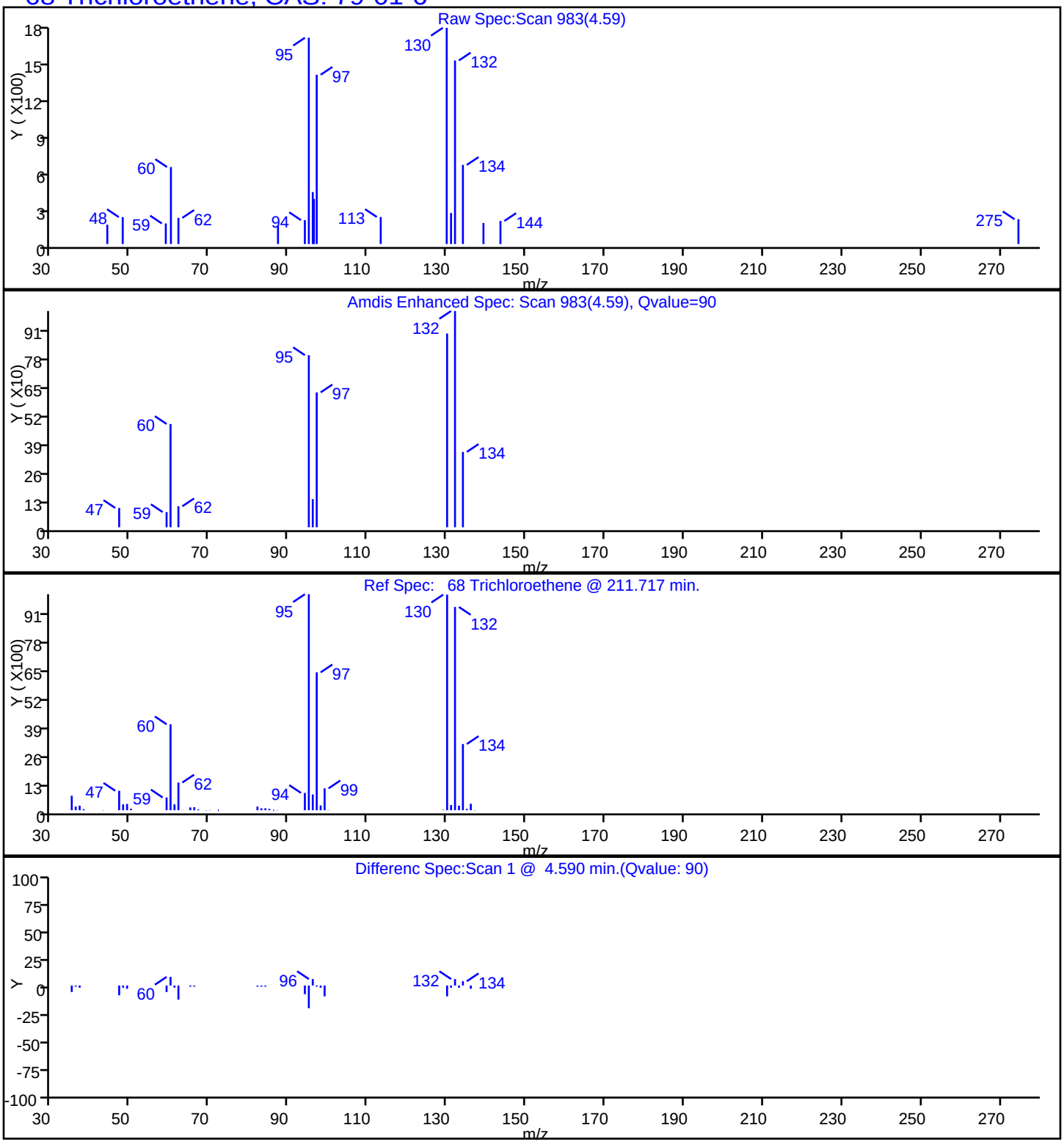

Manual Integration/User Assign Peak Report

TestAmerica Edison

Data File:	\\ChromNA\Edison\ChromData\CVOAMS12\20160401-39324.b\O08391.D		
Injection Date:	02-Apr-2016 05:50:30	Instrument ID:	CVOAMS12
Lims ID:	460-111103-B-13	Lab Sample ID:	460-111103-13
Client ID:	MW-506I		
Operator ID:		ALS Bottle#:	19 Worklist Smp#: 20
Purge Vol:	5.000 mL	Dil. Factor:	1.0000
Method:	8260W_12	Limit Group:	VOA - 8260C Water and Solid
Column:	DB-624 (0.18 mm)	Detector	MS SCAN

84 Tetrachloroethene, CAS: 127-18-4

Processing Integration Results

RT: 6.78
Area: 1564
Amount: 0.569604
Amount Units: ug/l

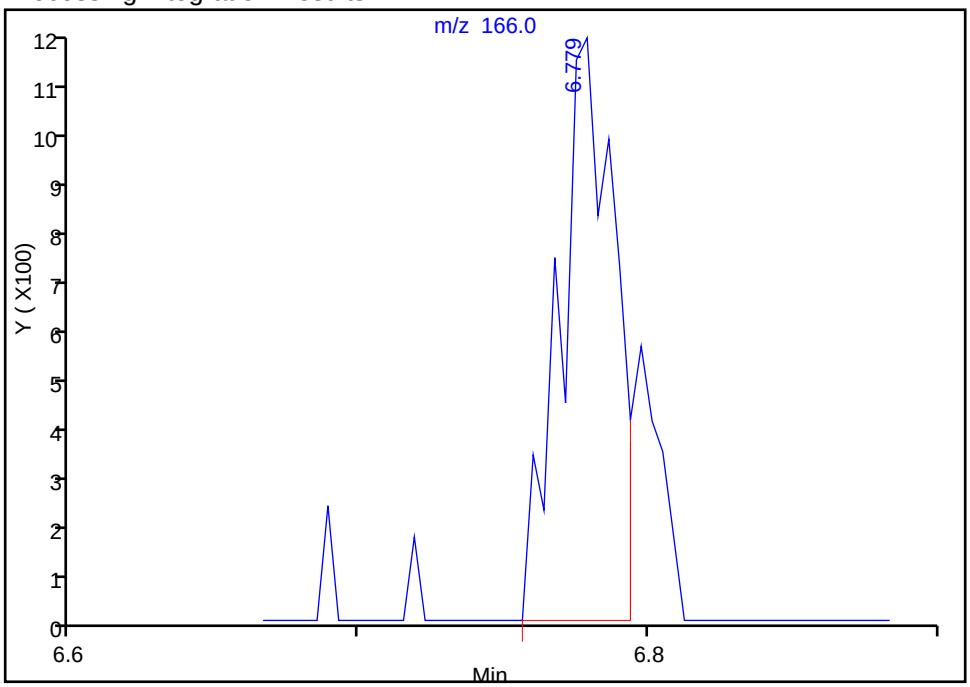

Manual Integration Results

RT: 6.78
Area: 1894
Amount: 0.689789
Amount Units: ug/l

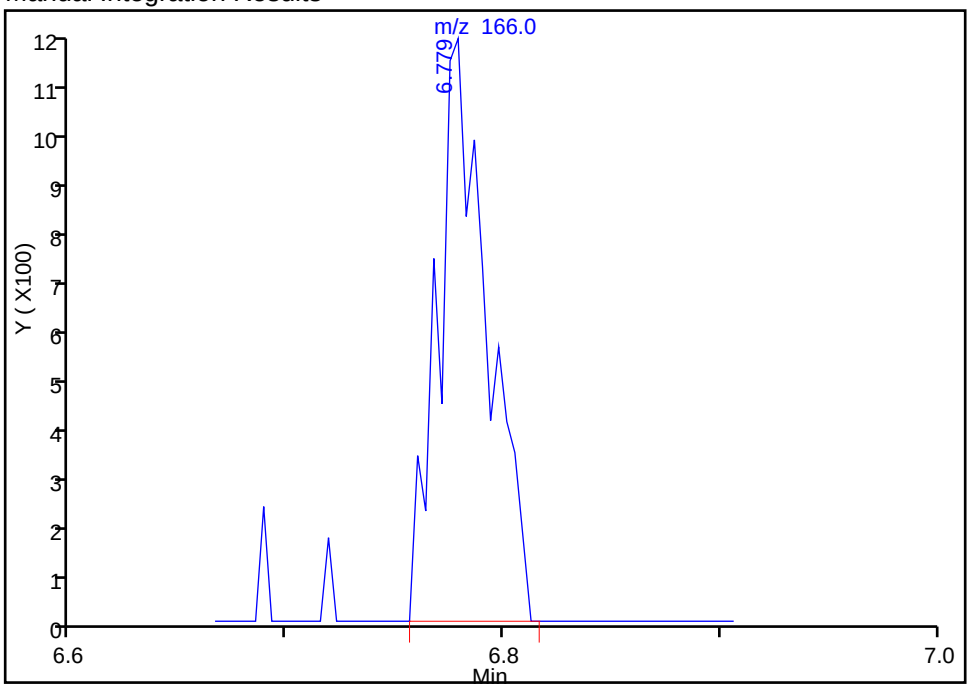

Reviewer: delpolitov, 03-Apr-2016 13:52:03
Audit Action: Manually Integrated
Audit Reason: Incomplete Integration

FORM I
GC/MS VOA ORGANICS ANALYSIS DATA SHEET

Lab Name: TestAmerica Edison | Job No.: 460-111103-1

SDG No.:

Client Sample ID: MW-507S | Lab Sample ID: 460-111103-14

Matrix: Water | Lab File ID: O08409.D

Analysis Method: 8260C | Date Collected: 03/22/2016 09:30

Sample wt/vol: 5(mL) | Date Analyzed: 04/02/2016 14:20

Soil Aliquot Vol: | Dilution Factor: 1

Soil Extract Vol.: | GC Column: DB-624 ID: 0.18(mm)

% Moisture: | Level: (low/med) Low

Analysis Batch No.: 360252 | Units: ug/L

CAS NO.	COMPOUND NAME	RESULT	Q	RL	MDL
71-55-6	1,1,1-Trichloroethane	0.28	U	1.0	0.28
79-34-5	1,1,2,2-Tetrachloroethane	0.19	U	1.0	0.19
79-00-5	1,1,2-Trichloroethane	0.080	U	1.0	0.080
75-34-3	1,1-Dichloroethane	0.24	U	1.0	0.24
75-35-4	1,1-Dichloroethene	0.34	U	1.0	0.34
87-61-6	1,2,3-Trichlorobenzene	0.35	U	1.0	0.35
120-82-1	1,2,4-Trichlorobenzene	0.27	U	1.0	0.27
96-12-8	1,2-Dibromo-3-Chloropropane	0.23	U	1.0	0.23
106-93-4	1,2-Dibromoethane	0.19	U	1.0	0.19
95-50-1	1,2-Dichlorobenzene	0.22	U	1.0	0.22
107-06-2	1,2-Dichloroethane	0.25	U	1.0	0.25
78-87-5	1,2-Dichloropropane	0.18	U	1.0	0.18
541-73-1	1,3-Dichlorobenzene	0.33	U	1.0	0.33
106-46-7	1,4-Dichlorobenzene	0.33	U	1.0	0.33
123-91-1	1,4-Dioxane	8.7	U	50	8.7
78-93-3	2-Butanone	2.2	U	5.0	2.2
591-78-6	2-Hexanone	0.72	U	5.0	0.72
108-10-1	4-Methyl-2-pentanone	0.63	U	5.0	0.63
67-64-1	Acetone	1.1	U	5.0	1.1
71-43-2	Benzene	0.090	U	1.0	0.090
74-97-5	Bromochloromethane	0.30	U	1.0	0.30
75-27-4	Bromodichloromethane	0.15	U	1.0	0.15
75-25-2	Bromoform	0.18	U	1.0	0.18
74-83-9	Bromomethane	0.18	U	1.0	0.18
75-15-0	Carbon disulfide	0.22	U	1.0	0.22
56-23-5	Carbon tetrachloride	0.33	U	1.0	0.33
108-90-7	Chlorobenzene	0.24	U	1.0	0.24
75-00-3	Chloroethane	0.37	U	1.0	0.37
67-66-3	Chloroform	0.80	J	1.0	0.22
74-87-3	Chloromethane	0.22	U	1.0	0.22
156-59-2	cis-1,2-Dichloroethene	0.26	U	1.0	0.26
10061-01-5	cis-1,3-Dichloropropene	0.16	U	1.0	0.16
110-82-7	Cyclohexane	0.26	U *	1.0	0.26
124-48-1	Dibromochloromethane	0.22	U	1.0	0.22
75-71-8	Dichlorodifluoromethane	0.14	U	1.0	0.14
100-41-4	Ethylbenzene	0.30	U	1.0	0.30

FORM I
GC/MS VOA ORGANICS ANALYSIS DATA SHEET

Lab Name: TestAmerica Edison | Job No.: 460-111103-1

SDG No.:

Client Sample ID: MW-507S | Lab Sample ID: 460-111103-14

Matrix: Water | Lab File ID: O08409.D

Analysis Method: 8260C | Date Collected: 03/22/2016 09:30

Sample wt/vol: 5(mL) | Date Analyzed: 04/02/2016 14:20

Soil Aliquot Vol: | Dilution Factor: 1

Soil Extract Vol.: | GC Column: DB-624 ID: 0.18(mm)

% Moisture: | Level: (low/med) Low

Analysis Batch No.: 360252 | Units: ug/L

CAS NO.	COMPOUND NAME	RESULT	Q	RL	MDL
76-13-1	Freon TF	0.34	U *	1.0	0.34
98-82-8	Isopropylbenzene	0.32	U	1.0	0.32
179601-23-1	m&p-Xylene	0.28	U	1.0	0.28
79-20-9	Methyl acetate	0.58	U	5.0	0.58
108-87-2	Methylcyclohexane	0.22	U *	1.0	0.22
75-09-2	Methylene Chloride	0.21	U	1.0	0.21
1634-04-4	MTBE	0.13	U	1.0	0.13
95-47-6	o-Xylene	0.32	U	1.0	0.32
100-42-5	Styrene	0.17	U	1.0	0.17
127-18-4	Tetrachloroethene	0.12	U	1.0	0.12
108-88-3	Toluene	0.25	U	1.0	0.25
156-60-5	trans-1,2-Dichloroethene	0.18	U	1.0	0.18
10061-02-6	trans-1,3-Dichloropropene	0.19	U	1.0	0.19
79-01-6	Trichloroethene	0.74	J	1.0	0.22
75-69-4	Trichlorofluoromethane	0.15	U	1.0	0.15
75-01-4	Vinyl chloride	0.060	U	1.0	0.060

CAS NO.	SURROGATE	%REC	Q	LIMITS
17060-07-0	1,2-Dichloroethane-d4 (Surr)	98		70-130
460-00-4	Bromofluorobenzene	99		70-130
1868-53-7	Dibromofluoromethane (Surr)	110		70-130
2037-26-5	Toluene-d8 (Surr)	96		70-130

FORM I
GC/MS VOA ORGANICS ANALYSIS DATA SHEET
TENTATIVELY IDENTIFIED COMPOUNDS

Lab Name: TestAmerica Edison Job No.: 460-111103-1

SDG No.:

Client Sample ID: MW-507S Lab Sample ID: 460-111103-14

Matrix: Water Lab File ID: O08409.D

Analysis Method: 8260C Date Collected: 03/22/2016 09:30

Sample wt/vol: 5(mL) Date Analyzed: 04/02/2016 14:20

Soil Aliquot Vol: Dilution Factor: 1

Soil Extract Vol.: GC Column: DB-624 ID: 0.18(mm)

% Moisture: Level: (low/med) Low

Analysis Batch No.: 360252 Units: ug/L

Number TICs Found: 0 TIC Result Total: 0

CAS NO.	COMPOUND NAME	RT	RESULT	Q
	Tentatively Identified Compound		None	

TestAmerica Edison
Target Compound Quantitation Report

Data File: \\ChromNA\Edison\ChromData\CVOAMS12\20160402-39337.b\O08409.D
Lims ID: 460-111103-B-14 Lab Sample ID: 460-111103-14
Client ID: MW-507S
Sample Type: Client
Inject. Date: 02-Apr-2016 14:20:30 ALS Bottle#: 9 Worklist Smp#: 10
Purge Vol: 5.000 mL Dil. Factor: 1.0000
Sample Info: 460-111103-B-14
Misc. Info.: 460-0039337-010
Operator ID: Instrument ID: CVOAMS12

Method: \\ChromNA\Edison\ChromData\CVOAMS12\20160402-39337.b\8260W_12.m
Limit Group: VOA - 8260C Water and Solid
Last Update: 03-Apr-2016 09:58:05 Calib Date: 23-Mar-2016 23:57:30
Integrator: RTE ID Type: Deconvolution ID
Quant Method: Internal Standard Quant By: Initial Calibration
Last ICal File: \\ChromNA\Edison\ChromData\CVOAMS12\20160323-38887.b\O07968.D

Column 1 : DB-624 (0.18 mm) Det: MS SCAN
Process Host: XAWRK003

First Level Reviewer: boykink Date: 03-Apr-2016 09:58:05

Compound	Sig	RT (min.)	Exp RT (min.)	Dlt RT (min.)	Q	Response	OnCol Amt ug/l	Flags
* 30 TBA-d9 (IS)	65	2.236	2.239	-0.003	98	289818	1000.0	
* 52 2-Butanone-d5	46	3.130	3.130	0.000	0	365743	250.0	
45 Chloroform	83	3.437	3.437	0.000	95	4779	0.8043	
$ 50 Dibromofluoromethane (Surr	113	3.575	3.572	0.003	97	164085	54.9	
$ 60 1,2-Dichloroethane-d4 (Sur	65	3.879	3.879	0.000	96	200220	49.0	
* 64 Fluorobenzene	96	4.212	4.212	0.000	98	625873	50.0	
68 Trichloroethene	95	4.590	4.586	0.004	97	2322	0.7355	
* 74 1,4-Dioxane-d8	96	4.934	4.934	0.000	95	48548	1000.0	
$ 80 Toluene-d8 (Surr)	98	5.997	5.997	0.000	99	554506	47.8	
* 94 Chlorobenzene-d5	117	7.943	7.943	0.000	86	396098	50.0	
$ 106 4-Bromofluorobenzene	174	9.776	9.776	0.000	92	166171	49.5	
* 122 1,4-Dichlorobenzene-d4	152	11.606	11.606	0.000	96	207771	50.0	

Reagents:

8260ISNEW_00064 Amount Added: 1.00 Units: uL Run Reagent
8260SURR250_00119 Amount Added: 1.00 Units: uL Run Reagent

Report Date: 03-Apr-2016 09:58:05 Chrom Revision: 2.2 04-Mar-2016 14:36:24

TestAmerica Edison

Data File: \\ChromNA\Edison\ChromData\CVOAMS12\20160402-39337.b\O08409.D

Injection Date:	02-Apr-2016 14:20:30	Instrument ID:	CVOAMS12	Operator ID:	
Lims ID:	460-111103-B-14	Lab Sample ID:	460-111103-14	Worklist Smp#:	10
Client ID:	MW-507S				
Purge Vol:	5.000 mL	Dil. Factor:	1.0000	ALS Bottle#:	9
Method:	8260W_12	Limit Group:	VOA - 8260C Water and Solid		

Column: DB-624 (0.18 mm)

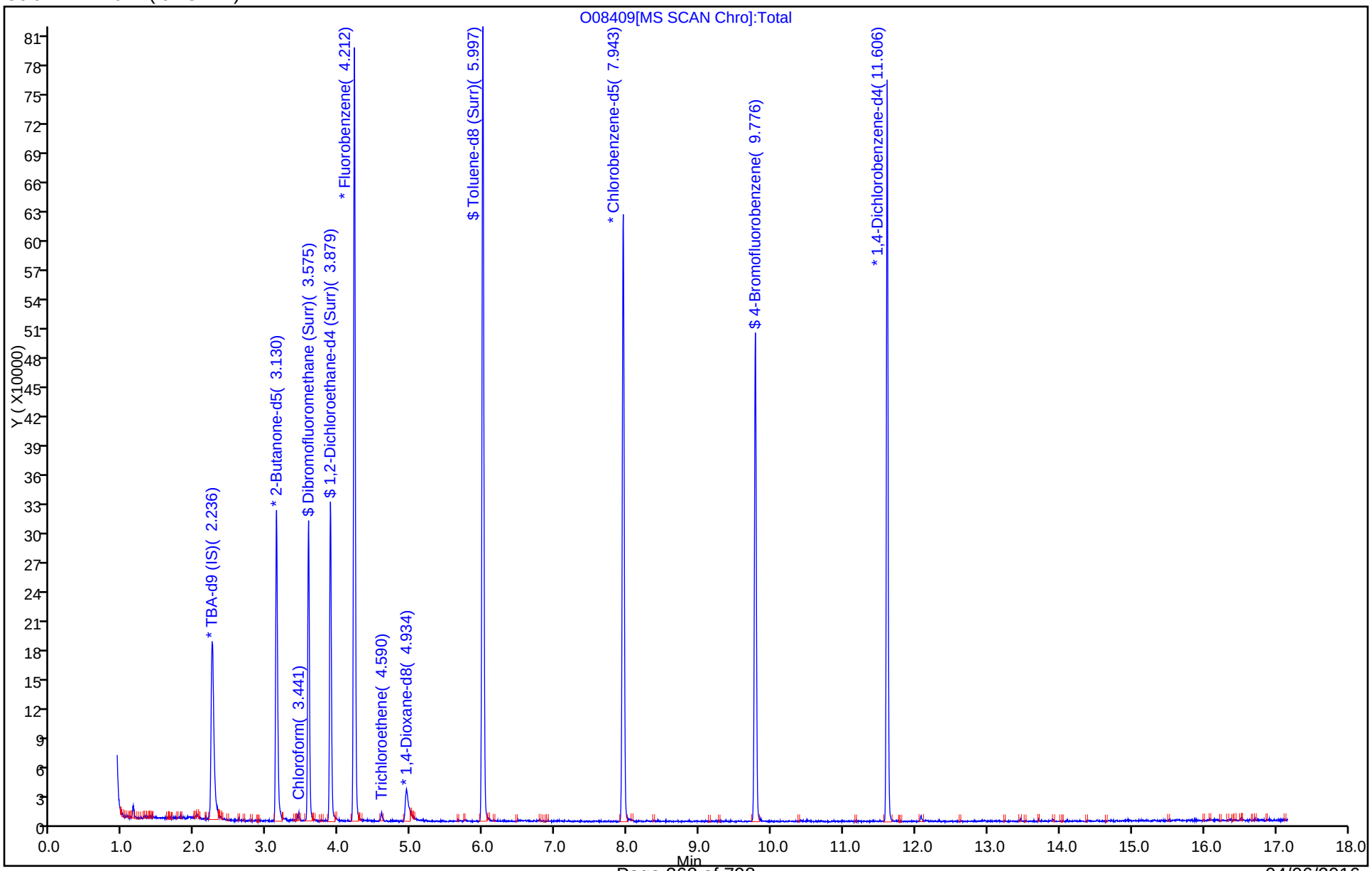

Report Date: 03-Apr-2016 09:58:05 Chrom Revision: 2.2 04-Mar-2016 14:36:24

TestAmerica Edison

Data File: \\ChromNA\Edison\ChromData\CVOAMS12\20160402-39337.b\O08409.D

Injection Date:	02-Apr-2016 14:20:30	Instrument ID:	CVOAMS12
Lims ID:	460-111103-B-14	Lab Sample ID:	460-111103-14
Client ID:	MW-507S		
Operator ID:		ALS Bottle#:	9 Worklist Smp#: 10
Purge Vol:	5.000 mL	Dil. Factor:	1.0000
Method:	8260W_12	Limit Group:	VOA - 8260C Water and Solid
Column:	DB-624 (0.18 mm)	Detector	MS SCAN

45 Chloroform, CAS: 67-66-3

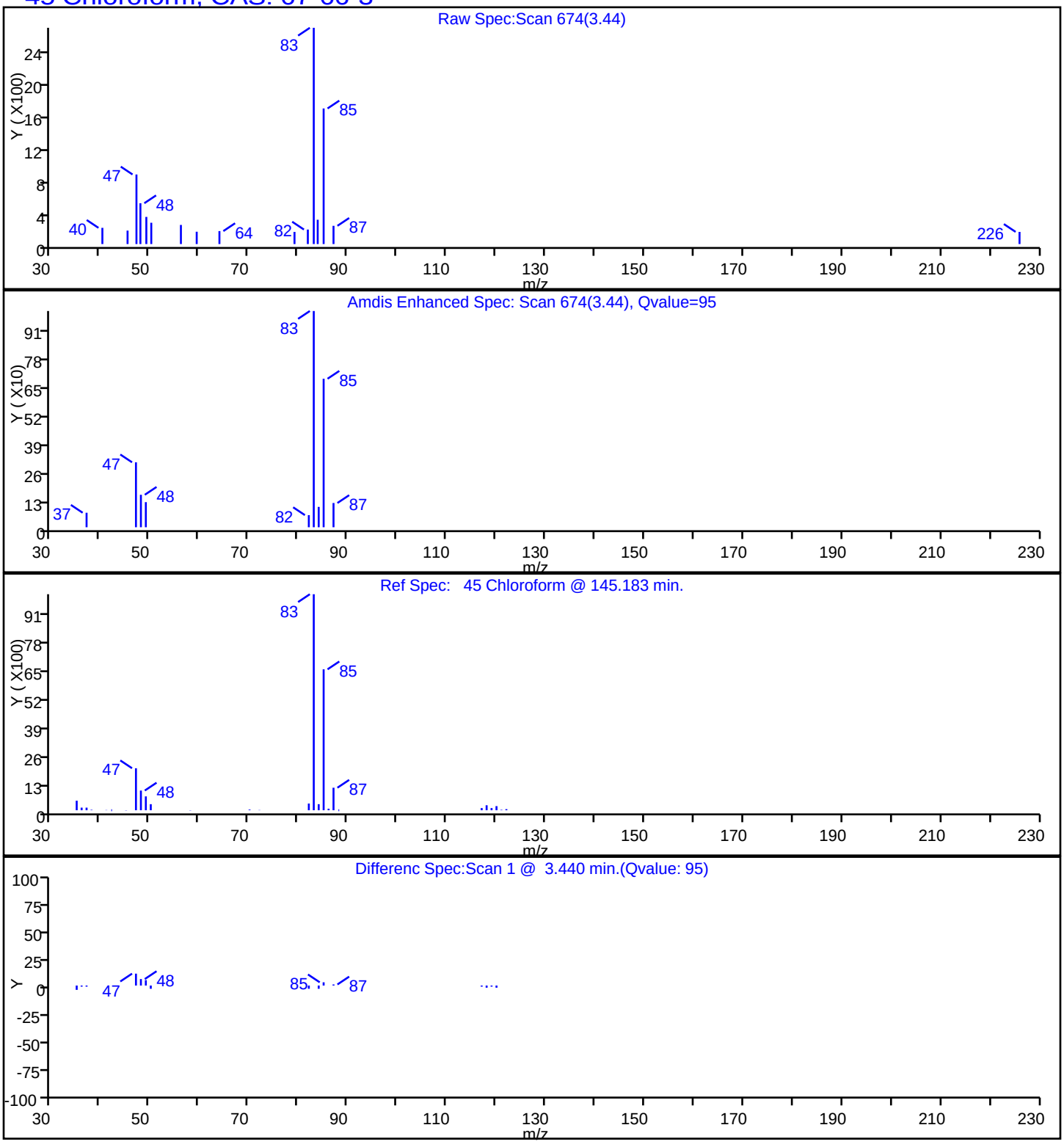

TestAmerica Edison

Data File: \\ChromNA\Edison\ChromData\CVOAMS12\20160402-39337.b\O08409.D

Injection Date:	02-Apr-2016 14:20:30	Instrument ID:	CVOAMS12
Lims ID:	460-111103-B-14	Lab Sample ID:	460-111103-14
Client ID:	MW-507S		
Operator ID:		ALS Bottle#:	9 Worklist Smp#: 10
Purge Vol:	5.000 mL	Dil. Factor:	1.0000
Method:	8260W_12	Limit Group:	VOA - 8260C Water and Solid
Column:	DB-624 (0.18 mm)	Detector	MS SCAN

68 Trichloroethene, CAS: 79-01-6

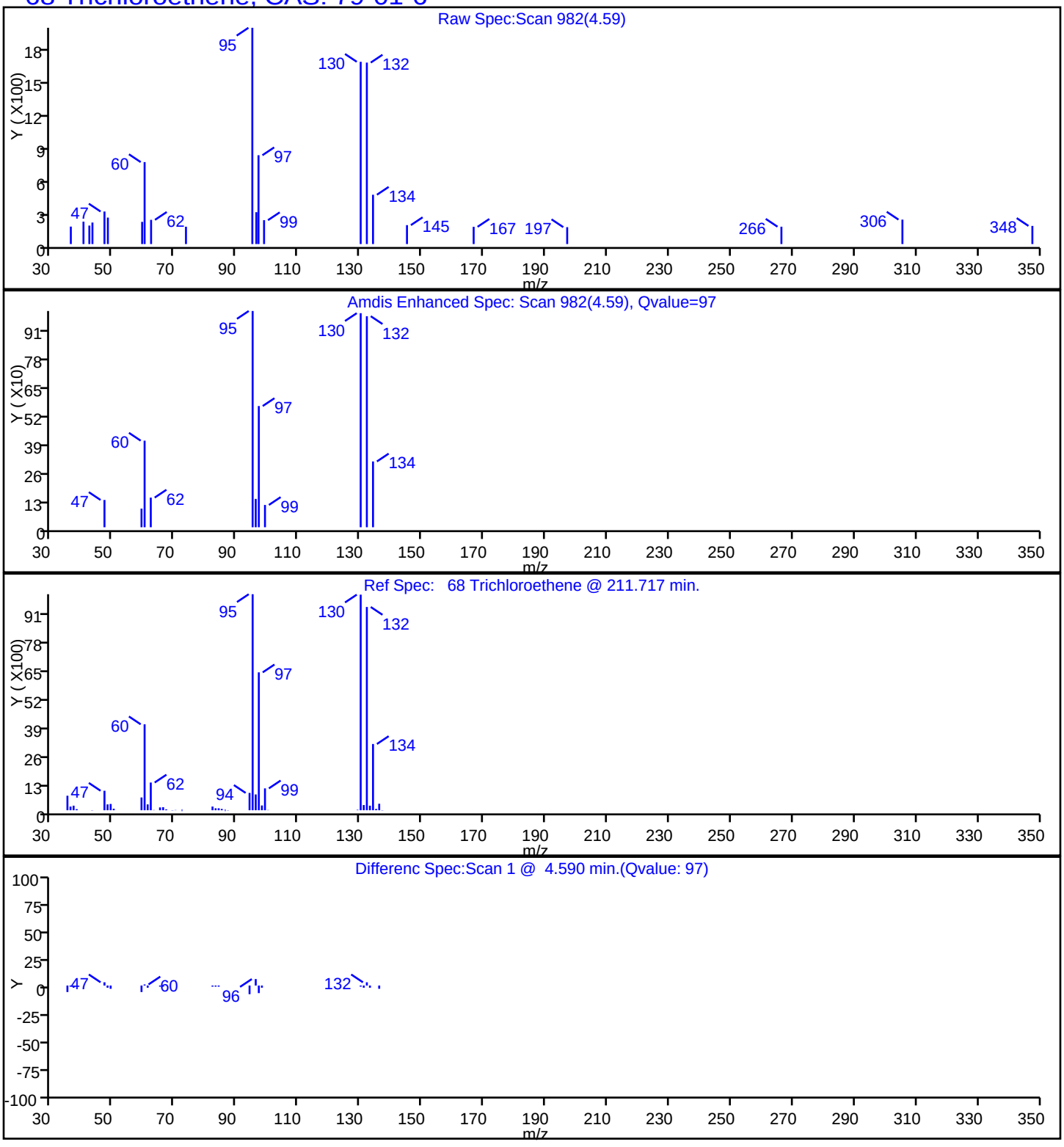

FORM I
GC/MS VOA ORGANICS ANALYSIS DATA SHEET

Lab Name: TestAmerica Edison | Job No.: 460-111103-1

SDG No.:

Client Sample ID: MW-507I | Lab Sample ID: 460-111103-15

Matrix: Water | Lab File ID: O08410.D

Analysis Method: 8260C | Date Collected: 03/22/2016 09:25

Sample wt/vol: 5(mL) | Date Analyzed: 04/02/2016 14:47

Soil Aliquot Vol: | Dilution Factor: 1

Soil Extract Vol.: | GC Column: DB-624 ID: 0.18(mm)

% Moisture: | Level: (low/med) Low

Analysis Batch No.: 360252 | Units: ug/L

CAS NO.	COMPOUND NAME	RESULT	Q	RL	MDL
71-55-6	1,1,1-Trichloroethane	0.28	U	1.0	0.28
79-34-5	1,1,2,2-Tetrachloroethane	0.19	U	1.0	0.19
79-00-5	1,1,2-Trichloroethane	0.080	U	1.0	0.080
75-34-3	1,1-Dichloroethane	0.24	U	1.0	0.24
75-35-4	1,1-Dichloroethene	0.34	U	1.0	0.34
87-61-6	1,2,3-Trichlorobenzene	0.35	U	1.0	0.35
120-82-1	1,2,4-Trichlorobenzene	0.27	U	1.0	0.27
96-12-8	1,2-Dibromo-3-Chloropropane	0.23	U	1.0	0.23
106-93-4	1,2-Dibromoethane	0.19	U	1.0	0.19
95-50-1	1,2-Dichlorobenzene	0.22	U	1.0	0.22
107-06-2	1,2-Dichloroethane	0.25	U	1.0	0.25
78-87-5	1,2-Dichloropropane	0.18	U	1.0	0.18
541-73-1	1,3-Dichlorobenzene	0.33	U	1.0	0.33
106-46-7	1,4-Dichlorobenzene	0.33	U	1.0	0.33
123-91-1	1,4-Dioxane	8.7	U	50	8.7
78-93-3	2-Butanone	2.2	U	5.0	2.2
591-78-6	2-Hexanone	0.72	U	5.0	0.72
108-10-1	4-Methyl-2-pentanone	0.63	U	5.0	0.63
67-64-1	Acetone	1.1	U	5.0	1.1
71-43-2	Benzene	0.090	U	1.0	0.090
74-97-5	Bromochloromethane	0.30	U	1.0	0.30
75-27-4	Bromodichloromethane	0.15	U	1.0	0.15
75-25-2	Bromoform	0.18	U	1.0	0.18
74-83-9	Bromomethane	0.18	U	1.0	0.18
75-15-0	Carbon disulfide	0.22	U	1.0	0.22
56-23-5	Carbon tetrachloride	0.33	U	1.0	0.33
108-90-7	Chlorobenzene	0.24	U	1.0	0.24
75-00-3	Chloroethane	0.37	U	1.0	0.37
67-66-3	Chloroform	1.0		1.0	0.22
74-87-3	Chloromethane	0.22	U	1.0	0.22
156-59-2	cis-1,2-Dichloroethene	0.26	U	1.0	0.26
10061-01-5	cis-1,3-Dichloropropene	0.16	U	1.0	0.16
110-82-7	Cyclohexane	0.26	U *	1.0	0.26
124-48-1	Dibromochloromethane	0.22	U	1.0	0.22
75-71-8	Dichlorodifluoromethane	0.14	U	1.0	0.14
100-41-4	Ethylbenzene	0.30	U	1.0	0.30

FORM I
GC/MS VOA ORGANICS ANALYSIS DATA SHEET

Lab Name: TestAmerica Edison | Job No.: 460-111103-1

SDG No.:

Client Sample ID: MW-507I | Lab Sample ID: 460-111103-15

Matrix: Water | Lab File ID: O08410.D

Analysis Method: 8260C | Date Collected: 03/22/2016 09:25

Sample wt/vol: 5(mL) | Date Analyzed: 04/02/2016 14:47

Soil Aliquot Vol: | Dilution Factor: 1

Soil Extract Vol.: | GC Column: DB-624 ID: 0.18(mm)

% Moisture: | Level: (low/med) Low

Analysis Batch No.: 360252 | Units: ug/L

CAS NO.	COMPOUND NAME	RESULT	Q	RL	MDL
76-13-1	Freon TF	0.56	J *	1.0	0.34
98-82-8	Isopropylbenzene	0.32	U	1.0	0.32
179601-23-1	m&p-Xylene	0.28	U	1.0	0.28
79-20-9	Methyl acetate	0.58	U	5.0	0.58
108-87-2	Methylcyclohexane	0.22	U *	1.0	0.22
75-09-2	Methylene Chloride	0.21	U	1.0	0.21
1634-04-4	MTBE	0.13	U	1.0	0.13
95-47-6	o-Xylene	0.32	U	1.0	0.32
100-42-5	Styrene	0.17	U	1.0	0.17
127-18-4	Tetrachloroethene	0.41	J	1.0	0.12
108-88-3	Toluene	0.25	U	1.0	0.25
156-60-5	trans-1,2-Dichloroethene	0.18	U	1.0	0.18
10061-02-6	trans-1,3-Dichloropropene	0.19	U	1.0	0.19
79-01-6	Trichloroethene	1.0		1.0	0.22
75-69-4	Trichlorofluoromethane	0.15	U	1.0	0.15
75-01-4	Vinyl chloride	0.060	U	1.0	0.060

CAS NO.	SURROGATE	%REC	Q	LIMITS
17060-07-0	1,2-Dichloroethane-d4 (Surr)	94		70-130
460-00-4	Bromofluorobenzene	102		70-130
1868-53-7	Dibromofluoromethane (Surr)	101		70-130
2037-26-5	Toluene-d8 (Surr)	92		70-130

FORM I
GC/MS VOA ORGANICS ANALYSIS DATA SHEET
TENTATIVELY IDENTIFIED COMPOUNDS

Lab Name: TestAmerica Edison Job No.: 460-111103-1

SDG No.:

Client Sample ID: MW-507I Lab Sample ID: 460-111103-15

Matrix: Water Lab File ID: O08410.D

Analysis Method: 8260C Date Collected: 03/22/2016 09:25

Sample wt/vol: 5(mL) Date Analyzed: 04/02/2016 14:47

Soil Aliquot Vol: Dilution Factor: 1

Soil Extract Vol.: GC Column: DB-624 ID: 0.18(mm)

% Moisture: Level: (low/med) Low

Analysis Batch No.: 360252 Units: ug/L

Number TICs Found: 0 TIC Result Total: 0

CAS NO.	COMPOUND NAME	RT	RESULT	Q
	Tentatively Identified Compound		None	

TestAmerica Edison
Target Compound Quantitation Report

Data File: \\ChromNA\Edison\ChromData\CVOAMS12\20160402-39337.b\O08410.D
Lims ID: 460-111103-B-15 Lab Sample ID: 460-111103-15
Client ID: MW-507I
Sample Type: Client
Inject. Date: 02-Apr-2016 14:47:30 ALS Bottle#: 10 Worklist Smp#: 11
Purge Vol: 5.000 mL Dil. Factor: 1.0000
Sample Info: 460-111103-B-15
Misc. Info.: 460-0039337-011
Operator ID: Instrument ID: CVOAMS12

Method: \\ChromNA\Edison\ChromData\CVOAMS12\20160402-39337.b\8260W_12.m
Limit Group: VOA - 8260C Water and Solid
Last Update: 04-Apr-2016 18:37:32 Calib Date: 23-Mar-2016 23:57:30
Integrator: RTE ID Type: Deconvolution ID
Quant Method: Internal Standard Quant By: Initial Calibration
Last ICal File: \\ChromNA\Edison\ChromData\CVOAMS12\20160323-38887.b\O07968.D

Column 1 : DB-624 (0.18 mm) Det: MS SCAN
Process Host: XAWRK047

First Level Reviewer: boykink Date: 03-Apr-2016 09:59:22

Compound	Sig	RT (min.)	Exp RT (min.)	Dlt RT (min.)	Q	Response	OnCol Amt ug/l	Flags
18 1,1,2-Trichloro-1,2,2-trif	101	1.899	1.899	0.000	48	1627	0.5603	
* 30 TBA-d9 (IS)	65	2.236	2.239	-0.003	99	295992	1000.0	
* 52 2-Butanone-d5	46	3.126	3.130	-0.004	0	384445	250.0	
45 Chloroform	83	3.441	3.437	0.004	94	6444	1.05	
$ 50 Dibromofluoromethane (Surr	113	3.575	3.572	0.003	97	156400	50.6	
$ 60 1,2-Dichloroethane-d4 (Sur	65	3.878	3.879	-0.001	96	197671	46.8	
* 64 Fluorobenzene	96	4.212	4.212	0.000	98	647593	50.0	
68 Trichloroethene	95	4.590	4.586	0.004	56	3354	1.03	
* 74 1,4-Dioxane-d8	96	4.930	4.934	-0.004	97	43553	1000.0	
$ 80 Toluene-d8 (Surr)	98	5.993	5.997	-0.004	99	528486	45.9	
84 Tetrachloroethene	166	6.790	6.783	0.007	33	1163	0.4140	
* 94 Chlorobenzene-d5	117	7.943	7.943	0.000	87	393386	50.0	
$ 106 4-Bromofluorobenzene	174	9.780	9.776	0.004	92	170701	51.2	
* 122 1,4-Dichlorobenzene-d4	152	11.606	11.606	0.000	96	212631	50.0	

Reagents:

8260ISNEW_00064 Amount Added: 1.00 Units: uL Run Reagent
8260SURR250_00119 Amount Added: 1.00 Units: uL Run Reagent

Report Date: 04-Apr-2016 18:37:33 Chrom Revision: 2.2 04-Mar-2016 14:36:24

TestAmerica Edison

Data File: \\ChromNA\Edison\ChromData\CVOAMS12\20160402-39337.b\O08410.D

Injection Date:	02-Apr-2016 14:47:30	Instrument ID:	CVOAMS12	Operator ID:	
Lims ID:	460-111103-B-15	Lab Sample ID:	460-111103-15	Worklist Smp#:	11
Client ID:	MW-507I				
Purge Vol:	5.000 mL	Dil. Factor:	1.0000	ALS Bottle#:	10
Method:	8260W_12	Limit Group:	VOA - 8260C Water and Solid		

Column: DB-624 (0.18 mm)

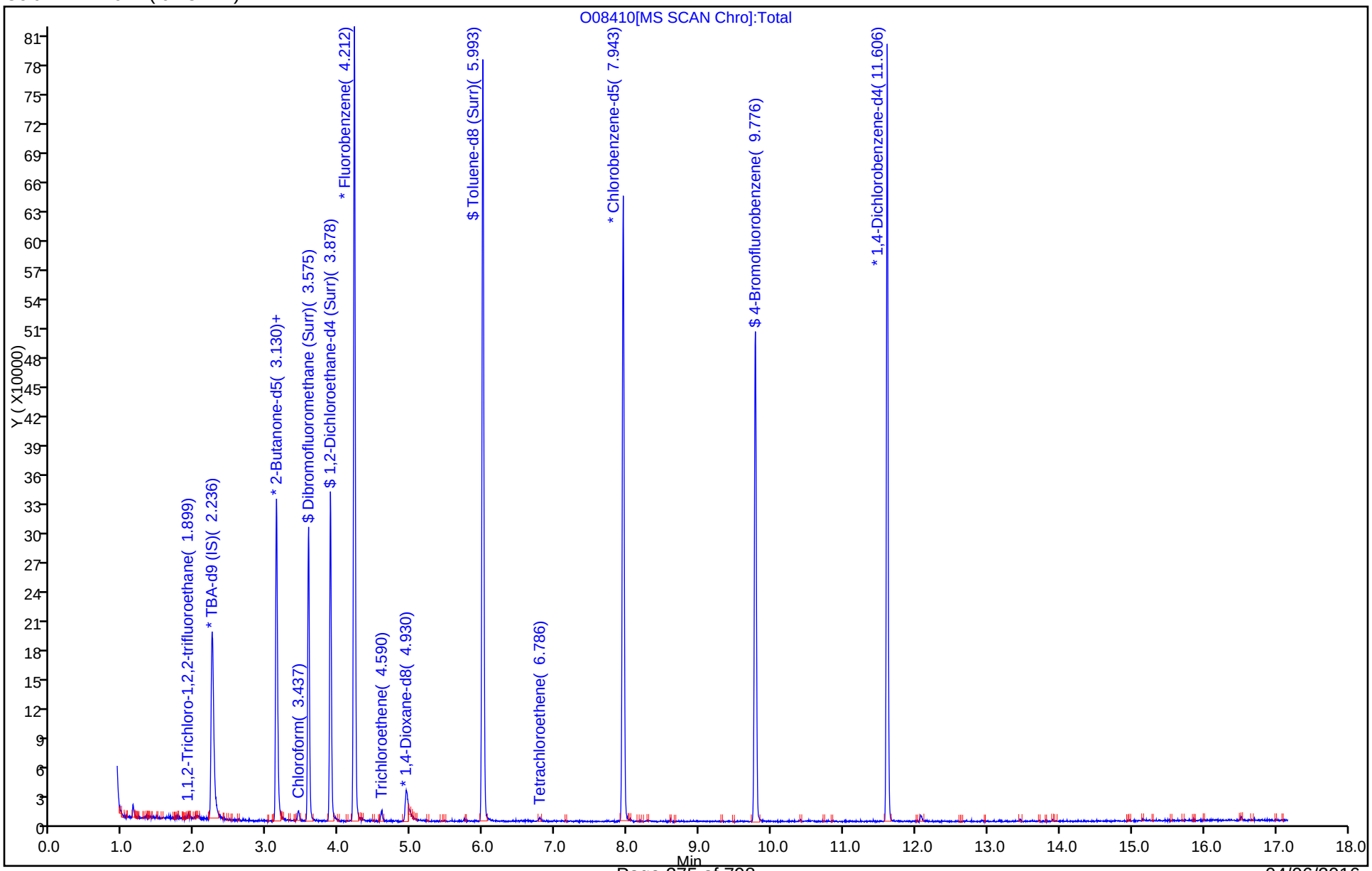

TestAmerica Edison

Data File: \\ChromNA\Edison\ChromData\CVOAMS12\20160402-39337.b\O08410.D

Injection Date:	02-Apr-2016 14:47:30	Instrument ID:	CVOAMS12		
Lims ID:	460-111103-B-15	Lab Sample ID:	460-111103-15		
Client ID:	MW-507I				
Operator ID:		ALS Bottle#:	10	Worklist Smp#:	11
Purge Vol:	5.000 mL	Dil. Factor:	1.0000		
Method:	8260W_12	Limit Group:	VOA - 8260C Water and Solid		
Column:	DB-624 (0.18 mm)	Detector	MS SCAN		

45 Chloroform, CAS: 67-66-3

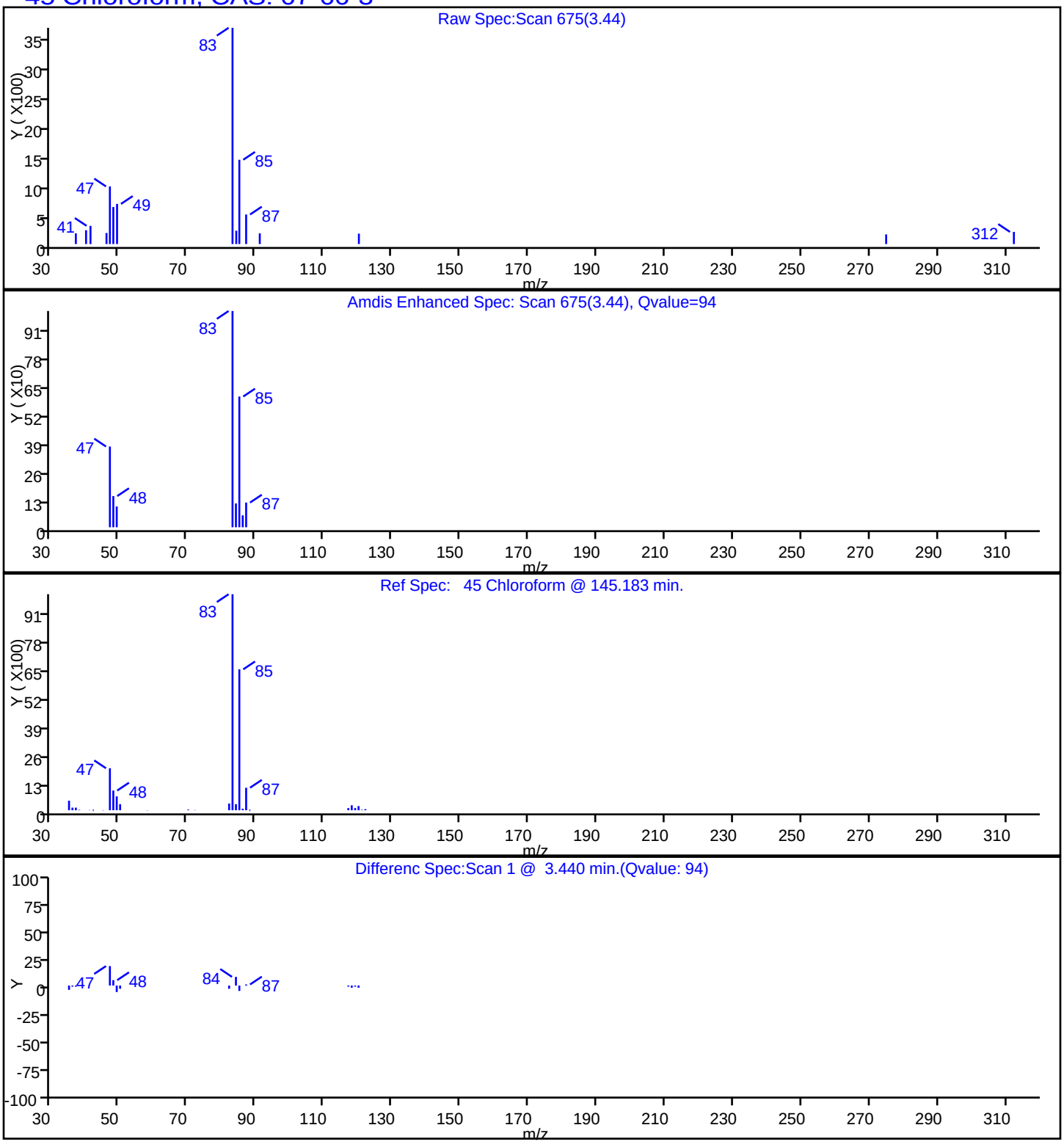

TestAmerica Edison

Data File:	\\ChromNA\Edison\ChromData\CVOAMS12\20160402-39337.b\O08410.D		
Injection Date:	02-Apr-2016 14:47:30	Instrument ID:	CVOAMS12
Lims ID:	460-111103-B-15	Lab Sample ID:	460-111103-15
Client ID:	MW-507I		
Operator ID:		ALS Bottle#:	10 Worklist Smp#: 11
Purge Vol:	5.000 mL	Dil. Factor:	1.0000
Method:	8260W_12	Limit Group:	VOA - 8260C Water and Solid
Column:	DB-624 (0.18 mm)	Detector	MS SCAN

18 1,1,2-Trichloro-1,2,2-trifluoroethane, CAS: 76-13-1

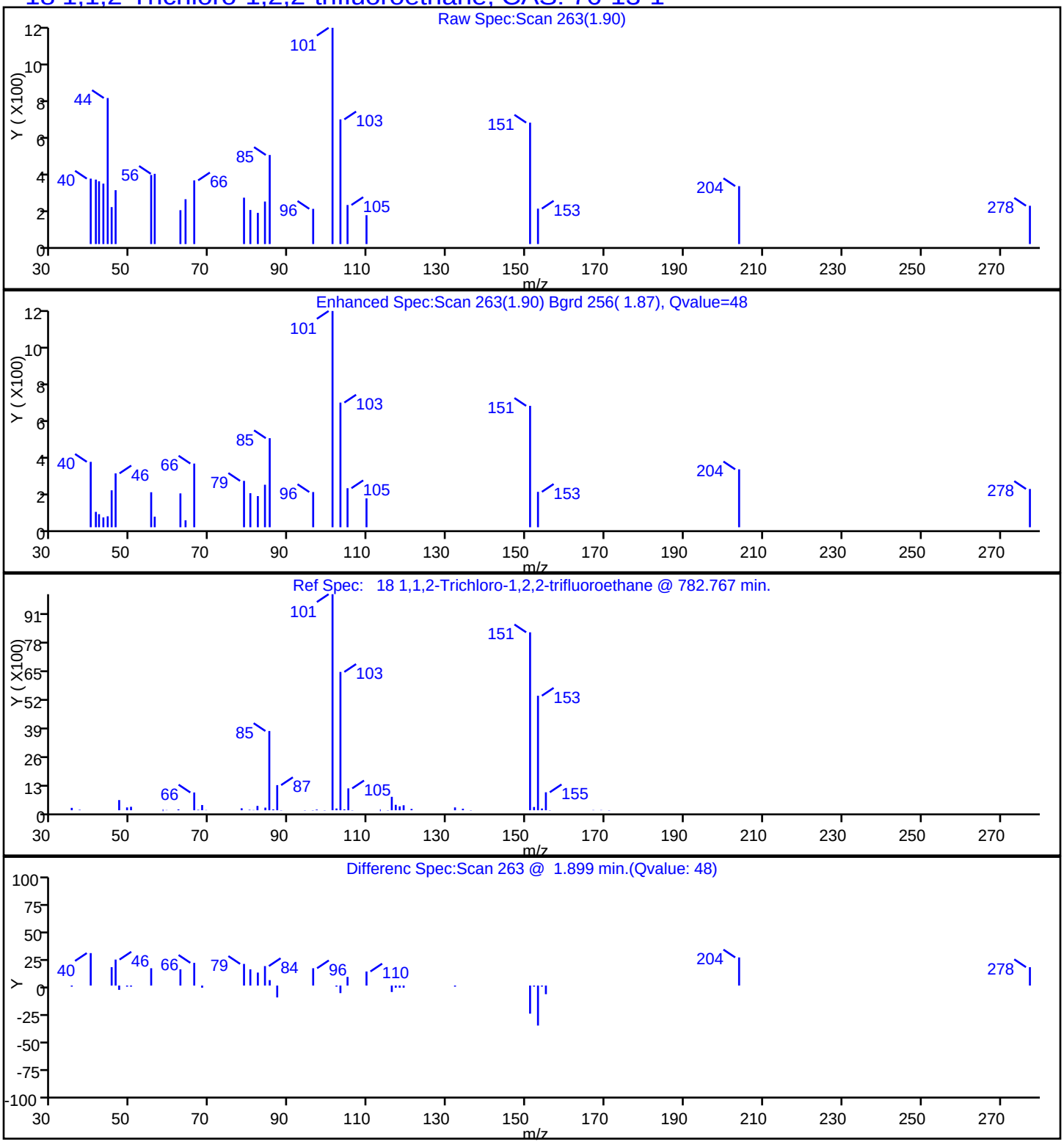

TestAmerica Edison

Data File:	\\ChromNA\Edison\ChromData\CVOAMS12\20160402-39337.b\O08410.D		
Injection Date:	02-Apr-2016 14:47:30	Instrument ID:	CVOAMS12
Lims ID:	460-111103-B-15	Lab Sample ID:	460-111103-15
Client ID:	MW-507I		
Operator ID:		ALS Bottle#:	10 Worklist Smp#: 11
Purge Vol:	5.000 mL	Dil. Factor:	1.0000
Method:	8260W_12	Limit Group:	VOA - 8260C Water and Solid
Column:	DB-624 (0.18 mm)	Detector	MS SCAN

84 Tetrachloroethene, CAS: 127-18-4

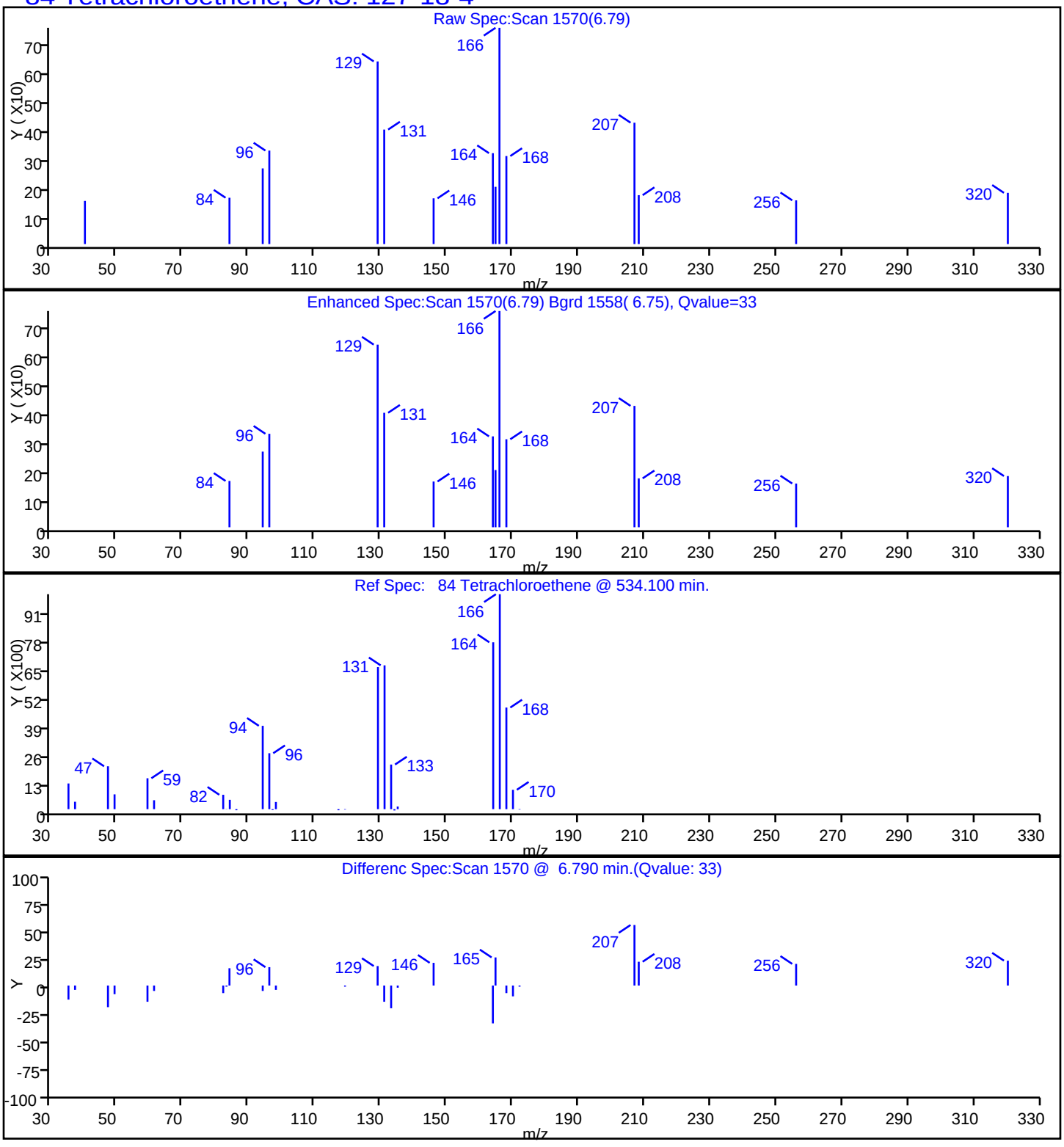

TestAmerica Edison

Data File:	\\ChromNA\Edison\ChromData\CVOAMS12\20160402-39337.b\O08410.D		
Injection Date:	02-Apr-2016 14:47:30	Instrument ID:	CVOAMS12
Lims ID:	460-111103-B-15	Lab Sample ID:	460-111103-15
Client ID:	MW-507I		
Operator ID:		ALS Bottle#:	10 Worklist Smp#: 11
Purge Vol:	5.000 mL	Dil. Factor:	1.0000
Method:	8260W_12	Limit Group:	VOA - 8260C Water and Solid
Column:	DB-624 (0.18 mm)	Detector	MS SCAN

68 Trichloroethene, CAS: 79-01-6

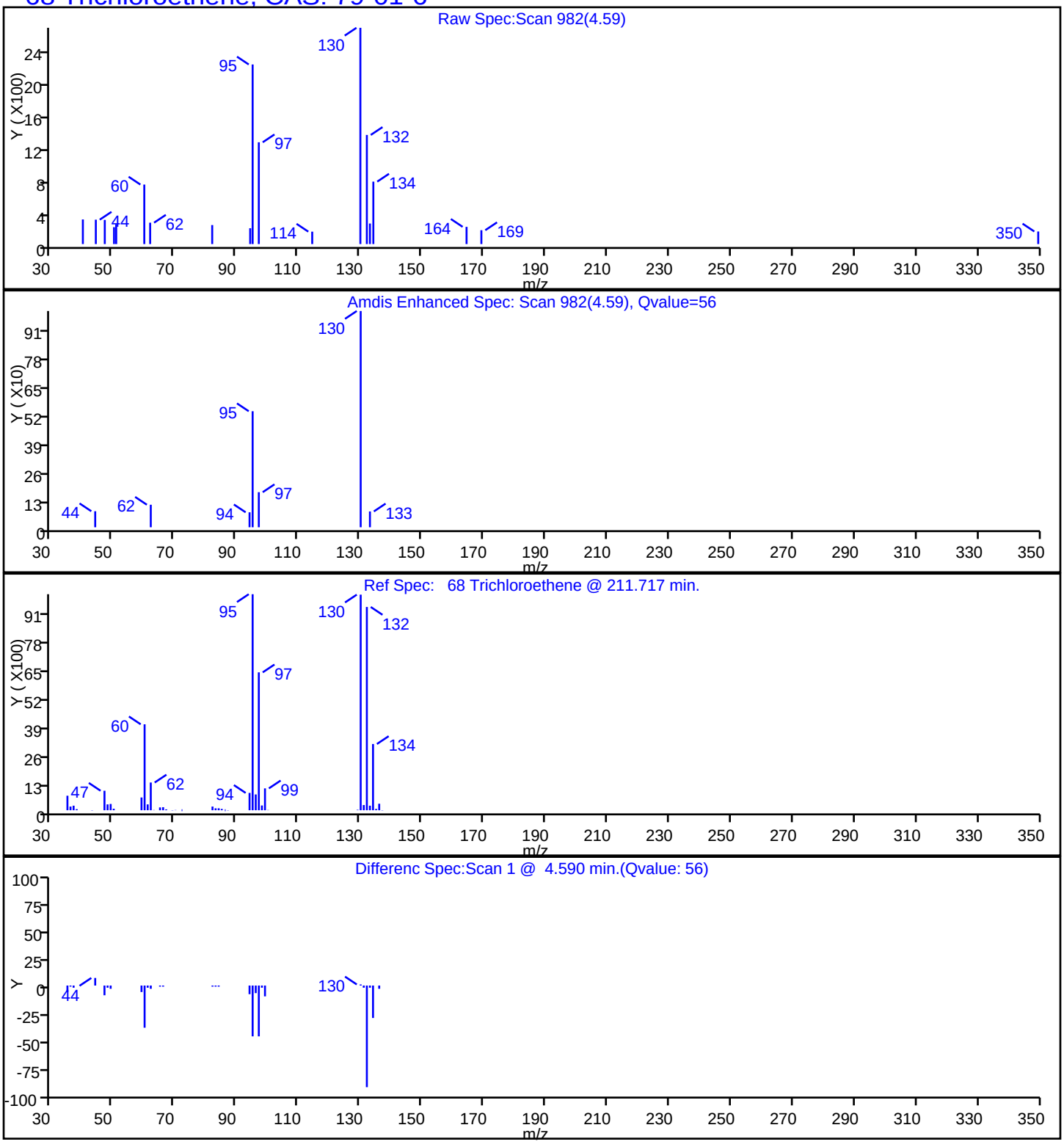

FORM I
GC/MS VOA ORGANICS ANALYSIS DATA SHEET

Lab Name: TestAmerica Edison | Job No.: 460-111103-1

SDG No.:

Client Sample ID: MW-508S | Lab Sample ID: 460-111103-16

Matrix: Water | Lab File ID: O08411.D

Analysis Method: 8260C | Date Collected: 03/22/2016 09:35

Sample wt/vol: 5(mL) | Date Analyzed: 04/02/2016 15:15

Soil Aliquot Vol: | Dilution Factor: 1

Soil Extract Vol.: | GC Column: DB-624 ID: 0.18(mm)

% Moisture: | Level: (low/med) Low

Analysis Batch No.: 360252 | Units: ug/L

CAS NO.	COMPOUND NAME	RESULT	Q	RL	MDL
71-55-6	1,1,1-Trichloroethane	0.28	U	1.0	0.28
79-34-5	1,1,2,2-Tetrachloroethane	0.19	U	1.0	0.19
79-00-5	1,1,2-Trichloroethane	0.080	U	1.0	0.080
75-34-3	1,1-Dichloroethane	0.24	U	1.0	0.24
75-35-4	1,1-Dichloroethene	0.34	U	1.0	0.34
87-61-6	1,2,3-Trichlorobenzene	0.35	U	1.0	0.35
120-82-1	1,2,4-Trichlorobenzene	0.27	U	1.0	0.27
96-12-8	1,2-Dibromo-3-Chloropropane	0.23	U	1.0	0.23
106-93-4	1,2-Dibromoethane	0.19	U	1.0	0.19
95-50-1	1,2-Dichlorobenzene	0.22	U	1.0	0.22
107-06-2	1,2-Dichloroethane	0.25	U	1.0	0.25
78-87-5	1,2-Dichloropropane	0.18	U	1.0	0.18
541-73-1	1,3-Dichlorobenzene	0.33	U	1.0	0.33
106-46-7	1,4-Dichlorobenzene	0.33	U	1.0	0.33
123-91-1	1,4-Dioxane	8.7	U	50	8.7
78-93-3	2-Butanone	2.2	U	5.0	2.2
591-78-6	2-Hexanone	0.72	U	5.0	0.72
108-10-1	4-Methyl-2-pentanone	0.63	U	5.0	0.63
67-64-1	Acetone	1.1	U	5.0	1.1
71-43-2	Benzene	0.090	U	1.0	0.090
74-97-5	Bromochloromethane	0.30	U	1.0	0.30
75-27-4	Bromodichloromethane	0.15	U	1.0	0.15
75-25-2	Bromoform	0.18	U	1.0	0.18
74-83-9	Bromomethane	0.18	U	1.0	0.18
75-15-0	Carbon disulfide	0.22	U	1.0	0.22
56-23-5	Carbon tetrachloride	0.33	U	1.0	0.33
108-90-7	Chlorobenzene	0.24	U	1.0	0.24
75-00-3	Chloroethane	0.37	U	1.0	0.37
67-66-3	Chloroform	1.8		1.0	0.22
74-87-3	Chloromethane	0.22	U	1.0	0.22
156-59-2	cis-1,2-Dichloroethene	0.26	U	1.0	0.26
10061-01-5	cis-1,3-Dichloropropene	0.16	U	1.0	0.16
110-82-7	Cyclohexane	0.26	U *	1.0	0.26
124-48-1	Dibromochloromethane	0.22	U	1.0	0.22
75-71-8	Dichlorodifluoromethane	0.14	U	1.0	0.14
100-41-4	Ethylbenzene	0.30	U	1.0	0.30

FORM I
GC/MS VOA ORGANICS ANALYSIS DATA SHEET

Lab Name: TestAmerica Edison | Job No.: 460-111103-1

SDG No.:

Client Sample ID: MW-508S | Lab Sample ID: 460-111103-16

Matrix: Water | Lab File ID: O08411.D

Analysis Method: 8260C | Date Collected: 03/22/2016 09:35

Sample wt/vol: 5(mL) | Date Analyzed: 04/02/2016 15:15

Soil Aliquot Vol: | Dilution Factor: 1

Soil Extract Vol.: | GC Column: DB-624 ID: 0.18(mm)

% Moisture: | Level: (low/med) Low

Analysis Batch No.: 360252 | Units: ug/L

CAS NO.	COMPOUND NAME	RESULT	Q	RL	MDL
76-13-1	Freon TF	0.40	J *	1.0	0.34
98-82-8	Isopropylbenzene	0.32	U	1.0	0.32
179601-23-1	m&p-Xylene	0.28	U	1.0	0.28
79-20-9	Methyl acetate	0.58	U	5.0	0.58
108-87-2	Methylcyclohexane	0.22	U *	1.0	0.22
75-09-2	Methylene Chloride	0.21	U	1.0	0.21
1634-04-4	MTBE	0.13	U	1.0	0.13
95-47-6	o-Xylene	0.32	U	1.0	0.32
100-42-5	Styrene	0.17	U	1.0	0.17
127-18-4	Tetrachloroethene	0.15	J	1.0	0.12
108-88-3	Toluene	0.25	U	1.0	0.25
156-60-5	trans-1,2-Dichloroethene	0.18	U	1.0	0.18
10061-02-6	trans-1,3-Dichloropropene	0.19	U	1.0	0.19
79-01-6	Trichloroethene	1.3		1.0	0.22
75-69-4	Trichlorofluoromethane	0.15	U	1.0	0.15
75-01-4	Vinyl chloride	0.060	U	1.0	0.060

CAS NO.	SURROGATE	%REC	Q	LIMITS
17060-07-0	1,2-Dichloroethane-d4 (Surr)	93		70-130
460-00-4	Bromofluorobenzene	97		70-130
1868-53-7	Dibromofluoromethane (Surr)	101		70-130
2037-26-5	Toluene-d8 (Surr)	92		70-130

FORM I
GC/MS VOA ORGANICS ANALYSIS DATA SHEET
TENTATIVELY IDENTIFIED COMPOUNDS

Lab Name: TestAmerica Edison Job No.: 460-111103-1

SDG No.:

Client Sample ID: MW-508S Lab Sample ID: 460-111103-16

Matrix: Water Lab File ID: O08411.D

Analysis Method: 8260C Date Collected: 03/22/2016 09:35

Sample wt/vol: 5(mL) Date Analyzed: 04/02/2016 15:15

Soil Aliquot Vol: Dilution Factor: 1

Soil Extract Vol.: GC Column: DB-624 ID: 0.18(mm)

% Moisture: Level: (low/med) Low

Analysis Batch No.: 360252 Units: ug/L

Number TICs Found: 0 TIC Result Total: 0

CAS NO.	COMPOUND NAME	RT	RESULT	Q
	Tentatively Identified Compound		None	

TestAmerica Edison
Target Compound Quantitation Report

Data File: \\ChromNA\Edison\ChromData\CVOAMS12\20160402-39337.b\O08411.D
Lims ID: 460-111103-B-16 Lab Sample ID: 460-111103-16
Client ID: MW-508S
Sample Type: Client
Inject. Date: 02-Apr-2016 15:15:30 ALS Bottle#: 11 Worklist Smp#: 12
Purge Vol: 5.000 mL Dil. Factor: 1.0000
Sample Info: 460-111103-B-16
Misc. Info.: 460-0039337-012
Operator ID: Instrument ID: CVOAMS12

Method: \\ChromNA\Edison\ChromData\CVOAMS12\20160402-39337.b\8260W_12.m
Limit Group: VOA - 8260C Water and Solid
Last Update: 04-Apr-2016 18:38:03 Calib Date: 23-Mar-2016 23:57:30
Integrator: RTE ID Type: Deconvolution ID
Quant Method: Internal Standard Quant By: Initial Calibration
Last ICal File: \\ChromNA\Edison\ChromData\CVOAMS12\20160323-38887.b\O07968.D

Column 1 : DB-624 (0.18 mm) Det: MS SCAN
Process Host: XAWRK047

First Level Reviewer: boykink Date: 03-Apr-2016 09:59:36

Compound	Sig	RT (min.)	Exp RT (min.)	Dlt RT (min.)	Q	Response	OnCol Amt ug/l	Flags
18 1,1,2-Trichloro-1,2,2-trif	101	1.903	1.899	0.003	34	1187	0.4028	
* 30 TBA-d9 (IS)	65	2.239	2.239	0.000	98	332929	1000.0	
* 52 2-Butanone-d5	46	3.130	3.130	0.000	0	404312	250.0	
45 Chloroform	83	3.437	3.437	0.000	98	11052	1.77	
$ 50 Dibromofluoromethane (Surr	113	3.575	3.572	0.003	98	158956	50.6	
$ 60 1,2-Dichloroethane-d4 (Sur	65	3.878	3.879	-0.001	96	200333	46.7	
* 64 Fluorobenzene	96	4.211	4.212	-0.001	98	657220	50.0	
68 Trichloroethene	95	4.586	4.586	0.000	69	4357	1.31	
* 74 1,4-Dioxane-d8	96	4.934	4.934	0.000	96	47035	1000.0	
$ 80 Toluene-d8 (Surr)	98	5.993	5.997	-0.004	99	560528	46.2	
84 Tetrachloroethene	166	6.782	6.783	-0.001	1	438	0.1480	
* 94 Chlorobenzene-d5	117	7.942	7.943	-0.001	87	414469	50.0	
$ 106 4-Bromofluorobenzene	174	9.776	9.776	0.000	93	170993	48.7	
* 122 1,4-Dichlorobenzene-d4	152	11.606	11.606	0.000	96	213378	50.0	

Reagents:

8260ISNEW_00064 Amount Added: 1.00 Units: uL Run Reagent
8260SURR250_00119 Amount Added: 1.00 Units: uL Run Reagent

Report Date: 04-Apr-2016 18:38:03 Chrom Revision: 2.2 04-Mar-2016 14:36:24

TestAmerica Edison

Data File: \\ChromNA\Edison\ChromData\CVOAMS12\20160402-39337.b\O08411.D

Injection Date:	02-Apr-2016 15:15:30	Instrument ID:	CVOAMS12	Operator ID:	
Lims ID:	460-111103-B-16	Lab Sample ID:	460-111103-16	Worklist Smp#:	12
Client ID:	MW-508S				
Purge Vol:	5.000 mL	Dil. Factor:	1.0000	ALS Bottle#:	11
Method:	8260W_12	Limit Group:	VOA - 8260C Water and Solid		

Column: DB-624 (0.18 mm)

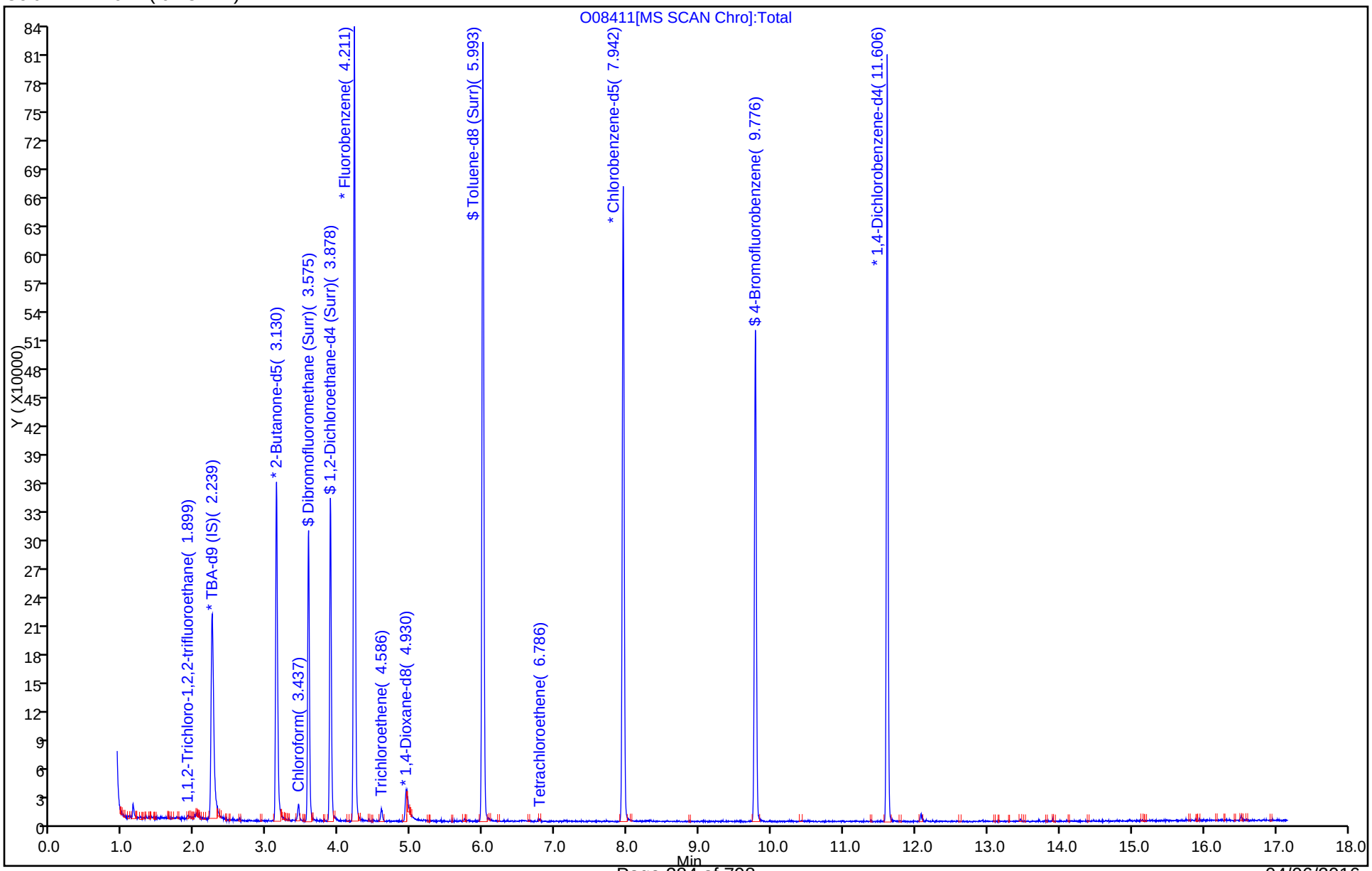

Data File: \\ChromNA\Edison\ChromData\CVOAMS12\20160402-39337.b\O08411.D

Injection Date:	02-Apr-2016 15:15:30	Instrument ID:	CVOAMS12
Lims ID:	460-111103-B-16	Lab Sample ID:	460-111103-16
Client ID:	MW-508S		
Operator ID:		ALS Bottle#:	11 Worklist Smp#: 12
Purge Vol:	5.000 mL	Dil. Factor:	1.0000
Method:	8260W_12	Limit Group:	VOA - 8260C Water and Solid
Column:	DB-624 (0.18 mm)	Detector	MS SCAN

45 Chloroform, CAS: 67-66-3

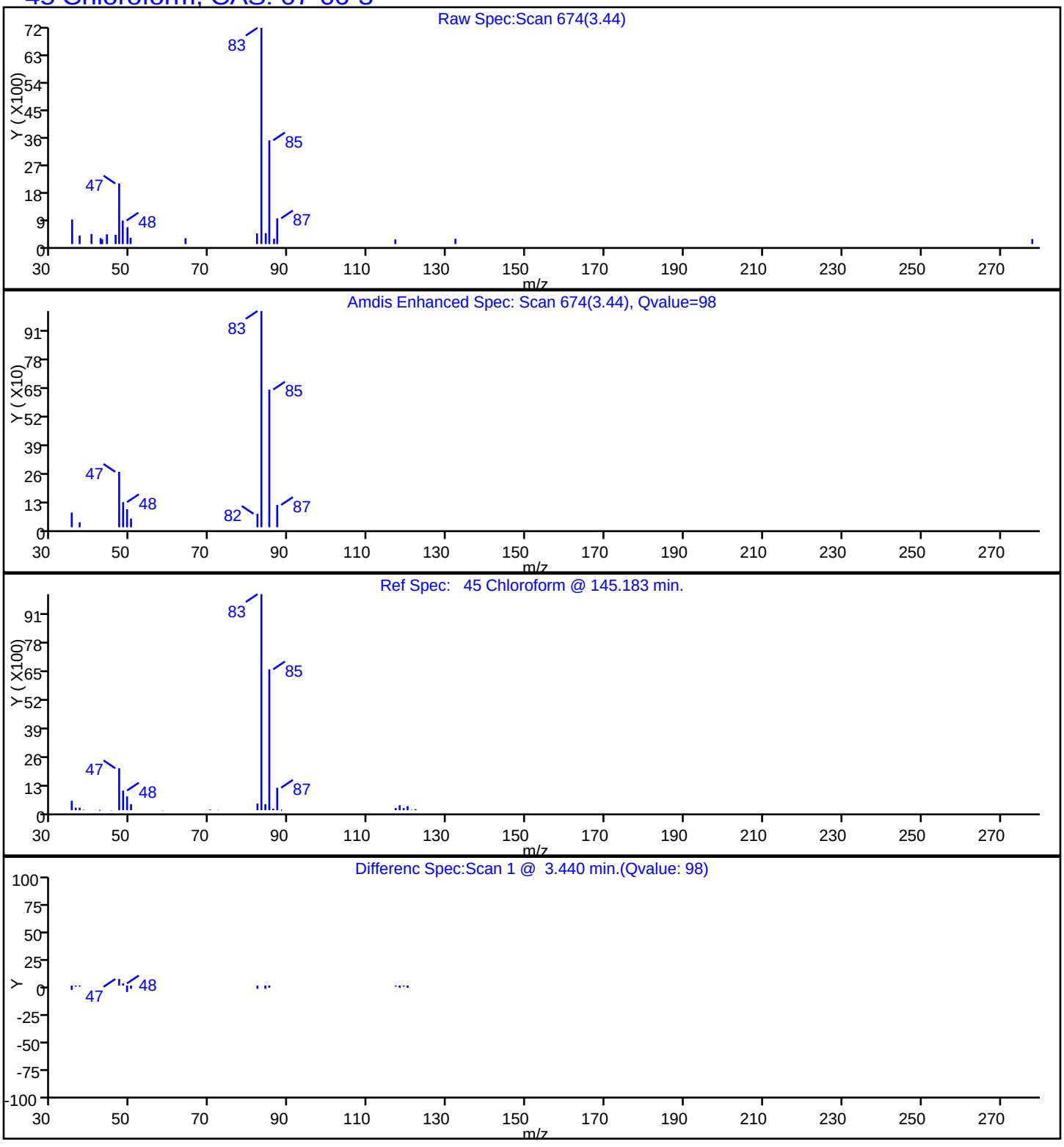

Data File: \\ChromNA\Edison\ChromData\CVOAMS12\20160402-39337.b\O08411.D
Injection Date: 02-Apr-2016 15:15:30 Instrument ID: CVOAMS12
Lims ID: 460-111103-B-16 Lab Sample ID: 460-111103-16
Client ID: MW-508S
Operator ID: ALS Bottle#: 11 Worklist Smp#: 12
Purge Vol: 5.000 mL Dil. Factor: 1.0000
Method: 8260W_12 Limit Group: VOA - 8260C Water and Solid
Column: DB-624 (0.18 mm) Detector MS SCAN

18 1,1,2-Trichloro-1,2,2-trifluoroethane, CAS: 76-13-1

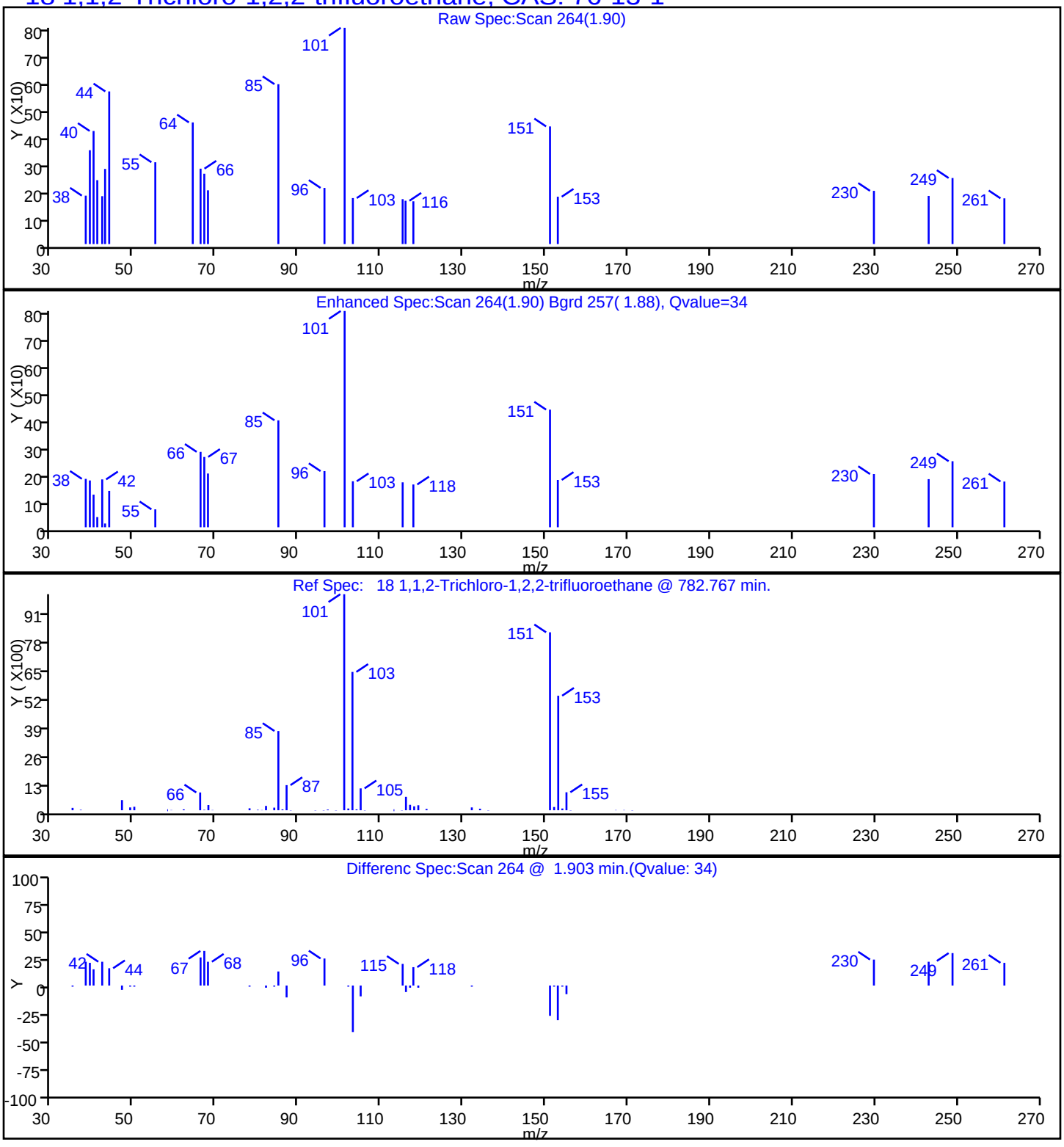

Report Date: 04-Apr-2016 18:38:03 Chrom Revision: 2.2 04-Mar-2016 14:36:24

TestAmerica Edison

Data File: \\ChromNA\Edison\ChromData\CVOAMS12\20160402-39337.b\O08411.D

Injection Date:	02-Apr-2016 15:15:30	Instrument ID:	CVOAMS12		
Lims ID:	460-111103-B-16	Lab Sample ID:	460-111103-16		
Client ID:	MW-508S				
Operator ID:		ALS Bottle#:	11	Worklist Smp#:	12
Purge Vol:	5.000 mL	Dil. Factor:	1.0000		
Method:	8260W_12	Limit Group:	VOA - 8260C Water and Solid		
Column:	DB-624 (0.18 mm)	Detector	MS SCAN		

84 Tetrachloroethene, CAS: 127-18-4

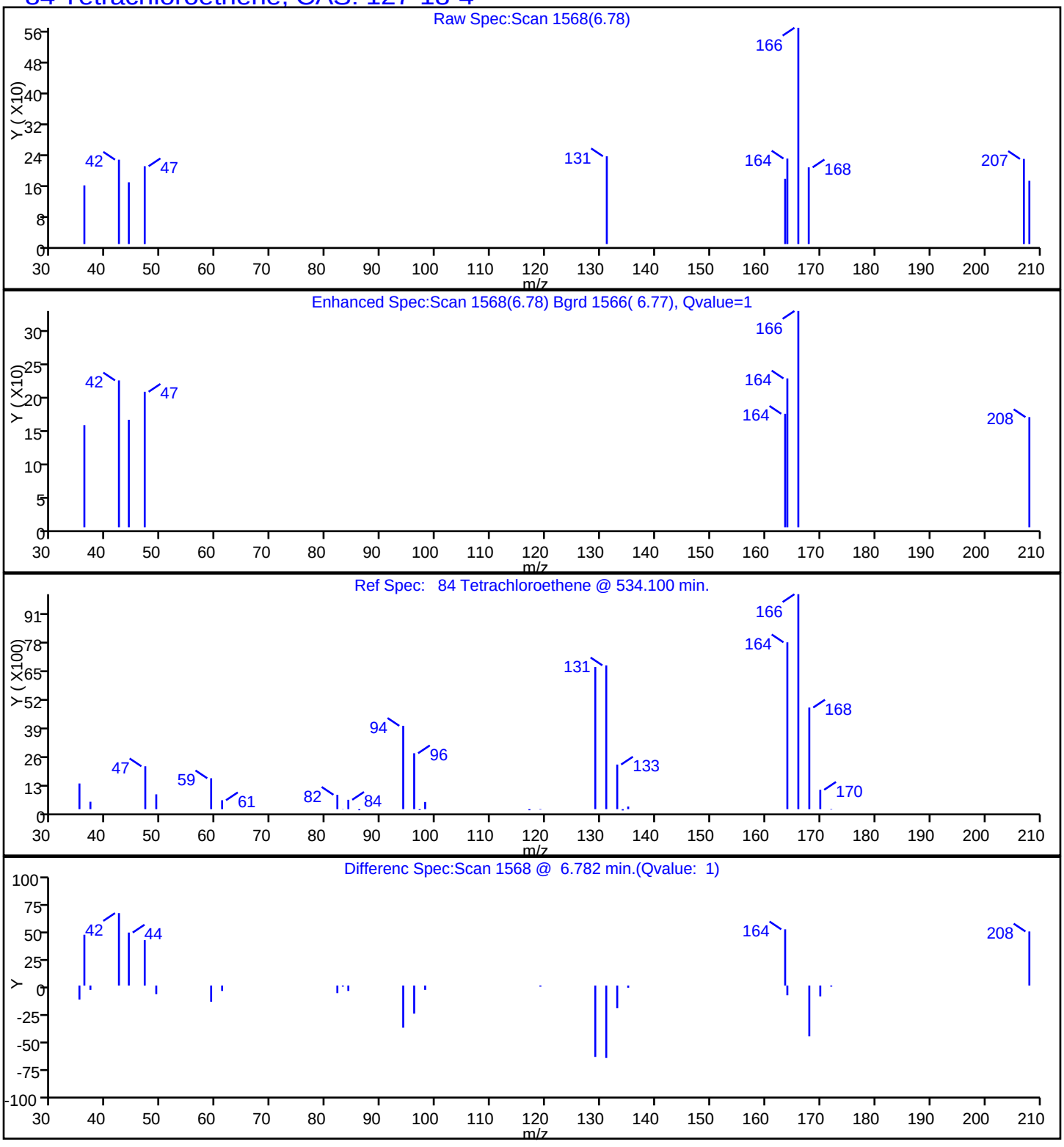

TestAmerica Edison

Data File:	\\ChromNA\Edison\ChromData\CVOAMS12\20160402-39337.b\O08411.D		
Injection Date:	02-Apr-2016 15:15:30	Instrument ID:	CVOAMS12
Lims ID:	460-111103-B-16	Lab Sample ID:	460-111103-16
Client ID:	MW-508S		
Operator ID:		ALS Bottle#:	11 Worklist Smp#: 12
Purge Vol:	5.000 mL	Dil. Factor:	1.0000
Method:	8260W_12	Limit Group:	VOA - 8260C Water and Solid
Column:	DB-624 (0.18 mm)	Detector	MS SCAN

68 Trichloroethene, CAS: 79-01-6

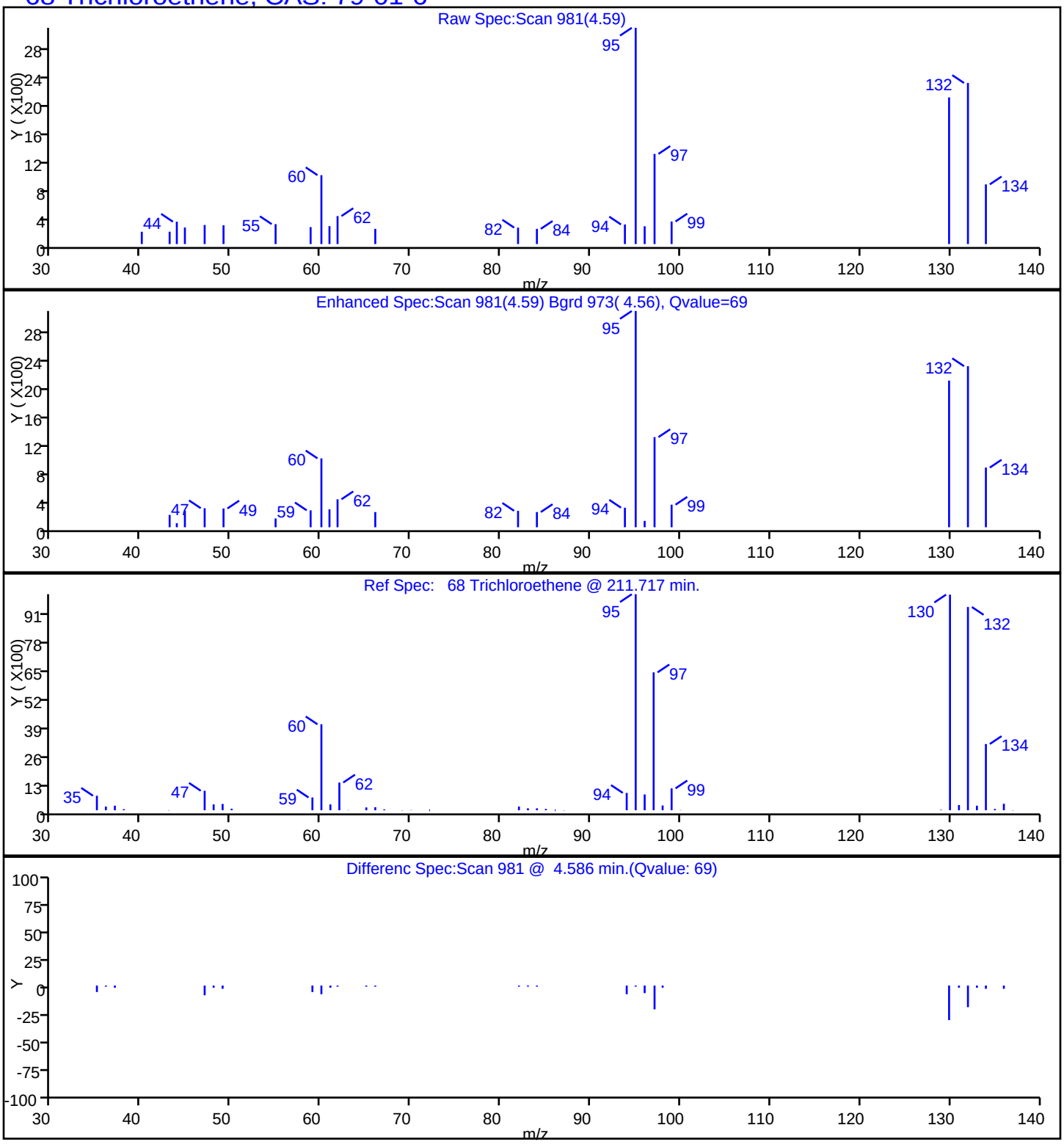

FORM I
GC/MS VOA ORGANICS ANALYSIS DATA SHEET

Lab Name: TestAmerica Edison | Job No.: 460-111103-1

SDG No.:

Client Sample ID: MW-508D | Lab Sample ID: 460-111103-17

Matrix: Water | Lab File ID: O08412.D

Analysis Method: 8260C | Date Collected: 03/22/2016 09:40

Sample wt/vol: 5(mL) | Date Analyzed: 04/02/2016 15:43

Soil Aliquot Vol: | Dilution Factor: 1

Soil Extract Vol.: | GC Column: DB-624 ID: 0.18(mm)

% Moisture: | Level: (low/med) Low

Analysis Batch No.: 360252 | Units: ug/L

CAS NO.	COMPOUND NAME	RESULT	Q	RL	MDL
71-55-6	1,1,1-Trichloroethane	0.28	U	1.0	0.28
79-34-5	1,1,2,2-Tetrachloroethane	0.19	U	1.0	0.19
79-00-5	1,1,2-Trichloroethane	0.080	U	1.0	0.080
75-34-3	1,1-Dichloroethane	0.24	U	1.0	0.24
75-35-4	1,1-Dichloroethene	0.34	U	1.0	0.34
87-61-6	1,2,3-Trichlorobenzene	0.35	U	1.0	0.35
120-82-1	1,2,4-Trichlorobenzene	0.27	U	1.0	0.27
96-12-8	1,2-Dibromo-3-Chloropropane	0.23	U	1.0	0.23
106-93-4	1,2-Dibromoethane	0.19	U	1.0	0.19
95-50-1	1,2-Dichlorobenzene	0.22	U	1.0	0.22
107-06-2	1,2-Dichloroethane	0.25	U	1.0	0.25
78-87-5	1,2-Dichloropropane	0.18	U	1.0	0.18
541-73-1	1,3-Dichlorobenzene	0.33	U	1.0	0.33
106-46-7	1,4-Dichlorobenzene	0.33	U	1.0	0.33
123-91-1	1,4-Dioxane	8.7	U	50	8.7
78-93-3	2-Butanone	2.2	U	5.0	2.2
591-78-6	2-Hexanone	0.72	U	5.0	0.72
108-10-1	4-Methyl-2-pentanone	0.63	U	5.0	0.63
67-64-1	Acetone	1.1	U	5.0	1.1
71-43-2	Benzene	0.090	U	1.0	0.090
74-97-5	Bromochloromethane	0.30	U	1.0	0.30
75-27-4	Bromodichloromethane	0.15	U	1.0	0.15
75-25-2	Bromoform	0.18	U	1.0	0.18
74-83-9	Bromomethane	0.18	U	1.0	0.18
75-15-0	Carbon disulfide	0.22	U	1.0	0.22
56-23-5	Carbon tetrachloride	0.33	U	1.0	0.33
108-90-7	Chlorobenzene	0.24	U	1.0	0.24
75-00-3	Chloroethane	0.37	U	1.0	0.37
67-66-3	Chloroform	0.22	U	1.0	0.22
74-87-3	Chloromethane	0.22	U	1.0	0.22
156-59-2	cis-1,2-Dichloroethene	1.2		1.0	0.26
10061-01-5	cis-1,3-Dichloropropene	0.16	U	1.0	0.16
110-82-7	Cyclohexane	0.26	U *	1.0	0.26
124-48-1	Dibromochloromethane	0.22	U	1.0	0.22
75-71-8	Dichlorodifluoromethane	0.14	U	1.0	0.14
100-41-4	Ethylbenzene	0.30	U	1.0	0.30

FORM I
GC/MS VOA ORGANICS ANALYSIS DATA SHEET

Lab Name: TestAmerica Edison | Job No.: 460-111103-1

SDG No.:

Client Sample ID: MW-508D | Lab Sample ID: 460-111103-17

Matrix: Water | Lab File ID: O08412.D

Analysis Method: 8260C | Date Collected: 03/22/2016 09:40

Sample wt/vol: 5(mL) | Date Analyzed: 04/02/2016 15:43

Soil Aliquot Vol: | Dilution Factor: 1

Soil Extract Vol.: | GC Column: DB-624 ID: 0.18(mm)

% Moisture: | Level: (low/med) Low

Analysis Batch No.: 360252 | Units: ug/L

CAS NO.	COMPOUND NAME	RESULT	Q	RL	MDL
76-13-1	Freon TF	0.34	U *	1.0	0.34
98-82-8	Isopropylbenzene	0.32	U	1.0	0.32
179601-23-1	m&p-Xylene	0.28	U	1.0	0.28
79-20-9	Methyl acetate	0.58	U	5.0	0.58
108-87-2	Methylcyclohexane	0.22	U *	1.0	0.22
75-09-2	Methylene Chloride	0.21	U	1.0	0.21
1634-04-4	MTBE	0.13	U	1.0	0.13
95-47-6	o-Xylene	0.32	U	1.0	0.32
100-42-5	Styrene	0.17	U	1.0	0.17
127-18-4	Tetrachloroethene	0.12	U	1.0	0.12
108-88-3	Toluene	0.25	U	1.0	0.25
156-60-5	trans-1,2-Dichloroethene	0.18	U	1.0	0.18
10061-02-6	trans-1,3-Dichloropropene	0.19	U	1.0	0.19
79-01-6	Trichloroethene	2.9		1.0	0.22
75-69-4	Trichlorofluoromethane	0.15	U	1.0	0.15
75-01-4	Vinyl chloride	0.060	U	1.0	0.060

CAS NO.	SURROGATE	%REC	Q	LIMITS
17060-07-0	1,2-Dichloroethane-d4 (Surr)	98		70-130
460-00-4	Bromofluorobenzene	103		70-130
1868-53-7	Dibromofluoromethane (Surr)	107		70-130
2037-26-5	Toluene-d8 (Surr)	95		70-130

FORM I
GC/MS VOA ORGANICS ANALYSIS DATA SHEET
TENTATIVELY IDENTIFIED COMPOUNDS

Lab Name: TestAmerica Edison | Job No.: 460-111103-1

SDG No.:

Client Sample ID: MW-508D | Lab Sample ID: 460-111103-17

Matrix: Water | Lab File ID: O08412.D

Analysis Method: 8260C | Date Collected: 03/22/2016 09:40

Sample wt/vol: 5(mL) | Date Analyzed: 04/02/2016 15:43

Soil Aliquot Vol: | Dilution Factor: 1

Soil Extract Vol.: | GC Column: DB-624 ID: 0.18(mm)

% Moisture: | Level: (low/med) Low

Analysis Batch No.: 360252 | Units: ug/L

Number TICs Found: 0 | TIC Result Total: 0

CAS NO.	COMPOUND NAME	RT	RESULT	Q
	Tentatively Identified Compound		None	

TestAmerica Edison
Target Compound Quantitation Report

Data File: \\ChromNA\Edison\ChromData\CVOAMS12\20160402-39337.b\O08412.D
Lims ID: 460-111103-B-17 Lab Sample ID: 460-111103-17
Client ID: MW-508D
Sample Type: Client
Inject. Date: 02-Apr-2016 15:43:30 ALS Bottle#: 12 Worklist Smp#: 13
Purge Vol: 5.000 mL Dil. Factor: 1.0000
Sample Info: 460-111103-B-17
Misc. Info.: 460-0039337-013
Operator ID: Instrument ID: CVOAMS12

Method: \\ChromNA\Edison\ChromData\CVOAMS12\20160402-39337.b\8260W_12.m
Limit Group: VOA - 8260C Water and Solid
Last Update: 03-Apr-2016 09:59:50 Calib Date: 23-Mar-2016 23:57:30
Integrator: RTE ID Type: Deconvolution ID
Quant Method: Internal Standard Quant By: Initial Calibration
Last ICal File: \\ChromNA\Edison\ChromData\CVOAMS12\20160323-38887.b\O07968.D

Column 1 : DB-624 (0.18 mm) Det: MS SCAN
Process Host: XAWRK003

First Level Reviewer: boykink Date: 03-Apr-2016 09:59:50

Compound	Sig	RT (min.)	Exp RT (min.)	Dlt RT (min.)	Q	Response	OnCol Amt ug/l	Flags
* 30 TBA-d9 (IS)	65	2.239	2.239	0.000	99	308164	1000.0	
* 52 2-Butanone-d5	46	3.130	3.130	0.000	0	378790	250.0	
41 cis-1,2-Dichloroethene	96	3.160	3.160	0.000	94	4554	1.16	
$ 50 Dibromofluoromethane (Surr	113	3.575	3.572	0.003	97	160580	53.3	
$ 60 1,2-Dichloroethane-d4 (Sur	65	3.878	3.879	-0.001	96	202586	49.2	
* 64 Fluorobenzene	96	4.211	4.212	-0.001	98	630945	50.0	
68 Trichloroethene	95	4.589	4.586	0.003	95	9337	2.93	
* 74 1,4-Dioxane-d8	96	4.934	4.934	0.000	97	48040	1000.0	
$ 80 Toluene-d8 (Surr)	98	5.993	5.997	-0.004	100	550909	47.3	
* 94 Chlorobenzene-d5	117	7.943	7.943	-0.001	87	398075	50.0	
$ 106 4-Bromofluorobenzene	174	9.776	9.776	0.000	91	173113	51.3	
* 122 1,4-Dichlorobenzene-d4	152	11.610	11.606	0.004	96	208610	50.0	

Reagents:

8260ISNEW_00064 Amount Added: 1.00 Units: uL Run Reagent
8260SURR250_00119 Amount Added: 1.00 Units: uL Run Reagent

Report Date: 03-Apr-2016 09:59:50 Chrom Revision: 2.2 04-Mar-2016 14:36:24

TestAmerica Edison

Data File: \\ChromNA\Edison\ChromData\CVOAMS12\20160402-39337.b\O08412.D

Injection Date:	02-Apr-2016 15:43:30	Instrument ID:	CVOAMS12	Operator ID:	
Lims ID:	460-111103-B-17	Lab Sample ID:	460-111103-17	Worklist Smp#:	13
Client ID:	MW-508D				
Purge Vol:	5.000 mL	Dil. Factor:	1.0000	ALS Bottle#:	12
Method:	8260W_12	Limit Group:	VOA - 8260C Water and Solid		

Column: DB-624 (0.18 mm)

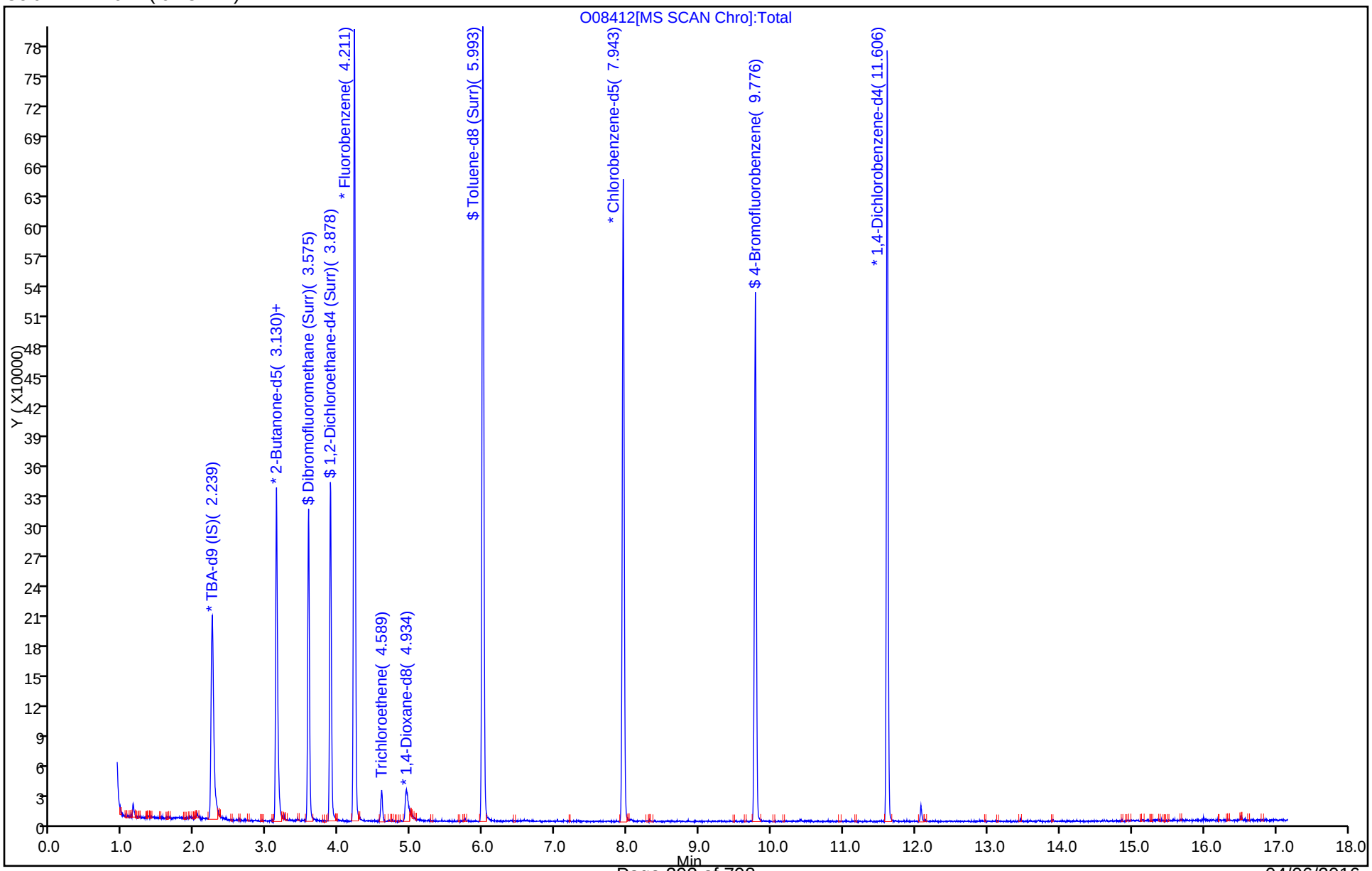

TestAmerica Edison

Data File:	\\ChromNA\Edison\ChromData\CVOAMS12\20160402-39337.b\O08412.D				
Injection Date:	02-Apr-2016 15:43:30	Instrument ID:	CVOAMS12		
Lims ID:	460-111103-B-17	Lab Sample ID:	460-111103-17		
Client ID:	MW-508D				
Operator ID:		ALS Bottle#:	12	Worklist Smp#:	13
Purge Vol:	5.000 mL	Dil. Factor:	1.0000		
Method:	8260W_12	Limit Group:	VOA - 8260C Water and Solid		
Column:	DB-624 (0.18 mm)	Detector	MS SCAN		

41 cis-1,2-Dichloroethene, CAS: 156-59-2

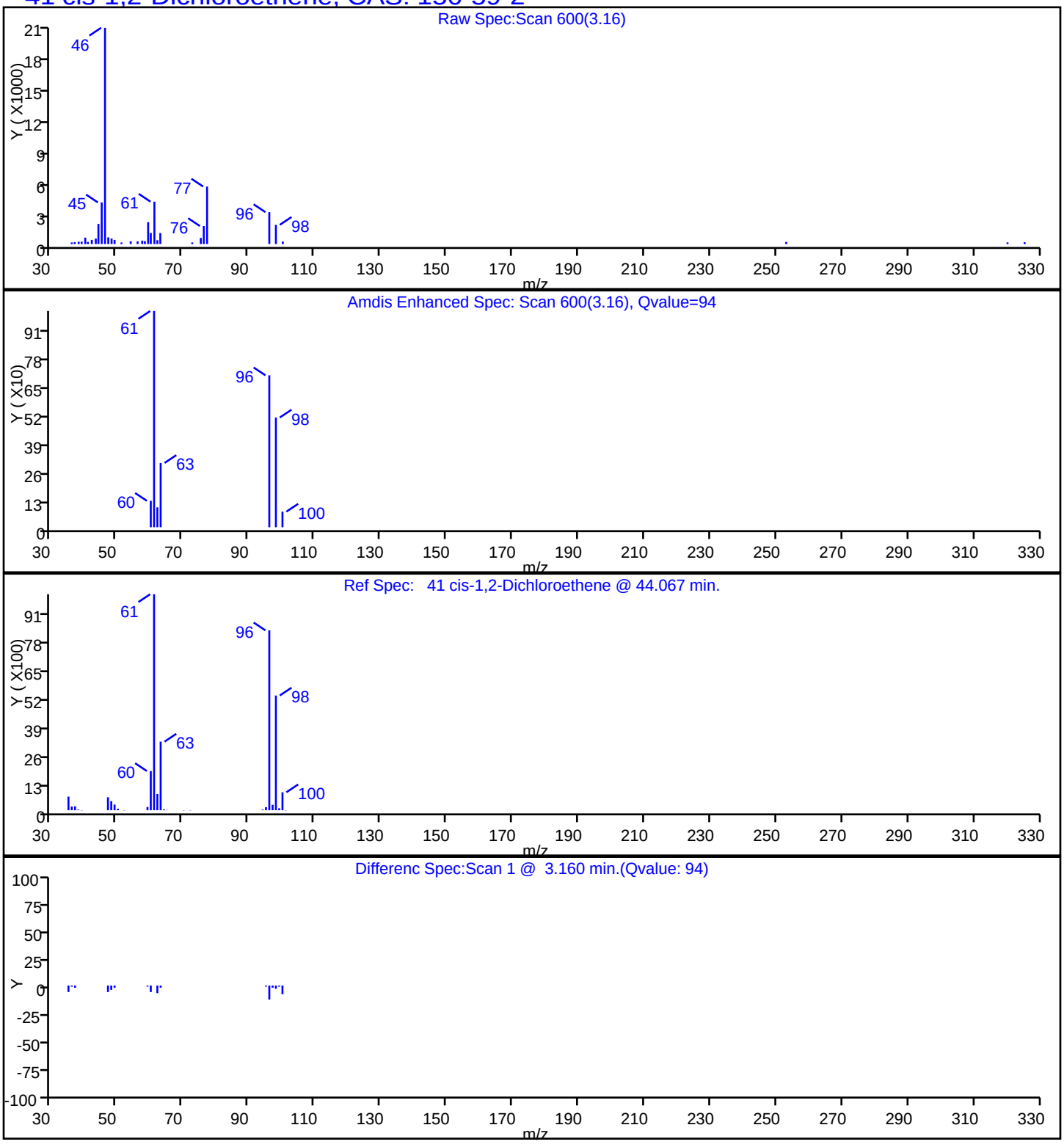

TestAmerica Edison

Data File:	\\ChromNA\Edison\ChromData\CVOAMS12\20160402-39337.b\O08412.D		
Injection Date:	02-Apr-2016 15:43:30	Instrument ID:	CVOAMS12
Lims ID:	460-111103-B-17	Lab Sample ID:	460-111103-17
Client ID:	MW-508D		
Operator ID:		ALS Bottle#:	12 Worklist Smp#: 13
Purge Vol:	5.000 mL	Dil. Factor:	1.0000
Method:	8260W_12	Limit Group:	VOA - 8260C Water and Solid
Column:	DB-624 (0.18 mm)	Detector	MS SCAN

68 Trichloroethene, CAS: 79-01-6

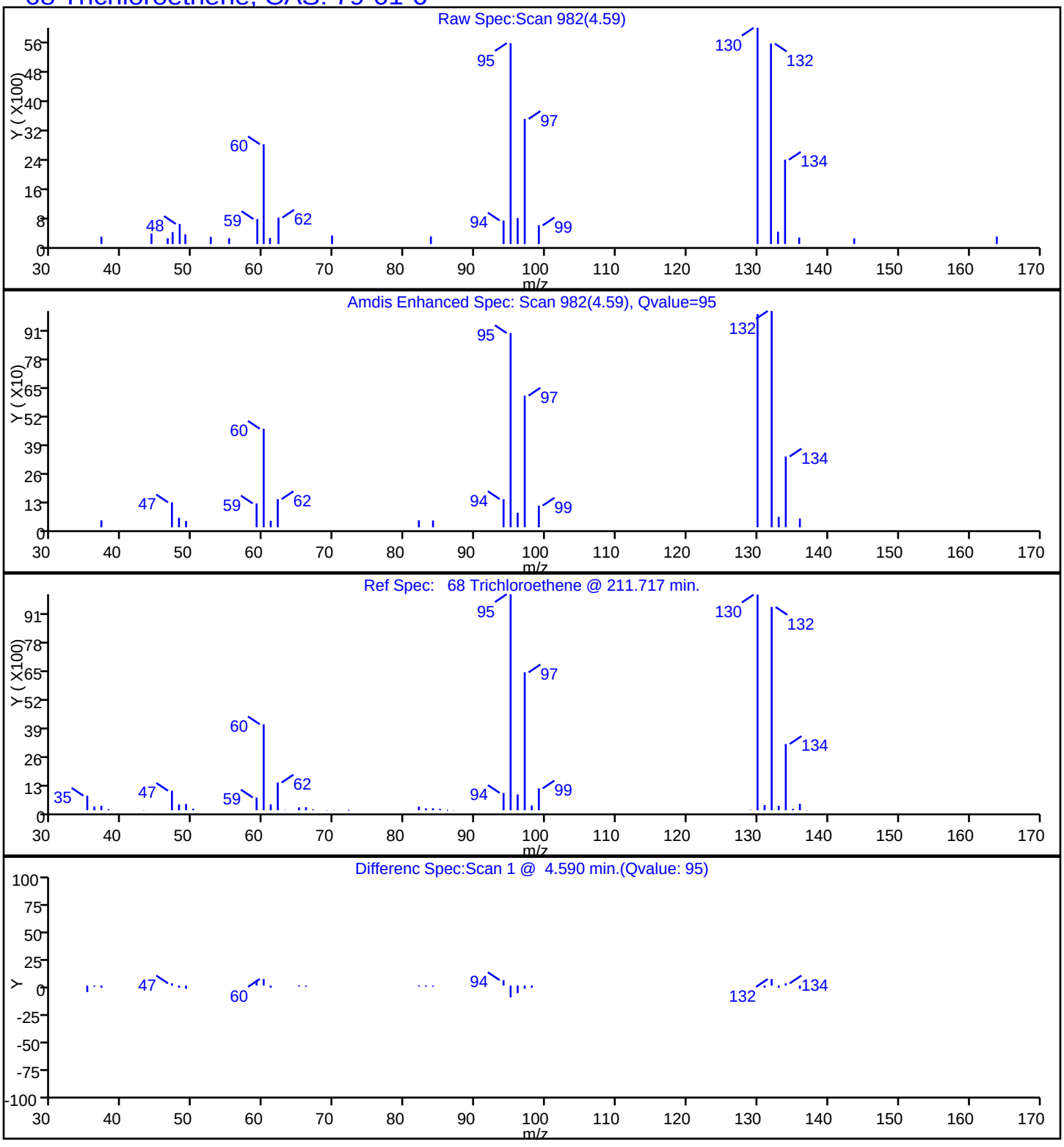

FORM I
GC/MS VOA ORGANICS ANALYSIS DATA SHEET

Lab Name: TestAmerica Edison | Job No.: 460-111103-1

SDG No.:

Client Sample ID: MW-532S | Lab Sample ID: 460-111103-18

Matrix: Water | Lab File ID: O08413.D

Analysis Method: 8260C | Date Collected: 03/22/2016 07:45

Sample wt/vol: 5(mL) | Date Analyzed: 04/02/2016 16:10

Soil Aliquot Vol: | Dilution Factor: 1

Soil Extract Vol.: | GC Column: DB-624 ID: 0.18(mm)

% Moisture: | Level: (low/med) Low

Analysis Batch No.: 360252 | Units: ug/L

CAS NO.	COMPOUND NAME	RESULT	Q	RL	MDL
71-55-6	1,1,1-Trichloroethane	0.28	U	1.0	0.28
79-34-5	1,1,2,2-Tetrachloroethane	0.19	U	1.0	0.19
79-00-5	1,1,2-Trichloroethane	0.080	U	1.0	0.080
75-34-3	1,1-Dichloroethane	0.24	U	1.0	0.24
75-35-4	1,1-Dichloroethene	0.34	U	1.0	0.34
87-61-6	1,2,3-Trichlorobenzene	0.35	U	1.0	0.35
120-82-1	1,2,4-Trichlorobenzene	0.27	U	1.0	0.27
96-12-8	1,2-Dibromo-3-Chloropropane	0.23	U	1.0	0.23
106-93-4	1,2-Dibromoethane	0.19	U	1.0	0.19
95-50-1	1,2-Dichlorobenzene	0.22	U	1.0	0.22
107-06-2	1,2-Dichloroethane	0.25	U	1.0	0.25
78-87-5	1,2-Dichloropropane	0.18	U	1.0	0.18
541-73-1	1,3-Dichlorobenzene	0.33	U	1.0	0.33
106-46-7	1,4-Dichlorobenzene	0.33	U	1.0	0.33
123-91-1	1,4-Dioxane	8.7	U	50	8.7
78-93-3	2-Butanone	2.2	U	5.0	2.2
591-78-6	2-Hexanone	0.72	U	5.0	0.72
108-10-1	4-Methyl-2-pentanone	0.63	U	5.0	0.63
67-64-1	Acetone	1.1	U	5.0	1.1
71-43-2	Benzene	0.090	U	1.0	0.090
74-97-5	Bromochloromethane	0.30	U	1.0	0.30
75-27-4	Bromodichloromethane	0.15	U	1.0	0.15
75-25-2	Bromoform	0.18	U	1.0	0.18
74-83-9	Bromomethane	0.18	U	1.0	0.18
75-15-0	Carbon disulfide	0.22	U	1.0	0.22
56-23-5	Carbon tetrachloride	0.33	U	1.0	0.33
108-90-7	Chlorobenzene	0.24	U	1.0	0.24
75-00-3	Chloroethane	0.37	U	1.0	0.37
67-66-3	Chloroform	0.22	U	1.0	0.22
74-87-3	Chloromethane	0.22	U	1.0	0.22
156-59-2	cis-1,2-Dichloroethene	0.26	U	1.0	0.26
10061-01-5	cis-1,3-Dichloropropene	0.16	U	1.0	0.16
110-82-7	Cyclohexane	0.26	U *	1.0	0.26
124-48-1	Dibromochloromethane	0.22	U	1.0	0.22
75-71-8	Dichlorodifluoromethane	0.14	U	1.0	0.14
100-41-4	Ethylbenzene	0.30	U	1.0	0.30

FORM I
GC/MS VOA ORGANICS ANALYSIS DATA SHEET

Lab Name: TestAmerica Edison | Job No.: 460-111103-1

SDG No.:

Client Sample ID: MW-532S | Lab Sample ID: 460-111103-18

Matrix: Water | Lab File ID: O08413.D

Analysis Method: 8260C | Date Collected: 03/22/2016 07:45

Sample wt/vol: 5(mL) | Date Analyzed: 04/02/2016 16:10

Soil Aliquot Vol: | Dilution Factor: 1

Soil Extract Vol.: | GC Column: DB-624 ID: 0.18(mm)

% Moisture: | Level: (low/med) Low

Analysis Batch No.: 360252 | Units: ug/L

CAS NO.	COMPOUND NAME	RESULT	Q	RL	MDL
76-13-1	Freon TF	0.34	U *	1.0	0.34
98-82-8	Isopropylbenzene	0.32	U	1.0	0.32
179601-23-1	m&p-Xylene	0.28	U	1.0	0.28
79-20-9	Methyl acetate	0.58	U	5.0	0.58
108-87-2	Methylcyclohexane	0.22	U *	1.0	0.22
75-09-2	Methylene Chloride	0.21	U	1.0	0.21
1634-04-4	MTBE	0.13	U	1.0	0.13
95-47-6	o-Xylene	0.32	U	1.0	0.32
100-42-5	Styrene	0.17	U	1.0	0.17
127-18-4	Tetrachloroethene	0.12	U	1.0	0.12
108-88-3	Toluene	0.25	U	1.0	0.25
156-60-5	trans-1,2-Dichloroethene	0.18	U	1.0	0.18
10061-02-6	trans-1,3-Dichloropropene	0.19	U	1.0	0.19
79-01-6	Trichloroethene	0.27	J	1.0	0.22
75-69-4	Trichlorofluoromethane	0.15	U	1.0	0.15
75-01-4	Vinyl chloride	0.060	U	1.0	0.060

CAS NO.	SURROGATE	%REC	Q	LIMITS
17060-07-0	1,2-Dichloroethane-d4 (Surr)	95		70-130
460-00-4	Bromofluorobenzene	100		70-130
1868-53-7	Dibromofluoromethane (Surr)	102		70-130
2037-26-5	Toluene-d8 (Surr)	94		70-130

FORM I
GC/MS VOA ORGANICS ANALYSIS DATA SHEET
TENTATIVELY IDENTIFIED COMPOUNDS

Lab Name: TestAmerica Edison Job No.: 460-111103-1

SDG No.:

Client Sample ID: MW-532S Lab Sample ID: 460-111103-18

Matrix: Water Lab File ID: O08413.D

Analysis Method: 8260C Date Collected: 03/22/2016 07:45

Sample wt/vol: 5(mL) Date Analyzed: 04/02/2016 16:10

Soil Aliquot Vol: Dilution Factor: 1

Soil Extract Vol.: GC Column: DB-624 ID: 0.18(mm)

% Moisture: Level: (low/med) Low

Analysis Batch No.: 360252 Units: ug/L

Number TICs Found: 0 TIC Result Total: 0

CAS NO.	COMPOUND NAME	RT	RESULT	Q
	Tentatively Identified Compound		None	

TestAmerica Edison
Target Compound Quantitation Report

Data File: \\ChromNA\Edison\ChromData\CVOAMS12\20160402-39337.b\O08413.D
Lims ID: 460-111103-B-18 Lab Sample ID: 460-111103-18
Client ID: MW-532S
Sample Type: Client
Inject. Date: 02-Apr-2016 16:10:30 ALS Bottle#: 13 Worklist Smp#: 14
Purge Vol: 5.000 mL Dil. Factor: 1.0000
Sample Info: 460-111103-B-18
Misc. Info.: 460-0039337-014
Operator ID: Instrument ID: CVOAMS12

Method: \\ChromNA\Edison\ChromData\CVOAMS12\20160402-39337.b\8260W_12.m
Limit Group: VOA - 8260C Water and Solid
Last Update: 03-Apr-2016 10:00:05 Calib Date: 23-Mar-2016 23:57:30
Integrator: RTE ID Type: Deconvolution ID
Quant Method: Internal Standard Quant By: Initial Calibration
Last ICal File: \\ChromNA\Edison\ChromData\CVOAMS12\20160323-38887.b\O07968.D

Column 1 : DB-624 (0.18 mm) Det: MS SCAN
Process Host: XAWRK003

First Level Reviewer: boykink Date: 03-Apr-2016 10:00:05

Compound	Sig	RT (min.)	Exp RT (min.)	Dlt RT (min.)	Q	Response	OnCol Amt ug/l	Flags
* 30 TBA-d9 (IS)	65	2.239	2.239	0.000	99	328238	1000.0	
* 52 2-Butanone-d5	46	3.130	3.130	0.000	0	412717	250.0	
$ 50 Dibromofluoromethane (Surr	113	3.575	3.572	0.003	97	160236	51.0	
$ 60 1,2-Dichloroethane-d4 (Sur	65	3.879	3.879	0.000	96	204186	47.6	
* 64 Fluorobenzene	96	4.212	4.212	0.000	98	657622	50.0	
68 Trichloroethene	95	4.586	4.586	0.000	35	907	0.2734	
* 74 1,4-Dioxane-d8	96	4.938	4.934	0.004	96	44599	1000.0	
$ 80 Toluene-d8 (Surr)	98	5.993	5.997	-0.004	99	570804	47.1	
* 94 Chlorobenzene-d5	117	7.943	7.943	0.000	87	413798	50.0	
$ 106 4-Bromofluorobenzene	174	9.776	9.776	0.000	92	175176	49.9	
* 122 1,4-Dichlorobenzene-d4	152	11.610	11.606	0.004	96	218419	50.0	

Reagents:

8260ISNEW_00064 Amount Added: 1.00 Units: uL Run Reagent
8260SURR250_00119 Amount Added: 1.00 Units: uL Run Reagent

Report Date: 03-Apr-2016 10:00:06 Chrom Revision: 2.2 04-Mar-2016 14:36:24

TestAmerica Edison

Data File: \\ChromNA\Edison\ChromData\CVOAMS12\20160402-39337.b\O08413.D

Injection Date:	02-Apr-2016 16:10:30	Instrument ID:	CVOAMS12	Operator ID:	
Lims ID:	460-111103-B-18	Lab Sample ID:	460-111103-18	Worklist Smp#:	14
Client ID:	MW-532S				
Purge Vol:	5.000 mL	Dil. Factor:	1.0000	ALS Bottle#:	13
Method:	8260W_12	Limit Group:	VOA - 8260C Water and Solid		

Column: DB-624 (0.18 mm)

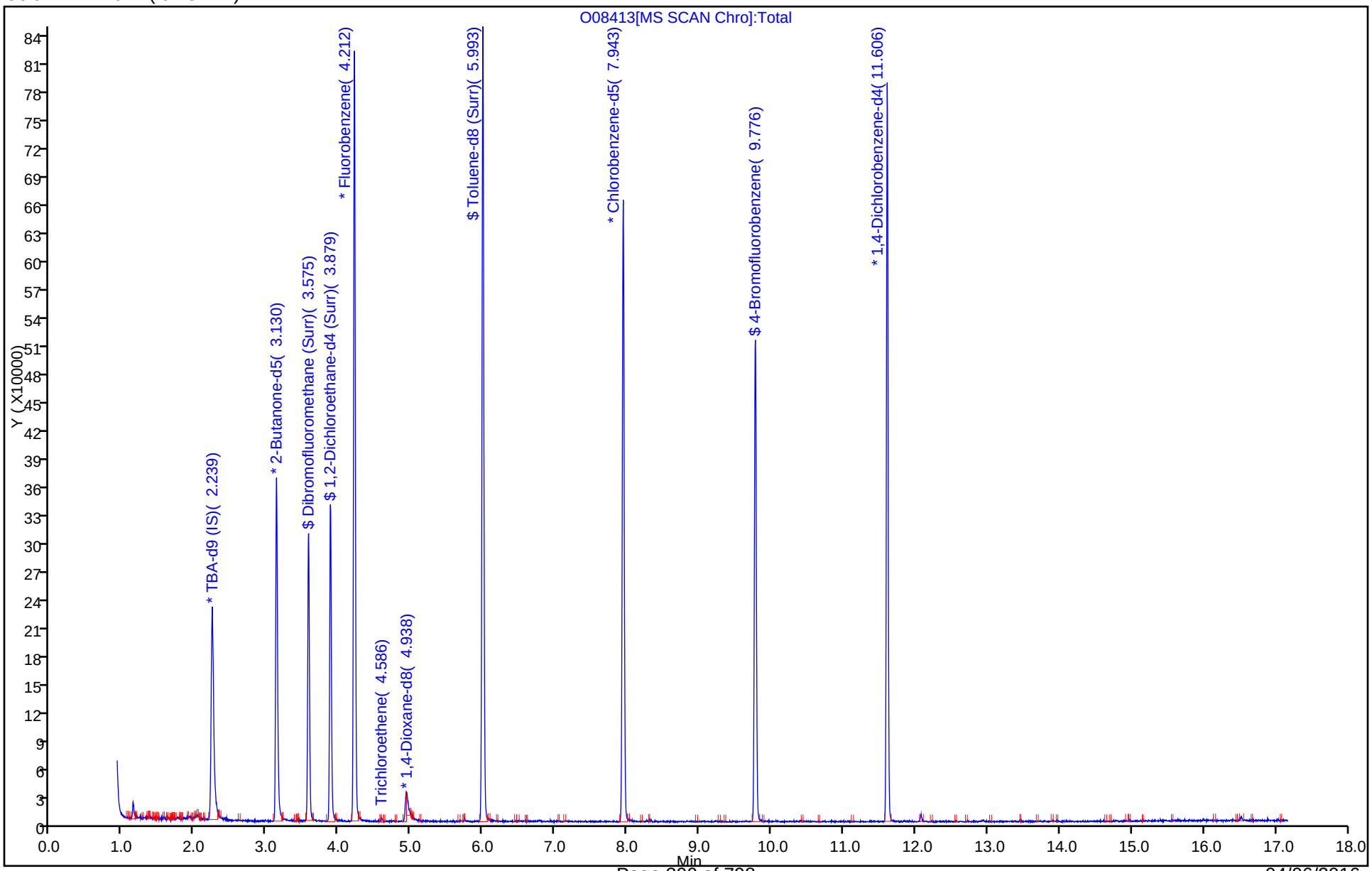

Report Date: 03-Apr-2016 10:00:06 Chrom Revision: 2.2 04-Mar-2016 14:36:24

TestAmerica Edison

Data File: \\ChromNA\Edison\ChromData\CVOAMS12\20160402-39337.b\O08413.D

Injection Date:	02-Apr-2016 16:10:30	Instrument ID:	CVOAMS12		
Lims ID:	460-111103-B-18	Lab Sample ID:	460-111103-18		
Client ID:	MW-532S				
Operator ID:		ALS Bottle#:	13	Worklist Smp#:	14
Purge Vol:	5.000 mL	Dil. Factor:	1.0000		
Method:	8260W_12	Limit Group:	VOA - 8260C Water and Solid		
Column:	DB-624 (0.18 mm)	Detector	MS SCAN		

68 Trichloroethene, CAS: 79-01-6

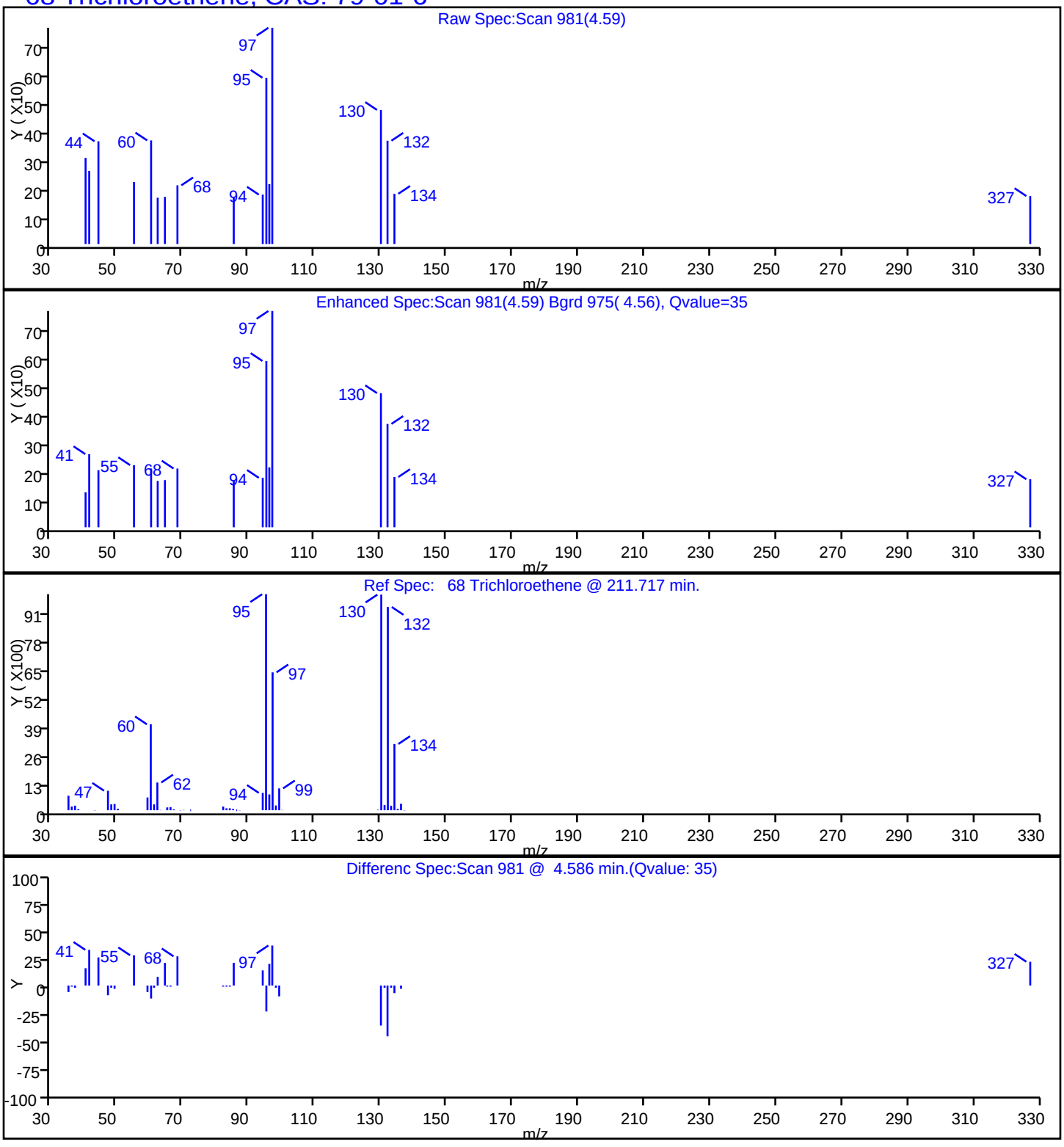

FORM I
GC/MS VOA ORGANICS ANALYSIS DATA SHEET

Lab Name: TestAmerica Edison | Job No.: 460-111103-1

SDG No.:

Client Sample ID: MW-532D | Lab Sample ID: 460-111103-19

Matrix: Water | Lab File ID: O08414.D

Analysis Method: 8260C | Date Collected: 03/22/2016 07:50

Sample wt/vol: 5(mL) | Date Analyzed: 04/02/2016 16:38

Soil Aliquot Vol: | Dilution Factor: 1

Soil Extract Vol.: | GC Column: DB-624 ID: 0.18(mm)

% Moisture: | Level: (low/med) Low

Analysis Batch No.: 360252 | Units: ug/L

CAS NO.	COMPOUND NAME	RESULT	Q	RL	MDL
71-55-6	1,1,1-Trichloroethane	0.28	U	1.0	0.28
79-34-5	1,1,2,2-Tetrachloroethane	0.19	U	1.0	0.19
79-00-5	1,1,2-Trichloroethane	0.080	U	1.0	0.080
75-34-3	1,1-Dichloroethane	0.24	U	1.0	0.24
75-35-4	1,1-Dichloroethene	0.34	U	1.0	0.34
87-61-6	1,2,3-Trichlorobenzene	0.35	U	1.0	0.35
120-82-1	1,2,4-Trichlorobenzene	0.27	U	1.0	0.27
96-12-8	1,2-Dibromo-3-Chloropropane	0.23	U	1.0	0.23
106-93-4	1,2-Dibromoethane	0.19	U	1.0	0.19
95-50-1	1,2-Dichlorobenzene	0.22	U	1.0	0.22
107-06-2	1,2-Dichloroethane	0.25	U	1.0	0.25
78-87-5	1,2-Dichloropropane	0.18	U	1.0	0.18
541-73-1	1,3-Dichlorobenzene	0.33	U	1.0	0.33
106-46-7	1,4-Dichlorobenzene	0.33	U	1.0	0.33
123-91-1	1,4-Dioxane	8.7	U	50	8.7
78-93-3	2-Butanone	2.2	U	5.0	2.2
591-78-6	2-Hexanone	0.72	U	5.0	0.72
108-10-1	4-Methyl-2-pentanone	0.63	U	5.0	0.63
67-64-1	Acetone	1.1	U	5.0	1.1
71-43-2	Benzene	0.090	U	1.0	0.090
74-97-5	Bromochloromethane	0.30	U	1.0	0.30
75-27-4	Bromodichloromethane	0.15	U	1.0	0.15
75-25-2	Bromoform	0.18	U	1.0	0.18
74-83-9	Bromomethane	0.18	U	1.0	0.18
75-15-0	Carbon disulfide	0.22	U	1.0	0.22
56-23-5	Carbon tetrachloride	0.33	U	1.0	0.33
108-90-7	Chlorobenzene	0.24	U	1.0	0.24
75-00-3	Chloroethane	0.37	U	1.0	0.37
67-66-3	Chloroform	0.22	J	1.0	0.22
74-87-3	Chloromethane	0.22	U	1.0	0.22
156-59-2	cis-1,2-Dichloroethene	0.26	U	1.0	0.26
10061-01-5	cis-1,3-Dichloropropene	0.16	U	1.0	0.16
110-82-7	Cyclohexane	0.26	U *	1.0	0.26
124-48-1	Dibromochloromethane	0.22	U	1.0	0.22
75-71-8	Dichlorodifluoromethane	0.14	U	1.0	0.14
100-41-4	Ethylbenzene	0.30	U	1.0	0.30

FORM I
GC/MS VOA ORGANICS ANALYSIS DATA SHEET

Lab Name: TestAmerica Edison | Job No.: 460-111103-1

SDG No.:

Client Sample ID: MW-532D | Lab Sample ID: 460-111103-19

Matrix: Water | Lab File ID: O08414.D

Analysis Method: 8260C | Date Collected: 03/22/2016 07:50

Sample wt/vol: 5(mL) | Date Analyzed: 04/02/2016 16:38

Soil Aliquot Vol: | Dilution Factor: 1

Soil Extract Vol.: | GC Column: DB-624 ID: 0.18(mm)

% Moisture: | Level: (low/med) Low

Analysis Batch No.: 360252 | Units: ug/L

CAS NO.	COMPOUND NAME	RESULT	Q	RL	MDL
76-13-1	Freon TF	1.1	*	1.0	0.34
98-82-8	Isopropylbenzene	0.32	U	1.0	0.32
179601-23-1	m&p-Xylene	0.28	U	1.0	0.28
79-20-9	Methyl acetate	0.58	U	5.0	0.58
108-87-2	Methylcyclohexane	0.22	U *	1.0	0.22
75-09-2	Methylene Chloride	0.21	U	1.0	0.21
1634-04-4	MTBE	0.13	U	1.0	0.13
95-47-6	o-Xylene	0.32	U	1.0	0.32
100-42-5	Styrene	0.17	U	1.0	0.17
127-18-4	Tetrachloroethene	0.78	J	1.0	0.12
108-88-3	Toluene	0.25	U	1.0	0.25
156-60-5	trans-1,2-Dichloroethene	0.18	U	1.0	0.18
10061-02-6	trans-1,3-Dichloropropene	0.19	U	1.0	0.19
79-01-6	Trichloroethene	1.1		1.0	0.22
75-69-4	Trichlorofluoromethane	0.15	U	1.0	0.15
75-01-4	Vinyl chloride	0.060	U	1.0	0.060

CAS NO.	SURROGATE	%REC	Q	LIMITS
17060-07-0	1,2-Dichloroethane-d4 (Surr)	91		70-130
460-00-4	Bromofluorobenzene	99		70-130
1868-53-7	Dibromofluoromethane (Surr)	99		70-130
2037-26-5	Toluene-d8 (Surr)	89		70-130

FORM I
GC/MS VOA ORGANICS ANALYSIS DATA SHEET
TENTATIVELY IDENTIFIED COMPOUNDS

Lab Name: TestAmerica Edison Job No.: 460-111103-1

SDG No.:

Client Sample ID: MW-532D Lab Sample ID: 460-111103-19

Matrix: Water Lab File ID: O08414.D

Analysis Method: 8260C Date Collected: 03/22/2016 07:50

Sample wt/vol: 5(mL) Date Analyzed: 04/02/2016 16:38

Soil Aliquot Vol: Dilution Factor: 1

Soil Extract Vol.: GC Column: DB-624 ID: 0.18(mm)

% Moisture: Level: (low/med) Low

Analysis Batch No.: 360252 Units: ug/L

Number TICs Found: 0 TIC Result Total: 0

CAS NO.	COMPOUND NAME	RT	RESULT	Q
	Tentatively Identified Compound		None	

TestAmerica Edison
Target Compound Quantitation Report

Data File: \\ChromNA\Edison\ChromData\CVOAMS12\20160402-39337.b\O08414.D
Lims ID: 460-111103-B-19 Lab Sample ID: 460-111103-19
Client ID: MW-532D
Sample Type: Client
Inject. Date: 02-Apr-2016 16:38:30 ALS Bottle#: 14 Worklist Smp#: 15
Purge Vol: 5.000 mL Dil. Factor: 1.0000
Sample Info: 460-111103-B-19
Misc. Info.: 460-0039337-015
Operator ID: Instrument ID: CVOAMS12

Method: \\ChromNA\Edison\ChromData\CVOAMS12\20160402-39337.b\8260W_12.m
Limit Group: VOA - 8260C Water and Solid
Last Update: 04-Apr-2016 18:39:23 Calib Date: 23-Mar-2016 23:57:30
Integrator: RTE ID Type: Deconvolution ID
Quant Method: Internal Standard Quant By: Initial Calibration
Last ICal File: \\ChromNA\Edison\ChromData\CVOAMS12\20160323-38887.b\O07968.D

Column 1 : DB-624 (0.18 mm) Det: MS SCAN
Process Host: XAWRK047

First Level Reviewer: boykink Date: 03-Apr-2016 10:00:23

Compound	Sig	RT (min.)	Exp RT (min.)	Dlt RT (min.)	Q	Response	OnCol Amt ug/l	Flags
18 1,1,2-Trichloro-1,2,2-trif	101	1.895	1.899	-0.004	65	3066	1.08	
* 30 TBA-d9 (IS)	65	2.228	2.239	-0.011	98	277270	1000.0	
* 52 2-Butanone-d5	46	3.122	3.130	-0.008	0	348264	250.0	
45 Chloroform	83	3.426	3.437	-0.011	40	1338	0.2220	
$ 50 Dibromofluoromethane (Surr	113	3.568	3.572	-0.004	98	150212	49.5	
$ 60 1,2-Dichloroethane-d4 (Sur	65	3.875	3.879	-0.004	96	187798	45.3	
* 64 Fluorobenzene	96	4.208	4.212	-0.004	98	634892	50.0	
68 Trichloroethene	95	4.589	4.586	0.003	93	3537	1.10	
* 74 1,4-Dioxane-d8	96	4.926	4.934	-0.008	94	38584	1000.0	
$ 80 Toluene-d8 (Surr)	98	5.993	5.997	-0.004	99	541862	44.6	
84 Tetrachloroethene	166	6.786	6.783	0.003	61	2302	0.7760	
* 94 Chlorobenzene-d5	117	7.942	7.943	-0.001	87	415363	50.0	
$ 106 4-Bromofluorobenzene	174	9.772	9.776	-0.004	92	174421	49.5	
* 122 1,4-Dichlorobenzene-d4	152	11.606	11.606	0.000	96	209537	50.0	

Reagents:

8260ISNEW_00064 Amount Added: 1.00 Units: uL Run Reagent
8260SURR250_00119 Amount Added: 1.00 Units: uL Run Reagent

Report Date: 04-Apr-2016 18:39:24 Chrom Revision: 2.2 04-Mar-2016 14:36:24

TestAmerica Edison

Data File: \\ChromNA\Edison\ChromData\CVOAMS12\20160402-39337.b\O08414.D

Injection Date:	02-Apr-2016 16:38:30	Instrument ID:	CVOAMS12	Operator ID:	
Lims ID:	460-111103-B-19	Lab Sample ID:	460-111103-19	Worklist Smp#:	15
Client ID:	MW-532D				
Purge Vol:	5.000 mL	Dil. Factor:	1.0000	ALS Bottle#:	14
Method:	8260W_12	Limit Group:	VOA - 8260C Water and Solid		

Column: DB-624 (0.18 mm)

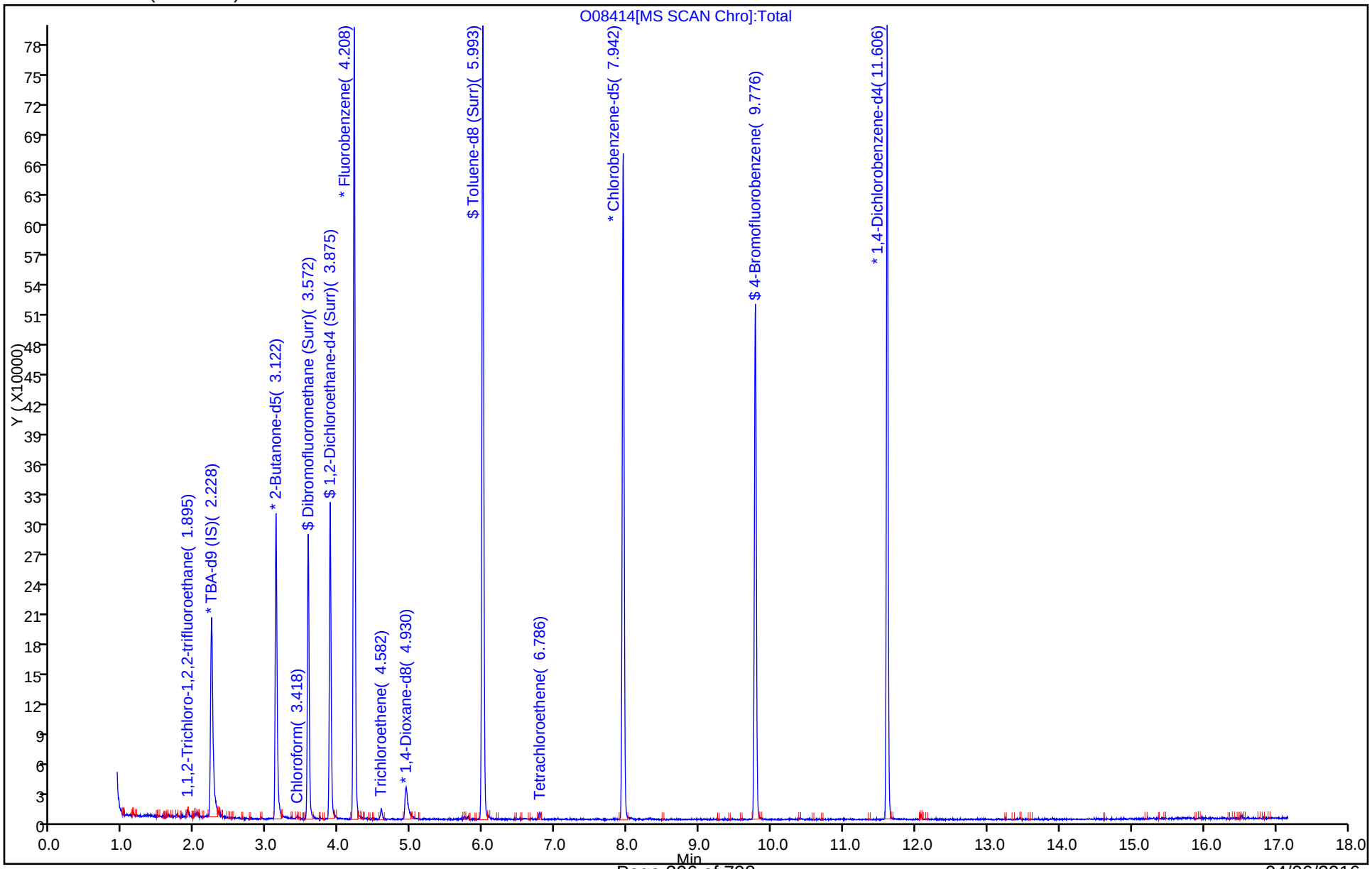

TestAmerica Edison

Data File:	\\ChromNA\Edison\ChromData\CVOAMS12\20160402-39337.b\O08414.D		
Injection Date:	02-Apr-2016 16:38:30	Instrument ID:	CVOAMS12
Lims ID:	460-111103-B-19	Lab Sample ID:	460-111103-19
Client ID:	MW-532D		
Operator ID:		ALS Bottle#:	14 Worklist Smp#: 15
Purge Vol:	5.000 mL	Dil. Factor:	1.0000
Method:	8260W_12	Limit Group:	VOA - 8260C Water and Solid
Column:	DB-624 (0.18 mm)	Detector	MS SCAN

45 Chloroform, CAS: 67-66-3

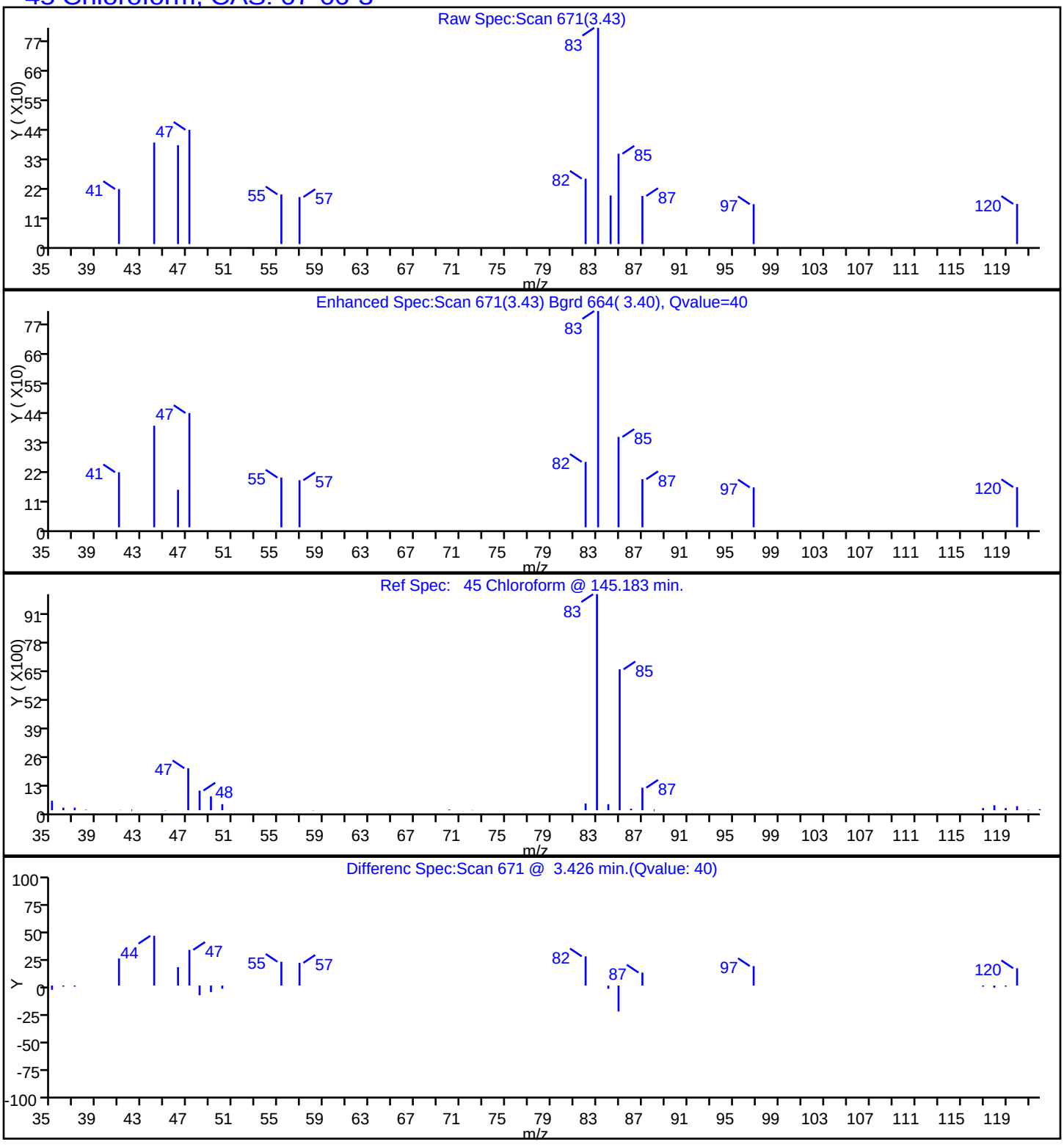

Report Date: 04-Apr-2016 18:39:24 Chrom Revision: 2.2 04-Mar-2016 14:36:24

TestAmerica Edison

Data File: \\ChromNA\Edison\ChromData\CVOAMS12\20160402-39337.b\O08414.D

Injection Date:	02-Apr-2016 16:38:30	Instrument ID:	CVOAMS12		
Lims ID:	460-111103-B-19	Lab Sample ID:	460-111103-19		
Client ID:	MW-532D				
Operator ID:		ALS Bottle#:	14	Worklist Smp#:	15
Purge Vol:	5.000 mL	Dil. Factor:	1.0000		
Method:	8260W_12	Limit Group:	VOA - 8260C Water and Solid		
Column:	DB-624 (0.18 mm)	Detector	MS SCAN		

18 1,1,2-Trichloro-1,2,2-trifluoroethane, CAS: 76-13-1

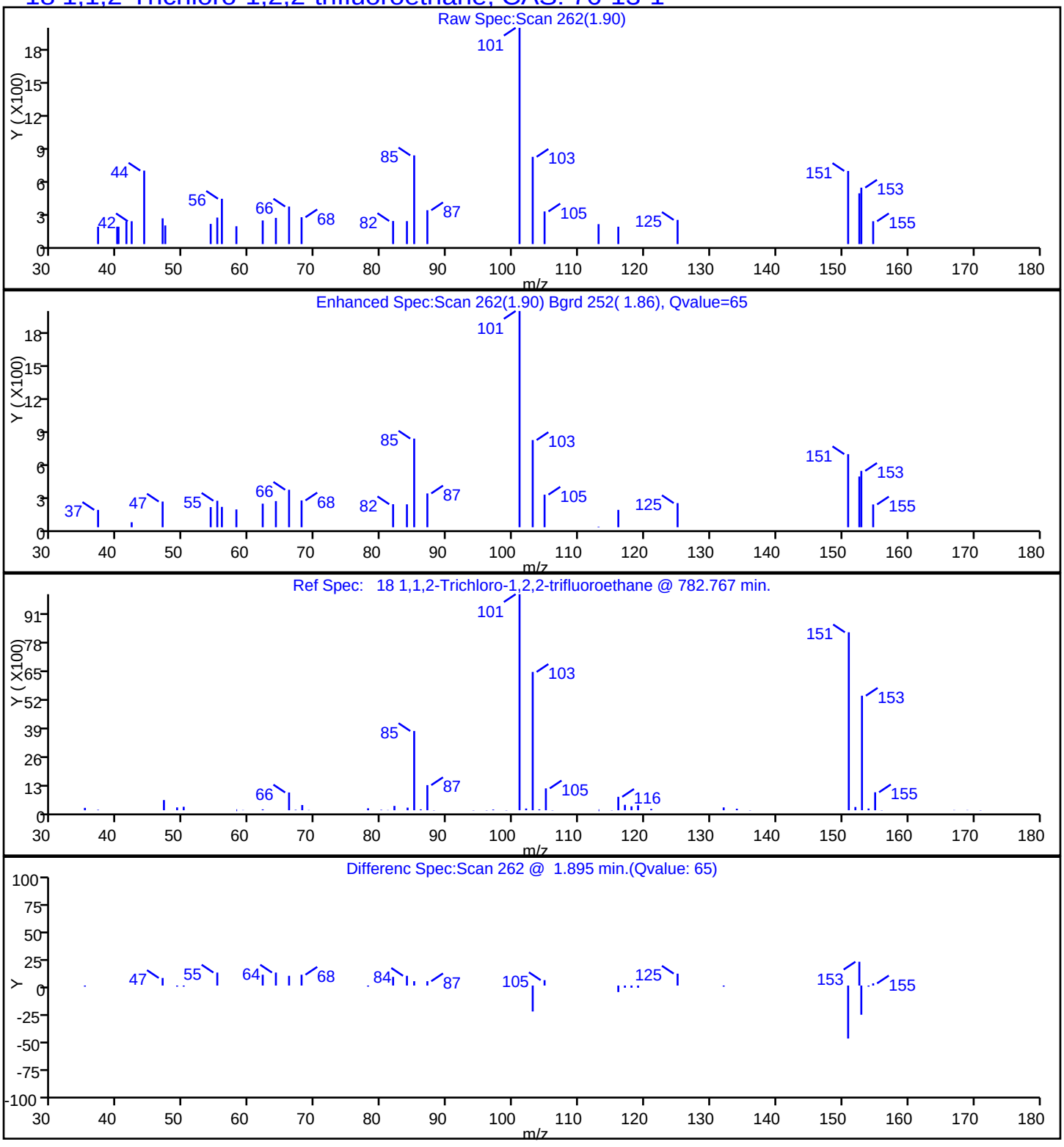

TestAmerica Edison

Data File: \\ChromNA\Edison\ChromData\CVOAMS12\20160402-39337.b\O08414.D

Injection Date:	02-Apr-2016 16:38:30	Instrument ID:	CVOAMS12
Lims ID:	460-111103-B-19	Lab Sample ID:	460-111103-19
Client ID:	MW-532D		
Operator ID:		ALS Bottle#:	14 Worklist Smp#: 15
Purge Vol:	5.000 mL	Dil. Factor:	1.0000
Method:	8260W_12	Limit Group:	VOA - 8260C Water and Solid
Column:	DB-624 (0.18 mm)	Detector	MS SCAN

84 Tetrachloroethene, CAS: 127-18-4

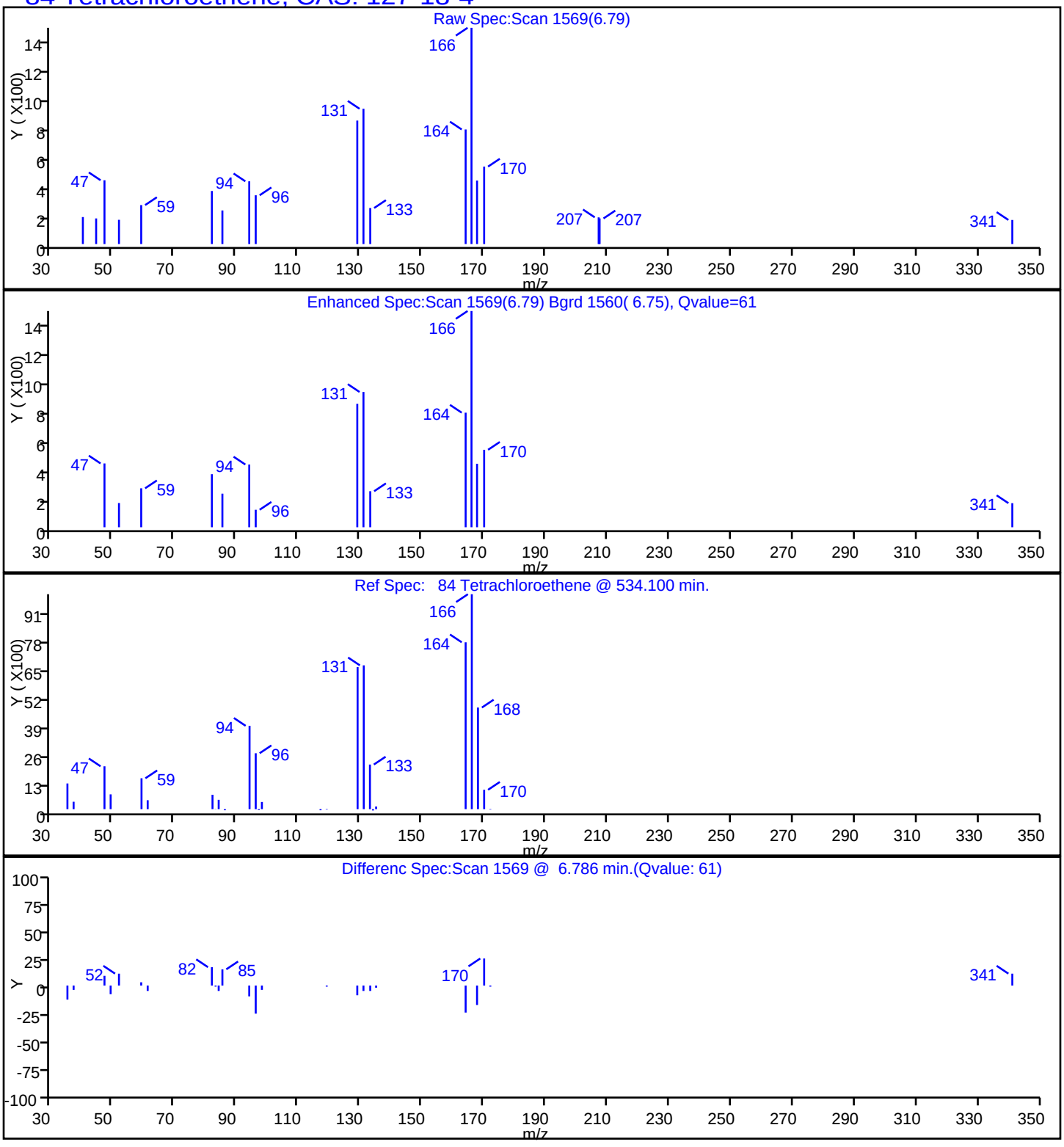

Report Date: 04-Apr-2016 18:39:24 Chrom Revision: 2.2 04-Mar-2016 14:36:24

TestAmerica Edison

Data File: \\ChromNA\Edison\ChromData\CVOAMS12\20160402-39337.b\O08414.D

Injection Date:	02-Apr-2016 16:38:30	Instrument ID:	CVOAMS12
Lims ID:	460-111103-B-19	Lab Sample ID:	460-111103-19
Client ID:	MW-532D		
Operator ID:		ALS Bottle#:	14 Worklist Smp#: 15
Purge Vol:	5.000 mL	Dil. Factor:	1.0000
Method:	8260W_12	Limit Group:	VOA - 8260C Water and Solid
Column:	DB-624 (0.18 mm)	Detector	MS SCAN

68 Trichloroethene, CAS: 79-01-6

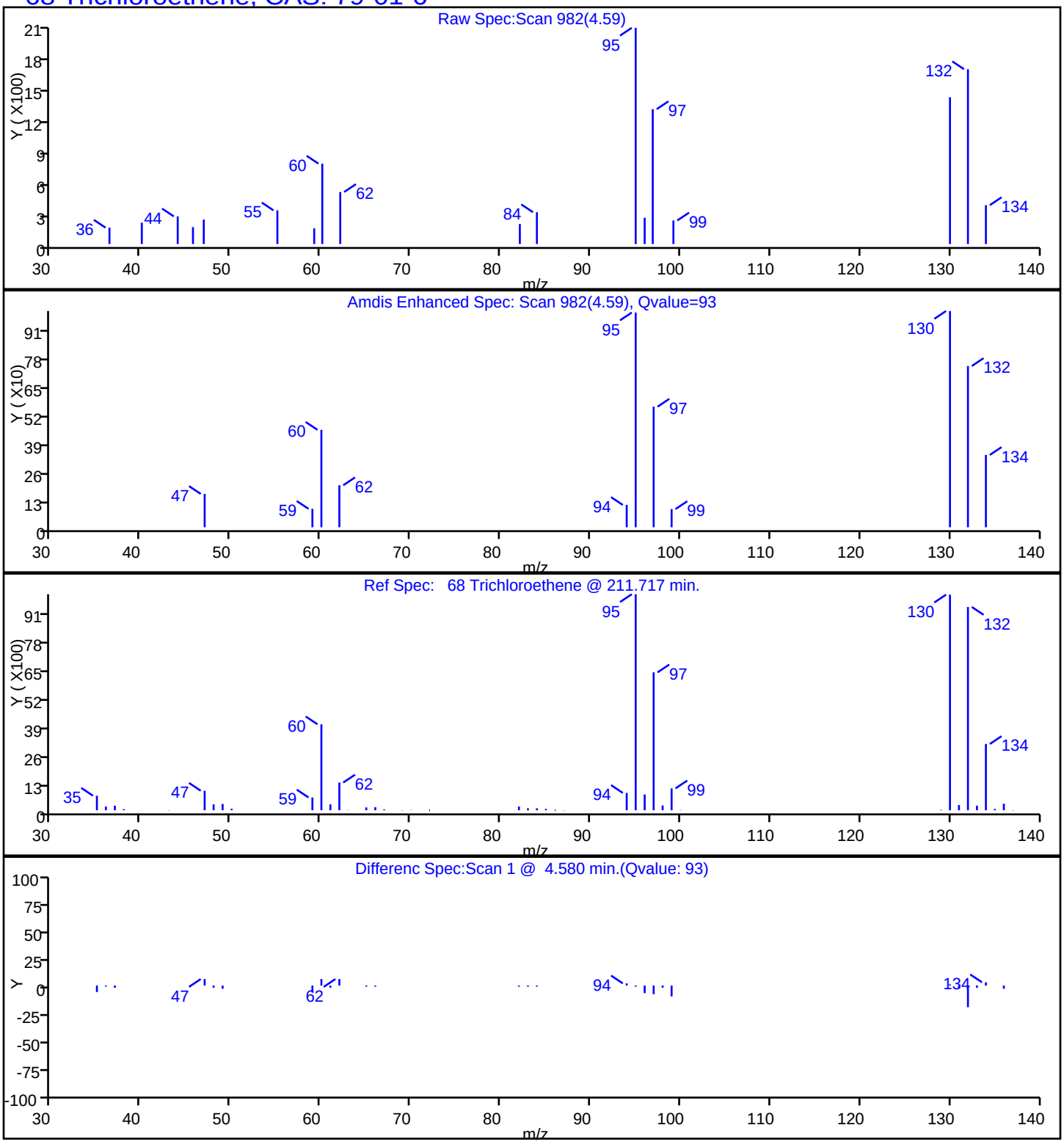

FORM I
GC/MS VOA ORGANICS ANALYSIS DATA SHEET

Lab Name: TestAmerica Edison | Job No.: 460-111103-1

SDG No.:

Client Sample ID: MW-544S | Lab Sample ID: 460-111103-20

Matrix: Water | Lab File ID: O08415.D

Analysis Method: 8260C | Date Collected: 03/22/2016 12:45

Sample wt/vol: 5(mL) | Date Analyzed: 04/02/2016 17:06

Soil Aliquot Vol: | Dilution Factor: 1

Soil Extract Vol.: | GC Column: DB-624 ID: 0.18(mm)

% Moisture: | Level: (low/med) Low

Analysis Batch No.: 360252 | Units: ug/L

CAS NO.	COMPOUND NAME	RESULT	Q	RL	MDL
71-55-6	1,1,1-Trichloroethane	0.28	U	1.0	0.28
79-34-5	1,1,2,2-Tetrachloroethane	0.19	U	1.0	0.19
79-00-5	1,1,2-Trichloroethane	0.080	U	1.0	0.080
75-34-3	1,1-Dichloroethane	0.24	U	1.0	0.24
75-35-4	1,1-Dichloroethene	0.34	U	1.0	0.34
87-61-6	1,2,3-Trichlorobenzene	0.35	U	1.0	0.35
120-82-1	1,2,4-Trichlorobenzene	0.27	U	1.0	0.27
96-12-8	1,2-Dibromo-3-Chloropropane	0.23	U	1.0	0.23
106-93-4	1,2-Dibromoethane	0.19	U	1.0	0.19
95-50-1	1,2-Dichlorobenzene	0.22	U	1.0	0.22
107-06-2	1,2-Dichloroethane	0.25	U	1.0	0.25
78-87-5	1,2-Dichloropropane	0.18	U	1.0	0.18
541-73-1	1,3-Dichlorobenzene	0.33	U	1.0	0.33
106-46-7	1,4-Dichlorobenzene	0.33	U	1.0	0.33
123-91-1	1,4-Dioxane	8.7	U	50	8.7
78-93-3	2-Butanone	2.2	U	5.0	2.2
591-78-6	2-Hexanone	0.72	U	5.0	0.72
108-10-1	4-Methyl-2-pentanone	0.63	U	5.0	0.63
67-64-1	Acetone	1.1	U	5.0	1.1
71-43-2	Benzene	0.090	U	1.0	0.090
74-97-5	Bromochloromethane	0.30	U	1.0	0.30
75-27-4	Bromodichloromethane	0.15	U	1.0	0.15
75-25-2	Bromoform	0.18	U	1.0	0.18
74-83-9	Bromomethane	0.18	U	1.0	0.18
75-15-0	Carbon disulfide	0.22	U	1.0	0.22
56-23-5	Carbon tetrachloride	0.33	U	1.0	0.33
108-90-7	Chlorobenzene	0.24	U	1.0	0.24
75-00-3	Chloroethane	0.37	U	1.0	0.37
67-66-3	Chloroform	0.22	U	1.0	0.22
74-87-3	Chloromethane	0.22	U	1.0	0.22
156-59-2	cis-1,2-Dichloroethene	0.26	U	1.0	0.26
10061-01-5	cis-1,3-Dichloropropene	0.16	U	1.0	0.16
110-82-7	Cyclohexane	0.26	U *	1.0	0.26
124-48-1	Dibromochloromethane	0.22	U	1.0	0.22
75-71-8	Dichlorodifluoromethane	0.14	U	1.0	0.14
100-41-4	Ethylbenzene	0.30	U	1.0	0.30

FORM I
GC/MS VOA ORGANICS ANALYSIS DATA SHEET

Lab Name: TestAmerica Edison | Job No.: 460-111103-1

SDG No.:

Client Sample ID: MW-544S | Lab Sample ID: 460-111103-20

Matrix: Water | Lab File ID: O08415.D

Analysis Method: 8260C | Date Collected: 03/22/2016 12:45

Sample wt/vol: 5(mL) | Date Analyzed: 04/02/2016 17:06

Soil Aliquot Vol: | Dilution Factor: 1

Soil Extract Vol.: | GC Column: DB-624 ID: 0.18(mm)

% Moisture: | Level: (low/med) Low

Analysis Batch No.: 360252 | Units: ug/L

CAS NO.	COMPOUND NAME	RESULT	Q	RL	MDL
76-13-1	Freon TF	0.34	U *	1.0	0.34
98-82-8	Isopropylbenzene	0.32	U	1.0	0.32
179601-23-1	m&p-Xylene	0.28	U	1.0	0.28
79-20-9	Methyl acetate	0.58	U	5.0	0.58
108-87-2	Methylcyclohexane	0.22	U *	1.0	0.22
75-09-2	Methylene Chloride	0.21	U	1.0	0.21
1634-04-4	MTBE	0.13	U	1.0	0.13
95-47-6	o-Xylene	0.32	U	1.0	0.32
100-42-5	Styrene	0.17	U	1.0	0.17
127-18-4	Tetrachloroethene	0.84	J	1.0	0.12
108-88-3	Toluene	0.25	U	1.0	0.25
156-60-5	trans-1,2-Dichloroethene	0.18	U	1.0	0.18
10061-02-6	trans-1,3-Dichloropropene	0.19	U	1.0	0.19
79-01-6	Trichloroethene	0.37	J	1.0	0.22
75-69-4	Trichlorofluoromethane	0.15	U	1.0	0.15
75-01-4	Vinyl chloride	0.060	U	1.0	0.060

CAS NO.	SURROGATE	%REC	Q	LIMITS
17060-07-0	1,2-Dichloroethane-d4 (Surr)	97		70-130
460-00-4	Bromofluorobenzene	101		70-130
1868-53-7	Dibromofluoromethane (Surr)	103		70-130
2037-26-5	Toluene-d8 (Surr)	94		70-130

FORM I
GC/MS VOA ORGANICS ANALYSIS DATA SHEET
TENTATIVELY IDENTIFIED COMPOUNDS

Lab Name: TestAmerica Edison | Job No.: 460-111103-1

SDG No.:

Client Sample ID: MW-544S | Lab Sample ID: 460-111103-20

Matrix: Water | Lab File ID: O08415.D

Analysis Method: 8260C | Date Collected: 03/22/2016 12:45

Sample wt/vol: 5(mL) | Date Analyzed: 04/02/2016 17:06

Soil Aliquot Vol: | Dilution Factor: 1

Soil Extract Vol.: | GC Column: DB-624 ID: 0.18(mm)

% Moisture: | Level: (low/med) Low

Analysis Batch No.: 360252 | Units: ug/L

Number TICs Found: 0 | TIC Result Total: 0

CAS NO.	COMPOUND NAME	RT	RESULT	Q
	Tentatively Identified Compound		None	

TestAmerica Edison
Target Compound Quantitation Report

Data File: \\ChromNA\Edison\ChromData\CVOAMS12\20160402-39337.b\O08415.D
Lims ID: 460-111103-B-20 Lab Sample ID: 460-111103-20
Client ID: MW-544S
Sample Type: Client
Inject. Date: 02-Apr-2016 17:06:30 ALS Bottle#: 15 Worklist Smp#: 16
Purge Vol: 5.000 mL Dil. Factor: 1.0000
Sample Info: 460-111103-B-20
Misc. Info.: 460-0039337-016
Operator ID: Instrument ID: CVOAMS12

Method: \\ChromNA\Edison\ChromData\CVOAMS12\20160402-39337.b\8260W_12.m
Limit Group: VOA - 8260C Water and Solid
Last Update: 04-Apr-2016 18:39:47 Calib Date: 23-Mar-2016 23:57:30
Integrator: RTE ID Type: Deconvolution ID
Quant Method: Internal Standard Quant By: Initial Calibration
Last ICal File: \\ChromNA\Edison\ChromData\CVOAMS12\20160323-38887.b\O07968.D

Column 1 : DB-624 (0.18 mm) Det: MS SCAN
Process Host: XAWRK047

First Level Reviewer: boykink Date: 03-Apr-2016 10:00:35

Compound	Sig	RT (min.)	Exp RT (min.)	Dlt RT (min.)	Q	Response	OnCol Amt ug/l	Flags
* 30 TBA-d9 (IS)	65	2.236	2.239	-0.003	98	338237	1000.0	
* 52 2-Butanone-d5	46	3.130	3.130	0.000	0	428205	250.0	
$ 50 Dibromofluoromethane (Surr	113	3.575	3.572	0.003	97	159755	51.3	
$ 60 1,2-Dichloroethane-d4 (Sur	65	3.879	3.879	0.000	97	206939	48.6	
* 64 Fluorobenzene	96	4.212	4.212	0.000	98	652477	50.0	
68 Trichloroethene	95	4.586	4.586	0.000	41	1228	0.3731	
* 74 1,4-Dioxane-d8	96	4.923	4.934	-0.011	95	47407	1000.0	
$ 80 Toluene-d8 (Surr)	98	5.993	5.997	-0.004	99	577060	47.1	
84 Tetrachloroethene	166	6.786	6.783	0.003	88	2504	0.8383	
* 94 Chlorobenzene-d5	117	7.943	7.943	0.000	87	418250	50.0	
$ 106 4-Bromofluorobenzene	174	9.776	9.776	0.000	93	179412	50.6	
* 122 1,4-Dichlorobenzene-d4	152	11.606	11.606	0.000	96	218073	50.0	

Reagents:

8260ISNEW_00064 Amount Added: 1.00 Units: uL Run Reagent
8260SURR250_00119 Amount Added: 1.00 Units: uL Run Reagent

Report Date: 04-Apr-2016 18:39:48 Chrom Revision: 2.2 04-Mar-2016 14:36:24

TestAmerica Edison

Data File: \\ChromNA\Edison\ChromData\CVOAMS12\20160402-39337.b\O08415.D

Injection Date:	02-Apr-2016 17:06:30	Instrument ID:	CVOAMS12	Operator ID:	
Lims ID:	460-111103-B-20	Lab Sample ID:	460-111103-20	Worklist Smp#:	16
Client ID:	MW-544S				
Purge Vol:	5.000 mL	Dil. Factor:	1.0000	ALS Bottle#:	15
Method:	8260W_12	Limit Group:	VOA - 8260C Water and Solid		

Column: DB-624 (0.18 mm)

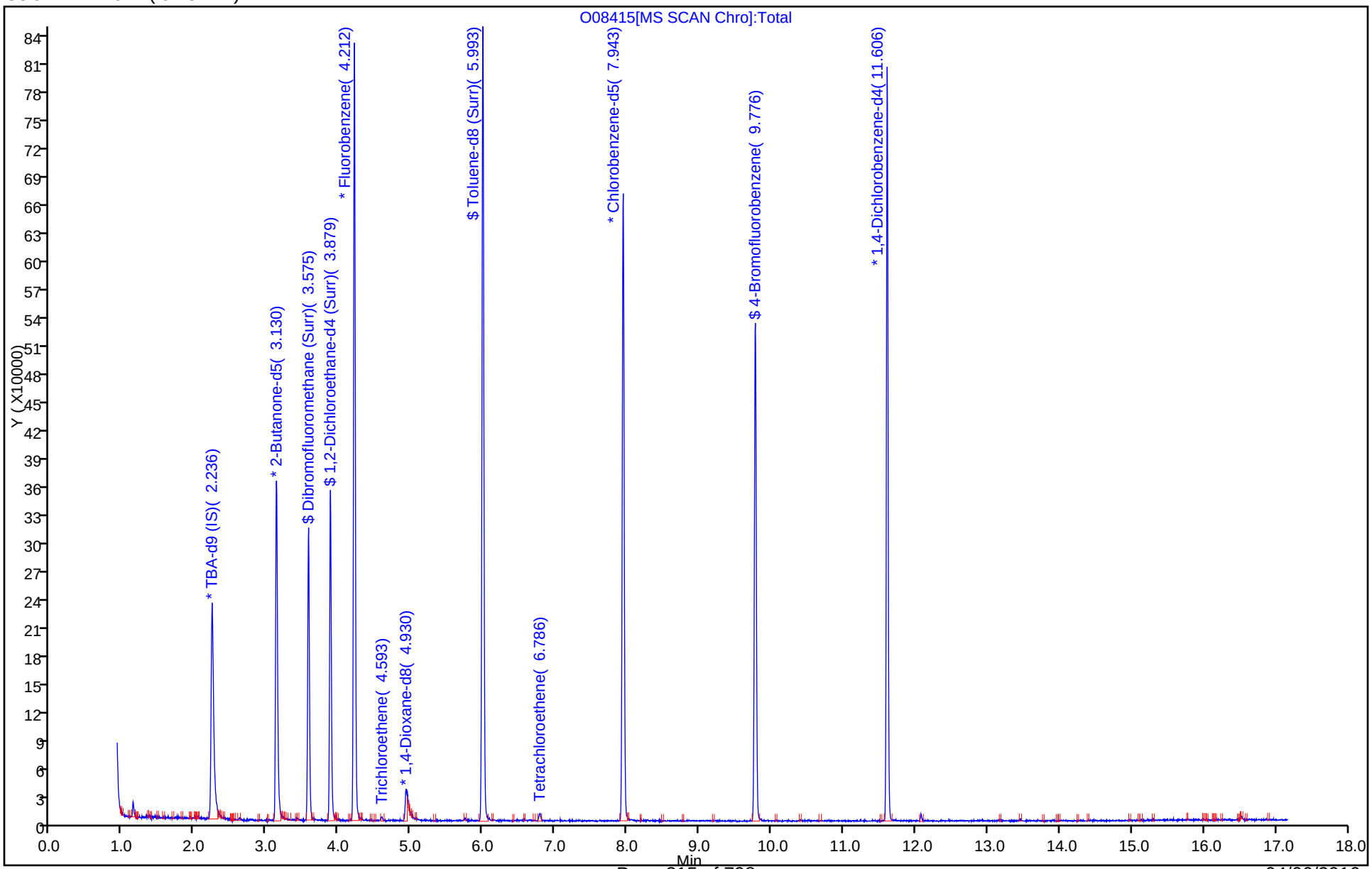

TestAmerica Edison

Data File: \\ChromNA\Edison\ChromData\CVOAMS12\20160402-39337.b\O08415.D

Injection Date:	02-Apr-2016 17:06:30	Instrument ID:	CVOAMS12
Lims ID:	460-111103-B-20	Lab Sample ID:	460-111103-20
Client ID:	MW-544S		
Operator ID:		ALS Bottle#:	15 Worklist Smp#: 16
Purge Vol:	5.000 mL	Dil. Factor:	1.0000
Method:	8260W_12	Limit Group:	VOA - 8260C Water and Solid
Column:	DB-624 (0.18 mm)	Detector	MS SCAN

84 Tetrachloroethene, CAS: 127-18-4

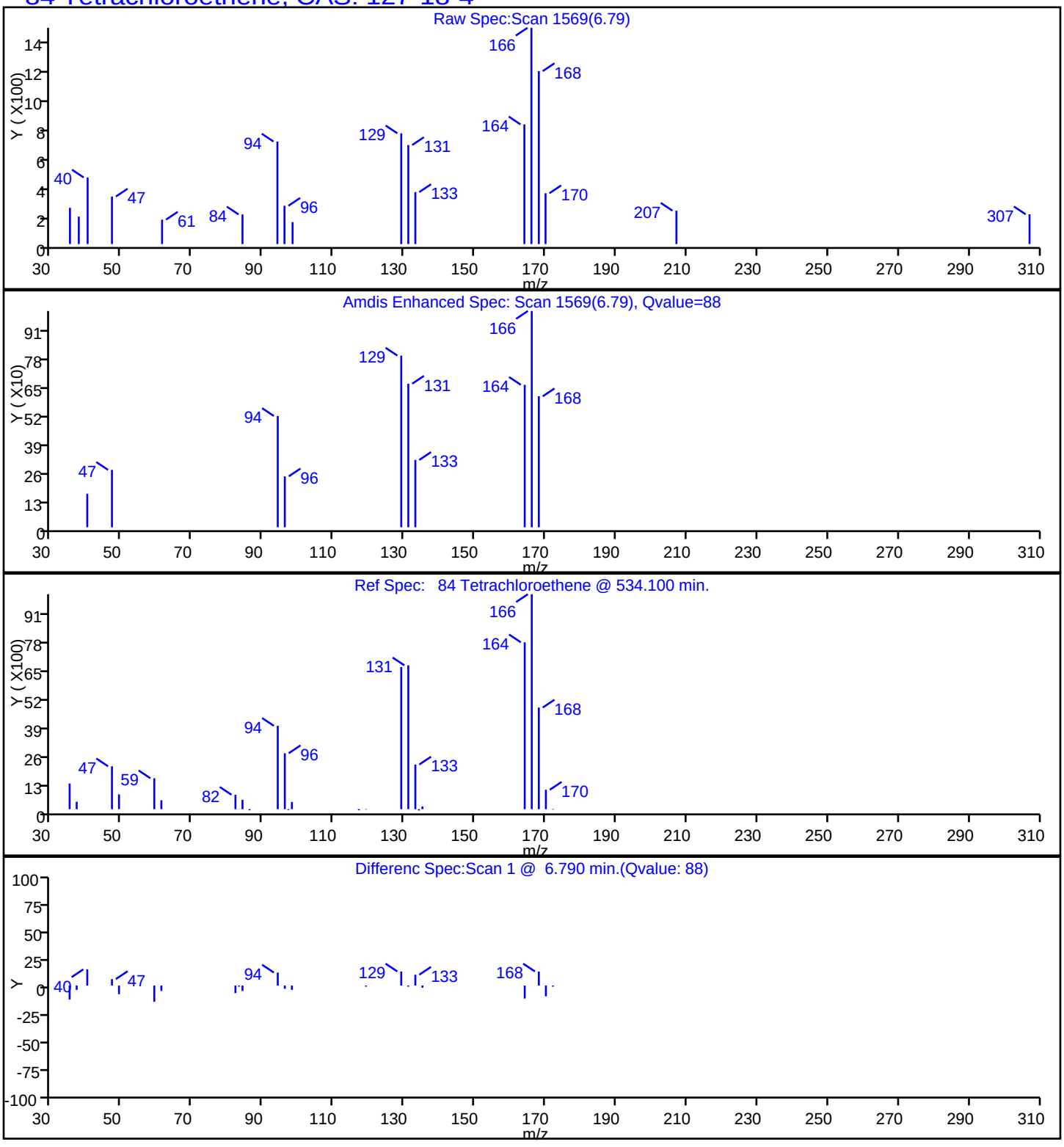

TestAmerica Edison

Data File: \\ChromNA\Edison\ChromData\CVOAMS12\20160402-39337.b\O08415.D

Injection Date:	02-Apr-2016 17:06:30	Instrument ID:	CVOAMS12
Lims ID:	460-111103-B-20	Lab Sample ID:	460-111103-20
Client ID:	MW-544S		
Operator ID:		ALS Bottle#:	15 Worklist Smp#: 16
Purge Vol:	5.000 mL	Dil. Factor:	1.0000
Method:	8260W_12	Limit Group:	VOA - 8260C Water and Solid
Column:	DB-624 (0.18 mm)	Detector	MS SCAN

68 Trichloroethene, CAS: 79-01-6

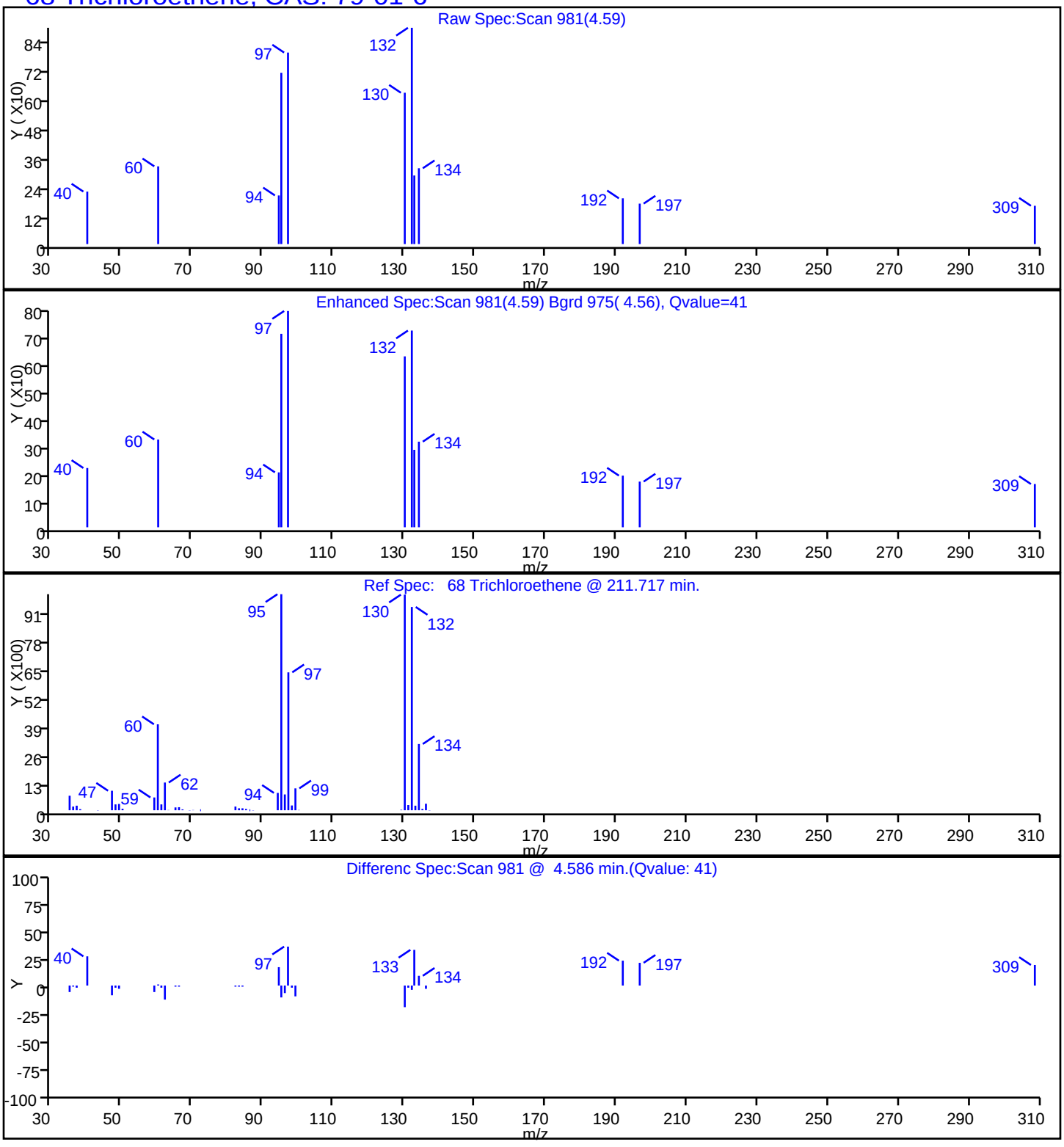

FORM I
GC/MS VOA ORGANICS ANALYSIS DATA SHEET

Lab Name: TestAmerica Edison | Job No.: 460-111103-1

SDG No.:

Client Sample ID: MW-544I | Lab Sample ID: 460-111103-21

Matrix: Water | Lab File ID: O08416.D

Analysis Method: 8260C | Date Collected: 03/22/2016 12:50

Sample wt/vol: 5(mL) | Date Analyzed: 04/02/2016 17:33

Soil Aliquot Vol: | Dilution Factor: 1

Soil Extract Vol.: | GC Column: DB-624 ID: 0.18(mm)

% Moisture: | Level: (low/med) Low

Analysis Batch No.: 360252 | Units: ug/L

CAS NO.	COMPOUND NAME	RESULT	Q	RL	MDL
71-55-6	1,1,1-Trichloroethane	0.28	U	1.0	0.28
79-34-5	1,1,2,2-Tetrachloroethane	0.19	U	1.0	0.19
79-00-5	1,1,2-Trichloroethane	0.080	U	1.0	0.080
75-34-3	1,1-Dichloroethane	0.24	U	1.0	0.24
75-35-4	1,1-Dichloroethene	0.34	U	1.0	0.34
87-61-6	1,2,3-Trichlorobenzene	0.35	U	1.0	0.35
120-82-1	1,2,4-Trichlorobenzene	0.27	U	1.0	0.27
96-12-8	1,2-Dibromo-3-Chloropropane	0.23	U	1.0	0.23
106-93-4	1,2-Dibromoethane	0.19	U	1.0	0.19
95-50-1	1,2-Dichlorobenzene	0.22	U	1.0	0.22
107-06-2	1,2-Dichloroethane	0.25	U	1.0	0.25
78-87-5	1,2-Dichloropropane	0.18	U	1.0	0.18
541-73-1	1,3-Dichlorobenzene	0.33	U	1.0	0.33
106-46-7	1,4-Dichlorobenzene	0.33	U	1.0	0.33
123-91-1	1,4-Dioxane	8.7	U	50	8.7
78-93-3	2-Butanone	2.2	U	5.0	2.2
591-78-6	2-Hexanone	0.72	U	5.0	0.72
108-10-1	4-Methyl-2-pentanone	0.63	U	5.0	0.63
67-64-1	Acetone	1.1	U	5.0	1.1
71-43-2	Benzene	0.090	U	1.0	0.090
74-97-5	Bromochloromethane	0.30	U	1.0	0.30
75-27-4	Bromodichloromethane	0.15	U	1.0	0.15
75-25-2	Bromoform	0.18	U	1.0	0.18
74-83-9	Bromomethane	0.18	U	1.0	0.18
75-15-0	Carbon disulfide	0.22	U	1.0	0.22
56-23-5	Carbon tetrachloride	0.33	U	1.0	0.33
108-90-7	Chlorobenzene	0.24	U	1.0	0.24
75-00-3	Chloroethane	0.37	U	1.0	0.37
67-66-3	Chloroform	0.22	U	1.0	0.22
74-87-3	Chloromethane	0.22	U	1.0	0.22
156-59-2	cis-1,2-Dichloroethene	0.26	U	1.0	0.26
10061-01-5	cis-1,3-Dichloropropene	0.16	U	1.0	0.16
110-82-7	Cyclohexane	0.26	U *	1.0	0.26
124-48-1	Dibromochloromethane	0.22	U	1.0	0.22
75-71-8	Dichlorodifluoromethane	0.14	U	1.0	0.14
100-41-4	Ethylbenzene	0.30	U	1.0	0.30

FORM I
GC/MS VOA ORGANICS ANALYSIS DATA SHEET

Lab Name: TestAmerica Edison | Job No.: 460-111103-1

SDG No.:

Client Sample ID: MW-544I | Lab Sample ID: 460-111103-21

Matrix: Water | Lab File ID: O08416.D

Analysis Method: 8260C | Date Collected: 03/22/2016 12:50

Sample wt/vol: 5(mL) | Date Analyzed: 04/02/2016 17:33

Soil Aliquot Vol: | Dilution Factor: 1

Soil Extract Vol.: | GC Column: DB-624 ID: 0.18(mm)

% Moisture: | Level: (low/med) Low

Analysis Batch No.: 360252 | Units: ug/L

CAS NO.	COMPOUND NAME	RESULT	Q	RL	MDL
76-13-1	Freon TF	0.34	U *	1.0	0.34
98-82-8	Isopropylbenzene	0.32	U	1.0	0.32
179601-23-1	m&p-Xylene	0.28	U	1.0	0.28
79-20-9	Methyl acetate	0.58	U	5.0	0.58
108-87-2	Methylcyclohexane	0.22	U *	1.0	0.22
75-09-2	Methylene Chloride	0.21	U	1.0	0.21
1634-04-4	MTBE	0.13	U	1.0	0.13
95-47-6	o-Xylene	0.32	U	1.0	0.32
100-42-5	Styrene	0.17	U	1.0	0.17
127-18-4	Tetrachloroethene	0.12	U	1.0	0.12
108-88-3	Toluene	0.25	U	1.0	0.25
156-60-5	trans-1,2-Dichloroethene	0.18	U	1.0	0.18
10061-02-6	trans-1,3-Dichloropropene	0.19	U	1.0	0.19
79-01-6	Trichloroethene	0.89	J	1.0	0.22
75-69-4	Trichlorofluoromethane	0.15	U	1.0	0.15
75-01-4	Vinyl chloride	0.060	U	1.0	0.060

CAS NO.	SURROGATE	%REC	Q	LIMITS
17060-07-0	1,2-Dichloroethane-d4 (Surr)	94		70-130
460-00-4	Bromofluorobenzene	104		70-130
1868-53-7	Dibromofluoromethane (Surr)	101		70-130
2037-26-5	Toluene-d8 (Surr)	92		70-130

FORM I
GC/MS VOA ORGANICS ANALYSIS DATA SHEET
TENTATIVELY IDENTIFIED COMPOUNDS

Lab Name: TestAmerica Edison | Job No.: 460-111103-1

SDG No.:

Client Sample ID: MW-544I | Lab Sample ID: 460-111103-21

Matrix: Water | Lab File ID: O08416.D

Analysis Method: 8260C | Date Collected: 03/22/2016 12:50

Sample wt/vol: 5(mL) | Date Analyzed: 04/02/2016 17:33

Soil Aliquot Vol: | Dilution Factor: 1

Soil Extract Vol.: | GC Column: DB-624 ID: 0.18(mm)

% Moisture: | Level: (low/med) Low

Analysis Batch No.: 360252 | Units: ug/L

Number TICs Found: 0 | TIC Result Total: 0

CAS NO.	COMPOUND NAME	RT	RESULT	Q
	Tentatively Identified Compound		None	

TestAmerica Edison
Target Compound Quantitation Report

Data File: \\ChromNA\Edison\ChromData\CVOAMS12\20160402-39337.b\O08416.D
Lims ID: 460-111103-B-21 Lab Sample ID: 460-111103-21
Client ID: MW-544I
Sample Type: Client
Inject. Date: 02-Apr-2016 17:33:30 ALS Bottle#: 16 Worklist Smp#: 17
Purge Vol: 5.000 mL Dil. Factor: 1.0000
Sample Info: 460-111103-B-21
Misc. Info.: 460-0039337-017
Operator ID: Instrument ID: CVOAMS12

Method: \\ChromNA\Edison\ChromData\CVOAMS12\20160402-39337.b\8260W_12.m
Limit Group: VOA - 8260C Water and Solid
Last Update: 04-Apr-2016 18:40:08 Calib Date: 23-Mar-2016 23:57:30
Integrator: RTE ID Type: Deconvolution ID
Quant Method: Internal Standard Quant By: Initial Calibration
Last ICal File: \\ChromNA\Edison\ChromData\CVOAMS12\20160323-38887.b\O07968.D

Column 1 : DB-624 (0.18 mm) Det: MS SCAN
Process Host: XAWRK047

First Level Reviewer: boykink Date: 03-Apr-2016 10:00:46

Compound	Sig	RT (min.)	Exp RT (min.)	Dlt RT (min.)	Q	Response	OnCol Amt ug/l	Flags
* 30 TBA-d9 (IS)	65	2.232	2.239	-0.007	99	329570	1000.0	
* 52 2-Butanone-d5	46	3.130	3.130	0.000	0	407463	250.0	
$ 50 Dibromofluoromethane (Surr	113	3.575	3.572	0.003	98	156837	50.4	
$ 60 1,2-Dichloroethane-d4 (Sur	65	3.879	3.879	0.000	96	200728	47.2	
* 64 Fluorobenzene	96	4.212	4.212	0.000	98	650943	50.0	
68 Trichloroethene	95	4.582	4.586	-0.004	49	2938	0.8948	
* 74 1,4-Dioxane-d8	96	4.926	4.934	-0.008	92	47356	1000.0	
$ 80 Toluene-d8 (Surr)	98	5.993	5.997	-0.004	99	540762	46.0	
* 94 Chlorobenzene-d5	117	7.943	7.943	0.000	87	401684	50.0	
$ 106 4-Bromofluorobenzene	174	9.776	9.776	0.000	92	177405	52.1	
* 122 1,4-Dichlorobenzene-d4	152	11.606	11.606	0.000	96	215848	50.0	

Reagents:

8260ISNEW_00064 Amount Added: 1.00 Units: uL Run Reagent
8260SURR250_00119 Amount Added: 1.00 Units: uL Run Reagent

Report Date: 04-Apr-2016 18:40:08 Chrom Revision: 2.2 04-Mar-2016 14:36:24

TestAmerica Edison

Data File: \\ChromNA\Edison\ChromData\CVOAMS12\20160402-39337.b\O08416.D

Injection Date:	02-Apr-2016 17:33:30	Instrument ID:	CVOAMS12	Operator ID:	
Lims ID:	460-111103-B-21	Lab Sample ID:	460-111103-21	Worklist Smp#:	17
Client ID:	MW-544I				
Purge Vol:	5.000 mL	Dil. Factor:	1.0000	ALS Bottle#:	16
Method:	8260W_12	Limit Group:	VOA - 8260C Water and Solid		

Column: DB-624 (0.18 mm)

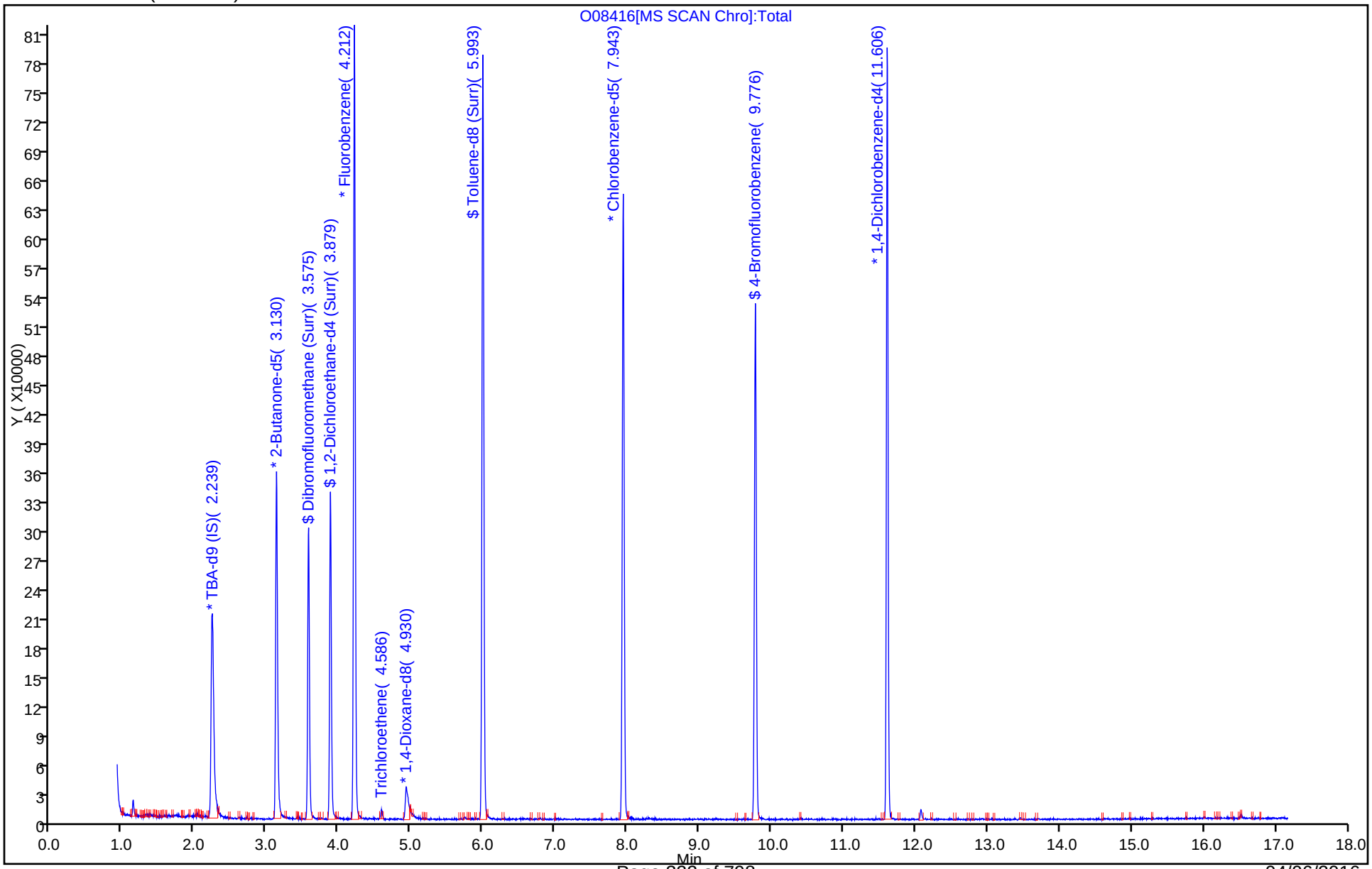

TestAmerica Edison

Data File:	\\ChromNA\Edison\ChromData\CVOAMS12\20160402-39337.b\O08416.D		
Injection Date:	02-Apr-2016 17:33:30	Instrument ID:	CVOAMS12
Lims ID:	460-111103-B-21	Lab Sample ID:	460-111103-21
Client ID:	MW-544I		
Operator ID:		ALS Bottle#:	16 Worklist Smp#: 17
Purge Vol:	5.000 mL	Dil. Factor:	1.0000
Method:	8260W_12	Limit Group:	VOA - 8260C Water and Solid
Column:	DB-624 (0.18 mm)	Detector	MS SCAN

68 Trichloroethene, CAS: 79-01-6

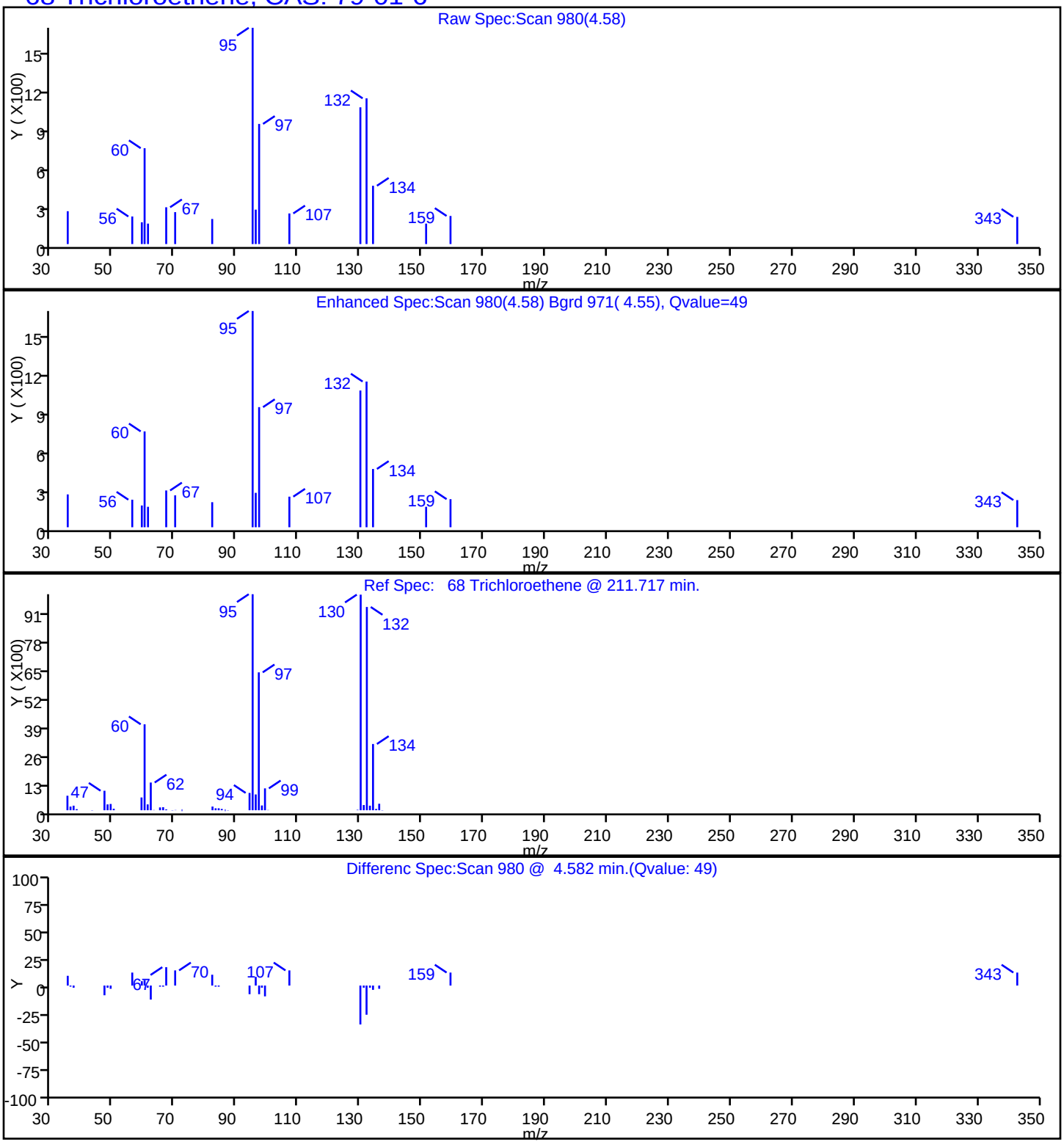

FORM I
GC/MS VOA ORGANICS ANALYSIS DATA SHEET

Lab Name: TestAmerica Edison | Job No.: 460-111103-1

SDG No.:

Client Sample ID: MW-544D | Lab Sample ID: 460-111103-22

Matrix: Water | Lab File ID: O08417.D

Analysis Method: 8260C | Date Collected: 03/22/2016 12:55

Sample wt/vol: 5(mL) | Date Analyzed: 04/02/2016 18:01

Soil Aliquot Vol: | Dilution Factor: 1

Soil Extract Vol.: | GC Column: DB-624 ID: 0.18(mm)

% Moisture: | Level: (low/med) Low

Analysis Batch No.: 360252 | Units: ug/L

CAS NO.	COMPOUND NAME	RESULT	Q	RL	MDL
71-55-6	1,1,1-Trichloroethane	0.28	U	1.0	0.28
79-34-5	1,1,2,2-Tetrachloroethane	0.19	U	1.0	0.19
79-00-5	1,1,2-Trichloroethane	0.080	U	1.0	0.080
75-34-3	1,1-Dichloroethane	0.24	U	1.0	0.24
75-35-4	1,1-Dichloroethene	0.34	U	1.0	0.34
87-61-6	1,2,3-Trichlorobenzene	0.35	U	1.0	0.35
120-82-1	1,2,4-Trichlorobenzene	0.27	U	1.0	0.27
96-12-8	1,2-Dibromo-3-Chloropropane	0.23	U	1.0	0.23
106-93-4	1,2-Dibromoethane	0.19	U	1.0	0.19
95-50-1	1,2-Dichlorobenzene	0.22	U	1.0	0.22
107-06-2	1,2-Dichloroethane	0.25	U	1.0	0.25
78-87-5	1,2-Dichloropropane	0.18	U	1.0	0.18
541-73-1	1,3-Dichlorobenzene	0.33	U	1.0	0.33
106-46-7	1,4-Dichlorobenzene	0.33	U	1.0	0.33
123-91-1	1,4-Dioxane	8.7	U	50	8.7
78-93-3	2-Butanone	2.2	U	5.0	2.2
591-78-6	2-Hexanone	0.72	U	5.0	0.72
108-10-1	4-Methyl-2-pentanone	0.63	U	5.0	0.63
67-64-1	Acetone	1.1	U	5.0	1.1
71-43-2	Benzene	0.090	U	1.0	0.090
74-97-5	Bromochloromethane	0.30	U	1.0	0.30
75-27-4	Bromodichloromethane	0.15	U	1.0	0.15
75-25-2	Bromoform	0.18	U	1.0	0.18
74-83-9	Bromomethane	0.18	U	1.0	0.18
75-15-0	Carbon disulfide	0.22	U	1.0	0.22
56-23-5	Carbon tetrachloride	0.33	U	1.0	0.33
108-90-7	Chlorobenzene	0.24	U	1.0	0.24
75-00-3	Chloroethane	0.37	U	1.0	0.37
67-66-3	Chloroform	0.22	U	1.0	0.22
74-87-3	Chloromethane	0.22	U	1.0	0.22
156-59-2	cis-1,2-Dichloroethene	0.26	U	1.0	0.26
10061-01-5	cis-1,3-Dichloropropene	0.16	U	1.0	0.16
110-82-7	Cyclohexane	0.26	U *	1.0	0.26
124-48-1	Dibromochloromethane	0.22	U	1.0	0.22
75-71-8	Dichlorodifluoromethane	0.14	U	1.0	0.14
100-41-4	Ethylbenzene	0.30	U	1.0	0.30

FORM I
GC/MS VOA ORGANICS ANALYSIS DATA SHEET

Lab Name: TestAmerica Edison | Job No.: 460-111103-1

SDG No.:

Client Sample ID: MW-544D | Lab Sample ID: 460-111103-22

Matrix: Water | Lab File ID: O08417.D

Analysis Method: 8260C | Date Collected: 03/22/2016 12:55

Sample wt/vol: 5(mL) | Date Analyzed: 04/02/2016 18:01

Soil Aliquot Vol: | Dilution Factor: 1

Soil Extract Vol.: | GC Column: DB-624 ID: 0.18(mm)

% Moisture: | Level: (low/med) Low

Analysis Batch No.: 360252 | Units: ug/L

CAS NO.	COMPOUND NAME	RESULT	Q	RL	MDL
76-13-1	Freon TF	0.34	U *	1.0	0.34
98-82-8	Isopropylbenzene	0.32	U	1.0	0.32
179601-23-1	m&p-Xylene	0.28	U	1.0	0.28
79-20-9	Methyl acetate	0.58	U	5.0	0.58
108-87-2	Methylcyclohexane	0.22	U *	1.0	0.22
75-09-2	Methylene Chloride	0.21	U	1.0	0.21
1634-04-4	MTBE	0.13	U	1.0	0.13
95-47-6	o-Xylene	0.32	U	1.0	0.32
100-42-5	Styrene	0.17	U	1.0	0.17
127-18-4	Tetrachloroethene	0.12	U	1.0	0.12
108-88-3	Toluene	0.25	U	1.0	0.25
156-60-5	trans-1,2-Dichloroethene	0.18	U	1.0	0.18
10061-02-6	trans-1,3-Dichloropropene	0.19	U	1.0	0.19
79-01-6	Trichloroethene	0.38	J	1.0	0.22
75-69-4	Trichlorofluoromethane	0.15	U	1.0	0.15
75-01-4	Vinyl chloride	0.060	U	1.0	0.060

CAS NO.	SURROGATE	%REC	Q	LIMITS
17060-07-0	1,2-Dichloroethane-d4 (Surr)	98		70-130
460-00-4	Bromofluorobenzene	104		70-130
1868-53-7	Dibromofluoromethane (Surr)	105		70-130
2037-26-5	Toluene-d8 (Surr)	95		70-130

FORM I
GC/MS VOA ORGANICS ANALYSIS DATA SHEET
TENTATIVELY IDENTIFIED COMPOUNDS

Lab Name: TestAmerica Edison | Job No.: 460-111103-1

SDG No.:

Client Sample ID: MW-544D | Lab Sample ID: 460-111103-22

Matrix: Water | Lab File ID: O08417.D

Analysis Method: 8260C | Date Collected: 03/22/2016 12:55

Sample wt/vol: 5(mL) | Date Analyzed: 04/02/2016 18:01

Soil Aliquot Vol: | Dilution Factor: 1

Soil Extract Vol.: | GC Column: DB-624 ID: 0.18(mm)

% Moisture: | Level: (low/med) Low

Analysis Batch No.: 360252 | Units: ug/L

Number TICs Found: 0 | TIC Result Total: 0

CAS NO.	COMPOUND NAME	RT	RESULT	Q
	Tentatively Identified Compound		None	

TestAmerica Edison
Target Compound Quantitation Report

Data File: \\ChromNA\Edison\ChromData\CVOAMS12\20160402-39337.b\O08417.D
Lims ID: 460-111103-B-22 Lab Sample ID: 460-111103-22
Client ID: MW-544D
Sample Type: Client
Inject. Date: 02-Apr-2016 18:01:30 ALS Bottle#: 17 Worklist Smp#: 18
Purge Vol: 5.000 mL Dil. Factor: 1.0000
Sample Info: 460-111103-B-22
Misc. Info.: 460-0039337-018
Operator ID: Instrument ID: CVOAMS12

Method: \\ChromNA\Edison\ChromData\CVOAMS12\20160402-39337.b\8260W_12.m
Limit Group: VOA - 8260C Water and Solid
Last Update: 03-Apr-2016 10:00:59 Calib Date: 23-Mar-2016 23:57:30
Integrator: RTE ID Type: Deconvolution ID
Quant Method: Internal Standard Quant By: Initial Calibration
Last ICal File: \\ChromNA\Edison\ChromData\CVOAMS12\20160323-38887.b\O07968.D

Column 1 : DB-624 (0.18 mm) Det: MS SCAN
Process Host: XAWRK003

First Level Reviewer: boykink Date: 03-Apr-2016 10:00:59

Compound	Sig	RT (min.)	Exp RT (min.)	Dlt RT (min.)	Q	Response	OnCol Amt ug/l	Flags
* 30 TBA-d9 (IS)	65	2.236	2.239	-0.003	98	319640	1000.0	
* 52 2-Butanone-d5	46	3.130	3.130	0.000	0	396490	250.0	
$ 50 Dibromofluoromethane (Surr	113	3.575	3.572	0.003	98	159792	52.6	
$ 60 1,2-Dichloroethane-d4 (Sur	65	3.882	3.879	0.003	96	202907	48.9	
* 64 Fluorobenzene	96	4.212	4.212	0.000	98	636122	50.0	
68 Trichloroethene	95	4.590	4.586	0.004	41	1228	0.3827	
* 74 1,4-Dioxane-d8	96	4.934	4.934	0.000	97	47103	1000.0	
$ 80 Toluene-d8 (Surr)	98	5.997	5.997	0.000	99	554164	47.5	
* 94 Chlorobenzene-d5	117	7.943	7.943	0.000	87	398860	50.0	
$ 106 4-Bromofluorobenzene	174	9.776	9.776	0.000	92	176282	52.1	
* 122 1,4-Dichlorobenzene-d4	152	11.610	11.606	0.004	96	211855	50.0	

Reagents:

8260ISNEW_00064 Amount Added: 1.00 Units: uL Run Reagent
8260SURR250_00119 Amount Added: 1.00 Units: uL Run Reagent

Report Date: 03-Apr-2016 10:01:00 Chrom Revision: 2.2 04-Mar-2016 14:36:24

TestAmerica Edison

Data File: \\ChromNA\Edison\ChromData\CVOAMS12\20160402-39337.b\O08417.D

Injection Date:	02-Apr-2016 18:01:30	Instrument ID:	CVOAMS12	Operator ID:	
Lims ID:	460-111103-B-22	Lab Sample ID:	460-111103-22	Worklist Smp#:	18
Client ID:	MW-544D				
Purge Vol:	5.000 mL	Dil. Factor:	1.0000	ALS Bottle#:	17
Method:	8260W_12	Limit Group:	VOA - 8260C Water and Solid		

Column: DB-624 (0.18 mm)

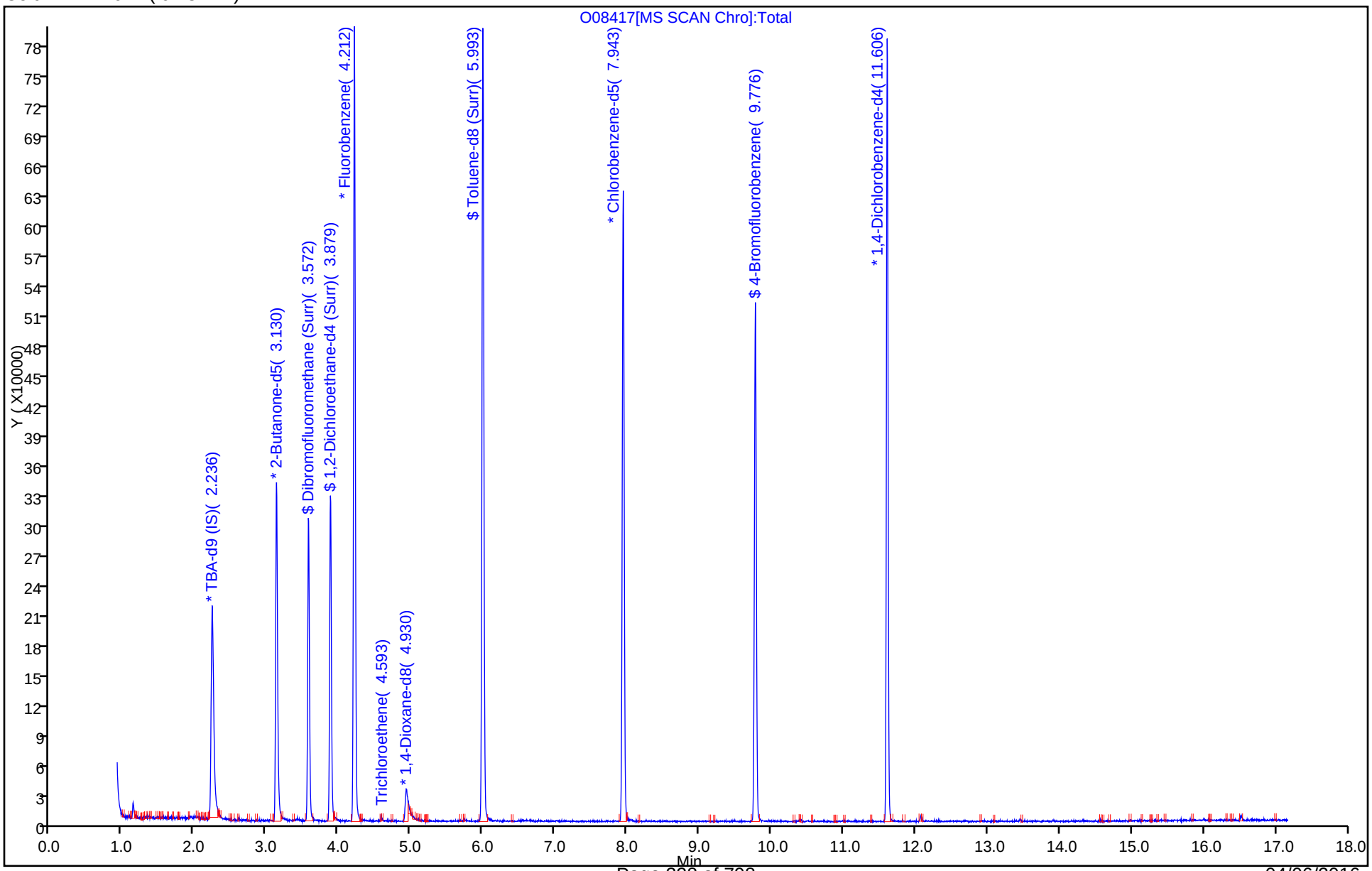

TestAmerica Edison

Data File:	\\ChromNA\Edison\ChromData\CVOAMS12\20160402-39337.b\O08417.D				
Injection Date:	02-Apr-2016 18:01:30	Instrument ID:	CVOAMS12		
Lims ID:	460-111103-B-22	Lab Sample ID:	460-111103-22		
Client ID:	MW-544D				
Operator ID:		ALS Bottle#:	17	Worklist Smp#:	18
Purge Vol:	5.000 mL	Dil. Factor:	1.0000		
Method:	8260W_12	Limit Group:	VOA - 8260C Water and Solid		
Column:	DB-624 (0.18 mm)	Detector	MS SCAN		

68 Trichloroethene, CAS: 79-01-6

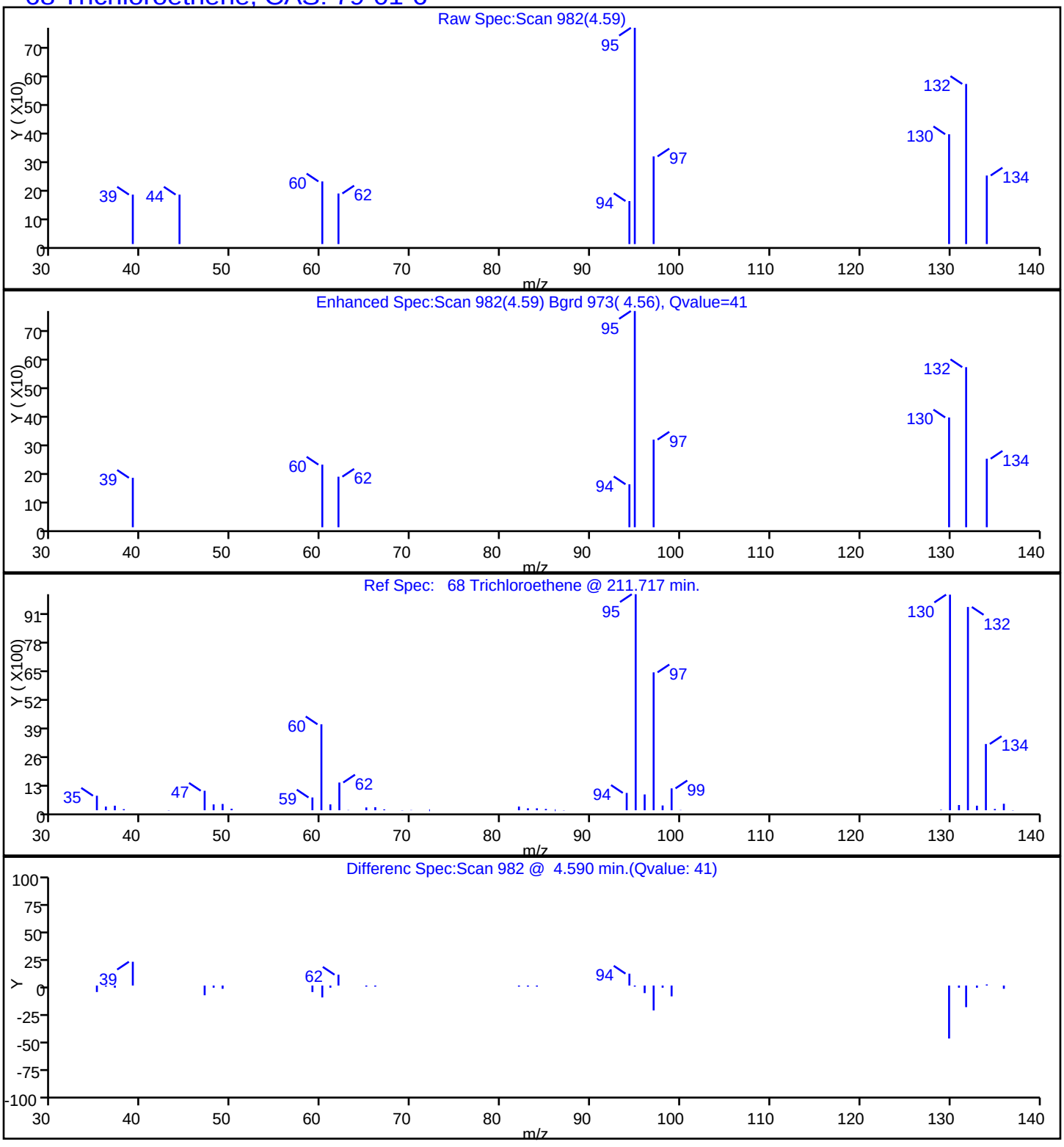

FORM I
GC/MS VOA ORGANICS ANALYSIS DATA SHEET

Lab Name: TestAmerica Edison | Job No.: 460-111103-1

SDG No.:

Client Sample ID: MW-545S | Lab Sample ID: 460-111103-23

Matrix: Water | Lab File ID: O08418.D

Analysis Method: 8260C | Date Collected: 03/22/2016 12:05

Sample wt/vol: 5(mL) | Date Analyzed: 04/02/2016 18:29

Soil Aliquot Vol: | Dilution Factor: 1

Soil Extract Vol.: | GC Column: DB-624 ID: 0.18(mm)

% Moisture: | Level: (low/med) Low

Analysis Batch No.: 360252 | Units: ug/L

CAS NO.	COMPOUND NAME	RESULT	Q	RL	MDL
71-55-6	1,1,1-Trichloroethane	0.28	U	1.0	0.28
79-34-5	1,1,2,2-Tetrachloroethane	0.19	U	1.0	0.19
79-00-5	1,1,2-Trichloroethane	0.080	U	1.0	0.080
75-34-3	1,1-Dichloroethane	0.24	U	1.0	0.24
75-35-4	1,1-Dichloroethene	0.34	U	1.0	0.34
87-61-6	1,2,3-Trichlorobenzene	0.35	U	1.0	0.35
120-82-1	1,2,4-Trichlorobenzene	0.27	U	1.0	0.27
96-12-8	1,2-Dibromo-3-Chloropropane	0.23	U	1.0	0.23
106-93-4	1,2-Dibromoethane	0.19	U	1.0	0.19
95-50-1	1,2-Dichlorobenzene	0.22	U	1.0	0.22
107-06-2	1,2-Dichloroethane	0.25	U	1.0	0.25
78-87-5	1,2-Dichloropropane	0.18	U	1.0	0.18
541-73-1	1,3-Dichlorobenzene	0.33	U	1.0	0.33
106-46-7	1,4-Dichlorobenzene	0.33	U	1.0	0.33
123-91-1	1,4-Dioxane	8.7	U	50	8.7
78-93-3	2-Butanone	2.2	U	5.0	2.2
591-78-6	2-Hexanone	0.72	U	5.0	0.72
108-10-1	4-Methyl-2-pentanone	0.63	U	5.0	0.63
67-64-1	Acetone	1.1	U	5.0	1.1
71-43-2	Benzene	0.090	U	1.0	0.090
74-97-5	Bromochloromethane	0.30	U	1.0	0.30
75-27-4	Bromodichloromethane	0.15	U	1.0	0.15
75-25-2	Bromoform	0.18	U	1.0	0.18
74-83-9	Bromomethane	0.18	U	1.0	0.18
75-15-0	Carbon disulfide	0.22	U	1.0	0.22
56-23-5	Carbon tetrachloride	0.33	U	1.0	0.33
108-90-7	Chlorobenzene	0.24	U	1.0	0.24
75-00-3	Chloroethane	0.37	U	1.0	0.37
67-66-3	Chloroform	0.47	J	1.0	0.22
74-87-3	Chloromethane	0.22	U	1.0	0.22
156-59-2	cis-1,2-Dichloroethene	0.26	U	1.0	0.26
10061-01-5	cis-1,3-Dichloropropene	0.16	U	1.0	0.16
110-82-7	Cyclohexane	0.26	U *	1.0	0.26
124-48-1	Dibromochloromethane	0.22	U	1.0	0.22
75-71-8	Dichlorodifluoromethane	0.14	U	1.0	0.14
100-41-4	Ethylbenzene	0.30	U	1.0	0.30

FORM I
GC/MS VOA ORGANICS ANALYSIS DATA SHEET

Lab Name: TestAmerica Edison | Job No.: 460-111103-1

SDG No.:

Client Sample ID: MW-545S | Lab Sample ID: 460-111103-23

Matrix: Water | Lab File ID: O08418.D

Analysis Method: 8260C | Date Collected: 03/22/2016 12:05

Sample wt/vol: 5(mL) | Date Analyzed: 04/02/2016 18:29

Soil Aliquot Vol: | Dilution Factor: 1

Soil Extract Vol.: | GC Column: DB-624 ID: 0.18(mm)

% Moisture: | Level: (low/med) Low

Analysis Batch No.: 360252 | Units: ug/L

CAS NO.	COMPOUND NAME	RESULT	Q	RL	MDL
76-13-1	Freon TF	0.34	U *	1.0	0.34
98-82-8	Isopropylbenzene	0.32	U	1.0	0.32
179601-23-1	m&p-Xylene	0.28	U	1.0	0.28
79-20-9	Methyl acetate	0.58	U	5.0	0.58
108-87-2	Methylcyclohexane	0.22	U *	1.0	0.22
75-09-2	Methylene Chloride	0.21	U	1.0	0.21
1634-04-4	MTBE	0.13	U	1.0	0.13
95-47-6	o-Xylene	0.32	U	1.0	0.32
100-42-5	Styrene	0.17	U	1.0	0.17
127-18-4	Tetrachloroethene	0.12	U	1.0	0.12
108-88-3	Toluene	0.25	U	1.0	0.25
156-60-5	trans-1,2-Dichloroethene	0.18	U	1.0	0.18
10061-02-6	trans-1,3-Dichloropropene	0.19	U	1.0	0.19
79-01-6	Trichloroethene	0.22	U	1.0	0.22
75-69-4	Trichlorofluoromethane	1.9		1.0	0.15
75-01-4	Vinyl chloride	0.060	U	1.0	0.060

CAS NO.	SURROGATE	%REC	Q	LIMITS
17060-07-0	1,2-Dichloroethane-d4 (Surr)	95		70-130
460-00-4	Bromofluorobenzene	104		70-130
1868-53-7	Dibromofluoromethane (Surr)	103		70-130
2037-26-5	Toluene-d8 (Surr)	94		70-130

FORM I
GC/MS VOA ORGANICS ANALYSIS DATA SHEET
TENTATIVELY IDENTIFIED COMPOUNDS

Lab Name: TestAmerica Edison Job No.: 460-111103-1

SDG No.:

Client Sample ID: MW-545S Lab Sample ID: 460-111103-23

Matrix: Water Lab File ID: O08418.D

Analysis Method: 8260C Date Collected: 03/22/2016 12:05

Sample wt/vol: 5(mL) Date Analyzed: 04/02/2016 18:29

Soil Aliquot Vol: Dilution Factor: 1

Soil Extract Vol.: GC Column: DB-624 ID: 0.18(mm)

% Moisture: Level: (low/med) Low

Analysis Batch No.: 360252 Units: ug/L

Number TICs Found: 0 TIC Result Total: 0

CAS NO.	COMPOUND NAME	RT	RESULT	Q
	Tentatively Identified Compound		None	

TestAmerica Edison
Target Compound Quantitation Report

Data File: \\ChromNA\Edison\ChromData\CVOAMS12\20160402-39337.b\O08418.D
Lims ID: 460-111103-B-23 Lab Sample ID: 460-111103-23
Client ID: MW-545S
Sample Type: Client
Inject. Date: 02-Apr-2016 18:29:30 ALS Bottle#: 18 Worklist Smp#: 19
Purge Vol: 5.000 mL Dil. Factor: 1.0000
Sample Info: 460-111103-B-23
Misc. Info.: 460-0039337-019
Operator ID: Instrument ID: CVOAMS12

Method: \\ChromNA\Edison\ChromData\CVOAMS12\20160402-39337.b\8260W_12.m
Limit Group: VOA - 8260C Water and Solid
Last Update: 03-Apr-2016 10:01:13 Calib Date: 23-Mar-2016 23:57:30
Integrator: RTE ID Type: Deconvolution ID
Quant Method: Internal Standard Quant By: Initial Calibration
Last ICal File: \\ChromNA\Edison\ChromData\CVOAMS12\20160323-38887.b\O07968.D

Column 1 : DB-624 (0.18 mm) Det: MS SCAN
Process Host: XAWRK003

First Level Reviewer: boykink Date: 03-Apr-2016 10:01:13

Compound	Sig	RT (min.)	Exp RT (min.)	Dlt RT (min.)	Q	Response	OnCol Amt ug/l	Flags
10 Trichlorofluoromethane	101	1.577	1.577	0.000	98	9724	1.94	
* 30 TBA-d9 (IS)	65	2.236	2.239	-0.003	98	329921	1000.0	
* 52 2-Butanone-d5	46	3.130	3.130	0.000	0	405951	250.0	
45 Chloroform	83	3.441	3.437	0.004	54	2887	0.4652	
$ 50 Dibromofluoromethane (Surr	113	3.575	3.572	0.003	98	161448	51.7	
$ 60 1,2-Dichloroethane-d4 (Sur	65	3.878	3.879	-0.001	96	201982	47.3	
* 64 Fluorobenzene	96	4.212	4.212	0.000	98	653707	50.0	
* 74 1,4-Dioxane-d8	96	4.930	4.934	-0.004	96	50780	1000.0	
$ 80 Toluene-d8 (Surr)	98	5.997	5.997	0.000	99	557074	46.8	
* 94 Chlorobenzene-d5	117	7.943	7.943	0.000	87	406962	50.0	
$ 106 4-Bromofluorobenzene	174	9.776	9.776	0.000	93	179077	51.9	
* 122 1,4-Dichlorobenzene-d4	152	11.606	11.606	0.000	96	217010	50.0	

Reagents:

8260ISNEW_00064 Amount Added: 1.00 Units: uL Run Reagent
8260SURR250_00119 Amount Added: 1.00 Units: uL Run Reagent

Report Date: 03-Apr-2016 10:01:14 Chrom Revision: 2.2 04-Mar-2016 14:36:24

TestAmerica Edison

Data File: \\ChromNA\Edison\ChromData\CVOAMS12\20160402-39337.b\O08418.D

Injection Date:	02-Apr-2016 18:29:30	Instrument ID:	CVOAMS12	Operator ID:	
Lims ID:	460-111103-B-23	Lab Sample ID:	460-111103-23	Worklist Smp#:	19
Client ID:	MW-545S				
Purge Vol:	5.000 mL	Dil. Factor:	1.0000	ALS Bottle#:	18
Method:	8260W_12	Limit Group:	VOA - 8260C Water and Solid		

Column: DB-624 (0.18 mm)

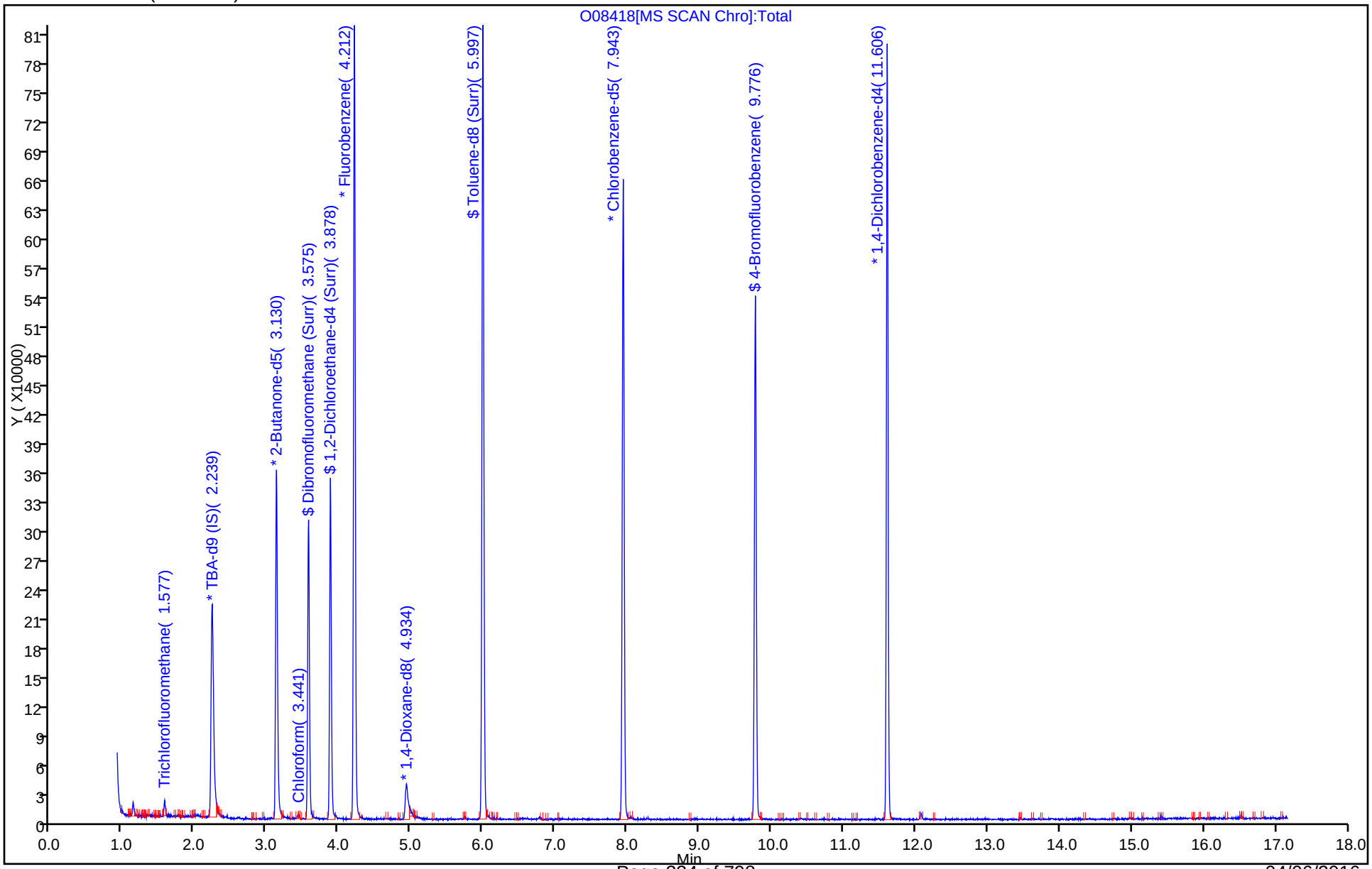

TestAmerica Edison

Data File:	\\ChromNA\Edison\ChromData\CVOAMS12\20160402-39337.b\O08418.D		
Injection Date:	02-Apr-2016 18:29:30	Instrument ID:	CVOAMS12
Lims ID:	460-111103-B-23	Lab Sample ID:	460-111103-23
Client ID:	MW-545S		
Operator ID:		ALS Bottle#:	18 Worklist Smp#: 19
Purge Vol:	5.000 mL	Dil. Factor:	1.0000
Method:	8260W_12	Limit Group:	VOA - 8260C Water and Solid
Column:	DB-624 (0.18 mm)	Detector	MS SCAN

45 Chloroform, CAS: 67-66-3

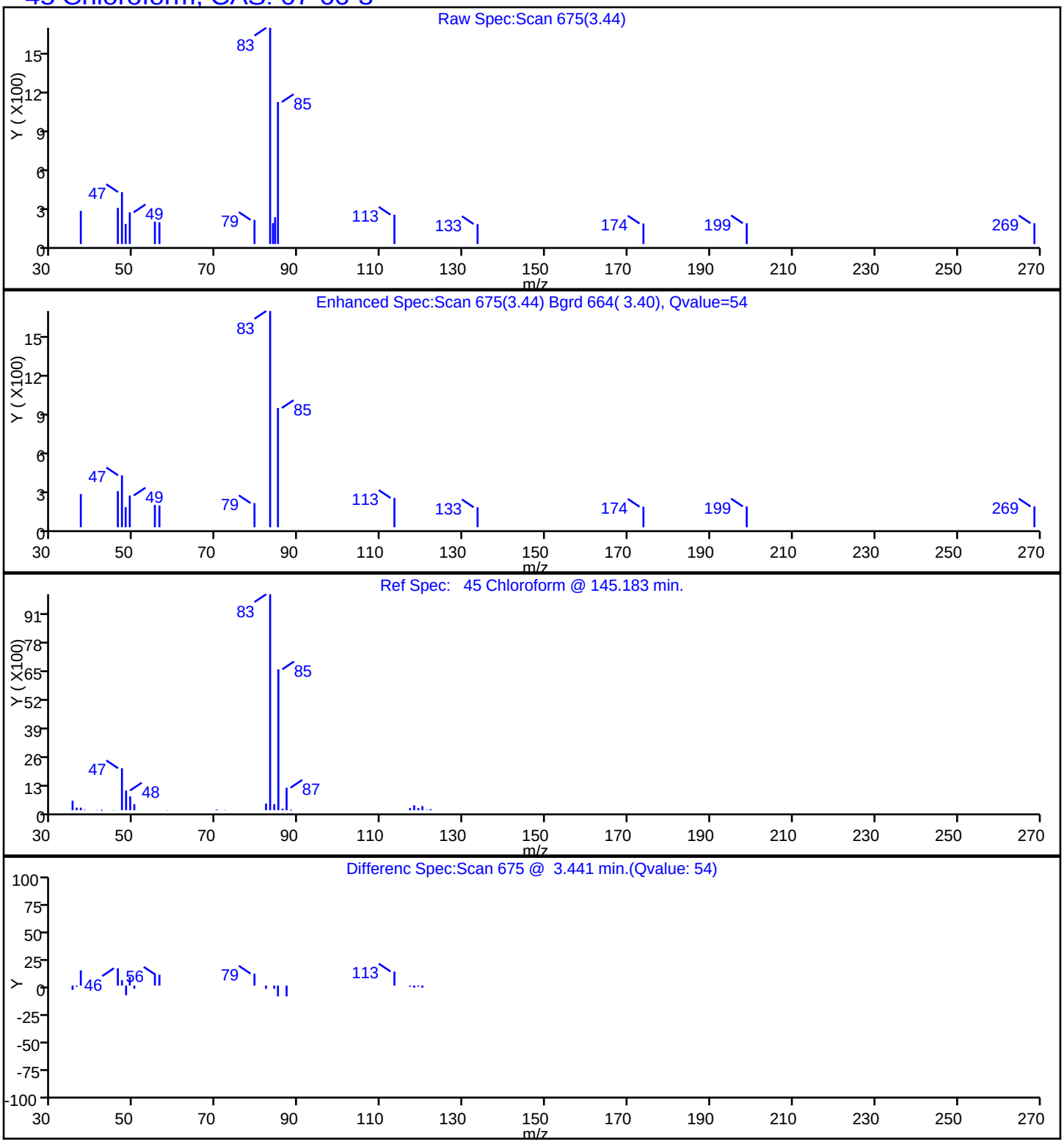

TestAmerica Edison

Data File:	\\ChromNA\Edison\ChromData\CVOAMS12\20160402-39337.b\O08418.D				
Injection Date:	02-Apr-2016 18:29:30	Instrument ID:	CVOAMS12		
Lims ID:	460-111103-B-23	Lab Sample ID:	460-111103-23		
Client ID:	MW-545S				
Operator ID:		ALS Bottle#:	18	Worklist Smp#:	19
Purge Vol:	5.000 mL	Dil. Factor:	1.0000		
Method:	8260W_12	Limit Group:	VOA - 8260C Water and Solid		
Column:	DB-624 (0.18 mm)	Detector	MS SCAN		

10 Trichlorofluoromethane, CAS: 75-69-4

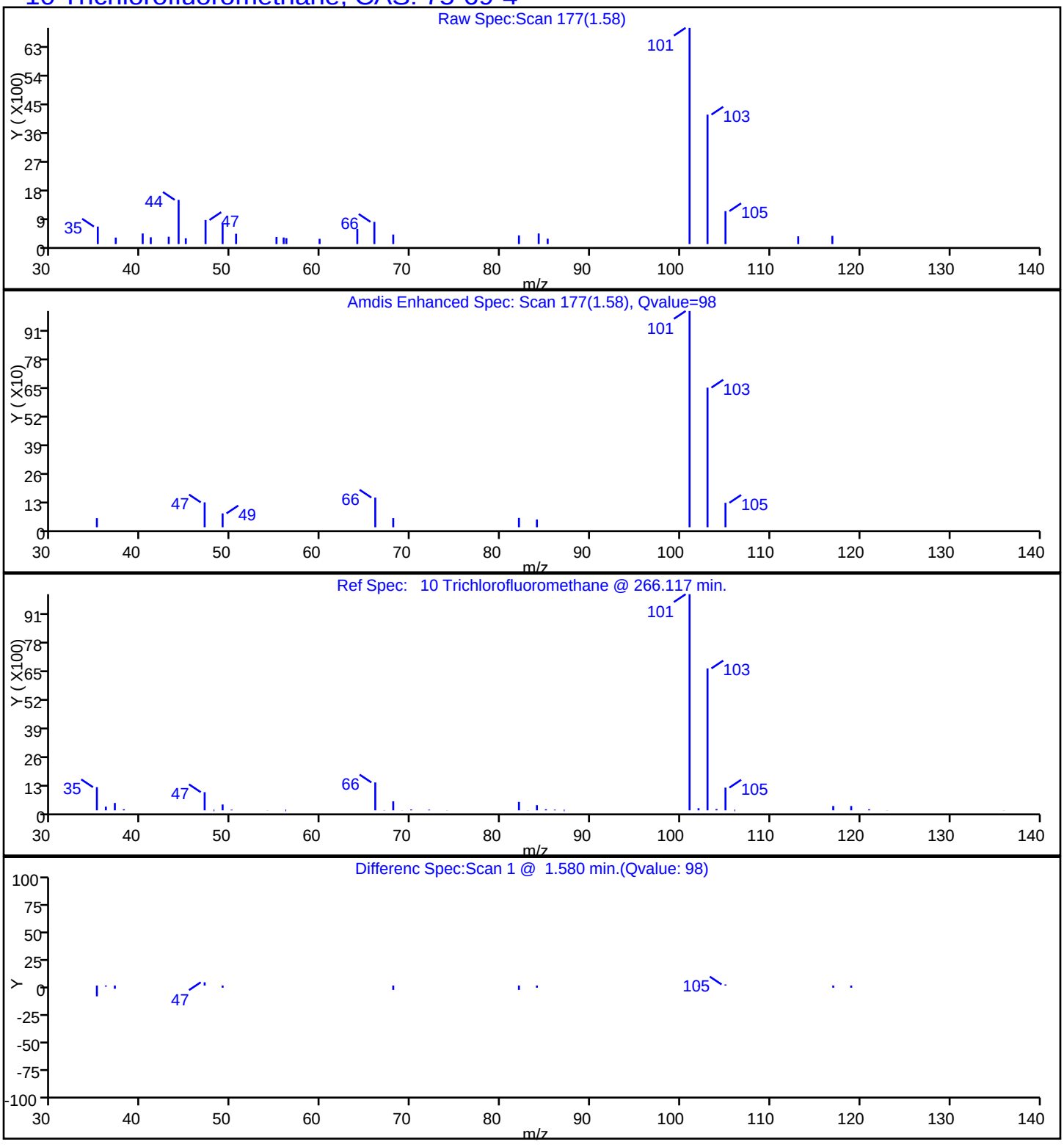

FORM I
GC/MS VOA ORGANICS ANALYSIS DATA SHEET

Lab Name: TestAmerica Edison | Job No.: 460-111103-1

SDG No.:

Client Sample ID: MW-545I | Lab Sample ID: 460-111103-24

Matrix: Water | Lab File ID: O08419.D

Analysis Method: 8260C | Date Collected: 03/22/2016 12:10

Sample wt/vol: 5(mL) | Date Analyzed: 04/02/2016 18:56

Soil Aliquot Vol: | Dilution Factor: 1

Soil Extract Vol.: | GC Column: DB-624 ID: 0.18(mm)

% Moisture: | Level: (low/med) Low

Analysis Batch No.: 360252 | Units: ug/L

CAS NO.	COMPOUND NAME	RESULT	Q	RL	MDL
71-55-6	1,1,1-Trichloroethane	0.28	U	1.0	0.28
79-34-5	1,1,2,2-Tetrachloroethane	0.19	U	1.0	0.19
79-00-5	1,1,2-Trichloroethane	0.080	U	1.0	0.080
75-34-3	1,1-Dichloroethane	0.24	U	1.0	0.24
75-35-4	1,1-Dichloroethene	0.34	U	1.0	0.34
87-61-6	1,2,3-Trichlorobenzene	0.35	U	1.0	0.35
120-82-1	1,2,4-Trichlorobenzene	0.27	U	1.0	0.27
96-12-8	1,2-Dibromo-3-Chloropropane	0.23	U	1.0	0.23
106-93-4	1,2-Dibromoethane	0.19	U	1.0	0.19
95-50-1	1,2-Dichlorobenzene	0.22	U	1.0	0.22
107-06-2	1,2-Dichloroethane	0.25	U	1.0	0.25
78-87-5	1,2-Dichloropropane	0.18	U	1.0	0.18
541-73-1	1,3-Dichlorobenzene	0.33	U	1.0	0.33
106-46-7	1,4-Dichlorobenzene	0.33	U	1.0	0.33
123-91-1	1,4-Dioxane	8.7	U	50	8.7
78-93-3	2-Butanone	2.2	U	5.0	2.2
591-78-6	2-Hexanone	0.72	U	5.0	0.72
108-10-1	4-Methyl-2-pentanone	0.63	U	5.0	0.63
67-64-1	Acetone	1.1	U	5.0	1.1
71-43-2	Benzene	0.090	U	1.0	0.090
74-97-5	Bromochloromethane	0.30	U	1.0	0.30
75-27-4	Bromodichloromethane	0.15	U	1.0	0.15
75-25-2	Bromoform	0.18	U	1.0	0.18
74-83-9	Bromomethane	0.18	U	1.0	0.18
75-15-0	Carbon disulfide	0.22	U	1.0	0.22
56-23-5	Carbon tetrachloride	0.33	U	1.0	0.33
108-90-7	Chlorobenzene	0.24	U	1.0	0.24
75-00-3	Chloroethane	0.37	U	1.0	0.37
67-66-3	Chloroform	0.54	J	1.0	0.22
74-87-3	Chloromethane	0.22	U	1.0	0.22
156-59-2	cis-1,2-Dichloroethene	0.26	U	1.0	0.26
10061-01-5	cis-1,3-Dichloropropene	0.16	U	1.0	0.16
110-82-7	Cyclohexane	0.26	U *	1.0	0.26
124-48-1	Dibromochloromethane	0.22	U	1.0	0.22
75-71-8	Dichlorodifluoromethane	0.14	U	1.0	0.14
100-41-4	Ethylbenzene	0.30	U	1.0	0.30

FORM I
GC/MS VOA ORGANICS ANALYSIS DATA SHEET

Lab Name: TestAmerica Edison | Job No.: 460-111103-1

SDG No.:

Client Sample ID: MW-545I | Lab Sample ID: 460-111103-24

Matrix: Water | Lab File ID: O08419.D

Analysis Method: 8260C | Date Collected: 03/22/2016 12:10

Sample wt/vol: 5(mL) | Date Analyzed: 04/02/2016 18:56

Soil Aliquot Vol: | Dilution Factor: 1

Soil Extract Vol.: | GC Column: DB-624 ID: 0.18(mm)

% Moisture: | Level: (low/med) Low

Analysis Batch No.: 360252 | Units: ug/L

CAS NO.	COMPOUND NAME	RESULT	Q	RL	MDL
76-13-1	Freon TF	0.34	U *	1.0	0.34
98-82-8	Isopropylbenzene	0.32	U	1.0	0.32
179601-23-1	m&p-Xylene	0.28	U	1.0	0.28
79-20-9	Methyl acetate	0.58	U	5.0	0.58
108-87-2	Methylcyclohexane	0.22	U *	1.0	0.22
75-09-2	Methylene Chloride	0.21	U	1.0	0.21
1634-04-4	MTBE	0.13	U	1.0	0.13
95-47-6	o-Xylene	0.32	U	1.0	0.32
100-42-5	Styrene	0.17	U	1.0	0.17
127-18-4	Tetrachloroethene	0.12	U	1.0	0.12
108-88-3	Toluene	0.25	U	1.0	0.25
156-60-5	trans-1,2-Dichloroethene	0.18	U	1.0	0.18
10061-02-6	trans-1,3-Dichloropropene	0.19	U	1.0	0.19
79-01-6	Trichloroethene	0.22	U	1.0	0.22
75-69-4	Trichlorofluoromethane	0.15	U	1.0	0.15
75-01-4	Vinyl chloride	0.060	U	1.0	0.060

CAS NO.	SURROGATE	%REC	Q	LIMITS
17060-07-0	1,2-Dichloroethane-d4 (Surr)	96		70-130
460-00-4	Bromofluorobenzene	102		70-130
1868-53-7	Dibromofluoromethane (Surr)	108		70-130
2037-26-5	Toluene-d8 (Surr)	95		70-130

FORM I
GC/MS VOA ORGANICS ANALYSIS DATA SHEET
TENTATIVELY IDENTIFIED COMPOUNDS

Lab Name: TestAmerica Edison Job No.: 460-111103-1

SDG No.:

Client Sample ID: MW-545I Lab Sample ID: 460-111103-24

Matrix: Water Lab File ID: O08419.D

Analysis Method: 8260C Date Collected: 03/22/2016 12:10

Sample wt/vol: 5(mL) Date Analyzed: 04/02/2016 18:56

Soil Aliquot Vol: Dilution Factor: 1

Soil Extract Vol.: GC Column: DB-624 ID: 0.18(mm)

% Moisture: Level: (low/med) Low

Analysis Batch No.: 360252 Units: ug/L

Number TICs Found: 0 TIC Result Total: 0

CAS NO.	COMPOUND NAME	RT	RESULT	Q
	Tentatively Identified Compound		None	

TestAmerica Edison
Target Compound Quantitation Report

Data File: \\ChromNA\Edison\ChromData\CVOAMS12\20160402-39337.b\O08419.D
Lims ID: 460-111103-B-24 Lab Sample ID: 460-111103-24
Client ID: MW-545I
Sample Type: Client
Inject. Date: 02-Apr-2016 18:56:30 ALS Bottle#: 19 Worklist Smp#: 20
Purge Vol: 5.000 mL Dil. Factor: 1.0000
Sample Info: 460-111103-B-24
Misc. Info.: 460-0039337-020
Operator ID: Instrument ID: CVOAMS12

Method: \\ChromNA\Edison\ChromData\CVOAMS12\20160402-39337.b\8260W_12.m
Limit Group: VOA - 8260C Water and Solid
Last Update: 03-Apr-2016 10:01:25 Calib Date: 23-Mar-2016 23:57:30
Integrator: RTE ID Type: Deconvolution ID
Quant Method: Internal Standard Quant By: Initial Calibration
Last ICal File: \\ChromNA\Edison\ChromData\CVOAMS12\20160323-38887.b\O07968.D

Column 1 : DB-624 (0.18 mm) Det: MS SCAN
Process Host: XAWRK003

First Level Reviewer: boykink Date: 03-Apr-2016 10:01:25

Compound	Sig	RT (min.)	Exp RT (min.)	Dlt RT (min.)	Q	Response	OnCol Amt ug/l	Flags
* 30 TBA-d9 (IS)	65	2.239	2.239	0.000	99	293073	1000.0	
* 52 2-Butanone-d5	46	3.130	3.130	0.000	0	369226	250.0	
45 Chloroform	83	3.441	3.437	0.004	48	3226	0.5432	
$ 50 Dibromofluoromethane (Surr	113	3.572	3.572	0.000	97	161942	54.2	
$ 60 1,2-Dichloroethane-d4 (Sur	65	3.878	3.879	-0.001	95	196987	48.2	
* 64 Fluorobenzene	96	4.211	4.212	-0.001	98	625592	50.0	
* 74 1,4-Dioxane-d8	96	4.937	4.934	0.003	97	48717	1000.0	
$ 80 Toluene-d8 (Surr)	98	5.993	5.997	-0.004	99	541378	47.4	
* 94 Chlorobenzene-d5	117	7.942	7.943	-0.001	87	390327	50.0	
$ 106 4-Bromofluorobenzene	174	9.780	9.776	0.004	91	168551	50.9	
* 122 1,4-Dichlorobenzene-d4	152	11.606	11.606	0.000	96	204897	50.0	

Reagents:

8260ISNEW_00064 Amount Added: 1.00 Units: uL Run Reagent
8260SURR250_00119 Amount Added: 1.00 Units: uL Run Reagent

Report Date: 03-Apr-2016 10:01:27 Chrom Revision: 2.2 04-Mar-2016 14:36:24

TestAmerica Edison

Data File: \\ChromNA\Edison\ChromData\CVOAMS12\20160402-39337.b\O08419.D

Injection Date:	02-Apr-2016 18:56:30	Instrument ID:	CVOAMS12	Operator ID:	
Lims ID:	460-111103-B-24	Lab Sample ID:	460-111103-24	Worklist Smp#:	20
Client ID:	MW-545I				
Purge Vol:	5.000 mL	Dil. Factor:	1.0000	ALS Bottle#:	19
Method:	8260W_12	Limit Group:	VOA - 8260C Water and Solid		

Column: DB-624 (0.18 mm)

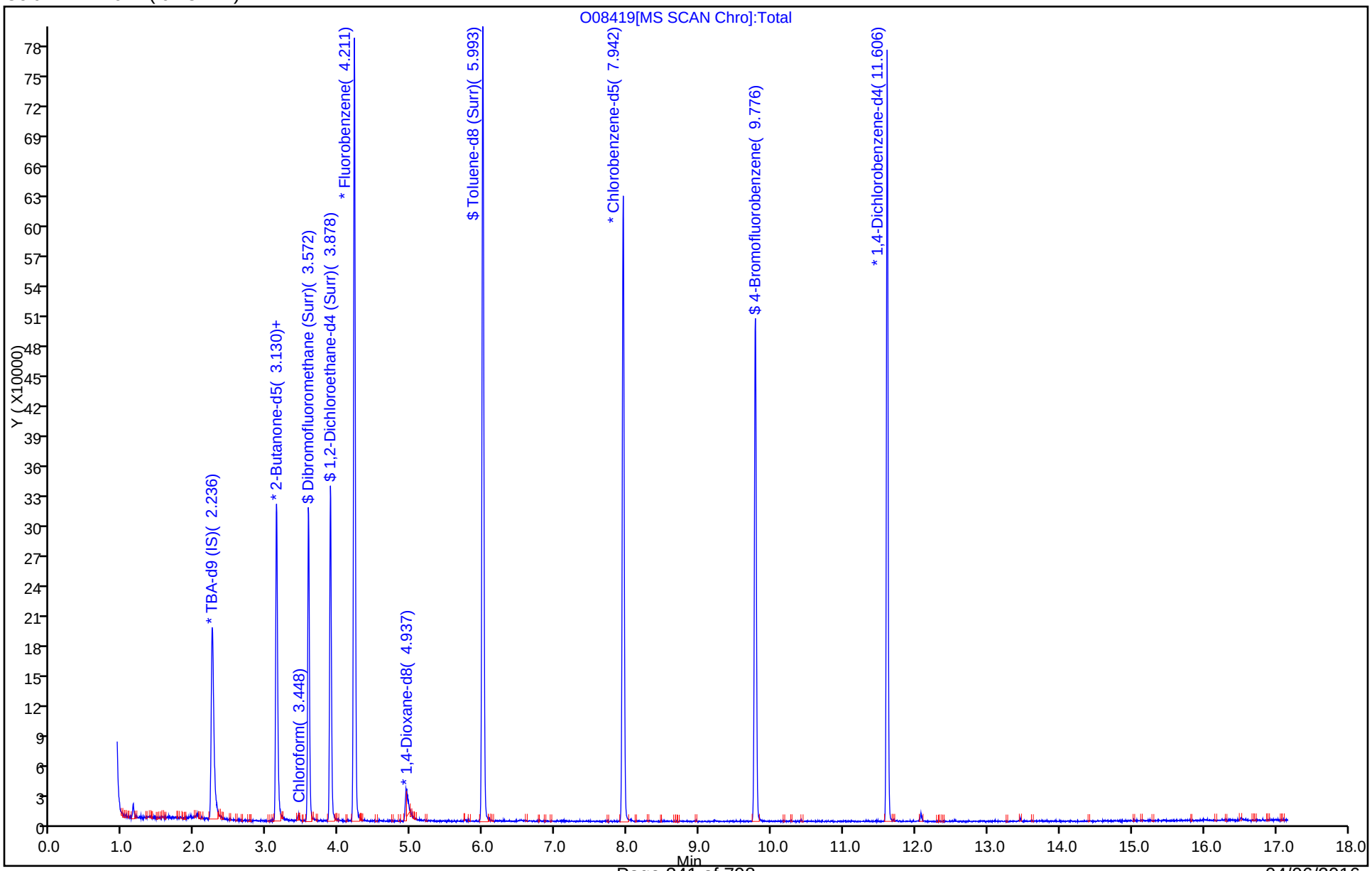

TestAmerica Edison

Data File:	\\ChromNA\Edison\ChromData\CVOAMS12\20160402-39337.b\O08419.D				
Injection Date:	02-Apr-2016 18:56:30	Instrument ID:	CVOAMS12		
Lims ID:	460-111103-B-24	Lab Sample ID:	460-111103-24		
Client ID:	MW-545I				
Operator ID:		ALS Bottle#:	19	Worklist Smp#:	20
Purge Vol:	5.000 mL	Dil. Factor:	1.0000		
Method:	8260W_12	Limit Group:	VOA - 8260C Water and Solid		
Column:	DB-624 (0.18 mm)	Detector	MS SCAN		

45 Chloroform, CAS: 67-66-3

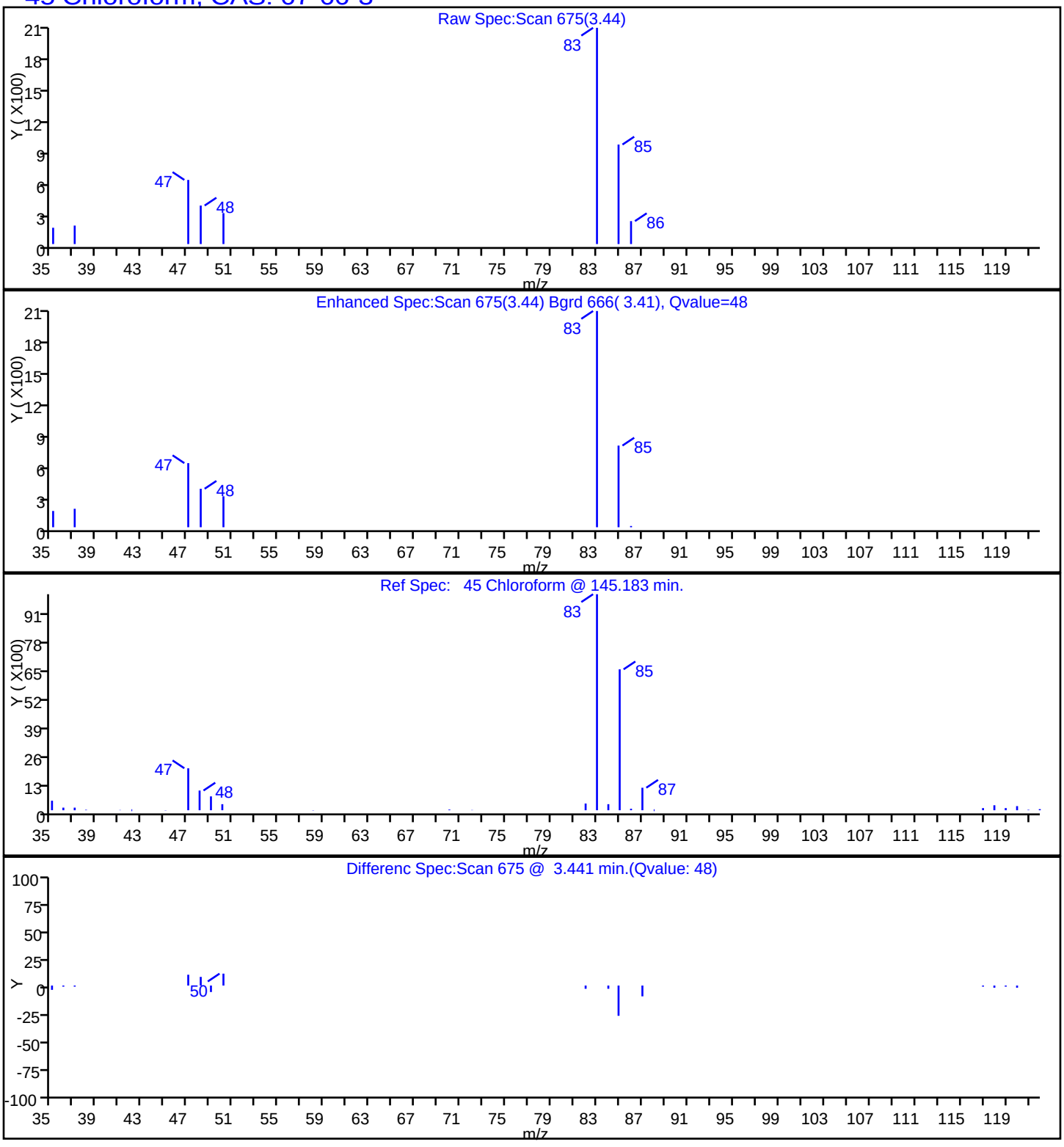

FORM I
GC/MS VOA ORGANICS ANALYSIS DATA SHEET

Lab Name: TestAmerica Edison | Job No.: 460-111103-1

SDG No.:

Client Sample ID: MW-545D | Lab Sample ID: 460-111103-25

Matrix: Water | Lab File ID: O08420.D

Analysis Method: 8260C | Date Collected: 03/22/2016 12:15

Sample wt/vol: 5(mL) | Date Analyzed: 04/02/2016 19:24

Soil Aliquot Vol: | Dilution Factor: 1

Soil Extract Vol.: | GC Column: DB-624 ID: 0.18(mm)

% Moisture: | Level: (low/med) Low

Analysis Batch No.: 360252 | Units: ug/L

CAS NO.	COMPOUND NAME	RESULT	Q	RL	MDL
71-55-6	1,1,1-Trichloroethane	0.28	U	1.0	0.28
79-34-5	1,1,2,2-Tetrachloroethane	0.19	U	1.0	0.19
79-00-5	1,1,2-Trichloroethane	0.080	U	1.0	0.080
75-34-3	1,1-Dichloroethane	0.24	U	1.0	0.24
75-35-4	1,1-Dichloroethene	0.34	U	1.0	0.34
87-61-6	1,2,3-Trichlorobenzene	0.35	U	1.0	0.35
120-82-1	1,2,4-Trichlorobenzene	0.27	U	1.0	0.27
96-12-8	1,2-Dibromo-3-Chloropropane	0.23	U	1.0	0.23
106-93-4	1,2-Dibromoethane	0.19	U	1.0	0.19
95-50-1	1,2-Dichlorobenzene	0.22	U	1.0	0.22
107-06-2	1,2-Dichloroethane	0.25	U	1.0	0.25
78-87-5	1,2-Dichloropropane	0.18	U	1.0	0.18
541-73-1	1,3-Dichlorobenzene	0.33	U	1.0	0.33
106-46-7	1,4-Dichlorobenzene	0.33	U	1.0	0.33
123-91-1	1,4-Dioxane	8.7	U	50	8.7
78-93-3	2-Butanone	2.2	U	5.0	2.2
591-78-6	2-Hexanone	0.72	U	5.0	0.72
108-10-1	4-Methyl-2-pentanone	0.63	U	5.0	0.63
67-64-1	Acetone	1.1	U	5.0	1.1
71-43-2	Benzene	0.090	U	1.0	0.090
74-97-5	Bromochloromethane	0.30	U	1.0	0.30
75-27-4	Bromodichloromethane	0.15	U	1.0	0.15
75-25-2	Bromoform	0.18	U	1.0	0.18
74-83-9	Bromomethane	0.18	U	1.0	0.18
75-15-0	Carbon disulfide	0.22	U	1.0	0.22
56-23-5	Carbon tetrachloride	0.33	U	1.0	0.33
108-90-7	Chlorobenzene	0.24	U	1.0	0.24
75-00-3	Chloroethane	0.37	U	1.0	0.37
67-66-3	Chloroform	0.44	J	1.0	0.22
74-87-3	Chloromethane	0.22	U	1.0	0.22
156-59-2	cis-1,2-Dichloroethene	0.26	U	1.0	0.26
10061-01-5	cis-1,3-Dichloropropene	0.16	U	1.0	0.16
110-82-7	Cyclohexane	0.26	U *	1.0	0.26
124-48-1	Dibromochloromethane	0.22	U	1.0	0.22
75-71-8	Dichlorodifluoromethane	0.14	U	1.0	0.14
100-41-4	Ethylbenzene	0.30	U	1.0	0.30

FORM I
GC/MS VOA ORGANICS ANALYSIS DATA SHEET

Lab Name: TestAmerica Edison | Job No.: 460-111103-1

SDG No.:

Client Sample ID: MW-545D | Lab Sample ID: 460-111103-25

Matrix: Water | Lab File ID: O08420.D

Analysis Method: 8260C | Date Collected: 03/22/2016 12:15

Sample wt/vol: 5(mL) | Date Analyzed: 04/02/2016 19:24

Soil Aliquot Vol: | Dilution Factor: 1

Soil Extract Vol.: | GC Column: DB-624 ID: 0.18(mm)

% Moisture: | Level: (low/med) Low

Analysis Batch No.: 360252 | Units: ug/L

CAS NO.	COMPOUND NAME	RESULT	Q	RL	MDL
76-13-1	Freon TF	0.34	U *	1.0	0.34
98-82-8	Isopropylbenzene	0.32	U	1.0	0.32
179601-23-1	m&p-Xylene	0.28	U	1.0	0.28
79-20-9	Methyl acetate	0.58	U	5.0	0.58
108-87-2	Methylcyclohexane	0.22	U *	1.0	0.22
75-09-2	Methylene Chloride	0.21	U	1.0	0.21
1634-04-4	MTBE	0.13	U	1.0	0.13
95-47-6	o-Xylene	0.32	U	1.0	0.32
100-42-5	Styrene	0.17	U	1.0	0.17
127-18-4	Tetrachloroethene	2.8		1.0	0.12
108-88-3	Toluene	0.25	U	1.0	0.25
156-60-5	trans-1,2-Dichloroethene	0.18	U	1.0	0.18
10061-02-6	trans-1,3-Dichloropropene	0.19	U	1.0	0.19
79-01-6	Trichloroethene	0.26	J	1.0	0.22
75-69-4	Trichlorofluoromethane	0.42	J	1.0	0.15
75-01-4	Vinyl chloride	0.060	U	1.0	0.060

CAS NO.	SURROGATE	%REC	Q	LIMITS
17060-07-0	1,2-Dichloroethane-d4 (Surr)	94		70-130
460-00-4	Bromofluorobenzene	103		70-130
1868-53-7	Dibromofluoromethane (Surr)	98		70-130
2037-26-5	Toluene-d8 (Surr)	92		70-130

FORM I
GC/MS VOA ORGANICS ANALYSIS DATA SHEET
TENTATIVELY IDENTIFIED COMPOUNDS

Lab Name: TestAmerica Edison | Job No.: 460-111103-1

SDG No.:

Client Sample ID: MW-545D | Lab Sample ID: 460-111103-25

Matrix: Water | Lab File ID: O08420.D

Analysis Method: 8260C | Date Collected: 03/22/2016 12:15

Sample wt/vol: 5(mL) | Date Analyzed: 04/02/2016 19:24

Soil Aliquot Vol: | Dilution Factor: 1

Soil Extract Vol.: | GC Column: DB-624 ID: 0.18(mm)

% Moisture: | Level: (low/med) Low

Analysis Batch No.: 360252 | Units: ug/L

Number TICs Found: 0 | TIC Result Total: 0

CAS NO.	COMPOUND NAME	RT	RESULT	Q
	Tentatively Identified Compound		None	

TestAmerica Edison
Target Compound Quantitation Report

Data File: \\ChromNA\Edison\ChromData\CVOAMS12\20160402-39337.b\O08420.D
Lims ID: 460-111103-B-25 Lab Sample ID: 460-111103-25
Client ID: MW-545D
Sample Type: Client
Inject. Date: 02-Apr-2016 19:24:30 ALS Bottle#: 20 Worklist Smp#: 21
Purge Vol: 5.000 mL Dil. Factor: 1.0000
Sample Info: 460-111103-B-25
Misc. Info.: 460-0039337-021
Operator ID: Instrument ID: CVOAMS12

Method: \\ChromNA\Edison\ChromData\CVOAMS12\20160402-39337.b\8260W_12.m
Limit Group: VOA - 8260C Water and Solid
Last Update: 04-Apr-2016 18:41:28 Calib Date: 23-Mar-2016 23:57:30
Integrator: RTE ID Type: Deconvolution ID
Quant Method: Internal Standard Quant By: Initial Calibration
Last ICal File: \\ChromNA\Edison\ChromData\CVOAMS12\20160323-38887.b\O07968.D

Column 1 : DB-624 (0.18 mm) Det: MS SCAN
Process Host: XAWRK047

First Level Reviewer: boykink Date: 03-Apr-2016 10:01:42

Compound	Sig	RT (min.)	Exp RT (min.)	Dlt RT (min.)	Q	Response	OnCol Amt ug/l	Flags
10 Trichlorofluoromethane	101	1.577	1.577	0.000	51	2099	0.4166	
* 30 TBA-d9 (IS)	65	2.239	2.239	0.000	99	353296	1000.0	
* 52 2-Butanone-d5	46	3.130	3.130	0.000	0	404919	250.0	
45 Chloroform	83	3.437	3.437	0.000	48	2766	0.4439	
$ 50 Dibromofluoromethane (Surr	113	3.572	3.572	0.000	97	154263	49.2	
$ 60 1,2-Dichloroethane-d4 (Sur	65	3.882	3.879	0.003	96	201585	47.0	
* 64 Fluorobenzene	96	4.211	4.212	-0.001	98	656307	50.0	
68 Trichloroethene	95	4.589	4.586	0.003	42	873	0.2637	
* 74 1,4-Dioxane-d8	96	4.941	4.934	0.007	92	52701	1000.0	
$ 80 Toluene-d8 (Surr)	98	5.993	5.997	-0.004	99	537746	46.2	
84 Tetrachloroethene	166	6.782	6.783	-0.001	95	7912	2.79	
* 94 Chlorobenzene-d5	117	7.942	7.943	-0.001	87	397719	50.0	
$ 106 4-Bromofluorobenzene	174	9.776	9.776	0.000	93	172933	51.3	
* 122 1,4-Dichlorobenzene-d4	152	11.606	11.606	0.000	96	216594	50.0	

Reagents:

8260ISNEW_00064 Amount Added: 1.00 Units: uL Run Reagent
8260SURR250_00119 Amount Added: 1.00 Units: uL Run Reagent

Report Date: 04-Apr-2016 18:41:29 Chrom Revision: 2.2 04-Mar-2016 14:36:24

TestAmerica Edison

Data File: \\ChromNA\Edison\ChromData\CVOAMS12\20160402-39337.b\O08420.D

Injection Date:	02-Apr-2016 19:24:30	Instrument ID:	CVOAMS12	Operator ID:	
Lims ID:	460-111103-B-25	Lab Sample ID:	460-111103-25	Worklist Smp#:	21
Client ID:	MW-545D				
Purge Vol:	5.000 mL	Dil. Factor:	1.0000	ALS Bottle#:	20
Method:	8260W_12	Limit Group:	VOA - 8260C Water and Solid		

Column: DB-624 (0.18 mm)

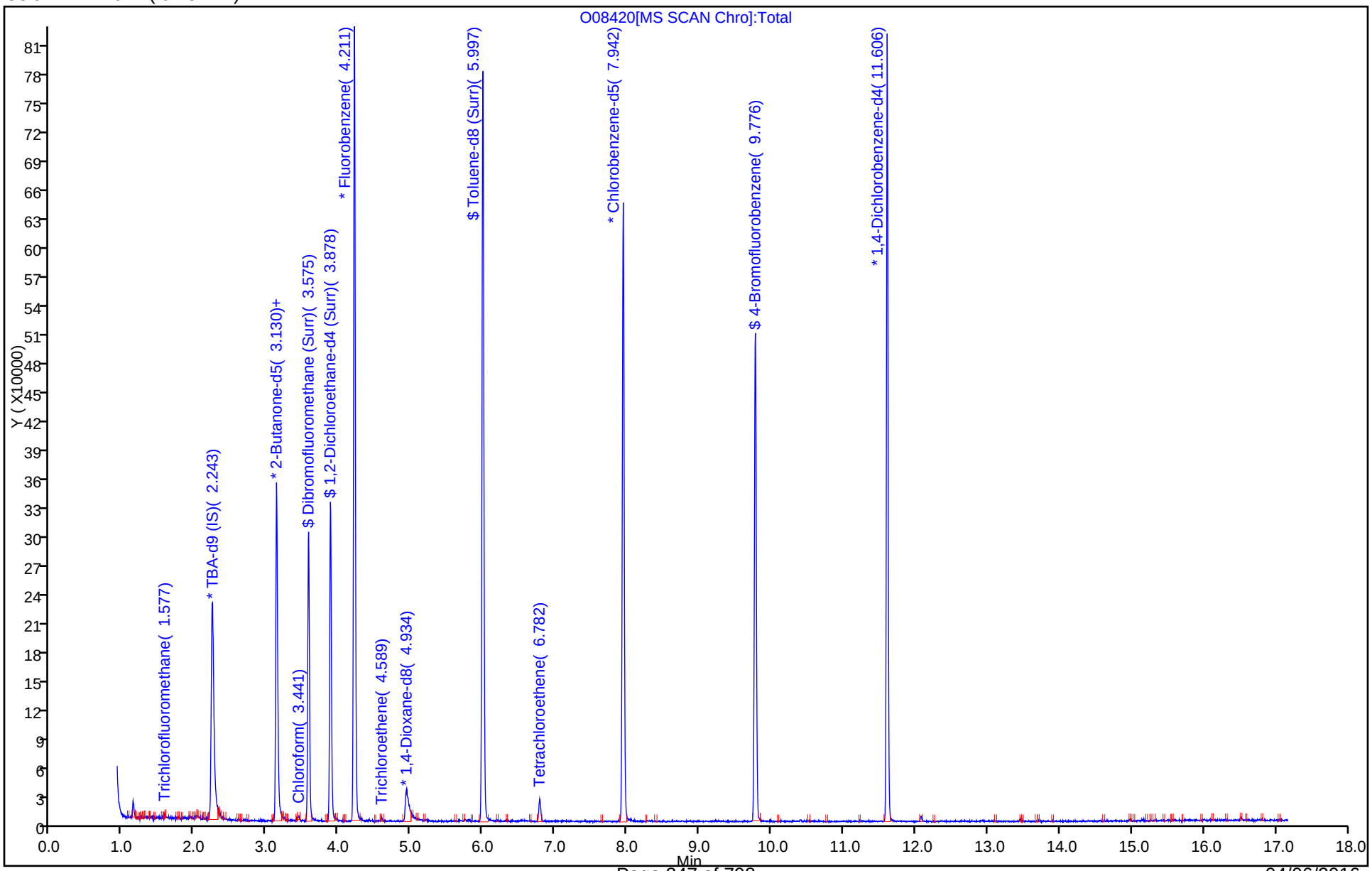

TestAmerica Edison

Data File:	\\ChromNA\Edison\ChromData\CVOAMS12\20160402-39337.b\O08420.D		
Injection Date:	02-Apr-2016 19:24:30	Instrument ID:	CVOAMS12
Lims ID:	460-111103-B-25	Lab Sample ID:	460-111103-25
Client ID:	MW-545D		
Operator ID:		ALS Bottle#:	20 Worklist Smp#: 21
Purge Vol:	5.000 mL	Dil. Factor:	1.0000
Method:	8260W_12	Limit Group:	VOA - 8260C Water and Solid
Column:	DB-624 (0.18 mm)	Detector	MS SCAN

45 Chloroform, CAS: 67-66-3

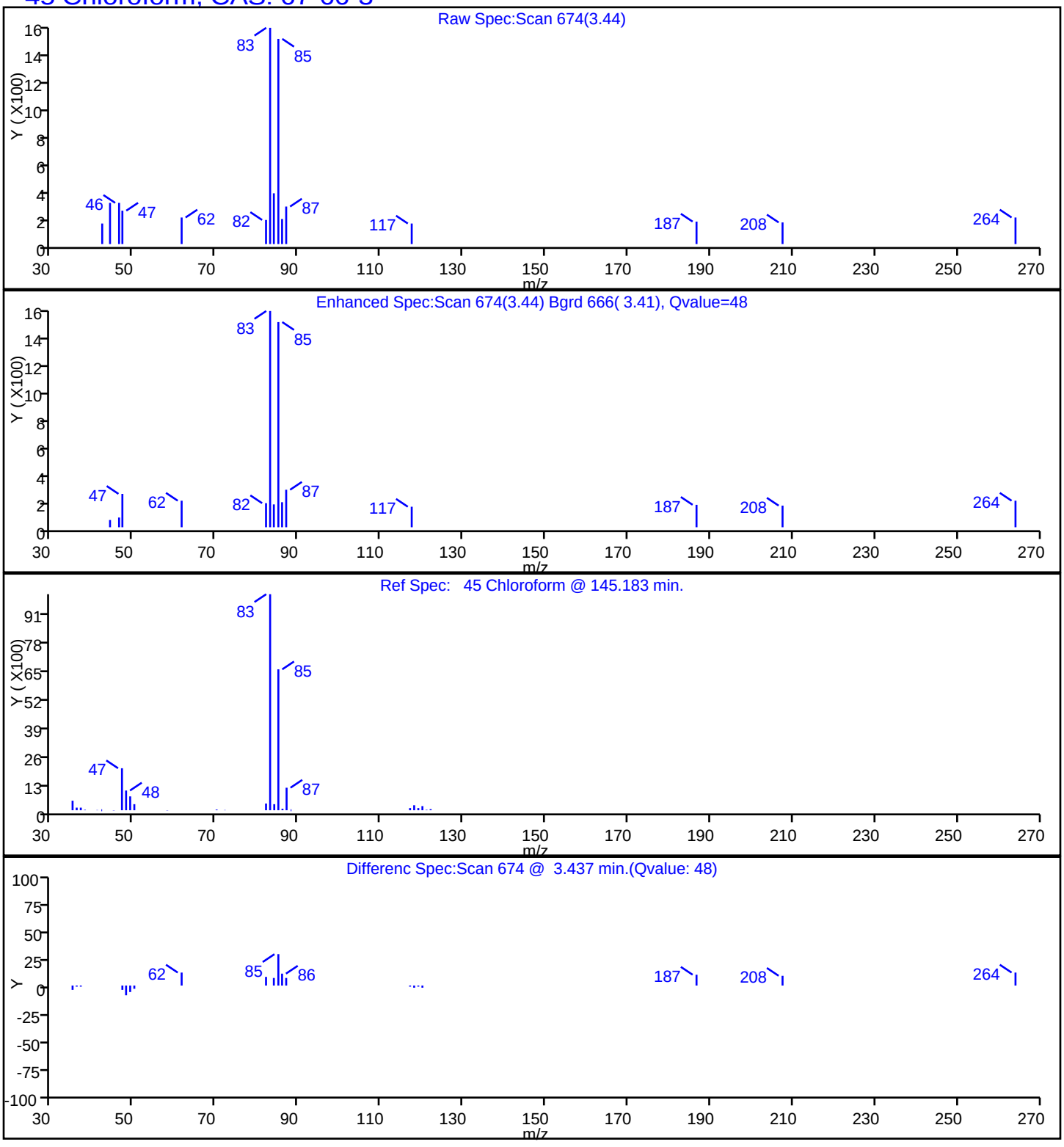

TestAmerica Edison

Data File:	\\ChromNA\Edison\ChromData\CVOAMS12\20160402-39337.b\O08420.D		
Injection Date:	02-Apr-2016 19:24:30	Instrument ID:	CVOAMS12
Lims ID:	460-111103-B-25	Lab Sample ID:	460-111103-25
Client ID:	MW-545D		
Operator ID:		ALS Bottle#:	20 Worklist Smp#: 21
Purge Vol:	5.000 mL	Dil. Factor:	1.0000
Method:	8260W_12	Limit Group:	VOA - 8260C Water and Solid
Column:	DB-624 (0.18 mm)	Detector	MS SCAN

84 Tetrachloroethene, CAS: 127-18-4

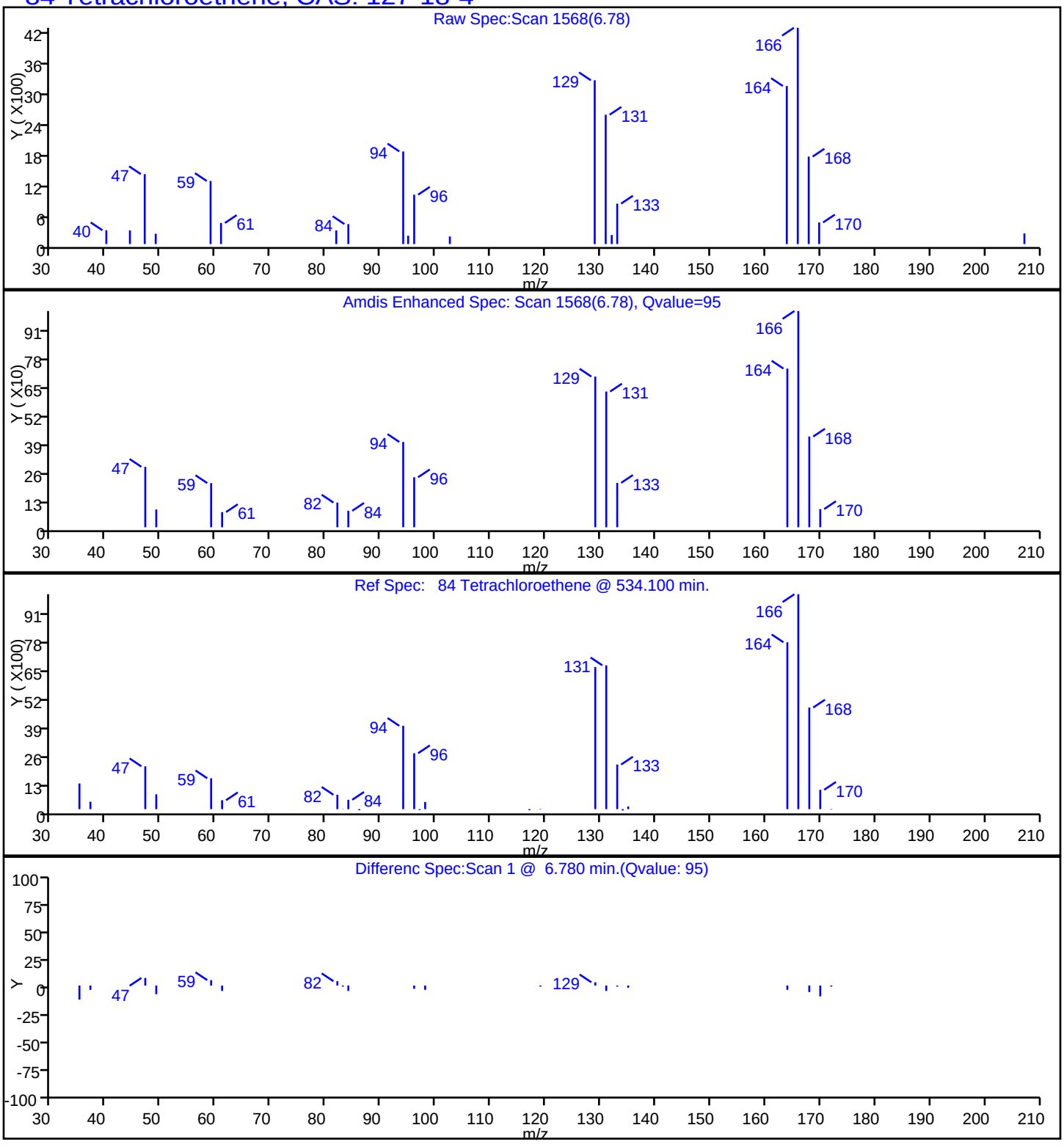

TestAmerica Edison

Data File: \\ChromNA\Edison\ChromData\CVOAMS12\20160402-39337.b\O08420.D

Injection Date:	02-Apr-2016 19:24:30	Instrument ID:	CVOAMS12
Lims ID:	460-111103-B-25	Lab Sample ID:	460-111103-25
Client ID:	MW-545D		
Operator ID:		ALS Bottle#:	20 Worklist Smp#: 21
Purge Vol:	5.000 mL	Dil. Factor:	1.0000
Method:	8260W_12	Limit Group:	VOA - 8260C Water and Solid
Column:	DB-624 (0.18 mm)	Detector	MS SCAN

68 Trichloroethene, CAS: 79-01-6

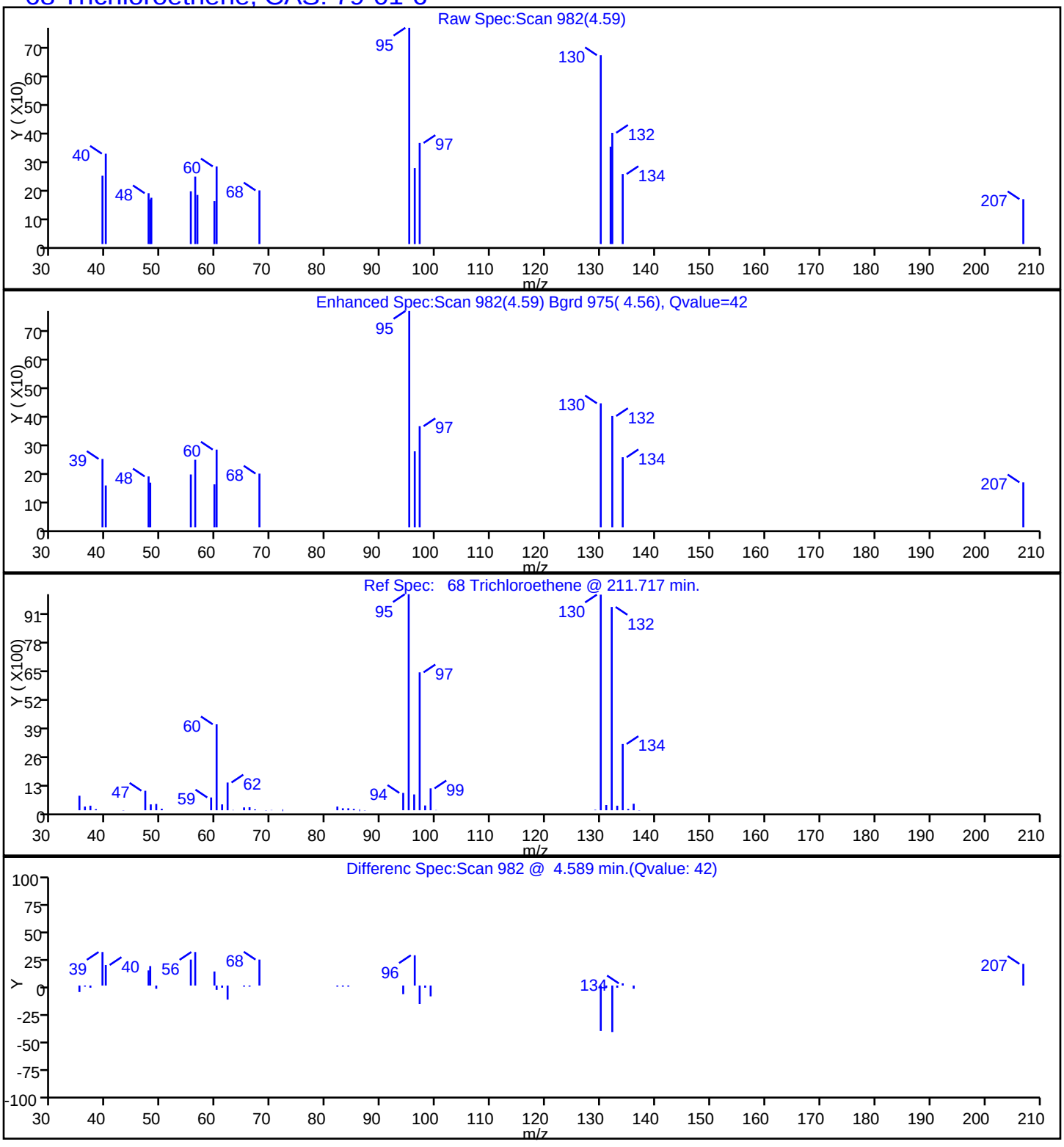

Data File: \\ChromNA\Edison\ChromData\CVOAMS12\20160402-39337.b\O08420.D

Injection Date:	02-Apr-2016 19:24:30	Instrument ID:	CVOAMS12		
Lims ID:	460-111103-B-25	Lab Sample ID:	460-111103-25		
Client ID:	MW-545D				
Operator ID:		ALS Bottle#:	20	Worklist Smp#:	21
Purge Vol:	5.000 mL	Dil. Factor:	1.0000		
Method:	8260W_12	Limit Group:	VOA - 8260C Water and Solid		
Column:	DB-624 (0.18 mm)	Detector	MS SCAN		

10 Trichlorofluoromethane, CAS: 75-69-4

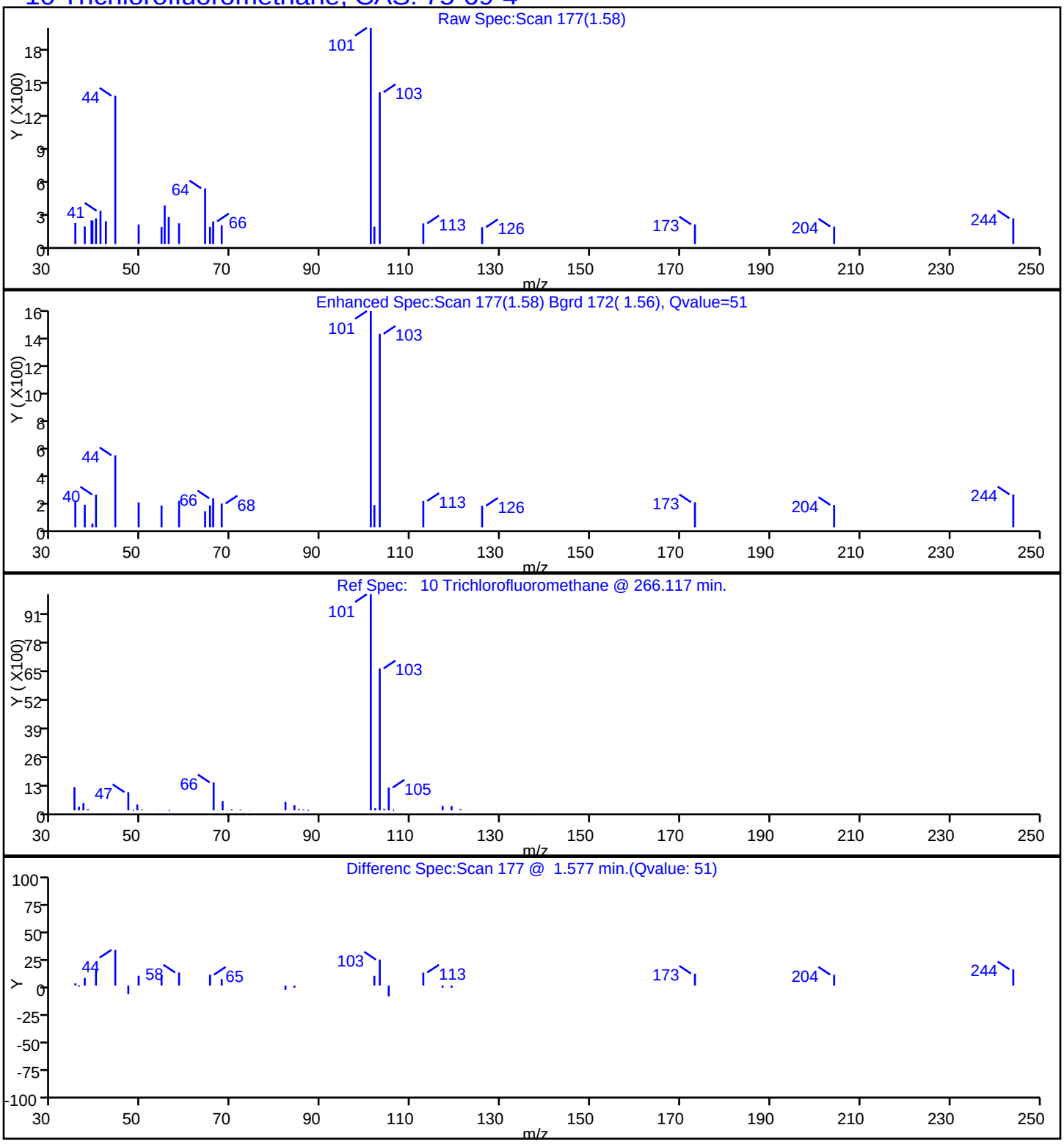

FORM I
GC/MS VOA ORGANICS ANALYSIS DATA SHEET

Lab Name: TestAmerica Edison | Job No.: 460-111103-1

SDG No.:

Client Sample ID: MW-546S | Lab Sample ID: 460-111103-26

Matrix: Water | Lab File ID: O08421.D

Analysis Method: 8260C | Date Collected: 03/22/2016 14:45

Sample wt/vol: 5(mL) | Date Analyzed: 04/02/2016 19:52

Soil Aliquot Vol: | Dilution Factor: 1

Soil Extract Vol.: | GC Column: DB-624 ID: 0.18(mm)

% Moisture: | Level: (low/med) Low

Analysis Batch No.: 360252 | Units: ug/L

CAS NO.	COMPOUND NAME	RESULT	Q	RL	MDL
71-55-6	1,1,1-Trichloroethane	0.28	U	1.0	0.28
79-34-5	1,1,2,2-Tetrachloroethane	0.19	U	1.0	0.19
79-00-5	1,1,2-Trichloroethane	0.080	U	1.0	0.080
75-34-3	1,1-Dichloroethane	0.24	U	1.0	0.24
75-35-4	1,1-Dichloroethene	0.34	U	1.0	0.34
87-61-6	1,2,3-Trichlorobenzene	0.35	U	1.0	0.35
120-82-1	1,2,4-Trichlorobenzene	0.27	U	1.0	0.27
96-12-8	1,2-Dibromo-3-Chloropropane	0.23	U	1.0	0.23
106-93-4	1,2-Dibromoethane	0.19	U	1.0	0.19
95-50-1	1,2-Dichlorobenzene	0.22	U	1.0	0.22
107-06-2	1,2-Dichloroethane	0.25	U	1.0	0.25
78-87-5	1,2-Dichloropropane	0.18	U	1.0	0.18
541-73-1	1,3-Dichlorobenzene	0.33	U	1.0	0.33
106-46-7	1,4-Dichlorobenzene	0.33	U	1.0	0.33
123-91-1	1,4-Dioxane	8.7	U	50	8.7
78-93-3	2-Butanone	2.2	U	5.0	2.2
591-78-6	2-Hexanone	0.72	U	5.0	0.72
108-10-1	4-Methyl-2-pentanone	0.63	U	5.0	0.63
67-64-1	Acetone	1.1	U	5.0	1.1
71-43-2	Benzene	0.090	U	1.0	0.090
74-97-5	Bromochloromethane	0.30	U	1.0	0.30
75-27-4	Bromodichloromethane	0.15	U	1.0	0.15
75-25-2	Bromoform	0.18	U	1.0	0.18
74-83-9	Bromomethane	0.18	U	1.0	0.18
75-15-0	Carbon disulfide	0.22	U	1.0	0.22
56-23-5	Carbon tetrachloride	0.33	U	1.0	0.33
108-90-7	Chlorobenzene	0.24	U	1.0	0.24
75-00-3	Chloroethane	0.37	U	1.0	0.37
67-66-3	Chloroform	0.22	U	1.0	0.22
74-87-3	Chloromethane	0.22	U	1.0	0.22
156-59-2	cis-1,2-Dichloroethene	0.26	U	1.0	0.26
10061-01-5	cis-1,3-Dichloropropene	0.16	U	1.0	0.16
110-82-7	Cyclohexane	0.26	U *	1.0	0.26
124-48-1	Dibromochloromethane	0.22	U	1.0	0.22
75-71-8	Dichlorodifluoromethane	0.14	U	1.0	0.14
100-41-4	Ethylbenzene	0.30	U	1.0	0.30

FORM I
GC/MS VOA ORGANICS ANALYSIS DATA SHEET

Lab Name: TestAmerica Edison | Job No.: 460-111103-1

SDG No.:

Client Sample ID: MW-546S | Lab Sample ID: 460-111103-26

Matrix: Water | Lab File ID: O08421.D

Analysis Method: 8260C | Date Collected: 03/22/2016 14:45

Sample wt/vol: 5(mL) | Date Analyzed: 04/02/2016 19:52

Soil Aliquot Vol: | Dilution Factor: 1

Soil Extract Vol.: | GC Column: DB-624 ID: 0.18(mm)

% Moisture: | Level: (low/med) Low

Analysis Batch No.: 360252 | Units: ug/L

CAS NO.	COMPOUND NAME	RESULT	Q	RL	MDL
76-13-1	Freon TF	0.34	U *	1.0	0.34
98-82-8	Isopropylbenzene	0.32	U	1.0	0.32
179601-23-1	m&p-Xylene	0.28	U	1.0	0.28
79-20-9	Methyl acetate	0.58	U	5.0	0.58
108-87-2	Methylcyclohexane	0.22	U *	1.0	0.22
75-09-2	Methylene Chloride	0.21	U	1.0	0.21
1634-04-4	MTBE	0.13	U	1.0	0.13
95-47-6	o-Xylene	0.32	U	1.0	0.32
100-42-5	Styrene	0.17	U	1.0	0.17
127-18-4	Tetrachloroethene	0.12	U	1.0	0.12
108-88-3	Toluene	0.25	U	1.0	0.25
156-60-5	trans-1,2-Dichloroethene	0.18	U	1.0	0.18
10061-02-6	trans-1,3-Dichloropropene	0.19	U	1.0	0.19
79-01-6	Trichloroethene	0.22	U	1.0	0.22
75-69-4	Trichlorofluoromethane	0.15	U	1.0	0.15
75-01-4	Vinyl chloride	0.060	U	1.0	0.060

CAS NO.	SURROGATE	%REC	Q	LIMITS
17060-07-0	1,2-Dichloroethane-d4 (Surr)	98		70-130
460-00-4	Bromofluorobenzene	105		70-130
1868-53-7	Dibromofluoromethane (Surr)	108		70-130
2037-26-5	Toluene-d8 (Surr)	95		70-130

FORM I
GC/MS VOA ORGANICS ANALYSIS DATA SHEET
TENTATIVELY IDENTIFIED COMPOUNDS

Lab Name: TestAmerica Edison Job No.: 460-111103-1

SDG No.:

Client Sample ID: MW-546S Lab Sample ID: 460-111103-26

Matrix: Water Lab File ID: O08421.D

Analysis Method: 8260C Date Collected: 03/22/2016 14:45

Sample wt/vol: 5(mL) Date Analyzed: 04/02/2016 19:52

Soil Aliquot Vol: Dilution Factor: 1

Soil Extract Vol.: GC Column: DB-624 ID: 0.18(mm)

% Moisture: Level: (low/med) Low

Analysis Batch No.: 360252 Units: ug/L

Number TICs Found: 0 TIC Result Total: 0

CAS NO.	COMPOUND NAME	RT	RESULT	Q
	Tentatively Identified Compound		None	

TestAmerica Edison
Target Compound Quantitation Report

Data File: \\ChromNA\Edison\ChromData\CVOAMS12\20160402-39337.b\O08421.D
Lims ID: 460-111103-B-26 Lab Sample ID: 460-111103-26
Client ID: MW-546S
Sample Type: Client
Inject. Date: 02-Apr-2016 19:52:30 ALS Bottle#: 21 Worklist Smp#: 22
Purge Vol: 5.000 mL Dil. Factor: 1.0000
Sample Info: 460-111103-B-26
Misc. Info.: 460-0039337-022
Operator ID: Instrument ID: CVOAMS12

Method: \\ChromNA\Edison\ChromData\CVOAMS12\20160402-39337.b\8260W_12.m
Limit Group: VOA - 8260C Water and Solid
Last Update: 03-Apr-2016 10:01:56 Calib Date: 23-Mar-2016 23:57:30
Integrator: RTE ID Type: Deconvolution ID
Quant Method: Internal Standard Quant By: Initial Calibration
Last ICal File: \\ChromNA\Edison\ChromData\CVOAMS12\20160323-38887.b\O07968.D

Column 1 : DB-624 (0.18 mm) Det: MS SCAN
Process Host: XAWRK003

First Level Reviewer: boykink Date: 03-Apr-2016 10:01:55

Compound	Sig	RT (min.)	Exp RT (min.)	Dlt RT (min.)	Q	Response	OnCol Amt ug/l	Flags
* 30 TBA-d9 (IS)	65	2.236	2.239	-0.003	98	357017	1000.0	
* 52 2-Butanone-d5	46	3.130	3.130	0.000	0	427938	250.0	
$ 50 Dibromofluoromethane (Surr	113	3.575	3.572	0.003	97	163072	53.8	
$ 60 1,2-Dichloroethane-d4 (Sur	65	3.879	3.879	0.000	96	202688	48.9	
* 64 Fluorobenzene	96	4.212	4.212	0.000	98	634676	50.0	
* 74 1,4-Dioxane-d8	96	4.926	4.934	-0.008	94	53883	1000.0	
$ 80 Toluene-d8 (Surr)	98	5.993	5.997	-0.004	100	549359	47.7	
* 94 Chlorobenzene-d5	117	7.943	7.943	0.000	87	393521	50.0	
$ 106 4-Bromofluorobenzene	174	9.776	9.776	0.000	93	175934	52.7	
* 122 1,4-Dichlorobenzene-d4	152	11.606	11.606	0.000	96	211161	50.0	

Reagents:

8260ISNEW_00064 Amount Added: 1.00 Units: uL Run Reagent
8260SURR250_00119 Amount Added: 1.00 Units: uL Run Reagent

Report Date: 03-Apr-2016 10:01:58 Chrom Revision: 2.2 04-Mar-2016 14:36:24

TestAmerica Edison

Data File: \\ChromNA\Edison\ChromData\CVOAMS12\20160402-39337.b\O08421.D

Injection Date:	02-Apr-2016 19:52:30	Instrument ID:	CVOAMS12	Operator ID:	
Lims ID:	460-111103-B-26	Lab Sample ID:	460-111103-26	Worklist Smp#:	22
Client ID:	MW-546S				
Purge Vol:	5.000 mL	Dil. Factor:	1.0000	ALS Bottle#:	21
Method:	8260W_12	Limit Group:	VOA - 8260C Water and Solid		

Column: DB-624 (0.18 mm)

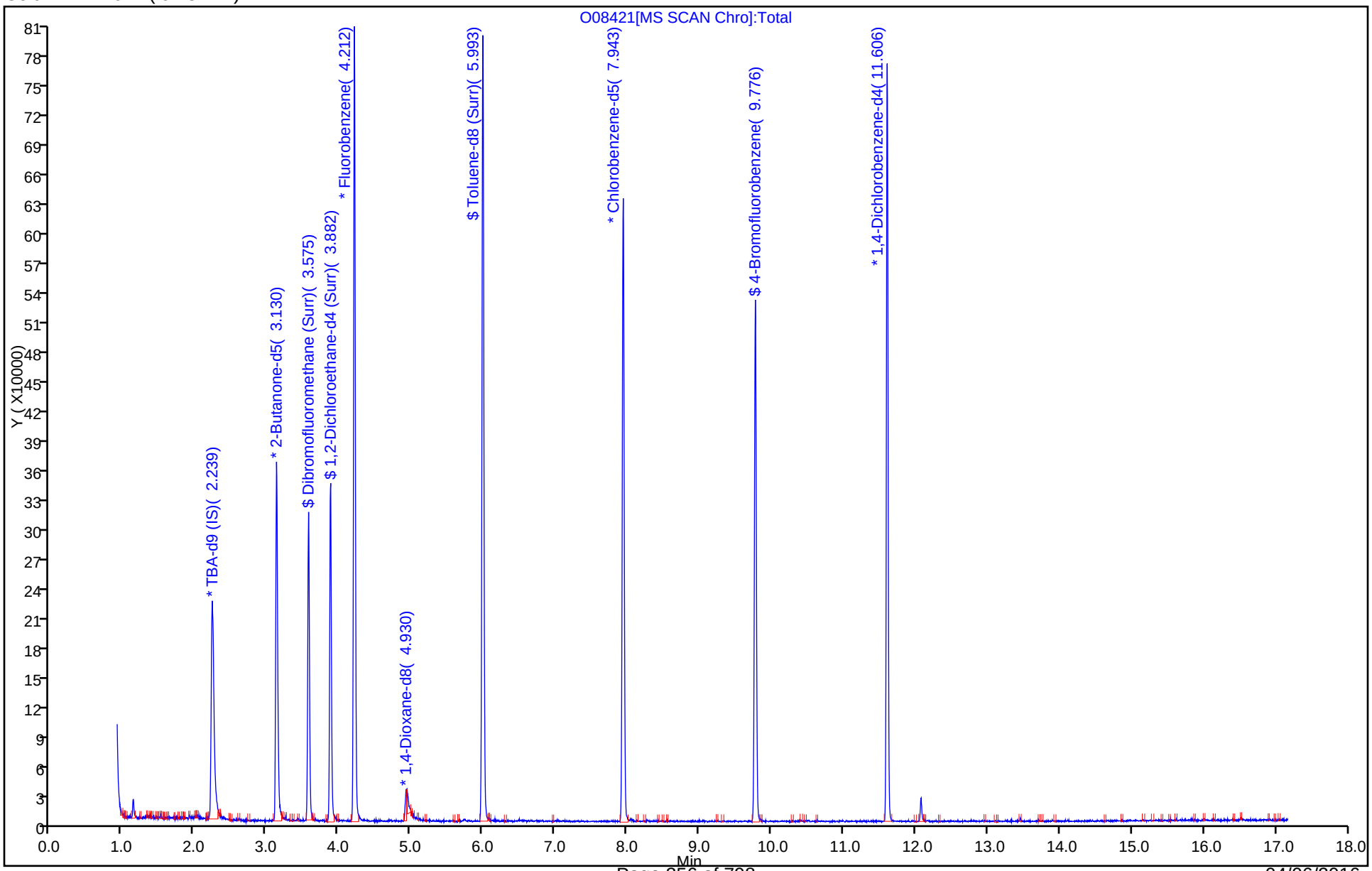

FORM I
GC/MS VOA ORGANICS ANALYSIS DATA SHEET

Lab Name: TestAmerica Edison | Job No.: 460-111103-1

SDG No.:

Client Sample ID: MW-546I | Lab Sample ID: 460-111103-27

Matrix: Water | Lab File ID: O08422.D

Analysis Method: 8260C | Date Collected: 03/22/2016 14:50

Sample wt/vol: 5(mL) | Date Analyzed: 04/02/2016 20:19

Soil Aliquot Vol: | Dilution Factor: 1

Soil Extract Vol.: | GC Column: DB-624 ID: 0.18(mm)

% Moisture: | Level: (low/med) Low

Analysis Batch No.: 360252 | Units: ug/L

CAS NO.	COMPOUND NAME	RESULT	Q	RL	MDL
71-55-6	1,1,1-Trichloroethane	0.28	U	1.0	0.28
79-34-5	1,1,2,2-Tetrachloroethane	0.19	U	1.0	0.19
79-00-5	1,1,2-Trichloroethane	0.080	U	1.0	0.080
75-34-3	1,1-Dichloroethane	0.24	U	1.0	0.24
75-35-4	1,1-Dichloroethene	0.34	U	1.0	0.34
87-61-6	1,2,3-Trichlorobenzene	0.35	U	1.0	0.35
120-82-1	1,2,4-Trichlorobenzene	0.27	U	1.0	0.27
96-12-8	1,2-Dibromo-3-Chloropropane	0.23	U	1.0	0.23
106-93-4	1,2-Dibromoethane	0.19	U	1.0	0.19
95-50-1	1,2-Dichlorobenzene	0.22	U	1.0	0.22
107-06-2	1,2-Dichloroethane	0.25	U	1.0	0.25
78-87-5	1,2-Dichloropropane	0.18	U	1.0	0.18
541-73-1	1,3-Dichlorobenzene	0.33	U	1.0	0.33
106-46-7	1,4-Dichlorobenzene	0.33	U	1.0	0.33
123-91-1	1,4-Dioxane	8.7	U	50	8.7
78-93-3	2-Butanone	2.2	U	5.0	2.2
591-78-6	2-Hexanone	0.72	U	5.0	0.72
108-10-1	4-Methyl-2-pentanone	0.63	U	5.0	0.63
67-64-1	Acetone	1.1	U	5.0	1.1
71-43-2	Benzene	0.090	U	1.0	0.090
74-97-5	Bromochloromethane	0.30	U	1.0	0.30
75-27-4	Bromodichloromethane	0.15	U	1.0	0.15
75-25-2	Bromoform	0.18	U	1.0	0.18
74-83-9	Bromomethane	0.18	U	1.0	0.18
75-15-0	Carbon disulfide	0.22	U	1.0	0.22
56-23-5	Carbon tetrachloride	0.33	U	1.0	0.33
108-90-7	Chlorobenzene	0.24	U	1.0	0.24
75-00-3	Chloroethane	0.37	U	1.0	0.37
67-66-3	Chloroform	0.42	J	1.0	0.22
74-87-3	Chloromethane	0.22	U	1.0	0.22
156-59-2	cis-1,2-Dichloroethene	0.26	U	1.0	0.26
10061-01-5	cis-1,3-Dichloropropene	0.16	U	1.0	0.16
110-82-7	Cyclohexane	0.26	U *	1.0	0.26
124-48-1	Dibromochloromethane	0.22	U	1.0	0.22
75-71-8	Dichlorodifluoromethane	0.14	U	1.0	0.14
100-41-4	Ethylbenzene	0.30	U	1.0	0.30

FORM I
GC/MS VOA ORGANICS ANALYSIS DATA SHEET

Lab Name: TestAmerica Edison | Job No.: 460-111103-1

SDG No.:

Client Sample ID: MW-546I | Lab Sample ID: 460-111103-27

Matrix: Water | Lab File ID: O08422.D

Analysis Method: 8260C | Date Collected: 03/22/2016 14:50

Sample wt/vol: 5(mL) | Date Analyzed: 04/02/2016 20:19

Soil Aliquot Vol: | Dilution Factor: 1

Soil Extract Vol.: | GC Column: DB-624 ID: 0.18(mm)

% Moisture: | Level: (low/med) Low

Analysis Batch No.: 360252 | Units: ug/L

CAS NO.	COMPOUND NAME	RESULT	Q	RL	MDL
76-13-1	Freon TF	0.34	U *	1.0	0.34
98-82-8	Isopropylbenzene	0.32	U	1.0	0.32
179601-23-1	m&p-Xylene	0.28	U	1.0	0.28
79-20-9	Methyl acetate	0.58	U	5.0	0.58
108-87-2	Methylcyclohexane	0.22	U *	1.0	0.22
75-09-2	Methylene Chloride	0.21	U	1.0	0.21
1634-04-4	MTBE	0.13	U	1.0	0.13
95-47-6	o-Xylene	0.32	U	1.0	0.32
100-42-5	Styrene	0.17	U	1.0	0.17
127-18-4	Tetrachloroethene	0.12	U	1.0	0.12
108-88-3	Toluene	0.25	U	1.0	0.25
156-60-5	trans-1,2-Dichloroethene	0.18	U	1.0	0.18
10061-02-6	trans-1,3-Dichloropropene	0.19	U	1.0	0.19
79-01-6	Trichloroethene	0.53	J	1.0	0.22
75-69-4	Trichlorofluoromethane	0.15	U	1.0	0.15
75-01-4	Vinyl chloride	0.060	U	1.0	0.060

CAS NO.	SURROGATE	%REC	Q	LIMITS
17060-07-0	1,2-Dichloroethane-d4 (Surr)	92		70-130
460-00-4	Bromofluorobenzene	96		70-130
1868-53-7	Dibromofluoromethane (Surr)	99		70-130
2037-26-5	Toluene-d8 (Surr)	89		70-130

FORM I
GC/MS VOA ORGANICS ANALYSIS DATA SHEET
TENTATIVELY IDENTIFIED COMPOUNDS

Lab Name: TestAmerica Edison | Job No.: 460-111103-1

SDG No.:

Client Sample ID: MW-546I | Lab Sample ID: 460-111103-27

Matrix: Water | Lab File ID: O08422.D

Analysis Method: 8260C | Date Collected: 03/22/2016 14:50

Sample wt/vol: 5(mL) | Date Analyzed: 04/02/2016 20:19

Soil Aliquot Vol: | Dilution Factor: 1

Soil Extract Vol.: | GC Column: DB-624 ID: 0.18(mm)

% Moisture: | Level: (low/med) Low

Analysis Batch No.: 360252 | Units: ug/L

Number TICs Found: 0 | TIC Result Total: 0

CAS NO.	COMPOUND NAME	RT	RESULT	Q
	Tentatively Identified Compound		None	

TestAmerica Edison
Target Compound Quantitation Report

Data File: \\ChromNA\Edison\ChromData\CVOAMS12\20160402-39337.b\O08422.D
Lims ID: 460-111103-B-27 Lab Sample ID: 460-111103-27
Client ID: MW-546I
Sample Type: Client
Inject. Date: 02-Apr-2016 20:19:30 ALS Bottle#: 22 Worklist Smp#: 23
Purge Vol: 5.000 mL Dil. Factor: 1.0000
Sample Info: 460-111103-B-27
Misc. Info.: 460-0039337-023
Operator ID: Instrument ID: CVOAMS12

Method: \\ChromNA\Edison\ChromData\CVOAMS12\20160402-39337.b\8260W_12.m
Limit Group: VOA - 8260C Water and Solid
Last Update: 04-Apr-2016 18:42:04 Calib Date: 23-Mar-2016 23:57:30
Integrator: RTE ID Type: Deconvolution ID
Quant Method: Internal Standard Quant By: Initial Calibration
Last ICal File: \\ChromNA\Edison\ChromData\CVOAMS12\20160323-38887.b\O07968.D

Column 1 : DB-624 (0.18 mm) Det: MS SCAN
Process Host: XAWRK047

First Level Reviewer: boykink Date: 03-Apr-2016 10:02:10

Compound	Sig	RT (min.)	Exp RT (min.)	Dlt RT (min.)	Q	Response	OnCol Amt ug/l	Flags
* 30 TBA-d9 (IS)	65	2.236	2.239	-0.003	99	342217	1000.0	
* 52 2-Butanone-d5	46	3.130	3.130	0.000	0	413626	250.0	
45 Chloroform	83	3.437	3.437	0.000	68	2645	0.4201	
$ 50 Dibromofluoromethane (Surr	113	3.575	3.572	0.003	97	156395	49.4	
$ 60 1,2-Dichloroethane-d4 (Sur	65	3.878	3.879	-0.001	96	199174	46.0	
* 64 Fluorobenzene	96	4.211	4.212	-0.001	98	663194	50.0	
68 Trichloroethene	95	4.578	4.586	-0.008	25	1778	0.5315	
* 74 1,4-Dioxane-d8	96	4.930	4.934	-0.004	94	52243	1000.0	
$ 80 Toluene-d8 (Surr)	98	5.993	5.997	-0.004	99	534389	44.7	
* 94 Chlorobenzene-d5	117	7.942	7.943	-0.001	87	408419	50.0	
$ 106 4-Bromofluorobenzene	174	9.776	9.776	0.000	93	166533	48.1	
* 122 1,4-Dichlorobenzene-d4	152	11.606	11.606	0.000	96	215656	50.0	

Reagents:

8260ISNEW_00064 Amount Added: 1.00 Units: uL Run Reagent
8260SURR250_00119 Amount Added: 1.00 Units: uL Run Reagent

Report Date: 04-Apr-2016 18:42:04 Chrom Revision: 2.2 04-Mar-2016 14:36:24

TestAmerica Edison

Data File: \\ChromNA\Edison\ChromData\CVOAMS12\20160402-39337.b\O08422.D

Injection Date:	02-Apr-2016 20:19:30	Instrument ID:	CVOAMS12	Operator ID:	
Lims ID:	460-111103-B-27	Lab Sample ID:	460-111103-27	Worklist Smp#:	23
Client ID:	MW-546I				
Purge Vol:	5.000 mL	Dil. Factor:	1.0000	ALS Bottle#:	22
Method:	8260W_12	Limit Group:	VOA - 8260C Water and Solid		

Column: DB-624 (0.18 mm)

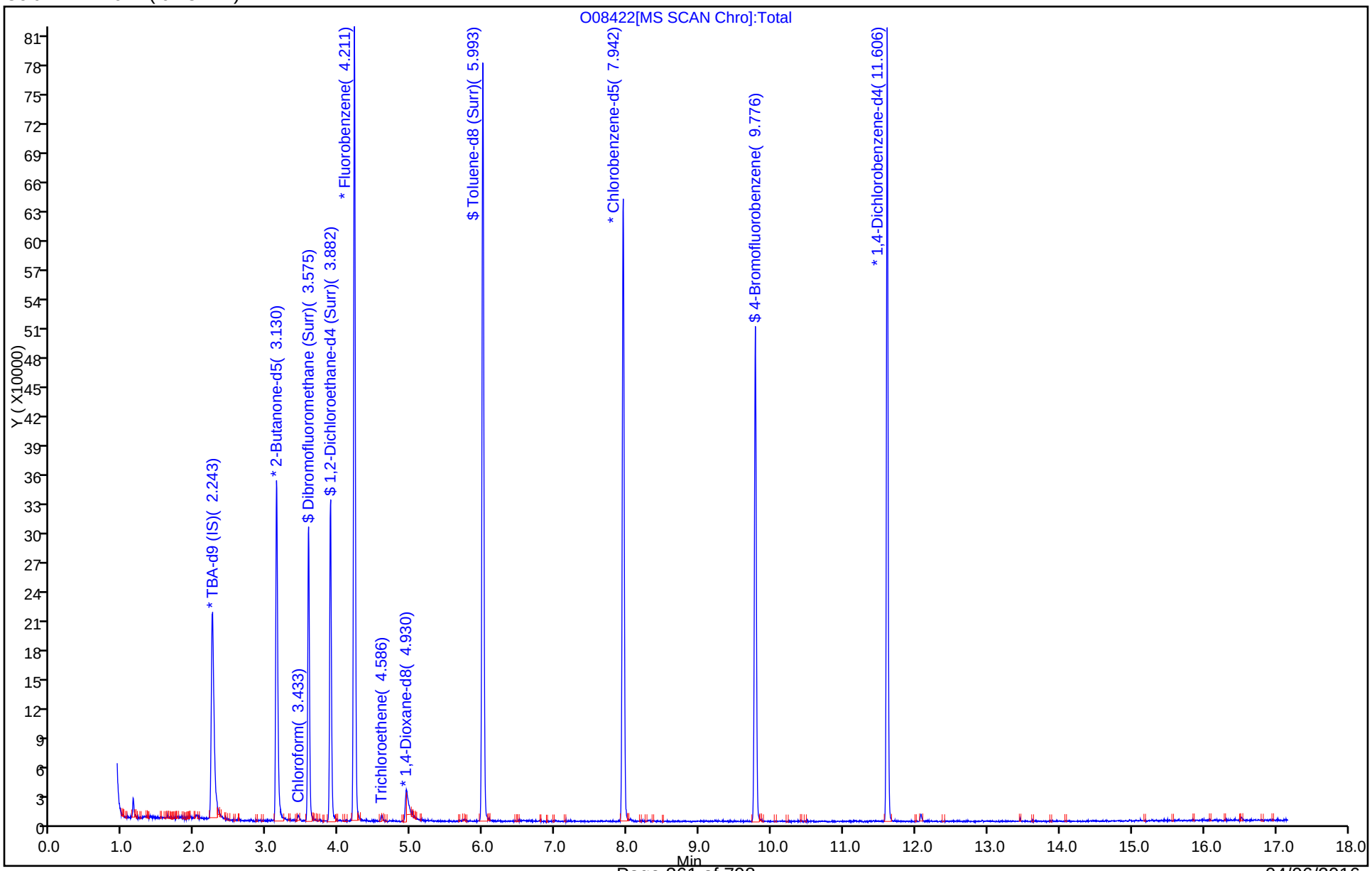

TestAmerica Edison

Data File:	\\ChromNA\Edison\ChromData\CVOAMS12\20160402-39337.b\O08422.D		
Injection Date:	02-Apr-2016 20:19:30	Instrument ID:	CVOAMS12
Lims ID:	460-111103-B-27	Lab Sample ID:	460-111103-27
Client ID:	MW-546I		
Operator ID:		ALS Bottle#:	22 Worklist Smp#: 23
Purge Vol:	5.000 mL	Dil. Factor:	1.0000
Method:	8260W_12	Limit Group:	VOA - 8260C Water and Solid
Column:	DB-624 (0.18 mm)	Detector	MS SCAN

45 Chloroform, CAS: 67-66-3

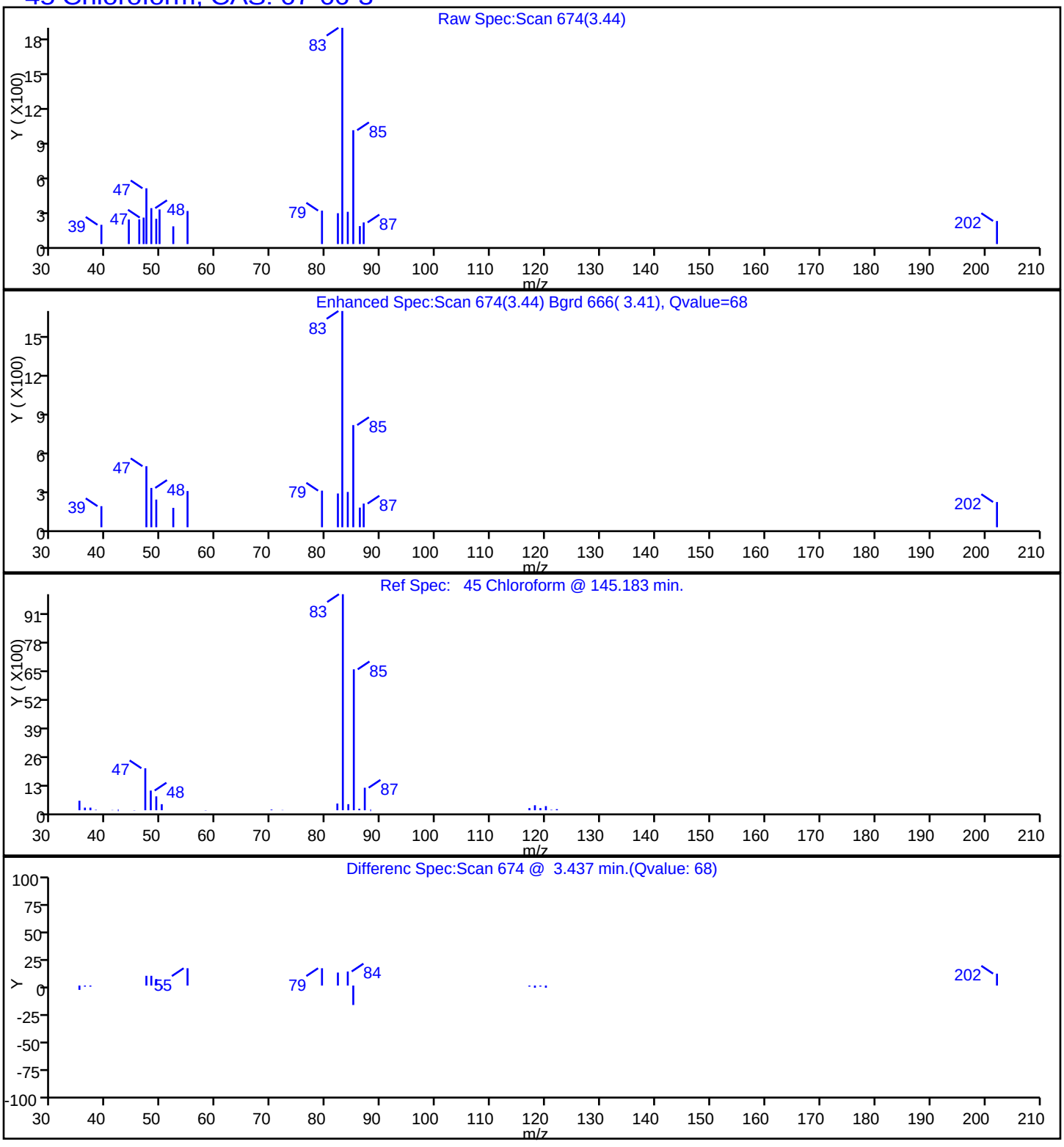

TestAmerica Edison

Data File: \\ChromNA\Edison\ChromData\CVOAMS12\20160402-39337.b\O08422.D

Injection Date:	02-Apr-2016 20:19:30	Instrument ID:	CVOAMS12
Lims ID:	460-111103-B-27	Lab Sample ID:	460-111103-27
Client ID:	MW-546I		
Operator ID:		ALS Bottle#:	22 Worklist Smp#: 23
Purge Vol:	5.000 mL	Dil. Factor:	1.0000
Method:	8260W_12	Limit Group:	VOA - 8260C Water and Solid
Column:	DB-624 (0.18 mm)	Detector	MS SCAN

68 Trichloroethene, CAS: 79-01-6

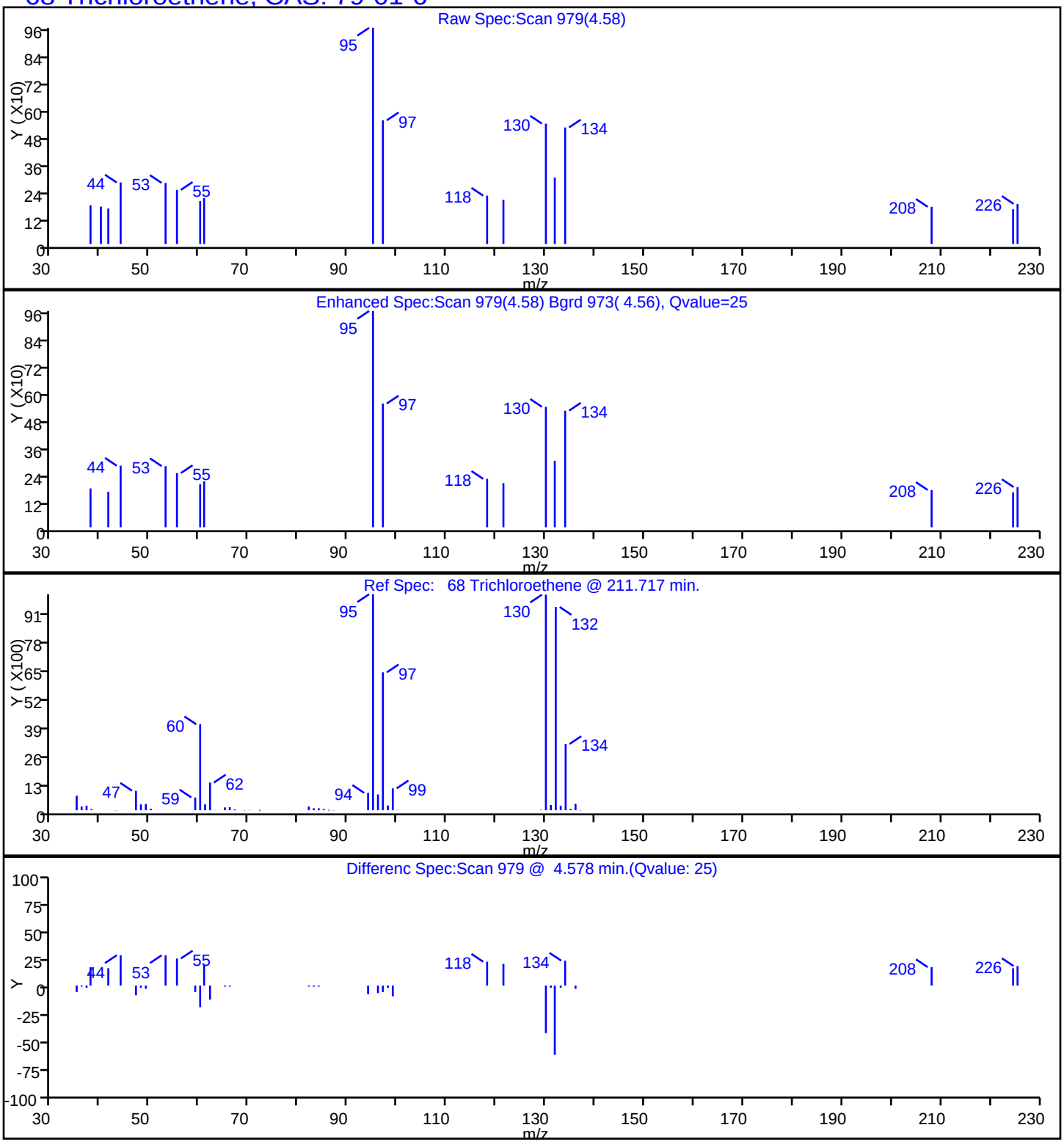

FORM I
GC/MS VOA ORGANICS ANALYSIS DATA SHEET

Lab Name: TestAmerica Edison | Job No.: 460-111103-1

SDG No.:

Client Sample ID: MW-546D | Lab Sample ID: 460-111103-28

Matrix: Water | Lab File ID: O08423.D

Analysis Method: 8260C | Date Collected: 03/22/2016 14:55

Sample wt/vol: 5(mL) | Date Analyzed: 04/02/2016 20:47

Soil Aliquot Vol: | Dilution Factor: 1

Soil Extract Vol.: | GC Column: DB-624 ID: 0.18(mm)

% Moisture: | Level: (low/med) Low

Analysis Batch No.: 360252 | Units: ug/L

CAS NO.	COMPOUND NAME	RESULT	Q	RL	MDL
71-55-6	1,1,1-Trichloroethane	0.28	U	1.0	0.28
79-34-5	1,1,2,2-Tetrachloroethane	0.19	U	1.0	0.19
79-00-5	1,1,2-Trichloroethane	0.080	U	1.0	0.080
75-34-3	1,1-Dichloroethane	0.24	U	1.0	0.24
75-35-4	1,1-Dichloroethene	0.34	U	1.0	0.34
87-61-6	1,2,3-Trichlorobenzene	0.35	U	1.0	0.35
120-82-1	1,2,4-Trichlorobenzene	0.27	U	1.0	0.27
96-12-8	1,2-Dibromo-3-Chloropropane	0.23	U	1.0	0.23
106-93-4	1,2-Dibromoethane	0.19	U	1.0	0.19
95-50-1	1,2-Dichlorobenzene	0.22	U	1.0	0.22
107-06-2	1,2-Dichloroethane	0.25	U	1.0	0.25
78-87-5	1,2-Dichloropropane	0.18	U	1.0	0.18
541-73-1	1,3-Dichlorobenzene	0.33	U	1.0	0.33
106-46-7	1,4-Dichlorobenzene	0.33	U	1.0	0.33
123-91-1	1,4-Dioxane	8.7	U	50	8.7
78-93-3	2-Butanone	2.2	U	5.0	2.2
591-78-6	2-Hexanone	0.72	U	5.0	0.72
108-10-1	4-Methyl-2-pentanone	0.63	U	5.0	0.63
67-64-1	Acetone	1.1	U	5.0	1.1
71-43-2	Benzene	0.090	U	1.0	0.090
74-97-5	Bromochloromethane	0.30	U	1.0	0.30
75-27-4	Bromodichloromethane	0.15	U	1.0	0.15
75-25-2	Bromoform	0.18	U	1.0	0.18
74-83-9	Bromomethane	0.18	U	1.0	0.18
75-15-0	Carbon disulfide	0.22	U	1.0	0.22
56-23-5	Carbon tetrachloride	0.33	U	1.0	0.33
108-90-7	Chlorobenzene	0.24	U	1.0	0.24
75-00-3	Chloroethane	0.37	U	1.0	0.37
67-66-3	Chloroform	3.6		1.0	0.22
74-87-3	Chloromethane	0.22	U	1.0	0.22
156-59-2	cis-1,2-Dichloroethene	0.33	J	1.0	0.26
10061-01-5	cis-1,3-Dichloropropene	0.16	U	1.0	0.16
110-82-7	Cyclohexane	0.26	U *	1.0	0.26
124-48-1	Dibromochloromethane	0.22	U	1.0	0.22
75-71-8	Dichlorodifluoromethane	0.14	U	1.0	0.14
100-41-4	Ethylbenzene	0.30	U	1.0	0.30

FORM I
GC/MS VOA ORGANICS ANALYSIS DATA SHEET

Lab Name: TestAmerica Edison | Job No.: 460-111103-1

SDG No.:

Client Sample ID: MW-546D | Lab Sample ID: 460-111103-28

Matrix: Water | Lab File ID: O08423.D

Analysis Method: 8260C | Date Collected: 03/22/2016 14:55

Sample wt/vol: 5(mL) | Date Analyzed: 04/02/2016 20:47

Soil Aliquot Vol: | Dilution Factor: 1

Soil Extract Vol.: | GC Column: DB-624 ID: 0.18(mm)

% Moisture: | Level: (low/med) Low

Analysis Batch No.: 360252 | Units: ug/L

CAS NO.	COMPOUND NAME	RESULT	Q	RL	MDL
76-13-1	Freon TF	0.34	U *	1.0	0.34
98-82-8	Isopropylbenzene	0.32	U	1.0	0.32
179601-23-1	m&p-Xylene	0.28	U	1.0	0.28
79-20-9	Methyl acetate	0.58	U	5.0	0.58
108-87-2	Methylcyclohexane	0.22	U *	1.0	0.22
75-09-2	Methylene Chloride	0.21	U	1.0	0.21
1634-04-4	MTBE	0.13	U	1.0	0.13
95-47-6	o-Xylene	0.32	U	1.0	0.32
100-42-5	Styrene	0.17	U	1.0	0.17
127-18-4	Tetrachloroethene	0.12	U	1.0	0.12
108-88-3	Toluene	0.25	U	1.0	0.25
156-60-5	trans-1,2-Dichloroethene	0.18	U	1.0	0.18
10061-02-6	trans-1,3-Dichloropropene	0.19	U	1.0	0.19
79-01-6	Trichloroethene	3.1		1.0	0.22
75-69-4	Trichlorofluoromethane	0.15	U	1.0	0.15
75-01-4	Vinyl chloride	0.060	U	1.0	0.060

CAS NO.	SURROGATE	%REC	Q	LIMITS
17060-07-0	1,2-Dichloroethane-d4 (Surr)	100		70-130
460-00-4	Bromofluorobenzene	108		70-130
1868-53-7	Dibromofluoromethane (Surr)	109		70-130
2037-26-5	Toluene-d8 (Surr)	95		70-130

FORM I
GC/MS VOA ORGANICS ANALYSIS DATA SHEET
TENTATIVELY IDENTIFIED COMPOUNDS

Lab Name: TestAmerica Edison | Job No.: 460-111103-1

SDG No.:

Client Sample ID: MW-546D | Lab Sample ID: 460-111103-28

Matrix: Water | Lab File ID: O08423.D

Analysis Method: 8260C | Date Collected: 03/22/2016 14:55

Sample wt/vol: 5(mL) | Date Analyzed: 04/02/2016 20:47

Soil Aliquot Vol: | Dilution Factor: 1

Soil Extract Vol.: | GC Column: DB-624 ID: 0.18(mm)

% Moisture: | Level: (low/med) Low

Analysis Batch No.: 360252 | Units: ug/L

Number TICs Found: 0 | TIC Result Total: 0

CAS NO.	COMPOUND NAME	RT	RESULT	Q
	Tentatively Identified Compound		None	

TestAmerica Edison
Target Compound Quantitation Report

Data File: \\ChromNA\Edison\ChromData\CVOAMS12\20160402-39337.b\O08423.D
Lims ID: 460-111103-B-28 Lab Sample ID: 460-111103-28
Client ID: MW-546D
Sample Type: Client
Inject. Date: 02-Apr-2016 20:47:30 ALS Bottle#: 23 Worklist Smp#: 24
Purge Vol: 5.000 mL Dil. Factor: 1.0000
Sample Info: 460-111103-B-28
Misc. Info.: 460-0039337-024
Operator ID: Instrument ID: CVOAMS12

Method: \\ChromNA\Edison\ChromData\CVOAMS12\20160402-39337.b\8260W_12.m
Limit Group: VOA - 8260C Water and Solid
Last Update: 03-Apr-2016 10:02:30 Calib Date: 23-Mar-2016 23:57:30
Integrator: RTE ID Type: Deconvolution ID
Quant Method: Internal Standard Quant By: Initial Calibration
Last ICal File: \\ChromNA\Edison\ChromData\CVOAMS12\20160323-38887.b\O07968.D

Column 1 : DB-624 (0.18 mm) Det: MS SCAN
Process Host: XAWRK003

First Level Reviewer: boykink Date: 03-Apr-2016 10:02:30

Compound	Sig	RT (min.)	Exp RT (min.)	Dlt RT (min.)	Q	Response	OnCol Amt ug/l	Flags
* 30 TBA-d9 (IS)	65	2.239	2.239	0.000	98	335687	1000.0	
* 52 2-Butanone-d5	46	3.130	3.130	0.000	0	399236	250.0	
41 cis-1,2-Dichloroethene	96	3.160	3.160	0.000	34	1268	0.3329	
45 Chloroform	83	3.437	3.437	0.000	98	20690	3.56	
$ 50 Dibromofluoromethane (Surr	113	3.575	3.572	0.003	97	159492	54.5	
$ 60 1,2-Dichloroethane-d4 (Sur	65	3.879	3.879	0.000	96	199475	49.8	
* 64 Fluorobenzene	96	4.212	4.212	0.000	98	613040	50.0	
68 Trichloroethene	95	4.590	4.586	0.004	96	9624	3.11	
* 74 1,4-Dioxane-d8	96	4.930	4.934	-0.004	94	50740	1000.0	
$ 80 Toluene-d8 (Surr)	98	5.997	5.997	0.000	99	531878	47.6	
* 94 Chlorobenzene-d5	117	7.943	7.943	0.000	87	381898	50.0	
$ 106 4-Bromofluorobenzene	174	9.776	9.776	0.000	92	174390	53.8	
* 122 1,4-Dichlorobenzene-d4	152	11.606	11.606	0.000	96	204085	50.0	

Reagents:

8260ISNEW_00064 Amount Added: 1.00 Units: uL Run Reagent
8260SURR250_00119 Amount Added: 1.00 Units: uL Run Reagent

Report Date: 03-Apr-2016 10:02:31 Chrom Revision: 2.2 04-Mar-2016 14:36:24

TestAmerica Edison

Data File: \\ChromNA\Edison\ChromData\CVOAMS12\20160402-39337.b\O08423.D

Injection Date:	02-Apr-2016 20:47:30	Instrument ID:	CVOAMS12	Operator ID:	
Lims ID:	460-111103-B-28	Lab Sample ID:	460-111103-28	Worklist Smp#:	24
Client ID:	MW-546D				
Purge Vol:	5.000 mL	Dil. Factor:	1.0000	ALS Bottle#:	23
Method:	8260W_12	Limit Group:	VOA - 8260C Water and Solid		

Column: DB-624 (0.18 mm)

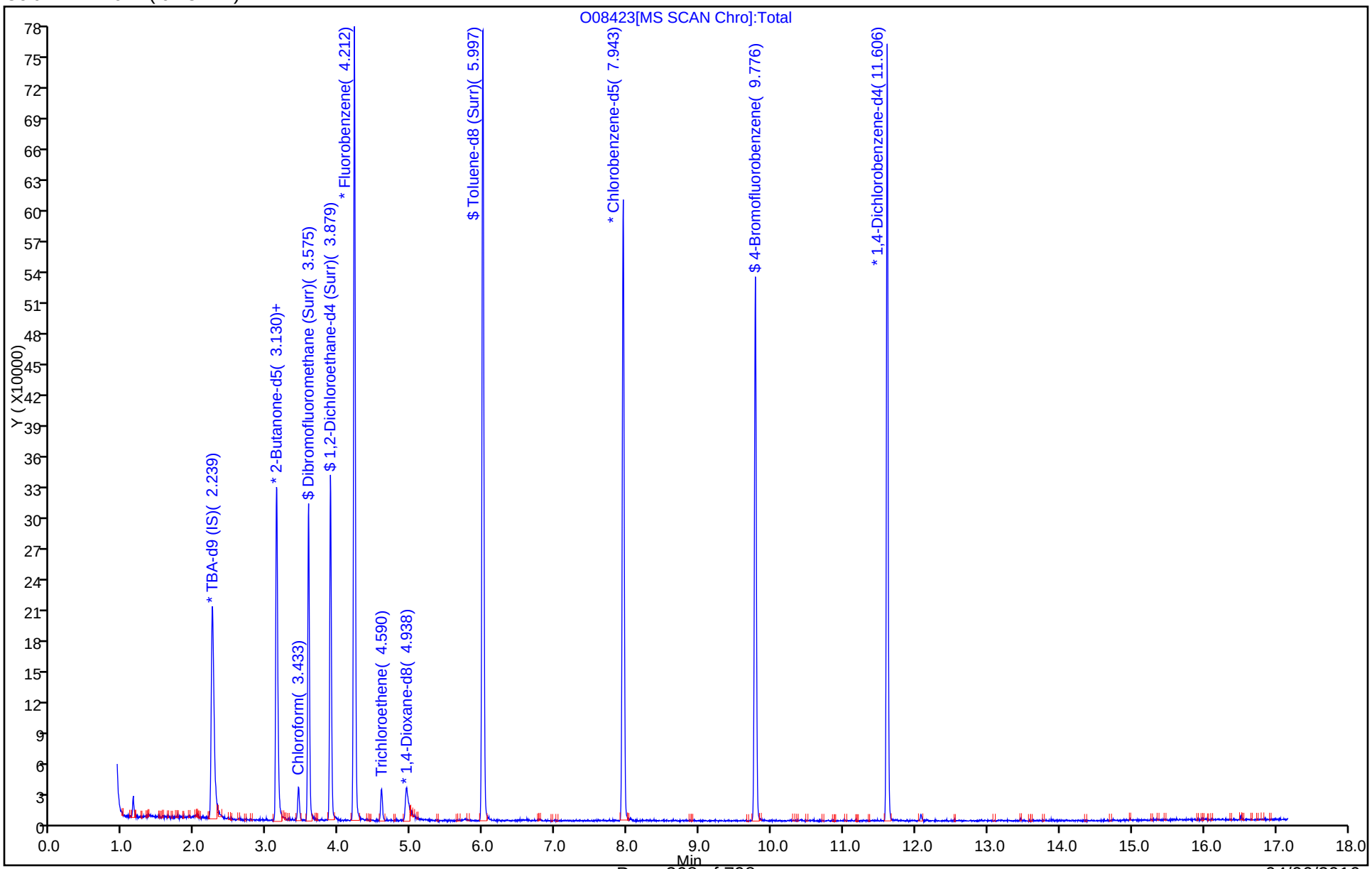

TestAmerica Edison

Data File: \\ChromNA\Edison\ChromData\CVOAMS12\20160402-39337.b\O08423.D

Injection Date:	02-Apr-2016 20:47:30	Instrument ID:	CVOAMS12
Lims ID:	460-111103-B-28	Lab Sample ID:	460-111103-28
Client ID:	MW-546D		
Operator ID:		ALS Bottle#:	23 Worklist Smp#: 24
Purge Vol:	5.000 mL	Dil. Factor:	1.0000
Method:	8260W_12	Limit Group:	VOA - 8260C Water and Solid
Column:	DB-624 (0.18 mm)	Detector	MS SCAN

45 Chloroform, CAS: 67-66-3

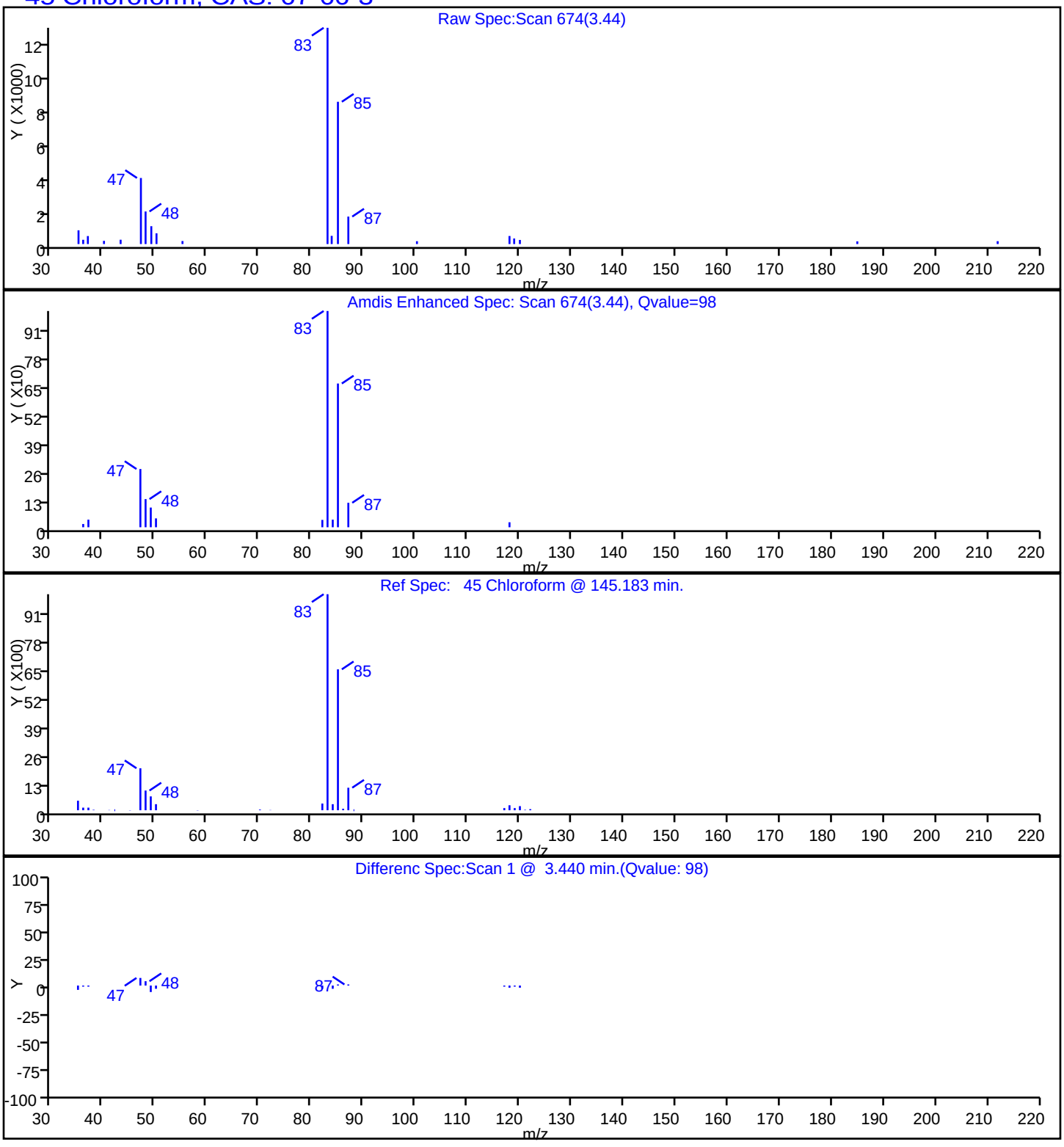

TestAmerica Edison

Data File:	\\ChromNA\Edison\ChromData\CVOAMS12\20160402-39337.b\O08423.D				
Injection Date:	02-Apr-2016 20:47:30	Instrument ID:	CVOAMS12		
Lims ID:	460-111103-B-28	Lab Sample ID:	460-111103-28		
Client ID:	MW-546D				
Operator ID:		ALS Bottle#:	23	Worklist Smp#:	24
Purge Vol:	5.000 mL	Dil. Factor:	1.0000		
Method:	8260W_12	Limit Group:	VOA - 8260C Water and Solid		
Column:	DB-624 (0.18 mm)	Detector	MS SCAN		

41 cis-1,2-Dichloroethene, CAS: 156-59-2

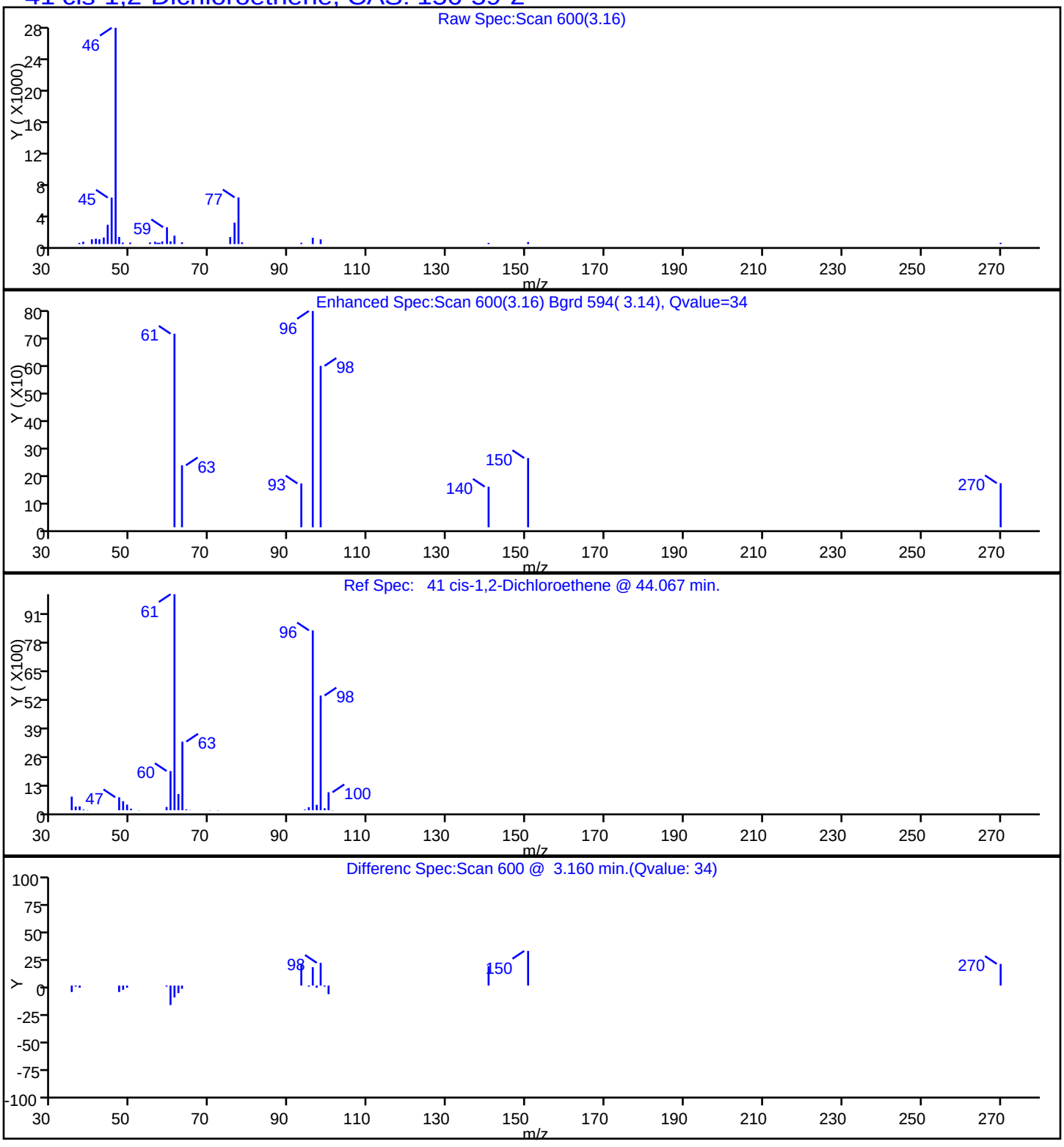

Report Date: 03-Apr-2016 10:02:31 Chrom Revision: 2.2 04-Mar-2016 14:36:24

TestAmerica Edison

Data File: \\ChromNA\Edison\ChromData\CVOAMS12\20160402-39337.b\O08423.D

Injection Date:	02-Apr-2016 20:47:30	Instrument ID:	CVOAMS12
Lims ID:	460-111103-B-28	Lab Sample ID:	460-111103-28
Client ID:	MW-546D		
Operator ID:		ALS Bottle#:	23 Worklist Smp#: 24
Purge Vol:	5.000 mL	Dil. Factor:	1.0000
Method:	8260W_12	Limit Group:	VOA - 8260C Water and Solid
Column:	DB-624 (0.18 mm)	Detector	MS SCAN

68 Trichloroethene, CAS: 79-01-6

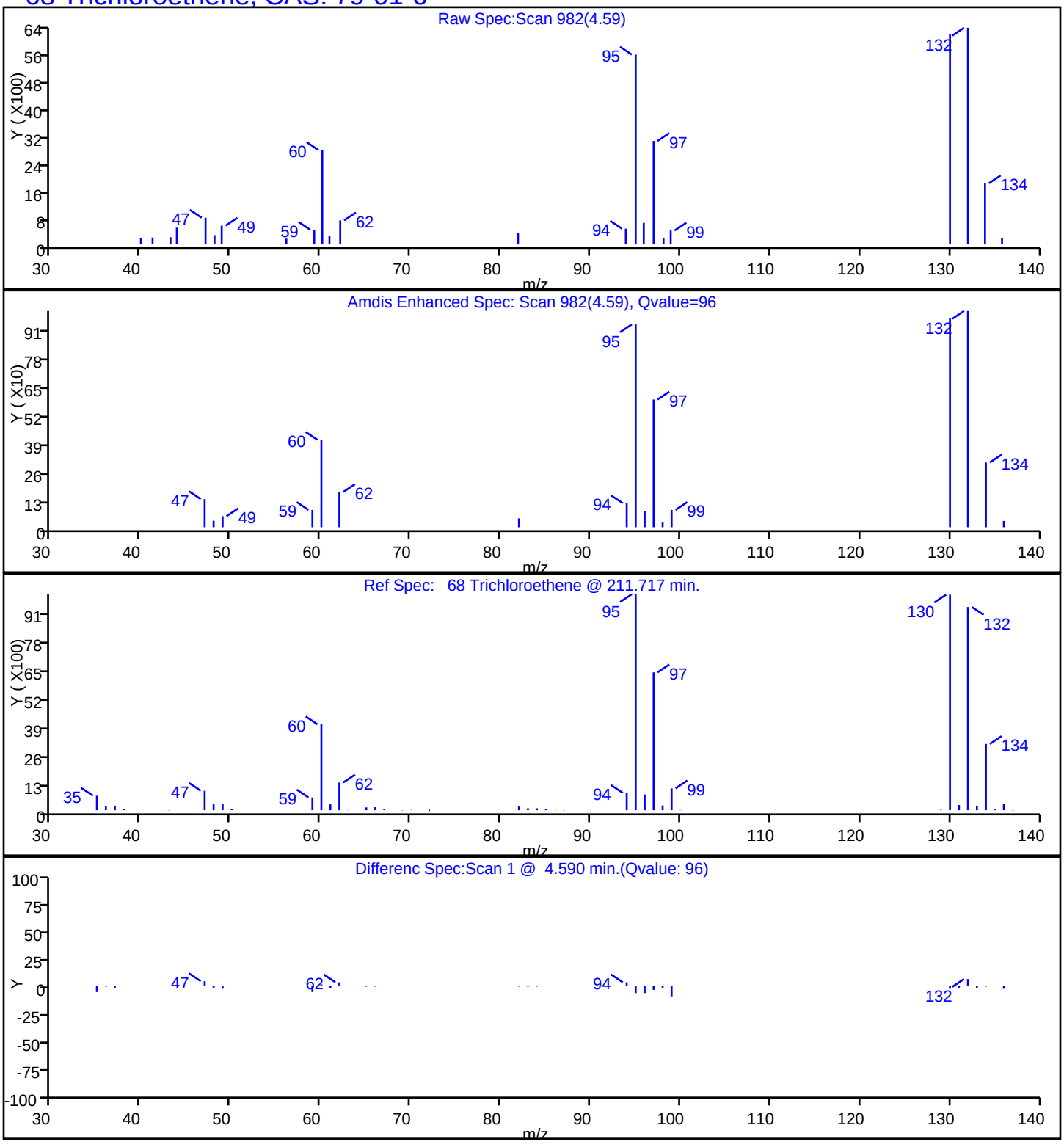

FORM I
GC/MS VOA ORGANICS ANALYSIS DATA SHEET

Lab Name: TestAmerica Edison | Job No.: 460-111103-1

SDG No.:

Client Sample ID: MW-547S | Lab Sample ID: 460-111103-29

Matrix: Water | Lab File ID: O08424.D

Analysis Method: 8260C | Date Collected: 03/22/2016 10:40

Sample wt/vol: 5(mL) | Date Analyzed: 04/02/2016 21:15

Soil Aliquot Vol: | Dilution Factor: 1

Soil Extract Vol.: | GC Column: DB-624 ID: 0.18(mm)

% Moisture: | Level: (low/med) Low

Analysis Batch No.: 360252 | Units: ug/L

CAS NO.	COMPOUND NAME	RESULT	Q	RL	MDL
71-55-6	1,1,1-Trichloroethane	0.28	U	1.0	0.28
79-34-5	1,1,2,2-Tetrachloroethane	0.19	U	1.0	0.19
79-00-5	1,1,2-Trichloroethane	0.080	U	1.0	0.080
75-34-3	1,1-Dichloroethane	0.24	U	1.0	0.24
75-35-4	1,1-Dichloroethene	0.34	U	1.0	0.34
87-61-6	1,2,3-Trichlorobenzene	0.35	U	1.0	0.35
120-82-1	1,2,4-Trichlorobenzene	0.27	U	1.0	0.27
96-12-8	1,2-Dibromo-3-Chloropropane	0.23	U	1.0	0.23
106-93-4	1,2-Dibromoethane	0.19	U	1.0	0.19
95-50-1	1,2-Dichlorobenzene	9.3		1.0	0.22
107-06-2	1,2-Dichloroethane	0.25	U	1.0	0.25
78-87-5	1,2-Dichloropropane	0.18	U	1.0	0.18
541-73-1	1,3-Dichlorobenzene	0.33	U	1.0	0.33
106-46-7	1,4-Dichlorobenzene	3.1		1.0	0.33
123-91-1	1,4-Dioxane	8.7	U	50	8.7
78-93-3	2-Butanone	2.2	U	5.0	2.2
591-78-6	2-Hexanone	0.72	U	5.0	0.72
108-10-1	4-Methyl-2-pentanone	0.63	U	5.0	0.63
67-64-1	Acetone	1.1	U	5.0	1.1
71-43-2	Benzene	0.090	U	1.0	0.090
74-97-5	Bromochloromethane	0.30	U	1.0	0.30
75-27-4	Bromodichloromethane	0.15	U	1.0	0.15
75-25-2	Bromoform	0.18	U	1.0	0.18
74-83-9	Bromomethane	0.18	U	1.0	0.18
75-15-0	Carbon disulfide	0.22	U	1.0	0.22
56-23-5	Carbon tetrachloride	0.33	U	1.0	0.33
108-90-7	Chlorobenzene	1.9		1.0	0.24
75-00-3	Chloroethane	0.37	U	1.0	0.37
67-66-3	Chloroform	0.22	U	1.0	0.22
74-87-3	Chloromethane	0.22	U	1.0	0.22
156-59-2	cis-1,2-Dichloroethene	0.52	J	1.0	0.26
10061-01-5	cis-1,3-Dichloropropene	0.16	U	1.0	0.16
110-82-7	Cyclohexane	0.26	U *	1.0	0.26
124-48-1	Dibromochloromethane	0.22	U	1.0	0.22
75-71-8	Dichlorodifluoromethane	0.14	U	1.0	0.14
100-41-4	Ethylbenzene	0.30	U	1.0	0.30

FORM I
GC/MS VOA ORGANICS ANALYSIS DATA SHEET

Lab Name: TestAmerica Edison | Job No.: 460-111103-1

SDG No.:

Client Sample ID: MW-547S | Lab Sample ID: 460-111103-29

Matrix: Water | Lab File ID: O08424.D

Analysis Method: 8260C | Date Collected: 03/22/2016 10:40

Sample wt/vol: 5(mL) | Date Analyzed: 04/02/2016 21:15

Soil Aliquot Vol: | Dilution Factor: 1

Soil Extract Vol.: | GC Column: DB-624 ID: 0.18(mm)

% Moisture: | Level: (low/med) Low

Analysis Batch No.: 360252 | Units: ug/L

CAS NO.	COMPOUND NAME	RESULT	Q	RL	MDL
76-13-1	Freon TF	0.34	U *	1.0	0.34
98-82-8	Isopropylbenzene	0.32	U	1.0	0.32
179601-23-1	m&p-Xylene	0.28	U	1.0	0.28
79-20-9	Methyl acetate	0.58	U	5.0	0.58
108-87-2	Methylcyclohexane	0.22	U *	1.0	0.22
75-09-2	Methylene Chloride	0.21	U	1.0	0.21
1634-04-4	MTBE	0.13	U	1.0	0.13
95-47-6	o-Xylene	0.32	U	1.0	0.32
100-42-5	Styrene	0.17	U	1.0	0.17
127-18-4	Tetrachloroethene	0.12	U	1.0	0.12
108-88-3	Toluene	0.25	U	1.0	0.25
156-60-5	trans-1,2-Dichloroethene	0.18	U	1.0	0.18
10061-02-6	trans-1,3-Dichloropropene	0.19	U	1.0	0.19
79-01-6	Trichloroethene	0.43	J	1.0	0.22
75-69-4	Trichlorofluoromethane	0.15	U	1.0	0.15
75-01-4	Vinyl chloride	0.060	U	1.0	0.060

CAS NO.	SURROGATE	%REC	Q	LIMITS
17060-07-0	1,2-Dichloroethane-d4 (Surr)	95		70-130
460-00-4	Bromofluorobenzene	99		70-130
1868-53-7	Dibromofluoromethane (Surr)	104		70-130
2037-26-5	Toluene-d8 (Surr)	93		70-130

FORM I
GC/MS VOA ORGANICS ANALYSIS DATA SHEET
TENTATIVELY IDENTIFIED COMPOUNDS

Lab Name: TestAmerica Edison | Job No.: 460-111103-1

SDG No.:

Client Sample ID: MW-547S | Lab Sample ID: 460-111103-29

Matrix: Water | Lab File ID: O08424.D

Analysis Method: 8260C | Date Collected: 03/22/2016 10:40

Sample wt/vol: 5(mL) | Date Analyzed: 04/02/2016 21:15

Soil Aliquot Vol: | Dilution Factor: 1

Soil Extract Vol.: | GC Column: DB-624 ID: 0.18(mm)

% Moisture: | Level: (low/med) Low

Analysis Batch No.: 360252 | Units: ug/L

Number TICs Found: 0 | TIC Result Total: 0

CAS NO.	COMPOUND NAME	RT	RESULT	Q
	Tentatively Identified Compound		None	

TestAmerica Edison
Target Compound Quantitation Report

Data File: \\ChromNA\Edison\ChromData\CVOAMS12\20160402-39337.b\O08424.D
Lims ID: 460-111103-B-29 Lab Sample ID: 460-111103-29
Client ID: MW-547S
Sample Type: Client
Inject. Date: 02-Apr-2016 21:15:30 ALS Bottle#: 24 Worklist Smp#: 25
Purge Vol: 5.000 mL Dil. Factor: 1.0000
Sample Info: 460-111103-B-29
Misc. Info.: 460-0039337-025
Operator ID: Instrument ID: CVOAMS12

Method: \\ChromNA\Edison\ChromData\CVOAMS12\20160402-39337.b\8260W_12.m
Limit Group: VOA - 8260C Water and Solid
Last Update: 04-Apr-2016 18:43:17 Calib Date: 23-Mar-2016 23:57:30
Integrator: RTE ID Type: Deconvolution ID
Quant Method: Internal Standard Quant By: Initial Calibration
Last ICal File: \\ChromNA\Edison\ChromData\CVOAMS12\20160323-38887.b\O07968.D

Column 1 : DB-624 (0.18 mm) Det: MS SCAN
Process Host: XAWRK047

First Level Reviewer: boykink Date: 03-Apr-2016 10:03:15

Compound	Sig	RT (min.)	Exp RT (min.)	Dlt RT (min.)	Q	Response	OnCol Amt ug/l	Flags
* 30 TBA-d9 (IS)	65	2.243	2.239	0.004	98	355461	1000.0	
* 52 2-Butanone-d5	46	3.130	3.130	0.000	0	413688	250.0	
41 cis-1,2-Dichloroethene	96	3.156	3.160	-0.004	63	2090	0.5211	
$ 50 Dibromofluoromethane (Surr	113	3.575	3.572	0.003	97	160503	52.0	
$ 60 1,2-Dichloroethane-d4 (Sur	65	3.878	3.879	-0.001	96	201133	47.7	
* 64 Fluorobenzene	96	4.212	4.212	0.000	98	645529	50.0	
68 Trichloroethene	95	4.586	4.586	0.000	57	1413	0.4340	
* 74 1,4-Dioxane-d8	96	4.938	4.934	0.004	94	50358	1000.0	
$ 80 Toluene-d8 (Surr)	98	5.997	5.997	0.000	99	556066	46.4	
* 94 Chlorobenzene-d5	117	7.943	7.943	0.000	86	409329	50.0	
95 Chlorobenzene	112	7.984	7.984	0.000	96	15695	1.90	
$ 106 4-Bromofluorobenzene	174	9.776	9.776	0.000	93	171448	49.4	
* 122 1,4-Dichlorobenzene-d4	152	11.606	11.606	0.000	96	211898	50.0	
123 1,4-Dichlorobenzene	146	11.636	11.640	-0.004	90	19826	3.06	
128 1,2-Dichlorobenzene	146	12.093	12.093	0.000	94	58270	9.30	

Reagents:

8260ISNEW_00064	Amount Added:	1.00	Units: uL	Run Reagent
8260SURR250_00119	Amount Added:	1.00	Units: uL	Run Reagent

Report Date: 04-Apr-2016 18:43:18 Chrom Revision: 2.2 04-Mar-2016 14:36:24

TestAmerica Edison

Data File: \\ChromNA\Edison\ChromData\CVOAMS12\20160402-39337.b\O08424.D

Injection Date:	02-Apr-2016 21:15:30	Instrument ID:	CVOAMS12	Operator ID:	
Lims ID:	460-111103-B-29	Lab Sample ID:	460-111103-29	Worklist Smp#:	25
Client ID:	MW-547S				
Purge Vol:	5.000 mL	Dil. Factor:	1.0000	ALS Bottle#:	24
Method:	8260W_12	Limit Group:	VOA - 8260C Water and Solid		

Column: DB-624 (0.18 mm)

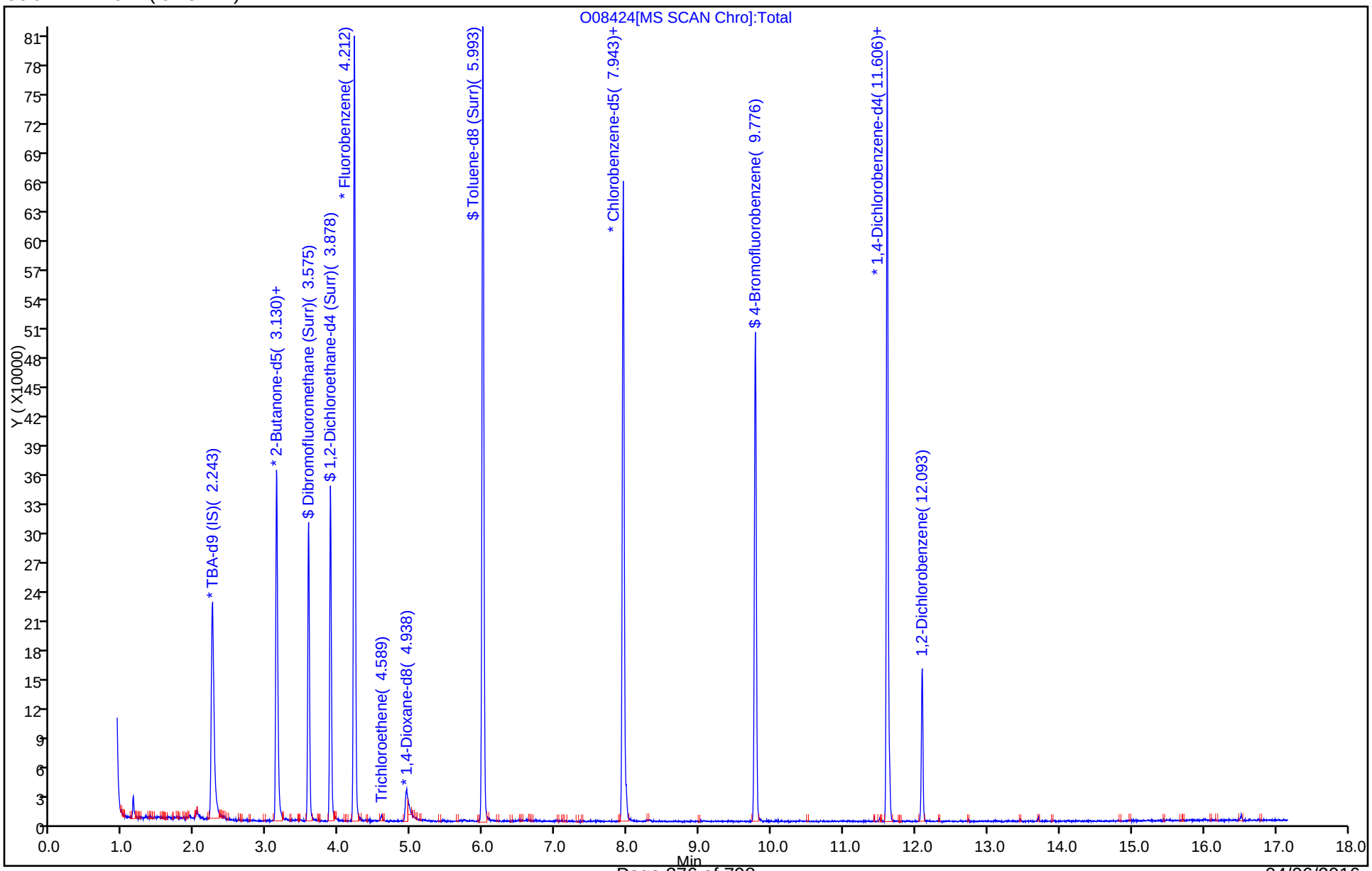

Report Date: 04-Apr-2016 18:43:18 Chrom Revision: 2.2 04-Mar-2016 14:36:24

TestAmerica Edison

Data File: \\ChromNA\Edison\ChromData\CVOAMS12\20160402-39337.b\O08424.D

Injection Date:	02-Apr-2016 21:15:30	Instrument ID:	CVOAMS12
Lims ID:	460-111103-B-29	Lab Sample ID:	460-111103-29
Client ID:	MW-547S		
Operator ID:		ALS Bottle#:	24 Worklist Smp#: 25
Purge Vol:	5.000 mL	Dil. Factor:	1.0000
Method:	8260W_12	Limit Group:	VOA - 8260C Water and Solid
Column:	DB-624 (0.18 mm)	Detector	MS SCAN

128 1,2-Dichlorobenzene, CAS: 95-50-1

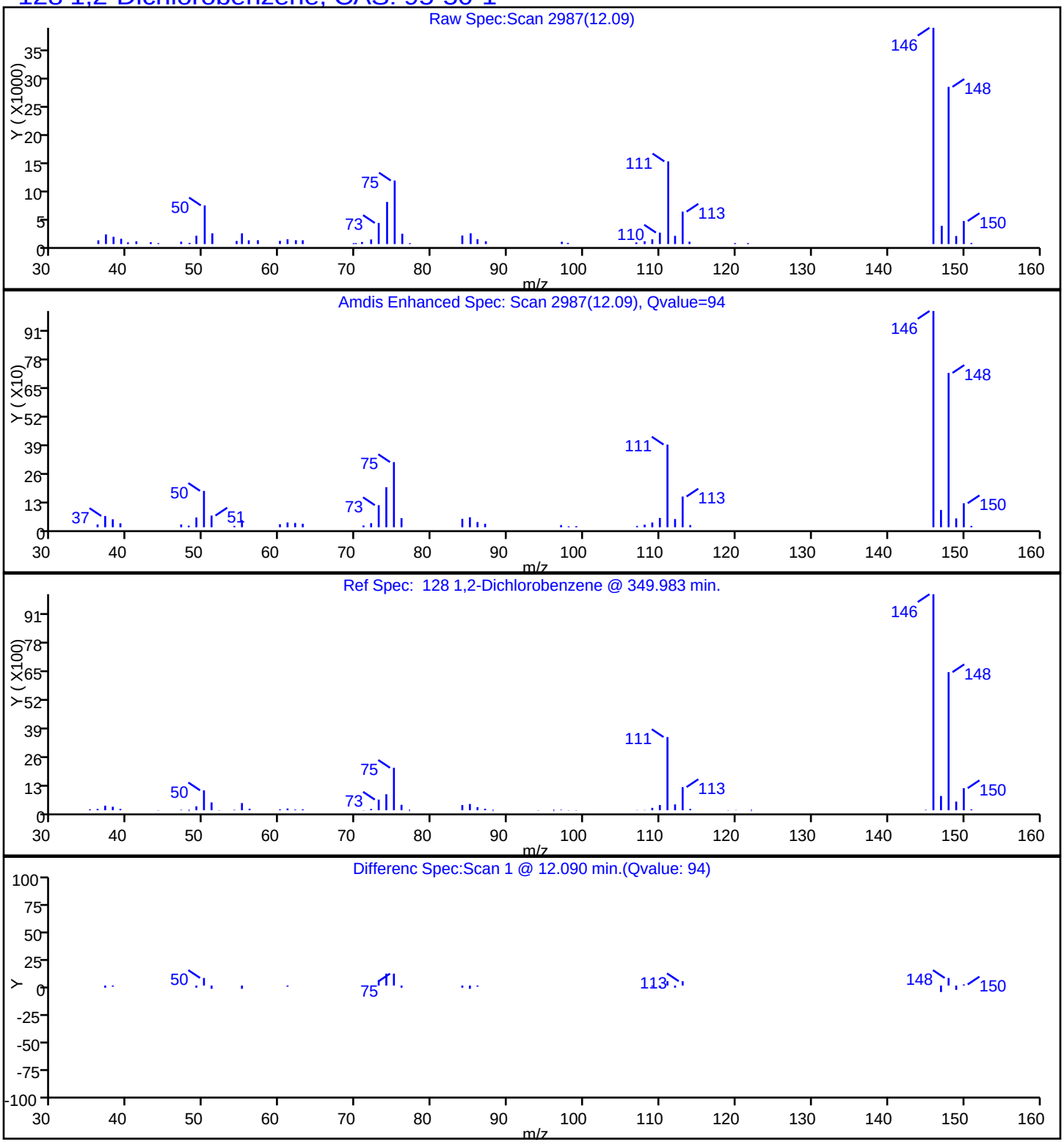

Report Date: 04-Apr-2016 18:43:18 Chrom Revision: 2.2 04-Mar-2016 14:36:24

TestAmerica Edison

Data File: \\ChromNA\Edison\ChromData\CVOAMS12\20160402-39337.b\O08424.D

Injection Date:	02-Apr-2016 21:15:30	Instrument ID:	CVOAMS12
Lims ID:	460-111103-B-29	Lab Sample ID:	460-111103-29
Client ID:	MW-547S		
Operator ID:		ALS Bottle#:	24 Worklist Smp#: 25
Purge Vol:	5.000 mL	Dil. Factor:	1.0000
Method:	8260W_12	Limit Group:	VOA - 8260C Water and Solid
Column:	DB-624 (0.18 mm)	Detector	MS SCAN

123 1,4-Dichlorobenzene, CAS: 106-46-7

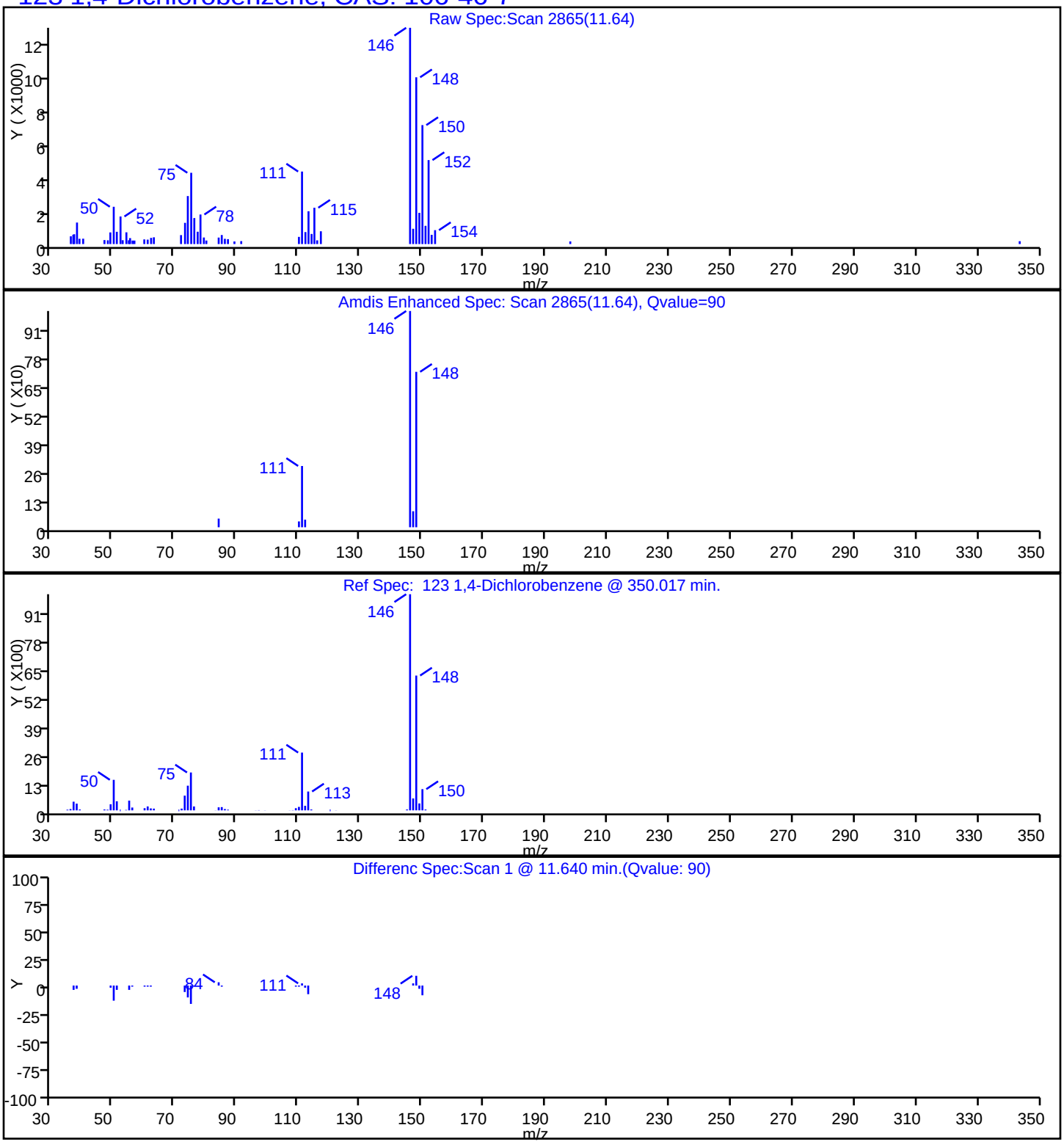

Report Date: 04-Apr-2016 18:43:18 Chrom Revision: 2.2 04-Mar-2016 14:36:24

TestAmerica Edison

Data File: \\ChromNA\Edison\ChromData\CVOAMS12\20160402-39337.b\O08424.D

Injection Date:	02-Apr-2016 21:15:30	Instrument ID:	CVOAMS12
Lims ID:	460-111103-B-29	Lab Sample ID:	460-111103-29
Client ID:	MW-547S		
Operator ID:		ALS Bottle#:	24 Worklist Smp#: 25
Purge Vol:	5.000 mL	Dil. Factor:	1.0000
Method:	8260W_12	Limit Group:	VOA - 8260C Water and Solid
Column:	DB-624 (0.18 mm)	Detector	MS SCAN

95 Chlorobenzene, CAS: 108-90-7

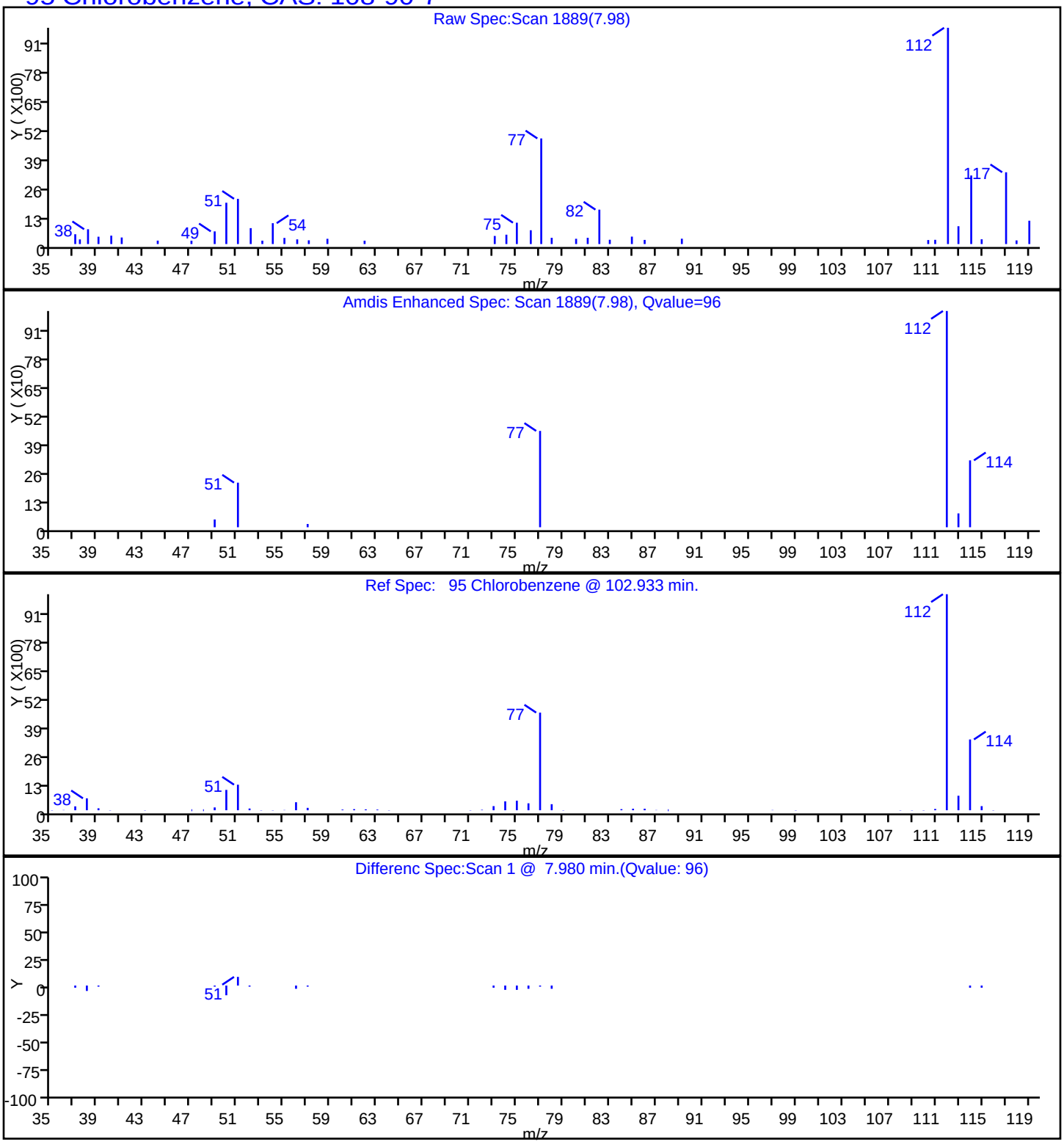

TestAmerica Edison

Data File:	\\ChromNA\Edison\ChromData\CVOAMS12\20160402-39337.b\O08424.D		
Injection Date:	02-Apr-2016 21:15:30	Instrument ID:	CVOAMS12
Lims ID:	460-111103-B-29	Lab Sample ID:	460-111103-29
Client ID:	MW-547S		
Operator ID:		ALS Bottle#:	24 Worklist Smp#: 25
Purge Vol:	5.000 mL	Dil. Factor:	1.0000
Method:	8260W_12	Limit Group:	VOA - 8260C Water and Solid
Column:	DB-624 (0.18 mm)	Detector	MS SCAN

41 cis-1,2-Dichloroethene, CAS: 156-59-2

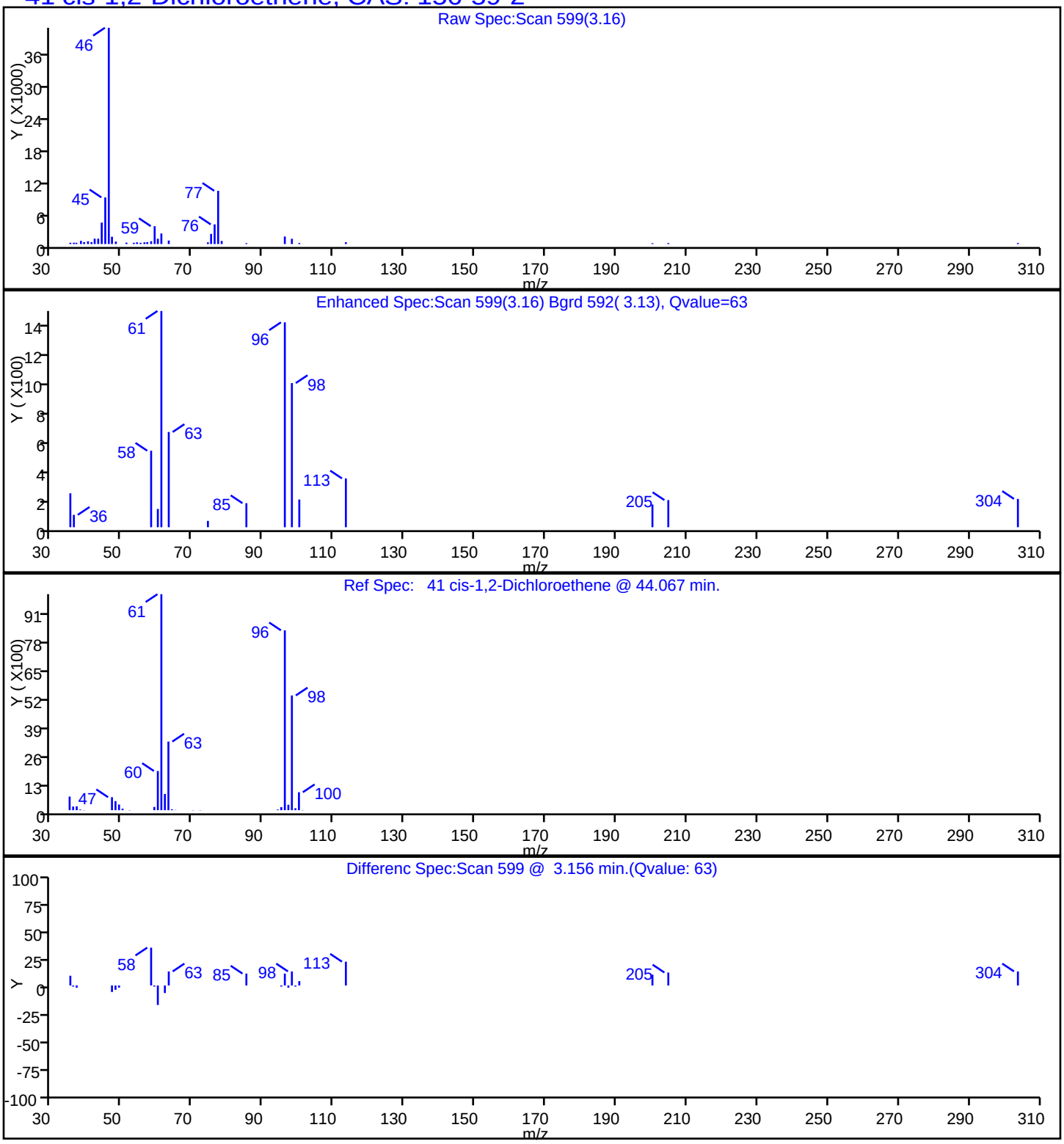

Report Date: 04-Apr-2016 18:43:18 Chrom Revision: 2.2 04-Mar-2016 14:36:24

TestAmerica Edison

Data File: \\ChromNA\Edison\ChromData\CVOAMS12\20160402-39337.b\O08424.D

Injection Date:	02-Apr-2016 21:15:30	Instrument ID:	CVOAMS12
Lims ID:	460-111103-B-29	Lab Sample ID:	460-111103-29
Client ID:	MW-547S		
Operator ID:		ALS Bottle#:	24 Worklist Smp#: 25
Purge Vol:	5.000 mL	Dil. Factor:	1.0000
Method:	8260W_12	Limit Group:	VOA - 8260C Water and Solid
Column:	DB-624 (0.18 mm)	Detector	MS SCAN

68 Trichloroethene, CAS: 79-01-6

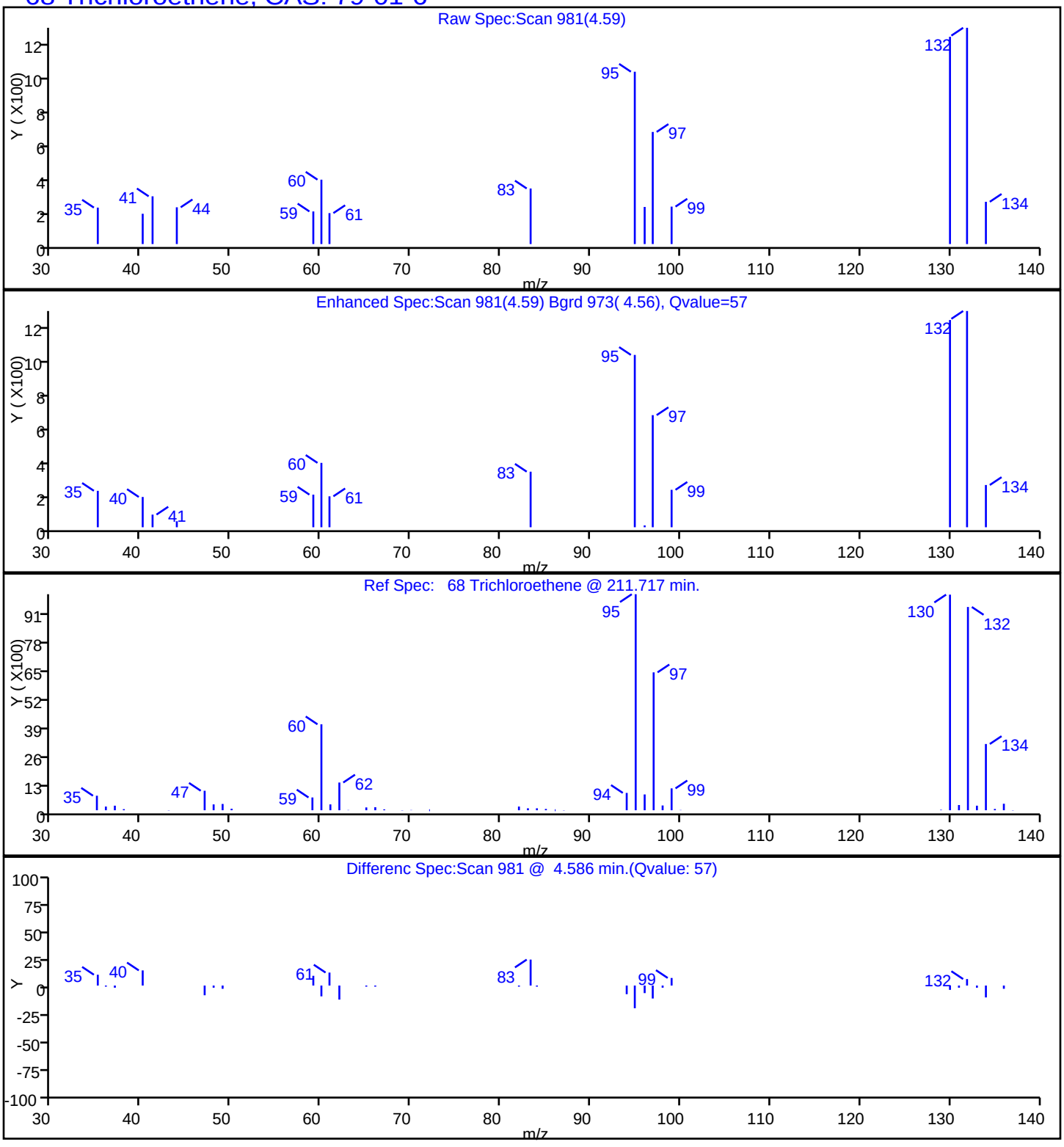

FORM I
GC/MS VOA ORGANICS ANALYSIS DATA SHEET

Lab Name: TestAmerica Edison | Job No.: 460-111103-1

SDG No.:

Client Sample ID: MW-547I | Lab Sample ID: 460-111103-30

Matrix: Water | Lab File ID: O08436.D

Analysis Method: 8260C | Date Collected: 03/22/2016 10:45

Sample wt/vol: 5(mL) | Date Analyzed: 04/03/2016 12:40

Soil Aliquot Vol: | Dilution Factor: 1

Soil Extract Vol.: | GC Column: DB-624 ID: 0.18(mm)

% Moisture: | Level: (low/med) Low

Analysis Batch No.: 360372 | Units: ug/L

CAS NO.	COMPOUND NAME	RESULT	Q	RL	MDL
71-55-6	1,1,1-Trichloroethane	0.28	U	1.0	0.28
79-34-5	1,1,2,2-Tetrachloroethane	0.19	U	1.0	0.19
79-00-5	1,1,2-Trichloroethane	0.080	U	1.0	0.080
75-34-3	1,1-Dichloroethane	0.24	U	1.0	0.24
75-35-4	1,1-Dichloroethene	0.34	U	1.0	0.34
87-61-6	1,2,3-Trichlorobenzene	0.35	U	1.0	0.35
120-82-1	1,2,4-Trichlorobenzene	0.27	U	1.0	0.27
96-12-8	1,2-Dibromo-3-Chloropropane	0.23	U	1.0	0.23
106-93-4	1,2-Dibromoethane	0.19	U	1.0	0.19
95-50-1	1,2-Dichlorobenzene	0.22	U	1.0	0.22
107-06-2	1,2-Dichloroethane	0.25	U	1.0	0.25
78-87-5	1,2-Dichloropropane	0.18	U	1.0	0.18
541-73-1	1,3-Dichlorobenzene	0.33	U	1.0	0.33
106-46-7	1,4-Dichlorobenzene	0.33	U	1.0	0.33
123-91-1	1,4-Dioxane	8.7	U	50	8.7
78-93-3	2-Butanone	2.2	U	5.0	2.2
591-78-6	2-Hexanone	0.72	U	5.0	0.72
108-10-1	4-Methyl-2-pentanone	0.63	U	5.0	0.63
67-64-1	Acetone	1.1	U	5.0	1.1
71-43-2	Benzene	0.090	U	1.0	0.090
74-97-5	Bromochloromethane	0.30	U	1.0	0.30
75-27-4	Bromodichloromethane	0.15	U	1.0	0.15
75-25-2	Bromoform	0.18	U	1.0	0.18
74-83-9	Bromomethane	0.18	U	1.0	0.18
75-15-0	Carbon disulfide	0.22	U	1.0	0.22
56-23-5	Carbon tetrachloride	0.33	U	1.0	0.33
108-90-7	Chlorobenzene	0.24	U	1.0	0.24
75-00-3	Chloroethane	0.37	U	1.0	0.37
67-66-3	Chloroform	0.47	J	1.0	0.22
74-87-3	Chloromethane	0.22	U	1.0	0.22
156-59-2	cis-1,2-Dichloroethene	0.26	U	1.0	0.26
10061-01-5	cis-1,3-Dichloropropene	0.16	U	1.0	0.16
110-82-7	Cyclohexane	0.26	U	1.0	0.26
124-48-1	Dibromochloromethane	0.22	U	1.0	0.22
75-71-8	Dichlorodifluoromethane	0.14	U	1.0	0.14
100-41-4	Ethylbenzene	0.30	U	1.0	0.30

FORM I
GC/MS VOA ORGANICS ANALYSIS DATA SHEET

Lab Name: TestAmerica Edison | Job No.: 460-111103-1

SDG No.:

Client Sample ID: MW-547I | Lab Sample ID: 460-111103-30

Matrix: Water | Lab File ID: O08436.D

Analysis Method: 8260C | Date Collected: 03/22/2016 10:45

Sample wt/vol: 5(mL) | Date Analyzed: 04/03/2016 12:40

Soil Aliquot Vol: | Dilution Factor: 1

Soil Extract Vol.: | GC Column: DB-624 ID: 0.18(mm)

% Moisture: | Level: (low/med) Low

Analysis Batch No.: 360372 | Units: ug/L

CAS NO.	COMPOUND NAME	RESULT	Q	RL	MDL
76-13-1	Freon TF	0.34	U	1.0	0.34
98-82-8	Isopropylbenzene	0.32	U	1.0	0.32
179601-23-1	m&p-Xylene	0.28	U	1.0	0.28
79-20-9	Methyl acetate	0.58	U	5.0	0.58
108-87-2	Methylcyclohexane	0.22	U	1.0	0.22
75-09-2	Methylene Chloride	0.21	U	1.0	0.21
1634-04-4	MTBE	0.13	U	1.0	0.13
95-47-6	o-Xylene	0.32	U	1.0	0.32
100-42-5	Styrene	0.17	U	1.0	0.17
127-18-4	Tetrachloroethene	0.13	J	1.0	0.12
108-88-3	Toluene	0.25	U	1.0	0.25
156-60-5	trans-1,2-Dichloroethene	0.18	U	1.0	0.18
10061-02-6	trans-1,3-Dichloropropene	0.19	U	1.0	0.19
79-01-6	Trichloroethene	0.89	J	1.0	0.22
75-69-4	Trichlorofluoromethane	0.15	U	1.0	0.15
75-01-4	Vinyl chloride	0.060	U	1.0	0.060

CAS NO.	SURROGATE	%REC	Q	LIMITS
17060-07-0	1,2-Dichloroethane-d4 (Surr)	95		70-130
460-00-4	Bromofluorobenzene	97		70-130
1868-53-7	Dibromofluoromethane (Surr)	106		70-130
2037-26-5	Toluene-d8 (Surr)	92		70-130

FORM I
GC/MS VOA ORGANICS ANALYSIS DATA SHEET
TENTATIVELY IDENTIFIED COMPOUNDS

Lab Name: TestAmerica Edison | Job No.: 460-111103-1

SDG No.:

Client Sample ID: MW-547I | Lab Sample ID: 460-111103-30

Matrix: Water | Lab File ID: O08436.D

Analysis Method: 8260C | Date Collected: 03/22/2016 10:45

Sample wt/vol: 5(mL) | Date Analyzed: 04/03/2016 12:40

Soil Aliquot Vol: | Dilution Factor: 1

Soil Extract Vol.: | GC Column: DB-624 ID: 0.18(mm)

% Moisture: | Level: (low/med) Low

Analysis Batch No.: 360372 | Units: ug/L

Number TICs Found: 0 | TIC Result Total: 0

CAS NO.	COMPOUND NAME	RT	RESULT	Q
	Tentatively Identified Compound		None	

TestAmerica Edison
Target Compound Quantitation Report

Data File: \\ChromNA\Edison\ChromData\CVOAMS12\20160403-39359.b\O08436.D
Lims ID: 460-111103-B-30 Lab Sample ID: 460-111103-30
Client ID: MW-547I
Sample Type: Client
Inject. Date: 03-Apr-2016 12:40:30 ALS Bottle#: 8 Worklist Smp#: 9
Purge Vol: 5.000 mL Dil. Factor: 1.0000
Sample Info: 460-111103-B-30
Misc. Info.: 460-0039359-009
Operator ID: Instrument ID: CVOAMS12

Method: \\ChromNA\Edison\ChromData\CVOAMS12\20160403-39359.b\8260W_12.m
Limit Group: VOA - 8260C Water and Solid
Last Update: 03-Apr-2016 22:15:29 Calib Date: 23-Mar-2016 23:57:30
Integrator: RTE ID Type: Deconvolution ID
Quant Method: Internal Standard Quant By: Initial Calibration
Last ICal File: \\ChromNA\Edison\ChromData\CVOAMS12\20160323-38887.b\O07968.D

Column 1 : DB-624 (0.18 mm) Det: MS SCAN
Process Host: XAWRK014

First Level Reviewer: boykink Date: 03-Apr-2016 22:15:29

Compound	Sig	RT (min.)	Exp RT (min.)	Dlt RT (min.)	Q	Response	OnCol Amt ug/l	Flags
* 30 TBA-d9 (IS)	65	2.236	2.236	0.000	99	269131	1000.0	
* 52 2-Butanone-d5	46	3.126	3.130	-0.004	0	345824	250.0	
45 Chloroform	83	3.433	3.437	-0.004	52	2776	0.4692	
$ 50 Dibromofluoromethane (Surr	113	3.572	3.575	-0.003	97	157906	53.0	
$ 60 1,2-Dichloroethane-d4 (Sur	65	3.875	3.879	-0.004	96	193402	47.5	
* 64 Fluorobenzene	96	4.211	4.212	-0.001	98	623200	50.0	
68 Trichloroethene	95	4.589	4.586	0.003	93	2791	0.8879	
* 74 1,4-Dioxane-d8	96	4.930	4.934	-0.004	95	45551	1000.0	
$ 80 Toluene-d8 (Surr)	98	5.993	5.997	-0.004	99	543739	46.0	
84 Tetrachloroethene	166	6.786	6.783	0.004	1	379	0.1314	
* 94 Chlorobenzene-d5	117	7.942	7.943	-0.001	86	403754	50.0	
$ 106 4-Bromofluorobenzene	174	9.776	9.776	0.000	92	165810	48.4	
* 122 1,4-Dichlorobenzene-d4	152	11.606	11.606	0.000	96	206372	50.0	

Reagents:

8260ISNEW_00064 Amount Added: 1.00 Units: uL Run Reagent
8260SURR250_00119 Amount Added: 1.00 Units: uL Run Reagent

Report Date: 03-Apr-2016 22:15:30 Chrom Revision: 2.2 04-Mar-2016 14:36:24

TestAmerica Edison

Data File: \\ChromNA\Edison\ChromData\CVOAMS12\20160403-39359.b\O08436.D

Injection Date:	03-Apr-2016 12:40:30	Instrument ID:	CVOAMS12	Operator ID:	
Lims ID:	460-111103-B-30	Lab Sample ID:	460-111103-30	Worklist Smp#:	9
Client ID:	MW-547I				
Purge Vol:	5.000 mL	Dil. Factor:	1.0000	ALS Bottle#:	8
Method:	8260W_12	Limit Group:	VOA - 8260C Water and Solid		

Column: DB-624 (0.18 mm)

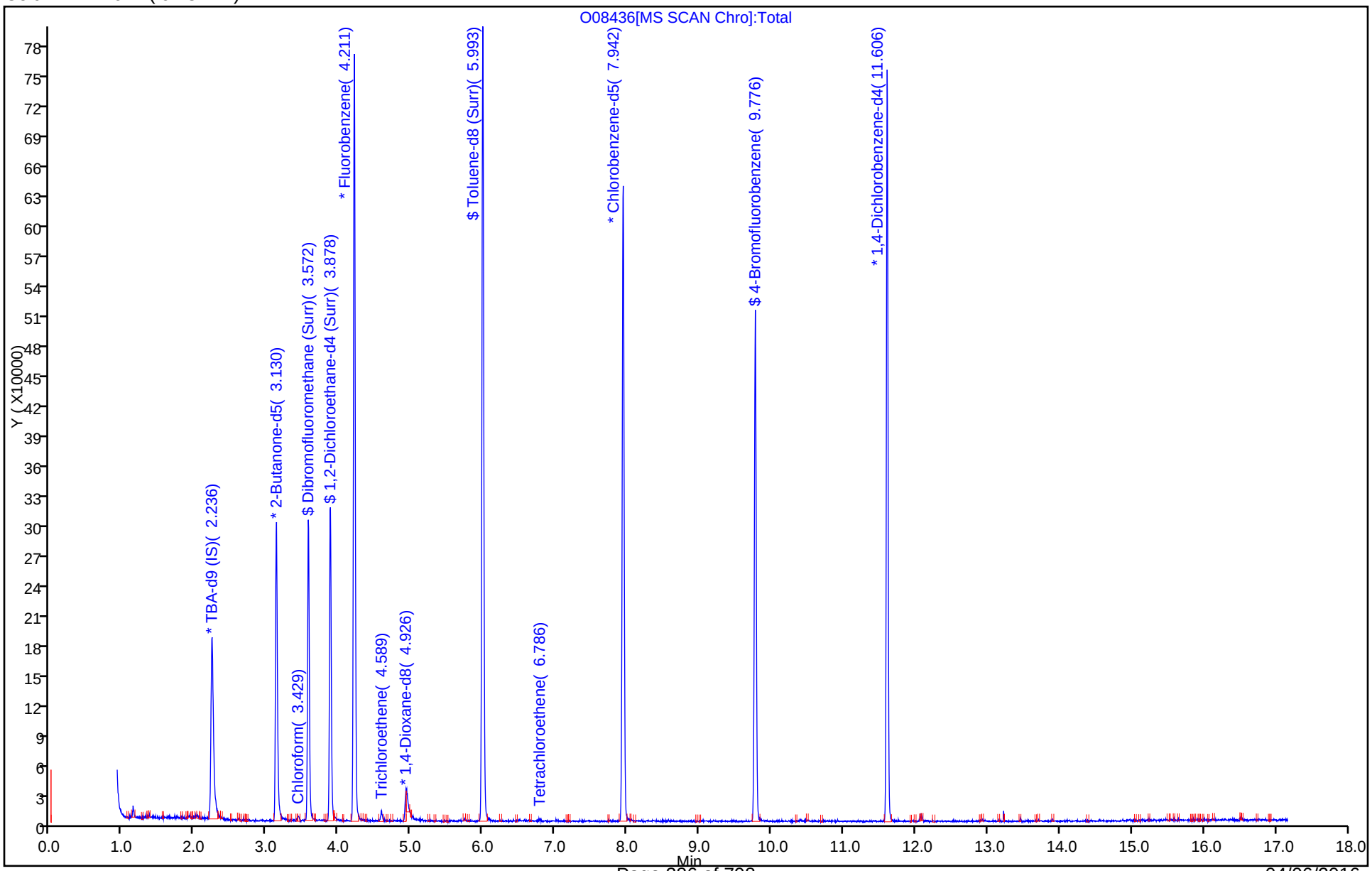

Data File:	\\ChromNA\Edison\ChromData\CVOAMS12\20160403-39359.b\O08436.D				
Injection Date:	03-Apr-2016 12:40:30	Instrument ID:	CVOAMS12		
Lims ID:	460-111103-B-30	Lab Sample ID:	460-111103-30		
Client ID:	MW-547I				
Operator ID:		ALS Bottle#:	8	Worklist Smp#:	9
Purge Vol:	5.000 mL	Dil. Factor:	1.0000		
Method:	8260W_12	Limit Group:	VOA - 8260C Water and Solid		
Column:	DB-624 (0.18 mm)	Detector	MS SCAN		

45 Chloroform, CAS: 67-66-3

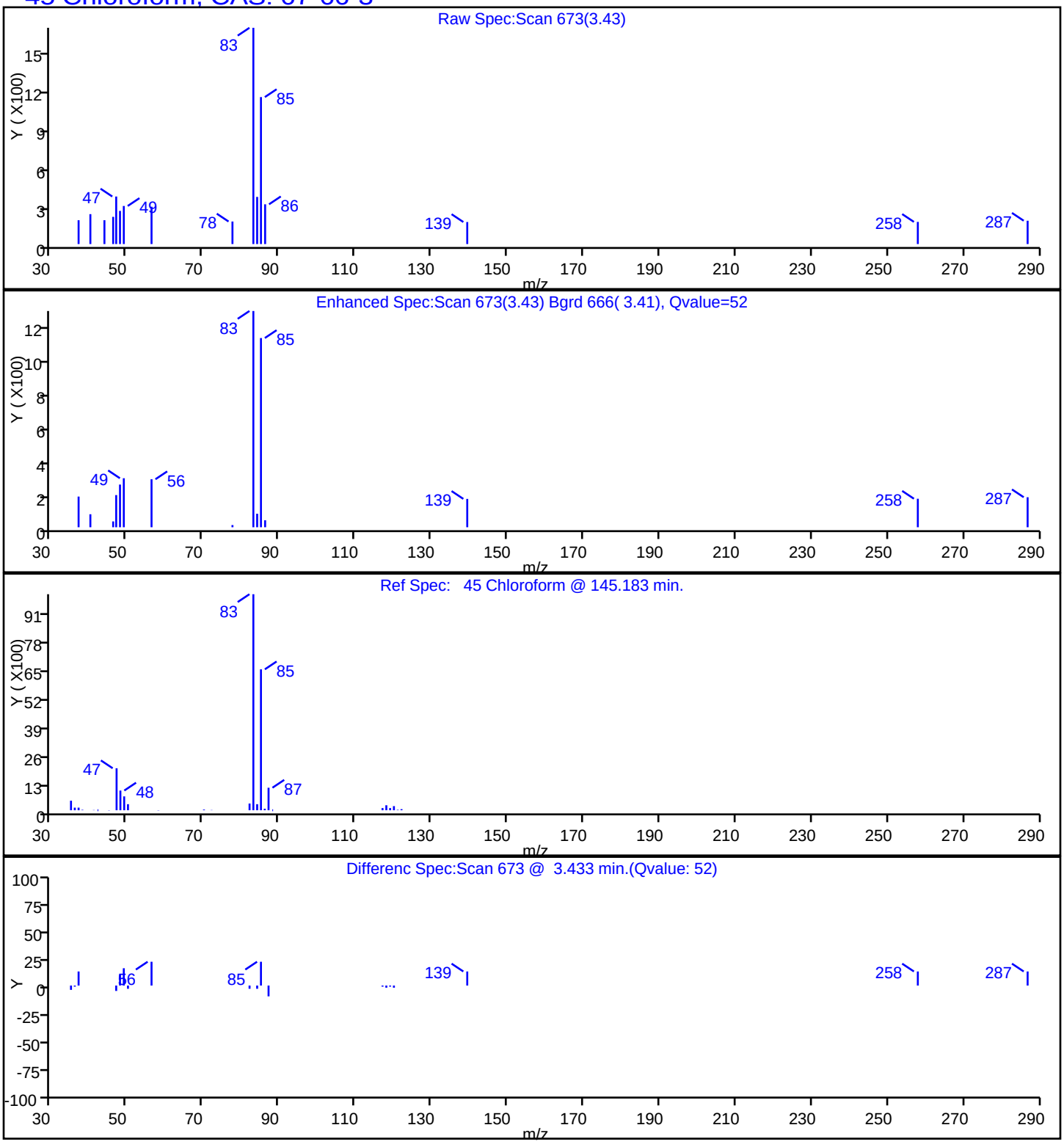

Report Date: 03-Apr-2016 22:15:30 Chrom Revision: 2.2 04-Mar-2016 14:36:24

TestAmerica Edison

Data File: \\ChromNA\Edison\ChromData\CVOAMS12\20160403-39359.b\O08436.D

Injection Date:	03-Apr-2016 12:40:30	Instrument ID:	CVOAMS12		
Lims ID:	460-111103-B-30	Lab Sample ID:	460-111103-30		
Client ID:	MW-547I				
Operator ID:		ALS Bottle#:	8	Worklist Smp#:	9
Purge Vol:	5.000 mL	Dil. Factor:	1.0000		
Method:	8260W_12	Limit Group:	VOA - 8260C Water and Solid		
Column:	DB-624 (0.18 mm)	Detector	MS SCAN		

84 Tetrachloroethene, CAS: 127-18-4

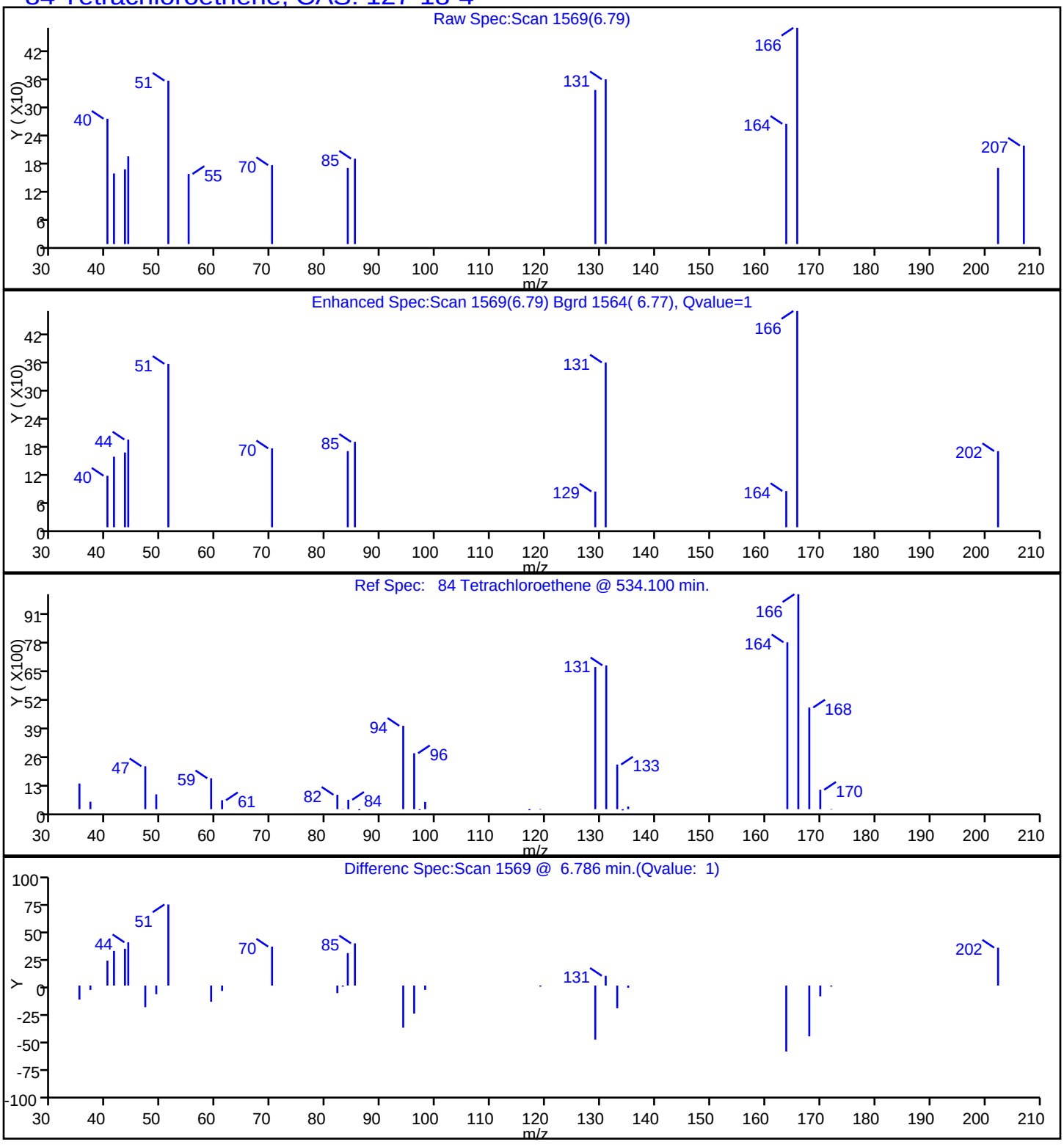

Data File: \\ChromNA\Edison\ChromData\CVOAMS12\20160403-39359.b\O08436.D
Injection Date: 03-Apr-2016 12:40:30 Instrument ID: CVOAMS12
Lims ID: 460-111103-B-30 Lab Sample ID: 460-111103-30
Client ID: MW-547I
Operator ID: ALS Bottle#: 8 Worklist Smp#: 9
Purge Vol: 5.000 mL Dil. Factor: 1.0000
Method: 8260W_12 Limit Group: VOA - 8260C Water and Solid
Column: DB-624 (0.18 mm) Detector MS SCAN

68 Trichloroethene, CAS: 79-01-6

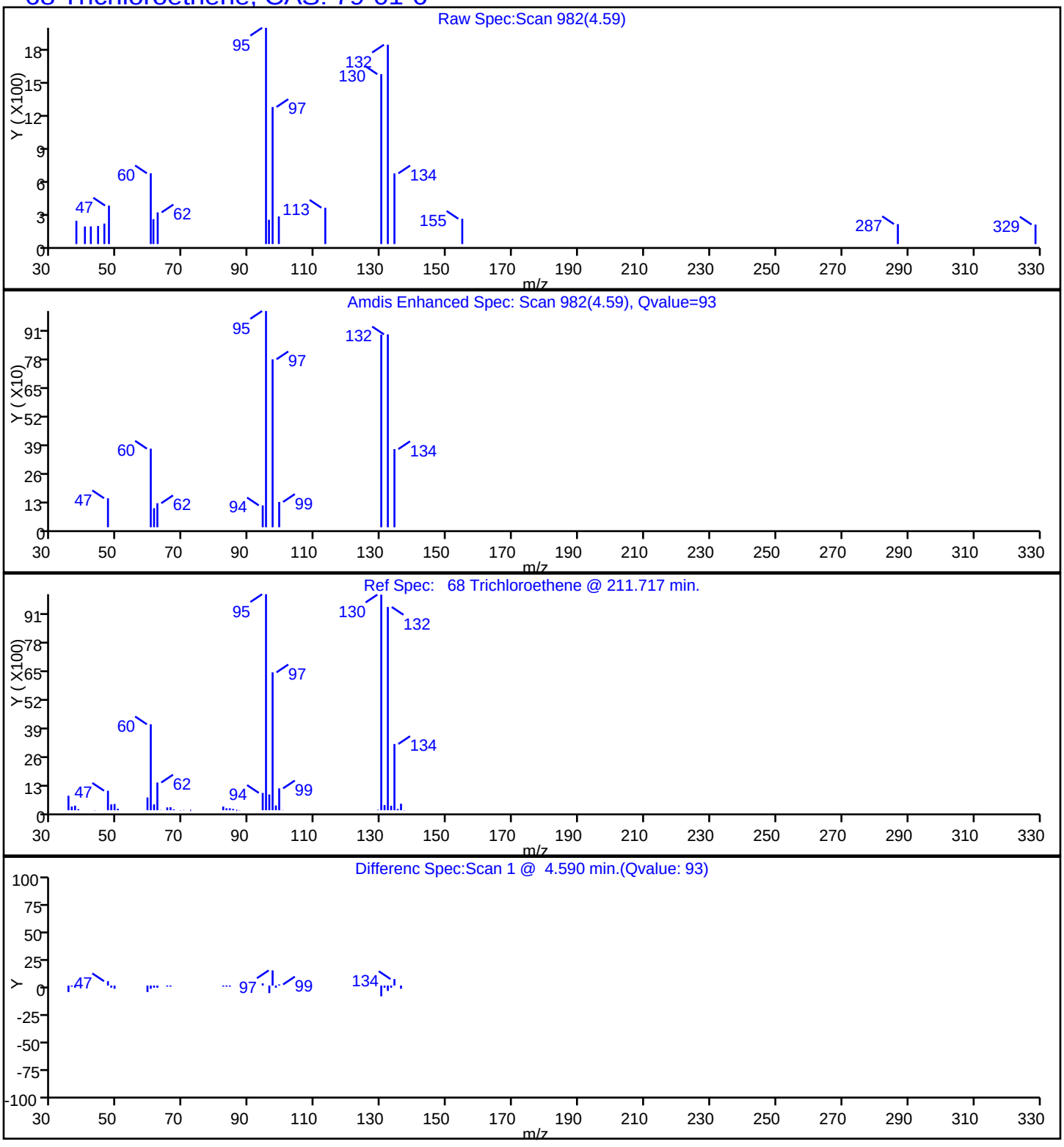

FORM I
GC/MS VOA ORGANICS ANALYSIS DATA SHEET

Lab Name: TestAmerica Edison | Job No.: 460-111103-1

SDG No.:

Client Sample ID: MW-547D | Lab Sample ID: 460-111103-31

Matrix: Water | Lab File ID: O08437.D

Analysis Method: 8260C | Date Collected: 03/22/2016 10:50

Sample wt/vol: 5(mL) | Date Analyzed: 04/03/2016 13:07

Soil Aliquot Vol: | Dilution Factor: 1

Soil Extract Vol.: | GC Column: DB-624 ID: 0.18(mm)

% Moisture: | Level: (low/med) Low

Analysis Batch No.: 360372 | Units: ug/L

CAS NO.	COMPOUND NAME	RESULT	Q	RL	MDL
71-55-6	1,1,1-Trichloroethane	0.28	U	1.0	0.28
79-34-5	1,1,2,2-Tetrachloroethane	0.19	U	1.0	0.19
79-00-5	1,1,2-Trichloroethane	0.080	U	1.0	0.080
75-34-3	1,1-Dichloroethane	0.24	U	1.0	0.24
75-35-4	1,1-Dichloroethene	0.34	U	1.0	0.34
87-61-6	1,2,3-Trichlorobenzene	0.35	U	1.0	0.35
120-82-1	1,2,4-Trichlorobenzene	0.27	U	1.0	0.27
96-12-8	1,2-Dibromo-3-Chloropropane	0.23	U	1.0	0.23
106-93-4	1,2-Dibromoethane	0.19	U	1.0	0.19
95-50-1	1,2-Dichlorobenzene	0.22	U	1.0	0.22
107-06-2	1,2-Dichloroethane	0.25	U	1.0	0.25
78-87-5	1,2-Dichloropropane	0.18	U	1.0	0.18
541-73-1	1,3-Dichlorobenzene	0.33	U	1.0	0.33
106-46-7	1,4-Dichlorobenzene	0.33	U	1.0	0.33
123-91-1	1,4-Dioxane	8.7	U	50	8.7
78-93-3	2-Butanone	2.2	U	5.0	2.2
591-78-6	2-Hexanone	0.72	U	5.0	0.72
108-10-1	4-Methyl-2-pentanone	0.63	U	5.0	0.63
67-64-1	Acetone	1.1	U	5.0	1.1
71-43-2	Benzene	0.090	U	1.0	0.090
74-97-5	Bromochloromethane	0.30	U	1.0	0.30
75-27-4	Bromodichloromethane	0.15	U	1.0	0.15
75-25-2	Bromoform	0.18	U	1.0	0.18
74-83-9	Bromomethane	0.18	U	1.0	0.18
75-15-0	Carbon disulfide	0.22	U	1.0	0.22
56-23-5	Carbon tetrachloride	0.33	U	1.0	0.33
108-90-7	Chlorobenzene	0.24	U	1.0	0.24
75-00-3	Chloroethane	0.37	U	1.0	0.37
67-66-3	Chloroform	0.22	U	1.0	0.22
74-87-3	Chloromethane	0.22	U	1.0	0.22
156-59-2	cis-1,2-Dichloroethene	0.26	U	1.0	0.26
10061-01-5	cis-1,3-Dichloropropene	0.16	U	1.0	0.16
110-82-7	Cyclohexane	0.26	U	1.0	0.26
124-48-1	Dibromochloromethane	0.22	U	1.0	0.22
75-71-8	Dichlorodifluoromethane	0.14	U	1.0	0.14
100-41-4	Ethylbenzene	0.30	U	1.0	0.30

FORM I
GC/MS VOA ORGANICS ANALYSIS DATA SHEET

Lab Name: TestAmerica Edison | Job No.: 460-111103-1

SDG No.:

Client Sample ID: MW-547D | Lab Sample ID: 460-111103-31

Matrix: Water | Lab File ID: O08437.D

Analysis Method: 8260C | Date Collected: 03/22/2016 10:50

Sample wt/vol: 5(mL) | Date Analyzed: 04/03/2016 13:07

Soil Aliquot Vol: | Dilution Factor: 1

Soil Extract Vol.: | GC Column: DB-624 ID: 0.18(mm)

% Moisture: | Level: (low/med) Low

Analysis Batch No.: 360372 | Units: ug/L

CAS NO.	COMPOUND NAME	RESULT	Q	RL	MDL
76-13-1	Freon TF	0.34	U	1.0	0.34
98-82-8	Isopropylbenzene	0.32	U	1.0	0.32
179601-23-1	m&p-Xylene	0.28	U	1.0	0.28
79-20-9	Methyl acetate	0.58	U	5.0	0.58
108-87-2	Methylcyclohexane	0.22	U	1.0	0.22
75-09-2	Methylene Chloride	0.21	U	1.0	0.21
1634-04-4	MTBE	0.13	U	1.0	0.13
95-47-6	o-Xylene	0.32	U	1.0	0.32
100-42-5	Styrene	0.17	U	1.0	0.17
127-18-4	Tetrachloroethene	0.12	U	1.0	0.12
108-88-3	Toluene	0.25	U	1.0	0.25
156-60-5	trans-1,2-Dichloroethene	0.18	U	1.0	0.18
10061-02-6	trans-1,3-Dichloropropene	0.19	U	1.0	0.19
79-01-6	Trichloroethene	0.22	U	1.0	0.22
75-69-4	Trichlorofluoromethane	0.15	U	1.0	0.15
75-01-4	Vinyl chloride	0.060	U	1.0	0.060

CAS NO.	SURROGATE	%REC	Q	LIMITS
17060-07-0	1,2-Dichloroethane-d4 (Surr)	92		70-130
460-00-4	Bromofluorobenzene	103		70-130
1868-53-7	Dibromofluoromethane (Surr)	100		70-130
2037-26-5	Toluene-d8 (Surr)	90		70-130

FORM I
GC/MS VOA ORGANICS ANALYSIS DATA SHEET
TENTATIVELY IDENTIFIED COMPOUNDS

Lab Name: TestAmerica Edison | Job No.: 460-111103-1

SDG No.:

Client Sample ID: MW-547D | Lab Sample ID: 460-111103-31

Matrix: Water | Lab File ID: O08437.D

Analysis Method: 8260C | Date Collected: 03/22/2016 10:50

Sample wt/vol: 5(mL) | Date Analyzed: 04/03/2016 13:07

Soil Aliquot Vol: | Dilution Factor: 1

Soil Extract Vol.: | GC Column: DB-624 ID: 0.18(mm)

% Moisture: | Level: (low/med) Low

Analysis Batch No.: 360372 | Units: ug/L

Number TICs Found: 0 | TIC Result Total: 0

CAS NO.	COMPOUND NAME	RT	RESULT	Q
	Tentatively Identified Compound		None	

TestAmerica Edison
Target Compound Quantitation Report

Data File: \\ChromNA\Edison\ChromData\CVOAMS12\20160403-39359.b\O08437.D
Lims ID: 460-111103-B-31 Lab Sample ID: 460-111103-31
Client ID: MW-547D
Sample Type: Client
Inject. Date: 03-Apr-2016 13:07:30 ALS Bottle#: 9 Worklist Smp#: 10
Purge Vol: 5.000 mL Dil. Factor: 1.0000
Sample Info: 460-111103-B-31
Misc. Info.: 460-0039359-010
Operator ID: Instrument ID: CVOAMS12

Method: \\ChromNA\Edison\ChromData\CVOAMS12\20160403-39359.b\8260W_12.m
Limit Group: VOA - 8260C Water and Solid
Last Update: 03-Apr-2016 22:18:38 Calib Date: 23-Mar-2016 23:57:30
Integrator: RTE ID Type: Deconvolution ID
Quant Method: Internal Standard Quant By: Initial Calibration
Last ICal File: \\ChromNA\Edison\ChromData\CVOAMS12\20160323-38887.b\O07968.D

Column 1 : DB-624 (0.18 mm) Det: MS SCAN
Process Host: XAWRK014

First Level Reviewer: boykink Date: 03-Apr-2016 22:18:38

Compound	Sig	RT (min.)	Exp RT (min.)	Dlt RT (min.)	Q	Response	OnCol Amt ug/l	Flags
* 30 TBA-d9 (IS)	65	2.236	2.236	0.000	99	300914	1000.0	
* 52 2-Butanone-d5	46	3.126	3.130	-0.004	0	395531	250.0	
$ 50 Dibromofluoromethane (Surr	113	3.572	3.575	-0.003	97	160800	50.0	
$ 60 1,2-Dichloroethane-d4 (Sur	65	3.875	3.879	-0.004	96	202726	46.1	
* 64 Fluorobenzene	96	4.212	4.212	0.000	98	673431	50.0	
* 74 1,4-Dioxane-d8	96	4.930	4.934	-0.004	95	43648	1000.0	
$ 80 Toluene-d8 (Surr)	98	5.993	5.997	-0.004	99	555520	44.8	
* 94 Chlorobenzene-d5	117	7.943	7.943	0.000	86	423626	50.0	
$ 106 4-Bromofluorobenzene	174	9.776	9.776	0.000	92	185377	51.6	
* 122 1,4-Dichlorobenzene-d4	152	11.606	11.606	0.000	96	223700	50.0	

Reagents:

8260ISNEW_00064 Amount Added: 1.00 Units: uL Run Reagent
8260SURR250_00119 Amount Added: 1.00 Units: uL Run Reagent

Report Date: 03-Apr-2016 22:18:38 Chrom Revision: 2.2 04-Mar-2016 14:36:24

TestAmerica Edison

Data File: \\ChromNA\Edison\ChromData\CVOAMS12\20160403-39359.b\O08437.D

Injection Date:	03-Apr-2016 13:07:30	Instrument ID:	CVOAMS12	Operator ID:	
Lims ID:	460-111103-B-31	Lab Sample ID:	460-111103-31	Worklist Smp#:	10
Client ID:	MW-547D				
Purge Vol:	5.000 mL	Dil. Factor:	1.0000	ALS Bottle#:	9
Method:	8260W_12	Limit Group:	VOA - 8260C Water and Solid		

Column: DB-624 (0.18 mm)

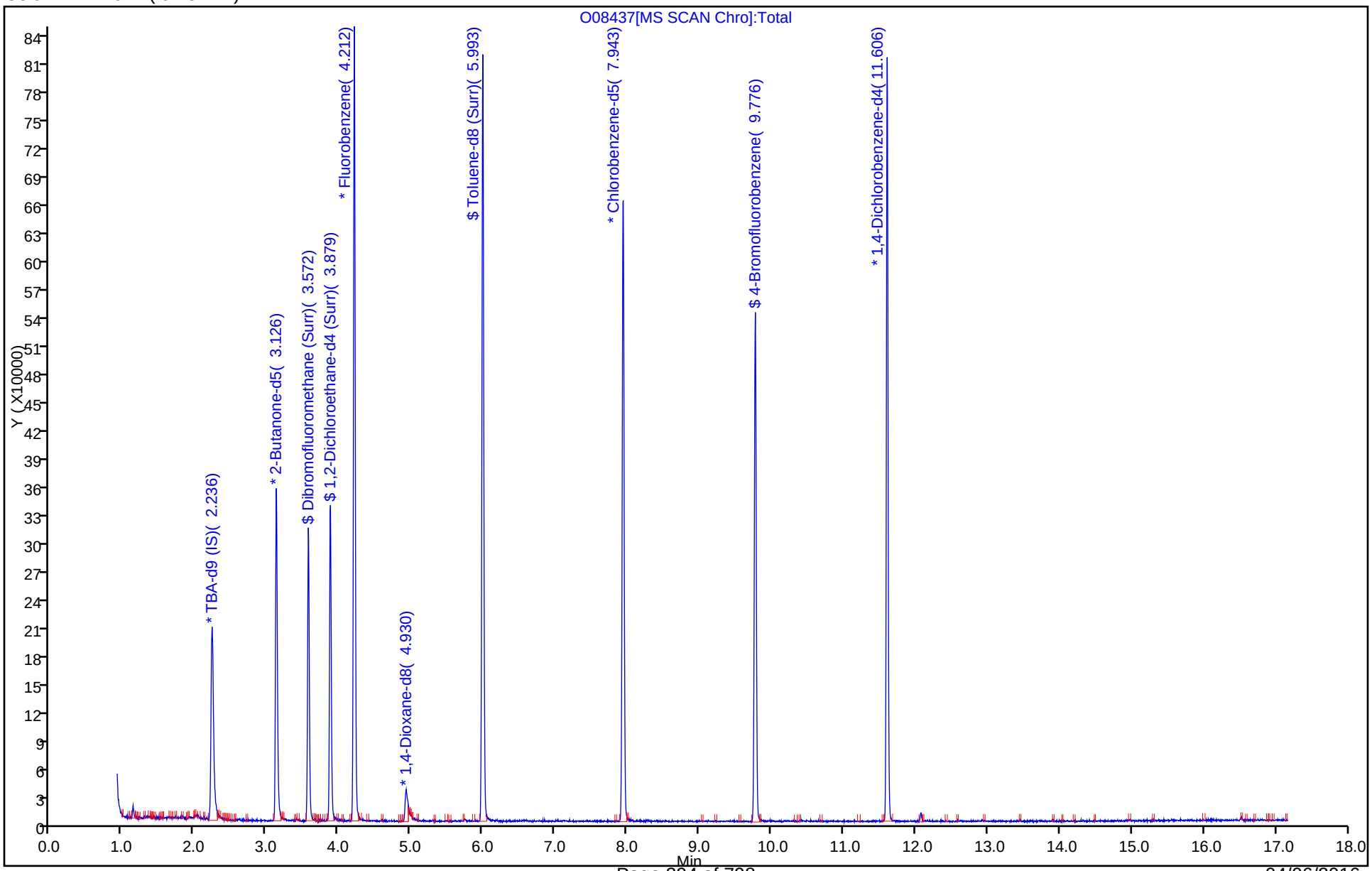

FORM I
GC/MS VOA ORGANICS ANALYSIS DATA SHEET

Lab Name: TestAmerica Edison | Job No.: 460-111103-1

SDG No.:

Client Sample ID: MW-549S | Lab Sample ID: 460-111103-32

Matrix: Water | Lab File ID: O08438.D

Analysis Method: 8260C | Date Collected: 03/22/2016 07:25

Sample wt/vol: 5(mL) | Date Analyzed: 04/03/2016 13:35

Soil Aliquot Vol: | Dilution Factor: 1

Soil Extract Vol.: | GC Column: DB-624 ID: 0.18(mm)

% Moisture: | Level: (low/med) Low

Analysis Batch No.: 360372 | Units: ug/L

CAS NO.	COMPOUND NAME	RESULT	Q	RL	MDL
71-55-6	1,1,1-Trichloroethane	0.28	U	1.0	0.28
79-34-5	1,1,2,2-Tetrachloroethane	0.19	U	1.0	0.19
79-00-5	1,1,2-Trichloroethane	0.080	U	1.0	0.080
75-34-3	1,1-Dichloroethane	0.24	U	1.0	0.24
75-35-4	1,1-Dichloroethene	0.34	U	1.0	0.34
87-61-6	1,2,3-Trichlorobenzene	0.35	U	1.0	0.35
120-82-1	1,2,4-Trichlorobenzene	0.27	U	1.0	0.27
96-12-8	1,2-Dibromo-3-Chloropropane	0.23	U	1.0	0.23
106-93-4	1,2-Dibromoethane	0.19	U	1.0	0.19
95-50-1	1,2-Dichlorobenzene	0.22	U	1.0	0.22
107-06-2	1,2-Dichloroethane	0.25	U	1.0	0.25
78-87-5	1,2-Dichloropropane	0.18	U	1.0	0.18
541-73-1	1,3-Dichlorobenzene	0.33	U	1.0	0.33
106-46-7	1,4-Dichlorobenzene	0.33	U	1.0	0.33
123-91-1	1,4-Dioxane	8.7	U	50	8.7
78-93-3	2-Butanone	2.2	U	5.0	2.2
591-78-6	2-Hexanone	0.72	U	5.0	0.72
108-10-1	4-Methyl-2-pentanone	0.63	U	5.0	0.63
67-64-1	Acetone	1.1	U	5.0	1.1
71-43-2	Benzene	0.090	U	1.0	0.090
74-97-5	Bromochloromethane	0.30	U	1.0	0.30
75-27-4	Bromodichloromethane	0.15	U	1.0	0.15
75-25-2	Bromoform	0.18	U	1.0	0.18
74-83-9	Bromomethane	0.18	U	1.0	0.18
75-15-0	Carbon disulfide	0.22	U	1.0	0.22
56-23-5	Carbon tetrachloride	0.33	U	1.0	0.33
108-90-7	Chlorobenzene	0.24	U	1.0	0.24
75-00-3	Chloroethane	0.37	U	1.0	0.37
67-66-3	Chloroform	2.2		1.0	0.22
74-87-3	Chloromethane	0.22	U	1.0	0.22
156-59-2	cis-1,2-Dichloroethene	0.26	U	1.0	0.26
10061-01-5	cis-1,3-Dichloropropene	0.16	U	1.0	0.16
110-82-7	Cyclohexane	0.26	U	1.0	0.26
124-48-1	Dibromochloromethane	0.22	U	1.0	0.22
75-71-8	Dichlorodifluoromethane	0.14	U	1.0	0.14
100-41-4	Ethylbenzene	0.30	U	1.0	0.30

FORM I
GC/MS VOA ORGANICS ANALYSIS DATA SHEET

Lab Name: TestAmerica Edison | Job No.: 460-111103-1

SDG No.:

Client Sample ID: MW-549S | Lab Sample ID: 460-111103-32

Matrix: Water | Lab File ID: O08438.D

Analysis Method: 8260C | Date Collected: 03/22/2016 07:25

Sample wt/vol: 5(mL) | Date Analyzed: 04/03/2016 13:35

Soil Aliquot Vol: | Dilution Factor: 1

Soil Extract Vol.: | GC Column: DB-624 ID: 0.18(mm)

% Moisture: | Level: (low/med) Low

Analysis Batch No.: 360372 | Units: ug/L

CAS NO.	COMPOUND NAME	RESULT	Q	RL	MDL
76-13-1	Freon TF	1.5		1.0	0.34
98-82-8	Isopropylbenzene	0.32	U	1.0	0.32
179601-23-1	m&p-Xylene	0.28	U	1.0	0.28
79-20-9	Methyl acetate	0.58	U	5.0	0.58
108-87-2	Methylcyclohexane	0.22	U	1.0	0.22
75-09-2	Methylene Chloride	0.21	U	1.0	0.21
1634-04-4	MTBE	0.13	U	1.0	0.13
95-47-6	o-Xylene	0.32	U	1.0	0.32
100-42-5	Styrene	0.17	U	1.0	0.17
127-18-4	Tetrachloroethene	3.1		1.0	0.12
108-88-3	Toluene	0.25	U	1.0	0.25
156-60-5	trans-1,2-Dichloroethene	0.18	U	1.0	0.18
10061-02-6	trans-1,3-Dichloropropene	0.19	U	1.0	0.19
79-01-6	Trichloroethene	1.3		1.0	0.22
75-69-4	Trichlorofluoromethane	0.15	U	1.0	0.15
75-01-4	Vinyl chloride	0.060	U	1.0	0.060

CAS NO.	SURROGATE	%REC	Q	LIMITS
17060-07-0	1,2-Dichloroethane-d4 (Surr)	90		70-130
460-00-4	Bromofluorobenzene	99		70-130
1868-53-7	Dibromofluoromethane (Surr)	101		70-130
2037-26-5	Toluene-d8 (Surr)	88		70-130

FORM I
GC/MS VOA ORGANICS ANALYSIS DATA SHEET
TENTATIVELY IDENTIFIED COMPOUNDS

Lab Name: TestAmerica Edison | Job No.: 460-111103-1

SDG No.:

Client Sample ID: MW-549S | Lab Sample ID: 460-111103-32

Matrix: Water | Lab File ID: O08438.D

Analysis Method: 8260C | Date Collected: 03/22/2016 07:25

Sample wt/vol: 5(mL) | Date Analyzed: 04/03/2016 13:35

Soil Aliquot Vol: | Dilution Factor: 1

Soil Extract Vol.: | GC Column: DB-624 ID: 0.18(mm)

% Moisture: | Level: (low/med) Low

Analysis Batch No.: 360372 | Units: ug/L

Number TICs Found: 0 | TIC Result Total: 0

CAS NO.	COMPOUND NAME	RT	RESULT	Q
	Tentatively Identified Compound		None	

TestAmerica Edison
Target Compound Quantitation Report

Data File: \\ChromNA\Edison\ChromData\CVOAMS12\20160403-39359.b\O08438.D
Lims ID: 460-111103-B-32 Lab Sample ID: 460-111103-32
Client ID: MW-549S
Sample Type: Client
Inject. Date: 03-Apr-2016 13:35:30 ALS Bottle#: 10 Worklist Smp#: 11
Purge Vol: 5.000 mL Dil. Factor: 1.0000
Sample Info: 460-111103-B-32
Misc. Info.: 460-0039359-011
Operator ID: Instrument ID: CVOAMS12

Method: \\ChromNA\Edison\ChromData\CVOAMS12\20160403-39359.b\8260W_12.m
Limit Group: VOA - 8260C Water and Solid
Last Update: 04-Apr-2016 18:55:45 Calib Date: 23-Mar-2016 23:57:30
Integrator: RTE ID Type: Deconvolution ID
Quant Method: Internal Standard Quant By: Initial Calibration
Last ICal File: \\ChromNA\Edison\ChromData\CVOAMS12\20160323-38887.b\O07968.D

Column 1 : DB-624 (0.18 mm) Det: MS SCAN
Process Host: XAWRK047

First Level Reviewer: boykink Date: 03-Apr-2016 22:19:31

Compound	Sig	RT (min.)	Exp RT (min.)	Dlt RT (min.)	Q	Response	OnCol Amt ug/l	Flags
18 1,1,2-Trichloro-1,2,2-trif	101	1.895	1.899	-0.004	95	4259	1.46	
* 30 TBA-d9 (IS)	65	2.236	2.236	0.000	98	272134	1000.0	
* 52 2-Butanone-d5	46	3.126	3.130	-0.004	0	347665	250.0	
45 Chloroform	83	3.437	3.437	0.000	94	13521	2.19	
$ 50 Dibromofluoromethane (Surr	113	3.571	3.575	-0.004	97	156210	50.3	
$ 60 1,2-Dichloroethane-d4 (Sur	65	3.875	3.879	-0.004	96	190115	44.8	
* 64 Fluorobenzene	96	4.211	4.212	-0.001	98	650117	50.0	
68 Trichloroethene	95	4.589	4.586	0.003	93	4141	1.26	
* 74 1,4-Dioxane-d8	96	4.934	4.934	0.000	95	42870	1000.0	
$ 80 Toluene-d8 (Surr)	98	5.993	5.997	-0.004	99	521272	43.9	
84 Tetrachloroethene	166	6.782	6.783	0.000	86	9019	3.11	
* 94 Chlorobenzene-d5	117	7.942	7.943	-0.001	87	405624	50.0	
$ 106 4-Bromofluorobenzene	174	9.776	9.776	0.000	93	169634	49.3	
* 122 1,4-Dichlorobenzene-d4	152	11.606	11.606	0.000	95	212262	50.0	

Reagents:

8260ISNEW_00064 Amount Added: 1.00 Units: uL Run Reagent
8260SURR250_00119 Amount Added: 1.00 Units: uL Run Reagent

Report Date: 04-Apr-2016 18:55:45 Chrom Revision: 2.2 04-Mar-2016 14:36:24

TestAmerica Edison

Data File: \\ChromNA\Edison\ChromData\CVOAMS12\20160403-39359.b\O08438.D

Injection Date:	03-Apr-2016 13:35:30	Instrument ID:	CVOAMS12	Operator ID:	
Lims ID:	460-111103-B-32	Lab Sample ID:	460-111103-32	Worklist Smp#:	11
Client ID:	MW-549S				
Purge Vol:	5.000 mL	Dil. Factor:	1.0000	ALS Bottle#:	10
Method:	8260W_12	Limit Group:	VOA - 8260C Water and Solid		

Column: DB-624 (0.18 mm)

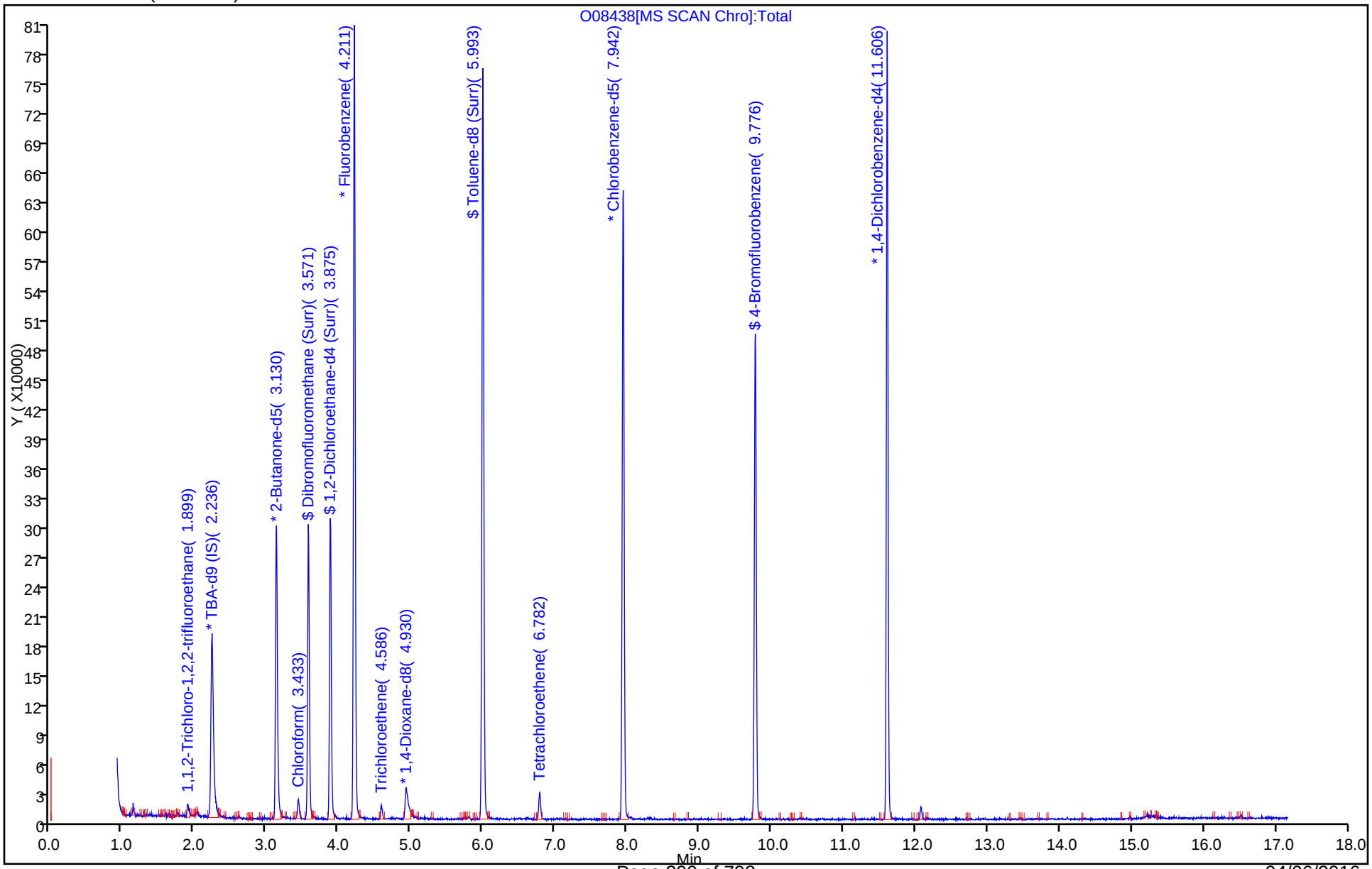

TestAmerica Edison

Data File:	\\ChromNA\Edison\ChromData\CVOAMS12\20160403-39359.b\O08438.D		
Injection Date:	03-Apr-2016 13:35:30	Instrument ID:	CVOAMS12
Lims ID:	460-111103-B-32	Lab Sample ID:	460-111103-32
Client ID:	MW-549S		
Operator ID:		ALS Bottle#:	10 Worklist Smp#: 11
Purge Vol:	5.000 mL	Dil. Factor:	1.0000
Method:	8260W_12	Limit Group:	VOA - 8260C Water and Solid
Column:	DB-624 (0.18 mm)	Detector	MS SCAN

45 Chloroform, CAS: 67-66-3

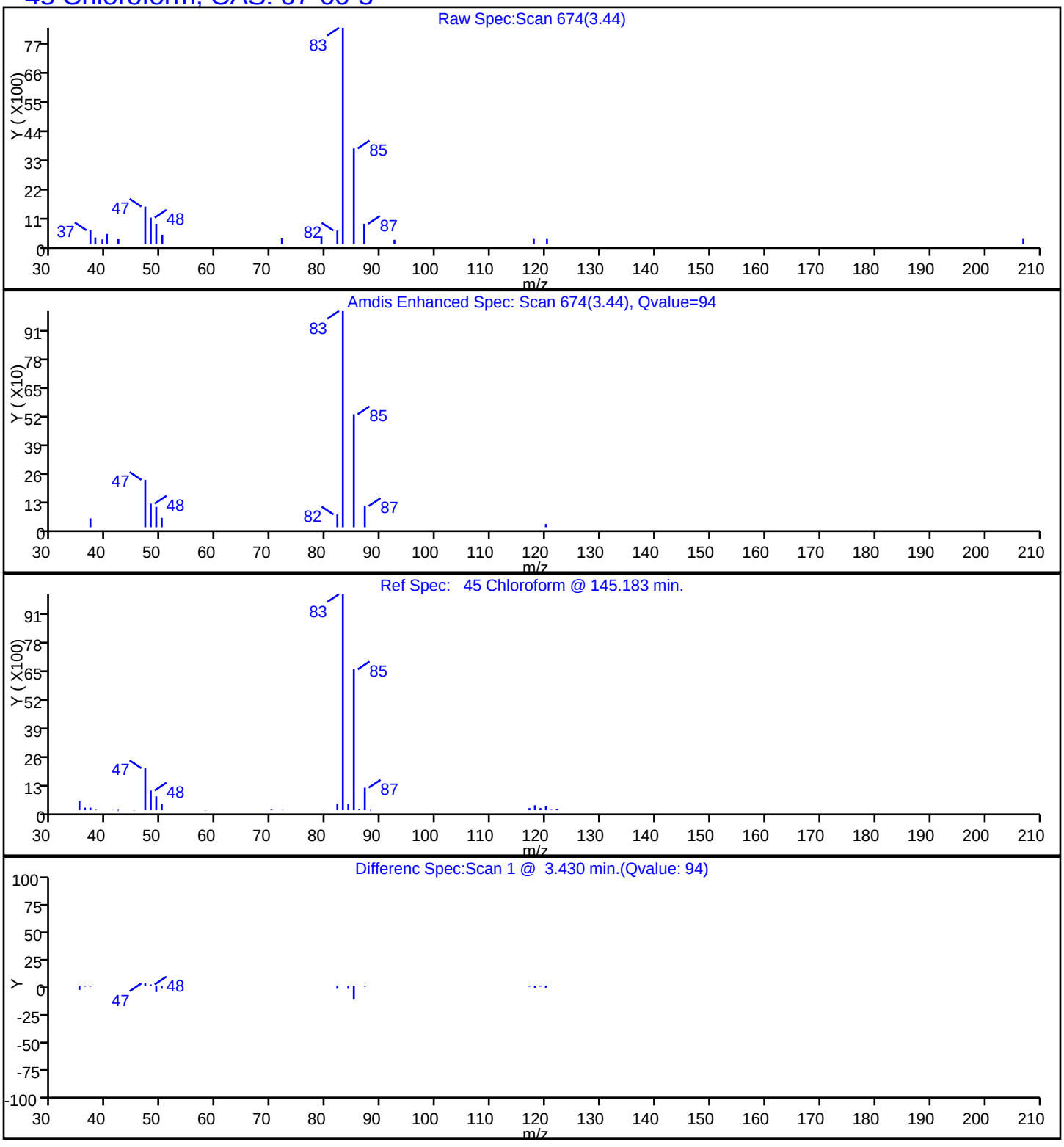

Report Date: 04-Apr-2016 18:55:46 Chrom Revision: 2.2 04-Mar-2016 14:36:24

TestAmerica Edison

Data File: \\ChromNA\Edison\ChromData\CVOAMS12\20160403-39359.b\O08438.D

Injection Date:	03-Apr-2016 13:35:30	Instrument ID:	CVOAMS12		
Lims ID:	460-111103-B-32	Lab Sample ID:	460-111103-32		
Client ID:	MW-549S				
Operator ID:		ALS Bottle#:	10	Worklist Smp#:	11
Purge Vol:	5.000 mL	Dil. Factor:	1.0000		
Method:	8260W_12	Limit Group:	VOA - 8260C Water and Solid		
Column:	DB-624 (0.18 mm)	Detector	MS SCAN		

18 1,1,2-Trichloro-1,2,2-trifluoroethane, CAS: 76-13-1

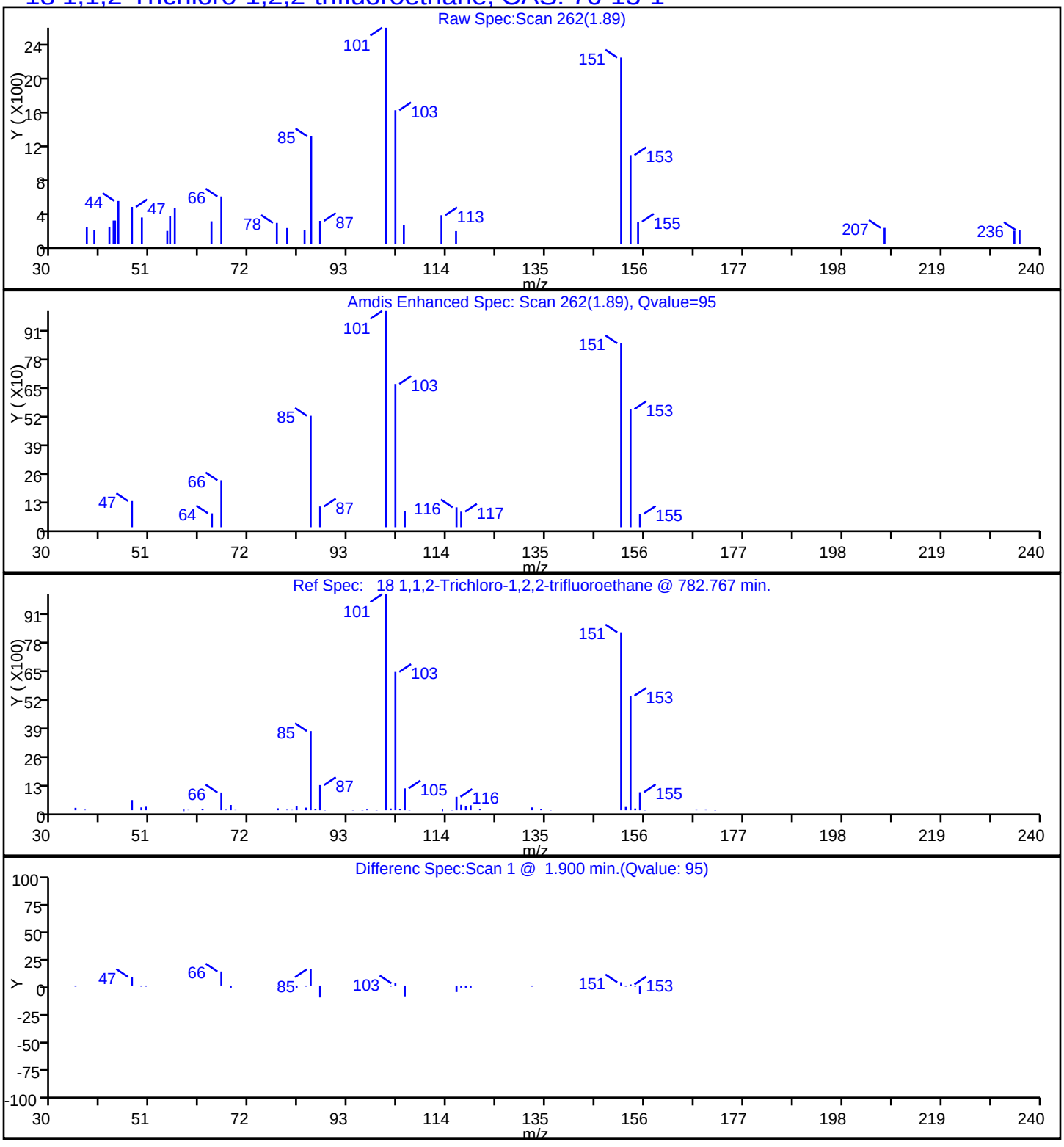

TestAmerica Edison

Data File:	\\ChromNA\Edison\ChromData\CVOAMS12\20160403-39359.b\O08438.D		
Injection Date:	03-Apr-2016 13:35:30	Instrument ID:	CVOAMS12
Lims ID:	460-111103-B-32	Lab Sample ID:	460-111103-32
Client ID:	MW-549S		
Operator ID:		ALS Bottle#:	10 Worklist Smp#: 11
Purge Vol:	5.000 mL	Dil. Factor:	1.0000
Method:	8260W_12	Limit Group:	VOA - 8260C Water and Solid
Column:	DB-624 (0.18 mm)	Detector	MS SCAN

84 Tetrachloroethene, CAS: 127-18-4

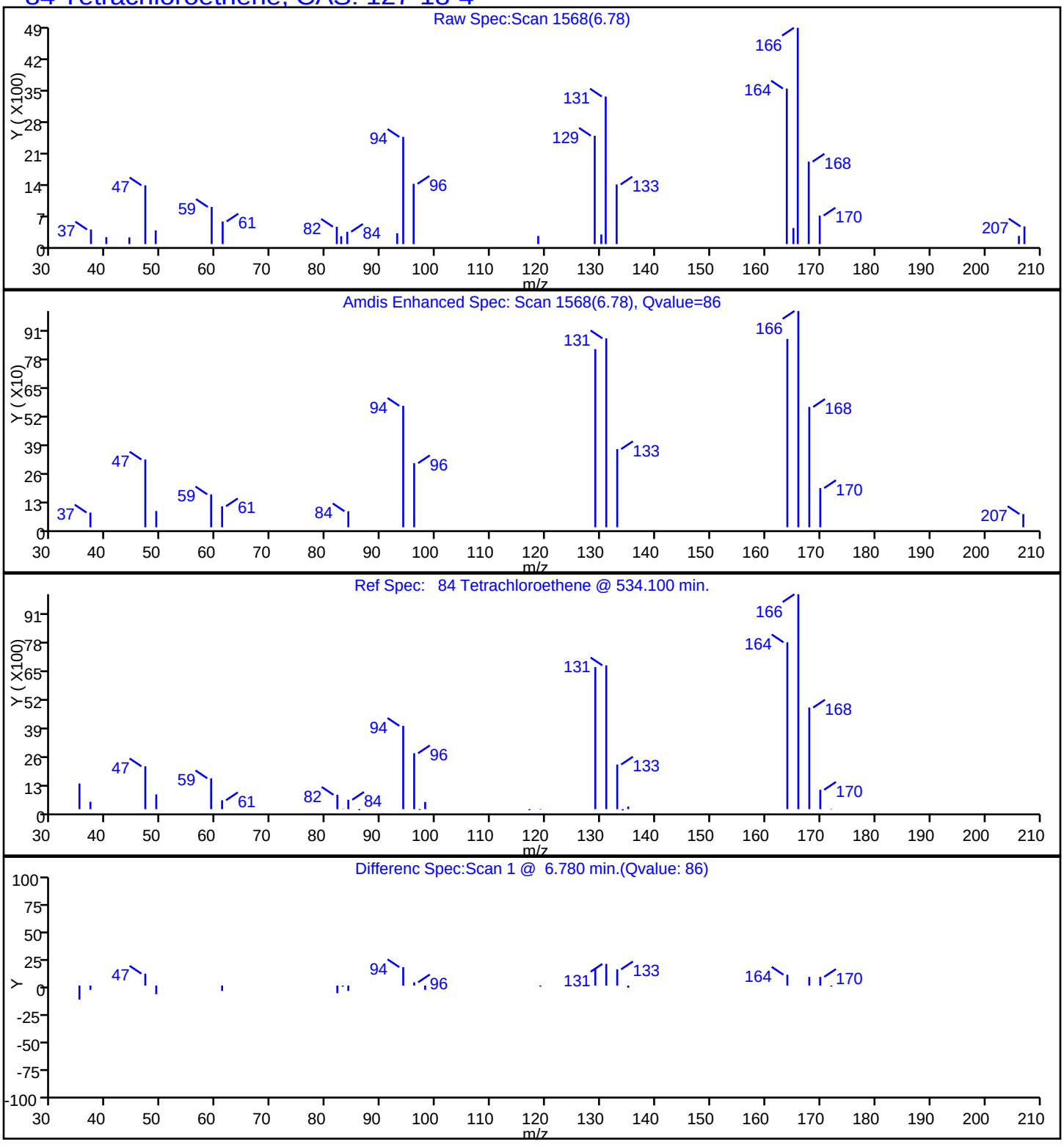

Report Date: 04-Apr-2016 18:55:46 Chrom Revision: 2.2 04-Mar-2016 14:36:24

TestAmerica Edison

Data File: \\ChromNA\Edison\ChromData\CVOAMS12\20160403-39359.b\O08438.D

Injection Date:	03-Apr-2016 13:35:30	Instrument ID:	CVOAMS12
Lims ID:	460-111103-B-32	Lab Sample ID:	460-111103-32
Client ID:	MW-549S		
Operator ID:		ALS Bottle#:	10 Worklist Smp#: 11
Purge Vol:	5.000 mL	Dil. Factor:	1.0000
Method:	8260W_12	Limit Group:	VOA - 8260C Water and Solid
Column:	DB-624 (0.18 mm)	Detector	MS SCAN

68 Trichloroethene, CAS: 79-01-6

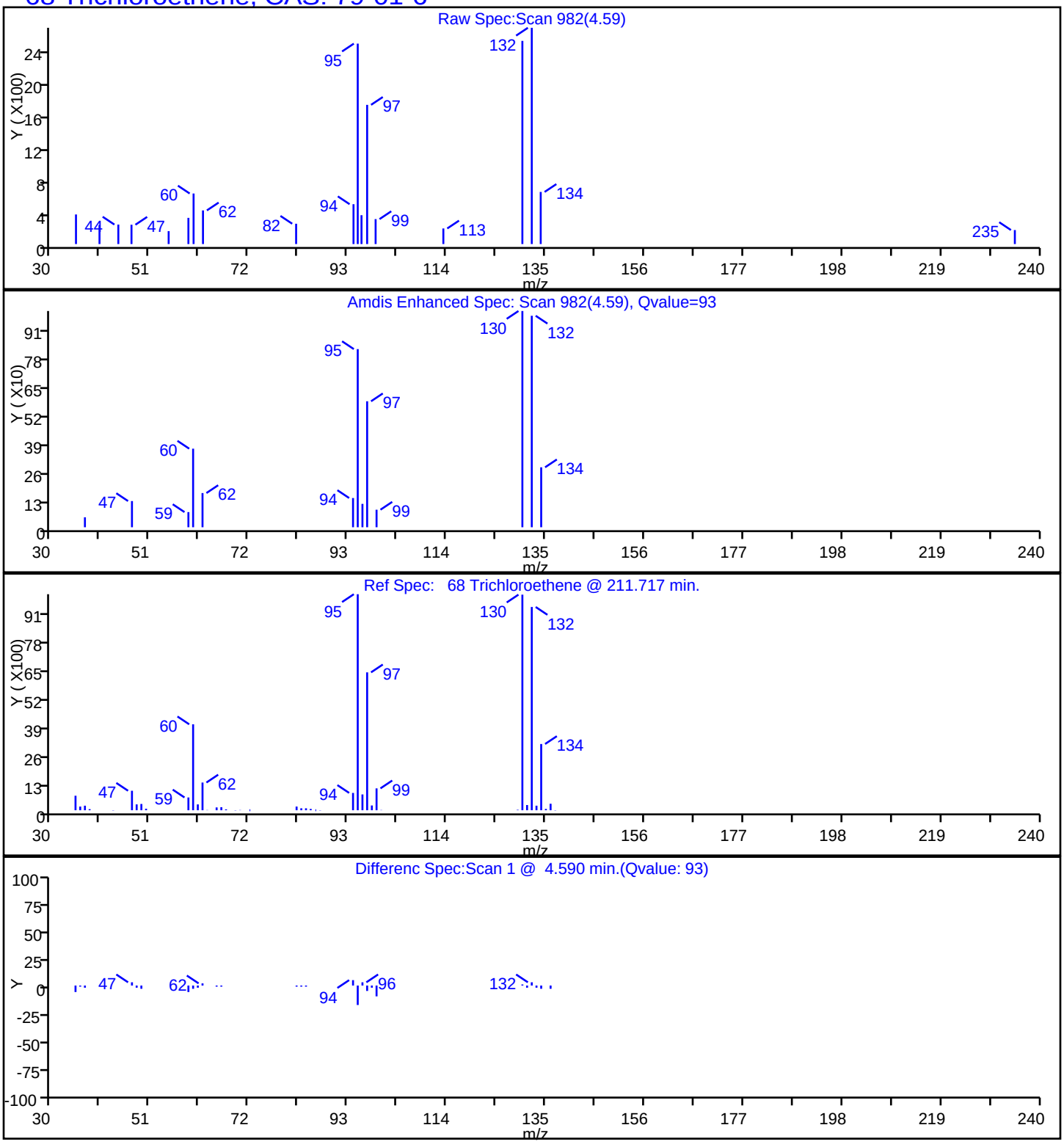

FORM I
GC/MS VOA ORGANICS ANALYSIS DATA SHEET

Lab Name: TestAmerica Edison | Job No.: 460-111103-1

SDG No.:

Client Sample ID: MW-549I | Lab Sample ID: 460-111103-33

Matrix: Water | Lab File ID: O08439.D

Analysis Method: 8260C | Date Collected: 03/22/2016 07:30

Sample wt/vol: 5(mL) | Date Analyzed: 04/03/2016 14:03

Soil Aliquot Vol: | Dilution Factor: 1

Soil Extract Vol.: | GC Column: DB-624 ID: 0.18(mm)

% Moisture: | Level: (low/med) Low

Analysis Batch No.: 360372 | Units: ug/L

CAS NO.	COMPOUND NAME	RESULT	Q	RL	MDL
71-55-6	1,1,1-Trichloroethane	0.28	U	1.0	0.28
79-34-5	1,1,2,2-Tetrachloroethane	0.19	U	1.0	0.19
79-00-5	1,1,2-Trichloroethane	0.080	U	1.0	0.080
75-34-3	1,1-Dichloroethane	0.24	U	1.0	0.24
75-35-4	1,1-Dichloroethene	0.34	U	1.0	0.34
87-61-6	1,2,3-Trichlorobenzene	0.35	U	1.0	0.35
120-82-1	1,2,4-Trichlorobenzene	0.27	U	1.0	0.27
96-12-8	1,2-Dibromo-3-Chloropropane	0.23	U	1.0	0.23
106-93-4	1,2-Dibromoethane	0.19	U	1.0	0.19
95-50-1	1,2-Dichlorobenzene	0.22	U	1.0	0.22
107-06-2	1,2-Dichloroethane	0.25	U	1.0	0.25
78-87-5	1,2-Dichloropropane	0.18	U	1.0	0.18
541-73-1	1,3-Dichlorobenzene	0.33	U	1.0	0.33
106-46-7	1,4-Dichlorobenzene	0.33	U	1.0	0.33
123-91-1	1,4-Dioxane	8.7	U	50	8.7
78-93-3	2-Butanone	2.2	U	5.0	2.2
591-78-6	2-Hexanone	0.72	U	5.0	0.72
108-10-1	4-Methyl-2-pentanone	0.63	U	5.0	0.63
67-64-1	Acetone	1.1	U	5.0	1.1
71-43-2	Benzene	0.090	U	1.0	0.090
74-97-5	Bromochloromethane	0.30	U	1.0	0.30
75-27-4	Bromodichloromethane	0.15	U	1.0	0.15
75-25-2	Bromoform	0.18	U	1.0	0.18
74-83-9	Bromomethane	0.18	U	1.0	0.18
75-15-0	Carbon disulfide	0.22	U	1.0	0.22
56-23-5	Carbon tetrachloride	0.33	U	1.0	0.33
108-90-7	Chlorobenzene	0.24	U	1.0	0.24
75-00-3	Chloroethane	0.37	U	1.0	0.37
67-66-3	Chloroform	0.22	U	1.0	0.22
74-87-3	Chloromethane	0.22	U	1.0	0.22
156-59-2	cis-1,2-Dichloroethene	0.41	J	1.0	0.26
10061-01-5	cis-1,3-Dichloropropene	0.16	U	1.0	0.16
110-82-7	Cyclohexane	0.26	U	1.0	0.26
124-48-1	Dibromochloromethane	0.22	U	1.0	0.22
75-71-8	Dichlorodifluoromethane	0.14	U	1.0	0.14
100-41-4	Ethylbenzene	0.30	U	1.0	0.30

FORM I
GC/MS VOA ORGANICS ANALYSIS DATA SHEET

Lab Name: TestAmerica Edison | Job No.: 460-111103-1

SDG No.:

Client Sample ID: MW-549I | Lab Sample ID: 460-111103-33

Matrix: Water | Lab File ID: O08439.D

Analysis Method: 8260C | Date Collected: 03/22/2016 07:30

Sample wt/vol: 5(mL) | Date Analyzed: 04/03/2016 14:03

Soil Aliquot Vol: | Dilution Factor: 1

Soil Extract Vol.: | GC Column: DB-624 ID: 0.18(mm)

% Moisture: | Level: (low/med) Low

Analysis Batch No.: 360372 | Units: ug/L

CAS NO.	COMPOUND NAME	RESULT	Q	RL	MDL
76-13-1	Freon TF	1.1		1.0	0.34
98-82-8	Isopropylbenzene	0.32	U	1.0	0.32
179601-23-1	m&p-Xylene	0.28	U	1.0	0.28
79-20-9	Methyl acetate	0.58	U	5.0	0.58
108-87-2	Methylcyclohexane	0.22	U	1.0	0.22
75-09-2	Methylene Chloride	0.21	U	1.0	0.21
1634-04-4	MTBE	0.13	U	1.0	0.13
95-47-6	o-Xylene	0.32	U	1.0	0.32
100-42-5	Styrene	0.17	U	1.0	0.17
127-18-4	Tetrachloroethene	0.80	J	1.0	0.12
108-88-3	Toluene	0.25	U	1.0	0.25
156-60-5	trans-1,2-Dichloroethene	0.18	U	1.0	0.18
10061-02-6	trans-1,3-Dichloropropene	0.19	U	1.0	0.19
79-01-6	Trichloroethene	1.7		1.0	0.22
75-69-4	Trichlorofluoromethane	0.15	U	1.0	0.15
75-01-4	Vinyl chloride	0.060	U	1.0	0.060

CAS NO.	SURROGATE	%REC	Q	LIMITS
17060-07-0	1,2-Dichloroethane-d4 (Surr)	93		70-130
460-00-4	Bromofluorobenzene	101		70-130
1868-53-7	Dibromofluoromethane (Surr)	101		70-130
2037-26-5	Toluene-d8 (Surr)	92		70-130

FORM I
GC/MS VOA ORGANICS ANALYSIS DATA SHEET
TENTATIVELY IDENTIFIED COMPOUNDS

Lab Name: TestAmerica Edison Job No.: 460-111103-1

SDG No.:

Client Sample ID: MW-549I Lab Sample ID: 460-111103-33

Matrix: Water Lab File ID: O08439.D

Analysis Method: 8260C Date Collected: 03/22/2016 07:30

Sample wt/vol: 5(mL) Date Analyzed: 04/03/2016 14:03

Soil Aliquot Vol: Dilution Factor: 1

Soil Extract Vol.: GC Column: DB-624 ID: 0.18(mm)

% Moisture: Level: (low/med) Low

Analysis Batch No.: 360372 Units: ug/L

Number TICs Found: 0 TIC Result Total: 0

CAS NO.	COMPOUND NAME	RT	RESULT	Q
	Tentatively Identified Compound		None	

TestAmerica Edison
Target Compound Quantitation Report

Data File: \\ChromNA\Edison\ChromData\CVOAMS12\20160403-39359.b\O08439.D
Lims ID: 460-111103-B-33 Lab Sample ID: 460-111103-33
Client ID: MW-549I
Sample Type: Client
Inject. Date: 03-Apr-2016 14:03:30 ALS Bottle#: 11 Worklist Smp#: 12
Purge Vol: 5.000 mL Dil. Factor: 1.0000
Sample Info: 460-111103-B-33
Misc. Info.: 460-0039359-012
Operator ID: Instrument ID: CVOAMS12

Method: \\ChromNA\Edison\ChromData\CVOAMS12\20160403-39359.b\8260W_12.m
Limit Group: VOA - 8260C Water and Solid
Last Update: 04-Apr-2016 18:57:08 Calib Date: 23-Mar-2016 23:57:30
Integrator: RTE ID Type: Deconvolution ID
Quant Method: Internal Standard Quant By: Initial Calibration
Last ICal File: \\ChromNA\Edison\ChromData\CVOAMS12\20160323-38887.b\O07968.D

Column 1 : DB-624 (0.18 mm) Det: MS SCAN
Process Host: XAWRK047

First Level Reviewer: boykink Date: 03-Apr-2016 22:20:21

Compound	Sig	RT (min.)	Exp RT (min.)	Dlt RT (min.)	Q	Response	OnCol Amt ug/l	Flags
18 1,1,2-Trichloro-1,2,2-trif	101	1.906	1.899	0.007	95	3386	1.13	
* 30 TBA-d9 (IS)	65	2.236	2.236	0.000	99	304083	1000.0	
* 52 2-Butanone-d5	46	3.130	3.130	0.000	0	392899	250.0	
41 cis-1,2-Dichloroethene	96	3.164	3.160	0.004	32	1681	0.4065	M
$ 50 Dibromofluoromethane (Surr	113	3.572	3.575	-0.003	98	160005	50.3	
$ 60 1,2-Dichloroethane-d4 (Sur	65	3.879	3.879	0.000	97	202423	46.6	
* 64 Fluorobenzene	96	4.212	4.212	0.000	98	665570	50.0	
68 Trichloroethene	95	4.590	4.586	0.004	96	5873	1.75	
* 74 1,4-Dioxane-d8	96	4.938	4.934	0.004	96	43359	1000.0	
$ 80 Toluene-d8 (Surr)	98	5.993	5.997	-0.004	99	561838	45.9	
84 Tetrachloroethene	166	6.786	6.783	0.004	94	2376	0.7958	
* 94 Chlorobenzene-d5	117	7.943	7.943	0.000	87	418042	50.0	
$ 106 4-Bromofluorobenzene	174	9.776	9.776	0.000	94	179804	50.7	
* 122 1,4-Dichlorobenzene-d4	152	11.606	11.606	0.000	96	221548	50.0	

QC Flag Legend

Review Flags
M - Manually Integrated

Reagents:

8260ISNEW_00064	Amount Added:	1.00	Units: uL	Run Reagent
8260SURR250_00119	Amount Added:	1.00	Units: uL	Run Reagent

Report Date: 04-Apr-2016 18:57:08 Chrom Revision: 2.2 04-Mar-2016 14:36:24

TestAmerica Edison

Data File: \\ChromNA\Edison\ChromData\CVOAMS12\20160403-39359.b\O08439.D

Injection Date:	03-Apr-2016 14:03:30	Instrument ID:	CVOAMS12	Operator ID:	
Lims ID:	460-111103-B-33	Lab Sample ID:	460-111103-33	Worklist Smp#:	12
Client ID:	MW-549I				
Purge Vol:	5.000 mL	Dil. Factor:	1.0000	ALS Bottle#:	11
Method:	8260W_12	Limit Group:	VOA - 8260C Water and Solid		

Column: DB-624 (0.18 mm)

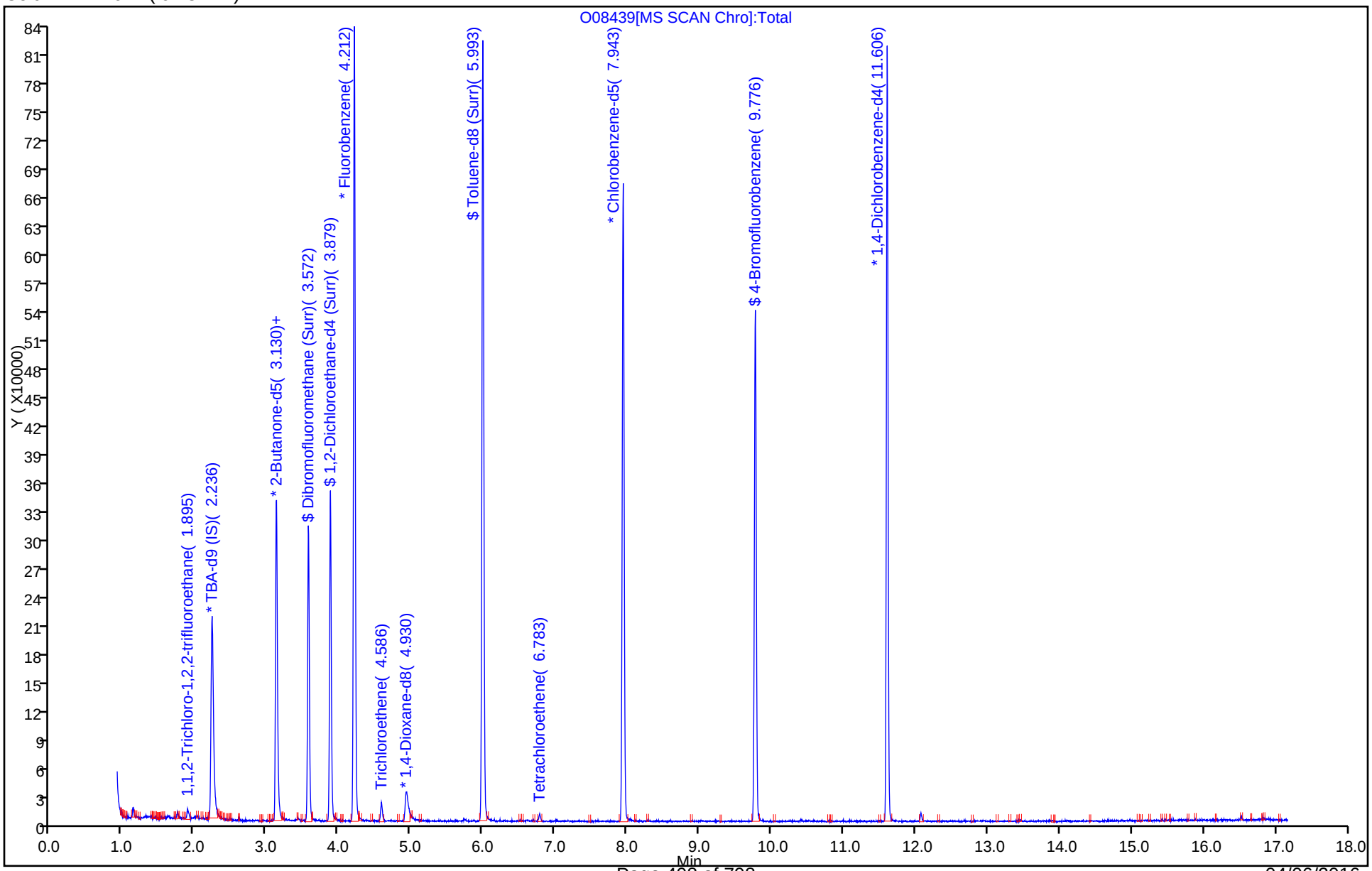

TestAmerica Edison

Data File:	\\ChromNA\Edison\ChromData\CVOAMS12\20160403-39359.b\O08439.D		
Injection Date:	03-Apr-2016 14:03:30	Instrument ID:	CVOAMS12
Lims ID:	460-111103-B-33	Lab Sample ID:	460-111103-33
Client ID:	MW-549I		
Operator ID:		ALS Bottle#:	11 Worklist Smp#: 12
Purge Vol:	5.000 mL	Dil. Factor:	1.0000
Method:	8260W_12	Limit Group:	VOA - 8260C Water and Solid
Column:	DB-624 (0.18 mm)	Detector	MS SCAN

41 cis-1,2-Dichloroethene, CAS: 156-59-2

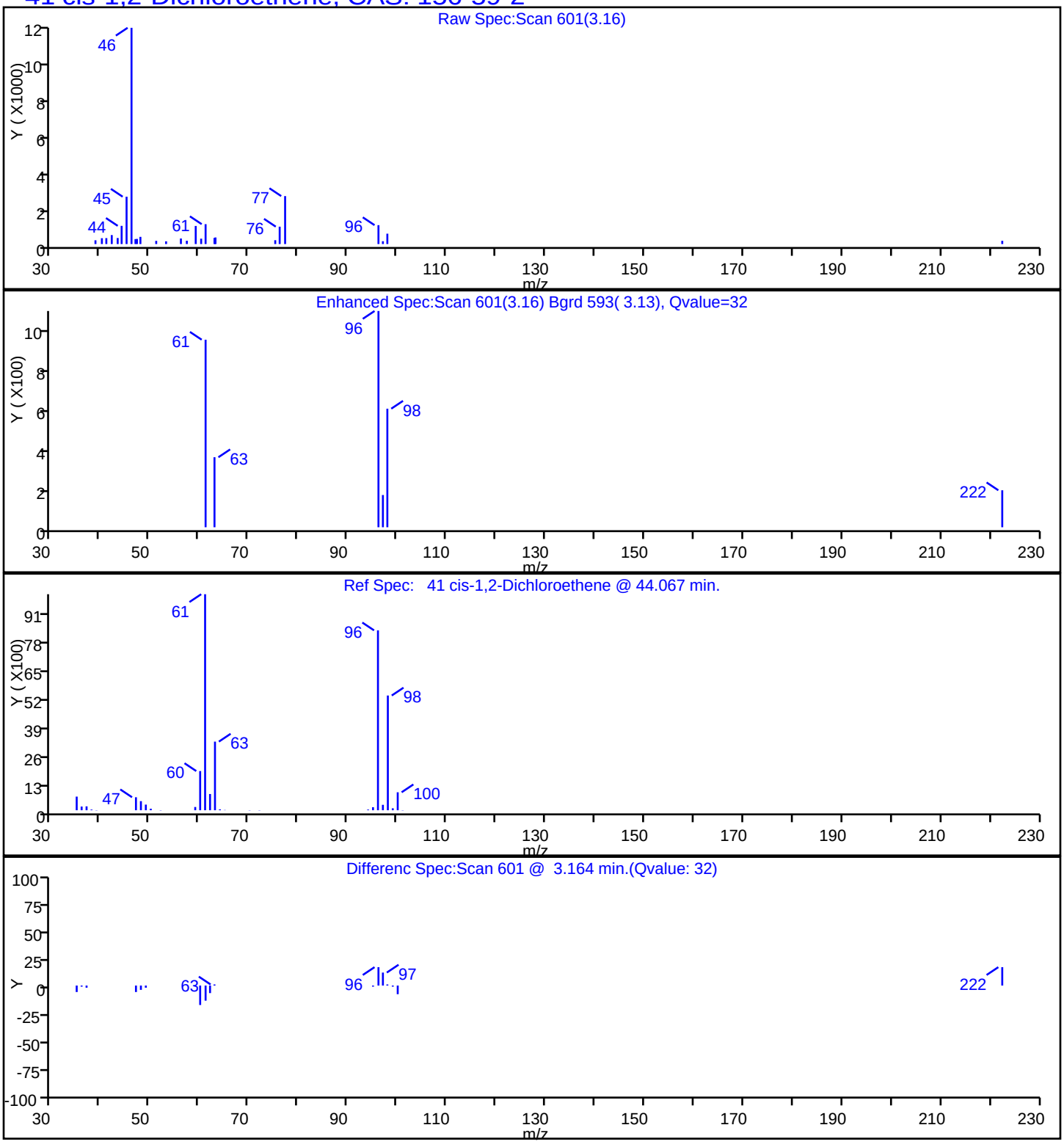

TestAmerica Edison

Data File: \\ChromNA\Edison\ChromData\CVOAMS12\20160403-39359.b\O08439.D

Injection Date:	03-Apr-2016 14:03:30	Instrument ID:	CVOAMS12
Lims ID:	460-111103-B-33	Lab Sample ID:	460-111103-33
Client ID:	MW-549I		
Operator ID:		ALS Bottle#:	11 Worklist Smp#: 12
Purge Vol:	5.000 mL	Dil. Factor:	1.0000
Method:	8260W_12	Limit Group:	VOA - 8260C Water and Solid
Column:	DB-624 (0.18 mm)	Detector	MS SCAN

18 1,1,2-Trichloro-1,2,2-trifluoroethane, CAS: 76-13-1

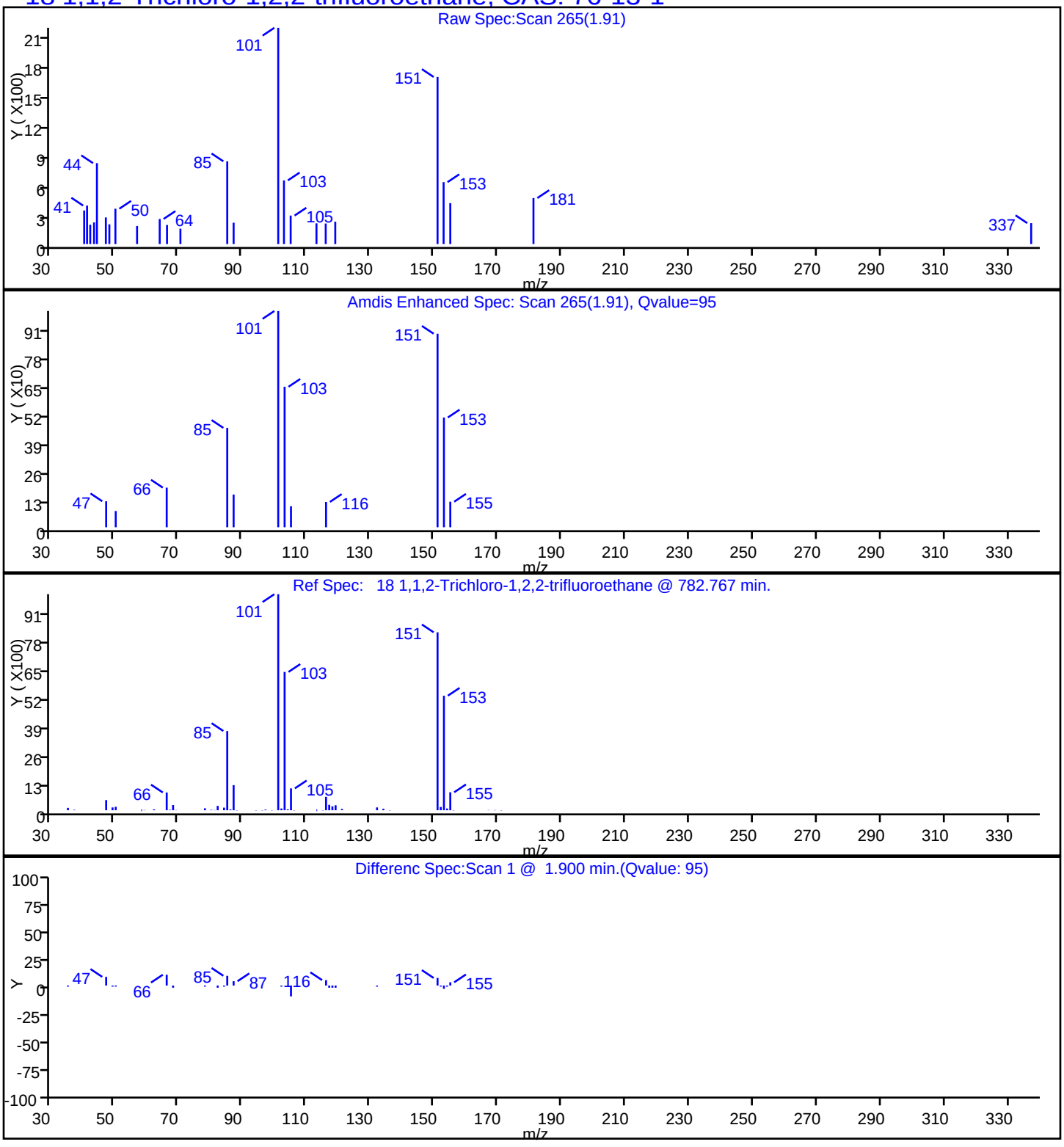

TestAmerica Edison

Data File:	\\ChromNA\Edison\ChromData\CVOAMS12\20160403-39359.b\O08439.D		
Injection Date:	03-Apr-2016 14:03:30	Instrument ID:	CVOAMS12
Lims ID:	460-111103-B-33	Lab Sample ID:	460-111103-33
Client ID:	MW-549I		
Operator ID:		ALS Bottle#:	11 Worklist Smp#: 12
Purge Vol:	5.000 mL	Dil. Factor:	1.0000
Method:	8260W_12	Limit Group:	VOA - 8260C Water and Solid
Column:	DB-624 (0.18 mm)	Detector	MS SCAN

84 Tetrachloroethene, CAS: 127-18-4

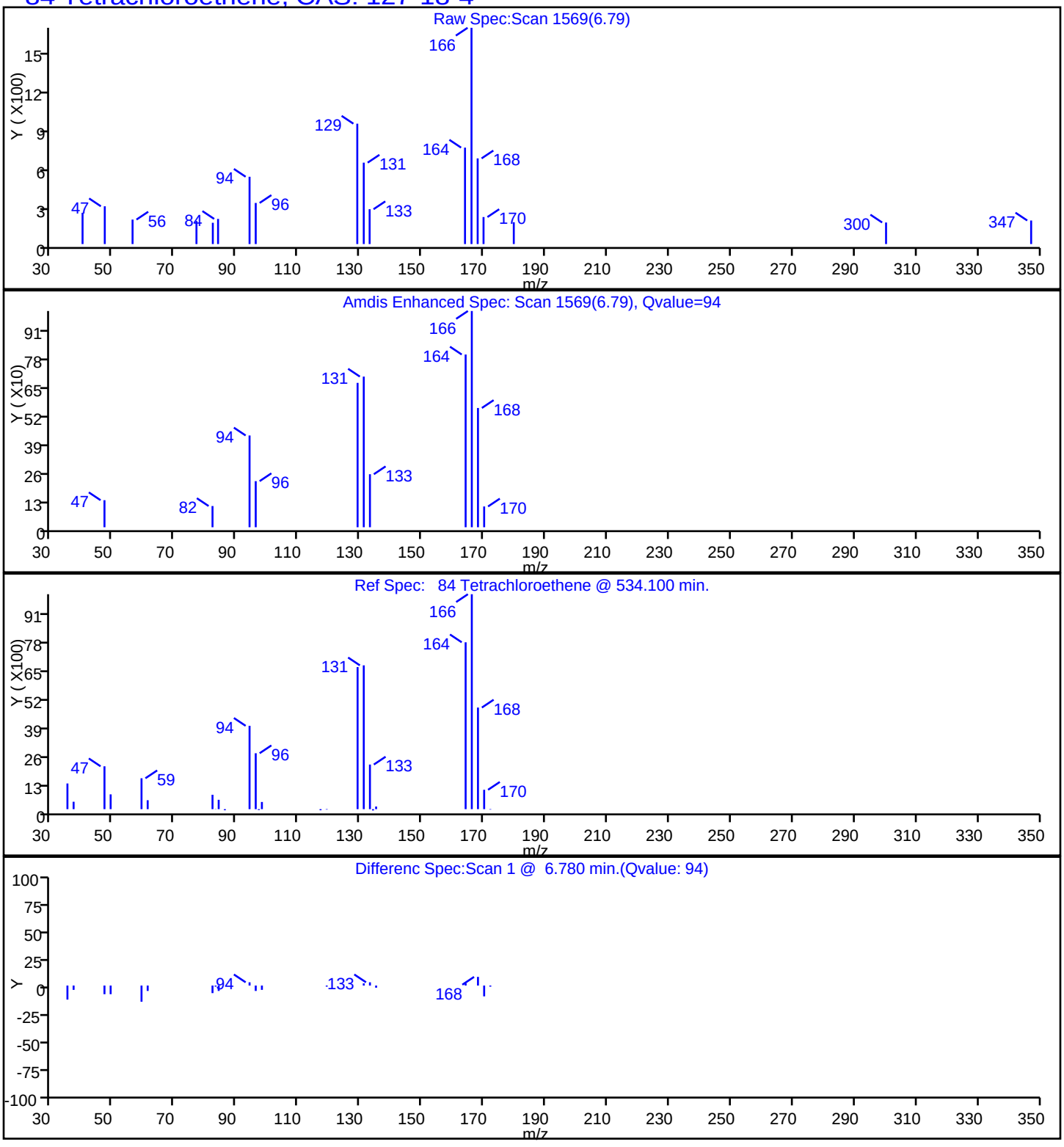

TestAmerica Edison

Data File: \\ChromNA\Edison\ChromData\CVOAMS12\20160403-39359.b\O08439.D

Injection Date:	03-Apr-2016 14:03:30	Instrument ID:	CVOAMS12
Lims ID:	460-111103-B-33	Lab Sample ID:	460-111103-33
Client ID:	MW-549I		
Operator ID:		ALS Bottle#: 11	Worklist Smp#: 12
Purge Vol:	5.000 mL	Dil. Factor:	1.0000
Method:	8260W_12	Limit Group:	VOA - 8260C Water and Solid
Column:	DB-624 (0.18 mm)	Detector	MS SCAN

68 Trichloroethene, CAS: 79-01-6

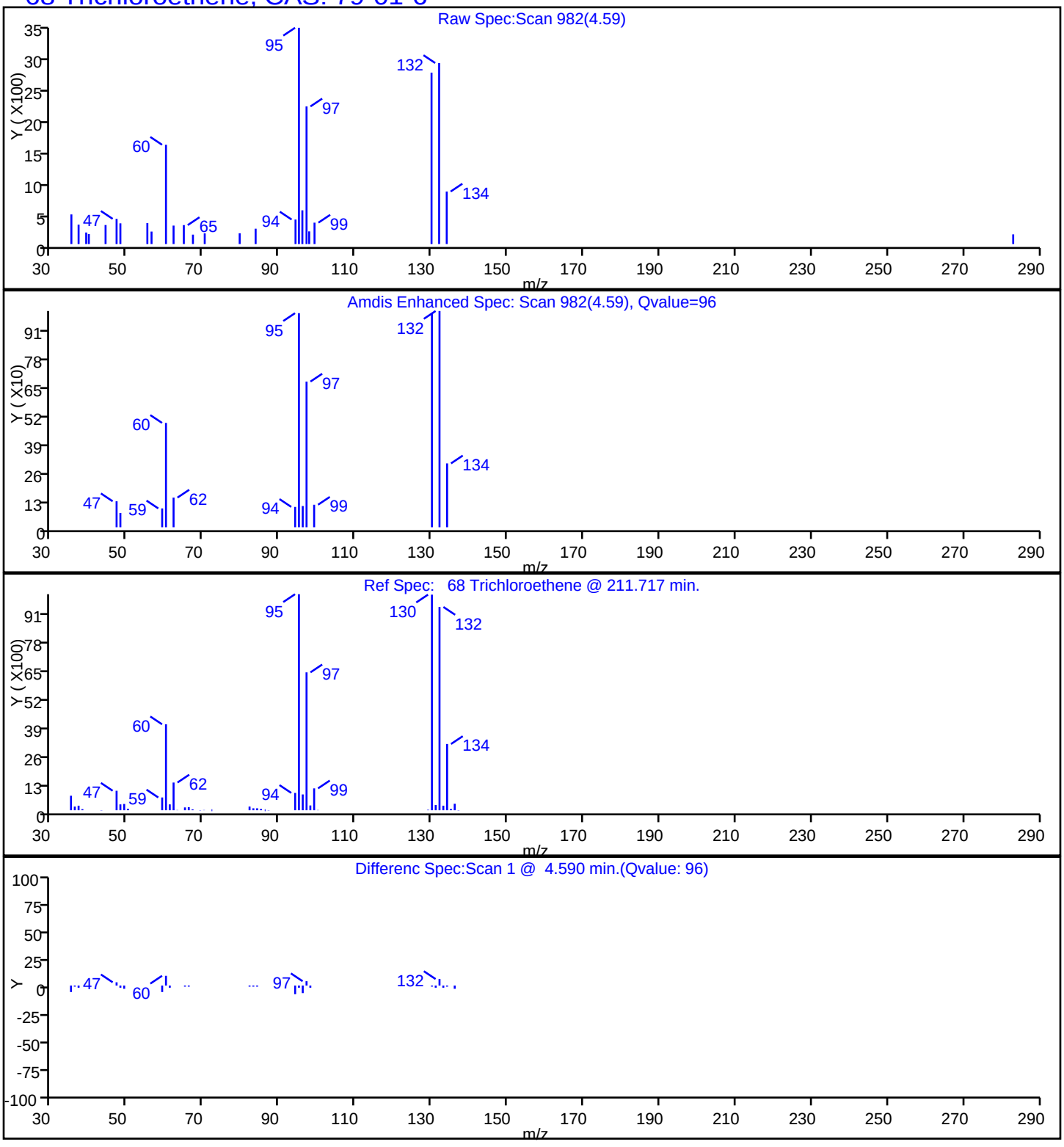

Manual Integration/User Assign Peak Report

TestAmerica Edison

Data File:	\\ChromNA\Edison\ChromData\CVOAMS12\20160403-39359.b\O08439.D		
Injection Date:	03-Apr-2016 14:03:30	Instrument ID:	CVOAMS12
Lims ID:	460-111103-B-33	Lab Sample ID:	460-111103-33
Client ID:	MW-549I		
Operator ID:		ALS Bottle#:	11 Worklist Smp#: 12
Purge Vol:	5.000 mL	Dil. Factor:	1.0000
Method:	8260W_12	Limit Group:	VOA - 8260C Water and Solid
Column:	DB-624 (0.18 mm)	Detector	MS SCAN

41 cis-1,2-Dichloroethene, CAS: 156-59-2

Not Detected
Expected RT: 3.16

Processing Integration Results

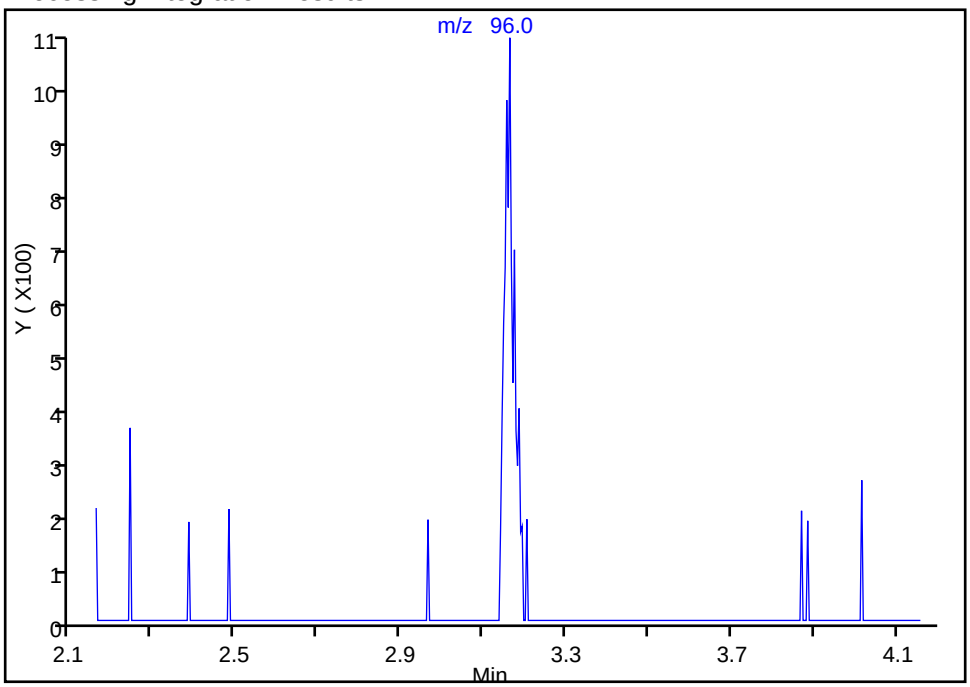

Manual Integration Results

RT: 3.16
Area: 1681
Amount: 0.406540
Amount Units: ug/l

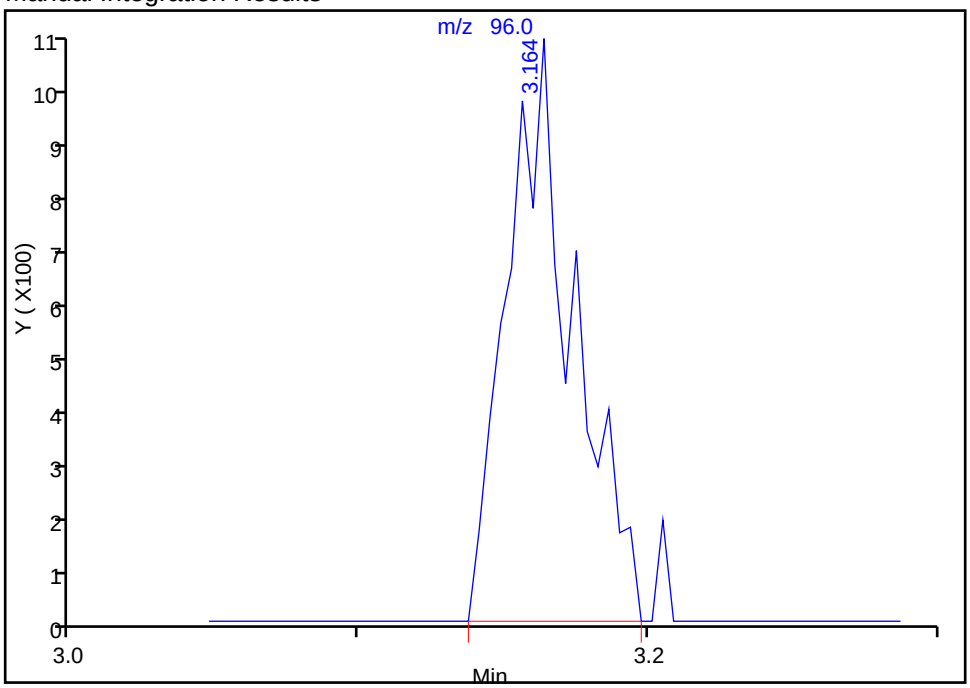

Reviewer: delpolitov, 04-Apr-2016 18:57:08
Audit Action: Manually Integrated
Audit Reason: Incomplete Integration

FORM I
GC/MS VOA ORGANICS ANALYSIS DATA SHEET

Lab Name: TestAmerica Edison | Job No.: 460-111103-1

SDG No.:

Client Sample ID: MW-550S | Lab Sample ID: 460-111103-34

Matrix: Water | Lab File ID: O08440.D

Analysis Method: 8260C | Date Collected: 03/22/2016 08:15

Sample wt/vol: 5(mL) | Date Analyzed: 04/03/2016 14:30

Soil Aliquot Vol: | Dilution Factor: 1

Soil Extract Vol.: | GC Column: DB-624 ID: 0.18(mm)

% Moisture: | Level: (low/med) Low

Analysis Batch No.: 360372 | Units: ug/L

CAS NO.	COMPOUND NAME	RESULT	Q	RL	MDL
71-55-6	1,1,1-Trichloroethane	0.28	U	1.0	0.28
79-34-5	1,1,2,2-Tetrachloroethane	0.19	U	1.0	0.19
79-00-5	1,1,2-Trichloroethane	0.080	U	1.0	0.080
75-34-3	1,1-Dichloroethane	0.24	U	1.0	0.24
75-35-4	1,1-Dichloroethene	0.34	U	1.0	0.34
87-61-6	1,2,3-Trichlorobenzene	0.35	U	1.0	0.35
120-82-1	1,2,4-Trichlorobenzene	0.27	U	1.0	0.27
96-12-8	1,2-Dibromo-3-Chloropropane	0.23	U	1.0	0.23
106-93-4	1,2-Dibromoethane	0.19	U	1.0	0.19
95-50-1	1,2-Dichlorobenzene	0.22	U	1.0	0.22
107-06-2	1,2-Dichloroethane	0.25	U	1.0	0.25
78-87-5	1,2-Dichloropropane	0.18	U	1.0	0.18
541-73-1	1,3-Dichlorobenzene	0.33	U	1.0	0.33
106-46-7	1,4-Dichlorobenzene	0.33	U	1.0	0.33
123-91-1	1,4-Dioxane	8.7	U	50	8.7
78-93-3	2-Butanone	2.2	U	5.0	2.2
591-78-6	2-Hexanone	0.72	U	5.0	0.72
108-10-1	4-Methyl-2-pentanone	0.63	U	5.0	0.63
67-64-1	Acetone	1.1	U	5.0	1.1
71-43-2	Benzene	0.090	U	1.0	0.090
74-97-5	Bromochloromethane	0.30	U	1.0	0.30
75-27-4	Bromodichloromethane	0.15	U	1.0	0.15
75-25-2	Bromoform	0.18	U	1.0	0.18
74-83-9	Bromomethane	0.18	U	1.0	0.18
75-15-0	Carbon disulfide	0.22	U	1.0	0.22
56-23-5	Carbon tetrachloride	0.33	U	1.0	0.33
108-90-7	Chlorobenzene	0.24	U	1.0	0.24
75-00-3	Chloroethane	0.37	U	1.0	0.37
67-66-3	Chloroform	1.6		1.0	0.22
74-87-3	Chloromethane	0.22	U	1.0	0.22
156-59-2	cis-1,2-Dichloroethene	0.26	U	1.0	0.26
10061-01-5	cis-1,3-Dichloropropene	0.16	U	1.0	0.16
110-82-7	Cyclohexane	0.26	U	1.0	0.26
124-48-1	Dibromochloromethane	0.22	U	1.0	0.22
75-71-8	Dichlorodifluoromethane	0.14	U	1.0	0.14
100-41-4	Ethylbenzene	0.30	U	1.0	0.30

FORM I
GC/MS VOA ORGANICS ANALYSIS DATA SHEET

Lab Name: TestAmerica Edison | Job No.: 460-111103-1

SDG No.:

Client Sample ID: MW-550S | Lab Sample ID: 460-111103-34

Matrix: Water | Lab File ID: O08440.D

Analysis Method: 8260C | Date Collected: 03/22/2016 08:15

Sample wt/vol: 5(mL) | Date Analyzed: 04/03/2016 14:30

Soil Aliquot Vol: | Dilution Factor: 1

Soil Extract Vol.: | GC Column: DB-624 ID: 0.18(mm)

% Moisture: | Level: (low/med) Low

Analysis Batch No.: 360372 | Units: ug/L

CAS NO.	COMPOUND NAME	RESULT	Q	RL	MDL
76-13-1	Freon TF	0.34	U	1.0	0.34
98-82-8	Isopropylbenzene	0.32	U	1.0	0.32
179601-23-1	m&p-Xylene	0.28	U	1.0	0.28
79-20-9	Methyl acetate	0.58	U	5.0	0.58
108-87-2	Methylcyclohexane	0.22	U	1.0	0.22
75-09-2	Methylene Chloride	0.21	U	1.0	0.21
1634-04-4	MTBE	0.13	U	1.0	0.13
95-47-6	o-Xylene	0.32	U	1.0	0.32
100-42-5	Styrene	0.17	U	1.0	0.17
127-18-4	Tetrachloroethene	0.12	U	1.0	0.12
108-88-3	Toluene	0.25	U	1.0	0.25
156-60-5	trans-1,2-Dichloroethene	0.18	U	1.0	0.18
10061-02-6	trans-1,3-Dichloropropene	0.19	U	1.0	0.19
79-01-6	Trichloroethene	0.84	J	1.0	0.22
75-69-4	Trichlorofluoromethane	0.15	U	1.0	0.15
75-01-4	Vinyl chloride	0.060	U	1.0	0.060

CAS NO.	SURROGATE	%REC	Q	LIMITS
17060-07-0	1,2-Dichloroethane-d4 (Surr)	95		70-130
460-00-4	Bromofluorobenzene	104		70-130
1868-53-7	Dibromofluoromethane (Surr)	107		70-130
2037-26-5	Toluene-d8 (Surr)	93		70-130

FORM I
GC/MS VOA ORGANICS ANALYSIS DATA SHEET
TENTATIVELY IDENTIFIED COMPOUNDS

Lab Name: TestAmerica Edison | Job No.: 460-111103-1

SDG No.:

Client Sample ID: MW-550S | Lab Sample ID: 460-111103-34

Matrix: Water | Lab File ID: O08440.D

Analysis Method: 8260C | Date Collected: 03/22/2016 08:15

Sample wt/vol: 5(mL) | Date Analyzed: 04/03/2016 14:30

Soil Aliquot Vol: | Dilution Factor: 1

Soil Extract Vol.: | GC Column: DB-624 ID: 0.18(mm)

% Moisture: | Level: (low/med) Low

Analysis Batch No.: 360372 | Units: ug/L

Number TICs Found: 0 | TIC Result Total: 0

CAS NO.	COMPOUND NAME	RT	RESULT	Q
	Tentatively Identified Compound		None	

TestAmerica Edison
Target Compound Quantitation Report

Data File: \\ChromNA\Edison\ChromData\CVOAMS12\20160403-39359.b\O08440.D
Lims ID: 460-111103-B-34 Lab Sample ID: 460-111103-34
Client ID: MW-550S
Sample Type: Client
Inject. Date: 03-Apr-2016 14:30:30 ALS Bottle#: 12 Worklist Smp#: 13
Purge Vol: 5.000 mL Dil. Factor: 1.0000
Sample Info: 460-111103-B-34
Misc. Info.: 460-0039359-013
Operator ID: Instrument ID: CVOAMS12

Method: \\ChromNA\Edison\ChromData\CVOAMS12\20160403-39359.b\8260W_12.m
Limit Group: VOA - 8260C Water and Solid
Last Update: 03-Apr-2016 22:20:42 Calib Date: 23-Mar-2016 23:57:30
Integrator: RTE ID Type: Deconvolution ID
Quant Method: Internal Standard Quant By: Initial Calibration
Last ICal File: \\ChromNA\Edison\ChromData\CVOAMS12\20160323-38887.b\O07968.D

Column 1 : DB-624 (0.18 mm) Det: MS SCAN
Process Host: XAWRK014

First Level Reviewer: boykink Date: 03-Apr-2016 22:20:41

Compound	Sig	RT (min.)	Exp RT (min.)	Dlt RT (min.)	Q	Response	OnCol Amt ug/l	Flags
* 30 TBA-d9 (IS)	65	2.232	2.236	-0.004	99	257307	1000.0	
* 52 2-Butanone-d5	46	3.126	3.130	-0.004	0	344126	250.0	
45 Chloroform	83	3.433	3.437	-0.004	99	9415	1.56	
$ 50 Dibromofluoromethane (Surr	113	3.572	3.575	-0.003	97	162791	53.6	
$ 60 1,2-Dichloroethane-d4 (Sur	65	3.875	3.879	-0.004	96	197328	47.5	
* 64 Fluorobenzene	96	4.208	4.212	-0.004	98	636108	50.0	
68 Trichloroethene	95	4.586	4.586	0.000	91	2687	0.8375	
* 74 1,4-Dioxane-d8	96	4.934	4.934	0.000	92	44347	1000.0	
$ 80 Toluene-d8 (Surr)	98	5.993	5.997	-0.004	99	547422	46.3	
* 94 Chlorobenzene-d5	117	7.943	7.943	0.000	87	404067	50.0	
$ 106 4-Bromofluorobenzene	174	9.776	9.776	0.000	91	177484	51.8	
* 122 1,4-Dichlorobenzene-d4	152	11.606	11.606	0.000	95	207815	50.0	

Reagents:

8260ISNEW_00064 Amount Added: 1.00 Units: uL Run Reagent
8260SURR250_00119 Amount Added: 1.00 Units: uL Run Reagent

Report Date: 03-Apr-2016 22:20:42 Chrom Revision: 2.2 04-Mar-2016 14:36:24

TestAmerica Edison

Data File: \\ChromNA\Edison\ChromData\CVOAMS12\20160403-39359.b\O08440.D

Injection Date:	03-Apr-2016 14:30:30	Instrument ID:	CVOAMS12	Operator ID:	
Lims ID:	460-111103-B-34	Lab Sample ID:	460-111103-34	Worklist Smp#:	13
Client ID:	MW-550S				
Purge Vol:	5.000 mL	Dil. Factor:	1.0000	ALS Bottle#:	12
Method:	8260W_12	Limit Group:	VOA - 8260C Water and Solid		

Column: DB-624 (0.18 mm)

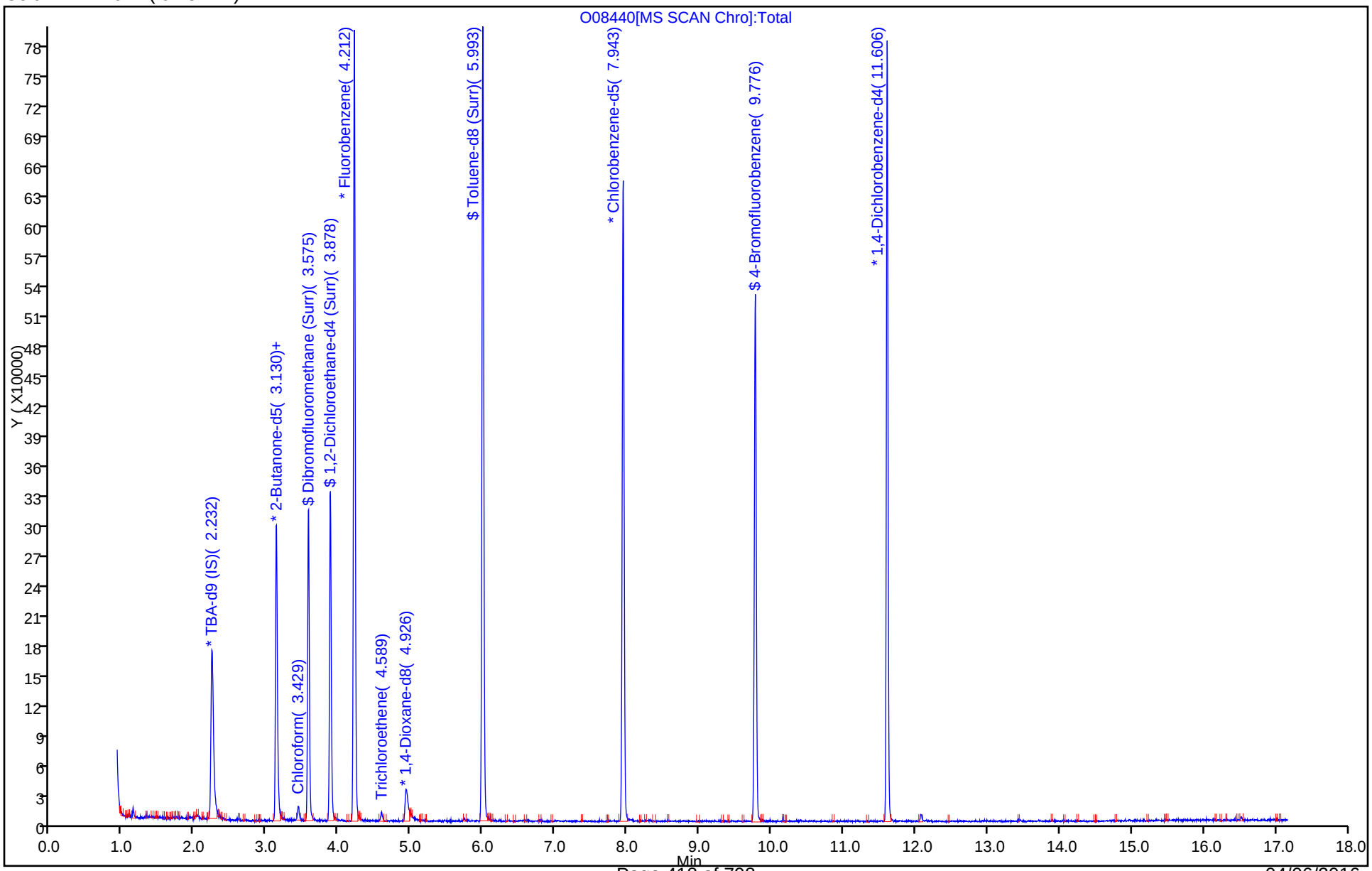

Data File: \\ChromNA\Edison\ChromData\CVOAMS12\20160403-39359.b\O08440.D

Injection Date:	03-Apr-2016 14:30:30	Instrument ID:	CVOAMS12
Lims ID:	460-111103-B-34	Lab Sample ID:	460-111103-34
Client ID:	MW-550S		
Operator ID:		ALS Bottle#:	12 Worklist Smp#: 13
Purge Vol:	5.000 mL	Dil. Factor:	1.0000
Method:	8260W_12	Limit Group:	VOA - 8260C Water and Solid
Column:	DB-624 (0.18 mm)	Detector	MS SCAN

45 Chloroform, CAS: 67-66-3

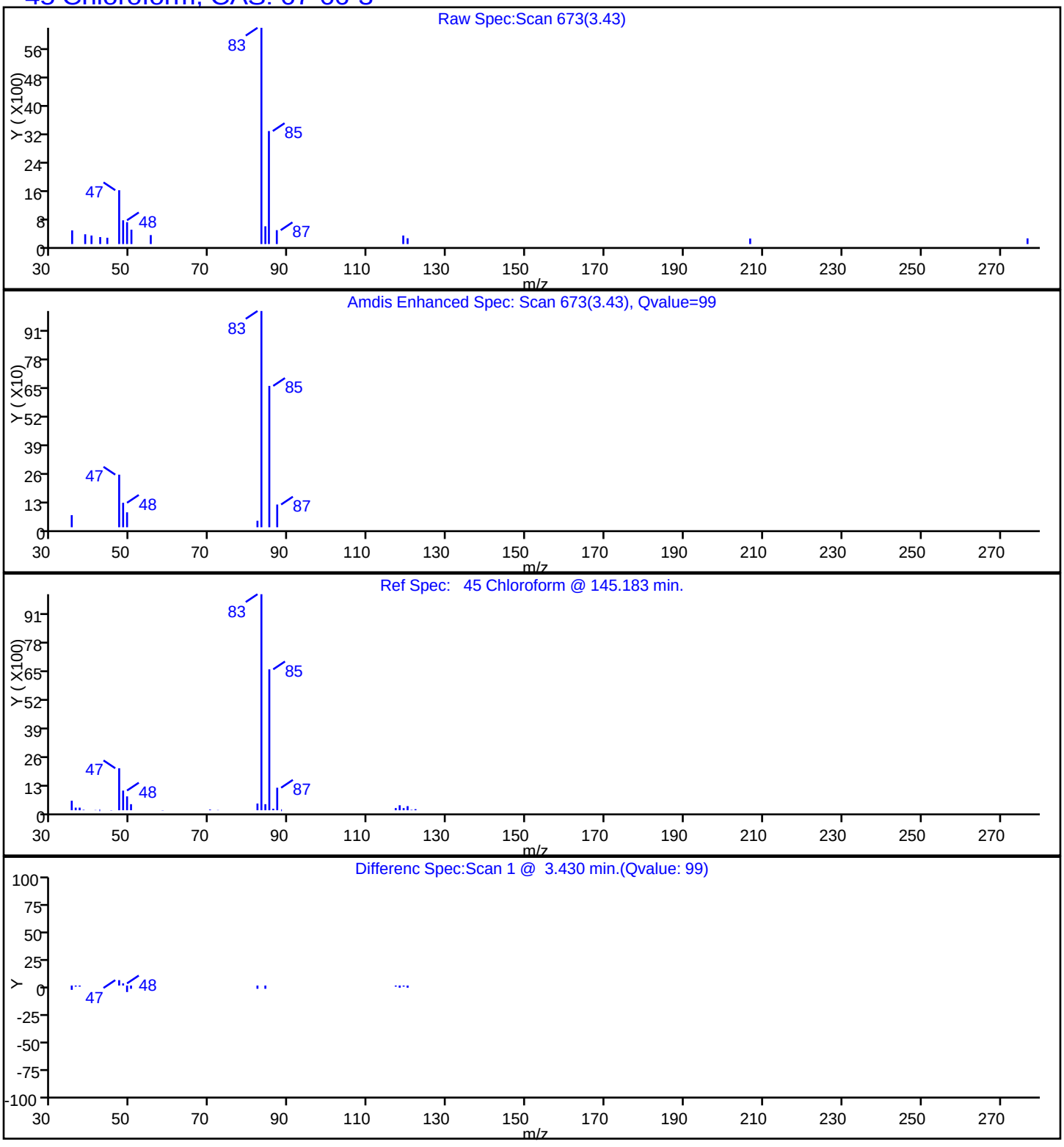

Data File: \\ChromNA\Edison\ChromData\CVOAMS12\20160403-39359.b\O08440.D

Injection Date:	03-Apr-2016 14:30:30	Instrument ID:	CVOAMS12
Lims ID:	460-111103-B-34	Lab Sample ID:	460-111103-34
Client ID:	MW-550S		
Operator ID:		ALS Bottle#:	12 Worklist Smp#: 13
Purge Vol:	5.000 mL	Dil. Factor:	1.0000
Method:	8260W_12	Limit Group:	VOA - 8260C Water and Solid
Column:	DB-624 (0.18 mm)	Detector	MS SCAN

68 Trichloroethene, CAS: 79-01-6

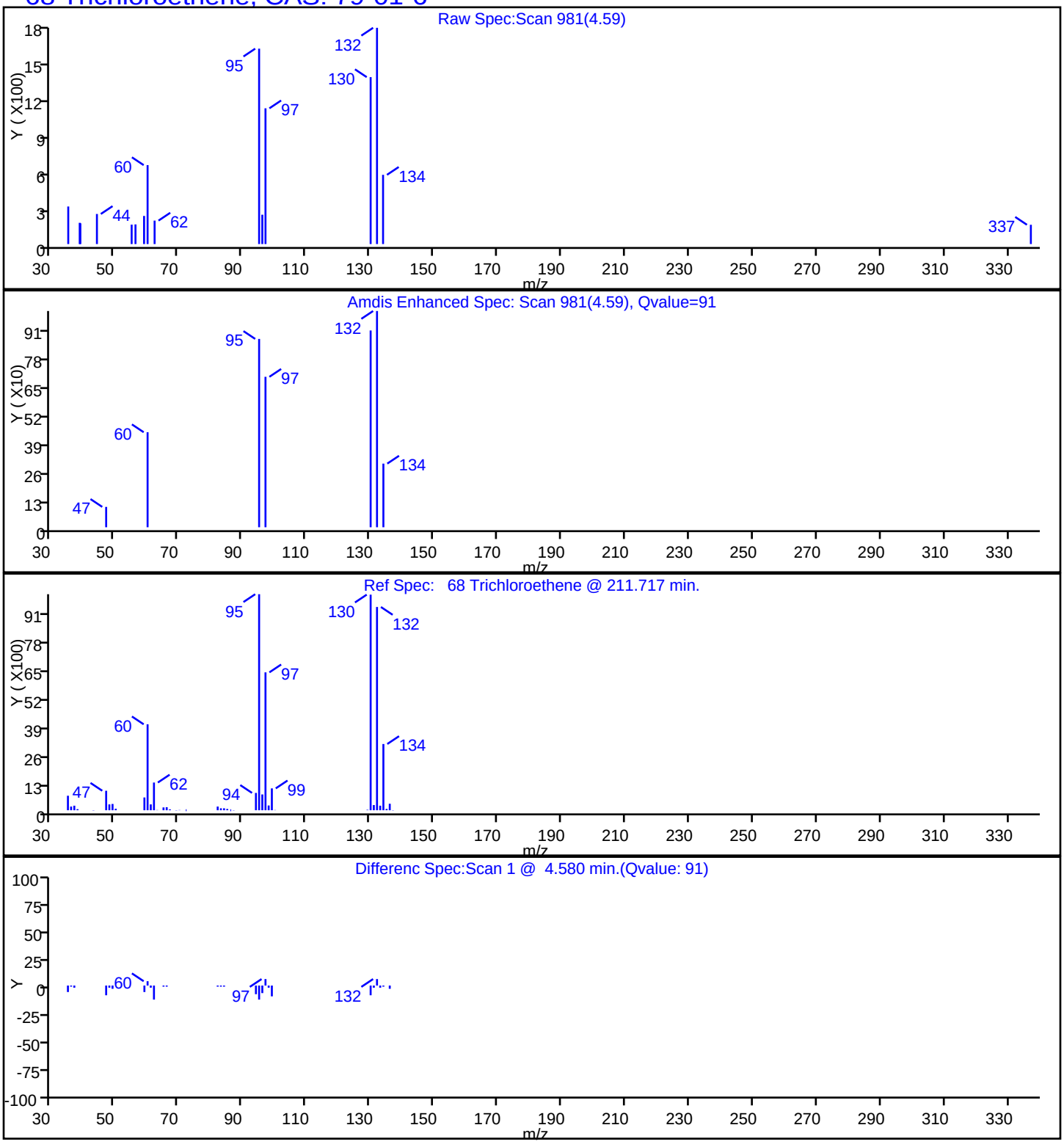

FORM I
GC/MS VOA ORGANICS ANALYSIS DATA SHEET

Lab Name: TestAmerica Edison | Job No.: 460-111103-1

SDG No.:

Client Sample ID: MW-550I | Lab Sample ID: 460-111103-35

Matrix: Water | Lab File ID: O08441.D

Analysis Method: 8260C | Date Collected: 03/22/2016 08:20

Sample wt/vol: 5(mL) | Date Analyzed: 04/03/2016 14:58

Soil Aliquot Vol: | Dilution Factor: 1

Soil Extract Vol.: | GC Column: DB-624 ID: 0.18(mm)

% Moisture: | Level: (low/med) Low

Analysis Batch No.: 360372 | Units: ug/L

CAS NO.	COMPOUND NAME	RESULT	Q	RL	MDL
71-55-6	1,1,1-Trichloroethane	0.28	U	1.0	0.28
79-34-5	1,1,2,2-Tetrachloroethane	0.19	U	1.0	0.19
79-00-5	1,1,2-Trichloroethane	0.080	U	1.0	0.080
75-34-3	1,1-Dichloroethane	0.24	U	1.0	0.24
75-35-4	1,1-Dichloroethene	0.34	U	1.0	0.34
87-61-6	1,2,3-Trichlorobenzene	0.35	U	1.0	0.35
120-82-1	1,2,4-Trichlorobenzene	0.27	U	1.0	0.27
96-12-8	1,2-Dibromo-3-Chloropropane	0.23	U	1.0	0.23
106-93-4	1,2-Dibromoethane	0.19	U	1.0	0.19
95-50-1	1,2-Dichlorobenzene	0.22	U	1.0	0.22
107-06-2	1,2-Dichloroethane	0.25	U	1.0	0.25
78-87-5	1,2-Dichloropropane	0.18	U	1.0	0.18
541-73-1	1,3-Dichlorobenzene	0.33	U	1.0	0.33
106-46-7	1,4-Dichlorobenzene	0.33	U	1.0	0.33
123-91-1	1,4-Dioxane	8.7	U	50	8.7
78-93-3	2-Butanone	2.2	U	5.0	2.2
591-78-6	2-Hexanone	0.72	U	5.0	0.72
108-10-1	4-Methyl-2-pentanone	0.63	U	5.0	0.63
67-64-1	Acetone	1.1	U	5.0	1.1
71-43-2	Benzene	0.090	U	1.0	0.090
74-97-5	Bromochloromethane	0.30	U	1.0	0.30
75-27-4	Bromodichloromethane	0.15	U	1.0	0.15
75-25-2	Bromoform	0.18	U	1.0	0.18
74-83-9	Bromomethane	0.18	U	1.0	0.18
75-15-0	Carbon disulfide	0.22	U	1.0	0.22
56-23-5	Carbon tetrachloride	0.33	U	1.0	0.33
108-90-7	Chlorobenzene	0.24	U	1.0	0.24
75-00-3	Chloroethane	0.37	U	1.0	0.37
67-66-3	Chloroform	2.9		1.0	0.22
74-87-3	Chloromethane	0.22	U	1.0	0.22
156-59-2	cis-1,2-Dichloroethene	0.26	U	1.0	0.26
10061-01-5	cis-1,3-Dichloropropene	0.16	U	1.0	0.16
110-82-7	Cyclohexane	0.26	U	1.0	0.26
124-48-1	Dibromochloromethane	0.22	U	1.0	0.22
75-71-8	Dichlorodifluoromethane	0.14	U	1.0	0.14
100-41-4	Ethylbenzene	0.30	U	1.0	0.30

FORM I
GC/MS VOA ORGANICS ANALYSIS DATA SHEET

Lab Name: TestAmerica Edison | Job No.: 460-111103-1

SDG No.:

Client Sample ID: MW-550I | Lab Sample ID: 460-111103-35

Matrix: Water | Lab File ID: O08441.D

Analysis Method: 8260C | Date Collected: 03/22/2016 08:20

Sample wt/vol: 5(mL) | Date Analyzed: 04/03/2016 14:58

Soil Aliquot Vol: | Dilution Factor: 1

Soil Extract Vol.: | GC Column: DB-624 ID: 0.18(mm)

% Moisture: | Level: (low/med) Low

Analysis Batch No.: 360372 | Units: ug/L

CAS NO.	COMPOUND NAME	RESULT	Q	RL	MDL
76-13-1	Freon TF	0.77	J	1.0	0.34
98-82-8	Isopropylbenzene	0.32	U	1.0	0.32
179601-23-1	m&p-Xylene	0.28	U	1.0	0.28
79-20-9	Methyl acetate	0.58	U	5.0	0.58
108-87-2	Methylcyclohexane	0.22	U	1.0	0.22
75-09-2	Methylene Chloride	0.21	U	1.0	0.21
1634-04-4	MTBE	0.13	U	1.0	0.13
95-47-6	o-Xylene	0.32	U	1.0	0.32
100-42-5	Styrene	0.17	U	1.0	0.17
127-18-4	Tetrachloroethene	1.7		1.0	0.12
108-88-3	Toluene	0.25	U	1.0	0.25
156-60-5	trans-1,2-Dichloroethene	0.18	U	1.0	0.18
10061-02-6	trans-1,3-Dichloropropene	0.19	U	1.0	0.19
79-01-6	Trichloroethene	1.3		1.0	0.22
75-69-4	Trichlorofluoromethane	0.15	U	1.0	0.15
75-01-4	Vinyl chloride	0.060	U	1.0	0.060

CAS NO.	SURROGATE	%REC	Q	LIMITS
17060-07-0	1,2-Dichloroethane-d4 (Surr)	94		70-130
460-00-4	Bromofluorobenzene	106		70-130
1868-53-7	Dibromofluoromethane (Surr)	103		70-130
2037-26-5	Toluene-d8 (Surr)	90		70-130

FORM I
GC/MS VOA ORGANICS ANALYSIS DATA SHEET
TENTATIVELY IDENTIFIED COMPOUNDS

Lab Name: TestAmerica Edison Job No.: 460-111103-1

SDG No.:

Client Sample ID: MW-550I Lab Sample ID: 460-111103-35

Matrix: Water Lab File ID: O08441.D

Analysis Method: 8260C Date Collected: 03/22/2016 08:20

Sample wt/vol: 5(mL) Date Analyzed: 04/03/2016 14:58

Soil Aliquot Vol: Dilution Factor: 1

Soil Extract Vol.: GC Column: DB-624 ID: 0.18(mm)

% Moisture: Level: (low/med) Low

Analysis Batch No.: 360372 Units: ug/L

Number TICs Found: 0 TIC Result Total: 0

CAS NO.	COMPOUND NAME	RT	RESULT	Q
	Tentatively Identified Compound		None	

TestAmerica Edison
Target Compound Quantitation Report

Data File: \\ChromNA\Edison\ChromData\CVOAMS12\20160403-39359.b\O08441.D
Lims ID: 460-111103-B-35 Lab Sample ID: 460-111103-35
Client ID: MW-550I
Sample Type: Client
Inject. Date: 03-Apr-2016 14:58:30 ALS Bottle#: 13 Worklist Smp#: 14
Purge Vol: 5.000 mL Dil. Factor: 1.0000
Sample Info: 460-111103-B-35
Misc. Info.: 460-0039359-014
Operator ID: Instrument ID: CVOAMS12

Method: \\ChromNA\Edison\ChromData\CVOAMS12\20160403-39359.b\8260W_12.m
Limit Group: VOA - 8260C Water and Solid
Last Update: 04-Apr-2016 18:58:02 Calib Date: 23-Mar-2016 23:57:30
Integrator: RTE ID Type: Deconvolution ID
Quant Method: Internal Standard Quant By: Initial Calibration
Last ICal File: \\ChromNA\Edison\ChromData\CVOAMS12\20160323-38887.b\O07968.D

Column 1 : DB-624 (0.18 mm) Det: MS SCAN
Process Host: XAWRK047

First Level Reviewer: boykink Date: 03-Apr-2016 22:21:02

Compound	Sig	RT (min.)	Exp RT (min.)	Dlt RT (min.)	Q	Response	OnCol Amt ug/l	Flags
18 1,1,2-Trichloro-1,2,2-trif	101	1.895	1.899	-0.004	52	2256	0.7687	
* 30 TBA-d9 (IS)	65	2.236	2.236	0.000	99	278868	1000.0	
* 52 2-Butanone-d5	46	3.126	3.130	-0.004	0	377791	250.0	
45 Chloroform	83	3.429	3.437	-0.008	98	17873	2.88	
$ 50 Dibromofluoromethane (Surr	113	3.572	3.575	-0.003	98	161060	51.5	
$ 60 1,2-Dichloroethane-d4 (Sur	65	3.879	3.879	0.000	97	201470	47.1	
* 64 Fluorobenzene	96	4.212	4.212	0.000	98	654554	50.0	
68 Trichloroethene	95	4.590	4.586	0.004	94	4193	1.27	
* 74 1,4-Dioxane-d8	96	4.938	4.934	0.004	95	42864	1000.0	
$ 80 Toluene-d8 (Surr)	98	5.993	5.997	-0.004	99	540748	45.1	
84 Tetrachloroethene	166	6.786	6.783	0.004	95	5021	1.72	
* 94 Chlorobenzene-d5	117	7.943	7.943	0.000	87	409634	50.0	
$ 106 4-Bromofluorobenzene	174	9.776	9.776	0.000	91	183334	52.8	
* 122 1,4-Dichlorobenzene-d4	152	11.606	11.606	0.000	96	218075	50.0	

Reagents:

8260ISNEW_00064 Amount Added: 1.00 Units: uL Run Reagent
8260SURR250_00119 Amount Added: 1.00 Units: uL Run Reagent

Report Date: 04-Apr-2016 18:58:03 Chrom Revision: 2.2 04-Mar-2016 14:36:24

TestAmerica Edison

Data File: \\ChromNA\Edison\ChromData\CVOAMS12\20160403-39359.b\O08441.D

Injection Date:	03-Apr-2016 14:58:30	Instrument ID:	CVOAMS12	Operator ID:	
Lims ID:	460-111103-B-35	Lab Sample ID:	460-111103-35	Worklist Smp#:	14
Client ID:	MW-550I				
Purge Vol:	5.000 mL	Dil. Factor:	1.0000	ALS Bottle#:	13
Method:	8260W_12	Limit Group:	VOA - 8260C Water and Solid		

Column: DB-624 (0.18 mm)

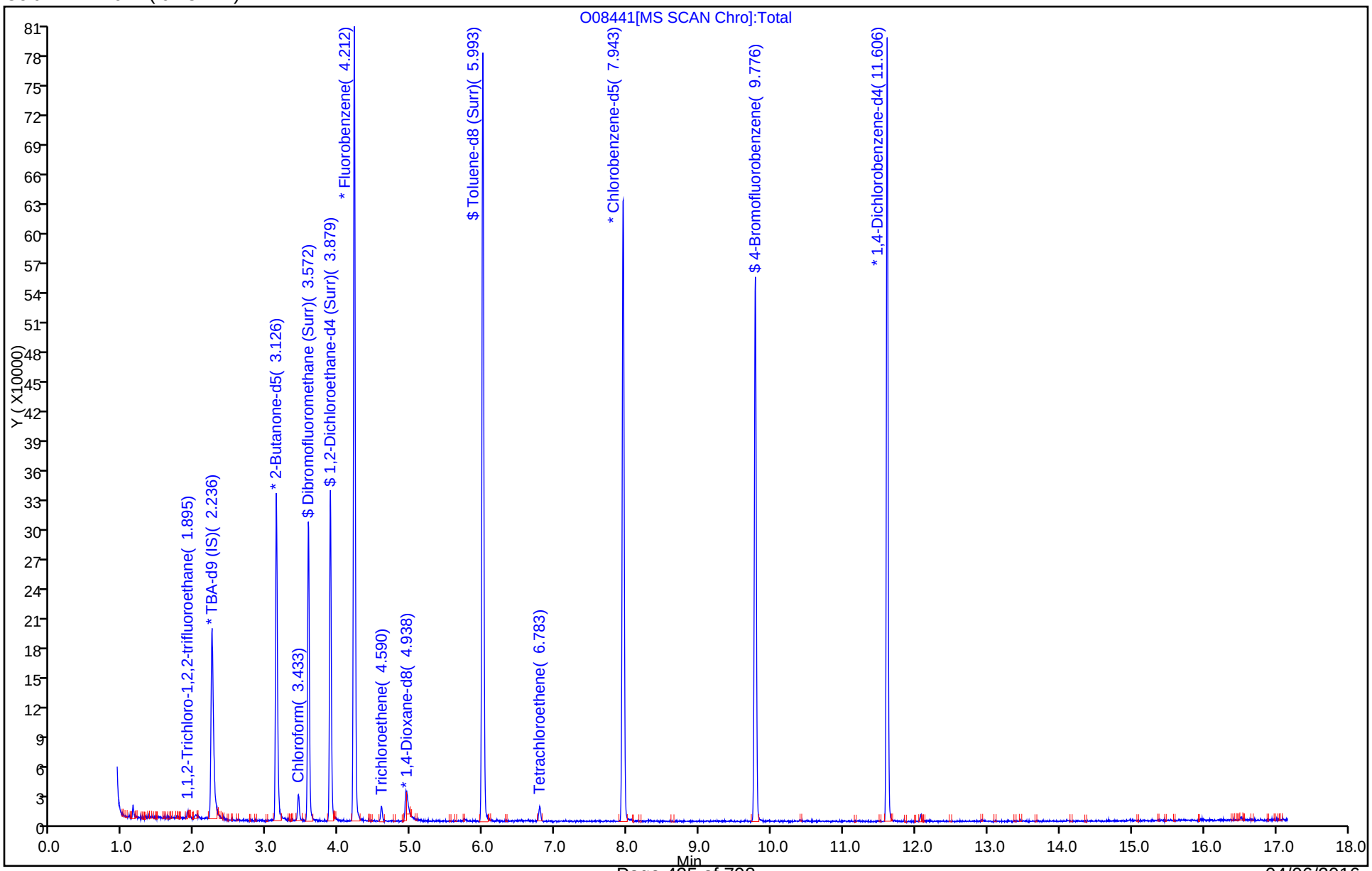

TestAmerica Edison

Data File:	\\ChromNA\Edison\ChromData\CVOAMS12\20160403-39359.b\O08441.D		
Injection Date:	03-Apr-2016 14:58:30	Instrument ID:	CVOAMS12
Lims ID:	460-111103-B-35	Lab Sample ID:	460-111103-35
Client ID:	MW-550I		
Operator ID:		ALS Bottle#:	13 Worklist Smp#: 14
Purge Vol:	5.000 mL	Dil. Factor:	1.0000
Method:	8260W_12	Limit Group:	VOA - 8260C Water and Solid
Column:	DB-624 (0.18 mm)	Detector	MS SCAN

45 Chloroform, CAS: 67-66-3

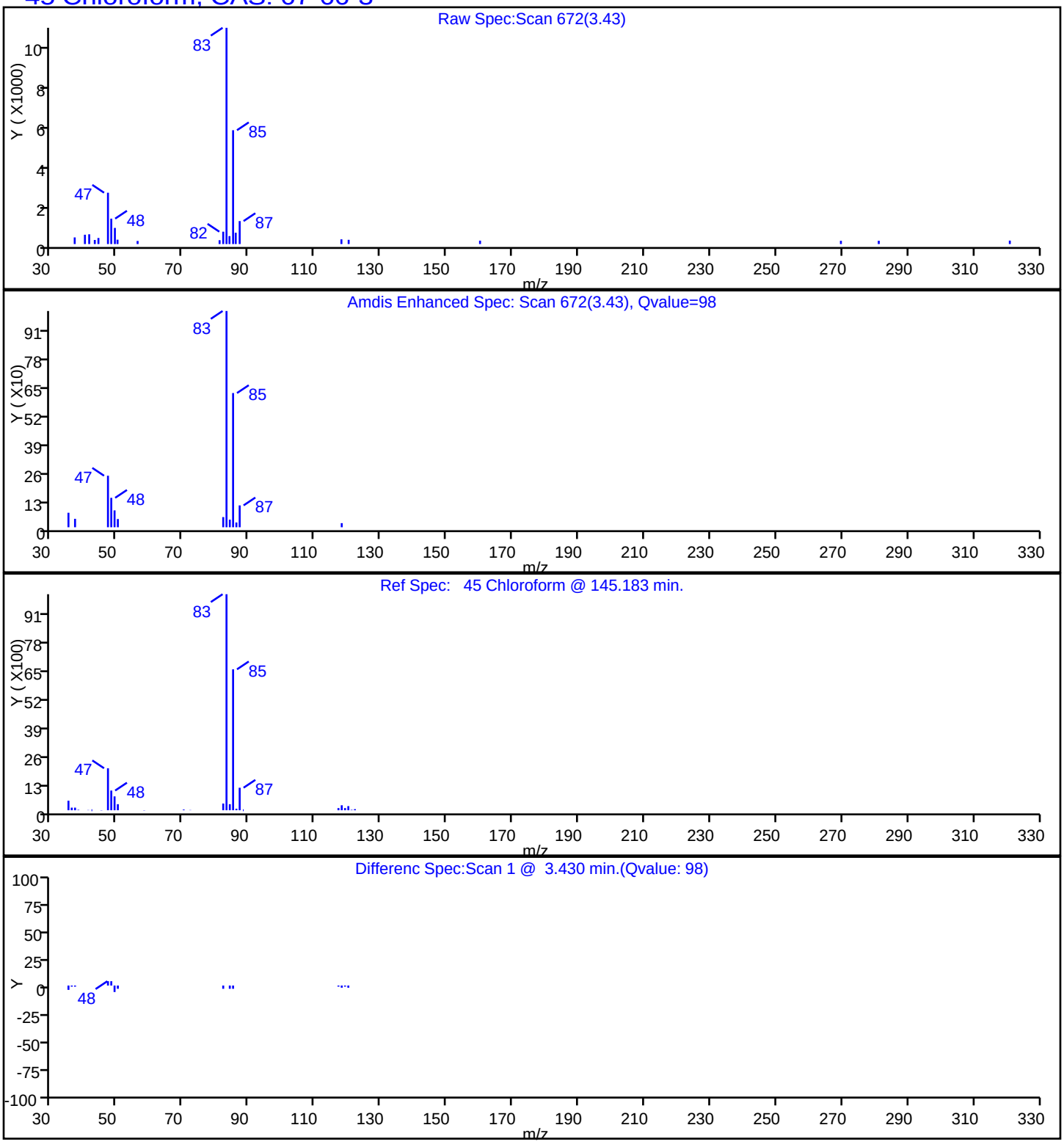

Data File: \\ChromNA\Edison\ChromData\CVOAMS12\20160403-39359.b\O08441.D
Injection Date: 03-Apr-2016 14:58:30 Instrument ID: CVOAMS12
Lims ID: 460-111103-B-35 Lab Sample ID: 460-111103-35
Client ID: MW-550I
Operator ID: ALS Bottle#: 13 Worklist Smp#: 14
Purge Vol: 5.000 mL Dil. Factor: 1.0000
Method: 8260W_12 Limit Group: VOA - 8260C Water and Solid
Column: DB-624 (0.18 mm) Detector MS SCAN

18 1,1,2-Trichloro-1,2,2-trifluoroethane, CAS: 76-13-1

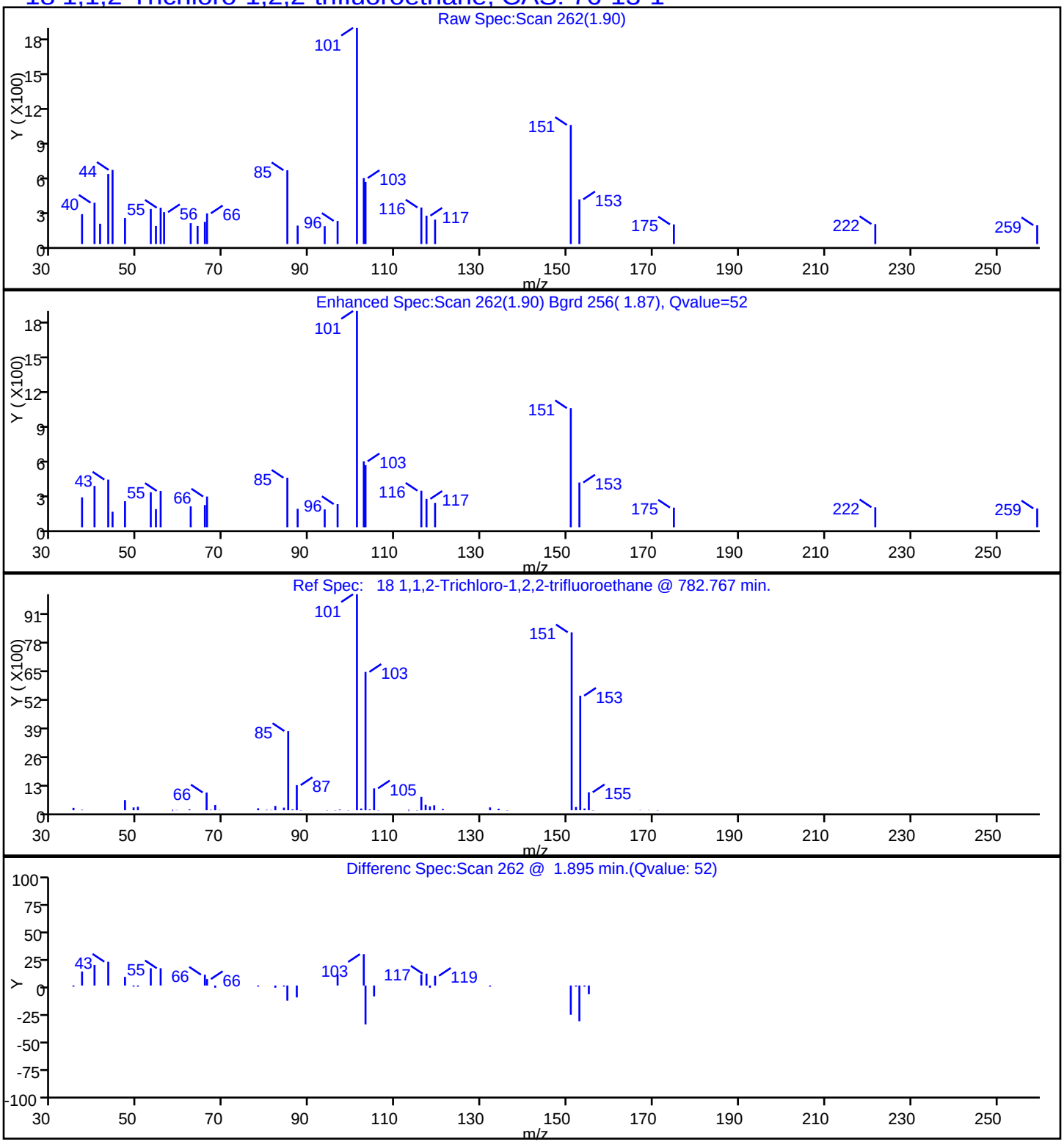

TestAmerica Edison

Data File:	\\ChromNA\Edison\ChromData\CVOAMS12\20160403-39359.b\O08441.D		
Injection Date:	03-Apr-2016 14:58:30	Instrument ID:	CVOAMS12
Lims ID:	460-111103-B-35	Lab Sample ID:	460-111103-35
Client ID:	MW-550I		
Operator ID:		ALS Bottle#:	13 Worklist Smp#: 14
Purge Vol:	5.000 mL	Dil. Factor:	1.0000
Method:	8260W_12	Limit Group:	VOA - 8260C Water and Solid
Column:	DB-624 (0.18 mm)	Detector	MS SCAN

84 Tetrachloroethene, CAS: 127-18-4

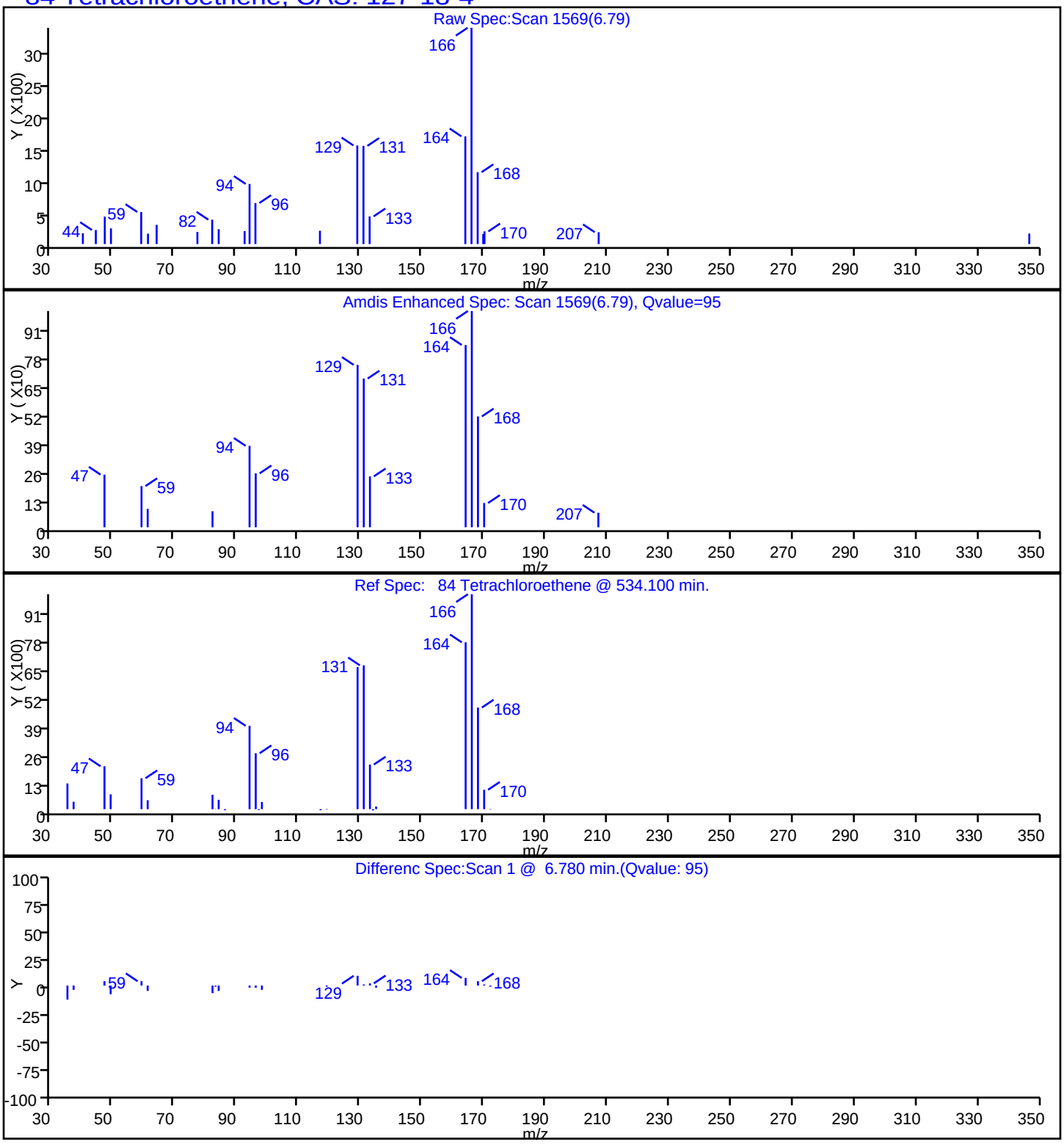

TestAmerica Edison

Data File: \\ChromNA\Edison\ChromData\CVOAMS12\20160403-39359.b\O08441.D

Injection Date:	03-Apr-2016 14:58:30	Instrument ID:	CVOAMS12
Lims ID:	460-111103-B-35	Lab Sample ID:	460-111103-35
Client ID:	MW-550I		
Operator ID:		ALS Bottle#:	13 Worklist Smp#: 14
Purge Vol:	5.000 mL	Dil. Factor:	1.0000
Method:	8260W_12	Limit Group:	VOA - 8260C Water and Solid
Column:	DB-624 (0.18 mm)	Detector	MS SCAN

68 Trichloroethene, CAS: 79-01-6

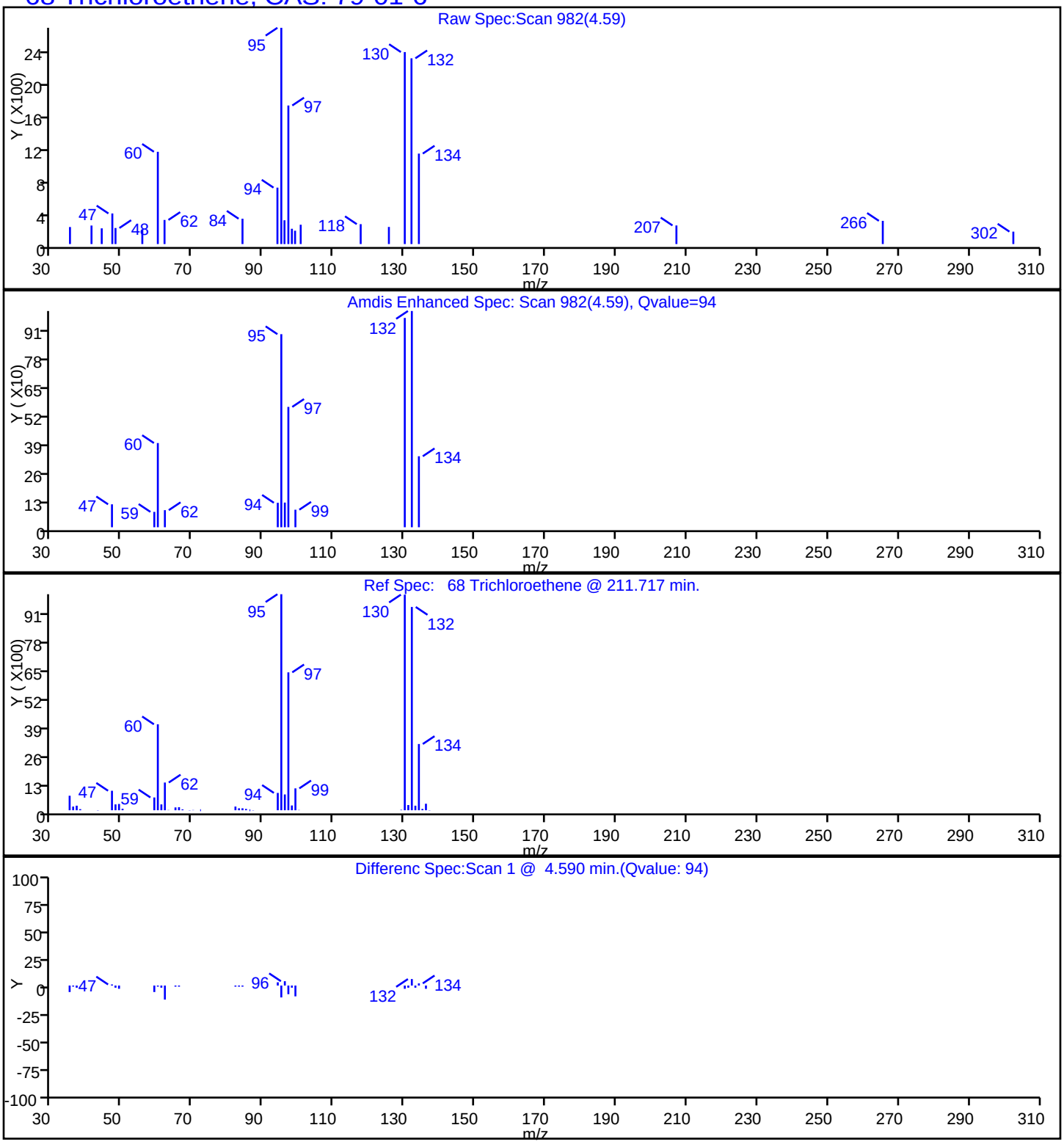

FORM I
GC/MS VOA ORGANICS ANALYSIS DATA SHEET

Lab Name: TestAmerica Edison | Job No.: 460-111103-1

SDG No.:

Client Sample ID: PZ-521S | Lab Sample ID: 460-111103-36

Matrix: Water | Lab File ID: O08442.D

Analysis Method: 8260C | Date Collected: 03/22/2016 13:05

Sample wt/vol: 5(mL) | Date Analyzed: 04/03/2016 15:25

Soil Aliquot Vol: | Dilution Factor: 1

Soil Extract Vol.: | GC Column: DB-624 ID: 0.18(mm)

% Moisture: | Level: (low/med) Low

Analysis Batch No.: 360372 | Units: ug/L

CAS NO.	COMPOUND NAME	RESULT	Q	RL	MDL
71-55-6	1,1,1-Trichloroethane	0.28	U	1.0	0.28
79-34-5	1,1,2,2-Tetrachloroethane	0.19	U	1.0	0.19
79-00-5	1,1,2-Trichloroethane	0.080	U	1.0	0.080
75-34-3	1,1-Dichloroethane	0.24	U	1.0	0.24
75-35-4	1,1-Dichloroethene	0.34	U	1.0	0.34
87-61-6	1,2,3-Trichlorobenzene	0.35	U	1.0	0.35
120-82-1	1,2,4-Trichlorobenzene	0.27	U	1.0	0.27
96-12-8	1,2-Dibromo-3-Chloropropane	0.23	U	1.0	0.23
106-93-4	1,2-Dibromoethane	0.19	U	1.0	0.19
95-50-1	1,2-Dichlorobenzene	0.43	J	1.0	0.22
107-06-2	1,2-Dichloroethane	0.25	U	1.0	0.25
78-87-5	1,2-Dichloropropane	0.18	U	1.0	0.18
541-73-1	1,3-Dichlorobenzene	0.33	U	1.0	0.33
106-46-7	1,4-Dichlorobenzene	0.33	U	1.0	0.33
123-91-1	1,4-Dioxane	8.7	U	50	8.7
78-93-3	2-Butanone	2.2	U	5.0	2.2
591-78-6	2-Hexanone	0.72	U	5.0	0.72
108-10-1	4-Methyl-2-pentanone	0.63	U	5.0	0.63
67-64-1	Acetone	1.1	U	5.0	1.1
71-43-2	Benzene	0.090	U	1.0	0.090
74-97-5	Bromochloromethane	0.30	U	1.0	0.30
75-27-4	Bromodichloromethane	0.15	U	1.0	0.15
75-25-2	Bromoform	0.18	U	1.0	0.18
74-83-9	Bromomethane	0.18	U	1.0	0.18
75-15-0	Carbon disulfide	0.22	U	1.0	0.22
56-23-5	Carbon tetrachloride	0.33	U	1.0	0.33
108-90-7	Chlorobenzene	0.24	U	1.0	0.24
75-00-3	Chloroethane	0.37	U	1.0	0.37
67-66-3	Chloroform	0.22	U	1.0	0.22
74-87-3	Chloromethane	0.22	U	1.0	0.22
156-59-2	cis-1,2-Dichloroethene	0.98	J	1.0	0.26
10061-01-5	cis-1,3-Dichloropropene	0.16	U	1.0	0.16
110-82-7	Cyclohexane	0.26	U	1.0	0.26
124-48-1	Dibromochloromethane	0.22	U	1.0	0.22
75-71-8	Dichlorodifluoromethane	0.14	U	1.0	0.14
100-41-4	Ethylbenzene	0.30	U	1.0	0.30

FORM I
GC/MS VOA ORGANICS ANALYSIS DATA SHEET

Lab Name: TestAmerica Edison | Job No.: 460-111103-1

SDG No.:

Client Sample ID: PZ-521S | Lab Sample ID: 460-111103-36

Matrix: Water | Lab File ID: O08442.D

Analysis Method: 8260C | Date Collected: 03/22/2016 13:05

Sample wt/vol: 5(mL) | Date Analyzed: 04/03/2016 15:25

Soil Aliquot Vol: | Dilution Factor: 1

Soil Extract Vol.: | GC Column: DB-624 ID: 0.18(mm)

% Moisture: | Level: (low/med) Low

Analysis Batch No.: 360372 | Units: ug/L

CAS NO.	COMPOUND NAME	RESULT	Q	RL	MDL
76-13-1	Freon TF	0.34	U	1.0	0.34
98-82-8	Isopropylbenzene	0.32	U	1.0	0.32
179601-23-1	m&p-Xylene	0.28	U	1.0	0.28
79-20-9	Methyl acetate	0.58	U	5.0	0.58
108-87-2	Methylcyclohexane	0.22	U	1.0	0.22
75-09-2	Methylene Chloride	0.21	U	1.0	0.21
1634-04-4	MTBE	0.13	U	1.0	0.13
95-47-6	o-Xylene	0.32	U	1.0	0.32
100-42-5	Styrene	0.17	U	1.0	0.17
127-18-4	Tetrachloroethene	0.27	J	1.0	0.12
108-88-3	Toluene	0.25	U	1.0	0.25
156-60-5	trans-1,2-Dichloroethene	0.18	U	1.0	0.18
10061-02-6	trans-1,3-Dichloropropene	0.19	U	1.0	0.19
79-01-6	Trichloroethene	0.49	J	1.0	0.22
75-69-4	Trichlorofluoromethane	0.15	U	1.0	0.15
75-01-4	Vinyl chloride	0.060	U	1.0	0.060

CAS NO.	SURROGATE	%REC	Q	LIMITS
17060-07-0	1,2-Dichloroethane-d4 (Surr)	97		70-130
460-00-4	Bromofluorobenzene	104		70-130
1868-53-7	Dibromofluoromethane (Surr)	107		70-130
2037-26-5	Toluene-d8 (Surr)	94		70-130

FORM I
GC/MS VOA ORGANICS ANALYSIS DATA SHEET
TENTATIVELY IDENTIFIED COMPOUNDS

Lab Name: TestAmerica Edison | Job No.: 460-111103-1

SDG No.:

Client Sample ID: PZ-521S | Lab Sample ID: 460-111103-36

Matrix: Water | Lab File ID: O08442.D

Analysis Method: 8260C | Date Collected: 03/22/2016 13:05

Sample wt/vol: 5(mL) | Date Analyzed: 04/03/2016 15:25

Soil Aliquot Vol: | Dilution Factor: 1

Soil Extract Vol.: | GC Column: DB-624 ID: 0.18(mm)

% Moisture: | Level: (low/med) Low

Analysis Batch No.: 360372 | Units: ug/L

Number TICs Found: 0 | TIC Result Total: 0

CAS NO.	COMPOUND NAME	RT	RESULT	Q
	Tentatively Identified Compound		None	

TestAmerica Edison
Target Compound Quantitation Report

Data File: \\ChromNA\Edison\ChromData\CVOAMS12\20160403-39359.b\O08442.D
Lims ID: 460-111103-B-36 Lab Sample ID: 460-111103-36
Client ID: PZ-521S
Sample Type: Client
Inject. Date: 03-Apr-2016 15:25:30 ALS Bottle#: 14 Worklist Smp#: 15
Purge Vol: 5.000 mL Dil. Factor: 1.0000
Sample Info: 460-111103-B-36
Misc. Info.: 460-0039359-015
Operator ID: Instrument ID: CVOAMS12

Method: \\ChromNA\Edison\ChromData\CVOAMS12\20160403-39359.b\8260W_12.m
Limit Group: VOA - 8260C Water and Solid
Last Update: 04-Apr-2016 18:59:08 Calib Date: 23-Mar-2016 23:57:30
Integrator: RTE ID Type: Deconvolution ID
Quant Method: Internal Standard Quant By: Initial Calibration
Last ICal File: \\ChromNA\Edison\ChromData\CVOAMS12\20160323-38887.b\O07968.D

Column 1 : DB-624 (0.18 mm) Det: MS SCAN
Process Host: XAWRK047

First Level Reviewer: boykink Date: 03-Apr-2016 22:22:14

Compound	Sig	RT (min.)	Exp RT (min.)	Dlt RT (min.)	Q	Response	OnCol Amt ug/l	Flags
* 30 TBA-d9 (IS)	65	2.236	2.236	0.000	99	276901	1000.0	
* 52 2-Butanone-d5	46	3.126	3.130	-0.004	0	365124	250.0	
41 cis-1,2-Dichloroethene	96	3.160	3.160	0.000	43	3839	0.9756	
$ 50 Dibromofluoromethane (Surr	113	3.575	3.575	0.000	97	162323	53.6	
$ 60 1,2-Dichloroethane-d4 (Sur	65	3.879	3.879	0.000	97	200736	48.5	
* 64 Fluorobenzene	96	4.212	4.212	0.000	98	633410	50.0	
68 Trichloroethene	95	4.586	4.586	0.000	33	1577	0.4936	M
* 74 1,4-Dioxane-d8	96	4.930	4.934	-0.004	92	45103	1000.0	
$ 80 Toluene-d8 (Surr)	98	5.993	5.997	-0.004	100	552753	47.1	
84 Tetrachloroethene	166	6.786	6.783	0.004	1	779	0.2720	
* 94 Chlorobenzene-d5	117	7.943	7.943	0.000	87	401001	50.0	
$ 106 4-Bromofluorobenzene	174	9.776	9.776	0.000	92	176726	52.0	
* 122 1,4-Dichlorobenzene-d4	152	11.606	11.606	0.000	96	209377	50.0	
128 1,2-Dichlorobenzene	146	12.089	12.093	-0.004	73	2665	0.4307	

QC Flag Legend

Review Flags
M - Manually Integrated

Reagents:

8260ISNEW_00064	Amount Added:	1.00	Units: uL	Run Reagent
8260SURR250_00119	Amount Added:	1.00	Units: uL	Run Reagent

Report Date: 04-Apr-2016 18:59:08 Chrom Revision: 2.2 04-Mar-2016 14:36:24

TestAmerica Edison

Data File: \\ChromNA\Edison\ChromData\CVOAMS12\20160403-39359.b\O08442.D

Injection Date:	03-Apr-2016 15:25:30	Instrument ID:	CVOAMS12	Operator ID:	
Lims ID:	460-111103-B-36	Lab Sample ID:	460-111103-36	Worklist Smp#:	15
Client ID:	PZ-521S				
Purge Vol:	5.000 mL	Dil. Factor:	1.0000	ALS Bottle#:	14
Method:	8260W_12	Limit Group:	VOA - 8260C Water and Solid		

Column: DB-624 (0.18 mm)

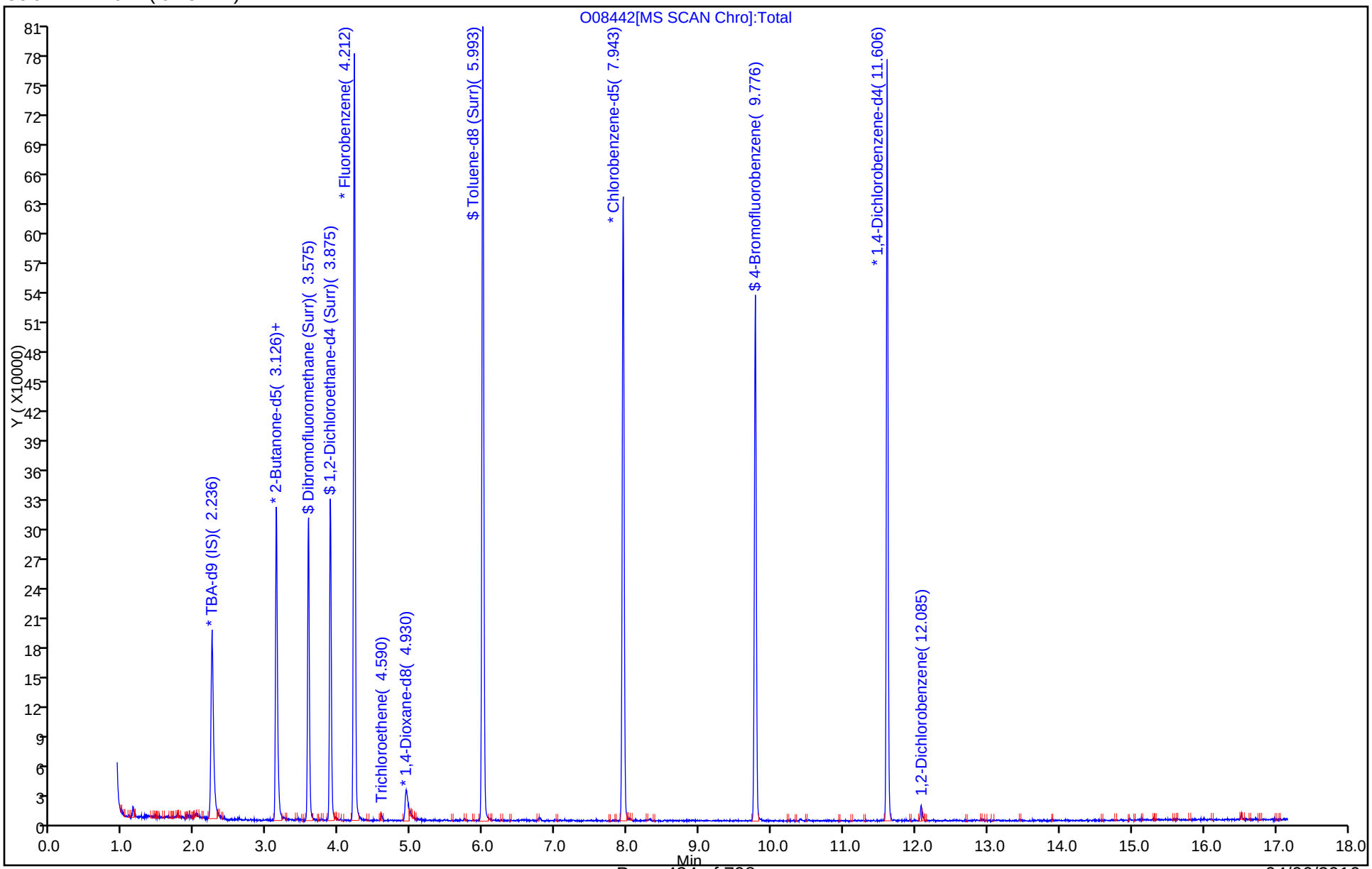

Report Date: 04-Apr-2016 18:59:09 Chrom Revision: 2.2 04-Mar-2016 14:36:24

TestAmerica Edison

Data File: \\ChromNA\Edison\ChromData\CVOAMS12\20160403-39359.b\O08442.D

Injection Date:	03-Apr-2016 15:25:30	Instrument ID:	CVOAMS12
Lims ID:	460-111103-B-36	Lab Sample ID:	460-111103-36
Client ID:	PZ-521S		
Operator ID:		ALS Bottle#:	14 Worklist Smp#: 15
Purge Vol:	5.000 mL	Dil. Factor:	1.0000
Method:	8260W_12	Limit Group:	VOA - 8260C Water and Solid
Column:	DB-624 (0.18 mm)	Detector	MS SCAN

128 1,2-Dichlorobenzene, CAS: 95-50-1

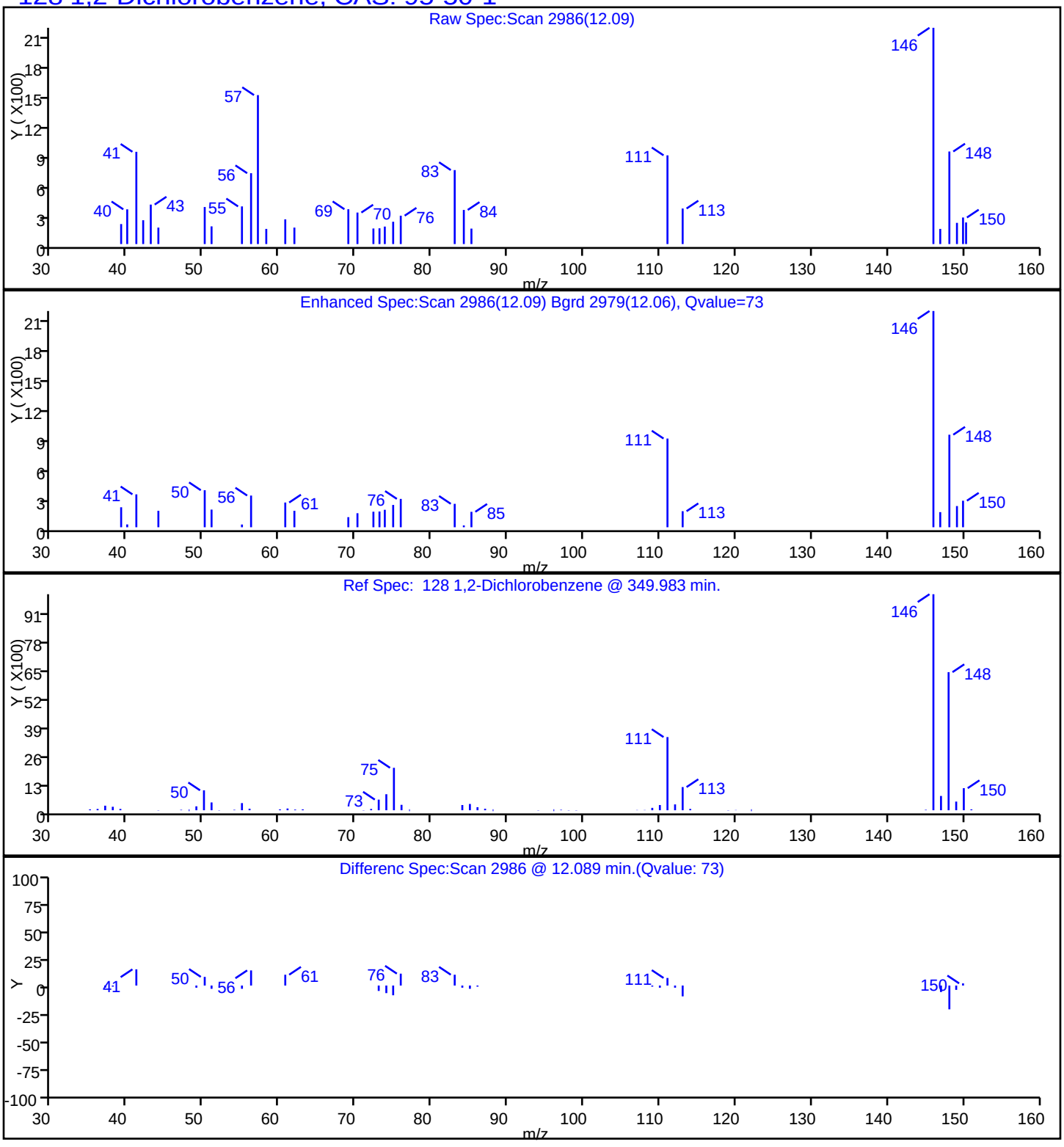

TestAmerica Edison

Data File:	\\ChromNA\Edison\ChromData\CVOAMS12\20160403-39359.b\O08442.D				
Injection Date:	03-Apr-2016 15:25:30	Instrument ID:	CVOAMS12		
Lims ID:	460-111103-B-36	Lab Sample ID:	460-111103-36		
Client ID:	PZ-521S				
Operator ID:		ALS Bottle#:	14	Worklist Smp#:	15
Purge Vol:	5.000 mL	Dil. Factor:	1.0000		
Method:	8260W_12	Limit Group:	VOA - 8260C Water and Solid		
Column:	DB-624 (0.18 mm)	Detector	MS SCAN		

41 cis-1,2-Dichloroethene, CAS: 156-59-2

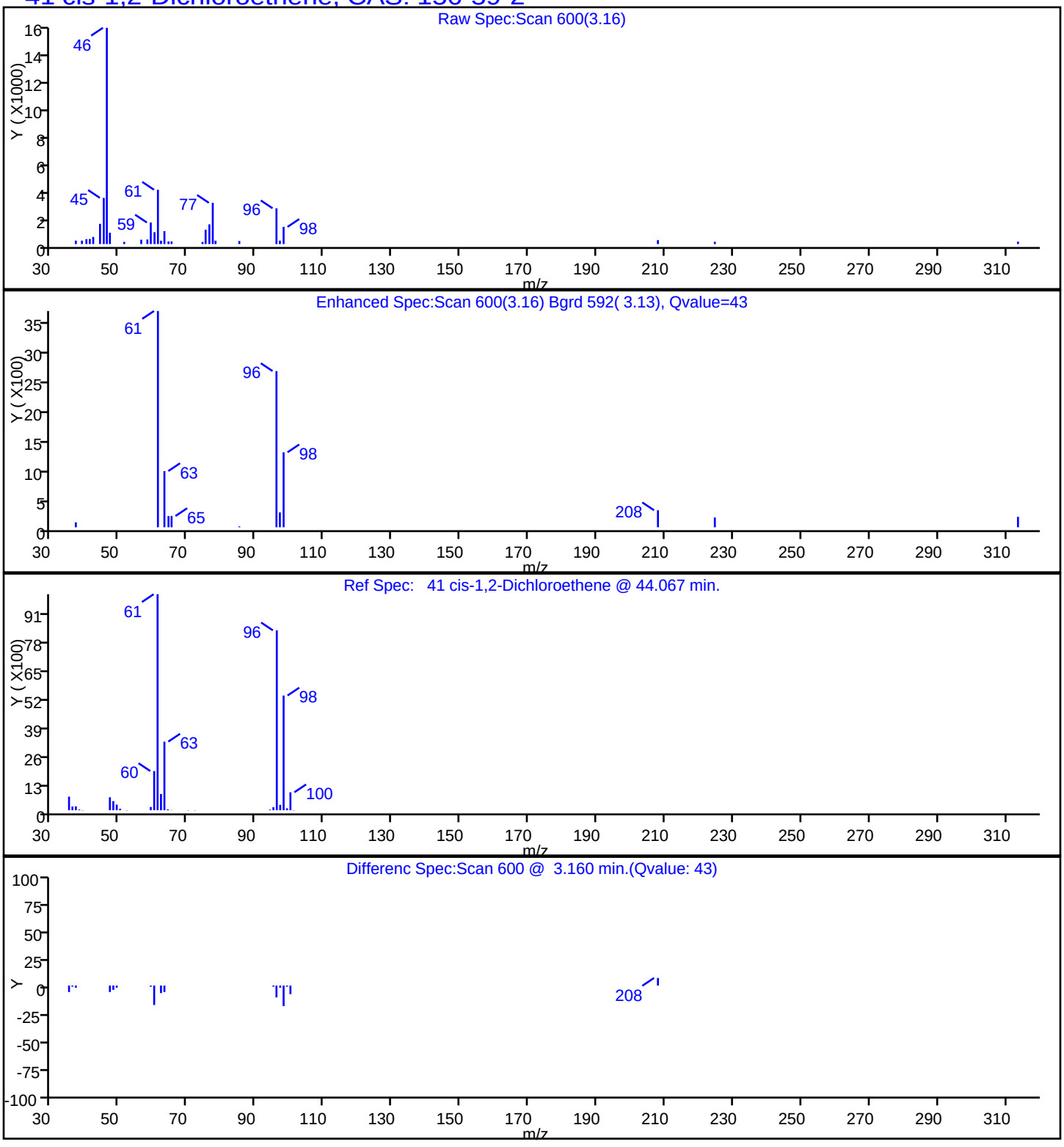

Report Date: 04-Apr-2016 18:59:09 Chrom Revision: 2.2 04-Mar-2016 14:36:24

TestAmerica Edison

Data File: \\ChromNA\Edison\ChromData\CVOAMS12\20160403-39359.b\O08442.D

Injection Date:	03-Apr-2016 15:25:30	Instrument ID:	CVOAMS12		
Lims ID:	460-111103-B-36	Lab Sample ID:	460-111103-36		
Client ID:	PZ-521S				
Operator ID:		ALS Bottle#:	14	Worklist Smp#:	15
Purge Vol:	5.000 mL	Dil. Factor:	1.0000		
Method:	8260W_12	Limit Group:	VOA - 8260C Water and Solid		
Column:	DB-624 (0.18 mm)	Detector	MS SCAN		

84 Tetrachloroethene, CAS: 127-18-4

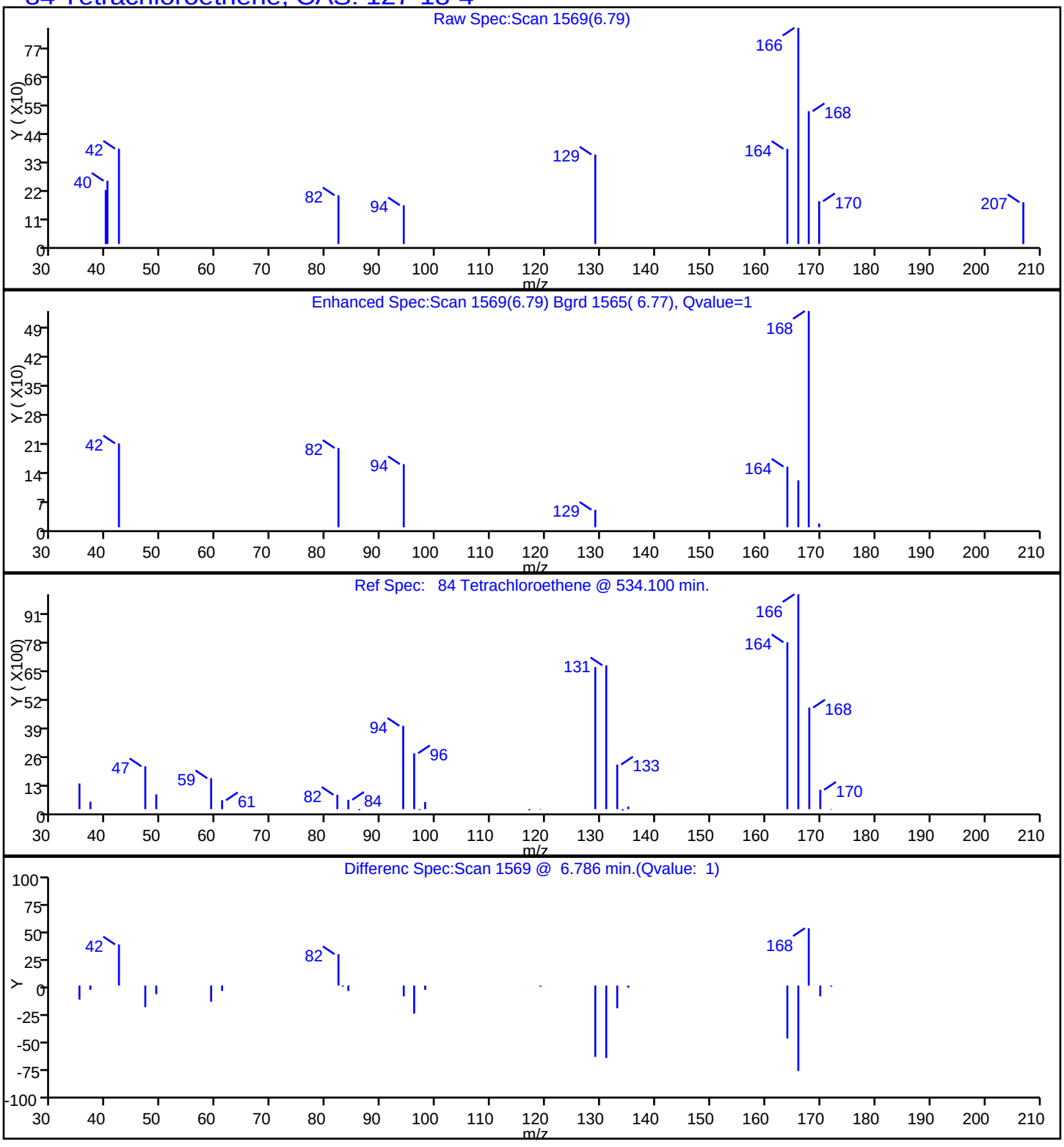

Report Date: 04-Apr-2016 18:59:09 Chrom Revision: 2.2 04-Mar-2016 14:36:24

TestAmerica Edison

Data File: \\ChromNA\Edison\ChromData\CVOAMS12\20160403-39359.b\O08442.D

Injection Date:	03-Apr-2016 15:25:30	Instrument ID:	CVOAMS12
Lims ID:	460-111103-B-36	Lab Sample ID:	460-111103-36
Client ID:	PZ-521S		
Operator ID:		ALS Bottle#:	14 Worklist Smp#: 15
Purge Vol:	5.000 mL	Dil. Factor:	1.0000
Method:	8260W_12	Limit Group:	VOA - 8260C Water and Solid
Column:	DB-624 (0.18 mm)	Detector	MS SCAN

68 Trichloroethene, CAS: 79-01-6

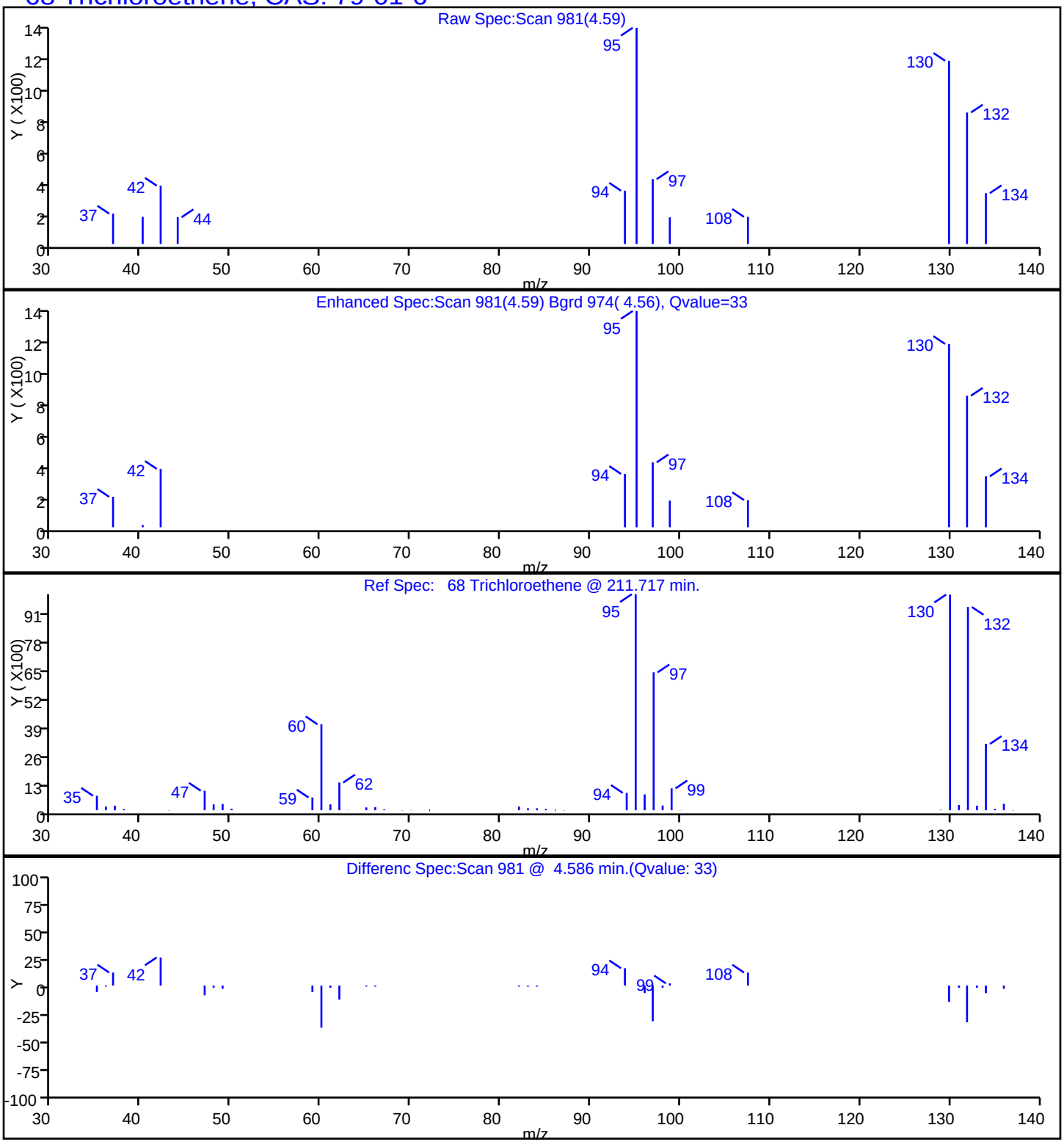

Manual Integration/User Assign Peak Report

TestAmerica Edison

Data File:	\\ChromNA\Edison\ChromData\CVOAMS12\20160403-39359.b\O08442.D		
Injection Date:	03-Apr-2016 15:25:30	Instrument ID:	CVOAMS12
Lims ID:	460-111103-B-36	Lab Sample ID:	460-111103-36
Client ID:	PZ-521S		
Operator ID:		ALS Bottle#:	14 Worklist Smp#: 15
Purge Vol:	5.000 mL	Dil. Factor:	1.0000
Method:	8260W_12	Limit Group:	VOA - 8260C Water and Solid
Column:	DB-624 (0.18 mm)	Detector	MS SCAN

68 Trichloroethene, CAS: 79-01-6

Not Detected
Expected RT: 4.59

Processing Integration Results

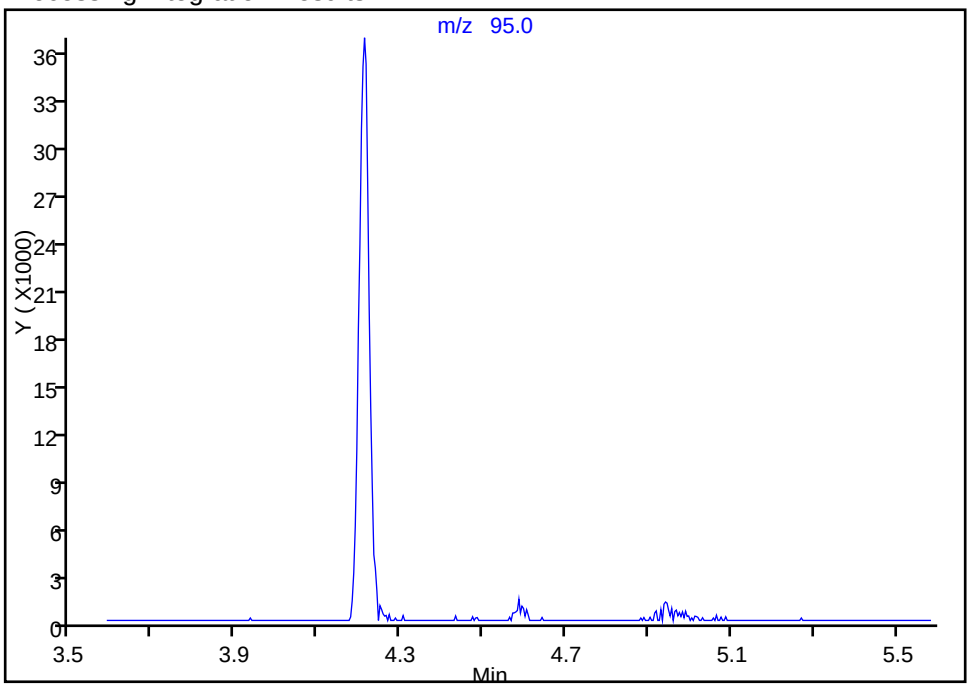

Manual Integration Results

RT: 4.59
Area: 1577
Amount: 0.493605
Amount Units: ug/l

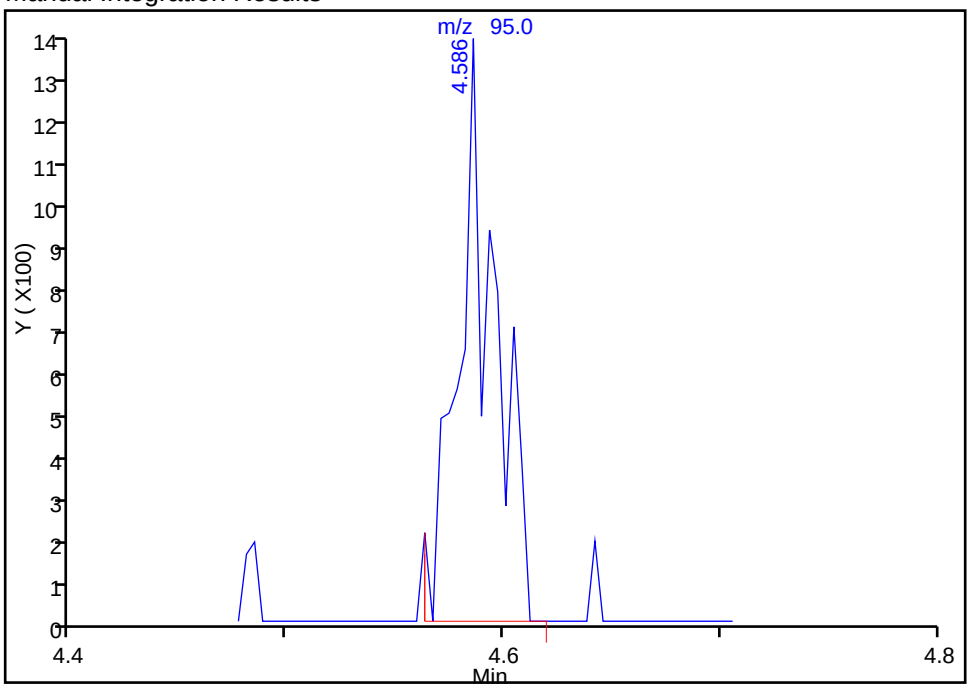

Reviewer: delpolitov, 04-Apr-2016 18:59:08
Audit Action: Manually Integrated
Audit Reason: Incomplete Integration

FORM I
GC/MS VOA ORGANICS ANALYSIS DATA SHEET

Lab Name: TestAmerica Edison | Job No.: 460-111103-1

SDG No.:

Client Sample ID: PZ-521I | Lab Sample ID: 460-111103-37

Matrix: Water | Lab File ID: O08443.D

Analysis Method: 8260C | Date Collected: 03/22/2016 13:10

Sample wt/vol: 5(mL) | Date Analyzed: 04/03/2016 15:53

Soil Aliquot Vol: | Dilution Factor: 1

Soil Extract Vol.: | GC Column: DB-624 ID: 0.18(mm)

% Moisture: | Level: (low/med) Low

Analysis Batch No.: 360372 | Units: ug/L

CAS NO.	COMPOUND NAME	RESULT	Q	RL	MDL
71-55-6	1,1,1-Trichloroethane	0.28	U	1.0	0.28
79-34-5	1,1,2,2-Tetrachloroethane	0.19	U	1.0	0.19
79-00-5	1,1,2-Trichloroethane	0.080	U	1.0	0.080
75-34-3	1,1-Dichloroethane	0.24	U	1.0	0.24
75-35-4	1,1-Dichloroethene	0.34	U	1.0	0.34
87-61-6	1,2,3-Trichlorobenzene	0.35	U	1.0	0.35
120-82-1	1,2,4-Trichlorobenzene	0.27	U	1.0	0.27
96-12-8	1,2-Dibromo-3-Chloropropane	0.23	U	1.0	0.23
106-93-4	1,2-Dibromoethane	0.19	U	1.0	0.19
95-50-1	1,2-Dichlorobenzene	0.22	U	1.0	0.22
107-06-2	1,2-Dichloroethane	0.25	U	1.0	0.25
78-87-5	1,2-Dichloropropane	0.18	U	1.0	0.18
541-73-1	1,3-Dichlorobenzene	0.33	U	1.0	0.33
106-46-7	1,4-Dichlorobenzene	0.33	U	1.0	0.33
123-91-1	1,4-Dioxane	8.7	U	50	8.7
78-93-3	2-Butanone	2.2	U	5.0	2.2
591-78-6	2-Hexanone	0.72	U	5.0	0.72
108-10-1	4-Methyl-2-pentanone	0.63	U	5.0	0.63
67-64-1	Acetone	1.1	U	5.0	1.1
71-43-2	Benzene	0.090	U	1.0	0.090
74-97-5	Bromochloromethane	0.30	U	1.0	0.30
75-27-4	Bromodichloromethane	0.15	U	1.0	0.15
75-25-2	Bromoform	0.18	U	1.0	0.18
74-83-9	Bromomethane	0.18	U	1.0	0.18
75-15-0	Carbon disulfide	0.22	U	1.0	0.22
56-23-5	Carbon tetrachloride	0.33	U	1.0	0.33
108-90-7	Chlorobenzene	0.24	U	1.0	0.24
75-00-3	Chloroethane	0.37	U	1.0	0.37
67-66-3	Chloroform	0.39	J	1.0	0.22
74-87-3	Chloromethane	0.22	U	1.0	0.22
156-59-2	cis-1,2-Dichloroethene	0.26	U	1.0	0.26
10061-01-5	cis-1,3-Dichloropropene	0.16	U	1.0	0.16
110-82-7	Cyclohexane	0.26	U	1.0	0.26
124-48-1	Dibromochloromethane	0.22	U	1.0	0.22
75-71-8	Dichlorodifluoromethane	0.14	U	1.0	0.14
100-41-4	Ethylbenzene	0.30	U	1.0	0.30

FORM I
GC/MS VOA ORGANICS ANALYSIS DATA SHEET

Lab Name: TestAmerica Edison | Job No.: 460-111103-1

SDG No.:

Client Sample ID: PZ-521I | Lab Sample ID: 460-111103-37

Matrix: Water | Lab File ID: O08443.D

Analysis Method: 8260C | Date Collected: 03/22/2016 13:10

Sample wt/vol: 5(mL) | Date Analyzed: 04/03/2016 15:53

Soil Aliquot Vol: | Dilution Factor: 1

Soil Extract Vol.: | GC Column: DB-624 ID: 0.18(mm)

% Moisture: | Level: (low/med) Low

Analysis Batch No.: 360372 | Units: ug/L

CAS NO.	COMPOUND NAME	RESULT	Q	RL	MDL
76-13-1	Freon TF	0.34	U	1.0	0.34
98-82-8	Isopropylbenzene	0.32	U	1.0	0.32
179601-23-1	m&p-Xylene	0.28	U	1.0	0.28
79-20-9	Methyl acetate	0.58	U	5.0	0.58
108-87-2	Methylcyclohexane	0.22	U	1.0	0.22
75-09-2	Methylene Chloride	0.21	U	1.0	0.21
1634-04-4	MTBE	0.13	U	1.0	0.13
95-47-6	o-Xylene	0.32	U	1.0	0.32
100-42-5	Styrene	0.17	U	1.0	0.17
127-18-4	Tetrachloroethene	0.12	U	1.0	0.12
108-88-3	Toluene	0.25	U	1.0	0.25
156-60-5	trans-1,2-Dichloroethene	0.18	U	1.0	0.18
10061-02-6	trans-1,3-Dichloropropene	0.19	U	1.0	0.19
79-01-6	Trichloroethene	1.3		1.0	0.22
75-69-4	Trichlorofluoromethane	0.15	U	1.0	0.15
75-01-4	Vinyl chloride	0.060	U	1.0	0.060

CAS NO.	SURROGATE	%REC	Q	LIMITS
17060-07-0	1,2-Dichloroethane-d4 (Surr)	94		70-130
460-00-4	Bromofluorobenzene	106		70-130
1868-53-7	Dibromofluoromethane (Surr)	102		70-130
2037-26-5	Toluene-d8 (Surr)	92		70-130

FORM I
GC/MS VOA ORGANICS ANALYSIS DATA SHEET
TENTATIVELY IDENTIFIED COMPOUNDS

Lab Name: TestAmerica Edison | Job No.: 460-111103-1

SDG No.:

Client Sample ID: PZ-521I | Lab Sample ID: 460-111103-37

Matrix: Water | Lab File ID: O08443.D

Analysis Method: 8260C | Date Collected: 03/22/2016 13:10

Sample wt/vol: 5(mL) | Date Analyzed: 04/03/2016 15:53

Soil Aliquot Vol: | Dilution Factor: 1

Soil Extract Vol.: | GC Column: DB-624 ID: 0.18(mm)

% Moisture: | Level: (low/med) Low

Analysis Batch No.: 360372 | Units: ug/L

Number TICs Found: 0 | TIC Result Total: 0

CAS NO.	COMPOUND NAME	RT	RESULT	Q
	Tentatively Identified Compound		None	

TestAmerica Edison
Target Compound Quantitation Report

Data File: \\ChromNA\Edison\ChromData\CVOAMS12\20160403-39359.b\O08443.D
Lims ID: 460-111103-B-37 Lab Sample ID: 460-111103-37
Client ID: PZ-521I
Sample Type: Client
Inject. Date: 03-Apr-2016 15:53:30 ALS Bottle#: 15 Worklist Smp#: 16
Purge Vol: 5.000 mL Dil. Factor: 1.0000
Sample Info: 460-111103-B-37
Misc. Info.: 460-0039359-016
Operator ID: Instrument ID: CVOAMS12

Method: \\ChromNA\Edison\ChromData\CVOAMS12\20160403-39359.b\8260W_12.m
Limit Group: VOA - 8260C Water and Solid
Last Update: 03-Apr-2016 22:22:30 Calib Date: 23-Mar-2016 23:57:30
Integrator: RTE ID Type: Deconvolution ID
Quant Method: Internal Standard Quant By: Initial Calibration
Last ICal File: \\ChromNA\Edison\ChromData\CVOAMS12\20160323-38887.b\O07968.D

Column 1 : DB-624 (0.18 mm) Det: MS SCAN
Process Host: XAWRK014

First Level Reviewer: boykink Date: 03-Apr-2016 22:22:30

Compound	Sig	RT (min.)	Exp RT (min.)	Dlt RT (min.)	Q	Response	OnCol Amt ug/l	Flags
* 30 TBA-d9 (IS)	65	2.232	2.236	-0.004	99	308480	1000.0	
* 52 2-Butanone-d5	46	3.126	3.130	-0.004	0	384444	250.0	
45 Chloroform	83	3.433	3.437	-0.004	56	2389	0.3861	
$ 50 Dibromofluoromethane (Surr	113	3.575	3.575	0.000	97	159526	51.2	
$ 60 1,2-Dichloroethane-d4 (Sur	65	3.879	3.879	0.000	97	200830	47.2	
* 64 Fluorobenzene	96	4.212	4.212	0.000	98	651778	50.0	
68 Trichloroethene	95	4.586	4.586	0.000	94	4211	1.28	
* 74 1,4-Dioxane-d8	96	4.934	4.934	0.000	97	45819	1000.0	
$ 80 Toluene-d8 (Surr)	98	5.993	5.997	-0.004	99	544971	46.1	
* 94 Chlorobenzene-d5	117	7.943	7.943	0.000	87	403663	50.0	
$ 106 4-Bromofluorobenzene	174	9.776	9.776	0.000	93	181941	53.2	
* 122 1,4-Dichlorobenzene-d4	152	11.606	11.606	0.000	96	215864	50.0	

Reagents:

8260ISNEW_00064 Amount Added: 1.00 Units: uL Run Reagent
8260SURR250_00119 Amount Added: 1.00 Units: uL Run Reagent

Report Date: 03-Apr-2016 22:22:30 Chrom Revision: 2.2 04-Mar-2016 14:36:24

TestAmerica Edison

Data File: \\ChromNA\Edison\ChromData\CVOAMS12\20160403-39359.b\O08443.D

Injection Date:	03-Apr-2016 15:53:30	Instrument ID:	CVOAMS12	Operator ID:	
Lims ID:	460-111103-B-37	Lab Sample ID:	460-111103-37	Worklist Smp#:	16
Client ID:	PZ-521I				
Purge Vol:	5.000 mL	Dil. Factor:	1.0000	ALS Bottle#:	15
Method:	8260W_12	Limit Group:	VOA - 8260C Water and Solid		

Column: DB-624 (0.18 mm)

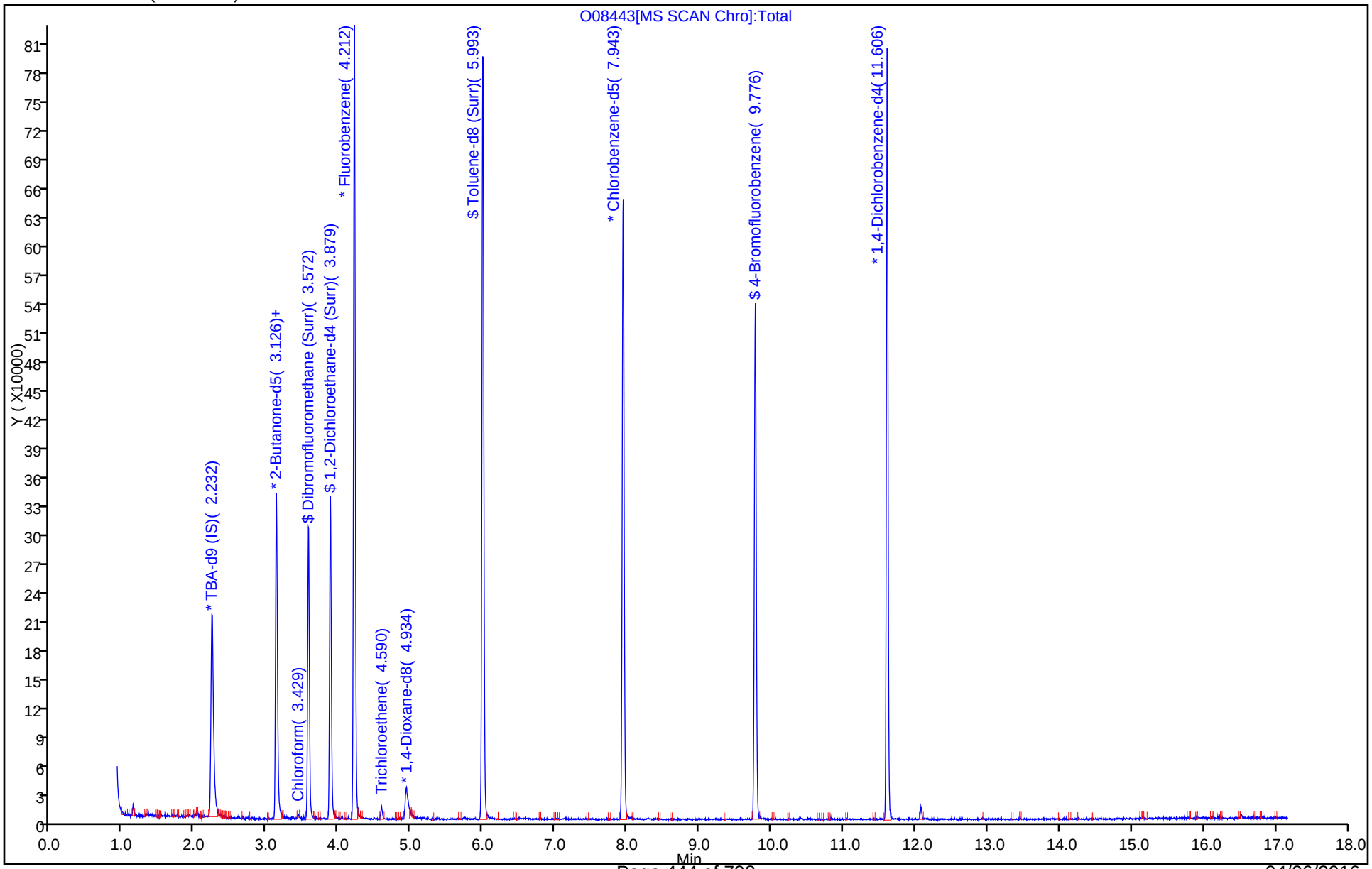

Data File: \\ChromNA\Edison\ChromData\CVOAMS12\20160403-39359.b\O08443.D

Injection Date:	03-Apr-2016 15:53:30	Instrument ID:	CVOAMS12
Lims ID:	460-111103-B-37	Lab Sample ID:	460-111103-37
Client ID:	PZ-521I		
Operator ID:		ALS Bottle#:	15 Worklist Smp#: 16
Purge Vol:	5.000 mL	Dil. Factor:	1.0000
Method:	8260W_12	Limit Group:	VOA - 8260C Water and Solid
Column:	DB-624 (0.18 mm)	Detector	MS SCAN

45 Chloroform, CAS: 67-66-3

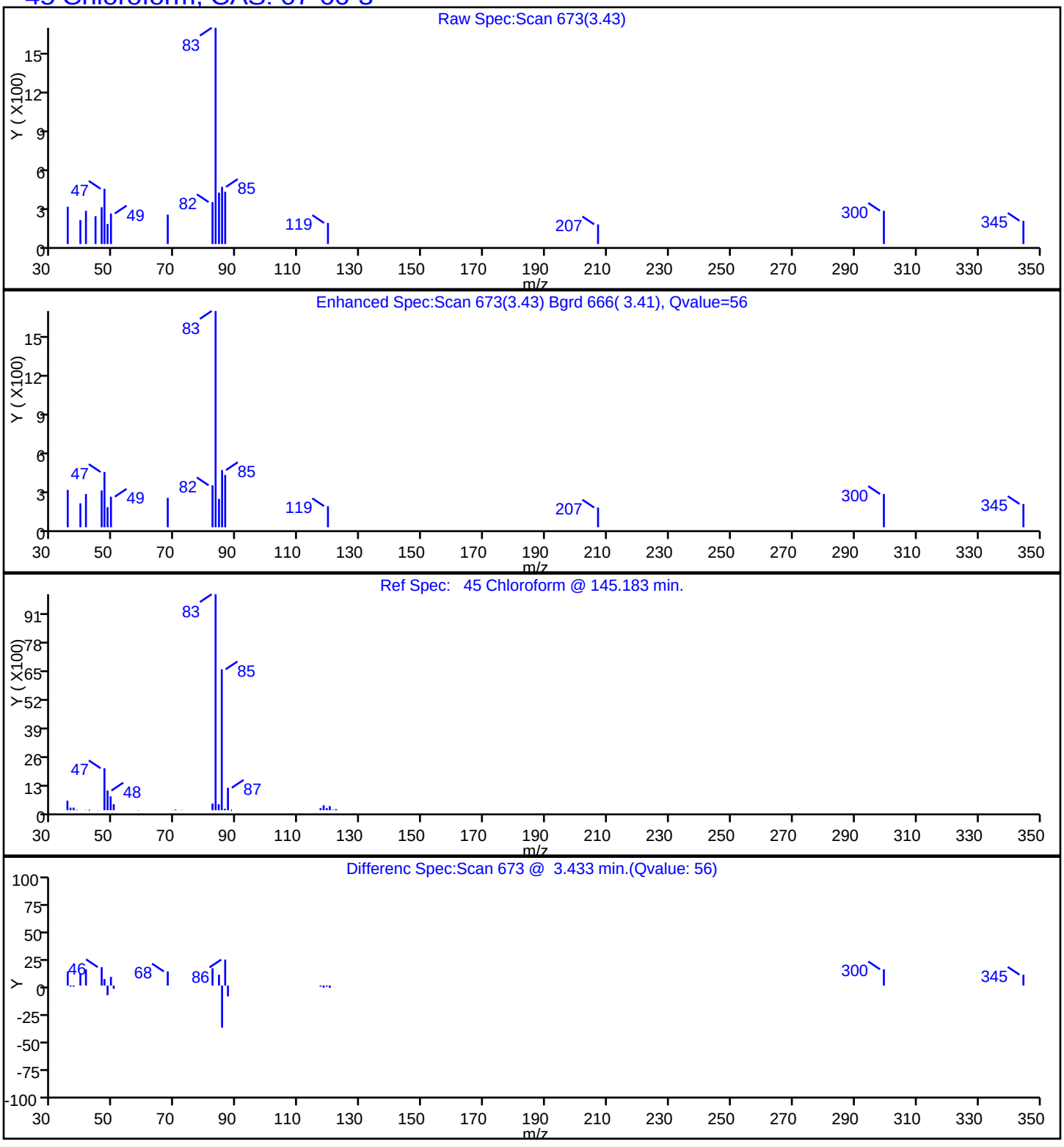

Data File: \\ChromNA\Edison\ChromData\CVOAMS12\20160403-39359.b\O08443.D
Injection Date: 03-Apr-2016 15:53:30 Instrument ID: CVOAMS12
Lims ID: 460-111103-B-37 Lab Sample ID: 460-111103-37
Client ID: PZ-521I
Operator ID: ALS Bottle#: 15 Worklist Smp#: 16
Purge Vol: 5.000 mL Dil. Factor: 1.0000
Method: 8260W_12 Limit Group: VOA - 8260C Water and Solid
Column: DB-624 (0.18 mm) Detector MS SCAN

68 Trichloroethene, CAS: 79-01-6

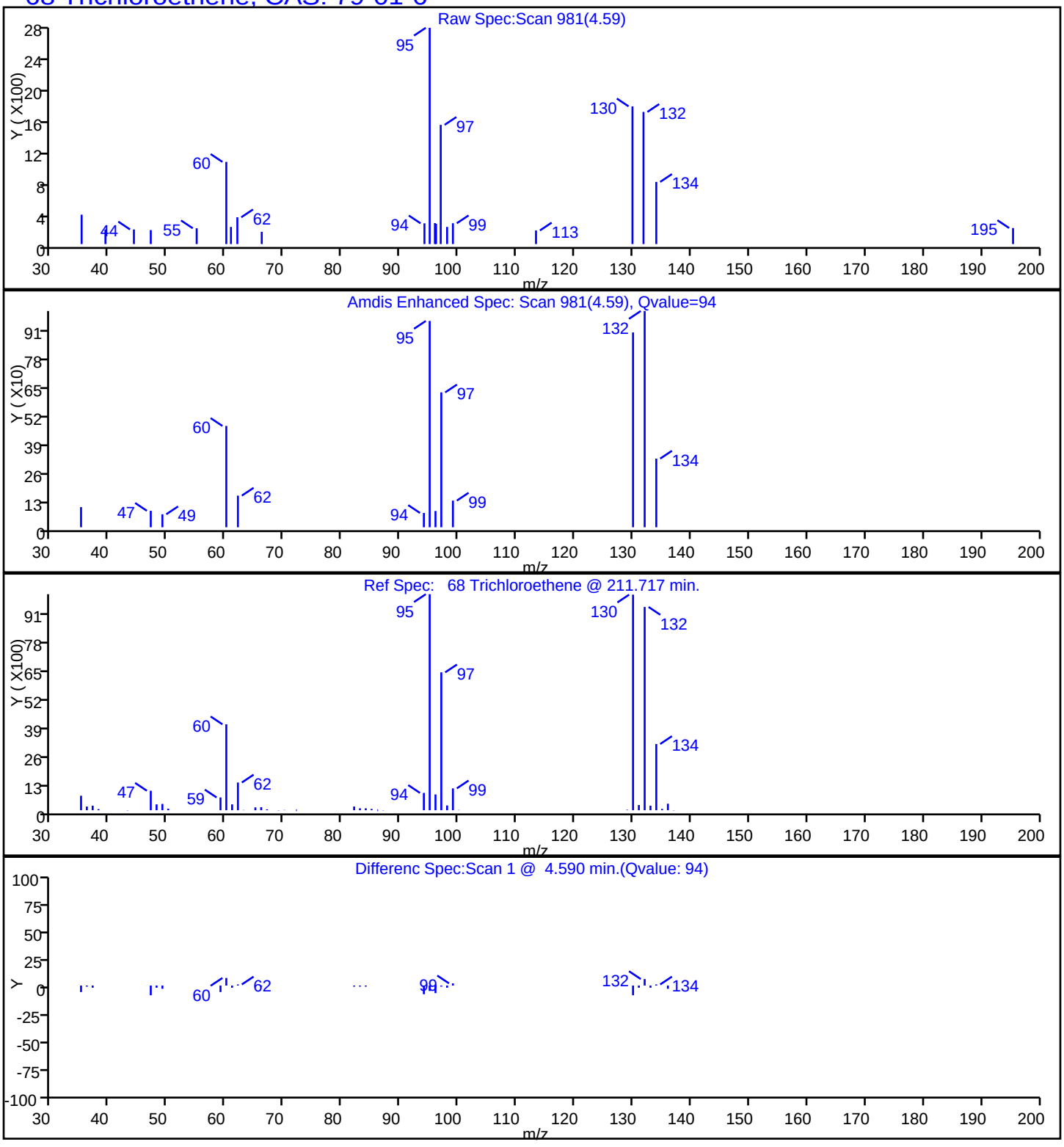

FORM I
GC/MS VOA ORGANICS ANALYSIS DATA SHEET

Lab Name: TestAmerica Edison | Job No.: 460-111103-1

SDG No.:

Client Sample ID: PZ-522S | Lab Sample ID: 460-111103-38

Matrix: Water | Lab File ID: O08444.D

Analysis Method: 8260C | Date Collected: 03/22/2016 10:55

Sample wt/vol: 5(mL) | Date Analyzed: 04/03/2016 16:20

Soil Aliquot Vol: | Dilution Factor: 1

Soil Extract Vol.: | GC Column: DB-624 ID: 0.18(mm)

% Moisture: | Level: (low/med) Low

Analysis Batch No.: 360372 | Units: ug/L

CAS NO.	COMPOUND NAME	RESULT	Q	RL	MDL
71-55-6	1,1,1-Trichloroethane	0.28	U	1.0	0.28
79-34-5	1,1,2,2-Tetrachloroethane	0.19	U	1.0	0.19
79-00-5	1,1,2-Trichloroethane	0.080	U	1.0	0.080
75-34-3	1,1-Dichloroethane	0.24	U	1.0	0.24
75-35-4	1,1-Dichloroethene	0.34	U	1.0	0.34
87-61-6	1,2,3-Trichlorobenzene	0.35	U	1.0	0.35
120-82-1	1,2,4-Trichlorobenzene	0.27	U	1.0	0.27
96-12-8	1,2-Dibromo-3-Chloropropane	0.23	U	1.0	0.23
106-93-4	1,2-Dibromoethane	0.19	U	1.0	0.19
95-50-1	1,2-Dichlorobenzene	0.22	U	1.0	0.22
107-06-2	1,2-Dichloroethane	0.25	U	1.0	0.25
78-87-5	1,2-Dichloropropane	0.18	U	1.0	0.18
541-73-1	1,3-Dichlorobenzene	0.33	U	1.0	0.33
106-46-7	1,4-Dichlorobenzene	0.33	U	1.0	0.33
123-91-1	1,4-Dioxane	8.7	U	50	8.7
78-93-3	2-Butanone	2.2	U	5.0	2.2
591-78-6	2-Hexanone	0.72	U	5.0	0.72
108-10-1	4-Methyl-2-pentanone	0.63	U	5.0	0.63
67-64-1	Acetone	1.1	U	5.0	1.1
71-43-2	Benzene	0.090	U	1.0	0.090
74-97-5	Bromochloromethane	0.30	U	1.0	0.30
75-27-4	Bromodichloromethane	0.15	U	1.0	0.15
75-25-2	Bromoform	0.18	U	1.0	0.18
74-83-9	Bromomethane	0.18	U	1.0	0.18
75-15-0	Carbon disulfide	0.22	U	1.0	0.22
56-23-5	Carbon tetrachloride	0.33	U	1.0	0.33
108-90-7	Chlorobenzene	0.24	U	1.0	0.24
75-00-3	Chloroethane	0.37	U	1.0	0.37
67-66-3	Chloroform	0.22	U	1.0	0.22
74-87-3	Chloromethane	0.22	U	1.0	0.22
156-59-2	cis-1,2-Dichloroethene	0.26	U	1.0	0.26
10061-01-5	cis-1,3-Dichloropropene	0.16	U	1.0	0.16
110-82-7	Cyclohexane	0.26	U	1.0	0.26
124-48-1	Dibromochloromethane	0.22	U	1.0	0.22
75-71-8	Dichlorodifluoromethane	0.14	U	1.0	0.14
100-41-4	Ethylbenzene	0.30	U	1.0	0.30

FORM I
GC/MS VOA ORGANICS ANALYSIS DATA SHEET

Lab Name: TestAmerica Edison | Job No.: 460-111103-1

SDG No.:

Client Sample ID: PZ-522S | Lab Sample ID: 460-111103-38

Matrix: Water | Lab File ID: O08444.D

Analysis Method: 8260C | Date Collected: 03/22/2016 10:55

Sample wt/vol: 5(mL) | Date Analyzed: 04/03/2016 16:20

Soil Aliquot Vol: | Dilution Factor: 1

Soil Extract Vol.: | GC Column: DB-624 ID: 0.18(mm)

% Moisture: | Level: (low/med) Low

Analysis Batch No.: 360372 | Units: ug/L

CAS NO.	COMPOUND NAME	RESULT	Q	RL	MDL
76-13-1	Freon TF	0.34	U	1.0	0.34
98-82-8	Isopropylbenzene	0.32	U	1.0	0.32
179601-23-1	m&p-Xylene	0.28	U	1.0	0.28
79-20-9	Methyl acetate	0.58	U	5.0	0.58
108-87-2	Methylcyclohexane	0.22	U	1.0	0.22
75-09-2	Methylene Chloride	0.21	U	1.0	0.21
1634-04-4	MTBE	0.13	U	1.0	0.13
95-47-6	o-Xylene	0.32	U	1.0	0.32
100-42-5	Styrene	0.17	U	1.0	0.17
127-18-4	Tetrachloroethene	0.12	U	1.0	0.12
108-88-3	Toluene	0.25	U	1.0	0.25
156-60-5	trans-1,2-Dichloroethene	0.18	U	1.0	0.18
10061-02-6	trans-1,3-Dichloropropene	0.19	U	1.0	0.19
79-01-6	Trichloroethene	0.22	U	1.0	0.22
75-69-4	Trichlorofluoromethane	0.15	U	1.0	0.15
75-01-4	Vinyl chloride	0.060	U	1.0	0.060

CAS NO.	SURROGATE	%REC	Q	LIMITS
17060-07-0	1,2-Dichloroethane-d4 (Surr)	95		70-130
460-00-4	Bromofluorobenzene	98		70-130
1868-53-7	Dibromofluoromethane (Surr)	103		70-130
2037-26-5	Toluene-d8 (Surr)	93		70-130

FORM I
GC/MS VOA ORGANICS ANALYSIS DATA SHEET
TENTATIVELY IDENTIFIED COMPOUNDS

Lab Name: TestAmerica Edison | Job No.: 460-111103-1

SDG No.:

Client Sample ID: PZ-522S | Lab Sample ID: 460-111103-38

Matrix: Water | Lab File ID: O08444.D

Analysis Method: 8260C | Date Collected: 03/22/2016 10:55

Sample wt/vol: 5(mL) | Date Analyzed: 04/03/2016 16:20

Soil Aliquot Vol: | Dilution Factor: 1

Soil Extract Vol.: | GC Column: DB-624 ID: 0.18(mm)

% Moisture: | Level: (low/med) Low

Analysis Batch No.: 360372 | Units: ug/L

Number TICs Found: 0 | TIC Result Total: 0

CAS NO.	COMPOUND NAME	RT	RESULT	Q
	Tentatively Identified Compound		None	

TestAmerica Edison
Target Compound Quantitation Report

Data File: \\ChromNA\Edison\ChromData\CVOAMS12\20160403-39359.b\O08444.D
Lims ID: 460-111103-B-38 Lab Sample ID: 460-111103-38
Client ID: PZ-522S
Sample Type: Client
Inject. Date: 03-Apr-2016 16:20:30 ALS Bottle#: 16 Worklist Smp#: 17
Purge Vol: 5.000 mL Dil. Factor: 1.0000
Sample Info: 460-111103-B-38
Misc. Info.: 460-0039359-017
Operator ID: Instrument ID: CVOAMS12

Method: \\ChromNA\Edison\ChromData\CVOAMS12\20160403-39359.b\8260W_12.m
Limit Group: VOA - 8260C Water and Solid
Last Update: 03-Apr-2016 22:22:44 Calib Date: 23-Mar-2016 23:57:30
Integrator: RTE ID Type: Deconvolution ID
Quant Method: Internal Standard Quant By: Initial Calibration
Last ICal File: \\ChromNA\Edison\ChromData\CVOAMS12\20160323-38887.b\O07968.D

Column 1 : DB-624 (0.18 mm) Det: MS SCAN
Process Host: XAWRK014

First Level Reviewer: boykink Date: 03-Apr-2016 22:22:44

Compound	Sig	RT (min.)	Exp RT (min.)	Dlt RT (min.)	Q	Response	OnCol Amt ug/l	Flags
* 30 TBA-d9 (IS)	65	2.236	2.236	0.000	99	312881	1000.0	
* 52 2-Butanone-d5	46	3.126	3.130	-0.004	0	395421	250.0	
$ 50 Dibromofluoromethane (Surr	113	3.572	3.575	-0.003	97	161413	51.3	
$ 60 1,2-Dichloroethane-d4 (Sur	65	3.879	3.879	0.000	96	204857	47.6	
* 64 Fluorobenzene	96	4.212	4.212	0.000	98	658873	50.0	
* 74 1,4-Dioxane-d8	96	4.934	4.934	0.000	96	45989	1000.0	
$ 80 Toluene-d8 (Surr)	98	5.993	5.997	-0.004	99	578325	46.6	
* 94 Chlorobenzene-d5	117	7.939	7.943	-0.004	87	424362	50.0	
$ 106 4-Bromofluorobenzene	174	9.776	9.776	0.000	92	176715	49.1	
* 122 1,4-Dichlorobenzene-d4	152	11.606	11.606	0.000	96	217458	50.0	

Reagents:

8260ISNEW_00064 Amount Added: 1.00 Units: uL Run Reagent
8260SURR250_00119 Amount Added: 1.00 Units: uL Run Reagent

Report Date: 03-Apr-2016 22:22:44 Chrom Revision: 2.2 04-Mar-2016 14:36:24

TestAmerica Edison

Data File: \\ChromNA\Edison\ChromData\CVOAMS12\20160403-39359.b\O08444.D

Injection Date:	03-Apr-2016 16:20:30	Instrument ID:	CVOAMS12	Operator ID:	
Lims ID:	460-111103-B-38	Lab Sample ID:	460-111103-38	Worklist Smp#:	17
Client ID:	PZ-522S				
Purge Vol:	5.000 mL	Dil. Factor:	1.0000	ALS Bottle#:	16
Method:	8260W_12	Limit Group:	VOA - 8260C Water and Solid		

Column: DB-624 (0.18 mm)

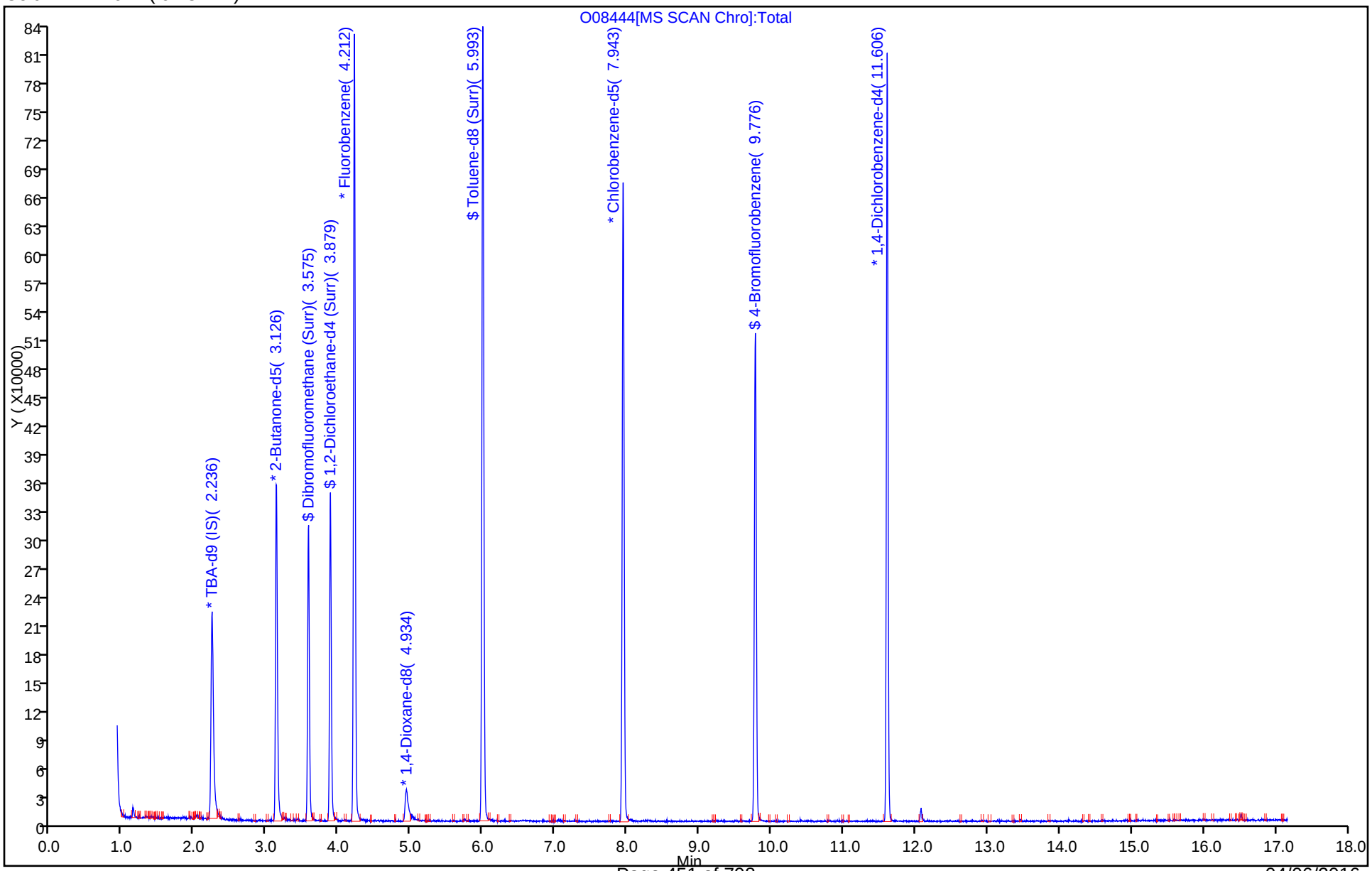

FORM I
GC/MS VOA ORGANICS ANALYSIS DATA SHEET

Lab Name: TestAmerica Edison | Job No.: 460-111103-1

SDG No.:

Client Sample ID: PZ-522I | Lab Sample ID: 460-111103-39

Matrix: Water | Lab File ID: O08445.D

Analysis Method: 8260C | Date Collected: 03/22/2016 11:00

Sample wt/vol: 5(mL) | Date Analyzed: 04/03/2016 16:48

Soil Aliquot Vol: | Dilution Factor: 1

Soil Extract Vol.: | GC Column: DB-624 ID: 0.18(mm)

% Moisture: | Level: (low/med) Low

Analysis Batch No.: 360372 | Units: ug/L

CAS NO.	COMPOUND NAME	RESULT	Q	RL	MDL
71-55-6	1,1,1-Trichloroethane	0.28	U	1.0	0.28
79-34-5	1,1,2,2-Tetrachloroethane	0.19	U	1.0	0.19
79-00-5	1,1,2-Trichloroethane	0.080	U	1.0	0.080
75-34-3	1,1-Dichloroethane	1.3		1.0	0.24
75-35-4	1,1-Dichloroethene	0.34	U	1.0	0.34
87-61-6	1,2,3-Trichlorobenzene	0.35	U	1.0	0.35
120-82-1	1,2,4-Trichlorobenzene	0.27	U	1.0	0.27
96-12-8	1,2-Dibromo-3-Chloropropane	0.23	U	1.0	0.23
106-93-4	1,2-Dibromoethane	0.19	U	1.0	0.19
95-50-1	1,2-Dichlorobenzene	0.22	U	1.0	0.22
107-06-2	1,2-Dichloroethane	0.25	U	1.0	0.25
78-87-5	1,2-Dichloropropane	0.18	U	1.0	0.18
541-73-1	1,3-Dichlorobenzene	0.33	U	1.0	0.33
106-46-7	1,4-Dichlorobenzene	0.33	U	1.0	0.33
123-91-1	1,4-Dioxane	8.7	U	50	8.7
78-93-3	2-Butanone	2.2	U	5.0	2.2
591-78-6	2-Hexanone	0.72	U	5.0	0.72
108-10-1	4-Methyl-2-pentanone	0.63	U	5.0	0.63
67-64-1	Acetone	1.1	U	5.0	1.1
71-43-2	Benzene	0.090	U	1.0	0.090
74-97-5	Bromochloromethane	0.30	U	1.0	0.30
75-27-4	Bromodichloromethane	0.15	U	1.0	0.15
75-25-2	Bromoform	0.18	U	1.0	0.18
74-83-9	Bromomethane	0.18	U	1.0	0.18
75-15-0	Carbon disulfide	0.22	U	1.0	0.22
56-23-5	Carbon tetrachloride	0.33	U	1.0	0.33
108-90-7	Chlorobenzene	0.24	U	1.0	0.24
75-00-3	Chloroethane	0.37	U	1.0	0.37
67-66-3	Chloroform	2.8		1.0	0.22
74-87-3	Chloromethane	0.22	U	1.0	0.22
156-59-2	cis-1,2-Dichloroethene	5.4		1.0	0.26
10061-01-5	cis-1,3-Dichloropropene	0.16	U	1.0	0.16
110-82-7	Cyclohexane	0.26	U	1.0	0.26
124-48-1	Dibromochloromethane	0.22	U	1.0	0.22
75-71-8	Dichlorodifluoromethane	0.14	U	1.0	0.14
100-41-4	Ethylbenzene	0.30	U	1.0	0.30

FORM I
GC/MS VOA ORGANICS ANALYSIS DATA SHEET

Lab Name: TestAmerica Edison | Job No.: 460-111103-1

SDG No.:

Client Sample ID: PZ-522I | Lab Sample ID: 460-111103-39

Matrix: Water | Lab File ID: O08445.D

Analysis Method: 8260C | Date Collected: 03/22/2016 11:00

Sample wt/vol: 5(mL) | Date Analyzed: 04/03/2016 16:48

Soil Aliquot Vol: | Dilution Factor: 1

Soil Extract Vol.: | GC Column: DB-624 ID: 0.18(mm)

% Moisture: | Level: (low/med) Low

Analysis Batch No.: 360372 | Units: ug/L

CAS NO.	COMPOUND NAME	RESULT	Q	RL	MDL
76-13-1	Freon TF	0.34	U	1.0	0.34
98-82-8	Isopropylbenzene	0.32	U	1.0	0.32
179601-23-1	m&p-Xylene	0.28	U	1.0	0.28
79-20-9	Methyl acetate	0.58	U	5.0	0.58
108-87-2	Methylcyclohexane	0.22	U	1.0	0.22
75-09-2	Methylene Chloride	0.21	U	1.0	0.21
1634-04-4	MTBE	0.13	U	1.0	0.13
95-47-6	o-Xylene	0.32	U	1.0	0.32
100-42-5	Styrene	0.17	U	1.0	0.17
127-18-4	Tetrachloroethene	0.73	J	1.0	0.12
108-88-3	Toluene	0.25	U	1.0	0.25
156-60-5	trans-1,2-Dichloroethene	0.18	U	1.0	0.18
10061-02-6	trans-1,3-Dichloropropene	0.19	U	1.0	0.19
79-01-6	Trichloroethene	2.1		1.0	0.22
75-69-4	Trichlorofluoromethane	0.15	U	1.0	0.15
75-01-4	Vinyl chloride	0.060	U	1.0	0.060

CAS NO.	SURROGATE	%REC	Q	LIMITS
17060-07-0	1,2-Dichloroethane-d4 (Surr)	99		70-130
460-00-4	Bromofluorobenzene	109		70-130
1868-53-7	Dibromofluoromethane (Surr)	110		70-130
2037-26-5	Toluene-d8 (Surr)	88		70-130

FORM I
GC/MS VOA ORGANICS ANALYSIS DATA SHEET
TENTATIVELY IDENTIFIED COMPOUNDS

Lab Name: TestAmerica Edison | Job No.: 460-111103-1

SDG No.:

Client Sample ID: PZ-522I | Lab Sample ID: 460-111103-39

Matrix: Water | Lab File ID: O08445.D

Analysis Method: 8260C | Date Collected: 03/22/2016 11:00

Sample wt/vol: 5(mL) | Date Analyzed: 04/03/2016 16:48

Soil Aliquot Vol: | Dilution Factor: 1

Soil Extract Vol.: | GC Column: DB-624 ID: 0.18(mm)

% Moisture: | Level: (low/med) Low

Analysis Batch No.: 360372 | Units: ug/L

Number TICs Found: 0 | TIC Result Total: 0

CAS NO.	COMPOUND NAME	RT	RESULT	Q
	Tentatively Identified Compound		None	

TestAmerica Edison
Target Compound Quantitation Report

Data File: \\ChromNA\Edison\ChromData\CVOAMS12\20160403-39359.b\O08445.D
Lims ID: 460-111103-B-39 Lab Sample ID: 460-111103-39
Client ID: PZ-522I
Sample Type: Client
Inject. Date: 03-Apr-2016 16:48:30 ALS Bottle#: 17 Worklist Smp#: 18
Purge Vol: 5.000 mL Dil. Factor: 1.0000
Sample Info: 460-111103-B-39
Misc. Info.: 460-0039359-018
Operator ID: Instrument ID: CVOAMS12

Method: \\ChromNA\Edison\ChromData\CVOAMS12\20160403-39359.b\8260W_12.m
Limit Group: VOA - 8260C Water and Solid
Last Update: 04-Apr-2016 19:00:11 Calib Date: 23-Mar-2016 23:57:30
Integrator: RTE ID Type: Deconvolution ID
Quant Method: Internal Standard Quant By: Initial Calibration
Last ICal File: \\ChromNA\Edison\ChromData\CVOAMS12\20160323-38887.b\O07968.D

Column 1 : DB-624 (0.18 mm) Det: MS SCAN
Process Host: XAWRK047

First Level Reviewer: boykink Date: 03-Apr-2016 22:23:13

Compound	Sig	RT (min.)	Exp RT (min.)	Dlt RT (min.)	Q	Response	OnCol Amt ug/l	Flags
* 30 TBA-d9 (IS)	65	2.236	2.236	0.000	99	261187	1000.0	
36 1,1-Dichloroethane	63	2.707	2.703	0.004	96	8386	1.30	
* 52 2-Butanone-d5	46	3.126	3.130	-0.004	0	343086	250.0	
41 cis-1,2-Dichloroethene	96	3.160	3.160	0.000	96	20455	5.40	
45 Chloroform	83	3.437	3.437	0.000	98	16479	2.85	
$ 50 Dibromofluoromethane (Surr	113	3.572	3.575	-0.003	98	160106	55.0	
$ 60 1,2-Dichloroethane-d4 (Sur	65	3.879	3.879	0.000	96	197106	49.5	
* 64 Fluorobenzene	96	4.212	4.212	0.000	98	609732	50.0	
68 Trichloroethene	95	4.582	4.586	-0.004	78	6571	2.14	
* 74 1,4-Dioxane-d8	96	4.930	4.934	-0.004	97	43300	1000.0	
$ 80 Toluene-d8 (Surr)	98	5.993	5.997	-0.004	99	515107	43.8	
84 Tetrachloroethene	166	6.779	6.783	-0.003	61	2089	0.7287	
* 94 Chlorobenzene-d5	117	7.943	7.943	0.000	87	401407	50.0	
$ 106 4-Bromofluorobenzene	174	9.776	9.776	0.000	92	185372	54.5	
* 122 1,4-Dichlorobenzene-d4	152	11.606	11.606	0.000	95	206813	50.0	

Reagents:

8260ISNEW_00064 Amount Added: 1.00 Units: uL Run Reagent
8260SURR250_00119 Amount Added: 1.00 Units: uL Run Reagent

Report Date: 04-Apr-2016 19:00:13 Chrom Revision: 2.2 04-Mar-2016 14:36:24

TestAmerica Edison

Data File: \\ChromNA\Edison\ChromData\CVOAMS12\20160403-39359.b\O08445.D

Injection Date:	03-Apr-2016 16:48:30	Instrument ID:	CVOAMS12	Operator ID:	
Lims ID:	460-111103-B-39	Lab Sample ID:	460-111103-39	Worklist Smp#:	18
Client ID:	PZ-522I				
Purge Vol:	5.000 mL	Dil. Factor:	1.0000	ALS Bottle#:	17
Method:	8260W_12	Limit Group:	VOA - 8260C Water and Solid		

Column: DB-624 (0.18 mm)

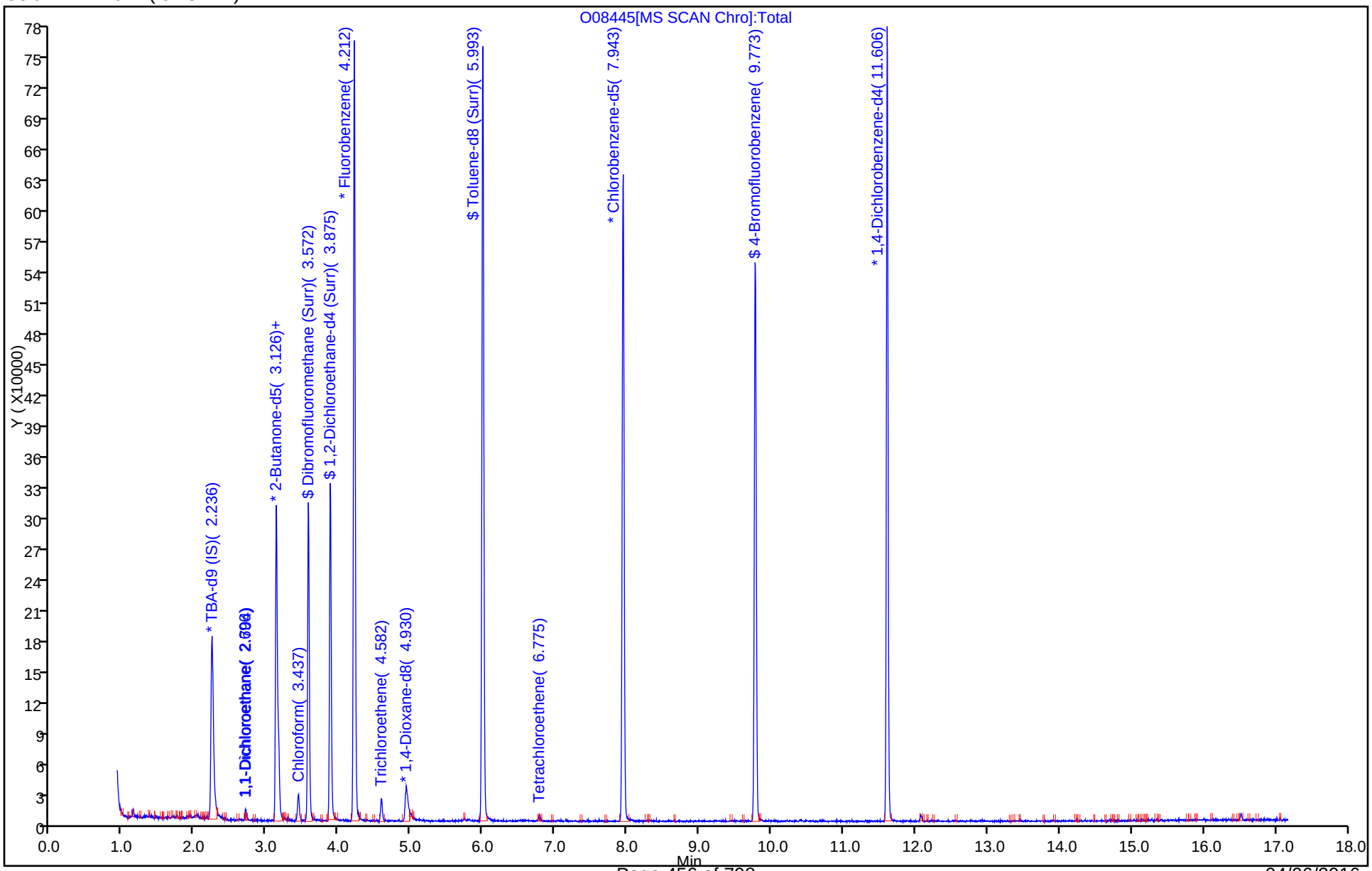

TestAmerica Edison

Data File:	\\ChromNA\Edison\ChromData\CVOAMS12\20160403-39359.b\O08445.D		
Injection Date:	03-Apr-2016 16:48:30	Instrument ID:	CVOAMS12
Lims ID:	460-111103-B-39	Lab Sample ID:	460-111103-39
Client ID:	PZ-522I		
Operator ID:		ALS Bottle#:	17 Worklist Smp#: 18
Purge Vol:	5.000 mL	Dil. Factor:	1.0000
Method:	8260W_12	Limit Group:	VOA - 8260C Water and Solid
Column:	DB-624 (0.18 mm)	Detector	MS SCAN

36 1,1-Dichloroethane, CAS: 75-34-3

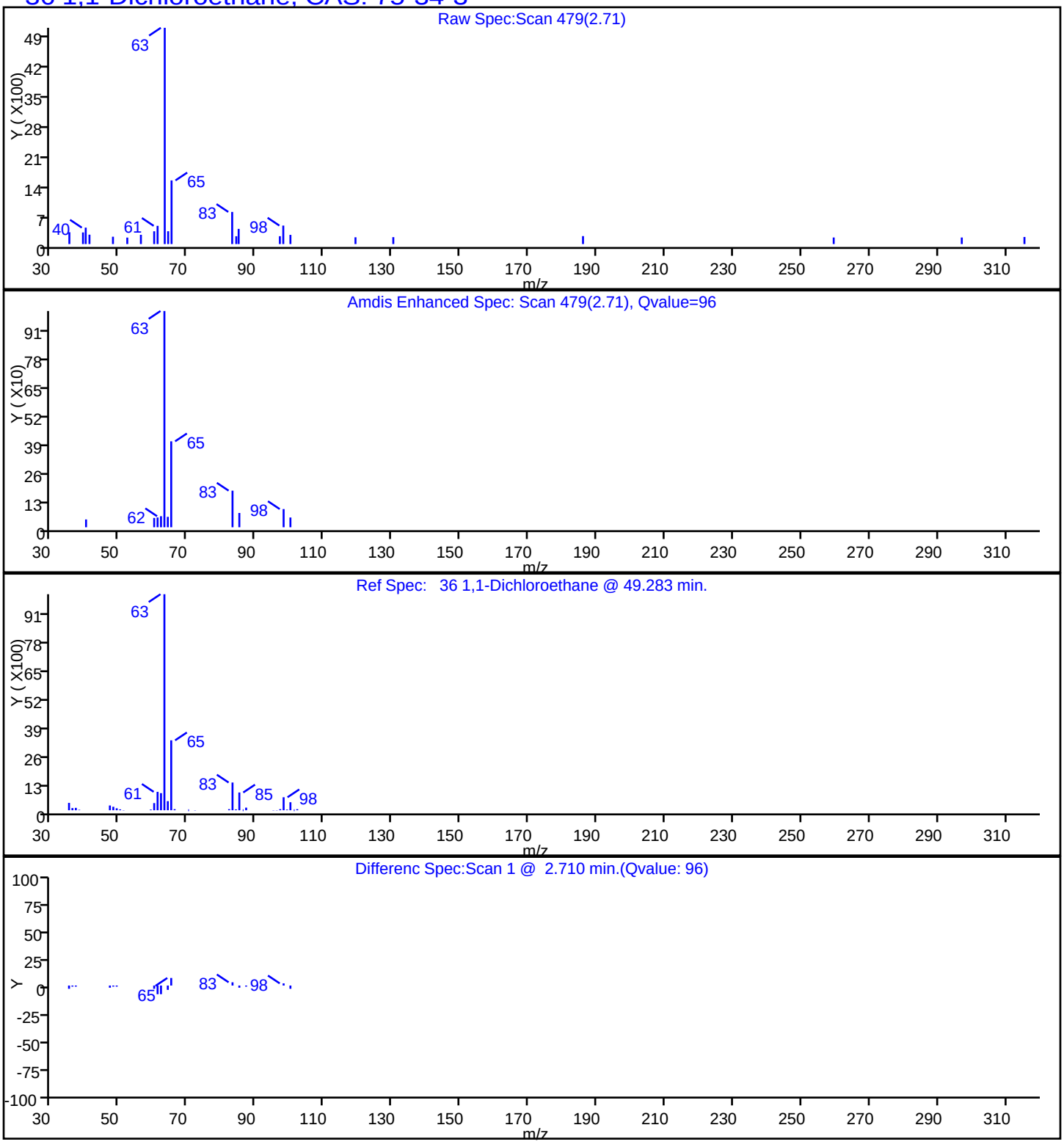

Data File: \\ChromNA\Edison\ChromData\CVOAMS12\20160403-39359.b\O08445.D

Injection Date:	03-Apr-2016 16:48:30	Instrument ID:	CVOAMS12
Lims ID:	460-111103-B-39	Lab Sample ID:	460-111103-39
Client ID:	PZ-522I		
Operator ID:		ALS Bottle#:	17 Worklist Smp#: 18
Purge Vol:	5.000 mL	Dil. Factor:	1.0000
Method:	8260W_12	Limit Group:	VOA - 8260C Water and Solid
Column:	DB-624 (0.18 mm)	Detector	MS SCAN

45 Chloroform, CAS: 67-66-3

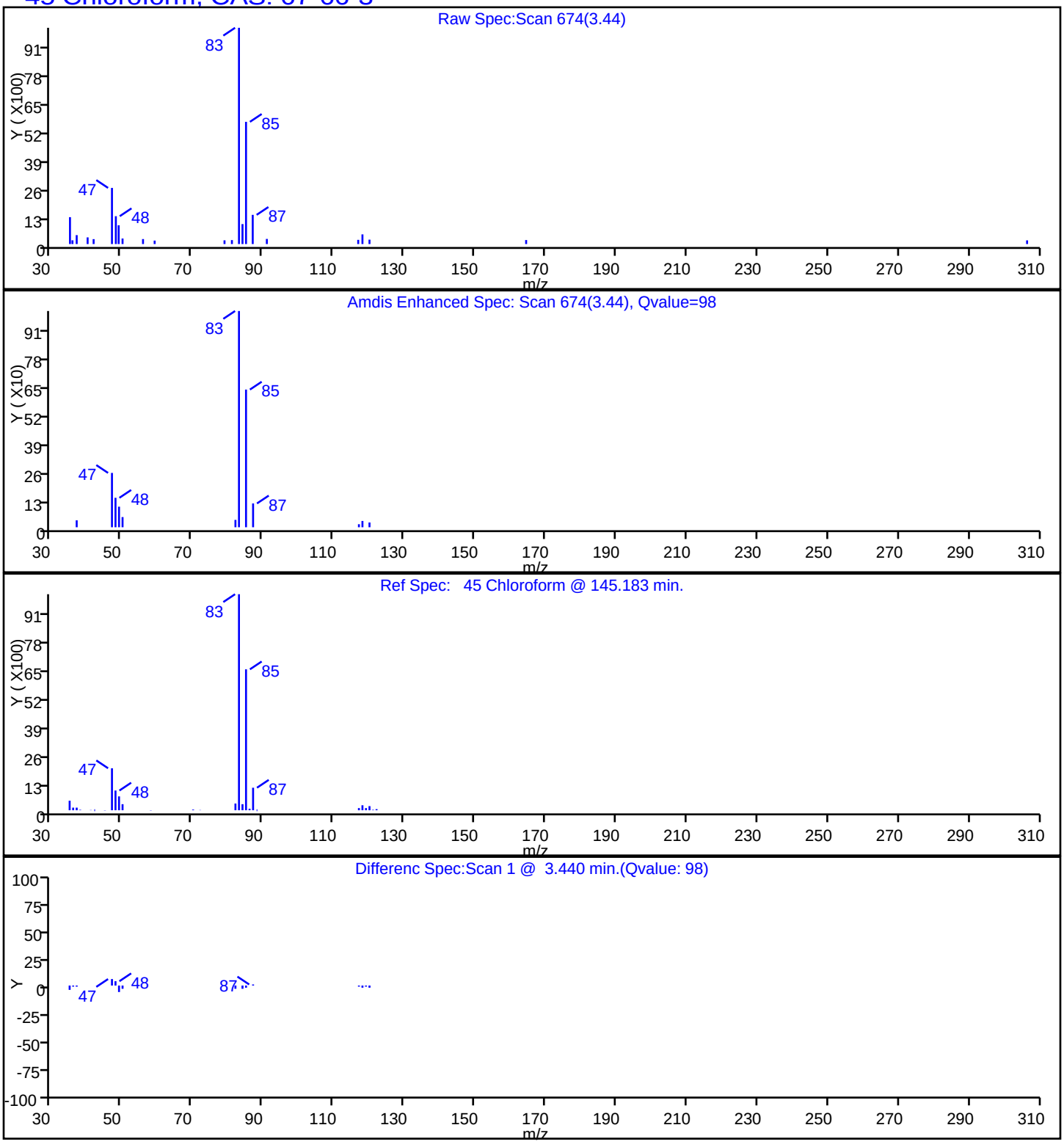

TestAmerica Edison

Data File:	\\ChromNA\Edison\ChromData\CVOAMS12\20160403-39359.b\O08445.D				
Injection Date:	03-Apr-2016 16:48:30	Instrument ID:	CVOAMS12		
Lims ID:	460-111103-B-39	Lab Sample ID:	460-111103-39		
Client ID:	PZ-522I				
Operator ID:		ALS Bottle#:	17	Worklist Smp#:	18
Purge Vol:	5.000 mL	Dil. Factor:	1.0000		
Method:	8260W_12	Limit Group:	VOA - 8260C Water and Solid		
Column:	DB-624 (0.18 mm)	Detector	MS SCAN		

41 cis-1,2-Dichloroethene, CAS: 156-59-2

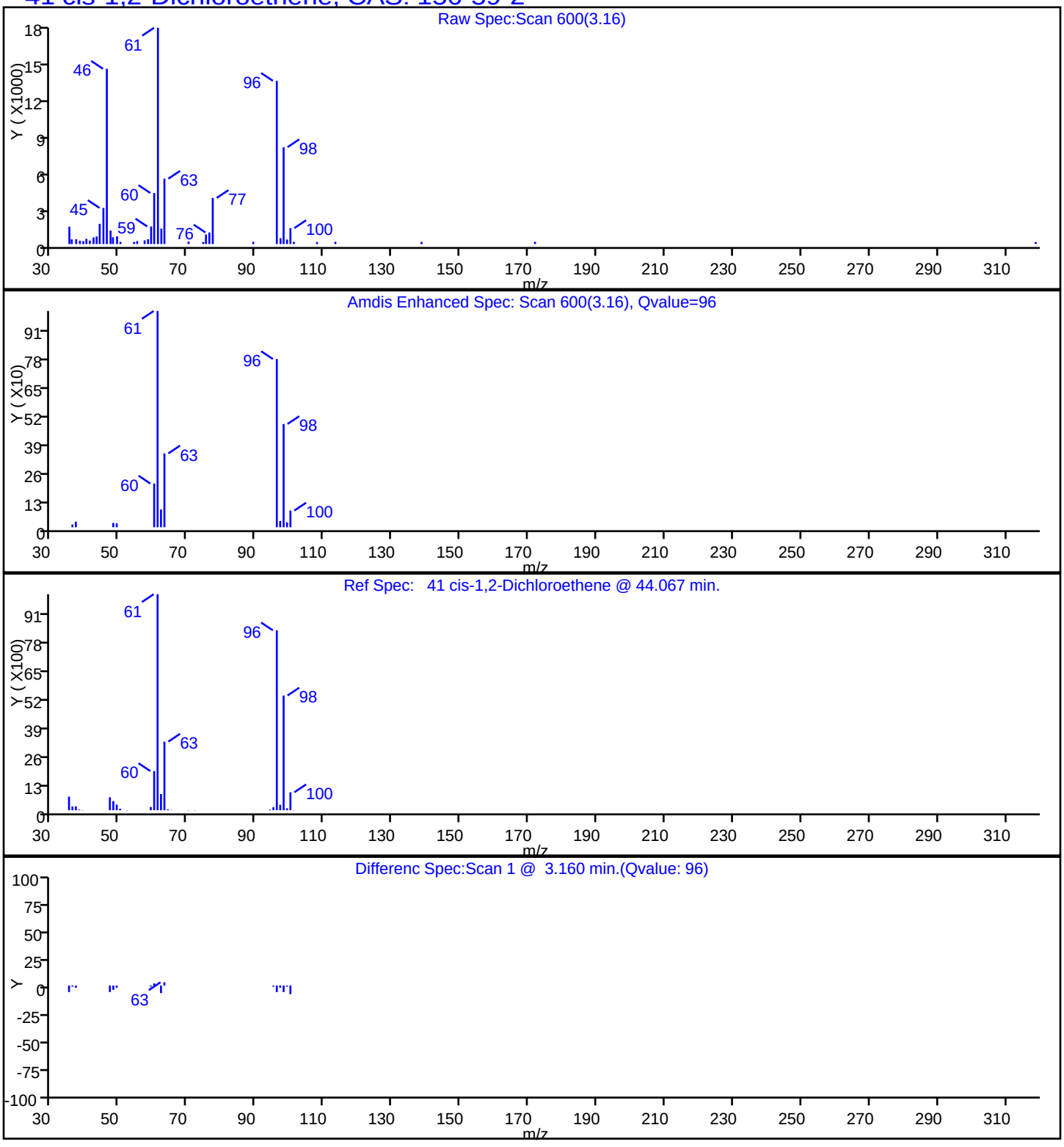

TestAmerica Edison

Data File: \\ChromNA\Edison\ChromData\CVOAMS12\20160403-39359.b\O08445.D

Injection Date:	03-Apr-2016 16:48:30	Instrument ID:	CVOAMS12
Lims ID:	460-111103-B-39	Lab Sample ID:	460-111103-39
Client ID:	PZ-522I		
Operator ID:		ALS Bottle#:	17 Worklist Smp#: 18
Purge Vol:	5.000 mL	Dil. Factor:	1.0000
Method:	8260W_12	Limit Group:	VOA - 8260C Water and Solid
Column:	DB-624 (0.18 mm)	Detector	MS SCAN

84 Tetrachloroethene, CAS: 127-18-4

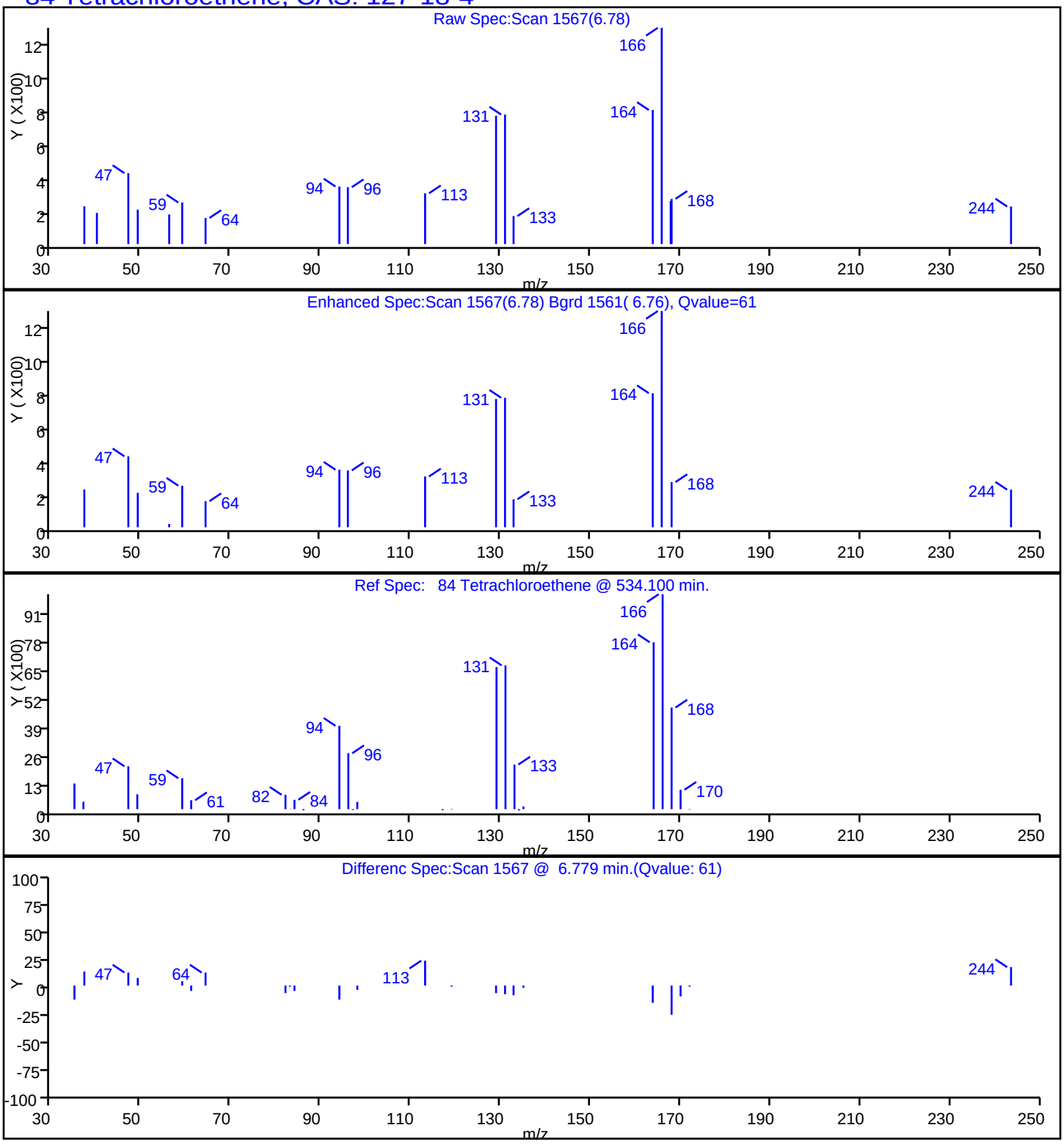

Data File: \\ChromNA\Edison\ChromData\CVOAMS12\20160403-39359.b\O08445.D

Injection Date:	03-Apr-2016 16:48:30	Instrument ID:	CVOAMS12
Lims ID:	460-111103-B-39	Lab Sample ID:	460-111103-39
Client ID:	PZ-522I		
Operator ID:		ALS Bottle#:	17 Worklist Smp#: 18
Purge Vol:	5.000 mL	Dil. Factor:	1.0000
Method:	8260W_12	Limit Group:	VOA - 8260C Water and Solid
Column:	DB-624 (0.18 mm)	Detector	MS SCAN

68 Trichloroethene, CAS: 79-01-6

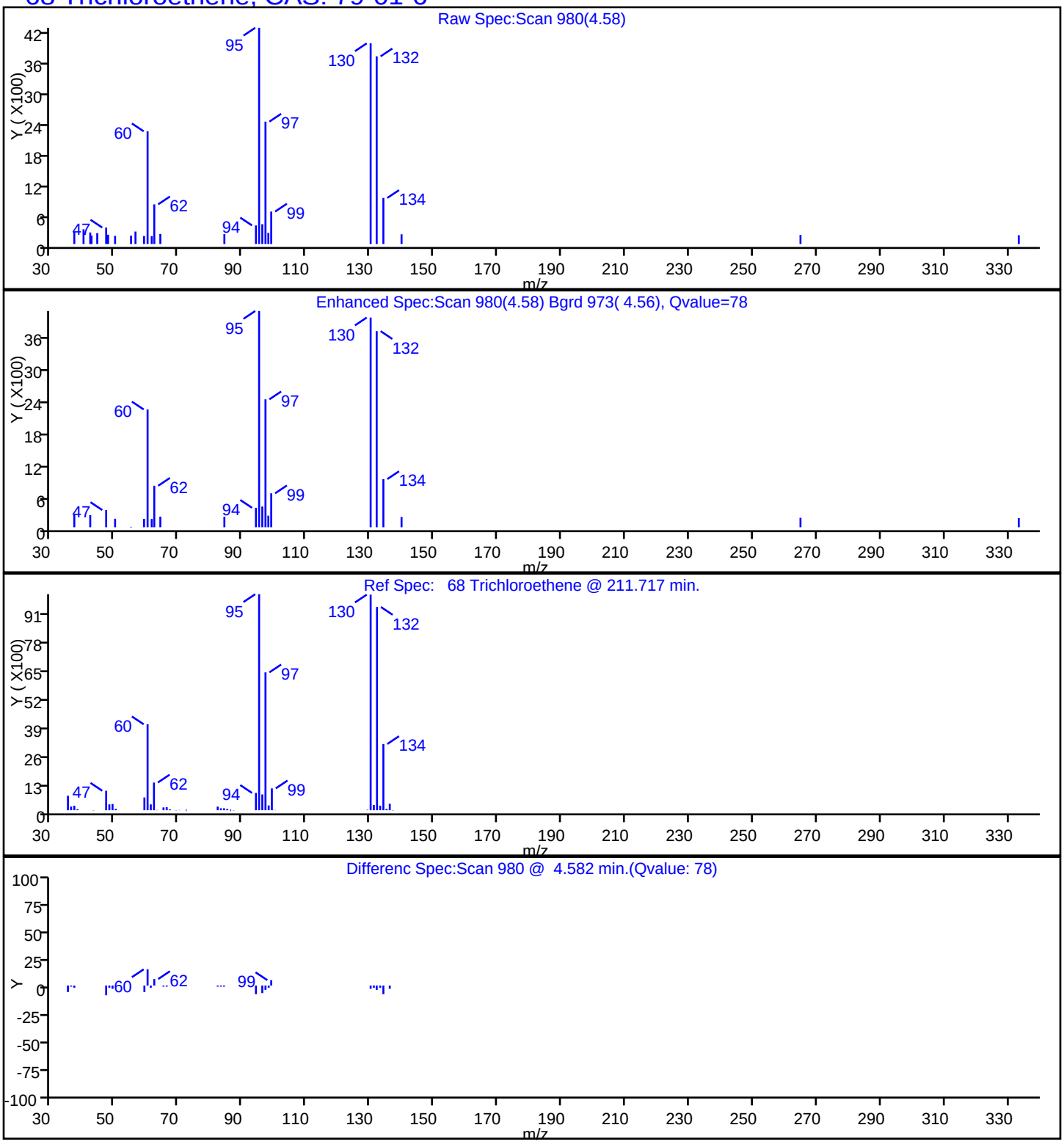

FORM I
GC/MS VOA ORGANICS ANALYSIS DATA SHEET

Lab Name: TestAmerica Edison | Job No.: 460-111103-1

SDG No.:

Client Sample ID: PZ-522D | Lab Sample ID: 460-111103-40

Matrix: Water | Lab File ID: O08446.D

Analysis Method: 8260C | Date Collected: 03/22/2016 11:05

Sample wt/vol: 5(mL) | Date Analyzed: 04/03/2016 17:16

Soil Aliquot Vol: | Dilution Factor: 1

Soil Extract Vol.: | GC Column: DB-624 ID: 0.18(mm)

% Moisture: | Level: (low/med) Low

Analysis Batch No.: 360372 | Units: ug/L

CAS NO.	COMPOUND NAME	RESULT	Q	RL	MDL
71-55-6	1,1,1-Trichloroethane	0.28	U	1.0	0.28
79-34-5	1,1,2,2-Tetrachloroethane	0.19	U	1.0	0.19
79-00-5	1,1,2-Trichloroethane	0.080	U	1.0	0.080
75-34-3	1,1-Dichloroethane	0.29	J	1.0	0.24
75-35-4	1,1-Dichloroethene	0.34	U	1.0	0.34
87-61-6	1,2,3-Trichlorobenzene	0.35	U	1.0	0.35
120-82-1	1,2,4-Trichlorobenzene	0.27	U	1.0	0.27
96-12-8	1,2-Dibromo-3-Chloropropane	0.23	U	1.0	0.23
106-93-4	1,2-Dibromoethane	0.19	U	1.0	0.19
95-50-1	1,2-Dichlorobenzene	0.22	U	1.0	0.22
107-06-2	1,2-Dichloroethane	0.25	U	1.0	0.25
78-87-5	1,2-Dichloropropane	0.18	U	1.0	0.18
541-73-1	1,3-Dichlorobenzene	0.33	U	1.0	0.33
106-46-7	1,4-Dichlorobenzene	0.33	U	1.0	0.33
123-91-1	1,4-Dioxane	8.7	U	50	8.7
78-93-3	2-Butanone	2.2	U	5.0	2.2
591-78-6	2-Hexanone	0.72	U	5.0	0.72
108-10-1	4-Methyl-2-pentanone	0.63	U	5.0	0.63
67-64-1	Acetone	1.1	U	5.0	1.1
71-43-2	Benzene	0.090	U	1.0	0.090
74-97-5	Bromochloromethane	0.30	U	1.0	0.30
75-27-4	Bromodichloromethane	0.15	U	1.0	0.15
75-25-2	Bromoform	0.18	U	1.0	0.18
74-83-9	Bromomethane	0.18	U	1.0	0.18
75-15-0	Carbon disulfide	0.22	U	1.0	0.22
56-23-5	Carbon tetrachloride	0.33	U	1.0	0.33
108-90-7	Chlorobenzene	0.24	U	1.0	0.24
75-00-3	Chloroethane	0.37	U	1.0	0.37
67-66-3	Chloroform	2.5		1.0	0.22
74-87-3	Chloromethane	0.22	U	1.0	0.22
156-59-2	cis-1,2-Dichloroethene	0.26	U	1.0	0.26
10061-01-5	cis-1,3-Dichloropropene	0.16	U	1.0	0.16
110-82-7	Cyclohexane	0.26	U	1.0	0.26
124-48-1	Dibromochloromethane	0.22	U	1.0	0.22
75-71-8	Dichlorodifluoromethane	0.14	U	1.0	0.14
100-41-4	Ethylbenzene	0.30	U	1.0	0.30

FORM I
GC/MS VOA ORGANICS ANALYSIS DATA SHEET

Lab Name: TestAmerica Edison | Job No.: 460-111103-1

SDG No.:

Client Sample ID: PZ-522D | Lab Sample ID: 460-111103-40

Matrix: Water | Lab File ID: O08446.D

Analysis Method: 8260C | Date Collected: 03/22/2016 11:05

Sample wt/vol: 5(mL) | Date Analyzed: 04/03/2016 17:16

Soil Aliquot Vol: | Dilution Factor: 1

Soil Extract Vol.: | GC Column: DB-624 ID: 0.18(mm)

% Moisture: | Level: (low/med) Low

Analysis Batch No.: 360372 | Units: ug/L

CAS NO.	COMPOUND NAME	RESULT	Q	RL	MDL
76-13-1	Freon TF	0.34	U	1.0	0.34
98-82-8	Isopropylbenzene	0.32	U	1.0	0.32
179601-23-1	m&p-Xylene	0.28	U	1.0	0.28
79-20-9	Methyl acetate	0.58	U	5.0	0.58
108-87-2	Methylcyclohexane	0.22	U	1.0	0.22
75-09-2	Methylene Chloride	0.21	U	1.0	0.21
1634-04-4	MTBE	0.13	U	1.0	0.13
95-47-6	o-Xylene	0.32	U	1.0	0.32
100-42-5	Styrene	0.17	U	1.0	0.17
127-18-4	Tetrachloroethene	0.19	J	1.0	0.12
108-88-3	Toluene	0.25	U	1.0	0.25
156-60-5	trans-1,2-Dichloroethene	0.18	U	1.0	0.18
10061-02-6	trans-1,3-Dichloropropene	0.19	U	1.0	0.19
79-01-6	Trichloroethene	2.1		1.0	0.22
75-69-4	Trichlorofluoromethane	0.15	U	1.0	0.15
75-01-4	Vinyl chloride	0.060	U	1.0	0.060

CAS NO.	SURROGATE	%REC	Q	LIMITS
17060-07-0	1,2-Dichloroethane-d4 (Surr)	93		70-130
460-00-4	Bromofluorobenzene	100		70-130
1868-53-7	Dibromofluoromethane (Surr)	104		70-130
2037-26-5	Toluene-d8 (Surr)	94		70-130

FORM I
GC/MS VOA ORGANICS ANALYSIS DATA SHEET
TENTATIVELY IDENTIFIED COMPOUNDS

Lab Name: TestAmerica Edison | Job No.: 460-111103-1

SDG No.:

Client Sample ID: PZ-522D | Lab Sample ID: 460-111103-40

Matrix: Water | Lab File ID: O08446.D

Analysis Method: 8260C | Date Collected: 03/22/2016 11:05

Sample wt/vol: 5(mL) | Date Analyzed: 04/03/2016 17:16

Soil Aliquot Vol: | Dilution Factor: 1

Soil Extract Vol.: | GC Column: DB-624 ID: 0.18(mm)

% Moisture: | Level: (low/med) Low

Analysis Batch No.: 360372 | Units: ug/L

Number TICs Found: 0 | TIC Result Total: 0

CAS NO.	COMPOUND NAME	RT	RESULT	Q
	Tentatively Identified Compound		None	

TestAmerica Edison
Target Compound Quantitation Report

Data File: \\ChromNA\Edison\ChromData\CVOAMS12\20160403-39359.b\O08446.D
Lims ID: 460-111103-B-40 Lab Sample ID: 460-111103-40
Client ID: PZ-522D
Sample Type: Client
Inject. Date: 03-Apr-2016 17:16:30 ALS Bottle#: 18 Worklist Smp#: 19
Purge Vol: 5.000 mL Dil. Factor: 1.0000
Sample Info: 460-111103-B-40
Misc. Info.: 460-0039359-019
Operator ID: Instrument ID: CVOAMS12

Method: \\ChromNA\Edison\ChromData\CVOAMS12\20160403-39359.b\8260W_12.m
Limit Group: VOA - 8260C Water and Solid
Last Update: 04-Apr-2016 19:01:08 Calib Date: 23-Mar-2016 23:57:30
Integrator: RTE ID Type: Deconvolution ID
Quant Method: Internal Standard Quant By: Initial Calibration
Last ICal File: \\ChromNA\Edison\ChromData\CVOAMS12\20160323-38887.b\O07968.D

Column 1 : DB-624 (0.18 mm) Det: MS SCAN
Process Host: XAWRK047

First Level Reviewer: boykink Date: 03-Apr-2016 22:23:31

Compound	Sig	RT (min.)	Exp RT (min.)	Dlt RT (min.)	Q	Response	OnCol Amt ug/l	Flags
* 30 TBA-d9 (IS)	65	2.236	2.236	0.000	99	277287	1000.0	
36 1,1-Dichloroethane	63	2.700	2.703	-0.003	25	1924	0.2855	
* 52 2-Butanone-d5	46	3.126	3.130	-0.004	0	348385	250.0	
45 Chloroform	83	3.441	3.437	0.004	97	14998	2.49	
$ 50 Dibromofluoromethane (Surr	113	3.572	3.575	-0.003	97	158256	52.1	
$ 60 1,2-Dichloroethane-d4 (Sur	65	3.878	3.879	-0.001	96	193168	46.5	
* 64 Fluorobenzene	96	4.212	4.212	0.000	98	635609	50.0	
68 Trichloroethene	95	4.586	4.586	0.000	96	6781	2.12	
* 74 1,4-Dioxane-d8	96	4.934	4.934	0.000	95	42890	1000.0	
$ 80 Toluene-d8 (Surr)	98	5.993	5.997	-0.004	99	548003	46.9	
84 Tetrachloroethene	166	6.782	6.783	0.000	1	546	0.1916	
* 94 Chlorobenzene-d5	117	7.943	7.943	0.000	87	399082	50.0	
$ 106 4-Bromofluorobenzene	174	9.776	9.776	0.000	92	169454	50.1	
* 122 1,4-Dichlorobenzene-d4	152	11.606	11.606	0.000	96	207711	50.0	

Reagents:

8260ISNEW_00064 Amount Added: 1.00 Units: uL Run Reagent
8260SURR250_00119 Amount Added: 1.00 Units: uL Run Reagent

Report Date: 04-Apr-2016 19:01:09 Chrom Revision: 2.2 04-Mar-2016 14:36:24

TestAmerica Edison

Data File: \\ChromNA\Edison\ChromData\CVOAMS12\20160403-39359.b\O08446.D

Injection Date:	03-Apr-2016 17:16:30	Instrument ID:	CVOAMS12	Operator ID:	
Lims ID:	460-111103-B-40	Lab Sample ID:	460-111103-40	Worklist Smp#:	19
Client ID:	PZ-522D				
Purge Vol:	5.000 mL	Dil. Factor:	1.0000	ALS Bottle#:	18
Method:	8260W_12	Limit Group:	VOA - 8260C Water and Solid		

Column: DB-624 (0.18 mm)

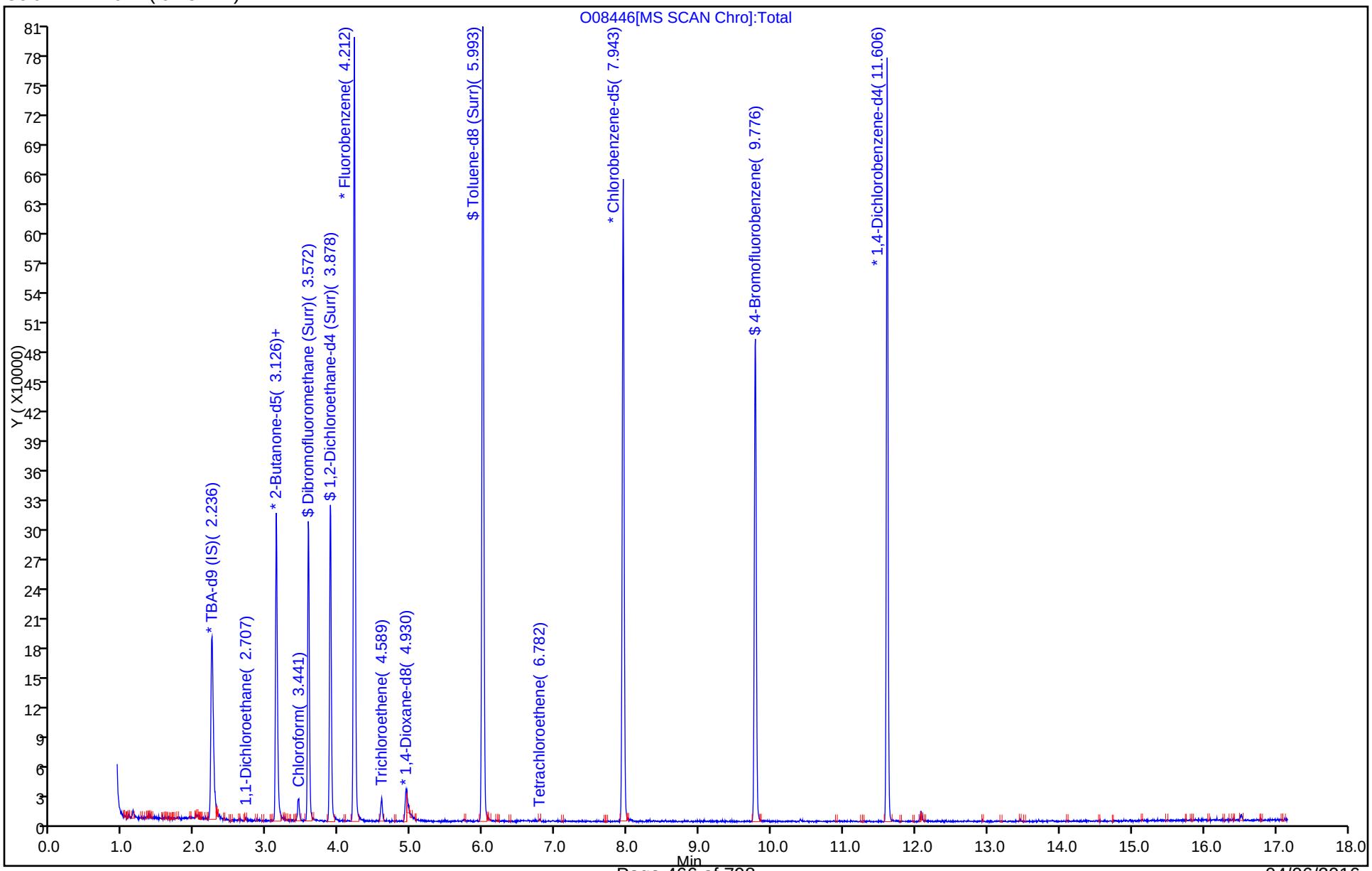

Data File: \\ChromNA\Edison\ChromData\CVOAMS12\20160403-39359.b\O08446.D
Injection Date: 03-Apr-2016 17:16:30 Instrument ID: CVOAMS12
Lims ID: 460-111103-B-40 Lab Sample ID: 460-111103-40
Client ID: PZ-522D
Operator ID: ALS Bottle#: 18 Worklist Smp#: 19
Purge Vol: 5.000 mL Dil. Factor: 1.0000
Method: 8260W_12 Limit Group: VOA - 8260C Water and Solid
Column: DB-624 (0.18 mm) Detector MS SCAN

36 1,1-Dichloroethane, CAS: 75-34-3

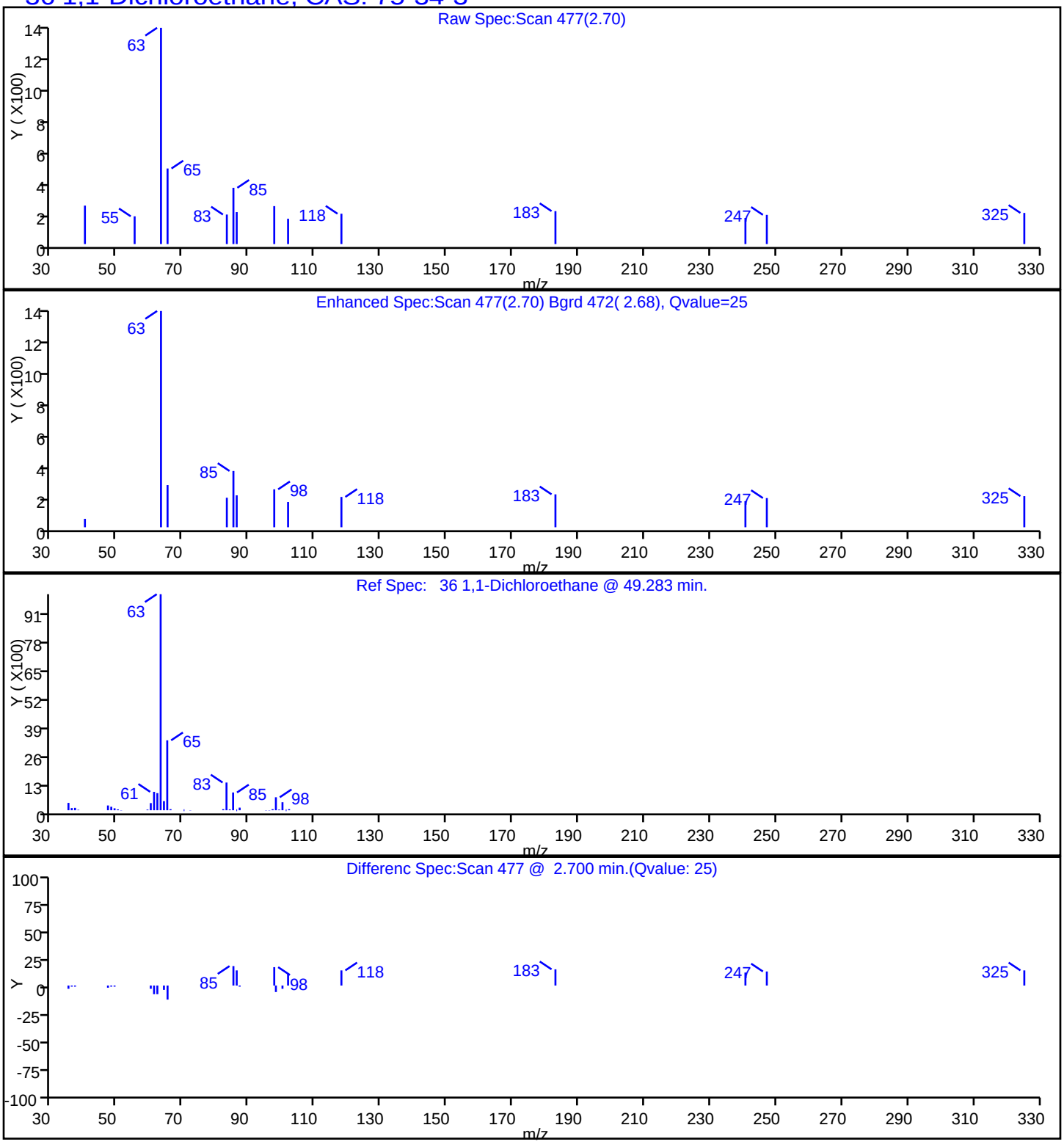

Data File: \\ChromNA\Edison\ChromData\CVOAMS12\20160403-39359.b\O08446.D
Injection Date: 03-Apr-2016 17:16:30 Instrument ID: CVOAMS12
Lims ID: 460-111103-B-40 Lab Sample ID: 460-111103-40
Client ID: PZ-522D
Operator ID: ALS Bottle#: 18 Worklist Smp#: 19
Purge Vol: 5.000 mL Dil. Factor: 1.0000
Method: 8260W_12 Limit Group: VOA - 8260C Water and Solid
Column: DB-624 (0.18 mm) Detector MS SCAN

45 Chloroform, CAS: 67-66-3

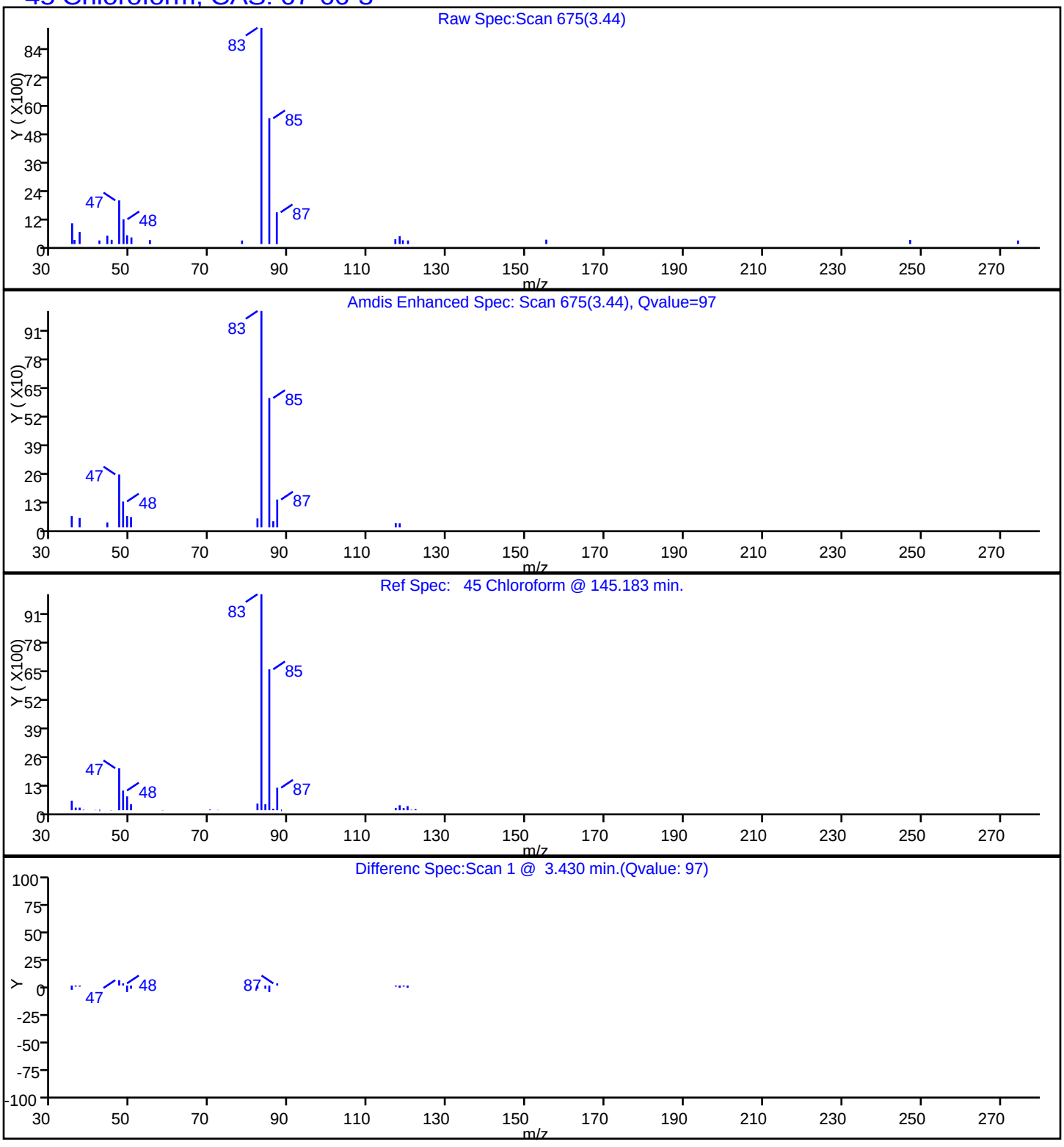

TestAmerica Edison

Data File: \\ChromNA\Edison\ChromData\CVOAMS12\20160403-39359.b\O08446.D

Injection Date:	03-Apr-2016 17:16:30	Instrument ID:	CVOAMS12
Lims ID:	460-111103-B-40	Lab Sample ID:	460-111103-40
Client ID:	PZ-522D		
Operator ID:		ALS Bottle#:	18 Worklist Smp#: 19
Purge Vol:	5.000 mL	Dil. Factor:	1.0000
Method:	8260W_12	Limit Group:	VOA - 8260C Water and Solid
Column:	DB-624 (0.18 mm)	Detector	MS SCAN

84 Tetrachloroethene, CAS: 127-18-4

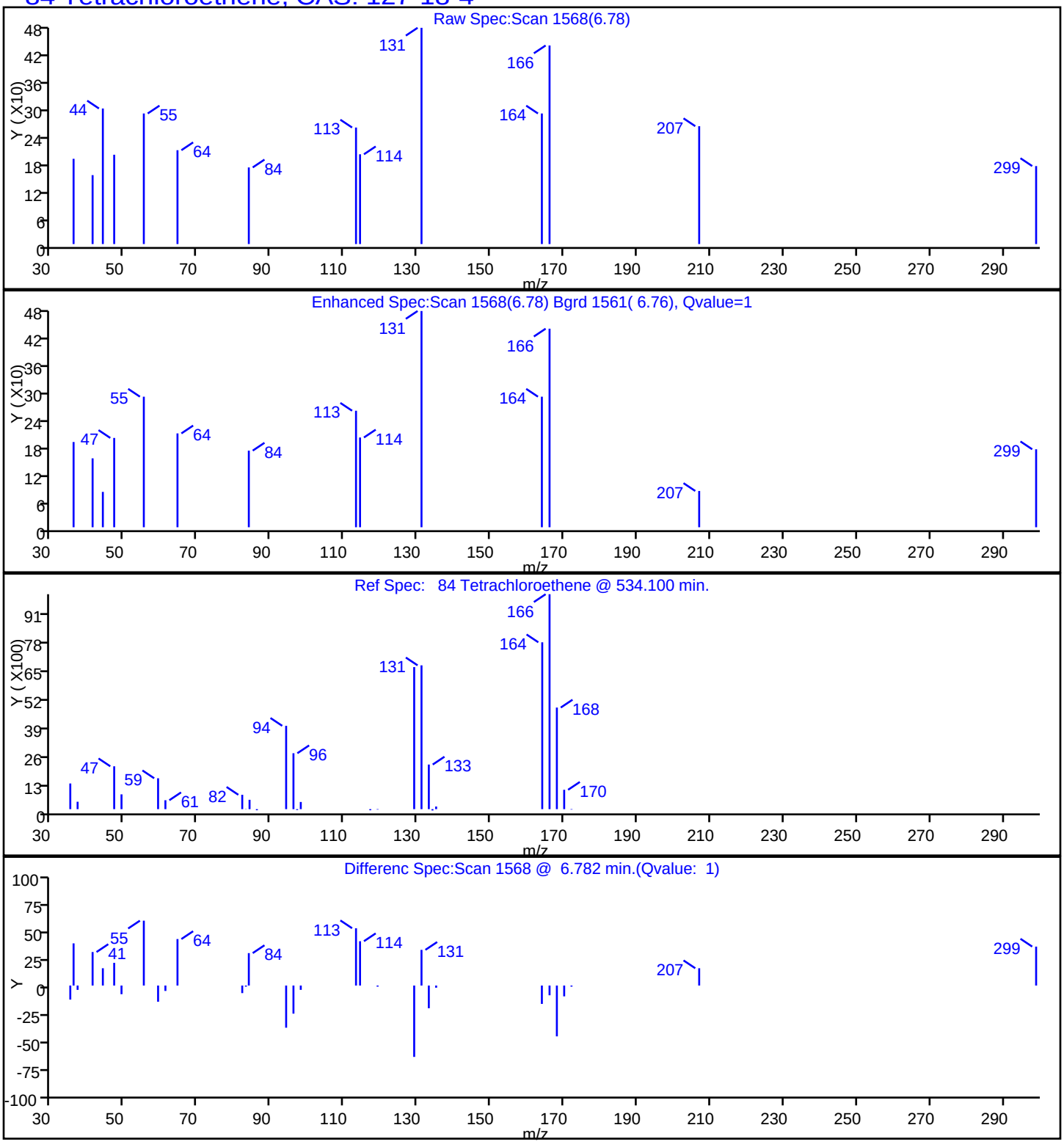

TestAmerica Edison

Data File: \\ChromNA\Edison\ChromData\CVOAMS12\20160403-39359.b\O08446.D

Injection Date:	03-Apr-2016 17:16:30	Instrument ID:	CVOAMS12
Lims ID:	460-111103-B-40	Lab Sample ID:	460-111103-40
Client ID:	PZ-522D		
Operator ID:		ALS Bottle#:	18 Worklist Smp#: 19
Purge Vol:	5.000 mL	Dil. Factor:	1.0000
Method:	8260W_12	Limit Group:	VOA - 8260C Water and Solid
Column:	DB-624 (0.18 mm)	Detector	MS SCAN

68 Trichloroethene, CAS: 79-01-6

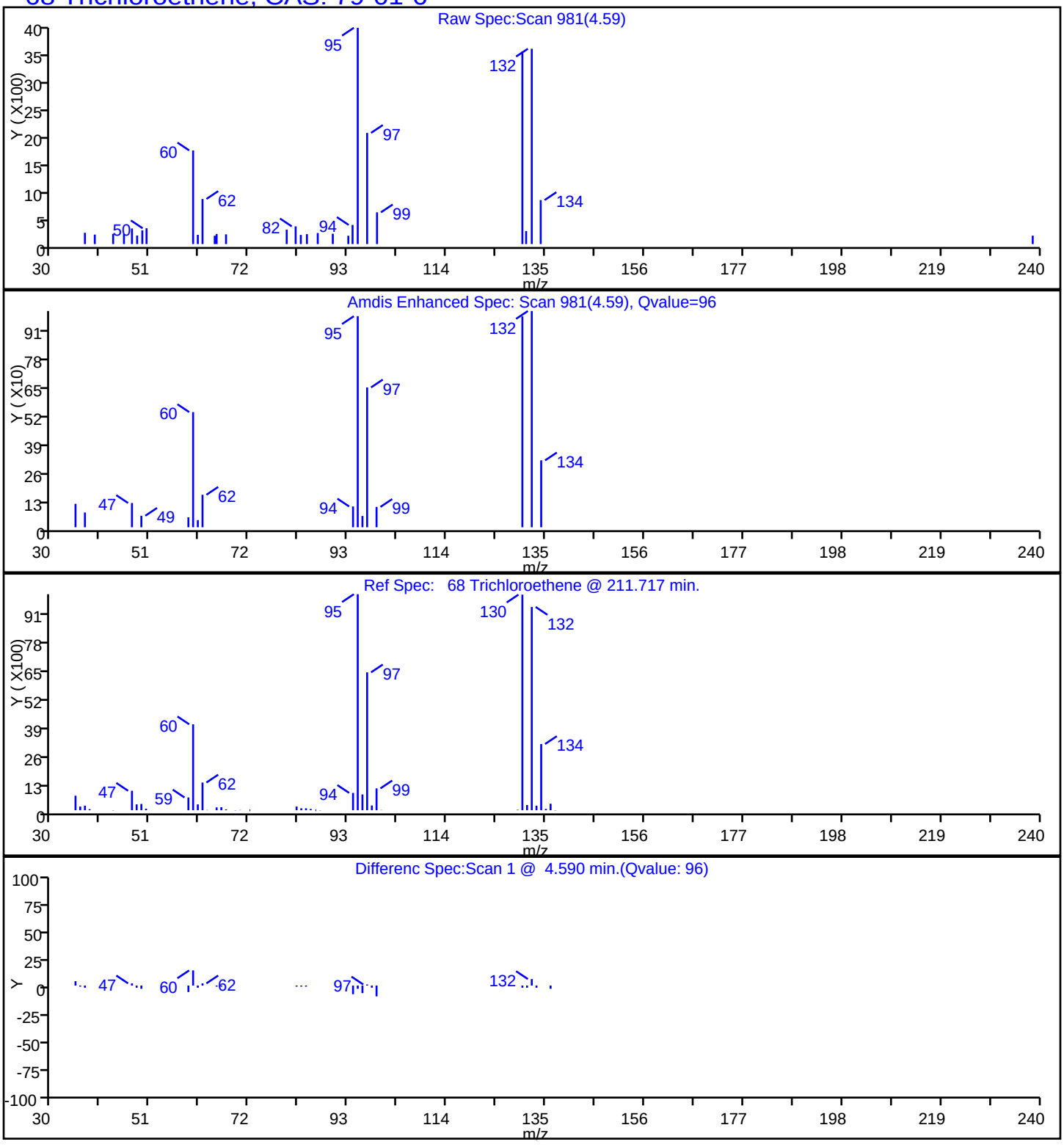

FORM I
GC/MS VOA ORGANICS ANALYSIS DATA SHEET

Lab Name: TestAmerica Edison | Job No.: 460-111103-1

SDG No.:

Client Sample ID: PZ-524S | Lab Sample ID: 460-111103-41

Matrix: Water | Lab File ID: O08447.D

Analysis Method: 8260C | Date Collected: 03/22/2016 12:25

Sample wt/vol: 5(mL) | Date Analyzed: 04/03/2016 17:43

Soil Aliquot Vol: | Dilution Factor: 1

Soil Extract Vol.: | GC Column: DB-624 ID: 0.18(mm)

% Moisture: | Level: (low/med) Low

Analysis Batch No.: 360372 | Units: ug/L

CAS NO.	COMPOUND NAME	RESULT	Q	RL	MDL
71-55-6	1,1,1-Trichloroethane	0.28	U	1.0	0.28
79-34-5	1,1,2,2-Tetrachloroethane	0.19	U	1.0	0.19
79-00-5	1,1,2-Trichloroethane	0.080	U	1.0	0.080
75-34-3	1,1-Dichloroethane	0.24	U	1.0	0.24
75-35-4	1,1-Dichloroethene	0.34	U	1.0	0.34
87-61-6	1,2,3-Trichlorobenzene	0.35	U	1.0	0.35
120-82-1	1,2,4-Trichlorobenzene	0.27	U	1.0	0.27
96-12-8	1,2-Dibromo-3-Chloropropane	0.23	U	1.0	0.23
106-93-4	1,2-Dibromoethane	0.19	U	1.0	0.19
95-50-1	1,2-Dichlorobenzene	0.22	U	1.0	0.22
107-06-2	1,2-Dichloroethane	0.25	U	1.0	0.25
78-87-5	1,2-Dichloropropane	0.18	U	1.0	0.18
541-73-1	1,3-Dichlorobenzene	0.33	U	1.0	0.33
106-46-7	1,4-Dichlorobenzene	0.33	U	1.0	0.33
123-91-1	1,4-Dioxane	8.7	U	50	8.7
78-93-3	2-Butanone	2.2	U	5.0	2.2
591-78-6	2-Hexanone	0.72	U	5.0	0.72
108-10-1	4-Methyl-2-pentanone	0.63	U	5.0	0.63
67-64-1	Acetone	1.1	U	5.0	1.1
71-43-2	Benzene	0.090	U	1.0	0.090
74-97-5	Bromochloromethane	0.30	U	1.0	0.30
75-27-4	Bromodichloromethane	0.15	U	1.0	0.15
75-25-2	Bromoform	0.18	U	1.0	0.18
74-83-9	Bromomethane	0.18	U	1.0	0.18
75-15-0	Carbon disulfide	0.22	U	1.0	0.22
56-23-5	Carbon tetrachloride	0.33	U	1.0	0.33
108-90-7	Chlorobenzene	0.24	U	1.0	0.24
75-00-3	Chloroethane	0.37	U	1.0	0.37
67-66-3	Chloroform	5.8		1.0	0.22
74-87-3	Chloromethane	0.22	U	1.0	0.22
156-59-2	cis-1,2-Dichloroethene	0.26	U	1.0	0.26
10061-01-5	cis-1,3-Dichloropropene	0.16	U	1.0	0.16
110-82-7	Cyclohexane	0.26	U	1.0	0.26
124-48-1	Dibromochloromethane	0.22	U	1.0	0.22
75-71-8	Dichlorodifluoromethane	0.14	U	1.0	0.14
100-41-4	Ethylbenzene	0.30	U	1.0	0.30

FORM I
GC/MS VOA ORGANICS ANALYSIS DATA SHEET

Lab Name: TestAmerica Edison | Job No.: 460-111103-1

SDG No.:

Client Sample ID: PZ-524S | Lab Sample ID: 460-111103-41

Matrix: Water | Lab File ID: O08447.D

Analysis Method: 8260C | Date Collected: 03/22/2016 12:25

Sample wt/vol: 5(mL) | Date Analyzed: 04/03/2016 17:43

Soil Aliquot Vol: | Dilution Factor: 1

Soil Extract Vol.: | GC Column: DB-624 ID: 0.18(mm)

% Moisture: | Level: (low/med) Low

Analysis Batch No.: 360372 | Units: ug/L

CAS NO.	COMPOUND NAME	RESULT	Q	RL	MDL
76-13-1	Freon TF	0.34	U	1.0	0.34
98-82-8	Isopropylbenzene	0.32	U	1.0	0.32
179601-23-1	m&p-Xylene	0.28	U	1.0	0.28
79-20-9	Methyl acetate	0.58	U	5.0	0.58
108-87-2	Methylcyclohexane	0.22	U	1.0	0.22
75-09-2	Methylene Chloride	0.21	U	1.0	0.21
1634-04-4	MTBE	0.13	U	1.0	0.13
95-47-6	o-Xylene	0.32	U	1.0	0.32
100-42-5	Styrene	0.17	U	1.0	0.17
127-18-4	Tetrachloroethene	0.12	U	1.0	0.12
108-88-3	Toluene	0.25	U	1.0	0.25
156-60-5	trans-1,2-Dichloroethene	0.18	U	1.0	0.18
10061-02-6	trans-1,3-Dichloropropene	0.19	U	1.0	0.19
79-01-6	Trichloroethene	0.22	U	1.0	0.22
75-69-4	Trichlorofluoromethane	0.15	U	1.0	0.15
75-01-4	Vinyl chloride	0.060	U	1.0	0.060

CAS NO.	SURROGATE	%REC	Q	LIMITS
17060-07-0	1,2-Dichloroethane-d4 (Surr)	97		70-130
460-00-4	Bromofluorobenzene	109		70-130
1868-53-7	Dibromofluoromethane (Surr)	110		70-130
2037-26-5	Toluene-d8 (Surr)	94		70-130

FORM I
GC/MS VOA ORGANICS ANALYSIS DATA SHEET
TENTATIVELY IDENTIFIED COMPOUNDS

Lab Name: TestAmerica Edison | Job No.: 460-111103-1

SDG No.:

Client Sample ID: PZ-524S | Lab Sample ID: 460-111103-41

Matrix: Water | Lab File ID: O08447.D

Analysis Method: 8260C | Date Collected: 03/22/2016 12:25

Sample wt/vol: 5(mL) | Date Analyzed: 04/03/2016 17:43

Soil Aliquot Vol: | Dilution Factor: 1

Soil Extract Vol.: | GC Column: DB-624 ID: 0.18(mm)

% Moisture: | Level: (low/med) Low

Analysis Batch No.: 360372 | Units: ug/L

Number TICs Found: 0 | TIC Result Total: 0

CAS NO.	COMPOUND NAME	RT	RESULT	Q
	Tentatively Identified Compound		None	

TestAmerica Edison
Target Compound Quantitation Report

Data File: \\ChromNA\Edison\ChromData\CVOAMS12\20160403-39359.b\O08447.D
Lims ID: 460-111103-B-41 Lab Sample ID: 460-111103-41
Client ID: PZ-524S
Sample Type: Client
Inject. Date: 03-Apr-2016 17:43:30 ALS Bottle#: 19 Worklist Smp#: 20
Purge Vol: 5.000 mL Dil. Factor: 1.0000
Sample Info: 460-111103-B-41
Misc. Info.: 460-0039359-020
Operator ID: Instrument ID: CVOAMS12

Method: \\ChromNA\Edison\ChromData\CVOAMS12\20160403-39359.b\8260W_12.m
Limit Group: VOA - 8260C Water and Solid
Last Update: 03-Apr-2016 22:23:47 Calib Date: 23-Mar-2016 23:57:30
Integrator: RTE ID Type: Deconvolution ID
Quant Method: Internal Standard Quant By: Initial Calibration
Last ICal File: \\ChromNA\Edison\ChromData\CVOAMS12\20160323-38887.b\O07968.D

Column 1 : DB-624 (0.18 mm) Det: MS SCAN
Process Host: XAWRK014

First Level Reviewer: boykink Date: 03-Apr-2016 22:23:47

Compound	Sig	RT (min.)	Exp RT (min.)	Dlt RT (min.)	Q	Response	OnCol Amt ug/l	Flags
* 30 TBA-d9 (IS)	65	2.236	2.236	0.000	99	249863	1000.0	
* 52 2-Butanone-d5	46	3.126	3.130	-0.004	0	326439	250.0	
45 Chloroform	83	3.433	3.437	-0.004	98	33912	5.79	
$ 50 Dibromofluoromethane (Surr	113	3.572	3.575	-0.003	98	161921	55.0	
$ 60 1,2-Dichloroethane-d4 (Sur	65	3.879	3.879	0.000	96	195727	48.6	
* 64 Fluorobenzene	96	4.212	4.212	0.000	98	616547	50.0	
* 74 1,4-Dioxane-d8	96	4.934	4.934	0.000	96	42102	1000.0	
$ 80 Toluene-d8 (Surr)	98	5.993	5.997	-0.004	99	521347	46.8	
* 94 Chlorobenzene-d5	117	7.943	7.943	0.000	87	380449	50.0	
$ 106 4-Bromofluorobenzene	174	9.780	9.776	0.004	94	175899	54.5	
* 122 1,4-Dichlorobenzene-d4	152	11.606	11.606	0.000	96	203710	50.0	

Reagents:

8260ISNEW_00064 Amount Added: 1.00 Units: uL Run Reagent
8260SURR250_00119 Amount Added: 1.00 Units: uL Run Reagent

Report Date: 03-Apr-2016 22:23:47 Chrom Revision: 2.2 04-Mar-2016 14:36:24

TestAmerica Edison

Data File: \\ChromNA\Edison\ChromData\CVOAMS12\20160403-39359.b\O08447.D

Injection Date:	03-Apr-2016 17:43:30	Instrument ID:	CVOAMS12	Operator ID:	
Lims ID:	460-111103-B-41	Lab Sample ID:	460-111103-41	Worklist Smp#:	20
Client ID:	PZ-524S				
Purge Vol:	5.000 mL	Dil. Factor:	1.0000	ALS Bottle#:	19
Method:	8260W_12	Limit Group:	VOA - 8260C Water and Solid		

Column: DB-624 (0.18 mm)

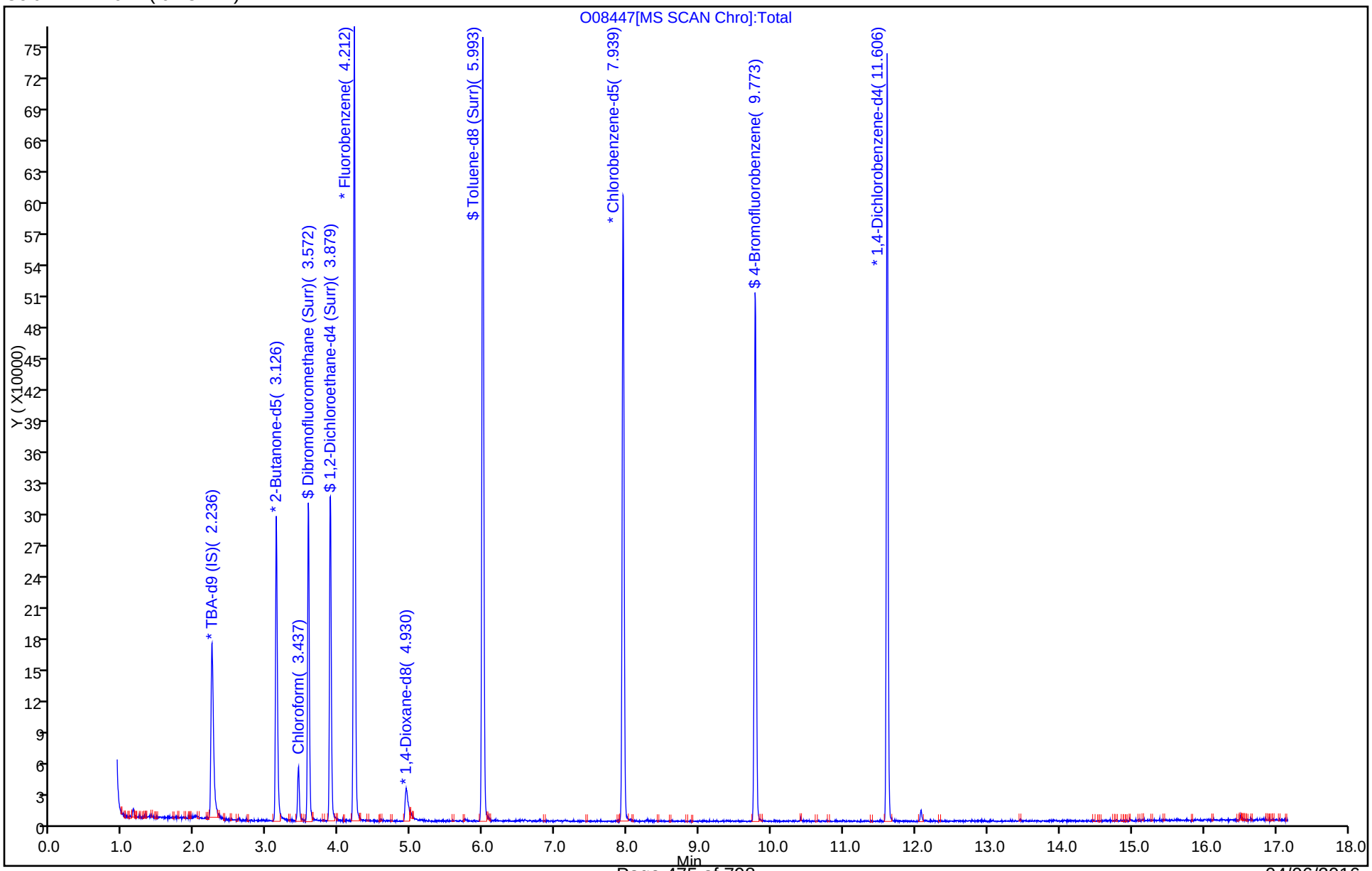

Data File: \\ChromNA\Edison\ChromData\CVOAMS12\20160403-39359.b\O08447.D

Injection Date:	03-Apr-2016 17:43:30	Instrument ID:	CVOAMS12
Lims ID:	460-111103-B-41	Lab Sample ID:	460-111103-41
Client ID:	PZ-524S		
Operator ID:		ALS Bottle#:	19 Worklist Smp#: 20
Purge Vol:	5.000 mL	Dil. Factor:	1.0000
Method:	8260W_12	Limit Group:	VOA - 8260C Water and Solid
Column:	DB-624 (0.18 mm)	Detector	MS SCAN

45 Chloroform, CAS: 67-66-3

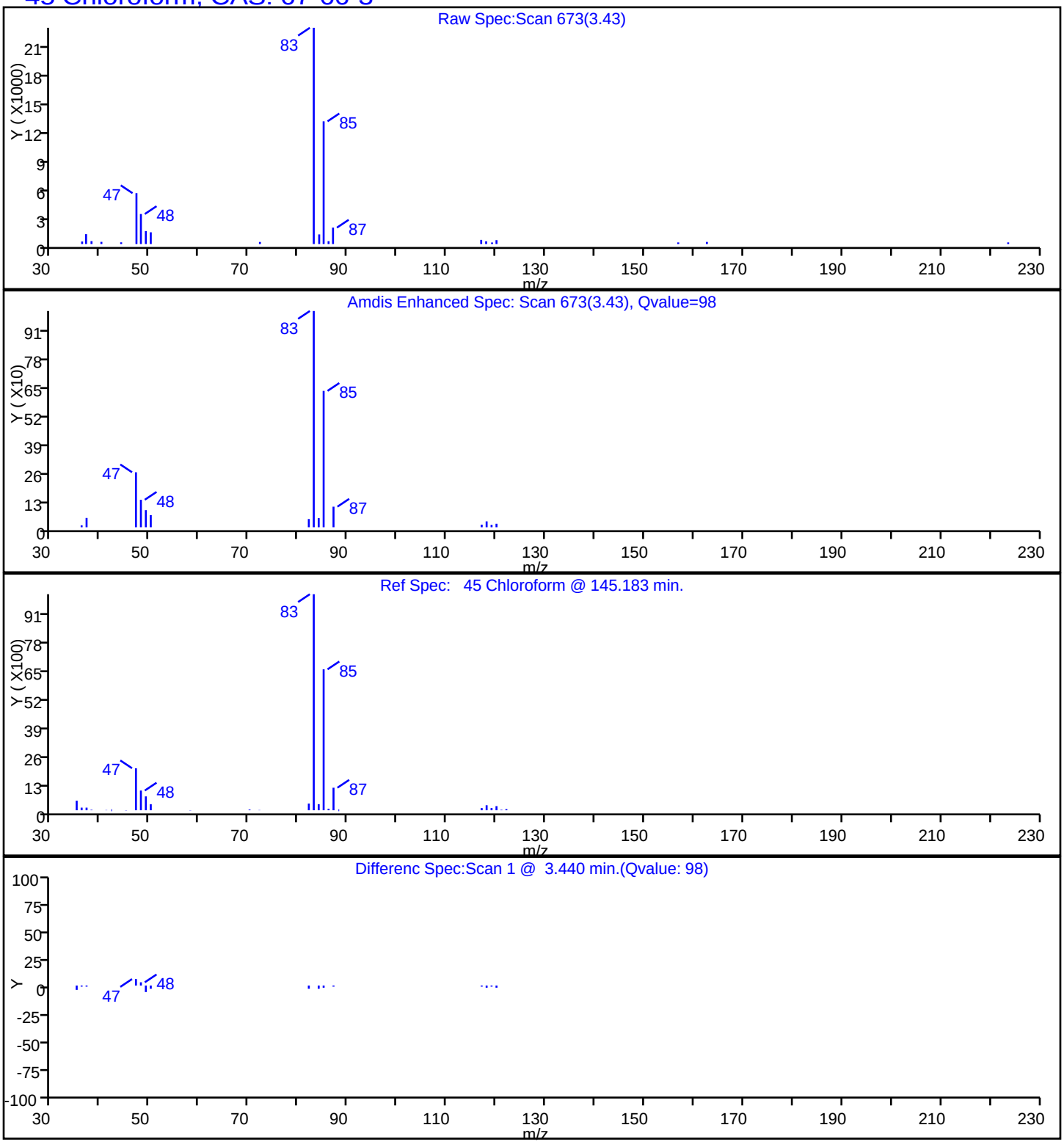

FORM I
GC/MS VOA ORGANICS ANALYSIS DATA SHEET

Lab Name: TestAmerica Edison | Job No.: 460-111103-1

SDG No.:

Client Sample ID: PZ-524I | Lab Sample ID: 460-111103-42

Matrix: Water | Lab File ID: O08448.D

Analysis Method: 8260C | Date Collected: 03/22/2016 12:30

Sample wt/vol: 5(mL) | Date Analyzed: 04/03/2016 18:11

Soil Aliquot Vol: | Dilution Factor: 1

Soil Extract Vol.: | GC Column: DB-624 ID: 0.18(mm)

% Moisture: | Level: (low/med) Low

Analysis Batch No.: 360372 | Units: ug/L

CAS NO.	COMPOUND NAME	RESULT	Q	RL	MDL
71-55-6	1,1,1-Trichloroethane	0.28	U	1.0	0.28
79-34-5	1,1,2,2-Tetrachloroethane	0.19	U	1.0	0.19
79-00-5	1,1,2-Trichloroethane	0.080	U	1.0	0.080
75-34-3	1,1-Dichloroethane	0.28	J	1.0	0.24
75-35-4	1,1-Dichloroethene	0.34	U	1.0	0.34
87-61-6	1,2,3-Trichlorobenzene	0.35	U	1.0	0.35
120-82-1	1,2,4-Trichlorobenzene	0.27	U	1.0	0.27
96-12-8	1,2-Dibromo-3-Chloropropane	0.23	U	1.0	0.23
106-93-4	1,2-Dibromoethane	0.19	U	1.0	0.19
95-50-1	1,2-Dichlorobenzene	0.22	U	1.0	0.22
107-06-2	1,2-Dichloroethane	0.25	U	1.0	0.25
78-87-5	1,2-Dichloropropane	0.18	U	1.0	0.18
541-73-1	1,3-Dichlorobenzene	0.33	U	1.0	0.33
106-46-7	1,4-Dichlorobenzene	0.33	U	1.0	0.33
123-91-1	1,4-Dioxane	8.7	U	50	8.7
78-93-3	2-Butanone	2.2	U	5.0	2.2
591-78-6	2-Hexanone	0.72	U	5.0	0.72
108-10-1	4-Methyl-2-pentanone	0.63	U	5.0	0.63
67-64-1	Acetone	1.1	U	5.0	1.1
71-43-2	Benzene	0.090	U	1.0	0.090
74-97-5	Bromochloromethane	0.30	U	1.0	0.30
75-27-4	Bromodichloromethane	0.15	U	1.0	0.15
75-25-2	Bromoform	0.18	U	1.0	0.18
74-83-9	Bromomethane	0.18	U	1.0	0.18
75-15-0	Carbon disulfide	0.22	U	1.0	0.22
56-23-5	Carbon tetrachloride	0.33	U	1.0	0.33
108-90-7	Chlorobenzene	0.24	U	1.0	0.24
75-00-3	Chloroethane	0.37	U	1.0	0.37
67-66-3	Chloroform	2.1		1.0	0.22
74-87-3	Chloromethane	0.22	U	1.0	0.22
156-59-2	cis-1,2-Dichloroethene	1.8		1.0	0.26
10061-01-5	cis-1,3-Dichloropropene	0.16	U	1.0	0.16
110-82-7	Cyclohexane	0.26	U	1.0	0.26
124-48-1	Dibromochloromethane	0.22	U	1.0	0.22
75-71-8	Dichlorodifluoromethane	0.14	U	1.0	0.14
100-41-4	Ethylbenzene	0.30	U	1.0	0.30

FORM I
GC/MS VOA ORGANICS ANALYSIS DATA SHEET

Lab Name: TestAmerica Edison | Job No.: 460-111103-1

SDG No.:

Client Sample ID: PZ-524I | Lab Sample ID: 460-111103-42

Matrix: Water | Lab File ID: O08448.D

Analysis Method: 8260C | Date Collected: 03/22/2016 12:30

Sample wt/vol: 5(mL) | Date Analyzed: 04/03/2016 18:11

Soil Aliquot Vol: | Dilution Factor: 1

Soil Extract Vol.: | GC Column: DB-624 ID: 0.18(mm)

% Moisture: | Level: (low/med) Low

Analysis Batch No.: 360372 | Units: ug/L

CAS NO.	COMPOUND NAME	RESULT	Q	RL	MDL
76-13-1	Freon TF	0.34	U	1.0	0.34
98-82-8	Isopropylbenzene	0.32	U	1.0	0.32
179601-23-1	m&p-Xylene	0.28	U	1.0	0.28
79-20-9	Methyl acetate	0.58	U	5.0	0.58
108-87-2	Methylcyclohexane	0.22	U	1.0	0.22
75-09-2	Methylene Chloride	0.21	U	1.0	0.21
1634-04-4	MTBE	0.13	U	1.0	0.13
95-47-6	o-Xylene	0.32	U	1.0	0.32
100-42-5	Styrene	0.17	U	1.0	0.17
127-18-4	Tetrachloroethene	98		1.0	0.12
108-88-3	Toluene	0.25	U	1.0	0.25
156-60-5	trans-1,2-Dichloroethene	0.18	U	1.0	0.18
10061-02-6	trans-1,3-Dichloropropene	0.19	U	1.0	0.19
79-01-6	Trichloroethene	2.4		1.0	0.22
75-69-4	Trichlorofluoromethane	0.15	U	1.0	0.15
75-01-4	Vinyl chloride	0.060	U	1.0	0.060

CAS NO.	SURROGATE	%REC	Q	LIMITS
17060-07-0	1,2-Dichloroethane-d4 (Surr)	96		70-130
460-00-4	Bromofluorobenzene	103		70-130
1868-53-7	Dibromofluoromethane (Surr)	102		70-130
2037-26-5	Toluene-d8 (Surr)	93		70-130

FORM I
GC/MS VOA ORGANICS ANALYSIS DATA SHEET
TENTATIVELY IDENTIFIED COMPOUNDS

Lab Name: TestAmerica Edison | Job No.: 460-111103-1

SDG No.:

Client Sample ID: PZ-524I | Lab Sample ID: 460-111103-42

Matrix: Water | Lab File ID: O08448.D

Analysis Method: 8260C | Date Collected: 03/22/2016 12:30

Sample wt/vol: 5(mL) | Date Analyzed: 04/03/2016 18:11

Soil Aliquot Vol: | Dilution Factor: 1

Soil Extract Vol.: | GC Column: DB-624 ID: 0.18(mm)

% Moisture: | Level: (low/med) Low

Analysis Batch No.: 360372 | Units: ug/L

Number TICs Found: 0 | TIC Result Total: 0

CAS NO.	COMPOUND NAME	RT	RESULT	Q
	Tentatively Identified Compound		None	

TestAmerica Edison
Target Compound Quantitation Report

Data File: \\ChromNA\Edison\ChromData\CVOAMS12\20160403-39359.b\O08448.D
Lims ID: 460-111103-B-42 Lab Sample ID: 460-111103-42
Client ID: PZ-524I
Sample Type: Client
Inject. Date: 03-Apr-2016 18:11:30 ALS Bottle#: 20 Worklist Smp#: 21
Purge Vol: 5.000 mL Dil. Factor: 1.0000
Sample Info: 460-111103-B-42
Misc. Info.: 460-0039359-021
Operator ID: Instrument ID: CVOAMS12

Method: \\ChromNA\Edison\ChromData\CVOAMS12\20160403-39359.b\8260W_12.m
Limit Group: VOA - 8260C Water and Solid
Last Update: 04-Apr-2016 19:02:03 Calib Date: 23-Mar-2016 23:57:30
Integrator: RTE ID Type: Deconvolution ID
Quant Method: Internal Standard Quant By: Initial Calibration
Last ICal File: \\ChromNA\Edison\ChromData\CVOAMS12\20160323-38887.b\O07968.D

Column 1 : DB-624 (0.18 mm) Det: MS SCAN
Process Host: XAWRK047

First Level Reviewer: boykink Date: 03-Apr-2016 22:24:05

Compound	Sig	RT (min.)	Exp RT (min.)	Dlt RT (min.)	Q	Response	OnCol Amt ug/l	Flags
* 30 TBA-d9 (IS)	65	2.236	2.236	0.000	98	287488	1000.0	
36 1,1-Dichloroethane	63	2.703	2.703	0.000	24	1909	0.2798	
* 52 2-Butanone-d5	46	3.126	3.130	-0.004	0	381853	250.0	
41 cis-1,2-Dichloroethene	96	3.164	3.160	0.004	96	7130	1.78	
45 Chloroform	83	3.437	3.437	0.000	97	13125	2.15	
$ 50 Dibromofluoromethane (Surr	113	3.572	3.575	-0.003	97	156804	51.0	
$ 60 1,2-Dichloroethane-d4 (Sur	65	3.875	3.879	-0.004	96	201901	48.1	
* 64 Fluorobenzene	96	4.212	4.212	0.000	98	643383	50.0	
68 Trichloroethene	95	4.586	4.586	0.000	93	7802	2.40	
* 74 1,4-Dioxane-d8	96	4.923	4.934	-0.011	97	45478	1000.0	
$ 80 Toluene-d8 (Surr)	98	5.993	5.997	-0.004	99	549413	46.7	
84 Tetrachloroethene	166	6.782	6.783	0.000	98	281431	98.0	
* 94 Chlorobenzene-d5	117	7.943	7.943	0.000	87	402200	50.0	
$ 106 4-Bromofluorobenzene	174	9.776	9.776	0.000	92	176115	51.6	
* 122 1,4-Dichlorobenzene-d4	152	11.606	11.606	0.000	96	211092	50.0	

Reagents:

8260ISNEW_00064 Amount Added: 1.00 Units: uL Run Reagent
8260SURR250_00119 Amount Added: 1.00 Units: uL Run Reagent

Report Date: 04-Apr-2016 19:02:06 Chrom Revision: 2.2 04-Mar-2016 14:36:24

TestAmerica Edison

Data File: \\ChromNA\Edison\ChromData\CVOAMS12\20160403-39359.b\O08448.D

Injection Date:	03-Apr-2016 18:11:30	Instrument ID:	CVOAMS12	Operator ID:	
Lims ID:	460-111103-B-42	Lab Sample ID:	460-111103-42	Worklist Smp#:	21
Client ID:	PZ-524I				
Purge Vol:	5.000 mL	Dil. Factor:	1.0000	ALS Bottle#:	20
Method:	8260W_12	Limit Group:	VOA - 8260C Water and Solid		

Column: DB-624 (0.18 mm)

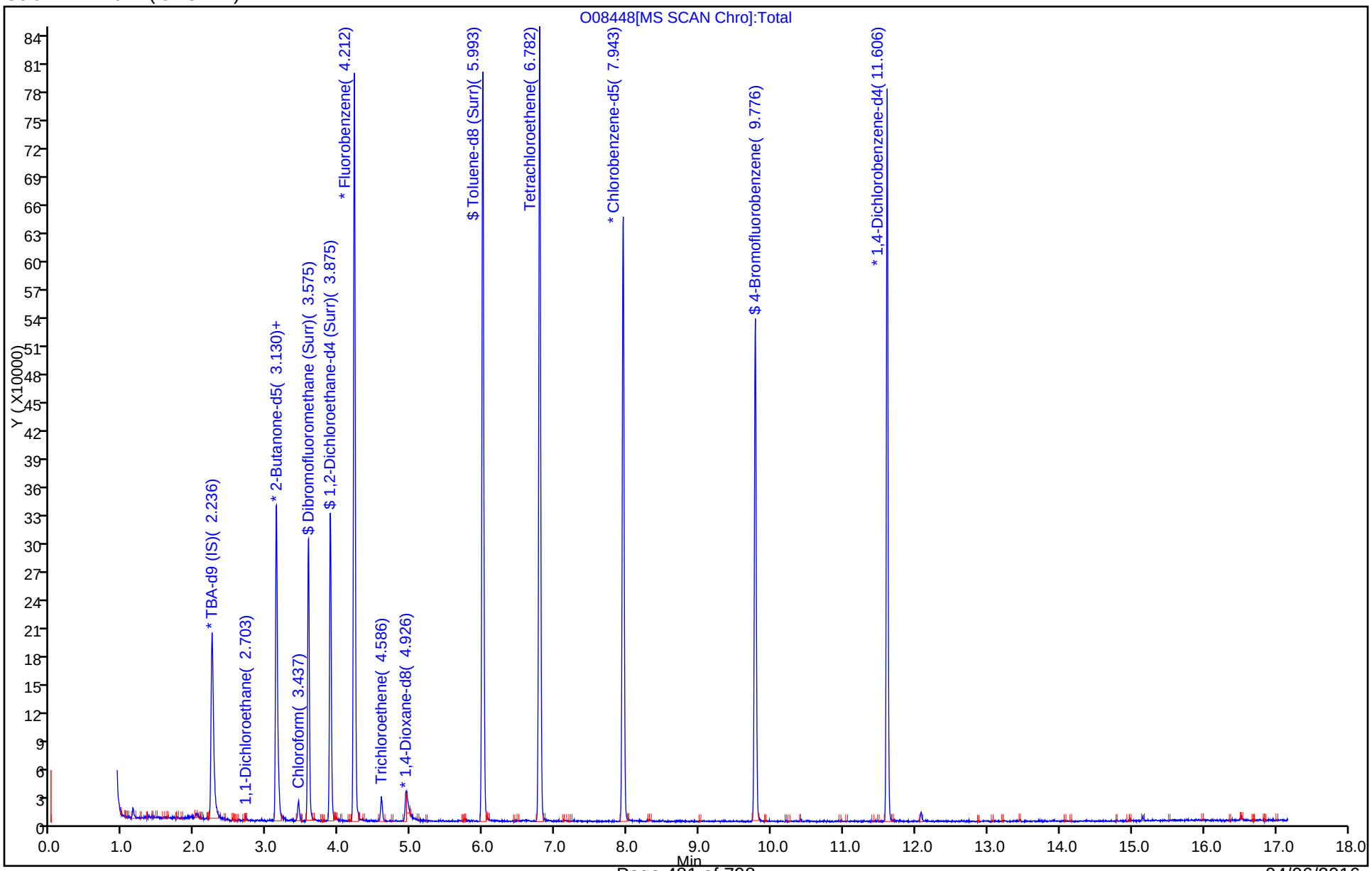

Data File: \\ChromNA\Edison\ChromData\CVOAMS12\20160403-39359.b\O08448.D
Injection Date: 03-Apr-2016 18:11:30 Instrument ID: CVOAMS12
Lims ID: 460-111103-B-42 Lab Sample ID: 460-111103-42
Client ID: PZ-524I
Operator ID: ALS Bottle#: 20 Worklist Smp#: 21
Purge Vol: 5.000 mL Dil. Factor: 1.0000
Method: 8260W_12 Limit Group: VOA - 8260C Water and Solid
Column: DB-624 (0.18 mm) Detector MS SCAN

36 1,1-Dichloroethane, CAS: 75-34-3

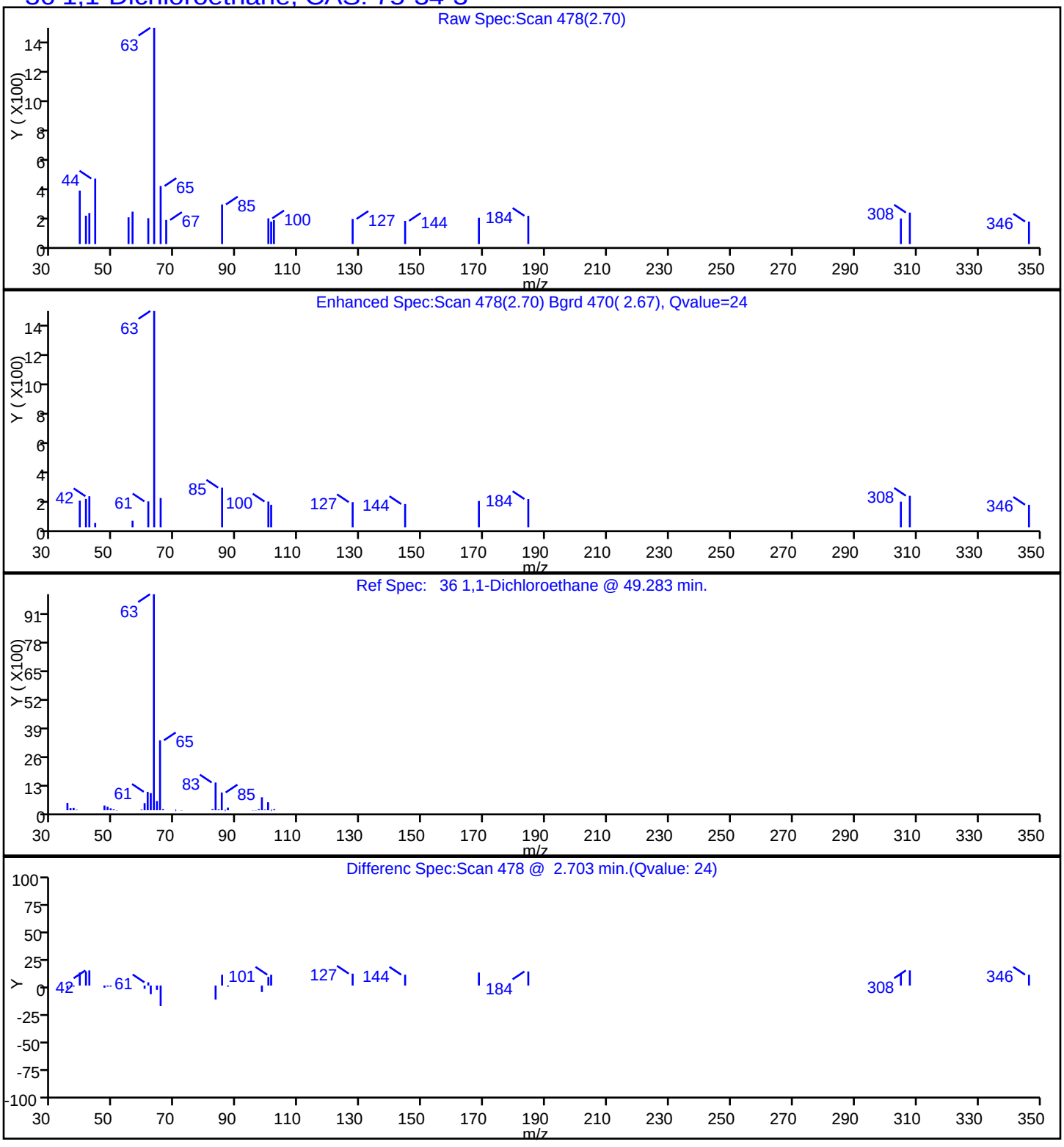

Data File: \\ChromNA\Edison\ChromData\CVOAMS12\20160403-39359.b\O08448.D
Injection Date: 03-Apr-2016 18:11:30 Instrument ID: CVOAMS12
Lims ID: 460-111103-B-42 Lab Sample ID: 460-111103-42
Client ID: PZ-524I
Operator ID: ALS Bottle#: 20 Worklist Smp#: 21
Purge Vol: 5.000 mL Dil. Factor: 1.0000
Method: 8260W_12 Limit Group: VOA - 8260C Water and Solid
Column: DB-624 (0.18 mm) Detector MS SCAN

45 Chloroform, CAS: 67-66-3

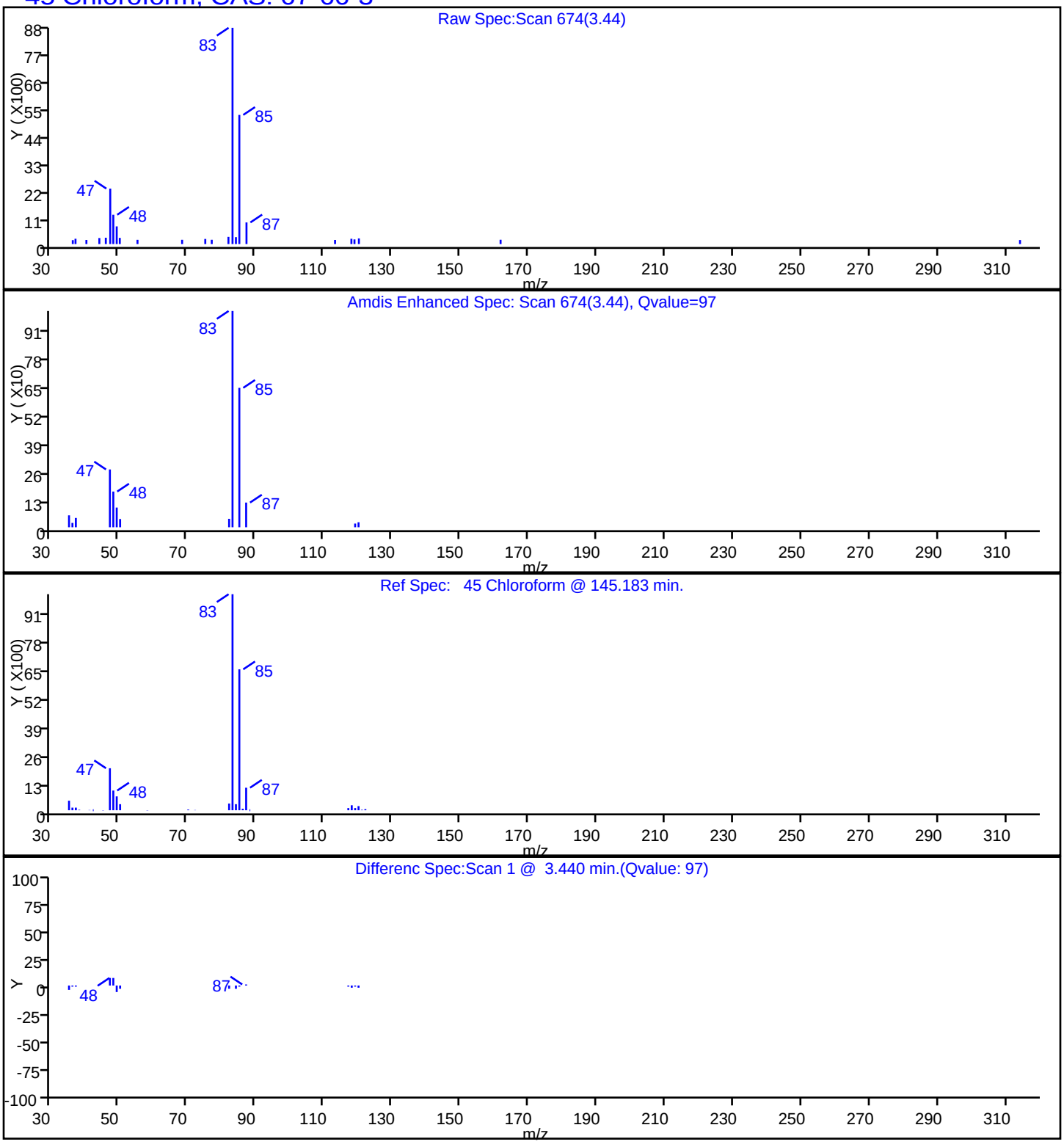

Report Date: 04-Apr-2016 19:02:06 Chrom Revision: 2.2 04-Mar-2016 14:36:24

TestAmerica Edison

Data File: \\ChromNA\Edison\ChromData\CVOAMS12\20160403-39359.b\O08448.D

Injection Date:	03-Apr-2016 18:11:30	Instrument ID:	CVOAMS12		
Lims ID:	460-111103-B-42	Lab Sample ID:	460-111103-42		
Client ID:	PZ-524I				
Operator ID:		ALS Bottle#:	20	Worklist Smp#:	21
Purge Vol:	5.000 mL	Dil. Factor:	1.0000		
Method:	8260W_12	Limit Group:	VOA - 8260C Water and Solid		
Column:	DB-624 (0.18 mm)	Detector	MS SCAN		

41 cis-1,2-Dichloroethene, CAS: 156-59-2

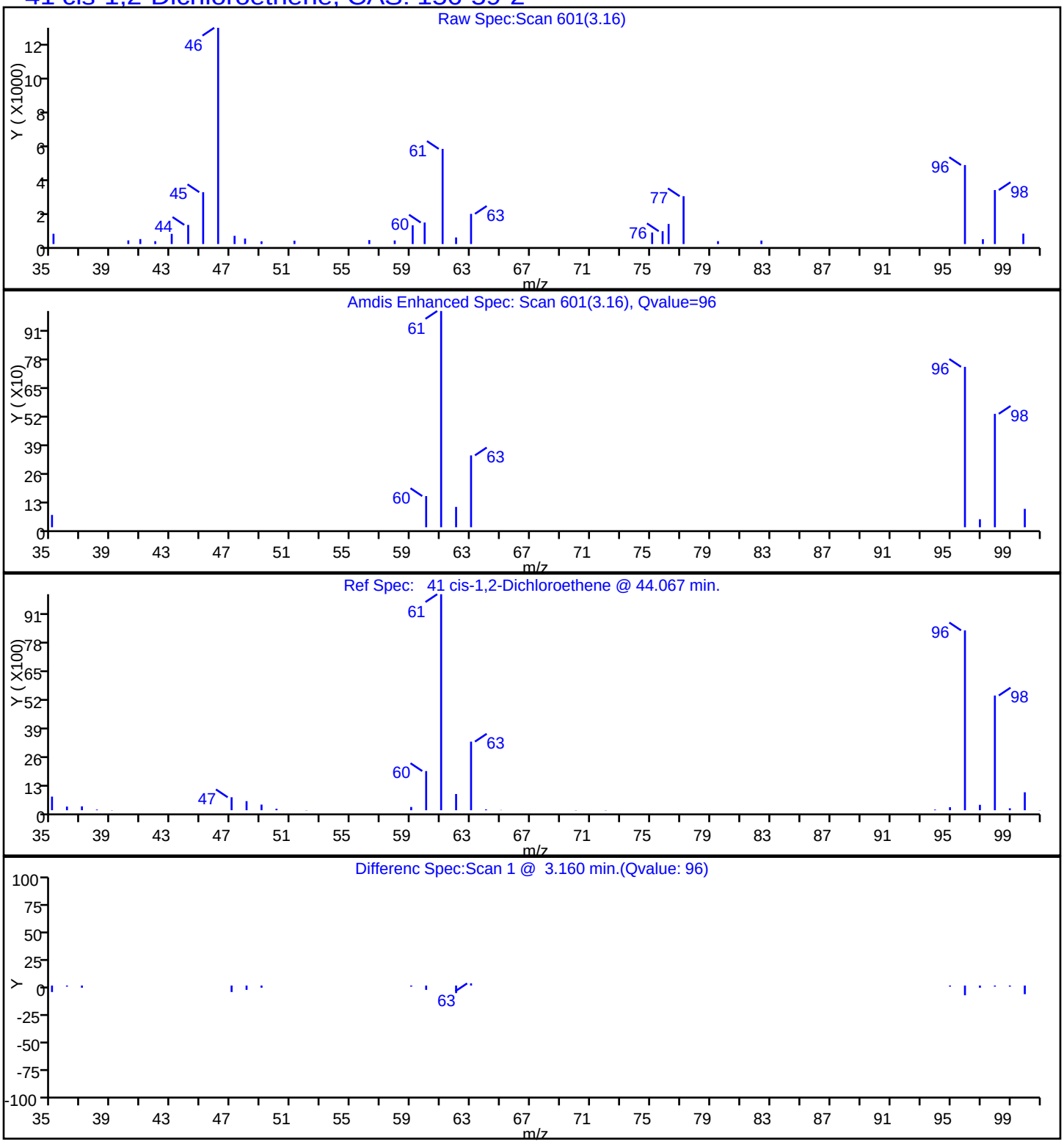

Data File: \\ChromNA\Edison\ChromData\CVOAMS12\20160403-39359.b\O08448.D

Injection Date:	03-Apr-2016 18:11:30	Instrument ID:	CVOAMS12
Lims ID:	460-111103-B-42	Lab Sample ID:	460-111103-42
Client ID:	PZ-524I		
Operator ID:		ALS Bottle#:	20 Worklist Smp#: 21
Purge Vol:	5.000 mL	Dil. Factor:	1.0000
Method:	8260W_12	Limit Group:	VOA - 8260C Water and Solid
Column:	DB-624 (0.18 mm)	Detector	MS SCAN

84 Tetrachloroethene, CAS: 127-18-4

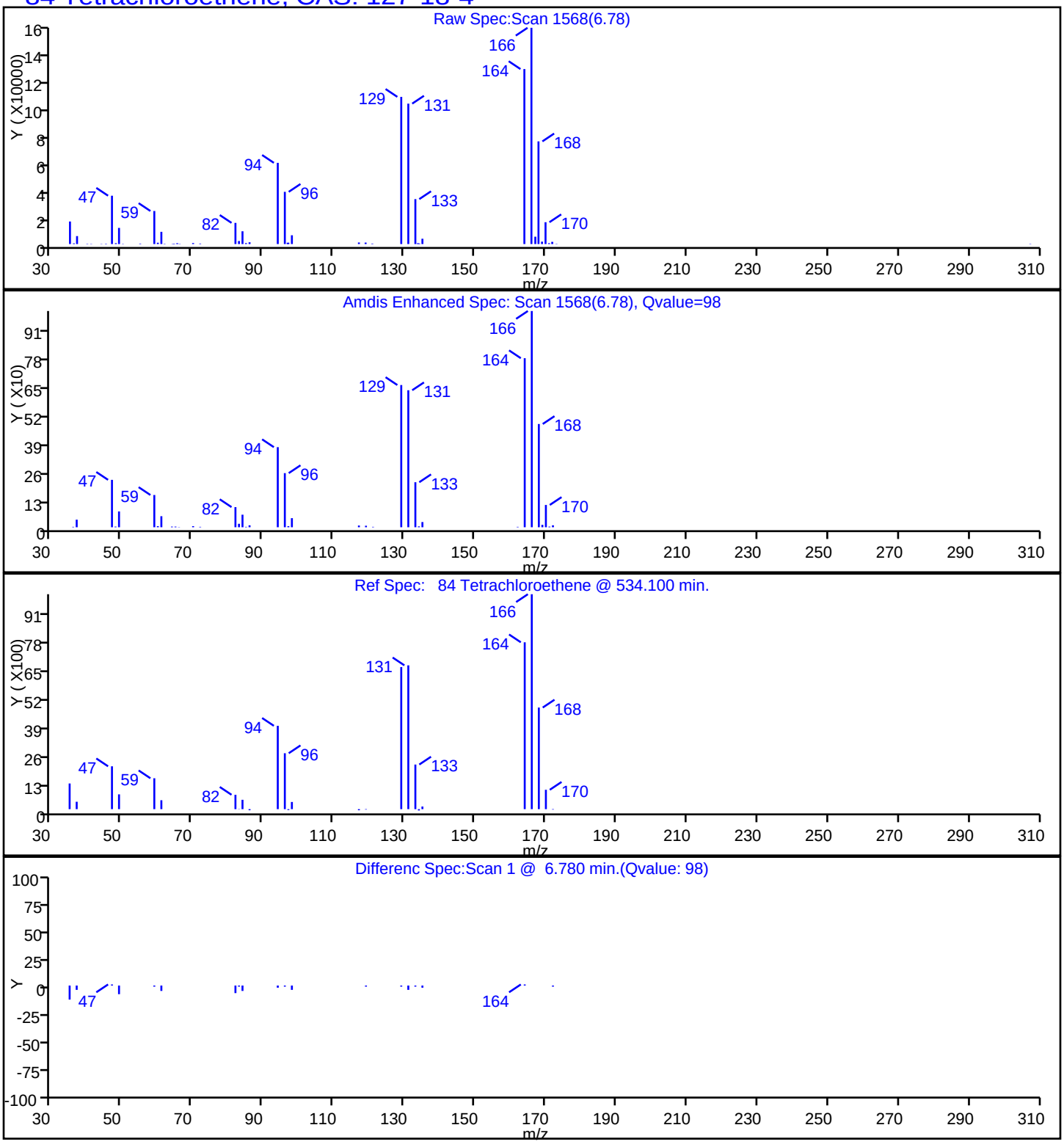

TestAmerica Edison

Data File: \\ChromNA\Edison\ChromData\CVOAMS12\20160403-39359.b\O08448.D

Injection Date:	03-Apr-2016 18:11:30	Instrument ID:	CVOAMS12
Lims ID:	460-111103-B-42	Lab Sample ID:	460-111103-42
Client ID:	PZ-524I		
Operator ID:		ALS Bottle#:	20 Worklist Smp#: 21
Purge Vol:	5.000 mL	Dil. Factor:	1.0000
Method:	8260W_12	Limit Group:	VOA - 8260C Water and Solid
Column:	DB-624 (0.18 mm)	Detector	MS SCAN

68 Trichloroethene, CAS: 79-01-6

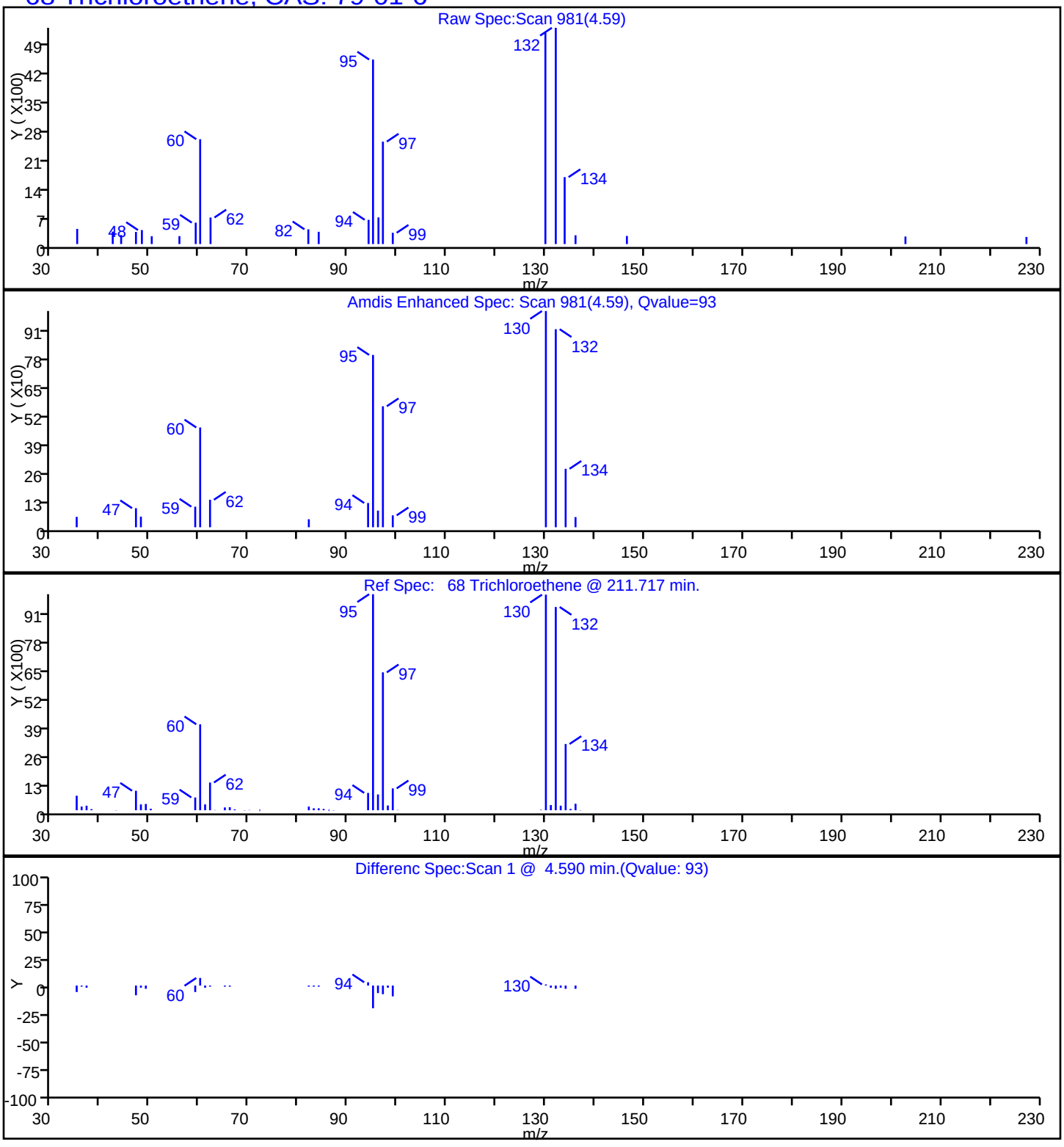

FORM I
GC/MS VOA ORGANICS ANALYSIS DATA SHEET

Lab Name: TestAmerica Edison | Job No.: 460-111103-1

SDG No.:

Client Sample ID: PZ-524D | Lab Sample ID: 460-111103-43

Matrix: Water | Lab File ID: O08449.D

Analysis Method: 8260C | Date Collected: 03/22/2016 12:35

Sample wt/vol: 5(mL) | Date Analyzed: 04/03/2016 18:38

Soil Aliquot Vol: | Dilution Factor: 1

Soil Extract Vol.: | GC Column: DB-624 ID: 0.18(mm)

% Moisture: | Level: (low/med) Low

Analysis Batch No.: 360372 | Units: ug/L

CAS NO.	COMPOUND NAME	RESULT	Q	RL	MDL
71-55-6	1,1,1-Trichloroethane	0.28	U	1.0	0.28
79-34-5	1,1,2,2-Tetrachloroethane	0.19	U	1.0	0.19
79-00-5	1,1,2-Trichloroethane	0.080	U	1.0	0.080
75-34-3	1,1-Dichloroethane	0.24	U	1.0	0.24
75-35-4	1,1-Dichloroethene	0.34	U	1.0	0.34
87-61-6	1,2,3-Trichlorobenzene	0.35	U	1.0	0.35
120-82-1	1,2,4-Trichlorobenzene	0.27	U	1.0	0.27
96-12-8	1,2-Dibromo-3-Chloropropane	0.23	U	1.0	0.23
106-93-4	1,2-Dibromoethane	0.19	U	1.0	0.19
95-50-1	1,2-Dichlorobenzene	0.22	U	1.0	0.22
107-06-2	1,2-Dichloroethane	0.25	U	1.0	0.25
78-87-5	1,2-Dichloropropane	0.18	U	1.0	0.18
541-73-1	1,3-Dichlorobenzene	0.33	U	1.0	0.33
106-46-7	1,4-Dichlorobenzene	0.33	U	1.0	0.33
123-91-1	1,4-Dioxane	8.7	U	50	8.7
78-93-3	2-Butanone	2.2	U	5.0	2.2
591-78-6	2-Hexanone	0.72	U	5.0	0.72
108-10-1	4-Methyl-2-pentanone	0.63	U	5.0	0.63
67-64-1	Acetone	1.1	U	5.0	1.1
71-43-2	Benzene	0.090	U	1.0	0.090
74-97-5	Bromochloromethane	0.30	U	1.0	0.30
75-27-4	Bromodichloromethane	0.15	U	1.0	0.15
75-25-2	Bromoform	0.18	U	1.0	0.18
74-83-9	Bromomethane	0.18	U	1.0	0.18
75-15-0	Carbon disulfide	0.22	U	1.0	0.22
56-23-5	Carbon tetrachloride	0.33	U	1.0	0.33
108-90-7	Chlorobenzene	0.24	U	1.0	0.24
75-00-3	Chloroethane	0.37	U	1.0	0.37
67-66-3	Chloroform	1.4		1.0	0.22
74-87-3	Chloromethane	0.22	U	1.0	0.22
156-59-2	cis-1,2-Dichloroethene	1.0		1.0	0.26
10061-01-5	cis-1,3-Dichloropropene	0.16	U	1.0	0.16
110-82-7	Cyclohexane	0.26	U	1.0	0.26
124-48-1	Dibromochloromethane	0.22	U	1.0	0.22
75-71-8	Dichlorodifluoromethane	0.14	U	1.0	0.14
100-41-4	Ethylbenzene	0.30	U	1.0	0.30

FORM I
GC/MS VOA ORGANICS ANALYSIS DATA SHEET

Lab Name: TestAmerica Edison | Job No.: 460-111103-1

SDG No.:

Client Sample ID: PZ-524D | Lab Sample ID: 460-111103-43

Matrix: Water | Lab File ID: O08449.D

Analysis Method: 8260C | Date Collected: 03/22/2016 12:35

Sample wt/vol: 5(mL) | Date Analyzed: 04/03/2016 18:38

Soil Aliquot Vol: | Dilution Factor: 1

Soil Extract Vol.: | GC Column: DB-624 ID: 0.18(mm)

% Moisture: | Level: (low/med) Low

Analysis Batch No.: 360372 | Units: ug/L

CAS NO.	COMPOUND NAME	RESULT	Q	RL	MDL
76-13-1	Freon TF	0.34	U	1.0	0.34
98-82-8	Isopropylbenzene	0.32	U	1.0	0.32
179601-23-1	m&p-Xylene	0.28	U	1.0	0.28
79-20-9	Methyl acetate	0.58	U	5.0	0.58
108-87-2	Methylcyclohexane	0.22	U	1.0	0.22
75-09-2	Methylene Chloride	0.21	U	1.0	0.21
1634-04-4	MTBE	0.13	U	1.0	0.13
95-47-6	o-Xylene	0.32	U	1.0	0.32
100-42-5	Styrene	0.17	U	1.0	0.17
127-18-4	Tetrachloroethene	76		1.0	0.12
108-88-3	Toluene	0.25	U	1.0	0.25
156-60-5	trans-1,2-Dichloroethene	0.18	U	1.0	0.18
10061-02-6	trans-1,3-Dichloropropene	0.19	U	1.0	0.19
79-01-6	Trichloroethene	3.0		1.0	0.22
75-69-4	Trichlorofluoromethane	0.15	U	1.0	0.15
75-01-4	Vinyl chloride	0.060	U	1.0	0.060

CAS NO.	SURROGATE	%REC	Q	LIMITS
17060-07-0	1,2-Dichloroethane-d4 (Surr)	98		70-130
460-00-4	Bromofluorobenzene	109		70-130
1868-53-7	Dibromofluoromethane (Surr)	107		70-130
2037-26-5	Toluene-d8 (Surr)	94		70-130

FORM I
GC/MS VOA ORGANICS ANALYSIS DATA SHEET
TENTATIVELY IDENTIFIED COMPOUNDS

Lab Name: TestAmerica Edison | Job No.: 460-111103-1

SDG No.:

Client Sample ID: PZ-524D | Lab Sample ID: 460-111103-43

Matrix: Water | Lab File ID: O08449.D

Analysis Method: 8260C | Date Collected: 03/22/2016 12:35

Sample wt/vol: 5(mL) | Date Analyzed: 04/03/2016 18:38

Soil Aliquot Vol: | Dilution Factor: 1

Soil Extract Vol.: | GC Column: DB-624 ID: 0.18(mm)

% Moisture: | Level: (low/med) Low

Analysis Batch No.: 360372 | Units: ug/L

Number TICs Found: 0 | TIC Result Total: 0

CAS NO.	COMPOUND NAME	RT	RESULT	Q
	Tentatively Identified Compound		None	

TestAmerica Edison
Target Compound Quantitation Report

Data File: \\ChromNA\Edison\ChromData\CVOAMS12\20160403-39359.b\O08449.D
Lims ID: 460-111103-B-43 Lab Sample ID: 460-111103-43
Client ID: PZ-524D
Sample Type: Client
Inject. Date: 03-Apr-2016 18:38:30 ALS Bottle#: 21 Worklist Smp#: 22
Purge Vol: 5.000 mL Dil. Factor: 1.0000
Sample Info: 460-111103-B-43
Misc. Info.: 460-0039359-022
Operator ID: Instrument ID: CVOAMS12

Method: \\ChromNA\Edison\ChromData\CVOAMS12\20160403-39359.b\8260W_12.m
Limit Group: VOA - 8260C Water and Solid
Last Update: 03-Apr-2016 22:24:25 Calib Date: 23-Mar-2016 23:57:30
Integrator: RTE ID Type: Deconvolution ID
Quant Method: Internal Standard Quant By: Initial Calibration
Last ICal File: \\ChromNA\Edison\ChromData\CVOAMS12\20160323-38887.b\O07968.D

Column 1 : DB-624 (0.18 mm) Det: MS SCAN
Process Host: XAWRK014

First Level Reviewer: boykink Date: 03-Apr-2016 22:24:25

Compound	Sig	RT (min.)	Exp RT (min.)	Dlt RT (min.)	Q	Response	OnCol Amt ug/l	Flags
* 30 TBA-d9 (IS)	65	2.232	2.236	-0.004	99	309575	1000.0	
* 52 2-Butanone-d5	46	3.126	3.130	-0.004	0	377822	250.0	
41 cis-1,2-Dichloroethene	96	3.160	3.160	0.000	89	4011	1.02	
45 Chloroform	83	3.429	3.437	-0.008	97	8616	1.43	
$ 50 Dibromofluoromethane (Surr	113	3.571	3.575	-0.004	97	161165	53.3	
$ 60 1,2-Dichloroethane-d4 (Sur	65	3.878	3.879	-0.001	98	202663	49.0	
* 64 Fluorobenzene	96	4.211	4.212	-0.001	98	633504	50.0	
68 Trichloroethene	95	4.593	4.586	0.007	97	9704	3.04	
* 74 1,4-Dioxane-d8	96	4.930	4.934	-0.004	95	44672	1000.0	
$ 80 Toluene-d8 (Surr)	98	5.993	5.997	-0.004	100	555904	46.9	
84 Tetrachloroethene	166	6.782	6.783	0.000	98	219552	75.9	
* 94 Chlorobenzene-d5	117	7.942	7.943	-0.001	87	404853	50.0	
$ 106 4-Bromofluorobenzene	174	9.776	9.776	0.000	93	186984	54.5	
* 122 1,4-Dichlorobenzene-d4	152	11.606	11.606	0.000	96	219820	50.0	

Reagents:

8260ISNEW_00064 Amount Added: 1.00 Units: uL Run Reagent
8260SURR250_00119 Amount Added: 1.00 Units: uL Run Reagent

Report Date: 03-Apr-2016 22:24:25 Chrom Revision: 2.2 04-Mar-2016 14:36:24

TestAmerica Edison

Data File: \\ChromNA\Edison\ChromData\CVOAMS12\20160403-39359.b\O08449.D

Injection Date:	03-Apr-2016 18:38:30	Instrument ID:	CVOAMS12	Operator ID:	
Lims ID:	460-111103-B-43	Lab Sample ID:	460-111103-43	Worklist Smp#:	22
Client ID:	PZ-524D				
Purge Vol:	5.000 mL	Dil. Factor:	1.0000	ALS Bottle#:	21
Method:	8260W_12	Limit Group:	VOA - 8260C Water and Solid		

Column: DB-624 (0.18 mm)

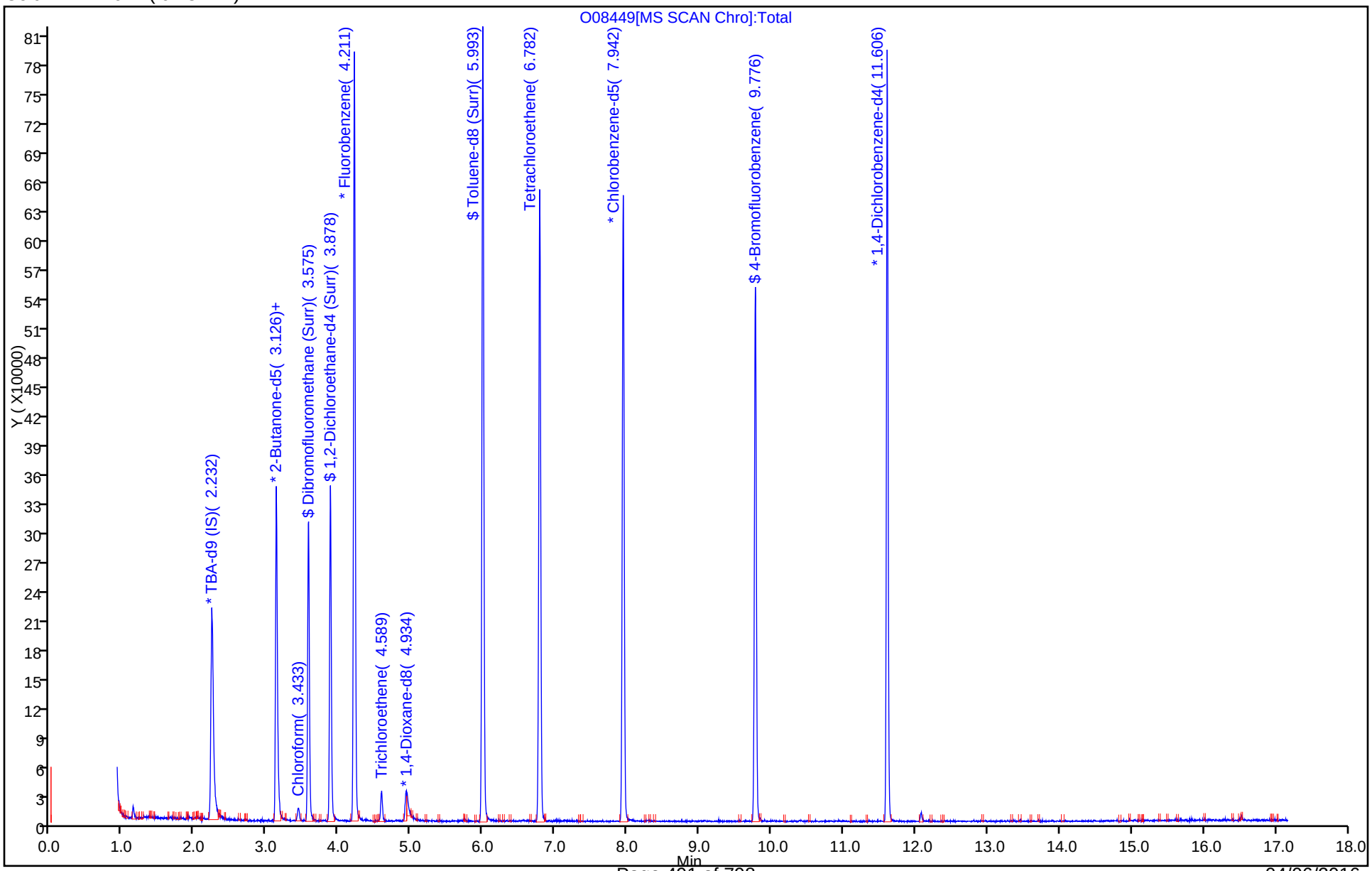

Data File: \\ChromNA\Edison\ChromData\CVOAMS12\20160403-39359.b\O08449.D
Injection Date: 03-Apr-2016 18:38:30 Instrument ID: CVOAMS12
Lims ID: 460-111103-B-43 Lab Sample ID: 460-111103-43
Client ID: PZ-524D
Operator ID: ALS Bottle#: 21 Worklist Smp#: 22
Purge Vol: 5.000 mL Dil. Factor: 1.0000
Method: 8260W_12 Limit Group: VOA - 8260C Water and Solid
Column: DB-624 (0.18 mm) Detector MS SCAN

45 Chloroform, CAS: 67-66-3

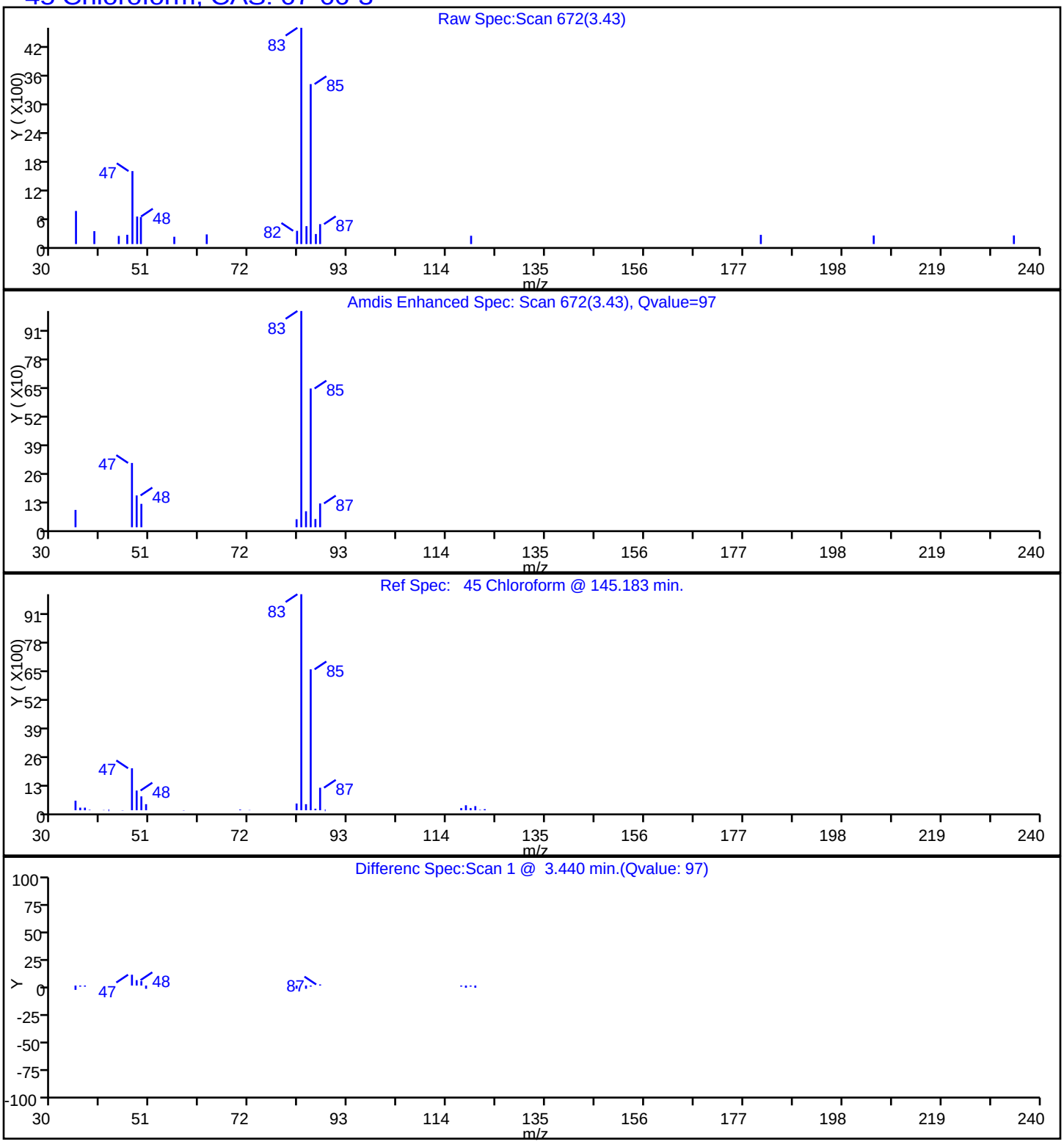

TestAmerica Edison

Data File: \\ChromNA\Edison\ChromData\CVOAMS12\20160403-39359.b\O08449.D

Injection Date:	03-Apr-2016 18:38:30	Instrument ID:	CVOAMS12
Lims ID:	460-111103-B-43	Lab Sample ID:	460-111103-43
Client ID:	PZ-524D		
Operator ID:		ALS Bottle#:	21 Worklist Smp#: 22
Purge Vol:	5.000 mL	Dil. Factor:	1.0000
Method:	8260W_12	Limit Group:	VOA - 8260C Water and Solid
Column:	DB-624 (0.18 mm)	Detector	MS SCAN

41 cis-1,2-Dichloroethene, CAS: 156-59-2

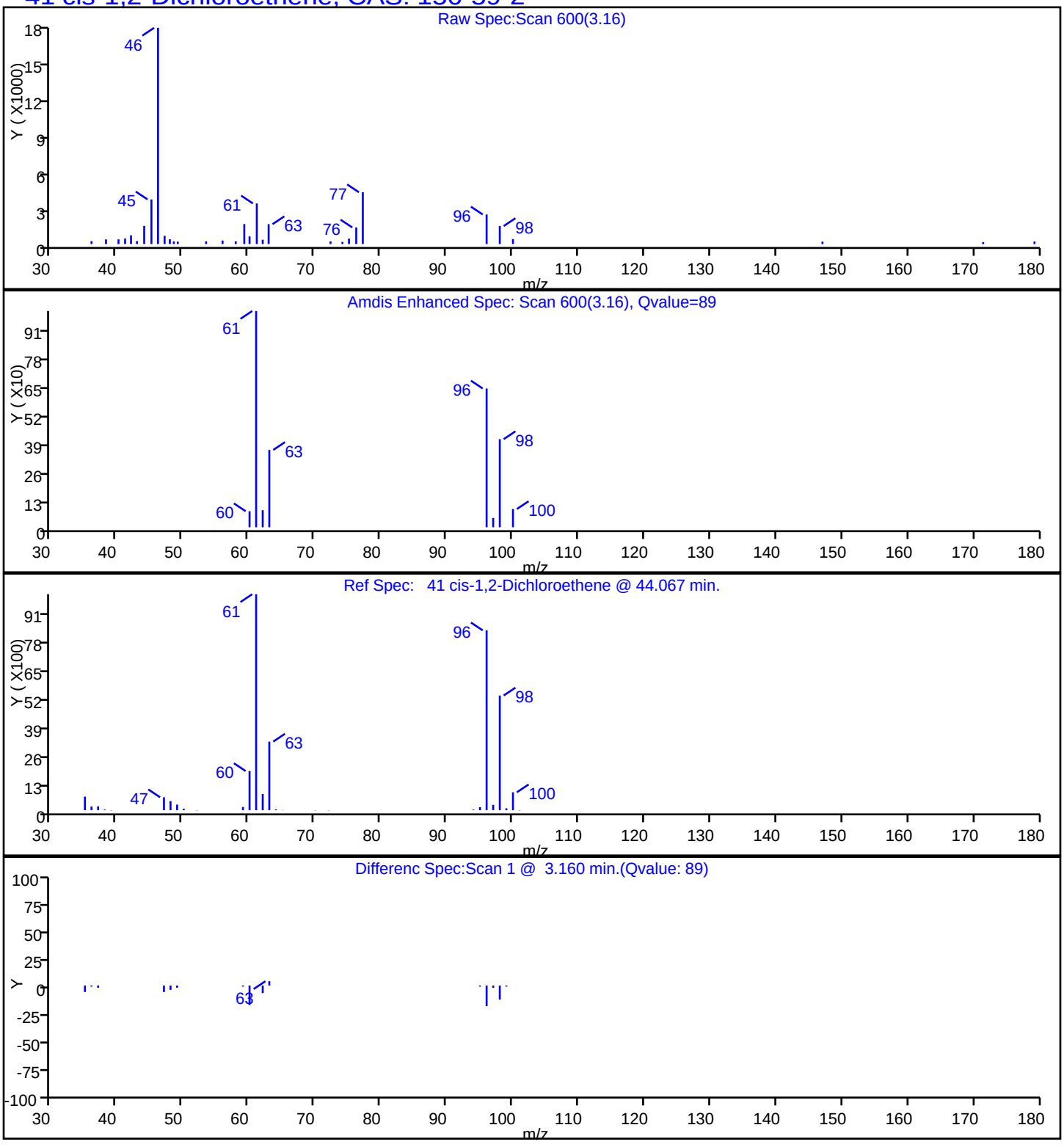

Report Date: 03-Apr-2016 22:24:26 Chrom Revision: 2.2 04-Mar-2016 14:36:24

TestAmerica Edison

Data File: \\ChromNA\Edison\ChromData\CVOAMS12\20160403-39359.b\O08449.D

Injection Date:	03-Apr-2016 18:38:30	Instrument ID:	CVOAMS12
Lims ID:	460-111103-B-43	Lab Sample ID:	460-111103-43
Client ID:	PZ-524D		
Operator ID:		ALS Bottle#:	21 Worklist Smp#: 22
Purge Vol:	5.000 mL	Dil. Factor:	1.0000
Method:	8260W_12	Limit Group:	VOA - 8260C Water and Solid
Column:	DB-624 (0.18 mm)	Detector	MS SCAN

84 Tetrachloroethene, CAS: 127-18-4

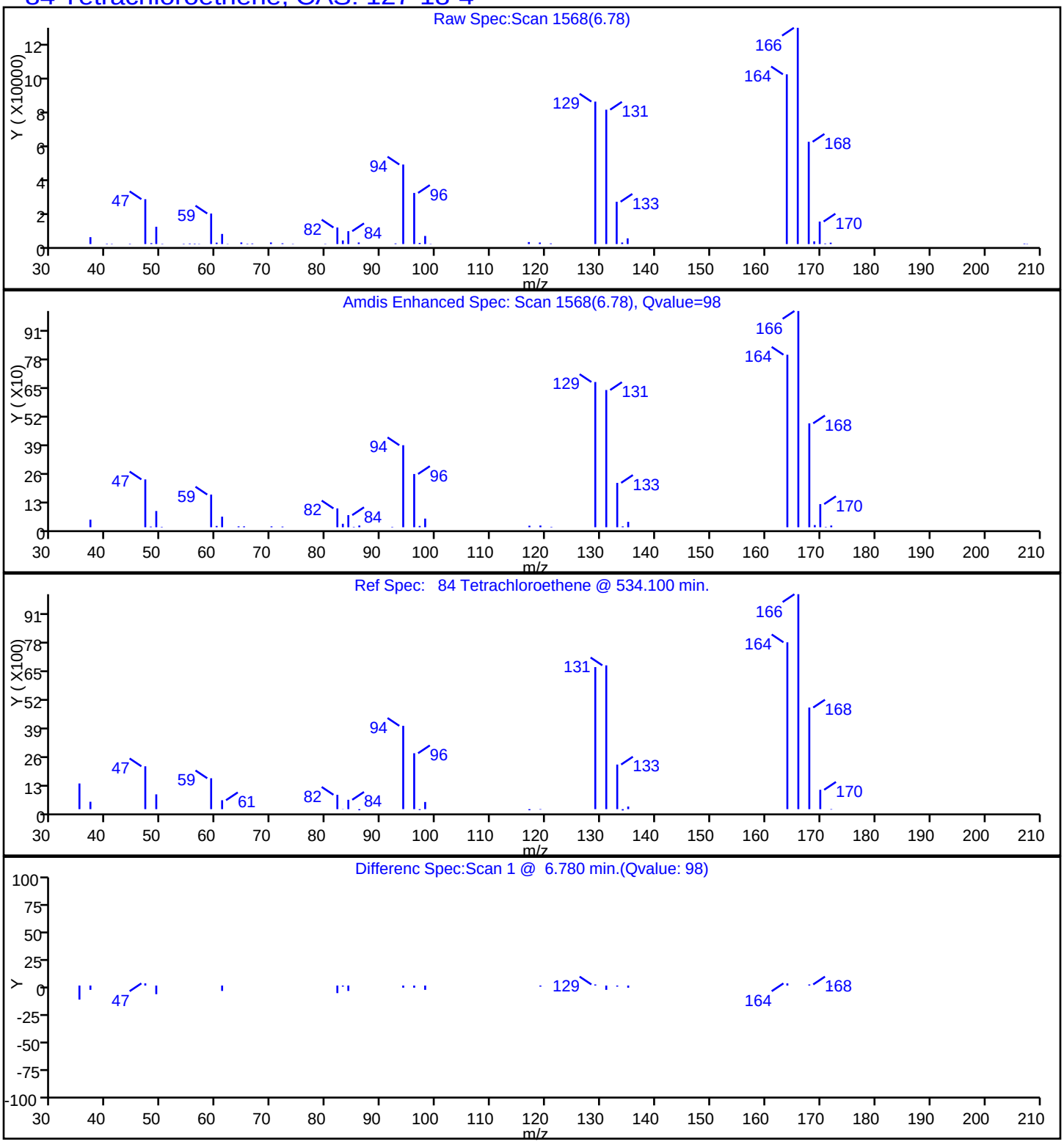

TestAmerica Edison

Data File: \\ChromNA\Edison\ChromData\CVOAMS12\20160403-39359.b\O08449.D

Injection Date:	03-Apr-2016 18:38:30	Instrument ID:	CVOAMS12
Lims ID:	460-111103-B-43	Lab Sample ID:	460-111103-43
Client ID:	PZ-524D		
Operator ID:		ALS Bottle#:	21 Worklist Smp#: 22
Purge Vol:	5.000 mL	Dil. Factor:	1.0000
Method:	8260W_12	Limit Group:	VOA - 8260C Water and Solid
Column:	DB-624 (0.18 mm)	Detector	MS SCAN

68 Trichloroethene, CAS: 79-01-6

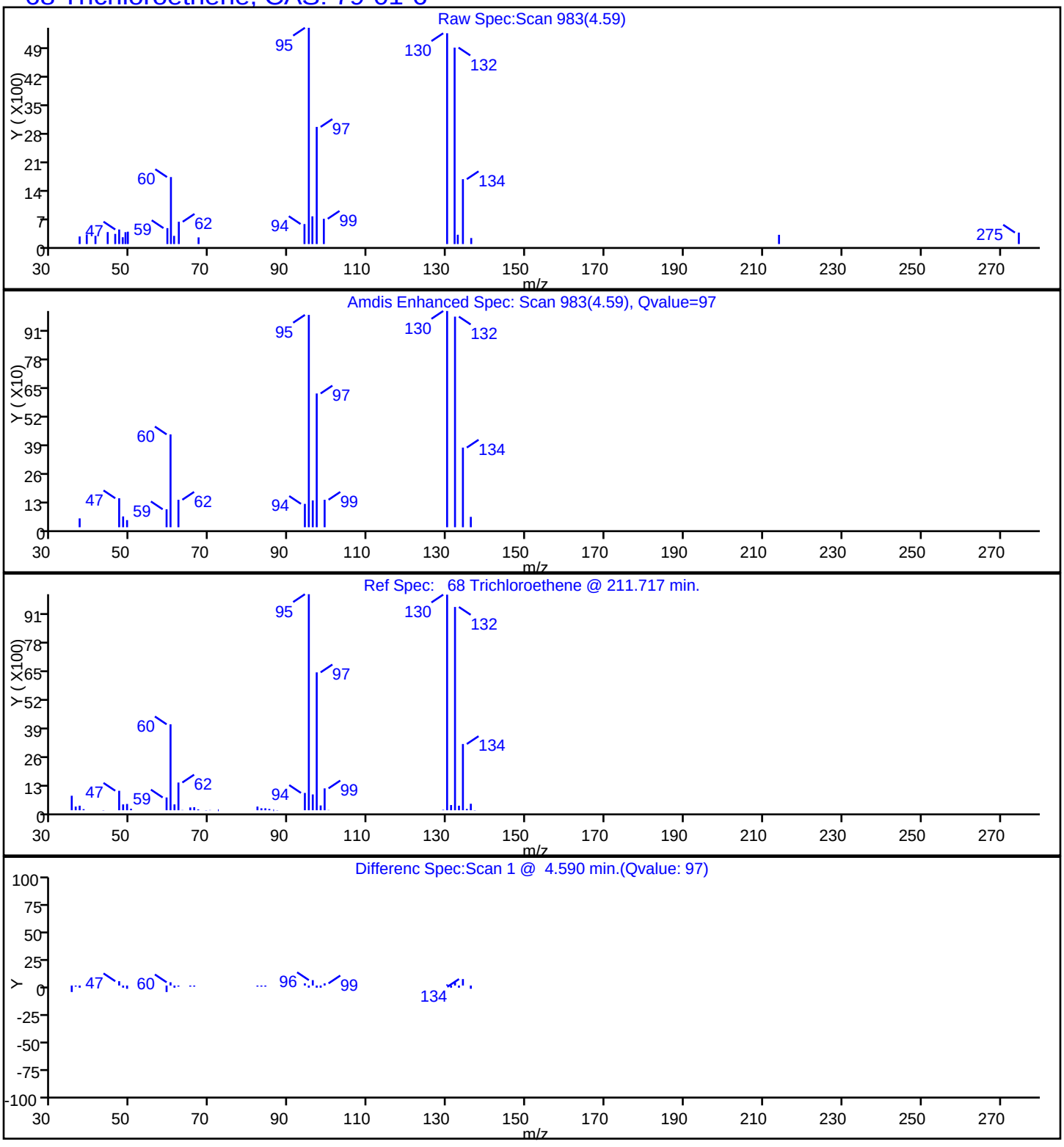

FORM I
GC/MS VOA ORGANICS ANALYSIS DATA SHEET

Lab Name: TestAmerica Edison | Job No.: 460-111103-1

SDG No.:

Client Sample ID: DUP-01 | Lab Sample ID: 460-111103-44

Matrix: Water | Lab File ID: O08453.D

Analysis Method: 8260C | Date Collected: 03/22/2016 00:00

Sample wt/vol: 5(mL) | Date Analyzed: 04/04/2016 13:57

Soil Aliquot Vol: | Dilution Factor: 1

Soil Extract Vol.: | GC Column: DB-624 ID: 0.18(mm)

% Moisture: | Level: (low/med) Low

Analysis Batch No.: 360532 | Units: ug/L

CAS NO.	COMPOUND NAME	RESULT	Q	RL	MDL
71-55-6	1,1,1-Trichloroethane	0.28	U	1.0	0.28
79-34-5	1,1,2,2-Tetrachloroethane	0.19	U	1.0	0.19
79-00-5	1,1,2-Trichloroethane	0.080	U	1.0	0.080
75-34-3	1,1-Dichloroethane	0.24	U	1.0	0.24
75-35-4	1,1-Dichloroethene	0.34	U	1.0	0.34
87-61-6	1,2,3-Trichlorobenzene	0.35	U	1.0	0.35
120-82-1	1,2,4-Trichlorobenzene	0.27	U	1.0	0.27
96-12-8	1,2-Dibromo-3-Chloropropane	0.23	U	1.0	0.23
106-93-4	1,2-Dibromoethane	0.19	U	1.0	0.19
95-50-1	1,2-Dichlorobenzene	0.22	U	1.0	0.22
107-06-2	1,2-Dichloroethane	0.25	U	1.0	0.25
78-87-5	1,2-Dichloropropane	0.18	U	1.0	0.18
541-73-1	1,3-Dichlorobenzene	0.33	U	1.0	0.33
106-46-7	1,4-Dichlorobenzene	0.33	U	1.0	0.33
123-91-1	1,4-Dioxane	8.7	U	50	8.7
78-93-3	2-Butanone	2.2	U	5.0	2.2
591-78-6	2-Hexanone	0.72	U	5.0	0.72
108-10-1	4-Methyl-2-pentanone	0.63	U	5.0	0.63
67-64-1	Acetone	1.1	U	5.0	1.1
71-43-2	Benzene	0.090	U	1.0	0.090
74-97-5	Bromochloromethane	0.30	U	1.0	0.30
75-27-4	Bromodichloromethane	0.15	U	1.0	0.15
75-25-2	Bromoform	0.18	U	1.0	0.18
74-83-9	Bromomethane	0.18	U	1.0	0.18
75-15-0	Carbon disulfide	0.22	U	1.0	0.22
56-23-5	Carbon tetrachloride	0.33	U	1.0	0.33
108-90-7	Chlorobenzene	0.24	U	1.0	0.24
75-00-3	Chloroethane	0.37	U	1.0	0.37
67-66-3	Chloroform	0.22	U	1.0	0.22
74-87-3	Chloromethane	0.22	U	1.0	0.22
156-59-2	cis-1,2-Dichloroethene	0.31	J	1.0	0.26
10061-01-5	cis-1,3-Dichloropropene	0.16	U	1.0	0.16
110-82-7	Cyclohexane	0.26	U	1.0	0.26
124-48-1	Dibromochloromethane	0.22	U	1.0	0.22
75-71-8	Dichlorodifluoromethane	0.14	U	1.0	0.14
100-41-4	Ethylbenzene	0.30	U	1.0	0.30

FORM I
GC/MS VOA ORGANICS ANALYSIS DATA SHEET

Lab Name: TestAmerica Edison | Job No.: 460-111103-1

SDG No.:

Client Sample ID: DUP-01 | Lab Sample ID: 460-111103-44

Matrix: Water | Lab File ID: O08453.D

Analysis Method: 8260C | Date Collected: 03/22/2016 00:00

Sample wt/vol: 5(mL) | Date Analyzed: 04/04/2016 13:57

Soil Aliquot Vol: | Dilution Factor: 1

Soil Extract Vol.: | GC Column: DB-624 ID: 0.18(mm)

% Moisture: | Level: (low/med) Low

Analysis Batch No.: 360532 | Units: ug/L

CAS NO.	COMPOUND NAME	RESULT	Q	RL	MDL
76-13-1	Freon TF	0.96	J	1.0	0.34
98-82-8	Isopropylbenzene	0.32	U	1.0	0.32
179601-23-1	m&p-Xylene	0.28	U	1.0	0.28
79-20-9	Methyl acetate	0.58	U	5.0	0.58
108-87-2	Methylcyclohexane	0.22	U	1.0	0.22
75-09-2	Methylene Chloride	0.21	U	1.0	0.21
1634-04-4	MTBE	0.13	U	1.0	0.13
95-47-6	o-Xylene	0.32	U	1.0	0.32
100-42-5	Styrene	0.17	U	1.0	0.17
127-18-4	Tetrachloroethene	0.67	J	1.0	0.12
108-88-3	Toluene	0.25	U	1.0	0.25
156-60-5	trans-1,2-Dichloroethene	0.18	U	1.0	0.18
10061-02-6	trans-1,3-Dichloropropene	0.19	U	1.0	0.19
79-01-6	Trichloroethene	1.8		1.0	0.22
75-69-4	Trichlorofluoromethane	0.15	U	1.0	0.15
75-01-4	Vinyl chloride	0.060	U	1.0	0.060

CAS NO.	SURROGATE	%REC	Q	LIMITS
17060-07-0	1,2-Dichloroethane-d4 (Surr)	97		70-130
460-00-4	Bromofluorobenzene	101		70-130
1868-53-7	Dibromofluoromethane (Surr)	104		70-130
2037-26-5	Toluene-d8 (Surr)	93		70-130

FORM I
GC/MS VOA ORGANICS ANALYSIS DATA SHEET
TENTATIVELY IDENTIFIED COMPOUNDS

Lab Name: TestAmerica Edison | Job No.: 460-111103-1

SDG No.:

Client Sample ID: DUP-01 | Lab Sample ID: 460-111103-44

Matrix: Water | Lab File ID: O08453.D

Analysis Method: 8260C | Date Collected: 03/22/2016 00:00

Sample wt/vol: 5(mL) | Date Analyzed: 04/04/2016 13:57

Soil Aliquot Vol: | Dilution Factor: 1

Soil Extract Vol.: | GC Column: DB-624 ID: 0.18(mm)

% Moisture: | Level: (low/med) Low

Analysis Batch No.: 360532 | Units: ug/L

Number TICs Found: 0 | TIC Result Total: 0

CAS NO.	COMPOUND NAME	RT	RESULT	Q
	Tentatively Identified Compound		None	

TestAmerica Edison
Target Compound Quantitation Report

Data File: \\ChromNA\Edison\ChromData\CVOAMS12\20160404-39403.b\O08453.D
Lims ID: 460-111103-C-44 Lab Sample ID: 460-111103-44
Client ID: DUP-01
Sample Type: Client
Inject. Date: 04-Apr-2016 13:57:30 ALS Bottle#: 11 Worklist Smp#: 13
Purge Vol: 5.000 mL Dil. Factor: 1.0000
Sample Info: 460-111103-C-44
Misc. Info.: 460-0039403-013
Operator ID: Instrument ID: CVOAMS12

Method: \\ChromNA\Edison\ChromData\CVOAMS12\20160404-39403.b\8260W_12.m
Limit Group: VOA - 8260C Water and Solid
Last Update: 04-Apr-2016 15:01:26 Calib Date: 23-Mar-2016 23:57:30
Integrator: RTE ID Type: Deconvolution ID
Quant Method: Internal Standard Quant By: Initial Calibration
Last ICal File: \\ChromNA\Edison\ChromData\CVOAMS12\20160323-38887.b\O07968.D

Column 1 : DB-624 (0.18 mm) Det: MS SCAN
Process Host: XAWRK047

First Level Reviewer: delpolitov Date: 04-Apr-2016 14:25:21

Compound	Sig	RT (min.)	Exp RT (min.)	Dlt RT (min.)	Q	Response	OnCol Amt ug/l	Flags
18 1,1,2-Trichloro-1,2,2-trif	101	1.895	1.895	0.000	93	3354	0.9555	
* 30 TBA-d9 (IS)	65	2.239	2.243	-0.004	99	486069	1000.0	
* 52 2-Butanone-d5	46	3.130	3.130	0.000	0	559027	250.0	
41 cis-1,2-Dichloroethene	96	3.156	3.160	-0.004	11	1514	0.3113	
$ 50 Dibromofluoromethane (Surr	113	3.575	3.572	0.003	98	194514	52.0	
$ 60 1,2-Dichloroethane-d4 (Sur	65	3.879	3.878	0.001	96	247896	48.5	
* 64 Fluorobenzene	96	4.212	4.211	0.001	98	782830	50.0	
68 Trichloroethene	95	4.590	4.586	0.004	95	7047	1.78	
* 74 1,4-Dioxane-d8	96	4.934	4.930	0.004	92	60015	1000.0	
$ 80 Toluene-d8 (Surr)	98	5.993	5.993	0.000	99	710111	46.3	
84 Tetrachloroethene	166	6.779	6.782	-0.003	90	2504	0.6697	
* 94 Chlorobenzene-d5	117	7.943	7.942	0.001	89	523528	50.0	
$ 106 4-Bromofluorobenzene	174	9.776	9.776	0.000	92	224602	50.6	
* 122 1,4-Dichlorobenzene-d4	152	11.606	11.606	0.000	96	275833	50.0	

Reagents:

8260ISNEW_00064 Amount Added: 1.00 Units: uL Run Reagent
8260SURR250_00119 Amount Added: 1.00 Units: uL Run Reagent

Report Date: 04-Apr-2016 15:01:27 Chrom Revision: 2.2 04-Mar-2016 14:36:24

TestAmerica Edison

Data File: \\ChromNA\Edison\ChromData\CVOAMS12\20160404-39403.b\O08453.D

Injection Date:	04-Apr-2016 13:57:30	Instrument ID:	CVOAMS12	Operator ID:	
Lims ID:	460-111103-C-44	Lab Sample ID:	460-111103-44	Worklist Smp#:	13
Client ID:	DUP-01				
Purge Vol:	5.000 mL	Dil. Factor:	1.0000	ALS Bottle#:	11
Method:	8260W_12	Limit Group:	VOA - 8260C Water and Solid		

Column: DB-624 (0.18 mm)

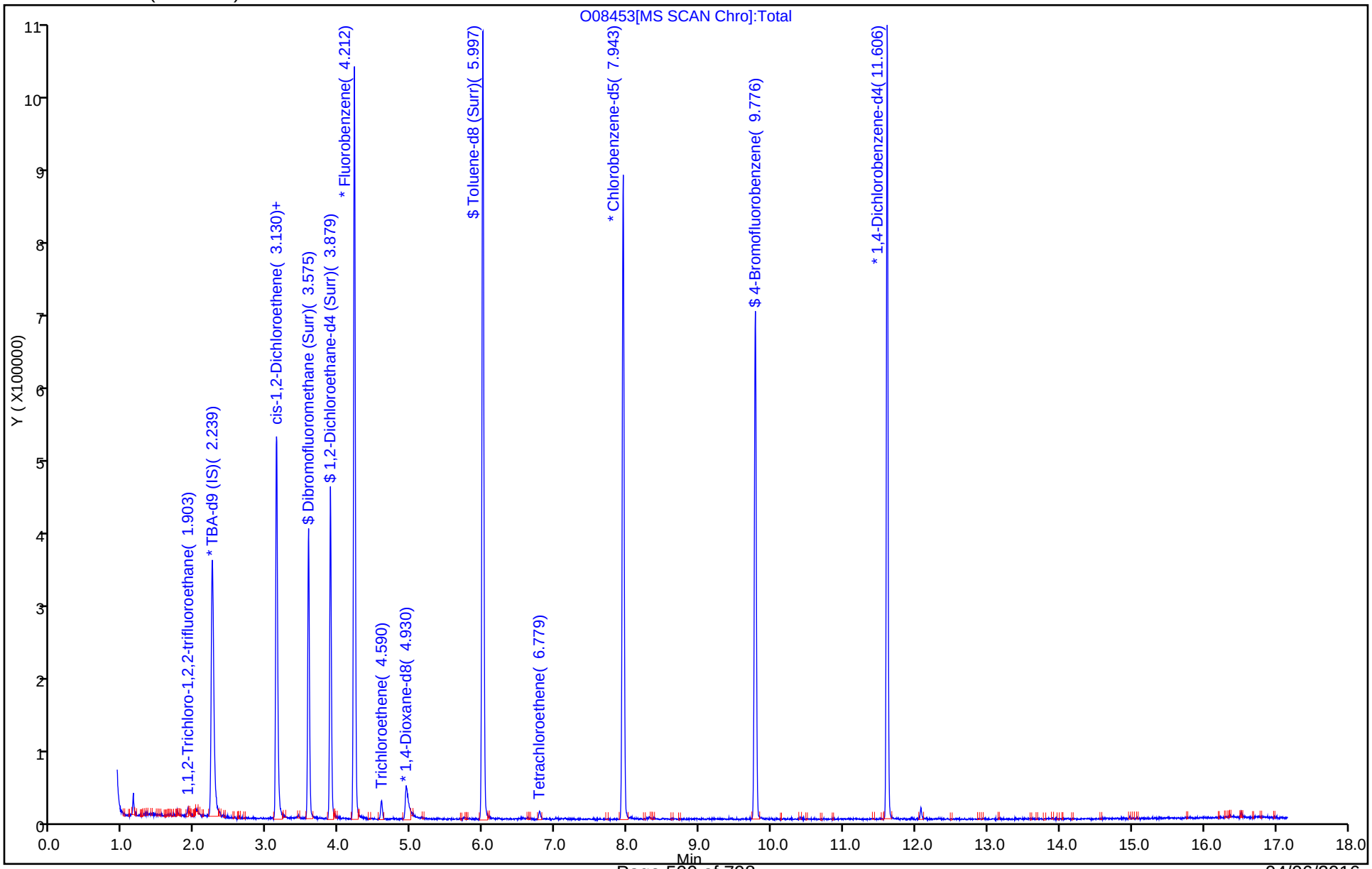

Report Date: 04-Apr-2016 15:01:27 Chrom Revision: 2.2 04-Mar-2016 14:36:24

TestAmerica Edison

Data File: \\ChromNA\Edison\ChromData\CVOAMS12\20160404-39403.b\O08453.D

Injection Date:	04-Apr-2016 13:57:30	Instrument ID:	CVOAMS12		
Lims ID:	460-111103-C-44	Lab Sample ID:	460-111103-44		
Client ID:	DUP-01				
Operator ID:		ALS Bottle#:	11	Worklist Smp#:	13
Purge Vol:	5.000 mL	Dil. Factor:	1.0000		
Method:	8260W_12	Limit Group:	VOA - 8260C Water and Solid		
Column:	DB-624 (0.18 mm)	Detector	MS SCAN		

41 cis-1,2-Dichloroethene, CAS: 156-59-2

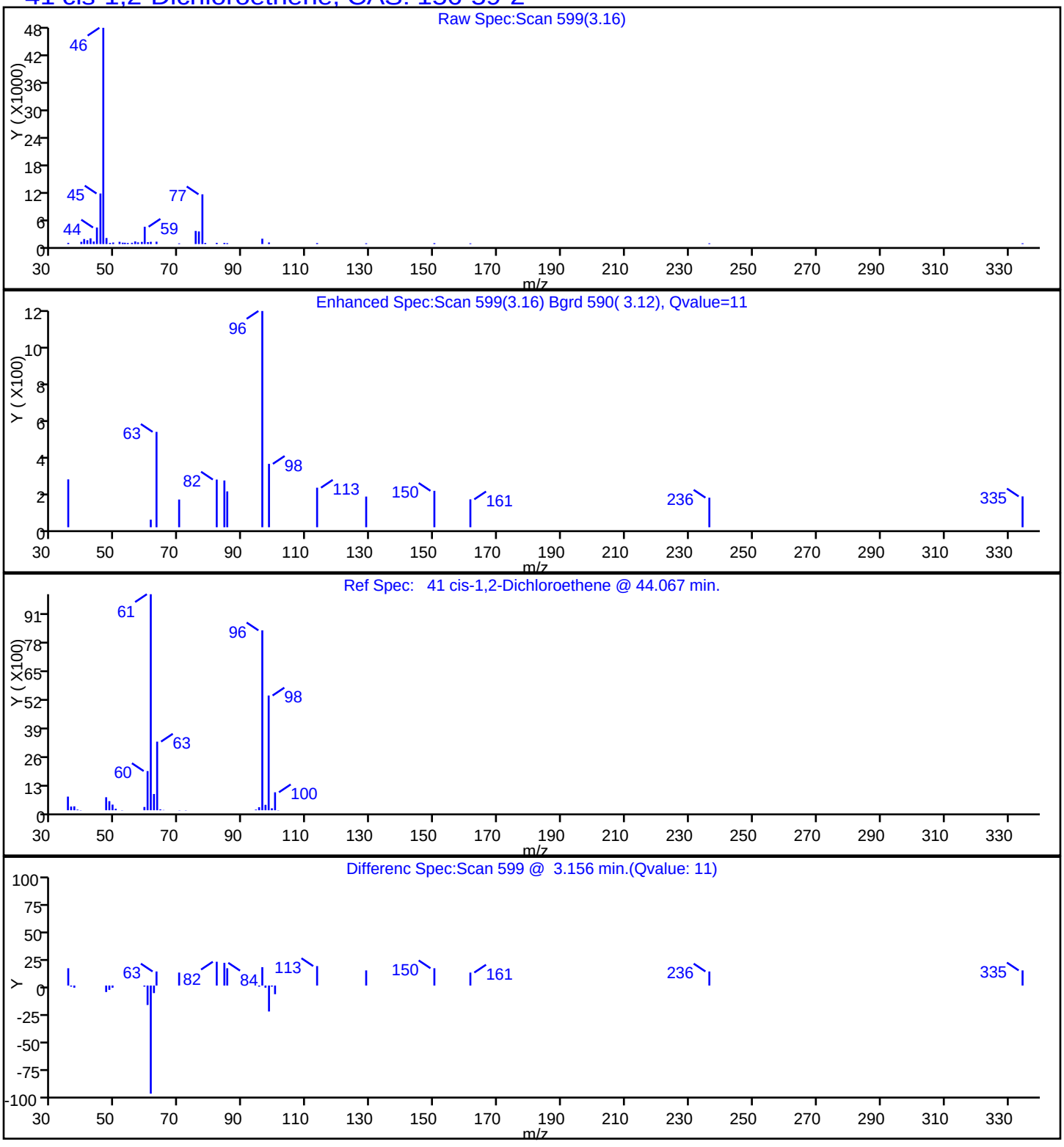

Data File: \\ChromNA\Edison\ChromData\CVOAMS12\20160404-39403.b\O08453.D
Injection Date: 04-Apr-2016 13:57:30 Instrument ID: CVOAMS12
Lims ID: 460-111103-C-44 Lab Sample ID: 460-111103-44
Client ID: DUP-01
Operator ID: ALS Bottle#: 11 Worklist Smp#: 13
Purge Vol: 5.000 mL Dil. Factor: 1.0000
Method: 8260W_12 Limit Group: VOA - 8260C Water and Solid
Column: DB-624 (0.18 mm) Detector MS SCAN

18 1,1,2-Trichloro-1,2,2-trifluoroethane, CAS: 76-13-1

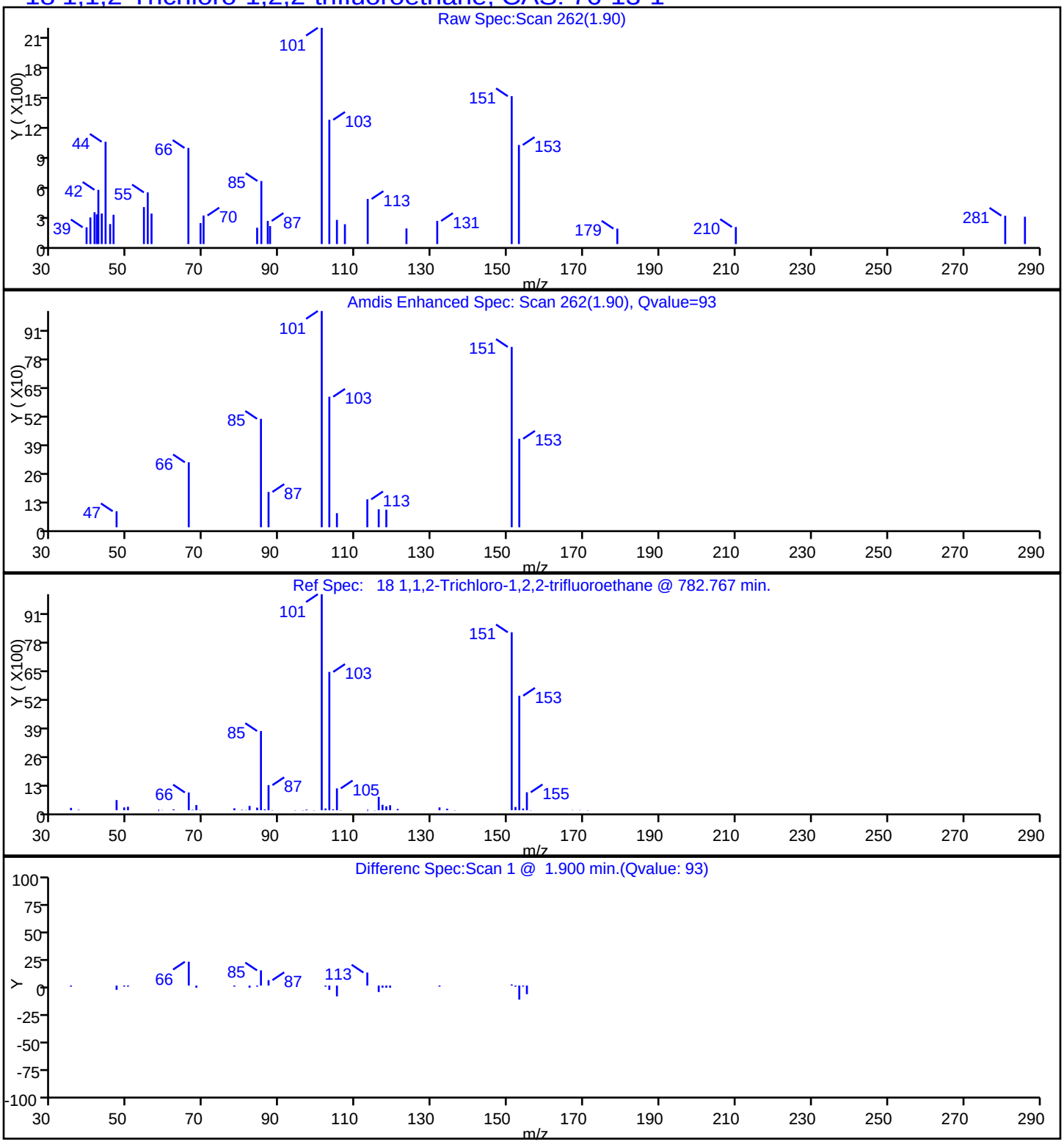

Data File: \\ChromNA\Edison\ChromData\CVOAMS12\20160404-39403.b\O08453.D
Injection Date: 04-Apr-2016 13:57:30 Instrument ID: CVOAMS12
Lims ID: 460-111103-C-44 Lab Sample ID: 460-111103-44
Client ID: DUP-01
Operator ID: ALS Bottle#: 11 Worklist Smp#: 13
Purge Vol: 5.000 mL Dil. Factor: 1.0000
Method: 8260W_12 Limit Group: VOA - 8260C Water and Solid
Column: DB-624 (0.18 mm) Detector MS SCAN

84 Tetrachloroethene, CAS: 127-18-4

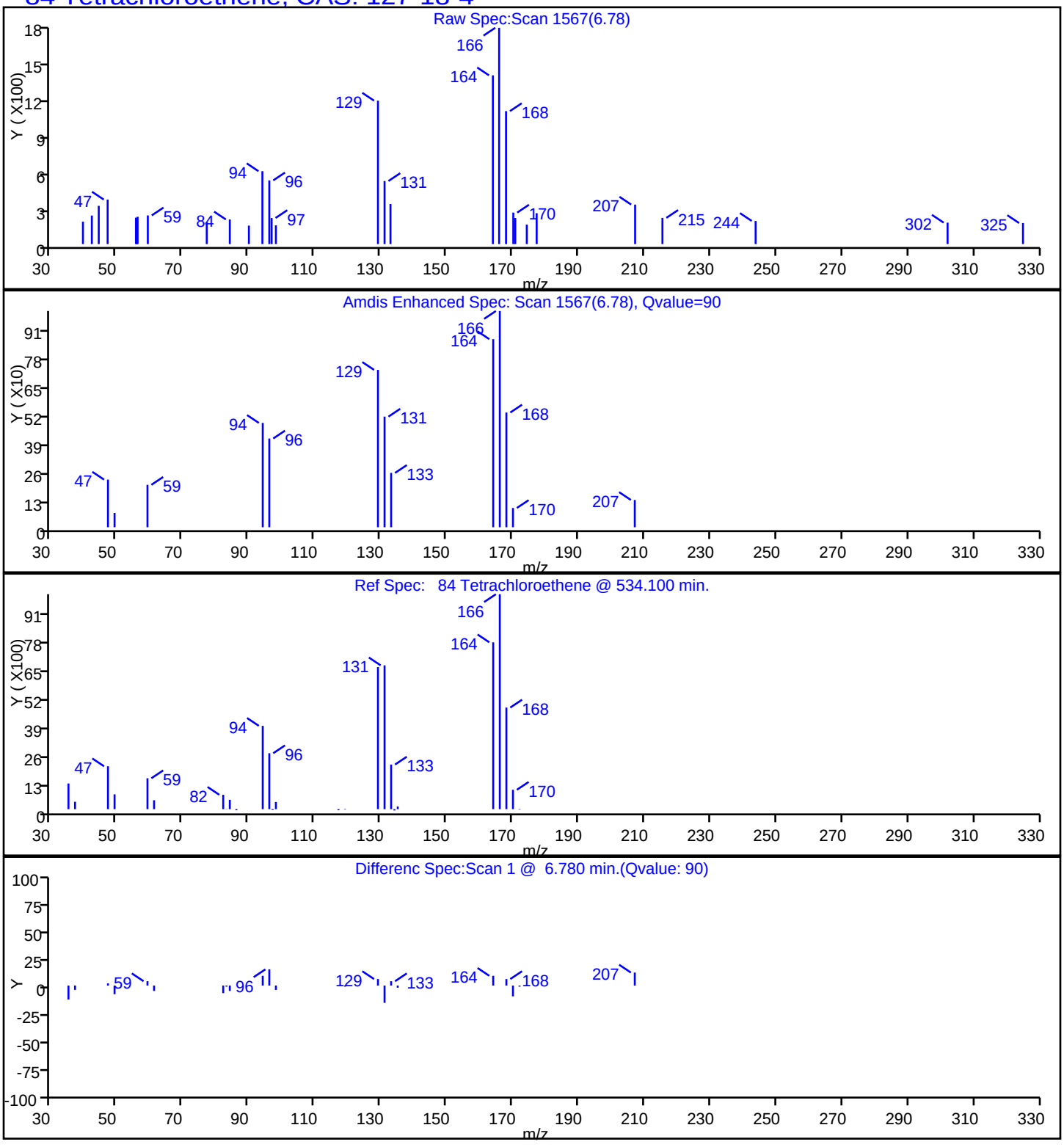

Report Date: 04-Apr-2016 15:01:28 Chrom Revision: 2.2 04-Mar-2016 14:36:24

TestAmerica Edison

Data File: \\ChromNA\Edison\ChromData\CVOAMS12\20160404-39403.b\O08453.D

Injection Date:	04-Apr-2016 13:57:30	Instrument ID:	CVOAMS12		
Lims ID:	460-111103-C-44	Lab Sample ID:	460-111103-44		
Client ID:	DUP-01				
Operator ID:		ALS Bottle#:	11	Worklist Smp#:	13
Purge Vol:	5.000 mL	Dil. Factor:	1.0000		
Method:	8260W_12	Limit Group:	VOA - 8260C Water and Solid		
Column:	DB-624 (0.18 mm)	Detector	MS SCAN		

68 Trichloroethene, CAS: 79-01-6

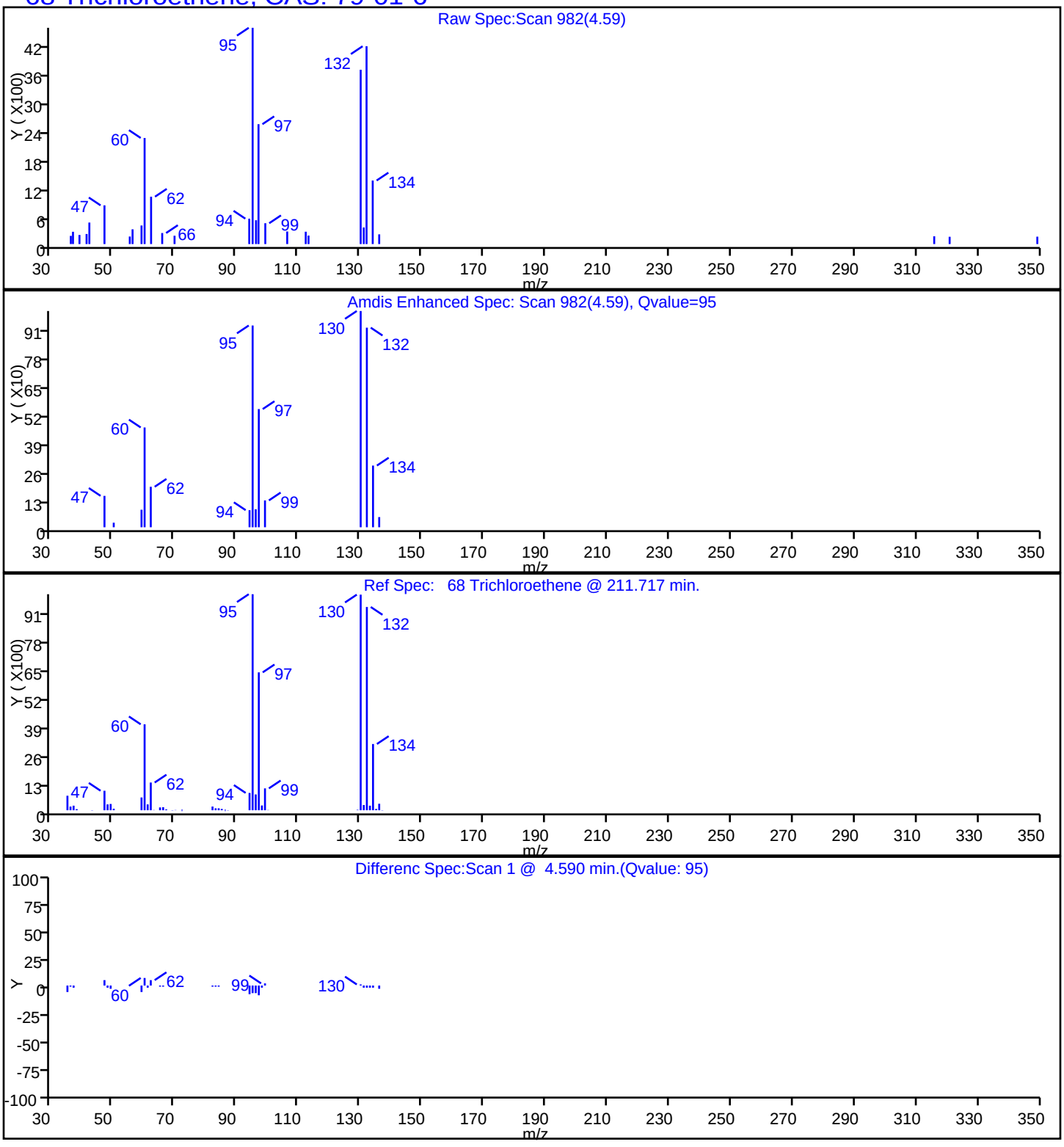

FORM I
GC/MS VOA ORGANICS ANALYSIS DATA SHEET

Lab Name: TestAmerica Edison | Job No.: 460-111103-1

SDG No.:

Client Sample ID: DUP-02 | Lab Sample ID: 460-111103-45

Matrix: Water | Lab File ID: O08454.D

Analysis Method: 8260C | Date Collected: 03/22/2016 00:00

Sample wt/vol: 5(mL) | Date Analyzed: 04/04/2016 14:25

Soil Aliquot Vol: | Dilution Factor: 1

Soil Extract Vol.: | GC Column: DB-624 ID: 0.18(mm)

% Moisture: | Level: (low/med) Low

Analysis Batch No.: 360532 | Units: ug/L

CAS NO.	COMPOUND NAME	RESULT	Q	RL	MDL
71-55-6	1,1,1-Trichloroethane	0.28	U	1.0	0.28
79-34-5	1,1,2,2-Tetrachloroethane	0.19	U	1.0	0.19
79-00-5	1,1,2-Trichloroethane	0.080	U	1.0	0.080
75-34-3	1,1-Dichloroethane	0.24	U	1.0	0.24
75-35-4	1,1-Dichloroethene	0.34	U	1.0	0.34
87-61-6	1,2,3-Trichlorobenzene	0.35	U	1.0	0.35
120-82-1	1,2,4-Trichlorobenzene	0.27	U	1.0	0.27
96-12-8	1,2-Dibromo-3-Chloropropane	0.23	U	1.0	0.23
106-93-4	1,2-Dibromoethane	0.19	U	1.0	0.19
95-50-1	1,2-Dichlorobenzene	0.22	U	1.0	0.22
107-06-2	1,2-Dichloroethane	0.25	U	1.0	0.25
78-87-5	1,2-Dichloropropane	0.18	U	1.0	0.18
541-73-1	1,3-Dichlorobenzene	0.33	U	1.0	0.33
106-46-7	1,4-Dichlorobenzene	0.33	U	1.0	0.33
123-91-1	1,4-Dioxane	8.7	U	50	8.7
78-93-3	2-Butanone	2.2	U	5.0	2.2
591-78-6	2-Hexanone	0.72	U	5.0	0.72
108-10-1	4-Methyl-2-pentanone	0.63	U	5.0	0.63
67-64-1	Acetone	1.1	U	5.0	1.1
71-43-2	Benzene	0.090	U	1.0	0.090
74-97-5	Bromochloromethane	0.30	U	1.0	0.30
75-27-4	Bromodichloromethane	0.15	U	1.0	0.15
75-25-2	Bromoform	0.18	U	1.0	0.18
74-83-9	Bromomethane	0.18	U	1.0	0.18
75-15-0	Carbon disulfide	0.22	U	1.0	0.22
56-23-5	Carbon tetrachloride	0.33	U	1.0	0.33
108-90-7	Chlorobenzene	0.24	U	1.0	0.24
75-00-3	Chloroethane	0.37	U	1.0	0.37
67-66-3	Chloroform	1.4		1.0	0.22
74-87-3	Chloromethane	0.22	U	1.0	0.22
156-59-2	cis-1,2-Dichloroethene	0.26	U	1.0	0.26
10061-01-5	cis-1,3-Dichloropropene	0.16	U	1.0	0.16
110-82-7	Cyclohexane	0.26	U	1.0	0.26
124-48-1	Dibromochloromethane	0.22	U	1.0	0.22
75-71-8	Dichlorodifluoromethane	0.14	U	1.0	0.14
100-41-4	Ethylbenzene	0.30	U	1.0	0.30

FORM I
GC/MS VOA ORGANICS ANALYSIS DATA SHEET

Lab Name: TestAmerica Edison | Job No.: 460-111103-1

SDG No.:

Client Sample ID: DUP-02 | Lab Sample ID: 460-111103-45

Matrix: Water | Lab File ID: O08454.D

Analysis Method: 8260C | Date Collected: 03/22/2016 00:00

Sample wt/vol: 5(mL) | Date Analyzed: 04/04/2016 14:25

Soil Aliquot Vol: | Dilution Factor: 1

Soil Extract Vol.: | GC Column: DB-624 ID: 0.18(mm)

% Moisture: | Level: (low/med) Low

Analysis Batch No.: 360532 | Units: ug/L

CAS NO.	COMPOUND NAME	RESULT	Q	RL	MDL
76-13-1	Freon TF	0.34	U	1.0	0.34
98-82-8	Isopropylbenzene	0.32	U	1.0	0.32
179601-23-1	m&p-Xylene	0.28	U	1.0	0.28
79-20-9	Methyl acetate	0.58	U	5.0	0.58
108-87-2	Methylcyclohexane	0.22	U	1.0	0.22
75-09-2	Methylene Chloride	0.21	U	1.0	0.21
1634-04-4	MTBE	0.13	U	1.0	0.13
95-47-6	o-Xylene	0.32	U	1.0	0.32
100-42-5	Styrene	0.17	U	1.0	0.17
127-18-4	Tetrachloroethene	0.12	U	1.0	0.12
108-88-3	Toluene	0.25	U	1.0	0.25
156-60-5	trans-1,2-Dichloroethene	0.18	U	1.0	0.18
10061-02-6	trans-1,3-Dichloropropene	0.19	U	1.0	0.19
79-01-6	Trichloroethene	0.96	J	1.0	0.22
75-69-4	Trichlorofluoromethane	0.15	U	1.0	0.15
75-01-4	Vinyl chloride	0.060	U	1.0	0.060

CAS NO.	SURROGATE	%REC	Q	LIMITS
17060-07-0	1,2-Dichloroethane-d4 (Surr)	97		70-130
460-00-4	Bromofluorobenzene	98		70-130
1868-53-7	Dibromofluoromethane (Surr)	102		70-130
2037-26-5	Toluene-d8 (Surr)	94		70-130

FORM I
GC/MS VOA ORGANICS ANALYSIS DATA SHEET
TENTATIVELY IDENTIFIED COMPOUNDS

Lab Name: TestAmerica Edison | Job No.: 460-111103-1

SDG No.:

Client Sample ID: DUP-02 | Lab Sample ID: 460-111103-45

Matrix: Water | Lab File ID: O08454.D

Analysis Method: 8260C | Date Collected: 03/22/2016 00:00

Sample wt/vol: 5(mL) | Date Analyzed: 04/04/2016 14:25

Soil Aliquot Vol: | Dilution Factor: 1

Soil Extract Vol.: | GC Column: DB-624 ID: 0.18(mm)

% Moisture: | Level: (low/med) Low

Analysis Batch No.: 360532 | Units: ug/L

Number TICs Found: 0 | TIC Result Total: 0

CAS NO.	COMPOUND NAME	RT	RESULT	Q
	Tentatively Identified Compound		None	

TestAmerica Edison
Target Compound Quantitation Report

Data File: \\ChromNA\Edison\ChromData\CVOAMS12\20160404-39403.b\O08454.D
Lims ID: 460-111103-C-45 Lab Sample ID: 460-111103-45
Client ID: DUP-02
Sample Type: Client
Inject. Date: 04-Apr-2016 14:25:30 ALS Bottle#: 12 Worklist Smp#: 14
Purge Vol: 5.000 mL Dil. Factor: 1.0000
Sample Info: 460-111103-C-45
Misc. Info.: 460-0039403-014
Operator ID: Instrument ID: CVOAMS12

Method: \\ChromNA\Edison\ChromData\CVOAMS12\20160404-39403.b\8260W_12.m
Limit Group: VOA - 8260C Water and Solid
Last Update: 04-Apr-2016 15:01:26 Calib Date: 23-Mar-2016 23:57:30
Integrator: RTE ID Type: Deconvolution ID
Quant Method: Internal Standard Quant By: Initial Calibration
Last ICal File: \\ChromNA\Edison\ChromData\CVOAMS12\20160323-38887.b\O07968.D

Column 1 : DB-624 (0.18 mm) Det: MS SCAN
Process Host: XAWRK047

First Level Reviewer: delpolitov Date: 04-Apr-2016 15:00:44

Compound	Sig	RT (min.)	Exp RT (min.)	Dlt RT (min.)	Q	Response	OnCol Amt ug/l	Flags
* 30 TBA-d9 (IS)	65	2.236	2.243	-0.007	98	493856	1000.0	
* 52 2-Butanone-d5	46	3.130	3.130	0.000	0	565033	250.0	
45 Chloroform	83	3.437	3.433	0.004	98	10383	1.41	
$ 50 Dibromofluoromethane (Surr	113	3.575	3.572	0.003	98	190009	51.1	
$ 60 1,2-Dichloroethane-d4 (Sur	65	3.879	3.878	0.001	97	247354	48.7	
* 64 Fluorobenzene	96	4.212	4.211	0.001	98	777874	50.0	
68 Trichloroethene	95	4.586	4.586	0.000	93	3785	0.9647	
* 74 1,4-Dioxane-d8	96	4.938	4.930	0.008	94	58507	1000.0	
$ 80 Toluene-d8 (Surr)	98	5.993	5.993	0.000	99	719816	46.9	
* 94 Chlorobenzene-d5	117	7.943	7.942	0.001	87	524673	50.0	
$ 106 4-Bromofluorobenzene	174	9.776	9.776	0.000	93	217765	48.9	
* 122 1,4-Dichlorobenzene-d4	152	11.606	11.606	0.000	96	269089	50.0	

Reagents:

8260ISNEW_00064 Amount Added: 1.00 Units: uL Run Reagent
8260SURR250_00119 Amount Added: 1.00 Units: uL Run Reagent

Report Date: 04-Apr-2016 15:03:36 Chrom Revision: 2.2 04-Mar-2016 14:36:24

TestAmerica Edison

Data File: \\ChromNA\Edison\ChromData\CVOAMS12\20160404-39403.b\O08454.D

Injection Date:	04-Apr-2016 14:25:30	Instrument ID:	CVOAMS12	Operator ID:	
Lims ID:	460-111103-C-45	Lab Sample ID:	460-111103-45	Worklist Smp#:	14
Client ID:	DUP-02				
Purge Vol:	5.000 mL	Dil. Factor:	1.0000	ALS Bottle#:	12
Method:	8260W_12	Limit Group:	VOA - 8260C Water and Solid		

Column: DB-624 (0.18 mm)

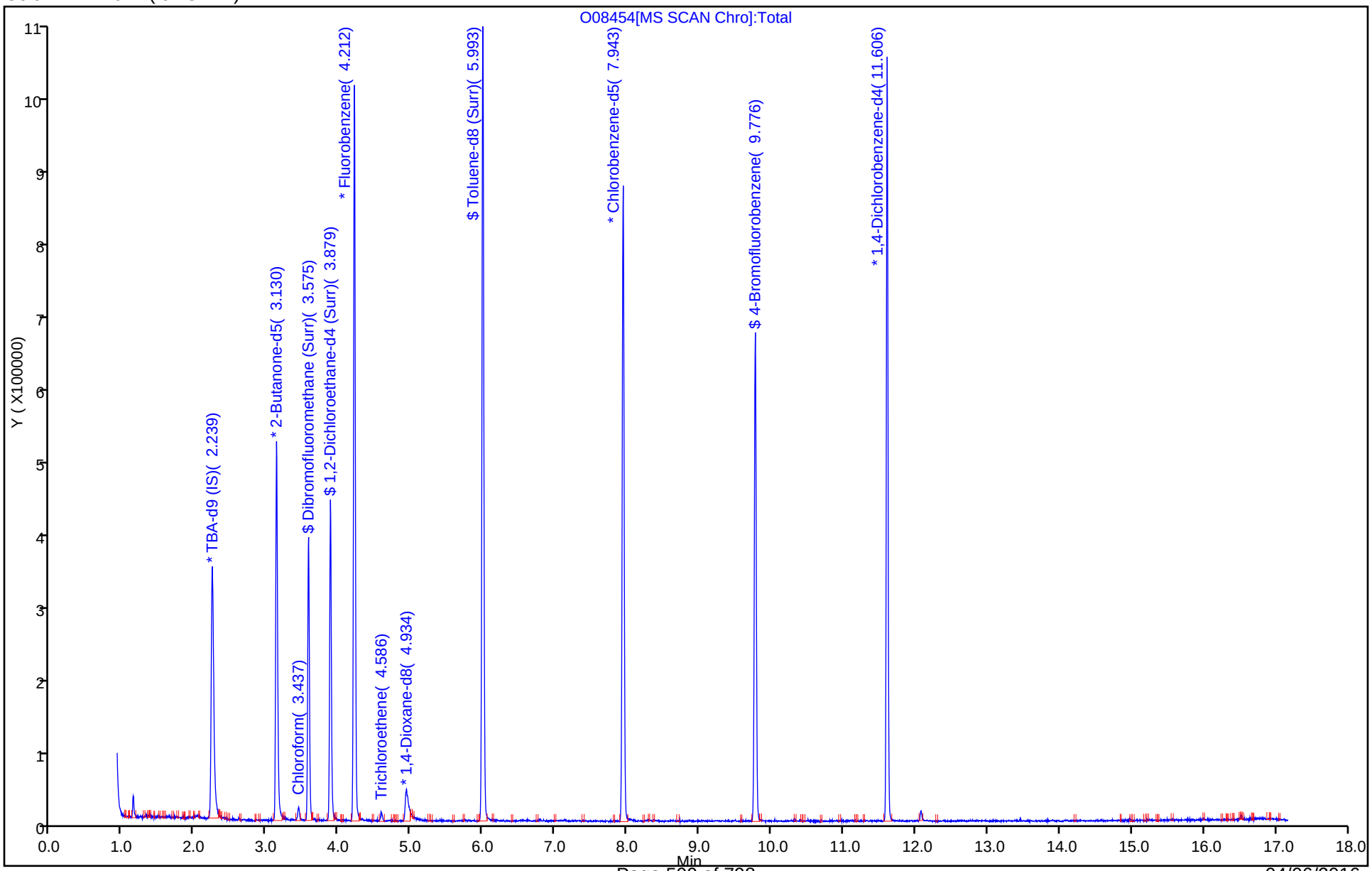

TestAmerica Edison

Data File:	\\ChromNA\Edison\ChromData\CVOAMS12\20160404-39403.b\O08454.D		
Injection Date:	04-Apr-2016 14:25:30	Instrument ID:	CVOAMS12
Lims ID:	460-111103-C-45	Lab Sample ID:	460-111103-45
Client ID:	DUP-02		
Operator ID:		ALS Bottle#:	12 Worklist Smp#: 14
Purge Vol:	5.000 mL	Dil. Factor:	1.0000
Method:	8260W_12	Limit Group:	VOA - 8260C Water and Solid
Column:	DB-624 (0.18 mm)	Detector	MS SCAN

45 Chloroform, CAS: 67-66-3

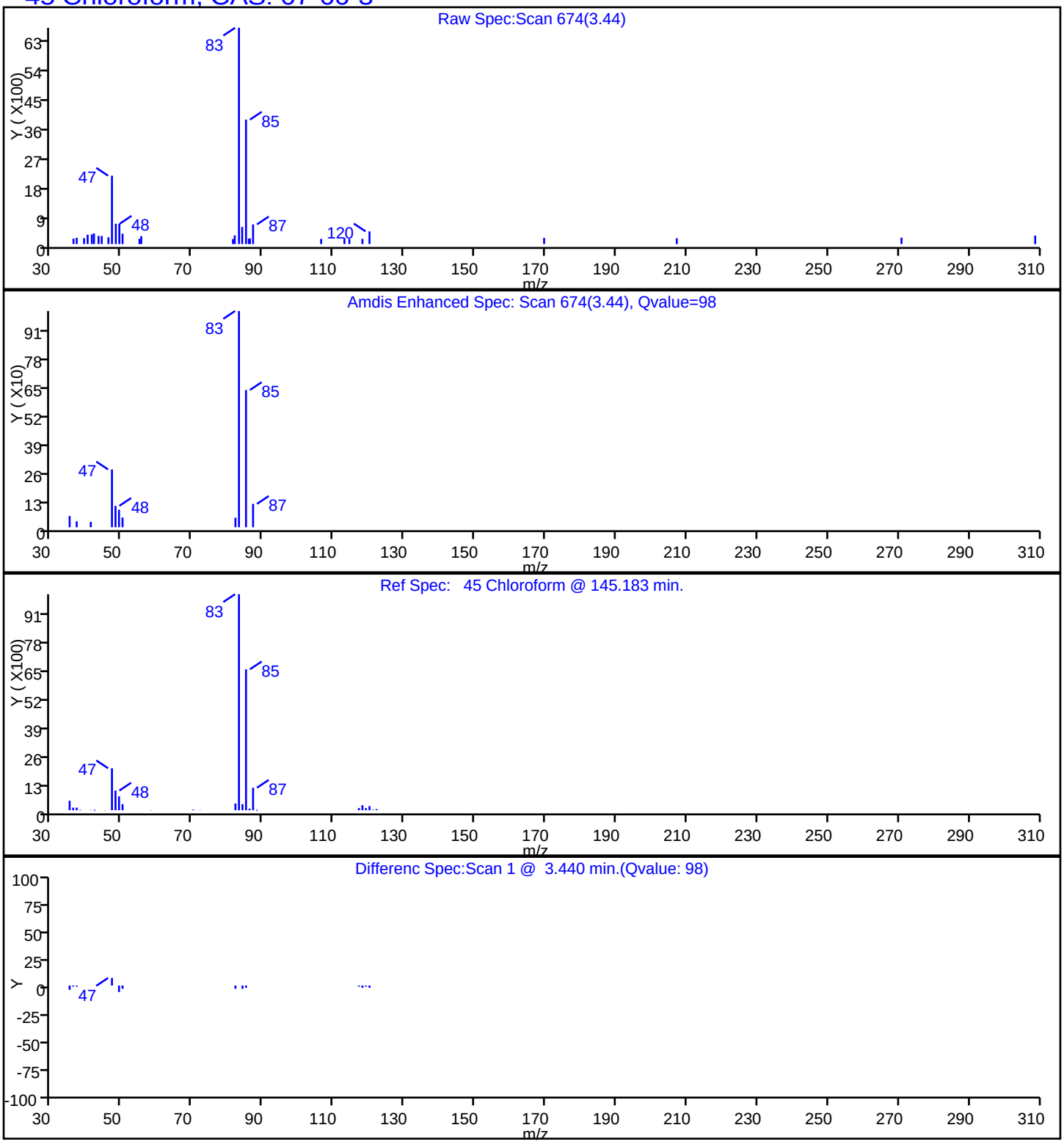

TestAmerica Edison

Data File: \\ChromNA\Edison\ChromData\CVOAMS12\20160404-39403.b\O08454.D

Injection Date:	04-Apr-2016 14:25:30	Instrument ID:	CVOAMS12
Lims ID:	460-111103-C-45	Lab Sample ID:	460-111103-45
Client ID:	DUP-02		
Operator ID:		ALS Bottle#:	12 Worklist Smp#: 14
Purge Vol:	5.000 mL	Dil. Factor:	1.0000
Method:	8260W_12	Limit Group:	VOA - 8260C Water and Solid
Column:	DB-624 (0.18 mm)	Detector	MS SCAN

68 Trichloroethene, CAS: 79-01-6

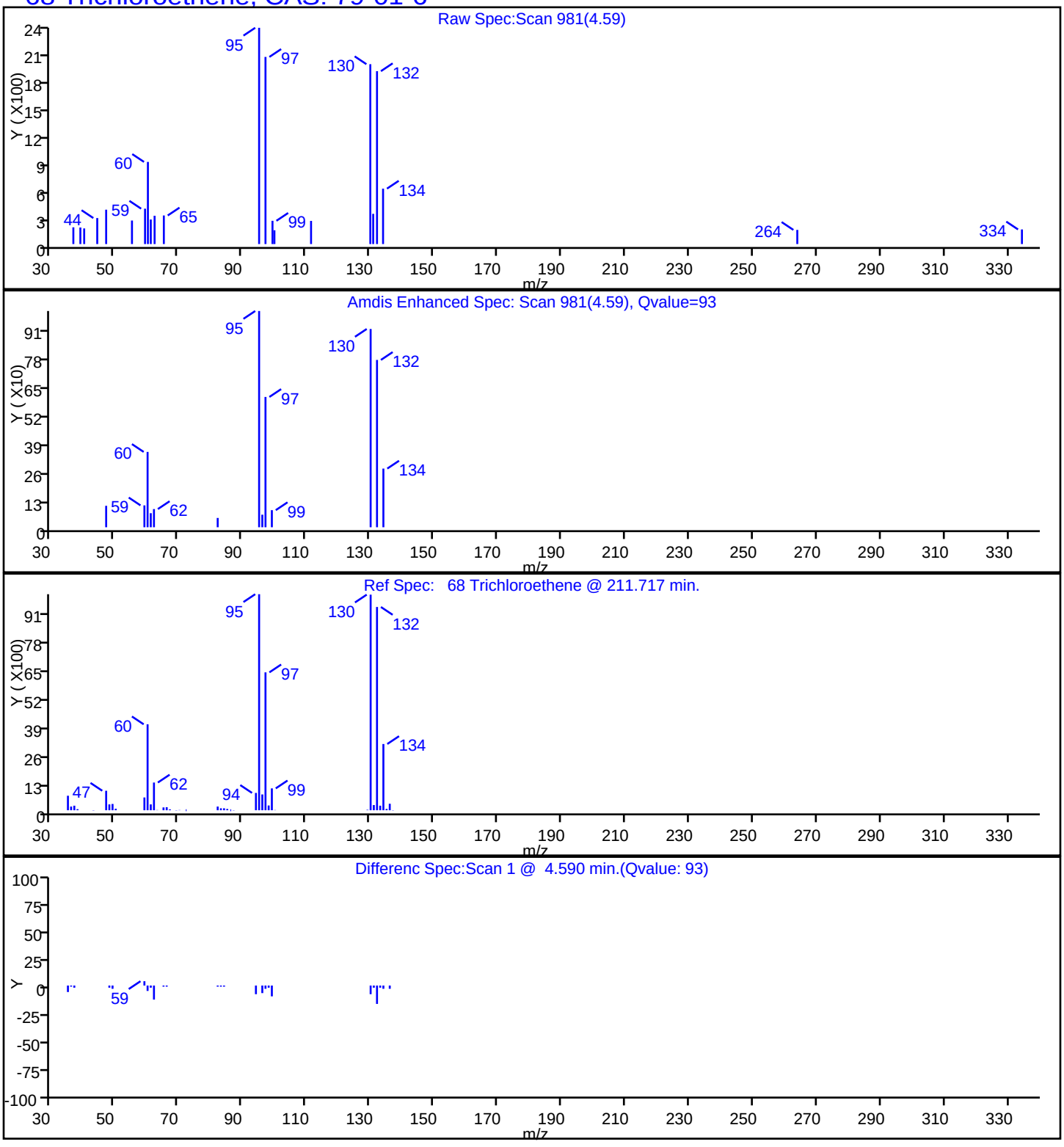

FORM I
GC/MS VOA ORGANICS ANALYSIS DATA SHEET

Lab Name: TestAmerica Edison | Job No.: 460-111103-1

SDG No.:

Client Sample ID: DUP-03 | Lab Sample ID: 460-111103-46

Matrix: Water | Lab File ID: O08455.D

Analysis Method: 8260C | Date Collected: 03/22/2016 00:00

Sample wt/vol: 5(mL) | Date Analyzed: 04/04/2016 14:53

Soil Aliquot Vol: | Dilution Factor: 1

Soil Extract Vol.: | GC Column: DB-624 ID: 0.18(mm)

% Moisture: | Level: (low/med) Low

Analysis Batch No.: 360532 | Units: ug/L

CAS NO.	COMPOUND NAME	RESULT	Q	RL	MDL
71-55-6	1,1,1-Trichloroethane	0.28	U	1.0	0.28
79-34-5	1,1,2,2-Tetrachloroethane	0.19	U	1.0	0.19
79-00-5	1,1,2-Trichloroethane	0.080	U	1.0	0.080
75-34-3	1,1-Dichloroethane	0.24	U	1.0	0.24
75-35-4	1,1-Dichloroethene	0.34	U	1.0	0.34
87-61-6	1,2,3-Trichlorobenzene	0.35	U	1.0	0.35
120-82-1	1,2,4-Trichlorobenzene	0.27	U	1.0	0.27
96-12-8	1,2-Dibromo-3-Chloropropane	0.23	U	1.0	0.23
106-93-4	1,2-Dibromoethane	0.19	U	1.0	0.19
95-50-1	1,2-Dichlorobenzene	0.22	U	1.0	0.22
107-06-2	1,2-Dichloroethane	0.25	U	1.0	0.25
78-87-5	1,2-Dichloropropane	0.18	U	1.0	0.18
541-73-1	1,3-Dichlorobenzene	0.33	U	1.0	0.33
106-46-7	1,4-Dichlorobenzene	0.33	U	1.0	0.33
123-91-1	1,4-Dioxane	8.7	U	50	8.7
78-93-3	2-Butanone	2.2	U	5.0	2.2
591-78-6	2-Hexanone	0.72	U	5.0	0.72
108-10-1	4-Methyl-2-pentanone	0.63	U	5.0	0.63
67-64-1	Acetone	1.1	U	5.0	1.1
71-43-2	Benzene	0.090	U	1.0	0.090
74-97-5	Bromochloromethane	0.30	U	1.0	0.30
75-27-4	Bromodichloromethane	0.15	U	1.0	0.15
75-25-2	Bromoform	0.18	U	1.0	0.18
74-83-9	Bromomethane	0.18	U	1.0	0.18
75-15-0	Carbon disulfide	0.22	U	1.0	0.22
56-23-5	Carbon tetrachloride	0.33	U	1.0	0.33
108-90-7	Chlorobenzene	0.24	U	1.0	0.24
75-00-3	Chloroethane	0.37	U	1.0	0.37
67-66-3	Chloroform	0.65	J	1.0	0.22
74-87-3	Chloromethane	0.22	U	1.0	0.22
156-59-2	cis-1,2-Dichloroethene	0.26	U	1.0	0.26
10061-01-5	cis-1,3-Dichloropropene	0.16	U	1.0	0.16
110-82-7	Cyclohexane	0.26	U	1.0	0.26
124-48-1	Dibromochloromethane	0.22	U	1.0	0.22
75-71-8	Dichlorodifluoromethane	0.14	U	1.0	0.14
100-41-4	Ethylbenzene	0.30	U	1.0	0.30

FORM I
GC/MS VOA ORGANICS ANALYSIS DATA SHEET

Lab Name: TestAmerica Edison | Job No.: 460-111103-1

SDG No.:

Client Sample ID: DUP-03 | Lab Sample ID: 460-111103-46

Matrix: Water | Lab File ID: O08455.D

Analysis Method: 8260C | Date Collected: 03/22/2016 00:00

Sample wt/vol: 5(mL) | Date Analyzed: 04/04/2016 14:53

Soil Aliquot Vol: | Dilution Factor: 1

Soil Extract Vol.: | GC Column: DB-624 ID: 0.18(mm)

% Moisture: | Level: (low/med) Low

Analysis Batch No.: 360532 | Units: ug/L

CAS NO.	COMPOUND NAME	RESULT	Q	RL	MDL
76-13-1	Freon TF	0.34	U	1.0	0.34
98-82-8	Isopropylbenzene	0.32	U	1.0	0.32
179601-23-1	m&p-Xylene	0.28	U	1.0	0.28
79-20-9	Methyl acetate	0.58	U	5.0	0.58
108-87-2	Methylcyclohexane	0.22	U	1.0	0.22
75-09-2	Methylene Chloride	0.21	U	1.0	0.21
1634-04-4	MTBE	0.13	U	1.0	0.13
95-47-6	o-Xylene	0.32	U	1.0	0.32
100-42-5	Styrene	0.17	U	1.0	0.17
127-18-4	Tetrachloroethene	0.12	U	1.0	0.12
108-88-3	Toluene	0.25	U	1.0	0.25
156-60-5	trans-1,2-Dichloroethene	0.18	U	1.0	0.18
10061-02-6	trans-1,3-Dichloropropene	0.19	U	1.0	0.19
79-01-6	Trichloroethene	0.26	J	1.0	0.22
75-69-4	Trichlorofluoromethane	0.15	U	1.0	0.15
75-01-4	Vinyl chloride	0.060	U	1.0	0.060

CAS NO.	SURROGATE	%REC	Q	LIMITS
17060-07-0	1,2-Dichloroethane-d4 (Surr)	99		70-130
460-00-4	Bromofluorobenzene	101		70-130
1868-53-7	Dibromofluoromethane (Surr)	104		70-130
2037-26-5	Toluene-d8 (Surr)	94		70-130

FORM I
GC/MS VOA ORGANICS ANALYSIS DATA SHEET
TENTATIVELY IDENTIFIED COMPOUNDS

Lab Name: TestAmerica Edison | Job No.: 460-111103-1

SDG No.:

Client Sample ID: DUP-03 | Lab Sample ID: 460-111103-46

Matrix: Water | Lab File ID: O08455.D

Analysis Method: 8260C | Date Collected: 03/22/2016 00:00

Sample wt/vol: 5(mL) | Date Analyzed: 04/04/2016 14:53

Soil Aliquot Vol: | Dilution Factor: 1

Soil Extract Vol.: | GC Column: DB-624 ID: 0.18(mm)

% Moisture: | Level: (low/med) Low

Analysis Batch No.: 360532 | Units: ug/L

Number TICs Found: 0 | TIC Result Total: 0

CAS NO.	COMPOUND NAME	RT	RESULT	Q
	Tentatively Identified Compound		None	

TestAmerica Edison
Target Compound Quantitation Report

Data File: \\ChromNA\Edison\ChromData\CVOAMS12\20160404-39403.b\O08455.D
Lims ID: 460-111103-C-46 Lab Sample ID: 460-111103-46
Client ID: DUP-03
Sample Type: Client
Inject. Date: 04-Apr-2016 14:53:30 ALS Bottle#: 13 Worklist Smp#: 15
Purge Vol: 5.000 mL Dil. Factor: 1.0000
Sample Info: 460-111103-C-46
Misc. Info.: 460-0039403-015
Operator ID: Instrument ID: CVOAMS12

Method: \\ChromNA\Edison\ChromData\CVOAMS12\20160404-39403.b\8260W_12.m
Limit Group: VOA - 8260C Water and Solid
Last Update: 04-Apr-2016 15:51:03 Calib Date: 23-Mar-2016 23:57:30
Integrator: RTE ID Type: Deconvolution ID
Quant Method: Internal Standard Quant By: Initial Calibration
Last ICal File: \\ChromNA\Edison\ChromData\CVOAMS12\20160323-38887.b\O07968.D

Column 1 : DB-624 (0.18 mm) Det: MS SCAN
Process Host: XAWRK047

First Level Reviewer: delpolitov Date: 04-Apr-2016 15:51:27

Compound	Sig	RT (min.)	Exp RT (min.)	Dlt RT (min.)	Q	Response	OnCol Amt ug/l	Flags
* 30 TBA-d9 (IS)	65	2.239	2.243	-0.004	99	517615	1000.0	
* 52 2-Butanone-d5	46	3.130	3.130	0.000	0	576232	250.0	
45 Chloroform	83	3.437	3.433	0.004	97	4790	0.6542	
$ 50 Dibromofluoromethane (Surr	113	3.575	3.572	0.003	97	190766	51.8	
$ 60 1,2-Dichloroethane-d4 (Sur	65	3.879	3.878	0.001	96	248669	49.4	
* 64 Fluorobenzene	96	4.212	4.211	0.001	98	771288	50.0	
68 Trichloroethene	95	4.586	4.586	0.000	16	1009	0.2594	
* 74 1,4-Dioxane-d8	96	4.934	4.930	0.004	95	60616	1000.0	
$ 80 Toluene-d8 (Surr)	98	5.997	5.993	0.004	99	721455	46.9	
* 94 Chlorobenzene-d5	117	7.943	7.942	0.001	87	525433	50.0	
$ 106 4-Bromofluorobenzene	174	9.776	9.776	0.000	94	224804	50.5	
* 122 1,4-Dichlorobenzene-d4	152	11.606	11.606	0.000	96	274210	50.0	

Reagents:

8260ISNEW_00064 Amount Added: 1.00 Units: uL Run Reagent
8260SURR250_00119 Amount Added: 1.00 Units: uL Run Reagent

Report Date: 04-Apr-2016 15:51:27 Chrom Revision: 2.2 04-Mar-2016 14:36:24

TestAmerica Edison

Data File: \\ChromNA\Edison\ChromData\CVOAMS12\20160404-39403.b\O08455.D

Injection Date:	04-Apr-2016 14:53:30	Instrument ID:	CVOAMS12	Operator ID:	
Lims ID:	460-111103-C-46	Lab Sample ID:	460-111103-46	Worklist Smp#:	15
Client ID:	DUP-03				
Purge Vol:	5.000 mL	Dil. Factor:	1.0000	ALS Bottle#:	13
Method:	8260W_12	Limit Group:	VOA - 8260C Water and Solid		

Column: DB-624 (0.18 mm)

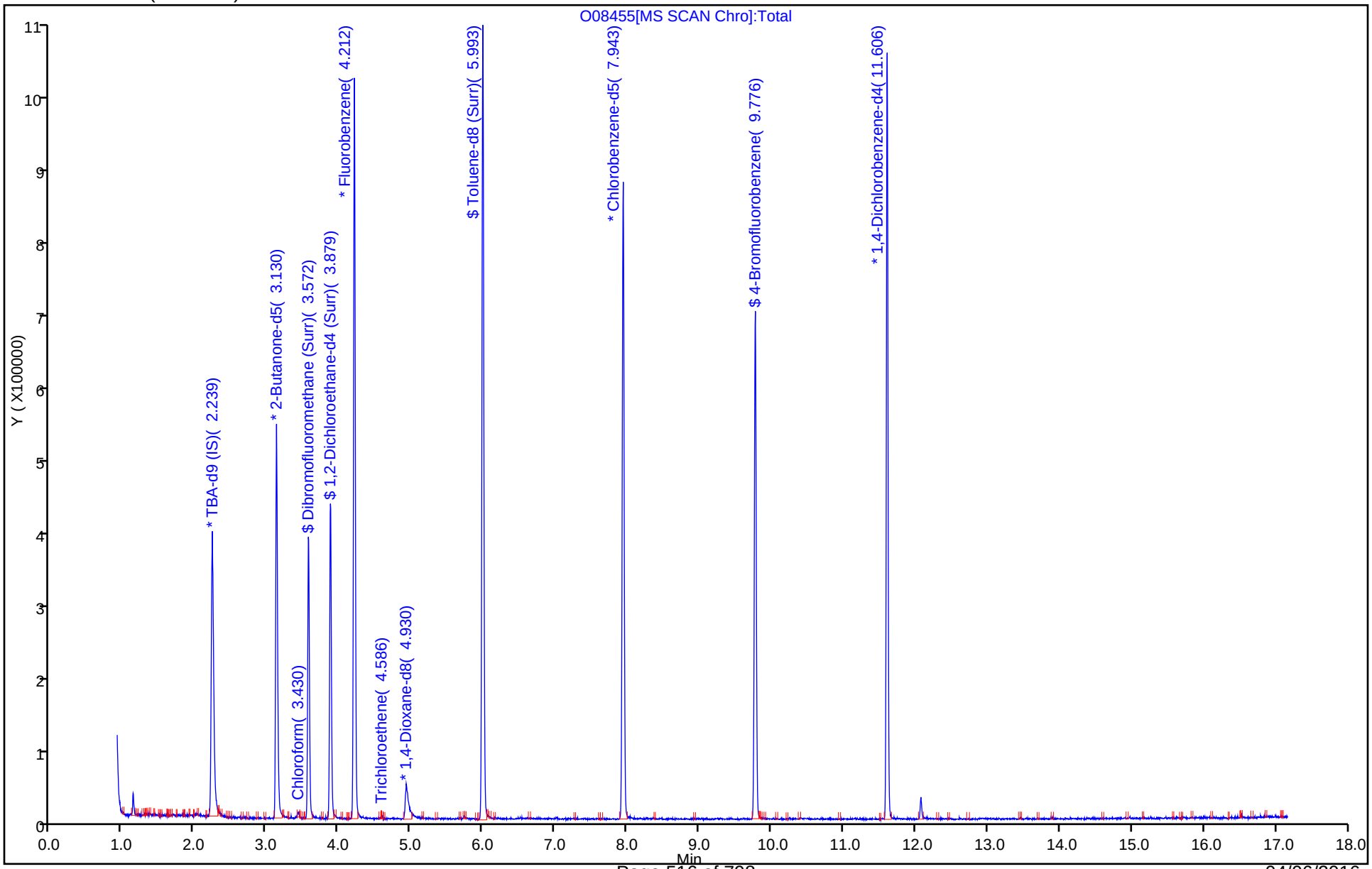

Data File: \\ChromNA\Edison\ChromData\CVOAMS12\20160404-39403.b\O08455.D

Injection Date:	04-Apr-2016 14:53:30	Instrument ID:	CVOAMS12		
Lims ID:	460-111103-C-46	Lab Sample ID:	460-111103-46		
Client ID:	DUP-03				
Operator ID:		ALS Bottle#:	13	Worklist Smp#:	15
Purge Vol:	5.000 mL	Dil. Factor:	1.0000		
Method:	8260W_12	Limit Group:	VOA - 8260C Water and Solid		
Column:	DB-624 (0.18 mm)	Detector	MS SCAN		

45 Chloroform, CAS: 67-66-3

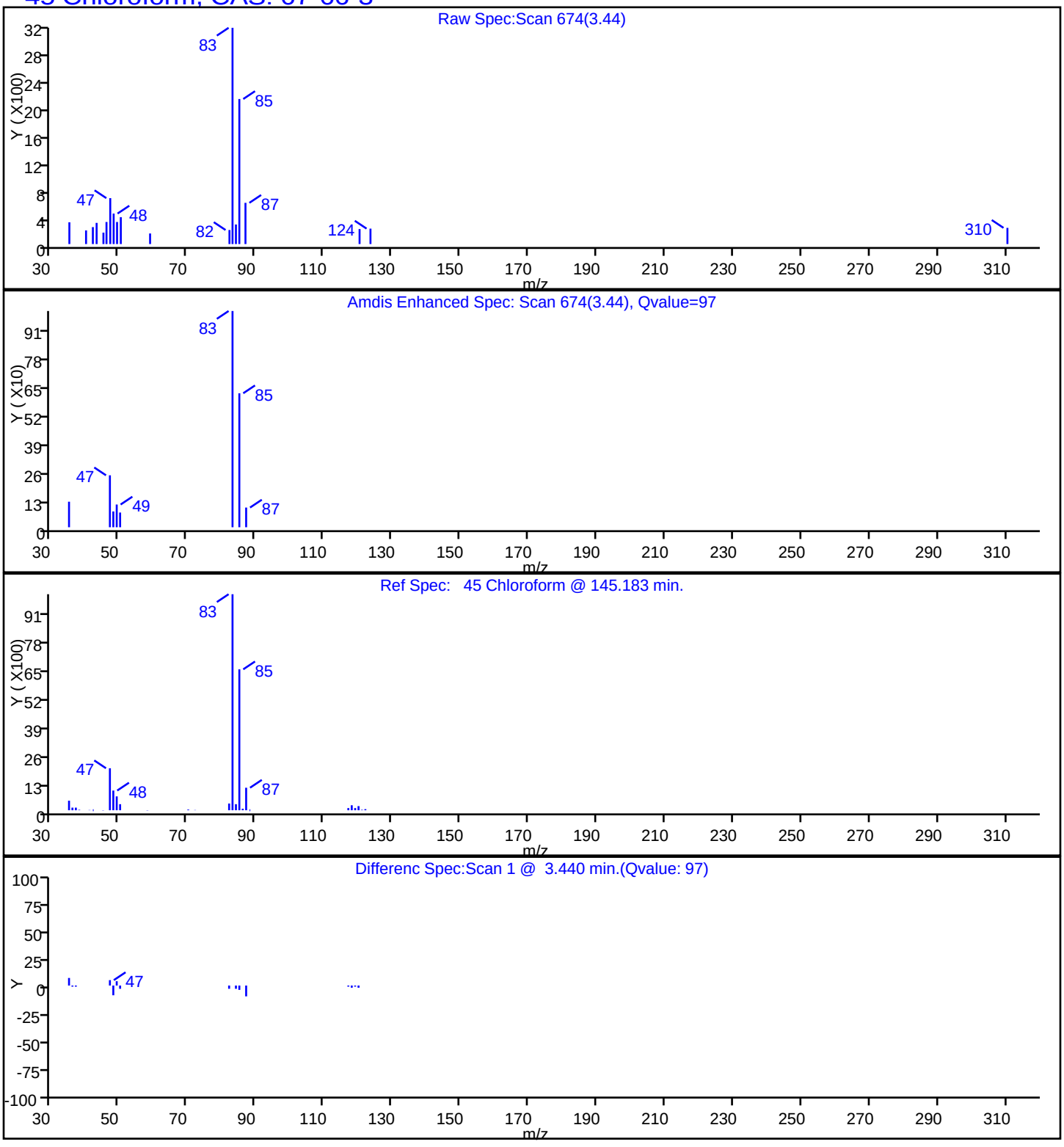

TestAmerica Edison

Data File:	\\ChromNA\Edison\ChromData\CVOAMS12\20160404-39403.b\O08455.D		
Injection Date:	04-Apr-2016 14:53:30	Instrument ID:	CVOAMS12
Lims ID:	460-111103-C-46	Lab Sample ID:	460-111103-46
Client ID:	DUP-03		
Operator ID:		ALS Bottle#:	13 Worklist Smp#: 15
Purge Vol:	5.000 mL	Dil. Factor:	1.0000
Method:	8260W_12	Limit Group:	VOA - 8260C Water and Solid
Column:	DB-624 (0.18 mm)	Detector	MS SCAN

68 Trichloroethene, CAS: 79-01-6

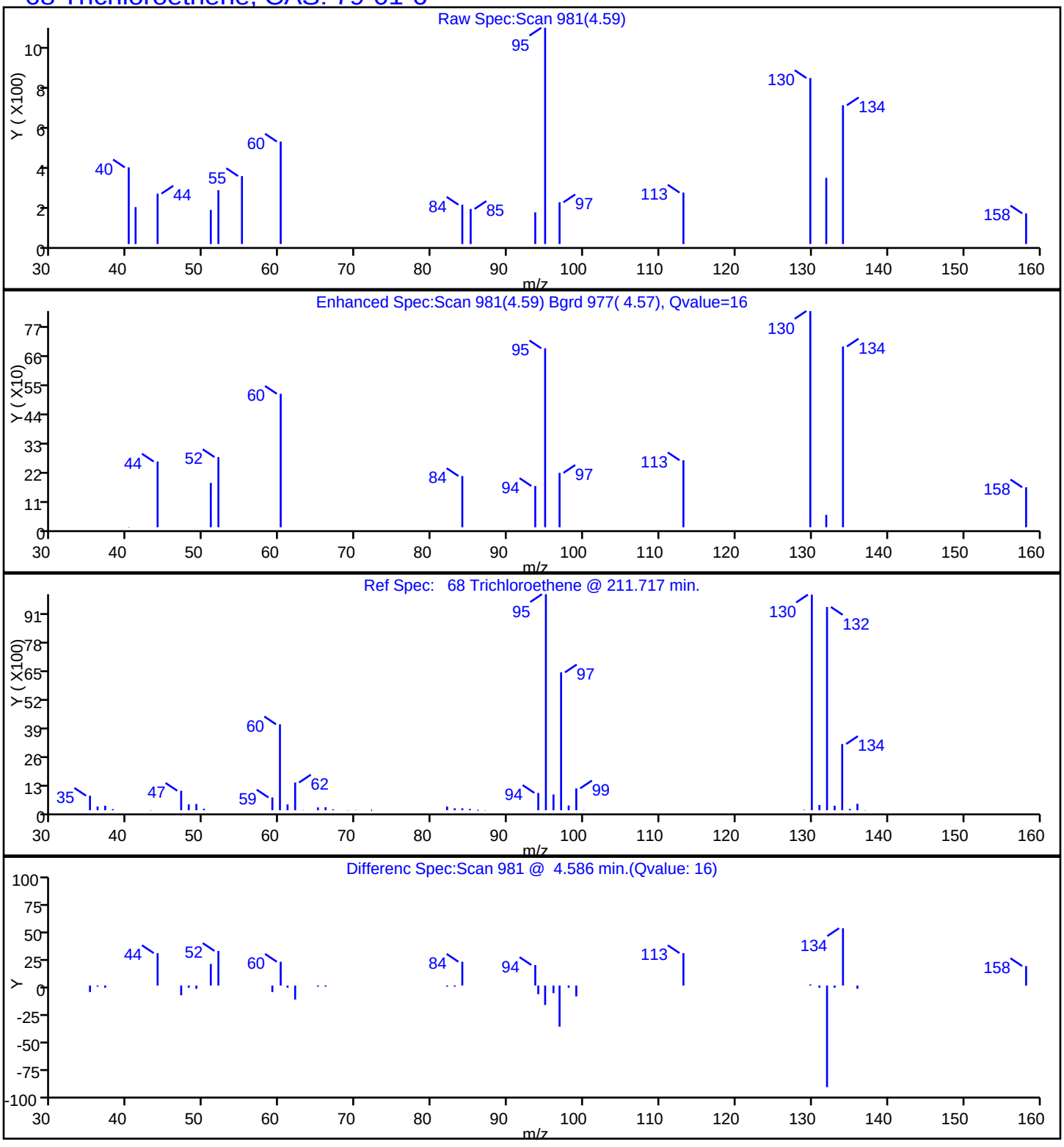

FORM I
GC/MS VOA ORGANICS ANALYSIS DATA SHEET

Lab Name: TestAmerica Edison | Job No.: 460-111103-1

SDG No.:

Client Sample ID: DUP-04 | Lab Sample ID: 460-111103-47

Matrix: Water | Lab File ID: O08456.D

Analysis Method: 8260C | Date Collected: 03/22/2016 00:00

Sample wt/vol: 5(mL) | Date Analyzed: 04/04/2016 15:20

Soil Aliquot Vol: | Dilution Factor: 1

Soil Extract Vol.: | GC Column: DB-624 ID: 0.18(mm)

% Moisture: | Level: (low/med) Low

Analysis Batch No.: 360532 | Units: ug/L

CAS NO.	COMPOUND NAME	RESULT	Q	RL	MDL
71-55-6	1,1,1-Trichloroethane	0.28	U	1.0	0.28
79-34-5	1,1,2,2-Tetrachloroethane	0.19	U	1.0	0.19
79-00-5	1,1,2-Trichloroethane	0.080	U	1.0	0.080
75-34-3	1,1-Dichloroethane	0.24	U	1.0	0.24
75-35-4	1,1-Dichloroethene	0.34	U	1.0	0.34
87-61-6	1,2,3-Trichlorobenzene	0.35	U	1.0	0.35
120-82-1	1,2,4-Trichlorobenzene	0.27	U	1.0	0.27
96-12-8	1,2-Dibromo-3-Chloropropane	0.23	U	1.0	0.23
106-93-4	1,2-Dibromoethane	0.19	U	1.0	0.19
95-50-1	1,2-Dichlorobenzene	0.22	U	1.0	0.22
107-06-2	1,2-Dichloroethane	0.25	U	1.0	0.25
78-87-5	1,2-Dichloropropane	0.18	U	1.0	0.18
541-73-1	1,3-Dichlorobenzene	0.33	U	1.0	0.33
106-46-7	1,4-Dichlorobenzene	0.33	U	1.0	0.33
123-91-1	1,4-Dioxane	8.7	U	50	8.7
78-93-3	2-Butanone	2.2	U	5.0	2.2
591-78-6	2-Hexanone	0.72	U	5.0	0.72
108-10-1	4-Methyl-2-pentanone	0.63	U	5.0	0.63
67-64-1	Acetone	1.1	U	5.0	1.1
71-43-2	Benzene	0.090	U	1.0	0.090
74-97-5	Bromochloromethane	0.30	U	1.0	0.30
75-27-4	Bromodichloromethane	0.15	U	1.0	0.15
75-25-2	Bromoform	0.18	U	1.0	0.18
74-83-9	Bromomethane	0.18	U	1.0	0.18
75-15-0	Carbon disulfide	0.22	U	1.0	0.22
56-23-5	Carbon tetrachloride	0.33	U	1.0	0.33
108-90-7	Chlorobenzene	0.24	U	1.0	0.24
75-00-3	Chloroethane	0.37	U	1.0	0.37
67-66-3	Chloroform	0.22	U	1.0	0.22
74-87-3	Chloromethane	0.22	U	1.0	0.22
156-59-2	cis-1,2-Dichloroethene	1.1		1.0	0.26
10061-01-5	cis-1,3-Dichloropropene	0.16	U	1.0	0.16
110-82-7	Cyclohexane	0.26	U	1.0	0.26
124-48-1	Dibromochloromethane	0.22	U	1.0	0.22
75-71-8	Dichlorodifluoromethane	0.14	U	1.0	0.14
100-41-4	Ethylbenzene	0.30	U	1.0	0.30

FORM I
GC/MS VOA ORGANICS ANALYSIS DATA SHEET

Lab Name: TestAmerica Edison | Job No.: 460-111103-1

SDG No.:

Client Sample ID: DUP-04 | Lab Sample ID: 460-111103-47

Matrix: Water | Lab File ID: O08456.D

Analysis Method: 8260C | Date Collected: 03/22/2016 00:00

Sample wt/vol: 5(mL) | Date Analyzed: 04/04/2016 15:20

Soil Aliquot Vol: | Dilution Factor: 1

Soil Extract Vol.: | GC Column: DB-624 ID: 0.18(mm)

% Moisture: | Level: (low/med) Low

Analysis Batch No.: 360532 | Units: ug/L

CAS NO.	COMPOUND NAME	RESULT	Q	RL	MDL
76-13-1	Freon TF	0.34	U	1.0	0.34
98-82-8	Isopropylbenzene	0.32	U	1.0	0.32
179601-23-1	m&p-Xylene	0.28	U	1.0	0.28
79-20-9	Methyl acetate	0.58	U	5.0	0.58
108-87-2	Methylcyclohexane	0.22	U	1.0	0.22
75-09-2	Methylene Chloride	0.21	U	1.0	0.21
1634-04-4	MTBE	0.13	U	1.0	0.13
95-47-6	o-Xylene	0.32	U	1.0	0.32
100-42-5	Styrene	0.17	U	1.0	0.17
127-18-4	Tetrachloroethene	0.12	U	1.0	0.12
108-88-3	Toluene	0.25	U	1.0	0.25
156-60-5	trans-1,2-Dichloroethene	0.18	U	1.0	0.18
10061-02-6	trans-1,3-Dichloropropene	0.19	U	1.0	0.19
79-01-6	Trichloroethene	3.0		1.0	0.22
75-69-4	Trichlorofluoromethane	0.15	U	1.0	0.15
75-01-4	Vinyl chloride	0.060	U	1.0	0.060

CAS NO.	SURROGATE	%REC	Q	LIMITS
17060-07-0	1,2-Dichloroethane-d4 (Surr)	95		70-130
460-00-4	Bromofluorobenzene	98		70-130
1868-53-7	Dibromofluoromethane (Surr)	101		70-130
2037-26-5	Toluene-d8 (Surr)	90		70-130

FORM I
GC/MS VOA ORGANICS ANALYSIS DATA SHEET
TENTATIVELY IDENTIFIED COMPOUNDS

Lab Name: TestAmerica Edison | Job No.: 460-111103-1

SDG No.:

Client Sample ID: DUP-04 | Lab Sample ID: 460-111103-47

Matrix: Water | Lab File ID: O08456.D

Analysis Method: 8260C | Date Collected: 03/22/2016 00:00

Sample wt/vol: 5(mL) | Date Analyzed: 04/04/2016 15:20

Soil Aliquot Vol: | Dilution Factor: 1

Soil Extract Vol.: | GC Column: DB-624 ID: 0.18(mm)

% Moisture: | Level: (low/med) Low

Analysis Batch No.: 360532 | Units: ug/L

Number TICs Found: 0 | TIC Result Total: 0

CAS NO.	COMPOUND NAME	RT	RESULT	Q
	Tentatively Identified Compound		None	

TestAmerica Edison
Target Compound Quantitation Report

Data File: \\ChromNA\Edison\ChromData\CVOAMS12\20160404-39403.b\O08456.D
Lims ID: 460-111103-C-47 Lab Sample ID: 460-111103-47
Client ID: DUP-04
Sample Type: Client
Inject. Date: 04-Apr-2016 15:20:30 ALS Bottle#: 14 Worklist Smp#: 16
Purge Vol: 5.000 mL Dil. Factor: 1.0000
Sample Info: 460-111103-C-47
Misc. Info.: 460-0039403-016
Operator ID: Instrument ID: CVOAMS12

Method: \\ChromNA\Edison\ChromData\CVOAMS12\20160404-39403.b\8260W_12.m
Limit Group: VOA - 8260C Water and Solid
Last Update: 04-Apr-2016 15:51:57 Calib Date: 23-Mar-2016 23:57:30
Integrator: RTE ID Type: Deconvolution ID
Quant Method: Internal Standard Quant By: Initial Calibration
Last ICal File: \\ChromNA\Edison\ChromData\CVOAMS12\20160323-38887.b\O07968.D

Column 1 : DB-624 (0.18 mm) Det: MS SCAN
Process Host: XAWRK047

First Level Reviewer: delpolitov Date: 04-Apr-2016 15:51:57

Compound	Sig	RT (min.)	Exp RT (min.)	Dlt RT (min.)	Q	Response	OnCol Amt ug/l	Flags
* 30 TBA-d9 (IS)	65	2.236	2.243	-0.007	99	500193	1000.0	
* 52 2-Butanone-d5	46	3.130	3.130	0.000	0	570498	250.0	
41 cis-1,2-Dichloroethene	96	3.171	3.160	0.011	48	5064	1.06	
$ 50 Dibromofluoromethane (Surr	113	3.575	3.572	0.003	97	184850	50.3	
$ 60 1,2-Dichloroethane-d4 (Sur	65	3.878	3.878	0.000	96	238832	47.6	
* 64 Fluorobenzene	96	4.211	4.211	0.000	98	769250	50.0	
68 Trichloroethene	95	4.589	4.586	0.003	98	11793	3.04	
* 74 1,4-Dioxane-d8	96	4.937	4.930	0.007	96	59780	1000.0	
$ 80 Toluene-d8 (Surr)	98	5.993	5.993	0.000	100	699375	45.0	
* 94 Chlorobenzene-d5	117	7.939	7.942	-0.003	87	531032	50.0	
$ 106 4-Bromofluorobenzene	174	9.776	9.776	0.000	93	221086	49.1	
* 122 1,4-Dichlorobenzene-d4	152	11.606	11.606	0.000	96	277642	50.0	

Reagents:

8260ISNEW_00064 Amount Added: 1.00 Units: uL Run Reagent
8260SURR250_00119 Amount Added: 1.00 Units: uL Run Reagent

Report Date: 04-Apr-2016 15:51:58 Chrom Revision: 2.2 04-Mar-2016 14:36:24

TestAmerica Edison

Data File: \\ChromNA\Edison\ChromData\CVOAMS12\20160404-39403.b\O08456.D

Injection Date:	04-Apr-2016 15:20:30	Instrument ID:	CVOAMS12	Operator ID:	
Lims ID:	460-111103-C-47	Lab Sample ID:	460-111103-47	Worklist Smp#:	16
Client ID:	DUP-04				
Purge Vol:	5.000 mL	Dil. Factor:	1.0000	ALS Bottle#:	14
Method:	8260W_12	Limit Group:	VOA - 8260C Water and Solid		

Column: DB-624 (0.18 mm)

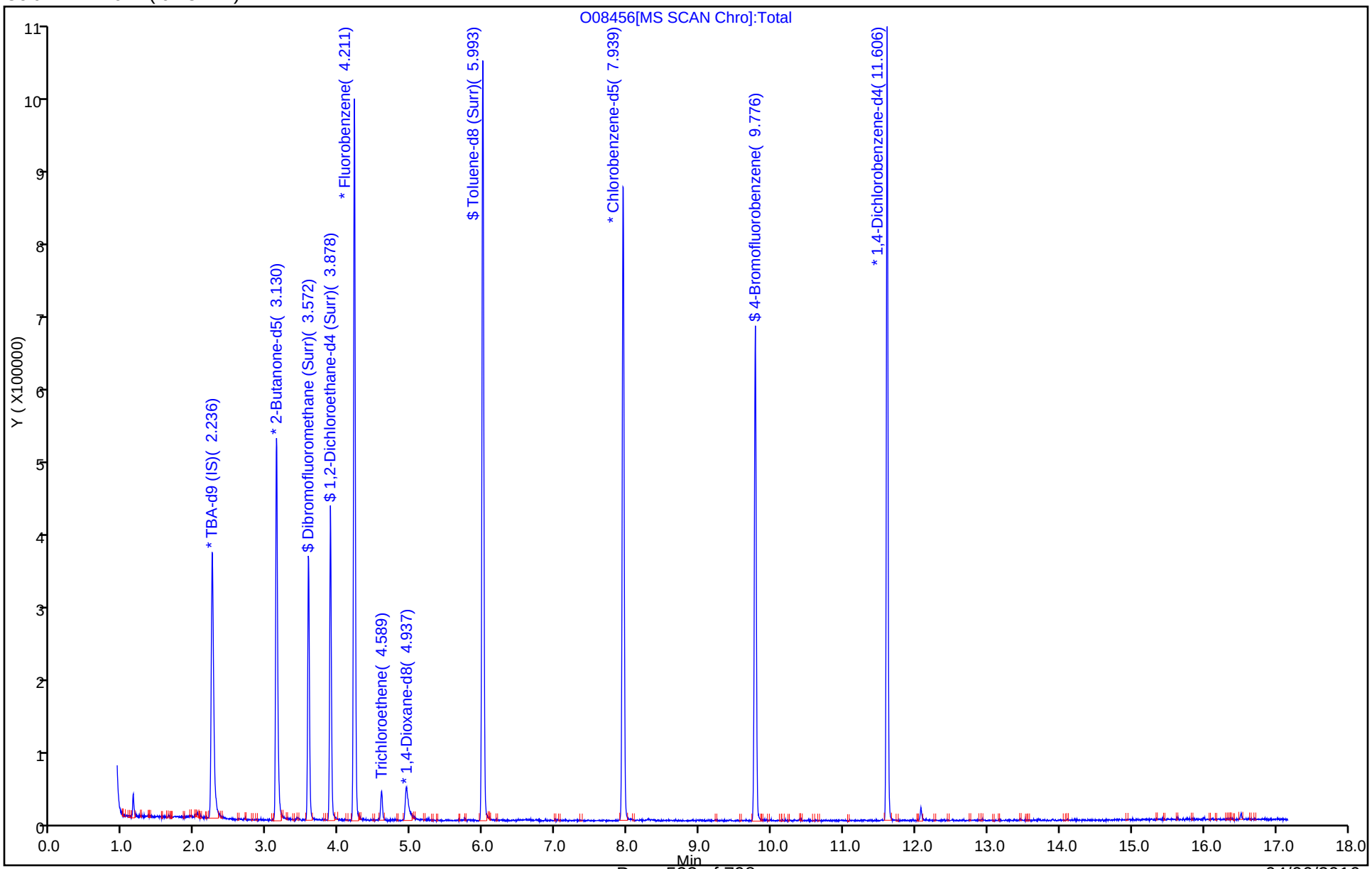

TestAmerica Edison

Data File:	\\ChromNA\Edison\ChromData\CVOAMS12\20160404-39403.b\O08456.D		
Injection Date:	04-Apr-2016 15:20:30	Instrument ID:	CVOAMS12
Lims ID:	460-111103-C-47	Lab Sample ID:	460-111103-47
Client ID:	DUP-04		
Operator ID:		ALS Bottle#:	14 Worklist Smp#: 16
Purge Vol:	5.000 mL	Dil. Factor:	1.0000
Method:	8260W_12	Limit Group:	VOA - 8260C Water and Solid
Column:	DB-624 (0.18 mm)	Detector	MS SCAN

41 cis-1,2-Dichloroethene, CAS: 156-59-2

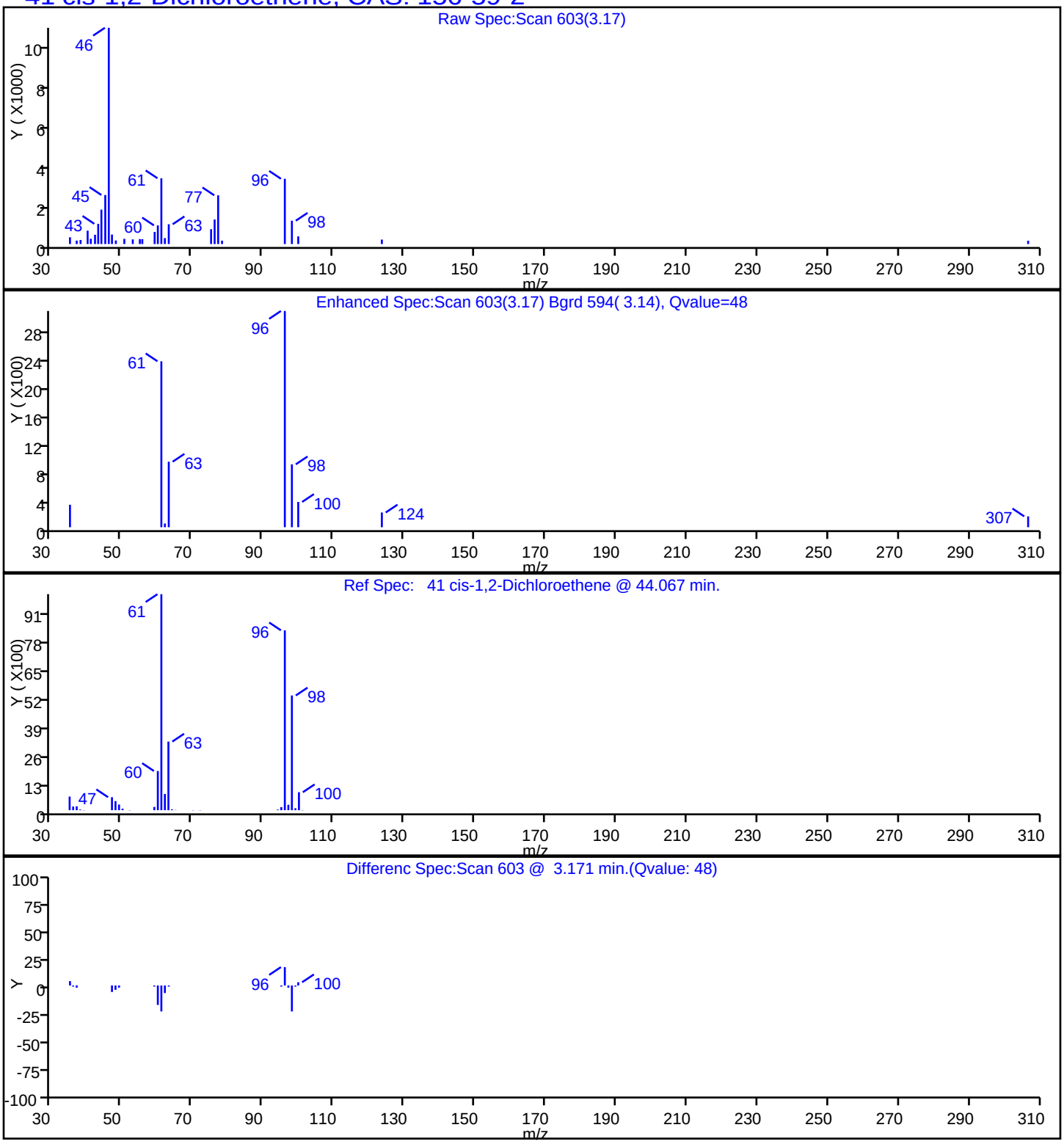

TestAmerica Edison

Data File:	\\ChromNA\Edison\ChromData\CVOAMS12\20160404-39403.b\O08456.D		
Injection Date:	04-Apr-2016 15:20:30	Instrument ID:	CVOAMS12
Lims ID:	460-111103-C-47	Lab Sample ID:	460-111103-47
Client ID:	DUP-04		
Operator ID:		ALS Bottle#:	14 Worklist Smp#: 16
Purge Vol:	5.000 mL	Dil. Factor:	1.0000
Method:	8260W_12	Limit Group:	VOA - 8260C Water and Solid
Column:	DB-624 (0.18 mm)	Detector	MS SCAN

68 Trichloroethene, CAS: 79-01-6

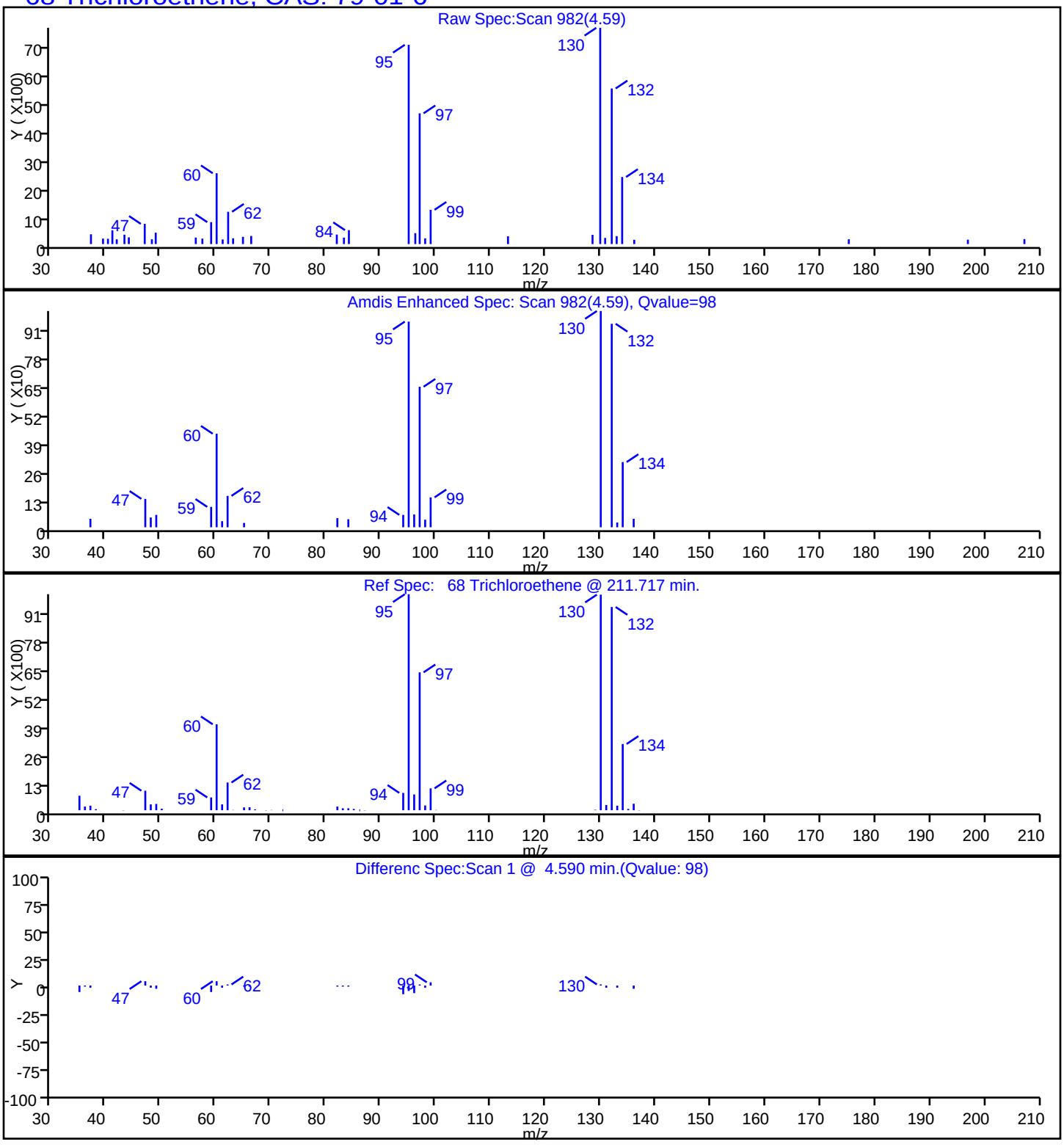

FORM I
GC/MS VOA ORGANICS ANALYSIS DATA SHEET

Lab Name: TestAmerica Edison | Job No.: 460-111103-1

SDG No.:

Client Sample ID: DUP-05 | Lab Sample ID: 460-111103-48

Matrix: Water | Lab File ID: O08457.D

Analysis Method: 8260C | Date Collected: 03/22/2016 00:00

Sample wt/vol: 5(mL) | Date Analyzed: 04/04/2016 15:48

Soil Aliquot Vol: | Dilution Factor: 1

Soil Extract Vol.: | GC Column: DB-624 ID: 0.18(mm)

% Moisture: | Level: (low/med) Low

Analysis Batch No.: 360532 | Units: ug/L

CAS NO.	COMPOUND NAME	RESULT	Q	RL	MDL
71-55-6	1,1,1-Trichloroethane	0.28	U	1.0	0.28
79-34-5	1,1,2,2-Tetrachloroethane	0.19	U	1.0	0.19
79-00-5	1,1,2-Trichloroethane	0.080	U	1.0	0.080
75-34-3	1,1-Dichloroethane	1.2		1.0	0.24
75-35-4	1,1-Dichloroethene	0.34	U	1.0	0.34
87-61-6	1,2,3-Trichlorobenzene	0.35	U	1.0	0.35
120-82-1	1,2,4-Trichlorobenzene	0.27	U	1.0	0.27
96-12-8	1,2-Dibromo-3-Chloropropane	0.23	U	1.0	0.23
106-93-4	1,2-Dibromoethane	0.19	U	1.0	0.19
95-50-1	1,2-Dichlorobenzene	0.22	U	1.0	0.22
107-06-2	1,2-Dichloroethane	0.25	U	1.0	0.25
78-87-5	1,2-Dichloropropane	0.18	U	1.0	0.18
541-73-1	1,3-Dichlorobenzene	0.33	U	1.0	0.33
106-46-7	1,4-Dichlorobenzene	0.33	U	1.0	0.33
123-91-1	1,4-Dioxane	8.7	U	50	8.7
78-93-3	2-Butanone	2.2	U	5.0	2.2
591-78-6	2-Hexanone	0.72	U	5.0	0.72
108-10-1	4-Methyl-2-pentanone	0.63	U	5.0	0.63
67-64-1	Acetone	1.1	U	5.0	1.1
71-43-2	Benzene	0.090	U	1.0	0.090
74-97-5	Bromochloromethane	0.30	U	1.0	0.30
75-27-4	Bromodichloromethane	0.15	U	1.0	0.15
75-25-2	Bromoform	0.18	U	1.0	0.18
74-83-9	Bromomethane	0.18	U	1.0	0.18
75-15-0	Carbon disulfide	0.22	U	1.0	0.22
56-23-5	Carbon tetrachloride	0.33	U	1.0	0.33
108-90-7	Chlorobenzene	0.24	U	1.0	0.24
75-00-3	Chloroethane	0.37	U	1.0	0.37
67-66-3	Chloroform	2.5		1.0	0.22
74-87-3	Chloromethane	0.22	U	1.0	0.22
156-59-2	cis-1,2-Dichloroethene	5.1		1.0	0.26
10061-01-5	cis-1,3-Dichloropropene	0.16	U	1.0	0.16
110-82-7	Cyclohexane	0.26	U	1.0	0.26
124-48-1	Dibromochloromethane	0.22	U	1.0	0.22
75-71-8	Dichlorodifluoromethane	0.14	U	1.0	0.14
100-41-4	Ethylbenzene	0.30	U	1.0	0.30

FORM I
GC/MS VOA ORGANICS ANALYSIS DATA SHEET

Lab Name: TestAmerica Edison | Job No.: 460-111103-1

SDG No.:

Client Sample ID: DUP-05 | Lab Sample ID: 460-111103-48

Matrix: Water | Lab File ID: O08457.D

Analysis Method: 8260C | Date Collected: 03/22/2016 00:00

Sample wt/vol: 5(mL) | Date Analyzed: 04/04/2016 15:48

Soil Aliquot Vol: | Dilution Factor: 1

Soil Extract Vol.: | GC Column: DB-624 ID: 0.18(mm)

% Moisture: | Level: (low/med) Low

Analysis Batch No.: 360532 | Units: ug/L

CAS NO.	COMPOUND NAME	RESULT	Q	RL	MDL
76-13-1	Freon TF	0.34	U	1.0	0.34
98-82-8	Isopropylbenzene	0.32	U	1.0	0.32
179601-23-1	m&p-Xylene	0.28	U	1.0	0.28
79-20-9	Methyl acetate	0.58	U	5.0	0.58
108-87-2	Methylcyclohexane	0.22	U	1.0	0.22
75-09-2	Methylene Chloride	0.21	U	1.0	0.21
1634-04-4	MTBE	0.13	U	1.0	0.13
95-47-6	o-Xylene	0.32	U	1.0	0.32
100-42-5	Styrene	0.17	U	1.0	0.17
127-18-4	Tetrachloroethene	0.72	J	1.0	0.12
108-88-3	Toluene	0.25	U	1.0	0.25
156-60-5	trans-1,2-Dichloroethene	0.18	U	1.0	0.18
10061-02-6	trans-1,3-Dichloropropene	0.19	U	1.0	0.19
79-01-6	Trichloroethene	2.1		1.0	0.22
75-69-4	Trichlorofluoromethane	0.15	U	1.0	0.15
75-01-4	Vinyl chloride	0.060	U	1.0	0.060

CAS NO.	SURROGATE	%REC	Q	LIMITS
17060-07-0	1,2-Dichloroethane-d4 (Surr)	97		70-130
460-00-4	Bromofluorobenzene	100		70-130
1868-53-7	Dibromofluoromethane (Surr)	103		70-130
2037-26-5	Toluene-d8 (Surr)	92		70-130

FORM I
GC/MS VOA ORGANICS ANALYSIS DATA SHEET
TENTATIVELY IDENTIFIED COMPOUNDS

Lab Name: TestAmerica Edison | Job No.: 460-111103-1

SDG No.:

Client Sample ID: DUP-05 | Lab Sample ID: 460-111103-48

Matrix: Water | Lab File ID: O08457.D

Analysis Method: 8260C | Date Collected: 03/22/2016 00:00

Sample wt/vol: 5(mL) | Date Analyzed: 04/04/2016 15:48

Soil Aliquot Vol: | Dilution Factor: 1

Soil Extract Vol.: | GC Column: DB-624 ID: 0.18(mm)

% Moisture: | Level: (low/med) Low

Analysis Batch No.: 360532 | Units: ug/L

Number TICs Found: 0 | TIC Result Total: 0

CAS NO.	COMPOUND NAME	RT	RESULT	Q
	Tentatively Identified Compound		None	

TestAmerica Edison
Target Compound Quantitation Report

Data File: \\ChromNA\Edison\ChromData\CVOAMS12\20160404-39403.b\O08457.D
Lims ID: 460-111103-C-48 Lab Sample ID: 460-111103-48
Client ID: DUP-05
Sample Type: Client
Inject. Date: 04-Apr-2016 15:48:30 ALS Bottle#: 15 Worklist Smp#: 17
Purge Vol: 5.000 mL Dil. Factor: 1.0000
Sample Info: 460-111103-C-48
Misc. Info.: 460-0039403-017
Operator ID: Instrument ID: CVOAMS12

Method: \\ChromNA\Edison\ChromData\CVOAMS12\20160404-39403.b\8260W_12.m
Limit Group: VOA - 8260C Water and Solid
Last Update: 04-Apr-2016 17:14:27 Calib Date: 23-Mar-2016 23:57:30
Integrator: RTE ID Type: Deconvolution ID
Quant Method: Internal Standard Quant By: Initial Calibration
Last ICal File: \\ChromNA\Edison\ChromData\CVOAMS12\20160323-38887.b\O07968.D

Column 1 : DB-624 (0.18 mm) Det: MS SCAN
Process Host: XAWRK047

First Level Reviewer: delpolitov Date: 04-Apr-2016 17:14:27

Compound	Sig	RT (min.)	Exp RT (min.)	Dlt RT (min.)	Q	Response	OnCol Amt ug/l	Flags
* 30 TBA-d9 (IS)	65	2.239	2.243	-0.004	99	504680	1000.0	
36 1,1-Dichloroethane	63	2.707	2.700	0.007	98	9749	1.20	
* 52 2-Butanone-d5	46	3.130	3.130	0.000	0	574134	250.0	
41 cis-1,2-Dichloroethene	96	3.164	3.160	0.004	96	24528	5.13	
45 Chloroform	83	3.437	3.433	0.004	98	18458	2.53	
$ 50 Dibromofluoromethane (Surr	113	3.575	3.572	0.003	98	189076	51.5	
$ 60 1,2-Dichloroethane-d4 (Sur	65	3.878	3.878	0.000	96	244721	48.7	
* 64 Fluorobenzene	96	4.211	4.211	0.000	98	769174	50.0	
68 Trichloroethene	95	4.586	4.586	0.000	96	8142	2.10	
* 74 1,4-Dioxane-d8	96	4.934	4.930	0.004	95	61183	1000.0	
$ 80 Toluene-d8 (Surr)	98	5.993	5.993	0.000	100	702998	45.9	
84 Tetrachloroethene	166	6.786	6.782	0.004	1	2694	0.7208	M
* 94 Chlorobenzene-d5	117	7.942	7.942	0.000	87	523322	50.0	
$ 106 4-Bromofluorobenzene	174	9.776	9.776	0.000	93	221905	50.0	
* 122 1,4-Dichlorobenzene-d4	152	11.606	11.606	0.000	96	277517	50.0	

QC Flag Legend

Review Flags
M - Manually Integrated

Reagents:

8260ISNEW_00064 Amount Added: 1.00 Units: uL Run Reagent
8260SURR250_00119 Amount Added: 1.00 Units: uL Run Reagent

Report Date: 04-Apr-2016 17:14:28 Chrom Revision: 2.2 04-Mar-2016 14:36:24

TestAmerica Edison

Data File: \\ChromNA\Edison\ChromData\CVOAMS12\20160404-39403.b\O08457.D

Injection Date:	04-Apr-2016 15:48:30	Instrument ID:	CVOAMS12	Operator ID:	
Lims ID:	460-111103-C-48	Lab Sample ID:	460-111103-48	Worklist Smp#:	17
Client ID:	DUP-05				
Purge Vol:	5.000 mL	Dil. Factor:	1.0000	ALS Bottle#:	15
Method:	8260W_12	Limit Group:	VOA - 8260C Water and Solid		

Column: DB-624 (0.18 mm)

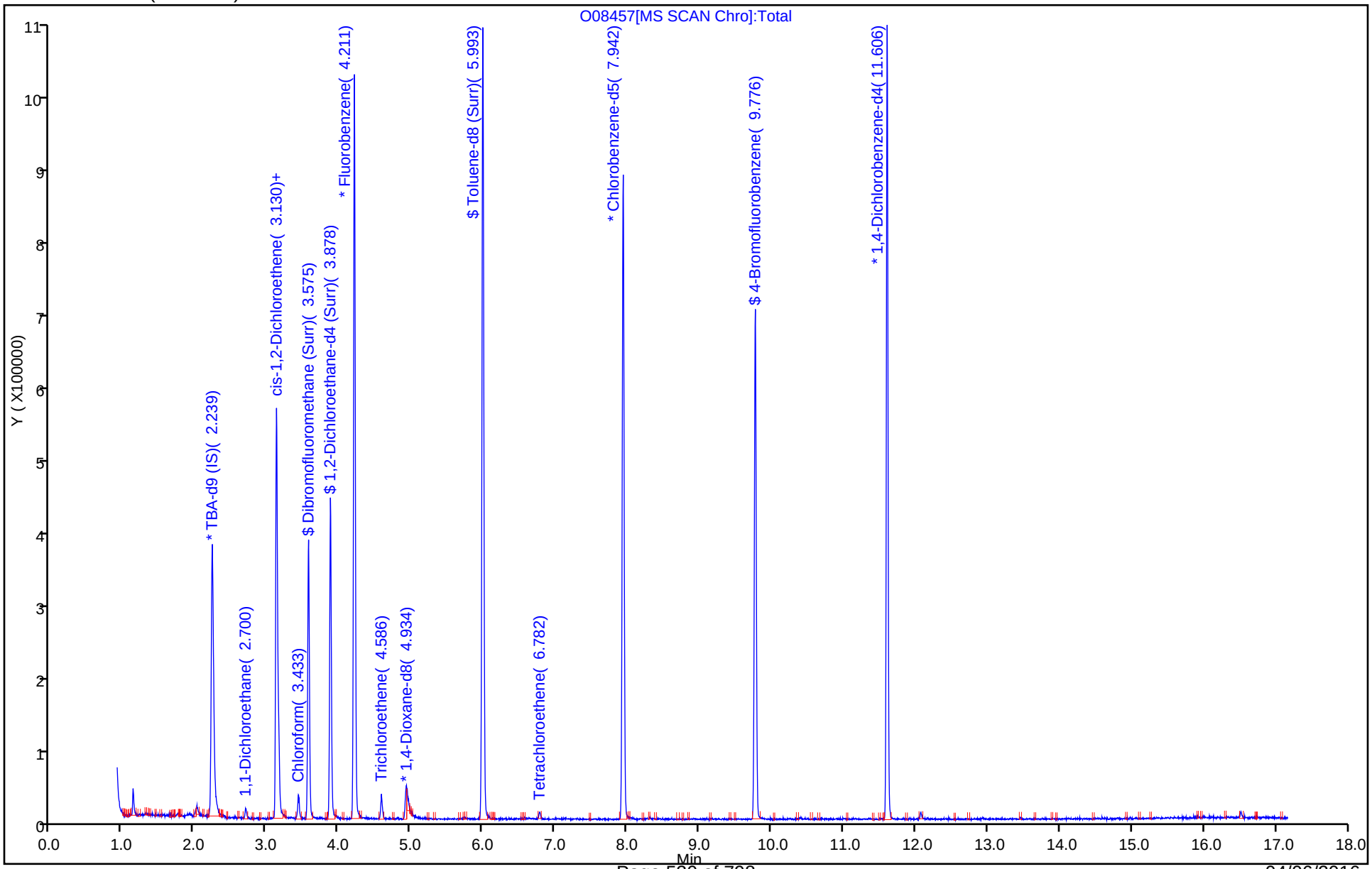

Data File: \\ChromNA\Edison\ChromData\CVOAMS12\20160404-39403.b\O08457.D
Injection Date: 04-Apr-2016 15:48:30 Instrument ID: CVOAMS12
Lims ID: 460-111103-C-48 Lab Sample ID: 460-111103-48
Client ID: DUP-05
Operator ID: ALS Bottle#: 15 Worklist Smp#: 17
Purge Vol: 5.000 mL Dil. Factor: 1.0000
Method: 8260W_12 Limit Group: VOA - 8260C Water and Solid
Column: DB-624 (0.18 mm) Detector MS SCAN

36 1,1-Dichloroethane, CAS: 75-34-3

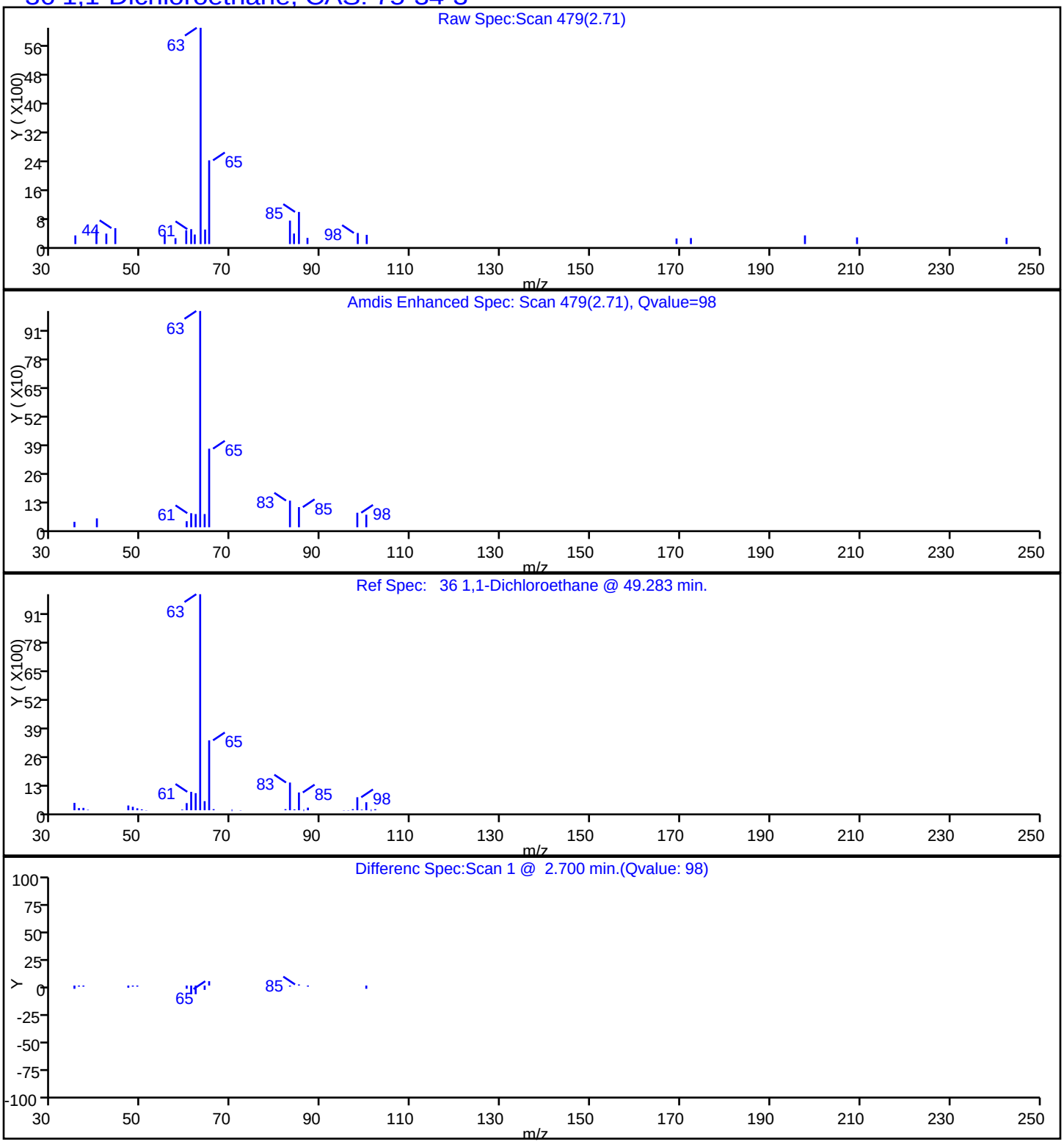

TestAmerica Edison

Data File:	\\ChromNA\Edison\ChromData\CVOAMS12\20160404-39403.b\O08457.D		
Injection Date:	04-Apr-2016 15:48:30	Instrument ID:	CVOAMS12
Lims ID:	460-111103-C-48	Lab Sample ID:	460-111103-48
Client ID:	DUP-05		
Operator ID:		ALS Bottle#:	15 Worklist Smp#: 17
Purge Vol:	5.000 mL	Dil. Factor:	1.0000
Method:	8260W_12	Limit Group:	VOA - 8260C Water and Solid
Column:	DB-624 (0.18 mm)	Detector	MS SCAN

45 Chloroform, CAS: 67-66-3

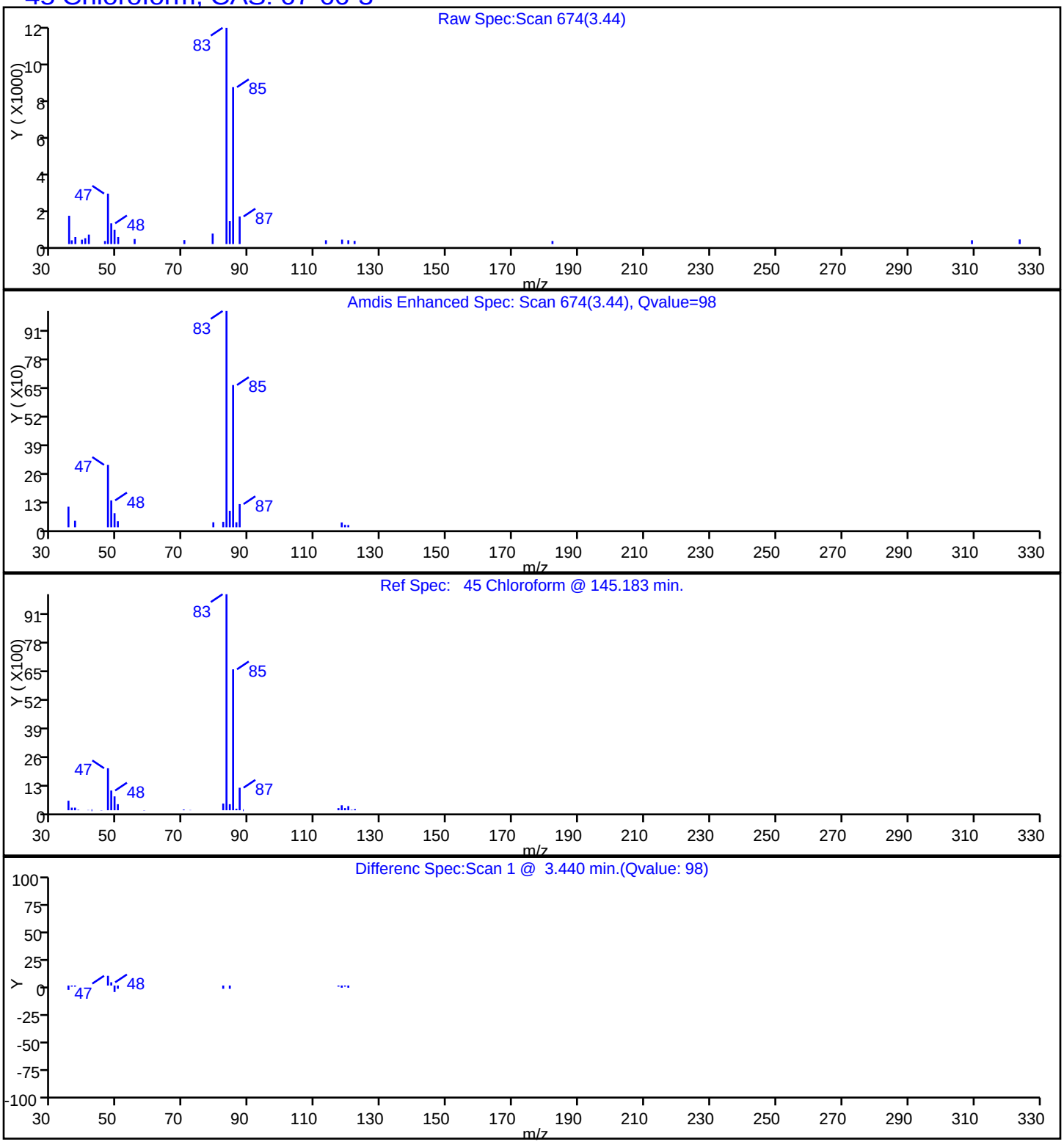

Data File: \\ChromNA\Edison\ChromData\CVOAMS12\20160404-39403.b\O08457.D
Injection Date: 04-Apr-2016 15:48:30 Instrument ID: CVOAMS12
Lims ID: 460-111103-C-48 Lab Sample ID: 460-111103-48
Client ID: DUP-05
Operator ID: ALS Bottle#: 15 Worklist Smp#: 17
Purge Vol: 5.000 mL Dil. Factor: 1.0000
Method: 8260W_12 Limit Group: VOA - 8260C Water and Solid
Column: DB-624 (0.18 mm) Detector MS SCAN

41 cis-1,2-Dichloroethene, CAS: 156-59-2

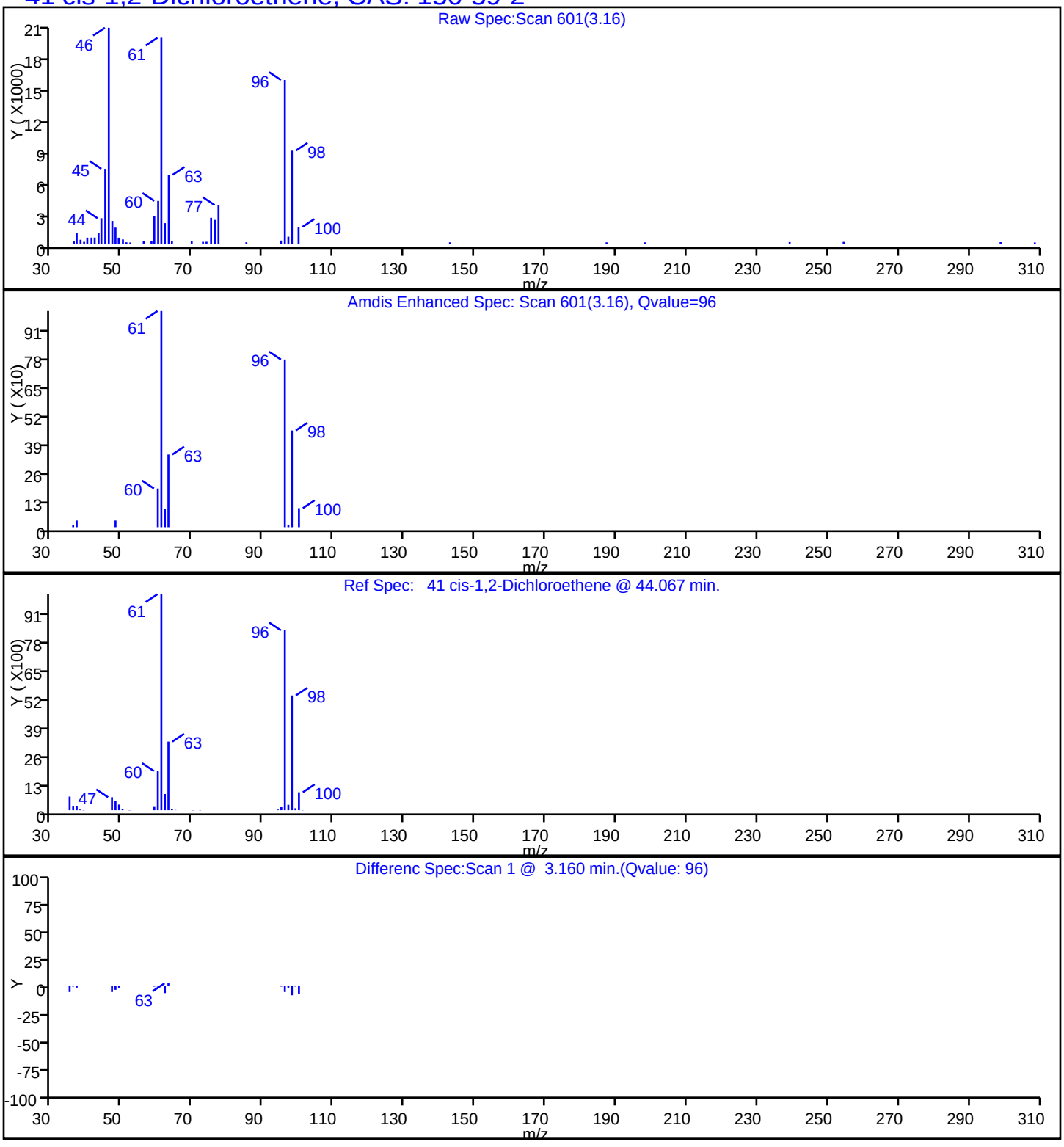

Data File: \\ChromNA\Edison\ChromData\CVOAMS12\20160404-39403.b\O08457.D
Injection Date: 04-Apr-2016 15:48:30 Instrument ID: CVOAMS12
Lims ID: 460-111103-C-48 Lab Sample ID: 460-111103-48
Client ID: DUP-05
Operator ID: ALS Bottle#: 15 Worklist Smp#: 17
Purge Vol: 5.000 mL Dil. Factor: 1.0000
Method: 8260W_12 Limit Group: VOA - 8260C Water and Solid
Column: DB-624 (0.18 mm) Detector MS SCAN

84 Tetrachloroethene, CAS: 127-18-4

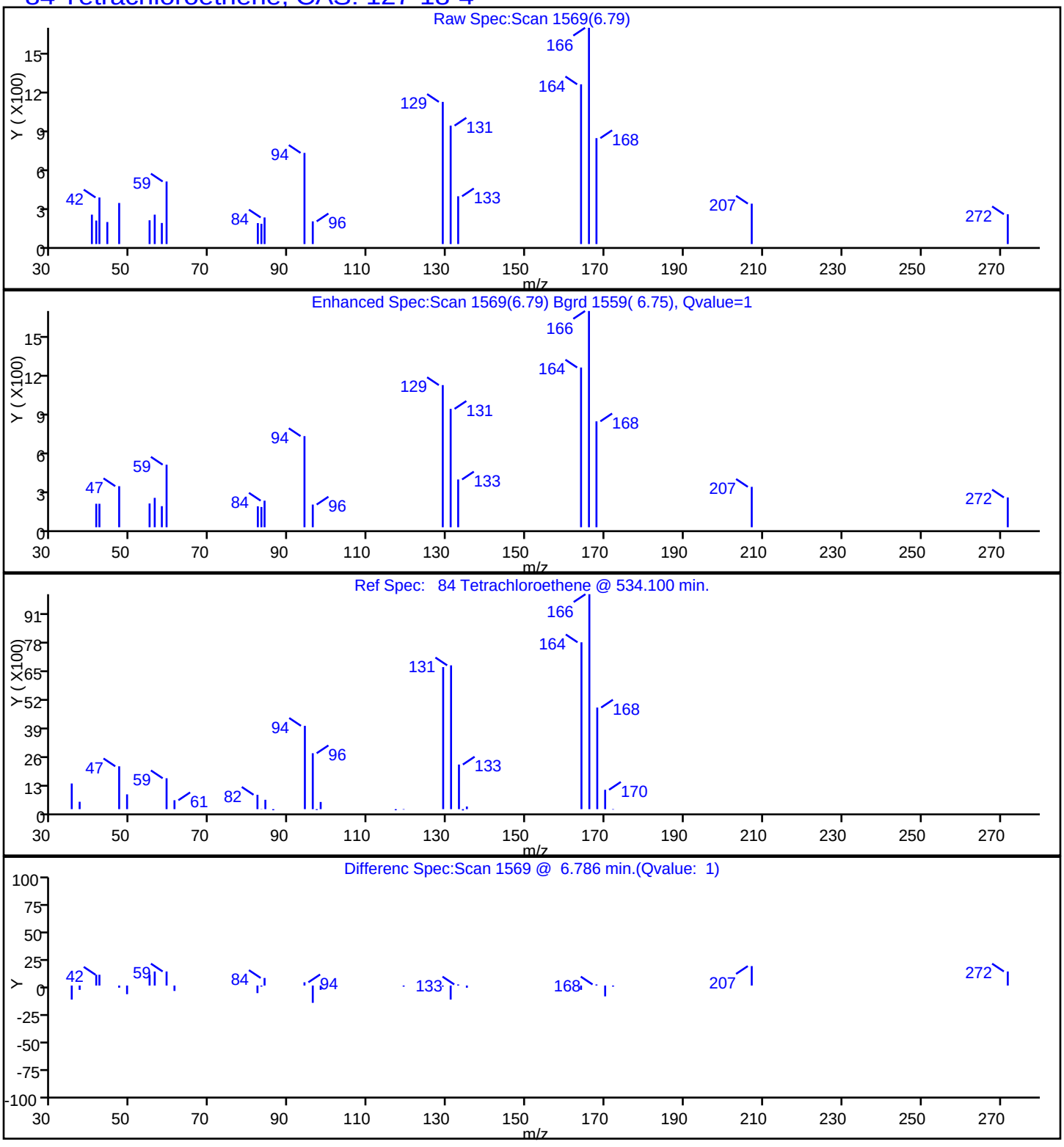

Data File: \\ChromNA\Edison\ChromData\CVOAMS12\20160404-39403.b\O08457.D
Injection Date: 04-Apr-2016 15:48:30 Instrument ID: CVOAMS12
Lims ID: 460-111103-C-48 Lab Sample ID: 460-111103-48
Client ID: DUP-05
Operator ID: ALS Bottle#: 15 Worklist Smp#: 17
Purge Vol: 5.000 mL Dil. Factor: 1.0000
Method: 8260W_12 Limit Group: VOA - 8260C Water and Solid
Column: DB-624 (0.18 mm) Detector MS SCAN

68 Trichloroethene, CAS: 79-01-6

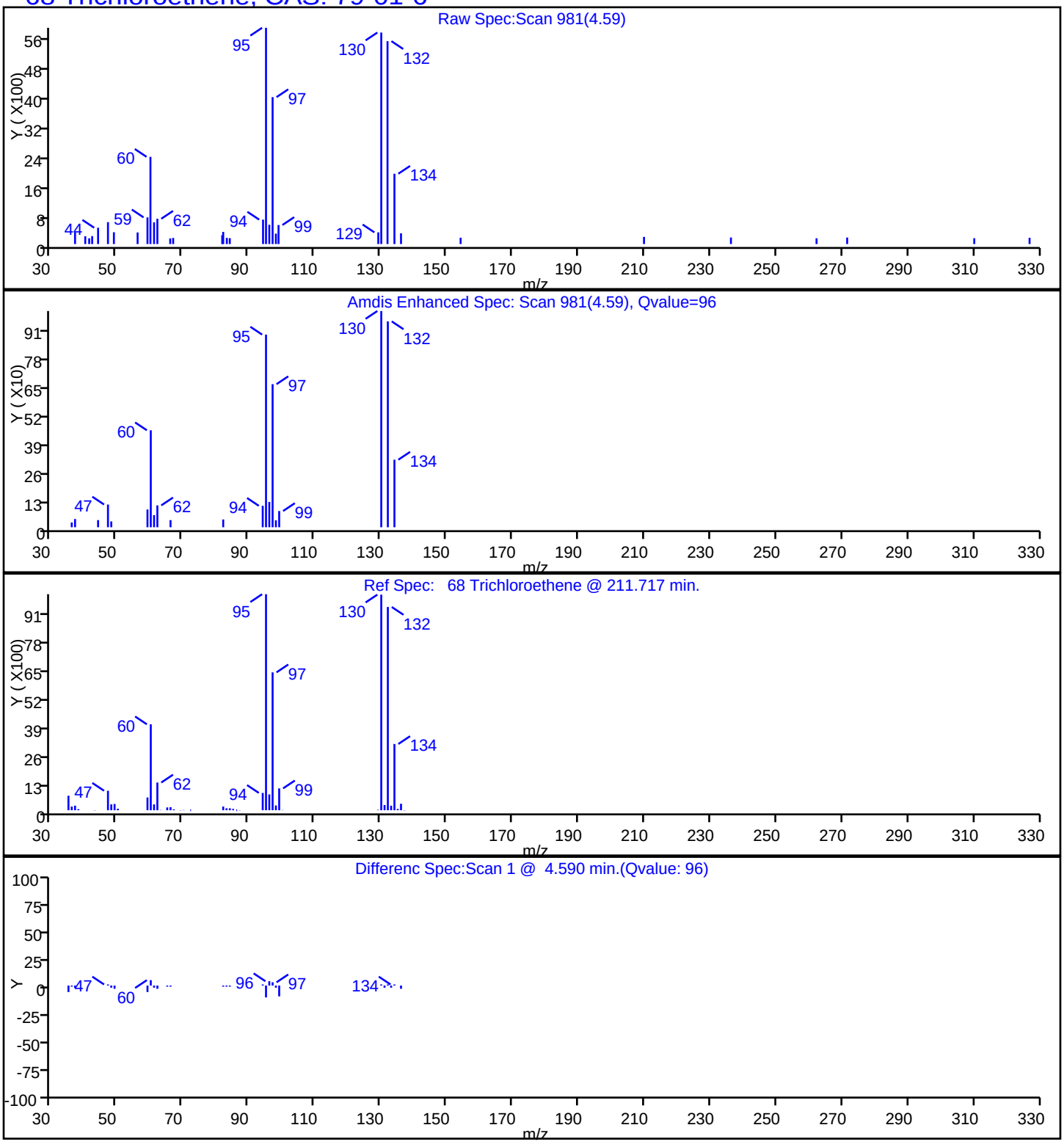

Manual Integration/User Assign Peak Report

TestAmerica Edison

Data File:	\\ChromNA\Edison\ChromData\CVOAMS12\20160404-39403.b\O08457.D		
Injection Date:	04-Apr-2016 15:48:30	Instrument ID:	CVOAMS12
Lims ID:	460-111103-C-48	Lab Sample ID:	460-111103-48
Client ID:	DUP-05		
Operator ID:		ALS Bottle#:	15 Worklist Smp#: 17
Purge Vol:	5.000 mL	Dil. Factor:	1.0000
Method:	8260W_12	Limit Group:	VOA - 8260C Water and Solid
Column:	DB-624 (0.18 mm)	Detector	MS SCAN

84 Tetrachloroethene, CAS: 127-18-4

Not Detected
Expected RT: 6.78

Processing Integration Results

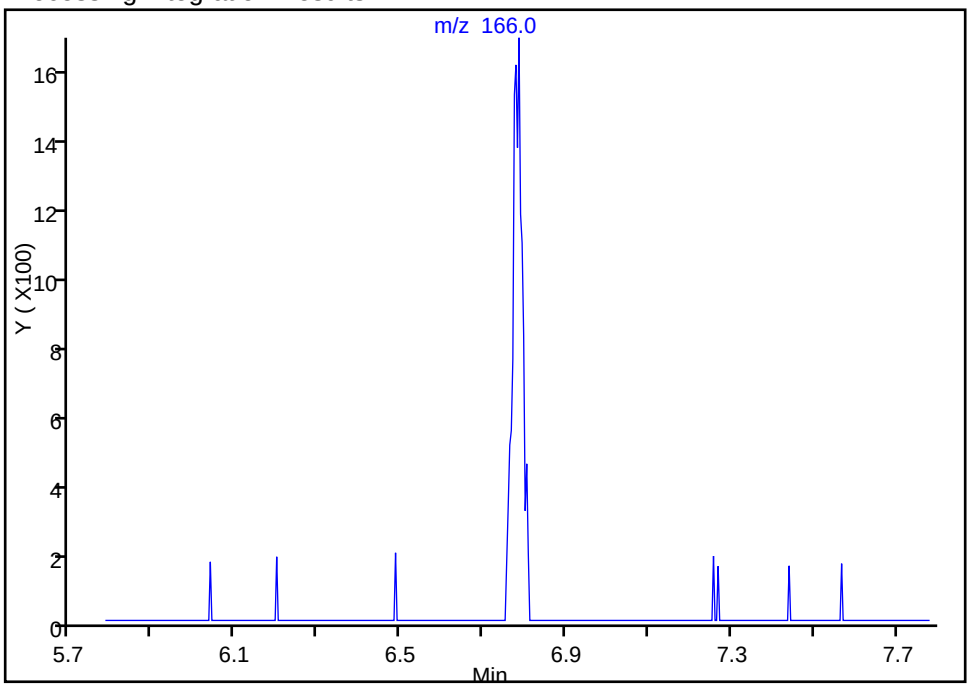

Manual Integration Results

RT: 6.79
Area: 2694
Amount: 0.720810
Amount Units: ug/l

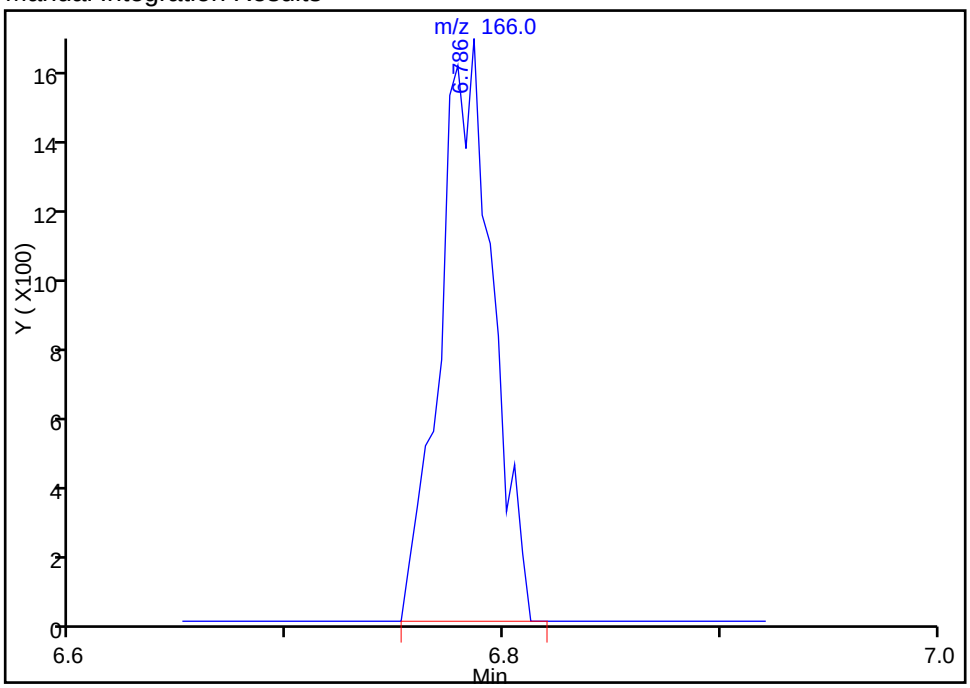

Reviewer: delpolitov, 04-Apr-2016 17:14:27
Audit Action: Manually Integrated
Audit Reason: Incomplete Integration

FORM I
GC/MS VOA ORGANICS ANALYSIS DATA SHEET

Lab Name: TestAmerica Edison | Job No.: 460-111103-1

SDG No.:

Client Sample ID: DUP-06 | Lab Sample ID: 460-111103-49

Matrix: Water | Lab File ID: O08458.D

Analysis Method: 8260C | Date Collected: 03/22/2016 00:00

Sample wt/vol: 5(mL) | Date Analyzed: 04/04/2016 16:16

Soil Aliquot Vol: | Dilution Factor: 1

Soil Extract Vol.: | GC Column: DB-624 ID: 0.18(mm)

% Moisture: | Level: (low/med) Low

Analysis Batch No.: 360532 | Units: ug/L

CAS NO.	COMPOUND NAME	RESULT	Q	RL	MDL
71-55-6	1,1,1-Trichloroethane	0.28	U	1.0	0.28
79-34-5	1,1,2,2-Tetrachloroethane	0.19	U	1.0	0.19
79-00-5	1,1,2-Trichloroethane	0.080	U	1.0	0.080
75-34-3	1,1-Dichloroethane	0.24	U	1.0	0.24
75-35-4	1,1-Dichloroethene	0.34	U	1.0	0.34
87-61-6	1,2,3-Trichlorobenzene	0.35	U	1.0	0.35
120-82-1	1,2,4-Trichlorobenzene	0.27	U	1.0	0.27
96-12-8	1,2-Dibromo-3-Chloropropane	0.23	U	1.0	0.23
106-93-4	1,2-Dibromoethane	0.19	U	1.0	0.19
95-50-1	1,2-Dichlorobenzene	0.22	U	1.0	0.22
107-06-2	1,2-Dichloroethane	0.25	U	1.0	0.25
78-87-5	1,2-Dichloropropane	0.18	U	1.0	0.18
541-73-1	1,3-Dichlorobenzene	0.33	U	1.0	0.33
106-46-7	1,4-Dichlorobenzene	0.33	U	1.0	0.33
123-91-1	1,4-Dioxane	8.7	U	50	8.7
78-93-3	2-Butanone	2.2	U	5.0	2.2
591-78-6	2-Hexanone	0.72	U	5.0	0.72
108-10-1	4-Methyl-2-pentanone	0.63	U	5.0	0.63
67-64-1	Acetone	10		5.0	1.1
71-43-2	Benzene	0.17	J	1.0	0.090
74-97-5	Bromochloromethane	0.30	U	1.0	0.30
75-27-4	Bromodichloromethane	0.15	U	1.0	0.15
75-25-2	Bromoform	0.18	U	1.0	0.18
74-83-9	Bromomethane	0.18	U	1.0	0.18
75-15-0	Carbon disulfide	0.22	U	1.0	0.22
56-23-5	Carbon tetrachloride	0.33	U	1.0	0.33
108-90-7	Chlorobenzene	0.24	U	1.0	0.24
75-00-3	Chloroethane	0.37	U	1.0	0.37
67-66-3	Chloroform	0.22	U	1.0	0.22
74-87-3	Chloromethane	0.22	U	1.0	0.22
156-59-2	cis-1,2-Dichloroethene	0.31	J	1.0	0.26
10061-01-5	cis-1,3-Dichloropropene	0.16	U	1.0	0.16
110-82-7	Cyclohexane	0.26	U	1.0	0.26
124-48-1	Dibromochloromethane	0.22	U	1.0	0.22
75-71-8	Dichlorodifluoromethane	0.14	U	1.0	0.14
100-41-4	Ethylbenzene	0.30	U	1.0	0.30

FORM I
GC/MS VOA ORGANICS ANALYSIS DATA SHEET

Lab Name: TestAmerica Edison | Job No.: 460-111103-1

SDG No.:

Client Sample ID: DUP-06 | Lab Sample ID: 460-111103-49

Matrix: Water | Lab File ID: O08458.D

Analysis Method: 8260C | Date Collected: 03/22/2016 00:00

Sample wt/vol: 5(mL) | Date Analyzed: 04/04/2016 16:16

Soil Aliquot Vol: | Dilution Factor: 1

Soil Extract Vol.: | GC Column: DB-624 ID: 0.18(mm)

% Moisture: | Level: (low/med) Low

Analysis Batch No.: 360532 | Units: ug/L

CAS NO.	COMPOUND NAME	RESULT	Q	RL	MDL
76-13-1	Freon TF	0.34	U	1.0	0.34
98-82-8	Isopropylbenzene	0.32	U	1.0	0.32
179601-23-1	m&p-Xylene	0.78	J	1.0	0.28
79-20-9	Methyl acetate	0.58	U	5.0	0.58
108-87-2	Methylcyclohexane	0.22	U	1.0	0.22
75-09-2	Methylene Chloride	0.21	U	1.0	0.21
1634-04-4	MTBE	0.13	U	1.0	0.13
95-47-6	o-Xylene	0.32	U	1.0	0.32
100-42-5	Styrene	0.17	U	1.0	0.17
127-18-4	Tetrachloroethene	0.12	U	1.0	0.12
108-88-3	Toluene	0.31	J	1.0	0.25
156-60-5	trans-1,2-Dichloroethene	0.18	U	1.0	0.18
10061-02-6	trans-1,3-Dichloropropene	0.19	U	1.0	0.19
79-01-6	Trichloroethene	0.22	U	1.0	0.22
75-69-4	Trichlorofluoromethane	0.15	U	1.0	0.15
75-01-4	Vinyl chloride	0.060	U	1.0	0.060

CAS NO.	SURROGATE	%REC	Q	LIMITS
17060-07-0	1,2-Dichloroethane-d4 (Surr)	96		70-130
460-00-4	Bromofluorobenzene	99		70-130
1868-53-7	Dibromofluoromethane (Surr)	100		70-130
2037-26-5	Toluene-d8 (Surr)	90		70-130

FORM I
GC/MS VOA ORGANICS ANALYSIS DATA SHEET
TENTATIVELY IDENTIFIED COMPOUNDS

Lab Name: TestAmerica Edison | Job No.: 460-111103-1

SDG No.:

Client Sample ID: DUP-06 | Lab Sample ID: 460-111103-49

Matrix: Water | Lab File ID: O08458.D

Analysis Method: 8260C | Date Collected: 03/22/2016 00:00

Sample wt/vol: 5(mL) | Date Analyzed: 04/04/2016 16:16

Soil Aliquot Vol: | Dilution Factor: 1

Soil Extract Vol.: | GC Column: DB-624 ID: 0.18(mm)

% Moisture: | Level: (low/med) Low

Analysis Batch No.: 360532 | Units: ug/L

Number TICs Found: 0 | TIC Result Total: 0

CAS NO.	COMPOUND NAME	RT	RESULT	Q
	Tentatively Identified Compound		None	

TestAmerica Edison
Target Compound Quantitation Report

Data File: \\ChromNA\Edison\ChromData\CVOAMS12\20160404-39403.b\O08458.D
Lims ID: 460-111103-C-49 Lab Sample ID: 460-111103-49
Client ID: DUP-06
Sample Type: Client
Inject. Date: 04-Apr-2016 16:16:30 ALS Bottle#: 16 Worklist Smp#: 18
Purge Vol: 5.000 mL Dil. Factor: 1.0000
Sample Info: 460-111103-C-49
Misc. Info.: 460-0039403-018
Operator ID: Instrument ID: CVOAMS12

Method: \\ChromNA\Edison\ChromData\CVOAMS12\20160404-39403.b\8260W_12.m
Limit Group: VOA - 8260C Water and Solid
Last Update: 04-Apr-2016 17:15:05 Calib Date: 23-Mar-2016 23:57:30
Integrator: RTE ID Type: Deconvolution ID
Quant Method: Internal Standard Quant By: Initial Calibration
Last ICal File: \\ChromNA\Edison\ChromData\CVOAMS12\20160323-38887.b\O07968.D

Column 1 : DB-624 (0.18 mm) Det: MS SCAN
Process Host: XAWRK047

First Level Reviewer: delpolitov Date: 04-Apr-2016 17:15:04

Compound	Sig	RT (min.)	Exp RT (min.)	Dlt RT (min.)	Q	Response	OnCol Amt ug/l	Flags
25 Acetone	58	1.929	1.929	0.000	89	5394	10.0	
* 30 TBA-d9 (IS)	65	2.239	2.243	-0.004	98	507465	1000.0	
* 52 2-Butanone-d5	46	3.130	3.130	0.000	0	583050	250.0	
41 cis-1,2-Dichloroethene	96	3.156	3.160	-0.004	29	1498	0.3138	
$ 50 Dibromofluoromethane (Surr	113	3.575	3.572	0.003	98	183616	50.0	
$ 60 1,2-Dichloroethane-d4 (Sur	65	3.879	3.878	0.000	96	241536	48.1	
56 Benzene	78	3.938	3.935	0.003	10	3329	0.1749	
* 64 Fluorobenzene	96	4.212	4.211	0.001	98	768371	50.0	
* 74 1,4-Dioxane-d8	96	4.934	4.930	0.004	94	58818	1000.0	
$ 80 Toluene-d8 (Surr)	98	5.993	5.993	0.000	99	694026	45.2	
81 Toluene	91	6.083	6.075	0.008	88	5537	0.3118	
* 94 Chlorobenzene-d5	117	7.943	7.942	0.001	87	524901	50.0	
98 m-Xylene & p-Xylene	106	8.373	8.373	0.000	96	5335	0.7801	
$ 106 4-Bromofluorobenzene	174	9.773	9.776	-0.003	91	220378	49.5	
* 122 1,4-Dichlorobenzene-d4	152	11.606	11.606	0.000	96	278725	50.0	

Reagents:

8260ISNEW_00064 Amount Added: 1.00 Units: uL Run Reagent
8260SURR250_00119 Amount Added: 1.00 Units: uL Run Reagent

Report Date: 04-Apr-2016 17:15:05 Chrom Revision: 2.2 04-Mar-2016 14:36:24

TestAmerica Edison

Data File: \\ChromNA\Edison\ChromData\CVOAMS12\20160404-39403.b\O08458.D

Injection Date:	04-Apr-2016 16:16:30	Instrument ID:	CVOAMS12	Operator ID:	
Lims ID:	460-111103-C-49	Lab Sample ID:	460-111103-49	Worklist Smp#:	18
Client ID:	DUP-06				
Purge Vol:	5.000 mL	Dil. Factor:	1.0000	ALS Bottle#:	16
Method:	8260W_12	Limit Group:	VOA - 8260C Water and Solid		

Column: DB-624 (0.18 mm)

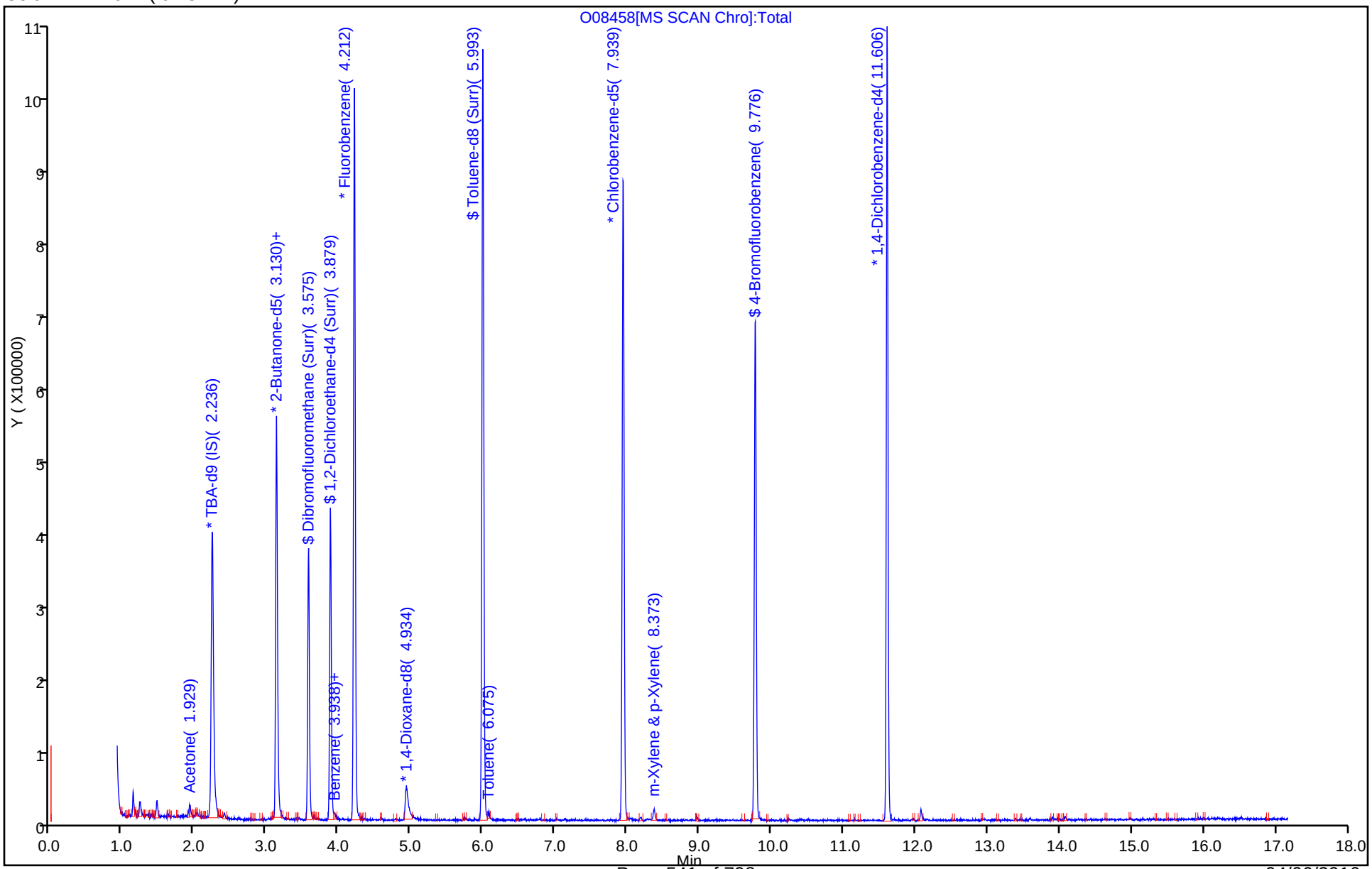

Data File: \\ChromNA\Edison\ChromData\CVOAMS12\20160404-39403.b\O08458.D
Injection Date: 04-Apr-2016 16:16:30 Instrument ID: CVOAMS12
Lims ID: 460-111103-C-49 Lab Sample ID: 460-111103-49
Client ID: DUP-06
Operator ID: ALS Bottle#: 16 Worklist Smp#: 18
Purge Vol: 5.000 mL Dil. Factor: 1.0000
Method: 8260W_12 Limit Group: VOA - 8260C Water and Solid
Column: DB-624 (0.18 mm) Detector MS SCAN

25 Acetone, CAS: 67-64-1

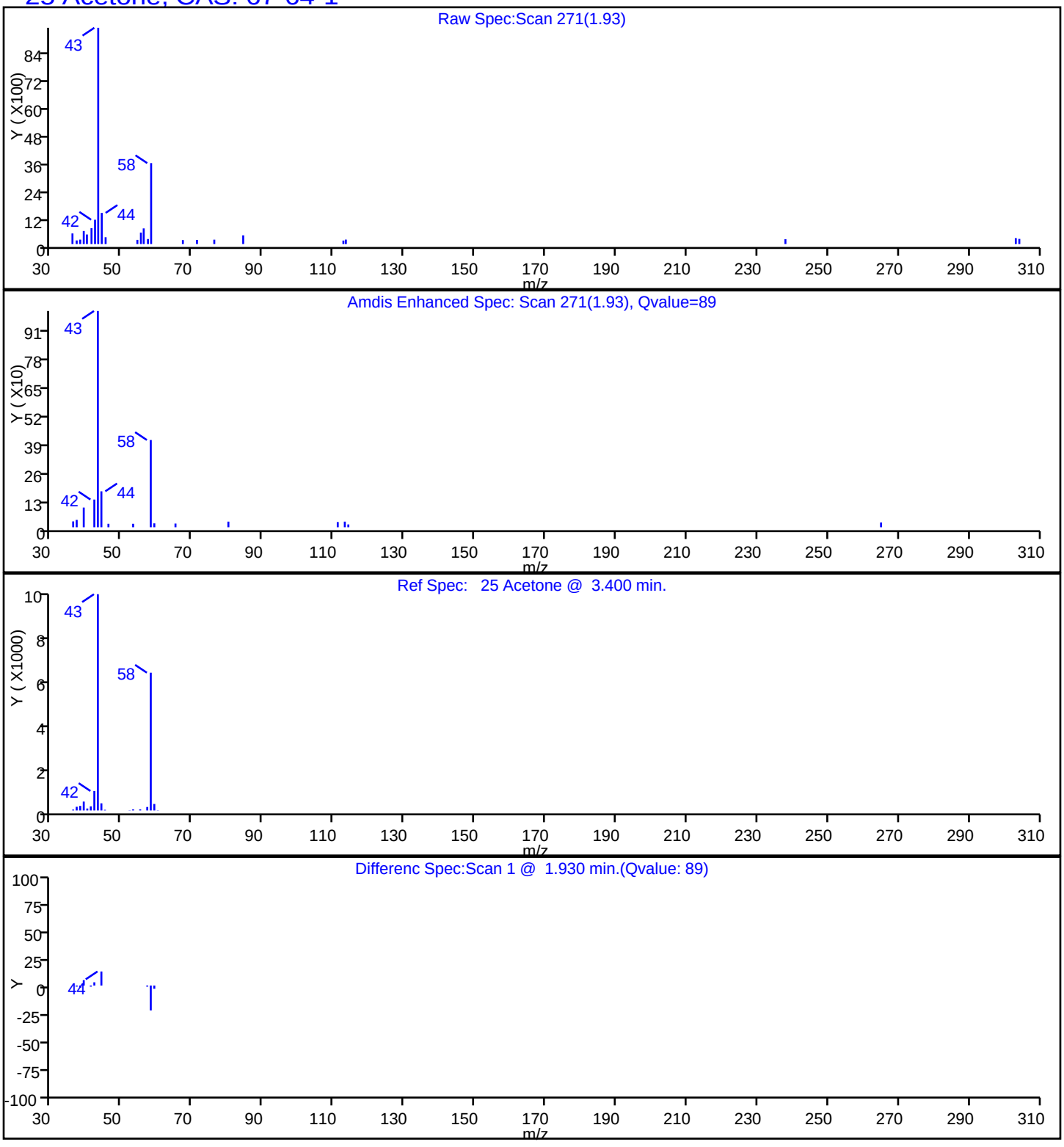

Data File: \\ChromNA\Edison\ChromData\CVOAMS12\20160404-39403.b\O08458.D

Injection Date:	04-Apr-2016 16:16:30	Instrument ID:	CVOAMS12
Lims ID:	460-111103-C-49	Lab Sample ID:	460-111103-49
Client ID:	DUP-06		
Operator ID:		ALS Bottle#:	16 Worklist Smp#: 18
Purge Vol:	5.000 mL	Dil. Factor:	1.0000
Method:	8260W_12	Limit Group:	VOA - 8260C Water and Solid
Column:	DB-624 (0.18 mm)	Detector	MS SCAN

56 Benzene, CAS: 71-43-2

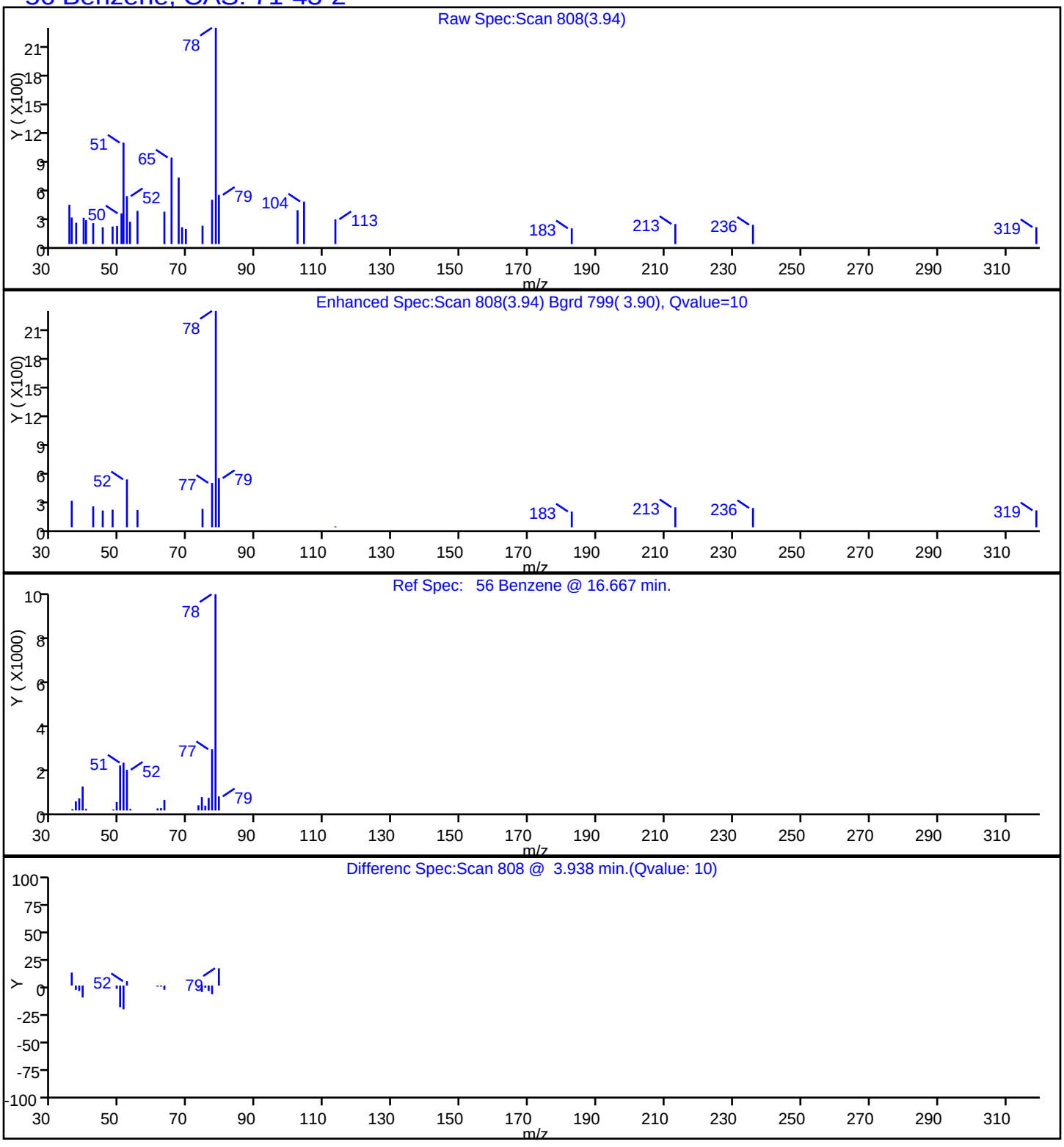

TestAmerica Edison

Data File:	\\ChromNA\Edison\ChromData\CVOAMS12\20160404-39403.b\O08458.D				
Injection Date:	04-Apr-2016 16:16:30	Instrument ID:	CVOAMS12		
Lims ID:	460-111103-C-49	Lab Sample ID:	460-111103-49		
Client ID:	DUP-06				
Operator ID:		ALS Bottle#:	16	Worklist Smp#:	18
Purge Vol:	5.000 mL	Dil. Factor:	1.0000		
Method:	8260W_12	Limit Group:	VOA - 8260C Water and Solid		
Column:	DB-624 (0.18 mm)	Detector	MS SCAN		

41 cis-1,2-Dichloroethene, CAS: 156-59-2

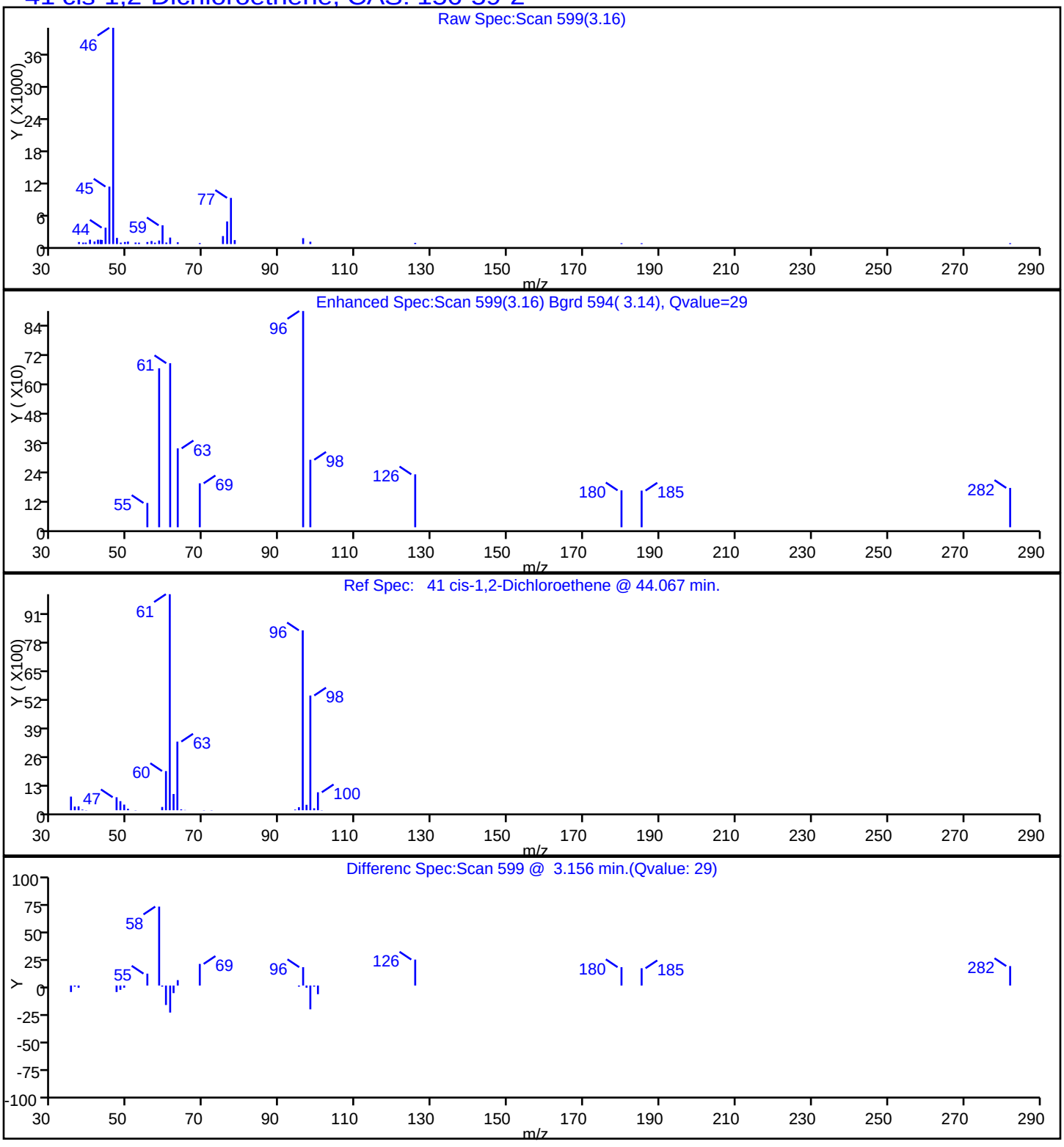

TestAmerica Edison

Data File:	\\ChromNA\Edison\ChromData\CVOAMS12\20160404-39403.b\O08458.D		
Injection Date:	04-Apr-2016 16:16:30	Instrument ID:	CVOAMS12
Lims ID:	460-111103-C-49	Lab Sample ID:	460-111103-49
Client ID:	DUP-06		
Operator ID:		ALS Bottle#:	16 Worklist Smp#: 18
Purge Vol:	5.000 mL	Dil. Factor:	1.0000
Method:	8260W_12	Limit Group:	VOA - 8260C Water and Solid
Column:	DB-624 (0.18 mm)	Detector	MS SCAN

98 m-Xylene & p-Xylene, CAS: 179601-23-1

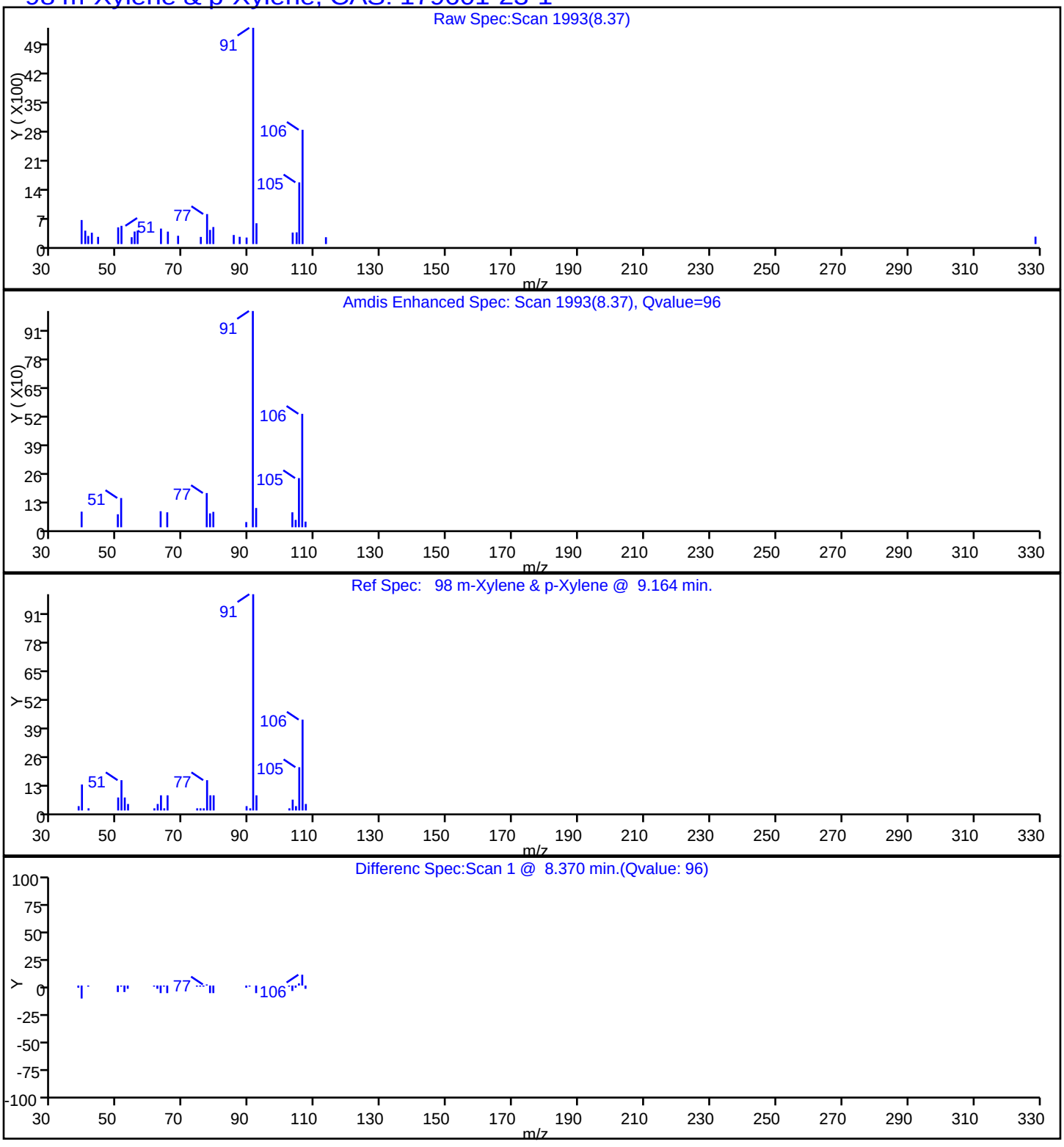

TestAmerica Edison

Data File:	\\ChromNA\Edison\ChromData\CVOAMS12\20160404-39403.b\O08458.D		
Injection Date:	04-Apr-2016 16:16:30	Instrument ID:	CVOAMS12
Lims ID:	460-111103-C-49	Lab Sample ID:	460-111103-49
Client ID:	DUP-06		
Operator ID:		ALS Bottle#:	16 Worklist Smp#: 18
Purge Vol:	5.000 mL	Dil. Factor:	1.0000
Method:	8260W_12	Limit Group:	VOA - 8260C Water and Solid
Column:	DB-624 (0.18 mm)	Detector	MS SCAN

81 Toluene, CAS: 108-88-3

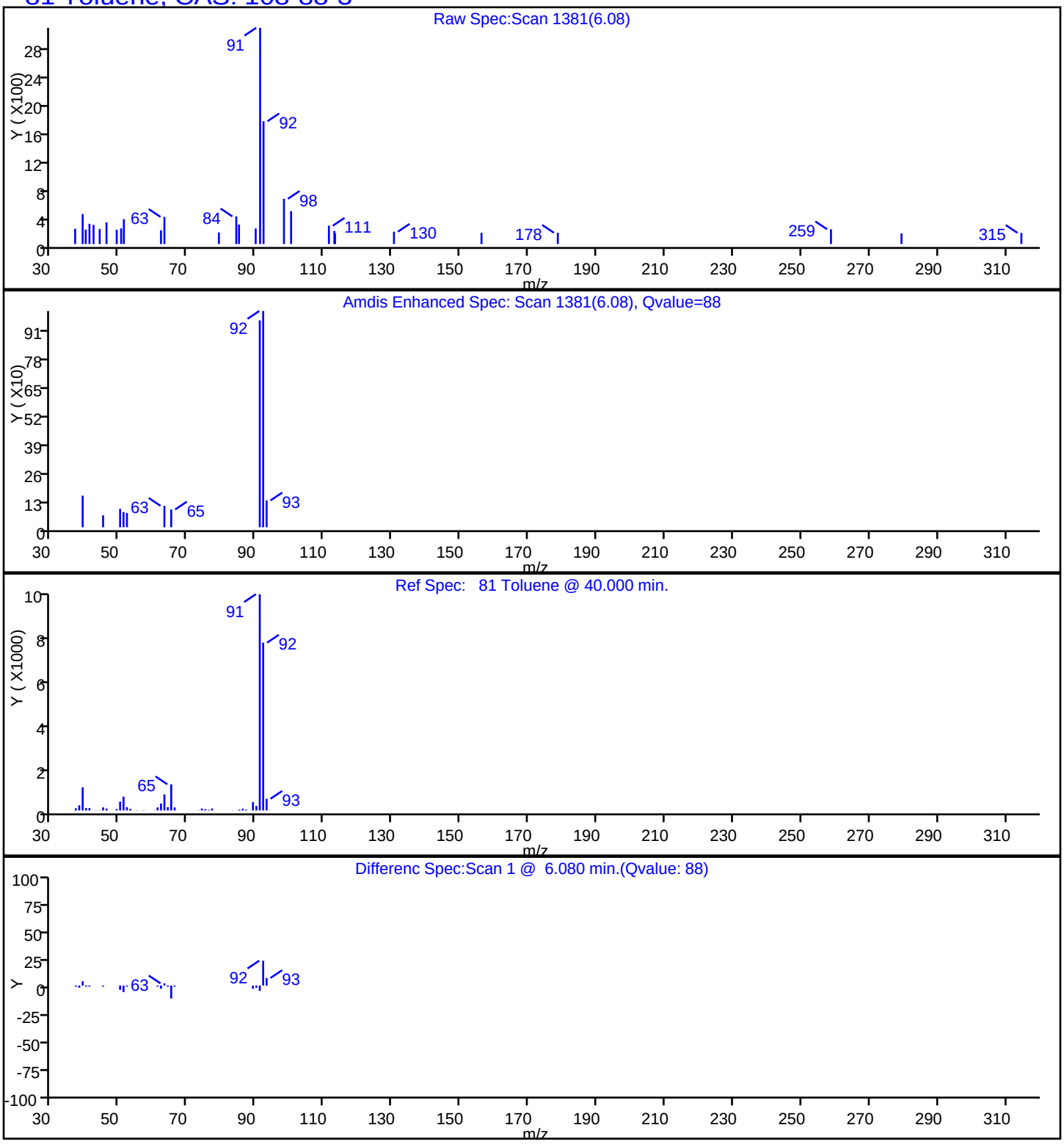

FORM I
GC/MS VOA ORGANICS ANALYSIS DATA SHEET

Lab Name: TestAmerica Edison | Job No.: 460-111103-1

SDG No.:

Client Sample ID: SW-1 | Lab Sample ID: 460-111103-50

Matrix: Water | Lab File ID: O08459.D

Analysis Method: 8260C | Date Collected: 03/22/2016 13:55

Sample wt/vol: 5(mL) | Date Analyzed: 04/04/2016 16:43

Soil Aliquot Vol: | Dilution Factor: 1

Soil Extract Vol.: | GC Column: DB-624 ID: 0.18(mm)

% Moisture: | Level: (low/med) Low

Analysis Batch No.: 360532 | Units: ug/L

CAS NO.	COMPOUND NAME	RESULT	Q	RL	MDL
71-55-6	1,1,1-Trichloroethane	0.28	U	1.0	0.28
79-34-5	1,1,2,2-Tetrachloroethane	0.19	U	1.0	0.19
79-00-5	1,1,2-Trichloroethane	0.080	U	1.0	0.080
75-34-3	1,1-Dichloroethane	0.24	U	1.0	0.24
75-35-4	1,1-Dichloroethene	0.34	U	1.0	0.34
87-61-6	1,2,3-Trichlorobenzene	0.35	U	1.0	0.35
120-82-1	1,2,4-Trichlorobenzene	0.27	U	1.0	0.27
96-12-8	1,2-Dibromo-3-Chloropropane	0.23	U	1.0	0.23
106-93-4	1,2-Dibromoethane	0.19	U	1.0	0.19
95-50-1	1,2-Dichlorobenzene	0.22	U	1.0	0.22
107-06-2	1,2-Dichloroethane	0.25	U	1.0	0.25
78-87-5	1,2-Dichloropropane	0.18	U	1.0	0.18
541-73-1	1,3-Dichlorobenzene	0.33	U	1.0	0.33
106-46-7	1,4-Dichlorobenzene	0.33	U	1.0	0.33
123-91-1	1,4-Dioxane	8.7	U	50	8.7
78-93-3	2-Butanone	2.2	U	5.0	2.2
591-78-6	2-Hexanone	0.72	U	5.0	0.72
108-10-1	4-Methyl-2-pentanone	0.63	U	5.0	0.63
67-64-1	Acetone	1.1	U	5.0	1.1
71-43-2	Benzene	0.090	U	1.0	0.090
74-97-5	Bromochloromethane	0.30	U	1.0	0.30
75-27-4	Bromodichloromethane	0.15	U	1.0	0.15
75-25-2	Bromoform	0.18	U	1.0	0.18
74-83-9	Bromomethane	0.18	U	1.0	0.18
75-15-0	Carbon disulfide	0.22	U	1.0	0.22
56-23-5	Carbon tetrachloride	0.33	U	1.0	0.33
108-90-7	Chlorobenzene	0.24	U	1.0	0.24
75-00-3	Chloroethane	0.37	U	1.0	0.37
67-66-3	Chloroform	0.22	U	1.0	0.22
74-87-3	Chloromethane	0.22	U	1.0	0.22
156-59-2	cis-1,2-Dichloroethene	0.26	U	1.0	0.26
10061-01-5	cis-1,3-Dichloropropene	0.16	U	1.0	0.16
110-82-7	Cyclohexane	0.26	U	1.0	0.26
124-48-1	Dibromochloromethane	0.22	U	1.0	0.22
75-71-8	Dichlorodifluoromethane	0.14	U	1.0	0.14
100-41-4	Ethylbenzene	0.30	U	1.0	0.30

FORM I
GC/MS VOA ORGANICS ANALYSIS DATA SHEET

Lab Name: TestAmerica Edison | Job No.: 460-111103-1

SDG No.:

Client Sample ID: SW-1 | Lab Sample ID: 460-111103-50

Matrix: Water | Lab File ID: O08459.D

Analysis Method: 8260C | Date Collected: 03/22/2016 13:55

Sample wt/vol: 5(mL) | Date Analyzed: 04/04/2016 16:43

Soil Aliquot Vol: | Dilution Factor: 1

Soil Extract Vol.: | GC Column: DB-624 ID: 0.18(mm)

% Moisture: | Level: (low/med) Low

Analysis Batch No.: 360532 | Units: ug/L

CAS NO.	COMPOUND NAME	RESULT	Q	RL	MDL
76-13-1	Freon TF	0.34	U	1.0	0.34
98-82-8	Isopropylbenzene	0.32	U	1.0	0.32
179601-23-1	m&p-Xylene	0.28	U	1.0	0.28
79-20-9	Methyl acetate	0.58	U	5.0	0.58
108-87-2	Methylcyclohexane	0.22	U	1.0	0.22
75-09-2	Methylene Chloride	0.21	U	1.0	0.21
1634-04-4	MTBE	0.13	U	1.0	0.13
95-47-6	o-Xylene	0.32	U	1.0	0.32
100-42-5	Styrene	0.17	U	1.0	0.17
127-18-4	Tetrachloroethene	0.12	U	1.0	0.12
108-88-3	Toluene	0.25	U	1.0	0.25
156-60-5	trans-1,2-Dichloroethene	0.18	U	1.0	0.18
10061-02-6	trans-1,3-Dichloropropene	0.19	U	1.0	0.19
79-01-6	Trichloroethene	0.22	U	1.0	0.22
75-69-4	Trichlorofluoromethane	0.15	U	1.0	0.15
75-01-4	Vinyl chloride	0.060	U	1.0	0.060

CAS NO.	SURROGATE	%REC	Q	LIMITS
17060-07-0	1,2-Dichloroethane-d4 (Surr)	100		70-130
460-00-4	Bromofluorobenzene	102		70-130
1868-53-7	Dibromofluoromethane (Surr)	107		70-130
2037-26-5	Toluene-d8 (Surr)	95		70-130

FORM I
GC/MS VOA ORGANICS ANALYSIS DATA SHEET
TENTATIVELY IDENTIFIED COMPOUNDS

Lab Name: TestAmerica Edison Job No.: 460-111103-1

SDG No.:

Client Sample ID: SW-1 Lab Sample ID: 460-111103-50

Matrix: Water Lab File ID: O08459.D

Analysis Method: 8260C Date Collected: 03/22/2016 13:55

Sample wt/vol: 5(mL) Date Analyzed: 04/04/2016 16:43

Soil Aliquot Vol: Dilution Factor: 1

Soil Extract Vol.: GC Column: DB-624 ID: 0.18(mm)

% Moisture: Level: (low/med) Low

Analysis Batch No.: 360532 Units: ug/L

Number TICs Found: 0 TIC Result Total: 0

CAS NO.	COMPOUND NAME	RT	RESULT	Q
	Tentatively Identified Compound		None	

TestAmerica Edison
Target Compound Quantitation Report

Data File: \\ChromNA\Edison\ChromData\CVOAMS12\20160404-39403.b\O08459.D
Lims ID: 460-111103-C-50 Lab Sample ID: 460-111103-50
Client ID: SW-1
Sample Type: Client
Inject. Date: 04-Apr-2016 16:43:30 ALS Bottle#: 17 Worklist Smp#: 19
Purge Vol: 5.000 mL Dil. Factor: 1.0000
Sample Info: 460-111103-C-50
Misc. Info.: 460-0039403-019
Operator ID: Instrument ID: CVOAMS12

Method: \\ChromNA\Edison\ChromData\CVOAMS12\20160404-39403.b\8260W_12.m
Limit Group: VOA - 8260C Water and Solid
Last Update: 04-Apr-2016 17:16:41 Calib Date: 23-Mar-2016 23:57:30
Integrator: RTE ID Type: Deconvolution ID
Quant Method: Internal Standard Quant By: Initial Calibration
Last ICal File: \\ChromNA\Edison\ChromData\CVOAMS12\20160323-38887.b\O07968.D

Column 1 : DB-624 (0.18 mm) Det: MS SCAN
Process Host: XAWRK047

First Level Reviewer: delpolitov Date: 04-Apr-2016 17:16:41

Compound	Sig	RT (min.)	Exp RT (min.)	Dlt RT (min.)	Q	Response	OnCol Amt ug/l	Flags
* 30 TBA-d9 (IS)	65	2.239	2.243	-0.004	99	480718	1000.0	
* 52 2-Butanone-d5	46	3.130	3.130	0.000	0	569620	250.0	
$ 50 Dibromofluoromethane (Surr	113	3.575	3.572	0.003	97	191697	53.5	
$ 60 1,2-Dichloroethane-d4 (Sur	65	3.879	3.878	0.000	97	244105	49.9	
* 64 Fluorobenzene	96	4.212	4.211	0.001	98	749360	50.0	
* 74 1,4-Dioxane-d8	96	4.930	4.930	0.000	96	60470	1000.0	
$ 80 Toluene-d8 (Surr)	98	5.993	5.993	0.000	99	707102	47.6	
* 94 Chlorobenzene-d5	117	7.943	7.942	0.001	87	507270	50.0	
$ 106 4-Bromofluorobenzene	174	9.776	9.776	0.000	93	220292	51.2	
* 122 1,4-Dichlorobenzene-d4	152	11.606	11.606	0.000	96	268793	50.0	

Reagents:

8260ISNEW_00064 Amount Added: 1.00 Units: uL Run Reagent
8260SURR250_00119 Amount Added: 1.00 Units: uL Run Reagent

Report Date: 04-Apr-2016 17:16:42 Chrom Revision: 2.2 04-Mar-2016 14:36:24

TestAmerica Edison

Data File: \\ChromNA\Edison\ChromData\CVOAMS12\20160404-39403.b\O08459.D

Injection Date:	04-Apr-2016 16:43:30	Instrument ID:	CVOAMS12	Operator ID:	
Lims ID:	460-111103-C-50	Lab Sample ID:	460-111103-50	Worklist Smp#:	19
Client ID:	SW-1				
Purge Vol:	5.000 mL	Dil. Factor:	1.0000	ALS Bottle#:	17
Method:	8260W_12	Limit Group:	VOA - 8260C Water and Solid		

Column: DB-624 (0.18 mm)

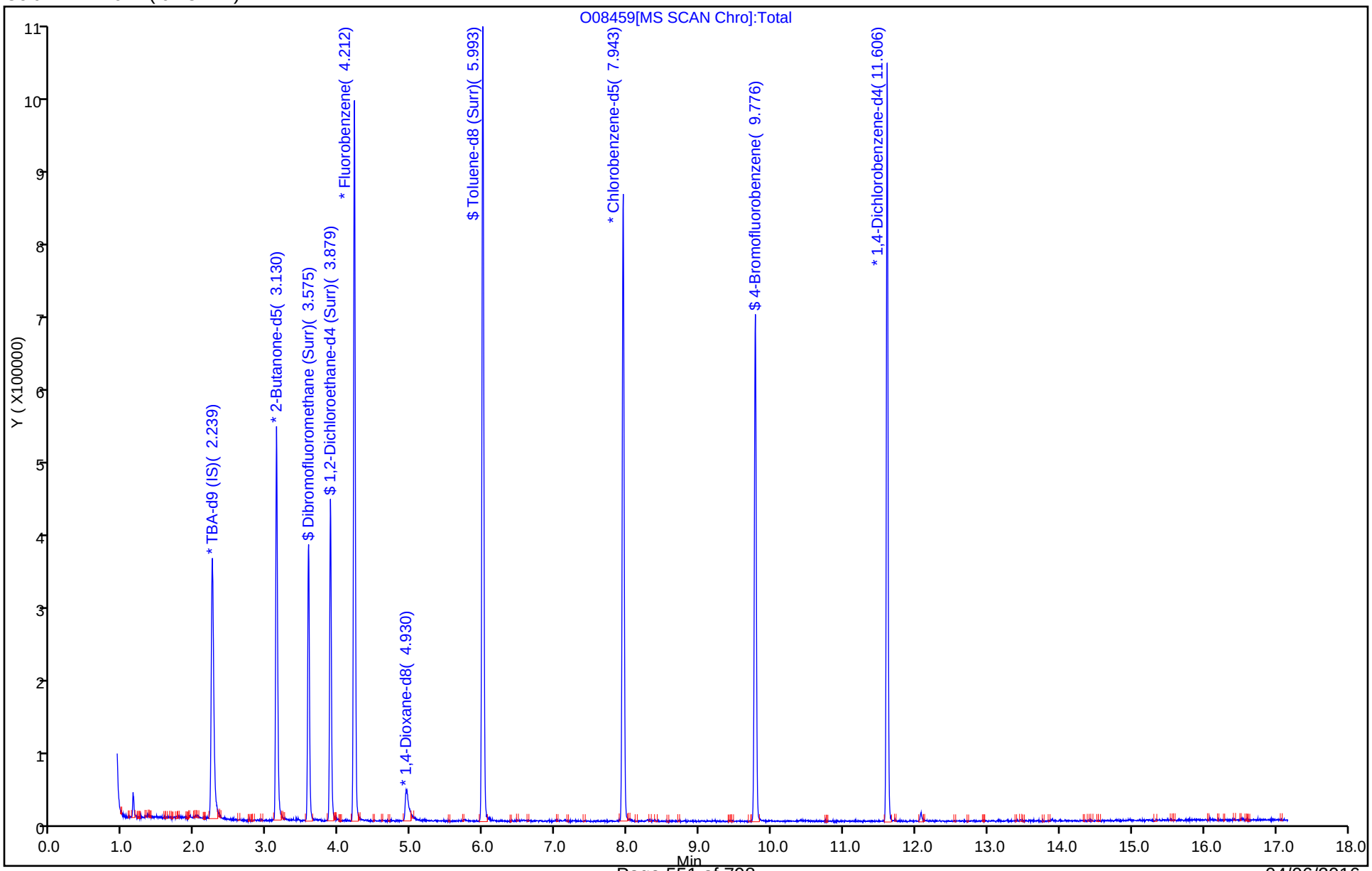

FORM I
GC/MS VOA ORGANICS ANALYSIS DATA SHEET

Lab Name: TestAmerica Edison | Job No.: 460-111103-1

SDG No.:

Client Sample ID: SW-2 | Lab Sample ID: 460-111103-51

Matrix: Water | Lab File ID: O08460.D

Analysis Method: 8260C | Date Collected: 03/22/2016 14:10

Sample wt/vol: 5(mL) | Date Analyzed: 04/04/2016 17:11

Soil Aliquot Vol: | Dilution Factor: 1

Soil Extract Vol.: | GC Column: DB-624 ID: 0.18(mm)

% Moisture: | Level: (low/med) Low

Analysis Batch No.: 360532 | Units: ug/L

CAS NO.	COMPOUND NAME	RESULT	Q	RL	MDL
71-55-6	1,1,1-Trichloroethane	0.28	U	1.0	0.28
79-34-5	1,1,2,2-Tetrachloroethane	0.19	U	1.0	0.19
79-00-5	1,1,2-Trichloroethane	0.080	U	1.0	0.080
75-34-3	1,1-Dichloroethane	0.24	U	1.0	0.24
75-35-4	1,1-Dichloroethene	0.34	U	1.0	0.34
87-61-6	1,2,3-Trichlorobenzene	0.35	U	1.0	0.35
120-82-1	1,2,4-Trichlorobenzene	0.27	U	1.0	0.27
96-12-8	1,2-Dibromo-3-Chloropropane	0.23	U	1.0	0.23
106-93-4	1,2-Dibromoethane	0.19	U	1.0	0.19
95-50-1	1,2-Dichlorobenzene	0.22	U	1.0	0.22
107-06-2	1,2-Dichloroethane	0.25	U	1.0	0.25
78-87-5	1,2-Dichloropropane	0.18	U	1.0	0.18
541-73-1	1,3-Dichlorobenzene	0.33	U	1.0	0.33
106-46-7	1,4-Dichlorobenzene	0.33	U	1.0	0.33
123-91-1	1,4-Dioxane	8.7	U	50	8.7
78-93-3	2-Butanone	2.2	U	5.0	2.2
591-78-6	2-Hexanone	0.72	U	5.0	0.72
108-10-1	4-Methyl-2-pentanone	0.63	U	5.0	0.63
67-64-1	Acetone	1.1	U	5.0	1.1
71-43-2	Benzene	0.090	U	1.0	0.090
74-97-5	Bromochloromethane	0.30	U	1.0	0.30
75-27-4	Bromodichloromethane	0.15	U	1.0	0.15
75-25-2	Bromoform	0.18	U	1.0	0.18
74-83-9	Bromomethane	0.18	U	1.0	0.18
75-15-0	Carbon disulfide	0.22	U	1.0	0.22
56-23-5	Carbon tetrachloride	0.33	U	1.0	0.33
108-90-7	Chlorobenzene	0.24	U	1.0	0.24
75-00-3	Chloroethane	0.37	U	1.0	0.37
67-66-3	Chloroform	0.22	U	1.0	0.22
74-87-3	Chloromethane	0.22	U	1.0	0.22
156-59-2	cis-1,2-Dichloroethene	0.26	U	1.0	0.26
10061-01-5	cis-1,3-Dichloropropene	0.16	U	1.0	0.16
110-82-7	Cyclohexane	0.26	U	1.0	0.26
124-48-1	Dibromochloromethane	0.22	U	1.0	0.22
75-71-8	Dichlorodifluoromethane	0.14	U	1.0	0.14
100-41-4	Ethylbenzene	0.30	U	1.0	0.30

FORM I
GC/MS VOA ORGANICS ANALYSIS DATA SHEET

Lab Name: TestAmerica Edison | Job No.: 460-111103-1

SDG No.:

Client Sample ID: SW-2 | Lab Sample ID: 460-111103-51

Matrix: Water | Lab File ID: O08460.D

Analysis Method: 8260C | Date Collected: 03/22/2016 14:10

Sample wt/vol: 5(mL) | Date Analyzed: 04/04/2016 17:11

Soil Aliquot Vol: | Dilution Factor: 1

Soil Extract Vol.: | GC Column: DB-624 ID: 0.18(mm)

% Moisture: | Level: (low/med) Low

Analysis Batch No.: 360532 | Units: ug/L

CAS NO.	COMPOUND NAME	RESULT	Q	RL	MDL
76-13-1	Freon TF	0.34	U	1.0	0.34
98-82-8	Isopropylbenzene	0.32	U	1.0	0.32
179601-23-1	m&p-Xylene	0.28	U	1.0	0.28
79-20-9	Methyl acetate	0.58	U	5.0	0.58
108-87-2	Methylcyclohexane	0.22	U	1.0	0.22
75-09-2	Methylene Chloride	0.21	U	1.0	0.21
1634-04-4	MTBE	0.13	U	1.0	0.13
95-47-6	o-Xylene	0.32	U	1.0	0.32
100-42-5	Styrene	0.17	U	1.0	0.17
127-18-4	Tetrachloroethene	0.12	U	1.0	0.12
108-88-3	Toluene	0.25	U	1.0	0.25
156-60-5	trans-1,2-Dichloroethene	0.18	U	1.0	0.18
10061-02-6	trans-1,3-Dichloropropene	0.19	U	1.0	0.19
79-01-6	Trichloroethene	0.22	U	1.0	0.22
75-69-4	Trichlorofluoromethane	0.15	U	1.0	0.15
75-01-4	Vinyl chloride	0.060	U	1.0	0.060

CAS NO.	SURROGATE	%REC	Q	LIMITS
17060-07-0	1,2-Dichloroethane-d4 (Surr)	94		70-130
460-00-4	Bromofluorobenzene	100		70-130
1868-53-7	Dibromofluoromethane (Surr)	100		70-130
2037-26-5	Toluene-d8 (Surr)	89		70-130

FORM I
GC/MS VOA ORGANICS ANALYSIS DATA SHEET
TENTATIVELY IDENTIFIED COMPOUNDS

Lab Name: TestAmerica Edison Job No.: 460-111103-1

SDG No.:

Client Sample ID: SW-2 Lab Sample ID: 460-111103-51

Matrix: Water Lab File ID: O08460.D

Analysis Method: 8260C Date Collected: 03/22/2016 14:10

Sample wt/vol: 5(mL) Date Analyzed: 04/04/2016 17:11

Soil Aliquot Vol: Dilution Factor: 1

Soil Extract Vol.: GC Column: DB-624 ID: 0.18(mm)

% Moisture: Level: (low/med) Low

Analysis Batch No.: 360532 Units: ug/L

Number TICs Found: 0 TIC Result Total: 0

CAS NO.	COMPOUND NAME	RT	RESULT	Q
	Tentatively Identified Compound		None	

TestAmerica Edison
Target Compound Quantitation Report

Data File: \\ChromNA\Edison\ChromData\CVOAMS12\20160404-39403.b\O08460.D
Lims ID: 460-111103-C-51 Lab Sample ID: 460-111103-51
Client ID: SW-2
Sample Type: Client
Inject. Date: 04-Apr-2016 17:11:30 ALS Bottle#: 18 Worklist Smp#: 20
Purge Vol: 5.000 mL Dil. Factor: 1.0000
Sample Info: 460-111103-C-51
Misc. Info.: 460-0039403-020
Operator ID: Instrument ID: CVOAMS12

Method: \\ChromNA\Edison\ChromData\CVOAMS12\20160404-39403.b\8260W_12.m
Limit Group: VOA - 8260C Water and Solid
Last Update: 04-Apr-2016 17:39:32 Calib Date: 23-Mar-2016 23:57:30
Integrator: RTE ID Type: Deconvolution ID
Quant Method: Internal Standard Quant By: Initial Calibration
Last ICal File: \\ChromNA\Edison\ChromData\CVOAMS12\20160323-38887.b\O07968.D

Column 1 : DB-624 (0.18 mm) Det: MS SCAN
Process Host: XAWRK047

First Level Reviewer: delpolitov Date: 04-Apr-2016 17:39:32

Compound	Sig	RT (min.)	Exp RT (min.)	Dlt RT (min.)	Q	Response	OnCol Amt ug/l	Flags
* 30 TBA-d9 (IS)	65	2.239	2.243	-0.004	98	501419	1000.0	
* 52 2-Butanone-d5	46	3.130	3.130	0.000	0	582754	250.0	
$ 50 Dibromofluoromethane (Surr	113	3.575	3.572	0.003	98	186387	49.9	
$ 60 1,2-Dichloroethane-d4 (Sur	65	3.878	3.878	0.000	96	240466	47.1	
* 64 Fluorobenzene	96	4.211	4.211	0.000	98	781454	50.0	
* 74 1,4-Dioxane-d8	96	4.934	4.930	0.004	94	55889	1000.0	
$ 80 Toluene-d8 (Surr)	98	5.997	5.993	0.003	100	688221	44.5	
* 94 Chlorobenzene-d5	117	7.942	7.942	0.000	87	527874	50.0	
$ 106 4-Bromofluorobenzene	174	9.776	9.776	0.000	92	223086	49.8	
* 122 1,4-Dichlorobenzene-d4	152	11.606	11.606	0.000	96	281804	50.0	

Reagents:

8260ISNEW_00064 Amount Added: 1.00 Units: uL Run Reagent
8260SURR250_00119 Amount Added: 1.00 Units: uL Run Reagent

Report Date: 04-Apr-2016 17:39:33 Chrom Revision: 2.2 04-Mar-2016 14:36:24

TestAmerica Edison

Data File: \\ChromNA\Edison\ChromData\CVOAMS12\20160404-39403.b\O08460.D

Injection Date:	04-Apr-2016 17:11:30	Instrument ID:	CVOAMS12	Operator ID:	
Lims ID:	460-111103-C-51	Lab Sample ID:	460-111103-51	Worklist Smp#:	20
Client ID:	SW-2				
Purge Vol:	5.000 mL	Dil. Factor:	1.0000	ALS Bottle#:	18
Method:	8260W_12	Limit Group:	VOA - 8260C Water and Solid		

Column: DB-624 (0.18 mm)

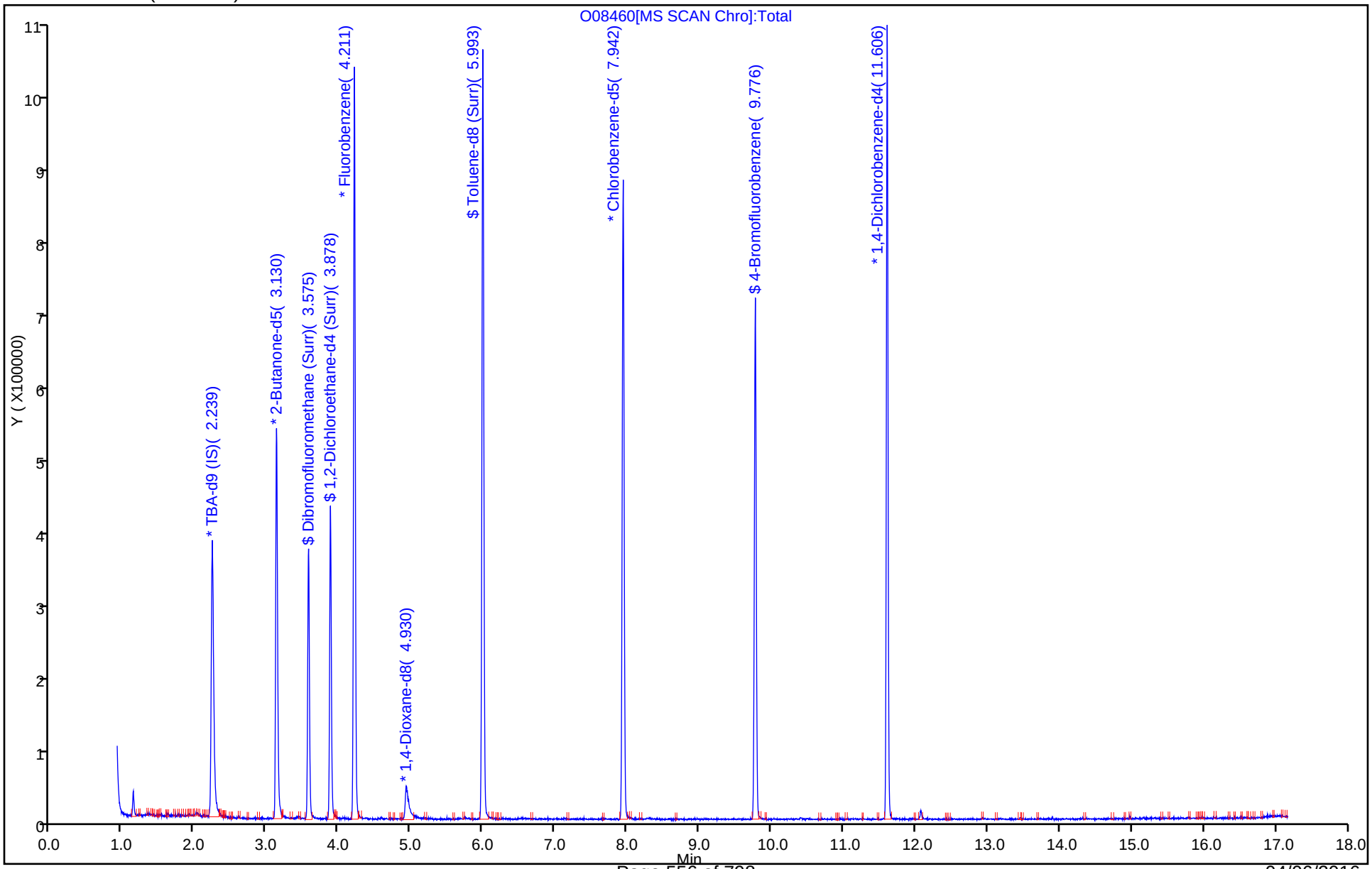

FORM I
GC/MS VOA ORGANICS ANALYSIS DATA SHEET

Lab Name: TestAmerica Edison | Job No.: 460-111103-1

SDG No.:

Client Sample ID: SW-3 | Lab Sample ID: 460-111103-52

Matrix: Water | Lab File ID: O08462.D

Analysis Method: 8260C | Date Collected: 03/22/2016 14:35

Sample wt/vol: 5(mL) | Date Analyzed: 04/04/2016 18:07

Soil Aliquot Vol: | Dilution Factor: 1

Soil Extract Vol.: | GC Column: DB-624 ID: 0.18(mm)

% Moisture: | Level: (low/med) Low

Analysis Batch No.: 360532 | Units: ug/L

CAS NO.	COMPOUND NAME	RESULT	Q	RL	MDL
71-55-6	1,1,1-Trichloroethane	0.28	U	1.0	0.28
79-34-5	1,1,2,2-Tetrachloroethane	0.19	U	1.0	0.19
79-00-5	1,1,2-Trichloroethane	0.080	U	1.0	0.080
75-34-3	1,1-Dichloroethane	0.24	U	1.0	0.24
75-35-4	1,1-Dichloroethene	0.34	U	1.0	0.34
87-61-6	1,2,3-Trichlorobenzene	0.35	U	1.0	0.35
120-82-1	1,2,4-Trichlorobenzene	0.27	U	1.0	0.27
96-12-8	1,2-Dibromo-3-Chloropropane	0.23	U	1.0	0.23
106-93-4	1,2-Dibromoethane	0.19	U	1.0	0.19
95-50-1	1,2-Dichlorobenzene	0.22	U	1.0	0.22
107-06-2	1,2-Dichloroethane	0.25	U	1.0	0.25
78-87-5	1,2-Dichloropropane	0.18	U	1.0	0.18
541-73-1	1,3-Dichlorobenzene	0.33	U	1.0	0.33
106-46-7	1,4-Dichlorobenzene	0.33	U	1.0	0.33
123-91-1	1,4-Dioxane	8.7	U	50	8.7
78-93-3	2-Butanone	2.2	U	5.0	2.2
591-78-6	2-Hexanone	0.72	U	5.0	0.72
108-10-1	4-Methyl-2-pentanone	0.63	U	5.0	0.63
67-64-1	Acetone	50		5.0	1.1
71-43-2	Benzene	0.090	U	1.0	0.090
74-97-5	Bromochloromethane	0.30	U	1.0	0.30
75-27-4	Bromodichloromethane	0.15	U	1.0	0.15
75-25-2	Bromoform	0.18	U	1.0	0.18
74-83-9	Bromomethane	0.18	U	1.0	0.18
75-15-0	Carbon disulfide	0.22	U	1.0	0.22
56-23-5	Carbon tetrachloride	0.33	U	1.0	0.33
108-90-7	Chlorobenzene	0.24	U	1.0	0.24
75-00-3	Chloroethane	0.37	U	1.0	0.37
67-66-3	Chloroform	0.22	U	1.0	0.22
74-87-3	Chloromethane	0.22	U	1.0	0.22
156-59-2	cis-1,2-Dichloroethene	0.26	U	1.0	0.26
10061-01-5	cis-1,3-Dichloropropene	0.16	U	1.0	0.16
110-82-7	Cyclohexane	0.26	U	1.0	0.26
124-48-1	Dibromochloromethane	0.22	U	1.0	0.22
75-71-8	Dichlorodifluoromethane	0.14	U	1.0	0.14
100-41-4	Ethylbenzene	0.30	U	1.0	0.30

FORM I
GC/MS VOA ORGANICS ANALYSIS DATA SHEET

Lab Name: TestAmerica Edison | Job No.: 460-111103-1

SDG No.:

Client Sample ID: SW-3 | Lab Sample ID: 460-111103-52

Matrix: Water | Lab File ID: O08462.D

Analysis Method: 8260C | Date Collected: 03/22/2016 14:35

Sample wt/vol: 5(mL) | Date Analyzed: 04/04/2016 18:07

Soil Aliquot Vol: | Dilution Factor: 1

Soil Extract Vol.: | GC Column: DB-624 ID: 0.18(mm)

% Moisture: | Level: (low/med) Low

Analysis Batch No.: 360532 | Units: ug/L

CAS NO.	COMPOUND NAME	RESULT	Q	RL	MDL
76-13-1	Freon TF	0.34	U	1.0	0.34
98-82-8	Isopropylbenzene	0.32	U	1.0	0.32
179601-23-1	m&p-Xylene	1.6		1.0	0.28
79-20-9	Methyl acetate	0.58	U	5.0	0.58
108-87-2	Methylcyclohexane	0.22	U	1.0	0.22
75-09-2	Methylene Chloride	0.21	U	1.0	0.21
1634-04-4	MTBE	0.13	U	1.0	0.13
95-47-6	o-Xylene	0.32	U	1.0	0.32
100-42-5	Styrene	0.17	U	1.0	0.17
127-18-4	Tetrachloroethene	0.12	U	1.0	0.12
108-88-3	Toluene	1.9		1.0	0.25
156-60-5	trans-1,2-Dichloroethene	0.18	U	1.0	0.18
10061-02-6	trans-1,3-Dichloropropene	0.19	U	1.0	0.19
79-01-6	Trichloroethene	0.22	U	1.0	0.22
75-69-4	Trichlorofluoromethane	0.15	U	1.0	0.15
75-01-4	Vinyl chloride	0.060	U	1.0	0.060

CAS NO.	SURROGATE	%REC	Q	LIMITS
17060-07-0	1,2-Dichloroethane-d4 (Surr)	94		70-130
460-00-4	Bromofluorobenzene	97		70-130
1868-53-7	Dibromofluoromethane (Surr)	99		70-130
2037-26-5	Toluene-d8 (Surr)	90		70-130

FORM I
GC/MS VOA ORGANICS ANALYSIS DATA SHEET
TENTATIVELY IDENTIFIED COMPOUNDS

Lab Name: TestAmerica Edison | Job No.: 460-111103-1

SDG No.:

Client Sample ID: SW-3 | Lab Sample ID: 460-111103-52

Matrix: Water | Lab File ID: O08462.D

Analysis Method: 8260C | Date Collected: 03/22/2016 14:35

Sample wt/vol: 5(mL) | Date Analyzed: 04/04/2016 18:07

Soil Aliquot Vol: | Dilution Factor: 1

Soil Extract Vol.: | GC Column: DB-624 ID: 0.18(mm)

% Moisture: | Level: (low/med) Low

Analysis Batch No.: 360532 | Units: ug/L

Number TICs Found: 0 | TIC Result Total: 0

CAS NO.	COMPOUND NAME	RT	RESULT	Q
	Tentatively Identified Compound		None	

TestAmerica Edison
Target Compound Quantitation Report

Data File: \\ChromNA\Edison\ChromData\CVOAMS12\20160404-39403.b\O08462.D
Lims ID: 460-111103-C-52 Lab Sample ID: 460-111103-52
Client ID: SW-3
Sample Type: Client
Inject. Date: 04-Apr-2016 18:07:30 ALS Bottle#: 19 Worklist Smp#: 21
Purge Vol: 5.000 mL Dil. Factor: 1.0000
Sample Info: 460-111103-C-52
Misc. Info.: 460-0039403-021
Operator ID: Instrument ID: CVOAMS12

Method: \\ChromNA\Edison\ChromData\CVOAMS12\20160404-39403.b\8260W_12.m
Limit Group: VOA - 8260C Water and Solid
Last Update: 04-Apr-2016 18:27:55 Calib Date: 23-Mar-2016 23:57:30
Integrator: RTE ID Type: Deconvolution ID
Quant Method: Internal Standard Quant By: Initial Calibration
Last ICal File: \\ChromNA\Edison\ChromData\CVOAMS12\20160323-38887.b\O07968.D

Column 1 : DB-624 (0.18 mm) Det: MS SCAN
Process Host: XAWRK047

First Level Reviewer: delpolitov Date: 04-Apr-2016 18:46:32

Compound	Sig	RT (min.)	Exp RT (min.)	Dlt RT (min.)	Q	Response	OnCol Amt ug/l	Flags
25 Acetone	58	1.929	1.929	0.000	85	27091	50.0	
* 30 TBA-d9 (IS)	65	2.239	2.243	-0.004	99	515633	1000.0	
* 52 2-Butanone-d5	46	3.130	3.130	0.000	0	587041	250.0	
$ 50 Dibromofluoromethane (Surr	113	3.575	3.572	0.003	97	184874	49.6	
$ 60 1,2-Dichloroethane-d4 (Sur	65	3.879	3.878	0.001	96	239553	47.0	
* 64 Fluorobenzene	96	4.212	4.211	0.001	98	779857	50.0	
* 74 1,4-Dioxane-d8	96	4.934	4.930	0.004	94	61178	1000.0	
$ 80 Toluene-d8 (Surr)	98	5.993	5.993	0.000	99	700608	44.9	
81 Toluene	91	6.079	6.075	0.004	93	34697	1.92	
* 94 Chlorobenzene-d5	117	7.943	7.942	0.001	87	532928	50.0	
98 m-Xylene & p-Xylene	106	8.369	8.373	-0.004	99	11004	1.58	
$ 106 4-Bromofluorobenzene	174	9.776	9.776	0.000	92	218949	48.4	
* 122 1,4-Dichlorobenzene-d4	152	11.606	11.606	0.000	96	280301	50.0	

Reagents:

8260ISNEW_00064 Amount Added: 1.00 Units: uL Run Reagent
8260SURR250_00119 Amount Added: 1.00 Units: uL Run Reagent

Report Date: 04-Apr-2016 18:46:35 Chrom Revision: 2.2 04-Mar-2016 14:36:24

TestAmerica Edison

Data File: \\ChromNA\Edison\ChromData\CVOAMS12\20160404-39403.b\O08462.D

Injection Date:	04-Apr-2016 18:07:30	Instrument ID:	CVOAMS12	Operator ID:	
Lims ID:	460-111103-C-52	Lab Sample ID:	460-111103-52	Worklist Smp#:	21
Client ID:	SW-3				
Purge Vol:	5.000 mL	Dil. Factor:	1.0000	ALS Bottle#:	19
Method:	8260W_12	Limit Group:	VOA - 8260C Water and Solid		

Column: DB-624 (0.18 mm)

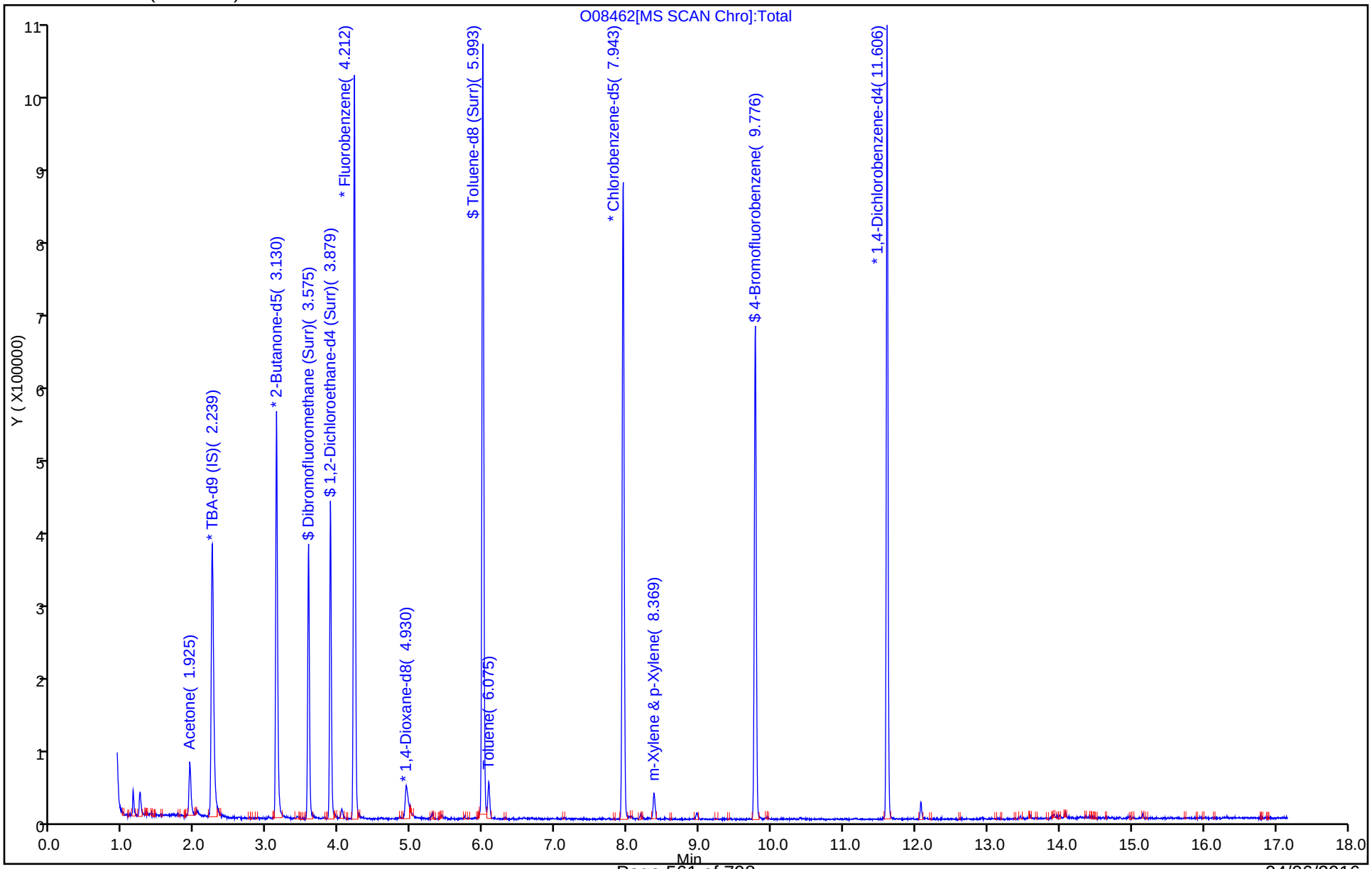

Data File: \\ChromNA\Edison\ChromData\CVOAMS12\20160404-39403.b\O08462.D

Injection Date:	04-Apr-2016 18:07:30	Instrument ID:	CVOAMS12
Lims ID:	460-111103-C-52	Lab Sample ID:	460-111103-52
Client ID:	SW-3		
Operator ID:		ALS Bottle#:	19 Worklist Smp#: 21
Purge Vol:	5.000 mL	Dil. Factor:	1.0000
Method:	8260W_12	Limit Group:	VOA - 8260C Water and Solid
Column:	DB-624 (0.18 mm)	Detector	MS SCAN

25 Acetone, CAS: 67-64-1

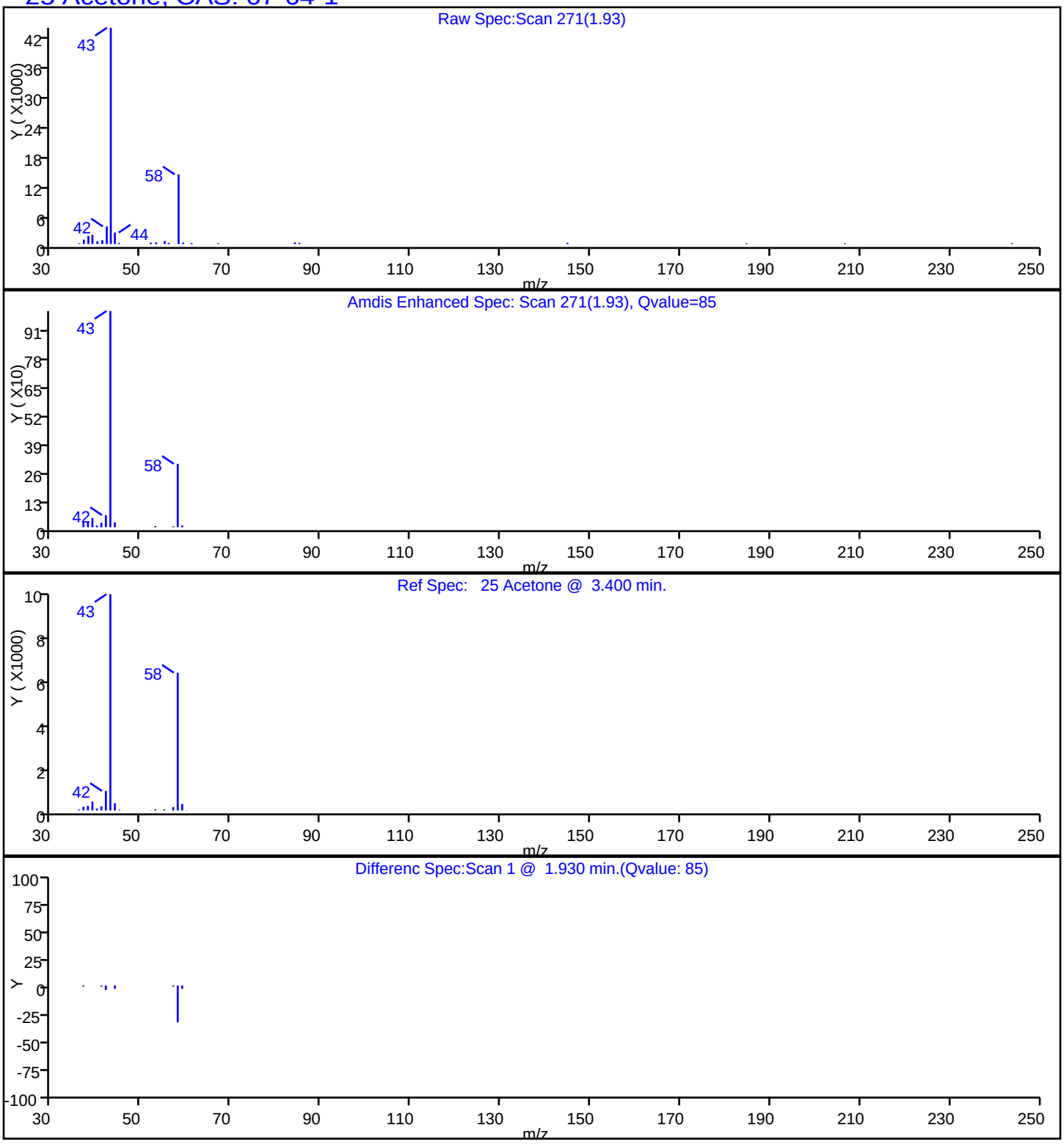

Report Date: 04-Apr-2016 18:46:35 Chrom Revision: 2.2 04-Mar-2016 14:36:24

TestAmerica Edison

Data File: \\ChromNA\Edison\ChromData\CVOAMS12\20160404-39403.b\O08462.D

Injection Date:	04-Apr-2016 18:07:30	Instrument ID:	CVOAMS12		
Lims ID:	460-111103-C-52	Lab Sample ID:	460-111103-52		
Client ID:	SW-3				
Operator ID:		ALS Bottle#:	19	Worklist Smp#:	21
Purge Vol:	5.000 mL	Dil. Factor:	1.0000		
Method:	8260W_12	Limit Group:	VOA - 8260C Water and Solid		
Column:	DB-624 (0.18 mm)	Detector	MS SCAN		

98 m-Xylene & p-Xylene, CAS: 179601-23-1

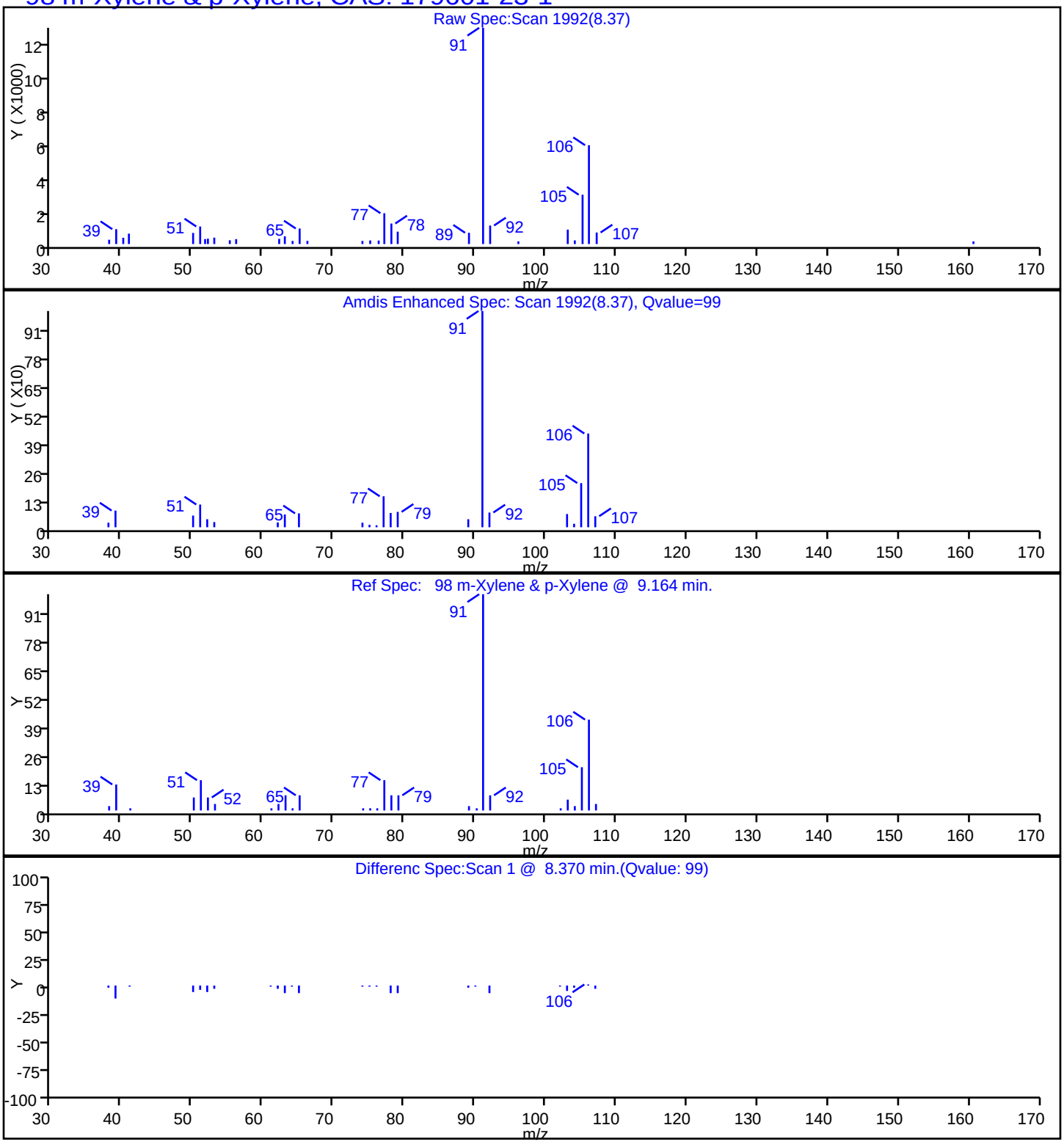

TestAmerica Edison

Data File: \\ChromNA\Edison\ChromData\CVOAMS12\20160404-39403.b\O08462.D

Injection Date:	04-Apr-2016 18:07:30	Instrument ID:	CVOAMS12
Lims ID:	460-111103-C-52	Lab Sample ID:	460-111103-52
Client ID:	SW-3		
Operator ID:		ALS Bottle#:	19 Worklist Smp#: 21
Purge Vol:	5.000 mL	Dil. Factor:	1.0000
Method:	8260W_12	Limit Group:	VOA - 8260C Water and Solid
Column:	DB-624 (0.18 mm)	Detector	MS SCAN

81 Toluene, CAS: 108-88-3

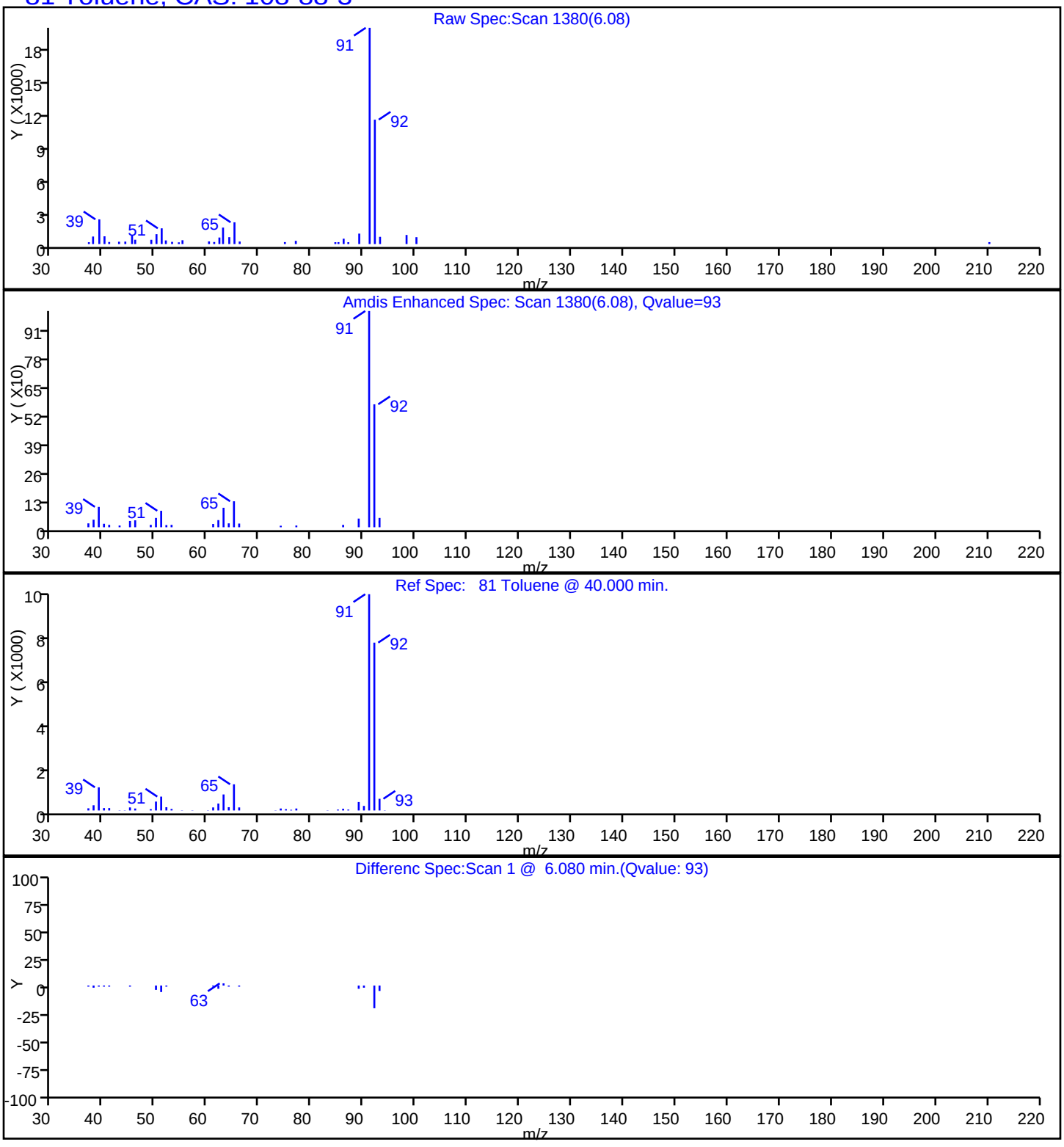

FORM I
GC/MS VOA ORGANICS ANALYSIS DATA SHEET

Lab Name: TestAmerica Edison | Job No.: 460-111103-1

SDG No.:

Client Sample ID: SW-4 | Lab Sample ID: 460-111103-53

Matrix: Water | Lab File ID: O08463.D

Analysis Method: 8260C | Date Collected: 03/22/2016 14:25

Sample wt/vol: 5(mL) | Date Analyzed: 04/04/2016 18:35

Soil Aliquot Vol: | Dilution Factor: 1

Soil Extract Vol.: | GC Column: DB-624 ID: 0.18(mm)

% Moisture: | Level: (low/med) Low

Analysis Batch No.: 360532 | Units: ug/L

CAS NO.	COMPOUND NAME	RESULT	Q	RL	MDL
71-55-6	1,1,1-Trichloroethane	0.28	U	1.0	0.28
79-34-5	1,1,2,2-Tetrachloroethane	0.19	U	1.0	0.19
79-00-5	1,1,2-Trichloroethane	0.080	U	1.0	0.080
75-34-3	1,1-Dichloroethane	0.24	U	1.0	0.24
75-35-4	1,1-Dichloroethene	0.34	U	1.0	0.34
87-61-6	1,2,3-Trichlorobenzene	0.35	U	1.0	0.35
120-82-1	1,2,4-Trichlorobenzene	0.27	U	1.0	0.27
96-12-8	1,2-Dibromo-3-Chloropropane	0.23	U	1.0	0.23
106-93-4	1,2-Dibromoethane	0.19	U	1.0	0.19
95-50-1	1,2-Dichlorobenzene	0.22	U	1.0	0.22
107-06-2	1,2-Dichloroethane	0.25	U	1.0	0.25
78-87-5	1,2-Dichloropropane	0.18	U	1.0	0.18
541-73-1	1,3-Dichlorobenzene	0.33	U	1.0	0.33
106-46-7	1,4-Dichlorobenzene	0.33	U	1.0	0.33
123-91-1	1,4-Dioxane	8.7	U	50	8.7
78-93-3	2-Butanone	2.2	U	5.0	2.2
591-78-6	2-Hexanone	0.72	U	5.0	0.72
108-10-1	4-Methyl-2-pentanone	0.63	U	5.0	0.63
67-64-1	Acetone	1.1	U	5.0	1.1
71-43-2	Benzene	0.17	J	1.0	0.090
74-97-5	Bromochloromethane	0.30	U	1.0	0.30
75-27-4	Bromodichloromethane	0.15	U	1.0	0.15
75-25-2	Bromoform	0.18	U	1.0	0.18
74-83-9	Bromomethane	0.18	U	1.0	0.18
75-15-0	Carbon disulfide	0.22	U	1.0	0.22
56-23-5	Carbon tetrachloride	0.33	U	1.0	0.33
108-90-7	Chlorobenzene	0.24	U	1.0	0.24
75-00-3	Chloroethane	0.37	U	1.0	0.37
67-66-3	Chloroform	0.22	U	1.0	0.22
74-87-3	Chloromethane	0.22	U	1.0	0.22
156-59-2	cis-1,2-Dichloroethene	0.28	J	1.0	0.26
10061-01-5	cis-1,3-Dichloropropene	0.16	U	1.0	0.16
110-82-7	Cyclohexane	0.26	U	1.0	0.26
124-48-1	Dibromochloromethane	0.22	U	1.0	0.22
75-71-8	Dichlorodifluoromethane	0.14	U	1.0	0.14
100-41-4	Ethylbenzene	0.30	U	1.0	0.30

FORM I
GC/MS VOA ORGANICS ANALYSIS DATA SHEET

Lab Name: TestAmerica Edison | Job No.: 460-111103-1

SDG No.:

Client Sample ID: SW-4 | Lab Sample ID: 460-111103-53

Matrix: Water | Lab File ID: O08463.D

Analysis Method: 8260C | Date Collected: 03/22/2016 14:25

Sample wt/vol: 5(mL) | Date Analyzed: 04/04/2016 18:35

Soil Aliquot Vol: | Dilution Factor: 1

Soil Extract Vol.: | GC Column: DB-624 ID: 0.18(mm)

% Moisture: | Level: (low/med) Low

Analysis Batch No.: 360532 | Units: ug/L

CAS NO.	COMPOUND NAME	RESULT	Q	RL	MDL
76-13-1	Freon TF	0.34	U	1.0	0.34
98-82-8	Isopropylbenzene	0.32	U	1.0	0.32
179601-23-1	m&p-Xylene	0.72	J	1.0	0.28
79-20-9	Methyl acetate	0.58	U	5.0	0.58
108-87-2	Methylcyclohexane	0.22	U	1.0	0.22
75-09-2	Methylene Chloride	0.21	U	1.0	0.21
1634-04-4	MTBE	0.13	U	1.0	0.13
95-47-6	o-Xylene	0.32	U	1.0	0.32
100-42-5	Styrene	0.17	U	1.0	0.17
127-18-4	Tetrachloroethene	0.12	U	1.0	0.12
108-88-3	Toluene	0.30	J	1.0	0.25
156-60-5	trans-1,2-Dichloroethene	0.18	U	1.0	0.18
10061-02-6	trans-1,3-Dichloropropene	0.19	U	1.0	0.19
79-01-6	Trichloroethene	0.22	U	1.0	0.22
75-69-4	Trichlorofluoromethane	0.15	U	1.0	0.15
75-01-4	Vinyl chloride	0.060	U	1.0	0.060

CAS NO.	SURROGATE	%REC	Q	LIMITS
17060-07-0	1,2-Dichloroethane-d4 (Surr)	96		70-130
460-00-4	Bromofluorobenzene	98		70-130
1868-53-7	Dibromofluoromethane (Surr)	101		70-130
2037-26-5	Toluene-d8 (Surr)	94		70-130

FORM I
GC/MS VOA ORGANICS ANALYSIS DATA SHEET
TENTATIVELY IDENTIFIED COMPOUNDS

Lab Name: TestAmerica Edison Job No.: 460-111103-1

SDG No.:

Client Sample ID: SW-4 Lab Sample ID: 460-111103-53

Matrix: Water Lab File ID: O08463.D

Analysis Method: 8260C Date Collected: 03/22/2016 14:25

Sample wt/vol: 5(mL) Date Analyzed: 04/04/2016 18:35

Soil Aliquot Vol: Dilution Factor: 1

Soil Extract Vol.: GC Column: DB-624 ID: 0.18(mm)

% Moisture: Level: (low/med) Low

Analysis Batch No.: 360532 Units: ug/L

Number TICs Found: 0 TIC Result Total: 0

CAS NO.	COMPOUND NAME	RT	RESULT	Q
	Tentatively Identified Compound		None	

TestAmerica Edison
Target Compound Quantitation Report

Data File: \\ChromNA\Edison\ChromData\CVOAMS12\20160404-39403.b\O08463.D
Lims ID: 460-111103-C-53 Lab Sample ID: 460-111103-53
Client ID: SW-4
Sample Type: Client
Inject. Date: 04-Apr-2016 18:35:30 ALS Bottle#: 20 Worklist Smp#: 22
Purge Vol: 5.000 mL Dil. Factor: 1.0000
Sample Info: 460-111103-C-53
Misc. Info.: 460-0039403-022
Operator ID: Instrument ID: CVOAMS12

Method: \\ChromNA\Edison\ChromData\CVOAMS12\20160404-39403.b\8260W_12.m
Limit Group: VOA - 8260C Water and Solid
Last Update: 04-Apr-2016 19:03:22 Calib Date: 23-Mar-2016 23:57:30
Integrator: RTE ID Type: Deconvolution ID
Quant Method: Internal Standard Quant By: Initial Calibration
Last ICal File: \\ChromNA\Edison\ChromData\CVOAMS12\20160323-38887.b\O07968.D

Column 1 : DB-624 (0.18 mm) Det: MS SCAN
Process Host: XAWRK047

First Level Reviewer: delpolitov Date: 04-Apr-2016 19:03:22

Compound	Sig	RT (min.)	Exp RT (min.)	Dlt RT (min.)	Q	Response	OnCol Amt ug/l	Flags
* 30 TBA-d9 (IS)	65	2.239	2.243	-0.004	98	512695	1000.0	
* 52 2-Butanone-d5	46	3.130	3.130	0.000	0	599653	250.0	
41 cis-1,2-Dichloroethene	96	3.164	3.160	0.004	42	1361	0.2790	
$ 50 Dibromofluoromethane (Surr	113	3.572	3.572	0.000	97	190266	50.7	
$ 60 1,2-Dichloroethane-d4 (Sur	65	3.878	3.878	0.000	96	247166	48.2	
56 Benzene	78	3.942	3.935	0.007	83	3239	0.1653	
* 64 Fluorobenzene	96	4.212	4.211	0.001	98	785110	50.0	
* 74 1,4-Dioxane-d8	96	4.938	4.930	0.008	94	62599	1000.0	
$ 80 Toluene-d8 (Surr)	98	5.993	5.993	0.000	100	740785	46.8	
81 Toluene	91	6.075	6.075	0.000	62	5523	0.3020	
* 94 Chlorobenzene-d5	117	7.939	7.942	-0.003	87	540472	50.0	
98 m-Xylene & p-Xylene	106	8.369	8.373	-0.004	97	5048	0.7168	
$ 106 4-Bromofluorobenzene	174	9.776	9.776	0.000	92	224533	49.0	
* 122 1,4-Dichlorobenzene-d4	152	11.606	11.606	0.000	96	285272	50.0	

Reagents:

8260ISNEW_00064 Amount Added: 1.00 Units: uL Run Reagent
8260SURR250_00119 Amount Added: 1.00 Units: uL Run Reagent

Report Date: 04-Apr-2016 19:03:23 Chrom Revision: 2.2 04-Mar-2016 14:36:24

TestAmerica Edison

Data File: \\ChromNA\Edison\ChromData\CVOAMS12\20160404-39403.b\O08463.D

Injection Date:	04-Apr-2016 18:35:30	Instrument ID:	CVOAMS12	Operator ID:	
Lims ID:	460-111103-C-53	Lab Sample ID:	460-111103-53	Worklist Smp#:	22
Client ID:	SW-4				
Purge Vol:	5.000 mL	Dil. Factor:	1.0000	ALS Bottle#:	20
Method:	8260W_12	Limit Group:	VOA - 8260C Water and Solid		

Column: DB-624 (0.18 mm)

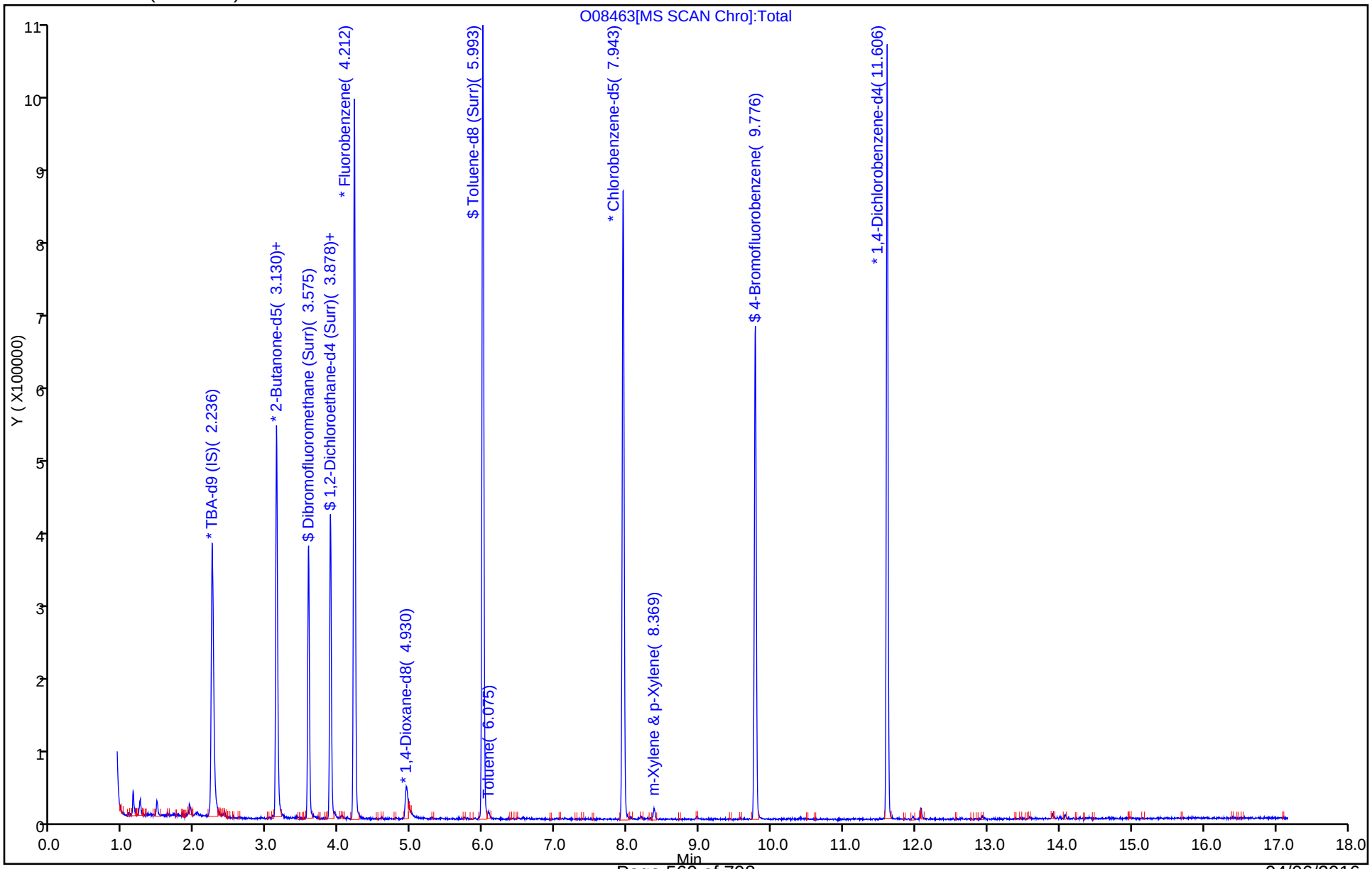

TestAmerica Edison

Data File:	\\ChromNA\Edison\ChromData\CVOAMS12\20160404-39403.b\O08463.D		
Injection Date:	04-Apr-2016 18:35:30	Instrument ID:	CVOAMS12
Lims ID:	460-111103-C-53	Lab Sample ID:	460-111103-53
Client ID:	SW-4		
Operator ID:		ALS Bottle#:	20 Worklist Smp#: 22
Purge Vol:	5.000 mL	Dil. Factor:	1.0000
Method:	8260W_12	Limit Group:	VOA - 8260C Water and Solid
Column:	DB-624 (0.18 mm)	Detector	MS SCAN

56 Benzene, CAS: 71-43-2

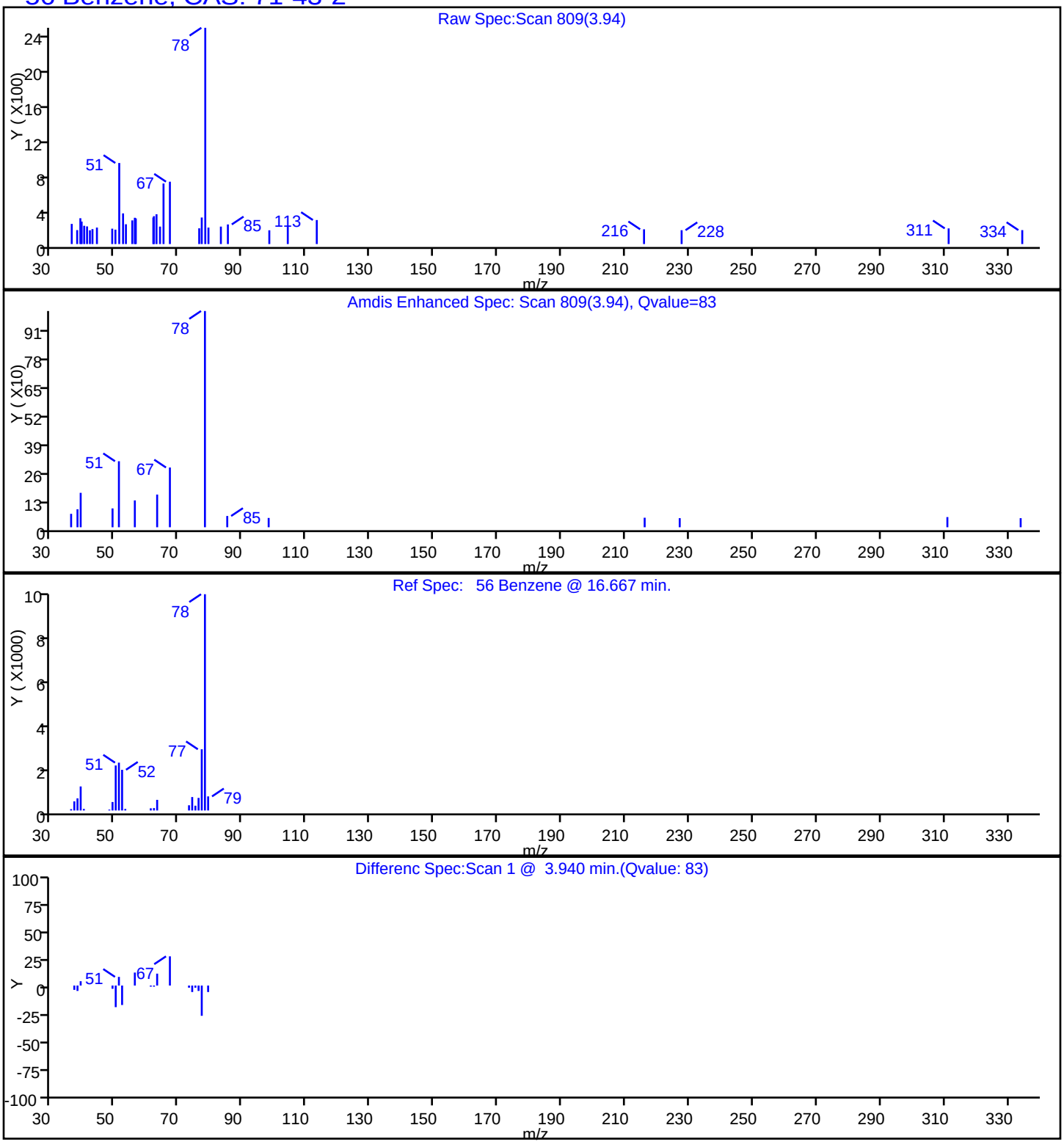

TestAmerica Edison

Data File: \\ChromNA\Edison\ChromData\CVOAMS12\20160404-39403.b\O08463.D

Injection Date:	04-Apr-2016 18:35:30	Instrument ID:	CVOAMS12		
Lims ID:	460-111103-C-53	Lab Sample ID:	460-111103-53		
Client ID:	SW-4				
Operator ID:		ALS Bottle#:	20	Worklist Smp#:	22
Purge Vol:	5.000 mL	Dil. Factor:	1.0000		
Method:	8260W_12	Limit Group:	VOA - 8260C Water and Solid		
Column:	DB-624 (0.18 mm)	Detector	MS SCAN		

41 cis-1,2-Dichloroethene, CAS: 156-59-2

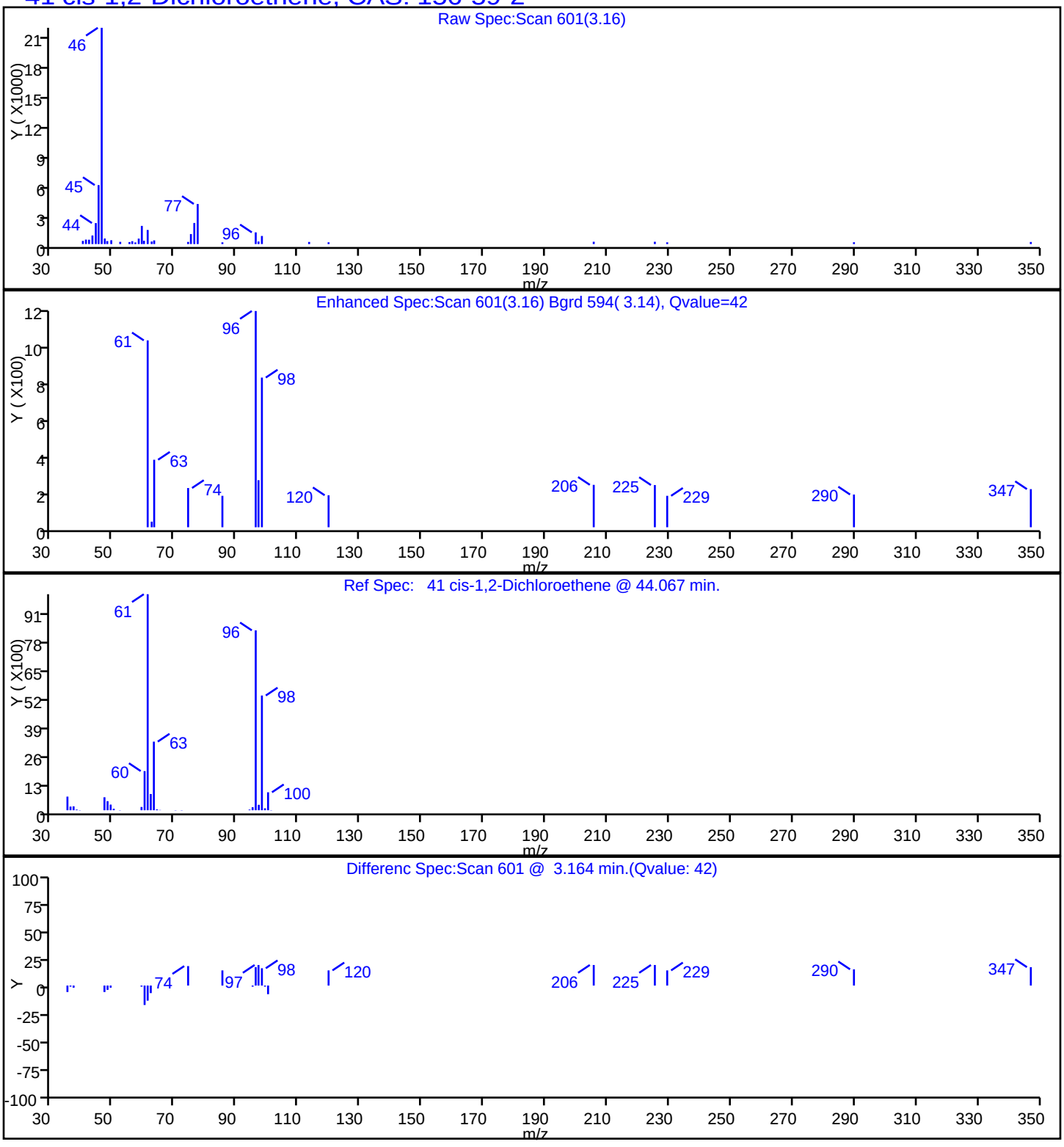

TestAmerica Edison

Data File: \\ChromNA\Edison\ChromData\CVOAMS12\20160404-39403.b\O08463.D

Injection Date:	04-Apr-2016 18:35:30	Instrument ID:	CVOAMS12
Lims ID:	460-111103-C-53	Lab Sample ID:	460-111103-53
Client ID:	SW-4		
Operator ID:		ALS Bottle#:	20 Worklist Smp#: 22
Purge Vol:	5.000 mL	Dil. Factor:	1.0000
Method:	8260W_12	Limit Group:	VOA - 8260C Water and Solid
Column:	DB-624 (0.18 mm)	Detector	MS SCAN

98 m-Xylene & p-Xylene, CAS: 179601-23-1

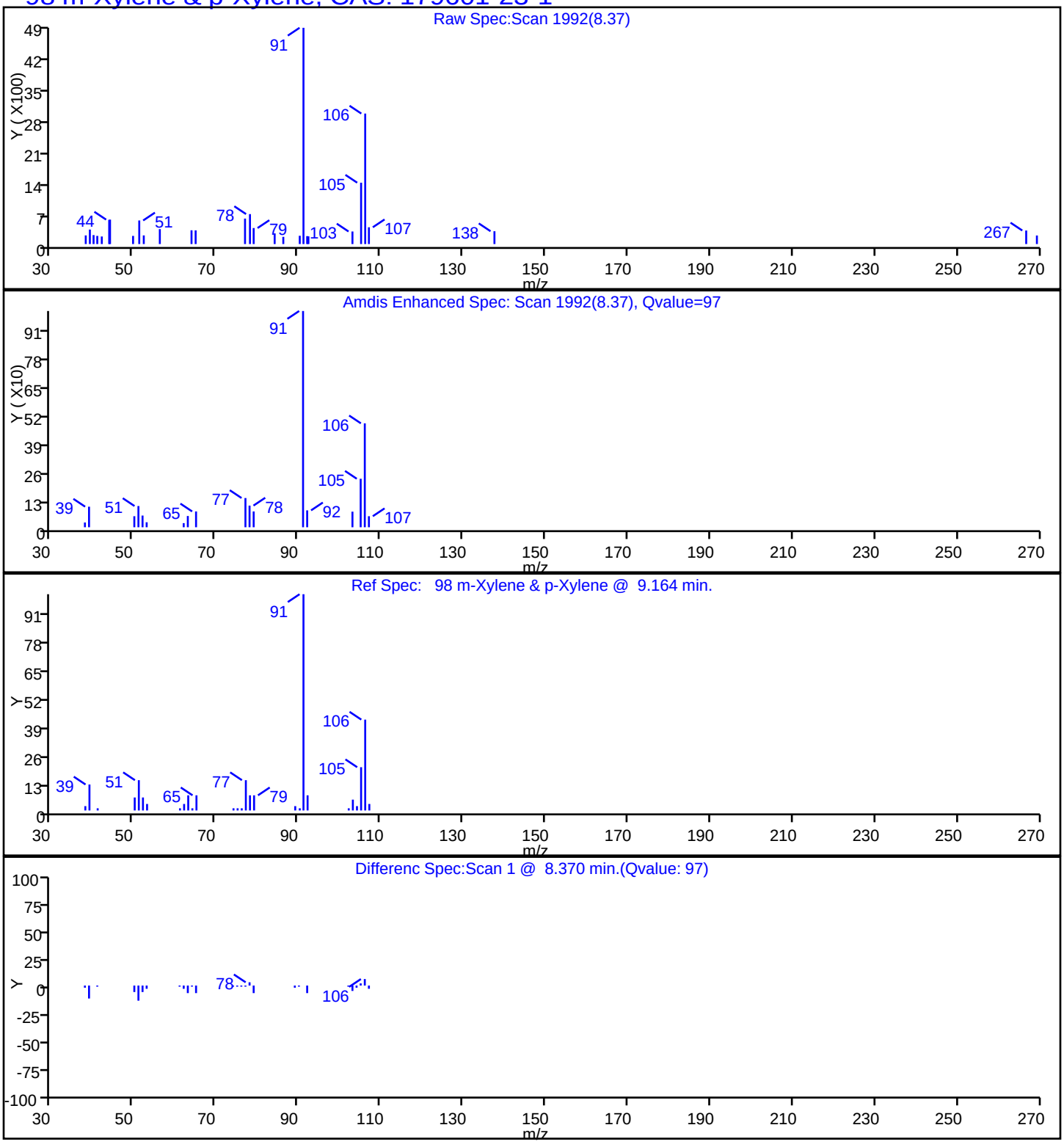

TestAmerica Edison

Data File:	\\ChromNA\Edison\ChromData\CVOAMS12\20160404-39403.b\O08463.D		
Injection Date:	04-Apr-2016 18:35:30	Instrument ID:	CVOAMS12
Lims ID:	460-111103-C-53	Lab Sample ID:	460-111103-53
Client ID:	SW-4		
Operator ID:		ALS Bottle#:	20 Worklist Smp#: 22
Purge Vol:	5.000 mL	Dil. Factor:	1.0000
Method:	8260W_12	Limit Group:	VOA - 8260C Water and Solid
Column:	DB-624 (0.18 mm)	Detector	MS SCAN

81 Toluene, CAS: 108-88-3

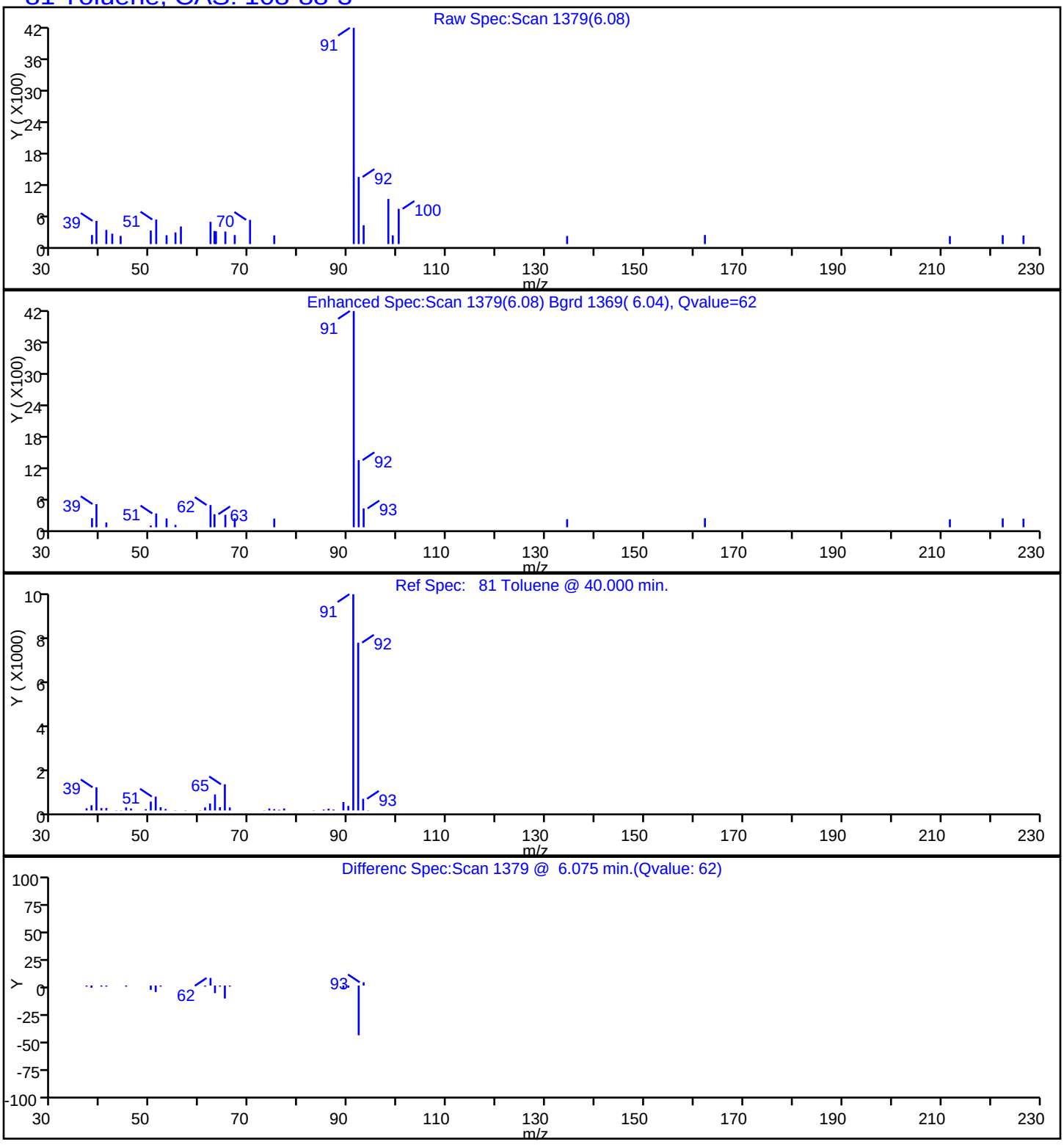

FORM I
GC/MS VOA ORGANICS ANALYSIS DATA SHEET

Lab Name: TestAmerica Edison | Job No.: 460-111103-1

SDG No.:

Client Sample ID: FB-032216 | Lab Sample ID: 460-111103-54

Matrix: Water | Lab File ID: O08451.D

Analysis Method: 8260C | Date Collected: 03/22/2016 15:00

Sample wt/vol: 5(mL) | Date Analyzed: 04/04/2016 13:01

Soil Aliquot Vol: | Dilution Factor: 1

Soil Extract Vol.: | GC Column: DB-624 ID: 0.18(mm)

% Moisture: | Level: (low/med) Low

Analysis Batch No.: 360532 | Units: ug/L

CAS NO.	COMPOUND NAME	RESULT	Q	RL	MDL
71-55-6	1,1,1-Trichloroethane	0.28	U	1.0	0.28
79-34-5	1,1,2,2-Tetrachloroethane	0.19	U	1.0	0.19
79-00-5	1,1,2-Trichloroethane	0.080	U	1.0	0.080
75-34-3	1,1-Dichloroethane	0.24	U	1.0	0.24
75-35-4	1,1-Dichloroethene	0.34	U	1.0	0.34
87-61-6	1,2,3-Trichlorobenzene	0.35	U	1.0	0.35
120-82-1	1,2,4-Trichlorobenzene	0.27	U	1.0	0.27
96-12-8	1,2-Dibromo-3-Chloropropane	0.23	U	1.0	0.23
106-93-4	1,2-Dibromoethane	0.19	U	1.0	0.19
95-50-1	1,2-Dichlorobenzene	0.22	U	1.0	0.22
107-06-2	1,2-Dichloroethane	0.25	U	1.0	0.25
78-87-5	1,2-Dichloropropane	0.18	U	1.0	0.18
541-73-1	1,3-Dichlorobenzene	0.33	U	1.0	0.33
106-46-7	1,4-Dichlorobenzene	0.33	U	1.0	0.33
123-91-1	1,4-Dioxane	8.7	U	50	8.7
78-93-3	2-Butanone	2.2	U	5.0	2.2
591-78-6	2-Hexanone	0.72	U	5.0	0.72
108-10-1	4-Methyl-2-pentanone	0.63	U	5.0	0.63
67-64-1	Acetone	1.1	U	5.0	1.1
71-43-2	Benzene	0.090	U	1.0	0.090
74-97-5	Bromochloromethane	0.30	U	1.0	0.30
75-27-4	Bromodichloromethane	0.15	U	1.0	0.15
75-25-2	Bromoform	0.18	U	1.0	0.18
74-83-9	Bromomethane	0.18	U	1.0	0.18
75-15-0	Carbon disulfide	0.22	U	1.0	0.22
56-23-5	Carbon tetrachloride	0.33	U	1.0	0.33
108-90-7	Chlorobenzene	0.24	U	1.0	0.24
75-00-3	Chloroethane	0.37	U	1.0	0.37
67-66-3	Chloroform	0.22	U	1.0	0.22
74-87-3	Chloromethane	0.22	U	1.0	0.22
156-59-2	cis-1,2-Dichloroethene	0.26	U	1.0	0.26
10061-01-5	cis-1,3-Dichloropropene	0.16	U	1.0	0.16
110-82-7	Cyclohexane	0.26	U	1.0	0.26
124-48-1	Dibromochloromethane	0.22	U	1.0	0.22
75-71-8	Dichlorodifluoromethane	0.14	U	1.0	0.14
100-41-4	Ethylbenzene	0.30	U	1.0	0.30

FORM I
GC/MS VOA ORGANICS ANALYSIS DATA SHEET

Lab Name: TestAmerica Edison | Job No.: 460-111103-1

SDG No.:

Client Sample ID: FB-032216 | Lab Sample ID: 460-111103-54

Matrix: Water | Lab File ID: O08451.D

Analysis Method: 8260C | Date Collected: 03/22/2016 15:00

Sample wt/vol: 5(mL) | Date Analyzed: 04/04/2016 13:01

Soil Aliquot Vol: | Dilution Factor: 1

Soil Extract Vol.: | GC Column: DB-624 ID: 0.18(mm)

% Moisture: | Level: (low/med) Low

Analysis Batch No.: 360532 | Units: ug/L

CAS NO.	COMPOUND NAME	RESULT	Q	RL	MDL
76-13-1	Freon TF	0.34	U	1.0	0.34
98-82-8	Isopropylbenzene	0.32	U	1.0	0.32
179601-23-1	m&p-Xylene	0.28	U	1.0	0.28
79-20-9	Methyl acetate	0.58	U	5.0	0.58
108-87-2	Methylcyclohexane	0.22	U	1.0	0.22
75-09-2	Methylene Chloride	0.21	U	1.0	0.21
1634-04-4	MTBE	0.13	U	1.0	0.13
95-47-6	o-Xylene	0.32	U	1.0	0.32
100-42-5	Styrene	0.17	U	1.0	0.17
127-18-4	Tetrachloroethene	0.12	U	1.0	0.12
108-88-3	Toluene	0.25	U	1.0	0.25
156-60-5	trans-1,2-Dichloroethene	0.18	U	1.0	0.18
10061-02-6	trans-1,3-Dichloropropene	0.19	U	1.0	0.19
79-01-6	Trichloroethene	0.22	U	1.0	0.22
75-69-4	Trichlorofluoromethane	0.15	U	1.0	0.15
75-01-4	Vinyl chloride	0.060	U	1.0	0.060

CAS NO.	SURROGATE	%REC	Q	LIMITS
17060-07-0	1,2-Dichloroethane-d4 (Surr)	98		70-130
460-00-4	Bromofluorobenzene	97		70-130
1868-53-7	Dibromofluoromethane (Surr)	106		70-130
2037-26-5	Toluene-d8 (Surr)	93		70-130

FORM I
GC/MS VOA ORGANICS ANALYSIS DATA SHEET
TENTATIVELY IDENTIFIED COMPOUNDS

Lab Name: TestAmerica Edison | Job No.: 460-111103-1

SDG No.:

Client Sample ID: FB-032216 | Lab Sample ID: 460-111103-54

Matrix: Water | Lab File ID: O08451.D

Analysis Method: 8260C | Date Collected: 03/22/2016 15:00

Sample wt/vol: 5(mL) | Date Analyzed: 04/04/2016 13:01

Soil Aliquot Vol: | Dilution Factor: 1

Soil Extract Vol.: | GC Column: DB-624 ID: 0.18(mm)

% Moisture: | Level: (low/med) Low

Analysis Batch No.: 360532 | Units: ug/L

Number TICs Found: 0 | TIC Result Total: 0

CAS NO.	COMPOUND NAME	RT	RESULT	Q
	Tentatively Identified Compound		None	

TestAmerica Edison
Target Compound Quantitation Report

Data File: \\ChromNA\Edison\ChromData\CVOAMS12\20160404-39403.b\O08451.D
Lims ID: 460-111103-B-54 Lab Sample ID: 460-111103-54
Client ID: FB-032216
Sample Type: Client
Inject. Date: 04-Apr-2016 13:01:30 ALS Bottle#: 9 Worklist Smp#: 10
Purge Vol: 5.000 mL Dil. Factor: 1.0000
Sample Info: 460-111103-B-54
Misc. Info.: 460-0039403-010
Operator ID: Instrument ID: CVOAMS12

Method: \\ChromNA\Edison\ChromData\CVOAMS12\20160404-39403.b\8260W_12.m
Limit Group: VOA - 8260C Water and Solid
Last Update: 04-Apr-2016 14:23:33 Calib Date: 23-Mar-2016 23:57:30
Integrator: RTE ID Type: Deconvolution ID
Quant Method: Internal Standard Quant By: Initial Calibration
Last ICal File: \\ChromNA\Edison\ChromData\CVOAMS12\20160323-38887.b\O07968.D

Column 1 : DB-624 (0.18 mm) Det: MS SCAN
Process Host: XAWRK047

First Level Reviewer: delpolitov Date: 04-Apr-2016 14:23:33

Compound	Sig	RT (min.)	Exp RT (min.)	Dlt RT (min.)	Q	Response	OnCol Amt ug/l	Flags
* 30 TBA-d9 (IS)	65	2.239	2.243	-0.004	98	493421	1000.0	
* 52 2-Butanone-d5	46	3.130	3.130	0.000	0	555542	250.0	
$ 50 Dibromofluoromethane (Surr	113	3.575	3.572	0.003	97	193679	52.9	
$ 60 1,2-Dichloroethane-d4 (Sur	65	3.882	3.878	0.004	97	244707	48.9	
* 64 Fluorobenzene	96	4.211	4.211	0.000	98	766797	50.0	
* 74 1,4-Dioxane-d8	96	4.934	4.930	0.004	95	65638	1000.0	
$ 80 Toluene-d8 (Surr)	98	5.993	5.993	0.000	99	683392	46.4	
* 94 Chlorobenzene-d5	117	7.942	7.942	0.000	87	502739	50.0	
$ 106 4-Bromofluorobenzene	174	9.776	9.776	0.000	93	206820	48.5	
* 122 1,4-Dichlorobenzene-d4	152	11.606	11.606	0.000	95	256449	50.0	

Reagents:

8260ISNEW_00064 Amount Added: 1.00 Units: uL Run Reagent
8260SURR250_00119 Amount Added: 1.00 Units: uL Run Reagent

Report Date: 04-Apr-2016 14:23:33 Chrom Revision: 2.2 04-Mar-2016 14:36:24

TestAmerica Edison

Data File: \\ChromNA\Edison\ChromData\CVOAMS12\20160404-39403.b\O08451.D

Injection Date:	04-Apr-2016 13:01:30	Instrument ID:	CVOAMS12	Operator ID:	
Lims ID:	460-111103-B-54	Lab Sample ID:	460-111103-54	Worklist Smp#:	10
Client ID:	FB-032216				
Purge Vol:	5.000 mL	Dil. Factor:	1.0000	ALS Bottle#:	9
Method:	8260W_12	Limit Group:	VOA - 8260C Water and Solid		

Column: DB-624 (0.18 mm)

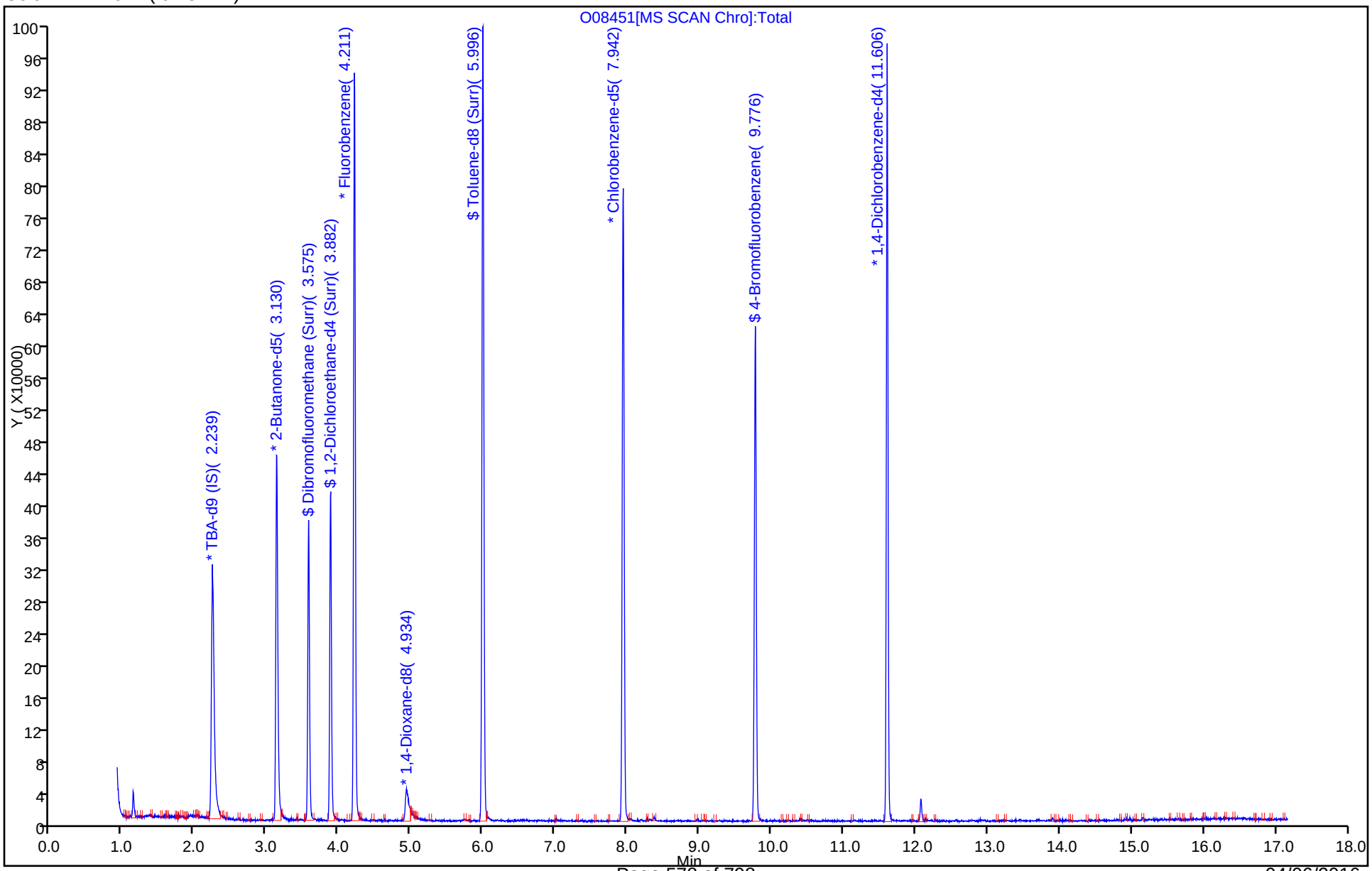

FORM I
GC/MS VOA ORGANICS ANALYSIS DATA SHEET

Lab Name: TestAmerica Edison | Job No.: 460-111103-1

SDG No.:

Client Sample ID: TB-032216 | Lab Sample ID: 460-111103-55

Matrix: Water | Lab File ID: O08452.D

Analysis Method: 8260C | Date Collected: 03/22/2016 00:00

Sample wt/vol: 5(mL) | Date Analyzed: 04/04/2016 13:29

Soil Aliquot Vol: | Dilution Factor: 1

Soil Extract Vol.: | GC Column: DB-624 ID: 0.18(mm)

% Moisture: | Level: (low/med) Low

Analysis Batch No.: 360532 | Units: ug/L

CAS NO.	COMPOUND NAME	RESULT	Q	RL	MDL
71-55-6	1,1,1-Trichloroethane	0.28	U	1.0	0.28
79-34-5	1,1,2,2-Tetrachloroethane	0.19	U	1.0	0.19
79-00-5	1,1,2-Trichloroethane	0.080	U	1.0	0.080
75-34-3	1,1-Dichloroethane	0.24	U	1.0	0.24
75-35-4	1,1-Dichloroethene	0.34	U	1.0	0.34
87-61-6	1,2,3-Trichlorobenzene	0.35	U	1.0	0.35
120-82-1	1,2,4-Trichlorobenzene	0.27	U	1.0	0.27
96-12-8	1,2-Dibromo-3-Chloropropane	0.23	U	1.0	0.23
106-93-4	1,2-Dibromoethane	0.19	U	1.0	0.19
95-50-1	1,2-Dichlorobenzene	0.22	U	1.0	0.22
107-06-2	1,2-Dichloroethane	0.25	U	1.0	0.25
78-87-5	1,2-Dichloropropane	0.18	U	1.0	0.18
541-73-1	1,3-Dichlorobenzene	0.33	U	1.0	0.33
106-46-7	1,4-Dichlorobenzene	0.33	U	1.0	0.33
123-91-1	1,4-Dioxane	8.7	U	50	8.7
78-93-3	2-Butanone	2.2	U	5.0	2.2
591-78-6	2-Hexanone	0.72	U	5.0	0.72
108-10-1	4-Methyl-2-pentanone	0.63	U	5.0	0.63
67-64-1	Acetone	7.1		5.0	1.1
71-43-2	Benzene	0.090	U	1.0	0.090
74-97-5	Bromochloromethane	0.30	U	1.0	0.30
75-27-4	Bromodichloromethane	0.15	U	1.0	0.15
75-25-2	Bromoform	0.18	U	1.0	0.18
74-83-9	Bromomethane	0.18	U	1.0	0.18
75-15-0	Carbon disulfide	0.22	U	1.0	0.22
56-23-5	Carbon tetrachloride	0.33	U	1.0	0.33
108-90-7	Chlorobenzene	0.24	U	1.0	0.24
75-00-3	Chloroethane	0.37	U	1.0	0.37
67-66-3	Chloroform	0.22	U	1.0	0.22
74-87-3	Chloromethane	0.22	U	1.0	0.22
156-59-2	cis-1,2-Dichloroethene	0.26	U	1.0	0.26
10061-01-5	cis-1,3-Dichloropropene	0.16	U	1.0	0.16
110-82-7	Cyclohexane	0.26	U	1.0	0.26
124-48-1	Dibromochloromethane	0.22	U	1.0	0.22
75-71-8	Dichlorodifluoromethane	0.14	U	1.0	0.14
100-41-4	Ethylbenzene	0.30	U	1.0	0.30

FORM I
GC/MS VOA ORGANICS ANALYSIS DATA SHEET

Lab Name: TestAmerica Edison | Job No.: 460-111103-1

SDG No.:

Client Sample ID: TB-032216 | Lab Sample ID: 460-111103-55

Matrix: Water | Lab File ID: O08452.D

Analysis Method: 8260C | Date Collected: 03/22/2016 00:00

Sample wt/vol: 5(mL) | Date Analyzed: 04/04/2016 13:29

Soil Aliquot Vol: | Dilution Factor: 1

Soil Extract Vol.: | GC Column: DB-624 ID: 0.18(mm)

% Moisture: | Level: (low/med) Low

Analysis Batch No.: 360532 | Units: ug/L

CAS NO.	COMPOUND NAME	RESULT	Q	RL	MDL
76-13-1	Freon TF	0.34	U	1.0	0.34
98-82-8	Isopropylbenzene	0.32	U	1.0	0.32
179601-23-1	m&p-Xylene	0.28	U	1.0	0.28
79-20-9	Methyl acetate	0.58	U	5.0	0.58
108-87-2	Methylcyclohexane	0.22	U	1.0	0.22
75-09-2	Methylene Chloride	0.21	U	1.0	0.21
1634-04-4	MTBE	0.13	U	1.0	0.13
95-47-6	o-Xylene	0.32	U	1.0	0.32
100-42-5	Styrene	0.17	U	1.0	0.17
127-18-4	Tetrachloroethene	0.12	U	1.0	0.12
108-88-3	Toluene	0.25	U	1.0	0.25
156-60-5	trans-1,2-Dichloroethene	0.18	U	1.0	0.18
10061-02-6	trans-1,3-Dichloropropene	0.19	U	1.0	0.19
79-01-6	Trichloroethene	0.22	U	1.0	0.22
75-69-4	Trichlorofluoromethane	0.15	U	1.0	0.15
75-01-4	Vinyl chloride	0.060	U	1.0	0.060

CAS NO.	SURROGATE	%REC	Q	LIMITS
17060-07-0	1,2-Dichloroethane-d4 (Surr)	97		70-130
460-00-4	Bromofluorobenzene	96		70-130
1868-53-7	Dibromofluoromethane (Surr)	103		70-130
2037-26-5	Toluene-d8 (Surr)	94		70-130

FORM I
GC/MS VOA ORGANICS ANALYSIS DATA SHEET
TENTATIVELY IDENTIFIED COMPOUNDS

Lab Name: TestAmerica Edison | Job No.: 460-111103-1

SDG No.:

Client Sample ID: TB-032216 | Lab Sample ID: 460-111103-55

Matrix: Water | Lab File ID: O08452.D

Analysis Method: 8260C | Date Collected: 03/22/2016 00:00

Sample wt/vol: 5(mL) | Date Analyzed: 04/04/2016 13:29

Soil Aliquot Vol: | Dilution Factor: 1

Soil Extract Vol.: | GC Column: DB-624 ID: 0.18(mm)

% Moisture: | Level: (low/med) Low

Analysis Batch No.: 360532 | Units: ug/L

Number TICs Found: 0 | TIC Result Total: 0

CAS NO.	COMPOUND NAME	RT	RESULT	Q
	Tentatively Identified Compound		None	

TestAmerica Edison
Target Compound Quantitation Report

Data File: \\ChromNA\Edison\ChromData\CVOAMS12\20160404-39403.b\O08452.D
Lims ID: 460-111103-B-55 Lab Sample ID: 460-111103-55
Client ID: TB-032216
Sample Type: Client
Inject. Date: 04-Apr-2016 13:29:30 ALS Bottle#: 10 Worklist Smp#: 11
Purge Vol: 5.000 mL Dil. Factor: 1.0000
Sample Info: 460-111103-B-55
Misc. Info.: 460-0039403-011
Operator ID: Instrument ID: CVOAMS12

Method: \\ChromNA\Edison\ChromData\CVOAMS12\20160404-39403.b\8260W_12.m
Limit Group: VOA - 8260C Water and Solid
Last Update: 04-Apr-2016 17:15:31 Calib Date: 23-Mar-2016 23:57:30
Integrator: RTE ID Type: Deconvolution ID
Quant Method: Internal Standard Quant By: Initial Calibration
Last ICal File: \\ChromNA\Edison\ChromData\CVOAMS12\20160323-38887.b\O07968.D

Column 1 : DB-624 (0.18 mm) Det: MS SCAN
Process Host: XAWRK047

First Level Reviewer: delpolitov Date: 04-Apr-2016 14:23:56

Compound	Sig	RT (min.)	Exp RT (min.)	Dlt RT (min.)	Q	Response	OnCol Amt ug/l	Flags
25 Acetone	58	1.925	1.929	-0.004	89	3841	7.13	
* 30 TBA-d9 (IS)	65	2.240	2.243	-0.003	98	520383	1000.0	
* 52 2-Butanone-d5	46	3.130	3.130	0.000	0	583665	250.0	
$ 50 Dibromofluoromethane (Surr	113	3.575	3.572	0.003	98	192338	51.6	
$ 60 1,2-Dichloroethane-d4 (Sur	65	3.879	3.878	0.001	95	247361	48.5	
* 64 Fluorobenzene	96	4.212	4.211	0.001	98	780475	50.0	
* 74 1,4-Dioxane-d8	96	4.926	4.930	-0.004	94	63165	1000.0	
$ 80 Toluene-d8 (Surr)	98	5.993	5.993	0.000	99	733868	46.9	
* 94 Chlorobenzene-d5	117	7.943	7.942	0.001	87	534021	50.0	
$ 106 4-Bromofluorobenzene	174	9.776	9.776	0.000	93	218300	48.2	
* 122 1,4-Dichlorobenzene-d4	152	11.606	11.606	0.000	96	275682	50.0	

Reagents:

8260ISNEW_00064 Amount Added: 1.00 Units: uL Run Reagent
8260SURR250_00119 Amount Added: 1.00 Units: uL Run Reagent

Report Date: 04-Apr-2016 17:15:32 Chrom Revision: 2.2 04-Mar-2016 14:36:24

TestAmerica Edison

Data File: \\ChromNA\Edison\ChromData\CVOAMS12\20160404-39403.b\O08452.D

Injection Date:	04-Apr-2016 13:29:30	Instrument ID:	CVOAMS12	Operator ID:	
Lims ID:	460-111103-B-55	Lab Sample ID:	460-111103-55	Worklist Smp#:	11
Client ID:	TB-032216				
Purge Vol:	5.000 mL	Dil. Factor:	1.0000	ALS Bottle#:	10
Method:	8260W_12	Limit Group:	VOA - 8260C Water and Solid		

Column: DB-624 (0.18 mm)

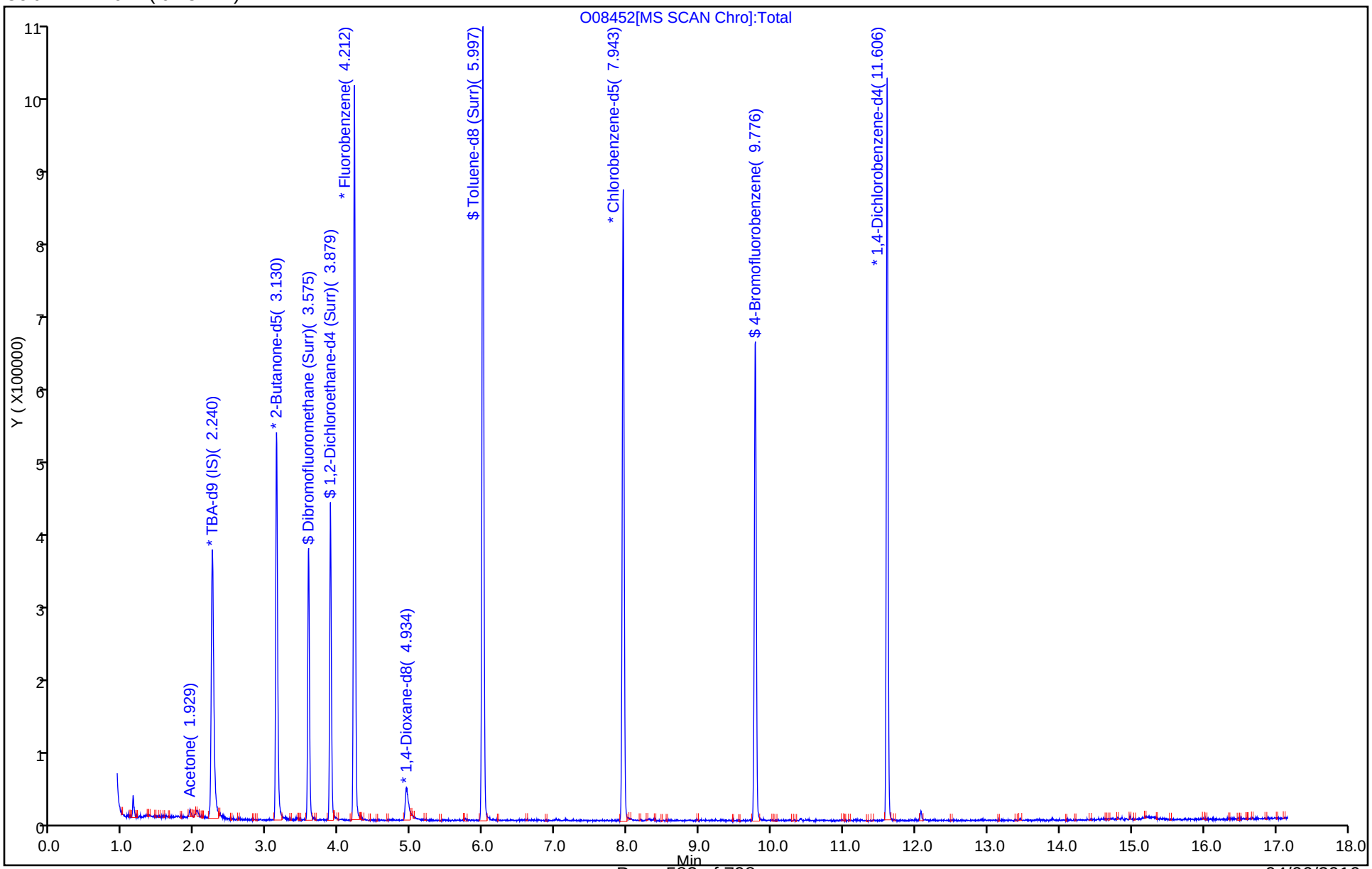

Report Date: 04-Apr-2016 17:15:32 Chrom Revision: 2.2 04-Mar-2016 14:36:24

TestAmerica Edison

Data File: \\ChromNA\Edison\ChromData\CVOAMS12\20160404-39403.b\O08452.D

Injection Date:	04-Apr-2016 13:29:30	Instrument ID:	CVOAMS12		
Lims ID:	460-111103-B-55	Lab Sample ID:	460-111103-55		
Client ID:	TB-032216				
Operator ID:		ALS Bottle#:	10	Worklist Smp#:	11
Purge Vol:	5.000 mL	Dil. Factor:	1.0000		
Method:	8260W_12	Limit Group:	VOA - 8260C Water and Solid		
Column:	DB-624 (0.18 mm)	Detector	MS SCAN		

25 Acetone, CAS: 67-64-1

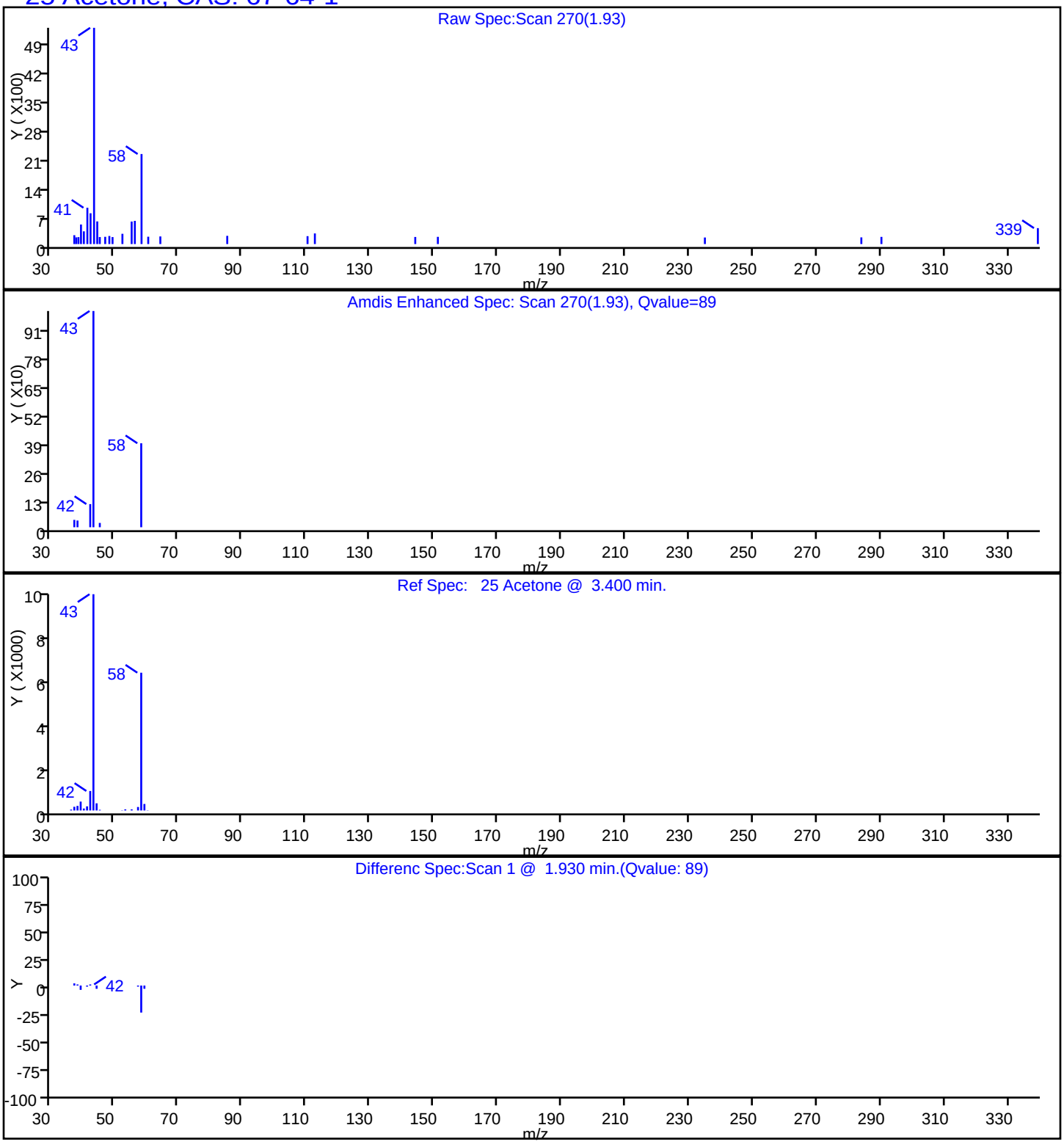

FORM I
GC/MS VOA ORGANICS ANALYSIS DATA SHEET

Lab Name: TestAmerica Edison | Job No.: 460-111103-1

SDG No.:

Client Sample ID: MW-503S | Lab Sample ID: 460-111103-56

Matrix: Water | Lab File ID: O08464.D

Analysis Method: 8260C | Date Collected: 03/22/2016 08:30

Sample wt/vol: 5(mL) | Date Analyzed: 04/04/2016 19:02

Soil Aliquot Vol: | Dilution Factor: 1

Soil Extract Vol.: | GC Column: DB-624 ID: 0.18(mm)

% Moisture: | Level: (low/med) Low

Analysis Batch No.: 360532 | Units: ug/L

CAS NO.	COMPOUND NAME	RESULT	Q	RL	MDL
71-55-6	1,1,1-Trichloroethane	0.28	U	1.0	0.28
79-34-5	1,1,2,2-Tetrachloroethane	0.19	U	1.0	0.19
79-00-5	1,1,2-Trichloroethane	0.080	U	1.0	0.080
75-34-3	1,1-Dichloroethane	0.24	U	1.0	0.24
75-35-4	1,1-Dichloroethene	0.34	U	1.0	0.34
87-61-6	1,2,3-Trichlorobenzene	0.35	U	1.0	0.35
120-82-1	1,2,4-Trichlorobenzene	0.27	U	1.0	0.27
96-12-8	1,2-Dibromo-3-Chloropropane	0.23	U	1.0	0.23
106-93-4	1,2-Dibromoethane	0.19	U	1.0	0.19
95-50-1	1,2-Dichlorobenzene	0.22	U	1.0	0.22
107-06-2	1,2-Dichloroethane	0.25	U	1.0	0.25
78-87-5	1,2-Dichloropropane	0.18	U	1.0	0.18
541-73-1	1,3-Dichlorobenzene	0.33	U	1.0	0.33
106-46-7	1,4-Dichlorobenzene	0.33	U	1.0	0.33
123-91-1	1,4-Dioxane	8.7	U	50	8.7
78-93-3	2-Butanone	2.2	U	5.0	2.2
591-78-6	2-Hexanone	0.72	U	5.0	0.72
108-10-1	4-Methyl-2-pentanone	0.63	U	5.0	0.63
67-64-1	Acetone	1.1	U	5.0	1.1
71-43-2	Benzene	0.090	U	1.0	0.090
74-97-5	Bromochloromethane	0.30	U	1.0	0.30
75-27-4	Bromodichloromethane	0.15	U	1.0	0.15
75-25-2	Bromoform	0.18	U	1.0	0.18
74-83-9	Bromomethane	0.18	U	1.0	0.18
75-15-0	Carbon disulfide	0.22	U	1.0	0.22
56-23-5	Carbon tetrachloride	0.33	U	1.0	0.33
108-90-7	Chlorobenzene	0.24	U	1.0	0.24
75-00-3	Chloroethane	0.37	U	1.0	0.37
67-66-3	Chloroform	0.22	U	1.0	0.22
74-87-3	Chloromethane	0.22	U	1.0	0.22
156-59-2	cis-1,2-Dichloroethene	0.26	U	1.0	0.26
10061-01-5	cis-1,3-Dichloropropene	0.16	U	1.0	0.16
110-82-7	Cyclohexane	0.26	U	1.0	0.26
124-48-1	Dibromochloromethane	0.22	U	1.0	0.22
75-71-8	Dichlorodifluoromethane	0.14	U	1.0	0.14
100-41-4	Ethylbenzene	0.30	U	1.0	0.30

FORM I
GC/MS VOA ORGANICS ANALYSIS DATA SHEET

Lab Name: TestAmerica Edison | Job No.: 460-111103-1

SDG No.:

Client Sample ID: MW-503S | Lab Sample ID: 460-111103-56

Matrix: Water | Lab File ID: O08464.D

Analysis Method: 8260C | Date Collected: 03/22/2016 08:30

Sample wt/vol: 5(mL) | Date Analyzed: 04/04/2016 19:02

Soil Aliquot Vol: | Dilution Factor: 1

Soil Extract Vol.: | GC Column: DB-624 ID: 0.18(mm)

% Moisture: | Level: (low/med) Low

Analysis Batch No.: 360532 | Units: ug/L

CAS NO.	COMPOUND NAME	RESULT	Q	RL	MDL
76-13-1	Freon TF	0.34	U	1.0	0.34
98-82-8	Isopropylbenzene	0.32	U	1.0	0.32
179601-23-1	m&p-Xylene	0.28	U	1.0	0.28
79-20-9	Methyl acetate	0.58	U	5.0	0.58
108-87-2	Methylcyclohexane	0.22	U	1.0	0.22
75-09-2	Methylene Chloride	0.21	U	1.0	0.21
1634-04-4	MTBE	0.13	U	1.0	0.13
95-47-6	o-Xylene	0.32	U	1.0	0.32
100-42-5	Styrene	0.17	U	1.0	0.17
127-18-4	Tetrachloroethene	0.12	U	1.0	0.12
108-88-3	Toluene	0.25	U	1.0	0.25
156-60-5	trans-1,2-Dichloroethene	0.18	U	1.0	0.18
10061-02-6	trans-1,3-Dichloropropene	0.19	U	1.0	0.19
79-01-6	Trichloroethene	0.58	J	1.0	0.22
75-69-4	Trichlorofluoromethane	0.15	U	1.0	0.15
75-01-4	Vinyl chloride	0.060	U	1.0	0.060

CAS NO.	SURROGATE	%REC	Q	LIMITS
17060-07-0	1,2-Dichloroethane-d4 (Surr)	100		70-130
460-00-4	Bromofluorobenzene	100		70-130
1868-53-7	Dibromofluoromethane (Surr)	104		70-130
2037-26-5	Toluene-d8 (Surr)	93		70-130

FORM I
GC/MS VOA ORGANICS ANALYSIS DATA SHEET
TENTATIVELY IDENTIFIED COMPOUNDS

Lab Name: TestAmerica Edison | Job No.: 460-111103-1

SDG No.:

Client Sample ID: MW-503S | Lab Sample ID: 460-111103-56

Matrix: Water | Lab File ID: O08464.D

Analysis Method: 8260C | Date Collected: 03/22/2016 08:30

Sample wt/vol: 5(mL) | Date Analyzed: 04/04/2016 19:02

Soil Aliquot Vol: | Dilution Factor: 1

Soil Extract Vol.: | GC Column: DB-624 ID: 0.18(mm)

% Moisture: | Level: (low/med) Low

Analysis Batch No.: 360532 | Units: ug/L

Number TICs Found: 0 | TIC Result Total: 0

CAS NO.	COMPOUND NAME	RT	RESULT	Q
	Tentatively Identified Compound		None	

TestAmerica Edison
Target Compound Quantitation Report

Data File: \\ChromNA\Edison\ChromData\CVOAMS12\20160404-39403.b\O08464.D
Lims ID: 460-111103-C-56 Lab Sample ID: 460-111103-56
Client ID: MW-503S
Sample Type: Client
Inject. Date: 04-Apr-2016 19:02:30 ALS Bottle#: 21 Worklist Smp#: 23
Purge Vol: 5.000 mL Dil. Factor: 1.0000
Sample Info: 460-111103-C-56
Misc. Info.: 460-0039403-023
Operator ID: Instrument ID: CVOAMS12

Method: \\ChromNA\Edison\ChromData\CVOAMS12\20160404-39403.b\8260W_12.m
Limit Group: VOA - 8260C Water and Solid
Last Update: 05-Apr-2016 06:52:09 Calib Date: 23-Mar-2016 23:57:30
Integrator: RTE ID Type: Deconvolution ID
Quant Method: Internal Standard Quant By: Initial Calibration
Last ICal File: \\ChromNA\Edison\ChromData\CVOAMS12\20160323-38887.b\O07968.D

Column 1 : DB-624 (0.18 mm) Det: MS SCAN
Process Host: XAWRK026

First Level Reviewer: delpolitov Date: 04-Apr-2016 19:29:07

Compound	Sig	RT (min.)	Exp RT (min.)	Dlt RT (min.)	Q	Response	OnCol Amt ug/l	Flags
* 30 TBA-d9 (IS)	65	2.240	2.243	-0.003	99	482853	1000.0	
* 52 2-Butanone-d5	46	3.130	3.130	0.000	0	551112	250.0	
$ 50 Dibromofluoromethane (Surr	113	3.575	3.572	0.003	97	185717	51.9	
$ 60 1,2-Dichloroethane-d4 (Sur	65	3.879	3.878	0.001	97	244074	49.9	
* 64 Fluorobenzene	96	4.212	4.211	0.001	98	748499	50.0	
68 Trichloroethene	95	4.586	4.586	0.000	92	2179	0.5772	
* 74 1,4-Dioxane-d8	96	4.930	4.930	0.000	97	60688	1000.0	
$ 80 Toluene-d8 (Surr)	98	5.997	5.993	0.004	99	684104	46.6	
* 94 Chlorobenzene-d5	117	7.943	7.942	0.001	87	501241	50.0	
$ 106 4-Bromofluorobenzene	174	9.773	9.776	-0.003	92	211915	49.9	
* 122 1,4-Dichlorobenzene-d4	152	11.606	11.606	0.000	96	259896	50.0	

Reagents:

8260ISNEW_00064 Amount Added: 1.00 Units: uL Run Reagent
8260SURR250_00119 Amount Added: 1.00 Units: uL Run Reagent

Report Date: 05-Apr-2016 07:00:29 Chrom Revision: 2.2 04-Mar-2016 14:36:24

TestAmerica Edison

Data File: \\ChromNA\Edison\ChromData\CVOAMS12\20160404-39403.b\O08464.D

Injection Date:	04-Apr-2016 19:02:30	Instrument ID:	CVOAMS12	Operator ID:	
Lims ID:	460-111103-C-56	Lab Sample ID:	460-111103-56	Worklist Smp#:	23
Client ID:	MW-503S				
Purge Vol:	5.000 mL	Dil. Factor:	1.0000	ALS Bottle#:	21
Method:	8260W_12	Limit Group:	VOA - 8260C Water and Solid		

Column: DB-624 (0.18 mm)

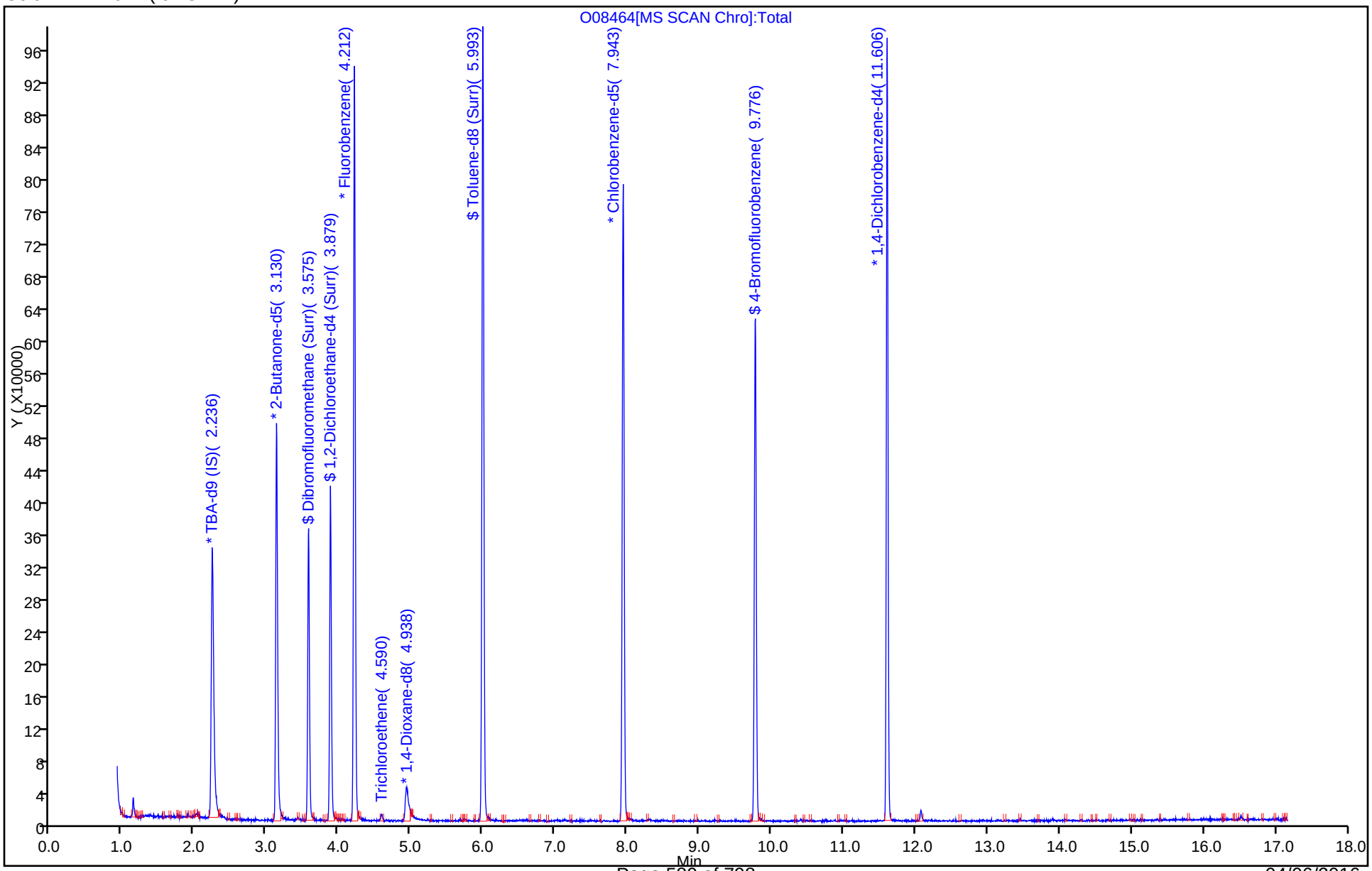

Report Date: 05-Apr-2016 07:00:29 Chrom Revision: 2.2 04-Mar-2016 14:36:24

TestAmerica Edison

Data File: \\ChromNA\Edison\ChromData\CVOAMS12\20160404-39403.b\O08464.D

Injection Date:	04-Apr-2016 19:02:30	Instrument ID:	CVOAMS12
Lims ID:	460-111103-C-56	Lab Sample ID:	460-111103-56
Client ID:	MW-503S		
Operator ID:		ALS Bottle#:	21 Worklist Smp#: 23
Purge Vol:	5.000 mL	Dil. Factor:	1.0000
Method:	8260W_12	Limit Group:	VOA - 8260C Water and Solid
Column:	DB-624 (0.18 mm)	Detector	MS SCAN

68 Trichloroethene, CAS: 79-01-6

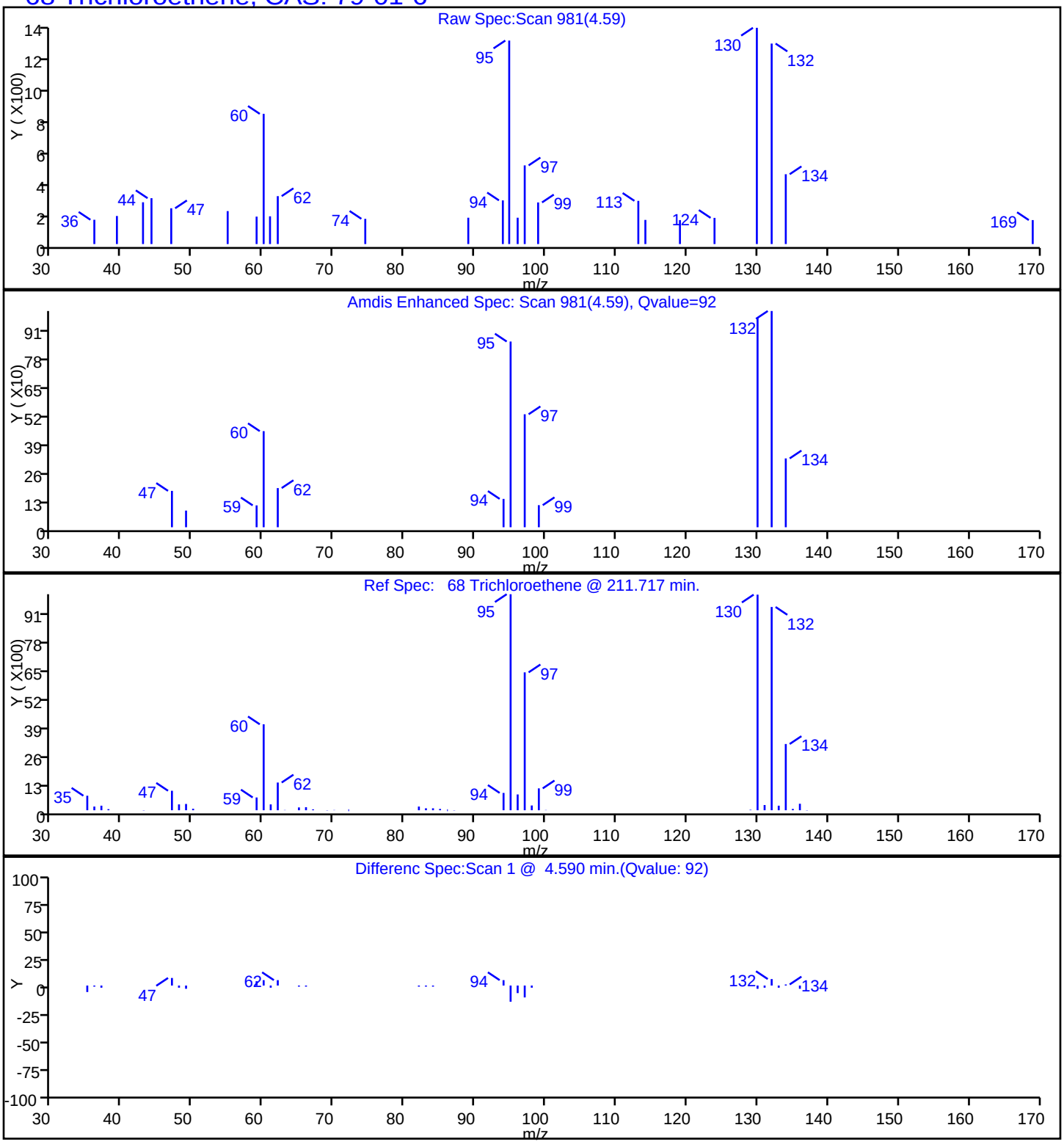

FORM I
GC/MS VOA ORGANICS ANALYSIS DATA SHEET

Lab Name: TestAmerica Edison | Job No.: 460-111103-1

SDG No.:

Client Sample ID: MW-505I | Lab Sample ID: 460-111103-57

Matrix: Water | Lab File ID: O08465.D

Analysis Method: 8260C | Date Collected: 03/22/2016 13:25

Sample wt/vol: 5(mL) | Date Analyzed: 04/04/2016 19:31

Soil Aliquot Vol: | Dilution Factor: 1

Soil Extract Vol.: | GC Column: DB-624 ID: 0.18(mm)

% Moisture: | Level: (low/med) Low

Analysis Batch No.: 360532 | Units: ug/L

CAS NO.	COMPOUND NAME	RESULT	Q	RL	MDL
71-55-6	1,1,1-Trichloroethane	0.28	U	1.0	0.28
79-34-5	1,1,2,2-Tetrachloroethane	0.19	U	1.0	0.19
79-00-5	1,1,2-Trichloroethane	0.080	U	1.0	0.080
75-34-3	1,1-Dichloroethane	0.24	U	1.0	0.24
75-35-4	1,1-Dichloroethene	0.34	U	1.0	0.34
87-61-6	1,2,3-Trichlorobenzene	0.35	U	1.0	0.35
120-82-1	1,2,4-Trichlorobenzene	0.27	U	1.0	0.27
96-12-8	1,2-Dibromo-3-Chloropropane	0.23	U	1.0	0.23
106-93-4	1,2-Dibromoethane	0.19	U	1.0	0.19
95-50-1	1,2-Dichlorobenzene	0.22	U	1.0	0.22
107-06-2	1,2-Dichloroethane	0.25	U	1.0	0.25
78-87-5	1,2-Dichloropropane	0.18	U	1.0	0.18
541-73-1	1,3-Dichlorobenzene	0.33	U	1.0	0.33
106-46-7	1,4-Dichlorobenzene	0.33	U	1.0	0.33
123-91-1	1,4-Dioxane	8.7	U F2	50	8.7
78-93-3	2-Butanone	2.2	U	5.0	2.2
591-78-6	2-Hexanone	0.72	U	5.0	0.72
108-10-1	4-Methyl-2-pentanone	0.63	U	5.0	0.63
67-64-1	Acetone	1.1	U F2	5.0	1.1
71-43-2	Benzene	0.090	U	1.0	0.090
74-97-5	Bromochloromethane	0.30	U	1.0	0.30
75-27-4	Bromodichloromethane	0.15	U	1.0	0.15
75-25-2	Bromoform	0.18	U	1.0	0.18
74-83-9	Bromomethane	0.18	U	1.0	0.18
75-15-0	Carbon disulfide	0.22	U	1.0	0.22
56-23-5	Carbon tetrachloride	0.33	U	1.0	0.33
108-90-7	Chlorobenzene	0.24	U	1.0	0.24
75-00-3	Chloroethane	0.37	U	1.0	0.37
67-66-3	Chloroform	0.87	J	1.0	0.22
74-87-3	Chloromethane	0.22	U	1.0	0.22
156-59-2	cis-1,2-Dichloroethene	0.26	U	1.0	0.26
10061-01-5	cis-1,3-Dichloropropene	0.16	U	1.0	0.16
110-82-7	Cyclohexane	0.26	U	1.0	0.26
124-48-1	Dibromochloromethane	0.22	U	1.0	0.22
75-71-8	Dichlorodifluoromethane	0.14	U	1.0	0.14
100-41-4	Ethylbenzene	0.30	U	1.0	0.30

FORM I
GC/MS VOA ORGANICS ANALYSIS DATA SHEET

Lab Name: TestAmerica Edison | Job No.: 460-111103-1

SDG No.:

Client Sample ID: MW-505I | Lab Sample ID: 460-111103-57

Matrix: Water | Lab File ID: O08465.D

Analysis Method: 8260C | Date Collected: 03/22/2016 13:25

Sample wt/vol: 5(mL) | Date Analyzed: 04/04/2016 19:31

Soil Aliquot Vol: | Dilution Factor: 1

Soil Extract Vol.: | GC Column: DB-624 ID: 0.18(mm)

% Moisture: | Level: (low/med) Low

Analysis Batch No.: 360532 | Units: ug/L

CAS NO.	COMPOUND NAME	RESULT	Q	RL	MDL
76-13-1	Freon TF	0.34	U	1.0	0.34
98-82-8	Isopropylbenzene	0.32	U	1.0	0.32
179601-23-1	m&p-Xylene	0.28	U	1.0	0.28
79-20-9	Methyl acetate	0.58	U F2	5.0	0.58
108-87-2	Methylcyclohexane	0.22	U	1.0	0.22
75-09-2	Methylene Chloride	0.21	U	1.0	0.21
1634-04-4	MTBE	0.13	U	1.0	0.13
95-47-6	o-Xylene	0.32	U	1.0	0.32
100-42-5	Styrene	0.17	U	1.0	0.17
127-18-4	Tetrachloroethene	0.12	U	1.0	0.12
108-88-3	Toluene	0.25	U	1.0	0.25
156-60-5	trans-1,2-Dichloroethene	0.18	U	1.0	0.18
10061-02-6	trans-1,3-Dichloropropene	0.19	U	1.0	0.19
79-01-6	Trichloroethene	0.22	U	1.0	0.22
75-69-4	Trichlorofluoromethane	0.15	U	1.0	0.15
75-01-4	Vinyl chloride	0.060	U	1.0	0.060

CAS NO.	SURROGATE	%REC	Q	LIMITS
17060-07-0	1,2-Dichloroethane-d4 (Surr)	100		70-130
460-00-4	Bromofluorobenzene	102		70-130
1868-53-7	Dibromofluoromethane (Surr)	106		70-130
2037-26-5	Toluene-d8 (Surr)	95		70-130

FORM I
GC/MS VOA ORGANICS ANALYSIS DATA SHEET
TENTATIVELY IDENTIFIED COMPOUNDS

Lab Name: TestAmerica Edison | Job No.: 460-111103-1

SDG No.:

Client Sample ID: MW-505I | Lab Sample ID: 460-111103-57

Matrix: Water | Lab File ID: O08465.D

Analysis Method: 8260C | Date Collected: 03/22/2016 13:25

Sample wt/vol: 5(mL) | Date Analyzed: 04/04/2016 19:31

Soil Aliquot Vol: | Dilution Factor: 1

Soil Extract Vol.: | GC Column: DB-624 ID: 0.18(mm)

% Moisture: | Level: (low/med) Low

Analysis Batch No.: 360532 | Units: ug/L

Number TICs Found: 0 | TIC Result Total: 0

CAS NO.	COMPOUND NAME	RT	RESULT	Q
	Tentatively Identified Compound		None	

TestAmerica Edison
Target Compound Quantitation Report

Data File: \\ChromNA\Edison\ChromData\CVOAMS12\20160404-39403.b\O08465.D
Lims ID: 460-111103-C-57 Lab Sample ID: 460-111103-57
Client ID: MW-505I
Sample Type: Client
Inject. Date: 04-Apr-2016 19:31:30 ALS Bottle#: 22 Worklist Smp#: 24
Purge Vol: 5.000 mL Dil. Factor: 1.0000
Sample Info: 460-111103-C-57
Misc. Info.: 460-0039403-024
Operator ID: Instrument ID: CVOAMS12

Method: \\ChromNA\Edison\ChromData\CVOAMS12\20160404-39403.b\8260W_12.m
Limit Group: VOA - 8260C Water and Solid
Last Update: 05-Apr-2016 06:52:09 Calib Date: 23-Mar-2016 23:57:30
Integrator: RTE ID Type: Deconvolution ID
Quant Method: Internal Standard Quant By: Initial Calibration
Last ICal File: \\ChromNA\Edison\ChromData\CVOAMS12\20160323-38887.b\O07968.D

Column 1 : DB-624 (0.18 mm) Det: MS SCAN
Process Host: XAWRK026

First Level Reviewer: boykink Date: 04-Apr-2016 20:11:23

Compound	Sig	RT (min.)	Exp RT (min.)	Dlt RT (min.)	Q	Response	OnCol Amt ug/l	Flags
* 30 TBA-d9 (IS)	65	2.239	2.243	-0.004	99	475050	1000.0	
* 52 2-Butanone-d5	46	3.130	3.130	0.000	0	552147	250.0	
45 Chloroform	83	3.437	3.433	0.004	88	6255	0.8696	
$ 50 Dibromofluoromethane (Surr	113	3.575	3.572	0.003	97	192653	53.2	
$ 60 1,2-Dichloroethane-d4 (Sur	65	3.879	3.878	0.001	96	246130	49.8	
* 64 Fluorobenzene	96	4.212	4.211	0.001	98	757670	50.0	
* 74 1,4-Dioxane-d8	96	4.926	4.930	-0.004	95	64440	1000.0	
$ 80 Toluene-d8 (Surr)	98	5.993	5.993	0.000	100	677778	47.5	
* 94 Chlorobenzene-d5	117	7.943	7.942	0.001	87	487066	50.0	
$ 106 4-Bromofluorobenzene	174	9.776	9.776	0.000	93	210333	50.9	
* 122 1,4-Dichlorobenzene-d4	152	11.606	11.606	0.000	96	255361	50.0	

Reagents:

8260ISNEW_00064 Amount Added: 1.00 Units: uL Run Reagent
8260SURR250_00119 Amount Added: 1.00 Units: uL Run Reagent

Report Date: 05-Apr-2016 07:00:26 Chrom Revision: 2.2 04-Mar-2016 14:36:24

TestAmerica Edison

Data File: \\ChromNA\Edison\ChromData\CVOAMS12\20160404-39403.b\O08465.D

Injection Date:	04-Apr-2016 19:31:30	Instrument ID:	CVOAMS12	Operator ID:	
Lims ID:	460-111103-C-57	Lab Sample ID:	460-111103-57	Worklist Smp#:	24
Client ID:	MW-505I				
Purge Vol:	5.000 mL	Dil. Factor:	1.0000	ALS Bottle#:	22
Method:	8260W_12	Limit Group:	VOA - 8260C Water and Solid		

Column: DB-624 (0.18 mm)

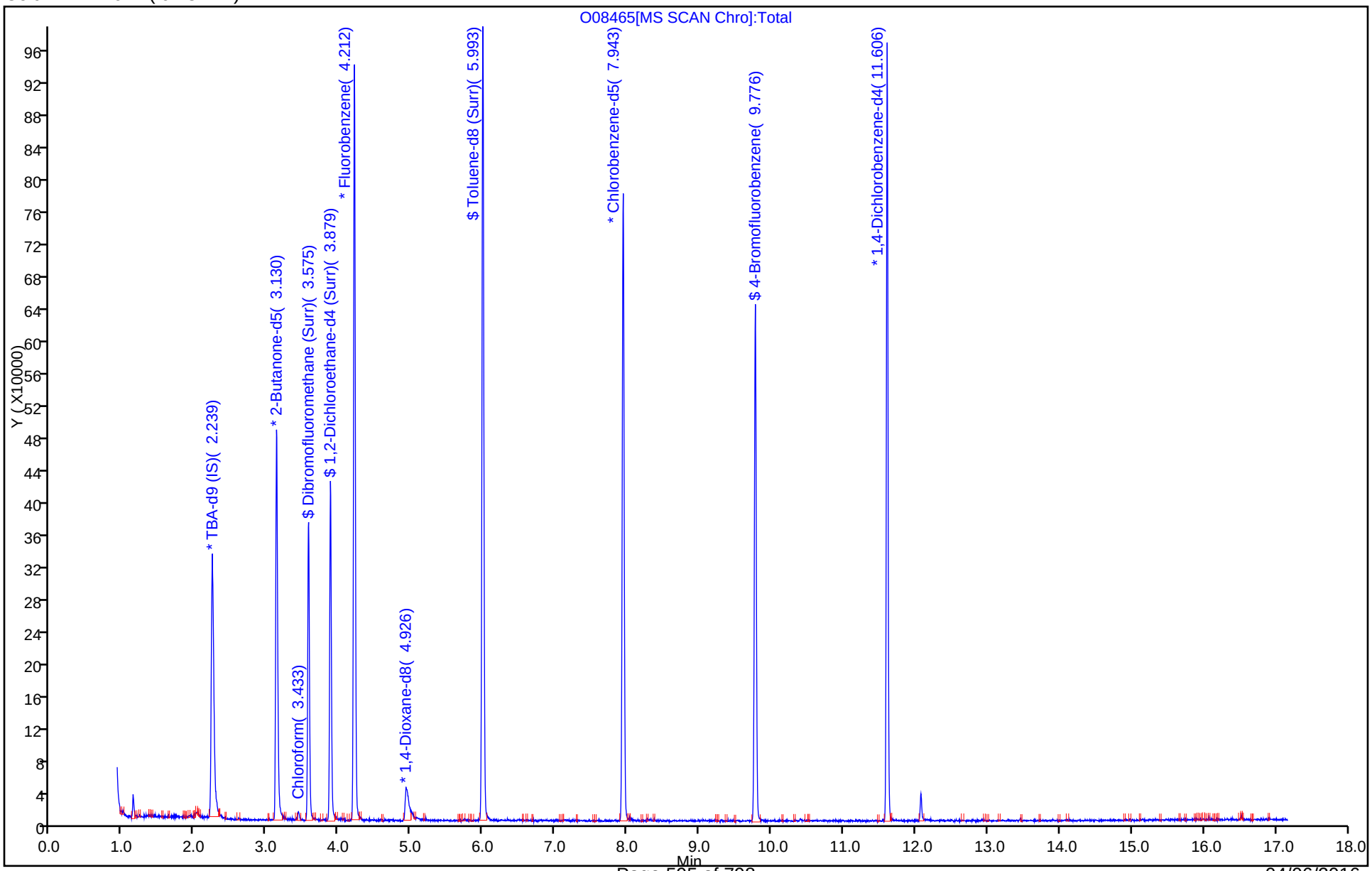

TestAmerica Edison

Data File: \\ChromNA\Edison\ChromData\CVOAMS12\20160404-39403.b\O08465.D

Injection Date:	04-Apr-2016 19:31:30	Instrument ID:	CVOAMS12
Lims ID:	460-111103-C-57	Lab Sample ID:	460-111103-57
Client ID:	MW-505I		
Operator ID:		ALS Bottle#:	22 Worklist Smp#: 24
Purge Vol:	5.000 mL	Dil. Factor:	1.0000
Method:	8260W_12	Limit Group:	VOA - 8260C Water and Solid
Column:	DB-624 (0.18 mm)	Detector	MS SCAN

45 Chloroform, CAS: 67-66-3

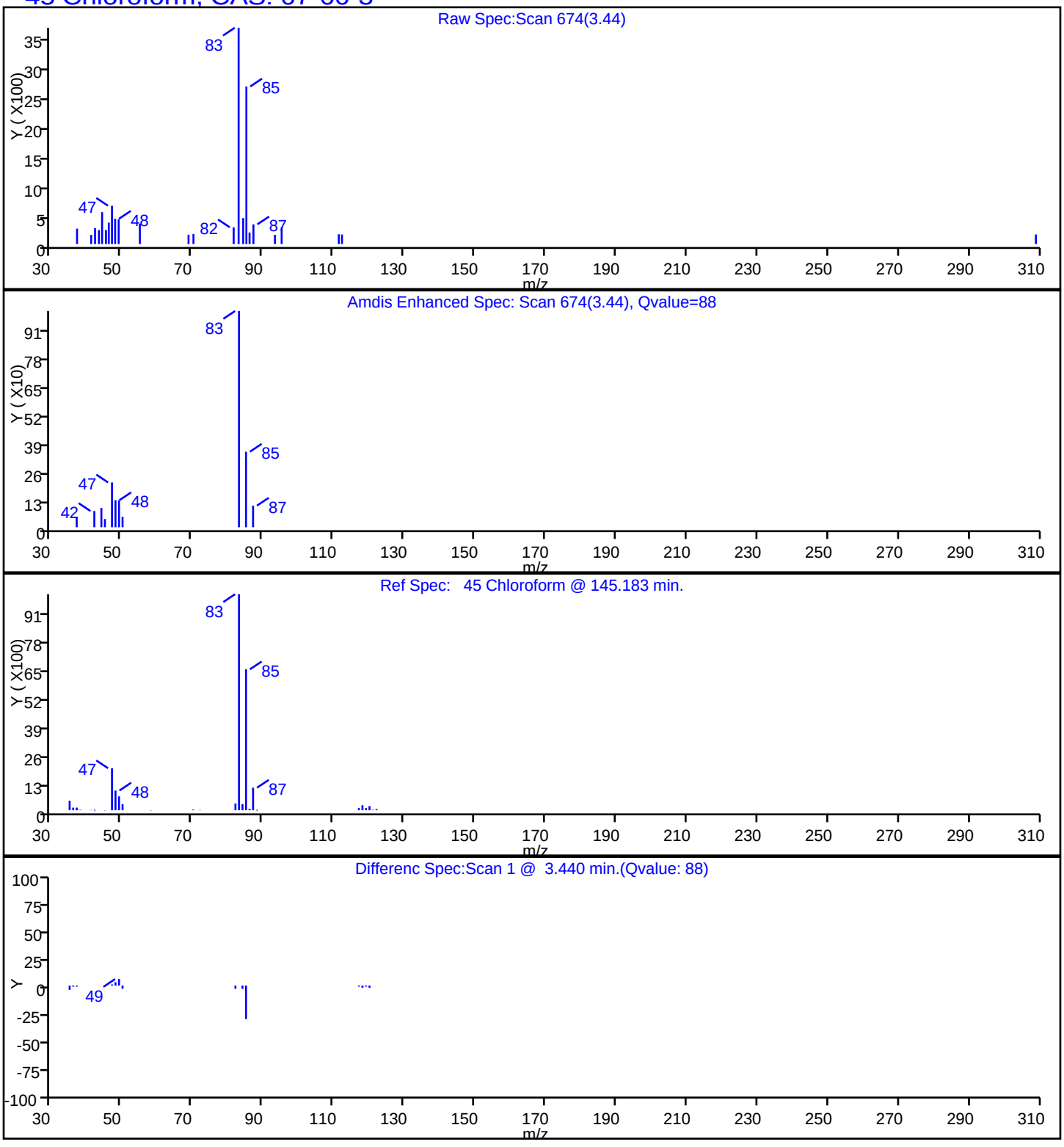

FORM VI
GC/MS VOA BY INTERNAL STANDARD - INITIAL CALIBRATION DATA
CURVE EVALUATION

Lab Name: TestAmerica Edison Job No.: 460-111103-1 Analy Batch No.: 358238

SDG No.:

Instrument ID: CVOAMS12 GC Column: DB-624 ID: 0.18(mm) Heated Purge: (Y/N) N

Calibration Start Date: 03/23/2016 21:12 Calibration End Date: 03/23/2016 23:57 Calibration ID: 55042

Calibration Files:

LEVEL:	LAB SAMPLE ID:	LAB FILE ID:
Level 1	STD7 460-358238/3	O07962.D
Level 2	STD1 460-358238/4	O07963.D
Level 3	STD5 460-358238/5	O07964.D
Level 4	STD20 460-358238/6	O07965.D
Level 5	STD50 460-358238/7	O07966.D
Level 6	STD200 460-358238/8	O07967.D
Level 7	STD500 460-358238/9	O07968.D

ANALYTE	RRF					CURVE TYPE	COEFFICIENT			#	MIN RRF	%RSD	#	MAX %RSD	R^2 OR COD	#	MIN R^2 OR COD
	LVL 1 LVL 6	LVL 2 LVL 7	LVL 3	LVL 4	LVL 5		B	M1	M2								
Chlorotrifluoroethene	+++++ 0.0385	0.0317 0.0417	0.0326	0.0353	0.0342	Ave		0.0357				10.6		20.0			
Dichlorodifluoromethane	+++++ 0.3212	0.3364 0.3336	0.3390	0.3199	0.3134	Ave		0.3272			0.1000	3.2		20.0			
Chloromethane	+++++ 0.3224	0.3650 0.3228	0.3927	0.3532	0.3423	Ave		0.3497			0.1000	7.7		20.0			
Vinyl chloride	+++++ 0.3575	0.4330 0.3490	0.3871	0.3852	0.3676	Ave		0.3799			0.1000	7.9		20.0			
Butadiene	+++++ 0.3265	0.3590 0.3225	0.3591	0.3405	0.3298	Ave		0.3396				4.8		20.0			
Bromomethane	+++++ 1.0634	2.0302 1.2206	1.3212	0.9738	0.9891	Qua2	1.0719	0.9789	0.0004592		0.1000				0.9960		0.9900
Chloroethane	+++++ 0.2327	0.2869 0.2201	0.3013	0.2406	0.2441	Ave		0.2543			0.1000	12.7		20.0			
Dichlorofluoromethane	+++++ 0.5323	0.5140 0.5029	0.6196	0.5632	0.5535	Ave		0.5476				7.7		20.0			
Trichlorofluoromethane	+++++ 0.3704	0.3996 0.3735	0.4233	0.3951	0.3413	Ave		0.3839			0.1000	7.4		20.0			
Pentane	+++++ 0.0604	0.0553 0.0634	0.0319	0.0597	0.0572	QuaF		0.0581	0.0000053						1.0000		0.9900
Ethanol	+++++ 0.0764	0.0773 0.0657	0.0857	0.0909	0.0868	Ave		0.0805				11.4		20.0			
Ethyl ether	+++++ 0.3035	0.3171 0.2897	0.3567	0.3088	0.3182	Ave		0.3157				7.2		20.0			
1,2-Dichloro-1,1,2-trifluoroethane	+++++ 0.8008	0.8349 0.7622	0.6684	0.7827	0.7722	Ave		0.7702				7.3		20.0			
2-Methyl-1,3-butadiene	+++++ 0.8008	0.8349 0.7622	0.6684	0.7827	0.7722	Ave		0.7702				7.3		20.0			

Note: The m1 coefficient is the same as Ave RRF for an Ave curve type.

FORM VI
GC/MS VOA BY INTERNAL STANDARD - INITIAL CALIBRATION DATA
CURVE EVALUATION

Lab Name: TestAmerica Edison Job No.: 460-111103-1 Analy Batch No.: 358238

SDG No.:

Instrument ID: CVOAMS12 GC Column: DB-624 ID: 0.18(mm) Heated Purge: (Y/N) N

Calibration Start Date: 03/23/2016 21:12 Calibration End Date: 03/23/2016 23:57 Calibration ID: 55042

ANALYTE	RRF					CURVE TYPE	COEFFICIENT			#	MIN RRF	%RSD	#	MAX %RSD	R^2 OR COD	#	MIN R^2 OR COD
	LVL 1 LVL 6	LVL 2 LVL 7	LVL 3	LVL 4	LVL 5		B	M1	M2								
Acrolein	+++++ 2.5142	3.0317 2.5208	2.5046	2.3435	2.2272	Ave		2.5237				10.9		20.0			
1,1-Dichloroethene	+++++ 0.2606	0.2544 0.2645	0.2666	0.2576	0.2462	Ave		0.2583			0.1000	2.9		20.0			
Freon TF	+++++ 0.2466	0.2405 0.2606	0.1945	0.2216	0.1814	Ave		0.2242			0.1000	13.8		20.0			
Acetone	+++++ 0.2136	0.3121 0.2052	0.2356	0.2153	0.2033	Ave		0.2308			0.0500	18.0		20.0			
Iodomethane	+++++ 0.2419	0.8160 0.2278	0.2268	0.1696	0.2098	QuaF		0.2441	-0.000032						0.9990		0.9900
Carbon disulfide	+++++ 0.9433	1.1360 0.9030	1.0447	0.9513	0.9374	Ave		0.9860			0.1000	8.9		20.0			
Isopropyl alcohol	+++++ 0.8098	0.9552 0.7581	1.0191	0.8916	0.8232	Ave		0.8762				11.2		20.0			
Acetonitrile	+++++ 3.3199	4.1925 2.9257	4.1658	3.8783	3.8385	Ave		3.7201				13.5		20.0			
3-Chloro-1-propene	+++++ 0.1776	0.1681 0.1829	0.2105	0.1758	0.1786	Ave		0.1822				8.0		20.0			
Methyl acetate	+++++ 2.1482	2.1837 1.9877	2.4950	2.1344	2.1933	Ave		2.1904			0.1000	7.6		20.0			
Cyclopentene	+++++ 0.7965	0.8417 0.7745	0.5969	0.8112	0.8089	Ave		0.7716				11.5		20.0			
Methylene Chloride	+++++ 0.2857	0.3112 0.2928	0.3234	0.2962	0.2903	Ave		0.2999			0.1000	4.8		20.0			
2-Methyl-2-propanol	+++++ 1.1178	2.0240 1.0605	1.5641	1.2659	1.2035	Qua2	7.8252	1.2675	-0.000048						0.9950		0.9900
Acrylonitrile	0.1429 0.1377	0.1356 0.1308	0.1495	0.1358	0.1356	Ave		0.1383				4.4		20.0			
trans-1,2-Dichloroethene	+++++ 0.2717	0.2848 0.2848	0.3158	0.2750	0.2720	Ave		0.2840			0.1000	5.9		20.0			
MTBE	+++++ 0.9084	0.9373 0.8900	1.0413	0.9430	0.9318	Ave		0.9420			0.1000	5.6		20.0			
Hexane	+++++ 0.3551	0.3707 0.3862	0.2772	0.3204	0.2242	Ave		0.3223				19.2		20.0			
1,1-Dichloroethane	+++++ 0.5122	0.5336 0.4967	0.5732	0.5393	0.5261	Ave		0.5302			0.2000	4.9		20.0			
Vinyl acetate	+++++ 0.0675	0.0757 0.0685	0.0649	0.0714	0.0670	Ave		0.0692				5.6		20.0			
Isopropyl ether	+++++ 1.0487	1.0344 1.0225	1.1558	1.1280	1.0944	Ave		1.0806				5.0		20.0			

Note: The m1 coefficient is the same as Ave RRF for an Ave curve type.

FORM VI
GC/MS VOA BY INTERNAL STANDARD - INITIAL CALIBRATION DATA
CURVE EVALUATION

Lab Name: TestAmerica Edison Job No.: 460-111103-1 Analy Batch No.: 358238

SDG No.:

Instrument ID: CVOAMS12 GC Column: DB-624 ID: 0.18(mm) Heated Purge: (Y/N) N

Calibration Start Date: 03/23/2016 21:12 Calibration End Date: 03/23/2016 23:57 Calibration ID: 55042

ANALYTE	RRF					CURVE TYPE	COEFFICIENT			#	MIN RRF	%RSD	#	MAX %RSD	R^2 OR COD	#	MIN R^2 OR COD
	LVL 1 LVL 6	LVL 2 LVL 7	LVL 3	LVL 4	LVL 5		B	M1	M2								
2-Chloro-1,3-butadiene	+++++ 0.2689	0.2383 0.2818	0.2351	0.2683	0.2695	Ave		0.2603				7.3		20.0			
Tert-butyl ethyl ether	+++++ 0.9472	0.9591 0.9292	1.0305	1.0325	1.0025	Ave		0.9835				4.5		20.0			
2,2-Dichloropropane	+++++ 0.0892	0.0955 0.0867	0.0917	0.0905	0.0870	Ave		0.0901				3.6		20.0			
cis-1,2-Dichloroethene	+++++ 0.2930	0.3203 0.2991	0.3354	0.3140	0.3021	Ave		0.3106			0.1000	5.1		20.0			
2-Butanone	+++++ 0.2556	0.2762 0.2588	0.2966	0.2739	0.2637	Ave		0.2708			0.0500	5.5		20.0			
Propionitrile	+++++ 1.8849	1.5037 1.7783	2.0251	2.0128	1.9785	Ave		1.8639				10.7		20.0			
Ethyl acetate	+++++ 0.2229	0.2141 0.2297	0.2526	0.2388	0.2323	Ave		0.2317				5.7		20.0			
Methyl acrylate	+++++ 0.4391	0.3630 0.4443	0.3691	0.3733	0.3666	Ave		0.3926				9.7		20.0			
Bromochloromethane	+++++ 0.1292	0.1348 0.1340	0.1545	0.1362	0.1318	Ave		0.1367				6.6		20.0			
Methacrylonitrile	+++++ 0.1494	0.1403 0.1458	0.1599	0.1564	0.1515	Ave		0.1506				4.7		20.0			
Tetrahydrofuran	+++++ 0.7716	0.7942 0.7730	0.8809	0.8321	0.7957	Ave		0.8079				5.2		20.0			
Chloroform	+++++ 0.4476	0.4904 0.4483	0.5168	0.4745	0.4704	Ave		0.4747			0.2000	5.5		20.0			
1,1,1-Trichloroethane	+++++ 0.3727	0.3301 0.3797	0.3867	0.3677	0.3381	Ave		0.3625			0.1000	6.4		20.0			
Cyclohexane	+++++ 0.4744	0.4066 0.5029	0.3886	0.4177	0.3317	Ave		0.4203			0.1000	14.6		20.0			
Carbon tetrachloride	+++++ 0.3073	0.2599 0.3215	0.2701	0.2760	0.2529	Ave		0.2813			0.1000	9.7		20.0			
1,1-Dichloropropene	+++++ 0.3731	0.3712 0.3882	0.3695	0.3535	0.3290	Ave		0.3641				5.6		20.0			
Isobutyl alcohol	+++++ 0.5294	0.4511 0.5332	0.5476	0.5171	0.5077	Ave		0.5143				6.6		20.0			
Benzene	+++++ 1.6823	1.8390 1.6666	2.0992	1.8165	1.7724	Ave		1.8127			0.5000	8.6		20.0			
1,2-Dichloroethane	+++++ 0.3814	0.4165 0.3752	0.4421	0.4030	0.3945	Ave		0.4021			0.1000	6.1		20.0			
Isooctane	+++++ 0.6481	0.5567 0.6900	0.3047	0.5946	0.6016	QuaF		0.6156	0.0001490						1.0000		0.9900

Note: The m1 coefficient is the same as Ave RRF for an Ave curve type.

FORM VI
GC/MS VOA BY INTERNAL STANDARD - INITIAL CALIBRATION DATA
CURVE EVALUATION

Lab Name: TestAmerica Edison Job No.: 460-111103-1 Analy Batch No.: 358238

SDG No.:

Instrument ID: CVOAMS12 GC Column: DB-624 ID: 0.18(mm) Heated Purge: (Y/N) N

Calibration Start Date: 03/23/2016 21:12 Calibration End Date: 03/23/2016 23:57 Calibration ID: 55042

ANALYTE	RRF					CURVE TYPE	COEFFICIENT			#	MIN RRF	%RSD	#	MAX %RSD	R^2 OR COD	#	MIN R^2 OR COD
	LVL 1 LVL 6	LVL 2 LVL 7	LVL 3	LVL 4	LVL 5		B	M1	M2								
Isopropyl acetate	+++++ 1.1088	1.0600 1.1085	1.1187	1.1407	1.1208	Ave		1.1096				2.4		20.0			
Tert-amyl methyl ether	+++++ 0.8520	0.7612 0.8523	0.8965	0.9075	0.8775	Ave		0.8579				6.1		20.0			
n-Heptane	+++++ 0.2828	0.2543 0.3028	0.1949	0.2376	0.1640	QuaF		0.2537	0.0000991						0.9990		0.9900
n-Butanol	+++++ 0.3283	0.2629 0.3408	0.3125	0.3028	0.3161	Ave		0.3106				8.6		20.0			
Trichloroethene	+++++ 0.2545	0.2363 0.2611	0.2660	0.2518	0.2435	Ave		0.2522			0.2000	4.4		20.0			
Ethyl acrylate	+++++ 0.4391	0.4101 0.4562	0.4436	0.4309	0.4284	Ave		0.4347				3.6		20.0			
Methylcyclohexane	+++++ 0.3861	0.3124 0.4150	0.2818	0.3337	0.2471	Ave		0.3294			0.1000	19.1		20.0			
1,2-Dichloropropane	+++++ 0.2839	0.2912 0.2866	0.3190	0.2982	0.2915	Ave		0.2951			0.1000	4.3		20.0			
Dibromomethane	+++++ 0.1582	0.1761 0.1506	0.1745	0.1708	0.1658	Ave		0.1660				6.0		20.0			
1,4-Dioxane	+++++ 1.1394	0.9945 1.0205	1.3061	1.3000	1.1953	Ave		1.1593				11.5		20.0			
Methyl methacrylate	+++++ 0.0908	0.0699 0.0929	0.0953	0.0934	0.0941	Ave		0.0894				10.8		20.0			
n-Propyl acetate	+++++ 0.5057	0.4695 0.5094	0.5288	0.5227	0.5102	Ave		0.5077				4.1		20.0			
Bromodichloromethane	+++++ 0.3380	0.3243 0.3426	0.3578	0.3438	0.3397	Ave		0.3410			0.2000	3.2		20.0			
2-Nitropropane	+++++ 0.0949	0.0759 0.0989	0.0840	0.0871	0.0908	Ave		0.0886				9.2		20.0			
2-Chloroethyl vinyl ether	+++++ 0.1131	0.0589 0.1259	0.0724	0.0876	0.0912	Qua2	-0.029	0.0867	0.0000861						0.9960		0.9900
Epichlorohydrin	0.1628 0.1938	0.1969 0.1880	0.2216	0.2102	0.2019	Ave		0.1965				9.4		20.0			
cis-1,3-Dichloropropene	+++++ 0.6777	0.7144 0.6818	0.7953	0.7238	0.7197	Ave		0.7188			0.2000	5.9		20.0			
4-Methyl-2-pentanone	+++++ 1.8570	1.7445 1.8272	2.2412	2.1126	1.9759	Ave		1.9597			0.0500	9.6		20.0			
Toluene	+++++ 1.5969	1.7929 1.5863	1.8612	1.7175	1.5957	Ave		1.6918			0.4000	6.9		20.0			
trans-1,3-Dichloropropene	+++++ 0.6218	0.5452 0.6281	0.6920	0.6529	0.6465	Ave		0.6311			0.1000	7.7		20.0			

Note: The m1 coefficient is the same as Ave RRF for an Ave curve type.

FORM VI
GC/MS VOA BY INTERNAL STANDARD - INITIAL CALIBRATION DATA
CURVE EVALUATION

Lab Name: TestAmerica Edison Job No.: 460-111103-1 Analy Batch No.: 358238

SDG No.:

Instrument ID: CVOAMS12 GC Column: DB-624 ID: 0.18(mm) Heated Purge: (Y/N) N

Calibration Start Date: 03/23/2016 21:12 Calibration End Date: 03/23/2016 23:57 Calibration ID: 55042

ANALYTE	RRF					CURVE TYPE	COEFFICIENT			#	MIN RRF	%RSD	#	MAX %RSD	R^2 OR COD	#	MIN R^2 OR COD
	LVL 1 LVL 6	LVL 2 LVL 7	LVL 3	LVL 4	LVL 5		B	M1	M2								
Ethyl methacrylate	+++++ 0.5247	0.4568 0.5453	0.6046	0.5653	0.5517	Ave		0.5414				9.1		20.0			
1,1,2-Trichloroethane	+++++ 0.3010	0.2882 0.3071	0.3624	0.3314	0.3174	Ave		0.3179			0.1000	8.3		20.0			
Tetrachloroethene	+++++ 0.3719	0.3189 0.3871	0.3812	0.3647	0.3187	Ave		0.3571			0.2000	8.6		20.0			
1,3-Dichloropropane	+++++ 0.6429	0.6661 0.6471	0.8078	0.7024	0.6818	Ave		0.6913				8.8		20.0			
2-Hexanone	+++++ 1.2384	1.2366 1.2492	1.6713	1.4164	1.3383	Ave		1.3584			0.0500	12.4		20.0			
Dibromochloromethane	+++++ 0.3702	0.3150 0.3858	0.4085	0.3705	0.3740	Ave		0.3707			0.1000	8.3		20.0			
n-Butyl acetate	+++++ 0.6822	0.6127 0.7154	0.7837	0.7499	0.7192	Ave		0.7105				8.3		20.0			
1,2-Dibromoethane	+++++ 0.3616	0.3348 0.3644	0.4336	0.3765	0.3762	Ave		0.3745			0.1000	8.7		20.0			
Chlorobenzene	+++++ 0.9455	1.0374 0.9700	1.1327	1.0100	0.9543	Ave		1.0083			0.5000	7.0		20.0			
1,1,1,2-Tetrachloroethane	+++++ 0.3475	0.3282 0.3612	0.3771	0.3520	0.3456	Ave		0.3519				4.7		20.0			
Ethylbenzene	+++++ 0.5088	0.5124 0.5383	0.5707	0.5104	0.4723	Ave		0.5188			0.1000	6.4		20.0			
m&p-Xylene	+++++ 0.6137	0.6180 0.6614	0.7648	0.6609	0.5901	Ave		0.6515			0.1000	9.5		20.0			
o-Xylene	+++++ 0.6115	0.6412 0.6575	0.7515	0.6630	0.6023	Ave		0.6545			0.3000	8.2		20.0			
Styrene	+++++ 1.0796	1.0010 1.1472	1.3182	1.1497	1.0917	Ave		1.1312			0.3000	9.4		20.0			
n-Butyl acrylate	+++++ 0.3028	0.2527 0.3461	0.3425	0.3346	0.3214	Ave		0.3167				11.1		20.0			
Bromoform	+++++ 0.2470	0.2350 0.2637	0.2490	0.2289	0.2345	Ave		0.2430			0.1000	5.3		20.0			
Amyl acetate (mixed isomers)	+++++ 1.4711	1.2161 1.5271	1.7416	1.6200	1.5598	Ave		1.5226				11.6		20.0			
Isopropylbenzene	+++++ 1.5130	1.3382 1.5751	1.6980	1.5385	1.3228	Ave		1.4976			0.1000	9.6		20.0			
Bromobenzene	+++++ 0.7780	0.8111 0.7956	0.8719	0.8040	0.7468	Ave		0.8012				5.2		20.0			
1,1,2,2-Tetrachloroethane	+++++ 0.9325	0.8223 0.9259	0.9861	0.9405	0.9089	Ave		0.9193			0.3000	5.9		20.0			

Note: The m1 coefficient is the same as Ave RRF for an Ave curve type.

FORM VI
GC/MS VOA BY INTERNAL STANDARD - INITIAL CALIBRATION DATA
CURVE EVALUATION

Lab Name: TestAmerica Edison Job No.: 460-111103-1 Analy Batch No.: 358238

SDG No.:

Instrument ID: CVOAMS12 GC Column: DB-624 ID: 0.18(mm) Heated Purge: (Y/N) N

Calibration Start Date: 03/23/2016 21:12 Calibration End Date: 03/23/2016 23:57 Calibration ID: 55042

ANALYTE	RRF					CURVE TYPE	COEFFICIENT			#	MIN RRF	%RSD	#	MAX %RSD	R^2 OR COD	#	MIN R^2 OR COD
	LVL 1 LVL 6	LVL 2 LVL 7	LVL 3	LVL 4	LVL 5		B	M1	M2								
1,2,3-Trichloropropane	+++++ 0.2686	0.2034 0.2670	0.2958	0.2837	0.2761	Ave		0.2658				12.2		20.0			
trans-1,4-Dichloro-2-butene	+++++ 0.3251	0.2519 0.3235	0.3295	0.3124	0.3046	Ave		0.3078				9.4		20.0			
N-Propylbenzene	+++++ 3.5439	3.2021 3.5697	3.7728	3.5951	3.0702	Ave		3.4590				7.7		20.0			
2-Chlorotoluene	+++++ 2.0815	1.9767 2.1120	2.4236	2.1837	1.9874	Ave		2.1275				7.7		20.0			
4-Ethyltoluene	+++++ 3.0169	2.7411 3.0446	3.0346	3.1659	3.0846	Ave		3.0146				4.8		20.0			
4-Chlorotoluene	+++++ 2.2529	2.1085 2.2925	2.6311	2.3501	2.1303	Ave		2.2942				8.3		20.0			
1,3,5-Trimethylbenzene	+++++ 2.5004	1.9708 2.5253	2.3383	2.2910	2.0434	Ave		2.2782				10.1		20.0			
Butyl Methacrylate	+++++ 0.9469	0.5483 1.0238	0.8091	0.8665	0.8607	Ave		0.8425				19.3		20.0			
tert-Butylbenzene	+++++ 2.0539	1.8004 2.0783	2.0913	2.0077	1.7078	Ave		1.9566				8.3		20.0			
1,2,4-Trimethylbenzene	+++++ 2.5685	1.9054 2.5977	2.4059	2.3565	2.1208	Ave		2.3258				11.5		20.0			
sec-Butylbenzene	+++++ 2.9973	2.5295 2.9752	2.8193	2.9001	2.3838	Ave		2.7675				9.1		20.0			
1,3-Dichlorobenzene	+++++ 1.4566	1.3375 1.4686	1.6610	1.5082	1.4077	Ave		1.4733			0.6000	7.4		20.0			
1,4-Dichlorobenzene	+++++ 1.5113	1.4439 1.5303	1.6897	1.5557	1.4433	Ave		1.5290			0.5000	6.0		20.0			
4-Isopropyltoluene	+++++ 2.7013	1.9730 2.7231	2.3927	2.4702	2.0927	Ave		2.3922				12.9		20.0			
Benzyl chloride	+++++ 0.3666	0.2815 0.3742	0.3603	0.3820	0.3631	Ave		0.3546				10.3		20.0			
Indan	+++++ 2.7635	2.6951 2.7066	3.1327	3.0227	2.9223	Ave		2.8738				6.3		20.0			
1,2-Dichlorobenzene	+++++ 1.4281	1.4663 1.4214	1.6634	1.4933	1.3943	Ave		1.4778			0.4000	6.6		20.0			
p-Diethylbenzene	+++++ 1.5328	1.2937 1.5869	1.2193	1.4392	1.3856	Ave		1.4096				9.9		20.0			
n-Butylbenzene	+++++ 2.7906	2.0446 2.8182	2.2267	2.4115	2.0436	Ave		2.3892				14.6		20.0			
1,2-Dibromo-3-Chloropropane	+++++ 0.2092	0.1857 0.2078	0.2130	0.1983	0.2074	Ave		0.2036			0.0500	4.9		20.0			

Note: The m1 coefficient is the same as Ave RRF for an Ave curve type.

FORM VI
GC/MS VOA BY INTERNAL STANDARD - INITIAL CALIBRATION DATA
CURVE EVALUATION

Lab Name: TestAmerica Edison Job No.: 460-111103-1 Analy Batch No.: 358238

SDG No.:

Instrument ID: CVOAMS12 GC Column: DB-624 ID: 0.18(mm) Heated Purge: (Y/N) N

Calibration Start Date: 03/23/2016 21:12 Calibration End Date: 03/23/2016 23:57 Calibration ID: 55042

ANALYTE	RRF					CURVE TYPE	COEFFICIENT			#	MIN RRF	%RSD	#	MAX %RSD	R^2 OR COD	#	MIN R^2 OR COD
	LVL 1 LVL 6	LVL 2 LVL 7	LVL 3	LVL 4	LVL 5		B	M1	M2								
1,2,4,5-Tetramethylbenzene	+++++ 2.3147	2.5842 2.2513	2.5960	2.5521	2.3268	Ave		2.4375				6.4		20.0			
1,3,5-Trichlorobenzene	+++++ 1.0494	1.1838 1.0636	1.1219	1.1035	1.0290	Ave		1.0919				5.2		20.0			
1,2,4-Trichlorobenzene	+++++ 1.0217	0.9730 1.0094	1.1480	1.0646	0.9598	Ave		1.0294			0.2000	6.7		20.0			
Hexachlorobutadiene	+++++ 0.3529	0.3021 0.3552	0.3222	0.3399	0.2556	Ave		0.3213				11.8		20.0			
Naphthalene	+++++ 2.7261	3.0504 2.4724	3.4937	3.2195	2.9600	Ave		2.9870				12.1		20.0			
1,2,3-Trichlorobenzene	+++++ 0.9871	1.0073 0.9589	1.1395	1.0237	0.9520	Ave		1.0114				6.8		20.0			
Dibromofluoromethane (Surr)	0.2395 0.2322	0.2386 0.2349	0.2445	0.2406	0.2418	Ave		0.2389				1.8		20.0			
1,2-Dichloroethane-d4 (Surr)	0.3215 0.3242	0.3303 0.3232	0.3335	0.3263	0.3261	Ave		0.3264				1.3		20.0			
Toluene-d8 (Surr)	1.4217 1.4313	1.4707 1.4580	1.5183	1.4847	1.4613	Ave		1.4637				2.2		20.0			
Bromofluorobenzene	0.4357 0.4033	0.4224 0.4220	0.4502	0.4195	0.4149	Ave		0.4240				3.6		20.0			

Note: The m1 coefficient is the same as Ave RRF for an Ave curve type.

FORM VI
GC/MS VOA BY INTERNAL STANDARD - INITIAL CALIBRATION DATA
RESPONSE AND CONCENTRATION

Lab Name: TestAmerica Edison Job No.: 460-111103-1 Analy Batch No.: 358238

SDG No.:

Instrument ID: CVOAMS12 GC Column: DB-624 ID: 0.18(mm) Heated Purge: (Y/N) N

Calibration Start Date: 03/23/2016 21:12 Calibration End Date: 03/23/2016 23:57 Calibration ID: 55042

Calibration Files:

LEVEL:	LAB SAMPLE ID:	LAB FILE ID:
Level 1	STD7 460-358238/3	O07962.D
Level 2	STD1 460-358238/4	O07963.D
Level 3	STD5 460-358238/5	O07964.D
Level 4	STD20 460-358238/6	O07965.D
Level 5	STD50 460-358238/7	O07966.D
Level 6	STD200 460-358238/8	O07967.D
Level 7	STD500 460-358238/9	O07968.D

ANALYTE	IS REF	CURVE TYPE	RESPONSE					CONCENTRATION (UG/L)				
			LVL 1 LVL 6	LVL 2 LVL 7	LVL 3	LVL 4	LVL 5	LVL 1 LVL 6	LVL 2 LVL 7	LVL 3	LVL 4	LVL 5
Chlorotrifluoroethene	FB	Ave	+++++ 96449	387 269482	1943	8510	20665	+++++ 200	1.00 500	5.00	20.0	50.0
Dichlorodifluoromethane	FB	Ave	+++++ 805591	4104 2153471	20187	77149	189432	+++++ 200	1.00 500	5.00	20.0	50.0
Chloromethane	FB	Ave	+++++ 808483	4453 2083483	23388	85189	206938	+++++ 200	1.00 500	5.00	20.0	50.0
Vinyl chloride	FB	Ave	+++++ 896608	5283 2252524	23055	92900	222246	+++++ 200	1.00 500	5.00	20.0	50.0
Butadiene	FB	Ave	+++++ 818915	4380 2081757	21384	82133	199360	+++++ 200	1.00 500	5.00	20.0	50.0
Bromomethane	BUT	Qua2	+++++ 438329	3589 1276807	11736	35976	93335	+++++ 200	1.00 500	5.00	20.0	50.0
Chloroethane	FB	Ave	+++++ 583649	3500 1420524	17945	58028	147579	+++++ 200	1.00 500	5.00	20.0	50.0
Dichlorofluoromethane	FB	Ave	+++++ 1334927	6271 3246340	36900	135836	334611	+++++ 200	1.00 500	5.00	20.0	50.0
Trichlorofluoromethane	FB	Ave	+++++ 928856	4875 2411251	25209	95295	206329	+++++ 200	1.00 500	5.00	20.0	50.0
Pentane	FB	QuaF	+++++ 302837	1349 818357	3798	28802	69138	+++++ 400	2.00 1000	10.0	40.0	100
Ethanol	TBA	Ave	+++++ 232976	1034 536838	5682	25335	59749	+++++ 8000	40.0 20000	200	800	2000
Ethyl ether	FB	Ave	+++++ 761196	3869 1869988	21244	74486	192340	+++++ 200	1.00 500	5.00	20.0	50.0
1,2-Dichloro-1,1,2-trifluoroethane	FB	Ave	+++++ 2008366	10186 4920292	39804	188788	466784	+++++ 200	1.00 500	5.00	20.0	50.0
2-Methyl-1,3-butadiene	FB	Ave	+++++ 2008366	10186 4920292	39804	188788	466784	+++++ 200	1.00 500	5.00	20.0	50.0
Acrolein	TBA	Ave	+++++ 191739	4055 411881	16601	32651	76620	+++++ 200	4.00 400	20.0	40.0	100

FORM VI
GC/MS VOA BY INTERNAL STANDARD - INITIAL CALIBRATION DATA
RESPONSE AND CONCENTRATION

Lab Name: TestAmerica Edison Job No.: 460-111103-1 Analy Batch No.: 358238

SDG No.:

Instrument ID: CVOAMS12 GC Column: DB-624 ID: 0.18(mm) Heated Purge: (Y/N) N

Calibration Start Date: 03/23/2016 21:12 Calibration End Date: 03/23/2016 23:57 Calibration ID: 55042

ANALYTE	IS REF	CURVE TYPE	RESPONSE					CONCENTRATION (UG/L)				
			LVL 1 LVL 6	LVL 2 LVL 7	LVL 3	LVL 4	LVL 5	LVL 1 LVL 6	LVL 2 LVL 7	LVL 3	LVL 4	LVL 5
1,1-Dichloroethene	FB	Ave	+++++ 653607	3104 1707128	15876	62127	148821	+++++ 200	1.00 500	5.00	20.0	50.0
Freon TF	FB	Ave	+++++ 618547	2934 1682167	11582	53442	109638	+++++ 200	1.00 500	5.00	20.0	50.0
Acetone	BUT	Ave	+++++ 440124	2759 1073443	10465	39762	95913	+++++ 1000	5.00 2500	25.0	100	250
Iodomethane	FB	QuaF	+++++ 606734	9955 1470576	13509	40905	126796	+++++ 200	1.00 500	5.00	20.0	50.0
Carbon disulfide	FB	Ave	+++++ 2365696	13859 5828668	62218	229438	566680	+++++ 200	1.00 500	5.00	20.0	50.0
Isopropyl alcohol	TBA	Ave	+++++ 617602	3194 1548377	16886	62108	141604	+++++ 2000	10.0 5000	50.0	200	500
Acetonitrile	TBA	Ave	+++++ 2531840	14019 5975437	69028	270175	660256	+++++ 2000	10.0 5000	50.0	200	500
3-Chloro-1-propene	FB	Ave	+++++ 445368	2051 1180379	12534	42397	107960	+++++ 200	1.00 500	5.00	20.0	50.0
Methyl acetate	TBA	Ave	+++++ 819114	3651 2029827	20671	74342	188638	+++++ 1000	5.00 2500	25.0	100	250
Cyclopentene	FB	Ave	+++++ 1997422	10268 4999228	35545	195643	489013	+++++ 200	1.00 500	5.00	20.0	50.0
Methylene Chloride	FB	Ave	+++++ 716523	3796 1889973	19261	71449	175518	+++++ 200	1.00 500	5.00	20.0	50.0
2-Methyl-2-propanol	TBA	Qua2	+++++ 852432	6768 2165925	25917	88186	207023	+++++ 2000	10.0 5000	50.0	200	500
Acrylonitrile	FB	Ave	3520 3453684	16548 8442871	89056	327511	819604	2.00 2000	10.0 5000	50.0	200	500
trans-1,2-Dichloroethene	FB	Ave	+++++ 681316	3474 1838548	18807	66322	164423	+++++ 200	1.00 500	5.00	20.0	50.0
MTBE	FB	Ave	+++++ 2278218	11435 5744879	62013	227438	563303	+++++ 200	1.00 500	5.00	20.0	50.0
Hexane	FB	Ave	+++++ 890663	4522 2493066	16510	77270	135552	+++++ 200	1.00 500	5.00	20.0	50.0
1,1-Dichloroethane	FB	Ave	+++++ 1284432	6510 3206376	34134	130081	318054	+++++ 200	1.00 500	5.00	20.0	50.0
Vinyl acetate	FB	Ave	+++++ 338405	1848 884613	7728	34443	81053	+++++ 400	2.00 1000	10.0	40.0	100
Isopropyl ether	FB	Ave	+++++ 2629949	12619 6600497	68835	272063	661564	+++++ 200	1.00 500	5.00	20.0	50.0
2-Chloro-1,3-butadiene	FB	Ave	+++++ 674372	2907 1818844	14004	64722	162900	+++++ 200	1.00 500	5.00	20.0	50.0
Tert-butyl ethyl ether	FB	Ave	+++++ 2375531	11701 5998215	61368	249023	606035	+++++ 200	1.00 500	5.00	20.0	50.0

FORM VI
GC/MS VOA BY INTERNAL STANDARD - INITIAL CALIBRATION DATA
RESPONSE AND CONCENTRATION

Lab Name: TestAmerica Edison Job No.: 460-111103-1 Analy Batch No.: 358238

SDG No.:

Instrument ID: CVOAMS12 GC Column: DB-624 ID: 0.18(mm) Heated Purge: (Y/N) N

Calibration Start Date: 03/23/2016 21:12 Calibration End Date: 03/23/2016 23:57 Calibration ID: 55042

ANALYTE	IS REF	CURVE TYPE	RESPONSE					CONCENTRATION (UG/L)				
			LVL 1 LVL 6	LVL 2 LVL 7	LVL 3	LVL 4	LVL 5	LVL 1 LVL 6	LVL 2 LVL 7	LVL 3	LVL 4	LVL 5
2,2-Dichloropropane	FB	Ave	+++++ 223733	1165 559507	5464	21826	52607	+++++ 200	1.00 500	5.00	20.0	50.0
cis-1,2-Dichloroethene	FB	Ave	+++++ 734927	3907 1930510	19972	75724	182604	+++++ 200	1.00 500	5.00	20.0	50.0
2-Butanone	BUT	Ave	+++++ 526742	2441 1353714	13172	50603	124397	+++++ 1000	5.00 2500	25.0	100	250
Propionitrile	TBA	Ave	+++++ 1437416	5028 3632121	33557	140214	340323	+++++ 2000	10.0 5000	50.0	200	500
Ethyl acetate	BUT	Ave	+++++ 183746	757 480516	4488	17644	43842	+++++ 400	2.00 1000	10.0	40.0	100
Methyl acrylate	FB	Ave	+++++ 1101298	4428 2868263	21982	90037	221591	+++++ 200	1.00 500	5.00	20.0	50.0
Bromochloromethane	FB	Ave	+++++ 323894	1644 864672	9201	32859	79673	+++++ 200	1.00 500	5.00	20.0	50.0
Methacrylonitrile	FB	Ave	+++++ 3747460	17122 9408456	95250	377308	915547	+++++ 2000	10.0 5000	50.0	200	500
Tetrahydrofuran	BUT	Ave	+++++ 636104	2808 1617111	15649	61486	150177	+++++ 400	2.00 1000	10.0	40.0	100
Chloroform	FB	Ave	+++++ 1122515	5983 2893890	30777	114451	284371	+++++ 200	1.00 500	5.00	20.0	50.0
1,1,1-Trichloroethane	FB	Ave	+++++ 934654	4027 2450763	23028	88676	204355	+++++ 200	1.00 500	5.00	20.0	50.0
Cyclohexane	FB	Ave	+++++ 1189682	4961 3246251	23141	100734	200520	+++++ 200	1.00 500	5.00	20.0	50.0
Carbon tetrachloride	FB	Ave	+++++ 770723	3171 2075013	16083	66572	152895	+++++ 200	1.00 500	5.00	20.0	50.0
1,1-Dichloropropene	FB	Ave	+++++ 935762	4528 2505965	22006	85249	198900	+++++ 200	1.00 500	5.00	20.0	50.0
Isobutyl alcohol	TBA	Ave	+++++ 1009285	3771 2722303	22685	90049	218304	+++++ 5000	25.0 12500	125	500	1250
Benzene	CBZ	Ave	+++++ 2770437	14001 6996358	77319	281755	686550	+++++ 200	1.00 500	5.00	20.0	50.0
1,2-Dichloroethane	FB	Ave	+++++ 956620	5081 2422109	26331	97192	238449	+++++ 200	1.00 500	5.00	20.0	50.0
Isooctane	FB	QuaF	+++++ 1625412	6792 4453760	18147	143419	363678	+++++ 200	1.00 500	5.00	20.0	50.0
Isopropyl acetate	FB	Ave	+++++ 2780666	12932 7155328	66626	275132	677516	+++++ 200	1.00 500	5.00	20.0	50.0
Tert-amyl methyl ether	FB	Ave	+++++ 2136749	9287 5501461	53391	218881	530483	+++++ 200	1.00 500	5.00	20.0	50.0
n-Heptane	FB	QuaF	+++++ 709171	3103 1954513	11609	57307	99162	+++++ 200	1.00 500	5.00	20.0	50.0

FORM VI
GC/MS VOA BY INTERNAL STANDARD - INITIAL CALIBRATION DATA
RESPONSE AND CONCENTRATION

Lab Name: TestAmerica Edison Job No.: 460-111103-1 Analy Batch No.: 358238

SDG No.:

Instrument ID: CVOAMS12 GC Column: DB-624 ID: 0.18(mm) Heated Purge: (Y/N) N

Calibration Start Date: 03/23/2016 21:12 Calibration End Date: 03/23/2016 23:57 Calibration ID: 55042

ANALYTE	IS REF	CURVE TYPE	RESPONSE					CONCENTRATION (UG/L)				
			LVL 1 LVL 6	LVL 2 LVL 7	LVL 3	LVL 4	LVL 5	LVL 1 LVL 6	LVL 2 LVL 7	LVL 3	LVL 4	LVL 5
n-Butanol	TBA	Ave	+++++ 625836	2198 1740335	12944	52730	135945	+++++ 5000	25.0 12500	125	500	1250
Trichloroethene	FB	Ave	+++++ 638133	2883 1685391	15843	60736	147170	+++++ 200	1.00 500	5.00	20.0	50.0
Ethyl acrylate	FB	Ave	+++++ 1101126	5003 2944982	26420	103933	258954	+++++ 200	1.00 500	5.00	20.0	50.0
Methylcyclohexane	FB	Ave	+++++ 968250	3811 2679088	16785	80476	149392	+++++ 200	1.00 500	5.00	20.0	50.0
1,2-Dichloropropane	FB	Ave	+++++ 712061	3553 1850044	18999	71926	176209	+++++ 200	1.00 500	5.00	20.0	50.0
Dibromomethane	FB	Ave	+++++ 396674	2148 972112	10394	41199	100237	+++++ 200	1.00 500	5.00	20.0	50.0
1,4-Dioxane	DXE	Ave	+++++ 227746	2135 564138	5558	22186	53992	+++++ 4000	50.0 10000	100	400	1000
Methyl methacrylate	FB	Ave	+++++ 455661	1705 1199089	11356	45068	113784	+++++ 400	2.00 1000	10.0	40.0	100
n-Propyl acetate	FB	Ave	+++++ 1268249	5728 3287976	31490	126066	308390	+++++ 200	1.00 500	5.00	20.0	50.0
Bromodichloromethane	FB	Ave	+++++ 847532	3957 2211524	21308	82915	205322	+++++ 200	1.00 500	5.00	20.0	50.0
2-Nitropropane	FB	Ave	+++++ 476223	1853 1276680	10002	42035	109732	+++++ 400	2.00 1000	10.0	40.0	100
2-Chloroethyl vinyl ether	FB	Qua2	+++++ 283705	719 812488	4314	21131	55111	+++++ 200	1.00 500	5.00	20.0	50.0
Epichlorohydrin	BUT	Ave	1443 1597522	6960 3932608	39360	155346	381082	5.00 4000	20.0 10000	100	400	1000
cis-1,3-Dichloropropene	CBZ	Ave	+++++ 1116082	5439 2862259	29292	112270	278793	+++++ 200	1.00 500	5.00	20.0	50.0
4-Methyl-2-pentanone	BUT	Ave	+++++ 3827101	15420 9557077	99541	390233	932263	+++++ 1000	5.00 2500	25.0	100	250
Toluene	CBZ	Ave	+++++ 2629713	13650 6659250	68552	266399	618126	+++++ 200	1.00 500	5.00	20.0	50.0
trans-1,3-Dichloropropene	CBZ	Ave	+++++ 1023915	4151 2636606	25487	101271	250429	+++++ 200	1.00 500	5.00	20.0	50.0
Ethyl methacrylate	CBZ	Ave	+++++ 864141	3478 2288998	22268	87681	213719	+++++ 200	1.00 500	5.00	20.0	50.0
1,1,2-Trichloroethane	CBZ	Ave	+++++ 495753	2194 1289350	13348	51397	122955	+++++ 200	1.00 500	5.00	20.0	50.0
Tetrachloroethene	CBZ	Ave	+++++ 612508	2428 1624921	14040	56565	123468	+++++ 200	1.00 500	5.00	20.0	50.0
1,3-Dichloropropane	CBZ	Ave	+++++ 1058731	5071 2716364	29752	108951	264087	+++++ 200	1.00 500	5.00	20.0	50.0

FORM VI
GC/MS VOA BY INTERNAL STANDARD - INITIAL CALIBRATION DATA
RESPONSE AND CONCENTRATION

Lab Name: TestAmerica Edison Job No.: 460-111103-1 Analy Batch No.: 358238

SDG No.:

Instrument ID: CVOAMS12 GC Column: DB-624 ID: 0.18(mm) Heated Purge: (Y/N) N

Calibration Start Date: 03/23/2016 21:12 Calibration End Date: 03/23/2016 23:57 Calibration ID: 55042

ANALYTE	IS REF	CURVE TYPE	RESPONSE					CONCENTRATION (UG/L)				
			LVL 1 LVL 6	LVL 2 LVL 7	LVL 3	LVL 4	LVL 5	LVL 1 LVL 6	LVL 2 LVL 7	LVL 3	LVL 4	LVL 5
2-Hexanone	BUT	Ave	+++++ 2552311	10930 6533943	74230	261644	631427	+++++ 1000	5.00 2500	25.0	100	250
Dibromochloromethane	CBZ	Ave	+++++ 609570	2398 1619540	15047	57471	144890	+++++ 200	1.00 500	5.00	20.0	50.0
n-Butyl acetate	CBZ	Ave	+++++ 1123483	4665 3003118	28865	116308	278600	+++++ 200	1.00 500	5.00	20.0	50.0
1,2-Dibromoethane	CBZ	Ave	+++++ 595558	2549 1529567	15972	58396	145708	+++++ 200	1.00 500	5.00	20.0	50.0
Chlorobenzene	CBZ	Ave	+++++ 1557117	7898 4071736	41721	156660	369665	+++++ 200	1.00 500	5.00	20.0	50.0
1,1,1,2-Tetrachloroethane	CBZ	Ave	+++++ 572221	2499 1516156	13889	54603	133856	+++++ 200	1.00 500	5.00	20.0	50.0
Ethylbenzene	CBZ	Ave	+++++ 837864	3901 2259622	21019	79161	182958	+++++ 200	1.00 500	5.00	20.0	50.0
m&p-Xylene	CBZ	Ave	+++++ 1010670	4705 2776310	28169	102509	228574	+++++ 200	1.00 500	5.00	20.0	50.0
o-Xylene	CBZ	Ave	+++++ 1007072	4882 2760054	27680	102828	233307	+++++ 200	1.00 500	5.00	20.0	50.0
Styrene	CBZ	Ave	+++++ 1777820	7621 4815706	48552	178323	422874	+++++ 200	1.00 500	5.00	20.0	50.0
n-Butyl acrylate	CBZ	Ave	+++++ 498643	1924 1452948	12615	51892	124482	+++++ 200	1.00 500	5.00	20.0	50.0
Bromoform	CBZ	Ave	+++++ 406728	1789 1106940	9173	35510	90845	+++++ 200	1.00 500	5.00	20.0	50.0
Amyl acetate (mixed isomers)	DCB	Ave	+++++ 1247177	4891 3390885	34874	132282	317981	+++++ 200	1.00 500	5.00	20.0	50.0
Isopropylbenzene	CBZ	Ave	+++++ 2491632	10188 6612220	62544	238626	512382	+++++ 200	1.00 500	5.00	20.0	50.0
Bromobenzene	DCB	Ave	+++++ 659540	3262 1766576	17459	65654	152238	+++++ 200	1.00 500	5.00	20.0	50.0
1,1,2,2-Tetrachloroethane	DCB	Ave	+++++ 790501	3307 2055803	19745	76798	185286	+++++ 200	1.00 500	5.00	20.0	50.0
1,2,3-Trichloropropane	DCB	Ave	+++++ 227738	818 592865	5923	23170	56291	+++++ 200	1.00 500	5.00	20.0	50.0
trans-1,4-Dichloro-2-butene	DCB	Ave	+++++ 275607	1013 718369	6597	25511	62090	+++++ 200	1.00 500	5.00	20.0	50.0
N-Propylbenzene	DCB	Ave	+++++ 3004416	12878 7926320	75546	293563	625913	+++++ 200	1.00 500	5.00	20.0	50.0
2-Chlorotoluene	DCB	Ave	+++++ 1764604	7950 4689466	48530	178310	405165	+++++ 200	1.00 500	5.00	20.0	50.0
4-Ethyltoluene	DCB	Ave	+++++ 2557584	11024 6760445	60765	258514	628832	+++++ 200	1.00 500	5.00	20.0	50.0

FORM VI
GC/MS VOA BY INTERNAL STANDARD - INITIAL CALIBRATION DATA
RESPONSE AND CONCENTRATION

Lab Name: TestAmerica Edison Job No.: 460-111103-1 Analy Batch No.: 358238

SDG No.:

Instrument ID: CVOAMS12 GC Column: DB-624 ID: 0.18(mm) Heated Purge: (Y/N) N

Calibration Start Date: 03/23/2016 21:12 Calibration End Date: 03/23/2016 23:57 Calibration ID: 55042

ANALYTE	IS REF	CURVE TYPE	RESPONSE					CONCENTRATION (UG/L)				
			LVL 1 LVL 6	LVL 2 LVL 7	LVL 3	LVL 4	LVL 5	LVL 1 LVL 6	LVL 2 LVL 7	LVL 3	LVL 4	LVL 5
4-Chlorotoluene	DCB	Ave	+++++ 1909963	8480 5090324	52685	191903	434291	+++++ 200	1.00 500	5.00	20.0	50.0
1,3,5-Trimethylbenzene	DCB	Ave	+++++ 2119753	7926 5607272	46821	187078	416585	+++++ 200	1.00 500	5.00	20.0	50.0
Butyl Methacrylate	DCB	Ave	+++++ 802708	2205 2273186	16201	70755	175473	+++++ 200	1.00 500	5.00	20.0	50.0
tert-Butylbenzene	DCB	Ave	+++++ 1741261	7241 4614837	41876	163940	348154	+++++ 200	1.00 500	5.00	20.0	50.0
1,2,4-Trimethylbenzene	DCB	Ave	+++++ 2177478	7663 5767968	48176	192421	432353	+++++ 200	1.00 500	5.00	20.0	50.0
sec-Butylbenzene	DCB	Ave	+++++ 2540976	10173 6606302	56454	236813	485979	+++++ 200	1.00 500	5.00	20.0	50.0
1,3-Dichlorobenzene	DCB	Ave	+++++ 1234845	5379 3260960	33259	123156	286990	+++++ 200	1.00 500	5.00	20.0	50.0
1,4-Dichlorobenzene	DCB	Ave	+++++ 1281267	5807 3398024	33834	127031	294236	+++++ 200	1.00 500	5.00	20.0	50.0
4-Isopropyltoluene	DCB	Ave	+++++ 2290076	7935 6046560	47911	201707	426623	+++++ 200	1.00 500	5.00	20.0	50.0
Benzyl chloride	DCB	Ave	+++++ 310758	1132 830905	7214	31195	74024	+++++ 200	1.00 500	5.00	20.0	50.0
Indan	DCB	Ave	+++++ 2342800	10839 6009791	62729	246823	595759	+++++ 200	1.00 500	5.00	20.0	50.0
1,2-Dichlorobenzene	DCB	Ave	+++++ 1210689	5897 3156240	33307	121936	284242	+++++ 200	1.00 500	5.00	20.0	50.0
p-Diethylbenzene	DCB	Ave	+++++ 1299412	5203 3523643	24416	117516	282470	+++++ 200	1.00 500	5.00	20.0	50.0
n-Butylbenzene	DCB	Ave	+++++ 2365740	8223 6257563	44587	196918	416618	+++++ 200	1.00 500	5.00	20.0	50.0
1,2-Dibromo-3-Chloropropane	DCB	Ave	+++++ 177322	747 461504	4265	16192	42280	+++++ 200	1.00 500	5.00	20.0	50.0
1,2,4,5-Tetramethylbenzene	DCB	Ave	+++++ 1962301	10393 4998789	51982	208392	474352	+++++ 200	1.00 500	5.00	20.0	50.0
1,3,5-Trichlorobenzene	DCB	Ave	+++++ 889652	4761 2361575	22464	90106	209780	+++++ 200	1.00 500	5.00	20.0	50.0
1,2,4-Trichlorobenzene	DCB	Ave	+++++ 866126	3913 2241281	22988	86930	195669	+++++ 200	1.00 500	5.00	20.0	50.0
Hexachlorobutadiene	DCB	Ave	+++++ 299174	1215 788722	6452	27751	52110	+++++ 200	1.00 500	5.00	20.0	50.0
Naphthalene	DCB	Ave	+++++ 2311091	12268 5489809	69957	262893	603450	+++++ 200	1.00 500	5.00	20.0	50.0
1,2,3-Trichlorobenzene	DCB	Ave	+++++ 836807	4051 2129110	22817	83595	194074	+++++ 200	1.00 500	5.00	20.0	50.0

FORM VI
GC/MS VOA BY INTERNAL STANDARD - INITIAL CALIBRATION DATA
RESPONSE AND CONCENTRATION

Lab Name: TestAmerica Edison Job No.: 460-111103-1 Analy Batch No.: 358238

SDG No.:

Instrument ID: CVOAMS12 GC Column: DB-624 ID: 0.18(mm) Heated Purge: (Y/N) N

Calibration Start Date: 03/23/2016 21:12 Calibration End Date: 03/23/2016 23:57 Calibration ID: 55042

ANALYTE	IS REF	CURVE TYPE	RESPONSE					CONCENTRATION (UG/L)				
			LVL 1 LVL 6	LVL 2 LVL 7	LVL 3	LVL 4	LVL 5	LVL 1 LVL 6	LVL 2 LVL 7	LVL 3	LVL 4	LVL 5
Dibromofluoromethane (Surr)	FB	Ave	147471 145550	145527 151628	145625	145103	146193	50.0 50.0	50.0 50.0	50.0	50.0	50.0
1,2-Dichloroethane-d4 (Surr)	FB	Ave	198014 203239	201483 208602	198615	196729	197153	50.0 50.0	50.0 50.0	50.0	50.0	50.0
Toluene-d8 (Surr)	CBZ	Ave	540583 589285	559852 612061	559237	575730	566034	50.0 50.0	50.0 50.0	50.0	50.0	50.0
Bromofluorobenzene	CBZ	Ave	165681 166032	160783 177131	165827	162681	160707	50.0 50.0	50.0 50.0	50.0	50.0	50.0

Curve Type Legend:

Ave = Average ISTD
Qua2 = Quadratic 1/conc^2 ISTD
QuaF = Quadratic ISTD forced zero

TestAmerica Edison
Target Compound Quantitation Report

Data File: \\ChromNA\Edison\ChromData\CVOAMS12\20160323-38887.b\O07962.D
Lims ID: STD7
Client ID:
Sample Type: IC Calib Level: 7
Inject. Date: 23-Mar-2016 21:12:30 ALS Bottle#: 2 Worklist Smp#: 3
Purge Vol: 5.000 mL Dil. Factor: 1.0000
Sample Info: STD7
Misc. Info.: 460-0038887-003
Operator ID: Instrument ID: CVOAMS12
Sublist: chrom-8260W_12*sub9

Method: \\ChromNA\Edison\ChromData\CVOAMS12\20160323-38887.b\8260W_12.m
Limit Group: VOA - 8260C Water and Solid
Last Update: 25-Mar-2016 19:03:00 Calib Date: 23-Mar-2016 23:57:30
Integrator: RTE ID Type: Deconvolution ID
Quant Method: Internal Standard Quant By: Initial Calibration
Last ICal File: \\ChromNA\Edison\ChromData\CVOAMS12\20160323-38887.b\O07968.D

Column 1 : DB-624 (0.18 mm) Det: MS SCAN
Process Host: XAWRK011

First Level Reviewer: delpolitov Date: 25-Mar-2016 18:13:05

Compound	Sig	RT (min.)	Exp RT (min.)	Dlt RT (min.)	Q	Response	Cal Amt ug/l	OnCol Amt ug/l	Flags
* 30 TBA-d9 (IS)	65	2.236	2.247	-0.011	98	333460	1000.0	1000.0	
37 Acrylonitrile	53	2.374	2.374	0.000	78	3520	2.00	2.07	
* 52 2-Butanone-d5	46	3.130	3.130	0.000	0	443100	250.0	250.0	
$ 50 Dibromofluoromethane (Surr	113	3.572	3.575	-0.003	97	147471	50.0	50.1	
$ 60 1,2-Dichloroethane-d4 (Sur	65	3.879	3.879	0.000	96	198014	50.0	49.2	
* 64 Fluorobenzene	96	4.212	4.208	0.004	98	615839	50.0	50.0	
* 74 1,4-Dioxane-d8	96	4.934	4.926	0.008	96	40445	1000.0	1000.0	
82 Epichlorohydrin	57	5.574	5.566	0.008	11	1443	5.00	4.14	
$ 80 Toluene-d8 (Surr)	98	5.993	5.993	0.000	99	540583	50.0	48.6	
* 94 Chlorobenzene-d5	117	7.943	7.943	0.000	88	380233	50.0	50.0	
$ 106 4-Bromofluorobenzene	174	9.773	9.776	-0.003	90	165681	50.0	51.4	
* 122 1,4-Dichlorobenzene-d4	152	11.606	11.606	0.000	97	204942	50.0	50.0	

Reagents:

ACRY/EPIH MIX_00019	Amount Added:	2.00	Units: uL	
14DIOXINTER_00053	Amount Added:	0.00	Units: uL	
GAS Hi_00140	Amount Added:	0.00	Units: uL	
MIX I Hi_00054	Amount Added:	0.00	Units: uL	
MIX 2 Hi_00042	Amount Added:	0.00	Units: uL	
ACROLEIN W_00049	Amount Added:	0.00	Units: uL	
8260ISNEW_00064	Amount Added:	1.00	Units: uL	Run Reagent
8260SURR250_00119	Amount Added:	1.00	Units: uL	Run Reagent

Report Date: 25-Mar-2016 19:03:01 Chrom Revision: 2.2 04-Mar-2016 14:36:24

TestAmerica Edison

Data File: \\ChromNA\Edison\ChromData\CVOAMS12\20160323-38887.b\O07962.D

Injection Date:	23-Mar-2016 21:12:30	Instrument ID:	CVOAMS12	Operator ID:	
Lims ID:	STD7			Worklist Smp#:	3
Client ID:					
Purge Vol:	5.000 mL	Dil. Factor:	1.0000	ALS Bottle#:	2
Method:	8260W_12	Limit Group:	VOA - 8260C Water and Solid		

Column: DB-624 (0.18 mm)

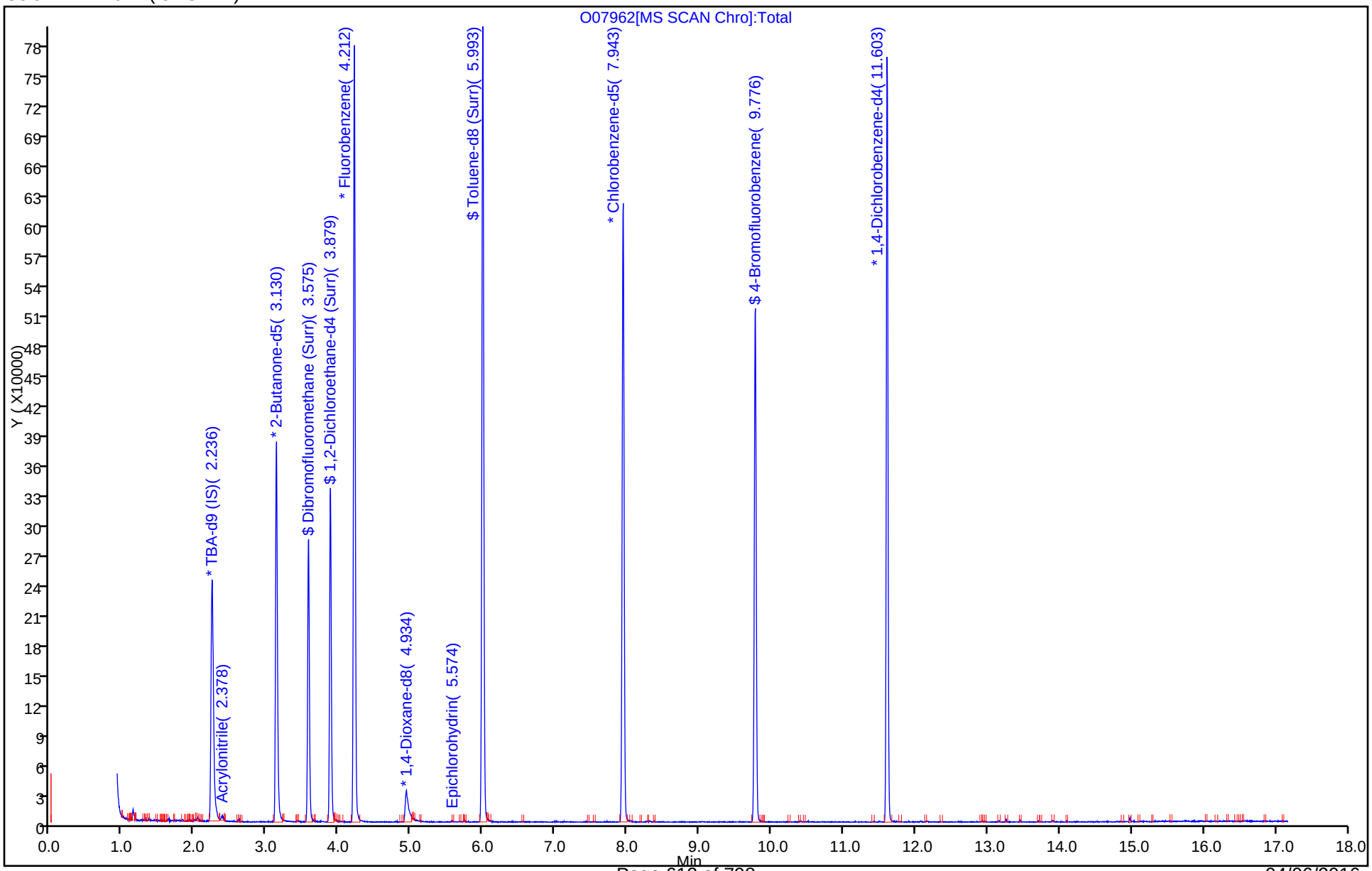

TestAmerica Edison
Target Compound Quantitation Report

Data File: \\ChromNA\Edison\ChromData\CVOAMS12\20160323-38887.b\O07963.D
Lims ID: STD1
Client ID:
Sample Type: IC Calib Level: 1
Inject. Date: 23-Mar-2016 21:39:30 ALS Bottle#: 3 Worklist Smp#: 4
Purge Vol: 5.000 mL Dil. Factor: 1.0000
Sample Info: STD1
Misc. Info.: 460-0038887-004
Operator ID: Instrument ID: CVOAMS12
Sublist: chrom-8260W_12*sub9

Method: \\ChromNA\Edison\ChromData\CVOAMS12\20160323-38887.b\8260W_12.m
Limit Group: VOA - 8260C Water and Solid
Last Update: 25-Mar-2016 19:03:26 Calib Date: 23-Mar-2016 23:57:30
Integrator: RTE ID Type: Deconvolution ID
Quant Method: Internal Standard Quant By: Initial Calibration
Last ICal File: \\ChromNA\Edison\ChromData\CVOAMS12\20160323-38887.b\O07968.D

Column 1 : DB-624 (0.18 mm) Det: MS SCAN
Process Host: XAWRK011

First Level Reviewer: boykink Date: 23-Mar-2016 22:35:30

Compound	Sig	RT (min.)	Exp RT (min.)	Dlt RT (min.)	Q	Response	Cal Amt ug/l	OnCol Amt ug/l	Flags
1 Chlorotrifluoroethene	66	0.974	0.971	0.003	30	387	1.00	0.8893	
2 Dichlorodifluoromethane	85	0.993	0.997	-0.004	76	4104	1.00	1.03	
4 Chloromethane	50	1.158	1.158	0.000	69	4453	1.00	1.04	
3 Vinyl chloride	62	1.173	1.169	0.004	31	5283	1.00	1.14	
5 Butadiene	54	1.191	1.192	-0.001	97	4380	1.00	1.06	
7 Bromomethane	94	1.356	1.356	0.000	97	3589	1.00	0.9785	
8 Chloroethane	64	1.412	1.416	-0.004	87	3500	1.00	1.13	M
11 Dichlorofluoromethane	67	1.543	1.536	0.007	96	6271	1.00	0.9387	
10 Trichlorofluoromethane	101	1.569	1.570	-0.001	95	4875	1.00	1.04	
9 Pentane	72	1.622	1.622	0.000	96	1349	2.00	1.90	
14 Ethanol	46	1.760	1.704	0.056	83	1034	40.0	38.4	M
13 Ethyl ether	59	1.757	1.753	0.004	56	3869	1.00	1.00	
15 1,2-Dichloro-1,1,2-trifluo	67	1.760	1.761	0.000	84	10186	1.00	1.08	
12 2-Methyl-1,3-butadiene	67	1.760	1.761	0.000	93	10186	1.00	1.08	
21 Acrolein	56	1.828	1.828	0.000	92	4055	4.00	4.81	
16 1,1-Dichloroethene	96	1.888	1.891	-0.003	94	3104	1.00	0.9850	
18 1,1,2-Trichloro-1,2,2-trif	101	1.899	1.891	0.008	49	2934	1.00	1.07	
25 Acetone	58	1.944	1.933	0.011	67	2759	5.00	6.76	
19 Iodomethane	142	1.992	1.985	0.007	93	9955	1.00	3.34	M
17 Carbon disulfide	76	2.030	2.026	0.004	99	13859	1.00	1.15	
23 Isopropyl alcohol	45	2.030	2.030	0.000	32	3194	10.0	10.9	
32 Acetonitrile	41	2.123	2.124	-0.001	82	14019	10.0	11.3	
22 3-Chloro-1-propene	76	2.127	2.127	0.000	90	2051	1.00	0.9225	
27 Methyl acetate	74	2.149	2.142	0.007	100	3651	5.00	4.98	
20 Cyclopentene	67	2.179	2.183	-0.004	94	10268	1.00	1.09	
24 Methylene Chloride	84	2.209	2.206	0.003	97	3796	1.00	1.04	
* 30 TBA-d9 (IS)	65	2.247	2.247	0.000	98	334386	1000.0	1000.0	
31 2-Methyl-2-propanol	59	2.310	2.303	0.007	99	6768	10.0	9.80	
37 Acrylonitrile	53	2.370	2.374	-0.004	98	16548	10.0	9.81	
26 trans-1,2-Dichloroethene	96	2.400	2.397	0.003	95	3474	1.00	1.00	

Compound	Sig	RT (min.)	Exp RT (min.)	Dlt RT (min.)	Q	Response	Cal Amt ug/l	OnCol Amt ug/l	Flags
29 Methyl tert-butyl ether	73	2.400	2.408	-0.008	95	11435	1.00	1.00	
28 Hexane	57	2.602	2.603	0.000	87	4522	1.00	1.15	
36 1,1-Dichloroethane	63	2.700	2.700	0.000	100	6510	1.00	1.01	
40 Vinyl acetate	86	2.752	2.752	0.000	99	1848	2.00	2.19	
34 Isopropyl ether	45	2.778	2.775	0.003	93	12619	1.00	0.9572	
35 2-Chloro-1,3-butadiene	88	2.778	2.775	0.003	67	2907	1.00	0.9153	
39 Tert-butyl ethyl ether	59	3.055	3.059	-0.004	90	11701	1.00	0.9752	
* 52 2-Butanone-d5	46	3.130	3.130	0.000	0	441948	250.0	250.0	
42 2,2-Dichloropropane	97	3.156	3.160	-0.004	60	1165	1.00	1.06	
41 cis-1,2-Dichloroethene	96	3.160	3.160	0.000	88	3907	1.00	1.03	
53 2-Butanone (MEK)	72	3.182	3.179	0.003	98	2441	5.00	5.10	
58 Propionitrile	54	3.231	3.224	0.007	87	5028	10.0	8.07	
47 Ethyl acetate	70	3.235	3.242	-0.007	81	757	2.00	1.85	
48 Methyl acrylate	55	3.268	3.269	-0.001	47	4428	1.00	0.9246	
59 Methacrylonitrile	67	3.354	3.355	-0.001	95	17122	10.0	9.32	
44 Chlorobromomethane	128	3.351	3.358	-0.007	24	1644	1.00	0.9855	
49 Tetrahydrofuran	42	3.411	3.411	0.000	40	2808	2.00	1.97	
45 Chloroform	83	3.441	3.433	0.008	97	5983	1.00	1.03	
$ 50 Dibromofluoromethane (Surr	113	3.572	3.575	-0.003	97	145527	50.0	49.9	
51 1,1,1-Trichloroethane	97	3.594	3.594	0.000	93	4027	1.00	0.9107	
43 Cyclohexane	56	3.643	3.647	-0.004	91	4961	1.00	0.9675	
46 Carbon tetrachloride	117	3.747	3.744	0.003	71	3171	1.00	0.9241	
54 1,1-Dichloropropene	75	3.747	3.748	-0.001	92	4528	1.00	1.02	
$ 60 1,2-Dichloroethane-d4 (Sur	65	3.878	3.879	-0.001	96	201483	50.0	50.6	
63 Isobutyl alcohol	43	3.893	3.897	-0.004	2	3771	25.0	21.9	
56 Benzene	78	3.931	3.935	-0.004	97	14001	1.00	1.01	
62 1,2-Dichloroethane	62	3.946	3.950	-0.004	93	5081	1.00	1.04	
55 Isooctane	57	4.039	4.032	0.007	76	6792	1.00	0.9042	
66 Isopropyl acetate	43	4.043	4.043	0.000	87	12932	1.00	0.9553	
61 Tert-amyl methyl ether	73	4.062	4.066	-0.004	80	9287	1.00	0.8874	
* 64 Fluorobenzene	96	4.211	4.208	0.003	98	609990	50.0	50.0	
57 n-Heptane	43	4.226	4.227	-0.001	34	3103	1.00	1.00	
70 n-Butanol	56	4.567	4.567	0.000	68	2198	25.0	21.2	
68 Trichloroethene	95	4.582	4.586	-0.004	61	2883	1.00	0.9370	
73 Ethyl acrylate	55	4.735	4.736	-0.001	98	5003	1.00	0.9433	
67 Methylcyclohexane	83	4.791	4.788	0.003	48	3811	1.00	0.9485	
71 1,2-Dichloropropane	63	4.818	4.822	-0.004	85	3553	1.00	0.9870	
* 74 1,4-Dioxane-d8	96	4.934	4.926	0.008	95	42937	1000.0	1000.0	
69 Dibromomethane	93	4.941	4.941	0.000	35	2148	1.00	1.06	
75 Methyl methacrylate	100	4.997	4.990	0.007	93	1705	2.00	1.56	
76 1,4-Dioxane	88	4.994	4.994	0.000	37	2135	50.0	42.9	
77 n-Propyl acetate	43	5.080	5.076	0.004	98	5728	1.00	0.9248	
72 Dichlorobromomethane	83	5.136	5.132	0.004	97	3957	1.00	0.9511	
83 2-Nitropropane	41	5.394	5.402	-0.008	62	1853	2.00	1.71	
78 2-Chloroethyl vinyl ether	63	5.525	5.525	0.000	23	719	1.00	1.02	
82 Epichlorohydrin	57	5.570	5.566	0.004	67	6960	20.0	20.0	
79 cis-1,3-Dichloropropene	75	5.667	5.667	0.000	93	5439	1.00	0.99	
85 4-Methyl-2-pentanone (MIBK	43	5.892	5.888	0.004	97	15420	5.00	4.45	
$ 80 Toluene-d8 (Surr)	98	5.993	5.993	0.000	99	559852	50.0	50.2	
81 Toluene	91	6.075	6.075	0.000	92	13650	1.00	1.06	
86 trans-1,3-Dichloropropene	75	6.389	6.382	0.007	64	4151	1.00	0.8640	
88 Ethyl methacrylate	69	6.558	6.562	-0.004	90	3478	1.00	0.8438	

Compound	Sig	RT (min.)	Exp RT (min.)	Dlt RT (min.)	Q	Response	Cal Amt ug/l	OnCol Amt ug/l	Flags
87 1,1,2-Trichloroethane	83	6.603	6.610	-0.007	88	2194	1.00	0.9064	
84 Tetrachloroethene	166	6.790	6.783	0.007	63	2428	1.00	0.8931	
90 1,3-Dichloropropane	76	6.831	6.827	0.004	93	5071	1.00	0.9635	
93 2-Hexanone	43	6.996	7.000	-0.004	84	10930	5.00	4.55	
89 Chlorodibromomethane	129	7.115	7.123	-0.008	33	2398	1.00	0.8497	
92 n-Butyl acetate	43	7.231	7.224	0.007	90	4665	1.00	0.8624	
91 Ethylene Dibromide	107	7.258	7.250	0.008	48	2549	1.00	0.8940	
* 94 Chlorobenzene-d5	117	7.939	7.943	-0.004	87	380665	50.0	50.0	
95 Chlorobenzene	112	7.980	7.980	0.000	92	7898	1.00	1.03	
97 1,1,1,2-Tetrachloroethane	131	8.126	8.122	0.004	92	2499	1.00	0.9327	
96 Ethylbenzene	106	8.189	8.186	0.003	98	3901	1.00	0.9877	
98 m-Xylene & p-Xylene	106	8.377	8.373	0.004	98	4705	1.00	0.9486	
99 o-Xylene	106	8.964	8.961	0.003	94	4882	1.00	0.9797	
101 Styrene	104	8.990	8.991	0.000	92	7621	1.00	0.8849	
102 n-Butyl acrylate	73	9.039	9.039	0.000	97	1924	1.00	0.7980	
100 Bromoform	173	9.222	9.223	-0.001	31	1789	1.00	0.9669	
105 Amyl acetate (mixed isomer	43	9.432	9.432	0.000	90	4891	1.00	0.7987	
103 Isopropylbenzene	105	9.570	9.571	-0.001	97	10188	1.00	0.8936	
$ 106 4-Bromofluorobenzene	174	9.772	9.776	-0.004	89	160783	50.0	49.8	
107 Bromobenzene	156	9.971	9.971	0.000	93	3262	1.00	1.01	
109 1,1,2,2-Tetrachloroethane	83	10.079	10.076	0.003	46	3307	1.00	0.8944	
112 1,2,3-Trichloropropane	110	10.098	10.102	-0.004	21	818	1.00	0.7653	
114 trans-1,4-Dichloro-2-buten	53	10.177	10.177	0.000	79	1013	1.00	0.8183	
108 N-Propylbenzene	91	10.244	10.240	0.004	98	12878	1.00	0.9257	
110 2-Chlorotoluene	91	10.319	10.323	-0.004	95	7950	1.00	0.9291	
111 4-Ethyltoluene	105	10.446	10.443	0.004	97	11024	1.00	0.9093	
115 4-Chlorotoluene	91	10.510	10.510	0.000	97	8480	1.00	0.9190	
113 1,3,5-Trimethylbenzene	105	10.558	10.559	0.000	96	7926	1.00	0.8651	
118 Butyl Methacrylate	87	10.828	10.835	-0.007	60	2205	1.00	0.6507	
116 tert-Butylbenzene	119	11.082	11.079	0.003	89	7241	1.00	0.9202	
117 1,2,4-Trimethylbenzene	105	11.157	11.161	-0.004	96	7663	1.00	0.8192	
119 sec-Butylbenzene	105	11.423	11.419	0.004	98	10173	1.00	0.9140	
120 1,3-Dichlorobenzene	146	11.505	11.505	0.000	93	5379	1.00	0.9078	
* 122 1,4-Dichlorobenzene-d4	152	11.606	11.606	0.000	96	201089	50.0	50.0	
123 1,4-Dichlorobenzene	146	11.636	11.636	0.000	92	5807	1.00	0.9443	
121 4-Isopropyltoluene	119	11.651	11.648	0.003	96	7935	1.00	0.8248	
125 Benzyl chloride	126	11.838	11.838	0.000	97	1132	1.00	0.7937	
124 2,3-Dihydroindene	117	11.962	11.966	-0.004	97	10839	1.00	0.9378	
128 1,2-Dichlorobenzene	146	12.093	12.089	0.004	94	5897	1.00	0.99	
126 p-Diethylbenzene	119	12.134	12.134	0.000	94	5203	1.00	0.9178	
127 n-Butylbenzene	91	12.160	12.160	0.000	97	8223	1.00	0.8558	
130 1,2-Dibromo-3-Chloropropan	75	12.946	12.942	0.004	3	747	1.00	0.9124	
129 1,2,4,5-Tetramethylbenzene	119	12.961	12.961	0.000	97	10393	1.00	1.06	
131 1,3,5-Trichlorobenzene	180	13.155	13.156	-0.001	94	4761	1.00	1.08	
132 1,2,4-Trichlorobenzene	180	13.706	13.706	0.000	93	3913	1.00	0.9452	
133 Hexachlorobutadiene	225	13.881	13.878	0.003	91	1215	1.00	0.9402	
135 Naphthalene	128	13.900	13.900	0.000	99	12268	1.00	1.02	
136 1,2,3-Trichlorobenzene	180	14.102	14.102	0.000	92	4051	1.00	1.00	
S 137 1,2-Dichloroethene, Total	100				0		2.00	2.03	
S 138 Xylenes, Total	100				0		2.00	1.93	
S 139 Total BTEX	1				0		5.00	4.99	

QC Flag Legend

Review Flags

M - Manually Integrated

Reagents:

14DIOXINTER_00053	Amount Added:	30.00	Units: uL	
GAS Hi_00140	Amount Added:	1.00	Units: uL	
MIX I Hi_00054	Amount Added:	1.00	Units: uL	
MIX 2 Hi_00042	Amount Added:	1.00	Units: uL	
ACROLEIN W_00049	Amount Added:	4.00	Units: uL	
8260ISNEW_00064	Amount Added:	1.00	Units: uL	Run Reagent
8260SURR250_00119	Amount Added:	1.00	Units: uL	Run Reagent

Report Date: 25-Mar-2016 19:03:27 Chrom Revision: 2.2 04-Mar-2016 14:36:24

TestAmerica Edison

Data File: \\ChromNA\Edison\ChromData\CVOAMS12\20160323-38887.b\O07963.D

Injection Date: 23-Mar-2016 21:39:30 Instrument ID: CVOAMS12 Operator ID:

Lims ID: STD1 Worklist Smp#: 4

Client ID:

Purge Vol: 5.000 mL Dil. Factor: 1.0000 ALS Bottle#: 3

Method: 8260W_12 Limit Group: VOA - 8260C Water and Solid

Column: DB-624 (0.18 mm)

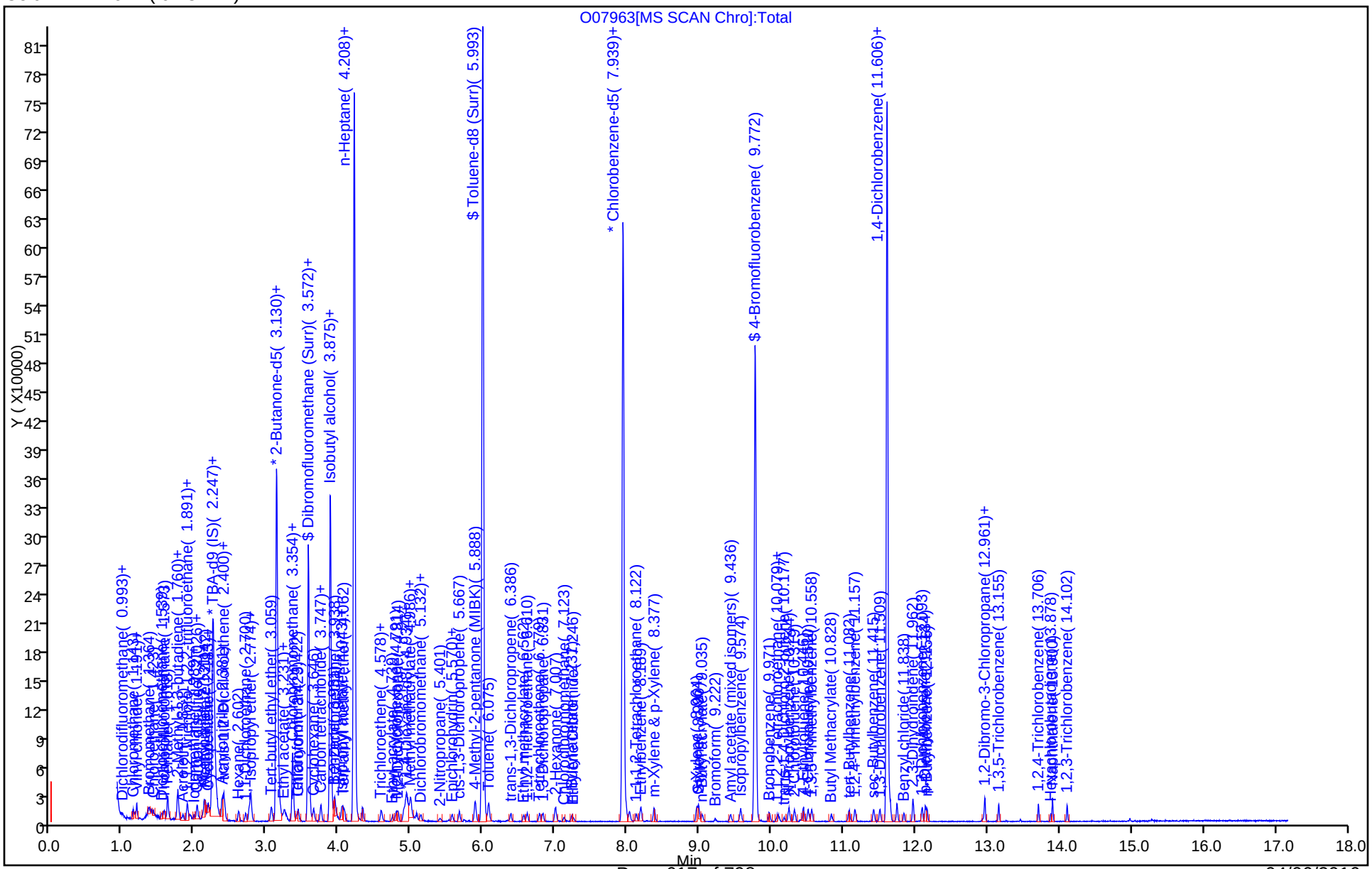

Manual Integration/User Assign Peak Report

TestAmerica Edison

Data File: \\ChromNA\Edison\ChromData\CVOAMS12\20160323-38887.b\O07963.D
Injection Date: 23-Mar-2016 21:39:30 Instrument ID: CVOAMS12
Lims ID: STD1
Client ID:
Operator ID: ALS Bottle#: 3 Worklist Smp#: 4
Purge Vol: 5.000 mL Dil. Factor: 1.0000
Method: 8260W_12 Limit Group: VOA - 8260C Water and Solid
Column: DB-624 (0.18 mm) Detector MS SCAN

8 Chloroethane, CAS: 75-00-3

Processing Integration Results

RT: 1.41
Area: 4089
Amount: 1.277638
Amount Units: ug/l

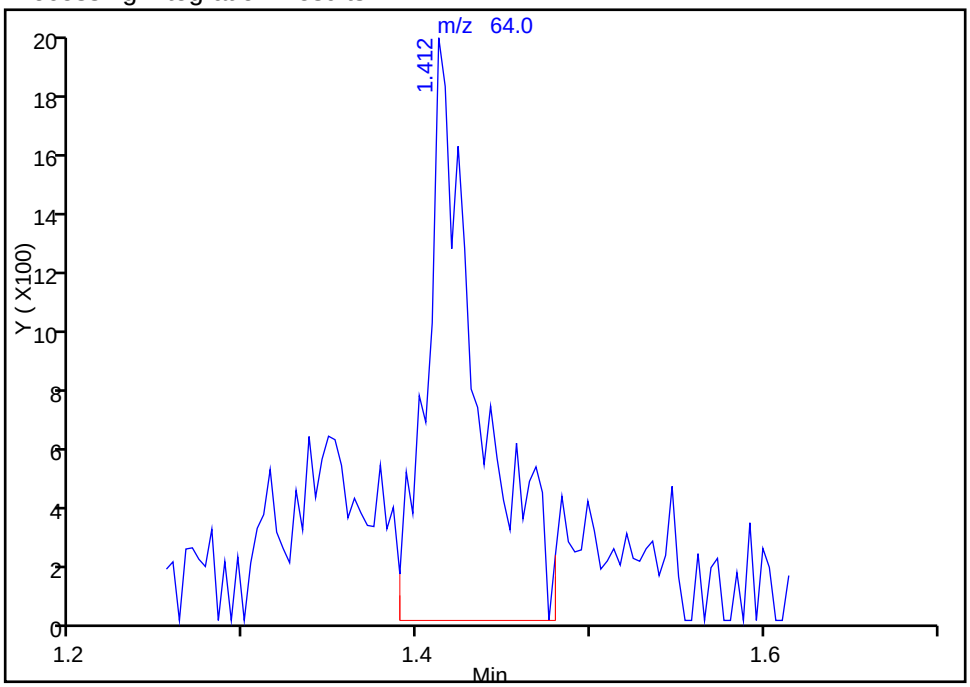

Manual Integration Results

RT: 1.41
Area: 3500
Amount: 1.128206
Amount Units: ug/l

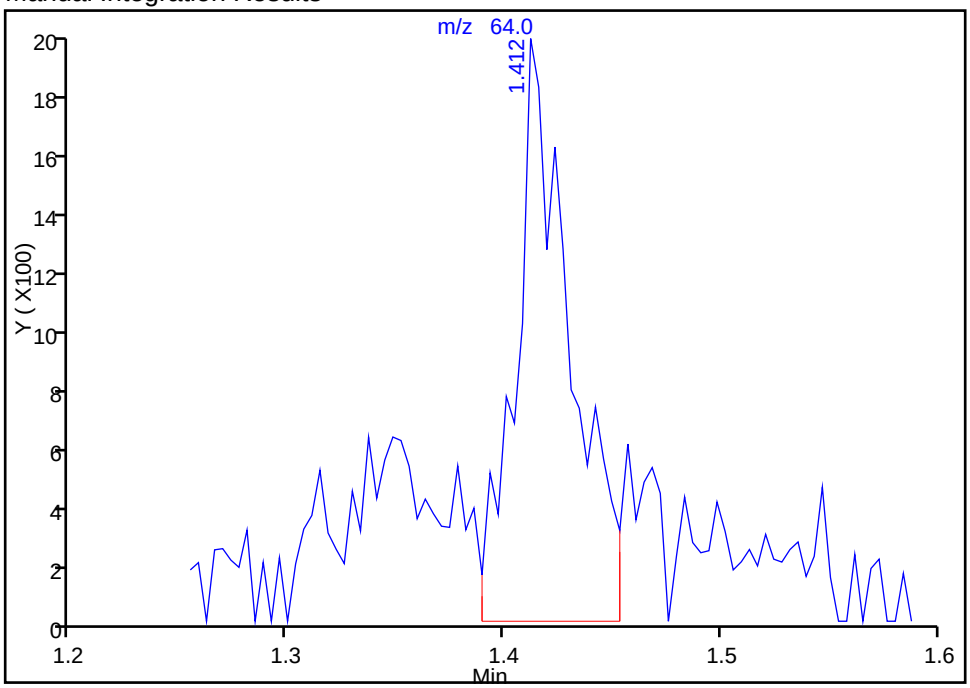

Reviewer: delpolitov, 25-Mar-2016 18:39:31
Audit Action: Split an Integrated Peak
Audit Reason: Peak Tail

Manual Integration/User Assign Peak Report

TestAmerica Edison

Data File: \\ChromNA\Edison\ChromData\CVOAMS12\20160323-38887.b\O07963.D
Injection Date: 23-Mar-2016 21:39:30 Instrument ID: CVOAMS12
Lims ID: STD1
Client ID:
Operator ID: ALS Bottle#: 3 Worklist Smp#: 4
Purge Vol: 5.000 mL Dil. Factor: 1.0000
Method: 8260W_12 Limit Group: VOA - 8260C Water and Solid
Column: DB-624 (0.18 mm) Detector MS SCAN

14 Ethanol, CAS: 64-17-5

Processing Integration Results

RT: 1.70
Area: 490
Amount: 17.371108
Amount Units: ug/l

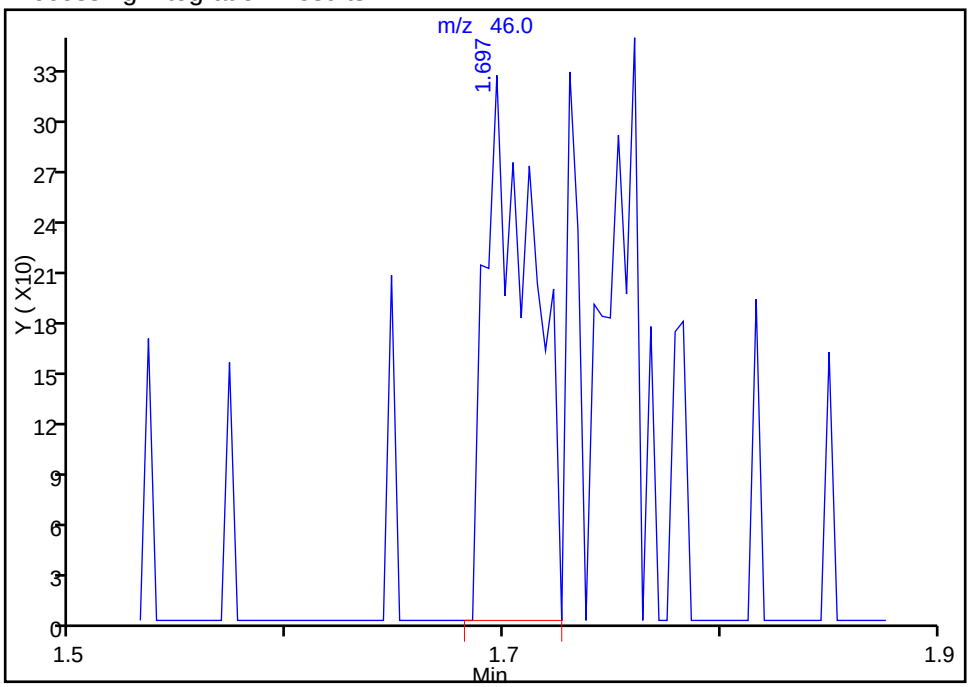

Manual Integration Results

RT: 1.76
Area: 1034
Amount: 38.422622
Amount Units: ug/l

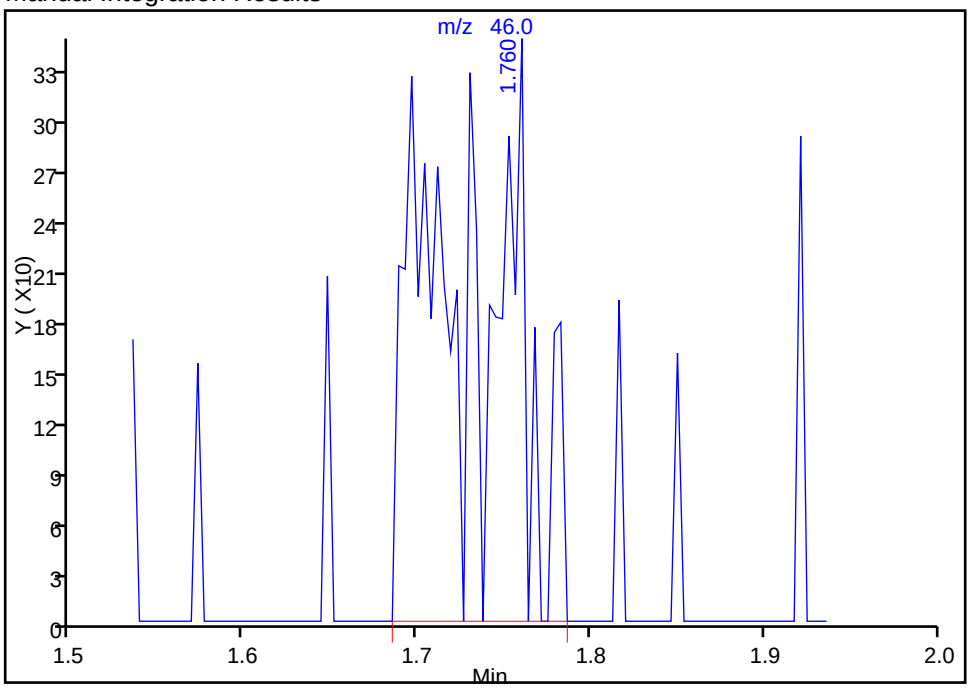

Reviewer: delpolitov, 25-Mar-2016 18:40:47
Audit Action: Manually Integrated
Audit Reason: Incomplete Integration

Manual Integration/User Assign Peak Report

TestAmerica Edison

Data File: \\ChromNA\Edison\ChromData\CVOAMS12\20160323-38887.b\O07963.D
Injection Date: 23-Mar-2016 21:39:30 Instrument ID: CVOAMS12
Lims ID: STD1
Client ID:
Operator ID: ALS Bottle#: 3 Worklist Smp#: 4
Purge Vol: 5.000 mL Dil. Factor: 1.0000
Method: 8260W_12 Limit Group: VOA - 8260C Water and Solid
Column: DB-624 (0.18 mm) Detector MS SCAN

19 Iodomethane, CAS: 74-88-4

Processing Integration Results

RT: 1.99
Area: 11974
Amount: 4.022671
Amount Units: ug/l

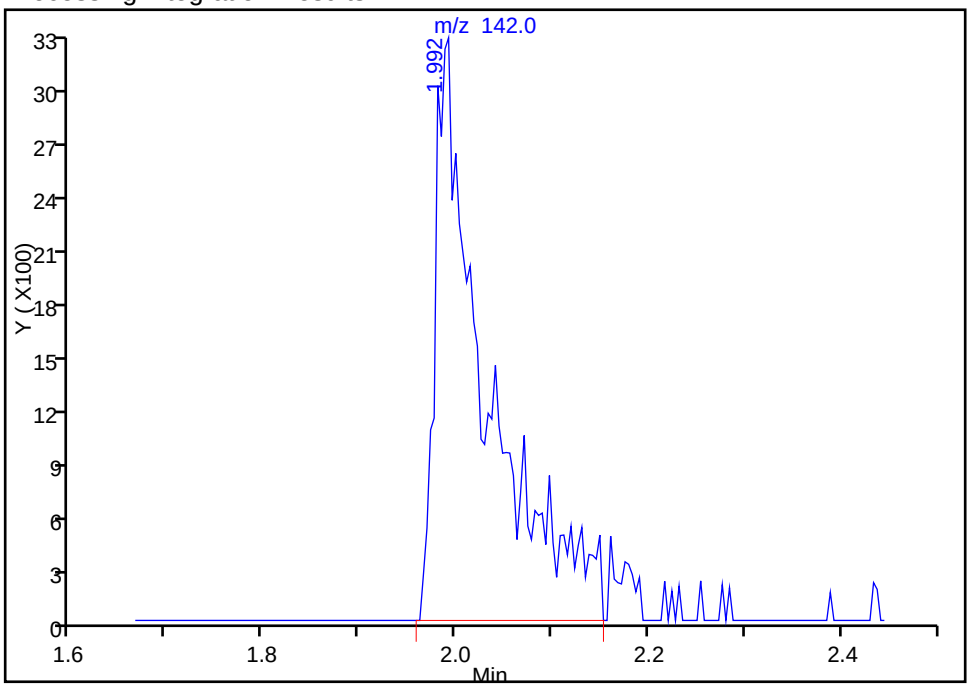

Manual Integration Results

RT: 1.99
Area: 9955
Amount: 3.344225
Amount Units: ug/l

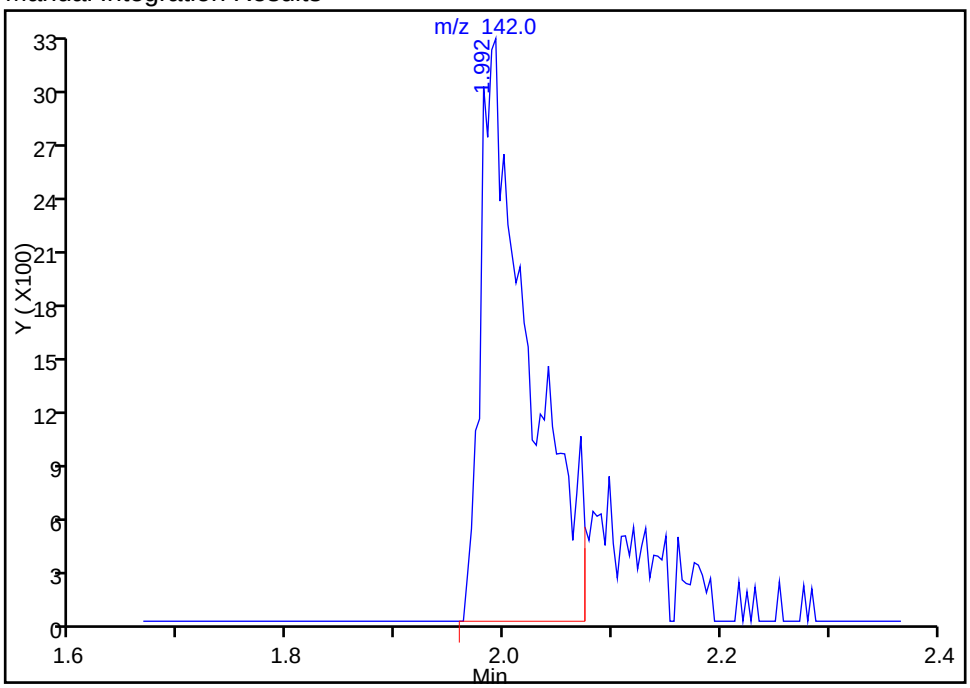

Reviewer: delpolitov, 25-Mar-2016 18:40:47
Audit Action: Split an Integrated Peak
Audit Reason: Peak Tail

TestAmerica Edison
Target Compound Quantitation Report

Data File: \\ChromNA\Edison\ChromData\CVOAMS12\20160323-38887.b\O07964.D
Lims ID: STD5
Client ID:
Sample Type: IC Calib Level: 2
Inject. Date: 23-Mar-2016 22:07:30 ALS Bottle#: 4 Worklist Smp#: 5
Purge Vol: 5.000 mL Dil. Factor: 1.0000
Sample Info: STD5
Misc. Info.: 460-0038887-005
Operator ID: Instrument ID: CVOAMS12
Sublist: chrom-8260W_12*sub9

Method: \\ChromNA\Edison\ChromData\CVOAMS12\20160323-38887.b\8260W_12.m
Limit Group: VOA - 8260C Water and Solid
Last Update: 25-Mar-2016 19:03:33 Calib Date: 23-Mar-2016 23:57:30
Integrator: RTE ID Type: Deconvolution ID
Quant Method: Internal Standard Quant By: Initial Calibration
Last ICal File: \\ChromNA\Edison\ChromData\CVOAMS12\20160323-38887.b\O07968.D

Column 1 : DB-624 (0.18 mm) Det: MS SCAN
Process Host: XAWRK011

First Level Reviewer: boykink Date: 23-Mar-2016 22:44:55

Compound	Sig	RT (min.)	Exp RT (min.)	Dlt RT (min.)	Q	Response	Cal Amt ug/l	OnCol Amt ug/l	Flags
1 Chlorotrifluoroethene	66	0.982	0.971	0.011	88	1943	5.00	4.57	M
2 Dichlorodifluoromethane	85	0.993	0.997	-0.004	99	20187	5.00	5.18	
4 Chloromethane	50	1.154	1.158	-0.004	94	23388	5.00	5.61	
3 Vinyl chloride	62	1.169	1.169	0.000	97	23055	5.00	5.09	
5 Butadiene	54	1.188	1.192	-0.004	97	21384	5.00	5.29	
7 Bromomethane	94	1.356	1.356	0.000	96	11736	5.00	5.64	
8 Chloroethane	64	1.416	1.416	0.000	98	17945	5.00	5.92	
11 Dichlorofluoromethane	67	1.540	1.536	0.004	98	36900	5.00	5.66	
10 Trichlorofluoromethane	101	1.573	1.570	0.003	98	25209	5.00	5.51	
9 Pentane	72	1.622	1.622	0.000	97	3798	10.0	5.48	
14 Ethanol	46	1.704	1.704	0.000	84	5682	200.0	213.0	
13 Ethyl ether	59	1.757	1.753	0.004	71	21244	5.00	5.65	
15 1,2-Dichloro-1,1,2-trifluo	67	1.760	1.761	0.000	88	39804	5.00	4.34	
12 2-Methyl-1,3-butadiene	67	1.760	1.761	0.000	83	39804	5.00	4.34	
21 Acrolein	56	1.828	1.828	0.000	96	16601	20.0	19.8	
16 1,1-Dichloroethene	96	1.888	1.891	-0.003	97	15876	5.00	5.16	
18 1,1,2-Trichloro-1,2,2-trif	101	1.895	1.891	0.004	58	11582	5.00	4.34	
25 Acetone	58	1.929	1.933	-0.004	86	10465	25.0	25.5	
19 Iodomethane	142	1.981	1.985	-0.004	99	13509	5.00	4.65	
17 Carbon disulfide	76	2.026	2.026	0.000	99	62218	5.00	5.30	
23 Isopropyl alcohol	45	2.030	2.030	0.000	34	16886	50.0	58.2	
32 Acetonitrile	41	2.123	2.124	-0.001	91	69028	50.0	56.0	
22 3-Chloro-1-propene	76	2.123	2.127	-0.004	91	12534	5.00	5.77	
27 Methyl acetate	74	2.142	2.142	0.000	100	20671	25.0	28.5	
20 Cyclopentene	67	2.183	2.183	0.000	96	35545	5.00	3.87	
24 Methylene Chloride	84	2.206	2.206	0.000	95	19261	5.00	5.39	
* 30 TBA-d9 (IS)	65	2.247	2.247	0.000	98	331403	1000.0	1000.0	
31 2-Methyl-2-propanol	59	2.303	2.303	0.000	91	25917	50.0	55.6	
37 Acrylonitrile	53	2.374	2.374	0.000	93	89056	50.0	54.1	
26 trans-1,2-Dichloroethene	96	2.397	2.397	0.000	96	18807	5.00	5.56	

Compound	Sig	RT (min.)	Exp RT (min.)	Dlt RT (min.)	Q	Response	Cal Amt ug/l	OnCol Amt ug/l	Flags
29 Methyl tert-butyl ether	73	2.408	2.408	0.000	98	62013	5.00	5.53	
28 Hexane	57	2.602	2.603	0.000	96	16510	5.00	4.30	
36 1,1-Dichloroethane	63	2.703	2.700	0.003	100	34134	5.00	5.41	
40 Vinyl acetate	86	2.748	2.752	-0.004	100	7728	10.0	9.38	
34 Isopropyl ether	45	2.771	2.775	-0.004	89	68835	5.00	5.35	
35 2-Chloro-1,3-butadiene	88	2.774	2.775	-0.001	61	14004	5.00	4.52	
39 Tert-butyl ethyl ether	59	3.055	3.059	-0.004	89	61368	5.00	5.24	
* 52 2-Butanone-d5	46	3.130	3.130	0.000	0	444136	250.0	250.0	
42 2,2-Dichloropropane	97	3.156	3.160	-0.004	57	5464	5.00	5.09	
41 cis-1,2-Dichloroethene	96	3.160	3.160	0.000	93	19972	5.00	5.40	
53 2-Butanone (MEK)	72	3.182	3.179	0.003	100	13172	25.0	27.4	
58 Propionitrile	54	3.227	3.224	0.003	99	33557	50.0	54.3	
47 Ethyl acetate	70	3.242	3.242	0.000	99	4488	10.0	10.9	
48 Methyl acrylate	55	3.265	3.269	-0.004	99	21982	5.00	4.70	
59 Methacrylonitrile	67	3.351	3.355	-0.004	94	95250	50.0	53.1	
44 Chlorobromomethane	128	3.355	3.358	-0.003	44	9201	5.00	5.65	
49 Tetrahydrofuran	42	3.411	3.411	0.000	93	15649	10.0	10.9	
45 Chloroform	83	3.433	3.433	0.000	97	30777	5.00	5.44	
$ 50 Dibromofluoromethane (Surr	113	3.575	3.575	0.000	97	145625	50.0	51.2	
51 1,1,1-Trichloroethane	97	3.594	3.594	0.000	97	23028	5.00	5.33	
43 Cyclohexane	56	3.650	3.647	0.003	95	23141	5.00	4.62	
46 Carbon tetrachloride	117	3.747	3.744	0.003	72	16083	5.00	4.80	
54 1,1-Dichloropropene	75	3.747	3.748	-0.001	92	22006	5.00	5.07	
$ 60 1,2-Dichloroethane-d4 (Sur	65	3.875	3.879	-0.004	96	198615	50.0	51.1	
63 Isobutyl alcohol	43	3.901	3.897	0.004	60	22685	125.0	133.1	
56 Benzene	78	3.935	3.935	0.000	96	77319	5.00	5.79	
62 1,2-Dichloroethane	62	3.950	3.950	0.000	97	26331	5.00	5.50	
55 Isooctane	57	4.039	4.032	0.007	37	18147	5.00	2.47	
66 Isopropyl acetate	43	4.039	4.043	-0.004	81	66626	5.00	5.04	
61 Tert-amyl methyl ether	73	4.066	4.066	0.000	92	53391	5.00	5.23	
* 64 Fluorobenzene	96	4.208	4.208	0.000	98	595540	50.0	50.0	
57 n-Heptane	43	4.230	4.227	0.003	90	11609	5.00	3.84	
70 n-Butanol	56	4.571	4.567	0.004	83	12944	125.0	125.8	
68 Trichloroethene	95	4.582	4.586	-0.004	94	15843	5.00	5.27	
73 Ethyl acrylate	55	4.735	4.736	-0.001	97	26420	5.00	5.10	
67 Methylcyclohexane	83	4.788	4.788	0.000	57	16785	5.00	4.28	
71 1,2-Dichloropropane	63	4.821	4.822	-0.001	93	18999	5.00	5.41	
* 74 1,4-Dioxane-d8	96	4.930	4.926	0.004	93	42553	1000.0	1000.0	
69 Dibromomethane	93	4.938	4.941	-0.003	96	10394	5.00	5.26	
75 Methyl methacrylate	100	4.994	4.990	0.004	93	11356	10.0	10.7	
76 1,4-Dioxane	88	4.982	4.994	-0.012	28	5558	100.0	112.7	
77 n-Propyl acetate	43	5.076	5.076	0.000	99	31490	5.00	5.21	
72 Dichlorobromomethane	83	5.132	5.132	0.000	98	21308	5.00	5.25	
83 2-Nitropropane	41	5.402	5.402	0.000	93	10002	10.0	9.48	
78 2-Chloroethyl vinyl ether	63	5.521	5.525	-0.004	75	4314	5.00	4.50	
82 Epichlorohydrin	57	5.566	5.566	0.000	99	39360	100.0	112.8	
79 cis-1,3-Dichloropropene	75	5.667	5.667	0.000	96	29292	5.00	5.53	
85 4-Methyl-2-pentanone (MIBK	43	5.888	5.888	0.000	98	99541	25.0	28.6	
$ 80 Toluene-d8 (Surr)	98	5.993	5.993	0.000	99	559237	50.0	51.9	
81 Toluene	91	6.075	6.075	0.000	93	68552	5.00	5.50	
86 trans-1,3-Dichloropropene	75	6.378	6.382	-0.004	98	25487	5.00	5.48	
88 Ethyl methacrylate	69	6.562	6.562	0.000	90	22268	5.00	5.58	

Compound	Sig	RT (min.)	Exp RT (min.)	Dlt RT (min.)	Q	Response	Cal Amt ug/l	OnCol Amt ug/l	Flags
87 1,1,2-Trichloroethane	83	6.610	6.610	0.000	94	13348	5.00	5.70	
84 Tetrachloroethene	166	6.782	6.783	-0.001	97	14040	5.00	5.34	
90 1,3-Dichloropropane	76	6.824	6.827	-0.003	97	29752	5.00	5.84	
93 2-Hexanone	43	6.999	7.000	-0.001	97	74230	25.0	30.8	
89 Chlorodibromomethane	129	7.119	7.123	-0.004	99	15047	5.00	5.51	
92 n-Butyl acetate	43	7.224	7.224	0.000	98	28865	5.00	5.51	
91 Ethylene Dibromide	107	7.246	7.250	-0.004	90	15972	5.00	5.79	
* 94 Chlorobenzene-d5	117	7.943	7.943	0.000	88	368331	50.0	50.0	
95 Chlorobenzene	112	7.984	7.980	0.004	95	41721	5.00	5.62	
97 1,1,1,2-Tetrachloroethane	131	8.126	8.122	0.004	95	13889	5.00	5.36	
96 Ethylbenzene	106	8.182	8.186	-0.004	99	21019	5.00	5.50	
98 m-Xylene & p-Xylene	106	8.373	8.373	0.000	96	28169	5.00	5.87	
99 o-Xylene	106	8.964	8.961	0.003	94	27680	5.00	5.74	
101 Styrene	104	8.990	8.991	0.000	96	48552	5.00	5.83	
102 n-Butyl acrylate	73	9.039	9.039	0.000	97	12615	5.00	5.41	
100 Bromoform	173	9.215	9.223	-0.008	97	9173	5.00	5.12	
105 Amyl acetate (mixed isomer	43	9.432	9.432	0.000	88	34874	5.00	5.72	
103 Isopropylbenzene	105	9.574	9.571	0.003	96	62544	5.00	5.67	
$ 106 4-Bromofluorobenzene	174	9.776	9.776	0.000	90	165827	50.0	53.1	
107 Bromobenzene	156	9.975	9.971	0.004	91	17459	5.00	5.44	M
109 1,1,2,2-Tetrachloroethane	83	10.072	10.076	-0.004	98	19745	5.00	5.36	
112 1,2,3-Trichloropropane	110	10.098	10.102	-0.004	97	5923	5.00	5.56	
114 trans-1,4-Dichloro-2-buten	53	10.173	10.177	-0.004	87	6597	5.00	5.35	
108 N-Propylbenzene	91	10.244	10.240	0.004	98	75546	5.00	5.45	
110 2-Chlorotoluene	91	10.319	10.323	-0.004	98	48530	5.00	5.70	
111 4-Ethyltoluene	105	10.442	10.443	0.000	96	60765	5.00	5.03	
115 4-Chlorotoluene	91	10.510	10.510	0.000	97	52685	5.00	5.73	
113 1,3,5-Trimethylbenzene	105	10.566	10.559	0.008	93	46821	5.00	5.13	
118 Butyl Methacrylate	87	10.835	10.835	0.000	94	16201	5.00	4.80	
116 tert-Butylbenzene	119	11.079	11.079	-0.001	94	41876	5.00	5.34	
117 1,2,4-Trimethylbenzene	105	11.157	11.161	-0.004	98	48176	5.00	5.17	
119 sec-Butylbenzene	105	11.419	11.419	0.000	99	56454	5.00	5.09	
120 1,3-Dichlorobenzene	146	11.505	11.505	0.000	95	33259	5.00	5.64	
* 122 1,4-Dichlorobenzene-d4	152	11.602	11.606	-0.004	96	200239	50.0	50.0	
123 1,4-Dichlorobenzene	146	11.636	11.636	0.000	94	33834	5.00	5.53	
121 4-Isopropyltoluene	119	11.647	11.648	-0.001	98	47911	5.00	5.00	
125 Benzyl chloride	126	11.838	11.838	0.000	98	7214	5.00	5.08	
124 2,3-Dihydroindene	117	11.965	11.966	-0.001	94	62729	5.00	5.45	
128 1,2-Dichlorobenzene	146	12.093	12.089	0.004	96	33307	5.00	5.63	
126 p-Diethylbenzene	119	12.138	12.134	0.004	91	24416	5.00	4.33	
127 n-Butylbenzene	91	12.160	12.160	0.000	97	44587	5.00	4.66	
130 1,2-Dibromo-3-Chloropropan	75	12.942	12.942	0.000	86	4265	5.00	5.23	
129 1,2,4,5-Tetramethylbenzene	119	12.961	12.961	0.000	97	51982	5.00	5.33	
131 1,3,5-Trichlorobenzene	180	13.155	13.156	-0.001	96	22464	5.00	5.14	
132 1,2,4-Trichlorobenzene	180	13.706	13.706	0.000	93	22988	5.00	5.58	
133 Hexachlorobutadiene	225	13.878	13.878	0.000	93	6452	5.00	5.01	
135 Naphthalene	128	13.900	13.900	0.000	99	69957	5.00	5.85	
136 1,2,3-Trichlorobenzene	180	14.102	14.102	0.000	95	22817	5.00	5.63	
S 137 1,2-Dichloroethene, Total	100				0		10.0	11.0	
S 138 Xylenes, Total	100				0		10.0	11.6	
S 139 Total BTEX	1				0		25.0	28.4	

QC Flag Legend

Review Flags

M - Manually Integrated

Reagents:

GAS Hi_00140	Amount Added:	1.00	Units: uL	
MIX I Hi_00054	Amount Added:	1.00	Units: uL	
MIX 2 Hi_00042	Amount Added:	1.00	Units: uL	
ACROLEIN W_00049	Amount Added:	4.00	Units: uL	
8260ISNEW_00064	Amount Added:	1.00	Units: uL	Run Reagent
8260SURR250_00119	Amount Added:	1.00	Units: uL	Run Reagent

Report Date: 25-Mar-2016 19:03:34 Chrom Revision: 2.2 04-Mar-2016 14:36:24

TestAmerica Edison

Data File: \\ChromNA\Edison\ChromData\CVOAMS12\20160323-38887.b\O07964.D

Injection Date: 23-Mar-2016 22:07:30 Instrument ID: CVOAMS12 Operator ID:

Lims ID: STD5 Worklist Smp#: 5

Client ID:

Purge Vol: 5.000 mL Dil. Factor: 1.0000 ALS Bottle#: 4

Method: 8260W_12 Limit Group: VOA - 8260C Water and Solid

Column: DB-624 (0.18 mm)

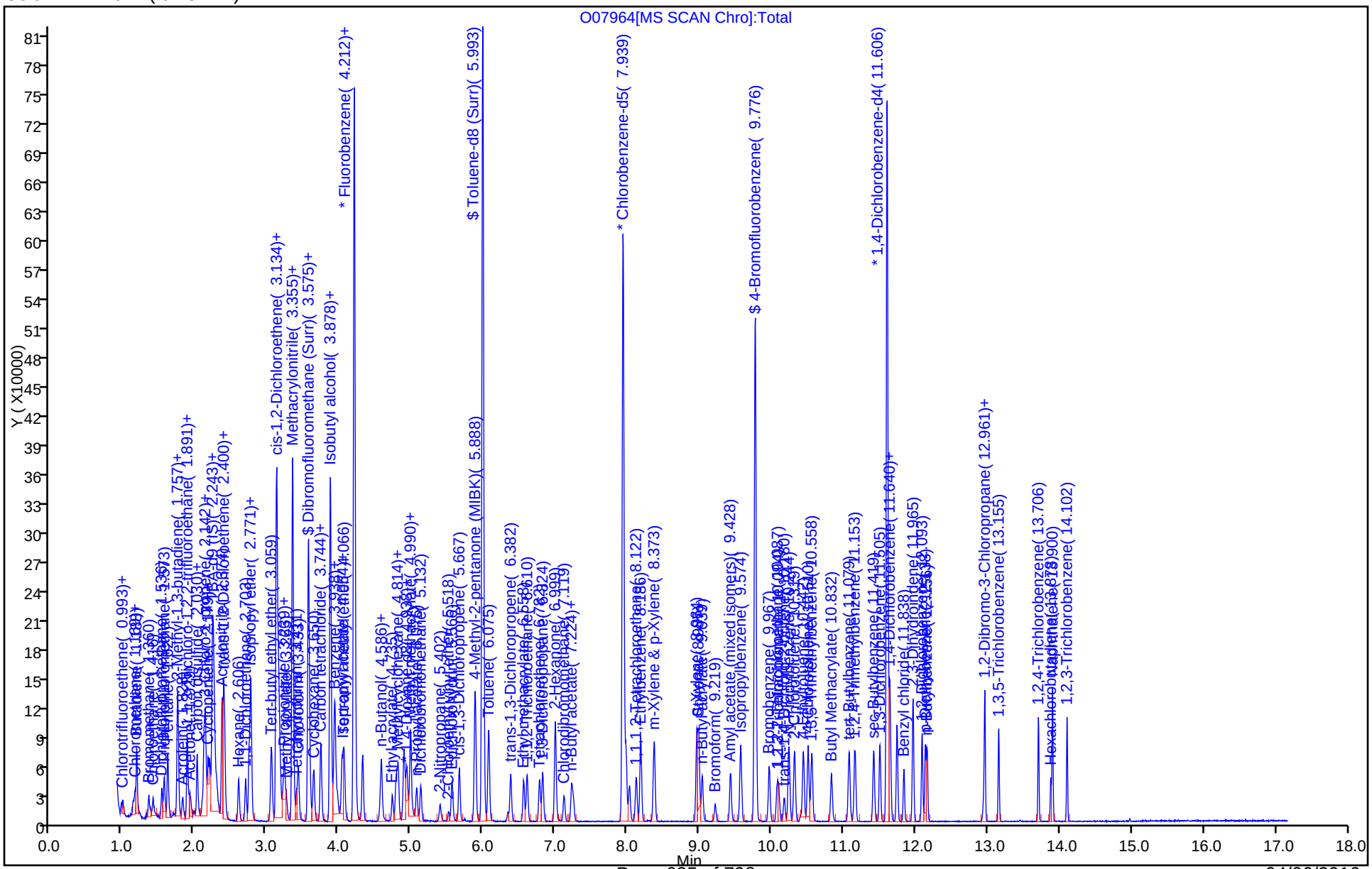

Manual Integration/User Assign Peak Report

TestAmerica Edison

Data File: \\ChromNA\Edison\ChromData\CVOAMS12\20160323-38887.b\O07964.D
Injection Date: 23-Mar-2016 22:07:30 Instrument ID: CVOAMS12
Lims ID: STD5
Client ID:
Operator ID: ALS Bottle#: 4 Worklist Smp#: 5
Purge Vol: 5.000 mL Dil. Factor: 1.0000
Method: 8260W_12 Limit Group: VOA - 8260C Water and Solid
Column: DB-624 (0.18 mm) Detector MS SCAN

1 Chlorotrifluoroethene, CAS: 79-38-9

Not Detected
Expected RT: 0.97

Processing Integration Results

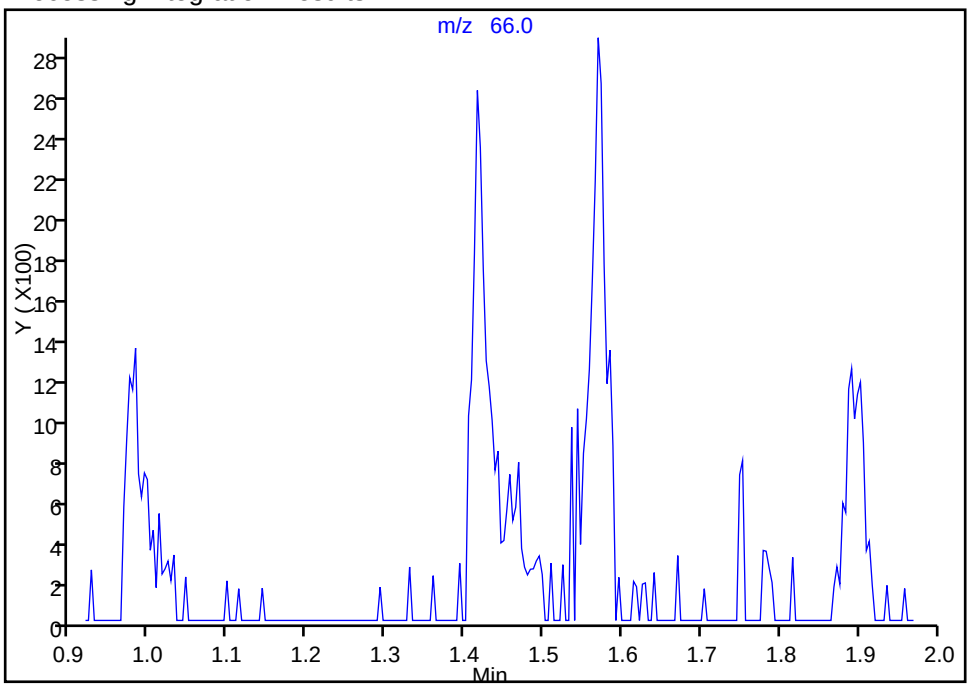

Manual Integration Results

RT: 0.98
Area: 1943
Amount: 4.573226
Amount Units: ug/l

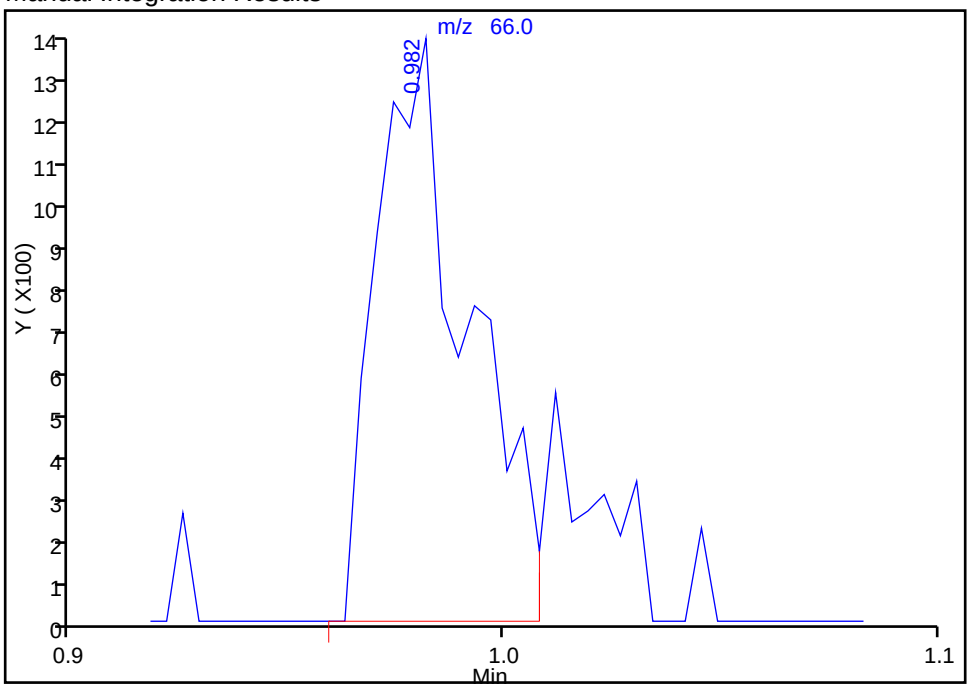

Reviewer: delpolitov, 25-Mar-2016 18:38:59
Audit Action: Manually Integrated
Audit Reason: Incomplete Integration

Manual Integration/User Assign Peak Report

TestAmerica Edison

Data File: \\ChromNA\Edison\ChromData\CVOAMS12\20160323-38887.b\O07964.D
Injection Date: 23-Mar-2016 22:07:30 Instrument ID: CVOAMS12
Lims ID: STD5
Client ID:
Operator ID: ALS Bottle#: 4 Worklist Smp#: 5
Purge Vol: 5.000 mL Dil. Factor: 1.0000
Method: 8260W_12 Limit Group: VOA - 8260C Water and Solid
Column: DB-624 (0.18 mm) Detector MS SCAN

107 Bromobenzene, CAS: 108-86-1

Processing Integration Results

RT: 9.96
Area: 10194
Amount: 3.332371
Amount Units: ug/l

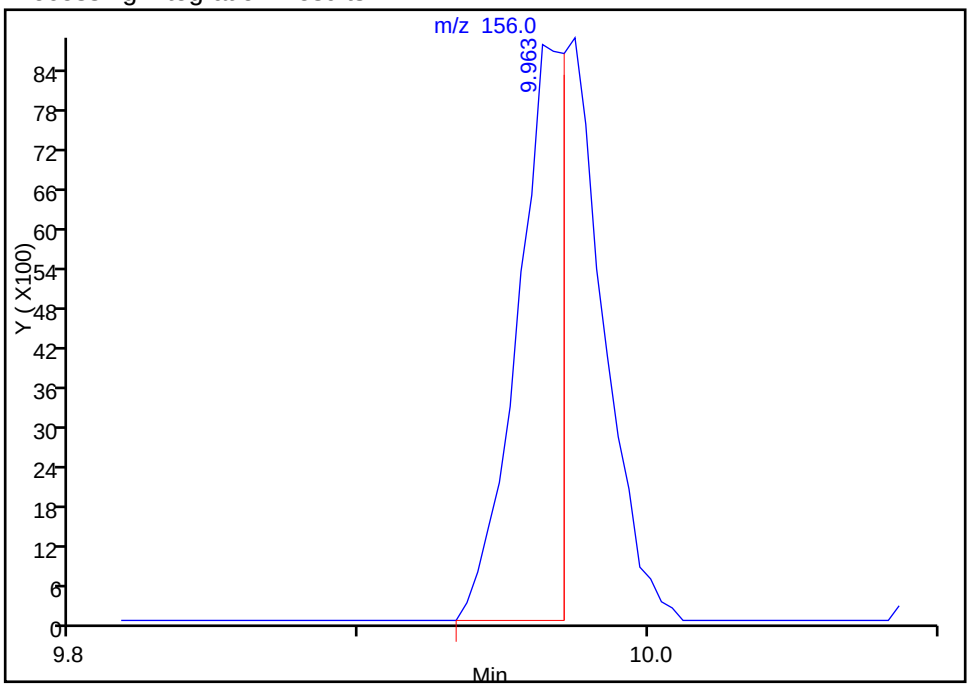

Manual Integration Results

RT: 9.97
Area: 17459
Amount: 5.441092
Amount Units: ug/l

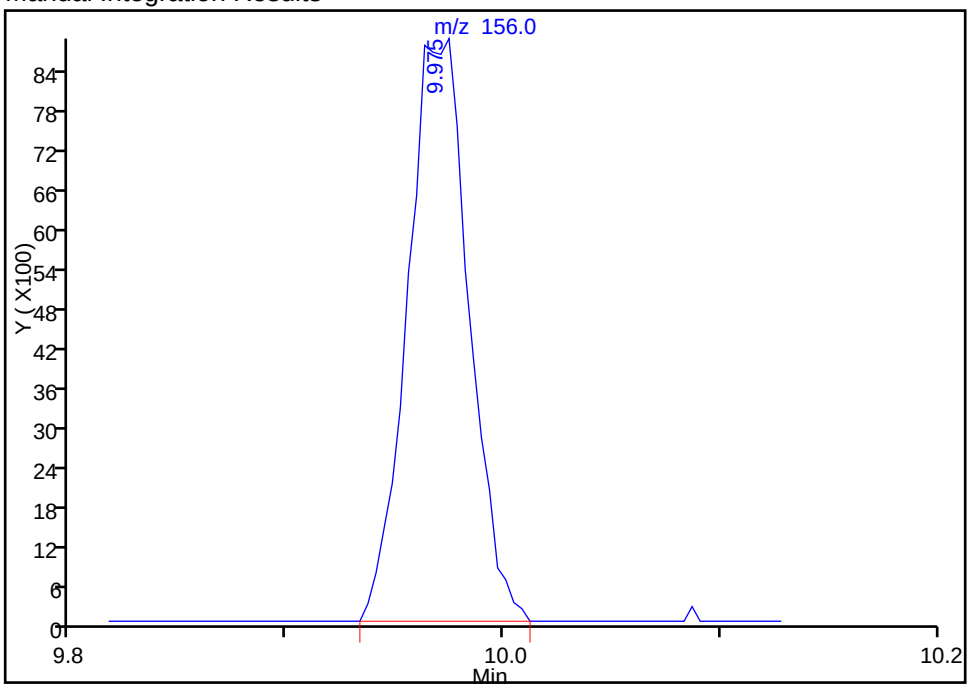

Reviewer: delpolitov, 25-Mar-2016 18:27:21
Audit Action: Manually Integrated
Audit Reason: Incomplete Integration

TestAmerica Edison
Target Compound Quantitation Report

Data File: \\ChromNA\Edison\ChromData\CVOAMS12\20160323-38887.b\O07965.D
Lims ID: STD20
Client ID:
Sample Type: ICIS Calib Level: 3
Inject. Date: 23-Mar-2016 22:35:30 ALS Bottle#: 5 Worklist Smp#: 6
Purge Vol: 5.000 mL Dil. Factor: 1.0000
Sample Info: STD20
Misc. Info.: 460-0038887-006
Operator ID: Instrument ID: CVOAMS12
Sublist: chrom-8260W_12*sub9

Method: \\ChromNA\Edison\ChromData\CVOAMS12\20160323-38887.b\8260W_12.m
Limit Group: VOA - 8260C Water and Solid
Last Update: 25-Mar-2016 19:03:40 Calib Date: 23-Mar-2016 23:57:30
Integrator: RTE ID Type: RT Order ID
Quant Method: Internal Standard Quant By: Initial Calibration
Last ICal File: \\ChromNA\Edison\ChromData\CVOAMS12\20160323-38887.b\O07968.D

Column 1 : DB-624 (0.18 mm) Det: MS SCAN
Process Host: XAWRK011

First Level Reviewer: boykink Date: 23-Mar-2016 23:15:37

Compound	Sig	RT (min.)	Exp RT (min.)	Dlt RT (min.)	Q	Response	Cal Amt ug/l	OnCol Amt ug/l	Flags
1 Chlorotrifluoroethene	66	0.971	0.971	0.000	88	8510	20.0	19.8	
2 Dichlorodifluoromethane	85	0.997	0.997	0.000	99	77149	20.0	19.5	
4 Chloromethane	50	1.158	1.158	0.000	98	85189	20.0	20.2	
3 Vinyl chloride	62	1.169	1.169	0.000	98	92900	20.0	20.3	
5 Butadiene	54	1.192	1.192	0.000	98	82133	20.0	20.1	
7 Bromomethane	94	1.356	1.356	0.000	98	35976	20.0	18.6	
8 Chloroethane	64	1.416	1.416	0.000	99	58028	20.0	18.9	
11 Dichlorofluoromethane	67	1.536	1.536	0.000	98	135836	20.0	20.6	
10 Trichlorofluoromethane	101	1.570	1.570	0.000	99	95295	20.0	20.6	
9 Pentane	72	1.622	1.622	0.000	96	28802	40.0	40.9	
14 Ethanol	46	1.704	1.704	0.000	96	25335	800.0	903.8	
13 Ethyl ether	59	1.753	1.753	0.000	91	74486	20.0	19.6	
15 1,2-Dichloro-1,1,2-trifluo	67	1.761	1.761	0.000	89	188788	20.0	20.3	
12 2-Methyl-1,3-butadiene	67	1.761	1.761	0.000	94	188788	20.0	20.3	
21 Acrolein	56	1.828	1.828	0.000	95	32651	40.0	37.1	
16 1,1-Dichloroethene	96	1.891	1.891	0.000	95	62127	20.0	19.9	
18 1,1,2-Trichloro-1,2,2-trif	101	1.891	1.891	0.000	70	53442	20.0	19.8	
25 Acetone	58	1.933	1.933	0.000	86	39762	100.0	93.2	
19 Iodomethane	142	1.985	1.985	0.000	99	40905	20.0	13.9	
17 Carbon disulfide	76	2.026	2.026	0.000	99	229438	20.0	19.3	
23 Isopropyl alcohol	45	2.030	2.030	0.000	32	62108	200.0	203.5	
32 Acetonitrile	41	2.124	2.124	0.000	81	270175	200.0	208.5	
22 3-Chloro-1-propene	76	2.127	2.127	0.000	92	42397	20.0	19.3	
27 Methyl acetate	74	2.142	2.142	0.000	100	74342	100.0	97.4	
20 Cyclopentene	67	2.183	2.183	0.000	96	195643	20.0	21.0	
24 Methylene Chloride	84	2.206	2.206	0.000	96	71449	20.0	19.8	
* 30 TBA-d9 (IS)	65	2.247	2.247	0.000	98	348312	1000.0	1000.0	
31 2-Methyl-2-propanol	59	2.303	2.303	0.000	99	88186	200.0	195.0	
37 Acrylonitrile	53	2.374	2.374	0.000	94	327511	200.0	196.4	
26 trans-1,2-Dichloroethene	96	2.397	2.397	0.000	97	66322	20.0	19.4	

Compound	Sig	RT (min.)	Exp RT (min.)	Dlt RT (min.)	Q	Response	Cal Amt ug/l	OnCol Amt ug/l	Flags
29 Methyl tert-butyl ether	73	2.408	2.408	0.000	98	227438	20.0	20.0	
28 Hexane	57	2.603	2.603	0.000	93	77270	20.0	19.9	
36 1,1-Dichloroethane	63	2.700	2.700	0.000	100	130081	20.0	20.3	
40 Vinyl acetate	86	2.752	2.752	0.000	100	34443	40.0	41.3	
34 Isopropyl ether	45	2.775	2.775	0.000	91	272063	20.0	20.9	
35 2-Chloro-1,3-butadiene	88	2.775	2.775	0.000	66	64722	20.0	20.6	
39 Tert-butyl ethyl ether	59	3.059	3.059	0.000	88	249023	20.0	21.0	
* 52 2-Butanone-d5	46	3.130	3.130	0.000	0	461802	250.0	250.0	
42 2,2-Dichloropropane	97	3.160	3.160	0.000	73	21826	20.0	20.1	
41 cis-1,2-Dichloroethene	96	3.160	3.160	0.000	92	75724	20.0	20.2	
53 2-Butanone (MEK)	72	3.179	3.179	0.000	99	50603	100.0	101.2	
58 Propionitrile	54	3.224	3.224	0.000	97	140214	200.0	216.0	
47 Ethyl acetate	70	3.242	3.242	0.000	99	17644	40.0	41.2	
48 Methyl acrylate	55	3.269	3.269	0.000	99	90037	20.0	19.0	
59 Methacrylonitrile	67	3.355	3.355	0.000	95	377308	200.0	207.8	
44 Chlorobromomethane	128	3.358	3.358	0.000	98	32859	20.0	19.9	
49 Tetrahydrofuran	42	3.411	3.411	0.000	98	61486	40.0	41.2	
45 Chloroform	83	3.433	3.433	0.000	97	114451	20.0	20.0	
$ 50 Dibromofluoromethane (Surr	113	3.575	3.575	0.000	97	145103	50.0	50.4	
51 1,1,1-Trichloroethane	97	3.594	3.594	0.000	98	88676	20.0	20.3	
43 Cyclohexane	56	3.647	3.647	0.000	94	100734	20.0	19.9	
46 Carbon tetrachloride	117	3.744	3.744	0.000	76	66572	20.0	19.6	
54 1,1-Dichloropropene	75	3.748	3.748	0.000	92	85249	20.0	19.4	
$ 60 1,2-Dichloroethane-d4 (Sur	65	3.879	3.879	0.000	96	196729	50.0	50.0	
63 Isobutyl alcohol	43	3.897	3.897	0.000	97	90049	500.0	502.7	
56 Benzene	78	3.935	3.935	0.000	97	281755	20.0	20.0	
62 1,2-Dichloroethane	62	3.950	3.950	0.000	96	97192	20.0	20.0	
55 Isooctane	57	4.032	4.032	0.000	99	143419	20.0	19.2	
66 Isopropyl acetate	43	4.043	4.043	0.000	97	275132	20.0	20.6	
61 Tert-amyl methyl ether	73	4.066	4.066	0.000	98	218881	20.0	21.2	
* 64 Fluorobenzene	96	4.208	4.208	0.000	98	602968	50.0	50.0	
57 n-Heptane	43	4.227	4.227	0.000	95	57307	20.0	18.6	
70 n-Butanol	56	4.567	4.567	0.000	91	52730	500.0	487.5	
68 Trichloroethene	95	4.586	4.586	0.000	97	60736	20.0	20.0	
73 Ethyl acrylate	55	4.736	4.736	0.000	98	103933	20.0	19.8	
67 Methylcyclohexane	83	4.788	4.788	0.000	96	80476	20.0	20.3	
71 1,2-Dichloropropane	63	4.822	4.822	0.000	91	71926	20.0	20.2	
* 74 1,4-Dioxane-d8	96	4.926	4.926	0.000	97	42667	1000.0	1000.0	
69 Dibromomethane	93	4.941	4.941	0.000	96	41199	20.0	20.6	
75 Methyl methacrylate	100	4.990	4.990	0.000	92	45068	40.0	41.8	
76 1,4-Dioxane	88	4.994	4.994	0.000	29	22186	400.0	448.5	
77 n-Propyl acetate	43	5.076	5.076	0.000	99	126066	20.0	20.6	
72 Dichlorobromomethane	83	5.132	5.132	0.000	98	82915	20.0	20.2	
83 2-Nitropropane	41	5.402	5.402	0.000	99	42035	40.0	39.3	
78 2-Chloroethyl vinyl ether	63	5.525	5.525	0.000	93	21131	20.0	20.2	
82 Epichlorohydrin	57	5.566	5.566	0.000	99	155346	400.0	428.1	
79 cis-1,3-Dichloropropene	75	5.667	5.667	0.000	95	112270	20.0	20.1	
85 4-Methyl-2-pentanone (MIBK	43	5.888	5.888	0.000	98	390233	100.0	107.8	
$ 80 Toluene-d8 (Surr)	98	5.993	5.993	0.000	99	575730	50.0	50.7	
81 Toluene	91	6.075	6.075	0.000	94	266399	20.0	20.3	
86 trans-1,3-Dichloropropene	75	6.382	6.382	0.000	98	101271	20.0	20.7	
88 Ethyl methacrylate	69	6.562	6.562	0.000	93	87681	20.0	20.9	

Compound	Sig	RT (min.)	Exp RT (min.)	Dlt RT (min.)	Q	Response	Cal Amt ug/l	OnCol Amt ug/l	Flags
87 1,1,2-Trichloroethane	83	6.610	6.610	0.000	94	51397	20.0	20.8	
84 Tetrachloroethene	166	6.783	6.783	0.000	98	56565	20.0	20.4	
90 1,3-Dichloropropane	76	6.827	6.827	0.000	96	108951	20.0	20.3	
93 2-Hexanone	43	7.000	7.000	0.000	97	261644	100.0	104.3	
89 Chlorodibromomethane	129	7.123	7.123	0.000	97	57471	20.0	20.0	
92 n-Butyl acetate	43	7.224	7.224	0.000	99	116308	20.0	21.1	
91 Ethylene Dibromide	107	7.250	7.250	0.000	99	58396	20.0	20.1	
* 94 Chlorobenzene-d5	117	7.943	7.943	0.000	87	387765	50.0	50.0	
95 Chlorobenzene	112	7.980	7.980	0.000	93	156660	20.0	20.0	
97 1,1,1,2-Tetrachloroethane	131	8.122	8.122	0.000	94	54603	20.0	20.0	
96 Ethylbenzene	106	8.186	8.186	0.000	99	79161	20.0	19.7	
98 m-Xylene & p-Xylene	106	8.373	8.373	0.000	97	102509	20.0	20.3	
99 o-Xylene	106	8.961	8.961	0.000	94	102828	20.0	20.3	
101 Styrene	104	8.991	8.991	0.000	95	178323	20.0	20.3	
102 n-Butyl acrylate	73	9.039	9.039	0.000	99	51892	20.0	21.1	
100 Bromoform	173	9.223	9.223	0.000	97	35510	20.0	18.8	
105 Amyl acetate (mixed isomer	43	9.432	9.432	0.000	89	132282	20.0	21.3	
103 Isopropylbenzene	105	9.571	9.571	0.000	96	238626	20.0	20.5	
$ 106 4-Bromofluorobenzene	174	9.776	9.776	0.000	89	162681	50.0	49.5	
107 Bromobenzene	156	9.971	9.971	0.000	97	65654	20.0	20.1	
109 1,1,2,2-Tetrachloroethane	83	10.076	10.076	0.000	98	76798	20.0	20.5	
112 1,2,3-Trichloropropane	110	10.102	10.102	0.000	96	23170	20.0	21.4	
114 trans-1,4-Dichloro-2-buten	53	10.177	10.177	0.000	89	25511	20.0	20.3	
108 N-Propylbenzene	91	10.240	10.240	0.000	99	293563	20.0	20.8	
110 2-Chlorotoluene	91	10.323	10.323	0.000	97	178310	20.0	20.5	
111 4-Ethyltoluene	105	10.443	10.443	0.000	99	258514	20.0	21.0	
115 4-Chlorotoluene	91	10.510	10.510	0.000	98	191903	20.0	20.5	
113 1,3,5-Trimethylbenzene	105	10.559	10.559	0.000	62	187078	20.0	20.1	
118 Butyl Methacrylate	87	10.835	10.835	0.000	94	70755	20.0	20.6	
116 tert-Butylbenzene	119	11.079	11.079	0.000	95	163940	20.0	20.5	
117 1,2,4-Trimethylbenzene	105	11.161	11.161	0.000	98	192421	20.0	20.3	
119 sec-Butylbenzene	105	11.419	11.419	0.000	99	236813	20.0	21.0	
120 1,3-Dichlorobenzene	146	11.505	11.505	0.000	96	123156	20.0	20.5	
* 122 1,4-Dichlorobenzene-d4	152	11.606	11.606	0.000	96	204141	50.0	50.0	
123 1,4-Dichlorobenzene	146	11.636	11.636	0.000	95	127031	20.0	20.3	
121 4-Isopropyltoluene	119	11.648	11.648	0.000	98	201707	20.0	20.7	
125 Benzyl chloride	126	11.838	11.838	0.000	98	31195	20.0	21.5	
124 2,3-Dihydroindene	117	11.966	11.966	0.000	95	246823	20.0	21.0	
128 1,2-Dichlorobenzene	146	12.089	12.089	0.000	95	121936	20.0	20.2	
126 p-Diethylbenzene	119	12.134	12.134	0.000	92	117516	20.0	20.4	
127 n-Butylbenzene	91	12.160	12.160	0.000	97	196918	20.0	20.2	
130 1,2-Dibromo-3-Chloropropan	75	12.942	12.942	0.000	92	16192	20.0	19.5	
129 1,2,4,5-Tetramethylbenzene	119	12.961	12.961	0.000	97	208392	20.0	20.9	
131 1,3,5-Trichlorobenzene	180	13.156	13.156	0.000	97	90106	20.0	20.2	
132 1,2,4-Trichlorobenzene	180	13.706	13.706	0.000	94	86930	20.0	20.7	
133 Hexachlorobutadiene	225	13.878	13.878	0.000	95	27751	20.0	21.2	
135 Naphthalene	128	13.900	13.900	0.000	99	262893	20.0	21.6	
136 1,2,3-Trichlorobenzene	180	14.102	14.102	0.000	94	83595	20.0	20.2	
S 137 1,2-Dichloroethene, Total	100				0		40.0	39.6	
S 138 Xylenes, Total	100				0		40.0	40.5	
S 139 Total BTEX	1				0		100.0	100.6	

Reagents:

GAS Hi_00140	Amount Added:	2.00	Units: uL	
MIX I Hi_00054	Amount Added:	2.00	Units: uL	
MIX 2 Hi_00042	Amount Added:	2.00	Units: uL	
ACROLEIN W_00049	Amount Added:	4.00	Units: uL	
8260ISNEW_00064	Amount Added:	1.00	Units: uL	Run Reagent
8260SURR250_00119	Amount Added:	1.00	Units: uL	Run Reagent

Report Date: 25-Mar-2016 19:03:41 Chrom Revision: 2.2 04-Mar-2016 14:36:24

TestAmerica Edison

Data File: \\ChromNA\Edison\ChromData\CVOAMS12\20160323-38887.b\O07965.D

Injection Date:	23-Mar-2016 22:35:30	Instrument ID:	CVOAMS12	Operator ID:	
Lims ID:	STD20			Worklist Smp#:	6
Client ID:					
Purge Vol:	5.000 mL	Dil. Factor:	1.0000	ALS Bottle#:	5
Method:	8260W_12	Limit Group:	VOA - 8260C Water and Solid		

Column: DB-624 (0.18 mm)

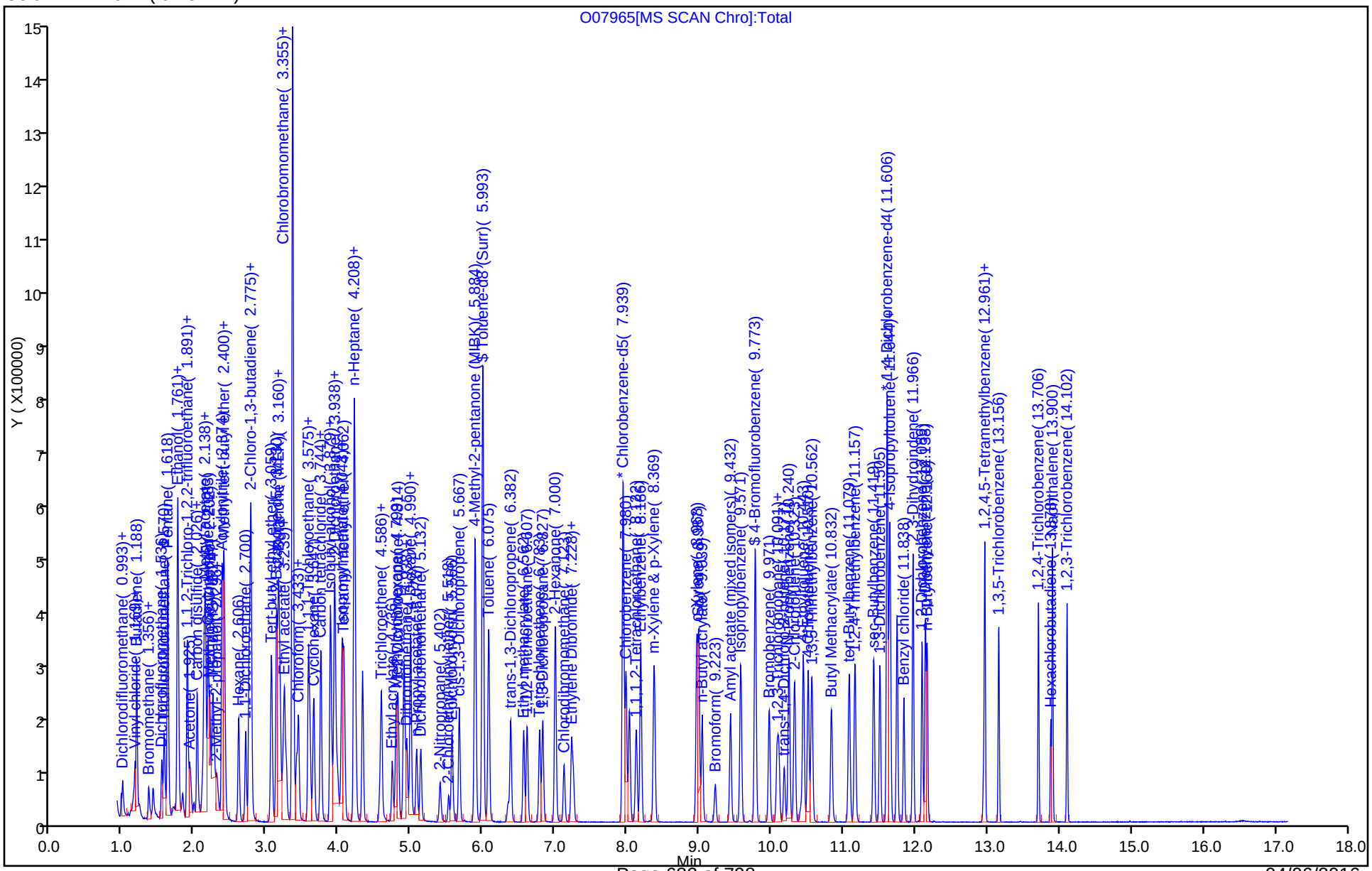

TestAmerica Edison
Target Compound Quantitation Report

Data File: \\ChromNA\Edison\ChromData\CVOAMS12\20160323-38887.b\O07966.D
Lims ID: STD50
Client ID:
Sample Type: IC Calib Level: 4
Inject. Date: 23-Mar-2016 23:02:30 ALS Bottle#: 6 Worklist Smp#: 7
Purge Vol: 5.000 mL Dil. Factor: 1.0000
Sample Info: STD50
Misc. Info.: 460-0038887-007
Operator ID: Instrument ID: CVOAMS12
Sublist: chrom-8260W_12*sub9

Method: \\ChromNA\Edison\ChromData\CVOAMS12\20160323-38887.b\8260W_12.m
Limit Group: VOA - 8260C Water and Solid
Last Update: 25-Mar-2016 19:03:51 Calib Date: 23-Mar-2016 23:57:30
Integrator: RTE ID Type: Deconvolution ID
Quant Method: Internal Standard Quant By: Initial Calibration
Last ICal File: \\ChromNA\Edison\ChromData\CVOAMS12\20160323-38887.b\O07968.D

Column 1 : DB-624 (0.18 mm) Det: MS SCAN
Process Host: XAWRK011

First Level Reviewer: boykink Date: 23-Mar-2016 23:46:43

Compound	Sig	RT (min.)	Exp RT (min.)	Dlt RT (min.)	Q	Response	Cal Amt ug/l	OnCol Amt ug/l	Flags
1 Chlorotrifluoroethene	66	0.974	0.971	0.003	88	20665	50.0	47.9	
2 Dichlorodifluoromethane	85	0.997	0.997	0.000	99	189432	50.0	47.9	
4 Chloromethane	50	1.162	1.158	0.004	88	206938	50.0	48.9	
3 Vinyl chloride	62	1.169	1.169	0.000	97	222246	50.0	48.4	
5 Butadiene	54	1.191	1.192	-0.001	98	199360	50.0	48.6	
7 Bromomethane	94	1.356	1.356	0.000	98	93335	50.0	48.3	
8 Chloroethane	64	1.416	1.416	0.000	99	147579	50.0	48.0	
11 Dichlorofluoromethane	67	1.536	1.536	0.000	98	334611	50.0	50.5	
10 Trichlorofluoromethane	101	1.573	1.570	0.003	99	206329	50.0	44.5	
9 Pentane	72	1.618	1.622	-0.004	95	69138	100.0	97.5	
14 Ethanol	46	1.697	1.704	-0.007	97	59749	2000.0	2158.0	
13 Ethyl ether	59	1.753	1.753	0.000	94	192340	50.0	50.4	
15 1,2-Dichloro-1,1,2-trifluo	67	1.760	1.761	0.000	90	466784	50.0	50.1	
12 2-Methyl-1,3-butadiene	67	1.760	1.761	0.000	96	466784	50.0	50.1	
21 Acrolein	56	1.828	1.828	0.000	96	76620	100.0	88.3	
16 1,1-Dichloroethene	96	1.891	1.891	0.000	96	148821	50.0	47.7	
18 1,1,2-Trichloro-1,2,2-trif	101	1.895	1.891	0.004	96	109638	50.0	40.4	
25 Acetone	58	1.932	1.933	-0.001	86	95913	250.0	220.1	
19 Iodomethane	142	1.985	1.985	0.000	97	126796	50.0	43.2	
17 Carbon disulfide	76	2.030	2.026	0.004	99	566680	50.0	47.5	
23 Isopropyl alcohol	45	2.026	2.030	-0.004	32	141604	500.0	469.8	
32 Acetonitrile	41	2.123	2.124	-0.001	81	660256	500.0	515.9	
22 3-Chloro-1-propene	76	2.123	2.127	-0.004	90	107960	50.0	49.0	
27 Methyl acetate	74	2.142	2.142	0.000	100	188638	250.0	250.3	
20 Cyclopentene	67	2.179	2.183	-0.004	96	489013	50.0	52.4	
24 Methylene Chloride	84	2.206	2.206	0.000	95	175518	50.0	48.4	
* 30 TBA-d9 (IS)	65	2.250	2.247	0.003	98	344022	1000.0	1000.0	
31 2-Methyl-2-propanol	59	2.303	2.303	0.000	99	207023	500.0	477.1	
37 Acrylonitrile	53	2.378	2.374	0.004	94	819604	500.0	490.2	
26 trans-1,2-Dichloroethene	96	2.396	2.397	-0.001	98	164423	50.0	47.9	

Compound	Sig	RT (min.)	Exp RT (min.)	Dlt RT (min.)	Q	Response	Cal Amt ug/l	OnCol Amt ug/l	Flags
29 Methyl tert-butyl ether	73	2.408	2.408	0.000	98	563303	50.0	49.5	
28 Hexane	57	2.602	2.603	0.000	93	135552	50.0	34.8	
36 1,1-Dichloroethane	63	2.703	2.700	0.003	99	318054	50.0	49.6	
40 Vinyl acetate	86	2.752	2.752	0.000	100	81053	100.0	96.9	
34 Isopropyl ether	45	2.774	2.775	-0.001	91	661564	50.0	50.6	
35 2-Chloro-1,3-butadiene	88	2.774	2.775	-0.001	92	162900	50.0	51.8	
39 Tert-butyl ethyl ether	59	3.059	3.059	0.000	88	606035	50.0	51.0	
* 52 2-Butanone-d5	46	3.130	3.130	0.000	0	471823	250.0	250.0	
42 2,2-Dichloropropane	97	3.160	3.160	0.000	76	52607	50.0	48.3	
41 cis-1,2-Dichloroethene	96	3.160	3.160	0.000	92	182604	50.0	48.6	
53 2-Butanone (MEK)	72	3.182	3.179	0.003	99	124397	250.0	243.4	
58 Propionitrile	54	3.227	3.224	0.003	94	340323	500.0	530.7	
47 Ethyl acetate	70	3.242	3.242	0.000	99	43842	100.0	100.2	
48 Methyl acrylate	55	3.268	3.269	-0.001	99	221591	50.0	46.7	
59 Methacrylonitrile	67	3.354	3.355	-0.001	95	915547	500.0	503.0	
44 Chlorobromomethane	128	3.362	3.358	0.004	93	79673	50.0	48.2	
49 Tetrahydrofuran	42	3.411	3.411	0.000	93	150177	100.0	98.5	
45 Chloroform	83	3.433	3.433	0.000	98	284371	50.0	49.6	
$ 50 Dibromofluoromethane (Surr	113	3.575	3.575	0.000	97	146193	50.0	50.6	
51 1,1,1-Trichloroethane	97	3.594	3.594	0.000	98	204355	50.0	46.6	
43 Cyclohexane	56	3.650	3.647	0.003	94	200520	50.0	39.5	
46 Carbon tetrachloride	117	3.747	3.744	0.003	75	152895	50.0	45.0	
54 1,1-Dichloropropene	75	3.747	3.748	-0.001	93	198900	50.0	45.2	
$ 60 1,2-Dichloroethane-d4 (Sur	65	3.878	3.879	-0.001	95	197153	50.0	50.0	
63 Isobutyl alcohol	43	3.890	3.897	-0.007	95	218304	1250.0	1233.8	
56 Benzene	78	3.935	3.935	-0.001	97	686550	50.0	48.9	
62 1,2-Dichloroethane	62	3.949	3.950	-0.001	89	238449	50.0	49.0	
55 Isooctane	57	4.039	4.032	0.007	59	363678	50.0	48.3	
66 Isopropyl acetate	43	4.043	4.043	0.000	95	677516	50.0	50.5	
61 Tert-amyl methyl ether	73	4.065	4.066	-0.001	94	530483	50.0	51.1	
* 64 Fluorobenzene	96	4.208	4.208	0.000	98	604505	50.0	50.0	
57 n-Heptane	43	4.230	4.227	0.003	96	99162	50.0	31.9	
70 n-Butanol	56	4.567	4.567	0.000	89	135945	1250.0	1272.4	
68 Trichloroethene	95	4.586	4.586	0.000	98	147170	50.0	48.3	
73 Ethyl acrylate	55	4.735	4.736	-0.001	98	258954	50.0	49.3	
67 Methylcyclohexane	83	4.791	4.788	0.003	98	149392	50.0	37.5	
71 1,2-Dichloropropane	63	4.818	4.822	-0.004	90	176209	50.0	49.4	
* 74 1,4-Dioxane-d8	96	4.926	4.926	0.000	96	45170	1000.0	1000.0	
69 Dibromomethane	93	4.941	4.941	0.000	97	100237	50.0	49.9	
75 Methyl methacrylate	100	4.994	4.990	0.004	93	113784	100.0	105.3	
76 1,4-Dioxane	88	4.994	4.994	0.000	28	53992	1000.0	1031.1	
77 n-Propyl acetate	43	5.076	5.076	0.000	99	308390	50.0	50.2	
72 Dichlorobromomethane	83	5.132	5.132	0.000	99	205322	50.0	49.8	
83 2-Nitropropane	41	5.401	5.402	-0.001	98	109732	100.0	102.4	
78 2-Chloroethyl vinyl ether	63	5.521	5.525	-0.004	95	55111	50.0	50.4	
82 Epichlorohydrin	57	5.566	5.566	0.000	99	381082	1000.0	1027.8	
79 cis-1,3-Dichloropropene	75	5.667	5.667	0.000	95	278793	50.0	50.1	
85 4-Methyl-2-pentanone (MIBK	43	5.888	5.888	0.000	98	932263	250.0	252.1	
$ 80 Toluene-d8 (Surr)	98	5.993	5.993	0.000	99	566034	50.0	49.9	
81 Toluene	91	6.075	6.075	0.000	93	618126	50.0	47.2	
86 trans-1,3-Dichloropropene	75	6.382	6.382	0.000	99	250429	50.0	51.2	
88 Ethyl methacrylate	69	6.558	6.562	-0.004	92	213719	50.0	51.0	

Compound	Sig	RT (min.)	Exp RT (min.)	Dlt RT (min.)	Q	Response	Cal Amt ug/l	OnCol Amt ug/l	Flags
87 1,1,2-Trichloroethane	83	6.610	6.610	0.000	94	122955	50.0	49.9	
84 Tetrachloroethene	166	6.782	6.783	-0.001	97	123468	50.0	44.6	
90 1,3-Dichloropropane	76	6.824	6.827	-0.003	96	264087	50.0	49.3	
93 2-Hexanone	43	6.999	7.000	-0.001	98	631427	250.0	246.3	
89 Chlorodibromomethane	129	7.123	7.123	0.000	98	144890	50.0	50.5	
92 n-Butyl acetate	43	7.224	7.224	0.000	98	278600	50.0	50.6	
91 Ethylene Dibromide	107	7.254	7.250	0.004	99	145708	50.0	50.2	
* 94 Chlorobenzene-d5	117	7.942	7.943	-0.001	87	387361	50.0	50.0	
95 Chlorobenzene	112	7.980	7.980	0.000	93	369665	50.0	47.3	
97 1,1,1,2-Tetrachloroethane	131	8.126	8.122	0.004	95	133856	50.0	49.1	
96 Ethylbenzene	106	8.186	8.186	0.000	99	182958	50.0	45.5	
98 m-Xylene & p-Xylene	106	8.373	8.373	0.000	97	228574	50.0	45.3	
99 o-Xylene	106	8.964	8.961	0.003	94	233307	50.0	46.0	
101 Styrene	104	8.990	8.991	0.000	96	422874	50.0	48.3	
102 n-Butyl acrylate	73	9.043	9.039	0.004	99	124482	50.0	50.7	
100 Bromoform	173	9.222	9.223	-0.001	97	90845	50.0	48.3	
105 Amyl acetate (mixed isomer	43	9.432	9.432	0.000	89	317981	50.0	51.2	
103 Isopropylbenzene	105	9.574	9.571	0.003	96	512382	50.0	44.2	
$ 106 4-Bromofluorobenzene	174	9.776	9.776	0.000	90	160707	50.0	48.9	
107 Bromobenzene	156	9.967	9.971	-0.004	97	152238	50.0	46.6	
109 1,1,2,2-Tetrachloroethane	83	10.079	10.076	0.003	98	185286	50.0	49.4	
112 1,2,3-Trichloropropane	110	10.102	10.102	0.000	96	56291	50.0	51.9	
114 trans-1,4-Dichloro-2-buten	53	10.177	10.177	0.000	91	62090	50.0	49.5	
108 N-Propylbenzene	91	10.244	10.240	0.004	99	625913	50.0	44.4	
110 2-Chlorotoluene	91	10.323	10.323	-0.001	97	405165	50.0	46.7	
111 4-Ethyltoluene	105	10.442	10.443	0.000	99	628832	50.0	51.2	
115 4-Chlorotoluene	91	10.510	10.510	0.000	98	434291	50.0	46.4	
113 1,3,5-Trimethylbenzene	105	10.562	10.559	0.004	93	416585	50.0	44.8	
118 Butyl Methacrylate	87	10.831	10.835	-0.004	94	175473	50.0	51.1	
116 tert-Butylbenzene	119	11.078	11.079	-0.001	94	348154	50.0	43.6	
117 1,2,4-Trimethylbenzene	105	11.161	11.161	0.000	98	432353	50.0	45.6	
119 sec-Butylbenzene	105	11.419	11.419	0.000	99	485979	50.0	43.1	
120 1,3-Dichlorobenzene	146	11.505	11.505	0.000	96	286990	50.0	47.8	
* 122 1,4-Dichlorobenzene-d4	152	11.606	11.606	0.000	95	203865	50.0	50.0	
123 1,4-Dichlorobenzene	146	11.636	11.636	0.000	95	294236	50.0	47.2	
121 4-Isopropyltoluene	119	11.651	11.648	0.003	98	426623	50.0	43.7	
125 Benzyl chloride	126	11.838	11.838	0.000	98	74024	50.0	51.2	
124 2,3-Dihydroindene	117	11.965	11.966	-0.001	95	595759	50.0	50.8	
128 1,2-Dichlorobenzene	146	12.093	12.089	0.004	96	284242	50.0	47.2	
126 p-Diethylbenzene	119	12.137	12.134	0.003	92	282470	50.0	49.1	
127 n-Butylbenzene	91	12.160	12.160	0.000	97	416618	50.0	42.8	
130 1,2-Dibromo-3-Chloropropan	75	12.946	12.942	0.004	96	42280	50.0	50.9	
129 1,2,4,5-Tetramethylbenzene	119	12.961	12.961	0.000	98	474352	50.0	47.7	
131 1,3,5-Trichlorobenzene	180	13.155	13.156	-0.001	97	209780	50.0	47.1	
132 1,2,4-Trichlorobenzene	180	13.705	13.706	-0.001	94	195669	50.0	46.6	
133 Hexachlorobutadiene	225	13.878	13.878	0.000	95	52110	50.0	39.8	
135 Naphthalene	128	13.900	13.900	0.000	99	603450	50.0	49.5	
136 1,2,3-Trichlorobenzene	180	14.102	14.102	0.000	95	194074	50.0	47.1	
S 137 1,2-Dichloroethene, Total	100				0		100.0	96.5	
S 138 Xylenes, Total	100				0		100.0	91.3	
S 139 Total BTEX	1				0		250.0	232.9	

Reagents:

GAS Hi_00140	Amount Added:	5.00	Units: uL	
MIX I Hi_00054	Amount Added:	5.00	Units: uL	
MIX 2 Hi_00042	Amount Added:	5.00	Units: uL	
ACROLEIN W_00049	Amount Added:	10.00	Units: uL	
8260ISNEW_00064	Amount Added:	1.00	Units: uL	Run Reagent
8260SURR250_00119	Amount Added:	1.00	Units: uL	Run Reagent

Report Date: 25-Mar-2016 19:03:53 Chrom Revision: 2.2 04-Mar-2016 14:36:24

TestAmerica Edison

Data File: \\ChromNA\Edison\ChromData\CVOAMS12\20160323-38887.b\O07966.D

Injection Date: 23-Mar-2016 23:02:30 Instrument ID: CVOAMS12 Operator ID:

Lims ID: STD50 Worklist Smp#: 7

Client ID:

Purge Vol: 5.000 mL Dil. Factor: 1.0000 ALS Bottle#: 6

Method: 8260W_12 Limit Group: VOA - 8260C Water and Solid

Column: DB-624 (0.18 mm)

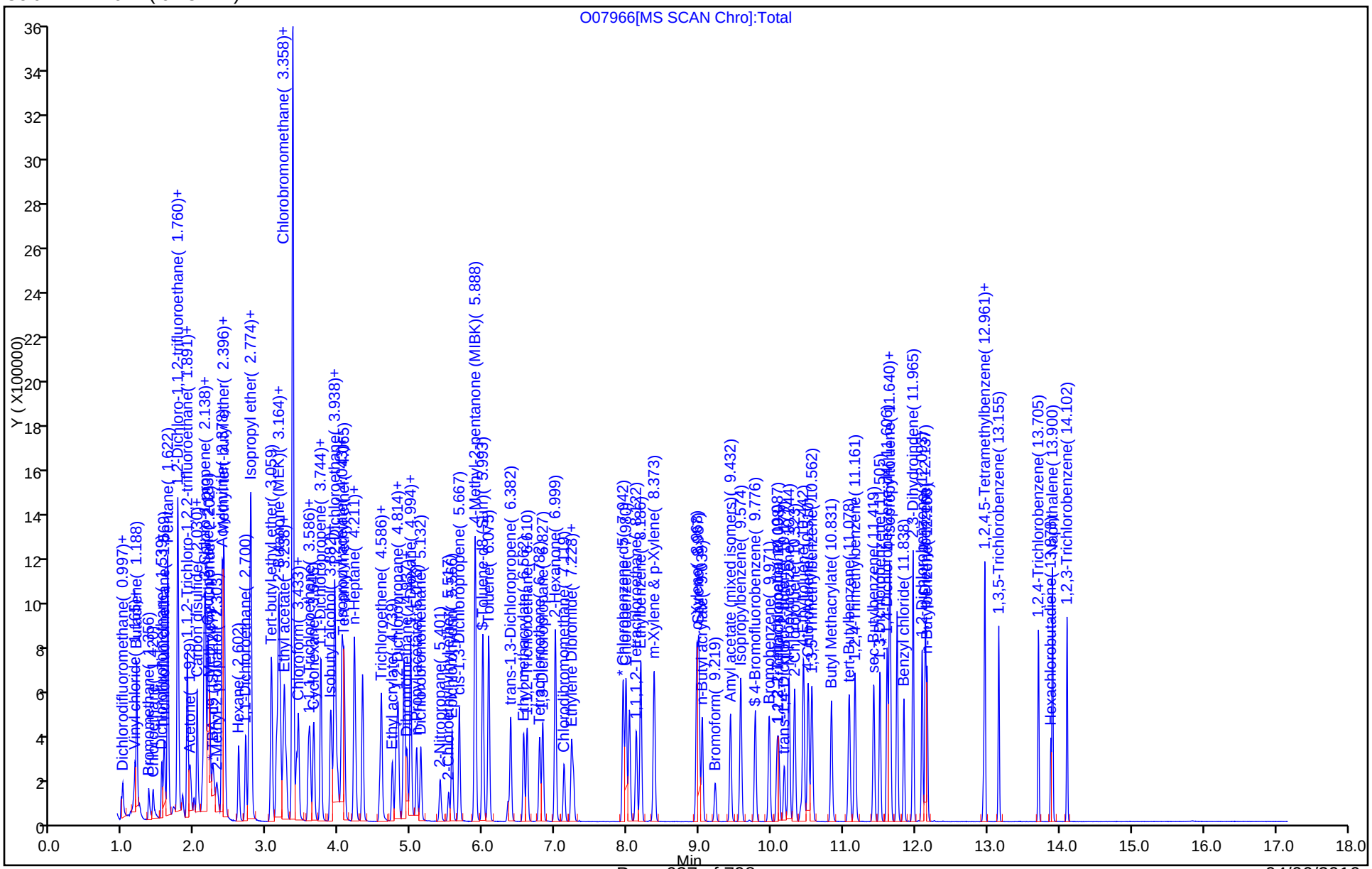

TestAmerica Edison
Target Compound Quantitation Report

Data File: \\ChromNA\Edison\ChromData\CVOAMS12\20160323-38887.b\O07967.D
Lims ID: STD200
Client ID:
Sample Type: IC Calib Level: 5
Inject. Date: 23-Mar-2016 23:30:30 ALS Bottle#: 7 Worklist Smp#: 8
Purge Vol: 5.000 mL Dil. Factor: 1.0000
Sample Info: STD200
Misc. Info.: 460-0038887-008
Operator ID: Instrument ID: CVOAMS12
Sublist: chrom-8260W_12*sub9

Method: \\ChromNA\Edison\ChromData\CVOAMS12\20160323-38887.b\8260W_12.m
Limit Group: VOA - 8260C Water and Solid
Last Update: 25-Mar-2016 19:04:01 Calib Date: 23-Mar-2016 23:57:30
Integrator: RTE ID Type: Deconvolution ID
Quant Method: Internal Standard Quant By: Initial Calibration
Last ICal File: \\ChromNA\Edison\ChromData\CVOAMS12\20160323-38887.b\O07968.D

Column 1 : DB-624 (0.18 mm) Det: MS SCAN
Process Host: XAWRK011

First Level Reviewer: boykink Date: 24-Mar-2016 00:21:00

Compound	Sig	RT (min.)	Exp RT (min.)	Dlt RT (min.)	Q	Response	Cal Amt ug/l	OnCol Amt ug/l	Flags
1 Chlorotrifluoroethene	66	0.975	0.971	0.004	89	96449	200.0	215.6	
2 Dichlorodifluoromethane	85	0.997	0.997	0.000	100	805591	200.0	196.3	
4 Chloromethane	50	1.154	1.158	-0.004	99	808483	200.0	184.4	
3 Vinyl chloride	62	1.169	1.169	0.000	98	896608	200.0	188.2	
5 Butadiene	54	1.192	1.192	0.000	98	818915	200.0	192.3	
7 Bromomethane	94	1.356	1.356	0.000	100	438329	200.0	197.8	
8 Chloroethane	64	1.416	1.416	0.000	99	583649	200.0	183.0	
11 Dichlorofluoromethane	67	1.536	1.536	0.000	99	1334927	200.0	194.4	
10 Trichlorofluoromethane	101	1.573	1.570	0.003	98	928856	200.0	193.0	
9 Pentane	72	1.622	1.622	0.000	95	302837	400.0	400.9	
14 Ethanol	46	1.697	1.704	-0.007	96	232976	8000.0	7591.9	
13 Ethyl ether	59	1.753	1.753	0.000	95	761196	200.0	192.3	
15 1,2-Dichloro-1,1,2-trifluo	67	1.760	1.761	0.000	84	2008366	200.0	207.9	
12 2-Methyl-1,3-butadiene	67	1.760	1.761	0.000	91	2008366	200.0	207.9	
21 Acrolein	56	1.832	1.828	0.004	95	191739	200.0	199.3	
16 1,1-Dichloroethene	96	1.891	1.891	0.000	97	653607	200.0	201.8	
18 1,1,2-Trichloro-1,2,2-trif	101	1.895	1.891	0.004	97	618547	200.0	220.0	
25 Acetone	58	1.936	1.933	0.003	86	440124	1000.0	925.1	
19 Iodomethane	142	1.989	1.985	0.004	97	606734	200.0	203.7	
17 Carbon disulfide	76	2.030	2.026	0.004	99	2365696	200.0	191.4	
23 Isopropyl alcohol	45	2.034	2.030	0.004	30	617602	2000.0	1848.6	
32 Acetonitrile	41	2.127	2.124	0.003	81	2531840	2000.0	1784.9	
22 3-Chloro-1-propene	76	2.123	2.127	-0.004	90	445368	200.0	194.9	
27 Methyl acetate	74	2.146	2.142	0.004	100	819114	1000.0	980.7	
20 Cyclopentene	67	2.183	2.183	0.000	96	1997422	200.0	206.4	
24 Methylene Chloride	84	2.206	2.206	0.000	95	716523	200.0	190.5	
* 30 TBA-d9 (IS)	65	2.254	2.247	0.007	98	381307	1000.0	1000.0	
31 2-Methyl-2-propanol	59	2.311	2.303	0.008	99	852432	2000.0	1891.7	
37 Acrylonitrile	53	2.382	2.374	0.008	94	3453684	2000.0	1991.8	
26 trans-1,2-Dichloroethene	96	2.400	2.397	0.003	97	681316	200.0	191.3	

Compound	Sig	RT (min.)	Exp RT (min.)	Dlt RT (min.)	Q	Response	Cal Amt ug/l	OnCol Amt ug/l	Flags
29 Methyl tert-butyl ether	73	2.408	2.408	0.000	98	2278218	200.0	192.9	
28 Hexane	57	2.606	2.603	0.004	93	890663	200.0	220.4	
36 1,1-Dichloroethane	63	2.703	2.700	0.003	100	1284432	200.0	193.2	
40 Vinyl acetate	86	2.752	2.752	0.000	100	338405	400.0	390.1	
34 Isopropyl ether	45	2.775	2.775	0.000	88	2629949	200.0	194.1	
35 2-Chloro-1,3-butadiene	88	2.775	2.775	0.000	92	674372	200.0	206.6	
39 Tert-butyl ethyl ether	59	3.063	3.059	0.004	89	2375531	200.0	192.6	
* 52 2-Butanone-d5	46	3.138	3.130	0.008	0	515229	250.0	250.0	
42 2,2-Dichloropropane	97	3.164	3.160	0.004	78	223733	200.0	198.0	
41 cis-1,2-Dichloroethene	96	3.164	3.160	0.004	92	734927	200.0	188.7	
53 2-Butanone (MEK)	72	3.186	3.179	0.007	99	526742	1000.0	943.9	
58 Propionitrile	54	3.235	3.224	0.011	94	1437416	2000.0	2022.5	
47 Ethyl acetate	70	3.246	3.242	0.004	99	183746	400.0	384.7	
48 Methyl acrylate	55	3.272	3.269	0.003	99	1101298	200.0	223.7	
59 Methacrylonitrile	67	3.370	3.355	0.015	93	3747460	2000.0	1985.0	
44 Chlorobromomethane	128	3.366	3.358	0.008	96	323894	200.0	188.9	
49 Tetrahydrofuran	42	3.414	3.411	0.003	92	636104	400.0	382.0	
45 Chloroform	83	3.441	3.433	0.008	98	1122515	200.0	188.6	
$ 50 Dibromofluoromethane (Surr	113	3.575	3.575	0.000	96	145550	50.0	48.6	
51 1,1,1-Trichloroethane	97	3.598	3.594	0.004	98	934654	200.0	205.6	
43 Cyclohexane	56	3.646	3.647	-0.001	94	1189682	200.0	225.7	
46 Carbon tetrachloride	117	3.748	3.744	0.004	77	770723	200.0	218.5	
54 1,1-Dichloropropene	75	3.748	3.748	0.000	93	935762	200.0	205.0	
$ 60 1,2-Dichloroethane-d4 (Sur	65	3.879	3.879	0.000	96	203239	50.0	49.7	
63 Isobutyl alcohol	43	3.901	3.897	0.004	95	1009285	5000.0	5146.4	
56 Benzene	78	3.938	3.935	0.003	97	2770437	200.0	185.6	
62 1,2-Dichloroethane	62	3.953	3.950	0.003	97	956620	200.0	189.7	
55 Isooctane	57	4.039	4.032	0.007	99	1625412	200.0	200.8	
66 Isopropyl acetate	43	4.047	4.043	0.004	98	2780666	200.0	199.9	
61 Tert-amyl methyl ether	73	4.069	4.066	0.003	92	2136749	200.0	198.6	
* 64 Fluorobenzene	96	4.212	4.208	0.004	99	626964	50.0	50.0	
57 n-Heptane	43	4.230	4.227	0.003	95	709171	200.0	206.3	
70 n-Butanol	56	4.575	4.567	0.008	90	625836	5000.0	5284.8	
68 Trichloroethene	95	4.586	4.586	0.000	98	638133	200.0	201.8	
73 Ethyl acrylate	55	4.743	4.736	0.007	98	1101126	200.0	202.0	
67 Methylcyclohexane	83	4.795	4.788	0.007	95	968250	200.0	234.4	
71 1,2-Dichloropropane	63	4.822	4.822	0.000	92	712061	200.0	192.4	
* 74 1,4-Dioxane-d8	96	4.941	4.926	0.015	32	49970	1000.0	1000.0	
69 Dibromomethane	93	4.941	4.941	0.000	96	396674	200.0	190.6	
75 Methyl methacrylate	100	4.997	4.990	0.007	92	455661	400.0	406.4	
76 1,4-Dioxane	88	4.997	4.994	0.003	28	227746	4000.0	3931.4	
77 n-Propyl acetate	43	5.080	5.076	0.004	99	1268249	200.0	199.2	
72 Dichlorobromomethane	83	5.136	5.132	0.004	99	847532	200.0	198.2	
83 2-Nitropropane	41	5.405	5.402	0.003	98	476223	400.0	428.6	
78 2-Chloroethyl vinyl ether	63	5.521	5.525	-0.004	97	283705	200.0	215.3	
82 Epichlorohydrin	57	5.574	5.566	0.008	99	1597522	4000.0	3945.8	
79 cis-1,3-Dichloropropene	75	5.671	5.667	0.004	96	1116082	200.0	188.6	
85 4-Methyl-2-pentanone (MIBK	43	5.896	5.888	0.008	98	3827101	1000.0	947.6	
$ 80 Toluene-d8 (Surr)	98	5.997	5.993	0.004	99	589285	50.0	48.9	
81 Toluene	91	6.079	6.075	0.004	94	2629713	200.0	188.8	
86 trans-1,3-Dichloropropene	75	6.382	6.382	0.000	99	1023915	200.0	197.0	
88 Ethyl methacrylate	69	6.565	6.562	0.003	92	864141	200.0	193.8	

Compound	Sig	RT (min.)	Exp RT (min.)	Dlt RT (min.)	Q	Response	Cal Amt ug/l	OnCol Amt ug/l	Flags
87 1,1,2-Trichloroethane	83	6.614	6.610	0.004	94	495753	200.0	189.4	
84 Tetrachloroethene	166	6.786	6.783	0.003	98	612508	200.0	208.3	
90 1,3-Dichloropropane	76	6.827	6.827	0.000	96	1058731	200.0	186.0	
93 2-Hexanone	43	7.007	7.000	0.007	97	2552311	1000.0	911.7	
89 Chlorodibromomethane	129	7.127	7.123	0.004	99	609570	200.0	199.7	
92 n-Butyl acetate	43	7.228	7.224	0.004	99	1123483	200.0	192.0	
91 Ethylene Dibromide	107	7.254	7.250	0.004	98	595558	200.0	193.1	
* 94 Chlorobenzene-d5	117	7.943	7.943	0.000	86	411701	50.0	50.0	
95 Chlorobenzene	112	7.984	7.980	0.004	92	1557117	200.0	187.5	
97 1,1,1,2-Tetrachloroethane	131	8.126	8.122	0.004	95	572221	200.0	197.5	
96 Ethylbenzene	106	8.190	8.186	0.004	99	837864	200.0	196.1	
98 m-Xylene & p-Xylene	106	8.377	8.373	0.004	97	1010670	200.0	188.4	
99 o-Xylene	106	8.968	8.961	0.007	94	1007072	200.0	186.9	
101 Styrene	104	8.998	8.991	0.008	95	1777820	200.0	190.9	
102 n-Butyl acrylate	73	9.043	9.039	0.004	99	498643	200.0	191.2	
100 Bromoform	173	9.222	9.223	-0.001	97	406728	200.0	203.3	
105 Amyl acetate (mixed isomer	43	9.436	9.432	0.004	91	1247177	200.0	193.2	
103 Isopropylbenzene	105	9.578	9.571	0.007	97	2491632	200.0	202.1	
$ 106 4-Bromofluorobenzene	174	9.780	9.776	0.004	91	166032	50.0	47.6	
107 Bromobenzene	156	9.975	9.971	0.004	97	659540	200.0	194.2	
109 1,1,2,2-Tetrachloroethane	83	10.083	10.076	0.007	98	790501	200.0	202.9	
112 1,2,3-Trichloropropane	110	10.109	10.102	0.007	97	227738	200.0	202.1	
114 trans-1,4-Dichloro-2-buten	53	10.184	10.177	0.007	92	275607	200.0	211.2	
108 N-Propylbenzene	91	10.255	10.240	0.015	99	3004416	200.0	204.9	
110 2-Chlorotoluene	91	10.330	10.323	0.007	98	1764604	200.0	195.7	
111 4-Ethyltoluene	105	10.450	10.443	0.008	99	2557584	200.0	200.1	
115 4-Chlorotoluene	91	10.517	10.510	0.007	98	1909963	200.0	196.4	
113 1,3,5-Trimethylbenzene	105	10.566	10.559	0.008	93	2119753	200.0	219.5	
118 Butyl Methacrylate	87	10.839	10.835	0.004	94	802708	200.0	224.8	
116 tert-Butylbenzene	119	11.086	11.079	0.007	94	1741261	200.0	210.0	
117 1,2,4-Trimethylbenzene	105	11.168	11.161	0.007	98	2177478	200.0	220.9	
119 sec-Butylbenzene	105	11.427	11.419	0.008	98	2540976	200.0	216.6	
120 1,3-Dichlorobenzene	146	11.513	11.505	0.008	95	1234845	200.0	197.7	
* 122 1,4-Dichlorobenzene-d4	152	11.610	11.606	0.004	95	211941	50.0	50.0	
123 1,4-Dichlorobenzene	146	11.644	11.636	0.008	94	1281267	200.0	197.7	
121 4-Isopropyltoluene	119	11.655	11.648	0.007	98	2290076	200.0	225.8	
125 Benzyl chloride	126	11.842	11.838	0.004	98	310758	200.0	206.7	
124 2,3-Dihydroindene	117	11.969	11.966	0.003	95	2342800	200.0	192.3	
128 1,2-Dichlorobenzene	146	12.096	12.089	0.007	95	1210689	200.0	193.3	
126 p-Diethylbenzene	119	12.141	12.134	0.007	92	1299412	200.0	217.5	
127 n-Butylbenzene	91	12.164	12.160	0.004	98	2365740	200.0	233.6	
130 1,2-Dibromo-3-Chloropropan	75	12.942	12.942	0.000	95	177322	200.0	205.5	
129 1,2,4,5-Tetramethylbenzene	119	12.965	12.961	0.004	98	1962301	200.0	189.9	
131 1,3,5-Trichlorobenzene	180	13.159	13.156	0.003	97	889652	200.0	192.2	
132 1,2,4-Trichlorobenzene	180	13.709	13.706	0.003	94	866126	200.0	198.5	
133 Hexachlorobutadiene	225	13.878	13.878	0.000	96	299174	200.0	219.7	
135 Naphthalene	128	13.904	13.900	0.004	99	2311091	200.0	182.5	
136 1,2,3-Trichlorobenzene	180	14.106	14.102	0.004	95	836807	200.0	195.2	
S 137 1,2-Dichloroethene, Total	100				0		400.0	380.0	
S 138 Xylenes, Total	100				0		400.0	375.3	
S 139 Total BTEX	1				0		1000.0	945.8	

Reagents:

GAS Hi_00140	Amount Added:	20.00	Units: uL	
MIX I Hi_00054	Amount Added:	20.00	Units: uL	
MIX 2 Hi_00042	Amount Added:	20.00	Units: uL	
ACROLEIN W_00049	Amount Added:	20.00	Units: uL	
8260ISNEW_00064	Amount Added:	1.00	Units: uL	Run Reagent
8260SURR250_00119	Amount Added:	1.00	Units: uL	Run Reagent

Report Date: 25-Mar-2016 19:04:04 Chrom Revision: 2.2 04-Mar-2016 14:36:24

TestAmerica Edison

Data File: \\ChromNA\Edison\ChromData\CVOAMS12\20160323-38887.b\O07967.D

Injection Date: 23-Mar-2016 23:30:30 Instrument ID: CVOAMS12 Operator ID:

Lims ID: STD200 Worklist Smp#: 8

Client ID:

Purge Vol: 5.000 mL Dil. Factor: 1.0000 ALS Bottle#: 7

Method: 8260W_12 Limit Group: VOA - 8260C Water and Solid

Column: DB-624 (0.18 mm)

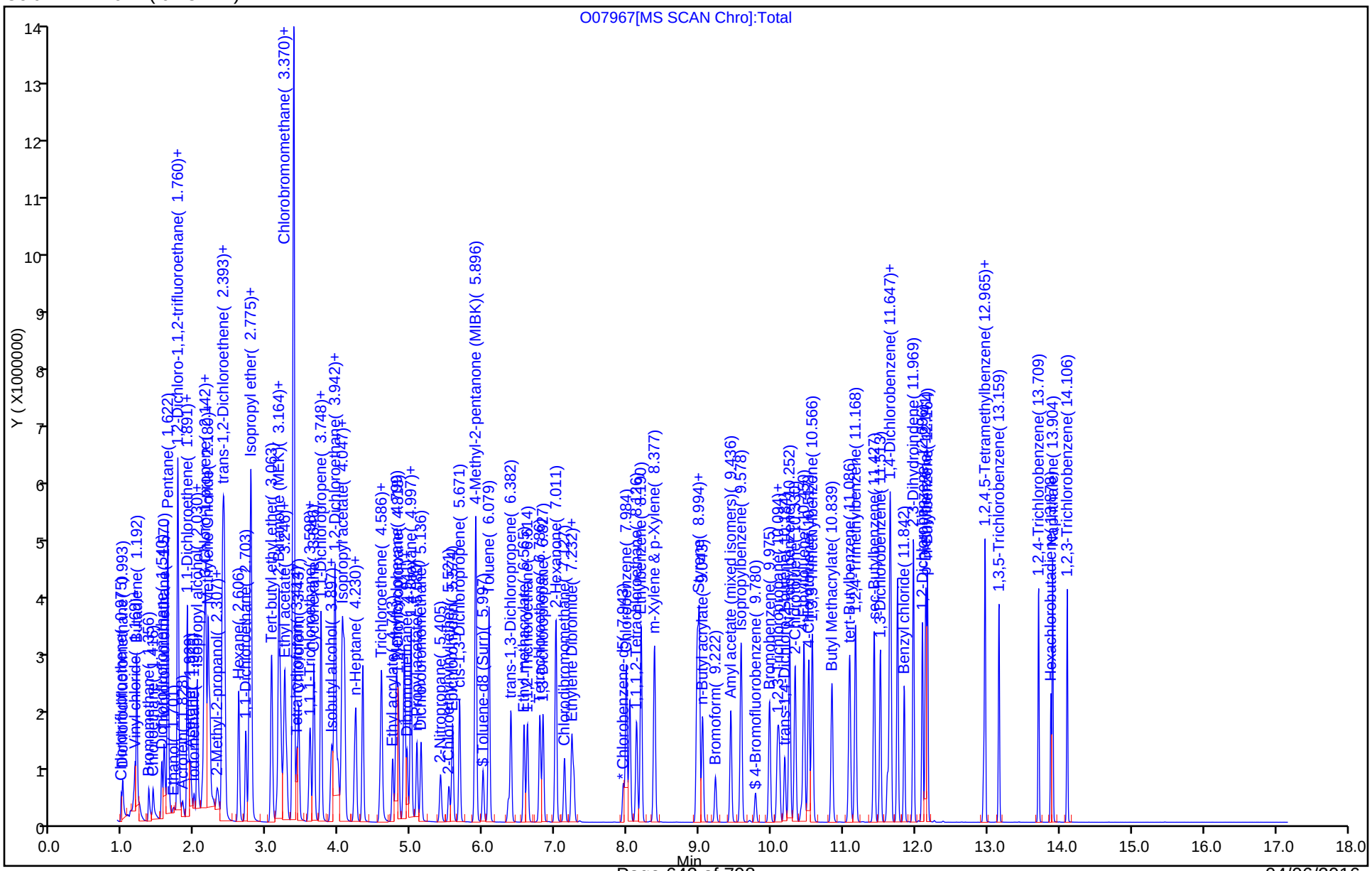

TestAmerica Edison
Target Compound Quantitation Report

Data File: \\ChromNA\Edison\ChromData\CVOAMS12\20160323-38887.b\O07968.D
Lims ID: STD500
Client ID:
Sample Type: IC Calib Level: 6
Inject. Date: 23-Mar-2016 23:57:30 ALS Bottle#: 8 Worklist Smp#: 9
Purge Vol: 5.000 mL Dil. Factor: 1.0000
Sample Info: STD500
Misc. Info.: 460-0038887-009
Operator ID: Instrument ID: CVOAMS12
Sublist: chrom-8260W_12*sub9

Method: \\ChromNA\Edison\ChromData\CVOAMS12\20160323-38887.b\8260W_12.m
Limit Group: VOA - 8260C Water and Solid
Last Update: 25-Mar-2016 19:04:16 Calib Date: 23-Mar-2016 23:57:30
Integrator: RTE ID Type: Deconvolution ID
Quant Method: Internal Standard Quant By: Initial Calibration
Last ICal File: \\ChromNA\Edison\ChromData\CVOAMS12\20160323-38887.b\O07968.D

Column 1 : DB-624 (0.18 mm) Det: MS SCAN
Process Host: XAWRK011

First Level Reviewer: boykink Date: 24-Mar-2016 00:25:03

Compound	Sig	RT (min.)	Exp RT (min.)	Dlt RT (min.)	Q	Response	Cal Amt ug/l	OnCol Amt ug/l	Flags
1 Chlorotrifluoroethene	66	0.975	0.971	0.004	89	269482	500.0	585.2	
2 Dichlorodifluoromethane	85	0.997	0.997	0.000	100	2153471	500.0	509.7	
4 Chloromethane	50	1.154	1.158	-0.004	100	2083483	500.0	461.5	M
3 Vinyl chloride	62	1.169	1.169	0.000	99	2252524	500.0	459.3	
5 Butadiene	54	1.192	1.192	0.000	99	2081757	500.0	474.9	
7 Bromomethane	94	1.360	1.356	0.004	99	1276807	500.0	503.5	
8 Chloroethane	64	1.420	1.416	0.004	99	1420524	500.0	432.7	
11 Dichlorofluoromethane	67	1.540	1.536	0.004	98	3246340	500.0	459.2	
10 Trichlorofluoromethane	101	1.573	1.570	0.003	99	2411251	500.0	486.5	
9 Pentane	72	1.622	1.622	0.000	93	818357	1000.0	999.9	
14 Ethanol	46	1.753	1.704	0.049	96	536838	20000	16330	
13 Ethyl ether	59	1.757	1.753	0.004	95	1869988	500.0	458.8	
15 1,2-Dichloro-1,1,2-trifluo	67	1.764	1.761	0.004	87	4920292	500.0	494.8	
12 2-Methyl-1,3-butadiene	67	1.764	1.761	0.004	97	4920292	500.0	494.8	
21 Acrolein	56	1.832	1.828	0.004	95	411881	400.0	399.5	
16 1,1-Dichloroethene	96	1.891	1.891	0.000	98	1707128	500.0	511.9	
18 1,1,2-Trichloro-1,2,2-trif	101	1.895	1.891	0.004	98	1682167	500.0	581.2	
25 Acetone	58	1.933	1.933	0.000	86	1073443	2500.0	2222.6	
19 Iodomethane	142	1.989	1.985	0.004	98	1470576	500.0	499.4	
17 Carbon disulfide	76	2.030	2.026	0.004	100	5828668	500.0	457.9	
23 Isopropyl alcohol	45	2.034	2.030	0.004	97	1548377	5000.0	4326.3	
32 Acetonitrile	41	2.127	2.124	0.003	93	5975437	5000.0	3932.2	
22 3-Chloro-1-propene	76	2.127	2.127	0.000	91	1180379	500.0	501.7	
27 Methyl acetate	74	2.150	2.142	0.008	99	2029827	2500.0	2268.7	
20 Cyclopentene	67	2.183	2.183	0.000	96	4999228	500.0	501.9	
24 Methylene Chloride	84	2.210	2.206	0.004	94	1889973	500.0	488.1	
* 30 TBA-d9 (IS)	65	2.258	2.247	0.011	98	408483	1000.0	1000.0	
31 2-Methyl-2-propanol	59	2.318	2.303	0.015	99	2165925	5000.0	5184.5	
37 Acrylonitrile	53	2.393	2.374	0.019	92	8442871	5000.0	4729.4	
26 trans-1,2-Dichloroethene	96	2.400	2.397	0.003	96	1838548	500.0	501.4	

Compound	Sig	RT (min.)	Exp RT (min.)	Dlt RT (min.)	Q	Response	Cal Amt ug/l	OnCol Amt ug/l	Flags
29 Methyl tert-butyl ether	73	2.412	2.408	0.004	98	5744879	500.0	472.4	
28 Hexane	57	2.606	2.603	0.004	93	2493066	500.0	599.1	
36 1,1-Dichloroethane	63	2.707	2.700	0.007	100	3206376	500.0	468.4	
40 Vinyl acetate	86	2.760	2.752	0.008	99	884613	1000.0	990.5	
34 Isopropyl ether	45	2.778	2.775	0.003	85	6600497	500.0	473.1	
35 2-Chloro-1,3-butadiene	88	2.782	2.775	0.007	93	1818844	500.0	541.2	
39 Tert-butyl ethyl ether	59	3.063	3.059	0.004	90	5998215	500.0	472.4	
* 52 2-Butanone-d5	46	3.145	3.130	0.015	0	523032	250.0	250.0	
42 2,2-Dichloropropane	97	3.168	3.160	0.008	77	559507	500.0	481.0	
41 cis-1,2-Dichloroethene	96	3.168	3.160	0.008	93	1930510	500.0	481.4	
53 2-Butanone (MEK)	72	3.194	3.179	0.015	100	1353714	2500.0	2389.5	
58 Propionitrile	54	3.254	3.224	0.030	68	3632121	5000.0	4770.6	
47 Ethyl acetate	70	3.257	3.242	0.015	100	480516	1000.0	991.1	
48 Methyl acrylate	55	3.280	3.269	0.011	100	2868263	500.0	565.9	
59 Methacrylonitrile	67	3.396	3.355	0.041	88	9408456	5000.0	4840.4	
44 Chlorobromomethane	128	3.373	3.358	0.015	86	864672	500.0	489.8	
49 Tetrahydrofuran	42	3.426	3.411	0.015	96	1617111	1000.0	956.7	
45 Chloroform	83	3.448	3.433	0.015	98	2893890	500.0	472.2	
$ 50 Dibromofluoromethane (Surr	113	3.583	3.575	0.008	97	151628	50.0	49.2	
51 1,1,1-Trichloroethane	97	3.602	3.594	0.008	98	2450763	500.0	523.7	
43 Cyclohexane	56	3.654	3.647	0.007	94	3246251	500.0	598.3	
46 Carbon tetrachloride	117	3.751	3.744	0.007	96	2075013	500.0	571.4	
54 1,1-Dichloropropene	75	3.755	3.748	0.007	95	2505965	500.0	533.1	
$ 60 1,2-Dichloroethane-d4 (Sur	65	3.886	3.879	0.007	96	208602	50.0	49.5	
63 Isobutyl alcohol	43	3.916	3.897	0.019	97	2722303	12500	12958	
56 Benzene	78	3.942	3.935	0.007	98	6996358	500.0	459.7	
62 1,2-Dichloroethane	62	3.961	3.950	0.011	97	2422109	500.0	466.6	
55 Isooctane	57	4.043	4.032	0.011	99	4453760	500.0	499.9	
66 Isopropyl acetate	43	4.054	4.043	0.011	96	7155328	500.0	499.5	
61 Tert-amyl methyl ether	73	4.081	4.066	0.015	92	5501461	500.0	496.8	
* 64 Fluorobenzene	96	4.215	4.208	0.007	98	645500	50.0	50.0	
57 n-Heptane	43	4.234	4.227	0.007	94	1954513	500.0	499.3	
70 n-Butanol	56	4.590	4.567	0.023	90	1740335	12500	13718	
68 Trichloroethene	95	4.593	4.586	0.007	98	1685391	500.0	517.7	
73 Ethyl acrylate	55	4.750	4.736	0.014	98	2944982	500.0	524.7	
67 Methylcyclohexane	83	4.799	4.788	0.011	95	2679088	500.0	630.1	
71 1,2-Dichloropropane	63	4.829	4.822	0.007	92	1850044	500.0	485.6	
* 74 1,4-Dioxane-d8	96	4.945	4.926	0.019	32	55283	1000.0	1000.0	
69 Dibromomethane	93	4.949	4.941	0.008	96	972112	500.0	453.6	
75 Methyl methacrylate	100	5.005	4.990	0.015	91	1199089	1000.0	1038.8	
76 1,4-Dioxane	88	5.016	4.994	0.022	28	564138	10000	8802.4	
77 n-Propyl acetate	43	5.087	5.076	0.011	99	3287976	500.0	501.6	
72 Dichlorobromomethane	83	5.143	5.132	0.011	99	2211524	500.0	502.3	
83 2-Nitropropane	41	5.417	5.402	0.015	98	1276680	1000.0	1116.0	
78 2-Chloroethyl vinyl ether	63	5.533	5.525	0.008	96	812488	500.0	489.0	
82 Epichlorohydrin	57	5.589	5.566	0.023	99	3932608	10000	9568.3	
79 cis-1,3-Dichloropropene	75	5.679	5.667	0.012	96	2862259	500.0	474.3	
85 4-Methyl-2-pentanone (MIBK	43	5.911	5.888	0.023	96	9557077	2500.0	2331.0	
$ 80 Toluene-d8 (Surr)	98	6.004	5.993	0.011	99	612061	50.0	49.8	
81 Toluene	91	6.090	6.075	0.015	94	6659250	500.0	468.8	
86 trans-1,3-Dichloropropene	75	6.393	6.382	0.011	99	2636606	500.0	497.6	
88 Ethyl methacrylate	69	6.577	6.562	0.015	91	2288998	500.0	503.6	

Compound	Sig	RT (min.)	Exp RT (min.)	Dlt RT (min.)	Q	Response	Cal Amt ug/l	OnCol Amt ug/l	Flags
87 1,1,2-Trichloroethane	83	6.622	6.610	0.012	94	1289350	500.0	483.0	
84 Tetrachloroethene	166	6.794	6.783	0.011	98	1624921	500.0	542.0	
90 1,3-Dichloropropane	76	6.839	6.827	0.012	96	2716364	500.0	468.0	
93 2-Hexanone	43	7.026	7.000	0.026	96	6533943	2500.0	2299.1	
89 Chlorodibromomethane	129	7.138	7.123	0.015	99	1619540	500.0	520.4	
92 n-Butyl acetate	43	7.239	7.224	0.015	99	3003118	500.0	503.4	
91 Ethylene Dibromide	107	7.265	7.250	0.015	99	1529567	500.0	486.4	
* 94 Chlorobenzene-d5	117	7.950	7.943	0.007	88	419788	50.0	50.0	
95 Chlorobenzene	112	7.995	7.980	0.015	92	4071736	500.0	481.0	
97 1,1,1,2-Tetrachloroethane	131	8.137	8.122	0.015	95	1516156	500.0	513.1	
96 Ethylbenzene	106	8.205	8.186	0.019	99	2259622	500.0	518.8	
98 m-Xylene & p-Xylene	106	8.388	8.373	0.015	96	2776310	500.0	507.6	
99 o-Xylene	106	8.979	8.961	0.018	93	2760054	500.0	502.3	
101 Styrene	104	9.009	8.991	0.019	94	4815706	500.0	507.1	
102 n-Butyl acrylate	73	9.054	9.039	0.015	98	1452948	500.0	546.5	
100 Bromoform	173	9.234	9.223	0.011	97	1106940	500.0	542.5	
105 Amyl acetate (mixed isomer	43	9.447	9.432	0.015	90	3390885	500.0	501.5	
103 Isopropylbenzene	105	9.589	9.571	0.018	97	6612220	500.0	525.9	
$ 106 4-Bromofluorobenzene	174	9.788	9.776	0.012	90	177131	50.0	49.8	
107 Bromobenzene	156	9.982	9.971	0.011	97	1766576	500.0	496.5	
109 1,1,2,2-Tetrachloroethane	83	10.094	10.076	0.018	99	2055803	500.0	503.5	
112 1,2,3-Trichloropropane	110	10.117	10.102	0.015	98	592865	500.0	502.3	
114 trans-1,4-Dichloro-2-buten	53	10.199	10.177	0.022	91	718369	500.0	525.5	
108 N-Propylbenzene	91	10.267	10.240	0.027	99	7926320	500.0	516.0	
110 2-Chlorotoluene	91	10.345	10.323	0.022	98	4689466	500.0	496.4	
111 4-Ethyltoluene	105	10.465	10.443	0.023	98	6760445	500.0	505.0	
115 4-Chlorotoluene	91	10.532	10.510	0.022	97	5090324	500.0	499.6	
113 1,3,5-Trimethylbenzene	105	10.581	10.559	0.023	93	5607272	500.0	554.2	
118 Butyl Methacrylate	87	10.854	10.835	0.019	94	2273186	500.0	607.5	
116 tert-Butylbenzene	119	11.097	11.079	0.018	94	4614837	500.0	531.1	
117 1,2,4-Trimethylbenzene	105	11.180	11.161	0.019	98	5767968	500.0	558.4	
119 sec-Butylbenzene	105	11.438	11.419	0.019	98	6606302	500.0	537.5	
120 1,3-Dichlorobenzene	146	11.524	11.505	0.019	95	3260960	500.0	498.4	
* 122 1,4-Dichlorobenzene-d4	152	11.617	11.606	0.011	96	222044	50.0	50.0	
123 1,4-Dichlorobenzene	146	11.651	11.636	0.015	93	3398024	500.0	500.4	
121 4-Isopropyltoluene	119	11.666	11.648	0.018	97	6046560	500.0	569.2	
125 Benzyl chloride	126	11.853	11.838	0.015	98	830905	500.0	527.6	
124 2,3-Dihydroindene	117	11.980	11.966	0.014	95	6009791	500.0	470.9	
128 1,2-Dichlorobenzene	146	12.104	12.089	0.015	95	3156240	500.0	480.9	
126 p-Diethylbenzene	119	12.149	12.134	0.015	93	3523643	500.0	562.9	
127 n-Butylbenzene	91	12.175	12.160	0.015	98	6257563	500.0	589.8	
130 1,2-Dibromo-3-Chloropropan	75	12.946	12.942	0.004	95	461504	500.0	510.5	
129 1,2,4,5-Tetramethylbenzene	119	12.972	12.961	0.011	98	4998789	500.0	461.8	
131 1,3,5-Trichlorobenzene	180	13.167	13.156	0.011	97	2361575	500.0	487.0	
132 1,2,4-Trichlorobenzene	180	13.713	13.706	0.007	94	2241281	500.0	490.3	
133 Hexachlorobutadiene	225	13.882	13.878	0.004	95	788722	500.0	552.7	
135 Naphthalene	128	13.908	13.900	0.008	98	5489809	500.0	413.9	
136 1,2,3-Trichlorobenzene	180	14.110	14.102	0.008	96	2129110	500.0	474.0	
S 137 1,2-Dichloroethene, Total	100				0		1000.0	982.8	
S 138 Xylenes, Total	100				0		1000.0	1009.9	
S 139 Total BTEX	1				0		2500.0	2457.2	

QC Flag Legend

Review Flags

M - Manually Integrated

Reagents:

GAS Hi_00140	Amount Added:	50.00	Units: uL	
MIX I Hi_00054	Amount Added:	50.00	Units: uL	
MIX 2 Hi_00042	Amount Added:	50.00	Units: uL	
ACROLEIN W_00049	Amount Added:	40.00	Units: uL	
8260ISNEW_00064	Amount Added:	1.00	Units: uL	Run Reagent
8260SURR250_00119	Amount Added:	1.00	Units: uL	Run Reagent

Report Date: 25-Mar-2016 19:04:17 Chrom Revision: 2.2 04-Mar-2016 14:36:24

TestAmerica Edison

Data File: \\ChromNA\Edison\ChromData\CVOAMS12\20160323-38887.b\O07968.D

Injection Date:	23-Mar-2016 23:57:30	Instrument ID:	CVOAMS12	Operator ID:	
Lims ID:	STD500			Worklist Smp#:	9
Client ID:					
Purge Vol:	5.000 mL	Dil. Factor:	1.0000	ALS Bottle#:	8
Method:	8260W_12	Limit Group:	VOA - 8260C Water and Solid		

Column: DB-624 (0.18 mm)

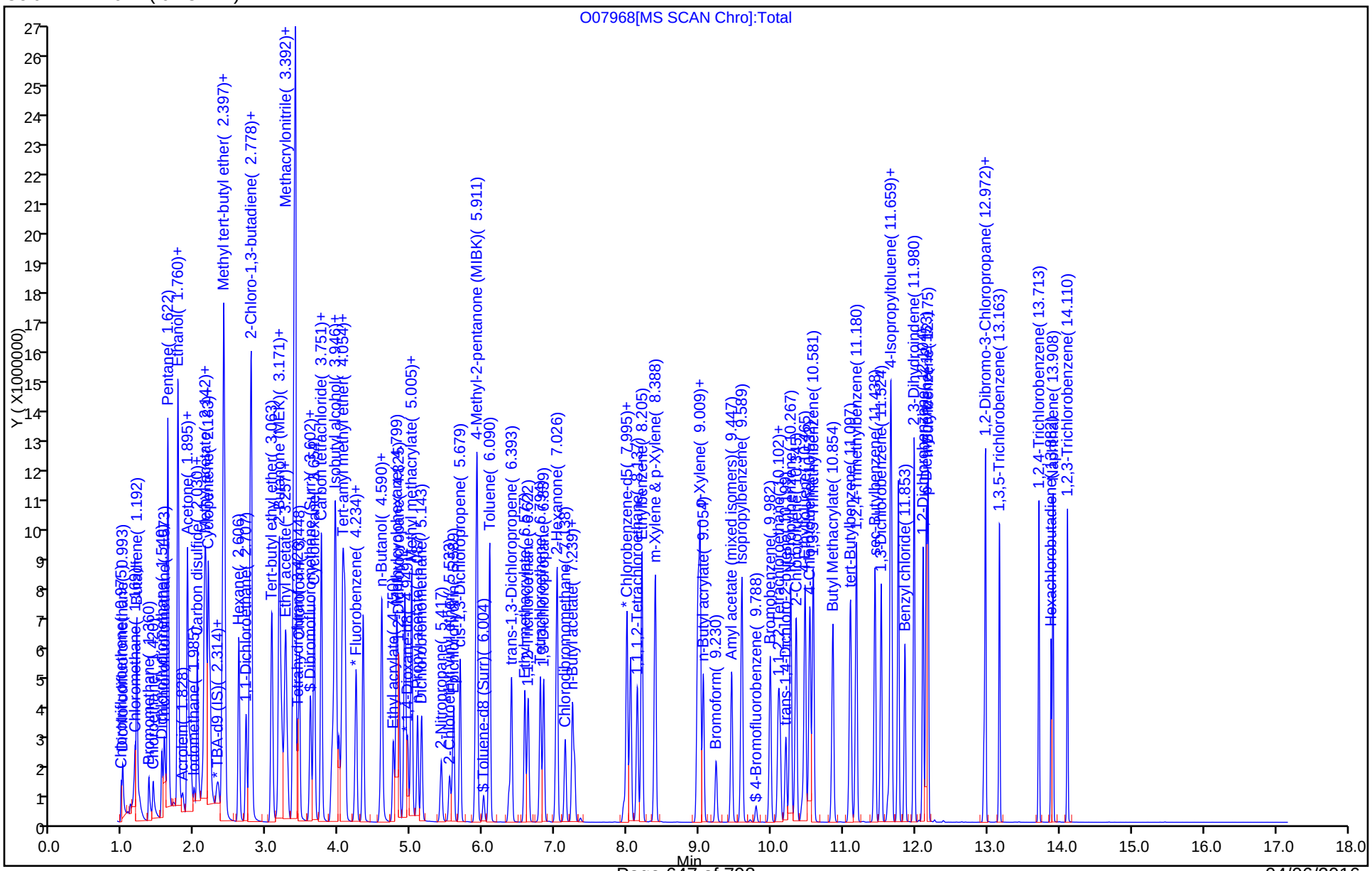

Manual Integration/User Assign Peak Report

TestAmerica Edison

Data File: \\ChromNA\Edison\ChromData\CVOAMS12\20160323-38887.b\O07968.D
Injection Date: 23-Mar-2016 23:57:30 Instrument ID: CVOAMS12
Lims ID: STD500
Client ID:
Operator ID: ALS Bottle#: 8 Worklist Smp#: 9
Purge Vol: 5.000 mL Dil. Factor: 1.0000
Method: 8260W_12 Limit Group: VOA - 8260C Water and Solid
Column: DB-624 (0.18 mm) Detector MS SCAN

4 Chloromethane, CAS: 74-87-3

Processing Integration Results

RT: 1.15
Area: 1763447
Amount: 400.0199
Amount Units: ug/l

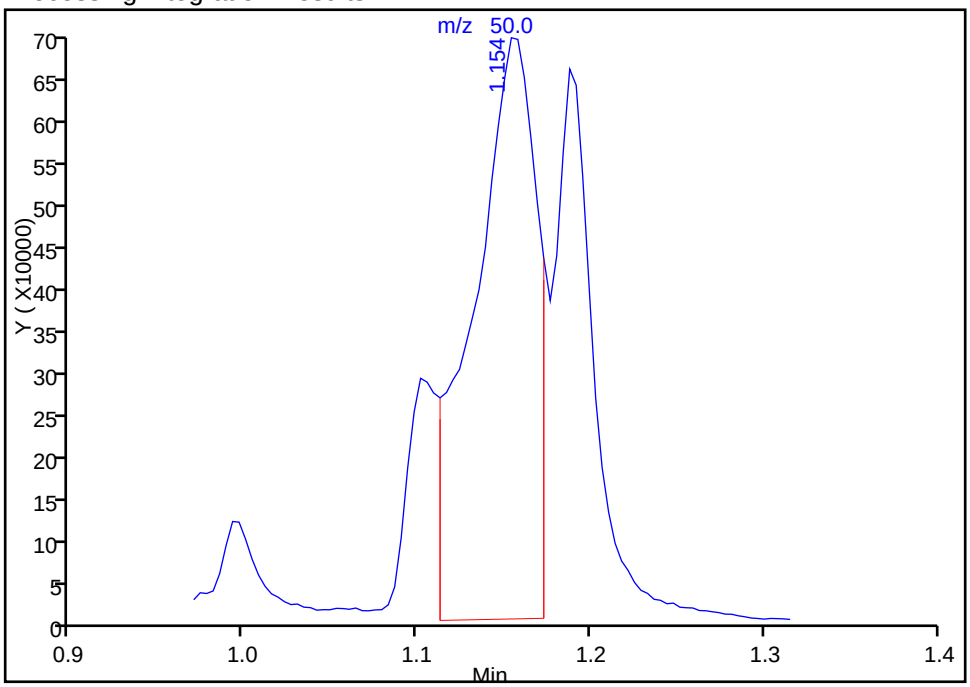

Manual Integration Results

RT: 1.15
Area: 2083483
Amount: 461.4502
Amount Units: ug/l

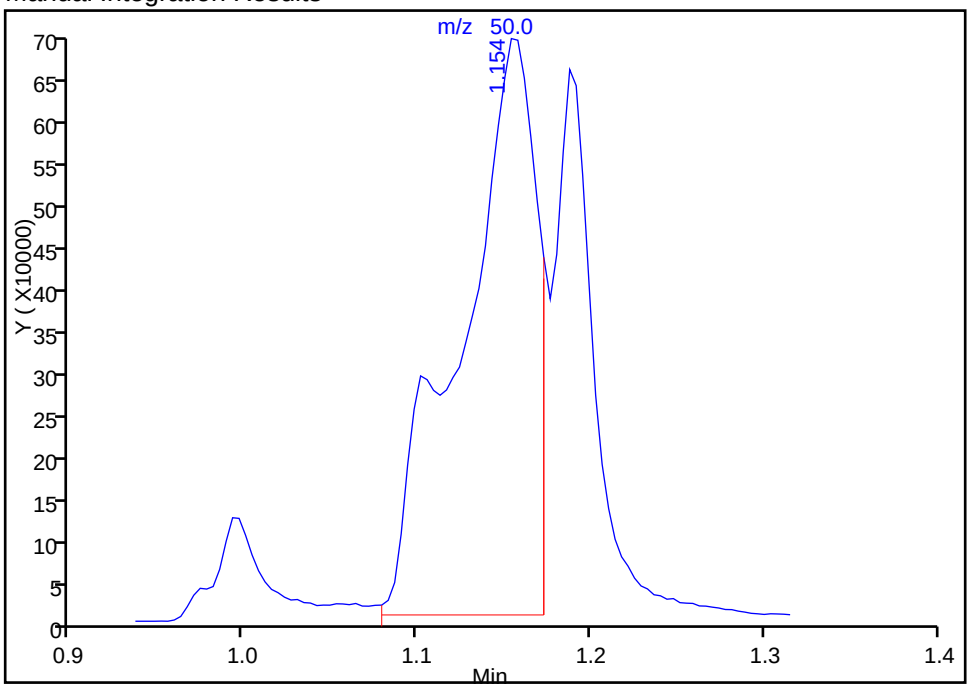

Reviewer: delpolitov, 25-Mar-2016 18:30:45
Audit Action: Manually Integrated
Audit Reason: Incomplete Integration

FORM VII
GC/MS VOA CONTINUING CALIBRATION DATA

Lab Name: TestAmerica Edison Job No.: 460-111103-1

SDG No.:

Lab Sample ID: CCVIS 460-360191/2 Calibration Date: 04/01/2016 21:21

Instrument ID: CVOAMS12 Calib Start Date: 03/23/2016 21:12

GC Column: DB-624 ID: 0.18(mm) Calib End Date: 03/23/2016 23:57

Lab File ID: O08373.D Conc. Units: ug/L Heated Purge: (Y/N) N

ANALYTE	CURVE TYPE	AVE RRF	RRF	MIN RRF	CALC AMOUNT	SPIKE AMOUNT	%D	MAX %D
Chlorotrifluoroethene	Ave	0.0357	0.0202		11.3	20.0	-43.3*	20.0
Dichlorodifluoromethane	Ave	0.3272	0.2793	0.1000	17.1	20.0	-14.7	20.0
Chloromethane	Ave	0.3497	0.2877	0.1000	16.5	20.0	-17.7	20.0
Vinyl chloride	Ave	0.3799	0.3349	0.1000	17.6	20.0	-11.9	20.0
Butadiene	Ave	0.3396	0.3024		17.8	20.0	-10.9	20.0
Bromomethane	Qua2		0.5271	0.1000	9.63	20.0	-51.8*	50.0
Chloroethane	Ave	0.2543	0.2002	0.1000	15.7	20.0	-21.3	50.0
Dichlorofluoromethane	Ave	0.5476	0.5046		18.4	20.0	-7.9	20.0
Trichlorofluoromethane	Ave	0.3839	0.4085	0.1000	21.3	20.0	6.4	20.0
Pentane	QuaF		0.0620		42.5	40.0	6.3	20.0
Ethanol	Ave	0.0805	0.0778		774	800	-3.3	50.0
Ethyl ether	Ave	0.3157	0.2720		17.2	20.0	-13.8	20.0
1,2-Dichloro-1,1,2-trifluoro ethane	Ave	0.7702	0.7465		19.4	20.0	-3.1	20.0
2-Methyl-1,3-butadiene	Ave	0.7702	0.7465		19.4	20.0	-3.1	20.0
Acrolein	Ave	2.524	1.671		26.5	40.0	-33.8	50.0
1,1-Dichloroethene	Ave	0.2583	0.2555	0.1000	19.8	20.0	-1.1	20.0
Freon TF	Ave	0.2242	0.2675	0.1000	23.9	20.0	19.3	20.0
Acetone	Ave	0.2308	0.2227	0.0500	96.5	100	-3.5	50.0
Iodomethane	QuaF		0.0615		5.04	20.0	-74.8*	20.0
Isopropyl alcohol	Ave	0.8762	0.8745		200	200	-0.2	50.0
Carbon disulfide	Ave	0.9860	0.9258	0.1000	18.8	20.0	-6.1	50.0
3-Chloro-1-propene	Ave	0.1822	0.1656		18.2	20.0	-9.1	20.0
Acetonitrile	Ave	3.720	3.757		202	200	1.0	20.0
Methyl acetate	Ave	2.190	2.195	0.1000	100	100	0.2	20.0
Cyclopentene	Ave	0.7716	0.7324		19.0	20.0	-5.1	20.0
Methylene Chloride	Ave	0.2999	0.2736	0.1000	18.2	20.0	-8.8	20.0
2-Methyl-2-propanol	Qua2		1.224		188	200	-5.9	50.0
Acrylonitrile	Ave	0.1383	0.1299		188	200	-6.1	20.0
trans-1,2-Dichloroethene	Ave	0.2840	0.2568	0.1000	18.1	20.0	-9.6	20.0
MTBE	Ave	0.9420	0.7815	0.1000	16.6	20.0	-17.0	20.0
Hexane	Ave	0.3223	0.3855		23.9	20.0	19.6	20.0
1,1-Dichloroethane	Ave	0.5302	0.4883	0.2000	18.4	20.0	-7.9	20.0
Vinyl acetate	Ave	0.0692	0.0576		33.3	40.0	-16.8	20.0
2-Chloro-1,3-butadiene	Ave	0.2603	0.2413		18.5	20.0	-7.3	20.0
Isopropyl ether	Ave	1.081	0.9233		17.1	20.0	-14.6	20.0
Tert-butyl ethyl ether	Ave	0.9835	0.8024		16.3	20.0	-18.4	20.0
2,2-Dichloropropane	Ave	0.0901	0.0908		20.2	20.0	0.8	20.0
cis-1,2-Dichloroethene	Ave	0.3106	0.2796	0.1000	18.0	20.0	-10.0	20.0
2-Butanone	Ave	0.2708	0.2557	0.0500	94.4	100	-5.6	50.0
Propionitrile	Ave	1.864	1.972		212	200	5.8	20.0

FORM VII
GC/MS VOA CONTINUING CALIBRATION DATA

Lab Name: TestAmerica Edison Job No.: 460-111103-1

SDG No.:

Lab Sample ID: CCVIS 460-360191/2 Calibration Date: 04/01/2016 21:21

Instrument ID: CVOAMS12 Calib Start Date: 03/23/2016 21:12

GC Column: DB-624 ID: 0.18(mm) Calib End Date: 03/23/2016 23:57

Lab File ID: O08373.D Conc. Units: ug/L Heated Purge: (Y/N) N

ANALYTE	CURVE TYPE	AVE RRF	RRF	MIN RRF	CALC AMOUNT	SPIKE AMOUNT	%D	MAX %D
Ethyl acetate	Ave	0.2317	0.2100		36.3	40.0	-9.4	20.0
Methyl acrylate	Ave	0.3926	0.3037		15.5	20.0	-22.6*	20.0
Methacrylonitrile	Ave	0.1506	0.1330		177	200	-11.7	20.0
Bromochloromethane	Ave	0.1367	0.1298		19.0	20.0	-5.1	20.0
Tetrahydrofuran	Ave	0.8079	0.7847		38.9	40.0	-2.9	20.0
Chloroform	Ave	0.4747	0.4331	0.2000	18.2	20.0	-8.8	20.0
1,1,1-Trichloroethane	Ave	0.3625	0.3611	0.1000	19.9	20.0	-0.4	20.0
Cyclohexane	Ave	0.4203	0.4810	0.1000	22.9	20.0	14.4	50.0
Carbon tetrachloride	Ave	0.2813	0.2795	0.1000	19.9	20.0	-0.6	20.0
1,1-Dichloropropene	Ave	0.3641	0.3527		19.4	20.0	-3.1	20.0
Isobutyl alcohol	Ave	0.5143	0.4453		433	500	-13.4	50.0
Benzene	Ave	1.813	1.681	0.5000	18.5	20.0	-7.3	20.0
1,2-Dichloroethane	Ave	0.4021	0.3655	0.1000	18.2	20.0	-9.1	20.0
Isooctane	QuaF		0.6365		20.6	20.0	2.9	20.0
Isopropyl acetate	Ave	1.110	0.8901		16.0	20.0	-19.8	20.0
Tert-amyl methyl ether	Ave	0.8579	0.6746		15.7	20.0	-21.4*	20.0
n-Heptane	QuaF		0.3013		23.5	20.0	17.7	20.0
n-Butanol	Ave	0.3106	0.2560		412	500	-17.6	50.0
Trichloroethene	Ave	0.2522	0.2413	0.2000	19.1	20.0	-4.3	20.0
Ethyl acrylate	Ave	0.4347	0.3518		16.2	20.0	-19.1	20.0
Methylcyclohexane	Ave	0.3294	0.3903	0.1000	23.7	20.0	18.5	50.0
1,2-Dichloropropane	Ave	0.2951	0.2576	0.1000	17.5	20.0	-12.7	20.0
Dibromomethane	Ave	0.1660	0.1530		18.4	20.0	-7.8	20.0
Methyl methacrylate	Ave	0.0894	0.0785		35.1	40.0	-12.2	20.0
1,4-Dioxane	Ave	1.159	1.174		405	400	1.3	50.0
n-Propyl acetate	Ave	0.5077	0.4249		16.7	20.0	-16.3	20.0
Bromodichloromethane	Ave	0.3410	0.3110	0.2000	18.2	20.0	-8.8	20.0
2-Nitropropane	Ave	0.0886	0.0846		38.2	40.0	-4.5	20.0
2-Chloroethyl vinyl ether	Qua2		0.0327		7.82	20.0	-60.9*	20.0
Epichlorohydrin	Ave	0.1965	0.1719		350	400	-12.5	20.0
cis-1,3-Dichloropropene	Ave	0.7188	0.6456	0.2000	18.0	20.0	-10.2	50.0
4-Methyl-2-pentanone	Ave	1.960	1.667	0.0500	85.1	100	-14.9	50.0
Toluene	Ave	1.692	1.516	0.4000	17.9	20.0	-10.4	20.0
trans-1,3-Dichloropropene	Ave	0.6311	0.5873	0.1000	18.6	20.0	-6.9	50.0
Ethyl methacrylate	Ave	0.5414	0.4525		16.7	20.0	-16.4	20.0
1,1,2-Trichloroethane	Ave	0.3179	0.3003	0.1000	18.9	20.0	-5.5	20.0
Tetrachloroethene	Ave	0.3571	0.3783	0.2000	21.2	20.0	5.9	20.0
1,3-Dichloropropane	Ave	0.6913	0.6100		17.6	20.0	-11.8	20.0
2-Hexanone	Ave	1.358	1.149	0.0500	84.6	100	-15.4	50.0
Dibromochloromethane	Ave	0.3707	0.3505	0.1000	18.9	20.0	-5.5	50.0
n-Butyl acetate	Ave	0.7105	0.5791		16.3	20.0	-18.5	20.0

FORM VII
GC/MS VOA CONTINUING CALIBRATION DATA

Lab Name: TestAmerica Edison Job No.: 460-111103-1

SDG No.:

Lab Sample ID: CCVIS 460-360191/2 Calibration Date: 04/01/2016 21:21

Instrument ID: CVOAMS12 Calib Start Date: 03/23/2016 21:12

GC Column: DB-624 ID: 0.18(mm) Calib End Date: 03/23/2016 23:57

Lab File ID: O08373.D Conc. Units: ug/L Heated Purge: (Y/N) N

ANALYTE	CURVE TYPE	AVE RRF	RRF	MIN RRF	CALC AMOUNT	SPIKE AMOUNT	%D	MAX %D
1,2-Dibromoethane	Ave	0.3745	0.3525	0.1000	18.8	20.0	-5.9	20.0
Chlorobenzene	Ave	1.008	0.8997	0.5000	17.8	20.0	-10.8	20.0
1,1,1,2-Tetrachloroethane	Ave	0.3519	0.3229		18.4	20.0	-8.2	20.0
Ethylbenzene	Ave	0.5188	0.4665	0.1000	18.0	20.0	-10.1	20.0
m&p-Xylene	Ave	0.6515	0.5909	0.1000	18.1	20.0	-9.3	20.0
o-Xylene	Ave	0.6545	0.5797	0.3000	17.7	20.0	-11.4	20.0
Styrene	Ave	1.131	1.021	0.3000	18.1	20.0	-9.7	20.0
n-Butyl acrylate	Ave	0.3167	0.2649		16.7	20.0	-16.4	20.0
Bromoform	Ave	0.2430	0.2240	0.1000	18.4	20.0	-7.8	20.0
Amyl acetate (mixed isomers)	Ave	1.523	1.298		17.0	20.0	-14.8	20.0
Isopropylbenzene	Ave	1.498	1.403	0.1000	18.7	20.0	-6.3	20.0
Bromobenzene	Ave	0.8012	0.7306		18.2	20.0	-8.8	20.0
1,1,2,2-Tetrachloroethane	Ave	0.9193	0.7865	0.3000	17.1	20.0	-14.4	20.0
1,2,3-Trichloropropane	Ave	0.2658	0.2331		17.5	20.0	-12.3	20.0
trans-1,4-Dichloro-2-butene	Ave	0.3078	0.2675		17.4	20.0	-13.1	20.0
N-Propylbenzene	Ave	3.459	3.271		18.9	20.0	-5.4	20.0
2-Chlorotoluene	Ave	2.127	1.964		18.5	20.0	-7.7	20.0
4-Ethyltoluene	Ave	3.015	2.673		17.7	20.0	-11.3	20.0
4-Chlorotoluene	Ave	2.294	2.070		18.0	20.0	-9.8	20.0
1,3,5-Trimethylbenzene	Ave	2.278	1.846		16.2	20.0	-19.0	20.0
Butyl Methacrylate	Ave	0.8425	0.6202		14.7	20.0	-26.4*	20.0
tert-Butylbenzene	Ave	1.957	1.901		19.4	20.0	-2.8	20.0
1,2,4-Trimethylbenzene	Ave	2.326	1.817		15.6	20.0	-21.9*	20.0
sec-Butylbenzene	Ave	2.768	2.682		19.4	20.0	-3.1	20.0
1,3-Dichlorobenzene	Ave	1.473	1.369	0.6000	18.6	20.0	-7.1	20.0
1,4-Dichlorobenzene	Ave	1.529	1.383	0.5000	18.1	20.0	-9.5	20.0
4-Isopropyltoluene	Ave	2.392	2.185		18.3	20.0	-8.7	20.0
Benzyl chloride	Ave	0.3546	0.3693		20.8	20.0	4.1	50.0
Indan	Ave	2.874	2.505		17.4	20.0	-12.8	20.0
1,2-Dichlorobenzene	Ave	1.478	1.341	0.4000	18.1	20.0	-9.3	20.0
p-Diethylbenzene	Ave	1.410	1.101		15.6	20.0	-21.9*	20.0
n-Butylbenzene	Ave	2.389	2.007		16.8	20.0	-16.0	20.0
1,2-Dibromo-3-Chloropropane	Ave	0.2036	0.2069	0.0500	20.3	20.0	1.6	50.0
1,2,4,5-Tetramethylbenzene	Ave	2.437	1.801		14.8	20.0	-26.1*	20.0
1,3,5-Trichlorobenzene	Ave	1.092	0.8965		16.4	20.0	-17.9	20.0
1,2,4-Trichlorobenzene	Ave	1.029	1.008	0.2000	19.6	20.0	-2.1	20.0
Hexachlorobutadiene	Ave	0.3213	0.3488		21.7	20.0	8.6	20.0
Naphthalene	Ave	2.987	3.256		21.8	20.0	9.0	50.0
1,2,3-Trichlorobenzene	Ave	1.011	1.034		20.4	20.0	2.2	20.0
Dibromofluoromethane (Surr)	Ave	0.2389	0.2431		50.9	50.0	1.8	20.0
1,2-Dichloroethane-d4 (Surr)	Ave	0.3264	0.3162		48.4	50.0	-3.1	20.0

FORM VII
GC/MS VOA CONTINUING CALIBRATION DATA

Lab Name: TestAmerica Edison Job No.: 460-111103-1

SDG No.:

Lab Sample ID: CCVIS 460-360191/2 Calibration Date: 04/01/2016 21:21

Instrument ID: CVOAMS12 Calib Start Date: 03/23/2016 21:12

GC Column: DB-624 ID: 0.18(mm) Calib End Date: 03/23/2016 23:57

Lab File ID: O08373.D Conc. Units: ug/L Heated Purge: (Y/N) N

ANALYTE	CURVE TYPE	AVE RRF	RRF	MIN RRF	CALC AMOUNT	SPIKE AMOUNT	%D	MAX %D
Toluene-d8 (Surr)	Ave	1.464	1.429		48.8	50.0	-2.4	20.0
Bromofluorobenzene	Ave	0.4240	0.4140		48.8	50.0	-2.4	20.0

TestAmerica Edison
Target Compound Quantitation Report

Data File: \\ChromNA\Edison\ChromData\CVOAMS12\20160401-39324.b\O08373.D
Lims ID: CCVIS
Client ID:
Sample Type: CCVIS
Inject. Date: 01-Apr-2016 21:21:30 ALS Bottle#: 1 Worklist Smp#: 2
Purge Vol: 5.000 mL Dil. Factor: 1.0000
Sample Info: CCVIS
Misc. Info.: 460-0039324-002
Operator ID: Instrument ID: CVOAMS12
Sublist: chrom-8260W_12*sub9

Method: \\ChromNA\Edison\ChromData\CVOAMS12\20160401-39324.b\8260W_12.m
Limit Group: VOA - 8260C Water and Solid
Last Update: 02-Apr-2016 11:09:38 Calib Date: 23-Mar-2016 23:57:30
Integrator: RTE ID Type: Deconvolution ID
Quant Method: Internal Standard Quant By: Initial Calibration
Last ICal File: \\ChromNA\Edison\ChromData\CVOAMS12\20160323-38887.b\O07968.D

Column 1 : DB-624 (0.18 mm) Det: MS SCAN
Process Host: XAWRK035

First Level Reviewer: boykink Date: 01-Apr-2016 22:52:05

Compound	Sig	RT (min.)	Exp RT (min.)	Dlt RT (min.)	Q	Response	Cal Amt ug/l	OnCol Amt ug/l	Flags
1 Chlorotrifluoroethene	66	0.974	0.974	0.000	87	5626	20.0	11.3	
2 Dichlorodifluoromethane	85	1.001	1.001	0.000	99	77662	20.0	17.1	
4 Chloromethane	50	1.154	1.154	0.000	98	80001	20.0	16.5	
3 Vinyl chloride	62	1.169	1.169	0.000	97	93125	20.0	17.6	
5 Butadiene	54	1.191	1.191	0.000	97	84105	20.0	17.8	
7 Bromomethane	94	1.360	1.360	0.000	96	21488	20.0	9.63	
8 Chloroethane	64	1.420	1.420	0.000	99	55680	20.0	15.7	
11 Dichlorofluoromethane	67	1.540	1.540	0.000	98	140324	20.0	18.4	
10 Trichlorofluoromethane	101	1.577	1.577	0.000	99	113603	20.0	21.3	
9 Pentane	72	1.626	1.626	0.000	95	34492	40.0	42.5	
14 Ethanol	46	1.693	1.693	0.000	93	23463	800.0	773.8	
13 Ethyl ether	59	1.753	1.753	0.000	93	75650	20.0	17.2	
12 2-Methyl-1,3-butadiene	67	1.764	1.764	0.000	93	207582	20.0	19.4	
15 1,2-Dichloro-1,1,2-trifluo	67	1.764	1.764	0.000	91	207582	20.0	19.4	
21 Acrolein	56	1.824	1.824	0.000	93	25189	40.0	26.5	
16 1,1-Dichloroethene	96	1.895	1.895	0.000	97	71046	20.0	19.8	
18 1,1,2-Trichloro-1,2,2-trif	101	1.895	1.895	0.000	80	74385	20.0	23.9	
25 Acetone	58	1.929	1.929	0.000	86	45400	100.0	96.5	
19 Iodomethane	142	1.985	1.985	0.000	100	17104	20.0	5.04	
23 Isopropyl alcohol	45	2.022	2.022	0.000	29	65900	200.0	199.6	
17 Carbon disulfide	76	2.030	2.030	0.000	100	257467	20.0	18.8	
32 Acetonitrile	41	2.127	2.127	0.000	81	283108	200.0	202.0	
22 3-Chloro-1-propene	76	2.127	2.127	0.000	91	46061	20.0	18.2	
27 Methyl acetate	74	2.146	2.146	0.000	100	82688	100.0	100.2	
20 Cyclopentene	67	2.183	2.183	0.000	96	203683	20.0	19.0	
24 Methylene Chloride	84	2.206	2.206	0.000	93	76093	20.0	18.2	
* 30 TBA-d9 (IS)	65	2.243	2.243	0.000	99	376781	1000.0	1000.0	
31 2-Methyl-2-propanol	59	2.299	2.299	0.000	99	92218	200.0	188.2	
37 Acrylonitrile	53	2.374	2.374	0.000	95	361117	200.0	187.8	
26 trans-1,2-Dichloroethene	96	2.400	2.400	0.000	97	71402	20.0	18.1	

Compound	Sig	RT (min.)	Exp RT (min.)	Dlt RT (min.)	Q	Response	Cal Amt ug/l	OnCol Amt ug/l	Flags
29 Methyl tert-butyl ether	73	2.408	2.408	0.000	98	217316	20.0	16.6	
28 Hexane	57	2.610	2.610	0.000	94	107216	20.0	23.9	
36 1,1-Dichloroethane	63	2.703	2.703	0.000	100	135789	20.0	18.4	
40 Vinyl acetate	86	2.752	2.752	0.000	100	32014	40.0	33.3	
34 Isopropyl ether	45	2.774	2.774	0.000	91	256756	20.0	17.1	
35 2-Chloro-1,3-butadiene	88	2.774	2.774	0.000	75	67101	20.0	18.5	
39 Tert-butyl ethyl ether	59	3.059	3.059	0.000	88	223132	20.0	16.3	
* 52 2-Butanone-d5	46	3.130	3.130	0.000	0	509577	250.0	250.0	
42 2,2-Dichloropropane	97	3.164	3.164	0.000	80	25253	20.0	20.2	
41 cis-1,2-Dichloroethene	96	3.164	3.164	0.000	92	77746	20.0	18.0	
53 2-Butanone (MEK)	72	3.179	3.179	0.000	99	52122	100.0	94.4	
58 Propionitrile	54	3.224	3.224	0.000	97	148582	200.0	211.6	
47 Ethyl acetate	70	3.238	3.238	0.000	100	17125	40.0	36.3	
48 Methyl acrylate	55	3.268	3.268	0.000	98	84461	20.0	15.5	
59 Methacrylonitrile	67	3.354	3.354	0.000	94	369741	200.0	176.6	
44 Chlorobromomethane	128	3.362	3.362	0.000	93	36090	20.0	19.0	
49 Tetrahydrofuran	42	3.407	3.407	0.000	96	63980	40.0	38.9	
45 Chloroform	83	3.437	3.437	0.000	98	120427	20.0	18.2	
$ 50 Dibromofluoromethane (Surr	113	3.575	3.575	0.000	98	168998	50.0	50.9	
51 1,1,1-Trichloroethane	97	3.594	3.594	0.000	98	100414	20.0	19.9	
43 Cyclohexane	56	3.650	3.650	0.000	93	133763	20.0	22.9	
46 Carbon tetrachloride	117	3.744	3.744	0.000	77	77718	20.0	19.9	
54 1,1-Dichloropropene	75	3.747	3.747	0.000	92	98069	20.0	19.4	
$ 60 1,2-Dichloroethane-d4 (Sur	65	3.878	3.878	0.000	96	219810	50.0	48.4	
63 Isobutyl alcohol	43	3.890	3.890	0.000	96	83885	500.0	432.9	
56 Benzene	78	3.938	3.938	0.000	97	290832	20.0	18.5	
62 1,2-Dichloroethane	62	3.950	3.950	0.000	96	101649	20.0	18.2	
55 Isooctane	57	4.039	4.039	0.000	81	177000	20.0	20.6	
66 Isopropyl acetate	43	4.043	4.043	0.000	93	247517	20.0	16.0	
61 Tert-amyl methyl ether	73	4.069	4.069	0.000	99	187590	20.0	15.7	
* 64 Fluorobenzene	96	4.211	4.211	0.000	98	695232	50.0	50.0	
57 n-Heptane	43	4.230	4.230	0.000	94	83791	20.0	23.5	
70 n-Butanol	56	4.567	4.567	0.000	90	48226	500.0	412.1	
68 Trichloroethene	95	4.589	4.589	0.000	97	67115	20.0	19.1	
73 Ethyl acrylate	55	4.739	4.739	0.000	98	97833	20.0	16.2	
67 Methylcyclohexane	83	4.795	4.795	0.000	96	108536	20.0	23.7	
71 1,2-Dichloropropane	63	4.818	4.818	0.000	92	71637	20.0	17.5	
* 74 1,4-Dioxane-d8	96	4.930	4.930	0.000	67	55359	1000.0	1000.0	
69 Dibromomethane	93	4.941	4.941	0.000	95	42551	20.0	18.4	
75 Methyl methacrylate	100	4.994	4.994	0.000	90	43665	40.0	35.1	
76 1,4-Dioxane	88	5.001	5.001	0.000	32	25996	400.0	405.1	
77 n-Propyl acetate	43	5.080	5.080	0.000	98	118153	20.0	16.7	
72 Dichlorobromomethane	83	5.132	5.132	0.000	98	86499	20.0	18.2	
83 2-Nitropropane	41	5.401	5.401	0.000	98	47077	40.0	38.2	
78 2-Chloroethyl vinyl ether	63	5.521	5.521	0.000	96	9084	20.0	7.82	
82 Epichlorohydrin	57	5.570	5.570	0.000	99	140151	400.0	350.0	
79 cis-1,3-Dichloropropene	75	5.667	5.667	0.000	95	111710	20.0	18.0	
85 4-Methyl-2-pentanone (MIBK	43	5.888	5.888	0.000	98	339826	100.0	85.1	
$ 80 Toluene-d8 (Surr)	98	5.993	5.993	0.000	99	618141	50.0	48.8	
81 Toluene	91	6.079	6.079	0.000	94	262291	20.0	17.9	
86 trans-1,3-Dichloropropene	75	6.382	6.382	0.000	98	101624	20.0	18.6	
88 Ethyl methacrylate	69	6.562	6.562	0.000	91	78308	20.0	16.7	

Compound	Sig	RT (min.)	Exp RT (min.)	Dlt RT (min.)	Q	Response	Cal Amt ug/l	OnCol Amt ug/l	Flags
87 1,1,2-Trichloroethane	83	6.614	6.614	0.000	95	51972	20.0	18.9	
84 Tetrachloroethene	166	6.786	6.786	0.000	98	65453	20.0	21.2	
90 1,3-Dichloropropane	76	6.827	6.827	0.000	95	105563	20.0	17.6	
93 2-Hexanone	43	6.999	6.999	0.000	98	234157	100.0	84.6	
89 Chlorodibromomethane	129	7.123	7.123	0.000	98	60646	20.0	18.9	
92 n-Butyl acetate	43	7.228	7.228	0.000	99	100214	20.0	16.3	
91 Ethylene Dibromide	107	7.250	7.250	0.000	99	60995	20.0	18.8	
* 94 Chlorobenzene-d5	117	7.942	7.942	0.000	86	432608	50.0	50.0	
95 Chlorobenzene	112	7.980	7.980	0.000	94	155683	20.0	17.8	
97 1,1,1,2-Tetrachloroethane	131	8.122	8.122	0.000	94	55880	20.0	18.4	
96 Ethylbenzene	106	8.186	8.186	0.000	99	80730	20.0	18.0	
98 m-Xylene & p-Xylene	106	8.373	8.373	0.000	96	102247	20.0	18.1	
99 o-Xylene	106	8.964	8.964	0.000	93	100319	20.0	17.7	
101 Styrene	104	8.990	8.990	0.000	96	176686	20.0	18.1	
102 n-Butyl acrylate	73	9.043	9.043	0.000	99	45836	20.0	16.7	
100 Bromoform	173	9.222	9.222	0.000	97	38762	20.0	18.4	
105 Amyl acetate (mixed isomer	43	9.432	9.432	0.000	90	117268	20.0	17.0	
103 Isopropylbenzene	105	9.574	9.574	0.000	96	242745	20.0	18.7	
$ 106 4-Bromofluorobenzene	174	9.776	9.776	0.000	92	179094	50.0	48.8	
107 Bromobenzene	156	9.967	9.967	0.000	96	66015	20.0	18.2	
109 1,1,2,2-Tetrachloroethane	83	10.079	10.079	0.000	98	71073	20.0	17.1	
112 1,2,3-Trichloropropane	110	10.105	10.105	0.000	97	21061	20.0	17.5	
114 trans-1,4-Dichloro-2-buten	53	10.177	10.177	0.000	92	24175	20.0	17.4	
108 N-Propylbenzene	91	10.244	10.244	0.000	99	295552	20.0	18.9	
110 2-Chlorotoluene	91	10.319	10.319	0.000	97	177454	20.0	18.5	
111 4-Ethyltoluene	105	10.442	10.442	0.000	99	241522	20.0	17.7	
115 4-Chlorotoluene	91	10.510	10.510	0.000	98	187045	20.0	18.0	
113 1,3,5-Trimethylbenzene	105	10.558	10.558	0.000	93	166818	20.0	16.2	
118 Butyl Methacrylate	87	10.835	10.835	0.000	94	56044	20.0	14.7	
116 tert-Butylbenzene	119	11.082	11.082	0.000	94	171769	20.0	19.4	
117 1,2,4-Trimethylbenzene	105	11.161	11.161	0.000	97	164146	20.0	15.6	
119 sec-Butylbenzene	105	11.419	11.419	0.000	99	242315	20.0	19.4	
120 1,3-Dichlorobenzene	146	11.505	11.505	0.000	95	123693	20.0	18.6	
* 122 1,4-Dichlorobenzene-d4	152	11.606	11.606	0.000	95	225905	50.0	50.0	
123 1,4-Dichlorobenzene	146	11.636	11.636	0.000	95	124973	20.0	18.1	
121 4-Isopropyltoluene	119	11.651	11.651	0.000	98	197404	20.0	18.3	
125 Benzyl chloride	126	11.838	11.838	0.000	98	33367	20.0	20.8	
124 2,3-Dihydroindene	117	11.965	11.965	0.000	95	226320	20.0	17.4	
128 1,2-Dichlorobenzene	146	12.093	12.093	0.000	96	121172	20.0	18.1	
126 p-Diethylbenzene	119	12.138	12.138	0.000	92	99532	20.0	15.6	
127 n-Butylbenzene	91	12.164	12.164	0.000	98	181329	20.0	16.8	
130 1,2-Dibromo-3-Chloropropan	75	12.942	12.942	0.000	94	18692	20.0	20.3	
129 1,2,4,5-Tetramethylbenzene	119	12.961	12.961	0.000	98	162734	20.0	14.8	
131 1,3,5-Trichlorobenzene	180	13.155	13.155	0.000	97	81006	20.0	16.4	
132 1,2,4-Trichlorobenzene	180	13.706	13.706	0.000	93	91062	20.0	19.6	
133 Hexachlorobutadiene	225	13.878	13.878	0.000	97	31518	20.0	21.7	
135 Naphthalene	128	13.900	13.900	0.000	99	294201	20.0	21.8	
136 1,2,3-Trichlorobenzene	180	14.106	14.106	0.000	96	93389	20.0	20.4	
S 137 1,2-Dichloroethene, Total	100				0		40.0	36.1	
S 138 Xylenes, Total	100				0		40.0	35.9	
S 139 Total BTEX	1				0		100.0	90.3	

Reagents:

ACROLEIN W_00049	Amount Added:	4.00	Units: uL	
GASES Li_00147	Amount Added:	20.00	Units: uL	
8260MIX1COMB_00034	Amount Added:	20.00	Units: uL	
8260ISNEW_00064	Amount Added:	1.00	Units: uL	Run Reagent
8260SURR250_00119	Amount Added:	1.00	Units: uL	Run Reagent

Report Date: 02-Apr-2016 11:09:39 Chrom Revision: 2.2 04-Mar-2016 14:36:24

TestAmerica Edison

Data File: \\ChromNA\Edison\ChromData\CVOAMS12\20160401-39324.b\O08373.D

Injection Date:	01-Apr-2016 21:21:30	Instrument ID:	CVOAMS12	Operator ID:	
Lims ID:	CCVIS			Worklist Smp#:	2
Client ID:					
Purge Vol:	5.000 mL	Dil. Factor:	1.0000	ALS Bottle#:	1
Method:	8260W_12	Limit Group:	VOA - 8260C Water and Solid		

Column: DB-624 (0.18 mm)

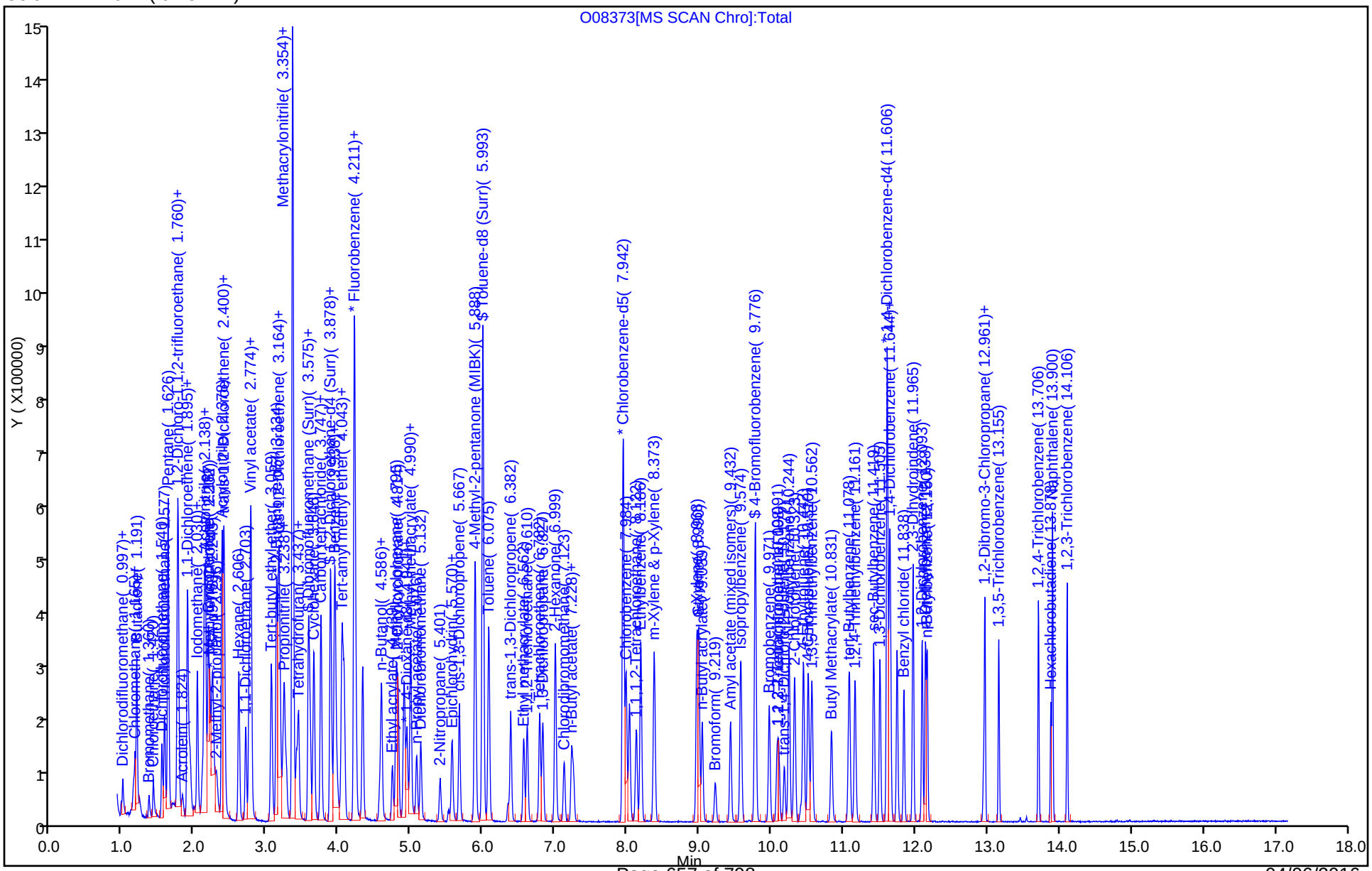

FORM VII
GC/MS VOA CONTINUING CALIBRATION DATA

Lab Name: TestAmerica Edison Job No.: 460-111103-1

SDG No.:

Lab Sample ID: CCVIS 460-360252/3 Calibration Date: 04/02/2016 10:45

Instrument ID: CVOAMS12 Calib Start Date: 03/23/2016 21:12

GC Column: DB-624 ID: 0.18(mm) Calib End Date: 03/23/2016 23:57

Lab File ID: O08402.D Conc. Units: ug/L Heated Purge: (Y/N) N

ANALYTE	CURVE TYPE	AVE RRF	RRF	MIN RRF	CALC AMOUNT	SPIKE AMOUNT	%D	MAX %D
Chlorotrifluoroethene	Ave	0.0357	0.0246		13.8	20.0	-31.0*	20.0
Dichlorodifluoromethane	Ave	0.3272	0.2755	0.1000	16.8	20.0	-15.8	20.0
Chloromethane	Ave	0.3497	0.3448	0.1000	19.7	20.0	-1.4	20.0
Vinyl chloride	Ave	0.3799	0.3717	0.1000	19.6	20.0	-2.2	20.0
Butadiene	Ave	0.3396	0.3161		18.6	20.0	-6.9	20.0
Bromomethane	Qua2		0.8607	0.1000	16.4	20.0	-18.2	50.0
Chloroethane	Ave	0.2543	0.2237	0.1000	17.6	20.0	-12.0	50.0
Dichlorofluoromethane	Ave	0.5476	0.5723		20.9	20.0	4.5	20.0
Trichlorofluoromethane	Ave	0.3839	0.3908	0.1000	20.4	20.0	1.8	20.0
Pentane	QuaF		0.0436		29.9	40.0	-25.2*	20.0
Ethanol	Ave	0.0805	0.0951		945	800	18.1	50.0
Ethyl ether	Ave	0.3157	0.2761		17.5	20.0	-12.6	20.0
1,2-Dichloro-1,1,2-trifluoro ethane	Ave	0.7702	0.6815		17.7	20.0	-11.5	20.0
2-Methyl-1,3-butadiene	Ave	0.7702	0.6815		17.7	20.0	-11.5	20.0
Acrolein	Ave	2.524	2.526		40.0	40.0	0.0	50.0
1,1-Dichloroethene	Ave	0.2583	0.2439	0.1000	18.9	20.0	-5.6	20.0
Freon TF	Ave	0.2242	0.2116	0.1000	18.9	20.0	-5.6	20.0
Acetone	Ave	0.2308	0.2487	0.0500	108	100	7.7	50.0
Iodomethane	QuaF		0.1073		8.80	20.0	-56.0*	20.0
Isopropyl alcohol	Ave	0.8762	0.9296		212	200	6.1	50.0
Carbon disulfide	Ave	0.9860	0.9113	0.1000	18.5	20.0	-7.6	50.0
Acetonitrile	Ave	3.720	4.545		244	200	22.2*	20.0
3-Chloro-1-propene	Ave	0.1822	0.1728		19.0	20.0	-5.2	20.0
Methyl acetate	Ave	2.190	2.508	0.1000	114	100	14.5	20.0
Cyclopentene	Ave	0.7716	0.6857		17.8	20.0	-11.1	20.0
Methylene Chloride	Ave	0.2999	0.2985	0.1000	19.9	20.0	-0.5	20.0
2-Methyl-2-propanol	Qua2		1.202		185	200	-7.6	50.0
Acrylonitrile	Ave	0.1383	0.1215		176	200	-12.1	20.0
trans-1,2-Dichloroethene	Ave	0.2840	0.2665	0.1000	18.8	20.0	-6.2	20.0
MTBE	Ave	0.9420	0.7654	0.1000	16.2	20.0	-18.8	20.0
Hexane	Ave	0.3223	0.2631		16.3	20.0	-18.4	20.0
1,1-Dichloroethane	Ave	0.5302	0.5010	0.2000	18.9	20.0	-5.5	20.0
Vinyl acetate	Ave	0.0692	0.0416		24.0	40.0	-39.9*	20.0
Isopropyl ether	Ave	1.081	0.8360		15.5	20.0	-22.6*	20.0
2-Chloro-1,3-butadiene	Ave	0.2603	0.2373		18.2	20.0	-8.8	20.0
Tert-butyl ethyl ether	Ave	0.9835	0.7686		15.6	20.0	-21.8*	20.0
cis-1,2-Dichloroethene	Ave	0.3106	0.2926	0.1000	18.8	20.0	-5.8	20.0
2,2-Dichloropropane	Ave	0.0901	0.0859		19.1	20.0	-4.7	20.0
2-Butanone	Ave	0.2708	0.2687	0.0500	99.2	100	-0.8	50.0
Propionitrile	Ave	1.864	2.284		245	200	22.5*	20.0

FORM VII
GC/MS VOA CONTINUING CALIBRATION DATA

Lab Name: TestAmerica Edison Job No.: 460-111103-1

SDG No.:

Lab Sample ID: CCVIS 460-360252/3 Calibration Date: 04/02/2016 10:45

Instrument ID: CVOAMS12 Calib Start Date: 03/23/2016 21:12

GC Column: DB-624 ID: 0.18(mm) Calib End Date: 03/23/2016 23:57

Lab File ID: O08402.D Conc. Units: ug/L Heated Purge: (Y/N) N

ANALYTE	CURVE TYPE	AVE RRF	RRF	MIN RRF	CALC AMOUNT	SPIKE AMOUNT	%D	MAX %D
Ethyl acetate	Ave	0.2317	0.2320		40.0	40.0	0.1	20.0
Methyl acrylate	Ave	0.3926	0.2686		13.7	20.0	-31.6*	20.0
Methacrylonitrile	Ave	0.1506	0.1212		161	200	-19.5	20.0
Bromochloromethane	Ave	0.1367	0.1379		20.2	20.0	0.8	20.0
Tetrahydrofuran	Ave	0.8079	0.8254		40.9	40.0	2.2	20.0
Chloroform	Ave	0.4747	0.4501	0.2000	19.0	20.0	-5.2	20.0
1,1,1-Trichloroethane	Ave	0.3625	0.3518	0.1000	19.4	20.0	-2.9	20.0
Cyclohexane	Ave	0.4203	0.3941	0.1000	18.8	20.0	-6.2	50.0
1,1-Dichloropropene	Ave	0.3641	0.3376		18.5	20.0	-7.3	20.0
Carbon tetrachloride	Ave	0.2813	0.2737	0.1000	19.5	20.0	-2.7	20.0
Isobutyl alcohol	Ave	0.5143	0.4577		445	500	-11.0	50.0
Benzene	Ave	1.813	1.772	0.5000	19.6	20.0	-2.2	20.0
1,2-Dichloroethane	Ave	0.4021	0.3737	0.1000	18.6	20.0	-7.1	20.0
Isooctane	QuaF		0.4038		13.1	20.0	-34.6*	20.0
Isopropyl acetate	Ave	1.110	0.7678		13.8	20.0	-30.8*	20.0
Tert-amyl methyl ether	Ave	0.8579	0.6352		14.8	20.0	-26.0*	20.0
n-Heptane	QuaF		0.1879		14.7	20.0	-26.4*	20.0
n-Butanol	Ave	0.3106	0.2596		418	500	-16.4	50.0
Trichloroethene	Ave	0.2522	0.2495	0.2000	19.8	20.0	-1.1	20.0
Ethyl acrylate	Ave	0.4347	0.3108		14.3	20.0	-28.5*	20.0
Methylcyclohexane	Ave	0.3294	0.2772	0.1000	16.8	20.0	-15.9	50.0
1,2-Dichloropropane	Ave	0.2951	0.2673	0.1000	18.1	20.0	-9.4	20.0
Dibromomethane	Ave	0.1660	0.1576		19.0	20.0	-5.1	20.0
Methyl methacrylate	Ave	0.0894	0.0697		31.2	40.0	-22.1*	20.0
1,4-Dioxane	Ave	1.159	1.106		382	400	-4.6	50.0
n-Propyl acetate	Ave	0.5077	0.3553		14.0	20.0	-30.0*	20.0
Bromodichloromethane	Ave	0.3410	0.3238	0.2000	19.0	20.0	-5.0	20.0
2-Nitropropane	Ave	0.0886	0.0731		33.0	40.0	-17.5	20.0
2-Chloroethyl vinyl ether	Qua2		0.0335		8.01	20.0	-59.9*	20.0
Epichlorohydrin	Ave	0.1965	0.1772		361	400	-9.8	20.0
cis-1,3-Dichloropropene	Ave	0.7188	0.6758	0.2000	18.8	20.0	-6.0	50.0
4-Methyl-2-pentanone	Ave	1.960	1.751	0.0500	89.3	100	-10.7	50.0
Toluene	Ave	1.692	1.501	0.4000	17.7	20.0	-11.3	20.0
trans-1,3-Dichloropropene	Ave	0.6311	0.5902	0.1000	18.7	20.0	-6.5	50.0
Ethyl methacrylate	Ave	0.5414	0.4618		17.1	20.0	-14.7	20.0
1,1,2-Trichloroethane	Ave	0.3179	0.2830	0.1000	17.8	20.0	-11.0	20.0
Tetrachloroethene	Ave	0.3571	0.3563	0.2000	20.0	20.0	-0.2	20.0
1,3-Dichloropropane	Ave	0.6913	0.6282		18.2	20.0	-9.1	20.0
2-Hexanone	Ave	1.358	1.239	0.0500	91.2	100	-8.8	50.0
Dibromochloromethane	Ave	0.3707	0.3662	0.1000	19.8	20.0	-1.2	50.0
n-Butyl acetate	Ave	0.7105	0.5777		16.3	20.0	-18.7	20.0

FORM VII
GC/MS VOA CONTINUING CALIBRATION DATA

Lab Name: TestAmerica Edison Job No.: 460-111103-1

SDG No.:

Lab Sample ID: CCVIS 460-360252/3 Calibration Date: 04/02/2016 10:45

Instrument ID: CVOAMS12 Calib Start Date: 03/23/2016 21:12

GC Column: DB-624 ID: 0.18(mm) Calib End Date: 03/23/2016 23:57

Lab File ID: O08402.D Conc. Units: ug/L Heated Purge: (Y/N) N

ANALYTE	CURVE TYPE	AVE RRF	RRF	MIN RRF	CALC AMOUNT	SPIKE AMOUNT	%D	MAX %D
1,2-Dibromoethane	Ave	0.3745	0.3463	0.1000	18.5	20.0	-7.5	20.0
Chlorobenzene	Ave	1.008	0.8988	0.5000	17.8	20.0	-10.9	20.0
1,1,1,2-Tetrachloroethane	Ave	0.3519	0.3038		17.3	20.0	-13.7	20.0
Ethylbenzene	Ave	0.5188	0.4973	0.1000	19.2	20.0	-4.1	20.0
m&p-Xylene	Ave	0.6515	0.6360	0.1000	19.5	20.0	-2.4	20.0
o-Xylene	Ave	0.6545	0.6436	0.3000	19.7	20.0	-1.7	20.0
Styrene	Ave	1.131	1.114	0.3000	19.7	20.0	-1.5	20.0
n-Butyl acrylate	Ave	0.3167	0.2867		18.1	20.0	-9.5	20.0
Bromoform	Ave	0.2430	0.2068	0.1000	17.0	20.0	-14.9	20.0
Amyl acetate (mixed isomers)	Ave	1.523	1.311		17.2	20.0	-13.9	20.0
Isopropylbenzene	Ave	1.498	1.463	0.1000	19.5	20.0	-2.3	20.0
Bromobenzene	Ave	0.8012	0.7304		18.2	20.0	-8.8	20.0
1,1,2,2-Tetrachloroethane	Ave	0.9193	0.6641	0.3000	14.4	20.0	-27.8*	20.0
1,2,3-Trichloropropane	Ave	0.2658	0.2118		15.9	20.0	-20.3*	20.0
trans-1,4-Dichloro-2-butene	Ave	0.3078	0.2493		16.2	20.0	-19.0	20.0
N-Propylbenzene	Ave	3.459	3.206		18.5	20.0	-7.3	20.0
2-Chlorotoluene	Ave	2.127	1.992		18.7	20.0	-6.4	20.0
4-Ethyltoluene	Ave	3.015	2.561		17.0	20.0	-15.0	20.0
4-Chlorotoluene	Ave	2.294	2.090		18.2	20.0	-8.9	20.0
1,3,5-Trimethylbenzene	Ave	2.278	1.727		15.2	20.0	-24.2*	20.0
Butyl Methacrylate	Ave	0.8425	0.6173		14.7	20.0	-26.7*	20.0
tert-Butylbenzene	Ave	1.957	1.868		19.1	20.0	-4.5	20.0
1,2,4-Trimethylbenzene	Ave	2.326	1.717		14.8	20.0	-26.2*	20.0
sec-Butylbenzene	Ave	2.768	2.598		18.8	20.0	-6.1	20.0
1,3-Dichlorobenzene	Ave	1.473	1.337	0.6000	18.2	20.0	-9.2	20.0
1,4-Dichlorobenzene	Ave	1.529	1.409	0.5000	18.4	20.0	-7.9	20.0
4-Isopropyltoluene	Ave	2.392	2.023		16.9	20.0	-15.4	20.0
Benzyl chloride	Ave	0.3546	0.3146		17.7	20.0	-11.3	50.0
Indan	Ave	2.874	2.505		17.4	20.0	-12.8	20.0
1,2-Dichlorobenzene	Ave	1.478	1.326	0.4000	17.9	20.0	-10.3	20.0
p-Diethylbenzene	Ave	1.410	1.016		14.4	20.0	-27.9*	20.0
n-Butylbenzene	Ave	2.389	1.837		15.4	20.0	-23.1*	20.0
1,2-Dibromo-3-Chloropropane	Ave	0.2036	0.1845	0.0500	18.1	20.0	-9.4	50.0
1,2,4,5-Tetramethylbenzene	Ave	2.437	1.736		14.2	20.0	-28.8*	20.0
1,3,5-Trichlorobenzene	Ave	1.092	0.8609		15.8	20.0	-21.2*	20.0
1,2,4-Trichlorobenzene	Ave	1.029	1.037	0.2000	20.1	20.0	0.7	20.0
Hexachlorobutadiene	Ave	0.3213	0.3189		19.9	20.0	-0.7	20.0
Naphthalene	Ave	2.987	3.219		21.5	20.0	7.7	50.0
1,2,3-Trichlorobenzene	Ave	1.011	1.037		20.5	20.0	2.5	20.0
Dibromofluoromethane (Surr)	Ave	0.2389	0.2457		51.4	50.0	2.8	20.0
1,2-Dichloroethane-d4 (Surr)	Ave	0.3264	0.3088		47.3	50.0	-5.4	20.0

FORM VII
GC/MS VOA CONTINUING CALIBRATION DATA

Lab Name: TestAmerica Edison Job No.: 460-111103-1

SDG No.:

Lab Sample ID: CCVIS 460-360252/3 Calibration Date: 04/02/2016 10:45

Instrument ID: CVOAMS12 Calib Start Date: 03/23/2016 21:12

GC Column: DB-624 ID: 0.18(mm) Calib End Date: 03/23/2016 23:57

Lab File ID: O08402.D Conc. Units: ug/L Heated Purge: (Y/N) N

ANALYTE	CURVE TYPE	AVE RRF	RRF	MIN RRF	CALC AMOUNT	SPIKE AMOUNT	%D	MAX %D
Toluene-d8 (Surr)	Ave	1.464	1.383		47.3	50.0	-5.5	20.0
Bromofluorobenzene	Ave	0.4240	0.4313		50.9	50.0	1.7	20.0

TestAmerica Edison
Target Compound Quantitation Report

Data File: \\ChromNA\Edison\ChromData\CVOAMS12\20160402-39337.b\O08402.D
Lims ID: CCVIS
Client ID:
Sample Type: CCVIS
Inject. Date: 02-Apr-2016 10:45:30 ALS Bottle#: 2 Worklist Smp#: 3
Purge Vol: 5.000 mL Dil. Factor: 1.0000
Sample Info: CCVIS
Misc. Info.: 460-0039337-003
Operator ID: Instrument ID: CVOAMS12
Sublist: chrom-8260W_12*sub9

Method: \\ChromNA\Edison\ChromData\CVOAMS12\20160402-39337.b\8260W_12.m
Limit Group: VOA - 8260C Water and Solid
Last Update: 04-Apr-2016 18:32:16 Calib Date: 23-Mar-2016 23:57:30
Integrator: RTE ID Type: Deconvolution ID
Quant Method: Internal Standard Quant By: Initial Calibration
Last ICal File: \\ChromNA\Edison\ChromData\CVOAMS12\20160323-38887.b\O07968.D

Column 1 : DB-624 (0.18 mm) Det: MS SCAN
Process Host: XAWRK047

First Level Reviewer: boykink Date: 03-Apr-2016 09:54:03

Compound	Sig	RT (min.)	Exp RT (min.)	Dlt RT (min.)	Q	Response	Cal Amt ug/l	OnCol Amt ug/l	Flags
1 Chlorotrifluoroethene	66	0.978	0.978	0.000	88	6644	20.0	13.8	
2 Dichlorodifluoromethane	85	0.997	0.997	0.000	98	74381	20.0	16.8	
4 Chloromethane	50	1.150	1.150	0.000	99	93108	20.0	19.7	
3 Vinyl chloride	62	1.169	1.169	0.000	98	100370	20.0	19.6	
5 Butadiene	54	1.188	1.188	0.000	99	85352	20.0	18.6	
7 Bromomethane	94	1.360	1.360	0.000	99	28857	20.0	16.4	
8 Chloroethane	64	1.420	1.420	0.000	99	60388	20.0	17.6	
11 Dichlorofluoromethane	67	1.540	1.540	0.000	99	154533	20.0	20.9	
10 Trichlorofluoromethane	101	1.577	1.577	0.000	99	105505	20.0	20.4	
9 Pentane	72	1.626	1.626	0.000	96	23550	40.0	29.9	
14 Ethanol	46	1.682	1.682	0.000	93	22702	800.0	945.2	
13 Ethyl ether	59	1.753	1.753	0.000	93	74537	20.0	17.5	
15 1,2-Dichloro-1,1,2-trifluo	67	1.764	1.764	0.000	90	184013	20.0	17.7	
12 2-Methyl-1,3-butadiene	67	1.764	1.764	0.000	94	184013	20.0	17.7	
21 Acrolein	56	1.828	1.828	0.000	96	30156	40.0	40.0	
16 1,1-Dichloroethene	96	1.891	1.891	0.000	97	65849	20.0	18.9	
18 1,1,2-Trichloro-1,2,2-trif	101	1.899	1.899	0.000	73	57125	20.0	18.9	
25 Acetone	58	1.933	1.933	0.000	85	41687	100.0	107.7	
19 Iodomethane	142	1.989	1.989	0.000	98	28980	20.0	8.80	
23 Isopropyl alcohol	45	2.022	2.022	0.000	99	55490	200.0	212.2	
17 Carbon disulfide	76	2.030	2.030	0.000	100	246055	20.0	18.5	
32 Acetonitrile	41	2.123	2.123	0.000	81	271276	200.0	244.3	
22 3-Chloro-1-propene	76	2.127	2.127	0.000	91	46659	20.0	19.0	
27 Methyl acetate	74	2.142	2.142	0.000	100	74837	100.0	114.5	
20 Cyclopentene	67	2.183	2.183	0.000	96	185156	20.0	17.8	
24 Methylene Chloride	84	2.206	2.206	0.000	93	80598	20.0	19.9	
* 30 TBA-d9 (IS)	65	2.239	2.239	0.000	99	298452	1000.0	1000.0	
31 2-Methyl-2-propanol	59	2.299	2.299	0.000	99	71734	200.0	184.7	
37 Acrylonitrile	53	2.374	2.374	0.000	94	328065	200.0	175.7	
26 trans-1,2-Dichloroethene	96	2.397	2.397	0.000	97	71958	20.0	18.8	

Compound	Sig	RT (min.)	Exp RT (min.)	Dlt RT (min.)	Q	Response	Cal Amt ug/l	OnCol Amt ug/l	Flags
29 Methyl tert-butyl ether	73	2.404	2.404	0.000	98	206653	20.0	16.2	
28 Hexane	57	2.602	2.602	0.000	93	71039	20.0	16.3	
36 1,1-Dichloroethane	63	2.703	2.703	0.000	100	135281	20.0	18.9	
40 Vinyl acetate	86	2.752	2.752	0.000	100	22441	40.0	24.0	
34 Isopropyl ether	45	2.771	2.771	0.000	98	225732	20.0	15.5	
35 2-Chloro-1,3-butadiene	88	2.778	2.778	0.000	93	64082	20.0	18.2	
39 Tert-butyl ethyl ether	59	3.063	3.063	0.000	89	207539	20.0	15.6	
* 52 2-Butanone-d5	46	3.130	3.130	0.000	0	419100	250.0	250.0	
41 cis-1,2-Dichloroethene	96	3.160	3.160	0.000	93	79011	20.0	18.8	
42 2,2-Dichloropropane	97	3.164	3.164	0.000	63	23185	20.0	19.1	
53 2-Butanone (MEK)	72	3.179	3.179	0.000	100	45050	100.0	99.2	
58 Propionitrile	54	3.224	3.224	0.000	97	136316	200.0	245.1	
47 Ethyl acetate	70	3.242	3.242	0.000	100	15554	40.0	40.0	
48 Methyl acrylate	55	3.265	3.265	0.000	99	72532	20.0	13.7	
59 Methacrylonitrile	67	3.351	3.351	0.000	94	327233	200.0	161.0	
44 Chlorobromomethane	128	3.362	3.362	0.000	93	37224	20.0	20.2	
49 Tetrahydrofuran	42	3.407	3.407	0.000	97	55346	40.0	40.9	
45 Chloroform	83	3.437	3.437	0.000	98	121543	20.0	19.0	
$ 50 Dibromofluoromethane (Surr	113	3.572	3.572	0.000	97	165828	50.0	51.4	
51 1,1,1-Trichloroethane	97	3.594	3.594	0.000	98	94985	20.0	19.4	
43 Cyclohexane	56	3.647	3.647	0.000	93	106408	20.0	18.8	
46 Carbon tetrachloride	117	3.748	3.748	0.000	76	73910	20.0	19.5	
54 1,1-Dichloropropene	75	3.748	3.748	0.000	94	91163	20.0	18.5	
$ 60 1,2-Dichloroethane-d4 (Sur	65	3.879	3.879	0.000	96	208455	50.0	47.3	
63 Isobutyl alcohol	43	3.890	3.890	0.000	94	68305	500.0	445.0	
56 Benzene	78	3.938	3.938	0.000	97	291475	20.0	19.6	
62 1,2-Dichloroethane	62	3.950	3.950	0.000	96	100900	20.0	18.6	
55 Isooctane	57	4.036	4.036	0.000	59	109026	20.0	13.1	
66 Isopropyl acetate	43	4.043	4.043	0.000	95	207311	20.0	13.8	
61 Tert-amyl methyl ether	73	4.066	4.066	0.000	92	171508	20.0	14.8	
* 64 Fluorobenzene	96	4.212	4.212	0.000	98	675023	50.0	50.0	
57 n-Heptane	43	4.227	4.227	0.000	94	50736	20.0	14.7	
70 n-Butanol	56	4.563	4.563	0.000	91	38743	500.0	418.0	
68 Trichloroethene	95	4.586	4.586	0.000	97	67360	20.0	19.8	
73 Ethyl acrylate	55	4.736	4.736	0.000	98	83929	20.0	14.3	
67 Methylcyclohexane	83	4.795	4.795	0.000	96	74832	20.0	16.8	
71 1,2-Dichloropropane	63	4.818	4.818	0.000	92	72163	20.0	18.1	
* 74 1,4-Dioxane-d8	96	4.934	4.934	0.000	93	49759	1000.0	1000.0	M
69 Dibromomethane	93	4.941	4.941	0.000	96	42548	20.0	19.0	
75 Methyl methacrylate	100	4.990	4.990	0.000	94	37626	40.0	31.2	
76 1,4-Dioxane	88	5.001	5.001	0.000	25	22021	400.0	381.7	
77 n-Propyl acetate	43	5.076	5.076	0.000	99	95943	20.0	14.0	
72 Dichlorobromomethane	83	5.132	5.132	0.000	99	87438	20.0	19.0	
83 2-Nitropropane	41	5.402	5.402	0.000	97	39497	40.0	33.0	
78 2-Chloroethyl vinyl ether	63	5.518	5.518	0.000	96	9054	20.0	8.01	M
82 Epichlorohydrin	57	5.566	5.566	0.000	99	118796	400.0	360.7	
79 cis-1,3-Dichloropropene	75	5.667	5.667	0.000	95	111143	20.0	18.8	
85 4-Methyl-2-pentanone (MIBK	43	5.888	5.888	0.000	97	293479	100.0	89.3	
$ 80 Toluene-d8 (Surr)	98	5.997	5.997	0.000	99	568711	50.0	47.3	
81 Toluene	91	6.075	6.075	0.000	94	246861	20.0	17.7	
86 trans-1,3-Dichloropropene	75	6.382	6.382	0.000	98	97051	20.0	18.7	
88 Ethyl methacrylate	69	6.562	6.562	0.000	90	75940	20.0	17.1	

Compound	Sig	RT (min.)	Exp RT (min.)	Dlt RT (min.)	Q	Response	Cal Amt ug/l	OnCol Amt ug/l	Flags
87 1,1,2-Trichloroethane	83	6.607	6.607	0.000	94	46543	20.0	17.8	
84 Tetrachloroethene	166	6.783	6.783	0.000	97	58601	20.0	20.0	
90 1,3-Dichloropropane	76	6.827	6.827	0.000	96	103305	20.0	18.2	
93 2-Hexanone	43	7.000	7.000	0.000	98	207779	100.0	91.2	
89 Chlorodibromomethane	129	7.123	7.123	0.000	98	60224	20.0	19.8	
92 n-Butyl acetate	43	7.228	7.228	0.000	98	94999	20.0	16.3	
91 Ethylene Dibromide	107	7.250	7.250	0.000	99	56941	20.0	18.5	
* 94 Chlorobenzene-d5	117	7.943	7.943	0.000	87	411127	50.0	50.0	
95 Chlorobenzene	112	7.984	7.984	0.000	93	147800	20.0	17.8	
97 1,1,1,2-Tetrachloroethane	131	8.126	8.126	0.000	94	49964	20.0	17.3	
96 Ethylbenzene	106	8.186	8.186	0.000	98	81779	20.0	19.2	
98 m-Xylene & p-Xylene	106	8.373	8.373	0.000	97	104595	20.0	19.5	
99 o-Xylene	106	8.968	8.968	0.000	93	105836	20.0	19.7	
101 Styrene	104	8.990	8.990	0.000	97	183198	20.0	19.7	
102 n-Butyl acrylate	73	9.043	9.043	0.000	99	47140	20.0	18.1	
100 Bromoform	173	9.222	9.222	0.000	96	34015	20.0	17.0	
105 Amyl acetate (mixed isomer	43	9.432	9.432	0.000	89	120027	20.0	17.2	
103 Isopropylbenzene	105	9.574	9.574	0.000	96	240558	20.0	19.5	
$ 106 4-Bromofluorobenzene	174	9.776	9.776	0.000	92	177332	50.0	50.9	
107 Bromobenzene	156	9.967	9.967	0.000	96	66883	20.0	18.2	
109 1,1,2,2-Tetrachloroethane	83	10.079	10.079	0.000	98	60805	20.0	14.4	
112 1,2,3-Trichloropropane	110	10.106	10.106	0.000	97	19396	20.0	15.9	
114 trans-1,4-Dichloro-2-buten	53	10.180	10.180	0.000	91	22824	20.0	16.2	
108 N-Propylbenzene	91	10.244	10.244	0.000	99	293581	20.0	18.5	
110 2-Chlorotoluene	91	10.323	10.323	0.000	97	182409	20.0	18.7	
111 4-Ethyltoluene	105	10.446	10.446	0.000	99	234546	20.0	17.0	
115 4-Chlorotoluene	91	10.510	10.510	0.000	98	191410	20.0	18.2	
113 1,3,5-Trimethylbenzene	105	10.562	10.562	0.000	93	158124	20.0	15.2	
118 Butyl Methacrylate	87	10.832	10.832	0.000	93	56521	20.0	14.7	
116 tert-Butylbenzene	119	11.082	11.082	0.000	94	171012	20.0	19.1	
117 1,2,4-Trimethylbenzene	105	11.161	11.161	0.000	97	157239	20.0	14.8	
119 sec-Butylbenzene	105	11.423	11.423	0.000	99	237887	20.0	18.8	
120 1,3-Dichlorobenzene	146	11.505	11.505	0.000	97	122429	20.0	18.2	
* 122 1,4-Dichlorobenzene-d4	152	11.606	11.606	0.000	96	228918	50.0	50.0	
123 1,4-Dichlorobenzene	146	11.640	11.640	0.000	97	129014	20.0	18.4	
121 4-Isopropyltoluene	119	11.651	11.651	0.000	98	185215	20.0	16.9	
125 Benzyl chloride	126	11.838	11.838	0.000	99	28804	20.0	17.7	
124 2,3-Dihydroindene	117	11.966	11.966	0.000	95	229403	20.0	17.4	
128 1,2-Dichlorobenzene	146	12.093	12.093	0.000	97	121377	20.0	17.9	
126 p-Diethylbenzene	119	12.138	12.138	0.000	93	93064	20.0	14.4	
127 n-Butylbenzene	91	12.160	12.160	0.000	97	168223	20.0	15.4	
130 1,2-Dibromo-3-Chloropropan	75	12.942	12.942	0.000	92	16890	20.0	18.1	
129 1,2,4,5-Tetramethylbenzene	119	12.961	12.961	0.000	97	158946	20.0	14.2	
131 1,3,5-Trichlorobenzene	180	13.156	13.156	0.000	97	78828	20.0	15.8	
132 1,2,4-Trichlorobenzene	180	13.706	13.706	0.000	93	94910	20.0	20.1	
133 Hexachlorobutadiene	225	13.878	13.878	0.000	95	29203	20.0	19.9	
135 Naphthalene	128	13.900	13.900	0.000	99	294709	20.0	21.5	
136 1,2,3-Trichlorobenzene	180	14.102	14.102	0.000	95	94914	20.0	20.5	
S 137 1,2-Dichloroethene, Total	100				0		40.0	37.6	
S 138 Xylenes, Total	100				0		40.0	39.2	
S 139 Total BTEX	1				0		100.0	95.7	

QC Flag Legend

Review Flags

M - Manually Integrated

Reagents:

ACROLEIN W_00049	Amount Added:	4.00	Units: uL	
GASES Li_00147	Amount Added:	20.00	Units: uL	
8260MIX1COMB_00034	Amount Added:	20.00	Units: uL	
8260ISNEW_00064	Amount Added:	1.00	Units: uL	Run Reagent
8260SURR250_00119	Amount Added:	1.00	Units: uL	Run Reagent

Report Date: 04-Apr-2016 18:32:19 Chrom Revision: 2.2 04-Mar-2016 14:36:24

TestAmerica Edison

Data File: \\ChromNA\Edison\ChromData\CVOAMS12\20160402-39337.b\O08402.D

Injection Date:	02-Apr-2016 10:45:30	Instrument ID:	CVOAMS12	Operator ID:	
Lims ID:	CCVIS			Worklist Smp#:	3
Client ID:					
Purge Vol:	5.000 mL	Dil. Factor:	1.0000	ALS Bottle#:	2
Method:	8260W_12	Limit Group:	VOA - 8260C Water and Solid		

Column: DB-624 (0.18 mm)

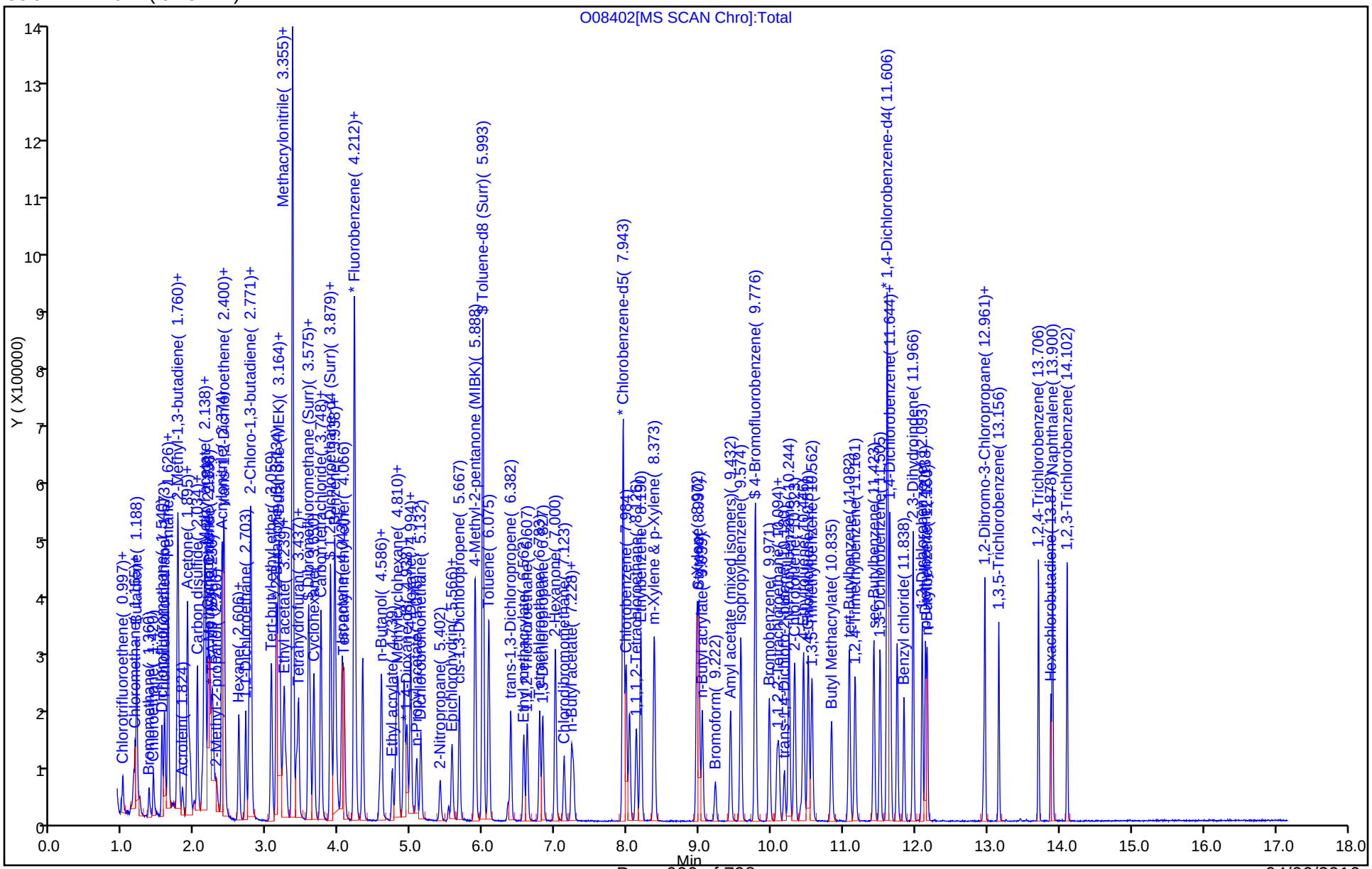

Manual Integration/User Assign Peak Report

TestAmerica Edison

Data File: \\ChromNA\Edison\ChromData\CVOAMS12\20160402-39337.b\O08402.D
Injection Date: 02-Apr-2016 10:45:30 Instrument ID: CVOAMS12
Lims ID: CCVIS
Client ID:
Operator ID: ALS Bottle#: 2 Worklist Smp#: 3
Purge Vol: 5.000 mL Dil. Factor: 1.0000
Method: 8260W_12 Limit Group: VOA - 8260C Water and Solid
Column: DB-624 (0.18 mm) Detector MS SCAN

* 74 1,4-Dioxane-d8, CAS: 17647-74-4

Processing Integration Results

RT: 4.93
Area: 43221
Amount: 1000.0000
Amount Units: ug/l

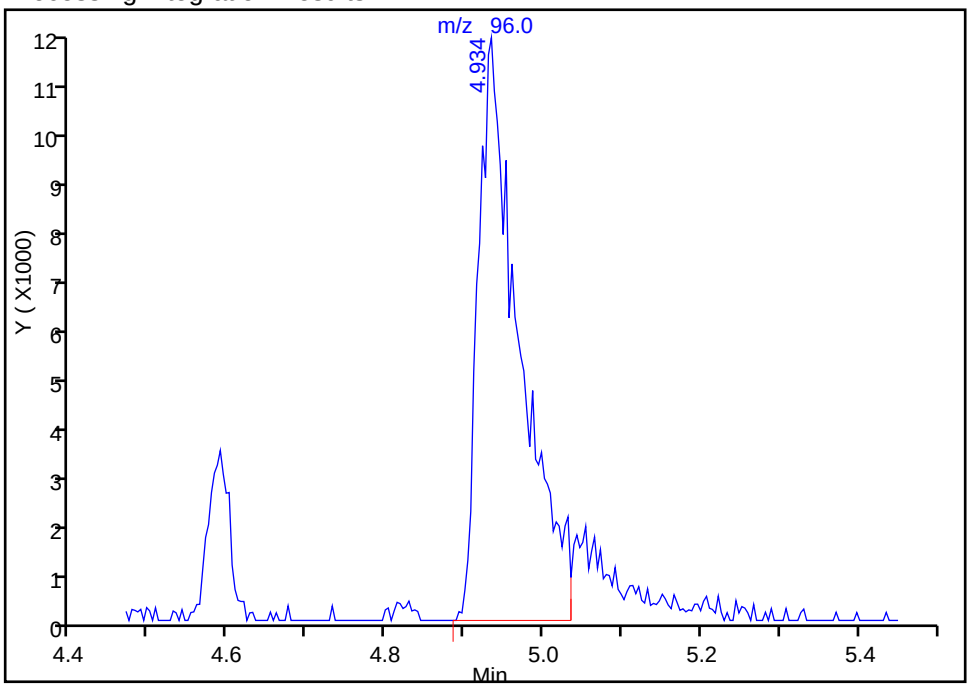

Manual Integration Results

RT: 4.93
Area: 49759
Amount: 1000.0000
Amount Units: ug/l

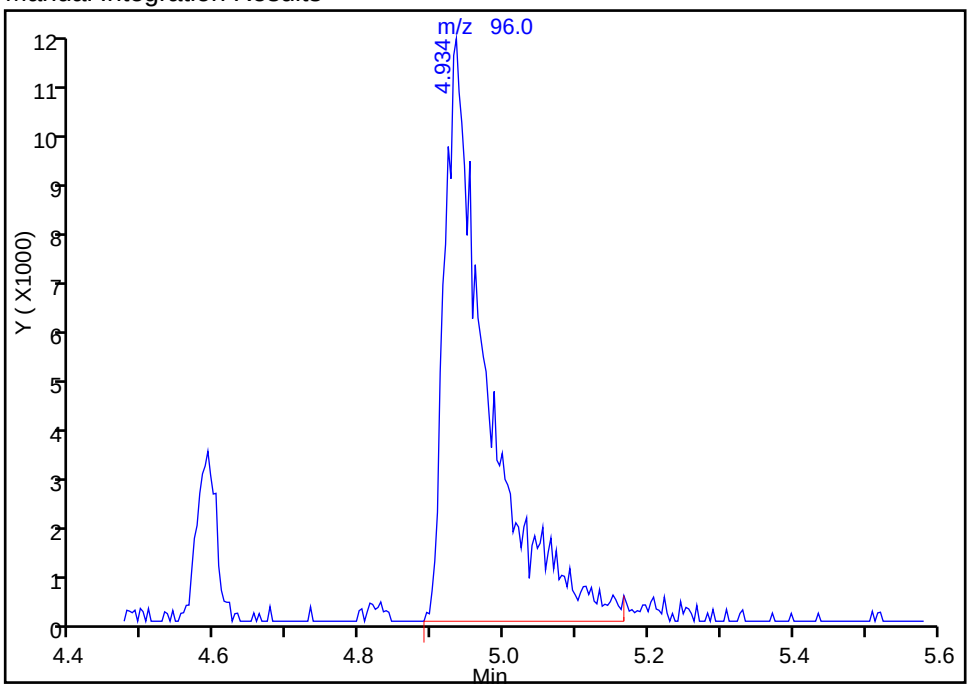

Reviewer: delpolitov, 04-Apr-2016 18:32:16
Audit Action: Manually Integrated
Audit Reason: Incomplete Integration

Manual Integration/User Assign Peak Report

TestAmerica Edison

Data File: \\ChromNA\Edison\ChromData\CVOAMS12\20160402-39337.b\O08402.D
Injection Date: 02-Apr-2016 10:45:30 Instrument ID: CVOAMS12
Lims ID: CCVIS
Client ID:
Operator ID: ALS Bottle#: 2 Worklist Smp#: 3
Purge Vol: 5.000 mL Dil. Factor: 1.0000
Method: 8260W_12 Limit Group: VOA - 8260C Water and Solid
Column: DB-624 (0.18 mm) Detector MS SCAN

78 2-Chloroethyl vinyl ether, CAS: 110-75-8

Processing Integration Results

RT: 5.52
Area: 13327
Amount: 11.596952
Amount Units: ug/l

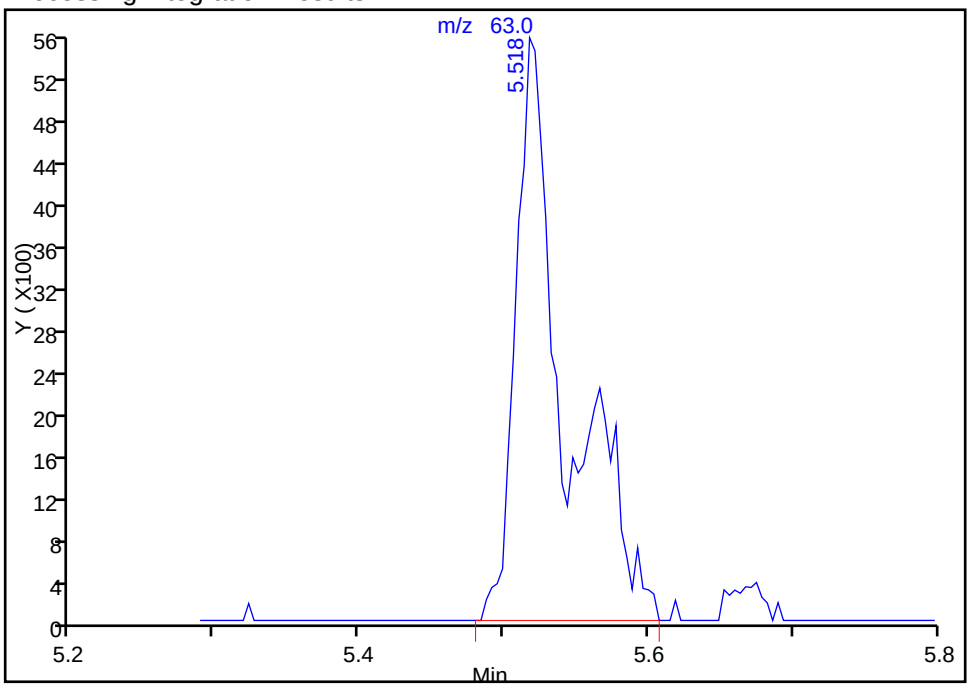

Manual Integration Results

RT: 5.52
Area: 9054
Amount: 8.014662
Amount Units: ug/l

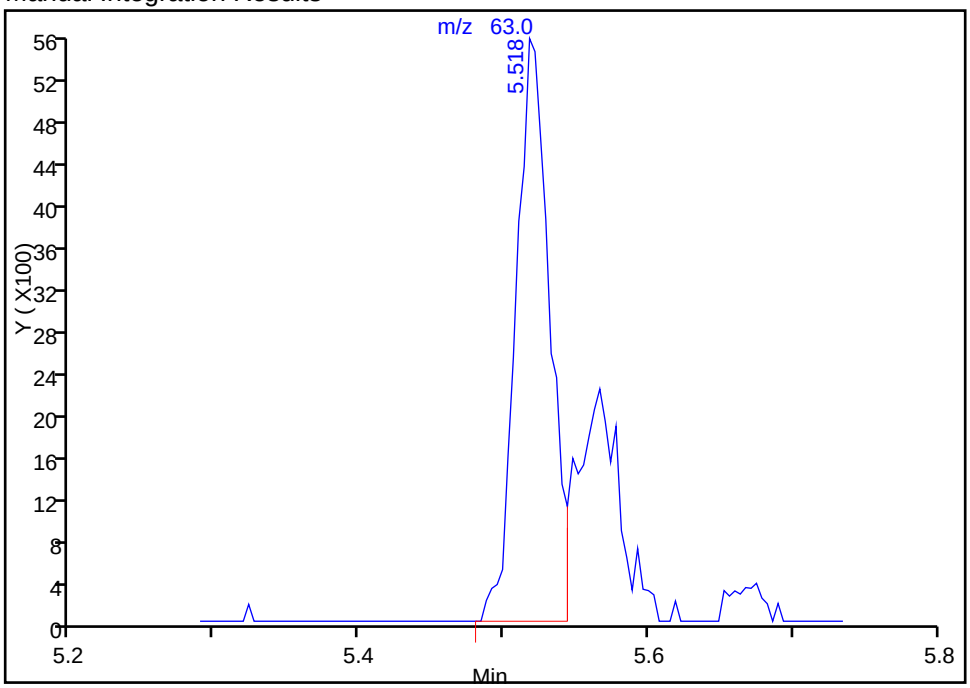

Reviewer: delpolitov, 04-Apr-2016 18:32:16
Audit Action: Split an Integrated Peak
Audit Reason: Wrong peak

FORM VII
GC/MS VOA CONTINUING CALIBRATION DATA

Lab Name: TestAmerica Edison Job No.: 460-111103-1

SDG No.:

Lab Sample ID: CCVIS 460-360372/3 Calibration Date: 04/03/2016 09:54

Instrument ID: CVOAMS12 Calib Start Date: 03/23/2016 21:12

GC Column: DB-624 ID: 0.18(mm) Calib End Date: 03/23/2016 23:57

Lab File ID: O08430.D Conc. Units: ug/L Heated Purge: (Y/N) N

ANALYTE	CURVE TYPE	AVE RRF	RRF	MIN RRF	CALC AMOUNT	SPIKE AMOUNT	%D	MAX %D
Chlorotrifluoroethene	Ave	0.0357	0.0292		16.4	20.0	-18.1	20.0
Dichlorodifluoromethane	Ave	0.3272	0.3094	0.1000	18.9	20.0	-5.5	20.0
Chloromethane	Ave	0.3497	0.3183	0.1000	18.2	20.0	-9.0	20.0
Vinyl chloride	Ave	0.3799	0.3651	0.1000	19.2	20.0	-3.9	20.0
Butadiene	Ave	0.3396	0.3249		19.1	20.0	-4.3	20.0
Bromomethane	Qua2		0.8307	0.1000	15.8	20.0	-21.2	50.0
Chloroethane	Ave	0.2543	0.2074	0.1000	16.3	20.0	-18.4	50.0
Dichlorofluoromethane	Ave	0.5476	0.5465		20.0	20.0	-0.2	20.0
Trichlorofluoromethane	Ave	0.3839	0.4095	0.1000	21.3	20.0	6.7	20.0
Pentane	QuaF		0.0530		36.4	40.0	-9.1	20.0
Ethanol	Ave	0.0805	0.0880		875	800	9.4	50.0
Ethyl ether	Ave	0.3157	0.2841		18.0	20.0	-10.0	20.0
1,2-Dichloro-1,1,2-trifluoro ethane	Ave	0.7702	0.7377		19.2	20.0	-4.2	20.0
2-Methyl-1,3-butadiene	Ave	0.7702	0.7377		19.2	20.0	-4.2	20.0
Acrolein	Ave	2.524	2.008		31.8	40.0	-20.4	50.0
1,1-Dichloroethene	Ave	0.2583	0.2506	0.1000	19.4	20.0	-3.0	20.0
Freon TF	Ave	0.2242	0.2453	0.1000	21.9	20.0	9.4	20.0
Acetone	Ave	0.2308	0.2373	0.0500	103	100	2.8	50.0
Iodomethane	QuaF		0.1466		12.0	20.0	-39.8*	20.0
Isopropyl alcohol	Ave	0.8762	0.8542		195	200	-2.5	50.0
Carbon disulfide	Ave	0.9860	0.9315	0.1000	18.9	20.0	-5.5	50.0
Acetonitrile	Ave	3.720	3.938		212	200	5.9	20.0
3-Chloro-1-propene	Ave	0.1822	0.1745		19.2	20.0	-4.2	20.0
Methyl acetate	Ave	2.190	2.309	0.1000	105	100	5.4	20.0
Cyclopentene	Ave	0.7716	0.7328		19.0	20.0	-5.0	20.0
Methylene Chloride	Ave	0.2999	0.2991	0.1000	19.9	20.0	-0.3	20.0
2-Methyl-2-propanol	Qua2		1.188		182	200	-8.8	50.0
Acrylonitrile	Ave	0.1383	0.1231		178	200	-11.0	20.0
trans-1,2-Dichloroethene	Ave	0.2840	0.2661	0.1000	18.7	20.0	-6.3	20.0
MTBE	Ave	0.9420	0.8237	0.1000	17.5	20.0	-12.6	20.0
Hexane	Ave	0.3223	0.3455		21.4	20.0	7.2	20.0
1,1-Dichloroethane	Ave	0.5302	0.5135	0.2000	19.4	20.0	-3.1	20.0
Vinyl acetate	Ave	0.0692	0.0597		34.5	40.0	-13.8	20.0
Isopropyl ether	Ave	1.081	0.9648		17.9	20.0	-10.7	20.0
2-Chloro-1,3-butadiene	Ave	0.2603	0.2498		19.2	20.0	-4.1	20.0
Tert-butyl ethyl ether	Ave	0.9835	0.8651		17.6	20.0	-12.0	20.0
cis-1,2-Dichloroethene	Ave	0.3106	0.2949	0.1000	19.0	20.0	-5.1	20.0
2,2-Dichloropropane	Ave	0.0901	0.0935		20.7	20.0	3.7	20.0
2-Butanone	Ave	0.2708	0.2737	0.0500	101	100	1.1	50.0
Propionitrile	Ave	1.864	2.039		219	200	9.4	20.0

FORM VII
GC/MS VOA CONTINUING CALIBRATION DATA

Lab Name: TestAmerica Edison Job No.: 460-111103-1

SDG No.:

Lab Sample ID: CCVIS 460-360372/3 Calibration Date: 04/03/2016 09:54

Instrument ID: CVOAMS12 Calib Start Date: 03/23/2016 21:12

GC Column: DB-624 ID: 0.18(mm) Calib End Date: 03/23/2016 23:57

Lab File ID: O08430.D Conc. Units: ug/L Heated Purge: (Y/N) N

ANALYTE	CURVE TYPE	AVE RRF	RRF	MIN RRF	CALC AMOUNT	SPIKE AMOUNT	%D	MAX %D
Ethyl acetate	Ave	0.2317	0.2444		42.2	40.0	5.5	20.0
Methyl acrylate	Ave	0.3926	0.3078		15.7	20.0	-21.6*	20.0
Methacrylonitrile	Ave	0.1506	0.1335		177	200	-11.3	20.0
Bromochloromethane	Ave	0.1367	0.1376		20.1	20.0	0.7	20.0
Tetrahydrofuran	Ave	0.8079	0.8003		39.6	40.0	-1.0	20.0
Chloroform	Ave	0.4747	0.4565	0.2000	19.2	20.0	-3.8	20.0
1,1,1-Trichloroethane	Ave	0.3625	0.3772	0.1000	20.8	20.0	4.1	20.0
Cyclohexane	Ave	0.4203	0.4633	0.1000	22.0	20.0	10.2	50.0
Carbon tetrachloride	Ave	0.2813	0.2953	0.1000	21.0	20.0	5.0	20.0
1,1-Dichloropropene	Ave	0.3641	0.3619		19.9	20.0	-0.6	20.0
Isobutyl alcohol	Ave	0.5143	0.4685		455	500	-8.9	50.0
Benzene	Ave	1.813	1.706	0.5000	18.8	20.0	-5.9	20.0
1,2-Dichloroethane	Ave	0.4021	0.3853	0.1000	19.2	20.0	-4.2	20.0
Isooctane	QuaF		0.5430		17.6	20.0	-12.2	20.0
Isopropyl acetate	Ave	1.110	0.9253		16.7	20.0	-16.6	20.0
Tert-amyl methyl ether	Ave	0.8579	0.7640		17.8	20.0	-10.9	20.0
n-Heptane	QuaF		0.2542		19.9	20.0	-0.6	20.0
n-Butanol	Ave	0.3106	0.2792		449	500	-10.1	50.0
Trichloroethene	Ave	0.2522	0.2628	0.2000	20.8	20.0	4.2	20.0
Ethyl acrylate	Ave	0.4347	0.3576		16.5	20.0	-17.7	20.0
Methylcyclohexane	Ave	0.3294	0.3566	0.1000	21.7	20.0	8.3	50.0
1,2-Dichloropropane	Ave	0.2951	0.2844	0.1000	19.3	20.0	-3.6	20.0
Dibromomethane	Ave	0.1660	0.1645		19.8	20.0	-0.9	20.0
1,4-Dioxane	Ave	1.159	1.219		421	400	5.2	50.0
Methyl methacrylate	Ave	0.0894	0.0799		35.7	40.0	-10.6	20.0
n-Propyl acetate	Ave	0.5077	0.4252		16.7	20.0	-16.3	20.0
Bromodichloromethane	Ave	0.3410	0.3329	0.2000	19.5	20.0	-2.4	20.0
2-Nitropropane	Ave	0.0886	0.0884		39.9	40.0	-0.3	20.0
2-Chloroethyl vinyl ether	Qua2		0.0293		7.06	20.0	-64.7*	20.0
Epichlorohydrin	Ave	0.1965	0.1770		360	400	-9.9	20.0
cis-1,3-Dichloropropene	Ave	0.7188	0.6900	0.2000	19.2	20.0	-4.0	50.0
4-Methyl-2-pentanone	Ave	1.960	1.886	0.0500	96.2	100	-3.8	50.0
Toluene	Ave	1.692	1.573	0.4000	18.6	20.0	-7.0	20.0
trans-1,3-Dichloropropene	Ave	0.6311	0.6190	0.1000	19.6	20.0	-1.9	50.0
Ethyl methacrylate	Ave	0.5414	0.4718		17.4	20.0	-12.9	20.0
1,1,2-Trichloroethane	Ave	0.3179	0.3085	0.1000	19.4	20.0	-3.0	20.0
Tetrachloroethene	Ave	0.3571	0.3791	0.2000	21.2	20.0	6.2	20.0
1,3-Dichloropropane	Ave	0.6913	0.6436		18.6	20.0	-6.9	20.0
2-Hexanone	Ave	1.358	1.314	0.0500	96.7	100	-3.3	50.0
Dibromochloromethane	Ave	0.3707	0.3701	0.1000	20.0	20.0	-0.2	50.0
n-Butyl acetate	Ave	0.7105	0.6001		16.9	20.0	-15.5	20.0

FORM VII
GC/MS VOA CONTINUING CALIBRATION DATA

Lab Name: TestAmerica Edison Job No.: 460-111103-1

SDG No.:

Lab Sample ID: CCVIS 460-360372/3 Calibration Date: 04/03/2016 09:54

Instrument ID: CVOAMS12 Calib Start Date: 03/23/2016 21:12

GC Column: DB-624 ID: 0.18(mm) Calib End Date: 03/23/2016 23:57

Lab File ID: O08430.D Conc. Units: ug/L Heated Purge: (Y/N) N

ANALYTE	CURVE TYPE	AVE RRF	RRF	MIN RRF	CALC AMOUNT	SPIKE AMOUNT	%D	MAX %D
1,2-Dibromoethane	Ave	0.3745	0.3630	0.1000	19.4	20.0	-3.1	20.0
Chlorobenzene	Ave	1.008	0.9321	0.5000	18.5	20.0	-7.6	20.0
1,1,1,2-Tetrachloroethane	Ave	0.3519	0.3362		19.1	20.0	-4.5	20.0
Ethylbenzene	Ave	0.5188	0.4842	0.1000	18.7	20.0	-6.7	20.0
m&p-Xylene	Ave	0.6515	0.6370	0.1000	19.6	20.0	-2.2	20.0
o-Xylene	Ave	0.6545	0.6235	0.3000	19.1	20.0	-4.7	20.0
Styrene	Ave	1.131	1.094	0.3000	19.3	20.0	-3.3	20.0
n-Butyl acrylate	Ave	0.3167	0.2897		18.3	20.0	-8.5	20.0
Bromoform	Ave	0.2430	0.2372	0.1000	19.5	20.0	-2.4	20.0
Amyl acetate (mixed isomers)	Ave	1.523	1.328		17.4	20.0	-12.8	20.0
Isopropylbenzene	Ave	1.498	1.487	0.1000	19.9	20.0	-0.7	20.0
Bromobenzene	Ave	0.8012	0.7673		19.2	20.0	-4.2	20.0
1,1,2,2-Tetrachloroethane	Ave	0.9193	0.8261	0.3000	18.0	20.0	-10.1	20.0
1,2,3-Trichloropropane	Ave	0.2658	0.2284		17.2	20.0	-14.1	20.0
trans-1,4-Dichloro-2-butene	Ave	0.3078	0.2562		16.6	20.0	-16.8	20.0
N-Propylbenzene	Ave	3.459	3.411		19.7	20.0	-1.4	20.0
2-Chlorotoluene	Ave	2.127	2.037		19.2	20.0	-4.2	20.0
4-Ethyltoluene	Ave	3.015	2.725		18.1	20.0	-9.6	20.0
4-Chlorotoluene	Ave	2.294	2.165		18.9	20.0	-5.6	20.0
1,3,5-Trimethylbenzene	Ave	2.278	1.949		17.1	20.0	-14.4	20.0
Butyl Methacrylate	Ave	0.8425	0.6869		16.3	20.0	-18.5	20.0
tert-Butylbenzene	Ave	1.957	2.002		20.5	20.0	2.3	20.0
1,2,4-Trimethylbenzene	Ave	2.326	1.981		17.0	20.0	-14.8	20.0
sec-Butylbenzene	Ave	2.768	2.846		20.6	20.0	2.8	20.0
1,3-Dichlorobenzene	Ave	1.473	1.432	0.6000	19.4	20.0	-2.8	20.0
1,4-Dichlorobenzene	Ave	1.529	1.463	0.5000	19.1	20.0	-4.3	20.0
4-Isopropyltoluene	Ave	2.392	2.268		19.0	20.0	-5.2	20.0
Benzyl chloride	Ave	0.3546	0.3781		21.3	20.0	6.6	50.0
Indan	Ave	2.874	2.609		18.2	20.0	-9.2	20.0
1,2-Dichlorobenzene	Ave	1.478	1.417	0.4000	19.2	20.0	-4.1	20.0
p-Diethylbenzene	Ave	1.410	1.200		17.0	20.0	-14.9	20.0
n-Butylbenzene	Ave	2.389	2.136		17.9	20.0	-10.6	20.0
1,2-Dibromo-3-Chloropropane	Ave	0.2036	0.1978	0.0500	19.4	20.0	-2.9	50.0
1,2,4,5-Tetramethylbenzene	Ave	2.437	2.002		16.4	20.0	-17.9	20.0
1,3,5-Trichlorobenzene	Ave	1.092	0.9627		17.6	20.0	-11.8	20.0
1,2,4-Trichlorobenzene	Ave	1.029	1.101	0.2000	21.4	20.0	7.0	20.0
Hexachlorobutadiene	Ave	0.3213	0.3689		23.0	20.0	14.8	20.0
Naphthalene	Ave	2.987	3.368		22.5	20.0	12.7	50.0
1,2,3-Trichlorobenzene	Ave	1.011	1.079		21.3	20.0	6.6	20.0
Dibromofluoromethane (Surr)	Ave	0.2389	0.2404		50.3	50.0	0.6	20.0
1,2-Dichloroethane-d4 (Surr)	Ave	0.3264	0.3037		46.5	50.0	-7.0	20.0

FORM VII
GC/MS VOA CONTINUING CALIBRATION DATA

Lab Name: TestAmerica Edison Job No.: 460-111103-1

SDG No.:

Lab Sample ID: CCVIS 460-360372/3 Calibration Date: 04/03/2016 09:54

Instrument ID: CVOAMS12 Calib Start Date: 03/23/2016 21:12

GC Column: DB-624 ID: 0.18(mm) Calib End Date: 03/23/2016 23:57

Lab File ID: O08430.D Conc. Units: ug/L Heated Purge: (Y/N) N

ANALYTE	CURVE TYPE	AVE RRF	RRF	MIN RRF	CALC AMOUNT	SPIKE AMOUNT	%D	MAX %D
Toluene-d8 (Surr)	Ave	1.464	1.347		46.0	50.0	-8.0	20.0
Bromofluorobenzene	Ave	0.4240	0.4011		47.3	50.0	-5.4	20.0

TestAmerica Edison
Target Compound Quantitation Report

Data File: \\ChromNA\Edison\ChromData\CVOAMS12\20160403-39359.b\O08430.D
Lims ID: CCVIS
Client ID:
Sample Type: CCVIS
Inject. Date: 03-Apr-2016 09:54:30 ALS Bottle#: 2 Worklist Smp#: 3
Purge Vol: 5.000 mL Dil. Factor: 1.0000
Sample Info: LCS
Misc. Info.: 460-0039359-003
Operator ID: Instrument ID: CVOAMS12
Sublist: chrom-8260W_12*sub9

Method: \\ChromNA\Edison\ChromData\CVOAMS12\20160403-39359.b\8260W_12.m
Limit Group: VOA - 8260C Water and Solid
Last Update: 03-Apr-2016 22:11:54 Calib Date: 23-Mar-2016 23:57:30
Integrator: RTE ID Type: Deconvolution ID
Quant Method: Internal Standard Quant By: Initial Calibration
Last ICal File: \\ChromNA\Edison\ChromData\CVOAMS12\20160323-38887.b\O07968.D

Column 1 : DB-624 (0.18 mm) Det: MS SCAN
Process Host: XAWRK014

First Level Reviewer: boykink Date: 03-Apr-2016 10:26:12

Compound	Sig	RT (min.)	Exp RT (min.)	Dlt RT (min.)	Q	Response	Cal Amt ug/l	OnCol Amt ug/l	Flags
1 Chlorotrifluoroethene	66	0.975	0.975	0.000	89	7958	20.0	16.4	
2 Dichlorodifluoromethane	85	0.997	0.997	0.000	99	84287	20.0	18.9	
4 Chloromethane	50	1.158	1.158	0.000	96	86700	20.0	18.2	
3 Vinyl chloride	62	1.169	1.169	0.000	96	99452	20.0	19.2	
5 Butadiene	54	1.188	1.188	0.000	97	88502	20.0	19.1	
7 Bromomethane	94	1.360	1.360	0.000	100	30153	20.0	15.8	
8 Chloroethane	64	1.420	1.420	0.000	99	56501	20.0	16.3	
11 Dichlorofluoromethane	67	1.540	1.540	0.000	98	148877	20.0	20.0	
10 Trichlorofluoromethane	101	1.577	1.577	0.000	99	111567	20.0	21.3	
9 Pentane	72	1.626	1.626	0.000	96	28893	40.0	36.4	
14 Ethanol	46	1.682	1.682	0.000	91	24595	800.0	875.2	
13 Ethyl ether	59	1.749	1.749	0.000	98	77397	20.0	18.0	
15 1,2-Dichloro-1,1,2-trifluo	67	1.764	1.764	0.000	93	200970	20.0	19.2	
12 2-Methyl-1,3-butadiene	67	1.764	1.764	0.000	97	200970	20.0	19.2	
21 Acrolein	56	1.828	1.828	0.000	94	28047	40.0	31.8	
16 1,1-Dichloroethene	96	1.891	1.891	0.000	98	68281	20.0	19.4	
18 1,1,2-Trichloro-1,2,2-trif	101	1.899	1.899	0.000	71	66838	20.0	21.9	
25 Acetone	58	1.925	1.925	0.000	83	43063	100.0	102.8	
19 Iodomethane	142	1.989	1.989	0.000	99	39948	20.0	12.0	
23 Isopropyl alcohol	45	2.022	2.022	0.000	99	59658	200.0	195.0	
17 Carbon disulfide	76	2.030	2.030	0.000	100	253770	20.0	18.9	
32 Acetonitrile	41	2.123	2.123	0.000	82	275062	200.0	211.7	
22 3-Chloro-1-propene	76	2.127	2.127	0.000	90	47548	20.0	19.2	
27 Methyl acetate	74	2.142	2.142	0.000	99	80637	100.0	105.4	
20 Cyclopentene	67	2.183	2.183	0.000	96	199637	20.0	19.0	
24 Methylene Chloride	84	2.206	2.206	0.000	95	81472	20.0	19.9	
* 30 TBA-d9 (IS)	65	2.236	2.236	0.000	99	349200	1000.0	1000.0	
31 2-Methyl-2-propanol	59	2.299	2.299	0.000	99	82951	200.0	182.5	
37 Acrylonitrile	53	2.374	2.374	0.000	94	335345	200.0	178.0	
26 trans-1,2-Dichloroethene	96	2.400	2.400	0.000	98	72499	20.0	18.7	

Compound	Sig	RT (min.)	Exp RT (min.)	Dlt RT (min.)	Q	Response	Cal Amt ug/l	OnCol Amt ug/l	Flags
29 Methyl tert-butyl ether	73	2.404	2.404	0.000	98	224387	20.0	17.5	
28 Hexane	57	2.610	2.610	0.000	93	94130	20.0	21.4	
36 1,1-Dichloroethane	63	2.703	2.703	0.000	99	139905	20.0	19.4	
40 Vinyl acetate	86	2.748	2.748	0.000	100	32503	40.0	34.5	
34 Isopropyl ether	45	2.771	2.771	0.000	89	262829	20.0	17.9	
35 2-Chloro-1,3-butadiene	88	2.778	2.778	0.000	75	68046	20.0	19.2	
39 Tert-butyl ethyl ether	59	3.055	3.055	0.000	89	235690	20.0	17.6	
* 52 2-Butanone-d5	46	3.130	3.130	0.000	0	453728	250.0	250.0	
41 cis-1,2-Dichloroethene	96	3.160	3.160	0.000	91	80345	20.0	19.0	
42 2,2-Dichloropropane	97	3.168	3.168	0.000	78	25465	20.0	20.7	
53 2-Butanone (MEK)	72	3.179	3.179	0.000	100	49666	100.0	101.1	
58 Propionitrile	54	3.220	3.220	0.000	96	142430	200.0	218.8	
47 Ethyl acetate	70	3.239	3.239	0.000	100	17741	40.0	42.2	
48 Methyl acrylate	55	3.269	3.269	0.000	100	83854	20.0	15.7	
59 Methacrylonitrile	67	3.355	3.355	0.000	93	363659	200.0	177.3	
44 Chlorobromomethane	128	3.358	3.358	0.000	97	37493	20.0	20.1	
49 Tetrahydrofuran	42	3.407	3.407	0.000	97	58095	40.0	39.6	
45 Chloroform	83	3.437	3.437	0.000	99	124368	20.0	19.2	
$ 50 Dibromofluoromethane (Surr	113	3.575	3.575	0.000	97	163701	50.0	50.3	
51 1,1,1-Trichloroethane	97	3.594	3.594	0.000	98	102761	20.0	20.8	
43 Cyclohexane	56	3.650	3.650	0.000	93	126219	20.0	22.0	
46 Carbon tetrachloride	117	3.744	3.744	0.000	79	80448	20.0	21.0	
54 1,1-Dichloropropene	75	3.751	3.751	0.000	94	98594	20.0	19.9	
$ 60 1,2-Dichloroethane-d4 (Sur	65	3.879	3.879	0.000	96	206809	50.0	46.5	
63 Isobutyl alcohol	43	3.886	3.886	0.000	52	81799	500.0	455.4	
56 Benzene	78	3.935	3.935	0.000	97	300481	20.0	18.8	
62 1,2-Dichloroethane	62	3.950	3.950	0.000	97	104970	20.0	19.2	
55 Isooctane	57	4.036	4.036	0.000	63	147922	20.0	17.6	
66 Isopropyl acetate	43	4.039	4.039	0.000	93	252072	20.0	16.7	
61 Tert-amyl methyl ether	73	4.066	4.066	0.000	94	208141	20.0	17.8	
* 64 Fluorobenzene	96	4.212	4.212	0.000	98	681079	50.0	50.0	
57 n-Heptane	43	4.230	4.230	0.000	95	69255	20.0	19.9	
70 n-Butanol	56	4.560	4.560	0.000	88	48744	500.0	449.5	
68 Trichloroethene	95	4.586	4.586	0.000	98	71600	20.0	20.8	
73 Ethyl acrylate	55	4.739	4.739	0.000	98	97410	20.0	16.5	
67 Methylcyclohexane	83	4.795	4.795	0.000	96	97159	20.0	21.7	
71 1,2-Dichloropropane	63	4.818	4.818	0.000	92	77482	20.0	19.3	
* 74 1,4-Dioxane-d8	96	4.934	4.934	0.000	94	51811	1000.0	1000.0	
69 Dibromomethane	93	4.941	4.941	0.000	96	44820	20.0	19.8	
76 1,4-Dioxane	88	4.994	4.994	0.000	30	25273	400.0	420.8	
75 Methyl methacrylate	100	4.994	4.994	0.000	92	43531	40.0	35.7	
77 n-Propyl acetate	43	5.076	5.076	0.000	99	115827	20.0	16.7	
72 Dichlorobromomethane	83	5.132	5.132	0.000	99	90691	20.0	19.5	
83 2-Nitropropane	41	5.402	5.402	0.000	99	48146	40.0	39.9	
78 2-Chloroethyl vinyl ether	63	5.521	5.521	0.000	93	7986	20.0	7.06	
82 Epichlorohydrin	57	5.566	5.566	0.000	100	128490	400.0	360.4	
79 cis-1,3-Dichloropropene	75	5.667	5.667	0.000	95	121521	20.0	19.2	
85 4-Methyl-2-pentanone (MIBK	43	5.888	5.888	0.000	97	342306	100.0	96.2	
$ 80 Toluene-d8 (Surr)	98	5.997	5.997	0.000	100	593180	50.0	46.0	
81 Toluene	91	6.075	6.075	0.000	93	277083	20.0	18.6	
86 trans-1,3-Dichloropropene	75	6.382	6.382	0.000	98	109021	20.0	19.6	
88 Ethyl methacrylate	69	6.562	6.562	0.000	91	83099	20.0	17.4	

Compound	Sig	RT (min.)	Exp RT (min.)	Dlt RT (min.)	Q	Response	Cal Amt ug/l	OnCol Amt ug/l	Flags
87 1,1,2-Trichloroethane	83	6.607	6.607	0.000	95	54334	20.0	19.4	
84 Tetrachloroethene	166	6.783	6.783	0.000	98	66772	20.0	21.2	
90 1,3-Dichloropropane	76	6.827	6.827	0.000	96	113350	20.0	18.6	
93 2-Hexanone	43	7.000	7.000	0.000	97	238477	100.0	96.7	
89 Chlorodibromomethane	129	7.123	7.123	0.000	97	65179	20.0	20.0	
92 n-Butyl acetate	43	7.224	7.224	0.000	98	105695	20.0	16.9	
91 Ethylene Dibromide	107	7.250	7.250	0.000	100	63935	20.0	19.4	
* 94 Chlorobenzene-d5	117	7.943	7.943	0.000	87	440297	50.0	50.0	
95 Chlorobenzene	112	7.984	7.984	0.000	94	164153	20.0	18.5	
97 1,1,1,2-Tetrachloroethane	131	8.126	8.126	0.000	95	59202	20.0	19.1	
96 Ethylbenzene	106	8.190	8.190	0.000	99	85276	20.0	18.7	
98 m-Xylene & p-Xylene	106	8.373	8.373	0.000	96	112195	20.0	19.6	
99 o-Xylene	106	8.964	8.964	0.000	93	109804	20.0	19.1	
101 Styrene	104	8.990	8.990	0.000	96	192613	20.0	19.3	
102 n-Butyl acrylate	73	9.043	9.043	0.000	98	51015	20.0	18.3	
100 Bromoform	173	9.222	9.222	0.000	97	41783	20.0	19.5	
105 Amyl acetate (mixed isomer	43	9.428	9.428	0.000	89	123904	20.0	17.4	
103 Isopropylbenzene	105	9.574	9.574	0.000	96	261819	20.0	19.9	
$ 106 4-Bromofluorobenzene	174	9.776	9.776	0.000	92	176618	50.0	47.3	
107 Bromobenzene	156	9.971	9.971	0.000	95	71599	20.0	19.2	
109 1,1,2,2-Tetrachloroethane	83	10.076	10.076	0.000	98	77086	20.0	18.0	
112 1,2,3-Trichloropropane	110	10.102	10.102	0.000	97	21312	20.0	17.2	
114 trans-1,4-Dichloro-2-buten	53	10.177	10.177	0.000	92	23909	20.0	16.6	
108 N-Propylbenzene	91	10.244	10.244	0.000	99	318288	20.0	19.7	
110 2-Chlorotoluene	91	10.323	10.323	0.000	97	190089	20.0	19.2	
111 4-Ethyltoluene	105	10.442	10.442	0.000	99	254307	20.0	18.1	
115 4-Chlorotoluene	91	10.514	10.514	0.000	97	202062	20.0	18.9	
113 1,3,5-Trimethylbenzene	105	10.562	10.562	0.000	93	181867	20.0	17.1	
118 Butyl Methacrylate	87	10.835	10.835	0.000	92	64090	20.0	16.3	
116 tert-Butylbenzene	119	11.079	11.079	0.000	95	186811	20.0	20.5	
117 1,2,4-Trimethylbenzene	105	11.161	11.161	0.000	97	184807	20.0	17.0	
119 sec-Butylbenzene	105	11.423	11.423	0.000	99	265562	20.0	20.6	
120 1,3-Dichlorobenzene	146	11.509	11.509	0.000	96	133605	20.0	19.4	
* 122 1,4-Dichlorobenzene-d4	152	11.606	11.606	0.000	95	233276	50.0	50.0	
123 1,4-Dichlorobenzene	146	11.640	11.640	0.000	96	136541	20.0	19.1	
121 4-Isopropyltoluene	119	11.651	11.651	0.000	98	211621	20.0	19.0	
125 Benzyl chloride	126	11.838	11.838	0.000	98	35278	20.0	21.3	
124 2,3-Dihydroindene	117	11.966	11.966	0.000	95	243451	20.0	18.2	
128 1,2-Dichlorobenzene	146	12.093	12.093	0.000	97	132216	20.0	19.2	
126 p-Diethylbenzene	119	12.138	12.138	0.000	93	111954	20.0	17.0	
127 n-Butylbenzene	91	12.160	12.160	0.000	99	199336	20.0	17.9	
130 1,2-Dibromo-3-Chloropropan	75	12.942	12.942	0.000	93	18453	20.0	19.4	
129 1,2,4,5-Tetramethylbenzene	119	12.961	12.961	0.000	97	186839	20.0	16.4	
131 1,3,5-Trichlorobenzene	180	13.156	13.156	0.000	97	89827	20.0	17.6	
132 1,2,4-Trichlorobenzene	180	13.706	13.706	0.000	93	102769	20.0	21.4	
133 Hexachlorobutadiene	225	13.878	13.878	0.000	97	34422	20.0	23.0	
135 Naphthalene	128	13.904	13.904	0.000	99	314225	20.0	22.5	
136 1,2,3-Trichlorobenzene	180	14.102	14.102	0.000	95	100636	20.0	21.3	
S 137 1,2-Dichloroethene, Total	100				0		40.0	37.7	
S 138 Xylenes, Total	100				0		40.0	38.6	
S 139 Total BTEX	1				0		100.0	94.7	

Reagents:

GASES Li_00147	Amount Added:	20.00	Units: uL	
8260MIX1COMB_00034	Amount Added:	20.00	Units: uL	
ACROLEIN W_00049	Amount Added:	4.00	Units: uL	
8260ISNEW_00064	Amount Added:	1.00	Units: uL	Run Reagent
8260SURR250_00119	Amount Added:	1.00	Units: uL	Run Reagent

Report Date: 03-Apr-2016 22:11:55 Chrom Revision: 2.2 04-Mar-2016 14:36:24

TestAmerica Edison

Data File: \\ChromNA\Edison\ChromData\CVOAMS12\20160403-39359.b\O08430.D

Injection Date:	03-Apr-2016 09:54:30	Instrument ID:	CVOAMS12	Operator ID:	
Lims ID:	CCVIS			Worklist Smp#:	3
Client ID:					
Purge Vol:	5.000 mL	Dil. Factor:	1.0000	ALS Bottle#:	2
Method:	8260W_12	Limit Group:	VOA - 8260C Water and Solid		

Column: DB-624 (0.18 mm)

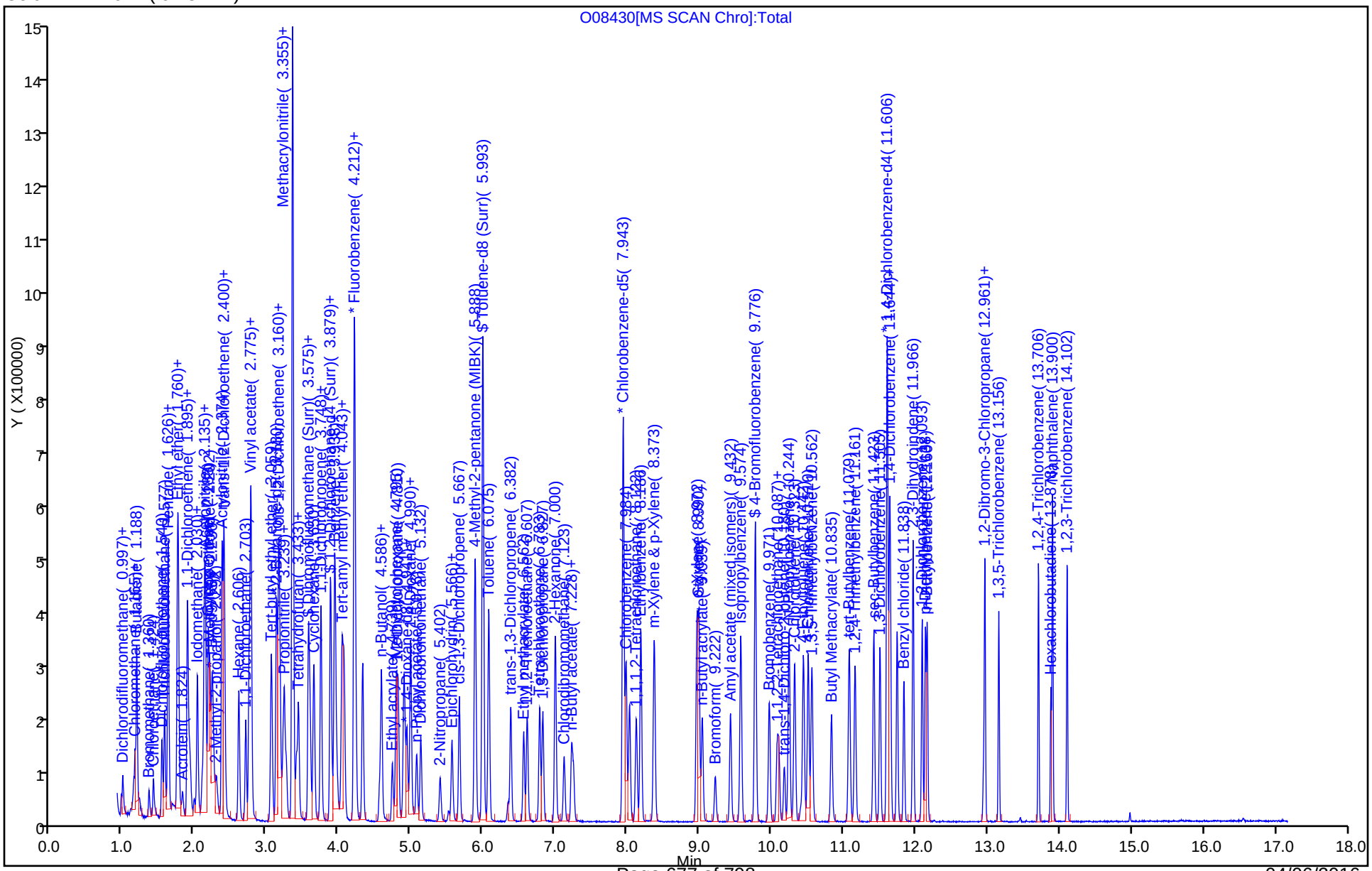

FORM VII
GC/MS VOA CONTINUING CALIBRATION DATA

Lab Name: TestAmerica Edison Job No.: 460-111103-1

SDG No.:

Lab Sample ID: CCVIS 460-360532/2 Calibration Date: 04/04/2016 09:18

Instrument ID: CVOAMS12 Calib Start Date: 03/23/2016 21:12

GC Column: DB-624 ID: 0.18(mm) Calib End Date: 03/23/2016 23:57

Lab File ID: O08443.D Conc. Units: ug/L Heated Purge: (Y/N) N

ANALYTE	CURVE TYPE	AVE RRF	RRF	MIN RRF	CALC AMOUNT	SPIKE AMOUNT	%D	MAX %D
Chlorotrifluoroethene	Ave	0.0357	0.0313		17.6	20.0	-12.2	20.0
Dichlorodifluoromethane	Ave	0.3272	0.3083	0.1000	18.8	20.0	-5.8	20.0
Chloromethane	Ave	0.3497	0.3295	0.1000	18.8	20.0	-5.8	20.0
Vinyl chloride	Ave	0.3799	0.3636	0.1000	19.1	20.0	-4.3	20.0
Butadiene	Ave	0.3396	0.3349		19.7	20.0	-1.4	20.0
Bromomethane	Qua2		0.8046	0.1000	15.2	20.0	-23.8	50.0
Chloroethane	Ave	0.2543	0.2333	0.1000	18.3	20.0	-8.3	50.0
Dichlorofluoromethane	Ave	0.5476	0.5548		20.3	20.0	1.3	20.0
Trichlorofluoromethane	Ave	0.3839	0.3995	0.1000	20.8	20.0	4.1	20.0
Pentane	QuaF		0.0522		35.8	40.0	-10.5	20.0
Ethanol	Ave	0.0805	0.0801		796	800	-0.5	50.0
Ethyl ether	Ave	0.3157	0.2948		18.7	20.0	-6.6	20.0
1,2-Dichloro-1,1,2-trifluoro ethane	Ave	0.7702	0.7577		19.7	20.0	-1.6	20.0
2-Methyl-1,3-butadiene	Ave	0.7702	0.7577		19.7	20.0	-1.6	20.0
Acrolein	Ave	2.524	1.480		23.5	40.0	-41.4	50.0
1,1-Dichloroethene	Ave	0.2583	0.2603	0.1000	20.2	20.0	0.8	20.0
Freon TF	Ave	0.2242	0.2470	0.1000	22.0	20.0	10.2	20.0
Acetone	Ave	0.2308	0.2168	0.0500	93.9	100	-6.1	50.0
Iodomethane	QuaF		0.1434		11.8	20.0	-41.2*	20.0
Carbon disulfide	Ave	0.9860	0.9556	0.1000	19.4	20.0	-3.1	50.0
Isopropyl alcohol	Ave	0.8762	0.7900		180	200	-9.8	50.0
Acetonitrile	Ave	3.720	3.567		192	200	-4.1	20.0
3-Chloro-1-propene	Ave	0.1822	0.1791		19.7	20.0	-1.7	20.0
Methyl acetate	Ave	2.190	2.055	0.1000	93.8	100	-6.2	20.0
Cyclopentene	Ave	0.7716	0.7465		19.4	20.0	-3.2	20.0
Methylene Chloride	Ave	0.2999	0.2912	0.1000	19.4	20.0	-2.9	20.0
2-Methyl-2-propanol	Qua2		1.718		268	200	33.8	50.0
Acrylonitrile	Ave	0.1383	0.1230		178	200	-11.1	20.0
trans-1,2-Dichloroethene	Ave	0.2840	0.2764	0.1000	19.5	20.0	-2.7	20.0
MTBE	Ave	0.9420	0.8849	0.1000	18.8	20.0	-6.1	20.0
Hexane	Ave	0.3223	0.3667		22.8	20.0	13.8	20.0
1,1-Dichloroethane	Ave	0.5302	0.5143	0.2000	19.4	20.0	-3.0	20.0
Vinyl acetate	Ave	0.0692	0.0651		37.6	40.0	-5.9	20.0
Isopropyl ether	Ave	1.081	1.033		19.1	20.0	-4.4	20.0
2-Chloro-1,3-butadiene	Ave	0.2603	0.2593		19.9	20.0	-0.4	20.0
Tert-butyl ethyl ether	Ave	0.9835	0.9311		18.9	20.0	-5.3	20.0
2,2-Dichloropropane	Ave	0.0901	0.1009		22.4	20.0	12.0	20.0
cis-1,2-Dichloroethene	Ave	0.3106	0.3007	0.1000	19.4	20.0	-3.2	20.0
2-Butanone	Ave	0.2708	0.2749	0.0500	102	100	1.5	50.0
Propionitrile	Ave	1.864	1.787		192	200	-4.1	20.0

FORM VII
GC/MS VOA CONTINUING CALIBRATION DATA

Lab Name: TestAmerica Edison Job No.: 460-111103-1

SDG No.:

Lab Sample ID: CCVIS 460-360532/2 Calibration Date: 04/04/2016 09:18

Instrument ID: CVOAMS12 Calib Start Date: 03/23/2016 21:12

GC Column: DB-624 ID: 0.18(mm) Calib End Date: 03/23/2016 23:57

Lab File ID: O08443.D Conc. Units: ug/L Heated Purge: (Y/N) N

ANALYTE	CURVE TYPE	AVE RRF	RRF	MIN RRF	CALC AMOUNT	SPIKE AMOUNT	%D	MAX %D
Ethyl acetate	Ave	0.2317	0.2337		40.3	40.0	0.8	20.0
Methyl acrylate	Ave	0.3926	0.3386		17.3	20.0	-13.7	20.0
Methacrylonitrile	Ave	0.1506	0.1409		187	200	-6.4	20.0
Bromochloromethane	Ave	0.1367	0.1382		20.2	20.0	1.1	20.0
Tetrahydrofuran	Ave	0.8079	0.7719		38.2	40.0	-4.5	20.0
Chloroform	Ave	0.4747	0.4635	0.2000	19.5	20.0	-2.4	20.0
1,1,1-Trichloroethane	Ave	0.3625	0.3822	0.1000	21.1	20.0	5.4	20.0
Cyclohexane	Ave	0.4203	0.4593	0.1000	21.9	20.0	9.3	50.0
1,1-Dichloropropene	Ave	0.3641	0.3801		20.9	20.0	4.4	20.0
Carbon tetrachloride	Ave	0.2813	0.3046	0.1000	21.7	20.0	8.3	20.0
Isobutyl alcohol	Ave	0.5143	0.4916		478	500	-4.4	50.0
Benzene	Ave	1.813	1.667	0.5000	18.4	20.0	-8.0	20.0
1,2-Dichloroethane	Ave	0.4021	0.3863	0.1000	19.2	20.0	-3.9	20.0
Isooctane	QuaF		0.6081		19.7	20.0	-1.7	20.0
Isopropyl acetate	Ave	1.110	1.048		18.9	20.0	-5.6	20.0
Tert-amyl methyl ether	Ave	0.8579	0.8244		19.2	20.0	-3.9	20.0
n-Heptane	QuaF		0.2855		22.3	20.0	11.6	20.0
n-Butanol	Ave	0.3106	0.3036		489	500	-2.3	50.0
Trichloroethene	Ave	0.2522	0.2613	0.2000	20.7	20.0	3.6	20.0
Ethyl acrylate	Ave	0.4347	0.4131		19.0	20.0	-5.0	20.0
Methylcyclohexane	Ave	0.3294	0.3810	0.1000	23.1	20.0	15.7	50.0
1,2-Dichloropropane	Ave	0.2951	0.2871	0.1000	19.5	20.0	-2.7	20.0
Dibromomethane	Ave	0.1660	0.1626		19.6	20.0	-2.1	20.0
1,4-Dioxane	Ave	1.159	1.152		397	400	-0.7	50.0
Methyl methacrylate	Ave	0.0894	0.0897		40.1	40.0	0.4	20.0
n-Propyl acetate	Ave	0.5077	0.4953		19.5	20.0	-2.5	20.0
Bromodichloromethane	Ave	0.3410	0.3466	0.2000	20.3	20.0	1.6	20.0
2-Nitropropane	Ave	0.0886	0.0907		40.9	40.0	2.3	20.0
2-Chloroethyl vinyl ether	Qua2		0.0145		3.68	20.0	-81.6*	20.0
Epichlorohydrin	Ave	0.1965	0.1606		327	400	-18.2	20.0
cis-1,3-Dichloropropene	Ave	0.7188	0.6823	0.2000	19.0	20.0	-5.1	50.0
4-Methyl-2-pentanone	Ave	1.960	1.987	0.0500	101	100	1.4	50.0
Toluene	Ave	1.692	1.638	0.4000	19.4	20.0	-3.2	20.0
trans-1,3-Dichloropropene	Ave	0.6311	0.6197	0.1000	19.6	20.0	-1.8	50.0
Ethyl methacrylate	Ave	0.5414	0.5173		19.1	20.0	-4.4	20.0
1,1,2-Trichloroethane	Ave	0.3179	0.3031	0.1000	19.1	20.0	-4.7	20.0
Tetrachloroethene	Ave	0.3571	0.3997	0.2000	22.4	20.0	11.9	20.0
1,3-Dichloropropane	Ave	0.6913	0.6328		18.3	20.0	-8.5	20.0
2-Hexanone	Ave	1.358	1.344	0.0500	99.0	100	-1.0	50.0
Dibromochloromethane	Ave	0.3707	0.3752	0.1000	20.2	20.0	1.2	50.0
n-Butyl acetate	Ave	0.7105	0.6440		18.1	20.0	-9.4	20.0

FORM VII
GC/MS VOA CONTINUING CALIBRATION DATA

Lab Name: TestAmerica Edison Job No.: 460-111103-1

SDG No.:

Lab Sample ID: CCVIS 460-360532/2 Calibration Date: 04/04/2016 09:18

Instrument ID: CVOAMS12 Calib Start Date: 03/23/2016 21:12

GC Column: DB-624 ID: 0.18(mm) Calib End Date: 03/23/2016 23:57

Lab File ID: O08443.D Conc. Units: ug/L Heated Purge: (Y/N) N

ANALYTE	CURVE TYPE	AVE RRF	RRF	MIN RRF	CALC AMOUNT	SPIKE AMOUNT	%D	MAX %D
1,2-Dibromoethane	Ave	0.3745	0.3661	0.1000	19.5	20.0	-2.3	20.0
Chlorobenzene	Ave	1.008	0.9707	0.5000	19.3	20.0	-3.7	20.0
1,1,1,2-Tetrachloroethane	Ave	0.3519	0.3459		19.7	20.0	-1.7	20.0
Ethylbenzene	Ave	0.5188	0.5078	0.1000	19.6	20.0	-2.1	20.0
m&p-Xylene	Ave	0.6515	0.6434	0.1000	19.8	20.0	-1.2	20.0
o-Xylene	Ave	0.6545	0.6390	0.3000	19.5	20.0	-2.4	20.0
Styrene	Ave	1.131	1.085	0.3000	19.2	20.0	-4.1	20.0
n-Butyl acrylate	Ave	0.3167	0.2879		18.2	20.0	-9.1	20.0
Bromoform	Ave	0.2430	0.2390	0.1000	19.7	20.0	-1.6	20.0
Amyl acetate (mixed isomers)	Ave	1.523	1.330		17.5	20.0	-12.7	20.0
Isopropylbenzene	Ave	1.498	1.546	0.1000	20.7	20.0	3.3	20.0
Bromobenzene	Ave	0.8012	0.7881		19.7	20.0	-1.6	20.0
1,1,2,2-Tetrachloroethane	Ave	0.9193	0.8492	0.3000	18.5	20.0	-7.6	20.0
1,2,3-Trichloropropane	Ave	0.2658	0.2583		19.4	20.0	-2.8	20.0
trans-1,4-Dichloro-2-butene	Ave	0.3078	0.2729		17.7	20.0	-11.3	20.0
N-Propylbenzene	Ave	3.459	3.494		20.2	20.0	1.0	20.0
2-Chlorotoluene	Ave	2.127	2.105		19.8	20.0	-1.0	20.0
4-Ethyltoluene	Ave	3.015	2.853		18.9	20.0	-5.4	20.0
4-Chlorotoluene	Ave	2.294	2.201		19.2	20.0	-4.1	20.0
1,3,5-Trimethylbenzene	Ave	2.278	2.223		19.5	20.0	-2.4	20.0
Butyl Methacrylate	Ave	0.8425	0.7450		17.7	20.0	-11.6	20.0
tert-Butylbenzene	Ave	1.957	2.032		20.8	20.0	3.9	20.0
1,2,4-Trimethylbenzene	Ave	2.326	2.231		19.2	20.0	-4.1	20.0
sec-Butylbenzene	Ave	2.768	2.859		20.7	20.0	3.3	20.0
1,3-Dichlorobenzene	Ave	1.473	1.460	0.6000	19.8	20.0	-0.9	20.0
1,4-Dichlorobenzene	Ave	1.529	1.463	0.5000	19.1	20.0	-4.4	20.0
4-Isopropyltoluene	Ave	2.392	2.382		19.9	20.0	-0.4	20.0
Benzyl chloride	Ave	0.3546	0.3990		22.5	20.0	12.5	50.0
Indan	Ave	2.874	2.616		18.2	20.0	-9.0	20.0
1,2-Dichlorobenzene	Ave	1.478	1.408	0.4000	19.1	20.0	-4.7	20.0
p-Diethylbenzene	Ave	1.410	1.328		18.8	20.0	-5.8	20.0
n-Butylbenzene	Ave	2.389	2.326		19.5	20.0	-2.6	20.0
1,2-Dibromo-3-Chloropropane	Ave	0.2036	0.1907	0.0500	18.7	20.0	-6.3	50.0
1,2,4,5-Tetramethylbenzene	Ave	2.437	2.254		18.5	20.0	-7.5	20.0
1,3,5-Trichlorobenzene	Ave	1.092	1.027		18.8	20.0	-6.0	20.0
1,2,4-Trichlorobenzene	Ave	1.029	1.071	0.2000	20.8	20.0	4.0	20.0
Hexachlorobutadiene	Ave	0.3213	0.3523		21.9	20.0	9.6	20.0
Naphthalene	Ave	2.987	3.022		20.2	20.0	1.2	50.0
1,2,3-Trichlorobenzene	Ave	1.011	1.024		20.2	20.0	1.2	20.0
Dibromofluoromethane (Surr)	Ave	0.2389	0.2312		48.4	50.0	-3.2	20.0
1,2-Dichloroethane-d4 (Surr)	Ave	0.3264	0.2982		45.7	50.0	-8.6	20.0

FORM VII
GC/MS VOA CONTINUING CALIBRATION DATA

Lab Name: TestAmerica Edison Job No.: 460-111103-1

SDG No.:

Lab Sample ID: CCVIS 460-360532/2 Calibration Date: 04/04/2016 09:18

Instrument ID: CVOAMS12 Calib Start Date: 03/23/2016 21:12

GC Column: DB-624 ID: 0.18(mm) Calib End Date: 03/23/2016 23:57

Lab File ID: O08443.D Conc. Units: ug/L Heated Purge: (Y/N) N

ANALYTE	CURVE TYPE	AVE RRF	RRF	MIN RRF	CALC AMOUNT	SPIKE AMOUNT	%D	MAX %D
Toluene-d8 (Surr)	Ave	1.464	1.345		45.9	50.0	-8.1	20.0
Bromofluorobenzene	Ave	0.4240	0.3984		47.0	50.0	-6.0	20.0

TestAmerica Edison
Target Compound Quantitation Report

Data File: \\ChromNA\Edison\ChromData\CVOAMS12\20160404-39403.b\O08443.D
Lims ID: CCVIS
Client ID:
Sample Type: CCVIS
Inject. Date: 04-Apr-2016 09:18:30 ALS Bottle#: 1 Worklist Smp#: 2
Purge Vol: 5.000 mL Dil. Factor: 1.0000
Sample Info: CCVIS
Misc. Info.: 460-0039403-002
Operator ID: Instrument ID: CVOAMS12
Sublist: chrom-8260W_12*sub9

Method: \\ChromNA\Edison\ChromData\CVOAMS12\20160404-39403.b\8260W_12.m
Limit Group: VOA - 8260C Water and Solid
Last Update: 04-Apr-2016 14:15:56 Calib Date: 23-Mar-2016 23:57:30
Integrator: RTE ID Type: Deconvolution ID
Quant Method: Internal Standard Quant By: Initial Calibration
Last ICal File: \\ChromNA\Edison\ChromData\CVOAMS12\20160323-38887.b\O07968.D

Column 1 : DB-624 (0.18 mm) Det: MS SCAN
Process Host: XAWRK047

First Level Reviewer: delpolitov Date: 04-Apr-2016 14:15:56

Compound	Sig	RT (min.)	Exp RT (min.)	Dlt RT (min.)	Q	Response	Cal Amt ug/l	OnCol Amt ug/l	Flags
1 Chlorotrifluoroethene	66	0.974	0.974	0.000	91	10462	20.0	17.6	
2 Dichlorodifluoromethane	85	0.997	0.997	0.000	98	102992	20.0	18.8	
4 Chloromethane	50	1.150	1.150	0.000	100	110097	20.0	18.8	
3 Vinyl chloride	62	1.169	1.169	0.000	97	121485	20.0	19.1	
5 Butadiene	54	1.191	1.191	0.000	98	111903	20.0	19.7	
7 Bromomethane	94	1.352	1.352	0.000	98	39756	20.0	15.2	
8 Chloroethane	64	1.416	1.416	0.000	99	77950	20.0	18.3	
11 Dichlorofluoromethane	67	1.540	1.540	0.000	98	185378	20.0	20.3	
10 Trichlorofluoromethane	101	1.573	1.573	0.000	99	133466	20.0	20.8	
9 Pentane	72	1.618	1.618	0.000	96	34885	40.0	35.8	
14 Ethanol	46	1.708	1.708	0.000	53	30331	800.0	796.2	
13 Ethyl ether	59	1.753	1.753	0.000	71	98481	20.0	18.7	
12 2-Methyl-1,3-butadiene	67	1.760	1.760	0.000	97	253155	20.0	19.7	
15 1,2-Dichloro-1,1,2-trifluo	67	1.760	1.760	0.000	90	253155	20.0	19.7	
21 Acrolein	56	1.828	1.828	0.000	91	28020	40.0	23.5	
16 1,1-Dichloroethene	96	1.891	1.891	0.000	99	86960	20.0	20.2	
18 1,1,2-Trichloro-1,2,2-trif	101	1.895	1.895	0.000	97	82529	20.0	22.0	
25 Acetone	58	1.929	1.929	0.000	86	53566	100.0	93.9	
19 Iodomethane	142	1.985	1.985	0.000	96	47914	20.0	11.8	
23 Isopropyl alcohol	45	2.030	2.030	0.000	34	74789	200.0	180.3	
17 Carbon disulfide	76	2.030	2.030	0.000	99	319277	20.0	19.4	
32 Acetonitrile	41	2.123	2.123	0.000	81	337633	200.0	191.7	
22 3-Chloro-1-propene	76	2.127	2.127	0.000	91	59846	20.0	19.7	
27 Methyl acetate	74	2.142	2.142	0.000	100	97253	100.0	93.8	
20 Cyclopentene	67	2.179	2.179	0.000	96	249427	20.0	19.4	
24 Methylene Chloride	84	2.206	2.206	0.000	94	97295	20.0	19.4	
* 30 TBA-d9 (IS)	65	2.243	2.243	0.000	99	473332	1000.0	1000.0	
31 2-Methyl-2-propanol	59	2.307	2.307	0.000	99	162636	200.0	267.6	
37 Acrylonitrile	53	2.374	2.374	0.000	93	410820	200.0	177.8	
26 trans-1,2-Dichloroethene	96	2.396	2.396	0.000	96	92334	20.0	19.5	

Compound	Sig	RT (min.)	Exp RT (min.)	Dlt RT (min.)	Q	Response	Cal Amt ug/l	OnCol Amt ug/l	Flags
29 Methyl tert-butyl ether	73	2.408	2.408	0.000	97	295664	20.0	18.8	
28 Hexane	57	2.606	2.606	0.000	93	122533	20.0	22.8	
36 1,1-Dichloroethane	63	2.700	2.700	0.000	99	171817	20.0	19.4	
40 Vinyl acetate	86	2.748	2.748	0.000	100	43479	40.0	37.6	
34 Isopropyl ether	45	2.771	2.771	0.000	89	345132	20.0	19.1	
35 2-Chloro-1,3-butadiene	88	2.774	2.774	0.000	69	86639	20.0	19.9	
39 Tert-butyl ethyl ether	59	3.059	3.059	0.000	89	311074	20.0	18.9	
* 52 2-Butanone-d5	46	3.130	3.130	0.000	0	617654	250.0	250.0	
42 2,2-Dichloropropane	97	3.160	3.160	0.000	82	33719	20.0	22.4	
41 cis-1,2-Dichloroethene	96	3.160	3.160	0.000	93	100470	20.0	19.4	
53 2-Butanone (MEK)	72	3.179	3.179	0.000	99	67927	100.0	101.5	
58 Propionitrile	54	3.224	3.224	0.000	97	169191	200.0	191.8	
47 Ethyl acetate	70	3.242	3.242	0.000	99	23091	40.0	40.3	
48 Methyl acrylate	55	3.265	3.265	0.000	99	113131	20.0	17.3	
59 Methacrylonitrile	67	3.355	3.355	0.000	94	470744	200.0	187.2	
44 Chlorobromomethane	128	3.362	3.362	0.000	96	46171	20.0	20.2	
49 Tetrahydrofuran	42	3.411	3.411	0.000	98	76285	40.0	38.2	
45 Chloroform	83	3.433	3.433	0.000	98	154851	20.0	19.5	
$ 50 Dibromofluoromethane (Surr	113	3.572	3.572	0.000	98	193103	50.0	48.4	
51 1,1,1-Trichloroethane	97	3.594	3.594	0.000	88	127691	20.0	21.1	
43 Cyclohexane	56	3.646	3.646	0.000	93	153442	20.0	21.9	
54 1,1-Dichloropropene	75	3.744	3.744	0.000	93	127005	20.0	20.9	
46 Carbon tetrachloride	117	3.747	3.747	0.000	79	101765	20.0	21.7	
$ 60 1,2-Dichloroethane-d4 (Sur	65	3.878	3.878	0.000	96	249097	50.0	45.7	
63 Isobutyl alcohol	43	3.893	3.893	0.000	94	116334	500.0	477.9	
56 Benzene	78	3.935	3.935	0.000	96	370989	20.0	18.4	
62 1,2-Dichloroethane	62	3.950	3.950	0.000	97	129072	20.0	19.2	
55 Isooctane	57	4.036	4.036	0.000	67	203181	20.0	19.7	
66 Isopropyl acetate	43	4.039	4.039	0.000	79	350066	20.0	18.9	
61 Tert-amyl methyl ether	73	4.066	4.066	0.000	92	275423	20.0	19.2	
* 64 Fluorobenzene	96	4.211	4.211	0.000	98	835274	50.0	50.0	
57 n-Heptane	43	4.230	4.230	0.000	95	95398	20.0	22.3	
70 n-Butanol	56	4.567	4.567	0.000	87	71840	500.0	488.7	
68 Trichloroethene	95	4.586	4.586	0.000	98	87294	20.0	20.7	
73 Ethyl acrylate	55	4.739	4.739	0.000	98	138004	20.0	19.0	
67 Methylcyclohexane	83	4.792	4.792	0.000	97	127284	20.0	23.1	
71 1,2-Dichloropropane	63	4.818	4.818	0.000	93	95928	20.0	19.5	
* 74 1,4-Dioxane-d8	96	4.930	4.930	0.000	60	61409	1000.0	1000.0	
69 Dibromomethane	93	4.941	4.941	0.000	96	54315	20.0	19.6	
76 1,4-Dioxane	88	4.990	4.990	0.000	66	28290	400.0	397.4	
75 Methyl methacrylate	100	4.990	4.990	0.000	92	59963	40.0	40.1	
77 n-Propyl acetate	43	5.076	5.076	0.000	98	165468	20.0	19.5	
72 Dichlorobromomethane	83	5.132	5.132	0.000	99	115797	20.0	20.3	
83 2-Nitropropane	41	5.402	5.402	0.000	95	60590	40.0	40.9	
78 2-Chloroethyl vinyl ether	63	5.518	5.518	0.000	90	4849	20.0	3.68	
82 Epichlorohydrin	57	5.566	5.566	0.000	99	158737	400.0	327.1	
79 cis-1,3-Dichloropropene	75	5.667	5.667	0.000	95	151813	20.0	19.0	
85 4-Methyl-2-pentanone (MIBK	43	5.888	5.888	0.000	98	490873	100.0	101.4	
$ 80 Toluene-d8 (Surr)	98	5.993	5.993	0.000	99	747945	50.0	45.9	
81 Toluene	91	6.075	6.075	0.000	93	364549	20.0	19.4	
86 trans-1,3-Dichloropropene	75	6.382	6.382	0.000	98	137876	20.0	19.6	
88 Ethyl methacrylate	69	6.562	6.562	0.000	92	115106	20.0	19.1	

Compound	Sig	RT (min.)	Exp RT (min.)	Dlt RT (min.)	Q	Response	Cal Amt ug/l	OnCol Amt ug/l	Flags
87 1,1,2-Trichloroethane	83	6.610	6.610	0.000	95	67446	20.0	19.1	
84 Tetrachloroethene	166	6.782	6.782	0.000	97	88924	20.0	22.4	
90 1,3-Dichloropropane	76	6.824	6.824	0.000	96	140807	20.0	18.3	
93 2-Hexanone	43	6.999	6.999	0.000	97	332123	100.0	99.0	
89 Chlorodibromomethane	129	7.123	7.123	0.000	98	83475	20.0	20.2	
92 n-Butyl acetate	43	7.224	7.224	0.000	99	143296	20.0	18.1	
91 Ethylene Dibromide	107	7.254	7.254	0.000	98	81452	20.0	19.5	
* 94 Chlorobenzene-d5	117	7.942	7.942	0.000	86	556249	50.0	50.0	
95 Chlorobenzene	112	7.980	7.980	0.000	94	215970	20.0	19.3	
97 1,1,1,2-Tetrachloroethane	131	8.126	8.126	0.000	96	76969	20.0	19.7	
96 Ethylbenzene	106	8.189	8.189	0.000	99	112991	20.0	19.6	
98 m-Xylene & p-Xylene	106	8.373	8.373	0.000	97	143150	20.0	19.8	
99 o-Xylene	106	8.964	8.964	0.000	94	142183	20.0	19.5	
101 Styrene	104	8.994	8.994	0.000	95	241331	20.0	19.2	
102 n-Butyl acrylate	73	9.043	9.043	0.000	99	64050	20.0	18.2	
100 Bromoform	173	9.219	9.219	0.000	97	53182	20.0	19.7	
105 Amyl acetate (mixed isomer	43	9.432	9.432	0.000	90	154911	20.0	17.5	
103 Isopropylbenzene	105	9.574	9.574	0.000	96	344076	20.0	20.7	
$ 106 4-Bromofluorobenzene	174	9.776	9.776	0.000	92	221632	50.0	47.0	
107 Bromobenzene	156	9.971	9.971	0.000	95	91811	20.0	19.7	
109 1,1,2,2-Tetrachloroethane	83	10.079	10.079	0.000	98	98929	20.0	18.5	
112 1,2,3-Trichloropropane	110	10.102	10.102	0.000	97	30088	20.0	19.4	
114 trans-1,4-Dichloro-2-buten	53	10.177	10.177	0.000	92	31796	20.0	17.7	
108 N-Propylbenzene	91	10.244	10.244	0.000	99	407023	20.0	20.2	
110 2-Chlorotoluene	91	10.323	10.323	0.000	97	245272	20.0	19.8	
111 4-Ethyltoluene	105	10.442	10.442	0.000	99	332404	20.0	18.9	
115 4-Chlorotoluene	91	10.510	10.510	0.000	98	256430	20.0	19.2	
113 1,3,5-Trimethylbenzene	105	10.558	10.558	0.000	93	258940	20.0	19.5	
118 Butyl Methacrylate	87	10.832	10.832	0.000	93	86794	20.0	17.7	
116 tert-Butylbenzene	119	11.078	11.078	0.000	95	236720	20.0	20.8	
117 1,2,4-Trimethylbenzene	105	11.161	11.161	0.000	97	259955	20.0	19.2	
119 sec-Butylbenzene	105	11.419	11.419	0.000	99	333099	20.0	20.7	
120 1,3-Dichlorobenzene	146	11.509	11.509	0.000	97	170042	20.0	19.8	
* 122 1,4-Dichlorobenzene-d4	152	11.606	11.606	0.000	96	291245	50.0	50.0	
123 1,4-Dichlorobenzene	146	11.636	11.636	0.000	96	170378	20.0	19.1	
121 4-Isopropyltoluene	119	11.647	11.647	0.000	98	277537	20.0	19.9	
125 Benzyl chloride	126	11.838	11.838	0.000	99	46487	20.0	22.5	
124 2,3-Dihydroindene	117	11.965	11.965	0.000	95	304700	20.0	18.2	
128 1,2-Dichlorobenzene	146	12.093	12.093	0.000	96	164006	20.0	19.1	
126 p-Diethylbenzene	119	12.138	12.138	0.000	94	154732	20.0	18.8	
127 n-Butylbenzene	91	12.164	12.164	0.000	97	270972	20.0	19.5	
130 1,2-Dibromo-3-Chloropropan	75	12.946	12.946	0.000	93	22213	20.0	18.7	
129 1,2,4,5-Tetramethylbenzene	119	12.961	12.961	0.000	98	262590	20.0	18.5	
131 1,3,5-Trichlorobenzene	180	13.155	13.155	0.000	97	119594	20.0	18.8	
132 1,2,4-Trichlorobenzene	180	13.706	13.706	0.000	94	124748	20.0	20.8	
133 Hexachlorobutadiene	225	13.878	13.878	0.000	96	41037	20.0	21.9	
135 Naphthalene	128	13.904	13.904	0.000	99	352015	20.0	20.2	
136 1,2,3-Trichlorobenzene	180	14.106	14.106	0.000	96	119263	20.0	20.2	
S 137 1,2-Dichloroethene, Total	100				0		40.0	38.8	
S 138 Xylenes, Total	100				0		40.0	39.3	
S 139 Total BTEX	1				0		100.0	96.6	

Reagents:

GASES Li_00147	Amount Added:	20.00	Units: uL	
8260MIX1COMB_00034	Amount Added:	20.00	Units: uL	
ACROLEIN W_00049	Amount Added:	4.00	Units: uL	
8260ISNEW_00064	Amount Added:	1.00	Units: uL	Run Reagent
8260SURR250_00119	Amount Added:	1.00	Units: uL	Run Reagent

Report Date: 04-Apr-2016 14:15:56 Chrom Revision: 2.2 04-Mar-2016 14:36:24

TestAmerica Edison

Data File: \\ChromNA\Edison\ChromData\CVOAMS12\20160404-39403.b\O08443.D

Injection Date: 04-Apr-2016 09:18:30 Instrument ID: CVOAMS12 Operator ID:

Lims ID: CCVIS Worklist Smp#: 2

Client ID:

Purge Vol: 5.000 mL Dil. Factor: 1.0000 ALS Bottle#: 1

Method: 8260W_12 Limit Group: VOA - 8260C Water and Solid

Column: DB-624 (0.18 mm)

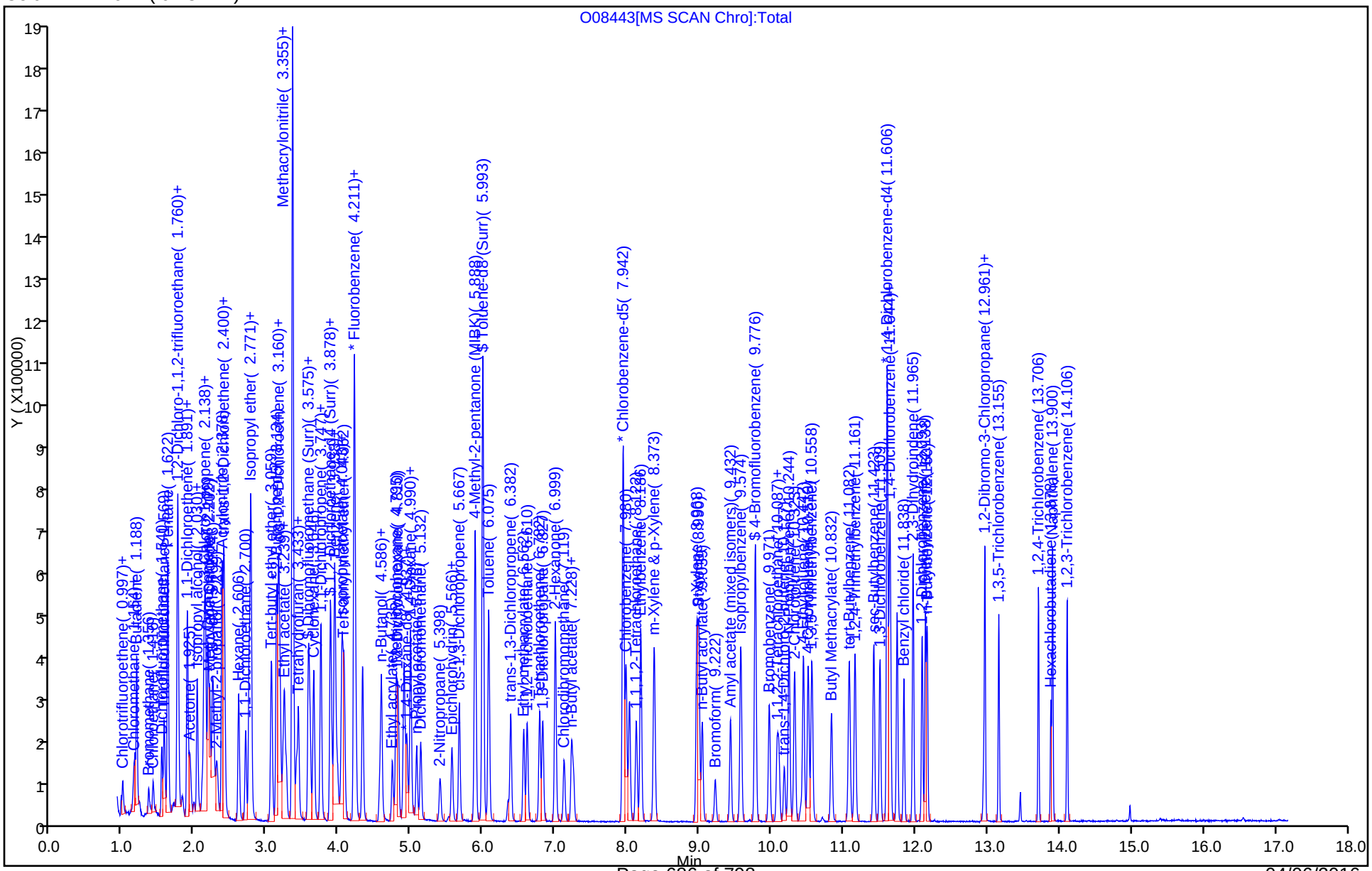

TestAmerica Edison
Target Compound Quantitation Report

Data File: \\ChromNA\Edison\ChromData\CVOAMS12\20160323-38887.b\O07960.D
Lims ID: BFB
Client ID:
Sample Type: BFB
Inject. Date: 23-Mar-2016 20:26:30 ALS Bottle#: 99 Worklist Smp#: 1
Injection Vol: 5.0 mL Dil. Factor: 1.0000
Sample Info: BFB
Misc. Info.: 460-0038887-001
Operator ID: Instrument ID: CVOAMS12

Method: \\ChromNA\Edison\ChromData\CVOAMS12\20160323-38887.b\8260W_12.m
Limit Group: VOA - 8260C Water and Solid
Last Update: 24-Mar-2016 05:29:52 Calib Date: 23-Mar-2016 23:57:30
Integrator: RTE ID Type: Deconvolution ID
Quant Method: Internal Standard Quant By: Initial Calibration
Last ICal File: \\ChromNA\Edison\ChromData\CVOAMS12\20160323-38887.b\O07968.D

Column 1 : DB-624 (0.18 mm) Det: MS SCAN
Process Host: XAWRK028

Compound	Sig	RT (min.)	Exp RT (min.)	Dlt RT (min.)	Q	Response	Cal Amt ug/l	OnCol Amt ug/l	Flags
$ 141 BFB	95	2.512	2.512	0.000	92	106024	NR	NR	

QC Flag Legend

Processing Flags
NR - Missing Quant Standard

Reagents:

BFB_00010 Amount Added: 1.00 Units: uL

MS Tune Report

TestAmerica Edison

Data File: \\ChromNA\Edison\ChromData\CVOAMS12\20160323-38887.b\O07960.D
Injection Date: 23-Mar-2016 20:26:30 Instrument ID: CVOAMS12
Lims ID: BFB
Client ID:
Operator ID: ALS Bottle#: 99 Worklist Smp#: 1
Injection Vol: 5.0 mL Dil. Factor: 1.0000
Method: 8260W_12 Limit Group: VOA - 8260C Water and Solid
Tune Method: BFB Method 8260

$ 141 BFB

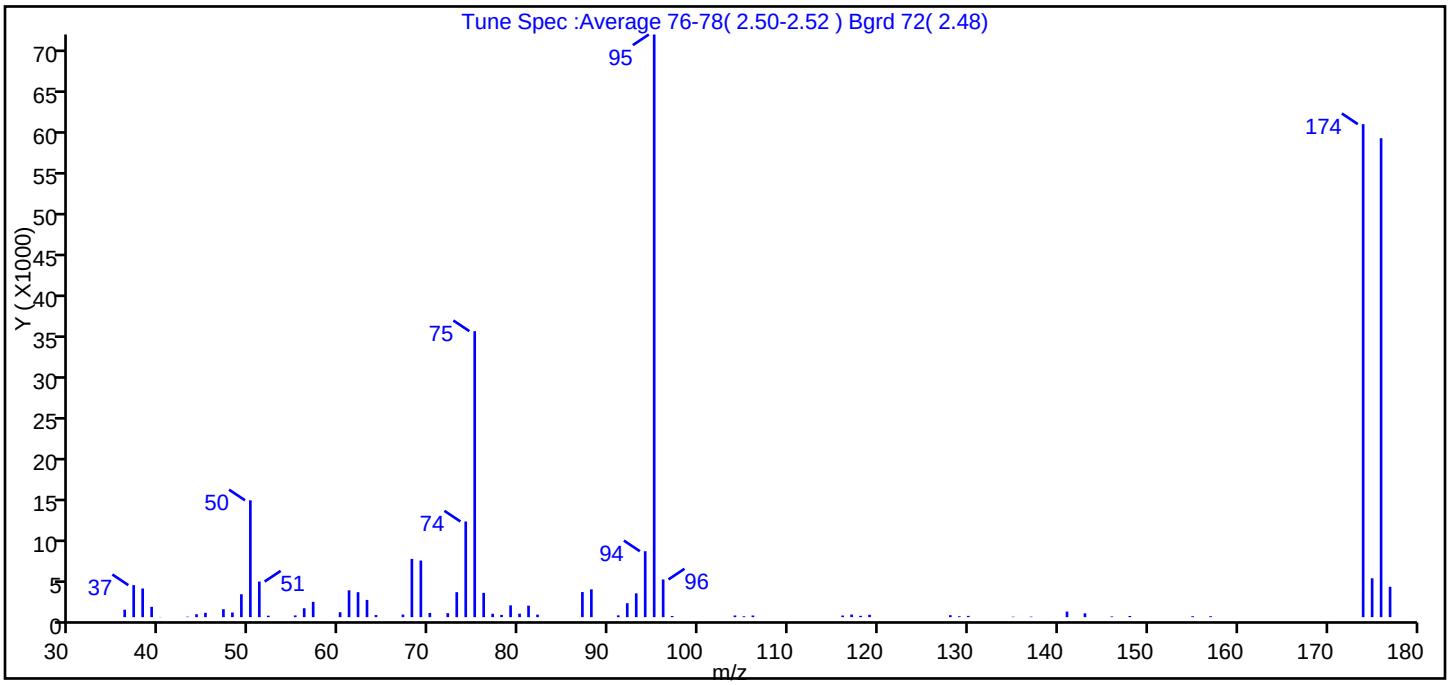

m/z	Ion Abundance Criteria	% Relative Abundance
95	Base peak, 100% relative abundance	100.0
50	15 to 40% of m/z 95	20.1
75	30 to 60% of m/z 95	49.1
96	5 to 9% of m/z 95	6.5
173	Less than 2% of m/z 174	0.0 (0.0)
174	50 to 120% of m/z 95	84.6
175	5 to 9% of m/z 174	6.7 (7.9)
176	Greater than 95% but less than 101% of m/z 174	82.2 (97.1)
177	5 to 9% of m/z 176	5.2 (6.3)

Data File: \\ChromNA\Edison\ChromData\CVOAMS12\20160323-38887.b\O07960.D\8260W_12.rslt\spectra.d
Injection Date: 23-Mar-2016 20:26:30
Spectrum: Tune Spec :Average 76-78(2.50-2.52) Bgrd 72(2.48)
Base Peak: 95.00
Minimum % Base Peak: 0
Number of Points: 68

m/z	Y	m/z	Y	m/z	Y	m/z	Y
36.00	907	60.00	599	80.00	426	118.00	160
37.00	3904	61.00	3276	81.00	1399	119.00	285
38.00	3498	62.00	3047	82.00	306	128.00	238
39.00	1261	63.00	2103	87.00	3061	129.00	107
40.00	21	64.00	258	88.00	3393	130.00	152
43.00	58	67.00	312	91.00	219	135.00	55
44.00	354	68.00	7108	92.00	1702	137.00	63
45.00	529	69.00	6904	93.00	2899	141.00	678
47.00	971	70.00	510	94.00	8040	143.00	461
48.00	561	72.00	486	95.00	71080	146.00	86
49.00	2795	73.00	3046	96.00	4600	148.00	140
50.00	14253	74.00	11669	97.00	138	155.00	112
51.00	4341	75.00	34888	104.00	205	157.00	114
52.00	178	76.00	2960	105.00	108	174.00	60144
55.00	211	77.00	411	106.00	200	175.00	4742
56.00	1090	78.00	273	116.00	198	176.00	58424
57.00	1869	79.00	1440	117.00	319	177.00	3705

TestAmerica Edison
Target Compound Quantitation Report

Data File: \\ChromNA\Edison\ChromData\CVOAMS12\20160401-39324.b\O08372.D
Lims ID: BFB
Client ID:
Sample Type: BFB
Inject. Date: 01-Apr-2016 20:52:30 ALS Bottle#: 99 Worklist Smp#: 1
Injection Vol: 5.0 mL Dil. Factor: 1.0000
Sample Info: BFB
Misc. Info.: 460-0039324-001 460-0039307-001
Operator ID: Instrument ID: CVOAMS12

Method: \\ChromNA\Edison\ChromData\CVOAMS12\20160401-39324.b\8260W_12.m
Limit Group: VOA - 8260C Water and Solid
Last Update: 02-Apr-2016 11:09:33 Calib Date: 23-Mar-2016 23:57:30
Integrator: RTE ID Type: Deconvolution ID
Quant Method: Internal Standard Quant By: Initial Calibration
Last ICal File: \\ChromNA\Edison\ChromData\CVOAMS12\20160323-38887.b\O07968.D

Column 1 : DB-624 (0.18 mm) Det: MS SCAN
Process Host: XAWRK035

Compound	Sig	RT (min.)	Exp RT (min.)	Dlt RT (min.)	Q	Response	Cal Amt ug/l	OnCol Amt ug/l	Flags
$ 141 BFB	95	2.512	2.512	0.000	91	100338	NR	NR	

QC Flag Legend

Processing Flags
NR - Missing Quant Standard

Reagents:

VMBFBn_00005 Amount Added: 1.00 Units: uL

MS Tune Report

TestAmerica Edison

Data File: \\ChromNA\Edison\ChromData\CVOAMS12\20160401-39324.b\O08372.D
Injection Date: 01-Apr-2016 20:52:30 Instrument ID: CVOAMS12
Lims ID: BFB
Client ID:
Operator ID: ALS Bottle#: 99 Worklist Smp#: 1
Injection Vol: 5.0 mL Dil. Factor: 1.0000
Method: 8260W_12 Limit Group: VOA - 8260C Water and Solid
Tune Method: BFB Method 8260

$ 141 BFB

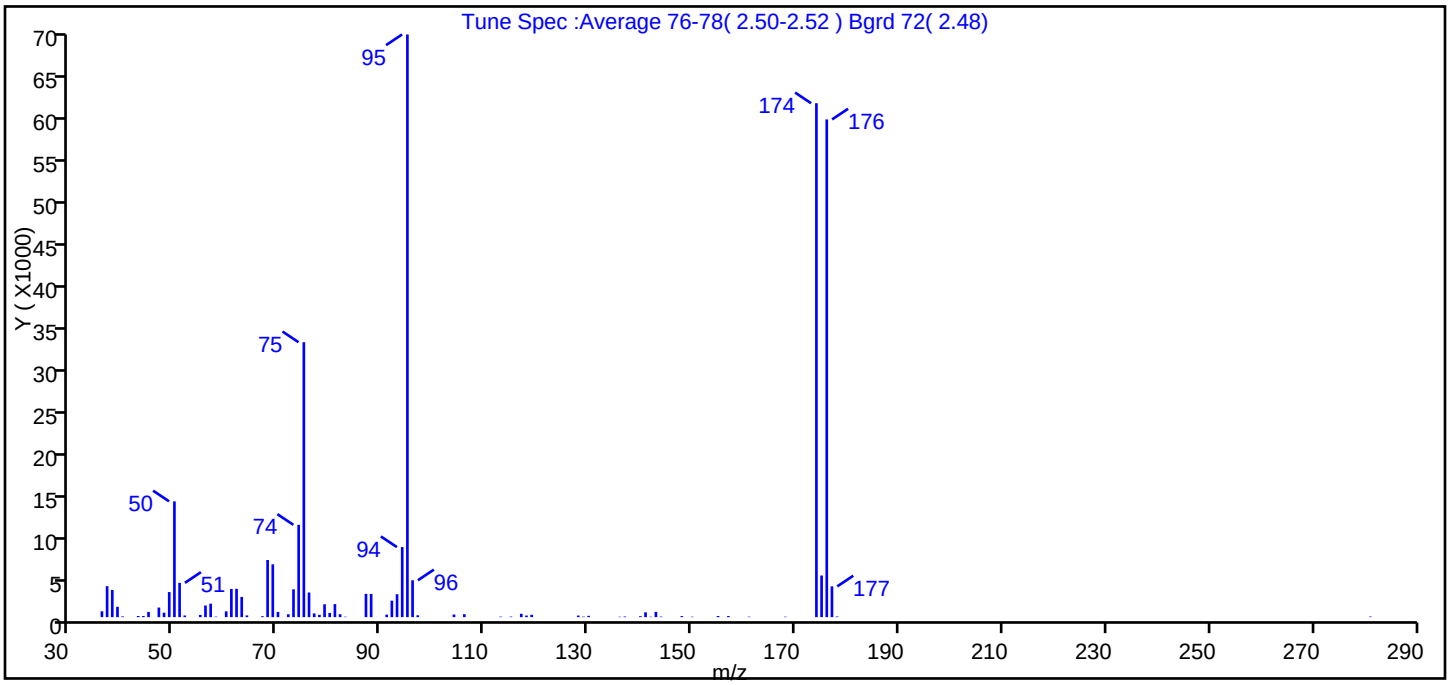

m/z	Ion Abundance Criteria	% Relative Abundance
95	Base peak, 100% relative abundance	100.0
50	15 to 40% of m/z 95	19.9
75	30 to 60% of m/z 95	47.2
96	5 to 9% of m/z 95	6.3
173	Less than 2% of m/z 174	0.0 (0.0)
174	50 to 120% of m/z 95	88.2
175	5 to 9% of m/z 174	7.1 (8.1)
176	Greater than 95% but less than 101% of m/z 174	85.4 (96.8)
177	5 to 9% of m/z 176	5.3 (6.2)

Data File: \\ChromNA\Edison\ChromData\CVOAMS12\20160401-39324.b\O08372.D\8260W_12.rslt\spectra.d
Injection Date: 01-Apr-2016 20:52:30
Spectrum: Tune Spec :Average 76-78(2.50-2.52) Bgrd 72(2.48)
Base Peak: 95.00
Minimum % Base Peak: 0
Number of Points: 77

m/z	Y	m/z	Y	m/z	Y	m/z	Y
36.00	696	62.00	3370	88.00	2763	140.00	111
37.00	3687	63.00	2404	91.00	300	141.00	577
38.00	3234	64.00	205	92.00	1961	142.00	50
39.00	1236	67.00	107	93.00	2727	143.00	628
40.00	87	68.00	6803	94.00	8340	144.00	62
43.00	138	69.00	6288	95.00	69360	148.00	123
44.00	131	70.00	621	96.00	4389	150.00	53
45.00	623	72.00	342	97.00	220	155.00	136
47.00	1141	73.00	3314	104.00	315	157.00	130
48.00	532	74.00	10991	106.00	351	161.00	57
49.00	2986	75.00	32728	113.00	62	168.00	54
50.00	13784	76.00	2933	115.00	64	174.00	61176
51.00	4083	77.00	443	117.00	400	175.00	4957
52.00	201	78.00	274	118.00	190	176.00	59248
55.00	265	79.00	1530	119.00	281	177.00	3663
56.00	1391	80.00	495	128.00	189	178.00	78
57.00	1603	81.00	1552	129.00	61	281.00	67
58.00	58	82.00	346	130.00	157		
60.00	694	83.00	51	136.00	50		
61.00	3357	87.00	2775	137.00	77		

TestAmerica Edison
Target Compound Quantitation Report

Data File: \\ChromNA\Edison\ChromData\CVOAMS12\20160402-39337.b\O08400.D
Lims ID: BFB
Client ID:
Sample Type: BFB
Inject. Date: 02-Apr-2016 09:50:30 ALS Bottle#: 99 Worklist Smp#: 1
Injection Vol: 5.0 mL Dil. Factor: 1.0000
Sample Info: BFB
Misc. Info.: 460-0039337-001
Operator ID: Instrument ID: CVOAMS12

Method: \\ChromNA\Edison\ChromData\CVOAMS12\20160402-39337.b\8260W_12.m
Limit Group: VOA - 8260C Water and Solid
Last Update: 03-Apr-2016 09:53:25 Calib Date: 23-Mar-2016 23:57:30
Integrator: RTE ID Type: Deconvolution ID
Quant Method: Internal Standard Quant By: Initial Calibration
Last ICal File: \\ChromNA\Edison\ChromData\CVOAMS12\20160323-38887.b\O07968.D

Column 1 : DB-624 (0.18 mm) Det: MS SCAN
Process Host: XAWRK003

First Level Reviewer: boykink Date: 03-Apr-2016 09:53:25

Compound	Sig	RT (min.)	Exp RT (min.)	Dlt RT (min.)	Q	Response	Cal Amt ug/l	OnCol Amt ug/l	Flags
$ 141 BFB	95	2.497	2.497	0.000	94	71918	NR	NR	

QC Flag Legend

Processing Flags
NR - Missing Quant Standard

Reagents:

VMBFBn_00005 Amount Added: 1.00 Units: uL

MS Tune Report

TestAmerica Edison

Data File: \\ChromNA\Edison\ChromData\CVOAMS12\20160402-39337.b\O08400.D
Injection Date: 02-Apr-2016 09:50:30 Instrument ID: CVOAMS12
Lims ID: BFB
Client ID:
Operator ID: ALS Bottle#: 99 Worklist Smp#: 1
Injection Vol: 5.0 mL Dil. Factor: 1.0000
Method: 8260W_12 Limit Group: VOA - 8260C Water and Solid
Tune Method: BFB Method 8260

$ 141 BFB

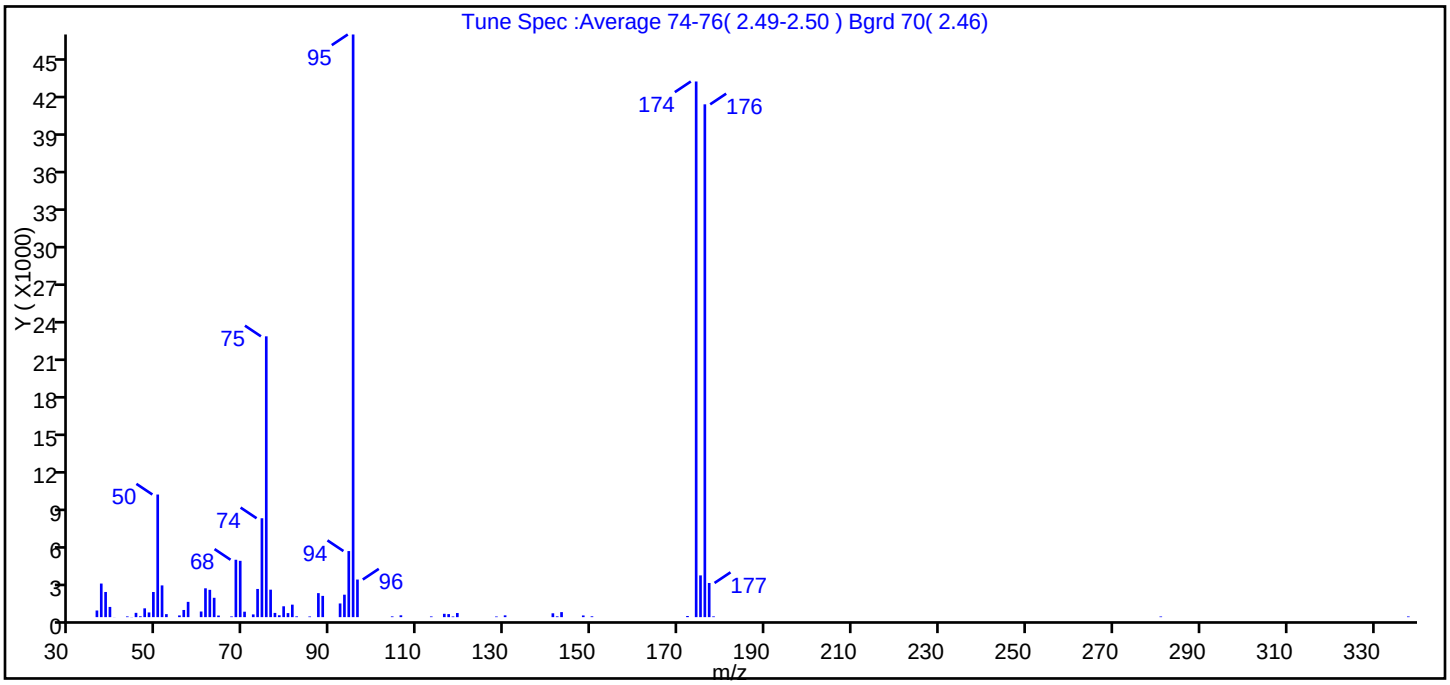

m/z	Ion Abundance Criteria	% Relative Abundance
95	Base peak, 100% relative abundance	100.0
50	15 to 40% of m/z 95	21.0
75	30 to 60% of m/z 95	48.2
96	5 to 9% of m/z 95	6.5
173	Less than 2% of m/z 174	0.0 (0.0)
174	50 to 120% of m/z 95	91.9
175	5 to 9% of m/z 174	7.2 (7.8)
176	Greater than 95% but less than 101% of m/z 174	88.0 (95.7)
177	5 to 9% of m/z 176	5.9 (6.7)

Data File: \\ChromNA\Edison\ChromData\CVOAMS12\20160402-39337.b\O08400.D\8260W_12.rslt\spectra.d
Injection Date: 02-Apr-2016 09:50:30
Spectrum: Tune Spec :Average 74-76(2.49-2.50) Bgrd 70(2.46)
Base Peak: 95.00
Minimum % Base Peak: 0
Number of Points: 68

m/z	Y	m/z	Y	m/z	Y	m/z	Y
36.00	526	57.00	1209	79.00	860	118.00	54
37.00	2659	60.00	446	80.00	321	119.00	326
38.00	1992	61.00	2282	81.00	989	128.00	52
39.00	809	62.00	2162	82.00	60	130.00	141
40.00	8	63.00	1531	85.00	53	141.00	305
43.00	58	64.00	127	87.00	1901	142.00	63
44.00	11	67.00	57	88.00	1682	143.00	398
45.00	340	68.00	4541	92.00	1083	148.00	133
46.00	67	69.00	4457	93.00	1777	150.00	66
47.00	697	70.00	431	94.00	5230	172.00	91
48.00	371	72.00	217	95.00	46112	174.00	42392
49.00	1989	73.00	2231	96.00	2977	175.00	3304
50.00	9704	74.00	7826	104.00	60	176.00	40584
51.00	2512	75.00	22224	106.00	145	177.00	2703
52.00	239	76.00	2174	113.00	56	178.00	59
55.00	136	77.00	335	116.00	264	281.00	52
56.00	568	78.00	148	117.00	242	338.00	55

TestAmerica Edison
Target Compound Quantitation Report

Data File: \\ChromNA\Edison\ChromData\CVOAMS12\20160403-39359.b\O08428.D
Lims ID: BFB
Client ID:
Sample Type: BFB
Inject. Date: 03-Apr-2016 08:56:30 ALS Bottle#: 99 Worklist Smp#: 1
Injection Vol: 5.0 mL Dil. Factor: 1.0000
Sample Info: BFB
Misc. Info.: 460-0039359-001
Operator ID: Instrument ID: CVOAMS12

Method: \\ChromNA\Edison\ChromData\CVOAMS12\20160403-39359.b\8260W_12.m
Limit Group: VOA - 8260C Water and Solid
Last Update: 03-Apr-2016 22:11:50 Calib Date: 23-Mar-2016 23:57:30
Integrator: RTE ID Type: Deconvolution ID
Quant Method: Internal Standard Quant By: Initial Calibration
Last ICal File: \\ChromNA\Edison\ChromData\CVOAMS12\20160323-38887.b\O07968.D

Column 1 : DB-624 (0.18 mm) Det: MS SCAN
Process Host: XAWRK014

Compound	Sig	RT (min.)	Exp RT (min.)	Dlt RT (min.)	Q	Response	Cal Amt ug/l	OnCol Amt ug/l	Flags
$ 141 BFB	95	2.519	2.519	0.000	96	130165	NR	NR	

QC Flag Legend

Processing Flags
NR - Missing Quant Standard

Reagents:

VMBFBn_00005 Amount Added: 1.00 Units: uL

MS Tune Report

TestAmerica Edison

Data File: \\ChromNA\Edison\ChromData\CVOAMS12\20160403-39359.b\O08428.D
Injection Date: 03-Apr-2016 08:56:30 Instrument ID: CVOAMS12
Lims ID: BFB
Client ID:
Operator ID: ALS Bottle#: 99 Worklist Smp#: 1
Injection Vol: 5.0 mL Dil. Factor: 1.0000
Method: 8260W_12 Limit Group: VOA - 8260C Water and Solid
Tune Method: BFB Method 8260

$ 141 BFB

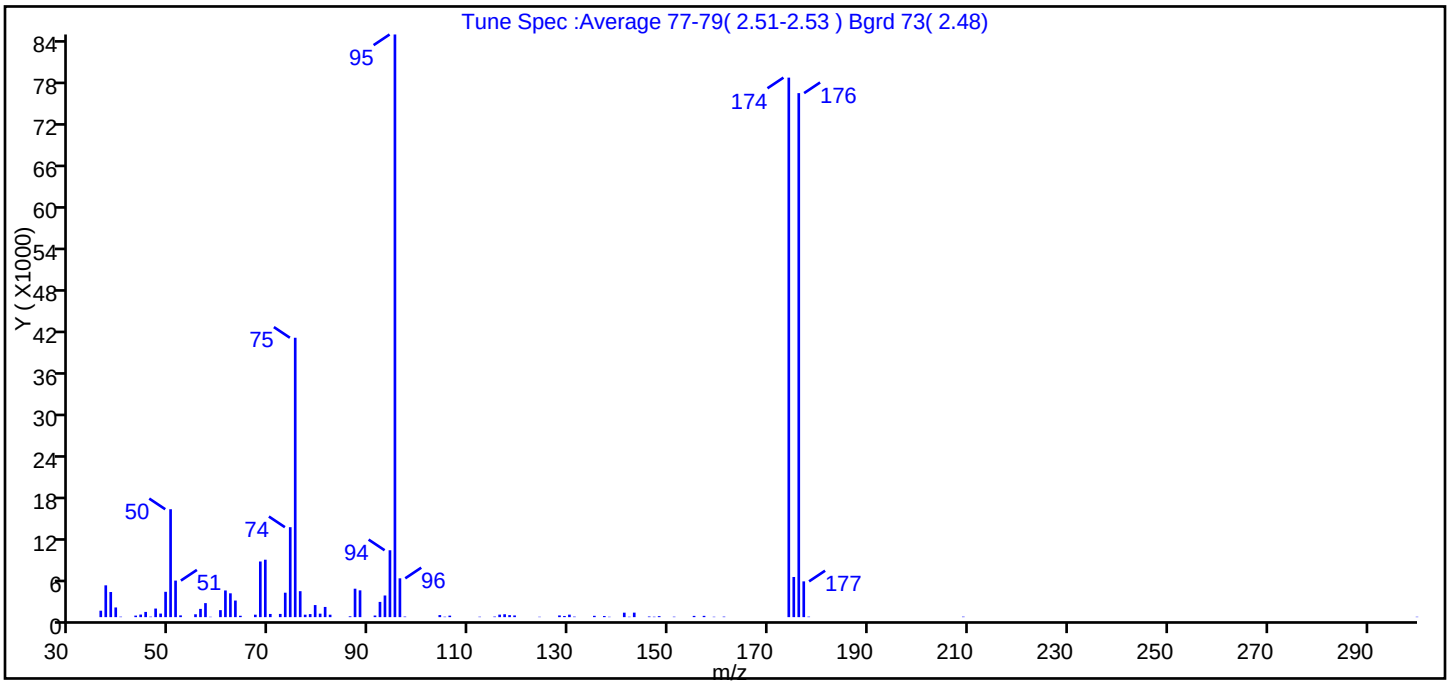

m/z	Ion Abundance Criteria	% Relative Abundance
95	Base peak, 100% relative abundance	100.0
50	15 to 40% of m/z 95	18.5
75	30 to 60% of m/z 95	48.0
96	5 to 9% of m/z 95	6.7
173	Less than 2% of m/z 174	0.0 (0.0)
174	50 to 120% of m/z 95	92.6
175	5 to 9% of m/z 174	6.9 (7.4)
176	Greater than 95% but less than 101% of m/z 174	89.9 (97.1)
177	5 to 9% of m/z 176	6.1 (6.8)

Data File: \\ChromNA\Edison\ChromData\CVOAMS12\20160403-39359.b\O08428.D\8260W_12.rslt\spectra.d
Injection Date: 03-Apr-2016 08:56:30
Spectrum: Tune Spec :Average 77-79(2.51-2.53) Bgrd 73(2.48)
Base Peak: 95.00
Minimum % Base Peak: 0
Number of Points: 84

m/z	Y	m/z	Y	m/z	Y	m/z	Y
36.00	935	62.00	3456	91.00	235	135.00	192
37.00	4612	63.00	2407	92.00	2209	137.00	160
38.00	3644	64.00	202	93.00	3140	138.00	54
39.00	1405	67.00	357	94.00	9699	141.00	648
40.00	66	68.00	8070	95.00	84488	142.00	59
43.00	223	69.00	8326	96.00	5629	143.00	653
44.00	373	70.00	462	97.00	82	146.00	92
45.00	759	72.00	467	104.00	299	147.00	63
46.00	71	73.00	3545	105.00	63	148.00	149
47.00	1245	74.00	13044	106.00	221	151.00	65
48.00	518	75.00	40512	112.00	61	155.00	181
49.00	3674	76.00	3766	115.00	83	157.00	186
50.00	15647	77.00	357	116.00	362	159.00	56
51.00	5301	78.00	441	117.00	420	161.00	75
52.00	255	79.00	1751	118.00	295	174.00	78232
55.00	415	80.00	506	119.00	246	175.00	5824
56.00	1196	81.00	1479	124.00	53	176.00	75984
57.00	2034	82.00	353	128.00	248	177.00	5188
58.00	51	86.00	118	129.00	170	178.00	71
60.00	1015	87.00	4123	130.00	361	209.00	69
61.00	3869	88.00	3886	131.00	76	300.00	54

TestAmerica Edison
Target Compound Quantitation Report

Data File: \\ChromNA\Edison\ChromData\CVOAMS12\20160404-39403.b\O08442.D
Lims ID: BFB
Client ID:
Sample Type: BFB
Inject. Date: 04-Apr-2016 08:48:30 ALS Bottle#: 99 Worklist Smp#: 1
Injection Vol: 5.0 mL Dil. Factor: 1.0000
Sample Info: BFB
Misc. Info.: 460-0039403-001
Operator ID: Instrument ID: CVOAMS12

Method: \\ChromNA\Edison\ChromData\CVOAMS12\20160404-39403.b\8260W_12.m
Limit Group: VOA - 8260C Water and Solid
Last Update: 04-Apr-2016 14:13:55 Calib Date: 23-Mar-2016 23:57:30
Integrator: RTE ID Type: Deconvolution ID
Quant Method: Internal Standard Quant By: Initial Calibration
Last ICal File: \\ChromNA\Edison\ChromData\CVOAMS12\20160323-38887.b\O07968.D

Column 1 : DB-624 (0.18 mm) Det: MS SCAN
Process Host: XAWRK047

First Level Reviewer: delpolitov Date: 04-Apr-2016 14:13:55

Compound	Sig	RT (min.)	Exp RT (min.)	Dlt RT (min.)	Q	Response	Cal Amt ug/l	OnCol Amt ug/l	Flags
$ 141 BFB	95	2.498	2.498	0.000	92	98480	NR	NR	

QC Flag Legend

Processing Flags
NR - Missing Quant Standard

Reagents:

VMBFBn_00005 Amount Added: 1.00 Units: uL

MS Tune Report

TestAmerica Edison

Data File: \\ChromNA\Edison\ChromData\CVOAMS12\20160404-39403.b\O08442.D
Injection Date: 04-Apr-2016 08:48:30 Instrument ID: CVOAMS12
Lims ID: BFB
Client ID:
Operator ID: ALS Bottle#: 99 Worklist Smp#: 1
Injection Vol: 5.0 mL Dil. Factor: 1.0000
Method: 8260W_12 Limit Group: VOA - 8260C Water and Solid
Tune Method: BFB Method 8260

$ 141 BFB

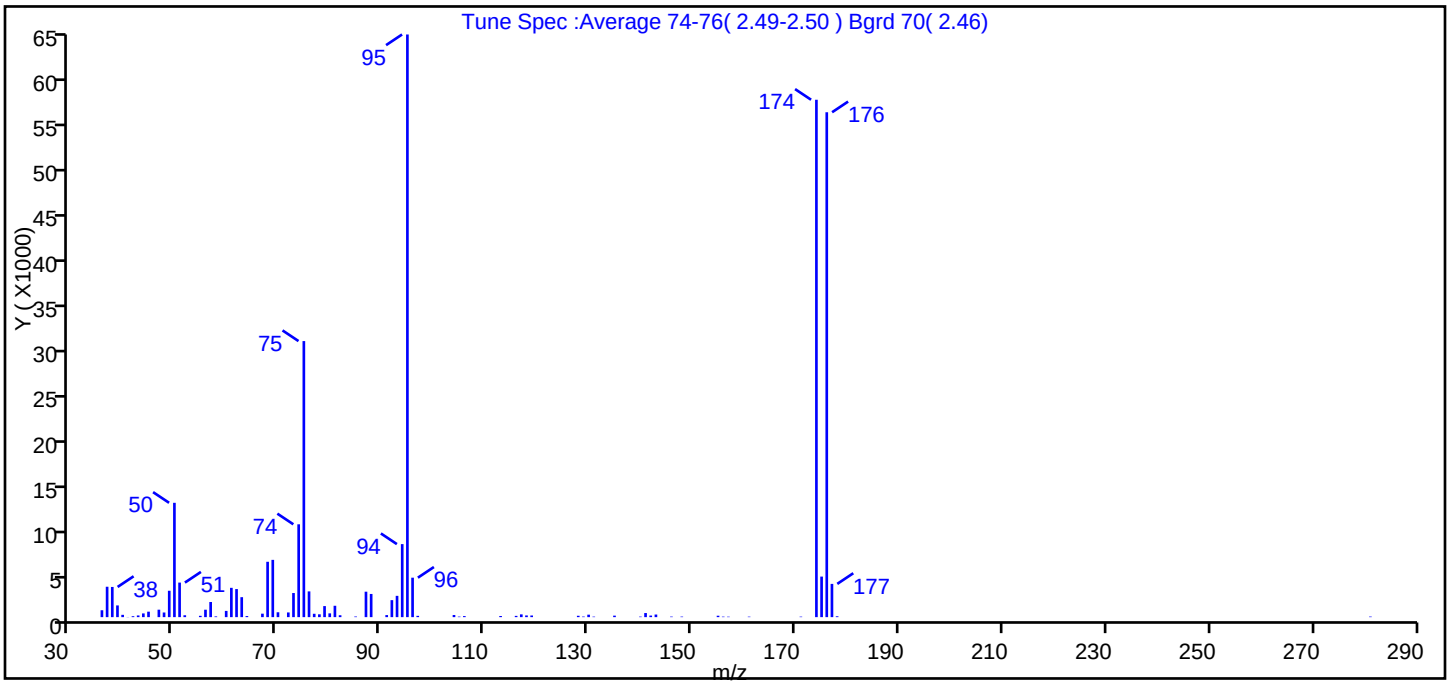

m/z	Ion Abundance Criteria	% Relative Abundance
95	Base peak, 100% relative abundance	100.0
50	15 to 40% of m/z 95	19.6
75	30 to 60% of m/z 95	47.4
96	5 to 9% of m/z 95	6.8
173	Less than 2% of m/z 174	0.0 (0.0)
174	50 to 120% of m/z 95	88.8
175	5 to 9% of m/z 174	7.0 (7.8)
176	Greater than 95% but less than 101% of m/z 174	86.7 (97.6)
177	5 to 9% of m/z 176	5.7 (6.6)

Data File: \\ChromNA\Edison\ChromData\CVOAMS12\20160404-39403.b\O08442.D\8260W_12.rslt\spectra.d
Injection Date: 04-Apr-2016 08:48:30
Spectrum: Tune Spec :Average 74-76(2.49-2.50) Bgrd 70(2.46)
Base Peak: 95.00
Minimum % Base Peak: 0
Number of Points: 80

m/z	Y	m/z	Y	m/z	Y	m/z	Y
36.00	764	60.00	691	85.00	70	130.00	274
37.00	3368	61.00	3248	87.00	2819	131.00	57
38.00	3345	62.00	3110	88.00	2569	135.00	167
39.00	1298	63.00	2212	91.00	228	140.00	59
40.00	256	64.00	119	92.00	1883	141.00	455
41.00	17	67.00	385	93.00	2359	142.00	174
42.00	102	68.00	6133	94.00	8091	143.00	290
43.00	187	69.00	6346	95.00	64552	146.00	61
44.00	413	70.00	539	96.00	4371	148.00	60
45.00	606	72.00	520	97.00	144	155.00	157
47.00	825	73.00	2672	104.00	236	156.00	56
48.00	515	74.00	10285	105.00	59	157.00	51
49.00	2923	75.00	30584	106.00	115	161.00	54
50.00	12667	76.00	2853	113.00	125	171.00	56
51.00	3829	77.00	373	116.00	141	174.00	57320
52.00	209	78.00	314	117.00	307	175.00	4493
55.00	146	79.00	1225	118.00	188	176.00	55936
56.00	824	80.00	419	119.00	183	177.00	3684
57.00	1677	81.00	1260	128.00	152	178.00	95
58.00	82	82.00	210	129.00	64	281.00	62

FORM I
GC/MS VOA ORGANICS ANALYSIS DATA SHEET

Lab Name: TestAmerica Edison | Job No.: 460-111103-1

SDG No.:

Client Sample ID: | Lab Sample ID: MB 460-360191/7

Matrix: Water | Lab File ID: O08378.D

Analysis Method: 8260C | Date Collected:

Sample wt/vol: 5(mL) | Date Analyzed: 04/01/2016 23:49

Soil Aliquot Vol: | Dilution Factor: 1

Soil Extract Vol.: | GC Column: DB-624 ID: 0.18(mm)

% Moisture: | Level: (low/med) Low

Analysis Batch No.: 360191 | Units: ug/L

CAS NO.	COMPOUND NAME	RESULT	Q	RL	MDL
71-55-6	1,1,1-Trichloroethane	0.28	U	1.0	0.28
79-34-5	1,1,2,2-Tetrachloroethane	0.19	U	1.0	0.19
79-00-5	1,1,2-Trichloroethane	0.080	U	1.0	0.080
75-34-3	1,1-Dichloroethane	0.24	U	1.0	0.24
75-35-4	1,1-Dichloroethene	0.34	U	1.0	0.34
87-61-6	1,2,3-Trichlorobenzene	0.35	U	1.0	0.35
120-82-1	1,2,4-Trichlorobenzene	0.27	U	1.0	0.27
96-12-8	1,2-Dibromo-3-Chloropropane	0.23	U	1.0	0.23
106-93-4	1,2-Dibromoethane	0.19	U	1.0	0.19
95-50-1	1,2-Dichlorobenzene	0.22	U	1.0	0.22
107-06-2	1,2-Dichloroethane	0.25	U	1.0	0.25
78-87-5	1,2-Dichloropropane	0.18	U	1.0	0.18
541-73-1	1,3-Dichlorobenzene	0.33	U	1.0	0.33
106-46-7	1,4-Dichlorobenzene	0.33	U	1.0	0.33
123-91-1	1,4-Dioxane	8.7	U	50	8.7
78-93-3	2-Butanone	2.2	U	5.0	2.2
591-78-6	2-Hexanone	0.72	U	5.0	0.72
108-10-1	4-Methyl-2-pentanone	0.63	U	5.0	0.63
67-64-1	Acetone	1.1	U	5.0	1.1
71-43-2	Benzene	0.090	U	1.0	0.090
74-97-5	Bromochloromethane	0.30	U	1.0	0.30
75-27-4	Bromodichloromethane	0.15	U	1.0	0.15
75-25-2	Bromoform	0.18	U	1.0	0.18
74-83-9	Bromomethane	0.18	U	1.0	0.18
75-15-0	Carbon disulfide	0.22	U	1.0	0.22
56-23-5	Carbon tetrachloride	0.33	U	1.0	0.33
108-90-7	Chlorobenzene	0.24	U	1.0	0.24
75-00-3	Chloroethane	0.37	U	1.0	0.37
67-66-3	Chloroform	0.22	U	1.0	0.22
74-87-3	Chloromethane	0.22	U	1.0	0.22
156-59-2	cis-1,2-Dichloroethene	0.26	U	1.0	0.26
10061-01-5	cis-1,3-Dichloropropene	0.16	U	1.0	0.16
110-82-7	Cyclohexane	0.26	U	1.0	0.26
124-48-1	Dibromochloromethane	0.22	U	1.0	0.22
75-71-8	Dichlorodifluoromethane	0.14	U	1.0	0.14
100-41-4	Ethylbenzene	0.30	U	1.0	0.30

FORM I
GC/MS VOA ORGANICS ANALYSIS DATA SHEET

Lab Name: TestAmerica Edison | Job No.: 460-111103-1

SDG No.:

Client Sample ID: | Lab Sample ID: MB 460-360191/7

Matrix: Water | Lab File ID: O08378.D

Analysis Method: 8260C | Date Collected:

Sample wt/vol: 5(mL) | Date Analyzed: 04/01/2016 23:49

Soil Aliquot Vol: | Dilution Factor: 1

Soil Extract Vol.: | GC Column: DB-624 ID: 0.18(mm)

% Moisture: | Level: (low/med) Low

Analysis Batch No.: 360191 | Units: ug/L

CAS NO.	COMPOUND NAME	RESULT	Q	RL	MDL
76-13-1	Freon TF	0.34	U	1.0	0.34
98-82-8	Isopropylbenzene	0.32	U	1.0	0.32
179601-23-1	m&p-Xylene	0.28	U	1.0	0.28
79-20-9	Methyl acetate	0.58	U	5.0	0.58
108-87-2	Methylcyclohexane	0.22	U	1.0	0.22
75-09-2	Methylene Chloride	0.21	U	1.0	0.21
1634-04-4	MTBE	0.13	U	1.0	0.13
95-47-6	o-Xylene	0.32	U	1.0	0.32
100-42-5	Styrene	0.17	U	1.0	0.17
127-18-4	Tetrachloroethene	0.12	U	1.0	0.12
108-88-3	Toluene	0.25	U	1.0	0.25
156-60-5	trans-1,2-Dichloroethene	0.18	U	1.0	0.18
10061-02-6	trans-1,3-Dichloropropene	0.19	U	1.0	0.19
79-01-6	Trichloroethene	0.22	U	1.0	0.22
75-69-4	Trichlorofluoromethane	0.15	U	1.0	0.15
75-01-4	Vinyl chloride	0.060	U	1.0	0.060

CAS NO.	SURROGATE	%REC	Q	LIMITS
17060-07-0	1,2-Dichloroethane-d4 (Surr)	93		70-130
460-00-4	Bromofluorobenzene	96		70-130
1868-53-7	Dibromofluoromethane (Surr)	99		70-130
2037-26-5	Toluene-d8 (Surr)	89		70-130

FORM I
GC/MS VOA ORGANICS ANALYSIS DATA SHEET
TENTATIVELY IDENTIFIED COMPOUNDS

Lab Name: TestAmerica Edison Job No.: 460-111103-1

SDG No.:

Client Sample ID: Lab Sample ID: MB 460-360191/7

Matrix: Water Lab File ID: O08378.D

Analysis Method: 8260C Date Collected:

Sample wt/vol: 5(mL) Date Analyzed: 04/01/2016 23:49

Soil Aliquot Vol: Dilution Factor: 1

Soil Extract Vol.: GC Column: DB-624 ID: 0.18(mm)

% Moisture: Level: (low/med) Low

Analysis Batch No.: 360191 Units: ug/L

Number TICs Found: 0 TIC Result Total: 0

CAS NO.	COMPOUND NAME	RT	RESULT	Q
	Tentatively Identified Compound		None	

TestAmerica Edison
Target Compound Quantitation Report

Data File: \\ChromNA\Edison\ChromData\CVOAMS12\20160401-39324.b\O08378.D
Lims ID: MB
Client ID:
Sample Type: MB
Inject. Date: 01-Apr-2016 23:49:30 ALS Bottle#: 6 Worklist Smp#: 7
Purge Vol: 5.000 mL Dil. Factor: 1.0000
Sample Info: MB
Misc. Info.: 460-0039324-007
Operator ID: Instrument ID: CVOAMS12

Method: \\ChromNA\Edison\ChromData\CVOAMS12\20160401-39324.b\8260W_12.m
Limit Group: VOA - 8260C Water and Solid
Last Update: 03-Apr-2016 13:46:08 Calib Date: 23-Mar-2016 23:57:30
Integrator: RTE ID Type: Deconvolution ID
Quant Method: Internal Standard Quant By: Initial Calibration
Last ICal File: \\ChromNA\Edison\ChromData\CVOAMS12\20160323-38887.b\O07968.D

Column 1 : DB-624 (0.18 mm) Det: MS SCAN
Process Host: XAWRK053

First Level Reviewer: delpolitov Date: 03-Apr-2016 13:46:08

Compound	Sig	RT (min.)	Exp RT (min.)	Dlt RT (min.)	Q	Response	Cal Amt ug/l	OnCol Amt ug/l	Flags
* 30 TBA-d9 (IS)	65	2.239	2.239	0.000	99	346485	1000.0	1000.0	
* 52 2-Butanone-d5	46	3.130	3.130	0.000	0	422306	250.0	250.0	
$ 50 Dibromofluoromethane (Surr	113	3.575	3.575	0.000	97	152595	50.0	49.7	
$ 60 1,2-Dichloroethane-d4 (Sur	65	3.878	3.878	0.000	96	194878	50.0	46.4	
* 64 Fluorobenzene	96	4.211	4.211	0.000	98	642767	50.0	50.0	
* 74 1,4-Dioxane-d8	96	4.930	4.930	0.000	97	56115	1000.0	1000.0	
$ 80 Toluene-d8 (Surr)	98	5.993	5.997	-0.004	99	525627	50.0	44.7	
* 94 Chlorobenzene-d5	117	7.942	7.943	0.000	87	401645	50.0	50.0	
$ 106 4-Bromofluorobenzene	174	9.776	9.776	0.000	92	163842	50.0	48.1	
* 122 1,4-Dichlorobenzene-d4	152	11.606	11.606	0.000	96	214281	50.0	50.0	

Reagents:

8260ISNEW_00064 Amount Added: 1.00 Units: uL Run Reagent
8260SURR250_00119 Amount Added: 1.00 Units: uL Run Reagent

Report Date: 03-Apr-2016 13:46:10 Chrom Revision: 2.2 04-Mar-2016 14:36:24

TestAmerica Edison

Data File: \\ChromNA\Edison\ChromData\CVOAMS12\20160401-39324.b\O08378.D

Injection Date:	01-Apr-2016 23:49:30	Instrument ID:	CVOAMS12	Operator ID:	
Lims ID:	MB			Worklist Smp#:	7
Client ID:					
Purge Vol:	5.000 mL	Dil. Factor:	1.0000	ALS Bottle#:	6
Method:	8260W_12	Limit Group:	VOA - 8260C Water and Solid		

Column: DB-624 (0.18 mm)

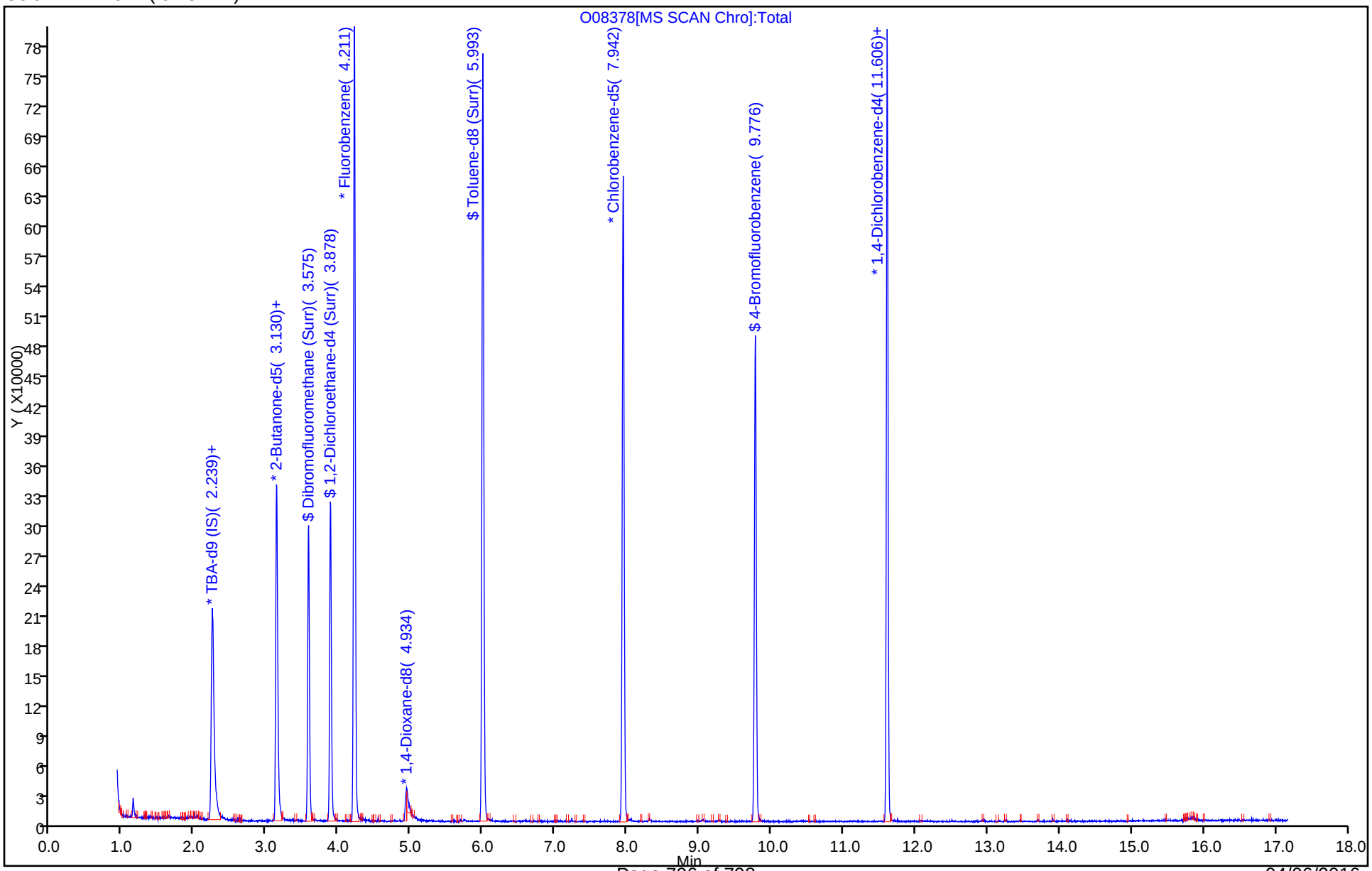

FORM I
GC/MS VOA ORGANICS ANALYSIS DATA SHEET

Lab Name: TestAmerica Edison | Job No.: 460-111103-1

SDG No.:

Client Sample ID: | Lab Sample ID: MB 460-360252/9

Matrix: Water | Lab File ID: O08408.D

Analysis Method: 8260C | Date Collected:

Sample wt/vol: 5(mL) | Date Analyzed: 04/02/2016 13:52

Soil Aliquot Vol: | Dilution Factor: 1

Soil Extract Vol.: | GC Column: DB-624 ID: 0.18(mm)

% Moisture: | Level: (low/med) Low

Analysis Batch No.: 360252 | Units: ug/L

CAS NO.	COMPOUND NAME	RESULT	Q	RL	MDL
71-55-6	1,1,1-Trichloroethane	0.28	U	1.0	0.28
79-34-5	1,1,2,2-Tetrachloroethane	0.19	U	1.0	0.19
79-00-5	1,1,2-Trichloroethane	0.080	U	1.0	0.080
75-34-3	1,1-Dichloroethane	0.24	U	1.0	0.24
75-35-4	1,1-Dichloroethene	0.34	U	1.0	0.34
87-61-6	1,2,3-Trichlorobenzene	0.35	U	1.0	0.35
120-82-1	1,2,4-Trichlorobenzene	0.27	U	1.0	0.27
96-12-8	1,2-Dibromo-3-Chloropropane	0.23	U	1.0	0.23
106-93-4	1,2-Dibromoethane	0.19	U	1.0	0.19
95-50-1	1,2-Dichlorobenzene	0.22	U	1.0	0.22
107-06-2	1,2-Dichloroethane	0.25	U	1.0	0.25
78-87-5	1,2-Dichloropropane	0.18	U	1.0	0.18
541-73-1	1,3-Dichlorobenzene	0.33	U	1.0	0.33
106-46-7	1,4-Dichlorobenzene	0.33	U	1.0	0.33
123-91-1	1,4-Dioxane	8.7	U	50	8.7
78-93-3	2-Butanone	2.2	U	5.0	2.2
591-78-6	2-Hexanone	0.72	U	5.0	0.72
108-10-1	4-Methyl-2-pentanone	0.63	U	5.0	0.63
67-64-1	Acetone	1.1	U	5.0	1.1
71-43-2	Benzene	0.090	U	1.0	0.090
74-97-5	Bromochloromethane	0.30	U	1.0	0.30
75-27-4	Bromodichloromethane	0.15	U	1.0	0.15
75-25-2	Bromoform	0.18	U	1.0	0.18
74-83-9	Bromomethane	0.18	U	1.0	0.18
75-15-0	Carbon disulfide	0.22	U	1.0	0.22
56-23-5	Carbon tetrachloride	0.33	U	1.0	0.33
108-90-7	Chlorobenzene	0.24	U	1.0	0.24
75-00-3	Chloroethane	0.37	U	1.0	0.37
67-66-3	Chloroform	0.22	U	1.0	0.22
74-87-3	Chloromethane	0.22	U	1.0	0.22
156-59-2	cis-1,2-Dichloroethene	0.26	U	1.0	0.26
10061-01-5	cis-1,3-Dichloropropene	0.16	U	1.0	0.16
110-82-7	Cyclohexane	0.26	U	1.0	0.26
124-48-1	Dibromochloromethane	0.22	U	1.0	0.22
75-71-8	Dichlorodifluoromethane	0.14	U	1.0	0.14
100-41-4	Ethylbenzene	0.30	U	1.0	0.30

FORM I
GC/MS VOA ORGANICS ANALYSIS DATA SHEET

Lab Name: TestAmerica Edison | Job No.: 460-111103-1

SDG No.:

Client Sample ID: | Lab Sample ID: MB 460-360252/9

Matrix: Water | Lab File ID: O08408.D

Analysis Method: 8260C | Date Collected:

Sample wt/vol: 5(mL) | Date Analyzed: 04/02/2016 13:52

Soil Aliquot Vol: | Dilution Factor: 1

Soil Extract Vol.: | GC Column: DB-624 ID: 0.18(mm)

% Moisture: | Level: (low/med) Low

Analysis Batch No.: 360252 | Units: ug/L

CAS NO.	COMPOUND NAME	RESULT	Q	RL	MDL
76-13-1	Freon TF	0.34	U	1.0	0.34
98-82-8	Isopropylbenzene	0.32	U	1.0	0.32
179601-23-1	m&p-Xylene	0.28	U	1.0	0.28
79-20-9	Methyl acetate	0.58	U	5.0	0.58
108-87-2	Methylcyclohexane	0.22	U	1.0	0.22
75-09-2	Methylene Chloride	0.21	U	1.0	0.21
1634-04-4	MTBE	0.13	U	1.0	0.13
95-47-6	o-Xylene	0.32	U	1.0	0.32
100-42-5	Styrene	0.17	U	1.0	0.17
127-18-4	Tetrachloroethene	0.12	U	1.0	0.12
108-88-3	Toluene	0.25	U	1.0	0.25
156-60-5	trans-1,2-Dichloroethene	0.18	U	1.0	0.18
10061-02-6	trans-1,3-Dichloropropene	0.19	U	1.0	0.19
79-01-6	Trichloroethene	0.22	U	1.0	0.22
75-69-4	Trichlorofluoromethane	0.15	U	1.0	0.15
75-01-4	Vinyl chloride	0.060	U	1.0	0.060

CAS NO.	SURROGATE	%REC	Q	LIMITS
17060-07-0	1,2-Dichloroethane-d4 (Surr)	95		70-130
460-00-4	Bromofluorobenzene	103		70-130
1868-53-7	Dibromofluoromethane (Surr)	100		70-130
2037-26-5	Toluene-d8 (Surr)	93		70-130

FORM I
GC/MS VOA ORGANICS ANALYSIS DATA SHEET
TENTATIVELY IDENTIFIED COMPOUNDS

Lab Name: TestAmerica Edison Job No.: 460-111103-1

SDG No.:

Client Sample ID: Lab Sample ID: MB 460-360252/9

Matrix: Water Lab File ID: O08408.D

Analysis Method: 8260C Date Collected:

Sample wt/vol: 5(mL) Date Analyzed: 04/02/2016 13:52

Soil Aliquot Vol: Dilution Factor: 1

Soil Extract Vol.: GC Column: DB-624 ID: 0.18(mm)

% Moisture: Level: (low/med) Low

Analysis Batch No.: 360252 Units: ug/L

Number TICs Found: 0 TIC Result Total: 0

CAS NO.	COMPOUND NAME	RT	RESULT	Q
	Tentatively Identified Compound		None	

TestAmerica Edison
Target Compound Quantitation Report

Data File: \\ChromNA\Edison\ChromData\CVOAMS12\20160402-39337.b\O08408.D
Lims ID: MB
Client ID:
Sample Type: MB
Inject. Date: 02-Apr-2016 13:52:30 ALS Bottle#: 8 Worklist Smp#: 9
Purge Vol: 5.000 mL Dil. Factor: 1.0000
Sample Info: MB
Misc. Info.: 460-0039337-009
Operator ID: Instrument ID: CVOAMS12

Method: \\ChromNA\Edison\ChromData\CVOAMS12\20160402-39337.b\8260W_12.m
Limit Group: VOA - 8260C Water and Solid
Last Update: 03-Apr-2016 09:57:36 Calib Date: 23-Mar-2016 23:57:30
Integrator: RTE ID Type: Deconvolution ID
Quant Method: Internal Standard Quant By: Initial Calibration
Last ICal File: \\ChromNA\Edison\ChromData\CVOAMS12\20160323-38887.b\O07968.D

Column 1 : DB-624 (0.18 mm) Det: MS SCAN
Process Host: XAWRK003

First Level Reviewer: boykink Date: 03-Apr-2016 09:57:36

Compound	Sig	RT (min.)	Exp RT (min.)	Dlt RT (min.)	Q	Response	Cal Amt ug/l	OnCol Amt ug/l	Flags
* 30 TBA-d9 (IS)	65	2.239	2.239	0.000	99	308875	1000.0	1000.0	
* 52 2-Butanone-d5	46	3.130	3.130	0.000	0	392811	250.0	250.0	
$ 50 Dibromofluoromethane (Surr	113	3.572	3.572	0.000	96	155856	50.0	49.9	
$ 60 1,2-Dichloroethane-d4 (Sur	65	3.878	3.879	-0.001	97	202273	50.0	47.4	
* 64 Fluorobenzene	96	4.212	4.212	0.000	98	654253	50.0	50.0	
* 74 1,4-Dioxane-d8	96	4.934	4.934	0.000	90	44231	1000.0	1000.0	
$ 80 Toluene-d8 (Surr)	98	5.997	5.997	0.000	100	545243	50.0	46.3	
* 94 Chlorobenzene-d5	117	7.943	7.943	0.000	87	402501	50.0	50.0	
$ 106 4-Bromofluorobenzene	174	9.776	9.776	0.000	91	175001	50.0	51.3	
* 122 1,4-Dichlorobenzene-d4	152	11.606	11.606	0.000	96	217057	50.0	50.0	

Reagents:

8260ISNEW_00064 Amount Added: 1.00 Units: uL Run Reagent
8260SURR250_00119 Amount Added: 1.00 Units: uL Run Reagent

Report Date: 03-Apr-2016 09:57:36 Chrom Revision: 2.2 04-Mar-2016 14:36:24

TestAmerica Edison

Data File: \\ChromNA\Edison\ChromData\CVOAMS12\20160402-39337.b\O08408.D

Injection Date:	02-Apr-2016 13:52:30	Instrument ID:	CVOAMS12	Operator ID:	
Lims ID:	MB			Worklist Smp#:	9
Client ID:					
Purge Vol:	5.000 mL	Dil. Factor:	1.0000	ALS Bottle#:	8
Method:	8260W_12	Limit Group:	VOA - 8260C Water and Solid		

Column: DB-624 (0.18 mm)

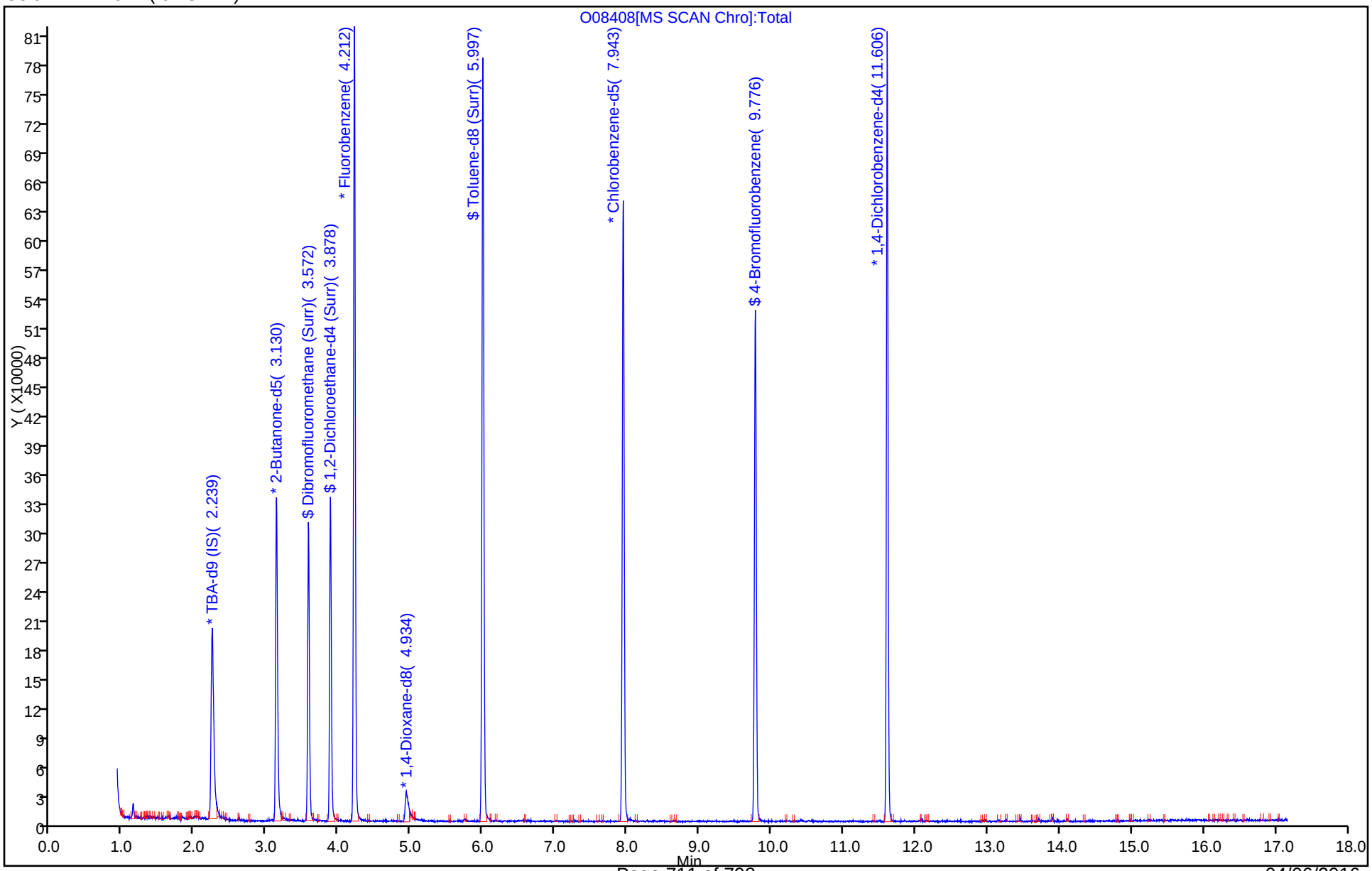

FORM I
GC/MS VOA ORGANICS ANALYSIS DATA SHEET

Lab Name: TestAmerica Edison | Job No.: 460-111103-1

SDG No.:

Client Sample ID: | Lab Sample ID: MB 460-360372/8

Matrix: Water | Lab File ID: O08435.D

Analysis Method: 8260C | Date Collected:

Sample wt/vol: 5(mL) | Date Analyzed: 04/03/2016 12:12

Soil Aliquot Vol: | Dilution Factor: 1

Soil Extract Vol.: | GC Column: DB-624 ID: 0.18(mm)

% Moisture: | Level: (low/med) Low

Analysis Batch No.: 360372 | Units: ug/L

CAS NO.	COMPOUND NAME	RESULT	Q	RL	MDL
71-55-6	1,1,1-Trichloroethane	0.28	U	1.0	0.28
79-34-5	1,1,2,2-Tetrachloroethane	0.19	U	1.0	0.19
79-00-5	1,1,2-Trichloroethane	0.080	U	1.0	0.080
75-34-3	1,1-Dichloroethane	0.24	U	1.0	0.24
75-35-4	1,1-Dichloroethene	0.34	U	1.0	0.34
87-61-6	1,2,3-Trichlorobenzene	0.35	U	1.0	0.35
120-82-1	1,2,4-Trichlorobenzene	0.27	U	1.0	0.27
96-12-8	1,2-Dibromo-3-Chloropropane	0.23	U	1.0	0.23
106-93-4	1,2-Dibromoethane	0.19	U	1.0	0.19
95-50-1	1,2-Dichlorobenzene	0.22	U	1.0	0.22
107-06-2	1,2-Dichloroethane	0.25	U	1.0	0.25
78-87-5	1,2-Dichloropropane	0.18	U	1.0	0.18
541-73-1	1,3-Dichlorobenzene	0.33	U	1.0	0.33
106-46-7	1,4-Dichlorobenzene	0.33	U	1.0	0.33
123-91-1	1,4-Dioxane	8.7	U	50	8.7
78-93-3	2-Butanone	2.2	U	5.0	2.2
591-78-6	2-Hexanone	0.72	U	5.0	0.72
108-10-1	4-Methyl-2-pentanone	0.63	U	5.0	0.63
67-64-1	Acetone	1.1	U	5.0	1.1
71-43-2	Benzene	0.090	U	1.0	0.090
74-97-5	Bromochloromethane	0.30	U	1.0	0.30
75-27-4	Bromodichloromethane	0.15	U	1.0	0.15
75-25-2	Bromoform	0.18	U	1.0	0.18
74-83-9	Bromomethane	0.18	U	1.0	0.18
75-15-0	Carbon disulfide	0.22	U	1.0	0.22
56-23-5	Carbon tetrachloride	0.33	U	1.0	0.33
108-90-7	Chlorobenzene	0.24	U	1.0	0.24
75-00-3	Chloroethane	0.37	U	1.0	0.37
67-66-3	Chloroform	0.22	U	1.0	0.22
74-87-3	Chloromethane	0.22	U	1.0	0.22
156-59-2	cis-1,2-Dichloroethene	0.26	U	1.0	0.26
10061-01-5	cis-1,3-Dichloropropene	0.16	U	1.0	0.16
110-82-7	Cyclohexane	0.26	U	1.0	0.26
124-48-1	Dibromochloromethane	0.22	U	1.0	0.22
75-71-8	Dichlorodifluoromethane	0.14	U	1.0	0.14
100-41-4	Ethylbenzene	0.30	U	1.0	0.30

FORM I
GC/MS VOA ORGANICS ANALYSIS DATA SHEET

Lab Name: TestAmerica Edison | Job No.: 460-111103-1

SDG No.:

Client Sample ID: | Lab Sample ID: MB 460-360372/8

Matrix: Water | Lab File ID: O08435.D

Analysis Method: 8260C | Date Collected:

Sample wt/vol: 5(mL) | Date Analyzed: 04/03/2016 12:12

Soil Aliquot Vol: | Dilution Factor: 1

Soil Extract Vol.: | GC Column: DB-624 ID: 0.18(mm)

% Moisture: | Level: (low/med) Low

Analysis Batch No.: 360372 | Units: ug/L

CAS NO.	COMPOUND NAME	RESULT	Q	RL	MDL
76-13-1	Freon TF	0.34	U	1.0	0.34
98-82-8	Isopropylbenzene	0.32	U	1.0	0.32
179601-23-1	m&p-Xylene	0.28	U	1.0	0.28
79-20-9	Methyl acetate	0.58	U	5.0	0.58
108-87-2	Methylcyclohexane	0.22	U	1.0	0.22
75-09-2	Methylene Chloride	0.21	U	1.0	0.21
1634-04-4	MTBE	0.13	U	1.0	0.13
95-47-6	o-Xylene	0.32	U	1.0	0.32
100-42-5	Styrene	0.17	U	1.0	0.17
127-18-4	Tetrachloroethene	0.12	U	1.0	0.12
108-88-3	Toluene	0.25	U	1.0	0.25
156-60-5	trans-1,2-Dichloroethene	0.18	U	1.0	0.18
10061-02-6	trans-1,3-Dichloropropene	0.19	U	1.0	0.19
79-01-6	Trichloroethene	0.22	U	1.0	0.22
75-69-4	Trichlorofluoromethane	0.15	U	1.0	0.15
75-01-4	Vinyl chloride	0.060	U	1.0	0.060

CAS NO.	SURROGATE	%REC	Q	LIMITS
17060-07-0	1,2-Dichloroethane-d4 (Surr)	95		70-130
460-00-4	Bromofluorobenzene	104		70-130
1868-53-7	Dibromofluoromethane (Surr)	101		70-130
2037-26-5	Toluene-d8 (Surr)	91		70-130

FORM I
GC/MS VOA ORGANICS ANALYSIS DATA SHEET
TENTATIVELY IDENTIFIED COMPOUNDS

Lab Name: TestAmerica Edison Job No.: 460-111103-1

SDG No.:

Client Sample ID: Lab Sample ID: MB 460-360372/8

Matrix: Water Lab File ID: O08435.D

Analysis Method: 8260C Date Collected:

Sample wt/vol: 5(mL) Date Analyzed: 04/03/2016 12:12

Soil Aliquot Vol: Dilution Factor: 1

Soil Extract Vol.: GC Column: DB-624 ID: 0.18(mm)

% Moisture: Level: (low/med) Low

Analysis Batch No.: 360372 Units: ug/L

Number TICs Found: 0 TIC Result Total: 0

CAS NO.	COMPOUND NAME	RT	RESULT	Q
	Tentatively Identified Compound		None	

TestAmerica Edison
Target Compound Quantitation Report

Data File: \\ChromNA\Edison\ChromData\CVOAMS12\20160403-39359.b\O08435.D
Lims ID: MB
Client ID:
Sample Type: MB
Inject. Date: 03-Apr-2016 12:12:30 ALS Bottle#: 7 Worklist Smp#: 8
Purge Vol: 5.000 mL Dil. Factor: 1.0000
Sample Info: MB
Misc. Info.: 460-0039359-008
Operator ID: Instrument ID: CVOAMS12

Method: \\ChromNA\Edison\ChromData\CVOAMS12\20160403-39359.b\8260W_12.m
Limit Group: VOA - 8260C Water and Solid
Last Update: 03-Apr-2016 22:15:01 Calib Date: 23-Mar-2016 23:57:30
Integrator: RTE ID Type: Deconvolution ID
Quant Method: Internal Standard Quant By: Initial Calibration
Last ICal File: \\ChromNA\Edison\ChromData\CVOAMS12\20160323-38887.b\O07968.D

Column 1 : DB-624 (0.18 mm) Det: MS SCAN
Process Host: XAWRK014

First Level Reviewer: boykink Date: 03-Apr-2016 22:15:01

Compound	Sig	RT (min.)	Exp RT (min.)	Dlt RT (min.)	Q	Response	Cal Amt ug/l	OnCol Amt ug/l	Flags
* 30 TBA-d9 (IS)	65	2.236	2.236	0.000	99	343465	1000.0	1000.0	
* 52 2-Butanone-d5	46	3.126	3.130	-0.004	0	415474	250.0	250.0	
$ 50 Dibromofluoromethane (Surr	113	3.572	3.575	-0.003	98	161461	50.0	50.6	
$ 60 1,2-Dichloroethane-d4 (Sur	65	3.879	3.879	-0.001	96	207997	50.0	47.7	
* 64 Fluorobenzene	96	4.212	4.212	0.000	98	668481	50.0	50.0	
* 74 1,4-Dioxane-d8	96	4.934	4.934	0.000	96	46675	1000.0	1000.0	
$ 80 Toluene-d8 (Surr)	98	5.993	5.997	-0.004	99	570596	50.0	45.3	
* 94 Chlorobenzene-d5	117	7.943	7.943	0.000	87	429945	50.0	50.0	
$ 106 4-Bromofluorobenzene	174	9.776	9.776	0.000	92	188815	50.0	51.8	
* 122 1,4-Dichlorobenzene-d4	152	11.606	11.606	0.000	96	223210	50.0	50.0	

Reagents:

8260ISNEW_00064 Amount Added: 1.00 Units: uL Run Reagent
8260SURR250_00119 Amount Added: 1.00 Units: uL Run Reagent

Report Date: 03-Apr-2016 22:15:02 Chrom Revision: 2.2 04-Mar-2016 14:36:24

TestAmerica Edison

Data File: \\ChromNA\Edison\ChromData\CVOAMS12\20160403-39359.b\O08435.D

Injection Date:	03-Apr-2016 12:12:30	Instrument ID:	CVOAMS12	Operator ID:	
Lims ID:	MB			Worklist Smp#:	8
Client ID:					
Purge Vol:	5.000 mL	Dil. Factor:	1.0000	ALS Bottle#:	7
Method:	8260W_12	Limit Group:	VOA - 8260C Water and Solid		

Column: DB-624 (0.18 mm)

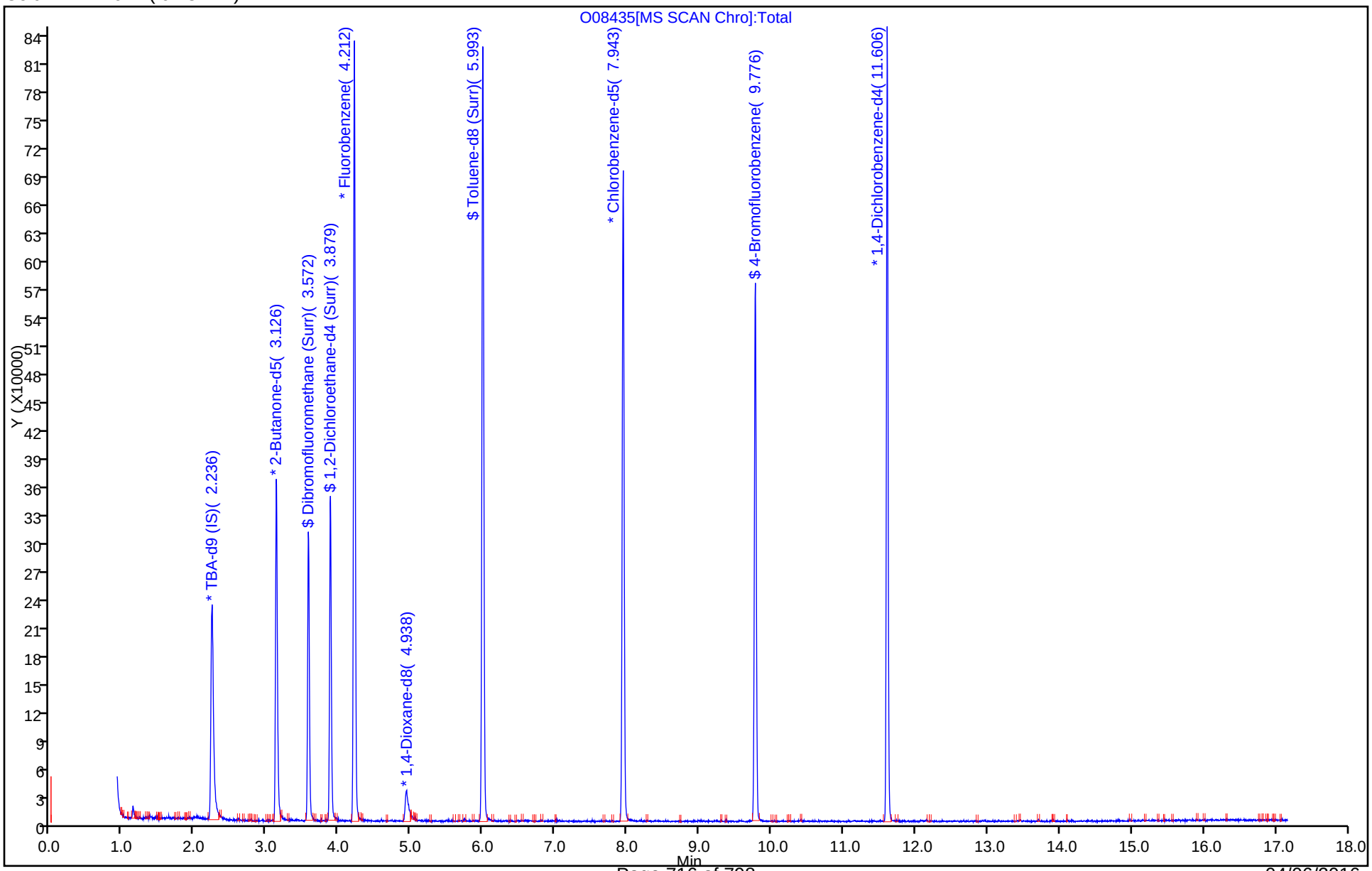

FORM I
GC/MS VOA ORGANICS ANALYSIS DATA SHEET

Lab Name: TestAmerica Edison | Job No.: 460-111103-1

SDG No.:

Client Sample ID: | Lab Sample ID: MB 460-360532/7

Matrix: Water | Lab File ID: O08448.D

Analysis Method: 8260C | Date Collected:

Sample wt/vol: 5(mL) | Date Analyzed: 04/04/2016 11:38

Soil Aliquot Vol: | Dilution Factor: 1

Soil Extract Vol.: | GC Column: DB-624 ID: 0.18(mm)

% Moisture: | Level: (low/med) Low

Analysis Batch No.: 360532 | Units: ug/L

CAS NO.	COMPOUND NAME	RESULT	Q	RL	MDL
71-55-6	1,1,1-Trichloroethane	0.28	U	1.0	0.28
79-34-5	1,1,2,2-Tetrachloroethane	0.19	U	1.0	0.19
79-00-5	1,1,2-Trichloroethane	0.080	U	1.0	0.080
75-34-3	1,1-Dichloroethane	0.24	U	1.0	0.24
75-35-4	1,1-Dichloroethene	0.34	U	1.0	0.34
87-61-6	1,2,3-Trichlorobenzene	0.35	U	1.0	0.35
120-82-1	1,2,4-Trichlorobenzene	0.27	U	1.0	0.27
96-12-8	1,2-Dibromo-3-Chloropropane	0.23	U	1.0	0.23
106-93-4	1,2-Dibromoethane	0.19	U	1.0	0.19
95-50-1	1,2-Dichlorobenzene	0.22	U	1.0	0.22
107-06-2	1,2-Dichloroethane	0.25	U	1.0	0.25
78-87-5	1,2-Dichloropropane	0.18	U	1.0	0.18
541-73-1	1,3-Dichlorobenzene	0.33	U	1.0	0.33
106-46-7	1,4-Dichlorobenzene	0.33	U	1.0	0.33
123-91-1	1,4-Dioxane	8.7	U	50	8.7
78-93-3	2-Butanone	2.2	U	5.0	2.2
591-78-6	2-Hexanone	0.72	U	5.0	0.72
108-10-1	4-Methyl-2-pentanone	0.63	U	5.0	0.63
67-64-1	Acetone	1.1	U	5.0	1.1
71-43-2	Benzene	0.090	U	1.0	0.090
74-97-5	Bromochloromethane	0.30	U	1.0	0.30
75-27-4	Bromodichloromethane	0.15	U	1.0	0.15
75-25-2	Bromoform	0.18	U	1.0	0.18
74-83-9	Bromomethane	0.18	U	1.0	0.18
75-15-0	Carbon disulfide	0.22	U	1.0	0.22
56-23-5	Carbon tetrachloride	0.33	U	1.0	0.33
108-90-7	Chlorobenzene	0.24	U	1.0	0.24
75-00-3	Chloroethane	0.37	U	1.0	0.37
67-66-3	Chloroform	0.22	U	1.0	0.22
74-87-3	Chloromethane	0.22	U	1.0	0.22
156-59-2	cis-1,2-Dichloroethene	0.26	U	1.0	0.26
10061-01-5	cis-1,3-Dichloropropene	0.16	U	1.0	0.16
110-82-7	Cyclohexane	0.26	U	1.0	0.26
124-48-1	Dibromochloromethane	0.22	U	1.0	0.22
75-71-8	Dichlorodifluoromethane	0.14	U	1.0	0.14
100-41-4	Ethylbenzene	0.30	U	1.0	0.30

FORM I
GC/MS VOA ORGANICS ANALYSIS DATA SHEET

Lab Name: TestAmerica Edison | Job No.: 460-111103-1

SDG No.:

Client Sample ID: | Lab Sample ID: MB 460-360532/7

Matrix: Water | Lab File ID: O08448.D

Analysis Method: 8260C | Date Collected:

Sample wt/vol: 5(mL) | Date Analyzed: 04/04/2016 11:38

Soil Aliquot Vol: | Dilution Factor: 1

Soil Extract Vol.: | GC Column: DB-624 ID: 0.18(mm)

% Moisture: | Level: (low/med) Low

Analysis Batch No.: 360532 | Units: ug/L

CAS NO.	COMPOUND NAME	RESULT	Q	RL	MDL
76-13-1	Freon TF	0.34	U	1.0	0.34
98-82-8	Isopropylbenzene	0.32	U	1.0	0.32
179601-23-1	m&p-Xylene	0.28	U	1.0	0.28
79-20-9	Methyl acetate	0.58	U	5.0	0.58
108-87-2	Methylcyclohexane	0.22	U	1.0	0.22
75-09-2	Methylene Chloride	0.21	U	1.0	0.21
1634-04-4	MTBE	0.13	U	1.0	0.13
95-47-6	o-Xylene	0.32	U	1.0	0.32
100-42-5	Styrene	0.17	U	1.0	0.17
127-18-4	Tetrachloroethene	0.12	U	1.0	0.12
108-88-3	Toluene	0.25	U	1.0	0.25
156-60-5	trans-1,2-Dichloroethene	0.18	U	1.0	0.18
10061-02-6	trans-1,3-Dichloropropene	0.19	U	1.0	0.19
79-01-6	Trichloroethene	0.22	U	1.0	0.22
75-69-4	Trichlorofluoromethane	0.15	U	1.0	0.15
75-01-4	Vinyl chloride	0.060	U	1.0	0.060

CAS NO.	SURROGATE	%REC	Q	LIMITS
17060-07-0	1,2-Dichloroethane-d4 (Surr)	99		70-130
460-00-4	Bromofluorobenzene	112		70-130
1868-53-7	Dibromofluoromethane (Surr)	105		70-130
2037-26-5	Toluene-d8 (Surr)	93		70-130

FORM I
GC/MS VOA ORGANICS ANALYSIS DATA SHEET
TENTATIVELY IDENTIFIED COMPOUNDS

Lab Name: TestAmerica Edison Job No.: 460-111103-1

SDG No.:

Client Sample ID: Lab Sample ID: MB 460-360532/7

Matrix: Water Lab File ID: O08448.D

Analysis Method: 8260C Date Collected:

Sample wt/vol: 5(mL) Date Analyzed: 04/04/2016 11:38

Soil Aliquot Vol: Dilution Factor: 1

Soil Extract Vol.: GC Column: DB-624 ID: 0.18(mm)

% Moisture: Level: (low/med) Low

Analysis Batch No.: 360532 Units: ug/L

Number TICs Found: 0 TIC Result Total: 0

CAS NO.	COMPOUND NAME	RT	RESULT	Q
	Tentatively Identified Compound		None	

TestAmerica Edison
Target Compound Quantitation Report

Data File: \\ChromNA\Edison\ChromData\CVOAMS12\20160404-39403.b\O08448.D
Lims ID: MB
Client ID:
Sample Type: MB
Inject. Date: 04-Apr-2016 11:38:30 ALS Bottle#: 6 Worklist Smp#: 7
Purge Vol: 5.000 mL Dil. Factor: 1.0000
Sample Info: MB
Misc. Info.: 460-0039403-007
Operator ID: Instrument ID: CVOAMS12

Method: \\ChromNA\Edison\ChromData\CVOAMS12\20160404-39403.b\8260W_12.m
Limit Group: VOA - 8260C Water and Solid
Last Update: 04-Apr-2016 14:21:48 Calib Date: 23-Mar-2016 23:57:30
Integrator: RTE ID Type: Deconvolution ID
Quant Method: Internal Standard Quant By: Initial Calibration
Last ICal File: \\ChromNA\Edison\ChromData\CVOAMS12\20160323-38887.b\O07968.D

Column 1 : DB-624 (0.18 mm) Det: MS SCAN
Process Host: XAWRK047

First Level Reviewer: delpolitov Date: 04-Apr-2016 14:21:48

Compound	Sig	RT (min.)	Exp RT (min.)	Dlt RT (min.)	Q	Response	Cal Amt ug/l	OnCol Amt ug/l	Flags
* 30 TBA-d9 (IS)	65	2.243	2.243	0.000	99	477832	1000.0	1000.0	
* 52 2-Butanone-d5	46	3.134	3.130	0.004	0	549811	250.0	250.0	
$ 50 Dibromofluoromethane (Surr	113	3.575	3.572	0.003	97	190453	50.0	52.3	
$ 60 1,2-Dichloroethane-d4 (Sur	65	3.879	3.878	0.001	96	246496	50.0	49.5	
* 64 Fluorobenzene	96	4.212	4.211	0.001	98	762795	50.0	50.0	
* 74 1,4-Dioxane-d8	96	4.926	4.930	-0.004	94	63676	1000.0	1000.0	
$ 80 Toluene-d8 (Surr)	98	5.993	5.993	0.000	99	640100	50.0	46.6	
* 94 Chlorobenzene-d5	117	7.943	7.942	0.001	87	469203	50.0	50.0	
$ 106 4-Bromofluorobenzene	174	9.776	9.776	0.000	92	223133	50.0	56.1	
* 122 1,4-Dichlorobenzene-d4	152	11.606	11.606	0.000	95	259776	50.0	50.0	

Reagents:

8260ISNEW_00064 Amount Added: 1.00 Units: uL Run Reagent
8260SURR250_00119 Amount Added: 1.00 Units: uL Run Reagent

Report Date: 04-Apr-2016 14:21:49 Chrom Revision: 2.2 04-Mar-2016 14:36:24

TestAmerica Edison

Data File: \\ChromNA\Edison\ChromData\CVOAMS12\20160404-39403.b\O08448.D

Injection Date:	04-Apr-2016 11:38:30	Instrument ID:	CVOAMS12	Operator ID:	
Lims ID:	MB			Worklist Smp#:	7
Client ID:					
Purge Vol:	5.000 mL	Dil. Factor:	1.0000	ALS Bottle#:	6
Method:	8260W_12	Limit Group:	VOA - 8260C Water and Solid		

Column: DB-624 (0.18 mm)

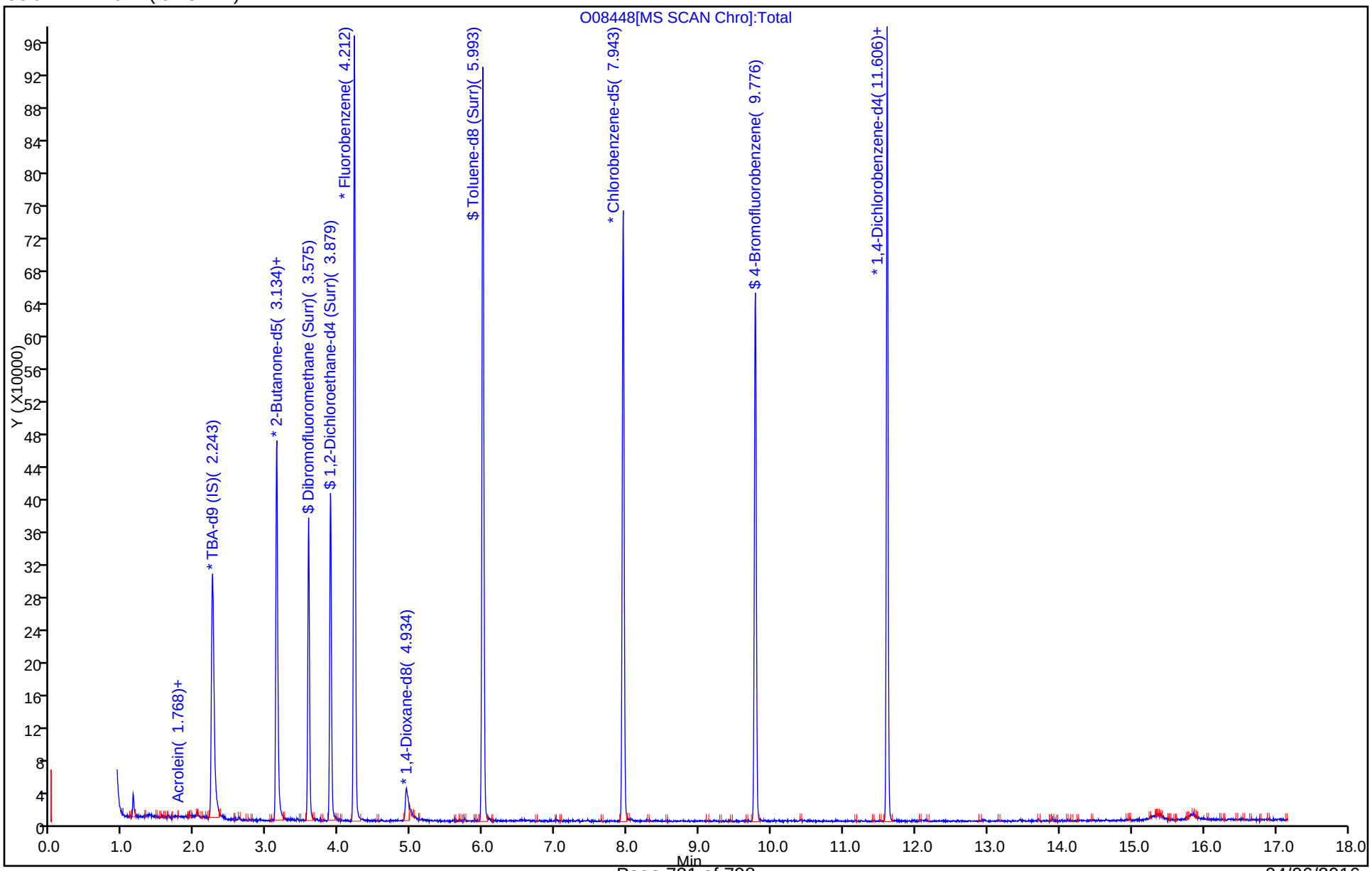

FORM I
GC/MS VOA ORGANICS ANALYSIS DATA SHEET

Lab Name: TestAmerica Edison | Job No.: 460-111103-1

SDG No.:

Client Sample ID: | Lab Sample ID: LCS 460-360191/3

Matrix: Water | Lab File ID: O08374.D

Analysis Method: 8260C | Date Collected:

Sample wt/vol: 5(mL) | Date Analyzed: 04/01/2016 21:49

Soil Aliquot Vol: | Dilution Factor: 1

Soil Extract Vol.: | GC Column: DB-624 ID: 0.18(mm)

% Moisture: | Level: (low/med) Low

Analysis Batch No.: 360191 | Units: ug/L

CAS NO.	COMPOUND NAME	RESULT	Q	RL	MDL
71-55-6	1,1,1-Trichloroethane	22.2		1.0	0.28
79-34-5	1,1,2,2-Tetrachloroethane	18.1		1.0	0.19
79-00-5	1,1,2-Trichloroethane	20.3		1.0	0.080
75-34-3	1,1-Dichloroethane	20.0		1.0	0.24
75-35-4	1,1-Dichloroethene	21.3		1.0	0.34
87-61-6	1,2,3-Trichlorobenzene	22.7		1.0	0.35
120-82-1	1,2,4-Trichlorobenzene	21.6		1.0	0.27
96-12-8	1,2-Dibromo-3-Chloropropane	21.7		1.0	0.23
106-93-4	1,2-Dibromoethane	20.7		1.0	0.19
95-50-1	1,2-Dichlorobenzene	19.6		1.0	0.22
107-06-2	1,2-Dichloroethane	19.5		1.0	0.25
78-87-5	1,2-Dichloropropane	19.7		1.0	0.18
541-73-1	1,3-Dichlorobenzene	20.3		1.0	0.33
106-46-7	1,4-Dichlorobenzene	20.0		1.0	0.33
123-91-1	1,4-Dioxane	409		50	8.7
78-93-3	2-Butanone	101		5.0	2.2
591-78-6	2-Hexanone	95.8		5.0	0.72
108-10-1	4-Methyl-2-pentanone	94.9		5.0	0.63
67-64-1	Acetone	108		5.0	1.1
71-43-2	Benzene	20.1		1.0	0.090
74-97-5	Bromochloromethane	21.3		1.0	0.30
75-27-4	Bromodichloromethane	20.1		1.0	0.15
75-25-2	Bromoform	20.4		1.0	0.18
74-83-9	Bromomethane	12.9		1.0	0.18
75-15-0	Carbon disulfide	20.7		1.0	0.22
56-23-5	Carbon tetrachloride	22.6		1.0	0.33
108-90-7	Chlorobenzene	19.8		1.0	0.24
75-00-3	Chloroethane	15.4		1.0	0.37
67-66-3	Chloroform	19.7		1.0	0.22
74-87-3	Chloromethane	17.6		1.0	0.22
156-59-2	cis-1,2-Dichloroethene	20.2		1.0	0.26
10061-01-5	cis-1,3-Dichloropropene	20.2		1.0	0.16
110-82-7	Cyclohexane	23.2		1.0	0.26
124-48-1	Dibromochloromethane	20.8		1.0	0.22
75-71-8	Dichlorodifluoromethane	17.3		1.0	0.14
100-41-4	Ethylbenzene	20.2		1.0	0.30

FORM I
GC/MS VOA ORGANICS ANALYSIS DATA SHEET

Lab Name: TestAmerica Edison | Job No.: 460-111103-1

SDG No.:

Client Sample ID: | Lab Sample ID: LCS 460-360191/3

Matrix: Water | Lab File ID: O08374.D

Analysis Method: 8260C | Date Collected:

Sample wt/vol: 5(mL) | Date Analyzed: 04/01/2016 21:49

Soil Aliquot Vol: | Dilution Factor: 1

Soil Extract Vol.: | GC Column: DB-624 ID: 0.18(mm)

% Moisture: | Level: (low/med) Low

Analysis Batch No.: 360191 | Units: ug/L

CAS NO.	COMPOUND NAME	RESULT	Q	RL	MDL
76-13-1	Freon TF	23.2		1.0	0.34
98-82-8	Isopropylbenzene	21.1		1.0	0.32
179601-23-1	m&p-Xylene	20.3		1.0	0.28
79-20-9	Methyl acetate	105		5.0	0.58
108-87-2	Methylcyclohexane	23.4		1.0	0.22
75-09-2	Methylene Chloride	19.8		1.0	0.21
1634-04-4	MTBE	17.8		1.0	0.13
95-47-6	o-Xylene	20.3		1.0	0.32
100-42-5	Styrene	20.5		1.0	0.17
127-18-4	Tetrachloroethene	23.6		1.0	0.12
108-88-3	Toluene	19.6		1.0	0.25
156-60-5	trans-1,2-Dichloroethene	19.6		1.0	0.18
10061-02-6	trans-1,3-Dichloropropene	19.9		1.0	0.19
79-01-6	Trichloroethene	21.4		1.0	0.22
75-69-4	Trichlorofluoromethane	21.5		1.0	0.15
75-01-4	Vinyl chloride	19.8		1.0	0.060

CAS NO.	SURROGATE	%REC	Q	LIMITS
17060-07-0	1,2-Dichloroethane-d4 (Surr)	96		70-130
460-00-4	Bromofluorobenzene	99		70-130
1868-53-7	Dibromofluoromethane (Surr)	102		70-130
2037-26-5	Toluene-d8 (Surr)	96		70-130

TestAmerica Edison
Target Compound Quantitation Report

Data File: \\ChromNA\Edison\ChromData\CVOAMS12\20160401-39324.b\O08374.D
Lims ID: LCS
Client ID:
Sample Type: LCS
Inject. Date: 01-Apr-2016 21:49:30 ALS Bottle#: 2 Worklist Smp#: 3
Purge Vol: 5.000 mL Dil. Factor: 1.0000
Sample Info: LCS
Misc. Info.: 460-0039324-003
Operator ID: Instrument ID: CVOAMS12

Method: \\ChromNA\Edison\ChromData\CVOAMS12\20160401-39324.b\8260W_12.m
Limit Group: VOA - 8260C Water and Solid
Last Update: 03-Apr-2016 13:43:46 Calib Date: 23-Mar-2016 23:57:30
Integrator: RTE ID Type: Deconvolution ID
Quant Method: Internal Standard Quant By: Initial Calibration
Last ICal File: \\ChromNA\Edison\ChromData\CVOAMS12\20160323-38887.b\O07968.D

Column 1 : DB-624 (0.18 mm) Det: MS SCAN
Process Host: XAWRK053

First Level Reviewer: boykink Date: 01-Apr-2016 23:29:43

Compound	Sig	RT (min.)	Exp RT (min.)	Dlt RT (min.)	Q	Response	Cal Amt ug/l	OnCol Amt ug/l	Flags
1 Chlorotrifluoroethene	66	0.978	0.978	0.000	85	7337	20.0	15.2	
2 Dichlorodifluoromethane	85	0.997	0.997	0.000	100	76951	20.0	17.3	
4 Chloromethane	50	1.154	1.154	0.000	93	83527	20.0	17.6	
3 Vinyl chloride	62	1.169	1.169	0.000	98	102091	20.0	19.8	
5 Butadiene	54	1.192	1.192	0.000	99	87892	20.0	19.1	
7 Bromomethane	94	1.364	1.364	0.000	99	26577	20.0	12.9	
8 Chloroethane	64	1.424	1.424	0.000	100	52996	20.0	15.4	
11 Dichlorofluoromethane	67	1.540	1.540	0.000	98	154393	20.0	20.8	
10 Trichlorofluoromethane	101	1.577	1.577	0.000	99	112272	20.0	21.5	
9 Pentane	72	1.629	1.629	0.000	95	30556	40.0	38.6	
14 Ethanol	46	1.689	1.689	0.000	92	28670	800.0	952.8	
13 Ethyl ether	59	1.753	1.753	0.000	96	81569	20.0	19.0	
12 2-Methyl-1,3-butadiene	67	1.764	1.764	0.000	96	214488	20.0	20.5	
15 1,2-Dichloro-1,1,2-trifluo	67	1.764	1.764	0.000	91	214488	20.0	20.5	
21 Acrolein	56	1.828	1.828	0.000	92	25188	40.0	26.7	
16 1,1-Dichloroethene	96	1.895	1.895	0.000	97	74669	20.0	21.3	
18 1,1,2-Trichloro-1,2,2-trif	101	1.899	1.899	0.000	77	70526	20.0	23.2	
25 Acetone	58	1.932	1.932	0.000	85	48275	100.0	108.3	
19 Iodomethane	142	1.989	1.989	0.000	97	25878	20.0	7.82	
23 Isopropyl alcohol	45	2.026	2.026	0.000	28	68009	200.0	207.6	
17 Carbon disulfide	76	2.030	2.030	0.000	99	277275	20.0	20.7	
32 Acetonitrile	41	2.127	2.127	0.000	80	297866	200.0	214.2	
22 3-Chloro-1-propene	76	2.127	2.127	0.000	91	50869	20.0	20.6	
27 Methyl acetate	74	2.146	2.146	0.000	100	85995	100.0	105.0	
20 Cyclopentene	67	2.183	2.183	0.000	96	217194	20.0	20.7	
24 Methylene Chloride	84	2.209	2.209	0.000	95	80450	20.0	19.8	
* 30 TBA-d9 (IS)	65	2.239	2.239	0.000	99	373870	1000.0	1000.0	
31 2-Methyl-2-propanol	59	2.295	2.295	0.000	99	89843	200.0	184.7	
37 Acrylonitrile	53	2.374	2.374	0.000	93	367367	200.0	195.7	
26 trans-1,2-Dichloroethene	96	2.400	2.400	0.000	97	75362	20.0	19.6	
29 Methyl tert-butyl ether	73	2.404	2.404	0.000	98	228085	20.0	17.8	

Compound	Sig	RT (min.)	Exp RT (min.)	Dlt RT (min.)	Q	Response	Cal Amt ug/l	OnCol Amt ug/l	Flags
28 Hexane	57	2.606	2.606	0.000	93	99567	20.0	22.8	
36 1,1-Dichloroethane	63	2.703	2.703	0.000	100	143604	20.0	20.0	
40 Vinyl acetate	86	2.748	2.748	0.000	100	33330	40.0	35.5	
34 Isopropyl ether	45	2.774	2.774	0.000	88	270806	20.0	18.5	
35 2-Chloro-1,3-butadiene	88	2.774	2.774	0.000	69	73472	20.0	20.8	
39 Tert-butyl ethyl ether	59	3.059	3.059	0.000	89	241294	20.0	18.1	
* 52 2-Butanone-d5	46	3.130	3.130	0.000	0	482843	250.0	250.0	
42 2,2-Dichloropropane	97	3.160	3.160	0.000	78	26660	20.0	21.8	
41 cis-1,2-Dichloroethene	96	3.164	3.164	0.000	93	85093	20.0	20.2	
53 2-Butanone (MEK)	72	3.179	3.179	0.000	99	52580	100.0	100.5	
58 Propionitrile	54	3.227	3.227	0.000	97	155564	200.0	223.2	
47 Ethyl acetate	70	3.242	3.242	0.000	99	16844	40.0	37.6	
48 Methyl acrylate	55	3.268	3.268	0.000	99	90298	20.0	16.9	
59 Methacrylonitrile	67	3.355	3.355	0.000	94	375345	200.0	183.7	
44 Chlorobromomethane	128	3.362	3.362	0.000	44	39480	20.0	21.3	
49 Tetrahydrofuran	42	3.411	3.411	0.000	96	66135	40.0	42.4	
45 Chloroform	83	3.437	3.437	0.000	98	126926	20.0	19.7	
$ 50 Dibromofluoromethane (Surr	113	3.575	3.575	0.000	98	164552	50.0	50.8	
51 1,1,1-Trichloroethane	97	3.598	3.598	0.000	98	109177	20.0	22.2	
43 Cyclohexane	56	3.650	3.650	0.000	93	132551	20.0	23.2	
46 Carbon tetrachloride	117	3.747	3.747	0.000	78	86439	20.0	22.6	
54 1,1-Dichloropropene	75	3.747	3.747	0.000	93	106214	20.0	21.5	
$ 60 1,2-Dichloroethane-d4 (Sur	65	3.878	3.878	0.000	95	212845	50.0	48.0	
63 Isobutyl alcohol	43	3.893	3.893	0.000	89	88864	500.0	462.1	
56 Benzene	78	3.935	3.935	0.000	97	309769	20.0	20.1	
62 1,2-Dichloroethane	62	3.953	3.953	0.000	96	106231	20.0	19.5	
55 Isooctane	57	4.036	4.036	0.000	66	155447	20.0	18.5	
66 Isopropyl acetate	43	4.043	4.043	0.000	93	264820	20.0	17.6	
61 Tert-amyl methyl ether	73	4.069	4.069	0.000	94	207749	20.0	17.8	
* 64 Fluorobenzene	96	4.211	4.211	0.000	98	678650	50.0	50.0	
57 n-Heptane	43	4.230	4.230	0.000	94	74544	20.0	21.5	
70 n-Butanol	56	4.567	4.567	0.000	92	50857	500.0	438.0	
68 Trichloroethene	95	4.586	4.586	0.000	96	73190	20.0	21.4	
73 Ethyl acrylate	55	4.739	4.739	0.000	98	107296	20.0	18.2	
67 Methylcyclohexane	83	4.795	4.795	0.000	95	104769	20.0	23.4	
71 1,2-Dichloropropane	63	4.818	4.818	0.000	93	78749	20.0	19.7	
* 74 1,4-Dioxane-d8	96	4.930	4.930	0.000	62	53442	1000.0	1000.0	
69 Dibromomethane	93	4.941	4.941	0.000	96	44409	20.0	19.7	
75 Methyl methacrylate	100	4.990	4.990	0.000	92	44771	40.0	36.9	
76 1,4-Dioxane	88	4.997	4.997	0.000	0	25312	400.0	408.6	
77 n-Propyl acetate	43	5.072	5.072	0.000	99	122057	20.0	17.7	
72 Dichlorobromomethane	83	5.136	5.136	0.000	99	93108	20.0	20.1	
83 2-Nitropropane	41	5.405	5.405	0.000	98	49419	40.0	41.1	
78 2-Chloroethyl vinyl ether	63	5.518	5.518	0.000	91	8309	20.0	7.35	
82 Epichlorohydrin	57	5.566	5.566	0.000	99	138054	400.0	363.9	
79 cis-1,3-Dichloropropene	75	5.671	5.671	0.000	95	123030	20.0	20.2	
85 4-Methyl-2-pentanone (MIBK	43	5.888	5.888	0.000	97	359346	100.0	94.9	
$ 80 Toluene-d8 (Surr)	98	5.997	5.997	0.000	99	595400	50.0	47.9	
81 Toluene	91	6.075	6.075	0.000	93	281923	20.0	19.6	
86 trans-1,3-Dichloropropene	75	6.382	6.382	0.000	98	106420	20.0	19.9	
88 Ethyl methacrylate	69	6.562	6.562	0.000	92	85134	20.0	18.5	
87 1,1,2-Trichloroethane	83	6.610	6.610	0.000	94	54730	20.0	20.3	

Compound	Sig	RT (min.)	Exp RT (min.)	Dlt RT (min.)	Q	Response	Cal Amt ug/l	OnCol Amt ug/l	Flags
84 Tetrachloroethene	166	6.782	6.782	0.000	97	71431	20.0	23.6	
90 1,3-Dichloropropane	76	6.824	6.824	0.000	96	114181	20.0	19.5	
93 2-Hexanone	43	7.003	7.003	0.000	98	251370	100.0	95.8	
89 Chlorodibromomethane	129	7.123	7.123	0.000	99	65517	20.0	20.8	
92 n-Butyl acetate	43	7.224	7.224	0.000	99	107910	20.0	17.9	
91 Ethylene Dibromide	107	7.254	7.254	0.000	96	65783	20.0	20.7	
* 94 Chlorobenzene-d5	117	7.943	7.943	0.000	87	424207	50.0	50.0	
95 Chlorobenzene	112	7.984	7.984	0.000	94	169560	20.0	19.8	
97 1,1,1,2-Tetrachloroethane	131	8.122	8.122	0.000	96	59943	20.0	20.1	
96 Ethylbenzene	106	8.189	8.189	0.000	98	88749	20.0	20.2	
98 m-Xylene & p-Xylene	106	8.373	8.373	0.000	97	112245	20.0	20.3	
99 o-Xylene	106	8.964	8.964	0.000	93	112566	20.0	20.3	
101 Styrene	104	8.990	8.990	0.000	96	196940	20.0	20.5	
102 n-Butyl acrylate	73	9.043	9.043	0.000	99	52759	20.0	19.6	
100 Bromoform	173	9.215	9.215	0.000	97	42008	20.0	20.4	
105 Amyl acetate (mixed isomer	43	9.432	9.432	0.000	90	134114	20.0	19.3	
103 Isopropylbenzene	105	9.574	9.574	0.000	96	268474	20.0	21.1	
$ 106 4-Bromofluorobenzene	174	9.776	9.776	0.000	92	177174	50.0	49.3	
107 Bromobenzene	156	9.971	9.971	0.000	96	72305	20.0	19.7	
109 1,1,2,2-Tetrachloroethane	83	10.076	10.076	0.000	98	76135	20.0	18.1	
112 1,2,3-Trichloropropane	110	10.106	10.106	0.000	95	22602	20.0	18.6	
114 trans-1,4-Dichloro-2-buten	53	10.177	10.177	0.000	91	25976	20.0	18.5	
108 N-Propylbenzene	91	10.244	10.244	0.000	99	333083	20.0	21.1	
110 2-Chlorotoluene	91	10.323	10.323	0.000	97	195500	20.0	20.1	
111 4-Ethyltoluene	105	10.442	10.442	0.000	99	270198	20.0	19.6	
115 4-Chlorotoluene	91	10.510	10.510	0.000	98	209707	20.0	20.0	
113 1,3,5-Trimethylbenzene	105	10.566	10.566	0.000	93	193803	20.0	18.6	
118 Butyl Methacrylate	87	10.832	10.832	0.000	94	64323	20.0	16.7	
116 tert-Butylbenzene	119	11.079	11.079	0.000	95	194251	20.0	21.7	
117 1,2,4-Trimethylbenzene	105	11.161	11.161	0.000	97	189673	20.0	17.8	
119 sec-Butylbenzene	105	11.423	11.423	0.000	99	276008	20.0	21.8	
120 1,3-Dichlorobenzene	146	11.505	11.505	0.000	95	136868	20.0	20.3	
* 122 1,4-Dichlorobenzene-d4	152	11.606	11.606	0.000	95	228626	50.0	50.0	
123 1,4-Dichlorobenzene	146	11.636	11.636	0.000	96	139574	20.0	20.0	
121 4-Isopropyltoluene	119	11.647	11.647	0.000	98	221130	20.0	20.2	
125 Benzyl chloride	126	11.838	11.838	0.000	98	34695	20.0	21.4	
124 2,3-Dihydroindene	117	11.965	11.965	0.000	95	253007	20.0	19.3	
128 1,2-Dichlorobenzene	146	12.089	12.089	0.000	96	132229	20.0	19.6	
126 p-Diethylbenzene	119	12.138	12.138	0.000	92	112874	20.0	17.5	
127 n-Butylbenzene	91	12.160	12.160	0.000	97	205272	20.0	18.8	
130 1,2-Dibromo-3-Chloropropan	75	12.946	12.946	0.000	93	20173	20.0	21.7	
129 1,2,4,5-Tetramethylbenzene	119	12.961	12.961	0.000	97	185854	20.0	16.7	
131 1,3,5-Trichlorobenzene	180	13.155	13.155	0.000	97	89012	20.0	17.8	
132 1,2,4-Trichlorobenzene	180	13.706	13.706	0.000	93	101700	20.0	21.6	
133 Hexachlorobutadiene	225	13.878	13.878	0.000	96	35354	20.0	24.1	
135 Naphthalene	128	13.900	13.900	0.000	99	319897	20.0	23.4	
136 1,2,3-Trichlorobenzene	180	14.102	14.102	0.000	95	104865	20.0	22.7	
S 137 1,2-Dichloroethene, Total	100				0		40.0	39.7	
S 138 Xylenes, Total	100				0		40.0	40.6	
S 139 Total BTEX	1				0		100.0	100.5	

Reagents:

ACROLEIN W_00049	Amount Added:	4.00	Units: uL	
GASES Li_00147	Amount Added:	20.00	Units: uL	
8260MIX1COMB_00034	Amount Added:	20.00	Units: uL	
8260ISNEW_00064	Amount Added:	1.00	Units: uL	Run Reagent
8260SURR250_00119	Amount Added:	1.00	Units: uL	Run Reagent

Report Date: 03-Apr-2016 13:43:47 Chrom Revision: 2.2 04-Mar-2016 14:36:24

TestAmerica Edison

Data File: \\ChromNA\Edison\ChromData\CVOAMS12\20160401-39324.b\O08374.D

Injection Date:	01-Apr-2016 21:49:30	Instrument ID:	CVOAMS12	Operator ID:	
Lims ID:	LCS			Worklist Smp#:	3
Client ID:					
Purge Vol:	5.000 mL	Dil. Factor:	1.0000	ALS Bottle#:	2
Method:	8260W_12	Limit Group:	VOA - 8260C Water and Solid		

Column: DB-624 (0.18 mm)

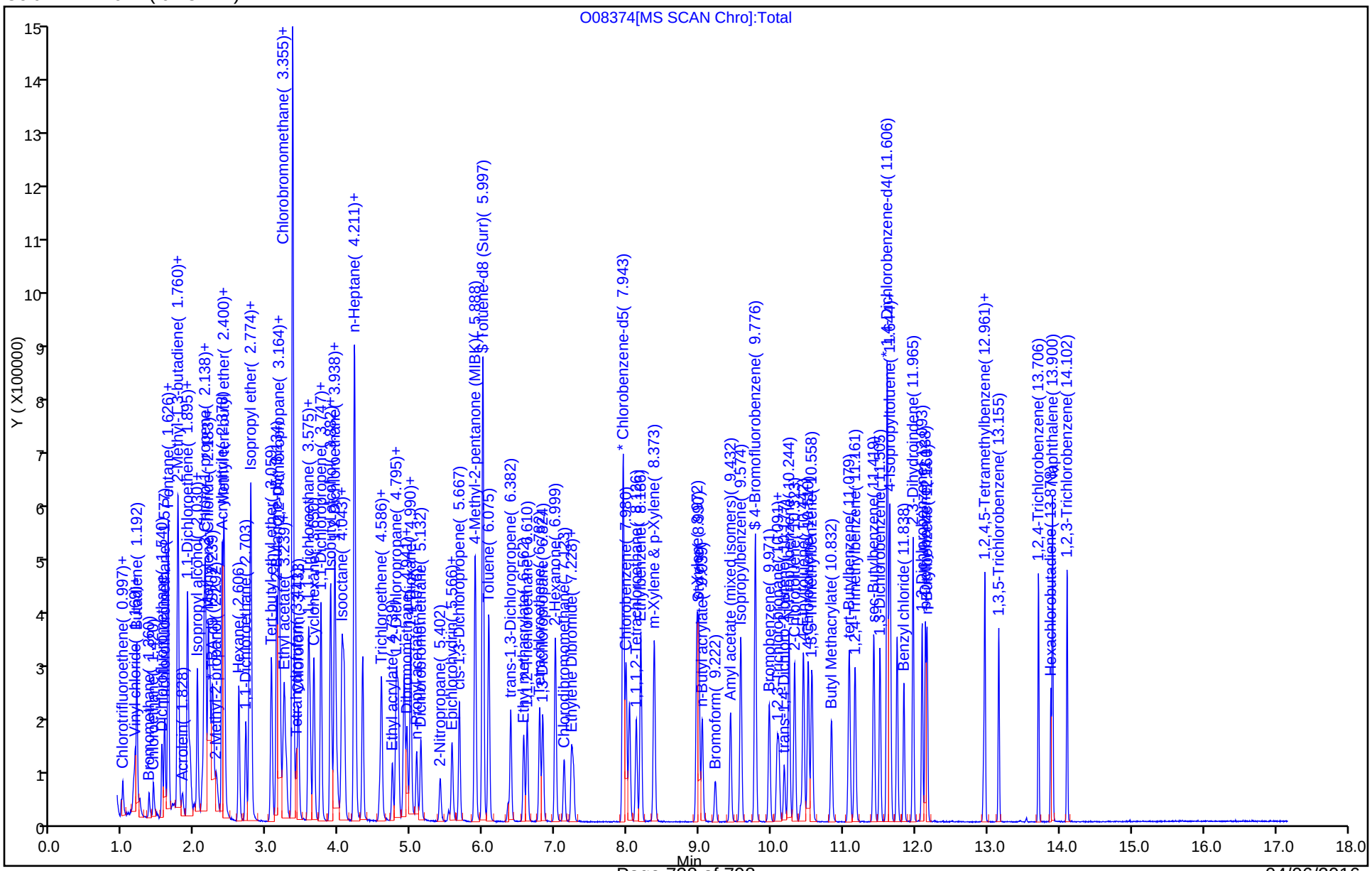

FORM I
GC/MS VOA ORGANICS ANALYSIS DATA SHEET

Lab Name: TestAmerica Edison | Job No.: 460-111103-1

SDG No.:

Client Sample ID: | Lab Sample ID: LCS 460-360252/4

Matrix: Water | Lab File ID: O08403.D

Analysis Method: 8260C | Date Collected:

Sample wt/vol: 5(mL) | Date Analyzed: 04/02/2016 11:13

Soil Aliquot Vol: | Dilution Factor: 1

Soil Extract Vol.: | GC Column: DB-624 ID: 0.18(mm)

% Moisture: | Level: (low/med) Low

Analysis Batch No.: 360252 | Units: ug/L

CAS NO.	COMPOUND NAME	RESULT	Q	RL	MDL
71-55-6	1,1,1-Trichloroethane	20.5		1.0	0.28
79-34-5	1,1,2,2-Tetrachloroethane	16.0		1.0	0.19
79-00-5	1,1,2-Trichloroethane	19.9		1.0	0.080
75-34-3	1,1-Dichloroethane	20.1		1.0	0.24
75-35-4	1,1-Dichloroethene	18.1		1.0	0.34
87-61-6	1,2,3-Trichlorobenzene	21.6		1.0	0.35
120-82-1	1,2,4-Trichlorobenzene	20.4		1.0	0.27
96-12-8	1,2-Dibromo-3-Chloropropane	19.4		1.0	0.23
106-93-4	1,2-Dibromoethane	19.7		1.0	0.19
95-50-1	1,2-Dichlorobenzene	19.4		1.0	0.22
107-06-2	1,2-Dichloroethane	19.9		1.0	0.25
78-87-5	1,2-Dichloropropane	19.2		1.0	0.18
541-73-1	1,3-Dichlorobenzene	19.9		1.0	0.33
106-46-7	1,4-Dichlorobenzene	19.2		1.0	0.33
123-91-1	1,4-Dioxane	447		50	8.7
78-93-3	2-Butanone	100		5.0	2.2
591-78-6	2-Hexanone	96.2		5.0	0.72
108-10-1	4-Methyl-2-pentanone	95.8		5.0	0.63
67-64-1	Acetone	114		5.0	1.1
71-43-2	Benzene	20.3		1.0	0.090
74-97-5	Bromochloromethane	21.1		1.0	0.30
75-27-4	Bromodichloromethane	20.3		1.0	0.15
75-25-2	Bromoform	19.3		1.0	0.18
74-83-9	Bromomethane	17.5		1.0	0.18
75-15-0	Carbon disulfide	18.5		1.0	0.22
56-23-5	Carbon tetrachloride	19.3		1.0	0.33
108-90-7	Chlorobenzene	19.2		1.0	0.24
75-00-3	Chloroethane	17.5		1.0	0.37
67-66-3	Chloroform	20.2		1.0	0.22
74-87-3	Chloromethane	20.3		1.0	0.22
156-59-2	cis-1,2-Dichloroethene	19.7		1.0	0.26
10061-01-5	cis-1,3-Dichloropropene	20.1		1.0	0.16
110-82-7	Cyclohexane	12.2		1.0	0.26
124-48-1	Dibromochloromethane	21.1		1.0	0.22
75-71-8	Dichlorodifluoromethane	10.2		1.0	0.14
100-41-4	Ethylbenzene	19.6		1.0	0.30

FORM I
GC/MS VOA ORGANICS ANALYSIS DATA SHEET

Lab Name: TestAmerica Edison | Job No.: 460-111103-1

SDG No.:

Client Sample ID: | Lab Sample ID: LCS 460-360252/4

Matrix: Water | Lab File ID: O08403.D

Analysis Method: 8260C | Date Collected:

Sample wt/vol: 5(mL) | Date Analyzed: 04/02/2016 11:13

Soil Aliquot Vol: | Dilution Factor: 1

Soil Extract Vol.: | GC Column: DB-624 ID: 0.18(mm)

% Moisture: | Level: (low/med) Low

Analysis Batch No.: 360252 | Units: ug/L

CAS NO.	COMPOUND NAME	RESULT	Q	RL	MDL
76-13-1	Freon TF	10.2		1.0	0.34
98-82-8	Isopropylbenzene	20.8		1.0	0.32
179601-23-1	m&p-Xylene	20.5		1.0	0.28
79-20-9	Methyl acetate	113		5.0	0.58
108-87-2	Methylcyclohexane	10.4		1.0	0.22
75-09-2	Methylene Chloride	21.1		1.0	0.21
1634-04-4	MTBE	17.5		1.0	0.13
95-47-6	o-Xylene	20.8		1.0	0.32
100-42-5	Styrene	21.2		1.0	0.17
127-18-4	Tetrachloroethene	20.7		1.0	0.12
108-88-3	Toluene	18.9		1.0	0.25
156-60-5	trans-1,2-Dichloroethene	18.9		1.0	0.18
10061-02-6	trans-1,3-Dichloropropene	20.4		1.0	0.19
79-01-6	Trichloroethene	20.7		1.0	0.22
75-69-4	Trichlorofluoromethane	16.4		1.0	0.15
75-01-4	Vinyl chloride	19.4		1.0	0.060

CAS NO.	SURROGATE	%REC	Q	LIMITS
17060-07-0	1,2-Dichloroethane-d4 (Surr)	95		70-130
460-00-4	Bromofluorobenzene	100		70-130
1868-53-7	Dibromofluoromethane (Surr)	102		70-130
2037-26-5	Toluene-d8 (Surr)	95		70-130

TestAmerica Edison
Target Compound Quantitation Report

Data File: \\ChromNA\Edison\ChromData\CVOAMS12\20160402-39337.b\O08403.D
Lims ID: LCS
Client ID:
Sample Type: LCS
Inject. Date: 02-Apr-2016 11:13:30 ALS Bottle#: 3 Worklist Smp#: 4
Purge Vol: 5.000 mL Dil. Factor: 1.0000
Sample Info: LCSD
Misc. Info.: 460-0039337-004
Operator ID: Instrument ID: CVOAMS12

Method: \\ChromNA\Edison\ChromData\CVOAMS12\20160402-39337.b\8260W_12.m
Limit Group: VOA - 8260C Water and Solid
Last Update: 04-Apr-2016 18:33:58 Calib Date: 23-Mar-2016 23:57:30
Integrator: RTE ID Type: Deconvolution ID
Quant Method: Internal Standard Quant By: Initial Calibration
Last ICal File: \\ChromNA\Edison\ChromData\CVOAMS12\20160323-38887.b\O07968.D

Column 1 : DB-624 (0.18 mm) Det: MS SCAN
Process Host: XAWRK047

First Level Reviewer: boykink Date: 03-Apr-2016 09:56:35

Compound	Sig	RT (min.)	Exp RT (min.)	Dlt RT (min.)	Q	Response	Cal Amt ug/l	OnCol Amt ug/l	Flags
1 Chlorotrifluoroethene	66	0.974	0.978	-0.004	87	3958	20.0	8.49	
2 Dichlorodifluoromethane	85	0.997	0.997	0.000	98	43424	20.0	10.2	
4 Chloromethane	50	1.154	1.150	0.004	100	93001	20.0	20.3	
3 Vinyl chloride	62	1.169	1.169	0.000	99	96505	20.0	19.4	
5 Butadiene	54	1.191	1.188	0.003	99	72003	20.0	16.2	
7 Bromomethane	94	1.360	1.360	0.000	98	31245	20.0	17.5	
8 Chloroethane	64	1.420	1.420	0.000	99	58018	20.0	17.5	
11 Dichlorofluoromethane	67	1.539	1.540	-0.001	99	156099	20.0	21.8	
10 Trichlorofluoromethane	101	1.577	1.577	0.000	99	82322	20.0	16.4	
9 Pentane	72	1.626	1.626	0.000	96	9768	40.0	12.8	
14 Ethanol	46	1.682	1.682	0.000	95	24092	800.0	960.1	
13 Ethyl ether	59	1.753	1.753	0.000	95	78377	20.0	19.0	
15 1,2-Dichloro-1,1,2-trifluo	67	1.764	1.764	0.000	79	152988	20.0	15.2	
12 2-Methyl-1,3-butadiene	67	1.764	1.764	0.000	95	152988	20.0	15.2	
21 Acrolein	56	1.824	1.828	-0.004	94	30867	40.0	39.2	
16 1,1-Dichloroethene	96	1.895	1.891	0.004	97	61215	20.0	18.1	
18 1,1,2-Trichloro-1,2,2-trif	101	1.899	1.899	0.000	48	30027	20.0	10.2	
25 Acetone	58	1.929	1.933	-0.004	86	44813	100.0	114.2	
19 Iodomethane	142	1.985	1.989	-0.004	98	33105	20.0	10.4	
23 Isopropyl alcohol	45	2.022	2.022	0.000	39	58309	200.0	213.4	
17 Carbon disulfide	76	2.030	2.030	0.000	99	238296	20.0	18.5	
32 Acetonitrile	41	2.127	2.123	0.004	81	275410	200.0	237.4	
22 3-Chloro-1-propene	76	2.127	2.127	0.000	91	45746	20.0	19.2	
27 Methyl acetate	74	2.142	2.142	0.000	100	77126	100.0	112.9	
20 Cyclopentene	67	2.187	2.183	0.004	96	154528	20.0	15.3	
24 Methylene Chloride	84	2.206	2.206	0.000	95	82811	20.0	21.1	
* 30 TBA-d9 (IS)	65	2.239	2.239	0.000	99	311790	1000.0	1000.0	
31 2-Methyl-2-propanol	59	2.299	2.299	0.000	100	74935	200.0	184.7	
37 Acrylonitrile	53	2.374	2.374	0.000	95	345182	200.0	191.0	
26 trans-1,2-Dichloroethene	96	2.400	2.397	0.003	94	70224	20.0	18.9	
29 Methyl tert-butyl ether	73	2.404	2.404	0.000	97	214980	20.0	17.5	

Compound	Sig	RT (min.)	Exp RT (min.)	Dlt RT (min.)	Q	Response	Cal Amt ug/l	OnCol Amt ug/l	Flags
28 Hexane	57	2.606	2.602	0.004	93	30740	20.0	7.30	
36 1,1-Dichloroethane	63	2.703	2.703	0.000	99	139521	20.0	20.1	
40 Vinyl acetate	86	2.752	2.752	0.000	100	24168	40.0	26.7	
34 Isopropyl ether	45	2.771	2.771	0.000	88	243628	20.0	17.3	
35 2-Chloro-1,3-butadiene	88	2.778	2.778	0.000	68	62996	20.0	18.5	
39 Tert-butyl ethyl ether	59	3.059	3.063	-0.004	88	224621	20.0	17.5	
* 52 2-Butanone-d5	46	3.130	3.130	0.000	0	424981	250.0	250.0	
41 cis-1,2-Dichloroethene	96	3.164	3.160	0.004	93	79931	20.0	19.7	
42 2,2-Dichloropropane	97	3.160	3.164	-0.004	68	22614	20.0	19.2	
53 2-Butanone (MEK)	72	3.182	3.179	0.003	99	46236	100.0	100.4	
58 Propionitrile	54	3.223	3.224	-0.001	94	140083	200.0	241.0	
47 Ethyl acetate	70	3.238	3.242	-0.004	99	16837	40.0	42.7	
48 Methyl acrylate	55	3.268	3.265	0.003	98	80951	20.0	15.8	
59 Methacrylonitrile	67	3.354	3.351	0.003	94	351727	200.0	178.8	
44 Chlorobromomethane	128	3.358	3.362	-0.004	94	37747	20.0	21.1	
49 Tetrahydrofuran	42	3.411	3.407	0.004	97	58590	40.0	42.7	
45 Chloroform	83	3.437	3.437	0.000	98	125410	20.0	20.2	
$ 50 Dibromofluoromethane (Surr	113	3.572	3.572	0.000	98	158758	50.0	50.9	
51 1,1,1-Trichloroethane	97	3.594	3.594	0.000	86	97071	20.0	20.5	
43 Cyclohexane	56	3.646	3.647	-0.001	94	67140	20.0	12.2	
46 Carbon tetrachloride	117	3.751	3.748	0.003	81	70838	20.0	19.3	
54 1,1-Dichloropropene	75	3.747	3.748	-0.001	92	88089	20.0	18.5	
$ 60 1,2-Dichloroethane-d4 (Sur	65	3.878	3.879	-0.001	96	203444	50.0	47.7	
63 Isobutyl alcohol	43	3.890	3.890	0.000	58	71438	500.0	445.5	
56 Benzene	78	3.934	3.938	-0.004	97	296195	20.0	20.3	
62 1,2-Dichloroethane	62	3.949	3.950	-0.001	96	104347	20.0	19.9	
55 Isooctane	57	4.043	4.036	0.007	37	51291	20.0	6.37	M
66 Isopropyl acetate	43	4.043	4.043	0.000	94	216817	20.0	15.0	
61 Tert-amyl methyl ether	73	4.069	4.066	0.003	94	191891	20.0	17.1	
* 64 Fluorobenzene	96	4.211	4.212	-0.001	98	653461	50.0	50.0	
57 n-Heptane	43	4.234	4.227	0.007	90	23196	20.0	6.98	
70 n-Butanol	56	4.567	4.563	0.004	89	44498	500.0	459.5	
68 Trichloroethene	95	4.586	4.586	0.000	97	68298	20.0	20.7	
73 Ethyl acrylate	55	4.735	4.736	-0.001	98	92175	20.0	16.2	
67 Methylcyclohexane	83	4.795	4.795	0.000	89	44863	20.0	10.4	
71 1,2-Dichloropropane	63	4.821	4.818	0.003	88	73871	20.0	19.2	
* 74 1,4-Dioxane-d8	96	4.930	4.934	-0.004	93	46309	1000.0	1000.0	
69 Dibromomethane	93	4.937	4.941	-0.004	95	44541	20.0	20.5	
75 Methyl methacrylate	100	4.994	4.990	0.004	91	40205	40.0	34.4	
76 1,4-Dioxane	88	4.990	5.001	-0.011	30	23976	400.0	446.6	
77 n-Propyl acetate	43	5.080	5.076	0.004	99	106909	20.0	16.1	
72 Dichlorobromomethane	83	5.136	5.132	0.004	99	90282	20.0	20.3	
83 2-Nitropropane	41	5.401	5.402	-0.001	98	43577	40.0	37.6	
78 2-Chloroethyl vinyl ether	63	5.521	5.518	0.003	92	9814	20.0	8.93	
82 Epichlorohydrin	57	5.566	5.566	0.000	99	123218	400.0	369.0	
79 cis-1,3-Dichloropropene	75	5.667	5.667	0.000	96	116200	20.0	20.1	
85 4-Methyl-2-pentanone (MIBK	43	5.884	5.888	-0.004	98	319000	100.0	95.8	
$ 80 Toluene-d8 (Surr)	98	5.993	5.997	-0.004	99	560381	50.0	47.6	
81 Toluene	91	6.075	6.075	0.000	94	256806	20.0	18.9	
86 trans-1,3-Dichloropropene	75	6.382	6.382	0.000	99	103332	20.0	20.4	
88 Ethyl methacrylate	69	6.562	6.562	0.000	91	78159	20.0	18.0	
87 1,1,2-Trichloroethane	83	6.610	6.607	0.003	95	50889	20.0	19.9	

Compound	Sig	RT (min.)	Exp RT (min.)	Dlt RT (min.)	Q	Response	Cal Amt ug/l	OnCol Amt ug/l	Flags
84 Tetrachloroethene	166	6.782	6.783	-0.001	97	59545	20.0	20.7	
90 1,3-Dichloropropane	76	6.827	6.827	0.000	95	113087	20.0	20.3	
93 2-Hexanone	43	6.996	7.000	-0.004	98	222247	100.0	96.2	
89 Chlorodibromomethane	129	7.123	7.123	0.000	98	62869	20.0	21.1	
92 n-Butyl acetate	43	7.224	7.228	-0.004	98	99462	20.0	17.4	
91 Ethylene Dibromide	107	7.254	7.250	0.004	99	59319	20.0	19.7	
* 94 Chlorobenzene-d5	117	7.942	7.943	-0.001	86	401925	50.0	50.0	
95 Chlorobenzene	112	7.980	7.984	-0.004	94	155816	20.0	19.2	
97 1,1,1,2-Tetrachloroethane	131	8.126	8.126	0.000	95	55900	20.0	19.8	
96 Ethylbenzene	106	8.186	8.186	0.000	98	81616	20.0	19.6	
98 m-Xylene & p-Xylene	106	8.373	8.373	0.000	97	107230	20.0	20.5	
99 o-Xylene	106	8.960	8.968	-0.008	93	109266	20.0	20.8	
101 Styrene	104	8.994	8.990	0.004	96	192508	20.0	21.2	
102 n-Butyl acrylate	73	9.039	9.043	-0.004	99	52843	20.0	20.8	
100 Bromoform	173	9.222	9.222	0.000	96	37666	20.0	19.3	
105 Amyl acetate (mixed isomer	43	9.428	9.432	-0.004	90	130497	20.0	18.7	
103 Isopropylbenzene	105	9.574	9.574	0.000	96	250673	20.0	20.8	
$ 106 4-Bromofluorobenzene	174	9.780	9.776	0.004	93	170696	50.0	50.1	
107 Bromobenzene	156	9.967	9.967	0.000	98	67619	20.0	18.4	
109 1,1,2,2-Tetrachloroethane	83	10.079	10.079	0.000	97	67256	20.0	16.0	
112 1,2,3-Trichloropropane	110	10.102	10.106	-0.004	97	21666	20.0	17.8	
114 trans-1,4-Dichloro-2-buten	53	10.177	10.180	-0.003	92	22019	20.0	15.6	
108 N-Propylbenzene	91	10.244	10.244	0.000	99	311402	20.0	19.7	
110 2-Chlorotoluene	91	10.322	10.323	-0.001	98	187520	20.0	19.2	
111 4-Ethyltoluene	105	10.446	10.446	0.000	99	248236	20.0	18.0	
115 4-Chlorotoluene	91	10.513	10.510	0.003	97	199444	20.0	19.0	
113 1,3,5-Trimethylbenzene	105	10.562	10.562	0.000	93	168558	20.0	16.2	
118 Butyl Methacrylate	87	10.831	10.832	-0.001	94	59907	20.0	15.5	
116 tert-Butylbenzene	119	11.078	11.082	-0.004	95	180334	20.0	20.1	
117 1,2,4-Trimethylbenzene	105	11.165	11.161	0.003	97	168681	20.0	15.8	
119 sec-Butylbenzene	105	11.419	11.423	-0.004	99	249537	20.0	19.7	
120 1,3-Dichlorobenzene	146	11.509	11.505	0.004	96	134095	20.0	19.9	
* 122 1,4-Dichlorobenzene-d4	152	11.606	11.606	0.000	95	228971	50.0	50.0	
123 1,4-Dichlorobenzene	146	11.636	11.640	-0.004	97	134485	20.0	19.2	
121 4-Isopropyltoluene	119	11.651	11.651	0.000	98	190400	20.0	17.4	
125 Benzyl chloride	126	11.842	11.838	0.004	98	29939	20.0	18.4	
124 2,3-Dihydroindene	117	11.965	11.966	-0.001	95	243781	20.0	18.5	
128 1,2-Dichlorobenzene	146	12.093	12.093	0.000	96	131183	20.0	19.4	
126 p-Diethylbenzene	119	12.137	12.138	-0.001	91	96704	20.0	15.0	
127 n-Butylbenzene	91	12.160	12.160	0.000	97	170279	20.0	15.6	
130 1,2-Dibromo-3-Chloropropan	75	12.942	12.942	0.000	93	18074	20.0	19.4	
129 1,2,4,5-Tetramethylbenzene	119	12.965	12.961	0.004	98	168147	20.0	15.1	
131 1,3,5-Trichlorobenzene	180	13.155	13.156	-0.001	98	82730	20.0	16.5	
132 1,2,4-Trichlorobenzene	180	13.705	13.706	-0.001	94	96304	20.0	20.4	
133 Hexachlorobutadiene	225	13.878	13.878	0.000	96	29422	20.0	20.0	
135 Naphthalene	128	13.904	13.900	0.004	99	310547	20.0	22.7	
136 1,2,3-Trichlorobenzene	180	14.106	14.102	0.004	96	99908	20.0	21.6	
S 137 1,2-Dichloroethene, Total	100				0		40.0	38.6	
S 138 Xylenes, Total	100				0		40.0	41.2	
S 139 Total BTEX	1				0		100.0	100.0	

QC Flag Legend

Review Flags

M - Manually Integrated

Reagents:

GASES Li_00147	Amount Added:	20.00	Units: uL	
8260MIX1COMB_00034	Amount Added:	20.00	Units: uL	
ACROLEIN W_00049	Amount Added:	4.00	Units: uL	
8260ISNEW_00064	Amount Added:	1.00	Units: uL	Run Reagent
8260SURR250_00119	Amount Added:	1.00	Units: uL	Run Reagent

Report Date: 04-Apr-2016 18:33:59 Chrom Revision: 2.2 04-Mar-2016 14:36:24

TestAmerica Edison

Data File: \\ChromNA\Edison\ChromData\CVOAMS12\20160402-39337.b\O08403.D

Injection Date:	02-Apr-2016 11:13:30	Instrument ID:	CVOAMS12	Operator ID:	
Lims ID:	LCS			Worklist Smp#:	4
Client ID:					
Purge Vol:	5.000 mL	Dil. Factor:	1.0000	ALS Bottle#:	3
Method:	8260W_12	Limit Group:	VOA - 8260C Water and Solid		

Column: DB-624 (0.18 mm)

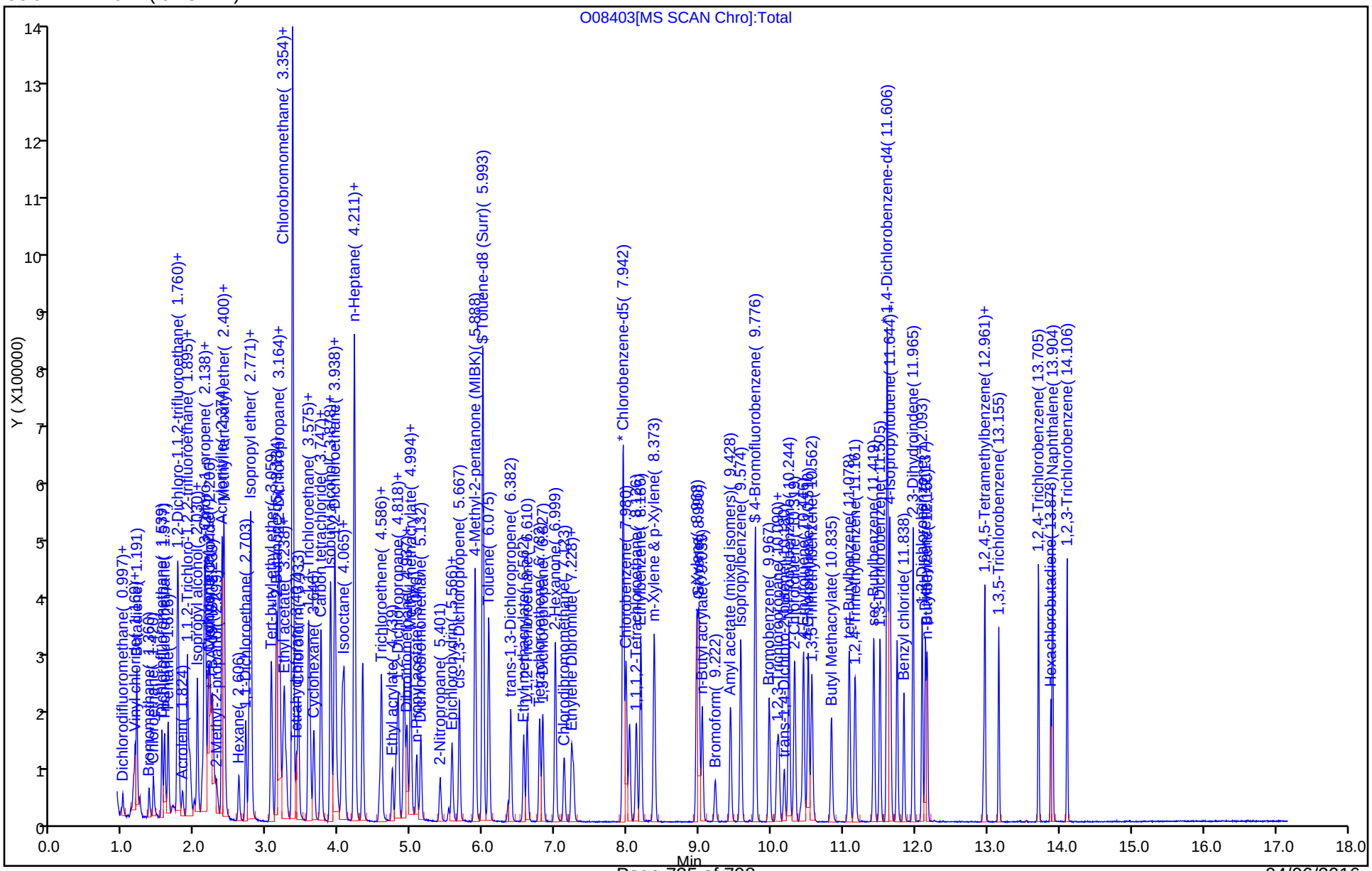

FORM I
GC/MS VOA ORGANICS ANALYSIS DATA SHEET

Lab Name: TestAmerica Edison | Job No.: 460-111103-1

SDG No.:

Client Sample ID: | Lab Sample ID: LCS 460-360372/4

Matrix: Water | Lab File ID: O08431.D

Analysis Method: 8260C | Date Collected:

Sample wt/vol: 5(mL) | Date Analyzed: 04/03/2016 10:21

Soil Aliquot Vol: | Dilution Factor: 1

Soil Extract Vol.: | GC Column: DB-624 ID: 0.18(mm)

% Moisture: | Level: (low/med) Low

Analysis Batch No.: 360372 | Units: ug/L

CAS NO.	COMPOUND NAME	RESULT	Q	RL	MDL
71-55-6	1,1,1-Trichloroethane	21.6		1.0	0.28
79-34-5	1,1,2,2-Tetrachloroethane	18.8		1.0	0.19
79-00-5	1,1,2-Trichloroethane	19.7		1.0	0.080
75-34-3	1,1-Dichloroethane	20.1		1.0	0.24
75-35-4	1,1-Dichloroethene	20.7		1.0	0.34
87-61-6	1,2,3-Trichlorobenzene	21.3		1.0	0.35
120-82-1	1,2,4-Trichlorobenzene	22.2		1.0	0.27
96-12-8	1,2-Dibromo-3-Chloropropane	20.9		1.0	0.23
106-93-4	1,2-Dibromoethane	19.6		1.0	0.19
95-50-1	1,2-Dichlorobenzene	19.3		1.0	0.22
107-06-2	1,2-Dichloroethane	19.5		1.0	0.25
78-87-5	1,2-Dichloropropane	19.9		1.0	0.18
541-73-1	1,3-Dichlorobenzene	20.1		1.0	0.33
106-46-7	1,4-Dichlorobenzene	19.7		1.0	0.33
123-91-1	1,4-Dioxane	434		50	8.7
78-93-3	2-Butanone	102		5.0	2.2
591-78-6	2-Hexanone	99.7		5.0	0.72
108-10-1	4-Methyl-2-pentanone	101		5.0	0.63
67-64-1	Acetone	92.2		5.0	1.1
71-43-2	Benzene	19.3		1.0	0.090
74-97-5	Bromochloromethane	20.8		1.0	0.30
75-27-4	Bromodichloromethane	20.8		1.0	0.15
75-25-2	Bromoform	20.4		1.0	0.18
74-83-9	Bromomethane	16.4		1.0	0.18
75-15-0	Carbon disulfide	20.0		1.0	0.22
56-23-5	Carbon tetrachloride	22.4		1.0	0.33
108-90-7	Chlorobenzene	19.2		1.0	0.24
75-00-3	Chloroethane	16.4		1.0	0.37
67-66-3	Chloroform	20.6		1.0	0.22
74-87-3	Chloromethane	20.1		1.0	0.22
156-59-2	cis-1,2-Dichloroethene	19.9		1.0	0.26
10061-01-5	cis-1,3-Dichloropropene	19.3		1.0	0.16
110-82-7	Cyclohexane	22.2		1.0	0.26
124-48-1	Dibromochloromethane	20.3		1.0	0.22
75-71-8	Dichlorodifluoromethane	20.1		1.0	0.14
100-41-4	Ethylbenzene	20.1		1.0	0.30

FORM I
GC/MS VOA ORGANICS ANALYSIS DATA SHEET

Lab Name: TestAmerica Edison | Job No.: 460-111103-1

SDG No.:

Client Sample ID: | Lab Sample ID: LCS 460-360372/4

Matrix: Water | Lab File ID: O08431.D

Analysis Method: 8260C | Date Collected:

Sample wt/vol: 5(mL) | Date Analyzed: 04/03/2016 10:21

Soil Aliquot Vol: | Dilution Factor: 1

Soil Extract Vol.: | GC Column: DB-624 ID: 0.18(mm)

% Moisture: | Level: (low/med) Low

Analysis Batch No.: 360372 | Units: ug/L

CAS NO.	COMPOUND NAME	RESULT	Q	RL	MDL
76-13-1	Freon TF	22.3		1.0	0.34
98-82-8	Isopropylbenzene	21.1		1.0	0.32
179601-23-1	m&p-Xylene	20.1		1.0	0.28
79-20-9	Methyl acetate	98.5		5.0	0.58
108-87-2	Methylcyclohexane	23.5		1.0	0.22
75-09-2	Methylene Chloride	20.7		1.0	0.21
1634-04-4	MTBE	18.3		1.0	0.13
95-47-6	o-Xylene	19.7		1.0	0.32
100-42-5	Styrene	20.0		1.0	0.17
127-18-4	Tetrachloroethene	22.5		1.0	0.12
108-88-3	Toluene	19.5		1.0	0.25
156-60-5	trans-1,2-Dichloroethene	20.3		1.0	0.18
10061-02-6	trans-1,3-Dichloropropene	19.7		1.0	0.19
79-01-6	Trichloroethene	21.5		1.0	0.22
75-69-4	Trichlorofluoromethane	22.4		1.0	0.15
75-01-4	Vinyl chloride	20.6		1.0	0.060

CAS NO.	SURROGATE	%REC	Q	LIMITS
17060-07-0	1,2-Dichloroethane-d4 (Surr)	97		70-130
460-00-4	Bromofluorobenzene	96		70-130
1868-53-7	Dibromofluoromethane (Surr)	101		70-130
2037-26-5	Toluene-d8 (Surr)	94		70-130

TestAmerica Edison
Target Compound Quantitation Report

Data File: \\ChromNA\Edison\ChromData\CVOAMS12\20160403-39359.b\O08431.D
Lims ID: LCS
Client ID:
Sample Type: LCS
Inject. Date: 03-Apr-2016 10:21:30 ALS Bottle#: 3 Worklist Smp#: 4
Purge Vol: 5.000 mL Dil. Factor: 1.0000
Sample Info: LCS
Misc. Info.: 460-0039359-004
Operator ID: Instrument ID: CVOAMS12

Method: \\ChromNA\Edison\ChromData\CVOAMS12\20160403-39359.b\8260W_12.m
Limit Group: VOA - 8260C Water and Solid
Last Update: 04-Apr-2016 18:51:28 Calib Date: 23-Mar-2016 23:57:30
Integrator: RTE ID Type: Deconvolution ID
Quant Method: Internal Standard Quant By: Initial Calibration
Last ICal File: \\ChromNA\Edison\ChromData\CVOAMS12\20160323-38887.b\O07968.D

Column 1 : DB-624 (0.18 mm) Det: MS SCAN
Process Host: XAWRK047

First Level Reviewer: boykink Date: 03-Apr-2016 22:13:24

Compound	Sig	RT (min.)	Exp RT (min.)	Dlt RT (min.)	Q	Response	Cal Amt ug/l	OnCol Amt ug/l	Flags
1 Chlorotrifluoroethene	66	0.978	0.975	0.003	88	8357	20.0	17.4	
2 Dichlorodifluoromethane	85	1.001	0.997	0.004	99	88662	20.0	20.1	
4 Chloromethane	50	1.154	1.158	-0.004	97	94664	20.0	20.1	
3 Vinyl chloride	62	1.169	1.169	0.000	99	105147	20.0	20.6	
5 Butadiene	54	1.191	1.188	0.003	99	97274	20.0	21.3	
7 Bromomethane	94	1.364	1.360	0.004	99	32862	20.0	16.4	
8 Chloroethane	64	1.420	1.420	0.000	99	56030	20.0	16.4	
11 Dichlorofluoromethane	67	1.539	1.540	-0.001	98	152665	20.0	20.7	
10 Trichlorofluoromethane	101	1.577	1.577	0.000	99	115876	20.0	22.4	
9 Pentane	72	1.629	1.626	0.003	96	26954	40.0	34.4	
14 Ethanol	46	1.685	1.682	0.003	55	24488	800.0	827.9	
13 Ethyl ether	59	1.753	1.749	0.004	95	79410	20.0	18.7	
15 1,2-Dichloro-1,1,2-trifluo	67	1.764	1.764	0.000	85	213570	20.0	20.6	
12 2-Methyl-1,3-butadiene	67	1.764	1.764	0.000	86	213570	20.0	20.6	
21 Acrolein	56	1.828	1.828	0.000	92	26786	40.0	28.9	
16 1,1-Dichloroethene	96	1.895	1.891	0.004	97	71932	20.0	20.7	
18 1,1,2-Trichloro-1,2,2-trif	101	1.899	1.899	0.000	70	67331	20.0	22.3	
25 Acetone	58	1.925	1.925	0.000	86	40440	100.0	92.2	
19 Iodomethane	142	1.989	1.989	0.000	97	43505	20.0	13.3	
23 Isopropyl alcohol	45	2.018	2.022	-0.004	98	58445	200.0	181.5	
17 Carbon disulfide	76	2.033	2.030	0.003	99	265192	20.0	20.0	
32 Acetonitrile	41	2.127	2.123	0.004	80	275737	200.0	201.7	
22 3-Chloro-1-propene	76	2.127	2.127	0.000	90	47849	20.0	19.5	
27 Methyl acetate	74	2.142	2.142	0.000	100	79309	100.0	98.5	
20 Cyclopentene	67	2.183	2.183	0.000	95	214222	20.0	20.6	
24 Methylene Chloride	84	2.206	2.206	0.000	95	83534	20.0	20.7	
* 30 TBA-d9 (IS)	65	2.239	2.236	0.003	99	367522	1000.0	1000.0	
31 2-Methyl-2-propanol	59	2.295	2.299	-0.004	99	86600	200.0	181.0	
37 Acrylonitrile	53	2.374	2.374	0.000	94	328704	200.0	176.7	
26 trans-1,2-Dichloroethene	96	2.400	2.400	0.000	94	77708	20.0	20.3	
29 Methyl tert-butyl ether	73	2.404	2.404	0.000	97	231730	20.0	18.3	

Compound	Sig	RT (min.)	Exp RT (min.)	Dlt RT (min.)	Q	Response	Cal Amt ug/l	OnCol Amt ug/l	Flags
28 Hexane	57	2.610	2.610	0.000	94	94103	20.0	21.7	
36 1,1-Dichloroethane	63	2.703	2.703	0.000	100	143252	20.0	20.1	
40 Vinyl acetate	86	2.752	2.748	0.004	100	32564	40.0	35.0	
34 Isopropyl ether	45	2.774	2.771	0.003	90	272636	20.0	18.8	
35 2-Chloro-1,3-butadiene	88	2.778	2.778	0.000	69	72188	20.0	20.6	
39 Tert-butyl ethyl ether	59	3.059	3.055	0.004	88	247870	20.0	18.7	
* 52 2-Butanone-d5	46	3.130	3.130	0.000	0	475170	250.0	250.0	
41 cis-1,2-Dichloroethene	96	3.160	3.160	0.000	92	82974	20.0	19.9	
42 2,2-Dichloropropane	97	3.160	3.168	-0.008	79	26578	20.0	21.9	
53 2-Butanone (MEK)	72	3.179	3.179	0.000	100	52493	100.0	102.0	
58 Propionitrile	54	3.223	3.220	0.003	98	136253	200.0	198.9	
47 Ethyl acetate	70	3.238	3.239	-0.001	100	18835	40.0	42.8	
48 Methyl acrylate	55	3.268	3.269	-0.001	99	88650	20.0	16.8	
59 Methacrylonitrile	67	3.354	3.355	-0.001	93	373036	200.0	184.2	
44 Chlorobromomethane	128	3.358	3.358	0.000	51	38272	20.0	20.8	
49 Tetrahydrofuran	42	3.407	3.407	0.000	93	61389	40.0	40.0	
45 Chloroform	83	3.437	3.437	0.000	98	131279	20.0	20.6	
$ 50 Dibromofluoromethane (Surr	113	3.575	3.575	0.000	98	162211	50.0	50.5	
51 1,1,1-Trichloroethane	97	3.598	3.594	0.004	98	105545	20.0	21.6	
43 Cyclohexane	56	3.646	3.650	-0.004	93	125270	20.0	22.2	
46 Carbon tetrachloride	117	3.747	3.744	0.003	80	84886	20.0	22.4	
54 1,1-Dichloropropene	75	3.747	3.751	-0.004	92	104664	20.0	21.4	
$ 60 1,2-Dichloroethane-d4 (Sur	65	3.878	3.879	-0.001	97	212424	50.0	48.4	
63 Isobutyl alcohol	43	3.886	3.886	0.000	53	90294	500.0	477.7	
56 Benzene	78	3.935	3.935	-0.001	97	313264	20.0	19.3	
62 1,2-Dichloroethane	62	3.949	3.950	-0.001	95	105560	20.0	19.5	
55 Isooctane	57	4.036	4.036	0.000	70	156741	20.0	18.8	
66 Isopropyl acetate	43	4.043	4.039	0.004	94	267811	20.0	17.9	
61 Tert-amyl methyl ether	73	4.065	4.066	-0.001	95	213687	20.0	18.5	
* 64 Fluorobenzene	96	4.211	4.212	-0.001	98	672593	50.0	50.0	
57 n-Heptane	43	4.230	4.230	0.000	94	71417	20.0	20.8	
70 n-Butanol	56	4.563	4.560	0.003	88	52815	500.0	462.7	
68 Trichloroethene	95	4.586	4.586	0.000	97	72951	20.0	21.5	
73 Ethyl acrylate	55	4.739	4.739	0.000	98	105829	20.0	18.1	
67 Methylcyclohexane	83	4.795	4.795	0.000	96	104260	20.0	23.5	
71 1,2-Dichloropropane	63	4.821	4.818	0.003	92	79100	20.0	19.9	
* 74 1,4-Dioxane-d8	96	4.934	4.934	0.000	83	48839	1000.0	1000.0	
69 Dibromomethane	93	4.945	4.941	0.004	95	44414	20.0	19.9	
76 1,4-Dioxane	88	4.994	4.994	0.000	30	24583	400.0	434.2	
75 Methyl methacrylate	100	4.994	4.994	0.000	92	47541	40.0	39.5	
77 n-Propyl acetate	43	5.076	5.076	0.000	99	125904	20.0	18.4	
72 Dichlorobromomethane	83	5.132	5.132	0.000	99	95577	20.0	20.8	
83 2-Nitropropane	41	5.405	5.402	0.003	99	49372	40.0	41.4	
78 2-Chloroethyl vinyl ether	63	5.521	5.521	0.000	89	6162	20.0	5.59	
82 Epichlorohydrin	57	5.566	5.566	0.000	99	129971	400.0	348.1	
79 cis-1,3-Dichloropropene	75	5.667	5.667	0.000	94	124196	20.0	19.3	
85 4-Methyl-2-pentanone (MIBK	43	5.888	5.888	0.000	98	374647	100.0	100.6	
$ 80 Toluene-d8 (Surr)	98	5.993	5.997	-0.004	100	616358	50.0	47.1	
81 Toluene	91	6.079	6.075	0.004	93	294797	20.0	19.5	
86 trans-1,3-Dichloropropene	75	6.378	6.382	-0.004	99	110973	20.0	19.7	
88 Ethyl methacrylate	69	6.562	6.562	0.000	90	88746	20.0	18.3	
87 1,1,2-Trichloroethane	83	6.610	6.607	0.003	95	56096	20.0	19.7	

Compound	Sig	RT (min.)	Exp RT (min.)	Dlt RT (min.)	Q	Response	Cal Amt ug/l	OnCol Amt ug/l	Flags
84 Tetrachloroethene	166	6.782	6.783	0.000	97	71706	20.0	22.5	
90 1,3-Dichloropropane	76	6.827	6.827	0.000	95	116682	20.0	18.9	
93 2-Hexanone	43	6.999	7.000	-0.001	98	257466	100.0	99.7	
89 Chlorodibromomethane	129	7.119	7.123	-0.004	98	67067	20.0	20.3	
92 n-Butyl acetate	43	7.224	7.224	0.000	98	109275	20.0	17.2	
91 Ethylene Dibromide	107	7.254	7.250	0.004	99	65611	20.0	19.6	
* 94 Chlorobenzene-d5	117	7.942	7.943	-0.001	86	446720	50.0	50.0	
95 Chlorobenzene	112	7.980	7.984	-0.004	94	173073	20.0	19.2	
97 1,1,1,2-Tetrachloroethane	131	8.126	8.126	0.000	95	64007	20.0	20.4	
96 Ethylbenzene	106	8.186	8.190	-0.004	99	93204	20.0	20.1	
98 m-Xylene & p-Xylene	106	8.373	8.373	0.000	96	117280	20.0	20.1	
99 o-Xylene	106	8.968	8.964	0.004	93	115175	20.0	19.7	
101 Styrene	104	8.990	8.990	0.000	95	202327	20.0	20.0	
102 n-Butyl acrylate	73	9.039	9.043	-0.004	99	51208	20.0	18.1	
100 Bromoform	173	9.222	9.222	0.000	97	44198	20.0	20.4	
105 Amyl acetate (mixed isomer	43	9.432	9.428	0.004	89	129542	20.0	18.1	
103 Isopropylbenzene	105	9.574	9.574	0.000	96	282600	20.0	21.1	
$ 106 4-Bromofluorobenzene	174	9.776	9.776	0.000	92	182477	50.0	48.2	
107 Bromobenzene	156	9.971	9.971	0.000	97	75217	20.0	20.0	
109 1,1,2,2-Tetrachloroethane	83	10.076	10.076	0.000	98	81050	20.0	18.8	
112 1,2,3-Trichloropropane	110	10.102	10.102	0.000	97	23603	20.0	18.9	
114 trans-1,4-Dichloro-2-buten	53	10.180	10.177	0.003	92	27521	20.0	19.0	
108 N-Propylbenzene	91	10.244	10.244	0.000	99	338001	20.0	20.8	
110 2-Chlorotoluene	91	10.319	10.323	-0.004	97	202455	20.0	20.2	
111 4-Ethyltoluene	105	10.442	10.442	0.000	99	273244	20.0	19.3	
115 4-Chlorotoluene	91	10.510	10.514	-0.004	98	213015	20.0	19.8	
113 1,3,5-Trimethylbenzene	105	10.562	10.562	0.000	93	197719	20.0	18.5	
118 Butyl Methacrylate	87	10.835	10.835	0.000	93	69500	20.0	17.5	
116 tert-Butylbenzene	119	11.082	11.079	0.003	94	194263	20.0	21.1	
117 1,2,4-Trimethylbenzene	105	11.161	11.161	0.000	98	204307	20.0	18.7	
119 sec-Butylbenzene	105	11.419	11.423	-0.004	99	281741	20.0	21.7	
120 1,3-Dichlorobenzene	146	11.505	11.509	-0.004	95	139549	20.0	20.1	
* 122 1,4-Dichlorobenzene-d4	152	11.606	11.606	0.000	95	235051	50.0	50.0	
123 1,4-Dichlorobenzene	146	11.636	11.640	-0.004	96	141704	20.0	19.7	
121 4-Isopropyltoluene	119	11.651	11.651	0.000	98	229183	20.0	20.4	
125 Benzyl chloride	126	11.838	11.838	0.000	98	36278	20.0	21.8	
124 2,3-Dihydroindene	117	11.965	11.966	-0.001	95	256366	20.0	19.0	
128 1,2-Dichlorobenzene	146	12.093	12.093	0.000	96	133803	20.0	19.3	
126 p-Diethylbenzene	119	12.138	12.138	0.000	94	120307	20.0	18.2	
127 n-Butylbenzene	91	12.164	12.160	0.004	98	215782	20.0	19.2	
130 1,2-Dibromo-3-Chloropropan	75	12.942	12.942	0.000	91	19988	20.0	20.9	
129 1,2,4,5-Tetramethylbenzene	119	12.965	12.961	0.004	97	207792	20.0	18.1	
131 1,3,5-Trichlorobenzene	180	13.155	13.156	-0.001	97	100153	20.0	19.5	
132 1,2,4-Trichlorobenzene	180	13.706	13.706	0.000	93	107566	20.0	22.2	
133 Hexachlorobutadiene	225	13.878	13.878	0.000	97	35136	20.0	23.3	
135 Naphthalene	128	13.900	13.904	-0.004	99	316114	20.0	22.5	
136 1,2,3-Trichlorobenzene	180	14.106	14.102	0.004	95	101275	20.0	21.3	
S 137 1,2-Dichloroethene, Total	100				0		40.0	40.2	
S 138 Xylenes, Total	100				0		40.0	39.8	
S 139 Total BTEX	1				0		100.0	98.8	

Reagents:

ACROLEIN W_00049	Amount Added:	4.00	Units: uL	
GASES Li_00147	Amount Added:	20.00	Units: uL	
8260MIX1COMB_00034	Amount Added:	20.00	Units: uL	
8260ISNEW_00064	Amount Added:	1.00	Units: uL	Run Reagent
8260SURR250_00119	Amount Added:	1.00	Units: uL	Run Reagent

Report Date: 04-Apr-2016 18:51:30 Chrom Revision: 2.2 04-Mar-2016 14:36:24

TestAmerica Edison

Data File: \\ChromNA\Edison\ChromData\CVOAMS12\20160403-39359.b\O08431.D

Injection Date: 03-Apr-2016 10:21:30 Instrument ID: CVOAMS12 Operator ID:

Lims ID: LCS Worklist Smp#: 4

Client ID:

Purge Vol: 5.000 mL Dil. Factor: 1.0000 ALS Bottle#: 3

Method: 8260W_12 Limit Group: VOA - 8260C Water and Solid

Column: DB-624 (0.18 mm)

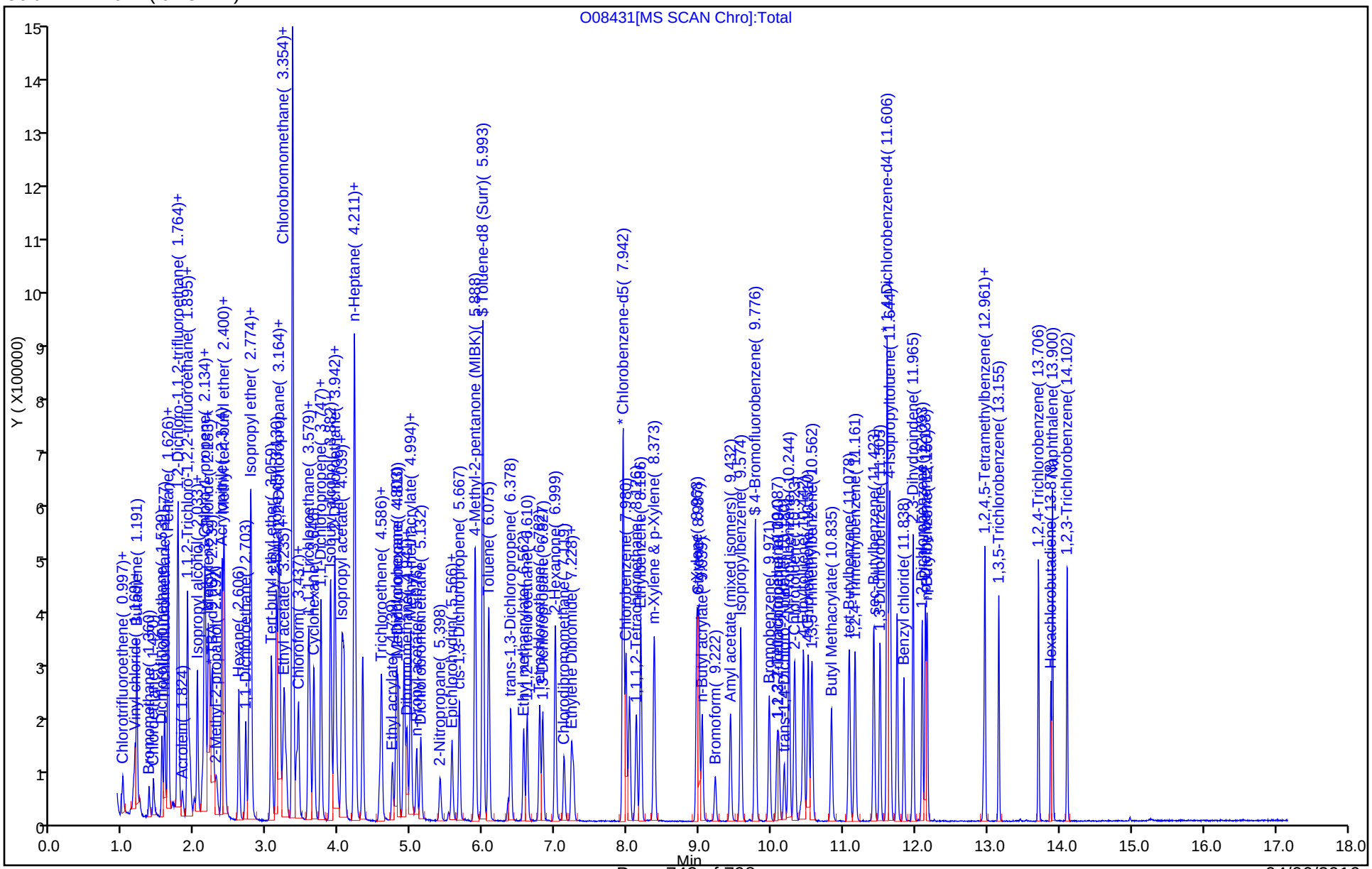

FORM I
GC/MS VOA ORGANICS ANALYSIS DATA SHEET

Lab Name: TestAmerica Edison | Job No.: 460-111103-1

SDG No.:

Client Sample ID: | Lab Sample ID: LCS 460-360532/3

Matrix: Water | Lab File ID: O08444.D

Analysis Method: 8260C | Date Collected:

Sample wt/vol: 5(mL) | Date Analyzed: 04/04/2016 09:46

Soil Aliquot Vol: | Dilution Factor: 1

Soil Extract Vol.: | GC Column: DB-624 ID: 0.18(mm)

% Moisture: | Level: (low/med) Low

Analysis Batch No.: 360532 | Units: ug/L

CAS NO.	COMPOUND NAME	RESULT	Q	RL	MDL
71-55-6	1,1,1-Trichloroethane	22.0		1.0	0.28
79-34-5	1,1,2,2-Tetrachloroethane	18.9		1.0	0.19
79-00-5	1,1,2-Trichloroethane	19.0		1.0	0.080
75-34-3	1,1-Dichloroethane	20.9		1.0	0.24
75-35-4	1,1-Dichloroethene	21.0		1.0	0.34
87-61-6	1,2,3-Trichlorobenzene	21.8		1.0	0.35
120-82-1	1,2,4-Trichlorobenzene	21.4		1.0	0.27
96-12-8	1,2-Dibromo-3-Chloropropane	20.7		1.0	0.23
106-93-4	1,2-Dibromoethane	20.3		1.0	0.19
95-50-1	1,2-Dichlorobenzene	19.7		1.0	0.22
107-06-2	1,2-Dichloroethane	19.8		1.0	0.25
78-87-5	1,2-Dichloropropane	19.3		1.0	0.18
541-73-1	1,3-Dichlorobenzene	20.1		1.0	0.33
106-46-7	1,4-Dichlorobenzene	19.4		1.0	0.33
123-91-1	1,4-Dioxane	448		50	8.7
78-93-3	2-Butanone	101		5.0	2.2
591-78-6	2-Hexanone	97.2		5.0	0.72
108-10-1	4-Methyl-2-pentanone	97.4		5.0	0.63
67-64-1	Acetone	102		5.0	1.1
71-43-2	Benzene	19.5		1.0	0.090
74-97-5	Bromochloromethane	21.3		1.0	0.30
75-27-4	Bromodichloromethane	20.6		1.0	0.15
75-25-2	Bromoform	21.1		1.0	0.18
74-83-9	Bromomethane	14.7		1.0	0.18
75-15-0	Carbon disulfide	20.2		1.0	0.22
56-23-5	Carbon tetrachloride	23.0		1.0	0.33
108-90-7	Chlorobenzene	19.4		1.0	0.24
75-00-3	Chloroethane	18.1		1.0	0.37
67-66-3	Chloroform	20.1		1.0	0.22
74-87-3	Chloromethane	18.1		1.0	0.22
156-59-2	cis-1,2-Dichloroethene	20.1		1.0	0.26
10061-01-5	cis-1,3-Dichloropropene	19.9		1.0	0.16
110-82-7	Cyclohexane	23.2		1.0	0.26
124-48-1	Dibromochloromethane	20.6		1.0	0.22
75-71-8	Dichlorodifluoromethane	20.2		1.0	0.14
100-41-4	Ethylbenzene	20.3		1.0	0.30

FORM I
GC/MS VOA ORGANICS ANALYSIS DATA SHEET

Lab Name: TestAmerica Edison | Job No.: 460-111103-1

SDG No.:

Client Sample ID: | Lab Sample ID: LCS 460-360532/3

Matrix: Water | Lab File ID: O08444.D

Analysis Method: 8260C | Date Collected:

Sample wt/vol: 5(mL) | Date Analyzed: 04/04/2016 09:46

Soil Aliquot Vol: | Dilution Factor: 1

Soil Extract Vol.: | GC Column: DB-624 ID: 0.18(mm)

% Moisture: | Level: (low/med) Low

Analysis Batch No.: 360532 | Units: ug/L

CAS NO.	COMPOUND NAME	RESULT	Q	RL	MDL
76-13-1	Freon TF	23.2		1.0	0.34
98-82-8	Isopropylbenzene	21.6		1.0	0.32
179601-23-1	m&p-Xylene	20.3		1.0	0.28
79-20-9	Methyl acetate	95.3		5.0	0.58
108-87-2	Methylcyclohexane	23.7		1.0	0.22
75-09-2	Methylene Chloride	20.4		1.0	0.21
1634-04-4	MTBE	19.0		1.0	0.13
95-47-6	o-Xylene	20.0		1.0	0.32
100-42-5	Styrene	20.3		1.0	0.17
127-18-4	Tetrachloroethene	23.4		1.0	0.12
108-88-3	Toluene	19.7		1.0	0.25
156-60-5	trans-1,2-Dichloroethene	19.5		1.0	0.18
10061-02-6	trans-1,3-Dichloropropene	20.2		1.0	0.19
79-01-6	Trichloroethene	21.7		1.0	0.22
75-69-4	Trichlorofluoromethane	21.9		1.0	0.15
75-01-4	Vinyl chloride	20.6		1.0	0.060

CAS NO.	SURROGATE	%REC	Q	LIMITS
17060-07-0	1,2-Dichloroethane-d4 (Surr)	96		70-130
460-00-4	Bromofluorobenzene	96		70-130
1868-53-7	Dibromofluoromethane (Surr)	100		70-130
2037-26-5	Toluene-d8 (Surr)	93		70-130

TestAmerica Edison
Target Compound Quantitation Report

Data File: \\ChromNA\Edison\ChromData\CVOAMS12\20160404-39403.b\O08444.D
Lims ID: LCS
Client ID:
Sample Type: LCS
Inject. Date: 04-Apr-2016 09:46:30 ALS Bottle#: 2 Worklist Smp#: 3
Purge Vol: 5.000 mL Dil. Factor: 1.0000
Sample Info: LCS
Misc. Info.: 460-0039403-003
Operator ID: Instrument ID: CVOAMS12

Method: \\ChromNA\Edison\ChromData\CVOAMS12\20160404-39403.b\8260W_12.m
Limit Group: VOA - 8260C Water and Solid
Last Update: 04-Apr-2016 14:17:59 Calib Date: 23-Mar-2016 23:57:30
Integrator: RTE ID Type: Deconvolution ID
Quant Method: Internal Standard Quant By: Initial Calibration
Last ICal File: \\ChromNA\Edison\ChromData\CVOAMS12\20160323-38887.b\O07968.D

Column 1 : DB-624 (0.18 mm) Det: MS SCAN
Process Host: XAWRK047

First Level Reviewer: delpolitov Date: 04-Apr-2016 14:17:59

Compound	Sig	RT (min.)	Exp RT (min.)	Dlt RT (min.)	Q	Response	Cal Amt ug/l	OnCol Amt ug/l	Flags
1 Chlorotrifluoroethene	66	0.978	0.974	0.004	89	9127	20.0	16.5	
2 Dichlorodifluoromethane	85	0.997	0.997	0.000	98	102798	20.0	20.2	
4 Chloromethane	50	1.158	1.150	0.008	100	98379	20.0	18.1	
3 Vinyl chloride	62	1.169	1.169	0.000	96	121257	20.0	20.6	
5 Butadiene	54	1.192	1.191	0.001	99	108958	20.0	20.7	
7 Bromomethane	94	1.360	1.352	0.008	98	38033	20.0	14.7	
8 Chloroethane	64	1.420	1.416	0.004	99	71452	20.0	18.1	
11 Dichlorofluoromethane	67	1.536	1.540	-0.004	99	179974	20.0	21.2	
10 Trichlorofluoromethane	101	1.573	1.573	0.000	98	130708	20.0	21.9	
9 Pentane	72	1.622	1.618	0.004	96	34788	40.0	38.4	
14 Ethanol	46	1.700	1.708	-0.008	77	32358	800.0	809.0	
13 Ethyl ether	59	1.753	1.753	0.000	89	94209	20.0	19.2	
12 2-Methyl-1,3-butadiene	67	1.764	1.760	0.004	88	247286	20.0	20.7	
15 1,2-Dichloro-1,1,2-trifluo	67	1.764	1.760	0.004	90	247286	20.0	20.7	
21 Acrolein	56	1.835	1.828	0.007	68	30406	40.0	24.2	
16 1,1-Dichloroethene	96	1.891	1.891	0.000	96	84333	20.0	21.0	
18 1,1,2-Trichloro-1,2,2-trif	101	1.895	1.895	0.000	82	80667	20.0	23.2	
25 Acetone	58	1.932	1.929	0.003	87	57658	100.0	102.0	
19 Iodomethane	142	1.989	1.985	0.004	98	49131	20.0	13.0	
23 Isopropyl alcohol	45	2.034	2.030	0.004	31	84022	200.0	193.0	
17 Carbon disulfide	76	2.030	2.030	0.000	99	309197	20.0	20.2	
32 Acetonitrile	41	2.127	2.123	0.004	82	339872	200.0	183.8	
22 3-Chloro-1-propene	76	2.131	2.127	0.004	91	56121	20.0	19.9	
27 Methyl acetate	74	2.150	2.142	0.008	100	103773	100.0	95.3	
20 Cyclopentene	67	2.183	2.179	0.004	96	246505	20.0	20.6	
24 Methylene Chloride	84	2.206	2.206	0.000	96	94969	20.0	20.4	
* 30 TBA-d9 (IS)	65	2.254	2.243	0.011	99	496983	1000.0	1000.0	
31 2-Methyl-2-propanol	59	2.310	2.307	0.003	99	115850	200.0	178.9	
37 Acrylonitrile	53	2.378	2.374	0.004	94	434408	200.0	202.5	
26 trans-1,2-Dichloroethene	96	2.400	2.396	0.004	96	85820	20.0	19.5	
29 Methyl tert-butyl ether	73	2.412	2.408	0.004	97	277270	20.0	19.0	

Compound	Sig	RT (min.)	Exp RT (min.)	Dlt RT (min.)	Q	Response	Cal Amt ug/l	OnCol Amt ug/l	Flags
28 Hexane	57	2.606	2.606	0.000	94	113222	20.0	22.6	
36 1,1-Dichloroethane	63	2.703	2.700	0.003	99	172212	20.0	20.9	
40 Vinyl acetate	86	2.752	2.748	0.004	100	37985	40.0	35.4	
34 Isopropyl ether	45	2.774	2.771	0.003	89	325396	20.0	19.4	
35 2-Chloro-1,3-butadiene	88	2.774	2.774	0.000	92	83999	20.0	20.8	
39 Tert-butyl ethyl ether	59	3.063	3.059	0.004	88	287611	20.0	18.9	
* 52 2-Butanone-d5	46	3.134	3.130	0.004	0	612105	250.0	250.0	
42 2,2-Dichloropropane	97	3.160	3.160	0.000	86	32028	20.0	22.9	
41 cis-1,2-Dichloroethene	96	3.160	3.160	0.000	92	96641	20.0	20.1	
53 2-Butanone (MEK)	72	3.182	3.179	0.003	100	66929	100.0	100.9	
58 Propionitrile	54	3.227	3.224	0.003	96	183282	200.0	197.9	
47 Ethyl acetate	70	3.242	3.242	0.000	100	23336	40.0	41.1	
48 Methyl acrylate	55	3.268	3.265	0.003	99	110796	20.0	18.2	
59 Methacrylonitrile	67	3.358	3.355	0.004	93	464377	200.0	198.8	
44 Chlorobromomethane	128	3.358	3.362	-0.004	45	45261	20.0	21.3	
49 Tetrahydrofuran	42	3.411	3.411	0.000	96	77928	40.0	39.4	
45 Chloroform	83	3.433	3.433	0.000	98	148152	20.0	20.1	
$ 50 Dibromofluoromethane (Surr	113	3.575	3.572	0.003	98	185606	50.0	50.1	
51 1,1,1-Trichloroethane	97	3.594	3.594	0.000	90	123504	20.0	22.0	
43 Cyclohexane	56	3.650	3.646	0.004	93	151228	20.0	23.2	
54 1,1-Dichloropropene	75	3.747	3.744	0.003	93	122015	20.0	21.6	
46 Carbon tetrachloride	117	3.747	3.747	0.000	77	100334	20.0	23.0	
$ 60 1,2-Dichloroethane-d4 (Sur	65	3.878	3.878	0.000	97	242329	50.0	47.9	
63 Isobutyl alcohol	43	3.897	3.893	0.004	94	116994	500.0	457.7	
56 Benzene	78	3.938	3.935	0.003	96	363898	20.0	19.5	
62 1,2-Dichloroethane	62	3.950	3.950	0.000	97	123549	20.0	19.8	
55 Isooctane	57	4.039	4.036	0.003	64	183180	20.0	19.1	
66 Isopropyl acetate	43	4.043	4.039	0.004	80	331929	20.0	19.3	
61 Tert-amyl methyl ether	73	4.069	4.066	0.003	91	256190	20.0	19.3	
* 64 Fluorobenzene	96	4.212	4.211	0.001	98	775677	50.0	50.0	
57 n-Heptane	43	4.230	4.230	0.000	95	84733	20.0	21.3	
70 n-Butanol	56	4.567	4.567	0.000	86	72073	500.0	467.0	
68 Trichloroethene	95	4.586	4.586	0.000	97	84802	20.0	21.7	
73 Ethyl acrylate	55	4.739	4.739	0.000	98	125543	20.0	18.6	
67 Methylcyclohexane	83	4.792	4.792	0.000	94	121028	20.0	23.7	
71 1,2-Dichloropropane	63	4.822	4.818	0.004	92	88358	20.0	19.3	
* 74 1,4-Dioxane-d8	96	4.938	4.930	0.008	49	62749	1000.0	1000.0	
69 Dibromomethane	93	4.938	4.941	-0.003	95	53272	20.0	20.7	
76 1,4-Dioxane	88	4.986	4.990	-0.004	29	32602	400.0	448.2	
75 Methyl methacrylate	100	4.994	4.990	0.004	92	55777	40.0	40.2	
77 n-Propyl acetate	43	5.076	5.076	0.000	99	156903	20.0	19.9	
72 Dichlorobromomethane	83	5.136	5.132	0.004	99	109018	20.0	20.6	
83 2-Nitropropane	41	5.402	5.402	0.000	98	61849	40.0	45.0	
78 2-Chloroethyl vinyl ether	63	5.514	5.518	-0.004	89	6750	20.0	5.33	
82 Epichlorohydrin	57	5.566	5.566	0.000	99	165107	400.0	343.3	
79 cis-1,3-Dichloropropene	75	5.671	5.667	0.004	95	146748	20.0	19.9	
85 4-Methyl-2-pentanone (MIBK	43	5.888	5.888	0.000	98	467183	100.0	97.4	
$ 80 Toluene-d8 (Surr)	98	5.993	5.993	0.000	100	702277	50.0	46.7	
81 Toluene	91	6.075	6.075	0.000	93	342893	20.0	19.7	
86 trans-1,3-Dichloropropene	75	6.382	6.382	0.000	99	131158	20.0	20.2	
88 Ethyl methacrylate	69	6.558	6.562	-0.004	92	107875	20.0	19.4	
87 1,1,2-Trichloroethane	83	6.607	6.610	-0.003	93	62095	20.0	19.0	

Compound	Sig	RT (min.)	Exp RT (min.)	Dlt RT (min.)	Q	Response	Cal Amt ug/l	OnCol Amt ug/l	Flags
84 Tetrachloroethene	166	6.782	6.782	0.000	96	85803	20.0	23.4	
90 1,3-Dichloropropane	76	6.827	6.824	0.003	95	137611	20.0	19.4	
93 2-Hexanone	43	7.003	6.999	0.004	98	323196	100.0	97.2	
89 Chlorodibromomethane	129	7.123	7.123	0.000	99	78290	20.0	20.6	
92 n-Butyl acetate	43	7.228	7.224	0.004	99	136725	20.0	18.7	
91 Ethylene Dibromide	107	7.250	7.254	-0.004	99	78309	20.0	20.3	
* 94 Chlorobenzene-d5	117	7.943	7.942	0.001	87	513810	50.0	50.0	
95 Chlorobenzene	112	7.984	7.980	0.004	94	201490	20.0	19.4	
97 1,1,1,2-Tetrachloroethane	131	8.126	8.126	0.000	96	73512	20.0	20.3	
96 Ethylbenzene	106	8.190	8.189	0.001	99	108260	20.0	20.3	
98 m-Xylene & p-Xylene	106	8.373	8.373	0.000	97	136169	20.0	20.3	
99 o-Xylene	106	8.964	8.964	0.000	94	134687	20.0	20.0	
101 Styrene	104	8.990	8.994	-0.004	96	235895	20.0	20.3	
102 n-Butyl acrylate	73	9.039	9.043	-0.004	99	63665	20.0	19.6	
100 Bromoform	173	9.222	9.219	0.003	97	52590	20.0	21.1	
105 Amyl acetate (mixed isomer	43	9.432	9.432	0.000	89	160620	20.0	19.1	
103 Isopropylbenzene	105	9.574	9.574	0.000	96	331970	20.0	21.6	
$ 106 4-Bromofluorobenzene	174	9.776	9.776	0.000	92	210115	50.0	48.2	
107 Bromobenzene	156	9.967	9.971	-0.004	96	89012	20.0	20.1	
109 1,1,2,2-Tetrachloroethane	83	10.079	10.079	0.000	97	95582	20.0	18.9	
112 1,2,3-Trichloropropane	110	10.102	10.102	0.000	97	28369	20.0	19.4	
114 trans-1,4-Dichloro-2-buten	53	10.177	10.177	0.000	92	31585	20.0	18.6	
108 N-Propylbenzene	91	10.244	10.244	0.000	99	397443	20.0	20.8	
110 2-Chlorotoluene	91	10.323	10.323	0.000	97	236766	20.0	20.2	
111 4-Ethyltoluene	105	10.442	10.442	0.000	99	323595	20.0	19.5	
115 4-Chlorotoluene	91	10.510	10.510	0.000	98	245848	20.0	19.4	
113 1,3,5-Trimethylbenzene	105	10.562	10.558	0.004	93	230740	20.0	18.4	
118 Butyl Methacrylate	87	10.835	10.832	0.003	94	78993	20.0	17.0	
116 tert-Butylbenzene	119	11.082	11.078	0.004	94	228529	20.0	21.2	
117 1,2,4-Trimethylbenzene	105	11.157	11.161	-0.004	97	235833	20.0	18.4	
119 sec-Butylbenzene	105	11.419	11.419	0.000	99	326882	20.0	21.4	
120 1,3-Dichlorobenzene	146	11.505	11.509	-0.004	96	163216	20.0	20.1	
* 122 1,4-Dichlorobenzene-d4	152	11.606	11.606	0.000	95	275746	50.0	50.0	
123 1,4-Dichlorobenzene	146	11.636	11.636	0.000	96	163906	20.0	19.4	
121 4-Isopropyltoluene	119	11.651	11.647	0.004	98	264441	20.0	20.0	
125 Benzyl chloride	126	11.838	11.838	0.000	98	46091	20.0	23.6	
124 2,3-Dihydroindene	117	11.965	11.965	0.000	95	300283	20.0	18.9	
128 1,2-Dichlorobenzene	146	12.093	12.093	0.000	97	160798	20.0	19.7	
126 p-Diethylbenzene	119	12.138	12.138	0.000	93	140697	20.0	18.1	
127 n-Butylbenzene	91	12.160	12.164	-0.004	97	248900	20.0	18.9	
130 1,2-Dibromo-3-Chloropropan	75	12.942	12.946	-0.004	94	23204	20.0	20.7	
129 1,2,4,5-Tetramethylbenzene	119	12.961	12.961	0.000	97	232717	20.0	17.3	
131 1,3,5-Trichlorobenzene	180	13.155	13.155	0.000	97	109816	20.0	18.2	
132 1,2,4-Trichlorobenzene	180	13.706	13.706	0.000	94	121541	20.0	21.4	
133 Hexachlorobutadiene	225	13.878	13.878	0.000	96	41455	20.0	23.4	
135 Naphthalene	128	13.900	13.904	-0.004	99	381339	20.0	23.1	
136 1,2,3-Trichlorobenzene	180	14.106	14.106	0.000	96	121601	20.0	21.8	
S 137 1,2-Dichloroethene, Total	100				0		40.0	39.5	
S 138 Xylenes, Total	100				0		40.0	40.4	
S 139 Total BTEX	1				0		100.0	99.9	

Reagents:

ACROLEIN W_00049	Amount Added:	4.00	Units: uL	
GASES Li_00147	Amount Added:	20.00	Units: uL	
8260MIX1COMB_00034	Amount Added:	20.00	Units: uL	
8260ISNEW_00064	Amount Added:	1.00	Units: uL	Run Reagent
8260SURR250_00119	Amount Added:	1.00	Units: uL	Run Reagent

Report Date: 04-Apr-2016 14:18:00 Chrom Revision: 2.2 04-Mar-2016 14:36:24

TestAmerica Edison

Data File: \\ChromNA\Edison\ChromData\CVOAMS12\20160404-39403.b\O08444.D

Injection Date: 04-Apr-2016 09:46:30 Instrument ID: CVOAMS12 Operator ID:

Lims ID: LCS Worklist Smp#: 3

Client ID:

Purge Vol: 5.000 mL Dil. Factor: 1.0000 ALS Bottle#: 2

Method: 8260W_12 Limit Group: VOA - 8260C Water and Solid

Column: DB-624 (0.18 mm)

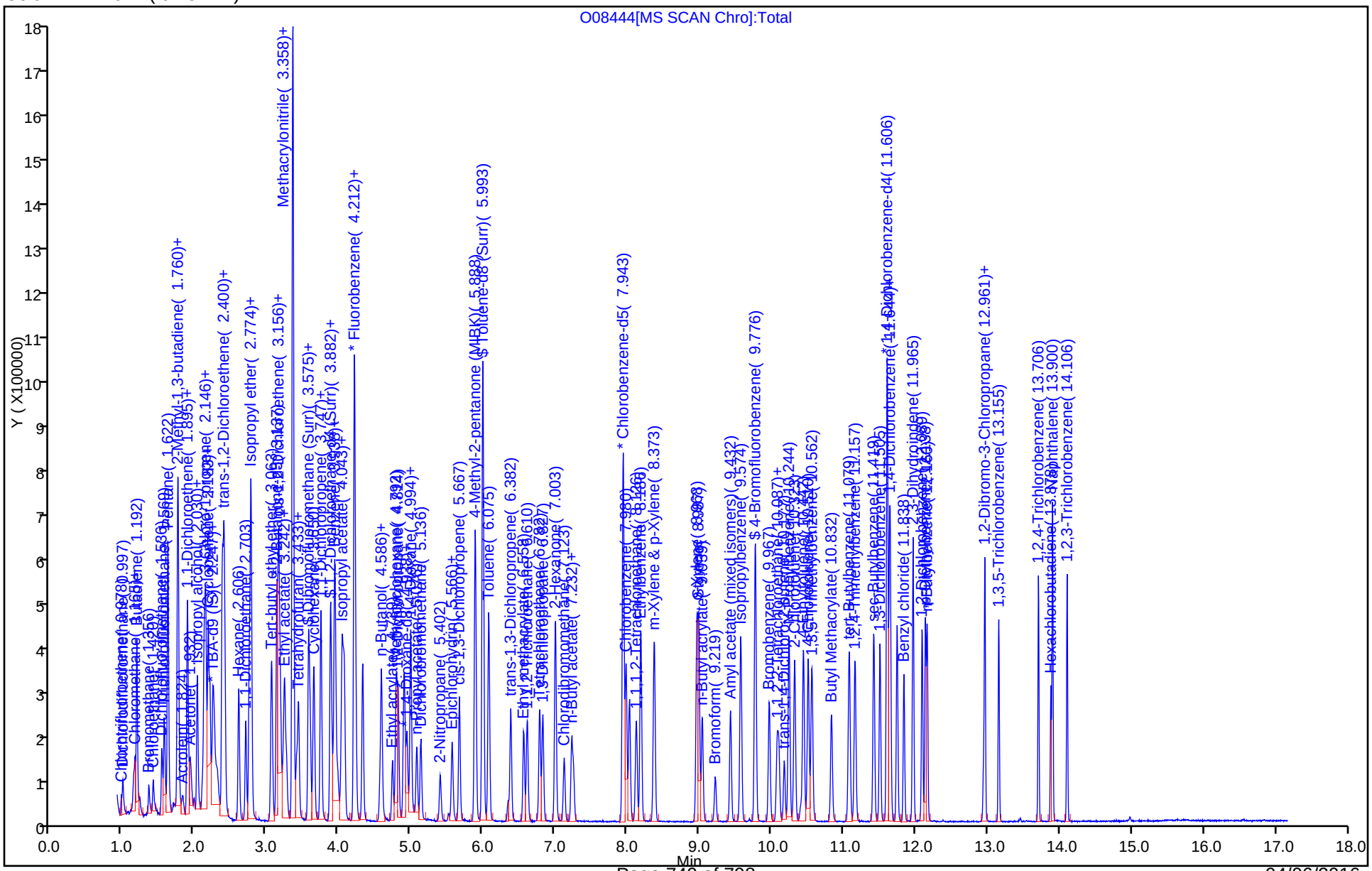

FORM I
GC/MS VOA ORGANICS ANALYSIS DATA SHEET

Lab Name: TestAmerica Edison | Job No.: 460-111103-1

SDG No.:

Client Sample ID: | Lab Sample ID: LCSD 460-360191/4

Matrix: Water | Lab File ID: O08375.D

Analysis Method: 8260C | Date Collected:

Sample wt/vol: 5(mL) | Date Analyzed: 04/01/2016 22:26

Soil Aliquot Vol: | Dilution Factor: 1

Soil Extract Vol.: | GC Column: DB-624 ID: 0.18(mm)

% Moisture: | Level: (low/med) Low

Analysis Batch No.: 360191 | Units: ug/L

CAS NO.	COMPOUND NAME	RESULT	Q	RL	MDL
71-55-6	1,1,1-Trichloroethane	21.2		1.0	0.28
79-34-5	1,1,2,2-Tetrachloroethane	18.7		1.0	0.19
79-00-5	1,1,2-Trichloroethane	20.1		1.0	0.080
75-34-3	1,1-Dichloroethane	19.9		1.0	0.24
75-35-4	1,1-Dichloroethene	19.8		1.0	0.34
87-61-6	1,2,3-Trichlorobenzene	22.4		1.0	0.35
120-82-1	1,2,4-Trichlorobenzene	22.3		1.0	0.27
96-12-8	1,2-Dibromo-3-Chloropropane	20.5		1.0	0.23
106-93-4	1,2-Dibromoethane	20.7		1.0	0.19
95-50-1	1,2-Dichlorobenzene	19.4		1.0	0.22
107-06-2	1,2-Dichloroethane	19.7		1.0	0.25
78-87-5	1,2-Dichloropropane	19.6		1.0	0.18
541-73-1	1,3-Dichlorobenzene	20.2		1.0	0.33
106-46-7	1,4-Dichlorobenzene	20.0		1.0	0.33
123-91-1	1,4-Dioxane	396		50	8.7
78-93-3	2-Butanone	100		5.0	2.2
591-78-6	2-Hexanone	94.6		5.0	0.72
108-10-1	4-Methyl-2-pentanone	95.6		5.0	0.63
67-64-1	Acetone	102		5.0	1.1
71-43-2	Benzene	20.0		1.0	0.090
74-97-5	Bromochloromethane	20.4		1.0	0.30
75-27-4	Bromodichloromethane	20.2		1.0	0.15
75-25-2	Bromoform	20.5		1.0	0.18
74-83-9	Bromomethane	13.4		1.0	0.18
75-15-0	Carbon disulfide	19.6		1.0	0.22
56-23-5	Carbon tetrachloride	20.2		1.0	0.33
108-90-7	Chlorobenzene	19.3		1.0	0.24
75-00-3	Chloroethane	15.4		1.0	0.37
67-66-3	Chloroform	20.3		1.0	0.22
74-87-3	Chloromethane	17.6		1.0	0.22
156-59-2	cis-1,2-Dichloroethene	20.1		1.0	0.26
10061-01-5	cis-1,3-Dichloropropene	19.9		1.0	0.16
110-82-7	Cyclohexane	18.7		1.0	0.26
124-48-1	Dibromochloromethane	21.3		1.0	0.22
75-71-8	Dichlorodifluoromethane	14.2		1.0	0.14
100-41-4	Ethylbenzene	19.6		1.0	0.30

FORM I
GC/MS VOA ORGANICS ANALYSIS DATA SHEET

Lab Name: TestAmerica Edison | Job No.: 460-111103-1

SDG No.:

Client Sample ID: | Lab Sample ID: LCSD 460-360191/4

Matrix: Water | Lab File ID: O08375.D

Analysis Method: 8260C | Date Collected:

Sample wt/vol: 5(mL) | Date Analyzed: 04/01/2016 22:26

Soil Aliquot Vol: | Dilution Factor: 1

Soil Extract Vol.: | GC Column: DB-624 ID: 0.18(mm)

% Moisture: | Level: (low/med) Low

Analysis Batch No.: 360191 | Units: ug/L

CAS NO.	COMPOUND NAME	RESULT	Q	RL	MDL
76-13-1	Freon TF	19.1		1.0	0.34
98-82-8	Isopropylbenzene	20.4		1.0	0.32
179601-23-1	m&p-Xylene	19.4		1.0	0.28
79-20-9	Methyl acetate	107		5.0	0.58
108-87-2	Methylcyclohexane	19.1		1.0	0.22
75-09-2	Methylene Chloride	20.5		1.0	0.21
1634-04-4	MTBE	18.8		1.0	0.13
95-47-6	o-Xylene	19.4		1.0	0.32
100-42-5	Styrene	19.5		1.0	0.17
127-18-4	Tetrachloroethene	22.0		1.0	0.12
108-88-3	Toluene	19.4		1.0	0.25
156-60-5	trans-1,2-Dichloroethene	19.8		1.0	0.18
10061-02-6	trans-1,3-Dichloropropene	20.3		1.0	0.19
79-01-6	Trichloroethene	21.2		1.0	0.22
75-69-4	Trichlorofluoromethane	18.9		1.0	0.15
75-01-4	Vinyl chloride	17.6		1.0	0.060

CAS NO.	SURROGATE	%REC	Q	LIMITS
17060-07-0	1,2-Dichloroethane-d4 (Surr)	96		70-130
460-00-4	Bromofluorobenzene	95		70-130
1868-53-7	Dibromofluoromethane (Surr)	101		70-130
2037-26-5	Toluene-d8 (Surr)	94		70-130

TestAmerica Edison
Target Compound Quantitation Report

Data File: \\ChromNA\Edison\ChromData\CVOAMS12\20160401-39324.b\O08375.D
Lims ID: LCSD
Client ID:
Sample Type: LCSD
Inject. Date: 01-Apr-2016 22:26:30 ALS Bottle#: 3 Worklist Smp#: 4
Purge Vol: 5.000 mL Dil. Factor: 1.0000
Sample Info: LCSD
Misc. Info.: 460-0039324-004
Operator ID: Instrument ID: CVOAMS12

Method: \\ChromNA\Edison\ChromData\CVOAMS12\20160401-39324.b\8260W_12.m
Limit Group: VOA - 8260C Water and Solid
Last Update: 03-Apr-2016 14:19:58 Calib Date: 23-Mar-2016 23:57:30
Integrator: RTE ID Type: Deconvolution ID
Quant Method: Internal Standard Quant By: Initial Calibration
Last ICal File: \\ChromNA\Edison\ChromData\CVOAMS12\20160323-38887.b\O07968.D

Column 1 : DB-624 (0.18 mm) Det: MS SCAN
Process Host: XAWRK053

First Level Reviewer: boykink Date: 01-Apr-2016 23:31:04

Compound	Sig	RT (min.)	Exp RT (min.)	Dlt RT (min.)	Q	Response	Cal Amt ug/l	OnCol Amt ug/l	Flags
1 Chlorotrifluoroethene	66	0.978	0.978	0.000	86	5700	20.0	11.5	
2 Dichlorodifluoromethane	85	0.997	0.997	0.000	100	64466	20.0	14.2	
4 Chloromethane	50	1.150	1.154	-0.004	97	85780	20.0	17.6	
3 Vinyl chloride	62	1.169	1.169	0.000	99	93028	20.0	17.6	
5 Butadiene	54	1.192	1.192	0.000	98	77446	20.0	16.4	
7 Bromomethane	94	1.360	1.364	-0.004	98	28918	20.0	13.4	
8 Chloroethane	64	1.420	1.424	-0.004	99	54466	20.0	15.4	
11 Dichlorofluoromethane	67	1.540	1.540	0.000	99	158747	20.0	20.8	
10 Trichlorofluoromethane	101	1.577	1.577	0.000	99	100814	20.0	18.9	
9 Pentane	72	1.629	1.629	0.000	95	25332	40.0	31.2	
14 Ethanol	46	1.682	1.689	-0.007	69	27479	800.0	890.0	
13 Ethyl ether	59	1.753	1.753	0.000	95	85992	20.0	19.6	
12 2-Methyl-1,3-butadiene	67	1.764	1.764	0.000	94	197544	20.0	18.4	
15 1,2-Dichloro-1,1,2-trifluo	67	1.764	1.764	0.000	90	197544	20.0	18.4	
21 Acrolein	56	1.824	1.828	-0.004	92	26128	40.0	27.0	
16 1,1-Dichloroethene	96	1.891	1.895	-0.004	98	71092	20.0	19.8	
18 1,1,2-Trichloro-1,2,2-trif	101	1.899	1.899	0.000	67	59669	20.0	19.1	
25 Acetone	58	1.929	1.932	-0.003	86	47817	100.0	102.3	
19 Iodomethane	142	1.985	1.989	-0.004	97	31886	20.0	9.40	
23 Isopropyl alcohol	45	2.022	2.026	-0.004	98	65983	200.0	196.3	
17 Carbon disulfide	76	2.030	2.030	0.000	100	268832	20.0	19.6	
32 Acetonitrile	41	2.123	2.127	-0.004	82	302766	200.0	212.2	
22 3-Chloro-1-propene	76	2.123	2.127	-0.004	91	51395	20.0	20.3	
27 Methyl acetate	74	2.146	2.146	0.000	100	89699	100.0	106.7	
20 Cyclopentene	67	2.183	2.183	0.000	96	191265	20.0	17.8	
24 Methylene Chloride	84	2.206	2.209	-0.003	94	85432	20.0	20.5	
* 30 TBA-d9 (IS)	65	2.239	2.239	0.000	99	383625	1000.0	1000.0	
31 2-Methyl-2-propanol	59	2.299	2.295	0.004	99	95715	200.0	192.0	
37 Acrylonitrile	53	2.374	2.374	0.000	95	377323	200.0	196.1	
26 trans-1,2-Dichloroethene	96	2.400	2.400	0.000	95	78294	20.0	19.8	
29 Methyl tert-butyl ether	73	2.408	2.404	0.004	97	246020	20.0	18.8	

Compound	Sig	RT (min.)	Exp RT (min.)	Dlt RT (min.)	Q	Response	Cal Amt ug/l	OnCol Amt ug/l	Flags
28 Hexane	57	2.606	2.606	0.000	93	82403	20.0	18.4	
36 1,1-Dichloroethane	63	2.703	2.703	0.000	99	146620	20.0	19.9	
40 Vinyl acetate	86	2.752	2.748	0.004	100	35628	40.0	37.0	
34 Isopropyl ether	45	2.775	2.774	0.001	91	283391	20.0	18.8	
35 2-Chloro-1,3-butadiene	88	2.775	2.774	0.001	92	69476	20.0	19.2	
39 Tert-butyl ethyl ether	59	3.059	3.059	0.000	88	253315	20.0	18.5	
* 52 2-Butanone-d5	46	3.130	3.130	0.000	0	506035	250.0	250.0	
42 2,2-Dichloropropane	97	3.164	3.160	0.004	70	25109	20.0	20.0	
41 cis-1,2-Dichloroethene	96	3.160	3.164	-0.004	92	86991	20.0	20.1	
53 2-Butanone (MEK)	72	3.182	3.179	0.003	100	54982	100.0	100.3	
58 Propionitrile	54	3.224	3.227	-0.003	97	158610	200.0	221.8	
47 Ethyl acetate	70	3.239	3.242	-0.003	99	18930	40.0	40.4	
48 Methyl acrylate	55	3.269	3.268	0.001	100	95645	20.0	17.5	
59 Methacrylonitrile	67	3.355	3.355	0.000	93	400790	200.0	191.3	
44 Chlorobromomethane	128	3.362	3.362	0.000	95	38741	20.0	20.4	
49 Tetrahydrofuran	42	3.411	3.411	0.000	98	68088	40.0	41.6	
45 Chloroform	83	3.437	3.437	0.000	98	134348	20.0	20.3	
$ 50 Dibromofluoromethane (Surr	113	3.575	3.575	0.000	98	167457	50.0	50.4	
51 1,1,1-Trichloroethane	97	3.594	3.598	-0.004	99	106862	20.0	21.2	
43 Cyclohexane	56	3.650	3.650	0.000	93	109372	20.0	18.7	
46 Carbon tetrachloride	117	3.744	3.747	-0.003	78	79014	20.0	20.2	
54 1,1-Dichloropropene	75	3.748	3.747	0.001	94	101827	20.0	20.1	
$ 60 1,2-Dichloroethane-d4 (Sur	65	3.879	3.878	0.001	96	217400	50.0	47.9	
63 Isobutyl alcohol	43	3.890	3.893	-0.003	93	92814	500.0	470.4	
56 Benzene	78	3.935	3.935	0.000	97	319179	20.0	20.0	
62 1,2-Dichloroethane	62	3.950	3.953	-0.003	96	109976	20.0	19.7	
55 Isooctane	57	4.039	4.036	0.003	54	129970	20.0	15.1	
66 Isopropyl acetate	43	4.047	4.043	0.004	95	271107	20.0	17.6	
61 Tert-amyl methyl ether	73	4.066	4.069	-0.003	91	217337	20.0	18.2	
* 64 Fluorobenzene	96	4.212	4.211	0.001	98	695723	50.0	50.0	
57 n-Heptane	43	4.234	4.230	0.004	94	60159	20.0	16.9	
70 n-Butanol	56	4.567	4.567	0.000	89	53445	500.0	448.6	
68 Trichloroethene	95	4.586	4.586	0.000	98	74443	20.0	21.2	
73 Ethyl acrylate	55	4.739	4.739	0.000	97	107982	20.0	17.9	
67 Methylcyclohexane	83	4.795	4.795	0.000	96	87314	20.0	19.1	
71 1,2-Dichloropropane	63	4.822	4.818	0.004	92	80560	20.0	19.6	
* 74 1,4-Dioxane-d8	96	4.938	4.930	0.008	94	53719	1000.0	1000.0	
69 Dibromomethane	93	4.938	4.941	-0.003	95	47342	20.0	20.5	
75 Methyl methacrylate	100	4.994	4.990	0.004	93	46498	40.0	37.4	
76 1,4-Dioxane	88	4.990	4.997	-0.007	29	24656	400.0	395.9	
77 n-Propyl acetate	43	5.076	5.072	0.004	99	128496	20.0	18.2	
72 Dichlorobromomethane	83	5.136	5.136	0.000	98	96048	20.0	20.2	
83 2-Nitropropane	41	5.402	5.405	-0.003	97	49333	40.0	40.0	
78 2-Chloroethyl vinyl ether	63	5.518	5.518	0.000	94	8183	20.0	7.08	
82 Epichlorohydrin	57	5.566	5.566	0.000	99	140583	400.0	353.5	
79 cis-1,3-Dichloropropene	75	5.667	5.671	-0.004	95	126022	20.0	19.9	
85 4-Methyl-2-pentanone (MIBK	43	5.884	5.888	-0.004	98	379293	100.0	95.6	
$ 80 Toluene-d8 (Surr)	98	5.997	5.997	0.000	100	605481	50.0	47.0	
81 Toluene	91	6.079	6.075	0.004	93	289550	20.0	19.4	
86 trans-1,3-Dichloropropene	75	6.382	6.382	0.000	99	112976	20.0	20.3	
88 Ethyl methacrylate	69	6.562	6.562	0.000	92	90215	20.0	18.9	
87 1,1,2-Trichloroethane	83	6.610	6.610	0.000	95	56120	20.0	20.1	

Compound	Sig	RT (min.)	Exp RT (min.)	Dlt RT (min.)	Q	Response	Cal Amt ug/l	OnCol Amt ug/l	Flags
84 Tetrachloroethene	166	6.783	6.782	0.001	97	69072	20.0	22.0	
90 1,3-Dichloropropane	76	6.824	6.824	0.000	96	117419	20.0	19.3	
93 2-Hexanone	43	7.000	7.003	-0.003	97	260026	100.0	94.6	
89 Chlorodibromomethane	129	7.123	7.123	0.000	98	69376	20.0	21.3	
92 n-Butyl acetate	43	7.228	7.224	0.004	98	114182	20.0	18.3	
91 Ethylene Dibromide	107	7.254	7.254	0.000	98	68100	20.0	20.7	
* 94 Chlorobenzene-d5	117	7.943	7.943	0.001	87	440078	50.0	50.0	
95 Chlorobenzene	112	7.980	7.984	-0.004	93	171469	20.0	19.3	
97 1,1,1,2-Tetrachloroethane	131	8.126	8.122	0.004	96	61302	20.0	19.8	
96 Ethylbenzene	106	8.186	8.189	-0.003	99	89647	20.0	19.6	
98 m-Xylene & p-Xylene	106	8.373	8.373	0.000	97	111262	20.0	19.4	
99 o-Xylene	106	8.964	8.964	0.000	93	111740	20.0	19.4	
101 Styrene	104	8.994	8.990	0.004	95	193792	20.0	19.5	
102 n-Butyl acrylate	73	9.043	9.043	0.000	98	51404	20.0	18.4	
100 Bromoform	173	9.222	9.215	0.007	98	43896	20.0	20.5	
105 Amyl acetate (mixed isomer	43	9.432	9.432	0.000	89	129635	20.0	18.8	
103 Isopropylbenzene	105	9.578	9.574	0.004	96	268623	20.0	20.4	
$ 106 4-Bromofluorobenzene	174	9.776	9.776	0.000	92	177596	50.0	47.6	
107 Bromobenzene	156	9.971	9.971	0.000	97	75332	20.0	20.7	
109 1,1,2,2-Tetrachloroethane	83	10.079	10.076	0.003	99	78120	20.0	18.7	
112 1,2,3-Trichloropropane	110	10.098	10.106	-0.008	97	22881	20.0	19.0	
114 trans-1,4-Dichloro-2-buten	53	10.177	10.177	0.000	90	28497	20.0	20.4	
108 N-Propylbenzene	91	10.244	10.244	0.000	99	324396	20.0	20.7	
110 2-Chlorotoluene	91	10.319	10.323	-0.004	98	195155	20.0	20.2	
111 4-Ethyltoluene	105	10.446	10.442	0.004	99	263015	20.0	19.2	
115 4-Chlorotoluene	91	10.514	10.510	0.004	98	205185	20.0	19.7	
113 1,3,5-Trimethylbenzene	105	10.562	10.566	-0.004	93	187815	20.0	18.2	
118 Butyl Methacrylate	87	10.835	10.832	0.003	94	64726	20.0	16.9	
116 tert-Butylbenzene	119	11.082	11.079	0.004	95	184319	20.0	20.7	
117 1,2,4-Trimethylbenzene	105	11.161	11.161	0.000	97	187237	20.0	17.7	
119 sec-Butylbenzene	105	11.419	11.423	-0.004	99	255511	20.0	20.3	
120 1,3-Dichlorobenzene	146	11.509	11.505	0.004	96	135248	20.0	20.2	
* 122 1,4-Dichlorobenzene-d4	152	11.606	11.606	0.000	95	227031	50.0	50.0	
123 1,4-Dichlorobenzene	146	11.640	11.636	0.004	96	138639	20.0	20.0	
121 4-Isopropyltoluene	119	11.651	11.647	0.004	98	212117	20.0	19.5	
125 Benzyl chloride	126	11.842	11.838	0.004	98	37762	20.0	23.5	
124 2,3-Dihydroindene	117	11.966	11.965	0.001	95	246544	20.0	18.9	
128 1,2-Dichlorobenzene	146	12.093	12.089	0.004	96	130349	20.0	19.4	
126 p-Diethylbenzene	119	12.138	12.138	0.000	92	113196	20.0	17.7	
127 n-Butylbenzene	91	12.160	12.160	0.000	97	199804	20.0	18.4	
130 1,2-Dibromo-3-Chloropropan	75	12.946	12.946	0.000	92	18914	20.0	20.5	
129 1,2,4,5-Tetramethylbenzene	119	12.961	12.961	0.000	97	187244	20.0	16.9	
131 1,3,5-Trichlorobenzene	180	13.156	13.155	0.001	98	92428	20.0	18.6	
132 1,2,4-Trichlorobenzene	180	13.706	13.706	0.000	92	104229	20.0	22.3	
133 Hexachlorobutadiene	225	13.878	13.878	0.000	96	33254	20.0	22.8	
135 Naphthalene	128	13.904	13.900	0.004	99	323822	20.0	23.9	
136 1,2,3-Trichlorobenzene	180	14.106	14.102	0.004	96	102974	20.0	22.4	
S 137 1,2-Dichloroethene, Total	100				0		40.0	39.9	
S 138 Xylenes, Total	100				0		40.0	38.8	
S 139 Total BTEX	1				0		100.0	97.9	

Reagents:

GASES Li_00147	Amount Added:	20.00	Units: uL	
8260MIX1COMB_00034	Amount Added:	20.00	Units: uL	
ACROLEIN W_00049	Amount Added:	4.00	Units: uL	
8260ISNEW_00064	Amount Added:	1.00	Units: uL	Run Reagent
8260SURR250_00119	Amount Added:	1.00	Units: uL	Run Reagent

Report Date: 03-Apr-2016 14:20:00 Chrom Revision: 2.2 04-Mar-2016 14:36:24

TestAmerica Edison

Data File: \\ChromNA\Edison\ChromData\CVOAMS12\20160401-39324.b\O08375.D

Injection Date:	01-Apr-2016 22:26:30	Instrument ID:	CVOAMS12	Operator ID:	
Lims ID:	LCSD			Worklist Smp#:	4
Client ID:					
Purge Vol:	5.000 mL	Dil. Factor:	1.0000	ALS Bottle#:	3
Method:	8260W_12	Limit Group:	VOA - 8260C Water and Solid		

Column: DB-624 (0.18 mm)

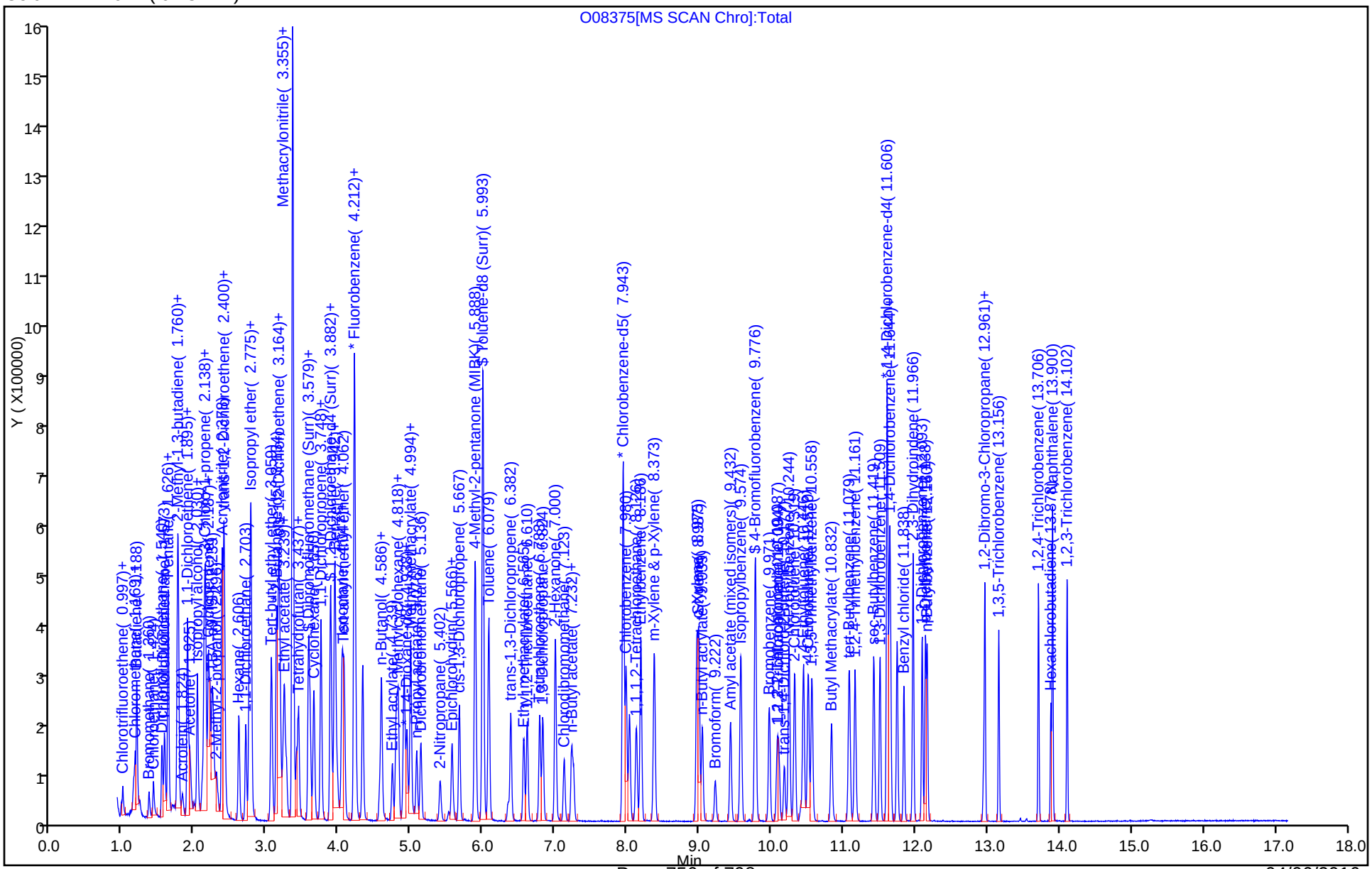

FORM I
GC/MS VOA ORGANICS ANALYSIS DATA SHEET

Lab Name: TestAmerica Edison | Job No.: 460-111103-1

SDG No.:

Client Sample ID: | Lab Sample ID: LCSD 460-360252/6

Matrix: Water | Lab File ID: O08405.D

Analysis Method: 8260C | Date Collected:

Sample wt/vol: 5(mL) | Date Analyzed: 04/02/2016 12:11

Soil Aliquot Vol: | Dilution Factor: 1

Soil Extract Vol.: | GC Column: DB-624 ID: 0.18(mm)

% Moisture: | Level: (low/med) Low

Analysis Batch No.: 360252 | Units: ug/L

CAS NO.	COMPOUND NAME	RESULT	Q	RL	MDL
71-55-6	1,1,1-Trichloroethane	21.5		1.0	0.28
79-34-5	1,1,2,2-Tetrachloroethane	16.9		1.0	0.19
79-00-5	1,1,2-Trichloroethane	20.5		1.0	0.080
75-34-3	1,1-Dichloroethane	21.0		1.0	0.24
75-35-4	1,1-Dichloroethene	20.2		1.0	0.34
87-61-6	1,2,3-Trichlorobenzene	21.2		1.0	0.35
120-82-1	1,2,4-Trichlorobenzene	21.1		1.0	0.27
96-12-8	1,2-Dibromo-3-Chloropropane	19.6		1.0	0.23
106-93-4	1,2-Dibromoethane	20.7		1.0	0.19
95-50-1	1,2-Dichlorobenzene	19.5		1.0	0.22
107-06-2	1,2-Dichloroethane	19.9		1.0	0.25
78-87-5	1,2-Dichloropropane	19.9		1.0	0.18
541-73-1	1,3-Dichlorobenzene	20.5		1.0	0.33
106-46-7	1,4-Dichlorobenzene	19.8		1.0	0.33
123-91-1	1,4-Dioxane	411		50	8.7
78-93-3	2-Butanone	107		5.0	2.2
591-78-6	2-Hexanone	100		5.0	0.72
108-10-1	4-Methyl-2-pentanone	98.0		5.0	0.63
67-64-1	Acetone	109		5.0	1.1
71-43-2	Benzene	21.2		1.0	0.090
74-97-5	Bromochloromethane	21.6		1.0	0.30
75-27-4	Bromodichloromethane	20.6		1.0	0.15
75-25-2	Bromoform	20.9		1.0	0.18
74-83-9	Bromomethane	18.0		1.0	0.18
75-15-0	Carbon disulfide	20.0		1.0	0.22
56-23-5	Carbon tetrachloride	22.0		1.0	0.33
108-90-7	Chlorobenzene	20.2		1.0	0.24
75-00-3	Chloroethane	17.5		1.0	0.37
67-66-3	Chloroform	21.0		1.0	0.22
74-87-3	Chloromethane	20.8		1.0	0.22
156-59-2	cis-1,2-Dichloroethene	20.9		1.0	0.26
10061-01-5	cis-1,3-Dichloropropene	20.5		1.0	0.16
110-82-7	Cyclohexane	20.4		1.0	0.26
124-48-1	Dibromochloromethane	21.3		1.0	0.22
75-71-8	Dichlorodifluoromethane	11.0		1.0	0.14
100-41-4	Ethylbenzene	20.6		1.0	0.30

FORM I
GC/MS VOA ORGANICS ANALYSIS DATA SHEET

Lab Name: TestAmerica Edison | Job No.: 460-111103-1

SDG No.:

Client Sample ID: | Lab Sample ID: LCSD 460-360252/6

Matrix: Water | Lab File ID: O08405.D

Analysis Method: 8260C | Date Collected:

Sample wt/vol: 5(mL) | Date Analyzed: 04/02/2016 12:11

Soil Aliquot Vol: | Dilution Factor: 1

Soil Extract Vol.: | GC Column: DB-624 ID: 0.18(mm)

% Moisture: | Level: (low/med) Low

Analysis Batch No.: 360252 | Units: ug/L

CAS NO.	COMPOUND NAME	RESULT	Q	RL	MDL
76-13-1	Freon TF	19.6		1.0	0.34
98-82-8	Isopropylbenzene	21.9		1.0	0.32
179601-23-1	m&p-Xylene	21.6		1.0	0.28
79-20-9	Methyl acetate	115		5.0	0.58
108-87-2	Methylcyclohexane	18.9		1.0	0.22
75-09-2	Methylene Chloride	21.7		1.0	0.21
1634-04-4	MTBE	17.9		1.0	0.13
95-47-6	o-Xylene	21.5		1.0	0.32
100-42-5	Styrene	21.3		1.0	0.17
127-18-4	Tetrachloroethene	22.2		1.0	0.12
108-88-3	Toluene	19.8		1.0	0.25
156-60-5	trans-1,2-Dichloroethene	20.2		1.0	0.18
10061-02-6	trans-1,3-Dichloropropene	21.2		1.0	0.19
79-01-6	Trichloroethene	21.7		1.0	0.22
75-69-4	Trichlorofluoromethane	17.1		1.0	0.15
75-01-4	Vinyl chloride	19.6		1.0	0.060

CAS NO.	SURROGATE	%REC	Q	LIMITS
17060-07-0	1,2-Dichloroethane-d4 (Surr)	95		70-130
460-00-4	Bromofluorobenzene	98		70-130
1868-53-7	Dibromofluoromethane (Surr)	100		70-130
2037-26-5	Toluene-d8 (Surr)	94		70-130

TestAmerica Edison
Target Compound Quantitation Report

Data File: \\ChromNA\Edison\ChromData\CVOAMS12\20160402-39337.b\O08405.D
Lims ID: LCSD
Client ID:
Sample Type: LCSD
Inject. Date: 02-Apr-2016 12:11:30 ALS Bottle#: 5 Worklist Smp#: 6
Purge Vol: 5.000 mL Dil. Factor: 1.0000
Sample Info: LCSD
Misc. Info.: 460-0039337-006
Operator ID: Instrument ID: CVOAMS12

Method: \\ChromNA\Edison\ChromData\CVOAMS12\20160402-39337.b\8260W_12.m
Limit Group: VOA - 8260C Water and Solid
Last Update: 04-Apr-2016 18:34:58 Calib Date: 23-Mar-2016 23:57:30
Integrator: RTE ID Type: Deconvolution ID
Quant Method: Internal Standard Quant By: Initial Calibration
Last ICal File: \\ChromNA\Edison\ChromData\CVOAMS12\20160323-38887.b\O07968.D

Column 1 : DB-624 (0.18 mm) Det: MS SCAN
Process Host: XAWRK047

First Level Reviewer: delpolitov Date: 04-Apr-2016 18:35:44

Compound	Sig	RT (min.)	Exp RT (min.)	Dlt RT (min.)	Q	Response	Cal Amt ug/l	OnCol Amt ug/l	Flags
1 Chlorotrifluoroethene	66	0.974	0.978	-0.004	82	5970	20.0	12.3	
2 Dichlorodifluoromethane	85	0.997	0.997	0.000	99	48756	20.0	11.0	
4 Chloromethane	50	1.158	1.150	0.008	99	98916	20.0	20.8	
3 Vinyl chloride	62	1.169	1.169	0.000	97	101243	20.0	19.6	
5 Butadiene	54	1.191	1.188	0.003	99	72195	20.0	15.6	
7 Bromomethane	94	1.364	1.360	0.004	96	33044	20.0	18.0	
8 Chloroethane	64	1.420	1.420	0.000	97	60461	20.0	17.5	
11 Dichlorofluoromethane	67	1.539	1.540	-0.001	98	168479	20.0	22.6	
10 Trichlorofluoromethane	101	1.577	1.577	0.000	98	89187	20.0	17.1	
9 Pentane	72	1.626	1.626	0.000	96	24967	40.0	31.5	
14 Ethanol	46	1.693	1.682	0.011	93	25882	800.0	1004.3	
13 Ethyl ether	59	1.753	1.753	0.000	97	81837	20.0	19.1	
15 1,2-Dichloro-1,1,2-trifluo	67	1.764	1.764	0.000	87	200403	20.0	19.1	
12 2-Methyl-1,3-butadiene	67	1.764	1.764	0.000	93	200403	20.0	19.1	
21 Acrolein	56	1.828	1.828	0.000	93	36020	40.0	44.6	
16 1,1-Dichloroethene	96	1.895	1.891	0.004	97	71084	20.0	20.2	
18 1,1,2-Trichloro-1,2,2-trif	101	1.899	1.899	0.000	62	59874	20.0	19.6	
25 Acetone	58	1.929	1.933	-0.004	86	43857	100.0	108.6	
19 Iodomethane	142	1.992	1.989	0.003	98	35490	20.0	10.7	
23 Isopropyl alcohol	45	2.026	2.022	0.004	33	57635	200.0	205.4	
17 Carbon disulfide	76	2.033	2.030	0.003	99	268710	20.0	20.0	
32 Acetonitrile	41	2.127	2.123	0.004	80	294761	200.0	247.4	
22 3-Chloro-1-propene	76	2.131	2.127	0.004	90	51021	20.0	20.6	
27 Methyl acetate	74	2.138	2.142	-0.004	100	80951	100.0	115.4	
20 Cyclopentene	67	2.183	2.183	0.000	96	202872	20.0	19.3	
24 Methylene Chloride	84	2.206	2.206	0.000	96	88641	20.0	21.7	
* 30 TBA-d9 (IS)	65	2.239	2.239	0.000	98	320214	1000.0	1000.0	
31 2-Methyl-2-propanol	59	2.299	2.299	0.000	99	78295	200.0	188.1	
37 Acrylonitrile	53	2.374	2.374	0.000	93	345077	200.0	183.5	
26 trans-1,2-Dichloroethene	96	2.400	2.397	0.003	97	78202	20.0	20.2	
29 Methyl tert-butyl ether	73	2.408	2.404	0.004	98	229054	20.0	17.9	

Compound	Sig	RT (min.)	Exp RT (min.)	Dlt RT (min.)	Q	Response	Cal Amt ug/l	OnCol Amt ug/l	Flags
28 Hexane	57	2.610	2.602	0.008	94	82040	20.0	18.7	
36 1,1-Dichloroethane	63	2.703	2.703	0.000	99	151280	20.0	21.0	
40 Vinyl acetate	86	2.748	2.752	-0.004	100	32510	40.0	34.6	
34 Isopropyl ether	45	2.774	2.771	0.003	90	277050	20.0	18.9	
35 2-Chloro-1,3-butadiene	88	2.774	2.778	-0.004	93	70016	20.0	19.8	
39 Tert-butyl ethyl ether	59	3.063	3.063	0.000	89	241926	20.0	18.1	
* 52 2-Butanone-d5	46	3.130	3.130	0.000	0	437537	250.0	250.0	
41 cis-1,2-Dichloroethene	96	3.164	3.160	0.004	93	88362	20.0	20.9	
42 2,2-Dichloropropane	97	3.164	3.164	0.000	68	27403	20.0	22.4	
53 2-Butanone (MEK)	72	3.179	3.179	0.000	100	50905	100.0	107.4	
58 Propionitrile	54	3.220	3.224	-0.004	94	139200	200.0	233.2	
47 Ethyl acetate	70	3.238	3.242	-0.004	99	17224	40.0	42.5	
48 Methyl acrylate	55	3.272	3.265	0.007	98	83294	20.0	15.6	
59 Methacrylonitrile	67	3.351	3.351	0.000	94	366680	200.0	179.1	
44 Chlorobromomethane	128	3.358	3.362	-0.004	45	40163	20.0	21.6	
49 Tetrahydrofuran	42	3.407	3.407	0.000	97	59670	40.0	42.2	
45 Chloroform	83	3.437	3.437	0.000	98	135294	20.0	21.0	
$ 50 Dibromofluoromethane (Surr	113	3.575	3.572	0.003	98	161920	50.0	49.8	
51 1,1,1-Trichloroethane	97	3.598	3.594	0.004	99	106186	20.0	21.5	
43 Cyclohexane	56	3.646	3.647	-0.001	93	116342	20.0	20.4	
46 Carbon tetrachloride	117	3.747	3.748	-0.001	76	84272	20.0	22.0	
54 1,1-Dichloropropene	75	3.751	3.748	0.003	94	102847	20.0	20.8	
$ 60 1,2-Dichloroethane-d4 (Sur	65	3.878	3.879	-0.001	96	211001	50.0	47.5	
63 Isobutyl alcohol	43	3.890	3.890	0.000	57	78994	500.0	479.6	
56 Benzene	78	3.938	3.938	0.000	96	323911	20.0	21.2	
62 1,2-Dichloroethane	62	3.949	3.950	-0.001	96	108582	20.0	19.9	
55 Isooctane	57	4.039	4.036	0.003	56	122473	20.0	14.6	
66 Isopropyl acetate	43	4.043	4.043	0.000	95	247677	20.0	16.4	
61 Tert-amyl methyl ether	73	4.069	4.066	0.003	94	204386	20.0	17.5	
* 64 Fluorobenzene	96	4.211	4.212	-0.001	98	679963	50.0	50.0	
57 n-Heptane	43	4.230	4.227	0.003	95	57087	20.0	16.4	
70 n-Butanol	56	4.567	4.563	0.004	88	47432	500.0	477.0	
68 Trichloroethene	95	4.586	4.586	0.000	97	74272	20.0	21.7	
73 Ethyl acrylate	55	4.739	4.736	0.003	98	95866	20.0	16.2	
67 Methylcyclohexane	83	4.795	4.795	0.000	95	84833	20.0	18.9	
71 1,2-Dichloropropane	63	4.821	4.818	0.003	92	79738	20.0	19.9	
* 74 1,4-Dioxane-d8	96	4.934	4.934	0.000	96	48535	1000.0	1000.0	
69 Dibromomethane	93	4.941	4.941	0.000	95	46967	20.0	20.8	
75 Methyl methacrylate	100	4.994	4.990	0.004	92	42734	40.0	35.1	
76 1,4-Dioxane	88	4.994	5.001	-0.007	29	23118	400.0	410.9	
77 n-Propyl acetate	43	5.076	5.076	0.000	99	116925	20.0	16.9	
72 Dichlorobromomethane	83	5.132	5.132	0.000	100	95410	20.0	20.6	
83 2-Nitropropane	41	5.401	5.402	-0.001	98	46460	40.0	38.6	
78 2-Chloroethyl vinyl ether	63	5.521	5.518	0.003	89	8898	20.0	7.83	
82 Epichlorohydrin	57	5.562	5.566	-0.004	99	132035	400.0	384.0	
79 cis-1,3-Dichloropropene	75	5.667	5.667	0.000	95	124552	20.0	20.5	
85 4-Methyl-2-pentanone (MIBK	43	5.888	5.888	0.000	97	336079	100.0	98.0	
$ 80 Toluene-d8 (Surr)	98	5.996	5.997	-0.001	99	580360	50.0	47.0	
81 Toluene	91	6.075	6.075	0.000	93	281781	20.0	19.8	
86 trans-1,3-Dichloropropene	75	6.386	6.382	0.004	98	112790	20.0	21.2	
88 Ethyl methacrylate	69	6.562	6.562	0.000	91	84624	20.0	18.5	
87 1,1,2-Trichloroethane	83	6.614	6.607	0.007	94	54933	20.0	20.5	

Compound	Sig	RT (min.)	Exp RT (min.)	Dlt RT (min.)	Q	Response	Cal Amt ug/l	OnCol Amt ug/l	Flags
84 Tetrachloroethene	166	6.786	6.783	0.003	98	66984	20.0	22.2	
90 1,3-Dichloropropane	76	6.827	6.827	0.000	96	116317	20.0	20.0	
93 2-Hexanone	43	6.999	7.000	-0.001	97	237642	100.0	100.0	
89 Chlorodibromomethane	129	7.123	7.123	0.000	99	66435	20.0	21.3	
92 n-Butyl acetate	43	7.228	7.228	0.000	98	105977	20.0	17.7	
91 Ethylene Dibromide	107	7.254	7.250	0.004	99	65246	20.0	20.7	
* 94 Chlorobenzene-d5	117	7.942	7.943	-0.001	87	421647	50.0	50.0	
95 Chlorobenzene	112	7.984	7.984	0.000	94	171524	20.0	20.2	
97 1,1,1,2-Tetrachloroethane	131	8.122	8.126	-0.004	94	60570	20.0	20.4	
96 Ethylbenzene	106	8.186	8.186	0.000	99	89936	20.0	20.6	
98 m-Xylene & p-Xylene	106	8.377	8.373	0.004	97	118456	20.0	21.6	
99 o-Xylene	106	8.964	8.968	-0.004	94	118724	20.0	21.5	
101 Styrene	104	8.990	8.990	0.000	96	203173	20.0	21.3	
102 n-Butyl acrylate	73	9.039	9.043	-0.004	98	53711	20.0	20.1	
100 Bromoform	173	9.222	9.222	0.000	97	42807	20.0	20.9	
105 Amyl acetate (mixed isomer	43	9.432	9.432	0.000	90	132289	20.0	18.5	
103 Isopropylbenzene	105	9.574	9.574	0.000	96	276357	20.0	21.9	
$ 106 4-Bromofluorobenzene	174	9.776	9.776	0.000	92	175966	50.0	49.2	
107 Bromobenzene	156	9.971	9.967	0.004	96	72468	20.0	19.3	
109 1,1,2,2-Tetrachloroethane	83	10.079	10.079	0.000	97	72856	20.0	16.9	
112 1,2,3-Trichloropropane	110	10.105	10.106	-0.001	97	22075	20.0	17.7	
114 trans-1,4-Dichloro-2-buten	53	10.180	10.180	0.000	90	22788	20.0	15.8	
108 N-Propylbenzene	91	10.244	10.244	0.000	99	335737	20.0	20.7	
110 2-Chlorotoluene	91	10.319	10.323	-0.004	98	202514	20.0	20.3	
111 4-Ethyltoluene	105	10.446	10.446	0.000	99	269949	20.0	19.1	
115 4-Chlorotoluene	91	10.510	10.510	0.000	98	212135	20.0	19.7	
113 1,3,5-Trimethylbenzene	105	10.562	10.562	0.000	93	188435	20.0	17.6	
118 Butyl Methacrylate	87	10.835	10.832	0.003	93	64064	20.0	16.2	
116 tert-Butylbenzene	119	11.082	11.082	0.000	95	193887	20.0	21.1	
117 1,2,4-Trimethylbenzene	105	11.161	11.161	0.000	97	185783	20.0	17.0	
119 sec-Butylbenzene	105	11.419	11.423	-0.004	99	274459	20.0	21.1	
120 1,3-Dichlorobenzene	146	11.505	11.505	0.000	97	141985	20.0	20.5	
* 122 1,4-Dichlorobenzene-d4	152	11.606	11.606	0.000	96	234686	50.0	50.0	
123 1,4-Dichlorobenzene	146	11.636	11.640	-0.004	96	142144	20.0	19.8	
121 4-Isopropyltoluene	119	11.651	11.651	0.000	98	212253	20.0	18.9	
125 Benzyl chloride	126	11.842	11.838	0.004	98	36824	20.0	22.1	
124 2,3-Dihydroindene	117	11.965	11.966	-0.001	95	257937	20.0	19.1	
128 1,2-Dichlorobenzene	146	12.093	12.093	0.000	96	135182	20.0	19.5	
126 p-Diethylbenzene	119	12.138	12.138	0.000	92	109505	20.0	16.6	
127 n-Butylbenzene	91	12.160	12.160	0.000	98	188917	20.0	16.8	
130 1,2-Dibromo-3-Chloropropan	75	12.942	12.942	0.000	91	18718	20.0	19.6	
129 1,2,4,5-Tetramethylbenzene	119	12.965	12.961	0.004	98	182311	20.0	15.9	
131 1,3,5-Trichlorobenzene	180	13.155	13.156	-0.001	97	90906	20.0	17.7	
132 1,2,4-Trichlorobenzene	180	13.706	13.706	0.000	93	101972	20.0	21.1	
133 Hexachlorobutadiene	225	13.881	13.878	0.003	96	32848	20.0	21.8	
135 Naphthalene	128	13.904	13.900	0.004	99	309882	20.0	22.1	
136 1,2,3-Trichlorobenzene	180	14.106	14.102	0.004	95	100701	20.0	21.2	
S 137 1,2-Dichloroethene, Total	100				0		40.0	41.2	
S 138 Xylenes, Total	100				0		40.0	43.1	
S 139 Total BTEX	1				0		100.0	104.6	

Reagents:

ACROLEIN W_00049	Amount Added:	4.00	Units: uL	
GASES Li_00147	Amount Added:	20.00	Units: uL	
8260MIX1COMB_00034	Amount Added:	20.00	Units: uL	
8260ISNEW_00064	Amount Added:	1.00	Units: uL	Run Reagent
8260SURR250_00119	Amount Added:	1.00	Units: uL	Run Reagent

Report Date: 04-Apr-2016 18:35:46 Chrom Revision: 2.2 04-Mar-2016 14:36:24

TestAmerica Edison

Data File: \\ChromNA\Edison\ChromData\CVOAMS12\20160402-39337.b\O08405.D

Injection Date:	02-Apr-2016 12:11:30	Instrument ID:	CVOAMS12	Operator ID:	
Lims ID:	LCSD			Worklist Smp#:	6
Client ID:					
Purge Vol:	5.000 mL	Dil. Factor:	1.0000	ALS Bottle#:	5
Method:	8260W_12	Limit Group:	VOA - 8260C Water and Solid		

Column: DB-624 (0.18 mm)

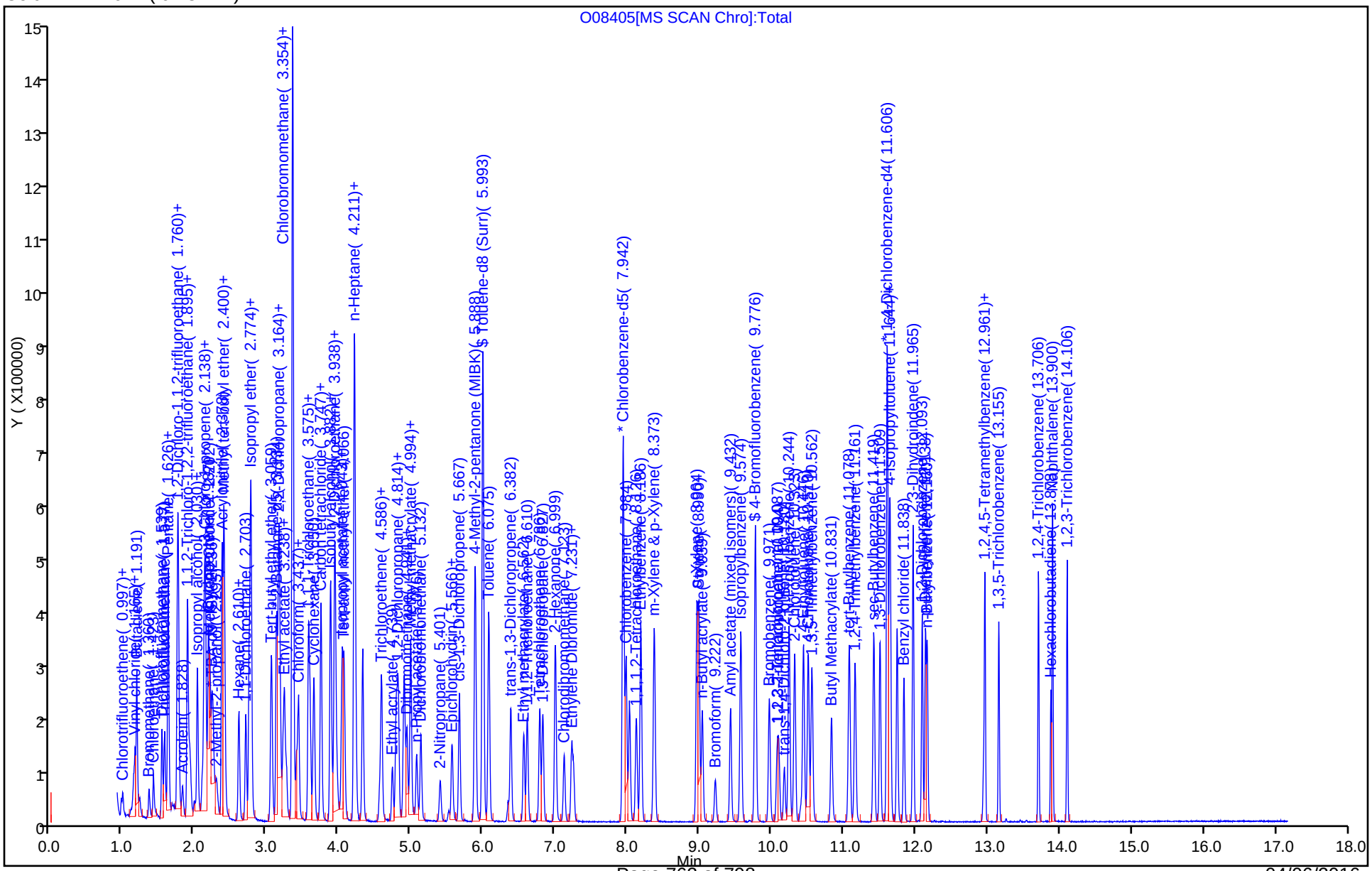

FORM I
GC/MS VOA ORGANICS ANALYSIS DATA SHEET

Lab Name: TestAmerica Edison | Job No.: 460-111103-1

SDG No.:

Client Sample ID: | Lab Sample ID: LCSD 460-360372/5

Matrix: Water | Lab File ID: O08432.D

Analysis Method: 8260C | Date Collected:

Sample wt/vol: 5(mL) | Date Analyzed: 04/03/2016 10:49

Soil Aliquot Vol: | Dilution Factor: 1

Soil Extract Vol.: | GC Column: DB-624 ID: 0.18(mm)

% Moisture: | Level: (low/med) Low

Analysis Batch No.: 360372 | Units: ug/L

CAS NO.	COMPOUND NAME	RESULT	Q	RL	MDL
71-55-6	1,1,1-Trichloroethane	21.3		1.0	0.28
79-34-5	1,1,2,2-Tetrachloroethane	19.3		1.0	0.19
79-00-5	1,1,2-Trichloroethane	19.9		1.0	0.080
75-34-3	1,1-Dichloroethane	20.0		1.0	0.24
75-35-4	1,1-Dichloroethene	20.2		1.0	0.34
87-61-6	1,2,3-Trichlorobenzene	22.4		1.0	0.35
120-82-1	1,2,4-Trichlorobenzene	23.1		1.0	0.27
96-12-8	1,2-Dibromo-3-Chloropropane	22.4		1.0	0.23
106-93-4	1,2-Dibromoethane	20.1		1.0	0.19
95-50-1	1,2-Dichlorobenzene	20.2		1.0	0.22
107-06-2	1,2-Dichloroethane	19.5		1.0	0.25
78-87-5	1,2-Dichloropropane	20.3		1.0	0.18
541-73-1	1,3-Dichlorobenzene	20.7		1.0	0.33
106-46-7	1,4-Dichlorobenzene	20.1		1.0	0.33
123-91-1	1,4-Dioxane	435		50	8.7
78-93-3	2-Butanone	107		5.0	2.2
591-78-6	2-Hexanone	101		5.0	0.72
108-10-1	4-Methyl-2-pentanone	101		5.0	0.63
67-64-1	Acetone	95.4		5.0	1.1
71-43-2	Benzene	19.5		1.0	0.090
74-97-5	Bromochloromethane	20.8		1.0	0.30
75-27-4	Bromodichloromethane	21.4		1.0	0.15
75-25-2	Bromoform	20.3		1.0	0.18
74-83-9	Bromomethane	16.6		1.0	0.18
75-15-0	Carbon disulfide	19.8		1.0	0.22
56-23-5	Carbon tetrachloride	21.2		1.0	0.33
108-90-7	Chlorobenzene	20.2		1.0	0.24
75-00-3	Chloroethane	17.5		1.0	0.37
67-66-3	Chloroform	20.5		1.0	0.22
74-87-3	Chloromethane	18.9		1.0	0.22
156-59-2	cis-1,2-Dichloroethene	20.0		1.0	0.26
10061-01-5	cis-1,3-Dichloropropene	19.8		1.0	0.16
110-82-7	Cyclohexane	19.7		1.0	0.26
124-48-1	Dibromochloromethane	21.6		1.0	0.22
75-71-8	Dichlorodifluoromethane	17.0		1.0	0.14
100-41-4	Ethylbenzene	20.3		1.0	0.30

FORM I
GC/MS VOA ORGANICS ANALYSIS DATA SHEET

Lab Name: TestAmerica Edison | Job No.: 460-111103-1

SDG No.:

Client Sample ID: | Lab Sample ID: LCSD 460-360372/5

Matrix: Water | Lab File ID: O08432.D

Analysis Method: 8260C | Date Collected:

Sample wt/vol: 5(mL) | Date Analyzed: 04/03/2016 10:49

Soil Aliquot Vol: | Dilution Factor: 1

Soil Extract Vol.: | GC Column: DB-624 ID: 0.18(mm)

% Moisture: | Level: (low/med) Low

Analysis Batch No.: 360372 | Units: ug/L

CAS NO.	COMPOUND NAME	RESULT	Q	RL	MDL
76-13-1	Freon TF	19.6		1.0	0.34
98-82-8	Isopropylbenzene	20.9		1.0	0.32
179601-23-1	m&p-Xylene	20.3		1.0	0.28
79-20-9	Methyl acetate	99.3		5.0	0.58
108-87-2	Methylcyclohexane	21.1		1.0	0.22
75-09-2	Methylene Chloride	20.6		1.0	0.21
1634-04-4	MTBE	18.5		1.0	0.13
95-47-6	o-Xylene	19.5		1.0	0.32
100-42-5	Styrene	20.2		1.0	0.17
127-18-4	Tetrachloroethene	22.5		1.0	0.12
108-88-3	Toluene	19.5		1.0	0.25
156-60-5	trans-1,2-Dichloroethene	19.6		1.0	0.18
10061-02-6	trans-1,3-Dichloropropene	20.2		1.0	0.19
79-01-6	Trichloroethene	22.0		1.0	0.22
75-69-4	Trichlorofluoromethane	18.9		1.0	0.15
75-01-4	Vinyl chloride	18.9		1.0	0.060

CAS NO.	SURROGATE	%REC	Q	LIMITS
17060-07-0	1,2-Dichloroethane-d4 (Surr)	96		70-130
460-00-4	Bromofluorobenzene	97		70-130
1868-53-7	Dibromofluoromethane (Surr)	101		70-130
2037-26-5	Toluene-d8 (Surr)	95		70-130

TestAmerica Edison
Target Compound Quantitation Report

Data File: \\ChromNA\Edison\ChromData\CVOAMS12\20160403-39359.b\O08432.D
Lims ID: LCSD
Client ID:
Sample Type: LCSD
Inject. Date: 03-Apr-2016 10:49:30 ALS Bottle#: 4 Worklist Smp#: 5
Purge Vol: 5.000 mL Dil. Factor: 1.0000
Sample Info: LCSD
Misc. Info.: 460-0039359-005
Operator ID: Instrument ID: CVOAMS12

Method: \\ChromNA\Edison\ChromData\CVOAMS12\20160403-39359.b\8260W_12.m
Limit Group: VOA - 8260C Water and Solid
Last Update: 03-Apr-2016 22:14:33 Calib Date: 23-Mar-2016 23:57:30
Integrator: RTE ID Type: Deconvolution ID
Quant Method: Internal Standard Quant By: Initial Calibration
Last ICal File: \\ChromNA\Edison\ChromData\CVOAMS12\20160323-38887.b\O07968.D

Column 1 : DB-624 (0.18 mm) Det: MS SCAN
Process Host: XAWRK014

First Level Reviewer: boykink Date: 03-Apr-2016 22:14:33

Compound	Sig	RT (min.)	Exp RT (min.)	Dlt RT (min.)	Q	Response	Cal Amt ug/l	OnCol Amt ug/l	Flags
1 Chlorotrifluoroethene	66	0.974	0.975	-0.001	87	8451	20.0	17.4	
2 Dichlorodifluoromethane	85	0.997	0.997	0.000	100	75712	20.0	17.0	
4 Chloromethane	50	1.154	1.158	-0.004	98	90246	20.0	18.9	
3 Vinyl chloride	62	1.169	1.169	0.000	97	97663	20.0	18.9	
5 Butadiene	54	1.192	1.188	0.004	98	86214	20.0	18.6	
7 Bromomethane	94	1.360	1.360	0.000	98	33202	20.0	16.6	
8 Chloroethane	64	1.424	1.420	0.004	99	60461	20.0	17.5	
11 Dichlorofluoromethane	67	1.540	1.540	0.000	99	151525	20.0	20.3	
10 Trichlorofluoromethane	101	1.577	1.577	0.000	98	98782	20.0	18.9	
9 Pentane	72	1.622	1.626	-0.004	95	26954	40.0	33.9	
14 Ethanol	46	1.697	1.682	0.015	91	25545	800.0	851.0	
13 Ethyl ether	59	1.753	1.749	0.004	96	82015	20.0	19.1	
15 1,2-Dichloro-1,1,2-trifluo	67	1.764	1.764	0.000	86	197600	20.0	18.8	
12 2-Methyl-1,3-butadiene	67	1.764	1.764	0.000	92	197600	20.0	18.8	
21 Acrolein	56	1.828	1.828	0.000	91	26155	40.0	27.8	
16 1,1-Dichloroethene	96	1.895	1.891	0.004	98	71153	20.0	20.2	
18 1,1,2-Trichloro-1,2,2-trif	101	1.895	1.899	-0.004	92	59712	20.0	19.6	
25 Acetone	58	1.929	1.925	0.004	86	41892	100.0	95.4	
19 Iodomethane	142	1.985	1.989	-0.004	99	42415	20.0	12.8	
23 Isopropyl alcohol	45	2.026	2.022	0.004	28	62473	200.0	191.2	
17 Carbon disulfide	76	2.034	2.030	0.004	99	266599	20.0	19.8	
32 Acetonitrile	41	2.127	2.123	0.004	80	283078	200.0	204.0	
22 3-Chloro-1-propene	76	2.127	2.127	0.000	91	49885	20.0	20.1	
27 Methyl acetate	74	2.142	2.142	0.000	100	81110	100.0	99.3	
20 Cyclopentene	67	2.183	2.183	0.000	96	198753	20.0	18.9	
24 Methylene Chloride	84	2.209	2.206	0.003	94	84077	20.0	20.6	
* 30 TBA-d9 (IS)	65	2.239	2.236	0.003	99	372983	1000.0	1000.0	
31 2-Methyl-2-propanol	59	2.292	2.299	-0.007	99	88185	200.0	181.6	
37 Acrylonitrile	53	2.374	2.374	0.000	94	340803	200.0	180.9	
26 trans-1,2-Dichloroethene	96	2.400	2.400	0.000	98	75726	20.0	19.6	
29 Methyl tert-butyl ether	73	2.408	2.404	0.004	98	237878	20.0	18.5	

Compound	Sig	RT (min.)	Exp RT (min.)	Dlt RT (min.)	Q	Response	Cal Amt ug/l	OnCol Amt ug/l	Flags
28 Hexane	57	2.606	2.610	-0.004	93	87017	20.0	19.8	
36 1,1-Dichloroethane	63	2.703	2.703	0.000	100	144110	20.0	20.0	
40 Vinyl acetate	86	2.748	2.748	0.000	100	30683	40.0	32.6	
34 Isopropyl ether	45	2.771	2.771	0.000	97	279145	20.0	19.0	
35 2-Chloro-1,3-butadiene	88	2.775	2.778	-0.004	91	73252	20.0	20.7	
39 Tert-butyl ethyl ether	59	3.059	3.055	0.004	89	249045	20.0	18.6	
* 52 2-Butanone-d5	46	3.130	3.130	0.000	0	475309	250.0	250.0	
41 cis-1,2-Dichloroethene	96	3.160	3.160	0.000	92	84737	20.0	20.0	
42 2,2-Dichloropropane	97	3.160	3.168	-0.008	78	26703	20.0	21.8	
53 2-Butanone (MEK)	72	3.179	3.179	0.000	100	55005	100.0	106.8	
58 Propionitrile	54	3.224	3.220	0.004	97	144704	200.0	208.1	
47 Ethyl acetate	70	3.242	3.239	0.003	100	19676	40.0	44.7	
48 Methyl acrylate	55	3.265	3.269	-0.004	99	85107	20.0	15.9	
59 Methacrylonitrile	67	3.355	3.355	0.000	94	384351	200.0	187.4	
44 Chlorobromomethane	128	3.362	3.358	0.004	91	38755	20.0	20.8	
49 Tetrahydrofuran	42	3.407	3.407	0.000	97	61727	40.0	40.2	
45 Chloroform	83	3.433	3.437	-0.004	99	132569	20.0	20.5	
$ 50 Dibromofluoromethane (Surr	113	3.572	3.575	-0.003	97	164018	50.0	50.4	
51 1,1,1-Trichloroethane	97	3.594	3.594	0.000	98	105049	20.0	21.3	
43 Cyclohexane	56	3.650	3.650	0.000	94	112845	20.0	19.7	
46 Carbon tetrachloride	117	3.744	3.744	0.000	78	81234	20.0	21.2	
54 1,1-Dichloropropene	75	3.747	3.751	-0.004	93	103734	20.0	20.9	
$ 60 1,2-Dichloroethane-d4 (Sur	65	3.878	3.879	-0.001	96	212681	50.0	47.8	
63 Isobutyl alcohol	43	3.890	3.886	0.004	94	91735	500.0	478.2	
56 Benzene	78	3.935	3.935	0.000	96	316041	20.0	19.5	
62 1,2-Dichloroethane	62	3.950	3.950	0.000	96	106986	20.0	19.5	
55 Isooctane	57	4.039	4.036	0.003	63	140486	20.0	16.7	
66 Isopropyl acetate	43	4.043	4.039	0.004	95	268636	20.0	17.8	
61 Tert-amyl methyl ether	73	4.066	4.066	0.000	93	218486	20.0	18.7	
* 64 Fluorobenzene	96	4.212	4.212	0.000	98	681157	50.0	50.0	
57 n-Heptane	43	4.230	4.230	0.000	95	65260	20.0	18.7	
70 n-Butanol	56	4.563	4.560	0.003	89	57132	500.0	493.2	
68 Trichloroethene	95	4.589	4.586	0.003	98	75756	20.0	22.0	
73 Ethyl acrylate	55	4.739	4.739	0.000	98	105472	20.0	17.8	
67 Methylcyclohexane	83	4.795	4.795	0.000	96	94621	20.0	21.1	
71 1,2-Dichloropropane	63	4.818	4.818	0.000	93	81584	20.0	20.3	
* 74 1,4-Dioxane-d8	96	4.930	4.934	-0.004	56	50423	1000.0	1000.0	
69 Dibromomethane	93	4.938	4.941	-0.003	95	46080	20.0	20.4	
76 1,4-Dioxane	88	4.986	4.994	-0.008	30	25410	400.0	434.7	
75 Methyl methacrylate	100	4.994	4.994	0.000	92	47678	40.0	39.1	
77 n-Propyl acetate	43	5.076	5.076	0.000	99	126400	20.0	18.3	
72 Dichlorobromomethane	83	5.132	5.132	0.000	99	99426	20.0	21.4	
83 2-Nitropropane	41	5.402	5.402	0.000	97	49479	40.0	41.0	
78 2-Chloroethyl vinyl ether	63	5.518	5.521	-0.003	93	6739	20.0	6.01	
82 Epichlorohydrin	57	5.566	5.566	0.000	99	138229	400.0	370.1	
79 cis-1,3-Dichloropropene	75	5.667	5.667	0.000	95	127256	20.0	19.8	
85 4-Methyl-2-pentanone (MIBK	43	5.884	5.888	-0.004	98	375076	100.0	100.7	
$ 80 Toluene-d8 (Surr)	98	5.997	5.997	0.000	99	620537	50.0	47.4	
81 Toluene	91	6.075	6.075	0.000	93	295602	20.0	19.5	
86 trans-1,3-Dichloropropene	75	6.382	6.382	0.000	98	114315	20.0	20.2	
88 Ethyl methacrylate	69	6.562	6.562	0.000	91	92253	20.0	19.0	
87 1,1,2-Trichloroethane	83	6.607	6.607	0.000	94	56492	20.0	19.9	

Compound	Sig	RT (min.)	Exp RT (min.)	Dlt RT (min.)	Q	Response	Cal Amt ug/l	OnCol Amt ug/l	Flags
84 Tetrachloroethene	166	6.782	6.783	0.000	98	71834	20.0	22.5	
90 1,3-Dichloropropane	76	6.827	6.827	0.000	95	118628	20.0	19.2	
93 2-Hexanone	43	6.999	7.000	-0.001	97	260868	100.0	101.0	
89 Chlorodibromomethane	129	7.123	7.123	0.000	99	71532	20.0	21.6	
92 n-Butyl acetate	43	7.228	7.224	0.004	98	112346	20.0	17.7	
91 Ethylene Dibromide	107	7.254	7.250	0.004	98	67223	20.0	20.1	
* 94 Chlorobenzene-d5	117	7.943	7.943	0.000	86	447402	50.0	50.0	
95 Chlorobenzene	112	7.984	7.984	0.000	94	182322	20.0	20.2	
97 1,1,1,2-Tetrachloroethane	131	8.122	8.126	-0.004	96	64868	20.0	20.6	
96 Ethylbenzene	106	8.186	8.190	-0.004	98	94115	20.0	20.3	
98 m-Xylene & p-Xylene	106	8.373	8.373	0.000	97	118495	20.0	20.3	
99 o-Xylene	106	8.964	8.964	0.000	94	114305	20.0	19.5	
101 Styrene	104	8.994	8.990	0.004	95	204372	20.0	20.2	
102 n-Butyl acrylate	73	9.039	9.043	-0.004	98	53145	20.0	18.8	
100 Bromoform	173	9.222	9.222	0.000	97	44217	20.0	20.3	
105 Amyl acetate (mixed isomer	43	9.428	9.428	0.000	90	128595	20.0	18.3	
103 Isopropylbenzene	105	9.574	9.574	0.000	96	279425	20.0	20.9	
$ 106 4-Bromofluorobenzene	174	9.776	9.776	0.000	92	184692	50.0	48.7	
107 Bromobenzene	156	9.971	9.971	0.000	97	76910	20.0	20.8	
109 1,1,2,2-Tetrachloroethane	83	10.079	10.076	0.003	97	81871	20.0	19.3	
112 1,2,3-Trichloropropane	110	10.102	10.102	0.000	97	23354	20.0	19.1	
114 trans-1,4-Dichloro-2-buten	53	10.173	10.177	-0.004	91	26699	20.0	18.8	
108 N-Propylbenzene	91	10.244	10.244	0.000	99	331794	20.0	20.8	
110 2-Chlorotoluene	91	10.319	10.323	-0.004	97	201651	20.0	20.6	
111 4-Ethyltoluene	105	10.446	10.442	0.004	99	271259	20.0	19.5	
115 4-Chlorotoluene	91	10.510	10.514	-0.004	97	210773	20.0	19.9	
113 1,3,5-Trimethylbenzene	105	10.558	10.562	-0.004	92	197583	20.0	18.8	
118 Butyl Methacrylate	87	10.832	10.835	-0.003	94	68260	20.0	17.6	
116 tert-Butylbenzene	119	11.079	11.079	0.000	95	193142	20.0	21.4	
117 1,2,4-Trimethylbenzene	105	11.157	11.161	-0.004	98	201006	20.0	18.7	
119 sec-Butylbenzene	105	11.423	11.423	0.000	99	271826	20.0	21.3	
120 1,3-Dichlorobenzene	146	11.505	11.509	-0.004	97	140530	20.0	20.7	
* 122 1,4-Dichlorobenzene-d4	152	11.606	11.606	0.000	95	230538	50.0	50.0	
123 1,4-Dichlorobenzene	146	11.640	11.640	0.000	96	141965	20.0	20.1	
121 4-Isopropyltoluene	119	11.651	11.651	0.000	98	223355	20.0	20.3	
125 Benzyl chloride	126	11.838	11.838	0.000	98	38334	20.0	23.4	
124 2,3-Dihydroindene	117	11.965	11.966	-0.001	95	255689	20.0	19.3	
128 1,2-Dichlorobenzene	146	12.093	12.093	0.000	96	137604	20.0	20.2	
126 p-Diethylbenzene	119	12.138	12.138	0.000	94	121465	20.0	18.7	
127 n-Butylbenzene	91	12.160	12.160	0.000	98	214715	20.0	19.5	
130 1,2-Dibromo-3-Chloropropan	75	12.942	12.942	0.000	94	20991	20.0	22.4	
129 1,2,4,5-Tetramethylbenzene	119	12.961	12.961	0.000	97	207468	20.0	18.5	
131 1,3,5-Trichlorobenzene	180	13.155	13.156	-0.001	97	100054	20.0	19.9	
132 1,2,4-Trichlorobenzene	180	13.706	13.706	0.000	93	109422	20.0	23.1	
133 Hexachlorobutadiene	225	13.878	13.878	0.000	97	34931	20.0	23.6	
135 Naphthalene	128	13.900	13.904	-0.004	99	326102	20.0	23.7	
136 1,2,3-Trichlorobenzene	180	14.106	14.102	0.004	95	104559	20.0	22.4	
S 137 1,2-Dichloroethene, Total	100				0		40.0	39.6	
S 138 Xylenes, Total	100				0		40.0	39.8	
S 139 Total BTEX	1				0		100.0	99.1	

Reagents:

ACROLEIN W_00049	Amount Added:	4.00	Units: uL	
GASES Li_00147	Amount Added:	20.00	Units: uL	
8260MIX1COMB_00034	Amount Added:	20.00	Units: uL	
8260ISNEW_00064	Amount Added:	1.00	Units: uL	Run Reagent
8260SURR250_00119	Amount Added:	1.00	Units: uL	Run Reagent

Report Date: 03-Apr-2016 22:14:34 Chrom Revision: 2.2 04-Mar-2016 14:36:24

TestAmerica Edison

Data File: \\ChromNA\Edison\ChromData\CVOAMS12\20160403-39359.b\O08432.D

Injection Date:	03-Apr-2016 10:49:30	Instrument ID:	CVOAMS12	Operator ID:	
Lims ID:	LCSD			Worklist Smp#:	5
Client ID:					
Purge Vol:	5.000 mL	Dil. Factor:	1.0000	ALS Bottle#:	4
Method:	8260W_12	Limit Group:	VOA - 8260C Water and Solid		

Column: DB-624 (0.18 mm)

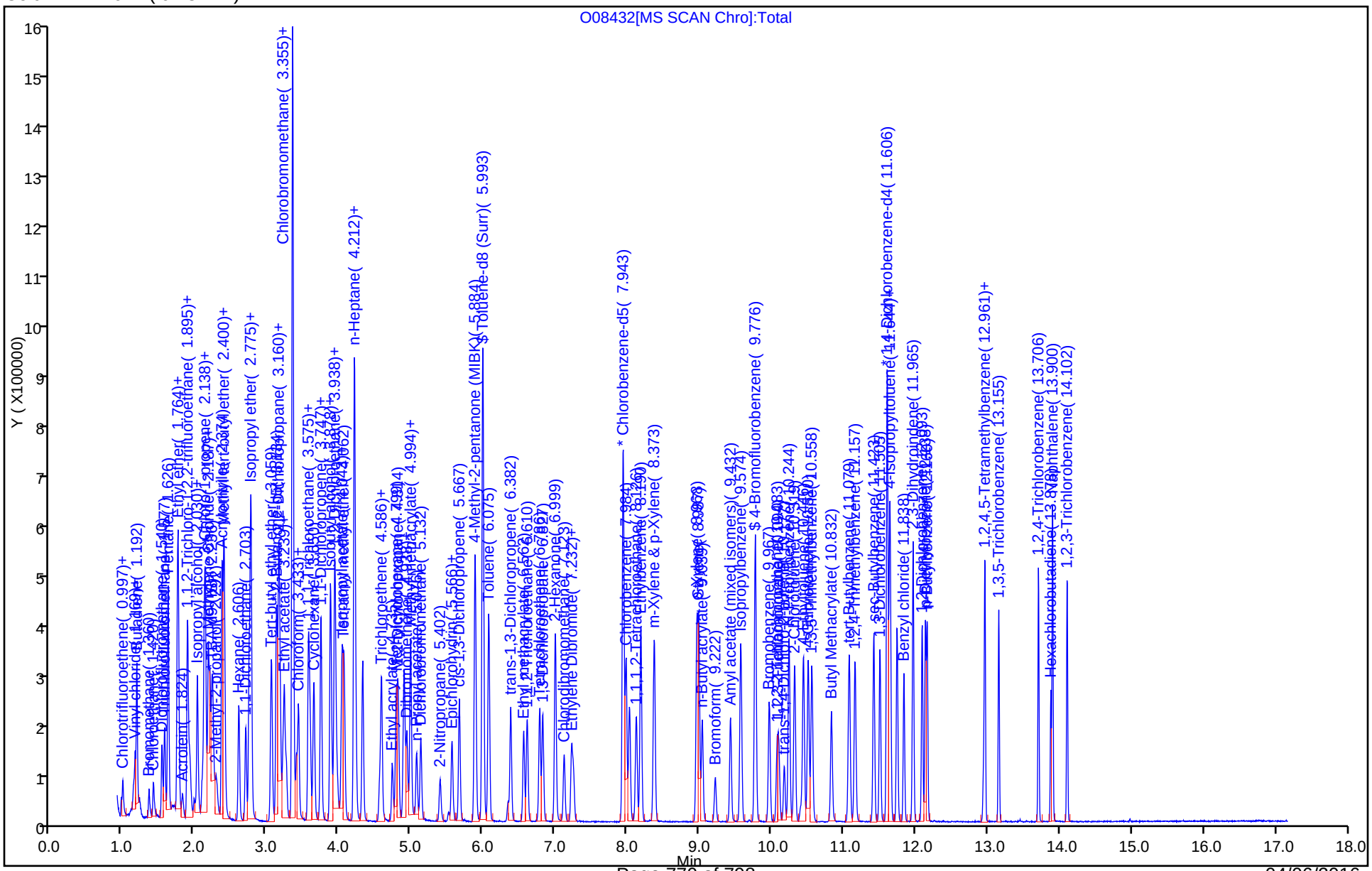

FORM I
GC/MS VOA ORGANICS ANALYSIS DATA SHEET

Lab Name: TestAmerica Edison | Job No.: 460-111103-1

SDG No.:

Client Sample ID: MW-505I MS | Lab Sample ID: 460-111103-57 MS

Matrix: Water | Lab File ID: O08466.D

Analysis Method: 8260C | Date Collected: 03/22/2016 13:25

Sample wt/vol: 5(mL) | Date Analyzed: 04/04/2016 19:58

Soil Aliquot Vol: | Dilution Factor: 10

Soil Extract Vol.: | GC Column: DB-624 ID: 0.18(mm)

% Moisture: | Level: (low/med) Low

Analysis Batch No.: 360532 | Units: ug/L

CAS NO.	COMPOUND NAME	RESULT	Q	RL	MDL
71-55-6	1,1,1-Trichloroethane	235		10	2.8
79-34-5	1,1,2,2-Tetrachloroethane	198		10	1.9
79-00-5	1,1,2-Trichloroethane	220		10	0.80
75-34-3	1,1-Dichloroethane	219		10	2.4
75-35-4	1,1-Dichloroethene	222		10	3.4
87-61-6	1,2,3-Trichlorobenzene	226		10	3.5
120-82-1	1,2,4-Trichlorobenzene	221		10	2.7
96-12-8	1,2-Dibromo-3-Chloropropane	212		10	2.3
106-93-4	1,2-Dibromoethane	217		10	1.9
95-50-1	1,2-Dichlorobenzene	207		10	2.2
107-06-2	1,2-Dichloroethane	214		10	2.5
78-87-5	1,2-Dichloropropane	214		10	1.8
541-73-1	1,3-Dichlorobenzene	212		10	3.3
106-46-7	1,4-Dichlorobenzene	208		10	3.3
123-91-1	1,4-Dioxane	4680		500	87
78-93-3	2-Butanone	1100		50	22
591-78-6	2-Hexanone	1010		50	7.2
108-10-1	4-Methyl-2-pentanone	1040		50	6.3
67-64-1	Acetone	1150		50	11
71-43-2	Benzene	212		10	0.90
74-97-5	Bromochloromethane	225		10	3.0
75-27-4	Bromodichloromethane	224		10	1.5
75-25-2	Bromoform	216		10	1.8
74-83-9	Bromomethane	132		10	1.8
75-15-0	Carbon disulfide	209		10	2.2
56-23-5	Carbon tetrachloride	241		10	3.3
108-90-7	Chlorobenzene	205		10	2.4
75-00-3	Chloroethane	169		10	3.7
67-66-3	Chloroform	217		10	2.2
74-87-3	Chloromethane	181		10	2.2
156-59-2	cis-1,2-Dichloroethene	214		10	2.6
10061-01-5	cis-1,3-Dichloropropene	204		10	1.6
110-82-7	Cyclohexane	240		10	2.6
124-48-1	Dibromochloromethane	225		10	2.2
75-71-8	Dichlorodifluoromethane	193		10	1.4
100-41-4	Ethylbenzene	212		10	3.0

FORM I
GC/MS VOA ORGANICS ANALYSIS DATA SHEET

Lab Name: TestAmerica Edison | Job No.: 460-111103-1

SDG No.:

Client Sample ID: MW-505I MS | Lab Sample ID: 460-111103-57 MS

Matrix: Water | Lab File ID: O08466.D

Analysis Method: 8260C | Date Collected: 03/22/2016 13:25

Sample wt/vol: 5(mL) | Date Analyzed: 04/04/2016 19:58

Soil Aliquot Vol: | Dilution Factor: 10

Soil Extract Vol.: | GC Column: DB-624 ID: 0.18(mm)

% Moisture: | Level: (low/med) Low

Analysis Batch No.: 360532 | Units: ug/L

CAS NO.	COMPOUND NAME	RESULT	Q	RL	MDL
76-13-1	Freon TF	232		10	3.4
98-82-8	Isopropylbenzene	222		10	3.2
179601-23-1	m&p-Xylene	218		10	2.8
79-20-9	Methyl acetate	1090		50	5.8
108-87-2	Methylcyclohexane	243		10	2.2
75-09-2	Methylene Chloride	221		10	2.1
1634-04-4	MTBE	201		10	1.3
95-47-6	o-Xylene	215		10	3.2
100-42-5	Styrene	217		10	1.7
127-18-4	Tetrachloroethene	244		10	1.2
108-88-3	Toluene	209		10	2.5
156-60-5	trans-1,2-Dichloroethene	214		10	1.8
10061-02-6	trans-1,3-Dichloropropene	206		10	1.9
79-01-6	Trichloroethene	232		10	2.2
75-69-4	Trichlorofluoromethane	232		10	1.5
75-01-4	Vinyl chloride	208		10	0.60

CAS NO.	SURROGATE	%REC	Q	LIMITS
17060-07-0	1,2-Dichloroethane-d4 (Surr)	89		70-130
460-00-4	Bromofluorobenzene	91		70-130
1868-53-7	Dibromofluoromethane (Surr)	96		70-130
2037-26-5	Toluene-d8 (Surr)	89		70-130

TestAmerica Edison
Target Compound Quantitation Report

Data File: \\ChromNA\Edison\ChromData\CVOAMS12\20160404-39403.b\O08466.D
Lims ID: 460-111103-C-57 MS
Client ID:
Sample Type: MS
Inject. Date: 04-Apr-2016 19:58:30 ALS Bottle#: 23 Worklist Smp#: 25
Purge Vol: 5.000 mL Dil. Factor: 10.0000
Sample Info: 460-111103-C-57 MS
Misc. Info.: 460-0039403-025
Operator ID: Instrument ID: CVOAMS12

Method: \\ChromNA\Edison\ChromData\CVOAMS12\20160404-39403.b\8260W_12.m
Limit Group: VOA - 8260C Water and Solid
Last Update: 05-Apr-2016 06:52:09 Calib Date: 23-Mar-2016 23:57:30
Integrator: RTE ID Type: Deconvolution ID
Quant Method: Internal Standard Quant By: Initial Calibration
Last ICal File: \\ChromNA\Edison\ChromData\CVOAMS12\20160323-38887.b\O07968.D

Column 1 : DB-624 (0.18 mm) Det: MS SCAN
Process Host: XAWRK026

First Level Reviewer: boykink Date: 04-Apr-2016 23:41:39

Compound	Sig	RT (min.)	Exp RT (min.)	Dlt RT (min.)	Q	Response	Cal Amt ug/l	OnCol Amt ug/l	Flags
1 Chlorotrifluoroethene	66	0.975	0.974	0.001	89	9370	20.0	17.0	
2 Dichlorodifluoromethane	85	0.997	0.997	0.000	99	97482	20.0	19.3	
4 Chloromethane	50	1.162	1.150	0.012	98	97892	20.0	18.1	
3 Vinyl chloride	62	1.169	1.169	0.000	97	121993	20.0	20.8	
5 Butadiene	54	1.192	1.191	0.001	98	111187	20.0	21.2	
7 Bromomethane	94	1.360	1.352	0.008	97	32657	20.0	13.2	
8 Chloroethane	64	1.420	1.416	0.004	100	66566	20.0	16.9	
11 Dichlorofluoromethane	67	1.540	1.540	0.000	98	183753	20.0	21.7	
10 Trichlorofluoromethane	101	1.573	1.573	0.000	98	137484	20.0	23.2	
9 Pentane	72	1.626	1.618	0.008	96	32736	40.0	36.3	
14 Ethanol	46	1.693	1.708	-0.015	93	33887	800.0	914.2	
6 1,2-Dichloro-1,1,2,2-tetra	135	1.757	1.728	0.029	37	1100		NC	
13 Ethyl ether	59	1.753	1.753	0.000	97	100778	20.0	20.6	
12 2-Methyl-1,3-butadiene	67	1.764	1.760	0.004	98	268714	20.0	22.6	
15 1,2-Dichloro-1,1,2-trifluo	67	1.764	1.760	0.004	91	268714	20.0	22.6	
21 Acrolein	56	1.832	1.828	0.004	96	29920	40.0	25.7	
16 1,1-Dichloroethene	96	1.891	1.891	0.000	96	88713	20.0	22.2	
18 1,1,2-Trichloro-1,2,2-trif	101	1.895	1.895	0.000	64	80350	20.0	23.2	
25 Acetone	58	1.929	1.929	0.000	86	61691	100.0	115.0	
19 Iodomethane	142	1.985	1.985	0.000	98	33378	20.0	8.85	
23 Isopropyl alcohol	45	2.026	2.030	-0.004	30	88218	200.0	218.6	
17 Carbon disulfide	76	2.030	2.030	0.000	99	318631	20.0	20.9	
32 Acetonitrile	41	2.123	2.123	0.000	82	345832	200.0	201.8	
22 3-Chloro-1-propene	76	2.131	2.127	0.004	90	60306	20.0	21.4	
27 Methyl acetate	74	2.146	2.142	0.004	100	110143	100.0	109.2	
20 Cyclopentene	67	2.183	2.179	0.004	96	261058	20.0	21.9	
24 Methylene Chloride	84	2.206	2.206	0.000	95	102677	20.0	22.1	
* 30 TBA-d9 (IS)	65	2.247	2.243	0.004	98	460582	1000.0	1000.0	
31 2-Methyl-2-propanol	59	2.303	2.307	-0.004	99	113801	200.0	190.1	
37 Acrylonitrile	53	2.378	2.374	0.004	92	464085	200.0	217.0	
26 trans-1,2-Dichloroethene	96	2.400	2.396	0.004	96	94193	20.0	21.4	

Compound	Sig	RT (min.)	Exp RT (min.)	Dlt RT (min.)	Q	Response	Cal Amt ug/l	OnCol Amt ug/l	Flags
29 Methyl tert-butyl ether	73	2.408	2.408	0.000	97	292719	20.0	20.1	
38 Allyl alcohol	57	2.606	2.573	0.033	81	108937		NC	
28 Hexane	57	2.606	2.606	0.000	94	108099	20.0	21.7	
36 1,1-Dichloroethane	63	2.703	2.700	0.003	99	179280	20.0	21.9	
40 Vinyl acetate	86	2.748	2.748	0.000	100	41082	40.0	38.4	
34 Isopropyl ether	45	2.775	2.771	0.004	88	342167	20.0	20.5	
35 2-Chloro-1,3-butadiene	88	2.775	2.774	0.001	72	91659	20.0	22.8	
39 Tert-butyl ethyl ether	59	3.059	3.059	0.000	88	308794	20.0	20.3	
* 52 2-Butanone-d5	46	3.134	3.130	0.004	0	580749	250.0	250.0	
42 2,2-Dichloropropane	97	3.164	3.160	0.004	72	27060	20.0	19.4	
41 cis-1,2-Dichloroethene	96	3.160	3.160	0.000	93	102940	20.0	21.4	
53 2-Butanone (MEK)	72	3.182	3.179	0.003	99	69038	100.0	109.8	
58 Propionitrile	54	3.227	3.224	0.003	97	198567	200.0	231.3	
47 Ethyl acetate	70	3.242	3.242	0.000	100	24232	40.0	45.0	
48 Methyl acrylate	55	3.269	3.265	0.004	99	110064	20.0	18.1	
59 Methacrylonitrile	67	3.358	3.355	0.004	94	493807	200.0	212.1	
44 Chlorobromomethane	128	3.358	3.362	-0.004	96	47492	20.0	22.5	
49 Tetrahydrofuran	42	3.414	3.411	0.003	97	85909	40.0	45.8	
45 Chloroform	83	3.437	3.433	0.004	99	159570	20.0	21.7	
$ 50 Dibromofluoromethane (Surr	113	3.572	3.572	0.000	97	176697	50.0	47.8	
51 1,1,1-Trichloroethane	97	3.594	3.594	0.000	99	131730	20.0	23.5	
43 Cyclohexane	56	3.646	3.646	0.000	92	155997	20.0	24.0	
54 1,1-Dichloropropene	75	3.748	3.744	0.004	93	132120	20.0	23.5	
46 Carbon tetrachloride	117	3.748	3.747	0.001	79	104758	20.0	24.1	
$ 60 1,2-Dichloroethane-d4 (Sur	65	3.879	3.878	0.000	95	225450	50.0	44.7	
63 Isobutyl alcohol	43	3.893	3.893	0.000	92	120970	500.0	510.7	
56 Benzene	78	3.935	3.935	0.000	97	391538	20.0	21.2	
62 1,2-Dichloroethane	62	3.950	3.950	0.000	97	133056	20.0	21.4	
55 Isooctane	57	4.039	4.036	0.003	97	169067	20.0	17.7	
66 Isopropyl acetate	43	4.043	4.039	0.004	80	333597	20.0	19.4	
61 Tert-amyl methyl ether	73	4.069	4.066	0.003	93	269720	20.0	20.3	
* 64 Fluorobenzene	96	4.212	4.211	0.001	98	773207	50.0	50.0	
57 n-Heptane	43	4.230	4.230	0.000	93	76232	20.0	19.3	
70 n-Butanol	56	4.567	4.567	0.000	89	69843	500.0	488.3	
68 Trichloroethene	95	4.590	4.586	0.004	97	90517	20.0	23.2	
73 Ethyl acrylate	55	4.739	4.739	0.000	98	137192	20.0	20.4	
67 Methylcyclohexane	83	4.795	4.792	0.003	96	123888	20.0	24.3	
71 1,2-Dichloropropane	63	4.822	4.818	0.004	93	97576	20.0	21.4	
* 74 1,4-Dioxane-d8	96	4.926	4.930	-0.004	79	61059	1000.0	1000.0	
69 Dibromomethane	93	4.938	4.941	-0.003	96	56914	20.0	22.2	
76 1,4-Dioxane	88	5.001	4.990	0.011	29	33125	400.0	468.0	
75 Methyl methacrylate	100	4.990	4.990	0.000	91	59430	40.0	43.0	
77 n-Propyl acetate	43	5.076	5.076	0.000	98	149223	20.0	19.0	
72 Dichlorobromomethane	83	5.132	5.132	0.000	99	118366	20.0	22.4	
83 2-Nitropropane	41	5.398	5.402	-0.004	97	63157	40.0	46.1	
82 Epichlorohydrin	57	5.566	5.566	0.000	99	155978	400.0	341.8	
79 cis-1,3-Dichloropropene	75	5.667	5.667	0.000	95	149496	20.0	20.4	
85 4-Methyl-2-pentanone (MIBK	43	5.888	5.888	0.000	98	472306	100.0	103.7	
$ 80 Toluene-d8 (Surr)	98	5.993	5.993	0.000	99	660344	50.0	44.3	
81 Toluene	91	6.075	6.075	0.000	94	360075	20.0	20.9	
86 trans-1,3-Dichloropropene	75	6.378	6.382	-0.004	99	132507	20.0	20.6	
88 Ethyl methacrylate	69	6.562	6.562	0.000	90	110447	20.0	20.0	

Compound	Sig	RT (min.)	Exp RT (min.)	Dlt RT (min.)	Q	Response	Cal Amt ug/l	OnCol Amt ug/l	Flags
87 1,1,2-Trichloroethane	83	6.610	6.610	0.000	94	71311	20.0	22.0	
84 Tetrachloroethene	166	6.782	6.782	0.000	96	88679	20.0	24.4	
90 1,3-Dichloropropane	76	6.824	6.824	0.000	96	146540	20.0	20.8	
93 2-Hexanone	43	7.000	6.999	0.001	97	318870	100.0	101.1	
89 Chlorodibromomethane	129	7.123	7.123	0.000	99	84955	20.0	22.5	
92 n-Butyl acetate	43	7.228	7.224	0.004	99	136690	20.0	18.9	
91 Ethylene Dibromide	107	7.250	7.254	-0.004	99	82636	20.0	21.7	
* 94 Chlorobenzene-d5	117	7.943	7.942	0.001	86	509002	50.0	50.0	
95 Chlorobenzene	112	7.980	7.980	0.000	93	210071	20.0	20.5	
97 1,1,1,2-Tetrachloroethane	131	8.122	8.126	-0.004	96	76122	20.0	21.2	
96 Ethylbenzene	106	8.186	8.189	-0.003	98	111946	20.0	21.2	
98 m-Xylene & p-Xylene	106	8.373	8.373	0.000	97	144599	20.0	21.8	
99 o-Xylene	106	8.964	8.964	0.000	94	143565	20.0	21.5	
101 Styrene	104	8.990	8.994	-0.004	96	249639	20.0	21.7	
102 n-Butyl acrylate	73	9.039	9.043	-0.004	99	69111	20.0	21.4	
100 Bromoform	173	9.222	9.219	0.003	96	53542	20.0	21.6	
105 Amyl acetate (mixed isomer	43	9.432	9.432	0.000	90	169383	20.0	20.0	
103 Isopropylbenzene	105	9.570	9.574	-0.004	96	338847	20.0	22.2	
$ 106 4-Bromofluorobenzene	174	9.776	9.776	0.000	91	196643	50.0	45.6	
107 Bromobenzene	156	9.971	9.971	0.000	96	87227	20.0	19.6	
109 1,1,2,2-Tetrachloroethane	83	10.079	10.079	0.000	98	101114	20.0	19.8	
112 1,2,3-Trichloropropane	110	10.102	10.102	0.000	97	29160	20.0	19.7	
114 trans-1,4-Dichloro-2-buten	53	10.177	10.177	0.000	91	30790	20.0	18.0	
108 N-Propylbenzene	91	10.244	10.244	0.000	99	414302	20.0	21.5	
110 2-Chlorotoluene	91	10.323	10.323	0.000	97	251360	20.0	21.2	
111 4-Ethyltoluene	105	10.442	10.442	0.000	99	338340	20.0	20.2	
115 4-Chlorotoluene	91	10.510	10.510	0.000	98	261672	20.0	20.5	
113 1,3,5-Trimethylbenzene	105	10.562	10.558	0.004	93	236278	20.0	18.6	
118 Butyl Methacrylate	87	10.832	10.832	0.000	93	81088	20.0	17.3	
116 tert-Butylbenzene	119	11.082	11.078	0.004	95	246528	20.0	22.6	
117 1,2,4-Trimethylbenzene	105	11.161	11.161	0.000	97	234080	20.0	18.1	
119 sec-Butylbenzene	105	11.423	11.419	0.004	99	348090	20.0	22.6	
120 1,3-Dichlorobenzene	146	11.505	11.509	-0.004	96	173765	20.0	21.2	
* 122 1,4-Dichlorobenzene-d4	152	11.606	11.606	0.000	95	278193	50.0	50.0	
123 1,4-Dichlorobenzene	146	11.636	11.636	0.000	96	176601	20.0	20.8	
121 4-Isopropyltoluene	119	11.651	11.647	0.004	98	267538	20.0	20.1	
125 Benzyl chloride	126	11.835	11.838	-0.004	98	31705	20.0	16.1	
124 2,3-Dihydroindene	117	11.965	11.965	0.000	95	323063	20.0	20.2	
128 1,2-Dichlorobenzene	146	12.093	12.093	0.000	96	169907	20.0	20.7	
126 p-Diethylbenzene	119	12.138	12.138	0.000	93	136361	20.0	17.4	
127 n-Butylbenzene	91	12.160	12.164	-0.004	97	236770	20.0	17.8	
130 1,2-Dibromo-3-Chloropropan	75	12.942	12.946	-0.004	93	24068	20.0	21.2	
129 1,2,4,5-Tetramethylbenzene	119	12.961	12.961	0.000	98	232200	20.0	17.1	
131 1,3,5-Trichlorobenzene	180	13.156	13.155	0.001	97	107723	20.0	17.7	
132 1,2,4-Trichlorobenzene	180	13.706	13.706	0.000	93	126309	20.0	22.1	
133 Hexachlorobutadiene	225	13.878	13.878	0.000	96	42720	20.0	23.9	
135 Naphthalene	128	13.900	13.904	-0.004	99	395161	20.0	23.8	
136 1,2,3-Trichlorobenzene	180	14.102	14.106	-0.004	96	126898	20.0	22.6	
S 137 1,2-Dichloroethene, Total	100				0		40.0	42.9	
S 138 Xylenes, Total	100				0		40.0	43.4	
S 139 Total BTEX	1				0		100.0	106.7	

QC Flag Legend

Processing Flags

NC - Not Calibrated

Reagents:

GASES Li_00147	Amount Added:	20.00	Units: uL	
8260MIX1COMB_00034	Amount Added:	20.00	Units: uL	
ACROLEIN W_00049	Amount Added:	4.00	Units: uL	
8260ISNEW_00064	Amount Added:	1.00	Units: uL	Run Reagent
8260SURR250_00119	Amount Added:	1.00	Units: uL	Run Reagent

Report Date: 05-Apr-2016 07:00:31 Chrom Revision: 2.2 04-Mar-2016 14:36:24

TestAmerica Edison

Data File: \\ChromNA\Edison\ChromData\CVOAMS12\20160404-39403.b\O08466.D

Injection Date: 04-Apr-2016 19:58:30 Instrument ID: CVOAMS12 Operator ID:

Lims ID: 460-111103-C-57 MS Worklist Smp#: 25

Client ID:

Purge Vol: 5.000 mL Dil. Factor: 10.0000 ALS Bottle#: 23

Method: 8260W_12 Limit Group: VOA - 8260C Water and Solid

Column: DB-624 (0.18 mm)

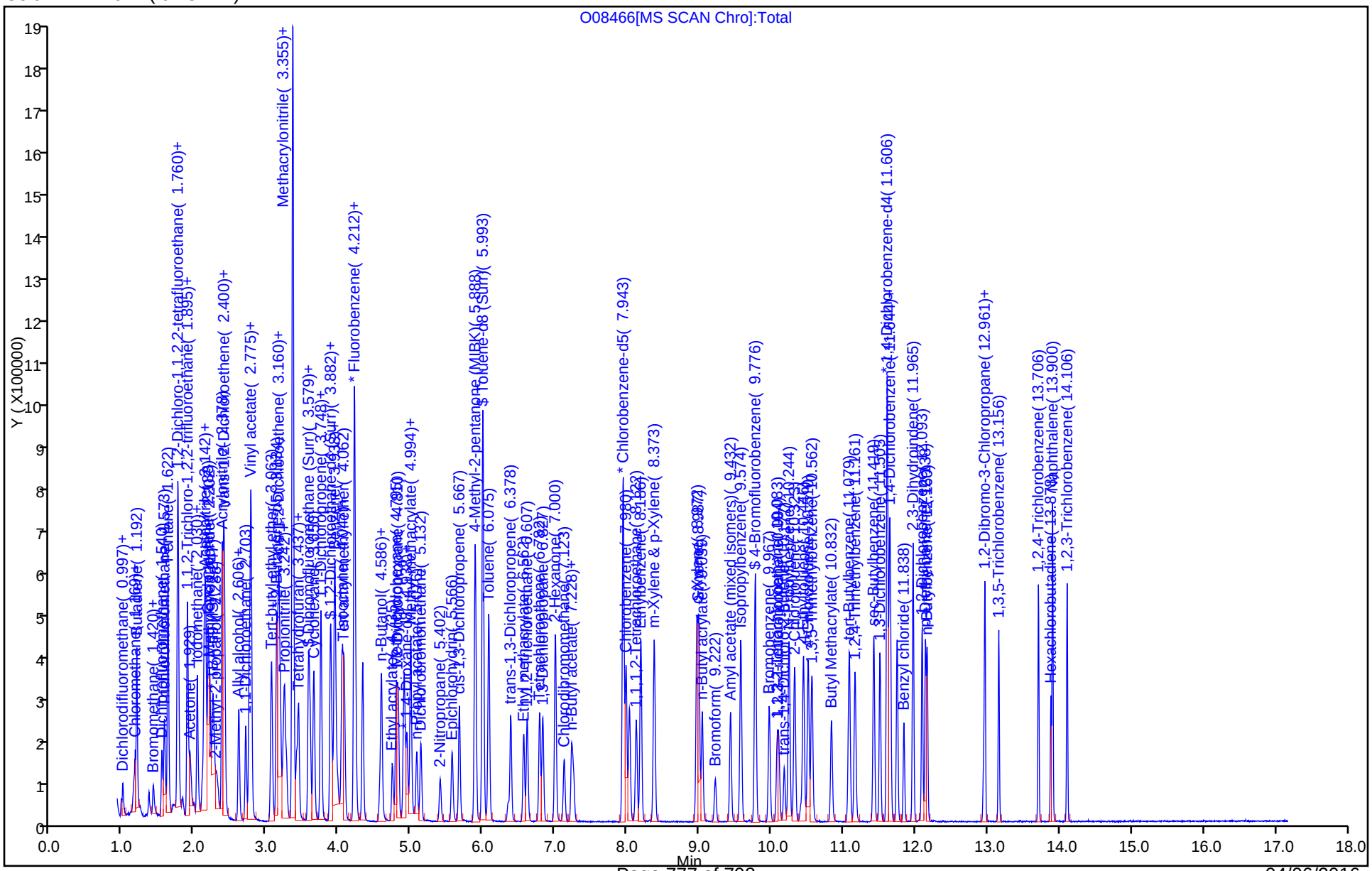

FORM I
GC/MS VOA ORGANICS ANALYSIS DATA SHEET

Lab Name: TestAmerica Edison | Job No.: 460-111103-1

SDG No.:

Client Sample ID: MW-505I MSD | Lab Sample ID: 460-111103-57 MSD

Matrix: Water | Lab File ID: O08467.D

Analysis Method: 8260C | Date Collected: 03/22/2016 13:25

Sample wt/vol: 5(mL) | Date Analyzed: 04/04/2016 20:26

Soil Aliquot Vol: | Dilution Factor: 10

Soil Extract Vol.: | GC Column: DB-624 ID: 0.18(mm)

% Moisture: | Level: (low/med) Low

Analysis Batch No.: 360532 | Units: ug/L

CAS NO.	COMPOUND NAME	RESULT	Q	RL	MDL
71-55-6	1,1,1-Trichloroethane	202		10	2.8
79-34-5	1,1,2,2-Tetrachloroethane	164		10	1.9
79-00-5	1,1,2-Trichloroethane	183		10	0.80
75-34-3	1,1-Dichloroethane	182		10	2.4
75-35-4	1,1-Dichloroethene	184		10	3.4
87-61-6	1,2,3-Trichlorobenzene	194		10	3.5
120-82-1	1,2,4-Trichlorobenzene	187		10	2.7
96-12-8	1,2-Dibromo-3-Chloropropane	194		10	2.3
106-93-4	1,2-Dibromoethane	189		10	1.9
95-50-1	1,2-Dichlorobenzene	176		10	2.2
107-06-2	1,2-Dichloroethane	179		10	2.5
78-87-5	1,2-Dichloropropane	185		10	1.8
541-73-1	1,3-Dichlorobenzene	180		10	3.3
106-46-7	1,4-Dichlorobenzene	176		10	3.3
123-91-1	1,4-Dioxane	3320		500	87
78-93-3	2-Butanone	946		50	22
591-78-6	2-Hexanone	865		50	7.2
108-10-1	4-Methyl-2-pentanone	861		50	6.3
67-64-1	Acetone	902		50	11
71-43-2	Benzene	181		10	0.90
74-97-5	Bromochloromethane	195		10	3.0
75-27-4	Bromodichloromethane	184		10	1.5
75-25-2	Bromoform	194		10	1.8
74-83-9	Bromomethane	124		10	1.8
75-15-0	Carbon disulfide	178		10	2.2
56-23-5	Carbon tetrachloride	200		10	3.3
108-90-7	Chlorobenzene	172		10	2.4
75-00-3	Chloroethane	176		10	3.7
67-66-3	Chloroform	184		10	2.2
74-87-3	Chloromethane	178		10	2.2
156-59-2	cis-1,2-Dichloroethene	184		10	2.6
10061-01-5	cis-1,3-Dichloropropene	177		10	1.6
110-82-7	Cyclohexane	207		10	2.6
124-48-1	Dibromochloromethane	192		10	2.2
75-71-8	Dichlorodifluoromethane	167		10	1.4
100-41-4	Ethylbenzene	187		10	3.0

FORM I
GC/MS VOA ORGANICS ANALYSIS DATA SHEET

Lab Name: TestAmerica Edison | Job No.: 460-111103-1

SDG No.:

Client Sample ID: MW-505I MSD | Lab Sample ID: 460-111103-57 MSD

Matrix: Water | Lab File ID: O08467.D

Analysis Method: 8260C | Date Collected: 03/22/2016 13:25

Sample wt/vol: 5(mL) | Date Analyzed: 04/04/2016 20:26

Soil Aliquot Vol: | Dilution Factor: 10

Soil Extract Vol.: | GC Column: DB-624 ID: 0.18(mm)

% Moisture: | Level: (low/med) Low

Analysis Batch No.: 360532 | Units: ug/L

CAS NO.	COMPOUND NAME	RESULT	Q	RL	MDL
76-13-1	Freon TF	199		10	3.4
98-82-8	Isopropylbenzene	204		10	3.2
179601-23-1	m&p-Xylene	201		10	2.8
79-20-9	Methyl acetate	844		50	5.8
108-87-2	Methylcyclohexane	205		10	2.2
75-09-2	Methylene Chloride	197		10	2.1
1634-04-4	MTBE	170		10	1.3
95-47-6	o-Xylene	192		10	3.2
100-42-5	Styrene	194		10	1.7
127-18-4	Tetrachloroethene	210		10	1.2
108-88-3	Toluene	174		10	2.5
156-60-5	trans-1,2-Dichloroethene	184		10	1.8
10061-02-6	trans-1,3-Dichloropropene	182		10	1.9
79-01-6	Trichloroethene	196		10	2.2
75-69-4	Trichlorofluoromethane	203		10	1.5
75-01-4	Vinyl chloride	185		10	0.60

CAS NO.	SURROGATE	%REC	Q	LIMITS
17060-07-0	1,2-Dichloroethane-d4 (Surr)	96		70-130
460-00-4	Bromofluorobenzene	105		70-130
1868-53-7	Dibromofluoromethane (Surr)	102		70-130
2037-26-5	Toluene-d8 (Surr)	95		70-130

TestAmerica Edison
Target Compound Quantitation Report

Data File: \\ChromNA\Edison\ChromData\CVOAMS12\20160404-39403.b\O08467.D
Lims ID: 460-111103-C-57 MSD
Client ID:
Sample Type: MSD
Inject. Date: 04-Apr-2016 20:26:30 ALS Bottle#: 24 Worklist Smp#: 26
Purge Vol: 5.000 mL Dil. Factor: 10.0000
Sample Info: 460-111103-C-57 MSD
Misc. Info.: 460-0039403-026
Operator ID: Instrument ID: CVOAMS12

Method: \\ChromNA\Edison\ChromData\CVOAMS12\20160404-39403.b\8260W_12.m
Limit Group: VOA - 8260C Water and Solid
Last Update: 05-Apr-2016 06:52:09 Calib Date: 23-Mar-2016 23:57:30
Integrator: RTE ID Type: Deconvolution ID
Quant Method: Internal Standard Quant By: Initial Calibration
Last ICal File: \\ChromNA\Edison\ChromData\CVOAMS12\20160323-38887.b\O07968.D

Column 1 : DB-624 (0.18 mm) Det: MS SCAN
Process Host: XAWRK026

First Level Reviewer: boykink Date: 05-Apr-2016 01:04:22

Compound	Sig	RT (min.)	Exp RT (min.)	Dlt RT (min.)	Q	Response	Cal Amt ug/l	OnCol Amt ug/l	Flags
1 Chlorotrifluoroethene	66	0.978	0.974	0.004	87	7523	20.0	13.9	
2 Dichlorodifluoromethane	85	0.997	0.997	0.000	99	83015	20.0	16.7	
4 Chloromethane	50	1.158	1.150	0.008	100	94825	20.0	17.8	
3 Vinyl chloride	62	1.169	1.169	0.000	98	107081	20.0	18.5	
5 Butadiene	54	1.192	1.191	0.001	98	95501	20.0	18.5	
7 Bromomethane	94	1.356	1.352	0.004	98	30768	20.0	12.4	
8 Chloroethane	64	1.420	1.416	0.004	99	67914	20.0	17.6	
11 Dichlorofluoromethane	67	1.540	1.540	0.000	97	161104	20.0	19.3	
10 Trichlorofluoromethane	101	1.570	1.573	-0.003	99	118332	20.0	20.3	
9 Pentane	72	1.622	1.618	0.004	96	27254	40.0	30.7	
14 Ethanol	46	1.712	1.708	0.004	89	29349	800.0	759.1	
6 1,2-Dichloro-1,1,2,2-tetra	135	1.757	1.728	0.029	42	1235		NC	
13 Ethyl ether	59	1.753	1.753	0.000	93	85054	20.0	17.7	
12 2-Methyl-1,3-butadiene	67	1.760	1.760	0.000	96	218726	20.0	18.7	
15 1,2-Dichloro-1,1,2-trifluo	67	1.760	1.760	0.000	89	218726	20.0	18.7	
21 Acrolein	56	1.832	1.828	0.004	96	36006	40.0	29.7	
16 1,1-Dichloroethene	96	1.891	1.891	0.000	96	72184	20.0	18.4	
18 1,1,2-Trichloro-1,2,2-trif	101	1.895	1.895	0.000	98	68044	20.0	19.9	
25 Acetone	58	1.933	1.929	0.004	85	48380	100.0	90.2	
19 Iodomethane	142	1.989	1.985	0.004	97	37103	20.0	10.0	
23 Isopropyl alcohol	45	2.037	2.030	0.007	31	71368	200.0	169.6	
17 Carbon disulfide	76	2.030	2.030	0.000	99	266660	20.0	17.8	
32 Acetonitrile	41	2.127	2.123	0.004	82	294771	200.0	164.9	
22 3-Chloro-1-propene	76	2.123	2.127	-0.004	91	48018	20.0	17.3	
27 Methyl acetate	74	2.146	2.142	0.004	100	88779	100.0	84.4	
20 Cyclopentene	67	2.183	2.179	0.004	95	215167	20.0	18.3	
24 Methylene Chloride	84	2.206	2.206	0.000	95	89871	20.0	19.7	
* 30 TBA-d9 (IS)	65	2.251	2.243	0.008	99	480385	1000.0	1000.0	
31 2-Methyl-2-propanol	59	2.307	2.307	0.000	98	98325	200.0	156.2	
37 Acrylonitrile	53	2.378	2.374	0.004	94	388272	200.0	184.5	
26 trans-1,2-Dichloroethene	96	2.400	2.396	0.004	96	79426	20.0	18.4	

Compound	Sig	RT (min.)	Exp RT (min.)	Dlt RT (min.)	Q	Response	Cal Amt ug/l	OnCol Amt ug/l	Flags
29 Methyl tert-butyl ether	73	2.408	2.408	0.000	97	242984	20.0	17.0	
38 Allyl alcohol	57	2.602	2.573	0.029	81	87384		NC	
28 Hexane	57	2.602	2.606	-0.004	93	86912	20.0	17.7	
36 1,1-Dichloroethane	63	2.704	2.700	0.004	99	146462	20.0	18.2	
40 Vinyl acetate	86	2.748	2.748	0.000	100	34095	40.0	32.4	
34 Isopropyl ether	45	2.778	2.771	0.007	90	282230	20.0	17.2	
35 2-Chloro-1,3-butadiene	88	2.775	2.774	0.001	70	77251	20.0	19.5	
39 Tert-butyl ethyl ether	59	3.063	3.059	0.004	89	256816	20.0	17.2	
* 52 2-Butanone-d5	46	3.134	3.130	0.004	0	580897	250.0	250.0	
42 2,2-Dichloropropane	97	3.156	3.160	-0.004	80	21924	20.0	16.0	
41 cis-1,2-Dichloroethene	96	3.160	3.160	0.000	91	86834	20.0	18.4	
53 2-Butanone (MEK)	72	3.183	3.179	0.004	99	59495	100.0	94.6	
58 Propionitrile	54	3.231	3.224	0.007	94	161092	200.0	179.9	M
47 Ethyl acetate	70	3.246	3.242	0.004	99	20699	40.0	38.4	
48 Methyl acrylate	55	3.269	3.265	0.004	99	95395	20.0	16.0	
59 Methacrylonitrile	67	3.355	3.355	0.001	94	407541	200.0	177.9	
44 Chlorobromomethane	128	3.358	3.362	-0.004	44	40614	20.0	19.5	
49 Tetrahydrofuran	42	3.411	3.411	0.000	97	69139	40.0	36.8	
45 Chloroform	83	3.437	3.433	0.004	98	132913	20.0	18.4	
$ 50 Dibromofluoromethane (Surr	113	3.575	3.572	0.003	97	185128	50.0	50.9	
51 1,1,1-Trichloroethane	97	3.598	3.594	0.004	98	111153	20.0	20.2	
43 Cyclohexane	56	3.650	3.646	0.004	93	132620	20.0	20.7	
54 1,1-Dichloropropene	75	3.748	3.744	0.004	94	106134	20.0	19.2	
46 Carbon tetrachloride	117	3.748	3.747	0.001	84	85799	20.0	20.0	
$ 60 1,2-Dichloroethane-d4 (Sur	65	3.882	3.878	0.004	97	238612	50.0	48.0	
63 Isobutyl alcohol	43	3.897	3.893	0.004	95	100391	500.0	406.3	
56 Benzene	78	3.935	3.935	0.000	97	320159	20.0	18.1	
62 1,2-Dichloroethane	62	3.950	3.950	0.000	85	109602	20.0	17.9	
55 Isooctane	57	4.040	4.036	0.004	54	130513	20.0	13.9	
66 Isopropyl acetate	43	4.043	4.039	0.004	96	281384	20.0	16.7	
61 Tert-amyl methyl ether	73	4.069	4.066	0.003	91	227680	20.0	17.4	
* 64 Fluorobenzene	96	4.212	4.211	0.001	98	760843	50.0	50.0	
57 n-Heptane	43	4.230	4.230	0.000	93	57963	20.0	14.9	
70 n-Butanol	56	4.571	4.567	0.004	87	61261	500.0	410.6	
68 Trichloroethene	95	4.586	4.586	0.000	98	75409	20.0	19.6	
73 Ethyl acrylate	55	4.739	4.739	0.000	98	110878	20.0	16.8	
67 Methylcyclohexane	83	4.792	4.792	0.000	96	102865	20.0	20.5	
71 1,2-Dichloropropane	63	4.818	4.818	0.000	94	82869	20.0	18.5	
* 74 1,4-Dioxane-d8	96	4.949	4.930	0.019	60	64877	1000.0	1000.0	
69 Dibromomethane	93	4.938	4.941	-0.003	95	46156	20.0	18.3	
76 1,4-Dioxane	88	5.005	4.990	0.015	18	24938	400.0	331.6	
75 Methyl methacrylate	100	4.994	4.990	0.004	94	50367	40.0	37.0	
77 n-Propyl acetate	43	5.076	5.076	0.000	99	125464	20.0	16.2	
72 Dichlorobromomethane	83	5.132	5.132	0.000	99	95439	20.0	18.4	
83 2-Nitropropane	41	5.402	5.402	0.000	98	52821	40.0	39.2	
82 Epichlorohydrin	57	5.570	5.566	0.004	100	127917	400.0	280.2	
79 cis-1,3-Dichloropropene	75	5.667	5.667	0.000	95	124239	20.0	17.7	
85 4-Methyl-2-pentanone (MIBK	43	5.892	5.888	0.004	97	392132	100.0	86.1	
$ 80 Toluene-d8 (Surr)	98	5.993	5.993	0.000	99	677679	50.0	47.3	
81 Toluene	91	6.075	6.075	0.000	93	288098	20.0	17.4	
86 trans-1,3-Dichloropropene	75	6.378	6.382	-0.004	98	112323	20.0	18.2	
88 Ethyl methacrylate	69	6.562	6.562	0.000	90	93548	20.0	17.7	

Compound	Sig	RT (min.)	Exp RT (min.)	Dlt RT (min.)	Q	Response	Cal Amt ug/l	OnCol Amt ug/l	Flags
87 1,1,2-Trichloroethane	83	6.607	6.610	-0.003	95	56830	20.0	18.3	
84 Tetrachloroethene	166	6.783	6.782	0.001	97	73474	20.0	21.0	
90 1,3-Dichloropropane	76	6.824	6.824	0.000	95	123547	20.0	18.3	
93 2-Hexanone	43	7.000	6.999	0.001	97	272908	100.0	86.5	
89 Chlorodibromomethane	129	7.119	7.123	-0.004	99	69598	20.0	19.2	
92 n-Butyl acetate	43	7.228	7.224	0.004	98	120010	20.0	17.3	
91 Ethylene Dibromide	107	7.250	7.254	-0.004	98	69108	20.0	18.9	
* 94 Chlorobenzene-d5	117	7.943	7.942	0.001	86	489020	50.0	50.0	
95 Chlorobenzene	112	7.984	7.980	0.004	94	169700	20.0	17.2	
97 1,1,1,2-Tetrachloroethane	131	8.126	8.126	0.000	95	65456	20.0	19.0	
96 Ethylbenzene	106	8.190	8.189	0.001	98	94731	20.0	18.7	
98 m-Xylene & p-Xylene	106	8.373	8.373	0.000	96	127797	20.0	20.1	
99 o-Xylene	106	8.964	8.964	0.000	94	123179	20.0	19.2	
101 Styrene	104	8.990	8.994	-0.004	95	215135	20.0	19.4	
102 n-Butyl acrylate	73	9.039	9.043	-0.004	99	59973	20.0	19.4	
100 Bromoform	173	9.219	9.219	0.000	98	46104	20.0	19.4	
105 Amyl acetate (mixed isomer	43	9.432	9.432	0.000	90	149826	20.0	17.8	
103 Isopropylbenzene	105	9.574	9.574	0.000	96	299458	20.0	20.4	
$ 106 4-Bromofluorobenzene	174	9.776	9.776	0.000	92	218542	50.0	52.7	
107 Bromobenzene	156	9.967	9.971	-0.004	96	78640	20.0	17.8	
109 1,1,2,2-Tetrachloroethane	83	10.079	10.079	0.000	98	83424	20.0	16.4	
112 1,2,3-Trichloropropane	110	10.102	10.102	0.000	97	24327	20.0	16.6	
114 trans-1,4-Dichloro-2-buten	53	10.177	10.177	0.000	91	26503	20.0	15.6	
108 N-Propylbenzene	91	10.244	10.244	0.000	99	356407	20.0	18.7	
110 2-Chlorotoluene	91	10.319	10.323	-0.004	97	216767	20.0	18.5	
111 4-Ethyltoluene	105	10.446	10.442	0.004	99	286163	20.0	17.2	
115 4-Chlorotoluene	91	10.510	10.510	0.000	97	222391	20.0	17.6	
113 1,3,5-Trimethylbenzene	105	10.562	10.558	0.004	94	199990	20.0	15.9	
118 Butyl Methacrylate	87	10.832	10.832	0.000	94	68161	20.0	14.6	
116 tert-Butylbenzene	119	11.079	11.078	0.001	94	207255	20.0	19.2	
117 1,2,4-Trimethylbenzene	105	11.161	11.161	0.000	97	198378	20.0	15.4	
119 sec-Butylbenzene	105	11.419	11.419	0.000	99	291863	20.0	19.1	
120 1,3-Dichlorobenzene	146	11.505	11.509	-0.004	96	146364	20.0	18.0	
* 122 1,4-Dichlorobenzene-d4	152	11.606	11.606	0.000	95	276118	50.0	50.0	
123 1,4-Dichlorobenzene	146	11.640	11.636	0.004	96	148775	20.0	17.6	
121 4-Isopropyltoluene	119	11.651	11.647	0.004	98	219380	20.0	16.6	
125 Benzyl chloride	126	11.838	11.838	0.000	98	26214	20.0	13.4	
124 2,3-Dihydroindene	117	11.966	11.965	0.001	95	269930	20.0	17.0	
128 1,2-Dichlorobenzene	146	12.089	12.093	-0.004	96	143955	20.0	17.6	
126 p-Diethylbenzene	119	12.138	12.138	0.000	94	114752	20.0	14.7	
127 n-Butylbenzene	91	12.164	12.164	0.000	98	195384	20.0	14.8	
130 1,2-Dibromo-3-Chloropropan	75	12.942	12.946	-0.004	93	21823	20.0	19.4	
129 1,2,4,5-Tetramethylbenzene	119	12.961	12.961	0.000	98	199202	20.0	14.8	
131 1,3,5-Trichlorobenzene	180	13.156	13.155	0.001	97	94687	20.0	15.7	
132 1,2,4-Trichlorobenzene	180	13.706	13.706	0.000	94	106340	20.0	18.7	
133 Hexachlorobutadiene	225	13.878	13.878	0.000	96	35679	20.0	20.1	
135 Naphthalene	128	13.900	13.904	-0.004	99	341443	20.0	20.7	
136 1,2,3-Trichlorobenzene	180	14.102	14.106	-0.004	96	108515	20.0	19.4	
S 137 1,2-Dichloroethene, Total	100				0		40.0	36.7	
S 138 Xylenes, Total	100				0		40.0	39.3	
S 139 Total BTEX	1				0		100.0	93.4	

QC Flag Legend

Processing Flags

NC - Not Calibrated

Review Flags

M - Manually Integrated

Reagents:

GASES Li_00147	Amount Added:	20.00	Units: uL	
8260MIX1COMB_00034	Amount Added:	20.00	Units: uL	
ACROLEIN W_00049	Amount Added:	4.00	Units: uL	
8260ISNEW_00064	Amount Added:	1.00	Units: uL	Run Reagent
8260SURR250_00119	Amount Added:	1.00	Units: uL	Run Reagent

Report Date: 05-Apr-2016 07:00:33 Chrom Revision: 2.2 04-Mar-2016 14:36:24

TestAmerica Edison

Data File: \\ChromNA\Edison\ChromData\CVOAMS12\20160404-39403.b\O08467.D

Injection Date: 04-Apr-2016 20:26:30 Instrument ID: CVOAMS12 Operator ID:

Lims ID: 460-111103-C-57 MSD Worklist Smp#: 26

Client ID:

Purge Vol: 5.000 mL Dil. Factor: 10.0000 ALS Bottle#: 24

Method: 8260W_12 Limit Group: VOA - 8260C Water and Solid

Column: DB-624 (0.18 mm)

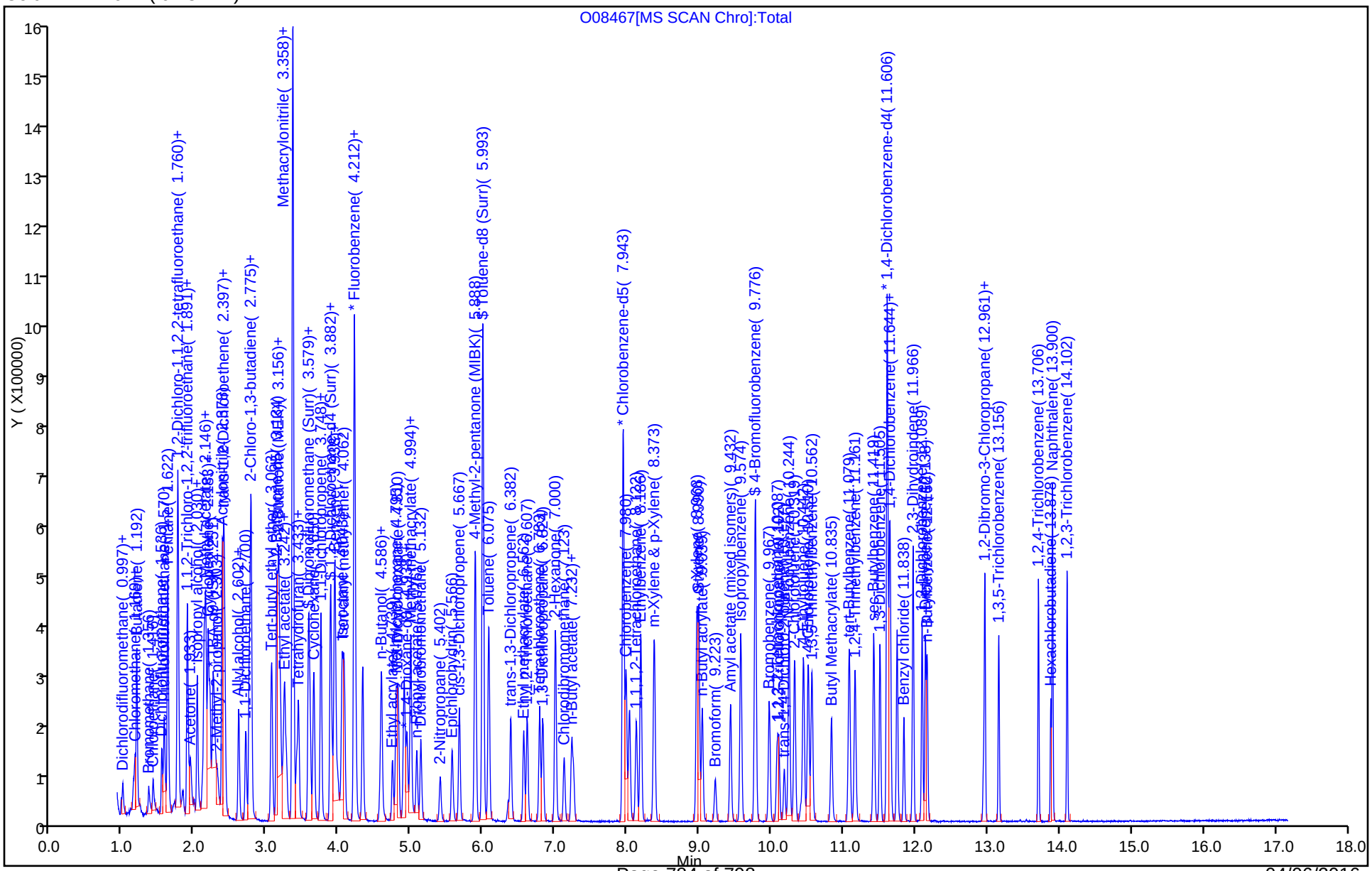

GC/MS VOA ANALYSIS RUN LOG

Lab Name: TestAmerica Edison Job No.: 460-111103-1

SDG No.:

Instrument ID: CVOAMS12 Start Date: 03/23/2016 20:26

Analysis Batch Number: 358238 End Date: 03/24/2016 01:48

LAB SAMPLE ID	CLIENT SAMPLE ID	DATE ANALYZED	DILUTION FACTOR	LAB FILE ID	COLUMN ID
BFB 460-358238/1		03/23/2016 20:26	1	O07960.D	DB-624 0.18(mm)
STD7 460-358238/3 IC		03/23/2016 21:12	1	O07962.D	DB-624 0.18(mm)
STD1 460-358238/4 IC		03/23/2016 21:39	1	O07963.D	DB-624 0.18(mm)
STD5 460-358238/5 IC		03/23/2016 22:07	1	O07964.D	DB-624 0.18(mm)
STD20 460-358238/6 ICIS		03/23/2016 22:35	1	O07965.D	DB-624 0.18(mm)
STD50 460-358238/7 IC		03/23/2016 23:02	1	O07966.D	DB-624 0.18(mm)
STD200 460-358238/8 IC		03/23/2016 23:30	1	O07967.D	DB-624 0.18(mm)
STD500 460-358238/9 IC		03/23/2016 23:57	1	O07968.D	DB-624 0.18(mm)
ICV 460-358238/13		03/24/2016 01:48	1		DB-624 0.18(mm)

GC/MS VOA ANALYSIS RUN LOG

Lab Name: TestAmerica Edison Job No.: 460-111103-1

SDG No.:

Instrument ID: CVOAMS12 Start Date: 04/01/2016 20:52

Analysis Batch Number: 360191 End Date: 04/02/2016 08:36

LAB SAMPLE ID	CLIENT SAMPLE ID	DATE ANALYZED	DILUTION FACTOR	LAB FILE ID	COLUMN ID
BFB 460-360191/1		04/01/2016 20:52	1	O08372.D	DB-624 0.18(mm)
CCVIS 460-360191/2		04/01/2016 21:21	1	O08373.D	DB-624 0.18(mm)
LCS 460-360191/3		04/01/2016 21:49	1	O08374.D	DB-624 0.18(mm)
LCSD 460-360191/4		04/01/2016 22:26	1	O08375.D	DB-624 0.18(mm)
MB 460-360191/7		04/01/2016 23:49	1	O08378.D	DB-624 0.18(mm)
460-111103-1		04/02/2016 00:17	1	O08379.D	DB-624 0.18(mm)
460-111103-2		04/02/2016 00:44	1	O08380.D	DB-624 0.18(mm)
460-111103-3		04/02/2016 01:12	1	O08381.D	DB-624 0.18(mm)
460-111103-4		04/02/2016 01:40	1	O08382.D	DB-624 0.18(mm)
460-111103-5		04/02/2016 02:08	1	O08383.D	DB-624 0.18(mm)
460-111103-6		04/02/2016 02:35	1	O08384.D	DB-624 0.18(mm)
460-111103-7		04/02/2016 03:03	1	O08385.D	DB-624 0.18(mm)
460-111103-8		04/02/2016 03:31	1	O08386.D	DB-624 0.18(mm)
460-111103-9		04/02/2016 03:59	1	O08387.D	DB-624 0.18(mm)
460-111103-10		04/02/2016 04:26	1	O08388.D	DB-624 0.18(mm)
460-111103-11		04/02/2016 04:54	1	O08389.D	DB-624 0.18(mm)
460-111103-12		04/02/2016 05:22	1	O08390.D	DB-624 0.18(mm)
460-111103-13		04/02/2016 05:50	1	O08391.D	DB-624 0.18(mm)
ZZZZZ		04/02/2016 06:17	10		DB-624 0.18(mm)
ZZZZZ		04/02/2016 06:45	10		DB-624 0.18(mm)
ZZZZZ		04/02/2016 07:13	10		DB-624 0.18(mm)
ZZZZZ		04/02/2016 07:41	10		DB-624 0.18(mm)
ZZZZZ		04/02/2016 08:08	1		DB-624 0.18(mm)
ZZZZZ		04/02/2016 08:36	1		DB-624 0.18(mm)

GC/MS VOA ANALYSIS RUN LOG

Lab Name: TestAmerica Edison Job No.: 460-111103-1

SDG No.:

Instrument ID: CVOAMS12 Start Date: 04/02/2016 09:50

Analysis Batch Number: 360252 End Date: 04/02/2016 21:15

LAB SAMPLE ID	CLIENT SAMPLE ID	DATE ANALYZED	DILUTION FACTOR	LAB FILE ID	COLUMN ID
BFB 460-360252/1		04/02/2016 09:50	1	O08400.D	DB-624 0.18(mm)
CCVIS 460-360252/3		04/02/2016 10:45	1	O08402.D	DB-624 0.18(mm)
LCS 460-360252/4		04/02/2016 11:13	1	O08403.D	DB-624 0.18(mm)
LCSD 460-360252/6		04/02/2016 12:11	1	O08405.D	DB-624 0.18(mm)
MB 460-360252/9		04/02/2016 13:52	1	O08408.D	DB-624 0.18(mm)
460-111103-14		04/02/2016 14:20	1	O08409.D	DB-624 0.18(mm)
460-111103-15		04/02/2016 14:47	1	O08410.D	DB-624 0.18(mm)
460-111103-16		04/02/2016 15:15	1	O08411.D	DB-624 0.18(mm)
460-111103-17		04/02/2016 15:43	1	O08412.D	DB-624 0.18(mm)
460-111103-18		04/02/2016 16:10	1	O08413.D	DB-624 0.18(mm)
460-111103-19		04/02/2016 16:38	1	O08414.D	DB-624 0.18(mm)
460-111103-20		04/02/2016 17:06	1	O08415.D	DB-624 0.18(mm)
460-111103-21		04/02/2016 17:33	1	O08416.D	DB-624 0.18(mm)
460-111103-22		04/02/2016 18:01	1	O08417.D	DB-624 0.18(mm)
460-111103-23		04/02/2016 18:29	1	O08418.D	DB-624 0.18(mm)
460-111103-24		04/02/2016 18:56	1	O08419.D	DB-624 0.18(mm)
460-111103-25		04/02/2016 19:24	1	O08420.D	DB-624 0.18(mm)
460-111103-26		04/02/2016 19:52	1	O08421.D	DB-624 0.18(mm)
460-111103-27		04/02/2016 20:19	1	O08422.D	DB-624 0.18(mm)
460-111103-28		04/02/2016 20:47	1	O08423.D	DB-624 0.18(mm)
460-111103-29		04/02/2016 21:15	1	O08424.D	DB-624 0.18(mm)

GC/MS VOA ANALYSIS RUN LOG

Lab Name: TestAmerica Edison Job No.: 460-111103-1

SDG No.:

Instrument ID: CVOAMS12 Start Date: 04/03/2016 08:56

Analysis Batch Number: 360372 End Date: 04/03/2016 18:38

LAB SAMPLE ID	CLIENT SAMPLE ID	DATE ANALYZED	DILUTION FACTOR	LAB FILE ID	COLUMN ID
BFB 460-360372/1		04/03/2016 08:56	1	O08428.D	DB-624 0.18(mm)
CCVIS 460-360372/3		04/03/2016 09:54	1	O08430.D	DB-624 0.18(mm)
LCS 460-360372/4		04/03/2016 10:21	1	O08431.D	DB-624 0.18(mm)
LCSD 460-360372/5		04/03/2016 10:49	1	O08432.D	DB-624 0.18(mm)
MB 460-360372/8		04/03/2016 12:12	1	O08435.D	DB-624 0.18(mm)
460-111103-30		04/03/2016 12:40	1	O08436.D	DB-624 0.18(mm)
460-111103-31		04/03/2016 13:07	1	O08437.D	DB-624 0.18(mm)
460-111103-32		04/03/2016 13:35	1	O08438.D	DB-624 0.18(mm)
460-111103-33		04/03/2016 14:03	1	O08439.D	DB-624 0.18(mm)
460-111103-34		04/03/2016 14:30	1	O08440.D	DB-624 0.18(mm)
460-111103-35		04/03/2016 14:58	1	O08441.D	DB-624 0.18(mm)
460-111103-36		04/03/2016 15:25	1	O08442.D	DB-624 0.18(mm)
460-111103-37		04/03/2016 15:53	1	O08443.D	DB-624 0.18(mm)
460-111103-38		04/03/2016 16:20	1	O08444.D	DB-624 0.18(mm)
460-111103-39		04/03/2016 16:48	1	O08445.D	DB-624 0.18(mm)
460-111103-40		04/03/2016 17:16	1	O08446.D	DB-624 0.18(mm)
460-111103-41		04/03/2016 17:43	1	O08447.D	DB-624 0.18(mm)
460-111103-42		04/03/2016 18:11	1	O08448.D	DB-624 0.18(mm)
460-111103-43		04/03/2016 18:38	1	O08449.D	DB-624 0.18(mm)

GC/MS VOA ANALYSIS RUN LOG

Lab Name: TestAmerica Edison Job No.: 460-111103-1

SDG No.:

Instrument ID: CVOAMS12 Start Date: 04/04/2016 08:48

Analysis Batch Number: 360532 End Date: 04/04/2016 20:26

LAB SAMPLE ID	CLIENT SAMPLE ID	DATE ANALYZED	DILUTION FACTOR	LAB FILE ID	COLUMN ID
BFB 460-360532/1		04/04/2016 08:48	1	O08442.D	DB-624 0.18(mm)
CCVIS 460-360532/2		04/04/2016 09:18	1	O08443.D	DB-624 0.18(mm)
LCS 460-360532/3		04/04/2016 09:46	1	O08444.D	DB-624 0.18(mm)
ZZZZZ		04/04/2016 10:14	1		DB-624 0.18(mm)
MB 460-360532/7		04/04/2016 11:38	1	O08448.D	DB-624 0.18(mm)
ZZZZZ		04/04/2016 12:05	1		DB-624 0.18(mm)
460-111103-54		04/04/2016 13:01	1	O08451.D	DB-624 0.18(mm)
460-111103-55		04/04/2016 13:29	1	O08452.D	DB-624 0.18(mm)
460-111103-44		04/04/2016 13:57	1	O08453.D	DB-624 0.18(mm)
460-111103-45		04/04/2016 14:25	1	O08454.D	DB-624 0.18(mm)
460-111103-46		04/04/2016 14:53	1	O08455.D	DB-624 0.18(mm)
460-111103-47		04/04/2016 15:20	1	O08456.D	DB-624 0.18(mm)
460-111103-48		04/04/2016 15:48	1	O08457.D	DB-624 0.18(mm)
460-111103-49		04/04/2016 16:16	1	O08458.D	DB-624 0.18(mm)
460-111103-50		04/04/2016 16:43	1	O08459.D	DB-624 0.18(mm)
460-111103-51		04/04/2016 17:11	1	O08460.D	DB-624 0.18(mm)
ZZZZZ		04/04/2016 17:39	1		DB-624 0.18(mm)
460-111103-52		04/04/2016 18:07	1	O08462.D	DB-624 0.18(mm)
460-111103-53		04/04/2016 18:35	1	O08463.D	DB-624 0.18(mm)
460-111103-56		04/04/2016 19:02	1	O08464.D	DB-624 0.18(mm)
460-111103-57		04/04/2016 19:31	1	O08465.D	DB-624 0.18(mm)
460-111103-57 MS		04/04/2016 19:58	10	O08466.D	DB-624 0.18(mm)
460-111103-57 MSD		04/04/2016 20:26	10	O08467.D	DB-624 0.18(mm)

Shipping and Receiving Documents

urham Road
w Jersey 08817
2) 549-3900 Fax: (732) 549-3679

TestAmerica

THE LEADER IN ENVIRONMENTAL TESTING

CHAIN OF CUSTODY / ANA

460-111103 Chain of Custody

04/06/2016

Name (for report and invoice): STeve Feldmann	Samplers Name (Printed): Roy Wagner / Jon Byk	Site/Project Identification: Lockheed - North Plainfield
Company: TETRA TECH, Inc	P. O. #: 117-0507.641	State (Location of site): NJ: X NY: Other:
		Regulatory Program: NJ GW QS DKQP: X
Address: 295 Route 22E, Suite 104E	Analysis Turnaround Time: Standard X	
City: Whitehouse Station, State: NJ 08889	Rush Charges Authorized For: 2 Week / 1 Week / Other	
Phone: 908-534-2303 Fax: 908-534-4709		

Sample Identification	Date	Time	Matrix	No. of Cont.	8260C TCL VOCs+15	LAB USE ONLY Project No: / Job No: 111103 / Sample Numbers
mw-1S-A	3/22/16	0905	GW	3	X	-1
mw-1S-B		0910		3	X	-2
mw-1I		0915		3	X	-3
mw-2D		1025		3	X	-4
mw-2I		1030		3	X	-5
mw-3D		0955		3	X	-6
mw-501S		0804		3	X	-7
mw-501I		0809		3	X	-8
mw-502S		0840		3	X	-9
mw-502I		0845		3	X	-10

Preservation Used: 1 = ICE, 2 = HCl, 3 = H_2SO_4, 4 = HNO_3, 5 = NaOH, 6 = Other _____, 7 = Other _____

Soil:

Water: 2

Special Instructions Reporting limits must meet NJDEP GWQS

Water Metals Filtered (Yes/No)? _____

Relinquished by	Company	Date / Time	Received by	Company
1)	TETRA TECH	3/23/16 1545	1)	
Relinquished by 2)	Company	Date / Time	Received by 2)	Company TAL 3/23/16 2100
Relinquished by 3)	Company	Date / Time	Received by 3)	Company
Relinquished by 4)	Company	Date / Time	Received by 4)	Company

Laboratory Certifications: New Jersey (12028), New York (11452), Pennsylvania (68-522), Connecticut (PH-0200), Rhode Island (132). TAL - 0016 (0715)

Massachusetts (M-NJ312), North Carolina (No. 578) TAL - NJ QS 1.3 23

Page 791 of 798

777 New Durham Road
Edison, New Jersey 08817
Phone: (732) 549-3900 Fax: (732) 549-3679

TestAmerica
THE LEADER IN ENVIRONMENTAL TESTING

CHAIN OF CUSTODY / ANALYSIS REQUEST

04/06/2016

Name (for report and invoice)	Samplers Name (Printed)	Site/Project Identification
Steve Feldmann	Roy Wagner/Jon Byk	Lockheed- Norm Plainfield
Company	**P. O. #**	**State (Location of site):** NJ: X NY: ☐ Other:
TETRA TECH	117-0507.641	**Regulatory Program:** NJGWQS DKQP: X
Address	**Analysis Turnaround Time**	
295 Route 22E, Suite 104E	Standard: X	
City / **State**	Rush Charges Authorized For:	
Whitehouse Station, NJ 08889	2 Week: ☐	
Phone / **Fax**	1 Week: ☐	
908-534-2303 / 908-534-4709	Other: ☐	

Sample Identification	Date	Time	Matrix	No. of Cont.	8260C TCL VOC+15	LAB USE ONLY Project No: Job No: 111103 Sample Numbers
MW-503I	3/22/16	0835	GW	3	X	-11
MW-506S		0850		3	X	-12
MW-506I		0855		3	X	-13
MW-507S		0930		3	X	-14
MW-507I		0925		3	X	-15
MW-508S		0935		3	X	-16
MW-508D		0940		3	X	-17
MW-532S		0745		3	X	-18
MW-532D		0750		3	X	-19
MW-544S		1245		3	X	-20
				Soil:		
				Water:	2	

Preservation Used: 1 = ICE, 2 = HCl, 3 = H_2SO_4, 4 = HNO_3, 5 = NaOH
6 = Other _____, 7 = Other _____

Special Instructions Reporting limits must meet NJDEP GW QS — Water Metals Filtered (Yes/No)? _____

Relinquished by	Company	Date / Time	Received by	Company
1)	Tetra Tech	3/23/16 1545	1)	
Relinquished by	Company	Date / Time	Received by	Company
2) James Thiessen		3/23/16 2100	2)	TAL
Relinquished by	Company	Date / Time	Received by	Company
3)			3)	
Relinquished by	Company	Date / Time	Received by	Company
4)			4)	

Laboratory Certifications: New Jersey (12028), New York (11452), Pennsylvania (68-522), Connecticut (PH-0200), Rhode Island (132). TAL - 0016 (0715)

Massachusetts (M-NJ312), North Carolina (No. 578)

IRG NJ GS 1323

777 New Durham Road
Edison, New Jersey 08817
Phone: (732) 549-3900 Fax: (732) 549-3679

TestAmerica
THE LEADER IN ENVIRONMENTAL TESTING

CHAIN OF CUSTODY / ANALYSIS REQUEST

04/06/2016

Name (for report and invoice)	Samplers Name (Printed)	Site/Project Identification
Steve Feldmann	Roy Wagner / J. Byk	Lockheed - North Plainfield
Company	**P. O. #**	State (Location of site): NJ: X NY: ☐ Other:
Tetra Tech	117-0507.641	Regulatory Program: NJ GW QS DKQP: X
Address	**Analysis Turnaround Time**	**LAB USE ONLY**
295 Route 22 E, Suite 104E	Standard: X	Project No:
City / **State**	Rush Charges Authorized For:	Job No: 111103
Whitehouse Station, NJ 08889	2 Week ☐ 1 Week ☐ Other ☐	
Phone / **Fax**		
908-534-2303 908 534-4709		

Sample Identification	Date	Time	Matrix	No. of Cont.	8260C TCL VOC+15	Sample Numbers
MW-544I	3/22/16	1250	GW	3	X	-21
MW-544D		1255		3		-22
MW-545S		1205		3		-23
MW-545I		1210		3		-24
MW-545D		1215		3 3R		-25
MW-546S		1445		3		-26
MW-546I		1450		3		-27
MW-546D		1455		2 3R		-28
MW-547S		1040		3		-29
MW-547I		1045		3		-30

Preservation Used: 1 = ICE, 2 = HCl, 3 = H_2SO_4, 4 = HNO_3, 5 = NaOH
6 = Other _____, 7 = Other _____

Soil:
Water: 2

Special Instructions Reporting Limits must meet NJDEP GWQS

Water Metals Filtered (Yes/No)? _____

Relinquished by	Company	Date / Time	Received by	Company
1)	Tetra Tech	3/23/16 1545	1)	
2)		3/23/16 2100	2)	TAL
3)			3)	
4)			4)	

Laboratory Certifications: New Jersey (12028), New York (11452), Pennsylvania (68-522), Connecticut (PH-0200), Rhode Island (132). TAL - 0016 (0715)

Massachusetts (M-NJ312), North Carolina (No. 578) IR6 NOCS 1323

777 New Durham Road
Edison, New Jersey 08817
Phone: (732) 549-3900 Fax: (732) 549-3679

TestAmerica
THE LEADER IN ENVIRONMENTAL TESTING

CHAIN OF CUSTODY / ANALYSIS REQUEST

04/06/2016

Name (for report and invoice)	Samplers Name (Printed)	Site/Project Identification
Steve Feldmann	Roy Wagner / Jon Byk	Lockheed - N. Plainfield
Company	**P. O. #**	State (Location of site): NJ: X NY: ☐ Other:
Tetra Tech	117-0507.64	Regulatory Program: NJDEP GWQS DKOP: X
Address	**Analysis Turnaround Time**	
295 Route 22E, Suite 104E	Standard X	
City / **State**	Rush Charges Authorized For:	
Whitehouse Station, NJ 08889	2 Week ☐	
Phone / **Fax**	1 Week ☐	
908-534-2303 908-534-4209	Other ☐ _____	

Sample Identification	Date	Time	Matrix	No. of Cont.	ANALYSIS REQUESTED (ENTER "X" BELOW TO INDICATE REQUEST) 8260C TCL VOC +15	LAB USE ONLY Project No: / Job No: 111103 / Sample Numbers
MW-547D	3/22/16	1050	GW	3	X	-31
MW-549S		0725		3	X	-32
MW-549I		0730		3	X	-33
MW-550S		0815		3	X	-34
MW-550I		0820		3	X	-35
PZ-521S		1305		3	X	-36
PZ-521I		1310		3	X	-37
PZ-522S		1055		3	X	-38
PZ-522I		1100		3	X	-39
PZ-522D	↓	1105	↓	3	X	-40
				Water:	2	

Preservation Used: 1 = ICE, 2 = HCl, 3 = H_2SO_4, 4 = HNO_3, 5 = NaOH — Soil:
6 = Other _____, 7 = Other _____

Special Instructions Reporting limits must meet NJDEP GWQS — Water Metals Filtered (Yes/No)? _____

Relinquished by	Company	Date / Time	Received by	Company
1)	Tetra Tech	3/23/16 1545	1)	
Relinquished by	Company	Date / Time	Received by	Company
2)		3/23/16 2100	2)	
Relinquished by	Company	Date / Time	Received by	Company
3)			3)	
Relinquished by	Company	Date / Time	Received by	Company
4)			4)	

Laboratory Certifications: New Jersey (12028), New York (11452), Pennsylvania (68-522), Connecticut (PH-0200), Rhode Island (132). TAL - 0016 (0715)

Massachusetts (M-NJ312), North Carolina (No. 578) IR6 NOES 1323

777 New Durham Road
Edison, New Jersey 08817
Phone: (732) 549-3900 Fax: (732) 549-3679

TestAmerica
THE LEADER IN ENVIRONMENTAL TESTING

CHAIN OF CUSTODY / ANALYSIS REQUEST

Name (for report and invoice)	Samplers Name (Printed)	Site/Project Identification
Steve Feldmann	Roy Wagner / Jon Byk	Lockheed- N. Plainfield
Company: Tetra Tech	P. O. #: 117-0507.641	State (Location of site): NJ: X NY: Other:
		Regulatory Program: NJ GW QS DKQP: X
Address: 295 Route 22E, Suite 104E	Analysis Turnaround Time: Standard X	LAB USE ONLY Project No:
City: Whitehouse Station State: NJ 08889	Rush Charges Authorized For: 2 Week / 1 Week / Other	Job No: 111103
Phone: 908-534-2303 Fax: 908-534-4709		

Sample Identification	Date	Time	Matrix	No. of Cont.	8260C TCL VOC+15	Sample Numbers
PZ-524S	3/22/16	1225	GW	3	X	-41
PZ-524I		1230	GW	3	X	-42
PZ-524D		1235	GW	3	X	-43
DUP-01		—	GW	3	X	-44
DUP-02		—	GW	3	X	-45
DUP-03		—	GW	3	X	-46
DUP-04		—	GW	3	X	-47
DUP-05		—	GW	3	X	-48
DUP-06		—	SW	3	X	-49
SW-1	↓	1355	SW	3	X	-50

Preservation Used: 1 = ICE, 2 = HCl, 3 = H_2SO_4, 4 = HNO_3, 5 = NaOH, 6 = Other _____, 7 = Other _____ — Soil: / Water: 2

Special Instructions Reporting Limits must meet NJDEP GW QS FOR GW SAMPLES AND NJDEP SWQS FOR SW SAMPLES Water Metals Filtered (Yes/No)? _____

Relinquished by	Company	Date / Time	Received by	Company
1)	Tetra Tech	3/23/16 1545	1)	
Relinquished by 2)	Company	Date / Time	Received by 2)	Company
		3/23/16 2100		
Relinquished by 3)	Company	Date / Time	Received by 3)	Company
Relinquished by 4)	Company	Date / Time	Received by 4)	Company

Laboratory Certifications: New Jersey (12028), New York (11452), Pennsylvania (68-522), Connecticut (PH-0200), Rhode Island (132). TAL - 0016 (0715)

Massachusetts (M-NJ312), North Carolina (No. 578) IR C NCC5 1323

777 New Durham Road
Edison, New Jersey 08817
Phone: (732) 549-3900 Fax: (732) 549-3679

TestAmerica
THE LEADER IN ENVIRONMENTAL TESTING

CHAIN OF CUSTODY / ANALYSIS REQUEST

04/06/2016

Name (for report and invoice)	Samplers Name (Printed)	Site/Project Identification
Steve Feldmann	Roy Wagner / Jon Byk	Lockheed - North Plainfield
Company	**P. O. #**	**State (Location of site):** NJ: X NY: Other:
Tetra Tech	117-0507.641	**Regulatory Program:** NJ GW QS DKQP: X
Address	**Analysis Turnaround Time**	**ANALYSIS REQUESTED** (ENTER "X" BELOW TO INDICATE REQUEST)
295 Route 22E, Suite 104E	Standard X	
City / **State**	Rush Charges Authorized For:	
Whitehouse Station, NJ 08889	2 Week ☐	
Phone / **Fax**	1 Week ☐	
908-534-2303 / 908-534-4709	Other ☐	

Sample Identification	Date	Time	Matrix	No. of Cont.	8260C TCL VOC+15										Lab Use Only Sample Numbers
SW-2	3/22/16	1410	SW	3	X										-51
SW-3		1435	SW	3	X										-52
SW-4		1425	SW	3	X										-53
FB-032216		1500	GW	~~3~~ 2	X										-54
TB-032216	↓	—	GW	2	X										-55
MW-503S	3/22/16	0830	GW	2	X										-56
MW-505I	3/22/16	1325	GW	3	X										-57
~~MW-53~~ JB															
Preservation Used: 1 = ICE, 2 = HCl, 3 = H_2SO_4, 4 = HNO_3, 5 = NaOH				Soil:											
6 = Other _____, 7 = Other _____				Water:	2										

Job No: 111103

Special Instructions Reporting Limits must meet NJDEP GW QS FOR GW SAMPLES AND NJDEP SWQS FOR SW SAMPLES Water Metals Filtered (Yes/No)? _____

Relinquished by	Company	Date / Time	Received by	Company
1)	Tetra Tech	3/23/16 1545	1)	TA
Relinquished by	Company	Date / Time	Received by	Company
2)	TA	3/23/16 2100	2)	TA 6d
Relinquished by	Company	Date / Time	Received by	Company
3)			3)	
Relinquished by	Company	Date / Time	Received by	Company
4)			4)	

Laboratory Certifications: New Jersey (12028), New York (11452), Pennsylvania (68-522), Connecticut (PH-0200), Rhode Island (132). TAL - 0016 (0715)

Massachusetts (M-NJ312), North Carolina (No. 578) ERC NOCS 1323

TestAmerica Edison
Receipt Temperature and pH Log

Job Number: 11103

Number of Coolers: 1 IR Gun #: 6

Cooler Temperatures

	RAW	CORRECTED		RAW	CORRECTED		RAW	CORRECTED
Cooler #1:	1.3 °C	1.2 °C	Cooler #4:	°C	°C	Cooler #7:	°C	°C
Cooler #2:	°C	°C	Cooler #5:	°C	°C	Cooler #8:	°C	°C
Cooler #3:	°C	°C	Cooler #6:	°C	°C	Cooler #9:	°C	°C

TALS Sample Number	Ammonia (pH<2)	COD (pH<2)	Nitrate Nitrite (pH<2)	Metals* (pH<2)	Hardness (pH<2)	Pest (pH 5-9)	EPH or QAM (pH<2)	Phenols (pH<2)	Sulfide (pH>9)	TKN (pH<2)	TOC (pH<2)	Total Cyanide (pH>12)	Total Phos (pH<2)	Other	Other

If pH adjustments are required record the information below:

Sample No(s). adjusted: _____

Preservative Name/Conc.: _____ Volume of Preservative used (ml): _____

Lot # of Preservative(s): _____ Expiration Date: _____

The appropriate Project Maneger end Department Maneger should be notified about the samples which were pH edjusted.

** Samples for Metal anelysis which are out of compliance must be acidified et least 24 hours prior to enelysis.*

Initials: _____ Date: 3/23/16

04/06/2016

Login Sample Receipt Checklist

Client: Tetra Tech GEO

Job Number: 460-111103-1

Login Number: 111103
List Number: 1
Creator: Rivera, Kenneth

List Source: TestAmerica Edison

Question	Answer	Comment
Radioactivity wasn't checked or is </= background as measured by a survey meter.	N/A	
The cooler's custody seal, if present, is intact.	N/A	Not present
Sample custody seals, if present, are intact.	N/A	
The cooler or samples do not appear to have been compromised or tampered with.	True	
Samples were received on ice.	True	
Cooler Temperature is acceptable.	True	
Cooler Temperature is recorded.	True	2.3°C, IR #6
COC is present.	True	
COC is filled out in ink and legible.	True	
COC is filled out with all pertinent information.	True	
Is the Field Sampler's name present on COC?	True	
There are no discrepancies between the containers received and the COC.	False	See NCM
Samples are received within Holding Time (excluding tests with immediate HTs)	True	
Sample containers have legible labels.	True	
Containers are not broken or leaking.	True	
Sample collection date/times are provided.	True	
Appropriate sample containers are used.	True	
Sample bottles are completely filled.	True	
Sample Preservation Verified.	True	
There is sufficient vol. for all requested analyses, incl. any requested MS/MSDs	True	
Containers requiring zero headspace have no headspace or bubble is <6mm (1/4").	True	
Multiphasic samples are not present.	True	
Samples do not require splitting or compositing.	True	
Residual Chlorine Checked.	N/A	No analysis requiring residual chlorine check assigned.

TestAmerica
THE LEADER IN ENVIRONMENTAL TESTING

ANALYTICAL REPORT

Job Number: 460-119612-1

Job Description: Lockheed - North Plainfield, NJ

For:
Tetra Tech GEO
One Salem Square
295 Route 22 East
Suite 104E
Whitehouse Station, NJ 08889

Attention: Mr. Steve Feldmann

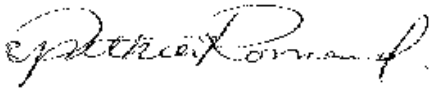

Approved for release.
Cynthia V Romero
Project Management Assistant I
9/14/2016 1:41 PM

Designee for
Marie A Meidhof, Project Manager II
777 New Durham Road, Edison, NJ, 08817
marie.meidhof@testamericainc.com
09/14/2016

The test results in this report meet all NELAP requirements unless specified within the case narrative. Pursuant to NELAP, this report may not be reproduced, except in full, without the written approval of the laboratory. All questions regarding this report should be directed to the TestAmerica Edison Project Manager.

TestAmerica Edison Certifications and Approvals: Connecticut: CTDOH #PH-0200, New Jersey: NJDEP (NELAP) #12028, New York: NYDOH (NELAP) #11452, NYDOH (ELAP) #11452, Pennsylvania: PADEP (NELAP) 68-00522 and Rhode Island: RIDOH LAO00132

Table of Contents

Cover Title Page 1

Data Summaries 4

Report Narrative 4

Sample Summary 6

Detection Summary 7

Method Summary 8

Client Sample Results 9

Surrogate Summary 10

QC Sample Results 11

Definitions 12

QC Association 13

Chronicle 14

Certification Summary 15

Organic Sample Data 16

GC/MS VOA 16

8260C_SIM_DKQP 16

8260C_SIM_DKQP QC Summary 17

8260C_SIM_DKQP Sample Data 24

Standards Data 30

8260C_SIM_DKQP ICAL Data 30

8260C_SIM_DKQP CCAL Data 50

Raw QC Data 53

8260C_SIM_DKQP Tune Data 53

8260C_SIM_DKQP Blank Data 61

8260C_SIM_DKQP LCS/LCSD Data 64

8260C_SIM_DKQP Run Logs 70

Table of Contents

Shipping and Receiving Documents 72
Client Chain of Custody 73
Sample Receipt Checklist 75

CASE NARRATIVE

Client: Tetra Tech GEO

Project: Lockheed - North Plainfield, NJ

Report Number: 460-119612-1

This case narrative is in the form of an exception report, where only the anomalies related to this report, method specific performance and/or QA/QC issues are discussed. If there are no issues to report, this narrative will include a statement that documents that there are no relevant data issues.

It should be noted that samples with elevated Reporting Limits (RLs) as a result of a dilution may not be able to satisfy customer reporting limits in some cases. Such increases in the RLs are unavoidable but acceptable consequence of sample dilution that enables quantification of target analytes or interferences which exceed the calibration range of the instrument.

Calculations are performed before rounding to avoid round-off errors in calculated results.

All holding times were met and proper preservation noted for the methods performed on these samples, unless otherwise detailed in the individual sections below.

RECEIPT

The samples were received on 9/1/2016 12:50 PM; the samples arrived in good condition, properly preserved and, where required, on ice. The temperature of the cooler at receipt was 2.6º C.

Note: All samples which require thermal preservation are considered acceptable if the arrival temperature is within 2C of the required temperature or method specified range. For samples with a specified temperature of 4C, samples with a temperature ranging from just above freezing temperature of water to 6C shall be acceptable. Samples that are hand delivered immediately following collection may not meet these criteria, however they will be deemed acceptable according to NELAC standards, if there is evidence that the chilling process has begun, such as arrival on ice, etc.

VOLATILE ORGANIC COMPOUNDS (GC-MS) DKQP

Samples TB-083116 (460-119612-1) and MODTB-083116 (460-119612-2) were analyzed for volatile organic compounds (GC-MS) DKQP in accordance with EPA SW-846 Method 8260C SIM DKQP. The samples were analyzed on 09/11/2016.

No difficulties were encountered during the volatile organic compounds (GC-MS) DKQP analysis.

All quality control parameters were within the acceptance limits.

DATA OF KNOWN QUALITY CONFORMANCE/NON-CONFORMANCE SUMMARY QUESTIONNAIRE

Laboratory Name: TestAmerica Edison

Client: Tetra Tech GEO

Project Location: Lockheed - North Plainfield, NJ

Project Number: 460-119612-1

Laboratory Sample ID(s): 460-119612-1, 460-119612-2

Sampling Date(s): 08/31/2016

List DKQP Methods Used: 8260C SIM

1	For each analytical method referenced in this laboratory report package, were all specified QA/QC performance criteria followed, including the requirement to explain any criteria falling outside of acceptable guidelines, as specified in the NJDEP Data of Known Quality performance standards?	☑Yes ☐No
1A	Were the method specified handling, preservation, and holding time requirements met?	☐Yes ☐No ☑ See case narrative
1B	*EPH Method:* Was the EPH method conducted without significant modifications? (see Section 11.3 of respective DKQ methods)	☐Yes ☐No ☑N/A
2	Were all samples received by the laboratory in a condition consistent with that described on the associated chain-of-custody documents(s)?	☐Yes ☐No ☑ See case narrative
3	Were samples received at an appropriate temperature (4±2° C)?	☑Yes ☐No ☐N/A
4	Were all QA/QC performance criteria specified in the NJDEP DKQP standards achieved?	☑Yes ☐No
5	a) Were reporting limits specified or referenced on the chain-of-custody or communicated to the laboratory prior to sample receipt?	☐Yes ☐No ☑ See case narrative
	b) Were these reporting limits met?	☐Yes ☐No ☐N/A ☑ See case narrative
6	For each analytical method referenced in this laboratory report package, were results reported for all constituents identified in the method-specific analyte lists presented in the DKQP documents and/or site-specific QAPP?	☑Yes ☐No
7	Are project-specific matrix spike and/or laboratory duplicates included in this data set?	☐Yes ☑No

Notes: For all questions to which the response was "No" (with the exception of question #7), additional information should be provided in an attached narrative. If the answer to question #1, #1A, or #1B is "No", the data package does not meet requirements for "Data of Known Quality."

Sample Summary

Client: Tetra Tech GEO
Project/Site: Lockheed - North Plainfield, NJ

TestAmerica Job ID: 460-119612-1

Lab Sample ID	Client Sample ID	Matrix	Collected	Received
460-119612-1	TB-083116	Water	08/31/16 00:00	09/01/16 12:50
460-119612-2	MODTB-083116	Water	08/31/16 13:40	09/01/16 12:50

Detection Summary

Client: Tetra Tech GEO
Project/Site: Lockheed - North Plainfield, NJ

TestAmerica Job ID: 460-119612-1

Client Sample ID: TB-083116 — Lab Sample ID: 460-119612-1

No Detections.

Client Sample ID: MODTB-083116 — Lab Sample ID: 460-119612-2

No Detections.

This Detection Summary does not include radiochemical test results.

Method Summary

Client: Tetra Tech GEO
Project/Site: Lockheed - North Plainfield, NJ

TestAmerica Job ID: 460-119612-1

Method	Method Description	Protocol	Laboratory
8260C SIM	Volatile Organic Compounds (GC/MS)	SW846	TAL EDI

Protocol References:

SW846 = "Test Methods For Evaluating Solid Waste, Physical/Chemical Methods", Third Edition, November 1986 And Its Updates.

Laboratory References:

TAL EDI = TestAmerica Edison, 777 New Durham Road, Edison, NJ 08817, TEL (732)549-3900

Client Sample ID: TB-083116
Lab Sample ID: 460-119612-1

Date Collected: 08/31/16 00:00
Matrix: Water
Date Received: 09/01/16 12:50

Method: 8260C SIM - Volatile Organic Compounds (GC/MS)

Analyte	Result	Qualifier	RL	MDL	Unit	D	Prepared	Analyzed	Dil Fac
1,4-Dioxane	0.11	U	0.40	0.11	ug/L			09/11/16 12:55	1

Surrogate	*%Recovery*	*Qualifier*	*Limits*	*Prepared*	*Analyzed*	*Dil Fac*
1,2-Dichloroethane-d4 (Surr)	*108*		*70 - 130*		*09/11/16 12:55*	*1*
4-Bromofluorobenzene	*99*		*70 - 130*		*09/11/16 12:55*	*1*

Client Sample ID: MODTB-083116
Lab Sample ID: 460-119612-2

Date Collected: 08/31/16 13:40
Matrix: Water
Date Received: 09/01/16 12:50

Method: 8260C SIM - Volatile Organic Compounds (GC/MS)

Analyte	Result	Qualifier	RL	MDL	Unit	D	Prepared	Analyzed	Dil Fac
1,4-Dioxane	0.11	U	0.40	0.11	ug/L			09/11/16 14:05	1

Surrogate	*%Recovery*	*Qualifier*	*Limits*	*Prepared*	*Analyzed*	*Dil Fac*
1,2-Dichloroethane-d4 (Surr)	*111*		*70 - 130*		*09/11/16 14:05*	*1*
4-Bromofluorobenzene	*100*		*70 - 130*		*09/11/16 14:05*	*1*

Surrogate Summary

Client: Tetra Tech GEO
Project/Site: Lockheed - North Plainfield, NJ

TestAmerica Job ID: 460-119612-1

Method: 8260C SIM - Volatile Organic Compounds (GC/MS)

Matrix: Water **Prep Type: Total/NA**

		Percent Surrogate Recovery (Acceptance Limits)	
Lab Sample ID	Client Sample ID	12DCE (70-130)	BFB (70-130)
460-119612-1	TB-083116	108	99
460-119612-2	MODTB-083116	111	100
LCS 460-389827/3	Lab Control Sample	103	88
LCSD 460-389827/4	Lab Control Sample Dup	104	94
MB 460-389827/7	Method Blank	106	99

Surrogate Legend

12DCE = 1,2-Dichloroethane-d4 (Surr)
BFB = 4-Bromofluorobenzene

Method: 8260C SIM - Volatile Organic Compounds (GC/MS)

Lab Sample ID: MB 460-389827/7
Matrix: Water
Analysis Batch: 389827

Client Sample ID: Method Blank
Prep Type: Total/NA

Analyte	MB Result	MB Qualifier	RL	MDL	Unit	D	Prepared	Analyzed	Dil Fac
1,4-Dioxane	0.11	U	0.40	0.11	ug/L			09/11/16 11:45	1

Surrogate	*MB %Recovery*	*MB Qualifier*	*Limits*	*Prepared*	*Analyzed*	*Dil Fac*
1,2-Dichloroethane-d4 (Surr)	*106*		*70 - 130*		*09/11/16 11:45*	*1*
4-Bromofluorobenzene	*99*		*70 - 130*		*09/11/16 11:45*	*1*

Lab Sample ID: LCS 460-389827/3
Matrix: Water
Analysis Batch: 389827

Client Sample ID: Lab Control Sample
Prep Type: Total/NA

Analyte			Spike Added	LCS Result	LCS Qualifier	Unit	D	%Rec	%Rec. Limits		
1,4-Dioxane			20.0	24.1		ug/L		120	40 - 160		

Surrogate	*LCS %Recovery*	*LCS Qualifier*	*Limits*
1,2-Dichloroethane-d4 (Surr)	*103*		*70 - 130*
4-Bromofluorobenzene	*88*		*70 - 130*

Lab Sample ID: LCSD 460-389827/4
Matrix: Water
Analysis Batch: 389827

Client Sample ID: Lab Control Sample Dup
Prep Type: Total/NA

Analyte			Spike Added	LCSD Result	LCSD Qualifier	Unit	D	%Rec	%Rec. Limits	RPD	RPD Limit
1,4-Dioxane			20.0	21.8		ug/L		109	40 - 160	10	20

Surrogate	*LCSD %Recovery*	*LCSD Qualifier*	*Limits*
1,2-Dichloroethane-d4 (Surr)	*104*		*70 - 130*
4-Bromofluorobenzene	*94*		*70 - 130*

Qualifiers

GC/MS VOA

Qualifier	Qualifier Description
U	Indicates the analyte was analyzed for but not detected.

Glossary

Abbreviation	These commonly used abbreviations may or may not be present in this report.
¤	Listed under the "D" column to designate that the result is reported on a dry weight basis
%R	Percent Recovery
CFL	Contains Free Liquid
CNF	Contains no Free Liquid
DER	Duplicate error ratio (normalized absolute difference)
Dil Fac	Dilution Factor
DL, RA, RE, IN	Indicates a Dilution, Re-analysis, Re-extraction, or additional Initial metals/anion analysis of the sample
DLC	Decision level concentration
MDA	Minimum detectable activity
EDL	Estimated Detection Limit
MDC	Minimum detectable concentration
MDL	Method Detection Limit
ML	Minimum Level (Dioxin)
NC	Not Calculated
ND	Not detected at the reporting limit (or MDL or EDL if shown)
PQL	Practical Quantitation Limit
QC	Quality Control
RER	Relative error ratio
RL	Reporting Limit or Requested Limit (Radiochemistry)
RPD	Relative Percent Difference, a measure of the relative difference between two points
TEF	Toxicity Equivalent Factor (Dioxin)
TEQ	Toxicity Equivalent Quotient (Dioxin)

QC Association Summary

Client: Tetra Tech GEO
Project/Site: Lockheed - North Plainfield, NJ

TestAmerica Job ID: 460-119612-1

GC/MS VOA

Analysis Batch: 389827

Lab Sample ID	Client Sample ID	Prep Type	Matrix	Method	Prep Batch
460-119612-1	TB-083116	Total/NA	Water	8260C SIM	
460-119612-2	MODTB-083116	Total/NA	Water	8260C SIM	
MB 460-389827/7	Method Blank	Total/NA	Water	8260C SIM	
LCS 460-389827/3	Lab Control Sample	Total/NA	Water	8260C SIM	
LCSD 460-389827/4	Lab Control Sample Dup	Total/NA	Water	8260C SIM	

Lab Chronicle

Client: Tetra Tech GEO
Project/Site: Lockheed - North Plainfield, NJ

TestAmerica Job ID: 460-119612-1

Client Sample ID: TB-083116
Date Collected: 08/31/16 00:00
Date Received: 09/01/16 12:50

Lab Sample ID: 460-119612-1
Matrix: Water

Prep Type	Batch Type	Batch Method	Run	Dilution Factor	Batch Number	Prepared or Analyzed	Analyst	Lab
Total/NA	Analysis	8260C SIM		1	389827	09/11/16 12:55	AAT	TAL EDI

Client Sample ID: MODTB-083116
Date Collected: 08/31/16 13:40
Date Received: 09/01/16 12:50

Lab Sample ID: 460-119612-2
Matrix: Water

Prep Type	Batch Type	Batch Method	Run	Dilution Factor	Batch Number	Prepared or Analyzed	Analyst	Lab
Total/NA	Analysis	8260C SIM		1	389827	09/11/16 14:05	AAT	TAL EDI

Laboratory References:

TAL EDI = TestAmerica Edison, 777 New Durham Road, Edison, NJ 08817, TEL (732)549-3900

Certification Summary

Client: Tetra Tech GEO
TestAmerica Job ID: 460-119612-1
Project/Site: Lockheed - North Plainfield, NJ

Laboratory: TestAmerica Edison

The certifications listed below are applicable to this report.

Authority	Program	EPA Region	Certification ID	Expiration Date
New Jersey	NELAP	2	12028	06-30-17

8260C_SIM_DKQP

Volatile Organic Compounds (GC/MS)

FORM II
GC/MS VOA SURROGATE RECOVERY

Lab Name: TestAmerica Edison Job No.: 460-119612-1

SDG No.:

Matrix: Water Level: Low

GC Column (1): DB-624 ID: 0.18(mm)

Client Sample ID	Lab Sample ID	DCA #	BFB #
TB-083116	460-119612-1	108	99
MODTB-083116	460-119612-2	111	100
	MB 460-389827/7	106	99
	LCS 460-389827/3	103	88
	LCSD 460-389827/4	104	94

	QC LIMITS
DCA = 1,2-Dichloroethane-d4 (Surr)	70-130
BFB = 4-Bromofluorobenzene	70-130

Column to be used to flag recovery values

FORM II 8260C SIM

FORM III
GC/MS VOA LAB CONTROL SAMPLE RECOVERY

Lab Name: TestAmerica Edison Job No.: 460-119612-1

SDG No.:

Matrix: Water Level: Low Lab File ID: N97038.D

Lab ID: LCS 460-389827/3 Client ID:

COMPOUND	SPIKE ADDED (ug/L)	LCS CONCENTRATION (ug/L)	LCS % REC	QC LIMITS REC	#
1,4-Dioxane	20.0	24.1	120	40-160	

Column to be used to flag recovery and RPD values

FORM III 8260C SIM

FORM III
GC/MS VOA LAB CONTROL SAMPLE DUPLICATE RECOVERY

Lab Name: TestAmerica Edison Job No.: 460-119612-1

SDG No.:

Matrix: Water Level: Low Lab File ID: N97039.D

Lab ID: LCSD 460-389827/4 Client ID:

COMPOUND	SPIKE ADDED (ug/L)	LCSD CONCENTRATION (ug/L)	LCSD % REC	% RPD	QC LIMITS RPD	QC LIMITS REC	#
1,4-Dioxane	20.0	21.8	109	10	20	40-160	

Column to be used to flag recovery and RPD values

FORM III 8260C SIM

FORM IV
GC/MS VOA METHOD BLANK SUMMARY

Lab Name: TestAmerica Edison Job No.: 460-119612-1

SDG No.:

Lab File ID: N97042.D Lab Sample ID: MB 460-389827/7

Matrix: Water Heated Purge:(Y/N) N

Instrument ID: CVOAMS11 Date Analyzed: 09/11/2016 11:45

GC Column: DB-624 ID: 0.18(mm)

THIS METHOD BLANK APPLIES TO THE FOLLOWING SAMPLES:

CLIENT SAMPLE ID	LAB SAMPLE ID	LAB FILE ID	DATE ANALYZED
	LCS 460-389827/3	N97038.D	09/11/2016 09:58
	LCSD 460-389827/4	N97039.D	09/11/2016 10:21
TB-083116	460-119612-1	N97045.D	09/11/2016 12:55
MODTB-083116	460-119612-2	N97048.D	09/11/2016 14:05

FORM V
GC/MS VOA INSTRUMENT PERFORMANCE CHECK
BROMOFLUOROBENZENE (BFB)

Lab Name: TestAmerica Edison Job No.: 460-119612-1

SDG No.:

Lab File ID: N96976.D BFB Injection Date: 09/09/2016

Instrument ID: CVOAMS11 BFB Injection Time: 17:52

Analysis Batch No.: 389605

M/E	ION ABUNDANCE CRITERIA	% RELATIVE ABUNDANCE	
50	15.0 - 40.0 % of mass 95	21.0	
75	30.0 - 60.0 % of mass 95	51.5	
95	Base Peak, 100% relative abundance	100.0	
96	5.0 - 9.0 % of mass 95	6.5	
173	Less than 2.0 % of mass 174	0.0	(0.0) 1
174	50.0 - 120.00 % of mass 95	83.0	
175	5.0 - 9.0 % of mass 174	6.6	(7.9) 1
176	95.0 - 101.0 % of mass 174	83.4	(100.5) 1
177	5.0 - 9.0 % of mass 176	5.5	(6.6) 2

1-Value is % mass 174 2-Value is % mass 176

THIS CHECK APPLIES TO THE FOLLOWING SAMPLES, MS, MSD, BLANKS AND STANDARDS:

CLIENT SAMPLE ID	LAB SAMPLE ID	LAB FILE ID	DATE ANALYZED	TIME ANALYZED
	STD002 460-389605/2	N96977.D	09/09/2016	18:15
	STD01 460-389605/5	N96980.D	09/09/2016	19:25
	STD05 460-389605/6	N96981.D	09/09/2016	19:49
	STD005 460-389605/7	N96982.D	09/09/2016	20:35
	STD1 460-389605/8	N96983.D	09/09/2016	20:59
	STD2 460-389605/9	N96984.D	09/09/2016	21:22

FORM V
GC/MS VOA INSTRUMENT PERFORMANCE CHECK
BROMOFLUOROBENZENE (BFB)

Lab Name: TestAmerica Edison Job No.: 460-119612-1

SDG No.:

Lab File ID: N97036.D BFB Injection Date: 09/11/2016

Instrument ID: CVOAMS11 BFB Injection Time: 09:08

Analysis Batch No.: 389827

M/E	ION ABUNDANCE CRITERIA	% RELATIVE ABUNDANCE	
50	15.0 - 40.0 % of mass 95	20.8	
75	30.0 - 60.0 % of mass 95	49.9	
95	Base Peak, 100% relative abundance	100.0	
96	5.0 - 9.0 % of mass 95	7.0	
173	Less than 2.0 % of mass 174	0.0	(0.0) 1
174	50.0 - 120.00 % of mass 95	73.3	
175	5.0 - 9.0 % of mass 174	5.8	(8.0) 1
176	95.0 - 101.0 % of mass 174	71.1	(97.0) 1
177	5.0 - 9.0 % of mass 176	4.6	(6.4) 2

1-Value is % mass 174 2-Value is % mass 176

THIS CHECK APPLIES TO THE FOLLOWING SAMPLES, MS, MSD, BLANKS AND STANDARDS:

CLIENT SAMPLE ID	LAB SAMPLE ID	LAB FILE ID	DATE ANALYZED	TIME ANALYZED
	CCVIS 460-389827/2	N97037.D	09/11/2016	09:34
	LCS 460-389827/3	N97038.D	09/11/2016	09:58
	LCSD 460-389827/4	N97039.D	09/11/2016	10:21
	MB 460-389827/7	N97042.D	09/11/2016	11:45
TB-083116	460-119612-1	N97045.D	09/11/2016	12:55
MODTB-083116	460-119612-2	N97048.D	09/11/2016	14:05

FORM VIII
GC/MS VOA INTERNAL STANDARD AREA AND RETENTION TIME SUMMARY

Lab Name: TestAmerica Edison Job No.: 460-119612-1

SDG No.:

Sample No.: CCVIS 460-389827/2 Date Analyzed: 09/11/2016 09:34

Instrument ID: CVOAMS11 GC Column: DB-624 ID: 0.18(mm)

Lab File ID (Standard): N97037.D Heated Purge: (Y/N) N

Calibration ID: 57713

		FB		DXE		CBNZd5	
		AREA #	RT #	AREA #	RT #	AREA #	RT #
12/24 HOUR STD		19254	3.71	7969	4.41	10892	7.28
UPPER LIMIT		38508	4.21	15938	4.91	21784	7.78
LOWER LIMIT		9627	3.21	3985	3.91	5446	6.78
LAB SAMPLE ID	CLIENT SAMPLE ID						
LCS 460-389827/3		15291	3.71	7735	4.41	9537	7.28
LCSD 460-389827/4		15496	3.71	7402	4.41	9912	7.28
MB 460-389827/7		14046	3.71	7026	4.41	8994	7.28
460-119612-1	TB-083116	14491	3.71	7006	4.41	9446	7.28
460-119612-2	MODTB-083116	15303	3.71	6974	4.41	9479	7.28

FB = Fluorobenzene
DXE = 1,4-Dioxane-d8
CBNZd5 = Chlorobenzene-d5

Area Limit = 50%-200% of internal standard area
RT Limit = ± 0.5 minutes of internal standard RT

Column used to flag values outside QC limits

FORM VIII 8260C SIM

FORM I
GC/MS VOA ORGANICS ANALYSIS DATA SHEET

Lab Name: TestAmerica Edison Job No.: 460-119612-1

SDG No.:

Client Sample ID: TB-083116 Lab Sample ID: 460-119612-1

Matrix: Water Lab File ID: N97045.D

Analysis Method: 8260C SIM Date Collected: 08/31/2016 00:00

Sample wt/vol: 5(mL) Date Analyzed: 09/11/2016 12:55

Soil Aliquot Vol: Dilution Factor: 1

Soil Extract Vol.: GC Column: DB-624 ID: 0.18(mm)

% Moisture: Level: (low/med) Low

Analysis Batch No.: 389827 Units: ug/L

CAS NO.	COMPOUND NAME	RESULT	Q	RL	MDL
123-91-1	1,4-Dioxane	0.11	U	0.40	0.11

CAS NO.	SURROGATE	%REC	Q	LIMITS
17060-07-0	1,2-Dichloroethane-d4 (Surr)	108		70-130
460-00-4	4-Bromofluorobenzene	99		70-130

TestAmerica Edison
Target Compound Quantitation Report

Data File: \\ChromNA\Edison\ChromData\CVOAMS11\20160911-45442.b\N97045.D
Lims ID: 460-119612-B-1
Client ID: TB-083116
Sample Type: Client
Inject. Date: 11-Sep-2016 12:55:30 ALS Bottle#: 9 Worklist Smp#: 10
Purge Vol: 5.000 mL Dil. Factor: 1.0000
Sample Info: 460-119612-B-1
Misc. Info.: 460-0045442-010
Operator ID: Instrument ID: CVOAMS11

Method: \\ChromNA\Edison\ChromData\CVOAMS11\20160911-45442.b\8260SIMW11.m
Limit Group: VOA - 8260C Water and Solid
Last Update: 12-Sep-2016 06:49:11 Calib Date: 09-Sep-2016 21:22:30
Integrator: RTE ID Type: RT Order ID
Quant Method: Internal Standard Quant By: Initial Calibration
Last ICal File: \\ChromNA\Edison\ChromData\CVOAMS11\20160909-45395.b\N96984.D

Column 1 : DB-624 (0.18 mm) Det: MS SCAN
Process Host: XAWRK028

First Level Reviewer: tupayachia Date: 12-Sep-2016 05:18:16

Compound	Sig	RT (min.)	Exp RT (min.)	Dlt RT (min.)	Q	Response	OnCol Amt ug/l	Flags
* 1 Fluorobenzene	96	3.714	3.714	0.000	100	14491	0.5000	
* 2 1,4-Dioxane-d8	96	4.409	4.409	0.000	97	7006	100.0	
* 3 Chlorobenzene-d5	82	7.283	7.283	0.000	100	9446	0.5000	
$ 4 1,2-Dichloroethane-d4 (Sur	65	3.391	3.391	0.000	99	6526	0.5412	
$ 5 4-Bromofluorobenzene	174	9.039	9.024	0.015	98	7925	0.4963	

Reagents:

SIM IS/SURR_00028 Amount Added: 1.00 Units: uL Run Reagent

Report Date: 12-Sep-2016 06:49:23 Chrom Revision: 2.2 20-Apr-2016 13:59:46

TestAmerica Edison

Data File: \\ChromNA\Edison\ChromData\CVOAMS11\20160911-45442.b\N97045.D

Injection Date:	11-Sep-2016 12:55:30	Instrument ID:	CVOAMS11	Operator ID:	
Lims ID:	460-119612-B-1	Lab Sample ID:	460-119612-1	Worklist Smp#:	10
Client ID:	TB-083116				
Purge Vol:	5.000 mL	Dil. Factor:	1.0000	ALS Bottle#:	9
Method:	8260SIMW11	Limit Group:	VOA - 8260C Water and Solid		

Column: DB-624 (0.18 mm)

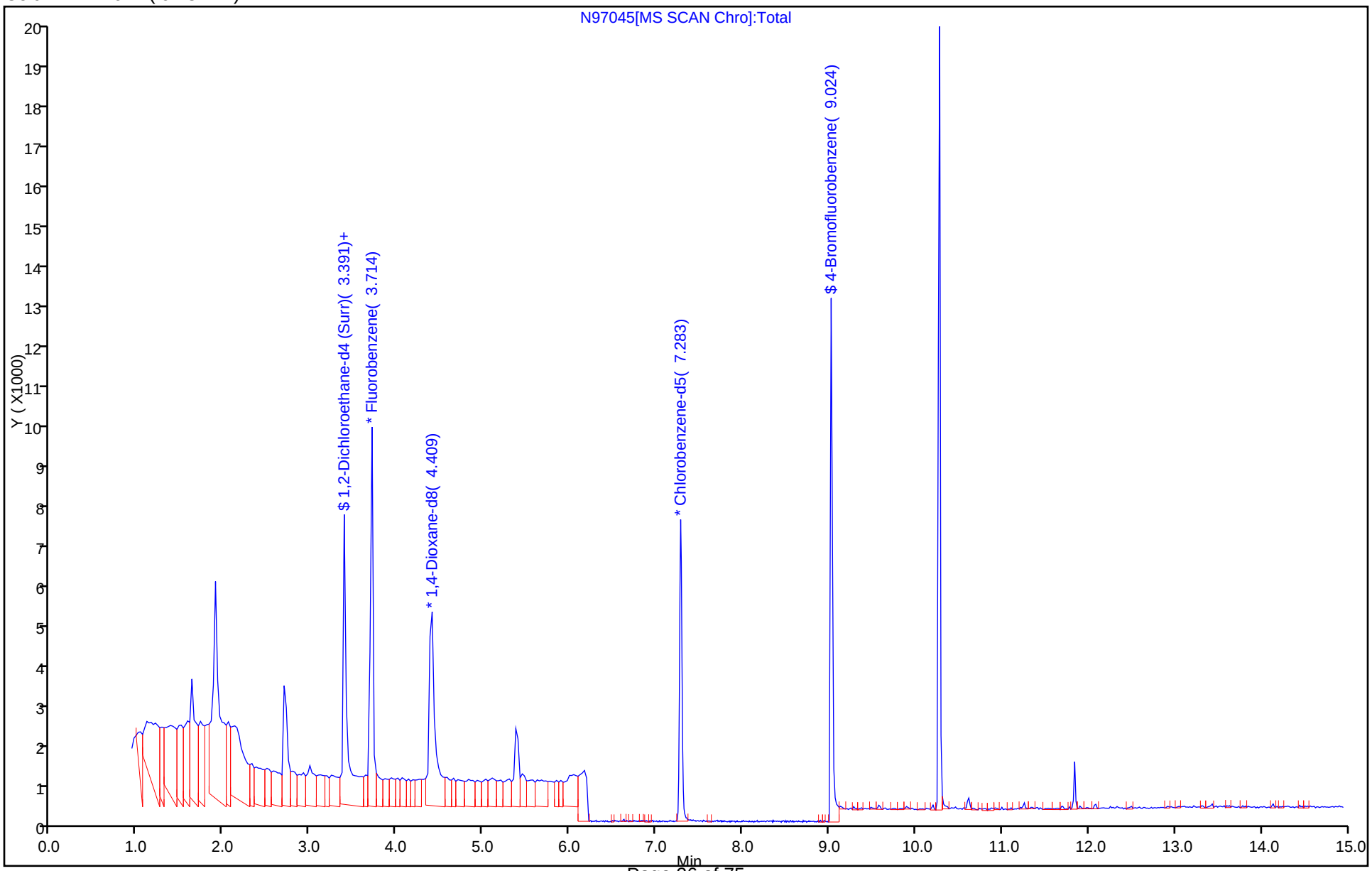

FORM I
GC/MS VOA ORGANICS ANALYSIS DATA SHEET

Lab Name: TestAmerica Edison Job No.: 460-119612-1

SDG No.:

Client Sample ID: MODTB-083116 Lab Sample ID: 460-119612-2

Matrix: Water Lab File ID: N97048.D

Analysis Method: 8260C SIM Date Collected: 08/31/2016 13:40

Sample wt/vol: 5(mL) Date Analyzed: 09/11/2016 14:05

Soil Aliquot Vol: Dilution Factor: 1

Soil Extract Vol.: GC Column: DB-624 ID: 0.18(mm)

% Moisture: Level: (low/med) Low

Analysis Batch No.: 389827 Units: ug/L

CAS NO.	COMPOUND NAME	RESULT	Q	RL	MDL
123-91-1	1,4-Dioxane	0.11	U	0.40	0.11

CAS NO.	SURROGATE	%REC	Q	LIMITS
17060-07-0	1,2-Dichloroethane-d4 (Surr)	111		70-130
460-00-4	4-Bromofluorobenzene	100		70-130

TestAmerica Edison
Target Compound Quantitation Report

Data File: \\ChromNA\Edison\ChromData\CVOAMS11\20160911-45442.b\N97048.D
Lims ID: 460-119612-B-2
Client ID: MODTB-083116
Sample Type: Client
Inject. Date: 11-Sep-2016 14:05:30 ALS Bottle#: 12 Worklist Smp#: 13
Purge Vol: 5.000 mL Dil. Factor: 1.0000
Sample Info: 460-119612-B-2
Misc. Info.: 460-0045442-013
Operator ID: Instrument ID: CVOAMS11

Method: \\ChromNA\Edison\ChromData\CVOAMS11\20160911-45442.b\8260SIMW11.m
Limit Group: VOA - 8260C Water and Solid
Last Update: 13-Sep-2016 18:51:02 Calib Date: 09-Sep-2016 21:22:30
Integrator: RTE ID Type: RT Order ID
Quant Method: Internal Standard Quant By: Initial Calibration
Last ICal File: \\ChromNA\Edison\ChromData\CVOAMS11\20160909-45395.b\N96984.D

Column 1 : DB-624 (0.18 mm) Det: MS SCAN
Process Host: XAWRK006

First Level Reviewer: tupayachia Date: 12-Sep-2016 05:19:09

Compound	Sig	RT (min.)	Exp RT (min.)	Dlt RT (min.)	Q	Response	OnCol Amt ug/l	Flags
* 1 Fluorobenzene	96	3.714	3.714	0.000	100	15303	0.5000	
* 2 1,4-Dioxane-d8	96	4.408	4.409	-0.001	99	6974	100.0	
* 3 Chlorobenzene-d5	82	7.283	7.283	0.000	100	9479	0.5000	
$ 4 1,2-Dichloroethane-d4 (Sur	65	3.391	3.391	0.000	98	7087	0.5566	
$ 5 4-Bromofluorobenzene	174	9.039	9.024	0.015	99	7974	0.4976	

Reagents:

SIM IS/SURR_00028 Amount Added: 1.00 Units: uL Run Reagent

Report Date: 13-Sep-2016 18:51:03 Chrom Revision: 2.2 20-Apr-2016 13:59:46

TestAmerica Edison

Data File: \\ChromNA\Edison\ChromData\CVOAMS11\20160911-45442.b\N97048.D

Injection Date:	11-Sep-2016 14:05:30	Instrument ID:	CVOAMS11	Operator ID:	
Lims ID:	460-119612-B-2	Lab Sample ID:	460-119612-2	Worklist Smp#:	13
Client ID:	MODTB-083116				
Purge Vol:	5.000 mL	Dil. Factor:	1.0000	ALS Bottle#:	12
Method:	8260SIMW11	Limit Group:	VOA - 8260C Water and Solid		

Column: DB-624 (0.18 mm)

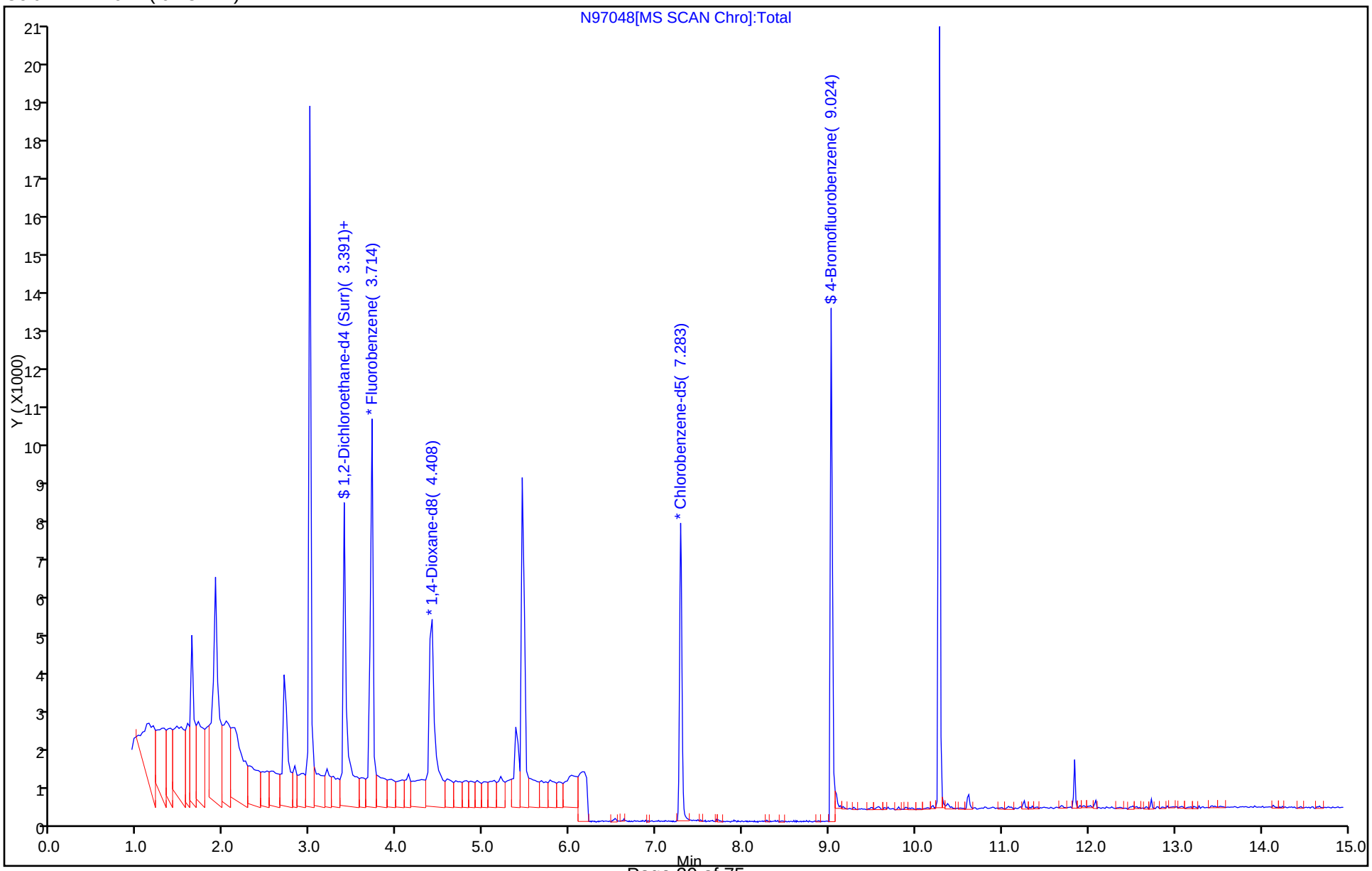

FORM VI
GC/MS VOA BY INTERNAL STANDARD - INITIAL CALIBRATION DATA
CURVE EVALUATION

Lab Name: TestAmerica Edison Job No.: 460-119612-1 Analy Batch No.: 389605

SDG No.:

Instrument ID: CVOAMS11 GC Column: DB-624 ID: 0.18(mm) Heated Purge: (Y/N) N

Calibration Start Date: 09/09/2016 18:15 Calibration End Date: 09/09/2016 21:22 Calibration ID: 57713

Calibration Files:

LEVEL:	LAB SAMPLE ID:	LAB FILE ID:
Level 1	STD002 460-389605/2	N96977.D
Level 2	STD005 460-389605/7	N96982.D
Level 3	STD01 460-389605/5	N96980.D
Level 4	STD05 460-389605/6	N96981.D
Level 5	STD1 460-389605/8	N96983.D
Level 6	STD2 460-389605/9	N96984.D

ANALYTE	RRF					CURVE TYPE	COEFFICIENT			#	MIN RRF	%RSD	#	MAX %RSD	R^2 OR COD	#	MIN R^2 OR COD
	LVL 1 LVL 6	LVL 2	LVL 3	LVL 4	LVL 5		B	M1	M2								
Chloroform	2.1100 0.8120	0.9581	0.9975	0.8486	0.7903	QuaF		0.8100	0.0001147		0.2000				0.9990		0.9900
Benzene	3.5338 1.2858	1.5701	1.5796	1.3445	1.2955	QuaF		1.3372	-0.026482		0.5000				0.9990		0.9900
1,4-Dioxane	3.7518 1.3505	1.3618	1.2151	1.2097	1.1584	Lin2	1.0289	1.1758							0.9950		0.9900
Ethylene Dibromide	0.3638 0.3704	0.3504	0.3931	0.3734	0.3819	Ave		0.3722			0.1000	4.0		20.0			
1,2,3-Trichloropropane	0.4323 0.4539	0.4725	0.5449	0.4378	0.4711	Ave		0.4687				8.7		20.0			
1,2-Dibromo-3-Chloropropane	0.1925 0.1198	0.1487	0.1314	0.1202	0.1152	Lin2	0.0015	0.1168			0.0500				1.0000		0.9900
1,2-Dichloroethane-d4 (Surr)	0.4370 0.4009	0.4266	0.4210	0.4075	0.4032	Ave		0.4160				3.5		20.0			
4-Bromofluorobenzene	0.9438 0.8025	0.8389	0.8487	0.8417	0.7958	Ave		0.8452				6.3		20.0			

Note: The m1 coefficient is the same as Ave RRF for an Ave curve type.

FORM VI
GC/MS VOA BY INTERNAL STANDARD - INITIAL CALIBRATION DATA
RESPONSE AND CONCENTRATION

Lab Name: TestAmerica Edison Job No.: 460-119612-1 Analy Batch No.: 389605

SDG No.:

Instrument ID: CVOAMS11 GC Column: DB-624 ID: 0.18(mm) Heated Purge: (Y/N) N

Calibration Start Date: 09/09/2016 18:15 Calibration End Date: 09/09/2016 21:22 Calibration ID: 57713

Calibration Files:

LEVEL:	LAB SAMPLE ID:	LAB FILE ID:
Level 1	STD002 460-389605/2	N96977.D
Level 2	STD005 460-389605/7	N96982.D
Level 3	STD01 460-389605/5	N96980.D
Level 4	STD05 460-389605/6	N96981.D
Level 5	STD1 460-389605/8	N96983.D
Level 6	STD2 460-389605/9	N96984.D

ANALYTE	IS REF	CURVE TYPE	RESPONSE					CONCENTRATION (UG/L)				
			LVL 1 LVL 6	LVL 2	LVL 3	LVL 4	LVL 5	LVL 1 LVL 6	LVL 2	LVL 3	LVL 4	LVL 5
Chloroform	FB	QuaF	2266 91945	2569	5424	22995	48032	0.0200 2.00	0.0500	0.100	0.500	1.00
Benzene	FB	QuaF	3795 145590	4210	8589	36434	78737	0.0200 2.00	0.0500	0.100	0.500	1.00
1,4-Dioxane	DXE	Lin2	170 6738	882	1532	3002	4453	0.400 40.0	5.00	10.0	20.0	30.0
Ethylene Dibromide	CBNZ d5	Ave	223 25611	568	1230	6143	13388	0.0200 2.00	0.0500	0.100	0.500	1.00
1,2,3-Trichloropropane	CBNZ d5	Ave	265 31386	766	1705	7202	16514	0.0200 2.00	0.0500	0.100	0.500	1.00
1,2-Dibromo-3-Chloropropane	CBNZ d5	Lin2	118 8286	241	411	1978	4038	0.0200 2.00	0.0500	0.100	0.500	1.00
1,2-Dichloroethane-d4 (Surr)	FB	Ave	11732 11347	11440	11446	11044	12252	0.500 0.500	0.500	0.500	0.500	0.500
4-Bromofluorobenzene	CBNZ d5	Ave	14463 13873	13601	13278	13846	13948	0.500 0.500	0.500	0.500	0.500	0.500

Curve Type Legend:

Ave = Average ISTD
Lin2 = Linear 1/conc^2 ISTD
QuaF = Quadratic ISTD forced zero

TestAmerica Edison
Target Compound Quantitation Report

Data File: \\ChromNA\Edison\ChromData\CVOAMS11\20160909-45395.b\N96977.D
Lims ID: STD002
Client ID:
Sample Type: IC Calib Level: 1
Inject. Date: 09-Sep-2016 18:15:30 ALS Bottle#: 1 Worklist Smp#: 2
Purge Vol: 5.000 mL Dil. Factor: 1.0000
Sample Info: STD002
Misc. Info.: 460-0045395-002
Operator ID: Instrument ID: CVOAMS11
Sublist: chrom-8260SIMW11*sub12

Method: \\ChromNA\Edison\ChromData\CVOAMS11\20160909-45395.b\8260SIMW11.m
Limit Group: VOA - 8260C Water and Solid
Last Update: 12-Sep-2016 16:59:13 Calib Date: 09-Sep-2016 21:22:30
Integrator: RTE ID Type: RT Order ID
Quant Method: Internal Standard Quant By: Initial Calibration
Last ICal File: \\ChromNA\Edison\ChromData\CVOAMS11\20160909-45395.b\N96984.D

Column 1 : DB-624 (0.18 mm) Det: MS SCAN
Process Host: XAWRK028

First Level Reviewer: kluseys Date: 09-Sep-2016 20:29:07

Compound	Sig	RT (min.)	Exp RT (min.)	Dlt RT (min.)	Q	Response	Cal Amt ug/l	OnCol Amt ug/l	Flags
* 1 Fluorobenzene	96	3.714	3.714	0.000	100	26848	0.5000	0.5000	
* 2 1,4-Dioxane-d8	96	4.409	4.408	0.001	99	11328	100.0	100.0	
* 3 Chlorobenzene-d5	82	7.283	7.283	0.000	99	15325	0.5000	0.5000	
$ 4 1,2-Dichloroethane-d4 (Sur	65	3.391	3.391	0.000	97	11732	0.5000	0.5252	
$ 5 4-Bromofluorobenzene	174	9.024	9.039	-0.015	49	14463	0.5000	0.5583	
8 Chloroform	83	2.994	2.994	0.000	97	2266	0.0200	0.0521	
9 Benzene	78	3.441	3.441	0.000	98	3795	0.0200	0.0529	
10 1,4-Dioxane	88	4.458	4.458	0.000	2	170	0.4000	0.4013	
11 Ethylene Dibromide	107	6.628	6.620	0.008	98	223	0.0200	0.0195	M
12 1,2,3-Trichloropropane	75	9.284	9.284	0.000	93	265	0.0200	0.0184	M
13 1,2-Dibromo-3-Chloropropan	157	11.289	11.289	0.000	52	118	0.0200	0.0199	M

QC Flag Legend

Review Flags
M - Manually Integrated

Reagents:

VMMIX1SIM_00086	Amount Added:	1.00	Units: uL	
14DIOXINTER_00060	Amount Added:	0.40	Units: uL	
SIM IS/SURR_00028	Amount Added:	1.00	Units: uL	Run Reagent

Report Date: 12-Sep-2016 16:59:16 Chrom Revision: 2.2 20-Apr-2016 13:59:46

TestAmerica Edison

Data File: \\ChromNA\Edison\ChromData\CVOAMS11\20160909-45395.b\N96977.D

Injection Date:	09-Sep-2016 18:15:30	Instrument ID:	CVOAMS11	Operator ID:	
Lims ID:	STD002			Worklist Smp#:	2
Client ID:					
Purge Vol:	5.000 mL	Dil. Factor:	1.0000	ALS Bottle#:	1
Method:	8260SIMW11	Limit Group:	VOA - 8260C Water and Solid		

Column: DB-624 (0.18 mm)

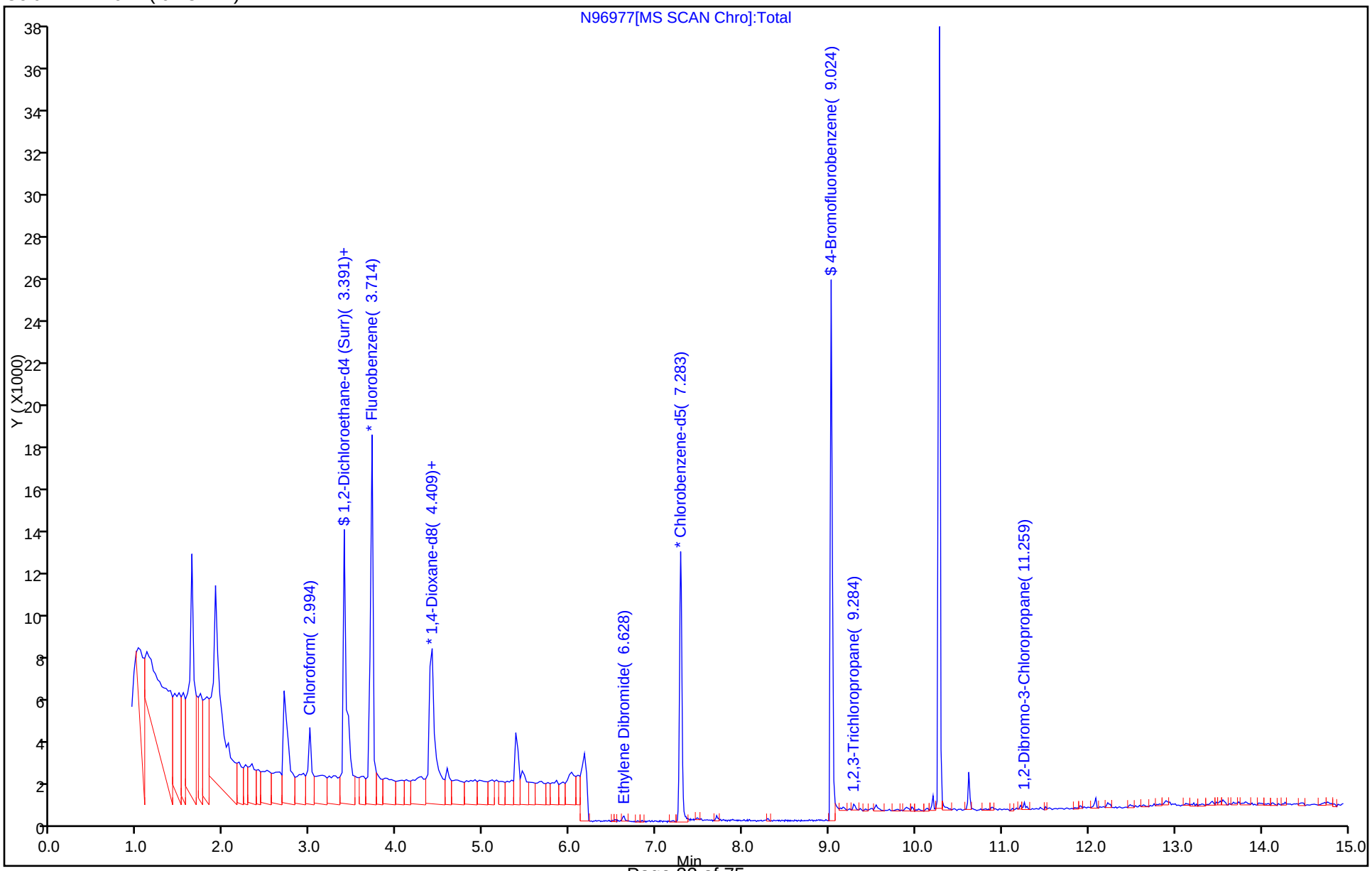

TestAmerica Edison

Data File: \\ChromNA\Edison\ChromData\CVOAMS11\20160909-45395.b\N96977.D
Injection Date: 09-Sep-2016 18:15:30 Instrument ID: CVOAMS11
Lims ID: STD002
Client ID:
Operator ID: ALS Bottle#: 1 Worklist Smp#: 2
Purge Vol: 5.000 mL Dil. Factor: 1.0000
Method: 8260SIMW11 Limit Group: VOA - 8260C Water and Solid
Column: DB-624 (0.18 mm) Detector MS SCAN

11 Ethylene Dibromide, CAS: 106-93-4

Signal: 1

Processing Integration Results

RT: 6.63
Area: 336
Amount: 0.023719
Amount Units: ug/l

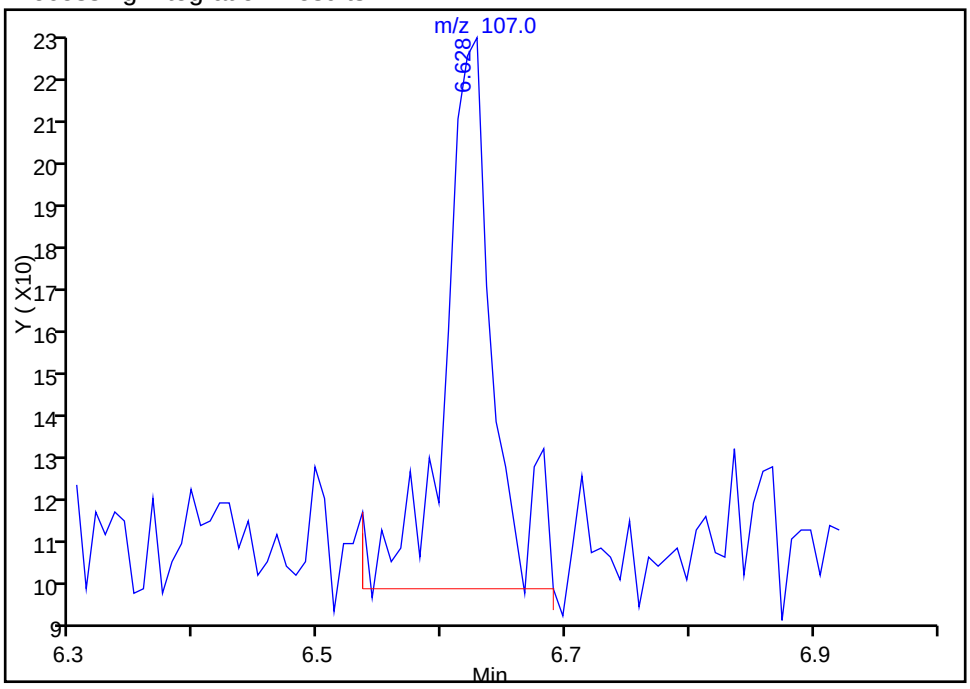

Manual Integration Results

RT: 6.63
Area: 223
Amount: 0.019550
Amount Units: ug/l

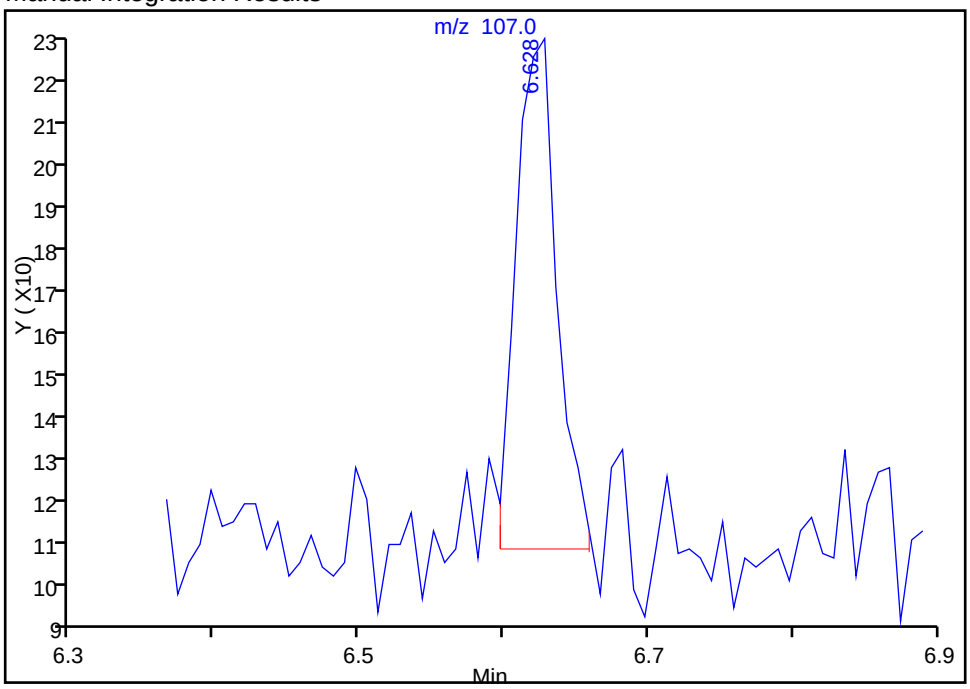

Reviewer: kluseys, 09-Sep-2016 20:29:07
Audit Action: Manually Integrated Audit Reason: Baseline

Manual Integration/User Assign Peak Report

TestAmerica Edison

Data File: \\ChromNA\Edison\ChromData\CVOAMS11\20160909-45395.b\N96977.D
Injection Date: 09-Sep-2016 18:15:30 Instrument ID: CVOAMS11
Lims ID: STD002
Client ID:
Operator ID: ALS Bottle#: 1 Worklist Smp#: 2
Purge Vol: 5.000 mL Dil. Factor: 1.0000
Method: 8260SIMW11 Limit Group: VOA - 8260C Water and Solid
Column: DB-624 (0.18 mm) Detector MS SCAN

12 1,2,3-Trichloropropane, CAS: 96-18-4

Signal: 1

Processing Integration Results

RT: 9.28
Area: 409
Amount: 0.023375
Amount Units: ug/l

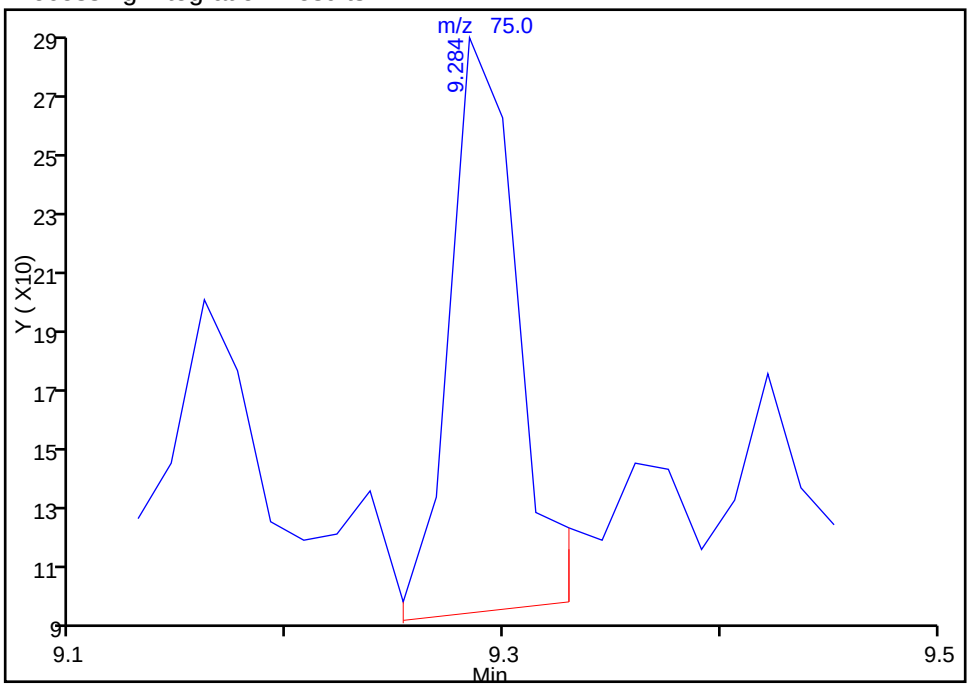

Manual Integration Results

RT: 9.28
Area: 265
Amount: 0.018445
Amount Units: ug/l

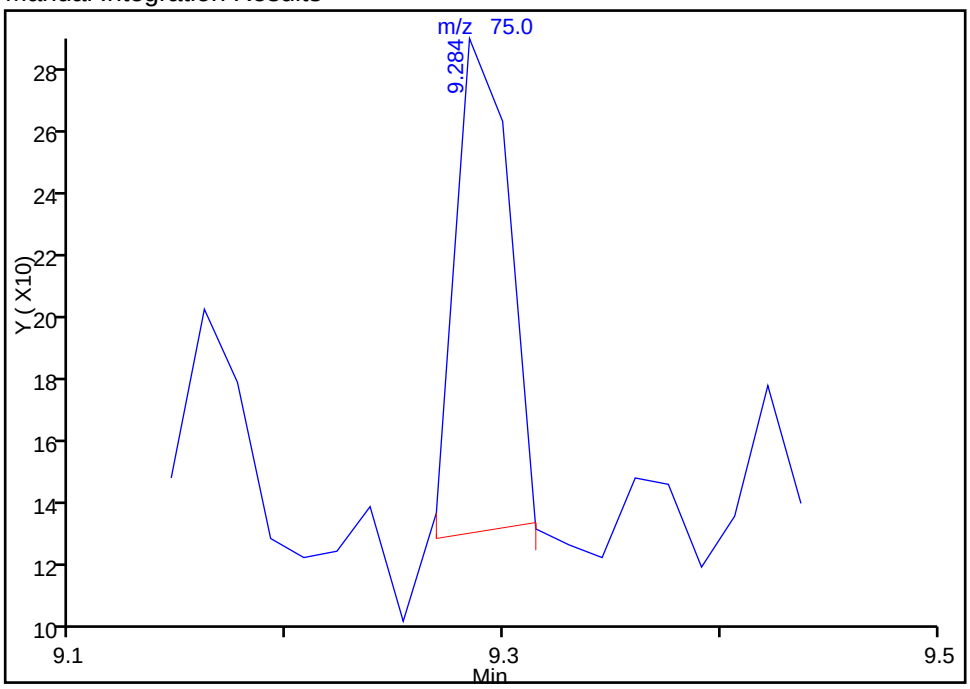

Reviewer: kluseys, 09-Sep-2016 20:33:38
Audit Action: Manually Integrated Audit Reason: Baseline

Manual Integration/User Assign Peak Report

TestAmerica Edison

Data File: \\ChromNA\Edison\ChromData\CVOAMS11\20160909-45395.b\N96977.D
Injection Date: 09-Sep-2016 18:15:30 Instrument ID: CVOAMS11
Lims ID: STD002
Client ID:
Operator ID: ALS Bottle#: 1 Worklist Smp#: 2
Purge Vol: 5.000 mL Dil. Factor: 1.0000
Method: 8260SIMW11 Limit Group: VOA - 8260C Water and Solid
Column: DB-624 (0.18 mm) Detector MS SCAN

13 1,2-Dibromo-3-Chloropropane, CAS: 96-12-8

Signal: 1

Processing Integration Results

RT: 11.29
Area: 134
Amount: 0.025498
Amount Units: ug/l

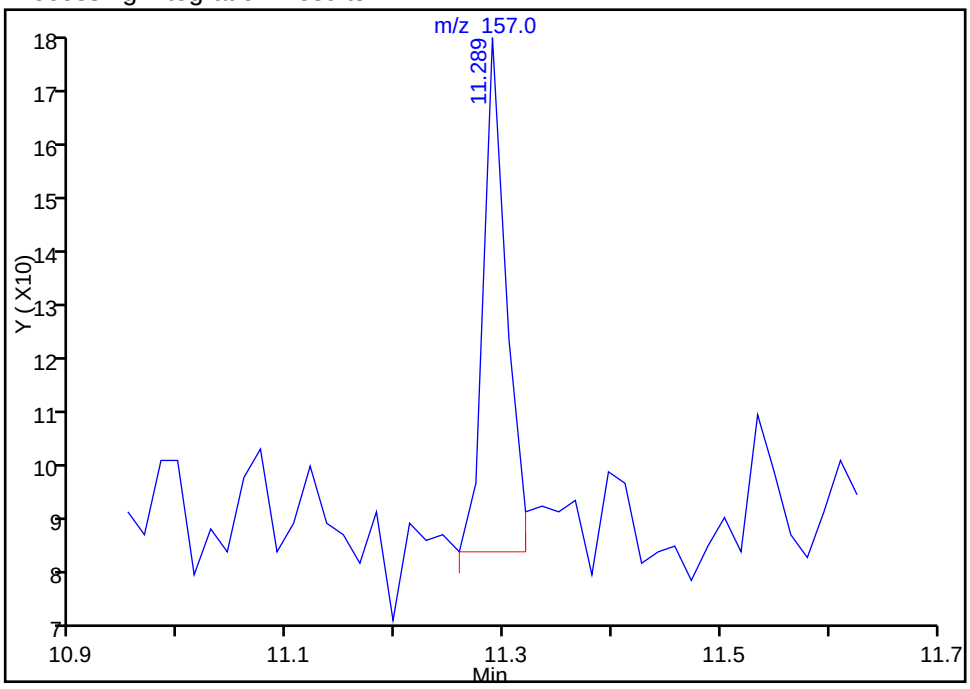

Manual Integration Results

RT: 11.29
Area: 118
Amount: 0.019928
Amount Units: ug/l

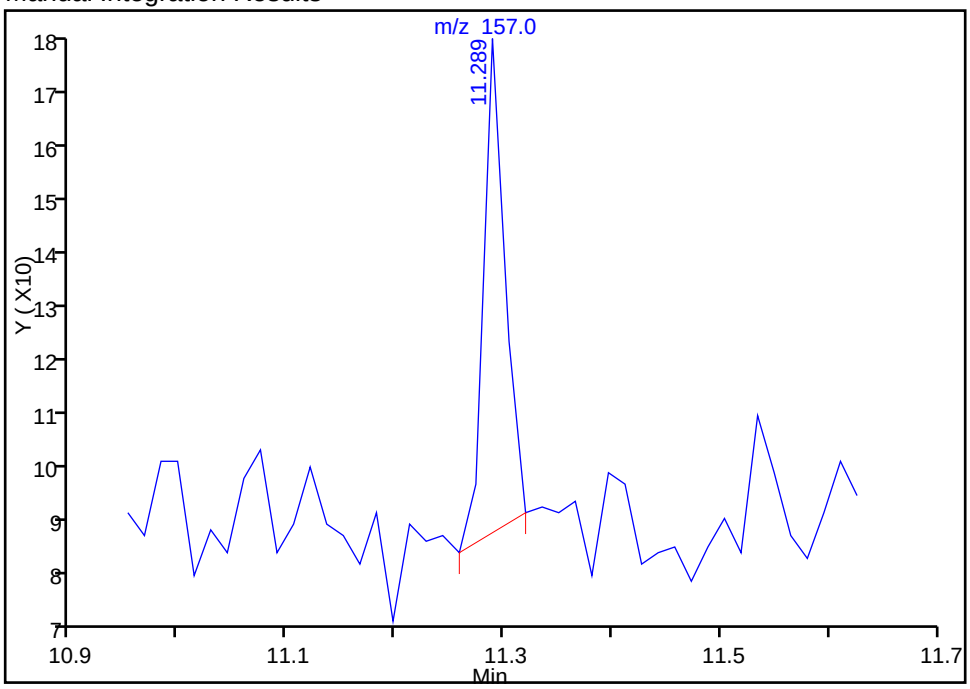

Reviewer: kluseys, 09-Sep-2016 21:06:00
Audit Action: Manually Integrated Audit Reason: Baseline

TestAmerica Edison
Target Compound Quantitation Report

Data File: \\ChromNA\Edison\ChromData\CVOAMS11\20160909-45395.b\N96980.D
Lims ID: STD01
Client ID:
Sample Type: IC Calib Level: 3
Inject. Date: 09-Sep-2016 19:25:30 ALS Bottle#: 4 Worklist Smp#: 5
Purge Vol: 5.000 mL Dil. Factor: 1.0000
Sample Info: STD01
Misc. Info.: 460-0045395-005
Operator ID: Instrument ID: CVOAMS11
Sublist: chrom-8260SIMW11*sub12

Method: \\ChromNA\Edison\ChromData\CVOAMS11\20160909-45395.b\8260SIMW11.m
Limit Group: VOA - 8260C Water and Solid
Last Update: 12-Sep-2016 16:59:21 Calib Date: 09-Sep-2016 21:22:30
Integrator: RTE ID Type: RT Order ID
Quant Method: Internal Standard Quant By: Initial Calibration
Last ICal File: \\ChromNA\Edison\ChromData\CVOAMS11\20160909-45395.b\N96984.D

Column 1 : DB-624 (0.18 mm) Det: MS SCAN
Process Host: XAWRK028

First Level Reviewer: kluseys Date: 09-Sep-2016 20:31:48

Compound	Sig	RT (min.)	Exp RT (min.)	Dlt RT (min.)	Q	Response	Cal Amt ug/l	OnCol Amt ug/l	Flags
* 1 Fluorobenzene	96	3.714	3.714	0.000	100	27187	0.5000	0.5000	
* 2 1,4-Dioxane-d8	96	4.408	4.408	0.000	99	12608	100.0	100.0	
* 3 Chlorobenzene-d5	82	7.283	7.283	0.000	100	15645	0.5000	0.5000	
$ 4 1,2-Dichloroethane-d4 (Sur	65	3.391	3.391	0.000	100	11446	0.5000	0.5060	
$ 5 4-Bromofluorobenzene	174	9.039	9.039	0.000	100	13278	0.5000	0.5021	
8 Chloroform	83	2.994	2.994	0.000	99	5424	0.1000	0.1232	
9 Benzene	78	3.441	3.441	0.000	100	8589	0.1000	0.1184	
10 1,4-Dioxane	88	4.458	4.458	0.000	28	1532	10.0	9.46	
11 Ethylene Dibromide	107	6.620	6.620	0.000	98	1230	0.1000	0.1056	
12 1,2,3-Trichloropropane	75	9.284	9.284	0.000	99	1705	0.1000	0.1162	
13 1,2-Dibromo-3-Chloropropan	157	11.289	11.289	0.000	96	411	0.1000	0.0994	M

QC Flag Legend

Review Flags
M - Manually Integrated

Reagents:

VMMIX1SIM_00086	Amount Added:	0.50	Units: uL	
14DIOXINTER_00060	Amount Added:	1.00	Units: uL	
SIM IS/SURR_00028	Amount Added:	1.00	Units: uL	Run Reagent

Report Date: 12-Sep-2016 16:59:24 Chrom Revision: 2.2 20-Apr-2016 13:59:46

TestAmerica Edison

Data File: \\ChromNA\Edison\ChromData\CVOAMS11\20160909-45395.b\N96980.D

Injection Date: 09-Sep-2016 19:25:30 Instrument ID: CVOAMS11 Operator ID:

Lims ID: STD01 Worklist Smp#: 5

Client ID:

Purge Vol: 5.000 mL Dil. Factor: 1.0000 ALS Bottle#: 4

Method: 8260SIMW11 Limit Group: VOA - 8260C Water and Solid

Column: DB-624 (0.18 mm)

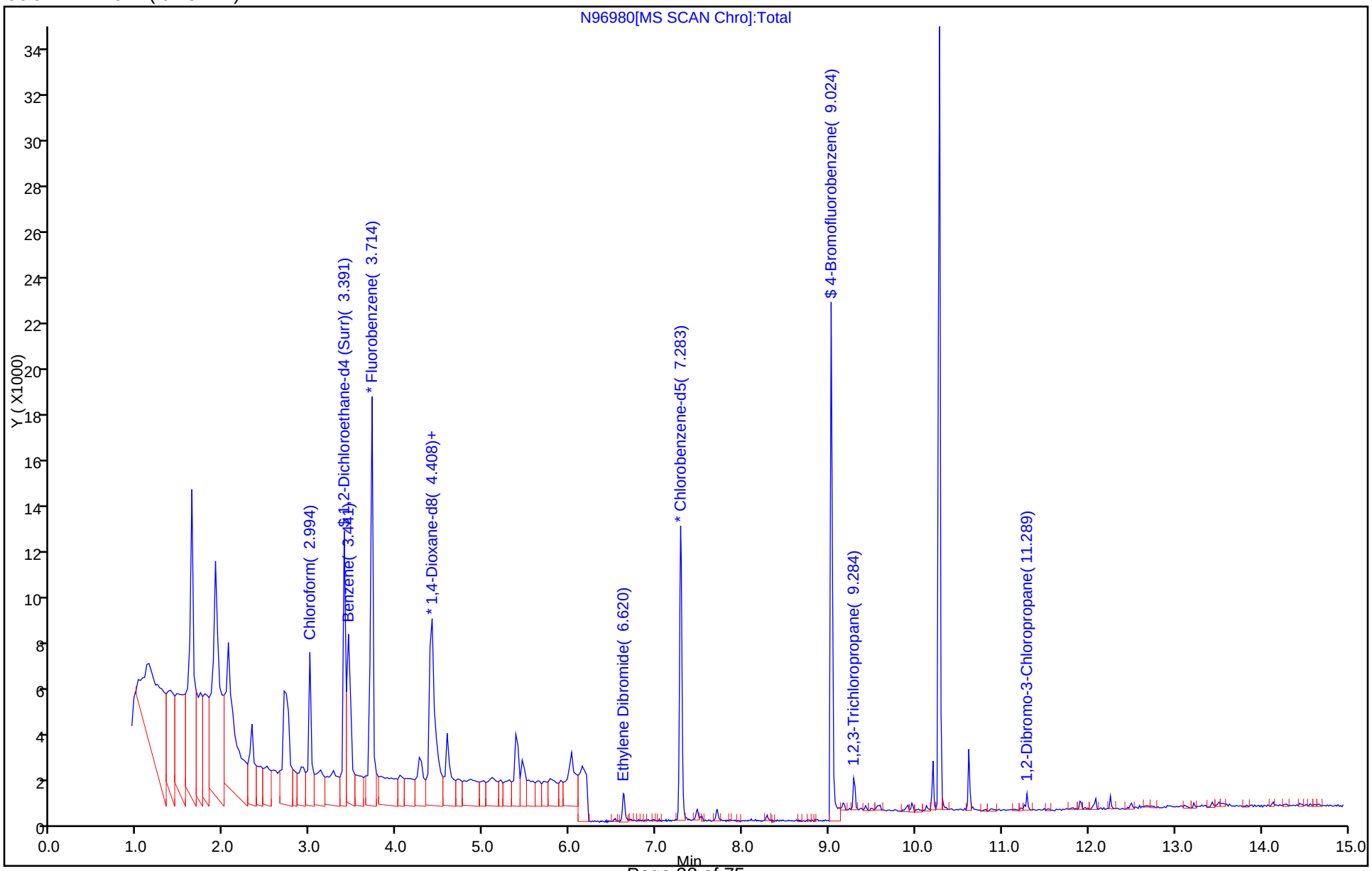

Manual Integration/User Assign Peak Report

TestAmerica Edison

Data File: \\ChromNA\Edison\ChromData\CVOAMS11\20160909-45395.b\N96980.D
Injection Date: 09-Sep-2016 19:25:30 Instrument ID: CVOAMS11
Lims ID: STD01
Client ID:
Operator ID: ALS Bottle#: 4 Worklist Smp#: 5
Purge Vol: 5.000 mL Dil. Factor: 1.0000
Method: 8260SIMW11 Limit Group: VOA - 8260C Water and Solid
Column: DB-624 (0.18 mm) Detector MS SCAN

13 1,2-Dibromo-3-Chloropropane, CAS: 96-12-8

Signal: 1

Processing Integration Results

RT: 11.29
Area: 477
Amount: 0.113861
Amount Units: ug/l

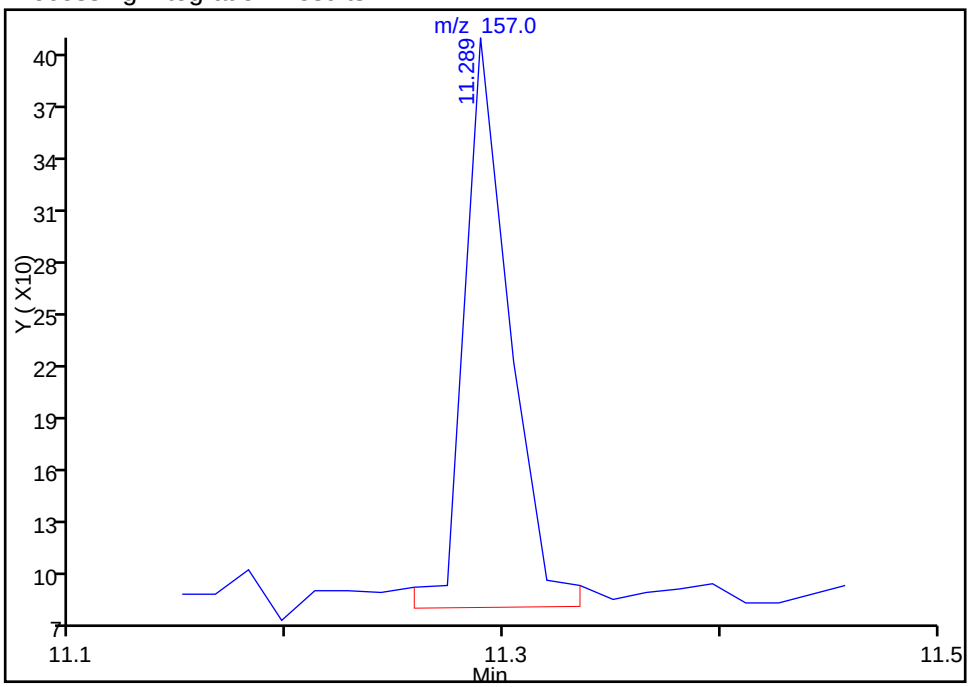

Manual Integration Results

RT: 11.29
Area: 411
Amount: 0.099449
Amount Units: ug/l

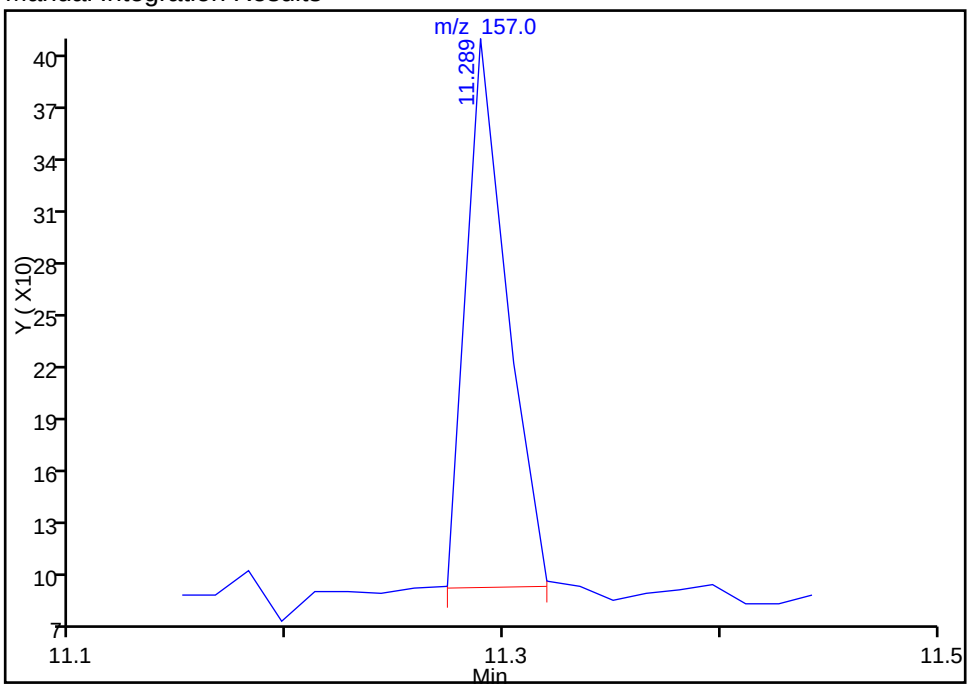

Reviewer: kluseys, 09-Sep-2016 22:09:17
Audit Action: Manually Integrated Audit Reason: Baseline

TestAmerica Edison
Target Compound Quantitation Report

Data File: \\ChromNA\Edison\ChromData\CVOAMS11\20160909-45395.b\N96981.D
Lims ID: STD05
Client ID:
Sample Type: ICIS Calib Level: 4
Inject. Date: 09-Sep-2016 19:49:30 ALS Bottle#: 5 Worklist Smp#: 6
Purge Vol: 5.000 mL Dil. Factor: 1.0000
Sample Info: STD05
Misc. Info.: 460-0045395-006
Operator ID: Instrument ID: CVOAMS11
Sublist: chrom-8260SIMW11*sub12

Method: \\ChromNA\Edison\ChromData\CVOAMS11\20160909-45395.b\8260SIMW11.m
Limit Group: VOA - 8260C Water and Solid
Last Update: 12-Sep-2016 16:59:25 Calib Date: 09-Sep-2016 21:22:30
Integrator: RTE ID Type: RT Order ID
Quant Method: Internal Standard Quant By: Initial Calibration
Last ICal File: \\ChromNA\Edison\ChromData\CVOAMS11\20160909-45395.b\N96984.D

Column 1 : DB-624 (0.18 mm) Det: MS SCAN
Process Host: XAWRK028

First Level Reviewer: baronm Date: 12-Sep-2016 16:58:47

	Compound	Sig	RT (min.)	Exp RT (min.)	Dlt RT (min.)	Q	Response	Cal Amt ug/l	OnCol Amt ug/l	Flags
*	1 Fluorobenzene	96	3.714	3.714	0.000	100	27099	0.5000	0.5000	
*	2 1,4-Dioxane-d8	96	4.408	4.408	0.000	100	12408	100.0	100.0	
*	3 Chlorobenzene-d5	82	7.283	7.283	0.000	100	16450	0.5000	0.5000	
$	4 1,2-Dichloroethane-d4 (Sur	65	3.391	3.391	0.000	100	11044	0.5000	0.4898	
$	5 4-Bromofluorobenzene	174	9.039	9.039	0.000	100	13846	0.5000	0.4979	
	8 Chloroform	83	2.994	2.994	0.000	100	22995	0.5000	0.5238	
	9 Benzene	78	3.441	3.441	0.000	100	36434	0.5000	0.5078	
	10 1,4-Dioxane	88	4.458	4.458	0.000	100	3002	20.0	19.7	
	11 Ethylene Dibromide	107	6.620	6.620	0.000	100	6143	0.5000	0.5017	
	12 1,2,3-Trichloropropane	75	9.284	9.284	0.000	100	7202	0.5000	0.4670	
	13 1,2-Dibromo-3-Chloropropan	157	11.289	11.289	0.000	100	1978	0.5000	0.5019	

Reagents:

VMMIX1SIM_00086 Amount Added: 2.50 Units: uL
14DIOXINTER_00060 Amount Added: 2.00 Units: uL
SIM IS/SURR_00028 Amount Added: 1.00 Units: uL Run Reagent

Report Date: 12-Sep-2016 16:59:26 Chrom Revision: 2.2 20-Apr-2016 13:59:46

TestAmerica Edison

Data File: \\ChromNA\Edison\ChromData\CVOAMS11\20160909-45395.b\N96981.D

Injection Date:	09-Sep-2016 19:49:30	Instrument ID:	CVOAMS11	Operator ID:	
Lims ID:	STD05			Worklist Smp#:	6
Client ID:					
Purge Vol:	5.000 mL	Dil. Factor:	1.0000	ALS Bottle#:	5
Method:	8260SIMW11	Limit Group:	VOA - 8260C Water and Solid		

Column: DB-624 (0.18 mm)

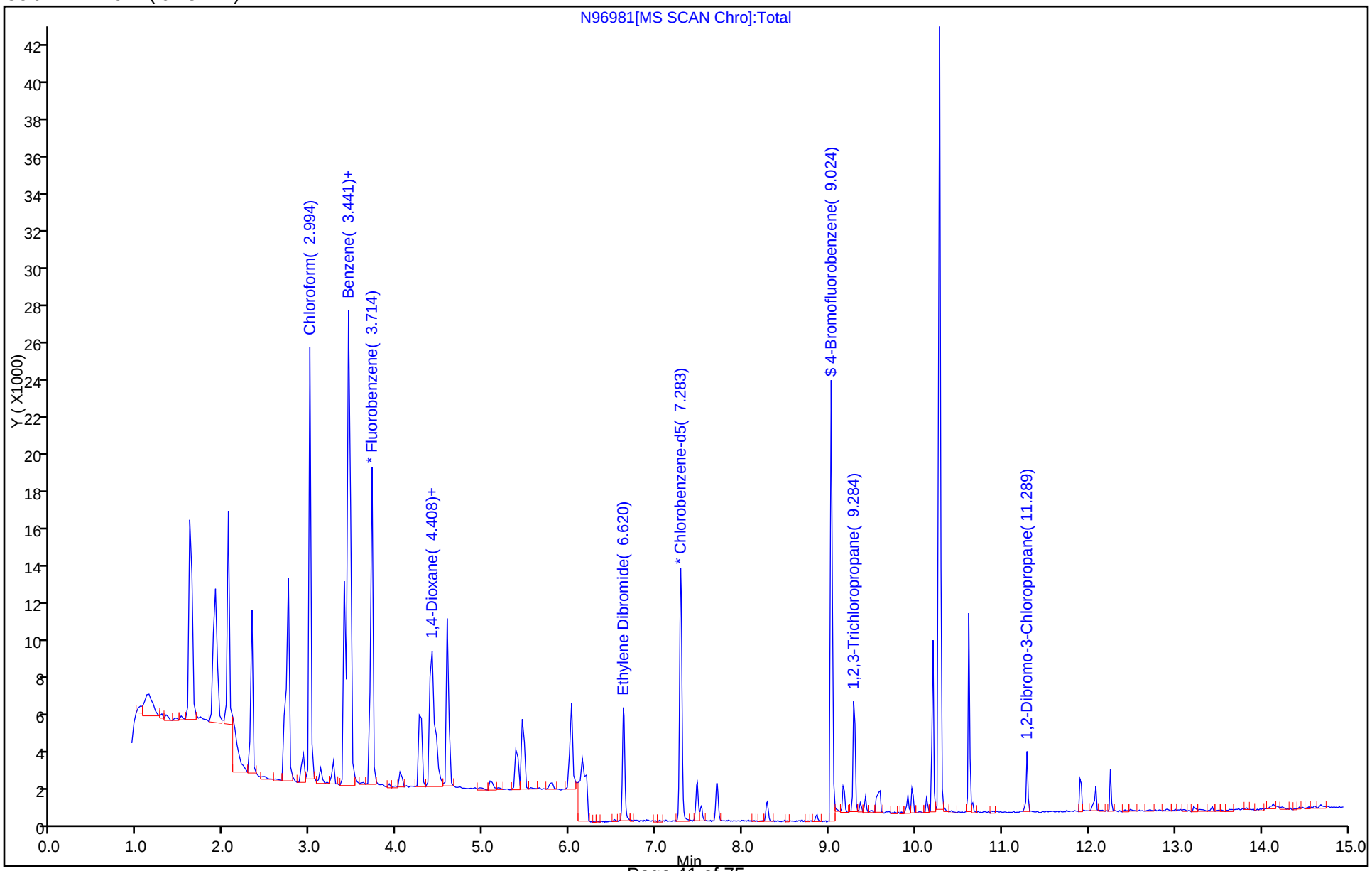

TestAmerica Edison
Target Compound Quantitation Report

Data File: \\ChromNA\Edison\ChromData\CVOAMS11\20160909-45395.b\N96982.D
Lims ID: STD005
Client ID:
Sample Type: IC Calib Level: 2
Inject. Date: 09-Sep-2016 20:35:30 ALS Bottle#: 7 Worklist Smp#: 7
Purge Vol: 5.000 mL Dil. Factor: 1.0000
Sample Info: STD005
Misc. Info.: 460-0045395-007
Operator ID: Instrument ID: CVOAMS11
Sublist: chrom-8260SIMW11*sub12

Method: \\ChromNA\Edison\ChromData\CVOAMS11\20160909-45395.b\8260SIMW11.m
Limit Group: VOA - 8260C Water and Solid
Last Update: 12-Sep-2016 16:59:28 Calib Date: 09-Sep-2016 21:22:30
Integrator: RTE ID Type: RT Order ID
Quant Method: Internal Standard Quant By: Initial Calibration
Last ICal File: \\ChromNA\Edison\ChromData\CVOAMS11\20160909-45395.b\N96984.D

Column 1 : DB-624 (0.18 mm) Det: MS SCAN
Process Host: XAWRK028

First Level Reviewer: kluseys Date: 09-Sep-2016 21:02:19

	Compound	Sig	RT (min.)	Exp RT (min.)	Dlt RT (min.)	Q	Response	Cal Amt ug/l	OnCol Amt ug/l	Flags
*	1 Fluorobenzene	96	3.714	3.714	0.000	100	26814	0.5000	0.5000	
*	2 1,4-Dioxane-d8	96	4.409	4.408	0.001	99	12953	100.0	100.0	
*	3 Chlorobenzene-d5	82	7.283	7.283	0.000	100	16212	0.5000	0.5000	
$	4 1,2-Dichloroethane-d4 (Sur	65	3.391	3.391	0.000	99	11440	0.5000	0.5127	
$	5 4-Bromofluorobenzene	174	9.039	9.039	0.000	100	13601	0.5000	0.4963	
	8 Chloroform	83	2.994	2.994	0.000	100	2569	0.0500	0.0591	
	9 Benzene	78	3.441	3.441	0.000	99	4210	0.0500	0.0588	
	10 1,4-Dioxane	88	4.458	4.458	0.000	31	882	5.00	4.92	
	11 Ethylene Dibromide	107	6.620	6.620	0.000	99	568	0.0500	0.0471	M
	12 1,2,3-Trichloropropane	75	9.284	9.284	0.000	99	766	0.0500	0.0504	
	13 1,2-Dibromo-3-Chloropropan	157	11.289	11.289	0.000	71	241	0.0500	0.0506	M

QC Flag Legend

Review Flags
M - Manually Integrated

Reagents:

VMMIX1SIM_00086	Amount Added:	0.50	Units: uL	
14DIOXINTER_00060	Amount Added:	1.00	Units: uL	
SIM IS/SURR_00028	Amount Added:	1.00	Units: uL	Run Reagent

Report Date: 12-Sep-2016 16:59:30 Chrom Revision: 2.2 20-Apr-2016 13:59:46

TestAmerica Edison

Data File: \\ChromNA\Edison\ChromData\CVOAMS11\20160909-45395.b\N96982.D

Injection Date:	09-Sep-2016 20:35:30	Instrument ID:	CVOAMS11	Operator ID:	
Lims ID:	STD005			Worklist Smp#:	7
Client ID:					
Purge Vol:	5.000 mL	Dil. Factor:	1.0000	ALS Bottle#:	7
Method:	8260SIMW11	Limit Group:	VOA - 8260C Water and Solid		

Column: DB-624 (0.18 mm)

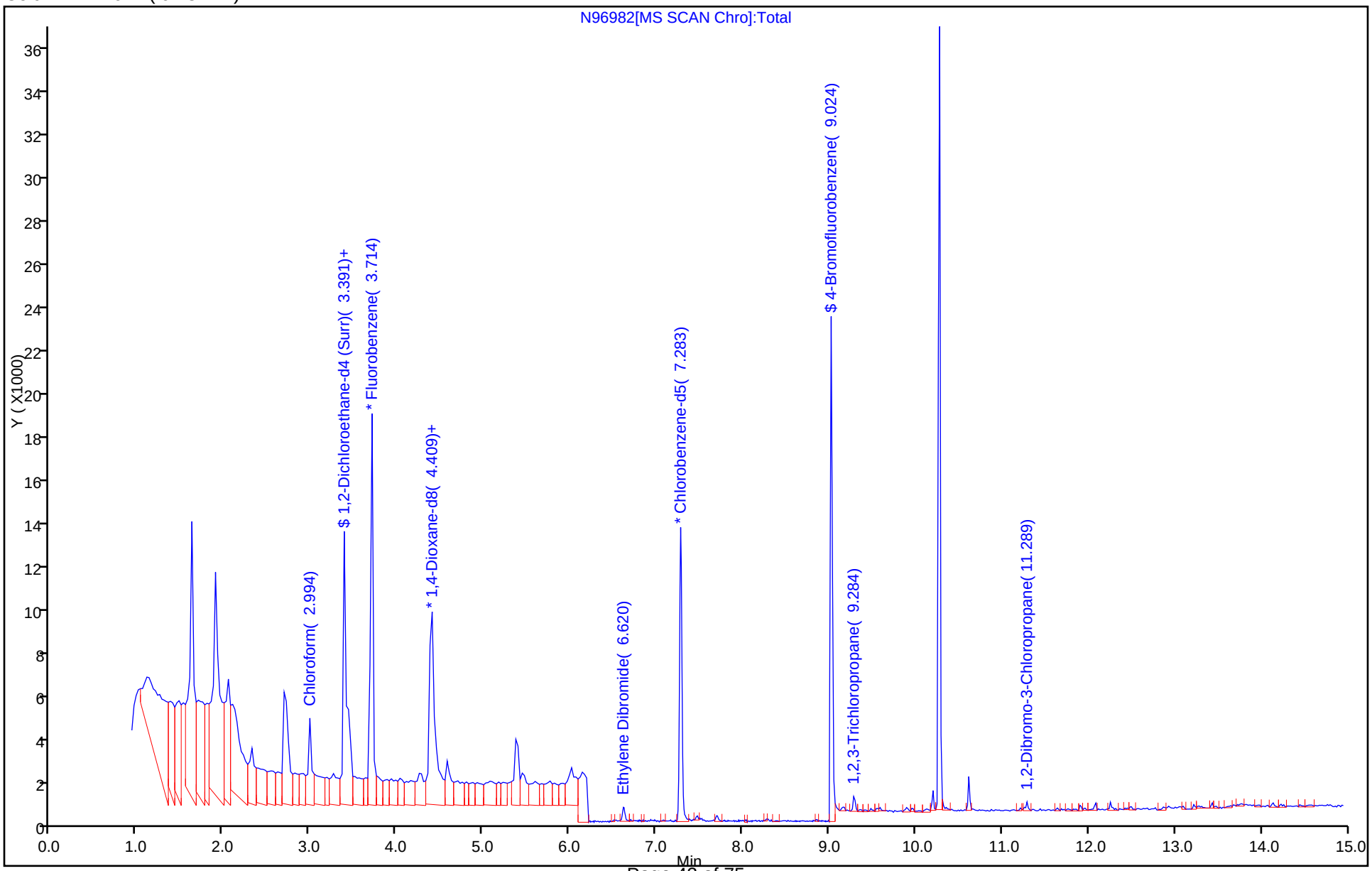

Manual Integration/User Assign Peak Report

TestAmerica Edison

Data File: \\ChromNA\Edison\ChromData\CVOAMS11\20160909-45395.b\N96982.D
Injection Date: 09-Sep-2016 20:35:30 Instrument ID: CVOAMS11
Lims ID: STD005
Client ID:
Operator ID: ALS Bottle#: 7 Worklist Smp#: 7
Purge Vol: 5.000 mL Dil. Factor: 1.0000
Method: 8260SIMW11 Limit Group: VOA - 8260C Water and Solid
Column: DB-624 (0.18 mm) Detector MS SCAN

11 Ethylene Dibromide, CAS: 106-93-4

Signal: 1

Processing Integration Results

RT: 6.62
Area: 1174
Amount: 0.079299
Amount Units: ug/l

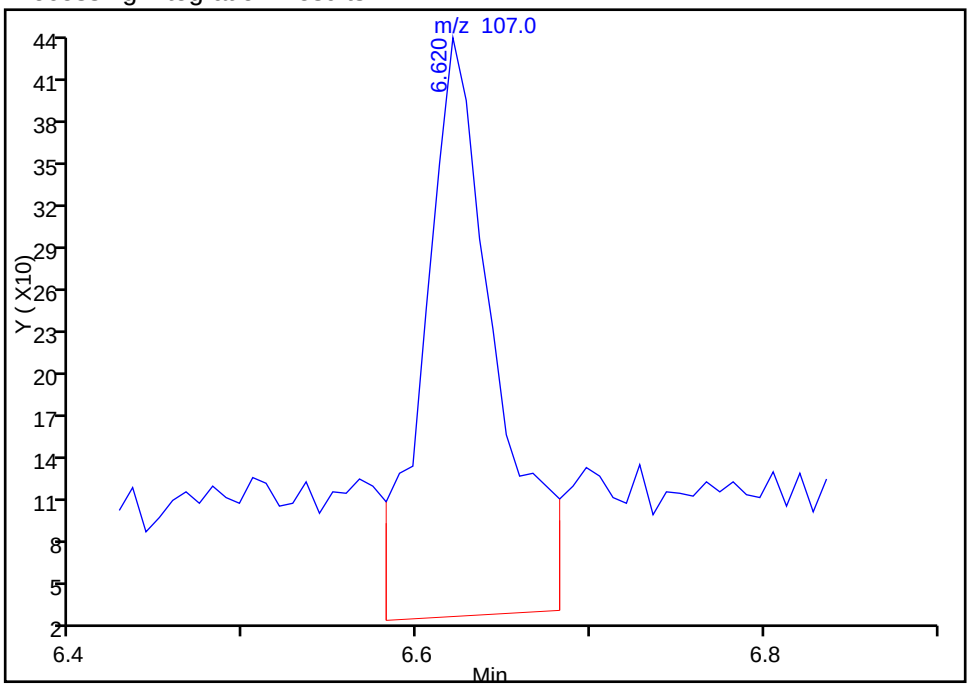

Manual Integration Results

RT: 6.62
Area: 568
Amount: 0.047071
Amount Units: ug/l

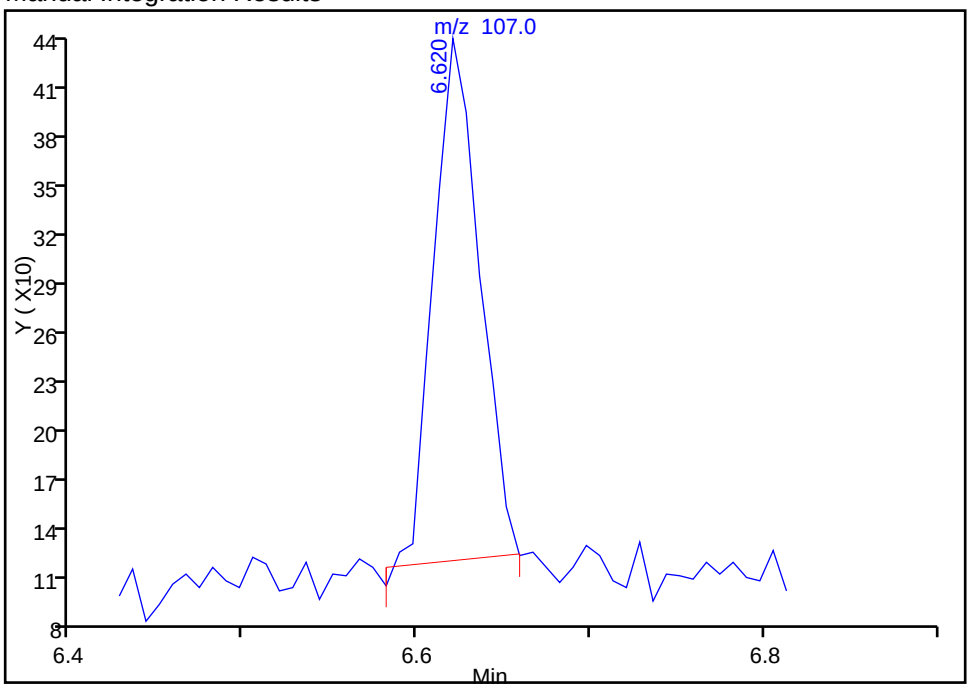

Reviewer: kluseys, 09-Sep-2016 21:02:19
Audit Action: Manually Integrated Audit Reason: Baseline

Manual Integration/User Assign Peak Report

TestAmerica Edison

Data File: \\ChromNA\Edison\ChromData\CVOAMS11\20160909-45395.b\N96982.D
Injection Date: 09-Sep-2016 20:35:30 Instrument ID: CVOAMS11
Lims ID: STD005
Client ID:
Operator ID: ALS Bottle#: 7 Worklist Smp#: 7
Purge Vol: 5.000 mL Dil. Factor: 1.0000
Method: 8260SIMW11 Limit Group: VOA - 8260C Water and Solid
Column: DB-624 (0.18 mm) Detector MS SCAN

13 1,2-Dibromo-3-Chloropropane, CAS: 96-12-8

Signal: 1

Processing Integration Results

RT: 11.29
Area: 324
Amount: 0.086196
Amount Units: ug/l

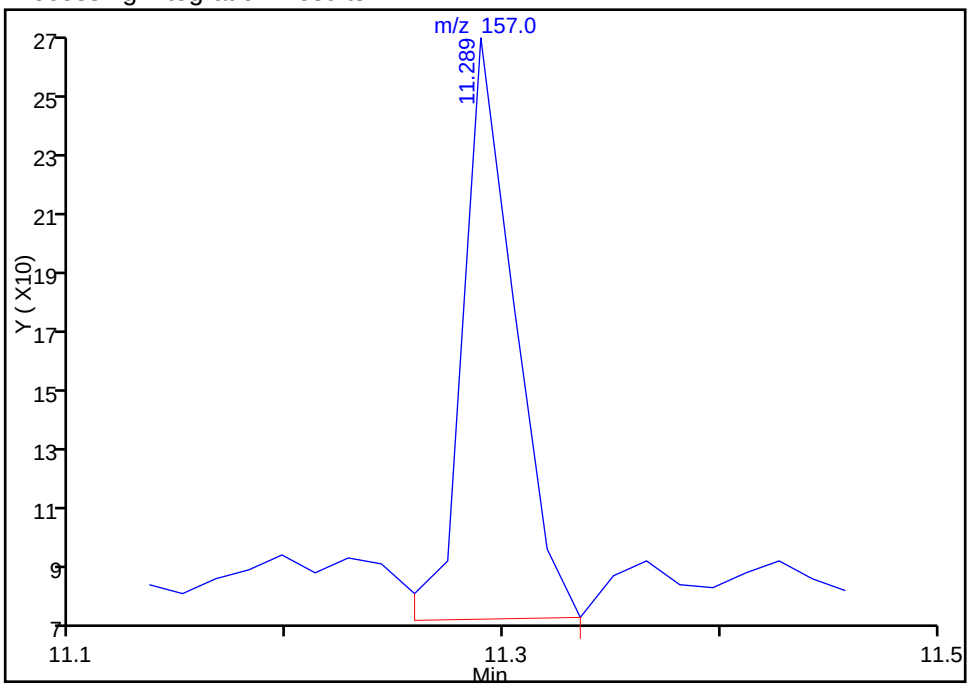

Manual Integration Results

RT: 11.29
Area: 241
Amount: 0.050612
Amount Units: ug/l

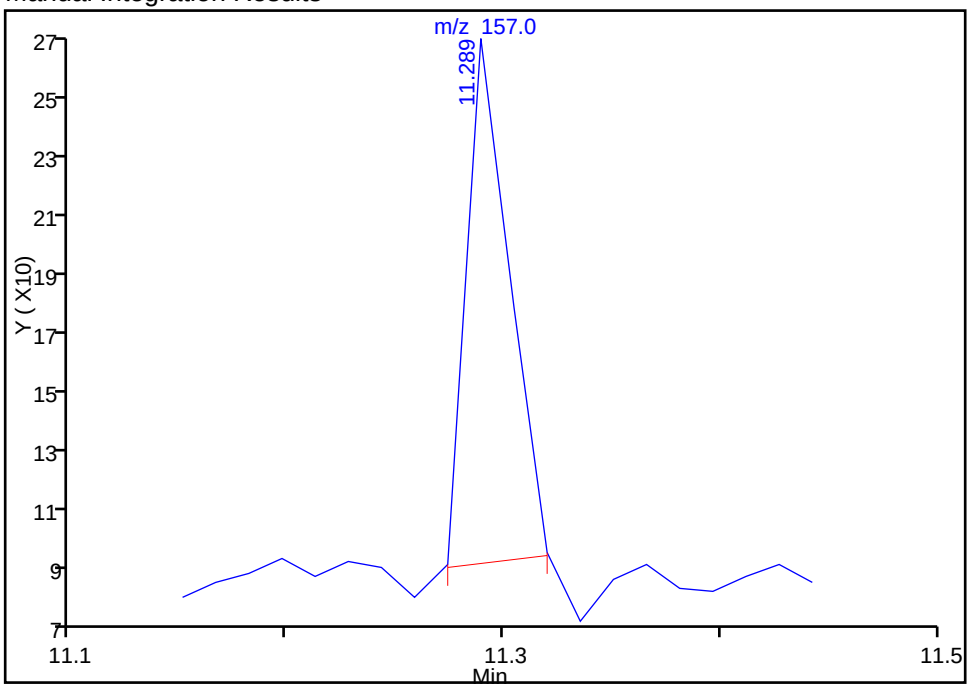

Reviewer: kluseys, 09-Sep-2016 22:08:14
Audit Action: Manually Integrated Audit Reason: Baseline

TestAmerica Edison
Target Compound Quantitation Report

Data File: \\ChromNA\Edison\ChromData\CVOAMS11\20160909-45395.b\N96983.D
Lims ID: STD1
Client ID:
Sample Type: IC Calib Level: 5
Inject. Date: 09-Sep-2016 20:59:30 ALS Bottle#: 8 Worklist Smp#: 8
Purge Vol: 5.000 mL Dil. Factor: 1.0000
Sample Info: STD1
Misc. Info.: 460-0045395-008
Operator ID: Instrument ID: CVOAMS11
Sublist: chrom-8260SIMW11*sub12

Method: \\ChromNA\Edison\ChromData\CVOAMS11\20160909-45395.b\8260SIMW11.m
Limit Group: VOA - 8260C Water and Solid
Last Update: 12-Sep-2016 16:59:33 Calib Date: 09-Sep-2016 21:22:30
Integrator: RTE ID Type: RT Order ID
Quant Method: Internal Standard Quant By: Initial Calibration
Last ICal File: \\ChromNA\Edison\ChromData\CVOAMS11\20160909-45395.b\N96984.D

Column 1 : DB-624 (0.18 mm) Det: MS SCAN
Process Host: XAWRK028

First Level Reviewer: kluseys Date: 09-Sep-2016 21:20:26

Compound	Sig	RT (min.)	Exp RT (min.)	Dlt RT (min.)	Q	Response	Cal Amt ug/l	OnCol Amt ug/l	Flags
* 1 Fluorobenzene	96	3.714	3.714	0.000	100	30388	0.5000	0.5000	
* 2 1,4-Dioxane-d8	96	4.408	4.408	0.000	100	12814	100.0	100.0	
* 3 Chlorobenzene-d5	82	7.283	7.283	0.000	99	17528	0.5000	0.5000	
$ 4 1,2-Dichloroethane-d4 (Sur	65	3.391	3.391	0.000	99	12252	0.5000	0.4846	
$ 5 4-Bromofluorobenzene	174	9.039	9.039	0.000	100	13948	0.5000	0.4707	
8 Chloroform	83	2.994	2.994	0.000	1	48032	1.00	0.9756	
9 Benzene	78	3.441	3.441	0.000	1	78737	1.00	0.9882	
10 1,4-Dioxane	88	4.458	4.458	0.000	11	4453	30.0	28.7	
11 Ethylene Dibromide	107	6.620	6.620	0.000	1	13388	1.00	1.03	
12 1,2,3-Trichloropropane	75	9.284	9.284	0.000	1	16514	1.00	1.00	
13 1,2-Dibromo-3-Chloropropan	157	11.289	11.289	0.000	90	4038	1.00	0.9734	

Reagents:

VMMIX1SIM_00086	Amount Added:	5.00	Units: uL	
14DIOXINTER_00060	Amount Added:	3.00	Units: uL	
SIM IS/SURR_00028	Amount Added:	1.00	Units: uL	Run Reagent

Report Date: 12-Sep-2016 16:59:35 Chrom Revision: 2.2 20-Apr-2016 13:59:46

TestAmerica Edison

Data File: \\ChromNA\Edison\ChromData\CVOAMS11\20160909-45395.b\N96983.D

Injection Date:	09-Sep-2016 20:59:30	Instrument ID:	CVOAMS11	Operator ID:	
Lims ID:	STD1			Worklist Smp#:	8
Client ID:					
Purge Vol:	5.000 mL	Dil. Factor:	1.0000	ALS Bottle#:	8
Method:	8260SIMW11	Limit Group:	VOA - 8260C Water and Solid		

Column: DB-624 (0.18 mm)

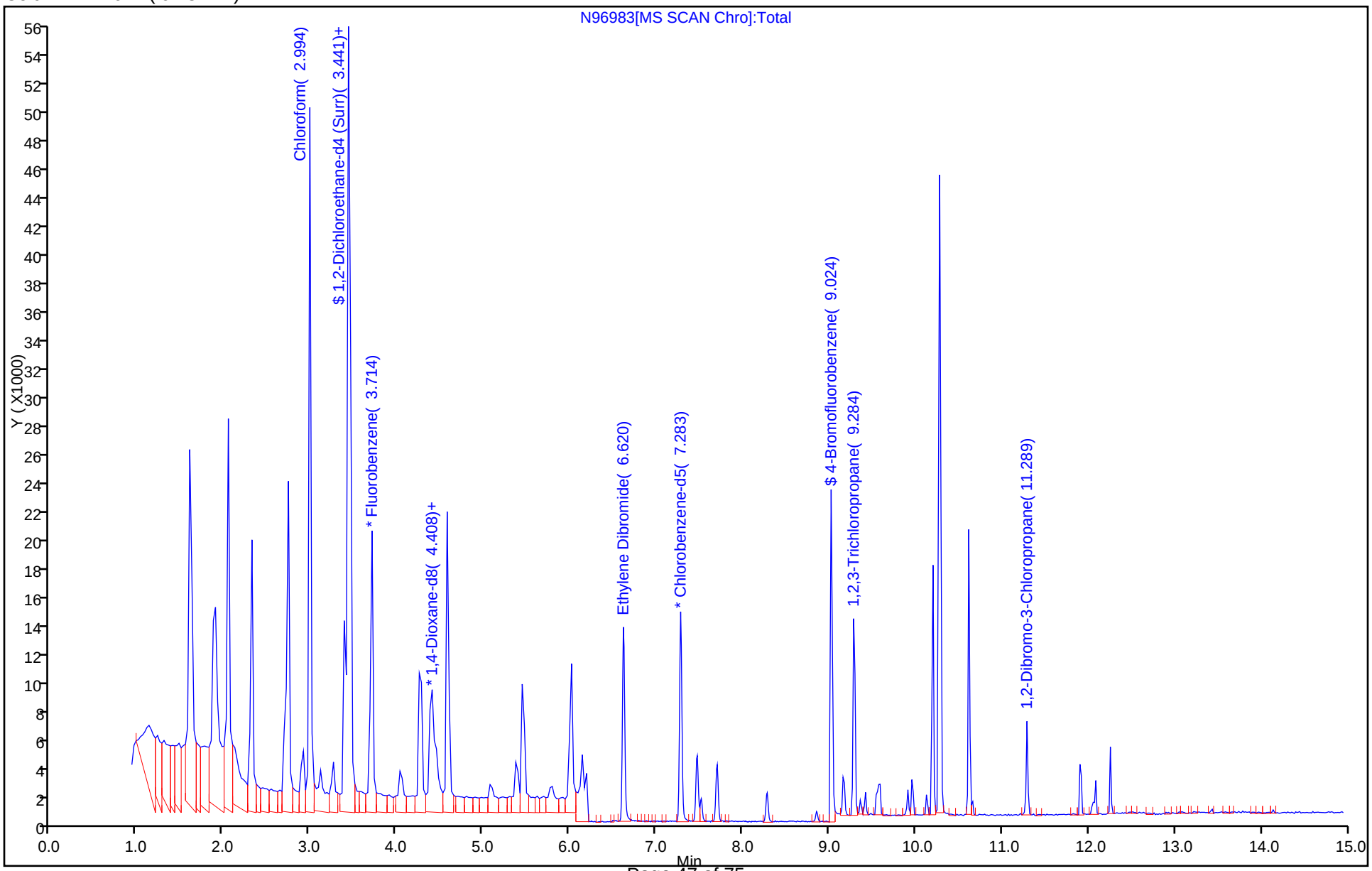

TestAmerica Edison
Target Compound Quantitation Report

Data File: \\ChromNA\Edison\ChromData\CVOAMS11\20160909-45395.b\N96984.D
Lims ID: STD2
Client ID:
Sample Type: IC Calib Level: 6
Inject. Date: 09-Sep-2016 21:22:30 ALS Bottle#: 9 Worklist Smp#: 9
Purge Vol: 5.000 mL Dil. Factor: 1.0000
Sample Info: STD2
Misc. Info.: 460-0045395-009
Operator ID: Instrument ID: CVOAMS11
Sublist: chrom-8260SIMW11*sub12

Method: \\ChromNA\Edison\ChromData\CVOAMS11\20160909-45395.b\8260SIMW11.m
Limit Group: VOA - 8260C Water and Solid
Last Update: 12-Sep-2016 16:59:38 Calib Date: 09-Sep-2016 21:22:30
Integrator: RTE ID Type: RT Order ID
Quant Method: Internal Standard Quant By: Initial Calibration
Last ICal File: \\ChromNA\Edison\ChromData\CVOAMS11\20160909-45395.b\N96984.D

Column 1 : DB-624 (0.18 mm) Det: MS SCAN
Process Host: XAWRK028

Compound	Sig	RT (min.)	Exp RT (min.)	Dlt RT (min.)	Q	Response	Cal Amt ug/l	OnCol Amt ug/l	Flags
* 1 Fluorobenzene	96	3.714	3.714	0.000	100	28307	0.5000	0.5000	
* 2 1,4-Dioxane-d8	96	4.409	4.408	0.000	100	12473	100.0	100.0	
* 3 Chlorobenzene-d5	82	7.283	7.283	0.000	99	17287	0.5000	0.5000	
$ 4 1,2-Dichloroethane-d4 (Sur	65	3.391	3.391	0.000	99	11347	0.5000	0.4818	
$ 5 4-Bromofluorobenzene	174	9.039	9.039	0.000	100	13873	0.5000	0.4747	
8 Chloroform	83	2.994	2.994	0.000	100	91945	2.00	2.00	
9 Benzene	78	3.441	3.441	0.000	100	145590	2.00	2.00	
10 1,4-Dioxane	88	4.458	4.458	0.000	48	6738	40.0	45.1	
11 Ethylene Dibromide	107	6.620	6.620	0.000	99	25611	2.00	1.99	
12 1,2,3-Trichloropropane	75	9.284	9.284	0.000	100	31386	2.00	1.94	
13 1,2-Dibromo-3-Chloropropan	157	11.289	11.289	0.000	90	8286	2.00	2.04	

Reagents:

VMMIX1SIM_00086	Amount Added: 10.00	Units: uL	
14DIOXINTER_00060	Amount Added: 4.00	Units: uL	
SIM IS/SURR_00028	Amount Added: 1.00	Units: uL	Run Reagent

Report Date: 12-Sep-2016 16:59:40 Chrom Revision: 2.2 20-Apr-2016 13:59:46

TestAmerica Edison

Data File: \\ChromNA\Edison\ChromData\CVOAMS11\20160909-45395.b\N96984.D

Injection Date:	09-Sep-2016 21:22:30	Instrument ID:	CVOAMS11	Operator ID:	
Lims ID:	STD2			Worklist Smp#:	9
Client ID:					
Purge Vol:	5.000 mL	Dil. Factor:	1.0000	ALS Bottle#:	9
Method:	8260SIMW11	Limit Group:	VOA - 8260C Water and Solid		

Column: DB-624 (0.18 mm)

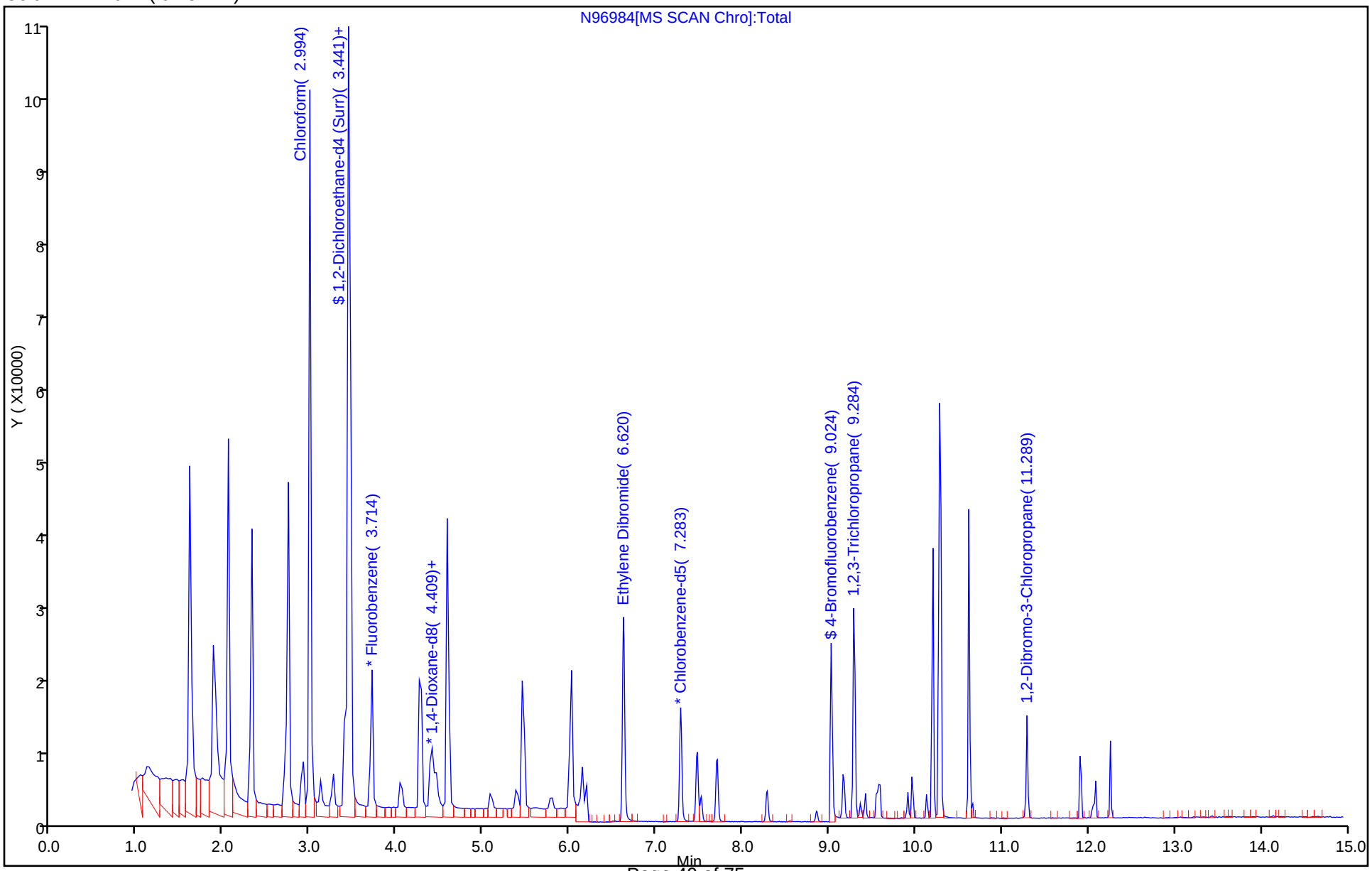

FORM VII
GC/MS VOA CONTINUING CALIBRATION DATA

Lab Name: TestAmerica Edison Job No.: 460-119612-1

SDG No.:

Lab Sample ID: CCVIS 460-389827/2 Calibration Date: 09/11/2016 09:34

Instrument ID: CVOAMS11 Calib Start Date: 09/09/2016 18:15

GC Column: DB-624 ID: 0.18(mm) Calib End Date: 09/09/2016 21:22

Lab File ID: N97037.D Conc. Units: ug/L Heated Purge: (Y/N) N

ANALYTE	CURVE TYPE	AVE RRF	RRF	MIN RRF	CALC AMOUNT	SPIKE AMOUNT	%D	MAX %D
Chloroform	QuaF		0.9198	0.2000	0.568	0.500	13.5	20.0
Benzene	QuaF		1.429	0.5000	0.540	0.500	8.0	20.0
1,4-Dioxane	Lin2		1.208		19.7	20.0	-1.6	50.0
Ethylene Dibromide	Ave	0.3722	0.3668	0.1000	0.493	0.500	-1.4	20.0
1,2,3-Trichloropropane	Ave	0.4687	0.4289		0.457	0.500	-8.5	20.0
1,2-Dibromo-3-Chloropropane	Lin2		0.1019	0.0500	0.423	0.500	-15.3	50.0
1,2-Dichloroethane-d4 (Surr)	Ave	0.4160	0.4284		0.515	0.500	3.0	20.0
4-Bromofluorobenzene	Ave	0.8452	0.8492		0.502	0.500	0.5	20.0

TestAmerica Edison
Target Compound Quantitation Report

Data File: \\ChromNA\Edison\ChromData\CVOAMS11\20160911-45442.b\N97037.D
Lims ID: CCVIS
Client ID:
Sample Type: CCVIS
Inject. Date: 11-Sep-2016 09:34:30 ALS Bottle#: 1 Worklist Smp#: 2
Purge Vol: 5.000 mL Dil. Factor: 1.0000
Sample Info: CCVIS
Misc. Info.: 460-0045442-002
Operator ID: Instrument ID: CVOAMS11
Sublist: chrom-8260SIMW11*sub12

Method: \\ChromNA\Edison\ChromData\CVOAMS11\20160911-45442.b\8260SIMW11.m
Limit Group: VOA - 8260C Water and Solid
Last Update: 12-Sep-2016 06:49:11 Calib Date: 09-Sep-2016 21:22:30
Integrator: RTE ID Type: RT Order ID
Quant Method: Internal Standard Quant By: Initial Calibration
Last ICal File: \\ChromNA\Edison\ChromData\CVOAMS11\20160909-45395.b\N96984.D

Column 1 : DB-624 (0.18 mm) Det: MS SCAN
Process Host: XAWRK028

Compound	Sig	RT (min.)	Exp RT (min.)	Dlt RT (min.)	Q	Response	Cal Amt ug/l	OnCol Amt ug/l	Flags
* 1 Fluorobenzene	96	3.714	3.714	0.000	100	19254	0.5000	0.5000	
* 2 1,4-Dioxane-d8	96	4.409	4.409	0.000	99	7969	100.0	100.0	
* 3 Chlorobenzene-d5	82	7.283	7.283	0.000	99	10892	0.5000	0.5000	
$ 4 1,2-Dichloroethane-d4 (Sur	65	3.391	3.391	0.000	97	8248	0.5000	0.5148	
$ 5 4-Bromofluorobenzene	174	9.024	9.024	0.000	51	9249	0.5000	0.5023	
8 Chloroform	83	2.994	2.994	0.000	100	17709	0.5000	0.5677	
9 Benzene	78	3.441	3.441	0.000	100	27505	0.5000	0.5399	
10 1,4-Dioxane	88	4.458	4.458	0.000	64	1926	20.0	19.7	
11 Ethylene Dibromide	107	6.620	6.620	0.000	98	3995	0.5000	0.4928	
12 1,2,3-Trichloropropane	75	9.284	9.284	0.000	100	4671	0.5000	0.4574	
13 1,2-Dibromo-3-Chloropropan	157	11.289	11.289	0.000	80	1110	0.5000	0.4233	

Reagents:

VMMIX1SIM_00086	Amount Added:	2.50	Units: uL	
14DIOXINTER_00060	Amount Added:	2.00	Units: uL	
SIM IS/SURR_00028	Amount Added:	1.00	Units: uL	Run Reagent

Report Date: 12-Sep-2016 06:49:12 Chrom Revision: 2.2 20-Apr-2016 13:59:46

TestAmerica Edison

Data File: \\ChromNA\Edison\ChromData\CVOAMS11\20160911-45442.b\N97037.D

Injection Date:	11-Sep-2016 09:34:30	Instrument ID:	CVOAMS11	Operator ID:	
Lims ID:	CCVIS			Worklist Smp#:	2
Client ID:					
Purge Vol:	5.000 mL	Dil. Factor:	1.0000	ALS Bottle#:	1
Method:	8260SIMW11	Limit Group:	VOA - 8260C Water and Solid		

Column: DB-624 (0.18 mm)

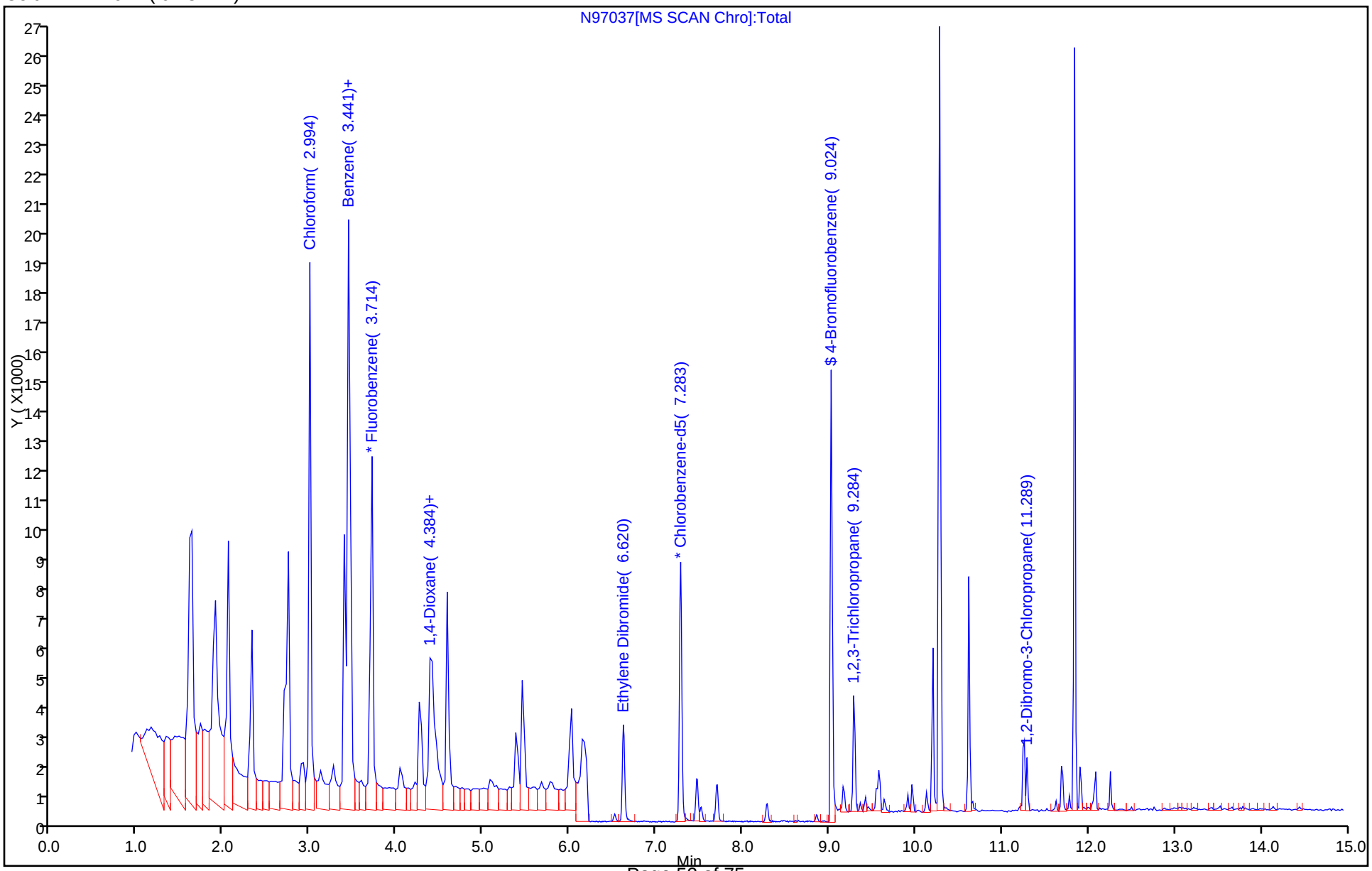

TestAmerica Edison
Target Compound Quantitation Report

Data File: \\ChromNA\Edison\ChromData\CVOAMS11\20160909-45395.b\N96976.D
Lims ID: BFB
Client ID:
Sample Type: BFB
Inject. Date: 09-Sep-2016 17:52:30 ALS Bottle#: 99 Worklist Smp#: 1
Injection Vol: 5.0 mL Dil. Factor: 1.0000
Sample Info: BFB
Misc. Info.: 460-0045395-001
Operator ID: Instrument ID: CVOAMS11

Method: \\ChromNA\Edison\ChromData\CVOAMS11\20160909-45395.b\8260SIMW11.m
Limit Group: VOA - 8260C Water and Solid
Last Update: 09-Sep-2016 22:12:26 Calib Date: 09-Sep-2016 21:22:30
Integrator: RTE ID Type: RT Order ID
Quant Method: Internal Standard Quant By: Initial Calibration
Last ICal File: \\ChromNA\Edison\ChromData\CVOAMS11\20160909-45395.b\N96984.D

Column 1 : DB-624 (0.18 mm) Det: MS SCAN
Process Host: XAWRK010

Compound	Sig	RT (min.)	Exp RT (min.)	Dlt RT (min.)	Q	Response	Cal Amt ug/l	OnCol Amt ug/l	Flags
$ 4 1,2-Dichloroethane-d4 (Sur	65	3.290	3.290	0.000	56	302	NR	NR	
$ 6 BFB	95	2.767	2.767	0.000	0	439382	NR	NR	

QC Flag Legend

Processing Flags
NR - Missing Quant Standard

Reagents:

BFB_00012 Amount Added: 1.00 Units: uL

MS Tune Report

TestAmerica Edison

Data File: \\ChromNA\Edison\ChromData\CVOAMS11\20160909-45395.b\N96976.D
Injection Date: 09-Sep-2016 17:52:30 Instrument ID: CVOAMS11
Lims ID: BFB
Client ID:
Operator ID: ALS Bottle#: 99 Worklist Smp#: 1
Injection Vol: 5.0 mL Dil. Factor: 1.0000
Method: 8260SIMW11 Limit Group: VOA - 8260C Water and Solid
Tune Method: BFB Method 8260

$ 6 BFB

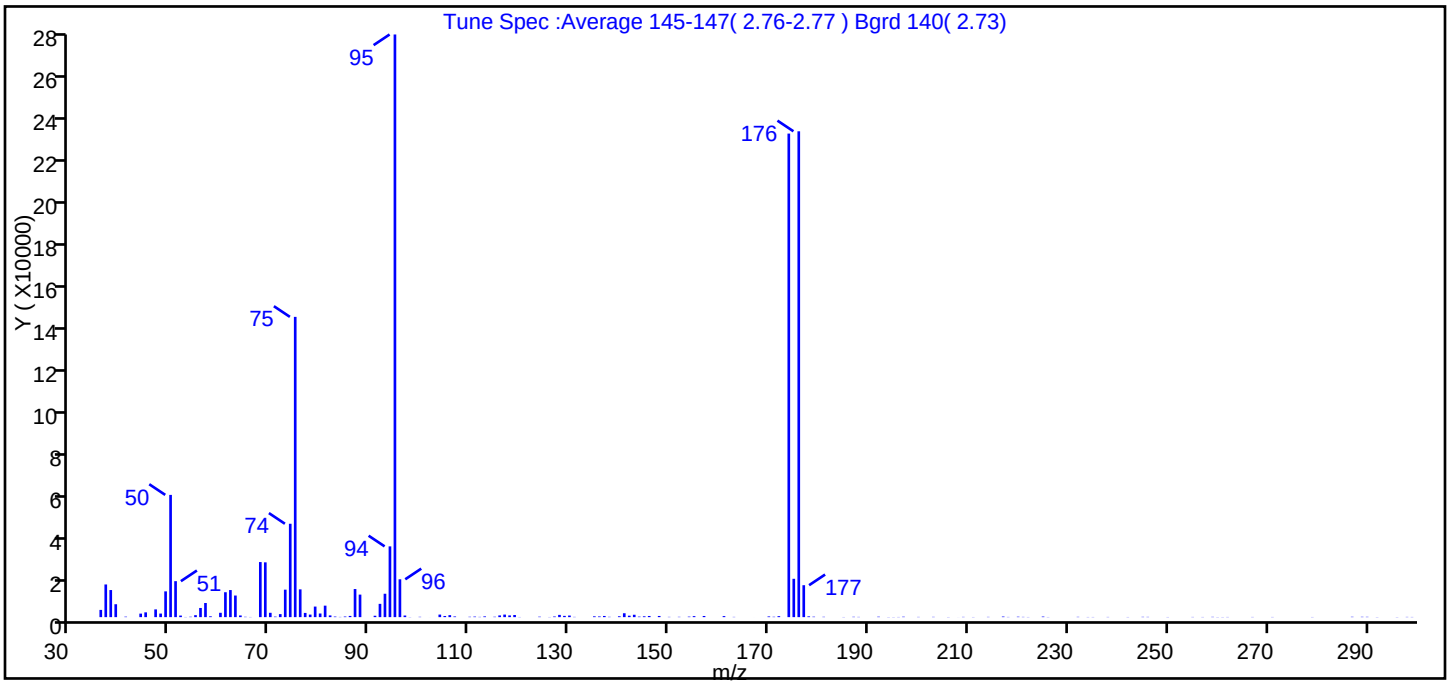

m/z	Ion Abundance Criteria	% Relative Abundance
95	Base peak, 100% relative abundance	100.0
50	15 to 40% of m/z 95	21.0
75	30 to 60% of m/z 95	51.5
96	5 to 9% of m/z 95	6.5
173	Less than 2% of m/z 174	0.0 (0.0)
174	50 to 120% of m/z 95	83.0
175	5 to 9% of m/z 174	6.6 (7.9)
176	Greater than 95% but less than 101% of m/z 174	83.4 (100.5)
177	5 to 9% of m/z 176	5.5 (6.6)

Data File: \\ChromNA\Edison\ChromData\CVOAMS11\20160909-45395.b\N96976.D\8260SIMW11.rslt\spectra.d
Injection Date: 09-Sep-2016 17:52:30
Spectrum: Tune Spec :Average 145-147(2.76-2.77) Bgrd 140(2.73)
Base Peak: 95.00
Minimum % Base Peak: 0
Number of Points: 154

m/z	Y	m/z	Y	m/z	Y	m/z	Y
36.00	3446	81.00	5465	135.00	386	203.00	132
37.00	15554	82.00	822	136.00	332	206.00	71
38.00	12897	83.00	273	137.00	558	208.00	16
39.00	6146	84.00	105	138.00	154	209.00	122
41.00	226	85.00	291	140.00	412	211.00	74
44.00	1680	86.00	579	141.00	1855	214.00	123
45.00	2281	87.00	13377	142.00	690	217.00	276
47.00	3690	88.00	10727	143.00	1136	218.00	97
48.00	1704	91.00	666	144.00	247	220.00	207
49.00	12272	92.00	6326	145.00	393	221.00	122
50.00	58184	93.00	11136	146.00	555	222.00	77
51.00	17120	94.00	33680	148.00	559	225.00	268
52.00	752	95.00	277312	150.00	127	226.00	73
53.00	77	96.00	18016	152.00	151	232.00	145
54.00	191	97.00	771	154.00	240	234.00	81
55.00	941	98.00	69	155.00	477	235.00	80
56.00	4368	100.00	151	157.00	546	238.00	98
57.00	6727	102.00	11	161.00	493	242.00	76
58.00	392	104.00	1217	163.00	116	245.00	146
60.00	2071	105.00	551	167.00	4	246.00	123
61.00	11860	106.00	952	170.00	334	250.00	75
62.00	12891	107.00	325	171.00	183	255.00	98
63.00	10285	110.00	176	172.00	468	257.00	85
64.00	796	111.00	261	174.00	230144	259.00	140
65.00	160	112.00	121	175.00	18248	260.00	68
66.00	82	113.00	354	176.00	231232	261.00	72
68.00	26216	115.00	189	177.00	15198	262.00	89
69.00	26080	116.00	825	178.00	366	267.00	93
70.00	2073	117.00	1213	179.00	217	271.00	87
71.00	241	118.00	822	181.00	160	279.00	78
72.00	1439	119.00	1014	185.00	73	287.00	173
73.00	13078	120.00	77	187.00	165	289.00	163
74.00	44448	124.00	217	188.00	113	290.00	153

Report Date: 09-Sep-2016 22:12:26 Chrom Revision: 2.2 20-Apr-2016 13:59:46
Data File: \\ChromNA\Edison\ChromData\CVOAMS11\20160909-45395.b\N96976.D\8260SIMW11.rslt\spectra.d
Injection Date: 09-Sep-2016 17:52:30
Spectrum: Tune Spec :Average 145-147(2.76-2.77) Bgrd 140(2.73)
Base Peak: 95.00
Minimum % Base Peak: 0
Number of Points: 154

m/z	Y	m/z	Y	m/z	Y	m/z	Y
75.00	142912	126.00	75	192.00	208	292.00	67
76.00	13223	127.00	307	194.00	69	296.00	67
77.00	2010	128.00	1074	195.00	66	298.00	114
78.00	1211	129.00	604	196.00	84	299.00	91
79.00	5030	130.00	767	197.00	206		
80.00	1738	131.00	119	200.00	111		

TestAmerica Edison
Target Compound Quantitation Report

Data File: \\ChromNA\Edison\ChromData\CVOAMS11\20160911-45442.b\N97036.D
Lims ID: BFB
Client ID:
Sample Type: BFB
Inject. Date: 11-Sep-2016 09:08:30 ALS Bottle#: 99 Worklist Smp#: 1
Injection Vol: 5.0 mL Dil. Factor: 1.0000
Sample Info: BFB
Misc. Info.: 460-0045442-001
Operator ID: Instrument ID: CVOAMS11

Method: \\ChromNA\Edison\ChromData\CVOAMS11\20160911-45442.b\8260SIMW11.m
Limit Group: VOA - 8260C Water and Solid
Last Update: 12-Sep-2016 06:49:08 Calib Date: 09-Sep-2016 21:22:30
Integrator: RTE ID Type: RT Order ID
Quant Method: Internal Standard Quant By: Initial Calibration
Last ICal File: \\ChromNA\Edison\ChromData\CVOAMS11\20160909-45395.b\N96984.D

Column 1 : DB-624 (0.18 mm) Det: MS SCAN
Process Host: XAWRK028

	Compound	Sig	RT (min.)	Exp RT (min.)	Dlt RT (min.)	Q	Response	Cal Amt ug/l	OnCol Amt ug/l	Flags
$	4 1,2-Dichloroethane-d4 (Sur	65	3.157	3.157	0.000	71	292	NR	NR	
$	6 BFB	95	2.761	2.761	0.000	0	302824	NR	NR	

QC Flag Legend

Processing Flags
NR - Missing Quant Standard

Reagents:

BFB_00012 Amount Added: 1.00 Units: uL

MS Tune Report

TestAmerica Edison

Data File: \\ChromNA\Edison\ChromData\CVOAMS11\20160911-45442.b\N97036.D
Injection Date: 11-Sep-2016 09:08:30 Instrument ID: CVOAMS11
Lims ID: BFB
Client ID:
Operator ID: ALS Bottle#: 99 Worklist Smp#: 1
Injection Vol: 5.0 mL Dil. Factor: 1.0000
Method: 8260SIMW11 Limit Group: VOA - 8260C Water and Solid
Tune Method: BFB Method 8260

$ 6 BFB

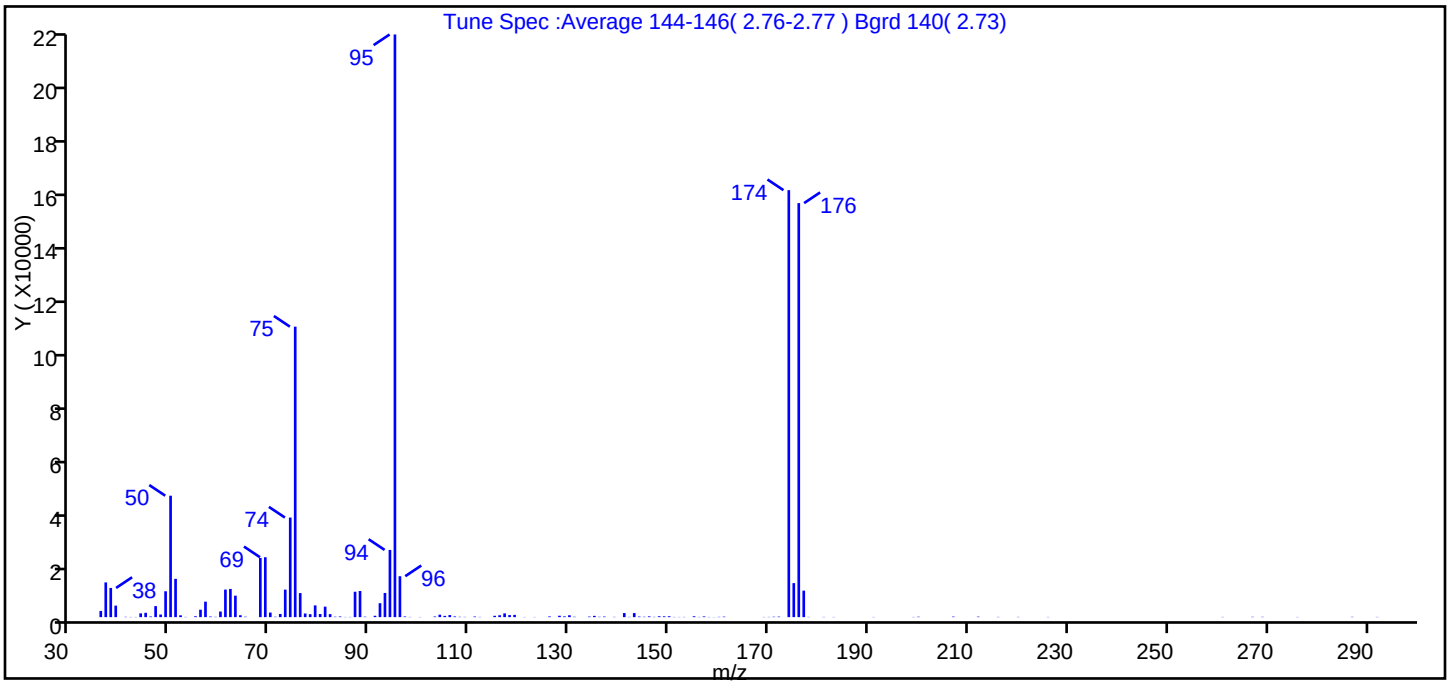

m/z	Ion Abundance Criteria	% Relative Abundance
95	Base peak, 100% relative abundance	100.0
50	15 to 40% of m/z 95	20.8
75	30 to 60% of m/z 95	49.9
96	5 to 9% of m/z 95	7.0
173	Less than 2% of m/z 174	0.0 (0.0)
174	50 to 120% of m/z 95	73.3
175	5 to 9% of m/z 174	5.8 (8.0)
176	Greater than 95% but less than 101% of m/z 174	71.1 (97.0)
177	5 to 9% of m/z 176	4.6 (6.4)

Data File: \\ChromNA\Edison\ChromData\CVOAMS11\20160911-45442.b\N97036.D\8260SIMW11.rslt\spectra.d
Injection Date: 11-Sep-2016 09:08:30
Spectrum: Tune Spec :Average 144-146(2.76-2.77) Bgrd 140(2.73)
Base Peak: 95.00
Minimum % Base Peak: 0
Number of Points: 130

m/z	Y	m/z	Y	m/z	Y	m/z	Y
36.00	2264	73.00	10069	111.00	222	156.00	78
37.00	12706	74.00	36440	112.00	87	157.00	259
38.00	10689	75.00	106280	115.00	495	158.00	73
39.00	4211	76.00	8808	116.00	699	159.00	48
41.00	114	77.00	1336	117.00	1376	160.00	104
42.00	75	78.00	1082	118.00	753	161.00	182
43.00	66	79.00	4299	119.00	820	169.00	70
44.00	1392	80.00	1132	121.00	69	170.00	80
45.00	1585	81.00	3839	123.00	66	171.00	146
46.00	235	82.00	1094	126.00	257	172.00	184
47.00	4044	83.00	156	128.00	514	174.00	156224
48.00	957	84.00	234	129.00	276	175.00	12452
49.00	9468	85.00	69	130.00	690	176.00	151488
50.00	44432	86.00	80	131.00	141	177.00	9700
51.00	14007	87.00	9290	134.00	210	178.00	85
52.00	668	88.00	9558	135.00	468	181.00	79
53.00	85	89.00	158	136.00	128	183.00	68
55.00	321	91.00	506	137.00	207	191.00	71
56.00	2726	92.00	5108	139.00	99	199.00	72
57.00	5666	93.00	8853	141.00	1496	200.00	153
58.00	226	94.00	24600	142.00	100	207.00	190
59.00	110	95.00	213184	143.00	1486	212.00	182
60.00	2056	96.00	14977	144.00	213	216.00	93
61.00	10082	97.00	240	145.00	138	220.00	91
62.00	10327	98.00	74	146.00	282	226.00	78
63.00	7861	100.00	72	147.00	104	261.00	82
64.00	700	103.00	232	148.00	319	267.00	126
65.00	156	104.00	894	149.00	289	269.00	114
68.00	21656	105.00	466	150.00	336	276.00	69
69.00	21920	106.00	763	151.00	77	287.00	115
70.00	1678	107.00	256	152.00	72	292.00	80
71.00	139	108.00	120	153.00	79		
72.00	1169	109.00	92	155.00	313		

m/z	Y	m/z	Y	m/z	Y	m/z	Y
36.00	2264	73.00	10069	111.00	222	156.00	78
37.00	12706	74.00	36440	112.00	87	157.00	259
38.00	10689	75.00	106280	115.00	495	158.00	73
39.00	4211	76.00	8808	116.00	699	159.00	48
41.00	114	77.00	1336	117.00	1376	160.00	104
42.00	75	78.00	1082	118.00	753	161.00	182
43.00	66	79.00	4299	119.00	820	169.00	70
44.00	1392	80.00	1132	121.00	69	170.00	80
45.00	1585	81.00	3839	123.00	66	171.00	146
46.00	235	82.00	1094	126.00	257	172.00	184
47.00	4044	83.00	156	128.00	514	174.00	156224
48.00	957	84.00	234	129.00	276	175.00	12452
49.00	9468	85.00	69	130.00	690	176.00	151488
50.00	44432	86.00	80	131.00	141	177.00	9700
51.00	14007	87.00	9290	134.00	210	178.00	85
52.00	668	88.00	9558	135.00	468	181.00	79
53.00	85	89.00	158	136.00	128	183.00	68
55.00	321	91.00	506	137.00	207	191.00	71
56.00	2726	92.00	5108	139.00	99	199.00	72
57.00	5666	93.00	8853	141.00	1496	200.00	153
58.00	226	94.00	24600	142.00	100	207.00	190
59.00	110	95.00	213184	143.00	1486	212.00	182
60.00	2056	96.00	14977	144.00	213	216.00	93
61.00	10082	97.00	240	145.00	138	220.00	91
62.00	10327	98.00	74	146.00	282	226.00	78
63.00	7861	100.00	72	147.00	104	261.00	82
64.00	700	103.00	232	148.00	319	267.00	126
65.00	156	104.00	894	149.00	289	269.00	114
68.00	21656	105.00	466	150.00	336	276.00	69
69.00	21920	106.00	763	151.00	77	287.00	115
70.00	1678	107.00	256	152.00	72	292.00	80
71.00	139	108.00	120	153.00	79		
72.00	1169	109.00	92	155.00	313		

FORM I
GC/MS VOA ORGANICS ANALYSIS DATA SHEET

Lab Name: TestAmerica Edison Job No.: 460-119612-1

SDG No.:

Client Sample ID: Lab Sample ID: MB 460-389827/7

Matrix: Water Lab File ID: N97042.D

Analysis Method: 8260C SIM Date Collected:

Sample wt/vol: 5(mL) Date Analyzed: 09/11/2016 11:45

Soil Aliquot Vol: Dilution Factor: 1

Soil Extract Vol.: GC Column: DB-624 ID: 0.18(mm)

% Moisture: Level: (low/med) Low

Analysis Batch No.: 389827 Units: ug/L

CAS NO.	COMPOUND NAME	RESULT	Q	RL	MDL
123-91-1	1,4-Dioxane	0.11	U	0.40	0.11

CAS NO.	SURROGATE	%REC	Q	LIMITS
17060-07-0	1,2-Dichloroethane-d4 (Surr)	106		70-130
460-00-4	4-Bromofluorobenzene	99		70-130

TestAmerica Edison
Target Compound Quantitation Report

Data File: \\ChromNA\Edison\ChromData\CVOAMS11\20160911-45442.b\N97042.D
Lims ID: MB
Client ID:
Sample Type: MB
Inject. Date: 11-Sep-2016 11:45:30 ALS Bottle#: 6 Worklist Smp#: 7
Purge Vol: 5.000 mL Dil. Factor: 1.0000
Sample Info: MB
Misc. Info.: 460-0045442-007
Operator ID: Instrument ID: CVOAMS11

Method: \\ChromNA\Edison\ChromData\CVOAMS11\20160911-45442.b\8260SIMW11.m
Limit Group: VOA - 8260C Water and Solid
Last Update: 13-Sep-2016 18:50:38 Calib Date: 09-Sep-2016 21:22:30
Integrator: RTE ID Type: RT Order ID
Quant Method: Internal Standard Quant By: Initial Calibration
Last ICal File: \\ChromNA\Edison\ChromData\CVOAMS11\20160909-45395.b\N96984.D

Column 1 : DB-624 (0.18 mm) Det: MS SCAN
Process Host: XAWRK006

First Level Reviewer: baronm Date: 13-Sep-2016 18:50:38

Compound	Sig	RT (min.)	Exp RT (min.)	Dlt RT (min.)	Q	Response	Cal Amt ug/l	OnCol Amt ug/l	Flags
* 1 Fluorobenzene	96	3.714	3.714	0.000	100	14046	0.5000	0.5000	
* 2 1,4-Dioxane-d8	96	4.409	4.409	-0.001	98	7026	100.0	100.0	
* 3 Chlorobenzene-d5	82	7.283	7.283	0.000	99	8994	0.5000	0.5000	
$ 4 1,2-Dichloroethane-d4 (Sur	65	3.391	3.391	0.000	99	6187	0.5000	0.5294	
$ 5 4-Bromofluorobenzene	174	9.039	9.024	0.015	96	7509	0.5000	0.4939	

Reagents:

SIM IS/SURR_00028 Amount Added: 1.00 Units: uL Run Reagent

Report Date: 13-Sep-2016 18:50:39 Chrom Revision: 2.2 20-Apr-2016 13:59:46

TestAmerica Edison

Data File: \\ChromNA\Edison\ChromData\CVOAMS11\20160911-45442.b\N97042.D

Injection Date:	11-Sep-2016 11:45:30	Instrument ID:	CVOAMS11	Operator ID:	
Lims ID:	MB			Worklist Smp#:	7
Client ID:					
Purge Vol:	5.000 mL	Dil. Factor:	1.0000	ALS Bottle#:	6
Method:	8260SIMW11	Limit Group:	VOA - 8260C Water and Solid		

Column: DB-624 (0.18 mm)

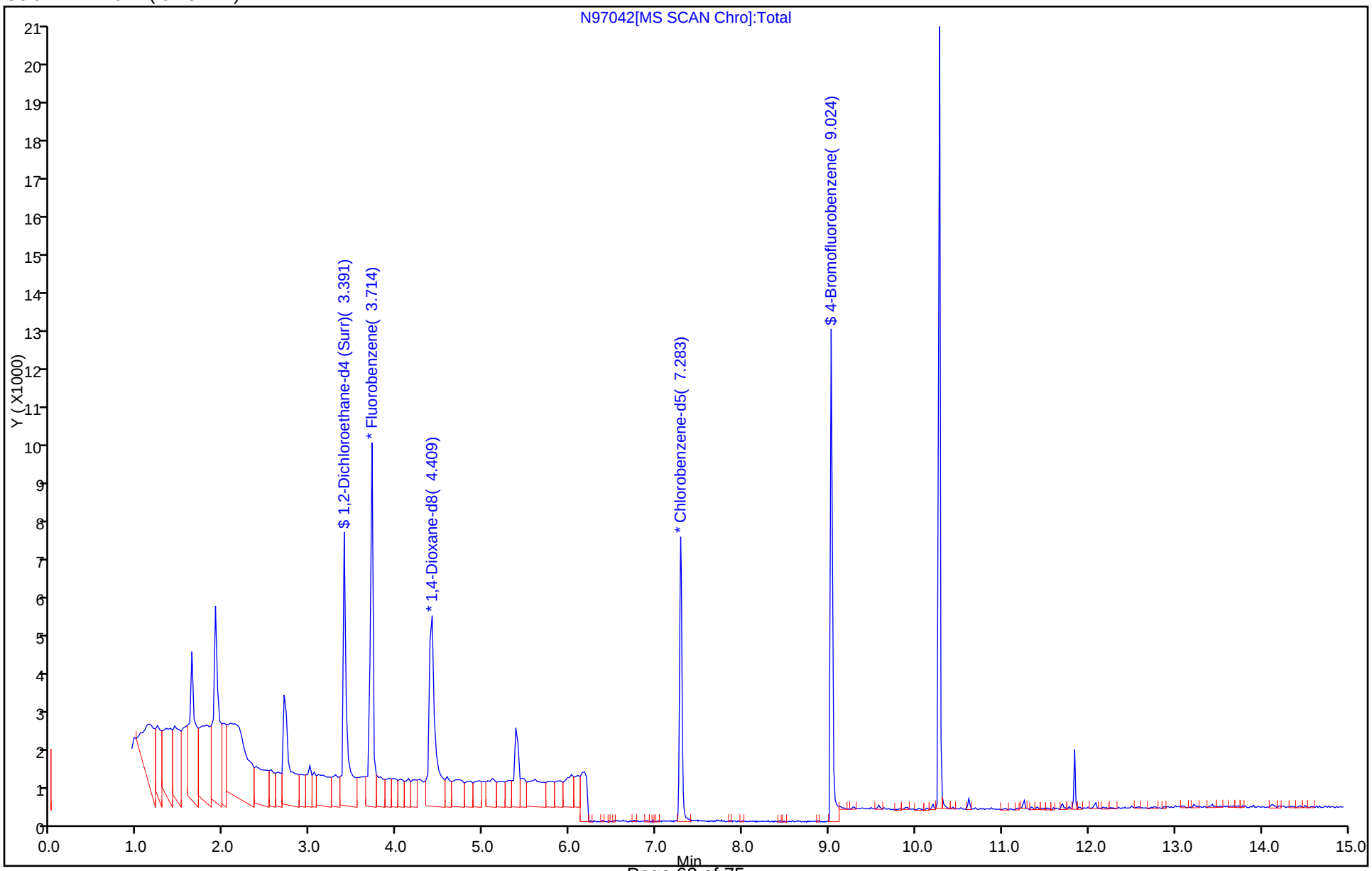

FORM I
GC/MS VOA ORGANICS ANALYSIS DATA SHEET

Lab Name: TestAmerica Edison Job No.: 460-119612-1

SDG No.:

Client Sample ID: Lab Sample ID: LCS 460-389827/3

Matrix: Water Lab File ID: N97038.D

Analysis Method: 8260C SIM Date Collected:

Sample wt/vol: 5(mL) Date Analyzed: 09/11/2016 09:58

Soil Aliquot Vol: Dilution Factor: 1

Soil Extract Vol.: GC Column: DB-624 ID: 0.18(mm)

% Moisture: Level: (low/med) Low

Analysis Batch No.: 389827 Units: ug/L

CAS NO.	COMPOUND NAME	RESULT	Q	RL	MDL
123-91-1	1,4-Dioxane	24.1		0.40	0.11

CAS NO.	SURROGATE	%REC	Q	LIMITS
17060-07-0	1,2-Dichloroethane-d4 (Surr)	103		70-130
460-00-4	4-Bromofluorobenzene	88		70-130

TestAmerica Edison
Target Compound Quantitation Report

Data File: \\ChromNA\Edison\ChromData\CVOAMS11\20160911-45442.b\N97038.D
Lims ID: LCS
Client ID:
Sample Type: LCS
Inject. Date: 11-Sep-2016 09:58:30 ALS Bottle#: 2 Worklist Smp#: 3
Purge Vol: 5.000 mL Dil. Factor: 1.0000
Sample Info: LCS
Misc. Info.: 460-0045442-003
Operator ID: Instrument ID: CVOAMS11

Method: \\ChromNA\Edison\ChromData\CVOAMS11\20160911-45442.b\8260SIMW11.m
Limit Group: VOA - 8260C Water and Solid
Last Update: 12-Sep-2016 06:49:11 Calib Date: 09-Sep-2016 21:22:30
Integrator: RTE ID Type: RT Order ID
Quant Method: Internal Standard Quant By: Initial Calibration
Last ICal File: \\ChromNA\Edison\ChromData\CVOAMS11\20160909-45395.b\N96984.D

Column 1 : DB-624 (0.18 mm) Det: MS SCAN
Process Host: XAWRK028

	Compound	Sig	RT (min.)	Exp RT (min.)	Dlt RT (min.)	Q	Response	Cal Amt ug/l	OnCol Amt ug/l	Flags
*	1 Fluorobenzene	96	3.714	3.714	0.000	100	15291	0.5000	0.5000	
*	2 1,4-Dioxane-d8	96	4.408	4.409	-0.001	99	7735	100.0	100.0	
*	3 Chlorobenzene-d5	82	7.283	7.283	0.000	100	9537	0.5000	0.5000	
$	4 1,2-Dichloroethane-d4 (Sur	65	3.391	3.391	0.000	99	6573	0.5000	0.5166	
$	5 4-Bromofluorobenzene	174	9.039	9.024	0.015	99	7118	0.5000	0.4415	
	8 Chloroform	83	2.994	2.994	0.000	100	13760	0.5000	0.5555	
	9 Benzene	78	3.441	3.441	0.000	100	21043	0.5000	0.5199	
	10 1,4-Dioxane	88	4.458	4.458	0.000	77	2270	20.0	24.1	
	11 Ethylene Dibromide	107	6.620	6.620	0.000	100	3589	0.5000	0.5056	
	12 1,2,3-Trichloropropane	75	9.284	9.284	0.000	100	3713	0.5000	0.4153	
	13 1,2-Dibromo-3-Chloropropan	157	11.289	11.289	0.000	92	1117	0.5000	0.4885	

Reagents:

VMMIX1SIM_00086	Amount Added:	2.50	Units: uL	
14DIOXINTER_00060	Amount Added:	2.00	Units: uL	
SIM IS/SURR_00028	Amount Added:	1.00	Units: uL	Run Reagent

Report Date: 12-Sep-2016 06:49:14 Chrom Revision: 2.2 20-Apr-2016 13:59:46

TestAmerica Edison

Data File: \\ChromNA\Edison\ChromData\CVOAMS11\20160911-45442.b\N97038.D

Injection Date:	11-Sep-2016 09:58:30	Instrument ID:	CVOAMS11	Operator ID:	
Lims ID:	LCS			Worklist Smp#:	3
Client ID:					
Purge Vol:	5.000 mL	Dil. Factor:	1.0000	ALS Bottle#:	2
Method:	8260SIMW11	Limit Group:	VOA - 8260C Water and Solid		

Column: DB-624 (0.18 mm)

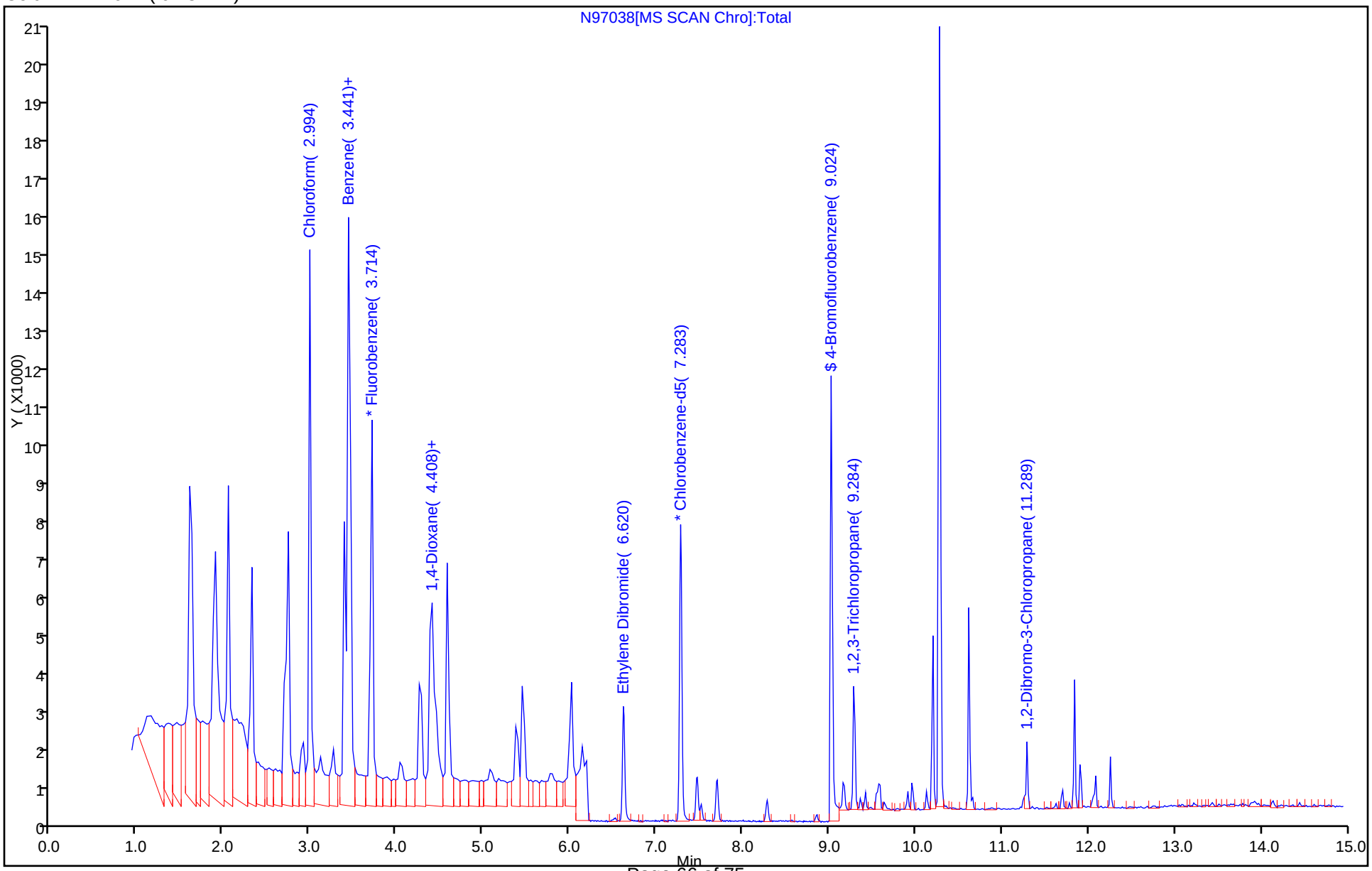

FORM I
GC/MS VOA ORGANICS ANALYSIS DATA SHEET

Lab Name: TestAmerica Edison Job No.: 460-119612-1

SDG No.:

Client Sample ID: Lab Sample ID: LCSD 460-389827/4

Matrix: Water Lab File ID: N97039.D

Analysis Method: 8260C SIM Date Collected:

Sample wt/vol: 5(mL) Date Analyzed: 09/11/2016 10:21

Soil Aliquot Vol: Dilution Factor: 1

Soil Extract Vol.: GC Column: DB-624 ID: 0.18(mm)

% Moisture: Level: (low/med) Low

Analysis Batch No.: 389827 Units: ug/L

CAS NO.	COMPOUND NAME	RESULT	Q	RL	MDL
123-91-1	1,4-Dioxane	21.8		0.40	0.11

CAS NO.	SURROGATE	%REC	Q	LIMITS
17060-07-0	1,2-Dichloroethane-d4 (Surr)	104		70-130
460-00-4	4-Bromofluorobenzene	94		70-130

TestAmerica Edison
Target Compound Quantitation Report

Data File: \\ChromNA\Edison\ChromData\CVOAMS11\20160911-45442.b\N97039.D
Lims ID: LCSD
Client ID:
Sample Type: LCSD
Inject. Date: 11-Sep-2016 10:21:30 ALS Bottle#: 3 Worklist Smp#: 4
Purge Vol: 5.000 mL Dil. Factor: 1.0000
Sample Info: LCSD
Misc. Info.: 460-0045442-004
Operator ID: Instrument ID: CVOAMS11

Method: \\ChromNA\Edison\ChromData\CVOAMS11\20160911-45442.b\8260SIMW11.m
Limit Group: VOA - 8260C Water and Solid
Last Update: 12-Sep-2016 06:49:11 Calib Date: 09-Sep-2016 21:22:30
Integrator: RTE ID Type: RT Order ID
Quant Method: Internal Standard Quant By: Initial Calibration
Last ICal File: \\ChromNA\Edison\ChromData\CVOAMS11\20160909-45395.b\N96984.D

Column 1 : DB-624 (0.18 mm) Det: MS SCAN
Process Host: XAWRK028

First Level Reviewer: sarmientod Date: 11-Sep-2016 10:42:48

Compound	Sig	RT (min.)	Exp RT (min.)	Dlt RT (min.)	Q	Response	Cal Amt ug/l	OnCol Amt ug/l	Flags
* 1 Fluorobenzene	96	3.714	3.714	0.000	100	15496	0.5000	0.5000	
* 2 1,4-Dioxane-d8	96	4.409	4.409	0.000	99	7402	100.0	100.0	
* 3 Chlorobenzene-d5	82	7.283	7.283	0.000	100	9912	0.5000	0.5000	
$ 4 1,2-Dichloroethane-d4 (Sur	65	3.391	3.391	0.000	99	6700	0.5000	0.5196	
$ 5 4-Bromofluorobenzene	174	9.039	9.024	0.015	98	7910	0.5000	0.4721	
8 Chloroform	83	2.994	2.994	0.000	100	13697	0.5000	0.5456	
9 Benzene	78	3.441	3.441	0.000	100	21139	0.5000	0.5153	
10 1,4-Dioxane	88	4.458	4.458	0.000	34	1975	20.0	21.8	
11 Ethylene Dibromide	107	6.620	6.620	0.000	99	3523	0.5000	0.4775	
12 1,2,3-Trichloropropane	75	9.284	9.284	0.000	100	4187	0.5000	0.4506	
13 1,2-Dibromo-3-Chloropropan	157	11.289	11.289	0.000	95	1187	0.5000	0.4998	

Reagents:

VMMIX1SIM_00086 Amount Added: 2.50 Units: uL
14DIOXINTER_00060 Amount Added: 2.00 Units: uL
SIM IS/SURR_00028 Amount Added: 1.00 Units: uL Run Reagent

Report Date: 12-Sep-2016 06:49:16 Chrom Revision: 2.2 20-Apr-2016 13:59:46

TestAmerica Edison

Data File: \\ChromNA\Edison\ChromData\CVOAMS11\20160911-45442.b\N97039.D

Injection Date:	11-Sep-2016 10:21:30	Instrument ID:	CVOAMS11	Operator ID:	
Lims ID:	LCSD			Worklist Smp#:	4
Client ID:					
Purge Vol:	5.000 mL	Dil. Factor:	1.0000	ALS Bottle#:	3
Method:	8260SIMW11	Limit Group:	VOA - 8260C Water and Solid		

Column: DB-624 (0.18 mm)

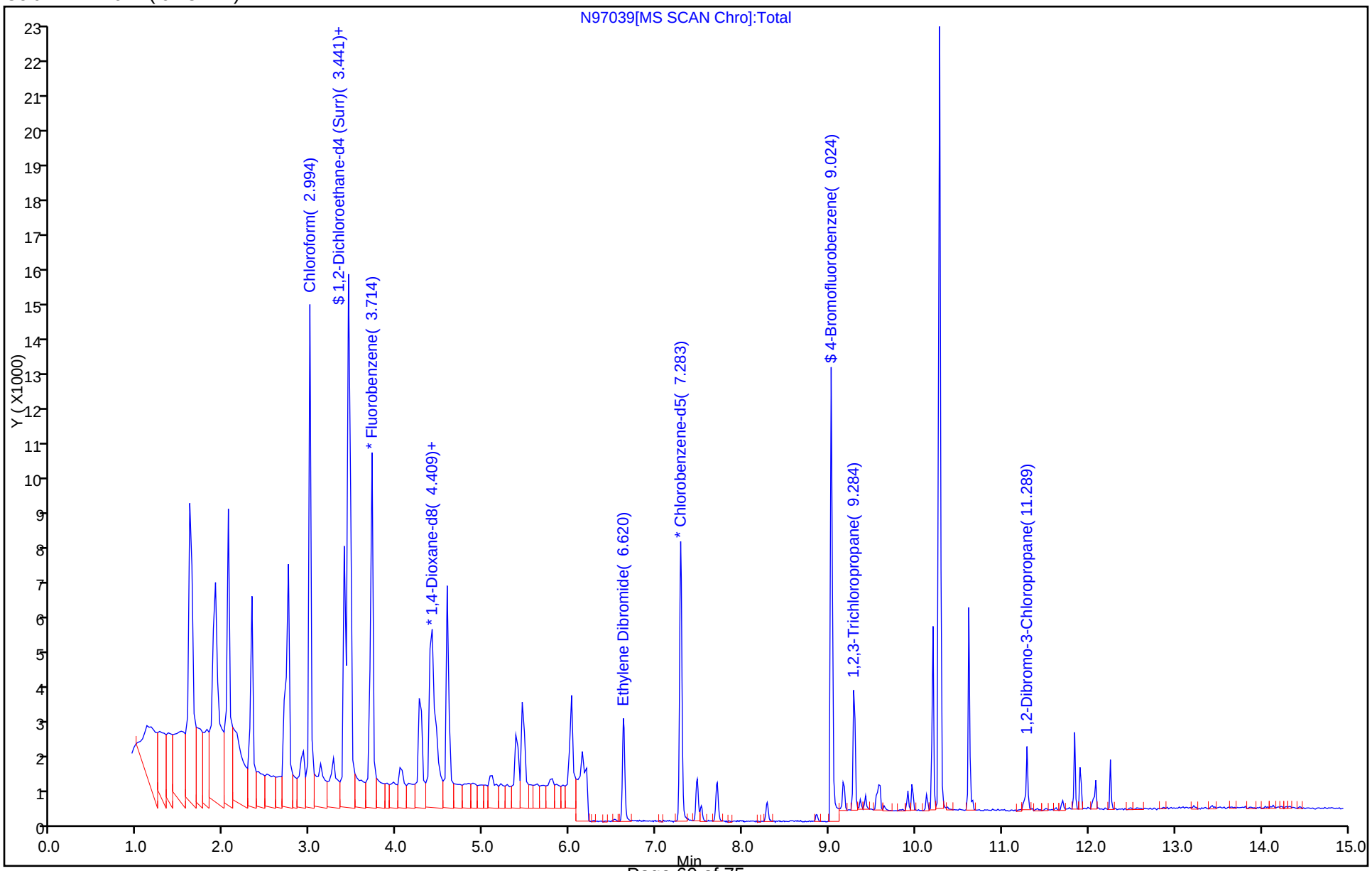

GC/MS VOA ANALYSIS RUN LOG

Lab Name: TestAmerica Edison Job No.: 460-119612-1

SDG No.:

Instrument ID: CVOAMS11 Start Date: 09/09/2016 17:52

Analysis Batch Number: 389605 End Date: 09/10/2016 04:44

LAB SAMPLE ID	CLIENT SAMPLE ID	DATE ANALYZED	DILUTION FACTOR	LAB FILE ID	COLUMN ID
BFB 460-389605/1		09/09/2016 17:52	1	N96976.D	DB-624 0.18(mm)
STD002 460-389605/2 IC		09/09/2016 18:15	1	N96977.D	DB-624 0.18(mm)
STD01 460-389605/5 IC		09/09/2016 19:25	1	N96980.D	DB-624 0.18(mm)
STD05 460-389605/6 ICIS		09/09/2016 19:49	1	N96981.D	DB-624 0.18(mm)
STD005 460-389605/7 IC		09/09/2016 20:35	1	N96982.D	DB-624 0.18(mm)
STD1 460-389605/8 IC		09/09/2016 20:59	1	N96983.D	DB-624 0.18(mm)
STD2 460-389605/9 IC		09/09/2016 21:22	1	N96984.D	DB-624 0.18(mm)
ICV 460-389605/13		09/09/2016 22:55	1		DB-624 0.18(mm)
ZZZZZ		09/09/2016 23:19	1		DB-624 0.18(mm)
ZZZZZ		09/09/2016 23:42	1		DB-624 0.18(mm)
ZZZZZ		09/10/2016 00:52	1		DB-624 0.18(mm)
ZZZZZ		09/10/2016 01:15	1		DB-624 0.18(mm)
ZZZZZ		09/10/2016 01:38	1		DB-624 0.18(mm)
ZZZZZ		09/10/2016 02:01	1		DB-624 0.18(mm)
ZZZZZ		09/10/2016 02:25	1		DB-624 0.18(mm)
ZZZZZ		09/10/2016 02:48	1		DB-624 0.18(mm)
ZZZZZ		09/10/2016 03:11	1		DB-624 0.18(mm)
ZZZZZ		09/10/2016 03:34	1		DB-624 0.18(mm)
ZZZZZ		09/10/2016 03:57	1		DB-624 0.18(mm)
ZZZZZ		09/10/2016 04:21	1		DB-624 0.18(mm)
ZZZZZ		09/10/2016 04:44	1		DB-624 0.18(mm)

GC/MS VOA ANALYSIS RUN LOG

Lab Name: TestAmerica Edison Job No.: 460-119612-1

SDG No.:

Instrument ID: CVOAMS11 Start Date: 09/11/2016 09:08

Analysis Batch Number: 389827 End Date: 09/11/2016 19:30

LAB SAMPLE ID	CLIENT SAMPLE ID	DATE ANALYZED	DILUTION FACTOR	LAB FILE ID	COLUMN ID
BFB 460-389827/1		09/11/2016 09:08	1	N97036.D	DB-624 0.18(mm)
CCVIS 460-389827/2		09/11/2016 09:34	1	N97037.D	DB-624 0.18(mm)
LCS 460-389827/3		09/11/2016 09:58	1	N97038.D	DB-624 0.18(mm)
LCSD 460-389827/4		09/11/2016 10:21	1	N97039.D	DB-624 0.18(mm)
MB 460-389827/7		09/11/2016 11:45	1	N97042.D	DB-624 0.18(mm)
ZZZZZ		09/11/2016 12:08	1		DB-624 0.18(mm)
ZZZZZ		09/11/2016 12:31	1		DB-624 0.18(mm)
460-119612-1		09/11/2016 12:55	1	N97045.D	DB-624 0.18(mm)
ZZZZZ		09/11/2016 13:18	1		DB-624 0.18(mm)
ZZZZZ		09/11/2016 13:41	1		DB-624 0.18(mm)
460-119612-2		09/11/2016 14:05	1	N97048.D	DB-624 0.18(mm)
ZZZZZ		09/11/2016 14:28	1		DB-624 0.18(mm)
ZZZZZ		09/11/2016 14:51	1		DB-624 0.18(mm)
ZZZZZ		09/11/2016 15:14	1		DB-624 0.18(mm)
ZZZZZ		09/11/2016 15:38	1		DB-624 0.18(mm)
ZZZZZ		09/11/2016 16:01	1		DB-624 0.18(mm)
ZZZZZ		09/11/2016 16:24	1		DB-624 0.18(mm)
ZZZZZ		09/11/2016 16:47	1		DB-624 0.18(mm)
ZZZZZ		09/11/2016 17:11	1		DB-624 0.18(mm)
ZZZZZ		09/11/2016 17:34	1		DB-624 0.18(mm)
ZZZZZ		09/11/2016 17:57	1		DB-624 0.18(mm)
ZZZZZ		09/11/2016 18:20	1		DB-624 0.18(mm)
ZZZZZ		09/11/2016 18:43	1		DB-624 0.18(mm)
ZZZZZ		09/11/2016 19:07	1		DB-624 0.18(mm)
ZZZZZ		09/11/2016 19:30	1		DB-624 0.18(mm)

Shipping and Receiving Documents

777 New Durham Road
Edison, New Jersey 08817
Phone: (732) 549-3900 Fax: (732) 549-3679

TestAmerica
THE LEADER IN ENVIRONMENTAL TESTING

CHAIN OF CUSTODY / ANALYSIS REQUEST

Page 1 of 1

Name (for report and invoice) STEVE FELDMANN	Samplers Name (Printed) JON BUL	Site/Project Identification LOCKHEED N. PLAINFIELD
Company TETRA TECH	P. O. #	State (Location of site): NJ: [X] NY: [ ] Other:
		Regulatory Program: DKQP: [ ]
Address 295 RT 22 EAST, SUITE 104E	Analysis Turnaround Time: Standard [X]	LAB USE ONLY Project No:
City WHITEHOUSE STATION State NJ	Rush Charges Authorized For: 2 Week [ ] 1 Week [ ] Other [ ]	Job No: 119612
Phone (908) 534-2303 Fax		

ANALYSIS REQUESTED (ENTER "X" BELOW TO INDICATE REQUEST)

Sample Identification	Date	Time	Matrix	No. of Cont.	1,4-DIOXANE (8260 SIM)	Sample Numbers
TB-083116	08/31/16	–	W	2	X	1
MOD TB-083116	08/31/16	1340	W	3	X	2

460-119612 Chain of Custody

Preservation Used: 1 = ICE, 2 = HCl, 3 = H_2SO_4, 4 = HNO_3, 5 = NaOH
6 = Other _____, 7 = Other _____
Soil:
Water:

Special Instructions REPORTING LIMITS MUST MEET NJDEP GWQS

Water Metals Filtered (Yes/No)? _____

Relinquished by	Company	Date / Time	Received by	Company
Dan Brockenhof	Tetra Tech	9/1 930	1) Lusha Smith	TA
2) Lusha Smith	TA	9/1/16 1250	2) Kelly [illegible]	TA 9/1/16 1250
3)			3)	
4)			4)	

Laboratory Certifications: New Jersey (12028), New York (11452), Pennsylvania (68-522), Connecticut (PH-0200), Rhode Island (132). TAL - 0016 (0715)

Massachusetts (M-NJ312), North Carolina (No. 578) CS #770693 #7 2.6

TestAmerica Edison
Receipt Temperature and pH Log

Job Number: 119612

Number of Coolers: 1 IR Gun # 7

Cooler Temperatures

	RAW	CORRECTED		RAW	CORRECTED		RAW	CORRECTED
Cooler #1:	2.6 °C	2.6 °C	Cooler #4:	°C	°C	Cooler #7:	°C	°C
Cooler #2:	°C	°C	Cooler #5:	°C	°C	Cooler #8:	°C	°C
Cooler #3:	°C	°C	Cooler #6:	°C	°C	Cooler #9:	°C	°C

TALS Sample Number	Ammonia (pH<2)	COD (pH<2)	Nitrate Nitrita (pH<2)	Metals* (pH<2)	Hardness (pH<2)	Pest (pH 5-9)	EPH or QAM (pH<2)	Phenols (pH<2)	Sulfide (pH>9)	TKN (pH<2)	TOC (pH<2)	Total Cyanide (pH>12)	Total Phos (pH<2)	Other	Other

If pH adjustments are required record the information below:

Sample No(s). adjusted: _____

Preservative Name/Conc.: _____ Volume of Preservative used (ml): _____

Lot # of Preservative(s): _____ Expiration Date: _____

The appropriate Project Manager and Department Manager should be notified about the samples which were pH adjusted.

** Samples for Metal analysis which are out of compliance must be acidified at least 24 hours prior to analysis.*

Initials: LS Date: 9/1/16

Login Sample Receipt Checklist

Client: Tetra Tech GEO

Job Number: 460-119612-1

Login Number: 119612
List Number: 1
Creator: Wisnewski, Kelly R

List Source: TestAmerica Edison

Question	Answer	Comment
Radioactivity wasn't checked or is </= background as measured by a survey meter.	N/A	
The cooler's custody seal, if present, is intact.	True	CS#770693
Sample custody seals, if present, are intact.	True	
The cooler or samples do not appear to have been compromised or tampered with.	True	
Samples were received on ice.	True	
Cooler Temperature is acceptable.	True	
Cooler Temperature is recorded.	True	2.6°, IR#7
COC is present.	True	
COC is filled out in ink and legible.	True	
COC is filled out with all pertinent information.	True	
Is the Field Sampler's name present on COC?	True	
There are no discrepancies between the containers received and the COC.	True	
Samples are received within Holding Time (excluding tests with immediate HTs)	True	
Sample containers have legible labels.	True	
Containers are not broken or leaking.	True	
Sample collection date/times are provided.	True	
Appropriate sample containers are used.	True	
Sample bottles are completely filled.	True	
Sample Preservation Verified.	True	
There is sufficient vol. for all requested analyses, incl. any requested MS/MSDs	True	
Containers requiring zero headspace have no headspace or bubble is <6mm (1/4").	True	
Multiphasic samples are not present.	True	
Samples do not require splitting or compositing.	True	
Residual Chlorine Checked.	N/A	No analysis requiring residual chlorine check assigned.

ANALYTICAL REPORT

Job Number: 460-120428-1

Job Description: Lockheed - North Plainfield, NJ

For:
Tetra Tech GEO
One Salem Square
295 Route 22 East
Suite 104E
Whitehouse Station, NJ 08889

Attention: Mr. Steve Feldmann

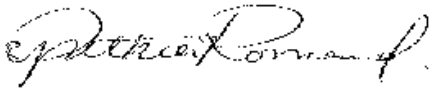

Approved for release.
Cynthia V Romero
Project Management Assistant I
9/27/2016 1:15 PM

Designee for
Marie A Meidhof, Project Manager II
777 New Durham Road, Edison, NJ, 08817
marie.meidhof@testamericainc.com
09/27/2016

The test results in this report meet all NELAP requirements unless specified within the case narrative. Pursuant to NELAP, this report may not be reproduced, except in full, without the written approval of the laboratory. All questions regarding this report should be directed to the TestAmerica Edison Project Manager.

TestAmerica Edison Certifications and Approvals: Connecticut: CTDOH #PH-0200, New Jersey: NJDEP (NELAP) #12028, New York: NYDOH (NELAP) #11452, NYDOH (ELAP) #11452, Pennsylvania: PADEP (NELAP) 68-00522 and Rhode Island: RIDOH LAO00132

Table of Contents

Cover Title Page 1

Data Summaries 4

Report Narrative 4

Sample Summary 6

Detection Summary 7

Method Summary 8

Client Sample Results 9

Surrogate Summary 11

QC Sample Results 12

Definitions 14

QC Association 15

Chronicle 16

Certification Summary 17

Organic Sample Data 18

GC/MS VOA 18

8260C_SIM_DKQP 18

8260C_SIM_DKQP QC Summary 19

8260C_SIM_DKQP Sample Data 31

Standards Data 51

8260C_SIM_DKQP ICAL Data 51

8260C_SIM_DKQP CCAL Data 70

Raw QC Data 76

8260C_SIM_DKQP Tune Data 76

8260C_SIM_DKQP Blank Data 85

8260C_SIM_DKQP LCS/LCSD Data 91

8260C_SIM_DKQP Run Logs 103

Table of Contents

Shipping and Receiving Documents 106
Client Chain of Custody 107
Sample Receipt Checklist 109

CASE NARRATIVE

Client: Tetra Tech GEO

Project: Lockheed - North Plainfield, NJ

Report Number: 460-120428-1

This case narrative is in the form of an exception report, where only the anomalies related to this report, method specific performance and/or QA/QC issues are discussed. If there are no issues to report, this narrative will include a statement that documents that there are no relevant data issues.

It should be noted that samples with elevated Reporting Limits (RLs) as a result of a dilution may not be able to satisfy customer reporting limits in some cases. Such increases in the RLs are unavoidable but acceptable consequence of sample dilution that enables quantification of target analytes or interferences which exceed the calibration range of the instrument.

Calculations are performed before rounding to avoid round-off errors in calculated results.

All holding times were met and proper preservation noted for the methods performed on these samples, unless otherwise detailed in the individual sections below.

RECEIPT

The samples were received on 9/15/2016 1:15 PM; the samples arrived in good condition, properly preserved and, where required, on ice. The temperature of the cooler at receipt was 2.7º C.

Note: All samples which require thermal preservation are considered acceptable if the arrival temperature is within 2C of the required temperature or method specified range. For samples with a specified temperature of 4C, samples with a temperature ranging from just above freezing temperature of water to 6C shall be acceptable. Samples that are hand delivered immediately following collection may not meet these criteria, however they will be deemed acceptable according to NELAC standards, if there is evidence that the chilling process has begun, such as arrival on ice, etc.

VOLATILE ORGANIC COMPOUNDS (GC-MS) DKQP - SIM

Samples TB-091416-02 (460-120428-1), DUP-01 (460-120428-2), MW-1I (460-120428-3), MW-545I (460-120428-4), MW-549I (460-120428-5) and PZ-522I (460-120428-6) were analyzed for volatile organic compounds (GC-MS) DKQP in accordance with EPA SW-846 Method 8260C SIM DKQP. The samples were analyzed on 09/22/2016 and 09/23/2016.

No difficulties were encountered during the volatile organic compounds (GC-MS) DKQP - SIM analysis.

All quality control parameters were within the acceptance limits.

DATA OF KNOWN QUALITY CONFORMANCE/NON-CONFORMANCE SUMMARY QUESTIONNAIRE

Laboratory Name: TestAmerica Edison

Client: Tetra Tech GEO

Project Location: Lockheed - North Plainfield, NJ

Project Number: 460-120428-1

Laboratory Sample ID(s): 460-120428-1, 460-120428-2, 460-120428-3, 460-120428-4, 460-120428-5, 460-120428-6

Sampling Date(s): 09/14/2016

List DKQP Methods Used: 8260C SIM

1	For each analytical method referenced in this laboratory report package, were all specified QA/QC performance criteria followed, including the requirement to explain any criteria falling outside of acceptable guidelines, as specified in the NJDEP Data of Known Quality performance standards?	☑Yes ☐No
1A	Were the method specified handling, preservation, and holding time requirements met?	☐Yes ☐No ☑ See case narrative
1B	*EPH Method:* Was the EPH method conducted without significant modifications? (see Section 11.3 of respective DKQ methods)	☐Yes ☐No ☑N/A
2	Were all samples received by the laboratory in a condition consistent with that described on the associated chain-of-custody documents(s)?	☐Yes ☐No ☑ See case narrative
3	Were samples received at an appropriate temperature (4±2° C)?	☑Yes ☐No ☐N/A
4	Were all QA/QC performance criteria specified in the NJDEP DKQP standards achieved?	☑Yes ☐No
5	a) Were reporting limits specified or referenced on the chain-of-custody or communicated to the laboratory prior to sample receipt?	☐Yes ☐No ☑ See case narrative
	b) Were these reporting limits met?	☐Yes ☐No ☐N/A ☑ See case narrative
6	For each analytical method referenced in this laboratory report package, were results reported for all constituents identified in the method-specific analyte lists presented in the DKQP documents and/or site-specific QAPP?	☑Yes ☐No
7	Are project-specific matrix spike and/or laboratory duplicates included in this data set?	☐Yes ☑No

Notes: For all questions to which the response was "No" (with the exception of question #7), additional information should be provided in an attached narrative. If the answer to question #1, #1A, or #1B is "No", the data package does not meet requirements for "Data of Known Quality."

Sample Summary

Client: Tetra Tech GEO
Project/Site: Lockheed - North Plainfield, NJ

TestAmerica Job ID: 460-120428-1

Lab Sample ID	Client Sample ID	Matrix	Collected	Received
460-120428-1	TB-091416-02	Water	09/14/16 00:00	09/15/16 13:15
460-120428-2	DUP-01	Water	09/14/16 00:00	09/15/16 13:15
460-120428-3	MW-1I	Water	09/14/16 09:45	09/15/16 13:15
460-120428-4	MW-545I	Water	09/14/16 14:45	09/15/16 13:15
460-120428-5	MW-549I	Water	09/14/16 07:40	09/15/16 13:15
460-120428-6	PZ-522I	Water	09/14/16 13:30	09/15/16 13:15

Detection Summary

Client: Tetra Tech GEO
Project/Site: Lockheed - North Plainfield, NJ

TestAmerica Job ID: 460-120428-1

Client Sample ID: TB-091416-02 — Lab Sample ID: 460-120428-1

No Detections.

Client Sample ID: DUP-01 — Lab Sample ID: 460-120428-2

No Detections.

Client Sample ID: MW-1I — Lab Sample ID: 460-120428-3

No Detections.

Client Sample ID: MW-545I — Lab Sample ID: 460-120428-4

Analyte	Result	Qualifier	RL	MDL	Unit	Dil Fac	D	Method	Prep Type
1,4-Dioxane	0.81		0.40	0.11	ug/L	1		8260C SIM	Total/NA

Client Sample ID: MW-549I — Lab Sample ID: 460-120428-5

No Detections.

Client Sample ID: PZ-522I — Lab Sample ID: 460-120428-6

Analyte	Result	Qualifier	RL	MDL	Unit	Dil Fac	D	Method	Prep Type
1,4-Dioxane	3.6		0.40	0.11	ug/L	1		8260C SIM	Total/NA

This Detection Summary does not include radiochemical test results.

Method Summary

Client: Tetra Tech GEO
Project/Site: Lockheed - North Plainfield, NJ

TestAmerica Job ID: 460-120428-1

Method	Method Description	Protocol	Laboratory
8260C SIM	Volatile Organic Compounds (GC/MS)	SW846	TAL EDI

Protocol References:

SW846 = "Test Methods For Evaluating Solid Waste, Physical/Chemical Methods", Third Edition, November 1986 And Its Updates.

Laboratory References:

TAL EDI = TestAmerica Edison, 777 New Durham Road, Edison, NJ 08817, TEL (732)549-3900

Client Sample ID: TB-091416-02

Lab Sample ID: 460-120428-1

Date Collected: 09/14/16 00:00
Matrix: Water
Date Received: 09/15/16 13:15

Method: 8260C SIM - Volatile Organic Compounds (GC/MS)

Analyte	Result	Qualifier	RL	MDL	Unit	D	Prepared	Analyzed	Dil Fac
1,4-Dioxane	0.11	U	0.40	0.11	ug/L			09/22/16 20:28	1

Surrogate	*%Recovery*	*Qualifier*	*Limits*	*Prepared*	*Analyzed*	*Dil Fac*
1,2-Dichloroethane-d4 (Surr)	*108*		*70 - 130*		*09/22/16 20:28*	*1*
4-Bromofluorobenzene	*124*		*70 - 130*		*09/22/16 20:28*	*1*

Client Sample ID: DUP-01

Lab Sample ID: 460-120428-2

Date Collected: 09/14/16 00:00
Matrix: Water
Date Received: 09/15/16 13:15

Method: 8260C SIM - Volatile Organic Compounds (GC/MS)

Analyte	Result	Qualifier	RL	MDL	Unit	D	Prepared	Analyzed	Dil Fac
1,4-Dioxane	0.11	U	0.40	0.11	ug/L			09/23/16 01:07	1

Surrogate	*%Recovery*	*Qualifier*	*Limits*	*Prepared*	*Analyzed*	*Dil Fac*
1,2-Dichloroethane-d4 (Surr)	*109*		*70 - 130*		*09/23/16 01:07*	*1*
4-Bromofluorobenzene	*118*		*70 - 130*		*09/23/16 01:07*	*1*

Client Sample ID: MW-1I

Lab Sample ID: 460-120428-3

Date Collected: 09/14/16 09:45
Matrix: Water
Date Received: 09/15/16 13:15

Method: 8260C SIM - Volatile Organic Compounds (GC/MS)

Analyte	Result	Qualifier	RL	MDL	Unit	D	Prepared	Analyzed	Dil Fac
1,4-Dioxane	0.11	U	0.40	0.11	ug/L			09/23/16 01:30	1

Surrogate	*%Recovery*	*Qualifier*	*Limits*	*Prepared*	*Analyzed*	*Dil Fac*
1,2-Dichloroethane-d4 (Surr)	*103*		*70 - 130*		*09/23/16 01:30*	*1*
4-Bromofluorobenzene	*119*		*70 - 130*		*09/23/16 01:30*	*1*

Client Sample ID: MW-545I

Lab Sample ID: 460-120428-4

Date Collected: 09/14/16 14:45
Matrix: Water
Date Received: 09/15/16 13:15

Method: 8260C SIM - Volatile Organic Compounds (GC/MS)

Analyte	Result	Qualifier	RL	MDL	Unit	D	Prepared	Analyzed	Dil Fac
1,4-Dioxane	**0.81**		0.40	0.11	ug/L			09/23/16 01:53	1

Surrogate	*%Recovery*	*Qualifier*	*Limits*	*Prepared*	*Analyzed*	*Dil Fac*
1,2-Dichloroethane-d4 (Surr)	*110*		*70 - 130*		*09/23/16 01:53*	*1*
4-Bromofluorobenzene	*120*		*70 - 130*		*09/23/16 01:53*	*1*

Client Sample ID: MW-549I

Lab Sample ID: 460-120428-5

Date Collected: 09/14/16 07:40
Matrix: Water
Date Received: 09/15/16 13:15

Method: 8260C SIM - Volatile Organic Compounds (GC/MS)

Analyte	Result	Qualifier	RL	MDL	Unit	D	Prepared	Analyzed	Dil Fac
1,4-Dioxane	0.11	U	0.40	0.11	ug/L			09/23/16 23:32	1

Client Sample ID: MW-549I
Lab Sample ID: 460-120428-5
Date Collected: 09/14/16 07:40
Matrix: Water
Date Received: 09/15/16 13:15

Surrogate	%Recovery	Qualifier	Limits	Prepared	Analyzed	Dil Fac
1,2-Dichloroethane-d4 (Surr)	99		70 - 130		09/23/16 23:32	1
4-Bromofluorobenzene	118		70 - 130		09/23/16 23:32	1

Client Sample ID: PZ-522I
Lab Sample ID: 460-120428-6
Date Collected: 09/14/16 13:30
Matrix: Water
Date Received: 09/15/16 13:15

Method: 8260C SIM - Volatile Organic Compounds (GC/MS)

Analyte	Result	Qualifier	RL	MDL	Unit	D	Prepared	Analyzed	Dil Fac
1,4-Dioxane	3.6		0.40	0.11	ug/L			09/23/16 23:55	1

Surrogate	%Recovery	Qualifier	Limits	Prepared	Analyzed	Dil Fac
1,2-Dichloroethane-d4 (Surr)	106		70 - 130		09/23/16 23:55	1
4-Bromofluorobenzene	117		70 - 130		09/23/16 23:55	1

Surrogate Summary

Client: Tetra Tech GEO
Project/Site: Lockheed - North Plainfield, NJ

TestAmerica Job ID: 460-120428-1

Method: 8260C SIM - Volatile Organic Compounds (GC/MS)

Matrix: Water

Prep Type: Total/NA

		Percent Surrogate Recovery (Acceptance Limits)	
Lab Sample ID	Client Sample ID	12DCE (70-130)	BFB (70-130)
460-120428-1	TB-091416-02	108	124
460-120428-2	DUP-01	109	118
460-120428-3	MW-1I	103	119
460-120428-4	MW-545I	110	120
460-120428-5	MW-549I	99	118
460-120428-6	PZ-522I	106	117
LCS 460-392278/3	Lab Control Sample	107	110
LCS 460-392565/3	Lab Control Sample	106	109
LCSD 460-392278/4	Lab Control Sample Dup	110	112
LCSD 460-392565/4	Lab Control Sample Dup	104	110
MB 460-392278/7	Method Blank	111	118
MB 460-392565/7	Method Blank	108	115

Surrogate Legend

12DCE = 1,2-Dichloroethane-d4 (Surr)

BFB = 4-Bromofluorobenzene

Method: 8260C SIM - Volatile Organic Compounds (GC/MS)

Lab Sample ID: MB 460-392278/7
Matrix: Water
Analysis Batch: 392278

Client Sample ID: Method Blank
Prep Type: Total/NA

Analyte	MB Result	MB Qualifier	RL	MDL	Unit	D	Prepared	Analyzed	Dil Fac
1,4-Dioxane	0.11	U	0.40	0.11	ug/L			09/22/16 18:55	1

Surrogate	*MB %Recovery*	*MB Qualifier*	*Limits*	*Prepared*	*Analyzed*	*Dil Fac*
1,2-Dichloroethane-d4 (Surr)	*111*		*70 - 130*		*09/22/16 18:55*	*1*
4-Bromofluorobenzene	*118*		*70 - 130*		*09/22/16 18:55*	*1*

Lab Sample ID: LCS 460-392278/3
Matrix: Water
Analysis Batch: 392278

Client Sample ID: Lab Control Sample
Prep Type: Total/NA

Analyte	Spike Added	LCS Result	LCS Qualifier	Unit	D	%Rec	%Rec. Limits
1,4-Dioxane	20.0	20.9		ug/L		104	40 - 160

Surrogate	*LCS %Recovery*	*LCS Qualifier*	*Limits*
1,2-Dichloroethane-d4 (Surr)	*107*		*70 - 130*
4-Bromofluorobenzene	*110*		*70 - 130*

Lab Sample ID: LCSD 460-392278/4
Matrix: Water
Analysis Batch: 392278

Client Sample ID: Lab Control Sample Dup
Prep Type: Total/NA

Analyte	Spike Added	LCSD Result	LCSD Qualifier	Unit	D	%Rec	%Rec. Limits	RPD	RPD Limit
1,4-Dioxane	20.0	22.8		ug/L		114	40 - 160	9	20

Surrogate	*LCSD %Recovery*	*LCSD Qualifier*	*Limits*
1,2-Dichloroethane-d4 (Surr)	*110*		*70 - 130*
4-Bromofluorobenzene	*112*		*70 - 130*

Lab Sample ID: MB 460-392565/7
Matrix: Water
Analysis Batch: 392565

Client Sample ID: Method Blank
Prep Type: Total/NA

Analyte	MB Result	MB Qualifier	RL	MDL	Unit	D	Prepared	Analyzed	Dil Fac
1,4-Dioxane	0.11	U	0.40	0.11	ug/L			09/23/16 20:26	1

Surrogate	*MB %Recovery*	*MB Qualifier*	*Limits*	*Prepared*	*Analyzed*	*Dil Fac*
1,2-Dichloroethane-d4 (Surr)	*108*		*70 - 130*		*09/23/16 20:26*	*1*
4-Bromofluorobenzene	*115*		*70 - 130*		*09/23/16 20:26*	*1*

Lab Sample ID: LCS 460-392565/3
Matrix: Water
Analysis Batch: 392565

Client Sample ID: Lab Control Sample
Prep Type: Total/NA

Analyte	Spike Added	LCS Result	LCS Qualifier	Unit	D	%Rec	%Rec. Limits
1,4-Dioxane	20.0	24.0		ug/L		120	40 - 160

Method: 8260C SIM - Volatile Organic Compounds (GC/MS) (Continued)

Lab Sample ID: LCS 460-392565/3
Matrix: Water
Analysis Batch: 392565

Client Sample ID: Lab Control Sample
Prep Type: Total/NA

Surrogate	*LCS %Recovery*	*LCS Qualifier*	*Limits*
1,2-Dichloroethane-d4 (Surr)	*106*		*70 - 130*
4-Bromofluorobenzene	*109*		*70 - 130*

Lab Sample ID: LCSD 460-392565/4
Matrix: Water
Analysis Batch: 392565

Client Sample ID: Lab Control Sample Dup
Prep Type: Total/NA

Analyte			Spike Added	LCSD Result	LCSD Qualifier	Unit	D	%Rec	%Rec. Limits	RPD	RPD Limit
1,4-Dioxane			20.0	26.1		ug/L		131	40 - 160	8	20

Surrogate	*LCSD %Recovery*	*LCSD Qualifier*	*Limits*
1,2-Dichloroethane-d4 (Surr)	*104*		*70 - 130*
4-Bromofluorobenzene	*110*		*70 - 130*

Qualifiers

GC/MS VOA

Qualifier	Qualifier Description
U	Indicates the analyte was analyzed for but not detected.

Glossary

Abbreviation	These commonly used abbreviations may or may not be present in this report.
¤	Listed under the "D" column to designate that the result is reported on a dry weight basis
%R	Percent Recovery
CFL	Contains Free Liquid
CNF	Contains no Free Liquid
DER	Duplicate error ratio (normalized absolute difference)
Dil Fac	Dilution Factor
DL, RA, RE, IN	Indicates a Dilution, Re-analysis, Re-extraction, or additional Initial metals/anion analysis of the sample
DLC	Decision level concentration
MDA	Minimum detectable activity
EDL	Estimated Detection Limit
MDC	Minimum detectable concentration
MDL	Method Detection Limit
ML	Minimum Level (Dioxin)
NC	Not Calculated
ND	Not detected at the reporting limit (or MDL or EDL if shown)
PQL	Practical Quantitation Limit
QC	Quality Control
RER	Relative error ratio
RL	Reporting Limit or Requested Limit (Radiochemistry)
RPD	Relative Percent Difference, a measure of the relative difference between two points
TEF	Toxicity Equivalent Factor (Dioxin)
TEQ	Toxicity Equivalent Quotient (Dioxin)

QC Association Summary

Client: Tetra Tech GEO
Project/Site: Lockheed - North Plainfield, NJ

TestAmerica Job ID: 460-120428-1

GC/MS VOA

Analysis Batch: 392278

Lab Sample ID	Client Sample ID	Prep Type	Matrix	Method	Prep Batch
460-120428-1	TB-091416-02	Total/NA	Water	8260C SIM	
460-120428-2	DUP-01	Total/NA	Water	8260C SIM	
460-120428-3	MW-1I	Total/NA	Water	8260C SIM	
460-120428-4	MW-545I	Total/NA	Water	8260C SIM	
MB 460-392278/7	Method Blank	Total/NA	Water	8260C SIM	
LCS 460-392278/3	Lab Control Sample	Total/NA	Water	8260C SIM	
LCSD 460-392278/4	Lab Control Sample Dup	Total/NA	Water	8260C SIM	

Analysis Batch: 392565

Lab Sample ID	Client Sample ID	Prep Type	Matrix	Method	Prep Batch
460-120428-5	MW-549I	Total/NA	Water	8260C SIM	
460-120428-6	PZ-522I	Total/NA	Water	8260C SIM	
MB 460-392565/7	Method Blank	Total/NA	Water	8260C SIM	
LCS 460-392565/3	Lab Control Sample	Total/NA	Water	8260C SIM	
LCSD 460-392565/4	Lab Control Sample Dup	Total/NA	Water	8260C SIM	

Lab Chronicle

Client: Tetra Tech GEO
Project/Site: Lockheed - North Plainfield, NJ

TestAmerica Job ID: 460-120428-1

Client Sample ID: TB-091416-02
Date Collected: 09/14/16 00:00
Date Received: 09/15/16 13:15

Lab Sample ID: 460-120428-1
Matrix: Water

Prep Type	Batch Type	Batch Method	Run	Dilution Factor	Batch Number	Prepared or Analyzed	Analyst	Lab
Total/NA	Analysis	8260C SIM		1	392278	09/22/16 20:28	AAT	TAL EDI

Client Sample ID: DUP-01
Date Collected: 09/14/16 00:00
Date Received: 09/15/16 13:15

Lab Sample ID: 460-120428-2
Matrix: Water

Prep Type	Batch Type	Batch Method	Run	Dilution Factor	Batch Number	Prepared or Analyzed	Analyst	Lab
Total/NA	Analysis	8260C SIM		1	392278	09/23/16 01:07	AAT	TAL EDI

Client Sample ID: MW-1I
Date Collected: 09/14/16 09:45
Date Received: 09/15/16 13:15

Lab Sample ID: 460-120428-3
Matrix: Water

Prep Type	Batch Type	Batch Method	Run	Dilution Factor	Batch Number	Prepared or Analyzed	Analyst	Lab
Total/NA	Analysis	8260C SIM		1	392278	09/23/16 01:30	AAT	TAL EDI

Client Sample ID: MW-545I
Date Collected: 09/14/16 14:45
Date Received: 09/15/16 13:15

Lab Sample ID: 460-120428-4
Matrix: Water

Prep Type	Batch Type	Batch Method	Run	Dilution Factor	Batch Number	Prepared or Analyzed	Analyst	Lab
Total/NA	Analysis	8260C SIM		1	392278	09/23/16 01:53	AAT	TAL EDI

Client Sample ID: MW-549I
Date Collected: 09/14/16 07:40
Date Received: 09/15/16 13:15

Lab Sample ID: 460-120428-5
Matrix: Water

Prep Type	Batch Type	Batch Method	Run	Dilution Factor	Batch Number	Prepared or Analyzed	Analyst	Lab
Total/NA	Analysis	8260C SIM		1	392565	09/23/16 23:32	DAS	TAL EDI

Client Sample ID: PZ-522I
Date Collected: 09/14/16 13:30
Date Received: 09/15/16 13:15

Lab Sample ID: 460-120428-6
Matrix: Water

Prep Type	Batch Type	Batch Method	Run	Dilution Factor	Batch Number	Prepared or Analyzed	Analyst	Lab
Total/NA	Analysis	8260C SIM		1	392565	09/23/16 23:55	DAS	TAL EDI

Laboratory References:

TAL EDI = TestAmerica Edison, 777 New Durham Road, Edison, NJ 08817, TEL (732)549-3900

Certification Summary

Client: Tetra Tech GEO
TestAmerica Job ID: 460-120428-1
Project/Site: Lockheed - North Plainfield, NJ

Laboratory: TestAmerica Edison

The certifications listed below are applicable to this report.

Authority	Program	EPA Region	Certification ID	Expiration Date
New Jersey	NELAP	2	12028	06-30-17

8260C_SIM_DKQP

Volatile Organic Compounds (GC/MS)

FORM II
GC/MS VOA SURROGATE RECOVERY

Lab Name: TestAmerica Edison Job No.: 460-120428-1

SDG No.:

Matrix: Water Level: Low

GC Column (1): DB-624 ID: 0.18(mm)

Client Sample ID	Lab Sample ID	DCA #	BFB #
TB-091416-02	460-120428-1	108	124
DUP-01	460-120428-2	109	118
MW-1I	460-120428-3	103	119
MW-545I	460-120428-4	110	120
MW-549I	460-120428-5	99	118
PZ-522I	460-120428-6	106	117
	MB 460-392278/7	111	118
	MB 460-392565/7	108	115
	LCS 460-392278/3	107	110
	LCS 460-392565/3	106	109
	LCSD 460-392278/4	110	112
	LCSD 460-392565/4	104	110

	QC LIMITS
DCA = 1,2-Dichloroethane-d4 (Surr)	70-130
BFB = 4-Bromofluorobenzene	70-130

Column to be used to flag recovery values

FORM II 8260C SIM

FORM III
GC/MS VOA LAB CONTROL SAMPLE RECOVERY

Lab Name: TestAmerica Edison Job No.: 460-120428-1

SDG No.:

Matrix: Water Level: Low Lab File ID: N97567.D

Lab ID: LCS 460-392278/3 Client ID:

COMPOUND	SPIKE ADDED (ug/L)	LCS CONCENTRATION (ug/L)	LCS % REC	QC LIMITS REC	#
1,4-Dioxane	20.0	20.9	104	40-160	

Column to be used to flag recovery and RPD values

FORM III 8260C SIM

FORM III
GC/MS VOA LAB CONTROL SAMPLE RECOVERY

Lab Name: TestAmerica Edison Job No.: 460-120428-1

SDG No.:

Matrix: Water Level: Low Lab File ID: N97627.D

Lab ID: LCS 460-392565/3 Client ID:

COMPOUND	SPIKE ADDED (ug/L)	LCS CONCENTRATION (ug/L)	LCS % REC	QC LIMITS REC	#
1,4-Dioxane	20.0	24.0	120	40-160	

Column to be used to flag recovery and RPD values

FORM III 8260C SIM

FORM III
GC/MS VOA LAB CONTROL SAMPLE DUPLICATE RECOVERY

Lab Name: TestAmerica Edison Job No.: 460-120428-1

SDG No.:

Matrix: Water Level: Low Lab File ID: N97568.D

Lab ID: LCSD 460-392278/4 Client ID:

COMPOUND	SPIKE ADDED (ug/L)	LCSD CONCENTRATION (ug/L)	LCSD % REC	% RPD	QC LIMITS RPD	QC LIMITS REC	#
1,4-Dioxane	20.0	22.8	114	9	20	40-160	

Column to be used to flag recovery and RPD values

FORM III 8260C SIM

FORM III
GC/MS VOA LAB CONTROL SAMPLE DUPLICATE RECOVERY

Lab Name: TestAmerica Edison Job No.: 460-120428-1

SDG No.:

Matrix: Water Level: Low Lab File ID: N97628.D

Lab ID: LCSD 460-392565/4 Client ID:

COMPOUND	SPIKE ADDED (ug/L)	LCSD CONCENTRATION (ug/L)	LCSD % REC	% RPD	QC LIMITS RPD	QC LIMITS REC	#
1,4-Dioxane	20.0	26.1	131	8	20	40-160	

Column to be used to flag recovery and RPD values

FORM III 8260C SIM

FORM IV
GC/MS VOA METHOD BLANK SUMMARY

Lab Name: TestAmerica Edison Job No.: 460-120428-1

SDG No.:

Lab File ID: N97571.D Lab Sample ID: MB 460-392278/7

Matrix: Water Heated Purge:(Y/N) N

Instrument ID: CVOAMS11 Date Analyzed: 09/22/2016 18:55

GC Column: DB-624 ID: 0.18(mm)

THIS METHOD BLANK APPLIES TO THE FOLLOWING SAMPLES:

CLIENT SAMPLE ID	LAB SAMPLE ID	LAB FILE ID	DATE ANALYZED
	LCS 460-392278/3	N97567.D	09/22/2016 17:13
	LCSD 460-392278/4	N97568.D	09/22/2016 17:36
TB-091416-02	460-120428-1	N97575.D	09/22/2016 20:28
DUP-01	460-120428-2	N97587.D	09/23/2016 01:07
MW-1I	460-120428-3	N97588.D	09/23/2016 01:30
MW-545I	460-120428-4	N97589.D	09/23/2016 01:53

FORM IV
GC/MS VOA METHOD BLANK SUMMARY

Lab Name: TestAmerica Edison Job No.: 460-120428-1

SDG No.:

Lab File ID: N97631.D Lab Sample ID: MB 460-392565/7

Matrix: Water Heated Purge:(Y/N) N

Instrument ID: CVOAMS11 Date Analyzed: 09/23/2016 20:26

GC Column: DB-624 ID: 0.18(mm)

THIS METHOD BLANK APPLIES TO THE FOLLOWING SAMPLES:

CLIENT SAMPLE ID	LAB SAMPLE ID	LAB FILE ID	DATE ANALYZED
	LCS 460-392565/3	N97627.D	09/23/2016 18:53
	LCSD 460-392565/4	N97628.D	09/23/2016 19:16
MW-549I	460-120428-5	N97639.D	09/23/2016 23:32
PZ-522I	460-120428-6	N97640.D	09/23/2016 23:55

FORM V
GC/MS VOA INSTRUMENT PERFORMANCE CHECK
BROMOFLUOROBENZENE (BFB)

Lab Name: TestAmerica Edison Job No.: 460-120428-1

SDG No.:

Lab File ID: N97097.D BFB Injection Date: 09/12/2016

Instrument ID: CVOAMS11 BFB Injection Time: 19:40

Analysis Batch No.: 390067

M/E	ION ABUNDANCE CRITERIA	% RELATIVE ABUNDANCE	
50	15.0 - 40.0 % of mass 95	20.4	
75	30.0 - 60.0 % of mass 95	50.3	
95	Base Peak, 100% relative abundance	100.0	
96	5.0 - 9.0 % of mass 95	6.6	
173	Less than 2.0 % of mass 174	0.0	(0.0) 1
174	50.0 - 120.00 % of mass 95	74.8	
175	5.0 - 9.0 % of mass 174	5.9	(7.9) 1
176	95.0 - 101.0 % of mass 174	72.2	(96.5) 1
177	5.0 - 9.0 % of mass 176	4.6	(6.4) 2

1-Value is % mass 174 2-Value is % mass 176

THIS CHECK APPLIES TO THE FOLLOWING SAMPLES, MS, MSD, BLANKS AND STANDARDS:

CLIENT SAMPLE ID	LAB SAMPLE ID	LAB FILE ID	DATE ANALYZED	TIME ANALYZED
	STD002 460-390067/2	N97098.D	09/12/2016	20:15
	STD005 460-390067/4	N97100.D	09/12/2016	21:02
	STD01 460-390067/5	N97101.D	09/12/2016	21:25
	STD05 460-390067/6	N97102.D	09/12/2016	21:49
	STD1 460-390067/8	N97104.D	09/12/2016	22:35
	STD2 460-390067/9	N97105.D	09/12/2016	22:58

FORM V
GC/MS VOA INSTRUMENT PERFORMANCE CHECK
BROMOFLUOROBENZENE (BFB)

Lab Name: TestAmerica Edison Job No.: 460-120428-1

SDG No.:

Lab File ID: N97565.D BFB Injection Date: 09/22/2016

Instrument ID: CVOAMS11 BFB Injection Time: 16:27

Analysis Batch No.: 392278

M/E	ION ABUNDANCE CRITERIA	% RELATIVE ABUNDANCE	
50	15.0 - 40.0 % of mass 95	20.3	
75	30.0 - 60.0 % of mass 95	48.5	
95	Base Peak, 100% relative abundance	100.0	
96	5.0 - 9.0 % of mass 95	6.2	
173	Less than 2.0 % of mass 174	0.0	(0.0) 1
174	50.0 - 120.00 % of mass 95	79.3	
175	5.0 - 9.0 % of mass 174	6.3	(7.9) 1
176	95.0 - 101.0 % of mass 174	78.0	(98.4) 1
177	5.0 - 9.0 % of mass 176	5.0	(6.4) 2

1-Value is % mass 174 2-Value is % mass 176

THIS CHECK APPLIES TO THE FOLLOWING SAMPLES, MS, MSD, BLANKS AND STANDARDS:

CLIENT SAMPLE ID	LAB SAMPLE ID	LAB FILE ID	DATE ANALYZED	TIME ANALYZED
	CCVIS 460-392278/2	N97566.D	09/22/2016	16:50
	LCS 460-392278/3	N97567.D	09/22/2016	17:13
	LCSD 460-392278/4	N97568.D	09/22/2016	17:36
	MB 460-392278/7	N97571.D	09/22/2016	18:55
TB-091416-02	460-120428-1	N97575.D	09/22/2016	20:28
DUP-01	460-120428-2	N97587.D	09/23/2016	01:07
MW-1I	460-120428-3	N97588.D	09/23/2016	01:30
MW-545I	460-120428-4	N97589.D	09/23/2016	01:53

FORM V
GC/MS VOA INSTRUMENT PERFORMANCE CHECK
BROMOFLUOROBENZENE (BFB)

Lab Name: TestAmerica Edison Job No.: 460-120428-1

SDG No.:

Lab File ID: N97625.D BFB Injection Date: 09/23/2016

Instrument ID: CVOAMS11 BFB Injection Time: 18:06

Analysis Batch No.: 392565

M/E	ION ABUNDANCE CRITERIA	% RELATIVE ABUNDANCE	
50	15.0 - 40.0 % of mass 95	19.9	
75	30.0 - 60.0 % of mass 95	48.3	
95	Base Peak, 100% relative abundance	100.0	
96	5.0 - 9.0 % of mass 95	6.3	
173	Less than 2.0 % of mass 174	0.0	(0.0) 1
174	50.0 - 120.00 % of mass 95	77.3	
175	5.0 - 9.0 % of mass 174	6.5	(8.4) 1
176	95.0 - 101.0 % of mass 174	75.6	(97.8) 1
177	5.0 - 9.0 % of mass 176	5.4	(7.1) 2

1-Value is % mass 174 2-Value is % mass 176

THIS CHECK APPLIES TO THE FOLLOWING SAMPLES, MS, MSD, BLANKS AND STANDARDS:

CLIENT SAMPLE ID	LAB SAMPLE ID	LAB FILE ID	DATE ANALYZED	TIME ANALYZED
	CCVIS 460-392565/2	N97626.D	09/23/2016	18:30
	LCS 460-392565/3	N97627.D	09/23/2016	18:53
	LCSD 460-392565/4	N97628.D	09/23/2016	19:16
	MB 460-392565/7	N97631.D	09/23/2016	20:26
MW-549I	460-120428-5	N97639.D	09/23/2016	23:32
PZ-522I	460-120428-6	N97640.D	09/23/2016	23:55

FORM VIII
GC/MS VOA INTERNAL STANDARD AREA AND RETENTION TIME SUMMARY

Lab Name: TestAmerica Edison Job No.: 460-120428-1

SDG No.:

Sample No.: CCVIS 460-392278/2 Date Analyzed: 09/22/2016 16:50

Instrument ID: CVOAMS11 GC Column: DB-624 ID: 0.18(mm)

Lab File ID (Standard): N97566.D Heated Purge: (Y/N) N

Calibration ID: 57797

		FB		DXE		CBNZd5	
		AREA #	RT #	AREA #	RT #	AREA #	RT #
12/24 HOUR STD		8659	3.71	3902	4.41	5672	7.28
UPPER LIMIT		17318	4.21	7804	4.91	11344	7.78
LOWER LIMIT		4330	3.21	1951	3.91	2836	6.78
LAB SAMPLE ID	CLIENT SAMPLE ID						
LCS 460-392278/3		7911	3.71	3987	4.41	5105	7.28
LCSD 460-392278/4		9065	3.71	4185	4.41	5382	7.28
MB 460-392278/7		9120	3.71	3942	4.41	5205	7.28
460-120428-1	TB-091416-02	9058	3.71	3757	4.41	5095	7.28
460-120428-2	DUP-01	9397	3.71	4042	4.41	5404	7.28
460-120428-3	MW-1I	10287	3.71	4292	4.41	5340	7.28
460-120428-4	MW-545I	9484	3.71	4213	4.41	5261	7.28

FB = Fluorobenzene
DXE = 1,4-Dioxane-d8
CBNZd5 = Chlorobenzene-d5

Area Limit = 50%-200% of internal standard area
RT Limit = ± 0.5 minutes of internal standard RT

Column used to flag values outside QC limits

FORM VIII 8260C SIM

FORM VIII
GC/MS VOA INTERNAL STANDARD AREA AND RETENTION TIME SUMMARY

Lab Name: TestAmerica Edison Job No.: 460-120428-1

SDG No.:

Sample No.: CCVIS 460-392565/2 Date Analyzed: 09/23/2016 18:30

Instrument ID: CVOAMS11 GC Column: DB-624 ID: 0.18(mm)

Lab File ID (Standard): N97626.D Heated Purge: (Y/N) N

Calibration ID: 57797

		FB		DXE		CBNZd5	
		AREA #	RT #	AREA #	RT #	AREA #	RT #
12/24 HOUR STD		9892	3.71	4337	4.41	6068	7.28
UPPER LIMIT		19784	4.21	8674	4.91	12136	7.78
LOWER LIMIT		4946	3.21	2169	3.91	3034	6.78
LAB SAMPLE ID	CLIENT SAMPLE ID						
LCS 460-392565/3		7651	3.71	3891	4.41	4817	7.28
LCSD 460-392565/4		9685	3.71	3960	4.41	5698	7.28
MB 460-392565/7		9442	3.71	4255	4.41	5468	7.28
460-120428-5	MW-549I	11398	3.71	4296	4.41	5593	7.28
460-120428-6	PZ-522I	8269	3.71	3863	4.41	4624	7.28

FB = Fluorobenzene
DXE = 1,4-Dioxane-d8
CBNZd5 = Chlorobenzene-d5

Area Limit = 50%-200% of internal standard area
RT Limit = ± 0.5 minutes of internal standard RT

Column used to flag values outside QC limits

FORM VIII 8260C SIM

FORM I
GC/MS VOA ORGANICS ANALYSIS DATA SHEET

Lab Name: TestAmerica Edison | Job No.: 460-120428-1

SDG No.:

Client Sample ID: TB-091416-02 | Lab Sample ID: 460-120428-1

Matrix: Water | Lab File ID: N97575.D

Analysis Method: 8260C SIM | Date Collected: 09/14/2016 00:00

Sample wt/vol: 5(mL) | Date Analyzed: 09/22/2016 20:28

Soil Aliquot Vol: | Dilution Factor: 1

Soil Extract Vol.: | GC Column: DB-624 ID: 0.18(mm)

% Moisture: | Level: (low/med) Low

Analysis Batch No.: 392278 | Units: ug/L

CAS NO.	COMPOUND NAME	RESULT	Q	RL	MDL
123-91-1	1,4-Dioxane	0.11	U	0.40	0.11

CAS NO.	SURROGATE	%REC	Q	LIMITS
17060-07-0	1,2-Dichloroethane-d4 (Surr)	108		70-130
460-00-4	4-Bromofluorobenzene	124		70-130

TestAmerica Edison
Target Compound Quantitation Report

Data File: \\ChromNA\Edison\ChromData\CVOAMS11\20160922-45921.b\N97575.D
Lims ID: 460-120428-B-1
Client ID: TB-091416-02
Sample Type: Client
Inject. Date: 22-Sep-2016 20:28:30 ALS Bottle#: 10 Worklist Smp#: 11
Purge Vol: 5.000 mL Dil. Factor: 1.0000
Sample Info: 460-120428-B-1
Misc. Info.: 460-0045921-011
Operator ID: Instrument ID: CVOAMS11

Method: \\ChromNA\Edison\ChromData\CVOAMS11\20160922-45921.b\8260SIMW11.m
Limit Group: VOA - 8260C Water and Solid
Last Update: 26-Sep-2016 19:18:47 Calib Date: 12-Sep-2016 22:58:30
Integrator: RTE ID Type: RT Order ID
Quant Method: Internal Standard Quant By: Initial Calibration
Last ICal File: \\ChromNA\Edison\ChromData\CVOAMS11\20160912-45494.b\N97105.D

Column 1 : DB-624 (0.18 mm) Det: MS SCAN
Process Host: XAWRK015

First Level Reviewer: tupayachia Date: 23-Sep-2016 06:06:49

Compound	Sig	RT (min.)	Exp RT (min.)	Dlt RT (min.)	Q	Response	OnCol Amt ug/l	Flags
* 1 Fluorobenzene	96	3.714	3.714	0.000	100	9058	0.5000	
* 2 1,4-Dioxane-d8	96	4.408	4.409	-0.001	98	3757	100.0	
* 3 Chlorobenzene-d5	82	7.283	7.283	0.000	100	5095	0.5000	
$ 4 1,2-Dichloroethane-d4 (Sur	65	3.391	3.391	0.000	98	4042	0.5383	
$ 5 4-Bromofluorobenzene	174	9.039	9.039	0.000	100	4700	0.6203	

Reagents:

SIM IS/SURR_00028 Amount Added: 1.00 Units: uL Run Reagent

Report Date: 26-Sep-2016 19:18:49 Chrom Revision: 2.2 08-Sep-2016 14:45:52

TestAmerica Edison

Data File: \\ChromNA\Edison\ChromData\CVOAMS11\20160922-45921.b\N97575.D

Injection Date:	22-Sep-2016 20:28:30	Instrument ID:	CVOAMS11	Operator ID:	
Lims ID:	460-120428-B-1	Lab Sample ID:	460-120428-1	Worklist Smp#:	11
Client ID:	TB-091416-02				
Purge Vol:	5.000 mL	Dil. Factor:	1.0000	ALS Bottle#:	10
Method:	8260SIMW11	Limit Group:	VOA - 8260C Water and Solid		

Column: DB-624 (0.18 mm)

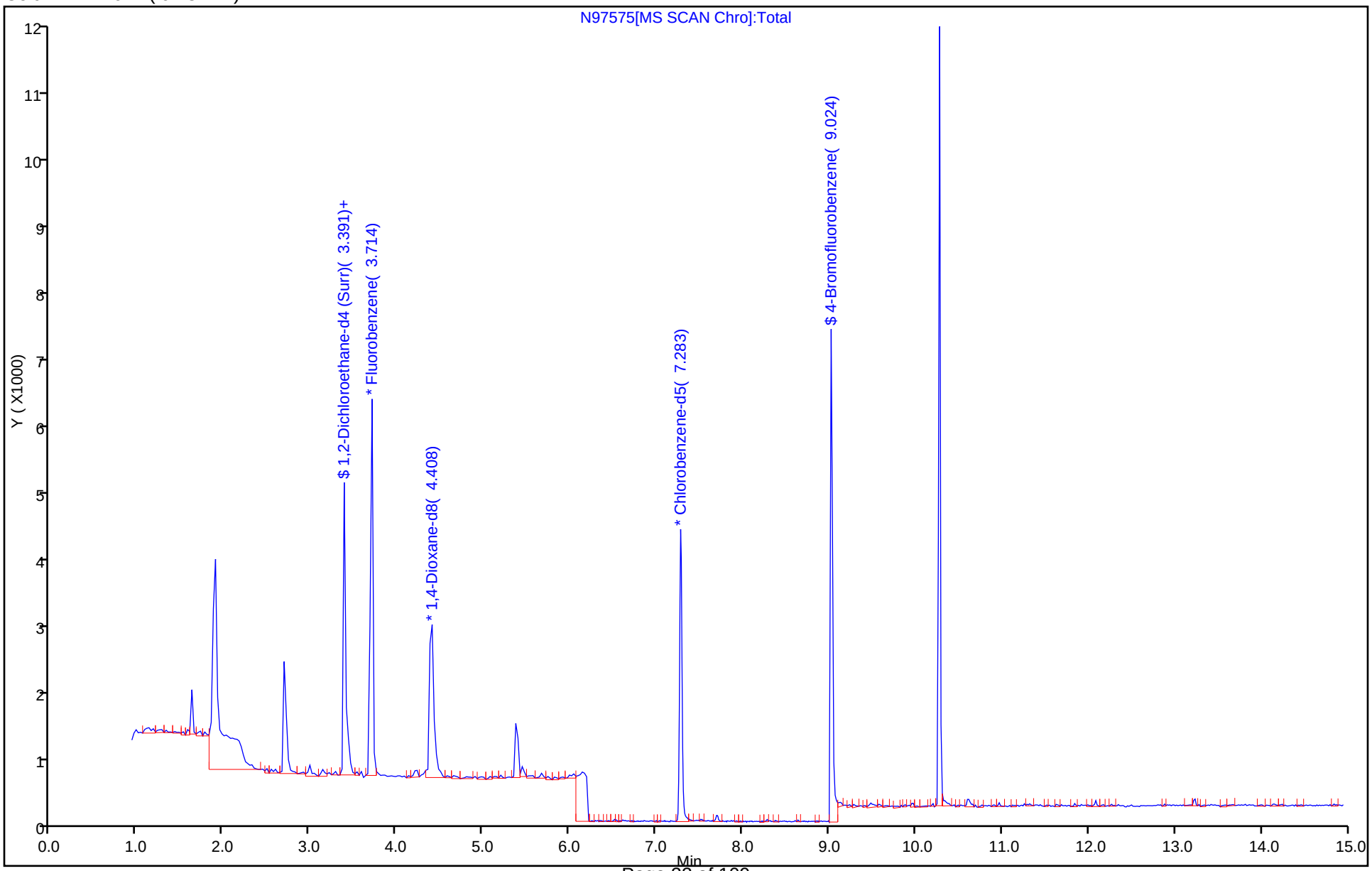

FORM I
GC/MS VOA ORGANICS ANALYSIS DATA SHEET

Lab Name: TestAmerica Edison | Job No.: 460-120428-1

SDG No.:

Client Sample ID: DUP-01 | Lab Sample ID: 460-120428-2

Matrix: Water | Lab File ID: N97587.D

Analysis Method: 8260C SIM | Date Collected: 09/14/2016 00:00

Sample wt/vol: 5(mL) | Date Analyzed: 09/23/2016 01:07

Soil Aliquot Vol: | Dilution Factor: 1

Soil Extract Vol.: | GC Column: DB-624 ID: 0.18(mm)

% Moisture: | Level: (low/med) Low

Analysis Batch No.: 392278 | Units: ug/L

CAS NO.	COMPOUND NAME	RESULT	Q	RL	MDL
123-91-1	1,4-Dioxane	0.11	U	0.40	0.11

CAS NO.	SURROGATE	%REC	Q	LIMITS
17060-07-0	1,2-Dichloroethane-d4 (Surr)	109		70-130
460-00-4	4-Bromofluorobenzene	118		70-130

TestAmerica Edison
Target Compound Quantitation Report

Data File: \\ChromNA\Edison\ChromData\CVOAMS11\20160922-45921.b\N97587.D
Lims ID: 460-120428-C-2
Client ID: DUP-01
Sample Type: Client
Inject. Date: 23-Sep-2016 01:07:30 ALS Bottle#: 22 Worklist Smp#: 23
Purge Vol: 5.000 mL Dil. Factor: 1.0000
Sample Info: 460-120428-C-2
Misc. Info.: 460-0045921-023
Operator ID: Instrument ID: CVOAMS11

Method: \\ChromNA\Edison\ChromData\CVOAMS11\20160922-45921.b\8260SIMW11.m
Limit Group: VOA - 8260C Water and Solid
Last Update: 26-Sep-2016 19:19:52 Calib Date: 12-Sep-2016 22:58:30
Integrator: RTE ID Type: RT Order ID
Quant Method: Internal Standard Quant By: Initial Calibration
Last ICal File: \\ChromNA\Edison\ChromData\CVOAMS11\20160912-45494.b\N97105.D

Column 1 : DB-624 (0.18 mm) Det: MS SCAN
Process Host: XAWRK015

First Level Reviewer: tupayachia Date: 23-Sep-2016 06:10:25

Compound	Sig	RT (min.)	Exp RT (min.)	Dlt RT (min.)	Q	Response	OnCol Amt ug/l	Flags
* 1 Fluorobenzene	96	3.714	3.714	0.000	100	9397	0.5000	
* 2 1,4-Dioxane-d8	96	4.408	4.409	-0.001	98	4042	100.0	
* 3 Chlorobenzene-d5	82	7.283	7.283	0.000	99	5404	0.5000	
$ 4 1,2-Dichloroethane-d4 (Sur	65	3.391	3.391	0.000	99	4258	0.5466	
$ 5 4-Bromofluorobenzene	174	9.039	9.039	0.000	100	4743	0.5902	

Reagents:

SIM IS/SURR_00028 Amount Added: 1.00 Units: uL Run Reagent

Report Date: 26-Sep-2016 19:19:54 Chrom Revision: 2.2 08-Sep-2016 14:45:52

TestAmerica Edison

Data File: \\ChromNA\Edison\ChromData\CVOAMS11\20160922-45921.b\N97587.D

Injection Date:	23-Sep-2016 01:07:30	Instrument ID:	CVOAMS11	Operator ID:	
Lims ID:	460-120428-C-2	Lab Sample ID:	460-120428-2	Worklist Smp#:	23
Client ID:	DUP-01				
Purge Vol:	5.000 mL	Dil. Factor:	1.0000	ALS Bottle#:	22
Method:	8260SIMW11	Limit Group:	VOA - 8260C Water and Solid		

Column: DB-624 (0.18 mm)

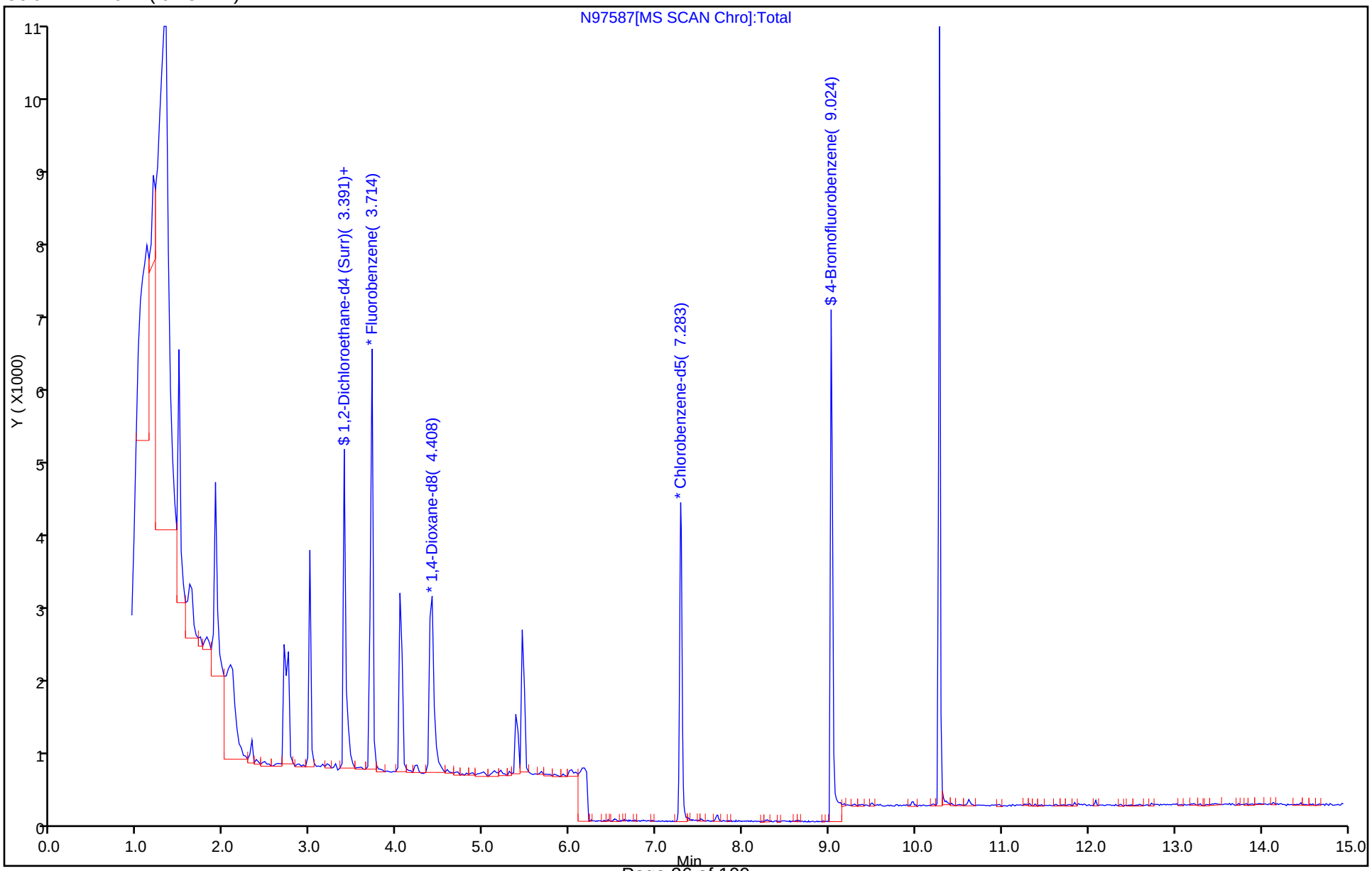

FORM I
GC/MS VOA ORGANICS ANALYSIS DATA SHEET

Lab Name: TestAmerica Edison Job No.: 460-120428-1

SDG No.:

Client Sample ID: MW-1I Lab Sample ID: 460-120428-3

Matrix: Water Lab File ID: N97588.D

Analysis Method: 8260C SIM Date Collected: 09/14/2016 09:45

Sample wt/vol: 5(mL) Date Analyzed: 09/23/2016 01:30

Soil Aliquot Vol: Dilution Factor: 1

Soil Extract Vol.: GC Column: DB-624 ID: 0.18(mm)

% Moisture: Level: (low/med) Low

Analysis Batch No.: 392278 Units: ug/L

CAS NO.	COMPOUND NAME	RESULT	Q	RL	MDL
123-91-1	1,4-Dioxane	0.11	U	0.40	0.11

CAS NO.	SURROGATE	%REC	Q	LIMITS
17060-07-0	1,2-Dichloroethane-d4 (Surr)	103		70-130
460-00-4	4-Bromofluorobenzene	119		70-130

TestAmerica Edison
Target Compound Quantitation Report

Data File: \\ChromNA\Edison\ChromData\CVOAMS11\20160922-45921.b\N97588.D
Lims ID: 460-120428-C-3
Client ID: MW-1I
Sample Type: Client
Inject. Date: 23-Sep-2016 01:30:30 ALS Bottle#: 23 Worklist Smp#: 24
Purge Vol: 5.000 mL Dil. Factor: 1.0000
Sample Info: 460-120428-C-3
Misc. Info.: 460-0045921-024
Operator ID: Instrument ID: CVOAMS11

Method: \\ChromNA\Edison\ChromData\CVOAMS11\20160922-45921.b\8260SIMW11.m
Limit Group: VOA - 8260C Water and Solid
Last Update: 26-Sep-2016 19:20:00 Calib Date: 12-Sep-2016 22:58:30
Integrator: RTE ID Type: RT Order ID
Quant Method: Internal Standard Quant By: Initial Calibration
Last ICal File: \\ChromNA\Edison\ChromData\CVOAMS11\20160912-45494.b\N97105.D

Column 1 : DB-624 (0.18 mm) Det: MS SCAN
Process Host: XAWRK015

First Level Reviewer: tupayachia Date: 23-Sep-2016 06:10:33

Compound	Sig	RT (min.)	Exp RT (min.)	Dlt RT (min.)	Q	Response	OnCol Amt ug/l	Flags
* 1 Fluorobenzene	96	3.714	3.714	0.000	100	10287	0.5000	
* 2 1,4-Dioxane-d8	96	4.408	4.409	-0.001	95	4292	100.0	
* 3 Chlorobenzene-d5	82	7.283	7.283	0.000	100	5340	0.5000	
$ 4 1,2-Dichloroethane-d4 (Sur	65	3.391	3.391	0.000	98	4409	0.5171	
$ 5 4-Bromofluorobenzene	174	9.039	9.039	0.000	99	4733	0.5960	

Reagents:

SIM IS/SURR_00028 Amount Added: 1.00 Units: uL Run Reagent

Report Date: 26-Sep-2016 19:20:01 Chrom Revision: 2.2 08-Sep-2016 14:45:52

TestAmerica Edison

Data File: \\ChromNA\Edison\ChromData\CVOAMS11\20160922-45921.b\N97588.D

Injection Date:	23-Sep-2016 01:30:30	Instrument ID:	CVOAMS11	Operator ID:	
Lims ID:	460-120428-C-3	Lab Sample ID:	460-120428-3	Worklist Smp#:	24
Client ID:	MW-1I				
Purge Vol:	5.000 mL	Dil. Factor:	1.0000	ALS Bottle#:	23
Method:	8260SIMW11	Limit Group:	VOA - 8260C Water and Solid		

Column: DB-624 (0.18 mm)

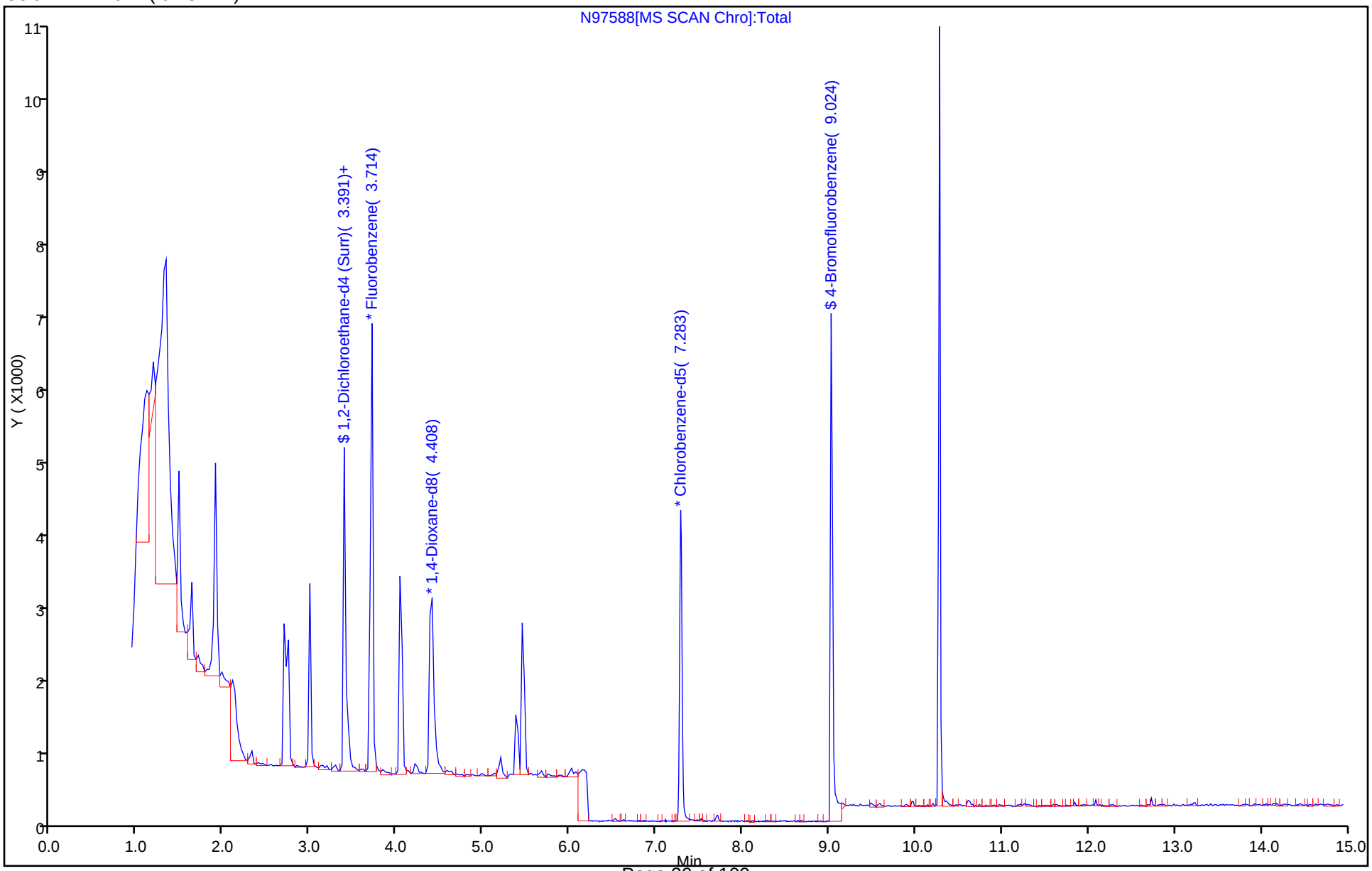

FORM I
GC/MS VOA ORGANICS ANALYSIS DATA SHEET

Lab Name: TestAmerica Edison Job No.: 460-120428-1

SDG No.:

Client Sample ID: MW-545I Lab Sample ID: 460-120428-4

Matrix: Water Lab File ID: N97589.D

Analysis Method: 8260C SIM Date Collected: 09/14/2016 14:45

Sample wt/vol: 5(mL) Date Analyzed: 09/23/2016 01:53

Soil Aliquot Vol: Dilution Factor: 1

Soil Extract Vol.: GC Column: DB-624 ID: 0.18(mm)

% Moisture: Level: (low/med) Low

Analysis Batch No.: 392278 Units: ug/L

CAS NO.	COMPOUND NAME	RESULT	Q	RL	MDL
123-91-1	1,4-Dioxane	0.81		0.40	0.11

CAS NO.	SURROGATE	%REC	Q	LIMITS
17060-07-0	1,2-Dichloroethane-d4 (Surr)	110		70-130
460-00-4	4-Bromofluorobenzene	120		70-130

TestAmerica Edison
Target Compound Quantitation Report

Data File: \\ChromNA\Edison\ChromData\CVOAMS11\20160922-45921.b\N97589.D
Lims ID: 460-120428-C-4
Client ID: MW-545I
Sample Type: Client
Inject. Date: 23-Sep-2016 01:53:30 ALS Bottle#: 24 Worklist Smp#: 25
Purge Vol: 5.000 mL Dil. Factor: 1.0000
Sample Info: 460-120428-C-4
Misc. Info.: 460-0045921-025
Operator ID: Instrument ID: CVOAMS11

Method: \\ChromNA\Edison\ChromData\CVOAMS11\20160922-45921.b\8260SIMW11.m
Limit Group: VOA - 8260C Water and Solid
Last Update: 26-Sep-2016 20:54:51 Calib Date: 12-Sep-2016 22:58:30
Integrator: RTE ID Type: RT Order ID
Quant Method: Internal Standard Quant By: Initial Calibration
Last ICal File: \\ChromNA\Edison\ChromData\CVOAMS11\20160912-45494.b\N97105.D

Column 1 : DB-624 (0.18 mm) Det: MS SCAN
Process Host: XAWRK047

First Level Reviewer: tupayachia Date: 23-Sep-2016 06:10:39

Compound	Sig	RT (min.)	Exp RT (min.)	Dlt RT (min.)	Q	Response	OnCol Amt ug/l	Flags
* 1 Fluorobenzene	96	3.714	3.714	0.000	100	9484	0.5000	
* 2 1,4-Dioxane-d8	96	4.409	4.409	0.000	99	4213	100.0	
* 3 Chlorobenzene-d5	82	7.283	7.283	0.000	100	5261	0.5000	
$ 4 1,2-Dichloroethane-d4 (Sur	65	3.391	3.391	0.000	99	4311	0.5484	
$ 5 4-Bromofluorobenzene	174	9.039	9.039	0.000	100	4710	0.6020	
10 1,4-Dioxane	88	4.458	4.458	0.000	23	40	0.8060	

Reagents:

SIM IS/SURR_00028 Amount Added: 1.00 Units: uL Run Reagent

Report Date: 26-Sep-2016 20:54:51 Chrom Revision: 2.2 08-Sep-2016 14:45:52

TestAmerica Edison

Data File: \\ChromNA\Edison\ChromData\CVOAMS11\20160922-45921.b\N97589.D

Injection Date:	23-Sep-2016 01:53:30	Instrument ID:	CVOAMS11	Operator ID:	
Lims ID:	460-120428-C-4	Lab Sample ID:	460-120428-4	Worklist Smp#:	25
Client ID:	MW-545I				
Purge Vol:	5.000 mL	Dil. Factor:	1.0000	ALS Bottle#:	24
Method:	8260SIMW11	Limit Group:	VOA - 8260C Water and Solid		

Column: DB-624 (0.18 mm)

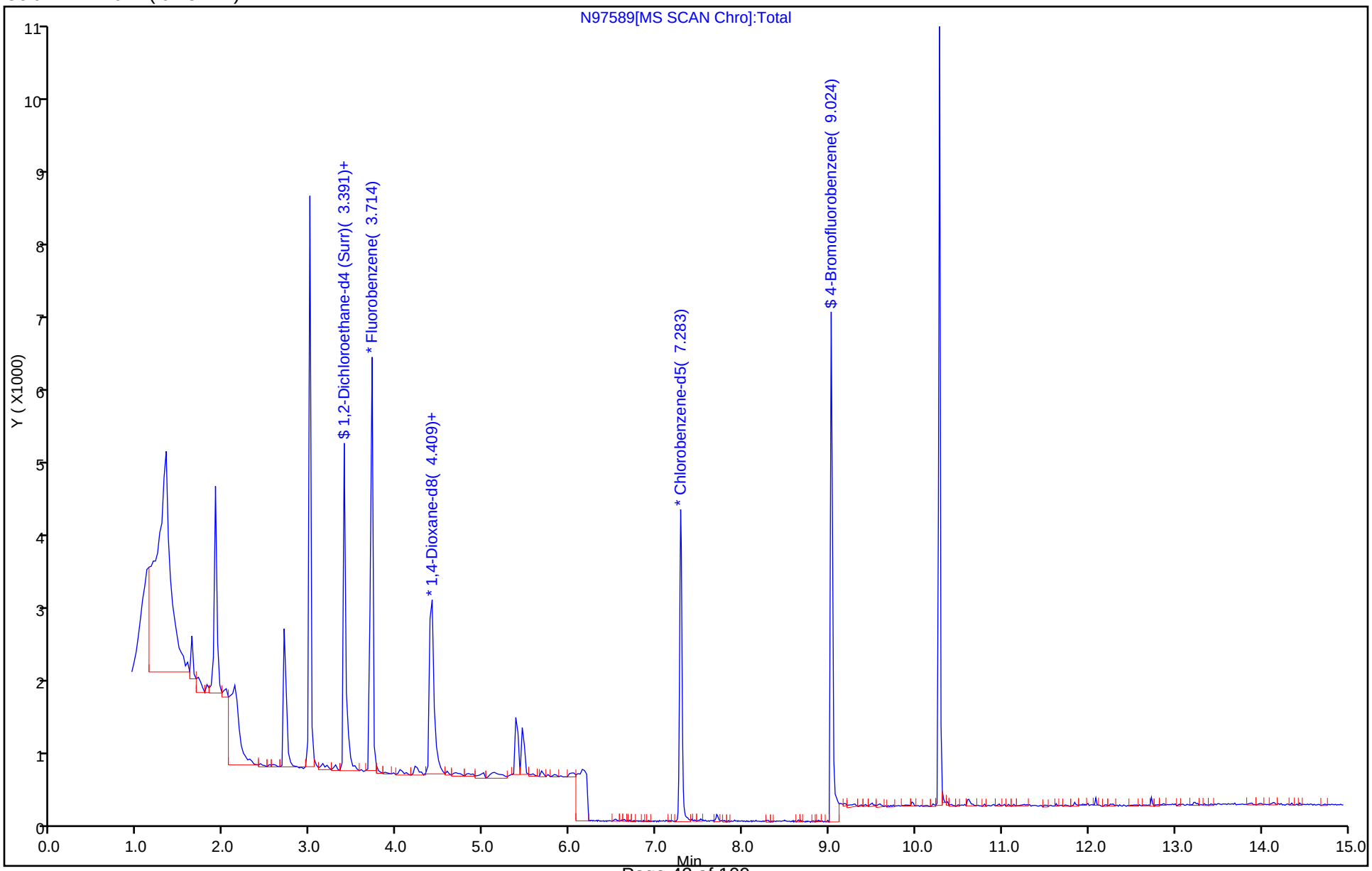

Report Date: 26-Sep-2016 20:54:51 Chrom Revision: 2.2 08-Sep-2016 14:45:52

TestAmerica Edison

Data File: \\ChromNA\Edison\ChromData\CVOAMS11\20160922-45921.b\N97589.D

Injection Date:	23-Sep-2016 01:53:30	Instrument ID:	CVOAMS11		
Lims ID:	460-120428-C-4	Lab Sample ID:	460-120428-4		
Client ID:	MW-545I				
Operator ID:		ALS Bottle#:	24	Worklist Smp#:	25
Purge Vol:	5.000 mL	Dil. Factor:	1.0000		
Method:	8260SIMW11	Limit Group:	VOA - 8260C Water and Solid		
Column:	DB-624 (0.18 mm)	Detector	MS SCAN		

10 1,4-Dioxane, CAS: 123-91-1

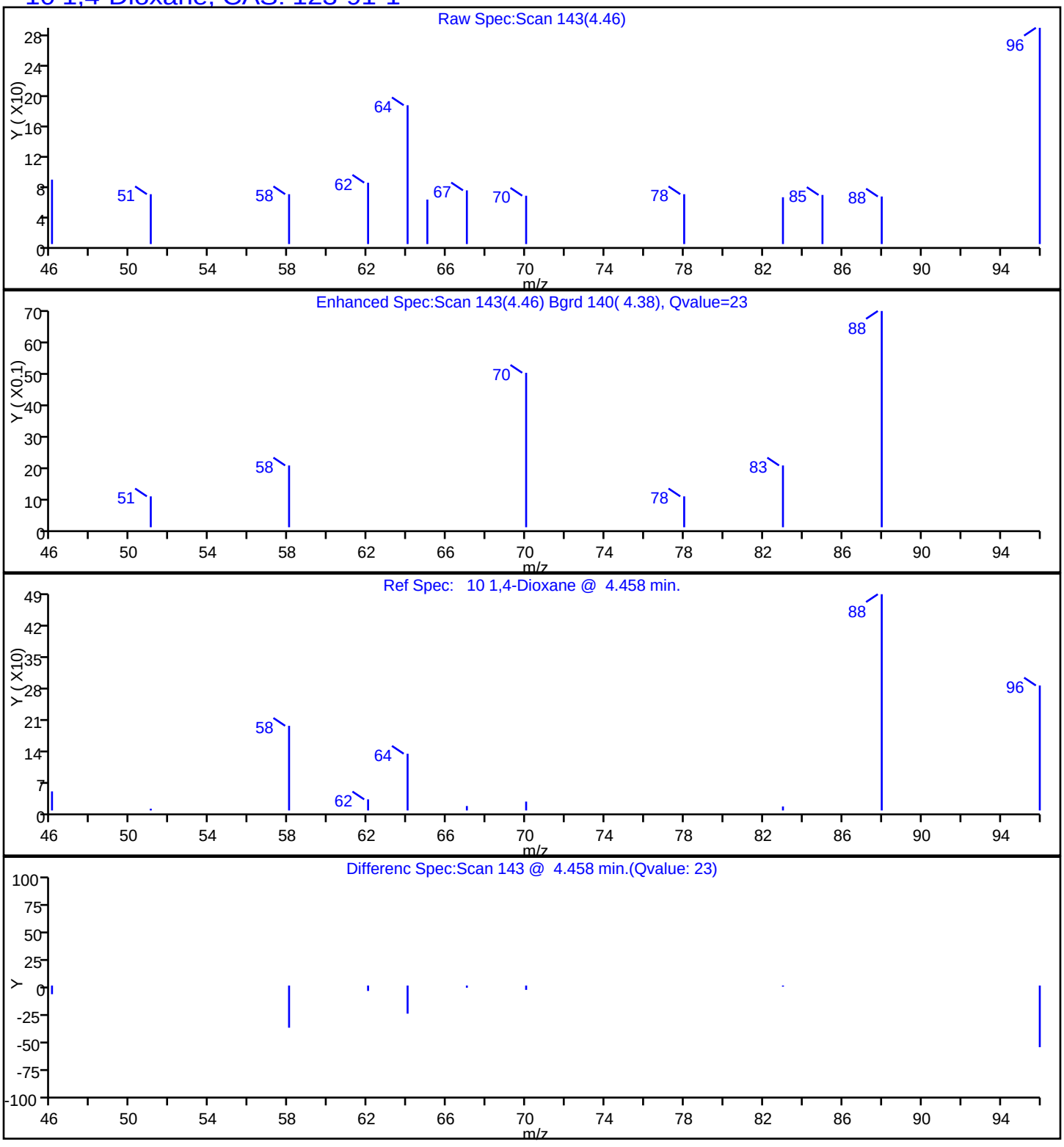

FORM I
GC/MS VOA ORGANICS ANALYSIS DATA SHEET

Lab Name: TestAmerica Edison Job No.: 460-120428-1

SDG No.:

Client Sample ID: MW-549I Lab Sample ID: 460-120428-5

Matrix: Water Lab File ID: N97639.D

Analysis Method: 8260C SIM Date Collected: 09/14/2016 07:40

Sample wt/vol: 5(mL) Date Analyzed: 09/23/2016 23:32

Soil Aliquot Vol: Dilution Factor: 1

Soil Extract Vol.: GC Column: DB-624 ID: 0.18(mm)

% Moisture: Level: (low/med) Low

Analysis Batch No.: 392565 Units: ug/L

CAS NO.	COMPOUND NAME	RESULT	Q	RL	MDL
123-91-1	1,4-Dioxane	0.11	U	0.40	0.11

CAS NO.	SURROGATE	%REC	Q	LIMITS
17060-07-0	1,2-Dichloroethane-d4 (Surr)	99		70-130
460-00-4	4-Bromofluorobenzene	118		70-130

TestAmerica Edison
Target Compound Quantitation Report

Data File: \\ChromNA\Edison\ChromData\CVOAMS11\20160923-45974.b\N97639.D
Lims ID: 460-120428-C-5
Client ID: MW-549I
Sample Type: Client
Inject. Date: 23-Sep-2016 23:32:30 ALS Bottle#: 14 Worklist Smp#: 15
Purge Vol: 5.000 mL Dil. Factor: 1.0000
Sample Info: 460-120428-C-5
Misc. Info.: 460-0045974-015
Operator ID: Instrument ID: CVOAMS11

Method: \\ChromNA\Edison\ChromData\CVOAMS11\20160923-45974.b\8260SIMW11.m
Limit Group: VOA - 8260C Water and Solid
Last Update: 26-Sep-2016 20:21:59 Calib Date: 12-Sep-2016 22:58:30
Integrator: RTE ID Type: RT Order ID
Quant Method: Internal Standard Quant By: Initial Calibration
Last ICal File: \\ChromNA\Edison\ChromData\CVOAMS11\20160912-45494.b\N97105.D

Column 1 : DB-624 (0.18 mm) Det: MS SCAN
Process Host: XAWRK051

First Level Reviewer: sarmientod Date: 24-Sep-2016 07:49:42

Compound	Sig	RT (min.)	Exp RT (min.)	Dlt RT (min.)	Q	Response	OnCol Amt ug/l	Flags
* 1 Fluorobenzene	96	3.714	3.714	0.000	100	11398	0.5000	
* 2 1,4-Dioxane-d8	96	4.408	4.409	-0.001	96	4296	100.0	
* 3 Chlorobenzene-d5	82	7.283	7.283	0.000	100	5593	0.5000	
$ 4 1,2-Dichloroethane-d4 (Sur	65	3.391	3.391	0.000	100	4693	0.4967	
$ 5 4-Bromofluorobenzene	174	9.039	9.039	0.000	100	4926	0.5922	

Reagents:

SIM IS/SURR_00028 Amount Added: 1.00 Units: uL Run Reagent

Report Date: 26-Sep-2016 23:41:33 Chrom Revision: 2.2 08-Sep-2016 14:45:52

TestAmerica Edison

Data File: \\ChromNA\Edison\ChromData\CVOAMS11\20160923-45974.b\N97639.D

Injection Date:	23-Sep-2016 23:32:30	Instrument ID:	CVOAMS11	Operator ID:	
Lims ID:	460-120428-C-5	Lab Sample ID:	460-120428-5	Worklist Smp#:	15
Client ID:	MW-549I				
Purge Vol:	5.000 mL	Dil. Factor:	1.0000	ALS Bottle#:	14
Method:	8260SIMW11	Limit Group:	VOA - 8260C Water and Solid		

Column: DB-624 (0.18 mm)

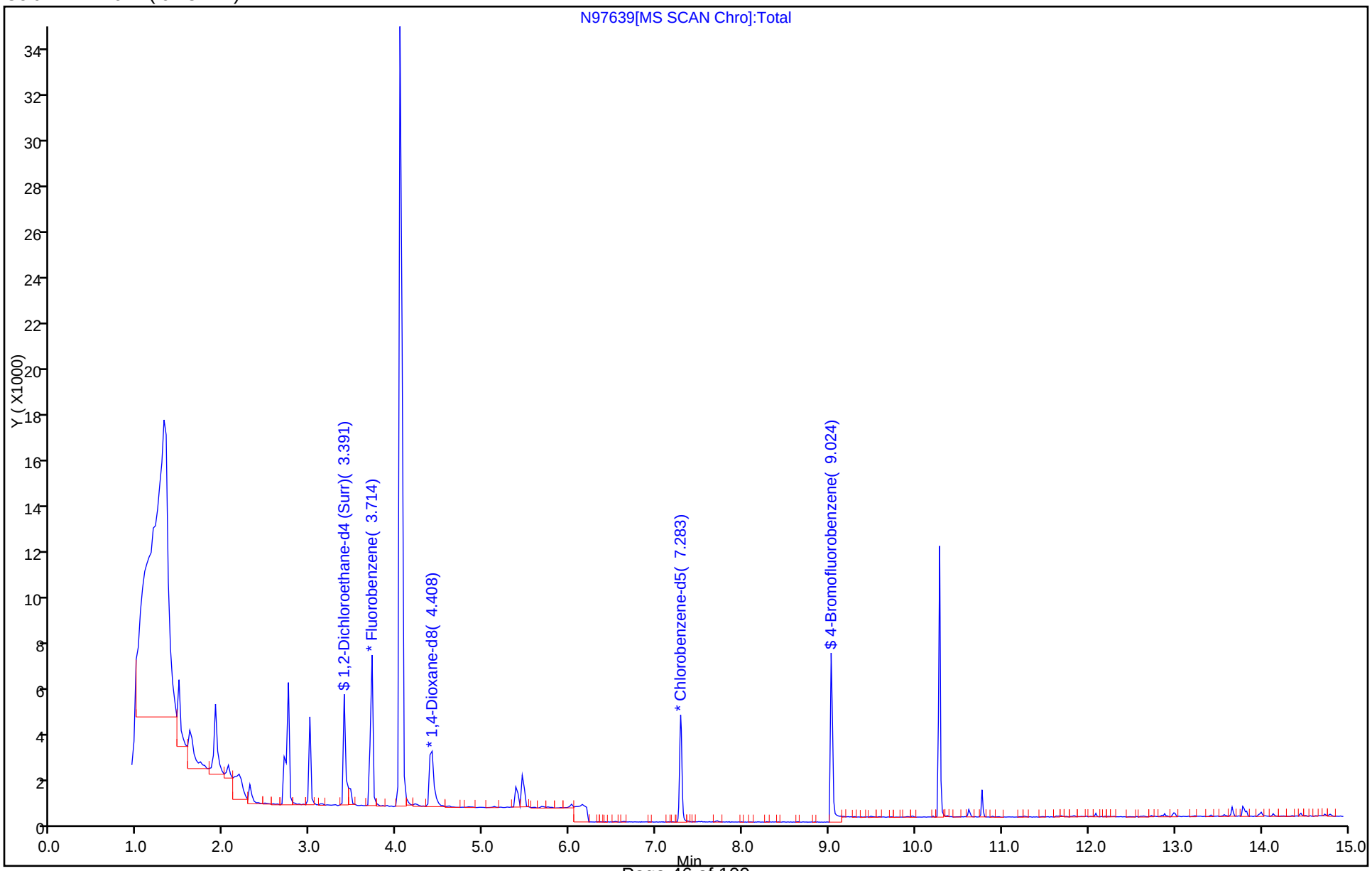

FORM I
GC/MS VOA ORGANICS ANALYSIS DATA SHEET

Lab Name: TestAmerica Edison | Job No.: 460-120428-1

SDG No.:

Client Sample ID: PZ-522I | Lab Sample ID: 460-120428-6

Matrix: Water | Lab File ID: N97640.D

Analysis Method: 8260C SIM | Date Collected: 09/14/2016 13:30

Sample wt/vol: 5(mL) | Date Analyzed: 09/23/2016 23:55

Soil Aliquot Vol: | Dilution Factor: 1

Soil Extract Vol.: | GC Column: DB-624 ID: 0.18(mm)

% Moisture: | Level: (low/med) Low

Analysis Batch No.: 392565 | Units: ug/L

CAS NO.	COMPOUND NAME	RESULT	Q	RL	MDL
123-91-1	1,4-Dioxane	3.6		0.40	0.11

CAS NO.	SURROGATE	%REC	Q	LIMITS
17060-07-0	1,2-Dichloroethane-d4 (Surr)	106		70-130
460-00-4	4-Bromofluorobenzene	117		70-130

TestAmerica Edison
Target Compound Quantitation Report

Data File: \\ChromNA\Edison\ChromData\CVOAMS11\20160923-45974.b\N97640.D
Lims ID: 460-120428-C-6
Client ID: PZ-522I
Sample Type: Client
Inject. Date: 23-Sep-2016 23:55:30 ALS Bottle#: 15 Worklist Smp#: 16
Purge Vol: 5.000 mL Dil. Factor: 1.0000
Sample Info: 460-120428-C-6
Misc. Info.: 460-0045974-016
Operator ID: Instrument ID: CVOAMS11

Method: \\ChromNA\Edison\ChromData\CVOAMS11\20160923-45974.b\8260SIMW11.m
Limit Group: VOA - 8260C Water and Solid
Last Update: 26-Sep-2016 20:21:59 Calib Date: 12-Sep-2016 22:58:30
Integrator: RTE ID Type: RT Order ID
Quant Method: Internal Standard Quant By: Initial Calibration
Last ICal File: \\ChromNA\Edison\ChromData\CVOAMS11\20160912-45494.b\N97105.D

Column 1 : DB-624 (0.18 mm) Det: MS SCAN
Process Host: XAWRK051

First Level Reviewer: sarmientod Date: 24-Sep-2016 07:51:05

Compound	Sig	RT (min.)	Exp RT (min.)	Dlt RT (min.)	Q	Response	OnCol Amt ug/l	Flags
* 1 Fluorobenzene	96	3.714	3.714	0.000	100	8269	0.5000	
* 2 1,4-Dioxane-d8	96	4.409	4.409	0.000	98	3863	100.0	
* 3 Chlorobenzene-d5	82	7.283	7.283	0.000	100	4624	0.5000	
$ 4 1,2-Dichloroethane-d4 (Sur	65	3.391	3.391	0.000	99	3628	0.5293	
$ 5 4-Bromofluorobenzene	174	9.039	9.039	0.000	100	4013	0.5835	
10 1,4-Dioxane	88	4.458	4.458	0.000	23	162	3.56	

Reagents:

SIM IS/SURR_00028 Amount Added: 1.00 Units: uL Run Reagent

Report Date: 26-Sep-2016 23:41:34 Chrom Revision: 2.2 08-Sep-2016 14:45:52

TestAmerica Edison

Data File: \\ChromNA\Edison\ChromData\CVOAMS11\20160923-45974.b\N97640.D

Injection Date:	23-Sep-2016 23:55:30	Instrument ID:	CVOAMS11	Operator ID:	
Lims ID:	460-120428-C-6	Lab Sample ID:	460-120428-6	Worklist Smp#:	16
Client ID:	PZ-522I				
Purge Vol:	5.000 mL	Dil. Factor:	1.0000	ALS Bottle#:	15
Method:	8260SIMW11	Limit Group:	VOA - 8260C Water and Solid		

Column: DB-624 (0.18 mm)

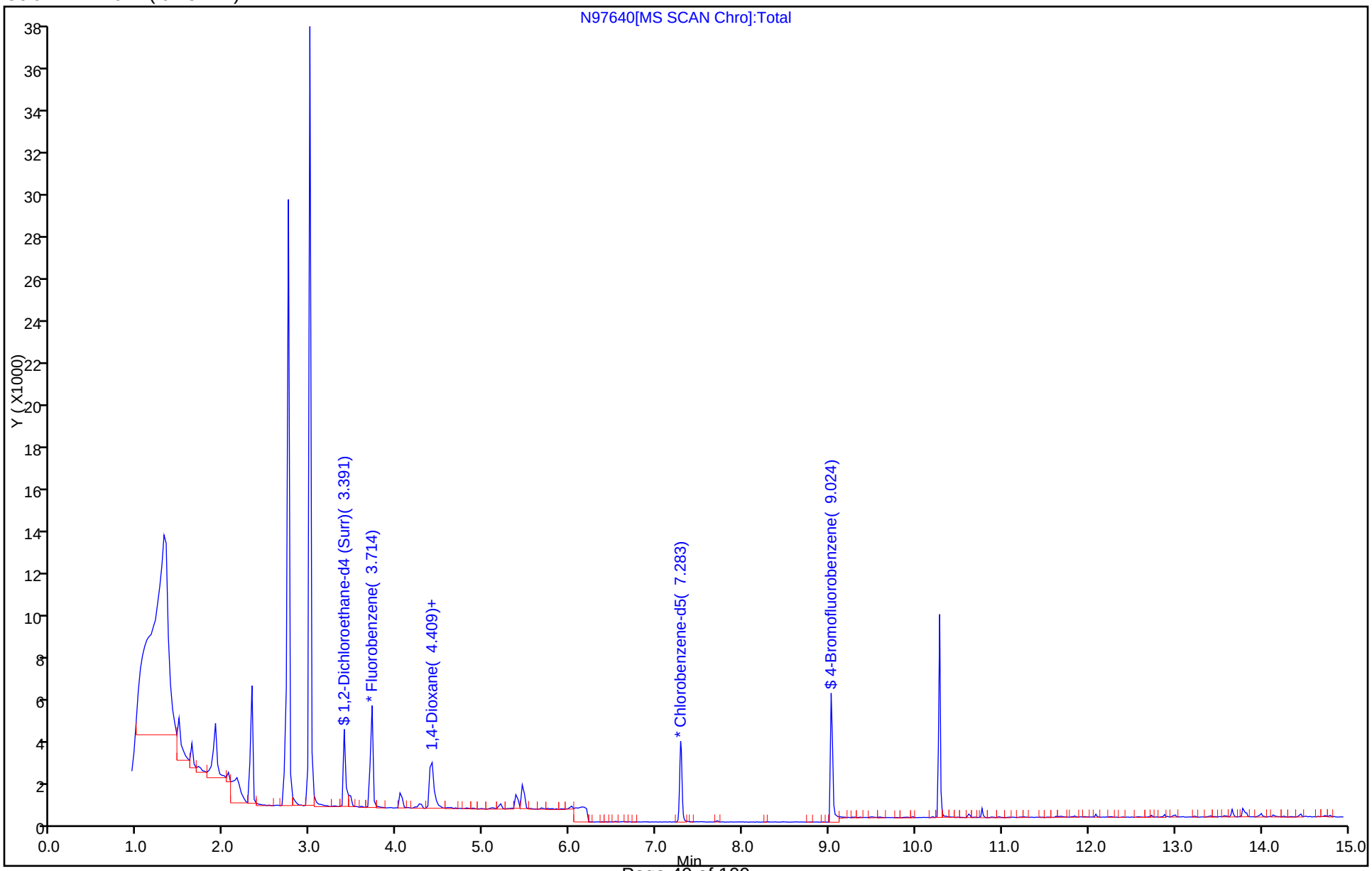

Report Date: 26-Sep-2016 23:41:34 Chrom Revision: 2.2 08-Sep-2016 14:45:52

TestAmerica Edison

Data File: \\ChromNA\Edison\ChromData\CVOAMS11\20160923-45974.b\N97640.D

Injection Date:	23-Sep-2016 23:55:30	Instrument ID:	CVOAMS11
Lims ID:	460-120428-C-6	Lab Sample ID:	460-120428-6
Client ID:	PZ-522I		
Operator ID:		ALS Bottle#:	15 Worklist Smp#: 16
Purge Vol:	5.000 mL	Dil. Factor:	1.0000
Method:	8260SIMW11	Limit Group:	VOA - 8260C Water and Solid
Column:	DB-624 (0.18 mm)	Detector	MS SCAN

10 1,4-Dioxane, CAS: 123-91-1

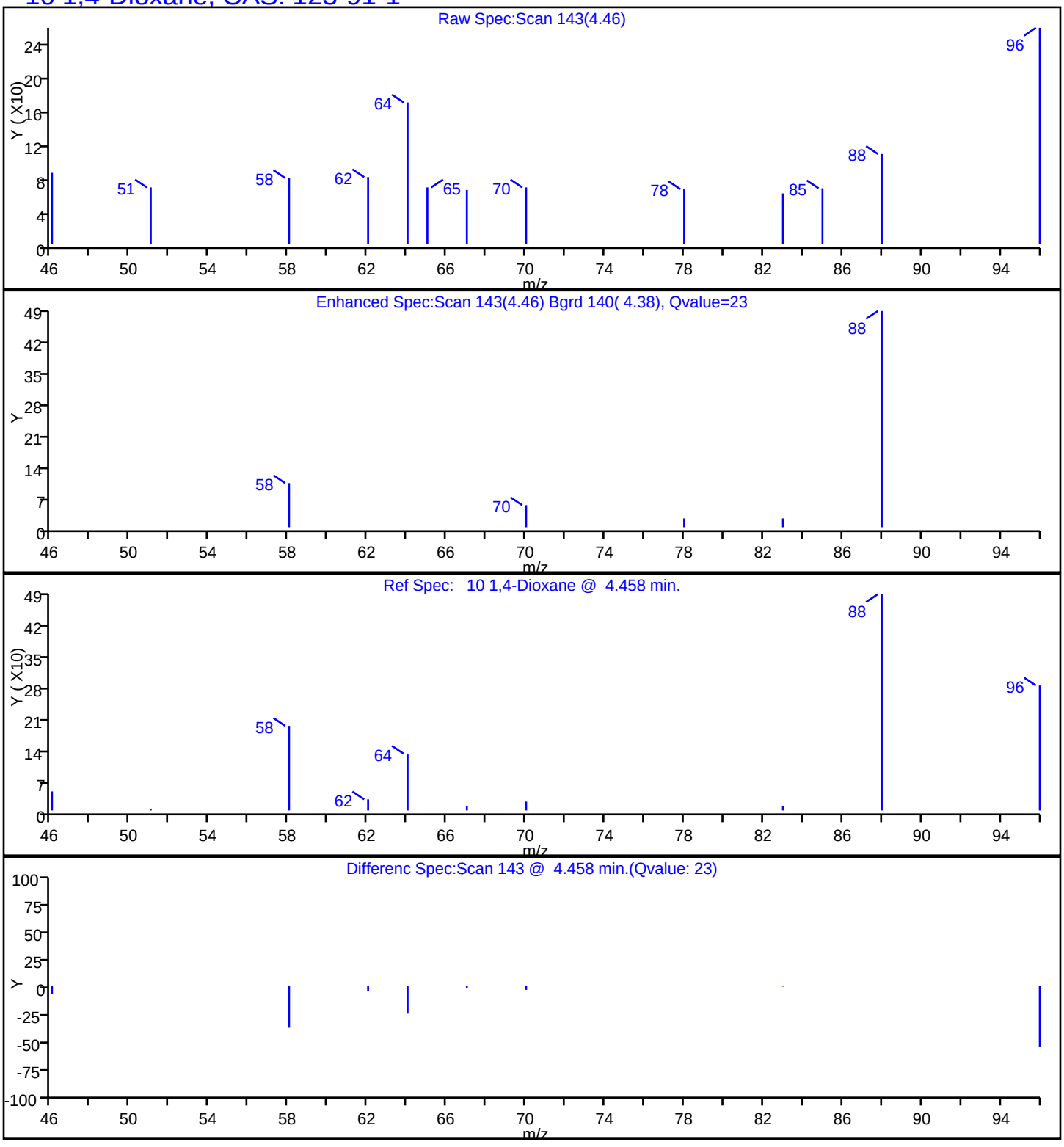

FORM VI
GC/MS VOA BY INTERNAL STANDARD - INITIAL CALIBRATION DATA
CURVE EVALUATION

Lab Name: TestAmerica Edison Job No.: 460-120428-1 Analy Batch No.: 390067

SDG No.:

Instrument ID: CVOAMS11 GC Column: DB-624 ID: 0.18(mm) Heated Purge: (Y/N) N

Calibration Start Date: 09/12/2016 20:15 Calibration End Date: 09/12/2016 22:58 Calibration ID: 57797

Calibration Files:

LEVEL:	LAB SAMPLE ID:	LAB FILE ID:
Level 1	STD002 460-390067/2	N97098.D
Level 2	STD005 460-390067/4	N97100.D
Level 3	STD01 460-390067/5	N97101.D
Level 4	STD05 460-390067/6	N97102.D
Level 5	STD1 460-390067/8	N97104.D
Level 6	STD2 460-390067/9	N97105.D

ANALYTE	RRF					CURVE TYPE	COEFFICIENT			#	MIN RRF	%RSD	#	MAX %RSD	R^2 OR COD	#	MIN R^2 OR COD
	LVL 1 LVL 6	LVL 2	LVL 3	LVL 4	LVL 5		B	M1	M2								
Chloroform	1.0501 0.9390	1.0486	0.8833	0.8393	0.8155	Ave		0.9293			0.2000	11.0		20.0			
Benzene	3.2450 1.6155	1.7868	1.4648	1.3898	1.3429	QuaF		1.1740	0.2184830		0.5000				0.9990		0.9900
1,4-Dioxane	1.4819 1.2695	1.0552	1.1372	1.1090	1.0149	Ave		1.1780				14.6		20.0			
Ethylene Dibromide	0.3940 0.4249	0.3333	0.3468	0.3378	0.3155	Ave		0.3587			0.1000	11.6		20.0			
1,2,3-Trichloropropane	0.4189 0.5381	0.4882	0.4719	0.4274	0.4367	Ave		0.4635				9.8		20.0			
1,2-Dibromo-3-Chloropropane	0.1496 0.1172	0.1291	0.1013	0.0983	0.0943	Ave		0.1150			0.0500	18.6		20.0			
1,2-Dichloroethane-d4 (Surr)	0.4158 0.4124	0.4212	0.4047	0.4176	0.4151	Ave		0.4145				1.4		20.0			
4-Bromofluorobenzene	0.7851 0.7229	0.7892	0.7478	0.7193	0.6973	Ave		0.7436				5.0		20.0			

Note: The m1 coefficient is the same as Ave RRF for an Ave curve type.

FORM VI
GC/MS VOA BY INTERNAL STANDARD - INITIAL CALIBRATION DATA
RESPONSE AND CONCENTRATION

Lab Name: TestAmerica Edison Job No.: 460-120428-1 Analy Batch No.: 390067

SDG No.:

Instrument ID: CVOAMS11 GC Column: DB-624 ID: 0.18(mm) Heated Purge: (Y/N) N

Calibration Start Date: 09/12/2016 20:15 Calibration End Date: 09/12/2016 22:58 Calibration ID: 57797

Calibration Files:

LEVEL:	LAB SAMPLE ID:	LAB FILE ID:
Level 1	STD002 460-390067/2	N97098.D
Level 2	STD005 460-390067/4	N97100.D
Level 3	STD01 460-390067/5	N97101.D
Level 4	STD05 460-390067/6	N97102.D
Level 5	STD1 460-390067/8	N97104.D
Level 6	STD2 460-390067/9	N97105.D

ANALYTE	IS REF	CURVE TYPE	RESPONSE					CONCENTRATION (UG/L)				
			LVL 1 LVL 6	LVL 2	LVL 3	LVL 4	LVL 5	LVL 1 LVL 6	LVL 2	LVL 3	LVL 4	LVL 5
Chloroform	FB	Ave	631 55267	1581	2809	13498	26988	0.0200 2.00	0.0500	0.100	0.500	1.00
Benzene	FB	QuaF	1950 95081	2694	4658	22351	44441	0.0200 2.00	0.0500	0.100	0.500	1.00
1,4-Dioxane	DXE	Ave	33 3067	319	722	1398	1882	0.400 40.0	5.00	10.0	20.0	30.0
Ethylene Dibromide	CBNZ d5	Ave	158 14164	297	640	3147	6232	0.0200 2.00	0.0500	0.100	0.500	1.00
1,2,3-Trichloropropane	CBNZ d5	Ave	168 17937	435	871	3982	8626	0.0200 2.00	0.0500	0.100	0.500	1.00
1,2-Dibromo-3-Chloropropane	CBNZ d5	Ave	60 3906	115	187	916	1863	0.0200 2.00	0.0500	0.100	0.500	1.00
1,2-Dichloroethane-d4 (Surr)	FB	Ave	6246 6068	6351	6435	6716	6868	0.500 0.500	0.500	0.500	0.500	0.500
4-Bromofluorobenzene	CBNZ d5	Ave	7871 6024	7033	6901	6702	6887	0.500 0.500	0.500	0.500	0.500	0.500

Curve Type Legend:

Ave = Average ISTD
QuaF = Quadratic ISTD forced zero

TestAmerica Edison
Target Compound Quantitation Report

Data File: \\ChromNA\Edison\ChromData\CVOAMS11\20160912-45494.b\N97098.D
Lims ID: STD002
Client ID:
Sample Type: IC Calib Level: 1
Inject. Date: 12-Sep-2016 20:15:30 ALS Bottle#: 1 Worklist Smp#: 2
Purge Vol: 5.000 mL Dil. Factor: 1.0000
Sample Info: STD002
Misc. Info.: 460-0045494-002
Operator ID: Instrument ID: CVOAMS11
Sublist: chrom-8260SIMW11*sub12

Method: \\ChromNA\Edison\ChromData\CVOAMS11\20160912-45494.b\8260SIMW11.m
Limit Group: VOA - 8260C Water and Solid
Last Update: 13-Sep-2016 12:49:23 Calib Date: 12-Sep-2016 22:58:30
Integrator: RTE ID Type: RT Order ID
Quant Method: Internal Standard Quant By: Initial Calibration
Last ICal File: \\ChromNA\Edison\ChromData\CVOAMS11\20160912-45494.b\N97105.D

Column 1 : DB-624 (0.18 mm) Det: MS SCAN
Process Host: XAWRK011

First Level Reviewer: kluseys Date: 13-Sep-2016 12:46:56

Compound	Sig	RT (min.)	Exp RT (min.)	Dlt RT (min.)	Q	Response	Cal Amt ug/l	OnCol Amt ug/l	Flags
* 1 Fluorobenzene	96	3.714	3.714	0.000	100	15023	0.5000	0.5000	
* 2 1,4-Dioxane-d8	96	4.408	4.409	-0.001	100	5567	100.0	100.0	
* 3 Chlorobenzene-d5	82	7.283	7.283	0.000	100	10026	0.5000	0.5000	
$ 4 1,2-Dichloroethane-d4 (Sur	65	3.391	3.698	-0.307	98	6246	0.5000	0.5016	
$ 5 4-Bromofluorobenzene	174	9.039	9.039	0.000	98	7871	0.5000	0.5279	
8 Chloroform	83	2.994	2.994	0.000	100	631	0.0200	0.0226	M
9 Benzene	78	3.441	3.441	0.000	99	1950	0.0200	0.0547	M
10 1,4-Dioxane	88	4.458	4.458	0.000	21	33	0.4000	0.5032	M
11 Ethylene Dibromide	107	6.620	6.620	0.000	95	158	0.0200	0.0220	
12 1,2,3-Trichloropropane	75	9.284	9.284	0.000	69	168	0.0200	0.0181	M
13 1,2-Dibromo-3-Chloropropan	157	11.289	11.289	0.000	71	60	0.0200	0.0260	M

QC Flag Legend

Review Flags
M - Manually Integrated

Reagents:

VMMIX1SIM_00086	Amount Added:	1.00	Units: uL	
14DIOXINTER_00060	Amount Added:	0.40	Units: uL	
SIM IS/SURR_00028	Amount Added:	1.00	Units: uL	Run Reagent

Report Date: 13-Sep-2016 12:49:25 Chrom Revision: 2.2 20-Apr-2016 13:59:46

TestAmerica Edison

Data File: \\ChromNA\Edison\ChromData\CVOAMS11\20160912-45494.b\N97098.D

Injection Date:	12-Sep-2016 20:15:30	Instrument ID:	CVOAMS11	Operator ID:	
Lims ID:	STD002			Worklist Smp#:	2
Client ID:					
Purge Vol:	5.000 mL	Dil. Factor:	1.0000	ALS Bottle#:	1
Method:	8260SIMW11	Limit Group:	VOA - 8260C Water and Solid		

Column: DB-624 (0.18 mm)

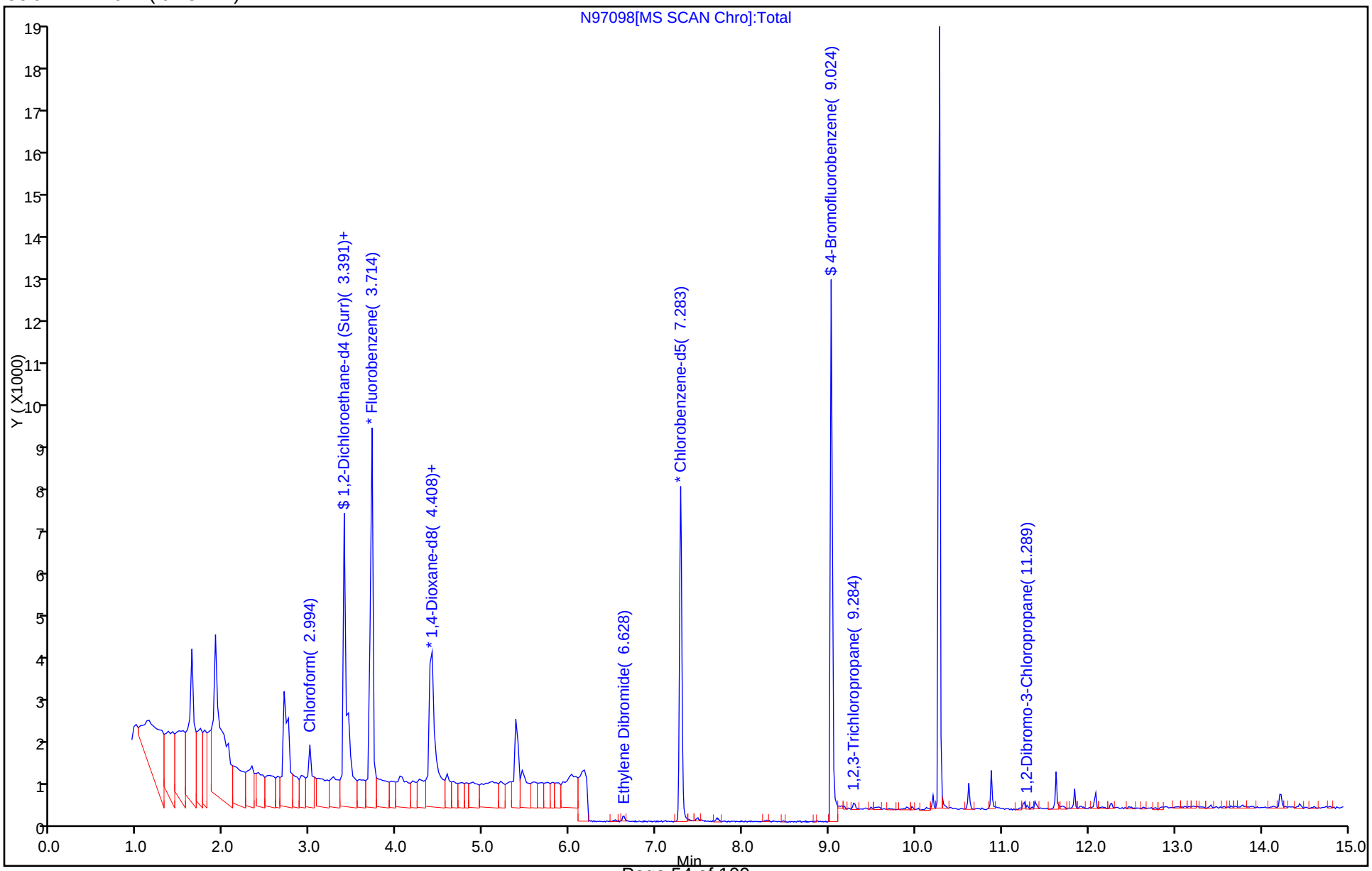

Manual Integration/User Assign Peak Report

TestAmerica Edison

Data File: \\ChromNA\Edison\ChromData\CVOAMS11\20160912-45494.b\N97098.D
Injection Date: 12-Sep-2016 20:15:30 Instrument ID: CVOAMS11
Lims ID: STD002
Client ID:
Operator ID: ALS Bottle#: 1 Worklist Smp#: 2
Purge Vol: 5.000 mL Dil. Factor: 1.0000
Method: 8260SIMW11 Limit Group: VOA - 8260C Water and Solid
Column: DB-624 (0.18 mm) Detector MS SCAN

8 Chloroform, CAS: 67-66-3

Signal: 1

Processing Integration Results

RT: 2.99
Area: 826
Amount: 0.028952
Amount Units: ug/l

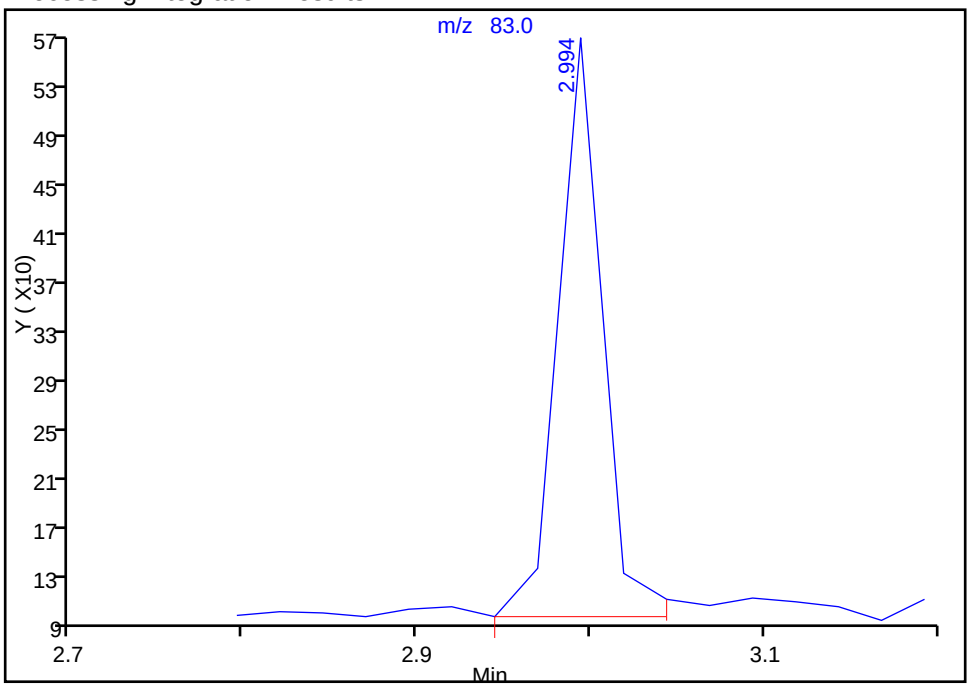

Manual Integration Results

RT: 2.99
Area: 631
Amount: 0.022599
Amount Units: ug/l

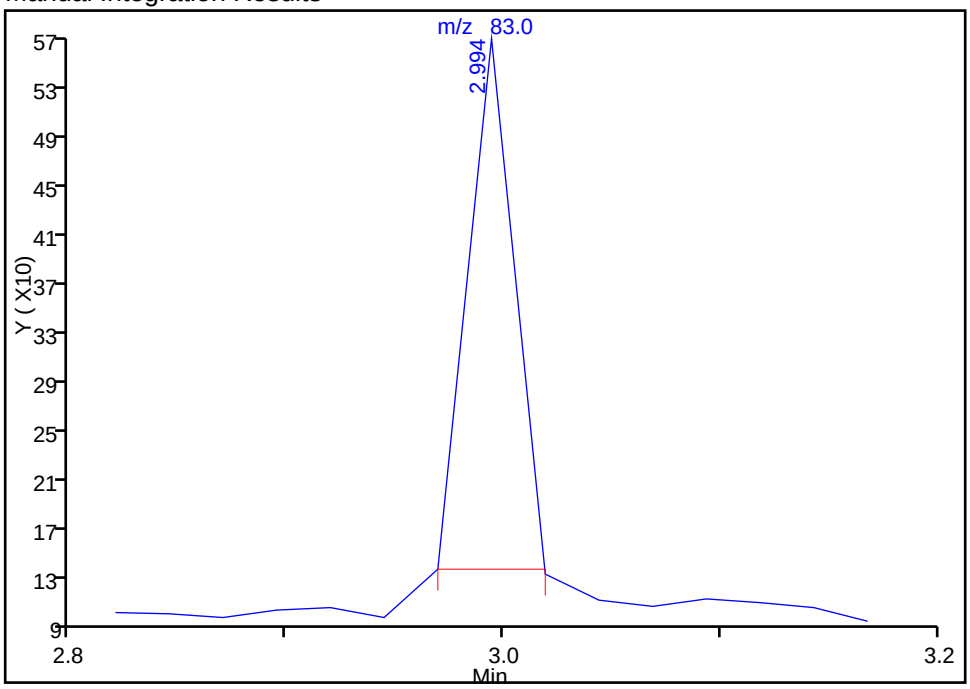

Reviewer: kluseys, 12-Sep-2016 22:21:22
Audit Action: Manually Integrated Audit Reason: Baseline

Manual Integration/User Assign Peak Report

TestAmerica Edison

Data File: \\ChromNA\Edison\ChromData\CVOAMS11\20160912-45494.b\N97098.D
Injection Date: 12-Sep-2016 20:15:30 Instrument ID: CVOAMS11
Lims ID: STD002
Client ID:
Operator ID: ALS Bottle#: 1 Worklist Smp#: 2
Purge Vol: 5.000 mL Dil. Factor: 1.0000
Method: 8260SIMW11 Limit Group: VOA - 8260C Water and Solid
Column: DB-624 (0.18 mm) Detector MS SCAN

9 Benzene, CAS: 71-43-2

Signal: 1

Processing Integration Results

RT: 3.44
Area: 2248
Amount: 0.045692
Amount Units: ug/l

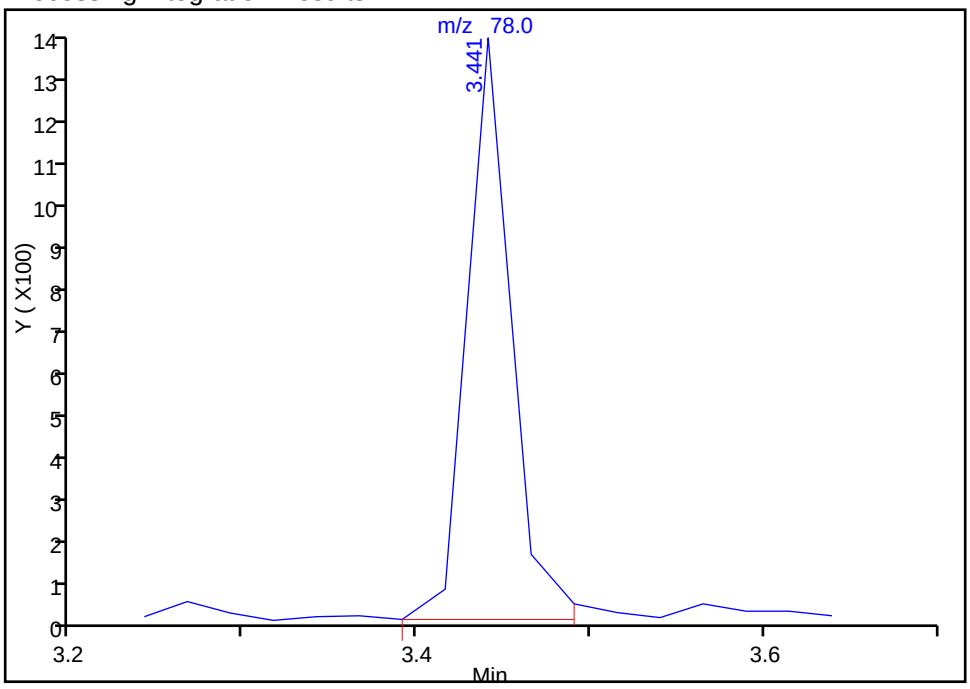

Manual Integration Results

RT: 3.44
Area: 1950
Amount: 0.054723
Amount Units: ug/l

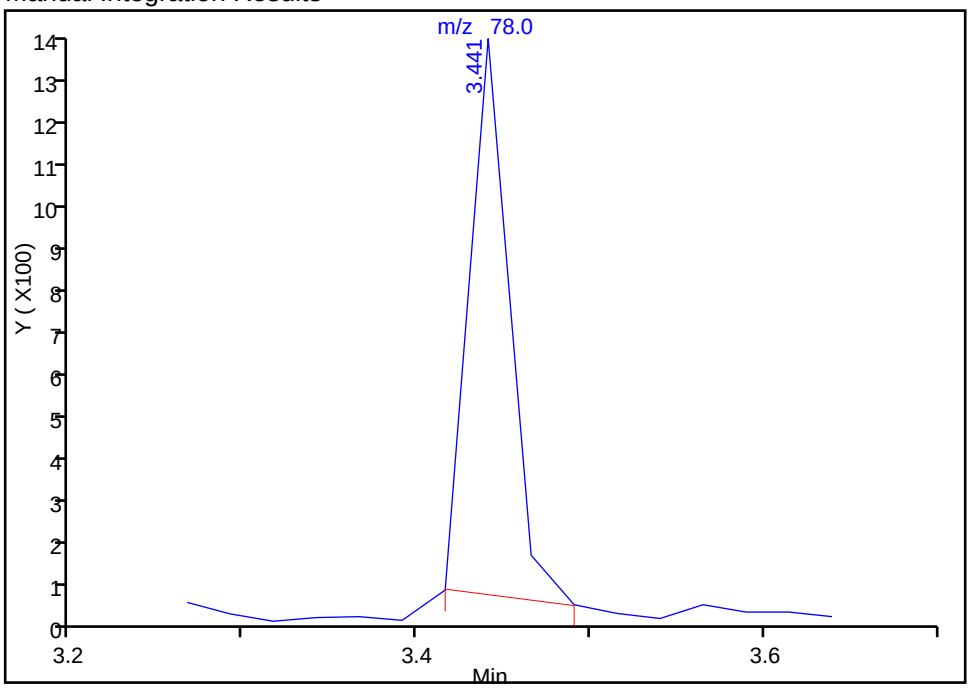

Reviewer: kluseys, 12-Sep-2016 22:22:31
Audit Action: Manually Integrated Audit Reason: Baseline

Manual Integration/User Assign Peak Report

TestAmerica Edison

Data File: \\ChromNA\Edison\ChromData\CVOAMS11\20160912-45494.b\N97098.D
Injection Date: 12-Sep-2016 20:15:30 Instrument ID: CVOAMS11
Lims ID: STD002
Client ID:
Operator ID: ALS Bottle#: 1 Worklist Smp#: 2
Purge Vol: 5.000 mL Dil. Factor: 1.0000
Method: 8260SIMW11 Limit Group: VOA - 8260C Water and Solid
Column: DB-624 (0.18 mm) Detector MS SCAN

10 1,4-Dioxane, CAS: 123-91-1

Signal: 1

Processing Integration Results

RT: 4.46
Area: 76
Amount: 0.787890
Amount Units: ug/l

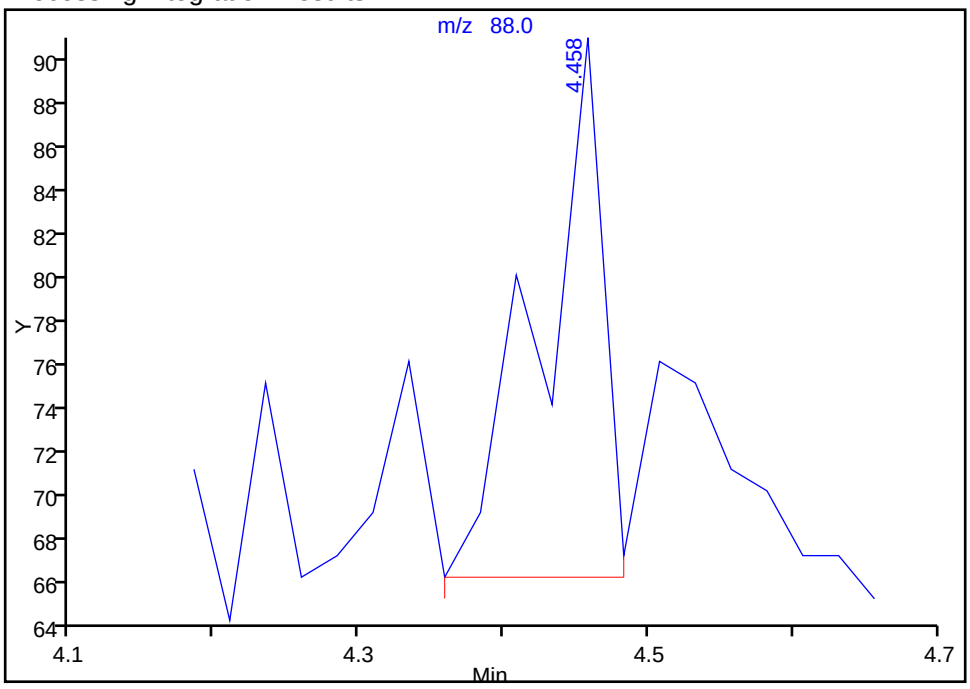

Manual Integration Results

RT: 4.46
Area: 33
Amount: 0.503226
Amount Units: ug/l

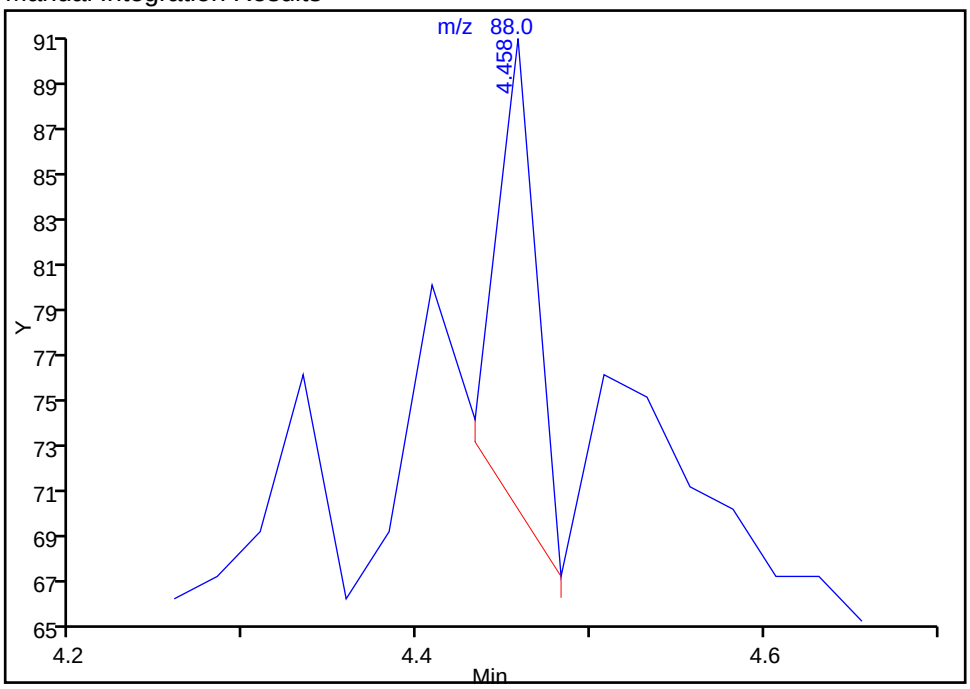

Reviewer: kluseys, 12-Sep-2016 22:17:59
Audit Action: Manually Integrated Audit Reason: Split Peak

Manual Integration/User Assign Peak Report

TestAmerica Edison

Data File: \\ChromNA\Edison\ChromData\CVOAMS11\20160912-45494.b\N97098.D
Injection Date: 12-Sep-2016 20:15:30 Instrument ID: CVOAMS11
Lims ID: STD002
Client ID:
Operator ID: ALS Bottle#: 1 Worklist Smp#: 2
Purge Vol: 5.000 mL Dil. Factor: 1.0000
Method: 8260SIMW11 Limit Group: VOA - 8260C Water and Solid
Column: DB-624 (0.18 mm) Detector MS SCAN

12 1,2,3-Trichloropropane, CAS: 96-18-4

Signal: 1

Processing Integration Results

RT: 9.28
Area: 304
Amount: 0.030716
Amount Units: ug/l

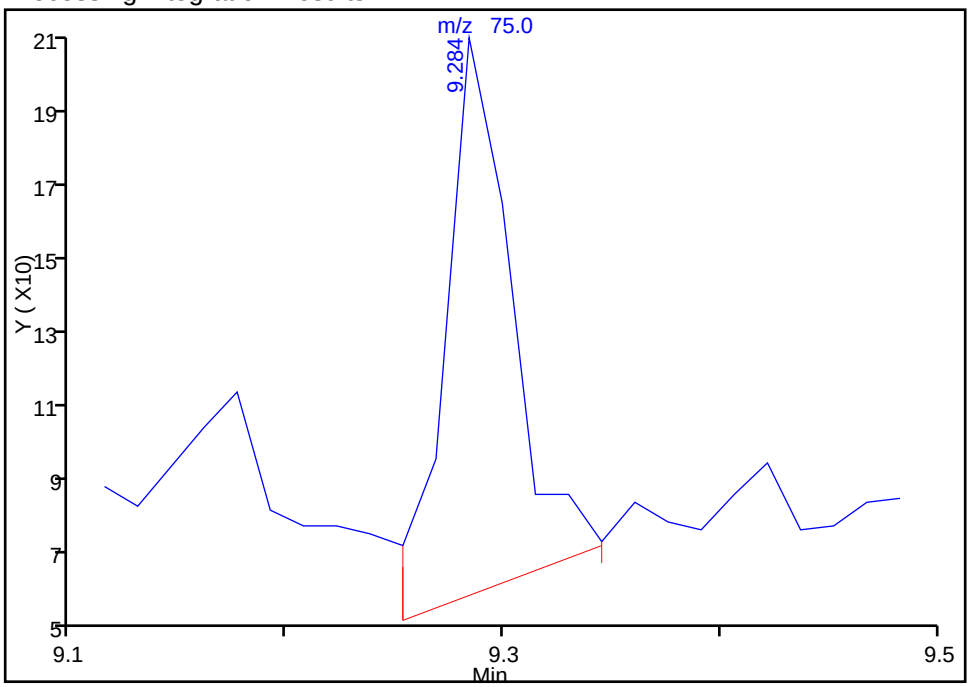

Manual Integration Results

RT: 9.28
Area: 168
Amount: 0.018075
Amount Units: ug/l

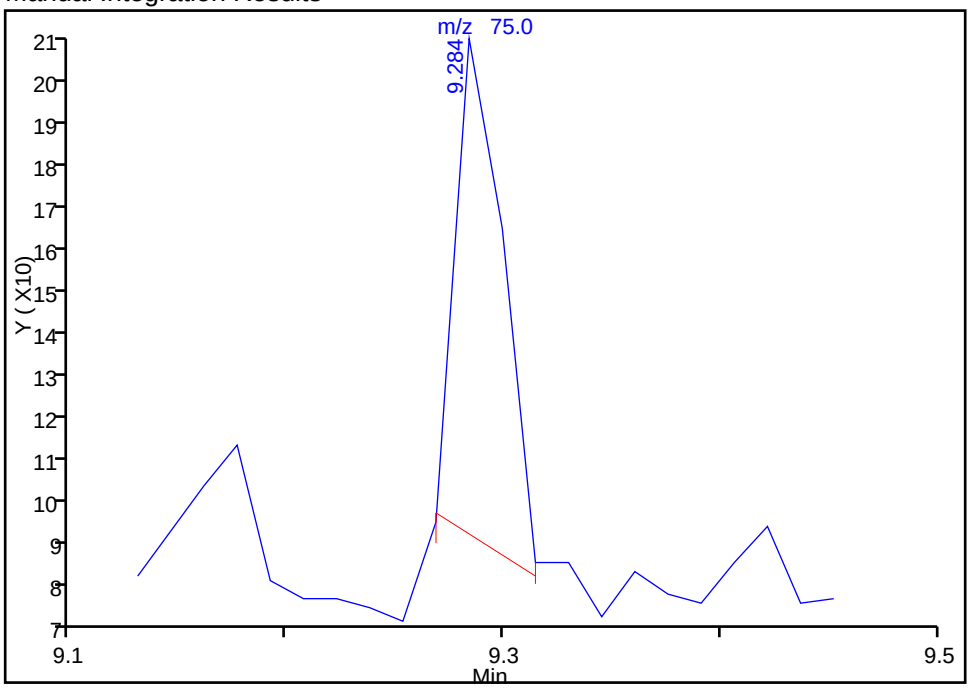

Reviewer: kluseys, 12-Sep-2016 22:10:18
Audit Action: Manually Integrated Audit Reason: Baseline

Manual Integration/User Assign Peak Report

TestAmerica Edison

Data File: \\ChromNA\Edison\ChromData\CVOAMS11\20160912-45494.b\N97098.D
Injection Date: 12-Sep-2016 20:15:30 Instrument ID: CVOAMS11
Lims ID: STD002
Client ID:
Operator ID: ALS Bottle#: 1 Worklist Smp#: 2
Purge Vol: 5.000 mL Dil. Factor: 1.0000
Method: 8260SIMW11 Limit Group: VOA - 8260C Water and Solid
Column: DB-624 (0.18 mm) Detector MS SCAN

13 1,2-Dibromo-3-Chloropropane, CAS: 96-12-8

Signal: 1

Processing Integration Results

RT: 11.29
Area: 78
Amount: 0.019830
Amount Units: ug/l

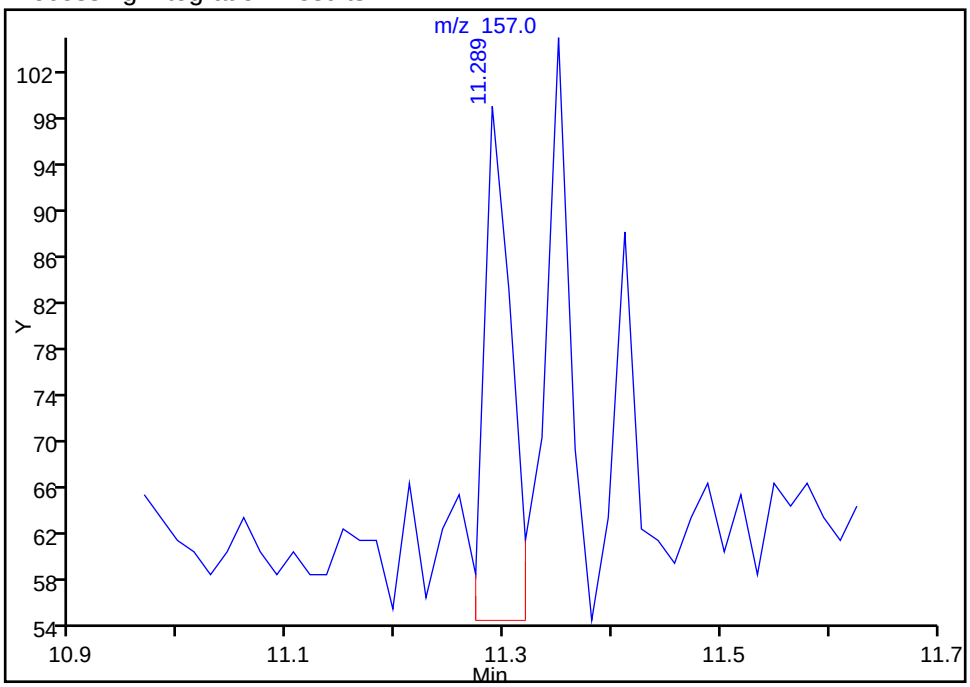

Manual Integration Results

RT: 11.29
Area: 60
Amount: 0.026027
Amount Units: ug/l

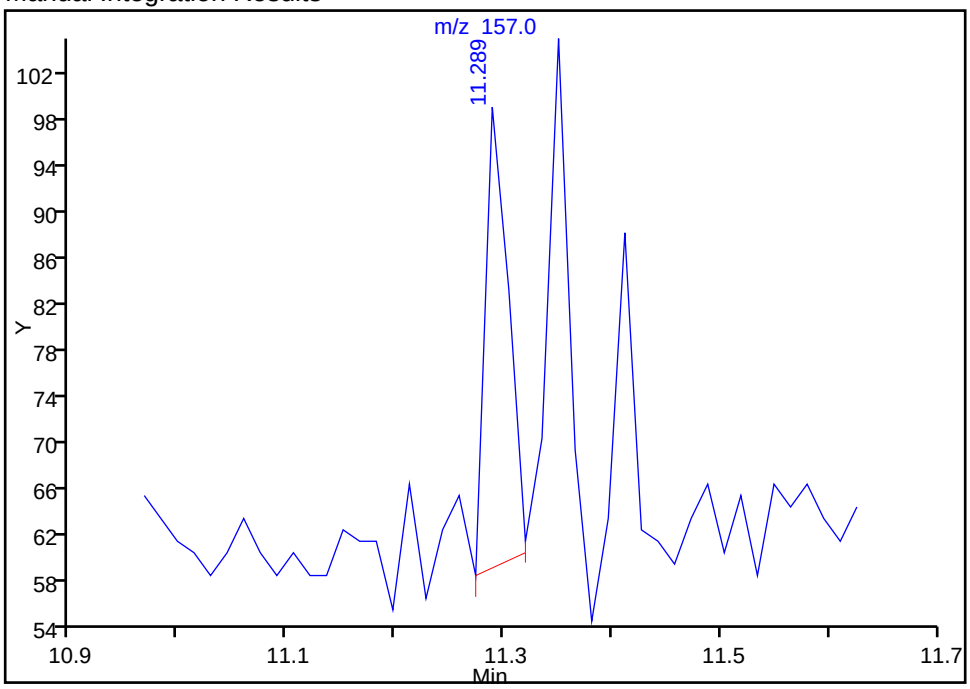

Reviewer: kluseys, 12-Sep-2016 22:17:59
Audit Action: Manually Integrated Audit Reason: Baseline

TestAmerica Edison
Target Compound Quantitation Report

Data File: \\ChromNA\Edison\ChromData\CVOAMS11\20160912-45494.b\N97100.D
Lims ID: STD005
Client ID:
Sample Type: IC Calib Level: 2
Inject. Date: 12-Sep-2016 21:02:30 ALS Bottle#: 3 Worklist Smp#: 4
Purge Vol: 5.000 mL Dil. Factor: 1.0000
Sample Info: STD005
Misc. Info.: 460-0045494-004
Operator ID: Instrument ID: CVOAMS11
Sublist: chrom-8260SIMW11*sub12

Method: \\ChromNA\Edison\ChromData\CVOAMS11\20160912-45494.b\8260SIMW11.m
Limit Group: VOA - 8260C Water and Solid
Last Update: 13-Sep-2016 12:47:29 Calib Date: 12-Sep-2016 22:58:30
Integrator: RTE ID Type: RT Order ID
Quant Method: Internal Standard Quant By: Initial Calibration
Last ICal File: \\ChromNA\Edison\ChromData\CVOAMS11\20160912-45494.b\N97105.D

Column 1 : DB-624 (0.18 mm) Det: MS SCAN
Process Host: XAWRK011

First Level Reviewer: kluseys Date: 13-Sep-2016 08:45:30

Compound	Sig	RT (min.)	Exp RT (min.)	Dlt RT (min.)	Q	Response	Cal Amt ug/l	OnCol Amt ug/l	Flags
* 1 Fluorobenzene	96	3.714	3.714	0.000	100	15077	0.5000	0.5000	
* 2 1,4-Dioxane-d8	96	4.409	4.409	-0.001	100	6046	100.0	100.0	
* 3 Chlorobenzene-d5	82	7.283	7.283	0.000	99	8911	0.5000	0.5000	
$ 4 1,2-Dichloroethane-d4 (Sur	65	3.391	3.391	0.000	99	6351	0.5000	0.5082	
$ 5 4-Bromofluorobenzene	174	9.039	9.039	0.000	100	7033	0.5000	0.5307	
8 Chloroform	83	2.994	2.994	0.000	99	1581	0.0500	0.0564	
9 Benzene	78	3.441	3.441	0.000	100	2694	0.0500	0.0751	
10 1,4-Dioxane	88	4.458	4.458	0.000	46	319	5.00	4.48	
11 Ethylene Dibromide	107	6.620	6.620	0.000	99	297	0.0500	0.0465	
12 1,2,3-Trichloropropane	75	9.284	9.284	0.000	99	435	0.0500	0.0527	
13 1,2-Dibromo-3-Chloropropan	157	11.289	11.289	0.000	81	115	0.0500	0.0561	

Reagents:

VMMIX1SIM_00086 Amount Added: 0.50 Units: uL
14DIOXINTER_00060 Amount Added: 1.00 Units: uL
SIM IS/SURR_00028 Amount Added: 1.00 Units: uL Run Reagent

Report Date: 13-Sep-2016 12:47:30 Chrom Revision: 2.2 20-Apr-2016 13:59:46

TestAmerica Edison

Data File: \\ChromNA\Edison\ChromData\CVOAMS11\20160912-45494.b\N97100.D

Injection Date:	12-Sep-2016 21:02:30	Instrument ID:	CVOAMS11	Operator ID:	
Lims ID:	STD005			Worklist Smp#:	4
Client ID:					
Purge Vol:	5.000 mL	Dil. Factor:	1.0000	ALS Bottle#:	3
Method:	8260SIMW11	Limit Group:	VOA - 8260C Water and Solid		

Column: DB-624 (0.18 mm)

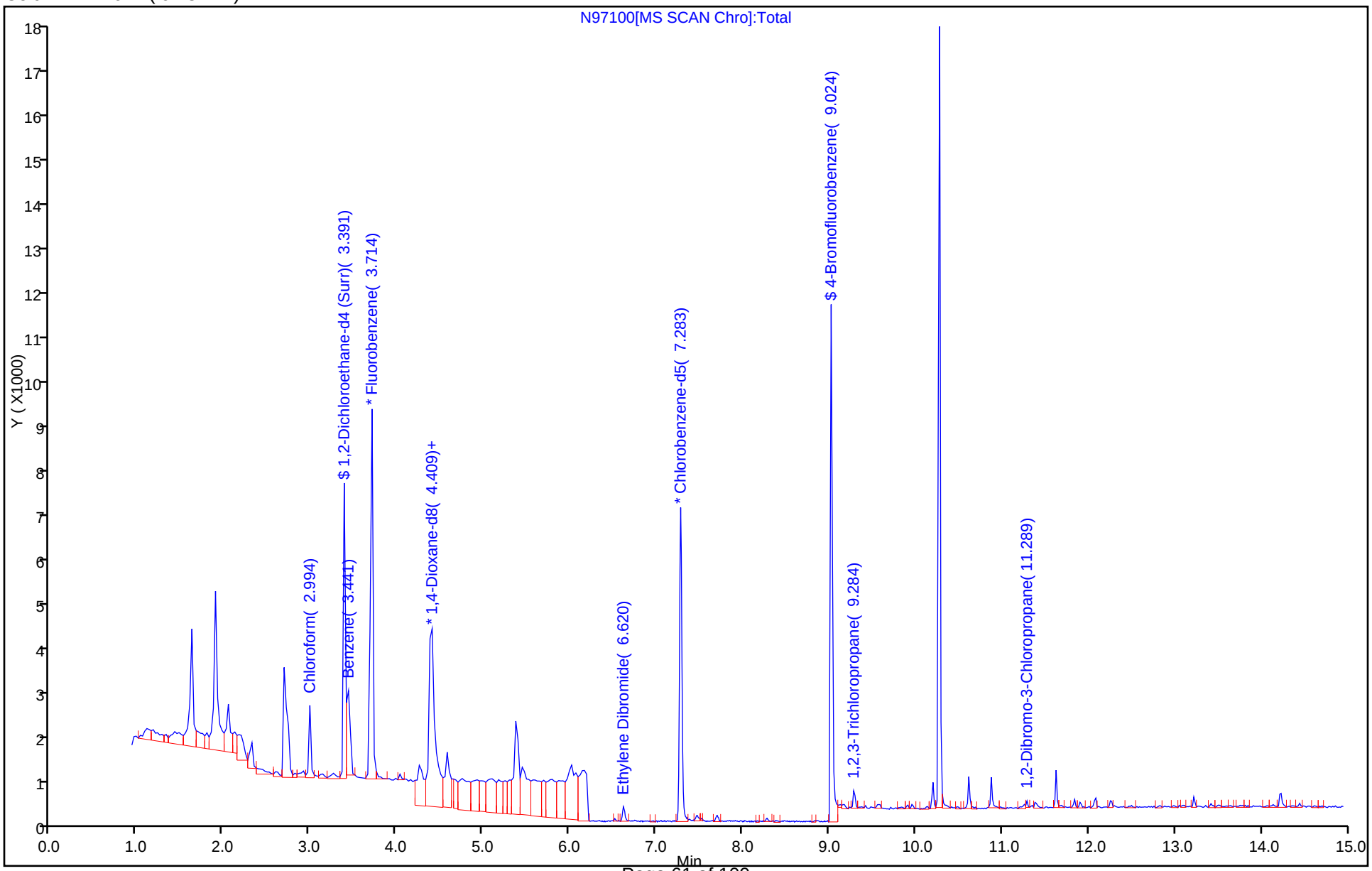

TestAmerica Edison
Target Compound Quantitation Report

Data File: \\ChromNA\Edison\ChromData\CVOAMS11\20160912-45494.b\N97101.D
Lims ID: STD01
Client ID:
Sample Type: IC Calib Level: 3
Inject. Date: 12-Sep-2016 21:25:30 ALS Bottle#: 4 Worklist Smp#: 5
Purge Vol: 5.000 mL Dil. Factor: 1.0000
Sample Info: STD01
Misc. Info.: 460-0045494-005
Operator ID: Instrument ID: CVOAMS11
Sublist: chrom-8260SIMW11*sub12

Method: \\ChromNA\Edison\ChromData\CVOAMS11\20160912-45494.b\8260SIMW11.m
Limit Group: VOA - 8260C Water and Solid
Last Update: 13-Sep-2016 12:47:31 Calib Date: 12-Sep-2016 22:58:30
Integrator: RTE ID Type: RT Order ID
Quant Method: Internal Standard Quant By: Initial Calibration
Last ICal File: \\ChromNA\Edison\ChromData\CVOAMS11\20160912-45494.b\N97105.D

Column 1 : DB-624 (0.18 mm) Det: MS SCAN
Process Host: XAWRK011

First Level Reviewer: kluseys Date: 12-Sep-2016 22:10:46

Compound	Sig	RT (min.)	Exp RT (min.)	Dlt RT (min.)	Q	Response	Cal Amt ug/l	OnCol Amt ug/l	Flags
* 1 Fluorobenzene	96	3.714	3.714	0.000	100	15900	0.5000	0.5000	
* 2 1,4-Dioxane-d8	96	4.409	4.409	0.000	98	6349	100.0	100.0	
* 3 Chlorobenzene-d5	82	7.283	7.283	0.000	100	9228	0.5000	0.5000	
$ 4 1,2-Dichloroethane-d4 (Sur	65	3.391	3.391	0.000	98	6435	0.5000	0.4882	
$ 5 4-Bromofluorobenzene	174	9.039	9.039	0.000	98	6901	0.5000	0.5028	
8 Chloroform	83	2.994	2.994	0.000	99	2809	0.1000	0.0951	
9 Benzene	78	3.441	3.441	0.000	99	4658	0.1000	0.1220	
10 1,4-Dioxane	88	4.458	4.458	0.000	25	722	10.0	9.65	
11 Ethylene Dibromide	107	6.620	6.620	0.000	100	640	0.1000	0.0967	
12 1,2,3-Trichloropropane	75	9.284	9.284	0.000	99	871	0.1000	0.1018	
13 1,2-Dibromo-3-Chloropropan	157	11.289	11.289	0.000	93	187	0.1000	0.0881	

Reagents:

VMMIX1SIM_00086 Amount Added: 0.50 Units: uL
14DIOXINTER_00060 Amount Added: 1.00 Units: uL
SIM IS/SURR_00028 Amount Added: 1.00 Units: uL Run Reagent

Report Date: 13-Sep-2016 12:47:33 Chrom Revision: 2.2 20-Apr-2016 13:59:46

TestAmerica Edison

Data File: \\ChromNA\Edison\ChromData\CVOAMS11\20160912-45494.b\N97101.D

Injection Date:	12-Sep-2016 21:25:30	Instrument ID:	CVOAMS11	Operator ID:	
Lims ID:	STD01			Worklist Smp#:	5
Client ID:					
Purge Vol:	5.000 mL	Dil. Factor:	1.0000	ALS Bottle#:	4
Method:	8260SIMW11	Limit Group:	VOA - 8260C Water and Solid		

Column: DB-624 (0.18 mm)

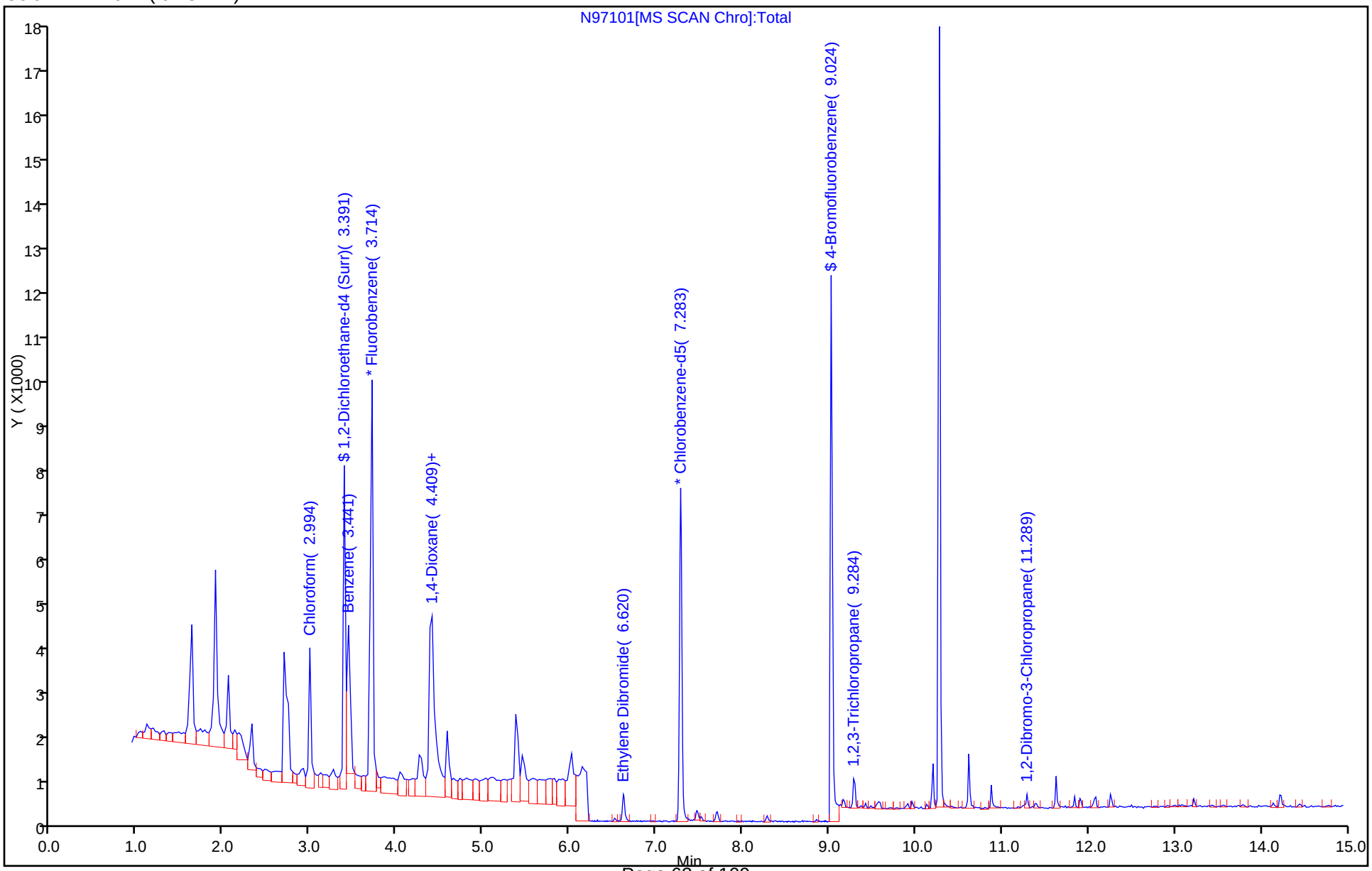

TestAmerica Edison
Target Compound Quantitation Report

Data File: \\ChromNA\Edison\ChromData\CVOAMS11\20160912-45494.b\N97102.D
Lims ID: STD05
Client ID:
Sample Type: ICIS Calib Level: 4
Inject. Date: 12-Sep-2016 21:49:30 ALS Bottle#: 5 Worklist Smp#: 6
Purge Vol: 5.000 mL Dil. Factor: 1.0000
Sample Info: STD05
Misc. Info.: 460-0045494-006
Operator ID: Instrument ID: CVOAMS11
Sublist: chrom-8260SIMW11*sub12

Method: \\ChromNA\Edison\ChromData\CVOAMS11\20160912-45494.b\8260SIMW11.m
Limit Group: VOA - 8260C Water and Solid
Last Update: 13-Sep-2016 12:47:35 Calib Date: 12-Sep-2016 22:58:30
Integrator: RTE ID Type: RT Order ID
Quant Method: Internal Standard Quant By: Initial Calibration
Last ICal File: \\ChromNA\Edison\ChromData\CVOAMS11\20160912-45494.b\N97105.D

Column 1 : DB-624 (0.18 mm) Det: MS SCAN
Process Host: XAWRK011

First Level Reviewer: kluseys Date: 12-Sep-2016 22:18:43

Compound	Sig	RT (min.)	Exp RT (min.)	Dlt RT (min.)	Q	Response	Cal Amt ug/l	OnCol Amt ug/l	Flags
* 1 Fluorobenzene	96	3.714	3.714	0.000	100	16082	0.5000	0.5000	
* 2 1,4-Dioxane-d8	96	4.409	4.409	0.000	100	6303	100.0	100.0	
* 3 Chlorobenzene-d5	82	7.283	7.283	0.000	100	9317	0.5000	0.5000	
$ 4 1,2-Dichloroethane-d4 (Sur	65	3.391	3.391	0.000	98	6716	0.5000	0.5038	
$ 5 4-Bromofluorobenzene	174	9.039	9.039	0.000	98	6702	0.5000	0.4837	
8 Chloroform	83	2.994	2.994	0.000	100	13498	0.5000	0.4516	
9 Benzene	78	3.441	3.441	0.000	100	22351	0.5000	0.5380	
10 1,4-Dioxane	88	4.458	4.458	0.000	85	1398	20.0	18.8	
11 Ethylene Dibromide	107	6.620	6.620	0.000	99	3147	0.5000	0.4708	
12 1,2,3-Trichloropropane	75	9.284	9.284	0.000	99	3982	0.5000	0.4610	
13 1,2-Dibromo-3-Chloropropan	157	11.289	11.289	0.000	91	916	0.5000	0.4276	

Reagents:

VMMIX1SIM_00086	Amount Added:	2.50	Units: uL	
14DIOXINTER_00060	Amount Added:	2.00	Units: uL	
SIM IS/SURR_00028	Amount Added:	1.00	Units: uL	Run Reagent

Report Date: 13-Sep-2016 12:47:37 Chrom Revision: 2.2 20-Apr-2016 13:59:46

TestAmerica Edison

Data File: \\ChromNA\Edison\ChromData\CVOAMS11\20160912-45494.b\N97102.D

Injection Date:	12-Sep-2016 21:49:30	Instrument ID:	CVOAMS11	Operator ID:	
Lims ID:	STD05			Worklist Smp#:	6
Client ID:					
Purge Vol:	5.000 mL	Dil. Factor:	1.0000	ALS Bottle#:	5
Method:	8260SIMW11	Limit Group:	VOA - 8260C Water and Solid		

Column: DB-624 (0.18 mm)

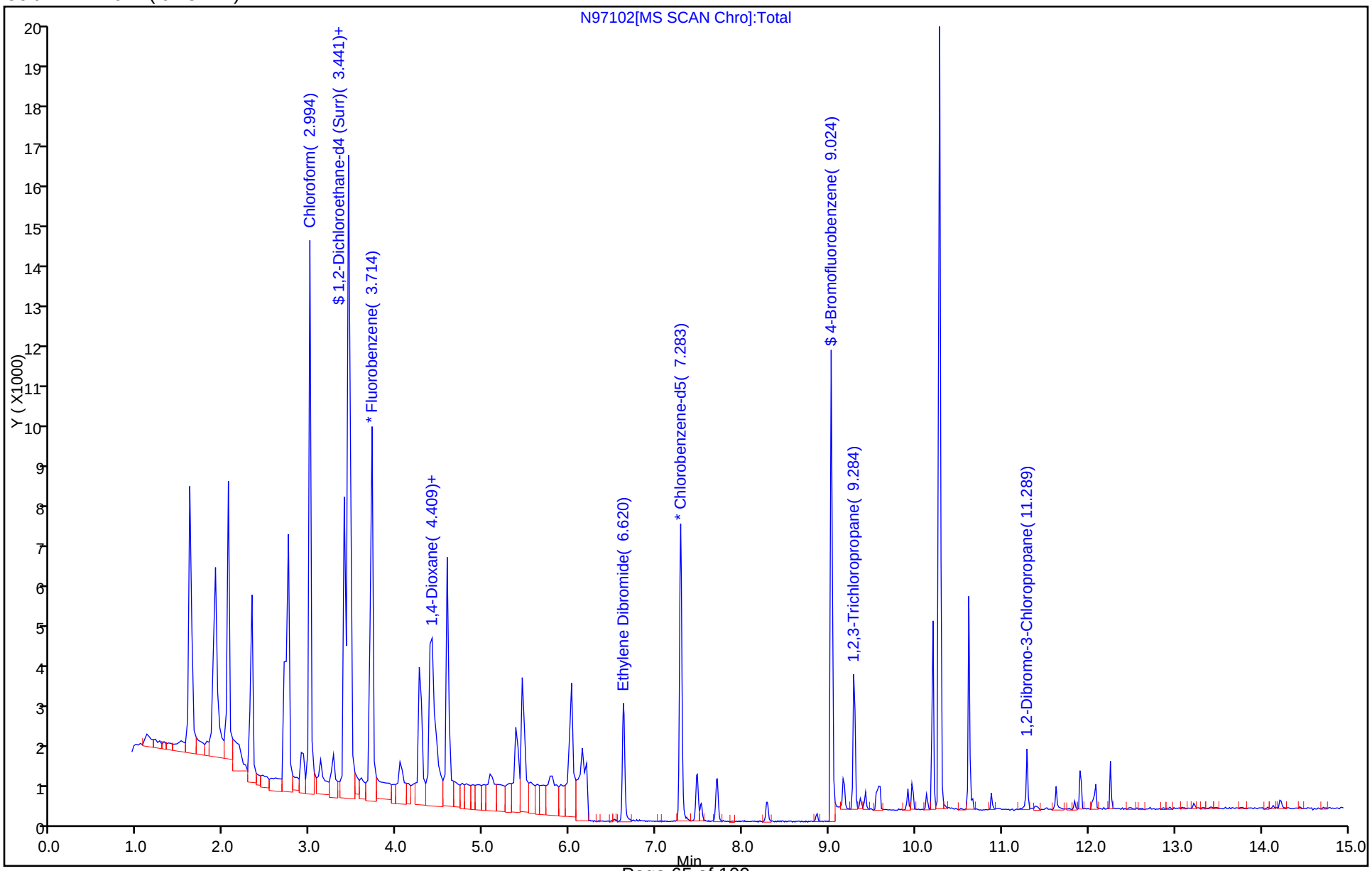

TestAmerica Edison
Target Compound Quantitation Report

Data File: \\ChromNA\Edison\ChromData\CVOAMS11\20160912-45494.b\N97104.D
Lims ID: STD1
Client ID:
Sample Type: IC Calib Level: 5
Inject. Date: 12-Sep-2016 22:35:30 ALS Bottle#: 7 Worklist Smp#: 8
Purge Vol: 5.000 mL Dil. Factor: 1.0000
Sample Info: STD1
Misc. Info.: 460-0045494-008
Operator ID: Instrument ID: CVOAMS11
Sublist: chrom-8260SIMW11*sub12

Method: \\ChromNA\Edison\ChromData\CVOAMS11\20160912-45494.b\8260SIMW11.m
Limit Group: VOA - 8260C Water and Solid
Last Update: 13-Sep-2016 12:47:39 Calib Date: 12-Sep-2016 22:58:30
Integrator: RTE ID Type: RT Order ID
Quant Method: Internal Standard Quant By: Initial Calibration
Last ICal File: \\ChromNA\Edison\ChromData\CVOAMS11\20160912-45494.b\N97105.D

Column 1 : DB-624 (0.18 mm) Det: MS SCAN
Process Host: XAWRK011

First Level Reviewer: desais Date: 13-Sep-2016 07:37:42

Compound	Sig	RT (min.)	Exp RT (min.)	Dlt RT (min.)	Q	Response	Cal Amt ug/l	OnCol Amt ug/l	Flags
* 1 Fluorobenzene	96	3.714	3.714	0.000	100	16547	0.5000	0.5000	
* 2 1,4-Dioxane-d8	96	4.409	4.409	0.000	100	6181	100.0	100.0	
* 3 Chlorobenzene-d5	82	7.283	7.283	0.000	99	9877	0.5000	0.5000	
$ 4 1,2-Dichloroethane-d4 (Sur	65	3.391	3.391	0.000	99	6868	0.5000	0.5007	
$ 5 4-Bromofluorobenzene	174	9.039	9.039	0.000	100	6887	0.5000	0.4688	
8 Chloroform	83	2.994	2.994	0.000	100	26988	1.00	0.8775	
9 Benzene	78	3.441	3.441	0.000	100	44441	1.00	0.9691	
10 1,4-Dioxane	88	4.458	4.458	0.000	84	1882	30.0	25.8	
11 Ethylene Dibromide	107	6.620	6.620	0.000	100	6232	1.00	0.8795	
12 1,2,3-Trichloropropane	75	9.284	9.284	0.000	99	8626	1.00	0.9420	
13 1,2-Dibromo-3-Chloropropan	157	11.289	11.289	0.000	93	1863	1.00	0.8203	

Reagents:

VMMIX1SIM_00086 Amount Added: 5.00 Units: uL
14DIOXINTER_00060 Amount Added: 3.00 Units: uL
SIM IS/SURR_00028 Amount Added: 1.00 Units: uL Run Reagent

Report Date: 13-Sep-2016 12:47:40 Chrom Revision: 2.2 20-Apr-2016 13:59:46

TestAmerica Edison

Data File: \\ChromNA\Edison\ChromData\CVOAMS11\20160912-45494.b\N97104.D

Injection Date:	12-Sep-2016 22:35:30	Instrument ID:	CVOAMS11	Operator ID:	
Lims ID:	STD1			Worklist Smp#:	8
Client ID:					
Purge Vol:	5.000 mL	Dil. Factor:	1.0000	ALS Bottle#:	7
Method:	8260SIMW11	Limit Group:	VOA - 8260C Water and Solid		

Column: DB-624 (0.18 mm)

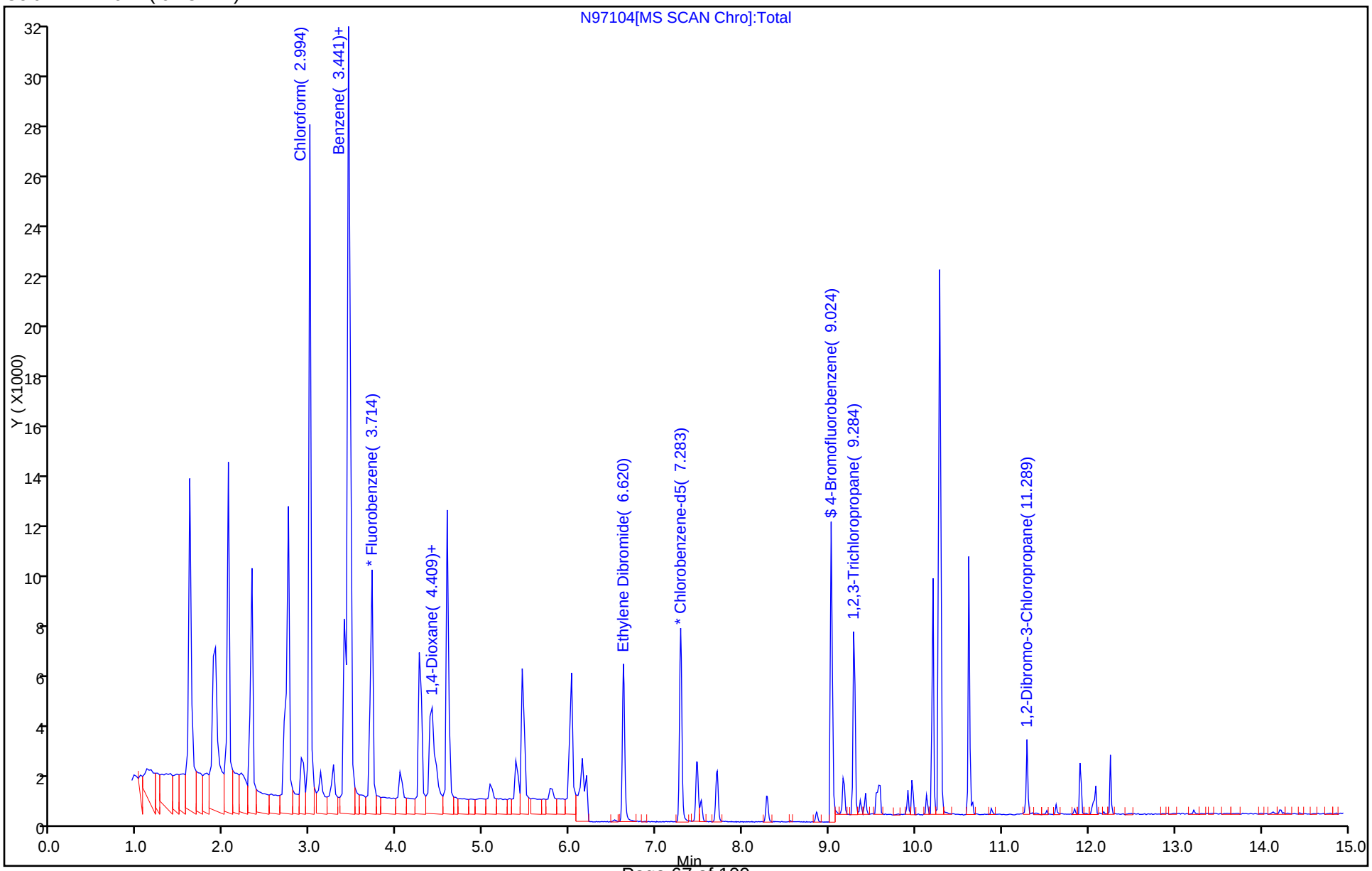

TestAmerica Edison
Target Compound Quantitation Report

Data File: \\ChromNA\Edison\ChromData\CVOAMS11\20160912-45494.b\N97105.D
Lims ID: STD2
Client ID:
Sample Type: IC Calib Level: 6
Inject. Date: 12-Sep-2016 22:58:30 ALS Bottle#: 8 Worklist Smp#: 9
Purge Vol: 5.000 mL Dil. Factor: 1.0000
Sample Info: STD2
Misc. Info.: 460-0045494-009
Operator ID: Instrument ID: CVOAMS11
Sublist: chrom-8260SIMW11*sub12

Method: \\ChromNA\Edison\ChromData\CVOAMS11\20160912-45494.b\8260SIMW11.m
Limit Group: VOA - 8260C Water and Solid
Last Update: 13-Sep-2016 12:47:44 Calib Date: 12-Sep-2016 22:58:30
Integrator: RTE ID Type: RT Order ID
Quant Method: Internal Standard Quant By: Initial Calibration
Last ICal File: \\ChromNA\Edison\ChromData\CVOAMS11\20160912-45494.b\N97105.D

Column 1 : DB-624 (0.18 mm) Det: MS SCAN
Process Host: XAWRK011

First Level Reviewer: starzecm Date: 12-Sep-2016 23:21:01

Compound	Sig	RT (min.)	Exp RT (min.)	Dlt RT (min.)	Q	Response	Cal Amt ug/l	OnCol Amt ug/l	Flags
* 1 Fluorobenzene	96	3.714	3.714	0.000	100	14714	0.5000	0.5000	
* 2 1,4-Dioxane-d8	96	4.409	4.409	0.000	93	6040	100.0	100.0	
* 3 Chlorobenzene-d5	82	7.283	7.283	0.000	100	8333	0.5000	0.5000	
$ 4 1,2-Dichloroethane-d4 (Sur	65	3.391	3.391	0.000	100	6068	0.5000	0.4975	
$ 5 4-Bromofluorobenzene	174	9.039	9.039	0.000	100	6024	0.5000	0.4861	
8 Chloroform	83	2.994	2.994	0.000	100	55267	2.00	2.02	
9 Benzene	78	3.441	3.441	0.000	100	95081	2.00	2.00	
10 1,4-Dioxane	88	4.458	4.458	0.000	77	3067	40.0	43.1	
11 Ethylene Dibromide	107	6.620	6.620	0.000	99	14164	2.00	2.37	
12 1,2,3-Trichloropropane	75	9.284	9.284	0.000	99	17937	2.00	2.32	
13 1,2-Dibromo-3-Chloropropan	157	11.289	11.289	0.000	95	3906	2.00	2.04	

Reagents:

VMMIX1SIM_00086	Amount Added: 10.00	Units: uL	
14DIOXINTER_00060	Amount Added: 4.00	Units: uL	
SIM IS/SURR_00028	Amount Added: 1.00	Units: uL	Run Reagent

Report Date: 13-Sep-2016 12:47:45 Chrom Revision: 2.2 20-Apr-2016 13:59:46

TestAmerica Edison

Data File: \\ChromNA\Edison\ChromData\CVOAMS11\20160912-45494.b\N97105.D

Injection Date:	12-Sep-2016 22:58:30	Instrument ID:	CVOAMS11	Operator ID:	
Lims ID:	STD2			Worklist Smp#:	9
Client ID:					
Purge Vol:	5.000 mL	Dil. Factor:	1.0000	ALS Bottle#:	8
Method:	8260SIMW11	Limit Group:	VOA - 8260C Water and Solid		

Column: DB-624 (0.18 mm)

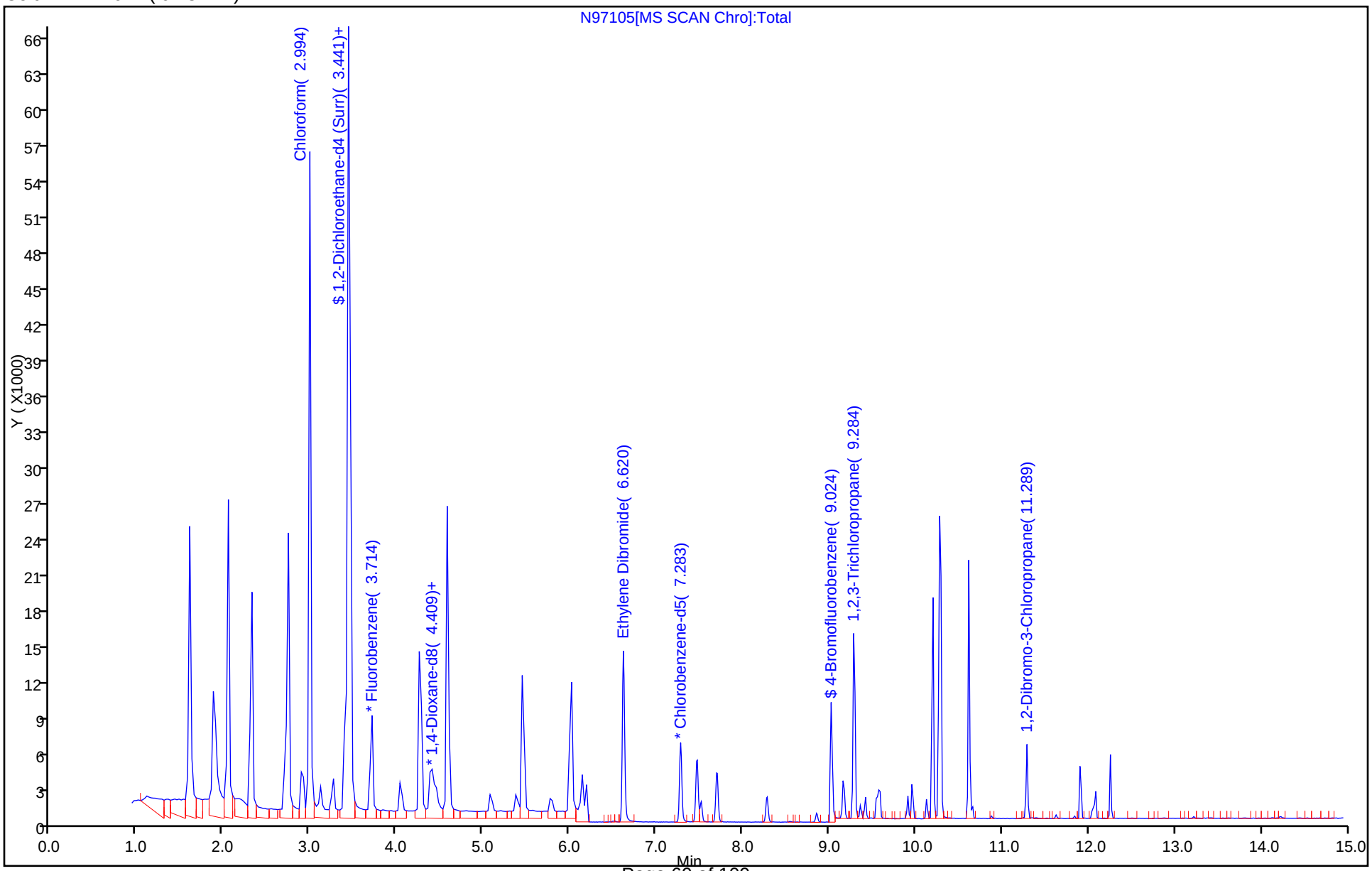

FORM VII
GC/MS VOA CONTINUING CALIBRATION DATA

Lab Name: TestAmerica Edison Job No.: 460-120428-1

SDG No.:

Lab Sample ID: CCVIS 460-392278/2 Calibration Date: 09/22/2016 16:50

Instrument ID: CVOAMS11 Calib Start Date: 09/12/2016 20:15

GC Column: DB-624 ID: 0.18(mm) Calib End Date: 09/12/2016 22:58

Lab File ID: N97566.D Conc. Units: ug/L Heated Purge: (Y/N) N

ANALYTE	CURVE TYPE	AVE RRF	RRF	MIN RRF	CALC AMOUNT	SPIKE AMOUNT	%D	MAX %D
Chloroform	Ave	0.9293	0.9702	0.2000	0.522	0.500	4.4	20.0
Benzene	QuaF		1.571	0.5000	0.602	0.500	20.4*	20.0
1,4-Dioxane	Ave	1.178	0.7483		12.7	20.0	-36.5	50.0
Ethylene Dibromide	Ave	0.3587	0.3207	0.1000	0.447	0.500	-10.6	20.0
1,2,3-Trichloropropane	Ave	0.4635	0.4044		0.436	0.500	-12.7	20.0
1,2-Dibromo-3-Chloropropane	Ave	0.1150	0.0929	0.0500	0.404	0.500	-19.2	50.0
1,2-Dichloroethane-d4 (Surr)	Ave	0.4145	0.4465		0.539	0.500	7.7	20.0
4-Bromofluorobenzene	Ave	0.7436	0.8364		0.562	0.500	12.5	20.0

TestAmerica Edison
Target Compound Quantitation Report

Data File: \\ChromNA\Edison\ChromData\CVOAMS11\20160922-45921.b\N97566.D
Lims ID: CCVIS
Client ID:
Sample Type: CCVIS
Inject. Date: 22-Sep-2016 16:50:30 ALS Bottle#: 1 Worklist Smp#: 2
Purge Vol: 5.000 mL Dil. Factor: 1.0000
Sample Info: CCVIS
Misc. Info.: 460-0045921-002
Operator ID: Instrument ID: CVOAMS11
Sublist: chrom-8260SIMW11*sub12

Method: \\ChromNA\Edison\ChromData\CVOAMS11\20160922-45921.b\8260SIMW11.m
Limit Group: VOA - 8260C Water and Solid
Last Update: 23-Sep-2016 07:21:35 Calib Date: 12-Sep-2016 22:58:30
Integrator: RTE ID Type: RT Order ID
Quant Method: Internal Standard Quant By: Initial Calibration
Last ICal File: \\ChromNA\Edison\ChromData\CVOAMS11\20160912-45494.b\N97105.D

Column 1 : DB-624 (0.18 mm) Det: MS SCAN
Process Host: XAWRK022

Compound	Sig	RT (min.)	Exp RT (min.)	Dlt RT (min.)	Q	Response	Cal Amt ug/l	OnCol Amt ug/l	Flags
* 1 Fluorobenzene	96	3.714	3.714	0.000	100	8659	0.5000	0.5000	
* 2 1,4-Dioxane-d8	96	4.409	4.409	0.000	97	3902	100.0	100.0	
* 3 Chlorobenzene-d5	82	7.283	7.283	0.000	100	5672	0.5000	0.5000	
$ 4 1,2-Dichloroethane-d4 (Sur	65	3.391	3.391	0.000	98	3866	0.5000	0.5386	
$ 5 4-Bromofluorobenzene	174	9.039	9.039	0.000	100	4744	0.5000	0.5624	
8 Chloroform	83	2.994	2.994	0.000	100	8401	0.5000	0.5220	
9 Benzene	78	3.441	3.441	0.000	100	13607	0.5000	0.6018	
10 1,4-Dioxane	88	4.458	4.458	0.000	64	584	20.0	12.7	
11 Ethylene Dibromide	107	6.620	6.620	0.000	100	1819	0.5000	0.4470	
12 1,2,3-Trichloropropane	75	9.284	9.284	0.000	100	2294	0.5000	0.4363	
13 1,2-Dibromo-3-Chloropropan	157	11.289	11.289	0.000	76	527	0.5000	0.4041	

Reagents:

VMMIX1SIM_00086 Amount Added: 2.50 Units: uL
14DIOXINTER_00060 Amount Added: 2.00 Units: uL
SIM IS/SURR_00028 Amount Added: 1.00 Units: uL Run Reagent

Report Date: 23-Sep-2016 07:21:36 Chrom Revision: 2.2 08-Sep-2016 14:45:52

TestAmerica Edison

Data File: \\ChromNA\Edison\ChromData\CVOAMS11\20160922-45921.b\N97566.D

Injection Date:	22-Sep-2016 16:50:30	Instrument ID:	CVOAMS11	Operator ID:	
Lims ID:	CCVIS			Worklist Smp#:	2
Client ID:					
Purge Vol:	5.000 mL	Dil. Factor:	1.0000	ALS Bottle#:	1
Method:	8260SIMW11	Limit Group:	VOA - 8260C Water and Solid		

Column: DB-624 (0.18 mm)

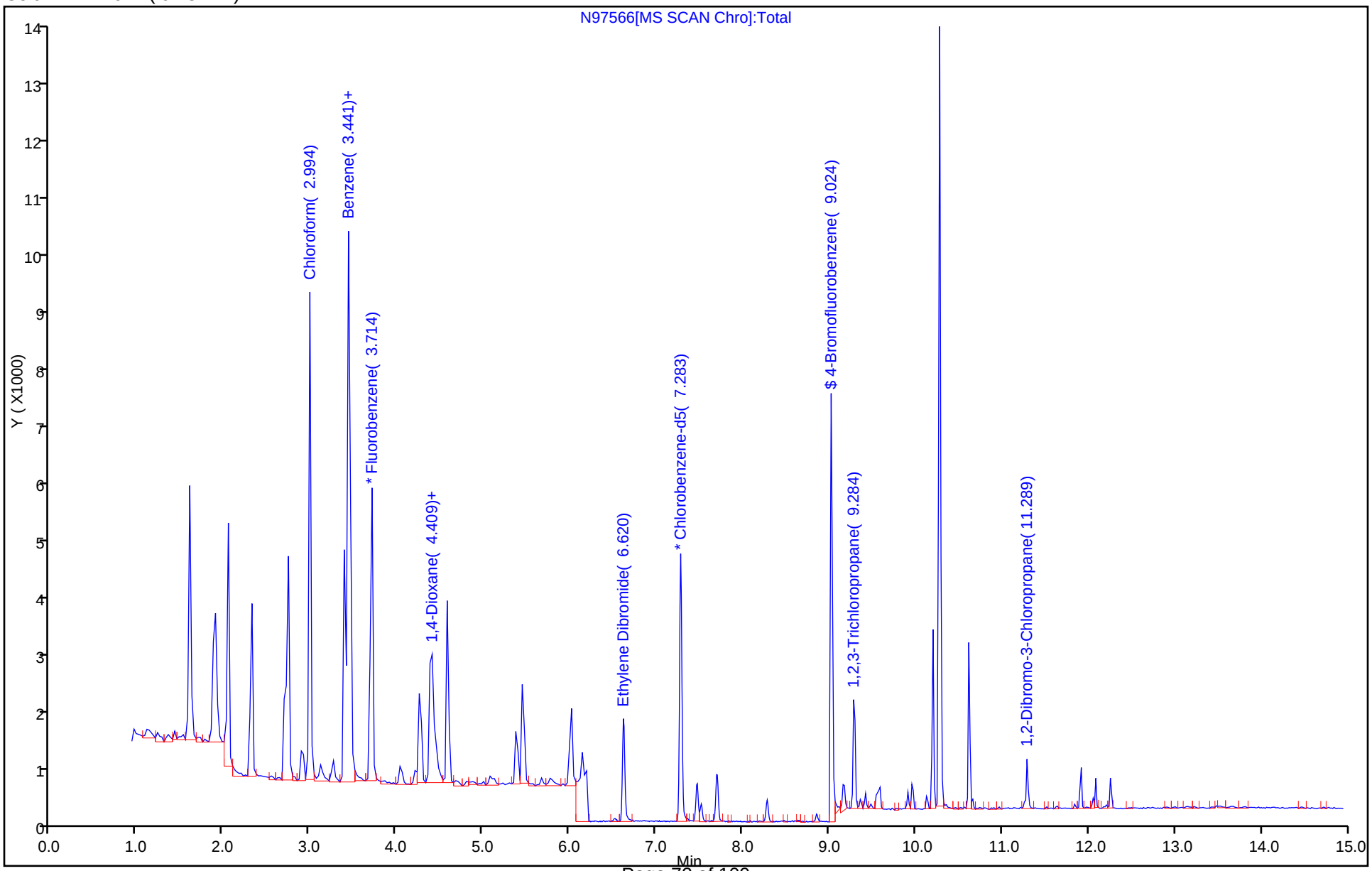

FORM VII
GC/MS VOA CONTINUING CALIBRATION DATA

Lab Name: TestAmerica Edison Job No.: 460-120428-1

SDG No.:

Lab Sample ID: CCVIS 460-392565/2 Calibration Date: 09/23/2016 18:30

Instrument ID: CVOAMS11 Calib Start Date: 09/12/2016 20:15

GC Column: DB-624 ID: 0.18(mm) Calib End Date: 09/12/2016 22:58

Lab File ID: N97626.D Conc. Units: ug/L Heated Purge: (Y/N) N

ANALYTE	CURVE TYPE	AVE RRF	RRF	MIN RRF	CALC AMOUNT	SPIKE AMOUNT	%D	MAX %D
Chloroform	Ave	0.9293	0.9570	0.2000	0.515	0.500	3.0	20.0
Benzene	QuaF		1.544	0.5000	0.592	0.500	18.5	20.0
1,4-Dioxane	Ave	1.178	0.7828		13.3	20.0	-33.5	50.0
Ethylene Dibromide	Ave	0.3587	0.3423	0.1000	0.477	0.500	-4.6	20.0
1,2,3-Trichloropropane	Ave	0.4635	0.4296		0.463	0.500	-7.3	20.0
1,2-Dibromo-3-Chloropropane	Ave	0.1150	0.0939	0.0500	0.409	0.500	-18.3	50.0
1,2-Dichloroethane-d4 (Surr)	Ave	0.4145	0.4373		0.528	0.500	5.5	20.0
4-Bromofluorobenzene	Ave	0.7436	0.8131		0.547	0.500	9.3	20.0

TestAmerica Edison
Target Compound Quantitation Report

Data File: \\ChromNA\Edison\ChromData\CVOAMS11\20160923-45974.b\N97626.D
Lims ID: CCVIS
Client ID:
Sample Type: CCVIS
Inject. Date: 23-Sep-2016 18:30:30 ALS Bottle#: 1 Worklist Smp#: 2
Purge Vol: 5.000 mL Dil. Factor: 1.0000
Sample Info: CCVIS
Misc. Info.: 460-0045974-002
Operator ID: Instrument ID: CVOAMS11
Sublist: chrom-8260SIMW11*sub12

Method: \\ChromNA\Edison\ChromData\CVOAMS11\20160923-45974.b\8260SIMW11.m
Limit Group: VOA - 8260C Water and Solid
Last Update: 24-Sep-2016 07:46:04 Calib Date: 12-Sep-2016 22:58:30
Integrator: RTE ID Type: RT Order ID
Quant Method: Internal Standard Quant By: Initial Calibration
Last ICal File: \\ChromNA\Edison\ChromData\CVOAMS11\20160912-45494.b\N97105.D

Column 1 : DB-624 (0.18 mm) Det: MS SCAN
Process Host: XAWRK020

First Level Reviewer: sarmientod Date: 24-Sep-2016 07:46:04

Compound	Sig	RT (min.)	Exp RT (min.)	Dlt RT (min.)	Q	Response	Cal Amt ug/l	OnCol Amt ug/l	Flags
* 1 Fluorobenzene	96	3.714	3.714	0.000	100	9892	0.5000	0.5000	
* 2 1,4-Dioxane-d8	96	4.409	4.409	0.000	97	4337	100.0	100.0	
* 3 Chlorobenzene-d5	82	7.283	7.283	0.000	100	6068	0.5000	0.5000	
$ 4 1,2-Dichloroethane-d4 (Sur	65	3.391	3.391	0.000	98	4326	0.5000	0.5276	
$ 5 4-Bromofluorobenzene	174	9.039	9.039	0.000	98	4934	0.5000	0.5467	
8 Chloroform	83	2.994	2.994	0.000	100	9467	0.5000	0.5149	
9 Benzene	78	3.441	3.441	0.000	100	15273	0.5000	0.5923	
10 1,4-Dioxane	88	4.458	4.458	0.000	31	679	20.0	13.3	
11 Ethylene Dibromide	107	6.620	6.620	0.000	97	2077	0.5000	0.4771	
12 1,2,3-Trichloropropane	75	9.284	9.284	0.000	99	2607	0.5000	0.4634	
13 1,2-Dibromo-3-Chloropropan	157	11.289	11.289	0.000	77	570	0.5000	0.4085	

Reagents:

VMMIX1SIM_00087 Amount Added: 2.50 Units: uL
14DIOXINTER_00061 Amount Added: 2.00 Units: uL
SIM IS/SURR_00028 Amount Added: 1.00 Units: uL Run Reagent

Report Date: 24-Sep-2016 07:46:05 Chrom Revision: 2.2 08-Sep-2016 14:45:52

TestAmerica Edison

Data File: \\ChromNA\Edison\ChromData\CVOAMS11\20160923-45974.b\N97626.D

Injection Date:	23-Sep-2016 18:30:30	Instrument ID:	CVOAMS11	Operator ID:	
Lims ID:	CCVIS			Worklist Smp#:	2
Client ID:					
Purge Vol:	5.000 mL	Dil. Factor:	1.0000	ALS Bottle#:	1
Method:	8260SIMW11	Limit Group:	VOA - 8260C Water and Solid		

Column: DB-624 (0.18 mm)

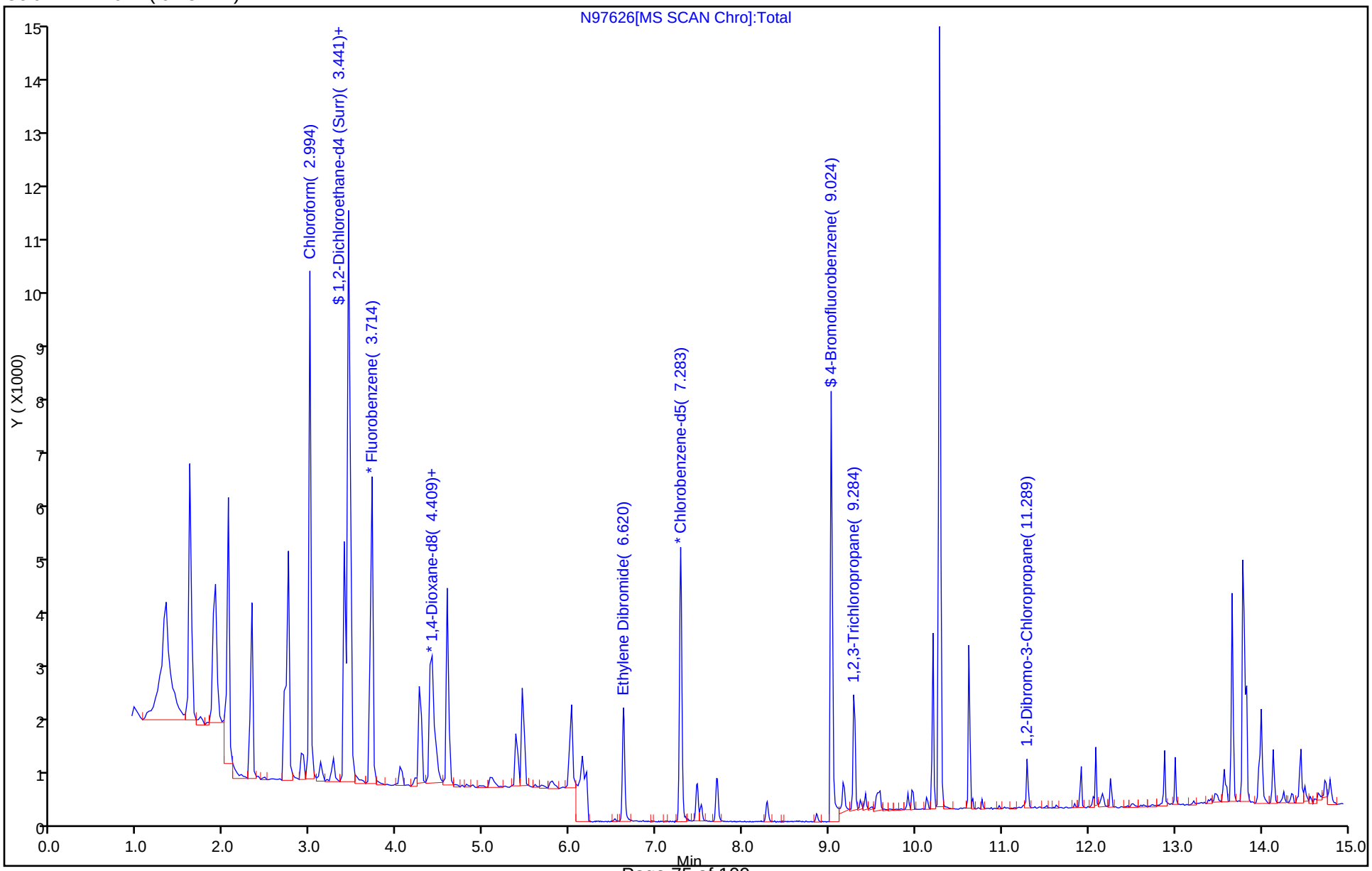

TestAmerica Edison
Target Compound Quantitation Report

Data File: \\ChromNA\Edison\ChromData\CVOAMS11\20160912-45494.b\N97097.D
Lims ID: BFB
Client ID:
Sample Type: BFB
Inject. Date: 12-Sep-2016 19:40:30 ALS Bottle#: 99 Worklist Smp#: 1
Injection Vol: 5.0 mL Dil. Factor: 1.0000
Sample Info: BFB
Misc. Info.: 460-0045494-001
Operator ID: Instrument ID: CVOAMS11

Method: \\ChromNA\Edison\ChromData\CVOAMS11\20160912-45494.b\8260SIMW11.m
Limit Group: VOA - 8260C Water and Solid
Last Update: 13-Sep-2016 12:49:21 Calib Date: 12-Sep-2016 22:58:30
Integrator: RTE ID Type: RT Order ID
Quant Method: Internal Standard Quant By: Initial Calibration
Last ICal File: \\ChromNA\Edison\ChromData\CVOAMS11\20160912-45494.b\N97105.D

Column 1 : DB-624 (0.18 mm) Det: MS SCAN
Process Host: XAWRK011

First Level Reviewer: kluseys Date: 13-Sep-2016 12:49:20

Compound	Sig	RT (min.)	Exp RT (min.)	Dlt RT (min.)	Q	Response	Cal Amt ug/l	OnCol Amt ug/l	Flags
$ 4 1,2-Dichloroethane-d4 (Sur	65	3.698	3.698	0.000	41	84	NR	NR	
$ 6 BFB	95	2.767	2.767	0.000	0	303153	NR	NR	

QC Flag Legend

Processing Flags
NR - Missing Quant Standard

Reagents:

BFB_00012 Amount Added: 1.00 Units: uL

MS Tune Report

TestAmerica Edison

Data File: \\ChromNA\Edison\ChromData\CVOAMS11\20160912-45494.b\N97097.D
Injection Date: 12-Sep-2016 19:40:30 Instrument ID: CVOAMS11
Lims ID: BFB
Client ID:
Operator ID: ALS Bottle#: 99 Worklist Smp#: 1
Injection Vol: 5.0 mL Dil. Factor: 1.0000
Method: 8260SIMW11 Limit Group: VOA - 8260C Water and Solid
Tune Method: BFB Method 8260

$ 6 BFB

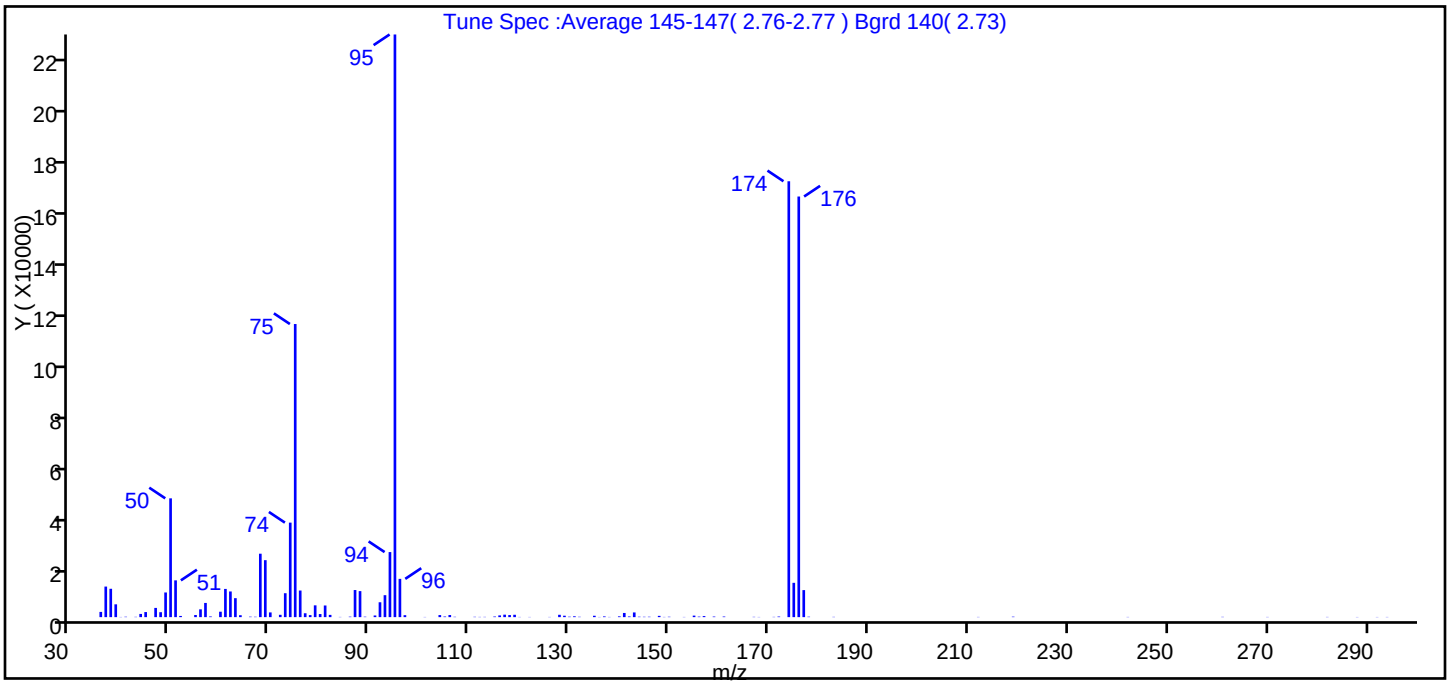

m/z	Ion Abundance Criteria	% Relative Abundance
95	Base peak, 100% relative abundance	100.0
50	15 to 40% of m/z 95	20.4
75	30 to 60% of m/z 95	50.3
96	5 to 9% of m/z 95	6.6
173	Less than 2% of m/z 174	0.0 (0.0)
174	50 to 120% of m/z 95	74.8
175	5 to 9% of m/z 174	5.9 (7.9)
176	Greater than 95% but less than 101% of m/z 174	72.2 (96.5)
177	5 to 9% of m/z 176	4.6 (6.4)

Data File: \\ChromNA\Edison\ChromData\CVOAMS11\20160912-45494.b\N97097.D\8260SIMW11.rslt\spectra.d
Injection Date: 12-Sep-2016 19:40:30
Spectrum: Tune Spec :Average 145-147(2.76-2.77) Bgrd 140(2.73)
Base Peak: 95.00
Minimum % Base Peak: 0
Number of Points: 112

m/z	Y	m/z	Y	m/z	Y	m/z	Y
36.00	2018	70.00	1825	107.00	134	148.00	495
37.00	11798	72.00	900	111.00	131	149.00	82
38.00	10946	73.00	9233	112.00	91	150.00	154
39.00	4946	74.00	36472	113.00	102	153.00	76
40.00	70	75.00	113104	115.00	237	155.00	587
41.00	155	76.00	10267	116.00	674	156.00	203
43.00	115	77.00	1499	117.00	952	157.00	403
44.00	1236	78.00	783	118.00	801	159.00	225
45.00	1961	79.00	4551	119.00	913	161.00	233
47.00	3561	80.00	1193	120.00	79	167.00	114
48.00	1907	81.00	4496	122.00	74	168.00	73
49.00	9519	82.00	873	126.00	79	171.00	100
50.00	45840	84.00	84	128.00	908	172.00	230
51.00	14194	86.00	185	129.00	553	174.00	168192
52.00	465	87.00	10457	130.00	174	175.00	13244
55.00	821	88.00	10043	131.00	321	176.00	162304
56.00	3013	89.00	171	132.00	140	177.00	10431
57.00	5481	91.00	643	135.00	534	178.00	171
58.00	265	92.00	5742	136.00	70	183.00	104
60.00	2096	93.00	8473	137.00	276	212.00	82
61.00	10890	94.00	25104	138.00	79	219.00	178
62.00	9906	95.00	224832	140.00	300	242.00	78
63.00	7325	96.00	14774	141.00	1613	261.00	111
64.00	740	97.00	759	142.00	255	270.00	79
66.00	181	101.00	73	143.00	1813	282.00	84
67.00	144	104.00	798	144.00	167	288.00	66
68.00	24480	105.00	239	145.00	140	292.00	67
69.00	21984	106.00	813	146.00	157	294.00	75

TestAmerica Edison
Target Compound Quantitation Report

Data File: \\ChromNA\Edison\ChromData\CVOAMS11\20160922-45921.b\N97565.D
Lims ID: BFB
Client ID:
Sample Type: BFB
Inject. Date: 22-Sep-2016 16:27:30 ALS Bottle#: 99 Worklist Smp#: 1
Injection Vol: 5.0 mL Dil. Factor: 1.0000
Sample Info: BFB
Misc. Info.: 460-0045921-001
Operator ID: Instrument ID: CVOAMS11

Method: \\ChromNA\Edison\ChromData\CVOAMS11\20160922-45921.b\8260SIMW11.m
Limit Group: VOA - 8260C Water and Solid
Last Update: 23-Sep-2016 07:21:34 Calib Date: 12-Sep-2016 22:58:30
Integrator: RTE ID Type: RT Order ID
Quant Method: Internal Standard Quant By: Initial Calibration
Last ICal File: \\ChromNA\Edison\ChromData\CVOAMS11\20160912-45494.b\N97105.D

Column 1 : DB-624 (0.18 mm) Det: MS SCAN
Process Host: XAWRK022

Compound	Sig	RT (min.)	Exp RT (min.)	Dlt RT (min.)	Q	Response	Cal Amt ug/l	OnCol Amt ug/l	Flags
$ 6 BFB	95	2.761	2.761	0.000	0	41521	NR	NR	

QC Flag Legend

Processing Flags
NR - Missing Quant Standard

Reagents:

BFB_00012 Amount Added: 1.00 Units: uL

MS Tune Report

TestAmerica Edison

Data File: \\ChromNA\Edison\ChromData\CVOAMS11\20160922-45921.b\N97565.D
Injection Date: 22-Sep-2016 16:27:30 Instrument ID: CVOAMS11
Lims ID: BFB
Client ID:
Operator ID: ALS Bottle#: 99 Worklist Smp#: 1
Injection Vol: 5.0 mL Dil. Factor: 1.0000
Method: 8260SIMW11 Limit Group: VOA - 8260C Water and Solid
Tune Method: BFB Method 8260

$ 6 BFB

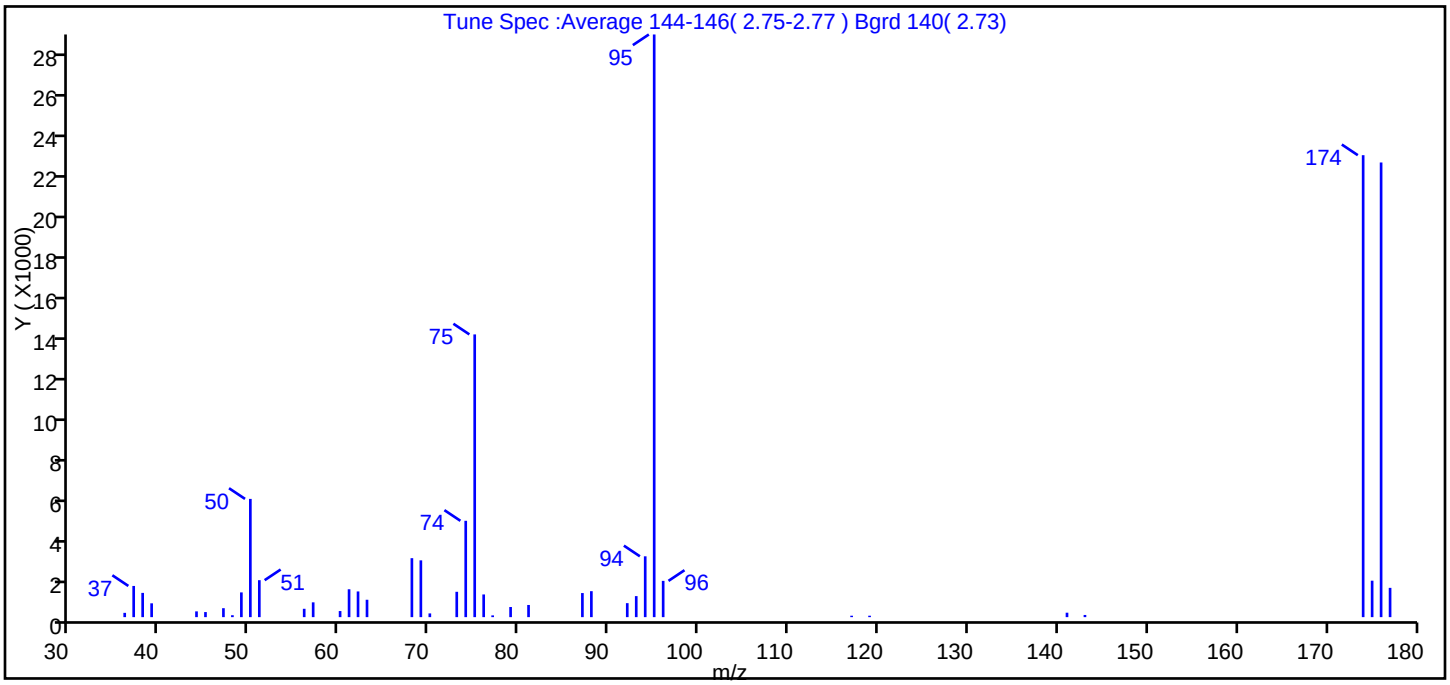

m/z	Ion Abundance Criteria	% Relative Abundance
95	Base peak, 100% relative abundance	100.0
50	15 to 40% of m/z 95	20.3
75	30 to 60% of m/z 95	48.5
96	5 to 9% of m/z 95	6.2
173	Less than 2% of m/z 174	0.0 (0.0)
174	50 to 120% of m/z 95	79.3
175	5 to 9% of m/z 174	6.3 (7.9)
176	Greater than 95% but less than 101% of m/z 174	78.0 (98.4)
177	5 to 9% of m/z 176	5.0 (6.4)

Data File: \\ChromNA\Edison\ChromData\CVOAMS11\20160922-45921.b\N97565.D\8260SIMW11.rslt\spectra.d
Injection Date: 22-Sep-2016 16:27:30
Spectrum: Tune Spec :Average 144-146(2.75-2.77) Bgrd 140(2.73)
Base Peak: 95.00
Minimum % Base Peak: 0
Number of Points: 42

m/z	Y	m/z	Y	m/z	Y	m/z	Y
36.00	207	56.00	403	75.00	13641	96.00	1750
37.00	1505	57.00	714	76.00	1095	117.00	69
38.00	1170	60.00	294	77.00	85	119.00	69
39.00	667	61.00	1345	79.00	489	141.00	214
44.00	279	62.00	1240	81.00	587	143.00	105
45.00	245	63.00	839	87.00	1162	174.00	22288
47.00	432	68.00	2845	88.00	1253	175.00	1759
48.00	93	69.00	2740	92.00	675	176.00	21936
49.00	1194	70.00	180	93.00	1015	177.00	1413
50.00	5705	73.00	1223	94.00	2935		
51.00	1783	74.00	4648	95.00	28112		

TestAmerica Edison
Target Compound Quantitation Report

Data File: \\ChromNA\Edison\ChromData\CVOAMS11\20160923-45974.b\N97625.D
Lims ID: BFB
Client ID:
Sample Type: BFB
Inject. Date: 23-Sep-2016 18:06:30 ALS Bottle#: 99 Worklist Smp#: 1
Injection Vol: 5.0 mL Dil. Factor: 1.0000
Sample Info: BFB
Misc. Info.: 460-0045974-001
Operator ID: Instrument ID: CVOAMS11

Method: \\ChromNA\Edison\ChromData\CVOAMS11\20160923-45974.b\8260SIMW11.m
Limit Group: VOA - 8260C Water and Solid
Last Update: 24-Sep-2016 07:43:11 Calib Date: 12-Sep-2016 22:58:30
Integrator: RTE ID Type: RT Order ID
Quant Method: Internal Standard Quant By: Initial Calibration
Last ICal File: \\ChromNA\Edison\ChromData\CVOAMS11\20160912-45494.b\N97105.D

Column 1 : DB-624 (0.18 mm) Det: MS SCAN
Process Host: XAWRK020

First Level Reviewer: sarmientod Date: 24-Sep-2016 07:43:11

Compound	Sig	RT (min.)	Exp RT (min.)	Dlt RT (min.)	Q	Response	Cal Amt ug/l	OnCol Amt ug/l	Flags
$ 6 BFB	95	2.761	2.761	0.000	0	27890	NR	NR	

QC Flag Legend

Processing Flags
NR - Missing Quant Standard

Reagents:

BFB_00012 Amount Added: 1.00 Units: uL

MS Tune Report

TestAmerica Edison

Data File: \\ChromNA\Edison\ChromData\CVOAMS11\20160923-45974.b\N97625.D
Injection Date: 23-Sep-2016 18:06:30 Instrument ID: CVOAMS11
Lims ID: BFB
Client ID:
Operator ID: ALS Bottle#: 99 Worklist Smp#: 1
Injection Vol: 5.0 mL Dil. Factor: 1.0000
Method: 8260SIMW11 Limit Group: VOA - 8260C Water and Solid
Tune Method: BFB Method 8260

$ 6 BFB

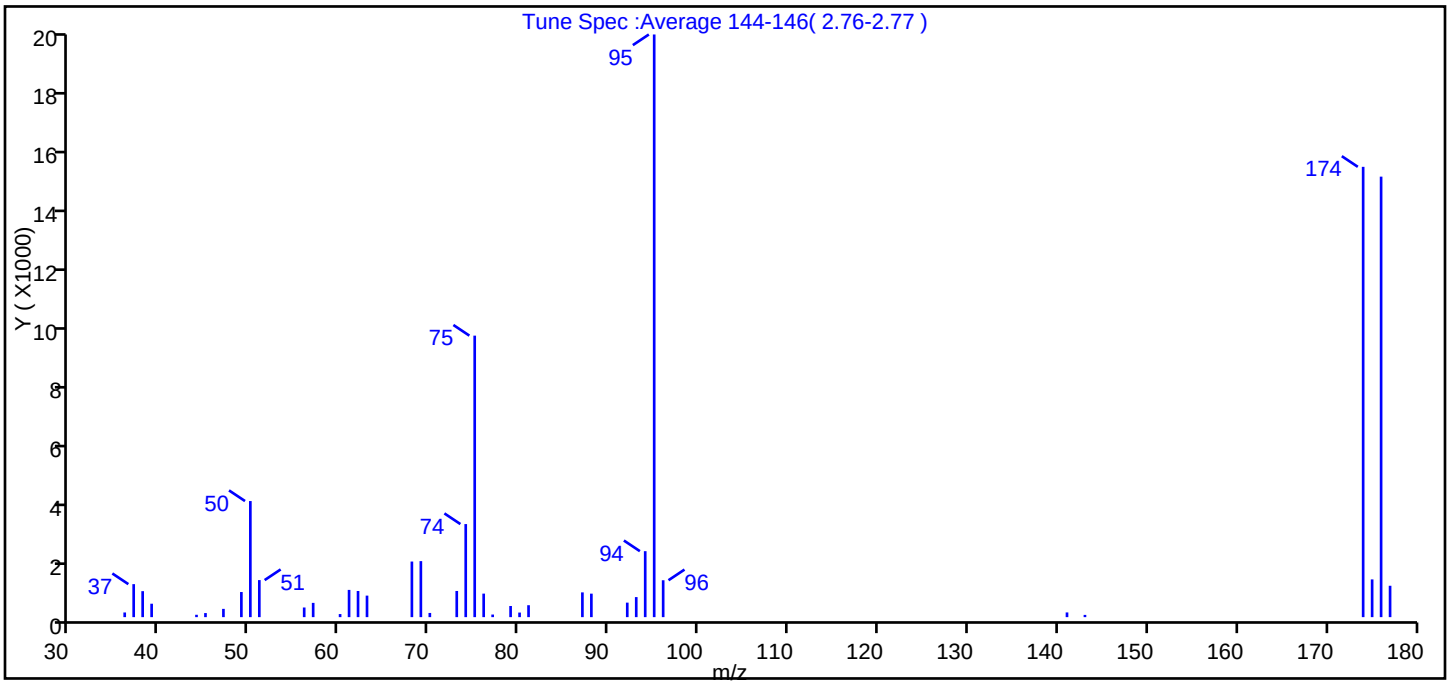

m/z	Ion Abundance Criteria	% Relative Abundance
95	Base peak, 100% relative abundance	100.0
50	15 to 40% of m/z 95	19.9
75	30 to 60% of m/z 95	48.3
96	5 to 9% of m/z 95	6.3
173	Less than 2% of m/z 174	0.0 (0.0)
174	50 to 120% of m/z 95	77.3
175	5 to 9% of m/z 174	6.5 (8.4)
176	Greater than 95% but less than 101% of m/z 174	75.6 (97.8)
177	5 to 9% of m/z 176	5.4 (7.1)

Data File: \\ChromNA\Edison\ChromData\CVOAMS11\20160923-45974.b\N97625.D\8260SIMW11.rslt\spectra.d
Injection Date: 23-Sep-2016 18:06:30
Spectrum: Tune Spec :Average 144-146(2.76-2.77)
Base Peak: 95.00
Minimum % Base Peak: 0
Number of Points: 40

m/z	Y	m/z	Y	m/z	Y	m/z	Y
36.00	156	56.00	322	74.00	3105	93.00	669
37.00	1101	57.00	476	75.00	9392	94.00	2201
38.00	867	60.00	103	76.00	785	95.00	19440
39.00	448	61.00	909	77.00	87	96.00	1231
44.00	79	62.00	872	79.00	372	141.00	157
45.00	136	63.00	718	80.00	153	143.00	75
47.00	276	68.00	1855	81.00	398	174.00	15024
49.00	838	69.00	1869	87.00	826	175.00	1259
50.00	3873	70.00	140	88.00	784	176.00	14697
51.00	1236	73.00	873	92.00	484	177.00	1047

FORM I
GC/MS VOA ORGANICS ANALYSIS DATA SHEET

Lab Name: TestAmerica Edison Job No.: 460-120428-1

SDG No.:

Client Sample ID: Lab Sample ID: MB 460-392278/7

Matrix: Water Lab File ID: N97571.D

Analysis Method: 8260C SIM Date Collected:

Sample wt/vol: 5(mL) Date Analyzed: 09/22/2016 18:55

Soil Aliquot Vol: Dilution Factor: 1

Soil Extract Vol.: GC Column: DB-624 ID: 0.18(mm)

% Moisture: Level: (low/med) Low

Analysis Batch No.: 392278 Units: ug/L

CAS NO.	COMPOUND NAME	RESULT	Q	RL	MDL
123-91-1	1,4-Dioxane	0.11	U	0.40	0.11

CAS NO.	SURROGATE	%REC	Q	LIMITS
17060-07-0	1,2-Dichloroethane-d4 (Surr)	111		70-130
460-00-4	4-Bromofluorobenzene	118		70-130

TestAmerica Edison
Target Compound Quantitation Report

Data File: \\ChromNA\Edison\ChromData\CVOAMS11\20160922-45921.b\N97571.D
Lims ID: MB
Client ID:
Sample Type: MB
Inject. Date: 22-Sep-2016 18:55:30 ALS Bottle#: 6 Worklist Smp#: 7
Purge Vol: 5.000 mL Dil. Factor: 1.0000
Sample Info: MB
Misc. Info.: 460-0045921-007
Operator ID: Instrument ID: CVOAMS11

Method: \\ChromNA\Edison\ChromData\CVOAMS11\20160922-45921.b\8260SIMW11.m
Limit Group: VOA - 8260C Water and Solid
Last Update: 26-Sep-2016 19:18:31 Calib Date: 12-Sep-2016 22:58:30
Integrator: RTE ID Type: RT Order ID
Quant Method: Internal Standard Quant By: Initial Calibration
Last ICal File: \\ChromNA\Edison\ChromData\CVOAMS11\20160912-45494.b\N97105.D

Column 1 : DB-624 (0.18 mm) Det: MS SCAN
Process Host: XAWRK015

First Level Reviewer: baronm Date: 26-Sep-2016 19:18:31

Compound	Sig	RT (min.)	Exp RT (min.)	Dlt RT (min.)	Q	Response	Cal Amt ug/l	OnCol Amt ug/l	Flags
* 1 Fluorobenzene	96	3.714	3.714	0.000	100	9120	0.5000	0.5000	
* 2 1,4-Dioxane-d8	96	4.409	4.409	-0.001	97	3942	100.0	100.0	
* 3 Chlorobenzene-d5	82	7.283	7.283	0.000	99	5205	0.5000	0.5000	
$ 4 1,2-Dichloroethane-d4 (Sur	65	3.391	3.391	0.000	99	4212	0.5000	0.5572	
$ 5 4-Bromofluorobenzene	174	9.039	9.039	0.000	100	4556	0.5000	0.5886	

Reagents:

SIM IS/SURR_00028 Amount Added: 1.00 Units: uL Run Reagent

Report Date: 26-Sep-2016 19:18:33 Chrom Revision: 2.2 08-Sep-2016 14:45:52

TestAmerica Edison

Data File: \\ChromNA\Edison\ChromData\CVOAMS11\20160922-45921.b\N97571.D

Injection Date:	22-Sep-2016 18:55:30	Instrument ID:	CVOAMS11	Operator ID:	
Lims ID:	MB			Worklist Smp#:	7
Client ID:					
Purge Vol:	5.000 mL	Dil. Factor:	1.0000	ALS Bottle#:	6
Method:	8260SIMW11	Limit Group:	VOA - 8260C Water and Solid		

Column: DB-624 (0.18 mm)

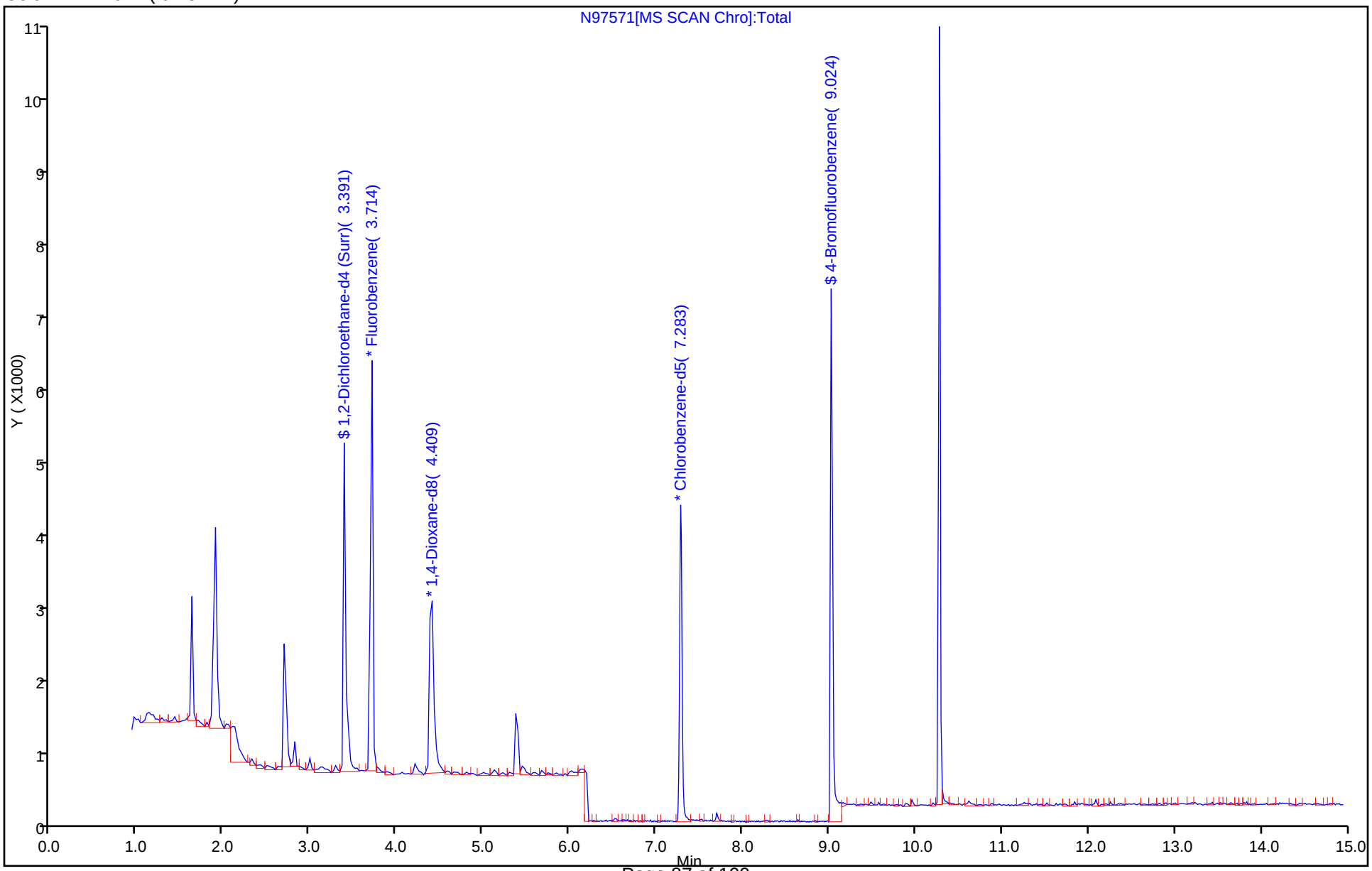

FORM I
GC/MS VOA ORGANICS ANALYSIS DATA SHEET

Lab Name: TestAmerica Edison Job No.: 460-120428-1

SDG No.:

Client Sample ID: Lab Sample ID: MB 460-392565/7

Matrix: Water Lab File ID: N97631.D

Analysis Method: 8260C SIM Date Collected:

Sample wt/vol: 5(mL) Date Analyzed: 09/23/2016 20:26

Soil Aliquot Vol: Dilution Factor: 1

Soil Extract Vol.: GC Column: DB-624 ID: 0.18(mm)

% Moisture: Level: (low/med) Low

Analysis Batch No.: 392565 Units: ug/L

CAS NO.	COMPOUND NAME	RESULT	Q	RL	MDL
123-91-1	1,4-Dioxane	0.11	U	0.40	0.11

CAS NO.	SURROGATE	%REC	Q	LIMITS
17060-07-0	1,2-Dichloroethane-d4 (Surr)	108		70-130
460-00-4	4-Bromofluorobenzene	115		70-130

TestAmerica Edison
Target Compound Quantitation Report

Data File: \\ChromNA\Edison\ChromData\CVOAMS11\20160923-45974.b\N97631.D
Lims ID: MB
Client ID:
Sample Type: MB
Inject. Date: 23-Sep-2016 20:26:30 ALS Bottle#: 6 Worklist Smp#: 7
Purge Vol: 5.000 mL Dil. Factor: 1.0000
Sample Info: MB
Misc. Info.: 460-0045974-007
Operator ID: Instrument ID: CVOAMS11

Method: \\ChromNA\Edison\ChromData\CVOAMS11\20160923-45974.b\8260SIMW11.m
Limit Group: VOA - 8260C Water and Solid
Last Update: 24-Sep-2016 07:47:42 Calib Date: 12-Sep-2016 22:58:30
Integrator: RTE ID Type: RT Order ID
Quant Method: Internal Standard Quant By: Initial Calibration
Last ICal File: \\ChromNA\Edison\ChromData\CVOAMS11\20160912-45494.b\N97105.D

Column 1 : DB-624 (0.18 mm) Det: MS SCAN
Process Host: XAWRK020

First Level Reviewer: sarmientod Date: 24-Sep-2016 07:47:42

Compound	Sig	RT (min.)	Exp RT (min.)	Dlt RT (min.)	Q	Response	Cal Amt ug/l	OnCol Amt ug/l	Flags
* 1 Fluorobenzene	96	3.714	3.714	0.000	100	9442	0.5000	0.5000	
* 2 1,4-Dioxane-d8	96	4.409	4.409	0.000	95	4255	100.0	100.0	
* 3 Chlorobenzene-d5	82	7.283	7.283	0.000	100	5468	0.5000	0.5000	
$ 4 1,2-Dichloroethane-d4 (Sur	65	3.391	3.391	0.000	99	4213	0.5000	0.5383	
$ 5 4-Bromofluorobenzene	174	9.039	9.039	0.000	100	4671	0.5000	0.5744	

Reagents:

SIM IS/SURR_00028 Amount Added: 1.00 Units: uL Run Reagent

Report Date: 24-Sep-2016 07:47:42 Chrom Revision: 2.2 08-Sep-2016 14:45:52

TestAmerica Edison

Data File: \\ChromNA\Edison\ChromData\CVOAMS11\20160923-45974.b\N97631.D

Injection Date:	23-Sep-2016 20:26:30	Instrument ID:	CVOAMS11	Operator ID:	
Lims ID:	MB			Worklist Smp#:	7
Client ID:					
Purge Vol:	5.000 mL	Dil. Factor:	1.0000	ALS Bottle#:	6
Method:	8260SIMW11	Limit Group:	VOA - 8260C Water and Solid		

Column: DB-624 (0.18 mm)

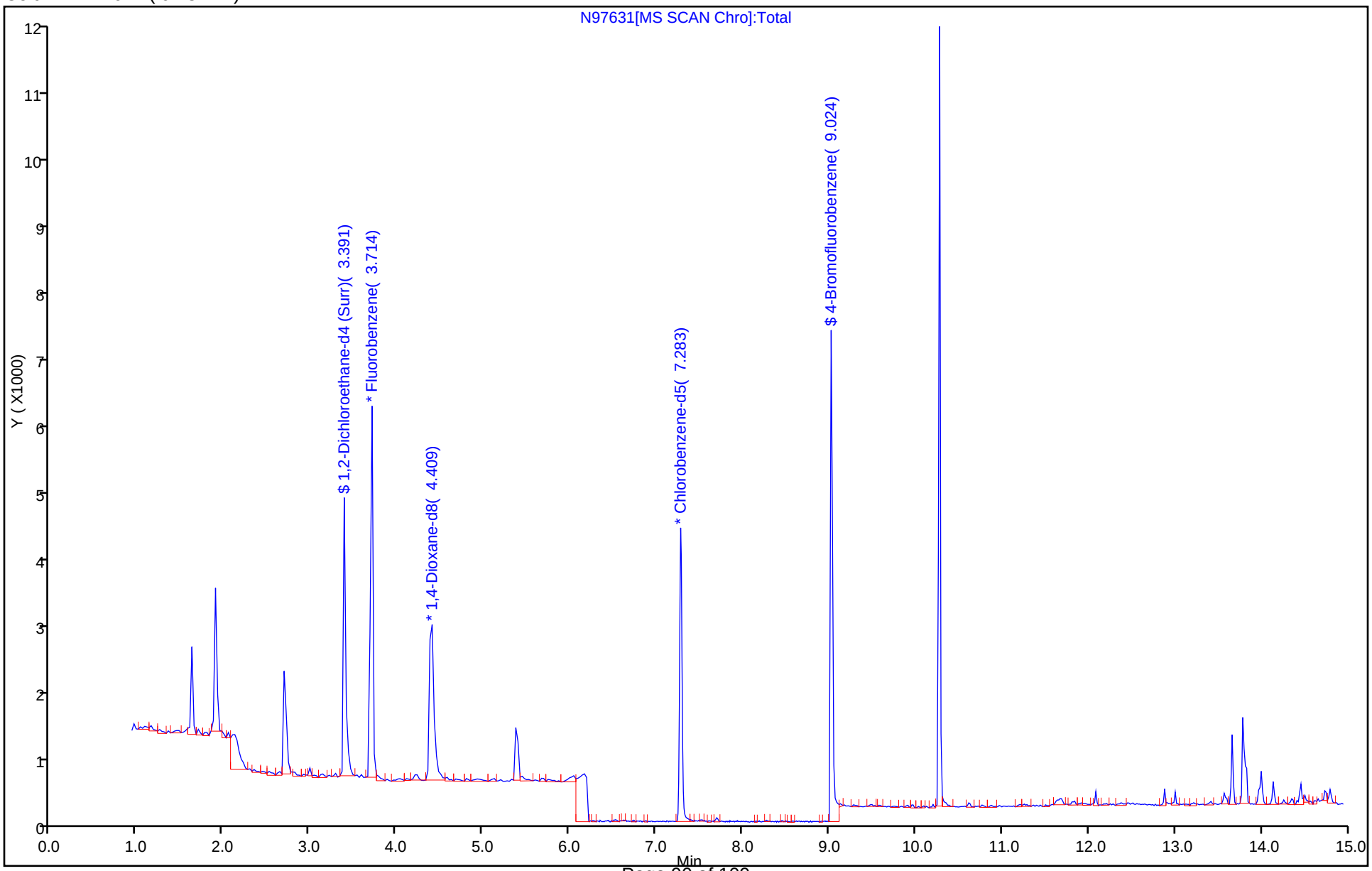

FORM I
GC/MS VOA ORGANICS ANALYSIS DATA SHEET

Lab Name: TestAmerica Edison Job No.: 460-120428-1

SDG No.:

Client Sample ID: Lab Sample ID: LCS 460-392278/3

Matrix: Water Lab File ID: N97567.D

Analysis Method: 8260C SIM Date Collected:

Sample wt/vol: 5(mL) Date Analyzed: 09/22/2016 17:13

Soil Aliquot Vol: Dilution Factor: 1

Soil Extract Vol.: GC Column: DB-624 ID: 0.18(mm)

% Moisture: Level: (low/med) Low

Analysis Batch No.: 392278 Units: ug/L

CAS NO.	COMPOUND NAME	RESULT	Q	RL	MDL
123-91-1	1,4-Dioxane	20.9		0.40	0.11

CAS NO.	SURROGATE	%REC	Q	LIMITS
17060-07-0	1,2-Dichloroethane-d4 (Surr)	107		70-130
460-00-4	4-Bromofluorobenzene	110		70-130

TestAmerica Edison
Target Compound Quantitation Report

Data File: \\ChromNA\Edison\ChromData\CVOAMS11\20160922-45921.b\N97567.D
Lims ID: LCS
Client ID:
Sample Type: LCS
Inject. Date: 22-Sep-2016 17:13:30 ALS Bottle#: 2 Worklist Smp#: 3
Purge Vol: 5.000 mL Dil. Factor: 1.0000
Sample Info: LCS
Misc. Info.: 460-0045921-003
Operator ID: Instrument ID: CVOAMS11

Method: \\ChromNA\Edison\ChromData\CVOAMS11\20160922-45921.b\8260SIMW11.m
Limit Group: VOA - 8260C Water and Solid
Last Update: 23-Sep-2016 07:21:36 Calib Date: 12-Sep-2016 22:58:30
Integrator: RTE ID Type: RT Order ID
Quant Method: Internal Standard Quant By: Initial Calibration
Last ICal File: \\ChromNA\Edison\ChromData\CVOAMS11\20160912-45494.b\N97105.D

Column 1 : DB-624 (0.18 mm) Det: MS SCAN
Process Host: XAWRK022

Compound	Sig	RT (min.)	Exp RT (min.)	Dlt RT (min.)	Q	Response	Cal Amt ug/l	OnCol Amt ug/l	Flags
* 1 Fluorobenzene	96	3.714	3.714	0.000	100	7911	0.5000	0.5000	
* 2 1,4-Dioxane-d8	96	4.409	4.409	0.000	97	3987	100.0	100.0	
* 3 Chlorobenzene-d5	82	7.283	7.283	0.000	100	5105	0.5000	0.5000	
$ 4 1,2-Dichloroethane-d4 (Sur	65	3.391	3.391	0.000	99	3518	0.5000	0.5365	
$ 5 4-Bromofluorobenzene	174	9.039	9.039	0.000	100	4173	0.5000	0.5496	
8 Chloroform	83	2.994	2.994	0.000	100	8004	0.5000	0.5444	
9 Benzene	78	3.441	3.441	0.000	100	12056	0.5000	0.5853	
10 1,4-Dioxane	88	4.458	4.458	0.000	91	981	20.0	20.9	
11 Ethylene Dibromide	107	6.620	6.620	0.000	100	1724	0.5000	0.4707	
12 1,2,3-Trichloropropane	75	9.284	9.284	0.000	100	2385	0.5000	0.5039	
13 1,2-Dibromo-3-Chloropropan	157	11.289	11.289	0.000	78	586	0.5000	0.4992	

Reagents:

VMMIX1SIM_00086 Amount Added: 2.50 Units: uL
14DIOXINTER_00060 Amount Added: 2.00 Units: uL
SIM IS/SURR_00028 Amount Added: 1.00 Units: uL Run Reagent

Report Date: 23-Sep-2016 07:21:37 Chrom Revision: 2.2 08-Sep-2016 14:45:52

TestAmerica Edison

Data File: \\ChromNA\Edison\ChromData\CVOAMS11\20160922-45921.b\N97567.D

Injection Date:	22-Sep-2016 17:13:30	Instrument ID:	CVOAMS11	Operator ID:	
Lims ID:	LCS			Worklist Smp#:	3
Client ID:					
Purge Vol:	5.000 mL	Dil. Factor:	1.0000	ALS Bottle#:	2
Method:	8260SIMW11	Limit Group:	VOA - 8260C Water and Solid		

Column: DB-624 (0.18 mm)

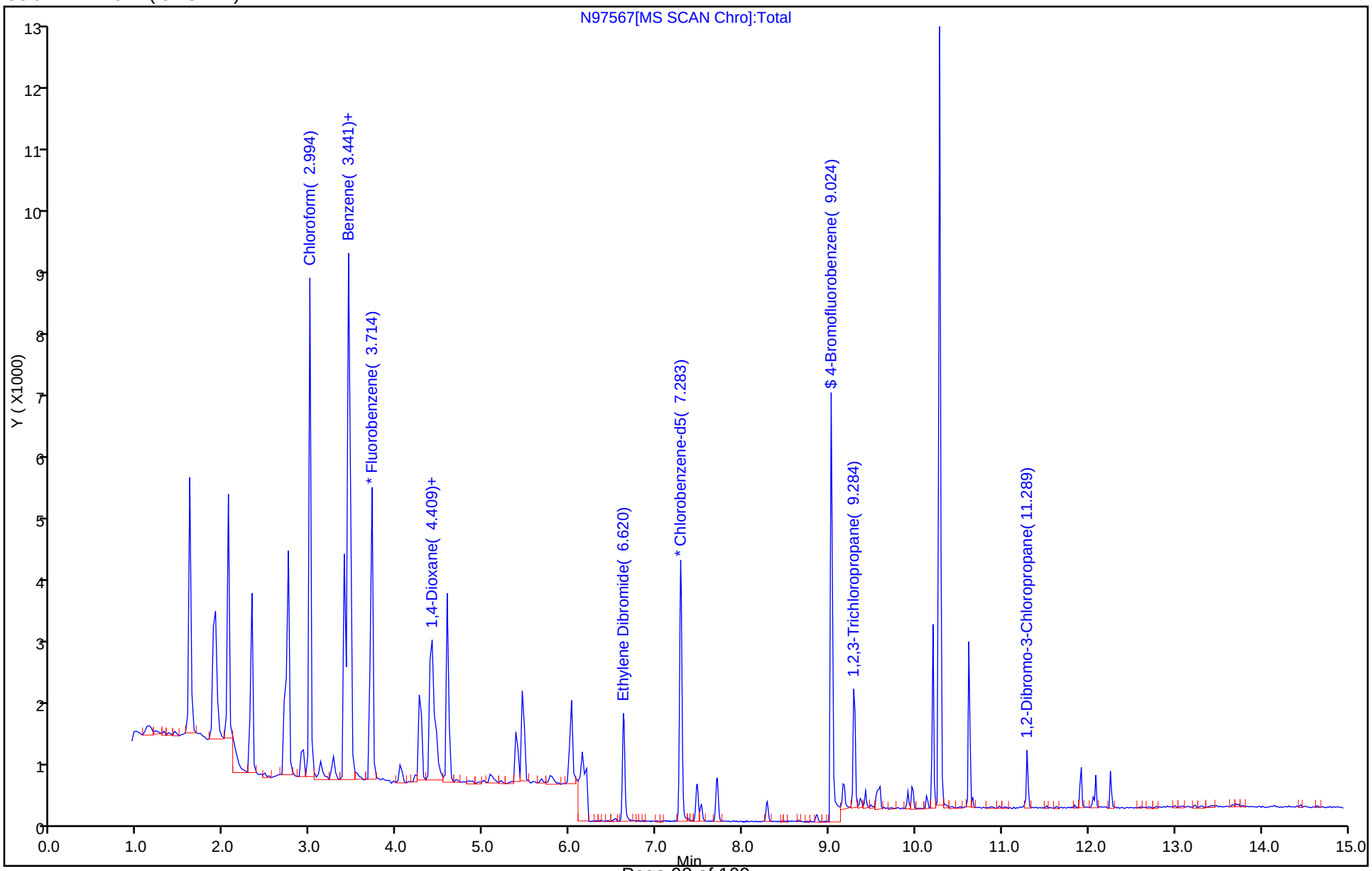

FORM I
GC/MS VOA ORGANICS ANALYSIS DATA SHEET

Lab Name: TestAmerica Edison Job No.: 460-120428-1

SDG No.:

Client Sample ID: Lab Sample ID: LCS 460-392565/3

Matrix: Water Lab File ID: N97627.D

Analysis Method: 8260C SIM Date Collected:

Sample wt/vol: 5(mL) Date Analyzed: 09/23/2016 18:53

Soil Aliquot Vol: Dilution Factor: 1

Soil Extract Vol.: GC Column: DB-624 ID: 0.18(mm)

% Moisture: Level: (low/med) Low

Analysis Batch No.: 392565 Units: ug/L

CAS NO.	COMPOUND NAME	RESULT	Q	RL	MDL
123-91-1	1,4-Dioxane	24.0		0.40	0.11

CAS NO.	SURROGATE	%REC	Q	LIMITS
17060-07-0	1,2-Dichloroethane-d4 (Surr)	106		70-130
460-00-4	4-Bromofluorobenzene	109		70-130

TestAmerica Edison
Target Compound Quantitation Report

Data File: \\ChromNA\Edison\ChromData\CVOAMS11\20160923-45974.b\N97627.D
Lims ID: LCS
Client ID:
Sample Type: LCS
Inject. Date: 23-Sep-2016 18:53:30 ALS Bottle#: 2 Worklist Smp#: 3
Purge Vol: 5.000 mL Dil. Factor: 1.0000
Sample Info: LCS
Misc. Info.: 460-0045974-003
Operator ID: Instrument ID: CVOAMS11

Method: \\ChromNA\Edison\ChromData\CVOAMS11\20160923-45974.b\8260SIMW11.m
Limit Group: VOA - 8260C Water and Solid
Last Update: 24-Sep-2016 07:46:18 Calib Date: 12-Sep-2016 22:58:30
Integrator: RTE ID Type: RT Order ID
Quant Method: Internal Standard Quant By: Initial Calibration
Last ICal File: \\ChromNA\Edison\ChromData\CVOAMS11\20160912-45494.b\N97105.D

Column 1 : DB-624 (0.18 mm) Det: MS SCAN
Process Host: XAWRK020

First Level Reviewer: sarmientod Date: 24-Sep-2016 07:46:18

Compound	Sig	RT (min.)	Exp RT (min.)	Dlt RT (min.)	Q	Response	Cal Amt ug/l	OnCol Amt ug/l	Flags
* 1 Fluorobenzene	96	3.714	3.714	0.000	100	7651	0.5000	0.5000	
* 2 1,4-Dioxane-d8	96	4.409	4.409	0.000	99	3891	100.0	100.0	
* 3 Chlorobenzene-d5	82	7.283	7.283	0.000	100	4817	0.5000	0.5000	
$ 4 1,2-Dichloroethane-d4 (Sur	65	3.391	3.391	0.000	98	3356	0.5000	0.5292	
$ 5 4-Bromofluorobenzene	174	9.039	9.039	0.000	98	3896	0.5000	0.5438	
8 Chloroform	83	2.994	2.994	0.000	100	8815	0.5000	0.6199	
9 Benzene	78	3.441	3.441	0.000	100	13579	0.5000	0.6719	
10 1,4-Dioxane	88	4.458	4.458	0.000	30	1102	20.0	24.0	
11 Ethylene Dibromide	107	6.620	6.620	0.000	100	1934	0.5000	0.5596	
12 1,2,3-Trichloropropane	75	9.284	9.284	0.000	99	2538	0.5000	0.5683	
13 1,2-Dibromo-3-Chloropropan	157	11.289	11.289	0.000	78	609	0.5000	0.5498	

Reagents:

VMMIX1SIM_00087 Amount Added: 2.50 Units: uL
14DIOXINTER_00061 Amount Added: 2.00 Units: uL
SIM IS/SURR_00028 Amount Added: 1.00 Units: uL Run Reagent

Report Date: 24-Sep-2016 07:46:19 Chrom Revision: 2.2 08-Sep-2016 14:45:52

TestAmerica Edison

Data File: \\ChromNA\Edison\ChromData\CVOAMS11\20160923-45974.b\N97627.D

Injection Date:	23-Sep-2016 18:53:30	Instrument ID:	CVOAMS11	Operator ID:	
Lims ID:	LCS			Worklist Smp#:	3
Client ID:					
Purge Vol:	5.000 mL	Dil. Factor:	1.0000	ALS Bottle#:	2
Method:	8260SIMW11	Limit Group:	VOA - 8260C Water and Solid		

Column: DB-624 (0.18 mm)

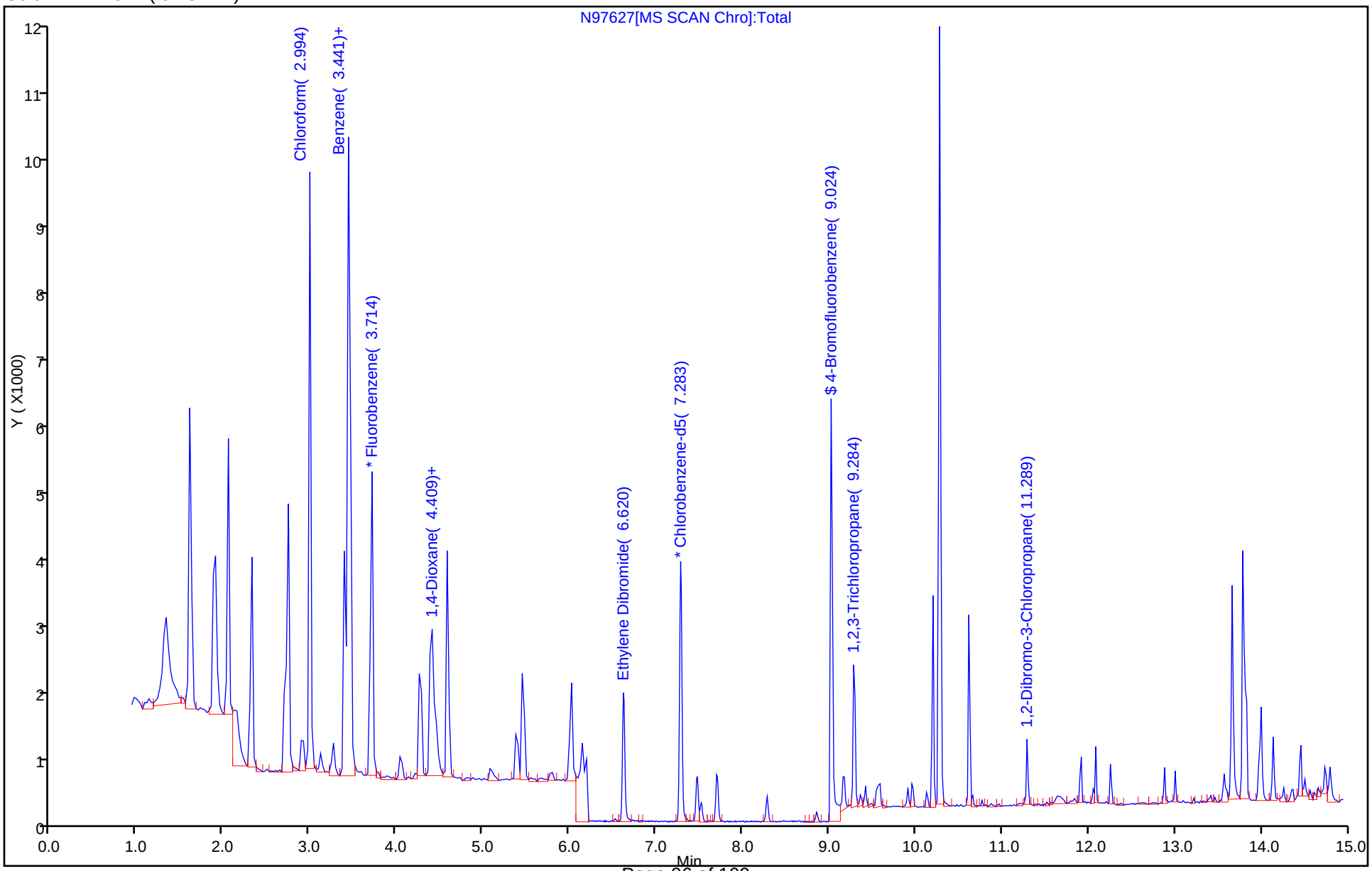

FORM I
GC/MS VOA ORGANICS ANALYSIS DATA SHEET

Lab Name: TestAmerica Edison Job No.: 460-120428-1

SDG No.:

Client Sample ID: Lab Sample ID: LCSD 460-392278/4

Matrix: Water Lab File ID: N97568.D

Analysis Method: 8260C SIM Date Collected:

Sample wt/vol: 5(mL) Date Analyzed: 09/22/2016 17:36

Soil Aliquot Vol: Dilution Factor: 1

Soil Extract Vol.: GC Column: DB-624 ID: 0.18(mm)

% Moisture: Level: (low/med) Low

Analysis Batch No.: 392278 Units: ug/L

CAS NO.	COMPOUND NAME	RESULT	Q	RL	MDL
123-91-1	1,4-Dioxane	22.8		0.40	0.11

CAS NO.	SURROGATE	%REC	Q	LIMITS
17060-07-0	1,2-Dichloroethane-d4 (Surr)	110		70-130
460-00-4	4-Bromofluorobenzene	112		70-130

TestAmerica Edison
Target Compound Quantitation Report

Data File: \\ChromNA\Edison\ChromData\CVOAMS11\20160922-45921.b\N97568.D
Lims ID: LCSD
Client ID:
Sample Type: LCSD
Inject. Date: 22-Sep-2016 17:36:30 ALS Bottle#: 3 Worklist Smp#: 4
Purge Vol: 5.000 mL Dil. Factor: 1.0000
Sample Info: LCSD
Misc. Info.: 460-0045921-004
Operator ID: Instrument ID: CVOAMS11

Method: \\ChromNA\Edison\ChromData\CVOAMS11\20160922-45921.b\8260SIMW11.m
Limit Group: VOA - 8260C Water and Solid
Last Update: 23-Sep-2016 07:21:36 Calib Date: 12-Sep-2016 22:58:30
Integrator: RTE ID Type: RT Order ID
Quant Method: Internal Standard Quant By: Initial Calibration
Last ICal File: \\ChromNA\Edison\ChromData\CVOAMS11\20160912-45494.b\N97105.D

Column 1 : DB-624 (0.18 mm) Det: MS SCAN
Process Host: XAWRK022

Compound	Sig	RT (min.)	Exp RT (min.)	Dlt RT (min.)	Q	Response	Cal Amt ug/l	OnCol Amt ug/l	Flags
* 1 Fluorobenzene	96	3.714	3.714	0.000	100	9065	0.5000	0.5000	
* 2 1,4-Dioxane-d8	96	4.408	4.409	-0.001	99	4185	100.0	100.0	
* 3 Chlorobenzene-d5	82	7.283	7.283	0.000	100	5382	0.5000	0.5000	
$ 4 1,2-Dichloroethane-d4 (Sur	65	3.391	3.391	0.000	99	4116	0.5000	0.5478	
$ 5 4-Bromofluorobenzene	174	9.039	9.039	0.000	100	4492	0.5000	0.5612	
8 Chloroform	83	2.994	2.994	0.000	100	8740	0.5000	0.5187	
9 Benzene	78	3.441	3.441	0.000	100	14272	0.5000	0.6029	
10 1,4-Dioxane	88	4.458	4.458	0.000	81	1124	20.0	22.8	
11 Ethylene Dibromide	107	6.620	6.620	0.000	99	2018	0.5000	0.5226	
12 1,2,3-Trichloropropane	75	9.284	9.284	0.000	99	2503	0.5000	0.5017	
13 1,2-Dibromo-3-Chloropropan	157	11.289	11.289	0.000	77	612	0.5000	0.4945	

Reagents:

VMMIX1SIM_00086	Amount Added:	2.50	Units: uL	
14DIOXINTER_00060	Amount Added:	2.00	Units: uL	
SIM IS/SURR_00028	Amount Added:	1.00	Units: uL	Run Reagent

Report Date: 23-Sep-2016 07:21:38 Chrom Revision: 2.2 08-Sep-2016 14:45:52

TestAmerica Edison

Data File: \\ChromNA\Edison\ChromData\CVOAMS11\20160922-45921.b\N97568.D

Injection Date:	22-Sep-2016 17:36:30	Instrument ID:	CVOAMS11	Operator ID:	
Lims ID:	LCSD			Worklist Smp#:	4
Client ID:					
Purge Vol:	5.000 mL	Dil. Factor:	1.0000	ALS Bottle#:	3
Method:	8260SIMW11	Limit Group:	VOA - 8260C Water and Solid		

Column: DB-624 (0.18 mm)

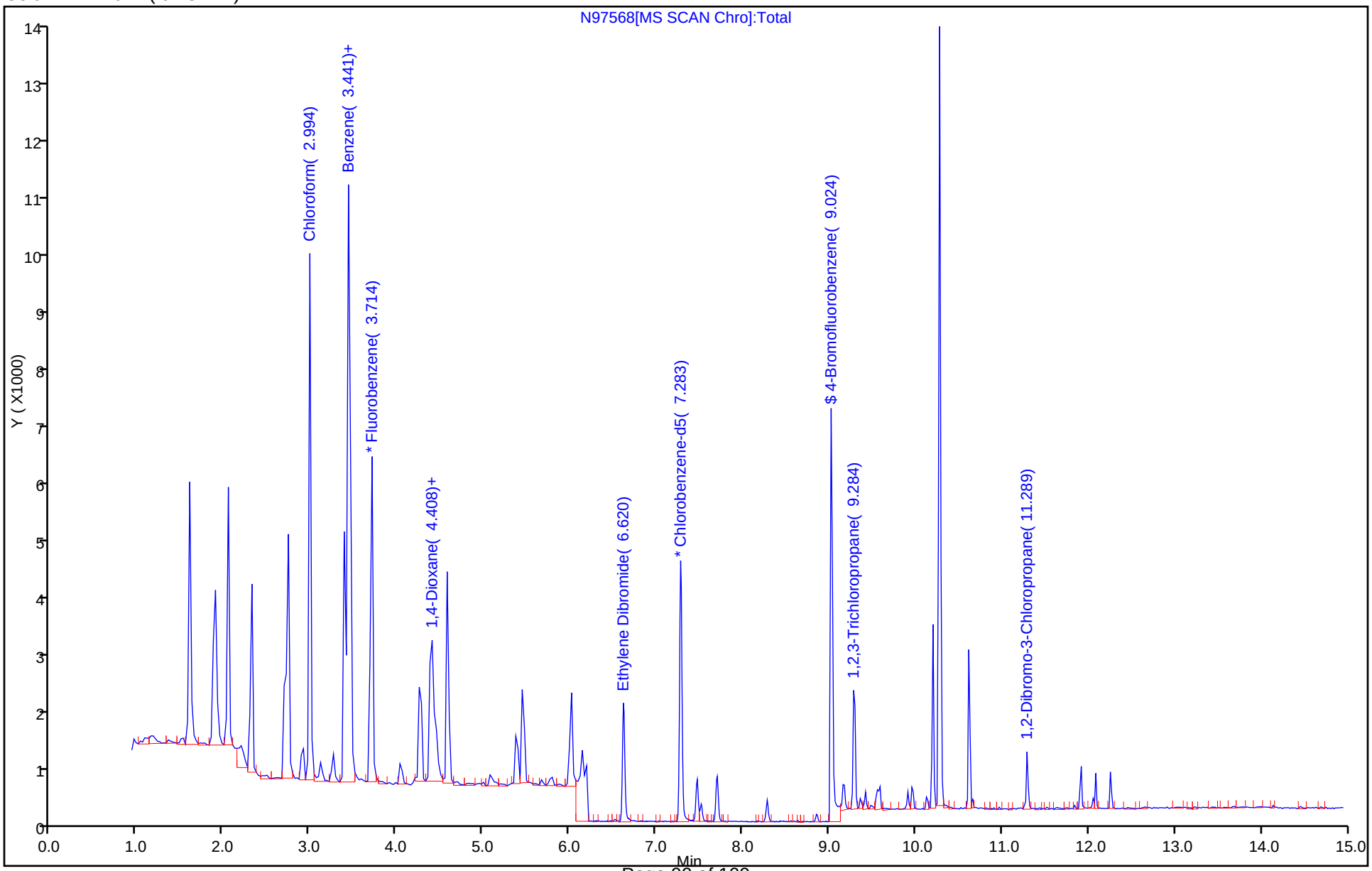

FORM I
GC/MS VOA ORGANICS ANALYSIS DATA SHEET

Lab Name: TestAmerica Edison Job No.: 460-120428-1

SDG No.:

Client Sample ID: Lab Sample ID: LCSD 460-392565/4

Matrix: Water Lab File ID: N97628.D

Analysis Method: 8260C SIM Date Collected:

Sample wt/vol: 5(mL) Date Analyzed: 09/23/2016 19:16

Soil Aliquot Vol: Dilution Factor: 1

Soil Extract Vol.: GC Column: DB-624 ID: 0.18(mm)

% Moisture: Level: (low/med) Low

Analysis Batch No.: 392565 Units: ug/L

CAS NO.	COMPOUND NAME	RESULT	Q	RL	MDL
123-91-1	1,4-Dioxane	26.1		0.40	0.11

CAS NO.	SURROGATE	%REC	Q	LIMITS
17060-07-0	1,2-Dichloroethane-d4 (Surr)	104		70-130
460-00-4	4-Bromofluorobenzene	110		70-130

TestAmerica Edison
Target Compound Quantitation Report

Data File: \\ChromNA\Edison\ChromData\CVOAMS11\20160923-45974.b\N97628.D
Lims ID: LCSD
Client ID:
Sample Type: LCSD
Inject. Date: 23-Sep-2016 19:16:30 ALS Bottle#: 3 Worklist Smp#: 4
Purge Vol: 5.000 mL Dil. Factor: 1.0000
Sample Info: LCSD
Misc. Info.: 460-0045974-004
Operator ID: Instrument ID: CVOAMS11

Method: \\ChromNA\Edison\ChromData\CVOAMS11\20160923-45974.b\8260SIMW11.m
Limit Group: VOA - 8260C Water and Solid
Last Update: 24-Sep-2016 07:46:18 Calib Date: 12-Sep-2016 22:58:30
Integrator: RTE ID Type: RT Order ID
Quant Method: Internal Standard Quant By: Initial Calibration
Last ICal File: \\ChromNA\Edison\ChromData\CVOAMS11\20160912-45494.b\N97105.D

Column 1 : DB-624 (0.18 mm) Det: MS SCAN
Process Host: XAWRK020

First Level Reviewer: sarmientod Date: 24-Sep-2016 07:46:29

Compound	Sig	RT (min.)	Exp RT (min.)	Dlt RT (min.)	Q	Response	Cal Amt ug/l	OnCol Amt ug/l	Flags
* 1 Fluorobenzene	96	3.714	3.714	0.000	100	9685	0.5000	0.5000	
* 2 1,4-Dioxane-d8	96	4.409	4.409	0.000	100	3960	100.0	100.0	
* 3 Chlorobenzene-d5	82	7.283	7.283	0.000	100	5698	0.5000	0.5000	
$ 4 1,2-Dichloroethane-d4 (Sur	65	3.391	3.391	0.000	98	4183	0.5000	0.5210	
$ 5 4-Bromofluorobenzene	174	9.039	9.039	0.000	98	4676	0.5000	0.5518	
8 Chloroform	83	2.994	2.994	0.000	100	9448	0.5000	0.5249	
9 Benzene	78	3.441	3.441	0.000	100	15359	0.5000	0.6069	
10 1,4-Dioxane	88	4.458	4.458	0.000	21	1218	20.0	26.1	
11 Ethylene Dibromide	107	6.620	6.620	0.000	99	2169	0.5000	0.5306	
12 1,2,3-Trichloropropane	75	9.284	9.284	0.000	100	2609	0.5000	0.4939	
13 1,2-Dibromo-3-Chloropropan	157	11.289	11.289	0.000	78	666	0.5000	0.5083	

Reagents:

VMMIX1SIM_00087	Amount Added:	2.50	Units: uL	
14DIOXINTER_00061	Amount Added:	2.00	Units: uL	
SIM IS/SURR_00028	Amount Added:	1.00	Units: uL	Run Reagent

Report Date: 24-Sep-2016 07:46:29 Chrom Revision: 2.2 08-Sep-2016 14:45:52

TestAmerica Edison

Data File: \\ChromNA\Edison\ChromData\CVOAMS11\20160923-45974.b\N97628.D

Injection Date:	23-Sep-2016 19:16:30	Instrument ID:	CVOAMS11	Operator ID:	
Lims ID:	LCSD			Worklist Smp#:	4
Client ID:					
Purge Vol:	5.000 mL	Dil. Factor:	1.0000	ALS Bottle#:	3
Method:	8260SIMW11	Limit Group:	VOA - 8260C Water and Solid		

Column: DB-624 (0.18 mm)

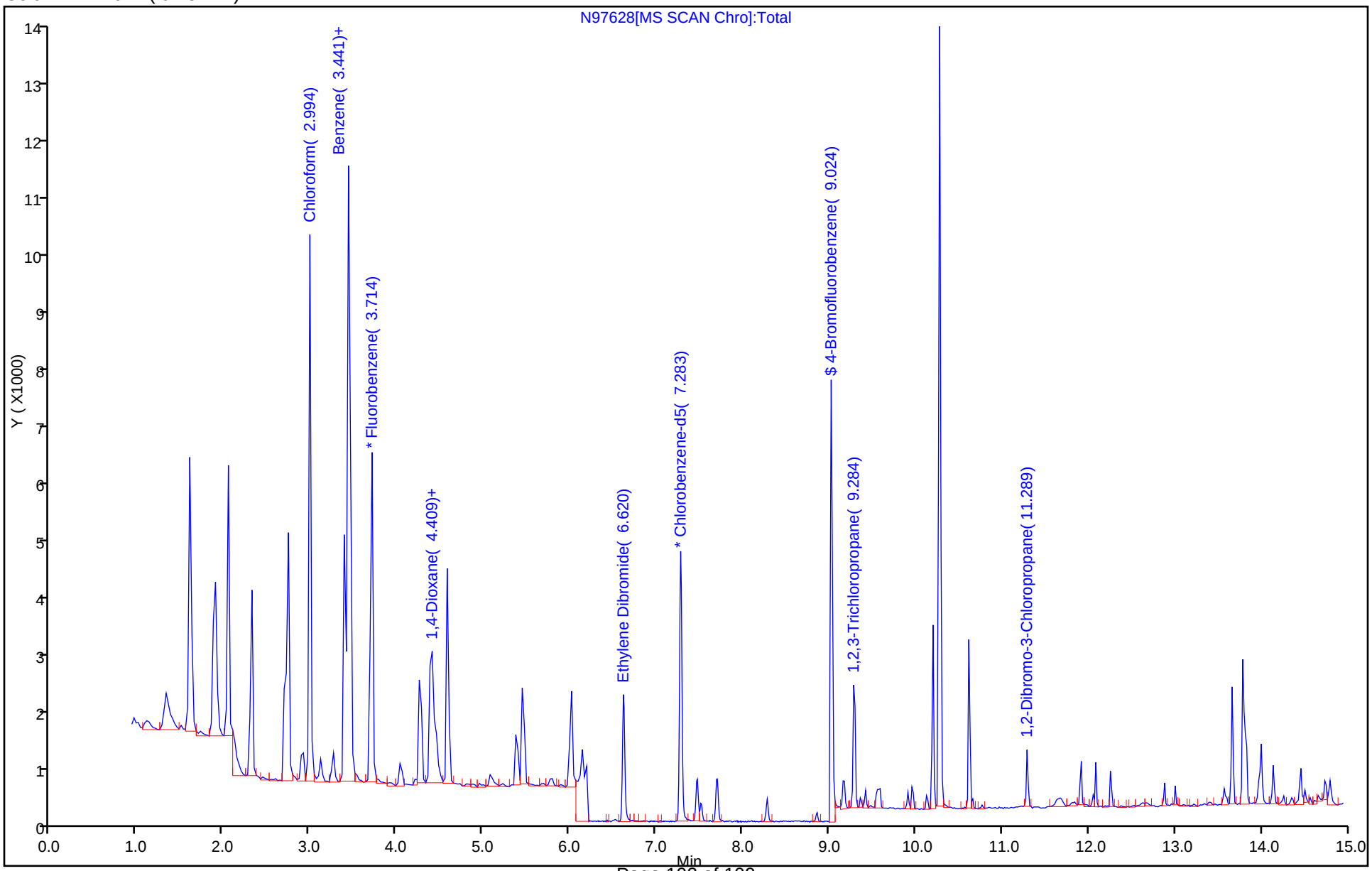

GC/MS VOA ANALYSIS RUN LOG

Lab Name: TestAmerica Edison Job No.: 460-120428-1

SDG No.:

Instrument ID: CVOAMS11 Start Date: 09/12/2016 19:40

Analysis Batch Number: 390067 End Date: 09/13/2016 06:19

LAB SAMPLE ID	CLIENT SAMPLE ID	DATE ANALYZED	DILUTION FACTOR	LAB FILE ID	COLUMN ID
BFB 460-390067/1		09/12/2016 19:40	1	N97097.D	DB-624 0.18(mm)
STD002 460-390067/2 IC		09/12/2016 20:15	1	N97098.D	DB-624 0.18(mm)
STD005 460-390067/4 IC		09/12/2016 21:02	1	N97100.D	DB-624 0.18(mm)
STD01 460-390067/5 IC		09/12/2016 21:25	1	N97101.D	DB-624 0.18(mm)
STD05 460-390067/6 ICIS		09/12/2016 21:49	1	N97102.D	DB-624 0.18(mm)
STD1 460-390067/8 IC		09/12/2016 22:35	1	N97104.D	DB-624 0.18(mm)
STD2 460-390067/9 IC		09/12/2016 22:58	1	N97105.D	DB-624 0.18(mm)
ZZZZZ		09/13/2016 00:54	1		DB-624 0.18(mm)
ZZZZZ		09/13/2016 00:54	1		DB-624 0.18(mm)
ZZZZZ		09/13/2016 01:17	1		DB-624 0.18(mm)
ZZZZZ		09/13/2016 02:27	1		DB-624 0.18(mm)
ZZZZZ		09/13/2016 02:50	1		DB-624 0.18(mm)
ZZZZZ		09/13/2016 03:13	1		DB-624 0.18(mm)
ZZZZZ		09/13/2016 03:36	1		DB-624 0.18(mm)
ZZZZZ		09/13/2016 04:00	1		DB-624 0.18(mm)
ZZZZZ		09/13/2016 04:23	1		DB-624 0.18(mm)
ZZZZZ		09/13/2016 04:46	1		DB-624 0.18(mm)
ZZZZZ		09/13/2016 05:09	1		DB-624 0.18(mm)
ZZZZZ		09/13/2016 05:32	1		DB-624 0.18(mm)
ZZZZZ		09/13/2016 05:56	1		DB-624 0.18(mm)
ZZZZZ		09/13/2016 06:19	5		DB-624 0.18(mm)

GC/MS VOA ANALYSIS RUN LOG

Lab Name: TestAmerica Edison Job No.: 460-120428-1

SDG No.:

Instrument ID: CVOAMS11 Start Date: 09/22/2016 16:27

Analysis Batch Number: 392278 End Date: 09/23/2016 03:26

LAB SAMPLE ID	CLIENT SAMPLE ID	DATE ANALYZED	DILUTION FACTOR	LAB FILE ID	COLUMN ID
BFB 460-392278/1		09/22/2016 16:27	1	N97565.D	DB-624 0.18(mm)
CCVIS 460-392278/2		09/22/2016 16:50	1	N97566.D	DB-624 0.18(mm)
LCS 460-392278/3		09/22/2016 17:13	1	N97567.D	DB-624 0.18(mm)
LCSD 460-392278/4		09/22/2016 17:36	1	N97568.D	DB-624 0.18(mm)
MB 460-392278/7		09/22/2016 18:55	1	N97571.D	DB-624 0.18(mm)
ZZZZZ		09/22/2016 19:19	1		DB-624 0.18(mm)
ZZZZZ		09/22/2016 19:42	1		DB-624 0.18(mm)
ZZZZZ		09/22/2016 20:05	1		DB-624 0.18(mm)
460-120428-1		09/22/2016 20:28	1	N97575.D	DB-624 0.18(mm)
ZZZZZ		09/22/2016 20:51	1		DB-624 0.18(mm)
ZZZZZ		09/22/2016 21:15	1		DB-624 0.18(mm)
ZZZZZ		09/22/2016 21:38	1		DB-624 0.18(mm)
ZZZZZ		09/22/2016 22:01	1		DB-624 0.18(mm)
ZZZZZ		09/22/2016 22:47	1		DB-624 0.18(mm)
ZZZZZ		09/22/2016 23:10	2		DB-624 0.18(mm)
ZZZZZ		09/23/2016 00:20	1		DB-624 0.18(mm)
ZZZZZ		09/23/2016 00:43	1		DB-624 0.18(mm)
460-120428-2		09/23/2016 01:07	1	N97587.D	DB-624 0.18(mm)
460-120428-3		09/23/2016 01:30	1	N97588.D	DB-624 0.18(mm)
460-120428-4		09/23/2016 01:53	1	N97589.D	DB-624 0.18(mm)
ZZZZZ		09/23/2016 02:16	1		DB-624 0.18(mm)
ZZZZZ		09/23/2016 02:39	1		DB-624 0.18(mm)
ZZZZZ		09/23/2016 03:26	1		DB-624 0.18(mm)

GC/MS VOA ANALYSIS RUN LOG

Lab Name: TestAmerica Edison Job No.: 460-120428-1

SDG No.:

Instrument ID: CVOAMS11 Start Date: 09/23/2016 18:06

Analysis Batch Number: 392565 End Date: 09/24/2016 04:34

LAB SAMPLE ID	CLIENT SAMPLE ID	DATE ANALYZED	DILUTION FACTOR	LAB FILE ID	COLUMN ID
BFB 460-392565/1		09/23/2016 18:06	1	N97625.D	DB-624 0.18(mm)
CCVIS 460-392565/2		09/23/2016 18:30	1	N97626.D	DB-624 0.18(mm)
LCS 460-392565/3		09/23/2016 18:53	1	N97627.D	DB-624 0.18(mm)
LCSD 460-392565/4		09/23/2016 19:16	1	N97628.D	DB-624 0.18(mm)
MB 460-392565/7		09/23/2016 20:26	1	N97631.D	DB-624 0.18(mm)
ZZZZZ		09/23/2016 20:49	1		DB-624 0.18(mm)
ZZZZZ		09/23/2016 21:13	1		DB-624 0.18(mm)
ZZZZZ		09/23/2016 21:36	1		DB-624 0.18(mm)
ZZZZZ		09/23/2016 21:59	1		DB-624 0.18(mm)
ZZZZZ		09/23/2016 22:22	1		DB-624 0.18(mm)
ZZZZZ		09/23/2016 22:46	1		DB-624 0.18(mm)
460-120428-5		09/23/2016 23:32	1	N97639.D	DB-624 0.18(mm)
460-120428-6		09/23/2016 23:55	1	N97640.D	DB-624 0.18(mm)
ZZZZZ		09/24/2016 01:05	1		DB-624 0.18(mm)
ZZZZZ		09/24/2016 01:28	1		DB-624 0.18(mm)
ZZZZZ		09/24/2016 02:14	1		DB-624 0.18(mm)
ZZZZZ		09/24/2016 02:38	1		DB-624 0.18(mm)
ZZZZZ		09/24/2016 03:01	1		DB-624 0.18(mm)
ZZZZZ		09/24/2016 03:24	1		DB-624 0.18(mm)
ZZZZZ		09/24/2016 03:47	1		DB-624 0.18(mm)
ZZZZZ		09/24/2016 04:10	1		DB-624 0.18(mm)
ZZZZZ		09/24/2016 04:34	1		DB-624 0.18(mm)

Shipping and Receiving Documents

777 New Durham Road
Edison, New Jersey 08817
Phone: (732) 549-3900 Fax: (732) 549-3679

TestAmerica
THE LEADER IN ENVIRONMENTAL TESTING

CHAIN OF CUSTODY / ANALYSIS REQUEST

Name (for report and invoice)	Samplers Name (Printed)	Site/Project Identification
STEVE FELDMANN	JON RUK, ROY WAGNER	LOCKHEED N. DUANFIELD
Company: TETRA TECH	P. O. #: 117-0507-641	State (Location of site): NJ: ☒ NY: ☐ Other:
		Regulatory Program: NJ GWQS DKQP: ☒
Address: 295 RT 22E, SUITE 104E	Analysis Turnaround Time: Standard ☒	LAB USE ONLY Project No:
City: WHITEHOUSE STATION, State: NJ	Rush Charges Authorized For: 2 Week ☐ 1 Week ☐ Other ☐	Job No: 120428
Phone: 908-534-2303 Fax:		

Sample Identification	Date	Time	Matrix	No. of Cont.	1-4-Dioxane (8260C SIM)	Sample Numbers
TB-091416-02	9/14/16	—	GW	2	X	-1
DUP-01	9/14/16	—	GW	3	X	-2
MW-1I	9/14/16	0945	GW	3	X	-3
MW-545I	9/14/16	1445	GW	3	X	-4
MW-549I	9/14/16	0740	GW	3	X	-5
PZ-522I	9/14/16	1330	GW	3	X	-6

460-120428 Chain of Custody

Preservation Used: 1 = ICE, 2 = HCl, 3 = H_2SO_4, 4 = HNO_3, 5 = NaOH Soil:
6 = Other _____, 7 = Other _____ Water:

Special Instructions REPORTING LIMITS MUST MEET NJDEP GWQS Water Metals Filtered (Yes/No)? _____

Relinquished by	Company	Date / Time	Received by	Company
1)	TT	9/15/16 0930	1)	TA
2)	TA	9/15/16 1315	2)	TA Edison
3)			3)	9/15/16
4)			4)	1315

Laboratory Certifications: New Jersey (12028), New York (11452), Pennsylvania (68-522), Connecticut (PH-0200), Rhode Island (132). TAL - 0016 (0715)

Massachusetts (M-NJ312), North Carolina (No. 578) NO CS #7 IC 2.7 °C

TestAmerica Edison
Receipt Temperature and pH Log

Job Number: 120428

Number of Coolers: 1 IR Gun # 7

Cooler Temperatures

	RAW	CORRECTED		RAW	CORRECTED		RAW	CORRECTED
Cooler #1:	2.7 °C	2.7 °C	Cooler #4:	°C	°C	Cooler #7:	°C	°C
Cooler #2:	°C	°C	Cooler #5:	°C	°C	Cooler #8:	°C	°C
Cooler #3:	°C	°C	Cooler #6:	°C	°C	Cooler #9:	°C	°C

TALS Sample Number	Ammonia (pH<2)	COD (pH<2)	Nitrate Nitrite (pH<2)	Metals* (pH<2)	Hardness (pH<2)	Pest (pH 5-9)	EPH or QAM (pH<2)	Phenols (pH<2)	Sulfide (pH>9)	TKN (pH<2)	TOC (pH<2)	Total Cyanide (pH>12)	Total Phos (pH<2)	Other	Other

If pH adjustments are required record the information below:

Sample No(s). adjusted: _____

Preservative Name/Conc.: _____ Volume of Preservative used (ml): _____

Lot # of Preservative(s): _____ Expiration Date: _____

The appropriate Project Manager and Department Manager should be notified about the samples which were pH adjusted.

** Samples for Metal analysis which are out of compliance must be acidified at least 24 hours prior to analysis.*

Initials: LS Date: 9/15/16

Login Sample Receipt Checklist

Client: Tetra Tech GEO

Job Number: 460-120428-1

Login Number: 120428
List Number: 1
Creator: Lysy, Susan

List Source: TestAmerica Edison

Question	Answer	Comment
Radioactivity wasn't checked or is </= background as measured by a survey meter.	N/A	
The cooler's custody seal, if present, is intact.	N/A	Not present
Sample custody seals, if present, are intact.	N/A	
The cooler or samples do not appear to have been compromised or tampered with.	True	
Samples were received on ice.	True	
Cooler Temperature is acceptable.	True	
Cooler Temperature is recorded.	True	2.7°C IR#7
COC is present.	True	
COC is filled out in ink and legible.	True	
COC is filled out with all pertinent information.	True	
Is the Field Sampler's name present on COC?	True	
There are no discrepancies between the containers received and the COC.	True	
Samples are received within Holding Time (excluding tests with immediate HTs)	True	
Sample containers have legible labels.	True	
Containers are not broken or leaking.	True	
Sample collection date/times are provided.	True	
Appropriate sample containers are used.	True	
Sample bottles are completely filled.	True	
Sample Preservation Verified.	True	
There is sufficient vol. for all requested analyses, incl. any requested MS/MSDs	True	
Containers requiring zero headspace have no headspace or bubble is <6mm (1/4").	True	
Multiphasic samples are not present.	N/A	
Samples do not require splitting or compositing.	N/A	
Residual Chlorine Checked.	N/A	No analysis requiring residual chlorine check assigned.

TestAmerica
THE LEADER IN ENVIRONMENTAL TESTING

ANALYTICAL REPORT

Job Number: 460-120425-1

Job Description: LMC - N. Plainfield, NJ

For:
Tetra Tech GEO
One Salem Square
295 Route 22 East
Suite 104E
Whitehouse Station, NJ 08889

Attention: Mr. Steve Feldmann

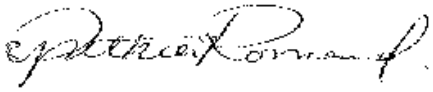

Approved for release.
Cynthia V Romero
Project Management Assistant I
9/27/2016 1:18 PM

Designee for
Marie A Meidhof, Project Manager II
777 New Durham Road, Edison, NJ, 08817
marie.meidhof@testamericainc.com
09/27/2016

The test results in this report meet all NELAP requirements unless specified within the case narrative. Pursuant to NELAP, this report may not be reproduced, except in full, without the written approval of the laboratory. All questions regarding this report should be directed to the TestAmerica Edison Project Manager.

TestAmerica Edison Certifications and Approvals: Connecticut: CTDOH #PH-0200, New Jersey: NJDEP (NELAP) #12028, New York: NYDOH (NELAP) #11452, NYDOH (ELAP) #11452, Pennsylvania: PADEP (NELAP) 68-00522 and Rhode Island: RIDOH LAO00132

Table of Contents

Cover Title Page 1

Data Summaries 4

Report Narrative 4

Sample Summary 6

Detection Summary 7

Method Summary 8

Client Sample Results 9

Surrogate Summary 12

QC Sample Results 13

Definitions 17

QC Association 18

Chronicle 19

Certification Summary 20

Organic Sample Data 21

GC/MS VOA 21

8260C_DKQP 21

8260C_DKQP QC Summary 22

8260C_DKQP Sample Data 32

Standards Data 48

8260C_DKQP ICAL Data 48

8260C_DKQP CCAL Data 111

Raw QC Data 121

8260C_DKQP Tune Data 121

8260C_DKQP Blank Data 127

8260C_DKQP LCS/LCSD Data 132

8260C_DKQP Run Logs 148

Table of Contents

Shipping and Receiving Documents 150
Client Chain of Custody 151
Sample Receipt Checklist 153

CASE NARRATIVE

Client: Tetra Tech GEO

Project: LMC - N. Plainfield, NJ

Report Number: 460-120425-1

This case narrative is in the form of an exception report, where only the anomalies related to this report, method specific performance and/or QA/QC issues are discussed. If there are no issues to report, this narrative will include a statement that documents that there are no relevant data issues.

It should be noted that samples with elevated Reporting Limits (RLs) as a result of a dilution may not be able to satisfy customer reporting limits in some cases. Such increases in the RLs are unavoidable but acceptable consequence of sample dilution that enables quantification of target analytes or interferences which exceed the calibration range of the instrument.

Calculations are performed before rounding to avoid round-off errors in calculated results.

All holding times were met and proper preservation noted for the methods performed on these samples, unless otherwise detailed in the individual sections below.

RECEIPT

The samples were received on 9/15/2016 1:15 PM; the samples arrived in good condition, properly preserved and, where required, on ice. The temperature of the cooler at receipt was 2.3º C.

Note: All samples which require thermal preservation are considered acceptable if the arrival temperature is within 2C of the required temperature or method specified range. For samples with a specified temperature of 4C, samples with a temperature ranging from just above freezing temperature of water to 6C shall be acceptable. Samples that are hand delivered immediately following collection may not meet these criteria, however they will be deemed acceptable according to NELAC standards, if there is evidence that the chilling process has begun, such as arrival on ice, etc.

VOLATILE ORGANIC COMPOUNDS DKQP AQUEOUS

Samples TB-091416 (460-120425-1) and MODTB-091416 (460-120425-2) were analyzed for Volatile organic compounds DKQP Aqueous in accordance with EPA SW-846 Methods 8260C DKQP. The samples were analyzed on 09/25/2016.

The continuing calibration verification (CCV) analyzed in batch 392765 was outside the method criteria for the following analyte: Dichlorodifluoromethane. A CCV standard at or below the reporting limit (RL) was analyzed with the affected samples and found to be acceptable. As indicated in the reference method, sample analysis may proceed; however, any detection for the affected analyte is considered estimated.

Refer to the QC report for details.

No other difficulties were encountered during the Volatile organic compounds DKQP Aqueous analysis.

All quality control parameters were within the acceptance limits.

DATA OF KNOWN QUALITY CONFORMANCE/NON-CONFORMANCE SUMMARY QUESTIONNAIRE

Laboratory Name: TestAmerica Edison

Client: Tetra Tech GEO

Project Location: LMC - N. Plainfield, NJ

Project Number: 460-120425-1

Laboratory Sample ID(s): 460-120425-1, 460-120425-2

Sampling Date(s): 09/14/2016

List DKQP Methods Used: 8260C

1	For each analytical method referenced in this laboratory report package, were all specified QA/QC performance criteria followed, including the requirement to explain any criteria falling outside of acceptable guidelines, as specified in the NJDEP Data of Known Quality performance standards?	☑Yes ☐No
1A	Were the method specified handling, preservation, and holding time requirements met?	☐Yes ☐No ☑ See case narrative
1B	*EPH Method:* Was the EPH method conducted without significant modifications? (see Section 11.3 of respective DKQ methods)	☐Yes ☐No ☑N/A
2	Were all samples received by the laboratory in a condition consistent with that described on the associated chain-of-custody documents(s)?	☐Yes ☐No ☑ See case narrative
3	Were samples received at an appropriate temperature (4±2° C)?	☑Yes ☐No ☐N/A
4	Were all QA/QC performance criteria specified in the NJDEP DKQP standards achieved?	☐Yes ☑No
5	a) Were reporting limits specified or referenced on the chain-of-custody or communicated to the laboratory prior to sample receipt?	☐Yes ☐No ☑ See case narrative
	b) Were these reporting limits met?	☐Yes ☐No ☐N/A ☑ See case narrative
6	For each analytical method referenced in this laboratory report package, were results reported for all constituents identified in the method-specific analyte lists presented in the DKQP documents and/or site-specific QAPP?	☑Yes ☐No
7	Are project-specific matrix spike and/or laboratory duplicates included in this data set?	☐Yes ☑No

Notes: For all questions to which the response was "No" (with the exception of question #7), additional information should be provided in an attached narrative. If the answer to question #1, #1A, or #1B is "No", the data package does not meet requirements for "Data of Known Quality."

Sample Summary

Client: Tetra Tech GEO
Project/Site: LMC - N. Plainfield, NJ

TestAmerica Job ID: 460-120425-1

Lab Sample ID	Client Sample ID	Matrix	Collected	Received
460-120425-1	TB-091416	Water	09/14/16 00:00	09/15/16 13:15
460-120425-2	MODTB-091416	Water	09/14/16 16:45	09/15/16 13:15

Detection Summary

Client: Tetra Tech GEO
Project/Site: LMC - N. Plainfield, NJ

TestAmerica Job ID: 460-120425-1

Client Sample ID: TB-091416 — Lab Sample ID: 460-120425-1

Analyte	Result	Qualifier	RL	MDL	Unit	Dil Fac	D	Method	Prep Type
Methylene Chloride	0.54	J	1.0	0.21	ug/L	1		8260C	Total/NA

Client Sample ID: MODTB-091416 — Lab Sample ID: 460-120425-2

Analyte	Result	Qualifier	RL	MDL	Unit	Dil Fac	D	Method	Prep Type
1,2-Dichloroethane	1.8		1.0	0.25	ug/L	1		8260C	Total/NA
Acetone	14		5.0	1.1	ug/L	1		8260C	Total/NA
Cyclohexane	1.1		1.0	0.26	ug/L	1		8260C	Total/NA
Methyl acetate	1.3	J	5.0	0.58	ug/L	1		8260C	Total/NA
Toluene	0.81	J	1.0	0.25	ug/L	1		8260C	Total/NA

This Detection Summary does not include radiochemical test results.

Method Summary

Client: Tetra Tech GEO
Project/Site: LMC - N. Plainfield, NJ

TestAmerica Job ID: 460-120425-1

Method	Method Description	Protocol	Laboratory
8260C	Volatile Organic Compounds by GC/MS	SW846	TAL EDI

Protocol References:

SW846 = "Test Methods For Evaluating Solid Waste, Physical/Chemical Methods", Third Edition, November 1986 And Its Updates.

Laboratory References:

TAL EDI = TestAmerica Edison, 777 New Durham Road, Edison, NJ 08817, TEL (732)549-3900

Client Sample ID: TB-091416
Date Collected: 09/14/16 00:00
Date Received: 09/15/16 13:15

Lab Sample ID: 460-120425-1
Matrix: Water

Method: 8260C - Volatile Organic Compounds by GC/MS

Analyte	Result	Qualifier	RL	MDL	Unit	D	Prepared	Analyzed	Dil Fac
1,1,1-Trichloroethane	0.28	U	1.0	0.28	ug/L			09/25/16 13:16	1
1,1,2,2-Tetrachloroethane	0.19	U	1.0	0.19	ug/L			09/25/16 13:16	1
1,1,2-Trichloroethane	0.080	U	1.0	0.080	ug/L			09/25/16 13:16	1
1,1-Dichloroethane	0.24	U	1.0	0.24	ug/L			09/25/16 13:16	1
1,1-Dichloroethene	0.34	U	1.0	0.34	ug/L			09/25/16 13:16	1
1,2,3-Trichlorobenzene	0.35	U	1.0	0.35	ug/L			09/25/16 13:16	1
1,2,4-Trichlorobenzene	0.27	U	1.0	0.27	ug/L			09/25/16 13:16	1
1,2-Dibromo-3-Chloropropane	0.23	U	1.0	0.23	ug/L			09/25/16 13:16	1
1,2-Dibromoethane	0.19	U	1.0	0.19	ug/L			09/25/16 13:16	1
1,2-Dichlorobenzene	0.22	U	1.0	0.22	ug/L			09/25/16 13:16	1
1,2-Dichloroethane	0.25	U	1.0	0.25	ug/L			09/25/16 13:16	1
1,2-Dichloropropane	0.18	U	1.0	0.18	ug/L			09/25/16 13:16	1
1,3-Dichlorobenzene	0.33	U	1.0	0.33	ug/L			09/25/16 13:16	1
1,4-Dichlorobenzene	0.33	U	1.0	0.33	ug/L			09/25/16 13:16	1
1,4-Dioxane	8.7	U	50	8.7	ug/L			09/25/16 13:16	1
2-Butanone	2.2	U	5.0	2.2	ug/L			09/25/16 13:16	1
2-Hexanone	0.72	U	5.0	0.72	ug/L			09/25/16 13:16	1
4-Methyl-2-pentanone	0.63	U	5.0	0.63	ug/L			09/25/16 13:16	1
Acetone	1.1	U	5.0	1.1	ug/L			09/25/16 13:16	1
Benzene	0.090	U	1.0	0.090	ug/L			09/25/16 13:16	1
Bromochloromethane	0.30	U	1.0	0.30	ug/L			09/25/16 13:16	1
Bromodichloromethane	0.15	U	1.0	0.15	ug/L			09/25/16 13:16	1
Bromoform	0.18	U	1.0	0.18	ug/L			09/25/16 13:16	1
Bromomethane	0.18	U	1.0	0.18	ug/L			09/25/16 13:16	1
Carbon disulfide	0.22	U	1.0	0.22	ug/L			09/25/16 13:16	1
Carbon tetrachloride	0.33	U	1.0	0.33	ug/L			09/25/16 13:16	1
Chlorobenzene	0.24	U	1.0	0.24	ug/L			09/25/16 13:16	1
Chloroethane	0.37	U	1.0	0.37	ug/L			09/25/16 13:16	1
Chloroform	0.22	U	1.0	0.22	ug/L			09/25/16 13:16	1
Chloromethane	0.22	U	1.0	0.22	ug/L			09/25/16 13:16	1
cis-1,2-Dichloroethene	0.26	U	1.0	0.26	ug/L			09/25/16 13:16	1
cis-1,3-Dichloropropene	0.16	U	1.0	0.16	ug/L			09/25/16 13:16	1
Cyclohexane	0.26	U	1.0	0.26	ug/L			09/25/16 13:16	1
Dibromochloromethane	0.22	U	1.0	0.22	ug/L			09/25/16 13:16	1
Dichlorodifluoromethane	0.14	U	1.0	0.14	ug/L			09/25/16 13:16	1
Ethylbenzene	0.30	U	1.0	0.30	ug/L			09/25/16 13:16	1
Freon TF	0.34	U	1.0	0.34	ug/L			09/25/16 13:16	1
Isopropylbenzene	0.32	U	1.0	0.32	ug/L			09/25/16 13:16	1
m&p-Xylene	0.28	U	1.0	0.28	ug/L			09/25/16 13:16	1
Methyl acetate	0.58	U	5.0	0.58	ug/L			09/25/16 13:16	1
Methylcyclohexane	0.22	U	1.0	0.22	ug/L			09/25/16 13:16	1
Methylene Chloride	**0.54**	**J**	1.0	0.21	ug/L			09/25/16 13:16	1
MTBE	0.13	U	1.0	0.13	ug/L			09/25/16 13:16	1
o-Xylene	0.32	U	1.0	0.32	ug/L			09/25/16 13:16	1
Styrene	0.17	U	1.0	0.17	ug/L			09/25/16 13:16	1
Tetrachloroethene	0.12	U	1.0	0.12	ug/L			09/25/16 13:16	1
Toluene	0.25	U	1.0	0.25	ug/L			09/25/16 13:16	1
trans-1,2-Dichloroethene	0.18	U	1.0	0.18	ug/L			09/25/16 13:16	1
trans-1,3-Dichloropropene	0.19	U	1.0	0.19	ug/L			09/25/16 13:16	1

Client Sample ID: TB-091416

Date Collected: 09/14/16 00:00
Date Received: 09/15/16 13:15

Lab Sample ID: 460-120425-1

Matrix: Water

Method: 8260C - Volatile Organic Compounds by GC/MS (Continued)

Analyte	Result	Qualifier	RL	MDL	Unit	D	Prepared	Analyzed	Dil Fac
Trichloroethene	0.22	U	1.0	0.22	ug/L			09/25/16 13:16	1
Trichlorofluoromethane	0.15	U	1.0	0.15	ug/L			09/25/16 13:16	1
Vinyl chloride	0.060	U	1.0	0.060	ug/L			09/25/16 13:16	1

Tentatively Identified Compound	*Est. Result*	*Qualifier*	*Unit*	*D*	*RT*	*CAS No.*	*Prepared*	*Analyzed*	*Dil Fac*
Tentatively Identified Compound	*None*		*ug/L*					*09/25/16 13:16*	*1*

Surrogate	*%Recovery*	*Qualifier*	*Limits*	*Prepared*	*Analyzed*	*Dil Fac*
1,2-Dichloroethane-d4 (Surr)	*104*		*70 - 130*		*09/25/16 13:16*	*1*
Bromofluorobenzene	*101*		*70 - 130*		*09/25/16 13:16*	*1*
Dibromofluoromethane (Surr)	*98*		*70 - 130*		*09/25/16 13:16*	*1*
Toluene-d8 (Surr)	*97*		*70 - 130*		*09/25/16 13:16*	*1*

Client Sample ID: MODTB-091416

Date Collected: 09/14/16 16:45
Date Received: 09/15/16 13:15

Lab Sample ID: 460-120425-2

Matrix: Water

Method: 8260C - Volatile Organic Compounds by GC/MS

Analyte	Result	Qualifier	RL	MDL	Unit	D	Prepared	Analyzed	Dil Fac
1,1,1-Trichloroethane	0.28	U	1.0	0.28	ug/L			09/25/16 13:42	1
1,1,2,2-Tetrachloroethane	0.19	U	1.0	0.19	ug/L			09/25/16 13:42	1
1,1,2-Trichloroethane	0.080	U	1.0	0.080	ug/L			09/25/16 13:42	1
1,1-Dichloroethane	0.24	U	1.0	0.24	ug/L			09/25/16 13:42	1
1,1-Dichloroethene	0.34	U	1.0	0.34	ug/L			09/25/16 13:42	1
1,2,3-Trichlorobenzene	0.35	U	1.0	0.35	ug/L			09/25/16 13:42	1
1,2,4-Trichlorobenzene	0.27	U	1.0	0.27	ug/L			09/25/16 13:42	1
1,2-Dibromo-3-Chloropropane	0.23	U	1.0	0.23	ug/L			09/25/16 13:42	1
1,2-Dibromoethane	0.19	U	1.0	0.19	ug/L			09/25/16 13:42	1
1,2-Dichlorobenzene	0.22	U	1.0	0.22	ug/L			09/25/16 13:42	1
1,2-Dichloroethane	**1.8**		1.0	0.25	ug/L			09/25/16 13:42	1
1,2-Dichloropropane	0.18	U	1.0	0.18	ug/L			09/25/16 13:42	1
1,3-Dichlorobenzene	0.33	U	1.0	0.33	ug/L			09/25/16 13:42	1
1,4-Dichlorobenzene	0.33	U	1.0	0.33	ug/L			09/25/16 13:42	1
1,4-Dioxane	8.7	U	50	8.7	ug/L			09/25/16 13:42	1
2-Butanone	2.2	U	5.0	2.2	ug/L			09/25/16 13:42	1
2-Hexanone	0.72	U	5.0	0.72	ug/L			09/25/16 13:42	1
4-Methyl-2-pentanone	0.63	U	5.0	0.63	ug/L			09/25/16 13:42	1
Acetone	**14**		5.0	1.1	ug/L			09/25/16 13:42	1
Benzene	0.090	U	1.0	0.090	ug/L			09/25/16 13:42	1
Bromochloromethane	0.30	U	1.0	0.30	ug/L			09/25/16 13:42	1
Bromodichloromethane	0.15	U	1.0	0.15	ug/L			09/25/16 13:42	1
Bromoform	0.18	U	1.0	0.18	ug/L			09/25/16 13:42	1
Bromomethane	0.18	U	1.0	0.18	ug/L			09/25/16 13:42	1
Carbon disulfide	0.22	U	1.0	0.22	ug/L			09/25/16 13:42	1
Carbon tetrachloride	0.33	U	1.0	0.33	ug/L			09/25/16 13:42	1
Chlorobenzene	0.24	U	1.0	0.24	ug/L			09/25/16 13:42	1
Chloroethane	0.37	U	1.0	0.37	ug/L			09/25/16 13:42	1
Chloroform	0.22	U	1.0	0.22	ug/L			09/25/16 13:42	1
Chloromethane	0.22	U	1.0	0.22	ug/L			09/25/16 13:42	1
cis-1,2-Dichloroethene	0.26	U	1.0	0.26	ug/L			09/25/16 13:42	1

Client Sample ID: MODTB-091416

Date Collected: 09/14/16 16:45
Date Received: 09/15/16 13:15

Lab Sample ID: 460-120425-2

Matrix: Water

Method: 8260C - Volatile Organic Compounds by GC/MS (Continued)

Analyte	Result	Qualifier	RL	MDL	Unit	D	Prepared	Analyzed	Dil Fac
cis-1,3-Dichloropropene	0.16	U	1.0	0.16	ug/L			09/25/16 13:42	1
Cyclohexane	**1.1**		1.0	0.26	ug/L			09/25/16 13:42	1
Dibromochloromethane	0.22	U	1.0	0.22	ug/L			09/25/16 13:42	1
Dichlorodifluoromethane	0.14	U	1.0	0.14	ug/L			09/25/16 13:42	1
Ethylbenzene	0.30	U	1.0	0.30	ug/L			09/25/16 13:42	1
Freon TF	0.34	U	1.0	0.34	ug/L			09/25/16 13:42	1
Isopropylbenzene	0.32	U	1.0	0.32	ug/L			09/25/16 13:42	1
m&p-Xylene	0.28	U	1.0	0.28	ug/L			09/25/16 13:42	1
Methyl acetate	**1.3**	**J**	5.0	0.58	ug/L			09/25/16 13:42	1
Methylcyclohexane	0.22	U	1.0	0.22	ug/L			09/25/16 13:42	1
Methylene Chloride	0.21	U	1.0	0.21	ug/L			09/25/16 13:42	1
MTBE	0.13	U	1.0	0.13	ug/L			09/25/16 13:42	1
o-Xylene	0.32	U	1.0	0.32	ug/L			09/25/16 13:42	1
Styrene	0.17	U	1.0	0.17	ug/L			09/25/16 13:42	1
Tetrachloroethene	0.12	U	1.0	0.12	ug/L			09/25/16 13:42	1
Toluene	**0.81**	**J**	1.0	0.25	ug/L			09/25/16 13:42	1
trans-1,2-Dichloroethene	0.18	U	1.0	0.18	ug/L			09/25/16 13:42	1
trans-1,3-Dichloropropene	0.19	U	1.0	0.19	ug/L			09/25/16 13:42	1
Trichloroethene	0.22	U	1.0	0.22	ug/L			09/25/16 13:42	1
Trichlorofluoromethane	0.15	U	1.0	0.15	ug/L			09/25/16 13:42	1
Vinyl chloride	0.060	U	1.0	0.060	ug/L			09/25/16 13:42	1

Tentatively Identified Compound	*Est. Result*	*Qualifier*	*Unit*	*D*	*RT*	*CAS No.*	*Prepared*	*Analyzed*	*Dil Fac*
Tentatively Identified Compound	*None*		*ug/L*					*09/25/16 13:42*	*1*

Surrogate	*%Recovery*	*Qualifier*	*Limits*	*Prepared*	*Analyzed*	*Dil Fac*
1,2-Dichloroethane-d4 (Surr)	*109*		*70 - 130*		*09/25/16 13:42*	*1*
Bromofluorobenzene	*108*		*70 - 130*		*09/25/16 13:42*	*1*
Dibromofluoromethane (Surr)	*106*		*70 - 130*		*09/25/16 13:42*	*1*
Toluene-d8 (Surr)	*104*		*70 - 130*		*09/25/16 13:42*	*1*

Surrogate Summary

Client: Tetra Tech GEO
Project/Site: LMC - N. Plainfield, NJ

TestAmerica Job ID: 460-120425-1

Method: 8260C - Volatile Organic Compounds by GC/MS

Matrix: Water **Prep Type: Total/NA**

		Percent Surrogate Recovery (Acceptance Limits)			
Lab Sample ID	Client Sample ID	12DCE (70-130)	BFB (70-130)	DBFM (70-130)	TOL (70-130)
460-120425-1	TB-091416	104	101	98	97
460-120425-2	MODTB-091416	109	108	106	104
LCS 460-392765/3	Lab Control Sample	100	104	98	93
LCSD 460-392765/4	Lab Control Sample Dup	99	104	97	97
MB 460-392765/7	Method Blank	103	103	99	98

Surrogate Legend

12DCE = 1,2-Dichloroethane-d4 (Surr)
BFB = Bromofluorobenzene
DBFM = Dibromofluoromethane (Surr)
TOL = Toluene-d8 (Surr)

Method: 8260C - Volatile Organic Compounds by GC/MS

Lab Sample ID: MB 460-392765/7
Matrix: Water
Analysis Batch: 392765

Client Sample ID: Method Blank
Prep Type: Total/NA

Analyte	MB Result	MB Qualifier	RL	MDL	Unit	D	Prepared	Analyzed	Dil Fac
1,1,1-Trichloroethane	0.28	U	1.0	0.28	ug/L			09/25/16 12:23	1
1,1,2,2-Tetrachloroethane	0.19	U	1.0	0.19	ug/L			09/25/16 12:23	1
1,1,2-Trichloroethane	0.080	U	1.0	0.080	ug/L			09/25/16 12:23	1
1,1-Dichloroethane	0.24	U	1.0	0.24	ug/L			09/25/16 12:23	1
1,1-Dichloroethene	0.34	U	1.0	0.34	ug/L			09/25/16 12:23	1
1,2,3-Trichlorobenzene	0.35	U	1.0	0.35	ug/L			09/25/16 12:23	1
1,2,4-Trichlorobenzene	0.27	U	1.0	0.27	ug/L			09/25/16 12:23	1
1,2-Dibromo-3-Chloropropane	0.23	U	1.0	0.23	ug/L			09/25/16 12:23	1
1,2-Dibromoethane	0.19	U	1.0	0.19	ug/L			09/25/16 12:23	1
1,2-Dichlorobenzene	0.22	U	1.0	0.22	ug/L			09/25/16 12:23	1
1,2-Dichloroethane	0.25	U	1.0	0.25	ug/L			09/25/16 12:23	1
1,2-Dichloropropane	0.18	U	1.0	0.18	ug/L			09/25/16 12:23	1
1,3-Dichlorobenzene	0.33	U	1.0	0.33	ug/L			09/25/16 12:23	1
1,4-Dichlorobenzene	0.33	U	1.0	0.33	ug/L			09/25/16 12:23	1
1,4-Dioxane	8.7	U	50	8.7	ug/L			09/25/16 12:23	1
2-Butanone	2.2	U	5.0	2.2	ug/L			09/25/16 12:23	1
2-Hexanone	0.72	U	5.0	0.72	ug/L			09/25/16 12:23	1
4-Methyl-2-pentanone	0.63	U	5.0	0.63	ug/L			09/25/16 12:23	1
Acetone	1.1	U	5.0	1.1	ug/L			09/25/16 12:23	1
Benzene	0.090	U	1.0	0.090	ug/L			09/25/16 12:23	1
Bromochloromethane	0.30	U	1.0	0.30	ug/L			09/25/16 12:23	1
Bromodichloromethane	0.15	U	1.0	0.15	ug/L			09/25/16 12:23	1
Bromoform	0.18	U	1.0	0.18	ug/L			09/25/16 12:23	1
Bromomethane	0.18	U	1.0	0.18	ug/L			09/25/16 12:23	1
Carbon disulfide	0.22	U	1.0	0.22	ug/L			09/25/16 12:23	1
Carbon tetrachloride	0.33	U	1.0	0.33	ug/L			09/25/16 12:23	1
Chlorobenzene	0.24	U	1.0	0.24	ug/L			09/25/16 12:23	1
Chloroethane	0.37	U	1.0	0.37	ug/L			09/25/16 12:23	1
Chloroform	0.22	U	1.0	0.22	ug/L			09/25/16 12:23	1
Chloromethane	0.22	U	1.0	0.22	ug/L			09/25/16 12:23	1
cis-1,2-Dichloroethene	0.26	U	1.0	0.26	ug/L			09/25/16 12:23	1
cis-1,3-Dichloropropene	0.16	U	1.0	0.16	ug/L			09/25/16 12:23	1
Cyclohexane	0.26	U	1.0	0.26	ug/L			09/25/16 12:23	1
Dibromochloromethane	0.22	U	1.0	0.22	ug/L			09/25/16 12:23	1
Dichlorodifluoromethane	0.14	U	1.0	0.14	ug/L			09/25/16 12:23	1
Ethylbenzene	0.30	U	1.0	0.30	ug/L			09/25/16 12:23	1
Freon TF	0.34	U	1.0	0.34	ug/L			09/25/16 12:23	1
Isopropylbenzene	0.32	U	1.0	0.32	ug/L			09/25/16 12:23	1
m&p-Xylene	0.28	U	1.0	0.28	ug/L			09/25/16 12:23	1
Methyl acetate	0.58	U	5.0	0.58	ug/L			09/25/16 12:23	1
Methylcyclohexane	0.22	U	1.0	0.22	ug/L			09/25/16 12:23	1
Methylene Chloride	0.21	U	1.0	0.21	ug/L			09/25/16 12:23	1
MTBE	0.13	U	1.0	0.13	ug/L			09/25/16 12:23	1
o-Xylene	0.32	U	1.0	0.32	ug/L			09/25/16 12:23	1
Styrene	0.17	U	1.0	0.17	ug/L			09/25/16 12:23	1
Tetrachloroethene	0.12	U	1.0	0.12	ug/L			09/25/16 12:23	1
Toluene	0.25	U	1.0	0.25	ug/L			09/25/16 12:23	1
trans-1,2-Dichloroethene	0.18	U	1.0	0.18	ug/L			09/25/16 12:23	1

Method: 8260C - Volatile Organic Compounds by GC/MS (Continued)

Lab Sample ID: MB 460-392765/7
Matrix: Water
Analysis Batch: 392765

Client Sample ID: Method Blank
Prep Type: Total/NA

Analyte	MB Result	MB Qualifier	RL	MDL	Unit	D	Prepared	Analyzed	Dil Fac
trans-1,3-Dichloropropene	0.19	U	1.0	0.19	ug/L			09/25/16 12:23	1
Trichloroethene	0.22	U	1.0	0.22	ug/L			09/25/16 12:23	1
Trichlorofluoromethane	0.15	U	1.0	0.15	ug/L			09/25/16 12:23	1
Vinyl chloride	0.060	U	1.0	0.060	ug/L			09/25/16 12:23	1

Tentatively Identified Compound	*MB Est. Result*	*MB Qualifier*	*Unit*	*D*	*RT*	*CAS No.*	*Prepared*	*Analyzed*	*Dil Fac*
Tentatively Identified Compound	*None*		*ug/L*					*09/25/16 12:23*	*1*

Surrogate	*MB %Recovery*	*MB Qualifier*	*Limits*	*Prepared*	*Analyzed*	*Dil Fac*
1,2-Dichloroethane-d4 (Surr)	*103*		*70 - 130*		*09/25/16 12:23*	*1*
Bromofluorobenzene	*103*		*70 - 130*		*09/25/16 12:23*	*1*
Dibromofluoromethane (Surr)	*99*		*70 - 130*		*09/25/16 12:23*	*1*
Toluene-d8 (Surr)	*98*		*70 - 130*		*09/25/16 12:23*	*1*

Lab Sample ID: LCS 460-392765/3
Matrix: Water
Analysis Batch: 392765

Client Sample ID: Lab Control Sample
Prep Type: Total/NA

Analyte	Spike Added	LCS Result	LCS Qualifier	Unit	D	%Rec	%Rec. Limits
1,1,1-Trichloroethane	20.0	19.7		ug/L		98	70 - 130
1,1,2,2-Tetrachloroethane	20.0	21.6		ug/L		108	70 - 130
1,1,2-Trichloroethane	20.0	20.2		ug/L		101	70 - 130
1,1-Dichloroethane	20.0	18.5		ug/L		93	70 - 130
1,1-Dichloroethene	20.0	18.6		ug/L		93	70 - 130
1,2,3-Trichlorobenzene	20.0	21.2		ug/L		106	70 - 130
1,2,4-Trichlorobenzene	20.0	20.0		ug/L		100	70 - 130
1,2-Dibromo-3-Chloropropane	20.0	24.5		ug/L		122	40 - 160
1,2-Dibromoethane	20.0	20.5		ug/L		102	70 - 130
1,2-Dichlorobenzene	20.0	20.2		ug/L		101	70 - 130
1,2-Dichloroethane	20.0	20.5		ug/L		102	70 - 130
1,2-Dichloropropane	20.0	20.3		ug/L		102	70 - 130
1,3-Dichlorobenzene	20.0	20.0		ug/L		100	70 - 130
1,4-Dichlorobenzene	20.0	18.9		ug/L		94	70 - 130
1,4-Dioxane	400	364		ug/L		91	40 - 160
2-Butanone	100	93.4		ug/L		93	40 - 160
2-Hexanone	100	109		ug/L		109	40 - 160
4-Methyl-2-pentanone	100	101		ug/L		101	40 - 160
Acetone	100	117		ug/L		117	40 - 160
Benzene	20.0	18.6		ug/L		93	70 - 130
Bromochloromethane	20.0	19.4		ug/L		97	70 - 130
Bromodichloromethane	20.0	19.8		ug/L		99	70 - 130
Bromoform	20.0	20.7		ug/L		103	70 - 130
Bromomethane	20.0	11.0		ug/L		55	40 - 160
Carbon disulfide	20.0	18.1		ug/L		91	40 - 160
Carbon tetrachloride	20.0	20.6		ug/L		103	70 - 130
Chlorobenzene	20.0	19.8		ug/L		99	70 - 130
Chloroethane	20.0	14.8		ug/L		74	40 - 160

Method: 8260C - Volatile Organic Compounds by GC/MS (Continued)

Lab Sample ID: LCS 460-392765/3
Matrix: Water
Analysis Batch: 392765

Client Sample ID: Lab Control Sample
Prep Type: Total/NA

Analyte	Spike Added	LCS Result	LCS Qualifier	Unit	D	%Rec	%Rec. Limits
Chloroform	20.0	19.7		ug/L		98	70 - 130
Chloromethane	20.0	19.7		ug/L		98	40 - 160
cis-1,2-Dichloroethene	20.0	18.3		ug/L		92	70 - 130
cis-1,3-Dichloropropene	20.0	18.5		ug/L		92	70 - 130
Cyclohexane	20.0	19.8		ug/L		99	70 - 130
Dibromochloromethane	20.0	19.6		ug/L		98	70 - 130
Dichlorodifluoromethane	20.0	15.8		ug/L		79	40 - 160
Ethylbenzene	20.0	19.9		ug/L		99	70 - 130
Freon TF	20.0	20.5		ug/L		103	70 - 130
Isopropylbenzene	20.0	21.0		ug/L		105	70 - 130
m&p-Xylene	20.0	20.0		ug/L		100	70 - 130
Methyl acetate	100	119		ug/L		119	70 - 130
Methylcyclohexane	20.0	18.4		ug/L		92	70 - 130
Methylene Chloride	20.0	18.8		ug/L		94	70 - 130
MTBE	20.0	20.7		ug/L		103	70 - 130
o-Xylene	20.0	20.4		ug/L		102	70 - 130
Styrene	20.0	20.1		ug/L		101	70 - 130
Tetrachloroethene	20.0	18.7		ug/L		94	70 - 130
Toluene	20.0	18.9		ug/L		94	70 - 130
trans-1,2-Dichloroethene	20.0	17.8		ug/L		89	70 - 130
trans-1,3-Dichloropropene	20.0	19.3		ug/L		96	70 - 130
Trichloroethene	20.0	19.9		ug/L		100	70 - 130
Trichlorofluoromethane	20.0	23.0		ug/L		115	40 - 160
Vinyl chloride	20.0	20.5		ug/L		103	70 - 130

Surrogate	*LCS %Recovery*	*LCS Qualifier*	*Limits*
1,2-Dichloroethane-d4 (Surr)	*100*		*70 - 130*
Bromofluorobenzene	*104*		*70 - 130*
Dibromofluoromethane (Surr)	*98*		*70 - 130*
Toluene-d8 (Surr)	*93*		*70 - 130*

Lab Sample ID: LCSD 460-392765/4
Matrix: Water
Analysis Batch: 392765

Client Sample ID: Lab Control Sample Dup
Prep Type: Total/NA

Analyte	Spike Added	LCSD Result	LCSD Qualifier	Unit	D	%Rec	%Rec. Limits	RPD	RPD Limit
1,1,1-Trichloroethane	20.0	19.0		ug/L		95	70 - 130	4	20
1,1,2,2-Tetrachloroethane	20.0	20.4		ug/L		102	70 - 130	6	20
1,1,2-Trichloroethane	20.0	20.0		ug/L		100	70 - 130	1	20
1,1-Dichloroethane	20.0	18.4		ug/L		92	70 - 130	0	20
1,1-Dichloroethene	20.0	18.1		ug/L		90	70 - 130	3	20
1,2,3-Trichlorobenzene	20.0	19.1		ug/L		95	70 - 130	10	20
1,2,4-Trichlorobenzene	20.0	18.8		ug/L		94	70 - 130	6	20
1,2-Dibromo-3-Chloropropane	20.0	24.9		ug/L		124	40 - 160	2	20
1,2-Dibromoethane	20.0	20.9		ug/L		105	70 - 130	2	20
1,2-Dichlorobenzene	20.0	19.8		ug/L		99	70 - 130	2	20
1,2-Dichloroethane	20.0	20.0		ug/L		100	70 - 130	2	20
1,2-Dichloropropane	20.0	20.0		ug/L		100	70 - 130	2	20

Method: 8260C - Volatile Organic Compounds by GC/MS (Continued)

Lab Sample ID: LCSD 460-392765/4
Matrix: Water
Analysis Batch: 392765

Client Sample ID: Lab Control Sample Dup
Prep Type: Total/NA

Analyte			Spike Added	LCSD Result	LCSD Qualifier	Unit	D	%Rec	%Rec. Limits	RPD	RPD Limit
1,3-Dichlorobenzene			20.0	19.1		ug/L		95	70 - 130	5	20
1,4-Dichlorobenzene			20.0	18.6		ug/L		93	70 - 130	1	20
1,4-Dioxane			400	370		ug/L		93	40 - 160	2	20
2-Butanone			100	95.7		ug/L		96	40 - 160	3	20
2-Hexanone			100	105		ug/L		105	40 - 160	4	20
4-Methyl-2-pentanone			100	101		ug/L		101	40 - 160	0	20
Acetone			100	126		ug/L		126	40 - 160	8	20
Benzene			20.0	18.9		ug/L		95	70 - 130	2	20
Bromochloromethane			20.0	19.4		ug/L		97	70 - 130	0	20
Bromodichloromethane			20.0	20.0		ug/L		100	70 - 130	1	20
Bromoform			20.0	19.7		ug/L		99	70 - 130	5	20
Bromomethane			20.0	12.0		ug/L		60	40 - 160	8	20
Carbon disulfide			20.0	17.7		ug/L		88	40 - 160	2	20
Carbon tetrachloride			20.0	19.5		ug/L		97	70 - 130	6	20
Chlorobenzene			20.0	19.2		ug/L		96	70 - 130	3	20
Chloroethane			20.0	12.8		ug/L		64	40 - 160	15	20
Chloroform			20.0	19.4		ug/L		97	70 - 130	2	20
Chloromethane			20.0	18.1		ug/L		90	40 - 160	9	20
cis-1,2-Dichloroethene			20.0	17.8		ug/L		89	70 - 130	3	20
cis-1,3-Dichloropropene			20.0	19.4		ug/L		97	70 - 130	5	20
Cyclohexane			20.0	18.4		ug/L		92	70 - 130	7	20
Dibromochloromethane			20.0	20.2		ug/L		101	70 - 130	3	20
Dichlorodifluoromethane			20.0	13.6		ug/L		68	40 - 160	15	20
Ethylbenzene			20.0	19.5		ug/L		98	70 - 130	2	20
Freon TF			20.0	19.4		ug/L		97	70 - 130	6	20
Isopropylbenzene			20.0	20.3		ug/L		101	70 - 130	3	20
m&p-Xylene			20.0	19.2		ug/L		96	70 - 130	4	20
Methyl acetate			100	123		ug/L		123	70 - 130	3	20
Methylcyclohexane			20.0	17.0		ug/L		85	70 - 130	8	20
Methylene Chloride			20.0	19.1		ug/L		95	70 - 130	1	20
MTBE			20.0	21.3		ug/L		106	70 - 130	3	20
o-Xylene			20.0	19.7		ug/L		99	70 - 130	4	20
Styrene			20.0	19.8		ug/L		99	70 - 130	2	20
Tetrachloroethene			20.0	19.1		ug/L		95	70 - 130	2	20
Toluene			20.0	19.2		ug/L		96	70 - 130	2	20
trans-1,2-Dichloroethene			20.0	17.8		ug/L		89	70 - 130	0	20
trans-1,3-Dichloropropene			20.0	20.2		ug/L		101	70 - 130	5	20
Trichloroethene			20.0	19.2		ug/L		96	70 - 130	4	20
Trichlorofluoromethane			20.0	19.9		ug/L		99	40 - 160	15	20
Vinyl chloride			20.0	18.6		ug/L		93	70 - 130	10	20

Surrogate	*LCSD %Recovery*	*LCSD Qualifier*	*Limits*
1,2-Dichloroethane-d4 (Surr)	*99*		*70 - 130*
Bromofluorobenzene	*104*		*70 - 130*
Dibromofluoromethane (Surr)	*97*		*70 - 130*
Toluene-d8 (Surr)	*97*		*70 - 130*

Qualifiers

GC/MS VOA

Qualifier	Qualifier Description
U	Indicates the analyte was analyzed for but not detected.
J	Result is less than the RL but greater than or equal to the MDL and the concentration is an approximate value.

Glossary

Abbreviation	These commonly used abbreviations may or may not be present in this report.
¤	Listed under the "D" column to designate that the result is reported on a dry weight basis
%R	Percent Recovery
CFL	Contains Free Liquid
CNF	Contains no Free Liquid
DER	Duplicate error ratio (normalized absolute difference)
Dil Fac	Dilution Factor
DL, RA, RE, IN	Indicates a Dilution, Re-analysis, Re-extraction, or additional Initial metals/anion analysis of the sample
DLC	Decision level concentration
MDA	Minimum detectable activity
EDL	Estimated Detection Limit
MDC	Minimum detectable concentration
MDL	Method Detection Limit
ML	Minimum Level (Dioxin)
NC	Not Calculated
ND	Not detected at the reporting limit (or MDL or EDL if shown)
PQL	Practical Quantitation Limit
QC	Quality Control
RER	Relative error ratio
RL	Reporting Limit or Requested Limit (Radiochemistry)
RPD	Relative Percent Difference, a measure of the relative difference between two points
TEF	Toxicity Equivalent Factor (Dioxin)
TEQ	Toxicity Equivalent Quotient (Dioxin)

QC Association Summary

Client: Tetra Tech GEO
Project/Site: LMC - N. Plainfield, NJ

TestAmerica Job ID: 460-120425-1

GC/MS VOA

Analysis Batch: 392765

Lab Sample ID	Client Sample ID	Prep Type	Matrix	Method	Prep Batch
460-120425-1	TB-091416	Total/NA	Water	8260C	
460-120425-2	MODTB-091416	Total/NA	Water	8260C	
MB 460-392765/7	Method Blank	Total/NA	Water	8260C	
LCS 460-392765/3	Lab Control Sample	Total/NA	Water	8260C	
LCSD 460-392765/4	Lab Control Sample Dup	Total/NA	Water	8260C	

Lab Chronicle

Client: Tetra Tech GEO
Project/Site: LMC - N. Plainfield, NJ

TestAmerica Job ID: 460-120425-1

Client Sample ID: TB-091416
Date Collected: 09/14/16 00:00
Date Received: 09/15/16 13:15

Lab Sample ID: 460-120425-1
Matrix: Water

Prep Type	Batch Type	Batch Method	Run	Dilution Factor	Batch Number	Prepared or Analyzed	Analyst	Lab
Total/NA	Analysis	8260C		1	392765	09/25/16 13:16	MZS	TAL EDI

Client Sample ID: MODTB-091416
Date Collected: 09/14/16 16:45
Date Received: 09/15/16 13:15

Lab Sample ID: 460-120425-2
Matrix: Water

Prep Type	Batch Type	Batch Method	Run	Dilution Factor	Batch Number	Prepared or Analyzed	Analyst	Lab
Total/NA	Analysis	8260C		1	392765	09/25/16 13:42	MZS	TAL EDI

Laboratory References:

TAL EDI = TestAmerica Edison, 777 New Durham Road, Edison, NJ 08817, TEL (732)549-3900

Certification Summary

Client: Tetra Tech GEO
Project/Site: LMC - N. Plainfield, NJ

TestAmerica Job ID: 460-120425-1

Laboratory: TestAmerica Edison

Unless otherwise noted, all analytes for this laboratory were covered under each certification below.

Authority	Program	EPA Region	Certification ID	Expiration Date
New Jersey	NELAP	2	12028	06-30-17

The following analytes are included in this report, but certification is not offered by the governing authority:

Analysis Method	Prep Method	Matrix	Analyte
8260C		Water	1,2,4-Trichlorobenzene
8260C		Water	1,2-Dibromo-3-Chloropropane

8260C_DKQP

Volatile Organic Compounds by GC/MS

FORM II
GC/MS VOA SURROGATE RECOVERY

Lab Name: TestAmerica Edison Job No.: 460-120425-1

SDG No.:

Matrix: Water Level: Low

GC Column (1): Rtx-624 ID: 0.25(mm)

Client Sample ID	Lab Sample ID	DBFM #	DCA #	TOL #	BFB #
TB-091416	460-120425-1	98	104	97	101
MODTB-091416	460-120425-2	106	109	104	108
	MB 460-392765/7	99	103	98	103
	LCS 460-392765/3	98	100	93	104
	LCSD 460-392765/4	97	99	97	104

	QC LIMITS
DBFM = Dibromofluoromethane (Surr)	70-130
DCA = 1,2-Dichloroethane-d4 (Surr)	70-130
TOL = Toluene-d8 (Surr)	70-130
BFB = Bromofluorobenzene	70-130

Column to be used to flag recovery values

FORM II 8260C

FORM III
GC/MS VOA LAB CONTROL SAMPLE RECOVERY

Lab Name: TestAmerica Edison Job No.: 460-120425-1

SDG No.:

Matrix: Water Level: Low Lab File ID: P17795.D

Lab ID: LCS 460-392765/3 Client ID:

COMPOUND	SPIKE ADDED (ug/L)	LCS CONCENTRATION (ug/L)	LCS % REC	QC LIMITS REC	#
1,1,1-Trichloroethane	20.0	19.7	98	70-130	
1,1,2,2-Tetrachloroethane	20.0	21.6	108	70-130	
1,1,2-Trichloroethane	20.0	20.2	101	70-130	
1,1-Dichloroethane	20.0	18.5	93	70-130	
1,1-Dichloroethene	20.0	18.6	93	70-130	
1,2,3-Trichlorobenzene	20.0	21.2	106	70-130	
1,2,4-Trichlorobenzene	20.0	20.0	100	70-130	
1,2-Dibromo-3-Chloropropane	20.0	24.5	122	40-160	
1,2-Dibromoethane	20.0	20.5	102	70-130	
1,2-Dichlorobenzene	20.0	20.2	101	70-130	
1,2-Dichloroethane	20.0	20.5	102	70-130	
1,2-Dichloropropane	20.0	20.3	102	70-130	
1,3-Dichlorobenzene	20.0	20.0	100	70-130	
1,4-Dichlorobenzene	20.0	18.9	94	70-130	
1,4-Dioxane	400	364	91	40-160	
2-Butanone	100	93.4	93	40-160	
2-Hexanone	100	109	109	40-160	
4-Methyl-2-pentanone	100	101	101	40-160	
Acetone	100	117	117	40-160	
Benzene	20.0	18.6	93	70-130	
Bromochloromethane	20.0	19.4	97	70-130	
Bromodichloromethane	20.0	19.8	99	70-130	
Bromoform	20.0	20.7	103	70-130	
Bromomethane	20.0	11.0	55	40-160	
Carbon disulfide	20.0	18.1	91	40-160	
Carbon tetrachloride	20.0	20.6	103	70-130	
Chlorobenzene	20.0	19.8	99	70-130	
Chloroethane	20.0	14.8	74	40-160	
Chloroform	20.0	19.7	98	70-130	
Chloromethane	20.0	19.7	98	40-160	
cis-1,2-Dichloroethene	20.0	18.3	92	70-130	
cis-1,3-Dichloropropene	20.0	18.5	92	70-130	
Cyclohexane	20.0	19.8	99	70-130	
Dibromochloromethane	20.0	19.6	98	70-130	
Dichlorodifluoromethane	20.0	15.8	79	40-160	
Ethylbenzene	20.0	19.9	99	70-130	
Freon TF	20.0	20.5	103	70-130	
Isopropylbenzene	20.0	21.0	105	70-130	
m&p-Xylene	20.0	20.0	100	70-130	
Methyl acetate	100	119	119	70-130	
Methylcyclohexane	20.0	18.4	92	70-130	
Methylene Chloride	20.0	18.8	94	70-130	

Column to be used to flag recovery and RPD values

FORM III 8260C

FORM III
GC/MS VOA LAB CONTROL SAMPLE RECOVERY

Lab Name: TestAmerica Edison Job No.: 460-120425-1

SDG No.:

Matrix: Water Level: Low Lab File ID: P17795.D

Lab ID: LCS 460-392765/3 Client ID:

COMPOUND	SPIKE ADDED (ug/L)	LCS CONCENTRATION (ug/L)	LCS % REC	QC LIMITS REC	#
MTBE	20.0	20.7	103	70-130	
o-Xylene	20.0	20.4	102	70-130	
Styrene	20.0	20.1	101	70-130	
Tetrachloroethene	20.0	18.7	94	70-130	
Toluene	20.0	18.9	94	70-130	
trans-1,2-Dichloroethene	20.0	17.8	89	70-130	
trans-1,3-Dichloropropene	20.0	19.3	96	70-130	
Trichloroethene	20.0	19.9	100	70-130	
Trichlorofluoromethane	20.0	23.0	115	40-160	
Vinyl chloride	20.0	20.5	103	70-130	

Column to be used to flag recovery and RPD values

FORM III 8260C

FORM III
GC/MS VOA LAB CONTROL SAMPLE DUPLICATE RECOVERY

Lab Name: TestAmerica Edison Job No.: 460-120425-1

SDG No.:

Matrix: Water Level: Low Lab File ID: P17796.D

Lab ID: LCSD 460-392765/4 Client ID:

COMPOUND	SPIKE ADDED (ug/L)	LCSD CONCENTRATION (ug/L)	LCSD % REC	% RPD	QC LIMITS RPD	QC LIMITS REC	#
1,1,1-Trichloroethane	20.0	19.0	95	4	20	70-130	
1,1,2,2-Tetrachloroethane	20.0	20.4	102	6	20	70-130	
1,1,2-Trichloroethane	20.0	20.0	100	1	20	70-130	
1,1-Dichloroethane	20.0	18.4	92	0	20	70-130	
1,1-Dichloroethene	20.0	18.1	90	3	20	70-130	
1,2,3-Trichlorobenzene	20.0	19.1	95	10	20	70-130	
1,2,4-Trichlorobenzene	20.0	18.8	94	6	20	70-130	
1,2-Dibromo-3-Chloropropane	20.0	24.9	124	2	20	40-160	
1,2-Dibromoethane	20.0	20.9	105	2	20	70-130	
1,2-Dichlorobenzene	20.0	19.8	99	2	20	70-130	
1,2-Dichloroethane	20.0	20.0	100	2	20	70-130	
1,2-Dichloropropane	20.0	20.0	100	2	20	70-130	
1,3-Dichlorobenzene	20.0	19.1	95	5	20	70-130	
1,4-Dichlorobenzene	20.0	18.6	93	1	20	70-130	
1,4-Dioxane	400	370	93	2	20	40-160	
2-Butanone	100	95.7	96	3	20	40-160	
2-Hexanone	100	105	105	4	20	40-160	
4-Methyl-2-pentanone	100	101	101	0	20	40-160	
Acetone	100	126	126	8	20	40-160	
Benzene	20.0	18.9	95	2	20	70-130	
Bromochloromethane	20.0	19.4	97	0	20	70-130	
Bromodichloromethane	20.0	20.0	100	1	20	70-130	
Bromoform	20.0	19.7	99	5	20	70-130	
Bromomethane	20.0	12.0	60	8	20	40-160	
Carbon disulfide	20.0	17.7	88	2	20	40-160	
Carbon tetrachloride	20.0	19.5	97	6	20	70-130	
Chlorobenzene	20.0	19.2	96	3	20	70-130	
Chloroethane	20.0	12.8	64	15	20	40-160	
Chloroform	20.0	19.4	97	2	20	70-130	
Chloromethane	20.0	18.1	90	9	20	40-160	
cis-1,2-Dichloroethene	20.0	17.8	89	3	20	70-130	
cis-1,3-Dichloropropene	20.0	19.4	97	5	20	70-130	
Cyclohexane	20.0	18.4	92	7	20	70-130	
Dibromochloromethane	20.0	20.2	101	3	20	70-130	
Dichlorodifluoromethane	20.0	13.6	68	15	20	40-160	
Ethylbenzene	20.0	19.5	98	2	20	70-130	
Freon TF	20.0	19.4	97	6	20	70-130	
Isopropylbenzene	20.0	20.3	101	3	20	70-130	
m&p-Xylene	20.0	19.2	96	4	20	70-130	
Methyl acetate	100	123	123	3	20	70-130	
Methylcyclohexane	20.0	17.0	85	8	20	70-130	
Methylene Chloride	20.0	19.1	95	1	20	70-130	

Column to be used to flag recovery and RPD values

FORM III 8260C

FORM III
GC/MS VOA LAB CONTROL SAMPLE DUPLICATE RECOVERY

Lab Name: TestAmerica Edison Job No.: 460-120425-1

SDG No.:

Matrix: Water Level: Low Lab File ID: P17796.D

Lab ID: LCSD 460-392765/4 Client ID:

COMPOUND	SPIKE ADDED (ug/L)	LCSD CONCENTRATION (ug/L)	LCSD % REC	% RPD	QC LIMITS RPD	QC LIMITS REC	#
MTBE	20.0	21.3	106	3	20	70-130	
o-Xylene	20.0	19.7	99	4	20	70-130	
Styrene	20.0	19.8	99	2	20	70-130	
Tetrachloroethene	20.0	19.1	95	2	20	70-130	
Toluene	20.0	19.2	96	2	20	70-130	
trans-1,2-Dichloroethene	20.0	17.8	89	0	20	70-130	
trans-1,3-Dichloropropene	20.0	20.2	101	5	20	70-130	
Trichloroethene	20.0	19.2	96	4	20	70-130	
Trichlorofluoromethane	20.0	19.9	99	15	20	40-160	
Vinyl chloride	20.0	18.6	93	10	20	70-130	

Column to be used to flag recovery and RPD values

FORM III 8260C

FORM IV
GC/MS VOA METHOD BLANK SUMMARY

Lab Name: TestAmerica Edison Job No.: 460-120425-1

SDG No.:

Lab File ID: P17799.D Lab Sample ID: MB 460-392765/7

Matrix: Water Heated Purge:(Y/N) N

Instrument ID: CVOAMS13 Date Analyzed: 09/25/2016 12:23

GC Column: Rtx-624 ID: 0.25(mm)

THIS METHOD BLANK APPLIES TO THE FOLLOWING SAMPLES:

CLIENT SAMPLE ID	LAB SAMPLE ID	LAB FILE ID	DATE ANALYZED
	LCS 460-392765/3	P17795.D	09/25/2016 10:38
	LCSD 460-392765/4	P17796.D	09/25/2016 11:04
TB-091416	460-120425-1	P17801.D	09/25/2016 13:16
MODTB-091416	460-120425-2	P17802.D	09/25/2016 13:42

FORM V
GC/MS VOA INSTRUMENT PERFORMANCE CHECK
BROMOFLUOROBENZENE (BFB)

Lab Name: TestAmerica Edison Job No.: 460-120425-1

SDG No.:

Lab File ID: P17586.D BFB Injection Date: 09/21/2016

Instrument ID: CVOAMS13 BFB Injection Time: 00:03

Analysis Batch No.: 391808

M/E	ION ABUNDANCE CRITERIA	% RELATIVE ABUNDANCE	
50	15.0 - 40.0 % of mass 95	24.2	
75	30.0 - 60.0 % of mass 95	50.8	
95	Base Peak, 100% relative abundance	100.0	
96	5.0 - 9.0 % of mass 95	6.9	
173	Less than 2.0 % of mass 174	0.5	(0.6) 1
174	50.0 - 120.00 % of mass 95	79.2	
175	5.0 - 9.0 % of mass 174	6.1	(7.7) 1
176	95.0 - 101.0 % of mass 174	79.8	(100.8) 1
177	5.0 - 9.0 % of mass 176	5.3	(6.6) 2

1-Value is % mass 174 2-Value is % mass 176

THIS CHECK APPLIES TO THE FOLLOWING SAMPLES, MS, MSD, BLANKS AND STANDARDS:

CLIENT SAMPLE ID	LAB SAMPLE ID	LAB FILE ID	DATE ANALYZED	TIME ANALYZED
	STD8 460-391808/2	P17587.D	09/21/2016	00:37
	STD05 460-391808/3	P17588.D	09/21/2016	01:03
	STD1 460-391808/4	P17589.D	09/21/2016	01:29
	STD5 460-391808/5	P17590.D	09/21/2016	01:55
	STD20 460-391808/6	P17591.D	09/21/2016	02:21
	STD50 460-391808/7	P17592.D	09/21/2016	02:48
	STD200 460-391808/8	P17593.D	09/21/2016	03:14
	STD500 460-391808/9	P17594.D	09/21/2016	03:40

FORM V
GC/MS VOA INSTRUMENT PERFORMANCE CHECK
BROMOFLUOROBENZENE (BFB)

Lab Name: TestAmerica Edison Job No.: 460-120425-1

SDG No.:

Lab File ID: P17793.D BFB Injection Date: 09/25/2016

Instrument ID: CVOAMS13 BFB Injection Time: 09:35

Analysis Batch No.: 392765

M/E	ION ABUNDANCE CRITERIA	% RELATIVE ABUNDANCE	
50	15.0 - 40.0 % of mass 95	27.1	
75	30.0 - 60.0 % of mass 95	55.4	
95	Base Peak, 100% relative abundance	100.0	
96	5.0 - 9.0 % of mass 95	6.7	
173	Less than 2.0 % of mass 174	0.0	(0.0) 1
174	50.0 - 120.00 % of mass 95	84.7	
175	5.0 - 9.0 % of mass 174	6.6	(7.9) 1
176	95.0 - 101.0 % of mass 174	84.4	(99.7) 1
177	5.0 - 9.0 % of mass 176	5.0	(6.0) 2

1-Value is % mass 174 2-Value is % mass 176

THIS CHECK APPLIES TO THE FOLLOWING SAMPLES, MS, MSD, BLANKS AND STANDARDS:

CLIENT SAMPLE ID	LAB SAMPLE ID	LAB FILE ID	DATE ANALYZED	TIME ANALYZED
	CCVIS 460-392765/2	P17794.D	09/25/2016	10:00
	LCS 460-392765/3	P17795.D	09/25/2016	10:38
	LCSD 460-392765/4	P17796.D	09/25/2016	11:04
	MB 460-392765/7	P17799.D	09/25/2016	12:23
TB-091416	460-120425-1	P17801.D	09/25/2016	13:16
MODTB-091416	460-120425-2	P17802.D	09/25/2016	13:42

FORM VIII
GC/MS VOA INTERNAL STANDARD AREA AND RETENTION TIME SUMMARY

Lab Name: TestAmerica Edison Job No.: 460-120425-1

SDG No.:

Sample No.: CCVIS 460-392765/2 Date Analyzed: 09/25/2016 10:00

Instrument ID: CVOAMS13 GC Column: Rtx-624 ID: 0.25(mm)

Lab File ID (Standard): P17794.D Heated Purge: (Y/N) N

Calibration ID: 58018

		TBAd9		BUT		FB	
		AREA #	RT #	AREA #	RT #	AREA #	RT #
12/24 HOUR STD		250681	2.10	368071	3.14	488576	3.72
UPPER LIMIT		501362	2.60	736142	3.64	977152	4.22
LOWER LIMIT		125341	1.60	184036	2.64	244288	3.22
LAB SAMPLE ID	CLIENT SAMPLE ID						
LCS 460-392765/3		292018	2.11	419955	3.14	481354	3.72
LCSD 460-392765/4		315066	2.10	426986	3.14	503813	3.72
MB 460-392765/7		255974	2.09	375746	3.14	461548	3.72
460-120425-1	TB-091416	257809	2.09	378602	3.14	459297	3.72
460-120425-2	MODTB-091416	224427	2.09	334786	3.14	439494	3.72

TBAd9 = TBA-d9 (IS)
BUT = 2-Butanone-d5
FB = Fluorobenzene

Area Limit = 50%-200% of internal standard area
RT Limit = ± 0.5 minutes of internal standard RT

Column used to flag values outside QC limits

FORM VIII 8260C

FORM VIII
GC/MS VOA INTERNAL STANDARD AREA AND RETENTION TIME SUMMARY

Lab Name: TestAmerica Edison Job No.: 460-120425-1

SDG No.:

Sample No.: CCVIS 460-392765/2 Date Analyzed: 09/25/2016 10:00

Instrument ID: CVOAMS13 GC Column: Rtx-624 ID: 0.25(mm)

Lab File ID (Standard): P17794.D Heated Purge: (Y/N) N

Calibration ID: 58018

		DXE		CBNZd5		DCBd4	
		AREA #	RT #	AREA #	RT #	AREA #	RT #
12/24 HOUR STD		26473	4.61	379339	7.15	208778	10.69
UPPER LIMIT		52946	5.11	758678	7.65	417556	11.19
LOWER LIMIT		13237	4.11	189670	6.65	104389	10.19
LAB SAMPLE ID	CLIENT SAMPLE ID						
LCS 460-392765/3		30896	4.61	380730	7.15	212609	10.69
LCSD 460-392765/4		30273	4.61	377702	7.15	210032	10.69
MB 460-392765/7		25354	4.61	351626	7.15	184704	10.69
460-120425-1	TB-091416	24987	4.61	349778	7.15	181658	10.69
460-120425-2	MODTB-091416	21826	4.60	325286	7.15	171040	10.69

DXE = 1,4-Dioxane-d8
CBNZd5 = Chlorobenzene-d5
DCBd4 = 1,4-Dichlorobenzene-d4

Area Limit = 50%-200% of internal standard area
RT Limit = ± 0.5 minutes of internal standard RT

Column used to flag values outside QC limits

FORM VIII 8260C

FORM I
GC/MS VOA ORGANICS ANALYSIS DATA SHEET

Lab Name: TestAmerica Edison | Job No.: 460-120425-1

SDG No.:

Client Sample ID: TB-091416 | Lab Sample ID: 460-120425-1

Matrix: Water | Lab File ID: P17801.D

Analysis Method: 8260C | Date Collected: 09/14/2016 00:00

Sample wt/vol: 5(mL) | Date Analyzed: 09/25/2016 13:16

Soil Aliquot Vol: | Dilution Factor: 1

Soil Extract Vol.: | GC Column: Rtx-624 ID: 0.25(mm)

% Moisture: | Level: (low/med) Low

Analysis Batch No.: 392765 | Units: ug/L

CAS NO.	COMPOUND NAME	RESULT	Q	RL	MDL
71-55-6	1,1,1-Trichloroethane	0.28	U	1.0	0.28
79-34-5	1,1,2,2-Tetrachloroethane	0.19	U	1.0	0.19
79-00-5	1,1,2-Trichloroethane	0.080	U	1.0	0.080
75-34-3	1,1-Dichloroethane	0.24	U	1.0	0.24
75-35-4	1,1-Dichloroethene	0.34	U	1.0	0.34
87-61-6	1,2,3-Trichlorobenzene	0.35	U	1.0	0.35
120-82-1	1,2,4-Trichlorobenzene	0.27	U	1.0	0.27
96-12-8	1,2-Dibromo-3-Chloropropane	0.23	U	1.0	0.23
106-93-4	1,2-Dibromoethane	0.19	U	1.0	0.19
95-50-1	1,2-Dichlorobenzene	0.22	U	1.0	0.22
107-06-2	1,2-Dichloroethane	0.25	U	1.0	0.25
78-87-5	1,2-Dichloropropane	0.18	U	1.0	0.18
541-73-1	1,3-Dichlorobenzene	0.33	U	1.0	0.33
106-46-7	1,4-Dichlorobenzene	0.33	U	1.0	0.33
123-91-1	1,4-Dioxane	8.7	U	50	8.7
78-93-3	2-Butanone	2.2	U	5.0	2.2
591-78-6	2-Hexanone	0.72	U	5.0	0.72
108-10-1	4-Methyl-2-pentanone	0.63	U	5.0	0.63
67-64-1	Acetone	1.1	U	5.0	1.1
71-43-2	Benzene	0.090	U	1.0	0.090
74-97-5	Bromochloromethane	0.30	U	1.0	0.30
75-27-4	Bromodichloromethane	0.15	U	1.0	0.15
75-25-2	Bromoform	0.18	U	1.0	0.18
74-83-9	Bromomethane	0.18	U	1.0	0.18
75-15-0	Carbon disulfide	0.22	U	1.0	0.22
56-23-5	Carbon tetrachloride	0.33	U	1.0	0.33
108-90-7	Chlorobenzene	0.24	U	1.0	0.24
75-00-3	Chloroethane	0.37	U	1.0	0.37
67-66-3	Chloroform	0.22	U	1.0	0.22
74-87-3	Chloromethane	0.22	U	1.0	0.22
156-59-2	cis-1,2-Dichloroethene	0.26	U	1.0	0.26
10061-01-5	cis-1,3-Dichloropropene	0.16	U	1.0	0.16
110-82-7	Cyclohexane	0.26	U	1.0	0.26
124-48-1	Dibromochloromethane	0.22	U	1.0	0.22
75-71-8	Dichlorodifluoromethane	0.14	U	1.0	0.14
100-41-4	Ethylbenzene	0.30	U	1.0	0.30

FORM I
GC/MS VOA ORGANICS ANALYSIS DATA SHEET

Lab Name: TestAmerica Edison | Job No.: 460-120425-1

SDG No.:

Client Sample ID: TB-091416 | Lab Sample ID: 460-120425-1

Matrix: Water | Lab File ID: P17801.D

Analysis Method: 8260C | Date Collected: 09/14/2016 00:00

Sample wt/vol: 5(mL) | Date Analyzed: 09/25/2016 13:16

Soil Aliquot Vol: | Dilution Factor: 1

Soil Extract Vol.: | GC Column: Rtx-624 ID: 0.25(mm)

% Moisture: | Level: (low/med) Low

Analysis Batch No.: 392765 | Units: ug/L

CAS NO.	COMPOUND NAME	RESULT	Q	RL	MDL
76-13-1	Freon TF	0.34	U	1.0	0.34
98-82-8	Isopropylbenzene	0.32	U	1.0	0.32
179601-23-1	m&p-Xylene	0.28	U	1.0	0.28
79-20-9	Methyl acetate	0.58	U	5.0	0.58
108-87-2	Methylcyclohexane	0.22	U	1.0	0.22
75-09-2	Methylene Chloride	0.54	J	1.0	0.21
1634-04-4	MTBE	0.13	U	1.0	0.13
95-47-6	o-Xylene	0.32	U	1.0	0.32
100-42-5	Styrene	0.17	U	1.0	0.17
127-18-4	Tetrachloroethene	0.12	U	1.0	0.12
108-88-3	Toluene	0.25	U	1.0	0.25
156-60-5	trans-1,2-Dichloroethene	0.18	U	1.0	0.18
10061-02-6	trans-1,3-Dichloropropene	0.19	U	1.0	0.19
79-01-6	Trichloroethene	0.22	U	1.0	0.22
75-69-4	Trichlorofluoromethane	0.15	U	1.0	0.15
75-01-4	Vinyl chloride	0.060	U	1.0	0.060

CAS NO.	SURROGATE	%REC	Q	LIMITS
17060-07-0	1,2-Dichloroethane-d4 (Surr)	104		70-130
460-00-4	Bromofluorobenzene	101		70-130
1868-53-7	Dibromofluoromethane (Surr)	98		70-130
2037-26-5	Toluene-d8 (Surr)	97		70-130

FORM I
GC/MS VOA ORGANICS ANALYSIS DATA SHEET
TENTATIVELY IDENTIFIED COMPOUNDS

Lab Name: TestAmerica Edison Job No.: 460-120425-1

SDG No.:

Client Sample ID: TB-091416 Lab Sample ID: 460-120425-1

Matrix: Water Lab File ID: P17801.D

Analysis Method: 8260C Date Collected: 09/14/2016 00:00

Sample wt/vol: 5(mL) Date Analyzed: 09/25/2016 13:16

Soil Aliquot Vol: Dilution Factor: 1

Soil Extract Vol.: GC Column: Rtx-624 ID: 0.25(mm)

% Moisture: Level: (low/med) Low

Analysis Batch No.: 392765 Units: ug/L

Number TICs Found: 0 TIC Result Total: 0

CAS NO.	COMPOUND NAME	RT	RESULT	Q	MATCH QUALITY
	Tentatively Identified Compound		None		

FORM I-TIC 8260C

TestAmerica Edison
Target Compound Quantitation Report

Data File: \\ChromNA\Edison\ChromData\CVOAMS13\20160925-46007.b\P17801.D
Lims ID: 460-120425-A-1
Client ID: TB-091416
Sample Type: Client
Inject. Date: 25-Sep-2016 13:16:30 ALS Bottle#: 8 Worklist Smp#: 9
Purge Vol: 5.000 mL Dil. Factor: 1.0000
Sample Info: 460-120425-A-1
Misc. Info.: 460-0046007-009
Operator ID: Instrument ID: CVOAMS13

Method: \\ChromNA\Edison\ChromData\CVOAMS13\20160925-46007.b\8260W_13.m
Limit Group: VOA - 8260C Water and Solid
Last Update: 26-Sep-2016 11:01:26 Calib Date: 21-Sep-2016 03:40:30
Integrator: RTE ID Type: Deconvolution ID
Quant Method: Internal Standard Quant By: Initial Calibration
Last ICal File: \\ChromNA\Edison\ChromData\CVOAMS13\20160920-45835.b\P17594.D

Column 1 : Rtx-624 (0.25 mm) Det: MS SCAN
Process Host: XAWRK014

First Level Reviewer: desais Date: 25-Sep-2016 13:29:59

Compound	Sig	RT (min.)	Exp RT (min.)	Dlt RT (min.)	Q	Response	OnCol Amt ug/l	Flags
23 Methylene Chloride	84	1.911	1.911	0.000	93	1653	0.5376	
* 29 TBA-d9 (IS)	65	2.090	2.098	-0.008	98	257809	1000.0	
$ 47 Dibromofluoromethane (Surr	113	3.072	3.065	0.007	96	70192	49.0	
* 49 2-Butanone-d5	46	3.136	3.136	0.000	100	378602	250.0	
$ 58 1,2-Dichloroethane-d4 (Sur	65	3.480	3.473	0.007	97	100441	51.8	
* 61 Fluorobenzene	96	3.716	3.716	0.000	97	459297	50.0	
* 72 1,4-Dioxane-d8	96	4.605	4.605	0.000	89	24987	1000.0	
$ 76 Toluene-d8 (Surr)	98	5.264	5.264	0.000	98	310741	48.6	
* 90 Chlorobenzene-d5	117	7.148	7.148	0.000	90	349778	50.0	
$ 101 4-Bromofluorobenzene	174	8.924	8.924	0.000	89	118673	50.7	
* 116 1,4-Dichlorobenzene-d4	152	10.693	10.686	0.007	97	181658	50.0	

Reagents:

8260ISNEW_00083 Amount Added: 1.00 Units: uL Run Reagent
8260SURR250_00135 Amount Added: 1.00 Units: uL Run Reagent

Report Date: 26-Sep-2016 11:01:43 Chrom Revision: 2.2 08-Sep-2016 14:45:52

TestAmerica Edison

Data File: \\ChromNA\Edison\ChromData\CVOAMS13\20160925-46007.b\P17801.D

Injection Date:	25-Sep-2016 13:16:30	Instrument ID:	CVOAMS13	Operator ID:	
Lims ID:	460-120425-A-1	Lab Sample ID:	460-120425-1	Worklist Smp#:	9
Client ID:	TB-091416				
Purge Vol:	5.000 mL	Dil. Factor:	1.0000	ALS Bottle#:	8
Method:	8260W_13	Limit Group:	VOA - 8260C Water and Solid		

Column: Rtx-624 (0.25 mm)

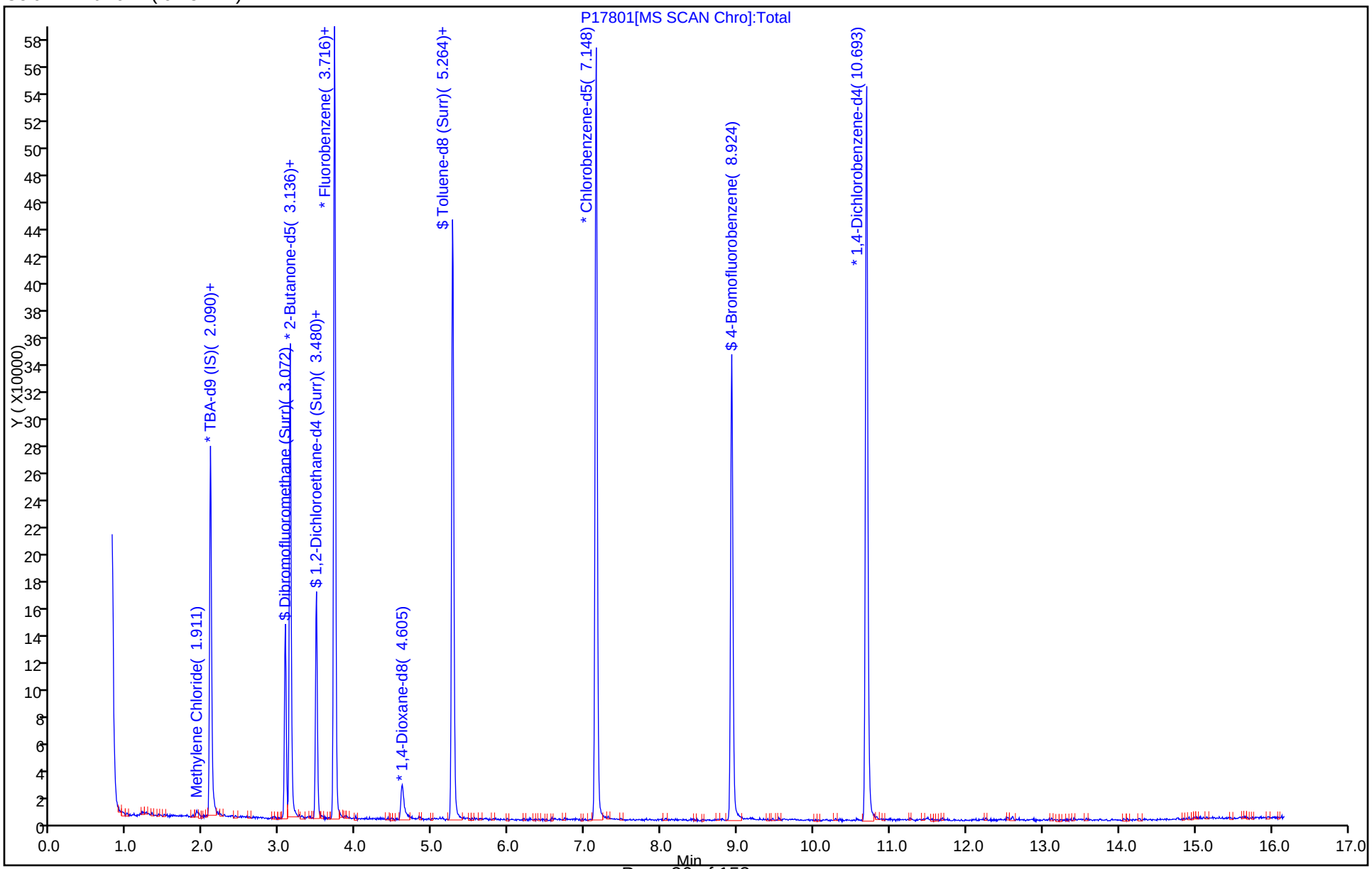

Report Date: 26-Sep-2016 11:01:43 Chrom Revision: 2.2 08-Sep-2016 14:45:52

TestAmerica Edison

Data File: \\ChromNA\Edison\ChromData\CVOAMS13\20160925-46007.b\P17801.D

Injection Date:	25-Sep-2016 13:16:30	Instrument ID:	CVOAMS13		
Lims ID:	460-120425-A-1	Lab Sample ID:	460-120425-1		
Client ID:	TB-091416				
Operator ID:		ALS Bottle#:	8	Worklist Smp#:	9
Purge Vol:	5.000 mL	Dil. Factor:	1.0000		
Method:	8260W_13	Limit Group:	VOA - 8260C Water and Solid		
Column:	Rtx-624 (0.25 mm)	Detector	MS SCAN		

23 Methylene Chloride, CAS: 75-09-2

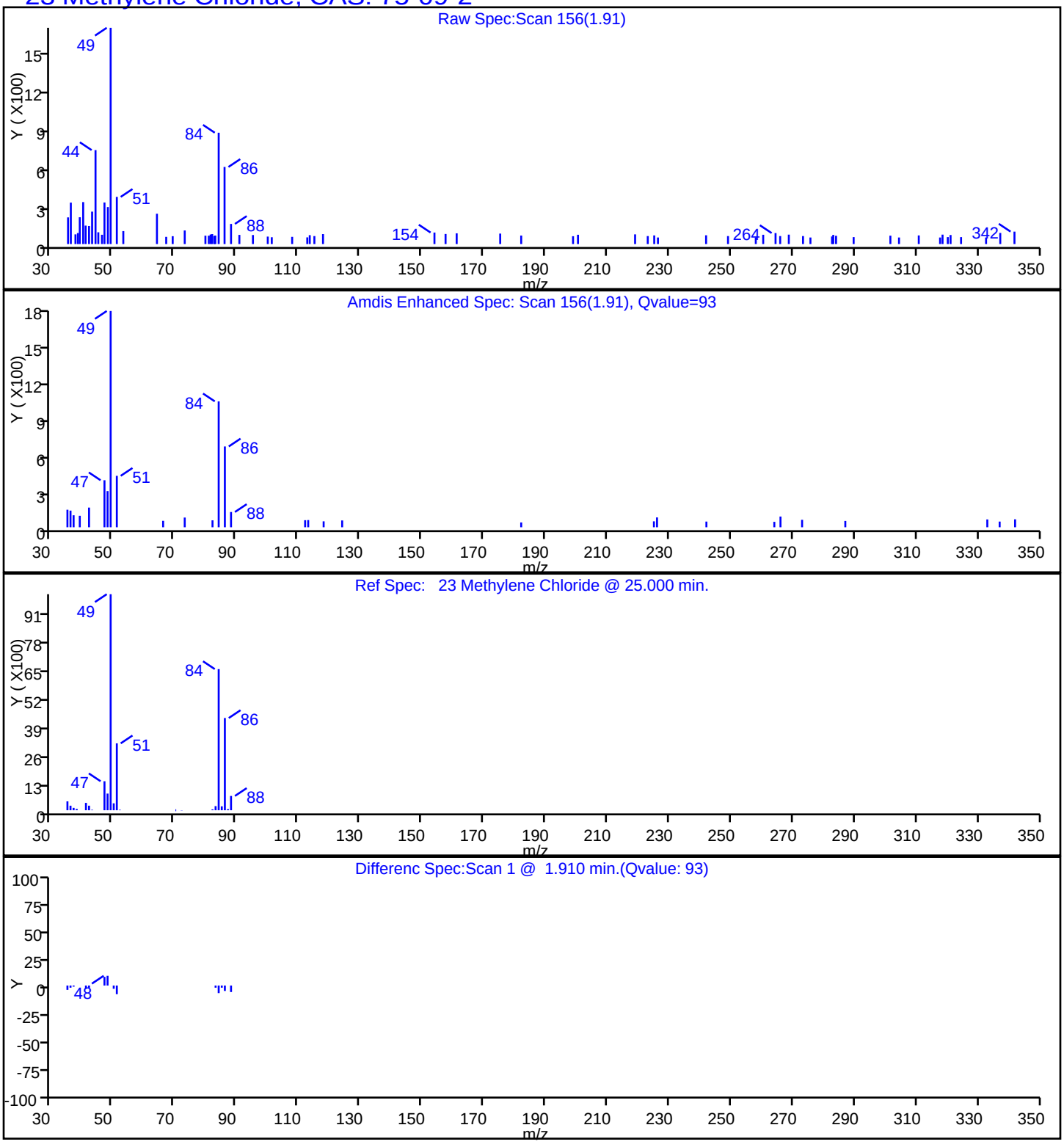

FORM I
GC/MS VOA ORGANICS ANALYSIS DATA SHEET

Lab Name: TestAmerica Edison | Job No.: 460-120425-1

SDG No.:

Client Sample ID: MODTB-091416 | Lab Sample ID: 460-120425-2

Matrix: Water | Lab File ID: P17802.D

Analysis Method: 8260C | Date Collected: 09/14/2016 16:45

Sample wt/vol: 5(mL) | Date Analyzed: 09/25/2016 13:42

Soil Aliquot Vol: | Dilution Factor: 1

Soil Extract Vol.: | GC Column: Rtx-624 ID: 0.25(mm)

% Moisture: | Level: (low/med) Low

Analysis Batch No.: 392765 | Units: ug/L

CAS NO.	COMPOUND NAME	RESULT	Q	RL	MDL
71-55-6	1,1,1-Trichloroethane	0.28	U	1.0	0.28
79-34-5	1,1,2,2-Tetrachloroethane	0.19	U	1.0	0.19
79-00-5	1,1,2-Trichloroethane	0.080	U	1.0	0.080
75-34-3	1,1-Dichloroethane	0.24	U	1.0	0.24
75-35-4	1,1-Dichloroethene	0.34	U	1.0	0.34
87-61-6	1,2,3-Trichlorobenzene	0.35	U	1.0	0.35
120-82-1	1,2,4-Trichlorobenzene	0.27	U	1.0	0.27
96-12-8	1,2-Dibromo-3-Chloropropane	0.23	U	1.0	0.23
106-93-4	1,2-Dibromoethane	0.19	U	1.0	0.19
95-50-1	1,2-Dichlorobenzene	0.22	U	1.0	0.22
107-06-2	1,2-Dichloroethane	1.8		1.0	0.25
78-87-5	1,2-Dichloropropane	0.18	U	1.0	0.18
541-73-1	1,3-Dichlorobenzene	0.33	U	1.0	0.33
106-46-7	1,4-Dichlorobenzene	0.33	U	1.0	0.33
123-91-1	1,4-Dioxane	8.7	U	50	8.7
78-93-3	2-Butanone	2.2	U	5.0	2.2
591-78-6	2-Hexanone	0.72	U	5.0	0.72
108-10-1	4-Methyl-2-pentanone	0.63	U	5.0	0.63
67-64-1	Acetone	14		5.0	1.1
71-43-2	Benzene	0.090	U	1.0	0.090
74-97-5	Bromochloromethane	0.30	U	1.0	0.30
75-27-4	Bromodichloromethane	0.15	U	1.0	0.15
75-25-2	Bromoform	0.18	U	1.0	0.18
74-83-9	Bromomethane	0.18	U	1.0	0.18
75-15-0	Carbon disulfide	0.22	U	1.0	0.22
56-23-5	Carbon tetrachloride	0.33	U	1.0	0.33
108-90-7	Chlorobenzene	0.24	U	1.0	0.24
75-00-3	Chloroethane	0.37	U	1.0	0.37
67-66-3	Chloroform	0.22	U	1.0	0.22
74-87-3	Chloromethane	0.22	U	1.0	0.22
156-59-2	cis-1,2-Dichloroethene	0.26	U	1.0	0.26
10061-01-5	cis-1,3-Dichloropropene	0.16	U	1.0	0.16
110-82-7	Cyclohexane	1.1		1.0	0.26
124-48-1	Dibromochloromethane	0.22	U	1.0	0.22
75-71-8	Dichlorodifluoromethane	0.14	U	1.0	0.14
100-41-4	Ethylbenzene	0.30	U	1.0	0.30

FORM I
GC/MS VOA ORGANICS ANALYSIS DATA SHEET

Lab Name: TestAmerica Edison | Job No.: 460-120425-1

SDG No.:

Client Sample ID: MODTB-091416 | Lab Sample ID: 460-120425-2

Matrix: Water | Lab File ID: P17802.D

Analysis Method: 8260C | Date Collected: 09/14/2016 16:45

Sample wt/vol: 5(mL) | Date Analyzed: 09/25/2016 13:42

Soil Aliquot Vol: | Dilution Factor: 1

Soil Extract Vol.: | GC Column: Rtx-624 ID: 0.25(mm)

% Moisture: | Level: (low/med) Low

Analysis Batch No.: 392765 | Units: ug/L

CAS NO.	COMPOUND NAME	RESULT	Q	RL	MDL
76-13-1	Freon TF	0.34	U	1.0	0.34
98-82-8	Isopropylbenzene	0.32	U	1.0	0.32
179601-23-1	m&p-Xylene	0.28	U	1.0	0.28
79-20-9	Methyl acetate	1.3	J	5.0	0.58
108-87-2	Methylcyclohexane	0.22	U	1.0	0.22
75-09-2	Methylene Chloride	0.21	U	1.0	0.21
1634-04-4	MTBE	0.13	U	1.0	0.13
95-47-6	o-Xylene	0.32	U	1.0	0.32
100-42-5	Styrene	0.17	U	1.0	0.17
127-18-4	Tetrachloroethene	0.12	U	1.0	0.12
108-88-3	Toluene	0.81	J	1.0	0.25
156-60-5	trans-1,2-Dichloroethene	0.18	U	1.0	0.18
10061-02-6	trans-1,3-Dichloropropene	0.19	U	1.0	0.19
79-01-6	Trichloroethene	0.22	U	1.0	0.22
75-69-4	Trichlorofluoromethane	0.15	U	1.0	0.15
75-01-4	Vinyl chloride	0.060	U	1.0	0.060

CAS NO.	SURROGATE	%REC	Q	LIMITS
17060-07-0	1,2-Dichloroethane-d4 (Surr)	109		70-130
460-00-4	Bromofluorobenzene	108		70-130
1868-53-7	Dibromofluoromethane (Surr)	106		70-130
2037-26-5	Toluene-d8 (Surr)	104		70-130

FORM I
GC/MS VOA ORGANICS ANALYSIS DATA SHEET
TENTATIVELY IDENTIFIED COMPOUNDS

Lab Name: TestAmerica Edison | Job No.: 460-120425-1

SDG No.:

Client Sample ID: MODTB-091416 | Lab Sample ID: 460-120425-2

Matrix: Water | Lab File ID: P17802.D

Analysis Method: 8260C | Date Collected: 09/14/2016 16:45

Sample wt/vol: 5(mL) | Date Analyzed: 09/25/2016 13:42

Soil Aliquot Vol: | Dilution Factor: 1

Soil Extract Vol.: | GC Column: Rtx-624 ID: 0.25(mm)

% Moisture: | Level: (low/med) Low

Analysis Batch No.: 392765 | Units: ug/L

Number TICs Found: 0 | TIC Result Total: 0

CAS NO.	COMPOUND NAME	RT	RESULT	Q	MATCH QUALITY
	Tentatively Identified Compound		None		

TestAmerica Edison
Target Compound Quantitation Report

Data File: \\ChromNA\Edison\ChromData\CVOAMS13\20160925-46007.b\P17802.D
Lims ID: 460-120425-A-2
Client ID: MODTB-091416
Sample Type: Client
Inject. Date: 25-Sep-2016 13:42:30 ALS Bottle#: 9 Worklist Smp#: 10
Purge Vol: 5.000 mL Dil. Factor: 1.0000
Sample Info: 460-120425-A-2
Misc. Info.: 460-0046007-010
Operator ID: Instrument ID: CVOAMS13

Method: \\ChromNA\Edison\ChromData\CVOAMS13\20160925-46007.b\8260W_13.m
Limit Group: VOA - 8260C Water and Solid
Last Update: 26-Sep-2016 11:02:16 Calib Date: 21-Sep-2016 03:40:30
Integrator: RTE ID Type: Deconvolution ID
Quant Method: Internal Standard Quant By: Initial Calibration
Last ICal File: \\ChromNA\Edison\ChromData\CVOAMS13\20160920-45835.b\P17594.D

Column 1 : Rtx-624 (0.25 mm) Det: MS SCAN
Process Host: XAWRK014

First Level Reviewer: desais Date: 25-Sep-2016 13:30:37

Compound	Sig	RT (min.)	Exp RT (min.)	Dlt RT (min.)	Q	Response	OnCol Amt ug/l	Flags
24 Acetone	43	1.933	1.940	-0.007	85	12499	13.8	
26 Methyl acetate	43	2.012	2.012	0.000	99	3532	1.30	
* 29 TBA-d9 (IS)	65	2.090	2.098	-0.008	97	224427	1000.0	
40 Cyclohexane	56	2.878	2.871	0.007	95	4613	1.10	
$ 47 Dibromofluoromethane (Surr	113	3.072	3.065	0.007	96	72492	52.9	
* 49 2-Butanone-d5	46	3.136	3.136	0.000	100	334786	250.0	
$ 58 1,2-Dichloroethane-d4 (Sur	65	3.480	3.473	0.007	96	100648	54.3	
59 1,2-Dichloroethane	62	3.530	3.530	0.000	94	6957	1.77	
* 61 Fluorobenzene	96	3.716	3.716	0.000	97	439494	50.0	
* 72 1,4-Dioxane-d8	96	4.598	4.605	-0.007	89	21826	1000.0	
$ 76 Toluene-d8 (Surr)	98	5.264	5.264	0.000	98	309063	52.0	
77 Toluene	91	5.321	5.321	0.000	93	8782	0.8137	
* 90 Chlorobenzene-d5	117	7.148	7.148	0.000	90	325286	50.0	
$ 101 4-Bromofluorobenzene	174	8.924	8.924	0.000	89	117902	54.2	
* 116 1,4-Dichlorobenzene-d4	152	10.693	10.686	0.007	97	171040	50.0	

Reagents:

8260ISNEW_00083	Amount Added:	1.00	Units: uL	Run Reagent
8260SURR250_00135	Amount Added:	1.00	Units: uL	Run Reagent

Report Date: 26-Sep-2016 11:02:18 Chrom Revision: 2.2 08-Sep-2016 14:45:52

TestAmerica Edison

Data File: \\ChromNA\Edison\ChromData\CVOAMS13\20160925-46007.b\P17802.D

Injection Date:	25-Sep-2016 13:42:30	Instrument ID:	CVOAMS13	Operator ID:	
Lims ID:	460-120425-A-2	Lab Sample ID:	460-120425-2	Worklist Smp#:	10
Client ID:	MODTB-091416				
Purge Vol:	5.000 mL	Dil. Factor:	1.0000	ALS Bottle#:	9
Method:	8260W_13	Limit Group:	VOA - 8260C Water and Solid		

Column: Rtx-624 (0.25 mm)

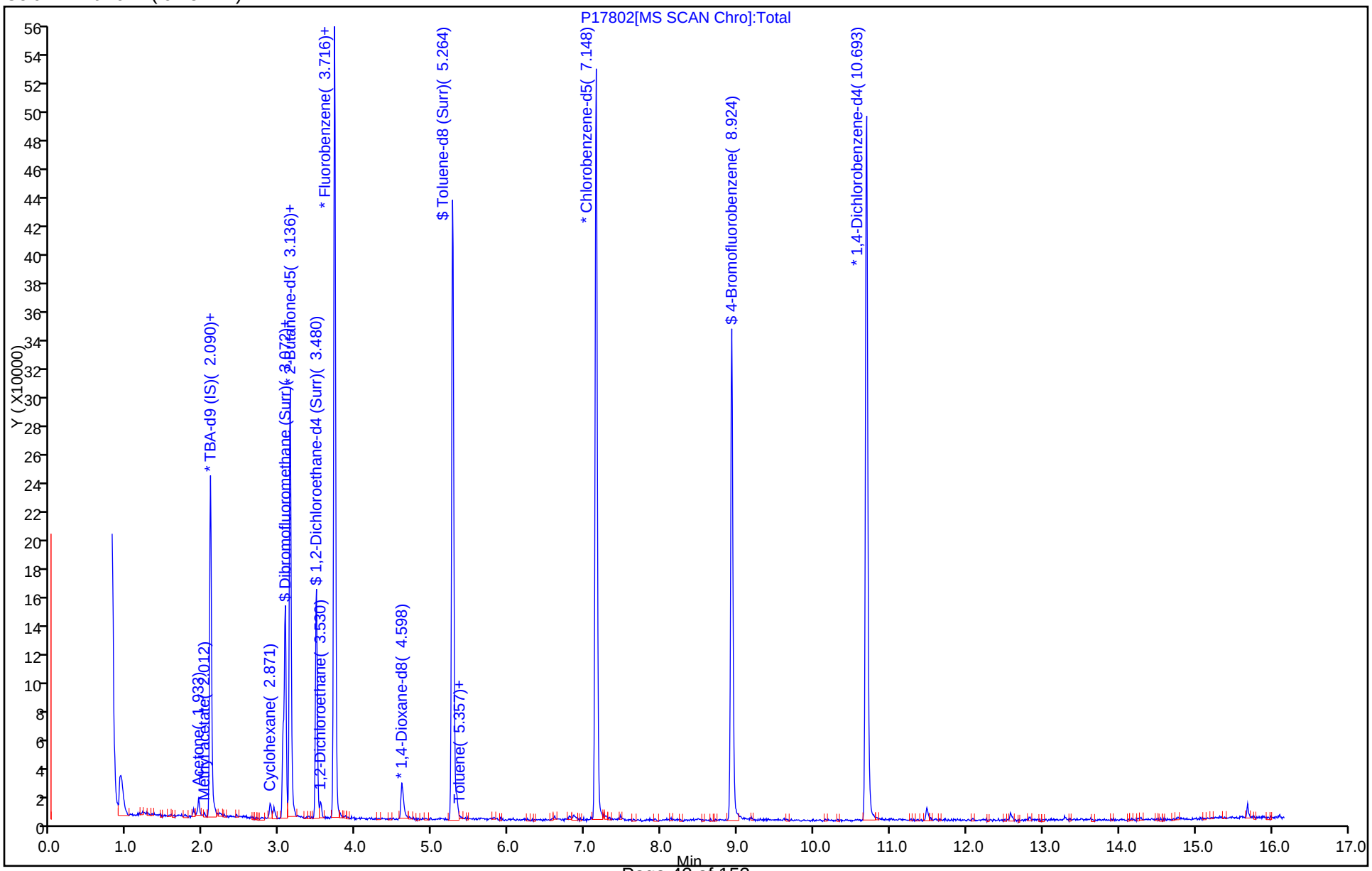

Report Date: 26-Sep-2016 11:02:18 Chrom Revision: 2.2 08-Sep-2016 14:45:52

TestAmerica Edison

Data File: \\ChromNA\Edison\ChromData\CVOAMS13\20160925-46007.b\P17802.D

Injection Date:	25-Sep-2016 13:42:30	Instrument ID:	CVOAMS13		
Lims ID:	460-120425-A-2	Lab Sample ID:	460-120425-2		
Client ID:	MODTB-091416				
Operator ID:		ALS Bottle#:	9	Worklist Smp#:	10
Purge Vol:	5.000 mL	Dil. Factor:	1.0000		
Method:	8260W_13	Limit Group:	VOA - 8260C Water and Solid		
Column:	Rtx-624 (0.25 mm)	Detector	MS SCAN		

59 1,2-Dichloroethane, CAS: 107-06-2

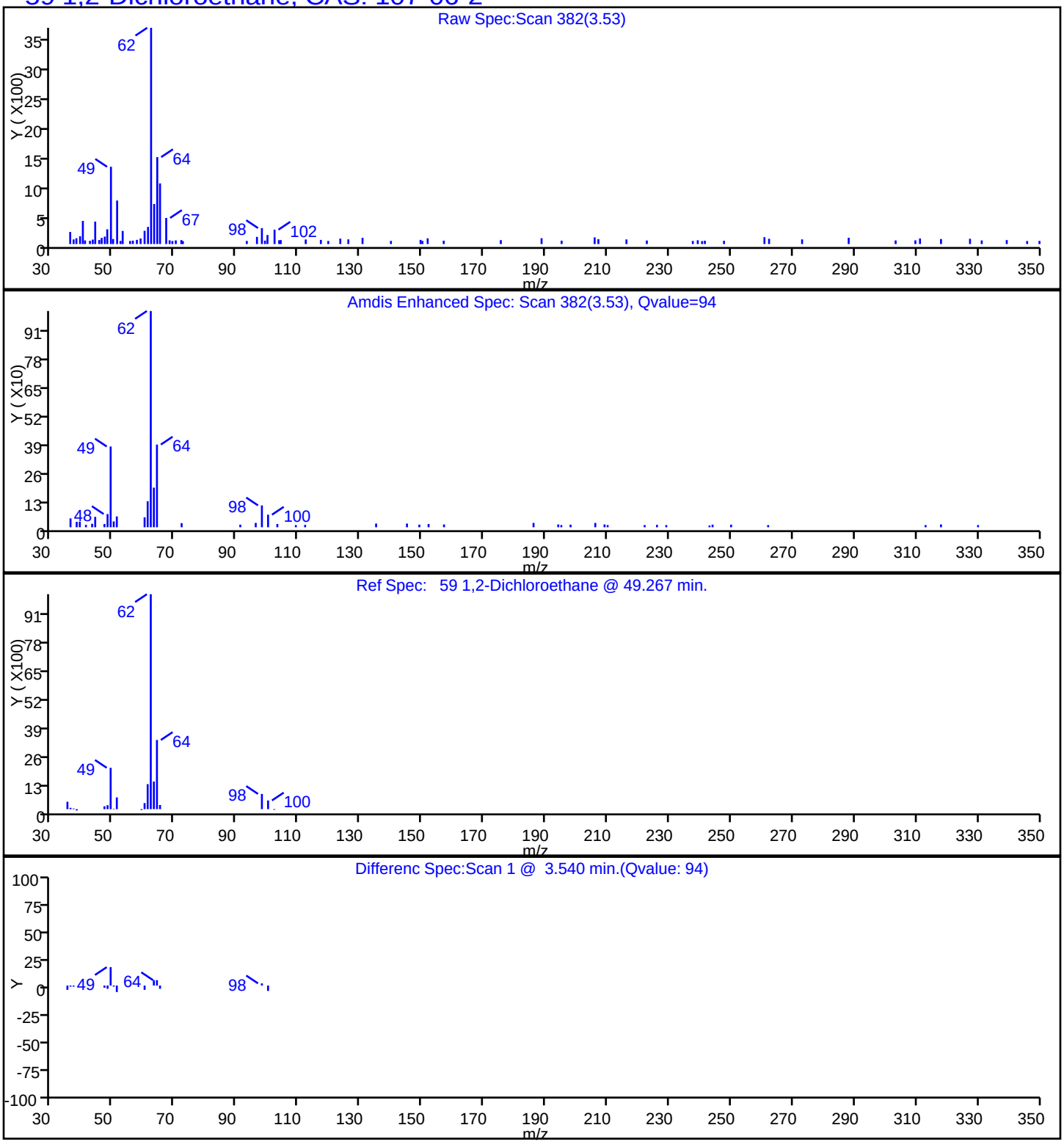

Report Date: 26-Sep-2016 11:02:18 Chrom Revision: 2.2 08-Sep-2016 14:45:52

TestAmerica Edison

Data File: \\ChromNA\Edison\ChromData\CVOAMS13\20160925-46007.b\P17802.D

Injection Date:	25-Sep-2016 13:42:30	Instrument ID:	CVOAMS13		
Lims ID:	460-120425-A-2	Lab Sample ID:	460-120425-2		
Client ID:	MODTB-091416				
Operator ID:		ALS Bottle#:	9	Worklist Smp#:	10
Purge Vol:	5.000 mL	Dil. Factor:	1.0000		
Method:	8260W_13	Limit Group:	VOA - 8260C Water and Solid		
Column:	Rtx-624 (0.25 mm)	Detector	MS SCAN		

24 Acetone, CAS: 67-64-1

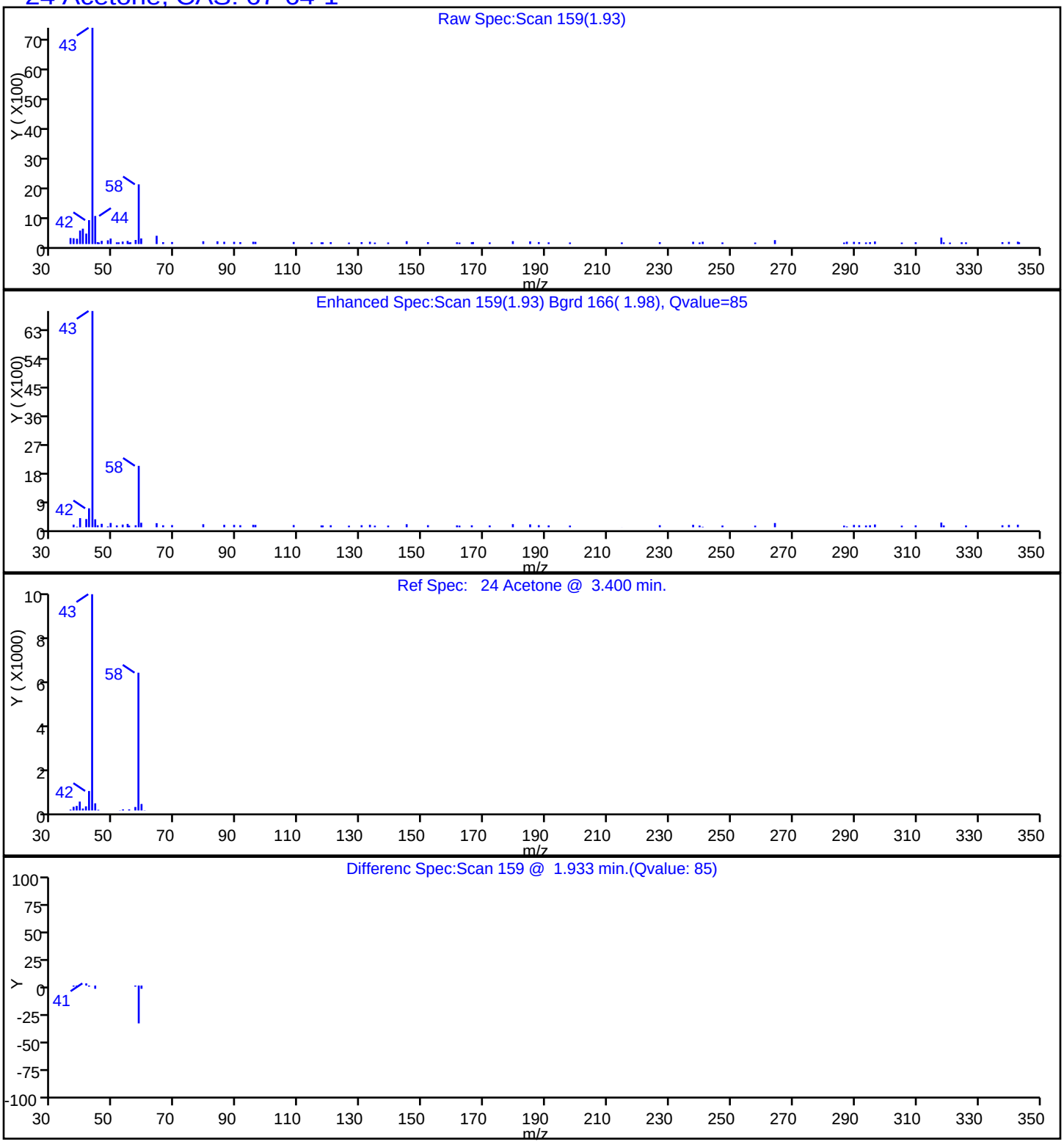

Report Date: 26-Sep-2016 11:02:18 Chrom Revision: 2.2 08-Sep-2016 14:45:52

TestAmerica Edison

Data File: \\ChromNA\Edison\ChromData\CVOAMS13\20160925-46007.b\P17802.D

Injection Date:	25-Sep-2016 13:42:30	Instrument ID:	CVOAMS13
Lims ID:	460-120425-A-2	Lab Sample ID:	460-120425-2
Client ID:	MODTB-091416		
Operator ID:		ALS Bottle#:	9 Worklist Smp#: 10
Purge Vol:	5.000 mL	Dil. Factor:	1.0000
Method:	8260W_13	Limit Group:	VOA - 8260C Water and Solid
Column:	Rtx-624 (0.25 mm)	Detector	MS SCAN

40 Cyclohexane, CAS: 110-82-7

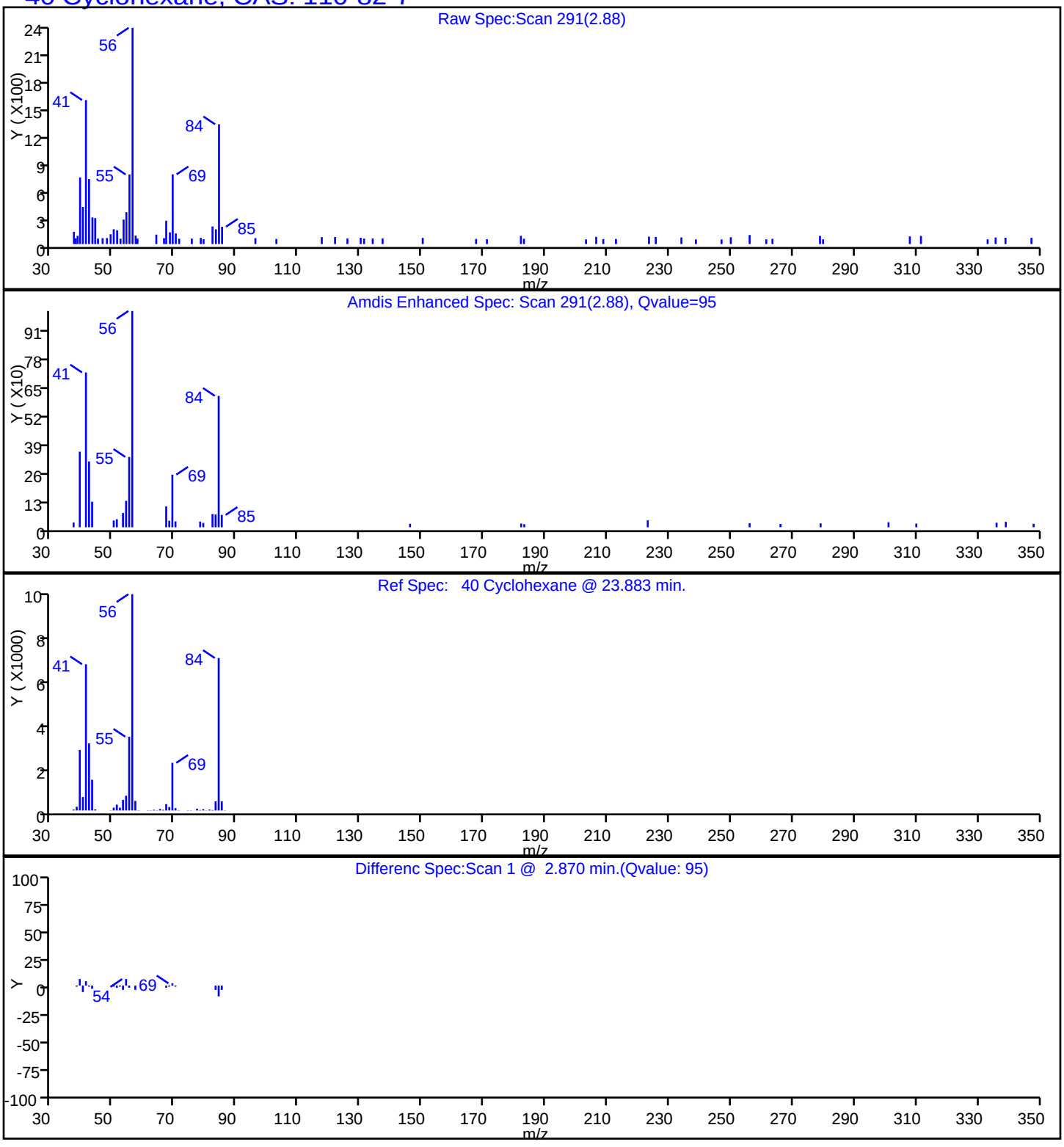

Report Date: 26-Sep-2016 11:02:18 Chrom Revision: 2.2 08-Sep-2016 14:45:52

TestAmerica Edison

Data File: \\ChromNA\Edison\ChromData\CVOAMS13\20160925-46007.b\P17802.D

Injection Date:	25-Sep-2016 13:42:30	Instrument ID:	CVOAMS13		
Lims ID:	460-120425-A-2	Lab Sample ID:	460-120425-2		
Client ID:	MODTB-091416				
Operator ID:		ALS Bottle#:	9	Worklist Smp#:	10
Purge Vol:	5.000 mL	Dil. Factor:	1.0000		
Method:	8260W_13	Limit Group:	VOA - 8260C Water and Solid		
Column:	Rtx-624 (0.25 mm)	Detector	MS SCAN		

26 Methyl acetate, CAS: 79-20-9

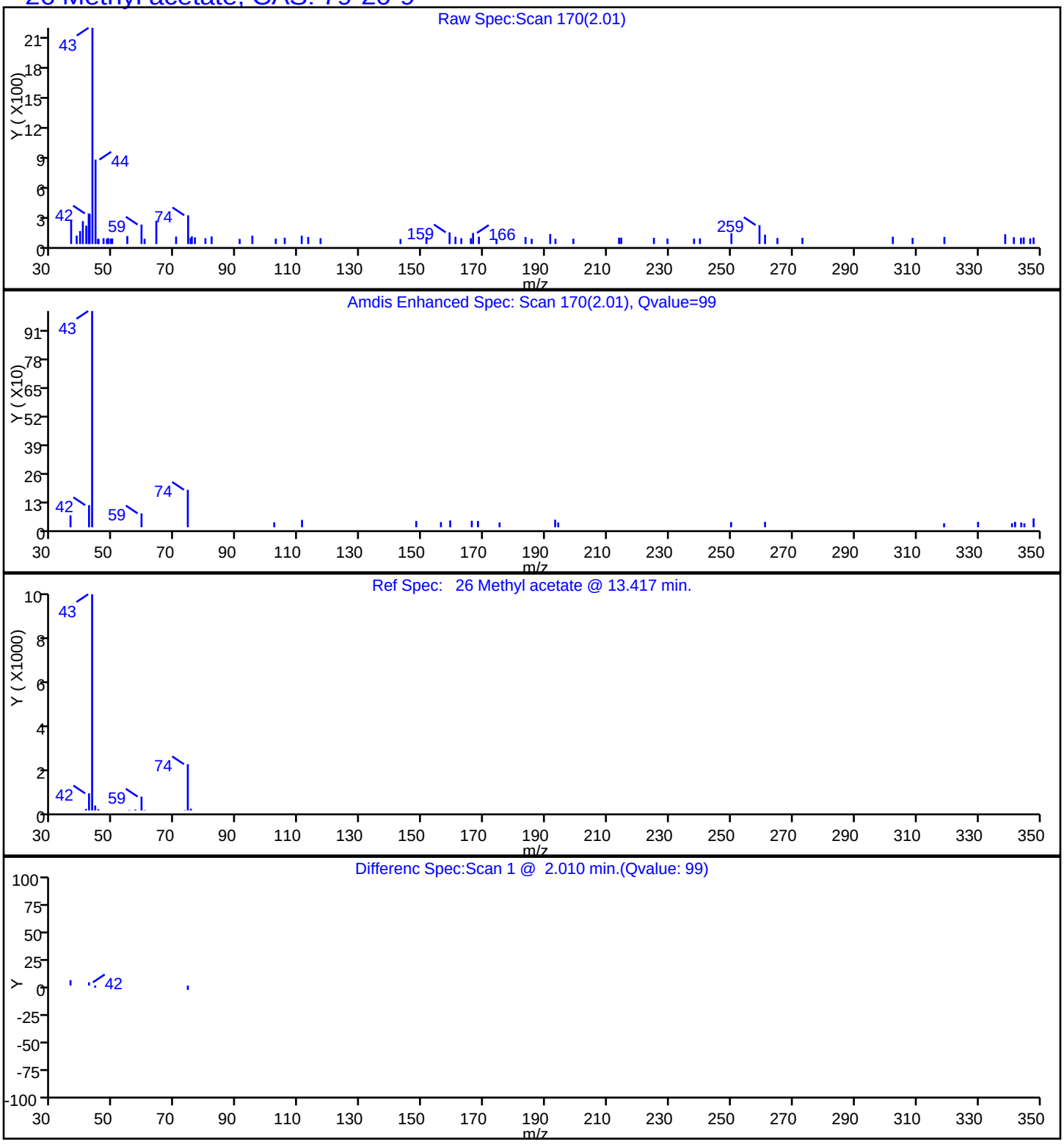

Report Date: 26-Sep-2016 11:02:18 Chrom Revision: 2.2 08-Sep-2016 14:45:52

TestAmerica Edison

Data File: \\ChromNA\Edison\ChromData\CVOAMS13\20160925-46007.b\P17802.D

Injection Date:	25-Sep-2016 13:42:30	Instrument ID:	CVOAMS13		
Lims ID:	460-120425-A-2	Lab Sample ID:	460-120425-2		
Client ID:	MODTB-091416				
Operator ID:		ALS Bottle#:	9	Worklist Smp#:	10
Purge Vol:	5.000 mL	Dil. Factor:	1.0000		
Method:	8260W_13	Limit Group:	VOA - 8260C Water and Solid		
Column:	Rtx-624 (0.25 mm)	Detector	MS SCAN		

77 Toluene, CAS: 108-88-3

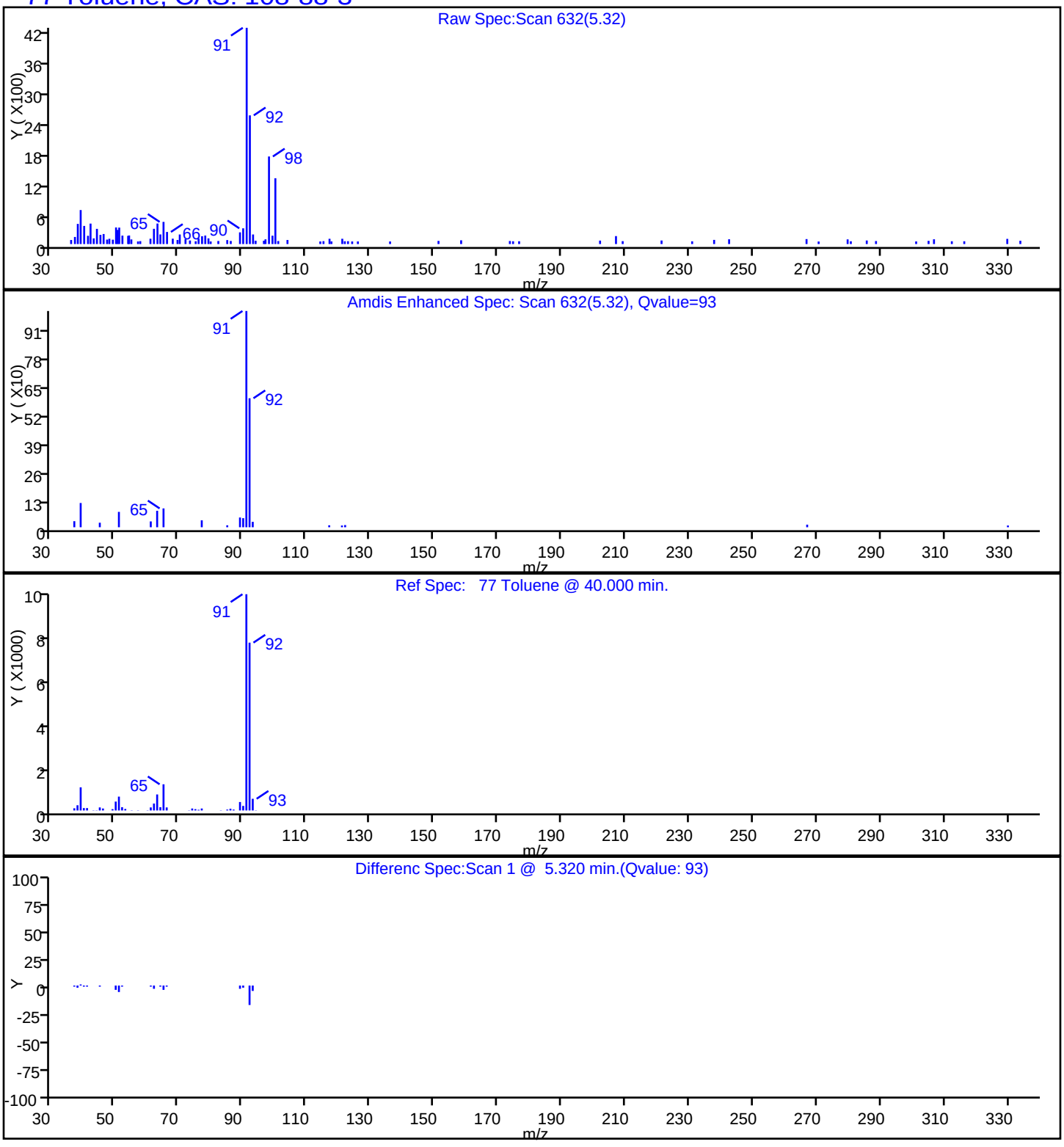

FORM VI
GC/MS VOA BY INTERNAL STANDARD - INITIAL CALIBRATION DATA
CURVE EVALUATION

Lab Name: TestAmerica Edison Job No.: 460-120425-1 Analy Batch No.: 391808

SDG No.:

Instrument ID: CVOAMS13 GC Column: Rtx-624 ID: 0.25(mm) Heated Purge: (Y/N) N

Calibration Start Date: 09/21/2016 00:37 Calibration End Date: 09/21/2016 03:40 Calibration ID: 58018

Calibration Files:

LEVEL:	LAB SAMPLE ID:	LAB FILE ID:
Level 1	STD8 460-391808/2	P17587.D
Level 2	STD05 460-391808/3	P17588.D
Level 3	STD1 460-391808/4	P17589.D
Level 4	STD5 460-391808/5	P17590.D
Level 5	STD20 460-391808/6	P17591.D
Level 6	STD50 460-391808/7	P17592.D
Level 7	STD200 460-391808/8	P17593.D
Level 8	STD500 460-391808/9	P17594.D

ANALYTE	RRF					CURVE TYPE	COEFFICIENT			#	MIN RRF	%RSD	#	MAX %RSD	R^2 OR COD	#	MIN R^2 OR COD
	LVL 1 LVL 6	LVL 2 LVL 7	LVL 3 LVL 8	LVL 4	LVL 5		B	M1	M2								
Chlorotrifluoroethene	+++++ 0.0861	0.0749 0.0937	0.0519 0.1109	0.0562	0.0690	QuaF		0.0820	0.0000578						1.0000		0.9900
Dichlorodifluoromethane	+++++ 0.4362	0.4934 0.4088	0.4808 0.4585	0.4467	0.3811	Ave		0.4436			0.1000	8.9		20.0			
Vinyl chloride	+++++ 0.5105	0.5368 0.4613	0.5390 0.5191	0.5065	0.4765	Ave		0.5071			0.1000	5.7		20.0			
Chloromethane	+++++ 0.7765	0.7781 0.6975	0.9050 0.7966	0.7687	0.7125	Ave		0.7764			0.1000	8.7		20.0			
Butadiene	+++++ 0.4724	0.5154 0.4405	0.5290 0.4923	0.4588	0.4341	Ave		0.4775				7.6		20.0			
Bromomethane	+++++ 1.4973	1.1708 1.6072	1.4116 1.5554	1.2085	1.2437	Ave		1.3849			0.1000	12.8		20.0			
Chloroethane	+++++ 0.2908	0.3376 0.2660	0.3206 0.2240	0.2979	0.2817	Ave		0.2884			0.1000	12.9		20.0			
Pentane	+++++ 2.5617	2.1658 2.5271	2.0005 2.4630	2.0727	1.5246	Ave		2.1879				16.9		20.0			
Trichlorofluoromethane	+++++ 0.4614	0.5069 0.4384	0.5046 0.4778	0.4752	0.4174	Ave		0.4688			0.1000	7.0		20.0			
Dichlorofluoromethane	+++++ 0.6783	0.7959 0.6161	0.7919 0.6762	0.6980	0.6530	Ave		0.7013				9.7		20.0			
2-Methyl-1,3-butadiene	+++++ 0.4503	0.3792 0.4329	0.4467 0.5016	0.4265	0.3394	Ave		0.4252				12.3		20.0			
Ethyl ether	+++++ 0.3195	0.3932 0.2931	0.3683 0.3259	0.3632	0.3242	Ave		0.3411				10.2		20.0			
Ethanol	+++++ 0.0898	0.1732 0.0821	0.1056 0.0860	0.1047	0.0923	QuaF		0.0812	0.0000002						1.0000		0.9900
1,2-Dichloro-1,1,2-trifluoroethane	+++++ 0.3698	0.4153 0.3559	0.4630 0.4063	0.3579	0.3635	Ave		0.3902				10.2		20.0			

Note: The m1 coefficient is the same as Ave RRF for an Ave curve type.

FORM VI
GC/MS VOA BY INTERNAL STANDARD - INITIAL CALIBRATION DATA
CURVE EVALUATION

Lab Name: TestAmerica Edison Job No.: 460-120425-1 Analy Batch No.: 391808

SDG No.:

Instrument ID: CVOAMS13 GC Column: Rtx-624 ID: 0.25(mm) Heated Purge: (Y/N) N

Calibration Start Date: 09/21/2016 00:37 Calibration End Date: 09/21/2016 03:40 Calibration ID: 58018

ANALYTE	RRF					CURVE TYPE	COEFFICIENT			#	MIN RRF	%RSD	#	MAX %RSD	R^2 OR COD	#	MIN R^2 OR COD
	LVL 1 LVL 6	LVL 2 LVL 7	LVL 3 LVL 8	LVL 4	LVL 5		B	M1	M2								
1,1-Dichloroethene	+++++ 0.2524	0.2871 0.2387	0.2837 0.2838	0.2495	0.2536	Ave		0.2641			0.1000	7.6		20.0			
Carbon disulfide	+++++ 0.9883	1.0173 0.9599	1.0410 1.1243	0.9386	0.9251	Ave		0.9992			0.1000	6.9		20.0			
Freon TF	+++++ 0.2285	0.1479 0.2349	0.2144 +++++	0.1485	0.2104	Ave		0.1974			0.1000	19.8		20.0			
Iodomethane	+++++ 0.2894	0.0636 0.2877	0.0697 0.3000	0.1264	0.2180	QuaF		0.2789	0.0000422						1.0000		0.9900
Cyclopentene	+++++ 0.7561	0.6647 0.7375	0.8334 0.8366	0.7418	0.5885	Ave		0.7369				12.0		20.0			
Acrolein	+++++ 2.3564	2.5700 2.2976	2.2846 2.2952	2.4284	2.4276	Ave		2.3800				4.4		20.0			
3-Chloro-1-propene	+++++ 0.1710	0.1865 0.1564	0.2057 0.1615	0.1753	0.1707	Ave		0.1753				9.4		20.0			
Isopropyl alcohol	+++++ 0.9137	1.8345 0.8463	1.5160 0.8991	1.1185	0.9592	Qua2	4.6329	0.9600	-0.000019						0.9940		0.9900
Methylene Chloride	+++++ 0.3188	0.3778 0.2820	0.3729 0.3211	0.3440	0.3266	Ave		0.3347			0.1000	10.0		20.0			
Acetone	+++++ 0.9541	1.3079 0.7075	1.1263 0.8223	1.0252	0.8108	QuaF		0.6770	0.0000576		0.0500				0.9980		0.9900
trans-1,2-Dichloroethene	+++++ 0.2794	0.3349 0.2533	0.3193 0.2907	0.2897	0.2823	Ave		0.2928			0.1000	9.2		20.0			
Methyl acetate	+++++ 0.2881	0.3375 0.2733	0.3416 0.3012	0.3149	0.3070	Ave		0.3091			0.1000	8.0		20.0			
Hexane	+++++ 0.6588	0.6060 0.6613	0.6112 0.7334	0.4275	0.6321	Ave		0.6186				15.3		20.0			
MTBE	+++++ 0.9088	1.0482 0.8186	0.9330 0.9268	0.9238	0.9357	Ave		0.9279			0.1000	7.2		20.0			
2-Methyl-2-propanol	+++++ 1.2102	3.0229 1.0650	2.1675 1.1662	1.4742	1.2471	Lin2	9.3693	1.1833							0.9960		0.9900
Acetonitrile	+++++ 2.5355	2.8316 2.2383	3.3570 2.2223	2.7860	2.6147	Ave		2.6551				14.7		20.0			
Isopropyl ether	+++++ 1.3488	1.2934 1.2552	1.5331 1.3500	1.3952	1.3330	Ave		1.3584				6.6		20.0			
2-Chloro-1,3-butadiene	+++++ 0.2544	0.2187 0.2381	0.3068 0.2621	0.2453	0.2113	Ave		0.2481				12.7		20.0			
1,1-Dichloroethane	+++++ 0.6184	0.7011 0.5501	0.6823 0.6281	0.6677	0.6186	Ave		0.6381			0.2000	7.9		20.0			
Acrylonitrile	0.1426 0.1381	0.1532 0.1257	0.1549 0.1383	0.1456	0.1413	Ave		0.1425				6.5		20.0			

Note: The m1 coefficient is the same as Ave RRF for an Ave curve type.

FORM VI
GC/MS VOA BY INTERNAL STANDARD - INITIAL CALIBRATION DATA
CURVE EVALUATION

Lab Name: TestAmerica Edison Job No.: 460-120425-1 Analy Batch No.: 391808

SDG No.:

Instrument ID: CVOAMS13 GC Column: Rtx-624 ID: 0.25(mm) Heated Purge: (Y/N) N

Calibration Start Date: 09/21/2016 00:37 Calibration End Date: 09/21/2016 03:40 Calibration ID: 58018

ANALYTE	RRF					CURVE TYPE	COEFFICIENT			#	MIN RRF	%RSD	#	MAX %RSD	R^2 OR COD	#	MIN R^2 OR COD
	LVL 1 LVL 6	LVL 2 LVL 7	LVL 3 LVL 8	LVL 4	LVL 5		B	M1	M2								
Tert-butyl ethyl ether	+++++ 1.0788	0.9873 0.9979	1.1739 1.0865	1.0803	1.0590	Ave		1.0663				5.8		20.0			
Vinyl acetate	+++++ 0.8368	0.9511 0.8141	0.8511 0.8611	0.8523	0.8781	Ave		0.8635				5.0		20.0			
cis-1,2-Dichloroethene	+++++ 0.3003	0.3765 0.2669	0.3464 0.3123	0.3204	0.3003	Ave		0.3176			0.1000	11.1		20.0			
2,2-Dichloropropane	+++++ 0.4165	0.4414 0.3868	0.4561 0.4415	0.4026	0.3924	Ave		0.4196				6.5		20.0			
Cyclohexane	+++++ 0.5042	0.3242 0.5231	0.4455 0.5968	0.2909	0.4600	QuaF		0.4757	0.0002421		0.1000				1.0000		0.9900
Bromochloromethane	+++++ 0.1439	0.1760 0.1223	0.1639 0.1324	0.1456	0.1427	Ave		0.1467				12.4		20.0			
Chloroform	+++++ 0.5015	0.5292 0.4529	0.5537 0.5006	0.5271	0.5024	Ave		0.5096			0.2000	6.2		20.0			
Carbon tetrachloride	+++++ 0.3039	0.2859 0.3015	0.3248 0.3399	0.2672	0.2841	Ave		0.3010			0.1000	8.3		20.0			
Ethyl acetate	+++++ 2.8070	2.9524 2.6237	3.2273 2.7220	2.9350	2.8147	Ave		2.8689				6.8		20.0			
Methyl acrylate	+++++ 0.2894	0.2782 0.2844	0.2946 0.3228	0.2861	0.2915	Ave		0.2924				4.9		20.0			
Tetrahydrofuran	+++++ 1.1219	1.2030 1.0266	1.3161 1.0682	1.1969	1.1320	Ave		1.1521				8.4		20.0			
1,1,1-Trichloroethane	+++++ 0.3883	0.3851 0.3682	0.4572 0.4120	0.3769	0.3768	Ave		0.3949			0.1000	7.8		20.0			
2-Butanone	+++++ 0.2849	0.3000 0.2443	0.3388 0.2638	0.2946	0.2669	Ave		0.2848			0.0500	10.8		20.0			
1,1-Dichloropropene	+++++ 0.3939	0.4348 0.3769	0.4664 0.4235	0.4172	0.3907	Ave		0.4148				7.4		20.0			
Isooctane	+++++ 0.8379	0.5197 0.8176	0.6855 0.8680	0.6438	0.4966	QuaF		0.7832	0.0001696						1.0000		0.9900
n-Heptane	+++++ 0.2000	0.1015 0.2148	0.1486 0.2293	0.0739	0.1818	QuaF		0.2033	0.0000521						1.0000		0.9900
Benzene	+++++ 1.6472	1.8799 1.4359	1.8215 1.5823	1.7639	1.6564	Ave		1.6839			0.5000	9.0		20.0			
Propionitrile	+++++ 2.0516	1.8319 1.8836	2.2795 1.9478	2.2376	2.1112	Ave		2.0490				8.4		20.0			
Methacrylonitrile	+++++ 0.1251	0.1204 0.1178	0.1443 0.1295	0.1319	0.1287	Ave		0.1282				6.8		20.0			
Tert-amyl methyl ether	+++++ 0.8389	0.7888 0.7873	0.9136 0.8658	0.8419	0.8210	Ave		0.8368				5.3		20.0			

Note: The m1 coefficient is the same as Ave RRF for an Ave curve type.

FORM VI
GC/MS VOA BY INTERNAL STANDARD - INITIAL CALIBRATION DATA
CURVE EVALUATION

Lab Name: TestAmerica Edison Job No.: 460-120425-1 Analy Batch No.: 391808

SDG No.:

Instrument ID: CVOAMS13 GC Column: Rtx-624 ID: 0.25(mm) Heated Purge: (Y/N) N

Calibration Start Date: 09/21/2016 00:37 Calibration End Date: 09/21/2016 03:40 Calibration ID: 58018

ANALYTE	RRF					CURVE TYPE	COEFFICIENT			#	MIN RRF	%RSD	#	MAX %RSD	R^2 OR COD	#	MIN R^2 OR COD
	LVL 1 LVL 6	LVL 2 LVL 7	LVL 3 LVL 8	LVL 4	LVL 5		B	M1	M2								
1,2-Dichloroethane	+++++ 0.4121	0.5493 0.3682	0.5134 0.4133	0.4592	0.4193	Ave		0.4478			0.1000	14.2		20.0			
Isobutyl alcohol	+++++ 0.5423	0.3928 0.5264	0.5445 0.5911	0.5081	0.5231	Ave		0.5183				11.8		20.0			
Isopropyl acetate	+++++ 0.6426	0.6875 0.6200	0.6615 0.6982	0.6418	0.6383	Ave		0.6557				4.3		20.0			
Methylcyclohexane	+++++ 0.4091	0.2394 0.4248	0.3223 0.4713	0.1924	0.3763	QuaF		0.3940	0.0001547		0.1000				1.0000		0.9900
Trichloroethene	+++++ 0.2711	0.3466 0.2515	0.3036 0.2757	0.2923	0.2703	Ave		0.2873			0.2000	10.8		20.0			
Dibromomethane	+++++ 0.1702	0.2111 0.1575	0.1720 0.1736	0.1736	0.1712	Ave		0.1756				9.5		20.0			
n-Butanol	+++++ 0.2932	0.2485 0.2979	0.2844 0.3294	0.2745	0.2661	Ave		0.2848				9.1		20.0			
1,2-Dichloropropane	+++++ 0.3298	0.3319 0.3058	0.3366 0.3361	0.3538	0.3303	Ave		0.3320			0.1000	4.3		20.0			
Ethyl acrylate	+++++ 0.3989	0.3840 0.3965	0.3953 0.4524	0.4015	0.3862	Ave		0.4021				5.7		20.0			
Bromodichloromethane	+++++ 0.3683	0.3730 0.3497	0.3676 0.3872	0.3876	0.3633	Ave		0.3709			0.2000	3.6		20.0			
Methyl methacrylate	+++++ 0.0746	0.0520 0.0716	0.0782 0.0794	0.0780	0.0742	Ave		0.0726				13.0		20.0			
1,4-Dioxane	+++++ 1.2899	1.8636 1.1387	1.4782 1.2313	1.4065	1.4122	Ave		1.4029				16.7		20.0			
n-Propyl acetate	+++++ 0.4626	0.3173 0.4615	0.5428 0.5281	0.4542	0.4533	Ave		0.4600				15.9		20.0			
2-Chloroethyl vinyl ether	+++++ 0.1968	0.1848 0.1863	0.2157 0.2133	0.1969	0.2017	Ave		0.1994				6.0		20.0			
cis-1,3-Dichloropropene	+++++ 0.6344	0.6641 0.5878	0.5971 0.6668	0.6446	0.6128	Ave		0.6297			0.2000	5.0		20.0			
Toluene	+++++ 1.5773	1.7380 1.4415	1.9150 1.5791	1.7316	1.6295	Ave		1.6589			0.4000	9.2		20.0			
Epichlorohydrin	0.1858 0.2226	0.1859 0.2127	0.2241 0.2289	0.2217	0.2314	Ave		0.2142				8.6		20.0			
2-Nitropropane	+++++ 0.0658	0.0794 0.0713	0.0732 0.0853	0.0644	0.0636	Ave		0.0719				11.4		20.0			
Tetrachloroethene	+++++ 0.3560	0.4021 0.3404	0.3837 0.3681	0.3586	0.3517	Ave		0.3658			0.2000	5.7		20.0			
4-Methyl-2-pentanone	+++++ 2.4813	2.4194 2.3491	2.2694 2.4540	2.5525	2.5218	Ave		2.4354			0.0500	4.1		20.0			

Note: The m1 coefficient is the same as Ave RRF for an Ave curve type.

FORM VI
GC/MS VOA BY INTERNAL STANDARD - INITIAL CALIBRATION DATA
CURVE EVALUATION

Lab Name: TestAmerica Edison Job No.: 460-120425-1 Analy Batch No.: 391808

SDG No.:

Instrument ID: CVOAMS13 GC Column: Rtx-624 ID: 0.25(mm) Heated Purge: (Y/N) N

Calibration Start Date: 09/21/2016 00:37 Calibration End Date: 09/21/2016 03:40 Calibration ID: 58018

ANALYTE	RRF					CURVE TYPE	COEFFICIENT			#	MIN RRF	%RSD	#	MAX %RSD	R^2 OR COD	#	MIN R^2 OR COD
	LVL 1 LVL 6	LVL 2 LVL 7	LVL 3 LVL 8	LVL 4	LVL 5		B	M1	M2								
trans-1,3-Dichloropropene	+++++ 0.5642	0.5178 0.5487	0.5367 0.6243	0.5389	0.5557	Ave		0.5552			0.1000	6.1		20.0			
1,1,2-Trichloroethane	+++++ 0.2824	0.3391 0.2637	0.2972 0.2925	0.3004	0.2894	Ave		0.2950			0.1000	7.8		20.0			
Ethyl methacrylate	+++++ 0.3573	0.2941 0.3519	0.3545 0.4011	0.3347	0.3466	Ave		0.3486				9.1		20.0			
Dibromochloromethane	+++++ 0.3410	0.3098 0.3230	0.3157 0.3628	0.3394	0.3267	Ave		0.3312			0.1000	5.4		20.0			
1,3-Dichloropropane	+++++ 0.6095	0.6012 0.5488	0.7102 0.6133	0.6470	0.6139	Ave		0.6205				7.9		20.0			
1,2-Dibromoethane	+++++ 0.3238	0.3294 0.2997	0.3360 0.3308	0.3440	0.3261	Ave		0.3271			0.1000	4.2		20.0			
n-Butyl acetate	+++++ 0.6644	0.5725 0.6466	0.6569 0.7484	0.6414	0.6402	Ave		0.6529				7.9		20.0			
2-Hexanone	+++++ 1.7638	1.4439 1.5701	1.4931 1.6832	1.7276	1.6530	Ave		1.6192			0.0500	7.4		20.0			
Chlorobenzene	+++++ 0.9976	1.0444 0.8780	1.0729 0.9638	1.0645	1.0029	Ave		1.0034			0.5000	6.8		20.0			
Ethylbenzene	+++++ 0.5184	0.5154 0.4744	0.5802 0.5316	0.5291	0.5211	Ave		0.5243			0.1000	5.9		20.0			
1,1,1,2-Tetrachloroethane	+++++ 0.3297	0.2706 0.3011	0.3270 0.3378	0.3259	0.3197	Ave		0.3159				7.3		20.0			
m&p-Xylene	+++++ 0.6378	0.6625 0.5821	0.7121 0.6452	0.6751	0.6509	Ave		0.6522			0.1000	6.1		20.0			
o-Xylene	+++++ 0.6424	0.5462 0.5745	0.6714 0.6320	0.6672	0.6513	Ave		0.6264			0.3000	7.6		20.0			
Bromoform	+++++ 0.2031	0.2465 0.1984	0.1777 0.2283	0.1961	0.1934	Ave		0.2062			0.1000	11.3		20.0			
Styrene	+++++ 1.0822	0.8687 0.9816	1.0532 1.0890	1.0705	1.0666	Ave		1.0303			0.3000	7.7		20.0			
n-Butyl acrylate	+++++ 0.2605	0.1680 0.2669	0.1789 +++++	0.2255	0.2402	Ave		0.2233				18.6		20.0			
Isopropylbenzene	+++++ 1.5595	1.3827 1.4633	1.6635 1.5885	1.5458	1.6162	Ave		1.5456			0.1000	6.2		20.0			
Amyl acetate (mixed isomers)	+++++ 1.4873	1.0597 1.4707	1.2453 1.6992	1.3584	1.3662	Ave		1.3838				14.5		20.0			
Bromobenzene	+++++ 0.8171	0.8315 0.7173	0.8105 0.7746	0.8856	0.8268	Ave		0.8091				6.5		20.0			
N-Propylbenzene	+++++ 3.6886	3.2173 3.3967	3.6415 3.7442	3.5120	3.6682	Ave		3.5526				5.3		20.0			

Note: The m1 coefficient is the same as Ave RRF for an Ave curve type.

FORM VI
GC/MS VOA BY INTERNAL STANDARD - INITIAL CALIBRATION DATA
CURVE EVALUATION

Lab Name: TestAmerica Edison Job No.: 460-120425-1 Analy Batch No.: 391808

SDG No.:

Instrument ID: CVOAMS13 GC Column: Rtx-624 ID: 0.25(mm) Heated Purge: (Y/N) N

Calibration Start Date: 09/21/2016 00:37 Calibration End Date: 09/21/2016 03:40 Calibration ID: 58018

ANALYTE	RRF					CURVE TYPE	COEFFICIENT			#	MIN RRF	%RSD	#	MAX %RSD	R^2 OR COD	#	MIN R^2 OR COD
	LVL 1 LVL 6	LVL 2 LVL 7	LVL 3 LVL 8	LVL 4	LVL 5		B	M1	M2								
1,1,2,2-Tetrachloroethane	+++++ 0.7977	0.8925 0.7325	0.8914 0.8356	0.8414	0.7990	Ave		0.8272			0.3000	6.9		20.0			
2-Chlorotoluene	+++++ 2.5591	2.3812 2.3281	2.7386 2.6065	2.6712	2.5079	Ave		2.5418				5.8		20.0			
4-Ethyltoluene	+++++ 3.0912	2.4256 2.8433	3.0340 3.0578	3.0771	2.7659	Ave		2.8993				8.4		20.0			
1,2,3-Trichloropropane	+++++ 0.2131	0.2308 0.1979	0.2704 0.2215	0.2305	0.2240	Ave		0.2269				9.8		20.0			
1,3,5-Trimethylbenzene	+++++ 2.5370	2.2205 2.2934	2.5504 2.5172	2.4585	2.5079	Ave		2.4407				5.3		20.0			
trans-1,4-Dichloro-2-butene	+++++ 0.2647	0.2213 0.2591	0.2681 0.3154	0.2411	0.2467	Ave		0.2595				11.3		20.0			
4-Chlorotoluene	+++++ 2.3665	2.1694 2.1534	2.4097 2.3890	2.4084	2.3779	Ave		2.3249				4.9		20.0			
tert-Butylbenzene	+++++ 2.0121	1.6937 1.8899	2.1838 2.0598	1.8688	2.0595	Ave		1.9668				8.2		20.0			
1,2,4-Trimethylbenzene	+++++ 2.6221	2.2027 2.3997	2.4624 2.6123	2.6086	2.6345	Ave		2.5061				6.5		20.0			
Butyl Methacrylate	+++++ 0.8597	0.5063 0.9050	0.6164 1.0295	0.6623	0.7466	Qua2	-0.132	0.7584	0.0005801						0.9960		0.9900
sec-Butylbenzene	+++++ 3.0404	2.3555 2.8655	2.7723 3.0838	2.5487	3.0140	Ave		2.8115				9.7		20.0			
1,3-Dichlorobenzene	+++++ 1.4645	1.4682 1.3387	1.4800 1.4287	1.5810	1.4911	Ave		1.4646			0.6000	5.0		20.0			
4-Isopropyltoluene	+++++ 2.6535	2.1057 2.4948	2.4122 2.6992	2.2582	2.5948	Ave		2.4598				8.8		20.0			
1,4-Dichlorobenzene	+++++ 1.5193	1.6577 1.3534	1.7843 1.4440	1.6616	1.5429	Ave		1.5662			0.5000	9.3		20.0			
Indan	+++++ 2.6551	2.3615 2.4168	2.8054 2.5288	2.7812	2.5755	Ave		2.5892				6.6		20.0			
Benzyl chloride	+++++ 1.5967	0.9676 1.7367	1.1855 2.0150	1.2848	1.3822	Qua2	-0.234	1.4236	0.0012517						0.9980		0.9900
p-Diethylbenzene	+++++ 1.4876	1.0601 1.3988	1.3656 1.4812	1.4109	1.3010	Ave		1.3579				10.8		20.0			
n-Butylbenzene	+++++ 2.3833	1.8836 2.3147	2.0915 2.4932	1.9307	2.3470	Ave		2.2063				10.8		20.0			
1,2-Dichlorobenzene	+++++ 1.4278	1.3314 1.2690	1.4867 1.3631	1.5192	1.4544	Ave		1.4074			0.4000	6.4		20.0			
1,2,4,5-Tetramethylbenzene	+++++ 2.5453	1.8465 2.2834	2.4021 2.4399	2.3737	2.3768	Ave		2.3240				9.7		20.0			

Note: The m1 coefficient is the same as Ave RRF for an Ave curve type.

FORM VI
GC/MS VOA BY INTERNAL STANDARD - INITIAL CALIBRATION DATA
CURVE EVALUATION

Lab Name: TestAmerica Edison Job No.: 460-120425-1 Analy Batch No.: 391808

SDG No.:

Instrument ID: CVOAMS13 GC Column: Rtx-624 ID: 0.25(mm) Heated Purge: (Y/N) N

Calibration Start Date: 09/21/2016 00:37 Calibration End Date: 09/21/2016 03:40 Calibration ID: 58018

ANALYTE	RRF					CURVE TYPE	COEFFICIENT			#	MIN RRF	%RSD	#	MAX %RSD	R^2 OR COD	#	MIN R^2 OR COD
	LVL 1 LVL 6	LVL 2 LVL 7	LVL 3 LVL 8	LVL 4	LVL 5		B	M1	M2								
1,2-Dibromo-3-Chloropropane	+++++ 0.1379	0.0932 0.1318	0.0918 0.1558	0.1397	0.1300	Ave		0.1257			0.0500	19.2		20.0			
1,3,5-Trichlorobenzene	+++++ 1.0943	1.0142 0.9608	1.2081 0.9993	1.0722	1.0227	Ave		1.0531				7.7		20.0			
1,2,4-Trichlorobenzene	+++++ 1.0457	0.9115 0.9280	1.0569 1.0013	1.0171	1.0205	Ave		0.9973			0.2000	5.6		20.0			
Hexachlorobutadiene	+++++ 0.3739	0.3733 0.3499	0.3938 0.3687	0.2925	0.3649	Ave		0.3596				9.0		20.0			
Naphthalene	+++++ 2.0859	2.0636 1.9868	2.2201 2.2808	2.2233	2.1323	Ave		2.1418				4.9		20.0			
1,2,3-Trichlorobenzene	+++++ 0.9383	0.8880 0.8336	0.9736 0.9034	0.9666	0.9375	Ave		0.9201				5.3		20.0			
Dibromofluoromethane (Surr)	0.1609 0.1569	0.1562 0.1567	0.1531 0.1539	0.1546	0.1546	Ave		0.1559				1.6		20.0			
1,2-Dichloroethane-d4 (Surr)	0.2152 0.2059	0.2137 0.2019	0.2108 0.2287	0.2048	0.2066	Ave		0.2109				4.0		20.0			
Toluene-d8 (Surr)	0.9341 0.9070	0.9333 0.9059	0.9135 0.8868	0.9076	0.9187	Ave		0.9134				1.7		20.0			
Bromofluorobenzene	0.3407 0.3278	0.3427 0.3322	0.3394 0.3127	0.3358	0.3441	Ave		0.3344				3.1		20.0			

Note: The m1 coefficient is the same as Ave RRF for an Ave curve type.

FORM VI
GC/MS VOA BY INTERNAL STANDARD - INITIAL CALIBRATION DATA
RESPONSE AND CONCENTRATION

Lab Name: TestAmerica Edison Job No.: 460-120425-1 Analy Batch No.: 391808

SDG No.:

Instrument ID: CVOAMS13 GC Column: Rtx-624 ID: 0.25(mm) Heated Purge: (Y/N) N

Calibration Start Date: 09/21/2016 00:37 Calibration End Date: 09/21/2016 03:40 Calibration ID: 58018

Calibration Files:

LEVEL:	LAB SAMPLE ID:	LAB FILE ID:
Level 1	STD8 460-391808/2	P17587.D
Level 2	STD05 460-391808/3	P17588.D
Level 3	STD1 460-391808/4	P17589.D
Level 4	STD5 460-391808/5	P17590.D
Level 5	STD20 460-391808/6	P17591.D
Level 6	STD50 460-391808/7	P17592.D
Level 7	STD200 460-391808/8	P17593.D
Level 8	STD500 460-391808/9	P17594.D

ANALYTE	IS REF	CURVE TYPE	RESPONSE					CONCENTRATION (UG/L)				
			LVL 1 LVL 6	LVL 2 LVL 7	LVL 3 LVL 8	LVL 4	LVL 5	LVL 1 LVL 6	LVL 2 LVL 7	LVL 3 LVL 8	LVL 4	LVL 5
Chlorotrifluoroethene	FB	QuaF	+++++ 58922	497 258439	673 807941	3760	18567	+++++ 50.0	0.500 200	1.00 500	5.00	20.0
Dichlorodifluoromethane	FB	Ave	+++++ 298602	3275 1127408	6239 3340518	29869	102553	+++++ 50.0	0.500 200	1.00 500	5.00	20.0
Vinyl chloride	FB	Ave	+++++ 349482	3563 1272159	6995 3781624	33870	128237	+++++ 50.0	0.500 200	1.00 500	5.00	20.0
Chloromethane	FB	Ave	+++++ 531596	5165 1923505	11744 5803344	51408	191765	+++++ 50.0	0.500 200	1.00 500	5.00	20.0
Butadiene	FB	Ave	+++++ 323375	3421 1214839	6865 3586692	30678	116828	+++++ 50.0	0.500 200	1.00 500	5.00	20.0
Bromomethane	BUT	Ave	+++++ 130650	1035 585270	2423 1650794	10418	42942	+++++ 50.0	0.500 200	1.00 500	5.00	20.0
Chloroethane	FB	Ave	+++++ 199098	2241 733513	4160 1631779	19922	75814	+++++ 50.0	0.500 200	1.00 500	5.00	20.0
Pentane	TBAd 9	Ave	+++++ 74819	659 310882	1176 901788	5974	17843	+++++ 100	1.00 400	2.00 1000	10.0	40.0
Trichlorofluoromethane	FB	Ave	+++++ 315859	3365 1208902	6548 3480976	31779	112325	+++++ 50.0	0.500 200	1.00 500	5.00	20.0
Dichlorofluoromethane	FB	Ave	+++++ 464327	5283 1698864	10277 4926624	46680	175749	+++++ 50.0	0.500 200	1.00 500	5.00	20.0
2-Methyl-1,3-butadiene	FB	Ave	+++++ 308270	2517 1193822	5797 3653984	28519	91342	+++++ 50.0	0.500 200	1.00 500	5.00	20.0
Ethyl ether	FB	Ave	+++++ 218728	2610 808193	4780 2374508	24288	87258	+++++ 50.0	0.500 200	1.00 500	5.00	20.0
Ethanol	TBAd 9	QuaF	+++++ 52472	1054 202098	1241 629826	6035	21608	+++++ 2000	20.0 8000	40.0 20000	200	800
1,2-Dichloro-1,1,2-trifluoroethane	FB	Ave	+++++ 253191	2757 981327	6008 2959928	23933	97827	+++++ 50.0	0.500 200	1.00 500	5.00	20.0
1,1-Dichloroethene	FB	Ave	+++++ 172811	1906 658350	3681 2067403	16686	68254	+++++ 50.0	0.500 200	1.00 500	5.00	20.0

FORM VI
GC/MS VOA BY INTERNAL STANDARD - INITIAL CALIBRATION DATA
RESPONSE AND CONCENTRATION

Lab Name: TestAmerica Edison Job No.: 460-120425-1 Analy Batch No.: 391808

SDG No.:

Instrument ID: CVOAMS13 GC Column: Rtx-624 ID: 0.25(mm) Heated Purge: (Y/N) N

Calibration Start Date: 09/21/2016 00:37 Calibration End Date: 09/21/2016 03:40 Calibration ID: 58018

ANALYTE	IS REF	CURVE TYPE	RESPONSE					CONCENTRATION (UG/L)				
			LVL 1 LVL 6	LVL 2 LVL 7	LVL 3 LVL 8	LVL 4	LVL 5	LVL 1 LVL 6	LVL 2 LVL 7	LVL 3 LVL 8	LVL 4	LVL 5
Carbon disulfide	FB	Ave	+++++ 676596	6753 2647174	13509 8190895	62764	248965	+++++ 50.0	0.500 200	1.00 500	5.00	20.0
Freon TF	FB	Ave	+++++ 156422	982 647716	2782 +++++	9930	56638	+++++ 50.0	0.500 200	1.00 +++++	5.00	20.0
Iodomethane	FB	QuaF	+++++ 198085	422 793406	905 2185480	8455	58682	+++++ 50.0	0.500 200	1.00 500	5.00	20.0
Cyclopentene	FB	Ave	+++++ 517627	4412 2033879	10815 6094867	49609	158383	+++++ 50.0	0.500 200	1.00 500	5.00	20.0
Acrolein	TBAd9	Ave	+++++ 68825	1564 141323	2686 336147	13998	28411	+++++ 100	2.00 200	4.00 400	20.0	40.0
3-Chloro-1-propene	FB	Ave	+++++ 117047	1238 431245	2669 1176657	11721	45946	+++++ 50.0	0.500 200	1.00 500	5.00	20.0
Isopropyl alcohol	TBAd9	Qua2	+++++ 133427	2791 520569	4456 1645898	16119	56130	+++++ 500	5.00 2000	10.0 5000	50.0	200
Methylene Chloride	FB	Ave	+++++ 218253	2508 777523	4839 2339406	23005	87889	+++++ 50.0	0.500 200	1.00 500	5.00	20.0
Acetone	BUT	QuaF	+++++ 416276	5781 1288102	9666 4363932	44187	139975	+++++ 250	2.50 1000	5.00 2500	25.0	100
trans-1,2-Dichloroethene	FB	Ave	+++++ 191283	2223 698599	4143 2117509	19371	75968	+++++ 50.0	0.500 200	1.00 500	5.00	20.0
Methyl acetate	FB	Ave	+++++ 986007	11201 3768358	22166 10970258	105277	413118	+++++ 250	2.50 1000	5.00 2500	25.0	100
Hexane	FB	Ave	+++++ 451025	4023 1823739	7932 5343065	28588	170122	+++++ 50.0	0.500 200	1.00 500	5.00	20.0
MTBE	FB	Ave	+++++ 622158	6958 2257482	12108 6751920	61777	251832	+++++ 50.0	0.500 200	1.00 500	5.00	20.0
2-Methyl-2-propanol	TBAd9	Lin2	+++++ 176738	4599 655088	6371 2134948	21244	72977	+++++ 500	5.00 2000	10.0 5000	50.0	200
Acetonitrile	TBAd9	Ave	+++++ 370275	4308 1376794	9867 4068432	40149	153003	+++++ 500	5.00 2000	10.0 5000	50.0	200
Isopropyl ether	FB	Ave	+++++ 923338	8586 3461456	19896 9835296	93304	358758	+++++ 50.0	0.500 200	1.00 500	5.00	20.0
2-Chloro-1,3-butadiene	FB	Ave	+++++ 174166	1452 656599	3981 1909422	16405	56874	+++++ 50.0	0.500 200	1.00 500	5.00	20.0
1,1-Dichloroethane	FB	Ave	+++++ 423331	4654 1517048	8855 4576208	44654	166481	+++++ 50.0	0.500 200	1.00 500	5.00	20.0
Acrylonitrile	FB	Ave	3890 945521	10170 3465290	20099 10072352	97388	380160	2.00 500	5.00 2000	10.0 5000	50.0	200
Tert-butyl ethyl ether	FB	Ave	+++++ 738552	6554 2751892	15234 7915415	72241	285019	+++++ 50.0	0.500 200	1.00 500	5.00	20.0
Vinyl acetate	FB	Ave	+++++ 1145676	12627 4489982	22090 12546073	113993	472636	+++++ 100	1.00 400	2.00 1000	10.0	40.0

FORM VI
GC/MS VOA BY INTERNAL STANDARD - INITIAL CALIBRATION DATA
RESPONSE AND CONCENTRATION

Lab Name: TestAmerica Edison Job No.: 460-120425-1 Analy Batch No.: 391808

SDG No.:

Instrument ID: CVOAMS13 GC Column: Rtx-624 ID: 0.25(mm) Heated Purge: (Y/N) N

Calibration Start Date: 09/21/2016 00:37 Calibration End Date: 09/21/2016 03:40 Calibration ID: 58018

ANALYTE	IS REF	CURVE TYPE	RESPONSE					CONCENTRATION (UG/L)				
			LVL 1 LVL 6	LVL 2 LVL 7	LVL 3 LVL 8	LVL 4	LVL 5	LVL 1 LVL 6	LVL 2 LVL 7	LVL 3 LVL 8	LVL 4	LVL 5
cis-1,2-Dichloroethene	FB	Ave	+++++ 205614	2499 736023	4495 2274953	21429	80832	+++++ 50.0	0.500 200	1.00 500	5.00	20.0
2,2-Dichloropropane	FB	Ave	+++++ 285160	2930 1066587	5919 3216684	26926	105610	+++++ 50.0	0.500 200	1.00 500	5.00	20.0
Cyclohexane	FB	QuaF	+++++ 345165	2152 1442622	5781 4347968	19450	123790	+++++ 50.0	0.500 200	1.00 500	5.00	20.0
Bromochloromethane	FB	Ave	+++++ 98527	1168 337278	2127 964498	9738	38401	+++++ 50.0	0.500 200	1.00 500	5.00	20.0
Chloroform	FB	Ave	+++++ 343349	3513 1248903	7185 3647066	35248	135201	+++++ 50.0	0.500 200	1.00 500	5.00	20.0
Carbon tetrachloride	FB	Ave	+++++ 208037	1898 831340	4215 2476008	17866	76466	+++++ 50.0	0.500 200	1.00 500	5.00	20.0
Ethyl acetate	BUT	Ave	+++++ 489871	5220 1910816	11079 5777905	50602	194377	+++++ 100	1.00 400	2.00 1000	10.0	40.0
Methyl acrylate	FB	Ave	+++++ 198110	1847 784342	3823 2351515	19135	78442	+++++ 50.0	0.500 200	1.00 500	5.00	20.0
Tetrahydrofuran	BUT	Ave	+++++ 195799	2127 747696	4518 2267440	20636	78175	+++++ 100	1.00 400	2.00 1000	10.0	40.0
1,1,1-Trichloroethane	FB	Ave	+++++ 265856	2556 1015387	5933 3001413	25205	101398	+++++ 50.0	0.500 200	1.00 500	5.00	20.0
2-Butanone	BUT	Ave	+++++ 124282	1326 444872	2908 1400017	12697	46074	+++++ 250	2.50 1000	5.00 2500	25.0	100
1,1-Dichloropropene	FB	Ave	+++++ 269666	2886 1039479	6053 3085532	27902	105142	+++++ 50.0	0.500 200	1.00 500	5.00	20.0
Isooctane	FB	QuaF	+++++ 573593	3450 2254616	8896 6323312	43053	133637	+++++ 50.0	0.500 200	1.00 500	5.00	20.0
n-Heptane	FB	QuaF	+++++ 136890	674 592327	1929 1670474	4940	48923	+++++ 50.0	0.500 200	1.00 500	5.00	20.0
Benzene	CBNZ d5	Ave	+++++ 836735	9290 3041928	17582 8817938	87643	328354	+++++ 50.0	0.500 200	1.00 500	5.00	20.0
Propionitrile	TBAd 9	Ave	+++++ 299604	2787 1158619	6700 3565849	32246	123539	+++++ 500	5.00 2000	10.0 5000	50.0	200
Methacrylonitrile	FB	Ave	+++++ 856413	7989 3249279	18731 9432388	88217	346419	+++++ 500	5.00 2000	10.0 5000	50.0	200
Tert-amyl methyl ether	FB	Ave	+++++ 574328	5236 2171046	11856 6307451	56297	220966	+++++ 50.0	0.500 200	1.00 500	5.00	20.0
1,2-Dichloroethane	FB	Ave	+++++ 282113	3646 1015379	6663 3011357	30708	112853	+++++ 50.0	0.500 200	1.00 500	5.00	20.0
Isobutyl alcohol	TBAd 9	Ave	+++++ 197999	1494 809473	4001 2705369	18307	76519	+++++ 1250	12.5 5000	25.0 12500	125	500
Isopropyl acetate	FB	Ave	+++++ 439942	4564 1709811	8584 5086795	42921	171794	+++++ 50.0	0.500 200	1.00 500	5.00	20.0

FORM VI
GC/MS VOA BY INTERNAL STANDARD - INITIAL CALIBRATION DATA
RESPONSE AND CONCENTRATION

Lab Name: TestAmerica Edison Job No.: 460-120425-1 Analy Batch No.: 391808

SDG No.:

Instrument ID: CVOAMS13 GC Column: Rtx-624 ID: 0.25(mm) Heated Purge: (Y/N) N

Calibration Start Date: 09/21/2016 00:37 Calibration End Date: 09/21/2016 03:40 Calibration ID: 58018

ANALYTE	IS REF	CURVE TYPE	RESPONSE					CONCENTRATION (UG/L)				
			LVL 1 LVL 6	LVL 2 LVL 7	LVL 3 LVL 8	LVL 4	LVL 5	LVL 1 LVL 6	LVL 2 LVL 7	LVL 3 LVL 8	LVL 4	LVL 5
Methylcyclohexane	FB	QuaF	+++++ 280052	1589 1171386	4183 3433769	12863	101264	+++++ 50.0	0.500 200	1.00 500	5.00	20.0
Trichloroethene	FB	Ave	+++++ 185597	2301 693585	3940 2008226	19545	72746	+++++ 50.0	0.500 200	1.00 500	5.00	20.0
Dibromomethane	FB	Ave	+++++ 116488	1401 434461	2232 1265059	11607	46084	+++++ 50.0	0.500 200	1.00 500	5.00	20.0
n-Butanol	TBAd9	Ave	+++++ 107028	945 458031	2090 1507407	9890	38934	+++++ 1250	12.5 5000	25.0 12500	125	500
1,2-Dichloropropane	FB	Ave	+++++ 225750	2203 843256	4368 2448747	23657	88891	+++++ 50.0	0.500 200	1.00 500	5.00	20.0
Ethyl acrylate	FB	Ave	+++++ 273064	2549 1093307	5130 3295757	26847	103930	+++++ 50.0	0.500 200	1.00 500	5.00	20.0
Bromodichloromethane	FB	Ave	+++++ 252110	2476 964294	4770 2821166	25920	97764	+++++ 50.0	0.500 200	1.00 500	5.00	20.0
Methyl methacrylate	FB	Ave	+++++ 102181	691 395087	2030 1157162	10432	39925	+++++ 100	1.00 400	2.00 1000	10.0	40.0
1,4-Dioxane	DXE	Ave	+++++ 36837	1405 142199	2097 436358	4010	15944	+++++ 1000	25.0 4000	50.0 10000	100	400
n-Propyl acetate	FB	Ave	+++++ 316698	2106 1272708	7044 3847248	30374	122003	+++++ 50.0	0.500 200	1.00 500	5.00	20.0
2-Chloroethyl vinyl ether	FB	Ave	+++++ 134758	1227 513634	2799 1554066	13164	54276	+++++ 50.0	0.500 200	1.00 500	5.00	20.0
cis-1,3-Dichloropropene	CBNZ d5	Ave	+++++ 322289	3282 1245273	5763 3716165	32029	121467	+++++ 50.0	0.500 200	1.00 500	5.00	20.0
Toluene	CBNZ d5	Ave	+++++ 801236	8589 3053749	18484 8800259	86038	323027	+++++ 50.0	0.500 200	1.00 500	5.00	20.0
Epichlorohydrin	BUT	Ave	1640 388554	3287 1549313	7692 4859241	38225	159830	5.00 1000	10.0 4000	20.0 10000	100	400
2-Nitropropane	FB	Ave	+++++ 90033	1054 393356	1901 1243329	8613	34236	+++++ 100	1.00 400	2.00 1000	10.0	40.0
Tetrachloroethene	CBNZ d5	Ave	+++++ 180833	1987 721184	3704 2051159	17818	69719	+++++ 50.0	0.500 200	1.00 500	5.00	20.0
4-Methyl-2-pentanone	BUT	Ave	+++++ 1082558	10694 4277011	19477 13022729	110020	435365	+++++ 250	2.50 1000	5.00 2500	25.0	100
trans-1,3-Dichloropropene	CBNZ d5	Ave	+++++ 286597	2559 1162337	5180 3479109	26776	110156	+++++ 50.0	0.500 200	1.00 500	5.00	20.0
1,1,2-Trichloroethane	CBNZ d5	Ave	+++++ 143433	1676 558542	2869 1629905	14928	57372	+++++ 50.0	0.500 200	1.00 500	5.00	20.0
Ethyl methacrylate	FB	Ave	+++++ 244601	1952 970342	4601 2921988	22382	93275	+++++ 50.0	0.500 200	1.00 500	5.00	20.0
Dibromochloromethane	CBNZ d5	Ave	+++++ 173203	1531 684184	3047 2021856	16864	64769	+++++ 50.0	0.500 200	1.00 500	5.00	20.0

FORM VI
GC/MS VOA BY INTERNAL STANDARD - INITIAL CALIBRATION DATA
RESPONSE AND CONCENTRATION

Lab Name: TestAmerica Edison Job No.: 460-120425-1 Analy Batch No.: 391808

SDG No.:

Instrument ID: CVOAMS13 GC Column: Rtx-624 ID: 0.25(mm) Heated Purge: (Y/N) N

Calibration Start Date: 09/21/2016 00:37 Calibration End Date: 09/21/2016 03:40 Calibration ID: 58018

ANALYTE	IS REF	CURVE TYPE	RESPONSE					CONCENTRATION (UG/L)				
			LVL 1 LVL 6	LVL 2 LVL 7	LVL 3 LVL 8	LVL 4	LVL 5	LVL 1 LVL 6	LVL 2 LVL 7	LVL 3 LVL 8	LVL 4	LVL 5
1,3-Dichloropropane	CBNZ d5	Ave	+++++ 309596	2971 1162553	6855 3417624	32149	121691	+++++ 50.0	0.500 200	1.00 500	5.00	20.0
1,2-Dibromoethane	CBNZ d5	Ave	+++++ 164494	1628 634836	3243 1843696	17094	64636	+++++ 50.0	0.500 200	1.00 500	5.00	20.0
n-Butyl acetate	CBNZ d5	Ave	+++++ 337485	2829 1369732	6341 4170776	31871	126918	+++++ 50.0	0.500 200	1.00 500	5.00	20.0
2-Hexanone	BUT	Ave	+++++ 769546	6382 2858811	12814 8932434	74461	285378	+++++ 250	2.50 1000	5.00 2500	25.0	100
Chlorobenzene	CBNZ d5	Ave	+++++ 506749	5161 1859946	10356 5371428	52891	198811	+++++ 50.0	0.500 200	1.00 500	5.00	20.0
Ethylbenzene	CBNZ d5	Ave	+++++ 263321	2547 1004904	5600 2962419	26289	103292	+++++ 50.0	0.500 200	1.00 500	5.00	20.0
1,1,1,2-Tetrachloroethane	CBNZ d5	Ave	+++++ 167464	1337 637825	3156 1882423	16195	63368	+++++ 50.0	0.500 200	1.00 500	5.00	20.0
m&p-Xylene	CBNZ d5	Ave	+++++ 324006	3274 1233188	6873 3595648	33541	129030	+++++ 50.0	0.500 200	1.00 500	5.00	20.0
o-Xylene	CBNZ d5	Ave	+++++ 326312	2699 1217115	6481 3522296	33150	129114	+++++ 50.0	0.500 200	1.00 500	5.00	20.0
Bromoform	CBNZ d5	Ave	+++++ 103159	1218 420300	1715 1272216	9741	38337	+++++ 50.0	0.500 200	1.00 500	5.00	20.0
Styrene	CBNZ d5	Ave	+++++ 549756	4293 2079427	10166 6069048	53190	211434	+++++ 50.0	0.500 200	1.00 500	5.00	20.0
n-Butyl acrylate	CBNZ d5	Ave	+++++ 132335	830 565464	1727 +++++	11206	47624	+++++ 50.0	0.500 200	1.00 +++++	5.00	20.0
Isopropylbenzene	CBNZ d5	Ave	+++++ 792191	6833 3099878	16057 8852690	76803	320383	+++++ 50.0	0.500 200	1.00 500	5.00	20.0
Amyl acetate (mixed isomers)	DCBd 4	Ave	+++++ 389226	2796 1659353	6499 4947939	36213	145589	+++++ 50.0	0.500 200	1.00 500	5.00	20.0
Bromobenzene	DCBd 4	Ave	+++++ 213832	2194 809274	4230 2255650	23609	88111	+++++ 50.0	0.500 200	1.00 500	5.00	20.0
N-Propylbenzene	DCBd 4	Ave	+++++ 965283	8489 3832429	19004 10903122	93622	390916	+++++ 50.0	0.500 200	1.00 500	5.00	20.0
1,1,2,2-Tetrachloroethane	DCBd 4	Ave	+++++ 208748	2355 826474	4652 2433313	22429	85146	+++++ 50.0	0.500 200	1.00 500	5.00	20.0
2-Chlorotoluene	DCBd 4	Ave	+++++ 669701	6283 2626732	14292 7590180	71209	267263	+++++ 50.0	0.500 200	1.00 500	5.00	20.0
4-Ethyltoluene	DCBd 4	Ave	+++++ 808953	6400 3208039	15834 8904206	82027	294752	+++++ 50.0	0.500 200	1.00 500	5.00	20.0
1,2,3-Trichloropropane	DCBd 4	Ave	+++++ 55760	609 223336	1411 644896	6144	23866	+++++ 50.0	0.500 200	1.00 500	5.00	20.0
1,3,5-Trimethylbenzene	DCBd 4	Ave	+++++ 663932	5859 2587637	13310 7329925	65539	267263	+++++ 50.0	0.500 200	1.00 500	5.00	20.0

FORM VI
GC/MS VOA BY INTERNAL STANDARD - INITIAL CALIBRATION DATA
RESPONSE AND CONCENTRATION

Lab Name: TestAmerica Edison Job No.: 460-120425-1 Analy Batch No.: 391808

SDG No.:

Instrument ID: CVOAMS13 GC Column: Rtx-624 ID: 0.25(mm) Heated Purge: (Y/N) N

Calibration Start Date: 09/21/2016 00:37 Calibration End Date: 09/21/2016 03:40 Calibration ID: 58018

ANALYTE	IS REF	CURVE TYPE	RESPONSE					CONCENTRATION (UG/L)				
			LVL 1 LVL 6	LVL 2 LVL 7	LVL 3 LVL 8	LVL 4	LVL 5	LVL 1 LVL 6	LVL 2 LVL 7	LVL 3 LVL 8	LVL 4	LVL 5
trans-1,4-Dichloro-2-butene	DCBd 4	Ave	+++++ 69279	584 292357	1399 918332	6426	26293	+++++ 50.0	0.500 200	1.00 500	5.00	20.0
4-Chlorotoluene	DCBd 4	Ave	+++++ 619303	5724 2429614	12576 6956594	64202	253406	+++++ 50.0	0.500 200	1.00 500	5.00	20.0
tert-Butylbenzene	DCBd 4	Ave	+++++ 526561	4469 2132378	11397 5998053	49818	219481	+++++ 50.0	0.500 200	1.00 500	5.00	20.0
1,2,4-Trimethylbenzene	DCBd 4	Ave	+++++ 686191	5812 2707532	12851 7606867	69539	280757	+++++ 50.0	0.500 200	1.00 500	5.00	20.0
Butyl Methacrylate	DCBd 4	Qua2	+++++ 224985	1336 1021104	3217 2998015	17654	79565	+++++ 50.0	0.500 200	1.00 500	5.00	20.0
sec-Butylbenzene	DCBd 4	Ave	+++++ 795661	6215 3233106	14468 8980086	67943	321194	+++++ 50.0	0.500 200	1.00 500	5.00	20.0
1,3-Dichlorobenzene	DCBd 4	Ave	+++++ 383242	3874 1510438	7724 4160415	42145	158901	+++++ 50.0	0.500 200	1.00 500	5.00	20.0
4-Isopropyltoluene	DCBd 4	Ave	+++++ 694405	5556 2814842	12589 7859947	60199	276520	+++++ 50.0	0.500 200	1.00 500	5.00	20.0
1,4-Dichlorobenzene	DCBd 4	Ave	+++++ 397602	4374 1526989	9312 4204958	44295	164424	+++++ 50.0	0.500 200	1.00 500	5.00	20.0
Indan	DCBd 4	Ave	+++++ 694829	6231 2726793	14641 7363701	74141	274461	+++++ 50.0	0.500 200	1.00 500	5.00	20.0
Benzyl chloride	DCBd 4	Qua2	+++++ 417843	2553 1959446	6187 5867553	34250	147303	+++++ 50.0	0.500 200	1.00 500	5.00	20.0
p-Diethylbenzene	DCBd 4	Ave	+++++ 389298	2797 1578285	7127 4313103	37610	138644	+++++ 50.0	0.500 200	1.00 500	5.00	20.0
n-Butylbenzene	DCBd 4	Ave	+++++ 623698	4970 2611658	10915 7260246	51468	250114	+++++ 50.0	0.500 200	1.00 500	5.00	20.0
1,2-Dichlorobenzene	DCBd 4	Ave	+++++ 373637	3513 1431799	7759 3969465	40497	154987	+++++ 50.0	0.500 200	1.00 500	5.00	20.0
1,2,4,5-Tetramethylbenzene	DCBd 4	Ave	+++++ 666101	4872 2576343	12536 7105040	63277	253293	+++++ 50.0	0.500 200	1.00 500	5.00	20.0
1,2-Dibromo-3-Chloropropane	DCBd 4	Ave	+++++ 36095	246 148704	479 453606	3723	13856	+++++ 50.0	0.500 200	1.00 500	5.00	20.0
1,3,5-Trichlorobenzene	DCBd 4	Ave	+++++ 286365	2676 1084079	6305 2909907	28583	108991	+++++ 50.0	0.500 200	1.00 500	5.00	20.0
1,2,4-Trichlorobenzene	DCBd 4	Ave	+++++ 273649	2405 1047093	5516 2915635	27114	108749	+++++ 50.0	0.500 200	1.00 500	5.00	20.0
Hexachlorobutadiene	DCBd 4	Ave	+++++ 97857	985 394797	2055 1073609	7797	38882	+++++ 50.0	0.500 200	1.00 500	5.00	20.0
Naphthalene	DCBd 4	Ave	+++++ 545858	5445 2241648	11586 6641601	59267	227239	+++++ 50.0	0.500 200	1.00 500	5.00	20.0
1,2,3-Trichlorobenzene	DCBd 4	Ave	+++++ 245544	2343 940571	5081 2630757	25767	99910	+++++ 50.0	0.500 200	1.00 500	5.00	20.0

FORM VI
GC/MS VOA BY INTERNAL STANDARD - INITIAL CALIBRATION DATA
RESPONSE AND CONCENTRATION

Lab Name: TestAmerica Edison Job No.: 460-120425-1 Analy Batch No.: 391808

SDG No.:

Instrument ID: CVOAMS13 GC Column: Rtx-624 ID: 0.25(mm) Heated Purge: (Y/N) N

Calibration Start Date: 09/21/2016 00:37 Calibration End Date: 09/21/2016 03:40 Calibration ID: 58018

ANALYTE	IS REF	CURVE TYPE	RESPONSE					CONCENTRATION (UG/L)				
			LVL 1 LVL 6	LVL 2 LVL 7	LVL 3 LVL 8	LVL 4	LVL 5	LVL 1 LVL 6	LVL 2 LVL 7	LVL 3 LVL 8	LVL 4	LVL 5
Dibromofluoromethane (Surr)	FB	Ave	109726 107382	103699 108011	99311 112151	103376	103996	50.0 50.0	50.0 50.0	50.0 50.0	50.0	50.0
1,2-Dichloroethane-d4 (Surr)	FB	Ave	146747 140939	141888 139176	136750 166579	136931	139023	50.0 50.0	50.0 50.0	50.0 50.0	50.0	50.0
Toluene-d8 (Surr)	CBNZ d5	Ave	476396 460746	461209 479800	440878 494203	450972	455290	50.0 50.0	50.0 50.0	50.0 50.0	50.0	50.0
Bromofluorobenzene	CBNZ d5	Ave	173746 166514	169334 175936	163793 174255	166855	170547	50.0 50.0	50.0 50.0	50.0 50.0	50.0	50.0

Curve Type Legend:

Ave = Average ISTD
Lin2 = Linear 1/conc^2 ISTD
Qua2 = Quadratic 1/conc^2 ISTD
QuaF = Quadratic ISTD forced zero

TestAmerica Edison
Target Compound Quantitation Report

Data File: \\ChromNA\Edison\ChromData\CVOAMS13\20160920-45835.b\P17587.D
Lims ID: STD8
Client ID:
Sample Type: IC Calib Level: 8
Inject. Date: 21-Sep-2016 00:37:30 ALS Bottle#: 1 Worklist Smp#: 2
Purge Vol: 5.000 mL Dil. Factor: 1.0000
Sample Info: STD8
Misc. Info.: 460-0045835-002
Operator ID: Instrument ID: CVOAMS13
Sublist: chrom-8260W_13*sub51

Method: \\ChromNA\Edison\ChromData\CVOAMS13\20160920-45835.b\8260W_13.m
Limit Group: VOA - 8260C Water and Solid
Last Update: 23-Sep-2016 12:00:44 Calib Date: 21-Sep-2016 03:40:30
Integrator: RTE ID Type: Deconvolution ID
Quant Method: Internal Standard Quant By: Initial Calibration
Last ICal File: \\ChromNA\Edison\ChromData\CVOAMS13\20160920-45835.b\P17594.D

Column 1 : Rtx-624 (0.25 mm) Det: MS SCAN
Process Host: XAWRK002

First Level Reviewer: boykink Date: 21-Sep-2016 00:22:34

Compound	Sig	RT (min.)	Exp RT (min.)	Dlt RT (min.)	Q	Response	Cal Amt ug/l	OnCol Amt ug/l	Flags
* 29 TBA-d9 (IS)	65	2.090	2.091	-0.001	98	304247	1000.0	1000.0	
33 Acrylonitrile	53	2.413	2.413	0.000	88	3890	2.00	2.00	
$ 47 Dibromofluoromethane (Surr	113	3.072	3.072	0.000	97	109726	50.0	51.6	
* 49 2-Butanone-d5	46	3.129	3.129	0.000	99	441292	250.0	250.0	
$ 58 1,2-Dichloroethane-d4 (Sur	65	3.480	3.480	0.000	97	146747	50.0	51.0	
* 61 Fluorobenzene	96	3.716	3.717	-0.001	97	681875	50.0	50.0	
* 72 1,4-Dioxane-d8	96	4.598	4.598	0.000	90	31406	1000.0	1000.0	
$ 76 Toluene-d8 (Surr)	98	5.264	5.264	0.000	98	476396	50.0	51.1	
78 Epichlorohydrin	57	5.357	5.350	0.007	94	1640	5.00	4.34	
* 90 Chlorobenzene-d5	117	7.148	7.148	0.000	89	510018	50.0	50.0	
$ 101 4-Bromofluorobenzene	174	8.924	8.924	0.000	90	173746	50.0	50.9	
* 116 1,4-Dichlorobenzene-d4	152	10.693	10.686	0.007	97	273405	50.0	50.0	

Reagents:

ACROLEIN W_00056	Amount Added:	0.00	Units: uL	
ACRY/EPIH MIX_00025	Amount Added:	2.00	Units: uL	
MIX 2 Hi_00048	Amount Added:	0.00	Units: uL	
MIX I Hi_00063	Amount Added:	0.00	Units: uL	
14DIOXINTER_00060	Amount Added:	0.00	Units: uL	
GAS Hi_00166	Amount Added:	0.00	Units: uL	
8260ISNEW_00083	Amount Added:	1.00	Units: uL	Run Reagent
8260SURR250_00135	Amount Added:	1.00	Units: uL	Run Reagent

Report Date: 23-Sep-2016 12:01:17 Chrom Revision: 2.2 08-Sep-2016 14:45:52

TestAmerica Edison

Data File: \\ChromNA\Edison\ChromData\CVOAMS13\20160920-45835.b\P17587.D

Injection Date:	21-Sep-2016 00:37:30	Instrument ID:	CVOAMS13	Operator ID:	
Lims ID:	STD8			Worklist Smp#:	2
Client ID:					
Purge Vol:	5.000 mL	Dil. Factor:	1.0000	ALS Bottle#:	1
Method:	8260W_13	Limit Group:	VOA - 8260C Water and Solid		

Column: Rtx-624 (0.25 mm)

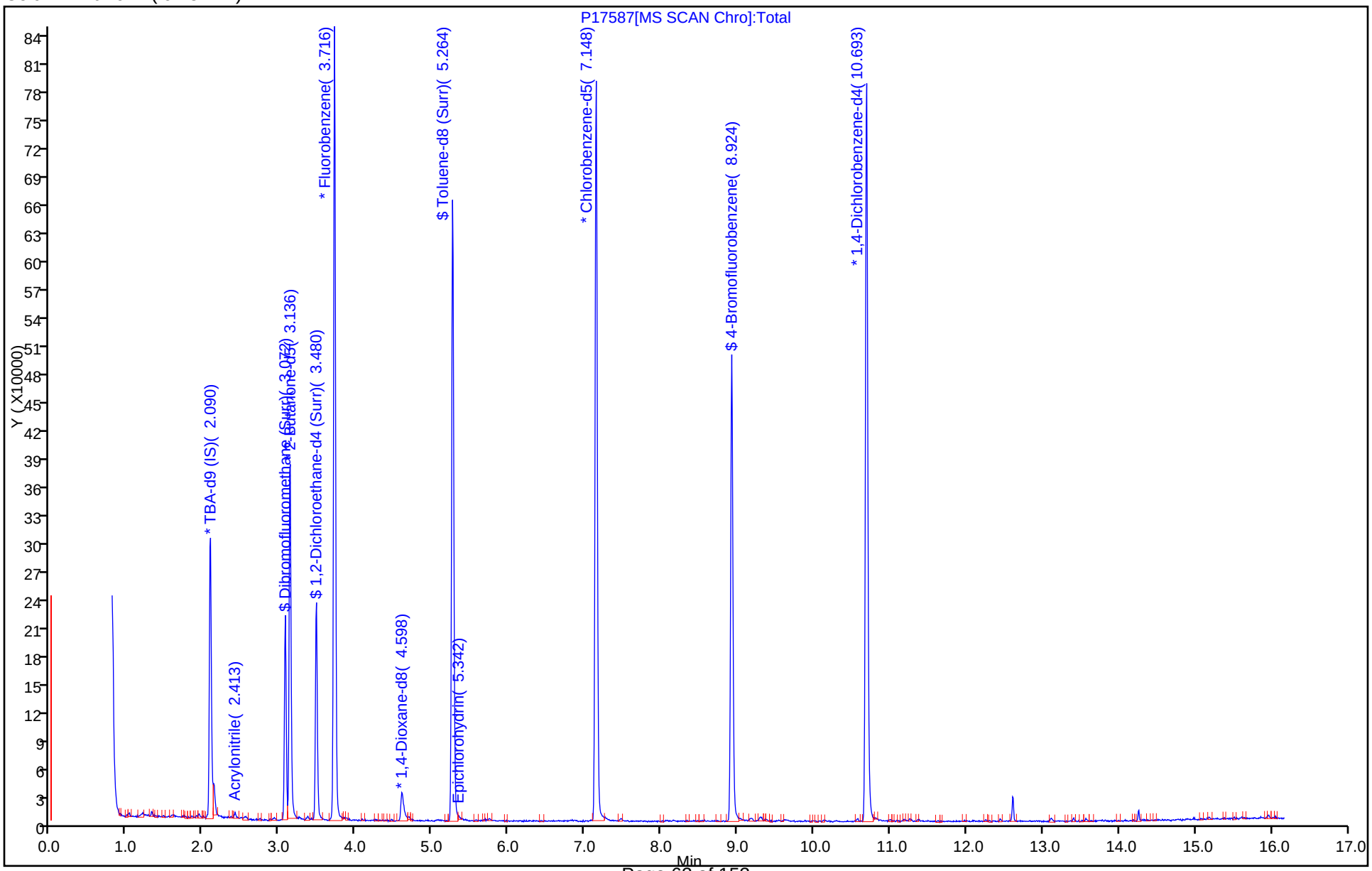

TestAmerica Edison
Target Compound Quantitation Report

Data File: \\ChromNA\Edison\ChromData\CVOAMS13\20160920-45835.b\P17588.D
Lims ID: STD05
Client ID:
Sample Type: IC Calib Level: 1
Inject. Date: 21-Sep-2016 01:03:30 ALS Bottle#: 2 Worklist Smp#: 3
Purge Vol: 5.000 mL Dil. Factor: 1.0000
Sample Info: STD05
Misc. Info.: 460-0045835-003
Operator ID: Instrument ID: CVOAMS13
Sublist: chrom-8260W_13*sub51

Method: \\ChromNA\Edison\ChromData\CVOAMS13\20160920-45835.b\8260W_13.m
Limit Group: VOA - 8260C Water and Solid
Last Update: 23-Sep-2016 12:02:33 Calib Date: 21-Sep-2016 03:40:30
Integrator: RTE ID Type: Deconvolution ID
Quant Method: Internal Standard Quant By: Initial Calibration
Last ICal File: \\ChromNA\Edison\ChromData\CVOAMS13\20160920-45835.b\P17594.D

Column 1 : Rtx-624 (0.25 mm) Det: MS SCAN
Process Host: XAWRK002

First Level Reviewer: boykink Date: 21-Sep-2016 00:41:30

	Compound	Sig	RT (min.)	Exp RT (min.)	Dlt RT (min.)	Q	Response	Cal Amt ug/l	OnCol Amt ug/l	Flags
1	Chlorotrifluoroethene	116	0.873	0.873	0.000	1	497	0.5000	0.4563	
2	Dichlorodifluoromethane	85	0.887	0.887	0.000	97	3275	0.5000	0.5561	
3	Vinyl chloride	62	1.030	1.023	0.007	67	3563	0.5000	0.5292	
5	Chloromethane	50	1.023	1.030	-0.007	84	5165	0.5000	0.5011	
4	Butadiene	54	1.030	1.030	0.000	90	3421	0.5000	0.5397	
6	Bromomethane	94	1.188	1.188	0.000	88	1035	0.5000	0.4227	
7	Chloroethane	64	1.260	1.252	0.008	95	2241	0.5000	0.5854	M
8	Pentane	72	1.324	1.324	0.000	95	659	1.00	0.9899	
9	Trichlorofluoromethane	101	1.324	1.324	0.000	74	3365	0.5000	0.5407	
10	Dichlorofluoromethane	67	1.353	1.353	0.000	97	5283	0.5000	0.5674	
11	2-Methyl-1,3-butadiene	67	1.482	1.482	0.000	82	2517	0.5000	0.4459	
12	Ethyl ether	59	1.482	1.482	0.000	89	2610	0.5000	0.5764	
15	Ethanol	46	1.560	1.560	0.000	90	1054	20.0	42.7	
14	1,2-Dichloro-1,1,2-trifluo	67	1.589	1.582	0.007	78	2757	0.5000	0.5321	
13	1,1-Dichloroethene	96	1.589	1.589	0.000	94	1906	0.5000	0.5436	
16	Carbon disulfide	76	1.603	1.603	0.000	100	6753	0.5000	0.5091	
17	1,1,2-Trichloro-1,2,2-trif	101	1.618	1.611	0.007	44	982	0.5000	0.3746	
18	Iodomethane	142	1.661	1.668	-0.007	48	422	0.5000	0.1140	
19	Cyclopentene	67	1.754	1.754	0.000	95	4412	0.5000	0.4509	
20	Acrolein	56	1.768	1.768	0.000	92	1564	2.00	2.16	
21	3-Chloro-1-propene	76	1.847	1.847	0.000	92	1238	0.5000	0.5320	
22	Isopropyl alcohol	45	1.868	1.868	0.000	96	2791	5.00	4.73	
23	Methylene Chloride	84	1.911	1.911	0.000	97	2508	0.5000	0.5644	
24	Acetone	43	1.940	1.933	0.007	86	5781	2.50	4.83	M
25	trans-1,2-Dichloroethene	96	2.005	2.005	0.000	66	2223	0.5000	0.5719	
26	Methyl acetate	43	2.012	2.012	0.000	98	11201	2.50	2.73	
27	Hexane	57	2.055	2.062	-0.007	61	4023	0.5000	0.4898	
28	Methyl tert-butyl ether	73	2.076	2.069	0.007	97	6958	0.5000	0.5648	
* 29	TBA-d9 (IS)	65	2.091	2.091	0.000	99	304275	1000.0	1000.0	
30	2-Methyl-2-propanol	59	2.134	2.134	0.000	97	4599	5.00	4.86	

Compound	Sig	RT (min.)	Exp RT (min.)	Dlt RT (min.)	Q	Response	Cal Amt ug/l	OnCol Amt ug/l	Flags
31 Acetonitrile	41	2.212	2.212	0.000	97	4308	5.00	5.33	
32 Isopropyl ether	45	2.305	2.313	-0.008	97	8586	0.5000	0.4761	
34 2-Chloro-1,3-butadiene	88	2.370	2.370	0.000	75	1452	0.5000	0.4408	
35 1,1-Dichloroethane	63	2.377	2.377	0.000	98	4654	0.5000	0.5494	
33 Acrylonitrile	53	2.413	2.413	0.000	91	10170	5.00	5.38	
36 Tert-butyl ethyl ether	59	2.542	2.549	-0.007	81	6554	0.5000	0.4630	
37 Vinyl acetate	43	2.549	2.549	0.000	99	12627	1.00	1.10	
38 cis-1,2-Dichloroethene	96	2.742	2.735	0.007	98	2499	0.5000	0.5927	
39 2,2-Dichloropropane	77	2.807	2.814	-0.007	93	2930	0.5000	0.5259	
41 Chlorobromomethane	128	2.878	2.871	0.007	98	1168	0.5000	0.5998	
40 Cyclohexane	56	2.871	2.878	-0.007	76	2152	0.5000	0.3407	
42 Chloroform	83	2.943	2.936	0.007	97	3513	0.5000	0.5192	
43 Carbon tetrachloride	117	3.036	3.029	0.007	23	1898	0.5000	0.4749	
45 Ethyl acetate	43	3.043	3.043	0.000	96	5220	1.00	1.03	
44 Methyl acrylate	55	3.050	3.043	0.007	51	1847	0.5000	0.4757	
46 Tetrahydrofuran	42	3.058	3.050	0.008	29	2127	1.00	1.04	
$ 47 Dibromofluoromethane (Surr	113	3.072	3.072	0.000	97	103699	50.0	50.1	
48 1,1,1-Trichloroethane	97	3.079	3.079	0.000	35	2556	0.5000	0.4875	
* 49 2-Butanone-d5	46	3.136	3.129	0.007	100	442008	250.0	250.0	
50 2-Butanone (MEK)	72	3.172	3.172	0.000	96	1326	2.50	2.63	
52 1,1-Dichloropropene	75	3.172	3.179	-0.007	52	2886	0.5000	0.5241	
53 Isooctane	57	3.272	3.265	0.007	88	3450	0.5000	0.3318	
54 n-Heptane	57	3.351	3.358	-0.007	46	674	0.5000	0.2497	
55 Benzene	78	3.373	3.373	0.000	97	9290	0.5000	0.5582	
51 Propionitrile	54	3.387	3.387	0.000	92	2787	5.00	4.47	
56 Methacrylonitrile	67	3.409	3.409	0.000	96	7989	5.00	4.69	
$ 58 1,2-Dichloroethane-d4 (Sur	65	3.480	3.480	0.000	96	141888	50.0	50.7	
57 Tert-amyl methyl ether	73	3.487	3.480	0.007	38	5236	0.5000	0.4713	
59 1,2-Dichloroethane	62	3.537	3.530	0.007	90	3646	0.5000	0.6132	
60 Isobutyl alcohol	43	3.609	3.602	0.007	93	1494	12.5	9.47	
136 t-Amyl alcohol	59	3.674	3.674	0.000	1	1317	5.00	5.58	
* 61 Fluorobenzene	96	3.717	3.717	0.000	97	663808	50.0	50.0	
62 Isopropyl acetate	43	3.788	3.788	0.000	92	4564	0.5000	0.5243	
63 Methylcyclohexane	83	3.845	3.853	-0.008	83	1589	0.5000	0.3038	
64 Trichloroethene	130	3.867	3.867	0.000	95	2301	0.5000	0.6033	
137 2-ethoxy-2-methyl butane	59	4.118	4.118	0.000	97	4608	0.5000	0.4411	
65 Dibromomethane	93	4.239	4.239	0.000	85	1401	0.5000	0.6010	
66 n-Butanol	56	4.254	4.247	0.007	51	945	12.5	10.9	
67 1,2-Dichloropropane	63	4.340	4.333	0.007	85	2203	0.5000	0.4998	
68 Ethyl acrylate	55	4.411	4.404	0.007	74	2549	0.5000	0.4775	
69 Dichlorobromomethane	83	4.419	4.419	-0.001	98	2476	0.5000	0.5028	
* 72 1,4-Dioxane-d8	96	4.612	4.598	0.014	94	30157	1000.0	1000.0	
70 Methyl methacrylate	100	4.619	4.612	0.007	50	691	1.00	0.7170	
71 1,4-Dioxane	88	4.633	4.626	0.007	27	1405	25.0	33.2	
73 n-Propyl acetate	43	4.777	4.770	0.007	97	2106	0.5000	0.3449	
74 2-Chloroethyl vinyl ether	63	5.035	5.035	0.000	45	1227	0.5000	0.4636	
75 cis-1,3-Dichloropropene	75	5.070	5.070	0.000	95	3282	0.5000	0.5274	
$ 76 Toluene-d8 (Surr)	98	5.264	5.264	0.000	98	461209	50.0	51.1	
77 Toluene	91	5.314	5.321	-0.007	92	8589	0.5000	0.5239	
78 Epichlorohydrin	57	5.357	5.350	0.007	94	3287	10.0	8.68	
79 2-Nitropropane	41	5.586	5.579	0.007	76	1054	1.00	1.10	M
80 Tetrachloroethene	166	5.758	5.751	0.007	92	1987	0.5000	0.5496	

Compound	Sig	RT (min.)	Exp RT (min.)	Dlt RT (min.)	Q	Response	Cal Amt ug/l	OnCol Amt ug/l	Flags
81 4-Methyl-2-pentanone (MIBK	43	5.801	5.794	0.007	98	10694	2.50	2.48	
82 trans-1,3-Dichloropropene	75	5.837	5.822	0.015	92	2559	0.5000	0.4664	
83 1,1,2-Trichloroethane	83	6.002	6.002	0.000	89	1676	0.5000	0.5749	
84 Ethyl methacrylate	69	6.095	6.080	0.015	91	1952	0.5000	0.4218	
85 Chlorodibromomethane	129	6.209	6.202	0.007	94	1531	0.5000	0.4677	
86 1,3-Dichloropropane	76	6.331	6.317	0.014	95	2971	0.5000	0.4844	
87 Ethylene Dibromide	107	6.467	6.453	0.014	90	1628	0.5000	0.5035	
88 n-Butyl acetate	43	6.804	6.789	0.015	97	2829	0.5000	0.4384	
89 2-Hexanone	43	6.868	6.861	0.007	96	6382	2.50	2.23	
* 90 Chlorobenzene-d5	117	7.148	7.148	0.000	89	494177	50.0	50.0	
91 Chlorobenzene	112	7.169	7.169	0.000	84	5161	0.5000	0.5204	
92 Ethylbenzene	106	7.255	7.255	0.000	98	2547	0.5000	0.4915	
93 1,1,1,2-Tetrachloroethane	131	7.284	7.277	0.007	89	1337	0.5000	0.4282	
94 m-Xylene & p-Xylene	106	7.463	7.463	0.000	98	3274	0.5000	0.5079	
95 o-Xylene	106	8.065	8.057	0.008	93	2699	0.5000	0.4359	
96 Bromoform	173	8.136	8.122	0.014	62	1218	0.5000	0.5977	
97 Styrene	104	8.150	8.143	0.007	95	4293	0.5000	0.4216	
98 n-Butyl acrylate	73	8.480	8.466	0.014	91	830	0.5000	0.3760	
99 Isopropylbenzene	105	8.544	8.544	0.000	96	6833	0.5000	0.4473	
100 Amyl acetate (mixed isomer	43	8.895	8.888	0.007	85	2796	0.5000	0.3829	
$ 101 4-Bromofluorobenzene	174	8.924	8.924	0.000	90	169334	50.0	51.2	
102 Bromobenzene	156	9.032	9.032	0.000	94	2194	0.5000	0.5139	
103 N-Propylbenzene	91	9.189	9.182	0.007	98	8489	0.5000	0.4528	
104 1,1,2,2-Tetrachloroethane	83	9.325	9.325	0.000	92	2355	0.5000	0.5395	
105 2-Chlorotoluene	91	9.368	9.361	0.007	96	6283	0.5000	0.4684	
106 4-Ethyltoluene	105	9.383	9.375	0.007	97	6400	0.5000	0.4183	
107 1,2,3-Trichloropropane	110	9.483	9.468	0.015	93	609	0.5000	0.5087	
108 1,3,5-Trimethylbenzene	105	9.533	9.533	0.000	93	5859	0.5000	0.4549	
109 trans-1,4-Dichloro-2-buten	53	9.605	9.590	0.015	1	584	0.5000	0.4265	M
110 4-Chlorotoluene	91	9.633	9.626	0.007	97	5724	0.5000	0.4666	
111 tert-Butylbenzene	119	10.006	9.999	0.007	92	4469	0.5000	0.4306	
112 Butyl Methacrylate	87	10.142	10.127	0.015	49	1336	0.5000	0.5079	
118 1,2,4-Trimethylbenzene	105	10.135	10.127	0.008	95	5812	0.5000	0.4395	
113 sec-Butylbenzene	105	10.292	10.292	0.000	98	6215	0.5000	0.4189	
114 1,3-Dichlorobenzene	146	10.572	10.557	0.015	82	3874	0.5000	0.5012	
115 4-Isopropyltoluene	119	10.572	10.572	0.000	97	5556	0.5000	0.4280	
* 116 1,4-Dichlorobenzene-d4	152	10.693	10.686	0.007	96	263854	50.0	50.0	
117 1,4-Dichlorobenzene	146	10.708	10.715	-0.007	34	4374	0.5000	0.5292	
119 2,3-Dihydroindene	117	10.994	10.994	0.000	95	6231	0.5000	0.4560	
120 Benzyl chloride	91	11.180	11.166	0.014	83	2553	0.5000	0.5043	
121 p-Diethylbenzene	119	11.188	11.180	0.008	90	2797	0.5000	0.3903	
122 n-Butylbenzene	91	11.259	11.259	0.000	98	4970	0.5000	0.4269	
123 1,2-Dichlorobenzene	146	11.367	11.360	0.007	90	3513	0.5000	0.4730	
124 1,2,4,5-Tetramethylbenzene	119	12.255	12.255	0.000	97	4872	0.5000	0.3973	
125 1,2-Dibromo-3-Chloropropan	157	12.398	12.398	0.000	5	246	0.5000	0.3707	
126 1,3,5-Trichlorobenzene	180	12.448	12.441	0.007	93	2676	0.5000	0.4815	
127 1,2,4-Trichlorobenzene	180	13.107	13.100	0.007	90	2405	0.5000	0.4570	
128 Hexachlorobutadiene	225	13.122	13.122	0.000	65	985	0.5000	0.5191	
129 Naphthalene	128	13.401	13.401	0.000	98	5445	0.5000	0.4817	
130 1,2,3-Trichlorobenzene	180	13.573	13.566	0.007	94	2343	0.5000	0.4825	
S 131 1,2-Dichloroethene, Total	100				0		1.00	1.16	
S 134 1,3-Dichloropropene, Total	100				0		1.00	0.99	

Compound	Sig	RT (min.)	Exp RT (min.)	Dlt RT (min.)	Q	Response	Cal Amt ug/l	OnCol Amt ug/l	Flags
S 132 Xylenes, Total	100				0		1.00	0.9438	
S 133 Total BTEX	1				0		2.50	2.52	

QC Flag Legend

Review Flags

M - Manually Integrated

Reagents:

ACROLEIN W_00056	Amount Added:	2.00	Units: uL	
MIX 2 Hi_00048	Amount Added:	0.50	Units: uL	
MIX I Hi_00063	Amount Added:	0.50	Units: uL	
14DIOXINTER_00060	Amount Added:	15.00	Units: uL	
GAS Hi_00166	Amount Added:	0.50	Units: uL	
8260ISNEW_00083	Amount Added:	1.00	Units: uL	Run Reagent
8260SURR250_00135	Amount Added:	1.00	Units: uL	Run Reagent

Report Date: 23-Sep-2016 12:02:38 Chrom Revision: 2.2 08-Sep-2016 14:45:52

TestAmerica Edison

Data File: \\ChromNA\Edison\ChromData\CVOAMS13\20160920-45835.b\P17588.D

Injection Date: 21-Sep-2016 01:03:30 Instrument ID: CVOAMS13 Operator ID:

Lims ID: STD05 Worklist Smp#: 3

Client ID:

Purge Vol: 5.000 mL Dil. Factor: 1.0000 ALS Bottle#: 2

Method: 8260W_13 Limit Group: VOA - 8260C Water and Solid

Column: Rtx-624 (0.25 mm)

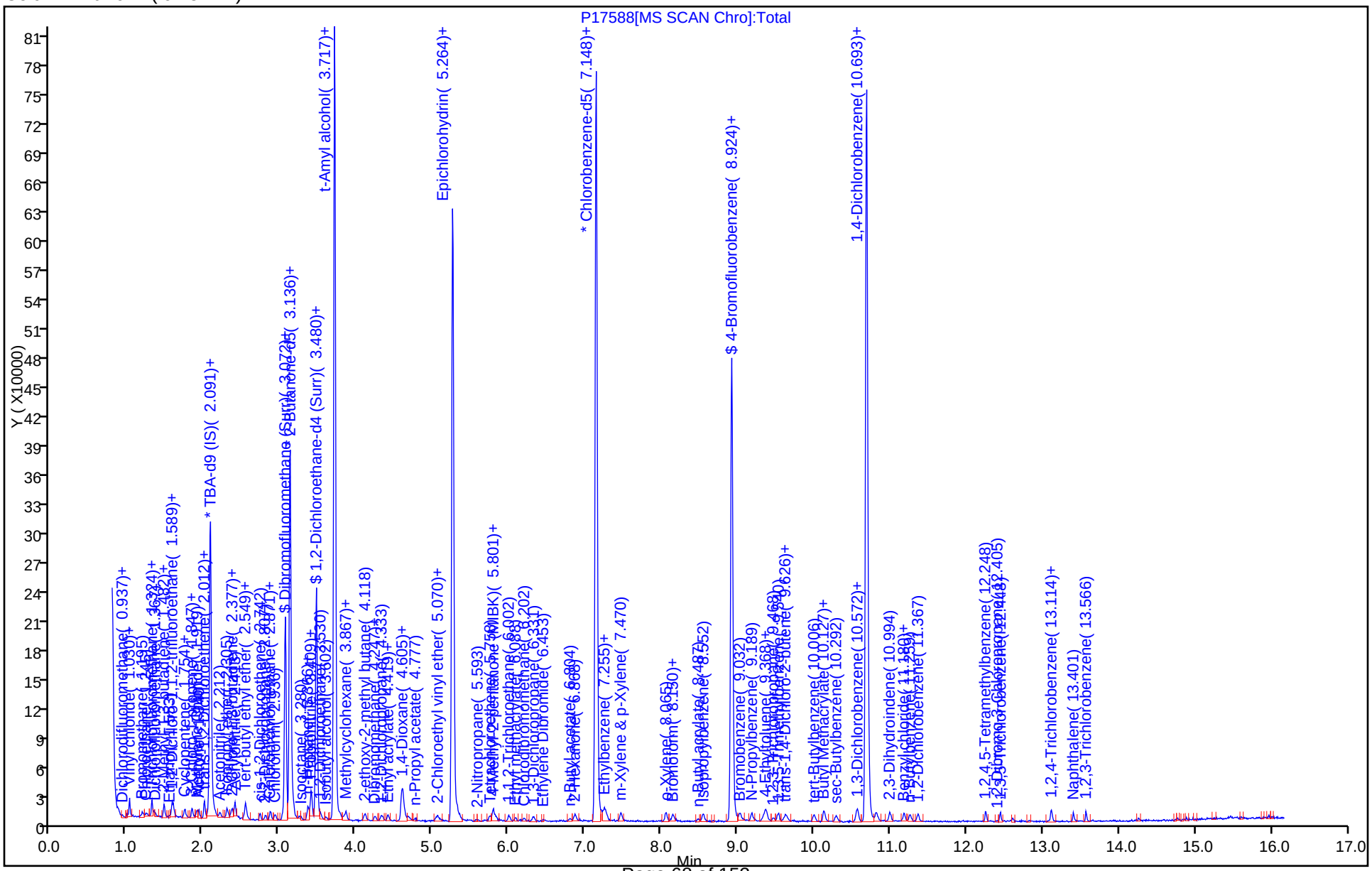

Manual Integration/User Assign Peak Report

TestAmerica Edison

Data File: \\ChromNA\Edison\ChromData\CVOAMS13\20160920-45835.b\P17588.D
Injection Date: 21-Sep-2016 01:03:30 Instrument ID: CVOAMS13
Lims ID: STD05
Client ID:
Operator ID: ALS Bottle#: 2 Worklist Smp#: 3
Purge Vol: 5.000 mL Dil. Factor: 1.0000
Method: 8260W_13 Limit Group: VOA - 8260C Water and Solid
Column: Rtx-624 (0.25 mm) Detector MS SCAN

7 Chloroethane, CAS: 75-00-3

Signal: 1

Processing Integration Results

RT: 1.26
Area: 3541
Amount: 0.906438
Amount Units: ug/l

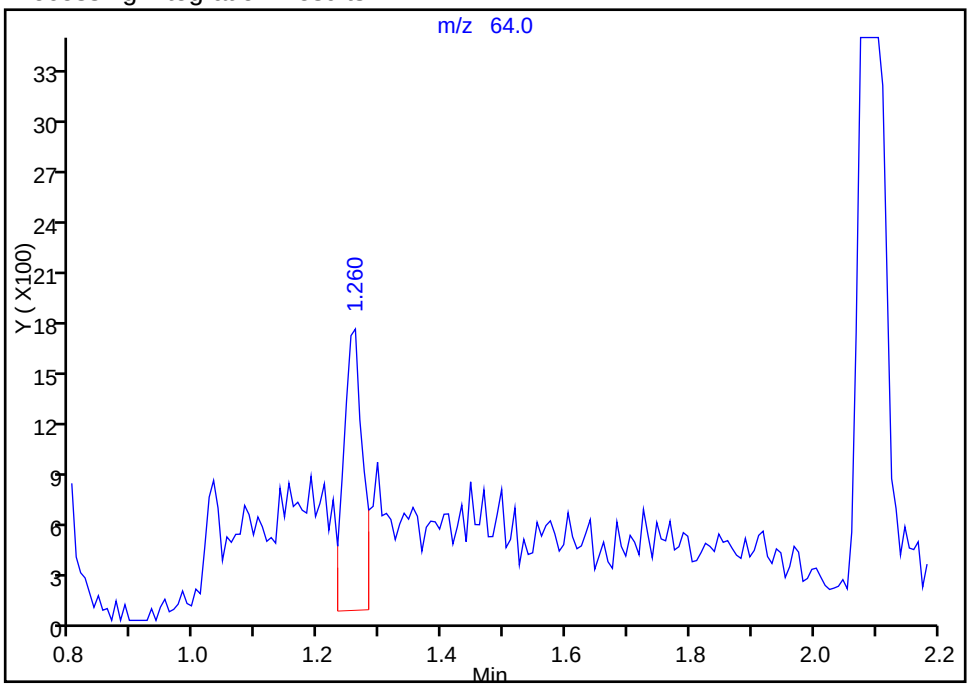

Manual Integration Results

RT: 1.26
Area: 2241
Amount: 0.585359
Amount Units: ug/l

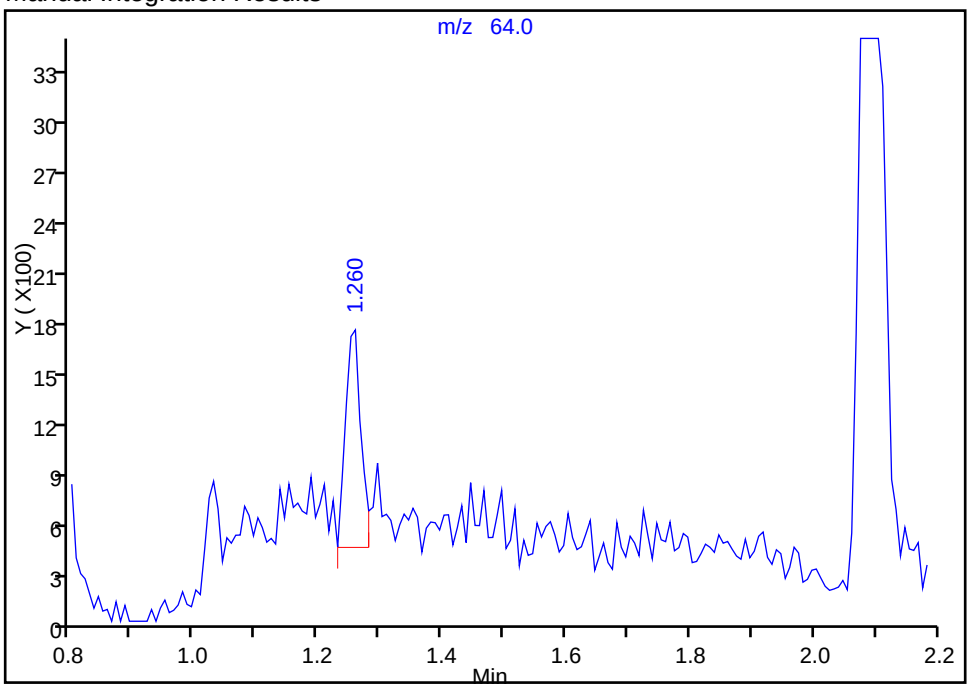

Reviewer: delpolitov, 22-Sep-2016 16:26:56
Audit Action: Manually Integrated Audit Reason: Baseline

Manual Integration/User Assign Peak Report

TestAmerica Edison

Data File: \\ChromNA\Edison\ChromData\CVOAMS13\20160920-45835.b\P17588.D
Injection Date: 21-Sep-2016 01:03:30 Instrument ID: CVOAMS13
Lims ID: STD05
Client ID:
Operator ID: ALS Bottle#: 2 Worklist Smp#: 3
Purge Vol: 5.000 mL Dil. Factor: 1.0000
Method: 8260W_13 Limit Group: VOA - 8260C Water and Solid
Column: Rtx-624 (0.25 mm) Detector MS SCAN

24 Acetone, CAS: 67-64-1

Signal: 1

Processing Integration Results

RT: 1.94
Area: 6929
Amount: 5.785320
Amount Units: ug/l

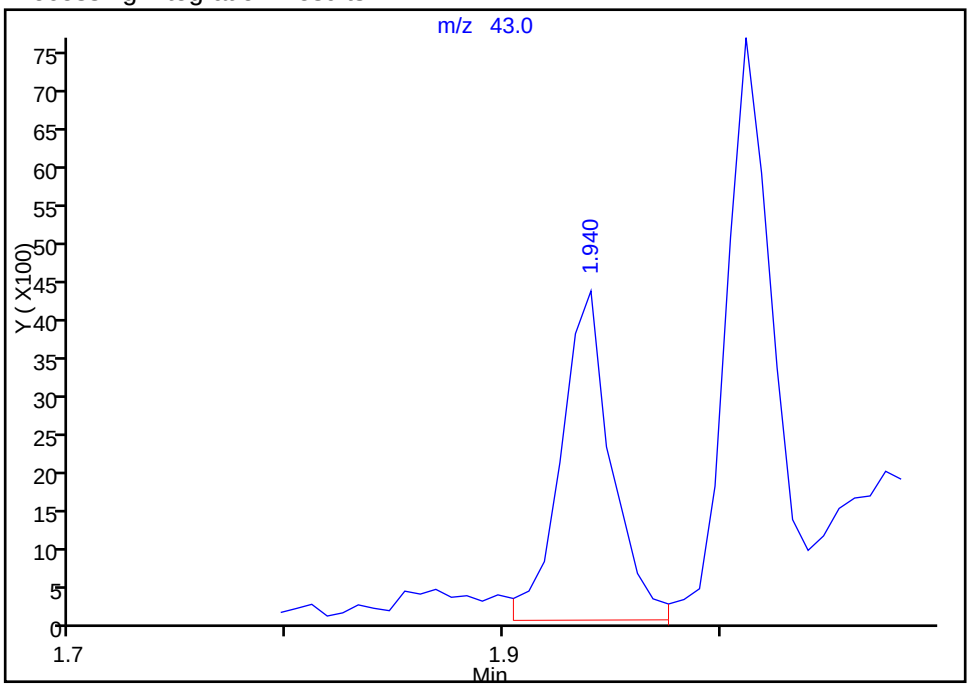

Manual Integration Results

RT: 1.94
Area: 5781
Amount: 4.828043
Amount Units: ug/l

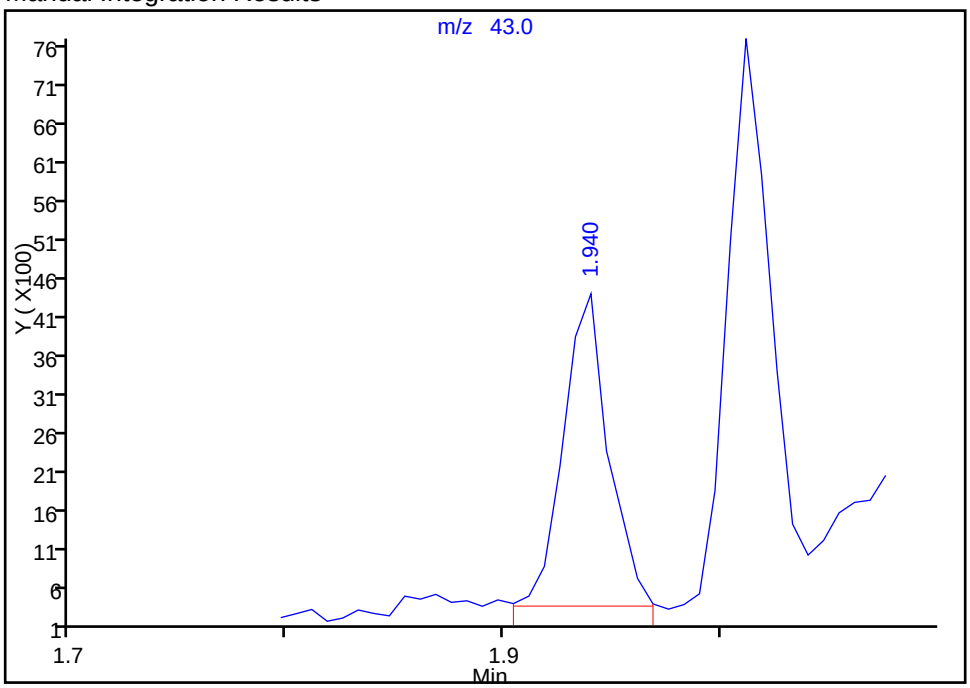

Reviewer: delpolitov, 22-Sep-2016 16:26:56
Audit Action: Manually Integrated Audit Reason: Baseline

Manual Integration/User Assign Peak Report

TestAmerica Edison

Data File: \\ChromNA\Edison\ChromData\CVOAMS13\20160920-45835.b\P17588.D
Injection Date: 21-Sep-2016 01:03:30 Instrument ID: CVOAMS13
Lims ID: STD05
Client ID:
Operator ID: ALS Bottle#: 2 Worklist Smp#: 3
Purge Vol: 5.000 mL Dil. Factor: 1.0000
Method: 8260W_13 Limit Group: VOA - 8260C Water and Solid
Column: Rtx-624 (0.25 mm) Detector MS SCAN

79 2-Nitropropane, CAS: 79-46-9

Signal: 1

Processing Integration Results

RT: 5.59
Area: 837
Amount: 0.906750
Amount Units: ug/l

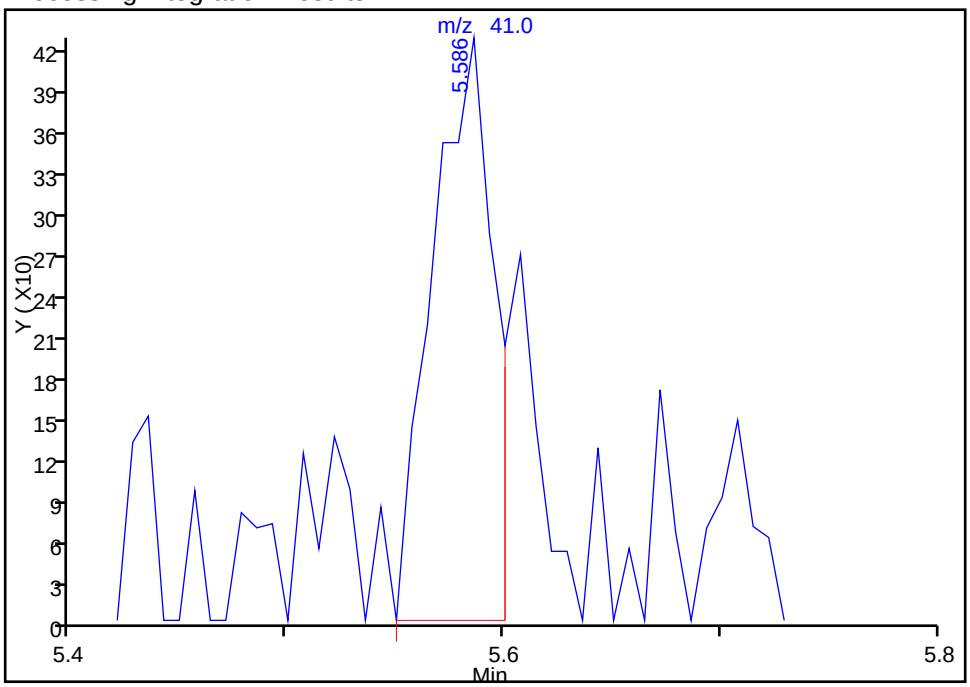

Manual Integration Results

RT: 5.59
Area: 1054
Amount: 1.104732
Amount Units: ug/l

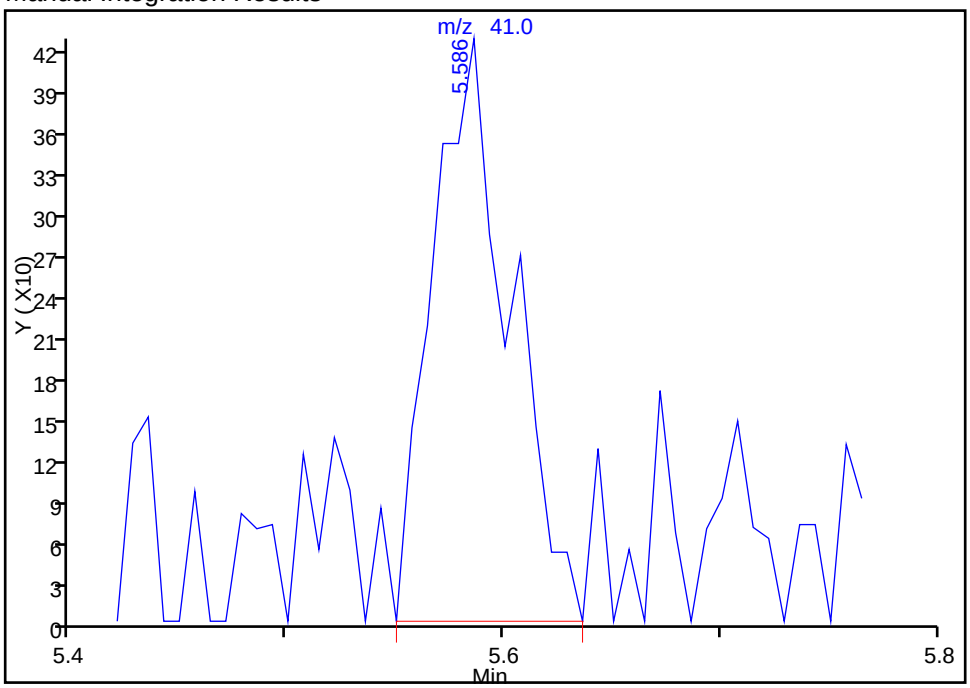

Reviewer: delpolitov, 22-Sep-2016 16:26:56
Audit Action: Manually Integrated Audit Reason: Incomplete Integration

Manual Integration/User Assign Peak Report

TestAmerica Edison

Data File: \\ChromNA\Edison\ChromData\CVOAMS13\20160920-45835.b\P17588.D
Injection Date: 21-Sep-2016 01:03:30 Instrument ID: CVOAMS13
Lims ID: STD05
Client ID:
Operator ID: ALS Bottle#: 2 Worklist Smp#: 3
Purge Vol: 5.000 mL Dil. Factor: 1.0000
Method: 8260W_13 Limit Group: VOA - 8260C Water and Solid
Column: Rtx-624 (0.25 mm) Detector MS SCAN

109 trans-1,4-Dichloro-2-butene, CAS: 110-57-6

Signal: 1

Processing Integration Results

RT: 9.49
Area: 48
Amount: 0.500000
Amount Units: ug/l

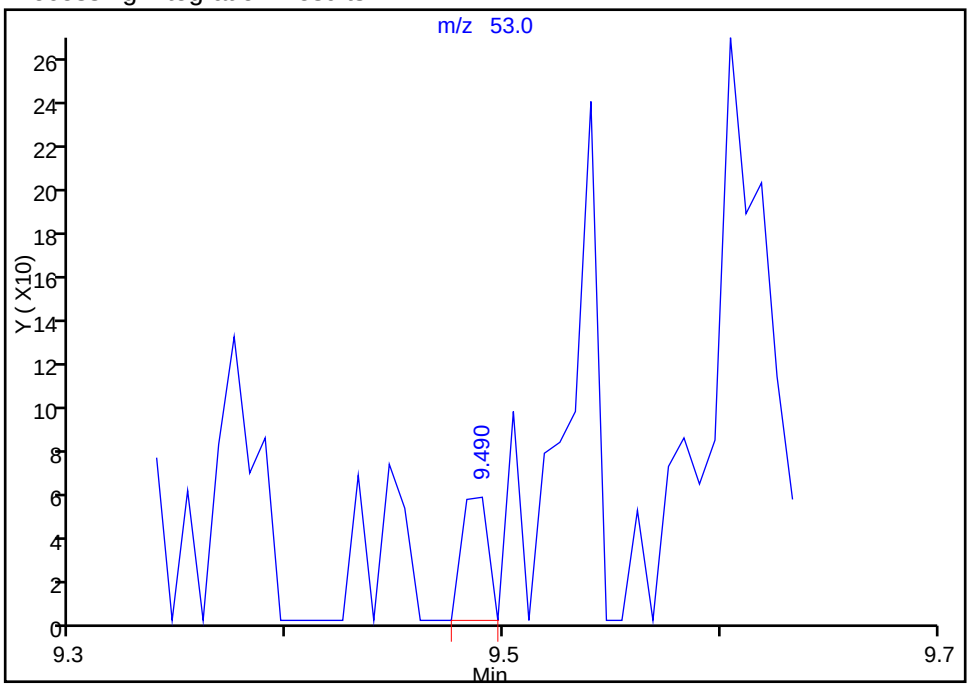

Manual Integration Results

RT: 9.60
Area: 584
Amount: 0.426487
Amount Units: ug/l

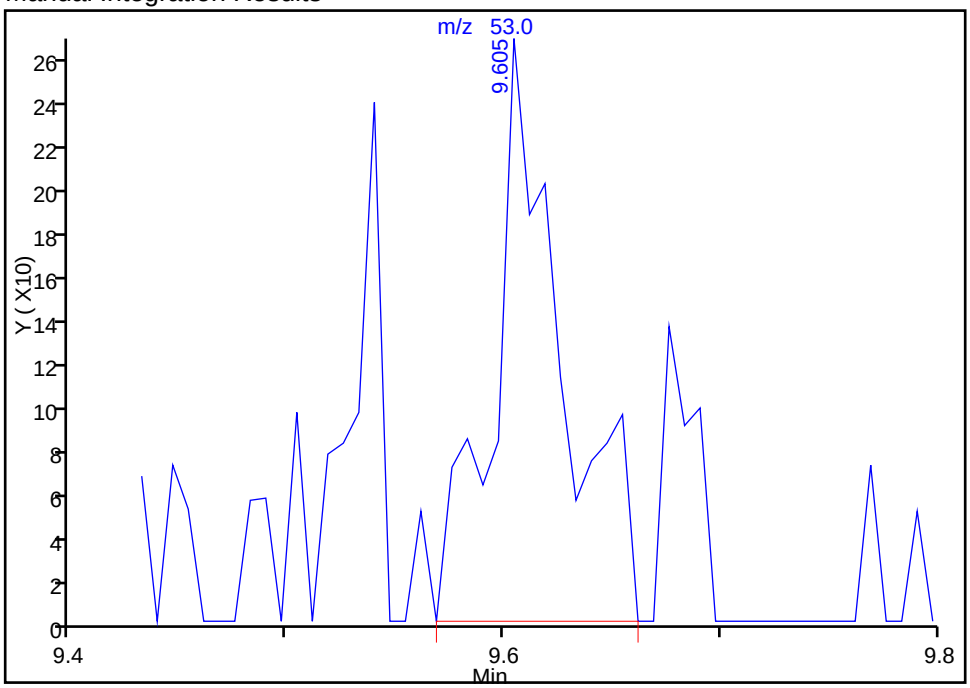

Reviewer: boykink, 21-Sep-2016 00:41:30
Audit Action: Assigned Compound ID Audit Reason:

TestAmerica Edison

Data File: \\ChromNA\Edison\ChromData\CVOAMS13\20160920-45835.b\P17588.D
Injection Date: 21-Sep-2016 01:03:30 Instrument ID: CVOAMS13
Lims ID: STD05
Client ID:
Operator ID: ALS Bottle#: 2 Worklist Smp#: 3
Purge Vol: 5.000 mL Dil. Factor: 1.0000
Method: 8260W_13 Limit Group: VOA - 8260C Water and Solid
Column: Rtx-624 (0.25 mm) Detector MS SCAN

109 trans-1,4-Dichloro-2-butene, CAS: 110-57-6

Signal: 1

Processing Integration Results

RT: 9.49
Area: 48
Amount: 0.500000
Amount Units: ug/l

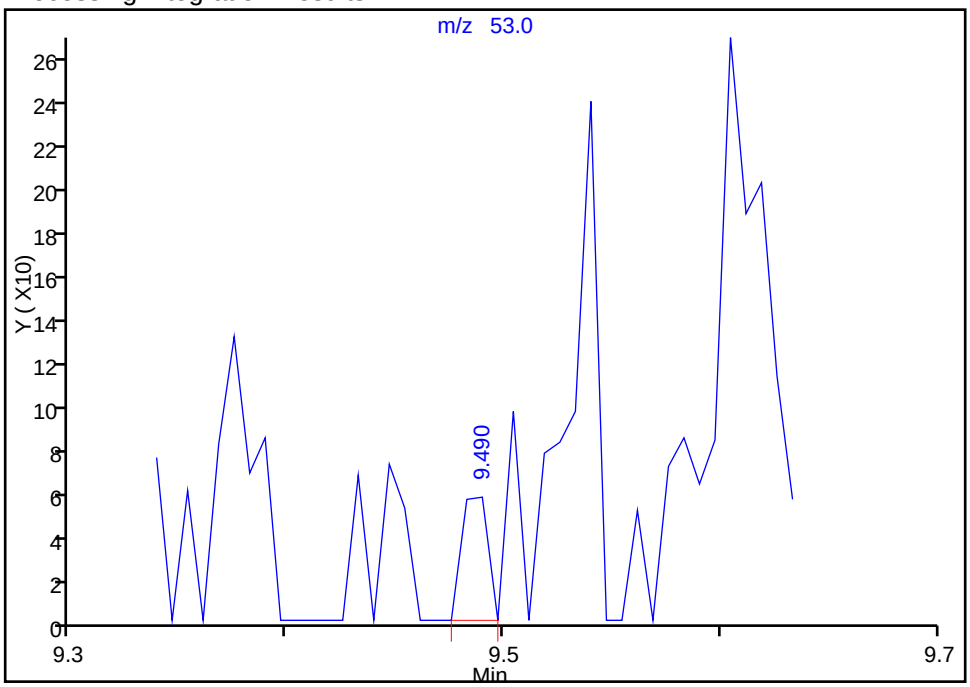

Manual Integration Results

RT: 9.60
Area: 584
Amount: 0.426487
Amount Units: ug/l

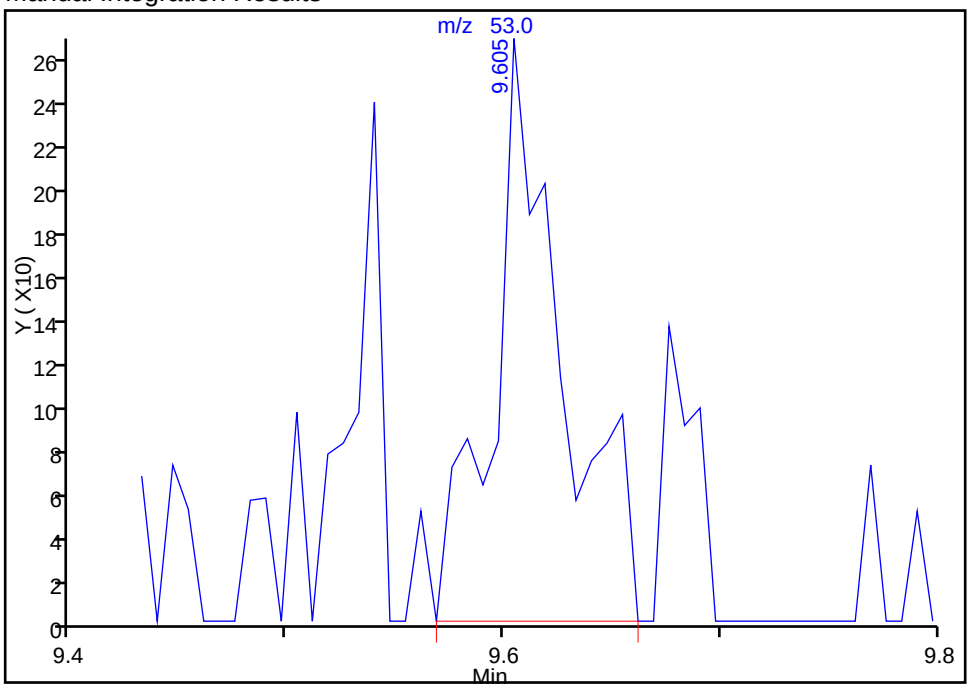

Reviewer: delpolitov, 22-Sep-2016 16:26:56
Audit Action: Manually Integrated Audit Reason: Incomplete Integration

TestAmerica Edison
Target Compound Quantitation Report

Data File: \\ChromNA\Edison\ChromData\CVOAMS13\20160920-45835.b\P17589.D
Lims ID: STD1
Client ID:
Sample Type: IC Calib Level: 2
Inject. Date: 21-Sep-2016 01:29:30 ALS Bottle#: 3 Worklist Smp#: 4
Purge Vol: 5.000 mL Dil. Factor: 1.0000
Sample Info: STD1
Misc. Info.: 460-0045835-004
Operator ID: Instrument ID: CVOAMS13
Sublist: chrom-8260W_13*sub51

Method: \\ChromNA\Edison\ChromData\CVOAMS13\20160920-45835.b\8260W_13.m
Limit Group: VOA - 8260C Water and Solid
Last Update: 23-Sep-2016 12:02:50 Calib Date: 21-Sep-2016 03:40:30
Integrator: RTE ID Type: Deconvolution ID
Quant Method: Internal Standard Quant By: Initial Calibration
Last ICal File: \\ChromNA\Edison\ChromData\CVOAMS13\20160920-45835.b\P17594.D

Column 1 : Rtx-624 (0.25 mm) Det: MS SCAN
Process Host: XAWRK002

First Level Reviewer: boykink Date: 21-Sep-2016 00:51:31

	Compound	Sig	RT (min.)	Exp RT (min.)	Dlt RT (min.)	Q	Response	Cal Amt ug/l	OnCol Amt ug/l	Flags
1	Chlorotrifluoroethene	116	0.873	0.873	0.000	35	673	1.00	0.6321	
2	Dichlorodifluoromethane	85	0.894	0.887	0.007	98	6239	1.00	1.08	
3	Vinyl chloride	62	1.023	1.023	0.000	78	6995	1.00	1.06	
5	Chloromethane	50	1.031	1.030	0.001	54	11744	1.00	1.17	
4	Butadiene	54	1.031	1.030	0.001	93	6865	1.00	1.11	
6	Bromomethane	94	1.188	1.188	0.000	96	2423	1.00	1.02	M
7	Chloroethane	64	1.253	1.252	0.001	99	4160	1.00	1.11	M
8	Pentane	72	1.331	1.324	0.007	96	1176	2.00	1.83	
9	Trichlorofluoromethane	101	1.324	1.324	0.000	64	6548	1.00	1.08	
10	Dichlorofluoromethane	67	1.353	1.353	0.000	97	10277	1.00	1.13	
11	2-Methyl-1,3-butadiene	67	1.475	1.482	-0.007	88	5797	1.00	1.05	
12	Ethyl ether	59	1.482	1.482	0.000	92	4780	1.00	1.08	
15	Ethanol	46	1.561	1.560	0.001	98	1241	40.0	52.0	
14	1,2-Dichloro-1,1,2-trifluo	67	1.582	1.582	0.000	80	6008	1.00	1.19	
13	1,1-Dichloroethene	96	1.589	1.589	0.000	91	3681	1.00	1.07	
16	Carbon disulfide	76	1.604	1.603	0.001	99	13509	1.00	1.04	
17	1,1,2-Trichloro-1,2,2-trif	101	1.618	1.611	0.007	71	2782	1.00	1.09	
18	Iodomethane	142	1.661	1.668	-0.007	88	905	1.00	0.2500	
19	Cyclopentene	67	1.754	1.754	0.000	97	10815	1.00	1.13	
20	Acrolein	56	1.768	1.768	0.000	90	2686	4.00	3.84	
21	3-Chloro-1-propene	76	1.847	1.847	0.000	89	2669	1.00	1.17	
22	Isopropyl alcohol	45	1.869	1.868	0.001	97	4456	10.0	11.0	
23	Methylene Chloride	84	1.912	1.911	0.001	98	4839	1.00	1.11	
24	Acetone	43	1.940	1.933	0.007	85	9666	5.00	8.31	M
25	trans-1,2-Dichloroethene	96	2.005	2.005	0.000	96	4143	1.00	1.09	
26	Methyl acetate	43	2.012	2.012	0.000	99	22166	5.00	5.53	
27	Hexane	57	2.062	2.062	0.000	65	7932	1.00	0.9880	
28	Methyl tert-butyl ether	73	2.069	2.069	0.000	96	12108	1.00	1.01	
* 29	TBA-d9 (IS)	65	2.091	2.091	0.000	99	293927	1000.0	1000.0	
30	2-Methyl-2-propanol	59	2.134	2.134	0.000	99	6371	10.0	10.4	

Compound	Sig	RT (min.)	Exp RT (min.)	Dlt RT (min.)	Q	Response	Cal Amt ug/l	OnCol Amt ug/l	Flags
31 Acetonitrile	41	2.212	2.212	0.000	99	9867	10.0	12.6	
32 Isopropyl ether	45	2.306	2.313	-0.007	96	19896	1.00	1.13	
34 2-Chloro-1,3-butadiene	88	2.370	2.370	0.000	93	3981	1.00	1.24	
35 1,1-Dichloroethane	63	2.377	2.377	0.000	98	8855	1.00	1.07	
33 Acrylonitrile	53	2.413	2.413	0.000	93	20099	10.0	10.9	
36 Tert-butyl ethyl ether	59	2.542	2.549	-0.007	88	15234	1.00	1.10	
37 Vinyl acetate	43	2.556	2.549	0.007	100	22090	2.00	1.97	
38 cis-1,2-Dichloroethene	96	2.743	2.735	0.008	93	4495	1.00	1.09	
39 2,2-Dichloropropane	77	2.814	2.814	0.000	92	5919	1.00	1.09	
41 Chlorobromomethane	128	2.879	2.871	0.008	92	2127	1.00	1.12	
40 Cyclohexane	56	2.879	2.878	0.001	95	5781	1.00	0.9359	
42 Chloroform	83	2.936	2.936	0.000	93	7185	1.00	1.09	
43 Carbon tetrachloride	117	3.036	3.029	0.007	92	4215	1.00	1.08	
45 Ethyl acetate	43	3.043	3.043	0.000	95	11079	2.00	2.25	
44 Methyl acrylate	55	3.043	3.043	0.000	49	3823	1.00	1.01	
46 Tetrahydrofuran	42	3.058	3.050	0.008	34	4518	2.00	2.28	
$ 47 Dibromofluoromethane (Surr	113	3.072	3.072	0.000	96	99311	50.0	49.1	
48 1,1,1-Trichloroethane	97	3.079	3.079	0.000	35	5933	1.00	1.16	
* 49 2-Butanone-d5	46	3.136	3.129	0.007	100	429117	250.0	250.0	
50 2-Butanone (MEK)	72	3.172	3.172	0.000	96	2908	5.00	5.95	
52 1,1-Dichloropropene	75	3.179	3.179	0.000	79	6053	1.00	1.12	
53 Isooctane	57	3.273	3.265	0.008	97	8896	1.00	0.8751	
54 n-Heptane	57	3.359	3.358	0.001	46	1929	1.00	0.7309	
55 Benzene	78	3.373	3.373	0.000	97	17582	1.00	1.08	
51 Propionitrile	54	3.394	3.387	0.007	95	6700	10.0	11.1	
56 Methacrylonitrile	67	3.416	3.409	0.007	96	18731	10.0	11.3	
$ 58 1,2-Dichloroethane-d4 (Sur	65	3.480	3.480	0.000	95	136750	50.0	50.0	
57 Tert-amyl methyl ether	73	3.480	3.480	0.000	41	11856	1.00	1.09	
59 1,2-Dichloroethane	62	3.538	3.530	0.008	95	6663	1.00	1.15	
60 Isobutyl alcohol	43	3.609	3.602	0.007	87	4001	25.0	26.3	
136 t-Amyl alcohol	59	3.681	3.674	0.007	78	2495	10.0	10.8	
* 61 Fluorobenzene	96	3.717	3.717	0.000	97	648863	50.0	50.0	
62 Isopropyl acetate	43	3.788	3.788	0.000	95	8584	1.00	1.01	
63 Methylcyclohexane	83	3.846	3.853	-0.007	91	4183	1.00	0.8179	
64 Trichloroethene	130	3.867	3.867	0.000	95	3940	1.00	1.06	
137 2-ethoxy-2-methyl butane	59	4.118	4.118	0.000	97	11394	1.00	1.12	
65 Dibromomethane	93	4.247	4.239	0.008	90	2232	1.00	0.9795	
66 n-Butanol	56	4.261	4.247	0.014	64	2090	25.0	25.0	
67 1,2-Dichloropropane	63	4.333	4.333	0.000	88	4368	1.00	1.01	
68 Ethyl acrylate	55	4.419	4.404	0.015	91	5130	1.00	0.9831	
69 Dichlorobromomethane	83	4.419	4.419	0.000	91	4770	1.00	0.99	
* 72 1,4-Dioxane-d8	96	4.598	4.598	0.000	89	28373	1000.0	1000.0	
70 Methyl methacrylate	100	4.612	4.612	0.000	94	2030	2.00	2.15	
71 1,4-Dioxane	88	4.626	4.626	0.000	36	2097	50.0	52.7	
73 n-Propyl acetate	43	4.777	4.770	0.007	98	7044	1.00	1.18	
74 2-Chloroethyl vinyl ether	63	5.035	5.035	0.000	92	2799	1.00	1.08	
75 cis-1,3-Dichloropropene	75	5.063	5.070	-0.007	97	5763	1.00	0.9482	
$ 76 Toluene-d8 (Surr)	98	5.264	5.264	0.000	99	440878	50.0	50.0	
77 Toluene	91	5.321	5.321	0.000	92	18484	1.00	1.15	
78 Epichlorohydrin	57	5.357	5.350	0.007	97	7692	20.0	20.9	
79 2-Nitropropane	41	5.586	5.579	0.007	97	1901	2.00	2.04	
80 Tetrachloroethene	166	5.751	5.751	0.000	92	3704	1.00	1.05	

Compound	Sig	RT (min.)	Exp RT (min.)	Dlt RT (min.)	Q	Response	Cal Amt ug/l	OnCol Amt ug/l	Flags
81 4-Methyl-2-pentanone (MIBK	43	5.794	5.794	0.000	98	19477	5.00	4.66	
82 trans-1,3-Dichloropropene	75	5.830	5.822	0.008	94	5180	1.00	0.9666	
83 1,1,2-Trichloroethane	83	6.009	6.002	0.007	92	2869	1.00	1.01	
84 Ethyl methacrylate	69	6.081	6.080	0.000	93	4601	1.00	1.02	
85 Chlorodibromomethane	129	6.202	6.202	0.000	96	3047	1.00	0.9531	
86 1,3-Dichloropropane	76	6.324	6.317	0.007	98	6855	1.00	1.14	
87 Ethylene Dibromide	107	6.467	6.453	0.014	99	3243	1.00	1.03	
88 n-Butyl acetate	43	6.804	6.789	0.015	98	6341	1.00	1.01	
89 2-Hexanone	43	6.868	6.861	0.007	98	12814	5.00	4.61	
* 90 Chlorobenzene-d5	117	7.148	7.148	0.000	89	482619	50.0	50.0	
91 Chlorobenzene	112	7.169	7.169	0.000	91	10356	1.00	1.07	
92 Ethylbenzene	106	7.248	7.255	-0.007	100	5600	1.00	1.11	
93 1,1,1,2-Tetrachloroethane	131	7.284	7.277	0.007	91	3156	1.00	1.03	
94 m-Xylene & p-Xylene	106	7.470	7.463	0.007	95	6873	1.00	1.09	
95 o-Xylene	106	8.058	8.057	0.000	93	6481	1.00	1.07	
96 Bromoform	173	8.122	8.122	0.000	78	1715	1.00	0.8617	
97 Styrene	104	8.151	8.143	0.008	94	10166	1.00	1.02	
98 n-Butyl acrylate	73	8.480	8.466	0.014	93	1727	1.00	0.8011	
99 Isopropylbenzene	105	8.545	8.544	0.001	96	16057	1.00	1.08	
100 Amyl acetate (mixed isomer	43	8.888	8.888	0.000	87	6499	1.00	0.8999	
$ 101 4-Bromofluorobenzene	174	8.924	8.924	0.000	90	163793	50.0	50.7	
102 Bromobenzene	156	9.039	9.032	0.007	95	4230	1.00	1.00	
103 N-Propylbenzene	91	9.182	9.182	0.000	99	19004	1.00	1.02	
104 1,1,2,2-Tetrachloroethane	83	9.333	9.325	0.008	97	4652	1.00	1.08	
105 2-Chlorotoluene	91	9.361	9.361	0.000	98	14292	1.00	1.08	
106 4-Ethyltoluene	105	9.376	9.375	0.001	98	15834	1.00	1.05	
107 1,2,3-Trichloropropane	110	9.476	9.468	0.008	95	1411	1.00	1.19	
108 1,3,5-Trimethylbenzene	105	9.533	9.533	0.000	95	13310	1.00	1.04	
109 trans-1,4-Dichloro-2-buten	53	9.605	9.590	0.015	4	1399	1.00	1.03	
110 4-Chlorotoluene	91	9.626	9.626	0.000	97	12576	1.00	1.04	
111 tert-Butylbenzene	119	9.999	9.999	0.000	95	11397	1.00	1.11	
112 Butyl Methacrylate	87	10.135	10.127	0.008	52	3217	1.00	0.9864	
118 1,2,4-Trimethylbenzene	105	10.135	10.127	0.008	96	12851	1.00	0.9826	
113 sec-Butylbenzene	105	10.300	10.292	0.008	98	14468	1.00	0.9861	
114 1,3-Dichlorobenzene	146	10.565	10.557	0.008	82	7724	1.00	1.01	
115 4-Isopropyltoluene	119	10.572	10.572	0.000	97	12589	1.00	0.9807	
* 116 1,4-Dichlorobenzene-d4	152	10.694	10.686	0.008	97	260940	50.0	50.0	
117 1,4-Dichlorobenzene	146	10.715	10.715	0.000	94	9312	1.00	1.14	
119 2,3-Dihydroindene	117	10.994	10.994	0.000	95	14641	1.00	1.08	
120 Benzyl chloride	91	11.173	11.166	0.007	81	6187	1.00	1.00	
121 p-Diethylbenzene	119	11.181	11.180	0.001	90	7127	1.00	1.01	
122 n-Butylbenzene	91	11.267	11.259	0.008	96	10915	1.00	0.9480	
123 1,2-Dichlorobenzene	146	11.360	11.360	0.000	95	7759	1.00	1.06	
124 1,2,4,5-Tetramethylbenzene	119	12.255	12.255	0.000	98	12536	1.00	1.03	
125 1,2-Dibromo-3-Chloropropan	157	12.398	12.398	0.000	74	479	1.00	0.7299	
126 1,3,5-Trichlorobenzene	180	12.441	12.441	0.000	94	6305	1.00	1.15	
127 1,2,4-Trichlorobenzene	180	13.107	13.100	0.007	93	5516	1.00	1.06	
128 Hexachlorobutadiene	225	13.122	13.122	0.000	93	2055	1.00	1.10	
129 Naphthalene	128	13.401	13.401	0.000	98	11586	1.00	1.04	
130 1,2,3-Trichlorobenzene	180	13.573	13.566	0.007	93	5081	1.00	1.06	
S 131 1,2-Dichloroethene, Total	100				0		2.00	2.18	
S 134 1,3-Dichloropropene, Total	100				0		2.00	1.91	

Compound	Sig	RT (min.)	Exp RT (min.)	Dlt RT (min.)	Q	Response	Cal Amt ug/l	OnCol Amt ug/l	Flags
S 132 Xylenes, Total	100				0		2.00	2.16	
S 133 Total BTEX	1				0		5.00	5.51	

QC Flag Legend

Review Flags

M - Manually Integrated

Reagents:

ACROLEIN W_00056	Amount Added:	4.00	Units: uL	
MIX 2 Hi_00048	Amount Added:	1.00	Units: uL	
MIX I Hi_00063	Amount Added:	1.00	Units: uL	
14DIOXINTER_00060	Amount Added:	30.00	Units: uL	
GAS Hi_00166	Amount Added:	1.00	Units: uL	
8260ISNEW_00083	Amount Added:	1.00	Units: uL	Run Reagent
8260SURR250_00135	Amount Added:	1.00	Units: uL	Run Reagent

Report Date: 23-Sep-2016 12:02:54 Chrom Revision: 2.2 08-Sep-2016 14:45:52

TestAmerica Edison

Data File: \\ChromNA\Edison\ChromData\CVOAMS13\20160920-45835.b\P17589.D

Injection Date: 21-Sep-2016 01:29:30 Instrument ID: CVOAMS13 Operator ID:

Lims ID: STD1 Worklist Smp#: 4

Client ID:

Purge Vol: 5.000 mL Dil. Factor: 1.0000 ALS Bottle#: 3

Method: 8260W_13 Limit Group: VOA - 8260C Water and Solid

Column: Rtx-624 (0.25 mm)

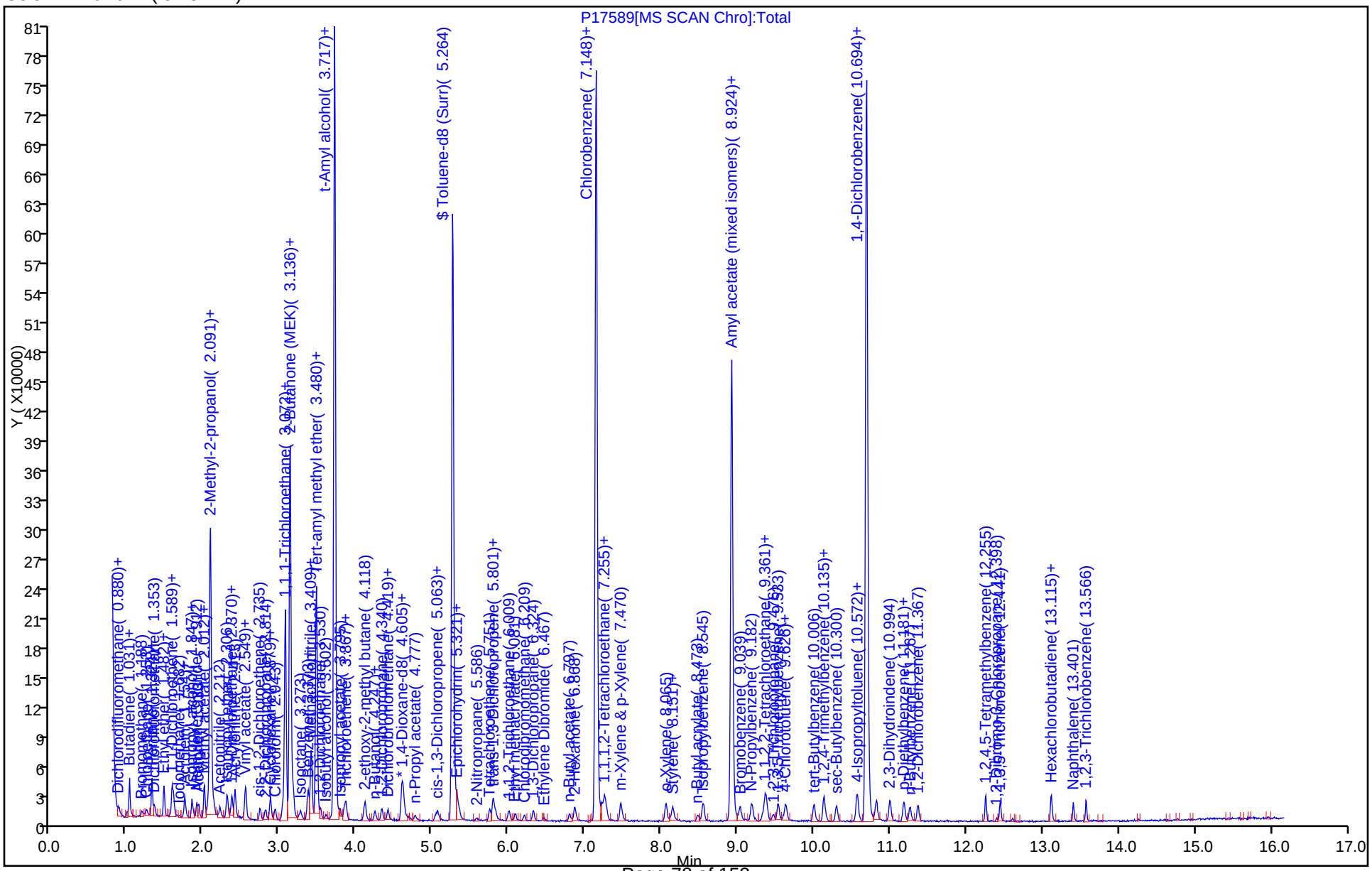

Manual Integration/User Assign Peak Report

TestAmerica Edison

Data File: \\ChromNA\Edison\ChromData\CVOAMS13\20160920-45835.b\P17589.D
Injection Date: 21-Sep-2016 01:29:30 Instrument ID: CVOAMS13
Lims ID: STD1
Client ID:
Operator ID: ALS Bottle#: 3 Worklist Smp#: 4
Purge Vol: 5.000 mL Dil. Factor: 1.0000
Method: 8260W_13 Limit Group: VOA - 8260C Water and Solid
Column: Rtx-624 (0.25 mm) Detector MS SCAN

6 Bromomethane, CAS: 74-83-9

Signal: 1

Processing Integration Results

RT: 1.19
Area: 1991
Amount: 0.859868
Amount Units: ug/l

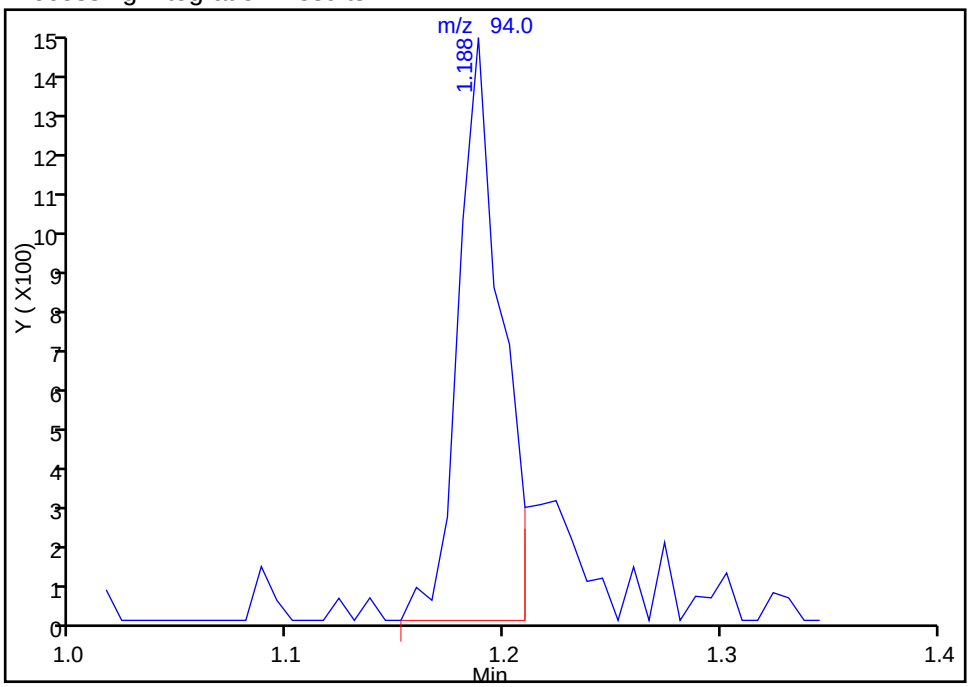

Manual Integration Results

RT: 1.19
Area: 2423
Amount: 1.019272
Amount Units: ug/l

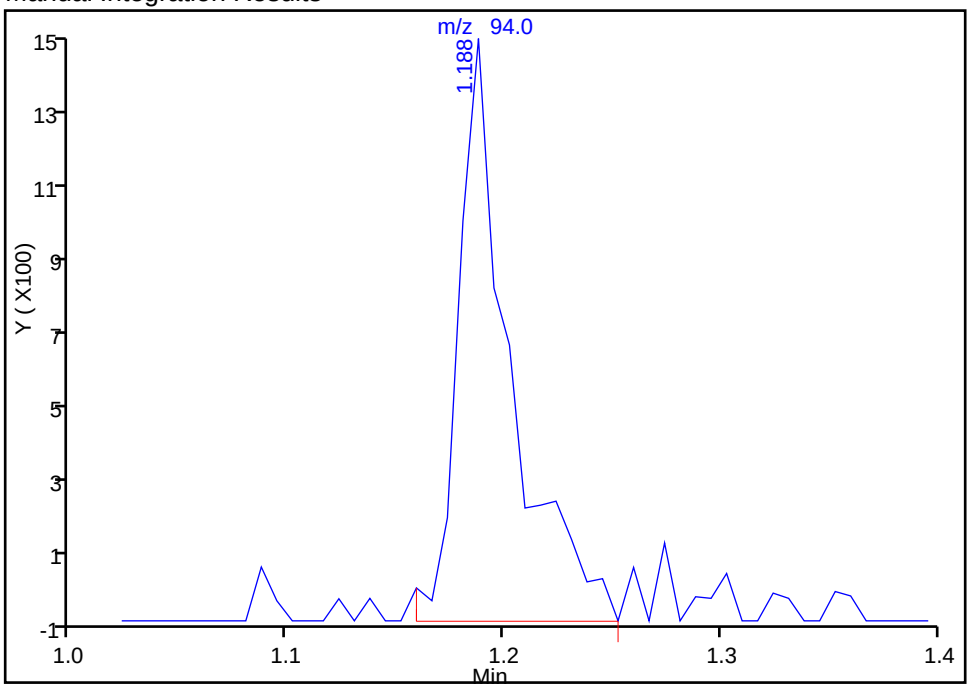

Reviewer: delpolitov, 22-Sep-2016 16:28:52
Audit Action: Manually Integrated Audit Reason: Incomplete Integration

Manual Integration/User Assign Peak Report

TestAmerica Edison

Data File: \\ChromNA\Edison\ChromData\CVOAMS13\20160920-45835.b\P17589.D
Injection Date: 21-Sep-2016 01:29:30 Instrument ID: CVOAMS13
Lims ID: STD1
Client ID:
Operator ID: ALS Bottle#: 3 Worklist Smp#: 4
Purge Vol: 5.000 mL Dil. Factor: 1.0000
Method: 8260W_13 Limit Group: VOA - 8260C Water and Solid
Column: Rtx-624 (0.25 mm) Detector MS SCAN

7 Chloroethane, CAS: 75-00-3

Signal: 1

Processing Integration Results

RT: 1.25
Area: 6158
Amount: 1.613216
Amount Units: ug/l

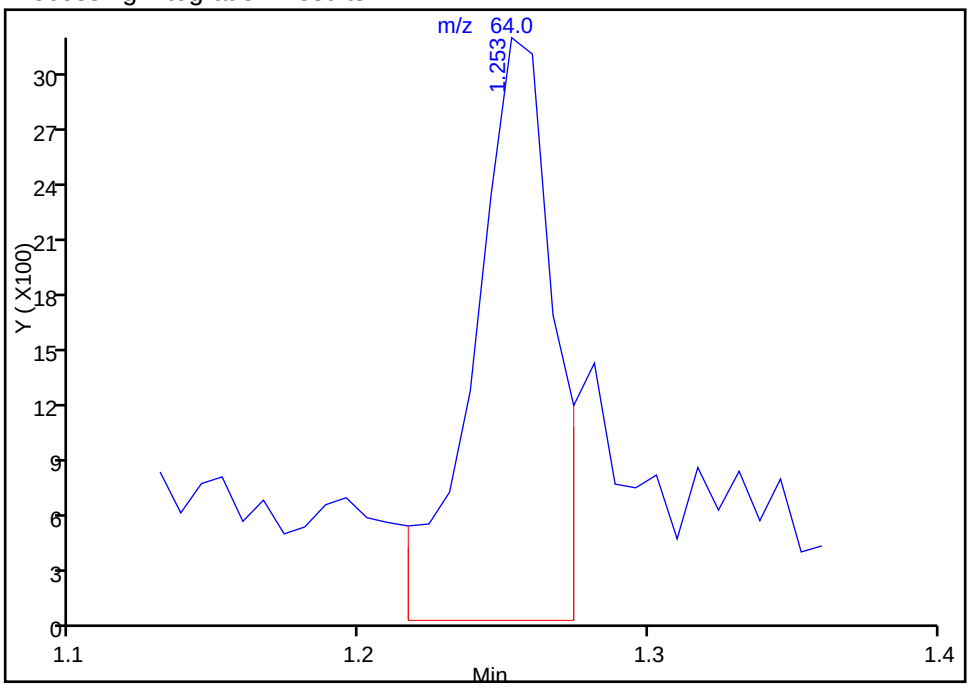

Manual Integration Results

RT: 1.25
Area: 4160
Amount: 1.111638
Amount Units: ug/l

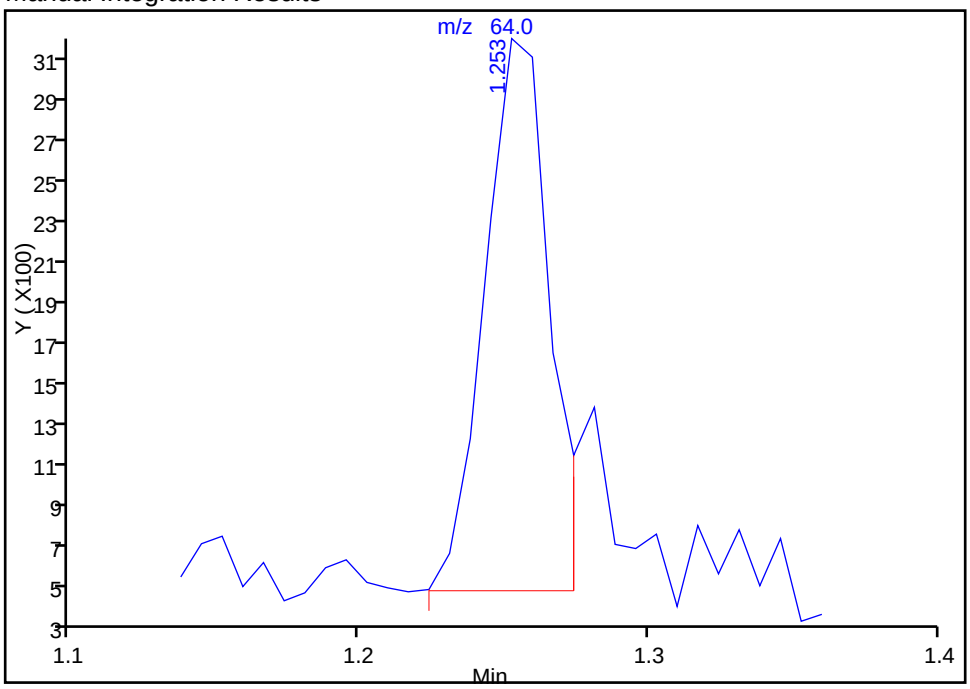

Reviewer: delpolitov, 22-Sep-2016 16:28:52
Audit Action: Manually Integrated Audit Reason: Baseline

Manual Integration/User Assign Peak Report

TestAmerica Edison

Data File: \\ChromNA\Edison\ChromData\CVOAMS13\20160920-45835.b\P17589.D
Injection Date: 21-Sep-2016 01:29:30 Instrument ID: CVOAMS13
Lims ID: STD1
Client ID:
Operator ID: ALS Bottle#: 3 Worklist Smp#: 4
Purge Vol: 5.000 mL Dil. Factor: 1.0000
Method: 8260W_13 Limit Group: VOA - 8260C Water and Solid
Column: Rtx-624 (0.25 mm) Detector MS SCAN

24 Acetone, CAS: 67-64-1

Signal: 1

Processing Integration Results

RT: 1.94
Area: 10557
Amount: 9.076931
Amount Units: ug/l

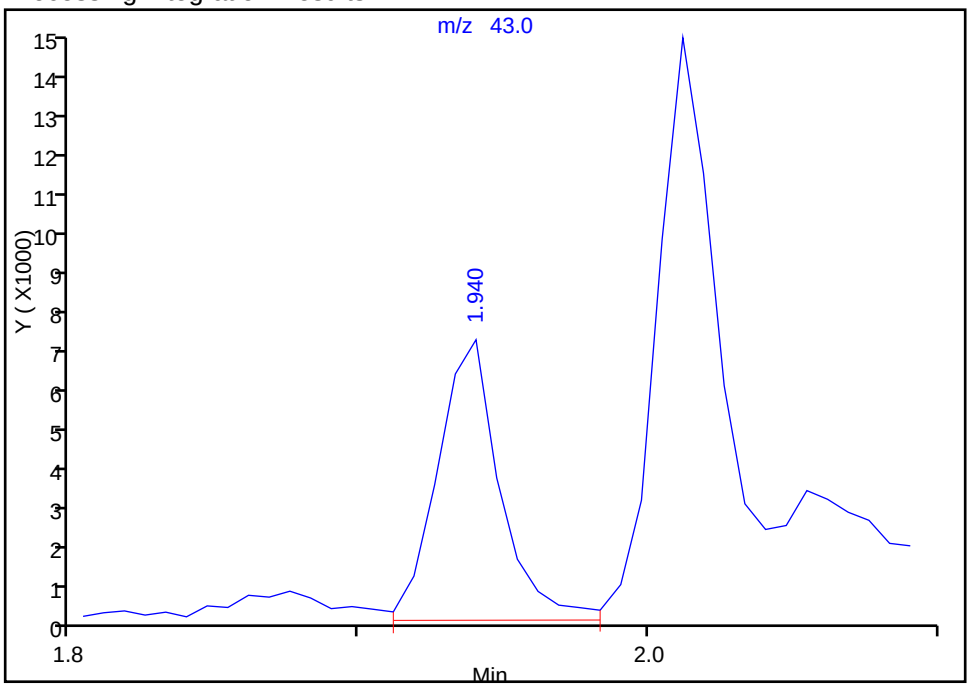

Manual Integration Results

RT: 1.94
Area: 9666
Amount: 8.312674
Amount Units: ug/l

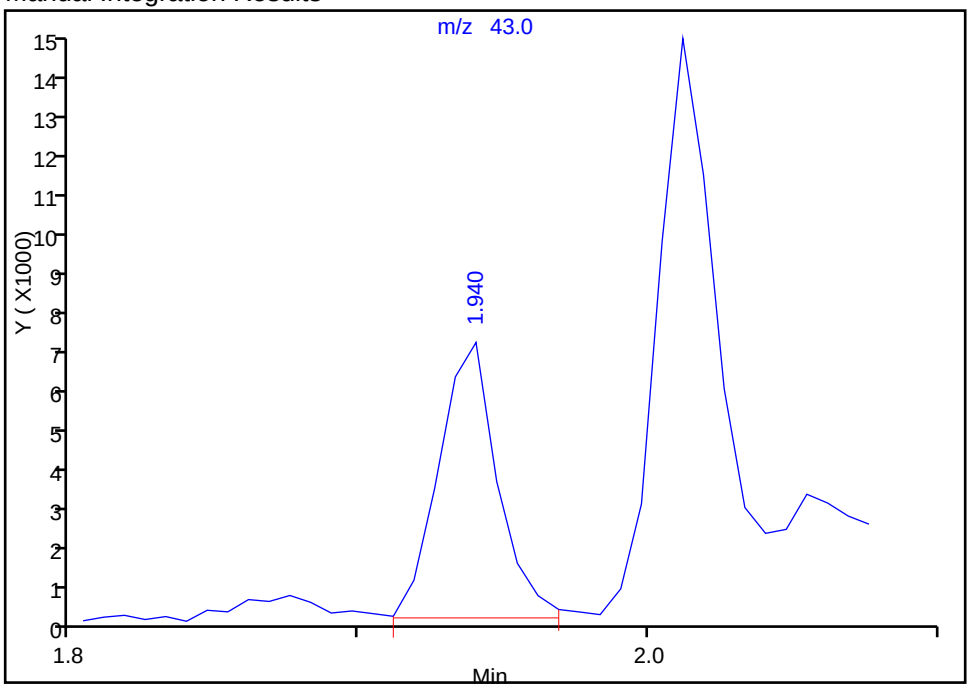

Reviewer: delpolitov, 22-Sep-2016 16:41:53
Audit Action: Manually Integrated Audit Reason: Baseline

TestAmerica Edison
Target Compound Quantitation Report

Data File: \\ChromNA\Edison\ChromData\CVOAMS13\20160920-45835.b\P17590.D
Lims ID: STD5
Client ID:
Sample Type: IC Calib Level: 3
Inject. Date: 21-Sep-2016 01:55:30 ALS Bottle#: 4 Worklist Smp#: 5
Purge Vol: 5.000 mL Dil. Factor: 1.0000
Sample Info: STD5
Misc. Info.: 460-0045835-005
Operator ID: Instrument ID: CVOAMS13
Sublist: chrom-8260W_13*sub51

Method: \\ChromNA\Edison\ChromData\CVOAMS13\20160920-45835.b\8260W_13.m
Limit Group: VOA - 8260C Water and Solid
Last Update: 23-Sep-2016 12:03:06 Calib Date: 21-Sep-2016 03:40:30
Integrator: RTE ID Type: Deconvolution ID
Quant Method: Internal Standard Quant By: Initial Calibration
Last ICal File: \\ChromNA\Edison\ChromData\CVOAMS13\20160920-45835.b\P17594.D

Column 1 : Rtx-624 (0.25 mm) Det: MS SCAN
Process Host: XAWRK002

First Level Reviewer: boykink Date: 21-Sep-2016 01:14:41

Compound	Sig	RT (min.)	Exp RT (min.)	Dlt RT (min.)	Q	Response	Cal Amt ug/l	OnCol Amt ug/l	Flags
1 Chlorotrifluoroethene	116	0.873	0.873	0.000	89	3760	5.00	3.42	
2 Dichlorodifluoromethane	85	0.887	0.887	0.000	99	29869	5.00	5.03	
3 Vinyl chloride	62	1.023	1.023	0.000	80	33870	5.00	4.99	
5 Chloromethane	50	1.030	1.030	0.000	61	51408	5.00	4.95	
4 Butadiene	54	1.030	1.030	0.000	92	30678	5.00	4.80	
6 Bromomethane	94	1.188	1.188	0.000	98	10418	5.00	4.36	
7 Chloroethane	64	1.252	1.252	0.000	99	19922	5.00	5.17	M
8 Pentane	72	1.324	1.324	0.000	99	5974	10.0	9.47	
9 Trichlorofluoromethane	101	1.324	1.324	0.000	62	31779	5.00	5.07	
10 Dichlorofluoromethane	67	1.353	1.353	0.000	98	46680	5.00	4.98	
11 2-Methyl-1,3-butadiene	67	1.482	1.482	0.000	96	28519	5.00	5.01	
12 Ethyl ether	59	1.482	1.482	0.000	94	24288	5.00	5.32	
15 Ethanol	46	1.553	1.560	-0.007	99	6035	200.0	257.7	
14 1,2-Dichloro-1,1,2-trifluo	67	1.582	1.582	0.000	79	23933	5.00	4.59	
13 1,1-Dichloroethene	96	1.589	1.589	0.000	93	16686	5.00	4.72	
16 Carbon disulfide	76	1.603	1.603	0.000	100	62764	5.00	4.70	
17 1,1,2-Trichloro-1,2,2-trif	101	1.611	1.611	0.000	95	9930	5.00	3.76	
18 Iodomethane	142	1.668	1.668	0.000	96	8455	5.00	2.27	
19 Cyclopentene	67	1.754	1.754	0.000	96	49609	5.00	5.03	
20 Acrolein	56	1.768	1.768	0.000	97	13998	20.0	20.4	
21 3-Chloro-1-propene	76	1.847	1.847	0.000	90	11721	5.00	5.00	
22 Isopropyl alcohol	45	1.869	1.868	0.000	97	16119	50.0	53.5	
23 Methylene Chloride	84	1.911	1.911	0.000	97	23005	5.00	5.14	
24 Acetone	43	1.933	1.933	0.000	85	44187	25.0	37.7	M
25 trans-1,2-Dichloroethene	96	2.005	2.005	0.000	96	19371	5.00	4.95	
26 Methyl acetate	43	2.012	2.012	0.000	99	105277	25.0	25.5	
27 Hexane	57	2.069	2.062	0.007	77	28588	5.00	3.46	
28 Methyl tert-butyl ether	73	2.069	2.069	0.000	95	61777	5.00	4.98	
* 29 TBA-d9 (IS)	65	2.091	2.091	0.000	99	288219	1000.0	1000.0	
30 2-Methyl-2-propanol	59	2.134	2.134	0.000	98	21244	50.0	54.4	

Compound	Sig	RT (min.)	Exp RT (min.)	Dlt RT (min.)	Q	Response	Cal Amt ug/l	OnCol Amt ug/l	Flags
31 Acetonitrile	41	2.212	2.212	0.000	100	40149	50.0	52.5	
32 Isopropyl ether	45	2.305	2.313	-0.008	96	93304	5.00	5.14	
34 2-Chloro-1,3-butadiene	88	2.370	2.370	0.000	95	16405	5.00	4.94	
35 1,1-Dichloroethane	63	2.377	2.377	0.000	99	44654	5.00	5.23	
33 Acrylonitrile	53	2.413	2.413	0.000	96	97388	50.0	51.1	
36 Tert-butyl ethyl ether	59	2.549	2.549	0.000	87	72241	5.00	5.07	
37 Vinyl acetate	43	2.549	2.549	0.000	100	113993	10.0	9.87	
38 cis-1,2-Dichloroethene	96	2.742	2.735	0.007	93	21429	5.00	5.04	
39 2,2-Dichloropropane	77	2.814	2.814	0.000	93	26926	5.00	4.80	
41 Chlorobromomethane	128	2.878	2.871	0.007	97	9738	5.00	4.96	
40 Cyclohexane	56	2.878	2.878	0.000	97	19450	5.00	3.05	
42 Chloroform	83	2.936	2.936	0.000	98	35248	5.00	5.17	
43 Carbon tetrachloride	117	3.036	3.029	0.007	97	17866	5.00	4.44	
45 Ethyl acetate	43	3.043	3.043	0.000	98	50602	10.0	10.2	
44 Methyl acrylate	55	3.043	3.043	0.000	50	19135	5.00	4.89	
46 Tetrahydrofuran	42	3.050	3.050	0.000	91	20636	10.0	10.4	
$ 47 Dibromofluoromethane (Surr	113	3.072	3.072	0.000	97	103376	50.0	49.6	
48 1,1,1-Trichloroethane	97	3.079	3.079	0.000	96	25205	5.00	4.77	
* 49 2-Butanone-d5	46	3.136	3.129	0.007	100	431020	250.0	250.0	
50 2-Butanone (MEK)	72	3.172	3.172	0.000	98	12697	25.0	25.9	
52 1,1-Dichloropropene	75	3.179	3.179	0.000	93	27902	5.00	5.03	
53 Isooctane	57	3.265	3.265	0.000	98	43053	5.00	4.11	
54 n-Heptane	57	3.358	3.358	0.000	39	4940	5.00	1.82	
55 Benzene	78	3.373	3.373	0.000	97	87643	5.00	5.24	
51 Propionitrile	54	3.394	3.387	0.007	99	32246	50.0	54.6	
56 Methacrylonitrile	67	3.409	3.409	0.000	96	88217	50.0	51.4	
$ 58 1,2-Dichloroethane-d4 (Sur	65	3.480	3.480	0.000	97	136931	50.0	48.5	
57 Tert-amyl methyl ether	73	3.480	3.480	0.000	94	56297	5.00	5.03	
59 1,2-Dichloroethane	62	3.537	3.530	0.007	97	30708	5.00	5.13	
60 Isobutyl alcohol	43	3.602	3.602	0.000	96	18307	125.0	122.5	
136 t-Amyl alcohol	59	3.674	3.674	0.000	94	11623	50.0	48.9	
* 61 Fluorobenzene	96	3.717	3.717	0.000	97	668727	50.0	50.0	
62 Isopropyl acetate	43	3.788	3.788	0.000	97	42921	5.00	4.89	
63 Methylcyclohexane	83	3.853	3.853	0.000	92	12863	5.00	2.44	
64 Trichloroethene	130	3.867	3.867	0.000	97	19545	5.00	5.09	
137 2-ethoxy-2-methyl butane	59	4.118	4.118	0.000	97	53416	5.00	5.08	
65 Dibromomethane	93	4.239	4.239	0.000	95	11607	5.00	4.94	
66 n-Butanol	56	4.247	4.247	0.000	63	9890	125.0	120.5	
67 1,2-Dichloropropane	63	4.333	4.333	0.000	86	23657	5.00	5.33	
68 Ethyl acrylate	55	4.411	4.404	0.007	98	26847	5.00	4.99	
69 Dichlorobromomethane	83	4.419	4.419	0.000	99	25920	5.00	5.22	
* 72 1,4-Dioxane-d8	96	4.605	4.598	0.007	53	28510	1000.0	1000.0	
70 Methyl methacrylate	100	4.612	4.612	0.000	94	10432	10.0	10.7	
71 1,4-Dioxane	88	4.633	4.626	0.007	26	4010	100.0	100.3	
73 n-Propyl acetate	43	4.770	4.770	0.000	99	30374	5.00	4.94	
74 2-Chloroethyl vinyl ether	63	5.035	5.035	0.000	93	13164	5.00	4.94	
75 cis-1,3-Dichloropropene	75	5.070	5.070	0.000	98	32029	5.00	5.12	
$ 76 Toluene-d8 (Surr)	98	5.264	5.264	0.000	98	450972	50.0	49.7	
77 Toluene	91	5.321	5.321	0.000	93	86038	5.00	5.22	
78 Epichlorohydrin	57	5.350	5.350	0.000	99	38225	100.0	103.5	
79 2-Nitropropane	41	5.579	5.579	0.000	99	8613	10.0	8.96	
80 Tetrachloroethene	166	5.751	5.751	0.000	96	17818	5.00	4.90	

Compound	Sig	RT (min.)	Exp RT (min.)	Dlt RT (min.)	Q	Response	Cal Amt ug/l	OnCol Amt ug/l	Flags
81 4-Methyl-2-pentanone (MIBK	43	5.794	5.794	0.000	99	110020	25.0	26.2	
82 trans-1,3-Dichloropropene	75	5.830	5.822	0.008	96	26776	5.00	4.85	
83 1,1,2-Trichloroethane	83	6.002	6.002	0.000	93	14928	5.00	5.09	
84 Ethyl methacrylate	69	6.080	6.080	0.000	94	22382	5.00	4.80	
85 Chlorodibromomethane	129	6.202	6.202	0.000	98	16864	5.00	5.12	
86 1,3-Dichloropropane	76	6.317	6.317	0.000	96	32149	5.00	5.21	
87 Ethylene Dibromide	107	6.453	6.453	0.000	99	17094	5.00	5.26	
88 n-Butyl acetate	43	6.797	6.789	0.008	97	31871	5.00	4.91	
89 2-Hexanone	43	6.861	6.861	0.000	99	74461	25.0	26.7	
* 90 Chlorobenzene-d5	117	7.148	7.148	0.000	89	496861	50.0	50.0	
91 Chlorobenzene	112	7.169	7.169	0.000	93	52891	5.00	5.30	
92 Ethylbenzene	106	7.255	7.255	0.000	99	26289	5.00	5.05	
93 1,1,1,2-Tetrachloroethane	131	7.277	7.277	0.000	92	16195	5.00	5.16	
94 m-Xylene & p-Xylene	106	7.470	7.463	0.007	98	33541	5.00	5.17	
95 o-Xylene	106	8.057	8.057	0.000	93	33150	5.00	5.33	
96 Bromoform	173	8.122	8.122	0.000	93	9741	5.00	4.75	
97 Styrene	104	8.150	8.143	0.007	93	53190	5.00	5.20	
98 n-Butyl acrylate	73	8.473	8.466	0.007	94	11206	5.00	5.05	
99 Isopropylbenzene	105	8.544	8.544	0.000	96	76803	5.00	5.00	
100 Amyl acetate (mixed isomer	43	8.888	8.888	0.000	88	36213	5.00	4.91	
$ 101 4-Bromofluorobenzene	174	8.924	8.924	0.000	90	166855	50.0	50.2	
102 Bromobenzene	156	9.032	9.032	0.000	95	23609	5.00	5.47	
103 N-Propylbenzene	91	9.182	9.182	0.000	98	93622	5.00	4.94	
104 1,1,2,2-Tetrachloroethane	83	9.332	9.325	0.007	97	22429	5.00	5.09	
105 2-Chlorotoluene	91	9.361	9.361	0.000	97	71209	5.00	5.25	
106 4-Ethyltoluene	105	9.375	9.375	0.000	98	82027	5.00	5.31	
107 1,2,3-Trichloropropane	110	9.468	9.468	0.000	97	6144	5.00	5.08	
108 1,3,5-Trimethylbenzene	105	9.533	9.533	0.000	93	65539	5.00	5.04	
109 trans-1,4-Dichloro-2-buten	53	9.597	9.590	0.007	74	6426	5.00	4.64	
110 4-Chlorotoluene	91	9.626	9.626	0.000	98	64202	5.00	5.18	
111 tert-Butylbenzene	119	10.006	9.999	0.007	93	49818	5.00	4.75	
112 Butyl Methacrylate	87	10.127	10.127	0.000	54	17654	5.00	4.52	
118 1,2,4-Trimethylbenzene	105	10.127	10.127	0.000	96	69539	5.00	5.20	
113 sec-Butylbenzene	105	10.292	10.292	0.000	98	67943	5.00	4.53	
114 1,3-Dichlorobenzene	146	10.557	10.557	0.000	93	42145	5.00	5.40	
115 4-Isopropyltoluene	119	10.572	10.572	0.000	97	60199	5.00	4.59	
* 116 1,4-Dichlorobenzene-d4	152	10.693	10.686	0.007	97	266576	50.0	50.0	
117 1,4-Dichlorobenzene	146	10.715	10.715	0.000	93	44295	5.00	5.30	
119 2,3-Dihydroindene	117	10.994	10.994	0.000	94	74141	5.00	5.37	
120 Benzyl chloride	91	11.173	11.166	0.007	96	34250	5.00	4.66	
121 p-Diethylbenzene	119	11.180	11.180	0.000	93	37610	5.00	5.20	
122 n-Butylbenzene	91	11.259	11.259	0.000	99	51468	5.00	4.38	
123 1,2-Dichlorobenzene	146	11.367	11.360	0.007	95	40497	5.00	5.40	
124 1,2,4,5-Tetramethylbenzene	119	12.255	12.255	0.000	97	63277	5.00	5.11	
125 1,2-Dibromo-3-Chloropropan	157	12.398	12.398	0.000	88	3723	5.00	5.55	
126 1,3,5-Trichlorobenzene	180	12.441	12.441	0.000	96	28583	5.00	5.09	
127 1,2,4-Trichlorobenzene	180	13.107	13.100	0.007	94	27114	5.00	5.10	
128 Hexachlorobutadiene	225	13.122	13.122	0.000	94	7797	5.00	4.07	
129 Naphthalene	128	13.401	13.401	0.000	99	59267	5.00	5.19	
130 1,2,3-Trichlorobenzene	180	13.566	13.566	0.000	95	25767	5.00	5.25	
S 131 1,2-Dichloroethene, Total	100				0		10.0	10.0	
S 134 1,3-Dichloropropene, Total	100				0		10.0	9.97	

Compound	Sig	RT (min.)	Exp RT (min.)	Dlt RT (min.)	Q	Response	Cal Amt ug/l	OnCol Amt ug/l	Flags
S 132 Xylenes, Total	100				0		10.0	10.5	
S 133 Total BTEX	1				0		25.0	26.0	

QC Flag Legend

Review Flags

M - Manually Integrated

Reagents:

ACROLEIN W_00056	Amount Added:	4.00	Units: uL		
MIX 2 Hi_00048	Amount Added:	1.00	Units: uL		
MIX I Hi_00063	Amount Added:	1.00	Units: uL		
GAS Hi_00166	Amount Added:	1.00	Units: uL		
8260ISNEW_00083	Amount Added:	1.00	Units: uL	Run Reagent	
8260SURR250_00135	Amount Added:	1.00	Units: uL	Run Reagent	

Report Date: 23-Sep-2016 12:03:11 Chrom Revision: 2.2 08-Sep-2016 14:45:52

TestAmerica Edison

Data File: \\ChromNA\Edison\ChromData\CVOAMS13\20160920-45835.b\P17590.D

Injection Date:	21-Sep-2016 01:55:30	Instrument ID:	CVOAMS13	Operator ID:	
Lims ID:	STD5			Worklist Smp#:	5
Client ID:					
Purge Vol:	5.000 mL	Dil. Factor:	1.0000	ALS Bottle#:	4
Method:	8260W_13	Limit Group:	VOA - 8260C Water and Solid		

Column: Rtx-624 (0.25 mm)

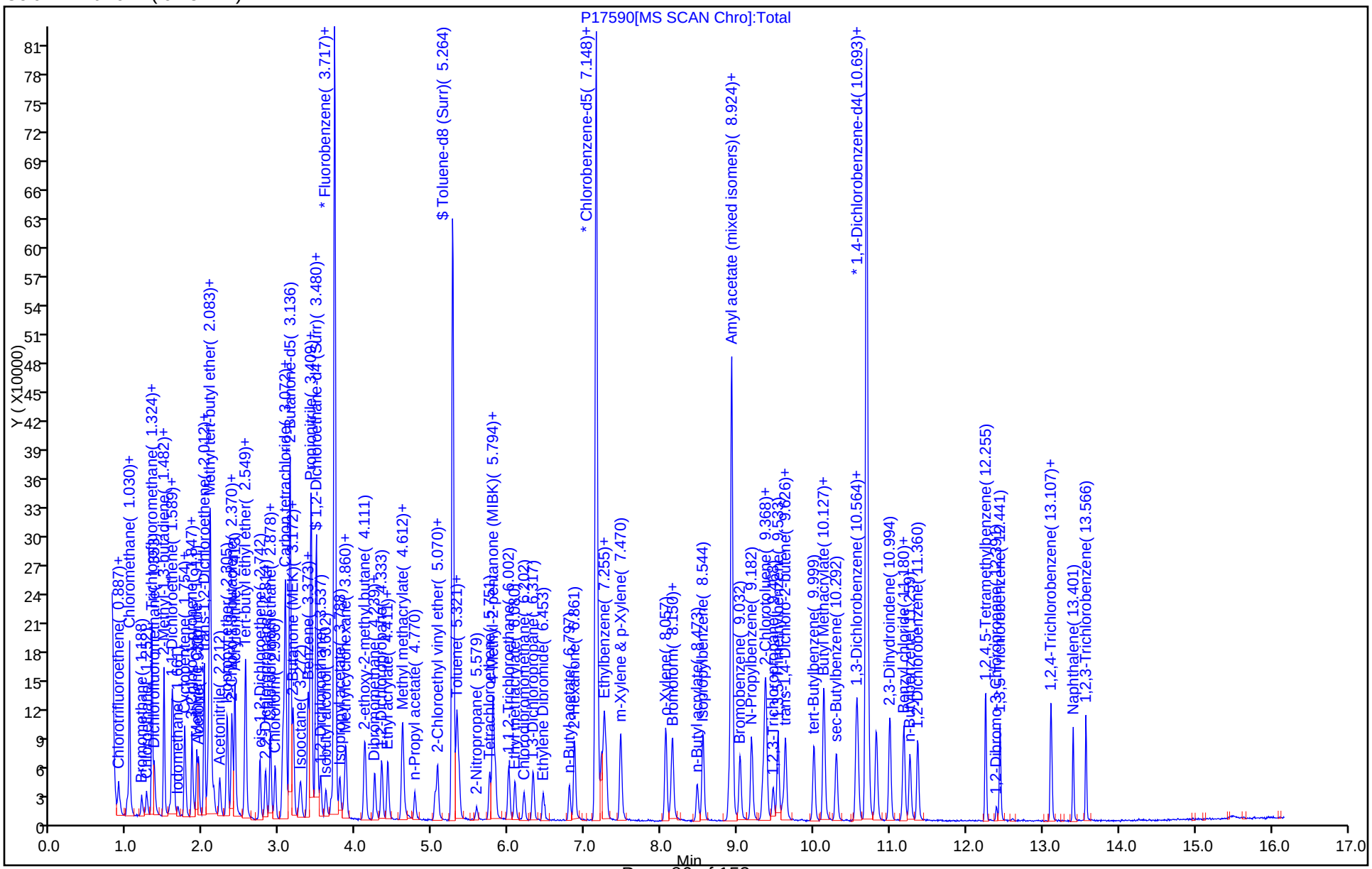

TestAmerica Edison

Data File: \\ChromNA\Edison\ChromData\CVOAMS13\20160920-45835.b\P17590.D
Injection Date: 21-Sep-2016 01:55:30 Instrument ID: CVOAMS13
Lims ID: STD5
Client ID:
Operator ID: ALS Bottle#: 4 Worklist Smp#: 5
Purge Vol: 5.000 mL Dil. Factor: 1.0000
Method: 8260W_13 Limit Group: VOA - 8260C Water and Solid
Column: Rtx-624 (0.25 mm) Detector MS SCAN

7 Chloroethane, CAS: 75-00-3

Signal: 1

Processing Integration Results

RT: 1.25
Area: 22334
Amount: 5.689172
Amount Units: ug/l

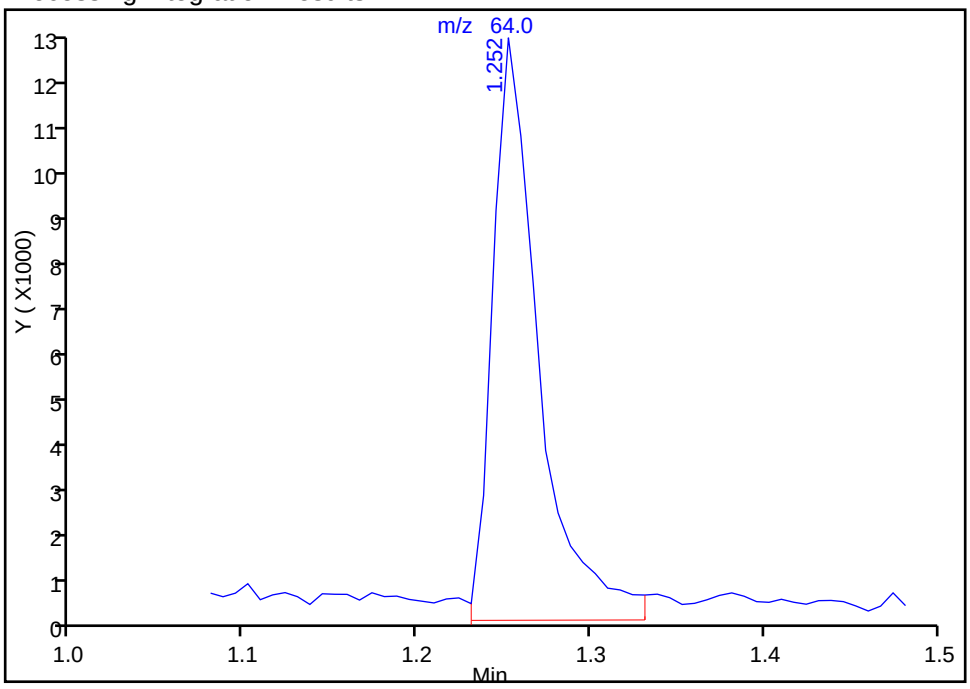

Manual Integration Results

RT: 1.25
Area: 19922
Amount: 5.165438
Amount Units: ug/l

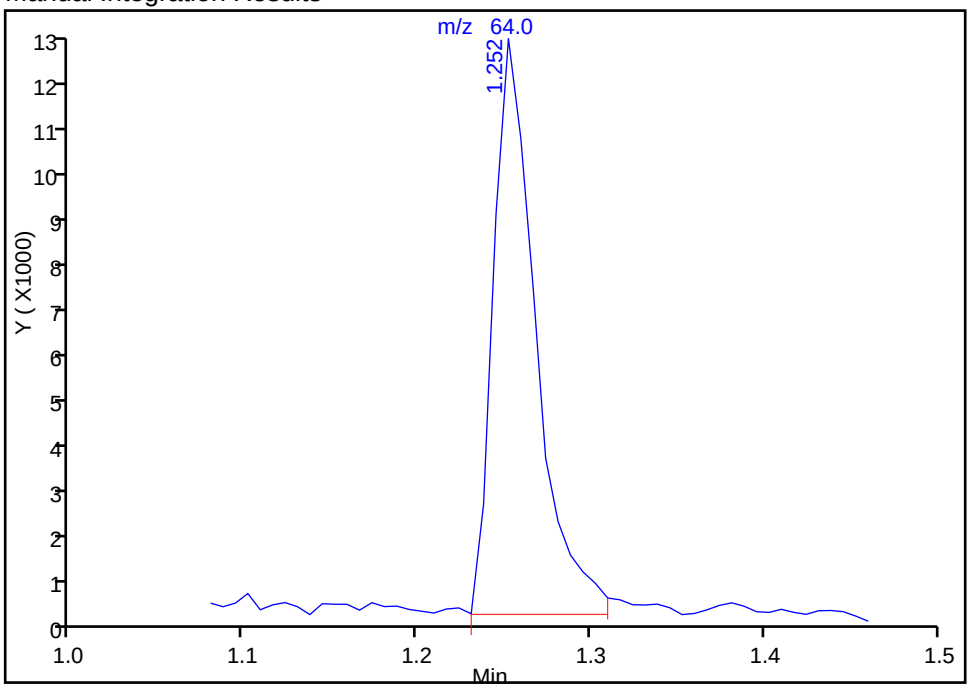

Reviewer: delpolitov, 22-Sep-2016 16:29:58
Audit Action: Manually Integrated Audit Reason: Baseline

Manual Integration/User Assign Peak Report

TestAmerica Edison

Data File: \\ChromNA\Edison\ChromData\CVOAMS13\20160920-45835.b\P17590.D
Injection Date: 21-Sep-2016 01:55:30 Instrument ID: CVOAMS13
Lims ID: STD5
Client ID:
Operator ID: ALS Bottle#: 4 Worklist Smp#: 5
Purge Vol: 5.000 mL Dil. Factor: 1.0000
Method: 8260W_13 Limit Group: VOA - 8260C Water and Solid
Column: Rtx-624 (0.25 mm) Detector MS SCAN

24 Acetone, CAS: 67-64-1

Signal: 1

Processing Integration Results

RT: 1.93
Area: 47295
Amount: 40.377875
Amount Units: ug/l

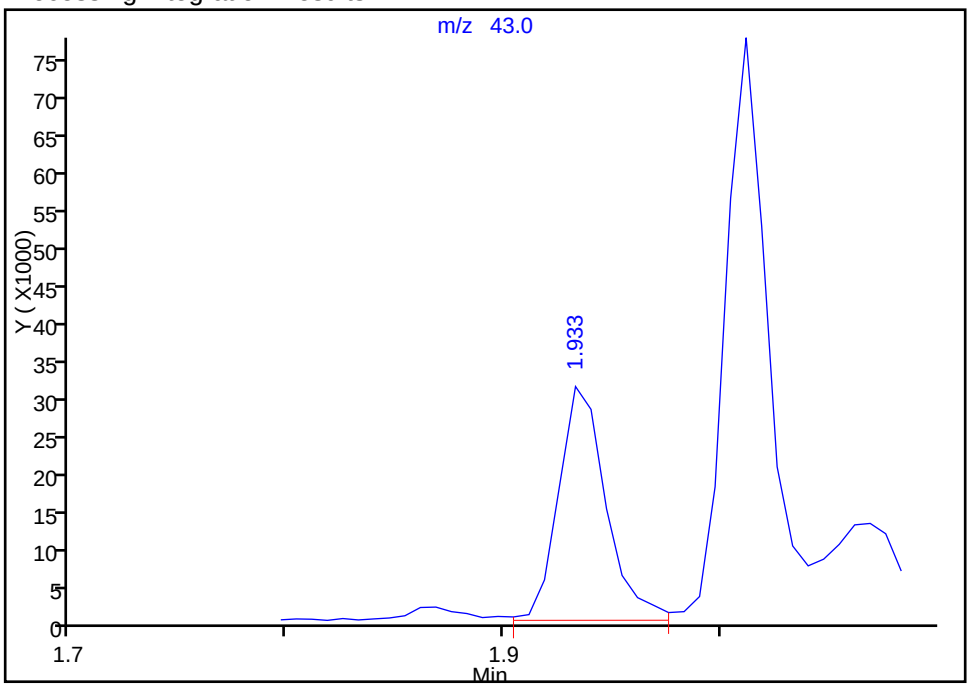

Manual Integration Results

RT: 1.93
Area: 44187
Amount: 37.738280
Amount Units: ug/l

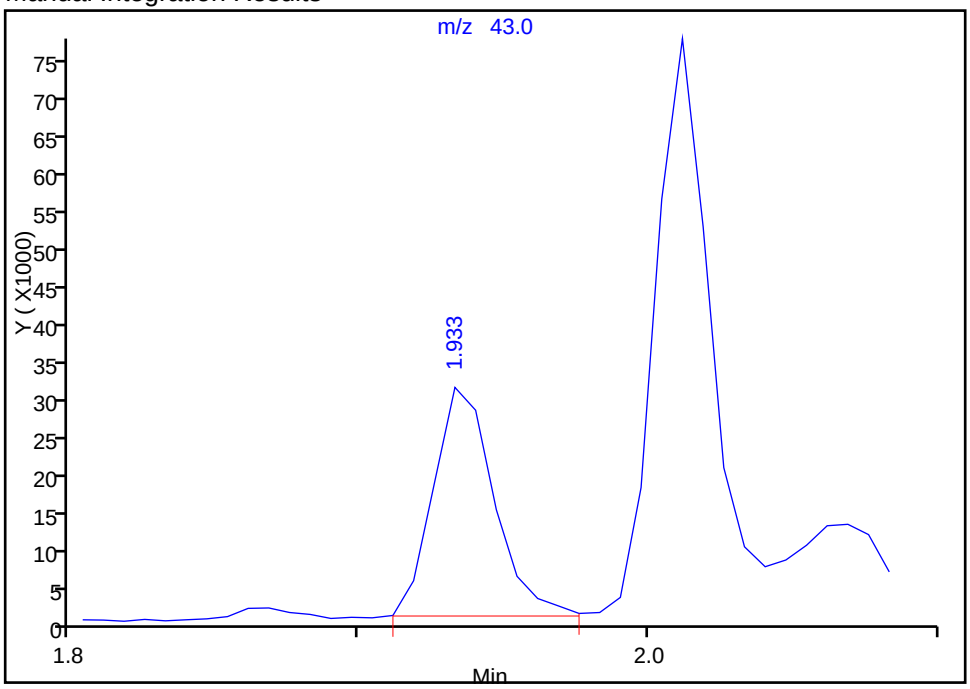

Reviewer: delpolitov, 22-Sep-2016 16:42:42
Audit Action: Manually Integrated Audit Reason: Baseline

TestAmerica Edison
Target Compound Quantitation Report

Data File: \\ChromNA\Edison\ChromData\CVOAMS13\20160920-45835.b\P17591.D
Lims ID: STD20
Client ID:
Sample Type: ICIS Calib Level: 4
Inject. Date: 21-Sep-2016 02:21:30 ALS Bottle#: 5 Worklist Smp#: 6
Purge Vol: 5.000 mL Dil. Factor: 1.0000
Sample Info: STD20
Misc. Info.: 460-0045835-006
Operator ID: Instrument ID: CVOAMS13
Sublist: chrom-8260W_13*sub51

Method: \\ChromNA\Edison\ChromData\CVOAMS13\20160920-45835.b\8260W_13.m
Limit Group: VOA - 8260C Water and Solid
Last Update: 23-Sep-2016 12:03:20 Calib Date: 21-Sep-2016 03:40:30
Integrator: RTE ID Type: RT Order ID
Quant Method: Internal Standard Quant By: Initial Calibration
Last ICal File: \\ChromNA\Edison\ChromData\CVOAMS13\20160920-45835.b\P17594.D

Column 1 : Rtx-624 (0.25 mm) Det: MS SCAN
Process Host: XAWRK002

First Level Reviewer: boykink Date: 21-Sep-2016 01:50:26

Compound	Sig	RT (min.)	Exp RT (min.)	Dlt RT (min.)	Q	Response	Cal Amt ug/l	OnCol Amt ug/l	Flags
1 Chlorotrifluoroethene	116	0.873	0.873	0.000	90	18567	20.0	16.6	
2 Dichlorodifluoromethane	85	0.887	0.887	0.000	99	102553	20.0	17.2	
3 Vinyl chloride	62	1.023	1.023	0.000	97	128237	20.0	18.8	
5 Chloromethane	50	1.030	1.030	0.000	58	191765	20.0	18.4	
4 Butadiene	54	1.030	1.030	0.000	96	116828	20.0	18.2	
6 Bromomethane	94	1.188	1.188	0.000	98	42942	20.0	18.0	
7 Chloroethane	64	1.252	1.252	0.000	99	75814	20.0	19.5	
8 Pentane	72	1.324	1.324	0.000	97	17843	40.0	27.9	
9 Trichlorofluoromethane	101	1.324	1.324	0.000	96	112325	20.0	17.8	
10 Dichlorofluoromethane	67	1.353	1.353	0.000	98	175749	20.0	18.6	
11 2-Methyl-1,3-butadiene	67	1.482	1.482	0.000	94	91342	20.0	16.0	
12 Ethyl ether	59	1.482	1.482	0.000	92	87258	20.0	19.0	
15 Ethanol	46	1.560	1.560	0.000	98	21608	800.0	907.0	
14 1,2-Dichloro-1,1,2-trifluo	67	1.582	1.582	0.000	81	97827	20.0	18.6	
13 1,1-Dichloroethene	96	1.589	1.589	0.000	94	68254	20.0	19.2	
16 Carbon disulfide	76	1.603	1.603	0.000	100	248965	20.0	18.5	
17 1,1,2-Trichloro-1,2,2-trif	101	1.611	1.611	0.000	97	56638	20.0	21.3	
18 Iodomethane	142	1.668	1.668	0.000	99	58682	20.0	15.6	
19 Cyclopentene	67	1.754	1.754	0.000	97	158383	20.0	16.0	
20 Acrolein	56	1.768	1.768	0.000	95	28411	40.0	40.8	
21 3-Chloro-1-propene	76	1.847	1.847	0.000	90	45946	20.0	19.5	
22 Isopropyl alcohol	45	1.868	1.868	0.000	98	56130	200.0	195.8	
23 Methylene Chloride	84	1.911	1.911	0.000	96	87889	20.0	19.5	
24 Acetone	43	1.933	1.933	0.000	85	139975	100.0	118.6	
25 trans-1,2-Dichloroethene	96	2.005	2.005	0.000	98	75968	20.0	19.3	
26 Methyl acetate	43	2.012	2.012	0.000	99	413118	100.0	99.3	
27 Hexane	57	2.062	2.062	0.000	86	170122	20.0	20.4	
28 Methyl tert-butyl ether	73	2.069	2.069	0.000	95	251832	20.0	20.2	
* 29 TBA-d9 (IS)	65	2.091	2.091	0.000	98	292585	1000.0	1000.0	
30 2-Methyl-2-propanol	59	2.134	2.134	0.000	98	72977	200.0	202.9	

Compound	Sig	RT (min.)	Exp RT (min.)	Dlt RT (min.)	Q	Response	Cal Amt ug/l	OnCol Amt ug/l	Flags
31 Acetonitrile	41	2.212	2.212	0.000	99	153003	200.0	197.0	
32 Isopropyl ether	45	2.313	2.313	0.000	96	358758	20.0	19.6	
34 2-Chloro-1,3-butadiene	88	2.370	2.370	0.000	93	56874	20.0	17.0	
35 1,1-Dichloroethane	63	2.377	2.377	0.000	99	166481	20.0	19.4	
33 Acrylonitrile	53	2.413	2.413	0.000	95	380160	200.0	198.3	
36 Tert-butyl ethyl ether	59	2.549	2.549	0.000	89	285019	20.0	19.9	
37 Vinyl acetate	43	2.549	2.549	0.000	100	472636	40.0	40.7	
38 cis-1,2-Dichloroethene	96	2.735	2.735	0.000	92	80832	20.0	18.9	
39 2,2-Dichloropropane	77	2.814	2.814	0.000	93	105610	20.0	18.7	
41 Chlorobromomethane	128	2.871	2.871	0.000	97	38401	20.0	19.5	
40 Cyclohexane	56	2.878	2.878	0.000	96	123790	20.0	19.2	
42 Chloroform	83	2.936	2.936	0.000	97	135201	20.0	19.7	
43 Carbon tetrachloride	117	3.029	3.029	0.000	97	76466	20.0	18.9	
45 Ethyl acetate	43	3.043	3.043	0.000	98	194377	40.0	39.2	
44 Methyl acrylate	55	3.043	3.043	0.000	93	78442	20.0	19.9	
46 Tetrahydrofuran	42	3.050	3.050	0.000	92	78175	40.0	39.3	
$ 47 Dibromofluoromethane (Surr	113	3.072	3.072	0.000	97	103996	50.0	49.6	
48 1,1,1-Trichloroethane	97	3.079	3.079	0.000	96	101398	20.0	19.1	
* 49 2-Butanone-d5	46	3.129	3.129	0.000	100	431609	250.0	250.0	
50 2-Butanone (MEK)	72	3.172	3.172	0.000	98	46074	100.0	93.7	
52 1,1-Dichloropropene	75	3.179	3.179	0.000	93	105142	20.0	18.8	
53 Isooctane	57	3.265	3.265	0.000	98	133637	20.0	12.6	
54 n-Heptane	57	3.358	3.358	0.000	95	48923	20.0	17.8	
55 Benzene	78	3.373	3.373	0.000	96	328354	20.0	19.7	
51 Propionitrile	54	3.387	3.387	0.000	96	123539	200.0	206.1	
56 Methacrylonitrile	67	3.409	3.409	0.000	96	346419	200.0	200.7	
$ 58 1,2-Dichloroethane-d4 (Sur	65	3.480	3.480	0.000	97	139023	50.0	49.0	M
57 Tert-amyl methyl ether	73	3.480	3.480	0.000	98	220966	20.0	19.6	
59 1,2-Dichloroethane	62	3.530	3.530	0.000	96	112853	20.0	18.7	
60 Isobutyl alcohol	43	3.602	3.602	0.000	94	76519	500.0	504.6	
136 t-Amyl alcohol	59	3.674	3.674	0.000	94	40757	200.0	170.5	
* 61 Fluorobenzene	96	3.717	3.717	0.000	97	672822	50.0	50.0	
62 Isopropyl acetate	43	3.788	3.788	0.000	97	171794	20.0	19.5	
63 Methylcyclohexane	83	3.853	3.853	0.000	92	101264	20.0	19.0	
64 Trichloroethene	130	3.867	3.867	0.000	97	72746	20.0	18.8	
137 2-ethoxy-2-methyl butane	59	4.118	4.118	0.000	97	203994	20.0	19.3	
65 Dibromomethane	93	4.239	4.239	0.000	96	46084	20.0	19.5	
66 n-Butanol	56	4.247	4.247	0.000	68	38934	500.0	467.2	
67 1,2-Dichloropropane	63	4.333	4.333	0.000	89	88891	20.0	19.9	
68 Ethyl acrylate	55	4.404	4.404	0.000	97	103930	20.0	19.2	
69 Dichlorobromomethane	83	4.419	4.419	0.000	99	97764	20.0	19.6	
* 72 1,4-Dioxane-d8	96	4.598	4.598	0.000	90	28225	1000.0	1000.0	M
70 Methyl methacrylate	100	4.612	4.612	0.000	96	39925	40.0	40.9	
71 1,4-Dioxane	88	4.626	4.626	0.000	98	15944	400.0	402.7	
73 n-Propyl acetate	43	4.770	4.770	0.000	99	122003	20.0	19.7	
74 2-Chloroethyl vinyl ether	63	5.035	5.035	0.000	96	54276	20.0	20.2	
75 cis-1,3-Dichloropropene	75	5.070	5.070	0.000	98	121467	20.0	19.5	
$ 76 Toluene-d8 (Surr)	98	5.264	5.264	0.000	98	455290	50.0	50.3	
77 Toluene	91	5.321	5.321	0.000	93	323027	20.0	19.6	
78 Epichlorohydrin	57	5.350	5.350	0.000	99	159830	400.0	432.3	
79 2-Nitropropane	41	5.579	5.579	0.000	98	34236	40.0	35.4	
80 Tetrachloroethene	166	5.751	5.751	0.000	97	69719	20.0	19.2	

Compound	Sig	RT (min.)	Exp RT (min.)	Dlt RT (min.)	Q	Response	Cal Amt ug/l	OnCol Amt ug/l	Flags
81 4-Methyl-2-pentanone (MIBK	43	5.794	5.794	0.000	98	435365	100.0	103.5	
82 trans-1,3-Dichloropropene	75	5.822	5.822	0.000	95	110156	20.0	20.0	
83 1,1,2-Trichloroethane	83	6.002	6.002	0.000	95	57372	20.0	19.6	
84 Ethyl methacrylate	69	6.080	6.080	0.000	94	93275	20.0	19.9	
85 Chlorodibromomethane	129	6.202	6.202	0.000	97	64769	20.0	19.7	
86 1,3-Dichloropropane	76	6.317	6.317	0.000	98	121691	20.0	19.8	
87 Ethylene Dibromide	107	6.453	6.453	0.000	98	64636	20.0	19.9	
88 n-Butyl acetate	43	6.789	6.789	0.000	97	126918	20.0	19.6	
89 2-Hexanone	43	6.861	6.861	0.000	99	285378	100.0	102.1	
* 90 Chlorobenzene-d5	117	7.148	7.148	0.000	89	495580	50.0	50.0	
91 Chlorobenzene	112	7.169	7.169	0.000	96	198811	20.0	20.0	
92 Ethylbenzene	106	7.255	7.255	0.000	99	103292	20.0	19.9	
93 1,1,1,2-Tetrachloroethane	131	7.277	7.277	0.000	93	63368	20.0	20.2	
94 m-Xylene & p-Xylene	106	7.463	7.463	0.000	98	129030	20.0	20.0	
95 o-Xylene	106	8.057	8.057	0.000	93	129114	20.0	20.8	
96 Bromoform	173	8.122	8.122	0.000	96	38337	20.0	18.8	
97 Styrene	104	8.143	8.143	0.000	93	211434	20.0	20.7	
98 n-Butyl acrylate	73	8.466	8.466	0.000	94	47624	20.0	21.5	
99 Isopropylbenzene	105	8.544	8.544	0.000	96	320383	20.0	20.9	
100 Amyl acetate (mixed isomer	43	8.888	8.888	0.000	87	145589	20.0	19.7	
$ 101 4-Bromofluorobenzene	174	8.924	8.924	0.000	89	170547	50.0	51.5	
102 Bromobenzene	156	9.032	9.032	0.000	96	88111	20.0	20.4	
103 N-Propylbenzene	91	9.182	9.182	0.000	98	390916	20.0	20.7	
104 1,1,2,2-Tetrachloroethane	83	9.325	9.325	0.000	98	85146	20.0	19.3	
105 2-Chlorotoluene	91	9.361	9.361	0.000	97	267263	20.0	19.7	
106 4-Ethyltoluene	105	9.375	9.375	0.000	98	294752	20.0	19.1	
107 1,2,3-Trichloropropane	110	9.468	9.468	0.000	97	23866	20.0	19.7	
108 1,3,5-Trimethylbenzene	105	9.533	9.533	0.000	93	267263	20.0	20.6	
109 trans-1,4-Dichloro-2-buten	53	9.590	9.590	0.000	78	26293	20.0	19.0	
110 4-Chlorotoluene	91	9.626	9.626	0.000	98	253406	20.0	20.5	
111 tert-Butylbenzene	119	9.999	9.999	0.000	94	219481	20.0	20.9	
112 Butyl Methacrylate	87	10.127	10.127	0.000	59	79565	20.0	19.6	
118 1,2,4-Trimethylbenzene	105	10.127	10.127	0.000	96	280757	20.0	21.0	
113 sec-Butylbenzene	105	10.292	10.292	0.000	99	321194	20.0	21.4	
114 1,3-Dichlorobenzene	146	10.557	10.557	0.000	95	158901	20.0	20.4	
115 4-Isopropyltoluene	119	10.572	10.572	0.000	97	276520	20.0	21.1	
* 116 1,4-Dichlorobenzene-d4	152	10.686	10.686	0.000	96	266419	50.0	50.0	
117 1,4-Dichlorobenzene	146	10.715	10.715	0.000	94	164424	20.0	19.7	
119 2,3-Dihydroindene	117	10.994	10.994	0.000	95	274461	20.0	19.9	
120 Benzyl chloride	91	11.166	11.166	0.000	96	147303	20.0	19.3	
121 p-Diethylbenzene	119	11.180	11.180	0.000	92	138644	20.0	19.2	
122 n-Butylbenzene	91	11.259	11.259	0.000	98	250114	20.0	21.3	
123 1,2-Dichlorobenzene	146	11.360	11.360	0.000	95	154987	20.0	20.7	
124 1,2,4,5-Tetramethylbenzene	119	12.255	12.255	0.000	98	253293	20.0	20.5	
125 1,2-Dibromo-3-Chloropropan	157	12.398	12.398	0.000	90	13856	20.0	20.7	
126 1,3,5-Trichlorobenzene	180	12.441	12.441	0.000	97	108991	20.0	19.4	
127 1,2,4-Trichlorobenzene	180	13.100	13.100	0.000	94	108749	20.0	20.5	
128 Hexachlorobutadiene	225	13.122	13.122	0.000	96	38882	20.0	20.3	
129 Naphthalene	128	13.401	13.401	0.000	99	227239	20.0	19.9	
130 1,2,3-Trichlorobenzene	180	13.566	13.566	0.000	95	99910	20.0	20.4	
S 131 1,2-Dichloroethene, Total	100				0		40.0	38.2	
S 134 1,3-Dichloropropene, Total	100				0		40.0	39.5	

Compound	Sig	RT (min.)	Exp RT (min.)	Dlt RT (min.)	Q	Response	Cal Amt ug/l	OnCol Amt ug/l	Flags
S 132 Xylenes, Total	100				0		40.0	40.8	
S 133 Total BTEX	1				0		100.0	100.0	

QC Flag Legend

Review Flags

M - Manually Integrated

Reagents:

ACROLEIN W_00056	Amount Added:	4.00	Units: uL		
MIX 2 Hi_00048	Amount Added:	2.00	Units: uL		
MIX I Hi_00063	Amount Added:	2.00	Units: uL		
GAS Hi_00166	Amount Added:	2.00	Units: uL		
8260ISNEW_00083	Amount Added:	1.00	Units: uL	Run Reagent	
8260SURR250_00135	Amount Added:	1.00	Units: uL	Run Reagent	

Report Date: 23-Sep-2016 12:03:22 Chrom Revision: 2.2 08-Sep-2016 14:45:52

TestAmerica Edison

Data File: \\ChromNA\Edison\ChromData\CVOAMS13\20160920-45835.b\P17591.D

Injection Date: 21-Sep-2016 02:21:30 Instrument ID: CVOAMS13 Operator ID:

Lims ID: STD20 Worklist Smp#: 6

Client ID:

Purge Vol: 5.000 mL Dil. Factor: 1.0000 ALS Bottle#: 5

Method: 8260W_13 Limit Group: VOA - 8260C Water and Solid

Column: Rtx-624 (0.25 mm)

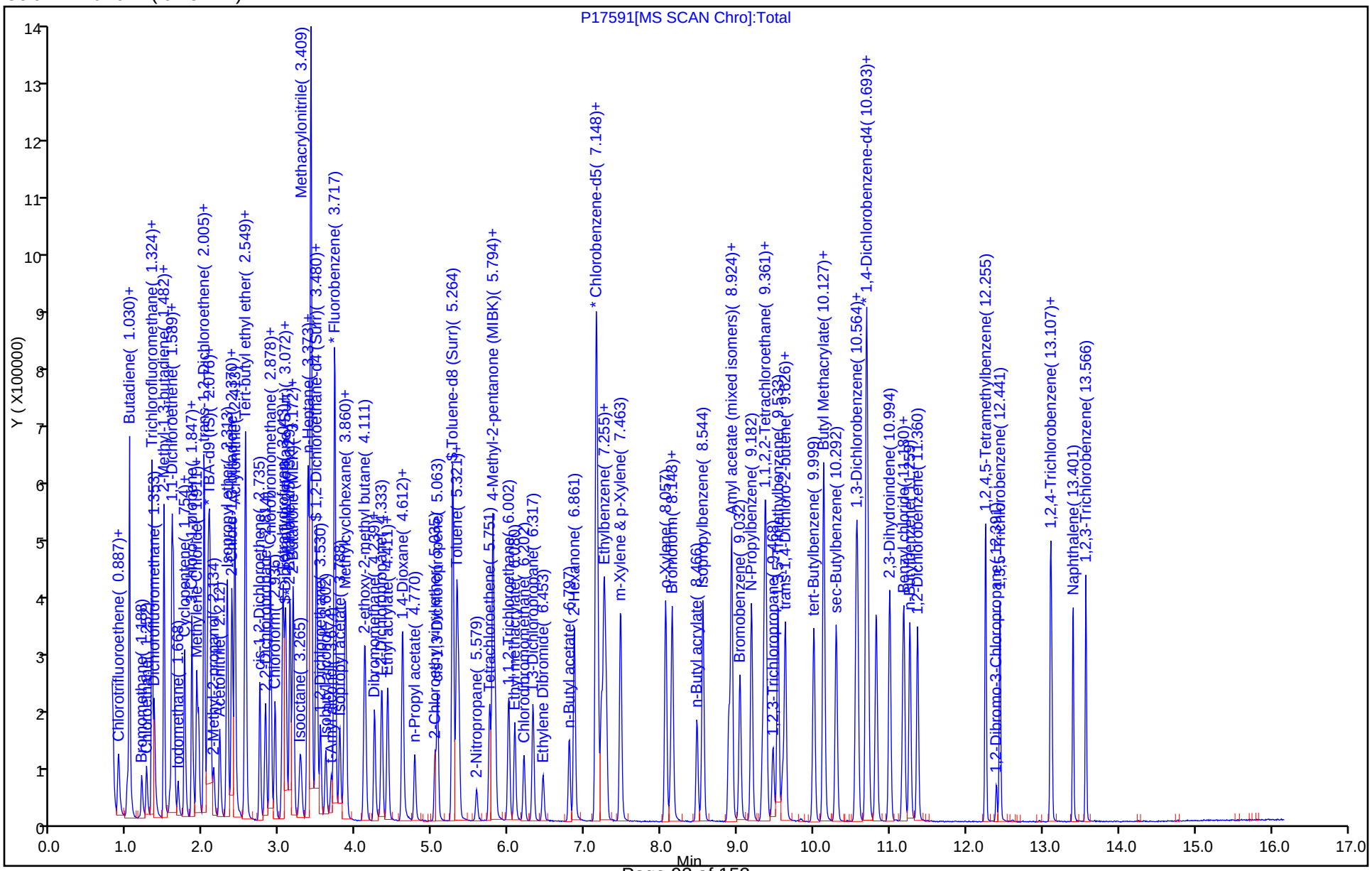

Manual Integration/User Assign Peak Report

TestAmerica Edison

Data File: \\ChromNA\Edison\ChromData\CVOAMS13\20160920-45835.b\P17591.D
Injection Date: 21-Sep-2016 02:21:30 Instrument ID: CVOAMS13
Lims ID: STD20
Client ID:
Operator ID: ALS Bottle#: 5 Worklist Smp#: 6
Purge Vol: 5.000 mL Dil. Factor: 1.0000
Method: 8260W_13 Limit Group: VOA - 8260C Water and Solid
Column: Rtx-624 (0.25 mm) Detector MS SCAN

$ 58 1,2-Dichloroethane-d4 (Surr), CAS: 17060-07-0

Signal: 1

Processing Integration Results

RT: 3.48
Area: 145624
Amount: 51.006983
Amount Units: ug/l

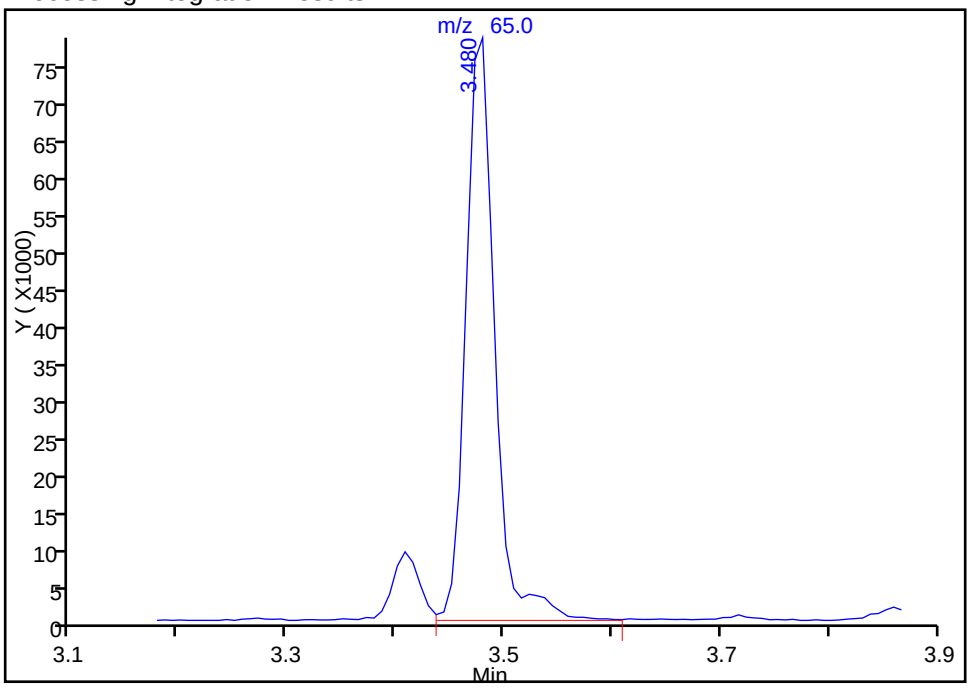

Manual Integration Results

RT: 3.48
Area: 139023
Amount: 48.977989
Amount Units: ug/l

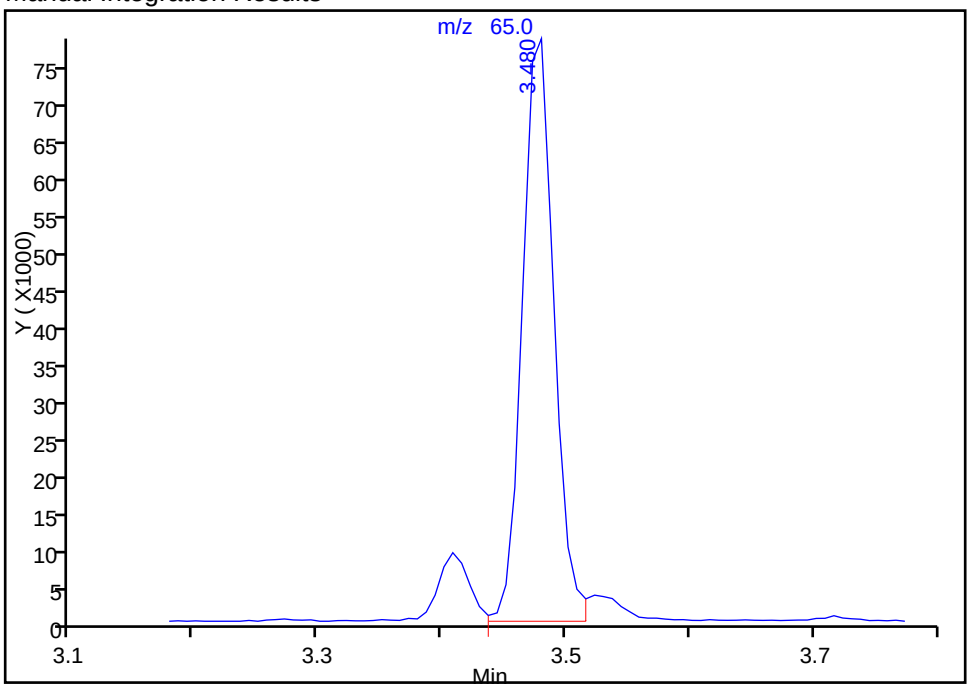

Reviewer: delpolitov, 22-Sep-2016 16:22:18
Audit Action: Split an Integrated Peak Audit Reason: Peak Tail

TestAmerica Edison

Data File: \\ChromNA\Edison\ChromData\CVOAMS13\20160920-45835.b\P17591.D
Injection Date: 21-Sep-2016 02:21:30 Instrument ID: CVOAMS13
Lims ID: STD20
Client ID:
Operator ID: ALS Bottle#: 5 Worklist Smp#: 6
Purge Vol: 5.000 mL Dil. Factor: 1.0000
Method: 8260W_13 Limit Group: VOA - 8260C Water and Solid
Column: Rtx-624 (0.25 mm) Detector MS SCAN

* 72 1,4-Dioxane-d8, CAS: 17647-74-4

Signal: 1

Processing Integration Results

RT: 4.60
Area: 26475
Amount: 1000.0000
Amount Units: ug/l

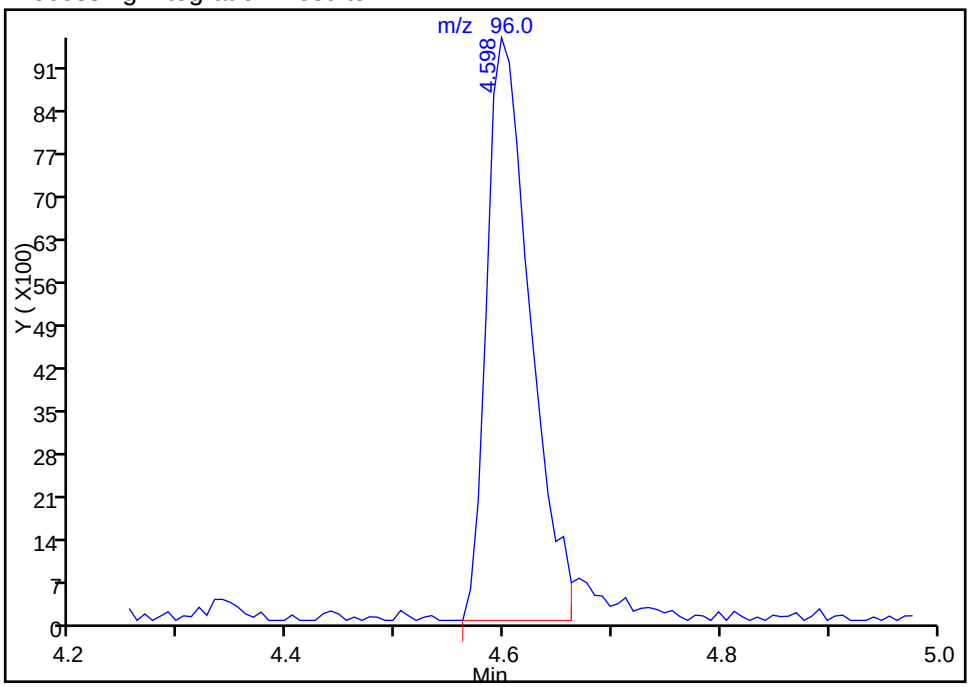

Manual Integration Results

RT: 4.60
Area: 28225
Amount: 1000.0000
Amount Units: ug/l

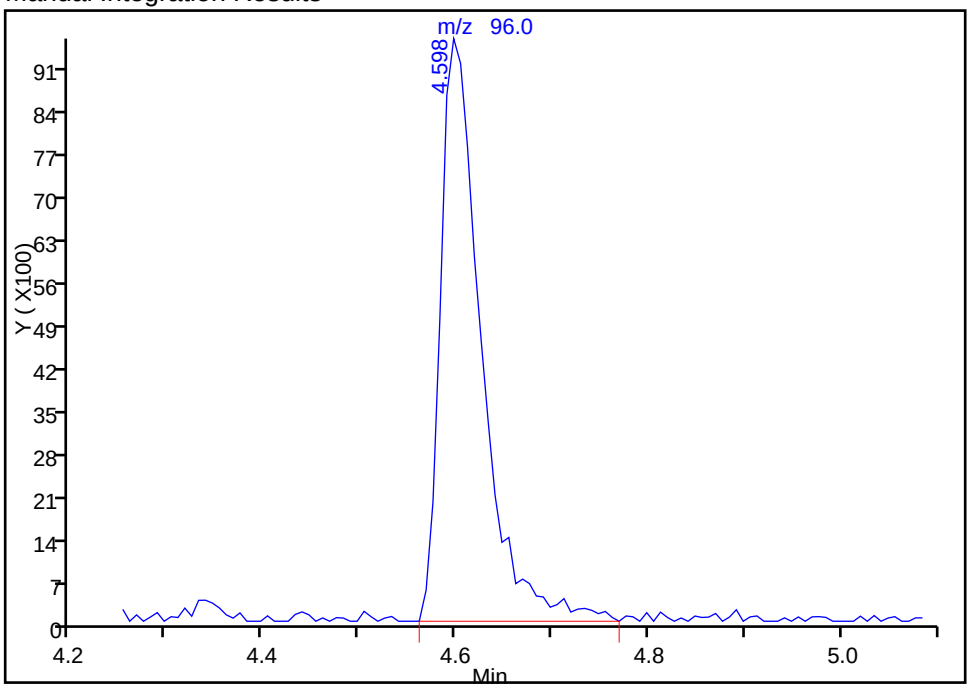

Reviewer: delpolitov, 22-Sep-2016 16:22:18
Audit Action: Manually Integrated Audit Reason: Incomplete Integration

TestAmerica Edison
Target Compound Quantitation Report

Data File: \\ChromNA\Edison\ChromData\CVOAMS13\20160920-45835.b\P17592.D
Lims ID: STD50
Client ID:
Sample Type: IC Calib Level: 5
Inject. Date: 21-Sep-2016 02:48:30 ALS Bottle#: 6 Worklist Smp#: 7
Purge Vol: 5.000 mL Dil. Factor: 1.0000
Sample Info: STD50
Misc. Info.: 460-0045835-007
Operator ID: Instrument ID: CVOAMS13
Sublist: chrom-8260W_13*sub51

Method: \\ChromNA\Edison\ChromData\CVOAMS13\20160920-45835.b\8260W_13.m
Limit Group: VOA - 8260C Water and Solid
Last Update: 23-Sep-2016 12:03:35 Calib Date: 21-Sep-2016 03:40:30
Integrator: RTE ID Type: Deconvolution ID
Quant Method: Internal Standard Quant By: Initial Calibration
Last ICal File: \\ChromNA\Edison\ChromData\CVOAMS13\20160920-45835.b\P17594.D

Column 1 : Rtx-624 (0.25 mm) Det: MS SCAN
Process Host: XAWRK002

First Level Reviewer: boykink Date: 21-Sep-2016 02:54:59

Compound	Sig	RT (min.)	Exp RT (min.)	Dlt RT (min.)	Q	Response	Cal Amt ug/l	OnCol Amt ug/l	Flags
1 Chlorotrifluoroethene	116	0.873	0.873	0.000	91	58922	50.0	50.7	
2 Dichlorodifluoromethane	85	0.887	0.887	0.000	99	298602	50.0	49.2	
3 Vinyl chloride	62	1.023	1.023	0.000	98	349482	50.0	50.3	
5 Chloromethane	50	1.031	1.030	0.000	54	531596	50.0	50.0	
4 Butadiene	54	1.031	1.030	0.000	96	323375	50.0	49.5	
6 Bromomethane	94	1.188	1.188	0.000	98	130650	50.0	54.1	
7 Chloroethane	64	1.253	1.252	0.001	99	199098	50.0	50.4	
8 Pentane	72	1.324	1.324	0.000	97	74819	100.0	117.1	
9 Trichlorofluoromethane	101	1.324	1.324	0.000	97	315859	50.0	49.2	
10 Dichlorofluoromethane	67	1.353	1.353	0.000	99	464327	50.0	48.4	
11 2-Methyl-1,3-butadiene	67	1.482	1.482	0.000	94	308270	50.0	52.9	
12 Ethyl ether	59	1.482	1.482	0.000	93	218728	50.0	46.8	
15 Ethanol	46	1.561	1.560	0.001	99	52472	2000.0	2198.2	
14 1,2-Dichloro-1,1,2-trifluo	67	1.582	1.582	0.000	81	253191	50.0	47.4	
13 1,1-Dichloroethene	96	1.589	1.589	0.000	93	172811	50.0	47.8	
16 Carbon disulfide	76	1.604	1.603	0.001	100	676596	50.0	49.5	
17 1,1,2-Trichloro-1,2,2-trif	101	1.611	1.611	0.000	97	156422	50.0	57.9	
18 Iodomethane	142	1.668	1.668	0.000	98	198085	50.0	51.5	
19 Cyclopentene	67	1.747	1.754	-0.007	97	517627	50.0	51.3	
20 Acrolein	56	1.768	1.768	0.000	95	68825	100.0	99.0	
21 3-Chloro-1-propene	76	1.847	1.847	0.000	90	117047	50.0	48.8	
22 Isopropyl alcohol	45	1.869	1.868	0.001	98	133427	500.0	475.6	
23 Methylene Chloride	84	1.912	1.911	0.001	96	218253	50.0	47.6	
24 Acetone	43	1.933	1.933	0.000	85	416276	250.0	342.4	
25 trans-1,2-Dichloroethene	96	2.005	2.005	0.000	98	191283	50.0	47.7	
26 Methyl acetate	43	2.012	2.012	0.000	99	986007	250.0	233.0	
27 Hexane	57	2.062	2.062	0.000	89	451025	50.0	53.2	
28 Methyl tert-butyl ether	73	2.069	2.069	0.000	87	622158	50.0	49.0	
* 29 TBA-d9 (IS)	65	2.083	2.091	-0.008	99	292070	1000.0	1000.0	
30 2-Methyl-2-propanol	59	2.134	2.134	0.000	99	176738	500.0	503.5	

Compound	Sig	RT (min.)	Exp RT (min.)	Dlt RT (min.)	Q	Response	Cal Amt ug/l	OnCol Amt ug/l	Flags
31 Acetonitrile	41	2.212	2.212	0.000	99	370275	500.0	477.5	
32 Isopropyl ether	45	2.313	2.313	0.000	96	923338	50.0	49.6	
34 2-Chloro-1,3-butadiene	88	2.370	2.370	0.000	94	174166	50.0	51.3	
35 1,1-Dichloroethane	63	2.377	2.377	0.000	99	423331	50.0	48.5	
33 Acrylonitrile	53	2.413	2.413	0.000	92	945521	500.0	484.8	
36 Tert-butyl ethyl ether	59	2.549	2.549	0.000	87	738552	50.0	50.6	
37 Vinyl acetate	43	2.549	2.549	0.000	100	1145676	100.0	96.9	
38 cis-1,2-Dichloroethene	96	2.735	2.735	0.000	92	205614	50.0	47.3	
39 2,2-Dichloropropane	77	2.814	2.814	0.000	94	285160	50.0	49.6	
41 Chlorobromomethane	128	2.879	2.871	0.008	97	98527	50.0	49.1	
40 Cyclohexane	56	2.879	2.878	0.001	97	345165	50.0	51.6	
42 Chloroform	83	2.936	2.936	0.000	97	343349	50.0	49.2	
43 Carbon tetrachloride	117	3.029	3.029	0.000	97	208037	50.0	50.5	
45 Ethyl acetate	43	3.036	3.043	-0.007	98	489871	100.0	97.8	
44 Methyl acrylate	55	3.043	3.043	0.000	72	198110	50.0	49.5	
46 Tetrahydrofuran	42	3.050	3.050	0.000	93	195799	100.0	97.4	
$ 47 Dibromofluoromethane (Surr	113	3.072	3.072	0.000	97	107382	50.0	50.3	
48 1,1,1-Trichloroethane	97	3.079	3.079	0.000	97	265856	50.0	49.2	
* 49 2-Butanone-d5	46	3.129	3.129	0.000	99	436292	250.0	250.0	
50 2-Butanone (MEK)	72	3.172	3.172	0.000	99	124282	250.0	250.1	
52 1,1-Dichloropropene	75	3.179	3.179	0.000	92	269666	50.0	47.5	
53 Isooctane	57	3.273	3.265	0.008	99	573593	50.0	52.9	
54 n-Heptane	57	3.366	3.358	0.008	95	136890	50.0	48.6	
55 Benzene	78	3.373	3.373	0.000	96	836735	50.0	48.9	
51 Propionitrile	54	3.387	3.387	0.000	97	299604	500.0	500.6	
56 Methacrylonitrile	67	3.409	3.409	0.000	97	856413	500.0	487.7	
$ 58 1,2-Dichloroethane-d4 (Sur	65	3.480	3.480	0.000	96	140939	50.0	48.8	
57 Tert-amyl methyl ether	73	3.480	3.480	0.000	96	574328	50.0	50.1	
59 1,2-Dichloroethane	62	3.530	3.530	0.000	96	282113	50.0	46.0	
60 Isobutyl alcohol	43	3.602	3.602	0.000	96	197999	1250.0	1307.9	
136 t-Amyl alcohol	59	3.674	3.674	0.000	93	111709	500.0	459.3	
* 61 Fluorobenzene	96	3.717	3.717	0.000	97	684585	50.0	50.0	
62 Isopropyl acetate	43	3.788	3.788	0.000	97	439942	50.0	49.0	
63 Methylcyclohexane	83	3.853	3.853	0.000	93	280052	50.0	50.9	
64 Trichloroethene	130	3.867	3.867	0.000	97	185597	50.0	47.2	
137 2-ethoxy-2-methyl butane	59	4.118	4.118	0.000	97	542797	50.0	50.4	
65 Dibromomethane	93	4.240	4.239	0.001	96	116488	50.0	48.5	
66 n-Butanol	56	4.240	4.247	-0.007	74	107028	1250.0	1286.5	
67 1,2-Dichloropropane	63	4.333	4.333	0.000	88	225750	50.0	49.7	
68 Ethyl acrylate	55	4.411	4.404	0.007	98	273064	50.0	49.6	
69 Dichlorobromomethane	83	4.419	4.419	0.000	99	252110	50.0	49.6	
* 72 1,4-Dioxane-d8	96	4.598	4.598	0.000	88	28559	1000.0	1000.0	
70 Methyl methacrylate	100	4.612	4.612	0.000	95	102181	100.0	102.8	
71 1,4-Dioxane	88	4.626	4.626	0.000	99	36837	1000.0	919.4	
73 n-Propyl acetate	43	4.770	4.770	0.000	99	316698	50.0	50.3	
74 2-Chloroethyl vinyl ether	63	5.035	5.035	0.000	96	134758	50.0	49.4	
75 cis-1,3-Dichloropropene	75	5.070	5.070	0.000	97	322289	50.0	50.4	
$ 76 Toluene-d8 (Surr)	98	5.264	5.264	0.000	99	460746	50.0	49.7	
77 Toluene	91	5.321	5.321	0.000	93	801236	50.0	47.5	
78 Epichlorohydrin	57	5.350	5.350	0.000	100	388554	1000.0	1039.6	
79 2-Nitropropane	41	5.579	5.579	0.000	99	90033	100.0	91.5	
80 Tetrachloroethene	166	5.751	5.751	0.000	97	180833	50.0	48.7	

Compound	Sig	RT (min.)	Exp RT (min.)	Dlt RT (min.)	Q	Response	Cal Amt ug/l	OnCol Amt ug/l	Flags
81 4-Methyl-2-pentanone (MIBK	43	5.794	5.794	0.000	99	1082558	250.0	254.7	
82 trans-1,3-Dichloropropene	75	5.823	5.822	0.001	96	286597	50.0	50.8	
83 1,1,2-Trichloroethane	83	6.002	6.002	0.000	95	143433	50.0	47.9	
84 Ethyl methacrylate	69	6.080	6.080	0.000	93	244601	50.0	51.2	
85 Chlorodibromomethane	129	6.202	6.202	0.000	98	173203	50.0	51.5	
86 1,3-Dichloropropane	76	6.317	6.317	0.000	98	309596	50.0	49.1	
87 Ethylene Dibromide	107	6.453	6.453	0.000	98	164494	50.0	49.5	
88 n-Butyl acetate	43	6.790	6.789	0.001	97	337485	50.0	50.9	
89 2-Hexanone	43	6.861	6.861	0.000	99	769546	250.0	272.3	
* 90 Chlorobenzene-d5	117	7.148	7.148	0.000	89	507989	50.0	50.0	
91 Chlorobenzene	112	7.169	7.169	0.000	92	506749	50.0	49.7	
92 Ethylbenzene	106	7.255	7.255	0.000	99	263321	50.0	49.4	
93 1,1,1,2-Tetrachloroethane	131	7.277	7.277	0.000	94	167464	50.0	52.2	
94 m-Xylene & p-Xylene	106	7.470	7.463	0.007	98	324006	50.0	48.9	
95 o-Xylene	106	8.057	8.057	0.000	93	326312	50.0	51.3	
96 Bromoform	173	8.122	8.122	0.000	95	103159	50.0	49.2	
97 Styrene	104	8.143	8.143	0.000	93	549756	50.0	52.5	
98 n-Butyl acrylate	73	8.466	8.466	0.000	95	132335	50.0	58.3	
99 Isopropylbenzene	105	8.545	8.544	0.001	97	792191	50.0	50.4	
100 Amyl acetate (mixed isomer	43	8.888	8.888	0.000	88	389226	50.0	53.7	
$ 101 4-Bromofluorobenzene	174	8.924	8.924	0.000	88	166514	50.0	49.0	
102 Bromobenzene	156	9.032	9.032	0.000	96	213832	50.0	50.5	
103 N-Propylbenzene	91	9.182	9.182	0.000	98	965283	50.0	51.9	
104 1,1,2,2-Tetrachloroethane	83	9.332	9.325	0.007	98	208748	50.0	48.2	
105 2-Chlorotoluene	91	9.354	9.361	-0.007	97	669701	50.0	50.3	
106 4-Ethyltoluene	105	9.375	9.375	0.000	98	808953	50.0	53.3	
107 1,2,3-Trichloropropane	110	9.469	9.468	0.001	97	55760	50.0	47.0	
108 1,3,5-Trimethylbenzene	105	9.533	9.533	0.000	93	663932	50.0	52.0	
109 trans-1,4-Dichloro-2-buten	53	9.590	9.590	0.000	82	69279	50.0	51.0	
110 4-Chlorotoluene	91	9.626	9.626	0.000	99	619303	50.0	50.9	
111 tert-Butylbenzene	119	9.999	9.999	0.000	93	526561	50.0	51.2	
112 Butyl Methacrylate	87	10.128	10.127	0.001	63	224985	50.0	54.6	
118 1,2,4-Trimethylbenzene	105	10.128	10.127	0.001	95	686191	50.0	52.3	
113 sec-Butylbenzene	105	10.292	10.292	0.000	98	795661	50.0	54.1	
114 1,3-Dichlorobenzene	146	10.557	10.557	0.000	96	383242	50.0	50.0	
115 4-Isopropyltoluene	119	10.572	10.572	0.000	98	694405	50.0	53.9	
* 116 1,4-Dichlorobenzene-d4	152	10.693	10.686	0.007	96	261695	50.0	50.0	
117 1,4-Dichlorobenzene	146	10.715	10.715	0.000	94	397602	50.0	48.5	
119 2,3-Dihydroindene	117	10.994	10.994	0.000	95	694829	50.0	51.3	
120 Benzyl chloride	91	11.166	11.166	0.000	96	417843	50.0	53.7	
121 p-Diethylbenzene	119	11.181	11.180	0.001	94	389298	50.0	54.8	
122 n-Butylbenzene	91	11.259	11.259	0.000	99	623698	50.0	54.0	
123 1,2-Dichlorobenzene	146	11.360	11.360	0.000	95	373637	50.0	50.7	
124 1,2,4,5-Tetramethylbenzene	119	12.255	12.255	0.000	97	666101	50.0	54.8	
125 1,2-Dibromo-3-Chloropropan	157	12.398	12.398	0.000	91	36095	50.0	54.8	
126 1,3,5-Trichlorobenzene	180	12.441	12.441	0.000	97	286365	50.0	52.0	
127 1,2,4-Trichlorobenzene	180	13.107	13.100	0.007	94	273649	50.0	52.4	
128 Hexachlorobutadiene	225	13.122	13.122	0.000	95	97857	50.0	52.0	
129 Naphthalene	128	13.401	13.401	0.000	99	545858	50.0	48.7	
130 1,2,3-Trichlorobenzene	180	13.566	13.566	0.000	95	245544	50.0	51.0	
S 131 1,2-Dichloroethene, Total	100				0		100.0	95.0	
S 134 1,3-Dichloropropene, Total	100				0		100.0	101.2	

Compound	Sig	RT (min.)	Exp RT (min.)	Dlt RT (min.)	Q	Response	Cal Amt ug/l	OnCol Amt ug/l	Flags
S 132 Xylenes, Total	100				0		100.0	100.2	
S 133 Total BTEX	1				0		250.0	246.1	

Reagents:

ACROLEIN W_00056	Amount Added:	10.00	Units: uL	
MIX 2 Hi_00048	Amount Added:	5.00	Units: uL	
MIX I Hi_00063	Amount Added:	5.00	Units: uL	
GAS Hi_00166	Amount Added:	5.00	Units: uL	
8260ISNEW_00083	Amount Added:	1.00	Units: uL	Run Reagent
8260SURR250_00135	Amount Added:	1.00	Units: uL	Run Reagent

Report Date: 23-Sep-2016 12:03:40 Chrom Revision: 2.2 08-Sep-2016 14:45:52

TestAmerica Edison

Data File: \\ChromNA\Edison\ChromData\CVOAMS13\20160920-45835.b\P17592.D

Injection Date: 21-Sep-2016 02:48:30 Instrument ID: CVOAMS13 Operator ID:

Lims ID: STD50 Worklist Smp#: 7

Client ID:

Purge Vol: 5.000 mL Dil. Factor: 1.0000 ALS Bottle#: 6

Method: 8260W_13 Limit Group: VOA - 8260C Water and Solid

Column: Rtx-624 (0.25 mm)

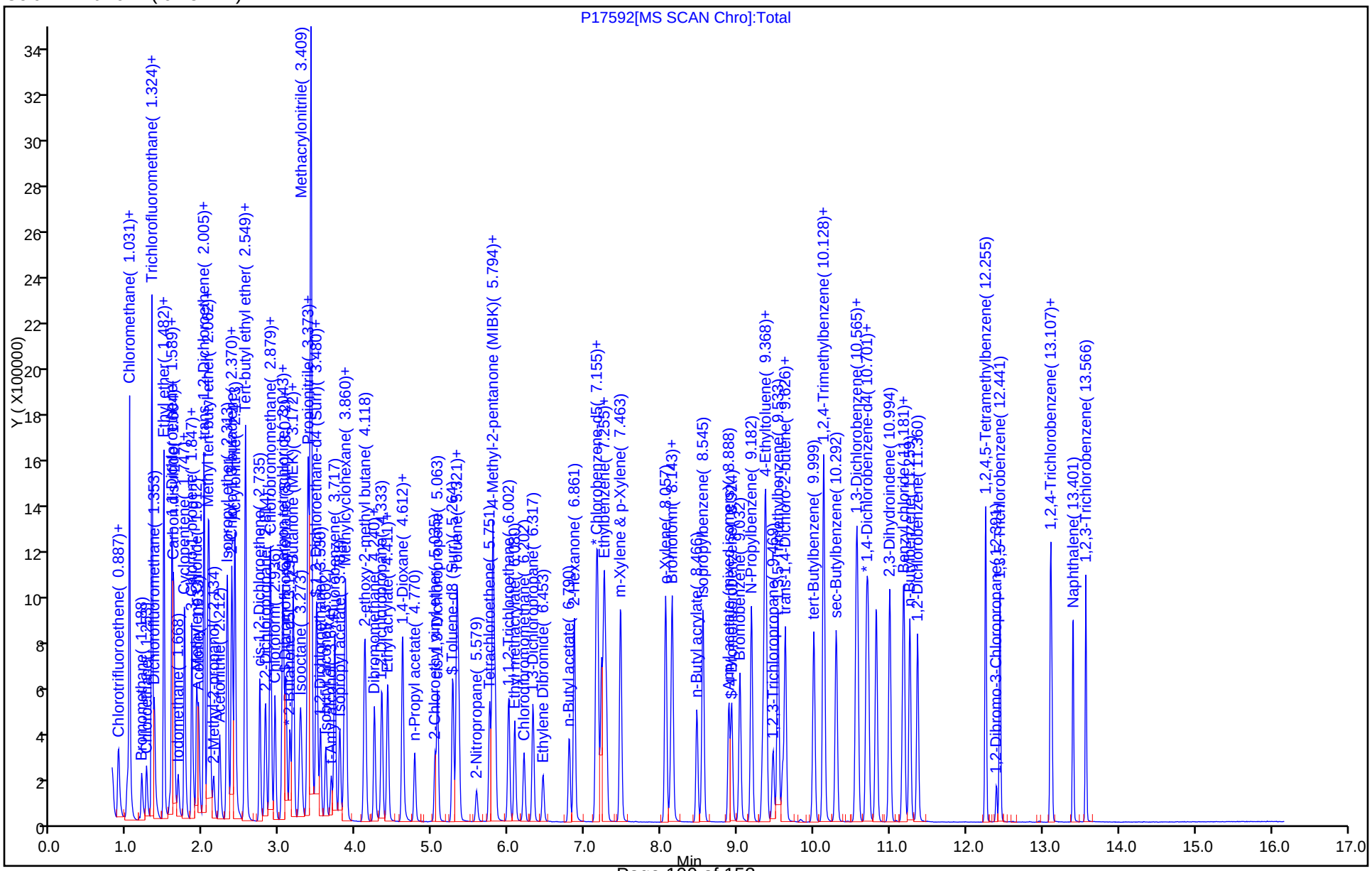

TestAmerica Edison
Target Compound Quantitation Report

Data File: \\ChromNA\Edison\ChromData\CVOAMS13\20160920-45835.b\P17593.D
Lims ID: STD200
Client ID:
Sample Type: IC Calib Level: 6
Inject. Date: 21-Sep-2016 03:14:30 ALS Bottle#: 7 Worklist Smp#: 8
Purge Vol: 5.000 mL Dil. Factor: 1.0000
Sample Info: STD200
Misc. Info.: 460-0045835-008
Operator ID: Instrument ID: CVOAMS13
Sublist: chrom-8260W_13*sub51

Method: \\ChromNA\Edison\ChromData\CVOAMS13\20160920-45835.b\8260W_13.m
Limit Group: VOA - 8260C Water and Solid
Last Update: 23-Sep-2016 12:03:48 Calib Date: 21-Sep-2016 03:40:30
Integrator: RTE ID Type: Deconvolution ID
Quant Method: Internal Standard Quant By: Initial Calibration
Last ICal File: \\ChromNA\Edison\ChromData\CVOAMS13\20160920-45835.b\P17594.D

Column 1 : Rtx-624 (0.25 mm) Det: MS SCAN
Process Host: XAWRK002

First Level Reviewer: boykink Date: 21-Sep-2016 02:57:52

Compound	Sig	RT (min.)	Exp RT (min.)	Dlt RT (min.)	Q	Response	Cal Amt ug/l	OnCol Amt ug/l	Flags
1 Chlorotrifluoroethene	116	0.873	0.873	0.000	91	258439	200.0	200.3	
2 Dichlorodifluoromethane	85	0.887	0.887	0.000	99	1127408	200.0	184.3	
3 Vinyl chloride	62	1.023	1.023	0.000	98	1272159	200.0	181.9	
5 Chloromethane	50	1.030	1.030	0.000	99	1923505	200.0	179.7	
4 Butadiene	54	1.038	1.030	0.008	94	1214839	200.0	184.5	
6 Bromomethane	94	1.188	1.188	0.000	99	585270	200.0	232.1	
7 Chloroethane	64	1.252	1.252	0.000	100	733513	200.0	184.5	
8 Pentane	72	1.324	1.324	0.000	97	310882	400.0	462.0	
9 Trichlorofluoromethane	101	1.324	1.324	0.000	98	1208902	200.0	187.0	
10 Dichlorofluoromethane	67	1.353	1.353	0.000	99	1698864	200.0	175.7	
11 2-Methyl-1,3-butadiene	67	1.474	1.482	-0.008	93	1193822	200.0	203.6	
12 Ethyl ether	59	1.482	1.482	0.000	93	808193	200.0	171.9	
15 Ethanol	46	1.560	1.560	0.000	99	202098	8000.0	7909.2	
14 1,2-Dichloro-1,1,2-trifluo	67	1.582	1.582	0.000	74	981327	200.0	182.4	
13 1,1-Dichloroethene	96	1.589	1.589	0.000	93	658350	200.0	180.8	
16 Carbon disulfide	76	1.611	1.603	0.008	100	2647174	200.0	192.1	
17 1,1,2-Trichloro-1,2,2-trif	101	1.611	1.611	0.000	98	647716	200.0	237.9	
18 Iodomethane	142	1.668	1.668	0.000	99	793406	200.0	200.3	
19 Cyclopentene	67	1.747	1.754	-0.007	97	2033879	200.0	200.2	
20 Acrolein	56	1.768	1.768	0.000	94	141323	200.0	193.1	
21 3-Chloro-1-propene	76	1.847	1.847	0.000	90	431245	200.0	178.4	
22 Isopropyl alcohol	45	1.868	1.868	0.000	98	520569	2000.0	1825.9	
23 Methylene Chloride	84	1.911	1.911	0.000	97	777523	200.0	168.5	
24 Acetone	43	1.940	1.933	0.007	85	1288102	1000.0	965.7	
25 trans-1,2-Dichloroethene	96	2.005	2.005	0.000	98	698599	200.0	173.1	
26 Methyl acetate	43	2.012	2.012	0.000	99	3768358	1000.0	884.3	
27 Hexane	57	2.062	2.062	0.000	90	1823739	200.0	213.8	
28 Methyl tert-butyl ether	73	2.069	2.069	0.000	92	2257482	200.0	176.5	
* 29 TBA-d9 (IS)	65	2.090	2.091	-0.001	99	307547	1000.0	1000.0	
30 2-Methyl-2-propanol	59	2.133	2.134	-0.001	99	655088	2000.0	1792.2	

Compound	Sig	RT (min.)	Exp RT (min.)	Dlt RT (min.)	Q	Response	Cal Amt ug/l	OnCol Amt ug/l	Flags
31 Acetonitrile	41	2.212	2.212	0.000	99	1376794	2000.0	1686.1	
32 Isopropyl ether	45	2.313	2.313	0.000	96	3461456	200.0	184.8	
34 2-Chloro-1,3-butadiene	88	2.363	2.370	-0.007	94	656599	200.0	191.9	
35 1,1-Dichloroethane	63	2.377	2.377	0.000	99	1517048	200.0	172.4	
33 Acrylonitrile	53	2.413	2.413	0.000	92	3465290	2000.0	1764.2	
36 Tert-butyl ethyl ether	59	2.549	2.549	0.000	88	2751892	200.0	187.2	
37 Vinyl acetate	43	2.549	2.549	0.000	100	4489982	400.0	377.1	
38 cis-1,2-Dichloroethene	96	2.735	2.735	0.000	92	736023	200.0	168.1	
39 2,2-Dichloropropane	77	2.814	2.814	0.000	95	1066587	200.0	184.3	
41 Chlorobromomethane	128	2.878	2.871	0.007	96	337278	200.0	166.8	
40 Cyclohexane	56	2.878	2.878	0.000	97	1442622	200.0	199.6	
42 Chloroform	83	2.936	2.936	0.000	97	1248903	200.0	177.7	
43 Carbon tetrachloride	117	3.029	3.029	0.000	97	831340	200.0	200.3	
45 Ethyl acetate	43	3.036	3.043	-0.007	98	1910816	400.0	365.8	
44 Methyl acrylate	55	3.043	3.043	0.000	77	784342	200.0	194.5	
46 Tetrahydrofuran	42	3.050	3.050	0.000	93	747696	400.0	356.4	
$ 47 Dibromofluoromethane (Surr	113	3.072	3.072	0.000	96	108011	50.0	50.3	
48 1,1,1-Trichloroethane	97	3.079	3.079	0.000	97	1015387	200.0	186.5	
* 49 2-Butanone-d5	46	3.129	3.129	0.000	99	455183	250.0	250.0	
50 2-Butanone (MEK)	72	3.172	3.172	0.000	99	444872	1000.0	858.1	
52 1,1-Dichloropropene	75	3.179	3.179	0.000	91	1039479	200.0	181.8	
53 Isooctane	57	3.272	3.265	0.007	99	2254616	200.0	200.1	
54 n-Heptane	57	3.365	3.358	0.007	95	592327	200.0	200.9	
55 Benzene	78	3.373	3.373	0.000	97	3041928	200.0	170.5	
51 Propionitrile	54	3.401	3.387	0.014	94	1158619	2000.0	1838.6	
56 Methacrylonitrile	67	3.416	3.409	0.007	97	3249279	2000.0	1837.5	
$ 58 1,2-Dichloroethane-d4 (Sur	65	3.480	3.480	0.000	95	139176	50.0	47.9	
57 Tert-amyl methyl ether	73	3.487	3.480	0.007	97	2171046	200.0	188.2	
59 1,2-Dichloroethane	62	3.530	3.530	0.000	96	1015379	200.0	164.4	
60 Isobutyl alcohol	43	3.602	3.602	0.000	96	809473	5000.0	5077.9	
136 t-Amyl alcohol	59	3.674	3.674	0.000	91	451294	2000.0	1842.5	
* 61 Fluorobenzene	96	3.724	3.717	0.007	97	689409	50.0	50.0	
62 Isopropyl acetate	43	3.788	3.788	0.000	98	1709811	200.0	189.1	
63 Methylcyclohexane	83	3.853	3.853	0.000	91	1171386	200.0	199.9	
64 Trichloroethene	130	3.867	3.867	0.000	97	693585	200.0	175.1	
137 2-ethoxy-2-methyl butane	59	4.118	4.118	0.000	96	2071047	200.0	190.9	
65 Dibromomethane	93	4.239	4.239	0.000	97	434461	200.0	179.4	
66 n-Butanol	56	4.239	4.247	-0.008	93	458031	5000.0	5228.5	
67 1,2-Dichloropropane	63	4.333	4.333	-0.001	89	843256	200.0	184.2	
68 Ethyl acrylate	55	4.411	4.404	0.007	98	1093307	200.0	197.2	
69 Dichlorobromomethane	83	4.418	4.419	-0.001	99	964294	200.0	188.5	
* 72 1,4-Dioxane-d8	96	4.605	4.598	0.007	40	31219	1000.0	1000.0	
70 Methyl methacrylate	100	4.612	4.612	0.000	95	395087	400.0	394.7	
71 1,4-Dioxane	88	4.626	4.626	0.000	99	142199	4000.0	3246.8	
73 n-Propyl acetate	43	4.769	4.770	-0.001	99	1272708	200.0	200.7	
74 2-Chloroethyl vinyl ether	63	5.034	5.035	-0.001	96	513634	200.0	186.9	
75 cis-1,3-Dichloropropene	75	5.070	5.070	0.000	98	1245273	200.0	186.7	
$ 76 Toluene-d8 (Surr)	98	5.271	5.264	0.007	99	479800	50.0	49.6	
77 Toluene	91	5.321	5.321	0.000	93	3053749	200.0	173.8	
78 Epichlorohydrin	57	5.350	5.350	0.000	100	1549313	4000.0	3973.4	
79 2-Nitropropane	41	5.579	5.579	0.000	98	393356	400.0	397.0	
80 Tetrachloroethene	166	5.751	5.751	0.000	98	721184	200.0	186.1	

Compound	Sig	RT (min.)	Exp RT (min.)	Dlt RT (min.)	Q	Response	Cal Amt ug/l	OnCol Amt ug/l	Flags
81 4-Methyl-2-pentanone (MIBK	43	5.794	5.794	0.000	99	4277011	1000.0	964.6	
82 trans-1,3-Dichloropropene	75	5.830	5.822	0.008	96	1162337	200.0	197.7	
83 1,1,2-Trichloroethane	83	6.001	6.002	-0.001	95	558542	200.0	178.8	
84 Ethyl methacrylate	69	6.080	6.080	0.000	93	970342	200.0	201.9	
85 Chlorodibromomethane	129	6.202	6.202	0.000	98	684184	200.0	195.0	
86 1,3-Dichloropropane	76	6.317	6.317	0.000	98	1162553	200.0	176.9	
87 Ethylene Dibromide	107	6.453	6.453	0.000	98	634836	200.0	183.2	
88 n-Butyl acetate	43	6.797	6.789	0.008	97	1369732	200.0	198.1	
89 2-Hexanone	43	6.861	6.861	0.000	99	2858811	1000.0	969.7	
* 90 Chlorobenzene-d5	117	7.148	7.148	0.000	88	529616	50.0	50.0	
91 Chlorobenzene	112	7.169	7.169	0.000	91	1859946	200.0	175.0	
92 Ethylbenzene	106	7.255	7.255	0.000	99	1004904	200.0	181.0	
93 1,1,1,2-Tetrachloroethane	131	7.284	7.277	0.007	94	637825	200.0	190.6	
94 m-Xylene & p-Xylene	106	7.470	7.463	0.007	98	1233188	200.0	178.5	
95 o-Xylene	106	8.057	8.057	0.000	93	1217115	200.0	183.4	
96 Bromoform	173	8.122	8.122	0.000	97	420300	200.0	192.4	
97 Styrene	104	8.143	8.143	0.000	92	2079427	200.0	190.5	
98 n-Butyl acrylate	73	8.466	8.466	0.000	95	565464	200.0	239.0	
99 Isopropylbenzene	105	8.552	8.544	0.008	97	3099878	200.0	189.3	
100 Amyl acetate (mixed isomer	43	8.888	8.888	0.000	87	1659353	200.0	212.6	
$ 101 4-Bromofluorobenzene	174	8.924	8.924	0.000	89	175936	50.0	49.7	
102 Bromobenzene	156	9.031	9.032	-0.001	96	809274	200.0	177.3	
103 N-Propylbenzene	91	9.189	9.182	0.007	99	3832429	200.0	191.2	
104 1,1,2,2-Tetrachloroethane	83	9.332	9.325	0.007	99	826474	200.0	177.1	
105 2-Chlorotoluene	91	9.361	9.361	0.000	97	2626732	200.0	183.2	
106 4-Ethyltoluene	105	9.375	9.375	0.000	98	3208039	200.0	196.1	
107 1,2,3-Trichloropropane	110	9.468	9.468	0.000	97	223336	200.0	174.5	
108 1,3,5-Trimethylbenzene	105	9.533	9.533	0.000	93	2587637	200.0	187.9	
109 trans-1,4-Dichloro-2-buten	53	9.590	9.590	0.000	86	292357	200.0	199.7	
110 4-Chlorotoluene	91	9.633	9.626	0.007	99	2429614	200.0	185.2	
111 tert-Butylbenzene	119	10.006	9.999	0.007	93	2132378	200.0	192.2	
112 Butyl Methacrylate	87	10.135	10.127	0.008	67	1021104	200.0	206.3	
118 1,2,4-Trimethylbenzene	105	10.135	10.127	0.008	95	2707532	200.0	191.5	
113 sec-Butylbenzene	105	10.299	10.292	0.007	98	3233106	200.0	203.8	
114 1,3-Dichlorobenzene	146	10.557	10.557	0.000	96	1510438	200.0	182.8	
115 4-Isopropyltoluene	119	10.579	10.572	0.007	97	2814842	200.0	202.8	
* 116 1,4-Dichlorobenzene-d4	152	10.693	10.686	0.007	97	282069	50.0	50.0	
117 1,4-Dichlorobenzene	146	10.715	10.715	0.000	97	1526989	200.0	172.8	
119 2,3-Dihydroindene	117	11.001	10.994	0.007	94	2726793	200.0	186.7	
120 Benzyl chloride	91	11.166	11.166	0.000	97	1959446	200.0	206.6	
121 p-Diethylbenzene	119	11.188	11.180	0.008	93	1578285	200.0	206.0	
122 n-Butylbenzene	91	11.259	11.259	0.000	98	2611658	200.0	209.8	
123 1,2-Dichlorobenzene	146	11.367	11.360	0.007	95	1431799	200.0	180.3	
124 1,2,4,5-Tetramethylbenzene	119	12.255	12.255	0.000	97	2576343	200.0	196.5	
125 1,2-Dibromo-3-Chloropropan	157	12.398	12.398	0.000	93	148704	200.0	209.6	
126 1,3,5-Trichlorobenzene	180	12.441	12.441	0.000	97	1084079	200.0	182.5	
127 1,2,4-Trichlorobenzene	180	13.107	13.100	0.007	94	1047093	200.0	186.1	
128 Hexachlorobutadiene	225	13.122	13.122	0.000	96	394797	200.0	194.6	
129 Naphthalene	128	13.401	13.401	0.000	99	2241648	200.0	185.5	
130 1,2,3-Trichlorobenzene	180	13.566	13.566	0.000	95	940571	200.0	181.2	
S 131 1,2-Dichloroethene, Total	100				0		400.0	341.1	
S 134 1,3-Dichloropropene, Total	100				0		400.0	384.4	

Compound	Sig	RT (min.)	Exp RT (min.)	Dlt RT (min.)	Q	Response	Cal Amt ug/l	OnCol Amt ug/l	Flags
S 132 Xylenes, Total	100				0		400.0	361.9	
S 133 Total BTEX	1				0		1000.0	887.2	

Reagents:

ACROLEIN W_00056	Amount Added:	20.00	Units: uL	
MIX 2 Hi_00048	Amount Added:	20.00	Units: uL	
MIX I Hi_00063	Amount Added:	20.00	Units: uL	
GAS Hi_00166	Amount Added:	20.00	Units: uL	
8260ISNEW_00083	Amount Added:	1.00	Units: uL	Run Reagent
8260SURR250_00135	Amount Added:	1.00	Units: uL	Run Reagent

Report Date: 23-Sep-2016 12:03:53 Chrom Revision: 2.2 08-Sep-2016 14:45:52

TestAmerica Edison

Data File: \\ChromNA\Edison\ChromData\CVOAMS13\20160920-45835.b\P17593.D

Injection Date:	21-Sep-2016 03:14:30	Instrument ID:	CVOAMS13	Operator ID:	
Lims ID:	STD200			Worklist Smp#:	8
Client ID:					
Purge Vol:	5.000 mL	Dil. Factor:	1.0000	ALS Bottle#:	7
Method:	8260W_13	Limit Group:	VOA - 8260C Water and Solid		

Column: Rtx-624 (0.25 mm)

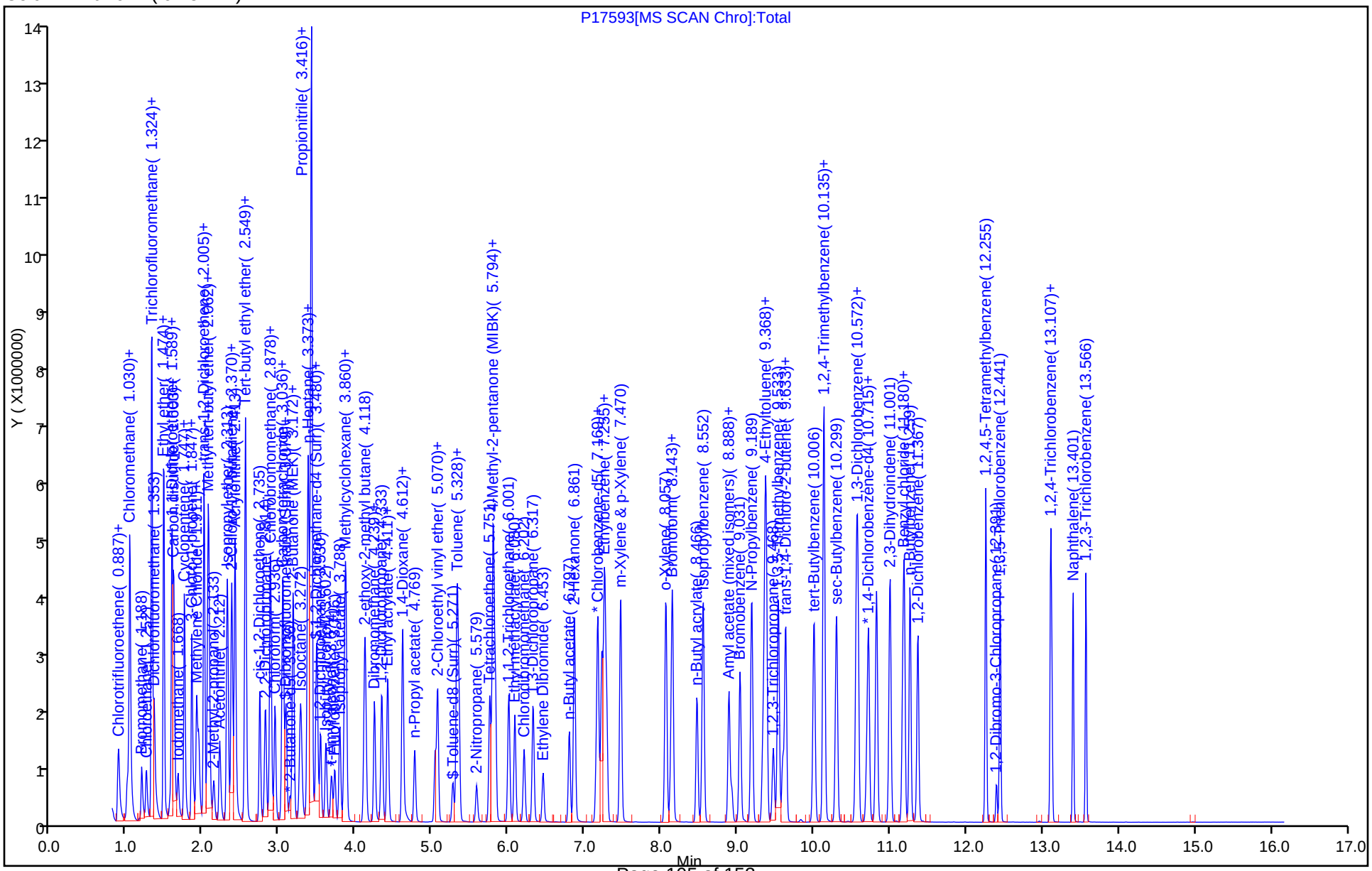

TestAmerica Edison
Target Compound Quantitation Report

Data File: \\ChromNA\Edison\ChromData\CVOAMS13\20160920-45835.b\P17594.D
Lims ID: STD500
Client ID:
Sample Type: IC Calib Level: 7
Inject. Date: 21-Sep-2016 03:40:30 ALS Bottle#: 8 Worklist Smp#: 9
Purge Vol: 5.000 mL Dil. Factor: 1.0000
Sample Info: STD500
Misc. Info.: 460-0045835-009
Operator ID: Instrument ID: CVOAMS13
Sublist: chrom-8260W_13*sub51

Method: \\ChromNA\Edison\ChromData\CVOAMS13\20160920-45835.b\8260W_13.m
Limit Group: VOA - 8260C Water and Solid
Last Update: 23-Sep-2016 12:04:02 Calib Date: 21-Sep-2016 03:40:30
Integrator: RTE ID Type: Deconvolution ID
Quant Method: Internal Standard Quant By: Initial Calibration
Last ICal File: \\ChromNA\Edison\ChromData\CVOAMS13\20160920-45835.b\P17594.D

Column 1 : Rtx-624 (0.25 mm) Det: MS SCAN
Process Host: XAWRK002

First Level Reviewer: boykink Date: 21-Sep-2016 03:03:01

Compound	Sig	RT (min.)	Exp RT (min.)	Dlt RT (min.)	Q	Response	Cal Amt ug/l	OnCol Amt ug/l	Flags
1 Chlorotrifluoroethene	116	0.873	0.873	0.000	91	807941	500.0	500.0	
2 Dichlorodifluoromethane	85	0.887	0.887	0.000	99	3340518	500.0	516.8	
3 Vinyl chloride	62	1.030	1.023	0.007	98	3781624	500.0	511.8	
5 Chloromethane	50	1.030	1.030	0.000	99	5803344	500.0	513.0	
4 Butadiene	54	1.038	1.030	0.008	94	3586692	500.0	515.5	
6 Bromomethane	94	1.188	1.188	0.000	99	1650794	500.0	561.5	
7 Chloroethane	64	1.245	1.252	-0.007	100	1631779	500.0	388.4	
8 Pentane	72	1.317	1.324	-0.007	96	901788	1000.0	1125.7	
9 Trichlorofluoromethane	101	1.324	1.324	0.000	98	3480976	500.0	509.6	
10 Dichlorofluoromethane	67	1.353	1.353	0.000	98	4926624	500.0	482.1	
11 2-Methyl-1,3-butadiene	67	1.475	1.482	-0.008	93	3653984	500.0	589.8	
12 Ethyl ether	59	1.482	1.482	0.000	93	2374508	500.0	477.8	
15 Ethanol	46	1.575	1.560	0.015	100	629826	20000	20012	
14 1,2-Dichloro-1,1,2-trifluo	67	1.589	1.582	0.007	79	2959928	500.0	520.6	
13 1,1-Dichloroethene	96	1.589	1.589	0.000	93	2067403	500.0	537.2	
16 Carbon disulfide	76	1.603	1.603	0.000	100	8190895	500.0	562.6	
17 1,1,2-Trichloro-1,2,2-trif	101	1.611	1.611	0.000	97	2005553	500.0	697.2	
18 Iodomethane	142	1.668	1.668	0.000	99	2185480	500.0	500.0	
19 Cyclopentene	67	1.747	1.754	-0.007	97	6094867	500.0	567.6	
20 Acrolein	56	1.775	1.768	0.007	96	336147	400.0	385.8	
21 3-Chloro-1-propene	76	1.854	1.847	0.007	89	1176657	500.0	460.7	
22 Isopropyl alcohol	45	1.890	1.868	0.022	95	1645898	5000.0	5232.9	
23 Methylene Chloride	84	1.911	1.911	0.000	96	2339406	500.0	479.7	
24 Acetone	43	1.940	1.933	0.007	84	4363932	2500.0	2503.8	
25 trans-1,2-Dichloroethene	96	2.005	2.005	0.000	97	2117509	500.0	496.4	
26 Methyl acetate	43	2.012	2.012	0.000	99	10970258	2500.0	2436.0	
27 Hexane	57	2.062	2.062	0.000	90	5343065	500.0	592.8	
28 Methyl tert-butyl ether	73	2.069	2.069	0.000	97	6751920	500.0	499.4	
* 29 TBA-d9 (IS)	65	2.105	2.091	0.014	99	366141	1000.0	1000.0	
30 2-Methyl-2-propanol	59	2.148	2.134	0.014	99	2134948	5000.0	4919.9	

Compound	Sig	RT (min.)	Exp RT (min.)	Dlt RT (min.)	Q	Response	Cal Amt ug/l	OnCol Amt ug/l	Flags
31 Acetonitrile	41	2.219	2.212	0.007	98	4068432	5000.0	4185.1	
32 Isopropyl ether	45	2.313	2.313	0.000	96	9835296	500.0	496.9	
34 2-Chloro-1,3-butadiene	88	2.363	2.370	-0.007	94	1909422	500.0	528.2	
35 1,1-Dichloroethane	63	2.384	2.377	0.007	98	4576208	500.0	492.2	
33 Acrylonitrile	53	2.420	2.413	0.007	93	10072352	5000.0	4852.7	
36 Tert-butyl ethyl ether	59	2.549	2.549	0.000	88	7915415	500.0	509.5	
37 Vinyl acetate	43	2.556	2.549	0.007	100	12546073	1000.0	997.2	
38 cis-1,2-Dichloroethene	96	2.742	2.735	0.007	91	2274953	500.0	491.6	
39 2,2-Dichloropropane	77	2.814	2.814	0.000	95	3216684	500.0	526.1	
41 Chlorobromomethane	128	2.886	2.871	0.015	98	964498	500.0	451.3	
40 Cyclohexane	56	2.878	2.878	0.000	98	4347968	500.0	500.0	
42 Chloroform	83	2.936	2.936	0.000	97	3647066	500.0	491.2	
43 Carbon tetrachloride	117	3.029	3.029	0.000	97	2476008	500.0	564.5	
45 Ethyl acetate	43	3.043	3.043	0.000	98	5777905	1000.0	948.8	
44 Methyl acrylate	55	3.043	3.043	0.000	89	2351515	500.0	551.9	
46 Tetrahydrofuran	42	3.050	3.050	0.000	92	2267440	1000.0	927.2	
$ 47 Dibromofluoromethane (Surr	113	3.079	3.072	0.007	96	112151	50.0	49.4	
48 1,1,1-Trichloroethane	97	3.086	3.079	0.007	98	3001413	500.0	521.6	
* 49 2-Butanone-d5	46	3.136	3.129	0.007	99	530669	250.0	250.0	
50 2-Butanone (MEK)	72	3.172	3.172	0.000	98	1400017	2500.0	2316.2	
52 1,1-Dichloropropene	75	3.179	3.179	0.000	92	3085532	500.0	510.5	
53 Isooctane	57	3.272	3.265	0.007	97	6323312	500.0	500.0	
54 n-Heptane	57	3.373	3.358	0.015	98	1670474	500.0	499.9	
55 Benzene	78	3.373	3.373	0.000	98	8817938	500.0	469.8	
51 Propionitrile	54	3.423	3.387	0.036	92	3565849	5000.0	4753.0	
56 Methacrylonitrile	67	3.430	3.409	0.021	94	9432388	5000.0	5047.8	
$ 58 1,2-Dichloroethane-d4 (Sur	65	3.487	3.480	0.007	35	166579	50.0	54.2	
57 Tert-amyl methyl ether	73	3.487	3.480	0.007	96	6307451	500.0	517.3	
59 1,2-Dichloroethane	62	3.537	3.530	0.007	96	3011357	500.0	461.5	
60 Isobutyl alcohol	43	3.623	3.602	0.021	96	2705369	12500	14255	
136 t-Amyl alcohol	59	3.688	3.674	0.014	91	1462305	5000.0	5649.7	
* 61 Fluorobenzene	96	3.724	3.717	0.007	98	728529	50.0	50.0	
62 Isopropyl acetate	43	3.795	3.788	0.007	98	5086795	500.0	532.4	
63 Methylcyclohexane	83	3.860	3.853	0.007	90	3433769	500.0	500.0	
64 Trichloroethene	130	3.874	3.867	0.007	96	2008226	500.0	479.7	
137 2-ethoxy-2-methyl butane	59	4.118	4.118	0.000	96	6080680	500.0	530.4	
65 Dibromomethane	93	4.239	4.239	0.000	97	1265059	500.0	494.4	
66 n-Butanol	56	4.261	4.247	0.014	93	1507407	12500	14454	
67 1,2-Dichloropropane	63	4.340	4.333	0.007	88	2448747	500.0	506.2	
68 Ethyl acrylate	55	4.411	4.404	0.007	98	3295757	500.0	562.5	
69 Dichlorobromomethane	83	4.419	4.419	-0.001	98	2821166	500.0	522.0	
* 72 1,4-Dioxane-d8	96	4.612	4.598	0.014	38	35440	1000.0	1000.0	
70 Methyl methacrylate	100	4.619	4.612	0.007	96	1157162	1000.0	1094.1	
71 1,4-Dioxane	88	4.633	4.626	0.007	98	436358	10000	8776.5	
73 n-Propyl acetate	43	4.769	4.770	-0.001	99	3847248	500.0	574.0	
74 2-Chloroethyl vinyl ether	63	5.042	5.035	0.007	95	1554066	500.0	535.0	
75 cis-1,3-Dichloropropene	75	5.070	5.070	0.000	98	3716165	500.0	529.5	
$ 76 Toluene-d8 (Surr)	98	5.271	5.264	0.007	98	494203	50.0	48.5	
77 Toluene	91	5.328	5.321	0.007	93	8800259	500.0	476.0	
78 Epichlorohydrin	57	5.364	5.350	0.014	99	4859241	10000	10689	
79 2-Nitropropane	41	5.586	5.579	0.007	98	1243329	1000.0	1187.4	
80 Tetrachloroethene	166	5.758	5.751	0.007	97	2051159	500.0	503.1	

Compound	Sig	RT (min.)	Exp RT (min.)	Dlt RT (min.)	Q	Response	Cal Amt ug/l	OnCol Amt ug/l	Flags
81 4-Methyl-2-pentanone (MIBK	43	5.808	5.794	0.014	98	13022729	2500.0	2519.2	
82 trans-1,3-Dichloropropene	75	5.837	5.822	0.015	97	3479109	500.0	562.2	
83 1,1,2-Trichloroethane	83	6.009	6.002	0.007	95	1629905	500.0	495.8	
84 Ethyl methacrylate	69	6.087	6.080	0.007	94	2921988	500.0	575.3	
85 Chlorodibromomethane	129	6.209	6.202	0.007	97	2021856	500.0	547.7	
86 1,3-Dichloropropane	76	6.324	6.317	0.007	98	3417624	500.0	494.1	
87 Ethylene Dibromide	107	6.460	6.453	0.007	99	1843696	500.0	505.7	
88 n-Butyl acetate	43	6.804	6.789	0.015	97	4170776	500.0	573.1	
89 2-Hexanone	43	6.868	6.861	0.007	99	8932434	2500.0	2598.8	
* 90 Chlorobenzene-d5	117	7.155	7.148	0.007	88	557296	50.0	50.0	
91 Chlorobenzene	112	7.176	7.169	0.007	93	5371428	500.0	480.3	
92 Ethylbenzene	106	7.269	7.255	0.014	99	2962419	500.0	506.9	
93 1,1,1,2-Tetrachloroethane	131	7.291	7.277	0.014	94	1882423	500.0	534.5	
94 m-Xylene & p-Xylene	106	7.477	7.463	0.014	98	3595648	500.0	494.6	
95 o-Xylene	106	8.072	8.057	0.015	92	3522296	500.0	504.5	
96 Bromoform	173	8.136	8.122	0.014	96	1272216	500.0	553.6	
97 Styrene	104	8.158	8.143	0.015	91	6069048	500.0	528.5	
98 n-Butyl acrylate	73	8.473	8.466	0.007	95	1665568	500.0	669.1	
99 Isopropylbenzene	105	8.559	8.544	0.015	97	8852690	500.0	513.9	
100 Amyl acetate (mixed isomer	43	8.895	8.888	0.007	87	4947939	500.0	613.9	
$ 101 4-Bromofluorobenzene	174	8.931	8.924	0.007	88	174255	50.0	46.8	
102 Bromobenzene	156	9.039	9.032	0.007	94	2255650	500.0	478.7	
103 N-Propylbenzene	91	9.196	9.182	0.014	98	10903122	500.0	527.0	
104 1,1,2,2-Tetrachloroethane	83	9.347	9.325	0.022	99	2433313	500.0	505.1	
105 2-Chlorotoluene	91	9.368	9.361	0.007	97	7590180	500.0	512.7	
106 4-Ethyltoluene	105	9.390	9.375	0.015	98	8904206	500.0	527.3	
107 1,2,3-Trichloropropane	110	9.483	9.468	0.015	97	644896	500.0	488.1	
108 1,3,5-Trimethylbenzene	105	9.547	9.533	0.014	92	7329925	500.0	515.7	
109 trans-1,4-Dichloro-2-buten	53	9.605	9.590	0.015	88	918332	500.0	607.7	
110 4-Chlorotoluene	91	9.648	9.626	0.022	99	6956594	500.0	513.8	
111 tert-Butylbenzene	119	10.013	9.999	0.014	92	5998053	500.0	523.6	
112 Butyl Methacrylate	87	10.142	10.127	0.015	71	2998015	500.0	493.0	
118 1,2,4-Trimethylbenzene	105	10.142	10.127	0.015	94	7606867	500.0	521.2	
113 sec-Butylbenzene	105	10.307	10.292	0.015	98	8980086	500.0	548.4	
114 1,3-Dichlorobenzene	146	10.572	10.557	0.015	95	4160415	500.0	487.8	
115 4-Isopropyltoluene	119	10.586	10.572	0.014	97	7859947	500.0	548.7	
* 116 1,4-Dichlorobenzene-d4	152	10.708	10.686	0.022	97	291198	50.0	50.0	
117 1,4-Dichlorobenzene	146	10.729	10.715	0.014	92	4204958	500.0	461.0	
119 2,3-Dihydroindene	117	11.009	10.994	0.014	94	7363701	500.0	488.3	
120 Benzyl chloride	91	11.173	11.166	0.007	97	5867553	500.0	493.6	
121 p-Diethylbenzene	119	11.195	11.180	0.015	93	4313103	500.0	545.4	
122 n-Butylbenzene	91	11.274	11.259	0.015	98	7260246	500.0	565.0	
123 1,2-Dichlorobenzene	146	11.374	11.360	0.014	94	3969465	500.0	484.3	
124 1,2,4,5-Tetramethylbenzene	119	12.262	12.255	0.007	97	7105040	500.0	524.9	
125 1,2-Dibromo-3-Chloropropan	157	12.398	12.398	0.000	94	453606	500.0	619.4	
126 1,3,5-Trichlorobenzene	180	12.448	12.441	0.007	96	2909907	500.0	474.5	
127 1,2,4-Trichlorobenzene	180	13.107	13.100	0.007	94	2915635	500.0	502.0	
128 Hexachlorobutadiene	225	13.122	13.122	0.000	94	1073609	500.0	512.7	
129 Naphthalene	128	13.401	13.401	0.000	98	6641601	500.0	532.4	
130 1,2,3-Trichlorobenzene	180	13.573	13.566	0.007	95	2630757	500.0	490.9	
S 131 1,2-Dichloroethene, Total	100				0		1000.0	988.0	
S 134 1,3-Dichloropropene, Total	100				0		1000.0	1091.7	

Compound	Sig	RT (min.)	Exp RT (min.)	Dlt RT (min.)	Q	Response	Cal Amt ug/l	OnCol Amt ug/l	Flags
S 132 Xylenes, Total	100				0		1000.0	999.1	
S 133 Total BTEX	1				0		2500.0	2451.8	

Reagents:

ACROLEIN W_00056	Amount Added:	40.00	Units: uL	
MIX 2 Hi_00048	Amount Added:	50.00	Units: uL	
MIX I Hi_00063	Amount Added:	50.00	Units: uL	
GAS Hi_00166	Amount Added:	50.00	Units: uL	
8260ISNEW_00083	Amount Added:	1.00	Units: uL	Run Reagent
8260SURR250_00135	Amount Added:	1.00	Units: uL	Run Reagent

Report Date: 23-Sep-2016 12:04:09 Chrom Revision: 2.2 08-Sep-2016 14:45:52

TestAmerica Edison

Data File: \\ChromNA\Edison\ChromData\CVOAMS13\20160920-45835.b\P17594.D

Injection Date: 21-Sep-2016 03:40:30 Instrument ID: CVOAMS13 Operator ID:

Lims ID: STD500 Worklist Smp#: 9

Client ID:

Purge Vol: 5.000 mL Dil. Factor: 1.0000 ALS Bottle#: 8

Method: 8260W_13 Limit Group: VOA - 8260C Water and Solid

Column: Rtx-624 (0.25 mm)

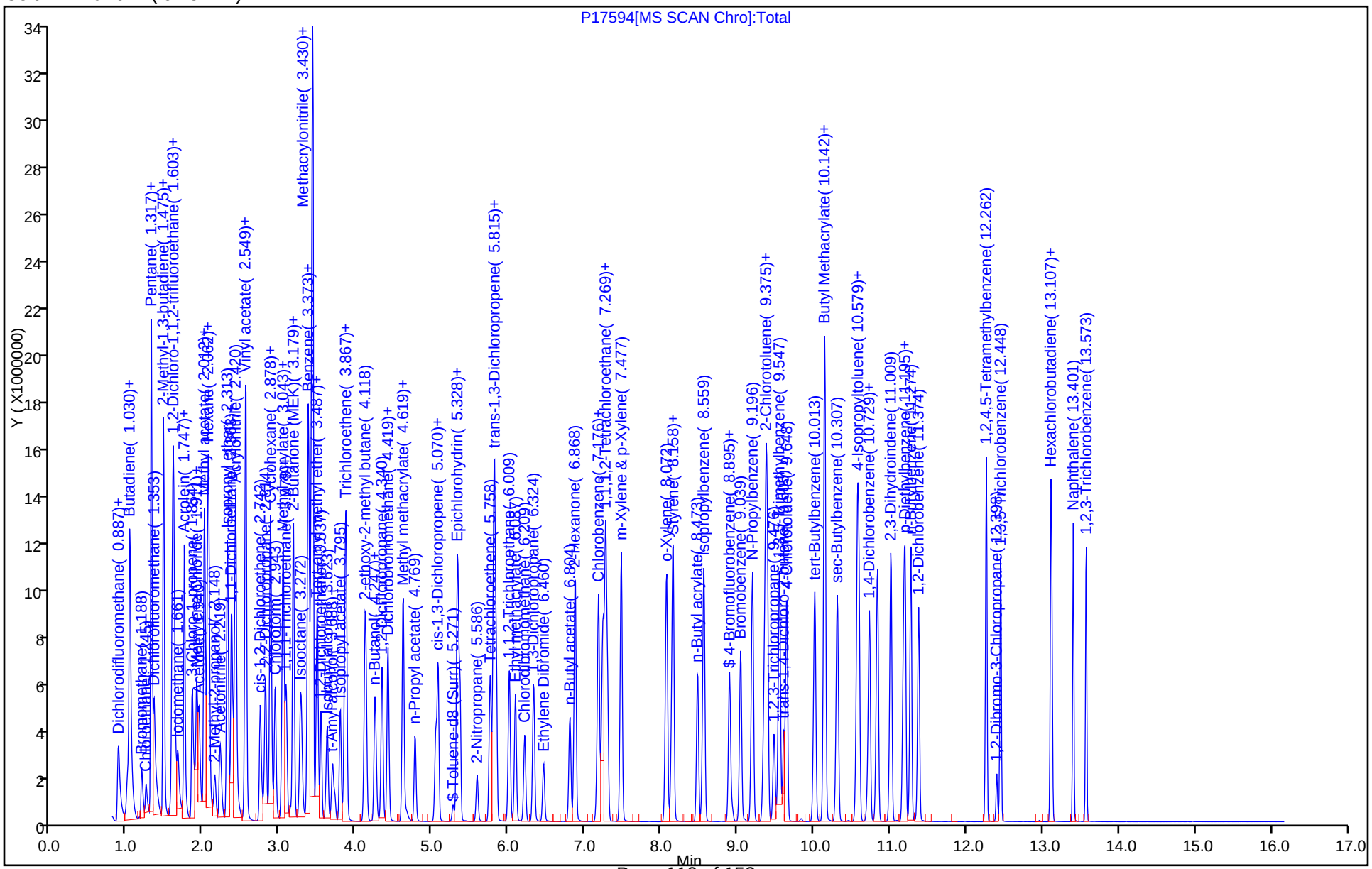

FORM VII
GC/MS VOA CONTINUING CALIBRATION DATA

Lab Name: TestAmerica Edison Job No.: 460-120425-1

SDG No.:

Lab Sample ID: CCVIS 460-392765/2 Calibration Date: 09/25/2016 10:00

Instrument ID: CVOAMS13 Calib Start Date: 09/21/2016 00:37

GC Column: Rtx-624 ID: 0.25(mm) Calib End Date: 09/21/2016 03:40

Lab File ID: P17794.D Conc. Units: ug/L Heated Purge: (Y/N) N

ANALYTE	CURVE TYPE	AVE RRF	RRF	MIN RRF	CALC AMOUNT	SPIKE AMOUNT	%D	MAX %D
Chlorotrifluoroethene	QuaF		0.0355		8.60	20.0	-57.0*	20.0
Dichlorodifluoromethane	Ave	0.4436	0.3220	0.1000	14.5	20.0	-27.4*	20.0
Chloromethane	Ave	0.7764	0.7135	0.1000	18.4	20.0	-8.1	20.0
Vinyl chloride	Ave	0.5071	0.4851	0.1000	19.1	20.0	-4.3	20.0
Butadiene	Ave	0.4775	0.4202		17.6	20.0	-12.0	20.0
Bromomethane	Ave	1.385	0.7459	0.1000	10.8	20.0	-46.1	50.0
Chloroethane	Ave	0.2884	0.1959	0.1000	13.6	20.0	-32.1	50.0
Trichlorofluoromethane	Ave	0.4688	0.4913	0.1000	21.0	20.0	4.8	20.0
Pentane	Ave	2.188	2.065		37.8	40.0	-5.6	20.0
Dichlorofluoromethane	Ave	0.7013	0.7489		21.4	20.0	6.8	20.0
2-Methyl-1,3-butadiene	Ave	0.4252	0.4334		20.4	20.0	1.9	20.0
Ethyl ether	Ave	0.3411	0.3197		18.7	20.0	-6.3	20.0
Ethanol	QuaF		0.0850		836	800	4.5	50.0
1,1-Dichloroethene	Ave	0.2641	0.2353	0.1000	17.8	20.0	-10.9	20.0
1,2-Dichloro-1,1,2-trifluoro ethane	Ave	0.3902	0.3709		19.0	20.0	-5.0	20.0
Carbon disulfide	Ave	0.999	0.8741	0.1000	17.5	20.0	-12.5	50.0
Freon TF	Ave	0.1974	0.1941	0.1000	19.7	20.0	-1.7	20.0
Iodomethane	QuaF		0.1137		8.14	20.0	-59.3*	20.0
Cyclopentene	Ave	0.7369	0.7027		19.1	20.0	-4.6	20.0
Acrolein	Ave	2.380	1.750		29.4	40.0	-26.5	50.0
3-Chloro-1-propene	Ave	0.1753	0.1576		18.0	20.0	-10.1	20.0
Isopropyl alcohol	Qua2		0.9363		191	200	-4.5	50.0
Methylene Chloride	Ave	0.3347	0.2960	0.1000	17.7	20.0	-11.6	20.0
Acetone	QuaF		0.7965	0.0500	116	100	16.5	50.0
trans-1,2-Dichloroethene	Ave	0.2928	0.2445	0.1000	16.7	20.0	-16.5	20.0
Methyl acetate	Ave	0.3091	0.3207	0.1000	104	100	3.8	20.0
Hexane	Ave	0.6186	0.5578		18.0	20.0	-9.8	20.0
MTBE	Ave	0.9279	0.8693	0.1000	18.7	20.0	-6.3	20.0
2-Methyl-2-propanol	Lin2		1.383		226	200	12.9	50.0
Acetonitrile	Ave	2.655	2.302		173	200	-13.3	20.0
Isopropyl ether	Ave	1.358	1.273		18.7	20.0	-6.3	20.0
2-Chloro-1,3-butadiene	Ave	0.2481	0.2244		18.1	20.0	-9.6	20.0
1,1-Dichloroethane	Ave	0.6381	0.5649	0.2000	17.7	20.0	-11.5	20.0
Acrylonitrile	Ave	0.1425	0.1407		198	200	-1.2	20.0
Tert-butyl ethyl ether	Ave	1.066	1.025		19.2	20.0	-3.9	20.0
Vinyl acetate	Ave	0.8635	0.7868		36.4	40.0	-8.9	20.0
cis-1,2-Dichloroethene	Ave	0.3176	0.2756	0.1000	17.4	20.0	-13.2	20.0
2,2-Dichloropropane	Ave	0.4196	0.3899		18.6	20.0	-7.1	20.0
Bromochloromethane	Ave	0.1467	0.1388		18.9	20.0	-5.4	20.0
Cyclohexane	QuaF		0.4616	0.1000	19.2	20.0	-3.9	50.0

FORM VII
GC/MS VOA CONTINUING CALIBRATION DATA

Lab Name: TestAmerica Edison Job No.: 460-120425-1

SDG No.:

Lab Sample ID: CCVIS 460-392765/2 Calibration Date: 09/25/2016 10:00

Instrument ID: CVOAMS13 Calib Start Date: 09/21/2016 00:37

GC Column: Rtx-624 ID: 0.25(mm) Calib End Date: 09/21/2016 03:40

Lab File ID: P17794.D Conc. Units: ug/L Heated Purge: (Y/N) N

ANALYTE	CURVE TYPE	AVE RRF	RRF	MIN RRF	CALC AMOUNT	SPIKE AMOUNT	%D	MAX %D
Chloroform	Ave	0.5096	0.4807	0.2000	18.9	20.0	-5.7	20.0
Carbon tetrachloride	Ave	0.3010	0.3026	0.1000	20.1	20.0	0.5	20.0
Ethyl acetate	Ave	2.869	2.646		36.9	40.0	-7.8	20.0
Methyl acrylate	Ave	0.2924	0.3144		21.5	20.0	7.5	20.0
Tetrahydrofuran	Ave	1.152	1.107		38.4	40.0	-3.9	20.0
1,1,1-Trichloroethane	Ave	0.3949	0.3875	0.1000	19.6	20.0	-1.9	20.0
2-Butanone	Ave	0.2848	0.2544	0.0500	89.3	100	-10.7	50.0
1,1-Dichloropropene	Ave	0.4148	0.4100		19.8	20.0	-1.2	20.0
Isooctane	QuaF		0.6549		16.7	20.0	-16.7	20.0
n-Heptane	QuaF		0.1687		16.5	20.0	-17.4	20.0
Benzene	Ave	1.684	1.545	0.5000	18.3	20.0	-8.3	20.0
Propionitrile	Ave	2.049	1.952		190	200	-4.8	20.0
Methacrylonitrile	Ave	0.1282	0.1387		216	200	8.1	20.0
Tert-amyl methyl ether	Ave	0.8368	0.8323		19.9	20.0	-0.5	20.0
1,2-Dichloroethane	Ave	0.4478	0.4335	0.1000	19.4	20.0	-3.2	20.0
Isobutyl alcohol	Ave	0.5183	0.5314		513	500	2.5	50.0
Isopropyl acetate	Ave	0.6557	0.7029		21.4	20.0	7.2	20.0
Methylcyclohexane	QuaF		0.3618	0.1000	18.2	20.0	-8.8	50.0
Trichloroethene	Ave	0.2873	0.2840	0.2000	19.8	20.0	-1.2	20.0
Dibromomethane	Ave	0.1756	0.1746		19.9	20.0	-0.6	20.0
n-Butanol	Ave	0.2848	0.2745		482	500	-3.6	50.0
1,2-Dichloropropane	Ave	0.3320	0.3221	0.1000	19.4	20.0	-3.0	20.0
Ethyl acrylate	Ave	0.4021	0.4164		20.7	20.0	3.6	20.0
Bromodichloromethane	Ave	0.3709	0.3628	0.2000	19.6	20.0	-2.2	20.0
Methyl methacrylate	Ave	0.0726	0.0759		41.8	40.0	4.6	20.0
1,4-Dioxane	Ave	1.403	1.293		369	400	-7.9	50.0
n-Propyl acetate	Ave	0.4600	0.5148		22.4	20.0	11.9	20.0
2-Chloroethyl vinyl ether	Ave	0.1994	0.2111		21.2	20.0	5.9	20.0
cis-1,3-Dichloropropene	Ave	0.6297	0.5819	0.2000	18.5	20.0	-7.6	50.0
Toluene	Ave	1.659	1.536	0.4000	18.5	20.0	-7.4	20.0
Epichlorohydrin	Ave	0.2142	0.2186		408	400	2.1	20.0
2-Nitropropane	Ave	0.0719	0.0830		46.2	40.0	15.5	20.0
Tetrachloroethene	Ave	0.3658	0.3577	0.2000	19.6	20.0	-2.2	20.0
4-Methyl-2-pentanone	Ave	2.435	2.420	0.0500	99.4	100	-0.6	50.0
trans-1,3-Dichloropropene	Ave	0.5552	0.5289	0.1000	19.1	20.0	-4.7	50.0
1,1,2-Trichloroethane	Ave	0.2950	0.2827	0.1000	19.2	20.0	-4.1	20.0
Ethyl methacrylate	Ave	0.3486	0.3539		20.3	20.0	1.5	20.0
Dibromochloromethane	Ave	0.3312	0.3068	0.1000	18.5	20.0	-7.4	50.0
1,3-Dichloropropane	Ave	0.6205	0.5876		18.9	20.0	-5.3	20.0
1,2-Dibromoethane	Ave	0.3271	0.3149	0.1000	19.2	20.0	-3.8	20.0
n-Butyl acetate	Ave	0.6529	0.6529		20.0	20.0	-0.0	20.0

FORM VII
GC/MS VOA CONTINUING CALIBRATION DATA

Lab Name: TestAmerica Edison Job No.: 460-120425-1

SDG No.:

Lab Sample ID: CCVIS 460-392765/2 Calibration Date: 09/25/2016 10:00

Instrument ID: CVOAMS13 Calib Start Date: 09/21/2016 00:37

GC Column: Rtx-624 ID: 0.25(mm) Calib End Date: 09/21/2016 03:40

Lab File ID: P17794.D Conc. Units: ug/L Heated Purge: (Y/N) N

ANALYTE	CURVE TYPE	AVE RRF	RRF	MIN RRF	CALC AMOUNT	SPIKE AMOUNT	%D	MAX %D
2-Hexanone	Ave	1.619	1.650	0.0500	102	100	1.9	50.0
Chlorobenzene	Ave	1.003	0.9475	0.5000	18.9	20.0	-5.6	20.0
Ethylbenzene	Ave	0.5243	0.5112	0.1000	19.5	20.0	-2.5	20.0
1,1,1,2-Tetrachloroethane	Ave	0.3159	0.2974		18.8	20.0	-5.9	20.0
m&p-Xylene	Ave	0.6522	0.6113	0.1000	18.7	20.0	-6.3	20.0
o-Xylene	Ave	0.6264	0.5945	0.3000	19.0	20.0	-5.1	20.0
Bromoform	Ave	0.2062	0.1884	0.1000	18.3	20.0	-8.6	20.0
Styrene	Ave	1.030	0.9817	0.3000	19.1	20.0	-4.7	20.0
n-Butyl acrylate	Ave	0.2233	0.2377		21.3	20.0	6.4	20.0
Isopropylbenzene	Ave	1.546	1.557	0.1000	20.1	20.0	0.7	20.0
Amyl acetate (mixed isomers)	Ave	1.384	1.336		19.3	20.0	-3.5	20.0
Bromobenzene	Ave	0.8091	0.7471		18.5	20.0	-7.7	20.0
N-Propylbenzene	Ave	3.553	3.442		19.4	20.0	-3.1	20.0
1,1,2,2-Tetrachloroethane	Ave	0.8272	0.7610	0.3000	18.4	20.0	-8.0	20.0
2-Chlorotoluene	Ave	2.542	2.332		18.4	20.0	-8.2	20.0
4-Ethyltoluene	Ave	2.899	2.817		19.4	20.0	-2.8	20.0
1,2,3-Trichloropropane	Ave	0.2269	0.2103		18.5	20.0	-7.3	20.0
1,3,5-Trimethylbenzene	Ave	2.441	2.307		18.9	20.0	-5.5	20.0
trans-1,4-Dichloro-2-butene	Ave	0.2595	0.2601		20.0	20.0	0.2	20.0
4-Chlorotoluene	Ave	2.325	2.165		18.6	20.0	-6.9	20.0
tert-Butylbenzene	Ave	1.967	1.907		19.4	20.0	-3.1	20.0
1,2,4-Trimethylbenzene	Ave	2.506	2.376		19.0	20.0	-5.2	20.0
Butyl Methacrylate	Qua2		0.6891		18.1	20.0	-9.5	20.0
sec-Butylbenzene	Ave	2.811	2.887		20.5	20.0	2.7	20.0
1,3-Dichlorobenzene	Ave	1.465	1.375	0.6000	18.8	20.0	-6.1	20.0
4-Isopropyltoluene	Ave	2.460	2.510		20.4	20.0	2.1	20.0
1,4-Dichlorobenzene	Ave	1.566	1.412	0.5000	18.0	20.0	-9.8	20.0
Indan	Ave	2.589	2.467		19.1	20.0	-4.7	20.0
Benzyl chloride	Qua2		1.342		18.7	20.0	-6.4	50.0
p-Diethylbenzene	Ave	1.358	1.384		20.4	20.0	1.9	20.0
n-Butylbenzene	Ave	2.206	2.267		20.5	20.0	2.7	20.0
1,2-Dichlorobenzene	Ave	1.407	1.334	0.4000	19.0	20.0	-5.2	20.0
1,2,4,5-Tetramethylbenzene	Ave	2.324	2.288		19.7	20.0	-1.5	20.0
1,2-Dibromo-3-Chloropropane	Ave	0.1257	0.1393	0.0500	22.2	20.0	10.8	50.0
1,3,5-Trichlorobenzene	Ave	1.053	1.013		19.2	20.0	-3.8	20.0
1,2,4-Trichlorobenzene	Ave	0.997	0.9484	0.2000	19.0	20.0	-4.9	20.0
Hexachlorobutadiene	Ave	0.3596	0.3641		20.3	20.0	1.3	20.0
Naphthalene	Ave	2.142	1.979		18.5	20.0	-7.6	50.0
1,2,3-Trichlorobenzene	Ave	0.9201	0.8939		19.4	20.0	-2.9	20.0
Dibromofluoromethane (Surr)	Ave	0.1559	0.1555		49.9	50.0	-0.2	20.0
1,2-Dichloroethane-d4 (Surr)	Ave	0.2109	0.2066		49.0	50.0	-2.1	20.0

FORM VII
GC/MS VOA CONTINUING CALIBRATION DATA

Lab Name: TestAmerica Edison Job No.: 460-120425-1

SDG No.:

Lab Sample ID: CCVIS 460-392765/2 Calibration Date: 09/25/2016 10:00

Instrument ID: CVOAMS13 Calib Start Date: 09/21/2016 00:37

GC Column: Rtx-624 ID: 0.25(mm) Calib End Date: 09/21/2016 03:40

Lab File ID: P17794.D Conc. Units: ug/L Heated Purge: (Y/N) N

ANALYTE	CURVE TYPE	AVE RRF	RRF	MIN RRF	CALC AMOUNT	SPIKE AMOUNT	%D	MAX %D
Toluene-d8 (Surr)	Ave	0.9134	0.8725		47.8	50.0	-4.5	20.0
Bromofluorobenzene	Ave	0.3344	0.3422		51.2	50.0	2.3	20.0

TestAmerica Edison
Target Compound Quantitation Report

Data File: \\ChromNA\Edison\ChromData\CVOAMS13\20160925-46007.b\P17794.D
Lims ID: CCVIS
Client ID:
Sample Type: CCVIS
Inject. Date: 25-Sep-2016 10:00:30 ALS Bottle#: 1 Worklist Smp#: 2
Purge Vol: 5.000 mL Dil. Factor: 1.0000
Sample Info: CCVIS
Misc. Info.: 460-0046007-002
Operator ID: Instrument ID: CVOAMS13
Sublist: chrom-8260W_13*sub51

Method: \\ChromNA\Edison\ChromData\CVOAMS13\20160925-46007.b\8260W_13.m
Limit Group: VOA - 8260C Water and Solid
Last Update: 26-Sep-2016 10:57:40 Calib Date: 21-Sep-2016 03:40:30
Integrator: RTE ID Type: Deconvolution ID
Quant Method: Internal Standard Quant By: Initial Calibration
Last ICal File: \\ChromNA\Edison\ChromData\CVOAMS13\20160920-45835.b\P17594.D

Column 1 : Rtx-624 (0.25 mm) Det: MS SCAN
Process Host: XAWRK014

First Level Reviewer: desais Date: 25-Sep-2016 09:36:08

Compound	Sig	RT (min.)	Exp RT (min.)	Dlt RT (min.)	Q	Response	Cal Amt ug/l	OnCol Amt ug/l	Flags
1 Chlorotrifluoroethene	116	0.873	0.873	0.000	91	6936	20.0	8.60	
2 Dichlorodifluoromethane	85	0.887	0.887	0.000	99	62923	20.0	14.5	
3 Vinyl chloride	62	1.023	1.023	0.000	69	94793	20.0	19.1	
5 Chloromethane	50	1.023	1.023	0.000	98	139447	20.0	18.4	
4 Butadiene	54	1.030	1.030	0.000	92	82116	20.0	17.6	
6 Bromomethane	94	1.188	1.188	0.000	98	21962	20.0	10.8	
7 Chloroethane	64	1.245	1.245	0.000	98	38275	20.0	13.6	
9 Trichlorofluoromethane	101	1.310	1.310	0.000	95	96008	20.0	21.0	
8 Pentane	72	1.317	1.317	0.000	97	20711	40.0	37.8	
10 Dichlorofluoromethane	67	1.353	1.353	0.000	98	146365	20.0	21.4	
11 2-Methyl-1,3-butadiene	67	1.474	1.474	0.000	92	84692	20.0	20.4	
12 Ethyl ether	59	1.482	1.482	0.000	93	62469	20.0	18.7	
15 Ethanol	46	1.575	1.575	0.000	99	17055	800.0	835.8	
14 1,2-Dichloro-1,1,2-trifluo	67	1.582	1.582	0.000	95	72476	20.0	19.0	
13 1,1-Dichloroethene	96	1.582	1.582	0.000	93	45985	20.0	17.8	
16 Carbon disulfide	76	1.603	1.603	0.000	100	170832	20.0	17.5	
17 1,1,2-Trichloro-1,2,2-trif	101	1.611	1.611	0.000	95	37925	20.0	19.7	
18 Iodomethane	142	1.661	1.661	0.000	100	22213	20.0	8.14	
19 Cyclopentene	67	1.747	1.747	0.000	97	137330	20.0	19.1	
20 Acrolein	56	1.768	1.768	0.000	93	17550	40.0	29.4	
21 3-Chloro-1-propene	76	1.847	1.847	0.000	88	30790	20.0	18.0	
22 Isopropyl alcohol	45	1.883	1.883	0.000	98	46941	200.0	191.0	
23 Methylene Chloride	84	1.911	1.911	0.000	95	57848	20.0	17.7	
24 Acetone	43	1.940	1.940	0.000	85	117262	100.0	116.5	
25 trans-1,2-Dichloroethene	96	1.997	1.997	0.000	96	47788	20.0	16.7	
26 Methyl acetate	43	2.012	2.012	0.000	98	313352	100.0	103.8	
27 Hexane	57	2.055	2.055	0.000	91	109004	20.0	18.0	
28 Methyl tert-butyl ether	73	2.069	2.069	0.000	95	169883	20.0	18.7	
* 29 TBA-d9 (IS)	65	2.098	2.098	0.000	98	250681	1000.0	1000.0	
30 2-Methyl-2-propanol	59	2.148	2.148	0.000	97	69323	200.0	225.8	

Compound	Sig	RT (min.)	Exp RT (min.)	Dlt RT (min.)	Q	Response	Cal Amt ug/l	OnCol Amt ug/l	Flags
31 Acetonitrile	41	2.212	2.212	0.000	99	115413	200.0	173.4	
32 Isopropyl ether	45	2.313	2.313	0.000	95	248809	20.0	18.7	
34 2-Chloro-1,3-butadiene	88	2.363	2.363	0.000	95	43849	20.0	18.1	
35 1,1-Dichloroethane	63	2.377	2.377	0.000	99	110392	20.0	17.7	
33 Acrylonitrile	53	2.413	2.413	0.000	92	274974	200.0	197.5	
36 Tert-butyl ethyl ether	59	2.549	2.549	0.000	87	200281	20.0	19.2	
37 Vinyl acetate	43	2.549	2.549	0.000	100	307543	40.0	36.4	
38 cis-1,2-Dichloroethene	96	2.735	2.735	0.000	92	53852	20.0	17.4	
39 2,2-Dichloropropane	77	2.807	2.807	0.000	91	76198	20.0	18.6	
41 Chlorobromomethane	128	2.871	2.871	0.000	87	27131	20.0	18.9	
40 Cyclohexane	56	2.871	2.871	0.000	97	90219	20.0	19.2	
42 Chloroform	83	2.936	2.936	0.000	97	93951	20.0	18.9	
43 Carbon tetrachloride	117	3.029	3.029	0.000	96	59134	20.0	20.1	
44 Methyl acrylate	55	3.043	3.043	0.000	55	61447	20.0	21.5	
46 Tetrahydrofuran	42	3.050	3.050	0.000	91	65202	40.0	38.4	
$ 47 Dibromofluoromethane (Surr	113	3.065	3.065	0.000	96	75976	50.0	49.9	
48 1,1,1-Trichloroethane	97	3.079	3.079	0.000	97	75724	20.0	19.6	
* 49 2-Butanone-d5	46	3.136	3.136	0.000	100	368071	250.0	250.0	
45 Ethyl acetate	43	3.043	3.043	0.000	98	155829	40.0	36.9	
50 2-Butanone (MEK)	72	3.172	3.172	0.000	97	37448	100.0	89.3	
52 1,1-Dichloropropene	75	3.179	3.179	0.000	91	80129	20.0	19.8	
53 Isooctane	57	3.265	3.265	0.000	97	127980	20.0	16.7	
54 n-Heptane	57	3.358	3.358	0.000	98	32976	20.0	16.5	
55 Benzene	78	3.365	3.365	0.000	97	234384	20.0	18.3	
51 Propionitrile	54	3.394	3.394	0.000	94	97848	200.0	190.5	
56 Methacrylonitrile	67	3.408	3.408	0.000	96	271006	200.0	216.3	
$ 58 1,2-Dichloroethane-d4 (Sur	65	3.473	3.473	0.000	96	100931	50.0	49.0	M
57 Tert-amyl methyl ether	73	3.480	3.480	0.000	95	162649	20.0	19.9	
59 1,2-Dichloroethane	62	3.530	3.530	0.000	96	84723	20.0	19.4	
60 Isobutyl alcohol	43	3.609	3.609	0.000	98	66608	500.0	512.6	
136 t-Amyl alcohol	59	3.681	3.681	0.000	96	37060	200.0	213.5	
* 61 Fluorobenzene	96	3.716	3.716	0.000	97	488576	50.0	50.0	
62 Isopropyl acetate	43	3.788	3.788	0.000	97	137373	20.0	21.4	
63 Methylcyclohexane	83	3.845	3.845	0.000	91	70699	20.0	18.2	
64 Trichloroethene	130	3.867	3.867	0.000	96	55494	20.0	19.8	
137 2-ethoxy-2-methyl butane	59	4.118	4.118	0.000	98	147168	20.0	19.1	
65 Dibromomethane	93	4.239	4.239	0.000	96	34118	20.0	19.9	
66 n-Butanol	56	4.247	4.247	0.000	96	34402	500.0	481.8	
67 1,2-Dichloropropane	63	4.333	4.333	0.000	86	62938	20.0	19.4	
68 Ethyl acrylate	55	4.411	4.411	0.000	98	81380	20.0	20.7	
69 Dichlorobromomethane	83	4.418	4.418	0.000	98	70904	20.0	19.6	
* 72 1,4-Dioxane-d8	96	4.605	4.605	0.000	36	26473	1000.0	1000.0	
70 Methyl methacrylate	100	4.612	4.612	0.000	95	29680	40.0	41.8	
71 1,4-Dioxane	88	4.633	4.633	0.000	95	13687	400.0	368.5	
73 n-Propyl acetate	43	4.769	4.769	0.000	98	100604	20.0	22.4	
74 2-Chloroethyl vinyl ether	63	5.034	5.034	0.000	95	41246	20.0	21.2	
75 cis-1,3-Dichloropropene	75	5.070	5.070	0.000	98	88299	20.0	18.5	
$ 76 Toluene-d8 (Surr)	98	5.264	5.264	0.000	98	330966	50.0	47.8	
77 Toluene	91	5.321	5.321	0.000	93	232996	20.0	18.5	
78 Epichlorohydrin	57	5.350	5.350	0.000	100	128733	400.0	408.3	
79 2-Nitropropane	41	5.579	5.579	0.000	99	32436	40.0	46.2	
80 Tetrachloroethene	166	5.751	5.751	0.000	97	54271	20.0	19.6	

Compound	Sig	RT (min.)	Exp RT (min.)	Dlt RT (min.)	Q	Response	Cal Amt ug/l	OnCol Amt ug/l	Flags
81 4-Methyl-2-pentanone (MIBK	43	5.794	5.794	0.000	99	356232	100.0	99.4	
82 trans-1,3-Dichloropropene	75	5.822	5.822	0.000	96	80257	20.0	19.1	
83 1,1,2-Trichloroethane	83	6.001	6.001	0.000	93	42900	20.0	19.2	
84 Ethyl methacrylate	69	6.080	6.080	0.000	93	69164	20.0	20.3	
85 Chlorodibromomethane	129	6.202	6.202	0.000	96	46556	20.0	18.5	
86 1,3-Dichloropropane	76	6.317	6.317	0.000	97	89161	20.0	18.9	
87 Ethylene Dibromide	107	6.453	6.453	0.000	99	47774	20.0	19.2	
88 n-Butyl acetate	43	6.797	6.797	0.000	96	99063	20.0	20.0	
89 2-Hexanone	43	6.861	6.861	0.000	98	242860	100.0	101.9	
* 90 Chlorobenzene-d5	117	7.148	7.148	0.000	90	379339	50.0	50.0	
91 Chlorobenzene	112	7.169	7.169	0.000	94	143763	20.0	18.9	
92 Ethylbenzene	106	7.248	7.248	0.000	99	77571	20.0	19.5	
93 1,1,1,2-Tetrachloroethane	131	7.277	7.277	0.000	93	45121	20.0	18.8	
94 m-Xylene & p-Xylene	106	7.463	7.463	0.000	98	92753	20.0	18.7	
95 o-Xylene	106	8.057	8.057	0.000	92	90200	20.0	19.0	
96 Bromoform	173	8.122	8.122	0.000	94	28592	20.0	18.3	
97 Styrene	104	8.143	8.143	0.000	93	148961	20.0	19.1	
98 n-Butyl acrylate	73	8.466	8.466	0.000	95	36065	20.0	21.3	
99 Isopropylbenzene	105	8.544	8.544	0.000	96	236276	20.0	20.1	
100 Amyl acetate (mixed isomer	43	8.888	8.888	0.000	87	111567	20.0	19.3	
$ 101 4-Bromofluorobenzene	174	8.924	8.924	0.000	89	129817	50.0	51.2	
102 Bromobenzene	156	9.031	9.031	0.000	95	62392	20.0	18.5	
103 N-Propylbenzene	91	9.182	9.182	0.000	98	287418	20.0	19.4	
104 1,1,2,2-Tetrachloroethane	83	9.332	9.332	0.000	98	63555	20.0	18.4	
105 2-Chlorotoluene	91	9.354	9.354	0.000	97	194783	20.0	18.4	
106 4-Ethyltoluene	105	9.375	9.375	0.000	97	235264	20.0	19.4	
107 1,2,3-Trichloropropane	110	9.461	9.461	0.000	95	17559	20.0	18.5	
108 1,3,5-Trimethylbenzene	105	9.533	9.533	0.000	93	192673	20.0	18.9	
109 trans-1,4-Dichloro-2-buten	53	9.590	9.590	0.000	76	21721	20.0	20.0	
110 4-Chlorotoluene	91	9.626	9.626	0.000	99	180836	20.0	18.6	
111 tert-Butylbenzene	119	9.998	9.998	0.000	93	159231	20.0	19.4	
112 Butyl Methacrylate	87	10.127	10.127	0.000	59	57547	20.0	18.1	
118 1,2,4-Trimethylbenzene	105	10.127	10.127	0.000	95	198413	20.0	19.0	
113 sec-Butylbenzene	105	10.292	10.292	0.000	98	241075	20.0	20.5	
114 1,3-Dichlorobenzene	146	10.557	10.557	0.000	94	114803	20.0	18.8	
115 4-Isopropyltoluene	119	10.572	10.572	0.000	98	209642	20.0	20.4	
* 116 1,4-Dichlorobenzene-d4	152	10.686	10.686	0.000	97	208778	50.0	50.0	
117 1,4-Dichlorobenzene	146	10.715	10.715	0.000	93	117923	20.0	18.0	
119 2,3-Dihydroindene	117	10.994	10.994	0.000	95	206019	20.0	19.1	
121 p-Diethylbenzene	119	11.180	11.180	0.000	92	115570	20.0	20.4	
122 n-Butylbenzene	91	11.259	11.259	0.000	98	189302	20.0	20.5	
120 Benzyl chloride	91	11.166	11.166	0.000	96	112104	20.0	18.7	
123 1,2-Dichlorobenzene	146	11.359	11.359	0.000	95	111417	20.0	19.0	
124 1,2,4,5-Tetramethylbenzene	119	12.255	12.255	0.000	97	191092	20.0	19.7	
125 1,2-Dibromo-3-Chloropropan	157	12.391	12.391	0.000	86	11633	20.0	22.2	
126 1,3,5-Trichlorobenzene	180	12.441	12.441	0.000	97	84576	20.0	19.2	
127 1,2,4-Trichlorobenzene	180	13.100	13.100	0.000	93	79204	20.0	19.0	
128 Hexachlorobutadiene	225	13.122	13.122	0.000	95	30406	20.0	20.3	
129 Naphthalene	128	13.401	13.401	0.000	99	165291	20.0	18.5	
130 1,2,3-Trichlorobenzene	180	13.566	13.566	0.000	95	74648	20.0	19.4	
S 131 1,2-Dichloroethene, Total	100				0		40.0	34.1	
S 134 1,3-Dichloropropene, Total	100				0		40.0	37.5	

Compound	Sig	RT (min.)	Exp RT (min.)	Dlt RT (min.)	Q	Response	Cal Amt ug/l	OnCol Amt ug/l	Flags
S 132 Xylenes, Total	100				0		40.0	37.7	
S 133 Total BTEX	1				0		100.0	94.1	

QC Flag Legend

Review Flags

M - Manually Integrated

Reagents:

GASES Li_00172	Amount Added:	20.00	Units: uL	
8260MIX1COMB_00043	Amount Added:	20.00	Units: uL	
ACROLEIN W_00056	Amount Added:	4.00	Units: uL	
8260ISNEW_00083	Amount Added:	1.00	Units: uL	Run Reagent
8260SURR250_00135	Amount Added:	1.00	Units: uL	Run Reagent

Report Date: 26-Sep-2016 10:57:41 Chrom Revision: 2.2 08-Sep-2016 14:45:52

TestAmerica Edison

Data File: \\ChromNA\Edison\ChromData\CVOAMS13\20160925-46007.b\P17794.D

Injection Date: 25-Sep-2016 10:00:30 Instrument ID: CVOAMS13 Operator ID:

Lims ID: CCVIS Worklist Smp#: 2

Client ID:

Purge Vol: 5.000 mL Dil. Factor: 1.0000 ALS Bottle#: 1

Method: 8260W_13 Limit Group: VOA - 8260C Water and Solid

Column: Rtx-624 (0.25 mm)

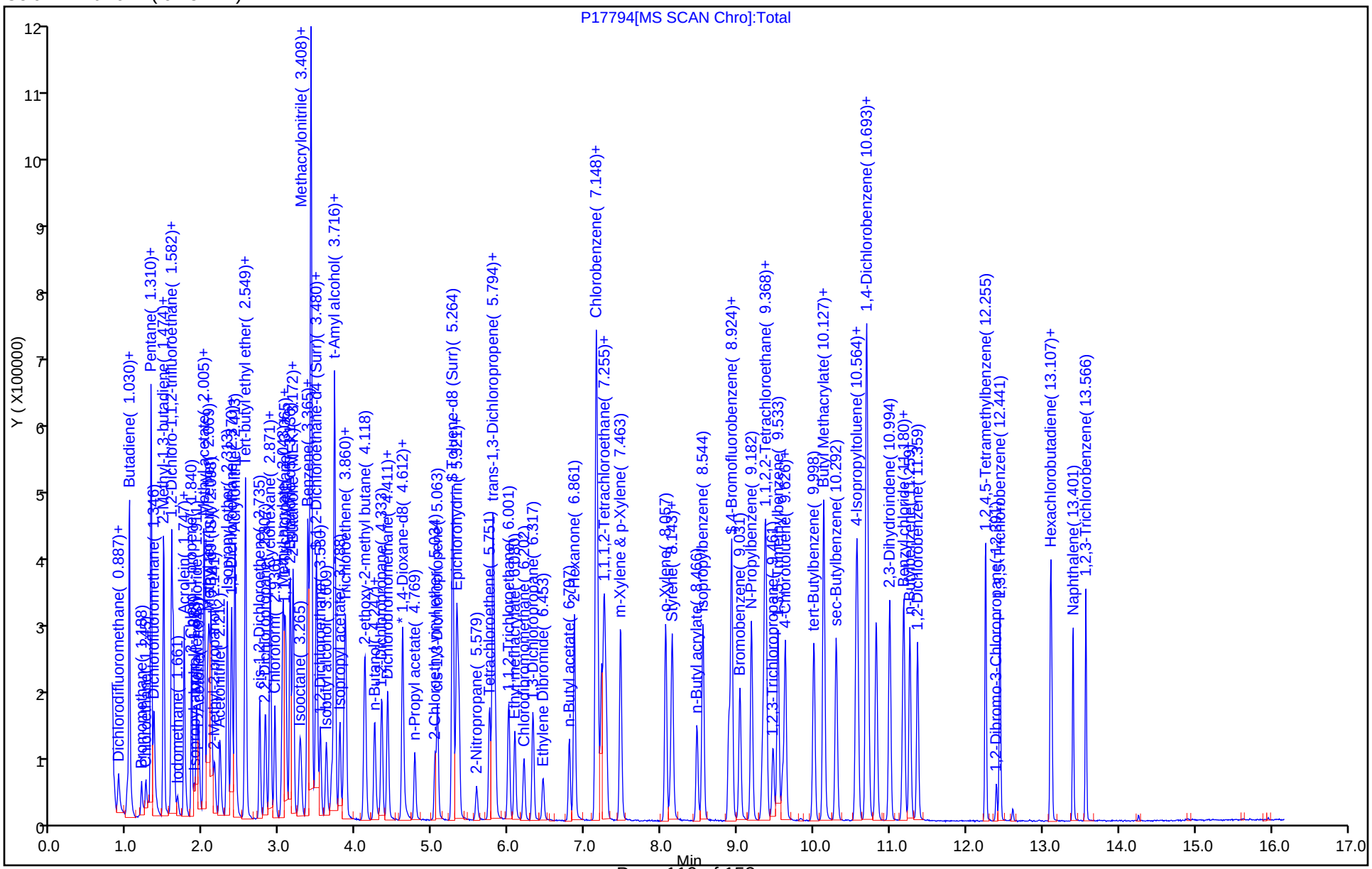

Manual Integration/User Assign Peak Report

TestAmerica Edison

Data File: \\ChromNA\Edison\ChromData\CVOAMS13\20160925-46007.b\P17794.D
Injection Date: 25-Sep-2016 10:00:30 Instrument ID: CVOAMS13
Lims ID: CCVIS
Client ID:
Operator ID: ALS Bottle#: 1 Worklist Smp#: 2
Purge Vol: 5.000 mL Dil. Factor: 1.0000
Method: 8260W_13 Limit Group: VOA - 8260C Water and Solid
Column: Rtx-624 (0.25 mm) Detector MS SCAN

$ 58 1,2-Dichloroethane-d4 (Surr), CAS: 17060-07-0

Signal: 1

Processing Integration Results

RT: 3.47
Area: 106351
Amount: 51.596938
Amount Units: ug/l

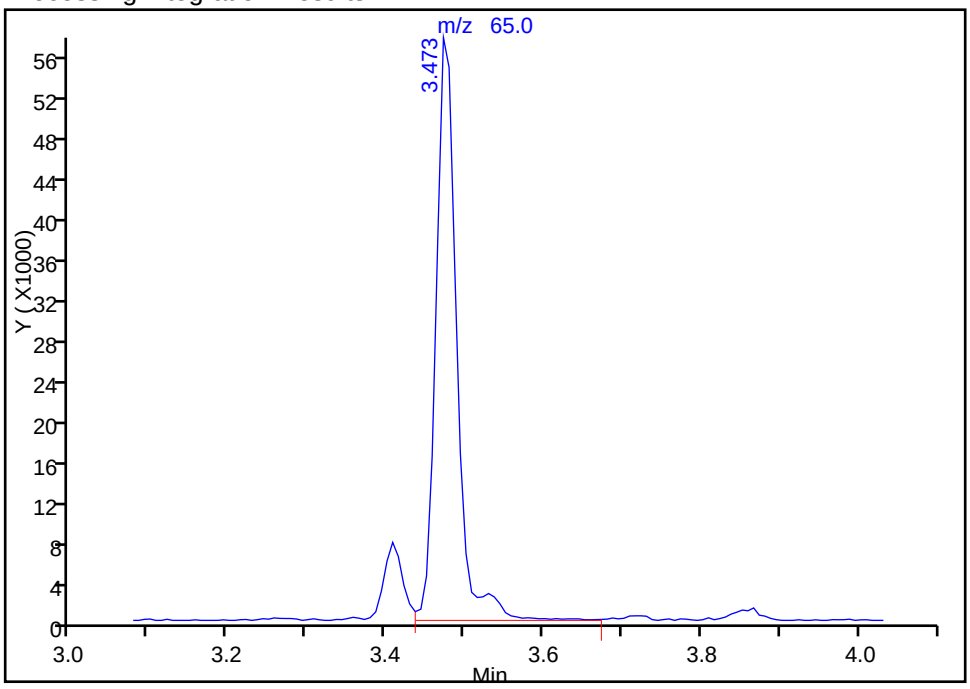

Manual Integration Results

RT: 3.47
Area: 100931
Amount: 48.967386
Amount Units: ug/l

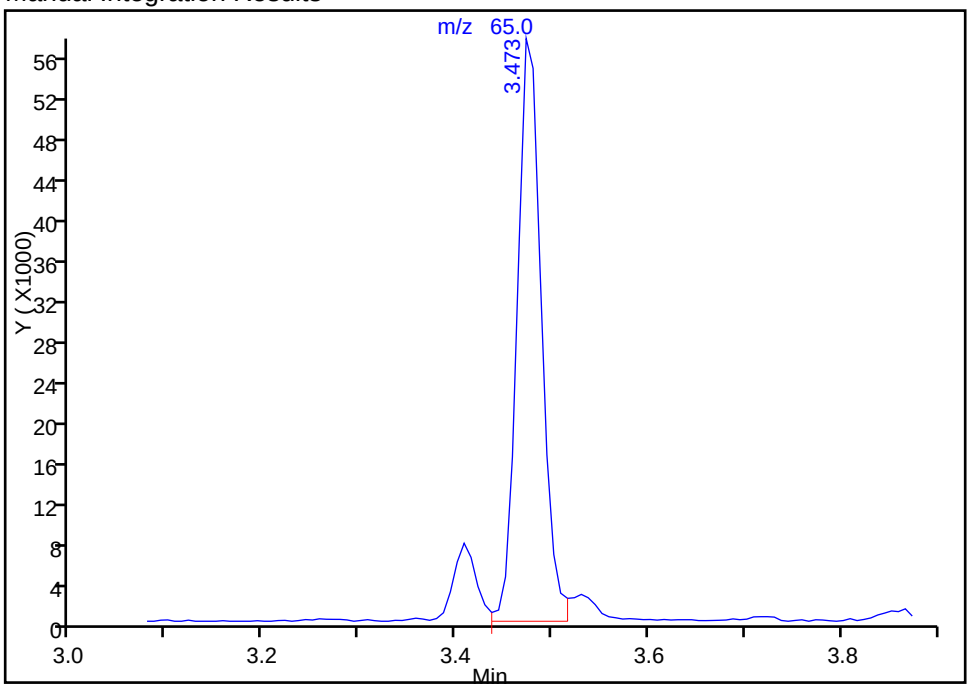

Reviewer: delpolitov, 26-Sep-2016 10:57:40
Audit Action: Split an Integrated Peak Audit Reason: Peak Tail

TestAmerica Edison
Target Compound Quantitation Report

Data File: \\ChromNA\Edison\ChromData\CVOAMS13\20160920-45835.b\P17586.D
Lims ID: BFB
Client ID:
Sample Type: BFB
Inject. Date: 21-Sep-2016 00:03:30 ALS Bottle#: 99 Worklist Smp#: 1
Injection Vol: 5.0 mL Dil. Factor: 1.0000
Sample Info: BFB
Misc. Info.: 460-0045835-001
Operator ID: Instrument ID: CVOAMS13

Method: \\ChromNA\Edison\ChromData\CVOAMS13\20160920-45835.b\8260W_13.m
Limit Group: VOA - 8260C Water and Solid
Last Update: 21-Sep-2016 10:12:29 Calib Date: 21-Sep-2016 03:40:30
Integrator: RTE ID Type: Deconvolution ID
Quant Method: Internal Standard Quant By: Initial Calibration
Last ICal File: \\ChromNA\Edison\ChromData\CVOAMS13\20160920-45835.b\P17594.D

Column 1 : Rtx-624 (0.25 mm) Det: MS SCAN
Process Host: XAWRK025

First Level Reviewer: boykink Date: 20-Sep-2016 23:35:26

Compound	Sig	RT (min.)	Exp RT (min.)	Dlt RT (min.)	Q	Response	Cal Amt ug/l	OnCol Amt ug/l	Flags
$ 138 BFB	95	2.213	2.213	0.000	87	59596	NR	NR	

QC Flag Legend

Processing Flags
NR - Missing Quant Standard

Reagents:

BFB_00012 Amount Added: 1.00 Units: uL

MS Tune Report

TestAmerica Edison

Data File: \\ChromNA\Edison\ChromData\CVOAMS13\20160920-45835.b\P17586.D
Injection Date: 21-Sep-2016 00:03:30 Instrument ID: CVOAMS13
Lims ID: BFB
Client ID:
Operator ID: ALS Bottle#: 99 Worklist Smp#: 1
Injection Vol: 5.0 mL Dil. Factor: 1.0000
Method: 8260W_13 Limit Group: VOA - 8260C Water and Solid
Tune Method: BFB Method 8260

$ 138 BFB

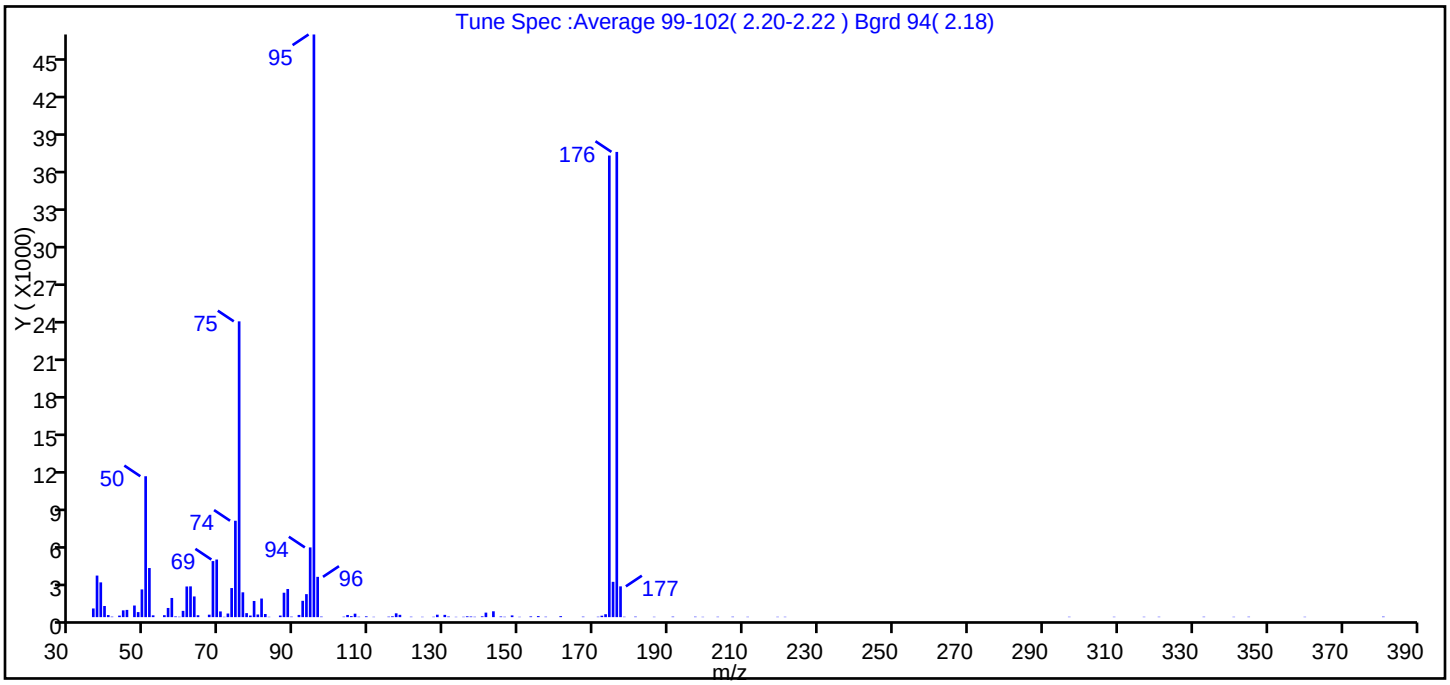

m/z	Ion Abundance Criteria	% Relative Abundance
95	Base peak, 100% relative abundance	100.0
50	15 to 40% of m/z 95	24.2
75	30 to 60% of m/z 95	50.8
96	5 to 9% of m/z 95	6.9
173	Less than 2% of m/z 174	0.5 (0.6)
174	50 to 120% of m/z 95	79.2
175	5 to 9% of m/z 174	6.1 (7.7)
176	Greater than 95% but less than 101% of m/z 174	79.8 (100.8)
177	5 to 9% of m/z 176	5.3 (6.6)

Data File: \\ChromNA\Edison\ChromData\CVOAMS13\20160920-45835.b\P17586.D\8260W_13.rslt\spectra.d
Injection Date: 21-Sep-2016 00:03:30
Spectrum: Tune Spec :Average 99-102(2.20-2.22) Bgrd 94(2.18)
Base Peak: 95.00
Minimum % Base Peak: 0
Number of Points: 114

m/z	Y	m/z	Y	m/z	Y	m/z	Y
36.00	693	71.00	26	109.00	64	171.00	33
37.00	3319	72.00	290	111.00	26	172.00	114
38.00	2776	73.00	2322	115.00	38	173.00	233
39.00	890	74.00	7697	116.00	66	174.00	36856
40.00	167	75.00	23616	117.00	306	175.00	2820
41.00	38	76.00	1982	118.00	185	176.00	37144
43.00	123	77.00	320	121.00	33	177.00	2458
44.00	542	78.00	126	124.00	26	178.00	32
45.00	578	79.00	1291	127.00	30	181.00	40
47.00	928	80.00	211	128.00	195	186.00	27
48.00	402	81.00	1486	130.00	182	191.00	39
49.00	2214	82.00	250	131.00	48	197.00	35
50.00	11250	83.00	26	133.00	25	199.00	25
51.00	3921	86.00	127	135.00	29	203.00	30
52.00	144	87.00	1950	136.00	68	207.00	33
55.00	156	88.00	2248	137.00	49	211.00	27
56.00	733	89.00	38	138.00	30	219.00	27
57.00	1531	91.00	177	140.00	64	221.00	27
58.00	56	92.00	1304	141.00	361	297.00	28
59.00	31	93.00	1837	143.00	468	309.00	27
60.00	502	94.00	5568	145.00	51	317.00	27
61.00	2448	95.00	46520	146.00	30	321.00	29
62.00	2457	96.00	3217	148.00	139	333.00	31
63.00	1653	97.00	42	150.00	26	341.00	26
64.00	153	103.00	36	153.00	59	345.00	31
67.00	196	104.00	174	155.00	83	360.00	26
68.00	4476	105.00	80	157.00	34	381.00	39
69.00	4600	106.00	277	161.00	78		
70.00	456	107.00	34	167.00	38		

TestAmerica Edison
Target Compound Quantitation Report

Data File: \\ChromNA\Edison\ChromData\CVOAMS13\20160925-46007.b\P17793.D
Lims ID: BFB
Client ID:
Sample Type: BFB
Inject. Date: 25-Sep-2016 09:35:30 ALS Bottle#: 99 Worklist Smp#: 1
Injection Vol: 5.0 mL Dil. Factor: 1.0000
Sample Info: BFB
Misc. Info.: 460-0046007-001
Operator ID: Instrument ID: CVOAMS13

Method: \\ChromNA\Edison\ChromData\CVOAMS13\20160925-46007.b\8260W_13.m
Limit Group: VOA - 8260C Water and Solid
Last Update: 25-Sep-2016 12:14:53 Calib Date: 21-Sep-2016 03:40:30
Integrator: RTE ID Type: Deconvolution ID
Quant Method: Internal Standard Quant By: Initial Calibration
Last ICal File: \\ChromNA\Edison\ChromData\CVOAMS13\20160920-45835.b\P17594.D

Column 1 : Rtx-624 (0.25 mm) Det: MS SCAN
Process Host: XAWRK017

Compound	Sig	RT (min.)	Exp RT (min.)	Dlt RT (min.)	Q	Response	Cal Amt ug/l	OnCol Amt ug/l	Flags
$ 138 BFB	95	2.187	2.187	0.000	89	38624	NR	NR	

QC Flag Legend

Processing Flags
NR - Missing Quant Standard

Reagents:

BFB_00012 Amount Added: 1.00 Units: uL

MS Tune Report

TestAmerica Edison

Data File: \\ChromNA\Edison\ChromData\CVOAMS13\20160925-46007.b\P17793.D
Injection Date: 25-Sep-2016 09:35:30 Instrument ID: CVOAMS13
Lims ID: BFB
Client ID:
Operator ID: ALS Bottle#: 99 Worklist Smp#: 1
Injection Vol: 5.0 mL Dil. Factor: 1.0000
Method: 8260W_13 Limit Group: VOA - 8260C Water and Solid
Tune Method: BFB Method 8260

$ 138 BFB

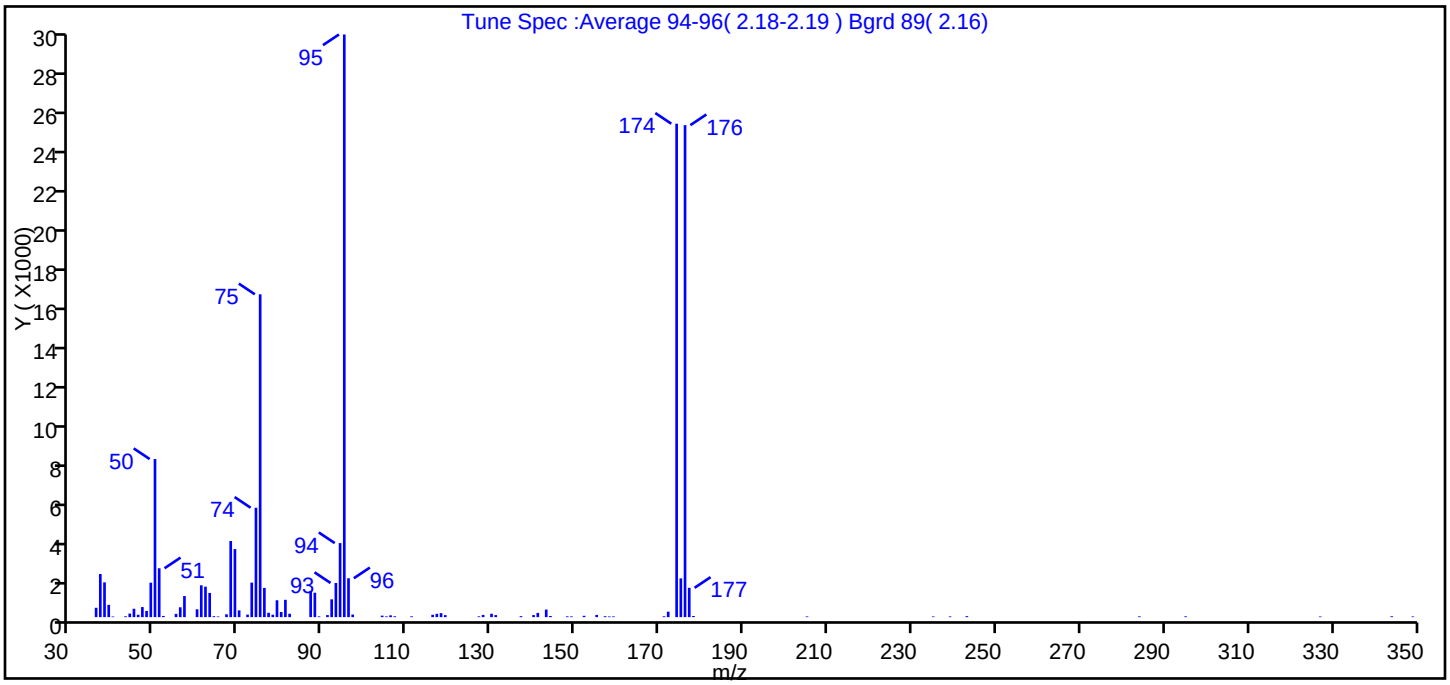

m/z	Ion Abundance Criteria	% Relative Abundance
95	Base peak, 100% relative abundance	100.0
50	15 to 40% of m/z 95	27.1
75	30 to 60% of m/z 95	55.4
96	5 to 9% of m/z 95	6.7
173	Less than 2% of m/z 174	0.0 (0.0)
174	50 to 120% of m/z 95	84.7
175	5 to 9% of m/z 174	6.6 (7.9)
176	Greater than 95% but less than 101% of m/z 174	84.4 (99.7)
177	5 to 9% of m/z 176	5.0 (6.0)

Data File: \\ChromNA\Edison\ChromData\CVOAMS13\20160925-46007.b\P17793.D\8260W_13.rslt\spectra.d
Injection Date: 25-Sep-2016 09:35:30
Spectrum: Tune Spec :Average 94-96(2.18-2.19) Bgrd 89(2.16)
Base Peak: 95.00
Minimum % Base Peak: 0
Number of Points: 90

m/z	Y	m/z	Y	m/z	Y	m/z	Y
36.00	471	65.00	33	95.00	29360	152.00	67
37.00	2175	67.00	143	96.00	1960	155.00	111
38.00	1753	68.00	3838	97.00	131	157.00	47
39.00	619	69.00	3430	104.00	76	158.00	34
40.00	32	70.00	340	105.00	37	159.00	36
43.00	42	72.00	127	106.00	90	171.00	43
44.00	179	73.00	1740	107.00	44	172.00	276
45.00	423	74.00	5513	111.00	41	174.00	24864
46.00	121	75.00	16268	116.00	120	175.00	1952
47.00	508	76.00	1474	117.00	167	176.00	24792
48.00	312	77.00	218	118.00	201	177.00	1478
49.00	1736	78.00	122	119.00	102	178.00	59
50.00	7966	79.00	851	127.00	39	205.00	35
51.00	2463	80.00	258	128.00	112	235.00	35
52.00	61	81.00	873	130.00	171	239.00	36
55.00	165	82.00	171	131.00	104	243.00	50
56.00	496	87.00	1320	137.00	51	284.00	40
57.00	1062	88.00	1231	140.00	104	295.00	40
60.00	396	89.00	38	141.00	214	327.00	33
61.00	1605	91.00	104	143.00	382	344.00	43
62.00	1535	92.00	898	144.00	59	349.00	34
63.00	1220	93.00	1721	148.00	40		
64.00	46	94.00	3731	149.00	37		

FORM I
GC/MS VOA ORGANICS ANALYSIS DATA SHEET

Lab Name: TestAmerica Edison | Job No.: 460-120425-1

SDG No.:

Client Sample ID: | Lab Sample ID: MB 460-392765/7

Matrix: Water | Lab File ID: P17799.D

Analysis Method: 8260C | Date Collected:

Sample wt/vol: 5(mL) | Date Analyzed: 09/25/2016 12:23

Soil Aliquot Vol: | Dilution Factor: 1

Soil Extract Vol.: | GC Column: Rtx-624 ID: 0.25(mm)

% Moisture: | Level: (low/med) Low

Analysis Batch No.: 392765 | Units: ug/L

CAS NO.	COMPOUND NAME	RESULT	Q	RL	MDL
71-55-6	1,1,1-Trichloroethane	0.28	U	1.0	0.28
79-34-5	1,1,2,2-Tetrachloroethane	0.19	U	1.0	0.19
79-00-5	1,1,2-Trichloroethane	0.080	U	1.0	0.080
75-34-3	1,1-Dichloroethane	0.24	U	1.0	0.24
75-35-4	1,1-Dichloroethene	0.34	U	1.0	0.34
87-61-6	1,2,3-Trichlorobenzene	0.35	U	1.0	0.35
120-82-1	1,2,4-Trichlorobenzene	0.27	U	1.0	0.27
96-12-8	1,2-Dibromo-3-Chloropropane	0.23	U	1.0	0.23
106-93-4	1,2-Dibromoethane	0.19	U	1.0	0.19
95-50-1	1,2-Dichlorobenzene	0.22	U	1.0	0.22
107-06-2	1,2-Dichloroethane	0.25	U	1.0	0.25
78-87-5	1,2-Dichloropropane	0.18	U	1.0	0.18
541-73-1	1,3-Dichlorobenzene	0.33	U	1.0	0.33
106-46-7	1,4-Dichlorobenzene	0.33	U	1.0	0.33
123-91-1	1,4-Dioxane	8.7	U	50	8.7
78-93-3	2-Butanone	2.2	U	5.0	2.2
591-78-6	2-Hexanone	0.72	U	5.0	0.72
108-10-1	4-Methyl-2-pentanone	0.63	U	5.0	0.63
67-64-1	Acetone	1.1	U	5.0	1.1
71-43-2	Benzene	0.090	U	1.0	0.090
74-97-5	Bromochloromethane	0.30	U	1.0	0.30
75-27-4	Bromodichloromethane	0.15	U	1.0	0.15
75-25-2	Bromoform	0.18	U	1.0	0.18
74-83-9	Bromomethane	0.18	U	1.0	0.18
75-15-0	Carbon disulfide	0.22	U	1.0	0.22
56-23-5	Carbon tetrachloride	0.33	U	1.0	0.33
108-90-7	Chlorobenzene	0.24	U	1.0	0.24
75-00-3	Chloroethane	0.37	U	1.0	0.37
67-66-3	Chloroform	0.22	U	1.0	0.22
74-87-3	Chloromethane	0.22	U	1.0	0.22
156-59-2	cis-1,2-Dichloroethene	0.26	U	1.0	0.26
10061-01-5	cis-1,3-Dichloropropene	0.16	U	1.0	0.16
110-82-7	Cyclohexane	0.26	U	1.0	0.26
124-48-1	Dibromochloromethane	0.22	U	1.0	0.22
75-71-8	Dichlorodifluoromethane	0.14	U	1.0	0.14
100-41-4	Ethylbenzene	0.30	U	1.0	0.30

FORM I
GC/MS VOA ORGANICS ANALYSIS DATA SHEET

Lab Name: TestAmerica Edison | Job No.: 460-120425-1

SDG No.:

Client Sample ID: | Lab Sample ID: MB 460-392765/7

Matrix: Water | Lab File ID: P17799.D

Analysis Method: 8260C | Date Collected:

Sample wt/vol: 5(mL) | Date Analyzed: 09/25/2016 12:23

Soil Aliquot Vol: | Dilution Factor: 1

Soil Extract Vol.: | GC Column: Rtx-624 ID: 0.25(mm)

% Moisture: | Level: (low/med) Low

Analysis Batch No.: 392765 | Units: ug/L

CAS NO.	COMPOUND NAME	RESULT	Q	RL	MDL
76-13-1	Freon TF	0.34	U	1.0	0.34
98-82-8	Isopropylbenzene	0.32	U	1.0	0.32
179601-23-1	m&p-Xylene	0.28	U	1.0	0.28
79-20-9	Methyl acetate	0.58	U	5.0	0.58
108-87-2	Methylcyclohexane	0.22	U	1.0	0.22
75-09-2	Methylene Chloride	0.21	U	1.0	0.21
1634-04-4	MTBE	0.13	U	1.0	0.13
95-47-6	o-Xylene	0.32	U	1.0	0.32
100-42-5	Styrene	0.17	U	1.0	0.17
127-18-4	Tetrachloroethene	0.12	U	1.0	0.12
108-88-3	Toluene	0.25	U	1.0	0.25
156-60-5	trans-1,2-Dichloroethene	0.18	U	1.0	0.18
10061-02-6	trans-1,3-Dichloropropene	0.19	U	1.0	0.19
79-01-6	Trichloroethene	0.22	U	1.0	0.22
75-69-4	Trichlorofluoromethane	0.15	U	1.0	0.15
75-01-4	Vinyl chloride	0.060	U	1.0	0.060

CAS NO.	SURROGATE	%REC	Q	LIMITS
17060-07-0	1,2-Dichloroethane-d4 (Surr)	103		70-130
460-00-4	Bromofluorobenzene	103		70-130
1868-53-7	Dibromofluoromethane (Surr)	99		70-130
2037-26-5	Toluene-d8 (Surr)	98		70-130

FORM I
GC/MS VOA ORGANICS ANALYSIS DATA SHEET
TENTATIVELY IDENTIFIED COMPOUNDS

Lab Name: TestAmerica Edison Job No.: 460-120425-1

SDG No.:

Client Sample ID: Lab Sample ID: MB 460-392765/7

Matrix: Water Lab File ID: P17799.D

Analysis Method: 8260C Date Collected:

Sample wt/vol: 5(mL) Date Analyzed: 09/25/2016 12:23

Soil Aliquot Vol: Dilution Factor: 1

Soil Extract Vol.: GC Column: Rtx-624 ID: 0.25(mm)

% Moisture: Level: (low/med) Low

Analysis Batch No.: 392765 Units: ug/L

Number TICs Found: 0 TIC Result Total: 0

CAS NO.	COMPOUND NAME	RT	RESULT	Q	MATCH QUALITY
	Tentatively Identified Compound		None		

TestAmerica Edison
Target Compound Quantitation Report

Data File: \\ChromNA\Edison\ChromData\CVOAMS13\20160925-46007.b\P17799.D
Lims ID: MB
Client ID:
Sample Type: MB
Inject. Date: 25-Sep-2016 12:23:30 ALS Bottle#: 6 Worklist Smp#: 7
Purge Vol: 5.000 mL Dil. Factor: 1.0000
Sample Info: MB
Misc. Info.: 460-0046007-007
Operator ID: Instrument ID: CVOAMS13

Method: \\ChromNA\Edison\ChromData\CVOAMS13\20160925-46007.b\8260W_13.m
Limit Group: VOA - 8260C Water and Solid
Last Update: 26-Sep-2016 11:01:02 Calib Date: 21-Sep-2016 03:40:30
Integrator: RTE ID Type: Deconvolution ID
Quant Method: Internal Standard Quant By: Initial Calibration
Last ICal File: \\ChromNA\Edison\ChromData\CVOAMS13\20160920-45835.b\P17594.D

Column 1 : Rtx-624 (0.25 mm) Det: MS SCAN
Process Host: XAWRK014

First Level Reviewer: delpolitov Date: 26-Sep-2016 11:00:23

Compound	Sig	RT (min.)	Exp RT (min.)	Dlt RT (min.)	Q	Response	Cal Amt ug/l	OnCol Amt ug/l	Flags
* 29 TBA-d9 (IS)	65	2.091	2.098	-0.007	97	255974	1000.0	1000.0	
$ 47 Dibromofluoromethane (Surr	113	3.072	3.065	0.007	96	71046	50.0	49.4	
* 49 2-Butanone-d5	46	3.136	3.136	0.000	100	375746	250.0	250.0	
$ 58 1,2-Dichloroethane-d4 (Sur	65	3.480	3.473	0.007	96	99835	50.0	51.3	
* 61 Fluorobenzene	96	3.717	3.716	0.001	97	461548	50.0	50.0	
* 72 1,4-Dioxane-d8	96	4.605	4.605	0.000	91	25354	1000.0	1000.0	
$ 76 Toluene-d8 (Surr)	98	5.264	5.264	0.000	98	315207	50.0	49.1	
* 90 Chlorobenzene-d5	117	7.148	7.148	0.000	90	351626	50.0	50.0	
$ 101 4-Bromofluorobenzene	174	8.924	8.924	0.000	89	120534	50.0	51.3	
* 116 1,4-Dichlorobenzene-d4	152	10.693	10.686	0.007	97	184704	50.0	50.0	

Reagents:

8260ISNEW_00083 Amount Added: 1.00 Units: uL Run Reagent
8260SURR250_00135 Amount Added: 1.00 Units: uL Run Reagent

Report Date: 26-Sep-2016 11:01:03 Chrom Revision: 2.2 08-Sep-2016 14:45:52

TestAmerica Edison

Data File: \\ChromNA\Edison\ChromData\CVOAMS13\20160925-46007.b\P17799.D

Injection Date:	25-Sep-2016 12:23:30	Instrument ID:	CVOAMS13	Operator ID:	
Lims ID:	MB			Worklist Smp#:	7
Client ID:					
Purge Vol:	5.000 mL	Dil. Factor:	1.0000	ALS Bottle#:	6
Method:	8260W_13	Limit Group:	VOA - 8260C Water and Solid		

Column: Rtx-624 (0.25 mm)

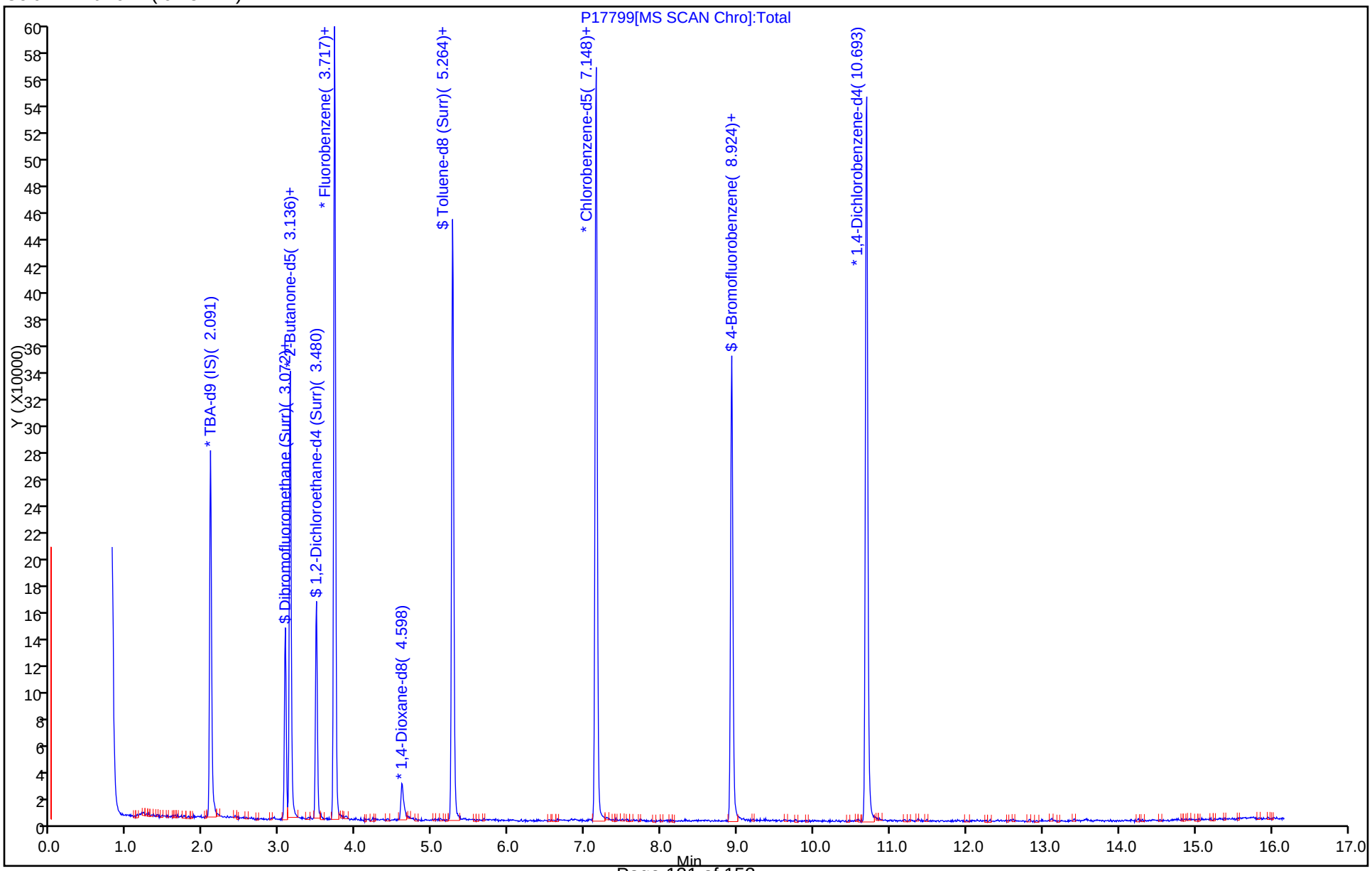

FORM I
GC/MS VOA ORGANICS ANALYSIS DATA SHEET

Lab Name: TestAmerica Edison | Job No.: 460-120425-1

SDG No.:

Client Sample ID: | Lab Sample ID: LCS 460-392765/3

Matrix: Water | Lab File ID: P17795.D

Analysis Method: 8260C | Date Collected:

Sample wt/vol: 5(mL) | Date Analyzed: 09/25/2016 10:38

Soil Aliquot Vol: | Dilution Factor: 1

Soil Extract Vol.: | GC Column: Rtx-624 ID: 0.25(mm)

% Moisture: | Level: (low/med) Low

Analysis Batch No.: 392765 | Units: ug/L

CAS NO.	COMPOUND NAME	RESULT	Q	RL	MDL
71-55-6	1,1,1-Trichloroethane	19.7		1.0	0.28
79-34-5	1,1,2,2-Tetrachloroethane	21.6		1.0	0.19
79-00-5	1,1,2-Trichloroethane	20.2		1.0	0.080
75-34-3	1,1-Dichloroethane	18.5		1.0	0.24
75-35-4	1,1-Dichloroethene	18.6		1.0	0.34
87-61-6	1,2,3-Trichlorobenzene	21.2		1.0	0.35
120-82-1	1,2,4-Trichlorobenzene	20.0		1.0	0.27
96-12-8	1,2-Dibromo-3-Chloropropane	24.5		1.0	0.23
106-93-4	1,2-Dibromoethane	20.5		1.0	0.19
95-50-1	1,2-Dichlorobenzene	20.2		1.0	0.22
107-06-2	1,2-Dichloroethane	20.5		1.0	0.25
78-87-5	1,2-Dichloropropane	20.3		1.0	0.18
541-73-1	1,3-Dichlorobenzene	20.0		1.0	0.33
106-46-7	1,4-Dichlorobenzene	18.9		1.0	0.33
123-91-1	1,4-Dioxane	364		50	8.7
78-93-3	2-Butanone	93.4		5.0	2.2
591-78-6	2-Hexanone	109		5.0	0.72
108-10-1	4-Methyl-2-pentanone	101		5.0	0.63
67-64-1	Acetone	117		5.0	1.1
71-43-2	Benzene	18.6		1.0	0.090
74-97-5	Bromochloromethane	19.4		1.0	0.30
75-27-4	Bromodichloromethane	19.8		1.0	0.15
75-25-2	Bromoform	20.7		1.0	0.18
74-83-9	Bromomethane	11.0		1.0	0.18
75-15-0	Carbon disulfide	18.1		1.0	0.22
56-23-5	Carbon tetrachloride	20.6		1.0	0.33
108-90-7	Chlorobenzene	19.8		1.0	0.24
75-00-3	Chloroethane	14.8		1.0	0.37
67-66-3	Chloroform	19.7		1.0	0.22
74-87-3	Chloromethane	19.7		1.0	0.22
156-59-2	cis-1,2-Dichloroethene	18.3		1.0	0.26
10061-01-5	cis-1,3-Dichloropropene	18.5		1.0	0.16
110-82-7	Cyclohexane	19.8		1.0	0.26
124-48-1	Dibromochloromethane	19.6		1.0	0.22
75-71-8	Dichlorodifluoromethane	15.8		1.0	0.14
100-41-4	Ethylbenzene	19.9		1.0	0.30

FORM I
GC/MS VOA ORGANICS ANALYSIS DATA SHEET

Lab Name: TestAmerica Edison | Job No.: 460-120425-1

SDG No.:

Client Sample ID: | Lab Sample ID: LCS 460-392765/3

Matrix: Water | Lab File ID: P17795.D

Analysis Method: 8260C | Date Collected:

Sample wt/vol: 5(mL) | Date Analyzed: 09/25/2016 10:38

Soil Aliquot Vol: | Dilution Factor: 1

Soil Extract Vol.: | GC Column: Rtx-624 ID: 0.25(mm)

% Moisture: | Level: (low/med) Low

Analysis Batch No.: 392765 | Units: ug/L

CAS NO.	COMPOUND NAME	RESULT	Q	RL	MDL
76-13-1	Freon TF	20.5		1.0	0.34
98-82-8	Isopropylbenzene	21.0		1.0	0.32
179601-23-1	m&p-Xylene	20.0		1.0	0.28
79-20-9	Methyl acetate	119		5.0	0.58
108-87-2	Methylcyclohexane	18.4		1.0	0.22
75-09-2	Methylene Chloride	18.8		1.0	0.21
1634-04-4	MTBE	20.7		1.0	0.13
95-47-6	o-Xylene	20.4		1.0	0.32
100-42-5	Styrene	20.1		1.0	0.17
127-18-4	Tetrachloroethene	18.7		1.0	0.12
108-88-3	Toluene	18.9		1.0	0.25
156-60-5	trans-1,2-Dichloroethene	17.8		1.0	0.18
10061-02-6	trans-1,3-Dichloropropene	19.3		1.0	0.19
79-01-6	Trichloroethene	19.9		1.0	0.22
75-69-4	Trichlorofluoromethane	23.0		1.0	0.15
75-01-4	Vinyl chloride	20.5		1.0	0.060

CAS NO.	SURROGATE	%REC	Q	LIMITS
17060-07-0	1,2-Dichloroethane-d4 (Surr)	100		70-130
460-00-4	Bromofluorobenzene	104		70-130
1868-53-7	Dibromofluoromethane (Surr)	98		70-130
2037-26-5	Toluene-d8 (Surr)	93		70-130

TestAmerica Edison
Target Compound Quantitation Report

Data File: \\ChromNA\Edison\ChromData\CVOAMS13\20160925-46007.b\P17795.D
Lims ID: LCS
Client ID:
Sample Type: LCS
Inject. Date: 25-Sep-2016 10:38:30 ALS Bottle#: 2 Worklist Smp#: 3
Purge Vol: 5.000 mL Dil. Factor: 1.0000
Sample Info: LCS
Misc. Info.: 460-0046007-003
Operator ID: Instrument ID: CVOAMS13

Method: \\ChromNA\Edison\ChromData\CVOAMS13\20160925-46007.b\8260W_13.m
Limit Group: VOA - 8260C Water and Solid
Last Update: 26-Sep-2016 10:58:56 Calib Date: 21-Sep-2016 03:40:30
Integrator: RTE ID Type: Deconvolution ID
Quant Method: Internal Standard Quant By: Initial Calibration
Last ICal File: \\ChromNA\Edison\ChromData\CVOAMS13\20160920-45835.b\P17594.D

Column 1 : Rtx-624 (0.25 mm) Det: MS SCAN
Process Host: XAWRK014

First Level Reviewer: desais Date: 25-Sep-2016 12:11:31

Compound	Sig	RT (min.)	Exp RT (min.)	Dlt RT (min.)	Q	Response	Cal Amt ug/l	OnCol Amt ug/l	Flags
1 Chlorotrifluoroethene	116	0.873	0.873	0.000	91	8775	20.0	11.0	
2 Dichlorodifluoromethane	85	0.887	0.887	0.000	98	67429	20.0	15.8	
3 Vinyl chloride	62	1.030	1.023	0.007	59	100259	20.0	20.5	
5 Chloromethane	50	1.030	1.023	0.007	70	147216	20.0	19.7	
4 Butadiene	54	1.030	1.030	0.000	93	84573	20.0	18.4	
6 Bromomethane	94	1.188	1.188	0.000	98	25707	20.0	11.0	
7 Chloroethane	64	1.245	1.245	0.000	96	41064	20.0	14.8	
9 Trichlorofluoromethane	101	1.310	1.310	0.000	60	103757	20.0	23.0	
8 Pentane	72	1.310	1.317	-0.007	97	22232	40.0	34.8	
10 Dichlorofluoromethane	67	1.353	1.353	0.000	99	161043	20.0	23.9	
11 2-Methyl-1,3-butadiene	67	1.475	1.474	0.001	91	89138	20.0	21.8	
12 Ethyl ether	59	1.482	1.482	0.000	92	66152	20.0	20.1	
15 Ethanol	46	1.575	1.575	0.000	98	21389	800.0	899.6	
14 1,2-Dichloro-1,1,2-trifluo	67	1.582	1.582	0.000	83	74483	20.0	19.8	
13 1,1-Dichloroethene	96	1.582	1.582	0.000	93	47243	20.0	18.6	
16 Carbon disulfide	76	1.603	1.603	0.000	100	174139	20.0	18.1	
17 1,1,2-Trichloro-1,2,2-trif	101	1.611	1.611	0.000	93	39019	20.0	20.5	
18 Iodomethane	142	1.668	1.661	0.007	98	25827	20.0	9.61	
19 Cyclopentene	67	1.747	1.747	0.000	96	141917	20.0	20.0	
20 Acrolein	56	1.768	1.768	0.000	94	19254	40.0	27.7	
21 3-Chloro-1-propene	76	1.847	1.847	0.000	87	30571	20.0	18.1	
22 Isopropyl alcohol	45	1.883	1.883	0.000	98	54584	200.0	190.6	
23 Methylene Chloride	84	1.911	1.911	0.000	95	60571	20.0	18.8	
24 Acetone	43	1.940	1.940	0.000	85	133987	100.0	116.7	
25 trans-1,2-Dichloroethene	96	2.005	1.997	0.008	97	50308	20.0	17.8	
26 Methyl acetate	43	2.012	2.012	0.000	99	355464	100.0	119.5	
27 Hexane	57	2.055	2.055	0.000	89	109255	20.0	18.3	
28 Methyl tert-butyl ether	73	2.076	2.069	0.007	94	184819	20.0	20.7	
* 29 TBA-d9 (IS)	65	2.105	2.098	0.007	98	292018	1000.0	1000.0	
30 2-Methyl-2-propanol	59	2.148	2.148	0.000	97	74093	200.0	206.5	
31 Acetonitrile	41	2.220	2.212	0.008	100	136200	200.0	175.7	

Compound	Sig	RT (min.)	Exp RT (min.)	Dlt RT (min.)	Q	Response	Cal Amt ug/l	OnCol Amt ug/l	Flags
32 Isopropyl ether	45	2.313	2.313	0.000	95	251463	20.0	19.2	
34 2-Chloro-1,3-butadiene	88	2.363	2.363	0.000	95	46294	20.0	19.4	
35 1,1-Dichloroethane	63	2.377	2.377	0.000	99	113728	20.0	18.5	
33 Acrylonitrile	53	2.413	2.413	0.000	94	313379	200.0	228.5	
36 Tert-butyl ethyl ether	59	2.549	2.549	0.000	88	201199	20.0	19.6	
37 Vinyl acetate	43	2.549	2.549	0.000	100	318171	40.0	38.3	
38 cis-1,2-Dichloroethene	96	2.735	2.735	0.000	91	55962	20.0	18.3	
39 2,2-Dichloropropane	77	2.814	2.807	0.007	90	76494	20.0	18.9	
41 Chlorobromomethane	128	2.871	2.871	0.000	88	27340	20.0	19.4	
40 Cyclohexane	56	2.871	2.871	0.000	97	91643	20.0	19.8	
42 Chloroform	83	2.936	2.936	0.000	97	96521	20.0	19.7	
43 Carbon tetrachloride	117	3.029	3.029	0.000	96	59760	20.0	20.6	
44 Methyl acrylate	55	3.043	3.043	0.000	51	68876	20.0	24.5	
45 Ethyl acetate	43	3.043	3.043	0.000	97	181660	40.0	37.7	
46 Tetrahydrofuran	42	3.050	3.050	0.000	91	73860	40.0	38.2	
$ 47 Dibromofluoromethane (Surr	113	3.072	3.065	0.007	96	73645	50.0	49.1	
48 1,1,1-Trichloroethane	97	3.079	3.079	0.000	97	74798	20.0	19.7	
* 49 2-Butanone-d5	46	3.136	3.136	0.000	100	419955	250.0	250.0	
50 2-Butanone (MEK)	72	3.172	3.172	0.000	97	44660	100.0	93.4	
52 1,1-Dichloropropene	75	3.179	3.179	0.000	91	80825	20.0	20.2	
53 Isooctane	57	3.265	3.265	0.000	97	129306	20.0	17.1	
54 n-Heptane	57	3.358	3.358	0.000	98	31481	20.0	16.0	
55 Benzene	78	3.373	3.365	0.008	97	238793	20.0	18.6	
51 Propionitrile	54	3.394	3.394	0.000	95	116971	200.0	195.5	
56 Methacrylonitrile	67	3.409	3.408	0.001	97	308787	200.0	250.1	
$ 58 1,2-Dichloroethane-d4 (Sur	65	3.480	3.473	0.007	96	101046	50.0	49.8	M
57 Tert-amyl methyl ether	73	3.480	3.480	0.000	95	170369	20.0	21.1	
59 1,2-Dichloroethane	62	3.530	3.530	0.000	97	88232	20.0	20.5	
60 Isobutyl alcohol	43	3.609	3.609	0.000	98	84264	500.0	556.7	
136 t-Amyl alcohol	59	3.681	3.681	0.000	96	45628	200.0	266.8	
* 61 Fluorobenzene	96	3.717	3.716	0.001	97	481354	50.0	50.0	
62 Isopropyl acetate	43	3.788	3.788	0.000	97	155593	20.0	24.6	
63 Methylcyclohexane	83	3.846	3.845	0.001	91	70160	20.0	18.4	
64 Trichloroethene	130	3.867	3.867	0.000	96	55164	20.0	19.9	
137 2-ethoxy-2-methyl butane	59	4.118	4.118	0.000	97	152556	20.0	20.1	
65 Dibromomethane	93	4.239	4.239	0.000	96	35687	20.0	21.1	
66 n-Butanol	56	4.254	4.247	0.007	97	41574	500.0	499.8	
67 1,2-Dichloropropane	63	4.333	4.333	0.001	86	65001	20.0	20.3	
68 Ethyl acrylate	55	4.411	4.411	0.000	98	91146	20.0	23.5	
69 Dichlorobromomethane	83	4.419	4.418	0.001	97	70756	20.0	19.8	
* 72 1,4-Dioxane-d8	96	4.612	4.605	0.007	50	30896	1000.0	1000.0	
70 Methyl methacrylate	100	4.612	4.612	0.000	94	32285	40.0	46.2	
71 1,4-Dioxane	88	4.633	4.633	0.000	98	15768	400.0	363.8	
73 n-Propyl acetate	43	4.770	4.769	0.001	98	115614	20.0	26.1	
74 2-Chloroethyl vinyl ether	63	5.035	5.034	0.001	95	44216	20.0	23.0	
75 cis-1,3-Dichloropropene	75	5.070	5.070	0.000	98	88552	20.0	18.5	
$ 76 Toluene-d8 (Surr)	98	5.264	5.264	0.000	98	322881	50.0	46.4	
77 Toluene	91	5.321	5.321	0.000	93	238131	20.0	18.9	
78 Epichlorohydrin	57	5.350	5.350	0.000	99	152755	400.0	424.6	
79 2-Nitropropane	41	5.579	5.579	0.000	100	35829	40.0	51.8	
80 Tetrachloroethene	166	5.751	5.751	0.000	95	52181	20.0	18.7	
81 4-Methyl-2-pentanone (MIBK	43	5.794	5.794	0.000	99	414563	100.0	101.3	

Compound	Sig	RT (min.)	Exp RT (min.)	Dlt RT (min.)	Q	Response	Cal Amt ug/l	OnCol Amt ug/l	Flags
82 trans-1,3-Dichloropropene	75	5.823	5.822	0.000	97	81435	20.0	19.3	
83 1,1,2-Trichloroethane	83	6.002	6.001	0.001	92	45400	20.0	20.2	
84 Ethyl methacrylate	69	6.080	6.080	0.000	94	76119	20.0	22.7	
85 Chlorodibromomethane	129	6.202	6.202	0.000	97	49426	20.0	19.6	
86 1,3-Dichloropropane	76	6.317	6.317	0.000	97	96202	20.0	20.4	
87 Ethylene Dibromide	107	6.446	6.453	-0.007	99	50990	20.0	20.5	
88 n-Butyl acetate	43	6.797	6.797	0.000	97	116615	20.0	23.5	
89 2-Hexanone	43	6.861	6.861	0.000	98	295465	100.0	108.6	
* 90 Chlorobenzene-d5	117	7.148	7.148	0.000	91	380730	50.0	50.0	
91 Chlorobenzene	112	7.169	7.169	0.000	91	151017	20.0	19.8	
92 Ethylbenzene	106	7.255	7.248	0.007	99	79351	20.0	19.9	
93 1,1,1,2-Tetrachloroethane	131	7.277	7.277	0.000	93	47696	20.0	19.8	
94 m-Xylene & p-Xylene	106	7.470	7.463	0.007	98	99355	20.0	20.0	
95 o-Xylene	106	8.057	8.057	0.000	93	97486	20.0	20.4	
96 Bromoform	173	8.122	8.122	0.000	94	32489	20.0	20.7	
97 Styrene	104	8.143	8.143	0.000	92	158004	20.0	20.1	
98 n-Butyl acrylate	73	8.466	8.466	0.000	95	41109	20.0	24.2	
99 Isopropylbenzene	105	8.544	8.544	0.000	96	246673	20.0	21.0	
100 Amyl acetate (mixed isomer	43	8.888	8.888	0.000	88	131746	20.0	22.4	
$ 101 4-Bromofluorobenzene	174	8.924	8.924	0.000	90	131964	50.0	51.8	
102 Bromobenzene	156	9.032	9.031	0.001	94	65419	20.0	19.0	
103 N-Propylbenzene	91	9.182	9.182	0.000	98	308675	20.0	20.4	
104 1,1,2,2-Tetrachloroethane	83	9.332	9.332	0.000	97	75982	20.0	21.6	
105 2-Chlorotoluene	91	9.354	9.354	0.000	97	210683	20.0	19.5	
106 4-Ethyltoluene	105	9.375	9.375	0.000	97	257772	20.0	20.9	
107 1,2,3-Trichloropropane	110	9.461	9.461	0.000	96	20931	20.0	21.7	
108 1,3,5-Trimethylbenzene	105	9.533	9.533	0.000	92	204550	20.0	19.7	
109 trans-1,4-Dichloro-2-buten	53	9.590	9.590	0.000	79	25352	20.0	23.0	
110 4-Chlorotoluene	91	9.626	9.626	0.000	99	195301	20.0	19.8	
111 tert-Butylbenzene	119	9.999	9.998	0.001	93	172621	20.0	20.6	
112 Butyl Methacrylate	87	10.128	10.127	0.001	74	64550	20.0	19.9	
118 1,2,4-Trimethylbenzene	105	10.128	10.127	0.001	95	217992	20.0	20.5	
113 sec-Butylbenzene	105	10.292	10.292	0.000	98	259579	20.0	21.7	
114 1,3-Dichlorobenzene	146	10.557	10.557	0.000	95	124570	20.0	20.0	
115 4-Isopropyltoluene	119	10.572	10.572	0.000	97	222599	20.0	21.3	
* 116 1,4-Dichlorobenzene-d4	152	10.693	10.686	0.007	97	212609	50.0	50.0	
117 1,4-Dichlorobenzene	146	10.715	10.715	0.000	93	125785	20.0	18.9	
119 2,3-Dihydroindene	117	10.994	10.994	0.000	94	220682	20.0	20.0	
120 Benzyl chloride	91	11.166	11.166	0.000	96	127783	20.0	20.9	
121 p-Diethylbenzene	119	11.180	11.180	0.000	92	122425	20.0	21.2	
122 n-Butylbenzene	91	11.259	11.259	0.000	98	202631	20.0	21.6	
123 1,2-Dichlorobenzene	146	11.360	11.359	0.001	95	121038	20.0	20.2	
124 1,2,4,5-Tetramethylbenzene	119	12.255	12.255	0.000	97	199909	20.0	20.2	
125 1,2-Dibromo-3-Chloropropan	157	12.391	12.391	0.000	87	13083	20.0	24.5	
126 1,3,5-Trichlorobenzene	180	12.441	12.441	0.000	96	92951	20.0	20.8	
127 1,2,4-Trichlorobenzene	180	13.107	13.100	0.007	94	84754	20.0	20.0	
128 Hexachlorobutadiene	225	13.122	13.122	0.000	94	31571	20.0	20.6	
129 Naphthalene	128	13.401	13.401	0.000	99	199078	20.0	21.9	
130 1,2,3-Trichlorobenzene	180	13.566	13.566	0.000	94	82848	20.0	21.2	
S 131 1,2-Dichloroethene, Total	100				0		40.0	36.2	
S 134 1,3-Dichloropropene, Total	100				0		40.0	37.7	
S 132 Xylenes, Total	100				0		40.0	40.4	

Compound	Sig	RT (min.)	Exp RT (min.)	Dlt RT (min.)	Q	Response	Cal Amt ug/l	OnCol Amt ug/l	Flags
S 133 Total BTEX	1				0		100.0	97.8	

QC Flag Legend

Review Flags

M - Manually Integrated

Reagents:

GASES Li_00172	Amount Added:	20.00	Units: uL	
8260MIX1COMB_00043	Amount Added:	20.00	Units: uL	
ACROLEIN W_00056	Amount Added:	4.00	Units: uL	
8260ISNEW_00083	Amount Added:	1.00	Units: uL	Run Reagent
8260SURR250_00135	Amount Added:	1.00	Units: uL	Run Reagent

Report Date: 26-Sep-2016 10:58:56 Chrom Revision: 2.2 08-Sep-2016 14:45:52

TestAmerica Edison

Data File: \\ChromNA\Edison\ChromData\CVOAMS13\20160925-46007.b\P17795.D

Injection Date: 25-Sep-2016 10:38:30 Instrument ID: CVOAMS13 Operator ID:

Lims ID: LCS Worklist Smp#: 3

Client ID:

Purge Vol: 5.000 mL Dil. Factor: 1.0000 ALS Bottle#: 2

Method: 8260W_13 Limit Group: VOA - 8260C Water and Solid

Column: Rtx-624 (0.25 mm)

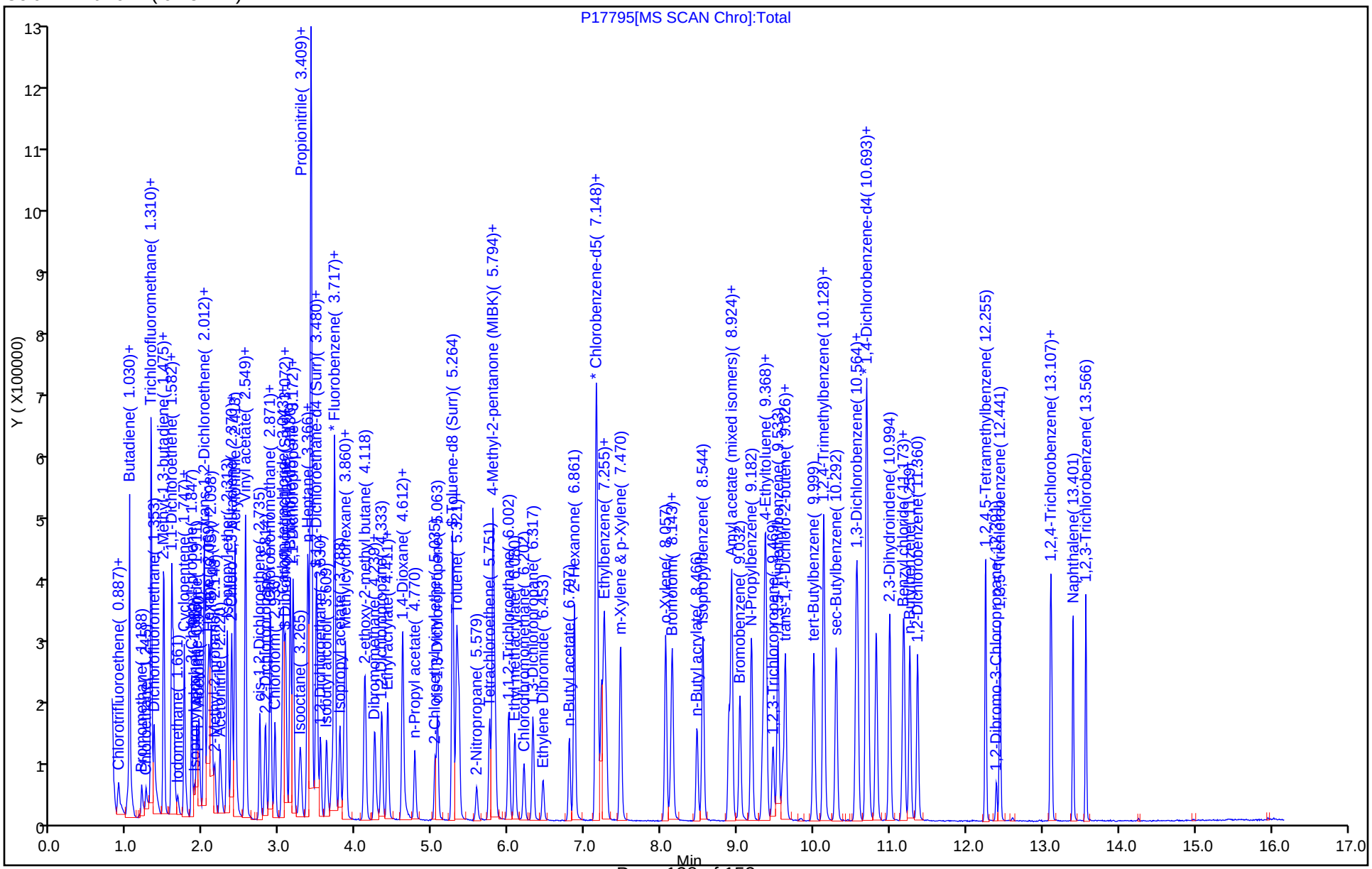

Manual Integration/User Assign Peak Report

TestAmerica Edison

Data File: \\ChromNA\Edison\ChromData\CVOAMS13\20160925-46007.b\P17795.D
Injection Date: 25-Sep-2016 10:38:30 Instrument ID: CVOAMS13
Lims ID: LCS
Client ID:
Operator ID: ALS Bottle#: 2 Worklist Smp#: 3
Purge Vol: 5.000 mL Dil. Factor: 1.0000
Method: 8260W_13 Limit Group: VOA - 8260C Water and Solid
Column: Rtx-624 (0.25 mm) Detector MS SCAN

$ 58 1,2-Dichloroethane-d4 (Surr), CAS: 17060-07-0

Signal: 1

Processing Integration Results

RT: 3.48
Area: 105797
Amount: 52.098263
Amount Units: ug/l

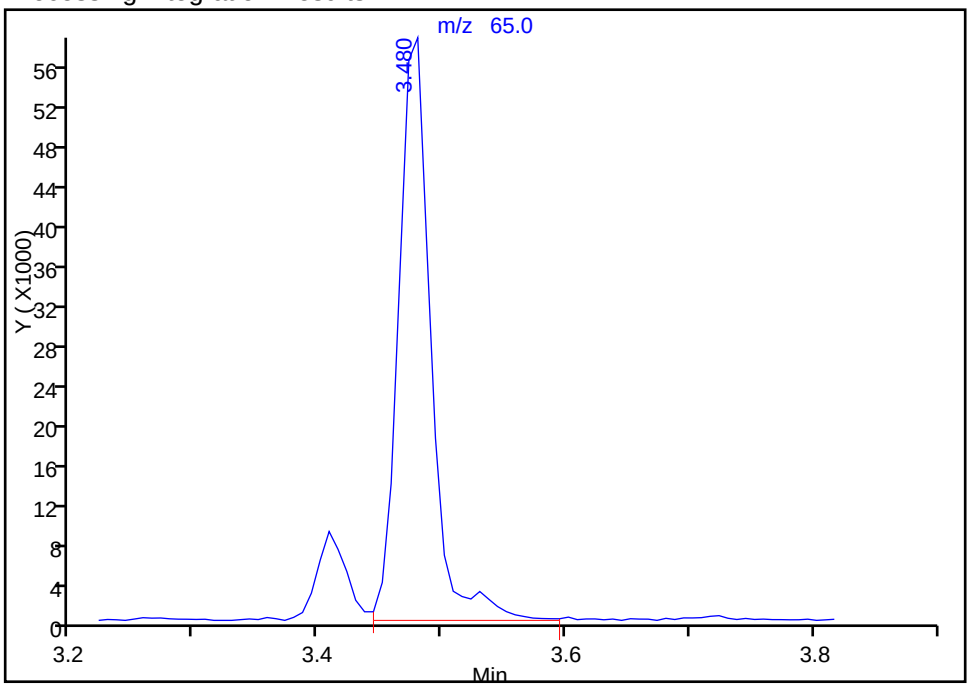

Manual Integration Results

RT: 3.48
Area: 101046
Amount: 49.758699
Amount Units: ug/l

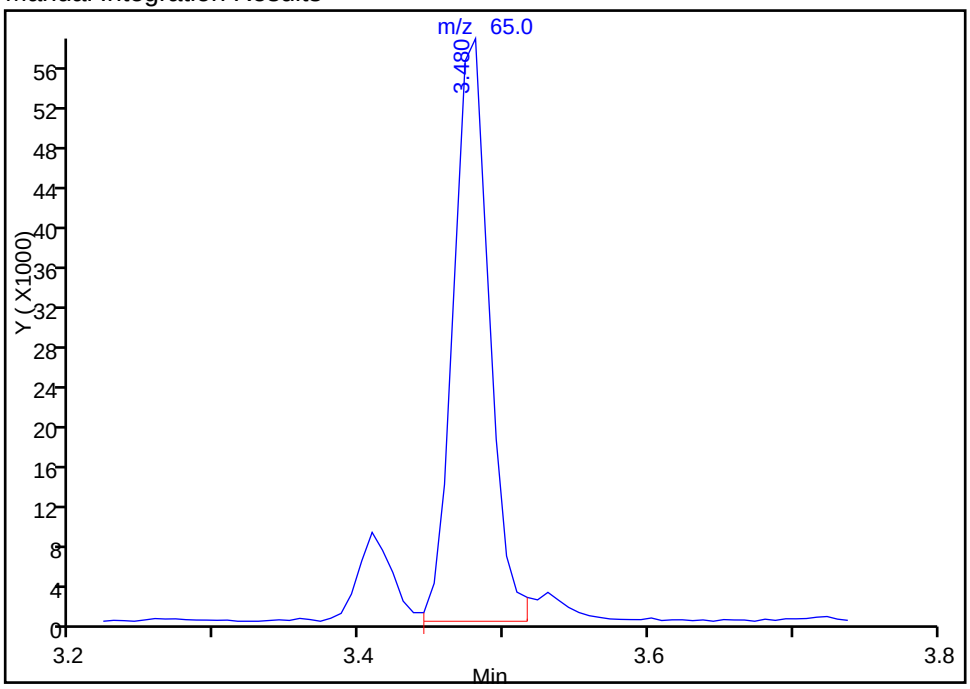

Reviewer: delpolitov, 26-Sep-2016 10:58:56
Audit Action: Split an Integrated Peak Audit Reason: Peak Tail

FORM I
GC/MS VOA ORGANICS ANALYSIS DATA SHEET

Lab Name: TestAmerica Edison | Job No.: 460-120425-1

SDG No.:

Client Sample ID: | Lab Sample ID: LCSD 460-392765/4

Matrix: Water | Lab File ID: P17796.D

Analysis Method: 8260C | Date Collected:

Sample wt/vol: 5(mL) | Date Analyzed: 09/25/2016 11:04

Soil Aliquot Vol: | Dilution Factor: 1

Soil Extract Vol.: | GC Column: Rtx-624 ID: 0.25(mm)

% Moisture: | Level: (low/med) Low

Analysis Batch No.: 392765 | Units: ug/L

CAS NO.	COMPOUND NAME	RESULT	Q	RL	MDL
71-55-6	1,1,1-Trichloroethane	19.0		1.0	0.28
79-34-5	1,1,2,2-Tetrachloroethane	20.4		1.0	0.19
79-00-5	1,1,2-Trichloroethane	20.0		1.0	0.080
75-34-3	1,1-Dichloroethane	18.4		1.0	0.24
75-35-4	1,1-Dichloroethene	18.1		1.0	0.34
87-61-6	1,2,3-Trichlorobenzene	19.1		1.0	0.35
120-82-1	1,2,4-Trichlorobenzene	18.8		1.0	0.27
96-12-8	1,2-Dibromo-3-Chloropropane	24.9		1.0	0.23
106-93-4	1,2-Dibromoethane	20.9		1.0	0.19
95-50-1	1,2-Dichlorobenzene	19.8		1.0	0.22
107-06-2	1,2-Dichloroethane	20.0		1.0	0.25
78-87-5	1,2-Dichloropropane	20.0		1.0	0.18
541-73-1	1,3-Dichlorobenzene	19.1		1.0	0.33
106-46-7	1,4-Dichlorobenzene	18.6		1.0	0.33
123-91-1	1,4-Dioxane	370		50	8.7
78-93-3	2-Butanone	95.7		5.0	2.2
591-78-6	2-Hexanone	105		5.0	0.72
108-10-1	4-Methyl-2-pentanone	101		5.0	0.63
67-64-1	Acetone	126		5.0	1.1
71-43-2	Benzene	18.9		1.0	0.090
74-97-5	Bromochloromethane	19.4		1.0	0.30
75-27-4	Bromodichloromethane	20.0		1.0	0.15
75-25-2	Bromoform	19.7		1.0	0.18
74-83-9	Bromomethane	12.0		1.0	0.18
75-15-0	Carbon disulfide	17.7		1.0	0.22
56-23-5	Carbon tetrachloride	19.5		1.0	0.33
108-90-7	Chlorobenzene	19.2		1.0	0.24
75-00-3	Chloroethane	12.8		1.0	0.37
67-66-3	Chloroform	19.4		1.0	0.22
74-87-3	Chloromethane	18.1		1.0	0.22
156-59-2	cis-1,2-Dichloroethene	17.8		1.0	0.26
10061-01-5	cis-1,3-Dichloropropene	19.4		1.0	0.16
110-82-7	Cyclohexane	18.4		1.0	0.26
124-48-1	Dibromochloromethane	20.2		1.0	0.22
75-71-8	Dichlorodifluoromethane	13.6		1.0	0.14
100-41-4	Ethylbenzene	19.5		1.0	0.30

FORM I
GC/MS VOA ORGANICS ANALYSIS DATA SHEET

Lab Name: TestAmerica Edison | Job No.: 460-120425-1

SDG No.:

Client Sample ID: | Lab Sample ID: LCSD 460-392765/4

Matrix: Water | Lab File ID: P17796.D

Analysis Method: 8260C | Date Collected:

Sample wt/vol: 5(mL) | Date Analyzed: 09/25/2016 11:04

Soil Aliquot Vol: | Dilution Factor: 1

Soil Extract Vol.: | GC Column: Rtx-624 ID: 0.25(mm)

% Moisture: | Level: (low/med) Low

Analysis Batch No.: 392765 | Units: ug/L

CAS NO.	COMPOUND NAME	RESULT	Q	RL	MDL
76-13-1	Freon TF	19.4		1.0	0.34
98-82-8	Isopropylbenzene	20.3		1.0	0.32
179601-23-1	m&p-Xylene	19.2		1.0	0.28
79-20-9	Methyl acetate	123		5.0	0.58
108-87-2	Methylcyclohexane	17.0		1.0	0.22
75-09-2	Methylene Chloride	19.1		1.0	0.21
1634-04-4	MTBE	21.3		1.0	0.13
95-47-6	o-Xylene	19.7		1.0	0.32
100-42-5	Styrene	19.8		1.0	0.17
127-18-4	Tetrachloroethene	19.1		1.0	0.12
108-88-3	Toluene	19.2		1.0	0.25
156-60-5	trans-1,2-Dichloroethene	17.8		1.0	0.18
10061-02-6	trans-1,3-Dichloropropene	20.2		1.0	0.19
79-01-6	Trichloroethene	19.2		1.0	0.22
75-69-4	Trichlorofluoromethane	19.9		1.0	0.15
75-01-4	Vinyl chloride	18.6		1.0	0.060

CAS NO.	SURROGATE	%REC	Q	LIMITS
17060-07-0	1,2-Dichloroethane-d4 (Surr)	99		70-130
460-00-4	Bromofluorobenzene	104		70-130
1868-53-7	Dibromofluoromethane (Surr)	97		70-130
2037-26-5	Toluene-d8 (Surr)	97		70-130

TestAmerica Edison
Target Compound Quantitation Report

Data File: \\ChromNA\Edison\ChromData\CVOAMS13\20160925-46007.b\P17796.D
Lims ID: LCSD
Client ID:
Sample Type: LCSD
Inject. Date: 25-Sep-2016 11:04:30 ALS Bottle#: 3 Worklist Smp#: 4
Purge Vol: 5.000 mL Dil. Factor: 1.0000
Sample Info: LCSD
Misc. Info.: 460-0046007-004
Operator ID: Instrument ID: CVOAMS13

Method: \\ChromNA\Edison\ChromData\CVOAMS13\20160925-46007.b\8260W_13.m
Limit Group: VOA - 8260C Water and Solid
Last Update: 26-Sep-2016 10:59:50 Calib Date: 21-Sep-2016 03:40:30
Integrator: RTE ID Type: Deconvolution ID
Quant Method: Internal Standard Quant By: Initial Calibration
Last ICal File: \\ChromNA\Edison\ChromData\CVOAMS13\20160920-45835.b\P17594.D

Column 1 : Rtx-624 (0.25 mm) Det: MS SCAN
Process Host: XAWRK014

First Level Reviewer: desais Date: 25-Sep-2016 12:12:15

Compound	Sig	RT (min.)	Exp RT (min.)	Dlt RT (min.)	Q	Response	Cal Amt ug/l	OnCol Amt ug/l	Flags
1 Chlorotrifluoroethene	116	0.873	0.873	0.000	90	9093	20.0	10.9	
2 Dichlorodifluoromethane	85	0.887	0.887	0.000	99	60909	20.0	13.6	
3 Vinyl chloride	62	1.030	1.023	0.007	90	95091	20.0	18.6	
5 Chloromethane	50	1.030	1.023	0.007	66	141519	20.0	18.1	
4 Butadiene	54	1.030	1.030	0.000	92	81313	20.0	16.9	
6 Bromomethane	94	1.188	1.188	0.000	97	28358	20.0	12.0	
7 Chloroethane	64	1.245	1.245	0.000	96	37061	20.0	12.8	
9 Trichlorofluoromethane	101	1.310	1.310	0.000	62	93849	20.0	19.9	
8 Pentane	72	1.310	1.317	-0.007	97	19051	40.0	27.6	
10 Dichlorofluoromethane	67	1.353	1.353	0.000	99	147835	20.0	20.9	
11 2-Methyl-1,3-butadiene	67	1.474	1.474	0.000	91	83185	20.0	19.4	
12 Ethyl ether	59	1.482	1.482	0.000	92	66602	20.0	19.4	
15 Ethanol	46	1.575	1.575	0.000	99	21740	800.0	847.6	
14 1,2-Dichloro-1,1,2-trifluo	67	1.582	1.582	0.000	97	73751	20.0	18.8	
13 1,1-Dichloroethene	96	1.582	1.582	0.000	93	48117	20.0	18.1	
16 Carbon disulfide	76	1.603	1.603	0.000	100	178072	20.0	17.7	
17 1,1,2-Trichloro-1,2,2-trif	101	1.611	1.611	0.000	98	38527	20.0	19.4	
18 Iodomethane	142	1.661	1.661	0.000	99	32672	20.0	11.6	
19 Cyclopentene	67	1.747	1.747	0.000	96	143607	20.0	19.3	
20 Acrolein	56	1.768	1.768	0.000	95	19984	40.0	26.7	
21 3-Chloro-1-propene	76	1.847	1.847	0.000	88	33076	20.0	18.7	
22 Isopropyl alcohol	45	1.876	1.883	-0.007	98	59654	200.0	193.1	
23 Methylene Chloride	84	1.911	1.911	0.000	95	64334	20.0	19.1	
24 Acetone	43	1.940	1.940	0.000	84	147606	100.0	126.3	
25 trans-1,2-Dichloroethene	96	1.997	1.997	0.000	97	52567	20.0	17.8	
26 Methyl acetate	43	2.012	2.012	0.000	99	381599	100.0	122.5	
27 Hexane	57	2.055	2.055	0.000	91	116484	20.0	18.7	
28 Methyl tert-butyl ether	73	2.076	2.069	0.007	96	198993	20.0	21.3	
* 29 TBA-d9 (IS)	65	2.098	2.098	0.000	98	315066	1000.0	1000.0	
30 2-Methyl-2-propanol	59	2.148	2.148	0.000	97	78615	200.0	203.0	
31 Acetonitrile	41	2.212	2.212	0.000	98	136713	200.0	163.4	

Compound	Sig	RT (min.)	Exp RT (min.)	Dlt RT (min.)	Q	Response	Cal Amt ug/l	OnCol Amt ug/l	Flags
32 Isopropyl ether	45	2.313	2.313	0.000	95	272971	20.0	19.9	
34 2-Chloro-1,3-butadiene	88	2.363	2.363	0.000	94	46557	20.0	18.6	
35 1,1-Dichloroethane	63	2.377	2.377	0.000	99	118471	20.0	18.4	
33 Acrylonitrile	53	2.413	2.413	0.000	93	323743	200.0	225.5	
36 Tert-butyl ethyl ether	59	2.549	2.549	0.000	86	214624	20.0	20.0	
37 Vinyl acetate	43	2.549	2.549	0.000	100	322920	40.0	37.1	
38 cis-1,2-Dichloroethene	96	2.735	2.735	0.000	91	56857	20.0	17.8	
39 2,2-Dichloropropane	77	2.814	2.807	0.007	92	78664	20.0	18.6	
41 Chlorobromomethane	128	2.878	2.871	0.007	91	28715	20.0	19.4	
40 Cyclohexane	56	2.878	2.871	0.007	97	89050	20.0	18.4	
42 Chloroform	83	2.936	2.936	0.000	96	99487	20.0	19.4	
43 Carbon tetrachloride	117	3.029	3.029	0.000	96	59043	20.0	19.5	
44 Methyl acrylate	55	3.043	3.043	0.000	53	69948	20.0	23.7	
45 Ethyl acetate	43	3.043	3.043	0.000	97	186079	40.0	38.0	
46 Tetrahydrofuran	42	3.050	3.050	0.000	91	74984	40.0	38.1	
$ 47 Dibromofluoromethane (Surr	113	3.072	3.065	0.007	96	75941	50.0	48.4	
48 1,1,1-Trichloroethane	97	3.079	3.079	0.000	97	75567	20.0	19.0	
* 49 2-Butanone-d5	46	3.136	3.136	0.000	100	426986	250.0	250.0	
50 2-Butanone (MEK)	72	3.172	3.172	0.000	99	46565	100.0	95.7	
52 1,1-Dichloropropene	75	3.179	3.179	0.000	88	81247	20.0	19.4	
53 Isooctane	57	3.265	3.265	0.000	98	123667	20.0	15.6	
54 n-Heptane	57	3.358	3.358	0.000	97	30700	20.0	14.9	
55 Benzene	78	3.373	3.365	0.008	98	240486	20.0	18.9	
51 Propionitrile	54	3.394	3.394	0.000	99	115245	200.0	178.5	
56 Methacrylonitrile	67	3.408	3.408	0.000	97	306225	200.0	237.0	
$ 58 1,2-Dichloroethane-d4 (Sur	65	3.473	3.473	0.000	97	105330	50.0	49.6	M
57 Tert-amyl methyl ether	73	3.480	3.480	0.000	95	176002	20.0	20.9	
59 1,2-Dichloroethane	62	3.530	3.530	0.000	97	90124	20.0	20.0	
60 Isobutyl alcohol	43	3.609	3.609	0.000	97	82140	500.0	503.0	
136 t-Amyl alcohol	59	3.688	3.681	0.007	96	46470	200.0	259.6	
* 61 Fluorobenzene	96	3.717	3.716	0.000	97	503813	50.0	50.0	
62 Isopropyl acetate	43	3.788	3.788	0.000	97	154619	20.0	23.4	
63 Methylcyclohexane	83	3.845	3.845	0.000	90	67762	20.0	17.0	
64 Trichloroethene	130	3.867	3.867	0.000	96	55514	20.0	19.2	
137 2-ethoxy-2-methyl butane	59	4.110	4.118	-0.008	97	158265	20.0	20.0	
65 Dibromomethane	93	4.239	4.239	0.000	96	36427	20.0	20.6	
66 n-Butanol	56	4.254	4.247	0.007	98	41958	500.0	467.5	
67 1,2-Dichloropropane	63	4.333	4.333	0.001	87	66761	20.0	20.0	
68 Ethyl acrylate	55	4.411	4.411	0.000	97	95085	20.0	23.5	
69 Dichlorobromomethane	83	4.418	4.418	0.000	97	74714	20.0	20.0	
* 72 1,4-Dioxane-d8	96	4.605	4.605	0.000	37	30273	1000.0	1000.0	
70 Methyl methacrylate	100	4.612	4.612	0.000	94	33604	40.0	45.9	
71 1,4-Dioxane	88	4.626	4.633	-0.007	99	15731	400.0	370.4	
73 n-Propyl acetate	43	4.769	4.769	0.000	98	117370	20.0	25.3	
74 2-Chloroethyl vinyl ether	63	5.035	5.034	0.000	94	44940	20.0	22.4	
75 cis-1,3-Dichloropropene	75	5.063	5.070	-0.007	97	92063	20.0	19.4	
$ 76 Toluene-d8 (Surr)	98	5.264	5.264	0.000	98	334559	50.0	48.5	
77 Toluene	91	5.321	5.321	0.000	93	240995	20.0	19.2	
78 Epichlorohydrin	57	5.350	5.350	0.000	99	149002	400.0	407.4	
79 2-Nitropropane	41	5.579	5.579	0.000	99	34682	40.0	47.9	
80 Tetrachloroethene	166	5.751	5.751	0.000	96	52664	20.0	19.1	
81 4-Methyl-2-pentanone (MIBK	43	5.794	5.794	0.000	99	419647	100.0	100.9	

Compound	Sig	RT (min.)	Exp RT (min.)	Dlt RT (min.)	Q	Response	Cal Amt ug/l	OnCol Amt ug/l	Flags
82 trans-1,3-Dichloropropene	75	5.822	5.822	0.000	95	84673	20.0	20.2	
83 1,1,2-Trichloroethane	83	6.002	6.001	0.001	92	44598	20.0	20.0	
84 Ethyl methacrylate	69	6.080	6.080	0.000	95	77671	20.0	22.1	
85 Chlorodibromomethane	129	6.202	6.202	0.000	97	50566	20.0	20.2	
86 1,3-Dichloropropane	76	6.317	6.317	0.000	97	96668	20.0	20.6	
87 Ethylene Dibromide	107	6.453	6.453	0.000	97	51697	20.0	20.9	
88 n-Butyl acetate	43	6.797	6.797	0.000	96	116830	20.0	23.7	
89 2-Hexanone	43	6.861	6.861	0.000	99	289132	100.0	104.5	
* 90 Chlorobenzene-d5	117	7.148	7.148	0.000	91	377702	50.0	50.0	
91 Chlorobenzene	112	7.169	7.169	0.000	90	145856	20.0	19.2	
92 Ethylbenzene	106	7.255	7.248	0.007	99	77355	20.0	19.5	
93 1,1,1,2-Tetrachloroethane	131	7.277	7.277	0.000	92	45862	20.0	19.2	
94 m-Xylene & p-Xylene	106	7.463	7.463	0.000	98	94696	20.0	19.2	
95 o-Xylene	106	8.057	8.057	0.000	93	93226	20.0	19.7	
96 Bromoform	173	8.122	8.122	0.000	94	30704	20.0	19.7	
97 Styrene	104	8.143	8.143	0.000	93	154142	20.0	19.8	
98 n-Butyl acrylate	73	8.466	8.466	0.000	94	39368	20.0	23.3	
99 Isopropylbenzene	105	8.544	8.544	0.000	97	236887	20.0	20.3	
100 Amyl acetate (mixed isomer	43	8.888	8.888	0.000	87	129369	20.0	22.3	
$ 101 4-Bromofluorobenzene	174	8.924	8.924	0.000	89	131698	50.0	52.1	
102 Bromobenzene	156	9.031	9.031	0.000	95	62829	20.0	18.5	
103 N-Propylbenzene	91	9.182	9.182	0.000	98	295782	20.0	19.8	
104 1,1,2,2-Tetrachloroethane	83	9.325	9.332	-0.007	98	70787	20.0	20.4	
105 2-Chlorotoluene	91	9.361	9.354	0.007	97	199853	20.0	18.7	
106 4-Ethyltoluene	105	9.375	9.375	0.000	97	242307	20.0	19.9	
107 1,2,3-Trichloropropane	110	9.468	9.461	0.007	96	20423	20.0	21.4	
108 1,3,5-Trimethylbenzene	105	9.533	9.533	0.000	93	198019	20.0	19.3	
109 trans-1,4-Dichloro-2-buten	53	9.590	9.590	0.000	69	23909	20.0	21.9	
110 4-Chlorotoluene	91	9.626	9.626	0.000	99	187503	20.0	19.2	
111 tert-Butylbenzene	119	9.998	9.998	0.000	93	163535	20.0	19.8	
112 Butyl Methacrylate	87	10.127	10.127	0.000	60	62429	20.0	19.5	
118 1,2,4-Trimethylbenzene	105	10.127	10.127	0.000	95	207506	20.0	19.7	
113 sec-Butylbenzene	105	10.292	10.292	0.000	98	246474	20.0	20.9	
114 1,3-Dichlorobenzene	146	10.557	10.557	0.000	95	117508	20.0	19.1	
115 4-Isopropyltoluene	119	10.572	10.572	0.000	98	212564	20.0	20.6	
* 116 1,4-Dichlorobenzene-d4	152	10.693	10.686	0.007	97	210032	50.0	50.0	
117 1,4-Dichlorobenzene	146	10.715	10.715	0.000	93	122479	20.0	18.6	
119 2,3-Dihydroindene	117	10.994	10.994	0.000	94	217085	20.0	20.0	
120 Benzyl chloride	91	11.166	11.166	0.000	96	120423	20.0	20.0	
121 p-Diethylbenzene	119	11.180	11.180	0.000	93	114879	20.0	20.1	
122 n-Butylbenzene	91	11.259	11.259	0.000	98	193591	20.0	20.9	
123 1,2-Dichlorobenzene	146	11.359	11.359	0.000	95	117158	20.0	19.8	
124 1,2,4,5-Tetramethylbenzene	119	12.255	12.255	0.000	97	191593	20.0	19.6	
125 1,2-Dibromo-3-Chloropropan	157	12.398	12.391	0.007	90	13149	20.0	24.9	
126 1,3,5-Trichlorobenzene	180	12.441	12.441	0.000	96	85128	20.0	19.2	
127 1,2,4-Trichlorobenzene	180	13.107	13.100	0.007	93	78946	20.0	18.8	
128 Hexachlorobutadiene	225	13.122	13.122	0.000	94	27309	20.0	18.1	
129 Naphthalene	128	13.401	13.401	0.000	99	183143	20.0	20.4	
130 1,2,3-Trichlorobenzene	180	13.566	13.566	0.000	94	73725	20.0	19.1	
S 131 1,2-Dichloroethene, Total	100				0		40.0	35.6	
S 134 1,3-Dichloropropene, Total	100				0		40.0	39.5	
S 132 Xylenes, Total	100				0		40.0	38.9	

Compound	Sig	RT (min.)	Exp RT (min.)	Dlt RT (min.)	Q	Response	Cal Amt ug/l	OnCol Amt ug/l	Flags
S 133 Total BTEX	1				0		100.0	96.6	

QC Flag Legend

Review Flags

M - Manually Integrated

Reagents:

GASES Li_00172	Amount Added:	20.00	Units: uL	
8260MIX1COMB_00043	Amount Added:	20.00	Units: uL	
ACROLEIN W_00056	Amount Added:	4.00	Units: uL	
8260ISNEW_00083	Amount Added:	1.00	Units: uL	Run Reagent
8260SURR250_00135	Amount Added:	1.00	Units: uL	Run Reagent

Report Date: 26-Sep-2016 10:59:51 Chrom Revision: 2.2 08-Sep-2016 14:45:52

TestAmerica Edison

Data File: \\ChromNA\Edison\ChromData\CVOAMS13\20160925-46007.b\P17796.D

Injection Date:	25-Sep-2016 11:04:30	Instrument ID:	CVOAMS13	Operator ID:	
Lims ID:	LCSD			Worklist Smp#:	4
Client ID:					
Purge Vol:	5.000 mL	Dil. Factor:	1.0000	ALS Bottle#:	3
Method:	8260W_13	Limit Group:	VOA - 8260C Water and Solid		

Column: Rtx-624 (0.25 mm)

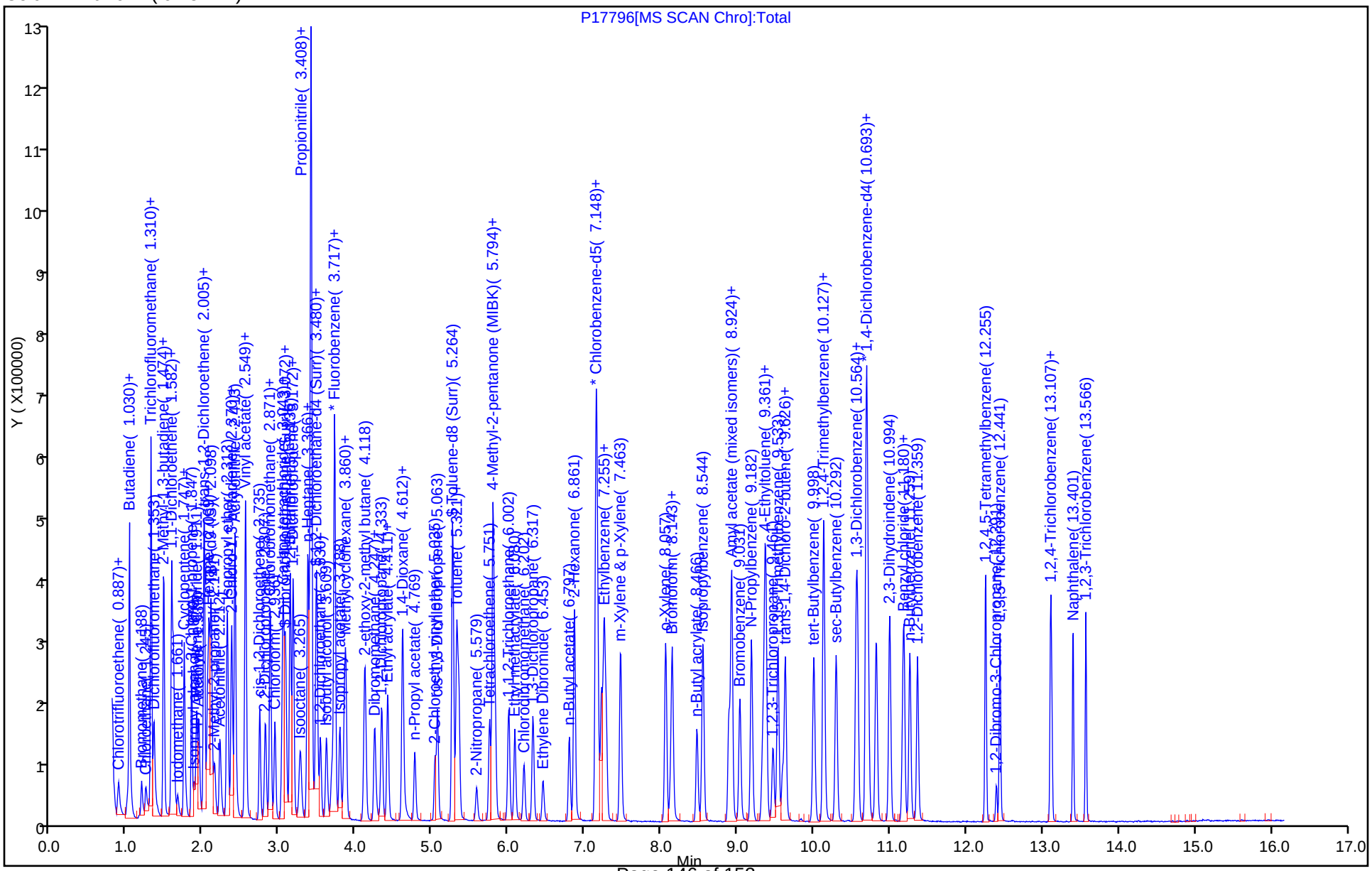

Manual Integration/User Assign Peak Report

TestAmerica Edison

Data File: \\ChromNA\Edison\ChromData\CVOAMS13\20160925-46007.b\P17796.D
Injection Date: 25-Sep-2016 11:04:30 Instrument ID: CVOAMS13
Lims ID: LCSD
Client ID:
Operator ID: ALS Bottle#: 3 Worklist Smp#: 4
Purge Vol: 5.000 mL Dil. Factor: 1.0000
Method: 8260W_13 Limit Group: VOA - 8260C Water and Solid
Column: Rtx-624 (0.25 mm) Detector MS SCAN

$ 58 1,2-Dichloroethane-d4 (Surr), CAS: 17060-07-0

Signal: 1

Processing Integration Results

RT: 3.47
Area: 110992
Amount: 52.219990
Amount Units: ug/l

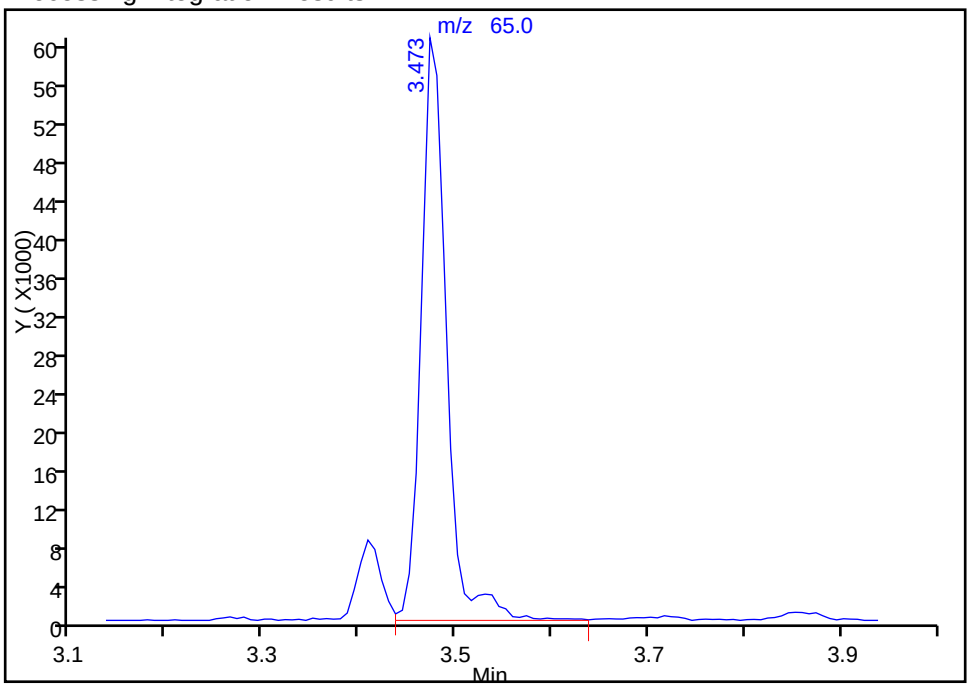

Manual Integration Results

RT: 3.47
Area: 105330
Amount: 49.556108
Amount Units: ug/l

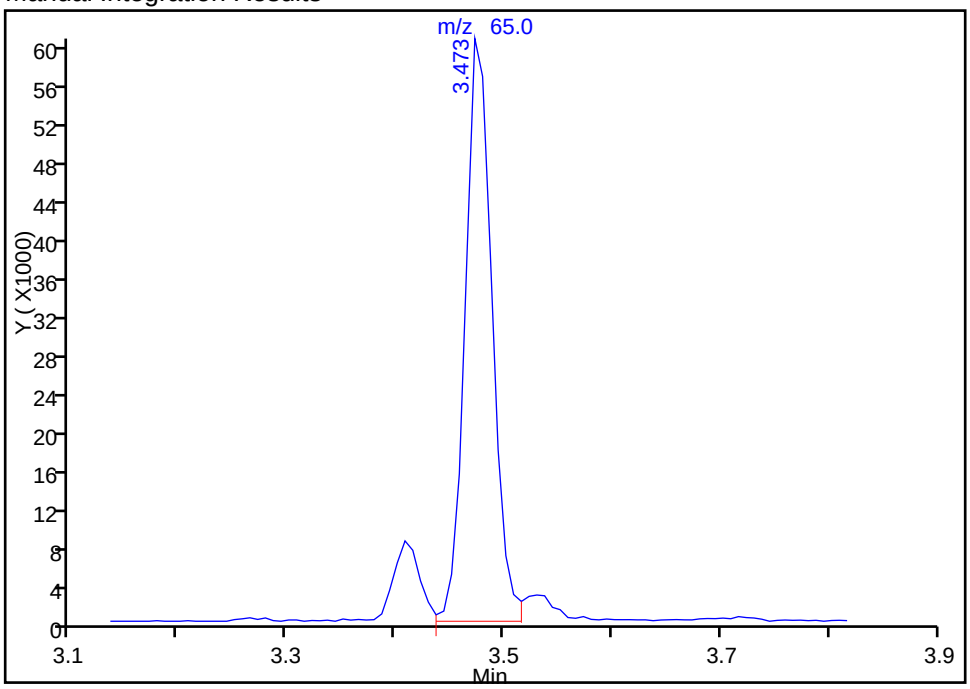

Reviewer: delpolitov, 26-Sep-2016 10:59:50
Audit Action: Split an Integrated Peak Audit Reason: Peak Tail

GC/MS VOA ANALYSIS RUN LOG

Lab Name: TestAmerica Edison Job No.: 460-120425-1

SDG No.:

Instrument ID: CVOAMS13 Start Date: 09/21/2016 00:03

Analysis Batch Number: 391808 End Date: 09/21/2016 08:42

LAB SAMPLE ID	CLIENT SAMPLE ID	DATE ANALYZED	DILUTION FACTOR	LAB FILE ID	COLUMN ID
BFB 460-391808/1		09/21/2016 00:03	1	P17586.D	Rtx-624 0.25(mm)
STD8 460-391808/2 IC		09/21/2016 00:37	1	P17587.D	Rtx-624 0.25(mm)
STD05 460-391808/3 IC		09/21/2016 01:03	1	P17588.D	Rtx-624 0.25(mm)
STD1 460-391808/4 IC		09/21/2016 01:29	1	P17589.D	Rtx-624 0.25(mm)
STD5 460-391808/5 IC		09/21/2016 01:55	1	P17590.D	Rtx-624 0.25(mm)
STD20 460-391808/6 ICIS		09/21/2016 02:21	1	P17591.D	Rtx-624 0.25(mm)
STD50 460-391808/7 IC		09/21/2016 02:48	1	P17592.D	Rtx-624 0.25(mm)
STD200 460-391808/8 IC		09/21/2016 03:14	1	P17593.D	Rtx-624 0.25(mm)
STD500 460-391808/9 IC		09/21/2016 03:40	1	P17594.D	Rtx-624 0.25(mm)
ICV 460-391808/20		09/21/2016 08:42	1		Rtx-624 0.25(mm)

GC/MS VOA ANALYSIS RUN LOG

Lab Name: TestAmerica Edison Job No.: 460-120425-1

SDG No.:

Instrument ID: CVOAMS13 Start Date: 09/25/2016 09:35

Analysis Batch Number: 392765 End Date: 09/25/2016 17:13

LAB SAMPLE ID	CLIENT SAMPLE ID	DATE ANALYZED	DILUTION FACTOR	LAB FILE ID	COLUMN ID
BFB 460-392765/1		09/25/2016 09:35	1	P17793.D	Rtx-624 0.25(mm)
CCVIS 460-392765/2		09/25/2016 10:00	1	P17794.D	Rtx-624 0.25(mm)
LCS 460-392765/3		09/25/2016 10:38	1	P17795.D	Rtx-624 0.25(mm)
LCSD 460-392765/4		09/25/2016 11:04	1	P17796.D	Rtx-624 0.25(mm)
MB 460-392765/7		09/25/2016 12:23	1	P17799.D	Rtx-624 0.25(mm)
ZZZZZ		09/25/2016 12:50	1		Rtx-624 0.25(mm)
460-120425-1		09/25/2016 13:16	1	P17801.D	Rtx-624 0.25(mm)
460-120425-2		09/25/2016 13:42	1	P17802.D	Rtx-624 0.25(mm)
ZZZZZ		09/25/2016 14:35	1		Rtx-624 0.25(mm)
ZZZZZ		09/25/2016 15:01	1		Rtx-624 0.25(mm)
ZZZZZ		09/25/2016 15:28	1		Rtx-624 0.25(mm)
ZZZZZ		09/25/2016 15:54	5		Rtx-624 0.25(mm)
ZZZZZ		09/25/2016 16:20	1		Rtx-624 0.25(mm)
ZZZZZ		09/25/2016 16:46	1		Rtx-624 0.25(mm)
ZZZZZ		09/25/2016 17:13	1		Rtx-624 0.25(mm)

Shipping and Receiving Documents

777 New Durham Road
Edison, New Jersey 08817
Phone: (732) 549-3900 Fax: (732) 549-3679

TestAmerica
THE LEADER IN ENVIRONMENTAL TESTING

CHAIN OF CUSTODY / ANALYSIS REQUEST

Name (for report and invoice)	Samplers Name (Printed)	Site/Project Identification
STEVE FELDMANN	JON BUK, ROY WAGNER	LMC - N. PLAINFIELD
Company	**P. O. #**	**State (Location of site):** NJ: ☒ NY: ☐ Other:
TETRA TECH INC	117-0507.641	**Regulatory Program:** NJGWQS DKQP: ☒
Address	**Analysis Turnaround Time**	**LAB USE ONLY**
295 RT 72E. SUITE 104E	Standard ☒	**Project No:**
City / **State**	Rush Charges Authorized For:	**Job No:** 120425
WHITEHOUSE STATION, NJ	2 Week ☐	
Phone / **Fax**	1 Week ☐	
908-534-2303	Other ☐	

Sample Identification	Date	Time	Matrix	No. of Cont.	TCL VOC + TIC (8260C)	Sample Numbers
TB-091416	9/14/16	-	GW	2	X	-1
MODTB-091416	9/14/16	1645	GW	3	X	-2

460-120425 Chain of Custody

Preservation Used: 1 = ICE, 2 = HCl, 3 = H_2SO_4, 4 = HNO_3, 5 = NaOH — Soil:
6 = Other _____, 7 = Other _____ — Water:

Special Instructions REPORTING LIMITS MUST MEET NJDEP GWQS — Water Metals Filtered (Yes/No)? _____

Relinquished by	Company	Date / Time	Received by	Company
1)	TT	9/15/16 0930	1) Lucha Smith	TA
Relinquished by	Company	Date / Time	Received by	Company
2) Lucha Smith	TA	9/15/16 1315	2)	TA Edison
Relinquished by	Company	Date / Time	Received by	Company
3)			3)	9/15/16 1315
Relinquished by	Company	Date / Time	Received by	Company
4)			4)	

Laboratory Certifications: New Jersey (12028), New York (11452), Pennsylvania (68-522), Connecticut (PH-0200), Rhode Island (132). TAL - 0016 (0715)

Massachusetts (M-NJ312), North Carolina (No. 578) NO CS #7 IR 2.3°C

TestAmerica Edison
Receipt Temperature and pH Log

Job Number: 120425

Number of Coolers: 1 IR Gun # 7

Cooler Temperatures

	RAW	CORRECTED		RAW	CORRECTED		RAW	CORRECTED
Cooler #1:	2.3 °C	2.3 °C	Cooler #4:	°C	°C	Cooler #7:	°C	°C
Cooler #2:	°C	°C	Cooler #5:	°C	°C	Cooler #8:	°C	°C
Cooler #3:	°C	°C	Cooler #6:	°C	°C	Cooler #9:	°C	°C

TALS Sample Number	Ammonia (pH<2)	COD (pH<2)	Nitrate Nitrite (pH<2)	Metals* (pH<2)	Hardness (pH<2)	Pest (pH 5-9)	EPH or QAM (pH<2)	Phenols (pH<2)	Sulfide (pH>9)	TKN (pH<2)	TOC (pH<2)	Total Cyanide (pH>12)	Total Phos (pH<2)	Other	Other

If pH adjustments are required record the information below:

Sample No(s). adjusted: _____

Preservative Name/Conc.: _____ Volume of Preservative used (ml): _____

Lot # of Preservative(s): _____ Expiration Date: _____

The appropriate Project Manager and Department Manager should be notified about the samples which were pH adjusted.

**Samples for Metal analysis which are out of compliance must be acidified at least 24 hours prior to analysis.*

Initials: LS Date: 9/15/16

Login Sample Receipt Checklist

Client: Tetra Tech GEO

Job Number: 460-120425-1

Login Number: 120425
List Number: 1
Creator: Lysy, Susan

List Source: TestAmerica Edison

Question	Answer	Comment
Radioactivity wasn't checked or is </= background as measured by a survey meter.	N/A	
The cooler's custody seal, if present, is intact.	N/A	Not present
Sample custody seals, if present, are intact.	N/A	
The cooler or samples do not appear to have been compromised or tampered with.	True	
Samples were received on ice.	True	
Cooler Temperature is acceptable.	True	
Cooler Temperature is recorded.	True	2.3°C IR#7
COC is present.	True	
COC is filled out in ink and legible.	True	
COC is filled out with all pertinent information.	True	
Is the Field Sampler's name present on COC?	True	
There are no discrepancies between the containers received and the COC.	True	
Samples are received within Holding Time (excluding tests with immediate HTs)	True	
Sample containers have legible labels.	True	
Containers are not broken or leaking.	True	
Sample collection date/times are provided.	True	
Appropriate sample containers are used.	True	
Sample bottles are completely filled.	True	
Sample Preservation Verified.	True	
There is sufficient vol. for all requested analyses, incl. any requested MS/MSDs	True	
Containers requiring zero headspace have no headspace or bubble is <6mm (1/4").	True	
Multiphasic samples are not present.	N/A	
Samples do not require splitting or compositing.	N/A	
Residual Chlorine Checked.	N/A	No analysis requiring residual chlorine check assigned.

TestAmerica
THE LEADER IN ENVIRONMENTAL TESTING

ANALYTICAL REPORT

Job Number: 460-121256-1

Job Description: Lockheed - North Plainfield

For:
Tetra Tech GEO
One Salem Square
295 Route 22 East
Suite 104E
Whitehouse Station, NJ 08889

Attention: Mr. Steve Feldmann

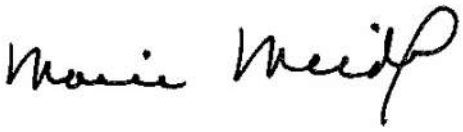

Approved for release.
Marie A Meidhof
Project Manager II
10/14/2016 1:10 PM

Marie A Meidhof, Project Manager II
777 New Durham Road, Edison, NJ, 08817
marie.meidhof@testamericainc.com
10/14/2016

The test results in this report meet all NELAP requirements unless specified within the case narrative. Pursuant to NELAP, this report may not be reproduced, except in full, without the written approval of the laboratory. All questions regarding this report should be directed to the TestAmerica Edison Project Manager.

TestAmerica Edison Certifications and Approvals: Connecticut: CTDOH #PH-0200, New Jersey: NJDEP (NELAP) #12028, New York: NYDOH (NELAP) #11452, NYDOH (ELAP) #11452, Pennsylvania: PADEP (NELAP) 68-00522 and Rhode Island: RIDOH LAO00132

Table of Contents

Cover Title Page 1

Data Summaries 4

Report Narrative 4

Sample Summary 8

Detection Summary 10

Method Summary 21

Client Sample Results 22

Surrogate Summary 98

QC Sample Results 100

Definitions 126

QC Association 127

Chronicle 129

Certification Summary 139

Organic Sample Data 140

GC/MS VOA 140

8260C_DKQP 140

8260C_DKQP QC Summary 141

8260C_DKQP Sample Data 193

Standards Data 782

8260C_DKQP ICAL Data 782

8260C_DKQP CCAL Data 841

Raw QC Data 887

8260C_DKQP Tune Data 887

8260C_DKQP Blank Data 906

8260C_DKQP LCS/LCSD Data 931

8260C_DKQP MS/MSD Data 973

Table of Contents

8260C_DKQP Run Logs 1029

Shipping and Receiving Documents 1035

Client Chain of Custody 1036

Sample Receipt Checklist 1043

CASE NARRATIVE

Client: Tetra Tech GEO

Project: Lockheed - North Plainfield

Report Number: 460-121256-1

This case narrative is in the form of an exception report, where only the anomalies related to this report, method specific performance and/or QA/QC issues are discussed. If there are no issues to report, this narrative will include a statement that documents that there are no relevant data issues.

It should be noted that samples with elevated Reporting Limits (RLs) as a result of a dilution may not be able to satisfy customer reporting limits in some cases. Such increases in the RLs are unavoidable but acceptable consequence of sample dilution that enables quantification of target analytes or interferences which exceed the calibration range of the instrument.

Calculations are performed before rounding to avoid round-off errors in calculated results.

All holding times were met and proper preservation noted for the methods performed on these samples, unless otherwise detailed in the individual sections below.

RECEIPT
The samples were received on 9/30/2016 5:05 PM; the samples arrived in good condition, properly preserved and, where required, on ice. The temperature of the cooler at receipt was 2.1° C.

Note: All samples which require thermal preservation are considered acceptable if the arrival temperature is within 2C of the required temperature or method specified range. For samples with a specified temperature of 4C, samples with a temperature ranging from just above freezing temperature of water to 6C shall be acceptable. Samples that are hand delivered immediately following collection may not meet these criteria, however they will be deemed acceptable according to NELAC standards, if there is evidence that the chilling process has begun, such as arrival on ice, etc.

VOLATILE ORGANIC COMPOUNDS DKQP AQUEOUS
Samples MW-1S-A (460-121256-1), MW-1S-B (460-121256-2), MW-1I (460-121256-3), MW-2D (460-121256-4), MW-2I (460-121256-5), MW-3D (460-121256-6), MW-501S (460-121256-7), MW-501I (460-121256-8), MW-502S (460-121256-9), MW-502I (460-121256-10), MW-503S (460-121256-11), MW-503I (460-121256-12), MW-505S (460-121256-13), MW-505I (460-121256-14), MW-506S (460-121256-15), MW-506I (460-121256-16), MW-507S (460-121256-17), MW-507I (460-121256-18), MW-508S (460-121256-19), MW-508D (460-121256-20), MW-532S (460-121256-21), MW-532D (460-121256-22), MW-544S (460-121256-23), MW-544I (460-121256-24), MW-544D (460-121256-25), MW-545S (460-121256-26), MW-545I (460-121256-27), MW-545D (460-121256-28), MW-546S (460-121256-29), MW-546I (460-121256-30), MW-546D (460-121256-31), MW-547S (460-121256-32), MW-547I (460-121256-33), MW-547D (460-121256-34), MW-549S (460-121256-35), MW-549I (460-121256-36), MW-550S (460-121256-37), MW-550I (460-121256-38), PZ-521S (460-121256-39), PZ-521I (460-121256-40), PZ-522S (460-121256-41), PZ-522I (460-121256-42), PZ-522D (460-121256-43), PZ-524I (460-121256-44), PZ-524S (460-121256-45), PZ-524D (460-121256-46), DUP-01 (460-121256-47), DUP-02 (460-121256-48), DUP-03 (460-121256-49), DUP-04 (460-121256-50), DUP-05 (460-121256-51), DUP-06 (460-121256-52), SW-1 (460-121256-53), SW-2 (460-121256-54), SW-3 (460-121256-55), SW-4 (460-121256-56) and TB-092916 (460-121256-57) were analyzed for Volatile organic compounds DKQP Aqueous in accordance with EPA SW-846 Methods 8260C DKQP. The samples were analyzed on 10/11/2016 and 10/12/2016.

The continuing calibration verification (CCV) analyzed in batch 396289 was outside the method criteria for the following analyte: Bromoform. A CCV standard at or below the reporting limit (RL) was analyzed with the affected samples and found to be acceptable. As indicated in the reference method, sample analysis may proceed; however, any detection for the affected analyte is considered estimated.

The continuing calibration verification (CCV) analyzed in batch 460-396375 was outside the method criteria for the following analyte: Bromoform. A CCV standard at or below the reporting limit (RL) was analyzed with the affected samples and found to be acceptable. As indicated in the reference method, sample analysis may proceed; however, any detection for the affected analyte is considered estimated.

The continuing calibration verification (CCV) analyzed in batch 460-396528 was outside the method criteria for the following analytes: 1,2,3-Trichlorobenzene and Bromoform. A CCV standard at or below the reporting limit (RL) was analyzed with the affected samples and found to be acceptable. As indicated in the reference method, sample analysis may proceed; however, any detection for the affected analytes is considered estimated.

The continuing calibration verification (CCV) analyzed in batch 460-396842 was outside the method criteria for the following analyte: Dichlorodifluoromethane (biased high) and Bromoform (biased low). A CCV standard at or below the reporting limit (RL) was analyzed with the affected samples and found to be acceptable. As indicated in the reference method, sample analysis may proceed; however, any detection for the affected analyte is considered estimated.

The continuing calibration verification (CCV) analyzed in batch 460-396623 was outside the method criteria for the following analyte: Bromoform. A CCV standard at or below the reporting limit (RL) was analyzed with the affected samples and found to be acceptable. As indicated in the reference method, sample analysis may proceed; however, any detection for the affected analyte(s) is considered estimated.

The laboratory control sample duplicate (LCSD) for analytical batch 460-396375 recovered outside control limits for the following analyte: Bromoform. This analyte was not detected in the associated samples; therefore, the data have been reported. Bromoform failed the recovery criteria low for LCSD 460-396375/5.

The laboratory control sample (LCS) for analytical batch 460-396528 recovered outside control limits for the following analyte: Bromoform. This analyte was not detected in the associated samples; therefore, the data have been reported. Bromoform failed the recovery criteria low for LCS 460-396528/3.

Bromoform failed the recovery criteria low for the matrix spike (MS) and matrix spike duplicate (MSD) of sample 460-120961-2 in batch 460-396289.

1,2,3-Trichlorobenzene, Bromoform, Dibromochloromethane and Styrene failed the recovery criteria low for the MS of sample 460-121160-4 in batch 460-396528. Bromoform, Dibromochloromethane and Styrene failed the recovery criteria low for the MSD of sample 460-121160-4 in batch 460-396528. 1,2,3-Trichlorobenzene exceeded the RPD limit.

Bromoform failed the recovery criteria low for the MS and MSD of sample MW-549SMS (460-121256-35) in batch 460-396842.

Bromoform failed the recovery criteria low for the MS and MSD of sample SW-1MS (460-121256-53) in batch 460-396842. 1,2,3-Trichlorobenzene exceeded the RPD limit.

Refer to the QC report for details.

No other difficulties were encountered during the Volatile organic compounds DKQP Aqueous analysis.

All other quality control parameters were within the acceptance limits.

DATA OF KNOWN QUALITY CONFORMANCE/NON-CONFORMANCE SUMMARY QUESTIONNAIRE

Laboratory Name: TestAmerica Edison

Client: Tetra Tech GEO

Project Location: Lockheed - North Plainfield

Project Number: 460-121256-1

Laboratory Sample ID(s): 460-121256-1, 460-121256-2, 460-121256-3, 460-121256-4, 460-121256-5, 460-121256-6, 460-121256-7, 460-121256-8, 460-121256-9, 460-121256-10, 460-121256-11, 460-121256-12, 460-121256-13, 460-121256-14, 460-121256-15, 460-121256-16, 460-121256-17, 460-121256-18, 460-121256-19, 460-121256-20, 460-121256-21, 460-121256-22, 460-121256-23, 460-121256-24, 460-121256-25, 460-121256-26, 460-121256-27, 460-121256-28, 460-121256-29, 460-121256-30, 460-121256-31, 460-121256-32, 460-121256-33, 460-121256-34, 460-121256-35, 460-121256-36, 460-121256-37, 460-121256-38, 460-121256-39, 460-121256-40, 460-121256-41, 460-121256-42, 460-121256-43, 460-121256-44, 460-121256-45, 460-121256-46, 460-121256-47, 460-121256-48, 460-121256-49, 460-121256-50, 460-121256-51, 460-121256-52, 460-121256-53, 460-121256-54, 460-121256-55, 460-121256-56, 460-121256-57

Sampling Date(s): 09/29/2016

List DKQP Methods Used: 8260C

1	For each analytical method referenced in this laboratory report package, were all specified QA/QC performance criteria followed, including the requirement to explain any criteria falling outside of acceptable guidelines, as specified in the NJDEP Data of Known Quality performance standards?	☑Yes ☐No
1A	Were the method specified handling, preservation, and holding time requirements met?	☐Yes ☐No ☑ See case narrative
1B	*EPH Method:* Was the EPH method conducted without significant modifications? (see Section 11.3 of respective DKQ methods)	☐Yes ☐No ☑N/A
2	Were all samples received by the laboratory in a condition consistent with that described on the associated chain-of-custody documents(s)?	☐Yes ☐No ☑ See case narrative
3	Were samples received at an appropriate temperature (4±2° C)?	☑Yes ☐No ☐N/A
4	Were all QA/QC performance criteria specified in the NJDEP DKQP standards achieved?	☐Yes ☑No
5	a) Were reporting limits specified or referenced on the chain-of-custody or communicated to the laboratory prior to sample receipt?	☐Yes ☐No ☑ See case narrative
	b) Were these reporting limits met?	☐Yes ☐No ☐N/A ☑ See case narrative

DATA OF KNOWN QUALITY CONFORMANCE/NON-CONFORMANCE SUMMARY QUESTIONNAIRE

Laboratory Name: TestAmerica Edison

Client: Tetra Tech GEO

Project Location: Lockheed - North Plainfield

Project Number: 460-121256-1

Laboratory Sample ID(s): 460-121256-1, 460-121256-2, 460-121256-3, 460-121256-4, 460-121256-5, 460-121256-6, 460-121256-7, 460-121256-8, 460-121256-9, 460-121256-10, 460-121256-11, 460-121256-12, 460-121256-13, 460-121256-14, 460-121256-15, 460-121256-16, 460-121256-17, 460-121256-18, 460-121256-19, 460-121256-20, 460-121256-21, 460-121256-22, 460-121256-23, 460-121256-24, 460-121256-25, 460-121256-26, 460-121256-27, 460-121256-28, 460-121256-29, 460-121256-30, 460-121256-31, 460-121256-32, 460-121256-33, 460-121256-34, 460-121256-35, 460-121256-36, 460-121256-37, 460-121256-38, 460-121256-39, 460-121256-40, 460-121256-41, 460-121256-42, 460-121256-43, 460-121256-44, 460-121256-45, 460-121256-46, 460-121256-47, 460-121256-48, 460-121256-49, 460-121256-50, 460-121256-51, 460-121256-52, 460-121256-53, 460-121256-54, 460-121256-55, 460-121256-56, 460-121256-57

Sampling Date(s): 09/29/2016

List DKQP Methods Used: 8260C

6	For each analytical method referenced in this laboratory report package, were results reported for all constituents identified in the method-specific analyte lists presented in the DKQP documents and/or site-specific QAPP?	☑Yes ☐No
7	Are project-specific matrix spike and/or laboratory duplicates included in this data set?	☐Yes ☑No

Notes: For all questions to which the response was "No" (with the exception of question #7), additional information should be provided in an attached narrative. If the answer to question #1, #1A, or #1B is "No", the data package does not meet requirements for "Data of Known Quality."

Sample Summary

Client: Tetra Tech GEO
Project/Site: Lockheed - North Plainfield

TestAmerica Job ID: 460-121256-1

Lab Sample ID	Client Sample ID	Matrix	Collected	Received
460-121256-1	MW-1S-A	Water	09/29/16 08:45	09/30/16 17:05
460-121256-2	MW-1S-B	Water	09/29/16 08:48	09/30/16 17:05
460-121256-3	MW-1I	Water	09/29/16 08:50	09/30/16 17:05
460-121256-4	MW-2D	Water	09/29/16 10:35	09/30/16 17:05
460-121256-5	MW-2I	Water	09/29/16 10:40	09/30/16 17:05
460-121256-6	MW-3D	Water	09/29/16 09:55	09/30/16 17:05
460-121256-7	MW-501S	Water	09/29/16 08:00	09/30/16 17:05
460-121256-8	MW-501I	Water	09/29/16 08:05	09/30/16 17:05
460-121256-9	MW-502S	Water	09/29/16 08:30	09/30/16 17:05
460-121256-10	MW-502I	Water	09/29/16 08:35	09/30/16 17:05
460-121256-11	MW-503S	Water	09/29/16 08:20	09/30/16 17:05
460-121256-12	MW-503I	Water	09/29/16 08:25	09/30/16 17:05
460-121256-13	MW-505S	Water	09/29/16 14:35	09/30/16 17:05
460-121256-14	MW-505I	Water	09/29/16 14:40	09/30/16 17:05
460-121256-15	MW-506S	Water	09/29/16 09:30	09/30/16 17:05
460-121256-16	MW-506I	Water	09/29/16 13:15	09/30/16 17:05
460-121256-17	MW-507S	Water	09/29/16 09:05	09/30/16 17:05
460-121256-18	MW-507I	Water	09/29/16 09:10	09/30/16 17:05
460-121256-19	MW-508S	Water	09/29/16 09:15	09/30/16 17:05
460-121256-20	MW-508D	Water	09/29/16 09:20	09/30/16 17:05
460-121256-21	MW-532S	Water	09/29/16 07:50	09/30/16 17:05
460-121256-22	MW-532D	Water	09/29/16 07:55	09/30/16 17:05
460-121256-23	MW-544S	Water	09/29/16 11:25	09/30/16 17:05
460-121256-24	MW-544I	Water	09/29/16 11:30	09/30/16 17:05
460-121256-25	MW-544D	Water	09/29/16 11:35	09/30/16 17:05
460-121256-26	MW-545S	Water	09/29/16 10:50	09/30/16 17:05
460-121256-27	MW-545I	Water	09/29/16 10:55	09/30/16 17:05
460-121256-28	MW-545D	Water	09/29/16 11:00	09/30/16 17:05
460-121256-29	MW-546S	Water	09/29/16 09:40	09/30/16 17:05
460-121256-30	MW-546I	Water	09/29/16 09:45	09/30/16 17:05
460-121256-31	MW-546D	Water	09/29/16 09:50	09/30/16 17:05
460-121256-32	MW-547S	Water	09/29/16 13:30	09/30/16 17:05
460-121256-33	MW-547I	Water	09/29/16 13:35	09/30/16 17:05
460-121256-34	MW-547D	Water	09/29/16 13:40	09/30/16 17:05
460-121256-35	MW-549S	Water	09/29/16 07:40	09/30/16 17:05
460-121256-36	MW-549I	Water	09/29/16 07:45	09/30/16 17:05
460-121256-37	MW-550S	Water	09/29/16 08:10	09/30/16 17:05
460-121256-38	MW-550I	Water	09/29/16 08:15	09/30/16 17:05
460-121256-39	PZ-521S	Water	09/29/16 14:00	09/30/16 17:05
460-121256-40	PZ-521I	Water	09/29/16 14:05	09/30/16 17:05
460-121256-41	PZ-522S	Water	09/29/16 11:45	09/30/16 17:05
460-121256-42	PZ-522I	Water	09/29/16 11:50	09/30/16 17:05
460-121256-43	PZ-522D	Water	09/29/16 11:55	09/30/16 17:05
460-121256-44	PZ-524I	Water	09/29/16 11:10	09/30/16 17:05
460-121256-45	PZ-524S	Water	09/29/16 11:05	09/30/16 17:05
460-121256-46	PZ-524D	Water	09/29/16 11:15	09/30/16 17:05
460-121256-47	DUP-01	Water	09/29/16 08:30	09/30/16 17:05
460-121256-48	DUP-02	Water	09/29/16 08:45	09/30/16 17:05
460-121256-49	DUP-03	Water	09/29/16 10:00	09/30/16 17:05
460-121256-50	DUP-04	Water	09/29/16 09:35	09/30/16 17:05
460-121256-51	DUP-05	Water	09/29/16 12:30	09/30/16 17:05
460-121256-52	DUP-06	Water	09/29/16 13:45	09/30/16 17:05
460-121256-53	SW-1	Water	09/29/16 14:50	09/30/16 17:05

Sample Summary

Client: Tetra Tech GEO
Project/Site: Lockheed - North Plainfield

TestAmerica Job ID: 460-121256-1

Lab Sample ID	Client Sample ID	Matrix	Collected	Received
460-121256-54	SW-2	Water	09/29/16 14:20	09/30/16 17:05
460-121256-55	SW-3	Water	09/29/16 14:10	09/30/16 17:05
460-121256-56	SW-4	Water	09/29/16 13:20	09/30/16 17:05
460-121256-57	TB-092916	Water	09/29/16 00:00	09/30/16 17:05

Detection Summary

Client: Tetra Tech GEO
Project/Site: Lockheed - North Plainfield

TestAmerica Job ID: 460-121256-1

Client Sample ID: MW-1S-A — Lab Sample ID: 460-121256-1

Analyte	Result	Qualifier	RL	MDL	Unit	Dil Fac	D	Method	Prep Type
1,2-Dichloroethane	0.73	J	1.0	0.25	ug/L	1		8260C	Total/NA
Acetone	7.0		5.0	1.1	ug/L	1		8260C	Total/NA
Chloroform	0.72	J	1.0	0.22	ug/L	1		8260C	Total/NA
Cyclohexane	3.3		1.0	0.26	ug/L	1		8260C	Total/NA
Freon TF	0.54	J	1.0	0.34	ug/L	1		8260C	Total/NA
Methyl acetate	0.87	J	5.0	0.58	ug/L	1		8260C	Total/NA
Tetrachloroethene	0.38	J	1.0	0.12	ug/L	1		8260C	Total/NA
Toluene	0.25	J	1.0	0.25	ug/L	1		8260C	Total/NA
Trichloroethene	0.47	J	1.0	0.22	ug/L	1		8260C	Total/NA

Client Sample ID: MW-1S-B — Lab Sample ID: 460-121256-2

Analyte	Result	Qualifier	RL	MDL	Unit	Dil Fac	D	Method	Prep Type
1,2-Dichloroethane	0.59	J	1.0	0.25	ug/L	1		8260C	Total/NA
Acetone	7.4		5.0	1.1	ug/L	1		8260C	Total/NA
Chloroform	0.82	J	1.0	0.22	ug/L	1		8260C	Total/NA
Cyclohexane	1.7		1.0	0.26	ug/L	1		8260C	Total/NA
Freon TF	0.55	J	1.0	0.34	ug/L	1		8260C	Total/NA
Methyl acetate	1.0	J	5.0	0.58	ug/L	1		8260C	Total/NA
Tetrachloroethene	0.41	J	1.0	0.12	ug/L	1		8260C	Total/NA
Trichloroethene	0.62	J	1.0	0.22	ug/L	1		8260C	Total/NA

Client Sample ID: MW-1I — Lab Sample ID: 460-121256-3

Analyte	Result	Qualifier	RL	MDL	Unit	Dil Fac	D	Method	Prep Type
1,2-Dichloroethane	0.61	J	1.0	0.25	ug/L	1		8260C	Total/NA
Acetone	17		5.0	1.1	ug/L	1		8260C	Total/NA
Cyclohexane	2.2		1.0	0.26	ug/L	1		8260C	Total/NA
Methyl acetate	0.88	J	5.0	0.58	ug/L	1		8260C	Total/NA
Trichloroethene	3.0		1.0	0.22	ug/L	1		8260C	Total/NA

Client Sample ID: MW-2D — Lab Sample ID: 460-121256-4

Analyte	Result	Qualifier	RL	MDL	Unit	Dil Fac	D	Method	Prep Type
1,2-Dichloroethane	0.50	J	1.0	0.25	ug/L	1		8260C	Total/NA
Acetone	17		5.0	1.1	ug/L	1		8260C	Total/NA
Cyclohexane	2.4		1.0	0.26	ug/L	1		8260C	Total/NA
Methyl acetate	0.73	J	5.0	0.58	ug/L	1		8260C	Total/NA

Client Sample ID: MW-2I — Lab Sample ID: 460-121256-5

Analyte	Result	Qualifier	RL	MDL	Unit	Dil Fac	D	Method	Prep Type
1,2-Dichloroethane	0.27	J	1.0	0.25	ug/L	1		8260C	Total/NA
Acetone	20		5.0	1.1	ug/L	1		8260C	Total/NA
Chloroform	0.79	J	1.0	0.22	ug/L	1		8260C	Total/NA
Cyclohexane	0.89	J	1.0	0.26	ug/L	1		8260C	Total/NA
Methyl acetate	0.92	J	5.0	0.58	ug/L	1		8260C	Total/NA

Client Sample ID: MW-3D — Lab Sample ID: 460-121256-6

This Detection Summary does not include radiochemical test results.

Client Sample ID: MW-3D (Continued) — Lab Sample ID: 460-121256-6

Analyte	Result	Qualifier	RL	MDL	Unit	Dil Fac	D	Method	Prep Type
1,2-Dichloroethane	0.39	J	1.0	0.25	ug/L	1		8260C	Total/NA
Acetone	33		5.0	1.1	ug/L	1		8260C	Total/NA
Cyclohexane	0.56	J	1.0	0.26	ug/L	1		8260C	Total/NA
Methyl acetate	1.2	J	5.0	0.58	ug/L	1		8260C	Total/NA

Client Sample ID: MW-501S — Lab Sample ID: 460-121256-7

Analyte	Result	Qualifier	RL	MDL	Unit	Dil Fac	D	Method	Prep Type
1,2-Dichloroethane	0.47	J	1.0	0.25	ug/L	1		8260C	Total/NA
Acetone	25		5.0	1.1	ug/L	1		8260C	Total/NA
Cyclohexane	3.4		1.0	0.26	ug/L	1		8260C	Total/NA
Methyl acetate	0.72	J	5.0	0.58	ug/L	1		8260C	Total/NA

Client Sample ID: MW-501I — Lab Sample ID: 460-121256-8

Analyte	Result	Qualifier	RL	MDL	Unit	Dil Fac	D	Method	Prep Type
1,2-Dichloroethane	0.29	J	1.0	0.25	ug/L	1		8260C	Total/NA
Acetone	5.7		5.0	1.1	ug/L	1		8260C	Total/NA
Cyclohexane	0.47	J	1.0	0.26	ug/L	1		8260C	Total/NA
Methyl acetate	0.90	J	5.0	0.58	ug/L	1		8260C	Total/NA
Trichloroethene	0.61	J	1.0	0.22	ug/L	1		8260C	Total/NA

Client Sample ID: MW-502S — Lab Sample ID: 460-121256-9

Analyte	Result	Qualifier	RL	MDL	Unit	Dil Fac	D	Method	Prep Type
Acetone	16		5.0	1.1	ug/L	1		8260C	Total/NA
Chloroform	1.0		1.0	0.22	ug/L	1		8260C	Total/NA
Cyclohexane	0.38	J	1.0	0.26	ug/L	1		8260C	Total/NA
Freon TF	0.44	J	1.0	0.34	ug/L	1		8260C	Total/NA
Methyl acetate	0.82	J	5.0	0.58	ug/L	1		8260C	Total/NA
Tetrachloroethene	0.85	J	1.0	0.12	ug/L	1		8260C	Total/NA
Trichloroethene	0.62	J	1.0	0.22	ug/L	1		8260C	Total/NA

Client Sample ID: MW-502I — Lab Sample ID: 460-121256-10

Analyte	Result	Qualifier	RL	MDL	Unit	Dil Fac	D	Method	Prep Type
Acetone	7.0		5.0	1.1	ug/L	1		8260C	Total/NA
Chloroform	0.40	J	1.0	0.22	ug/L	1		8260C	Total/NA
Methyl acetate	1.2	J	5.0	0.58	ug/L	1		8260C	Total/NA
Trichloroethene	0.65	J	1.0	0.22	ug/L	1		8260C	Total/NA

Client Sample ID: MW-503S — Lab Sample ID: 460-121256-11

Analyte	Result	Qualifier	RL	MDL	Unit	Dil Fac	D	Method	Prep Type
1,2-Dichloroethane	0.35	J	1.0	0.25	ug/L	1		8260C	Total/NA
Acetone	18		5.0	1.1	ug/L	1		8260C	Total/NA
Chloroform	0.51	J	1.0	0.22	ug/L	1		8260C	Total/NA
Cyclohexane	0.93	J	1.0	0.26	ug/L	1		8260C	Total/NA
Methyl acetate	0.87	J	5.0	0.58	ug/L	1		8260C	Total/NA
Trichloroethene	0.27	J	1.0	0.22	ug/L	1		8260C	Total/NA

This Detection Summary does not include radiochemical test results.

Detection Summary

Client: Tetra Tech GEO
Project/Site: Lockheed - North Plainfield

TestAmerica Job ID: 460-121256-1

Client Sample ID: MW-503I — Lab Sample ID: 460-121256-12

Analyte	Result	Qualifier	RL	MDL	Unit	Dil Fac	D	Method	Prep Type
1,2-Dichloroethane	0.38	J	1.0	0.25	ug/L	1		8260C	Total/NA
Acetone	21		5.0	1.1	ug/L	1		8260C	Total/NA
Cyclohexane	0.46	J	1.0	0.26	ug/L	1		8260C	Total/NA
Methyl acetate	1.3	J	5.0	0.58	ug/L	1		8260C	Total/NA
Trichloroethene	0.43	J	1.0	0.22	ug/L	1		8260C	Total/NA

Client Sample ID: MW-505S — Lab Sample ID: 460-121256-13

Analyte	Result	Qualifier	RL	MDL	Unit	Dil Fac	D	Method	Prep Type
1,2-Dichloroethane	0.33	J	1.0	0.25	ug/L	1		8260C	Total/NA
Acetone	21		5.0	1.1	ug/L	1		8260C	Total/NA
Chloroform	0.53	J	1.0	0.22	ug/L	1		8260C	Total/NA
Cyclohexane	0.66	J	1.0	0.26	ug/L	1		8260C	Total/NA
Methyl acetate	1.2	J	5.0	0.58	ug/L	1		8260C	Total/NA
Methylene Chloride	0.23	J	1.0	0.21	ug/L	1		8260C	Total/NA

Client Sample ID: MW-505I — Lab Sample ID: 460-121256-14

Analyte	Result	Qualifier	RL	MDL	Unit	Dil Fac	D	Method	Prep Type
1,2-Dichloroethane	0.42	J	1.0	0.25	ug/L	1		8260C	Total/NA
Acetone	33		5.0	1.1	ug/L	1		8260C	Total/NA
Chloroform	0.98	J	1.0	0.22	ug/L	1		8260C	Total/NA
Cyclohexane	1.2		1.0	0.26	ug/L	1		8260C	Total/NA
Methyl acetate	1.2	J	5.0	0.58	ug/L	1		8260C	Total/NA

Client Sample ID: MW-506S — Lab Sample ID: 460-121256-15

Analyte	Result	Qualifier	RL	MDL	Unit	Dil Fac	D	Method	Prep Type
Acetone	5.7		5.0	1.1	ug/L	1		8260C	Total/NA
Chloroform	0.44	J	1.0	0.22	ug/L	1		8260C	Total/NA
Methyl acetate	0.92	J	5.0	0.58	ug/L	1		8260C	Total/NA

Client Sample ID: MW-506I — Lab Sample ID: 460-121256-16

Analyte	Result	Qualifier	RL	MDL	Unit	Dil Fac	D	Method	Prep Type
1,2-Dichloroethane	0.72	J	1.0	0.25	ug/L	1		8260C	Total/NA
Acetone	9.7		5.0	1.1	ug/L	1		8260C	Total/NA
Chloroform	0.68	J	1.0	0.22	ug/L	1		8260C	Total/NA
Cyclohexane	2.9		1.0	0.26	ug/L	1		8260C	Total/NA
Methyl acetate	1.1	J	5.0	0.58	ug/L	1		8260C	Total/NA
Tetrachloroethene	0.13	J	1.0	0.12	ug/L	1		8260C	Total/NA
Trichloroethene	0.47	J	1.0	0.22	ug/L	1		8260C	Total/NA

Client Sample ID: MW-507S — Lab Sample ID: 460-121256-17

Analyte	Result	Qualifier	RL	MDL	Unit	Dil Fac	D	Method	Prep Type
1,2-Dichloroethane	0.34	J	1.0	0.25	ug/L	1		8260C	Total/NA
Chloroform	0.66	J	1.0	0.22	ug/L	1		8260C	Total/NA
Cyclohexane	0.58	J	1.0	0.26	ug/L	1		8260C	Total/NA
Methyl acetate	0.98	J	5.0	0.58	ug/L	1		8260C	Total/NA

This Detection Summary does not include radiochemical test results.

Client Sample ID: MW-507S (Continued) — Lab Sample ID: 460-121256-17

Analyte	Result	Qualifier	RL	MDL	Unit	Dil Fac	D	Method	Prep Type
Trichloroethene	0.51	J	1.0	0.22	ug/L	1		8260C	Total/NA

Client Sample ID: MW-507I — Lab Sample ID: 460-121256-18

Analyte	Result	Qualifier	RL	MDL	Unit	Dil Fac	D	Method	Prep Type
1,2-Dichloroethane	0.54	J	1.0	0.25	ug/L	1		8260C	Total/NA
Chloroform	0.87	J	1.0	0.22	ug/L	1		8260C	Total/NA
Cyclohexane	1.1		1.0	0.26	ug/L	1		8260C	Total/NA
Methyl acetate	1.2	J	5.0	0.58	ug/L	1		8260C	Total/NA
Trichloroethene	0.49	J	1.0	0.22	ug/L	1		8260C	Total/NA

Client Sample ID: MW-508S — Lab Sample ID: 460-121256-19

Analyte	Result	Qualifier	RL	MDL	Unit	Dil Fac	D	Method	Prep Type
1,2-Dichloroethane	0.53	J	1.0	0.25	ug/L	1		8260C	Total/NA
Acetone	23		5.0	1.1	ug/L	1		8260C	Total/NA
Chloroform	1.1		1.0	0.22	ug/L	1		8260C	Total/NA
Cyclohexane	0.96	J	1.0	0.26	ug/L	1		8260C	Total/NA
Methyl acetate	1.2	J	5.0	0.58	ug/L	1		8260C	Total/NA
Trichloroethene	0.79	J	1.0	0.22	ug/L	1		8260C	Total/NA

Client Sample ID: MW-508D — Lab Sample ID: 460-121256-20

Analyte	Result	Qualifier	RL	MDL	Unit	Dil Fac	D	Method	Prep Type
1,2-Dichloroethane	0.41	J	1.0	0.25	ug/L	1		8260C	Total/NA
Acetone	22		5.0	1.1	ug/L	1		8260C	Total/NA
cis-1,2-Dichloroethene	2.1		1.0	0.26	ug/L	1		8260C	Total/NA
Methyl acetate	1.2	J	5.0	0.58	ug/L	1		8260C	Total/NA
Trichloroethene	0.89	J	1.0	0.22	ug/L	1		8260C	Total/NA
Vinyl chloride	0.38	J	1.0	0.060	ug/L	1		8260C	Total/NA

Client Sample ID: MW-532S — Lab Sample ID: 460-121256-21

Analyte	Result	Qualifier	RL	MDL	Unit	Dil Fac	D	Method	Prep Type
1,2-Dichloroethane	0.70	J	1.0	0.25	ug/L	1		8260C	Total/NA
Acetone	25		5.0	1.1	ug/L	1		8260C	Total/NA
Cyclohexane	0.64	J	1.0	0.26	ug/L	1		8260C	Total/NA
Methyl acetate	1.2	J	5.0	0.58	ug/L	1		8260C	Total/NA

Client Sample ID: MW-532D — Lab Sample ID: 460-121256-22

Analyte	Result	Qualifier	RL	MDL	Unit	Dil Fac	D	Method	Prep Type
1,2-Dichloroethane	0.90	J	1.0	0.25	ug/L	1		8260C	Total/NA
Acetone	15		5.0	1.1	ug/L	1		8260C	Total/NA
Chloroform	0.27	J	1.0	0.22	ug/L	1		8260C	Total/NA
Cyclohexane	2.6		1.0	0.26	ug/L	1		8260C	Total/NA
Methyl acetate	1.0	J	5.0	0.58	ug/L	1		8260C	Total/NA
Toluene	0.27	J	1.0	0.25	ug/L	1		8260C	Total/NA
Trichloroethene	0.29	J	1.0	0.22	ug/L	1		8260C	Total/NA

This Detection Summary does not include radiochemical test results.

Detection Summary

Client: Tetra Tech GEO
Project/Site: Lockheed - North Plainfield

TestAmerica Job ID: 460-121256-1

Client Sample ID: MW-544S — Lab Sample ID: 460-121256-23

Analyte	Result	Qualifier	RL	MDL	Unit	Dil Fac	D	Method	Prep Type
Acetone	17		5.0	1.1	ug/L	1		8260C	Total/NA
Cyclohexane	0.67	J	1.0	0.26	ug/L	1		8260C	Total/NA
Methyl acetate	0.95	J	5.0	0.58	ug/L	1		8260C	Total/NA
Tetrachloroethene	0.91	J	1.0	0.12	ug/L	1		8260C	Total/NA
Trichloroethene	0.46	J	1.0	0.22	ug/L	1		8260C	Total/NA

Client Sample ID: MW-544I — Lab Sample ID: 460-121256-24

Analyte	Result	Qualifier	RL	MDL	Unit	Dil Fac	D	Method	Prep Type
1,2-Dichloroethane	0.28	J	1.0	0.25	ug/L	1		8260C	Total/NA
Acetone	12		5.0	1.1	ug/L	1		8260C	Total/NA
Cyclohexane	0.36	J	1.0	0.26	ug/L	1		8260C	Total/NA
Methyl acetate	1.0	J	5.0	0.58	ug/L	1		8260C	Total/NA
Trichloroethene	0.90	J	1.0	0.22	ug/L	1		8260C	Total/NA

Client Sample ID: MW-544D — Lab Sample ID: 460-121256-25

Analyte	Result	Qualifier	RL	MDL	Unit	Dil Fac	D	Method	Prep Type
1,2-Dichloroethane	0.37	J	1.0	0.25	ug/L	1		8260C	Total/NA
Acetone	28		5.0	1.1	ug/L	1		8260C	Total/NA
Cyclohexane	0.93	J	1.0	0.26	ug/L	1		8260C	Total/NA
Methyl acetate	1.1	J	5.0	0.58	ug/L	1		8260C	Total/NA

Client Sample ID: MW-545S — Lab Sample ID: 460-121256-26

Analyte	Result	Qualifier	RL	MDL	Unit	Dil Fac	D	Method	Prep Type
Acetone	20		5.0	1.1	ug/L	1		8260C	Total/NA
Chloroform	1.7		1.0	0.22	ug/L	1		8260C	Total/NA
Cyclohexane	0.32	J	1.0	0.26	ug/L	1		8260C	Total/NA
Methyl acetate	0.81	J	5.0	0.58	ug/L	1		8260C	Total/NA
Trichlorofluoromethane	0.18	J	1.0	0.15	ug/L	1		8260C	Total/NA

Client Sample ID: MW-545I — Lab Sample ID: 460-121256-27

Analyte	Result	Qualifier	RL	MDL	Unit	Dil Fac	D	Method	Prep Type
Acetone	22		5.0	1.1	ug/L	1		8260C	Total/NA
Chloroform	0.52	J	1.0	0.22	ug/L	1		8260C	Total/NA
Cyclohexane	0.32	J	1.0	0.26	ug/L	1		8260C	Total/NA
Methyl acetate	0.88	J	5.0	0.58	ug/L	1		8260C	Total/NA
Tetrachloroethene	0.16	J	1.0	0.12	ug/L	1		8260C	Total/NA
Trichlorofluoromethane	1.5		1.0	0.15	ug/L	1		8260C	Total/NA

Client Sample ID: MW-545D — Lab Sample ID: 460-121256-28

Analyte	Result	Qualifier	RL	MDL	Unit	Dil Fac	D	Method	Prep Type
1,2-Dichloroethane	0.30	J	1.0	0.25	ug/L	1		8260C	Total/NA
Acetone	34		5.0	1.1	ug/L	1		8260C	Total/NA
Chloroform	0.42	J	1.0	0.22	ug/L	1		8260C	Total/NA
Cyclohexane	0.54	J	1.0	0.26	ug/L	1		8260C	Total/NA
Methyl acetate	0.88	J	5.0	0.58	ug/L	1		8260C	Total/NA

This Detection Summary does not include radiochemical test results.

Client Sample ID: MW-545D (Continued) — Lab Sample ID: 460-121256-28

Analyte	Result	Qualifier	RL	MDL	Unit	Dil Fac	D	Method	Prep Type
Tetrachloroethene	1.9		1.0	0.12	ug/L	1		8260C	Total/NA
Trichloroethene	0.25	J	1.0	0.22	ug/L	1		8260C	Total/NA

Client Sample ID: MW-546S — Lab Sample ID: 460-121256-29

Analyte	Result	Qualifier	RL	MDL	Unit	Dil Fac	D	Method	Prep Type
Acetone	19		5.0	1.1	ug/L	1		8260C	Total/NA
Cyclohexane	0.45	J	1.0	0.26	ug/L	1		8260C	Total/NA
Methyl acetate	0.88	J	5.0	0.58	ug/L	1		8260C	Total/NA

Client Sample ID: MW-546I — Lab Sample ID: 460-121256-30

Analyte	Result	Qualifier	RL	MDL	Unit	Dil Fac	D	Method	Prep Type
1,2-Dichloroethane	0.39	J	1.0	0.25	ug/L	1		8260C	Total/NA
Acetone	21		5.0	1.1	ug/L	1		8260C	Total/NA
Chloroform	0.36	J	1.0	0.22	ug/L	1		8260C	Total/NA
Cyclohexane	1.6		1.0	0.26	ug/L	1		8260C	Total/NA
Trichloroethene	0.44	J	1.0	0.22	ug/L	1		8260C	Total/NA

Client Sample ID: MW-546D — Lab Sample ID: 460-121256-31

Analyte	Result	Qualifier	RL	MDL	Unit	Dil Fac	D	Method	Prep Type
1,2-Dichloroethane	0.38	J	1.0	0.25	ug/L	1		8260C	Total/NA
Chloroform	3.1		1.0	0.22	ug/L	1		8260C	Total/NA
Cyclohexane	0.93	J	1.0	0.26	ug/L	1		8260C	Total/NA
Methyl acetate	0.79	J	5.0	0.58	ug/L	1		8260C	Total/NA
Trichloroethene	2.6		1.0	0.22	ug/L	1		8260C	Total/NA

Client Sample ID: MW-547S — Lab Sample ID: 460-121256-32

Analyte	Result	Qualifier	RL	MDL	Unit	Dil Fac	D	Method	Prep Type
1,2-Dichloroethane	0.25	J	1.0	0.25	ug/L	1		8260C	Total/NA
1,4-Dichlorobenzene	0.40	J	1.0	0.33	ug/L	1		8260C	Total/NA
Acetone	24		5.0	1.1	ug/L	1		8260C	Total/NA
cis-1,2-Dichloroethene	1.5		1.0	0.26	ug/L	1		8260C	Total/NA
Cyclohexane	0.68	J	1.0	0.26	ug/L	1		8260C	Total/NA
Trichloroethene	3.5		1.0	0.22	ug/L	1		8260C	Total/NA

Client Sample ID: MW-547I — Lab Sample ID: 460-121256-33

Analyte	Result	Qualifier	RL	MDL	Unit	Dil Fac	D	Method	Prep Type
1,2-Dichloroethane	0.37	J	1.0	0.25	ug/L	1		8260C	Total/NA
Acetone	20		5.0	1.1	ug/L	1		8260C	Total/NA
Chloroform	0.38	J	1.0	0.22	ug/L	1		8260C	Total/NA
Cyclohexane	0.65	J	1.0	0.26	ug/L	1		8260C	Total/NA
Methyl acetate	1.0	J	5.0	0.58	ug/L	1		8260C	Total/NA
Trichloroethene	0.51	J	1.0	0.22	ug/L	1		8260C	Total/NA

Client Sample ID: MW-547D — Lab Sample ID: 460-121256-34

This Detection Summary does not include radiochemical test results.

Client Sample ID: MW-547D (Continued) — Lab Sample ID: 460-121256-34

Analyte	Result	Qualifier	RL	MDL	Unit	Dil Fac	D	Method	Prep Type
Acetone	21		5.0	1.1	ug/L	1		8260C	Total/NA
Cyclohexane	1.1		1.0	0.26	ug/L	1		8260C	Total/NA
Methyl acetate	0.86	J	5.0	0.58	ug/L	1		8260C	Total/NA

Client Sample ID: MW-549S — Lab Sample ID: 460-121256-35

Analyte	Result	Qualifier	RL	MDL	Unit	Dil Fac	D	Method	Prep Type
1,2-Dichloroethane	0.32	J	1.0	0.25	ug/L	1		8260C	Total/NA
Acetone	6.0		5.0	1.1	ug/L	1		8260C	Total/NA
Chloroform	1.9		1.0	0.22	ug/L	1		8260C	Total/NA
Cyclohexane	0.43	J	1.0	0.26	ug/L	1		8260C	Total/NA
Freon TF	0.90	J	1.0	0.34	ug/L	1		8260C	Total/NA
Methyl acetate	1.2	J	5.0	0.58	ug/L	1		8260C	Total/NA
Tetrachloroethene	2.2		1.0	0.12	ug/L	1		8260C	Total/NA
Trichloroethene	1.1		1.0	0.22	ug/L	1		8260C	Total/NA

Client Sample ID: MW-549I — Lab Sample ID: 460-121256-36

Analyte	Result	Qualifier	RL	MDL	Unit	Dil Fac	D	Method	Prep Type
1,2-Dichloroethane	0.51	J	1.0	0.25	ug/L	1		8260C	Total/NA
Acetone	35		5.0	1.1	ug/L	1		8260C	Total/NA
cis-1,2-Dichloroethene	0.41	J	1.0	0.26	ug/L	1		8260C	Total/NA
Cyclohexane	1.4		1.0	0.26	ug/L	1		8260C	Total/NA
Freon TF	0.55	J	1.0	0.34	ug/L	1		8260C	Total/NA
Methyl acetate	1.2	J	5.0	0.58	ug/L	1		8260C	Total/NA
Tetrachloroethene	0.43	J	1.0	0.12	ug/L	1		8260C	Total/NA
Trichloroethene	5.9		1.0	0.22	ug/L	1		8260C	Total/NA

Client Sample ID: MW-550S — Lab Sample ID: 460-121256-37

Analyte	Result	Qualifier	RL	MDL	Unit	Dil Fac	D	Method	Prep Type
1,2-Dichloroethane	0.51	J	1.0	0.25	ug/L	1		8260C	Total/NA
Acetone	8.1		5.0	1.1	ug/L	1		8260C	Total/NA
Chloroform	1.3		1.0	0.22	ug/L	1		8260C	Total/NA
Cyclohexane	1.8		1.0	0.26	ug/L	1		8260C	Total/NA
Methyl acetate	1.1	J	5.0	0.58	ug/L	1		8260C	Total/NA
Methylene Chloride	0.22	J	1.0	0.21	ug/L	1		8260C	Total/NA
Trichloroethene	0.55	J	1.0	0.22	ug/L	1		8260C	Total/NA

Client Sample ID: MW-550I — Lab Sample ID: 460-121256-38

Analyte	Result	Qualifier	RL	MDL	Unit	Dil Fac	D	Method	Prep Type
1,2-Dichloroethane	0.35	J	1.0	0.25	ug/L	1		8260C	Total/NA
Acetone	26		5.0	1.1	ug/L	1		8260C	Total/NA
Chloroform	2.8		1.0	0.22	ug/L	1		8260C	Total/NA
Cyclohexane	0.46	J	1.0	0.26	ug/L	1		8260C	Total/NA
Freon TF	0.49	J	1.0	0.34	ug/L	1		8260C	Total/NA
Methyl acetate	1.1	J	5.0	0.58	ug/L	1		8260C	Total/NA
Tetrachloroethene	1.3		1.0	0.12	ug/L	1		8260C	Total/NA
Trichloroethene	1.1		1.0	0.22	ug/L	1		8260C	Total/NA

This Detection Summary does not include radiochemical test results.

Detection Summary

Client: Tetra Tech GEO
Project/Site: Lockheed - North Plainfield

TestAmerica Job ID: 460-121256-1

Client Sample ID: PZ-521S — Lab Sample ID: 460-121256-39

Analyte	Result	Qualifier	RL	MDL	Unit	Dil Fac	D	Method	Prep Type
Acetone	5.7		5.0	1.1	ug/L	1		8260C	Total/NA
cis-1,2-Dichloroethene	0.82	J	1.0	0.26	ug/L	1		8260C	Total/NA
Cyclohexane	0.78	J	1.0	0.26	ug/L	1		8260C	Total/NA
Methyl acetate	1.1	J	5.0	0.58	ug/L	1		8260C	Total/NA
Trichloroethene	0.32	J	1.0	0.22	ug/L	1		8260C	Total/NA
Vinyl chloride	0.13	J	1.0	0.060	ug/L	1		8260C	Total/NA

Client Sample ID: PZ-521I — Lab Sample ID: 460-121256-40

Analyte	Result	Qualifier	RL	MDL	Unit	Dil Fac	D	Method	Prep Type
1,2-Dichloroethane	0.51	J	1.0	0.25	ug/L	1		8260C	Total/NA
Acetone	34		5.0	1.1	ug/L	1		8260C	Total/NA
Chloroform	0.31	J	1.0	0.22	ug/L	1		8260C	Total/NA
Cyclohexane	0.95	J	1.0	0.26	ug/L	1		8260C	Total/NA
Methyl acetate	1.1	J	5.0	0.58	ug/L	1		8260C	Total/NA
Trichloroethene	0.57	J	1.0	0.22	ug/L	1		8260C	Total/NA

Client Sample ID: PZ-522S — Lab Sample ID: 460-121256-41

Analyte	Result	Qualifier	RL	MDL	Unit	Dil Fac	D	Method	Prep Type
1,2-Dichloroethane	0.27	J	1.0	0.25	ug/L	1		8260C	Total/NA
Acetone	16		5.0	1.1	ug/L	1		8260C	Total/NA
Cyclohexane	0.65	J	1.0	0.26	ug/L	1		8260C	Total/NA
Methyl acetate	0.73	J	5.0	0.58	ug/L	1		8260C	Total/NA

Client Sample ID: PZ-522I — Lab Sample ID: 460-121256-42

Analyte	Result	Qualifier	RL	MDL	Unit	Dil Fac	D	Method	Prep Type
1,1-Dichloroethane	1.1		1.0	0.24	ug/L	1		8260C	Total/NA
1,2-Dichloroethane	0.43	J	1.0	0.25	ug/L	1		8260C	Total/NA
Acetone	11		5.0	1.1	ug/L	1		8260C	Total/NA
Chloroform	2.4		1.0	0.22	ug/L	1		8260C	Total/NA
cis-1,2-Dichloroethene	4.5		1.0	0.26	ug/L	1		8260C	Total/NA
Cyclohexane	0.79	J	1.0	0.26	ug/L	1		8260C	Total/NA
Tetrachloroethene	0.20	J	1.0	0.12	ug/L	1		8260C	Total/NA
Trichloroethene	1.3		1.0	0.22	ug/L	1		8260C	Total/NA

Client Sample ID: PZ-522D — Lab Sample ID: 460-121256-43

Analyte	Result	Qualifier	RL	MDL	Unit	Dil Fac	D	Method	Prep Type
1,1-Dichloroethane	0.25	J	1.0	0.24	ug/L	1		8260C	Total/NA
1,2-Dichloroethane	0.41	J	1.0	0.25	ug/L	1		8260C	Total/NA
Acetone	35		5.0	1.1	ug/L	1		8260C	Total/NA
Chloroform	2.1		1.0	0.22	ug/L	1		8260C	Total/NA
Methyl acetate	1.1	J	5.0	0.58	ug/L	1		8260C	Total/NA
Trichloroethene	1.6		1.0	0.22	ug/L	1		8260C	Total/NA

Client Sample ID: PZ-524I — Lab Sample ID: 460-121256-44

This Detection Summary does not include radiochemical test results.

Client Sample ID: PZ-524I (Continued) — Lab Sample ID: 460-121256-44

Analyte	Result	Qualifier	RL	MDL	Unit	Dil Fac	D	Method	Prep Type
1,2-Dichloroethane	0.43	J	1.0	0.25	ug/L	1		8260C	Total/NA
Acetone	37		5.0	1.1	ug/L	1		8260C	Total/NA
Chloroform	2.0		1.0	0.22	ug/L	1		8260C	Total/NA
cis-1,2-Dichloroethene	1.9		1.0	0.26	ug/L	1		8260C	Total/NA
Cyclohexane	0.84	J	1.0	0.26	ug/L	1		8260C	Total/NA
Methyl acetate	1.2	J	5.0	0.58	ug/L	1		8260C	Total/NA
Tetrachloroethene	74		1.0	0.12	ug/L	1		8260C	Total/NA
Trichloroethene	1.9		1.0	0.22	ug/L	1		8260C	Total/NA

Client Sample ID: PZ-524S — Lab Sample ID: 460-121256-45

Analyte	Result	Qualifier	RL	MDL	Unit	Dil Fac	D	Method	Prep Type
Acetone	26		5.0	1.1	ug/L	1		8260C	Total/NA
Chloroform	6.3		1.0	0.22	ug/L	1		8260C	Total/NA
Cyclohexane	0.63	J	1.0	0.26	ug/L	1		8260C	Total/NA
Methyl acetate	0.73	J	5.0	0.58	ug/L	1		8260C	Total/NA

Client Sample ID: PZ-524D — Lab Sample ID: 460-121256-46

Analyte	Result	Qualifier	RL	MDL	Unit	Dil Fac	D	Method	Prep Type
1,2-Dichloroethane	0.55	J	1.0	0.25	ug/L	1		8260C	Total/NA
Acetone	9.7		5.0	1.1	ug/L	1		8260C	Total/NA
Chloroform	1.2		1.0	0.22	ug/L	1		8260C	Total/NA
cis-1,2-Dichloroethene	0.82	J	1.0	0.26	ug/L	1		8260C	Total/NA
Cyclohexane	1.2		1.0	0.26	ug/L	1		8260C	Total/NA
Methyl acetate	0.88	J	5.0	0.58	ug/L	1		8260C	Total/NA
Tetrachloroethene	33		1.0	0.12	ug/L	1		8260C	Total/NA
Trichloroethene	2.2		1.0	0.22	ug/L	1		8260C	Total/NA

Client Sample ID: DUP-01 — Lab Sample ID: 460-121256-47

Analyte	Result	Qualifier	RL	MDL	Unit	Dil Fac	D	Method	Prep Type
1,2-Dichloroethane	0.40	J	1.0	0.25	ug/L	1		8260C	Total/NA
Acetone	34		5.0	1.1	ug/L	1		8260C	Total/NA
Cyclohexane	0.43	J	1.0	0.26	ug/L	1		8260C	Total/NA
Methyl acetate	1.3	J	5.0	0.58	ug/L	1		8260C	Total/NA
Tetrachloroethene	0.51	J	1.0	0.12	ug/L	1		8260C	Total/NA
Trichloroethene	6.5		1.0	0.22	ug/L	1		8260C	Total/NA

Client Sample ID: DUP-02 — Lab Sample ID: 460-121256-48

Analyte	Result	Qualifier	RL	MDL	Unit	Dil Fac	D	Method	Prep Type
1,2-Dichloroethane	0.31	J	1.0	0.25	ug/L	1		8260C	Total/NA
Acetone	6.6		5.0	1.1	ug/L	1		8260C	Total/NA
Chloroform	1.4		1.0	0.22	ug/L	1		8260C	Total/NA
Methyl acetate	0.95	J	5.0	0.58	ug/L	1		8260C	Total/NA
Trichloroethene	0.74	J	1.0	0.22	ug/L	1		8260C	Total/NA

Client Sample ID: DUP-03 — Lab Sample ID: 460-121256-49

This Detection Summary does not include radiochemical test results.

Client Sample ID: DUP-03 (Continued) — Lab Sample ID: 460-121256-49

Analyte	Result	Qualifier	RL	MDL	Unit	Dil Fac	D	Method	Prep Type
Acetone	6.3		5.0	1.1	ug/L	1		8260C	Total/NA
Chloroform	0.42	J	1.0	0.22	ug/L	1		8260C	Total/NA
Methyl acetate	0.95	J	5.0	0.58	ug/L	1		8260C	Total/NA

Client Sample ID: DUP-04 — Lab Sample ID: 460-121256-50

Analyte	Result	Qualifier	RL	MDL	Unit	Dil Fac	D	Method	Prep Type
1,2-Dichloroethane	0.35	J	1.0	0.25	ug/L	1		8260C	Total/NA
Acetone	23		5.0	1.1	ug/L	1		8260C	Total/NA
cis-1,2-Dichloroethene	2.0		1.0	0.26	ug/L	1		8260C	Total/NA
Cyclohexane	0.44	J	1.0	0.26	ug/L	1		8260C	Total/NA
Methyl acetate	0.81	J	5.0	0.58	ug/L	1		8260C	Total/NA
Trichloroethene	0.90	J	1.0	0.22	ug/L	1		8260C	Total/NA
Vinyl chloride	0.39	J	1.0	0.060	ug/L	1		8260C	Total/NA

Client Sample ID: DUP-05 — Lab Sample ID: 460-121256-51

Analyte	Result	Qualifier	RL	MDL	Unit	Dil Fac	D	Method	Prep Type
1,1-Dichloroethane	1.1		1.0	0.24	ug/L	1		8260C	Total/NA
1,2-Dichloroethane	0.34	J	1.0	0.25	ug/L	1		8260C	Total/NA
Acetone	8.8		5.0	1.1	ug/L	1		8260C	Total/NA
Chloroform	2.4		1.0	0.22	ug/L	1		8260C	Total/NA
cis-1,2-Dichloroethene	4.7		1.0	0.26	ug/L	1		8260C	Total/NA
Cyclohexane	0.40	J	1.0	0.26	ug/L	1		8260C	Total/NA
Tetrachloroethene	0.22	J	1.0	0.12	ug/L	1		8260C	Total/NA
Trichloroethene	1.3		1.0	0.22	ug/L	1		8260C	Total/NA

Client Sample ID: DUP-06 — Lab Sample ID: 460-121256-52

Analyte	Result	Qualifier	RL	MDL	Unit	Dil Fac	D	Method	Prep Type
Acetone	5.4		5.0	1.1	ug/L	1		8260C	Total/NA

Client Sample ID: SW-1 — Lab Sample ID: 460-121256-53

No Detections.

Client Sample ID: SW-2 — Lab Sample ID: 460-121256-54

No Detections.

Client Sample ID: SW-3 — Lab Sample ID: 460-121256-55

Analyte	Result	Qualifier	RL	MDL	Unit	Dil Fac	D	Method	Prep Type
Acetone	36		5.0	1.1	ug/L	1		8260C	Total/NA

Client Sample ID: SW-4 — Lab Sample ID: 460-121256-56

Analyte	Result	Qualifier	RL	MDL	Unit	Dil Fac	D	Method	Prep Type
Acetone	7.3		5.0	1.1	ug/L	1		8260C	Total/NA

This Detection Summary does not include radiochemical test results.

Detection Summary

Client: Tetra Tech GEO
Project/Site: Lockheed - North Plainfield

TestAmerica Job ID: 460-121256-1

Client Sample ID: TB-092916

Lab Sample ID: 460-121256-57

Analyte	Result	Qualifier	RL	MDL	Unit	Dil Fac	D	Method	Prep Type
Acetone	7.1		5.0	1.1	ug/L	1		8260C	Total/NA

This Detection Summary does not include radiochemical test results.

Method Summary

Client: Tetra Tech GEO
Project/Site: Lockheed - North Plainfield

TestAmerica Job ID: 460-121256-1

Method	Method Description	Protocol	Laboratory
8260C	Volatile Organic Compounds by GC/MS	SW846	TAL EDI

Protocol References:

SW846 = "Test Methods For Evaluating Solid Waste, Physical/Chemical Methods", Third Edition, November 1986 And Its Updates.

Laboratory References:

TAL EDI = TestAmerica Edison, 777 New Durham Road, Edison, NJ 08817, TEL (732)549-3900

Client Sample ID: MW-1S-A

Date Collected: 09/29/16 08:45
Date Received: 09/30/16 17:05

Lab Sample ID: 460-121256-1

Matrix: Water

Method: 8260C - Volatile Organic Compounds by GC/MS

Analyte	Result	Qualifier	RL	MDL	Unit	D	Prepared	Analyzed	Dil Fac
1,1,1-Trichloroethane	0.28	U	1.0	0.28	ug/L			10/11/16 03:20	1
1,1,2,2-Tetrachloroethane	0.19	U	1.0	0.19	ug/L			10/11/16 03:20	1
1,1,2-Trichloroethane	0.080	U	1.0	0.080	ug/L			10/11/16 03:20	1
1,1-Dichloroethane	0.24	U	1.0	0.24	ug/L			10/11/16 03:20	1
1,1-Dichloroethene	0.34	U	1.0	0.34	ug/L			10/11/16 03:20	1
1,2,3-Trichlorobenzene	0.35	U	1.0	0.35	ug/L			10/11/16 03:20	1
1,2,4-Trichlorobenzene	0.27	U	1.0	0.27	ug/L			10/11/16 03:20	1
1,2-Dibromo-3-Chloropropane	0.23	U	1.0	0.23	ug/L			10/11/16 03:20	1
1,2-Dibromoethane	0.19	U	1.0	0.19	ug/L			10/11/16 03:20	1
1,2-Dichlorobenzene	0.22	U	1.0	0.22	ug/L			10/11/16 03:20	1
1,2-Dichloroethane	**0.73**	**J**	1.0	0.25	ug/L			10/11/16 03:20	1
1,2-Dichloropropane	0.18	U	1.0	0.18	ug/L			10/11/16 03:20	1
1,3-Dichlorobenzene	0.33	U	1.0	0.33	ug/L			10/11/16 03:20	1
1,4-Dichlorobenzene	0.33	U	1.0	0.33	ug/L			10/11/16 03:20	1
1,4-Dioxane	8.7	U	50	8.7	ug/L			10/11/16 03:20	1
2-Butanone	2.2	U	5.0	2.2	ug/L			10/11/16 03:20	1
2-Hexanone	0.72	U	5.0	0.72	ug/L			10/11/16 03:20	1
4-Methyl-2-pentanone	0.63	U	5.0	0.63	ug/L			10/11/16 03:20	1
Acetone	**7.0**		5.0	1.1	ug/L			10/11/16 03:20	1
Benzene	0.090	U	1.0	0.090	ug/L			10/11/16 03:20	1
Bromochloromethane	0.30	U	1.0	0.30	ug/L			10/11/16 03:20	1
Bromodichloromethane	0.15	U	1.0	0.15	ug/L			10/11/16 03:20	1
Bromoform	0.18	U	1.0	0.18	ug/L			10/11/16 03:20	1
Bromomethane	0.18	U	1.0	0.18	ug/L			10/11/16 03:20	1
Carbon disulfide	0.22	U	1.0	0.22	ug/L			10/11/16 03:20	1
Carbon tetrachloride	0.33	U	1.0	0.33	ug/L			10/11/16 03:20	1
Chlorobenzene	0.24	U	1.0	0.24	ug/L			10/11/16 03:20	1
Chloroethane	0.37	U	1.0	0.37	ug/L			10/11/16 03:20	1
Chloroform	**0.72**	**J**	1.0	0.22	ug/L			10/11/16 03:20	1
Chloromethane	0.22	U	1.0	0.22	ug/L			10/11/16 03:20	1
cis-1,2-Dichloroethene	0.26	U	1.0	0.26	ug/L			10/11/16 03:20	1
cis-1,3-Dichloropropene	0.16	U	1.0	0.16	ug/L			10/11/16 03:20	1
Cyclohexane	**3.3**		1.0	0.26	ug/L			10/11/16 03:20	1
Dibromochloromethane	0.22	U	1.0	0.22	ug/L			10/11/16 03:20	1
Dichlorodifluoromethane	0.14	U	1.0	0.14	ug/L			10/11/16 03:20	1
Ethylbenzene	0.30	U	1.0	0.30	ug/L			10/11/16 03:20	1
Freon TF	**0.54**	**J**	1.0	0.34	ug/L			10/11/16 03:20	1
Isopropylbenzene	0.32	U	1.0	0.32	ug/L			10/11/16 03:20	1
m&p-Xylene	0.28	U	1.0	0.28	ug/L			10/11/16 03:20	1
Methyl acetate	**0.87**	**J**	5.0	0.58	ug/L			10/11/16 03:20	1
Methylcyclohexane	0.22	U	1.0	0.22	ug/L			10/11/16 03:20	1
Methylene Chloride	0.21	U	1.0	0.21	ug/L			10/11/16 03:20	1
MTBE	0.13	U	1.0	0.13	ug/L			10/11/16 03:20	1
o-Xylene	0.32	U	1.0	0.32	ug/L			10/11/16 03:20	1
Styrene	0.17	U	1.0	0.17	ug/L			10/11/16 03:20	1
Tetrachloroethene	**0.38**	**J**	1.0	0.12	ug/L			10/11/16 03:20	1
Toluene	**0.25**	**J**	1.0	0.25	ug/L			10/11/16 03:20	1
trans-1,2-Dichloroethene	0.18	U	1.0	0.18	ug/L			10/11/16 03:20	1
trans-1,3-Dichloropropene	0.19	U	1.0	0.19	ug/L			10/11/16 03:20	1

Client Sample ID: MW-1S-A

Lab Sample ID: 460-121256-1

Date Collected: 09/29/16 08:45

Matrix: Water

Date Received: 09/30/16 17:05

Method: 8260C - Volatile Organic Compounds by GC/MS (Continued)

Analyte	Result	Qualifier	RL	MDL	Unit	D	Prepared	Analyzed	Dil Fac
Trichloroethene	**0.47**	**J**	1.0	0.22	ug/L			10/11/16 03:20	1
Trichlorofluoromethane	0.15	U	1.0	0.15	ug/L			10/11/16 03:20	1
Vinyl chloride	0.060	U	1.0	0.060	ug/L			10/11/16 03:20	1

Tentatively Identified Compound	*Est. Result*	*Qualifier*	*Unit*	*D*	*RT*	*CAS No.*	*Prepared*	*Analyzed*	*Dil Fac*
Tentatively Identified Compound	*None*		*ug/L*					*10/11/16 03:20*	*1*

Surrogate	*%Recovery*	*Qualifier*	*Limits*	*Prepared*	*Analyzed*	*Dil Fac*
1,2-Dichloroethane-d4 (Surr)	*101*		*70 - 130*		*10/11/16 03:20*	*1*
Bromofluorobenzene	*97*		*70 - 130*		*10/11/16 03:20*	*1*
Dibromofluoromethane (Surr)	*100*		*70 - 130*		*10/11/16 03:20*	*1*
Toluene-d8 (Surr)	*100*		*70 - 130*		*10/11/16 03:20*	*1*

Client Sample ID: MW-1S-B

Lab Sample ID: 460-121256-2

Date Collected: 09/29/16 08:48

Matrix: Water

Date Received: 09/30/16 17:05

Method: 8260C - Volatile Organic Compounds by GC/MS

Analyte	Result	Qualifier	RL	MDL	Unit	D	Prepared	Analyzed	Dil Fac
1,1,1-Trichloroethane	0.28	U	1.0	0.28	ug/L			10/11/16 03:44	1
1,1,2,2-Tetrachloroethane	0.19	U	1.0	0.19	ug/L			10/11/16 03:44	1
1,1,2-Trichloroethane	0.080	U	1.0	0.080	ug/L			10/11/16 03:44	1
1,1-Dichloroethane	0.24	U	1.0	0.24	ug/L			10/11/16 03:44	1
1,1-Dichloroethene	0.34	U	1.0	0.34	ug/L			10/11/16 03:44	1
1,2,3-Trichlorobenzene	0.35	U	1.0	0.35	ug/L			10/11/16 03:44	1
1,2,4-Trichlorobenzene	0.27	U	1.0	0.27	ug/L			10/11/16 03:44	1
1,2-Dibromo-3-Chloropropane	0.23	U	1.0	0.23	ug/L			10/11/16 03:44	1
1,2-Dibromoethane	0.19	U	1.0	0.19	ug/L			10/11/16 03:44	1
1,2-Dichlorobenzene	0.22	U	1.0	0.22	ug/L			10/11/16 03:44	1
1,2-Dichloroethane	**0.59**	**J**	1.0	0.25	ug/L			10/11/16 03:44	1
1,2-Dichloropropane	0.18	U	1.0	0.18	ug/L			10/11/16 03:44	1
1,3-Dichlorobenzene	0.33	U	1.0	0.33	ug/L			10/11/16 03:44	1
1,4-Dichlorobenzene	0.33	U	1.0	0.33	ug/L			10/11/16 03:44	1
1,4-Dioxane	8.7	U	50	8.7	ug/L			10/11/16 03:44	1
2-Butanone	2.2	U	5.0	2.2	ug/L			10/11/16 03:44	1
2-Hexanone	0.72	U	5.0	0.72	ug/L			10/11/16 03:44	1
4-Methyl-2-pentanone	0.63	U	5.0	0.63	ug/L			10/11/16 03:44	1
Acetone	**7.4**		5.0	1.1	ug/L			10/11/16 03:44	1
Benzene	0.090	U	1.0	0.090	ug/L			10/11/16 03:44	1
Bromochloromethane	0.30	U	1.0	0.30	ug/L			10/11/16 03:44	1
Bromodichloromethane	0.15	U	1.0	0.15	ug/L			10/11/16 03:44	1
Bromoform	0.18	U	1.0	0.18	ug/L			10/11/16 03:44	1
Bromomethane	0.18	U	1.0	0.18	ug/L			10/11/16 03:44	1
Carbon disulfide	0.22	U	1.0	0.22	ug/L			10/11/16 03:44	1
Carbon tetrachloride	0.33	U	1.0	0.33	ug/L			10/11/16 03:44	1
Chlorobenzene	0.24	U	1.0	0.24	ug/L			10/11/16 03:44	1
Chloroethane	0.37	U	1.0	0.37	ug/L			10/11/16 03:44	1
Chloroform	**0.82**	**J**	1.0	0.22	ug/L			10/11/16 03:44	1
Chloromethane	0.22	U	1.0	0.22	ug/L			10/11/16 03:44	1
cis-1,2-Dichloroethene	0.26	U	1.0	0.26	ug/L			10/11/16 03:44	1

Client Sample ID: MW-1S-B

Date Collected: 09/29/16 08:48
Date Received: 09/30/16 17:05

Lab Sample ID: 460-121256-2

Matrix: Water

Method: 8260C - Volatile Organic Compounds by GC/MS (Continued)

Analyte	Result	Qualifier	RL	MDL	Unit	D	Prepared	Analyzed	Dil Fac
cis-1,3-Dichloropropene	0.16	U	1.0	0.16	ug/L			10/11/16 03:44	1
Cyclohexane	**1.7**		1.0	0.26	ug/L			10/11/16 03:44	1
Dibromochloromethane	0.22	U	1.0	0.22	ug/L			10/11/16 03:44	1
Dichlorodifluoromethane	0.14	U	1.0	0.14	ug/L			10/11/16 03:44	1
Ethylbenzene	0.30	U	1.0	0.30	ug/L			10/11/16 03:44	1
Freon TF	**0.55**	**J**	1.0	0.34	ug/L			10/11/16 03:44	1
Isopropylbenzene	0.32	U	1.0	0.32	ug/L			10/11/16 03:44	1
m&p-Xylene	0.28	U	1.0	0.28	ug/L			10/11/16 03:44	1
Methyl acetate	**1.0**	**J**	5.0	0.58	ug/L			10/11/16 03:44	1
Methylcyclohexane	0.22	U	1.0	0.22	ug/L			10/11/16 03:44	1
Methylene Chloride	0.21	U	1.0	0.21	ug/L			10/11/16 03:44	1
MTBE	0.13	U	1.0	0.13	ug/L			10/11/16 03:44	1
o-Xylene	0.32	U	1.0	0.32	ug/L			10/11/16 03:44	1
Styrene	0.17	U	1.0	0.17	ug/L			10/11/16 03:44	1
Tetrachloroethene	**0.41**	**J**	1.0	0.12	ug/L			10/11/16 03:44	1
Toluene	0.25	U	1.0	0.25	ug/L			10/11/16 03:44	1
trans-1,2-Dichloroethene	0.18	U	1.0	0.18	ug/L			10/11/16 03:44	1
trans-1,3-Dichloropropene	0.19	U	1.0	0.19	ug/L			10/11/16 03:44	1
Trichloroethene	**0.62**	**J**	1.0	0.22	ug/L			10/11/16 03:44	1
Trichlorofluoromethane	0.15	U	1.0	0.15	ug/L			10/11/16 03:44	1
Vinyl chloride	0.060	U	1.0	0.060	ug/L			10/11/16 03:44	1

Tentatively Identified Compound	*Est. Result*	*Qualifier*	*Unit*	*D*	*RT*	*CAS No.*	*Prepared*	*Analyzed*	*Dil Fac*
Tentatively Identified Compound	*None*		*ug/L*					*10/11/16 03:44*	*1*

Surrogate	*%Recovery*	*Qualifier*	*Limits*	*Prepared*	*Analyzed*	*Dil Fac*
1,2-Dichloroethane-d4 (Surr)	*102*		*70 - 130*		*10/11/16 03:44*	*1*
Bromofluorobenzene	*97*		*70 - 130*		*10/11/16 03:44*	*1*
Dibromofluoromethane (Surr)	*100*		*70 - 130*		*10/11/16 03:44*	*1*
Toluene-d8 (Surr)	*101*		*70 - 130*		*10/11/16 03:44*	*1*

Client Sample ID: MW-1I

Date Collected: 09/29/16 08:50
Date Received: 09/30/16 17:05

Lab Sample ID: 460-121256-3

Matrix: Water

Method: 8260C - Volatile Organic Compounds by GC/MS

Analyte	Result	Qualifier	RL	MDL	Unit	D	Prepared	Analyzed	Dil Fac
1,1,1-Trichloroethane	0.28	U	1.0	0.28	ug/L			10/11/16 04:07	1
1,1,2,2-Tetrachloroethane	0.19	U	1.0	0.19	ug/L			10/11/16 04:07	1
1,1,2-Trichloroethane	0.080	U	1.0	0.080	ug/L			10/11/16 04:07	1
1,1-Dichloroethane	0.24	U	1.0	0.24	ug/L			10/11/16 04:07	1
1,1-Dichloroethene	0.34	U	1.0	0.34	ug/L			10/11/16 04:07	1
1,2,3-Trichlorobenzene	0.35	U	1.0	0.35	ug/L			10/11/16 04:07	1
1,2,4-Trichlorobenzene	0.27	U	1.0	0.27	ug/L			10/11/16 04:07	1
1,2-Dibromo-3-Chloropropane	0.23	U	1.0	0.23	ug/L			10/11/16 04:07	1
1,2-Dibromoethane	0.19	U	1.0	0.19	ug/L			10/11/16 04:07	1
1,2-Dichlorobenzene	0.22	U	1.0	0.22	ug/L			10/11/16 04:07	1
1,2-Dichloroethane	**0.61**	**J**	1.0	0.25	ug/L			10/11/16 04:07	1
1,2-Dichloropropane	0.18	U	1.0	0.18	ug/L			10/11/16 04:07	1
1,3-Dichlorobenzene	0.33	U	1.0	0.33	ug/L			10/11/16 04:07	1

Client Sample ID: MW-1I

Date Collected: 09/29/16 08:50
Date Received: 09/30/16 17:05

Lab Sample ID: 460-121256-3

Matrix: Water

Method: 8260C - Volatile Organic Compounds by GC/MS (Continued)

Analyte	Result	Qualifier	RL	MDL	Unit	D	Prepared	Analyzed	Dil Fac
1,4-Dichlorobenzene	0.33	U	1.0	0.33	ug/L			10/11/16 04:07	1
1,4-Dioxane	8.7	U	50	8.7	ug/L			10/11/16 04:07	1
2-Butanone	2.2	U	5.0	2.2	ug/L			10/11/16 04:07	1
2-Hexanone	0.72	U	5.0	0.72	ug/L			10/11/16 04:07	1
4-Methyl-2-pentanone	0.63	U	5.0	0.63	ug/L			10/11/16 04:07	1
Acetone	**17**		5.0	1.1	ug/L			10/11/16 04:07	1
Benzene	0.090	U	1.0	0.090	ug/L			10/11/16 04:07	1
Bromochloromethane	0.30	U	1.0	0.30	ug/L			10/11/16 04:07	1
Bromodichloromethane	0.15	U	1.0	0.15	ug/L			10/11/16 04:07	1
Bromoform	0.18	U	1.0	0.18	ug/L			10/11/16 04:07	1
Bromomethane	0.18	U	1.0	0.18	ug/L			10/11/16 04:07	1
Carbon disulfide	0.22	U	1.0	0.22	ug/L			10/11/16 04:07	1
Carbon tetrachloride	0.33	U	1.0	0.33	ug/L			10/11/16 04:07	1
Chlorobenzene	0.24	U	1.0	0.24	ug/L			10/11/16 04:07	1
Chloroethane	0.37	U	1.0	0.37	ug/L			10/11/16 04:07	1
Chloroform	0.22	U	1.0	0.22	ug/L			10/11/16 04:07	1
Chloromethane	0.22	U	1.0	0.22	ug/L			10/11/16 04:07	1
cis-1,2-Dichloroethene	0.26	U	1.0	0.26	ug/L			10/11/16 04:07	1
cis-1,3-Dichloropropene	0.16	U	1.0	0.16	ug/L			10/11/16 04:07	1
Cyclohexane	**2.2**		1.0	0.26	ug/L			10/11/16 04:07	1
Dibromochloromethane	0.22	U	1.0	0.22	ug/L			10/11/16 04:07	1
Dichlorodifluoromethane	0.14	U	1.0	0.14	ug/L			10/11/16 04:07	1
Ethylbenzene	0.30	U	1.0	0.30	ug/L			10/11/16 04:07	1
Freon TF	0.34	U	1.0	0.34	ug/L			10/11/16 04:07	1
Isopropylbenzene	0.32	U	1.0	0.32	ug/L			10/11/16 04:07	1
m&p-Xylene	0.28	U	1.0	0.28	ug/L			10/11/16 04:07	1
Methyl acetate	**0.88**	**J**	5.0	0.58	ug/L			10/11/16 04:07	1
Methylcyclohexane	0.22	U	1.0	0.22	ug/L			10/11/16 04:07	1
Methylene Chloride	0.21	U	1.0	0.21	ug/L			10/11/16 04:07	1
MTBE	0.13	U	1.0	0.13	ug/L			10/11/16 04:07	1
o-Xylene	0.32	U	1.0	0.32	ug/L			10/11/16 04:07	1
Styrene	0.17	U	1.0	0.17	ug/L			10/11/16 04:07	1
Tetrachloroethene	0.12	U	1.0	0.12	ug/L			10/11/16 04:07	1
Toluene	0.25	U	1.0	0.25	ug/L			10/11/16 04:07	1
trans-1,2-Dichloroethene	0.18	U	1.0	0.18	ug/L			10/11/16 04:07	1
trans-1,3-Dichloropropene	0.19	U	1.0	0.19	ug/L			10/11/16 04:07	1
Trichloroethene	**3.0**		1.0	0.22	ug/L			10/11/16 04:07	1
Trichlorofluoromethane	0.15	U	1.0	0.15	ug/L			10/11/16 04:07	1
Vinyl chloride	0.060	U	1.0	0.060	ug/L			10/11/16 04:07	1

Tentatively Identified Compound	*Est. Result*	*Qualifier*	*Unit*	*D*	*RT*	*CAS No.*	*Prepared*	*Analyzed*	*Dil Fac*
Tentatively Identified Compound	*None*		*ug/L*					*10/11/16 04:07*	*1*

Surrogate	*%Recovery*	*Qualifier*	*Limits*	*Prepared*	*Analyzed*	*Dil Fac*
1,2-Dichloroethane-d4 (Surr)	*103*		*70 - 130*		*10/11/16 04:07*	*1*
Bromofluorobenzene	*96*		*70 - 130*		*10/11/16 04:07*	*1*
Dibromofluoromethane (Surr)	*101*		*70 - 130*		*10/11/16 04:07*	*1*
Toluene-d8 (Surr)	*100*		*70 - 130*		*10/11/16 04:07*	*1*

Client Sample ID: MW-2D

Date Collected: 09/29/16 10:35
Date Received: 09/30/16 17:05

Lab Sample ID: 460-121256-4

Matrix: Water

Method: 8260C - Volatile Organic Compounds by GC/MS

Analyte	Result	Qualifier	RL	MDL	Unit	D	Prepared	Analyzed	Dil Fac
1,1,1-Trichloroethane	0.28	U	1.0	0.28	ug/L			10/11/16 04:31	1
1,1,2,2-Tetrachloroethane	0.19	U	1.0	0.19	ug/L			10/11/16 04:31	1
1,1,2-Trichloroethane	0.080	U	1.0	0.080	ug/L			10/11/16 04:31	1
1,1-Dichloroethane	0.24	U	1.0	0.24	ug/L			10/11/16 04:31	1
1,1-Dichloroethene	0.34	U	1.0	0.34	ug/L			10/11/16 04:31	1
1,2,3-Trichlorobenzene	0.35	U	1.0	0.35	ug/L			10/11/16 04:31	1
1,2,4-Trichlorobenzene	0.27	U	1.0	0.27	ug/L			10/11/16 04:31	1
1,2-Dibromo-3-Chloropropane	0.23	U	1.0	0.23	ug/L			10/11/16 04:31	1
1,2-Dibromoethane	0.19	U	1.0	0.19	ug/L			10/11/16 04:31	1
1,2-Dichlorobenzene	0.22	U	1.0	0.22	ug/L			10/11/16 04:31	1
1,2-Dichloroethane	**0.50**	**J**	1.0	0.25	ug/L			10/11/16 04:31	1
1,2-Dichloropropane	0.18	U	1.0	0.18	ug/L			10/11/16 04:31	1
1,3-Dichlorobenzene	0.33	U	1.0	0.33	ug/L			10/11/16 04:31	1
1,4-Dichlorobenzene	0.33	U	1.0	0.33	ug/L			10/11/16 04:31	1
1,4-Dioxane	8.7	U	50	8.7	ug/L			10/11/16 04:31	1
2-Butanone	2.2	U	5.0	2.2	ug/L			10/11/16 04:31	1
2-Hexanone	0.72	U	5.0	0.72	ug/L			10/11/16 04:31	1
4-Methyl-2-pentanone	0.63	U	5.0	0.63	ug/L			10/11/16 04:31	1
Acetone	**17**		5.0	1.1	ug/L			10/11/16 04:31	1
Benzene	0.090	U	1.0	0.090	ug/L			10/11/16 04:31	1
Bromochloromethane	0.30	U	1.0	0.30	ug/L			10/11/16 04:31	1
Bromodichloromethane	0.15	U	1.0	0.15	ug/L			10/11/16 04:31	1
Bromoform	0.18	U	1.0	0.18	ug/L			10/11/16 04:31	1
Bromomethane	0.18	U	1.0	0.18	ug/L			10/11/16 04:31	1
Carbon disulfide	0.22	U	1.0	0.22	ug/L			10/11/16 04:31	1
Carbon tetrachloride	0.33	U	1.0	0.33	ug/L			10/11/16 04:31	1
Chlorobenzene	0.24	U	1.0	0.24	ug/L			10/11/16 04:31	1
Chloroethane	0.37	U	1.0	0.37	ug/L			10/11/16 04:31	1
Chloroform	0.22	U	1.0	0.22	ug/L			10/11/16 04:31	1
Chloromethane	0.22	U	1.0	0.22	ug/L			10/11/16 04:31	1
cis-1,2-Dichloroethene	0.26	U	1.0	0.26	ug/L			10/11/16 04:31	1
cis-1,3-Dichloropropene	0.16	U	1.0	0.16	ug/L			10/11/16 04:31	1
Cyclohexane	**2.4**		1.0	0.26	ug/L			10/11/16 04:31	1
Dibromochloromethane	0.22	U	1.0	0.22	ug/L			10/11/16 04:31	1
Dichlorodifluoromethane	0.14	U	1.0	0.14	ug/L			10/11/16 04:31	1
Ethylbenzene	0.30	U	1.0	0.30	ug/L			10/11/16 04:31	1
Freon TF	0.34	U	1.0	0.34	ug/L			10/11/16 04:31	1
Isopropylbenzene	0.32	U	1.0	0.32	ug/L			10/11/16 04:31	1
m&p-Xylene	0.28	U	1.0	0.28	ug/L			10/11/16 04:31	1
Methyl acetate	**0.73**	**J**	5.0	0.58	ug/L			10/11/16 04:31	1
Methylcyclohexane	0.22	U	1.0	0.22	ug/L			10/11/16 04:31	1
Methylene Chloride	0.21	U	1.0	0.21	ug/L			10/11/16 04:31	1
MTBE	0.13	U	1.0	0.13	ug/L			10/11/16 04:31	1
o-Xylene	0.32	U	1.0	0.32	ug/L			10/11/16 04:31	1
Styrene	0.17	U	1.0	0.17	ug/L			10/11/16 04:31	1
Tetrachloroethene	0.12	U	1.0	0.12	ug/L			10/11/16 04:31	1
Toluene	0.25	U	1.0	0.25	ug/L			10/11/16 04:31	1
trans-1,2-Dichloroethene	0.18	U	1.0	0.18	ug/L			10/11/16 04:31	1
trans-1,3-Dichloropropene	0.19	U	1.0	0.19	ug/L			10/11/16 04:31	1

Client Sample ID: MW-2D

Date Collected: 09/29/16 10:35
Date Received: 09/30/16 17:05

Lab Sample ID: 460-121256-4

Matrix: Water

Method: 8260C - Volatile Organic Compounds by GC/MS (Continued)

Analyte	Result	Qualifier	RL	MDL	Unit	D	Prepared	Analyzed	Dil Fac
Trichloroethene	0.22	U	1.0	0.22	ug/L			10/11/16 04:31	1
Trichlorofluoromethane	0.15	U	1.0	0.15	ug/L			10/11/16 04:31	1
Vinyl chloride	0.060	U	1.0	0.060	ug/L			10/11/16 04:31	1

Tentatively Identified Compound	*Est. Result*	*Qualifier*	*Unit*	*D*	*RT*	*CAS No.*	*Prepared*	*Analyzed*	*Dil Fac*
Tentatively Identified Compound	*None*		*ug/L*					*10/11/16 04:31*	*1*

Surrogate	*%Recovery*	*Qualifier*	*Limits*	*Prepared*	*Analyzed*	*Dil Fac*
1,2-Dichloroethane-d4 (Surr)	*103*		*70 - 130*		*10/11/16 04:31*	*1*
Bromofluorobenzene	*95*		*70 - 130*		*10/11/16 04:31*	*1*
Dibromofluoromethane (Surr)	*100*		*70 - 130*		*10/11/16 04:31*	*1*
Toluene-d8 (Surr)	*101*		*70 - 130*		*10/11/16 04:31*	*1*

Client Sample ID: MW-2I

Date Collected: 09/29/16 10:40
Date Received: 09/30/16 17:05

Lab Sample ID: 460-121256-5

Matrix: Water

Method: 8260C - Volatile Organic Compounds by GC/MS

Analyte	Result	Qualifier	RL	MDL	Unit	D	Prepared	Analyzed	Dil Fac
1,1,1-Trichloroethane	0.28	U	1.0	0.28	ug/L			10/11/16 04:54	1
1,1,2,2-Tetrachloroethane	0.19	U	1.0	0.19	ug/L			10/11/16 04:54	1
1,1,2-Trichloroethane	0.080	U	1.0	0.080	ug/L			10/11/16 04:54	1
1,1-Dichloroethane	0.24	U	1.0	0.24	ug/L			10/11/16 04:54	1
1,1-Dichloroethene	0.34	U	1.0	0.34	ug/L			10/11/16 04:54	1
1,2,3-Trichlorobenzene	0.35	U	1.0	0.35	ug/L			10/11/16 04:54	1
1,2,4-Trichlorobenzene	0.27	U	1.0	0.27	ug/L			10/11/16 04:54	1
1,2-Dibromo-3-Chloropropane	0.23	U	1.0	0.23	ug/L			10/11/16 04:54	1
1,2-Dibromoethane	0.19	U	1.0	0.19	ug/L			10/11/16 04:54	1
1,2-Dichlorobenzene	0.22	U	1.0	0.22	ug/L			10/11/16 04:54	1
1,2-Dichloroethane	**0.27**	**J**	1.0	0.25	ug/L			10/11/16 04:54	1
1,2-Dichloropropane	0.18	U	1.0	0.18	ug/L			10/11/16 04:54	1
1,3-Dichlorobenzene	0.33	U	1.0	0.33	ug/L			10/11/16 04:54	1
1,4-Dichlorobenzene	0.33	U	1.0	0.33	ug/L			10/11/16 04:54	1
1,4-Dioxane	8.7	U	50	8.7	ug/L			10/11/16 04:54	1
2-Butanone	2.2	U	5.0	2.2	ug/L			10/11/16 04:54	1
2-Hexanone	0.72	U	5.0	0.72	ug/L			10/11/16 04:54	1
4-Methyl-2-pentanone	0.63	U	5.0	0.63	ug/L			10/11/16 04:54	1
Acetone	**20**		5.0	1.1	ug/L			10/11/16 04:54	1
Benzene	0.090	U	1.0	0.090	ug/L			10/11/16 04:54	1
Bromochloromethane	0.30	U	1.0	0.30	ug/L			10/11/16 04:54	1
Bromodichloromethane	0.15	U	1.0	0.15	ug/L			10/11/16 04:54	1
Bromoform	0.18	U	1.0	0.18	ug/L			10/11/16 04:54	1
Bromomethane	0.18	U	1.0	0.18	ug/L			10/11/16 04:54	1
Carbon disulfide	0.22	U	1.0	0.22	ug/L			10/11/16 04:54	1
Carbon tetrachloride	0.33	U	1.0	0.33	ug/L			10/11/16 04:54	1
Chlorobenzene	0.24	U	1.0	0.24	ug/L			10/11/16 04:54	1
Chloroethane	0.37	U	1.0	0.37	ug/L			10/11/16 04:54	1
Chloroform	**0.79**	**J**	1.0	0.22	ug/L			10/11/16 04:54	1
Chloromethane	0.22	U	1.0	0.22	ug/L			10/11/16 04:54	1
cis-1,2-Dichloroethene	0.26	U	1.0	0.26	ug/L			10/11/16 04:54	1

Client Sample ID: MW-2I

Date Collected: 09/29/16 10:40
Date Received: 09/30/16 17:05

Lab Sample ID: 460-121256-5

Matrix: Water

Method: 8260C - Volatile Organic Compounds by GC/MS (Continued)

Analyte	Result	Qualifier	RL	MDL	Unit	D	Prepared	Analyzed	Dil Fac
cis-1,3-Dichloropropene	0.16	U	1.0	0.16	ug/L			10/11/16 04:54	1
Cyclohexane	**0.89**	**J**	1.0	0.26	ug/L			10/11/16 04:54	1
Dibromochloromethane	0.22	U	1.0	0.22	ug/L			10/11/16 04:54	1
Dichlorodifluoromethane	0.14	U	1.0	0.14	ug/L			10/11/16 04:54	1
Ethylbenzene	0.30	U	1.0	0.30	ug/L			10/11/16 04:54	1
Freon TF	0.34	U	1.0	0.34	ug/L			10/11/16 04:54	1
Isopropylbenzene	0.32	U	1.0	0.32	ug/L			10/11/16 04:54	1
m&p-Xylene	0.28	U	1.0	0.28	ug/L			10/11/16 04:54	1
Methyl acetate	**0.92**	**J**	5.0	0.58	ug/L			10/11/16 04:54	1
Methylcyclohexane	0.22	U	1.0	0.22	ug/L			10/11/16 04:54	1
Methylene Chloride	0.21	U	1.0	0.21	ug/L			10/11/16 04:54	1
MTBE	0.13	U	1.0	0.13	ug/L			10/11/16 04:54	1
o-Xylene	0.32	U	1.0	0.32	ug/L			10/11/16 04:54	1
Styrene	0.17	U	1.0	0.17	ug/L			10/11/16 04:54	1
Tetrachloroethene	0.12	U	1.0	0.12	ug/L			10/11/16 04:54	1
Toluene	0.25	U	1.0	0.25	ug/L			10/11/16 04:54	1
trans-1,2-Dichloroethene	0.18	U	1.0	0.18	ug/L			10/11/16 04:54	1
trans-1,3-Dichloropropene	0.19	U	1.0	0.19	ug/L			10/11/16 04:54	1
Trichloroethene	0.22	U	1.0	0.22	ug/L			10/11/16 04:54	1
Trichlorofluoromethane	0.15	U	1.0	0.15	ug/L			10/11/16 04:54	1
Vinyl chloride	0.060	U	1.0	0.060	ug/L			10/11/16 04:54	1

Tentatively Identified Compound	*Est. Result*	*Qualifier*	*Unit*	*D*	*RT*	*CAS No.*	*Prepared*	*Analyzed*	*Dil Fac*
Tentatively Identified Compound	*None*		*ug/L*					*10/11/16 04:54*	*1*

Surrogate	*%Recovery*	*Qualifier*	*Limits*	*Prepared*	*Analyzed*	*Dil Fac*
1,2-Dichloroethane-d4 (Surr)	*103*		*70 - 130*		*10/11/16 04:54*	*1*
Bromofluorobenzene	*97*		*70 - 130*		*10/11/16 04:54*	*1*
Dibromofluoromethane (Surr)	*101*		*70 - 130*		*10/11/16 04:54*	*1*
Toluene-d8 (Surr)	*101*		*70 - 130*		*10/11/16 04:54*	*1*

Client Sample ID: MW-3D

Date Collected: 09/29/16 09:55
Date Received: 09/30/16 17:05

Lab Sample ID: 460-121256-6

Matrix: Water

Method: 8260C - Volatile Organic Compounds by GC/MS

Analyte	Result	Qualifier	RL	MDL	Unit	D	Prepared	Analyzed	Dil Fac
1,1,1-Trichloroethane	0.28	U	1.0	0.28	ug/L			10/11/16 05:17	1
1,1,2,2-Tetrachloroethane	0.19	U	1.0	0.19	ug/L			10/11/16 05:17	1
1,1,2-Trichloroethane	0.080	U	1.0	0.080	ug/L			10/11/16 05:17	1
1,1-Dichloroethane	0.24	U	1.0	0.24	ug/L			10/11/16 05:17	1
1,1-Dichloroethene	0.34	U	1.0	0.34	ug/L			10/11/16 05:17	1
1,2,3-Trichlorobenzene	0.35	U	1.0	0.35	ug/L			10/11/16 05:17	1
1,2,4-Trichlorobenzene	0.27	U	1.0	0.27	ug/L			10/11/16 05:17	1
1,2-Dibromo-3-Chloropropane	0.23	U	1.0	0.23	ug/L			10/11/16 05:17	1
1,2-Dibromoethane	0.19	U	1.0	0.19	ug/L			10/11/16 05:17	1
1,2-Dichlorobenzene	0.22	U	1.0	0.22	ug/L			10/11/16 05:17	1
1,2-Dichloroethane	**0.39**	**J**	1.0	0.25	ug/L			10/11/16 05:17	1
1,2-Dichloropropane	0.18	U	1.0	0.18	ug/L			10/11/16 05:17	1
1,3-Dichlorobenzene	0.33	U	1.0	0.33	ug/L			10/11/16 05:17	1

Client Sample ID: MW-3D

Date Collected: 09/29/16 09:55
Date Received: 09/30/16 17:05

Lab Sample ID: 460-121256-6

Matrix: Water

Method: 8260C - Volatile Organic Compounds by GC/MS (Continued)

Analyte	Result	Qualifier	RL	MDL	Unit	D	Prepared	Analyzed	Dil Fac
1,4-Dichlorobenzene	0.33	U	1.0	0.33	ug/L			10/11/16 05:17	1
1,4-Dioxane	8.7	U	50	8.7	ug/L			10/11/16 05:17	1
2-Butanone	2.2	U	5.0	2.2	ug/L			10/11/16 05:17	1
2-Hexanone	0.72	U	5.0	0.72	ug/L			10/11/16 05:17	1
4-Methyl-2-pentanone	0.63	U	5.0	0.63	ug/L			10/11/16 05:17	1
Acetone	**33**		5.0	1.1	ug/L			10/11/16 05:17	1
Benzene	0.090	U	1.0	0.090	ug/L			10/11/16 05:17	1
Bromochloromethane	0.30	U	1.0	0.30	ug/L			10/11/16 05:17	1
Bromodichloromethane	0.15	U	1.0	0.15	ug/L			10/11/16 05:17	1
Bromoform	0.18	U	1.0	0.18	ug/L			10/11/16 05:17	1
Bromomethane	0.18	U	1.0	0.18	ug/L			10/11/16 05:17	1
Carbon disulfide	0.22	U	1.0	0.22	ug/L			10/11/16 05:17	1
Carbon tetrachloride	0.33	U	1.0	0.33	ug/L			10/11/16 05:17	1
Chlorobenzene	0.24	U	1.0	0.24	ug/L			10/11/16 05:17	1
Chloroethane	0.37	U	1.0	0.37	ug/L			10/11/16 05:17	1
Chloroform	0.22	U	1.0	0.22	ug/L			10/11/16 05:17	1
Chloromethane	0.22	U	1.0	0.22	ug/L			10/11/16 05:17	1
cis-1,2-Dichloroethene	0.26	U	1.0	0.26	ug/L			10/11/16 05:17	1
cis-1,3-Dichloropropene	0.16	U	1.0	0.16	ug/L			10/11/16 05:17	1
Cyclohexane	**0.56**	**J**	1.0	0.26	ug/L			10/11/16 05:17	1
Dibromochloromethane	0.22	U	1.0	0.22	ug/L			10/11/16 05:17	1
Dichlorodifluoromethane	0.14	U	1.0	0.14	ug/L			10/11/16 05:17	1
Ethylbenzene	0.30	U	1.0	0.30	ug/L			10/11/16 05:17	1
Freon TF	0.34	U	1.0	0.34	ug/L			10/11/16 05:17	1
Isopropylbenzene	0.32	U	1.0	0.32	ug/L			10/11/16 05:17	1
m&p-Xylene	0.28	U	1.0	0.28	ug/L			10/11/16 05:17	1
Methyl acetate	**1.2**	**J**	5.0	0.58	ug/L			10/11/16 05:17	1
Methylcyclohexane	0.22	U	1.0	0.22	ug/L			10/11/16 05:17	1
Methylene Chloride	0.21	U	1.0	0.21	ug/L			10/11/16 05:17	1
MTBE	0.13	U	1.0	0.13	ug/L			10/11/16 05:17	1
o-Xylene	0.32	U	1.0	0.32	ug/L			10/11/16 05:17	1
Styrene	0.17	U	1.0	0.17	ug/L			10/11/16 05:17	1
Tetrachloroethene	0.12	U	1.0	0.12	ug/L			10/11/16 05:17	1
Toluene	0.25	U	1.0	0.25	ug/L			10/11/16 05:17	1
trans-1,2-Dichloroethene	0.18	U	1.0	0.18	ug/L			10/11/16 05:17	1
trans-1,3-Dichloropropene	0.19	U	1.0	0.19	ug/L			10/11/16 05:17	1
Trichloroethene	0.22	U	1.0	0.22	ug/L			10/11/16 05:17	1
Trichlorofluoromethane	0.15	U	1.0	0.15	ug/L			10/11/16 05:17	1
Vinyl chloride	0.060	U	1.0	0.060	ug/L			10/11/16 05:17	1

Tentatively Identified Compound	*Est. Result*	*Qualifier*	*Unit*	*D*	*RT*	*CAS No.*	*Prepared*	*Analyzed*	*Dil Fac*
Tentatively Identified Compound	*None*		*ug/L*					*10/11/16 05:17*	*1*

Surrogate	*%Recovery*	*Qualifier*	*Limits*	*Prepared*	*Analyzed*	*Dil Fac*
1,2-Dichloroethane-d4 (Surr)	*102*		*70 - 130*		*10/11/16 05:17*	*1*
Bromofluorobenzene	*96*		*70 - 130*		*10/11/16 05:17*	*1*
Dibromofluoromethane (Surr)	*99*		*70 - 130*		*10/11/16 05:17*	*1*
Toluene-d8 (Surr)	*101*		*70 - 130*		*10/11/16 05:17*	*1*

Client Sample ID: MW-501S
Lab Sample ID: 460-121256-7

Date Collected: 09/29/16 08:00
Matrix: Water

Date Received: 09/30/16 17:05

Method: 8260C - Volatile Organic Compounds by GC/MS

Analyte	Result	Qualifier	RL	MDL	Unit	D	Prepared	Analyzed	Dil Fac
1,1,1-Trichloroethane	0.28	U	1.0	0.28	ug/L			10/11/16 05:40	1
1,1,2,2-Tetrachloroethane	0.19	U	1.0	0.19	ug/L			10/11/16 05:40	1
1,1,2-Trichloroethane	0.080	U	1.0	0.080	ug/L			10/11/16 05:40	1
1,1-Dichloroethane	0.24	U	1.0	0.24	ug/L			10/11/16 05:40	1
1,1-Dichloroethene	0.34	U	1.0	0.34	ug/L			10/11/16 05:40	1
1,2,3-Trichlorobenzene	0.35	U	1.0	0.35	ug/L			10/11/16 05:40	1
1,2,4-Trichlorobenzene	0.27	U	1.0	0.27	ug/L			10/11/16 05:40	1
1,2-Dibromo-3-Chloropropane	0.23	U	1.0	0.23	ug/L			10/11/16 05:40	1
1,2-Dibromoethane	0.19	U	1.0	0.19	ug/L			10/11/16 05:40	1
1,2-Dichlorobenzene	0.22	U	1.0	0.22	ug/L			10/11/16 05:40	1
1,2-Dichloroethane	**0.47**	**J**	1.0	0.25	ug/L			10/11/16 05:40	1
1,2-Dichloropropane	0.18	U	1.0	0.18	ug/L			10/11/16 05:40	1
1,3-Dichlorobenzene	0.33	U	1.0	0.33	ug/L			10/11/16 05:40	1
1,4-Dichlorobenzene	0.33	U	1.0	0.33	ug/L			10/11/16 05:40	1
1,4-Dioxane	8.7	U	50	8.7	ug/L			10/11/16 05:40	1
2-Butanone	2.2	U	5.0	2.2	ug/L			10/11/16 05:40	1
2-Hexanone	0.72	U	5.0	0.72	ug/L			10/11/16 05:40	1
4-Methyl-2-pentanone	0.63	U	5.0	0.63	ug/L			10/11/16 05:40	1
Acetone	**25**		5.0	1.1	ug/L			10/11/16 05:40	1
Benzene	0.090	U	1.0	0.090	ug/L			10/11/16 05:40	1
Bromochloromethane	0.30	U	1.0	0.30	ug/L			10/11/16 05:40	1
Bromodichloromethane	0.15	U	1.0	0.15	ug/L			10/11/16 05:40	1
Bromoform	0.18	U	1.0	0.18	ug/L			10/11/16 05:40	1
Bromomethane	0.18	U	1.0	0.18	ug/L			10/11/16 05:40	1
Carbon disulfide	0.22	U	1.0	0.22	ug/L			10/11/16 05:40	1
Carbon tetrachloride	0.33	U	1.0	0.33	ug/L			10/11/16 05:40	1
Chlorobenzene	0.24	U	1.0	0.24	ug/L			10/11/16 05:40	1
Chloroethane	0.37	U	1.0	0.37	ug/L			10/11/16 05:40	1
Chloroform	0.22	U	1.0	0.22	ug/L			10/11/16 05:40	1
Chloromethane	0.22	U	1.0	0.22	ug/L			10/11/16 05:40	1
cis-1,2-Dichloroethene	0.26	U	1.0	0.26	ug/L			10/11/16 05:40	1
cis-1,3-Dichloropropene	0.16	U	1.0	0.16	ug/L			10/11/16 05:40	1
Cyclohexane	**3.4**		1.0	0.26	ug/L			10/11/16 05:40	1
Dibromochloromethane	0.22	U	1.0	0.22	ug/L			10/11/16 05:40	1
Dichlorodifluoromethane	0.14	U	1.0	0.14	ug/L			10/11/16 05:40	1
Ethylbenzene	0.30	U	1.0	0.30	ug/L			10/11/16 05:40	1
Freon TF	0.34	U	1.0	0.34	ug/L			10/11/16 05:40	1
Isopropylbenzene	0.32	U	1.0	0.32	ug/L			10/11/16 05:40	1
m&p-Xylene	0.28	U	1.0	0.28	ug/L			10/11/16 05:40	1
Methyl acetate	**0.72**	**J**	5.0	0.58	ug/L			10/11/16 05:40	1
Methylcyclohexane	0.22	U	1.0	0.22	ug/L			10/11/16 05:40	1
Methylene Chloride	0.21	U	1.0	0.21	ug/L			10/11/16 05:40	1
MTBE	0.13	U	1.0	0.13	ug/L			10/11/16 05:40	1
o-Xylene	0.32	U	1.0	0.32	ug/L			10/11/16 05:40	1
Styrene	0.17	U	1.0	0.17	ug/L			10/11/16 05:40	1
Tetrachloroethene	0.12	U	1.0	0.12	ug/L			10/11/16 05:40	1
Toluene	0.25	U	1.0	0.25	ug/L			10/11/16 05:40	1
trans-1,2-Dichloroethene	0.18	U	1.0	0.18	ug/L			10/11/16 05:40	1
trans-1,3-Dichloropropene	0.19	U	1.0	0.19	ug/L			10/11/16 05:40	1

Client Sample ID: MW-501S
Lab Sample ID: 460-121256-7
Date Collected: 09/29/16 08:00
Matrix: Water
Date Received: 09/30/16 17:05

Method: 8260C - Volatile Organic Compounds by GC/MS (Continued)

Analyte	Result	Qualifier	RL	MDL	Unit	D	Prepared	Analyzed	Dil Fac
Trichloroethene	0.22	U	1.0	0.22	ug/L			10/11/16 05:40	1
Trichlorofluoromethane	0.15	U	1.0	0.15	ug/L			10/11/16 05:40	1
Vinyl chloride	0.060	U	1.0	0.060	ug/L			10/11/16 05:40	1

Tentatively Identified Compound	*Est. Result*	*Qualifier*	*Unit*	*D*	*RT*	*CAS No.*	*Prepared*	*Analyzed*	*Dil Fac*
Tentatively Identified Compound	*None*		*ug/L*					*10/11/16 05:40*	*1*

Surrogate	*%Recovery*	*Qualifier*	*Limits*	*Prepared*	*Analyzed*	*Dil Fac*
1,2-Dichloroethane-d4 (Surr)	*103*		*70 - 130*		*10/11/16 05:40*	*1*
Bromofluorobenzene	*95*		*70 - 130*		*10/11/16 05:40*	*1*
Dibromofluoromethane (Surr)	*99*		*70 - 130*		*10/11/16 05:40*	*1*
Toluene-d8 (Surr)	*100*		*70 - 130*		*10/11/16 05:40*	*1*

Client Sample ID: MW-501I
Lab Sample ID: 460-121256-8
Date Collected: 09/29/16 08:05
Matrix: Water
Date Received: 09/30/16 17:05

Method: 8260C - Volatile Organic Compounds by GC/MS

Analyte	Result	Qualifier	RL	MDL	Unit	D	Prepared	Analyzed	Dil Fac
1,1,1-Trichloroethane	0.28	U	1.0	0.28	ug/L			10/11/16 06:04	1
1,1,2,2-Tetrachloroethane	0.19	U	1.0	0.19	ug/L			10/11/16 06:04	1
1,1,2-Trichloroethane	0.080	U	1.0	0.080	ug/L			10/11/16 06:04	1
1,1-Dichloroethane	0.24	U	1.0	0.24	ug/L			10/11/16 06:04	1
1,1-Dichloroethene	0.34	U	1.0	0.34	ug/L			10/11/16 06:04	1
1,2,3-Trichlorobenzene	0.35	U	1.0	0.35	ug/L			10/11/16 06:04	1
1,2,4-Trichlorobenzene	0.27	U	1.0	0.27	ug/L			10/11/16 06:04	1
1,2-Dibromo-3-Chloropropane	0.23	U	1.0	0.23	ug/L			10/11/16 06:04	1
1,2-Dibromoethane	0.19	U	1.0	0.19	ug/L			10/11/16 06:04	1
1,2-Dichlorobenzene	0.22	U	1.0	0.22	ug/L			10/11/16 06:04	1
1,2-Dichloroethane	**0.29**	**J**	1.0	0.25	ug/L			10/11/16 06:04	1
1,2-Dichloropropane	0.18	U	1.0	0.18	ug/L			10/11/16 06:04	1
1,3-Dichlorobenzene	0.33	U	1.0	0.33	ug/L			10/11/16 06:04	1
1,4-Dichlorobenzene	0.33	U	1.0	0.33	ug/L			10/11/16 06:04	1
1,4-Dioxane	8.7	U	50	8.7	ug/L			10/11/16 06:04	1
2-Butanone	2.2	U	5.0	2.2	ug/L			10/11/16 06:04	1
2-Hexanone	0.72	U	5.0	0.72	ug/L			10/11/16 06:04	1
4-Methyl-2-pentanone	0.63	U	5.0	0.63	ug/L			10/11/16 06:04	1
Acetone	**5.7**		5.0	1.1	ug/L			10/11/16 06:04	1
Benzene	0.090	U	1.0	0.090	ug/L			10/11/16 06:04	1
Bromochloromethane	0.30	U	1.0	0.30	ug/L			10/11/16 06:04	1
Bromodichloromethane	0.15	U	1.0	0.15	ug/L			10/11/16 06:04	1
Bromoform	0.18	U	1.0	0.18	ug/L			10/11/16 06:04	1
Bromomethane	0.18	U	1.0	0.18	ug/L			10/11/16 06:04	1
Carbon disulfide	0.22	U	1.0	0.22	ug/L			10/11/16 06:04	1
Carbon tetrachloride	0.33	U	1.0	0.33	ug/L			10/11/16 06:04	1
Chlorobenzene	0.24	U	1.0	0.24	ug/L			10/11/16 06:04	1
Chloroethane	0.37	U	1.0	0.37	ug/L			10/11/16 06:04	1
Chloroform	0.22	U	1.0	0.22	ug/L			10/11/16 06:04	1
Chloromethane	0.22	U	1.0	0.22	ug/L			10/11/16 06:04	1
cis-1,2-Dichloroethene	0.26	U	1.0	0.26	ug/L			10/11/16 06:04	1

Client Sample ID: MW-501I

Date Collected: 09/29/16 08:05
Date Received: 09/30/16 17:05

Lab Sample ID: 460-121256-8

Matrix: Water

Method: 8260C - Volatile Organic Compounds by GC/MS (Continued)

Analyte	Result	Qualifier	RL	MDL	Unit	D	Prepared	Analyzed	Dil Fac
cis-1,3-Dichloropropene	0.16	U	1.0	0.16	ug/L			10/11/16 06:04	1
Cyclohexane	**0.47**	**J**	1.0	0.26	ug/L			10/11/16 06:04	1
Dibromochloromethane	0.22	U	1.0	0.22	ug/L			10/11/16 06:04	1
Dichlorodifluoromethane	0.14	U	1.0	0.14	ug/L			10/11/16 06:04	1
Ethylbenzene	0.30	U	1.0	0.30	ug/L			10/11/16 06:04	1
Freon TF	0.34	U	1.0	0.34	ug/L			10/11/16 06:04	1
Isopropylbenzene	0.32	U	1.0	0.32	ug/L			10/11/16 06:04	1
m&p-Xylene	0.28	U	1.0	0.28	ug/L			10/11/16 06:04	1
Methyl acetate	**0.90**	**J**	5.0	0.58	ug/L			10/11/16 06:04	1
Methylcyclohexane	0.22	U	1.0	0.22	ug/L			10/11/16 06:04	1
Methylene Chloride	0.21	U	1.0	0.21	ug/L			10/11/16 06:04	1
MTBE	0.13	U	1.0	0.13	ug/L			10/11/16 06:04	1
o-Xylene	0.32	U	1.0	0.32	ug/L			10/11/16 06:04	1
Styrene	0.17	U	1.0	0.17	ug/L			10/11/16 06:04	1
Tetrachloroethene	0.12	U	1.0	0.12	ug/L			10/11/16 06:04	1
Toluene	0.25	U	1.0	0.25	ug/L			10/11/16 06:04	1
trans-1,2-Dichloroethene	0.18	U	1.0	0.18	ug/L			10/11/16 06:04	1
trans-1,3-Dichloropropene	0.19	U	1.0	0.19	ug/L			10/11/16 06:04	1
Trichloroethene	**0.61**	**J**	1.0	0.22	ug/L			10/11/16 06:04	1
Trichlorofluoromethane	0.15	U	1.0	0.15	ug/L			10/11/16 06:04	1
Vinyl chloride	0.060	U	1.0	0.060	ug/L			10/11/16 06:04	1

Tentatively Identified Compound	*Est. Result*	*Qualifier*	*Unit*	*D*	*RT*	*CAS No.*	*Prepared*	*Analyzed*	*Dil Fac*
Tentatively Identified Compound	*None*		*ug/L*					*10/11/16 06:04*	*1*

Surrogate	*%Recovery*	*Qualifier*	*Limits*	*Prepared*	*Analyzed*	*Dil Fac*
1,2-Dichloroethane-d4 (Surr)	*103*		*70 - 130*		*10/11/16 06:04*	*1*
Bromofluorobenzene	*96*		*70 - 130*		*10/11/16 06:04*	*1*
Dibromofluoromethane (Surr)	*100*		*70 - 130*		*10/11/16 06:04*	*1*
Toluene-d8 (Surr)	*101*		*70 - 130*		*10/11/16 06:04*	*1*

Client Sample ID: MW-502S

Date Collected: 09/29/16 08:30
Date Received: 09/30/16 17:05

Lab Sample ID: 460-121256-9

Matrix: Water

Method: 8260C - Volatile Organic Compounds by GC/MS

Analyte	Result	Qualifier	RL	MDL	Unit	D	Prepared	Analyzed	Dil Fac
1,1,1-Trichloroethane	0.28	U	1.0	0.28	ug/L			10/11/16 11:57	1
1,1,2,2-Tetrachloroethane	0.19	U	1.0	0.19	ug/L			10/11/16 11:57	1
1,1,2-Trichloroethane	0.080	U	1.0	0.080	ug/L			10/11/16 11:57	1
1,1-Dichloroethane	0.24	U	1.0	0.24	ug/L			10/11/16 11:57	1
1,1-Dichloroethene	0.34	U	1.0	0.34	ug/L			10/11/16 11:57	1
1,2,3-Trichlorobenzene	0.35	U	1.0	0.35	ug/L			10/11/16 11:57	1
1,2,4-Trichlorobenzene	0.27	U	1.0	0.27	ug/L			10/11/16 11:57	1
1,2-Dibromo-3-Chloropropane	0.23	U	1.0	0.23	ug/L			10/11/16 11:57	1
1,2-Dibromoethane	0.19	U	1.0	0.19	ug/L			10/11/16 11:57	1
1,2-Dichlorobenzene	0.22	U	1.0	0.22	ug/L			10/11/16 11:57	1
1,2-Dichloroethane	0.25	U	1.0	0.25	ug/L			10/11/16 11:57	1
1,2-Dichloropropane	0.18	U	1.0	0.18	ug/L			10/11/16 11:57	1
1,3-Dichlorobenzene	0.33	U	1.0	0.33	ug/L			10/11/16 11:57	1

Client Sample ID: MW-502S

Date Collected: 09/29/16 08:30
Date Received: 09/30/16 17:05

Lab Sample ID: 460-121256-9

Matrix: Water

Method: 8260C - Volatile Organic Compounds by GC/MS (Continued)

Analyte	Result	Qualifier	RL	MDL	Unit	D	Prepared	Analyzed	Dil Fac
1,4-Dichlorobenzene	0.33	U	1.0	0.33	ug/L			10/11/16 11:57	1
1,4-Dioxane	8.7	U	50	8.7	ug/L			10/11/16 11:57	1
2-Butanone	2.2	U	5.0	2.2	ug/L			10/11/16 11:57	1
2-Hexanone	0.72	U	5.0	0.72	ug/L			10/11/16 11:57	1
4-Methyl-2-pentanone	0.63	U	5.0	0.63	ug/L			10/11/16 11:57	1
Acetone	**16**		5.0	1.1	ug/L			10/11/16 11:57	1
Benzene	0.090	U	1.0	0.090	ug/L			10/11/16 11:57	1
Bromochloromethane	0.30	U	1.0	0.30	ug/L			10/11/16 11:57	1
Bromodichloromethane	0.15	U	1.0	0.15	ug/L			10/11/16 11:57	1
Bromoform	0.18	U *	1.0	0.18	ug/L			10/11/16 11:57	1
Bromomethane	0.18	U	1.0	0.18	ug/L			10/11/16 11:57	1
Carbon disulfide	0.22	U	1.0	0.22	ug/L			10/11/16 11:57	1
Carbon tetrachloride	0.33	U	1.0	0.33	ug/L			10/11/16 11:57	1
Chlorobenzene	0.24	U	1.0	0.24	ug/L			10/11/16 11:57	1
Chloroethane	0.37	U	1.0	0.37	ug/L			10/11/16 11:57	1
Chloroform	**1.0**		1.0	0.22	ug/L			10/11/16 11:57	1
Chloromethane	0.22	U	1.0	0.22	ug/L			10/11/16 11:57	1
cis-1,2-Dichloroethene	0.26	U	1.0	0.26	ug/L			10/11/16 11:57	1
cis-1,3-Dichloropropene	0.16	U	1.0	0.16	ug/L			10/11/16 11:57	1
Cyclohexane	**0.38**	**J**	1.0	0.26	ug/L			10/11/16 11:57	1
Dibromochloromethane	0.22	U	1.0	0.22	ug/L			10/11/16 11:57	1
Dichlorodifluoromethane	0.14	U	1.0	0.14	ug/L			10/11/16 11:57	1
Ethylbenzene	0.30	U	1.0	0.30	ug/L			10/11/16 11:57	1
Freon TF	**0.44**	**J**	1.0	0.34	ug/L			10/11/16 11:57	1
Isopropylbenzene	0.32	U	1.0	0.32	ug/L			10/11/16 11:57	1
m&p-Xylene	0.28	U	1.0	0.28	ug/L			10/11/16 11:57	1
Methyl acetate	**0.82**	**J**	5.0	0.58	ug/L			10/11/16 11:57	1
Methylcyclohexane	0.22	U	1.0	0.22	ug/L			10/11/16 11:57	1
Methylene Chloride	0.21	U	1.0	0.21	ug/L			10/11/16 11:57	1
MTBE	0.13	U	1.0	0.13	ug/L			10/11/16 11:57	1
o-Xylene	0.32	U	1.0	0.32	ug/L			10/11/16 11:57	1
Styrene	0.17	U	1.0	0.17	ug/L			10/11/16 11:57	1
Tetrachloroethene	**0.85**	**J**	1.0	0.12	ug/L			10/11/16 11:57	1
Toluene	0.25	U	1.0	0.25	ug/L			10/11/16 11:57	1
trans-1,2-Dichloroethene	0.18	U	1.0	0.18	ug/L			10/11/16 11:57	1
trans-1,3-Dichloropropene	0.19	U	1.0	0.19	ug/L			10/11/16 11:57	1
Trichloroethene	**0.62**	**J**	1.0	0.22	ug/L			10/11/16 11:57	1
Trichlorofluoromethane	0.15	U	1.0	0.15	ug/L			10/11/16 11:57	1
Vinyl chloride	0.060	U	1.0	0.060	ug/L			10/11/16 11:57	1

Tentatively Identified Compound	*Est. Result*	*Qualifier*	*Unit*	*D*	*RT*	*CAS No.*	*Prepared*	*Analyzed*	*Dil Fac*
Tentatively Identified Compound	*None*		*ug/L*					*10/11/16 11:57*	*1*

Surrogate	*%Recovery*	*Qualifier*	*Limits*	*Prepared*	*Analyzed*	*Dil Fac*
1,2-Dichloroethane-d4 (Surr)	*102*		*70 - 130*		*10/11/16 11:57*	*1*
Bromofluorobenzene	*95*		*70 - 130*		*10/11/16 11:57*	*1*
Dibromofluoromethane (Surr)	*103*		*70 - 130*		*10/11/16 11:57*	*1*
Toluene-d8 (Surr)	*101*		*70 - 130*		*10/11/16 11:57*	*1*

Client Sample ID: MW-502I
Date Collected: 09/29/16 08:35
Date Received: 09/30/16 17:05

Lab Sample ID: 460-121256-10
Matrix: Water

Method: 8260C - Volatile Organic Compounds by GC/MS

Analyte	Result	Qualifier	RL	MDL	Unit	D	Prepared	Analyzed	Dil Fac
1,1,1-Trichloroethane	0.28	U	1.0	0.28	ug/L			10/11/16 12:19	1
1,1,2,2-Tetrachloroethane	0.19	U	1.0	0.19	ug/L			10/11/16 12:19	1
1,1,2-Trichloroethane	0.080	U	1.0	0.080	ug/L			10/11/16 12:19	1
1,1-Dichloroethane	0.24	U	1.0	0.24	ug/L			10/11/16 12:19	1
1,1-Dichloroethene	0.34	U	1.0	0.34	ug/L			10/11/16 12:19	1
1,2,3-Trichlorobenzene	0.35	U	1.0	0.35	ug/L			10/11/16 12:19	1
1,2,4-Trichlorobenzene	0.27	U	1.0	0.27	ug/L			10/11/16 12:19	1
1,2-Dibromo-3-Chloropropane	0.23	U	1.0	0.23	ug/L			10/11/16 12:19	1
1,2-Dibromoethane	0.19	U	1.0	0.19	ug/L			10/11/16 12:19	1
1,2-Dichlorobenzene	0.22	U	1.0	0.22	ug/L			10/11/16 12:19	1
1,2-Dichloroethane	0.25	U	1.0	0.25	ug/L			10/11/16 12:19	1
1,2-Dichloropropane	0.18	U	1.0	0.18	ug/L			10/11/16 12:19	1
1,3-Dichlorobenzene	0.33	U	1.0	0.33	ug/L			10/11/16 12:19	1
1,4-Dichlorobenzene	0.33	U	1.0	0.33	ug/L			10/11/16 12:19	1
1,4-Dioxane	8.7	U	50	8.7	ug/L			10/11/16 12:19	1
2-Butanone	2.2	U	5.0	2.2	ug/L			10/11/16 12:19	1
2-Hexanone	0.72	U	5.0	0.72	ug/L			10/11/16 12:19	1
4-Methyl-2-pentanone	0.63	U	5.0	0.63	ug/L			10/11/16 12:19	1
Acetone	**7.0**		5.0	1.1	ug/L			10/11/16 12:19	1
Benzene	0.090	U	1.0	0.090	ug/L			10/11/16 12:19	1
Bromochloromethane	0.30	U	1.0	0.30	ug/L			10/11/16 12:19	1
Bromodichloromethane	0.15	U	1.0	0.15	ug/L			10/11/16 12:19	1
Bromoform	0.18	U *	1.0	0.18	ug/L			10/11/16 12:19	1
Bromomethane	0.18	U	1.0	0.18	ug/L			10/11/16 12:19	1
Carbon disulfide	0.22	U	1.0	0.22	ug/L			10/11/16 12:19	1
Carbon tetrachloride	0.33	U	1.0	0.33	ug/L			10/11/16 12:19	1
Chlorobenzene	0.24	U	1.0	0.24	ug/L			10/11/16 12:19	1
Chloroethane	0.37	U	1.0	0.37	ug/L			10/11/16 12:19	1
Chloroform	**0.40**	**J**	1.0	0.22	ug/L			10/11/16 12:19	1
Chloromethane	0.22	U	1.0	0.22	ug/L			10/11/16 12:19	1
cis-1,2-Dichloroethene	0.26	U	1.0	0.26	ug/L			10/11/16 12:19	1
cis-1,3-Dichloropropene	0.16	U	1.0	0.16	ug/L			10/11/16 12:19	1
Cyclohexane	0.26	U	1.0	0.26	ug/L			10/11/16 12:19	1
Dibromochloromethane	0.22	U	1.0	0.22	ug/L			10/11/16 12:19	1
Dichlorodifluoromethane	0.14	U	1.0	0.14	ug/L			10/11/16 12:19	1
Ethylbenzene	0.30	U	1.0	0.30	ug/L			10/11/16 12:19	1
Freon TF	0.34	U	1.0	0.34	ug/L			10/11/16 12:19	1
Isopropylbenzene	0.32	U	1.0	0.32	ug/L			10/11/16 12:19	1
m&p-Xylene	0.28	U	1.0	0.28	ug/L			10/11/16 12:19	1
Methyl acetate	**1.2**	**J**	5.0	0.58	ug/L			10/11/16 12:19	1
Methylcyclohexane	0.22	U	1.0	0.22	ug/L			10/11/16 12:19	1
Methylene Chloride	0.21	U	1.0	0.21	ug/L			10/11/16 12:19	1
MTBE	0.13	U	1.0	0.13	ug/L			10/11/16 12:19	1
o-Xylene	0.32	U	1.0	0.32	ug/L			10/11/16 12:19	1
Styrene	0.17	U	1.0	0.17	ug/L			10/11/16 12:19	1
Tetrachloroethene	0.12	U	1.0	0.12	ug/L			10/11/16 12:19	1
Toluene	0.25	U	1.0	0.25	ug/L			10/11/16 12:19	1
trans-1,2-Dichloroethene	0.18	U	1.0	0.18	ug/L			10/11/16 12:19	1
trans-1,3-Dichloropropene	0.19	U	1.0	0.19	ug/L			10/11/16 12:19	1

Client Sample ID: MW-502I

Date Collected: 09/29/16 08:35
Date Received: 09/30/16 17:05

Lab Sample ID: 460-121256-10

Matrix: Water

Method: 8260C - Volatile Organic Compounds by GC/MS (Continued)

Analyte	Result	Qualifier	RL	MDL	Unit	D	Prepared	Analyzed	Dil Fac
Trichloroethene	**0.65**	**J**	1.0	0.22	ug/L			10/11/16 12:19	1
Trichlorofluoromethane	0.15	U	1.0	0.15	ug/L			10/11/16 12:19	1
Vinyl chloride	0.060	U	1.0	0.060	ug/L			10/11/16 12:19	1

Tentatively Identified Compound	*Est. Result*	*Qualifier*	*Unit*	*D*	*RT*	*CAS No.*	*Prepared*	*Analyzed*	*Dil Fac*
Tentatively Identified Compound	*None*		*ug/L*					*10/11/16 12:19*	*1*

Surrogate	*%Recovery*	*Qualifier*	*Limits*	*Prepared*	*Analyzed*	*Dil Fac*
1,2-Dichloroethane-d4 (Surr)	*103*		*70 - 130*		*10/11/16 12:19*	*1*
Bromofluorobenzene	*95*		*70 - 130*		*10/11/16 12:19*	*1*
Dibromofluoromethane (Surr)	*103*		*70 - 130*		*10/11/16 12:19*	*1*
Toluene-d8 (Surr)	*102*		*70 - 130*		*10/11/16 12:19*	*1*

Client Sample ID: MW-503S

Date Collected: 09/29/16 08:20
Date Received: 09/30/16 17:05

Lab Sample ID: 460-121256-11

Matrix: Water

Method: 8260C - Volatile Organic Compounds by GC/MS

Analyte	Result	Qualifier	RL	MDL	Unit	D	Prepared	Analyzed	Dil Fac
1,1,1-Trichloroethane	0.28	U	1.0	0.28	ug/L			10/11/16 12:40	1
1,1,2,2-Tetrachloroethane	0.19	U	1.0	0.19	ug/L			10/11/16 12:40	1
1,1,2-Trichloroethane	0.080	U	1.0	0.080	ug/L			10/11/16 12:40	1
1,1-Dichloroethane	0.24	U	1.0	0.24	ug/L			10/11/16 12:40	1
1,1-Dichloroethene	0.34	U	1.0	0.34	ug/L			10/11/16 12:40	1
1,2,3-Trichlorobenzene	0.35	U	1.0	0.35	ug/L			10/11/16 12:40	1
1,2,4-Trichlorobenzene	0.27	U	1.0	0.27	ug/L			10/11/16 12:40	1
1,2-Dibromo-3-Chloropropane	0.23	U	1.0	0.23	ug/L			10/11/16 12:40	1
1,2-Dibromoethane	0.19	U	1.0	0.19	ug/L			10/11/16 12:40	1
1,2-Dichlorobenzene	0.22	U	1.0	0.22	ug/L			10/11/16 12:40	1
1,2-Dichloroethane	**0.35**	**J**	1.0	0.25	ug/L			10/11/16 12:40	1
1,2-Dichloropropane	0.18	U	1.0	0.18	ug/L			10/11/16 12:40	1
1,3-Dichlorobenzene	0.33	U	1.0	0.33	ug/L			10/11/16 12:40	1
1,4-Dichlorobenzene	0.33	U	1.0	0.33	ug/L			10/11/16 12:40	1
1,4-Dioxane	8.7	U	50	8.7	ug/L			10/11/16 12:40	1
2-Butanone	2.2	U	5.0	2.2	ug/L			10/11/16 12:40	1
2-Hexanone	0.72	U	5.0	0.72	ug/L			10/11/16 12:40	1
4-Methyl-2-pentanone	0.63	U	5.0	0.63	ug/L			10/11/16 12:40	1
Acetone	**18**		5.0	1.1	ug/L			10/11/16 12:40	1
Benzene	0.090	U	1.0	0.090	ug/L			10/11/16 12:40	1
Bromochloromethane	0.30	U	1.0	0.30	ug/L			10/11/16 12:40	1
Bromodichloromethane	0.15	U	1.0	0.15	ug/L			10/11/16 12:40	1
Bromoform	0.18	U *	1.0	0.18	ug/L			10/11/16 12:40	1
Bromomethane	0.18	U	1.0	0.18	ug/L			10/11/16 12:40	1
Carbon disulfide	0.22	U	1.0	0.22	ug/L			10/11/16 12:40	1
Carbon tetrachloride	0.33	U	1.0	0.33	ug/L			10/11/16 12:40	1
Chlorobenzene	0.24	U	1.0	0.24	ug/L			10/11/16 12:40	1
Chloroethane	0.37	U	1.0	0.37	ug/L			10/11/16 12:40	1
Chloroform	**0.51**	**J**	1.0	0.22	ug/L			10/11/16 12:40	1
Chloromethane	0.22	U	1.0	0.22	ug/L			10/11/16 12:40	1
cis-1,2-Dichloroethene	0.26	U	1.0	0.26	ug/L			10/11/16 12:40	1

Client Sample ID: MW-503S

Date Collected: 09/29/16 08:20
Date Received: 09/30/16 17:05

Lab Sample ID: 460-121256-11

Matrix: Water

Method: 8260C - Volatile Organic Compounds by GC/MS (Continued)

Analyte	Result	Qualifier	RL	MDL	Unit	D	Prepared	Analyzed	Dil Fac
cis-1,3-Dichloropropene	0.16	U	1.0	0.16	ug/L			10/11/16 12:40	1
Cyclohexane	**0.93**	**J**	1.0	0.26	ug/L			10/11/16 12:40	1
Dibromochloromethane	0.22	U	1.0	0.22	ug/L			10/11/16 12:40	1
Dichlorodifluoromethane	0.14	U	1.0	0.14	ug/L			10/11/16 12:40	1
Ethylbenzene	0.30	U	1.0	0.30	ug/L			10/11/16 12:40	1
Freon TF	0.34	U	1.0	0.34	ug/L			10/11/16 12:40	1
Isopropylbenzene	0.32	U	1.0	0.32	ug/L			10/11/16 12:40	1
m&p-Xylene	0.28	U	1.0	0.28	ug/L			10/11/16 12:40	1
Methyl acetate	**0.87**	**J**	5.0	0.58	ug/L			10/11/16 12:40	1
Methylcyclohexane	0.22	U	1.0	0.22	ug/L			10/11/16 12:40	1
Methylene Chloride	0.21	U	1.0	0.21	ug/L			10/11/16 12:40	1
MTBE	0.13	U	1.0	0.13	ug/L			10/11/16 12:40	1
o-Xylene	0.32	U	1.0	0.32	ug/L			10/11/16 12:40	1
Styrene	0.17	U	1.0	0.17	ug/L			10/11/16 12:40	1
Tetrachloroethene	0.12	U	1.0	0.12	ug/L			10/11/16 12:40	1
Toluene	0.25	U	1.0	0.25	ug/L			10/11/16 12:40	1
trans-1,2-Dichloroethene	0.18	U	1.0	0.18	ug/L			10/11/16 12:40	1
trans-1,3-Dichloropropene	0.19	U	1.0	0.19	ug/L			10/11/16 12:40	1
Trichloroethene	**0.27**	**J**	1.0	0.22	ug/L			10/11/16 12:40	1
Trichlorofluoromethane	0.15	U	1.0	0.15	ug/L			10/11/16 12:40	1
Vinyl chloride	0.060	U	1.0	0.060	ug/L			10/11/16 12:40	1

Tentatively Identified Compound	*Est. Result*	*Qualifier*	*Unit*	*D*	*RT*	*CAS No.*	*Prepared*	*Analyzed*	*Dil Fac*
Tentatively Identified Compound	*None*		*ug/L*					*10/11/16 12:40*	*1*

Surrogate	*%Recovery*	*Qualifier*	*Limits*	*Prepared*	*Analyzed*	*Dil Fac*
1,2-Dichloroethane-d4 (Surr)	*102*		*70 - 130*		*10/11/16 12:40*	*1*
Bromofluorobenzene	*95*		*70 - 130*		*10/11/16 12:40*	*1*
Dibromofluoromethane (Surr)	*104*		*70 - 130*		*10/11/16 12:40*	*1*
Toluene-d8 (Surr)	*101*		*70 - 130*		*10/11/16 12:40*	*1*

Client Sample ID: MW-503I

Date Collected: 09/29/16 08:25
Date Received: 09/30/16 17:05

Lab Sample ID: 460-121256-12

Matrix: Water

Method: 8260C - Volatile Organic Compounds by GC/MS

Analyte	Result	Qualifier	RL	MDL	Unit	D	Prepared	Analyzed	Dil Fac
1,1,1-Trichloroethane	0.28	U	1.0	0.28	ug/L			10/11/16 13:02	1
1,1,2,2-Tetrachloroethane	0.19	U	1.0	0.19	ug/L			10/11/16 13:02	1
1,1,2-Trichloroethane	0.080	U	1.0	0.080	ug/L			10/11/16 13:02	1
1,1-Dichloroethane	0.24	U	1.0	0.24	ug/L			10/11/16 13:02	1
1,1-Dichloroethene	0.34	U	1.0	0.34	ug/L			10/11/16 13:02	1
1,2,3-Trichlorobenzene	0.35	U	1.0	0.35	ug/L			10/11/16 13:02	1
1,2,4-Trichlorobenzene	0.27	U	1.0	0.27	ug/L			10/11/16 13:02	1
1,2-Dibromo-3-Chloropropane	0.23	U	1.0	0.23	ug/L			10/11/16 13:02	1
1,2-Dibromoethane	0.19	U	1.0	0.19	ug/L			10/11/16 13:02	1
1,2-Dichlorobenzene	0.22	U	1.0	0.22	ug/L			10/11/16 13:02	1
1,2-Dichloroethane	**0.38**	**J**	1.0	0.25	ug/L			10/11/16 13:02	1
1,2-Dichloropropane	0.18	U	1.0	0.18	ug/L			10/11/16 13:02	1
1,3-Dichlorobenzene	0.33	U	1.0	0.33	ug/L			10/11/16 13:02	1

Client Sample ID: MW-503I

Date Collected: 09/29/16 08:25
Date Received: 09/30/16 17:05

Lab Sample ID: 460-121256-12

Matrix: Water

Method: 8260C - Volatile Organic Compounds by GC/MS (Continued)

Analyte	Result	Qualifier	RL	MDL	Unit	D	Prepared	Analyzed	Dil Fac
1,4-Dichlorobenzene	0.33	U	1.0	0.33	ug/L			10/11/16 13:02	1
1,4-Dioxane	8.7	U	50	8.7	ug/L			10/11/16 13:02	1
2-Butanone	2.2	U	5.0	2.2	ug/L			10/11/16 13:02	1
2-Hexanone	0.72	U	5.0	0.72	ug/L			10/11/16 13:02	1
4-Methyl-2-pentanone	0.63	U	5.0	0.63	ug/L			10/11/16 13:02	1
Acetone	**21**		5.0	1.1	ug/L			10/11/16 13:02	1
Benzene	0.090	U	1.0	0.090	ug/L			10/11/16 13:02	1
Bromochloromethane	0.30	U	1.0	0.30	ug/L			10/11/16 13:02	1
Bromodichloromethane	0.15	U	1.0	0.15	ug/L			10/11/16 13:02	1
Bromoform	0.18	U *	1.0	0.18	ug/L			10/11/16 13:02	1
Bromomethane	0.18	U	1.0	0.18	ug/L			10/11/16 13:02	1
Carbon disulfide	0.22	U	1.0	0.22	ug/L			10/11/16 13:02	1
Carbon tetrachloride	0.33	U	1.0	0.33	ug/L			10/11/16 13:02	1
Chlorobenzene	0.24	U	1.0	0.24	ug/L			10/11/16 13:02	1
Chloroethane	0.37	U	1.0	0.37	ug/L			10/11/16 13:02	1
Chloroform	0.22	U	1.0	0.22	ug/L			10/11/16 13:02	1
Chloromethane	0.22	U	1.0	0.22	ug/L			10/11/16 13:02	1
cis-1,2-Dichloroethene	0.26	U	1.0	0.26	ug/L			10/11/16 13:02	1
cis-1,3-Dichloropropene	0.16	U	1.0	0.16	ug/L			10/11/16 13:02	1
Cyclohexane	**0.46**	**J**	1.0	0.26	ug/L			10/11/16 13:02	1
Dibromochloromethane	0.22	U	1.0	0.22	ug/L			10/11/16 13:02	1
Dichlorodifluoromethane	0.14	U	1.0	0.14	ug/L			10/11/16 13:02	1
Ethylbenzene	0.30	U	1.0	0.30	ug/L			10/11/16 13:02	1
Freon TF	0.34	U	1.0	0.34	ug/L			10/11/16 13:02	1
Isopropylbenzene	0.32	U	1.0	0.32	ug/L			10/11/16 13:02	1
m&p-Xylene	0.28	U	1.0	0.28	ug/L			10/11/16 13:02	1
Methyl acetate	**1.3**	**J**	5.0	0.58	ug/L			10/11/16 13:02	1
Methylcyclohexane	0.22	U	1.0	0.22	ug/L			10/11/16 13:02	1
Methylene Chloride	0.21	U	1.0	0.21	ug/L			10/11/16 13:02	1
MTBE	0.13	U	1.0	0.13	ug/L			10/11/16 13:02	1
o-Xylene	0.32	U	1.0	0.32	ug/L			10/11/16 13:02	1
Styrene	0.17	U	1.0	0.17	ug/L			10/11/16 13:02	1
Tetrachloroethene	0.12	U	1.0	0.12	ug/L			10/11/16 13:02	1
Toluene	0.25	U	1.0	0.25	ug/L			10/11/16 13:02	1
trans-1,2-Dichloroethene	0.18	U	1.0	0.18	ug/L			10/11/16 13:02	1
trans-1,3-Dichloropropene	0.19	U	1.0	0.19	ug/L			10/11/16 13:02	1
Trichloroethene	**0.43**	**J**	1.0	0.22	ug/L			10/11/16 13:02	1
Trichlorofluoromethane	0.15	U	1.0	0.15	ug/L			10/11/16 13:02	1
Vinyl chloride	0.060	U	1.0	0.060	ug/L			10/11/16 13:02	1

Tentatively Identified Compound	*Est. Result*	*Qualifier*	*Unit*	*D*	*RT*	*CAS No.*	*Prepared*	*Analyzed*	*Dil Fac*
Tentatively Identified Compound	*None*		*ug/L*					*10/11/16 13:02*	*1*

Surrogate	*%Recovery*	*Qualifier*	*Limits*	*Prepared*	*Analyzed*	*Dil Fac*
1,2-Dichloroethane-d4 (Surr)	*104*		*70 - 130*		*10/11/16 13:02*	*1*
Bromofluorobenzene	*96*		*70 - 130*		*10/11/16 13:02*	*1*
Dibromofluoromethane (Surr)	*104*		*70 - 130*		*10/11/16 13:02*	*1*
Toluene-d8 (Surr)	*102*		*70 - 130*		*10/11/16 13:02*	*1*

Client Sample ID: MW-505S
Lab Sample ID: 460-121256-13

Date Collected: 09/29/16 14:35
Matrix: Water

Date Received: 09/30/16 17:05

Method: 8260C - Volatile Organic Compounds by GC/MS

Analyte	Result	Qualifier	RL	MDL	Unit	D	Prepared	Analyzed	Dil Fac
1,1,1-Trichloroethane	0.28	U	1.0	0.28	ug/L			10/11/16 13:23	1
1,1,2,2-Tetrachloroethane	0.19	U	1.0	0.19	ug/L			10/11/16 13:23	1
1,1,2-Trichloroethane	0.080	U	1.0	0.080	ug/L			10/11/16 13:23	1
1,1-Dichloroethane	0.24	U	1.0	0.24	ug/L			10/11/16 13:23	1
1,1-Dichloroethene	0.34	U	1.0	0.34	ug/L			10/11/16 13:23	1
1,2,3-Trichlorobenzene	0.35	U	1.0	0.35	ug/L			10/11/16 13:23	1
1,2,4-Trichlorobenzene	0.27	U	1.0	0.27	ug/L			10/11/16 13:23	1
1,2-Dibromo-3-Chloropropane	0.23	U	1.0	0.23	ug/L			10/11/16 13:23	1
1,2-Dibromoethane	0.19	U	1.0	0.19	ug/L			10/11/16 13:23	1
1,2-Dichlorobenzene	0.22	U	1.0	0.22	ug/L			10/11/16 13:23	1
1,2-Dichloroethane	**0.33**	**J**	1.0	0.25	ug/L			10/11/16 13:23	1
1,2-Dichloropropane	0.18	U	1.0	0.18	ug/L			10/11/16 13:23	1
1,3-Dichlorobenzene	0.33	U	1.0	0.33	ug/L			10/11/16 13:23	1
1,4-Dichlorobenzene	0.33	U	1.0	0.33	ug/L			10/11/16 13:23	1
1,4-Dioxane	8.7	U	50	8.7	ug/L			10/11/16 13:23	1
2-Butanone	2.2	U	5.0	2.2	ug/L			10/11/16 13:23	1
2-Hexanone	0.72	U	5.0	0.72	ug/L			10/11/16 13:23	1
4-Methyl-2-pentanone	0.63	U	5.0	0.63	ug/L			10/11/16 13:23	1
Acetone	**21**		5.0	1.1	ug/L			10/11/16 13:23	1
Benzene	0.090	U	1.0	0.090	ug/L			10/11/16 13:23	1
Bromochloromethane	0.30	U	1.0	0.30	ug/L			10/11/16 13:23	1
Bromodichloromethane	0.15	U	1.0	0.15	ug/L			10/11/16 13:23	1
Bromoform	0.18	U *	1.0	0.18	ug/L			10/11/16 13:23	1
Bromomethane	0.18	U	1.0	0.18	ug/L			10/11/16 13:23	1
Carbon disulfide	0.22	U	1.0	0.22	ug/L			10/11/16 13:23	1
Carbon tetrachloride	0.33	U	1.0	0.33	ug/L			10/11/16 13:23	1
Chlorobenzene	0.24	U	1.0	0.24	ug/L			10/11/16 13:23	1
Chloroethane	0.37	U	1.0	0.37	ug/L			10/11/16 13:23	1
Chloroform	**0.53**	**J**	1.0	0.22	ug/L			10/11/16 13:23	1
Chloromethane	0.22	U	1.0	0.22	ug/L			10/11/16 13:23	1
cis-1,2-Dichloroethene	0.26	U	1.0	0.26	ug/L			10/11/16 13:23	1
cis-1,3-Dichloropropene	0.16	U	1.0	0.16	ug/L			10/11/16 13:23	1
Cyclohexane	**0.66**	**J**	1.0	0.26	ug/L			10/11/16 13:23	1
Dibromochloromethane	0.22	U	1.0	0.22	ug/L			10/11/16 13:23	1
Dichlorodifluoromethane	0.14	U	1.0	0.14	ug/L			10/11/16 13:23	1
Ethylbenzene	0.30	U	1.0	0.30	ug/L			10/11/16 13:23	1
Freon TF	0.34	U	1.0	0.34	ug/L			10/11/16 13:23	1
Isopropylbenzene	0.32	U	1.0	0.32	ug/L			10/11/16 13:23	1
m&p-Xylene	0.28	U	1.0	0.28	ug/L			10/11/16 13:23	1
Methyl acetate	**1.2**	**J**	5.0	0.58	ug/L			10/11/16 13:23	1
Methylcyclohexane	0.22	U	1.0	0.22	ug/L			10/11/16 13:23	1
Methylene Chloride	**0.23**	**J**	1.0	0.21	ug/L			10/11/16 13:23	1
MTBE	0.13	U	1.0	0.13	ug/L			10/11/16 13:23	1
o-Xylene	0.32	U	1.0	0.32	ug/L			10/11/16 13:23	1
Styrene	0.17	U	1.0	0.17	ug/L			10/11/16 13:23	1
Tetrachloroethene	0.12	U	1.0	0.12	ug/L			10/11/16 13:23	1
Toluene	0.25	U	1.0	0.25	ug/L			10/11/16 13:23	1
trans-1,2-Dichloroethene	0.18	U	1.0	0.18	ug/L			10/11/16 13:23	1
trans-1,3-Dichloropropene	0.19	U	1.0	0.19	ug/L			10/11/16 13:23	1

Client Sample ID: MW-505S
Lab Sample ID: 460-121256-13
Date Collected: 09/29/16 14:35
Matrix: Water
Date Received: 09/30/16 17:05

Method: 8260C - Volatile Organic Compounds by GC/MS (Continued)

Analyte	Result	Qualifier	RL	MDL	Unit	D	Prepared	Analyzed	Dil Fac
Trichloroethene	0.22	U	1.0	0.22	ug/L			10/11/16 13:23	1
Trichlorofluoromethane	0.15	U	1.0	0.15	ug/L			10/11/16 13:23	1
Vinyl chloride	0.060	U	1.0	0.060	ug/L			10/11/16 13:23	1

Tentatively Identified Compound	*Est. Result*	*Qualifier*	*Unit*	*D*	*RT*	*CAS No.*	*Prepared*	*Analyzed*	*Dil Fac*
Tentatively Identified Compound	*None*		*ug/L*					*10/11/16 13:23*	*1*

Surrogate	*%Recovery*	*Qualifier*	*Limits*	*Prepared*	*Analyzed*	*Dil Fac*
1,2-Dichloroethane-d4 (Surr)	*103*		*70 - 130*		*10/11/16 13:23*	*1*
Bromofluorobenzene	*95*		*70 - 130*		*10/11/16 13:23*	*1*
Dibromofluoromethane (Surr)	*103*		*70 - 130*		*10/11/16 13:23*	*1*
Toluene-d8 (Surr)	*102*		*70 - 130*		*10/11/16 13:23*	*1*

Client Sample ID: MW-505I
Lab Sample ID: 460-121256-14
Date Collected: 09/29/16 14:40
Matrix: Water
Date Received: 09/30/16 17:05

Method: 8260C - Volatile Organic Compounds by GC/MS

Analyte	Result	Qualifier	RL	MDL	Unit	D	Prepared	Analyzed	Dil Fac
1,1,1-Trichloroethane	0.28	U	1.0	0.28	ug/L			10/11/16 13:45	1
1,1,2,2-Tetrachloroethane	0.19	U	1.0	0.19	ug/L			10/11/16 13:45	1
1,1,2-Trichloroethane	0.080	U	1.0	0.080	ug/L			10/11/16 13:45	1
1,1-Dichloroethane	0.24	U	1.0	0.24	ug/L			10/11/16 13:45	1
1,1-Dichloroethene	0.34	U	1.0	0.34	ug/L			10/11/16 13:45	1
1,2,3-Trichlorobenzene	0.35	U	1.0	0.35	ug/L			10/11/16 13:45	1
1,2,4-Trichlorobenzene	0.27	U	1.0	0.27	ug/L			10/11/16 13:45	1
1,2-Dibromo-3-Chloropropane	0.23	U	1.0	0.23	ug/L			10/11/16 13:45	1
1,2-Dibromoethane	0.19	U	1.0	0.19	ug/L			10/11/16 13:45	1
1,2-Dichlorobenzene	0.22	U	1.0	0.22	ug/L			10/11/16 13:45	1
1,2-Dichloroethane	**0.42**	**J**	1.0	0.25	ug/L			10/11/16 13:45	1
1,2-Dichloropropane	0.18	U	1.0	0.18	ug/L			10/11/16 13:45	1
1,3-Dichlorobenzene	0.33	U	1.0	0.33	ug/L			10/11/16 13:45	1
1,4-Dichlorobenzene	0.33	U	1.0	0.33	ug/L			10/11/16 13:45	1
1,4-Dioxane	8.7	U	50	8.7	ug/L			10/11/16 13:45	1
2-Butanone	2.2	U	5.0	2.2	ug/L			10/11/16 13:45	1
2-Hexanone	0.72	U	5.0	0.72	ug/L			10/11/16 13:45	1
4-Methyl-2-pentanone	0.63	U	5.0	0.63	ug/L			10/11/16 13:45	1
Acetone	**33**		5.0	1.1	ug/L			10/11/16 13:45	1
Benzene	0.090	U	1.0	0.090	ug/L			10/11/16 13:45	1
Bromochloromethane	0.30	U	1.0	0.30	ug/L			10/11/16 13:45	1
Bromodichloromethane	0.15	U	1.0	0.15	ug/L			10/11/16 13:45	1
Bromoform	0.18	U *	1.0	0.18	ug/L			10/11/16 13:45	1
Bromomethane	0.18	U	1.0	0.18	ug/L			10/11/16 13:45	1
Carbon disulfide	0.22	U	1.0	0.22	ug/L			10/11/16 13:45	1
Carbon tetrachloride	0.33	U	1.0	0.33	ug/L			10/11/16 13:45	1
Chlorobenzene	0.24	U	1.0	0.24	ug/L			10/11/16 13:45	1
Chloroethane	0.37	U	1.0	0.37	ug/L			10/11/16 13:45	1
Chloroform	**0.98**	**J**	1.0	0.22	ug/L			10/11/16 13:45	1
Chloromethane	0.22	U	1.0	0.22	ug/L			10/11/16 13:45	1
cis-1,2-Dichloroethene	0.26	U	1.0	0.26	ug/L			10/11/16 13:45	1

Client Sample ID: MW-505I

Date Collected: 09/29/16 14:40
Date Received: 09/30/16 17:05

Lab Sample ID: 460-121256-14

Matrix: Water

Method: 8260C - Volatile Organic Compounds by GC/MS (Continued)

Analyte	Result	Qualifier	RL	MDL	Unit	D	Prepared	Analyzed	Dil Fac
cis-1,3-Dichloropropene	0.16	U	1.0	0.16	ug/L			10/11/16 13:45	1
Cyclohexane	**1.2**		1.0	0.26	ug/L			10/11/16 13:45	1
Dibromochloromethane	0.22	U	1.0	0.22	ug/L			10/11/16 13:45	1
Dichlorodifluoromethane	0.14	U	1.0	0.14	ug/L			10/11/16 13:45	1
Ethylbenzene	0.30	U	1.0	0.30	ug/L			10/11/16 13:45	1
Freon TF	0.34	U	1.0	0.34	ug/L			10/11/16 13:45	1
Isopropylbenzene	0.32	U	1.0	0.32	ug/L			10/11/16 13:45	1
m&p-Xylene	0.28	U	1.0	0.28	ug/L			10/11/16 13:45	1
Methyl acetate	**1.2**	**J**	5.0	0.58	ug/L			10/11/16 13:45	1
Methylcyclohexane	0.22	U	1.0	0.22	ug/L			10/11/16 13:45	1
Methylene Chloride	0.21	U	1.0	0.21	ug/L			10/11/16 13:45	1
MTBE	0.13	U	1.0	0.13	ug/L			10/11/16 13:45	1
o-Xylene	0.32	U	1.0	0.32	ug/L			10/11/16 13:45	1
Styrene	0.17	U	1.0	0.17	ug/L			10/11/16 13:45	1
Tetrachloroethene	0.12	U	1.0	0.12	ug/L			10/11/16 13:45	1
Toluene	0.25	U	1.0	0.25	ug/L			10/11/16 13:45	1
trans-1,2-Dichloroethene	0.18	U	1.0	0.18	ug/L			10/11/16 13:45	1
trans-1,3-Dichloropropene	0.19	U	1.0	0.19	ug/L			10/11/16 13:45	1
Trichloroethene	0.22	U	1.0	0.22	ug/L			10/11/16 13:45	1
Trichlorofluoromethane	0.15	U	1.0	0.15	ug/L			10/11/16 13:45	1
Vinyl chloride	0.060	U	1.0	0.060	ug/L			10/11/16 13:45	1

Tentatively Identified Compound	*Est. Result*	*Qualifier*	*Unit*	*D*	*RT*	*CAS No.*	*Prepared*	*Analyzed*	*Dil Fac*
Tentatively Identified Compound	*None*		*ug/L*					*10/11/16 13:45*	*1*

Surrogate	*%Recovery*	*Qualifier*	*Limits*	*Prepared*	*Analyzed*	*Dil Fac*
1,2-Dichloroethane-d4 (Surr)	*104*		*70 - 130*		*10/11/16 13:45*	*1*
Bromofluorobenzene	*96*		*70 - 130*		*10/11/16 13:45*	*1*
Dibromofluoromethane (Surr)	*103*		*70 - 130*		*10/11/16 13:45*	*1*
Toluene-d8 (Surr)	*102*		*70 - 130*		*10/11/16 13:45*	*1*

Client Sample ID: MW-506S

Date Collected: 09/29/16 09:30
Date Received: 09/30/16 17:05

Lab Sample ID: 460-121256-15

Matrix: Water

Method: 8260C - Volatile Organic Compounds by GC/MS

Analyte	Result	Qualifier	RL	MDL	Unit	D	Prepared	Analyzed	Dil Fac
1,1,1-Trichloroethane	0.28	U	1.0	0.28	ug/L			10/11/16 14:06	1
1,1,2,2-Tetrachloroethane	0.19	U	1.0	0.19	ug/L			10/11/16 14:06	1
1,1,2-Trichloroethane	0.080	U	1.0	0.080	ug/L			10/11/16 14:06	1
1,1-Dichloroethane	0.24	U	1.0	0.24	ug/L			10/11/16 14:06	1
1,1-Dichloroethene	0.34	U	1.0	0.34	ug/L			10/11/16 14:06	1
1,2,3-Trichlorobenzene	0.35	U	1.0	0.35	ug/L			10/11/16 14:06	1
1,2,4-Trichlorobenzene	0.27	U	1.0	0.27	ug/L			10/11/16 14:06	1
1,2-Dibromo-3-Chloropropane	0.23	U	1.0	0.23	ug/L			10/11/16 14:06	1
1,2-Dibromoethane	0.19	U	1.0	0.19	ug/L			10/11/16 14:06	1
1,2-Dichlorobenzene	0.22	U	1.0	0.22	ug/L			10/11/16 14:06	1
1,2-Dichloroethane	0.25	U	1.0	0.25	ug/L			10/11/16 14:06	1
1,2-Dichloropropane	0.18	U	1.0	0.18	ug/L			10/11/16 14:06	1
1,3-Dichlorobenzene	0.33	U	1.0	0.33	ug/L			10/11/16 14:06	1

Client Sample ID: MW-506S

Date Collected: 09/29/16 09:30
Date Received: 09/30/16 17:05

Lab Sample ID: 460-121256-15

Matrix: Water

Method: 8260C - Volatile Organic Compounds by GC/MS (Continued)

Analyte	Result	Qualifier	RL	MDL	Unit	D	Prepared	Analyzed	Dil Fac
1,4-Dichlorobenzene	0.33	U	1.0	0.33	ug/L			10/11/16 14:06	1
1,4-Dioxane	8.7	U	50	8.7	ug/L			10/11/16 14:06	1
2-Butanone	2.2	U	5.0	2.2	ug/L			10/11/16 14:06	1
2-Hexanone	0.72	U	5.0	0.72	ug/L			10/11/16 14:06	1
4-Methyl-2-pentanone	0.63	U	5.0	0.63	ug/L			10/11/16 14:06	1
Acetone	**5.7**		5.0	1.1	ug/L			10/11/16 14:06	1
Benzene	0.090	U	1.0	0.090	ug/L			10/11/16 14:06	1
Bromochloromethane	0.30	U	1.0	0.30	ug/L			10/11/16 14:06	1
Bromodichloromethane	0.15	U	1.0	0.15	ug/L			10/11/16 14:06	1
Bromoform	0.18	U *	1.0	0.18	ug/L			10/11/16 14:06	1
Bromomethane	0.18	U	1.0	0.18	ug/L			10/11/16 14:06	1
Carbon disulfide	0.22	U	1.0	0.22	ug/L			10/11/16 14:06	1
Carbon tetrachloride	0.33	U	1.0	0.33	ug/L			10/11/16 14:06	1
Chlorobenzene	0.24	U	1.0	0.24	ug/L			10/11/16 14:06	1
Chloroethane	0.37	U	1.0	0.37	ug/L			10/11/16 14:06	1
Chloroform	**0.44**	**J**	1.0	0.22	ug/L			10/11/16 14:06	1
Chloromethane	0.22	U	1.0	0.22	ug/L			10/11/16 14:06	1
cis-1,2-Dichloroethene	0.26	U	1.0	0.26	ug/L			10/11/16 14:06	1
cis-1,3-Dichloropropene	0.16	U	1.0	0.16	ug/L			10/11/16 14:06	1
Cyclohexane	0.26	U	1.0	0.26	ug/L			10/11/16 14:06	1
Dibromochloromethane	0.22	U	1.0	0.22	ug/L			10/11/16 14:06	1
Dichlorodifluoromethane	0.14	U	1.0	0.14	ug/L			10/11/16 14:06	1
Ethylbenzene	0.30	U	1.0	0.30	ug/L			10/11/16 14:06	1
Freon TF	0.34	U	1.0	0.34	ug/L			10/11/16 14:06	1
Isopropylbenzene	0.32	U	1.0	0.32	ug/L			10/11/16 14:06	1
m&p-Xylene	0.28	U	1.0	0.28	ug/L			10/11/16 14:06	1
Methyl acetate	**0.92**	**J**	5.0	0.58	ug/L			10/11/16 14:06	1
Methylcyclohexane	0.22	U	1.0	0.22	ug/L			10/11/16 14:06	1
Methylene Chloride	0.21	U	1.0	0.21	ug/L			10/11/16 14:06	1
MTBE	0.13	U	1.0	0.13	ug/L			10/11/16 14:06	1
o-Xylene	0.32	U	1.0	0.32	ug/L			10/11/16 14:06	1
Styrene	0.17	U	1.0	0.17	ug/L			10/11/16 14:06	1
Tetrachloroethene	0.12	U	1.0	0.12	ug/L			10/11/16 14:06	1
Toluene	0.25	U	1.0	0.25	ug/L			10/11/16 14:06	1
trans-1,2-Dichloroethene	0.18	U	1.0	0.18	ug/L			10/11/16 14:06	1
trans-1,3-Dichloropropene	0.19	U	1.0	0.19	ug/L			10/11/16 14:06	1
Trichloroethene	0.22	U	1.0	0.22	ug/L			10/11/16 14:06	1
Trichlorofluoromethane	0.15	U	1.0	0.15	ug/L			10/11/16 14:06	1
Vinyl chloride	0.060	U	1.0	0.060	ug/L			10/11/16 14:06	1

Tentatively Identified Compound	*Est. Result*	*Qualifier*	*Unit*	*D*	*RT*	*CAS No.*	*Prepared*	*Analyzed*	*Dil Fac*
Tentatively Identified Compound	*None*		*ug/L*					*10/11/16 14:06*	*1*

Surrogate	*%Recovery*	*Qualifier*	*Limits*	*Prepared*	*Analyzed*	*Dil Fac*
1,2-Dichloroethane-d4 (Surr)	*101*		*70 - 130*		*10/11/16 14:06*	*1*
Bromofluorobenzene	*93*		*70 - 130*		*10/11/16 14:06*	*1*
Dibromofluoromethane (Surr)	*102*		*70 - 130*		*10/11/16 14:06*	*1*
Toluene-d8 (Surr)	*101*		*70 - 130*		*10/11/16 14:06*	*1*

Client Sample ID: MW-506I

Date Collected: 09/29/16 13:15
Date Received: 09/30/16 17:05

Lab Sample ID: 460-121256-16

Matrix: Water

Method: 8260C - Volatile Organic Compounds by GC/MS

Analyte	Result	Qualifier	RL	MDL	Unit	D	Prepared	Analyzed	Dil Fac
1,1,1-Trichloroethane	0.28	U	1.0	0.28	ug/L			10/12/16 00:35	1
1,1,2,2-Tetrachloroethane	0.19	U	1.0	0.19	ug/L			10/12/16 00:35	1
1,1,2-Trichloroethane	0.080	U	1.0	0.080	ug/L			10/12/16 00:35	1
1,1-Dichloroethane	0.24	U	1.0	0.24	ug/L			10/12/16 00:35	1
1,1-Dichloroethene	0.34	U	1.0	0.34	ug/L			10/12/16 00:35	1
1,2,3-Trichlorobenzene	0.35	U	1.0	0.35	ug/L			10/12/16 00:35	1
1,2,4-Trichlorobenzene	0.27	U	1.0	0.27	ug/L			10/12/16 00:35	1
1,2-Dibromo-3-Chloropropane	0.23	U	1.0	0.23	ug/L			10/12/16 00:35	1
1,2-Dibromoethane	0.19	U	1.0	0.19	ug/L			10/12/16 00:35	1
1,2-Dichlorobenzene	0.22	U	1.0	0.22	ug/L			10/12/16 00:35	1
1,2-Dichloroethane	**0.72**	**J**	1.0	0.25	ug/L			10/12/16 00:35	1
1,2-Dichloropropane	0.18	U	1.0	0.18	ug/L			10/12/16 00:35	1
1,3-Dichlorobenzene	0.33	U	1.0	0.33	ug/L			10/12/16 00:35	1
1,4-Dichlorobenzene	0.33	U	1.0	0.33	ug/L			10/12/16 00:35	1
1,4-Dioxane	8.7	U	50	8.7	ug/L			10/12/16 00:35	1
2-Butanone	2.2	U	5.0	2.2	ug/L			10/12/16 00:35	1
2-Hexanone	0.72	U	5.0	0.72	ug/L			10/12/16 00:35	1
4-Methyl-2-pentanone	0.63	U	5.0	0.63	ug/L			10/12/16 00:35	1
Acetone	**9.7**		5.0	1.1	ug/L			10/12/16 00:35	1
Benzene	0.090	U	1.0	0.090	ug/L			10/12/16 00:35	1
Bromochloromethane	0.30	U	1.0	0.30	ug/L			10/12/16 00:35	1
Bromodichloromethane	0.15	U	1.0	0.15	ug/L			10/12/16 00:35	1
Bromoform	0.18	U *	1.0	0.18	ug/L			10/12/16 00:35	1
Bromomethane	0.18	U	1.0	0.18	ug/L			10/12/16 00:35	1
Carbon disulfide	0.22	U	1.0	0.22	ug/L			10/12/16 00:35	1
Carbon tetrachloride	0.33	U	1.0	0.33	ug/L			10/12/16 00:35	1
Chlorobenzene	0.24	U	1.0	0.24	ug/L			10/12/16 00:35	1
Chloroethane	0.37	U	1.0	0.37	ug/L			10/12/16 00:35	1
Chloroform	**0.68**	**J**	1.0	0.22	ug/L			10/12/16 00:35	1
Chloromethane	0.22	U	1.0	0.22	ug/L			10/12/16 00:35	1
cis-1,2-Dichloroethene	0.26	U	1.0	0.26	ug/L			10/12/16 00:35	1
cis-1,3-Dichloropropene	0.16	U	1.0	0.16	ug/L			10/12/16 00:35	1
Cyclohexane	**2.9**		1.0	0.26	ug/L			10/12/16 00:35	1
Dibromochloromethane	0.22	U	1.0	0.22	ug/L			10/12/16 00:35	1
Dichlorodifluoromethane	0.14	U	1.0	0.14	ug/L			10/12/16 00:35	1
Ethylbenzene	0.30	U	1.0	0.30	ug/L			10/12/16 00:35	1
Freon TF	0.34	U	1.0	0.34	ug/L			10/12/16 00:35	1
Isopropylbenzene	0.32	U	1.0	0.32	ug/L			10/12/16 00:35	1
m&p-Xylene	0.28	U	1.0	0.28	ug/L			10/12/16 00:35	1
Methyl acetate	**1.1**	**J**	5.0	0.58	ug/L			10/12/16 00:35	1
Methylcyclohexane	0.22	U	1.0	0.22	ug/L			10/12/16 00:35	1
Methylene Chloride	0.21	U	1.0	0.21	ug/L			10/12/16 00:35	1
MTBE	0.13	U	1.0	0.13	ug/L			10/12/16 00:35	1
o-Xylene	0.32	U	1.0	0.32	ug/L			10/12/16 00:35	1
Styrene	0.17	U	1.0	0.17	ug/L			10/12/16 00:35	1
Tetrachloroethene	**0.13**	**J**	1.0	0.12	ug/L			10/12/16 00:35	1
Toluene	0.25	U	1.0	0.25	ug/L			10/12/16 00:35	1
trans-1,2-Dichloroethene	0.18	U	1.0	0.18	ug/L			10/12/16 00:35	1
trans-1,3-Dichloropropene	0.19	U	1.0	0.19	ug/L			10/12/16 00:35	1

Client Sample ID: MW-506I
Lab Sample ID: 460-121256-16
Date Collected: 09/29/16 13:15
Matrix: Water
Date Received: 09/30/16 17:05

Method: 8260C - Volatile Organic Compounds by GC/MS (Continued)

Analyte	Result	Qualifier	RL	MDL	Unit	D	Prepared	Analyzed	Dil Fac
Trichloroethene	**0.47**	**J**	1.0	0.22	ug/L			10/12/16 00:35	1
Trichlorofluoromethane	0.15	U	1.0	0.15	ug/L			10/12/16 00:35	1
Vinyl chloride	0.060	U	1.0	0.060	ug/L			10/12/16 00:35	1

Tentatively Identified Compound	*Est. Result*	*Qualifier*	*Unit*	*D*	*RT*	*CAS No.*	*Prepared*	*Analyzed*	*Dil Fac*
Tentatively Identified Compound	*None*		*ug/L*					*10/12/16 00:35*	*1*

Surrogate	*%Recovery*	*Qualifier*	*Limits*	*Prepared*	*Analyzed*	*Dil Fac*
1,2-Dichloroethane-d4 (Surr)	*101*		*70 - 130*		*10/12/16 00:35*	*1*
Bromofluorobenzene	*96*		*70 - 130*		*10/12/16 00:35*	*1*
Dibromofluoromethane (Surr)	*103*		*70 - 130*		*10/12/16 00:35*	*1*
Toluene-d8 (Surr)	*101*		*70 - 130*		*10/12/16 00:35*	*1*

Client Sample ID: MW-507S
Lab Sample ID: 460-121256-17
Date Collected: 09/29/16 09:05
Matrix: Water
Date Received: 09/30/16 17:05

Method: 8260C - Volatile Organic Compounds by GC/MS

Analyte	Result	Qualifier	RL	MDL	Unit	D	Prepared	Analyzed	Dil Fac
1,1,1-Trichloroethane	0.28	U	1.0	0.28	ug/L			10/12/16 00:57	1
1,1,2,2-Tetrachloroethane	0.19	U	1.0	0.19	ug/L			10/12/16 00:57	1
1,1,2-Trichloroethane	0.080	U	1.0	0.080	ug/L			10/12/16 00:57	1
1,1-Dichloroethane	0.24	U	1.0	0.24	ug/L			10/12/16 00:57	1
1,1-Dichloroethene	0.34	U	1.0	0.34	ug/L			10/12/16 00:57	1
1,2,3-Trichlorobenzene	0.35	U	1.0	0.35	ug/L			10/12/16 00:57	1
1,2,4-Trichlorobenzene	0.27	U	1.0	0.27	ug/L			10/12/16 00:57	1
1,2-Dibromo-3-Chloropropane	0.23	U	1.0	0.23	ug/L			10/12/16 00:57	1
1,2-Dibromoethane	0.19	U	1.0	0.19	ug/L			10/12/16 00:57	1
1,2-Dichlorobenzene	0.22	U	1.0	0.22	ug/L			10/12/16 00:57	1
1,2-Dichloroethane	**0.34**	**J**	1.0	0.25	ug/L			10/12/16 00:57	1
1,2-Dichloropropane	0.18	U	1.0	0.18	ug/L			10/12/16 00:57	1
1,3-Dichlorobenzene	0.33	U	1.0	0.33	ug/L			10/12/16 00:57	1
1,4-Dichlorobenzene	0.33	U	1.0	0.33	ug/L			10/12/16 00:57	1
1,4-Dioxane	8.7	U	50	8.7	ug/L			10/12/16 00:57	1
2-Butanone	2.2	U	5.0	2.2	ug/L			10/12/16 00:57	1
2-Hexanone	0.72	U	5.0	0.72	ug/L			10/12/16 00:57	1
4-Methyl-2-pentanone	0.63	U	5.0	0.63	ug/L			10/12/16 00:57	1
Acetone	1.1	U	5.0	1.1	ug/L			10/12/16 00:57	1
Benzene	0.090	U	1.0	0.090	ug/L			10/12/16 00:57	1
Bromochloromethane	0.30	U	1.0	0.30	ug/L			10/12/16 00:57	1
Bromodichloromethane	0.15	U	1.0	0.15	ug/L			10/12/16 00:57	1
Bromoform	0.18	U *	1.0	0.18	ug/L			10/12/16 00:57	1
Bromomethane	0.18	U	1.0	0.18	ug/L			10/12/16 00:57	1
Carbon disulfide	0.22	U	1.0	0.22	ug/L			10/12/16 00:57	1
Carbon tetrachloride	0.33	U	1.0	0.33	ug/L			10/12/16 00:57	1
Chlorobenzene	0.24	U	1.0	0.24	ug/L			10/12/16 00:57	1
Chloroethane	0.37	U	1.0	0.37	ug/L			10/12/16 00:57	1
Chloroform	**0.66**	**J**	1.0	0.22	ug/L			10/12/16 00:57	1
Chloromethane	0.22	U	1.0	0.22	ug/L			10/12/16 00:57	1
cis-1,2-Dichloroethene	0.26	U	1.0	0.26	ug/L			10/12/16 00:57	1

Client Sample ID: MW-507S

Date Collected: 09/29/16 09:05
Date Received: 09/30/16 17:05

Lab Sample ID: 460-121256-17

Matrix: Water

Method: 8260C - Volatile Organic Compounds by GC/MS (Continued)

Analyte	Result	Qualifier	RL	MDL	Unit	D	Prepared	Analyzed	Dil Fac
cis-1,3-Dichloropropene	0.16	U	1.0	0.16	ug/L			10/12/16 00:57	1
Cyclohexane	**0.58**	**J**	1.0	0.26	ug/L			10/12/16 00:57	1
Dibromochloromethane	0.22	U	1.0	0.22	ug/L			10/12/16 00:57	1
Dichlorodifluoromethane	0.14	U	1.0	0.14	ug/L			10/12/16 00:57	1
Ethylbenzene	0.30	U	1.0	0.30	ug/L			10/12/16 00:57	1
Freon TF	0.34	U	1.0	0.34	ug/L			10/12/16 00:57	1
Isopropylbenzene	0.32	U	1.0	0.32	ug/L			10/12/16 00:57	1
m&p-Xylene	0.28	U	1.0	0.28	ug/L			10/12/16 00:57	1
Methyl acetate	**0.98**	**J**	5.0	0.58	ug/L			10/12/16 00:57	1
Methylcyclohexane	0.22	U	1.0	0.22	ug/L			10/12/16 00:57	1
Methylene Chloride	0.21	U	1.0	0.21	ug/L			10/12/16 00:57	1
MTBE	0.13	U	1.0	0.13	ug/L			10/12/16 00:57	1
o-Xylene	0.32	U	1.0	0.32	ug/L			10/12/16 00:57	1
Styrene	0.17	U	1.0	0.17	ug/L			10/12/16 00:57	1
Tetrachloroethene	0.12	U	1.0	0.12	ug/L			10/12/16 00:57	1
Toluene	0.25	U	1.0	0.25	ug/L			10/12/16 00:57	1
trans-1,2-Dichloroethene	0.18	U	1.0	0.18	ug/L			10/12/16 00:57	1
trans-1,3-Dichloropropene	0.19	U	1.0	0.19	ug/L			10/12/16 00:57	1
Trichloroethene	**0.51**	**J**	1.0	0.22	ug/L			10/12/16 00:57	1
Trichlorofluoromethane	0.15	U	1.0	0.15	ug/L			10/12/16 00:57	1
Vinyl chloride	0.060	U	1.0	0.060	ug/L			10/12/16 00:57	1

Tentatively Identified Compound	*Est. Result*	*Qualifier*	*Unit*	*D*	*RT*	*CAS No.*	*Prepared*	*Analyzed*	*Dil Fac*
Tentatively Identified Compound	*None*		*ug/L*					*10/12/16 00:57*	*1*

Surrogate	*%Recovery*	*Qualifier*	*Limits*	*Prepared*	*Analyzed*	*Dil Fac*
1,2-Dichloroethane-d4 (Surr)	*102*		*70 - 130*		*10/12/16 00:57*	*1*
Bromofluorobenzene	*97*		*70 - 130*		*10/12/16 00:57*	*1*
Dibromofluoromethane (Surr)	*103*		*70 - 130*		*10/12/16 00:57*	*1*
Toluene-d8 (Surr)	*102*		*70 - 130*		*10/12/16 00:57*	*1*

Client Sample ID: MW-507I

Date Collected: 09/29/16 09:10
Date Received: 09/30/16 17:05

Lab Sample ID: 460-121256-18

Matrix: Water

Method: 8260C - Volatile Organic Compounds by GC/MS

Analyte	Result	Qualifier	RL	MDL	Unit	D	Prepared	Analyzed	Dil Fac
1,1,1-Trichloroethane	0.28	U	1.0	0.28	ug/L			10/12/16 01:19	1
1,1,2,2-Tetrachloroethane	0.19	U	1.0	0.19	ug/L			10/12/16 01:19	1
1,1,2-Trichloroethane	0.080	U	1.0	0.080	ug/L			10/12/16 01:19	1
1,1-Dichloroethane	0.24	U	1.0	0.24	ug/L			10/12/16 01:19	1
1,1-Dichloroethene	0.34	U	1.0	0.34	ug/L			10/12/16 01:19	1
1,2,3-Trichlorobenzene	0.35	U	1.0	0.35	ug/L			10/12/16 01:19	1
1,2,4-Trichlorobenzene	0.27	U	1.0	0.27	ug/L			10/12/16 01:19	1
1,2-Dibromo-3-Chloropropane	0.23	U	1.0	0.23	ug/L			10/12/16 01:19	1
1,2-Dibromoethane	0.19	U	1.0	0.19	ug/L			10/12/16 01:19	1
1,2-Dichlorobenzene	0.22	U	1.0	0.22	ug/L			10/12/16 01:19	1
1,2-Dichloroethane	**0.54**	**J**	1.0	0.25	ug/L			10/12/16 01:19	1
1,2-Dichloropropane	0.18	U	1.0	0.18	ug/L			10/12/16 01:19	1
1,3-Dichlorobenzene	0.33	U	1.0	0.33	ug/L			10/12/16 01:19	1

Client Sample ID: MW-507I

Date Collected: 09/29/16 09:10
Date Received: 09/30/16 17:05

Lab Sample ID: 460-121256-18

Matrix: Water

Method: 8260C - Volatile Organic Compounds by GC/MS (Continued)

Analyte	Result	Qualifier	RL	MDL	Unit	D	Prepared	Analyzed	Dil Fac
1,4-Dichlorobenzene	0.33	U	1.0	0.33	ug/L			10/12/16 01:19	1
1,4-Dioxane	8.7	U	50	8.7	ug/L			10/12/16 01:19	1
2-Butanone	2.2	U	5.0	2.2	ug/L			10/12/16 01:19	1
2-Hexanone	0.72	U	5.0	0.72	ug/L			10/12/16 01:19	1
4-Methyl-2-pentanone	0.63	U	5.0	0.63	ug/L			10/12/16 01:19	1
Acetone	1.1	U	5.0	1.1	ug/L			10/12/16 01:19	1
Benzene	0.090	U	1.0	0.090	ug/L			10/12/16 01:19	1
Bromochloromethane	0.30	U	1.0	0.30	ug/L			10/12/16 01:19	1
Bromodichloromethane	0.15	U	1.0	0.15	ug/L			10/12/16 01:19	1
Bromoform	0.18	U *	1.0	0.18	ug/L			10/12/16 01:19	1
Bromomethane	0.18	U	1.0	0.18	ug/L			10/12/16 01:19	1
Carbon disulfide	0.22	U	1.0	0.22	ug/L			10/12/16 01:19	1
Carbon tetrachloride	0.33	U	1.0	0.33	ug/L			10/12/16 01:19	1
Chlorobenzene	0.24	U	1.0	0.24	ug/L			10/12/16 01:19	1
Chloroethane	0.37	U	1.0	0.37	ug/L			10/12/16 01:19	1
Chloroform	**0.87**	**J**	1.0	0.22	ug/L			10/12/16 01:19	1
Chloromethane	0.22	U	1.0	0.22	ug/L			10/12/16 01:19	1
cis-1,2-Dichloroethene	0.26	U	1.0	0.26	ug/L			10/12/16 01:19	1
cis-1,3-Dichloropropene	0.16	U	1.0	0.16	ug/L			10/12/16 01:19	1
Cyclohexane	**1.1**		1.0	0.26	ug/L			10/12/16 01:19	1
Dibromochloromethane	0.22	U	1.0	0.22	ug/L			10/12/16 01:19	1
Dichlorodifluoromethane	0.14	U	1.0	0.14	ug/L			10/12/16 01:19	1
Ethylbenzene	0.30	U	1.0	0.30	ug/L			10/12/16 01:19	1
Freon TF	0.34	U	1.0	0.34	ug/L			10/12/16 01:19	1
Isopropylbenzene	0.32	U	1.0	0.32	ug/L			10/12/16 01:19	1
m&p-Xylene	0.28	U	1.0	0.28	ug/L			10/12/16 01:19	1
Methyl acetate	**1.2**	**J**	5.0	0.58	ug/L			10/12/16 01:19	1
Methylcyclohexane	0.22	U	1.0	0.22	ug/L			10/12/16 01:19	1
Methylene Chloride	0.21	U	1.0	0.21	ug/L			10/12/16 01:19	1
MTBE	0.13	U	1.0	0.13	ug/L			10/12/16 01:19	1
o-Xylene	0.32	U	1.0	0.32	ug/L			10/12/16 01:19	1
Styrene	0.17	U	1.0	0.17	ug/L			10/12/16 01:19	1
Tetrachloroethene	0.12	U	1.0	0.12	ug/L			10/12/16 01:19	1
Toluene	0.25	U	1.0	0.25	ug/L			10/12/16 01:19	1
trans-1,2-Dichloroethene	0.18	U	1.0	0.18	ug/L			10/12/16 01:19	1
trans-1,3-Dichloropropene	0.19	U	1.0	0.19	ug/L			10/12/16 01:19	1
Trichloroethene	**0.49**	**J**	1.0	0.22	ug/L			10/12/16 01:19	1
Trichlorofluoromethane	0.15	U	1.0	0.15	ug/L			10/12/16 01:19	1
Vinyl chloride	0.060	U	1.0	0.060	ug/L			10/12/16 01:19	1

Tentatively Identified Compound	*Est. Result*	*Qualifier*	*Unit*	*D*	*RT*	*CAS No.*	*Prepared*	*Analyzed*	*Dil Fac*
Tentatively Identified Compound	*None*		*ug/L*					*10/12/16 01:19*	*1*

Surrogate	*%Recovery*	*Qualifier*	*Limits*	*Prepared*	*Analyzed*	*Dil Fac*
1,2-Dichloroethane-d4 (Surr)	*103*		*70 - 130*		*10/12/16 01:19*	*1*
Bromofluorobenzene	*97*		*70 - 130*		*10/12/16 01:19*	*1*
Dibromofluoromethane (Surr)	*104*		*70 - 130*		*10/12/16 01:19*	*1*
Toluene-d8 (Surr)	*102*		*70 - 130*		*10/12/16 01:19*	*1*

Client Sample ID: MW-508S
Lab Sample ID: 460-121256-19

Date Collected: 09/29/16 09:15
Matrix: Water

Date Received: 09/30/16 17:05

Method: 8260C - Volatile Organic Compounds by GC/MS

Analyte	Result	Qualifier	RL	MDL	Unit	D	Prepared	Analyzed	Dil Fac
1,1,1-Trichloroethane	0.28	U	1.0	0.28	ug/L			10/12/16 01:40	1
1,1,2,2-Tetrachloroethane	0.19	U	1.0	0.19	ug/L			10/12/16 01:40	1
1,1,2-Trichloroethane	0.080	U	1.0	0.080	ug/L			10/12/16 01:40	1
1,1-Dichloroethane	0.24	U	1.0	0.24	ug/L			10/12/16 01:40	1
1,1-Dichloroethene	0.34	U	1.0	0.34	ug/L			10/12/16 01:40	1
1,2,3-Trichlorobenzene	0.35	U	1.0	0.35	ug/L			10/12/16 01:40	1
1,2,4-Trichlorobenzene	0.27	U	1.0	0.27	ug/L			10/12/16 01:40	1
1,2-Dibromo-3-Chloropropane	0.23	U	1.0	0.23	ug/L			10/12/16 01:40	1
1,2-Dibromoethane	0.19	U	1.0	0.19	ug/L			10/12/16 01:40	1
1,2-Dichlorobenzene	0.22	U	1.0	0.22	ug/L			10/12/16 01:40	1
1,2-Dichloroethane	**0.53**	**J**	1.0	0.25	ug/L			10/12/16 01:40	1
1,2-Dichloropropane	0.18	U	1.0	0.18	ug/L			10/12/16 01:40	1
1,3-Dichlorobenzene	0.33	U	1.0	0.33	ug/L			10/12/16 01:40	1
1,4-Dichlorobenzene	0.33	U	1.0	0.33	ug/L			10/12/16 01:40	1
1,4-Dioxane	8.7	U	50	8.7	ug/L			10/12/16 01:40	1
2-Butanone	2.2	U	5.0	2.2	ug/L			10/12/16 01:40	1
2-Hexanone	0.72	U	5.0	0.72	ug/L			10/12/16 01:40	1
4-Methyl-2-pentanone	0.63	U	5.0	0.63	ug/L			10/12/16 01:40	1
Acetone	**23**		5.0	1.1	ug/L			10/12/16 01:40	1
Benzene	0.090	U	1.0	0.090	ug/L			10/12/16 01:40	1
Bromochloromethane	0.30	U	1.0	0.30	ug/L			10/12/16 01:40	1
Bromodichloromethane	0.15	U	1.0	0.15	ug/L			10/12/16 01:40	1
Bromoform	0.18	U *	1.0	0.18	ug/L			10/12/16 01:40	1
Bromomethane	0.18	U	1.0	0.18	ug/L			10/12/16 01:40	1
Carbon disulfide	0.22	U	1.0	0.22	ug/L			10/12/16 01:40	1
Carbon tetrachloride	0.33	U	1.0	0.33	ug/L			10/12/16 01:40	1
Chlorobenzene	0.24	U	1.0	0.24	ug/L			10/12/16 01:40	1
Chloroethane	0.37	U	1.0	0.37	ug/L			10/12/16 01:40	1
Chloroform	**1.1**		1.0	0.22	ug/L			10/12/16 01:40	1
Chloromethane	0.22	U	1.0	0.22	ug/L			10/12/16 01:40	1
cis-1,2-Dichloroethene	0.26	U	1.0	0.26	ug/L			10/12/16 01:40	1
cis-1,3-Dichloropropene	0.16	U	1.0	0.16	ug/L			10/12/16 01:40	1
Cyclohexane	**0.96**	**J**	1.0	0.26	ug/L			10/12/16 01:40	1
Dibromochloromethane	0.22	U	1.0	0.22	ug/L			10/12/16 01:40	1
Dichlorodifluoromethane	0.14	U	1.0	0.14	ug/L			10/12/16 01:40	1
Ethylbenzene	0.30	U	1.0	0.30	ug/L			10/12/16 01:40	1
Freon TF	0.34	U	1.0	0.34	ug/L			10/12/16 01:40	1
Isopropylbenzene	0.32	U	1.0	0.32	ug/L			10/12/16 01:40	1
m&p-Xylene	0.28	U	1.0	0.28	ug/L			10/12/16 01:40	1
Methyl acetate	**1.2**	**J**	5.0	0.58	ug/L			10/12/16 01:40	1
Methylcyclohexane	0.22	U	1.0	0.22	ug/L			10/12/16 01:40	1
Methylene Chloride	0.21	U	1.0	0.21	ug/L			10/12/16 01:40	1
MTBE	0.13	U	1.0	0.13	ug/L			10/12/16 01:40	1
o-Xylene	0.32	U	1.0	0.32	ug/L			10/12/16 01:40	1
Styrene	0.17	U	1.0	0.17	ug/L			10/12/16 01:40	1
Tetrachloroethene	0.12	U	1.0	0.12	ug/L			10/12/16 01:40	1
Toluene	0.25	U	1.0	0.25	ug/L			10/12/16 01:40	1
trans-1,2-Dichloroethene	0.18	U	1.0	0.18	ug/L			10/12/16 01:40	1
trans-1,3-Dichloropropene	0.19	U	1.0	0.19	ug/L			10/12/16 01:40	1

Client Sample ID: MW-508S
Lab Sample ID: 460-121256-19

Date Collected: 09/29/16 09:15
Matrix: Water
Date Received: 09/30/16 17:05

Method: 8260C - Volatile Organic Compounds by GC/MS (Continued)

Analyte	Result	Qualifier	RL	MDL	Unit	D	Prepared	Analyzed	Dil Fac
Trichloroethene	**0.79**	**J**	1.0	0.22	ug/L			10/12/16 01:40	1
Trichlorofluoromethane	0.15	U	1.0	0.15	ug/L			10/12/16 01:40	1
Vinyl chloride	0.060	U	1.0	0.060	ug/L			10/12/16 01:40	1

Tentatively Identified Compound	*Est. Result*	*Qualifier*	*Unit*	*D*	*RT*	*CAS No.*	*Prepared*	*Analyzed*	*Dil Fac*
Unknown	*9.9*	*J*	*ug/L*		*3.47*			*10/12/16 01:40*	*1*

Surrogate	*%Recovery*	*Qualifier*	*Limits*	*Prepared*	*Analyzed*	*Dil Fac*
1,2-Dichloroethane-d4 (Surr)	*104*		*70 - 130*		*10/12/16 01:40*	*1*
Bromofluorobenzene	*97*		*70 - 130*		*10/12/16 01:40*	*1*
Dibromofluoromethane (Surr)	*104*		*70 - 130*		*10/12/16 01:40*	*1*
Toluene-d8 (Surr)	*102*		*70 - 130*		*10/12/16 01:40*	*1*

Client Sample ID: MW-508D
Lab Sample ID: 460-121256-20

Date Collected: 09/29/16 09:20
Matrix: Water
Date Received: 09/30/16 17:05

Method: 8260C - Volatile Organic Compounds by GC/MS

Analyte	Result	Qualifier	RL	MDL	Unit	D	Prepared	Analyzed	Dil Fac
1,1,1-Trichloroethane	0.28	U	1.0	0.28	ug/L			10/12/16 02:02	1
1,1,2,2-Tetrachloroethane	0.19	U	1.0	0.19	ug/L			10/12/16 02:02	1
1,1,2-Trichloroethane	0.080	U	1.0	0.080	ug/L			10/12/16 02:02	1
1,1-Dichloroethane	0.24	U	1.0	0.24	ug/L			10/12/16 02:02	1
1,1-Dichloroethene	0.34	U	1.0	0.34	ug/L			10/12/16 02:02	1
1,2,3-Trichlorobenzene	0.35	U	1.0	0.35	ug/L			10/12/16 02:02	1
1,2,4-Trichlorobenzene	0.27	U	1.0	0.27	ug/L			10/12/16 02:02	1
1,2-Dibromo-3-Chloropropane	0.23	U	1.0	0.23	ug/L			10/12/16 02:02	1
1,2-Dibromoethane	0.19	U	1.0	0.19	ug/L			10/12/16 02:02	1
1,2-Dichlorobenzene	0.22	U	1.0	0.22	ug/L			10/12/16 02:02	1
1,2-Dichloroethane	**0.41**	**J**	1.0	0.25	ug/L			10/12/16 02:02	1
1,2-Dichloropropane	0.18	U	1.0	0.18	ug/L			10/12/16 02:02	1
1,3-Dichlorobenzene	0.33	U	1.0	0.33	ug/L			10/12/16 02:02	1
1,4-Dichlorobenzene	0.33	U	1.0	0.33	ug/L			10/12/16 02:02	1
1,4-Dioxane	8.7	U	50	8.7	ug/L			10/12/16 02:02	1
2-Butanone	2.2	U	5.0	2.2	ug/L			10/12/16 02:02	1
2-Hexanone	0.72	U	5.0	0.72	ug/L			10/12/16 02:02	1
4-Methyl-2-pentanone	0.63	U	5.0	0.63	ug/L			10/12/16 02:02	1
Acetone	**22**		5.0	1.1	ug/L			10/12/16 02:02	1
Benzene	0.090	U	1.0	0.090	ug/L			10/12/16 02:02	1
Bromochloromethane	0.30	U	1.0	0.30	ug/L			10/12/16 02:02	1
Bromodichloromethane	0.15	U	1.0	0.15	ug/L			10/12/16 02:02	1
Bromoform	0.18	U *	1.0	0.18	ug/L			10/12/16 02:02	1
Bromomethane	0.18	U	1.0	0.18	ug/L			10/12/16 02:02	1
Carbon disulfide	0.22	U	1.0	0.22	ug/L			10/12/16 02:02	1
Carbon tetrachloride	0.33	U	1.0	0.33	ug/L			10/12/16 02:02	1
Chlorobenzene	0.24	U	1.0	0.24	ug/L			10/12/16 02:02	1
Chloroethane	0.37	U	1.0	0.37	ug/L			10/12/16 02:02	1
Chloroform	0.22	U	1.0	0.22	ug/L			10/12/16 02:02	1
Chloromethane	0.22	U	1.0	0.22	ug/L			10/12/16 02:02	1
cis-1,2-Dichloroethene	**2.1**		1.0	0.26	ug/L			10/12/16 02:02	1

Client Sample ID: MW-508D

Date Collected: 09/29/16 09:20
Date Received: 09/30/16 17:05

Lab Sample ID: 460-121256-20

Matrix: Water

Method: 8260C - Volatile Organic Compounds by GC/MS (Continued)

Analyte	Result	Qualifier	RL	MDL	Unit	D	Prepared	Analyzed	Dil Fac
cis-1,3-Dichloropropene	0.16	U	1.0	0.16	ug/L			10/12/16 02:02	1
Cyclohexane	0.26	U	1.0	0.26	ug/L			10/12/16 02:02	1
Dibromochloromethane	0.22	U	1.0	0.22	ug/L			10/12/16 02:02	1
Dichlorodifluoromethane	0.14	U	1.0	0.14	ug/L			10/12/16 02:02	1
Ethylbenzene	0.30	U	1.0	0.30	ug/L			10/12/16 02:02	1
Freon TF	0.34	U	1.0	0.34	ug/L			10/12/16 02:02	1
Isopropylbenzene	0.32	U	1.0	0.32	ug/L			10/12/16 02:02	1
m&p-Xylene	0.28	U	1.0	0.28	ug/L			10/12/16 02:02	1
Methyl acetate	**1.2**	**J**	5.0	0.58	ug/L			10/12/16 02:02	1
Methylcyclohexane	0.22	U	1.0	0.22	ug/L			10/12/16 02:02	1
Methylene Chloride	0.21	U	1.0	0.21	ug/L			10/12/16 02:02	1
MTBE	0.13	U	1.0	0.13	ug/L			10/12/16 02:02	1
o-Xylene	0.32	U	1.0	0.32	ug/L			10/12/16 02:02	1
Styrene	0.17	U	1.0	0.17	ug/L			10/12/16 02:02	1
Tetrachloroethene	0.12	U	1.0	0.12	ug/L			10/12/16 02:02	1
Toluene	0.25	U	1.0	0.25	ug/L			10/12/16 02:02	1
trans-1,2-Dichloroethene	0.18	U	1.0	0.18	ug/L			10/12/16 02:02	1
trans-1,3-Dichloropropene	0.19	U	1.0	0.19	ug/L			10/12/16 02:02	1
Trichloroethene	**0.89**	**J**	1.0	0.22	ug/L			10/12/16 02:02	1
Trichlorofluoromethane	0.15	U	1.0	0.15	ug/L			10/12/16 02:02	1
Vinyl chloride	**0.38**	**J**	1.0	0.060	ug/L			10/12/16 02:02	1

Tentatively Identified Compound	*Est. Result*	*Qualifier*	*Unit*	*D*	*RT*	*CAS No.*	*Prepared*	*Analyzed*	*Dil Fac*
Tentatively Identified Compound	*None*		*ug/L*					*10/12/16 02:02*	*1*

Surrogate	*%Recovery*	*Qualifier*	*Limits*	*Prepared*	*Analyzed*	*Dil Fac*
1,2-Dichloroethane-d4 (Surr)	*104*		*70 - 130*		*10/12/16 02:02*	*1*
Bromofluorobenzene	*95*		*70 - 130*		*10/12/16 02:02*	*1*
Dibromofluoromethane (Surr)	*104*		*70 - 130*		*10/12/16 02:02*	*1*
Toluene-d8 (Surr)	*103*		*70 - 130*		*10/12/16 02:02*	*1*

Client Sample ID: MW-532S

Date Collected: 09/29/16 07:50
Date Received: 09/30/16 17:05

Lab Sample ID: 460-121256-21

Matrix: Water

Method: 8260C - Volatile Organic Compounds by GC/MS

Analyte	Result	Qualifier	RL	MDL	Unit	D	Prepared	Analyzed	Dil Fac
1,1,1-Trichloroethane	0.28	U	1.0	0.28	ug/L			10/12/16 02:24	1
1,1,2,2-Tetrachloroethane	0.19	U	1.0	0.19	ug/L			10/12/16 02:24	1
1,1,2-Trichloroethane	0.080	U	1.0	0.080	ug/L			10/12/16 02:24	1
1,1-Dichloroethane	0.24	U	1.0	0.24	ug/L			10/12/16 02:24	1
1,1-Dichloroethene	0.34	U	1.0	0.34	ug/L			10/12/16 02:24	1
1,2,3-Trichlorobenzene	0.35	U	1.0	0.35	ug/L			10/12/16 02:24	1
1,2,4-Trichlorobenzene	0.27	U	1.0	0.27	ug/L			10/12/16 02:24	1
1,2-Dibromo-3-Chloropropane	0.23	U	1.0	0.23	ug/L			10/12/16 02:24	1
1,2-Dibromoethane	0.19	U	1.0	0.19	ug/L			10/12/16 02:24	1
1,2-Dichlorobenzene	0.22	U	1.0	0.22	ug/L			10/12/16 02:24	1
1,2-Dichloroethane	**0.70**	**J**	1.0	0.25	ug/L			10/12/16 02:24	1
1,2-Dichloropropane	0.18	U	1.0	0.18	ug/L			10/12/16 02:24	1
1,3-Dichlorobenzene	0.33	U	1.0	0.33	ug/L			10/12/16 02:24	1

Client Sample ID: MW-532S

Date Collected: 09/29/16 07:50
Date Received: 09/30/16 17:05

Lab Sample ID: 460-121256-21

Matrix: Water

Method: 8260C - Volatile Organic Compounds by GC/MS (Continued)

Analyte	Result	Qualifier	RL	MDL	Unit	D	Prepared	Analyzed	Dil Fac
1,4-Dichlorobenzene	0.33	U	1.0	0.33	ug/L			10/12/16 02:24	1
1,4-Dioxane	8.7	U	50	8.7	ug/L			10/12/16 02:24	1
2-Butanone	2.2	U	5.0	2.2	ug/L			10/12/16 02:24	1
2-Hexanone	0.72	U	5.0	0.72	ug/L			10/12/16 02:24	1
4-Methyl-2-pentanone	0.63	U	5.0	0.63	ug/L			10/12/16 02:24	1
Acetone	**25**		5.0	1.1	ug/L			10/12/16 02:24	1
Benzene	0.090	U	1.0	0.090	ug/L			10/12/16 02:24	1
Bromochloromethane	0.30	U	1.0	0.30	ug/L			10/12/16 02:24	1
Bromodichloromethane	0.15	U	1.0	0.15	ug/L			10/12/16 02:24	1
Bromoform	0.18	U *	1.0	0.18	ug/L			10/12/16 02:24	1
Bromomethane	0.18	U	1.0	0.18	ug/L			10/12/16 02:24	1
Carbon disulfide	0.22	U	1.0	0.22	ug/L			10/12/16 02:24	1
Carbon tetrachloride	0.33	U	1.0	0.33	ug/L			10/12/16 02:24	1
Chlorobenzene	0.24	U	1.0	0.24	ug/L			10/12/16 02:24	1
Chloroethane	0.37	U	1.0	0.37	ug/L			10/12/16 02:24	1
Chloroform	0.22	U	1.0	0.22	ug/L			10/12/16 02:24	1
Chloromethane	0.22	U	1.0	0.22	ug/L			10/12/16 02:24	1
cis-1,2-Dichloroethene	0.26	U	1.0	0.26	ug/L			10/12/16 02:24	1
cis-1,3-Dichloropropene	0.16	U	1.0	0.16	ug/L			10/12/16 02:24	1
Cyclohexane	**0.64**	**J**	1.0	0.26	ug/L			10/12/16 02:24	1
Dibromochloromethane	0.22	U	1.0	0.22	ug/L			10/12/16 02:24	1
Dichlorodifluoromethane	0.14	U	1.0	0.14	ug/L			10/12/16 02:24	1
Ethylbenzene	0.30	U	1.0	0.30	ug/L			10/12/16 02:24	1
Freon TF	0.34	U	1.0	0.34	ug/L			10/12/16 02:24	1
Isopropylbenzene	0.32	U	1.0	0.32	ug/L			10/12/16 02:24	1
m&p-Xylene	0.28	U	1.0	0.28	ug/L			10/12/16 02:24	1
Methyl acetate	**1.2**	**J**	5.0	0.58	ug/L			10/12/16 02:24	1
Methylcyclohexane	0.22	U	1.0	0.22	ug/L			10/12/16 02:24	1
Methylene Chloride	0.21	U	1.0	0.21	ug/L			10/12/16 02:24	1
MTBE	0.13	U	1.0	0.13	ug/L			10/12/16 02:24	1
o-Xylene	0.32	U	1.0	0.32	ug/L			10/12/16 02:24	1
Styrene	0.17	U	1.0	0.17	ug/L			10/12/16 02:24	1
Tetrachloroethene	0.12	U	1.0	0.12	ug/L			10/12/16 02:24	1
Toluene	0.25	U	1.0	0.25	ug/L			10/12/16 02:24	1
trans-1,2-Dichloroethene	0.18	U	1.0	0.18	ug/L			10/12/16 02:24	1
trans-1,3-Dichloropropene	0.19	U	1.0	0.19	ug/L			10/12/16 02:24	1
Trichloroethene	0.22	U	1.0	0.22	ug/L			10/12/16 02:24	1
Trichlorofluoromethane	0.15	U	1.0	0.15	ug/L			10/12/16 02:24	1
Vinyl chloride	0.060	U	1.0	0.060	ug/L			10/12/16 02:24	1

Tentatively Identified Compound	*Est. Result*	*Qualifier*	*Unit*	*D*	*RT*	*CAS No.*	*Prepared*	*Analyzed*	*Dil Fac*
Tentatively Identified Compound	*None*		*ug/L*					*10/12/16 02:24*	*1*

Surrogate	*%Recovery*	*Qualifier*	*Limits*	*Prepared*	*Analyzed*	*Dil Fac*
1,2-Dichloroethane-d4 (Surr)	*105*		*70 - 130*		*10/12/16 02:24*	*1*
Bromofluorobenzene	*97*		*70 - 130*		*10/12/16 02:24*	*1*
Dibromofluoromethane (Surr)	*103*		*70 - 130*		*10/12/16 02:24*	*1*
Toluene-d8 (Surr)	*103*		*70 - 130*		*10/12/16 02:24*	*1*

Client Sample ID: MW-532D
Date Collected: 09/29/16 07:55
Date Received: 09/30/16 17:05

Lab Sample ID: 460-121256-22
Matrix: Water

Method: 8260C - Volatile Organic Compounds by GC/MS

Analyte	Result	Qualifier	RL	MDL	Unit	D	Prepared	Analyzed	Dil Fac
1,1,1-Trichloroethane	0.28	U	1.0	0.28	ug/L			10/12/16 02:46	1
1,1,2,2-Tetrachloroethane	0.19	U	1.0	0.19	ug/L			10/12/16 02:46	1
1,1,2-Trichloroethane	0.080	U	1.0	0.080	ug/L			10/12/16 02:46	1
1,1-Dichloroethane	0.24	U	1.0	0.24	ug/L			10/12/16 02:46	1
1,1-Dichloroethene	0.34	U	1.0	0.34	ug/L			10/12/16 02:46	1
1,2,3-Trichlorobenzene	0.35	U	1.0	0.35	ug/L			10/12/16 02:46	1
1,2,4-Trichlorobenzene	0.27	U	1.0	0.27	ug/L			10/12/16 02:46	1
1,2-Dibromo-3-Chloropropane	0.23	U	1.0	0.23	ug/L			10/12/16 02:46	1
1,2-Dibromoethane	0.19	U	1.0	0.19	ug/L			10/12/16 02:46	1
1,2-Dichlorobenzene	0.22	U	1.0	0.22	ug/L			10/12/16 02:46	1
1,2-Dichloroethane	**0.90**	**J**	1.0	0.25	ug/L			10/12/16 02:46	1
1,2-Dichloropropane	0.18	U	1.0	0.18	ug/L			10/12/16 02:46	1
1,3-Dichlorobenzene	0.33	U	1.0	0.33	ug/L			10/12/16 02:46	1
1,4-Dichlorobenzene	0.33	U	1.0	0.33	ug/L			10/12/16 02:46	1
1,4-Dioxane	8.7	U	50	8.7	ug/L			10/12/16 02:46	1
2-Butanone	2.2	U	5.0	2.2	ug/L			10/12/16 02:46	1
2-Hexanone	0.72	U	5.0	0.72	ug/L			10/12/16 02:46	1
4-Methyl-2-pentanone	0.63	U	5.0	0.63	ug/L			10/12/16 02:46	1
Acetone	**15**		5.0	1.1	ug/L			10/12/16 02:46	1
Benzene	0.090	U	1.0	0.090	ug/L			10/12/16 02:46	1
Bromochloromethane	0.30	U	1.0	0.30	ug/L			10/12/16 02:46	1
Bromodichloromethane	0.15	U	1.0	0.15	ug/L			10/12/16 02:46	1
Bromoform	0.18	U *	1.0	0.18	ug/L			10/12/16 02:46	1
Bromomethane	0.18	U	1.0	0.18	ug/L			10/12/16 02:46	1
Carbon disulfide	0.22	U	1.0	0.22	ug/L			10/12/16 02:46	1
Carbon tetrachloride	0.33	U	1.0	0.33	ug/L			10/12/16 02:46	1
Chlorobenzene	0.24	U	1.0	0.24	ug/L			10/12/16 02:46	1
Chloroethane	0.37	U	1.0	0.37	ug/L			10/12/16 02:46	1
Chloroform	**0.27**	**J**	1.0	0.22	ug/L			10/12/16 02:46	1
Chloromethane	0.22	U	1.0	0.22	ug/L			10/12/16 02:46	1
cis-1,2-Dichloroethene	0.26	U	1.0	0.26	ug/L			10/12/16 02:46	1
cis-1,3-Dichloropropene	0.16	U	1.0	0.16	ug/L			10/12/16 02:46	1
Cyclohexane	**2.6**		1.0	0.26	ug/L			10/12/16 02:46	1
Dibromochloromethane	0.22	U	1.0	0.22	ug/L			10/12/16 02:46	1
Dichlorodifluoromethane	0.14	U	1.0	0.14	ug/L			10/12/16 02:46	1
Ethylbenzene	0.30	U	1.0	0.30	ug/L			10/12/16 02:46	1
Freon TF	0.34	U	1.0	0.34	ug/L			10/12/16 02:46	1
Isopropylbenzene	0.32	U	1.0	0.32	ug/L			10/12/16 02:46	1
m&p-Xylene	0.28	U	1.0	0.28	ug/L			10/12/16 02:46	1
Methyl acetate	**1.0**	**J**	5.0	0.58	ug/L			10/12/16 02:46	1
Methylcyclohexane	0.22	U	1.0	0.22	ug/L			10/12/16 02:46	1
Methylene Chloride	0.21	U	1.0	0.21	ug/L			10/12/16 02:46	1
MTBE	0.13	U	1.0	0.13	ug/L			10/12/16 02:46	1
o-Xylene	0.32	U	1.0	0.32	ug/L			10/12/16 02:46	1
Styrene	0.17	U	1.0	0.17	ug/L			10/12/16 02:46	1
Tetrachloroethene	0.12	U	1.0	0.12	ug/L			10/12/16 02:46	1
Toluene	**0.27**	**J**	1.0	0.25	ug/L			10/12/16 02:46	1
trans-1,2-Dichloroethene	0.18	U	1.0	0.18	ug/L			10/12/16 02:46	1
trans-1,3-Dichloropropene	0.19	U	1.0	0.19	ug/L			10/12/16 02:46	1

Client Sample ID: MW-532D

Date Collected: 09/29/16 07:55
Date Received: 09/30/16 17:05

Lab Sample ID: 460-121256-22

Matrix: Water

Method: 8260C - Volatile Organic Compounds by GC/MS (Continued)

Analyte	Result	Qualifier	RL	MDL	Unit	D	Prepared	Analyzed	Dil Fac
Trichloroethene	**0.29**	**J**	1.0	0.22	ug/L			10/12/16 02:46	1
Trichlorofluoromethane	0.15	U	1.0	0.15	ug/L			10/12/16 02:46	1
Vinyl chloride	0.060	U	1.0	0.060	ug/L			10/12/16 02:46	1

Tentatively Identified Compound	*Est. Result*	*Qualifier*	*Unit*	*D*	*RT*	*CAS No.*	*Prepared*	*Analyzed*	*Dil Fac*
Tentatively Identified Compound	*None*		*ug/L*					*10/12/16 02:46*	*1*

Surrogate	*%Recovery*	*Qualifier*	*Limits*	*Prepared*	*Analyzed*	*Dil Fac*
1,2-Dichloroethane-d4 (Surr)	*107*		*70 - 130*		*10/12/16 02:46*	*1*
Bromofluorobenzene	*94*		*70 - 130*		*10/12/16 02:46*	*1*
Dibromofluoromethane (Surr)	*105*		*70 - 130*		*10/12/16 02:46*	*1*
Toluene-d8 (Surr)	*102*		*70 - 130*		*10/12/16 02:46*	*1*

Client Sample ID: MW-544S

Date Collected: 09/29/16 11:25
Date Received: 09/30/16 17:05

Lab Sample ID: 460-121256-23

Matrix: Water

Method: 8260C - Volatile Organic Compounds by GC/MS

Analyte	Result	Qualifier	RL	MDL	Unit	D	Prepared	Analyzed	Dil Fac
1,1,1-Trichloroethane	0.28	U	1.0	0.28	ug/L			10/12/16 03:08	1
1,1,2,2-Tetrachloroethane	0.19	U	1.0	0.19	ug/L			10/12/16 03:08	1
1,1,2-Trichloroethane	0.080	U	1.0	0.080	ug/L			10/12/16 03:08	1
1,1-Dichloroethane	0.24	U	1.0	0.24	ug/L			10/12/16 03:08	1
1,1-Dichloroethene	0.34	U	1.0	0.34	ug/L			10/12/16 03:08	1
1,2,3-Trichlorobenzene	0.35	U	1.0	0.35	ug/L			10/12/16 03:08	1
1,2,4-Trichlorobenzene	0.27	U	1.0	0.27	ug/L			10/12/16 03:08	1
1,2-Dibromo-3-Chloropropane	0.23	U	1.0	0.23	ug/L			10/12/16 03:08	1
1,2-Dibromoethane	0.19	U	1.0	0.19	ug/L			10/12/16 03:08	1
1,2-Dichlorobenzene	0.22	U	1.0	0.22	ug/L			10/12/16 03:08	1
1,2-Dichloroethane	0.25	U	1.0	0.25	ug/L			10/12/16 03:08	1
1,2-Dichloropropane	0.18	U	1.0	0.18	ug/L			10/12/16 03:08	1
1,3-Dichlorobenzene	0.33	U	1.0	0.33	ug/L			10/12/16 03:08	1
1,4-Dichlorobenzene	0.33	U	1.0	0.33	ug/L			10/12/16 03:08	1
1,4-Dioxane	8.7	U	50	8.7	ug/L			10/12/16 03:08	1
2-Butanone	2.2	U	5.0	2.2	ug/L			10/12/16 03:08	1
2-Hexanone	0.72	U	5.0	0.72	ug/L			10/12/16 03:08	1
4-Methyl-2-pentanone	0.63	U	5.0	0.63	ug/L			10/12/16 03:08	1
Acetone	**17**		5.0	1.1	ug/L			10/12/16 03:08	1
Benzene	0.090	U	1.0	0.090	ug/L			10/12/16 03:08	1
Bromochloromethane	0.30	U	1.0	0.30	ug/L			10/12/16 03:08	1
Bromodichloromethane	0.15	U	1.0	0.15	ug/L			10/12/16 03:08	1
Bromoform	0.18	U *	1.0	0.18	ug/L			10/12/16 03:08	1
Bromomethane	0.18	U	1.0	0.18	ug/L			10/12/16 03:08	1
Carbon disulfide	0.22	U	1.0	0.22	ug/L			10/12/16 03:08	1
Carbon tetrachloride	0.33	U	1.0	0.33	ug/L			10/12/16 03:08	1
Chlorobenzene	0.24	U	1.0	0.24	ug/L			10/12/16 03:08	1
Chloroethane	0.37	U	1.0	0.37	ug/L			10/12/16 03:08	1
Chloroform	0.22	U	1.0	0.22	ug/L			10/12/16 03:08	1
Chloromethane	0.22	U	1.0	0.22	ug/L			10/12/16 03:08	1
cis-1,2-Dichloroethene	0.26	U	1.0	0.26	ug/L			10/12/16 03:08	1

Client Sample ID: MW-544S

Date Collected: 09/29/16 11:25
Date Received: 09/30/16 17:05

Lab Sample ID: 460-121256-23

Matrix: Water

Method: 8260C - Volatile Organic Compounds by GC/MS (Continued)

Analyte	Result	Qualifier	RL	MDL	Unit	D	Prepared	Analyzed	Dil Fac
cis-1,3-Dichloropropene	0.16	U	1.0	0.16	ug/L			10/12/16 03:08	1
Cyclohexane	**0.67**	**J**	1.0	0.26	ug/L			10/12/16 03:08	1
Dibromochloromethane	0.22	U	1.0	0.22	ug/L			10/12/16 03:08	1
Dichlorodifluoromethane	0.14	U	1.0	0.14	ug/L			10/12/16 03:08	1
Ethylbenzene	0.30	U	1.0	0.30	ug/L			10/12/16 03:08	1
Freon TF	0.34	U	1.0	0.34	ug/L			10/12/16 03:08	1
Isopropylbenzene	0.32	U	1.0	0.32	ug/L			10/12/16 03:08	1
m&p-Xylene	0.28	U	1.0	0.28	ug/L			10/12/16 03:08	1
Methyl acetate	**0.95**	**J**	5.0	0.58	ug/L			10/12/16 03:08	1
Methylcyclohexane	0.22	U	1.0	0.22	ug/L			10/12/16 03:08	1
Methylene Chloride	0.21	U	1.0	0.21	ug/L			10/12/16 03:08	1
MTBE	0.13	U	1.0	0.13	ug/L			10/12/16 03:08	1
o-Xylene	0.32	U	1.0	0.32	ug/L			10/12/16 03:08	1
Styrene	0.17	U	1.0	0.17	ug/L			10/12/16 03:08	1
Tetrachloroethene	**0.91**	**J**	1.0	0.12	ug/L			10/12/16 03:08	1
Toluene	0.25	U	1.0	0.25	ug/L			10/12/16 03:08	1
trans-1,2-Dichloroethene	0.18	U	1.0	0.18	ug/L			10/12/16 03:08	1
trans-1,3-Dichloropropene	0.19	U	1.0	0.19	ug/L			10/12/16 03:08	1
Trichloroethene	**0.46**	**J**	1.0	0.22	ug/L			10/12/16 03:08	1
Trichlorofluoromethane	0.15	U	1.0	0.15	ug/L			10/12/16 03:08	1
Vinyl chloride	0.060	U	1.0	0.060	ug/L			10/12/16 03:08	1

Tentatively Identified Compound	*Est. Result*	*Qualifier*	*Unit*	*D*	*RT*	*CAS No.*	*Prepared*	*Analyzed*	*Dil Fac*
Tentatively Identified Compound	*None*		*ug/L*					*10/12/16 03:08*	*1*

Surrogate	*%Recovery*	*Qualifier*	*Limits*	*Prepared*	*Analyzed*	*Dil Fac*
1,2-Dichloroethane-d4 (Surr)	*106*		*70 - 130*		*10/12/16 03:08*	*1*
Bromofluorobenzene	*95*		*70 - 130*		*10/12/16 03:08*	*1*
Dibromofluoromethane (Surr)	*103*		*70 - 130*		*10/12/16 03:08*	*1*
Toluene-d8 (Surr)	*102*		*70 - 130*		*10/12/16 03:08*	*1*

Client Sample ID: MW-544I

Date Collected: 09/29/16 11:30
Date Received: 09/30/16 17:05

Lab Sample ID: 460-121256-24

Matrix: Water

Method: 8260C - Volatile Organic Compounds by GC/MS

Analyte	Result	Qualifier	RL	MDL	Unit	D	Prepared	Analyzed	Dil Fac
1,1,1-Trichloroethane	0.28	U	1.0	0.28	ug/L			10/12/16 03:30	1
1,1,2,2-Tetrachloroethane	0.19	U	1.0	0.19	ug/L			10/12/16 03:30	1
1,1,2-Trichloroethane	0.080	U	1.0	0.080	ug/L			10/12/16 03:30	1
1,1-Dichloroethane	0.24	U	1.0	0.24	ug/L			10/12/16 03:30	1
1,1-Dichloroethene	0.34	U	1.0	0.34	ug/L			10/12/16 03:30	1
1,2,3-Trichlorobenzene	0.35	U	1.0	0.35	ug/L			10/12/16 03:30	1
1,2,4-Trichlorobenzene	0.27	U	1.0	0.27	ug/L			10/12/16 03:30	1
1,2-Dibromo-3-Chloropropane	0.23	U	1.0	0.23	ug/L			10/12/16 03:30	1
1,2-Dibromoethane	0.19	U	1.0	0.19	ug/L			10/12/16 03:30	1
1,2-Dichlorobenzene	0.22	U	1.0	0.22	ug/L			10/12/16 03:30	1
1,2-Dichloroethane	**0.28**	**J**	1.0	0.25	ug/L			10/12/16 03:30	1
1,2-Dichloropropane	0.18	U	1.0	0.18	ug/L			10/12/16 03:30	1
1,3-Dichlorobenzene	0.33	U	1.0	0.33	ug/L			10/12/16 03:30	1

Client Sample ID: MW-544I

Date Collected: 09/29/16 11:30
Date Received: 09/30/16 17:05

Lab Sample ID: 460-121256-24

Matrix: Water

Method: 8260C - Volatile Organic Compounds by GC/MS (Continued)

Analyte	Result	Qualifier	RL	MDL	Unit	D	Prepared	Analyzed	Dil Fac
1,4-Dichlorobenzene	0.33	U	1.0	0.33	ug/L			10/12/16 03:30	1
1,4-Dioxane	8.7	U	50	8.7	ug/L			10/12/16 03:30	1
2-Butanone	2.2	U	5.0	2.2	ug/L			10/12/16 03:30	1
2-Hexanone	0.72	U	5.0	0.72	ug/L			10/12/16 03:30	1
4-Methyl-2-pentanone	0.63	U	5.0	0.63	ug/L			10/12/16 03:30	1
Acetone	**12**		5.0	1.1	ug/L			10/12/16 03:30	1
Benzene	0.090	U	1.0	0.090	ug/L			10/12/16 03:30	1
Bromochloromethane	0.30	U	1.0	0.30	ug/L			10/12/16 03:30	1
Bromodichloromethane	0.15	U	1.0	0.15	ug/L			10/12/16 03:30	1
Bromoform	0.18	U *	1.0	0.18	ug/L			10/12/16 03:30	1
Bromomethane	0.18	U	1.0	0.18	ug/L			10/12/16 03:30	1
Carbon disulfide	0.22	U	1.0	0.22	ug/L			10/12/16 03:30	1
Carbon tetrachloride	0.33	U	1.0	0.33	ug/L			10/12/16 03:30	1
Chlorobenzene	0.24	U	1.0	0.24	ug/L			10/12/16 03:30	1
Chloroethane	0.37	U	1.0	0.37	ug/L			10/12/16 03:30	1
Chloroform	0.22	U	1.0	0.22	ug/L			10/12/16 03:30	1
Chloromethane	0.22	U	1.0	0.22	ug/L			10/12/16 03:30	1
cis-1,2-Dichloroethene	0.26	U	1.0	0.26	ug/L			10/12/16 03:30	1
cis-1,3-Dichloropropene	0.16	U	1.0	0.16	ug/L			10/12/16 03:30	1
Cyclohexane	**0.36**	**J**	1.0	0.26	ug/L			10/12/16 03:30	1
Dibromochloromethane	0.22	U	1.0	0.22	ug/L			10/12/16 03:30	1
Dichlorodifluoromethane	0.14	U	1.0	0.14	ug/L			10/12/16 03:30	1
Ethylbenzene	0.30	U	1.0	0.30	ug/L			10/12/16 03:30	1
Freon TF	0.34	U	1.0	0.34	ug/L			10/12/16 03:30	1
Isopropylbenzene	0.32	U	1.0	0.32	ug/L			10/12/16 03:30	1
m&p-Xylene	0.28	U	1.0	0.28	ug/L			10/12/16 03:30	1
Methyl acetate	**1.0**	**J**	5.0	0.58	ug/L			10/12/16 03:30	1
Methylcyclohexane	0.22	U	1.0	0.22	ug/L			10/12/16 03:30	1
Methylene Chloride	0.21	U	1.0	0.21	ug/L			10/12/16 03:30	1
MTBE	0.13	U	1.0	0.13	ug/L			10/12/16 03:30	1
o-Xylene	0.32	U	1.0	0.32	ug/L			10/12/16 03:30	1
Styrene	0.17	U	1.0	0.17	ug/L			10/12/16 03:30	1
Tetrachloroethene	0.12	U	1.0	0.12	ug/L			10/12/16 03:30	1
Toluene	0.25	U	1.0	0.25	ug/L			10/12/16 03:30	1
trans-1,2-Dichloroethene	0.18	U	1.0	0.18	ug/L			10/12/16 03:30	1
trans-1,3-Dichloropropene	0.19	U	1.0	0.19	ug/L			10/12/16 03:30	1
Trichloroethene	**0.90**	**J**	1.0	0.22	ug/L			10/12/16 03:30	1
Trichlorofluoromethane	0.15	U	1.0	0.15	ug/L			10/12/16 03:30	1
Vinyl chloride	0.060	U	1.0	0.060	ug/L			10/12/16 03:30	1

Tentatively Identified Compound	*Est. Result*	*Qualifier*	*Unit*	*D*	*RT*	*CAS No.*	*Prepared*	*Analyzed*	*Dil Fac*
Tentatively Identified Compound	*None*		*ug/L*					*10/12/16 03:30*	*1*

Surrogate	*%Recovery*	*Qualifier*	*Limits*	*Prepared*	*Analyzed*	*Dil Fac*
1,2-Dichloroethane-d4 (Surr)	*105*		*70 - 130*		*10/12/16 03:30*	*1*
Bromofluorobenzene	*96*		*70 - 130*		*10/12/16 03:30*	*1*
Dibromofluoromethane (Surr)	*103*		*70 - 130*		*10/12/16 03:30*	*1*
Toluene-d8 (Surr)	*103*		*70 - 130*		*10/12/16 03:30*	*1*

Client Sample ID: MW-544D
Date Collected: 09/29/16 11:35
Date Received: 09/30/16 17:05

Lab Sample ID: 460-121256-25
Matrix: Water

Method: 8260C - Volatile Organic Compounds by GC/MS

Analyte	Result	Qualifier	RL	MDL	Unit	D	Prepared	Analyzed	Dil Fac
1,1,1-Trichloroethane	0.28	U	1.0	0.28	ug/L			10/12/16 03:52	1
1,1,2,2-Tetrachloroethane	0.19	U	1.0	0.19	ug/L			10/12/16 03:52	1
1,1,2-Trichloroethane	0.080	U	1.0	0.080	ug/L			10/12/16 03:52	1
1,1-Dichloroethane	0.24	U	1.0	0.24	ug/L			10/12/16 03:52	1
1,1-Dichloroethene	0.34	U	1.0	0.34	ug/L			10/12/16 03:52	1
1,2,3-Trichlorobenzene	0.35	U	1.0	0.35	ug/L			10/12/16 03:52	1
1,2,4-Trichlorobenzene	0.27	U	1.0	0.27	ug/L			10/12/16 03:52	1
1,2-Dibromo-3-Chloropropane	0.23	U	1.0	0.23	ug/L			10/12/16 03:52	1
1,2-Dibromoethane	0.19	U	1.0	0.19	ug/L			10/12/16 03:52	1
1,2-Dichlorobenzene	0.22	U	1.0	0.22	ug/L			10/12/16 03:52	1
1,2-Dichloroethane	**0.37**	**J**	1.0	0.25	ug/L			10/12/16 03:52	1
1,2-Dichloropropane	0.18	U	1.0	0.18	ug/L			10/12/16 03:52	1
1,3-Dichlorobenzene	0.33	U	1.0	0.33	ug/L			10/12/16 03:52	1
1,4-Dichlorobenzene	0.33	U	1.0	0.33	ug/L			10/12/16 03:52	1
1,4-Dioxane	8.7	U	50	8.7	ug/L			10/12/16 03:52	1
2-Butanone	2.2	U	5.0	2.2	ug/L			10/12/16 03:52	1
2-Hexanone	0.72	U	5.0	0.72	ug/L			10/12/16 03:52	1
4-Methyl-2-pentanone	0.63	U	5.0	0.63	ug/L			10/12/16 03:52	1
Acetone	**28**		5.0	1.1	ug/L			10/12/16 03:52	1
Benzene	0.090	U	1.0	0.090	ug/L			10/12/16 03:52	1
Bromochloromethane	0.30	U	1.0	0.30	ug/L			10/12/16 03:52	1
Bromodichloromethane	0.15	U	1.0	0.15	ug/L			10/12/16 03:52	1
Bromoform	0.18	U *	1.0	0.18	ug/L			10/12/16 03:52	1
Bromomethane	0.18	U	1.0	0.18	ug/L			10/12/16 03:52	1
Carbon disulfide	0.22	U	1.0	0.22	ug/L			10/12/16 03:52	1
Carbon tetrachloride	0.33	U	1.0	0.33	ug/L			10/12/16 03:52	1
Chlorobenzene	0.24	U	1.0	0.24	ug/L			10/12/16 03:52	1
Chloroethane	0.37	U	1.0	0.37	ug/L			10/12/16 03:52	1
Chloroform	0.22	U	1.0	0.22	ug/L			10/12/16 03:52	1
Chloromethane	0.22	U	1.0	0.22	ug/L			10/12/16 03:52	1
cis-1,2-Dichloroethene	0.26	U	1.0	0.26	ug/L			10/12/16 03:52	1
cis-1,3-Dichloropropene	0.16	U	1.0	0.16	ug/L			10/12/16 03:52	1
Cyclohexane	**0.93**	**J**	1.0	0.26	ug/L			10/12/16 03:52	1
Dibromochloromethane	0.22	U	1.0	0.22	ug/L			10/12/16 03:52	1
Dichlorodifluoromethane	0.14	U	1.0	0.14	ug/L			10/12/16 03:52	1
Ethylbenzene	0.30	U	1.0	0.30	ug/L			10/12/16 03:52	1
Freon TF	0.34	U	1.0	0.34	ug/L			10/12/16 03:52	1
Isopropylbenzene	0.32	U	1.0	0.32	ug/L			10/12/16 03:52	1
m&p-Xylene	0.28	U	1.0	0.28	ug/L			10/12/16 03:52	1
Methyl acetate	**1.1**	**J**	5.0	0.58	ug/L			10/12/16 03:52	1
Methylcyclohexane	0.22	U	1.0	0.22	ug/L			10/12/16 03:52	1
Methylene Chloride	0.21	U	1.0	0.21	ug/L			10/12/16 03:52	1
MTBE	0.13	U	1.0	0.13	ug/L			10/12/16 03:52	1
o-Xylene	0.32	U	1.0	0.32	ug/L			10/12/16 03:52	1
Styrene	0.17	U	1.0	0.17	ug/L			10/12/16 03:52	1
Tetrachloroethene	0.12	U	1.0	0.12	ug/L			10/12/16 03:52	1
Toluene	0.25	U	1.0	0.25	ug/L			10/12/16 03:52	1
trans-1,2-Dichloroethene	0.18	U	1.0	0.18	ug/L			10/12/16 03:52	1
trans-1,3-Dichloropropene	0.19	U	1.0	0.19	ug/L			10/12/16 03:52	1

Client Sample ID: MW-544D
Lab Sample ID: 460-121256-25
Date Collected: 09/29/16 11:35
Matrix: Water
Date Received: 09/30/16 17:05

Method: 8260C - Volatile Organic Compounds by GC/MS (Continued)

Analyte	Result	Qualifier	RL	MDL	Unit	D	Prepared	Analyzed	Dil Fac
Trichloroethene	0.22	U	1.0	0.22	ug/L			10/12/16 03:52	1
Trichlorofluoromethane	0.15	U	1.0	0.15	ug/L			10/12/16 03:52	1
Vinyl chloride	0.060	U	1.0	0.060	ug/L			10/12/16 03:52	1

Tentatively Identified Compound	*Est. Result*	*Qualifier*	*Unit*	*D*	*RT*	*CAS No.*	*Prepared*	*Analyzed*	*Dil Fac*
Tentatively Identified Compound	*None*		*ug/L*					*10/12/16 03:52*	*1*

Surrogate	*%Recovery*	*Qualifier*	*Limits*	*Prepared*	*Analyzed*	*Dil Fac*
1,2-Dichloroethane-d4 (Surr)	*105*		*70 - 130*		*10/12/16 03:52*	*1*
Bromofluorobenzene	*95*		*70 - 130*		*10/12/16 03:52*	*1*
Dibromofluoromethane (Surr)	*104*		*70 - 130*		*10/12/16 03:52*	*1*
Toluene-d8 (Surr)	*102*		*70 - 130*		*10/12/16 03:52*	*1*

Client Sample ID: MW-545S
Lab Sample ID: 460-121256-26
Date Collected: 09/29/16 10:50
Matrix: Water
Date Received: 09/30/16 17:05

Method: 8260C - Volatile Organic Compounds by GC/MS

Analyte	Result	Qualifier	RL	MDL	Unit	D	Prepared	Analyzed	Dil Fac
1,1,1-Trichloroethane	0.28	U	1.0	0.28	ug/L			10/12/16 04:13	1
1,1,2,2-Tetrachloroethane	0.19	U	1.0	0.19	ug/L			10/12/16 04:13	1
1,1,2-Trichloroethane	0.080	U	1.0	0.080	ug/L			10/12/16 04:13	1
1,1-Dichloroethane	0.24	U	1.0	0.24	ug/L			10/12/16 04:13	1
1,1-Dichloroethene	0.34	U	1.0	0.34	ug/L			10/12/16 04:13	1
1,2,3-Trichlorobenzene	0.35	U	1.0	0.35	ug/L			10/12/16 04:13	1
1,2,4-Trichlorobenzene	0.27	U	1.0	0.27	ug/L			10/12/16 04:13	1
1,2-Dibromo-3-Chloropropane	0.23	U	1.0	0.23	ug/L			10/12/16 04:13	1
1,2-Dibromoethane	0.19	U	1.0	0.19	ug/L			10/12/16 04:13	1
1,2-Dichlorobenzene	0.22	U	1.0	0.22	ug/L			10/12/16 04:13	1
1,2-Dichloroethane	0.25	U	1.0	0.25	ug/L			10/12/16 04:13	1
1,2-Dichloropropane	0.18	U	1.0	0.18	ug/L			10/12/16 04:13	1
1,3-Dichlorobenzene	0.33	U	1.0	0.33	ug/L			10/12/16 04:13	1
1,4-Dichlorobenzene	0.33	U	1.0	0.33	ug/L			10/12/16 04:13	1
1,4-Dioxane	8.7	U	50	8.7	ug/L			10/12/16 04:13	1
2-Butanone	2.2	U	5.0	2.2	ug/L			10/12/16 04:13	1
2-Hexanone	0.72	U	5.0	0.72	ug/L			10/12/16 04:13	1
4-Methyl-2-pentanone	0.63	U	5.0	0.63	ug/L			10/12/16 04:13	1
Acetone	**20**		5.0	1.1	ug/L			10/12/16 04:13	1
Benzene	0.090	U	1.0	0.090	ug/L			10/12/16 04:13	1
Bromochloromethane	0.30	U	1.0	0.30	ug/L			10/12/16 04:13	1
Bromodichloromethane	0.15	U	1.0	0.15	ug/L			10/12/16 04:13	1
Bromoform	0.18	U *	1.0	0.18	ug/L			10/12/16 04:13	1
Bromomethane	0.18	U	1.0	0.18	ug/L			10/12/16 04:13	1
Carbon disulfide	0.22	U	1.0	0.22	ug/L			10/12/16 04:13	1
Carbon tetrachloride	0.33	U	1.0	0.33	ug/L			10/12/16 04:13	1
Chlorobenzene	0.24	U	1.0	0.24	ug/L			10/12/16 04:13	1
Chloroethane	0.37	U	1.0	0.37	ug/L			10/12/16 04:13	1
Chloroform	**1.7**		1.0	0.22	ug/L			10/12/16 04:13	1
Chloromethane	0.22	U	1.0	0.22	ug/L			10/12/16 04:13	1
cis-1,2-Dichloroethene	0.26	U	1.0	0.26	ug/L			10/12/16 04:13	1

Client Sample ID: MW-545S

Date Collected: 09/29/16 10:50
Date Received: 09/30/16 17:05

Lab Sample ID: 460-121256-26

Matrix: Water

Method: 8260C - Volatile Organic Compounds by GC/MS (Continued)

Analyte	Result	Qualifier	RL	MDL	Unit	D	Prepared	Analyzed	Dil Fac
cis-1,3-Dichloropropene	0.16	U	1.0	0.16	ug/L			10/12/16 04:13	1
Cyclohexane	**0.32**	**J**	1.0	0.26	ug/L			10/12/16 04:13	1
Dibromochloromethane	0.22	U	1.0	0.22	ug/L			10/12/16 04:13	1
Dichlorodifluoromethane	0.14	U	1.0	0.14	ug/L			10/12/16 04:13	1
Ethylbenzene	0.30	U	1.0	0.30	ug/L			10/12/16 04:13	1
Freon TF	0.34	U	1.0	0.34	ug/L			10/12/16 04:13	1
Isopropylbenzene	0.32	U	1.0	0.32	ug/L			10/12/16 04:13	1
m&p-Xylene	0.28	U	1.0	0.28	ug/L			10/12/16 04:13	1
Methyl acetate	**0.81**	**J**	5.0	0.58	ug/L			10/12/16 04:13	1
Methylcyclohexane	0.22	U	1.0	0.22	ug/L			10/12/16 04:13	1
Methylene Chloride	0.21	U	1.0	0.21	ug/L			10/12/16 04:13	1
MTBE	0.13	U	1.0	0.13	ug/L			10/12/16 04:13	1
o-Xylene	0.32	U	1.0	0.32	ug/L			10/12/16 04:13	1
Styrene	0.17	U	1.0	0.17	ug/L			10/12/16 04:13	1
Tetrachloroethene	0.12	U	1.0	0.12	ug/L			10/12/16 04:13	1
Toluene	0.25	U	1.0	0.25	ug/L			10/12/16 04:13	1
trans-1,2-Dichloroethene	0.18	U	1.0	0.18	ug/L			10/12/16 04:13	1
trans-1,3-Dichloropropene	0.19	U	1.0	0.19	ug/L			10/12/16 04:13	1
Trichloroethene	0.22	U	1.0	0.22	ug/L			10/12/16 04:13	1
Trichlorofluoromethane	**0.18**	**J**	1.0	0.15	ug/L			10/12/16 04:13	1
Vinyl chloride	0.060	U	1.0	0.060	ug/L			10/12/16 04:13	1

Tentatively Identified Compound	*Est. Result*	*Qualifier*	*Unit*	*D*	*RT*	*CAS No.*	*Prepared*	*Analyzed*	*Dil Fac*
Tentatively Identified Compound	*None*		*ug/L*					*10/12/16 04:13*	*1*

Surrogate	*%Recovery*	*Qualifier*	*Limits*	*Prepared*	*Analyzed*	*Dil Fac*
1,2-Dichloroethane-d4 (Surr)	*107*		*70 - 130*		*10/12/16 04:13*	*1*
Bromofluorobenzene	*95*		*70 - 130*		*10/12/16 04:13*	*1*
Dibromofluoromethane (Surr)	*107*		*70 - 130*		*10/12/16 04:13*	*1*
Toluene-d8 (Surr)	*101*		*70 - 130*		*10/12/16 04:13*	*1*

Client Sample ID: MW-545I

Date Collected: 09/29/16 10:55
Date Received: 09/30/16 17:05

Lab Sample ID: 460-121256-27

Matrix: Water

Method: 8260C - Volatile Organic Compounds by GC/MS

Analyte	Result	Qualifier	RL	MDL	Unit	D	Prepared	Analyzed	Dil Fac
1,1,1-Trichloroethane	0.28	U	1.0	0.28	ug/L			10/12/16 04:35	1
1,1,2,2-Tetrachloroethane	0.19	U	1.0	0.19	ug/L			10/12/16 04:35	1
1,1,2-Trichloroethane	0.080	U	1.0	0.080	ug/L			10/12/16 04:35	1
1,1-Dichloroethane	0.24	U	1.0	0.24	ug/L			10/12/16 04:35	1
1,1-Dichloroethene	0.34	U	1.0	0.34	ug/L			10/12/16 04:35	1
1,2,3-Trichlorobenzene	0.35	U	1.0	0.35	ug/L			10/12/16 04:35	1
1,2,4-Trichlorobenzene	0.27	U	1.0	0.27	ug/L			10/12/16 04:35	1
1,2-Dibromo-3-Chloropropane	0.23	U	1.0	0.23	ug/L			10/12/16 04:35	1
1,2-Dibromoethane	0.19	U	1.0	0.19	ug/L			10/12/16 04:35	1
1,2-Dichlorobenzene	0.22	U	1.0	0.22	ug/L			10/12/16 04:35	1
1,2-Dichloroethane	0.25	U	1.0	0.25	ug/L			10/12/16 04:35	1
1,2-Dichloropropane	0.18	U	1.0	0.18	ug/L			10/12/16 04:35	1
1,3-Dichlorobenzene	0.33	U	1.0	0.33	ug/L			10/12/16 04:35	1

Client Sample ID: MW-545I

Date Collected: 09/29/16 10:55
Date Received: 09/30/16 17:05

Lab Sample ID: 460-121256-27

Matrix: Water

Method: 8260C - Volatile Organic Compounds by GC/MS (Continued)

Analyte	Result	Qualifier	RL	MDL	Unit	D	Prepared	Analyzed	Dil Fac
1,4-Dichlorobenzene	0.33	U	1.0	0.33	ug/L			10/12/16 04:35	1
1,4-Dioxane	8.7	U	50	8.7	ug/L			10/12/16 04:35	1
2-Butanone	2.2	U	5.0	2.2	ug/L			10/12/16 04:35	1
2-Hexanone	0.72	U	5.0	0.72	ug/L			10/12/16 04:35	1
4-Methyl-2-pentanone	0.63	U	5.0	0.63	ug/L			10/12/16 04:35	1
Acetone	**22**		5.0	1.1	ug/L			10/12/16 04:35	1
Benzene	0.090	U	1.0	0.090	ug/L			10/12/16 04:35	1
Bromochloromethane	0.30	U	1.0	0.30	ug/L			10/12/16 04:35	1
Bromodichloromethane	0.15	U	1.0	0.15	ug/L			10/12/16 04:35	1
Bromoform	0.18	U *	1.0	0.18	ug/L			10/12/16 04:35	1
Bromomethane	0.18	U	1.0	0.18	ug/L			10/12/16 04:35	1
Carbon disulfide	0.22	U	1.0	0.22	ug/L			10/12/16 04:35	1
Carbon tetrachloride	0.33	U	1.0	0.33	ug/L			10/12/16 04:35	1
Chlorobenzene	0.24	U	1.0	0.24	ug/L			10/12/16 04:35	1
Chloroethane	0.37	U	1.0	0.37	ug/L			10/12/16 04:35	1
Chloroform	**0.52**	**J**	1.0	0.22	ug/L			10/12/16 04:35	1
Chloromethane	0.22	U	1.0	0.22	ug/L			10/12/16 04:35	1
cis-1,2-Dichloroethene	0.26	U	1.0	0.26	ug/L			10/12/16 04:35	1
cis-1,3-Dichloropropene	0.16	U	1.0	0.16	ug/L			10/12/16 04:35	1
Cyclohexane	**0.32**	**J**	1.0	0.26	ug/L			10/12/16 04:35	1
Dibromochloromethane	0.22	U	1.0	0.22	ug/L			10/12/16 04:35	1
Dichlorodifluoromethane	0.14	U	1.0	0.14	ug/L			10/12/16 04:35	1
Ethylbenzene	0.30	U	1.0	0.30	ug/L			10/12/16 04:35	1
Freon TF	0.34	U	1.0	0.34	ug/L			10/12/16 04:35	1
Isopropylbenzene	0.32	U	1.0	0.32	ug/L			10/12/16 04:35	1
m&p-Xylene	0.28	U	1.0	0.28	ug/L			10/12/16 04:35	1
Methyl acetate	**0.88**	**J**	5.0	0.58	ug/L			10/12/16 04:35	1
Methylcyclohexane	0.22	U	1.0	0.22	ug/L			10/12/16 04:35	1
Methylene Chloride	0.21	U	1.0	0.21	ug/L			10/12/16 04:35	1
MTBE	0.13	U	1.0	0.13	ug/L			10/12/16 04:35	1
o-Xylene	0.32	U	1.0	0.32	ug/L			10/12/16 04:35	1
Styrene	0.17	U	1.0	0.17	ug/L			10/12/16 04:35	1
Tetrachloroethene	**0.16**	**J**	1.0	0.12	ug/L			10/12/16 04:35	1
Toluene	0.25	U	1.0	0.25	ug/L			10/12/16 04:35	1
trans-1,2-Dichloroethene	0.18	U	1.0	0.18	ug/L			10/12/16 04:35	1
trans-1,3-Dichloropropene	0.19	U	1.0	0.19	ug/L			10/12/16 04:35	1
Trichloroethene	0.22	U	1.0	0.22	ug/L			10/12/16 04:35	1
Trichlorofluoromethane	**1.5**		1.0	0.15	ug/L			10/12/16 04:35	1
Vinyl chloride	0.060	U	1.0	0.060	ug/L			10/12/16 04:35	1

Tentatively Identified Compound	*Est. Result*	*Qualifier*	*Unit*	*D*	*RT*	*CAS No.*	*Prepared*	*Analyzed*	*Dil Fac*
Unknown	*13*	*J*	*ug/L*		*3.47*			*10/12/16 04:35*	*1*

Surrogate	*%Recovery*	*Qualifier*	*Limits*	*Prepared*	*Analyzed*	*Dil Fac*
1,2-Dichloroethane-d4 (Surr)	*106*		*70 - 130*		*10/12/16 04:35*	*1*
Bromofluorobenzene	*94*		*70 - 130*		*10/12/16 04:35*	*1*
Dibromofluoromethane (Surr)	*103*		*70 - 130*		*10/12/16 04:35*	*1*
Toluene-d8 (Surr)	*100*		*70 - 130*		*10/12/16 04:35*	*1*

Client Sample ID: MW-545D

Date Collected: 09/29/16 11:00
Date Received: 09/30/16 17:05

Lab Sample ID: 460-121256-28

Matrix: Water

Method: 8260C - Volatile Organic Compounds by GC/MS

Analyte	Result	Qualifier	RL	MDL	Unit	D	Prepared	Analyzed	Dil Fac
1,1,1-Trichloroethane	0.28	U	1.0	0.28	ug/L			10/12/16 04:57	1
1,1,2,2-Tetrachloroethane	0.19	U	1.0	0.19	ug/L			10/12/16 04:57	1
1,1,2-Trichloroethane	0.080	U	1.0	0.080	ug/L			10/12/16 04:57	1
1,1-Dichloroethane	0.24	U	1.0	0.24	ug/L			10/12/16 04:57	1
1,1-Dichloroethene	0.34	U	1.0	0.34	ug/L			10/12/16 04:57	1
1,2,3-Trichlorobenzene	0.35	U	1.0	0.35	ug/L			10/12/16 04:57	1
1,2,4-Trichlorobenzene	0.27	U	1.0	0.27	ug/L			10/12/16 04:57	1
1,2-Dibromo-3-Chloropropane	0.23	U	1.0	0.23	ug/L			10/12/16 04:57	1
1,2-Dibromoethane	0.19	U	1.0	0.19	ug/L			10/12/16 04:57	1
1,2-Dichlorobenzene	0.22	U	1.0	0.22	ug/L			10/12/16 04:57	1
1,2-Dichloroethane	**0.30**	**J**	1.0	0.25	ug/L			10/12/16 04:57	1
1,2-Dichloropropane	0.18	U	1.0	0.18	ug/L			10/12/16 04:57	1
1,3-Dichlorobenzene	0.33	U	1.0	0.33	ug/L			10/12/16 04:57	1
1,4-Dichlorobenzene	0.33	U	1.0	0.33	ug/L			10/12/16 04:57	1
1,4-Dioxane	8.7	U	50	8.7	ug/L			10/12/16 04:57	1
2-Butanone	2.2	U	5.0	2.2	ug/L			10/12/16 04:57	1
2-Hexanone	0.72	U	5.0	0.72	ug/L			10/12/16 04:57	1
4-Methyl-2-pentanone	0.63	U	5.0	0.63	ug/L			10/12/16 04:57	1
Acetone	**34**		5.0	1.1	ug/L			10/12/16 04:57	1
Benzene	0.090	U	1.0	0.090	ug/L			10/12/16 04:57	1
Bromochloromethane	0.30	U	1.0	0.30	ug/L			10/12/16 04:57	1
Bromodichloromethane	0.15	U	1.0	0.15	ug/L			10/12/16 04:57	1
Bromoform	0.18	U *	1.0	0.18	ug/L			10/12/16 04:57	1
Bromomethane	0.18	U	1.0	0.18	ug/L			10/12/16 04:57	1
Carbon disulfide	0.22	U	1.0	0.22	ug/L			10/12/16 04:57	1
Carbon tetrachloride	0.33	U	1.0	0.33	ug/L			10/12/16 04:57	1
Chlorobenzene	0.24	U	1.0	0.24	ug/L			10/12/16 04:57	1
Chloroethane	0.37	U	1.0	0.37	ug/L			10/12/16 04:57	1
Chloroform	**0.42**	**J**	1.0	0.22	ug/L			10/12/16 04:57	1
Chloromethane	0.22	U	1.0	0.22	ug/L			10/12/16 04:57	1
cis-1,2-Dichloroethene	0.26	U	1.0	0.26	ug/L			10/12/16 04:57	1
cis-1,3-Dichloropropene	0.16	U	1.0	0.16	ug/L			10/12/16 04:57	1
Cyclohexane	**0.54**	**J**	1.0	0.26	ug/L			10/12/16 04:57	1
Dibromochloromethane	0.22	U	1.0	0.22	ug/L			10/12/16 04:57	1
Dichlorodifluoromethane	0.14	U	1.0	0.14	ug/L			10/12/16 04:57	1
Ethylbenzene	0.30	U	1.0	0.30	ug/L			10/12/16 04:57	1
Freon TF	0.34	U	1.0	0.34	ug/L			10/12/16 04:57	1
Isopropylbenzene	0.32	U	1.0	0.32	ug/L			10/12/16 04:57	1
m&p-Xylene	0.28	U	1.0	0.28	ug/L			10/12/16 04:57	1
Methyl acetate	**0.88**	**J**	5.0	0.58	ug/L			10/12/16 04:57	1
Methylcyclohexane	0.22	U	1.0	0.22	ug/L			10/12/16 04:57	1
Methylene Chloride	0.21	U	1.0	0.21	ug/L			10/12/16 04:57	1
MTBE	0.13	U	1.0	0.13	ug/L			10/12/16 04:57	1
o-Xylene	0.32	U	1.0	0.32	ug/L			10/12/16 04:57	1
Styrene	0.17	U	1.0	0.17	ug/L			10/12/16 04:57	1
Tetrachloroethene	**1.9**		1.0	0.12	ug/L			10/12/16 04:57	1
Toluene	0.25	U	1.0	0.25	ug/L			10/12/16 04:57	1
trans-1,2-Dichloroethene	0.18	U	1.0	0.18	ug/L			10/12/16 04:57	1
trans-1,3-Dichloropropene	0.19	U	1.0	0.19	ug/L			10/12/16 04:57	1

Client Sample ID: MW-545D

Lab Sample ID: 460-121256-28

Date Collected: 09/29/16 11:00

Matrix: Water

Date Received: 09/30/16 17:05

Method: 8260C - Volatile Organic Compounds by GC/MS (Continued)

Analyte	Result	Qualifier	RL	MDL	Unit	D	Prepared	Analyzed	Dil Fac
Trichloroethene	**0.25**	**J**	1.0	0.22	ug/L			10/12/16 04:57	1
Trichlorofluoromethane	0.15	U	1.0	0.15	ug/L			10/12/16 04:57	1
Vinyl chloride	0.060	U	1.0	0.060	ug/L			10/12/16 04:57	1

Tentatively Identified Compound	*Est. Result*	*Qualifier*	*Unit*	*D*	*RT*	*CAS No.*	*Prepared*	*Analyzed*	*Dil Fac*
Tentatively Identified Compound	*None*		*ug/L*					*10/12/16 04:57*	*1*

Surrogate	*%Recovery*	*Qualifier*	*Limits*	*Prepared*	*Analyzed*	*Dil Fac*
1,2-Dichloroethane-d4 (Surr)	*108*		*70 - 130*		*10/12/16 04:57*	*1*
Bromofluorobenzene	*93*		*70 - 130*		*10/12/16 04:57*	*1*
Dibromofluoromethane (Surr)	*104*		*70 - 130*		*10/12/16 04:57*	*1*
Toluene-d8 (Surr)	*101*		*70 - 130*		*10/12/16 04:57*	*1*

Client Sample ID: MW-546S

Lab Sample ID: 460-121256-29

Date Collected: 09/29/16 09:40

Matrix: Water

Date Received: 09/30/16 17:05

Method: 8260C - Volatile Organic Compounds by GC/MS

Analyte	Result	Qualifier	RL	MDL	Unit	D	Prepared	Analyzed	Dil Fac
1,1,1-Trichloroethane	0.28	U	1.0	0.28	ug/L			10/12/16 05:19	1
1,1,2,2-Tetrachloroethane	0.19	U	1.0	0.19	ug/L			10/12/16 05:19	1
1,1,2-Trichloroethane	0.080	U	1.0	0.080	ug/L			10/12/16 05:19	1
1,1-Dichloroethane	0.24	U	1.0	0.24	ug/L			10/12/16 05:19	1
1,1-Dichloroethene	0.34	U	1.0	0.34	ug/L			10/12/16 05:19	1
1,2,3-Trichlorobenzene	0.35	U	1.0	0.35	ug/L			10/12/16 05:19	1
1,2,4-Trichlorobenzene	0.27	U	1.0	0.27	ug/L			10/12/16 05:19	1
1,2-Dibromo-3-Chloropropane	0.23	U	1.0	0.23	ug/L			10/12/16 05:19	1
1,2-Dibromoethane	0.19	U	1.0	0.19	ug/L			10/12/16 05:19	1
1,2-Dichlorobenzene	0.22	U	1.0	0.22	ug/L			10/12/16 05:19	1
1,2-Dichloroethane	0.25	U	1.0	0.25	ug/L			10/12/16 05:19	1
1,2-Dichloropropane	0.18	U	1.0	0.18	ug/L			10/12/16 05:19	1
1,3-Dichlorobenzene	0.33	U	1.0	0.33	ug/L			10/12/16 05:19	1
1,4-Dichlorobenzene	0.33	U	1.0	0.33	ug/L			10/12/16 05:19	1
1,4-Dioxane	8.7	U	50	8.7	ug/L			10/12/16 05:19	1
2-Butanone	2.2	U	5.0	2.2	ug/L			10/12/16 05:19	1
2-Hexanone	0.72	U	5.0	0.72	ug/L			10/12/16 05:19	1
4-Methyl-2-pentanone	0.63	U	5.0	0.63	ug/L			10/12/16 05:19	1
Acetone	**19**		5.0	1.1	ug/L			10/12/16 05:19	1
Benzene	0.090	U	1.0	0.090	ug/L			10/12/16 05:19	1
Bromochloromethane	0.30	U	1.0	0.30	ug/L			10/12/16 05:19	1
Bromodichloromethane	0.15	U	1.0	0.15	ug/L			10/12/16 05:19	1
Bromoform	0.18	U *	1.0	0.18	ug/L			10/12/16 05:19	1
Bromomethane	0.18	U	1.0	0.18	ug/L			10/12/16 05:19	1
Carbon disulfide	0.22	U	1.0	0.22	ug/L			10/12/16 05:19	1
Carbon tetrachloride	0.33	U	1.0	0.33	ug/L			10/12/16 05:19	1
Chlorobenzene	0.24	U	1.0	0.24	ug/L			10/12/16 05:19	1
Chloroethane	0.37	U	1.0	0.37	ug/L			10/12/16 05:19	1
Chloroform	0.22	U	1.0	0.22	ug/L			10/12/16 05:19	1
Chloromethane	0.22	U	1.0	0.22	ug/L			10/12/16 05:19	1
cis-1,2-Dichloroethene	0.26	U	1.0	0.26	ug/L			10/12/16 05:19	1

Client Sample ID: MW-546S

Lab Sample ID: 460-121256-29

Date Collected: 09/29/16 09:40

Matrix: Water

Date Received: 09/30/16 17:05

Method: 8260C - Volatile Organic Compounds by GC/MS (Continued)

Analyte	Result	Qualifier	RL	MDL	Unit	D	Prepared	Analyzed	Dil Fac
cis-1,3-Dichloropropene	0.16	U	1.0	0.16	ug/L			10/12/16 05:19	1
Cyclohexane	**0.45**	**J**	1.0	0.26	ug/L			10/12/16 05:19	1
Dibromochloromethane	0.22	U	1.0	0.22	ug/L			10/12/16 05:19	1
Dichlorodifluoromethane	0.14	U	1.0	0.14	ug/L			10/12/16 05:19	1
Ethylbenzene	0.30	U	1.0	0.30	ug/L			10/12/16 05:19	1
Freon TF	0.34	U	1.0	0.34	ug/L			10/12/16 05:19	1
Isopropylbenzene	0.32	U	1.0	0.32	ug/L			10/12/16 05:19	1
m&p-Xylene	0.28	U	1.0	0.28	ug/L			10/12/16 05:19	1
Methyl acetate	**0.88**	**J**	5.0	0.58	ug/L			10/12/16 05:19	1
Methylcyclohexane	0.22	U	1.0	0.22	ug/L			10/12/16 05:19	1
Methylene Chloride	0.21	U	1.0	0.21	ug/L			10/12/16 05:19	1
MTBE	0.13	U	1.0	0.13	ug/L			10/12/16 05:19	1
o-Xylene	0.32	U	1.0	0.32	ug/L			10/12/16 05:19	1
Styrene	0.17	U	1.0	0.17	ug/L			10/12/16 05:19	1
Tetrachloroethene	0.12	U	1.0	0.12	ug/L			10/12/16 05:19	1
Toluene	0.25	U	1.0	0.25	ug/L			10/12/16 05:19	1
trans-1,2-Dichloroethene	0.18	U	1.0	0.18	ug/L			10/12/16 05:19	1
trans-1,3-Dichloropropene	0.19	U	1.0	0.19	ug/L			10/12/16 05:19	1
Trichloroethene	0.22	U	1.0	0.22	ug/L			10/12/16 05:19	1
Trichlorofluoromethane	0.15	U	1.0	0.15	ug/L			10/12/16 05:19	1
Vinyl chloride	0.060	U	1.0	0.060	ug/L			10/12/16 05:19	1

Tentatively Identified Compound	*Est. Result*	*Qualifier*	*Unit*	*D*	*RT*	*CAS No.*	*Prepared*	*Analyzed*	*Dil Fac*
Tentatively Identified Compound	*None*		*ug/L*					*10/12/16 05:19*	*1*

Surrogate	*%Recovery*	*Qualifier*	*Limits*	*Prepared*	*Analyzed*	*Dil Fac*
1,2-Dichloroethane-d4 (Surr)	*105*		*70 - 130*		*10/12/16 05:19*	*1*
Bromofluorobenzene	*93*		*70 - 130*		*10/12/16 05:19*	*1*
Dibromofluoromethane (Surr)	*104*		*70 - 130*		*10/12/16 05:19*	*1*
Toluene-d8 (Surr)	*101*		*70 - 130*		*10/12/16 05:19*	*1*

Client Sample ID: MW-546I

Lab Sample ID: 460-121256-30

Date Collected: 09/29/16 09:45

Matrix: Water

Date Received: 09/30/16 17:05

Method: 8260C - Volatile Organic Compounds by GC/MS

Analyte	Result	Qualifier	RL	MDL	Unit	D	Prepared	Analyzed	Dil Fac
1,1,1-Trichloroethane	0.28	U	1.0	0.28	ug/L			10/12/16 05:40	1
1,1,2,2-Tetrachloroethane	0.19	U	1.0	0.19	ug/L			10/12/16 05:40	1
1,1,2-Trichloroethane	0.080	U	1.0	0.080	ug/L			10/12/16 05:40	1
1,1-Dichloroethane	0.24	U	1.0	0.24	ug/L			10/12/16 05:40	1
1,1-Dichloroethene	0.34	U	1.0	0.34	ug/L			10/12/16 05:40	1
1,2,3-Trichlorobenzene	0.35	U	1.0	0.35	ug/L			10/12/16 05:40	1
1,2,4-Trichlorobenzene	0.27	U	1.0	0.27	ug/L			10/12/16 05:40	1
1,2-Dibromo-3-Chloropropane	0.23	U	1.0	0.23	ug/L			10/12/16 05:40	1
1,2-Dibromoethane	0.19	U	1.0	0.19	ug/L			10/12/16 05:40	1
1,2-Dichlorobenzene	0.22	U	1.0	0.22	ug/L			10/12/16 05:40	1
1,2-Dichloroethane	**0.39**	**J**	1.0	0.25	ug/L			10/12/16 05:40	1
1,2-Dichloropropane	0.18	U	1.0	0.18	ug/L			10/12/16 05:40	1
1,3-Dichlorobenzene	0.33	U	1.0	0.33	ug/L			10/12/16 05:40	1

Client Sample ID: MW-546I

Date Collected: 09/29/16 09:45
Date Received: 09/30/16 17:05

Lab Sample ID: 460-121256-30

Matrix: Water

Method: 8260C - Volatile Organic Compounds by GC/MS (Continued)

Analyte	Result	Qualifier	RL	MDL	Unit	D	Prepared	Analyzed	Dil Fac
1,4-Dichlorobenzene	0.33	U	1.0	0.33	ug/L			10/12/16 05:40	1
1,4-Dioxane	8.7	U	50	8.7	ug/L			10/12/16 05:40	1
2-Butanone	2.2	U	5.0	2.2	ug/L			10/12/16 05:40	1
2-Hexanone	0.72	U	5.0	0.72	ug/L			10/12/16 05:40	1
4-Methyl-2-pentanone	0.63	U	5.0	0.63	ug/L			10/12/16 05:40	1
Acetone	**21**		5.0	1.1	ug/L			10/12/16 05:40	1
Benzene	0.090	U	1.0	0.090	ug/L			10/12/16 05:40	1
Bromochloromethane	0.30	U	1.0	0.30	ug/L			10/12/16 05:40	1
Bromodichloromethane	0.15	U	1.0	0.15	ug/L			10/12/16 05:40	1
Bromoform	0.18	U *	1.0	0.18	ug/L			10/12/16 05:40	1
Bromomethane	0.18	U	1.0	0.18	ug/L			10/12/16 05:40	1
Carbon disulfide	0.22	U	1.0	0.22	ug/L			10/12/16 05:40	1
Carbon tetrachloride	0.33	U	1.0	0.33	ug/L			10/12/16 05:40	1
Chlorobenzene	0.24	U	1.0	0.24	ug/L			10/12/16 05:40	1
Chloroethane	0.37	U	1.0	0.37	ug/L			10/12/16 05:40	1
Chloroform	**0.36**	**J**	1.0	0.22	ug/L			10/12/16 05:40	1
Chloromethane	0.22	U	1.0	0.22	ug/L			10/12/16 05:40	1
cis-1,2-Dichloroethene	0.26	U	1.0	0.26	ug/L			10/12/16 05:40	1
cis-1,3-Dichloropropene	0.16	U	1.0	0.16	ug/L			10/12/16 05:40	1
Cyclohexane	**1.6**		1.0	0.26	ug/L			10/12/16 05:40	1
Dibromochloromethane	0.22	U	1.0	0.22	ug/L			10/12/16 05:40	1
Dichlorodifluoromethane	0.14	U	1.0	0.14	ug/L			10/12/16 05:40	1
Ethylbenzene	0.30	U	1.0	0.30	ug/L			10/12/16 05:40	1
Freon TF	0.34	U	1.0	0.34	ug/L			10/12/16 05:40	1
Isopropylbenzene	0.32	U	1.0	0.32	ug/L			10/12/16 05:40	1
m&p-Xylene	0.28	U	1.0	0.28	ug/L			10/12/16 05:40	1
Methyl acetate	0.58	U	5.0	0.58	ug/L			10/12/16 05:40	1
Methylcyclohexane	0.22	U	1.0	0.22	ug/L			10/12/16 05:40	1
Methylene Chloride	0.21	U	1.0	0.21	ug/L			10/12/16 05:40	1
MTBE	0.13	U	1.0	0.13	ug/L			10/12/16 05:40	1
o-Xylene	0.32	U	1.0	0.32	ug/L			10/12/16 05:40	1
Styrene	0.17	U	1.0	0.17	ug/L			10/12/16 05:40	1
Tetrachloroethene	0.12	U	1.0	0.12	ug/L			10/12/16 05:40	1
Toluene	0.25	U	1.0	0.25	ug/L			10/12/16 05:40	1
trans-1,2-Dichloroethene	0.18	U	1.0	0.18	ug/L			10/12/16 05:40	1
trans-1,3-Dichloropropene	0.19	U	1.0	0.19	ug/L			10/12/16 05:40	1
Trichloroethene	**0.44**	**J**	1.0	0.22	ug/L			10/12/16 05:40	1
Trichlorofluoromethane	0.15	U	1.0	0.15	ug/L			10/12/16 05:40	1
Vinyl chloride	0.060	U	1.0	0.060	ug/L			10/12/16 05:40	1

Tentatively Identified Compound	*Est. Result*	*Qualifier*	*Unit*	*D*	*RT*	*CAS No.*	*Prepared*	*Analyzed*	*Dil Fac*
Tentatively Identified Compound	*None*		*ug/L*					*10/12/16 05:40*	*1*

Surrogate	*%Recovery*	*Qualifier*	*Limits*	*Prepared*	*Analyzed*	*Dil Fac*
1,2-Dichloroethane-d4 (Surr)	*107*		*70 - 130*		*10/12/16 05:40*	*1*
Bromofluorobenzene	*95*		*70 - 130*		*10/12/16 05:40*	*1*
Dibromofluoromethane (Surr)	*103*		*70 - 130*		*10/12/16 05:40*	*1*
Toluene-d8 (Surr)	*102*		*70 - 130*		*10/12/16 05:40*	*1*

Client Sample ID: MW-546D

Date Collected: 09/29/16 09:50
Date Received: 09/30/16 17:05

Lab Sample ID: 460-121256-31

Matrix: Water

Method: 8260C - Volatile Organic Compounds by GC/MS

Analyte	Result	Qualifier	RL	MDL	Unit	D	Prepared	Analyzed	Dil Fac
1,1,1-Trichloroethane	0.28	U	1.0	0.28	ug/L			10/12/16 06:02	1
1,1,2,2-Tetrachloroethane	0.19	U	1.0	0.19	ug/L			10/12/16 06:02	1
1,1,2-Trichloroethane	0.080	U	1.0	0.080	ug/L			10/12/16 06:02	1
1,1-Dichloroethane	0.24	U	1.0	0.24	ug/L			10/12/16 06:02	1
1,1-Dichloroethene	0.34	U	1.0	0.34	ug/L			10/12/16 06:02	1
1,2,3-Trichlorobenzene	0.35	U	1.0	0.35	ug/L			10/12/16 06:02	1
1,2,4-Trichlorobenzene	0.27	U	1.0	0.27	ug/L			10/12/16 06:02	1
1,2-Dibromo-3-Chloropropane	0.23	U	1.0	0.23	ug/L			10/12/16 06:02	1
1,2-Dibromoethane	0.19	U	1.0	0.19	ug/L			10/12/16 06:02	1
1,2-Dichlorobenzene	0.22	U	1.0	0.22	ug/L			10/12/16 06:02	1
1,2-Dichloroethane	**0.38**	**J**	1.0	0.25	ug/L			10/12/16 06:02	1
1,2-Dichloropropane	0.18	U	1.0	0.18	ug/L			10/12/16 06:02	1
1,3-Dichlorobenzene	0.33	U	1.0	0.33	ug/L			10/12/16 06:02	1
1,4-Dichlorobenzene	0.33	U	1.0	0.33	ug/L			10/12/16 06:02	1
1,4-Dioxane	8.7	U	50	8.7	ug/L			10/12/16 06:02	1
2-Butanone	2.2	U	5.0	2.2	ug/L			10/12/16 06:02	1
2-Hexanone	0.72	U	5.0	0.72	ug/L			10/12/16 06:02	1
4-Methyl-2-pentanone	0.63	U	5.0	0.63	ug/L			10/12/16 06:02	1
Acetone	1.1	U	5.0	1.1	ug/L			10/12/16 06:02	1
Benzene	0.090	U	1.0	0.090	ug/L			10/12/16 06:02	1
Bromochloromethane	0.30	U	1.0	0.30	ug/L			10/12/16 06:02	1
Bromodichloromethane	0.15	U	1.0	0.15	ug/L			10/12/16 06:02	1
Bromoform	0.18	U *	1.0	0.18	ug/L			10/12/16 06:02	1
Bromomethane	0.18	U	1.0	0.18	ug/L			10/12/16 06:02	1
Carbon disulfide	0.22	U	1.0	0.22	ug/L			10/12/16 06:02	1
Carbon tetrachloride	0.33	U	1.0	0.33	ug/L			10/12/16 06:02	1
Chlorobenzene	0.24	U	1.0	0.24	ug/L			10/12/16 06:02	1
Chloroethane	0.37	U	1.0	0.37	ug/L			10/12/16 06:02	1
Chloroform	**3.1**		1.0	0.22	ug/L			10/12/16 06:02	1
Chloromethane	0.22	U	1.0	0.22	ug/L			10/12/16 06:02	1
cis-1,2-Dichloroethene	0.26	U	1.0	0.26	ug/L			10/12/16 06:02	1
cis-1,3-Dichloropropene	0.16	U	1.0	0.16	ug/L			10/12/16 06:02	1
Cyclohexane	**0.93**	**J**	1.0	0.26	ug/L			10/12/16 06:02	1
Dibromochloromethane	0.22	U	1.0	0.22	ug/L			10/12/16 06:02	1
Dichlorodifluoromethane	0.14	U	1.0	0.14	ug/L			10/12/16 06:02	1
Ethylbenzene	0.30	U	1.0	0.30	ug/L			10/12/16 06:02	1
Freon TF	0.34	U	1.0	0.34	ug/L			10/12/16 06:02	1
Isopropylbenzene	0.32	U	1.0	0.32	ug/L			10/12/16 06:02	1
m&p-Xylene	0.28	U	1.0	0.28	ug/L			10/12/16 06:02	1
Methyl acetate	**0.79**	**J**	5.0	0.58	ug/L			10/12/16 06:02	1
Methylcyclohexane	0.22	U	1.0	0.22	ug/L			10/12/16 06:02	1
Methylene Chloride	0.21	U	1.0	0.21	ug/L			10/12/16 06:02	1
MTBE	0.13	U	1.0	0.13	ug/L			10/12/16 06:02	1
o-Xylene	0.32	U	1.0	0.32	ug/L			10/12/16 06:02	1
Styrene	0.17	U	1.0	0.17	ug/L			10/12/16 06:02	1
Tetrachloroethene	0.12	U	1.0	0.12	ug/L			10/12/16 06:02	1
Toluene	0.25	U	1.0	0.25	ug/L			10/12/16 06:02	1
trans-1,2-Dichloroethene	0.18	U	1.0	0.18	ug/L			10/12/16 06:02	1
trans-1,3-Dichloropropene	0.19	U	1.0	0.19	ug/L			10/12/16 06:02	1

Client Sample ID: MW-546D

Lab Sample ID: 460-121256-31

Date Collected: 09/29/16 09:50

Matrix: Water

Date Received: 09/30/16 17:05

Method: 8260C - Volatile Organic Compounds by GC/MS (Continued)

Analyte	Result	Qualifier	RL	MDL	Unit	D	Prepared	Analyzed	Dil Fac
Trichloroethene	**2.6**		1.0	0.22	ug/L			10/12/16 06:02	1
Trichlorofluoromethane	0.15	U	1.0	0.15	ug/L			10/12/16 06:02	1
Vinyl chloride	0.060	U	1.0	0.060	ug/L			10/12/16 06:02	1

Tentatively Identified Compound	*Est. Result*	*Qualifier*	*Unit*	*D*	*RT*	*CAS No.*	*Prepared*	*Analyzed*	*Dil Fac*
Tentatively Identified Compound	*None*		*ug/L*					*10/12/16 06:02*	*1*

Surrogate	*%Recovery*	*Qualifier*	*Limits*	*Prepared*	*Analyzed*	*Dil Fac*
1,2-Dichloroethane-d4 (Surr)	*107*		*70 - 130*		*10/12/16 06:02*	*1*
Bromofluorobenzene	*95*		*70 - 130*		*10/12/16 06:02*	*1*
Dibromofluoromethane (Surr)	*104*		*70 - 130*		*10/12/16 06:02*	*1*
Toluene-d8 (Surr)	*102*		*70 - 130*		*10/12/16 06:02*	*1*

Client Sample ID: MW-547S

Lab Sample ID: 460-121256-32

Date Collected: 09/29/16 13:30

Matrix: Water

Date Received: 09/30/16 17:05

Method: 8260C - Volatile Organic Compounds by GC/MS

Analyte	Result	Qualifier	RL	MDL	Unit	D	Prepared	Analyzed	Dil Fac
1,1,1-Trichloroethane	0.28	U	1.0	0.28	ug/L			10/12/16 06:24	1
1,1,2,2-Tetrachloroethane	0.19	U	1.0	0.19	ug/L			10/12/16 06:24	1
1,1,2-Trichloroethane	0.080	U	1.0	0.080	ug/L			10/12/16 06:24	1
1,1-Dichloroethane	0.24	U	1.0	0.24	ug/L			10/12/16 06:24	1
1,1-Dichloroethene	0.34	U	1.0	0.34	ug/L			10/12/16 06:24	1
1,2,3-Trichlorobenzene	0.35	U	1.0	0.35	ug/L			10/12/16 06:24	1
1,2,4-Trichlorobenzene	0.27	U	1.0	0.27	ug/L			10/12/16 06:24	1
1,2-Dibromo-3-Chloropropane	0.23	U	1.0	0.23	ug/L			10/12/16 06:24	1
1,2-Dibromoethane	0.19	U	1.0	0.19	ug/L			10/12/16 06:24	1
1,2-Dichlorobenzene	0.22	U	1.0	0.22	ug/L			10/12/16 06:24	1
1,2-Dichloroethane	**0.25**	**J**	1.0	0.25	ug/L			10/12/16 06:24	1
1,2-Dichloropropane	0.18	U	1.0	0.18	ug/L			10/12/16 06:24	1
1,3-Dichlorobenzene	0.33	U	1.0	0.33	ug/L			10/12/16 06:24	1
1,4-Dichlorobenzene	**0.40**	**J**	1.0	0.33	ug/L			10/12/16 06:24	1
1,4-Dioxane	8.7	U	50	8.7	ug/L			10/12/16 06:24	1
2-Butanone	2.2	U	5.0	2.2	ug/L			10/12/16 06:24	1
2-Hexanone	0.72	U	5.0	0.72	ug/L			10/12/16 06:24	1
4-Methyl-2-pentanone	0.63	U	5.0	0.63	ug/L			10/12/16 06:24	1
Acetone	**24**		5.0	1.1	ug/L			10/12/16 06:24	1
Benzene	0.090	U	1.0	0.090	ug/L			10/12/16 06:24	1
Bromochloromethane	0.30	U	1.0	0.30	ug/L			10/12/16 06:24	1
Bromodichloromethane	0.15	U	1.0	0.15	ug/L			10/12/16 06:24	1
Bromoform	0.18	U *	1.0	0.18	ug/L			10/12/16 06:24	1
Bromomethane	0.18	U	1.0	0.18	ug/L			10/12/16 06:24	1
Carbon disulfide	0.22	U	1.0	0.22	ug/L			10/12/16 06:24	1
Carbon tetrachloride	0.33	U	1.0	0.33	ug/L			10/12/16 06:24	1
Chlorobenzene	0.24	U	1.0	0.24	ug/L			10/12/16 06:24	1
Chloroethane	0.37	U	1.0	0.37	ug/L			10/12/16 06:24	1
Chloroform	0.22	U	1.0	0.22	ug/L			10/12/16 06:24	1
Chloromethane	0.22	U	1.0	0.22	ug/L			10/12/16 06:24	1
cis-1,2-Dichloroethene	**1.5**		1.0	0.26	ug/L			10/12/16 06:24	1

Client Sample ID: MW-547S

Lab Sample ID: 460-121256-32

Date Collected: 09/29/16 13:30

Matrix: Water

Date Received: 09/30/16 17:05

Method: 8260C - Volatile Organic Compounds by GC/MS (Continued)

Analyte	Result	Qualifier	RL	MDL	Unit	D	Prepared	Analyzed	Dil Fac
cis-1,3-Dichloropropene	0.16	U	1.0	0.16	ug/L			10/12/16 06:24	1
Cyclohexane	**0.68**	**J**	1.0	0.26	ug/L			10/12/16 06:24	1
Dibromochloromethane	0.22	U	1.0	0.22	ug/L			10/12/16 06:24	1
Dichlorodifluoromethane	0.14	U	1.0	0.14	ug/L			10/12/16 06:24	1
Ethylbenzene	0.30	U	1.0	0.30	ug/L			10/12/16 06:24	1
Freon TF	0.34	U	1.0	0.34	ug/L			10/12/16 06:24	1
Isopropylbenzene	0.32	U	1.0	0.32	ug/L			10/12/16 06:24	1
m&p-Xylene	0.28	U	1.0	0.28	ug/L			10/12/16 06:24	1
Methyl acetate	0.58	U	5.0	0.58	ug/L			10/12/16 06:24	1
Methylcyclohexane	0.22	U	1.0	0.22	ug/L			10/12/16 06:24	1
Methylene Chloride	0.21	U	1.0	0.21	ug/L			10/12/16 06:24	1
MTBE	0.13	U	1.0	0.13	ug/L			10/12/16 06:24	1
o-Xylene	0.32	U	1.0	0.32	ug/L			10/12/16 06:24	1
Styrene	0.17	U	1.0	0.17	ug/L			10/12/16 06:24	1
Tetrachloroethene	0.12	U	1.0	0.12	ug/L			10/12/16 06:24	1
Toluene	0.25	U	1.0	0.25	ug/L			10/12/16 06:24	1
trans-1,2-Dichloroethene	0.18	U	1.0	0.18	ug/L			10/12/16 06:24	1
trans-1,3-Dichloropropene	0.19	U	1.0	0.19	ug/L			10/12/16 06:24	1
Trichloroethene	**3.5**		1.0	0.22	ug/L			10/12/16 06:24	1
Trichlorofluoromethane	0.15	U	1.0	0.15	ug/L			10/12/16 06:24	1
Vinyl chloride	0.060	U	1.0	0.060	ug/L			10/12/16 06:24	1

Tentatively Identified Compound	*Est. Result*	*Qualifier*	*Unit*	*D*	*RT*	*CAS No.*	*Prepared*	*Analyzed*	*Dil Fac*
Tentatively Identified Compound	*None*		*ug/L*					*10/12/16 06:24*	*1*

Surrogate	*%Recovery*	*Qualifier*	*Limits*	*Prepared*	*Analyzed*	*Dil Fac*
1,2-Dichloroethane-d4 (Surr)	*105*		*70 - 130*		*10/12/16 06:24*	*1*
Bromofluorobenzene	*94*		*70 - 130*		*10/12/16 06:24*	*1*
Dibromofluoromethane (Surr)	*105*		*70 - 130*		*10/12/16 06:24*	*1*
Toluene-d8 (Surr)	*101*		*70 - 130*		*10/12/16 06:24*	*1*

Client Sample ID: MW-547I

Lab Sample ID: 460-121256-33

Date Collected: 09/29/16 13:35

Matrix: Water

Date Received: 09/30/16 17:05

Method: 8260C - Volatile Organic Compounds by GC/MS

Analyte	Result	Qualifier	RL	MDL	Unit	D	Prepared	Analyzed	Dil Fac
1,1,1-Trichloroethane	0.28	U	1.0	0.28	ug/L			10/12/16 06:46	1
1,1,2,2-Tetrachloroethane	0.19	U	1.0	0.19	ug/L			10/12/16 06:46	1
1,1,2-Trichloroethane	0.080	U	1.0	0.080	ug/L			10/12/16 06:46	1
1,1-Dichloroethane	0.24	U	1.0	0.24	ug/L			10/12/16 06:46	1
1,1-Dichloroethene	0.34	U	1.0	0.34	ug/L			10/12/16 06:46	1
1,2,3-Trichlorobenzene	0.35	U	1.0	0.35	ug/L			10/12/16 06:46	1
1,2,4-Trichlorobenzene	0.27	U	1.0	0.27	ug/L			10/12/16 06:46	1
1,2-Dibromo-3-Chloropropane	0.23	U	1.0	0.23	ug/L			10/12/16 06:46	1
1,2-Dibromoethane	0.19	U	1.0	0.19	ug/L			10/12/16 06:46	1
1,2-Dichlorobenzene	0.22	U	1.0	0.22	ug/L			10/12/16 06:46	1
1,2-Dichloroethane	**0.37**	**J**	1.0	0.25	ug/L			10/12/16 06:46	1
1,2-Dichloropropane	0.18	U	1.0	0.18	ug/L			10/12/16 06:46	1
1,3-Dichlorobenzene	0.33	U	1.0	0.33	ug/L			10/12/16 06:46	1

Client Sample ID: MW-547I

Date Collected: 09/29/16 13:35
Date Received: 09/30/16 17:05

Lab Sample ID: 460-121256-33

Matrix: Water

Method: 8260C - Volatile Organic Compounds by GC/MS (Continued)

Analyte	Result	Qualifier	RL	MDL	Unit	D	Prepared	Analyzed	Dil Fac
1,4-Dichlorobenzene	0.33	U	1.0	0.33	ug/L			10/12/16 06:46	1
1,4-Dioxane	8.7	U	50	8.7	ug/L			10/12/16 06:46	1
2-Butanone	2.2	U	5.0	2.2	ug/L			10/12/16 06:46	1
2-Hexanone	0.72	U	5.0	0.72	ug/L			10/12/16 06:46	1
4-Methyl-2-pentanone	0.63	U	5.0	0.63	ug/L			10/12/16 06:46	1
Acetone	**20**		5.0	1.1	ug/L			10/12/16 06:46	1
Benzene	0.090	U	1.0	0.090	ug/L			10/12/16 06:46	1
Bromochloromethane	0.30	U	1.0	0.30	ug/L			10/12/16 06:46	1
Bromodichloromethane	0.15	U	1.0	0.15	ug/L			10/12/16 06:46	1
Bromoform	0.18	U *	1.0	0.18	ug/L			10/12/16 06:46	1
Bromomethane	0.18	U	1.0	0.18	ug/L			10/12/16 06:46	1
Carbon disulfide	0.22	U	1.0	0.22	ug/L			10/12/16 06:46	1
Carbon tetrachloride	0.33	U	1.0	0.33	ug/L			10/12/16 06:46	1
Chlorobenzene	0.24	U	1.0	0.24	ug/L			10/12/16 06:46	1
Chloroethane	0.37	U	1.0	0.37	ug/L			10/12/16 06:46	1
Chloroform	**0.38**	**J**	1.0	0.22	ug/L			10/12/16 06:46	1
Chloromethane	0.22	U	1.0	0.22	ug/L			10/12/16 06:46	1
cis-1,2-Dichloroethene	0.26	U	1.0	0.26	ug/L			10/12/16 06:46	1
cis-1,3-Dichloropropene	0.16	U	1.0	0.16	ug/L			10/12/16 06:46	1
Cyclohexane	**0.65**	**J**	1.0	0.26	ug/L			10/12/16 06:46	1
Dibromochloromethane	0.22	U	1.0	0.22	ug/L			10/12/16 06:46	1
Dichlorodifluoromethane	0.14	U	1.0	0.14	ug/L			10/12/16 06:46	1
Ethylbenzene	0.30	U	1.0	0.30	ug/L			10/12/16 06:46	1
Freon TF	0.34	U	1.0	0.34	ug/L			10/12/16 06:46	1
Isopropylbenzene	0.32	U	1.0	0.32	ug/L			10/12/16 06:46	1
m&p-Xylene	0.28	U	1.0	0.28	ug/L			10/12/16 06:46	1
Methyl acetate	**1.0**	**J**	5.0	0.58	ug/L			10/12/16 06:46	1
Methylcyclohexane	0.22	U	1.0	0.22	ug/L			10/12/16 06:46	1
Methylene Chloride	0.21	U	1.0	0.21	ug/L			10/12/16 06:46	1
MTBE	0.13	U	1.0	0.13	ug/L			10/12/16 06:46	1
o-Xylene	0.32	U	1.0	0.32	ug/L			10/12/16 06:46	1
Styrene	0.17	U	1.0	0.17	ug/L			10/12/16 06:46	1
Tetrachloroethene	0.12	U	1.0	0.12	ug/L			10/12/16 06:46	1
Toluene	0.25	U	1.0	0.25	ug/L			10/12/16 06:46	1
trans-1,2-Dichloroethene	0.18	U	1.0	0.18	ug/L			10/12/16 06:46	1
trans-1,3-Dichloropropene	0.19	U	1.0	0.19	ug/L			10/12/16 06:46	1
Trichloroethene	**0.51**	**J**	1.0	0.22	ug/L			10/12/16 06:46	1
Trichlorofluoromethane	0.15	U	1.0	0.15	ug/L			10/12/16 06:46	1
Vinyl chloride	0.060	U	1.0	0.060	ug/L			10/12/16 06:46	1

Tentatively Identified Compound	*Est. Result*	*Qualifier*	*Unit*	*D*	*RT*	*CAS No.*	*Prepared*	*Analyzed*	*Dil Fac*
Tentatively Identified Compound	*None*		*ug/L*					*10/12/16 06:46*	*1*

Surrogate	*%Recovery*	*Qualifier*	*Limits*	*Prepared*	*Analyzed*	*Dil Fac*
1,2-Dichloroethane-d4 (Surr)	*105*		*70 - 130*		*10/12/16 06:46*	*1*
Bromofluorobenzene	*94*		*70 - 130*		*10/12/16 06:46*	*1*
Dibromofluoromethane (Surr)	*103*		*70 - 130*		*10/12/16 06:46*	*1*
Toluene-d8 (Surr)	*101*		*70 - 130*		*10/12/16 06:46*	*1*

Client Sample ID: MW-547D
Date Collected: 09/29/16 13:40
Date Received: 09/30/16 17:05

Lab Sample ID: 460-121256-34
Matrix: Water

Method: 8260C - Volatile Organic Compounds by GC/MS

Analyte	Result	Qualifier	RL	MDL	Unit	D	Prepared	Analyzed	Dil Fac
1,1,1-Trichloroethane	0.28	U	1.0	0.28	ug/L			10/12/16 07:07	1
1,1,2,2-Tetrachloroethane	0.19	U	1.0	0.19	ug/L			10/12/16 07:07	1
1,1,2-Trichloroethane	0.080	U	1.0	0.080	ug/L			10/12/16 07:07	1
1,1-Dichloroethane	0.24	U	1.0	0.24	ug/L			10/12/16 07:07	1
1,1-Dichloroethene	0.34	U	1.0	0.34	ug/L			10/12/16 07:07	1
1,2,3-Trichlorobenzene	0.35	U	1.0	0.35	ug/L			10/12/16 07:07	1
1,2,4-Trichlorobenzene	0.27	U	1.0	0.27	ug/L			10/12/16 07:07	1
1,2-Dibromo-3-Chloropropane	0.23	U	1.0	0.23	ug/L			10/12/16 07:07	1
1,2-Dibromoethane	0.19	U	1.0	0.19	ug/L			10/12/16 07:07	1
1,2-Dichlorobenzene	0.22	U	1.0	0.22	ug/L			10/12/16 07:07	1
1,2-Dichloroethane	0.25	U	1.0	0.25	ug/L			10/12/16 07:07	1
1,2-Dichloropropane	0.18	U	1.0	0.18	ug/L			10/12/16 07:07	1
1,3-Dichlorobenzene	0.33	U	1.0	0.33	ug/L			10/12/16 07:07	1
1,4-Dichlorobenzene	0.33	U	1.0	0.33	ug/L			10/12/16 07:07	1
1,4-Dioxane	8.7	U	50	8.7	ug/L			10/12/16 07:07	1
2-Butanone	2.2	U	5.0	2.2	ug/L			10/12/16 07:07	1
2-Hexanone	0.72	U	5.0	0.72	ug/L			10/12/16 07:07	1
4-Methyl-2-pentanone	0.63	U	5.0	0.63	ug/L			10/12/16 07:07	1
Acetone	**21**		5.0	1.1	ug/L			10/12/16 07:07	1
Benzene	0.090	U	1.0	0.090	ug/L			10/12/16 07:07	1
Bromochloromethane	0.30	U	1.0	0.30	ug/L			10/12/16 07:07	1
Bromodichloromethane	0.15	U	1.0	0.15	ug/L			10/12/16 07:07	1
Bromoform	0.18	U *	1.0	0.18	ug/L			10/12/16 07:07	1
Bromomethane	0.18	U	1.0	0.18	ug/L			10/12/16 07:07	1
Carbon disulfide	0.22	U	1.0	0.22	ug/L			10/12/16 07:07	1
Carbon tetrachloride	0.33	U	1.0	0.33	ug/L			10/12/16 07:07	1
Chlorobenzene	0.24	U	1.0	0.24	ug/L			10/12/16 07:07	1
Chloroethane	0.37	U	1.0	0.37	ug/L			10/12/16 07:07	1
Chloroform	0.22	U	1.0	0.22	ug/L			10/12/16 07:07	1
Chloromethane	0.22	U	1.0	0.22	ug/L			10/12/16 07:07	1
cis-1,2-Dichloroethene	0.26	U	1.0	0.26	ug/L			10/12/16 07:07	1
cis-1,3-Dichloropropene	0.16	U	1.0	0.16	ug/L			10/12/16 07:07	1
Cyclohexane	**1.1**		1.0	0.26	ug/L			10/12/16 07:07	1
Dibromochloromethane	0.22	U	1.0	0.22	ug/L			10/12/16 07:07	1
Dichlorodifluoromethane	0.14	U	1.0	0.14	ug/L			10/12/16 07:07	1
Ethylbenzene	0.30	U	1.0	0.30	ug/L			10/12/16 07:07	1
Freon TF	0.34	U	1.0	0.34	ug/L			10/12/16 07:07	1
Isopropylbenzene	0.32	U	1.0	0.32	ug/L			10/12/16 07:07	1
m&p-Xylene	0.28	U	1.0	0.28	ug/L			10/12/16 07:07	1
Methyl acetate	**0.86**	**J**	5.0	0.58	ug/L			10/12/16 07:07	1
Methylcyclohexane	0.22	U	1.0	0.22	ug/L			10/12/16 07:07	1
Methylene Chloride	0.21	U	1.0	0.21	ug/L			10/12/16 07:07	1
MTBE	0.13	U	1.0	0.13	ug/L			10/12/16 07:07	1
o-Xylene	0.32	U	1.0	0.32	ug/L			10/12/16 07:07	1
Styrene	0.17	U	1.0	0.17	ug/L			10/12/16 07:07	1
Tetrachloroethene	0.12	U	1.0	0.12	ug/L			10/12/16 07:07	1
Toluene	0.25	U	1.0	0.25	ug/L			10/12/16 07:07	1
trans-1,2-Dichloroethene	0.18	U	1.0	0.18	ug/L			10/12/16 07:07	1
trans-1,3-Dichloropropene	0.19	U	1.0	0.19	ug/L			10/12/16 07:07	1

Client Sample ID: MW-547D

Lab Sample ID: 460-121256-34

Date Collected: 09/29/16 13:40

Matrix: Water

Date Received: 09/30/16 17:05

Method: 8260C - Volatile Organic Compounds by GC/MS (Continued)

Analyte	Result	Qualifier	RL	MDL	Unit	D	Prepared	Analyzed	Dil Fac
Trichloroethene	0.22	U	1.0	0.22	ug/L			10/12/16 07:07	1
Trichlorofluoromethane	0.15	U	1.0	0.15	ug/L			10/12/16 07:07	1
Vinyl chloride	0.060	U	1.0	0.060	ug/L			10/12/16 07:07	1

Tentatively Identified Compound	*Est. Result*	*Qualifier*	*Unit*	*D*	*RT*	*CAS No.*	*Prepared*	*Analyzed*	*Dil Fac*
Tentatively Identified Compound	*None*		*ug/L*					*10/12/16 07:07*	*1*

Surrogate	*%Recovery*	*Qualifier*	*Limits*	*Prepared*	*Analyzed*	*Dil Fac*
1,2-Dichloroethane-d4 (Surr)	*105*		*70 - 130*		*10/12/16 07:07*	*1*
Bromofluorobenzene	*95*		*70 - 130*		*10/12/16 07:07*	*1*
Dibromofluoromethane (Surr)	*105*		*70 - 130*		*10/12/16 07:07*	*1*
Toluene-d8 (Surr)	*102*		*70 - 130*		*10/12/16 07:07*	*1*

Client Sample ID: MW-549S

Lab Sample ID: 460-121256-35

Date Collected: 09/29/16 07:40

Matrix: Water

Date Received: 09/30/16 17:05

Method: 8260C - Volatile Organic Compounds by GC/MS

Analyte	Result	Qualifier	RL	MDL	Unit	D	Prepared	Analyzed	Dil Fac
1,1,1-Trichloroethane	0.28	U	1.0	0.28	ug/L			10/12/16 12:08	1
1,1,2,2-Tetrachloroethane	0.19	U	1.0	0.19	ug/L			10/12/16 12:08	1
1,1,2-Trichloroethane	0.080	U	1.0	0.080	ug/L			10/12/16 12:08	1
1,1-Dichloroethane	0.24	U	1.0	0.24	ug/L			10/12/16 12:08	1
1,1-Dichloroethene	0.34	U	1.0	0.34	ug/L			10/12/16 12:08	1
1,2,3-Trichlorobenzene	0.35	U	1.0	0.35	ug/L			10/12/16 12:08	1
1,2,4-Trichlorobenzene	0.27	U	1.0	0.27	ug/L			10/12/16 12:08	1
1,2-Dibromo-3-Chloropropane	0.23	U	1.0	0.23	ug/L			10/12/16 12:08	1
1,2-Dibromoethane	0.19	U	1.0	0.19	ug/L			10/12/16 12:08	1
1,2-Dichlorobenzene	0.22	U	1.0	0.22	ug/L			10/12/16 12:08	1
1,2-Dichloroethane	**0.32**	**J**	1.0	0.25	ug/L			10/12/16 12:08	1
1,2-Dichloropropane	0.18	U	1.0	0.18	ug/L			10/12/16 12:08	1
1,3-Dichlorobenzene	0.33	U	1.0	0.33	ug/L			10/12/16 12:08	1
1,4-Dichlorobenzene	0.33	U	1.0	0.33	ug/L			10/12/16 12:08	1
1,4-Dioxane	8.7	U	50	8.7	ug/L			10/12/16 12:08	1
2-Butanone	2.2	U	5.0	2.2	ug/L			10/12/16 12:08	1
2-Hexanone	0.72	U	5.0	0.72	ug/L			10/12/16 12:08	1
4-Methyl-2-pentanone	0.63	U	5.0	0.63	ug/L			10/12/16 12:08	1
Acetone	**6.0**		5.0	1.1	ug/L			10/12/16 12:08	1
Benzene	0.090	U	1.0	0.090	ug/L			10/12/16 12:08	1
Bromochloromethane	0.30	U	1.0	0.30	ug/L			10/12/16 12:08	1
Bromodichloromethane	0.15	U	1.0	0.15	ug/L			10/12/16 12:08	1
Bromoform	0.18	U	1.0	0.18	ug/L			10/12/16 12:08	1
Bromomethane	0.18	U	1.0	0.18	ug/L			10/12/16 12:08	1
Carbon disulfide	0.22	U	1.0	0.22	ug/L			10/12/16 12:08	1
Carbon tetrachloride	0.33	U	1.0	0.33	ug/L			10/12/16 12:08	1
Chlorobenzene	0.24	U	1.0	0.24	ug/L			10/12/16 12:08	1
Chloroethane	0.37	U	1.0	0.37	ug/L			10/12/16 12:08	1
Chloroform	**1.9**		1.0	0.22	ug/L			10/12/16 12:08	1
Chloromethane	0.22	U	1.0	0.22	ug/L			10/12/16 12:08	1
cis-1,2-Dichloroethene	0.26	U	1.0	0.26	ug/L			10/12/16 12:08	1

Client Sample ID: MW-549S

Date Collected: 09/29/16 07:40
Date Received: 09/30/16 17:05

Lab Sample ID: 460-121256-35

Matrix: Water

Method: 8260C - Volatile Organic Compounds by GC/MS (Continued)

Analyte	Result	Qualifier	RL	MDL	Unit	D	Prepared	Analyzed	Dil Fac
cis-1,3-Dichloropropene	0.16	U	1.0	0.16	ug/L			10/12/16 12:08	1
Cyclohexane	**0.43**	**J**	1.0	0.26	ug/L			10/12/16 12:08	1
Dibromochloromethane	0.22	U	1.0	0.22	ug/L			10/12/16 12:08	1
Dichlorodifluoromethane	0.14	U	1.0	0.14	ug/L			10/12/16 12:08	1
Ethylbenzene	0.30	U	1.0	0.30	ug/L			10/12/16 12:08	1
Freon TF	**0.90**	**J**	1.0	0.34	ug/L			10/12/16 12:08	1
Isopropylbenzene	0.32	U	1.0	0.32	ug/L			10/12/16 12:08	1
m&p-Xylene	0.28	U	1.0	0.28	ug/L			10/12/16 12:08	1
Methyl acetate	**1.2**	**J**	5.0	0.58	ug/L			10/12/16 12:08	1
Methylcyclohexane	0.22	U	1.0	0.22	ug/L			10/12/16 12:08	1
Methylene Chloride	0.21	U	1.0	0.21	ug/L			10/12/16 12:08	1
MTBE	0.13	U	1.0	0.13	ug/L			10/12/16 12:08	1
o-Xylene	0.32	U	1.0	0.32	ug/L			10/12/16 12:08	1
Styrene	0.17	U	1.0	0.17	ug/L			10/12/16 12:08	1
Tetrachloroethene	**2.2**		1.0	0.12	ug/L			10/12/16 12:08	1
Toluene	0.25	U	1.0	0.25	ug/L			10/12/16 12:08	1
trans-1,2-Dichloroethene	0.18	U	1.0	0.18	ug/L			10/12/16 12:08	1
trans-1,3-Dichloropropene	0.19	U	1.0	0.19	ug/L			10/12/16 12:08	1
Trichloroethene	**1.1**		1.0	0.22	ug/L			10/12/16 12:08	1
Trichlorofluoromethane	0.15	U	1.0	0.15	ug/L			10/12/16 12:08	1
Vinyl chloride	0.060	U	1.0	0.060	ug/L			10/12/16 12:08	1

Tentatively Identified Compound	*Est. Result*	*Qualifier*	*Unit*	*D*	*RT*	*CAS No.*	*Prepared*	*Analyzed*	*Dil Fac*
Tentatively Identified Compound	*None*		*ug/L*					*10/12/16 12:08*	*1*

Surrogate	*%Recovery*	*Qualifier*	*Limits*	*Prepared*	*Analyzed*	*Dil Fac*
1,2-Dichloroethane-d4 (Surr)	*105*		*70 - 130*		*10/12/16 12:08*	*1*
Bromofluorobenzene	*93*		*70 - 130*		*10/12/16 12:08*	*1*
Dibromofluoromethane (Surr)	*103*		*70 - 130*		*10/12/16 12:08*	*1*
Toluene-d8 (Surr)	*102*		*70 - 130*		*10/12/16 12:08*	*1*

Client Sample ID: MW-549I

Date Collected: 09/29/16 07:45
Date Received: 09/30/16 17:05

Lab Sample ID: 460-121256-36

Matrix: Water

Method: 8260C - Volatile Organic Compounds by GC/MS

Analyte	Result	Qualifier	RL	MDL	Unit	D	Prepared	Analyzed	Dil Fac
1,1,1-Trichloroethane	0.28	U	1.0	0.28	ug/L			10/12/16 12:30	1
1,1,2,2-Tetrachloroethane	0.19	U	1.0	0.19	ug/L			10/12/16 12:30	1
1,1,2-Trichloroethane	0.080	U	1.0	0.080	ug/L			10/12/16 12:30	1
1,1-Dichloroethane	0.24	U	1.0	0.24	ug/L			10/12/16 12:30	1
1,1-Dichloroethene	0.34	U	1.0	0.34	ug/L			10/12/16 12:30	1
1,2,3-Trichlorobenzene	0.35	U	1.0	0.35	ug/L			10/12/16 12:30	1
1,2,4-Trichlorobenzene	0.27	U	1.0	0.27	ug/L			10/12/16 12:30	1
1,2-Dibromo-3-Chloropropane	0.23	U	1.0	0.23	ug/L			10/12/16 12:30	1
1,2-Dibromoethane	0.19	U	1.0	0.19	ug/L			10/12/16 12:30	1
1,2-Dichlorobenzene	0.22	U	1.0	0.22	ug/L			10/12/16 12:30	1
1,2-Dichloroethane	**0.51**	**J**	1.0	0.25	ug/L			10/12/16 12:30	1
1,2-Dichloropropane	0.18	U	1.0	0.18	ug/L			10/12/16 12:30	1
1,3-Dichlorobenzene	0.33	U	1.0	0.33	ug/L			10/12/16 12:30	1

Client Sample ID: MW-549I

Date Collected: 09/29/16 07:45
Date Received: 09/30/16 17:05

Lab Sample ID: 460-121256-36

Matrix: Water

Method: 8260C - Volatile Organic Compounds by GC/MS (Continued)

Analyte	Result	Qualifier	RL	MDL	Unit	D	Prepared	Analyzed	Dil Fac
1,4-Dichlorobenzene	0.33	U	1.0	0.33	ug/L			10/12/16 12:30	1
1,4-Dioxane	8.7	U	50	8.7	ug/L			10/12/16 12:30	1
2-Butanone	2.2	U	5.0	2.2	ug/L			10/12/16 12:30	1
2-Hexanone	0.72	U	5.0	0.72	ug/L			10/12/16 12:30	1
4-Methyl-2-pentanone	0.63	U	5.0	0.63	ug/L			10/12/16 12:30	1
Acetone	**35**		5.0	1.1	ug/L			10/12/16 12:30	1
Benzene	0.090	U	1.0	0.090	ug/L			10/12/16 12:30	1
Bromochloromethane	0.30	U	1.0	0.30	ug/L			10/12/16 12:30	1
Bromodichloromethane	0.15	U	1.0	0.15	ug/L			10/12/16 12:30	1
Bromoform	0.18	U	1.0	0.18	ug/L			10/12/16 12:30	1
Bromomethane	0.18	U	1.0	0.18	ug/L			10/12/16 12:30	1
Carbon disulfide	0.22	U	1.0	0.22	ug/L			10/12/16 12:30	1
Carbon tetrachloride	0.33	U	1.0	0.33	ug/L			10/12/16 12:30	1
Chlorobenzene	0.24	U	1.0	0.24	ug/L			10/12/16 12:30	1
Chloroethane	0.37	U	1.0	0.37	ug/L			10/12/16 12:30	1
Chloroform	0.22	U	1.0	0.22	ug/L			10/12/16 12:30	1
Chloromethane	0.22	U	1.0	0.22	ug/L			10/12/16 12:30	1
cis-1,2-Dichloroethene	**0.41**	**J**	1.0	0.26	ug/L			10/12/16 12:30	1
cis-1,3-Dichloropropene	0.16	U	1.0	0.16	ug/L			10/12/16 12:30	1
Cyclohexane	**1.4**		1.0	0.26	ug/L			10/12/16 12:30	1
Dibromochloromethane	0.22	U	1.0	0.22	ug/L			10/12/16 12:30	1
Dichlorodifluoromethane	0.14	U	1.0	0.14	ug/L			10/12/16 12:30	1
Ethylbenzene	0.30	U	1.0	0.30	ug/L			10/12/16 12:30	1
Freon TF	**0.55**	**J**	1.0	0.34	ug/L			10/12/16 12:30	1
Isopropylbenzene	0.32	U	1.0	0.32	ug/L			10/12/16 12:30	1
m&p-Xylene	0.28	U	1.0	0.28	ug/L			10/12/16 12:30	1
Methyl acetate	**1.2**	**J**	5.0	0.58	ug/L			10/12/16 12:30	1
Methylcyclohexane	0.22	U	1.0	0.22	ug/L			10/12/16 12:30	1
Methylene Chloride	0.21	U	1.0	0.21	ug/L			10/12/16 12:30	1
MTBE	0.13	U	1.0	0.13	ug/L			10/12/16 12:30	1
o-Xylene	0.32	U	1.0	0.32	ug/L			10/12/16 12:30	1
Styrene	0.17	U	1.0	0.17	ug/L			10/12/16 12:30	1
Tetrachloroethene	**0.43**	**J**	1.0	0.12	ug/L			10/12/16 12:30	1
Toluene	0.25	U	1.0	0.25	ug/L			10/12/16 12:30	1
trans-1,2-Dichloroethene	0.18	U	1.0	0.18	ug/L			10/12/16 12:30	1
trans-1,3-Dichloropropene	0.19	U	1.0	0.19	ug/L			10/12/16 12:30	1
Trichloroethene	**5.9**		1.0	0.22	ug/L			10/12/16 12:30	1
Trichlorofluoromethane	0.15	U	1.0	0.15	ug/L			10/12/16 12:30	1
Vinyl chloride	0.060	U	1.0	0.060	ug/L			10/12/16 12:30	1

Tentatively Identified Compound	*Est. Result*	*Qualifier*	*Unit*	*D*	*RT*	*CAS No.*	*Prepared*	*Analyzed*	*Dil Fac*
Tentatively Identified Compound	*None*		*ug/L*					*10/12/16 12:30*	*1*

Surrogate	*%Recovery*	*Qualifier*	*Limits*	*Prepared*	*Analyzed*	*Dil Fac*
1,2-Dichloroethane-d4 (Surr)	*105*		*70 - 130*		*10/12/16 12:30*	*1*
Bromofluorobenzene	*92*		*70 - 130*		*10/12/16 12:30*	*1*
Dibromofluoromethane (Surr)	*102*		*70 - 130*		*10/12/16 12:30*	*1*
Toluene-d8 (Surr)	*101*		*70 - 130*		*10/12/16 12:30*	*1*

Client Sample ID: MW-550S
Lab Sample ID: 460-121256-37

Date Collected: 09/29/16 08:10
Matrix: Water

Date Received: 09/30/16 17:05

Method: 8260C - Volatile Organic Compounds by GC/MS

Analyte	Result	Qualifier	RL	MDL	Unit	D	Prepared	Analyzed	Dil Fac
1,1,1-Trichloroethane	0.28	U	1.0	0.28	ug/L			10/12/16 12:52	1
1,1,2,2-Tetrachloroethane	0.19	U	1.0	0.19	ug/L			10/12/16 12:52	1
1,1,2-Trichloroethane	0.080	U	1.0	0.080	ug/L			10/12/16 12:52	1
1,1-Dichloroethane	0.24	U	1.0	0.24	ug/L			10/12/16 12:52	1
1,1-Dichloroethene	0.34	U	1.0	0.34	ug/L			10/12/16 12:52	1
1,2,3-Trichlorobenzene	0.35	U	1.0	0.35	ug/L			10/12/16 12:52	1
1,2,4-Trichlorobenzene	0.27	U	1.0	0.27	ug/L			10/12/16 12:52	1
1,2-Dibromo-3-Chloropropane	0.23	U	1.0	0.23	ug/L			10/12/16 12:52	1
1,2-Dibromoethane	0.19	U	1.0	0.19	ug/L			10/12/16 12:52	1
1,2-Dichlorobenzene	0.22	U	1.0	0.22	ug/L			10/12/16 12:52	1
1,2-Dichloroethane	**0.51**	**J**	1.0	0.25	ug/L			10/12/16 12:52	1
1,2-Dichloropropane	0.18	U	1.0	0.18	ug/L			10/12/16 12:52	1
1,3-Dichlorobenzene	0.33	U	1.0	0.33	ug/L			10/12/16 12:52	1
1,4-Dichlorobenzene	0.33	U	1.0	0.33	ug/L			10/12/16 12:52	1
1,4-Dioxane	8.7	U	50	8.7	ug/L			10/12/16 12:52	1
2-Butanone	2.2	U	5.0	2.2	ug/L			10/12/16 12:52	1
2-Hexanone	0.72	U	5.0	0.72	ug/L			10/12/16 12:52	1
4-Methyl-2-pentanone	0.63	U	5.0	0.63	ug/L			10/12/16 12:52	1
Acetone	**8.1**		5.0	1.1	ug/L			10/12/16 12:52	1
Benzene	0.090	U	1.0	0.090	ug/L			10/12/16 12:52	1
Bromochloromethane	0.30	U	1.0	0.30	ug/L			10/12/16 12:52	1
Bromodichloromethane	0.15	U	1.0	0.15	ug/L			10/12/16 12:52	1
Bromoform	0.18	U	1.0	0.18	ug/L			10/12/16 12:52	1
Bromomethane	0.18	U	1.0	0.18	ug/L			10/12/16 12:52	1
Carbon disulfide	0.22	U	1.0	0.22	ug/L			10/12/16 12:52	1
Carbon tetrachloride	0.33	U	1.0	0.33	ug/L			10/12/16 12:52	1
Chlorobenzene	0.24	U	1.0	0.24	ug/L			10/12/16 12:52	1
Chloroethane	0.37	U	1.0	0.37	ug/L			10/12/16 12:52	1
Chloroform	**1.3**		1.0	0.22	ug/L			10/12/16 12:52	1
Chloromethane	0.22	U	1.0	0.22	ug/L			10/12/16 12:52	1
cis-1,2-Dichloroethene	0.26	U	1.0	0.26	ug/L			10/12/16 12:52	1
cis-1,3-Dichloropropene	0.16	U	1.0	0.16	ug/L			10/12/16 12:52	1
Cyclohexane	**1.8**		1.0	0.26	ug/L			10/12/16 12:52	1
Dibromochloromethane	0.22	U	1.0	0.22	ug/L			10/12/16 12:52	1
Dichlorodifluoromethane	0.14	U	1.0	0.14	ug/L			10/12/16 12:52	1
Ethylbenzene	0.30	U	1.0	0.30	ug/L			10/12/16 12:52	1
Freon TF	0.34	U	1.0	0.34	ug/L			10/12/16 12:52	1
Isopropylbenzene	0.32	U	1.0	0.32	ug/L			10/12/16 12:52	1
m&p-Xylene	0.28	U	1.0	0.28	ug/L			10/12/16 12:52	1
Methyl acetate	**1.1**	**J**	5.0	0.58	ug/L			10/12/16 12:52	1
Methylcyclohexane	0.22	U	1.0	0.22	ug/L			10/12/16 12:52	1
Methylene Chloride	**0.22**	**J**	1.0	0.21	ug/L			10/12/16 12:52	1
MTBE	0.13	U	1.0	0.13	ug/L			10/12/16 12:52	1
o-Xylene	0.32	U	1.0	0.32	ug/L			10/12/16 12:52	1
Styrene	0.17	U	1.0	0.17	ug/L			10/12/16 12:52	1
Tetrachloroethene	0.12	U	1.0	0.12	ug/L			10/12/16 12:52	1
Toluene	0.25	U	1.0	0.25	ug/L			10/12/16 12:52	1
trans-1,2-Dichloroethene	0.18	U	1.0	0.18	ug/L			10/12/16 12:52	1
trans-1,3-Dichloropropene	0.19	U	1.0	0.19	ug/L			10/12/16 12:52	1

Client Sample ID: MW-550S

Lab Sample ID: 460-121256-37

Date Collected: 09/29/16 08:10

Matrix: Water

Date Received: 09/30/16 17:05

Method: 8260C - Volatile Organic Compounds by GC/MS (Continued)

Analyte	Result	Qualifier	RL	MDL	Unit	D	Prepared	Analyzed	Dil Fac
Trichloroethene	**0.55**	**J**	1.0	0.22	ug/L			10/12/16 12:52	1
Trichlorofluoromethane	0.15	U	1.0	0.15	ug/L			10/12/16 12:52	1
Vinyl chloride	0.060	U	1.0	0.060	ug/L			10/12/16 12:52	1

Tentatively Identified Compound	*Est. Result*	*Qualifier*	*Unit*	*D*	*RT*	*CAS No.*	*Prepared*	*Analyzed*	*Dil Fac*
Tentatively Identified Compound	*None*		*ug/L*					*10/12/16 12:52*	*1*

Surrogate	*%Recovery*	*Qualifier*	*Limits*	*Prepared*	*Analyzed*	*Dil Fac*
1,2-Dichloroethane-d4 (Surr)	*107*		*70 - 130*		*10/12/16 12:52*	*1*
Bromofluorobenzene	*95*		*70 - 130*		*10/12/16 12:52*	*1*
Dibromofluoromethane (Surr)	*104*		*70 - 130*		*10/12/16 12:52*	*1*
Toluene-d8 (Surr)	*103*		*70 - 130*		*10/12/16 12:52*	*1*

Client Sample ID: MW-550I

Lab Sample ID: 460-121256-38

Date Collected: 09/29/16 08:15

Matrix: Water

Date Received: 09/30/16 17:05

Method: 8260C - Volatile Organic Compounds by GC/MS

Analyte	Result	Qualifier	RL	MDL	Unit	D	Prepared	Analyzed	Dil Fac
1,1,1-Trichloroethane	0.28	U	1.0	0.28	ug/L			10/12/16 13:13	1
1,1,2,2-Tetrachloroethane	0.19	U	1.0	0.19	ug/L			10/12/16 13:13	1
1,1,2-Trichloroethane	0.080	U	1.0	0.080	ug/L			10/12/16 13:13	1
1,1-Dichloroethane	0.24	U	1.0	0.24	ug/L			10/12/16 13:13	1
1,1-Dichloroethene	0.34	U	1.0	0.34	ug/L			10/12/16 13:13	1
1,2,3-Trichlorobenzene	0.35	U	1.0	0.35	ug/L			10/12/16 13:13	1
1,2,4-Trichlorobenzene	0.27	U	1.0	0.27	ug/L			10/12/16 13:13	1
1,2-Dibromo-3-Chloropropane	0.23	U	1.0	0.23	ug/L			10/12/16 13:13	1
1,2-Dibromoethane	0.19	U	1.0	0.19	ug/L			10/12/16 13:13	1
1,2-Dichlorobenzene	0.22	U	1.0	0.22	ug/L			10/12/16 13:13	1
1,2-Dichloroethane	**0.35**	**J**	1.0	0.25	ug/L			10/12/16 13:13	1
1,2-Dichloropropane	0.18	U	1.0	0.18	ug/L			10/12/16 13:13	1
1,3-Dichlorobenzene	0.33	U	1.0	0.33	ug/L			10/12/16 13:13	1
1,4-Dichlorobenzene	0.33	U	1.0	0.33	ug/L			10/12/16 13:13	1
1,4-Dioxane	8.7	U	50	8.7	ug/L			10/12/16 13:13	1
2-Butanone	2.2	U	5.0	2.2	ug/L			10/12/16 13:13	1
2-Hexanone	0.72	U	5.0	0.72	ug/L			10/12/16 13:13	1
4-Methyl-2-pentanone	0.63	U	5.0	0.63	ug/L			10/12/16 13:13	1
Acetone	**26**		5.0	1.1	ug/L			10/12/16 13:13	1
Benzene	0.090	U	1.0	0.090	ug/L			10/12/16 13:13	1
Bromochloromethane	0.30	U	1.0	0.30	ug/L			10/12/16 13:13	1
Bromodichloromethane	0.15	U	1.0	0.15	ug/L			10/12/16 13:13	1
Bromoform	0.18	U	1.0	0.18	ug/L			10/12/16 13:13	1
Bromomethane	0.18	U	1.0	0.18	ug/L			10/12/16 13:13	1
Carbon disulfide	0.22	U	1.0	0.22	ug/L			10/12/16 13:13	1
Carbon tetrachloride	0.33	U	1.0	0.33	ug/L			10/12/16 13:13	1
Chlorobenzene	0.24	U	1.0	0.24	ug/L			10/12/16 13:13	1
Chloroethane	0.37	U	1.0	0.37	ug/L			10/12/16 13:13	1
Chloroform	**2.8**		1.0	0.22	ug/L			10/12/16 13:13	1
Chloromethane	0.22	U	1.0	0.22	ug/L			10/12/16 13:13	1
cis-1,2-Dichloroethene	0.26	U	1.0	0.26	ug/L			10/12/16 13:13	1

Client Sample ID: MW-550I

Date Collected: 09/29/16 08:15
Date Received: 09/30/16 17:05

Lab Sample ID: 460-121256-38

Matrix: Water

Method: 8260C - Volatile Organic Compounds by GC/MS (Continued)

Analyte	Result	Qualifier	RL	MDL	Unit	D	Prepared	Analyzed	Dil Fac
cis-1,3-Dichloropropene	0.16	U	1.0	0.16	ug/L			10/12/16 13:13	1
Cyclohexane	**0.46**	**J**	1.0	0.26	ug/L			10/12/16 13:13	1
Dibromochloromethane	0.22	U	1.0	0.22	ug/L			10/12/16 13:13	1
Dichlorodifluoromethane	0.14	U	1.0	0.14	ug/L			10/12/16 13:13	1
Ethylbenzene	0.30	U	1.0	0.30	ug/L			10/12/16 13:13	1
Freon TF	**0.49**	**J**	1.0	0.34	ug/L			10/12/16 13:13	1
Isopropylbenzene	0.32	U	1.0	0.32	ug/L			10/12/16 13:13	1
m&p-Xylene	0.28	U	1.0	0.28	ug/L			10/12/16 13:13	1
Methyl acetate	**1.1**	**J**	5.0	0.58	ug/L			10/12/16 13:13	1
Methylcyclohexane	0.22	U	1.0	0.22	ug/L			10/12/16 13:13	1
Methylene Chloride	0.21	U	1.0	0.21	ug/L			10/12/16 13:13	1
MTBE	0.13	U	1.0	0.13	ug/L			10/12/16 13:13	1
o-Xylene	0.32	U	1.0	0.32	ug/L			10/12/16 13:13	1
Styrene	0.17	U	1.0	0.17	ug/L			10/12/16 13:13	1
Tetrachloroethene	**1.3**		1.0	0.12	ug/L			10/12/16 13:13	1
Toluene	0.25	U	1.0	0.25	ug/L			10/12/16 13:13	1
trans-1,2-Dichloroethene	0.18	U	1.0	0.18	ug/L			10/12/16 13:13	1
trans-1,3-Dichloropropene	0.19	U	1.0	0.19	ug/L			10/12/16 13:13	1
Trichloroethene	**1.1**		1.0	0.22	ug/L			10/12/16 13:13	1
Trichlorofluoromethane	0.15	U	1.0	0.15	ug/L			10/12/16 13:13	1
Vinyl chloride	0.060	U	1.0	0.060	ug/L			10/12/16 13:13	1

Tentatively Identified Compound	*Est. Result*	*Qualifier*	*Unit*	*D*	*RT*	*CAS No.*	*Prepared*	*Analyzed*	*Dil Fac*
Tentatively Identified Compound	*None*		*ug/L*					*10/12/16 13:13*	*1*

Surrogate	*%Recovery*	*Qualifier*	*Limits*	*Prepared*	*Analyzed*	*Dil Fac*
1,2-Dichloroethane-d4 (Surr)	*105*		*70 - 130*		*10/12/16 13:13*	*1*
Bromofluorobenzene	*93*		*70 - 130*		*10/12/16 13:13*	*1*
Dibromofluoromethane (Surr)	*104*		*70 - 130*		*10/12/16 13:13*	*1*
Toluene-d8 (Surr)	*102*		*70 - 130*		*10/12/16 13:13*	*1*

Client Sample ID: PZ-521S

Date Collected: 09/29/16 14:00
Date Received: 09/30/16 17:05

Lab Sample ID: 460-121256-39

Matrix: Water

Method: 8260C - Volatile Organic Compounds by GC/MS

Analyte	Result	Qualifier	RL	MDL	Unit	D	Prepared	Analyzed	Dil Fac
1,1,1-Trichloroethane	0.28	U	1.0	0.28	ug/L			10/12/16 13:35	1
1,1,2,2-Tetrachloroethane	0.19	U	1.0	0.19	ug/L			10/12/16 13:35	1
1,1,2-Trichloroethane	0.080	U	1.0	0.080	ug/L			10/12/16 13:35	1
1,1-Dichloroethane	0.24	U	1.0	0.24	ug/L			10/12/16 13:35	1
1,1-Dichloroethene	0.34	U	1.0	0.34	ug/L			10/12/16 13:35	1
1,2,3-Trichlorobenzene	0.35	U	1.0	0.35	ug/L			10/12/16 13:35	1
1,2,4-Trichlorobenzene	0.27	U	1.0	0.27	ug/L			10/12/16 13:35	1
1,2-Dibromo-3-Chloropropane	0.23	U	1.0	0.23	ug/L			10/12/16 13:35	1
1,2-Dibromoethane	0.19	U	1.0	0.19	ug/L			10/12/16 13:35	1
1,2-Dichlorobenzene	0.22	U	1.0	0.22	ug/L			10/12/16 13:35	1
1,2-Dichloroethane	0.25	U	1.0	0.25	ug/L			10/12/16 13:35	1
1,2-Dichloropropane	0.18	U	1.0	0.18	ug/L			10/12/16 13:35	1
1,3-Dichlorobenzene	0.33	U	1.0	0.33	ug/L			10/12/16 13:35	1

Client Sample ID: PZ-521S

Date Collected: 09/29/16 14:00
Date Received: 09/30/16 17:05

Lab Sample ID: 460-121256-39

Matrix: Water

Method: 8260C - Volatile Organic Compounds by GC/MS (Continued)

Analyte	Result	Qualifier	RL	MDL	Unit	D	Prepared	Analyzed	Dil Fac
1,4-Dichlorobenzene	0.33	U	1.0	0.33	ug/L			10/12/16 13:35	1
1,4-Dioxane	8.7	U	50	8.7	ug/L			10/12/16 13:35	1
2-Butanone	2.2	U	5.0	2.2	ug/L			10/12/16 13:35	1
2-Hexanone	0.72	U	5.0	0.72	ug/L			10/12/16 13:35	1
4-Methyl-2-pentanone	0.63	U	5.0	0.63	ug/L			10/12/16 13:35	1
Acetone	**5.7**		5.0	1.1	ug/L			10/12/16 13:35	1
Benzene	0.090	U	1.0	0.090	ug/L			10/12/16 13:35	1
Bromochloromethane	0.30	U	1.0	0.30	ug/L			10/12/16 13:35	1
Bromodichloromethane	0.15	U	1.0	0.15	ug/L			10/12/16 13:35	1
Bromoform	0.18	U	1.0	0.18	ug/L			10/12/16 13:35	1
Bromomethane	0.18	U	1.0	0.18	ug/L			10/12/16 13:35	1
Carbon disulfide	0.22	U	1.0	0.22	ug/L			10/12/16 13:35	1
Carbon tetrachloride	0.33	U	1.0	0.33	ug/L			10/12/16 13:35	1
Chlorobenzene	0.24	U	1.0	0.24	ug/L			10/12/16 13:35	1
Chloroethane	0.37	U	1.0	0.37	ug/L			10/12/16 13:35	1
Chloroform	0.22	U	1.0	0.22	ug/L			10/12/16 13:35	1
Chloromethane	0.22	U	1.0	0.22	ug/L			10/12/16 13:35	1
cis-1,2-Dichloroethene	**0.82**	**J**	1.0	0.26	ug/L			10/12/16 13:35	1
cis-1,3-Dichloropropene	0.16	U	1.0	0.16	ug/L			10/12/16 13:35	1
Cyclohexane	**0.78**	**J**	1.0	0.26	ug/L			10/12/16 13:35	1
Dibromochloromethane	0.22	U	1.0	0.22	ug/L			10/12/16 13:35	1
Dichlorodifluoromethane	0.14	U	1.0	0.14	ug/L			10/12/16 13:35	1
Ethylbenzene	0.30	U	1.0	0.30	ug/L			10/12/16 13:35	1
Freon TF	0.34	U	1.0	0.34	ug/L			10/12/16 13:35	1
Isopropylbenzene	0.32	U	1.0	0.32	ug/L			10/12/16 13:35	1
m&p-Xylene	0.28	U	1.0	0.28	ug/L			10/12/16 13:35	1
Methyl acetate	**1.1**	**J**	5.0	0.58	ug/L			10/12/16 13:35	1
Methylcyclohexane	0.22	U	1.0	0.22	ug/L			10/12/16 13:35	1
Methylene Chloride	0.21	U	1.0	0.21	ug/L			10/12/16 13:35	1
MTBE	0.13	U	1.0	0.13	ug/L			10/12/16 13:35	1
o-Xylene	0.32	U	1.0	0.32	ug/L			10/12/16 13:35	1
Styrene	0.17	U	1.0	0.17	ug/L			10/12/16 13:35	1
Tetrachloroethene	0.12	U	1.0	0.12	ug/L			10/12/16 13:35	1
Toluene	0.25	U	1.0	0.25	ug/L			10/12/16 13:35	1
trans-1,2-Dichloroethene	0.18	U	1.0	0.18	ug/L			10/12/16 13:35	1
trans-1,3-Dichloropropene	0.19	U	1.0	0.19	ug/L			10/12/16 13:35	1
Trichloroethene	**0.32**	**J**	1.0	0.22	ug/L			10/12/16 13:35	1
Trichlorofluoromethane	0.15	U	1.0	0.15	ug/L			10/12/16 13:35	1
Vinyl chloride	**0.13**	**J**	1.0	0.060	ug/L			10/12/16 13:35	1

Tentatively Identified Compound	*Est. Result*	*Qualifier*	*Unit*	*D*	*RT*	*CAS No.*	*Prepared*	*Analyzed*	*Dil Fac*
Tentatively Identified Compound	*None*		*ug/L*					*10/12/16 13:35*	*1*

Surrogate	*%Recovery*	*Qualifier*	*Limits*	*Prepared*	*Analyzed*	*Dil Fac*
1,2-Dichloroethane-d4 (Surr)	*105*		*70 - 130*		*10/12/16 13:35*	*1*
Bromofluorobenzene	*94*		*70 - 130*		*10/12/16 13:35*	*1*
Dibromofluoromethane (Surr)	*102*		*70 - 130*		*10/12/16 13:35*	*1*
Toluene-d8 (Surr)	*101*		*70 - 130*		*10/12/16 13:35*	*1*

Client Sample ID: PZ-521I
Date Collected: 09/29/16 14:05
Date Received: 09/30/16 17:05

Lab Sample ID: 460-121256-40
Matrix: Water

Method: 8260C - Volatile Organic Compounds by GC/MS

Analyte	Result	Qualifier	RL	MDL	Unit	D	Prepared	Analyzed	Dil Fac
1,1,1-Trichloroethane	0.28	U	1.0	0.28	ug/L			10/12/16 13:57	1
1,1,2,2-Tetrachloroethane	0.19	U	1.0	0.19	ug/L			10/12/16 13:57	1
1,1,2-Trichloroethane	0.080	U	1.0	0.080	ug/L			10/12/16 13:57	1
1,1-Dichloroethane	0.24	U	1.0	0.24	ug/L			10/12/16 13:57	1
1,1-Dichloroethene	0.34	U	1.0	0.34	ug/L			10/12/16 13:57	1
1,2,3-Trichlorobenzene	0.35	U	1.0	0.35	ug/L			10/12/16 13:57	1
1,2,4-Trichlorobenzene	0.27	U	1.0	0.27	ug/L			10/12/16 13:57	1
1,2-Dibromo-3-Chloropropane	0.23	U	1.0	0.23	ug/L			10/12/16 13:57	1
1,2-Dibromoethane	0.19	U	1.0	0.19	ug/L			10/12/16 13:57	1
1,2-Dichlorobenzene	0.22	U	1.0	0.22	ug/L			10/12/16 13:57	1
1,2-Dichloroethane	**0.51**	**J**	1.0	0.25	ug/L			10/12/16 13:57	1
1,2-Dichloropropane	0.18	U	1.0	0.18	ug/L			10/12/16 13:57	1
1,3-Dichlorobenzene	0.33	U	1.0	0.33	ug/L			10/12/16 13:57	1
1,4-Dichlorobenzene	0.33	U	1.0	0.33	ug/L			10/12/16 13:57	1
1,4-Dioxane	8.7	U	50	8.7	ug/L			10/12/16 13:57	1
2-Butanone	2.2	U	5.0	2.2	ug/L			10/12/16 13:57	1
2-Hexanone	0.72	U	5.0	0.72	ug/L			10/12/16 13:57	1
4-Methyl-2-pentanone	0.63	U	5.0	0.63	ug/L			10/12/16 13:57	1
Acetone	**34**		5.0	1.1	ug/L			10/12/16 13:57	1
Benzene	0.090	U	1.0	0.090	ug/L			10/12/16 13:57	1
Bromochloromethane	0.30	U	1.0	0.30	ug/L			10/12/16 13:57	1
Bromodichloromethane	0.15	U	1.0	0.15	ug/L			10/12/16 13:57	1
Bromoform	0.18	U	1.0	0.18	ug/L			10/12/16 13:57	1
Bromomethane	0.18	U	1.0	0.18	ug/L			10/12/16 13:57	1
Carbon disulfide	0.22	U	1.0	0.22	ug/L			10/12/16 13:57	1
Carbon tetrachloride	0.33	U	1.0	0.33	ug/L			10/12/16 13:57	1
Chlorobenzene	0.24	U	1.0	0.24	ug/L			10/12/16 13:57	1
Chloroethane	0.37	U	1.0	0.37	ug/L			10/12/16 13:57	1
Chloroform	**0.31**	**J**	1.0	0.22	ug/L			10/12/16 13:57	1
Chloromethane	0.22	U	1.0	0.22	ug/L			10/12/16 13:57	1
cis-1,2-Dichloroethene	0.26	U	1.0	0.26	ug/L			10/12/16 13:57	1
cis-1,3-Dichloropropene	0.16	U	1.0	0.16	ug/L			10/12/16 13:57	1
Cyclohexane	**0.95**	**J**	1.0	0.26	ug/L			10/12/16 13:57	1
Dibromochloromethane	0.22	U	1.0	0.22	ug/L			10/12/16 13:57	1
Dichlorodifluoromethane	0.14	U	1.0	0.14	ug/L			10/12/16 13:57	1
Ethylbenzene	0.30	U	1.0	0.30	ug/L			10/12/16 13:57	1
Freon TF	0.34	U	1.0	0.34	ug/L			10/12/16 13:57	1
Isopropylbenzene	0.32	U	1.0	0.32	ug/L			10/12/16 13:57	1
m&p-Xylene	0.28	U	1.0	0.28	ug/L			10/12/16 13:57	1
Methyl acetate	**1.1**	**J**	5.0	0.58	ug/L			10/12/16 13:57	1
Methylcyclohexane	0.22	U	1.0	0.22	ug/L			10/12/16 13:57	1
Methylene Chloride	0.21	U	1.0	0.21	ug/L			10/12/16 13:57	1
MTBE	0.13	U	1.0	0.13	ug/L			10/12/16 13:57	1
o-Xylene	0.32	U	1.0	0.32	ug/L			10/12/16 13:57	1
Styrene	0.17	U	1.0	0.17	ug/L			10/12/16 13:57	1
Tetrachloroethene	0.12	U	1.0	0.12	ug/L			10/12/16 13:57	1
Toluene	0.25	U	1.0	0.25	ug/L			10/12/16 13:57	1
trans-1,2-Dichloroethene	0.18	U	1.0	0.18	ug/L			10/12/16 13:57	1
trans-1,3-Dichloropropene	0.19	U	1.0	0.19	ug/L			10/12/16 13:57	1

Client Sample ID: PZ-521I
Lab Sample ID: 460-121256-40
Date Collected: 09/29/16 14:05
Matrix: Water
Date Received: 09/30/16 17:05

Method: 8260C - Volatile Organic Compounds by GC/MS (Continued)

Analyte	Result	Qualifier	RL	MDL	Unit	D	Prepared	Analyzed	Dil Fac
Trichloroethene	**0.57**	**J**	1.0	0.22	ug/L			10/12/16 13:57	1
Trichlorofluoromethane	0.15	U	1.0	0.15	ug/L			10/12/16 13:57	1
Vinyl chloride	0.060	U	1.0	0.060	ug/L			10/12/16 13:57	1

Tentatively Identified Compound	*Est. Result*	*Qualifier*	*Unit*	*D*	*RT*	*CAS No.*	*Prepared*	*Analyzed*	*Dil Fac*
Tentatively Identified Compound	*None*		*ug/L*					*10/12/16 13:57*	*1*

Surrogate	*%Recovery*	*Qualifier*	*Limits*	*Prepared*	*Analyzed*	*Dil Fac*
1,2-Dichloroethane-d4 (Surr)	*105*		*70 - 130*		*10/12/16 13:57*	*1*
Bromofluorobenzene	*94*		*70 - 130*		*10/12/16 13:57*	*1*
Dibromofluoromethane (Surr)	*103*		*70 - 130*		*10/12/16 13:57*	*1*
Toluene-d8 (Surr)	*102*		*70 - 130*		*10/12/16 13:57*	*1*

Client Sample ID: PZ-522S
Lab Sample ID: 460-121256-41
Date Collected: 09/29/16 11:45
Matrix: Water
Date Received: 09/30/16 17:05

Method: 8260C - Volatile Organic Compounds by GC/MS

Analyte	Result	Qualifier	RL	MDL	Unit	D	Prepared	Analyzed	Dil Fac
1,1,1-Trichloroethane	0.28	U	1.0	0.28	ug/L			10/12/16 14:18	1
1,1,2,2-Tetrachloroethane	0.19	U	1.0	0.19	ug/L			10/12/16 14:18	1
1,1,2-Trichloroethane	0.080	U	1.0	0.080	ug/L			10/12/16 14:18	1
1,1-Dichloroethane	0.24	U	1.0	0.24	ug/L			10/12/16 14:18	1
1,1-Dichloroethene	0.34	U	1.0	0.34	ug/L			10/12/16 14:18	1
1,2,3-Trichlorobenzene	0.35	U	1.0	0.35	ug/L			10/12/16 14:18	1
1,2,4-Trichlorobenzene	0.27	U	1.0	0.27	ug/L			10/12/16 14:18	1
1,2-Dibromo-3-Chloropropane	0.23	U	1.0	0.23	ug/L			10/12/16 14:18	1
1,2-Dibromoethane	0.19	U	1.0	0.19	ug/L			10/12/16 14:18	1
1,2-Dichlorobenzene	0.22	U	1.0	0.22	ug/L			10/12/16 14:18	1
1,2-Dichloroethane	**0.27**	**J**	1.0	0.25	ug/L			10/12/16 14:18	1
1,2-Dichloropropane	0.18	U	1.0	0.18	ug/L			10/12/16 14:18	1
1,3-Dichlorobenzene	0.33	U	1.0	0.33	ug/L			10/12/16 14:18	1
1,4-Dichlorobenzene	0.33	U	1.0	0.33	ug/L			10/12/16 14:18	1
1,4-Dioxane	8.7	U	50	8.7	ug/L			10/12/16 14:18	1
2-Butanone	2.2	U	5.0	2.2	ug/L			10/12/16 14:18	1
2-Hexanone	0.72	U	5.0	0.72	ug/L			10/12/16 14:18	1
4-Methyl-2-pentanone	0.63	U	5.0	0.63	ug/L			10/12/16 14:18	1
Acetone	**16**		5.0	1.1	ug/L			10/12/16 14:18	1
Benzene	0.090	U	1.0	0.090	ug/L			10/12/16 14:18	1
Bromochloromethane	0.30	U	1.0	0.30	ug/L			10/12/16 14:18	1
Bromodichloromethane	0.15	U	1.0	0.15	ug/L			10/12/16 14:18	1
Bromoform	0.18	U	1.0	0.18	ug/L			10/12/16 14:18	1
Bromomethane	0.18	U	1.0	0.18	ug/L			10/12/16 14:18	1
Carbon disulfide	0.22	U	1.0	0.22	ug/L			10/12/16 14:18	1
Carbon tetrachloride	0.33	U	1.0	0.33	ug/L			10/12/16 14:18	1
Chlorobenzene	0.24	U	1.0	0.24	ug/L			10/12/16 14:18	1
Chloroethane	0.37	U	1.0	0.37	ug/L			10/12/16 14:18	1
Chloroform	0.22	U	1.0	0.22	ug/L			10/12/16 14:18	1
Chloromethane	0.22	U	1.0	0.22	ug/L			10/12/16 14:18	1
cis-1,2-Dichloroethene	0.26	U	1.0	0.26	ug/L			10/12/16 14:18	1

Client Sample ID: PZ-522S

Lab Sample ID: 460-121256-41

Date Collected: 09/29/16 11:45

Matrix: Water

Date Received: 09/30/16 17:05

Method: 8260C - Volatile Organic Compounds by GC/MS (Continued)

Analyte	Result	Qualifier	RL	MDL	Unit	D	Prepared	Analyzed	Dil Fac
cis-1,3-Dichloropropene	0.16	U	1.0	0.16	ug/L			10/12/16 14:18	1
Cyclohexane	**0.65**	**J**	1.0	0.26	ug/L			10/12/16 14:18	1
Dibromochloromethane	0.22	U	1.0	0.22	ug/L			10/12/16 14:18	1
Dichlorodifluoromethane	0.14	U	1.0	0.14	ug/L			10/12/16 14:18	1
Ethylbenzene	0.30	U	1.0	0.30	ug/L			10/12/16 14:18	1
Freon TF	0.34	U	1.0	0.34	ug/L			10/12/16 14:18	1
Isopropylbenzene	0.32	U	1.0	0.32	ug/L			10/12/16 14:18	1
m&p-Xylene	0.28	U	1.0	0.28	ug/L			10/12/16 14:18	1
Methyl acetate	**0.73**	**J**	5.0	0.58	ug/L			10/12/16 14:18	1
Methylcyclohexane	0.22	U	1.0	0.22	ug/L			10/12/16 14:18	1
Methylene Chloride	0.21	U	1.0	0.21	ug/L			10/12/16 14:18	1
MTBE	0.13	U	1.0	0.13	ug/L			10/12/16 14:18	1
o-Xylene	0.32	U	1.0	0.32	ug/L			10/12/16 14:18	1
Styrene	0.17	U	1.0	0.17	ug/L			10/12/16 14:18	1
Tetrachloroethene	0.12	U	1.0	0.12	ug/L			10/12/16 14:18	1
Toluene	0.25	U	1.0	0.25	ug/L			10/12/16 14:18	1
trans-1,2-Dichloroethene	0.18	U	1.0	0.18	ug/L			10/12/16 14:18	1
trans-1,3-Dichloropropene	0.19	U	1.0	0.19	ug/L			10/12/16 14:18	1
Trichloroethene	0.22	U	1.0	0.22	ug/L			10/12/16 14:18	1
Trichlorofluoromethane	0.15	U	1.0	0.15	ug/L			10/12/16 14:18	1
Vinyl chloride	0.060	U	1.0	0.060	ug/L			10/12/16 14:18	1

Tentatively Identified Compound	*Est. Result*	*Qualifier*	*Unit*	*D*	*RT*	*CAS No.*	*Prepared*	*Analyzed*	*Dil Fac*
Tentatively Identified Compound	*None*		*ug/L*					*10/12/16 14:18*	*1*

Surrogate	*%Recovery*	*Qualifier*	*Limits*	*Prepared*	*Analyzed*	*Dil Fac*
1,2-Dichloroethane-d4 (Surr)	*104*		*70 - 130*		*10/12/16 14:18*	*1*
Bromofluorobenzene	*94*		*70 - 130*		*10/12/16 14:18*	*1*
Dibromofluoromethane (Surr)	*104*		*70 - 130*		*10/12/16 14:18*	*1*
Toluene-d8 (Surr)	*101*		*70 - 130*		*10/12/16 14:18*	*1*

Client Sample ID: PZ-522I

Lab Sample ID: 460-121256-42

Date Collected: 09/29/16 11:50

Matrix: Water

Date Received: 09/30/16 17:05

Method: 8260C - Volatile Organic Compounds by GC/MS

Analyte	Result	Qualifier	RL	MDL	Unit	D	Prepared	Analyzed	Dil Fac
1,1,1-Trichloroethane	0.28	U	1.0	0.28	ug/L			10/12/16 14:40	1
1,1,2,2-Tetrachloroethane	0.19	U	1.0	0.19	ug/L			10/12/16 14:40	1
1,1,2-Trichloroethane	0.080	U	1.0	0.080	ug/L			10/12/16 14:40	1
1,1-Dichloroethane	**1.1**		1.0	0.24	ug/L			10/12/16 14:40	1
1,1-Dichloroethene	0.34	U	1.0	0.34	ug/L			10/12/16 14:40	1
1,2,3-Trichlorobenzene	0.35	U	1.0	0.35	ug/L			10/12/16 14:40	1
1,2,4-Trichlorobenzene	0.27	U	1.0	0.27	ug/L			10/12/16 14:40	1
1,2-Dibromo-3-Chloropropane	0.23	U	1.0	0.23	ug/L			10/12/16 14:40	1
1,2-Dibromoethane	0.19	U	1.0	0.19	ug/L			10/12/16 14:40	1
1,2-Dichlorobenzene	0.22	U	1.0	0.22	ug/L			10/12/16 14:40	1
1,2-Dichloroethane	**0.43**	**J**	1.0	0.25	ug/L			10/12/16 14:40	1
1,2-Dichloropropane	0.18	U	1.0	0.18	ug/L			10/12/16 14:40	1
1,3-Dichlorobenzene	0.33	U	1.0	0.33	ug/L			10/12/16 14:40	1

Client Sample ID: PZ-522I

Date Collected: 09/29/16 11:50
Date Received: 09/30/16 17:05

Lab Sample ID: 460-121256-42

Matrix: Water

Method: 8260C - Volatile Organic Compounds by GC/MS (Continued)

Analyte	Result	Qualifier	RL	MDL	Unit	D	Prepared	Analyzed	Dil Fac
1,4-Dichlorobenzene	0.33	U	1.0	0.33	ug/L			10/12/16 14:40	1
1,4-Dioxane	8.7	U	50	8.7	ug/L			10/12/16 14:40	1
2-Butanone	2.2	U	5.0	2.2	ug/L			10/12/16 14:40	1
2-Hexanone	0.72	U	5.0	0.72	ug/L			10/12/16 14:40	1
4-Methyl-2-pentanone	0.63	U	5.0	0.63	ug/L			10/12/16 14:40	1
Acetone	**11**		5.0	1.1	ug/L			10/12/16 14:40	1
Benzene	0.090	U	1.0	0.090	ug/L			10/12/16 14:40	1
Bromochloromethane	0.30	U	1.0	0.30	ug/L			10/12/16 14:40	1
Bromodichloromethane	0.15	U	1.0	0.15	ug/L			10/12/16 14:40	1
Bromoform	0.18	U	1.0	0.18	ug/L			10/12/16 14:40	1
Bromomethane	0.18	U	1.0	0.18	ug/L			10/12/16 14:40	1
Carbon disulfide	0.22	U	1.0	0.22	ug/L			10/12/16 14:40	1
Carbon tetrachloride	0.33	U	1.0	0.33	ug/L			10/12/16 14:40	1
Chlorobenzene	0.24	U	1.0	0.24	ug/L			10/12/16 14:40	1
Chloroethane	0.37	U	1.0	0.37	ug/L			10/12/16 14:40	1
Chloroform	**2.4**		1.0	0.22	ug/L			10/12/16 14:40	1
Chloromethane	0.22	U	1.0	0.22	ug/L			10/12/16 14:40	1
cis-1,2-Dichloroethene	**4.5**		1.0	0.26	ug/L			10/12/16 14:40	1
cis-1,3-Dichloropropene	0.16	U	1.0	0.16	ug/L			10/12/16 14:40	1
Cyclohexane	**0.79**	**J**	1.0	0.26	ug/L			10/12/16 14:40	1
Dibromochloromethane	0.22	U	1.0	0.22	ug/L			10/12/16 14:40	1
Dichlorodifluoromethane	0.14	U	1.0	0.14	ug/L			10/12/16 14:40	1
Ethylbenzene	0.30	U	1.0	0.30	ug/L			10/12/16 14:40	1
Freon TF	0.34	U	1.0	0.34	ug/L			10/12/16 14:40	1
Isopropylbenzene	0.32	U	1.0	0.32	ug/L			10/12/16 14:40	1
m&p-Xylene	0.28	U	1.0	0.28	ug/L			10/12/16 14:40	1
Methyl acetate	0.58	U	5.0	0.58	ug/L			10/12/16 14:40	1
Methylcyclohexane	0.22	U	1.0	0.22	ug/L			10/12/16 14:40	1
Methylene Chloride	0.21	U	1.0	0.21	ug/L			10/12/16 14:40	1
MTBE	0.13	U	1.0	0.13	ug/L			10/12/16 14:40	1
o-Xylene	0.32	U	1.0	0.32	ug/L			10/12/16 14:40	1
Styrene	0.17	U	1.0	0.17	ug/L			10/12/16 14:40	1
Tetrachloroethene	**0.20**	**J**	1.0	0.12	ug/L			10/12/16 14:40	1
Toluene	0.25	U	1.0	0.25	ug/L			10/12/16 14:40	1
trans-1,2-Dichloroethene	0.18	U	1.0	0.18	ug/L			10/12/16 14:40	1
trans-1,3-Dichloropropene	0.19	U	1.0	0.19	ug/L			10/12/16 14:40	1
Trichloroethene	**1.3**		1.0	0.22	ug/L			10/12/16 14:40	1
Trichlorofluoromethane	0.15	U	1.0	0.15	ug/L			10/12/16 14:40	1
Vinyl chloride	0.060	U	1.0	0.060	ug/L			10/12/16 14:40	1

Tentatively Identified Compound	*Est. Result*	*Qualifier*	*Unit*	*D*	*RT*	*CAS No.*	*Prepared*	*Analyzed*	*Dil Fac*
Tentatively Identified Compound	*None*		*ug/L*					*10/12/16 14:40*	*1*

Surrogate	*%Recovery*	*Qualifier*	*Limits*	*Prepared*	*Analyzed*	*Dil Fac*
1,2-Dichloroethane-d4 (Surr)	*104*		*70 - 130*		*10/12/16 14:40*	*1*
Bromofluorobenzene	*96*		*70 - 130*		*10/12/16 14:40*	*1*
Dibromofluoromethane (Surr)	*106*		*70 - 130*		*10/12/16 14:40*	*1*
Toluene-d8 (Surr)	*101*		*70 - 130*		*10/12/16 14:40*	*1*

Client Sample ID: PZ-522D

Date Collected: 09/29/16 11:55
Date Received: 09/30/16 17:05

Lab Sample ID: 460-121256-43

Matrix: Water

Method: 8260C - Volatile Organic Compounds by GC/MS

Analyte	Result	Qualifier	RL	MDL	Unit	D	Prepared	Analyzed	Dil Fac
1,1,1-Trichloroethane	0.28	U	1.0	0.28	ug/L			10/12/16 15:02	1
1,1,2,2-Tetrachloroethane	0.19	U	1.0	0.19	ug/L			10/12/16 15:02	1
1,1,2-Trichloroethane	0.080	U	1.0	0.080	ug/L			10/12/16 15:02	1
1,1-Dichloroethane	**0.25**	**J**	1.0	0.24	ug/L			10/12/16 15:02	1
1,1-Dichloroethene	0.34	U	1.0	0.34	ug/L			10/12/16 15:02	1
1,2,3-Trichlorobenzene	0.35	U	1.0	0.35	ug/L			10/12/16 15:02	1
1,2,4-Trichlorobenzene	0.27	U	1.0	0.27	ug/L			10/12/16 15:02	1
1,2-Dibromo-3-Chloropropane	0.23	U	1.0	0.23	ug/L			10/12/16 15:02	1
1,2-Dibromoethane	0.19	U	1.0	0.19	ug/L			10/12/16 15:02	1
1,2-Dichlorobenzene	0.22	U	1.0	0.22	ug/L			10/12/16 15:02	1
1,2-Dichloroethane	**0.41**	**J**	1.0	0.25	ug/L			10/12/16 15:02	1
1,2-Dichloropropane	0.18	U	1.0	0.18	ug/L			10/12/16 15:02	1
1,3-Dichlorobenzene	0.33	U	1.0	0.33	ug/L			10/12/16 15:02	1
1,4-Dichlorobenzene	0.33	U	1.0	0.33	ug/L			10/12/16 15:02	1
1,4-Dioxane	8.7	U	50	8.7	ug/L			10/12/16 15:02	1
2-Butanone	2.2	U	5.0	2.2	ug/L			10/12/16 15:02	1
2-Hexanone	0.72	U	5.0	0.72	ug/L			10/12/16 15:02	1
4-Methyl-2-pentanone	0.63	U	5.0	0.63	ug/L			10/12/16 15:02	1
Acetone	**35**		5.0	1.1	ug/L			10/12/16 15:02	1
Benzene	0.090	U	1.0	0.090	ug/L			10/12/16 15:02	1
Bromochloromethane	0.30	U	1.0	0.30	ug/L			10/12/16 15:02	1
Bromodichloromethane	0.15	U	1.0	0.15	ug/L			10/12/16 15:02	1
Bromoform	0.18	U	1.0	0.18	ug/L			10/12/16 15:02	1
Bromomethane	0.18	U	1.0	0.18	ug/L			10/12/16 15:02	1
Carbon disulfide	0.22	U	1.0	0.22	ug/L			10/12/16 15:02	1
Carbon tetrachloride	0.33	U	1.0	0.33	ug/L			10/12/16 15:02	1
Chlorobenzene	0.24	U	1.0	0.24	ug/L			10/12/16 15:02	1
Chloroethane	0.37	U	1.0	0.37	ug/L			10/12/16 15:02	1
Chloroform	**2.1**		1.0	0.22	ug/L			10/12/16 15:02	1
Chloromethane	0.22	U	1.0	0.22	ug/L			10/12/16 15:02	1
cis-1,2-Dichloroethene	0.26	U	1.0	0.26	ug/L			10/12/16 15:02	1
cis-1,3-Dichloropropene	0.16	U	1.0	0.16	ug/L			10/12/16 15:02	1
Cyclohexane	0.26	U	1.0	0.26	ug/L			10/12/16 15:02	1
Dibromochloromethane	0.22	U	1.0	0.22	ug/L			10/12/16 15:02	1
Dichlorodifluoromethane	0.14	U	1.0	0.14	ug/L			10/12/16 15:02	1
Ethylbenzene	0.30	U	1.0	0.30	ug/L			10/12/16 15:02	1
Freon TF	0.34	U	1.0	0.34	ug/L			10/12/16 15:02	1
Isopropylbenzene	0.32	U	1.0	0.32	ug/L			10/12/16 15:02	1
m&p-Xylene	0.28	U	1.0	0.28	ug/L			10/12/16 15:02	1
Methyl acetate	**1.1**	**J**	5.0	0.58	ug/L			10/12/16 15:02	1
Methylcyclohexane	0.22	U	1.0	0.22	ug/L			10/12/16 15:02	1
Methylene Chloride	0.21	U	1.0	0.21	ug/L			10/12/16 15:02	1
MTBE	0.13	U	1.0	0.13	ug/L			10/12/16 15:02	1
o-Xylene	0.32	U	1.0	0.32	ug/L			10/12/16 15:02	1
Styrene	0.17	U	1.0	0.17	ug/L			10/12/16 15:02	1
Tetrachloroethene	0.12	U	1.0	0.12	ug/L			10/12/16 15:02	1
Toluene	0.25	U	1.0	0.25	ug/L			10/12/16 15:02	1
trans-1,2-Dichloroethene	0.18	U	1.0	0.18	ug/L			10/12/16 15:02	1
trans-1,3-Dichloropropene	0.19	U	1.0	0.19	ug/L			10/12/16 15:02	1

Client Sample ID: PZ-522D
Lab Sample ID: 460-121256-43
Date Collected: 09/29/16 11:55
Matrix: Water
Date Received: 09/30/16 17:05

Method: 8260C - Volatile Organic Compounds by GC/MS (Continued)

Analyte	Result	Qualifier	RL	MDL	Unit	D	Prepared	Analyzed	Dil Fac
Trichloroethene	**1.6**		1.0	0.22	ug/L			10/12/16 15:02	1
Trichlorofluoromethane	0.15	U	1.0	0.15	ug/L			10/12/16 15:02	1
Vinyl chloride	0.060	U	1.0	0.060	ug/L			10/12/16 15:02	1

Tentatively Identified Compound	*Est. Result*	*Qualifier*	*Unit*	*D*	*RT*	*CAS No.*	*Prepared*	*Analyzed*	*Dil Fac*
Tentatively Identified Compound	*None*		*ug/L*					*10/12/16 15:02*	*1*

Surrogate	*%Recovery*	*Qualifier*	*Limits*	*Prepared*	*Analyzed*	*Dil Fac*
1,2-Dichloroethane-d4 (Surr)	*107*		*70 - 130*		*10/12/16 15:02*	*1*
Bromofluorobenzene	*94*		*70 - 130*		*10/12/16 15:02*	*1*
Dibromofluoromethane (Surr)	*105*		*70 - 130*		*10/12/16 15:02*	*1*
Toluene-d8 (Surr)	*101*		*70 - 130*		*10/12/16 15:02*	*1*

Client Sample ID: PZ-524I
Lab Sample ID: 460-121256-44
Date Collected: 09/29/16 11:10
Matrix: Water
Date Received: 09/30/16 17:05

Method: 8260C - Volatile Organic Compounds by GC/MS

Analyte	Result	Qualifier	RL	MDL	Unit	D	Prepared	Analyzed	Dil Fac
1,1,1-Trichloroethane	0.28	U	1.0	0.28	ug/L			10/12/16 15:23	1
1,1,2,2-Tetrachloroethane	0.19	U	1.0	0.19	ug/L			10/12/16 15:23	1
1,1,2-Trichloroethane	0.080	U	1.0	0.080	ug/L			10/12/16 15:23	1
1,1-Dichloroethane	0.24	U	1.0	0.24	ug/L			10/12/16 15:23	1
1,1-Dichloroethene	0.34	U	1.0	0.34	ug/L			10/12/16 15:23	1
1,2,3-Trichlorobenzene	0.35	U	1.0	0.35	ug/L			10/12/16 15:23	1
1,2,4-Trichlorobenzene	0.27	U	1.0	0.27	ug/L			10/12/16 15:23	1
1,2-Dibromo-3-Chloropropane	0.23	U	1.0	0.23	ug/L			10/12/16 15:23	1
1,2-Dibromoethane	0.19	U	1.0	0.19	ug/L			10/12/16 15:23	1
1,2-Dichlorobenzene	0.22	U	1.0	0.22	ug/L			10/12/16 15:23	1
1,2-Dichloroethane	**0.43**	**J**	1.0	0.25	ug/L			10/12/16 15:23	1
1,2-Dichloropropane	0.18	U	1.0	0.18	ug/L			10/12/16 15:23	1
1,3-Dichlorobenzene	0.33	U	1.0	0.33	ug/L			10/12/16 15:23	1
1,4-Dichlorobenzene	0.33	U	1.0	0.33	ug/L			10/12/16 15:23	1
1,4-Dioxane	8.7	U	50	8.7	ug/L			10/12/16 15:23	1
2-Butanone	2.2	U	5.0	2.2	ug/L			10/12/16 15:23	1
2-Hexanone	0.72	U	5.0	0.72	ug/L			10/12/16 15:23	1
4-Methyl-2-pentanone	0.63	U	5.0	0.63	ug/L			10/12/16 15:23	1
Acetone	**37**		5.0	1.1	ug/L			10/12/16 15:23	1
Benzene	0.090	U	1.0	0.090	ug/L			10/12/16 15:23	1
Bromochloromethane	0.30	U	1.0	0.30	ug/L			10/12/16 15:23	1
Bromodichloromethane	0.15	U	1.0	0.15	ug/L			10/12/16 15:23	1
Bromoform	0.18	U	1.0	0.18	ug/L			10/12/16 15:23	1
Bromomethane	0.18	U	1.0	0.18	ug/L			10/12/16 15:23	1
Carbon disulfide	0.22	U	1.0	0.22	ug/L			10/12/16 15:23	1
Carbon tetrachloride	0.33	U	1.0	0.33	ug/L			10/12/16 15:23	1
Chlorobenzene	0.24	U	1.0	0.24	ug/L			10/12/16 15:23	1
Chloroethane	0.37	U	1.0	0.37	ug/L			10/12/16 15:23	1
Chloroform	**2.0**		1.0	0.22	ug/L			10/12/16 15:23	1
Chloromethane	0.22	U	1.0	0.22	ug/L			10/12/16 15:23	1
cis-1,2-Dichloroethene	**1.9**		1.0	0.26	ug/L			10/12/16 15:23	1

Client Sample ID: PZ-524I

Date Collected: 09/29/16 11:10
Date Received: 09/30/16 17:05

Lab Sample ID: 460-121256-44

Matrix: Water

Method: 8260C - Volatile Organic Compounds by GC/MS (Continued)

Analyte	Result	Qualifier	RL	MDL	Unit	D	Prepared	Analyzed	Dil Fac
cis-1,3-Dichloropropene	0.16	U	1.0	0.16	ug/L			10/12/16 15:23	1
Cyclohexane	**0.84**	**J**	1.0	0.26	ug/L			10/12/16 15:23	1
Dibromochloromethane	0.22	U	1.0	0.22	ug/L			10/12/16 15:23	1
Dichlorodifluoromethane	0.14	U	1.0	0.14	ug/L			10/12/16 15:23	1
Ethylbenzene	0.30	U	1.0	0.30	ug/L			10/12/16 15:23	1
Freon TF	0.34	U	1.0	0.34	ug/L			10/12/16 15:23	1
Isopropylbenzene	0.32	U	1.0	0.32	ug/L			10/12/16 15:23	1
m&p-Xylene	0.28	U	1.0	0.28	ug/L			10/12/16 15:23	1
Methyl acetate	**1.2**	**J**	5.0	0.58	ug/L			10/12/16 15:23	1
Methylcyclohexane	0.22	U	1.0	0.22	ug/L			10/12/16 15:23	1
Methylene Chloride	0.21	U	1.0	0.21	ug/L			10/12/16 15:23	1
MTBE	0.13	U	1.0	0.13	ug/L			10/12/16 15:23	1
o-Xylene	0.32	U	1.0	0.32	ug/L			10/12/16 15:23	1
Styrene	0.17	U	1.0	0.17	ug/L			10/12/16 15:23	1
Tetrachloroethene	**74**		1.0	0.12	ug/L			10/12/16 15:23	1
Toluene	0.25	U	1.0	0.25	ug/L			10/12/16 15:23	1
trans-1,2-Dichloroethene	0.18	U	1.0	0.18	ug/L			10/12/16 15:23	1
trans-1,3-Dichloropropene	0.19	U	1.0	0.19	ug/L			10/12/16 15:23	1
Trichloroethene	**1.9**		1.0	0.22	ug/L			10/12/16 15:23	1
Trichlorofluoromethane	0.15	U	1.0	0.15	ug/L			10/12/16 15:23	1
Vinyl chloride	0.060	U	1.0	0.060	ug/L			10/12/16 15:23	1

Tentatively Identified Compound	*Est. Result*	*Qualifier*	*Unit*	*D*	*RT*	*CAS No.*	*Prepared*	*Analyzed*	*Dil Fac*
Tentatively Identified Compound	*None*		*ug/L*					*10/12/16 15:23*	*1*

Surrogate	*%Recovery*	*Qualifier*	*Limits*	*Prepared*	*Analyzed*	*Dil Fac*
1,2-Dichloroethane-d4 (Surr)	*105*		*70 - 130*		*10/12/16 15:23*	*1*
Bromofluorobenzene	*94*		*70 - 130*		*10/12/16 15:23*	*1*
Dibromofluoromethane (Surr)	*104*		*70 - 130*		*10/12/16 15:23*	*1*
Toluene-d8 (Surr)	*100*		*70 - 130*		*10/12/16 15:23*	*1*

Client Sample ID: PZ-524S

Date Collected: 09/29/16 11:05
Date Received: 09/30/16 17:05

Lab Sample ID: 460-121256-45

Matrix: Water

Method: 8260C - Volatile Organic Compounds by GC/MS

Analyte	Result	Qualifier	RL	MDL	Unit	D	Prepared	Analyzed	Dil Fac
1,1,1-Trichloroethane	0.28	U	1.0	0.28	ug/L			10/12/16 15:44	1
1,1,2,2-Tetrachloroethane	0.19	U	1.0	0.19	ug/L			10/12/16 15:44	1
1,1,2-Trichloroethane	0.080	U	1.0	0.080	ug/L			10/12/16 15:44	1
1,1-Dichloroethane	0.24	U	1.0	0.24	ug/L			10/12/16 15:44	1
1,1-Dichloroethene	0.34	U	1.0	0.34	ug/L			10/12/16 15:44	1
1,2,3-Trichlorobenzene	0.35	U	1.0	0.35	ug/L			10/12/16 15:44	1
1,2,4-Trichlorobenzene	0.27	U	1.0	0.27	ug/L			10/12/16 15:44	1
1,2-Dibromo-3-Chloropropane	0.23	U	1.0	0.23	ug/L			10/12/16 15:44	1
1,2-Dibromoethane	0.19	U	1.0	0.19	ug/L			10/12/16 15:44	1
1,2-Dichlorobenzene	0.22	U	1.0	0.22	ug/L			10/12/16 15:44	1
1,2-Dichloroethane	0.25	U	1.0	0.25	ug/L			10/12/16 15:44	1
1,2-Dichloropropane	0.18	U	1.0	0.18	ug/L			10/12/16 15:44	1
1,3-Dichlorobenzene	0.33	U	1.0	0.33	ug/L			10/12/16 15:44	1

Client Sample ID: PZ-524S

Date Collected: 09/29/16 11:05
Date Received: 09/30/16 17:05

Lab Sample ID: 460-121256-45

Matrix: Water

Method: 8260C - Volatile Organic Compounds by GC/MS (Continued)

Analyte	Result	Qualifier	RL	MDL	Unit	D	Prepared	Analyzed	Dil Fac
1,4-Dichlorobenzene	0.33	U	1.0	0.33	ug/L			10/12/16 15:44	1
1,4-Dioxane	8.7	U	50	8.7	ug/L			10/12/16 15:44	1
2-Butanone	2.2	U	5.0	2.2	ug/L			10/12/16 15:44	1
2-Hexanone	0.72	U	5.0	0.72	ug/L			10/12/16 15:44	1
4-Methyl-2-pentanone	0.63	U	5.0	0.63	ug/L			10/12/16 15:44	1
Acetone	**26**		5.0	1.1	ug/L			10/12/16 15:44	1
Benzene	0.090	U	1.0	0.090	ug/L			10/12/16 15:44	1
Bromochloromethane	0.30	U	1.0	0.30	ug/L			10/12/16 15:44	1
Bromodichloromethane	0.15	U	1.0	0.15	ug/L			10/12/16 15:44	1
Bromoform	0.18	U	1.0	0.18	ug/L			10/12/16 15:44	1
Bromomethane	0.18	U	1.0	0.18	ug/L			10/12/16 15:44	1
Carbon disulfide	0.22	U	1.0	0.22	ug/L			10/12/16 15:44	1
Carbon tetrachloride	0.33	U	1.0	0.33	ug/L			10/12/16 15:44	1
Chlorobenzene	0.24	U	1.0	0.24	ug/L			10/12/16 15:44	1
Chloroethane	0.37	U	1.0	0.37	ug/L			10/12/16 15:44	1
Chloroform	**6.3**		1.0	0.22	ug/L			10/12/16 15:44	1
Chloromethane	0.22	U	1.0	0.22	ug/L			10/12/16 15:44	1
cis-1,2-Dichloroethene	0.26	U	1.0	0.26	ug/L			10/12/16 15:44	1
cis-1,3-Dichloropropene	0.16	U	1.0	0.16	ug/L			10/12/16 15:44	1
Cyclohexane	**0.63**	**J**	1.0	0.26	ug/L			10/12/16 15:44	1
Dibromochloromethane	0.22	U	1.0	0.22	ug/L			10/12/16 15:44	1
Dichlorodifluoromethane	0.14	U	1.0	0.14	ug/L			10/12/16 15:44	1
Ethylbenzene	0.30	U	1.0	0.30	ug/L			10/12/16 15:44	1
Freon TF	0.34	U	1.0	0.34	ug/L			10/12/16 15:44	1
Isopropylbenzene	0.32	U	1.0	0.32	ug/L			10/12/16 15:44	1
m&p-Xylene	0.28	U	1.0	0.28	ug/L			10/12/16 15:44	1
Methyl acetate	**0.73**	**J**	5.0	0.58	ug/L			10/12/16 15:44	1
Methylcyclohexane	0.22	U	1.0	0.22	ug/L			10/12/16 15:44	1
Methylene Chloride	0.21	U	1.0	0.21	ug/L			10/12/16 15:44	1
MTBE	0.13	U	1.0	0.13	ug/L			10/12/16 15:44	1
o-Xylene	0.32	U	1.0	0.32	ug/L			10/12/16 15:44	1
Styrene	0.17	U	1.0	0.17	ug/L			10/12/16 15:44	1
Tetrachloroethene	0.12	U	1.0	0.12	ug/L			10/12/16 15:44	1
Toluene	0.25	U	1.0	0.25	ug/L			10/12/16 15:44	1
trans-1,2-Dichloroethene	0.18	U	1.0	0.18	ug/L			10/12/16 15:44	1
trans-1,3-Dichloropropene	0.19	U	1.0	0.19	ug/L			10/12/16 15:44	1
Trichloroethene	0.22	U	1.0	0.22	ug/L			10/12/16 15:44	1
Trichlorofluoromethane	0.15	U	1.0	0.15	ug/L			10/12/16 15:44	1
Vinyl chloride	0.060	U	1.0	0.060	ug/L			10/12/16 15:44	1

Tentatively Identified Compound	*Est. Result*	*Qualifier*	*Unit*	*D*	*RT*	*CAS No.*	*Prepared*	*Analyzed*	*Dil Fac*
Tentatively Identified Compound	*None*		*ug/L*					*10/12/16 15:44*	*1*

Surrogate	*%Recovery*	*Qualifier*	*Limits*	*Prepared*	*Analyzed*	*Dil Fac*
1,2-Dichloroethane-d4 (Surr)	*104*		*70 - 130*		*10/12/16 15:44*	*1*
Bromofluorobenzene	*94*		*70 - 130*		*10/12/16 15:44*	*1*
Dibromofluoromethane (Surr)	*105*		*70 - 130*		*10/12/16 15:44*	*1*
Toluene-d8 (Surr)	*101*		*70 - 130*		*10/12/16 15:44*	*1*

Client Sample ID: PZ-524D

Date Collected: 09/29/16 11:15
Date Received: 09/30/16 17:05

Lab Sample ID: 460-121256-46

Matrix: Water

Method: 8260C - Volatile Organic Compounds by GC/MS

Analyte	Result	Qualifier	RL	MDL	Unit	D	Prepared	Analyzed	Dil Fac
1,1,1-Trichloroethane	0.28	U	1.0	0.28	ug/L			10/12/16 16:06	1
1,1,2,2-Tetrachloroethane	0.19	U	1.0	0.19	ug/L			10/12/16 16:06	1
1,1,2-Trichloroethane	0.080	U	1.0	0.080	ug/L			10/12/16 16:06	1
1,1-Dichloroethane	0.24	U	1.0	0.24	ug/L			10/12/16 16:06	1
1,1-Dichloroethene	0.34	U	1.0	0.34	ug/L			10/12/16 16:06	1
1,2,3-Trichlorobenzene	0.35	U	1.0	0.35	ug/L			10/12/16 16:06	1
1,2,4-Trichlorobenzene	0.27	U	1.0	0.27	ug/L			10/12/16 16:06	1
1,2-Dibromo-3-Chloropropane	0.23	U	1.0	0.23	ug/L			10/12/16 16:06	1
1,2-Dibromoethane	0.19	U	1.0	0.19	ug/L			10/12/16 16:06	1
1,2-Dichlorobenzene	0.22	U	1.0	0.22	ug/L			10/12/16 16:06	1
1,2-Dichloroethane	**0.55**	**J**	1.0	0.25	ug/L			10/12/16 16:06	1
1,2-Dichloropropane	0.18	U	1.0	0.18	ug/L			10/12/16 16:06	1
1,3-Dichlorobenzene	0.33	U	1.0	0.33	ug/L			10/12/16 16:06	1
1,4-Dichlorobenzene	0.33	U	1.0	0.33	ug/L			10/12/16 16:06	1
1,4-Dioxane	8.7	U	50	8.7	ug/L			10/12/16 16:06	1
2-Butanone	2.2	U	5.0	2.2	ug/L			10/12/16 16:06	1
2-Hexanone	0.72	U	5.0	0.72	ug/L			10/12/16 16:06	1
4-Methyl-2-pentanone	0.63	U	5.0	0.63	ug/L			10/12/16 16:06	1
Acetone	**9.7**		5.0	1.1	ug/L			10/12/16 16:06	1
Benzene	0.090	U	1.0	0.090	ug/L			10/12/16 16:06	1
Bromochloromethane	0.30	U	1.0	0.30	ug/L			10/12/16 16:06	1
Bromodichloromethane	0.15	U	1.0	0.15	ug/L			10/12/16 16:06	1
Bromoform	0.18	U	1.0	0.18	ug/L			10/12/16 16:06	1
Bromomethane	0.18	U	1.0	0.18	ug/L			10/12/16 16:06	1
Carbon disulfide	0.22	U	1.0	0.22	ug/L			10/12/16 16:06	1
Carbon tetrachloride	0.33	U	1.0	0.33	ug/L			10/12/16 16:06	1
Chlorobenzene	0.24	U	1.0	0.24	ug/L			10/12/16 16:06	1
Chloroethane	0.37	U	1.0	0.37	ug/L			10/12/16 16:06	1
Chloroform	**1.2**		1.0	0.22	ug/L			10/12/16 16:06	1
Chloromethane	0.22	U	1.0	0.22	ug/L			10/12/16 16:06	1
cis-1,2-Dichloroethene	**0.82**	**J**	1.0	0.26	ug/L			10/12/16 16:06	1
cis-1,3-Dichloropropene	0.16	U	1.0	0.16	ug/L			10/12/16 16:06	1
Cyclohexane	**1.2**		1.0	0.26	ug/L			10/12/16 16:06	1
Dibromochloromethane	0.22	U	1.0	0.22	ug/L			10/12/16 16:06	1
Dichlorodifluoromethane	0.14	U	1.0	0.14	ug/L			10/12/16 16:06	1
Ethylbenzene	0.30	U	1.0	0.30	ug/L			10/12/16 16:06	1
Freon TF	0.34	U	1.0	0.34	ug/L			10/12/16 16:06	1
Isopropylbenzene	0.32	U	1.0	0.32	ug/L			10/12/16 16:06	1
m&p-Xylene	0.28	U	1.0	0.28	ug/L			10/12/16 16:06	1
Methyl acetate	**0.88**	**J**	5.0	0.58	ug/L			10/12/16 16:06	1
Methylcyclohexane	0.22	U	1.0	0.22	ug/L			10/12/16 16:06	1
Methylene Chloride	0.21	U	1.0	0.21	ug/L			10/12/16 16:06	1
MTBE	0.13	U	1.0	0.13	ug/L			10/12/16 16:06	1
o-Xylene	0.32	U	1.0	0.32	ug/L			10/12/16 16:06	1
Styrene	0.17	U	1.0	0.17	ug/L			10/12/16 16:06	1
Tetrachloroethene	**33**		1.0	0.12	ug/L			10/12/16 16:06	1
Toluene	0.25	U	1.0	0.25	ug/L			10/12/16 16:06	1
trans-1,2-Dichloroethene	0.18	U	1.0	0.18	ug/L			10/12/16 16:06	1
trans-1,3-Dichloropropene	0.19	U	1.0	0.19	ug/L			10/12/16 16:06	1

Client Sample ID: PZ-524D
Lab Sample ID: 460-121256-46
Date Collected: 09/29/16 11:15
Matrix: Water
Date Received: 09/30/16 17:05

Method: 8260C - Volatile Organic Compounds by GC/MS (Continued)

Analyte	Result	Qualifier	RL	MDL	Unit	D	Prepared	Analyzed	Dil Fac
Trichloroethene	**2.2**		1.0	0.22	ug/L			10/12/16 16:06	1
Trichlorofluoromethane	0.15	U	1.0	0.15	ug/L			10/12/16 16:06	1
Vinyl chloride	0.060	U	1.0	0.060	ug/L			10/12/16 16:06	1

Tentatively Identified Compound	*Est. Result*	*Qualifier*	*Unit*	*D*	*RT*	*CAS No.*	*Prepared*	*Analyzed*	*Dil Fac*
Unknown	*11*	*J*	*ug/L*		*3.47*			*10/12/16 16:06*	*1*

Surrogate	*%Recovery*	*Qualifier*	*Limits*	*Prepared*	*Analyzed*	*Dil Fac*
1,2-Dichloroethane-d4 (Surr)	*106*		*70 - 130*		*10/12/16 16:06*	*1*
Bromofluorobenzene	*95*		*70 - 130*		*10/12/16 16:06*	*1*
Dibromofluoromethane (Surr)	*104*		*70 - 130*		*10/12/16 16:06*	*1*
Toluene-d8 (Surr)	*102*		*70 - 130*		*10/12/16 16:06*	*1*

Client Sample ID: DUP-01
Lab Sample ID: 460-121256-47
Date Collected: 09/29/16 08:30
Matrix: Water
Date Received: 09/30/16 17:05

Method: 8260C - Volatile Organic Compounds by GC/MS

Analyte	Result	Qualifier	RL	MDL	Unit	D	Prepared	Analyzed	Dil Fac
1,1,1-Trichloroethane	0.28	U	1.0	0.28	ug/L			10/12/16 16:28	1
1,1,2,2-Tetrachloroethane	0.19	U	1.0	0.19	ug/L			10/12/16 16:28	1
1,1,2-Trichloroethane	0.080	U	1.0	0.080	ug/L			10/12/16 16:28	1
1,1-Dichloroethane	0.24	U	1.0	0.24	ug/L			10/12/16 16:28	1
1,1-Dichloroethene	0.34	U	1.0	0.34	ug/L			10/12/16 16:28	1
1,2,3-Trichlorobenzene	0.35	U	1.0	0.35	ug/L			10/12/16 16:28	1
1,2,4-Trichlorobenzene	0.27	U	1.0	0.27	ug/L			10/12/16 16:28	1
1,2-Dibromo-3-Chloropropane	0.23	U	1.0	0.23	ug/L			10/12/16 16:28	1
1,2-Dibromoethane	0.19	U	1.0	0.19	ug/L			10/12/16 16:28	1
1,2-Dichlorobenzene	0.22	U	1.0	0.22	ug/L			10/12/16 16:28	1
1,2-Dichloroethane	**0.40**	**J**	1.0	0.25	ug/L			10/12/16 16:28	1
1,2-Dichloropropane	0.18	U	1.0	0.18	ug/L			10/12/16 16:28	1
1,3-Dichlorobenzene	0.33	U	1.0	0.33	ug/L			10/12/16 16:28	1
1,4-Dichlorobenzene	0.33	U	1.0	0.33	ug/L			10/12/16 16:28	1
1,4-Dioxane	8.7	U	50	8.7	ug/L			10/12/16 16:28	1
2-Butanone	2.2	U	5.0	2.2	ug/L			10/12/16 16:28	1
2-Hexanone	0.72	U	5.0	0.72	ug/L			10/12/16 16:28	1
4-Methyl-2-pentanone	0.63	U	5.0	0.63	ug/L			10/12/16 16:28	1
Acetone	**34**		5.0	1.1	ug/L			10/12/16 16:28	1
Benzene	0.090	U	1.0	0.090	ug/L			10/12/16 16:28	1
Bromochloromethane	0.30	U	1.0	0.30	ug/L			10/12/16 16:28	1
Bromodichloromethane	0.15	U	1.0	0.15	ug/L			10/12/16 16:28	1
Bromoform	0.18	U	1.0	0.18	ug/L			10/12/16 16:28	1
Bromomethane	0.18	U	1.0	0.18	ug/L			10/12/16 16:28	1
Carbon disulfide	0.22	U	1.0	0.22	ug/L			10/12/16 16:28	1
Carbon tetrachloride	0.33	U	1.0	0.33	ug/L			10/12/16 16:28	1
Chlorobenzene	0.24	U	1.0	0.24	ug/L			10/12/16 16:28	1
Chloroethane	0.37	U	1.0	0.37	ug/L			10/12/16 16:28	1
Chloroform	0.22	U	1.0	0.22	ug/L			10/12/16 16:28	1
Chloromethane	0.22	U	1.0	0.22	ug/L			10/12/16 16:28	1
cis-1,2-Dichloroethene	0.26	U	1.0	0.26	ug/L			10/12/16 16:28	1

Client Sample ID: DUP-01

Date Collected: 09/29/16 08:30
Date Received: 09/30/16 17:05

Lab Sample ID: 460-121256-47

Matrix: Water

Method: 8260C - Volatile Organic Compounds by GC/MS (Continued)

Analyte	Result	Qualifier	RL	MDL	Unit	D	Prepared	Analyzed	Dil Fac
cis-1,3-Dichloropropene	0.16	U	1.0	0.16	ug/L			10/12/16 16:28	1
Cyclohexane	**0.43**	**J**	1.0	0.26	ug/L			10/12/16 16:28	1
Dibromochloromethane	0.22	U	1.0	0.22	ug/L			10/12/16 16:28	1
Dichlorodifluoromethane	0.14	U	1.0	0.14	ug/L			10/12/16 16:28	1
Ethylbenzene	0.30	U	1.0	0.30	ug/L			10/12/16 16:28	1
Freon TF	0.34	U	1.0	0.34	ug/L			10/12/16 16:28	1
Isopropylbenzene	0.32	U	1.0	0.32	ug/L			10/12/16 16:28	1
m&p-Xylene	0.28	U	1.0	0.28	ug/L			10/12/16 16:28	1
Methyl acetate	**1.3**	**J**	5.0	0.58	ug/L			10/12/16 16:28	1
Methylcyclohexane	0.22	U	1.0	0.22	ug/L			10/12/16 16:28	1
Methylene Chloride	0.21	U	1.0	0.21	ug/L			10/12/16 16:28	1
MTBE	0.13	U	1.0	0.13	ug/L			10/12/16 16:28	1
o-Xylene	0.32	U	1.0	0.32	ug/L			10/12/16 16:28	1
Styrene	0.17	U	1.0	0.17	ug/L			10/12/16 16:28	1
Tetrachloroethene	**0.51**	**J**	1.0	0.12	ug/L			10/12/16 16:28	1
Toluene	0.25	U	1.0	0.25	ug/L			10/12/16 16:28	1
trans-1,2-Dichloroethene	0.18	U	1.0	0.18	ug/L			10/12/16 16:28	1
trans-1,3-Dichloropropene	0.19	U	1.0	0.19	ug/L			10/12/16 16:28	1
Trichloroethene	**6.5**		1.0	0.22	ug/L			10/12/16 16:28	1
Trichlorofluoromethane	0.15	U	1.0	0.15	ug/L			10/12/16 16:28	1
Vinyl chloride	0.060	U	1.0	0.060	ug/L			10/12/16 16:28	1

Tentatively Identified Compound	*Est. Result*	*Qualifier*	*Unit*	*D*	*RT*	*CAS No.*	*Prepared*	*Analyzed*	*Dil Fac*
Tentatively Identified Compound	*None*		*ug/L*					*10/12/16 16:28*	*1*

Surrogate	*%Recovery*	*Qualifier*	*Limits*	*Prepared*	*Analyzed*	*Dil Fac*
1,2-Dichloroethane-d4 (Surr)	*105*		*70 - 130*		*10/12/16 16:28*	*1*
Bromofluorobenzene	*94*		*70 - 130*		*10/12/16 16:28*	*1*
Dibromofluoromethane (Surr)	*104*		*70 - 130*		*10/12/16 16:28*	*1*
Toluene-d8 (Surr)	*101*		*70 - 130*		*10/12/16 16:28*	*1*

Client Sample ID: DUP-02

Date Collected: 09/29/16 08:45
Date Received: 09/30/16 17:05

Lab Sample ID: 460-121256-48

Matrix: Water

Method: 8260C - Volatile Organic Compounds by GC/MS

Analyte	Result	Qualifier	RL	MDL	Unit	D	Prepared	Analyzed	Dil Fac
1,1,1-Trichloroethane	0.28	U	1.0	0.28	ug/L			10/12/16 16:50	1
1,1,2,2-Tetrachloroethane	0.19	U	1.0	0.19	ug/L			10/12/16 16:50	1
1,1,2-Trichloroethane	0.080	U	1.0	0.080	ug/L			10/12/16 16:50	1
1,1-Dichloroethane	0.24	U	1.0	0.24	ug/L			10/12/16 16:50	1
1,1-Dichloroethene	0.34	U	1.0	0.34	ug/L			10/12/16 16:50	1
1,2,3-Trichlorobenzene	0.35	U	1.0	0.35	ug/L			10/12/16 16:50	1
1,2,4-Trichlorobenzene	0.27	U	1.0	0.27	ug/L			10/12/16 16:50	1
1,2-Dibromo-3-Chloropropane	0.23	U	1.0	0.23	ug/L			10/12/16 16:50	1
1,2-Dibromoethane	0.19	U	1.0	0.19	ug/L			10/12/16 16:50	1
1,2-Dichlorobenzene	0.22	U	1.0	0.22	ug/L			10/12/16 16:50	1
1,2-Dichloroethane	**0.31**	**J**	1.0	0.25	ug/L			10/12/16 16:50	1
1,2-Dichloropropane	0.18	U	1.0	0.18	ug/L			10/12/16 16:50	1
1,3-Dichlorobenzene	0.33	U	1.0	0.33	ug/L			10/12/16 16:50	1

Client Sample ID: DUP-02

Date Collected: 09/29/16 08:45
Date Received: 09/30/16 17:05

Lab Sample ID: 460-121256-48

Matrix: Water

Method: 8260C - Volatile Organic Compounds by GC/MS (Continued)

Analyte	Result	Qualifier	RL	MDL	Unit	D	Prepared	Analyzed	Dil Fac
1,4-Dichlorobenzene	0.33	U	1.0	0.33	ug/L			10/12/16 16:50	1
1,4-Dioxane	8.7	U	50	8.7	ug/L			10/12/16 16:50	1
2-Butanone	2.2	U	5.0	2.2	ug/L			10/12/16 16:50	1
2-Hexanone	0.72	U	5.0	0.72	ug/L			10/12/16 16:50	1
4-Methyl-2-pentanone	0.63	U	5.0	0.63	ug/L			10/12/16 16:50	1
Acetone	**6.6**		5.0	1.1	ug/L			10/12/16 16:50	1
Benzene	0.090	U	1.0	0.090	ug/L			10/12/16 16:50	1
Bromochloromethane	0.30	U	1.0	0.30	ug/L			10/12/16 16:50	1
Bromodichloromethane	0.15	U	1.0	0.15	ug/L			10/12/16 16:50	1
Bromoform	0.18	U	1.0	0.18	ug/L			10/12/16 16:50	1
Bromomethane	0.18	U	1.0	0.18	ug/L			10/12/16 16:50	1
Carbon disulfide	0.22	U	1.0	0.22	ug/L			10/12/16 16:50	1
Carbon tetrachloride	0.33	U	1.0	0.33	ug/L			10/12/16 16:50	1
Chlorobenzene	0.24	U	1.0	0.24	ug/L			10/12/16 16:50	1
Chloroethane	0.37	U	1.0	0.37	ug/L			10/12/16 16:50	1
Chloroform	**1.4**		1.0	0.22	ug/L			10/12/16 16:50	1
Chloromethane	0.22	U	1.0	0.22	ug/L			10/12/16 16:50	1
cis-1,2-Dichloroethene	0.26	U	1.0	0.26	ug/L			10/12/16 16:50	1
cis-1,3-Dichloropropene	0.16	U	1.0	0.16	ug/L			10/12/16 16:50	1
Cyclohexane	0.26	U	1.0	0.26	ug/L			10/12/16 16:50	1
Dibromochloromethane	0.22	U	1.0	0.22	ug/L			10/12/16 16:50	1
Dichlorodifluoromethane	0.14	U	1.0	0.14	ug/L			10/12/16 16:50	1
Ethylbenzene	0.30	U	1.0	0.30	ug/L			10/12/16 16:50	1
Freon TF	0.34	U	1.0	0.34	ug/L			10/12/16 16:50	1
Isopropylbenzene	0.32	U	1.0	0.32	ug/L			10/12/16 16:50	1
m&p-Xylene	0.28	U	1.0	0.28	ug/L			10/12/16 16:50	1
Methyl acetate	**0.95**	**J**	5.0	0.58	ug/L			10/12/16 16:50	1
Methylcyclohexane	0.22	U	1.0	0.22	ug/L			10/12/16 16:50	1
Methylene Chloride	0.21	U	1.0	0.21	ug/L			10/12/16 16:50	1
MTBE	0.13	U	1.0	0.13	ug/L			10/12/16 16:50	1
o-Xylene	0.32	U	1.0	0.32	ug/L			10/12/16 16:50	1
Styrene	0.17	U	1.0	0.17	ug/L			10/12/16 16:50	1
Tetrachloroethene	0.12	U	1.0	0.12	ug/L			10/12/16 16:50	1
Toluene	0.25	U	1.0	0.25	ug/L			10/12/16 16:50	1
trans-1,2-Dichloroethene	0.18	U	1.0	0.18	ug/L			10/12/16 16:50	1
trans-1,3-Dichloropropene	0.19	U	1.0	0.19	ug/L			10/12/16 16:50	1
Trichloroethene	**0.74**	**J**	1.0	0.22	ug/L			10/12/16 16:50	1
Trichlorofluoromethane	0.15	U	1.0	0.15	ug/L			10/12/16 16:50	1
Vinyl chloride	0.060	U	1.0	0.060	ug/L			10/12/16 16:50	1

Tentatively Identified Compound	*Est. Result*	*Qualifier*	*Unit*	*D*	*RT*	*CAS No.*	*Prepared*	*Analyzed*	*Dil Fac*
Tentatively Identified Compound	*None*		*ug/L*					*10/12/16 16:50*	*1*

Surrogate	*%Recovery*	*Qualifier*	*Limits*	*Prepared*	*Analyzed*	*Dil Fac*
1,2-Dichloroethane-d4 (Surr)	*105*		*70 - 130*		*10/12/16 16:50*	*1*
Bromofluorobenzene	*93*		*70 - 130*		*10/12/16 16:50*	*1*
Dibromofluoromethane (Surr)	*105*		*70 - 130*		*10/12/16 16:50*	*1*
Toluene-d8 (Surr)	*102*		*70 - 130*		*10/12/16 16:50*	*1*

Client Sample ID: DUP-03

Date Collected: 09/29/16 10:00
Date Received: 09/30/16 17:05

Lab Sample ID: 460-121256-49

Matrix: Water

Method: 8260C - Volatile Organic Compounds by GC/MS

Analyte	Result	Qualifier	RL	MDL	Unit	D	Prepared	Analyzed	Dil Fac
1,1,1-Trichloroethane	0.28	U	1.0	0.28	ug/L			10/12/16 17:11	1
1,1,2,2-Tetrachloroethane	0.19	U	1.0	0.19	ug/L			10/12/16 17:11	1
1,1,2-Trichloroethane	0.080	U	1.0	0.080	ug/L			10/12/16 17:11	1
1,1-Dichloroethane	0.24	U	1.0	0.24	ug/L			10/12/16 17:11	1
1,1-Dichloroethene	0.34	U	1.0	0.34	ug/L			10/12/16 17:11	1
1,2,3-Trichlorobenzene	0.35	U	1.0	0.35	ug/L			10/12/16 17:11	1
1,2,4-Trichlorobenzene	0.27	U	1.0	0.27	ug/L			10/12/16 17:11	1
1,2-Dibromo-3-Chloropropane	0.23	U	1.0	0.23	ug/L			10/12/16 17:11	1
1,2-Dibromoethane	0.19	U	1.0	0.19	ug/L			10/12/16 17:11	1
1,2-Dichlorobenzene	0.22	U	1.0	0.22	ug/L			10/12/16 17:11	1
1,2-Dichloroethane	0.25	U	1.0	0.25	ug/L			10/12/16 17:11	1
1,2-Dichloropropane	0.18	U	1.0	0.18	ug/L			10/12/16 17:11	1
1,3-Dichlorobenzene	0.33	U	1.0	0.33	ug/L			10/12/16 17:11	1
1,4-Dichlorobenzene	0.33	U	1.0	0.33	ug/L			10/12/16 17:11	1
1,4-Dioxane	8.7	U	50	8.7	ug/L			10/12/16 17:11	1
2-Butanone	2.2	U	5.0	2.2	ug/L			10/12/16 17:11	1
2-Hexanone	0.72	U	5.0	0.72	ug/L			10/12/16 17:11	1
4-Methyl-2-pentanone	0.63	U	5.0	0.63	ug/L			10/12/16 17:11	1
Acetone	**6.3**		5.0	1.1	ug/L			10/12/16 17:11	1
Benzene	0.090	U	1.0	0.090	ug/L			10/12/16 17:11	1
Bromochloromethane	0.30	U	1.0	0.30	ug/L			10/12/16 17:11	1
Bromodichloromethane	0.15	U	1.0	0.15	ug/L			10/12/16 17:11	1
Bromoform	0.18	U	1.0	0.18	ug/L			10/12/16 17:11	1
Bromomethane	0.18	U	1.0	0.18	ug/L			10/12/16 17:11	1
Carbon disulfide	0.22	U	1.0	0.22	ug/L			10/12/16 17:11	1
Carbon tetrachloride	0.33	U	1.0	0.33	ug/L			10/12/16 17:11	1
Chlorobenzene	0.24	U	1.0	0.24	ug/L			10/12/16 17:11	1
Chloroethane	0.37	U	1.0	0.37	ug/L			10/12/16 17:11	1
Chloroform	**0.42**	**J**	1.0	0.22	ug/L			10/12/16 17:11	1
Chloromethane	0.22	U	1.0	0.22	ug/L			10/12/16 17:11	1
cis-1,2-Dichloroethene	0.26	U	1.0	0.26	ug/L			10/12/16 17:11	1
cis-1,3-Dichloropropene	0.16	U	1.0	0.16	ug/L			10/12/16 17:11	1
Cyclohexane	0.26	U	1.0	0.26	ug/L			10/12/16 17:11	1
Dibromochloromethane	0.22	U	1.0	0.22	ug/L			10/12/16 17:11	1
Dichlorodifluoromethane	0.14	U	1.0	0.14	ug/L			10/12/16 17:11	1
Ethylbenzene	0.30	U	1.0	0.30	ug/L			10/12/16 17:11	1
Freon TF	0.34	U	1.0	0.34	ug/L			10/12/16 17:11	1
Isopropylbenzene	0.32	U	1.0	0.32	ug/L			10/12/16 17:11	1
m&p-Xylene	0.28	U	1.0	0.28	ug/L			10/12/16 17:11	1
Methyl acetate	**0.95**	**J**	5.0	0.58	ug/L			10/12/16 17:11	1
Methylcyclohexane	0.22	U	1.0	0.22	ug/L			10/12/16 17:11	1
Methylene Chloride	0.21	U	1.0	0.21	ug/L			10/12/16 17:11	1
MTBE	0.13	U	1.0	0.13	ug/L			10/12/16 17:11	1
o-Xylene	0.32	U	1.0	0.32	ug/L			10/12/16 17:11	1
Styrene	0.17	U	1.0	0.17	ug/L			10/12/16 17:11	1
Tetrachloroethene	0.12	U	1.0	0.12	ug/L			10/12/16 17:11	1
Toluene	0.25	U	1.0	0.25	ug/L			10/12/16 17:11	1
trans-1,2-Dichloroethene	0.18	U	1.0	0.18	ug/L			10/12/16 17:11	1
trans-1,3-Dichloropropene	0.19	U	1.0	0.19	ug/L			10/12/16 17:11	1

Client Sample ID: DUP-03
Lab Sample ID: 460-121256-49
Date Collected: 09/29/16 10:00
Matrix: Water
Date Received: 09/30/16 17:05

Method: 8260C - Volatile Organic Compounds by GC/MS (Continued)

Analyte	Result	Qualifier	RL	MDL	Unit	D	Prepared	Analyzed	Dil Fac
Trichloroethene	0.22	U	1.0	0.22	ug/L			10/12/16 17:11	1
Trichlorofluoromethane	0.15	U	1.0	0.15	ug/L			10/12/16 17:11	1
Vinyl chloride	0.060	U	1.0	0.060	ug/L			10/12/16 17:11	1

Tentatively Identified Compound	*Est. Result*	*Qualifier*	*Unit*	*D*	*RT*	*CAS No.*	*Prepared*	*Analyzed*	*Dil Fac*
Tentatively Identified Compound	*None*		*ug/L*					*10/12/16 17:11*	*1*

Surrogate	*%Recovery*	*Qualifier*	*Limits*	*Prepared*	*Analyzed*	*Dil Fac*
1,2-Dichloroethane-d4 (Surr)	*106*		*70 - 130*		*10/12/16 17:11*	*1*
Bromofluorobenzene	*94*		*70 - 130*		*10/12/16 17:11*	*1*
Dibromofluoromethane (Surr)	*106*		*70 - 130*		*10/12/16 17:11*	*1*
Toluene-d8 (Surr)	*102*		*70 - 130*		*10/12/16 17:11*	*1*

Client Sample ID: DUP-04
Lab Sample ID: 460-121256-50
Date Collected: 09/29/16 09:35
Matrix: Water
Date Received: 09/30/16 17:05

Method: 8260C - Volatile Organic Compounds by GC/MS

Analyte	Result	Qualifier	RL	MDL	Unit	D	Prepared	Analyzed	Dil Fac
1,1,1-Trichloroethane	0.28	U	1.0	0.28	ug/L			10/12/16 17:32	1
1,1,2,2-Tetrachloroethane	0.19	U	1.0	0.19	ug/L			10/12/16 17:32	1
1,1,2-Trichloroethane	0.080	U	1.0	0.080	ug/L			10/12/16 17:32	1
1,1-Dichloroethane	0.24	U	1.0	0.24	ug/L			10/12/16 17:32	1
1,1-Dichloroethene	0.34	U	1.0	0.34	ug/L			10/12/16 17:32	1
1,2,3-Trichlorobenzene	0.35	U	1.0	0.35	ug/L			10/12/16 17:32	1
1,2,4-Trichlorobenzene	0.27	U	1.0	0.27	ug/L			10/12/16 17:32	1
1,2-Dibromo-3-Chloropropane	0.23	U	1.0	0.23	ug/L			10/12/16 17:32	1
1,2-Dibromoethane	0.19	U	1.0	0.19	ug/L			10/12/16 17:32	1
1,2-Dichlorobenzene	0.22	U	1.0	0.22	ug/L			10/12/16 17:32	1
1,2-Dichloroethane	**0.35**	**J**	1.0	0.25	ug/L			10/12/16 17:32	1
1,2-Dichloropropane	0.18	U	1.0	0.18	ug/L			10/12/16 17:32	1
1,3-Dichlorobenzene	0.33	U	1.0	0.33	ug/L			10/12/16 17:32	1
1,4-Dichlorobenzene	0.33	U	1.0	0.33	ug/L			10/12/16 17:32	1
1,4-Dioxane	8.7	U	50	8.7	ug/L			10/12/16 17:32	1
2-Butanone	2.2	U	5.0	2.2	ug/L			10/12/16 17:32	1
2-Hexanone	0.72	U	5.0	0.72	ug/L			10/12/16 17:32	1
4-Methyl-2-pentanone	0.63	U	5.0	0.63	ug/L			10/12/16 17:32	1
Acetone	**23**		5.0	1.1	ug/L			10/12/16 17:32	1
Benzene	0.090	U	1.0	0.090	ug/L			10/12/16 17:32	1
Bromochloromethane	0.30	U	1.0	0.30	ug/L			10/12/16 17:32	1
Bromodichloromethane	0.15	U	1.0	0.15	ug/L			10/12/16 17:32	1
Bromoform	0.18	U	1.0	0.18	ug/L			10/12/16 17:32	1
Bromomethane	0.18	U	1.0	0.18	ug/L			10/12/16 17:32	1
Carbon disulfide	0.22	U	1.0	0.22	ug/L			10/12/16 17:32	1
Carbon tetrachloride	0.33	U	1.0	0.33	ug/L			10/12/16 17:32	1
Chlorobenzene	0.24	U	1.0	0.24	ug/L			10/12/16 17:32	1
Chloroethane	0.37	U	1.0	0.37	ug/L			10/12/16 17:32	1
Chloroform	0.22	U	1.0	0.22	ug/L			10/12/16 17:32	1
Chloromethane	0.22	U	1.0	0.22	ug/L			10/12/16 17:32	1
cis-1,2-Dichloroethene	**2.0**		1.0	0.26	ug/L			10/12/16 17:32	1

Client Sample ID: DUP-04

Date Collected: 09/29/16 09:35
Date Received: 09/30/16 17:05

Lab Sample ID: 460-121256-50

Matrix: Water

Method: 8260C - Volatile Organic Compounds by GC/MS (Continued)

Analyte	Result	Qualifier	RL	MDL	Unit	D	Prepared	Analyzed	Dil Fac
cis-1,3-Dichloropropene	0.16	U	1.0	0.16	ug/L			10/12/16 17:32	1
Cyclohexane	**0.44**	**J**	1.0	0.26	ug/L			10/12/16 17:32	1
Dibromochloromethane	0.22	U	1.0	0.22	ug/L			10/12/16 17:32	1
Dichlorodifluoromethane	0.14	U	1.0	0.14	ug/L			10/12/16 17:32	1
Ethylbenzene	0.30	U	1.0	0.30	ug/L			10/12/16 17:32	1
Freon TF	0.34	U	1.0	0.34	ug/L			10/12/16 17:32	1
Isopropylbenzene	0.32	U	1.0	0.32	ug/L			10/12/16 17:32	1
m&p-Xylene	0.28	U	1.0	0.28	ug/L			10/12/16 17:32	1
Methyl acetate	**0.81**	**J**	5.0	0.58	ug/L			10/12/16 17:32	1
Methylcyclohexane	0.22	U	1.0	0.22	ug/L			10/12/16 17:32	1
Methylene Chloride	0.21	U	1.0	0.21	ug/L			10/12/16 17:32	1
MTBE	0.13	U	1.0	0.13	ug/L			10/12/16 17:32	1
o-Xylene	0.32	U	1.0	0.32	ug/L			10/12/16 17:32	1
Styrene	0.17	U	1.0	0.17	ug/L			10/12/16 17:32	1
Tetrachloroethene	0.12	U	1.0	0.12	ug/L			10/12/16 17:32	1
Toluene	0.25	U	1.0	0.25	ug/L			10/12/16 17:32	1
trans-1,2-Dichloroethene	0.18	U	1.0	0.18	ug/L			10/12/16 17:32	1
trans-1,3-Dichloropropene	0.19	U	1.0	0.19	ug/L			10/12/16 17:32	1
Trichloroethene	**0.90**	**J**	1.0	0.22	ug/L			10/12/16 17:32	1
Trichlorofluoromethane	0.15	U	1.0	0.15	ug/L			10/12/16 17:32	1
Vinyl chloride	**0.39**	**J**	1.0	0.060	ug/L			10/12/16 17:32	1

Tentatively Identified Compound	*Est. Result*	*Qualifier*	*Unit*	*D*	*RT*	*CAS No.*	*Prepared*	*Analyzed*	*Dil Fac*
Tentatively Identified Compound	*None*		*ug/L*					*10/12/16 17:32*	*1*

Surrogate	*%Recovery*	*Qualifier*	*Limits*	*Prepared*	*Analyzed*	*Dil Fac*
1,2-Dichloroethane-d4 (Surr)	*105*		*70 - 130*		*10/12/16 17:32*	*1*
Bromofluorobenzene	*96*		*70 - 130*		*10/12/16 17:32*	*1*
Dibromofluoromethane (Surr)	*103*		*70 - 130*		*10/12/16 17:32*	*1*
Toluene-d8 (Surr)	*101*		*70 - 130*		*10/12/16 17:32*	*1*

Client Sample ID: DUP-05

Date Collected: 09/29/16 12:30
Date Received: 09/30/16 17:05

Lab Sample ID: 460-121256-51

Matrix: Water

Method: 8260C - Volatile Organic Compounds by GC/MS

Analyte	Result	Qualifier	RL	MDL	Unit	D	Prepared	Analyzed	Dil Fac
1,1,1-Trichloroethane	0.28	U	1.0	0.28	ug/L			10/12/16 17:54	1
1,1,2,2-Tetrachloroethane	0.19	U	1.0	0.19	ug/L			10/12/16 17:54	1
1,1,2-Trichloroethane	0.080	U	1.0	0.080	ug/L			10/12/16 17:54	1
1,1-Dichloroethane	**1.1**		1.0	0.24	ug/L			10/12/16 17:54	1
1,1-Dichloroethene	0.34	U	1.0	0.34	ug/L			10/12/16 17:54	1
1,2,3-Trichlorobenzene	0.35	U	1.0	0.35	ug/L			10/12/16 17:54	1
1,2,4-Trichlorobenzene	0.27	U	1.0	0.27	ug/L			10/12/16 17:54	1
1,2-Dibromo-3-Chloropropane	0.23	U	1.0	0.23	ug/L			10/12/16 17:54	1
1,2-Dibromoethane	0.19	U	1.0	0.19	ug/L			10/12/16 17:54	1
1,2-Dichlorobenzene	0.22	U	1.0	0.22	ug/L			10/12/16 17:54	1
1,2-Dichloroethane	**0.34**	**J**	1.0	0.25	ug/L			10/12/16 17:54	1
1,2-Dichloropropane	0.18	U	1.0	0.18	ug/L			10/12/16 17:54	1
1,3-Dichlorobenzene	0.33	U	1.0	0.33	ug/L			10/12/16 17:54	1

Client Sample ID: DUP-05

Date Collected: 09/29/16 12:30
Date Received: 09/30/16 17:05

Lab Sample ID: 460-121256-51

Matrix: Water

Method: 8260C - Volatile Organic Compounds by GC/MS (Continued)

Analyte	Result	Qualifier	RL	MDL	Unit	D	Prepared	Analyzed	Dil Fac
1,4-Dichlorobenzene	0.33	U	1.0	0.33	ug/L			10/12/16 17:54	1
1,4-Dioxane	8.7	U	50	8.7	ug/L			10/12/16 17:54	1
2-Butanone	2.2	U	5.0	2.2	ug/L			10/12/16 17:54	1
2-Hexanone	0.72	U	5.0	0.72	ug/L			10/12/16 17:54	1
4-Methyl-2-pentanone	0.63	U	5.0	0.63	ug/L			10/12/16 17:54	1
Acetone	**8.8**		5.0	1.1	ug/L			10/12/16 17:54	1
Benzene	0.090	U	1.0	0.090	ug/L			10/12/16 17:54	1
Bromochloromethane	0.30	U	1.0	0.30	ug/L			10/12/16 17:54	1
Bromodichloromethane	0.15	U	1.0	0.15	ug/L			10/12/16 17:54	1
Bromoform	0.18	U	1.0	0.18	ug/L			10/12/16 17:54	1
Bromomethane	0.18	U	1.0	0.18	ug/L			10/12/16 17:54	1
Carbon disulfide	0.22	U	1.0	0.22	ug/L			10/12/16 17:54	1
Carbon tetrachloride	0.33	U	1.0	0.33	ug/L			10/12/16 17:54	1
Chlorobenzene	0.24	U	1.0	0.24	ug/L			10/12/16 17:54	1
Chloroethane	0.37	U	1.0	0.37	ug/L			10/12/16 17:54	1
Chloroform	**2.4**		1.0	0.22	ug/L			10/12/16 17:54	1
Chloromethane	0.22	U	1.0	0.22	ug/L			10/12/16 17:54	1
cis-1,2-Dichloroethene	**4.7**		1.0	0.26	ug/L			10/12/16 17:54	1
cis-1,3-Dichloropropene	0.16	U	1.0	0.16	ug/L			10/12/16 17:54	1
Cyclohexane	**0.40**	**J**	1.0	0.26	ug/L			10/12/16 17:54	1
Dibromochloromethane	0.22	U	1.0	0.22	ug/L			10/12/16 17:54	1
Dichlorodifluoromethane	0.14	U	1.0	0.14	ug/L			10/12/16 17:54	1
Ethylbenzene	0.30	U	1.0	0.30	ug/L			10/12/16 17:54	1
Freon TF	0.34	U	1.0	0.34	ug/L			10/12/16 17:54	1
Isopropylbenzene	0.32	U	1.0	0.32	ug/L			10/12/16 17:54	1
m&p-Xylene	0.28	U	1.0	0.28	ug/L			10/12/16 17:54	1
Methyl acetate	0.58	U	5.0	0.58	ug/L			10/12/16 17:54	1
Methylcyclohexane	0.22	U	1.0	0.22	ug/L			10/12/16 17:54	1
Methylene Chloride	0.21	U	1.0	0.21	ug/L			10/12/16 17:54	1
MTBE	0.13	U	1.0	0.13	ug/L			10/12/16 17:54	1
o-Xylene	0.32	U	1.0	0.32	ug/L			10/12/16 17:54	1
Styrene	0.17	U	1.0	0.17	ug/L			10/12/16 17:54	1
Tetrachloroethene	**0.22**	**J**	1.0	0.12	ug/L			10/12/16 17:54	1
Toluene	0.25	U	1.0	0.25	ug/L			10/12/16 17:54	1
trans-1,2-Dichloroethene	0.18	U	1.0	0.18	ug/L			10/12/16 17:54	1
trans-1,3-Dichloropropene	0.19	U	1.0	0.19	ug/L			10/12/16 17:54	1
Trichloroethene	**1.3**		1.0	0.22	ug/L			10/12/16 17:54	1
Trichlorofluoromethane	0.15	U	1.0	0.15	ug/L			10/12/16 17:54	1
Vinyl chloride	0.060	U	1.0	0.060	ug/L			10/12/16 17:54	1

Tentatively Identified Compound	*Est. Result*	*Qualifier*	*Unit*	*D*	*RT*	*CAS No.*	*Prepared*	*Analyzed*	*Dil Fac*
Tentatively Identified Compound	*None*		*ug/L*					*10/12/16 17:54*	*1*

Surrogate	*%Recovery*	*Qualifier*	*Limits*	*Prepared*	*Analyzed*	*Dil Fac*
1,2-Dichloroethane-d4 (Surr)	*105*		*70 - 130*		*10/12/16 17:54*	*1*
Bromofluorobenzene	*95*		*70 - 130*		*10/12/16 17:54*	*1*
Dibromofluoromethane (Surr)	*105*		*70 - 130*		*10/12/16 17:54*	*1*
Toluene-d8 (Surr)	*102*		*70 - 130*		*10/12/16 17:54*	*1*

Client Sample ID: DUP-06

Date Collected: 09/29/16 13:45
Date Received: 09/30/16 17:05

Lab Sample ID: 460-121256-52

Matrix: Water

Method: 8260C - Volatile Organic Compounds by GC/MS

Analyte	Result	Qualifier	RL	MDL	Unit	D	Prepared	Analyzed	Dil Fac
1,1,1-Trichloroethane	0.28	U	1.0	0.28	ug/L			10/12/16 18:16	1
1,1,2,2-Tetrachloroethane	0.19	U	1.0	0.19	ug/L			10/12/16 18:16	1
1,1,2-Trichloroethane	0.080	U	1.0	0.080	ug/L			10/12/16 18:16	1
1,1-Dichloroethane	0.24	U	1.0	0.24	ug/L			10/12/16 18:16	1
1,1-Dichloroethene	0.34	U	1.0	0.34	ug/L			10/12/16 18:16	1
1,2,3-Trichlorobenzene	0.35	U	1.0	0.35	ug/L			10/12/16 18:16	1
1,2,4-Trichlorobenzene	0.27	U	1.0	0.27	ug/L			10/12/16 18:16	1
1,2-Dibromo-3-Chloropropane	0.23	U	1.0	0.23	ug/L			10/12/16 18:16	1
1,2-Dibromoethane	0.19	U	1.0	0.19	ug/L			10/12/16 18:16	1
1,2-Dichlorobenzene	0.22	U	1.0	0.22	ug/L			10/12/16 18:16	1
1,2-Dichloroethane	0.25	U	1.0	0.25	ug/L			10/12/16 18:16	1
1,2-Dichloropropane	0.18	U	1.0	0.18	ug/L			10/12/16 18:16	1
1,3-Dichlorobenzene	0.33	U	1.0	0.33	ug/L			10/12/16 18:16	1
1,4-Dichlorobenzene	0.33	U	1.0	0.33	ug/L			10/12/16 18:16	1
1,4-Dioxane	8.7	U	50	8.7	ug/L			10/12/16 18:16	1
2-Butanone	2.2	U	5.0	2.2	ug/L			10/12/16 18:16	1
2-Hexanone	0.72	U	5.0	0.72	ug/L			10/12/16 18:16	1
4-Methyl-2-pentanone	0.63	U	5.0	0.63	ug/L			10/12/16 18:16	1
Acetone	**5.4**		5.0	1.1	ug/L			10/12/16 18:16	1
Benzene	0.090	U	1.0	0.090	ug/L			10/12/16 18:16	1
Bromochloromethane	0.30	U	1.0	0.30	ug/L			10/12/16 18:16	1
Bromodichloromethane	0.15	U	1.0	0.15	ug/L			10/12/16 18:16	1
Bromoform	0.18	U	1.0	0.18	ug/L			10/12/16 18:16	1
Bromomethane	0.18	U	1.0	0.18	ug/L			10/12/16 18:16	1
Carbon disulfide	0.22	U	1.0	0.22	ug/L			10/12/16 18:16	1
Carbon tetrachloride	0.33	U	1.0	0.33	ug/L			10/12/16 18:16	1
Chlorobenzene	0.24	U	1.0	0.24	ug/L			10/12/16 18:16	1
Chloroethane	0.37	U	1.0	0.37	ug/L			10/12/16 18:16	1
Chloroform	0.22	U	1.0	0.22	ug/L			10/12/16 18:16	1
Chloromethane	0.22	U	1.0	0.22	ug/L			10/12/16 18:16	1
cis-1,2-Dichloroethene	0.26	U	1.0	0.26	ug/L			10/12/16 18:16	1
cis-1,3-Dichloropropene	0.16	U	1.0	0.16	ug/L			10/12/16 18:16	1
Cyclohexane	0.26	U	1.0	0.26	ug/L			10/12/16 18:16	1
Dibromochloromethane	0.22	U	1.0	0.22	ug/L			10/12/16 18:16	1
Dichlorodifluoromethane	0.14	U	1.0	0.14	ug/L			10/12/16 18:16	1
Ethylbenzene	0.30	U	1.0	0.30	ug/L			10/12/16 18:16	1
Freon TF	0.34	U	1.0	0.34	ug/L			10/12/16 18:16	1
Isopropylbenzene	0.32	U	1.0	0.32	ug/L			10/12/16 18:16	1
m&p-Xylene	0.28	U	1.0	0.28	ug/L			10/12/16 18:16	1
Methyl acetate	0.58	U	5.0	0.58	ug/L			10/12/16 18:16	1
Methylcyclohexane	0.22	U	1.0	0.22	ug/L			10/12/16 18:16	1
Methylene Chloride	0.21	U	1.0	0.21	ug/L			10/12/16 18:16	1
MTBE	0.13	U	1.0	0.13	ug/L			10/12/16 18:16	1
o-Xylene	0.32	U	1.0	0.32	ug/L			10/12/16 18:16	1
Styrene	0.17	U	1.0	0.17	ug/L			10/12/16 18:16	1
Tetrachloroethene	0.12	U	1.0	0.12	ug/L			10/12/16 18:16	1
Toluene	0.25	U	1.0	0.25	ug/L			10/12/16 18:16	1
trans-1,2-Dichloroethene	0.18	U	1.0	0.18	ug/L			10/12/16 18:16	1
trans-1,3-Dichloropropene	0.19	U	1.0	0.19	ug/L			10/12/16 18:16	1

Client Sample ID: DUP-06
Lab Sample ID: 460-121256-52

Date Collected: 09/29/16 13:45
Matrix: Water
Date Received: 09/30/16 17:05

Method: 8260C - Volatile Organic Compounds by GC/MS (Continued)

Analyte	Result	Qualifier	RL	MDL	Unit	D	Prepared	Analyzed	Dil Fac
Trichloroethene	0.22	U	1.0	0.22	ug/L			10/12/16 18:16	1
Trichlorofluoromethane	0.15	U	1.0	0.15	ug/L			10/12/16 18:16	1
Vinyl chloride	0.060	U	1.0	0.060	ug/L			10/12/16 18:16	1

Tentatively Identified Compound	*Est. Result*	*Qualifier*	*Unit*	*D*	*RT*	*CAS No.*	*Prepared*	*Analyzed*	*Dil Fac*
Tentatively Identified Compound	*None*		*ug/L*					*10/12/16 18:16*	*1*

Surrogate	*%Recovery*	*Qualifier*	*Limits*	*Prepared*	*Analyzed*	*Dil Fac*
1,2-Dichloroethane-d4 (Surr)	*105*		*70 - 130*		*10/12/16 18:16*	*1*
Bromofluorobenzene	*93*		*70 - 130*		*10/12/16 18:16*	*1*
Dibromofluoromethane (Surr)	*104*		*70 - 130*		*10/12/16 18:16*	*1*
Toluene-d8 (Surr)	*102*		*70 - 130*		*10/12/16 18:16*	*1*

Client Sample ID: SW-1
Lab Sample ID: 460-121256-53

Date Collected: 09/29/16 14:50
Matrix: Water
Date Received: 09/30/16 17:05

Method: 8260C - Volatile Organic Compounds by GC/MS

Analyte	Result	Qualifier	RL	MDL	Unit	D	Prepared	Analyzed	Dil Fac
1,1,1-Trichloroethane	0.28	U	1.0	0.28	ug/L			10/12/16 21:52	1
1,1,2,2-Tetrachloroethane	0.19	U	1.0	0.19	ug/L			10/12/16 21:52	1
1,1,2-Trichloroethane	0.080	U	1.0	0.080	ug/L			10/12/16 21:52	1
1,1-Dichloroethane	0.24	U	1.0	0.24	ug/L			10/12/16 21:52	1
1,1-Dichloroethene	0.34	U	1.0	0.34	ug/L			10/12/16 21:52	1
1,2,3-Trichlorobenzene	0.35	U F2	1.0	0.35	ug/L			10/12/16 21:52	1
1,2,4-Trichlorobenzene	0.27	U	1.0	0.27	ug/L			10/12/16 21:52	1
1,2-Dibromo-3-Chloropropane	0.23	U	1.0	0.23	ug/L			10/12/16 21:52	1
1,2-Dibromoethane	0.19	U	1.0	0.19	ug/L			10/12/16 21:52	1
1,2-Dichlorobenzene	0.22	U	1.0	0.22	ug/L			10/12/16 21:52	1
1,2-Dichloroethane	0.25	U	1.0	0.25	ug/L			10/12/16 21:52	1
1,2-Dichloropropane	0.18	U	1.0	0.18	ug/L			10/12/16 21:52	1
1,3-Dichlorobenzene	0.33	U	1.0	0.33	ug/L			10/12/16 21:52	1
1,4-Dichlorobenzene	0.33	U	1.0	0.33	ug/L			10/12/16 21:52	1
1,4-Dioxane	8.7	U	50	8.7	ug/L			10/12/16 21:52	1
2-Butanone	2.2	U	5.0	2.2	ug/L			10/12/16 21:52	1
2-Hexanone	0.72	U	5.0	0.72	ug/L			10/12/16 21:52	1
4-Methyl-2-pentanone	0.63	U	5.0	0.63	ug/L			10/12/16 21:52	1
Acetone	1.1	U	5.0	1.1	ug/L			10/12/16 21:52	1
Benzene	0.090	U	1.0	0.090	ug/L			10/12/16 21:52	1
Bromochloromethane	0.30	U	1.0	0.30	ug/L			10/12/16 21:52	1
Bromodichloromethane	0.15	U	1.0	0.15	ug/L			10/12/16 21:52	1
Bromoform	0.18	U F1	1.0	0.18	ug/L			10/12/16 21:52	1
Bromomethane	0.18	U	1.0	0.18	ug/L			10/12/16 21:52	1
Carbon disulfide	0.22	U	1.0	0.22	ug/L			10/12/16 21:52	1
Carbon tetrachloride	0.33	U	1.0	0.33	ug/L			10/12/16 21:52	1
Chlorobenzene	0.24	U	1.0	0.24	ug/L			10/12/16 21:52	1
Chloroethane	0.37	U	1.0	0.37	ug/L			10/12/16 21:52	1
Chloroform	0.22	U	1.0	0.22	ug/L			10/12/16 21:52	1
Chloromethane	0.22	U	1.0	0.22	ug/L			10/12/16 21:52	1
cis-1,2-Dichloroethene	0.26	U	1.0	0.26	ug/L			10/12/16 21:52	1

Client Sample ID: SW-1

Lab Sample ID: 460-121256-53

Date Collected: 09/29/16 14:50

Matrix: Water

Date Received: 09/30/16 17:05

Method: 8260C - Volatile Organic Compounds by GC/MS (Continued)

Analyte	Result	Qualifier	RL	MDL	Unit	D	Prepared	Analyzed	Dil Fac
cis-1,3-Dichloropropene	0.16	U	1.0	0.16	ug/L			10/12/16 21:52	1
Cyclohexane	0.26	U	1.0	0.26	ug/L			10/12/16 21:52	1
Dibromochloromethane	0.22	U	1.0	0.22	ug/L			10/12/16 21:52	1
Dichlorodifluoromethane	0.14	U	1.0	0.14	ug/L			10/12/16 21:52	1
Ethylbenzene	0.30	U	1.0	0.30	ug/L			10/12/16 21:52	1
Freon TF	0.34	U	1.0	0.34	ug/L			10/12/16 21:52	1
Isopropylbenzene	0.32	U	1.0	0.32	ug/L			10/12/16 21:52	1
m&p-Xylene	0.28	U	1.0	0.28	ug/L			10/12/16 21:52	1
Methyl acetate	0.58	U	5.0	0.58	ug/L			10/12/16 21:52	1
Methylcyclohexane	0.22	U	1.0	0.22	ug/L			10/12/16 21:52	1
Methylene Chloride	0.21	U	1.0	0.21	ug/L			10/12/16 21:52	1
MTBE	0.13	U	1.0	0.13	ug/L			10/12/16 21:52	1
o-Xylene	0.32	U	1.0	0.32	ug/L			10/12/16 21:52	1
Styrene	0.17	U	1.0	0.17	ug/L			10/12/16 21:52	1
Tetrachloroethene	0.12	U	1.0	0.12	ug/L			10/12/16 21:52	1
Toluene	0.25	U	1.0	0.25	ug/L			10/12/16 21:52	1
trans-1,2-Dichloroethene	0.18	U	1.0	0.18	ug/L			10/12/16 21:52	1
trans-1,3-Dichloropropene	0.19	U	1.0	0.19	ug/L			10/12/16 21:52	1
Trichloroethene	0.22	U	1.0	0.22	ug/L			10/12/16 21:52	1
Trichlorofluoromethane	0.15	U	1.0	0.15	ug/L			10/12/16 21:52	1
Vinyl chloride	0.060	U	1.0	0.060	ug/L			10/12/16 21:52	1

Tentatively Identified Compound	*Est. Result*	*Qualifier*	*Unit*	*D*	*RT*	*CAS No.*	*Prepared*	*Analyzed*	*Dil Fac*
Tentatively Identified Compound	*None*		*ug/L*					*10/12/16 21:52*	*1*

Surrogate	*%Recovery*	*Qualifier*	*Limits*	*Prepared*	*Analyzed*	*Dil Fac*
1,2-Dichloroethane-d4 (Surr)	*102*		*70 - 130*		*10/12/16 21:52*	*1*
Bromofluorobenzene	*94*		*70 - 130*		*10/12/16 21:52*	*1*
Dibromofluoromethane (Surr)	*102*		*70 - 130*		*10/12/16 21:52*	*1*
Toluene-d8 (Surr)	*101*		*70 - 130*		*10/12/16 21:52*	*1*

Client Sample ID: SW-2

Lab Sample ID: 460-121256-54

Date Collected: 09/29/16 14:20

Matrix: Water

Date Received: 09/30/16 17:05

Method: 8260C - Volatile Organic Compounds by GC/MS

Analyte	Result	Qualifier	RL	MDL	Unit	D	Prepared	Analyzed	Dil Fac
1,1,1-Trichloroethane	0.28	U	1.0	0.28	ug/L			10/12/16 22:15	1
1,1,2,2-Tetrachloroethane	0.19	U	1.0	0.19	ug/L			10/12/16 22:15	1
1,1,2-Trichloroethane	0.080	U	1.0	0.080	ug/L			10/12/16 22:15	1
1,1-Dichloroethane	0.24	U	1.0	0.24	ug/L			10/12/16 22:15	1
1,1-Dichloroethene	0.34	U	1.0	0.34	ug/L			10/12/16 22:15	1
1,2,3-Trichlorobenzene	0.35	U	1.0	0.35	ug/L			10/12/16 22:15	1
1,2,4-Trichlorobenzene	0.27	U	1.0	0.27	ug/L			10/12/16 22:15	1
1,2-Dibromo-3-Chloropropane	0.23	U	1.0	0.23	ug/L			10/12/16 22:15	1
1,2-Dibromoethane	0.19	U	1.0	0.19	ug/L			10/12/16 22:15	1
1,2-Dichlorobenzene	0.22	U	1.0	0.22	ug/L			10/12/16 22:15	1
1,2-Dichloroethane	0.25	U	1.0	0.25	ug/L			10/12/16 22:15	1
1,2-Dichloropropane	0.18	U	1.0	0.18	ug/L			10/12/16 22:15	1
1,3-Dichlorobenzene	0.33	U	1.0	0.33	ug/L			10/12/16 22:15	1

Client Sample ID: SW-2

Date Collected: 09/29/16 14:20
Date Received: 09/30/16 17:05

Lab Sample ID: 460-121256-54

Matrix: Water

Method: 8260C - Volatile Organic Compounds by GC/MS (Continued)

Analyte	Result	Qualifier	RL	MDL	Unit	D	Prepared	Analyzed	Dil Fac
1,4-Dichlorobenzene	0.33	U	1.0	0.33	ug/L			10/12/16 22:15	1
1,4-Dioxane	8.7	U	50	8.7	ug/L			10/12/16 22:15	1
2-Butanone	2.2	U	5.0	2.2	ug/L			10/12/16 22:15	1
2-Hexanone	0.72	U	5.0	0.72	ug/L			10/12/16 22:15	1
4-Methyl-2-pentanone	0.63	U	5.0	0.63	ug/L			10/12/16 22:15	1
Acetone	1.1	U	5.0	1.1	ug/L			10/12/16 22:15	1
Benzene	0.090	U	1.0	0.090	ug/L			10/12/16 22:15	1
Bromochloromethane	0.30	U	1.0	0.30	ug/L			10/12/16 22:15	1
Bromodichloromethane	0.15	U	1.0	0.15	ug/L			10/12/16 22:15	1
Bromoform	0.18	U	1.0	0.18	ug/L			10/12/16 22:15	1
Bromomethane	0.18	U	1.0	0.18	ug/L			10/12/16 22:15	1
Carbon disulfide	0.22	U	1.0	0.22	ug/L			10/12/16 22:15	1
Carbon tetrachloride	0.33	U	1.0	0.33	ug/L			10/12/16 22:15	1
Chlorobenzene	0.24	U	1.0	0.24	ug/L			10/12/16 22:15	1
Chloroethane	0.37	U	1.0	0.37	ug/L			10/12/16 22:15	1
Chloroform	0.22	U	1.0	0.22	ug/L			10/12/16 22:15	1
Chloromethane	0.22	U	1.0	0.22	ug/L			10/12/16 22:15	1
cis-1,2-Dichloroethene	0.26	U	1.0	0.26	ug/L			10/12/16 22:15	1
cis-1,3-Dichloropropene	0.16	U	1.0	0.16	ug/L			10/12/16 22:15	1
Cyclohexane	0.26	U	1.0	0.26	ug/L			10/12/16 22:15	1
Dibromochloromethane	0.22	U	1.0	0.22	ug/L			10/12/16 22:15	1
Dichlorodifluoromethane	0.14	U	1.0	0.14	ug/L			10/12/16 22:15	1
Ethylbenzene	0.30	U	1.0	0.30	ug/L			10/12/16 22:15	1
Freon TF	0.34	U	1.0	0.34	ug/L			10/12/16 22:15	1
Isopropylbenzene	0.32	U	1.0	0.32	ug/L			10/12/16 22:15	1
m&p-Xylene	0.28	U	1.0	0.28	ug/L			10/12/16 22:15	1
Methyl acetate	0.58	U	5.0	0.58	ug/L			10/12/16 22:15	1
Methylcyclohexane	0.22	U	1.0	0.22	ug/L			10/12/16 22:15	1
Methylene Chloride	0.21	U	1.0	0.21	ug/L			10/12/16 22:15	1
MTBE	0.13	U	1.0	0.13	ug/L			10/12/16 22:15	1
o-Xylene	0.32	U	1.0	0.32	ug/L			10/12/16 22:15	1
Styrene	0.17	U	1.0	0.17	ug/L			10/12/16 22:15	1
Tetrachloroethene	0.12	U	1.0	0.12	ug/L			10/12/16 22:15	1
Toluene	0.25	U	1.0	0.25	ug/L			10/12/16 22:15	1
trans-1,2-Dichloroethene	0.18	U	1.0	0.18	ug/L			10/12/16 22:15	1
trans-1,3-Dichloropropene	0.19	U	1.0	0.19	ug/L			10/12/16 22:15	1
Trichloroethene	0.22	U	1.0	0.22	ug/L			10/12/16 22:15	1
Trichlorofluoromethane	0.15	U	1.0	0.15	ug/L			10/12/16 22:15	1
Vinyl chloride	0.060	U	1.0	0.060	ug/L			10/12/16 22:15	1

Tentatively Identified Compound	*Est. Result*	*Qualifier*	*Unit*	*D*	*RT*	*CAS No.*	*Prepared*	*Analyzed*	*Dil Fac*
Tentatively Identified Compound	*None*		*ug/L*					*10/12/16 22:15*	*1*

Surrogate	*%Recovery*	*Qualifier*	*Limits*	*Prepared*	*Analyzed*	*Dil Fac*
1,2-Dichloroethane-d4 (Surr)	*103*		*70 - 130*		*10/12/16 22:15*	*1*
Bromofluorobenzene	*92*		*70 - 130*		*10/12/16 22:15*	*1*
Dibromofluoromethane (Surr)	*102*		*70 - 130*		*10/12/16 22:15*	*1*
Toluene-d8 (Surr)	*100*		*70 - 130*		*10/12/16 22:15*	*1*

Client Sample ID: SW-3
Date Collected: 09/29/16 14:10
Date Received: 09/30/16 17:05

Lab Sample ID: 460-121256-55
Matrix: Water

Method: 8260C - Volatile Organic Compounds by GC/MS

Analyte	Result	Qualifier	RL	MDL	Unit	D	Prepared	Analyzed	Dil Fac
1,1,1-Trichloroethane	0.28	U	1.0	0.28	ug/L			10/12/16 22:36	1
1,1,2,2-Tetrachloroethane	0.19	U	1.0	0.19	ug/L			10/12/16 22:36	1
1,1,2-Trichloroethane	0.080	U	1.0	0.080	ug/L			10/12/16 22:36	1
1,1-Dichloroethane	0.24	U	1.0	0.24	ug/L			10/12/16 22:36	1
1,1-Dichloroethene	0.34	U	1.0	0.34	ug/L			10/12/16 22:36	1
1,2,3-Trichlorobenzene	0.35	U	1.0	0.35	ug/L			10/12/16 22:36	1
1,2,4-Trichlorobenzene	0.27	U	1.0	0.27	ug/L			10/12/16 22:36	1
1,2-Dibromo-3-Chloropropane	0.23	U	1.0	0.23	ug/L			10/12/16 22:36	1
1,2-Dibromoethane	0.19	U	1.0	0.19	ug/L			10/12/16 22:36	1
1,2-Dichlorobenzene	0.22	U	1.0	0.22	ug/L			10/12/16 22:36	1
1,2-Dichloroethane	0.25	U	1.0	0.25	ug/L			10/12/16 22:36	1
1,2-Dichloropropane	0.18	U	1.0	0.18	ug/L			10/12/16 22:36	1
1,3-Dichlorobenzene	0.33	U	1.0	0.33	ug/L			10/12/16 22:36	1
1,4-Dichlorobenzene	0.33	U	1.0	0.33	ug/L			10/12/16 22:36	1
1,4-Dioxane	8.7	U	50	8.7	ug/L			10/12/16 22:36	1
2-Butanone	2.2	U	5.0	2.2	ug/L			10/12/16 22:36	1
2-Hexanone	0.72	U	5.0	0.72	ug/L			10/12/16 22:36	1
4-Methyl-2-pentanone	0.63	U	5.0	0.63	ug/L			10/12/16 22:36	1
Acetone	**36**		5.0	1.1	ug/L			10/12/16 22:36	1
Benzene	0.090	U	1.0	0.090	ug/L			10/12/16 22:36	1
Bromochloromethane	0.30	U	1.0	0.30	ug/L			10/12/16 22:36	1
Bromodichloromethane	0.15	U	1.0	0.15	ug/L			10/12/16 22:36	1
Bromoform	0.18	U	1.0	0.18	ug/L			10/12/16 22:36	1
Bromomethane	0.18	U	1.0	0.18	ug/L			10/12/16 22:36	1
Carbon disulfide	0.22	U	1.0	0.22	ug/L			10/12/16 22:36	1
Carbon tetrachloride	0.33	U	1.0	0.33	ug/L			10/12/16 22:36	1
Chlorobenzene	0.24	U	1.0	0.24	ug/L			10/12/16 22:36	1
Chloroethane	0.37	U	1.0	0.37	ug/L			10/12/16 22:36	1
Chloroform	0.22	U	1.0	0.22	ug/L			10/12/16 22:36	1
Chloromethane	0.22	U	1.0	0.22	ug/L			10/12/16 22:36	1
cis-1,2-Dichloroethene	0.26	U	1.0	0.26	ug/L			10/12/16 22:36	1
cis-1,3-Dichloropropene	0.16	U	1.0	0.16	ug/L			10/12/16 22:36	1
Cyclohexane	0.26	U	1.0	0.26	ug/L			10/12/16 22:36	1
Dibromochloromethane	0.22	U	1.0	0.22	ug/L			10/12/16 22:36	1
Dichlorodifluoromethane	0.14	U	1.0	0.14	ug/L			10/12/16 22:36	1
Ethylbenzene	0.30	U	1.0	0.30	ug/L			10/12/16 22:36	1
Freon TF	0.34	U	1.0	0.34	ug/L			10/12/16 22:36	1
Isopropylbenzene	0.32	U	1.0	0.32	ug/L			10/12/16 22:36	1
m&p-Xylene	0.28	U	1.0	0.28	ug/L			10/12/16 22:36	1
Methyl acetate	0.58	U	5.0	0.58	ug/L			10/12/16 22:36	1
Methylcyclohexane	0.22	U	1.0	0.22	ug/L			10/12/16 22:36	1
Methylene Chloride	0.21	U	1.0	0.21	ug/L			10/12/16 22:36	1
MTBE	0.13	U	1.0	0.13	ug/L			10/12/16 22:36	1
o-Xylene	0.32	U	1.0	0.32	ug/L			10/12/16 22:36	1
Styrene	0.17	U	1.0	0.17	ug/L			10/12/16 22:36	1
Tetrachloroethene	0.12	U	1.0	0.12	ug/L			10/12/16 22:36	1
Toluene	0.25	U	1.0	0.25	ug/L			10/12/16 22:36	1
trans-1,2-Dichloroethene	0.18	U	1.0	0.18	ug/L			10/12/16 22:36	1
trans-1,3-Dichloropropene	0.19	U	1.0	0.19	ug/L			10/12/16 22:36	1

Client Sample ID: SW-3

Lab Sample ID: 460-121256-55

Date Collected: 09/29/16 14:10

Matrix: Water

Date Received: 09/30/16 17:05

Method: 8260C - Volatile Organic Compounds by GC/MS (Continued)

Analyte	Result	Qualifier	RL	MDL	Unit	D	Prepared	Analyzed	Dil Fac
Trichloroethene	0.22	U	1.0	0.22	ug/L			10/12/16 22:36	1
Trichlorofluoromethane	0.15	U	1.0	0.15	ug/L			10/12/16 22:36	1
Vinyl chloride	0.060	U	1.0	0.060	ug/L			10/12/16 22:36	1

Tentatively Identified Compound	*Est. Result*	*Qualifier*	*Unit*	*D*	*RT*	*CAS No.*	*Prepared*	*Analyzed*	*Dil Fac*
Tentatively Identified Compound	*None*		*ug/L*					*10/12/16 22:36*	*1*

Surrogate	*%Recovery*	*Qualifier*	*Limits*	*Prepared*	*Analyzed*	*Dil Fac*
1,2-Dichloroethane-d4 (Surr)	*103*		*70 - 130*		*10/12/16 22:36*	*1*
Bromofluorobenzene	*94*		*70 - 130*		*10/12/16 22:36*	*1*
Dibromofluoromethane (Surr)	*103*		*70 - 130*		*10/12/16 22:36*	*1*
Toluene-d8 (Surr)	*102*		*70 - 130*		*10/12/16 22:36*	*1*

Client Sample ID: SW-4

Lab Sample ID: 460-121256-56

Date Collected: 09/29/16 13:20

Matrix: Water

Date Received: 09/30/16 17:05

Method: 8260C - Volatile Organic Compounds by GC/MS

Analyte	Result	Qualifier	RL	MDL	Unit	D	Prepared	Analyzed	Dil Fac
1,1,1-Trichloroethane	0.28	U	1.0	0.28	ug/L			10/12/16 22:58	1
1,1,2,2-Tetrachloroethane	0.19	U	1.0	0.19	ug/L			10/12/16 22:58	1
1,1,2-Trichloroethane	0.080	U	1.0	0.080	ug/L			10/12/16 22:58	1
1,1-Dichloroethane	0.24	U	1.0	0.24	ug/L			10/12/16 22:58	1
1,1-Dichloroethene	0.34	U	1.0	0.34	ug/L			10/12/16 22:58	1
1,2,3-Trichlorobenzene	0.35	U	1.0	0.35	ug/L			10/12/16 22:58	1
1,2,4-Trichlorobenzene	0.27	U	1.0	0.27	ug/L			10/12/16 22:58	1
1,2-Dibromo-3-Chloropropane	0.23	U	1.0	0.23	ug/L			10/12/16 22:58	1
1,2-Dibromoethane	0.19	U	1.0	0.19	ug/L			10/12/16 22:58	1
1,2-Dichlorobenzene	0.22	U	1.0	0.22	ug/L			10/12/16 22:58	1
1,2-Dichloroethane	0.25	U	1.0	0.25	ug/L			10/12/16 22:58	1
1,2-Dichloropropane	0.18	U	1.0	0.18	ug/L			10/12/16 22:58	1
1,3-Dichlorobenzene	0.33	U	1.0	0.33	ug/L			10/12/16 22:58	1
1,4-Dichlorobenzene	0.33	U	1.0	0.33	ug/L			10/12/16 22:58	1
1,4-Dioxane	8.7	U	50	8.7	ug/L			10/12/16 22:58	1
2-Butanone	2.2	U	5.0	2.2	ug/L			10/12/16 22:58	1
2-Hexanone	0.72	U	5.0	0.72	ug/L			10/12/16 22:58	1
4-Methyl-2-pentanone	0.63	U	5.0	0.63	ug/L			10/12/16 22:58	1
Acetone	**7.3**		5.0	1.1	ug/L			10/12/16 22:58	1
Benzene	0.090	U	1.0	0.090	ug/L			10/12/16 22:58	1
Bromochloromethane	0.30	U	1.0	0.30	ug/L			10/12/16 22:58	1
Bromodichloromethane	0.15	U	1.0	0.15	ug/L			10/12/16 22:58	1
Bromoform	0.18	U	1.0	0.18	ug/L			10/12/16 22:58	1
Bromomethane	0.18	U	1.0	0.18	ug/L			10/12/16 22:58	1
Carbon disulfide	0.22	U	1.0	0.22	ug/L			10/12/16 22:58	1
Carbon tetrachloride	0.33	U	1.0	0.33	ug/L			10/12/16 22:58	1
Chlorobenzene	0.24	U	1.0	0.24	ug/L			10/12/16 22:58	1
Chloroethane	0.37	U	1.0	0.37	ug/L			10/12/16 22:58	1
Chloroform	0.22	U	1.0	0.22	ug/L			10/12/16 22:58	1
Chloromethane	0.22	U	1.0	0.22	ug/L			10/12/16 22:58	1
cis-1,2-Dichloroethene	0.26	U	1.0	0.26	ug/L			10/12/16 22:58	1

Client Sample ID: SW-4

Lab Sample ID: 460-121256-56

Date Collected: 09/29/16 13:20

Matrix: Water

Date Received: 09/30/16 17:05

Method: 8260C - Volatile Organic Compounds by GC/MS (Continued)

Analyte	Result	Qualifier	RL	MDL	Unit	D	Prepared	Analyzed	Dil Fac
cis-1,3-Dichloropropene	0.16	U	1.0	0.16	ug/L			10/12/16 22:58	1
Cyclohexane	0.26	U	1.0	0.26	ug/L			10/12/16 22:58	1
Dibromochloromethane	0.22	U	1.0	0.22	ug/L			10/12/16 22:58	1
Dichlorodifluoromethane	0.14	U	1.0	0.14	ug/L			10/12/16 22:58	1
Ethylbenzene	0.30	U	1.0	0.30	ug/L			10/12/16 22:58	1
Freon TF	0.34	U	1.0	0.34	ug/L			10/12/16 22:58	1
Isopropylbenzene	0.32	U	1.0	0.32	ug/L			10/12/16 22:58	1
m&p-Xylene	0.28	U	1.0	0.28	ug/L			10/12/16 22:58	1
Methyl acetate	0.58	U	5.0	0.58	ug/L			10/12/16 22:58	1
Methylcyclohexane	0.22	U	1.0	0.22	ug/L			10/12/16 22:58	1
Methylene Chloride	0.21	U	1.0	0.21	ug/L			10/12/16 22:58	1
MTBE	0.13	U	1.0	0.13	ug/L			10/12/16 22:58	1
o-Xylene	0.32	U	1.0	0.32	ug/L			10/12/16 22:58	1
Styrene	0.17	U	1.0	0.17	ug/L			10/12/16 22:58	1
Tetrachloroethene	0.12	U	1.0	0.12	ug/L			10/12/16 22:58	1
Toluene	0.25	U	1.0	0.25	ug/L			10/12/16 22:58	1
trans-1,2-Dichloroethene	0.18	U	1.0	0.18	ug/L			10/12/16 22:58	1
trans-1,3-Dichloropropene	0.19	U	1.0	0.19	ug/L			10/12/16 22:58	1
Trichloroethene	0.22	U	1.0	0.22	ug/L			10/12/16 22:58	1
Trichlorofluoromethane	0.15	U	1.0	0.15	ug/L			10/12/16 22:58	1
Vinyl chloride	0.060	U	1.0	0.060	ug/L			10/12/16 22:58	1

Tentatively Identified Compound	*Est. Result*	*Qualifier*	*Unit*	*D*	*RT*	*CAS No.*	*Prepared*	*Analyzed*	*Dil Fac*
Tentatively Identified Compound	*None*		*ug/L*					*10/12/16 22:58*	*1*

Surrogate	*%Recovery*	*Qualifier*	*Limits*	*Prepared*	*Analyzed*	*Dil Fac*
1,2-Dichloroethane-d4 (Surr)	*104*		*70 - 130*		*10/12/16 22:58*	*1*
Bromofluorobenzene	*93*		*70 - 130*		*10/12/16 22:58*	*1*
Dibromofluoromethane (Surr)	*104*		*70 - 130*		*10/12/16 22:58*	*1*
Toluene-d8 (Surr)	*101*		*70 - 130*		*10/12/16 22:58*	*1*

Client Sample ID: TB-092916

Lab Sample ID: 460-121256-57

Date Collected: 09/29/16 00:00

Matrix: Water

Date Received: 09/30/16 17:05

Method: 8260C - Volatile Organic Compounds by GC/MS

Analyte	Result	Qualifier	RL	MDL	Unit	D	Prepared	Analyzed	Dil Fac
1,1,1-Trichloroethane	0.28	U	1.0	0.28	ug/L			10/12/16 21:31	1
1,1,2,2-Tetrachloroethane	0.19	U	1.0	0.19	ug/L			10/12/16 21:31	1
1,1,2-Trichloroethane	0.080	U	1.0	0.080	ug/L			10/12/16 21:31	1
1,1-Dichloroethane	0.24	U	1.0	0.24	ug/L			10/12/16 21:31	1
1,1-Dichloroethene	0.34	U	1.0	0.34	ug/L			10/12/16 21:31	1
1,2,3-Trichlorobenzene	0.35	U	1.0	0.35	ug/L			10/12/16 21:31	1
1,2,4-Trichlorobenzene	0.27	U	1.0	0.27	ug/L			10/12/16 21:31	1
1,2-Dibromo-3-Chloropropane	0.23	U	1.0	0.23	ug/L			10/12/16 21:31	1
1,2-Dibromoethane	0.19	U	1.0	0.19	ug/L			10/12/16 21:31	1
1,2-Dichlorobenzene	0.22	U	1.0	0.22	ug/L			10/12/16 21:31	1
1,2-Dichloroethane	0.25	U	1.0	0.25	ug/L			10/12/16 21:31	1
1,2-Dichloropropane	0.18	U	1.0	0.18	ug/L			10/12/16 21:31	1
1,3-Dichlorobenzene	0.33	U	1.0	0.33	ug/L			10/12/16 21:31	1

Client Sample ID: TB-092916

Date Collected: 09/29/16 00:00
Date Received: 09/30/16 17:05

Lab Sample ID: 460-121256-57

Matrix: Water

Method: 8260C - Volatile Organic Compounds by GC/MS (Continued)

Analyte	Result	Qualifier	RL	MDL	Unit	D	Prepared	Analyzed	Dil Fac
1,4-Dichlorobenzene	0.33	U	1.0	0.33	ug/L			10/12/16 21:31	1
1,4-Dioxane	8.7	U	50	8.7	ug/L			10/12/16 21:31	1
2-Butanone	2.2	U	5.0	2.2	ug/L			10/12/16 21:31	1
2-Hexanone	0.72	U	5.0	0.72	ug/L			10/12/16 21:31	1
4-Methyl-2-pentanone	0.63	U	5.0	0.63	ug/L			10/12/16 21:31	1
Acetone	7.1		5.0	1.1	ug/L			10/12/16 21:31	1
Benzene	0.090	U	1.0	0.090	ug/L			10/12/16 21:31	1
Bromochloromethane	0.30	U	1.0	0.30	ug/L			10/12/16 21:31	1
Bromodichloromethane	0.15	U	1.0	0.15	ug/L			10/12/16 21:31	1
Bromoform	0.18	U	1.0	0.18	ug/L			10/12/16 21:31	1
Bromomethane	0.18	U	1.0	0.18	ug/L			10/12/16 21:31	1
Carbon disulfide	0.22	U	1.0	0.22	ug/L			10/12/16 21:31	1
Carbon tetrachloride	0.33	U	1.0	0.33	ug/L			10/12/16 21:31	1
Chlorobenzene	0.24	U	1.0	0.24	ug/L			10/12/16 21:31	1
Chloroethane	0.37	U	1.0	0.37	ug/L			10/12/16 21:31	1
Chloroform	0.22	U	1.0	0.22	ug/L			10/12/16 21:31	1
Chloromethane	0.22	U	1.0	0.22	ug/L			10/12/16 21:31	1
cis-1,2-Dichloroethene	0.26	U	1.0	0.26	ug/L			10/12/16 21:31	1
cis-1,3-Dichloropropene	0.16	U	1.0	0.16	ug/L			10/12/16 21:31	1
Cyclohexane	0.26	U	1.0	0.26	ug/L			10/12/16 21:31	1
Dibromochloromethane	0.22	U	1.0	0.22	ug/L			10/12/16 21:31	1
Dichlorodifluoromethane	0.14	U	1.0	0.14	ug/L			10/12/16 21:31	1
Ethylbenzene	0.30	U	1.0	0.30	ug/L			10/12/16 21:31	1
Freon TF	0.34	U	1.0	0.34	ug/L			10/12/16 21:31	1
Isopropylbenzene	0.32	U	1.0	0.32	ug/L			10/12/16 21:31	1
m&p-Xylene	0.28	U	1.0	0.28	ug/L			10/12/16 21:31	1
Methyl acetate	0.58	U	5.0	0.58	ug/L			10/12/16 21:31	1
Methylcyclohexane	0.22	U	1.0	0.22	ug/L			10/12/16 21:31	1
Methylene Chloride	0.21	U	1.0	0.21	ug/L			10/12/16 21:31	1
MTBE	0.13	U	1.0	0.13	ug/L			10/12/16 21:31	1
o-Xylene	0.32	U	1.0	0.32	ug/L			10/12/16 21:31	1
Styrene	0.17	U	1.0	0.17	ug/L			10/12/16 21:31	1
Tetrachloroethene	0.12	U	1.0	0.12	ug/L			10/12/16 21:31	1
Toluene	0.25	U	1.0	0.25	ug/L			10/12/16 21:31	1
trans-1,2-Dichloroethene	0.18	U	1.0	0.18	ug/L			10/12/16 21:31	1
trans-1,3-Dichloropropene	0.19	U	1.0	0.19	ug/L			10/12/16 21:31	1
Trichloroethene	0.22	U	1.0	0.22	ug/L			10/12/16 21:31	1
Trichlorofluoromethane	0.15	U	1.0	0.15	ug/L			10/12/16 21:31	1
Vinyl chloride	0.060	U	1.0	0.060	ug/L			10/12/16 21:31	1

Tentatively Identified Compound	*Est. Result*	*Qualifier*	*Unit*	*D*	*RT*	*CAS No.*	*Prepared*	*Analyzed*	*Dil Fac*
Tentatively Identified Compound	*None*		*ug/L*					*10/12/16 21:31*	*1*

Surrogate	*%Recovery*	*Qualifier*	*Limits*	*Prepared*	*Analyzed*	*Dil Fac*
1,2-Dichloroethane-d4 (Surr)	*102*		*70 - 130*		*10/12/16 21:31*	*1*
Bromofluorobenzene	*95*		*70 - 130*		*10/12/16 21:31*	*1*
Dibromofluoromethane (Surr)	*103*		*70 - 130*		*10/12/16 21:31*	*1*
Toluene-d8 (Surr)	*101*		*70 - 130*		*10/12/16 21:31*	*1*

Surrogate Summary

Client: Tetra Tech GEO
Project/Site: Lockheed - North Plainfield

TestAmerica Job ID: 460-121256-1

Method: 8260C - Volatile Organic Compounds by GC/MS

Matrix: Water

Prep Type: Total/NA

		Percent Surrogate Recovery (Acceptance Limits)			
Lab Sample ID	Client Sample ID	12DCE (70-130)	BFB (70-130)	DBFM (70-130)	TOL (70-130)
460-120961-D-2 MS	Matrix Spike	101	98	100	99
460-120961-D-2 MSD	Matrix Spike Duplicate	100	98	100	100
460-121160-B-4 MSD	Matrix Spike Duplicate	99	96	100	102
460-121160-C-4 MS	Matrix Spike	98	97	100	102
460-121256-1	MW-1S-A	101	97	100	100
460-121256-2	MW-1S-B	102	97	100	101
460-121256-3	MW-1I	103	96	101	100
460-121256-4	MW-2D	103	95	100	101
460-121256-5	MW-2I	103	97	101	101
460-121256-6	MW-3D	102	96	99	101
460-121256-7	MW-501S	103	95	99	100
460-121256-8	MW-501I	103	96	100	101
460-121256-9	MW-502S	102	95	103	101
460-121256-10	MW-502I	103	95	103	102
460-121256-11	MW-503S	102	95	104	101
460-121256-12	MW-503I	104	96	104	102
460-121256-13	MW-505S	103	95	103	102
460-121256-14	MW-505I	104	96	103	102
460-121256-15	MW-506S	101	93	102	101
460-121256-16	MW-506I	101	96	103	101
460-121256-17	MW-507S	102	97	103	102
460-121256-18	MW-507I	103	97	104	102
460-121256-19	MW-508S	104	97	104	102
460-121256-20	MW-508D	104	95	104	103
460-121256-21	MW-532S	105	97	103	103
460-121256-22	MW-532D	107	94	105	102
460-121256-23	MW-544S	106	95	103	102
460-121256-24	MW-544I	105	96	103	103
460-121256-25	MW-544D	105	95	104	102
460-121256-26	MW-545S	107	95	107	101
460-121256-27	MW-545I	106	94	103	100
460-121256-28	MW-545D	108	93	104	101
460-121256-29	MW-546S	105	93	104	101
460-121256-30	MW-546I	107	95	103	102
460-121256-31	MW-546D	107	95	104	102
460-121256-32	MW-547S	105	94	105	101
460-121256-33	MW-547I	105	94	103	101
460-121256-34	MW-547D	105	95	105	102
460-121256-35	MW-549S	105	93	103	102
460-121256-35 MS	MW-549S	99	95	99	101
460-121256-35 MSD	MW-549S	99	96	100	101
460-121256-36	MW-549I	105	92	102	101
460-121256-37	MW-550S	107	95	104	103
460-121256-38	MW-550I	105	93	104	102
460-121256-39	PZ-521S	105	94	102	101
460-121256-40	PZ-521I	105	94	103	102
460-121256-41	PZ-522S	104	94	104	101
460-121256-42	PZ-522I	104	96	106	101
460-121256-43	PZ-522D	107	94	105	101

Surrogate Summary

Client: Tetra Tech GEO
Project/Site: Lockheed - North Plainfield

TestAmerica Job ID: 460-121256-1

Method: 8260C - Volatile Organic Compounds by GC/MS (Continued)

Matrix: Water **Prep Type: Total/NA**

		Percent Surrogate Recovery (Acceptance Limits)			
Lab Sample ID	Client Sample ID	12DCE (70-130)	BFB (70-130)	DBFM (70-130)	TOL (70-130)
460-121256-44	PZ-524I	105	94	104	100
460-121256-45	PZ-524S	104	94	105	101
460-121256-46	PZ-524D	106	95	104	102
460-121256-47	DUP-01	105	94	104	101
460-121256-48	DUP-02	105	93	105	102
460-121256-49	DUP-03	106	94	106	102
460-121256-50	DUP-04	105	96	103	101
460-121256-51	DUP-05	105	95	105	102
460-121256-52	DUP-06	105	93	104	102
460-121256-53	SW-1	102	94	102	101
460-121256-53 MS	SW-1	101	96	101	102
460-121256-53 MSD	SW-1	100	95	100	99
460-121256-54	SW-2	103	92	102	100
460-121256-55	SW-3	103	94	103	102
460-121256-56	SW-4	104	93	104	101
460-121256-57	TB-092916	102	95	103	101
LCS 460-396289/3	Lab Control Sample	97	98	102	102
LCS 460-396375/4	Lab Control Sample	100	98	103	104
LCS 460-396528/3	Lab Control Sample	98	98	100	102
LCS 460-396623/5	Lab Control Sample	102	95	101	102
LCS 460-396842/3	Lab Control Sample	100	96	101	101
LCSD 460-396375/5	Lab Control Sample Dup	99	97	102	103
MB 460-396289/7	Method Blank	107	103	107	105
MB 460-396375/8	Method Blank	103	94	102	102
MB 460-396528/7	Method Blank	101	96	102	102
MB 460-396623/9	Method Blank	105	95	104	102
MB 460-396842/7	Method Blank	101	94	101	101

Surrogate Legend

12DCE = 1,2-Dichloroethane-d4 (Surr)
BFB = Bromofluorobenzene
DBFM = Dibromofluoromethane (Surr)
TOL = Toluene-d8 (Surr)

Method: 8260C - Volatile Organic Compounds by GC/MS

Lab Sample ID: MB 460-396289/7
Matrix: Water
Analysis Batch: 396289

Client Sample ID: Method Blank
Prep Type: Total/NA

Analyte	MB Result	MB Qualifier	RL	MDL	Unit	D	Prepared	Analyzed	Dil Fac
1,1,1-Trichloroethane	0.28	U	1.0	0.28	ug/L			10/10/16 22:18	1
1,1,2,2-Tetrachloroethane	0.19	U	1.0	0.19	ug/L			10/10/16 22:18	1
1,1,2-Trichloroethane	0.080	U	1.0	0.080	ug/L			10/10/16 22:18	1
1,1-Dichloroethane	0.24	U	1.0	0.24	ug/L			10/10/16 22:18	1
1,1-Dichloroethene	0.34	U	1.0	0.34	ug/L			10/10/16 22:18	1
1,2,3-Trichlorobenzene	0.35	U	1.0	0.35	ug/L			10/10/16 22:18	1
1,2,4-Trichlorobenzene	0.27	U	1.0	0.27	ug/L			10/10/16 22:18	1
1,2-Dibromo-3-Chloropropane	0.23	U	1.0	0.23	ug/L			10/10/16 22:18	1
1,2-Dibromoethane	0.19	U	1.0	0.19	ug/L			10/10/16 22:18	1
1,2-Dichlorobenzene	0.22	U	1.0	0.22	ug/L			10/10/16 22:18	1
1,2-Dichloroethane	0.25	U	1.0	0.25	ug/L			10/10/16 22:18	1
1,2-Dichloropropane	0.18	U	1.0	0.18	ug/L			10/10/16 22:18	1
1,3-Dichlorobenzene	0.33	U	1.0	0.33	ug/L			10/10/16 22:18	1
1,4-Dichlorobenzene	0.33	U	1.0	0.33	ug/L			10/10/16 22:18	1
1,4-Dioxane	8.7	U	50	8.7	ug/L			10/10/16 22:18	1
2-Butanone	2.2	U	5.0	2.2	ug/L			10/10/16 22:18	1
2-Hexanone	0.72	U	5.0	0.72	ug/L			10/10/16 22:18	1
4-Methyl-2-pentanone	0.63	U	5.0	0.63	ug/L			10/10/16 22:18	1
Acetone	1.1	U	5.0	1.1	ug/L			10/10/16 22:18	1
Benzene	0.090	U	1.0	0.090	ug/L			10/10/16 22:18	1
Bromochloromethane	0.30	U	1.0	0.30	ug/L			10/10/16 22:18	1
Bromodichloromethane	0.15	U	1.0	0.15	ug/L			10/10/16 22:18	1
Bromoform	0.18	U	1.0	0.18	ug/L			10/10/16 22:18	1
Bromomethane	0.18	U	1.0	0.18	ug/L			10/10/16 22:18	1
Carbon disulfide	0.22	U	1.0	0.22	ug/L			10/10/16 22:18	1
Carbon tetrachloride	0.33	U	1.0	0.33	ug/L			10/10/16 22:18	1
Chlorobenzene	0.24	U	1.0	0.24	ug/L			10/10/16 22:18	1
Chloroethane	0.37	U	1.0	0.37	ug/L			10/10/16 22:18	1
Chloroform	0.22	U	1.0	0.22	ug/L			10/10/16 22:18	1
Chloromethane	0.22	U	1.0	0.22	ug/L			10/10/16 22:18	1
cis-1,2-Dichloroethene	0.26	U	1.0	0.26	ug/L			10/10/16 22:18	1
cis-1,3-Dichloropropene	0.16	U	1.0	0.16	ug/L			10/10/16 22:18	1
Cyclohexane	0.26	U	1.0	0.26	ug/L			10/10/16 22:18	1
Dibromochloromethane	0.22	U	1.0	0.22	ug/L			10/10/16 22:18	1
Dichlorodifluoromethane	0.14	U	1.0	0.14	ug/L			10/10/16 22:18	1
Ethylbenzene	0.30	U	1.0	0.30	ug/L			10/10/16 22:18	1
Freon TF	0.34	U	1.0	0.34	ug/L			10/10/16 22:18	1
Isopropylbenzene	0.32	U	1.0	0.32	ug/L			10/10/16 22:18	1
m&p-Xylene	0.28	U	1.0	0.28	ug/L			10/10/16 22:18	1
Methyl acetate	0.58	U	5.0	0.58	ug/L			10/10/16 22:18	1
Methylcyclohexane	0.22	U	1.0	0.22	ug/L			10/10/16 22:18	1
Methylene Chloride	0.21	U	1.0	0.21	ug/L			10/10/16 22:18	1
MTBE	0.13	U	1.0	0.13	ug/L			10/10/16 22:18	1
o-Xylene	0.32	U	1.0	0.32	ug/L			10/10/16 22:18	1
Styrene	0.17	U	1.0	0.17	ug/L			10/10/16 22:18	1
Tetrachloroethene	0.12	U	1.0	0.12	ug/L			10/10/16 22:18	1
Toluene	0.25	U	1.0	0.25	ug/L			10/10/16 22:18	1
trans-1,2-Dichloroethene	0.18	U	1.0	0.18	ug/L			10/10/16 22:18	1

Method: 8260C - Volatile Organic Compounds by GC/MS (Continued)

Lab Sample ID: MB 460-396289/7
Matrix: Water
Analysis Batch: 396289

Client Sample ID: Method Blank
Prep Type: Total/NA

Analyte	MB Result	MB Qualifier	RL	MDL	Unit	D	Prepared	Analyzed	Dil Fac
trans-1,3-Dichloropropene	0.19	U	1.0	0.19	ug/L			10/10/16 22:18	1
Trichloroethene	0.22	U	1.0	0.22	ug/L			10/10/16 22:18	1
Trichlorofluoromethane	0.15	U	1.0	0.15	ug/L			10/10/16 22:18	1
Vinyl chloride	0.060	U	1.0	0.060	ug/L			10/10/16 22:18	1

Tentatively Identified Compound	*MB Est. Result*	*MB Qualifier*	*Unit*	*D*	*RT*	*CAS No.*	*Prepared*	*Analyzed*	*Dil Fac*
Tentatively Identified Compound	*None*		*ug/L*					*10/10/16 22:18*	*1*

Surrogate	*MB %Recovery*	*MB Qualifier*	*Limits*	*Prepared*	*Analyzed*	*Dil Fac*
1,2-Dichloroethane-d4 (Surr)	*107*		*70 - 130*		*10/10/16 22:18*	*1*
Bromofluorobenzene	*103*		*70 - 130*		*10/10/16 22:18*	*1*
Dibromofluoromethane (Surr)	*107*		*70 - 130*		*10/10/16 22:18*	*1*
Toluene-d8 (Surr)	*105*		*70 - 130*		*10/10/16 22:18*	*1*

Lab Sample ID: LCS 460-396289/3
Matrix: Water
Analysis Batch: 396289

Client Sample ID: Lab Control Sample
Prep Type: Total/NA

Analyte	Spike Added	LCS Result	LCS Qualifier	Unit	D	%Rec	%Rec. Limits
1,1,1-Trichloroethane	20.0	16.9		ug/L		85	70 - 130
1,1,2,2-Tetrachloroethane	20.0	18.8		ug/L		94	70 - 130
1,1,2-Trichloroethane	20.0	19.1		ug/L		95	70 - 130
1,1-Dichloroethane	20.0	19.1		ug/L		96	70 - 130
1,1-Dichloroethene	20.0	18.0		ug/L		90	70 - 130
1,2,3-Trichlorobenzene	20.0	19.6		ug/L		98	70 - 130
1,2,4-Trichlorobenzene	20.0	18.5		ug/L		93	70 - 130
1,2-Dibromo-3-Chloropropane	20.0	16.5		ug/L		83	40 - 160
1,2-Dibromoethane	20.0	19.0		ug/L		95	70 - 130
1,2-Dichlorobenzene	20.0	19.9		ug/L		99	70 - 130
1,2-Dichloroethane	20.0	18.2		ug/L		91	70 - 130
1,2-Dichloropropane	20.0	17.8		ug/L		89	70 - 130
1,3-Dichlorobenzene	20.0	20.3		ug/L		101	70 - 130
1,4-Dichlorobenzene	20.0	20.2		ug/L		101	70 - 130
1,4-Dioxane	400	470		ug/L		118	40 - 160
2-Butanone	100	97.2		ug/L		97	40 - 160
2-Hexanone	100	92.3		ug/L		92	40 - 160
4-Methyl-2-pentanone	100	94.0		ug/L		94	40 - 160
Acetone	100	112		ug/L		112	40 - 160
Benzene	20.0	19.1		ug/L		95	70 - 130
Bromochloromethane	20.0	19.0		ug/L		95	70 - 130
Bromodichloromethane	20.0	17.2		ug/L		86	70 - 130
Bromoform	20.0	15.0		ug/L		75	70 - 130
Bromomethane	20.0	20.2		ug/L		101	40 - 160
Carbon disulfide	20.0	17.3		ug/L		86	40 - 160
Carbon tetrachloride	20.0	17.5		ug/L		87	70 - 130
Chlorobenzene	20.0	19.1		ug/L		95	70 - 130
Chloroethane	20.0	18.5		ug/L		92	40 - 160

Method: 8260C - Volatile Organic Compounds by GC/MS (Continued)

Lab Sample ID: LCS 460-396289/3
Matrix: Water
Analysis Batch: 396289

Client Sample ID: Lab Control Sample
Prep Type: Total/NA

Analyte	Spike Added	LCS Result	LCS Qualifier	Unit	D	%Rec	%Rec. Limits
Chloroform	20.0	19.0		ug/L		95	70 - 130
Chloromethane	20.0	17.8		ug/L		89	40 - 160
cis-1,2-Dichloroethene	20.0	19.3		ug/L		96	70 - 130
cis-1,3-Dichloropropene	20.0	17.4		ug/L		87	70 - 130
Cyclohexane	20.0	19.4		ug/L		97	70 - 130
Dibromochloromethane	20.0	16.7		ug/L		84	70 - 130
Dichlorodifluoromethane	20.0	18.8		ug/L		94	40 - 160
Ethylbenzene	20.0	19.0		ug/L		95	70 - 130
Freon TF	20.0	17.8		ug/L		89	70 - 130
Isopropylbenzene	20.0	18.2		ug/L		91	70 - 130
m&p-Xylene	20.0	18.9		ug/L		94	70 - 130
Methyl acetate	100	88.1		ug/L		88	70 - 130
Methylcyclohexane	20.0	17.8		ug/L		89	70 - 130
Methylene Chloride	20.0	19.3		ug/L		97	70 - 130
MTBE	20.0	17.2		ug/L		86	70 - 130
o-Xylene	20.0	18.4		ug/L		92	70 - 130
Styrene	20.0	18.2		ug/L		91	70 - 130
Tetrachloroethene	20.0	18.8		ug/L		94	70 - 130
Toluene	20.0	18.8		ug/L		94	70 - 130
trans-1,2-Dichloroethene	20.0	19.2		ug/L		96	70 - 130
trans-1,3-Dichloropropene	20.0	16.1		ug/L		80	70 - 130
Trichloroethene	20.0	18.5		ug/L		93	70 - 130
Trichlorofluoromethane	20.0	18.9		ug/L		95	40 - 160
Vinyl chloride	20.0	19.4		ug/L		97	70 - 130

Surrogate	*LCS %Recovery*	*LCS Qualifier*	*Limits*
1,2-Dichloroethane-d4 (Surr)	*97*		*70 - 130*
Bromofluorobenzene	*98*		*70 - 130*
Dibromofluoromethane (Surr)	*102*		*70 - 130*
Toluene-d8 (Surr)	*102*		*70 - 130*

Lab Sample ID: 460-120961-D-2 MS
Matrix: Water
Analysis Batch: 396289

Client Sample ID: Matrix Spike
Prep Type: Total/NA

Analyte	Sample Result	Sample Qualifier	Spike Added	MS Result	MS Qualifier	Unit	D	%Rec	%Rec. Limits
1,1,1-Trichloroethane	0.28	U	200	187		ug/L		94	70 - 130
1,1,2,2-Tetrachloroethane	0.19	U	200	194		ug/L		97	70 - 130
1,1,2-Trichloroethane	0.080	U	200	186		ug/L		93	70 - 130
1,1-Dichloroethane	0.24	U	200	190		ug/L		95	70 - 130
1,1-Dichloroethene	0.34	U	200	188		ug/L		94	70 - 130
1,2,3-Trichlorobenzene	0.35	U	200	145		ug/L		73	70 - 130
1,2,4-Trichlorobenzene	0.27	U	200	152		ug/L		76	70 - 130
1,2-Dibromo-3-Chloropropane	0.23	U	200	164		ug/L		82	40 - 160
1,2-Dibromoethane	0.19	U	200	186		ug/L		93	70 - 130
1,2-Dichlorobenzene	0.22	U	200	192		ug/L		96	70 - 130
1,2-Dichloroethane	0.25	U	200	184		ug/L		92	70 - 130
1,2-Dichloropropane	0.18	U	200	181		ug/L		91	70 - 130

Method: 8260C - Volatile Organic Compounds by GC/MS (Continued)

Lab Sample ID: 460-120961-D-2 MS
Matrix: Water
Analysis Batch: 396289

Client Sample ID: Matrix Spike
Prep Type: Total/NA

Analyte	Sample Result	Sample Qualifier	Spike Added	MS Result	MS Qualifier	Unit	D	%Rec	%Rec. Limits
1,3-Dichlorobenzene	0.33	U	200	193		ug/L		96	70 - 130
1,4-Dichlorobenzene	0.33	U	200	192		ug/L		96	70 - 130
1,4-Dioxane	8.7	U	4000	4530		ug/L		113	40 - 160
2-Butanone	2.2	U	1000	1020		ug/L		102	40 - 160
2-Hexanone	0.72	U	1000	907		ug/L		91	40 - 160
4-Methyl-2-pentanone	0.63	U	1000	908		ug/L		91	40 - 160
Acetone	1.1	U	1000	1040		ug/L		104	40 - 160
Benzene	0.090	U	200	183		ug/L		92	70 - 130
Bromochloromethane	0.30	U	200	187		ug/L		94	70 - 130
Bromodichloromethane	0.15	U	200	167		ug/L		83	70 - 130
Bromoform	0.18	U F1	200	134	F1	ug/L		67	70 - 130
Bromomethane	0.18	U	200	199		ug/L		99	40 - 160
Carbon disulfide	0.22	U	200	155		ug/L		78	40 - 160
Carbon tetrachloride	0.33	U	200	174		ug/L		87	70 - 130
Chlorobenzene	0.24	U	200	187		ug/L		94	70 - 130
Chloroethane	0.37	U	200	182		ug/L		91	40 - 160
Chloroform	0.22	U	200	189		ug/L		95	70 - 130
Chloromethane	0.22	U	200	185		ug/L		92	40 - 160
cis-1,2-Dichloroethene	0.26	U	200	192		ug/L		96	70 - 130
cis-1,3-Dichloropropene	0.16	U	200	162		ug/L		81	70 - 130
Cyclohexane	0.26	U	200	202		ug/L		101	70 - 130
Dibromochloromethane	0.22	U	200	156		ug/L		78	70 - 130
Dichlorodifluoromethane	0.14	U	200	197		ug/L		98	40 - 160
Ethylbenzene	0.30	U	200	182		ug/L		91	70 - 130
Freon TF	0.34	U	200	212		ug/L		106	70 - 130
Isopropylbenzene	0.32	U	200	182		ug/L		91	70 - 130
m&p-Xylene	0.28	U	200	181		ug/L		91	70 - 130
Methyl acetate	0.58	U	1000	944		ug/L		94	70 - 130
Methylcyclohexane	0.22	U	200	180		ug/L		90	70 - 130
Methylene Chloride	0.21	U	200	194		ug/L		97	70 - 130
MTBE	0.13	U	200	179		ug/L		90	70 - 130
o-Xylene	0.32	U	200	181		ug/L		90	70 - 130
Styrene	0.17	U	200	170		ug/L		85	70 - 130
Tetrachloroethene	0.12	U	200	176		ug/L		88	70 - 130
Toluene	0.25	U	200	184		ug/L		92	70 - 130
trans-1,2-Dichloroethene	0.18	U	200	193		ug/L		96	70 - 130
trans-1,3-Dichloropropene	0.19	U	200	157		ug/L		78	70 - 130
Trichloroethene	0.22	U	200	183		ug/L		92	70 - 130
Trichlorofluoromethane	0.15	U	200	193		ug/L		96	40 - 160
Vinyl chloride	0.060	U	200	199		ug/L		99	70 - 130

Surrogate	*MS %Recovery*	*MS Qualifier*	*Limits*
1,2-Dichloroethane-d4 (Surr)	*101*		*70 - 130*
Bromofluorobenzene	*98*		*70 - 130*
Dibromofluoromethane (Surr)	*100*		*70 - 130*
Toluene-d8 (Surr)	*99*		*70 - 130*

Method: 8260C - Volatile Organic Compounds by GC/MS (Continued)

Lab Sample ID: 460-120961-D-2 MSD
Matrix: Water
Analysis Batch: 396289

Client Sample ID: Matrix Spike Duplicate
Prep Type: Total/NA

Analyte	Sample Result	Sample Qualifier	Spike Added	MSD Result	MSD Qualifier	Unit	D	%Rec	%Rec. Limits	RPD	RPD Limit
1,1,1-Trichloroethane	0.28	U	200	178		ug/L		89	70 - 130	5	20
1,1,2,2-Tetrachloroethane	0.19	U	200	191		ug/L		95	70 - 130	1	20
1,1,2-Trichloroethane	0.080	U	200	184		ug/L		92	70 - 130	1	20
1,1-Dichloroethane	0.24	U	200	187		ug/L		93	70 - 130	2	20
1,1-Dichloroethene	0.34	U	200	185		ug/L		93	70 - 130	1	20
1,2,3-Trichlorobenzene	0.35	U	200	176		ug/L		88	70 - 130	19	20
1,2,4-Trichlorobenzene	0.27	U	200	160		ug/L		80	70 - 130	5	20
1,2-Dibromo-3-Chloropropane	0.23	U	200	171		ug/L		85	40 - 160	4	20
1,2-Dibromoethane	0.19	U	200	189		ug/L		94	70 - 130	2	20
1,2-Dichlorobenzene	0.22	U	200	193		ug/L		96	70 - 130	0	20
1,2-Dichloroethane	0.25	U	200	183		ug/L		91	70 - 130	1	20
1,2-Dichloropropane	0.18	U	200	179		ug/L		89	70 - 130	1	20
1,3-Dichlorobenzene	0.33	U	200	190		ug/L		95	70 - 130	2	20
1,4-Dichlorobenzene	0.33	U	200	193		ug/L		96	70 - 130	0	20
1,4-Dioxane	8.7	U	4000	4410		ug/L		110	40 - 160	3	20
2-Butanone	2.2	U	1000	993		ug/L		99	40 - 160	2	20
2-Hexanone	0.72	U	1000	914		ug/L		91	40 - 160	1	20
4-Methyl-2-pentanone	0.63	U	1000	894		ug/L		89	40 - 160	2	20
Acetone	1.1	U	1000	1040		ug/L		104	40 - 160	0	20
Benzene	0.090	U	200	181		ug/L		90	70 - 130	1	20
Bromochloromethane	0.30	U	200	185		ug/L		92	70 - 130	2	20
Bromodichloromethane	0.15	U	200	167		ug/L		83	70 - 130	0	20
Bromoform	0.18	U F1	200	137	F1	ug/L		68	70 - 130	2	20
Bromomethane	0.18	U	200	185		ug/L		92	40 - 160	7	20
Carbon disulfide	0.22	U	200	154		ug/L		77	40 - 160	1	20
Carbon tetrachloride	0.33	U	200	172		ug/L		86	70 - 130	1	20
Chlorobenzene	0.24	U	200	188		ug/L		94	70 - 130	0	20
Chloroethane	0.37	U	200	174		ug/L		87	40 - 160	5	20
Chloroform	0.22	U	200	188		ug/L		94	70 - 130	1	20
Chloromethane	0.22	U	200	176		ug/L		88	40 - 160	5	20
cis-1,2-Dichloroethene	0.26	U	200	187		ug/L		93	70 - 130	3	20
cis-1,3-Dichloropropene	0.16	U	200	166		ug/L		83	70 - 130	2	20
Cyclohexane	0.26	U	200	198		ug/L		99	70 - 130	2	20
Dibromochloromethane	0.22	U	200	158		ug/L		79	70 - 130	1	20
Dichlorodifluoromethane	0.14	U	200	184		ug/L		92	40 - 160	7	20
Ethylbenzene	0.30	U	200	182		ug/L		91	70 - 130	0	20
Freon TF	0.34	U	200	190		ug/L		95	70 - 130	10	20
Isopropylbenzene	0.32	U	200	176		ug/L		88	70 - 130	3	20
m&p-Xylene	0.28	U	200	180		ug/L		90	70 - 130	1	20
Methyl acetate	0.58	U	1000	921		ug/L		92	70 - 130	2	20
Methylcyclohexane	0.22	U	200	176		ug/L		88	70 - 130	2	20
Methylene Chloride	0.21	U	200	192		ug/L		96	70 - 130	1	20
MTBE	0.13	U	200	177		ug/L		88	70 - 130	1	20
o-Xylene	0.32	U	200	180		ug/L		90	70 - 130	0	20
Styrene	0.17	U	200	172		ug/L		86	70 - 130	1	20
Tetrachloroethene	0.12	U	200	182		ug/L		91	70 - 130	3	20
Toluene	0.25	U	200	181		ug/L		91	70 - 130	1	20
trans-1,2-Dichloroethene	0.18	U	200	184		ug/L		92	70 - 130	5	20

Method: 8260C - Volatile Organic Compounds by GC/MS (Continued)

Lab Sample ID: 460-120961-D-2 MSD
Matrix: Water
Analysis Batch: 396289

Client Sample ID: Matrix Spike Duplicate
Prep Type: Total/NA

Analyte	Sample Result	Sample Qualifier	Spike Added	MSD Result	MSD Qualifier	Unit	D	%Rec	%Rec. Limits	RPD	RPD Limit
trans-1,3-Dichloropropene	0.19	U	200	157		ug/L		78	70 - 130	0	20
Trichloroethene	0.22	U	200	181		ug/L		91	70 - 130	1	20
Trichlorofluoromethane	0.15	U	200	184		ug/L		92	40 - 160	4	20
Vinyl chloride	0.060	U	200	187		ug/L		94	70 - 130	6	20

Surrogate	*MSD %Recovery*	*MSD Qualifier*	*Limits*
1,2-Dichloroethane-d4 (Surr)	*100*		*70 - 130*
Bromofluorobenzene	*98*		*70 - 130*
Dibromofluoromethane (Surr)	*100*		*70 - 130*
Toluene-d8 (Surr)	*100*		*70 - 130*

Lab Sample ID: MB 460-396375/8
Matrix: Water
Analysis Batch: 396375

Client Sample ID: Method Blank
Prep Type: Total/NA

Analyte	MB Result	MB Qualifier	RL	MDL	Unit	D	Prepared	Analyzed	Dil Fac
1,1,1-Trichloroethane	0.28	U	1.0	0.28	ug/L			10/11/16 11:13	1
1,1,2,2-Tetrachloroethane	0.19	U	1.0	0.19	ug/L			10/11/16 11:13	1
1,1,2-Trichloroethane	0.080	U	1.0	0.080	ug/L			10/11/16 11:13	1
1,1-Dichloroethane	0.24	U	1.0	0.24	ug/L			10/11/16 11:13	1
1,1-Dichloroethene	0.34	U	1.0	0.34	ug/L			10/11/16 11:13	1
1,2,3-Trichlorobenzene	0.35	U	1.0	0.35	ug/L			10/11/16 11:13	1
1,2,4-Trichlorobenzene	0.27	U	1.0	0.27	ug/L			10/11/16 11:13	1
1,2-Dibromo-3-Chloropropane	0.23	U	1.0	0.23	ug/L			10/11/16 11:13	1
1,2-Dibromoethane	0.19	U	1.0	0.19	ug/L			10/11/16 11:13	1
1,2-Dichlorobenzene	0.22	U	1.0	0.22	ug/L			10/11/16 11:13	1
1,2-Dichloroethane	0.25	U	1.0	0.25	ug/L			10/11/16 11:13	1
1,2-Dichloropropane	0.18	U	1.0	0.18	ug/L			10/11/16 11:13	1
1,3-Dichlorobenzene	0.33	U	1.0	0.33	ug/L			10/11/16 11:13	1
1,4-Dichlorobenzene	0.33	U	1.0	0.33	ug/L			10/11/16 11:13	1
1,4-Dioxane	8.7	U	50	8.7	ug/L			10/11/16 11:13	1
2-Butanone	2.2	U	5.0	2.2	ug/L			10/11/16 11:13	1
2-Hexanone	0.72	U	5.0	0.72	ug/L			10/11/16 11:13	1
4-Methyl-2-pentanone	0.63	U	5.0	0.63	ug/L			10/11/16 11:13	1
Acetone	1.1	U	5.0	1.1	ug/L			10/11/16 11:13	1
Benzene	0.090	U	1.0	0.090	ug/L			10/11/16 11:13	1
Bromochloromethane	0.30	U	1.0	0.30	ug/L			10/11/16 11:13	1
Bromodichloromethane	0.15	U	1.0	0.15	ug/L			10/11/16 11:13	1
Bromoform	0.18	U	1.0	0.18	ug/L			10/11/16 11:13	1
Bromomethane	0.18	U	1.0	0.18	ug/L			10/11/16 11:13	1
Carbon disulfide	0.22	U	1.0	0.22	ug/L			10/11/16 11:13	1
Carbon tetrachloride	0.33	U	1.0	0.33	ug/L			10/11/16 11:13	1
Chlorobenzene	0.24	U	1.0	0.24	ug/L			10/11/16 11:13	1
Chloroethane	0.37	U	1.0	0.37	ug/L			10/11/16 11:13	1
Chloroform	0.22	U	1.0	0.22	ug/L			10/11/16 11:13	1
Chloromethane	0.22	U	1.0	0.22	ug/L			10/11/16 11:13	1
cis-1,2-Dichloroethene	0.26	U	1.0	0.26	ug/L			10/11/16 11:13	1
cis-1,3-Dichloropropene	0.16	U	1.0	0.16	ug/L			10/11/16 11:13	1

Method: 8260C - Volatile Organic Compounds by GC/MS (Continued)

Lab Sample ID: MB 460-396375/8
Matrix: Water
Analysis Batch: 396375

Client Sample ID: Method Blank
Prep Type: Total/NA

Analyte	MB Result	MB Qualifier	RL	MDL	Unit	D	Prepared	Analyzed	Dil Fac
Cyclohexane	0.26	U	1.0	0.26	ug/L			10/11/16 11:13	1
Dibromochloromethane	0.22	U	1.0	0.22	ug/L			10/11/16 11:13	1
Dichlorodifluoromethane	0.14	U	1.0	0.14	ug/L			10/11/16 11:13	1
Ethylbenzene	0.30	U	1.0	0.30	ug/L			10/11/16 11:13	1
Freon TF	0.34	U	1.0	0.34	ug/L			10/11/16 11:13	1
Isopropylbenzene	0.32	U	1.0	0.32	ug/L			10/11/16 11:13	1
m&p-Xylene	0.28	U	1.0	0.28	ug/L			10/11/16 11:13	1
Methyl acetate	0.58	U	5.0	0.58	ug/L			10/11/16 11:13	1
Methylcyclohexane	0.22	U	1.0	0.22	ug/L			10/11/16 11:13	1
Methylene Chloride	0.21	U	1.0	0.21	ug/L			10/11/16 11:13	1
MTBE	0.13	U	1.0	0.13	ug/L			10/11/16 11:13	1
o-Xylene	0.32	U	1.0	0.32	ug/L			10/11/16 11:13	1
Styrene	0.17	U	1.0	0.17	ug/L			10/11/16 11:13	1
Tetrachloroethene	0.12	U	1.0	0.12	ug/L			10/11/16 11:13	1
Toluene	0.25	U	1.0	0.25	ug/L			10/11/16 11:13	1
trans-1,2-Dichloroethene	0.18	U	1.0	0.18	ug/L			10/11/16 11:13	1
trans-1,3-Dichloropropene	0.19	U	1.0	0.19	ug/L			10/11/16 11:13	1
Trichloroethene	0.22	U	1.0	0.22	ug/L			10/11/16 11:13	1
Trichlorofluoromethane	0.15	U	1.0	0.15	ug/L			10/11/16 11:13	1
Vinyl chloride	0.060	U	1.0	0.060	ug/L			10/11/16 11:13	1

Tentatively Identified Compound	*MB Est. Result*	*MB Qualifier*	*Unit*	*D*	*RT*	*CAS No.*	*Prepared*	*Analyzed*	*Dil Fac*
Tentatively Identified Compound	*None*		*ug/L*					*10/11/16 11:13*	*1*

Surrogate	*MB %Recovery*	*MB Qualifier*	*Limits*	*Prepared*	*Analyzed*	*Dil Fac*
1,2-Dichloroethane-d4 (Surr)	*103*		*70 - 130*		*10/11/16 11:13*	*1*
Bromofluorobenzene	*94*		*70 - 130*		*10/11/16 11:13*	*1*
Dibromofluoromethane (Surr)	*102*		*70 - 130*		*10/11/16 11:13*	*1*
Toluene-d8 (Surr)	*102*		*70 - 130*		*10/11/16 11:13*	*1*

Lab Sample ID: LCS 460-396375/4
Matrix: Water
Analysis Batch: 396375

Client Sample ID: Lab Control Sample
Prep Type: Total/NA

Analyte	Spike Added	LCS Result	LCS Qualifier	Unit	D	%Rec	%Rec. Limits
1,1,1-Trichloroethane	20.0	17.5		ug/L		88	70 - 130
1,1,2,2-Tetrachloroethane	20.0	18.3		ug/L		91	70 - 130
1,1,2-Trichloroethane	20.0	18.1		ug/L		90	70 - 130
1,1-Dichloroethane	20.0	18.6		ug/L		93	70 - 130
1,1-Dichloroethene	20.0	17.6		ug/L		88	70 - 130
1,2,3-Trichlorobenzene	20.0	21.5		ug/L		107	70 - 130
1,2,4-Trichlorobenzene	20.0	19.1		ug/L		95	70 - 130
1,2-Dibromo-3-Chloropropane	20.0	16.5		ug/L		83	40 - 160
1,2-Dibromoethane	20.0	18.0		ug/L		90	70 - 130
1,2-Dichlorobenzene	20.0	19.4		ug/L		97	70 - 130
1,2-Dichloroethane	20.0	17.9		ug/L		90	70 - 130
1,2-Dichloropropane	20.0	17.4		ug/L		87	70 - 130

Method: 8260C - Volatile Organic Compounds by GC/MS (Continued)

Lab Sample ID: LCS 460-396375/4
Matrix: Water
Analysis Batch: 396375

Client Sample ID: Lab Control Sample
Prep Type: Total/NA

Analyte	Spike Added	LCS Result	LCS Qualifier	Unit	D	%Rec	%Rec. Limits
1,3-Dichlorobenzene	20.0	19.2		ug/L		96	70 - 130
1,4-Dichlorobenzene	20.0	19.2		ug/L		96	70 - 130
1,4-Dioxane	400	435		ug/L		109	40 - 160
2-Butanone	100	97.1		ug/L		97	40 - 160
2-Hexanone	100	85.6		ug/L		86	40 - 160
4-Methyl-2-pentanone	100	88.8		ug/L		89	40 - 160
Acetone	100	105		ug/L		105	40 - 160
Benzene	20.0	19.7		ug/L		98	70 - 130
Bromochloromethane	20.0	18.1		ug/L		90	70 - 130
Bromodichloromethane	20.0	16.2		ug/L		81	70 - 130
Bromoform	20.0	14.4		ug/L		72	70 - 130
Bromomethane	20.0	17.5		ug/L		87	40 - 160
Carbon disulfide	20.0	16.0		ug/L		80	40 - 160
Carbon tetrachloride	20.0	17.5		ug/L		88	70 - 130
Chlorobenzene	20.0	18.5		ug/L		92	70 - 130
Chloroethane	20.0	15.2		ug/L		76	40 - 160
Chloroform	20.0	18.9		ug/L		94	70 - 130
Chloromethane	20.0	19.3		ug/L		97	40 - 160
cis-1,2-Dichloroethene	20.0	18.7		ug/L		94	70 - 130
cis-1,3-Dichloropropene	20.0	16.6		ug/L		83	70 - 130
Cyclohexane	20.0	20.3		ug/L		101	70 - 130
Dibromochloromethane	20.0	16.1		ug/L		80	70 - 130
Dichlorodifluoromethane	20.0	22.2		ug/L		111	40 - 160
Ethylbenzene	20.0	18.4		ug/L		92	70 - 130
Freon TF	20.0	19.1		ug/L		95	70 - 130
Isopropylbenzene	20.0	18.7		ug/L		93	70 - 130
m&p-Xylene	20.0	17.9		ug/L		90	70 - 130
Methyl acetate	100	94.4		ug/L		94	70 - 130
Methylcyclohexane	20.0	17.6		ug/L		88	70 - 130
Methylene Chloride	20.0	18.7		ug/L		93	70 - 130
MTBE	20.0	17.3		ug/L		86	70 - 130
o-Xylene	20.0	18.3		ug/L		92	70 - 130
Styrene	20.0	18.0		ug/L		90	70 - 130
Tetrachloroethene	20.0	18.5		ug/L		92	70 - 130
Toluene	20.0	18.5		ug/L		92	70 - 130
trans-1,2-Dichloroethene	20.0	18.6		ug/L		93	70 - 130
trans-1,3-Dichloropropene	20.0	15.4		ug/L		77	70 - 130
Trichloroethene	20.0	18.0		ug/L		90	70 - 130
Trichlorofluoromethane	20.0	17.8		ug/L		89	40 - 160
Vinyl chloride	20.0	20.1		ug/L		101	70 - 130

Surrogate	*LCS %Recovery*	*LCS Qualifier*	*Limits*
1,2-Dichloroethane-d4 (Surr)	*100*		*70 - 130*
Bromofluorobenzene	*98*		*70 - 130*
Dibromofluoromethane (Surr)	*103*		*70 - 130*
Toluene-d8 (Surr)	*104*		*70 - 130*

Method: 8260C - Volatile Organic Compounds by GC/MS (Continued)

Lab Sample ID: LCSD 460-396375/5
Matrix: Water
Analysis Batch: 396375

Client Sample ID: Lab Control Sample Dup
Prep Type: Total/NA

Analyte	Spike Added	LCSD Result	LCSD Qualifier	Unit	D	%Rec	%Rec. Limits	RPD	RPD Limit
1,1,1-Trichloroethane	20.0	17.1		ug/L		85	70 - 130	3	20
1,1,2,2-Tetrachloroethane	20.0	18.5		ug/L		92	70 - 130	1	20
1,1,2-Trichloroethane	20.0	18.4		ug/L		92	70 - 130	2	20
1,1-Dichloroethane	20.0	19.1		ug/L		95	70 - 130	3	20
1,1-Dichloroethene	20.0	17.8		ug/L		89	70 - 130	1	20
1,2,3-Trichlorobenzene	20.0	23.1		ug/L		115	70 - 130	7	20
1,2,4-Trichlorobenzene	20.0	19.9		ug/L		99	70 - 130	4	20
1,2-Dibromo-3-Chloropropane	20.0	17.5		ug/L		88	40 - 160	6	20
1,2-Dibromoethane	20.0	18.0		ug/L		90	70 - 130	0	20
1,2-Dichlorobenzene	20.0	19.9		ug/L		99	70 - 130	2	20
1,2-Dichloroethane	20.0	18.0		ug/L		90	70 - 130	0	20
1,2-Dichloropropane	20.0	17.7		ug/L		89	70 - 130	2	20
1,3-Dichlorobenzene	20.0	19.7		ug/L		99	70 - 130	3	20
1,4-Dichlorobenzene	20.0	19.6		ug/L		98	70 - 130	2	20
1,4-Dioxane	400	442		ug/L		111	40 - 160	2	20
2-Butanone	100	99.8		ug/L		100	40 - 160	3	20
2-Hexanone	100	89.7		ug/L		90	40 - 160	5	20
4-Methyl-2-pentanone	100	91.4		ug/L		91	40 - 160	3	20
Acetone	100	103		ug/L		103	40 - 160	2	20
Benzene	20.0	19.6		ug/L		98	70 - 130	1	20
Bromochloromethane	20.0	18.6		ug/L		93	70 - 130	3	20
Bromodichloromethane	20.0	16.6		ug/L		83	70 - 130	2	20
Bromoform	20.0	13.7	*	ug/L		68	70 - 130	5	20
Bromomethane	20.0	17.7		ug/L		88	40 - 160	1	20
Carbon disulfide	20.0	15.9		ug/L		80	40 - 160	1	20
Carbon tetrachloride	20.0	17.9		ug/L		89	70 - 130	2	20
Chlorobenzene	20.0	18.6		ug/L		93	70 - 130	1	20
Chloroethane	20.0	15.4		ug/L		77	40 - 160	1	20
Chloroform	20.0	18.8		ug/L		94	70 - 130	1	20
Chloromethane	20.0	19.2		ug/L		96	40 - 160	1	20
cis-1,2-Dichloroethene	20.0	19.2		ug/L		96	70 - 130	2	20
cis-1,3-Dichloropropene	20.0	16.5		ug/L		83	70 - 130	0	20
Cyclohexane	20.0	20.6		ug/L		103	70 - 130	2	20
Dibromochloromethane	20.0	15.6		ug/L		78	70 - 130	3	20
Dichlorodifluoromethane	20.0	23.0		ug/L		115	40 - 160	3	20
Ethylbenzene	20.0	18.8		ug/L		94	70 - 130	2	20
Freon TF	20.0	18.6		ug/L		93	70 - 130	3	20
Isopropylbenzene	20.0	18.5		ug/L		92	70 - 130	1	20
m&p-Xylene	20.0	18.4		ug/L		92	70 - 130	3	20
Methyl acetate	100	94.8		ug/L		95	70 - 130	0	20
Methylcyclohexane	20.0	18.4		ug/L		92	70 - 130	4	20
Methylene Chloride	20.0	18.5		ug/L		93	70 - 130	1	20
MTBE	20.0	17.3		ug/L		86	70 - 130	0	20
o-Xylene	20.0	18.3		ug/L		91	70 - 130	0	20
Styrene	20.0	18.2		ug/L		91	70 - 130	1	20
Tetrachloroethene	20.0	18.9		ug/L		95	70 - 130	2	20
Toluene	20.0	18.8		ug/L		94	70 - 130	2	20
trans-1,2-Dichloroethene	20.0	18.5		ug/L		93	70 - 130	0	20

Method: 8260C - Volatile Organic Compounds by GC/MS (Continued)

Lab Sample ID: LCSD 460-396375/5
Matrix: Water
Analysis Batch: 396375

Client Sample ID: Lab Control Sample Dup
Prep Type: Total/NA

Analyte			Spike Added	LCSD Result	LCSD Qualifier	Unit	D	%Rec	%Rec. Limits	RPD	RPD Limit
trans-1,3-Dichloropropene			20.0	15.3		ug/L		76	70 - 130	1	20
Trichloroethene			20.0	18.4		ug/L		92	70 - 130	2	20
Trichlorofluoromethane			20.0	18.9		ug/L		95	40 - 160	6	20
Vinyl chloride			20.0	21.0		ug/L		105	70 - 130	4	20

Surrogate	*LCSD %Recovery*	*LCSD Qualifier*	*Limits*
1,2-Dichloroethane-d4 (Surr)	*99*		*70 - 130*
Bromofluorobenzene	*97*		*70 - 130*
Dibromofluoromethane (Surr)	*102*		*70 - 130*
Toluene-d8 (Surr)	*103*		*70 - 130*

Lab Sample ID: MB 460-396528/7
Matrix: Water
Analysis Batch: 396528

Client Sample ID: Method Blank
Prep Type: Total/NA

Analyte	MB Result	MB Qualifier	RL	MDL	Unit	D	Prepared	Analyzed	Dil Fac
1,1,1-Trichloroethane	0.28	U	1.0	0.28	ug/L			10/11/16 22:25	1
1,1,2,2-Tetrachloroethane	0.19	U	1.0	0.19	ug/L			10/11/16 22:25	1
1,1,2-Trichloroethane	0.080	U	1.0	0.080	ug/L			10/11/16 22:25	1
1,1-Dichloroethane	0.24	U	1.0	0.24	ug/L			10/11/16 22:25	1
1,1-Dichloroethene	0.34	U	1.0	0.34	ug/L			10/11/16 22:25	1
1,2,3-Trichlorobenzene	0.35	U	1.0	0.35	ug/L			10/11/16 22:25	1
1,2,4-Trichlorobenzene	0.27	U	1.0	0.27	ug/L			10/11/16 22:25	1
1,2-Dibromo-3-Chloropropane	0.23	U	1.0	0.23	ug/L			10/11/16 22:25	1
1,2-Dibromoethane	0.19	U	1.0	0.19	ug/L			10/11/16 22:25	1
1,2-Dichlorobenzene	0.22	U	1.0	0.22	ug/L			10/11/16 22:25	1
1,2-Dichloroethane	0.25	U	1.0	0.25	ug/L			10/11/16 22:25	1
1,2-Dichloropropane	0.18	U	1.0	0.18	ug/L			10/11/16 22:25	1
1,3-Dichlorobenzene	0.33	U	1.0	0.33	ug/L			10/11/16 22:25	1
1,4-Dichlorobenzene	0.33	U	1.0	0.33	ug/L			10/11/16 22:25	1
1,4-Dioxane	8.7	U	50	8.7	ug/L			10/11/16 22:25	1
2-Butanone	2.2	U	5.0	2.2	ug/L			10/11/16 22:25	1
2-Hexanone	0.72	U	5.0	0.72	ug/L			10/11/16 22:25	1
4-Methyl-2-pentanone	0.63	U	5.0	0.63	ug/L			10/11/16 22:25	1
Acetone	1.1	U	5.0	1.1	ug/L			10/11/16 22:25	1
Benzene	0.090	U	1.0	0.090	ug/L			10/11/16 22:25	1
Bromochloromethane	0.30	U	1.0	0.30	ug/L			10/11/16 22:25	1
Bromodichloromethane	0.15	U	1.0	0.15	ug/L			10/11/16 22:25	1
Bromoform	0.18	U	1.0	0.18	ug/L			10/11/16 22:25	1
Bromomethane	0.18	U	1.0	0.18	ug/L			10/11/16 22:25	1
Carbon disulfide	0.22	U	1.0	0.22	ug/L			10/11/16 22:25	1
Carbon tetrachloride	0.33	U	1.0	0.33	ug/L			10/11/16 22:25	1
Chlorobenzene	0.24	U	1.0	0.24	ug/L			10/11/16 22:25	1
Chloroethane	0.37	U	1.0	0.37	ug/L			10/11/16 22:25	1
Chloroform	0.22	U	1.0	0.22	ug/L			10/11/16 22:25	1
Chloromethane	0.22	U	1.0	0.22	ug/L			10/11/16 22:25	1
cis-1,2-Dichloroethene	0.26	U	1.0	0.26	ug/L			10/11/16 22:25	1
cis-1,3-Dichloropropene	0.16	U	1.0	0.16	ug/L			10/11/16 22:25	1

Method: 8260C - Volatile Organic Compounds by GC/MS (Continued)

Lab Sample ID: MB 460-396528/7
Matrix: Water
Analysis Batch: 396528

Client Sample ID: Method Blank
Prep Type: Total/NA

Analyte	MB Result	MB Qualifier	RL	MDL	Unit	D	Prepared	Analyzed	Dil Fac
Cyclohexane	0.26	U	1.0	0.26	ug/L			10/11/16 22:25	1
Dibromochloromethane	0.22	U	1.0	0.22	ug/L			10/11/16 22:25	1
Dichlorodifluoromethane	0.14	U	1.0	0.14	ug/L			10/11/16 22:25	1
Ethylbenzene	0.30	U	1.0	0.30	ug/L			10/11/16 22:25	1
Freon TF	0.34	U	1.0	0.34	ug/L			10/11/16 22:25	1
Isopropylbenzene	0.32	U	1.0	0.32	ug/L			10/11/16 22:25	1
m&p-Xylene	0.28	U	1.0	0.28	ug/L			10/11/16 22:25	1
Methyl acetate	0.58	U	5.0	0.58	ug/L			10/11/16 22:25	1
Methylcyclohexane	0.22	U	1.0	0.22	ug/L			10/11/16 22:25	1
Methylene Chloride	0.21	U	1.0	0.21	ug/L			10/11/16 22:25	1
MTBE	0.13	U	1.0	0.13	ug/L			10/11/16 22:25	1
o-Xylene	0.32	U	1.0	0.32	ug/L			10/11/16 22:25	1
Styrene	0.17	U	1.0	0.17	ug/L			10/11/16 22:25	1
Tetrachloroethene	0.12	U	1.0	0.12	ug/L			10/11/16 22:25	1
Toluene	0.25	U	1.0	0.25	ug/L			10/11/16 22:25	1
trans-1,2-Dichloroethene	0.18	U	1.0	0.18	ug/L			10/11/16 22:25	1
trans-1,3-Dichloropropene	0.19	U	1.0	0.19	ug/L			10/11/16 22:25	1
Trichloroethene	0.22	U	1.0	0.22	ug/L			10/11/16 22:25	1
Trichlorofluoromethane	0.15	U	1.0	0.15	ug/L			10/11/16 22:25	1
Vinyl chloride	0.060	U	1.0	0.060	ug/L			10/11/16 22:25	1

Tentatively Identified Compound	*MB Est. Result*	*MB Qualifier*	*Unit*	*D*	*RT*	*CAS No.*	*Prepared*	*Analyzed*	*Dil Fac*
Tentatively Identified Compound	*None*		*ug/L*					*10/11/16 22:25*	*1*

Surrogate	*MB %Recovery*	*MB Qualifier*	*Limits*	*Prepared*	*Analyzed*	*Dil Fac*
1,2-Dichloroethane-d4 (Surr)	*101*		*70 - 130*		*10/11/16 22:25*	*1*
Bromofluorobenzene	*96*		*70 - 130*		*10/11/16 22:25*	*1*
Dibromofluoromethane (Surr)	*102*		*70 - 130*		*10/11/16 22:25*	*1*
Toluene-d8 (Surr)	*102*		*70 - 130*		*10/11/16 22:25*	*1*

Lab Sample ID: LCS 460-396528/3
Matrix: Water
Analysis Batch: 396528

Client Sample ID: Lab Control Sample
Prep Type: Total/NA

Analyte	Spike Added	LCS Result	LCS Qualifier	Unit	D	%Rec	%Rec. Limits
1,1,1-Trichloroethane	20.0	16.8		ug/L		84	70 - 130
1,1,2,2-Tetrachloroethane	20.0	17.9		ug/L		90	70 - 130
1,1,2-Trichloroethane	20.0	17.9		ug/L		89	70 - 130
1,1-Dichloroethane	20.0	18.3		ug/L		92	70 - 130
1,1-Dichloroethene	20.0	16.6		ug/L		83	70 - 130
1,2,3-Trichlorobenzene	20.0	18.4		ug/L		92	70 - 130
1,2,4-Trichlorobenzene	20.0	17.3		ug/L		87	70 - 130
1,2-Dibromo-3-Chloropropane	20.0	14.3		ug/L		72	40 - 160
1,2-Dibromoethane	20.0	17.6		ug/L		88	70 - 130
1,2-Dichlorobenzene	20.0	18.8		ug/L		94	70 - 130
1,2-Dichloroethane	20.0	17.4		ug/L		87	70 - 130
1,2-Dichloropropane	20.0	17.6		ug/L		88	70 - 130

Method: 8260C - Volatile Organic Compounds by GC/MS (Continued)

Lab Sample ID: LCS 460-396528/3
Matrix: Water
Analysis Batch: 396528

Client Sample ID: Lab Control Sample
Prep Type: Total/NA

Analyte	Spike Added	LCS Result	LCS Qualifier	Unit	D	%Rec	%Rec. Limits
1,3-Dichlorobenzene	20.0	19.2		ug/L		96	70 - 130
1,4-Dichlorobenzene	20.0	19.3		ug/L		97	70 - 130
1,4-Dioxane	400	454		ug/L		114	40 - 160
2-Butanone	100	97.7		ug/L		98	40 - 160
2-Hexanone	100	91.6		ug/L		92	40 - 160
4-Methyl-2-pentanone	100	91.4		ug/L		91	40 - 160
Acetone	100	109		ug/L		109	40 - 160
Benzene	20.0	18.2		ug/L		91	70 - 130
Bromochloromethane	20.0	17.5		ug/L		88	70 - 130
Bromodichloromethane	20.0	16.3		ug/L		82	70 - 130
Bromoform	20.0	13.5	*	ug/L		67	70 - 130
Bromomethane	20.0	20.5		ug/L		103	40 - 160
Carbon disulfide	20.0	14.8		ug/L		74	40 - 160
Carbon tetrachloride	20.0	16.5		ug/L		83	70 - 130
Chlorobenzene	20.0	18.5		ug/L		93	70 - 130
Chloroethane	20.0	18.3		ug/L		92	40 - 160
Chloroform	20.0	18.6		ug/L		93	70 - 130
Chloromethane	20.0	18.7		ug/L		93	40 - 160
cis-1,2-Dichloroethene	20.0	18.5		ug/L		93	70 - 130
cis-1,3-Dichloropropene	20.0	16.5		ug/L		82	70 - 130
Cyclohexane	20.0	18.4		ug/L		92	70 - 130
Dibromochloromethane	20.0	15.8		ug/L		79	70 - 130
Dichlorodifluoromethane	20.0	19.8		ug/L		99	40 - 160
Ethylbenzene	20.0	18.3		ug/L		92	70 - 130
Freon TF	20.0	19.4		ug/L		97	70 - 130
Isopropylbenzene	20.0	17.3		ug/L		87	70 - 130
m&p-Xylene	20.0	17.9		ug/L		89	70 - 130
Methyl acetate	100	85.4		ug/L		85	70 - 130
Methylcyclohexane	20.0	17.1		ug/L		85	70 - 130
Methylene Chloride	20.0	18.2		ug/L		91	70 - 130
MTBE	20.0	16.1		ug/L		80	70 - 130
o-Xylene	20.0	17.8		ug/L		89	70 - 130
Styrene	20.0	17.8		ug/L		89	70 - 130
Tetrachloroethene	20.0	17.9		ug/L		90	70 - 130
Toluene	20.0	18.1		ug/L		90	70 - 130
trans-1,2-Dichloroethene	20.0	17.9		ug/L		90	70 - 130
trans-1,3-Dichloropropene	20.0	15.6		ug/L		78	70 - 130
Trichloroethene	20.0	17.6		ug/L		88	70 - 130
Trichlorofluoromethane	20.0	19.3		ug/L		97	40 - 160
Vinyl chloride	20.0	19.8		ug/L		99	70 - 130

Surrogate	*LCS %Recovery*	*LCS Qualifier*	*Limits*
1,2-Dichloroethane-d4 (Surr)	*98*		*70 - 130*
Bromofluorobenzene	*98*		*70 - 130*
Dibromofluoromethane (Surr)	*100*		*70 - 130*
Toluene-d8 (Surr)	*102*		*70 - 130*

Method: 8260C - Volatile Organic Compounds by GC/MS (Continued)

Lab Sample ID: 460-121160-B-4 MSD
Matrix: Water
Analysis Batch: 396528

Client Sample ID: Matrix Spike Duplicate
Prep Type: Total/NA

Analyte	Sample Result	Sample Qualifier	Spike Added	MSD Result	MSD Qualifier	Unit	D	%Rec	%Rec. Limits	RPD	RPD Limit
1,1,1-Trichloroethane	0.28	U	20.0	16.2		ug/L		81	70 - 130	4	20
1,1,2,2-Tetrachloroethane	0.19	U	20.0	18.2		ug/L		91	70 - 130	4	20
1,1,2-Trichloroethane	0.080	U	20.0	18.4		ug/L		92	70 - 130	3	20
1,1-Dichloroethane	0.24	U	20.0	18.2		ug/L		91	70 - 130	2	20
1,1-Dichloroethene	0.34	U	20.0	16.2		ug/L		81	70 - 130	5	20
1,2,3-Trichlorobenzene	0.35	U F1 F2	20.0	20.7	F2	ug/L		104	70 - 130	42	20
1,2,4-Trichlorobenzene	0.27	U	20.0	18.0		ug/L		90	70 - 130	19	20
1,2-Dibromo-3-Chloropropane	0.23	U	20.0	16.5		ug/L		82	40 - 160	19	20
1,2-Dibromoethane	0.19	U	20.0	17.5		ug/L		88	70 - 130	1	20
1,2-Dichlorobenzene	0.22	U	20.0	18.6		ug/L		93	70 - 130	0	20
1,2-Dichloroethane	0.25	U	20.0	17.8		ug/L		89	70 - 130	1	20
1,2-Dichloropropane	0.18	U	20.0	17.3		ug/L		87	70 - 130	2	20
1,3-Dichlorobenzene	0.33	U	20.0	18.9		ug/L		94	70 - 130	1	20
1,4-Dichlorobenzene	0.33	U	20.0	18.9		ug/L		95	70 - 130	1	20
1,4-Dioxane	8.7	U	400	439		ug/L		110	40 - 160	9	20
2-Butanone	2.2	U	100	94.4		ug/L		94	40 - 160	1	20
2-Hexanone	0.72	U	100	86.4		ug/L		86	40 - 160	2	20
4-Methyl-2-pentanone	0.63	U	100	87.7		ug/L		88	40 - 160	4	20
Acetone	1.1	U	100	113		ug/L		113	40 - 160	8	20
Benzene	0.090	U	20.0	18.7		ug/L		93	70 - 130	1	20
Bromochloromethane	0.30	U	20.0	17.9		ug/L		90	70 - 130	1	20
Bromodichloromethane	0.15	U	20.0	15.3		ug/L		77	70 - 130	1	20
Bromoform	0.18	U F1 *	20.0	10.5	F1	ug/L		52	70 - 130	3	20
Bromomethane	0.18	U	20.0	18.8		ug/L		94	40 - 160	6	20
Carbon disulfide	0.22	U	20.0	11.3		ug/L		57	40 - 160	11	20
Carbon tetrachloride	0.33	U	20.0	15.9		ug/L		80	70 - 130	5	20
Chlorobenzene	0.24	U	20.0	18.2		ug/L		91	70 - 130	1	20
Chloroethane	0.37	U	20.0	17.1		ug/L		85	40 - 160	8	20
Chloroform	1.2		20.0	19.7		ug/L		92	70 - 130	3	20
Chloromethane	0.22	U	20.0	17.8		ug/L		89	40 - 160	6	20
cis-1,2-Dichloroethene	0.26	U	20.0	18.0		ug/L		90	70 - 130	5	20
cis-1,3-Dichloropropene	0.16	U	20.0	15.6		ug/L		78	70 - 130	4	20
Cyclohexane	0.26	U	20.0	17.9		ug/L		89	70 - 130	8	20
Dibromochloromethane	0.22	U F1	20.0	13.8	F1	ug/L		69	70 - 130	0	20
Dichlorodifluoromethane	0.14	U	20.0	18.7		ug/L		94	40 - 160	6	20
Ethylbenzene	0.30	U	20.0	18.0		ug/L		90	70 - 130	2	20
Freon TF	0.34	U	20.0	16.9		ug/L		84	70 - 130	0	20
Isopropylbenzene	0.32	U	20.0	17.4		ug/L		87	70 - 130	2	20
m&p-Xylene	0.28	U	20.0	17.1		ug/L		86	70 - 130	3	20
Methyl acetate	0.58	U	100	87.0		ug/L		87	70 - 130	2	20
Methylcyclohexane	0.22	U	20.0	16.6		ug/L		83	70 - 130	5	20
Methylene Chloride	0.21	U	20.0	17.8		ug/L		89	70 - 130	5	20
MTBE	0.13	U	20.0	16.4		ug/L		82	70 - 130	1	20
o-Xylene	0.32	U	20.0	16.9		ug/L		85	70 - 130	2	20
Styrene	0.17	U F1	20.0	13.8	F1	ug/L		69	70 - 130	0	20
Tetrachloroethene	0.12	U	20.0	18.2		ug/L		91	70 - 130	2	20
Toluene	0.25	U	20.0	18.1		ug/L		90	70 - 130	2	20
trans-1,2-Dichloroethene	0.18	U	20.0	17.5		ug/L		88	70 - 130	5	20

Method: 8260C - Volatile Organic Compounds by GC/MS (Continued)

Lab Sample ID: 460-121160-B-4 MSD
Matrix: Water
Analysis Batch: 396528

Client Sample ID: Matrix Spike Duplicate
Prep Type: Total/NA

Analyte	Sample Result	Sample Qualifier	Spike Added	MSD Result	MSD Qualifier	Unit	D	%Rec	%Rec. Limits	RPD	RPD Limit
trans-1,3-Dichloropropene	0.19	U	20.0	14.5		ug/L		73	70 - 130	2	20
Trichloroethene	0.22	U	20.0	18.0		ug/L		90	70 - 130	1	20
Trichlorofluoromethane	0.15	U	20.0	18.1		ug/L		90	40 - 160	5	20
Vinyl chloride	0.060	U	20.0	18.3		ug/L		91	70 - 130	7	20

Surrogate	*MSD %Recovery*	*MSD Qualifier*	*Limits*
1,2-Dichloroethane-d4 (Surr)	*99*		*70 - 130*
Bromofluorobenzene	*96*		*70 - 130*
Dibromofluoromethane (Surr)	*100*		*70 - 130*
Toluene-d8 (Surr)	*102*		*70 - 130*

Lab Sample ID: 460-121160-C-4 MS
Matrix: Water
Analysis Batch: 396528

Client Sample ID: Matrix Spike
Prep Type: Total/NA

Analyte	Sample Result	Sample Qualifier	Spike Added	MS Result	MS Qualifier	Unit	D	%Rec	%Rec. Limits
1,1,1-Trichloroethane	0.28	U	20.0	16.8		ug/L		84	70 - 130
1,1,2,2-Tetrachloroethane	0.19	U	20.0	17.5		ug/L		88	70 - 130
1,1,2-Trichloroethane	0.080	U	20.0	17.8		ug/L		89	70 - 130
1,1-Dichloroethane	0.24	U	20.0	18.7		ug/L		93	70 - 130
1,1-Dichloroethene	0.34	U	20.0	17.0		ug/L		85	70 - 130
1,2,3-Trichlorobenzene	0.35	U F1 F2	20.0	13.6	F1	ug/L		68	70 - 130
1,2,4-Trichlorobenzene	0.27	U	20.0	14.9		ug/L		74	70 - 130
1,2-Dibromo-3-Chloropropane	0.23	U	20.0	13.7		ug/L		68	40 - 160
1,2-Dibromoethane	0.19	U	20.0	17.4		ug/L		87	70 - 130
1,2-Dichlorobenzene	0.22	U	20.0	18.6		ug/L		93	70 - 130
1,2-Dichloroethane	0.25	U	20.0	17.6		ug/L		88	70 - 130
1,2-Dichloropropane	0.18	U	20.0	17.7		ug/L		88	70 - 130
1,3-Dichlorobenzene	0.33	U	20.0	19.1		ug/L		95	70 - 130
1,4-Dichlorobenzene	0.33	U	20.0	19.1		ug/L		96	70 - 130
1,4-Dioxane	8.7	U	400	399		ug/L		100	40 - 160
2-Butanone	2.2	U	100	93.4		ug/L		93	40 - 160
2-Hexanone	0.72	U	100	88.4		ug/L		88	40 - 160
4-Methyl-2-pentanone	0.63	U	100	91.4		ug/L		91	40 - 160
Acetone	1.1	U	100	104		ug/L		104	40 - 160
Benzene	0.090	U	20.0	18.9		ug/L		95	70 - 130
Bromochloromethane	0.30	U	20.0	18.1		ug/L		90	70 - 130
Bromodichloromethane	0.15	U	20.0	15.5		ug/L		78	70 - 130
Bromoform	0.18	U F1 *	20.0	10.8	F1	ug/L		54	70 - 130
Bromomethane	0.18	U	20.0	20.0		ug/L		100	40 - 160
Carbon disulfide	0.22	U	20.0	12.6		ug/L		63	40 - 160
Carbon tetrachloride	0.33	U	20.0	16.8		ug/L		84	70 - 130
Chlorobenzene	0.24	U	20.0	18.5		ug/L		92	70 - 130
Chloroethane	0.37	U	20.0	18.4		ug/L		92	40 - 160
Chloroform	1.2		20.0	20.3		ug/L		95	70 - 130
Chloromethane	0.22	U	20.0	18.9		ug/L		94	40 - 160
cis-1,2-Dichloroethene	0.26	U	20.0	19.0		ug/L		95	70 - 130
cis-1,3-Dichloropropene	0.16	U	20.0	15.0		ug/L		75	70 - 130

Method: 8260C - Volatile Organic Compounds by GC/MS (Continued)

Lab Sample ID: 460-121160-C-4 MS
Matrix: Water
Analysis Batch: 396528

Client Sample ID: Matrix Spike
Prep Type: Total/NA

Analyte	Sample Result	Sample Qualifier	Spike Added	MS Result	MS Qualifier	Unit	D	%Rec	%Rec. Limits
Cyclohexane	0.26	U	20.0	19.4		ug/L		97	70 - 130
Dibromochloromethane	0.22	U F1	20.0	13.8	F1	ug/L		69	70 - 130
Dichlorodifluoromethane	0.14	U	20.0	19.9		ug/L		99	40 - 160
Ethylbenzene	0.30	U	20.0	18.3		ug/L		91	70 - 130
Freon TF	0.34	U	20.0	16.9		ug/L		84	70 - 130
Isopropylbenzene	0.32	U	20.0	17.7		ug/L		88	70 - 130
m&p-Xylene	0.28	U	20.0	17.6		ug/L		88	70 - 130
Methyl acetate	0.58	U	100	85.5		ug/L		86	70 - 130
Methylcyclohexane	0.22	U	20.0	17.4		ug/L		87	70 - 130
Methylene Chloride	0.21	U	20.0	18.8		ug/L		94	70 - 130
MTBE	0.13	U	20.0	16.2		ug/L		81	70 - 130
o-Xylene	0.32	U	20.0	17.3		ug/L		87	70 - 130
Styrene	0.17	U F1	20.0	13.8	F1	ug/L		69	70 - 130
Tetrachloroethene	0.12	U	20.0	18.5		ug/L		92	70 - 130
Toluene	0.25	U	20.0	18.4		ug/L		92	70 - 130
trans-1,2-Dichloroethene	0.18	U	20.0	18.3		ug/L		92	70 - 130
trans-1,3-Dichloropropene	0.19	U	20.0	14.3		ug/L		71	70 - 130
Trichloroethene	0.22	U	20.0	18.3		ug/L		91	70 - 130
Trichlorofluoromethane	0.15	U	20.0	19.0		ug/L		95	40 - 160
Vinyl chloride	0.060	U	20.0	19.6		ug/L		98	70 - 130

Surrogate	*MS %Recovery*	*MS Qualifier*	*Limits*
1,2-Dichloroethane-d4 (Surr)	*98*		*70 - 130*
Bromofluorobenzene	*97*		*70 - 130*
Dibromofluoromethane (Surr)	*100*		*70 - 130*
Toluene-d8 (Surr)	*102*		*70 - 130*

Lab Sample ID: MB 460-396623/9
Matrix: Water
Analysis Batch: 396623

Client Sample ID: Method Blank
Prep Type: Total/NA

Analyte	MB Result	MB Qualifier	RL	MDL	Unit	D	Prepared	Analyzed	Dil Fac
1,1,1-Trichloroethane	0.28	U	1.0	0.28	ug/L			10/12/16 11:02	1
1,1,2,2-Tetrachloroethane	0.19	U	1.0	0.19	ug/L			10/12/16 11:02	1
1,1,2-Trichloroethane	0.080	U	1.0	0.080	ug/L			10/12/16 11:02	1
1,1-Dichloroethane	0.24	U	1.0	0.24	ug/L			10/12/16 11:02	1
1,1-Dichloroethene	0.34	U	1.0	0.34	ug/L			10/12/16 11:02	1
1,2,3-Trichlorobenzene	0.35	U	1.0	0.35	ug/L			10/12/16 11:02	1
1,2,4-Trichlorobenzene	0.27	U	1.0	0.27	ug/L			10/12/16 11:02	1
1,2-Dibromo-3-Chloropropane	0.23	U	1.0	0.23	ug/L			10/12/16 11:02	1
1,2-Dibromoethane	0.19	U	1.0	0.19	ug/L			10/12/16 11:02	1
1,2-Dichlorobenzene	0.22	U	1.0	0.22	ug/L			10/12/16 11:02	1
1,2-Dichloroethane	0.25	U	1.0	0.25	ug/L			10/12/16 11:02	1
1,2-Dichloropropane	0.18	U	1.0	0.18	ug/L			10/12/16 11:02	1
1,3-Dichlorobenzene	0.33	U	1.0	0.33	ug/L			10/12/16 11:02	1
1,4-Dichlorobenzene	0.33	U	1.0	0.33	ug/L			10/12/16 11:02	1
1,4-Dioxane	8.7	U	50	8.7	ug/L			10/12/16 11:02	1
2-Butanone	2.2	U	5.0	2.2	ug/L			10/12/16 11:02	1

Method: 8260C - Volatile Organic Compounds by GC/MS (Continued)

Lab Sample ID: MB 460-396623/9
Matrix: Water
Analysis Batch: 396623

Client Sample ID: Method Blank
Prep Type: Total/NA

Analyte	MB Result	MB Qualifier	RL	MDL	Unit	D	Prepared	Analyzed	Dil Fac
2-Hexanone	0.72	U	5.0	0.72	ug/L			10/12/16 11:02	1
4-Methyl-2-pentanone	0.63	U	5.0	0.63	ug/L			10/12/16 11:02	1
Acetone	1.1	U	5.0	1.1	ug/L			10/12/16 11:02	1
Benzene	0.090	U	1.0	0.090	ug/L			10/12/16 11:02	1
Bromochloromethane	0.30	U	1.0	0.30	ug/L			10/12/16 11:02	1
Bromodichloromethane	0.15	U	1.0	0.15	ug/L			10/12/16 11:02	1
Bromoform	0.18	U	1.0	0.18	ug/L			10/12/16 11:02	1
Bromomethane	0.18	U	1.0	0.18	ug/L			10/12/16 11:02	1
Carbon disulfide	0.22	U	1.0	0.22	ug/L			10/12/16 11:02	1
Carbon tetrachloride	0.33	U	1.0	0.33	ug/L			10/12/16 11:02	1
Chlorobenzene	0.24	U	1.0	0.24	ug/L			10/12/16 11:02	1
Chloroethane	0.37	U	1.0	0.37	ug/L			10/12/16 11:02	1
Chloroform	0.22	U	1.0	0.22	ug/L			10/12/16 11:02	1
Chloromethane	0.22	U	1.0	0.22	ug/L			10/12/16 11:02	1
cis-1,2-Dichloroethene	0.26	U	1.0	0.26	ug/L			10/12/16 11:02	1
cis-1,3-Dichloropropene	0.16	U	1.0	0.16	ug/L			10/12/16 11:02	1
Cyclohexane	0.26	U	1.0	0.26	ug/L			10/12/16 11:02	1
Dibromochloromethane	0.22	U	1.0	0.22	ug/L			10/12/16 11:02	1
Dichlorodifluoromethane	0.14	U	1.0	0.14	ug/L			10/12/16 11:02	1
Ethylbenzene	0.30	U	1.0	0.30	ug/L			10/12/16 11:02	1
Freon TF	0.34	U	1.0	0.34	ug/L			10/12/16 11:02	1
Isopropylbenzene	0.32	U	1.0	0.32	ug/L			10/12/16 11:02	1
m&p-Xylene	0.28	U	1.0	0.28	ug/L			10/12/16 11:02	1
Methyl acetate	0.58	U	5.0	0.58	ug/L			10/12/16 11:02	1
Methylcyclohexane	0.22	U	1.0	0.22	ug/L			10/12/16 11:02	1
Methylene Chloride	0.21	U	1.0	0.21	ug/L			10/12/16 11:02	1
MTBE	0.13	U	1.0	0.13	ug/L			10/12/16 11:02	1
o-Xylene	0.32	U	1.0	0.32	ug/L			10/12/16 11:02	1
Styrene	0.17	U	1.0	0.17	ug/L			10/12/16 11:02	1
Tetrachloroethene	0.12	U	1.0	0.12	ug/L			10/12/16 11:02	1
Toluene	0.25	U	1.0	0.25	ug/L			10/12/16 11:02	1
trans-1,2-Dichloroethene	0.18	U	1.0	0.18	ug/L			10/12/16 11:02	1
trans-1,3-Dichloropropene	0.19	U	1.0	0.19	ug/L			10/12/16 11:02	1
Trichloroethene	0.22	U	1.0	0.22	ug/L			10/12/16 11:02	1
Trichlorofluoromethane	0.15	U	1.0	0.15	ug/L			10/12/16 11:02	1
Vinyl chloride	0.060	U	1.0	0.060	ug/L			10/12/16 11:02	1

Tentatively Identified Compound	*MB Est. Result*	*MB Qualifier*	*Unit*	*D*	*RT*	*CAS No.*	*Prepared*	*Analyzed*	*Dil Fac*
Tentatively Identified Compound	*None*		*ug/L*					*10/12/16 11:02*	*1*

Surrogate	*MB %Recovery*	*MB Qualifier*	*Limits*	*Prepared*	*Analyzed*	*Dil Fac*
1,2-Dichloroethane-d4 (Surr)	*105*		*70 - 130*		*10/12/16 11:02*	*1*
Bromofluorobenzene	*95*		*70 - 130*		*10/12/16 11:02*	*1*
Dibromofluoromethane (Surr)	*104*		*70 - 130*		*10/12/16 11:02*	*1*
Toluene-d8 (Surr)	*102*		*70 - 130*		*10/12/16 11:02*	*1*

Method: 8260C - Volatile Organic Compounds by GC/MS (Continued)

Lab Sample ID: LCS 460-396623/5
Matrix: Water
Analysis Batch: 396623

Client Sample ID: Lab Control Sample
Prep Type: Total/NA

Analyte	Spike Added	LCS Result	LCS Qualifier	Unit	D	%Rec	%Rec. Limits
1,1,1-Trichloroethane	20.0	17.3		ug/L		86	70 - 130
1,1,2,2-Tetrachloroethane	20.0	19.0		ug/L		95	70 - 130
1,1,2-Trichloroethane	20.0	19.1		ug/L		96	70 - 130
1,1-Dichloroethane	20.0	19.6		ug/L		98	70 - 130
1,1-Dichloroethene	20.0	17.7		ug/L		89	70 - 130
1,2,3-Trichlorobenzene	20.0	22.2		ug/L		111	70 - 130
1,2,4-Trichlorobenzene	20.0	18.9		ug/L		94	70 - 130
1,2-Dibromo-3-Chloropropane	20.0	17.2		ug/L		86	40 - 160
1,2-Dibromoethane	20.0	18.2		ug/L		91	70 - 130
1,2-Dichlorobenzene	20.0	19.8		ug/L		99	70 - 130
1,2-Dichloroethane	20.0	18.8		ug/L		94	70 - 130
1,2-Dichloropropane	20.0	18.0		ug/L		90	70 - 130
1,3-Dichlorobenzene	20.0	19.3		ug/L		97	70 - 130
1,4-Dichlorobenzene	20.0	19.4		ug/L		97	70 - 130
1,4-Dioxane	400	447		ug/L		112	40 - 160
2-Butanone	100	95.6		ug/L		96	40 - 160
2-Hexanone	100	88.4		ug/L		88	40 - 160
4-Methyl-2-pentanone	100	87.8		ug/L		88	40 - 160
Acetone	100	115		ug/L		115	40 - 160
Benzene	20.0	19.5		ug/L		98	70 - 130
Bromochloromethane	20.0	18.9		ug/L		95	70 - 130
Bromodichloromethane	20.0	17.0		ug/L		85	70 - 130
Bromoform	20.0	14.4		ug/L		72	70 - 130
Bromomethane	20.0	13.8		ug/L		69	40 - 160
Carbon disulfide	20.0	15.4		ug/L		77	40 - 160
Carbon tetrachloride	20.0	17.8		ug/L		89	70 - 130
Chlorobenzene	20.0	19.1		ug/L		95	70 - 130
Chloroethane	20.0	12.4		ug/L		62	40 - 160
Chloroform	20.0	19.4		ug/L		97	70 - 130
Chloromethane	20.0	12.1		ug/L		60	40 - 160
cis-1,2-Dichloroethene	20.0	19.2		ug/L		96	70 - 130
cis-1,3-Dichloropropene	20.0	17.3		ug/L		86	70 - 130
Cyclohexane	20.0	19.9		ug/L		99	70 - 130
Dibromochloromethane	20.0	16.5		ug/L		83	70 - 130
Dichlorodifluoromethane	20.0	11.6		ug/L		58	40 - 160
Ethylbenzene	20.0	18.8		ug/L		94	70 - 130
Freon TF	20.0	18.9		ug/L		95	70 - 130
Isopropylbenzene	20.0	18.2		ug/L		91	70 - 130
m&p-Xylene	20.0	18.4		ug/L		92	70 - 130
Methyl acetate	100	98.1		ug/L		98	70 - 130
Methylcyclohexane	20.0	17.8		ug/L		89	70 - 130
Methylene Chloride	20.0	19.3		ug/L		97	70 - 130
MTBE	20.0	17.5		ug/L		87	70 - 130
o-Xylene	20.0	18.2		ug/L		91	70 - 130
Styrene	20.0	18.3		ug/L		92	70 - 130
Tetrachloroethene	20.0	19.0		ug/L		95	70 - 130
Toluene	20.0	19.0		ug/L		95	70 - 130
trans-1,2-Dichloroethene	20.0	18.9		ug/L		94	70 - 130

Method: 8260C - Volatile Organic Compounds by GC/MS (Continued)

Lab Sample ID: LCS 460-396623/5
Matrix: Water
Analysis Batch: 396623

Client Sample ID: Lab Control Sample
Prep Type: Total/NA

Analyte	Spike Added	LCS Result	LCS Qualifier	Unit	D	%Rec	%Rec. Limits
trans-1,3-Dichloropropene	20.0	16.0		ug/L		80	70 - 130
Trichloroethene	20.0	19.0		ug/L		95	70 - 130
Trichlorofluoromethane	20.0	15.2		ug/L		76	40 - 160
Vinyl chloride	20.0	14.0		ug/L		70	70 - 130

Surrogate	*LCS %Recovery*	*LCS Qualifier*	*Limits*
1,2-Dichloroethane-d4 (Surr)	*102*		*70 - 130*
Bromofluorobenzene	*95*		*70 - 130*
Dibromofluoromethane (Surr)	*101*		*70 - 130*
Toluene-d8 (Surr)	*102*		*70 - 130*

Lab Sample ID: MB 460-396842/7
Matrix: Water
Analysis Batch: 396842

Client Sample ID: Method Blank
Prep Type: Total/NA

Analyte	MB Result	MB Qualifier	RL	MDL	Unit	D	Prepared	Analyzed	Dil Fac
1,1,1-Trichloroethane	0.28	U	1.0	0.28	ug/L			10/12/16 21:08	1
1,1,2,2-Tetrachloroethane	0.19	U	1.0	0.19	ug/L			10/12/16 21:08	1
1,1,2-Trichloroethane	0.080	U	1.0	0.080	ug/L			10/12/16 21:08	1
1,1-Dichloroethane	0.24	U	1.0	0.24	ug/L			10/12/16 21:08	1
1,1-Dichloroethene	0.34	U	1.0	0.34	ug/L			10/12/16 21:08	1
1,2,3-Trichlorobenzene	0.35	U	1.0	0.35	ug/L			10/12/16 21:08	1
1,2,4-Trichlorobenzene	0.27	U	1.0	0.27	ug/L			10/12/16 21:08	1
1,2-Dibromo-3-Chloropropane	0.23	U	1.0	0.23	ug/L			10/12/16 21:08	1
1,2-Dibromoethane	0.19	U	1.0	0.19	ug/L			10/12/16 21:08	1
1,2-Dichlorobenzene	0.22	U	1.0	0.22	ug/L			10/12/16 21:08	1
1,2-Dichloroethane	0.25	U	1.0	0.25	ug/L			10/12/16 21:08	1
1,2-Dichloropropane	0.18	U	1.0	0.18	ug/L			10/12/16 21:08	1
1,3-Dichlorobenzene	0.33	U	1.0	0.33	ug/L			10/12/16 21:08	1
1,4-Dichlorobenzene	0.33	U	1.0	0.33	ug/L			10/12/16 21:08	1
1,4-Dioxane	8.7	U	50	8.7	ug/L			10/12/16 21:08	1
2-Butanone	2.2	U	5.0	2.2	ug/L			10/12/16 21:08	1
2-Hexanone	0.72	U	5.0	0.72	ug/L			10/12/16 21:08	1
4-Methyl-2-pentanone	0.63	U	5.0	0.63	ug/L			10/12/16 21:08	1
Acetone	1.1	U	5.0	1.1	ug/L			10/12/16 21:08	1
Benzene	0.090	U	1.0	0.090	ug/L			10/12/16 21:08	1
Bromochloromethane	0.30	U	1.0	0.30	ug/L			10/12/16 21:08	1
Bromodichloromethane	0.15	U	1.0	0.15	ug/L			10/12/16 21:08	1
Bromoform	0.18	U	1.0	0.18	ug/L			10/12/16 21:08	1
Bromomethane	0.18	U	1.0	0.18	ug/L			10/12/16 21:08	1
Carbon disulfide	0.22	U	1.0	0.22	ug/L			10/12/16 21:08	1
Carbon tetrachloride	0.33	U	1.0	0.33	ug/L			10/12/16 21:08	1
Chlorobenzene	0.24	U	1.0	0.24	ug/L			10/12/16 21:08	1
Chloroethane	0.37	U	1.0	0.37	ug/L			10/12/16 21:08	1
Chloroform	0.22	U	1.0	0.22	ug/L			10/12/16 21:08	1
Chloromethane	0.22	U	1.0	0.22	ug/L			10/12/16 21:08	1
cis-1,2-Dichloroethene	0.26	U	1.0	0.26	ug/L			10/12/16 21:08	1
cis-1,3-Dichloropropene	0.16	U	1.0	0.16	ug/L			10/12/16 21:08	1

Method: 8260C - Volatile Organic Compounds by GC/MS (Continued)

Lab Sample ID: MB 460-396842/7
Matrix: Water
Analysis Batch: 396842

Client Sample ID: Method Blank
Prep Type: Total/NA

Analyte	MB Result	MB Qualifier	RL	MDL	Unit	D	Prepared	Analyzed	Dil Fac
Cyclohexane	0.26	U	1.0	0.26	ug/L			10/12/16 21:08	1
Dibromochloromethane	0.22	U	1.0	0.22	ug/L			10/12/16 21:08	1
Dichlorodifluoromethane	0.14	U	1.0	0.14	ug/L			10/12/16 21:08	1
Ethylbenzene	0.30	U	1.0	0.30	ug/L			10/12/16 21:08	1
Freon TF	0.34	U	1.0	0.34	ug/L			10/12/16 21:08	1
Isopropylbenzene	0.32	U	1.0	0.32	ug/L			10/12/16 21:08	1
m&p-Xylene	0.28	U	1.0	0.28	ug/L			10/12/16 21:08	1
Methyl acetate	0.58	U	5.0	0.58	ug/L			10/12/16 21:08	1
Methylcyclohexane	0.22	U	1.0	0.22	ug/L			10/12/16 21:08	1
Methylene Chloride	0.21	U	1.0	0.21	ug/L			10/12/16 21:08	1
MTBE	0.13	U	1.0	0.13	ug/L			10/12/16 21:08	1
o-Xylene	0.32	U	1.0	0.32	ug/L			10/12/16 21:08	1
Styrene	0.17	U	1.0	0.17	ug/L			10/12/16 21:08	1
Tetrachloroethene	0.12	U	1.0	0.12	ug/L			10/12/16 21:08	1
Toluene	0.25	U	1.0	0.25	ug/L			10/12/16 21:08	1
trans-1,2-Dichloroethene	0.18	U	1.0	0.18	ug/L			10/12/16 21:08	1
trans-1,3-Dichloropropene	0.19	U	1.0	0.19	ug/L			10/12/16 21:08	1
Trichloroethene	0.22	U	1.0	0.22	ug/L			10/12/16 21:08	1
Trichlorofluoromethane	0.15	U	1.0	0.15	ug/L			10/12/16 21:08	1
Vinyl chloride	0.060	U	1.0	0.060	ug/L			10/12/16 21:08	1

Tentatively Identified Compound	*MB Est. Result*	*MB Qualifier*	*Unit*	*D*	*RT*	*CAS No.*	*Prepared*	*Analyzed*	*Dil Fac*
Tentatively Identified Compound	*None*		*ug/L*					*10/12/16 21:08*	*1*

Surrogate	*MB %Recovery*	*MB Qualifier*	*Limits*	*Prepared*	*Analyzed*	*Dil Fac*
1,2-Dichloroethane-d4 (Surr)	*101*		*70 - 130*		*10/12/16 21:08*	*1*
Bromofluorobenzene	*94*		*70 - 130*		*10/12/16 21:08*	*1*
Dibromofluoromethane (Surr)	*101*		*70 - 130*		*10/12/16 21:08*	*1*
Toluene-d8 (Surr)	*101*		*70 - 130*		*10/12/16 21:08*	*1*

Lab Sample ID: LCS 460-396842/3
Matrix: Water
Analysis Batch: 396842

Client Sample ID: Lab Control Sample
Prep Type: Total/NA

Analyte	Spike Added	LCS Result	LCS Qualifier	Unit	D	%Rec	%Rec. Limits
1,1,1-Trichloroethane	20.0	17.7		ug/L		88	70 - 130
1,1,2,2-Tetrachloroethane	20.0	18.7		ug/L		94	70 - 130
1,1,2-Trichloroethane	20.0	18.8		ug/L		94	70 - 130
1,1-Dichloroethane	20.0	19.7		ug/L		98	70 - 130
1,1-Dichloroethene	20.0	18.8		ug/L		94	70 - 130
1,2,3-Trichlorobenzene	20.0	19.9		ug/L		100	70 - 130
1,2,4-Trichlorobenzene	20.0	18.7		ug/L		94	70 - 130
1,2-Dibromo-3-Chloropropane	20.0	16.3		ug/L		82	40 - 160
1,2-Dibromoethane	20.0	18.3		ug/L		92	70 - 130
1,2-Dichlorobenzene	20.0	19.9		ug/L		100	70 - 130
1,2-Dichloroethane	20.0	18.8		ug/L		94	70 - 130
1,2-Dichloropropane	20.0	18.4		ug/L		92	70 - 130

Method: 8260C - Volatile Organic Compounds by GC/MS (Continued)

Lab Sample ID: LCS 460-396842/3
Matrix: Water
Analysis Batch: 396842

Client Sample ID: Lab Control Sample
Prep Type: Total/NA

Analyte	Spike Added	LCS Result	LCS Qualifier	Unit	D	%Rec	%Rec. Limits
1,3-Dichlorobenzene	20.0	20.1		ug/L		101	70 - 130
1,4-Dichlorobenzene	20.0	20.0		ug/L		100	70 - 130
1,4-Dioxane	400	466		ug/L		116	40 - 160
2-Butanone	100	97.8		ug/L		98	40 - 160
2-Hexanone	100	89.9		ug/L		90	40 - 160
4-Methyl-2-pentanone	100	93.7		ug/L		94	40 - 160
Acetone	100	127		ug/L		127	40 - 160
Benzene	20.0	19.8		ug/L		99	70 - 130
Bromochloromethane	20.0	18.8		ug/L		94	70 - 130
Bromodichloromethane	20.0	17.2		ug/L		86	70 - 130
Bromoform	20.0	14.1		ug/L		70	70 - 130
Bromomethane	20.0	22.3		ug/L		112	40 - 160
Carbon disulfide	20.0	17.6		ug/L		88	40 - 160
Carbon tetrachloride	20.0	17.8		ug/L		89	70 - 130
Chlorobenzene	20.0	19.0		ug/L		95	70 - 130
Chloroethane	20.0	19.8		ug/L		99	40 - 160
Chloroform	20.0	19.6		ug/L		98	70 - 130
Chloromethane	20.0	21.2		ug/L		106	40 - 160
cis-1,2-Dichloroethene	20.0	19.6		ug/L		98	70 - 130
cis-1,3-Dichloropropene	20.0	17.3		ug/L		87	70 - 130
Cyclohexane	20.0	20.3		ug/L		101	70 - 130
Dibromochloromethane	20.0	16.3		ug/L		81	70 - 130
Dichlorodifluoromethane	20.0	24.1		ug/L		121	40 - 160
Ethylbenzene	20.0	19.0		ug/L		95	70 - 130
Freon TF	20.0	16.9		ug/L		84	70 - 130
Isopropylbenzene	20.0	18.3		ug/L		92	70 - 130
m&p-Xylene	20.0	18.9		ug/L		95	70 - 130
Methyl acetate	100	95.1		ug/L		95	70 - 130
Methylcyclohexane	20.0	18.1		ug/L		90	70 - 130
Methylene Chloride	20.0	19.9		ug/L		100	70 - 130
MTBE	20.0	17.0		ug/L		85	70 - 130
o-Xylene	20.0	18.9		ug/L		94	70 - 130
Styrene	20.0	18.2		ug/L		91	70 - 130
Tetrachloroethene	20.0	18.7		ug/L		94	70 - 130
Toluene	20.0	19.1		ug/L		95	70 - 130
trans-1,2-Dichloroethene	20.0	19.4		ug/L		97	70 - 130
trans-1,3-Dichloropropene	20.0	15.8		ug/L		79	70 - 130
Trichloroethene	20.0	18.5		ug/L		92	70 - 130
Trichlorofluoromethane	20.0	20.3		ug/L		101	40 - 160
Vinyl chloride	20.0	22.1		ug/L		111	70 - 130

Surrogate	*LCS %Recovery*	*LCS Qualifier*	*Limits*
1,2-Dichloroethane-d4 (Surr)	*100*		*70 - 130*
Bromofluorobenzene	*96*		*70 - 130*
Dibromofluoromethane (Surr)	*101*		*70 - 130*
Toluene-d8 (Surr)	*101*		*70 - 130*

Method: 8260C - Volatile Organic Compounds by GC/MS (Continued)

Lab Sample ID: 460-121256-35 MS
Matrix: Water
Analysis Batch: 396842

Client Sample ID: MW-549S
Prep Type: Total/NA

Analyte	Sample Result	Sample Qualifier	Spike Added	MS Result	MS Qualifier	Unit	D	%Rec	%Rec. Limits
1,1,1-Trichloroethane	0.28	U	200	172		ug/L		86	70 - 130
1,1,2,2-Tetrachloroethane	0.19	U	200	197		ug/L		98	70 - 130
1,1,2-Trichloroethane	0.080	U	200	191		ug/L		96	70 - 130
1,1-Dichloroethane	0.24	U	200	195		ug/L		98	70 - 130
1,1-Dichloroethene	0.34	U	200	186		ug/L		93	70 - 130
1,2,3-Trichlorobenzene	0.35	U	200	219		ug/L		109	70 - 130
1,2,4-Trichlorobenzene	0.27	U	200	188		ug/L		94	70 - 130
1,2-Dibromo-3-Chloropropane	0.23	U	200	184		ug/L		92	40 - 160
1,2-Dibromoethane	0.19	U	200	187		ug/L		94	70 - 130
1,2-Dichlorobenzene	0.22	U	200	199		ug/L		99	70 - 130
1,2-Dichloroethane	0.32	J	200	187		ug/L		94	70 - 130
1,2-Dichloropropane	0.18	U	200	182		ug/L		91	70 - 130
1,3-Dichlorobenzene	0.33	U	200	198		ug/L		99	70 - 130
1,4-Dichlorobenzene	0.33	U	200	199		ug/L		100	70 - 130
1,4-Dioxane	8.7	U	4000	4530		ug/L		113	40 - 160
2-Butanone	2.2	U	1000	1010		ug/L		101	40 - 160
2-Hexanone	0.72	U	1000	909		ug/L		91	40 - 160
4-Methyl-2-pentanone	0.63	U	1000	914		ug/L		91	40 - 160
Acetone	6.0		1000	1130		ug/L		113	40 - 160
Benzene	0.090	U	200	200		ug/L		100	70 - 130
Bromochloromethane	0.30	U	200	193		ug/L		97	70 - 130
Bromodichloromethane	0.15	U	200	170		ug/L		85	70 - 130
Bromoform	0.18	U	200	135	F1	ug/L		68	70 - 130
Bromomethane	0.18	U	200	203		ug/L		101	40 - 160
Carbon disulfide	0.22	U	200	157		ug/L		78	40 - 160
Carbon tetrachloride	0.33	U	200	173		ug/L		86	70 - 130
Chlorobenzene	0.24	U	200	190		ug/L		95	70 - 130
Chloroethane	0.37	U	200	179		ug/L		89	40 - 160
Chloroform	1.9		200	197		ug/L		98	70 - 130
Chloromethane	0.22	U	200	193		ug/L		96	40 - 160
cis-1,2-Dichloroethene	0.26	U	200	197		ug/L		99	70 - 130
cis-1,3-Dichloropropene	0.16	U	200	168		ug/L		84	70 - 130
Cyclohexane	0.43	J	200	195		ug/L		97	70 - 130
Dibromochloromethane	0.22	U	200	161		ug/L		80	70 - 130
Dichlorodifluoromethane	0.14	U	200	210		ug/L		105	40 - 160
Ethylbenzene	0.30	U	200	189		ug/L		95	70 - 130
Freon TF	0.90	J	200	180		ug/L		90	70 - 130
Isopropylbenzene	0.32	U	200	188		ug/L		94	70 - 130
m&p-Xylene	0.28	U	200	188		ug/L		94	70 - 130
Methyl acetate	1.2	J	1000	965		ug/L		96	70 - 130
Methylcyclohexane	0.22	U	200	177		ug/L		88	70 - 130
Methylene Chloride	0.21	U	200	191		ug/L		96	70 - 130
MTBE	0.13	U	200	179		ug/L		90	70 - 130
o-Xylene	0.32	U	200	188		ug/L		94	70 - 130
Styrene	0.17	U	200	184		ug/L		92	70 - 130
Tetrachloroethene	2.2		200	192		ug/L		95	70 - 130
Toluene	0.25	U	200	192		ug/L		96	70 - 130
trans-1,2-Dichloroethene	0.18	U	200	192		ug/L		96	70 - 130

Method: 8260C - Volatile Organic Compounds by GC/MS (Continued)

Lab Sample ID: 460-121256-35 MS
Matrix: Water
Analysis Batch: 396842

Client Sample ID: MW-549S
Prep Type: Total/NA

Analyte	Sample Result	Sample Qualifier	Spike Added	MS Result	MS Qualifier	Unit	D	%Rec	%Rec. Limits
trans-1,3-Dichloropropene	0.19	U	200	156		ug/L		78	70 - 130
Trichloroethene	1.1		200	189		ug/L		94	70 - 130
Trichlorofluoromethane	0.15	U	200	184		ug/L		92	40 - 160
Vinyl chloride	0.060	U	200	201		ug/L		101	70 - 130

Surrogate	*MS %Recovery*	*MS Qualifier*	*Limits*
1,2-Dichloroethane-d4 (Surr)	*99*		*70 - 130*
Bromofluorobenzene	*95*		*70 - 130*
Dibromofluoromethane (Surr)	*99*		*70 - 130*
Toluene-d8 (Surr)	*101*		*70 - 130*

Lab Sample ID: 460-121256-35 MSD
Matrix: Water
Analysis Batch: 396842

Client Sample ID: MW-549S
Prep Type: Total/NA

Analyte	Sample Result	Sample Qualifier	Spike Added	MSD Result	MSD Qualifier	Unit	D	%Rec	%Rec. Limits	RPD	RPD Limit
1,1,1-Trichloroethane	0.28	U	200	170		ug/L		85	70 - 130	2	20
1,1,2,2-Tetrachloroethane	0.19	U	200	200		ug/L		100	70 - 130	1	20
1,1,2-Trichloroethane	0.080	U	200	191		ug/L		95	70 - 130	0	20
1,1-Dichloroethane	0.24	U	200	193		ug/L		96	70 - 130	1	20
1,1-Dichloroethene	0.34	U	200	186		ug/L		93	70 - 130	0	20
1,2,3-Trichlorobenzene	0.35	U	200	217		ug/L		109	70 - 130	1	20
1,2,4-Trichlorobenzene	0.27	U	200	190		ug/L		95	70 - 130	1	20
1,2-Dibromo-3-Chloropropane	0.23	U	200	182		ug/L		91	40 - 160	1	20
1,2-Dibromoethane	0.19	U	200	189		ug/L		95	70 - 130	1	20
1,2-Dichlorobenzene	0.22	U	200	197		ug/L		98	70 - 130	1	20
1,2-Dichloroethane	0.32	J	200	189		ug/L		94	70 - 130	1	20
1,2-Dichloropropane	0.18	U	200	180		ug/L		90	70 - 130	1	20
1,3-Dichlorobenzene	0.33	U	200	198		ug/L		99	70 - 130	0	20
1,4-Dichlorobenzene	0.33	U	200	197		ug/L		98	70 - 130	1	20
1,4-Dioxane	8.7	U	4000	4670		ug/L		117	40 - 160	3	20
2-Butanone	2.2	U	1000	954		ug/L		95	40 - 160	6	20
2-Hexanone	0.72	U	1000	897		ug/L		90	40 - 160	1	20
4-Methyl-2-pentanone	0.63	U	1000	928		ug/L		93	40 - 160	2	20
Acetone	6.0		1000	1060		ug/L		105	40 - 160	7	20
Benzene	0.090	U	200	197		ug/L		98	70 - 130	1	20
Bromochloromethane	0.30	U	200	190		ug/L		95	70 - 130	2	20
Bromodichloromethane	0.15	U	200	165		ug/L		83	70 - 130	3	20
Bromoform	0.18	U	200	134	F1	ug/L		67	70 - 130	1	20
Bromomethane	0.18	U	200	199		ug/L		99	40 - 160	2	20
Carbon disulfide	0.22	U	200	151		ug/L		75	40 - 160	4	20
Carbon tetrachloride	0.33	U	200	172		ug/L		86	70 - 130	0	20
Chlorobenzene	0.24	U	200	191		ug/L		96	70 - 130	0	20
Chloroethane	0.37	U	200	179		ug/L		89	40 - 160	0	20
Chloroform	1.9		200	195		ug/L		96	70 - 130	1	20
Chloromethane	0.22	U	200	191		ug/L		95	40 - 160	1	20
cis-1,2-Dichloroethene	0.26	U	200	195		ug/L		97	70 - 130	1	20
cis-1,3-Dichloropropene	0.16	U	200	162		ug/L		81	70 - 130	4	20

Method: 8260C - Volatile Organic Compounds by GC/MS (Continued)

Lab Sample ID: 460-121256-35 MSD
Matrix: Water
Analysis Batch: 396842

Client Sample ID: MW-549S
Prep Type: Total/NA

Analyte	Sample Result	Sample Qualifier	Spike Added	MSD Result	MSD Qualifier	Unit	D	%Rec	%Rec. Limits	RPD	RPD Limit
Cyclohexane	0.43	J	200	197		ug/L		98	70 - 130	1	20
Dibromochloromethane	0.22	U	200	157		ug/L		79	70 - 130	2	20
Dichlorodifluoromethane	0.14	U	200	208		ug/L		104	40 - 160	1	20
Ethylbenzene	0.30	U	200	191		ug/L		95	70 - 130	1	20
Freon TF	0.90	J	200	148		ug/L		74	70 - 130	19	20
Isopropylbenzene	0.32	U	200	186		ug/L		93	70 - 130	1	20
m&p-Xylene	0.28	U	200	187		ug/L		94	70 - 130	1	20
Methyl acetate	1.2	J	1000	921		ug/L		92	70 - 130	5	20
Methylcyclohexane	0.22	U	200	179		ug/L		89	70 - 130	1	20
Methylene Chloride	0.21	U	200	193		ug/L		96	70 - 130	1	20
MTBE	0.13	U	200	179		ug/L		89	70 - 130	0	20
o-Xylene	0.32	U	200	187		ug/L		93	70 - 130	1	20
Styrene	0.17	U	200	182		ug/L		91	70 - 130	1	20
Tetrachloroethene	2.2		200	184		ug/L		91	70 - 130	4	20
Toluene	0.25	U	200	191		ug/L		96	70 - 130	0	20
trans-1,2-Dichloroethene	0.18	U	200	190		ug/L		95	70 - 130	1	20
trans-1,3-Dichloropropene	0.19	U	200	151		ug/L		75	70 - 130	3	20
Trichloroethene	1.1		200	187		ug/L		93	70 - 130	1	20
Trichlorofluoromethane	0.15	U	200	186		ug/L		93	40 - 160	1	20
Vinyl chloride	0.060	U	200	200		ug/L		100	70 - 130	1	20

Surrogate	*MSD %Recovery*	*MSD Qualifier*	*Limits*
1,2-Dichloroethane-d4 (Surr)	*99*		*70 - 130*
Bromofluorobenzene	*96*		*70 - 130*
Dibromofluoromethane (Surr)	*100*		*70 - 130*
Toluene-d8 (Surr)	*101*		*70 - 130*

Lab Sample ID: 460-121256-53 MS
Matrix: Water
Analysis Batch: 396842

Client Sample ID: SW-1
Prep Type: Total/NA

Analyte	Sample Result	Sample Qualifier	Spike Added	MS Result	MS Qualifier	Unit	D	%Rec	%Rec. Limits
1,1,1-Trichloroethane	0.28	U	200	179		ug/L		89	70 - 130
1,1,2,2-Tetrachloroethane	0.19	U	200	194		ug/L		97	70 - 130
1,1,2-Trichloroethane	0.080	U	200	185		ug/L		92	70 - 130
1,1-Dichloroethane	0.24	U	200	198		ug/L		99	70 - 130
1,1-Dichloroethene	0.34	U	200	189		ug/L		94	70 - 130
1,2,3-Trichlorobenzene	0.35	U F2	200	156		ug/L		78	70 - 130
1,2,4-Trichlorobenzene	0.27	U	200	163		ug/L		81	70 - 130
1,2-Dibromo-3-Chloropropane	0.23	U	200	158		ug/L		79	40 - 160
1,2-Dibromoethane	0.19	U	200	187		ug/L		93	70 - 130
1,2-Dichlorobenzene	0.22	U	200	195		ug/L		97	70 - 130
1,2-Dichloroethane	0.25	U	200	193		ug/L		96	70 - 130
1,2-Dichloropropane	0.18	U	200	183		ug/L		92	70 - 130
1,3-Dichlorobenzene	0.33	U	200	195		ug/L		97	70 - 130
1,4-Dichlorobenzene	0.33	U	200	199		ug/L		99	70 - 130
1,4-Dioxane	8.7	U	4000	4250		ug/L		106	40 - 160
2-Butanone	2.2	U	1000	961		ug/L		96	40 - 160

Method: 8260C - Volatile Organic Compounds by GC/MS (Continued)

Lab Sample ID: 460-121256-53 MS
Matrix: Water
Analysis Batch: 396842

Client Sample ID: SW-1
Prep Type: Total/NA

Analyte	Sample Result	Sample Qualifier	Spike Added	MS Result	MS Qualifier	Unit	D	%Rec	%Rec. Limits
2-Hexanone	0.72	U	1000	909		ug/L		91	40 - 160
4-Methyl-2-pentanone	0.63	U	1000	943		ug/L		94	40 - 160
Acetone	1.1	U	1000	1220		ug/L		122	40 - 160
Benzene	0.090	U	200	200		ug/L		100	70 - 130
Bromochloromethane	0.30	U	200	194		ug/L		97	70 - 130
Bromodichloromethane	0.15	U	200	168		ug/L		84	70 - 130
Bromoform	0.18	U F1	200	134	F1	ug/L		67	70 - 130
Bromomethane	0.18	U	200	205		ug/L		103	40 - 160
Carbon disulfide	0.22	U	200	153		ug/L		77	40 - 160
Carbon tetrachloride	0.33	U	200	176		ug/L		88	70 - 130
Chlorobenzene	0.24	U	200	196		ug/L		98	70 - 130
Chloroethane	0.37	U	200	186		ug/L		93	40 - 160
Chloroform	0.22	U	200	197		ug/L		99	70 - 130
Chloromethane	0.22	U	200	191		ug/L		96	40 - 160
cis-1,2-Dichloroethene	0.26	U	200	196		ug/L		98	70 - 130
cis-1,3-Dichloropropene	0.16	U	200	165		ug/L		83	70 - 130
Cyclohexane	0.26	U	200	198		ug/L		99	70 - 130
Dibromochloromethane	0.22	U	200	155		ug/L		77	70 - 130
Dichlorodifluoromethane	0.14	U	200	216		ug/L		108	40 - 160
Ethylbenzene	0.30	U	200	196		ug/L		98	70 - 130
Freon TF	0.34	U	200	178		ug/L		89	70 - 130
Isopropylbenzene	0.32	U	200	186		ug/L		93	70 - 130
m&p-Xylene	0.28	U	200	187		ug/L		94	70 - 130
Methyl acetate	0.58	U	1000	973		ug/L		97	70 - 130
Methylcyclohexane	0.22	U	200	179		ug/L		89	70 - 130
Methylene Chloride	0.21	U	200	196		ug/L		98	70 - 130
MTBE	0.13	U	200	177		ug/L		89	70 - 130
o-Xylene	0.32	U	200	191		ug/L		95	70 - 130
Styrene	0.17	U	200	185		ug/L		93	70 - 130
Tetrachloroethene	0.12	U	200	187		ug/L		94	70 - 130
Toluene	0.25	U	200	193		ug/L		97	70 - 130
trans-1,2-Dichloroethene	0.18	U	200	195		ug/L		97	70 - 130
trans-1,3-Dichloropropene	0.19	U	200	152		ug/L		76	70 - 130
Trichloroethene	0.22	U	200	187		ug/L		93	70 - 130
Trichlorofluoromethane	0.15	U	200	188		ug/L		94	40 - 160
Vinyl chloride	0.060	U	200	201		ug/L		100	70 - 130

Surrogate	*MS %Recovery*	*MS Qualifier*	*Limits*
1,2-Dichloroethane-d4 (Surr)	*101*		*70 - 130*
Bromofluorobenzene	*96*		*70 - 130*
Dibromofluoromethane (Surr)	*101*		*70 - 130*
Toluene-d8 (Surr)	*102*		*70 - 130*

Method: 8260C - Volatile Organic Compounds by GC/MS (Continued)

Lab Sample ID: 460-121256-53 MSD
Matrix: Water
Analysis Batch: 396842

Client Sample ID: SW-1
Prep Type: Total/NA

Analyte	Sample Result	Sample Qualifier	Spike Added	MSD Result	MSD Qualifier	Unit	D	%Rec	%Rec. Limits	RPD	RPD Limit
1,1,1-Trichloroethane	0.28	U	200	174		ug/L		87	70 - 130	3	20
1,1,2,2-Tetrachloroethane	0.19	U	200	198		ug/L		99	70 - 130	2	20
1,1,2-Trichloroethane	0.080	U	200	193		ug/L		97	70 - 130	4	20
1,1-Dichloroethane	0.24	U	200	196		ug/L		98	70 - 130	1	20
1,1-Dichloroethene	0.34	U	200	186		ug/L		93	70 - 130	2	20
1,2,3-Trichlorobenzene	0.35	U F2	200	209	F2	ug/L		104	70 - 130	29	20
1,2,4-Trichlorobenzene	0.27	U	200	184		ug/L		92	70 - 130	12	20
1,2-Dibromo-3-Chloropropane	0.23	U	200	174		ug/L		87	40 - 160	10	20
1,2-Dibromoethane	0.19	U	200	188		ug/L		94	70 - 130	1	20
1,2-Dichlorobenzene	0.22	U	200	198		ug/L		99	70 - 130	1	20
1,2-Dichloroethane	0.25	U	200	187		ug/L		94	70 - 130	3	20
1,2-Dichloropropane	0.18	U	200	185		ug/L		92	70 - 130	1	20
1,3-Dichlorobenzene	0.33	U	200	195		ug/L		97	70 - 130	0	20
1,4-Dichlorobenzene	0.33	U	200	196		ug/L		98	70 - 130	1	20
1,4-Dioxane	8.7	U	4000	4600		ug/L		115	40 - 160	8	20
2-Butanone	2.2	U	1000	925		ug/L		93	40 - 160	4	20
2-Hexanone	0.72	U	1000	921		ug/L		92	40 - 160	1	20
4-Methyl-2-pentanone	0.63	U	1000	947		ug/L		95	40 - 160	0	20
Acetone	1.1	U	1000	1130		ug/L		113	40 - 160	7	20
Benzene	0.090	U	200	196		ug/L		98	70 - 130	2	20
Bromochloromethane	0.30	U	200	193		ug/L		97	70 - 130	0	20
Bromodichloromethane	0.15	U	200	169		ug/L		84	70 - 130	0	20
Bromoform	0.18	U F1	200	129	F1	ug/L		65	70 - 130	3	20
Bromomethane	0.18	U	200	201		ug/L		101	40 - 160	2	20
Carbon disulfide	0.22	U	200	155		ug/L		77	40 - 160	1	20
Carbon tetrachloride	0.33	U	200	171		ug/L		86	70 - 130	3	20
Chlorobenzene	0.24	U	200	190		ug/L		95	70 - 130	3	20
Chloroethane	0.37	U	200	183		ug/L		92	40 - 160	2	20
Chloroform	0.22	U	200	195		ug/L		98	70 - 130	1	20
Chloromethane	0.22	U	200	195		ug/L		97	40 - 160	2	20
cis-1,2-Dichloroethene	0.26	U	200	197		ug/L		98	70 - 130	0	20
cis-1,3-Dichloropropene	0.16	U	200	163		ug/L		81	70 - 130	2	20
Cyclohexane	0.26	U	200	198		ug/L		99	70 - 130	0	20
Dibromochloromethane	0.22	U	200	156		ug/L		78	70 - 130	1	20
Dichlorodifluoromethane	0.14	U	200	213		ug/L		106	40 - 160	1	20
Ethylbenzene	0.30	U	200	189		ug/L		95	70 - 130	3	20
Freon TF	0.34	U	200	173		ug/L		87	70 - 130	3	20
Isopropylbenzene	0.32	U	200	182		ug/L		91	70 - 130	2	20
m&p-Xylene	0.28	U	200	185		ug/L		92	70 - 130	1	20
Methyl acetate	0.58	U	1000	979		ug/L		98	70 - 130	1	20
Methylcyclohexane	0.22	U	200	180		ug/L		90	70 - 130	1	20
Methylene Chloride	0.21	U	200	196		ug/L		98	70 - 130	0	20
MTBE	0.13	U	200	179		ug/L		90	70 - 130	1	20
o-Xylene	0.32	U	200	186		ug/L		93	70 - 130	3	20
Styrene	0.17	U	200	182		ug/L		91	70 - 130	2	20
Tetrachloroethene	0.12	U	200	183		ug/L		91	70 - 130	2	20
Toluene	0.25	U	200	191		ug/L		95	70 - 130	1	20
trans-1,2-Dichloroethene	0.18	U	200	194		ug/L		97	70 - 130	0	20

Method: 8260C - Volatile Organic Compounds by GC/MS (Continued)

Lab Sample ID: 460-121256-53 MSD
Matrix: Water
Analysis Batch: 396842

Client Sample ID: SW-1
Prep Type: Total/NA

Analyte	Sample Result	Sample Qualifier	Spike Added	MSD Result	MSD Qualifier	Unit	D	%Rec	%Rec. Limits	RPD	RPD Limit
trans-1,3-Dichloropropene	0.19	U	200	153		ug/L		76	70 - 130	1	20
Trichloroethene	0.22	U	200	188		ug/L		94	70 - 130	0	20
Trichlorofluoromethane	0.15	U	200	187		ug/L		94	40 - 160	0	20
Vinyl chloride	0.060	U	200	202		ug/L		101	70 - 130	0	20

Surrogate	*MSD %Recovery*	*MSD Qualifier*	*Limits*
1,2-Dichloroethane-d4 (Surr)	*100*		*70 - 130*
Bromofluorobenzene	*95*		*70 - 130*
Dibromofluoromethane (Surr)	*100*		*70 - 130*
Toluene-d8 (Surr)	*99*		*70 - 130*

Qualifiers

GC/MS VOA

Qualifier	Qualifier Description
F1	MS and/or MSD Recovery is outside acceptance limits.
F2	MS/MSD RPD exceeds control limits
U	Indicates the analyte was analyzed for but not detected.
J	Result is less than the RL but greater than or equal to the MDL and the concentration is an approximate value.
*	LCS or LCSD is outside acceptance limits.

GC/MS VOA TICs

Qualifier	Qualifier Description
J	Indicates an Estimated Value for TICs

Glossary

Abbreviation	These commonly used abbreviations may or may not be present in this report.
¤	Listed under the "D" column to designate that the result is reported on a dry weight basis
%R	Percent Recovery
CFL	Contains Free Liquid
CNF	Contains no Free Liquid
DER	Duplicate error ratio (normalized absolute difference)
Dil Fac	Dilution Factor
DL, RA, RE, IN	Indicates a Dilution, Re-analysis, Re-extraction, or additional Initial metals/anion analysis of the sample
DLC	Decision level concentration
MDA	Minimum detectable activity
EDL	Estimated Detection Limit
MDC	Minimum detectable concentration
MDL	Method Detection Limit
ML	Minimum Level (Dioxin)
NC	Not Calculated
ND	Not detected at the reporting limit (or MDL or EDL if shown)
PQL	Practical Quantitation Limit
QC	Quality Control
RER	Relative error ratio
RL	Reporting Limit or Requested Limit (Radiochemistry)
RPD	Relative Percent Difference, a measure of the relative difference between two points
TEF	Toxicity Equivalent Factor (Dioxin)
TEQ	Toxicity Equivalent Quotient (Dioxin)

GC/MS VOA

Analysis Batch: 396289

Lab Sample ID	Client Sample ID	Prep Type	Matrix	Method	Prep Batch
460-121256-1	MW-1S-A	Total/NA	Water	8260C	
460-121256-2	MW-1S-B	Total/NA	Water	8260C	
460-121256-3	MW-1I	Total/NA	Water	8260C	
460-121256-4	MW-2D	Total/NA	Water	8260C	
460-121256-5	MW-2I	Total/NA	Water	8260C	
460-121256-6	MW-3D	Total/NA	Water	8260C	
460-121256-7	MW-501S	Total/NA	Water	8260C	
460-121256-8	MW-501I	Total/NA	Water	8260C	
MB 460-396289/7	Method Blank	Total/NA	Water	8260C	
LCS 460-396289/3	Lab Control Sample	Total/NA	Water	8260C	
460-120961-D-2 MS	Matrix Spike	Total/NA	Water	8260C	
460-120961-D-2 MSD	Matrix Spike Duplicate	Total/NA	Water	8260C	

Analysis Batch: 396375

Lab Sample ID	Client Sample ID	Prep Type	Matrix	Method	Prep Batch
460-121256-9	MW-502S	Total/NA	Water	8260C	
460-121256-10	MW-502I	Total/NA	Water	8260C	
460-121256-11	MW-503S	Total/NA	Water	8260C	
460-121256-12	MW-503I	Total/NA	Water	8260C	
460-121256-13	MW-505S	Total/NA	Water	8260C	
460-121256-14	MW-505I	Total/NA	Water	8260C	
460-121256-15	MW-506S	Total/NA	Water	8260C	
MB 460-396375/8	Method Blank	Total/NA	Water	8260C	
LCS 460-396375/4	Lab Control Sample	Total/NA	Water	8260C	
LCSD 460-396375/5	Lab Control Sample Dup	Total/NA	Water	8260C	

Analysis Batch: 396528

Lab Sample ID	Client Sample ID	Prep Type	Matrix	Method	Prep Batch
460-121256-16	MW-506I	Total/NA	Water	8260C	
460-121256-17	MW-507S	Total/NA	Water	8260C	
460-121256-18	MW-507I	Total/NA	Water	8260C	
460-121256-19	MW-508S	Total/NA	Water	8260C	
460-121256-20	MW-508D	Total/NA	Water	8260C	
460-121256-21	MW-532S	Total/NA	Water	8260C	
460-121256-22	MW-532D	Total/NA	Water	8260C	
460-121256-23	MW-544S	Total/NA	Water	8260C	
460-121256-24	MW-544I	Total/NA	Water	8260C	
460-121256-25	MW-544D	Total/NA	Water	8260C	
460-121256-26	MW-545S	Total/NA	Water	8260C	
460-121256-27	MW-545I	Total/NA	Water	8260C	
460-121256-28	MW-545D	Total/NA	Water	8260C	
460-121256-29	MW-546S	Total/NA	Water	8260C	
460-121256-30	MW-546I	Total/NA	Water	8260C	
460-121256-31	MW-546D	Total/NA	Water	8260C	
460-121256-32	MW-547S	Total/NA	Water	8260C	
460-121256-33	MW-547I	Total/NA	Water	8260C	
460-121256-34	MW-547D	Total/NA	Water	8260C	
MB 460-396528/7	Method Blank	Total/NA	Water	8260C	
LCS 460-396528/3	Lab Control Sample	Total/NA	Water	8260C	
460-121160-B-4 MSD	Matrix Spike Duplicate	Total/NA	Water	8260C	
460-121160-C-4 MS	Matrix Spike	Total/NA	Water	8260C	

QC Association Summary

Client: Tetra Tech GEO
Project/Site: Lockheed - North Plainfield

TestAmerica Job ID: 460-121256-1

Analysis Batch: 396623

Lab Sample ID	Client Sample ID	Prep Type	Matrix	Method	Prep Batch
460-121256-35	MW-549S	Total/NA	Water	8260C	
460-121256-36	MW-549I	Total/NA	Water	8260C	
460-121256-37	MW-550S	Total/NA	Water	8260C	
460-121256-38	MW-550I	Total/NA	Water	8260C	
460-121256-39	PZ-521S	Total/NA	Water	8260C	
460-121256-40	PZ-521I	Total/NA	Water	8260C	
460-121256-41	PZ-522S	Total/NA	Water	8260C	
460-121256-42	PZ-522I	Total/NA	Water	8260C	
460-121256-43	PZ-522D	Total/NA	Water	8260C	
460-121256-44	PZ-524I	Total/NA	Water	8260C	
460-121256-45	PZ-524S	Total/NA	Water	8260C	
460-121256-46	PZ-524D	Total/NA	Water	8260C	
460-121256-47	DUP-01	Total/NA	Water	8260C	
460-121256-48	DUP-02	Total/NA	Water	8260C	
460-121256-49	DUP-03	Total/NA	Water	8260C	
460-121256-50	DUP-04	Total/NA	Water	8260C	
460-121256-51	DUP-05	Total/NA	Water	8260C	
460-121256-52	DUP-06	Total/NA	Water	8260C	
MB 460-396623/9	Method Blank	Total/NA	Water	8260C	
LCS 460-396623/5	Lab Control Sample	Total/NA	Water	8260C	

Analysis Batch: 396842

Lab Sample ID	Client Sample ID	Prep Type	Matrix	Method	Prep Batch
460-121256-53	SW-1	Total/NA	Water	8260C	
460-121256-54	SW-2	Total/NA	Water	8260C	
460-121256-55	SW-3	Total/NA	Water	8260C	
460-121256-56	SW-4	Total/NA	Water	8260C	
460-121256-57	TB-092916	Total/NA	Water	8260C	
MB 460-396842/7	Method Blank	Total/NA	Water	8260C	
LCS 460-396842/3	Lab Control Sample	Total/NA	Water	8260C	
460-121256-35 MS	MW-549S	Total/NA	Water	8260C	
460-121256-35 MSD	MW-549S	Total/NA	Water	8260C	
460-121256-53 MS	SW-1	Total/NA	Water	8260C	
460-121256-53 MSD	SW-1	Total/NA	Water	8260C	

Client Sample ID: MW-1S-A
Date Collected: 09/29/16 08:45
Date Received: 09/30/16 17:05

Lab Sample ID: 460-121256-1
Matrix: Water

Prep Type	Batch Type	Batch Method	Run	Dilution Factor	Batch Number	Prepared or Analyzed	Analyst	Lab
Total/NA	Analysis	8260C		1	396289	10/11/16 03:20	MZS	TAL EDI

Client Sample ID: MW-1S-B
Date Collected: 09/29/16 08:48
Date Received: 09/30/16 17:05

Lab Sample ID: 460-121256-2
Matrix: Water

Prep Type	Batch Type	Batch Method	Run	Dilution Factor	Batch Number	Prepared or Analyzed	Analyst	Lab
Total/NA	Analysis	8260C		1	396289	10/11/16 03:44	MZS	TAL EDI

Client Sample ID: MW-1I
Date Collected: 09/29/16 08:50
Date Received: 09/30/16 17:05

Lab Sample ID: 460-121256-3
Matrix: Water

Prep Type	Batch Type	Batch Method	Run	Dilution Factor	Batch Number	Prepared or Analyzed	Analyst	Lab
Total/NA	Analysis	8260C		1	396289	10/11/16 04:07	MZS	TAL EDI

Client Sample ID: MW-2D
Date Collected: 09/29/16 10:35
Date Received: 09/30/16 17:05

Lab Sample ID: 460-121256-4
Matrix: Water

Prep Type	Batch Type	Batch Method	Run	Dilution Factor	Batch Number	Prepared or Analyzed	Analyst	Lab
Total/NA	Analysis	8260C		1	396289	10/11/16 04:31	MZS	TAL EDI

Client Sample ID: MW-2I
Date Collected: 09/29/16 10:40
Date Received: 09/30/16 17:05

Lab Sample ID: 460-121256-5
Matrix: Water

Prep Type	Batch Type	Batch Method	Run	Dilution Factor	Batch Number	Prepared or Analyzed	Analyst	Lab
Total/NA	Analysis	8260C		1	396289	10/11/16 04:54	MZS	TAL EDI

Client Sample ID: MW-3D
Date Collected: 09/29/16 09:55
Date Received: 09/30/16 17:05

Lab Sample ID: 460-121256-6
Matrix: Water

Prep Type	Batch Type	Batch Method	Run	Dilution Factor	Batch Number	Prepared or Analyzed	Analyst	Lab
Total/NA	Analysis	8260C		1	396289	10/11/16 05:17	MZS	TAL EDI

Lab Chronicle

Client: Tetra Tech GEO
Project/Site: Lockheed - North Plainfield

TestAmerica Job ID: 460-121256-1

Client Sample ID: MW-501S
Date Collected: 09/29/16 08:00
Date Received: 09/30/16 17:05

Lab Sample ID: 460-121256-7
Matrix: Water

Prep Type	Batch Type	Batch Method	Run	Dilution Factor	Batch Number	Prepared or Analyzed	Analyst	Lab
Total/NA	Analysis	8260C		1	396289	10/11/16 05:40	MZS	TAL EDI

Client Sample ID: MW-501I
Date Collected: 09/29/16 08:05
Date Received: 09/30/16 17:05

Lab Sample ID: 460-121256-8
Matrix: Water

Prep Type	Batch Type	Batch Method	Run	Dilution Factor	Batch Number	Prepared or Analyzed	Analyst	Lab
Total/NA	Analysis	8260C		1	396289	10/11/16 06:04	MZS	TAL EDI

Client Sample ID: MW-502S
Date Collected: 09/29/16 08:30
Date Received: 09/30/16 17:05

Lab Sample ID: 460-121256-9
Matrix: Water

Prep Type	Batch Type	Batch Method	Run	Dilution Factor	Batch Number	Prepared or Analyzed	Analyst	Lab
Total/NA	Analysis	8260C		1	396375	10/11/16 11:57	CJM	TAL EDI

Client Sample ID: MW-502I
Date Collected: 09/29/16 08:35
Date Received: 09/30/16 17:05

Lab Sample ID: 460-121256-10
Matrix: Water

Prep Type	Batch Type	Batch Method	Run	Dilution Factor	Batch Number	Prepared or Analyzed	Analyst	Lab
Total/NA	Analysis	8260C		1	396375	10/11/16 12:19	CJM	TAL EDI

Client Sample ID: MW-503S
Date Collected: 09/29/16 08:20
Date Received: 09/30/16 17:05

Lab Sample ID: 460-121256-11
Matrix: Water

Prep Type	Batch Type	Batch Method	Run	Dilution Factor	Batch Number	Prepared or Analyzed	Analyst	Lab
Total/NA	Analysis	8260C		1	396375	10/11/16 12:40	CJM	TAL EDI

Client Sample ID: MW-503I
Date Collected: 09/29/16 08:25
Date Received: 09/30/16 17:05

Lab Sample ID: 460-121256-12
Matrix: Water

Prep Type	Batch Type	Batch Method	Run	Dilution Factor	Batch Number	Prepared or Analyzed	Analyst	Lab
Total/NA	Analysis	8260C		1	396375	10/11/16 13:02	CJM	TAL EDI

Client Sample ID: MW-505S
Lab Sample ID: 460-121256-13
Date Collected: 09/29/16 14:35
Matrix: Water
Date Received: 09/30/16 17:05

Prep Type	Batch Type	Batch Method	Run	Dilution Factor	Batch Number	Prepared or Analyzed	Analyst	Lab
Total/NA	Analysis	8260C		1	396375	10/11/16 13:23	CJM	TAL EDI

Client Sample ID: MW-505I
Lab Sample ID: 460-121256-14
Date Collected: 09/29/16 14:40
Matrix: Water
Date Received: 09/30/16 17:05

Prep Type	Batch Type	Batch Method	Run	Dilution Factor	Batch Number	Prepared or Analyzed	Analyst	Lab
Total/NA	Analysis	8260C		1	396375	10/11/16 13:45	CJM	TAL EDI

Client Sample ID: MW-506S
Lab Sample ID: 460-121256-15
Date Collected: 09/29/16 09:30
Matrix: Water
Date Received: 09/30/16 17:05

Prep Type	Batch Type	Batch Method	Run	Dilution Factor	Batch Number	Prepared or Analyzed	Analyst	Lab
Total/NA	Analysis	8260C		1	396375	10/11/16 14:06	CJM	TAL EDI

Client Sample ID: MW-506I
Lab Sample ID: 460-121256-16
Date Collected: 09/29/16 13:15
Matrix: Water
Date Received: 09/30/16 17:05

Prep Type	Batch Type	Batch Method	Run	Dilution Factor	Batch Number	Prepared or Analyzed	Analyst	Lab
Total/NA	Analysis	8260C		1	396528	10/12/16 00:35	MZS	TAL EDI

Client Sample ID: MW-507S
Lab Sample ID: 460-121256-17
Date Collected: 09/29/16 09:05
Matrix: Water
Date Received: 09/30/16 17:05

Prep Type	Batch Type	Batch Method	Run	Dilution Factor	Batch Number	Prepared or Analyzed	Analyst	Lab
Total/NA	Analysis	8260C		1	396528	10/12/16 00:57	MZS	TAL EDI

Client Sample ID: MW-507I
Lab Sample ID: 460-121256-18
Date Collected: 09/29/16 09:10
Matrix: Water
Date Received: 09/30/16 17:05

Prep Type	Batch Type	Batch Method	Run	Dilution Factor	Batch Number	Prepared or Analyzed	Analyst	Lab
Total/NA	Analysis	8260C		1	396528	10/12/16 01:19	MZS	TAL EDI

Client Sample ID: MW-508S
Lab Sample ID: 460-121256-19
Date Collected: 09/29/16 09:15
Matrix: Water
Date Received: 09/30/16 17:05

Prep Type	Batch Type	Batch Method	Run	Dilution Factor	Batch Number	Prepared or Analyzed	Analyst	Lab
Total/NA	Analysis	8260C		1	396528	10/12/16 01:40	MZS	TAL EDI

Client Sample ID: MW-508D
Lab Sample ID: 460-121256-20
Date Collected: 09/29/16 09:20
Matrix: Water
Date Received: 09/30/16 17:05

Prep Type	Batch Type	Batch Method	Run	Dilution Factor	Batch Number	Prepared or Analyzed	Analyst	Lab
Total/NA	Analysis	8260C		1	396528	10/12/16 02:02	MZS	TAL EDI

Client Sample ID: MW-532S
Lab Sample ID: 460-121256-21
Date Collected: 09/29/16 07:50
Matrix: Water
Date Received: 09/30/16 17:05

Prep Type	Batch Type	Batch Method	Run	Dilution Factor	Batch Number	Prepared or Analyzed	Analyst	Lab
Total/NA	Analysis	8260C		1	396528	10/12/16 02:24	MZS	TAL EDI

Client Sample ID: MW-532D
Lab Sample ID: 460-121256-22
Date Collected: 09/29/16 07:55
Matrix: Water
Date Received: 09/30/16 17:05

Prep Type	Batch Type	Batch Method	Run	Dilution Factor	Batch Number	Prepared or Analyzed	Analyst	Lab
Total/NA	Analysis	8260C		1	396528	10/12/16 02:46	MZS	TAL EDI

Client Sample ID: MW-544S
Lab Sample ID: 460-121256-23
Date Collected: 09/29/16 11:25
Matrix: Water
Date Received: 09/30/16 17:05

Prep Type	Batch Type	Batch Method	Run	Dilution Factor	Batch Number	Prepared or Analyzed	Analyst	Lab
Total/NA	Analysis	8260C		1	396528	10/12/16 03:08	MZS	TAL EDI

Client Sample ID: MW-544I
Lab Sample ID: 460-121256-24
Date Collected: 09/29/16 11:30
Matrix: Water
Date Received: 09/30/16 17:05

Prep Type	Batch Type	Batch Method	Run	Dilution Factor	Batch Number	Prepared or Analyzed	Analyst	Lab
Total/NA	Analysis	8260C		1	396528	10/12/16 03:30	MZS	TAL EDI

Client Sample ID: MW-544D
Lab Sample ID: 460-121256-25
Date Collected: 09/29/16 11:35
Matrix: Water
Date Received: 09/30/16 17:05

Prep Type	Batch Type	Batch Method	Run	Dilution Factor	Batch Number	Prepared or Analyzed	Analyst	Lab
Total/NA	Analysis	8260C		1	396528	10/12/16 03:52	MZS	TAL EDI

Client Sample ID: MW-545S
Lab Sample ID: 460-121256-26
Date Collected: 09/29/16 10:50
Matrix: Water
Date Received: 09/30/16 17:05

Prep Type	Batch Type	Batch Method	Run	Dilution Factor	Batch Number	Prepared or Analyzed	Analyst	Lab
Total/NA	Analysis	8260C		1	396528	10/12/16 04:13	MZS	TAL EDI

Client Sample ID: MW-545I
Lab Sample ID: 460-121256-27
Date Collected: 09/29/16 10:55
Matrix: Water
Date Received: 09/30/16 17:05

Prep Type	Batch Type	Batch Method	Run	Dilution Factor	Batch Number	Prepared or Analyzed	Analyst	Lab
Total/NA	Analysis	8260C		1	396528	10/12/16 04:35	MZS	TAL EDI

Client Sample ID: MW-545D
Lab Sample ID: 460-121256-28
Date Collected: 09/29/16 11:00
Matrix: Water
Date Received: 09/30/16 17:05

Prep Type	Batch Type	Batch Method	Run	Dilution Factor	Batch Number	Prepared or Analyzed	Analyst	Lab
Total/NA	Analysis	8260C		1	396528	10/12/16 04:57	MZS	TAL EDI

Client Sample ID: MW-546S
Lab Sample ID: 460-121256-29
Date Collected: 09/29/16 09:40
Matrix: Water
Date Received: 09/30/16 17:05

Prep Type	Batch Type	Batch Method	Run	Dilution Factor	Batch Number	Prepared or Analyzed	Analyst	Lab
Total/NA	Analysis	8260C		1	396528	10/12/16 05:19	MZS	TAL EDI

Client Sample ID: MW-546I
Lab Sample ID: 460-121256-30
Date Collected: 09/29/16 09:45
Matrix: Water
Date Received: 09/30/16 17:05

Prep Type	Batch Type	Batch Method	Run	Dilution Factor	Batch Number	Prepared or Analyzed	Analyst	Lab
Total/NA	Analysis	8260C		1	396528	10/12/16 05:40	MZS	TAL EDI

Client Sample ID: MW-546D
Lab Sample ID: 460-121256-31
Date Collected: 09/29/16 09:50
Matrix: Water
Date Received: 09/30/16 17:05

Prep Type	Batch Type	Batch Method	Run	Dilution Factor	Batch Number	Prepared or Analyzed	Analyst	Lab
Total/NA	Analysis	8260C		1	396528	10/12/16 06:02	MZS	TAL EDI

Client Sample ID: MW-547S
Lab Sample ID: 460-121256-32
Date Collected: 09/29/16 13:30
Matrix: Water
Date Received: 09/30/16 17:05

Prep Type	Batch Type	Batch Method	Run	Dilution Factor	Batch Number	Prepared or Analyzed	Analyst	Lab
Total/NA	Analysis	8260C		1	396528	10/12/16 06:24	MZS	TAL EDI

Client Sample ID: MW-547I
Lab Sample ID: 460-121256-33
Date Collected: 09/29/16 13:35
Matrix: Water
Date Received: 09/30/16 17:05

Prep Type	Batch Type	Batch Method	Run	Dilution Factor	Batch Number	Prepared or Analyzed	Analyst	Lab
Total/NA	Analysis	8260C		1	396528	10/12/16 06:46	MZS	TAL EDI

Client Sample ID: MW-547D
Lab Sample ID: 460-121256-34
Date Collected: 09/29/16 13:40
Matrix: Water
Date Received: 09/30/16 17:05

Prep Type	Batch Type	Batch Method	Run	Dilution Factor	Batch Number	Prepared or Analyzed	Analyst	Lab
Total/NA	Analysis	8260C		1	396528	10/12/16 07:07	MZS	TAL EDI

Client Sample ID: MW-549S
Lab Sample ID: 460-121256-35
Date Collected: 09/29/16 07:40
Matrix: Water
Date Received: 09/30/16 17:05

Prep Type	Batch Type	Batch Method	Run	Dilution Factor	Batch Number	Prepared or Analyzed	Analyst	Lab
Total/NA	Analysis	8260C		1	396623	10/12/16 12:08	CJM	TAL EDI

Client Sample ID: MW-549I
Lab Sample ID: 460-121256-36
Date Collected: 09/29/16 07:45
Matrix: Water
Date Received: 09/30/16 17:05

Prep Type	Batch Type	Batch Method	Run	Dilution Factor	Batch Number	Prepared or Analyzed	Analyst	Lab
Total/NA	Analysis	8260C		1	396623	10/12/16 12:30	CJM	TAL EDI

Client Sample ID: MW-550S
Lab Sample ID: 460-121256-37
Date Collected: 09/29/16 08:10
Matrix: Water
Date Received: 09/30/16 17:05

Prep Type	Batch Type	Batch Method	Run	Dilution Factor	Batch Number	Prepared or Analyzed	Analyst	Lab
Total/NA	Analysis	8260C		1	396623	10/12/16 12:52	CJM	TAL EDI

Client Sample ID: MW-550I
Lab Sample ID: 460-121256-38
Date Collected: 09/29/16 08:15
Matrix: Water
Date Received: 09/30/16 17:05

Prep Type	Batch Type	Batch Method	Run	Dilution Factor	Batch Number	Prepared or Analyzed	Analyst	Lab
Total/NA	Analysis	8260C		1	396623	10/12/16 13:13	CJM	TAL EDI

Client Sample ID: PZ-521S
Lab Sample ID: 460-121256-39
Date Collected: 09/29/16 14:00
Matrix: Water
Date Received: 09/30/16 17:05

Prep Type	Batch Type	Batch Method	Run	Dilution Factor	Batch Number	Prepared or Analyzed	Analyst	Lab
Total/NA	Analysis	8260C		1	396623	10/12/16 13:35	CJM	TAL EDI

Client Sample ID: PZ-521I
Lab Sample ID: 460-121256-40
Date Collected: 09/29/16 14:05
Matrix: Water
Date Received: 09/30/16 17:05

Prep Type	Batch Type	Batch Method	Run	Dilution Factor	Batch Number	Prepared or Analyzed	Analyst	Lab
Total/NA	Analysis	8260C		1	396623	10/12/16 13:57	CJM	TAL EDI

Client Sample ID: PZ-522S
Lab Sample ID: 460-121256-41
Date Collected: 09/29/16 11:45
Matrix: Water
Date Received: 09/30/16 17:05

Prep Type	Batch Type	Batch Method	Run	Dilution Factor	Batch Number	Prepared or Analyzed	Analyst	Lab
Total/NA	Analysis	8260C		1	396623	10/12/16 14:18	CJM	TAL EDI

Client Sample ID: PZ-522I
Lab Sample ID: 460-121256-42
Date Collected: 09/29/16 11:50
Matrix: Water
Date Received: 09/30/16 17:05

Prep Type	Batch Type	Batch Method	Run	Dilution Factor	Batch Number	Prepared or Analyzed	Analyst	Lab
Total/NA	Analysis	8260C		1	396623	10/12/16 14:40	CJM	TAL EDI

Lab Chronicle

Client: Tetra Tech GEO
Project/Site: Lockheed - North Plainfield

TestAmerica Job ID: 460-121256-1

Client Sample ID: PZ-522D
Lab Sample ID: 460-121256-43
Date Collected: 09/29/16 11:55
Matrix: Water
Date Received: 09/30/16 17:05

Prep Type	Batch Type	Batch Method	Run	Dilution Factor	Batch Number	Prepared or Analyzed	Analyst	Lab
Total/NA	Analysis	8260C		1	396623	10/12/16 15:02	CJM	TAL EDI

Client Sample ID: PZ-524I
Lab Sample ID: 460-121256-44
Date Collected: 09/29/16 11:10
Matrix: Water
Date Received: 09/30/16 17:05

Prep Type	Batch Type	Batch Method	Run	Dilution Factor	Batch Number	Prepared or Analyzed	Analyst	Lab
Total/NA	Analysis	8260C		1	396623	10/12/16 15:23	CJM	TAL EDI

Client Sample ID: PZ-524S
Lab Sample ID: 460-121256-45
Date Collected: 09/29/16 11:05
Matrix: Water
Date Received: 09/30/16 17:05

Prep Type	Batch Type	Batch Method	Run	Dilution Factor	Batch Number	Prepared or Analyzed	Analyst	Lab
Total/NA	Analysis	8260C		1	396623	10/12/16 15:44	CJM	TAL EDI

Client Sample ID: PZ-524D
Lab Sample ID: 460-121256-46
Date Collected: 09/29/16 11:15
Matrix: Water
Date Received: 09/30/16 17:05

Prep Type	Batch Type	Batch Method	Run	Dilution Factor	Batch Number	Prepared or Analyzed	Analyst	Lab
Total/NA	Analysis	8260C		1	396623	10/12/16 16:06	CJM	TAL EDI

Client Sample ID: DUP-01
Lab Sample ID: 460-121256-47
Date Collected: 09/29/16 08:30
Matrix: Water
Date Received: 09/30/16 17:05

Prep Type	Batch Type	Batch Method	Run	Dilution Factor	Batch Number	Prepared or Analyzed	Analyst	Lab
Total/NA	Analysis	8260C		1	396623	10/12/16 16:28	CJM	TAL EDI

Client Sample ID: DUP-02
Lab Sample ID: 460-121256-48
Date Collected: 09/29/16 08:45
Matrix: Water
Date Received: 09/30/16 17:05

Prep Type	Batch Type	Batch Method	Run	Dilution Factor	Batch Number	Prepared or Analyzed	Analyst	Lab
Total/NA	Analysis	8260C		1	396623	10/12/16 16:50	CJM	TAL EDI

Client Sample ID: DUP-03
Lab Sample ID: 460-121256-49
Date Collected: 09/29/16 10:00
Matrix: Water
Date Received: 09/30/16 17:05

Prep Type	Batch Type	Batch Method	Run	Dilution Factor	Batch Number	Prepared or Analyzed	Analyst	Lab
Total/NA	Analysis	8260C		1	396623	10/12/16 17:11	CJM	TAL EDI

Client Sample ID: DUP-04
Lab Sample ID: 460-121256-50
Date Collected: 09/29/16 09:35
Matrix: Water
Date Received: 09/30/16 17:05

Prep Type	Batch Type	Batch Method	Run	Dilution Factor	Batch Number	Prepared or Analyzed	Analyst	Lab
Total/NA	Analysis	8260C		1	396623	10/12/16 17:32	CJM	TAL EDI

Client Sample ID: DUP-05
Lab Sample ID: 460-121256-51
Date Collected: 09/29/16 12:30
Matrix: Water
Date Received: 09/30/16 17:05

Prep Type	Batch Type	Batch Method	Run	Dilution Factor	Batch Number	Prepared or Analyzed	Analyst	Lab
Total/NA	Analysis	8260C		1	396623	10/12/16 17:54	CJM	TAL EDI

Client Sample ID: DUP-06
Lab Sample ID: 460-121256-52
Date Collected: 09/29/16 13:45
Matrix: Water
Date Received: 09/30/16 17:05

Prep Type	Batch Type	Batch Method	Run	Dilution Factor	Batch Number	Prepared or Analyzed	Analyst	Lab
Total/NA	Analysis	8260C		1	396623	10/12/16 18:16	CJM	TAL EDI

Client Sample ID: SW-1
Lab Sample ID: 460-121256-53
Date Collected: 09/29/16 14:50
Matrix: Water
Date Received: 09/30/16 17:05

Prep Type	Batch Type	Batch Method	Run	Dilution Factor	Batch Number	Prepared or Analyzed	Analyst	Lab
Total/NA	Analysis	8260C		1	396842	10/12/16 21:52	MZS	TAL EDI

Client Sample ID: SW-2
Lab Sample ID: 460-121256-54
Date Collected: 09/29/16 14:20
Matrix: Water
Date Received: 09/30/16 17:05

Prep Type	Batch Type	Batch Method	Run	Dilution Factor	Batch Number	Prepared or Analyzed	Analyst	Lab
Total/NA	Analysis	8260C		1	396842	10/12/16 22:15	MZS	TAL EDI

Lab Chronicle

Client: Tetra Tech GEO
Project/Site: Lockheed - North Plainfield

TestAmerica Job ID: 460-121256-1

Client Sample ID: SW-3
Date Collected: 09/29/16 14:10
Date Received: 09/30/16 17:05

Lab Sample ID: 460-121256-55
Matrix: Water

Prep Type	Batch Type	Batch Method	Run	Dilution Factor	Batch Number	Prepared or Analyzed	Analyst	Lab
Total/NA	Analysis	8260C		1	396842	10/12/16 22:36	MZS	TAL EDI

Client Sample ID: SW-4
Date Collected: 09/29/16 13:20
Date Received: 09/30/16 17:05

Lab Sample ID: 460-121256-56
Matrix: Water

Prep Type	Batch Type	Batch Method	Run	Dilution Factor	Batch Number	Prepared or Analyzed	Analyst	Lab
Total/NA	Analysis	8260C		1	396842	10/12/16 22:58	MZS	TAL EDI

Client Sample ID: TB-092916
Date Collected: 09/29/16 00:00
Date Received: 09/30/16 17:05

Lab Sample ID: 460-121256-57
Matrix: Water

Prep Type	Batch Type	Batch Method	Run	Dilution Factor	Batch Number	Prepared or Analyzed	Analyst	Lab
Total/NA	Analysis	8260C		1	396842	10/12/16 21:31	MZS	TAL EDI

Laboratory References:

TAL EDI = TestAmerica Edison, 777 New Durham Road, Edison, NJ 08817, TEL (732)549-3900

Certification Summary

Client: Tetra Tech GEO
Project/Site: Lockheed - North Plainfield

TestAmerica Job ID: 460-121256-1

Laboratory: TestAmerica Edison

Unless otherwise noted, all analytes for this laboratory were covered under each certification below.

Authority	Program	EPA Region	Certification ID	Expiration Date
New Jersey	NELAP	2	12028	06-30-17

The following analytes are included in this report, but certification is not offered by the governing authority:

Analysis Method	Prep Method	Matrix	Analyte
8260C		Water	1,2,4-Trichlorobenzene
8260C		Water	1,2-Dibromo-3-Chloropropane

8260C_DKQP

Volatile Organic Compounds by GC/MS

FORM II
GC/MS VOA SURROGATE RECOVERY

Lab Name: TestAmerica Edison Job No.: 460-121256-1

SDG No.:

Matrix: Water Level: Low

GC Column (1): Rtx-624 ID: 0.25(mm)

Client Sample ID	Lab Sample ID	DBFM #	DCA #	TOL #	BFB #
MW-1S-A	460-121256-1	100	101	100	97
MW-1S-B	460-121256-2	100	102	101	97
MW-1I	460-121256-3	101	103	100	96
MW-2D	460-121256-4	100	103	101	95
MW-2I	460-121256-5	101	103	101	97
MW-3D	460-121256-6	99	102	101	96
MW-501S	460-121256-7	99	103	100	95
MW-501I	460-121256-8	100	103	101	96
MW-502S	460-121256-9	103	102	101	95
MW-502I	460-121256-10	103	103	102	95
MW-503S	460-121256-11	104	102	101	95
MW-503I	460-121256-12	104	104	102	96
MW-505S	460-121256-13	103	103	102	95
MW-505I	460-121256-14	103	104	102	96
MW-506S	460-121256-15	102	101	101	93
MW-506I	460-121256-16	103	101	101	96
MW-507S	460-121256-17	103	102	102	97
MW-507I	460-121256-18	104	103	102	97
MW-508S	460-121256-19	104	104	102	97
MW-508D	460-121256-20	104	104	103	95
MW-532S	460-121256-21	103	105	103	97
MW-532D	460-121256-22	105	107	102	94
MW-544S	460-121256-23	103	106	102	95
MW-544I	460-121256-24	103	105	103	96
MW-544D	460-121256-25	104	105	102	95
MW-545S	460-121256-26	107	107	101	95
MW-545I	460-121256-27	103	106	100	94
MW-545D	460-121256-28	104	108	101	93
MW-546S	460-121256-29	104	105	101	93
MW-546I	460-121256-30	103	107	102	95
MW-546D	460-121256-31	104	107	102	95
MW-547S	460-121256-32	105	105	101	94
MW-547I	460-121256-33	103	105	101	94
MW-547D	460-121256-34	105	105	102	95
MW-549S	460-121256-35	103	105	102	93

	QC LIMITS
DBFM = Dibromofluoromethane (Surr)	70-130
DCA = 1,2-Dichloroethane-d4 (Surr)	70-130
TOL = Toluene-d8 (Surr)	70-130
BFB = Bromofluorobenzene	70-130

Column to be used to flag recovery values

FORM II 8260C

FORM II
GC/MS VOA SURROGATE RECOVERY

Lab Name: TestAmerica Edison Job No.: 460-121256-1

SDG No.:

Matrix: Water Level: Low

GC Column (1): Rtx-624 ID: 0.25(mm)

Client Sample ID	Lab Sample ID	DBFM #	DCA #	TOL #	BFB #
MW-549I	460-121256-36	102	105	101	92
MW-550S	460-121256-37	104	107	103	95
MW-550I	460-121256-38	104	105	102	93
PZ-521S	460-121256-39	102	105	101	94
PZ-521I	460-121256-40	103	105	102	94
PZ-522S	460-121256-41	104	104	101	94
PZ-522I	460-121256-42	106	104	101	96
PZ-522D	460-121256-43	105	107	101	94
PZ-524I	460-121256-44	104	105	100	94
PZ-524S	460-121256-45	105	104	101	94
PZ-524D	460-121256-46	104	106	102	95
DUP-01	460-121256-47	104	105	101	94
DUP-02	460-121256-48	105	105	102	93
DUP-03	460-121256-49	106	106	102	94
DUP-04	460-121256-50	103	105	101	96
DUP-05	460-121256-51	105	105	102	95
DUP-06	460-121256-52	104	105	102	93
SW-1	460-121256-53	102	102	101	94
SW-2	460-121256-54	102	103	100	92
SW-3	460-121256-55	103	103	102	94
SW-4	460-121256-56	104	104	101	93
TB-092916	460-121256-57	103	102	101	95
	MB 460-396289/7	107	107	105	103
	MB 460-396375/8	102	103	102	94
	MB 460-396528/7	102	101	102	96
	MB 460-396623/9	104	105	102	95
	MB 460-396842/7	101	101	101	94
	LCS 460-396289/3	102	97	102	98
	LCS 460-396375/4	103	100	104	98
	LCS 460-396528/3	100	98	102	98
	LCS 460-396623/5	101	102	102	95
	LCS 460-396842/3	101	100	101	96
	LCSD 460-396375/5	102	99	103	97
MW-549S MS	460-121256-35 MS	99	99	101	95

	QC LIMITS
DBFM = Dibromofluoromethane (Surr)	70-130
DCA = 1,2-Dichloroethane-d4 (Surr)	70-130
TOL = Toluene-d8 (Surr)	70-130
BFB = Bromofluorobenzene	70-130

Column to be used to flag recovery values

FORM II 8260C

FORM II
GC/MS VOA SURROGATE RECOVERY

Lab Name: TestAmerica Edison Job No.: 460-121256-1

SDG No.:

Matrix: Water Level: Low

GC Column (1): Rtx-624 ID: 0.25(mm)

Client Sample ID	Lab Sample ID	DBFM #	DCA #	TOL #	BFB #
SW-1 MS	460-121256-53 MS	101	101	102	96
	460-120961-D-2 MS	100	101	99	98
	460-121160-C-4 MS	100	98	102	97
MW-549S MSD	460-121256-35 MSD	100	99	101	96
SW-1 MSD	460-121256-53 MSD	100	100	99	95
	460-120961-D-2 MSD	100	100	100	98
	460-121160-B-4 MSD	100	99	102	96

	QC LIMITS
DBFM = Dibromofluoromethane (Surr)	70-130
DCA = 1,2-Dichloroethane-d4 (Surr)	70-130
TOL = Toluene-d8 (Surr)	70-130
BFB = Bromofluorobenzene	70-130

Column to be used to flag recovery values

FORM II 8260C

FORM III
GC/MS VOA LAB CONTROL SAMPLE RECOVERY

Lab Name: TestAmerica Edison Job No.: 460-121256-1

SDG No.:

Matrix: Water Level: Low Lab File ID: A28123.D

Lab ID: LCS 460-396289/3 Client ID:

COMPOUND	SPIKE ADDED (ug/L)	LCS CONCENTRATION (ug/L)	LCS % REC	QC LIMITS REC	#
1,1,1-Trichloroethane	20.0	16.9	85	70-130	
1,1,2,2-Tetrachloroethane	20.0	18.8	94	70-130	
1,1,2-Trichloroethane	20.0	19.1	95	70-130	
1,1-Dichloroethane	20.0	19.1	96	70-130	
1,1-Dichloroethene	20.0	18.0	90	70-130	
1,2,3-Trichlorobenzene	20.0	19.6	98	70-130	
1,2,4-Trichlorobenzene	20.0	18.5	93	70-130	
1,2-Dibromo-3-Chloropropane	20.0	16.5	83	40-160	
1,2-Dibromoethane	20.0	19.0	95	70-130	
1,2-Dichlorobenzene	20.0	19.9	99	70-130	
1,2-Dichloroethane	20.0	18.2	91	70-130	
1,2-Dichloropropane	20.0	17.8	89	70-130	
1,3-Dichlorobenzene	20.0	20.3	101	70-130	
1,4-Dichlorobenzene	20.0	20.2	101	70-130	
1,4-Dioxane	400	470	118	40-160	
2-Butanone	100	97.2	97	40-160	
2-Hexanone	100	92.3	92	40-160	
4-Methyl-2-pentanone	100	94.0	94	40-160	
Acetone	100	112	112	40-160	
Benzene	20.0	19.1	95	70-130	
Bromochloromethane	20.0	19.0	95	70-130	
Bromodichloromethane	20.0	17.2	86	70-130	
Bromoform	20.0	15.0	75	70-130	
Bromomethane	20.0	20.2	101	40-160	
Carbon disulfide	20.0	17.3	86	40-160	
Carbon tetrachloride	20.0	17.5	87	70-130	
Chlorobenzene	20.0	19.1	95	70-130	
Chloroethane	20.0	18.5	92	40-160	
Chloroform	20.0	19.0	95	70-130	
Chloromethane	20.0	17.8	89	40-160	
cis-1,2-Dichloroethene	20.0	19.3	96	70-130	
cis-1,3-Dichloropropene	20.0	17.4	87	70-130	
Cyclohexane	20.0	19.4	97	70-130	
Dibromochloromethane	20.0	16.7	84	70-130	
Dichlorodifluoromethane	20.0	18.8	94	40-160	
Ethylbenzene	20.0	19.0	95	70-130	
Freon TF	20.0	17.8	89	70-130	
Isopropylbenzene	20.0	18.2	91	70-130	
m&p-Xylene	20.0	18.9	94	70-130	
Methyl acetate	100	88.1	88	70-130	
Methylcyclohexane	20.0	17.8	89	70-130	
Methylene Chloride	20.0	19.3	97	70-130	

Column to be used to flag recovery and RPD values

FORM III 8260C

FORM III
GC/MS VOA LAB CONTROL SAMPLE RECOVERY

Lab Name: TestAmerica Edison Job No.: 460-121256-1

SDG No.:

Matrix: Water Level: Low Lab File ID: A28123.D

Lab ID: LCS 460-396289/3 Client ID:

COMPOUND	SPIKE ADDED (ug/L)	LCS CONCENTRATION (ug/L)	LCS % REC	QC LIMITS REC	#
MTBE	20.0	17.2	86	70-130	
o-Xylene	20.0	18.4	92	70-130	
Styrene	20.0	18.2	91	70-130	
Tetrachloroethene	20.0	18.8	94	70-130	
Toluene	20.0	18.8	94	70-130	
trans-1,2-Dichloroethene	20.0	19.2	96	70-130	
trans-1,3-Dichloropropene	20.0	16.1	80	70-130	
Trichloroethene	20.0	18.5	93	70-130	
Trichlorofluoromethane	20.0	18.9	95	40-160	
Vinyl chloride	20.0	19.4	97	70-130	

Column to be used to flag recovery and RPD values

FORM III 8260C

FORM III
GC/MS VOA LAB CONTROL SAMPLE RECOVERY

Lab Name: TestAmerica Edison Job No.: 460-121256-1

SDG No.:

Matrix: Water Level: Low Lab File ID: A28157.D

Lab ID: LCS 460-396375/4 Client ID:

COMPOUND	SPIKE ADDED (ug/L)	LCS CONCENTRATION (ug/L)	LCS % REC	QC LIMITS REC	#
1,1,1-Trichloroethane	20.0	17.5	88	70-130	
1,1,2,2-Tetrachloroethane	20.0	18.3	91	70-130	
1,1,2-Trichloroethane	20.0	18.1	90	70-130	
1,1-Dichloroethane	20.0	18.6	93	70-130	
1,1-Dichloroethene	20.0	17.6	88	70-130	
1,2,3-Trichlorobenzene	20.0	21.5	107	70-130	
1,2,4-Trichlorobenzene	20.0	19.1	95	70-130	
1,2-Dibromo-3-Chloropropane	20.0	16.5	83	40-160	
1,2-Dibromoethane	20.0	18.0	90	70-130	
1,2-Dichlorobenzene	20.0	19.4	97	70-130	
1,2-Dichloroethane	20.0	17.9	90	70-130	
1,2-Dichloropropane	20.0	17.4	87	70-130	
1,3-Dichlorobenzene	20.0	19.2	96	70-130	
1,4-Dichlorobenzene	20.0	19.2	96	70-130	
1,4-Dioxane	400	435	109	40-160	
2-Butanone	100	97.1	97	40-160	
2-Hexanone	100	85.6	86	40-160	
4-Methyl-2-pentanone	100	88.8	89	40-160	
Acetone	100	105	105	40-160	
Benzene	20.0	19.7	98	70-130	
Bromochloromethane	20.0	18.1	90	70-130	
Bromodichloromethane	20.0	16.2	81	70-130	
Bromoform	20.0	14.4	72	70-130	
Bromomethane	20.0	17.5	87	40-160	
Carbon disulfide	20.0	16.0	80	40-160	
Carbon tetrachloride	20.0	17.5	88	70-130	
Chlorobenzene	20.0	18.5	92	70-130	
Chloroethane	20.0	15.2	76	40-160	
Chloroform	20.0	18.9	94	70-130	
Chloromethane	20.0	19.3	97	40-160	
cis-1,2-Dichloroethene	20.0	18.7	94	70-130	
cis-1,3-Dichloropropene	20.0	16.6	83	70-130	
Cyclohexane	20.0	20.3	101	70-130	
Dibromochloromethane	20.0	16.1	80	70-130	
Dichlorodifluoromethane	20.0	22.2	111	40-160	
Ethylbenzene	20.0	18.4	92	70-130	
Freon TF	20.0	19.1	95	70-130	
Isopropylbenzene	20.0	18.7	93	70-130	
m&p-Xylene	20.0	17.9	90	70-130	
Methyl acetate	100	94.4	94	70-130	
Methylcyclohexane	20.0	17.6	88	70-130	
Methylene Chloride	20.0	18.7	93	70-130	

Column to be used to flag recovery and RPD values

FORM III 8260C

FORM III
GC/MS VOA LAB CONTROL SAMPLE RECOVERY

Lab Name: TestAmerica Edison Job No.: 460-121256-1

SDG No.:

Matrix: Water Level: Low Lab File ID: A28157.D

Lab ID: LCS 460-396375/4 Client ID:

COMPOUND	SPIKE ADDED (ug/L)	LCS CONCENTRATION (ug/L)	LCS % REC	QC LIMITS REC	#
MTBE	20.0	17.3	86	70-130	
o-Xylene	20.0	18.3	92	70-130	
Styrene	20.0	18.0	90	70-130	
Tetrachloroethene	20.0	18.5	92	70-130	
Toluene	20.0	18.5	92	70-130	
trans-1,2-Dichloroethene	20.0	18.6	93	70-130	
trans-1,3-Dichloropropene	20.0	15.4	77	70-130	
Trichloroethene	20.0	18.0	90	70-130	
Trichlorofluoromethane	20.0	17.8	89	40-160	
Vinyl chloride	20.0	20.1	101	70-130	

Column to be used to flag recovery and RPD values

FORM III 8260C

FORM III
GC/MS VOA LAB CONTROL SAMPLE RECOVERY

Lab Name: TestAmerica Edison Job No.: 460-121256-1

SDG No.:

Matrix: Water Level: Low Lab File ID: A28188.D

Lab ID: LCS 460-396528/3 Client ID:

COMPOUND	SPIKE ADDED (ug/L)	LCS CONCENTRATION (ug/L)	LCS % REC	QC LIMITS REC	#
1,1,1-Trichloroethane	20.0	16.8	84	70-130	
1,1,2,2-Tetrachloroethane	20.0	17.9	90	70-130	
1,1,2-Trichloroethane	20.0	17.9	89	70-130	
1,1-Dichloroethane	20.0	18.3	92	70-130	
1,1-Dichloroethene	20.0	16.6	83	70-130	
1,2,3-Trichlorobenzene	20.0	18.4	92	70-130	
1,2,4-Trichlorobenzene	20.0	17.3	87	70-130	
1,2-Dibromo-3-Chloropropane	20.0	14.3	72	40-160	
1,2-Dibromoethane	20.0	17.6	88	70-130	
1,2-Dichlorobenzene	20.0	18.8	94	70-130	
1,2-Dichloroethane	20.0	17.4	87	70-130	
1,2-Dichloropropane	20.0	17.6	88	70-130	
1,3-Dichlorobenzene	20.0	19.2	96	70-130	
1,4-Dichlorobenzene	20.0	19.3	97	70-130	
1,4-Dioxane	400	454	114	40-160	
2-Butanone	100	97.7	98	40-160	
2-Hexanone	100	91.6	92	40-160	
4-Methyl-2-pentanone	100	91.4	91	40-160	
Acetone	100	109	109	40-160	
Benzene	20.0	18.2	91	70-130	
Bromochloromethane	20.0	17.5	88	70-130	
Bromodichloromethane	20.0	16.3	82	70-130	
Bromoform	20.0	13.5	67	70-130	*
Bromomethane	20.0	20.5	103	40-160	
Carbon disulfide	20.0	14.8	74	40-160	
Carbon tetrachloride	20.0	16.5	83	70-130	
Chlorobenzene	20.0	18.5	93	70-130	
Chloroethane	20.0	18.3	92	40-160	
Chloroform	20.0	18.6	93	70-130	
Chloromethane	20.0	18.7	93	40-160	
cis-1,2-Dichloroethene	20.0	18.5	93	70-130	
cis-1,3-Dichloropropene	20.0	16.5	82	70-130	
Cyclohexane	20.0	18.4	92	70-130	
Dibromochloromethane	20.0	15.8	79	70-130	
Dichlorodifluoromethane	20.0	19.8	99	40-160	
Ethylbenzene	20.0	18.3	92	70-130	
Freon TF	20.0	19.4	97	70-130	
Isopropylbenzene	20.0	17.3	87	70-130	
m&p-Xylene	20.0	17.9	89	70-130	
Methyl acetate	100	85.4	85	70-130	
Methylcyclohexane	20.0	17.1	85	70-130	
Methylene Chloride	20.0	18.2	91	70-130	

Column to be used to flag recovery and RPD values

FORM III 8260C

FORM III
GC/MS VOA LAB CONTROL SAMPLE RECOVERY

Lab Name: TestAmerica Edison Job No.: 460-121256-1

SDG No.:

Matrix: Water Level: Low Lab File ID: A28188.D

Lab ID: LCS 460-396528/3 Client ID:

COMPOUND	SPIKE ADDED (ug/L)	LCS CONCENTRATION (ug/L)	LCS % REC	QC LIMITS REC	#
MTBE	20.0	16.1	80	70-130	
o-Xylene	20.0	17.8	89	70-130	
Styrene	20.0	17.8	89	70-130	
Tetrachloroethene	20.0	17.9	90	70-130	
Toluene	20.0	18.1	90	70-130	
trans-1,2-Dichloroethene	20.0	17.9	90	70-130	
trans-1,3-Dichloropropene	20.0	15.6	78	70-130	
Trichloroethene	20.0	17.6	88	70-130	
Trichlorofluoromethane	20.0	19.3	97	40-160	
Vinyl chloride	20.0	19.8	99	70-130	

Column to be used to flag recovery and RPD values

FORM III 8260C

FORM III
GC/MS VOA LAB CONTROL SAMPLE RECOVERY

Lab Name: TestAmerica Edison Job No.: 460-121256-1

SDG No.:

Matrix: Water Level: Low Lab File ID: A28221.D

Lab ID: LCS 460-396623/5 Client ID:

COMPOUND	SPIKE ADDED (ug/L)	LCS CONCENTRATION (ug/L)	LCS % REC	QC LIMITS REC	#
1,1,1-Trichloroethane	20.0	17.3	86	70-130	
1,1,2,2-Tetrachloroethane	20.0	19.0	95	70-130	
1,1,2-Trichloroethane	20.0	19.1	96	70-130	
1,1-Dichloroethane	20.0	19.6	98	70-130	
1,1-Dichloroethene	20.0	17.7	89	70-130	
1,2,3-Trichlorobenzene	20.0	22.2	111	70-130	
1,2,4-Trichlorobenzene	20.0	18.9	94	70-130	
1,2-Dibromo-3-Chloropropane	20.0	17.2	86	40-160	
1,2-Dibromoethane	20.0	18.2	91	70-130	
1,2-Dichlorobenzene	20.0	19.8	99	70-130	
1,2-Dichloroethane	20.0	18.8	94	70-130	
1,2-Dichloropropane	20.0	18.0	90	70-130	
1,3-Dichlorobenzene	20.0	19.3	97	70-130	
1,4-Dichlorobenzene	20.0	19.4	97	70-130	
1,4-Dioxane	400	447	112	40-160	
2-Butanone	100	95.6	96	40-160	
2-Hexanone	100	88.4	88	40-160	
4-Methyl-2-pentanone	100	87.8	88	40-160	
Acetone	100	115	115	40-160	
Benzene	20.0	19.5	98	70-130	
Bromochloromethane	20.0	18.9	95	70-130	
Bromodichloromethane	20.0	17.0	85	70-130	
Bromoform	20.0	14.4	72	70-130	
Bromomethane	20.0	13.8	69	40-160	
Carbon disulfide	20.0	15.4	77	40-160	
Carbon tetrachloride	20.0	17.8	89	70-130	
Chlorobenzene	20.0	19.1	95	70-130	
Chloroethane	20.0	12.4	62	40-160	
Chloroform	20.0	19.4	97	70-130	
Chloromethane	20.0	12.1	60	40-160	
cis-1,2-Dichloroethene	20.0	19.2	96	70-130	
cis-1,3-Dichloropropene	20.0	17.3	86	70-130	
Cyclohexane	20.0	19.9	99	70-130	
Dibromochloromethane	20.0	16.5	83	70-130	
Dichlorodifluoromethane	20.0	11.6	58	40-160	
Ethylbenzene	20.0	18.8	94	70-130	
Freon TF	20.0	18.9	95	70-130	
Isopropylbenzene	20.0	18.2	91	70-130	
m&p-Xylene	20.0	18.4	92	70-130	
Methyl acetate	100	98.1	98	70-130	
Methylcyclohexane	20.0	17.8	89	70-130	
Methylene Chloride	20.0	19.3	97	70-130	

Column to be used to flag recovery and RPD values

FORM III 8260C

FORM III
GC/MS VOA LAB CONTROL SAMPLE RECOVERY

Lab Name: TestAmerica Edison Job No.: 460-121256-1

SDG No.:

Matrix: Water Level: Low Lab File ID: A28221.D

Lab ID: LCS 460-396623/5 Client ID:

COMPOUND	SPIKE ADDED (ug/L)	LCS CONCENTRATION (ug/L)	LCS % REC	QC LIMITS REC	#
MTBE	20.0	17.5	87	70-130	
o-Xylene	20.0	18.2	91	70-130	
Styrene	20.0	18.3	92	70-130	
Tetrachloroethene	20.0	19.0	95	70-130	
Toluene	20.0	19.0	95	70-130	
trans-1,2-Dichloroethene	20.0	18.9	94	70-130	
trans-1,3-Dichloropropene	20.0	16.0	80	70-130	
Trichloroethene	20.0	19.0	95	70-130	
Trichlorofluoromethane	20.0	15.2	76	40-160	
Vinyl chloride	20.0	14.0	70	70-130	

Column to be used to flag recovery and RPD values

FORM III 8260C

FORM III
GC/MS VOA LAB CONTROL SAMPLE RECOVERY

Lab Name: TestAmerica Edison Job No.: 460-121256-1

SDG No.:

Matrix: Water Level: Low Lab File ID: A28249.D

Lab ID: LCS 460-396842/3 Client ID:

COMPOUND	SPIKE ADDED (ug/L)	LCS CONCENTRATION (ug/L)	LCS % REC	QC LIMITS REC	#
1,1,1-Trichloroethane	20.0	17.7	88	70-130	
1,1,2,2-Tetrachloroethane	20.0	18.7	94	70-130	
1,1,2-Trichloroethane	20.0	18.8	94	70-130	
1,1-Dichloroethane	20.0	19.7	98	70-130	
1,1-Dichloroethene	20.0	18.8	94	70-130	
1,2,3-Trichlorobenzene	20.0	19.9	100	70-130	
1,2,4-Trichlorobenzene	20.0	18.7	94	70-130	
1,2-Dibromo-3-Chloropropane	20.0	16.3	82	40-160	
1,2-Dibromoethane	20.0	18.3	92	70-130	
1,2-Dichlorobenzene	20.0	19.9	100	70-130	
1,2-Dichloroethane	20.0	18.8	94	70-130	
1,2-Dichloropropane	20.0	18.4	92	70-130	
1,3-Dichlorobenzene	20.0	20.1	101	70-130	
1,4-Dichlorobenzene	20.0	20.0	100	70-130	
1,4-Dioxane	400	466	116	40-160	
2-Butanone	100	97.8	98	40-160	
2-Hexanone	100	89.9	90	40-160	
4-Methyl-2-pentanone	100	93.7	94	40-160	
Acetone	100	127	127	40-160	
Benzene	20.0	19.8	99	70-130	
Bromochloromethane	20.0	18.8	94	70-130	
Bromodichloromethane	20.0	17.2	86	70-130	
Bromoform	20.0	14.1	70	70-130	
Bromomethane	20.0	22.3	112	40-160	
Carbon disulfide	20.0	17.6	88	40-160	
Carbon tetrachloride	20.0	17.8	89	70-130	
Chlorobenzene	20.0	19.0	95	70-130	
Chloroethane	20.0	19.8	99	40-160	
Chloroform	20.0	19.6	98	70-130	
Chloromethane	20.0	21.2	106	40-160	
cis-1,2-Dichloroethene	20.0	19.6	98	70-130	
cis-1,3-Dichloropropene	20.0	17.3	87	70-130	
Cyclohexane	20.0	20.3	101	70-130	
Dibromochloromethane	20.0	16.3	81	70-130	
Dichlorodifluoromethane	20.0	24.1	121	40-160	
Ethylbenzene	20.0	19.0	95	70-130	
Freon TF	20.0	16.9	84	70-130	
Isopropylbenzene	20.0	18.3	92	70-130	
m&p-Xylene	20.0	18.9	95	70-130	
Methyl acetate	100	95.1	95	70-130	
Methylcyclohexane	20.0	18.1	90	70-130	
Methylene Chloride	20.0	19.9	100	70-130	

Column to be used to flag recovery and RPD values

FORM III 8260C

FORM III
GC/MS VOA LAB CONTROL SAMPLE RECOVERY

Lab Name: TestAmerica Edison Job No.: 460-121256-1

SDG No.:

Matrix: Water Level: Low Lab File ID: A28249.D

Lab ID: LCS 460-396842/3 Client ID:

COMPOUND	SPIKE ADDED (ug/L)	LCS CONCENTRATION (ug/L)	LCS % REC	QC LIMITS REC	#
MTBE	20.0	17.0	85	70-130	
o-Xylene	20.0	18.9	94	70-130	
Styrene	20.0	18.2	91	70-130	
Tetrachloroethene	20.0	18.7	94	70-130	
Toluene	20.0	19.1	95	70-130	
trans-1,2-Dichloroethene	20.0	19.4	97	70-130	
trans-1,3-Dichloropropene	20.0	15.8	79	70-130	
Trichloroethene	20.0	18.5	92	70-130	
Trichlorofluoromethane	20.0	20.3	101	40-160	
Vinyl chloride	20.0	22.1	111	70-130	

Column to be used to flag recovery and RPD values

FORM III 8260C

FORM III
GC/MS VOA LAB CONTROL SAMPLE DUPLICATE RECOVERY

Lab Name: TestAmerica Edison Job No.: 460-121256-1

SDG No.:

Matrix: Water Level: Low Lab File ID: A28158.D

Lab ID: LCSD 460-396375/5 Client ID:

COMPOUND	SPIKE ADDED (ug/L)	LCSD CONCENTRATION (ug/L)	LCSD % REC	% RPD	QC LIMITS RPD	QC LIMITS REC	#
1,1,1-Trichloroethane	20.0	17.1	85	3	20	70-130	
1,1,2,2-Tetrachloroethane	20.0	18.5	92	1	20	70-130	
1,1,2-Trichloroethane	20.0	18.4	92	2	20	70-130	
1,1-Dichloroethane	20.0	19.1	95	3	20	70-130	
1,1-Dichloroethene	20.0	17.8	89	1	20	70-130	
1,2,3-Trichlorobenzene	20.0	23.1	115	7	20	70-130	
1,2,4-Trichlorobenzene	20.0	19.9	99	4	20	70-130	
1,2-Dibromo-3-Chloropropane	20.0	17.5	88	6	20	40-160	
1,2-Dibromoethane	20.0	18.0	90	0	20	70-130	
1,2-Dichlorobenzene	20.0	19.9	99	2	20	70-130	
1,2-Dichloroethane	20.0	18.0	90	0	20	70-130	
1,2-Dichloropropane	20.0	17.7	89	2	20	70-130	
1,3-Dichlorobenzene	20.0	19.7	99	3	20	70-130	
1,4-Dichlorobenzene	20.0	19.6	98	2	20	70-130	
1,4-Dioxane	400	442	111	2	20	40-160	
2-Butanone	100	99.8	100	3	20	40-160	
2-Hexanone	100	89.7	90	5	20	40-160	
4-Methyl-2-pentanone	100	91.4	91	3	20	40-160	
Acetone	100	103	103	2	20	40-160	
Benzene	20.0	19.6	98	1	20	70-130	
Bromochloromethane	20.0	18.6	93	3	20	70-130	
Bromodichloromethane	20.0	16.6	83	2	20	70-130	
Bromoform	20.0	13.7	68	5	20	70-130	*
Bromomethane	20.0	17.7	88	1	20	40-160	
Carbon disulfide	20.0	15.9	80	1	20	40-160	
Carbon tetrachloride	20.0	17.9	89	2	20	70-130	
Chlorobenzene	20.0	18.6	93	1	20	70-130	
Chloroethane	20.0	15.4	77	1	20	40-160	
Chloroform	20.0	18.8	94	1	20	70-130	
Chloromethane	20.0	19.2	96	1	20	40-160	
cis-1,2-Dichloroethene	20.0	19.2	96	2	20	70-130	
cis-1,3-Dichloropropene	20.0	16.5	83	0	20	70-130	
Cyclohexane	20.0	20.6	103	2	20	70-130	
Dibromochloromethane	20.0	15.6	78	3	20	70-130	
Dichlorodifluoromethane	20.0	23.0	115	3	20	40-160	
Ethylbenzene	20.0	18.8	94	2	20	70-130	
Freon TF	20.0	18.6	93	3	20	70-130	
Isopropylbenzene	20.0	18.5	92	1	20	70-130	
m&p-Xylene	20.0	18.4	92	3	20	70-130	
Methyl acetate	100	94.8	95	0	20	70-130	
Methylcyclohexane	20.0	18.4	92	4	20	70-130	
Methylene Chloride	20.0	18.5	93	1	20	70-130	

Column to be used to flag recovery and RPD values

FORM III 8260C

FORM III
GC/MS VOA LAB CONTROL SAMPLE DUPLICATE RECOVERY

Lab Name: TestAmerica Edison Job No.: 460-121256-1

SDG No.:

Matrix: Water Level: Low Lab File ID: A28158.D

Lab ID: LCSD 460-396375/5 Client ID:

COMPOUND	SPIKE ADDED (ug/L)	LCSD CONCENTRATION (ug/L)	LCSD % REC	% RPD	QC LIMITS RPD	QC LIMITS REC	#
MTBE	20.0	17.3	86	0	20	70-130	
o-Xylene	20.0	18.3	91	0	20	70-130	
Styrene	20.0	18.2	91	1	20	70-130	
Tetrachloroethene	20.0	18.9	95	2	20	70-130	
Toluene	20.0	18.8	94	2	20	70-130	
trans-1,2-Dichloroethene	20.0	18.5	93	0	20	70-130	
trans-1,3-Dichloropropene	20.0	15.3	76	1	20	70-130	
Trichloroethene	20.0	18.4	92	2	20	70-130	
Trichlorofluoromethane	20.0	18.9	95	6	20	40-160	
Vinyl chloride	20.0	21.0	105	4	20	70-130	

Column to be used to flag recovery and RPD values

FORM III 8260C

FORM III
GC/MS VOA MATRIX SPIKE RECOVERY

Lab Name: TestAmerica Edison Job No.: 460-121256-1

SDG No.:

Matrix: Water Level: Low Lab File ID: A28276.D

Lab ID: 460-121256-35 MS Client ID: MW-549S MS

COMPOUND	SPIKE ADDED (ug/L)	SAMPLE CONCENTRATION (ug/L)	MS CONCENTRATION (ug/L)	MS % REC	QC LIMITS REC	#
1,1,1-Trichloroethane	200	0.28 U	172	86	70-130	
1,1,2,2-Tetrachloroethane	200	0.19 U	197	98	70-130	
1,1,2-Trichloroethane	200	0.080 U	191	96	70-130	
1,1-Dichloroethane	200	0.24 U	195	98	70-130	
1,1-Dichloroethene	200	0.34 U	186	93	70-130	
1,2,3-Trichlorobenzene	200	0.35 U	219	109	70-130	
1,2,4-Trichlorobenzene	200	0.27 U	188	94	70-130	
1,2-Dibromo-3-Chloropropane	200	0.23 U	184	92	40-160	
1,2-Dibromoethane	200	0.19 U	187	94	70-130	
1,2-Dichlorobenzene	200	0.22 U	199	99	70-130	
1,2-Dichloroethane	200	0.32 J	187	94	70-130	
1,2-Dichloropropane	200	0.18 U	182	91	70-130	
1,3-Dichlorobenzene	200	0.33 U	198	99	70-130	
1,4-Dichlorobenzene	200	0.33 U	199	100	70-130	
1,4-Dioxane	4000	8.7 U	4530	113	40-160	
2-Butanone	1000	2.2 U	1010	101	40-160	
2-Hexanone	1000	0.72 U	909	91	40-160	
4-Methyl-2-pentanone	1000	0.63 U	914	91	40-160	
Acetone	1000	6.0	1130	113	40-160	
Benzene	200	0.090 U	200	100	70-130	
Bromochloromethane	200	0.30 U	193	97	70-130	
Bromodichloromethane	200	0.15 U	170	85	70-130	
Bromoform	200	0.18 U	135	68	70-130	F1
Bromomethane	200	0.18 U	203	101	40-160	
Carbon disulfide	200	0.22 U	157	78	40-160	
Carbon tetrachloride	200	0.33 U	173	86	70-130	
Chlorobenzene	200	0.24 U	190	95	70-130	
Chloroethane	200	0.37 U	179	89	40-160	
Chloroform	200	1.9	197	98	70-130	
Chloromethane	200	0.22 U	193	96	40-160	
cis-1,2-Dichloroethene	200	0.26 U	197	99	70-130	
cis-1,3-Dichloropropene	200	0.16 U	168	84	70-130	
Cyclohexane	200	0.43 J	195	97	70-130	
Dibromochloromethane	200	0.22 U	161	80	70-130	
Dichlorodifluoromethane	200	0.14 U	210	105	40-160	
Ethylbenzene	200	0.30 U	189	95	70-130	
Freon TF	200	0.90 J	180	90	70-130	
Isopropylbenzene	200	0.32 U	188	94	70-130	
m&p-Xylene	200	0.28 U	188	94	70-130	
Methyl acetate	1000	1.2 J	965	96	70-130	
Methylcyclohexane	200	0.22 U	177	88	70-130	
Methylene Chloride	200	0.21 U	191	96	70-130	

Column to be used to flag recovery and RPD values

FORM III 8260C

FORM III
GC/MS VOA MATRIX SPIKE RECOVERY

Lab Name: TestAmerica Edison Job No.: 460-121256-1

SDG No.:

Matrix: Water Level: Low Lab File ID: A28276.D

Lab ID: 460-121256-35 MS Client ID: MW-549S MS

COMPOUND	SPIKE ADDED (ug/L)	SAMPLE CONCENTRATION (ug/L)	MS CONCENTRATION (ug/L)	MS % REC	QC LIMITS REC	#
MTBE	200	0.13 U	179	90	70-130	
o-Xylene	200	0.32 U	188	94	70-130	
Styrene	200	0.17 U	184	92	70-130	
Tetrachloroethene	200	2.2	192	95	70-130	
Toluene	200	0.25 U	192	96	70-130	
trans-1,2-Dichloroethene	200	0.18 U	192	96	70-130	
trans-1,3-Dichloropropene	200	0.19 U	156	78	70-130	
Trichloroethene	200	1.1	189	94	70-130	
Trichlorofluoromethane	200	0.15 U	184	92	40-160	
Vinyl chloride	200	0.060 U	201	101	70-130	

Column to be used to flag recovery and RPD values

FORM III 8260C

FORM III
GC/MS VOA MATRIX SPIKE RECOVERY

Lab Name: TestAmerica Edison Job No.: 460-121256-1

SDG No.:

Matrix: Water Level: Low Lab File ID: A28274.D

Lab ID: 460-121256-53 MS Client ID: SW-1 MS

COMPOUND	SPIKE ADDED (ug/L)	SAMPLE CONCENTRATION (ug/L)	MS CONCENTRATION (ug/L)	MS % REC	QC LIMITS REC	#
1,1,1-Trichloroethane	200	0.28 U	179	89	70-130	
1,1,2,2-Tetrachloroethane	200	0.19 U	194	97	70-130	
1,1,2-Trichloroethane	200	0.080 U	185	92	70-130	
1,1-Dichloroethane	200	0.24 U	198	99	70-130	
1,1-Dichloroethene	200	0.34 U	189	94	70-130	
1,2,3-Trichlorobenzene	200	0.35 U	156	78	70-130	
1,2,4-Trichlorobenzene	200	0.27 U	163	81	70-130	
1,2-Dibromo-3-Chloropropane	200	0.23 U	158	79	40-160	
1,2-Dibromoethane	200	0.19 U	187	93	70-130	
1,2-Dichlorobenzene	200	0.22 U	195	97	70-130	
1,2-Dichloroethane	200	0.25 U	193	96	70-130	
1,2-Dichloropropane	200	0.18 U	183	92	70-130	
1,3-Dichlorobenzene	200	0.33 U	195	97	70-130	
1,4-Dichlorobenzene	200	0.33 U	199	99	70-130	
1,4-Dioxane	4000	8.7 U	4250	106	40-160	
2-Butanone	1000	2.2 U	961	96	40-160	
2-Hexanone	1000	0.72 U	909	91	40-160	
4-Methyl-2-pentanone	1000	0.63 U	943	94	40-160	
Acetone	1000	1.1 U	1220	122	40-160	
Benzene	200	0.090 U	200	100	70-130	
Bromochloromethane	200	0.30 U	194	97	70-130	
Bromodichloromethane	200	0.15 U	168	84	70-130	
Bromoform	200	0.18 U	134	67	70-130	F1
Bromomethane	200	0.18 U	205	103	40-160	
Carbon disulfide	200	0.22 U	153	77	40-160	
Carbon tetrachloride	200	0.33 U	176	88	70-130	
Chlorobenzene	200	0.24 U	196	98	70-130	
Chloroethane	200	0.37 U	186	93	40-160	
Chloroform	200	0.22 U	197	99	70-130	
Chloromethane	200	0.22 U	191	96	40-160	
cis-1,2-Dichloroethene	200	0.26 U	196	98	70-130	
cis-1,3-Dichloropropene	200	0.16 U	165	83	70-130	
Cyclohexane	200	0.26 U	198	99	70-130	
Dibromochloromethane	200	0.22 U	155	77	70-130	
Dichlorodifluoromethane	200	0.14 U	216	108	40-160	
Ethylbenzene	200	0.30 U	196	98	70-130	
Freon TF	200	0.34 U	178	89	70-130	
Isopropylbenzene	200	0.32 U	186	93	70-130	
m&p-Xylene	200	0.28 U	187	94	70-130	
Methyl acetate	1000	0.58 U	973	97	70-130	
Methylcyclohexane	200	0.22 U	179	89	70-130	
Methylene Chloride	200	0.21 U	196	98	70-130	

Column to be used to flag recovery and RPD values

FORM III 8260C

FORM III
GC/MS VOA MATRIX SPIKE RECOVERY

Lab Name: TestAmerica Edison Job No.: 460-121256-1

SDG No.:

Matrix: Water Level: Low Lab File ID: A28274.D

Lab ID: 460-121256-53 MS Client ID: SW-1 MS

COMPOUND	SPIKE ADDED (ug/L)	SAMPLE CONCENTRATION (ug/L)	MS CONCENTRATION (ug/L)	MS % REC	QC LIMITS REC	#
MTBE	200	0.13 U	177	89	70-130	
o-Xylene	200	0.32 U	191	95	70-130	
Styrene	200	0.17 U	185	93	70-130	
Tetrachloroethene	200	0.12 U	187	94	70-130	
Toluene	200	0.25 U	193	97	70-130	
trans-1,2-Dichloroethene	200	0.18 U	195	97	70-130	
trans-1,3-Dichloropropene	200	0.19 U	152	76	70-130	
Trichloroethene	200	0.22 U	187	93	70-130	
Trichlorofluoromethane	200	0.15 U	188	94	40-160	
Vinyl chloride	200	0.060 U	201	100	70-130	

Column to be used to flag recovery and RPD values

FORM III 8260C

FORM III
GC/MS VOA MATRIX SPIKE RECOVERY

Lab Name: TestAmerica Edison Job No.: 460-121256-1

SDG No.:

Matrix: Water Level: Low Lab File ID: A28148.D

Lab ID: 460-120961-D-2 MS Client ID:

COMPOUND	SPIKE ADDED (ug/L)	SAMPLE CONCENTRATION (ug/L)	MS CONCENTRATION (ug/L)	MS % REC	QC LIMITS REC	#
1,1,1-Trichloroethane	200	0.28 U	187	94	70-130	
1,1,2,2-Tetrachloroethane	200	0.19 U	194	97	70-130	
1,1,2-Trichloroethane	200	0.080 U	186	93	70-130	
1,1-Dichloroethane	200	0.24 U	190	95	70-130	
1,1-Dichloroethene	200	0.34 U	188	94	70-130	
1,2,3-Trichlorobenzene	200	0.35 U	145	73	70-130	
1,2,4-Trichlorobenzene	200	0.27 U	152	76	70-130	
1,2-Dibromo-3-Chloropropane	200	0.23 U	164	82	40-160	
1,2-Dibromoethane	200	0.19 U	186	93	70-130	
1,2-Dichlorobenzene	200	0.22 U	192	96	70-130	
1,2-Dichloroethane	200	0.25 U	184	92	70-130	
1,2-Dichloropropane	200	0.18 U	181	91	70-130	
1,3-Dichlorobenzene	200	0.33 U	193	96	70-130	
1,4-Dichlorobenzene	200	0.33 U	192	96	70-130	
1,4-Dioxane	4000	8.7 U	4530	113	40-160	
2-Butanone	1000	2.2 U	1020	102	40-160	
2-Hexanone	1000	0.72 U	907	91	40-160	
4-Methyl-2-pentanone	1000	0.63 U	908	91	40-160	
Acetone	1000	1.1 U	1040	104	40-160	
Benzene	200	0.090 U	183	92	70-130	
Bromochloromethane	200	0.30 U	187	94	70-130	
Bromodichloromethane	200	0.15 U	167	83	70-130	
Bromoform	200	0.18 U	134	67	70-130	F1
Bromomethane	200	0.18 U	199	99	40-160	
Carbon disulfide	200	0.22 U	155	78	40-160	
Carbon tetrachloride	200	0.33 U	174	87	70-130	
Chlorobenzene	200	0.24 U	187	94	70-130	
Chloroethane	200	0.37 U	182	91	40-160	
Chloroform	200	0.22 U	189	95	70-130	
Chloromethane	200	0.22 U	185	92	40-160	
cis-1,2-Dichloroethene	200	0.26 U	192	96	70-130	
cis-1,3-Dichloropropene	200	0.16 U	162	81	70-130	
Cyclohexane	200	0.26 U	202	101	70-130	
Dibromochloromethane	200	0.22 U	156	78	70-130	
Dichlorodifluoromethane	200	0.14 U	197	98	40-160	
Ethylbenzene	200	0.30 U	182	91	70-130	
Freon TF	200	0.34 U	212	106	70-130	
Isopropylbenzene	200	0.32 U	182	91	70-130	
m&p-Xylene	200	0.28 U	181	91	70-130	
Methyl acetate	1000	0.58 U	944	94	70-130	
Methylcyclohexane	200	0.22 U	180	90	70-130	
Methylene Chloride	200	0.21 U	194	97	70-130	

Column to be used to flag recovery and RPD values

FORM III 8260C

FORM III
GC/MS VOA MATRIX SPIKE RECOVERY

Lab Name: TestAmerica Edison Job No.: 460-121256-1

SDG No.:

Matrix: Water Level: Low Lab File ID: A28148.D

Lab ID: 460-120961-D-2 MS Client ID:

COMPOUND	SPIKE ADDED (ug/L)	SAMPLE CONCENTRATION (ug/L)	MS CONCENTRATION (ug/L)	MS % REC	QC LIMITS REC	#
MTBE	200	0.13 U	179	90	70-130	
o-Xylene	200	0.32 U	181	90	70-130	
Styrene	200	0.17 U	170	85	70-130	
Tetrachloroethene	200	0.12 U	176	88	70-130	
Toluene	200	0.25 U	184	92	70-130	
trans-1,2-Dichloroethene	200	0.18 U	193	96	70-130	
trans-1,3-Dichloropropene	200	0.19 U	157	78	70-130	
Trichloroethene	200	0.22 U	183	92	70-130	
Trichlorofluoromethane	200	0.15 U	193	96	40-160	
Vinyl chloride	200	0.060 U	199	99	70-130	

Column to be used to flag recovery and RPD values

FORM III 8260C

FORM III
GC/MS VOA MATRIX SPIKE RECOVERY

Lab Name: TestAmerica Edison Job No.: 460-121256-1

SDG No.:

Matrix: Water Level: Low Lab File ID: A28194.D

Lab ID: 460-121160-C-4 MS Client ID:

COMPOUND	SPIKE ADDED (ug/L)	SAMPLE CONCENTRATION (ug/L)	MS CONCENTRATION (ug/L)	MS % REC	QC LIMITS REC	#
1,1,1-Trichloroethane	20.0	0.28 U	16.8	84	70-130	
1,1,2,2-Tetrachloroethane	20.0	0.19 U	17.5	88	70-130	
1,1,2-Trichloroethane	20.0	0.080 U	17.8	89	70-130	
1,1-Dichloroethane	20.0	0.24 U	18.7	93	70-130	
1,1-Dichloroethene	20.0	0.34 U	17.0	85	70-130	
1,2,3-Trichlorobenzene	20.0	0.35 U	13.6	68	70-130	F1
1,2,4-Trichlorobenzene	20.0	0.27 U	14.9	74	70-130	
1,2-Dibromo-3-Chloropropane	20.0	0.23 U	13.7	68	40-160	
1,2-Dibromoethane	20.0	0.19 U	17.4	87	70-130	
1,2-Dichlorobenzene	20.0	0.22 U	18.6	93	70-130	
1,2-Dichloroethane	20.0	0.25 U	17.6	88	70-130	
1,2-Dichloropropane	20.0	0.18 U	17.7	88	70-130	
1,3-Dichlorobenzene	20.0	0.33 U	19.1	95	70-130	
1,4-Dichlorobenzene	20.0	0.33 U	19.1	96	70-130	
1,4-Dioxane	400	8.7 U	399	100	40-160	
2-Butanone	100	2.2 U	93.4	93	40-160	
2-Hexanone	100	0.72 U	88.4	88	40-160	
4-Methyl-2-pentanone	100	0.63 U	91.4	91	40-160	
Acetone	100	1.1 U	104	104	40-160	
Benzene	20.0	0.090 U	18.9	95	70-130	
Bromochloromethane	20.0	0.30 U	18.1	90	70-130	
Bromodichloromethane	20.0	0.15 U	15.5	78	70-130	
Bromoform	20.0	0.18 U	10.8	54	70-130	F1
Bromomethane	20.0	0.18 U	20.0	100	40-160	
Carbon disulfide	20.0	0.22 U	12.6	63	40-160	
Carbon tetrachloride	20.0	0.33 U	16.8	84	70-130	
Chlorobenzene	20.0	0.24 U	18.5	92	70-130	
Chloroethane	20.0	0.37 U	18.4	92	40-160	
Chloroform	20.0	1.2	20.3	95	70-130	
Chloromethane	20.0	0.22 U	18.9	94	40-160	
cis-1,2-Dichloroethene	20.0	0.26 U	19.0	95	70-130	
cis-1,3-Dichloropropene	20.0	0.16 U	15.0	75	70-130	
Cyclohexane	20.0	0.26 U	19.4	97	70-130	
Dibromochloromethane	20.0	0.22 U	13.8	69	70-130	F1
Dichlorodifluoromethane	20.0	0.14 U	19.9	99	40-160	
Ethylbenzene	20.0	0.30 U	18.3	91	70-130	
Freon TF	20.0	0.34 U	16.9	84	70-130	
Isopropylbenzene	20.0	0.32 U	17.7	88	70-130	
m&p-Xylene	20.0	0.28 U	17.6	88	70-130	
Methyl acetate	100	0.58 U	85.5	86	70-130	
Methylcyclohexane	20.0	0.22 U	17.4	87	70-130	
Methylene Chloride	20.0	0.21 U	18.8	94	70-130	

Column to be used to flag recovery and RPD values

FORM III 8260C

FORM III
GC/MS VOA MATRIX SPIKE RECOVERY

Lab Name: TestAmerica Edison Job No.: 460-121256-1

SDG No.:

Matrix: Water Level: Low Lab File ID: A28194.D

Lab ID: 460-121160-C-4 MS Client ID:

COMPOUND	SPIKE ADDED (ug/L)	SAMPLE CONCENTRATION (ug/L)	MS CONCENTRATION (ug/L)	MS % REC	QC LIMITS REC	#
MTBE	20.0	0.13 U	16.2	81	70-130	
o-Xylene	20.0	0.32 U	17.3	87	70-130	
Styrene	20.0	0.17 U	13.8	69	70-130	F1
Tetrachloroethene	20.0	0.12 U	18.5	92	70-130	
Toluene	20.0	0.25 U	18.4	92	70-130	
trans-1,2-Dichloroethene	20.0	0.18 U	18.3	92	70-130	
trans-1,3-Dichloropropene	20.0	0.19 U	14.3	71	70-130	
Trichloroethene	20.0	0.22 U	18.3	91	70-130	
Trichlorofluoromethane	20.0	0.15 U	19.0	95	40-160	
Vinyl chloride	20.0	0.060 U	19.6	98	70-130	

Column to be used to flag recovery and RPD values

FORM III 8260C

FORM III
GC/MS VOA MATRIX SPIKE DUPLICATE RECOVERY

Lab Name: TestAmerica Edison Job No.: 460-121256-1

SDG No.:

Matrix: Water Level: Low Lab File ID: A28277.D

Lab ID: 460-121256-35 MSD Client ID: MW-549S MSD

COMPOUND	SPIKE ADDED (ug/L)	MSD CONCENTRATION (ug/L)	MSD % REC	% RPD	QC LIMITS RPD	QC LIMITS REC	#
1,1,1-Trichloroethane	200	170	85	2	20	70-130	
1,1,2,2-Tetrachloroethane	200	200	100	1	20	70-130	
1,1,2-Trichloroethane	200	191	95	0	20	70-130	
1,1-Dichloroethane	200	193	96	1	20	70-130	
1,1-Dichloroethene	200	186	93	0	20	70-130	
1,2,3-Trichlorobenzene	200	217	109	1	20	70-130	
1,2,4-Trichlorobenzene	200	190	95	1	20	70-130	
1,2-Dibromo-3-Chloropropane	200	182	91	1	20	40-160	
1,2-Dibromoethane	200	189	95	1	20	70-130	
1,2-Dichlorobenzene	200	197	98	1	20	70-130	
1,2-Dichloroethane	200	189	94	1	20	70-130	
1,2-Dichloropropane	200	180	90	1	20	70-130	
1,3-Dichlorobenzene	200	198	99	0	20	70-130	
1,4-Dichlorobenzene	200	197	98	1	20	70-130	
1,4-Dioxane	4000	4670	117	3	20	40-160	
2-Butanone	1000	954	95	6	20	40-160	
2-Hexanone	1000	897	90	1	20	40-160	
4-Methyl-2-pentanone	1000	928	93	2	20	40-160	
Acetone	1000	1060	105	7	20	40-160	
Benzene	200	197	98	1	20	70-130	
Bromochloromethane	200	190	95	2	20	70-130	
Bromodichloromethane	200	165	83	3	20	70-130	
Bromoform	200	134	67	1	20	70-130	F1
Bromomethane	200	199	99	2	20	40-160	
Carbon disulfide	200	151	75	4	20	40-160	
Carbon tetrachloride	200	172	86	0	20	70-130	
Chlorobenzene	200	191	96	0	20	70-130	
Chloroethane	200	179	89	0	20	40-160	
Chloroform	200	195	96	1	20	70-130	
Chloromethane	200	191	95	1	20	40-160	
cis-1,2-Dichloroethene	200	195	97	1	20	70-130	
cis-1,3-Dichloropropene	200	162	81	4	20	70-130	
Cyclohexane	200	197	98	1	20	70-130	
Dibromochloromethane	200	157	79	2	20	70-130	
Dichlorodifluoromethane	200	208	104	1	20	40-160	
Ethylbenzene	200	191	95	1	20	70-130	
Freon TF	200	148	74	19	20	70-130	
Isopropylbenzene	200	186	93	1	20	70-130	
m&p-Xylene	200	187	94	1	20	70-130	
Methyl acetate	1000	921	92	5	20	70-130	
Methylcyclohexane	200	179	89	1	20	70-130	
Methylene Chloride	200	193	96	1	20	70-130	

Column to be used to flag recovery and RPD values

FORM III 8260C

FORM III
GC/MS VOA MATRIX SPIKE DUPLICATE RECOVERY

Lab Name: TestAmerica Edison Job No.: 460-121256-1

SDG No.:

Matrix: Water Level: Low Lab File ID: A28277.D

Lab ID: 460-121256-35 MSD Client ID: MW-549S MSD

COMPOUND	SPIKE ADDED (ug/L)	MSD CONCENTRATION (ug/L)	MSD % REC	% RPD	QC LIMITS RPD	QC LIMITS REC	#
MTBE	200	179	89	0	20	70-130	
o-Xylene	200	187	93	1	20	70-130	
Styrene	200	182	91	1	20	70-130	
Tetrachloroethene	200	184	91	4	20	70-130	
Toluene	200	191	96	0	20	70-130	
trans-1,2-Dichloroethene	200	190	95	1	20	70-130	
trans-1,3-Dichloropropene	200	151	75	3	20	70-130	
Trichloroethene	200	187	93	1	20	70-130	
Trichlorofluoromethane	200	186	93	1	20	40-160	
Vinyl chloride	200	200	100	1	20	70-130	

Column to be used to flag recovery and RPD values

FORM III 8260C

FORM III
GC/MS VOA MATRIX SPIKE DUPLICATE RECOVERY

Lab Name: TestAmerica Edison Job No.: 460-121256-1

SDG No.:

Matrix: Water Level: Low Lab File ID: A28275.D

Lab ID: 460-121256-53 MSD Client ID: SW-1 MSD

COMPOUND	SPIKE ADDED (ug/L)	MSD CONCENTRATION (ug/L)	MSD % REC	% RPD	QC LIMITS RPD	QC LIMITS REC	#
1,1,1-Trichloroethane	200	174	87	3	20	70-130	
1,1,2,2-Tetrachloroethane	200	198	99	2	20	70-130	
1,1,2-Trichloroethane	200	193	97	4	20	70-130	
1,1-Dichloroethane	200	196	98	1	20	70-130	
1,1-Dichloroethene	200	186	93	2	20	70-130	
1,2,3-Trichlorobenzene	200	209	104	29	20	70-130	F2
1,2,4-Trichlorobenzene	200	184	92	12	20	70-130	
1,2-Dibromo-3-Chloropropane	200	174	87	10	20	40-160	
1,2-Dibromoethane	200	188	94	1	20	70-130	
1,2-Dichlorobenzene	200	198	99	1	20	70-130	
1,2-Dichloroethane	200	187	94	3	20	70-130	
1,2-Dichloropropane	200	185	92	1	20	70-130	
1,3-Dichlorobenzene	200	195	97	0	20	70-130	
1,4-Dichlorobenzene	200	196	98	1	20	70-130	
1,4-Dioxane	4000	4600	115	8	20	40-160	
2-Butanone	1000	925	93	4	20	40-160	
2-Hexanone	1000	921	92	1	20	40-160	
4-Methyl-2-pentanone	1000	947	95	0	20	40-160	
Acetone	1000	1130	113	7	20	40-160	
Benzene	200	196	98	2	20	70-130	
Bromochloromethane	200	193	97	0	20	70-130	
Bromodichloromethane	200	169	84	0	20	70-130	
Bromoform	200	129	65	3	20	70-130	F1
Bromomethane	200	201	101	2	20	40-160	
Carbon disulfide	200	155	77	1	20	40-160	
Carbon tetrachloride	200	171	86	3	20	70-130	
Chlorobenzene	200	190	95	3	20	70-130	
Chloroethane	200	183	92	2	20	40-160	
Chloroform	200	195	98	1	20	70-130	
Chloromethane	200	195	97	2	20	40-160	
cis-1,2-Dichloroethene	200	197	98	0	20	70-130	
cis-1,3-Dichloropropene	200	163	81	2	20	70-130	
Cyclohexane	200	198	99	0	20	70-130	
Dibromochloromethane	200	156	78	1	20	70-130	
Dichlorodifluoromethane	200	213	106	1	20	40-160	
Ethylbenzene	200	189	95	3	20	70-130	
Freon TF	200	173	87	3	20	70-130	
Isopropylbenzene	200	182	91	2	20	70-130	
m&p-Xylene	200	185	92	1	20	70-130	
Methyl acetate	1000	979	98	1	20	70-130	
Methylcyclohexane	200	180	90	1	20	70-130	
Methylene Chloride	200	196	98	0	20	70-130	

Column to be used to flag recovery and RPD values

FORM III 8260C

FORM III
GC/MS VOA MATRIX SPIKE DUPLICATE RECOVERY

Lab Name: TestAmerica Edison Job No.: 460-121256-1

SDG No.:

Matrix: Water Level: Low Lab File ID: A28275.D

Lab ID: 460-121256-53 MSD Client ID: SW-1 MSD

COMPOUND	SPIKE ADDED (ug/L)	MSD CONCENTRATION (ug/L)	MSD % REC	% RPD	QC LIMITS RPD	QC LIMITS REC	#
MTBE	200	179	90	1	20	70-130	
o-Xylene	200	186	93	3	20	70-130	
Styrene	200	182	91	2	20	70-130	
Tetrachloroethene	200	183	91	2	20	70-130	
Toluene	200	191	95	1	20	70-130	
trans-1,2-Dichloroethene	200	194	97	0	20	70-130	
trans-1,3-Dichloropropene	200	153	76	1	20	70-130	
Trichloroethene	200	188	94	0	20	70-130	
Trichlorofluoromethane	200	187	94	0	20	40-160	
Vinyl chloride	200	202	101	0	20	70-130	

Column to be used to flag recovery and RPD values

FORM III 8260C

FORM III
GC/MS VOA MATRIX SPIKE DUPLICATE RECOVERY

Lab Name: TestAmerica Edison Job No.: 460-121256-1

SDG No.:

Matrix: Water Level: Low Lab File ID: A28149.D

Lab ID: 460-120961-D-2 MSD Client ID:

COMPOUND	SPIKE ADDED (ug/L)	MSD CONCENTRATION (ug/L)	MSD % REC	% RPD	QC LIMITS RPD	QC LIMITS REC	#
1,1,1-Trichloroethane	200	178	89	5	20	70-130	
1,1,2,2-Tetrachloroethane	200	191	95	1	20	70-130	
1,1,2-Trichloroethane	200	184	92	1	20	70-130	
1,1-Dichloroethane	200	187	93	2	20	70-130	
1,1-Dichloroethene	200	185	93	1	20	70-130	
1,2,3-Trichlorobenzene	200	176	88	19	20	70-130	
1,2,4-Trichlorobenzene	200	160	80	5	20	70-130	
1,2-Dibromo-3-Chloropropane	200	171	85	4	20	40-160	
1,2-Dibromoethane	200	189	94	2	20	70-130	
1,2-Dichlorobenzene	200	193	96	0	20	70-130	
1,2-Dichloroethane	200	183	91	1	20	70-130	
1,2-Dichloropropane	200	179	89	1	20	70-130	
1,3-Dichlorobenzene	200	190	95	2	20	70-130	
1,4-Dichlorobenzene	200	193	96	0	20	70-130	
1,4-Dioxane	4000	4410	110	3	20	40-160	
2-Butanone	1000	993	99	2	20	40-160	
2-Hexanone	1000	914	91	1	20	40-160	
4-Methyl-2-pentanone	1000	894	89	2	20	40-160	
Acetone	1000	1040	104	0	20	40-160	
Benzene	200	181	90	1	20	70-130	
Bromochloromethane	200	185	92	2	20	70-130	
Bromodichloromethane	200	167	83	0	20	70-130	
Bromoform	200	137	68	2	20	70-130	F1
Bromomethane	200	185	92	7	20	40-160	
Carbon disulfide	200	154	77	1	20	40-160	
Carbon tetrachloride	200	172	86	1	20	70-130	
Chlorobenzene	200	188	94	0	20	70-130	
Chloroethane	200	174	87	5	20	40-160	
Chloroform	200	188	94	1	20	70-130	
Chloromethane	200	176	88	5	20	40-160	
cis-1,2-Dichloroethene	200	187	93	3	20	70-130	
cis-1,3-Dichloropropene	200	166	83	2	20	70-130	
Cyclohexane	200	198	99	2	20	70-130	
Dibromochloromethane	200	158	79	1	20	70-130	
Dichlorodifluoromethane	200	184	92	7	20	40-160	
Ethylbenzene	200	182	91	0	20	70-130	
Freon TF	200	190	95	10	20	70-130	
Isopropylbenzene	200	176	88	3	20	70-130	
m&p-Xylene	200	180	90	1	20	70-130	
Methyl acetate	1000	921	92	2	20	70-130	
Methylcyclohexane	200	176	88	2	20	70-130	
Methylene Chloride	200	192	96	1	20	70-130	

Column to be used to flag recovery and RPD values

FORM III 8260C

FORM III
GC/MS VOA MATRIX SPIKE DUPLICATE RECOVERY

Lab Name: TestAmerica Edison Job No.: 460-121256-1

SDG No.:

Matrix: Water Level: Low Lab File ID: A28149.D

Lab ID: 460-120961-D-2 MSD Client ID:

COMPOUND	SPIKE ADDED (ug/L)	MSD CONCENTRATION (ug/L)	MSD % REC	% RPD	QC LIMITS RPD	QC LIMITS REC	#
MTBE	200	177	88	1	20	70-130	
o-Xylene	200	180	90	0	20	70-130	
Styrene	200	172	86	1	20	70-130	
Tetrachloroethene	200	182	91	3	20	70-130	
Toluene	200	181	91	1	20	70-130	
trans-1,2-Dichloroethene	200	184	92	5	20	70-130	
trans-1,3-Dichloropropene	200	157	78	0	20	70-130	
Trichloroethene	200	181	91	1	20	70-130	
Trichlorofluoromethane	200	184	92	4	20	40-160	
Vinyl chloride	200	187	94	6	20	70-130	

Column to be used to flag recovery and RPD values

FORM III 8260C

FORM III
GC/MS VOA MATRIX SPIKE DUPLICATE RECOVERY

Lab Name: TestAmerica Edison Job No.: 460-121256-1

SDG No.:

Matrix: Water Level: Low Lab File ID: A28195.D

Lab ID: 460-121160-B-4 MSD Client ID:

COMPOUND	SPIKE ADDED (ug/L)	MSD CONCENTRATION (ug/L)	MSD % REC	% RPD	QC LIMITS RPD	QC LIMITS REC	#
1,1,1-Trichloroethane	20.0	16.2	81	4	20	70-130	
1,1,2,2-Tetrachloroethane	20.0	18.2	91	4	20	70-130	
1,1,2-Trichloroethane	20.0	18.4	92	3	20	70-130	
1,1-Dichloroethane	20.0	18.2	91	2	20	70-130	
1,1-Dichloroethene	20.0	16.2	81	5	20	70-130	
1,2,3-Trichlorobenzene	20.0	20.7	104	42	20	70-130	F2
1,2,4-Trichlorobenzene	20.0	18.0	90	19	20	70-130	
1,2-Dibromo-3-Chloropropane	20.0	16.5	82	19	20	40-160	
1,2-Dibromoethane	20.0	17.5	88	1	20	70-130	
1,2-Dichlorobenzene	20.0	18.6	93	0	20	70-130	
1,2-Dichloroethane	20.0	17.8	89	1	20	70-130	
1,2-Dichloropropane	20.0	17.3	87	2	20	70-130	
1,3-Dichlorobenzene	20.0	18.9	94	1	20	70-130	
1,4-Dichlorobenzene	20.0	18.9	95	1	20	70-130	
1,4-Dioxane	400	439	110	9	20	40-160	
2-Butanone	100	94.4	94	1	20	40-160	
2-Hexanone	100	86.4	86	2	20	40-160	
4-Methyl-2-pentanone	100	87.7	88	4	20	40-160	
Acetone	100	113	113	8	20	40-160	
Benzene	20.0	18.7	93	1	20	70-130	
Bromochloromethane	20.0	17.9	90	1	20	70-130	
Bromodichloromethane	20.0	15.3	77	1	20	70-130	
Bromoform	20.0	10.5	52	3	20	70-130	F1
Bromomethane	20.0	18.8	94	6	20	40-160	
Carbon disulfide	20.0	11.3	57	11	20	40-160	
Carbon tetrachloride	20.0	15.9	80	5	20	70-130	
Chlorobenzene	20.0	18.2	91	1	20	70-130	
Chloroethane	20.0	17.1	85	8	20	40-160	
Chloroform	20.0	19.7	92	3	20	70-130	
Chloromethane	20.0	17.8	89	6	20	40-160	
cis-1,2-Dichloroethene	20.0	18.0	90	5	20	70-130	
cis-1,3-Dichloropropene	20.0	15.6	78	4	20	70-130	
Cyclohexane	20.0	17.9	89	8	20	70-130	
Dibromochloromethane	20.0	13.8	69	0	20	70-130	F1
Dichlorodifluoromethane	20.0	18.7	94	6	20	40-160	
Ethylbenzene	20.0	18.0	90	2	20	70-130	
Freon TF	20.0	16.9	84	0	20	70-130	
Isopropylbenzene	20.0	17.4	87	2	20	70-130	
m&p-Xylene	20.0	17.1	86	3	20	70-130	
Methyl acetate	100	87.0	87	2	20	70-130	
Methylcyclohexane	20.0	16.6	83	5	20	70-130	
Methylene Chloride	20.0	17.8	89	5	20	70-130	

Column to be used to flag recovery and RPD values

FORM III 8260C

FORM III
GC/MS VOA MATRIX SPIKE DUPLICATE RECOVERY

Lab Name: TestAmerica Edison Job No.: 460-121256-1

SDG No.:

Matrix: Water Level: Low Lab File ID: A28195.D

Lab ID: 460-121160-B-4 MSD Client ID:

COMPOUND	SPIKE ADDED (ug/L)	MSD CONCENTRATION (ug/L)	MSD % REC	% RPD	QC LIMITS RPD	QC LIMITS REC	#
MTBE	20.0	16.4	82	1	20	70-130	
o-Xylene	20.0	16.9	85	2	20	70-130	
Styrene	20.0	13.8	69	0	20	70-130	F1
Tetrachloroethene	20.0	18.2	91	2	20	70-130	
Toluene	20.0	18.1	90	2	20	70-130	
trans-1,2-Dichloroethene	20.0	17.5	88	5	20	70-130	
trans-1,3-Dichloropropene	20.0	14.5	73	2	20	70-130	
Trichloroethene	20.0	18.0	90	1	20	70-130	
Trichlorofluoromethane	20.0	18.1	90	5	20	40-160	
Vinyl chloride	20.0	18.3	91	7	20	70-130	

Column to be used to flag recovery and RPD values

FORM III 8260C

FORM IV
GC/MS VOA METHOD BLANK SUMMARY

Lab Name: TestAmerica Edison Job No.: 460-121256-1

SDG No.:

Lab File ID: A28127.D Lab Sample ID: MB 460-396289/7

Matrix: Water Heated Purge:(Y/N) N

Instrument ID: CVOAMS1 Date Analyzed: 10/10/2016 22:18

GC Column: Rtx-624 ID: 0.25(mm)

THIS METHOD BLANK APPLIES TO THE FOLLOWING SAMPLES:

CLIENT SAMPLE ID	LAB SAMPLE ID	LAB FILE ID	DATE ANALYZED
	LCS 460-396289/3	A28123.D	10/10/2016 20:32
MW-1S-A	460-121256-1	A28140.D	10/11/2016 03:20
MW-1S-B	460-121256-2	A28141.D	10/11/2016 03:44
MW-1I	460-121256-3	A28142.D	10/11/2016 04:07
MW-2D	460-121256-4	A28143.D	10/11/2016 04:31
MW-2I	460-121256-5	A28144.D	10/11/2016 04:54
MW-3D	460-121256-6	A28145.D	10/11/2016 05:17
MW-501S	460-121256-7	A28146.D	10/11/2016 05:40
MW-501I	460-121256-8	A28147.D	10/11/2016 06:04
	460-120961-D-2 MS	A28148.D	10/11/2016 06:27
	460-120961-D-2 MSD	A28149.D	10/11/2016 06:50

FORM IV
GC/MS VOA METHOD BLANK SUMMARY

Lab Name: TestAmerica Edison Job No.: 460-121256-1

SDG No.:

Lab File ID: A28161.D Lab Sample ID: MB 460-396375/8

Matrix: Water Heated Purge:(Y/N) N

Instrument ID: CVOAMS1 Date Analyzed: 10/11/2016 11:13

GC Column: Rtx-624 ID: 0.25(mm)

THIS METHOD BLANK APPLIES TO THE FOLLOWING SAMPLES:

CLIENT SAMPLE ID	LAB SAMPLE ID	LAB FILE ID	DATE ANALYZED
	LCS 460-396375/4	A28157.D	10/11/2016 09:46
	LCSD 460-396375/5	A28158.D	10/11/2016 10:08
MW-502S	460-121256-9	A28163.D	10/11/2016 11:57
MW-502I	460-121256-10	A28164.D	10/11/2016 12:19
MW-503S	460-121256-11	A28165.D	10/11/2016 12:40
MW-503I	460-121256-12	A28166.D	10/11/2016 13:02
MW-505S	460-121256-13	A28167.D	10/11/2016 13:23
MW-505I	460-121256-14	A28168.D	10/11/2016 13:45
MW-506S	460-121256-15	A28169.D	10/11/2016 14:06

FORM IV
GC/MS VOA METHOD BLANK SUMMARY

Lab Name: TestAmerica Edison Job No.: 460-121256-1

SDG No.:

Lab File ID: A28192.D Lab Sample ID: MB 460-396528/7

Matrix: Water Heated Purge:(Y/N) N

Instrument ID: CVOAMS1 Date Analyzed: 10/11/2016 22:25

GC Column: Rtx-624 ID: 0.25(mm)

THIS METHOD BLANK APPLIES TO THE FOLLOWING SAMPLES:

CLIENT SAMPLE ID	LAB SAMPLE ID	LAB FILE ID	DATE ANALYZED
	LCS 460-396528/3	A28188.D	10/11/2016 20:58
	460-121160-C-4 MS	A28194.D	10/11/2016 23:09
	460-121160-B-4 MSD	A28195.D	10/11/2016 23:31
MW-506I	460-121256-16	A28198.D	10/12/2016 00:35
MW-507S	460-121256-17	A28199.D	10/12/2016 00:57
MW-507I	460-121256-18	A28200.D	10/12/2016 01:19
MW-508S	460-121256-19	A28201.D	10/12/2016 01:40
MW-508D	460-121256-20	A28202.D	10/12/2016 02:02
MW-532S	460-121256-21	A28203.D	10/12/2016 02:24
MW-532D	460-121256-22	A28204.D	10/12/2016 02:46
MW-544S	460-121256-23	A28205.D	10/12/2016 03:08
MW-544I	460-121256-24	A28206.D	10/12/2016 03:30
MW-544D	460-121256-25	A28207.D	10/12/2016 03:52
MW-545S	460-121256-26	A28208.D	10/12/2016 04:13
MW-545I	460-121256-27	A28209.D	10/12/2016 04:35
MW-545D	460-121256-28	A28210.D	10/12/2016 04:57
MW-546S	460-121256-29	A28211.D	10/12/2016 05:19
MW-546I	460-121256-30	A28212.D	10/12/2016 05:40
MW-546D	460-121256-31	A28213.D	10/12/2016 06:02
MW-547S	460-121256-32	A28214.D	10/12/2016 06:24
MW-547I	460-121256-33	A28215.D	10/12/2016 06:46
MW-547D	460-121256-34	A28216.D	10/12/2016 07:07

FORM IV
GC/MS VOA METHOD BLANK SUMMARY

Lab Name: TestAmerica Edison Job No.: 460-121256-1

SDG No.:

Lab File ID: A28225.D Lab Sample ID: MB 460-396623/9

Matrix: Water Heated Purge:(Y/N) N

Instrument ID: CVOAMS1 Date Analyzed: 10/12/2016 11:02

GC Column: Rtx-624 ID: 0.25(mm)

THIS METHOD BLANK APPLIES TO THE FOLLOWING SAMPLES:

CLIENT SAMPLE ID	LAB SAMPLE ID	LAB FILE ID	DATE ANALYZED
	LCS 460-396623/5	A28221.D	10/12/2016 09:36
MW-549S	460-121256-35	A28228.D	10/12/2016 12:08
MW-549I	460-121256-36	A28229.D	10/12/2016 12:30
MW-550S	460-121256-37	A28230.D	10/12/2016 12:52
MW-550I	460-121256-38	A28231.D	10/12/2016 13:13
PZ-521S	460-121256-39	A28232.D	10/12/2016 13:35
PZ-521I	460-121256-40	A28233.D	10/12/2016 13:57
PZ-522S	460-121256-41	A28234.D	10/12/2016 14:18
PZ-522I	460-121256-42	A28235.D	10/12/2016 14:40
PZ-522D	460-121256-43	A28236.D	10/12/2016 15:02
PZ-524I	460-121256-44	A28237.D	10/12/2016 15:23
PZ-524S	460-121256-45	A28238.D	10/12/2016 15:44
PZ-524D	460-121256-46	A28239.D	10/12/2016 16:06
DUP-01	460-121256-47	A28240.D	10/12/2016 16:28
DUP-02	460-121256-48	A28241.D	10/12/2016 16:50
DUP-03	460-121256-49	A28242.D	10/12/2016 17:11
DUP-04	460-121256-50	A28243.D	10/12/2016 17:32
DUP-05	460-121256-51	A28244.D	10/12/2016 17:54
DUP-06	460-121256-52	A28245.D	10/12/2016 18:16

FORM IV
GC/MS VOA METHOD BLANK SUMMARY

Lab Name: TestAmerica Edison Job No.: 460-121256-1

SDG No.:

Lab File ID: A28253.D Lab Sample ID: MB 460-396842/7

Matrix: Water Heated Purge:(Y/N) N

Instrument ID: CVOAMS1 Date Analyzed: 10/12/2016 21:08

GC Column: Rtx-624 ID: 0.25(mm)

THIS METHOD BLANK APPLIES TO THE FOLLOWING SAMPLES:

CLIENT SAMPLE ID	LAB SAMPLE ID	LAB FILE ID	DATE ANALYZED
	LCS 460-396842/3	A28249.D	10/12/2016 19:41
TB-092916	460-121256-57	A28254.D	10/12/2016 21:31
SW-1	460-121256-53	A28255.D	10/12/2016 21:52
SW-2	460-121256-54	A28256.D	10/12/2016 22:15
SW-3	460-121256-55	A28257.D	10/12/2016 22:36
SW-4	460-121256-56	A28258.D	10/12/2016 22:58
SW-1 MS	460-121256-53 MS	A28274.D	10/13/2016 04:47
SW-1 MSD	460-121256-53 MSD	A28275.D	10/13/2016 05:09
MW-549S MS	460-121256-35 MS	A28276.D	10/13/2016 05:31
MW-549S MSD	460-121256-35 MSD	A28277.D	10/13/2016 05:52

FORM V
GC/MS VOA INSTRUMENT PERFORMANCE CHECK
BROMOFLUOROBENZENE (BFB)

Lab Name: TestAmerica Edison Job No.: 460-121256-1

SDG No.:

Lab File ID: A26265.D BFB Injection Date: 09/08/2016

Instrument ID: CVOAMS1 BFB Injection Time: 01:38

Analysis Batch No.: 389142

M/E	ION ABUNDANCE CRITERIA	% RELATIVE ABUNDANCE	
50	15.0 - 40.0 % of mass 95	20.0	
75	30.0 - 60.0 % of mass 95	51.8	
95	Base Peak, 100% relative abundance	100.0	
96	5.0 - 9.0 % of mass 95	8.1	
173	Less than 2.0 % of mass 174	1.2	(1.6) 1
174	50.0 - 120.00 % of mass 95	75.7	
175	5.0 - 9.0 % of mass 174	5.7	(7.6) 1
176	95.0 - 101.0 % of mass 174	73.0	(96.4) 1
177	5.0 - 9.0 % of mass 176	5.0	(6.9) 2

1-Value is % mass 174 2-Value is % mass 176

THIS CHECK APPLIES TO THE FOLLOWING SAMPLES, MS, MSD, BLANKS AND STANDARDS:

CLIENT SAMPLE ID	LAB SAMPLE ID	LAB FILE ID	DATE ANALYZED	TIME ANALYZED
	STD7 460-389142/2	A26266.D	09/08/2016	02:02
	STD1 460-389142/3	A26267.D	09/08/2016	02:38
	STD5 460-389142/4	A26268.D	09/08/2016	03:00
	STD20 460-389142/5	A26269.D	09/08/2016	03:21
	STD50 460-389142/6	A26270.D	09/08/2016	03:43
	STD200 460-389142/7	A26271.D	09/08/2016	04:04
	STD500 460-389142/8	A26272.D	09/08/2016	04:26

FORM V
GC/MS VOA INSTRUMENT PERFORMANCE CHECK
BROMOFLUOROBENZENE (BFB)

Lab Name: TestAmerica Edison Job No.: 460-121256-1

SDG No.:

Lab File ID: A28121.D BFB Injection Date: 10/10/2016

Instrument ID: CVOAMS1 BFB Injection Time: 19:41

Analysis Batch No.: 396289

M/E	ION ABUNDANCE CRITERIA	% RELATIVE ABUNDANCE	
50	15.0 - 40.0 % of mass 95	21.9	
75	30.0 - 60.0 % of mass 95	44.0	
95	Base Peak, 100% relative abundance	100.0	
96	5.0 - 9.0 % of mass 95	6.3	
173	Less than 2.0 % of mass 174	0.0	(0.0) 1
174	50.0 - 120.00 % of mass 95	79.3	
175	5.0 - 9.0 % of mass 174	6.7	(8.5) 1
176	95.0 - 101.0 % of mass 174	77.9	(98.3) 1
177	5.0 - 9.0 % of mass 176	4.8	(6.1) 2

1-Value is % mass 174 2-Value is % mass 176

THIS CHECK APPLIES TO THE FOLLOWING SAMPLES, MS, MSD, BLANKS AND STANDARDS:

CLIENT SAMPLE ID	LAB SAMPLE ID	LAB FILE ID	DATE ANALYZED	TIME ANALYZED
	CCVIS 460-396289/2	A28122.D	10/10/2016	20:06
	LCS 460-396289/3	A28123.D	10/10/2016	20:32
	MB 460-396289/7	A28127.D	10/10/2016	22:18
MW-1S-A	460-121256-1	A28140.D	10/11/2016	03:20
MW-1S-B	460-121256-2	A28141.D	10/11/2016	03:44
MW-1I	460-121256-3	A28142.D	10/11/2016	04:07
MW-2D	460-121256-4	A28143.D	10/11/2016	04:31
MW-2I	460-121256-5	A28144.D	10/11/2016	04:54
MW-3D	460-121256-6	A28145.D	10/11/2016	05:17
MW-501S	460-121256-7	A28146.D	10/11/2016	05:40
MW-501I	460-121256-8	A28147.D	10/11/2016	06:04
	460-120961-D-2 MS	A28148.D	10/11/2016	06:27
	460-120961-D-2 MSD	A28149.D	10/11/2016	06:50

FORM V
GC/MS VOA INSTRUMENT PERFORMANCE CHECK
BROMOFLUOROBENZENE (BFB)

Lab Name: TestAmerica Edison Job No.: 460-121256-1

SDG No.:

Lab File ID: A28154.D BFB Injection Date: 10/11/2016

Instrument ID: CVOAMS1 BFB Injection Time: 08:40

Analysis Batch No.: 396375

M/E	ION ABUNDANCE CRITERIA	% RELATIVE ABUNDANCE	
50	15.0 - 40.0 % of mass 95	22.0	
75	30.0 - 60.0 % of mass 95	50.8	
95	Base Peak, 100% relative abundance	100.0	
96	5.0 - 9.0 % of mass 95	7.0	
173	Less than 2.0 % of mass 174	0.0	(0.0) 1
174	50.0 - 120.00 % of mass 95	65.6	
175	5.0 - 9.0 % of mass 174	5.5	(8.3) 1
176	95.0 - 101.0 % of mass 174	64.2	(97.9) 1
177	5.0 - 9.0 % of mass 176	5.1	(7.9) 2

1-Value is % mass 174 2-Value is % mass 176

THIS CHECK APPLIES TO THE FOLLOWING SAMPLES, MS, MSD, BLANKS AND STANDARDS:

CLIENT SAMPLE ID	LAB SAMPLE ID	LAB FILE ID	DATE ANALYZED	TIME ANALYZED
	CCVIS 460-396375/3	A28156.D	10/11/2016	09:24
	LCS 460-396375/4	A28157.D	10/11/2016	09:46
	LCSD 460-396375/5	A28158.D	10/11/2016	10:08
	MB 460-396375/8	A28161.D	10/11/2016	11:13
MW-502S	460-121256-9	A28163.D	10/11/2016	11:57
MW-502I	460-121256-10	A28164.D	10/11/2016	12:19
MW-503S	460-121256-11	A28165.D	10/11/2016	12:40
MW-503I	460-121256-12	A28166.D	10/11/2016	13:02
MW-505S	460-121256-13	A28167.D	10/11/2016	13:23
MW-505I	460-121256-14	A28168.D	10/11/2016	13:45
MW-506S	460-121256-15	A28169.D	10/11/2016	14:06

FORM V
GC/MS VOA INSTRUMENT PERFORMANCE CHECK
BROMOFLUOROBENZENE (BFB)

Lab Name: TestAmerica Edison Job No.: 460-121256-1

SDG No.:

Lab File ID: A28186.D BFB Injection Date: 10/11/2016

Instrument ID: CVOAMS1 BFB Injection Time: 20:11

Analysis Batch No.: 396528

M/E	ION ABUNDANCE CRITERIA	% RELATIVE ABUNDANCE	
50	15.0 - 40.0 % of mass 95	20.6	
75	30.0 - 60.0 % of mass 95	52.3	
95	Base Peak, 100% relative abundance	100.0	
96	5.0 - 9.0 % of mass 95	7.0	
173	Less than 2.0 % of mass 174	0.0	(0.0) 1
174	50.0 - 120.00 % of mass 95	66.0	
175	5.0 - 9.0 % of mass 174	5.3	(8.1) 1
176	95.0 - 101.0 % of mass 174	62.8	(95.2) 1
177	5.0 - 9.0 % of mass 176	4.6	(7.4) 2

1-Value is % mass 174 2-Value is % mass 176

THIS CHECK APPLIES TO THE FOLLOWING SAMPLES, MS, MSD, BLANKS AND STANDARDS:

CLIENT SAMPLE ID	LAB SAMPLE ID	LAB FILE ID	DATE ANALYZED	TIME ANALYZED
	CCVIS 460-396528/2	A28187.D	10/11/2016	20:35
	LCS 460-396528/3	A28188.D	10/11/2016	20:58
	MB 460-396528/7	A28192.D	10/11/2016	22:25
	460-121160-C-4 MS	A28194.D	10/11/2016	23:09
	460-121160-B-4 MSD	A28195.D	10/11/2016	23:31
MW-506I	460-121256-16	A28198.D	10/12/2016	00:35
MW-507S	460-121256-17	A28199.D	10/12/2016	00:57
MW-507I	460-121256-18	A28200.D	10/12/2016	01:19
MW-508S	460-121256-19	A28201.D	10/12/2016	01:40
MW-508D	460-121256-20	A28202.D	10/12/2016	02:02
MW-532S	460-121256-21	A28203.D	10/12/2016	02:24
MW-532D	460-121256-22	A28204.D	10/12/2016	02:46
MW-544S	460-121256-23	A28205.D	10/12/2016	03:08
MW-544I	460-121256-24	A28206.D	10/12/2016	03:30
MW-544D	460-121256-25	A28207.D	10/12/2016	03:52
MW-545S	460-121256-26	A28208.D	10/12/2016	04:13
MW-545I	460-121256-27	A28209.D	10/12/2016	04:35
MW-545D	460-121256-28	A28210.D	10/12/2016	04:57
MW-546S	460-121256-29	A28211.D	10/12/2016	05:19
MW-546I	460-121256-30	A28212.D	10/12/2016	05:40
MW-546D	460-121256-31	A28213.D	10/12/2016	06:02
MW-547S	460-121256-32	A28214.D	10/12/2016	06:24
MW-547I	460-121256-33	A28215.D	10/12/2016	06:46
MW-547D	460-121256-34	A28216.D	10/12/2016	07:07

FORM V
GC/MS VOA INSTRUMENT PERFORMANCE CHECK
BROMOFLUOROBENZENE (BFB)

Lab Name: TestAmerica Edison Job No.: 460-121256-1

SDG No.:

Lab File ID: A28217.D BFB Injection Date: 10/12/2016

Instrument ID: CVOAMS1 BFB Injection Time: 07:47

Analysis Batch No.: 396623

M/E	ION ABUNDANCE CRITERIA	% RELATIVE ABUNDANCE	
50	15.0 - 40.0 % of mass 95	18.5	
75	30.0 - 60.0 % of mass 95	46.2	
95	Base Peak, 100% relative abundance	100.0	
96	5.0 - 9.0 % of mass 95	6.0	
173	Less than 2.0 % of mass 174	0.0	(0.0) 1
174	50.0 - 120.00 % of mass 95	71.0	
175	5.0 - 9.0 % of mass 174	5.3	(7.5) 1
176	95.0 - 101.0 % of mass 174	67.9	(95.6) 1
177	5.0 - 9.0 % of mass 176	4.2	(6.2) 2

1-Value is % mass 174 2-Value is % mass 176

THIS CHECK APPLIES TO THE FOLLOWING SAMPLES, MS, MSD, BLANKS AND STANDARDS:

CLIENT SAMPLE ID	LAB SAMPLE ID	LAB FILE ID	DATE ANALYZED	TIME ANALYZED
	CCVIS 460-396623/4	A28220.D	10/12/2016	08:56
	LCS 460-396623/5	A28221.D	10/12/2016	09:36
	MB 460-396623/9	A28225.D	10/12/2016	11:02
MW-549S	460-121256-35	A28228.D	10/12/2016	12:08
MW-549I	460-121256-36	A28229.D	10/12/2016	12:30
MW-550S	460-121256-37	A28230.D	10/12/2016	12:52
MW-550I	460-121256-38	A28231.D	10/12/2016	13:13
PZ-521S	460-121256-39	A28232.D	10/12/2016	13:35
PZ-521I	460-121256-40	A28233.D	10/12/2016	13:57
PZ-522S	460-121256-41	A28234.D	10/12/2016	14:18
PZ-522I	460-121256-42	A28235.D	10/12/2016	14:40
PZ-522D	460-121256-43	A28236.D	10/12/2016	15:02
PZ-524I	460-121256-44	A28237.D	10/12/2016	15:23
PZ-524S	460-121256-45	A28238.D	10/12/2016	15:44
PZ-524D	460-121256-46	A28239.D	10/12/2016	16:06
DUP-01	460-121256-47	A28240.D	10/12/2016	16:28
DUP-02	460-121256-48	A28241.D	10/12/2016	16:50
DUP-03	460-121256-49	A28242.D	10/12/2016	17:11
DUP-04	460-121256-50	A28243.D	10/12/2016	17:32
DUP-05	460-121256-51	A28244.D	10/12/2016	17:54
DUP-06	460-121256-52	A28245.D	10/12/2016	18:16

FORM V
GC/MS VOA INSTRUMENT PERFORMANCE CHECK
BROMOFLUOROBENZENE (BFB)

Lab Name: TestAmerica Edison Job No.: 460-121256-1

SDG No.:

Lab File ID: A28247.D BFB Injection Date: 10/12/2016

Instrument ID: CVOAMS1 BFB Injection Time: 18:54

Analysis Batch No.: 396842

M/E	ION ABUNDANCE CRITERIA	% RELATIVE ABUNDANCE	
50	15.0 - 40.0 % of mass 95	21.1	
75	30.0 - 60.0 % of mass 95	53.4	
95	Base Peak, 100% relative abundance	100.0	
96	5.0 - 9.0 % of mass 95	6.2	
173	Less than 2.0 % of mass 174	0.2	(0.3) 1
174	50.0 - 120.00 % of mass 95	68.4	
175	5.0 - 9.0 % of mass 174	6.0	(8.7) 1
176	95.0 - 101.0 % of mass 174	65.1	(95.1) 1
177	5.0 - 9.0 % of mass 176	4.3	(6.7) 2

1-Value is % mass 174 2-Value is % mass 176

THIS CHECK APPLIES TO THE FOLLOWING SAMPLES, MS, MSD, BLANKS AND STANDARDS:

CLIENT SAMPLE ID	LAB SAMPLE ID	LAB FILE ID	DATE ANALYZED	TIME ANALYZED
	CCVIS 460-396842/2	A28248.D	10/12/2016	19:17
	LCS 460-396842/3	A28249.D	10/12/2016	19:41
	MB 460-396842/7	A28253.D	10/12/2016	21:08
TB-092916	460-121256-57	A28254.D	10/12/2016	21:31
SW-1	460-121256-53	A28255.D	10/12/2016	21:52
SW-2	460-121256-54	A28256.D	10/12/2016	22:15
SW-3	460-121256-55	A28257.D	10/12/2016	22:36
SW-4	460-121256-56	A28258.D	10/12/2016	22:58
SW-1 MS	460-121256-53 MS	A28274.D	10/13/2016	04:47
SW-1 MSD	460-121256-53 MSD	A28275.D	10/13/2016	05:09
MW-549S MS	460-121256-35 MS	A28276.D	10/13/2016	05:31
MW-549S MSD	460-121256-35 MSD	A28277.D	10/13/2016	05:52

FORM VIII
GC/MS VOA INTERNAL STANDARD AREA AND RETENTION TIME SUMMARY

Lab Name: TestAmerica Edison Job No.: 460-121256-1

SDG No.:

Sample No.: CCVIS 460-396289/2 Date Analyzed: 10/10/2016 20:06

Instrument ID: CVOAMS1 GC Column: Rtx-624 ID: 0.25(mm)

Lab File ID (Standard): A28122.D Heated Purge: (Y/N) N

Calibration ID: 57700

		TBAd9		BUT		FB	
		AREA #	RT #	AREA #	RT #	AREA #	RT #
12/24 HOUR STD		218097	3.46	298840	4.43	517383	5.31
UPPER LIMIT		436194	3.96	597680	4.93	1034766	5.81
LOWER LIMIT		109049	2.96	149420	3.93	258692	4.81
LAB SAMPLE ID	CLIENT SAMPLE ID						
LCS 460-396289/3		226926	3.47	309349	4.44	544697	5.32
MB 460-396289/7		247095	3.46	307440	4.43	487319	5.31
460-121256-1	MW-1S-A	244747	3.45	296188	4.43	465592	5.31
460-121256-2	MW-1S-B	241101	3.46	308551	4.43	489627	5.31
460-121256-3	MW-1I	234725	3.45	294751	4.43	464434	5.31
460-121256-4	MW-2D	236120	3.46	302838	4.43	478661	5.31
460-121256-5	MW-2I	230098	3.44	294095	4.43	462601	5.31
460-121256-6	MW-3D	229314	3.46	300433	4.43	479623	5.31
460-121256-7	MW-501S	231801	3.45	289804	4.43	460895	5.30
460-121256-8	MW-501I	236724	3.46	300067	4.43	475291	5.31
460-120961-D-2 MS		231503	3.44	296612	4.43	476103	5.30
460-120961-D-2 MSD		233700	3.46	306181	4.43	495876	5.31

TBAd9 = TBA-d9 (IS)
BUT = 2-Butanone-d5
FB = Fluorobenzene

Area Limit = 50%-200% of internal standard area
RT Limit = ± 0.5 minutes of internal standard RT

Column used to flag values outside QC limits

FORM VIII 8260C

FORM VIII
GC/MS VOA INTERNAL STANDARD AREA AND RETENTION TIME SUMMARY

Lab Name: TestAmerica Edison Job No.: 460-121256-1

SDG No.:

Sample No.: CCVIS 460-396289/2 Date Analyzed: 10/10/2016 20:06

Instrument ID: CVOAMS1 GC Column: Rtx-624 ID: 0.25(mm)

Lab File ID (Standard): A28122.D Heated Purge: (Y/N) N

Calibration ID: 57700

		DXE		CBNZd5		DCBd4	
		AREA #	RT #	AREA #	RT #	AREA #	RT #
12/24 HOUR STD		22887	5.85	330609	7.78	186398	9.18
UPPER LIMIT		45774	6.35	661218	8.28	372796	9.68
LOWER LIMIT		11444	5.35	165305	7.28	93199	8.68
LAB SAMPLE ID	CLIENT SAMPLE ID						
LCS 460-396289/3		21143	5.86	343638	7.78	193493	9.18
MB 460-396289/7		21073	5.85	299924	7.78	175001	9.18
460-121256-1	MW-1S-A	24220	5.85	296780	7.78	167309	9.17
460-121256-2	MW-1S-B	20985	5.85	311393	7.78	168920	9.17
460-121256-3	MW-1I	20530	5.85	296168	7.78	164333	9.17
460-121256-4	MW-2D	21032	5.85	306099	7.78	167678	9.18
460-121256-5	MW-2I	20575	5.85	294052	7.78	164951	9.17
460-121256-6	MW-3D	20651	5.85	304274	7.78	169006	9.18
460-121256-7	MW-501S	19629	5.85	295101	7.78	164897	9.18
460-121256-8	MW-501I	19993	5.85	305113	7.78	169967	9.18
460-120961-D-2 MS		22033	5.85	312606	7.78	181304	9.17
460-120961-D-2 MSD		22676	5.85	325356	7.78	186248	9.18

DXE = 1,4-Dioxane-d8
CBNZd5 = Chlorobenzene-d5
DCBd4 = 1,4-Dichlorobenzene-d4

Area Limit = 50%-200% of internal standard area
RT Limit = ± 0.5 minutes of internal standard RT

Column used to flag values outside QC limits

FORM VIII 8260C

FORM VIII
GC/MS VOA INTERNAL STANDARD AREA AND RETENTION TIME SUMMARY

Lab Name: TestAmerica Edison Job No.: 460-121256-1

SDG No.:

Sample No.: CCVIS 460-396375/3 Date Analyzed: 10/11/2016 09:24

Instrument ID: CVOAMS1 GC Column: Rtx-624 ID: 0.25(mm)

Lab File ID (Standard): A28156.D Heated Purge: (Y/N) N

Calibration ID: 57700

		TBAd9		BUT		FB	
		AREA #	RT #	AREA #	RT #	AREA #	RT #
12/24 HOUR STD		231417	3.46	295938	4.43	476317	5.31
UPPER LIMIT		462834	3.96	591876	4.93	952634	5.81
LOWER LIMIT		115709	2.96	147969	3.93	238159	4.81
LAB SAMPLE ID	CLIENT SAMPLE ID						
LCS 460-396375/4		237935	3.46	295653	4.44	484979	5.31
LCSD 460-396375/5		233455	3.47	298909	4.44	500072	5.32
MB 460-396375/8		227902	3.47	277562	4.44	467824	5.31
460-121256-9	MW-502S	214013	3.47	279468	4.44	475421	5.32
460-121256-10	MW-502I	201521	3.47	275780	4.44	479125	5.32
460-121256-11	MW-503S	201324	3.46	262174	4.44	454963	5.32
460-121256-12	MW-503I	220515	3.46	262362	4.44	454525	5.31
460-121256-13	MW-505S	227434	3.47	264610	4.44	458065	5.32
460-121256-14	MW-505I	212861	3.46	281508	4.44	469275	5.32
460-121256-15	MW-506S	205593	3.47	270249	4.44	473173	5.32

TBAd9 = TBA-d9 (IS)
BUT = 2-Butanone-d5
FB = Fluorobenzene

Area Limit = 50%-200% of internal standard area
RT Limit = ± 0.5 minutes of internal standard RT

Column used to flag values outside QC limits

FORM VIII 8260C

FORM VIII
GC/MS VOA INTERNAL STANDARD AREA AND RETENTION TIME SUMMARY

Lab Name: TestAmerica Edison Job No.: 460-121256-1

SDG No.:

Sample No.: CCVIS 460-396375/3 Date Analyzed: 10/11/2016 09:24

Instrument ID: CVOAMS1 GC Column: Rtx-624 ID: 0.25(mm)

Lab File ID (Standard): A28156.D Heated Purge: (Y/N) N

Calibration ID: 57700

		DXE		CBNZd5		DCBd4	
		AREA #	RT #	AREA #	RT #	AREA #	RT #
12/24 HOUR STD		22633	5.85	304419	7.78	176795	9.18
UPPER LIMIT		45266	6.35	608838	8.28	353590	9.68
LOWER LIMIT		11317	5.35	152210	7.28	88398	8.68
LAB SAMPLE ID	CLIENT SAMPLE ID						
LCS 460-396375/4		22346	5.85	294669	7.78	176192	9.17
LCSD 460-396375/5		21926	5.85	310934	7.78	175652	9.18
MB 460-396375/8		19520	5.85	290688	7.78	159324	9.18
460-121256-9	MW-502S	17221	5.86	294549	7.78	159954	9.19
460-121256-10	MW-502I	16384	5.85	301282	7.78	162232	9.19
460-121256-11	MW-503S	17146	5.85	287231	7.78	157020	9.19
460-121256-12	MW-503I	18265	5.85	285530	7.78	156314	9.19
460-121256-13	MW-505S	18547	5.85	287283	7.78	156949	9.19
460-121256-14	MW-505I	18473	5.85	291298	7.78	159446	9.19
460-121256-15	MW-506S	16789	5.85	294360	7.78	157213	9.20

DXE = 1,4-Dioxane-d8
CBNZd5 = Chlorobenzene-d5
DCBd4 = 1,4-Dichlorobenzene-d4

Area Limit = 50%-200% of internal standard area
RT Limit = ± 0.5 minutes of internal standard RT

Column used to flag values outside QC limits

FORM VIII 8260C

FORM VIII
GC/MS VOA INTERNAL STANDARD AREA AND RETENTION TIME SUMMARY

Lab Name: TestAmerica Edison Job No.: 460-121256-1

SDG No.:

Sample No.: CCVIS 460-396528/2 Date Analyzed: 10/11/2016 20:35

Instrument ID: CVOAMS1 GC Column: Rtx-624 ID: 0.25(mm)

Lab File ID (Standard): A28187.D Heated Purge: (Y/N) N

Calibration ID: 57700

		TBAd9		BUT		FB	
		AREA #	RT #	AREA #	RT #	AREA #	RT #
12/24 HOUR STD		201586	3.46	283040	4.43	490701	5.31
UPPER LIMIT		403172	3.96	566080	4.93	981402	5.81
LOWER LIMIT		100793	2.96	141520	3.93	245351	4.81
LAB SAMPLE ID	CLIENT SAMPLE ID						
LCS 460-396528/3		193796	3.47	284815	4.44	521762	5.32
MB 460-396528/7		194580	3.46	256661	4.44	465666	5.32
460-121160-C-4 MS		188997	3.47	269137	4.44	494248	5.31
460-121160-B-4 MSD		226998	3.47	297414	4.44	508735	5.32
460-121256-16	MW-506I	203929	3.46	257137	4.43	440723	5.31
460-121256-17	MW-507S	216583	3.46	263307	4.43	446838	5.31
460-121256-18	MW-507I	196554	3.46	262734	4.44	449480	5.31
460-121256-19	MW-508S	198069	3.45	255934	4.43	441760	5.31
460-121256-20	MW-508D	216216	3.46	283257	4.43	459564	5.31
460-121256-21	MW-532S	214846	3.46	297764	4.44	468721	5.32
460-121256-22	MW-532D	228934	3.47	287233	4.44	447444	5.31
460-121256-23	MW-544S	215747	3.47	294769	4.44	466924	5.32
460-121256-24	MW-544I	234113	3.47	290850	4.44	462762	5.32
460-121256-25	MW-544D	229182	3.46	294353	4.44	465859	5.32
460-121256-26	MW-545S	228828	3.46	291581	4.44	445332	5.31
460-121256-27	MW-545I	232256	3.46	302886	4.44	462925	5.32
460-121256-28	MW-545D	236124	3.47	298255	4.44	462071	5.32
460-121256-29	MW-546S	233822	3.46	293960	4.44	462141	5.32
460-121256-30	MW-546I	250528	3.47	289656	4.44	460949	5.32
460-121256-31	MW-546D	233021	3.46	296833	4.44	457846	5.32
460-121256-32	MW-547S	246760	3.47	282199	4.44	448734	5.32
460-121256-33	MW-547I	218920	3.47	291874	4.44	461882	5.32
460-121256-34	MW-547D	221525	3.46	273228	4.43	437305	5.31

TBAd9 = TBA-d9 (IS)
BUT = 2-Butanone-d5
FB = Fluorobenzene

Area Limit = 50%-200% of internal standard area
RT Limit = ± 0.5 minutes of internal standard RT

Column used to flag values outside QC limits

FORM VIII 8260C

FORM VIII
GC/MS VOA INTERNAL STANDARD AREA AND RETENTION TIME SUMMARY

Lab Name: TestAmerica Edison Job No.: 460-121256-1

SDG No.:

Sample No.: CCVIS 460-396528/2 Date Analyzed: 10/11/2016 20:35

Instrument ID: CVOAMS1 GC Column: Rtx-624 ID: 0.25(mm)

Lab File ID (Standard): A28187.D Heated Purge: (Y/N) N

Calibration ID: 57700

		DXE		CBNZd5		DCBd4	
		AREA #	RT #	AREA #	RT #	AREA #	RT #
12/24 HOUR STD		21526	5.85	313747	7.78	177831	9.19
UPPER LIMIT		43052	6.35	627494	8.28	355662	9.69
LOWER LIMIT		10763	5.35	156874	7.28	88916	8.69
LAB SAMPLE ID	CLIENT SAMPLE ID						
LCS 460-396528/3		19139	5.86	334412	7.78	187783	9.18
MB 460-396528/7		17178	5.86	296614	7.78	162992	9.18
460-121160-C-4 MS		18536	5.85	310745	7.78	174864	9.17
460-121160-B-4 MSD		20959	5.86	314511	7.78	175628	9.18
460-121256-16	MW-506I	17525	5.85	280936	7.78	154898	9.17
460-121256-17	MW-507S	18528	5.86	281482	7.78	157079	9.17
460-121256-18	MW-507I	17414	5.85	281744	7.78	155739	9.17
460-121256-19	MW-508S	16077	5.85	275977	7.78	153693	9.17
460-121256-20	MW-508D	17754	5.85	280464	7.78	153806	9.17
460-121256-21	MW-532S	18873	5.86	282834	7.78	157677	9.17
460-121256-22	MW-532D	19134	5.85	276489	7.78	151177	9.17
460-121256-23	MW-544S	18420	5.85	285760	7.78	154175	9.17
460-121256-24	MW-544I	18298	5.85	282705	7.78	154653	9.18
460-121256-25	MW-544D	17851	5.85	286692	7.78	156816	9.18
460-121256-26	MW-545S	18510	5.85	277126	7.78	152954	9.17
460-121256-27	MW-545I	18703	5.85	286082	7.78	154004	9.17
460-121256-28	MW-545D	18701	5.85	288203	7.78	155448	9.17
460-121256-29	MW-546S	18333	5.85	286969	7.78	154518	9.17
460-121256-30	MW-546I	19333	5.85	286635	7.78	153597	9.18
460-121256-31	MW-546D	19658	5.85	281028	7.78	150911	9.18
460-121256-32	MW-547S	19765	5.85	281235	7.78	154761	9.19
460-121256-33	MW-547I	19800	5.85	288202	7.78	155647	9.19
460-121256-34	MW-547D	18018	5.85	273156	7.78	151692	9.18

DXE = 1,4-Dioxane-d8
CBNZd5 = Chlorobenzene-d5
DCBd4 = 1,4-Dichlorobenzene-d4

Area Limit = 50%-200% of internal standard area
RT Limit = ± 0.5 minutes of internal standard RT

Column used to flag values outside QC limits

FORM VIII 8260C

FORM VIII
GC/MS VOA INTERNAL STANDARD AREA AND RETENTION TIME SUMMARY

Lab Name: TestAmerica Edison Job No.: 460-121256-1

SDG No.:

Sample No.: CCVIS 460-396623/4 Date Analyzed: 10/12/2016 08:56

Instrument ID: CVOAMS1 GC Column: Rtx-624 ID: 0.25(mm)

Lab File ID (Standard): A28220.D Heated Purge: (Y/N) N

Calibration ID: 57700

		TBAd9		BUT		FB	
		AREA #	RT #	AREA #	RT #	AREA #	RT #
12/24 HOUR STD		229051	3.47	308623	4.44	497478	5.31
UPPER LIMIT		458102	3.97	617246	4.94	994956	5.81
LOWER LIMIT		114526	2.97	154312	3.94	248739	4.81
LAB SAMPLE ID	CLIENT SAMPLE ID						
LCS 460-396623/5		256286	3.47	334221	4.44	518385	5.31
MB 460-396623/9		232036	3.47	286269	4.44	458761	5.32
460-121256-35	MW-549S	214422	3.46	286493	4.44	455848	5.31
460-121256-36	MW-549I	220616	3.47	287255	4.44	466185	5.32
460-121256-37	MW-550S	232940	3.47	276777	4.44	453989	5.32
460-121256-38	MW-550I	228485	3.47	286124	4.44	455116	5.32
460-121256-39	PZ-521S	224230	3.47	282003	4.44	458241	5.32
460-121256-40	PZ-521I	207403	3.47	279975	4.44	450098	5.32
460-121256-41	PZ-522S	211999	3.46	261827	4.44	438012	5.32
460-121256-42	PZ-522I	204394	3.47	258135	4.44	428578	5.31
460-121256-43	PZ-522D	202138	3.47	261126	4.44	433921	5.31
460-121256-44	PZ-524I	203671	3.47	257573	4.43	425173	5.31
460-121256-45	PZ-524S	208438	3.47	253869	4.44	431533	5.32
460-121256-46	PZ-524D	207785	3.47	266580	4.44	440780	5.32
460-121256-47	DUP-01	201163	3.47	268732	4.44	442424	5.32
460-121256-48	DUP-02	196219	3.47	268013	4.44	439639	5.31
460-121256-49	DUP-03	204073	3.47	261054	4.44	431506	5.32
460-121256-50	DUP-04	203527	3.47	259292	4.44	433935	5.32
460-121256-51	DUP-05	206874	3.47	261557	4.44	431804	5.32
460-121256-52	DUP-06	201217	3.47	267184	4.44	439400	5.32

TBAd9 = TBA-d9 (IS)
BUT = 2-Butanone-d5
FB = Fluorobenzene

Area Limit = 50%-200% of internal standard area
RT Limit = ± 0.5 minutes of internal standard RT

Column used to flag values outside QC limits

FORM VIII 8260C

FORM VIII
GC/MS VOA INTERNAL STANDARD AREA AND RETENTION TIME SUMMARY

Lab Name: TestAmerica Edison Job No.: 460-121256-1

SDG No.:

Sample No.: CCVIS 460-396623/4 Date Analyzed: 10/12/2016 08:56

Instrument ID: CVOAMS1 GC Column: Rtx-624 ID: 0.25(mm)

Lab File ID (Standard): A28220.D Heated Purge: (Y/N) N

Calibration ID: 57700

		DXE		CBNZd5		DCBd4	
		AREA #	RT #	AREA #	RT #	AREA #	RT #
12/24 HOUR STD		21841	5.85	306989	7.78	172890	9.18
UPPER LIMIT		43682	6.35	613978	8.28	345780	9.68
LOWER LIMIT		10921	5.35	153495	7.28	86445	8.68
LAB SAMPLE ID	CLIENT SAMPLE ID						
LCS 460-396623/5		23215	5.85	324646	7.78	181454	9.19
MB 460-396623/9		20354	5.85	287470	7.78	153654	9.19
460-121256-35	MW-549S	17502	5.86	282563	7.78	152530	9.19
460-121256-36	MW-549I	18831	5.86	289153	7.78	153770	9.19
460-121256-37	MW-550S	18673	5.86	282916	7.78	152659	9.19
460-121256-38	MW-550I	18883	5.85	284294	7.78	151410	9.19
460-121256-39	PZ-521S	17430	5.85	288360	7.78	153259	9.20
460-121256-40	PZ-521I	18246	5.86	282661	7.78	150433	9.21
460-121256-41	PZ-522S	17630	5.85	278478	7.78	147924	9.19
460-121256-42	PZ-522I	17933	5.85	272511	7.78	148641	9.19
460-121256-43	PZ-522D	17146	5.86	273311	7.78	148629	9.19
460-121256-44	PZ-524I	17388	5.85	269990	7.78	146721	9.20
460-121256-45	PZ-524S	17654	5.85	273500	7.78	148546	9.19
460-121256-46	PZ-524D	16988	5.85	277434	7.78	149501	9.19
460-121256-47	DUP-01	17047	5.86	276023	7.78	150395	9.19
460-121256-48	DUP-02	17544	5.85	275923	7.78	148843	9.18
460-121256-49	DUP-03	17367	5.85	273801	7.78	148466	9.19
460-121256-50	DUP-04	16843	5.86	273036	7.78	147900	9.19
460-121256-51	DUP-05	17336	5.85	269207	7.78	146759	9.18
460-121256-52	DUP-06	17596	5.86	271672	7.78	149981	9.18

DXE = 1,4-Dioxane-d8
CBNZd5 = Chlorobenzene-d5
DCBd4 = 1,4-Dichlorobenzene-d4

Area Limit = 50%-200% of internal standard area
RT Limit = ± 0.5 minutes of internal standard RT

Column used to flag values outside QC limits

FORM VIII 8260C

FORM VIII
GC/MS VOA INTERNAL STANDARD AREA AND RETENTION TIME SUMMARY

Lab Name: TestAmerica Edison Job No.: 460-121256-1

SDG No.:

Sample No.: CCVIS 460-396842/2 Date Analyzed: 10/12/2016 19:17

Instrument ID: CVOAMS1 GC Column: Rtx-624 ID: 0.25(mm)

Lab File ID (Standard): A28248.D Heated Purge: (Y/N) N

Calibration ID: 57700

		TBAd9		BUT		FB	
		AREA #	RT #	AREA #	RT #	AREA #	RT #
12/24 HOUR STD		183082	3.47	279271	4.44	462419	5.31
UPPER LIMIT		366164	3.97	558542	4.94	924838	5.81
LOWER LIMIT		91541	2.97	139636	3.94	231210	4.81
LAB SAMPLE ID	CLIENT SAMPLE ID						
LCS 460-396842/3		196488	3.47	275208	4.44	477902	5.31
MB 460-396842/7		184881	3.48	253953	4.44	447654	5.32
460-121256-57	TB-092916	197021	3.46	249404	4.44	440327	5.31
460-121256-53	SW-1	185871	3.47	245796	4.44	437326	5.32
460-121256-54	SW-2	193331	3.47	253712	4.44	438910	5.31
460-121256-55	SW-3	194107	3.47	250610	4.44	437607	5.32
460-121256-56	SW-4	181603	3.46	246459	4.43	422774	5.31
460-121256-53 MS	SW-1 MS	228938	3.47	302049	4.44	490933	5.32
460-121256-53 MSD	SW-1 MSD	218854	3.47	309417	4.44	500999	5.32
460-121256-35 MS	MW-549S MS	224709	3.47	304361	4.44	501649	5.32
460-121256-35 MSD	MW-549S MSD	249164	3.47	315194	4.44	503480	5.32

TBAd9 = TBA-d9 (IS)
BUT = 2-Butanone-d5
FB = Fluorobenzene

Area Limit = 50%-200% of internal standard area
RT Limit = ± 0.5 minutes of internal standard RT

Column used to flag values outside QC limits

FORM VIII 8260C

FORM VIII
GC/MS VOA INTERNAL STANDARD AREA AND RETENTION TIME SUMMARY

Lab Name: TestAmerica Edison Job No.: 460-121256-1

SDG No.:

Sample No.: CCVIS 460-396842/2 Date Analyzed: 10/12/2016 19:17

Instrument ID: CVOAMS1 GC Column: Rtx-624 ID: 0.25(mm)

Lab File ID (Standard): A28248.D Heated Purge: (Y/N) N

Calibration ID: 57700

		DXE		CBNZd5		DCBd4	
		AREA #	RT #	AREA #	RT #	AREA #	RT #
12/24 HOUR STD		19269	5.85	289535	7.78	163074	9.18
UPPER LIMIT		38538	6.35	579070	8.28	326148	9.68
LOWER LIMIT		9635	5.35	144768	7.28	81537	8.68
LAB SAMPLE ID	CLIENT SAMPLE ID						
LCS 460-396842/3		19103	5.85	298981	7.78	171369	9.19
MB 460-396842/7		16710	5.86	283272	7.78	152727	9.18
460-121256-57	TB-092916	16650	5.85	278822	7.78	152407	9.18
460-121256-53	SW-1	16462	5.85	272690	7.78	146651	9.17
460-121256-54	SW-2	16637	5.85	276518	7.78	150097	9.17
460-121256-55	SW-3	17257	5.85	273625	7.78	149071	9.19
460-121256-56	SW-4	16227	5.86	264303	7.78	145015	9.18
460-121256-53 MS	SW-1 MS	20984	5.85	304976	7.78	173459	9.18
460-121256-53 MSD	SW-1 MSD	21790	5.85	317061	7.78	176768	9.18
460-121256-35 MS	MW-549S MS	20762	5.85	310148	7.78	174302	9.17
460-121256-35 MSD	MW-549S MSD	21081	5.85	312515	7.78	174814	9.17

DXE = 1,4-Dioxane-d8
CBNZd5 = Chlorobenzene-d5
DCBd4 = 1,4-Dichlorobenzene-d4

Area Limit = 50%-200% of internal standard area
RT Limit = ± 0.5 minutes of internal standard RT

Column used to flag values outside QC limits

FORM VIII 8260C

FORM I
GC/MS VOA ORGANICS ANALYSIS DATA SHEET

Lab Name: TestAmerica Edison | Job No.: 460-121256-1

SDG No.:

Client Sample ID: MW-1S-A | Lab Sample ID: 460-121256-1

Matrix: Water | Lab File ID: A28140.D

Analysis Method: 8260C | Date Collected: 09/29/2016 08:45

Sample wt/vol: 5(mL) | Date Analyzed: 10/11/2016 03:20

Soil Aliquot Vol: | Dilution Factor: 1

Soil Extract Vol.: | GC Column: Rtx-624 ID: 0.25(mm)

% Moisture: | Level: (low/med) Low

Analysis Batch No.: 396289 | Units: ug/L

CAS NO.	COMPOUND NAME	RESULT	Q	RL	MDL
71-55-6	1,1,1-Trichloroethane	0.28	U	1.0	0.28
79-34-5	1,1,2,2-Tetrachloroethane	0.19	U	1.0	0.19
79-00-5	1,1,2-Trichloroethane	0.080	U	1.0	0.080
75-34-3	1,1-Dichloroethane	0.24	U	1.0	0.24
75-35-4	1,1-Dichloroethene	0.34	U	1.0	0.34
87-61-6	1,2,3-Trichlorobenzene	0.35	U	1.0	0.35
120-82-1	1,2,4-Trichlorobenzene	0.27	U	1.0	0.27
96-12-8	1,2-Dibromo-3-Chloropropane	0.23	U	1.0	0.23
106-93-4	1,2-Dibromoethane	0.19	U	1.0	0.19
95-50-1	1,2-Dichlorobenzene	0.22	U	1.0	0.22
107-06-2	1,2-Dichloroethane	0.73	J	1.0	0.25
78-87-5	1,2-Dichloropropane	0.18	U	1.0	0.18
541-73-1	1,3-Dichlorobenzene	0.33	U	1.0	0.33
106-46-7	1,4-Dichlorobenzene	0.33	U	1.0	0.33
123-91-1	1,4-Dioxane	8.7	U	50	8.7
78-93-3	2-Butanone	2.2	U	5.0	2.2
591-78-6	2-Hexanone	0.72	U	5.0	0.72
108-10-1	4-Methyl-2-pentanone	0.63	U	5.0	0.63
67-64-1	Acetone	7.0		5.0	1.1
71-43-2	Benzene	0.090	U	1.0	0.090
74-97-5	Bromochloromethane	0.30	U	1.0	0.30
75-27-4	Bromodichloromethane	0.15	U	1.0	0.15
75-25-2	Bromoform	0.18	U	1.0	0.18
74-83-9	Bromomethane	0.18	U	1.0	0.18
75-15-0	Carbon disulfide	0.22	U	1.0	0.22
56-23-5	Carbon tetrachloride	0.33	U	1.0	0.33
108-90-7	Chlorobenzene	0.24	U	1.0	0.24
75-00-3	Chloroethane	0.37	U	1.0	0.37
67-66-3	Chloroform	0.72	J	1.0	0.22
74-87-3	Chloromethane	0.22	U	1.0	0.22
156-59-2	cis-1,2-Dichloroethene	0.26	U	1.0	0.26
10061-01-5	cis-1,3-Dichloropropene	0.16	U	1.0	0.16
110-82-7	Cyclohexane	3.3		1.0	0.26
124-48-1	Dibromochloromethane	0.22	U	1.0	0.22
75-71-8	Dichlorodifluoromethane	0.14	U	1.0	0.14
100-41-4	Ethylbenzene	0.30	U	1.0	0.30

FORM I
GC/MS VOA ORGANICS ANALYSIS DATA SHEET

Lab Name: TestAmerica Edison | Job No.: 460-121256-1

SDG No.:

Client Sample ID: MW-1S-A | Lab Sample ID: 460-121256-1

Matrix: Water | Lab File ID: A28140.D

Analysis Method: 8260C | Date Collected: 09/29/2016 08:45

Sample wt/vol: 5(mL) | Date Analyzed: 10/11/2016 03:20

Soil Aliquot Vol: | Dilution Factor: 1

Soil Extract Vol.: | GC Column: Rtx-624 ID: 0.25(mm)

% Moisture: | Level: (low/med) Low

Analysis Batch No.: 396289 | Units: ug/L

CAS NO.	COMPOUND NAME	RESULT	Q	RL	MDL
76-13-1	Freon TF	0.54	J	1.0	0.34
98-82-8	Isopropylbenzene	0.32	U	1.0	0.32
179601-23-1	m&p-Xylene	0.28	U	1.0	0.28
79-20-9	Methyl acetate	0.87	J	5.0	0.58
108-87-2	Methylcyclohexane	0.22	U	1.0	0.22
75-09-2	Methylene Chloride	0.21	U	1.0	0.21
1634-04-4	MTBE	0.13	U	1.0	0.13
95-47-6	o-Xylene	0.32	U	1.0	0.32
100-42-5	Styrene	0.17	U	1.0	0.17
127-18-4	Tetrachloroethene	0.38	J	1.0	0.12
108-88-3	Toluene	0.25	J	1.0	0.25
156-60-5	trans-1,2-Dichloroethene	0.18	U	1.0	0.18
10061-02-6	trans-1,3-Dichloropropene	0.19	U	1.0	0.19
79-01-6	Trichloroethene	0.47	J	1.0	0.22
75-69-4	Trichlorofluoromethane	0.15	U	1.0	0.15
75-01-4	Vinyl chloride	0.060	U	1.0	0.060

CAS NO.	SURROGATE	%REC	Q	LIMITS
17060-07-0	1,2-Dichloroethane-d4 (Surr)	101		70-130
460-00-4	Bromofluorobenzene	97		70-130
1868-53-7	Dibromofluoromethane (Surr)	100		70-130
2037-26-5	Toluene-d8 (Surr)	100		70-130

FORM I
GC/MS VOA ORGANICS ANALYSIS DATA SHEET
TENTATIVELY IDENTIFIED COMPOUNDS

Lab Name: TestAmerica Edison Job No.: 460-121256-1

SDG No.:

Client Sample ID: MW-1S-A Lab Sample ID: 460-121256-1

Matrix: Water Lab File ID: A28140.D

Analysis Method: 8260C Date Collected: 09/29/2016 08:45

Sample wt/vol: 5(mL) Date Analyzed: 10/11/2016 03:20

Soil Aliquot Vol: Dilution Factor: 1

Soil Extract Vol.: GC Column: Rtx-624 ID: 0.25(mm)

% Moisture: Level: (low/med) Low

Analysis Batch No.: 396289 Units: ug/L

Number TICs Found: 0 TIC Result Total: 0

CAS NO.	COMPOUND NAME	RT	RESULT	Q	MATCH QUALITY
	Tentatively Identified Compound		None		

TestAmerica Edison
Target Compound Quantitation Report

Data File: \\ChromNA\Edison\ChromData\CVOAMS1\20161010-46706.b\A28140.D
Lims ID: 460-121256-A-1
Client ID: MW-1S-A
Sample Type: Client
Inject. Date: 11-Oct-2016 03:20:30 ALS Bottle#: 19 Worklist Smp#: 20
Purge Vol: 5.000 mL Dil. Factor: 1.0000
Sample Info: 460-121256-A-1
Misc. Info.: 460-0046706-020
Operator ID: VOA GC/MS1 Instrument ID: CVOAMS1

Method: \\ChromNA\Edison\ChromData\CVOAMS1\20161010-46706.b\8260624W_1.m
Limit Group: VOA - 8260C Water and Solid
Last Update: 11-Oct-2016 13:56:37 Calib Date: 08-Sep-2016 04:26:30
Integrator: RTE ID Type: Deconvolution ID
Quant Method: Internal Standard Quant By: Initial Calibration
Last ICal File: \\ChromNA\Edison\ChromData\CVOAMS1\20160908-45311.b\A26272.D

Column 1 : Rtx-624 (0.25 mm) Det: MS SCAN
Process Host: XAWRK013

First Level Reviewer: delpolitov Date: 11-Oct-2016 13:55:17

Compound	Sig	RT (min.)	Exp RT (min.)	Dlt RT (min.)	Q	Response	OnCol Amt ug/l	Flags
17 1,1,2-Trichloro-1,2,2-trif	101	2.999	2.999	0.000	59	1251	0.5385	
19 Acetone	43	3.090	3.096	-0.006	87	5353	6.98	
24 Methyl acetate	43	3.334	3.346	-0.012	95	2144	0.8679	
* 28 TBA-d9 (IS)	65	3.450	3.468	-0.018	99	244747	1000.0	
* 39 2-Butanone-d5	46	4.431	4.437	-0.006	99	296188	250.0	
49 Chloroform	83	4.693	4.700	-0.007	95	3502	0.7234	
50 Cyclohexane	56	4.803	4.809	-0.006	95	16202	3.28	
$ 53 Dibromofluoromethane (Surr	113	4.822	4.828	-0.006	95	122892	49.9	
$ 59 1,2-Dichloroethane-d4 (Sur	65	5.102	5.102	0.000	98	151303	50.7	
62 1,2-Dichloroethane	62	5.157	5.163	-0.006	96	2606	0.7338	
* 64 Fluorobenzene	96	5.309	5.315	-0.006	98	465592	50.0	
66 Trichloroethene	95	5.571	5.577	-0.006	94	1185	0.4683	
* 70 1,4-Dioxane-d8	96	5.846	5.858	-0.012	94	24220	1000.0	
$ 81 Toluene-d8 (Surr)	98	6.663	6.663	0.000	99	425242	50.2	
82 Toluene	91	6.724	6.724	0.000	92	2578	0.2541	
86 Tetrachloroethene	166	7.144	7.144	0.000	93	776	0.3767	
* 92 Chlorobenzene-d5	117	7.784	7.784	0.000	89	296780	50.0	
$ 103 4-Bromofluorobenzene	174	8.522	8.528	-0.006	83	114764	48.4	
* 119 1,4-Dichlorobenzene-d4	152	9.174	9.180	-0.006	98	167309	50.0	

Reagents:

8260ISNEW_00085 Amount Added: 1.00 Units: uL Run Reagent
8260SURR250_00140 Amount Added: 1.00 Units: uL Run Reagent

Report Date: 11-Oct-2016 13:56:38 Chrom Revision: 2.2 08-Sep-2016 14:45:52

TestAmerica Edison

Data File: \\ChromNA\Edison\ChromData\CVOAMS1\20161010-46706.b\A28140.D

Injection Date:	11-Oct-2016 03:20:30	Instrument ID:	CVOAMS1	Operator ID:	VOA GC/MS1
Lims ID:	460-121256-A-1	Lab Sample ID:	460-121256-1	Worklist Smp#:	20
Client ID:	MW-1S-A				
Purge Vol:	5.000 mL	Dil. Factor:	1.0000	ALS Bottle#:	19
Method:	8260624W_1	Limit Group:	VOA - 8260C Water and Solid		

Column: Rtx-624 (0.25 mm)

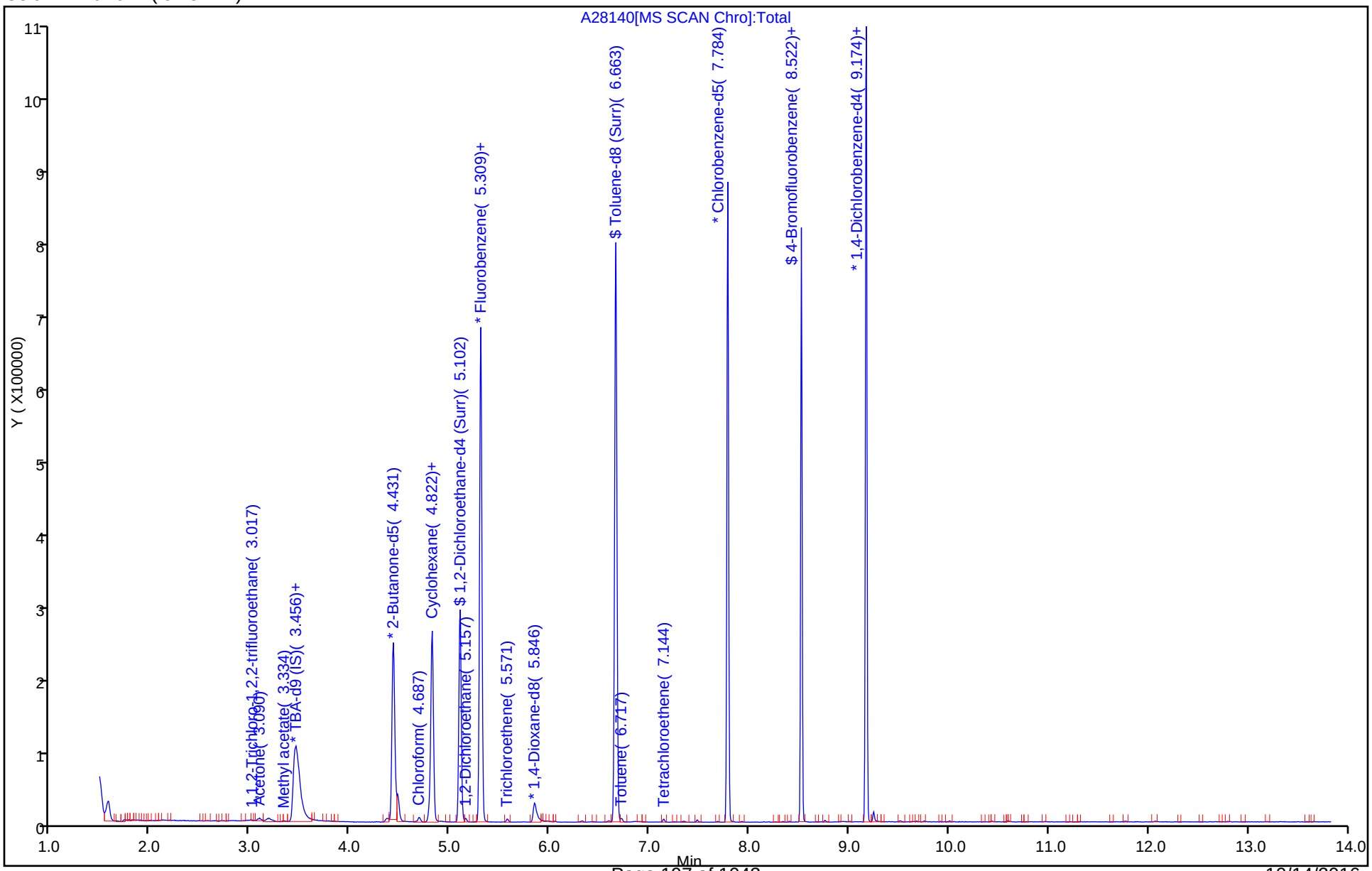

TestAmerica Edison

Data File:	\\ChromNA\Edison\ChromData\CVOAMS1\20161010-46706.b\A28140.D		
Injection Date:	11-Oct-2016 03:20:30	Instrument ID:	CVOAMS1
Lims ID:	460-121256-A-1	Lab Sample ID:	460-121256-1
Client ID:	MW-1S-A		
Operator ID:	VOA GC/MS1	ALS Bottle#:	19 Worklist Smp#: 20
Purge Vol:	5.000 mL	Dil. Factor:	1.0000
Method:	8260624W_1	Limit Group:	VOA - 8260C Water and Solid
Column:	Rtx-624 (0.25 mm)	Detector	MS SCAN

62 1,2-Dichloroethane, CAS: 107-06-2

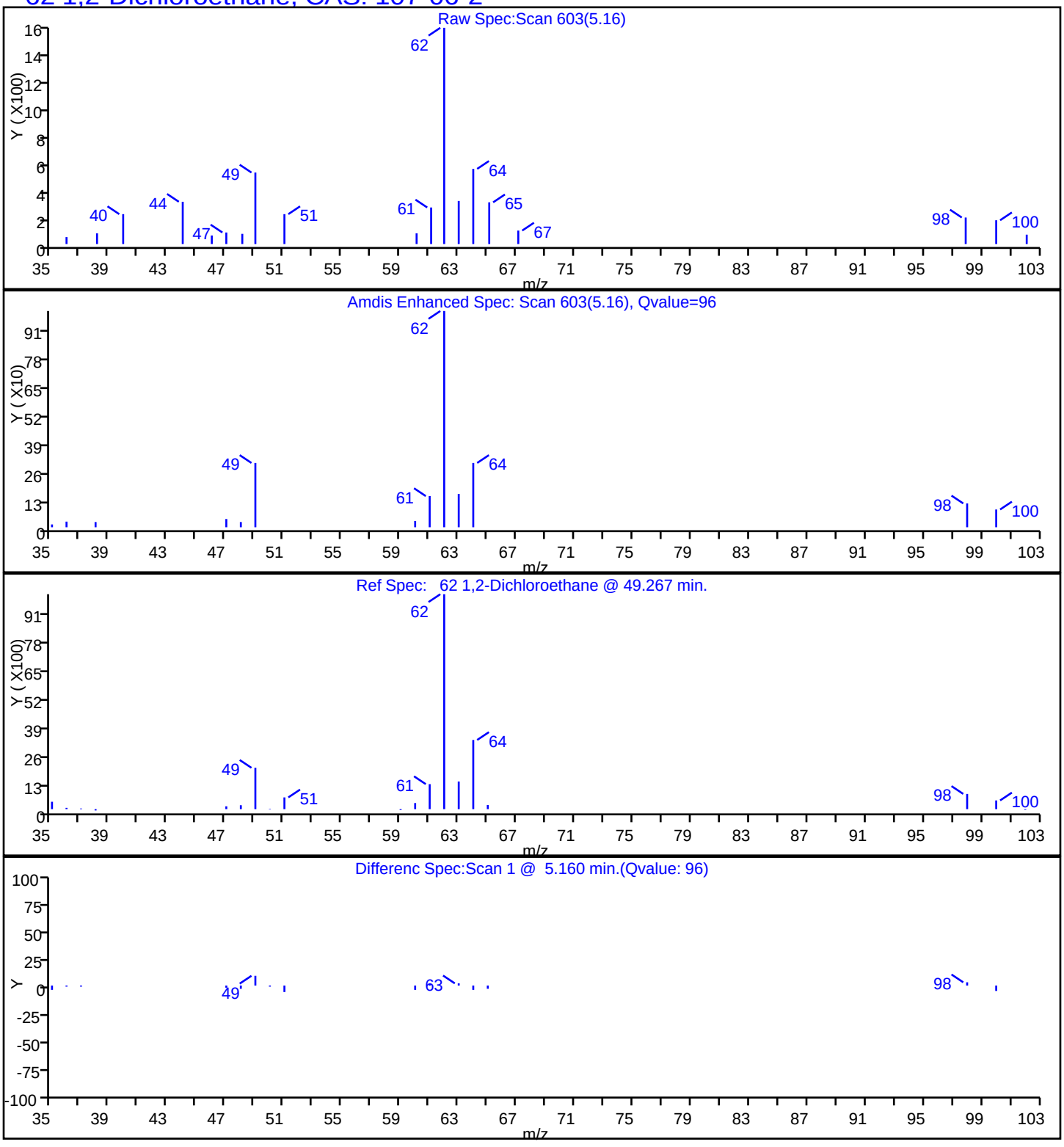

TestAmerica Edison

Data File:	\\ChromNA\Edison\ChromData\CVOAMS1\20161010-46706.b\A28140.D				
Injection Date:	11-Oct-2016 03:20:30	Instrument ID:	CVOAMS1		
Lims ID:	460-121256-A-1	Lab Sample ID:	460-121256-1		
Client ID:	MW-1S-A				
Operator ID:	VOA GC/MS1	ALS Bottle#:	19	Worklist Smp#:	20
Purge Vol:	5.000 mL	Dil. Factor:	1.0000		
Method:	8260624W_1	Limit Group:	VOA - 8260C Water and Solid		
Column:	Rtx-624 (0.25 mm)	Detector	MS SCAN		

19 Acetone, CAS: 67-64-1

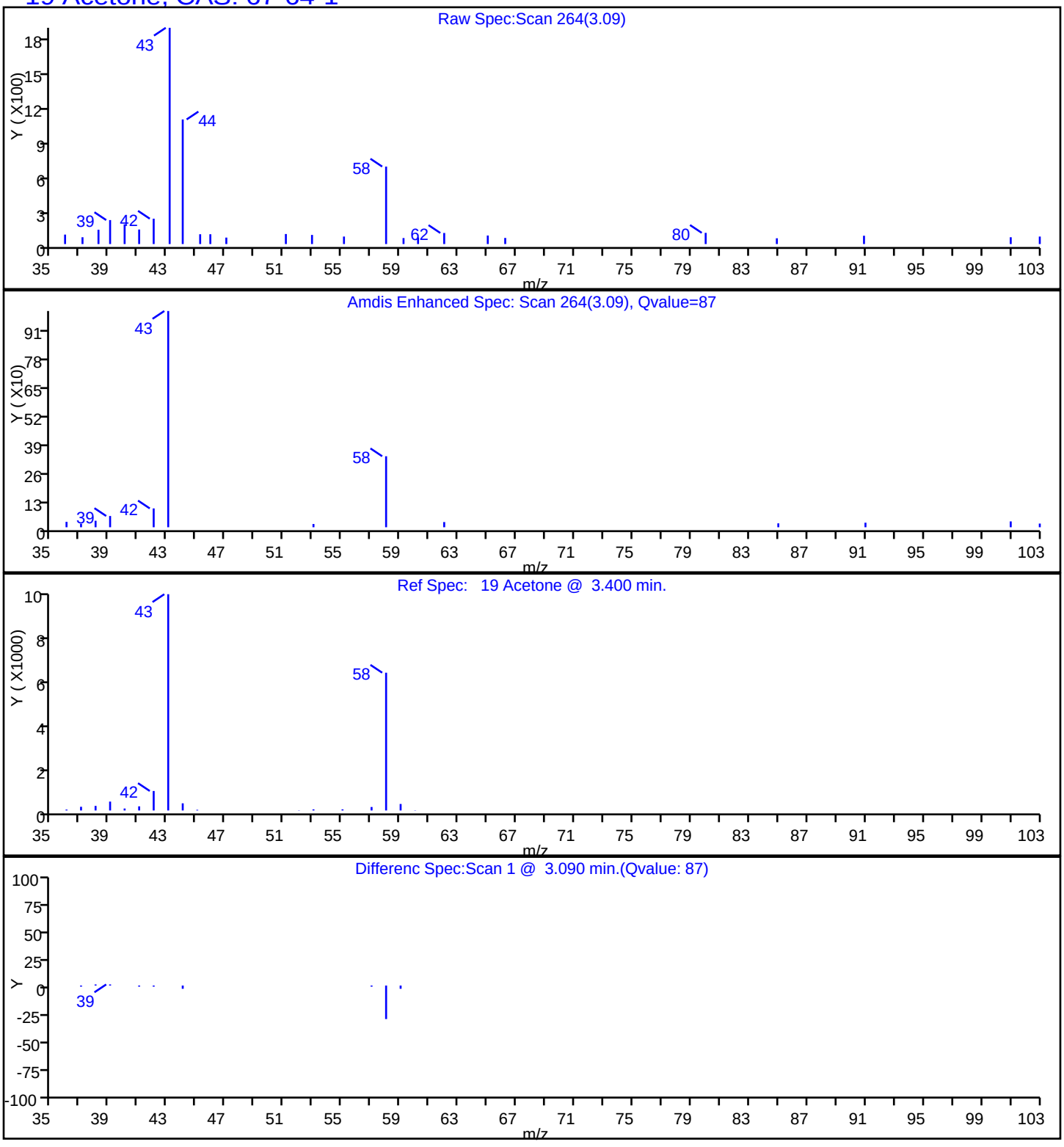

TestAmerica Edison

Data File:	\\ChromNA\Edison\ChromData\CVOAMS1\20161010-46706.b\A28140.D				
Injection Date:	11-Oct-2016 03:20:30	Instrument ID:	CVOAMS1		
Lims ID:	460-121256-A-1	Lab Sample ID:	460-121256-1		
Client ID:	MW-1S-A				
Operator ID:	VOA GC/MS1	ALS Bottle#:	19	Worklist Smp#:	20
Purge Vol:	5.000 mL	Dil. Factor:	1.0000		
Method:	8260624W_1	Limit Group:	VOA - 8260C Water and Solid		
Column:	Rtx-624 (0.25 mm)	Detector	MS SCAN		

49 Chloroform, CAS: 67-66-3

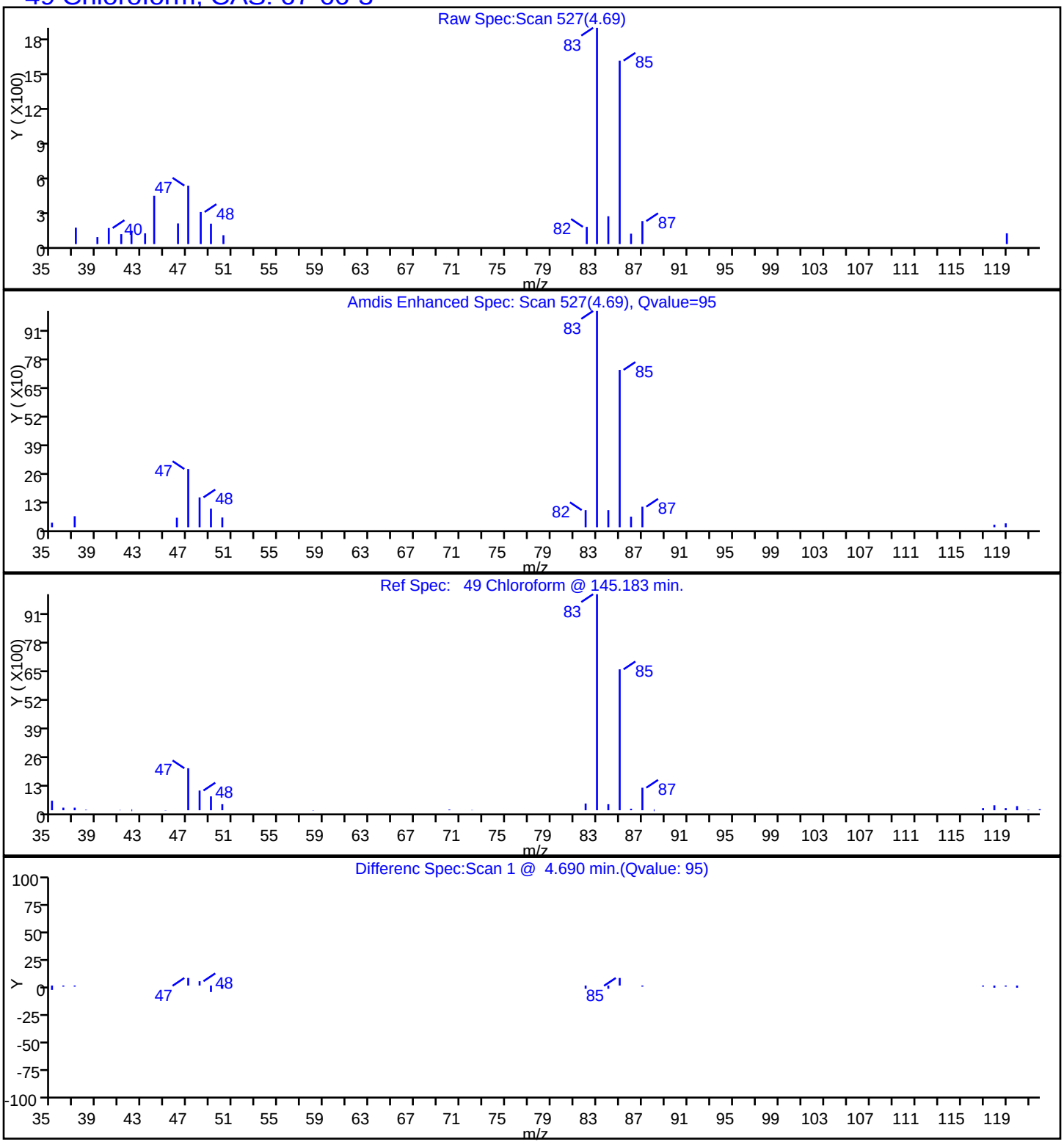

Report Date: 11-Oct-2016 13:56:38 Chrom Revision: 2.2 08-Sep-2016 14:45:52

TestAmerica Edison

Data File: \\ChromNA\Edison\ChromData\CVOAMS1\20161010-46706.b\A28140.D

Injection Date:	11-Oct-2016 03:20:30	Instrument ID:	CVOAMS1		
Lims ID:	460-121256-A-1	Lab Sample ID:	460-121256-1		
Client ID:	MW-1S-A				
Operator ID:	VOA GC/MS1	ALS Bottle#:	19	Worklist Smp#:	20
Purge Vol:	5.000 mL	Dil. Factor:	1.0000		
Method:	8260624W_1	Limit Group:	VOA - 8260C Water and Solid		
Column:	Rtx-624 (0.25 mm)	Detector	MS SCAN		

50 Cyclohexane, CAS: 110-82-7

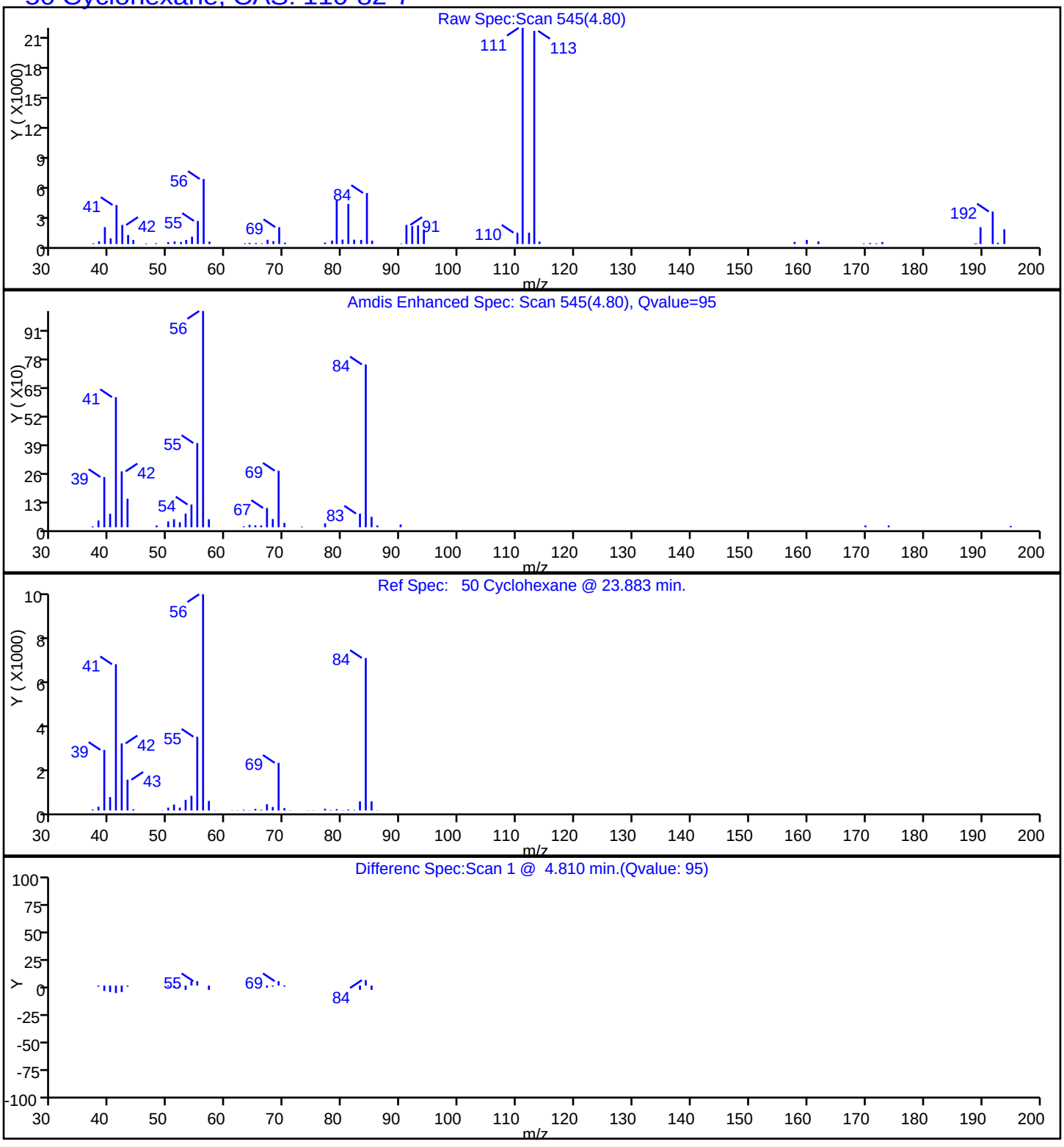

TestAmerica Edison

Data File:	\\ChromNA\Edison\ChromData\CVOAMS1\20161010-46706.b\A28140.D				
Injection Date:	11-Oct-2016 03:20:30	Instrument ID:	CVOAMS1		
Lims ID:	460-121256-A-1	Lab Sample ID:	460-121256-1		
Client ID:	MW-1S-A				
Operator ID:	VOA GC/MS1	ALS Bottle#:	19	Worklist Smp#:	20
Purge Vol:	5.000 mL	Dil. Factor:	1.0000		
Method:	8260624W_1	Limit Group:	VOA - 8260C Water and Solid		
Column:	Rtx-624 (0.25 mm)	Detector	MS SCAN		

17 1,1,2-Trichloro-1,2,2-trifluoroethane, CAS: 76-13-1

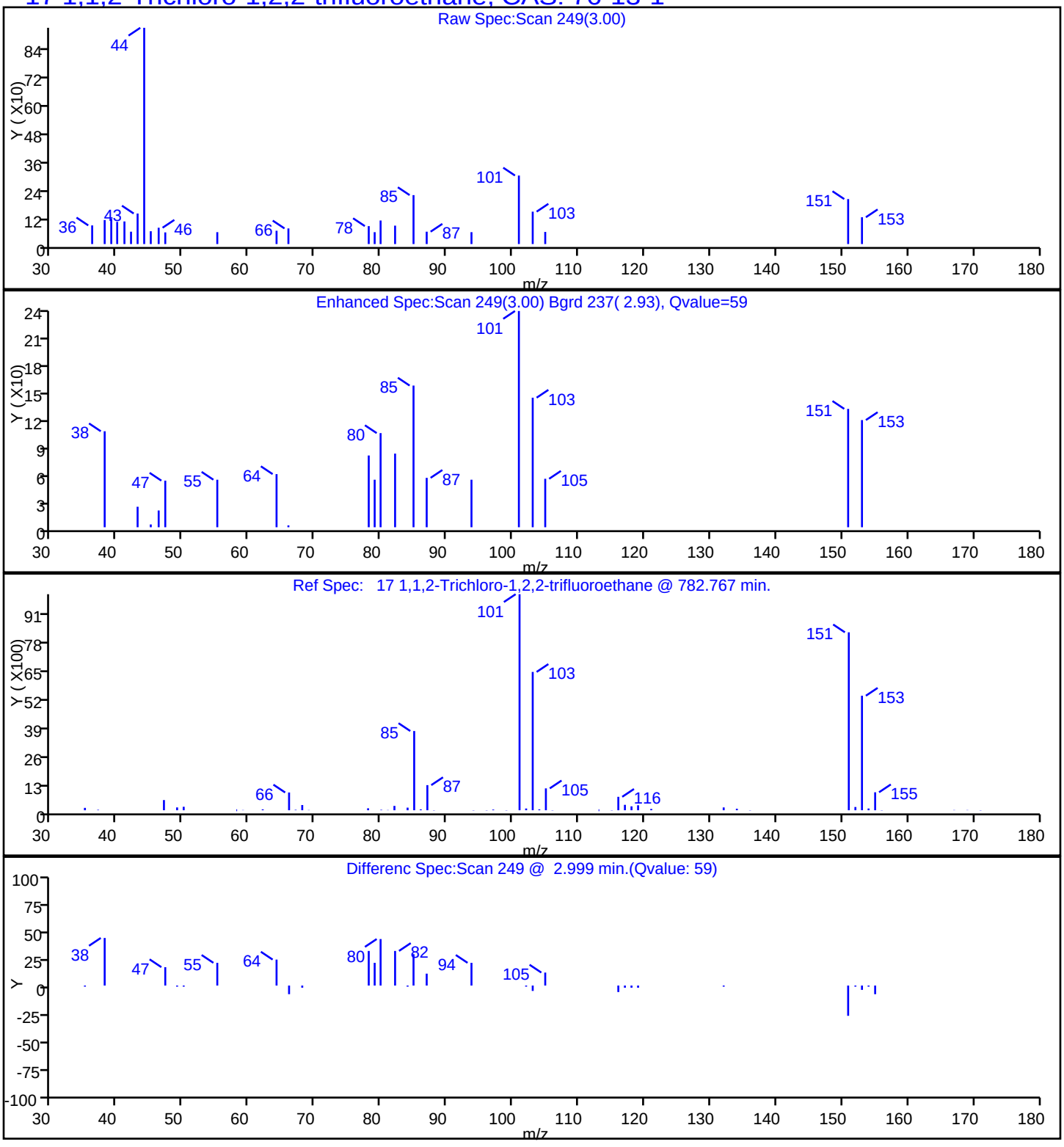

TestAmerica Edison

Data File:	\\ChromNA\Edison\ChromData\CVOAMS1\20161010-46706.b\A28140.D				
Injection Date:	11-Oct-2016 03:20:30	Instrument ID:	CVOAMS1		
Lims ID:	460-121256-A-1	Lab Sample ID:	460-121256-1		
Client ID:	MW-1S-A				
Operator ID:	VOA GC/MS1	ALS Bottle#:	19	Worklist Smp#:	20
Purge Vol:	5.000 mL	Dil. Factor:	1.0000		
Method:	8260624W_1	Limit Group:	VOA - 8260C Water and Solid		
Column:	Rtx-624 (0.25 mm)	Detector	MS SCAN		

24 Methyl acetate, CAS: 79-20-9

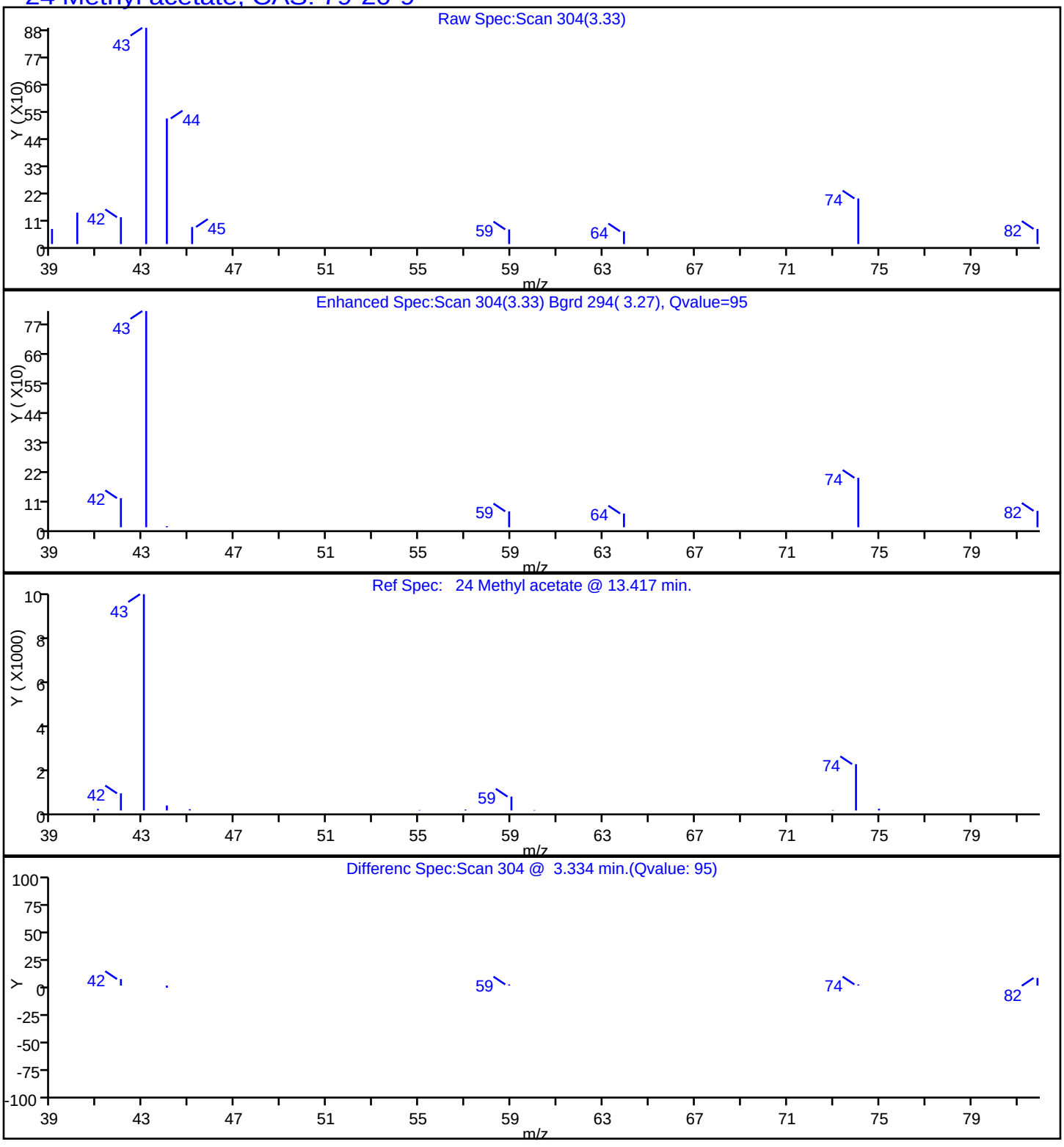

TestAmerica Edison

Data File:	\\ChromNA\Edison\ChromData\CVOAMS1\20161010-46706.b\A28140.D				
Injection Date:	11-Oct-2016 03:20:30	Instrument ID:	CVOAMS1		
Lims ID:	460-121256-A-1	Lab Sample ID:	460-121256-1		
Client ID:	MW-1S-A				
Operator ID:	VOA GC/MS1	ALS Bottle#:	19	Worklist Smp#:	20
Purge Vol:	5.000 mL	Dil. Factor:	1.0000		
Method:	8260624W_1	Limit Group:	VOA - 8260C Water and Solid		
Column:	Rtx-624 (0.25 mm)	Detector	MS SCAN		

86 Tetrachloroethene, CAS: 127-18-4

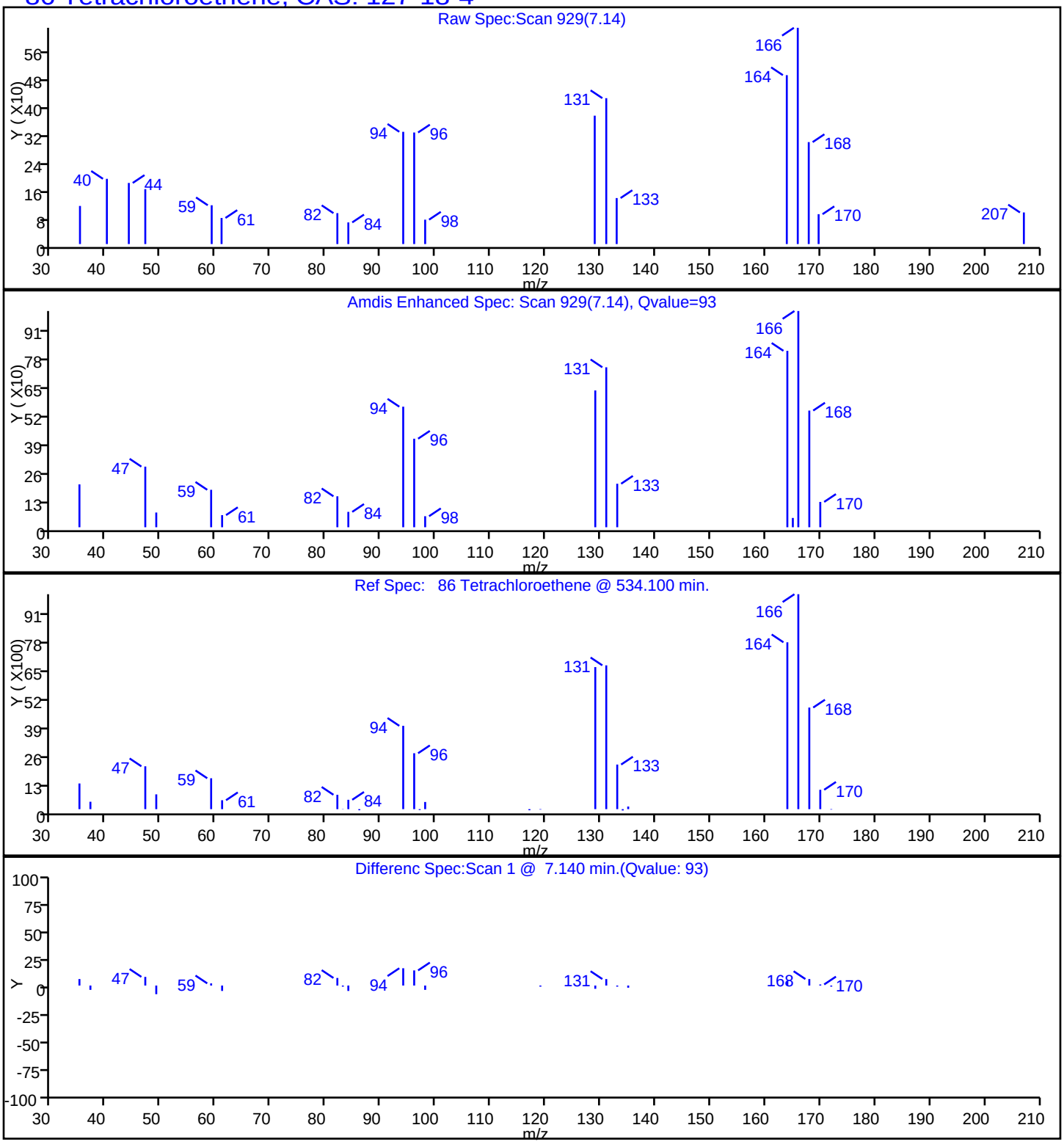

TestAmerica Edison

Data File:	\\ChromNA\Edison\ChromData\CVOAMS1\20161010-46706.b\A28140.D				
Injection Date:	11-Oct-2016 03:20:30	Instrument ID:	CVOAMS1		
Lims ID:	460-121256-A-1	Lab Sample ID:	460-121256-1		
Client ID:	MW-1S-A				
Operator ID:	VOA GC/MS1	ALS Bottle#:	19	Worklist Smp#:	20
Purge Vol:	5.000 mL	Dil. Factor:	1.0000		
Method:	8260624W_1	Limit Group:	VOA - 8260C Water and Solid		
Column:	Rtx-624 (0.25 mm)	Detector	MS SCAN		

82 Toluene, CAS: 108-88-3

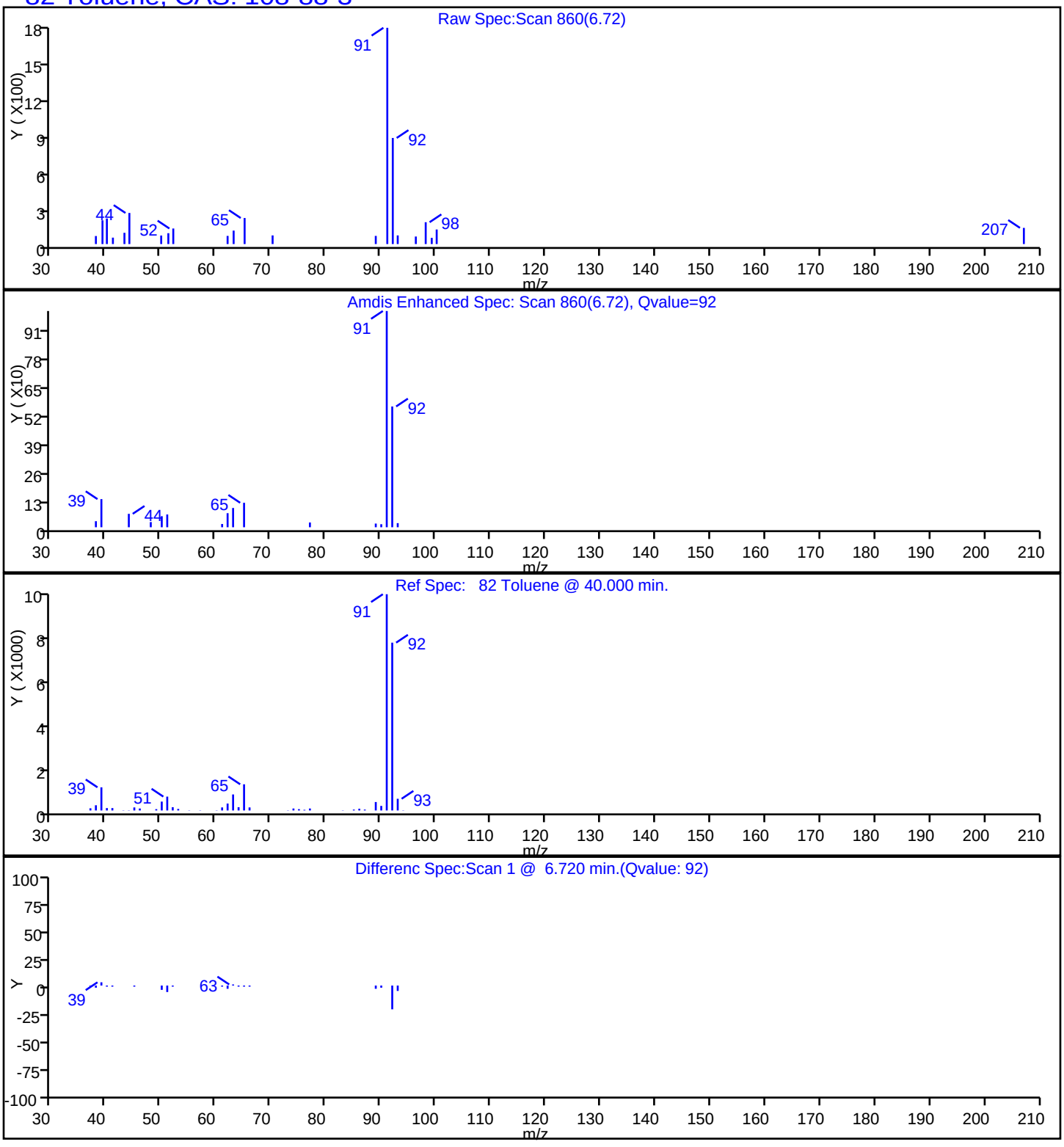

Report Date: 11-Oct-2016 13:56:38 Chrom Revision: 2.2 08-Sep-2016 14:45:52

TestAmerica Edison

Data File: \\ChromNA\Edison\ChromData\CVOAMS1\20161010-46706.b\A28140.D

Injection Date:	11-Oct-2016 03:20:30	Instrument ID:	CVOAMS1		
Lims ID:	460-121256-A-1	Lab Sample ID:	460-121256-1		
Client ID:	MW-1S-A				
Operator ID:	VOA GC/MS1	ALS Bottle#:	19	Worklist Smp#:	20
Purge Vol:	5.000 mL	Dil. Factor:	1.0000		
Method:	8260624W_1	Limit Group:	VOA - 8260C Water and Solid		
Column:	Rtx-624 (0.25 mm)	Detector	MS SCAN		

66 Trichloroethene, CAS: 79-01-6

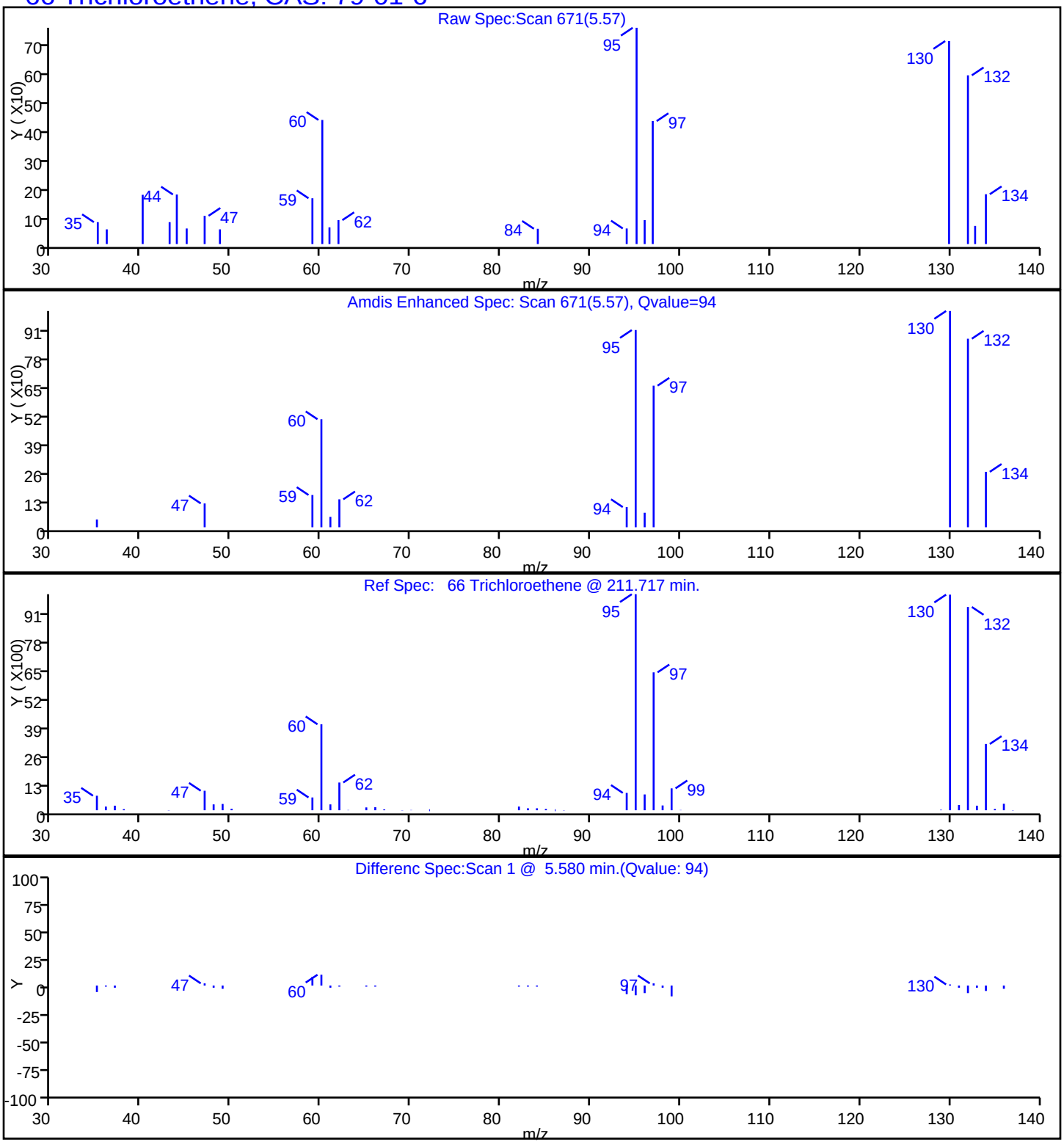

FORM I
GC/MS VOA ORGANICS ANALYSIS DATA SHEET

Lab Name: TestAmerica Edison | Job No.: 460-121256-1

SDG No.:

Client Sample ID: MW-1S-B | Lab Sample ID: 460-121256-2

Matrix: Water | Lab File ID: A28141.D

Analysis Method: 8260C | Date Collected: 09/29/2016 08:48

Sample wt/vol: 5(mL) | Date Analyzed: 10/11/2016 03:44

Soil Aliquot Vol: | Dilution Factor: 1

Soil Extract Vol.: | GC Column: Rtx-624 ID: 0.25(mm)

% Moisture: | Level: (low/med) Low

Analysis Batch No.: 396289 | Units: ug/L

CAS NO.	COMPOUND NAME	RESULT	Q	RL	MDL
71-55-6	1,1,1-Trichloroethane	0.28	U	1.0	0.28
79-34-5	1,1,2,2-Tetrachloroethane	0.19	U	1.0	0.19
79-00-5	1,1,2-Trichloroethane	0.080	U	1.0	0.080
75-34-3	1,1-Dichloroethane	0.24	U	1.0	0.24
75-35-4	1,1-Dichloroethene	0.34	U	1.0	0.34
87-61-6	1,2,3-Trichlorobenzene	0.35	U	1.0	0.35
120-82-1	1,2,4-Trichlorobenzene	0.27	U	1.0	0.27
96-12-8	1,2-Dibromo-3-Chloropropane	0.23	U	1.0	0.23
106-93-4	1,2-Dibromoethane	0.19	U	1.0	0.19
95-50-1	1,2-Dichlorobenzene	0.22	U	1.0	0.22
107-06-2	1,2-Dichloroethane	0.59	J	1.0	0.25
78-87-5	1,2-Dichloropropane	0.18	U	1.0	0.18
541-73-1	1,3-Dichlorobenzene	0.33	U	1.0	0.33
106-46-7	1,4-Dichlorobenzene	0.33	U	1.0	0.33
123-91-1	1,4-Dioxane	8.7	U	50	8.7
78-93-3	2-Butanone	2.2	U	5.0	2.2
591-78-6	2-Hexanone	0.72	U	5.0	0.72
108-10-1	4-Methyl-2-pentanone	0.63	U	5.0	0.63
67-64-1	Acetone	7.4		5.0	1.1
71-43-2	Benzene	0.090	U	1.0	0.090
74-97-5	Bromochloromethane	0.30	U	1.0	0.30
75-27-4	Bromodichloromethane	0.15	U	1.0	0.15
75-25-2	Bromoform	0.18	U	1.0	0.18
74-83-9	Bromomethane	0.18	U	1.0	0.18
75-15-0	Carbon disulfide	0.22	U	1.0	0.22
56-23-5	Carbon tetrachloride	0.33	U	1.0	0.33
108-90-7	Chlorobenzene	0.24	U	1.0	0.24
75-00-3	Chloroethane	0.37	U	1.0	0.37
67-66-3	Chloroform	0.82	J	1.0	0.22
74-87-3	Chloromethane	0.22	U	1.0	0.22
156-59-2	cis-1,2-Dichloroethene	0.26	U	1.0	0.26
10061-01-5	cis-1,3-Dichloropropene	0.16	U	1.0	0.16
110-82-7	Cyclohexane	1.7		1.0	0.26
124-48-1	Dibromochloromethane	0.22	U	1.0	0.22
75-71-8	Dichlorodifluoromethane	0.14	U	1.0	0.14
100-41-4	Ethylbenzene	0.30	U	1.0	0.30

FORM I
GC/MS VOA ORGANICS ANALYSIS DATA SHEET

Lab Name: TestAmerica Edison | Job No.: 460-121256-1

SDG No.:

Client Sample ID: MW-1S-B | Lab Sample ID: 460-121256-2

Matrix: Water | Lab File ID: A28141.D

Analysis Method: 8260C | Date Collected: 09/29/2016 08:48

Sample wt/vol: 5(mL) | Date Analyzed: 10/11/2016 03:44

Soil Aliquot Vol: | Dilution Factor: 1

Soil Extract Vol.: | GC Column: Rtx-624 ID: 0.25(mm)

% Moisture: | Level: (low/med) Low

Analysis Batch No.: 396289 | Units: ug/L

CAS NO.	COMPOUND NAME	RESULT	Q	RL	MDL
76-13-1	Freon TF	0.55	J	1.0	0.34
98-82-8	Isopropylbenzene	0.32	U	1.0	0.32
179601-23-1	m&p-Xylene	0.28	U	1.0	0.28
79-20-9	Methyl acetate	1.0	J	5.0	0.58
108-87-2	Methylcyclohexane	0.22	U	1.0	0.22
75-09-2	Methylene Chloride	0.21	U	1.0	0.21
1634-04-4	MTBE	0.13	U	1.0	0.13
95-47-6	o-Xylene	0.32	U	1.0	0.32
100-42-5	Styrene	0.17	U	1.0	0.17
127-18-4	Tetrachloroethene	0.41	J	1.0	0.12
108-88-3	Toluene	0.25	U	1.0	0.25
156-60-5	trans-1,2-Dichloroethene	0.18	U	1.0	0.18
10061-02-6	trans-1,3-Dichloropropene	0.19	U	1.0	0.19
79-01-6	Trichloroethene	0.62	J	1.0	0.22
75-69-4	Trichlorofluoromethane	0.15	U	1.0	0.15
75-01-4	Vinyl chloride	0.060	U	1.0	0.060

CAS NO.	SURROGATE	%REC	Q	LIMITS
17060-07-0	1,2-Dichloroethane-d4 (Surr)	102		70-130
460-00-4	Bromofluorobenzene	97		70-130
1868-53-7	Dibromofluoromethane (Surr)	100		70-130
2037-26-5	Toluene-d8 (Surr)	101		70-130

FORM I
GC/MS VOA ORGANICS ANALYSIS DATA SHEET
TENTATIVELY IDENTIFIED COMPOUNDS

Lab Name: TestAmerica Edison Job No.: 460-121256-1

SDG No.:

Client Sample ID: MW-1S-B Lab Sample ID: 460-121256-2

Matrix: Water Lab File ID: A28141.D

Analysis Method: 8260C Date Collected: 09/29/2016 08:48

Sample wt/vol: 5(mL) Date Analyzed: 10/11/2016 03:44

Soil Aliquot Vol: Dilution Factor: 1

Soil Extract Vol.: GC Column: Rtx-624 ID: 0.25(mm)

% Moisture: Level: (low/med) Low

Analysis Batch No.: 396289 Units: ug/L

Number TICs Found: 0 TIC Result Total: 0

CAS NO.	COMPOUND NAME	RT	RESULT	Q	MATCH QUALITY
	Tentatively Identified Compound		None		

TestAmerica Edison
Target Compound Quantitation Report

Data File: \\ChromNA\Edison\ChromData\CVOAMS1\20161010-46706.b\A28141.D
Lims ID: 460-121256-A-2
Client ID: MW-1S-B
Sample Type: Client
Inject. Date: 11-Oct-2016 03:44:30 ALS Bottle#: 20 Worklist Smp#: 21
Purge Vol: 5.000 mL Dil. Factor: 1.0000
Sample Info: 460-121256-A-2
Misc. Info.: 460-0046706-021
Operator ID: VOA GC/MS1 Instrument ID: CVOAMS1

Method: \\ChromNA\Edison\ChromData\CVOAMS1\20161010-46706.b\8260624W_1.m
Limit Group: VOA - 8260C Water and Solid
Last Update: 11-Oct-2016 13:56:32 Calib Date: 08-Sep-2016 04:26:30
Integrator: RTE ID Type: Deconvolution ID
Quant Method: Internal Standard Quant By: Initial Calibration
Last ICal File: \\ChromNA\Edison\ChromData\CVOAMS1\20160908-45311.b\A26272.D

Column 1 : Rtx-624 (0.25 mm) Det: MS SCAN
Process Host: XAWRK013

First Level Reviewer: moroneyc Date: 11-Oct-2016 08:01:30

Compound	Sig	RT (min.)	Exp RT (min.)	Dlt RT (min.)	Q	Response	OnCol Amt ug/l	Flags
17 1,1,2-Trichloro-1,2,2-trif	101	2.987	2.999	-0.012	49	1334	0.5461	
19 Acetone	43	3.096	3.096	0.000	87	5920	7.41	
24 Methyl acetate	43	3.340	3.346	-0.006	99	2686	1.03	
* 28 TBA-d9 (IS)	65	3.462	3.468	-0.006	100	241101	1000.0	
* 39 2-Butanone-d5	46	4.431	4.437	-0.006	98	308551	250.0	
49 Chloroform	83	4.694	4.700	-0.006	97	4193	0.8236	
50 Cyclohexane	56	4.803	4.809	-0.006	93	8851	1.71	
$ 53 Dibromofluoromethane (Surr	113	4.822	4.828	-0.006	96	129377	50.0	
$ 59 1,2-Dichloroethane-d4 (Sur	65	5.102	5.102	0.000	98	160034	51.0	
62 1,2-Dichloroethane	62	5.163	5.163	0.000	95	2197	0.5882	
* 64 Fluorobenzene	96	5.309	5.315	-0.006	98	489627	50.0	
66 Trichloroethene	95	5.578	5.577	0.001	90	1648	0.6193	
* 70 1,4-Dioxane-d8	96	5.846	5.858	-0.012	92	20985	1000.0	
$ 81 Toluene-d8 (Surr)	98	6.663	6.663	0.000	99	447702	50.4	
86 Tetrachloroethene	166	7.150	7.144	0.006	90	890	0.4118	
* 92 Chlorobenzene-d5	117	7.784	7.784	0.000	89	311393	50.0	
$ 103 4-Bromofluorobenzene	174	8.522	8.528	-0.006	83	120375	48.4	
* 119 1,4-Dichlorobenzene-d4	152	9.174	9.180	-0.006	98	168920	50.0	

Reagents:

8260ISNEW_00085	Amount Added: 1.00	Units: uL	Run Reagent
8260SURR250_00140	Amount Added: 1.00	Units: uL	Run Reagent

Report Date: 11-Oct-2016 13:56:32 Chrom Revision: 2.2 08-Sep-2016 14:45:52

TestAmerica Edison

Data File: \\ChromNA\Edison\ChromData\CVOAMS1\20161010-46706.b\A28141.D

Injection Date:	11-Oct-2016 03:44:30	Instrument ID:	CVOAMS1	Operator ID:	VOA GC/MS1
Lims ID:	460-121256-A-2	Lab Sample ID:	460-121256-2	Worklist Smp#:	21
Client ID:	MW-1S-B				
Purge Vol:	5.000 mL	Dil. Factor:	1.0000	ALS Bottle#:	20
Method:	8260624W_1	Limit Group:	VOA - 8260C Water and Solid		

Column: Rtx-624 (0.25 mm)

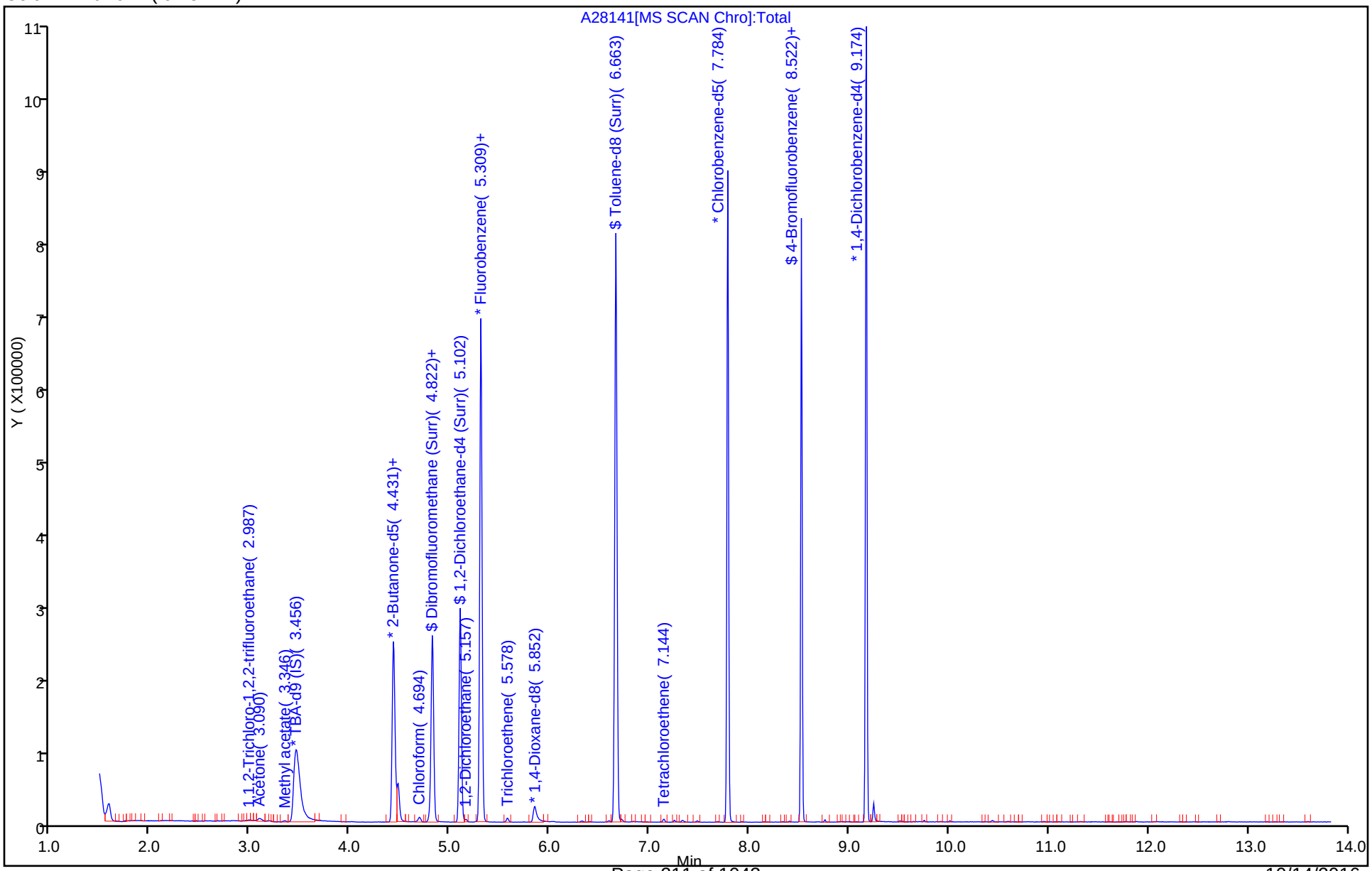

TestAmerica Edison

Data File:	\\ChromNA\Edison\ChromData\CVOAMS1\20161010-46706.b\A28141.D				
Injection Date:	11-Oct-2016 03:44:30	Instrument ID:	CVOAMS1		
Lims ID:	460-121256-A-2	Lab Sample ID:	460-121256-2		
Client ID:	MW-1S-B				
Operator ID:	VOA GC/MS1	ALS Bottle#:	20	Worklist Smp#:	21
Purge Vol:	5.000 mL	Dil. Factor:	1.0000		
Method:	8260624W_1	Limit Group:	VOA - 8260C Water and Solid		
Column:	Rtx-624 (0.25 mm)	Detector	MS SCAN		

62 1,2-Dichloroethane, CAS: 107-06-2

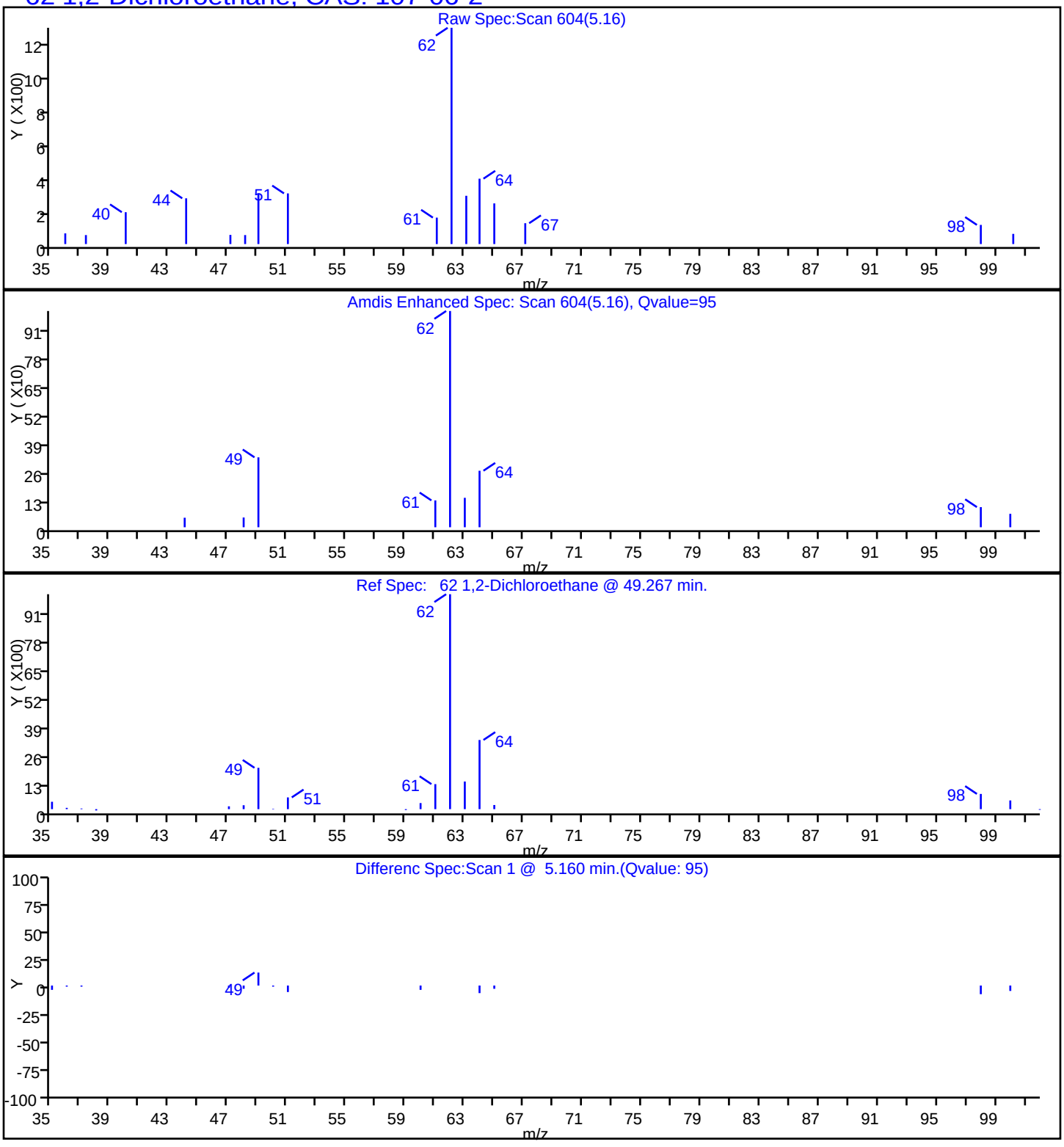

Report Date: 11-Oct-2016 13:56:33 Chrom Revision: 2.2 08-Sep-2016 14:45:52

TestAmerica Edison

Data File:	\\ChromNA\Edison\ChromData\CVOAMS1\20161010-46706.b\A28141.D				
Injection Date:	11-Oct-2016 03:44:30	Instrument ID:	CVOAMS1		
Lims ID:	460-121256-A-2	Lab Sample ID:	460-121256-2		
Client ID:	MW-1S-B				
Operator ID:	VOA GC/MS1	ALS Bottle#:	20	Worklist Smp#:	21
Purge Vol:	5.000 mL	Dil. Factor:	1.0000		
Method:	8260624W_1	Limit Group:	VOA - 8260C Water and Solid		
Column:	Rtx-624 (0.25 mm)	Detector	MS SCAN		

19 Acetone, CAS: 67-64-1

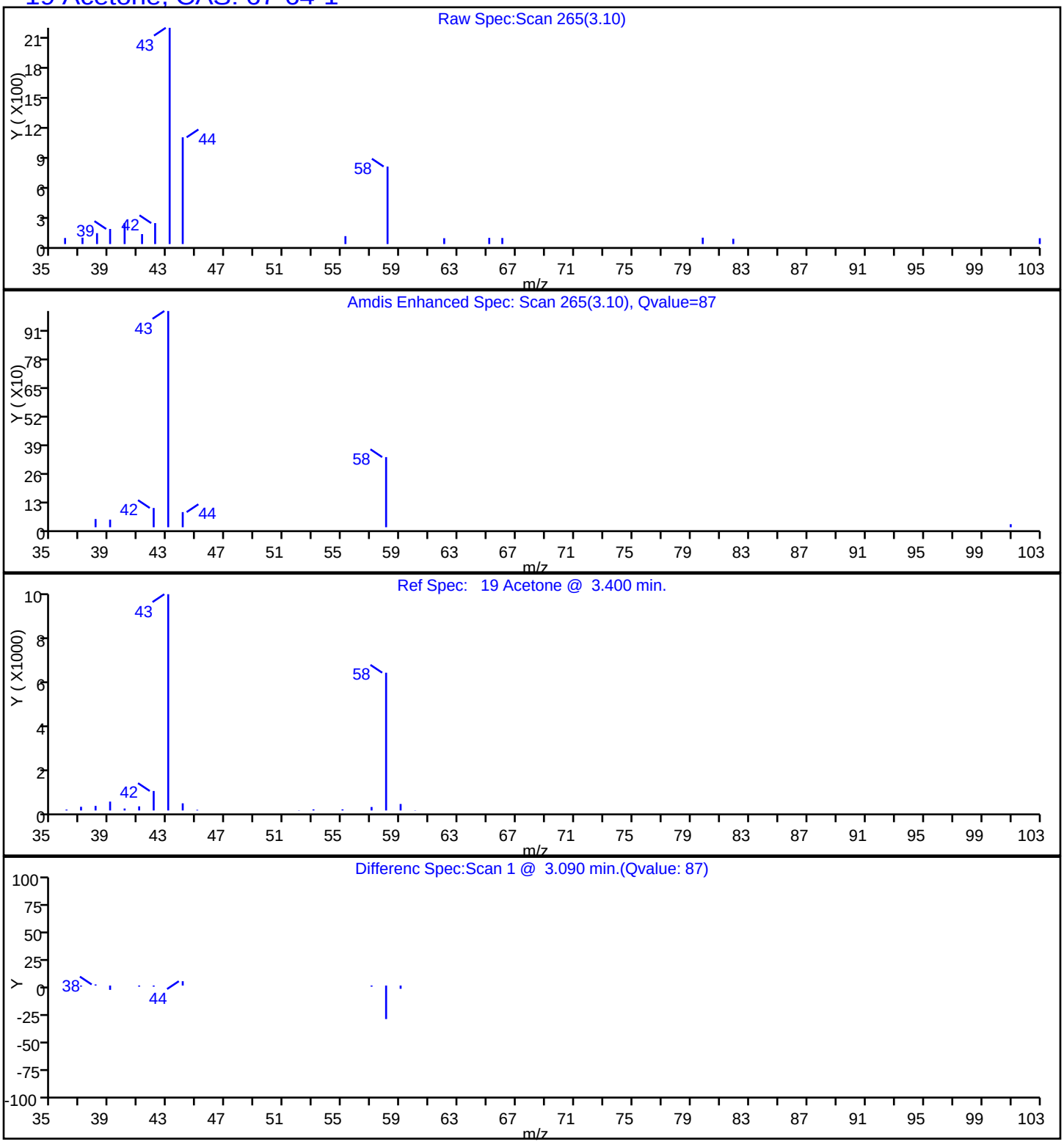

TestAmerica Edison

Data File:	\\ChromNA\Edison\ChromData\CVOAMS1\20161010-46706.b\A28141.D				
Injection Date:	11-Oct-2016 03:44:30	Instrument ID:	CVOAMS1		
Lims ID:	460-121256-A-2	Lab Sample ID:	460-121256-2		
Client ID:	MW-1S-B				
Operator ID:	VOA GC/MS1	ALS Bottle#:	20	Worklist Smp#:	21
Purge Vol:	5.000 mL	Dil. Factor:	1.0000		
Method:	8260624W_1	Limit Group:	VOA - 8260C Water and Solid		
Column:	Rtx-624 (0.25 mm)	Detector	MS SCAN		

49 Chloroform, CAS: 67-66-3

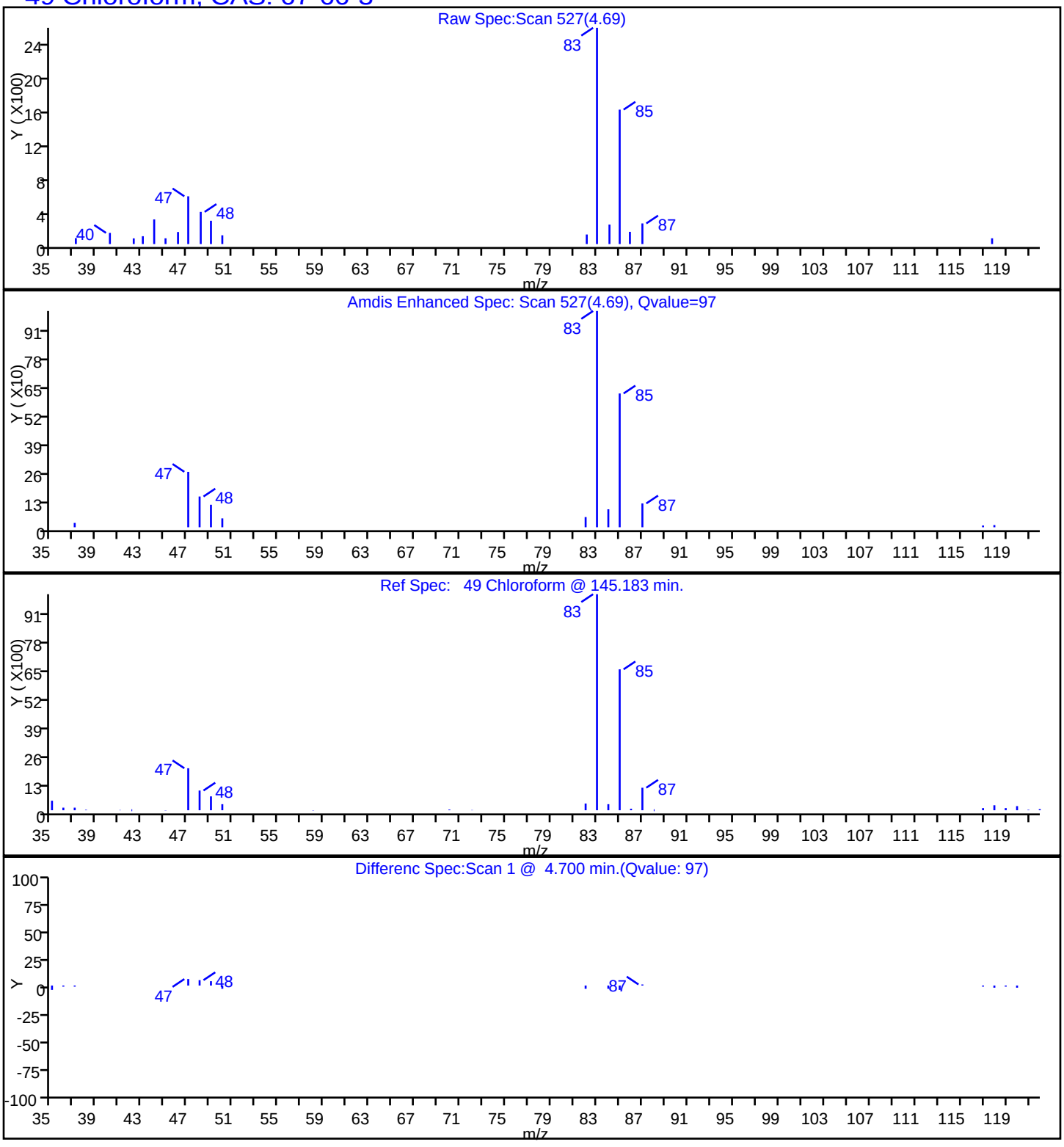

TestAmerica Edison

Data File:	\\ChromNA\Edison\ChromData\CVOAMS1\20161010-46706.b\A28141.D				
Injection Date:	11-Oct-2016 03:44:30	Instrument ID:	CVOAMS1		
Lims ID:	460-121256-A-2	Lab Sample ID:	460-121256-2		
Client ID:	MW-1S-B				
Operator ID:	VOA GC/MS1	ALS Bottle#:	20	Worklist Smp#:	21
Purge Vol:	5.000 mL	Dil. Factor:	1.0000		
Method:	8260624W_1	Limit Group:	VOA - 8260C Water and Solid		
Column:	Rtx-624 (0.25 mm)	Detector	MS SCAN		

50 Cyclohexane, CAS: 110-82-7

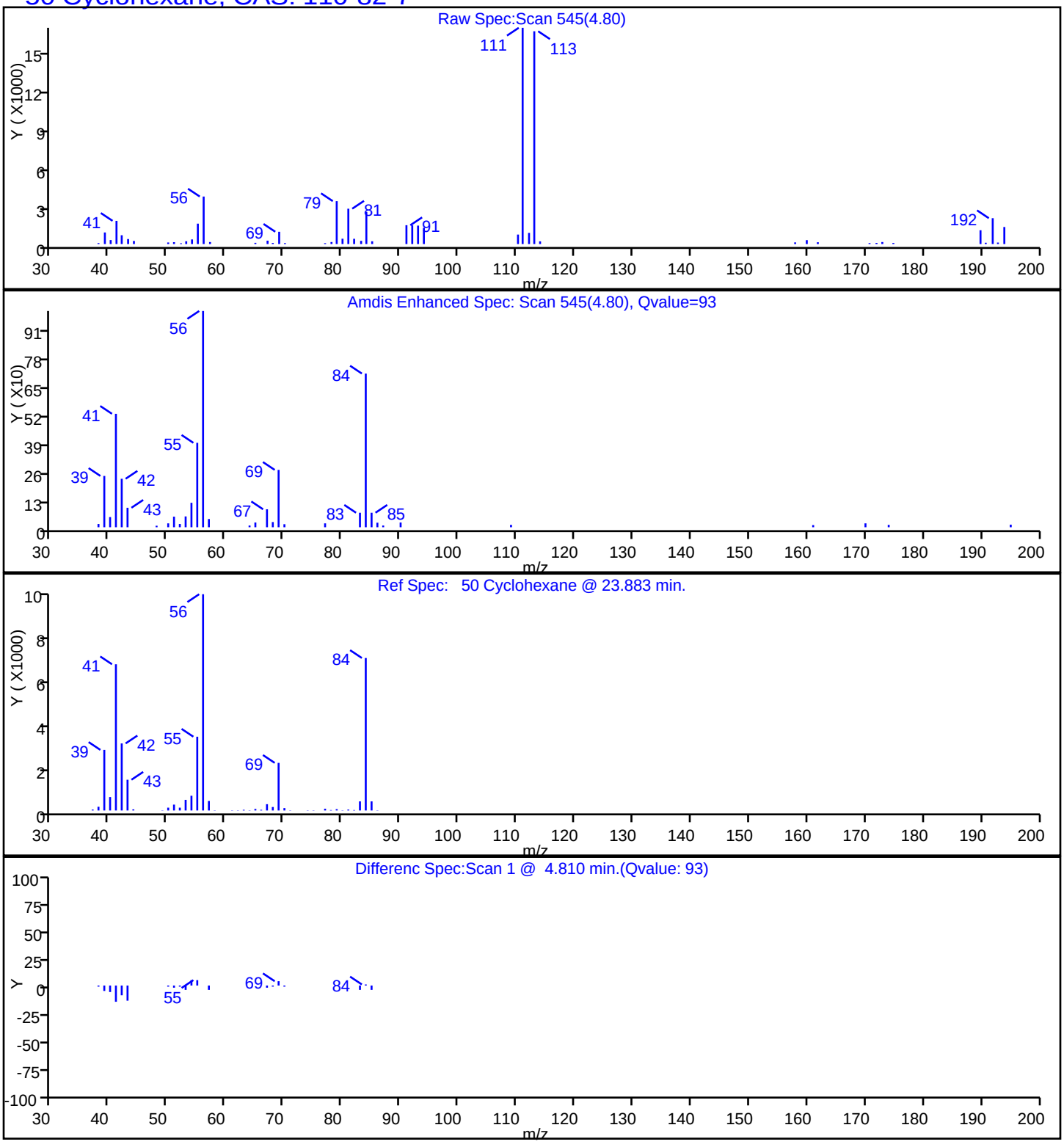

TestAmerica Edison

Data File:	\\ChromNA\Edison\ChromData\CVOAMS1\20161010-46706.b\A28141.D				
Injection Date:	11-Oct-2016 03:44:30	Instrument ID:	CVOAMS1		
Lims ID:	460-121256-A-2	Lab Sample ID:	460-121256-2		
Client ID:	MW-1S-B				
Operator ID:	VOA GC/MS1	ALS Bottle#:	20	Worklist Smp#:	21
Purge Vol:	5.000 mL	Dil. Factor:	1.0000		
Method:	8260624W_1	Limit Group:	VOA - 8260C Water and Solid		
Column:	Rtx-624 (0.25 mm)	Detector	MS SCAN		

17 1,1,2-Trichloro-1,2,2-trifluoroethane, CAS: 76-13-1

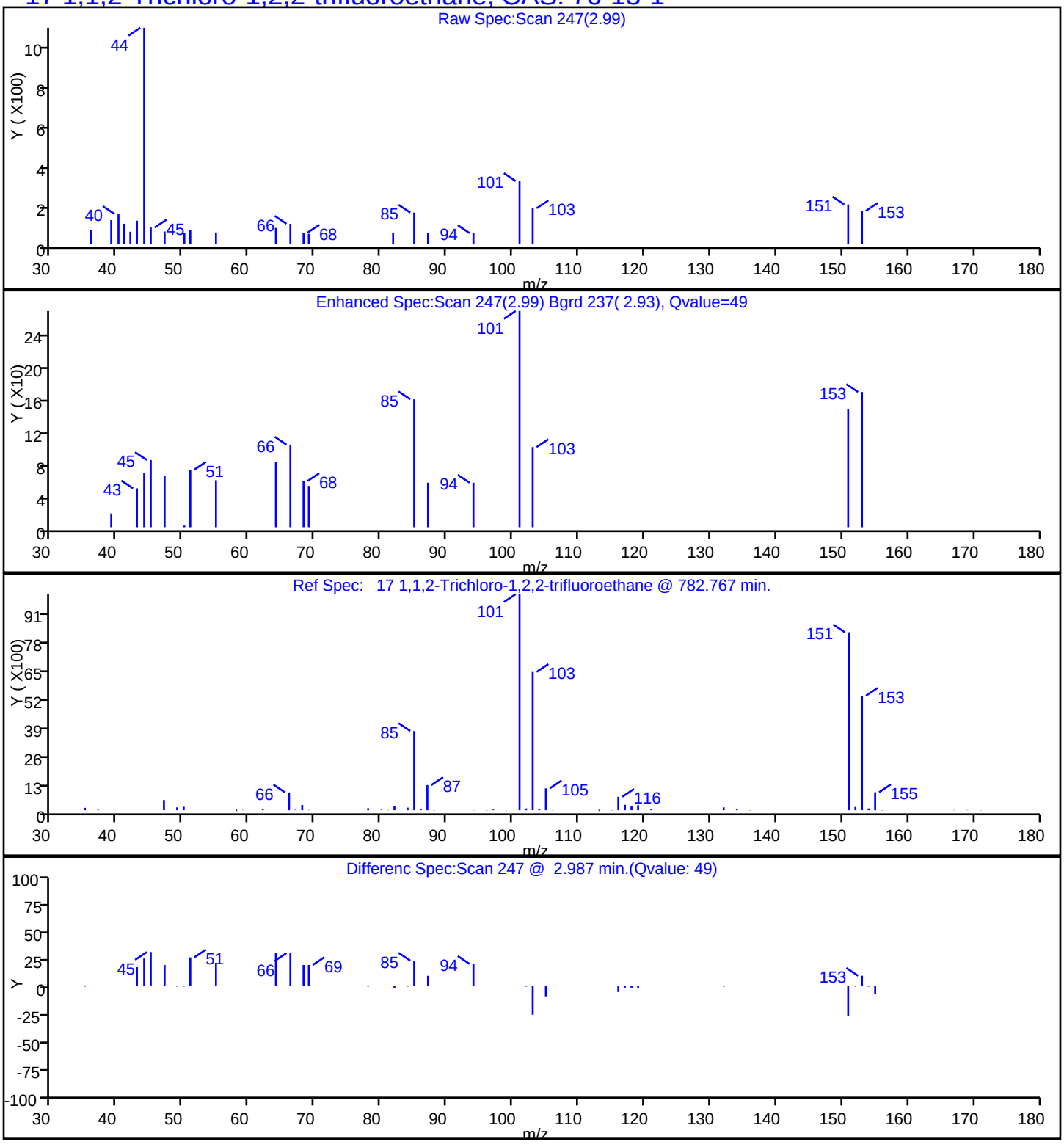

TestAmerica Edison

Data File:	\\ChromNA\Edison\ChromData\CVOAMS1\20161010-46706.b\A28141.D				
Injection Date:	11-Oct-2016 03:44:30	Instrument ID:	CVOAMS1		
Lims ID:	460-121256-A-2	Lab Sample ID:	460-121256-2		
Client ID:	MW-1S-B				
Operator ID:	VOA GC/MS1	ALS Bottle#:	20	Worklist Smp#:	21
Purge Vol:	5.000 mL	Dil. Factor:	1.0000		
Method:	8260624W_1	Limit Group:	VOA - 8260C Water and Solid		
Column:	Rtx-624 (0.25 mm)	Detector	MS SCAN		

24 Methyl acetate, CAS: 79-20-9

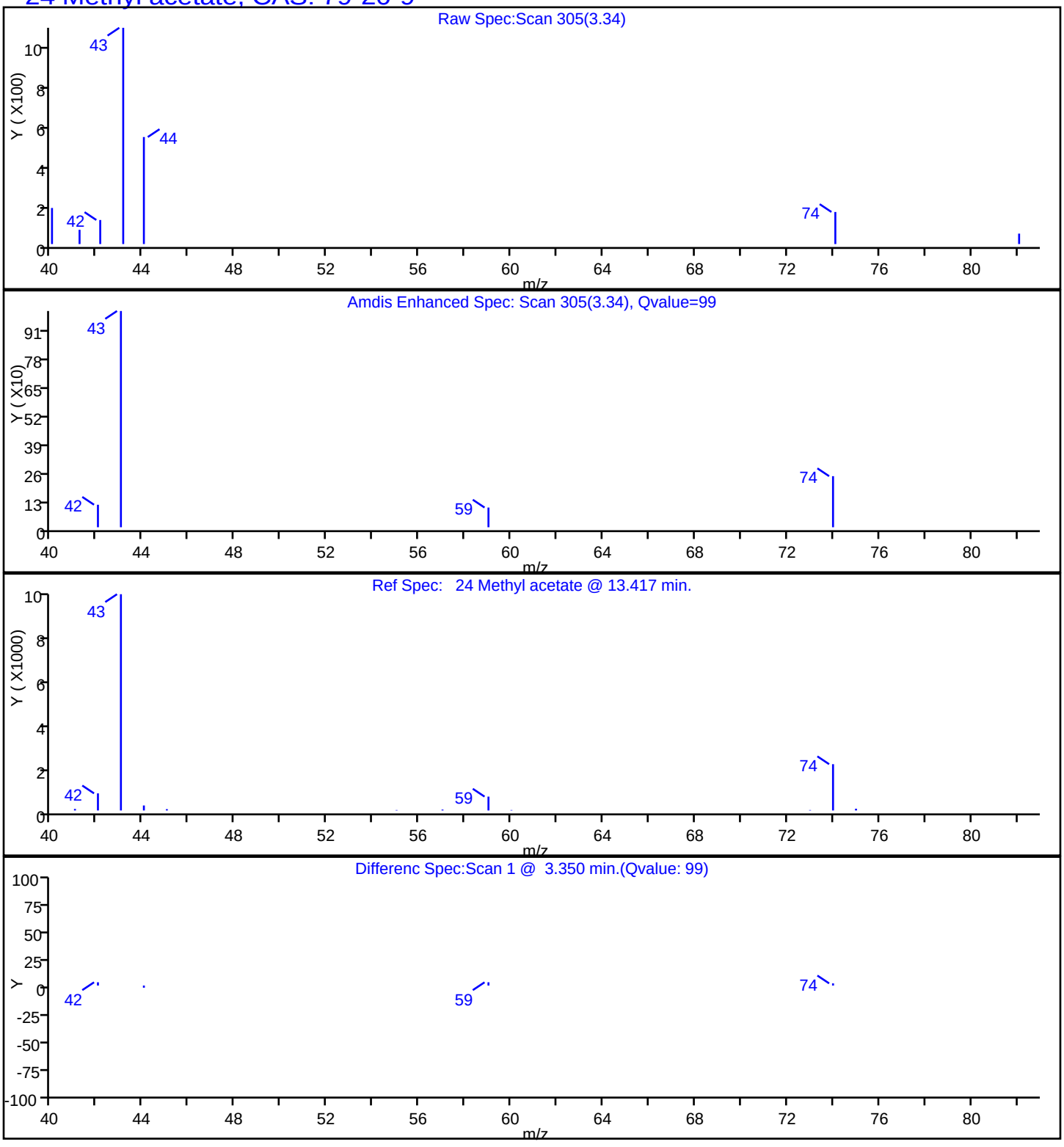

Report Date: 11-Oct-2016 13:56:33 Chrom Revision: 2.2 08-Sep-2016 14:45:52

TestAmerica Edison

Data File: \\ChromNA\Edison\ChromData\CVOAMS1\20161010-46706.b\A28141.D

Injection Date:	11-Oct-2016 03:44:30	Instrument ID:	CVOAMS1		
Lims ID:	460-121256-A-2	Lab Sample ID:	460-121256-2		
Client ID:	MW-1S-B				
Operator ID:	VOA GC/MS1	ALS Bottle#:	20	Worklist Smp#:	21
Purge Vol:	5.000 mL	Dil. Factor:	1.0000		
Method:	8260624W_1	Limit Group:	VOA - 8260C Water and Solid		
Column:	Rtx-624 (0.25 mm)	Detector	MS SCAN		

86 Tetrachloroethene, CAS: 127-18-4

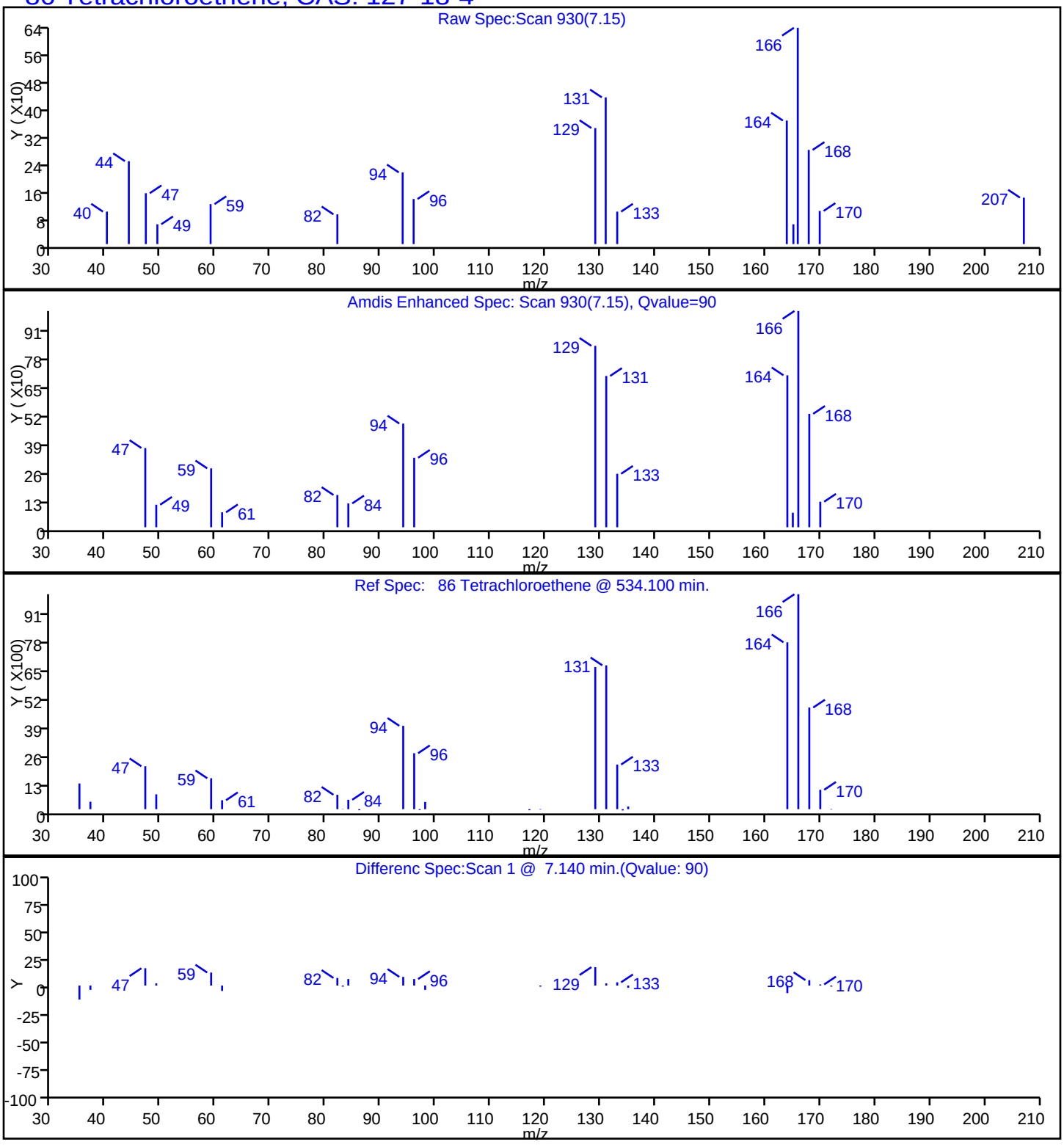

TestAmerica Edison

Data File:	\\ChromNA\Edison\ChromData\CVOAMS1\20161010-46706.b\A28141.D				
Injection Date:	11-Oct-2016 03:44:30	Instrument ID:	CVOAMS1		
Lims ID:	460-121256-A-2	Lab Sample ID:	460-121256-2		
Client ID:	MW-1S-B				
Operator ID:	VOA GC/MS1	ALS Bottle#:	20	Worklist Smp#:	21
Purge Vol:	5.000 mL	Dil. Factor:	1.0000		
Method:	8260624W_1	Limit Group:	VOA - 8260C Water and Solid		
Column:	Rtx-624 (0.25 mm)	Detector	MS SCAN		

66 Trichloroethene, CAS: 79-01-6

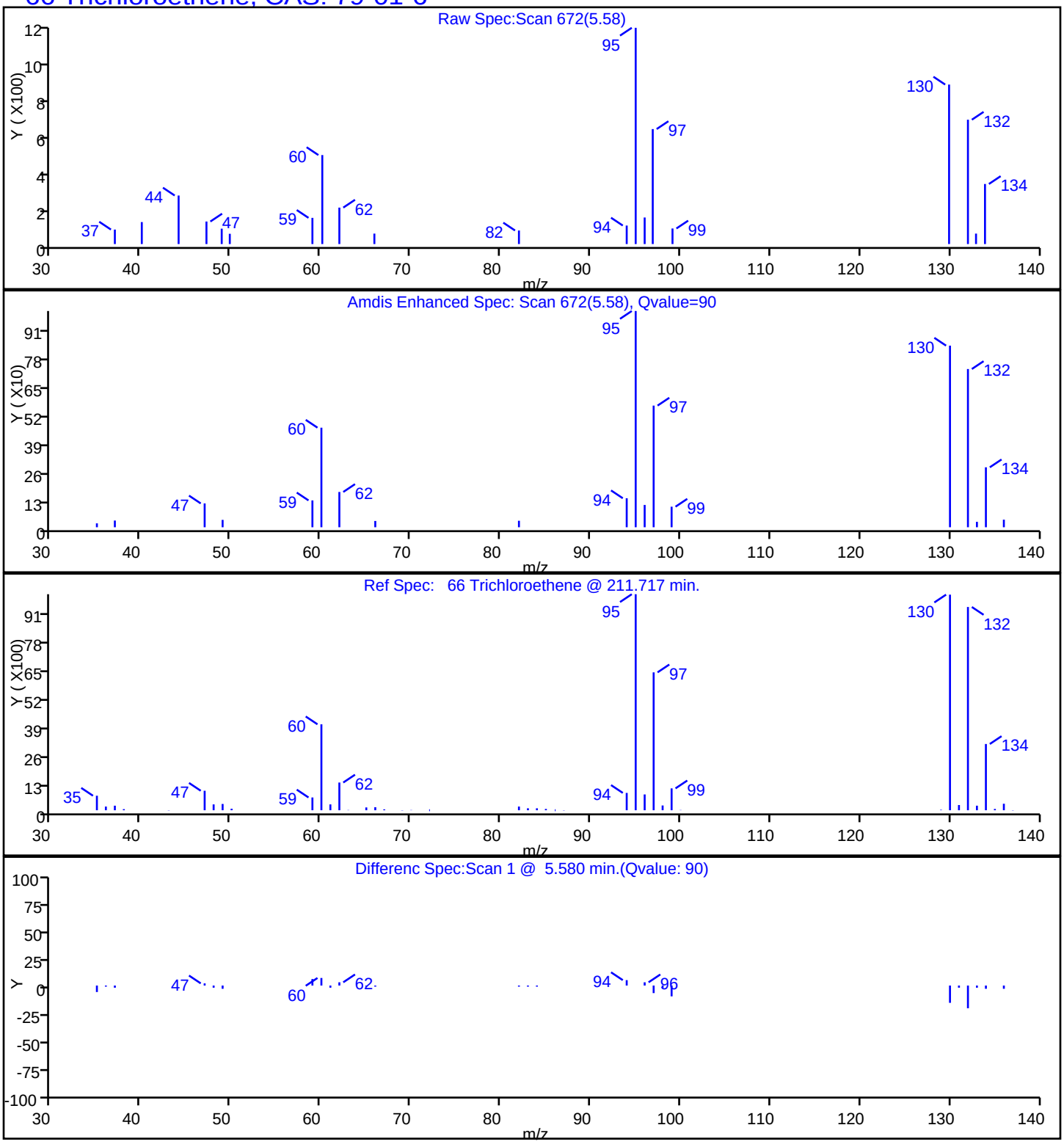

FORM I
GC/MS VOA ORGANICS ANALYSIS DATA SHEET

Lab Name: TestAmerica Edison | Job No.: 460-121256-1

SDG No.:

Client Sample ID: MW-1I | Lab Sample ID: 460-121256-3

Matrix: Water | Lab File ID: A28142.D

Analysis Method: 8260C | Date Collected: 09/29/2016 08:50

Sample wt/vol: 5(mL) | Date Analyzed: 10/11/2016 04:07

Soil Aliquot Vol: | Dilution Factor: 1

Soil Extract Vol.: | GC Column: Rtx-624 ID: 0.25(mm)

% Moisture: | Level: (low/med) Low

Analysis Batch No.: 396289 | Units: ug/L

CAS NO.	COMPOUND NAME	RESULT	Q	RL	MDL
71-55-6	1,1,1-Trichloroethane	0.28	U	1.0	0.28
79-34-5	1,1,2,2-Tetrachloroethane	0.19	U	1.0	0.19
79-00-5	1,1,2-Trichloroethane	0.080	U	1.0	0.080
75-34-3	1,1-Dichloroethane	0.24	U	1.0	0.24
75-35-4	1,1-Dichloroethene	0.34	U	1.0	0.34
87-61-6	1,2,3-Trichlorobenzene	0.35	U	1.0	0.35
120-82-1	1,2,4-Trichlorobenzene	0.27	U	1.0	0.27
96-12-8	1,2-Dibromo-3-Chloropropane	0.23	U	1.0	0.23
106-93-4	1,2-Dibromoethane	0.19	U	1.0	0.19
95-50-1	1,2-Dichlorobenzene	0.22	U	1.0	0.22
107-06-2	1,2-Dichloroethane	0.61	J	1.0	0.25
78-87-5	1,2-Dichloropropane	0.18	U	1.0	0.18
541-73-1	1,3-Dichlorobenzene	0.33	U	1.0	0.33
106-46-7	1,4-Dichlorobenzene	0.33	U	1.0	0.33
123-91-1	1,4-Dioxane	8.7	U	50	8.7
78-93-3	2-Butanone	2.2	U	5.0	2.2
591-78-6	2-Hexanone	0.72	U	5.0	0.72
108-10-1	4-Methyl-2-pentanone	0.63	U	5.0	0.63
67-64-1	Acetone	17		5.0	1.1
71-43-2	Benzene	0.090	U	1.0	0.090
74-97-5	Bromochloromethane	0.30	U	1.0	0.30
75-27-4	Bromodichloromethane	0.15	U	1.0	0.15
75-25-2	Bromoform	0.18	U	1.0	0.18
74-83-9	Bromomethane	0.18	U	1.0	0.18
75-15-0	Carbon disulfide	0.22	U	1.0	0.22
56-23-5	Carbon tetrachloride	0.33	U	1.0	0.33
108-90-7	Chlorobenzene	0.24	U	1.0	0.24
75-00-3	Chloroethane	0.37	U	1.0	0.37
67-66-3	Chloroform	0.22	U	1.0	0.22
74-87-3	Chloromethane	0.22	U	1.0	0.22
156-59-2	cis-1,2-Dichloroethene	0.26	U	1.0	0.26
10061-01-5	cis-1,3-Dichloropropene	0.16	U	1.0	0.16
110-82-7	Cyclohexane	2.2		1.0	0.26
124-48-1	Dibromochloromethane	0.22	U	1.0	0.22
75-71-8	Dichlorodifluoromethane	0.14	U	1.0	0.14
100-41-4	Ethylbenzene	0.30	U	1.0	0.30

FORM I
GC/MS VOA ORGANICS ANALYSIS DATA SHEET

Lab Name: TestAmerica Edison | Job No.: 460-121256-1

SDG No.:

Client Sample ID: MW-1I | Lab Sample ID: 460-121256-3

Matrix: Water | Lab File ID: A28142.D

Analysis Method: 8260C | Date Collected: 09/29/2016 08:50

Sample wt/vol: 5(mL) | Date Analyzed: 10/11/2016 04:07

Soil Aliquot Vol: | Dilution Factor: 1

Soil Extract Vol.: | GC Column: Rtx-624 ID: 0.25(mm)

% Moisture: | Level: (low/med) Low

Analysis Batch No.: 396289 | Units: ug/L

CAS NO.	COMPOUND NAME	RESULT	Q	RL	MDL
76-13-1	Freon TF	0.34	U	1.0	0.34
98-82-8	Isopropylbenzene	0.32	U	1.0	0.32
179601-23-1	m&p-Xylene	0.28	U	1.0	0.28
79-20-9	Methyl acetate	0.88	J	5.0	0.58
108-87-2	Methylcyclohexane	0.22	U	1.0	0.22
75-09-2	Methylene Chloride	0.21	U	1.0	0.21
1634-04-4	MTBE	0.13	U	1.0	0.13
95-47-6	o-Xylene	0.32	U	1.0	0.32
100-42-5	Styrene	0.17	U	1.0	0.17
127-18-4	Tetrachloroethene	0.12	U	1.0	0.12
108-88-3	Toluene	0.25	U	1.0	0.25
156-60-5	trans-1,2-Dichloroethene	0.18	U	1.0	0.18
10061-02-6	trans-1,3-Dichloropropene	0.19	U	1.0	0.19
79-01-6	Trichloroethene	3.0		1.0	0.22
75-69-4	Trichlorofluoromethane	0.15	U	1.0	0.15
75-01-4	Vinyl chloride	0.060	U	1.0	0.060

CAS NO.	SURROGATE	%REC	Q	LIMITS
17060-07-0	1,2-Dichloroethane-d4 (Surr)	103		70-130
460-00-4	Bromofluorobenzene	96		70-130
1868-53-7	Dibromofluoromethane (Surr)	101		70-130
2037-26-5	Toluene-d8 (Surr)	100		70-130

FORM I
GC/MS VOA ORGANICS ANALYSIS DATA SHEET
TENTATIVELY IDENTIFIED COMPOUNDS

Lab Name: TestAmerica Edison Job No.: 460-121256-1

SDG No.:

Client Sample ID: MW-1I Lab Sample ID: 460-121256-3

Matrix: Water Lab File ID: A28142.D

Analysis Method: 8260C Date Collected: 09/29/2016 08:50

Sample wt/vol: 5(mL) Date Analyzed: 10/11/2016 04:07

Soil Aliquot Vol: Dilution Factor: 1

Soil Extract Vol.: GC Column: Rtx-624 ID: 0.25(mm)

% Moisture: Level: (low/med) Low

Analysis Batch No.: 396289 Units: ug/L

Number TICs Found: 0 TIC Result Total: 0

CAS NO.	COMPOUND NAME	RT	RESULT	Q	MATCH QUALITY
	Tentatively Identified Compound		None		

TestAmerica Edison
Target Compound Quantitation Report

Data File: \\ChromNA\Edison\ChromData\CVOAMS1\20161010-46706.b\A28142.D
Lims ID: 460-121256-A-3
Client ID: MW-1I
Sample Type: Client
Inject. Date: 11-Oct-2016 04:07:30 ALS Bottle#: 21 Worklist Smp#: 22
Purge Vol: 5.000 mL Dil. Factor: 1.0000
Sample Info: 460-121256-A-3
Misc. Info.: 460-0046706-022
Operator ID: VOA GC/MS1 Instrument ID: CVOAMS1

Method: \\ChromNA\Edison\ChromData\CVOAMS1\20161010-46706.b\8260624W_1.m
Limit Group: VOA - 8260C Water and Solid
Last Update: 11-Oct-2016 13:55:51 Calib Date: 08-Sep-2016 04:26:30
Integrator: RTE ID Type: Deconvolution ID
Quant Method: Internal Standard Quant By: Initial Calibration
Last ICal File: \\ChromNA\Edison\ChromData\CVOAMS1\20160908-45311.b\A26272.D

Column 1 : Rtx-624 (0.25 mm) Det: MS SCAN
Process Host: XAWRK013

First Level Reviewer: moroneyc Date: 11-Oct-2016 08:01:57

Compound	Sig	RT (min.)	Exp RT (min.)	Dlt RT (min.)	Q	Response	OnCol Amt ug/l	Flags
19 Acetone	43	3.084	3.096	-0.012	88	12604	16.5	
24 Methyl acetate	43	3.328	3.346	-0.018	98	2171	0.8810	
* 28 TBA-d9 (IS)	65	3.450	3.468	-0.018	99	234725	1000.0	
* 39 2-Butanone-d5	46	4.425	4.437	-0.012	99	294751	250.0	
50 Cyclohexane	56	4.803	4.809	-0.006	96	10907	2.22	
$ 53 Dibromofluoromethane (Surr	113	4.822	4.828	-0.006	95	124255	50.6	
$ 59 1,2-Dichloroethane-d4 (Sur	65	5.096	5.102	-0.006	98	152643	51.3	
62 1,2-Dichloroethane	62	5.157	5.163	-0.006	94	2173	0.6134	
* 64 Fluorobenzene	96	5.309	5.315	-0.006	98	464434	50.0	
66 Trichloroethene	95	5.571	5.577	-0.006	97	7665	3.04	
* 70 1,4-Dioxane-d8	96	5.846	5.858	-0.012	93	20530	1000.0	
$ 81 Toluene-d8 (Surr)	98	6.663	6.663	0.000	99	424749	50.2	
* 92 Chlorobenzene-d5	117	7.784	7.784	0.000	89	296168	50.0	
$ 103 4-Bromofluorobenzene	174	8.522	8.528	-0.006	82	113331	47.9	
* 119 1,4-Dichlorobenzene-d4	152	9.174	9.180	-0.006	98	164333	50.0	

Reagents:

8260ISNEW_00085 Amount Added: 1.00 Units: uL Run Reagent
8260SURR250_00140 Amount Added: 1.00 Units: uL Run Reagent

Report Date: 11-Oct-2016 13:56:22 Chrom Revision: 2.2 08-Sep-2016 14:45:52

TestAmerica Edison

Data File: \\ChromNA\Edison\ChromData\CVOAMS1\20161010-46706.b\A28142.D

Injection Date:	11-Oct-2016 04:07:30	Instrument ID:	CVOAMS1	Operator ID:	VOA GC/MS1
Lims ID:	460-121256-A-3	Lab Sample ID:	460-121256-3	Worklist Smp#:	22
Client ID:	MW-1I				
Purge Vol:	5.000 mL	Dil. Factor:	1.0000	ALS Bottle#:	21
Method:	8260624W_1	Limit Group:	VOA - 8260C Water and Solid		

Column: Rtx-624 (0.25 mm)

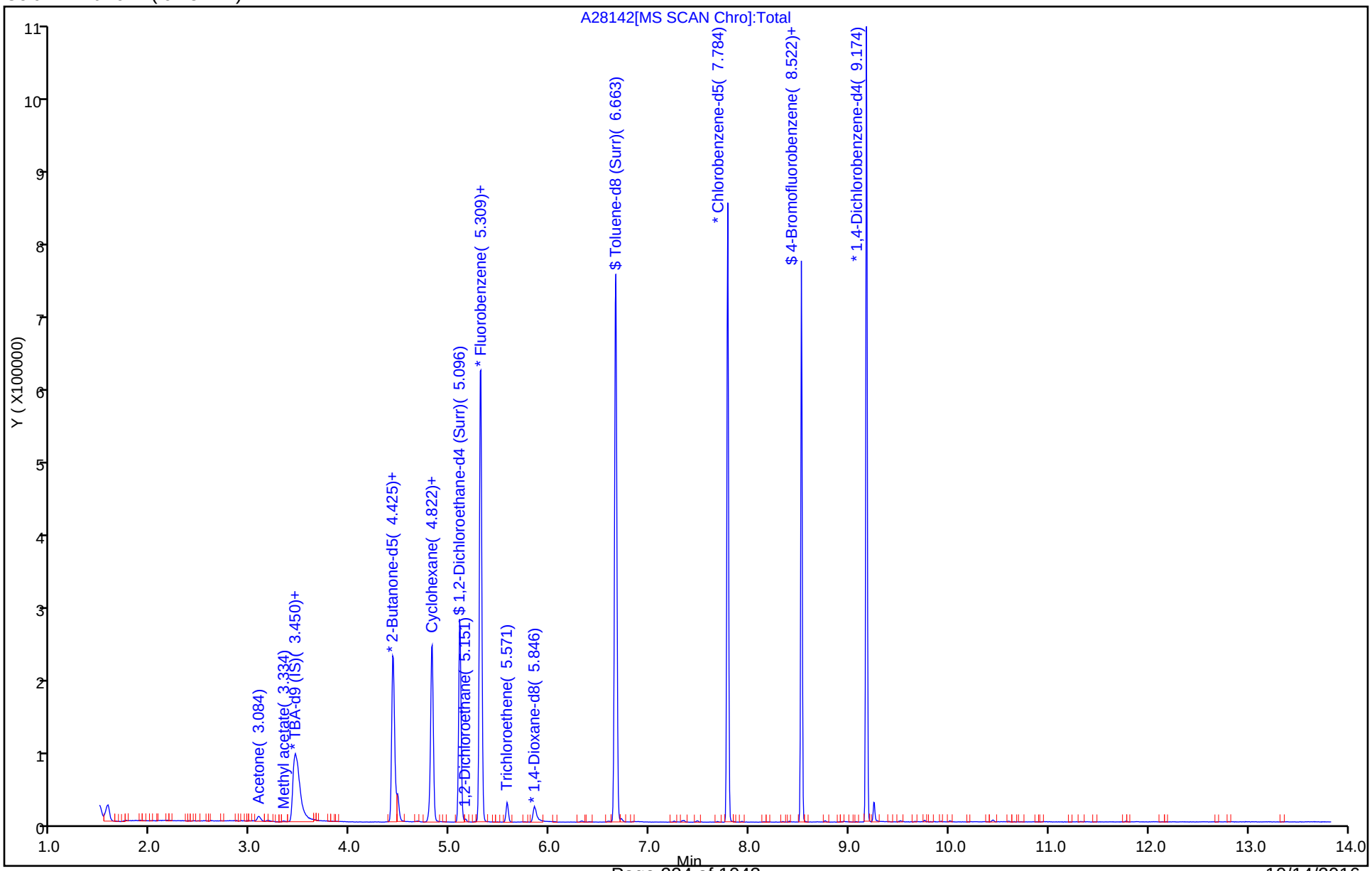

TestAmerica Edison

Data File:	\\ChromNA\Edison\ChromData\CVOAMS1\20161010-46706.b\A28142.D				
Injection Date:	11-Oct-2016 04:07:30	Instrument ID:	CVOAMS1		
Lims ID:	460-121256-A-3	Lab Sample ID:	460-121256-3		
Client ID:	MW-1I				
Operator ID:	VOA GC/MS1	ALS Bottle#:	21	Worklist Smp#:	22
Purge Vol:	5.000 mL	Dil. Factor:	1.0000		
Method:	8260624W_1	Limit Group:	VOA - 8260C Water and Solid		
Column:	Rtx-624 (0.25 mm)	Detector	MS SCAN		

62 1,2-Dichloroethane, CAS: 107-06-2

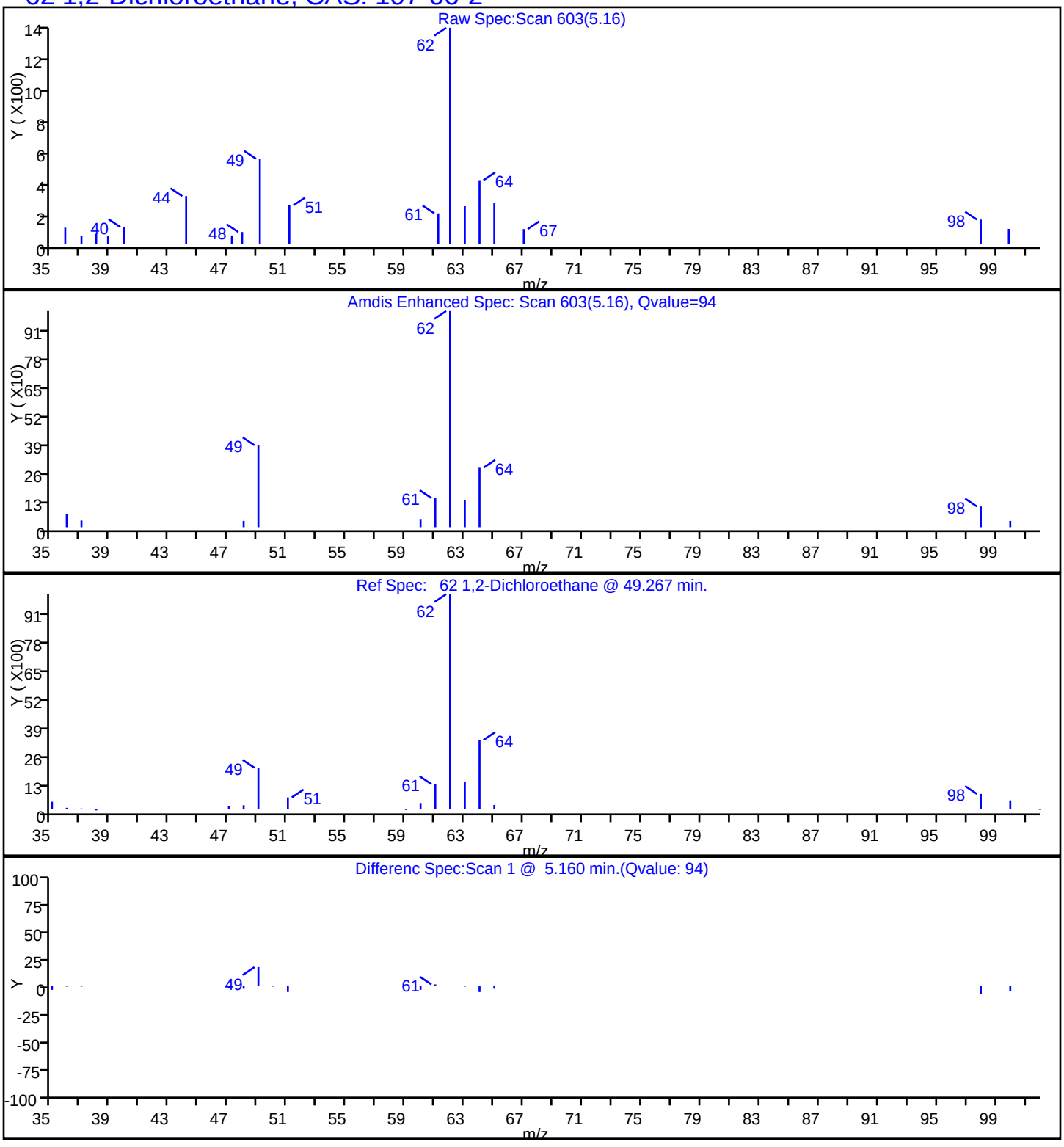

Report Date: 11-Oct-2016 13:56:22 Chrom Revision: 2.2 08-Sep-2016 14:45:52

TestAmerica Edison

Data File: \\ChromNA\Edison\ChromData\CVOAMS1\20161010-46706.b\A28142.D

Injection Date:	11-Oct-2016 04:07:30	Instrument ID:	CVOAMS1		
Lims ID:	460-121256-A-3	Lab Sample ID:	460-121256-3		
Client ID:	MW-1I				
Operator ID:	VOA GC/MS1	ALS Bottle#:	21	Worklist Smp#:	22
Purge Vol:	5.000 mL	Dil. Factor:	1.0000		
Method:	8260624W_1	Limit Group:	VOA - 8260C Water and Solid		
Column:	Rtx-624 (0.25 mm)	Detector	MS SCAN		

19 Acetone, CAS: 67-64-1

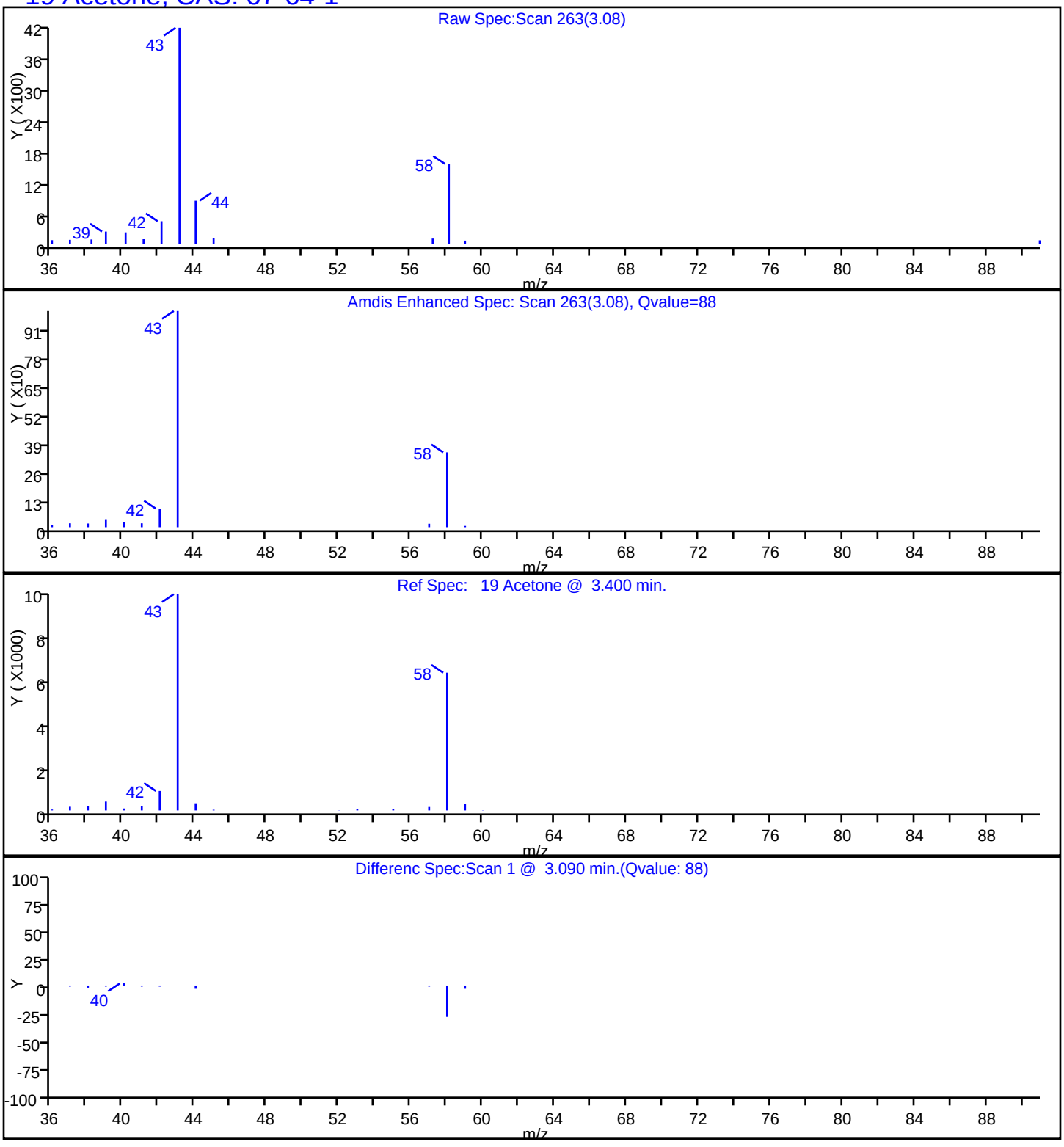

Report Date: 11-Oct-2016 13:56:22 Chrom Revision: 2.2 08-Sep-2016 14:45:52

TestAmerica Edison

Data File: \\ChromNA\Edison\ChromData\CVOAMS1\20161010-46706.b\A28142.D

Injection Date:	11-Oct-2016 04:07:30	Instrument ID:	CVOAMS1		
Lims ID:	460-121256-A-3	Lab Sample ID:	460-121256-3		
Client ID:	MW-1I				
Operator ID:	VOA GC/MS1	ALS Bottle#:	21	Worklist Smp#:	22
Purge Vol:	5.000 mL	Dil. Factor:	1.0000		
Method:	8260624W_1	Limit Group:	VOA - 8260C Water and Solid		
Column:	Rtx-624 (0.25 mm)	Detector	MS SCAN		

50 Cyclohexane, CAS: 110-82-7

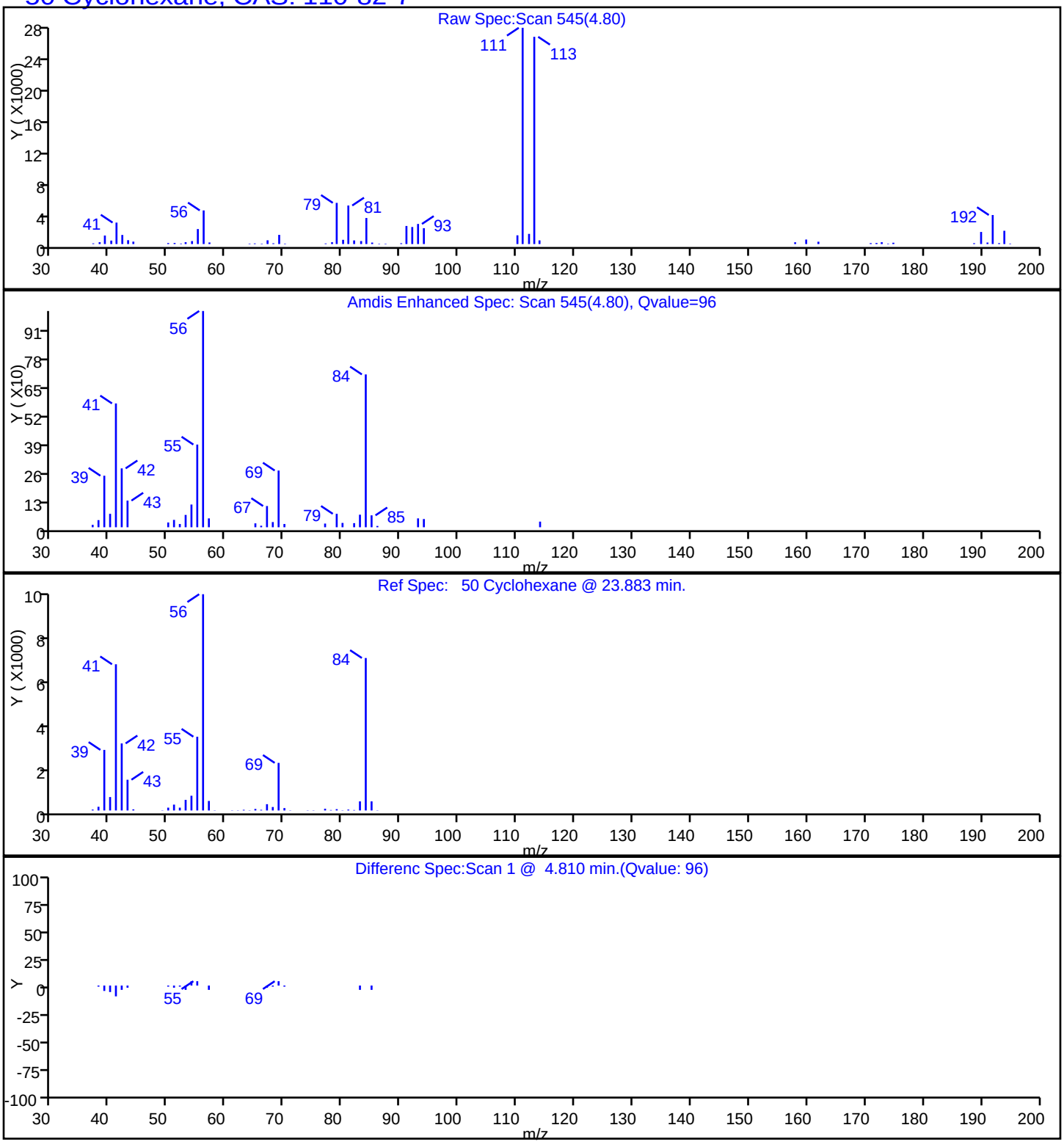

TestAmerica Edison

Data File:	\\ChromNA\Edison\ChromData\CVOAMS1\20161010-46706.b\A28142.D				
Injection Date:	11-Oct-2016 04:07:30	Instrument ID:	CVOAMS1		
Lims ID:	460-121256-A-3	Lab Sample ID:	460-121256-3		
Client ID:	MW-1I				
Operator ID:	VOA GC/MS1	ALS Bottle#:	21	Worklist Smp#:	22
Purge Vol:	5.000 mL	Dil. Factor:	1.0000		
Method:	8260624W_1	Limit Group:	VOA - 8260C Water and Solid		
Column:	Rtx-624 (0.25 mm)	Detector	MS SCAN		

24 Methyl acetate, CAS: 79-20-9

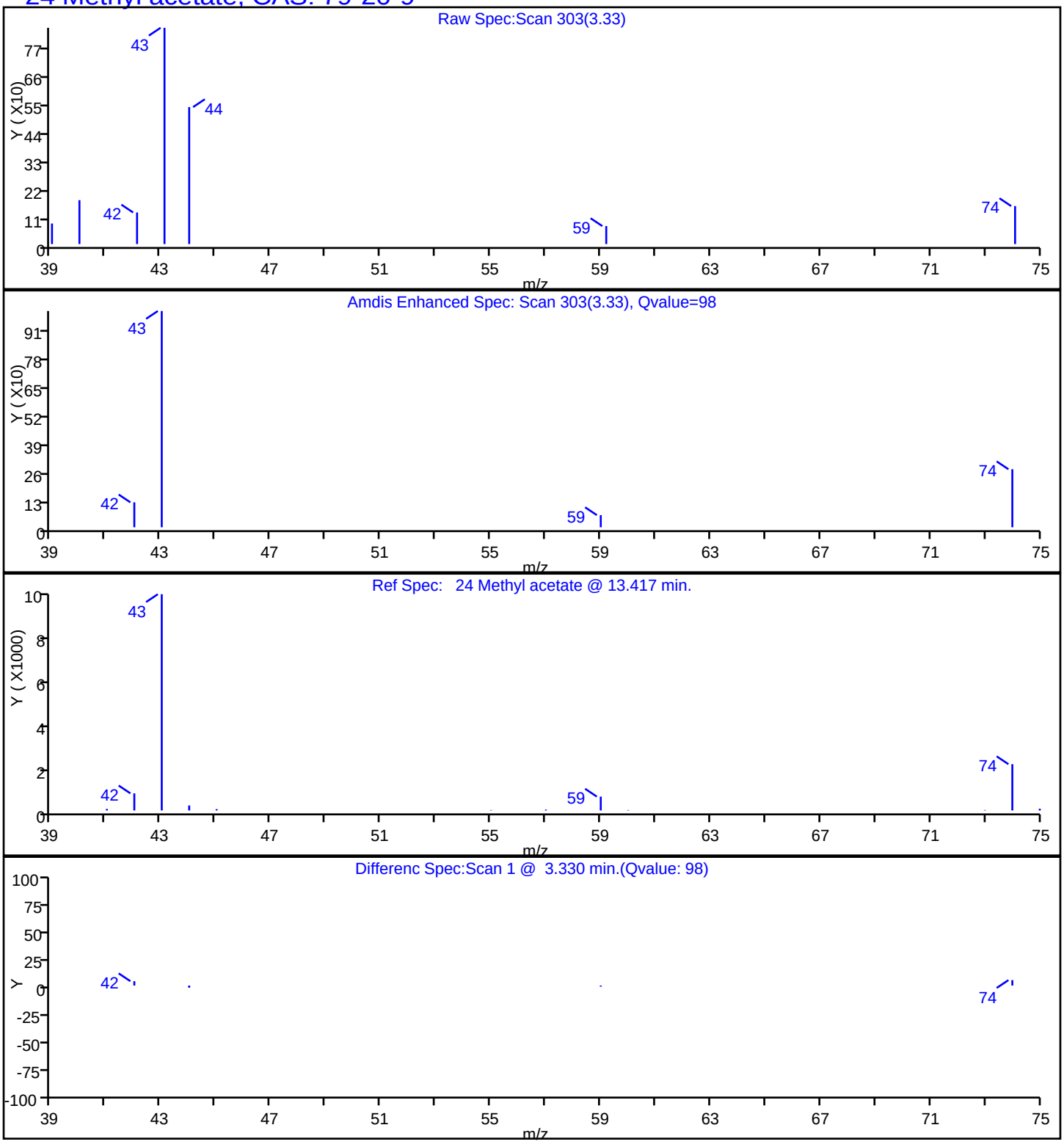

TestAmerica Edison

Data File:	\\ChromNA\Edison\ChromData\CVOAMS1\20161010-46706.b\A28142.D		
Injection Date:	11-Oct-2016 04:07:30	Instrument ID:	CVOAMS1
Lims ID:	460-121256-A-3	Lab Sample ID:	460-121256-3
Client ID:	MW-1I		
Operator ID:	VOA GC/MS1	ALS Bottle#:	21 Worklist Smp#: 22
Purge Vol:	5.000 mL	Dil. Factor:	1.0000
Method:	8260624W_1	Limit Group:	VOA - 8260C Water and Solid
Column:	Rtx-624 (0.25 mm)	Detector	MS SCAN

66 Trichloroethene, CAS: 79-01-6

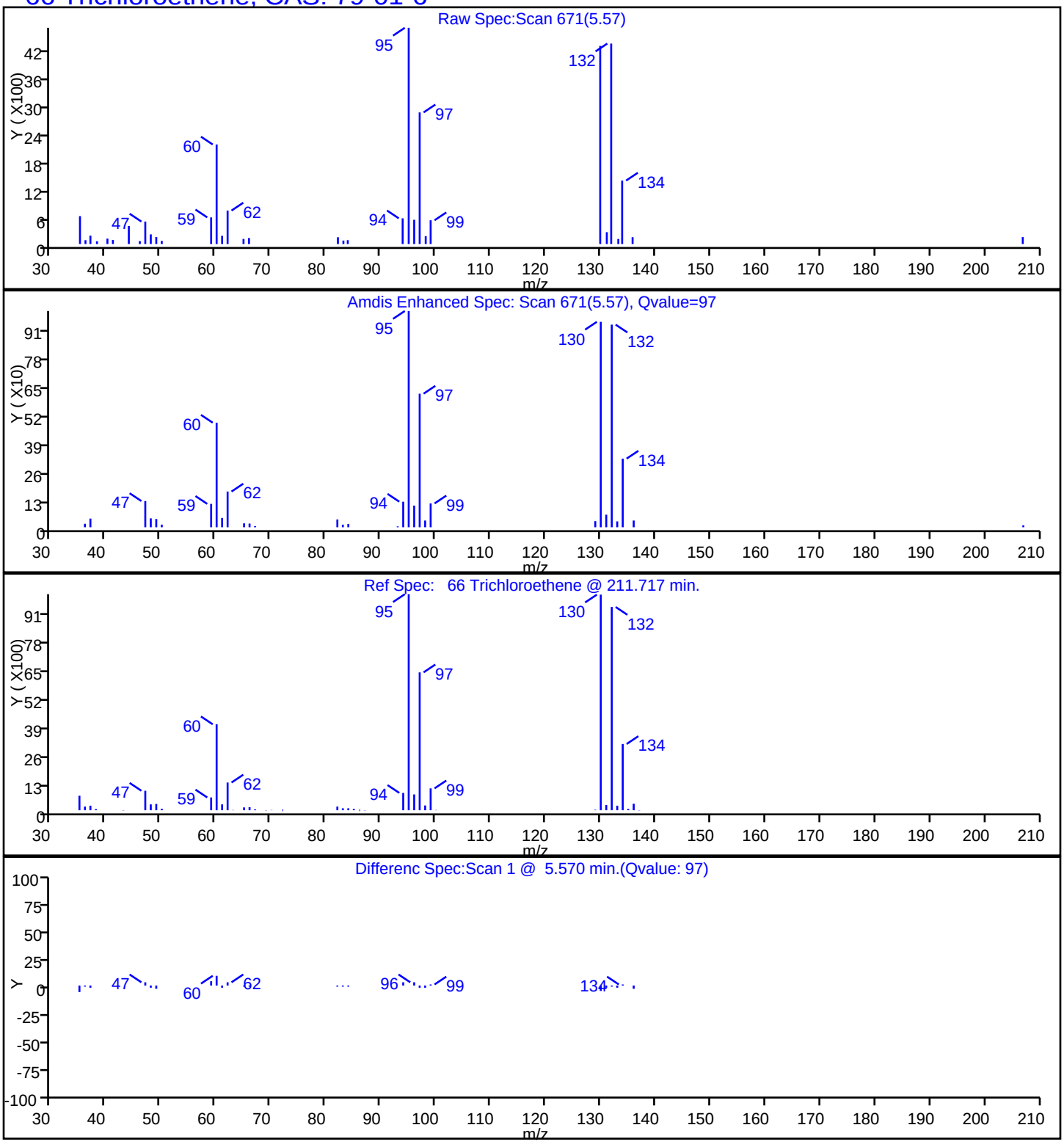

FORM I
GC/MS VOA ORGANICS ANALYSIS DATA SHEET

Lab Name: TestAmerica Edison | Job No.: 460-121256-1

SDG No.:

Client Sample ID: MW-2D | Lab Sample ID: 460-121256-4

Matrix: Water | Lab File ID: A28143.D

Analysis Method: 8260C | Date Collected: 09/29/2016 10:35

Sample wt/vol: 5(mL) | Date Analyzed: 10/11/2016 04:31

Soil Aliquot Vol: | Dilution Factor: 1

Soil Extract Vol.: | GC Column: Rtx-624 ID: 0.25(mm)

% Moisture: | Level: (low/med) Low

Analysis Batch No.: 396289 | Units: ug/L

CAS NO.	COMPOUND NAME	RESULT	Q	RL	MDL
71-55-6	1,1,1-Trichloroethane	0.28	U	1.0	0.28
79-34-5	1,1,2,2-Tetrachloroethane	0.19	U	1.0	0.19
79-00-5	1,1,2-Trichloroethane	0.080	U	1.0	0.080
75-34-3	1,1-Dichloroethane	0.24	U	1.0	0.24
75-35-4	1,1-Dichloroethene	0.34	U	1.0	0.34
87-61-6	1,2,3-Trichlorobenzene	0.35	U	1.0	0.35
120-82-1	1,2,4-Trichlorobenzene	0.27	U	1.0	0.27
96-12-8	1,2-Dibromo-3-Chloropropane	0.23	U	1.0	0.23
106-93-4	1,2-Dibromoethane	0.19	U	1.0	0.19
95-50-1	1,2-Dichlorobenzene	0.22	U	1.0	0.22
107-06-2	1,2-Dichloroethane	0.50	J	1.0	0.25
78-87-5	1,2-Dichloropropane	0.18	U	1.0	0.18
541-73-1	1,3-Dichlorobenzene	0.33	U	1.0	0.33
106-46-7	1,4-Dichlorobenzene	0.33	U	1.0	0.33
123-91-1	1,4-Dioxane	8.7	U	50	8.7
78-93-3	2-Butanone	2.2	U	5.0	2.2
591-78-6	2-Hexanone	0.72	U	5.0	0.72
108-10-1	4-Methyl-2-pentanone	0.63	U	5.0	0.63
67-64-1	Acetone	17		5.0	1.1
71-43-2	Benzene	0.090	U	1.0	0.090
74-97-5	Bromochloromethane	0.30	U	1.0	0.30
75-27-4	Bromodichloromethane	0.15	U	1.0	0.15
75-25-2	Bromoform	0.18	U	1.0	0.18
74-83-9	Bromomethane	0.18	U	1.0	0.18
75-15-0	Carbon disulfide	0.22	U	1.0	0.22
56-23-5	Carbon tetrachloride	0.33	U	1.0	0.33
108-90-7	Chlorobenzene	0.24	U	1.0	0.24
75-00-3	Chloroethane	0.37	U	1.0	0.37
67-66-3	Chloroform	0.22	U	1.0	0.22
74-87-3	Chloromethane	0.22	U	1.0	0.22
156-59-2	cis-1,2-Dichloroethene	0.26	U	1.0	0.26
10061-01-5	cis-1,3-Dichloropropene	0.16	U	1.0	0.16
110-82-7	Cyclohexane	2.4		1.0	0.26
124-48-1	Dibromochloromethane	0.22	U	1.0	0.22
75-71-8	Dichlorodifluoromethane	0.14	U	1.0	0.14
100-41-4	Ethylbenzene	0.30	U	1.0	0.30

FORM I
GC/MS VOA ORGANICS ANALYSIS DATA SHEET

Lab Name: TestAmerica Edison | Job No.: 460-121256-1

SDG No.:

Client Sample ID: MW-2D | Lab Sample ID: 460-121256-4

Matrix: Water | Lab File ID: A28143.D

Analysis Method: 8260C | Date Collected: 09/29/2016 10:35

Sample wt/vol: 5(mL) | Date Analyzed: 10/11/2016 04:31

Soil Aliquot Vol: | Dilution Factor: 1

Soil Extract Vol.: | GC Column: Rtx-624 ID: 0.25(mm)

% Moisture: | Level: (low/med) Low

Analysis Batch No.: 396289 | Units: ug/L

CAS NO.	COMPOUND NAME	RESULT	Q	RL	MDL
76-13-1	Freon TF	0.34	U	1.0	0.34
98-82-8	Isopropylbenzene	0.32	U	1.0	0.32
179601-23-1	m&p-Xylene	0.28	U	1.0	0.28
79-20-9	Methyl acetate	0.73	J	5.0	0.58
108-87-2	Methylcyclohexane	0.22	U	1.0	0.22
75-09-2	Methylene Chloride	0.21	U	1.0	0.21
1634-04-4	MTBE	0.13	U	1.0	0.13
95-47-6	o-Xylene	0.32	U	1.0	0.32
100-42-5	Styrene	0.17	U	1.0	0.17
127-18-4	Tetrachloroethene	0.12	U	1.0	0.12
108-88-3	Toluene	0.25	U	1.0	0.25
156-60-5	trans-1,2-Dichloroethene	0.18	U	1.0	0.18
10061-02-6	trans-1,3-Dichloropropene	0.19	U	1.0	0.19
79-01-6	Trichloroethene	0.22	U	1.0	0.22
75-69-4	Trichlorofluoromethane	0.15	U	1.0	0.15
75-01-4	Vinyl chloride	0.060	U	1.0	0.060

CAS NO.	SURROGATE	%REC	Q	LIMITS
17060-07-0	1,2-Dichloroethane-d4 (Surr)	103		70-130
460-00-4	Bromofluorobenzene	95		70-130
1868-53-7	Dibromofluoromethane (Surr)	100		70-130
2037-26-5	Toluene-d8 (Surr)	101		70-130

FORM I
GC/MS VOA ORGANICS ANALYSIS DATA SHEET
TENTATIVELY IDENTIFIED COMPOUNDS

Lab Name: TestAmerica Edison Job No.: 460-121256-1

SDG No.:

Client Sample ID: MW-2D Lab Sample ID: 460-121256-4

Matrix: Water Lab File ID: A28143.D

Analysis Method: 8260C Date Collected: 09/29/2016 10:35

Sample wt/vol: 5(mL) Date Analyzed: 10/11/2016 04:31

Soil Aliquot Vol: Dilution Factor: 1

Soil Extract Vol.: GC Column: Rtx-624 ID: 0.25(mm)

% Moisture: Level: (low/med) Low

Analysis Batch No.: 396289 Units: ug/L

Number TICs Found: 0 TIC Result Total: 0

CAS NO.	COMPOUND NAME	RT	RESULT	Q	MATCH QUALITY
	Tentatively Identified Compound		None		

TestAmerica Edison
Target Compound Quantitation Report

Data File: \\ChromNA\Edison\ChromData\CVOAMS1\20161010-46706.b\A28143.D
Lims ID: 460-121256-A-4
Client ID: MW-2D
Sample Type: Client
Inject. Date: 11-Oct-2016 04:31:30 ALS Bottle#: 22 Worklist Smp#: 23
Purge Vol: 5.000 mL Dil. Factor: 1.0000
Sample Info: 460-121256-A-4
Misc. Info.: 460-0046706-023
Operator ID: VOA GC/MS1 Instrument ID: CVOAMS1

Method: \\ChromNA\Edison\ChromData\CVOAMS1\20161010-46706.b\8260624W_1.m
Limit Group: VOA - 8260C Water and Solid
Last Update: 11-Oct-2016 08:10:01 Calib Date: 08-Sep-2016 04:26:30
Integrator: RTE ID Type: Deconvolution ID
Quant Method: Internal Standard Quant By: Initial Calibration
Last ICal File: \\ChromNA\Edison\ChromData\CVOAMS1\20160908-45311.b\A26272.D

Column 1 : Rtx-624 (0.25 mm) Det: MS SCAN
Process Host: XAWRK030

First Level Reviewer: moroneyc Date: 11-Oct-2016 08:02:18

Compound	Sig	RT (min.)	Exp RT (min.)	Dlt RT (min.)	Q	Response	OnCol Amt ug/l	Flags
19 Acetone	43	3.090	3.090	0.000	88	13440	17.1	
24 Methyl acetate	43	3.334	3.334	0.000	99	1855	0.7304	
* 28 TBA-d9 (IS)	65	3.462	3.468	-0.006	99	236120	1000.0	
* 39 2-Butanone-d5	46	4.431	4.437	-0.006	99	302838	250.0	
50 Cyclohexane	56	4.803	4.803	0.000	94	11945	2.35	
$ 53 Dibromofluoromethane (Surr	113	4.821	4.822	-0.001	95	126036	49.8	
$ 59 1,2-Dichloroethane-d4 (Sur	65	5.102	5.102	0.000	98	157724	51.4	
62 1,2-Dichloroethane	62	5.163	5.157	0.006	94	1823	0.4993	
* 64 Fluorobenzene	96	5.309	5.309	0.000	98	478661	50.0	
* 70 1,4-Dioxane-d8	96	5.846	5.852	-0.006	92	21032	1000.0	
$ 81 Toluene-d8 (Surr)	98	6.662	6.663	-0.001	99	441443	50.5	
* 92 Chlorobenzene-d5	117	7.784	7.784	0.000	89	306099	50.0	
$ 103 4-Bromofluorobenzene	174	8.528	8.522	0.006	87	116489	47.6	
* 119 1,4-Dichlorobenzene-d4	152	9.180	9.174	0.006	98	167678	50.0	

Reagents:

8260ISNEW_00085	Amount Added: 1.00	Units: uL	Run Reagent
8260SURR250_00140	Amount Added: 1.00	Units: uL	Run Reagent

Report Date: 11-Oct-2016 08:10:23 Chrom Revision: 2.2 08-Sep-2016 14:45:52

TestAmerica Edison

Data File: \\ChromNA\Edison\ChromData\CVOAMS1\20161010-46706.b\A28143.D

Injection Date:	11-Oct-2016 04:31:30	Instrument ID:	CVOAMS1	Operator ID:	VOA GC/MS1
Lims ID:	460-121256-A-4	Lab Sample ID:	460-121256-4	Worklist Smp#:	23
Client ID:	MW-2D				
Purge Vol:	5.000 mL	Dil. Factor:	1.0000	ALS Bottle#:	22
Method:	8260624W_1	Limit Group:	VOA - 8260C Water and Solid		

Column: Rtx-624 (0.25 mm)

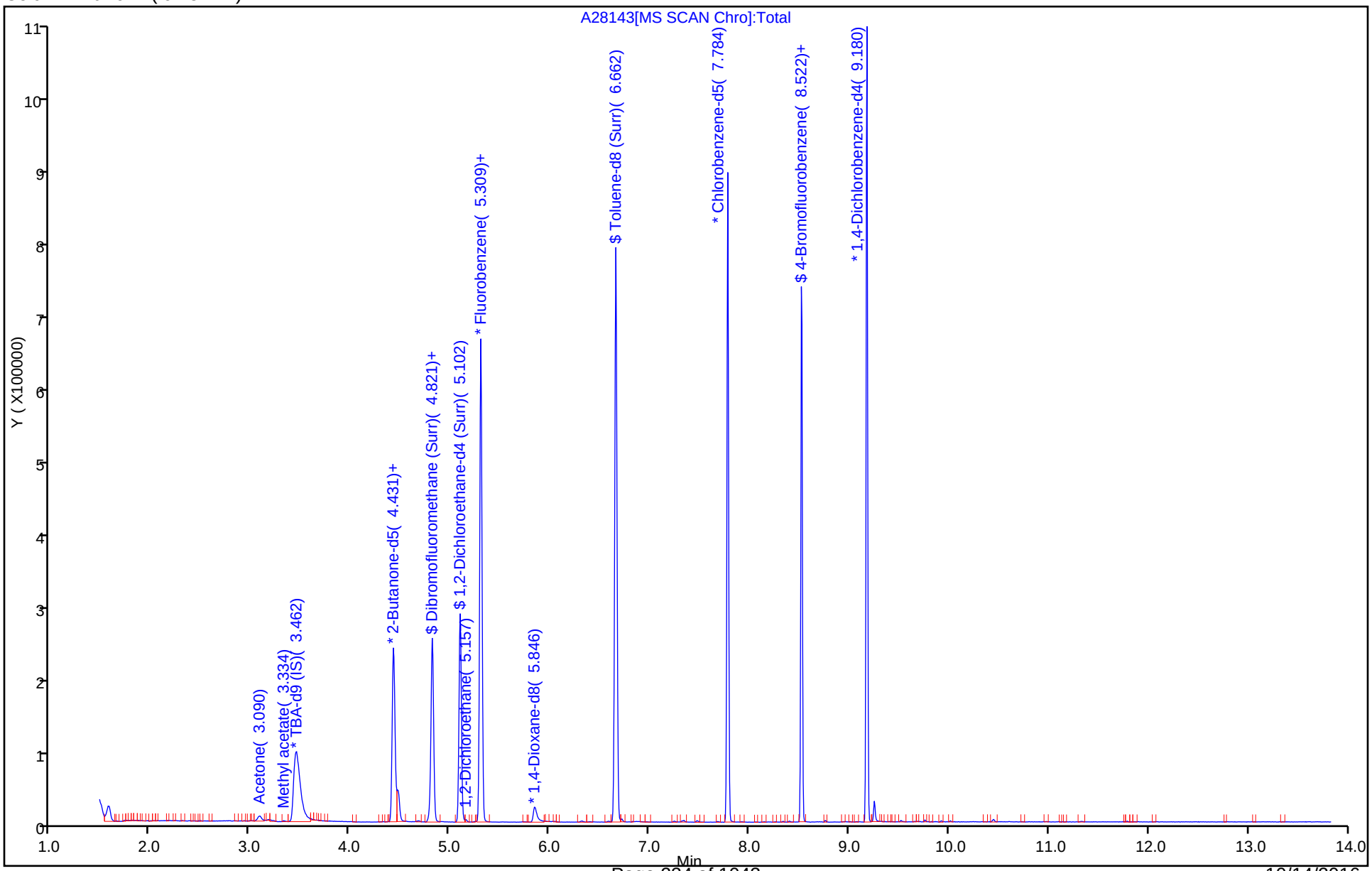

TestAmerica Edison

Data File:	\\ChromNA\Edison\ChromData\CVOAMS1\20161010-46706.b\A28143.D				
Injection Date:	11-Oct-2016 04:31:30	Instrument ID:	CVOAMS1		
Lims ID:	460-121256-A-4	Lab Sample ID:	460-121256-4		
Client ID:	MW-2D				
Operator ID:	VOA GC/MS1	ALS Bottle#:	22	Worklist Smp#:	23
Purge Vol:	5.000 mL	Dil. Factor:	1.0000		
Method:	8260624W_1	Limit Group:	VOA - 8260C Water and Solid		
Column:	Rtx-624 (0.25 mm)	Detector	MS SCAN		

62 1,2-Dichloroethane, CAS: 107-06-2

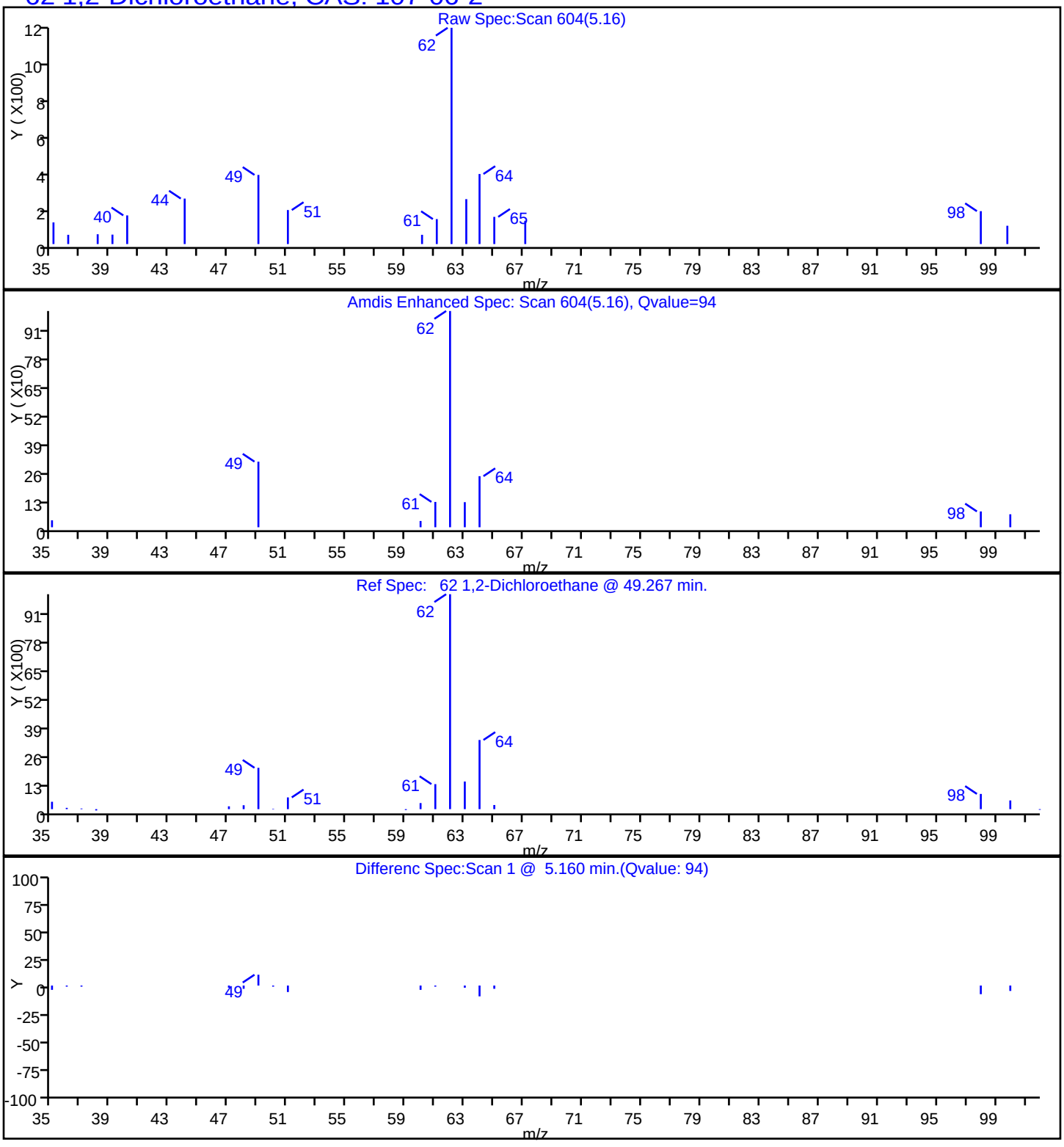

TestAmerica Edison

Data File:	\\ChromNA\Edison\ChromData\CVOAMS1\20161010-46706.b\A28143.D				
Injection Date:	11-Oct-2016 04:31:30	Instrument ID:	CVOAMS1		
Lims ID:	460-121256-A-4	Lab Sample ID:	460-121256-4		
Client ID:	MW-2D				
Operator ID:	VOA GC/MS1	ALS Bottle#:	22	Worklist Smp#:	23
Purge Vol:	5.000 mL	Dil. Factor:	1.0000		
Method:	8260624W_1	Limit Group:	VOA - 8260C Water and Solid		
Column:	Rtx-624 (0.25 mm)	Detector	MS SCAN		

19 Acetone, CAS: 67-64-1

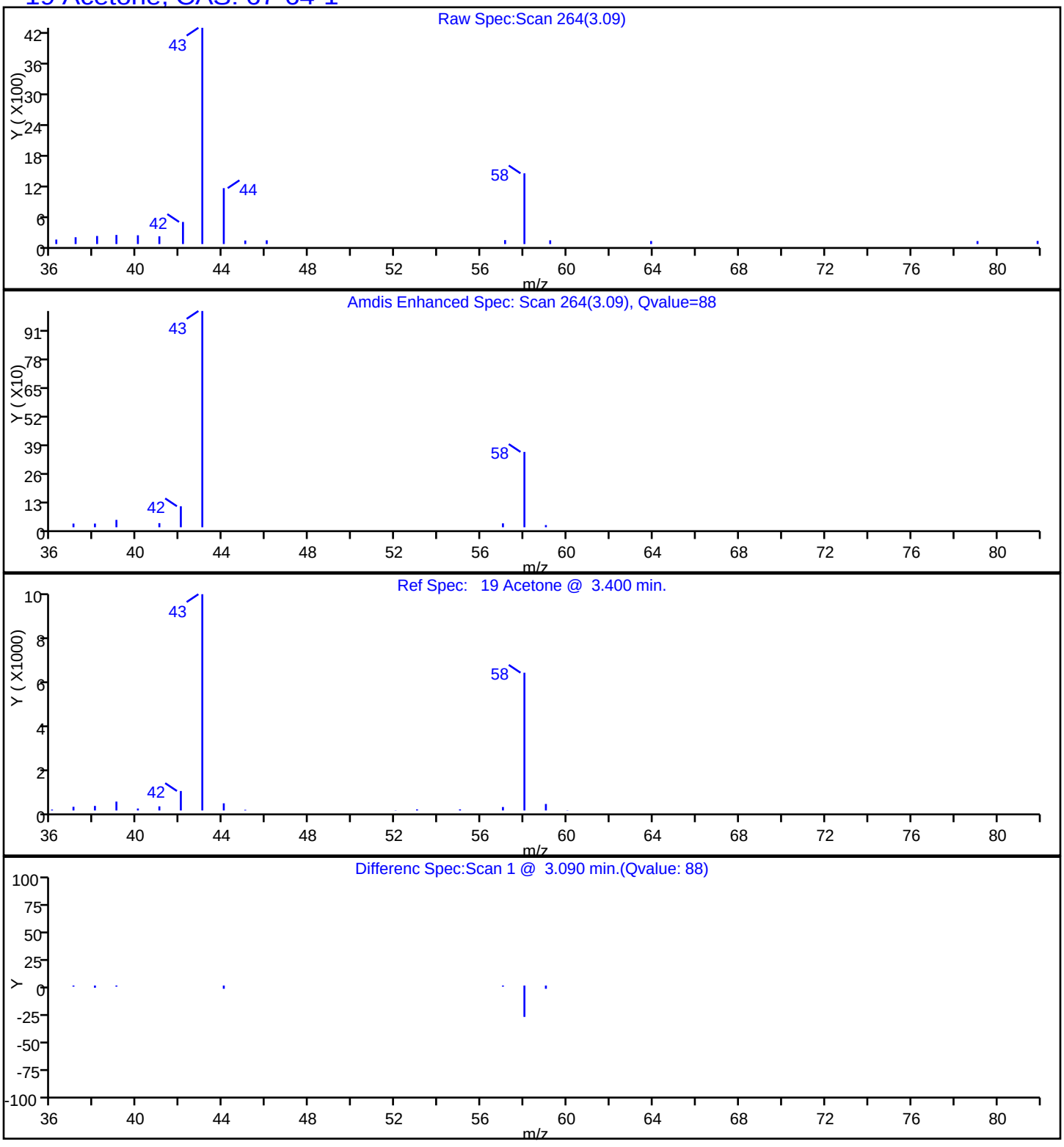

TestAmerica Edison

Data File:	\\ChromNA\Edison\ChromData\CVOAMS1\20161010-46706.b\A28143.D				
Injection Date:	11-Oct-2016 04:31:30	Instrument ID:	CVOAMS1		
Lims ID:	460-121256-A-4	Lab Sample ID:	460-121256-4		
Client ID:	MW-2D				
Operator ID:	VOA GC/MS1	ALS Bottle#:	22	Worklist Smp#:	23
Purge Vol:	5.000 mL	Dil. Factor:	1.0000		
Method:	8260624W_1	Limit Group:	VOA - 8260C Water and Solid		
Column:	Rtx-624 (0.25 mm)	Detector	MS SCAN		

50 Cyclohexane, CAS: 110-82-7

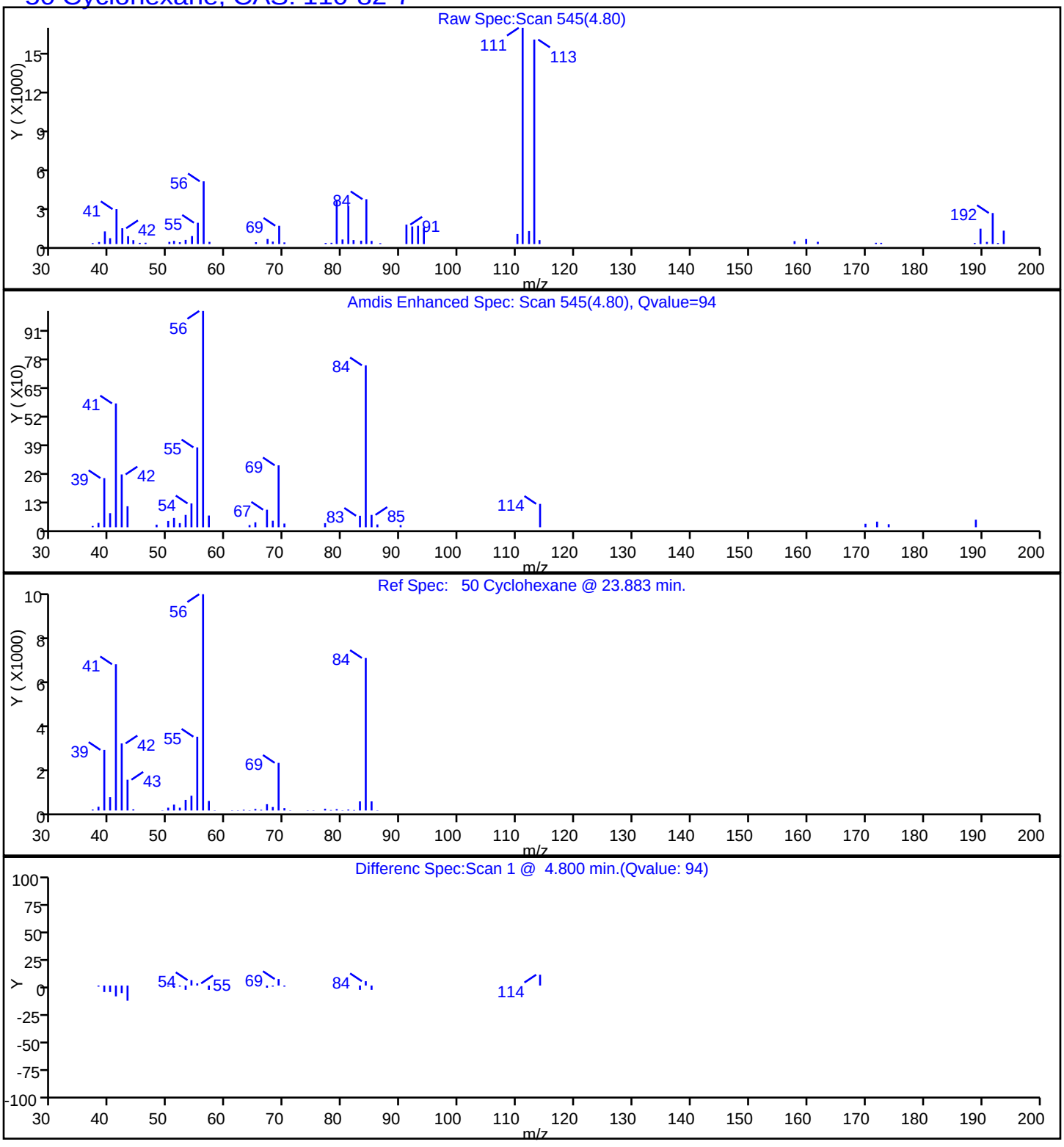

Data File: \\ChromNA\Edison\ChromData\CVOAMS1\20161010-46706.b\A28143.D

Injection Date:	11-Oct-2016 04:31:30	Instrument ID:	CVOAMS1		
Lims ID:	460-121256-A-4	Lab Sample ID:	460-121256-4		
Client ID:	MW-2D				
Operator ID:	VOA GC/MS1	ALS Bottle#:	22	Worklist Smp#:	23
Purge Vol:	5.000 mL	Dil. Factor:	1.0000		
Method:	8260624W_1	Limit Group:	VOA - 8260C Water and Solid		
Column:	Rtx-624 (0.25 mm)	Detector	MS SCAN		

24 Methyl acetate, CAS: 79-20-9

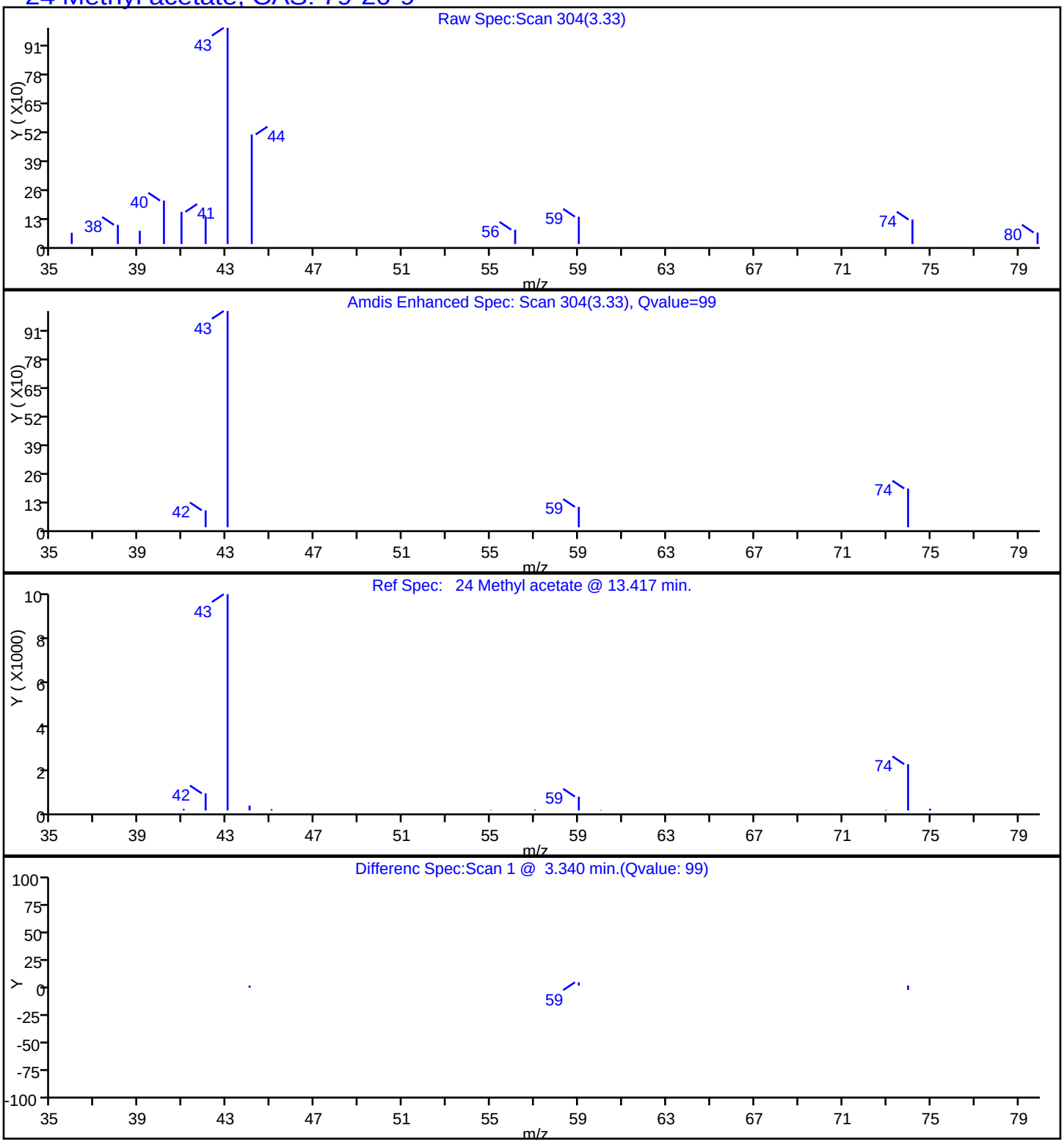

FORM I
GC/MS VOA ORGANICS ANALYSIS DATA SHEET

Lab Name: TestAmerica Edison | Job No.: 460-121256-1

SDG No.:

Client Sample ID: MW-2I | Lab Sample ID: 460-121256-5

Matrix: Water | Lab File ID: A28144.D

Analysis Method: 8260C | Date Collected: 09/29/2016 10:40

Sample wt/vol: 5(mL) | Date Analyzed: 10/11/2016 04:54

Soil Aliquot Vol: | Dilution Factor: 1

Soil Extract Vol.: | GC Column: Rtx-624 ID: 0.25(mm)

% Moisture: | Level: (low/med) Low

Analysis Batch No.: 396289 | Units: ug/L

CAS NO.	COMPOUND NAME	RESULT	Q	RL	MDL
71-55-6	1,1,1-Trichloroethane	0.28	U	1.0	0.28
79-34-5	1,1,2,2-Tetrachloroethane	0.19	U	1.0	0.19
79-00-5	1,1,2-Trichloroethane	0.080	U	1.0	0.080
75-34-3	1,1-Dichloroethane	0.24	U	1.0	0.24
75-35-4	1,1-Dichloroethene	0.34	U	1.0	0.34
87-61-6	1,2,3-Trichlorobenzene	0.35	U	1.0	0.35
120-82-1	1,2,4-Trichlorobenzene	0.27	U	1.0	0.27
96-12-8	1,2-Dibromo-3-Chloropropane	0.23	U	1.0	0.23
106-93-4	1,2-Dibromoethane	0.19	U	1.0	0.19
95-50-1	1,2-Dichlorobenzene	0.22	U	1.0	0.22
107-06-2	1,2-Dichloroethane	0.27	J	1.0	0.25
78-87-5	1,2-Dichloropropane	0.18	U	1.0	0.18
541-73-1	1,3-Dichlorobenzene	0.33	U	1.0	0.33
106-46-7	1,4-Dichlorobenzene	0.33	U	1.0	0.33
123-91-1	1,4-Dioxane	8.7	U	50	8.7
78-93-3	2-Butanone	2.2	U	5.0	2.2
591-78-6	2-Hexanone	0.72	U	5.0	0.72
108-10-1	4-Methyl-2-pentanone	0.63	U	5.0	0.63
67-64-1	Acetone	20		5.0	1.1
71-43-2	Benzene	0.090	U	1.0	0.090
74-97-5	Bromochloromethane	0.30	U	1.0	0.30
75-27-4	Bromodichloromethane	0.15	U	1.0	0.15
75-25-2	Bromoform	0.18	U	1.0	0.18
74-83-9	Bromomethane	0.18	U	1.0	0.18
75-15-0	Carbon disulfide	0.22	U	1.0	0.22
56-23-5	Carbon tetrachloride	0.33	U	1.0	0.33
108-90-7	Chlorobenzene	0.24	U	1.0	0.24
75-00-3	Chloroethane	0.37	U	1.0	0.37
67-66-3	Chloroform	0.79	J	1.0	0.22
74-87-3	Chloromethane	0.22	U	1.0	0.22
156-59-2	cis-1,2-Dichloroethene	0.26	U	1.0	0.26
10061-01-5	cis-1,3-Dichloropropene	0.16	U	1.0	0.16
110-82-7	Cyclohexane	0.89	J	1.0	0.26
124-48-1	Dibromochloromethane	0.22	U	1.0	0.22
75-71-8	Dichlorodifluoromethane	0.14	U	1.0	0.14
100-41-4	Ethylbenzene	0.30	U	1.0	0.30

FORM I
GC/MS VOA ORGANICS ANALYSIS DATA SHEET

Lab Name: TestAmerica Edison | Job No.: 460-121256-1

SDG No.:

Client Sample ID: MW-2I | Lab Sample ID: 460-121256-5

Matrix: Water | Lab File ID: A28144.D

Analysis Method: 8260C | Date Collected: 09/29/2016 10:40

Sample wt/vol: 5(mL) | Date Analyzed: 10/11/2016 04:54

Soil Aliquot Vol: | Dilution Factor: 1

Soil Extract Vol.: | GC Column: Rtx-624 ID: 0.25(mm)

% Moisture: | Level: (low/med) Low

Analysis Batch No.: 396289 | Units: ug/L

CAS NO.	COMPOUND NAME	RESULT	Q	RL	MDL
76-13-1	Freon TF	0.34	U	1.0	0.34
98-82-8	Isopropylbenzene	0.32	U	1.0	0.32
179601-23-1	m&p-Xylene	0.28	U	1.0	0.28
79-20-9	Methyl acetate	0.92	J	5.0	0.58
108-87-2	Methylcyclohexane	0.22	U	1.0	0.22
75-09-2	Methylene Chloride	0.21	U	1.0	0.21
1634-04-4	MTBE	0.13	U	1.0	0.13
95-47-6	o-Xylene	0.32	U	1.0	0.32
100-42-5	Styrene	0.17	U	1.0	0.17
127-18-4	Tetrachloroethene	0.12	U	1.0	0.12
108-88-3	Toluene	0.25	U	1.0	0.25
156-60-5	trans-1,2-Dichloroethene	0.18	U	1.0	0.18
10061-02-6	trans-1,3-Dichloropropene	0.19	U	1.0	0.19
79-01-6	Trichloroethene	0.22	U	1.0	0.22
75-69-4	Trichlorofluoromethane	0.15	U	1.0	0.15
75-01-4	Vinyl chloride	0.060	U	1.0	0.060

CAS NO.	SURROGATE	%REC	Q	LIMITS
17060-07-0	1,2-Dichloroethane-d4 (Surr)	103		70-130
460-00-4	Bromofluorobenzene	97		70-130
1868-53-7	Dibromofluoromethane (Surr)	101		70-130
2037-26-5	Toluene-d8 (Surr)	101		70-130

FORM I
GC/MS VOA ORGANICS ANALYSIS DATA SHEET
TENTATIVELY IDENTIFIED COMPOUNDS

Lab Name: TestAmerica Edison Job No.: 460-121256-1

SDG No.:

Client Sample ID: MW-2I Lab Sample ID: 460-121256-5

Matrix: Water Lab File ID: A28144.D

Analysis Method: 8260C Date Collected: 09/29/2016 10:40

Sample wt/vol: 5(mL) Date Analyzed: 10/11/2016 04:54

Soil Aliquot Vol: Dilution Factor: 1

Soil Extract Vol.: GC Column: Rtx-624 ID: 0.25(mm)

% Moisture: Level: (low/med) Low

Analysis Batch No.: 396289 Units: ug/L

Number TICs Found: 0 TIC Result Total: 0

CAS NO.	COMPOUND NAME	RT	RESULT	Q	MATCH QUALITY
	Tentatively Identified Compound		None		

TestAmerica Edison
Target Compound Quantitation Report

Data File: \\ChromNA\Edison\ChromData\CVOAMS1\20161010-46706.b\A28144.D
Lims ID: 460-121256-A-5
Client ID: MW-2I
Sample Type: Client
Inject. Date: 11-Oct-2016 04:54:30 ALS Bottle#: 23 Worklist Smp#: 24
Purge Vol: 5.000 mL Dil. Factor: 1.0000
Sample Info: 460-121256-A-5
Misc. Info.: 460-0046706-024
Operator ID: VOA GC/MS1 Instrument ID: CVOAMS1

Method: \\ChromNA\Edison\ChromData\CVOAMS1\20161010-46706.b\8260624W_1.m
Limit Group: VOA - 8260C Water and Solid
Last Update: 11-Oct-2016 13:57:51 Calib Date: 08-Sep-2016 04:26:30
Integrator: RTE ID Type: Deconvolution ID
Quant Method: Internal Standard Quant By: Initial Calibration
Last ICal File: \\ChromNA\Edison\ChromData\CVOAMS1\20160908-45311.b\A26272.D

Column 1 : Rtx-624 (0.25 mm) Det: MS SCAN
Process Host: XAWRK013

First Level Reviewer: moroneyc Date: 11-Oct-2016 08:02:38

Compound	Sig	RT (min.)	Exp RT (min.)	Dlt RT (min.)	Q	Response	OnCol Amt ug/l	Flags
19 Acetone	43	3.084	3.096	-0.012	88	14976	19.7	
24 Methyl acetate	43	3.334	3.346	-0.012	98	2252	0.9175	
* 28 TBA-d9 (IS)	65	3.444	3.468	-0.024	99	230098	1000.0	
* 39 2-Butanone-d5	46	4.425	4.437	-0.012	99	294095	250.0	
49 Chloroform	83	4.687	4.700	-0.013	95	3777	0.7852	
50 Cyclohexane	56	4.803	4.809	-0.006	95	4388	0.8948	
$ 53 Dibromofluoromethane (Surr	113	4.815	4.828	-0.013	95	123023	50.3	
$ 59 1,2-Dichloroethane-d4 (Sur	65	5.096	5.102	-0.006	98	152698	51.5	
62 1,2-Dichloroethane	62	5.157	5.163	-0.006	88	961	0.2723	
* 64 Fluorobenzene	96	5.309	5.315	-0.006	98	462601	50.0	
* 70 1,4-Dioxane-d8	96	5.846	5.858	-0.012	93	20575	1000.0	
$ 81 Toluene-d8 (Surr)	98	6.663	6.663	-0.001	99	424957	50.6	
* 92 Chlorobenzene-d5	117	7.784	7.784	0.000	89	294052	50.0	
$ 103 4-Bromofluorobenzene	174	8.522	8.528	-0.006	83	113631	48.4	
* 119 1,4-Dichlorobenzene-d4	152	9.174	9.180	-0.006	98	164951	50.0	

Reagents:

8260ISNEW_00085 Amount Added: 1.00 Units: uL Run Reagent
8260SURR250_00140 Amount Added: 1.00 Units: uL Run Reagent

Report Date: 11-Oct-2016 13:57:51 Chrom Revision: 2.2 08-Sep-2016 14:45:52

TestAmerica Edison

Data File: \\ChromNA\Edison\ChromData\CVOAMS1\20161010-46706.b\A28144.D

Injection Date:	11-Oct-2016 04:54:30	Instrument ID:	CVOAMS1	Operator ID:	VOA GC/MS1
Lims ID:	460-121256-A-5	Lab Sample ID:	460-121256-5	Worklist Smp#:	24
Client ID:	MW-2I				
Purge Vol:	5.000 mL	Dil. Factor:	1.0000	ALS Bottle#:	23
Method:	8260624W_1	Limit Group:	VOA - 8260C Water and Solid		

Column: Rtx-624 (0.25 mm)

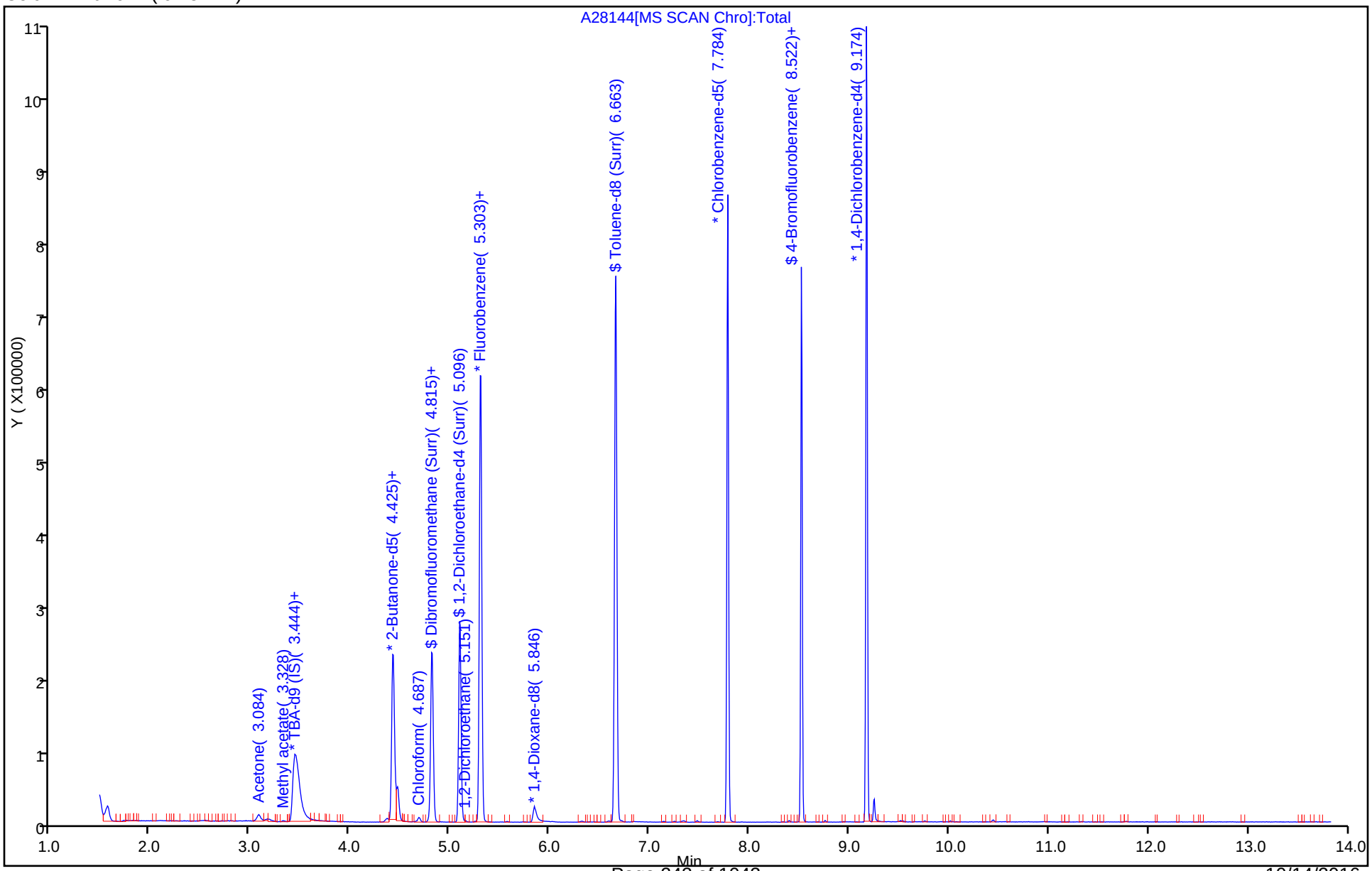

TestAmerica Edison

Data File:	\\ChromNA\Edison\ChromData\CVOAMS1\20161010-46706.b\A28144.D				
Injection Date:	11-Oct-2016 04:54:30	Instrument ID:	CVOAMS1		
Lims ID:	460-121256-A-5	Lab Sample ID:	460-121256-5		
Client ID:	MW-2I				
Operator ID:	VOA GC/MS1	ALS Bottle#:	23	Worklist Smp#:	24
Purge Vol:	5.000 mL	Dil. Factor:	1.0000		
Method:	8260624W_1	Limit Group:	VOA - 8260C Water and Solid		
Column:	Rtx-624 (0.25 mm)	Detector	MS SCAN		

62 1,2-Dichloroethane, CAS: 107-06-2

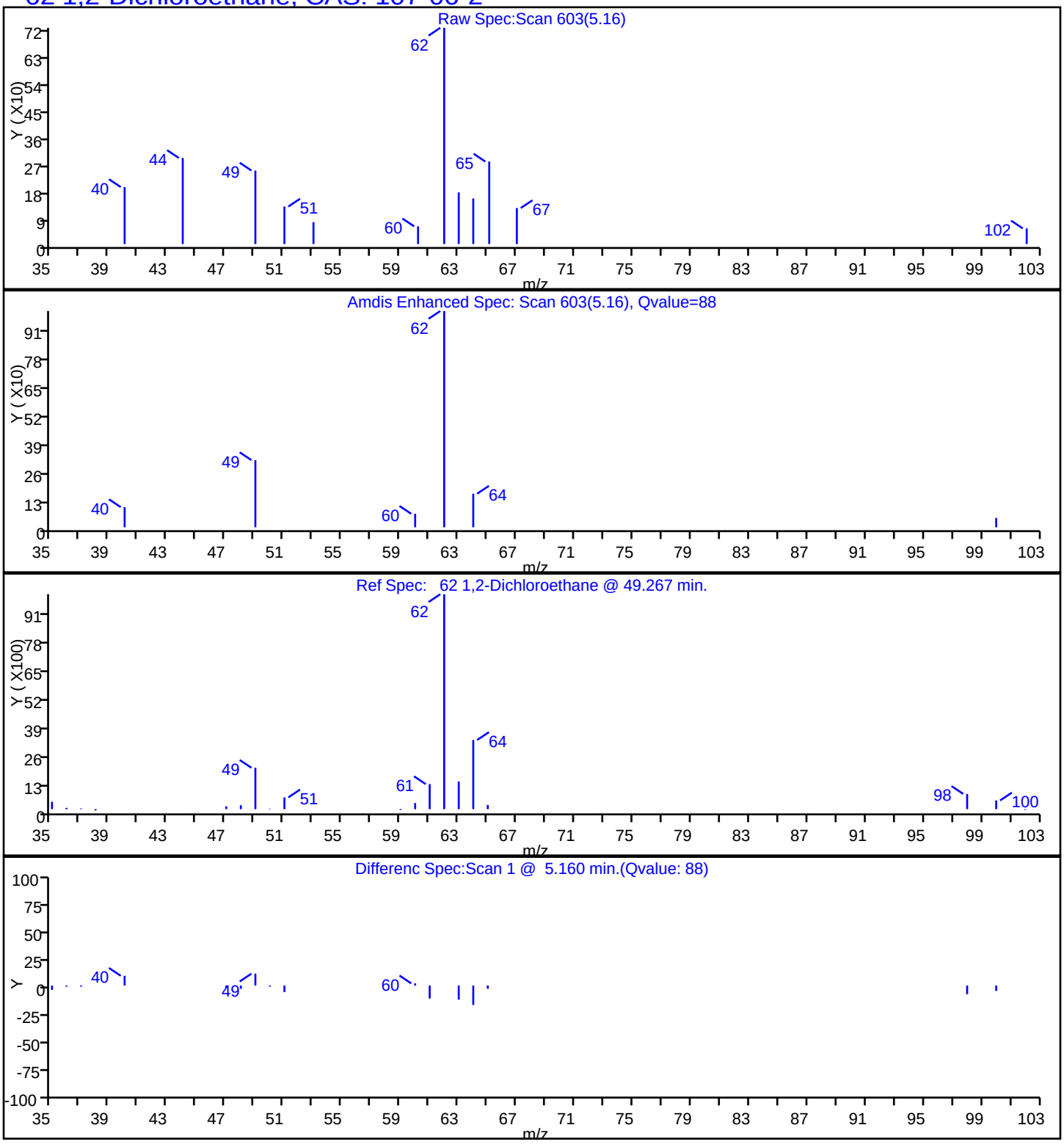

Report Date: 11-Oct-2016 13:57:51 Chrom Revision: 2.2 08-Sep-2016 14:45:52

TestAmerica Edison

Data File: \\ChromNA\Edison\ChromData\CVOAMS1\20161010-46706.b\A28144.D

Injection Date:	11-Oct-2016 04:54:30	Instrument ID:	CVOAMS1		
Lims ID:	460-121256-A-5	Lab Sample ID:	460-121256-5		
Client ID:	MW-2I				
Operator ID:	VOA GC/MS1	ALS Bottle#:	23	Worklist Smp#:	24
Purge Vol:	5.000 mL	Dil. Factor:	1.0000		
Method:	8260624W_1	Limit Group:	VOA - 8260C Water and Solid		
Column:	Rtx-624 (0.25 mm)	Detector	MS SCAN		

19 Acetone, CAS: 67-64-1

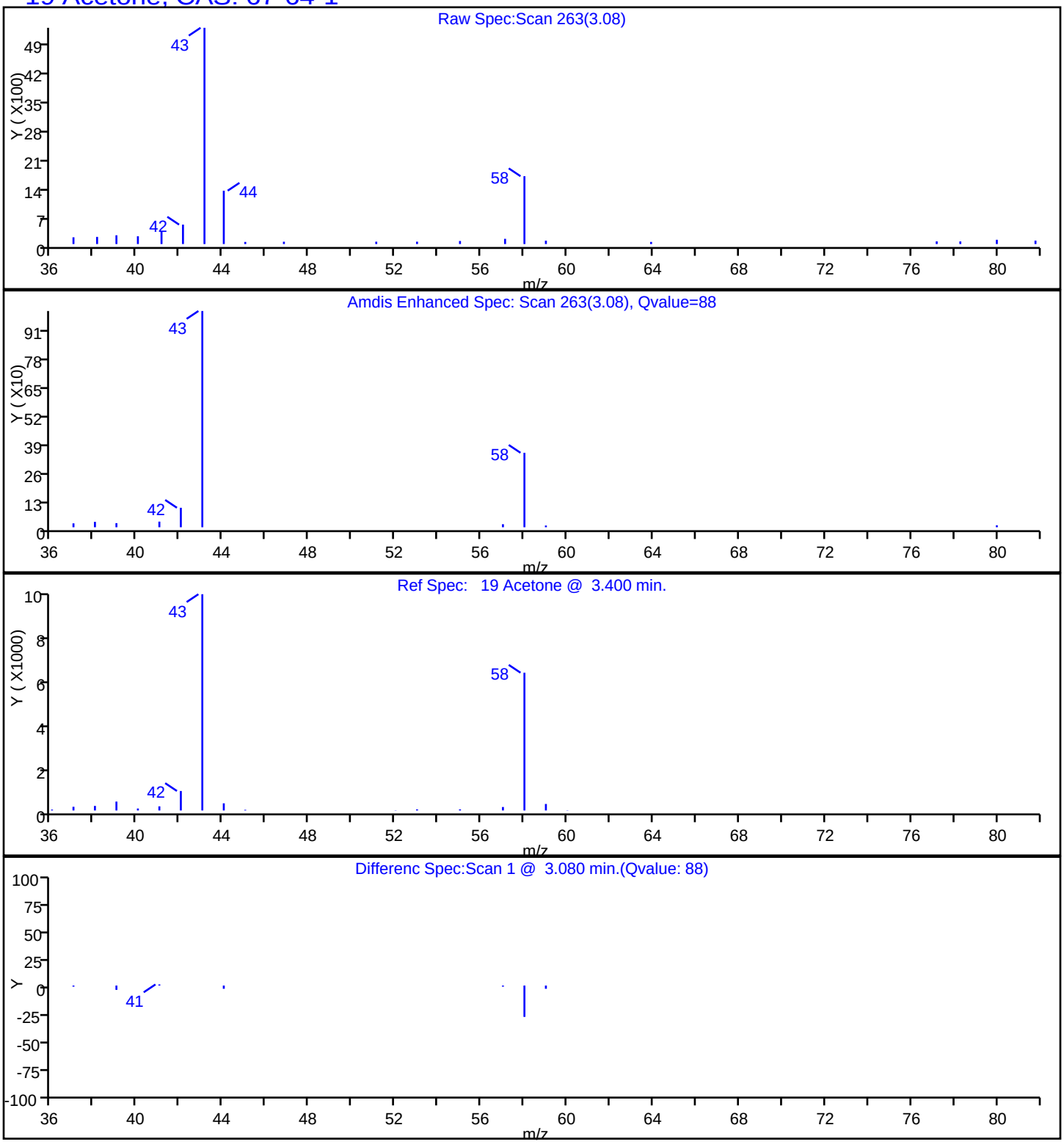

TestAmerica Edison

Data File:	\\ChromNA\Edison\ChromData\CVOAMS1\20161010-46706.b\A28144.D				
Injection Date:	11-Oct-2016 04:54:30	Instrument ID:	CVOAMS1		
Lims ID:	460-121256-A-5	Lab Sample ID:	460-121256-5		
Client ID:	MW-2I				
Operator ID:	VOA GC/MS1	ALS Bottle#:	23	Worklist Smp#:	24
Purge Vol:	5.000 mL	Dil. Factor:	1.0000		
Method:	8260624W_1	Limit Group:	VOA - 8260C Water and Solid		
Column:	Rtx-624 (0.25 mm)	Detector	MS SCAN		

49 Chloroform, CAS: 67-66-3

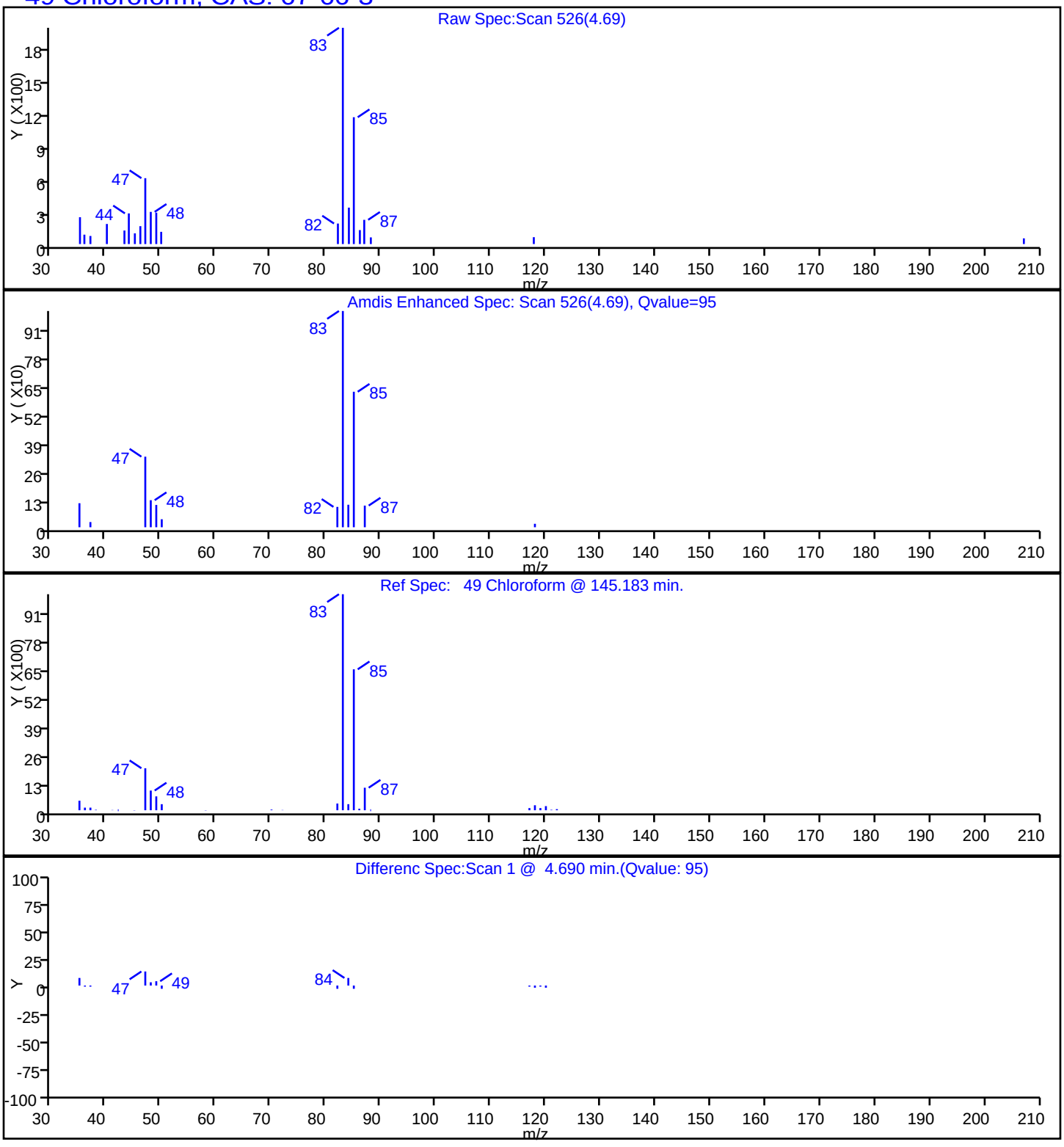

Report Date: 11-Oct-2016 13:57:51 Chrom Revision: 2.2 08-Sep-2016 14:45:52

TestAmerica Edison

Data File: \\ChromNA\Edison\ChromData\CVOAMS1\20161010-46706.b\A28144.D

Injection Date:	11-Oct-2016 04:54:30	Instrument ID:	CVOAMS1		
Lims ID:	460-121256-A-5	Lab Sample ID:	460-121256-5		
Client ID:	MW-2I				
Operator ID:	VOA GC/MS1	ALS Bottle#:	23	Worklist Smp#:	24
Purge Vol:	5.000 mL	Dil. Factor:	1.0000		
Method:	8260624W_1	Limit Group:	VOA - 8260C Water and Solid		
Column:	Rtx-624 (0.25 mm)	Detector	MS SCAN		

50 Cyclohexane, CAS: 110-82-7

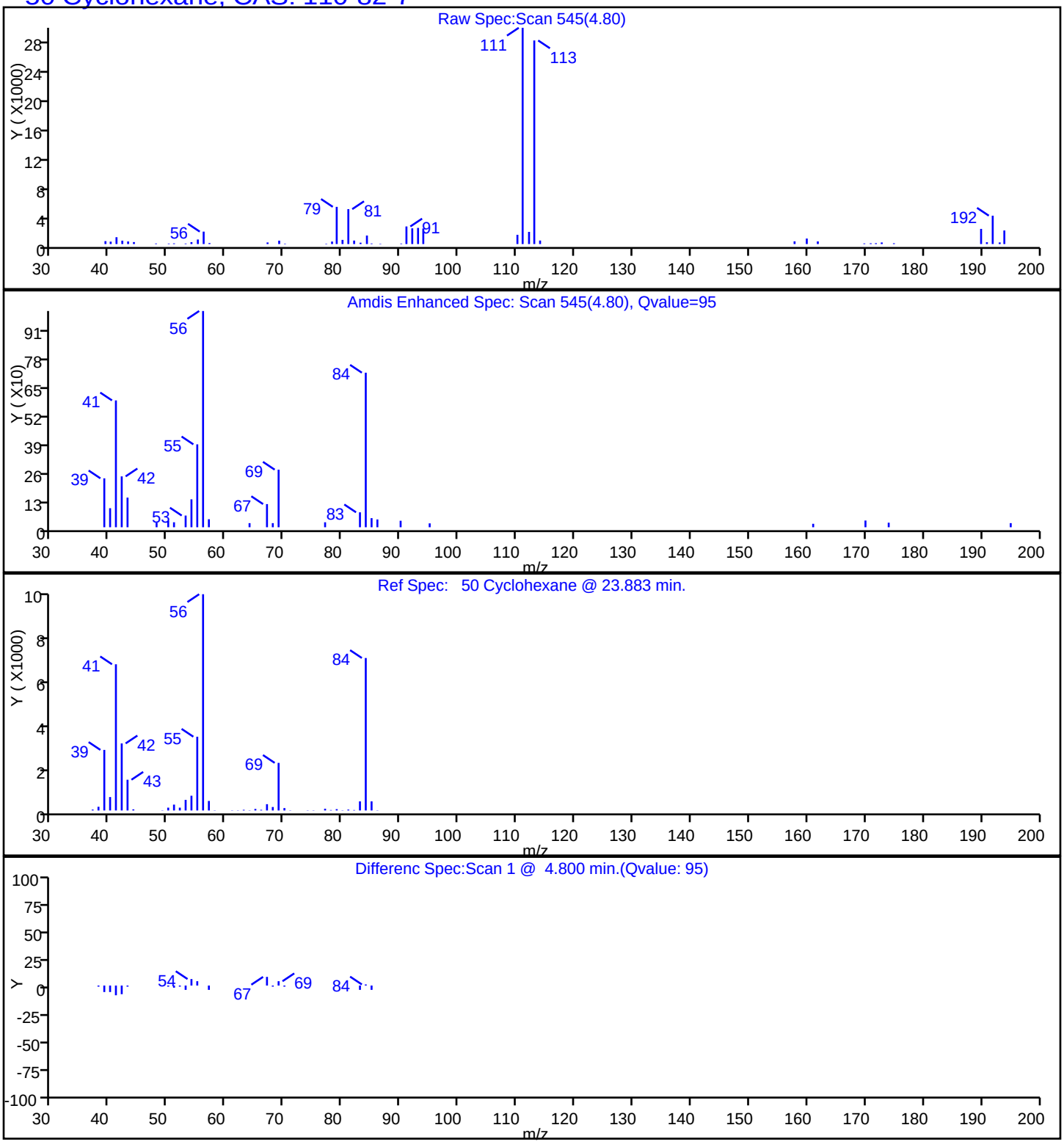

TestAmerica Edison

Data File:	\\ChromNA\Edison\ChromData\CVOAMS1\20161010-46706.b\A28144.D		
Injection Date:	11-Oct-2016 04:54:30	Instrument ID:	CVOAMS1
Lims ID:	460-121256-A-5	Lab Sample ID:	460-121256-5
Client ID:	MW-2I		
Operator ID:	VOA GC/MS1	ALS Bottle#:	23 Worklist Smp#: 24
Purge Vol:	5.000 mL	Dil. Factor:	1.0000
Method:	8260624W_1	Limit Group:	VOA - 8260C Water and Solid
Column:	Rtx-624 (0.25 mm)	Detector	MS SCAN

24 Methyl acetate, CAS: 79-20-9

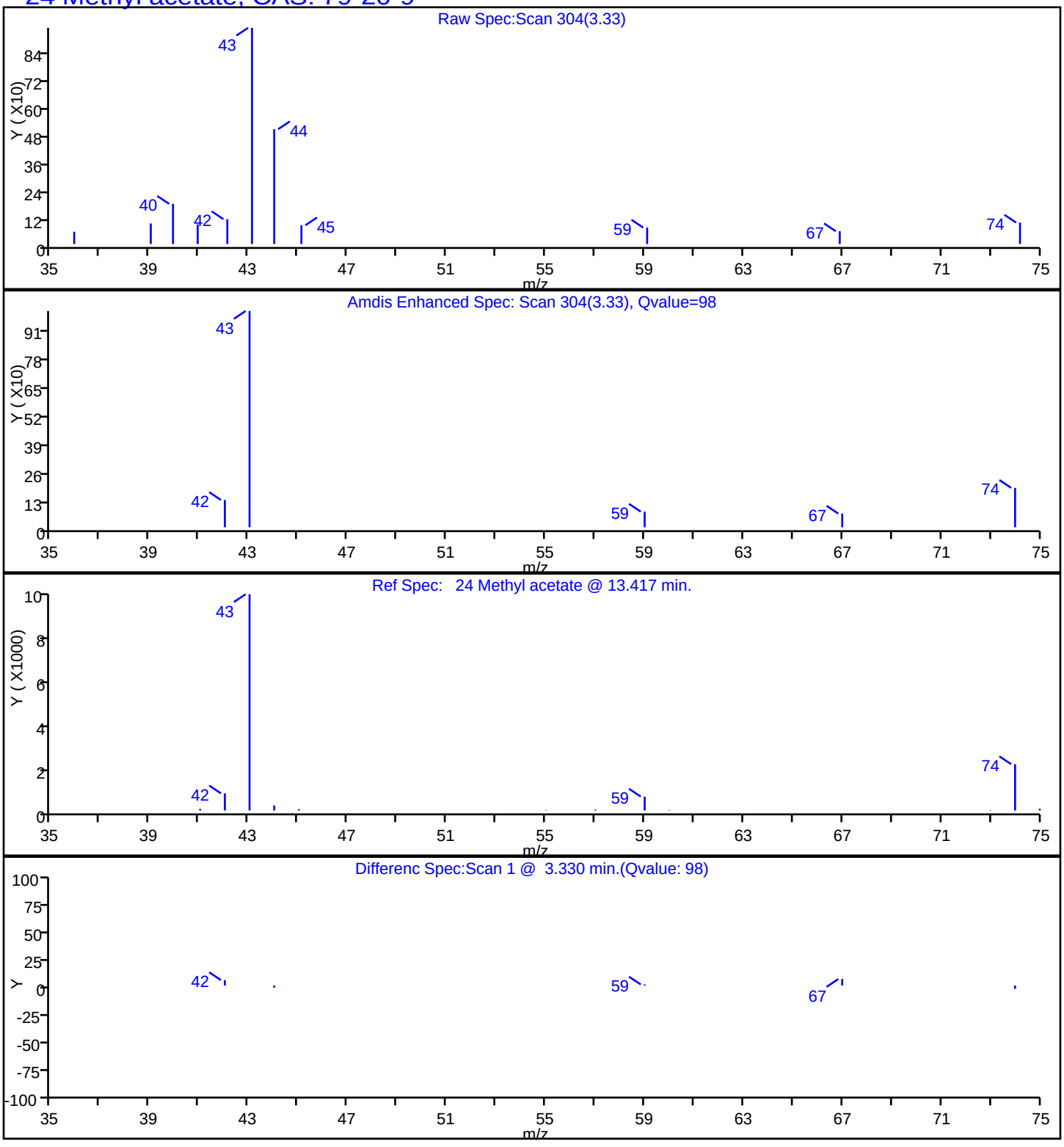

FORM I
GC/MS VOA ORGANICS ANALYSIS DATA SHEET

Lab Name: TestAmerica Edison | Job No.: 460-121256-1

SDG No.:

Client Sample ID: MW-3D | Lab Sample ID: 460-121256-6

Matrix: Water | Lab File ID: A28145.D

Analysis Method: 8260C | Date Collected: 09/29/2016 09:55

Sample wt/vol: 5(mL) | Date Analyzed: 10/11/2016 05:17

Soil Aliquot Vol: | Dilution Factor: 1

Soil Extract Vol.: | GC Column: Rtx-624 ID: 0.25(mm)

% Moisture: | Level: (low/med) Low

Analysis Batch No.: 396289 | Units: ug/L

CAS NO.	COMPOUND NAME	RESULT	Q	RL	MDL
71-55-6	1,1,1-Trichloroethane	0.28	U	1.0	0.28
79-34-5	1,1,2,2-Tetrachloroethane	0.19	U	1.0	0.19
79-00-5	1,1,2-Trichloroethane	0.080	U	1.0	0.080
75-34-3	1,1-Dichloroethane	0.24	U	1.0	0.24
75-35-4	1,1-Dichloroethene	0.34	U	1.0	0.34
87-61-6	1,2,3-Trichlorobenzene	0.35	U	1.0	0.35
120-82-1	1,2,4-Trichlorobenzene	0.27	U	1.0	0.27
96-12-8	1,2-Dibromo-3-Chloropropane	0.23	U	1.0	0.23
106-93-4	1,2-Dibromoethane	0.19	U	1.0	0.19
95-50-1	1,2-Dichlorobenzene	0.22	U	1.0	0.22
107-06-2	1,2-Dichloroethane	0.39	J	1.0	0.25
78-87-5	1,2-Dichloropropane	0.18	U	1.0	0.18
541-73-1	1,3-Dichlorobenzene	0.33	U	1.0	0.33
106-46-7	1,4-Dichlorobenzene	0.33	U	1.0	0.33
123-91-1	1,4-Dioxane	8.7	U	50	8.7
78-93-3	2-Butanone	2.2	U	5.0	2.2
591-78-6	2-Hexanone	0.72	U	5.0	0.72
108-10-1	4-Methyl-2-pentanone	0.63	U	5.0	0.63
67-64-1	Acetone	33		5.0	1.1
71-43-2	Benzene	0.090	U	1.0	0.090
74-97-5	Bromochloromethane	0.30	U	1.0	0.30
75-27-4	Bromodichloromethane	0.15	U	1.0	0.15
75-25-2	Bromoform	0.18	U	1.0	0.18
74-83-9	Bromomethane	0.18	U	1.0	0.18
75-15-0	Carbon disulfide	0.22	U	1.0	0.22
56-23-5	Carbon tetrachloride	0.33	U	1.0	0.33
108-90-7	Chlorobenzene	0.24	U	1.0	0.24
75-00-3	Chloroethane	0.37	U	1.0	0.37
67-66-3	Chloroform	0.22	U	1.0	0.22
74-87-3	Chloromethane	0.22	U	1.0	0.22
156-59-2	cis-1,2-Dichloroethene	0.26	U	1.0	0.26
10061-01-5	cis-1,3-Dichloropropene	0.16	U	1.0	0.16
110-82-7	Cyclohexane	0.56	J	1.0	0.26
124-48-1	Dibromochloromethane	0.22	U	1.0	0.22
75-71-8	Dichlorodifluoromethane	0.14	U	1.0	0.14
100-41-4	Ethylbenzene	0.30	U	1.0	0.30

FORM I
GC/MS VOA ORGANICS ANALYSIS DATA SHEET

Lab Name: TestAmerica Edison | Job No.: 460-121256-1

SDG No.:

Client Sample ID: MW-3D | Lab Sample ID: 460-121256-6

Matrix: Water | Lab File ID: A28145.D

Analysis Method: 8260C | Date Collected: 09/29/2016 09:55

Sample wt/vol: 5(mL) | Date Analyzed: 10/11/2016 05:17

Soil Aliquot Vol: | Dilution Factor: 1

Soil Extract Vol.: | GC Column: Rtx-624 ID: 0.25(mm)

% Moisture: | Level: (low/med) Low

Analysis Batch No.: 396289 | Units: ug/L

CAS NO.	COMPOUND NAME	RESULT	Q	RL	MDL
76-13-1	Freon TF	0.34	U	1.0	0.34
98-82-8	Isopropylbenzene	0.32	U	1.0	0.32
179601-23-1	m&p-Xylene	0.28	U	1.0	0.28
79-20-9	Methyl acetate	1.2	J	5.0	0.58
108-87-2	Methylcyclohexane	0.22	U	1.0	0.22
75-09-2	Methylene Chloride	0.21	U	1.0	0.21
1634-04-4	MTBE	0.13	U	1.0	0.13
95-47-6	o-Xylene	0.32	U	1.0	0.32
100-42-5	Styrene	0.17	U	1.0	0.17
127-18-4	Tetrachloroethene	0.12	U	1.0	0.12
108-88-3	Toluene	0.25	U	1.0	0.25
156-60-5	trans-1,2-Dichloroethene	0.18	U	1.0	0.18
10061-02-6	trans-1,3-Dichloropropene	0.19	U	1.0	0.19
79-01-6	Trichloroethene	0.22	U	1.0	0.22
75-69-4	Trichlorofluoromethane	0.15	U	1.0	0.15
75-01-4	Vinyl chloride	0.060	U	1.0	0.060

CAS NO.	SURROGATE	%REC	Q	LIMITS
17060-07-0	1,2-Dichloroethane-d4 (Surr)	102		70-130
460-00-4	Bromofluorobenzene	96		70-130
1868-53-7	Dibromofluoromethane (Surr)	99		70-130
2037-26-5	Toluene-d8 (Surr)	101		70-130

FORM I
GC/MS VOA ORGANICS ANALYSIS DATA SHEET
TENTATIVELY IDENTIFIED COMPOUNDS

Lab Name: TestAmerica Edison Job No.: 460-121256-1

SDG No.:

Client Sample ID: MW-3D Lab Sample ID: 460-121256-6

Matrix: Water Lab File ID: A28145.D

Analysis Method: 8260C Date Collected: 09/29/2016 09:55

Sample wt/vol: 5(mL) Date Analyzed: 10/11/2016 05:17

Soil Aliquot Vol: Dilution Factor: 1

Soil Extract Vol.: GC Column: Rtx-624 ID: 0.25(mm)

% Moisture: Level: (low/med) Low

Analysis Batch No.: 396289 Units: ug/L

Number TICs Found: 0 TIC Result Total: 0

CAS NO.	COMPOUND NAME	RT	RESULT	Q	MATCH QUALITY
	Tentatively Identified Compound		None		

TestAmerica Edison
Target Compound Quantitation Report

Data File: \\ChromNA\Edison\ChromData\CVOAMS1\20161010-46706.b\A28145.D
Lims ID: 460-121256-A-6
Client ID: MW-3D
Sample Type: Client
Inject. Date: 11-Oct-2016 05:17:30 ALS Bottle#: 24 Worklist Smp#: 25
Purge Vol: 5.000 mL Dil. Factor: 1.0000
Sample Info: 460-121256-A-6
Misc. Info.: 460-0046706-025
Operator ID: VOA GC/MS1 Instrument ID: CVOAMS1

Method: \\ChromNA\Edison\ChromData\CVOAMS1\20161010-46706.b\8260624W_1.m
Limit Group: VOA - 8260C Water and Solid
Last Update: 11-Oct-2016 13:58:27 Calib Date: 08-Sep-2016 04:26:30
Integrator: RTE ID Type: Deconvolution ID
Quant Method: Internal Standard Quant By: Initial Calibration
Last ICal File: \\ChromNA\Edison\ChromData\CVOAMS1\20160908-45311.b\A26272.D

Column 1 : Rtx-624 (0.25 mm) Det: MS SCAN
Process Host: XAWRK013

First Level Reviewer: moroneyc Date: 11-Oct-2016 08:03:06

Compound	Sig	RT (min.)	Exp RT (min.)	Dlt RT (min.)	Q	Response	OnCol Amt ug/l	Flags
19 Acetone	43	3.090	3.096	-0.006	88	25567	32.9	
24 Methyl acetate	43	3.346	3.346	0.000	100	3003	1.18	
* 28 TBA-d9 (IS)	65	3.456	3.468	-0.012	100	229314	1000.0	
* 39 2-Butanone-d5	46	4.431	4.437	-0.006	99	300433	250.0	
50 Cyclohexane	56	4.797	4.809	-0.012	36	2824	0.5555	M
$ 53 Dibromofluoromethane (Surr	113	4.822	4.828	-0.006	96	126106	49.7	
$ 59 1,2-Dichloroethane-d4 (Sur	65	5.102	5.102	0.000	98	157277	51.1	
62 1,2-Dichloroethane	62	5.157	5.163	-0.006	93	1437	0.3928	
* 64 Fluorobenzene	96	5.309	5.315	-0.006	98	479623	50.0	
* 70 1,4-Dioxane-d8	96	5.846	5.858	-0.012	92	20651	1000.0	
$ 81 Toluene-d8 (Surr)	98	6.663	6.663	0.000	99	439729	50.6	
* 92 Chlorobenzene-d5	117	7.784	7.784	0.000	90	304274	50.0	
$ 103 4-Bromofluorobenzene	174	8.528	8.528	0.000	89	116723	48.0	
* 119 1,4-Dichlorobenzene-d4	152	9.180	9.180	0.000	98	169006	50.0	

QC Flag Legend

Review Flags
M - Manually Integrated

Reagents:

8260ISNEW_00085	Amount Added:	1.00	Units: uL	Run Reagent
8260SURR250_00140	Amount Added:	1.00	Units: uL	Run Reagent

Report Date: 11-Oct-2016 13:58:28 Chrom Revision: 2.2 08-Sep-2016 14:45:52

TestAmerica Edison

Data File: \\ChromNA\Edison\ChromData\CVOAMS1\20161010-46706.b\A28145.D

Injection Date:	11-Oct-2016 05:17:30	Instrument ID:	CVOAMS1	Operator ID:	VOA GC/MS1
Lims ID:	460-121256-A-6	Lab Sample ID:	460-121256-6	Worklist Smp#:	25
Client ID:	MW-3D				
Purge Vol:	5.000 mL	Dil. Factor:	1.0000	ALS Bottle#:	24
Method:	8260624W_1	Limit Group:	VOA - 8260C Water and Solid		

Column: Rtx-624 (0.25 mm)

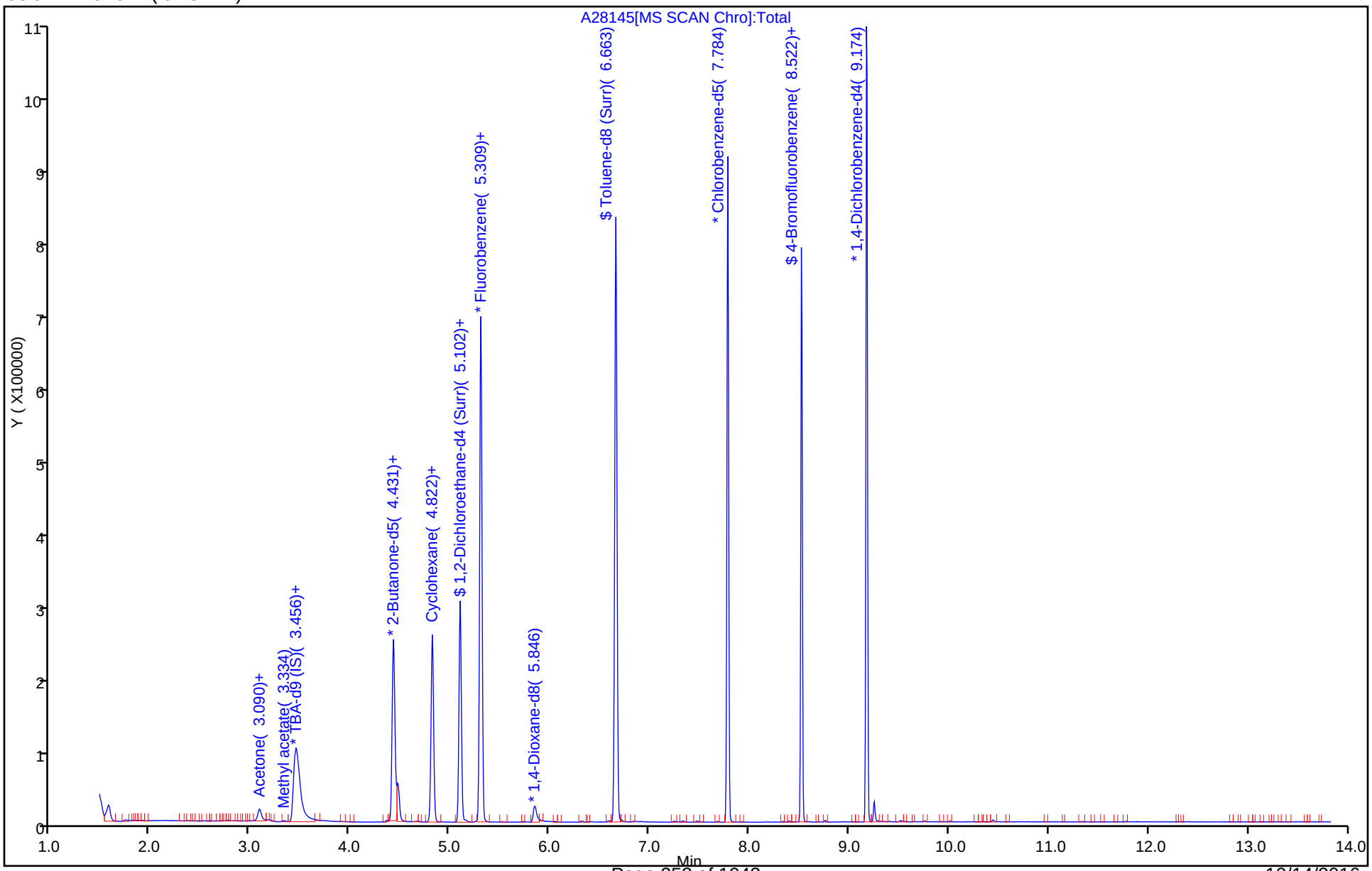

TestAmerica Edison

Data File:	\\ChromNA\Edison\ChromData\CVOAMS1\20161010-46706.b\A28145.D				
Injection Date:	11-Oct-2016 05:17:30	Instrument ID:	CVOAMS1		
Lims ID:	460-121256-A-6	Lab Sample ID:	460-121256-6		
Client ID:	MW-3D				
Operator ID:	VOA GC/MS1	ALS Bottle#:	24	Worklist Smp#:	25
Purge Vol:	5.000 mL	Dil. Factor:	1.0000		
Method:	8260624W_1	Limit Group:	VOA - 8260C Water and Solid		
Column:	Rtx-624 (0.25 mm)	Detector	MS SCAN		

62 1,2-Dichloroethane, CAS: 107-06-2

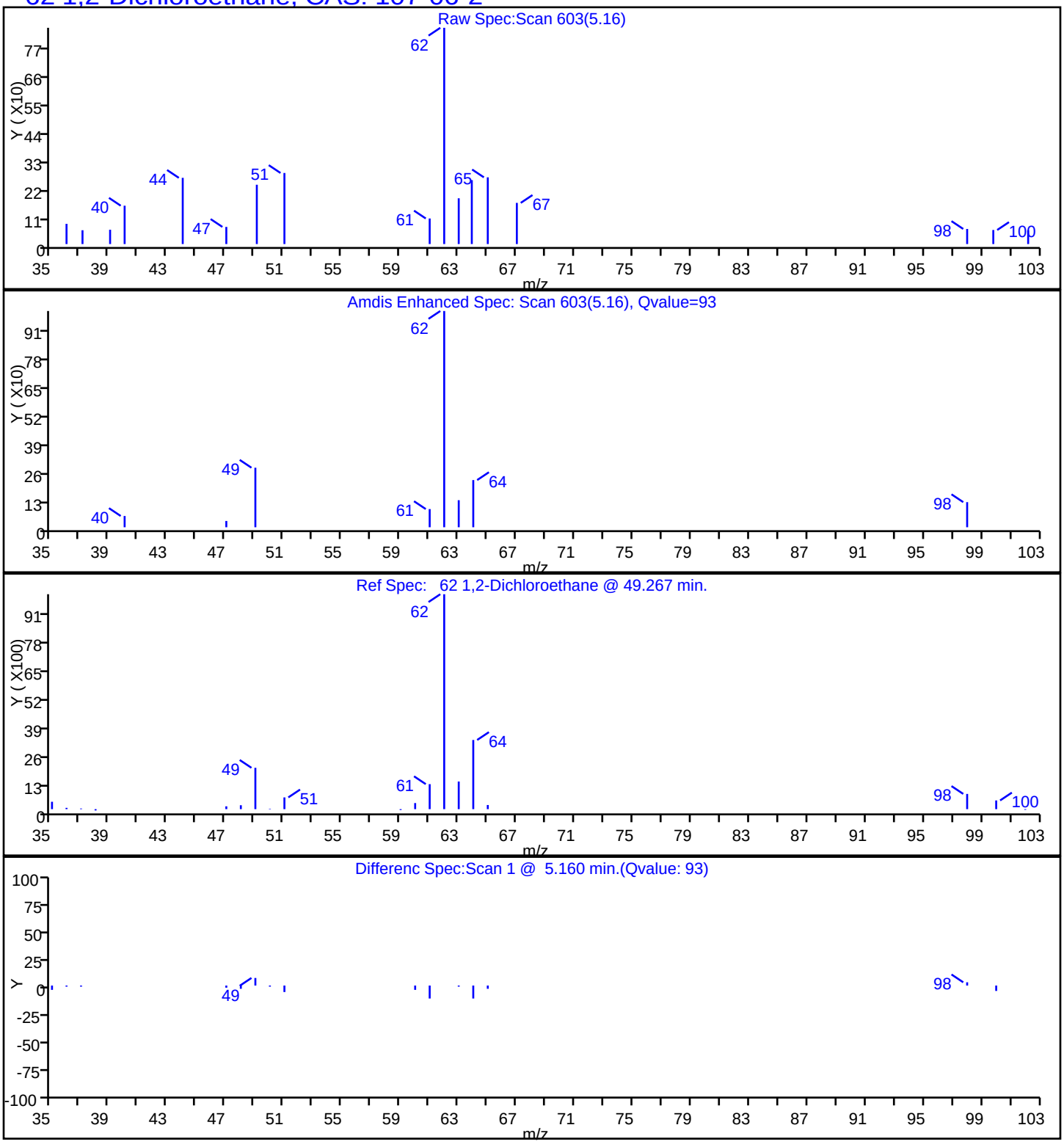

Report Date: 11-Oct-2016 13:58:28 Chrom Revision: 2.2 08-Sep-2016 14:45:52

TestAmerica Edison

Data File: \\ChromNA\Edison\ChromData\CVOAMS1\20161010-46706.b\A28145.D

Injection Date:	11-Oct-2016 05:17:30	Instrument ID:	CVOAMS1		
Lims ID:	460-121256-A-6	Lab Sample ID:	460-121256-6		
Client ID:	MW-3D				
Operator ID:	VOA GC/MS1	ALS Bottle#:	24	Worklist Smp#:	25
Purge Vol:	5.000 mL	Dil. Factor:	1.0000		
Method:	8260624W_1	Limit Group:	VOA - 8260C Water and Solid		
Column:	Rtx-624 (0.25 mm)	Detector	MS SCAN		

19 Acetone, CAS: 67-64-1

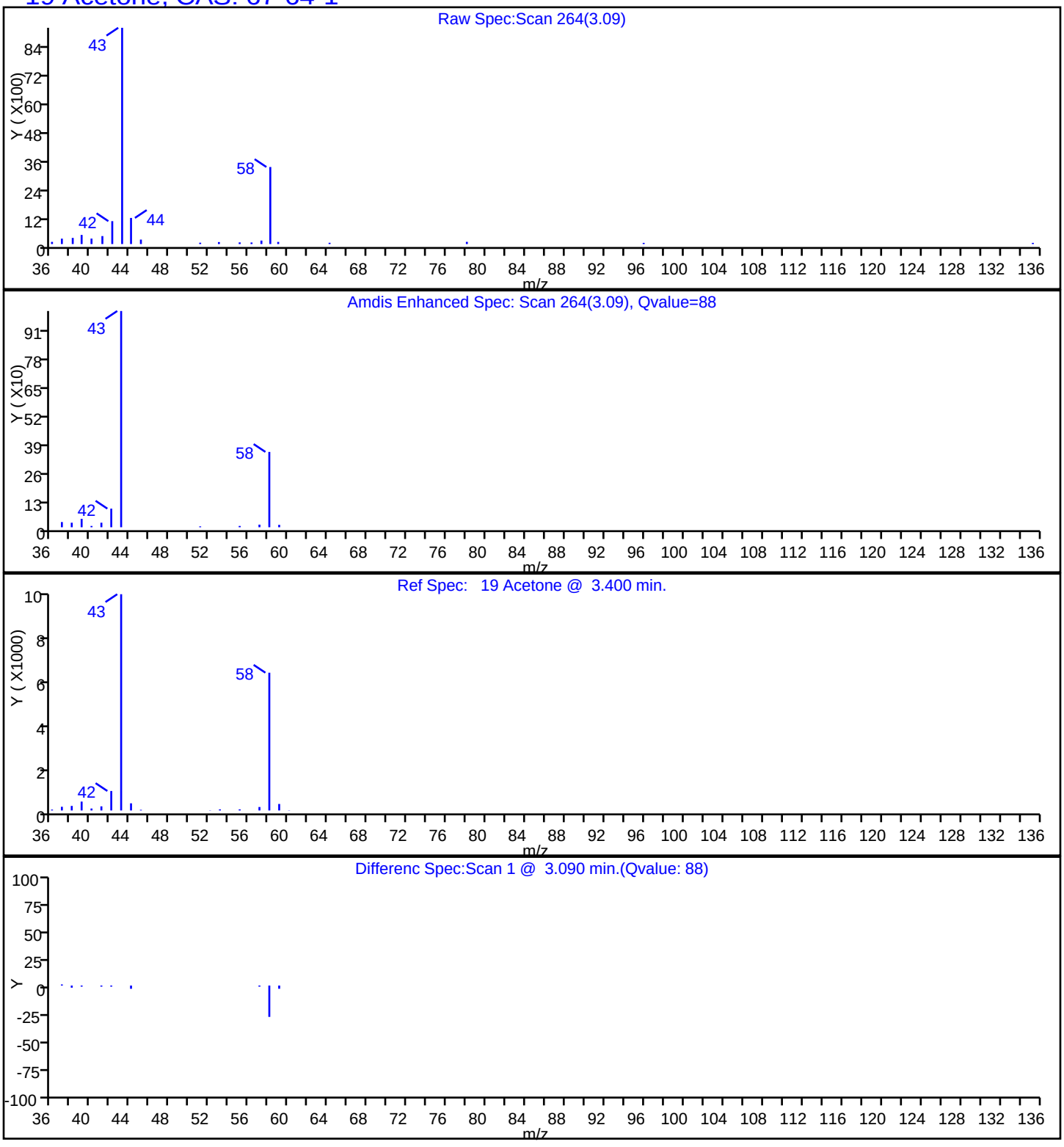

TestAmerica Edison

Data File:	\\ChromNA\Edison\ChromData\CVOAMS1\20161010-46706.b\A28145.D				
Injection Date:	11-Oct-2016 05:17:30	Instrument ID:	CVOAMS1		
Lims ID:	460-121256-A-6	Lab Sample ID:	460-121256-6		
Client ID:	MW-3D				
Operator ID:	VOA GC/MS1	ALS Bottle#:	24	Worklist Smp#:	25
Purge Vol:	5.000 mL	Dil. Factor:	1.0000		
Method:	8260624W_1	Limit Group:	VOA - 8260C Water and Solid		
Column:	Rtx-624 (0.25 mm)	Detector	MS SCAN		

50 Cyclohexane, CAS: 110-82-7

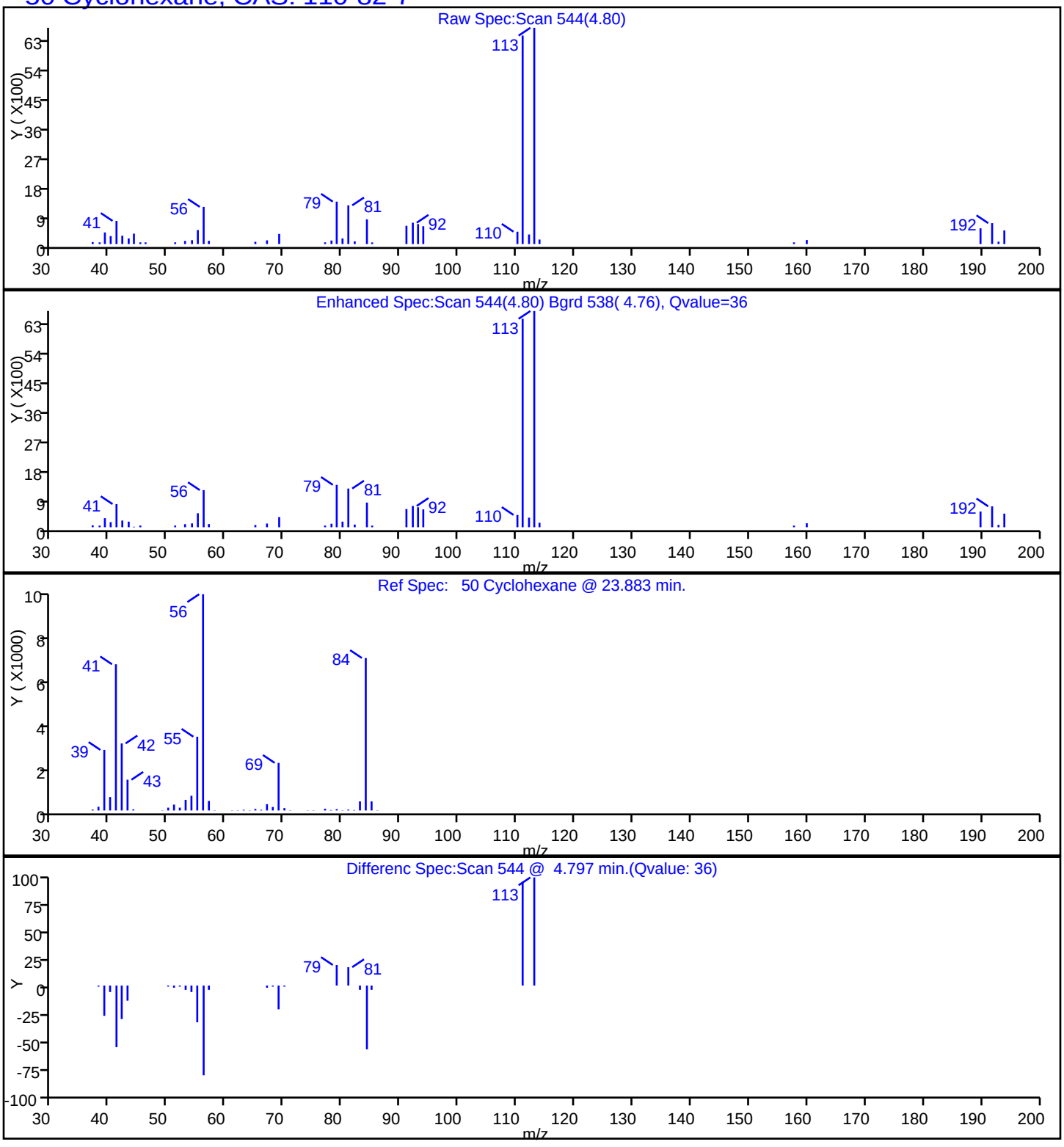

TestAmerica Edison

Data File:	\\ChromNA\Edison\ChromData\CVOAMS1\20161010-46706.b\A28145.D				
Injection Date:	11-Oct-2016 05:17:30	Instrument ID:	CVOAMS1		
Lims ID:	460-121256-A-6	Lab Sample ID:	460-121256-6		
Client ID:	MW-3D				
Operator ID:	VOA GC/MS1	ALS Bottle#:	24	Worklist Smp#:	25
Purge Vol:	5.000 mL	Dil. Factor:	1.0000		
Method:	8260624W_1	Limit Group:	VOA - 8260C Water and Solid		
Column:	Rtx-624 (0.25 mm)	Detector	MS SCAN		

24 Methyl acetate, CAS: 79-20-9

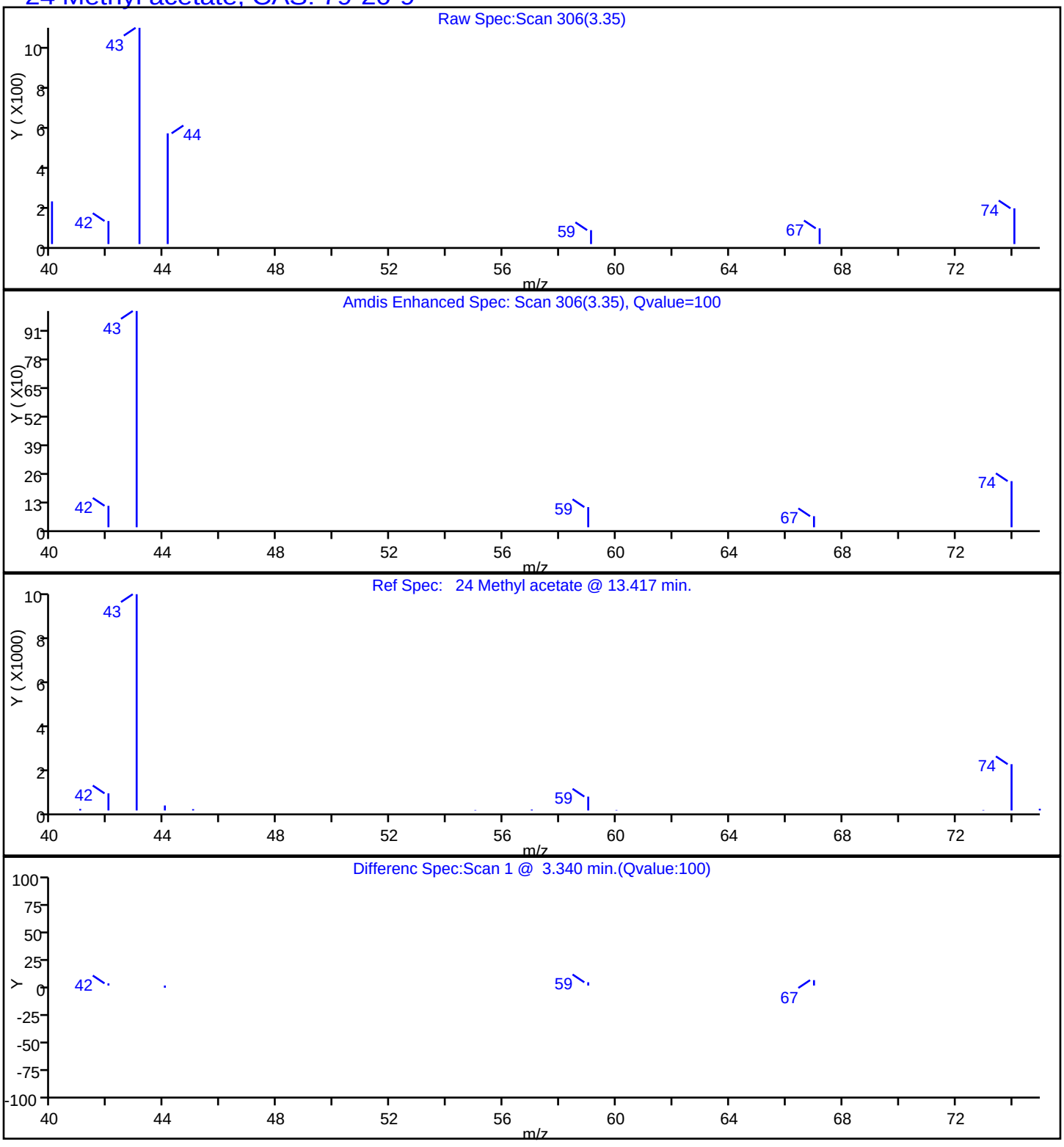

Manual Integration/User Assign Peak Report

TestAmerica Edison

Data File:	\\ChromNA\Edison\ChromData\CVOAMS1\20161010-46706.b\A28145.D				
Injection Date:	11-Oct-2016 05:17:30	Instrument ID:	CVOAMS1		
Lims ID:	460-121256-A-6	Lab Sample ID:	460-121256-6		
Client ID:	MW-3D				
Operator ID:	VOA GC/MS1	ALS Bottle#:	24	Worklist Smp#:	25
Purge Vol:	5.000 mL	Dil. Factor:	1.0000		
Method:	8260624W_1	Limit Group:	VOA - 8260C Water and Solid		
Column:	Rtx-624 (0.25 mm)	Detector	MS SCAN		

50 Cyclohexane, CAS: 110-82-7

Signal: 1

Processing Integration Results

RT: 4.80
Area: 1448
Amount: 0.284812
Amount Units: ug/l

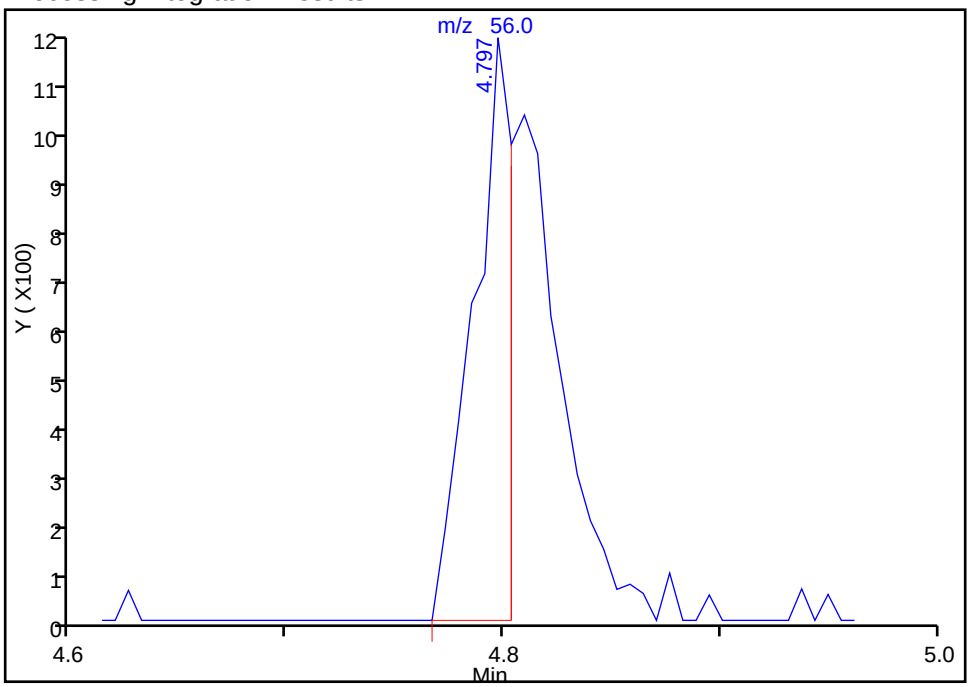

Manual Integration Results

RT: 4.80
Area: 2824
Amount: 0.555462
Amount Units: ug/l

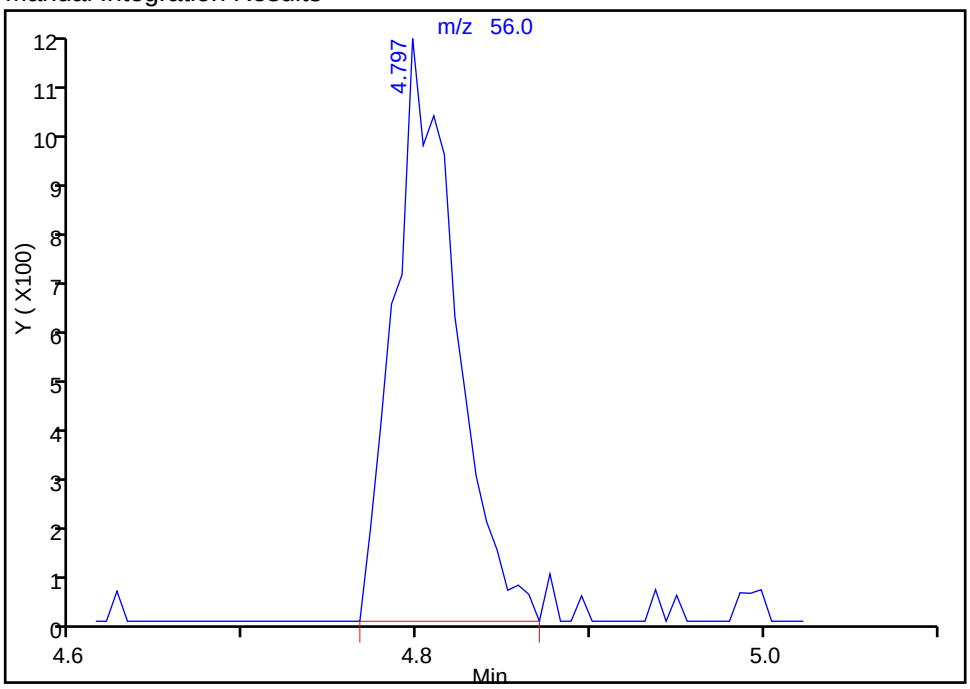

Reviewer: delpolitov, 11-Oct-2016 13:58:27

Audit Action: Manually Integrated Audit Reason: Baseline

FORM I
GC/MS VOA ORGANICS ANALYSIS DATA SHEET

Lab Name: TestAmerica Edison | Job No.: 460-121256-1

SDG No.:

Client Sample ID: MW-501S | Lab Sample ID: 460-121256-7

Matrix: Water | Lab File ID: A28146.D

Analysis Method: 8260C | Date Collected: 09/29/2016 08:00

Sample wt/vol: 5(mL) | Date Analyzed: 10/11/2016 05:40

Soil Aliquot Vol: | Dilution Factor: 1

Soil Extract Vol.: | GC Column: Rtx-624 ID: 0.25(mm)

% Moisture: | Level: (low/med) Low

Analysis Batch No.: 396289 | Units: ug/L

CAS NO.	COMPOUND NAME	RESULT	Q	RL	MDL
71-55-6	1,1,1-Trichloroethane	0.28	U	1.0	0.28
79-34-5	1,1,2,2-Tetrachloroethane	0.19	U	1.0	0.19
79-00-5	1,1,2-Trichloroethane	0.080	U	1.0	0.080
75-34-3	1,1-Dichloroethane	0.24	U	1.0	0.24
75-35-4	1,1-Dichloroethene	0.34	U	1.0	0.34
87-61-6	1,2,3-Trichlorobenzene	0.35	U	1.0	0.35
120-82-1	1,2,4-Trichlorobenzene	0.27	U	1.0	0.27
96-12-8	1,2-Dibromo-3-Chloropropane	0.23	U	1.0	0.23
106-93-4	1,2-Dibromoethane	0.19	U	1.0	0.19
95-50-1	1,2-Dichlorobenzene	0.22	U	1.0	0.22
107-06-2	1,2-Dichloroethane	0.47	J	1.0	0.25
78-87-5	1,2-Dichloropropane	0.18	U	1.0	0.18
541-73-1	1,3-Dichlorobenzene	0.33	U	1.0	0.33
106-46-7	1,4-Dichlorobenzene	0.33	U	1.0	0.33
123-91-1	1,4-Dioxane	8.7	U	50	8.7
78-93-3	2-Butanone	2.2	U	5.0	2.2
591-78-6	2-Hexanone	0.72	U	5.0	0.72
108-10-1	4-Methyl-2-pentanone	0.63	U	5.0	0.63
67-64-1	Acetone	25		5.0	1.1
71-43-2	Benzene	0.090	U	1.0	0.090
74-97-5	Bromochloromethane	0.30	U	1.0	0.30
75-27-4	Bromodichloromethane	0.15	U	1.0	0.15
75-25-2	Bromoform	0.18	U	1.0	0.18
74-83-9	Bromomethane	0.18	U	1.0	0.18
75-15-0	Carbon disulfide	0.22	U	1.0	0.22
56-23-5	Carbon tetrachloride	0.33	U	1.0	0.33
108-90-7	Chlorobenzene	0.24	U	1.0	0.24
75-00-3	Chloroethane	0.37	U	1.0	0.37
67-66-3	Chloroform	0.22	U	1.0	0.22
74-87-3	Chloromethane	0.22	U	1.0	0.22
156-59-2	cis-1,2-Dichloroethene	0.26	U	1.0	0.26
10061-01-5	cis-1,3-Dichloropropene	0.16	U	1.0	0.16
110-82-7	Cyclohexane	3.4		1.0	0.26
124-48-1	Dibromochloromethane	0.22	U	1.0	0.22
75-71-8	Dichlorodifluoromethane	0.14	U	1.0	0.14
100-41-4	Ethylbenzene	0.30	U	1.0	0.30

FORM I
GC/MS VOA ORGANICS ANALYSIS DATA SHEET

Lab Name: TestAmerica Edison | Job No.: 460-121256-1

SDG No.:

Client Sample ID: MW-501S | Lab Sample ID: 460-121256-7

Matrix: Water | Lab File ID: A28146.D

Analysis Method: 8260C | Date Collected: 09/29/2016 08:00

Sample wt/vol: 5(mL) | Date Analyzed: 10/11/2016 05:40

Soil Aliquot Vol: | Dilution Factor: 1

Soil Extract Vol.: | GC Column: Rtx-624 ID: 0.25(mm)

% Moisture: | Level: (low/med) Low

Analysis Batch No.: 396289 | Units: ug/L

CAS NO.	COMPOUND NAME	RESULT	Q	RL	MDL
76-13-1	Freon TF	0.34	U	1.0	0.34
98-82-8	Isopropylbenzene	0.32	U	1.0	0.32
179601-23-1	m&p-Xylene	0.28	U	1.0	0.28
79-20-9	Methyl acetate	0.72	J	5.0	0.58
108-87-2	Methylcyclohexane	0.22	U	1.0	0.22
75-09-2	Methylene Chloride	0.21	U	1.0	0.21
1634-04-4	MTBE	0.13	U	1.0	0.13
95-47-6	o-Xylene	0.32	U	1.0	0.32
100-42-5	Styrene	0.17	U	1.0	0.17
127-18-4	Tetrachloroethene	0.12	U	1.0	0.12
108-88-3	Toluene	0.25	U	1.0	0.25
156-60-5	trans-1,2-Dichloroethene	0.18	U	1.0	0.18
10061-02-6	trans-1,3-Dichloropropene	0.19	U	1.0	0.19
79-01-6	Trichloroethene	0.22	U	1.0	0.22
75-69-4	Trichlorofluoromethane	0.15	U	1.0	0.15
75-01-4	Vinyl chloride	0.060	U	1.0	0.060

CAS NO.	SURROGATE	%REC	Q	LIMITS
17060-07-0	1,2-Dichloroethane-d4 (Surr)	103		70-130
460-00-4	Bromofluorobenzene	95		70-130
1868-53-7	Dibromofluoromethane (Surr)	99		70-130
2037-26-5	Toluene-d8 (Surr)	100		70-130

FORM I
GC/MS VOA ORGANICS ANALYSIS DATA SHEET
TENTATIVELY IDENTIFIED COMPOUNDS

Lab Name: TestAmerica Edison Job No.: 460-121256-1

SDG No.:

Client Sample ID: MW-501S Lab Sample ID: 460-121256-7

Matrix: Water Lab File ID: A28146.D

Analysis Method: 8260C Date Collected: 09/29/2016 08:00

Sample wt/vol: 5(mL) Date Analyzed: 10/11/2016 05:40

Soil Aliquot Vol: Dilution Factor: 1

Soil Extract Vol.: GC Column: Rtx-624 ID: 0.25(mm)

% Moisture: Level: (low/med) Low

Analysis Batch No.: 396289 Units: ug/L

Number TICs Found: 0 TIC Result Total: 0

CAS NO.	COMPOUND NAME	RT	RESULT	Q	MATCH QUALITY
	Tentatively Identified Compound		None		

TestAmerica Edison
Target Compound Quantitation Report

Data File: \\ChromNA\Edison\ChromData\CVOAMS1\20161010-46706.b\A28146.D
Lims ID: 460-121256-A-7
Client ID: MW-501S
Sample Type: Client
Inject. Date: 11-Oct-2016 05:40:30 ALS Bottle#: 25 Worklist Smp#: 26
Purge Vol: 5.000 mL Dil. Factor: 1.0000
Sample Info: 460-121256-A-7
Misc. Info.: 460-0046706-026
Operator ID: VOA GC/MS1 Instrument ID: CVOAMS1

Method: \\ChromNA\Edison\ChromData\CVOAMS1\20161010-46706.b\8260624W_1.m
Limit Group: VOA - 8260C Water and Solid
Last Update: 11-Oct-2016 13:58:57 Calib Date: 08-Sep-2016 04:26:30
Integrator: RTE ID Type: Deconvolution ID
Quant Method: Internal Standard Quant By: Initial Calibration
Last ICal File: \\ChromNA\Edison\ChromData\CVOAMS1\20160908-45311.b\A26272.D

Column 1 : Rtx-624 (0.25 mm) Det: MS SCAN
Process Host: XAWRK013

First Level Reviewer: moroneyc Date: 11-Oct-2016 08:03:25

Compound	Sig	RT (min.)	Exp RT (min.)	Dlt RT (min.)	Q	Response	OnCol Amt ug/l	Flags
19 Acetone	43	3.078	3.096	-0.018	87	18421	24.5	
24 Methyl acetate	43	3.328	3.346	-0.018	99	1770	0.7238	
* 28 TBA-d9 (IS)	65	3.450	3.468	-0.018	99	231801	1000.0	
* 39 2-Butanone-d5	46	4.425	4.437	-0.012	99	289804	250.0	
50 Cyclohexane	56	4.803	4.809	-0.006	95	16606	3.40	
$ 53 Dibromofluoromethane (Surr	113	4.822	4.828	-0.006	95	120978	49.6	
$ 59 1,2-Dichloroethane-d4 (Sur	65	5.096	5.102	-0.006	98	152374	51.6	
62 1,2-Dichloroethane	62	5.151	5.163	-0.012	95	1638	0.4659	
* 64 Fluorobenzene	96	5.303	5.315	-0.012	98	460895	50.0	
* 70 1,4-Dioxane-d8	96	5.846	5.858	-0.012	94	19629	1000.0	
$ 81 Toluene-d8 (Surr)	98	6.663	6.663	0.000	99	422718	50.2	
* 92 Chlorobenzene-d5	117	7.784	7.784	0.000	89	295101	50.0	
$ 103 4-Bromofluorobenzene	174	8.522	8.528	-0.006	83	111937	47.5	
* 119 1,4-Dichlorobenzene-d4	152	9.180	9.180	0.000	98	164897	50.0	

Reagents:

8260ISNEW_00085	Amount Added: 1.00	Units: uL	Run Reagent
8260SURR250_00140	Amount Added: 1.00	Units: uL	Run Reagent

Report Date: 11-Oct-2016 13:58:58 Chrom Revision: 2.2 08-Sep-2016 14:45:52

TestAmerica Edison

Data File: \\ChromNA\Edison\ChromData\CVOAMS1\20161010-46706.b\A28146.D

Injection Date:	11-Oct-2016 05:40:30	Instrument ID:	CVOAMS1	Operator ID:	VOA GC/MS1
Lims ID:	460-121256-A-7	Lab Sample ID:	460-121256-7	Worklist Smp#:	26
Client ID:	MW-501S				
Purge Vol:	5.000 mL	Dil. Factor:	1.0000	ALS Bottle#:	25
Method:	8260624W_1	Limit Group:	VOA - 8260C Water and Solid		

Column: Rtx-624 (0.25 mm)

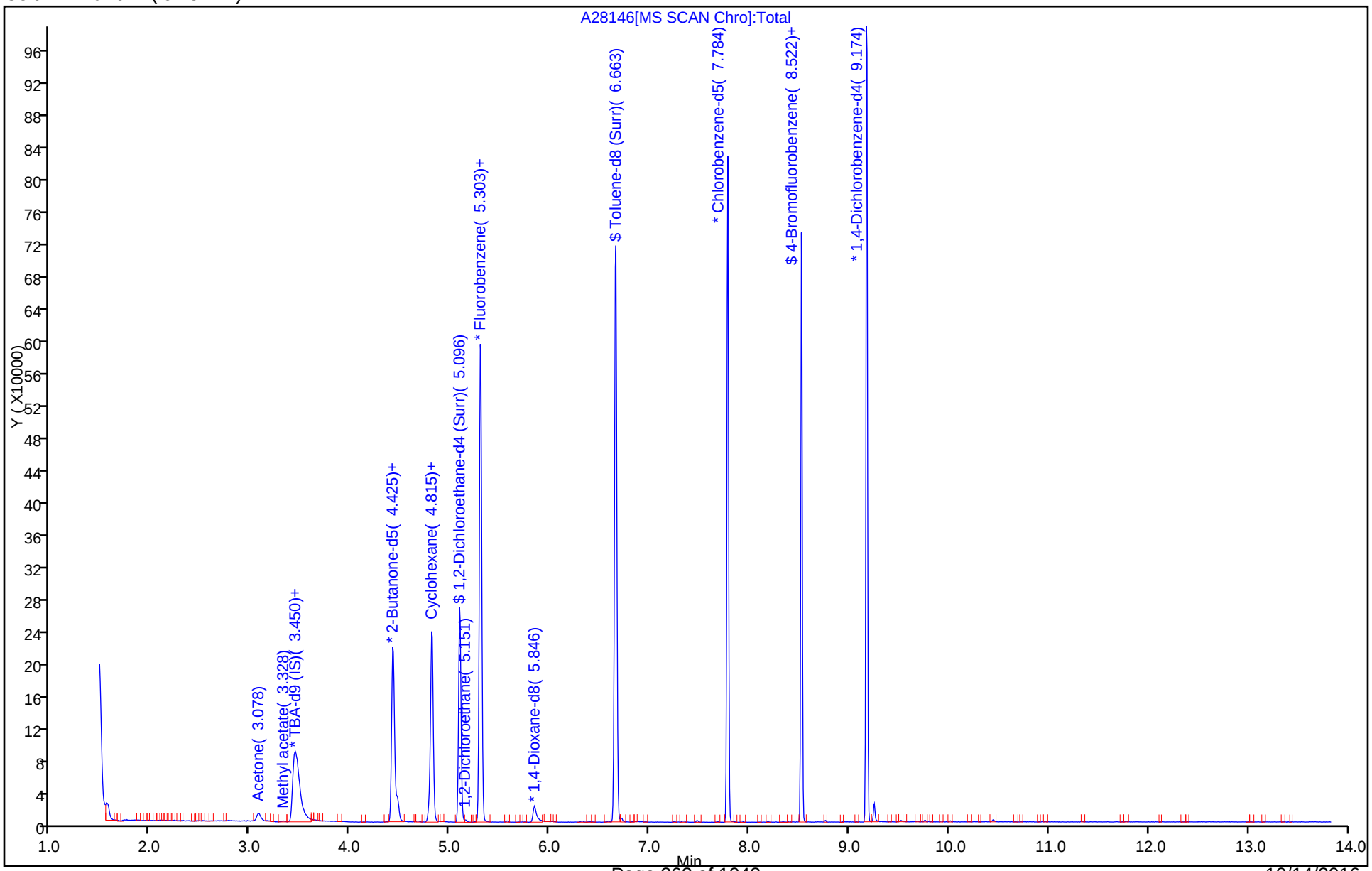

TestAmerica Edison

Data File:	\\ChromNA\Edison\ChromData\CVOAMS1\20161010-46706.b\A28146.D				
Injection Date:	11-Oct-2016 05:40:30	Instrument ID:	CVOAMS1		
Lims ID:	460-121256-A-7	Lab Sample ID:	460-121256-7		
Client ID:	MW-501S				
Operator ID:	VOA GC/MS1	ALS Bottle#:	25	Worklist Smp#:	26
Purge Vol:	5.000 mL	Dil. Factor:	1.0000		
Method:	8260624W_1	Limit Group:	VOA - 8260C Water and Solid		
Column:	Rtx-624 (0.25 mm)	Detector	MS SCAN		

62 1,2-Dichloroethane, CAS: 107-06-2

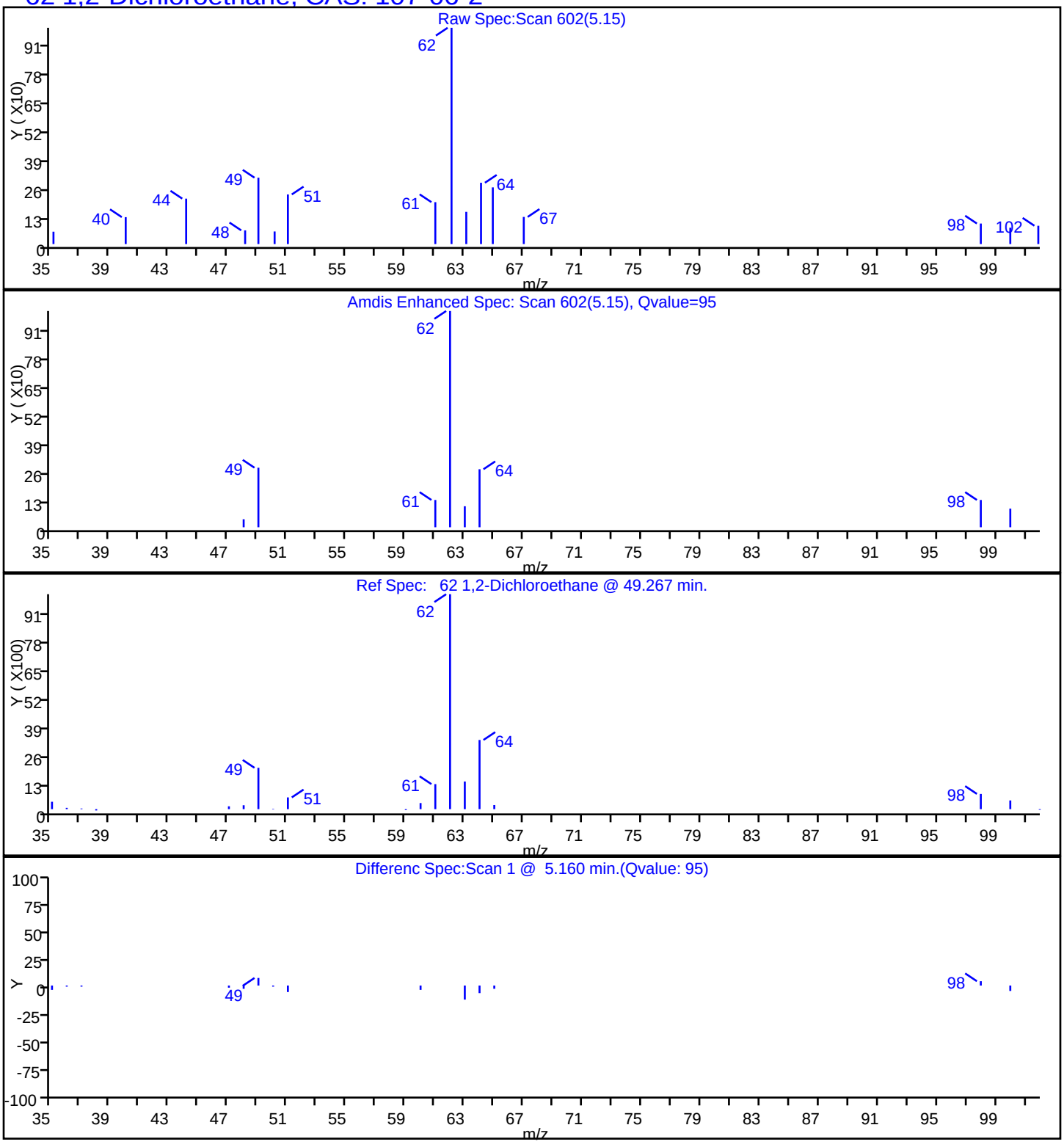

TestAmerica Edison

Data File:	\\ChromNA\Edison\ChromData\CVOAMS1\20161010-46706.b\A28146.D				
Injection Date:	11-Oct-2016 05:40:30	Instrument ID:	CVOAMS1		
Lims ID:	460-121256-A-7	Lab Sample ID:	460-121256-7		
Client ID:	MW-501S				
Operator ID:	VOA GC/MS1	ALS Bottle#:	25	Worklist Smp#:	26
Purge Vol:	5.000 mL	Dil. Factor:	1.0000		
Method:	8260624W_1	Limit Group:	VOA - 8260C Water and Solid		
Column:	Rtx-624 (0.25 mm)	Detector	MS SCAN		

19 Acetone, CAS: 67-64-1

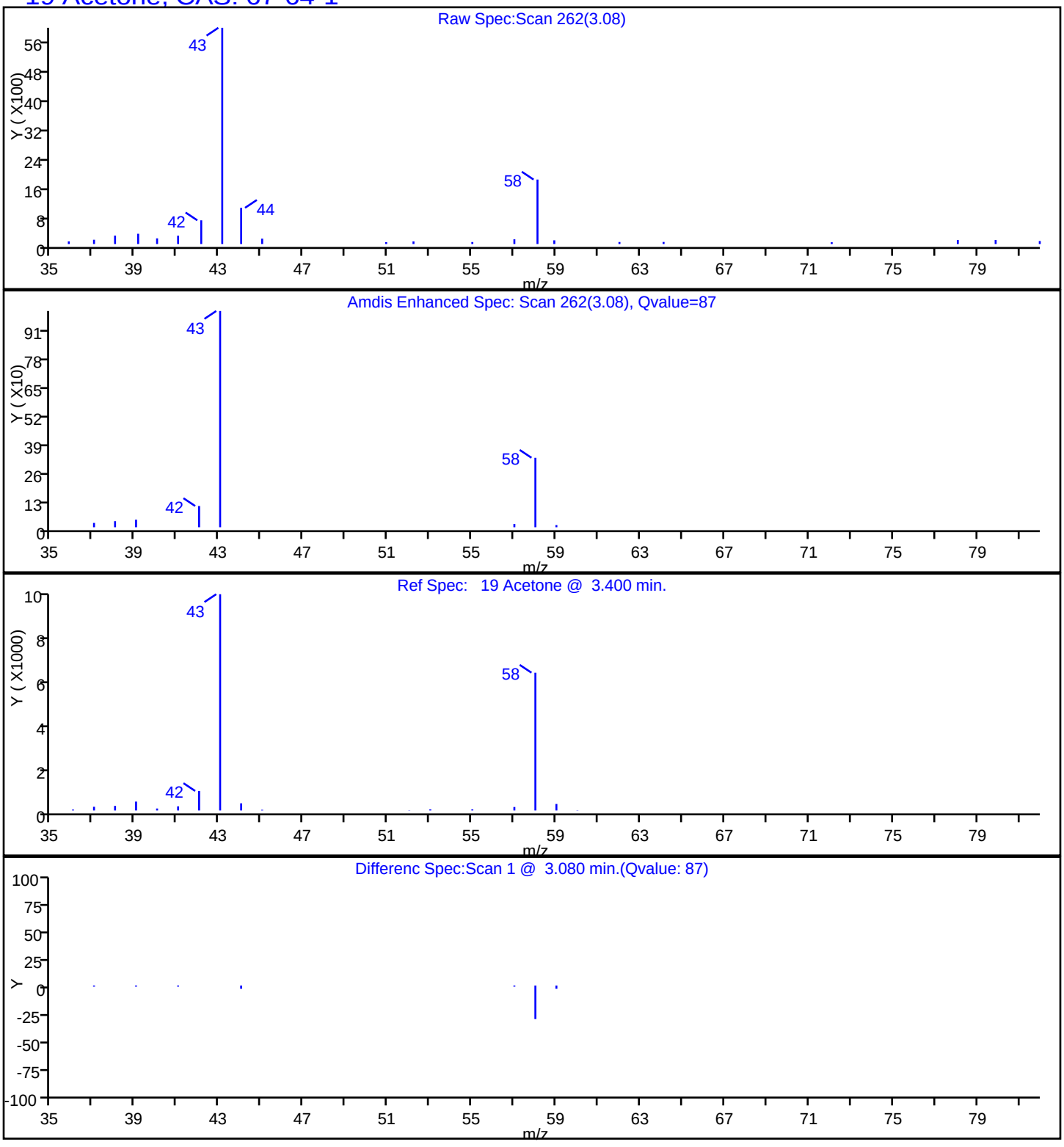

TestAmerica Edison

Data File:	\\ChromNA\Edison\ChromData\CVOAMS1\20161010-46706.b\A28146.D				
Injection Date:	11-Oct-2016 05:40:30	Instrument ID:	CVOAMS1		
Lims ID:	460-121256-A-7	Lab Sample ID:	460-121256-7		
Client ID:	MW-501S				
Operator ID:	VOA GC/MS1	ALS Bottle#:	25	Worklist Smp#:	26
Purge Vol:	5.000 mL	Dil. Factor:	1.0000		
Method:	8260624W_1	Limit Group:	VOA - 8260C Water and Solid		
Column:	Rtx-624 (0.25 mm)	Detector	MS SCAN		

50 Cyclohexane, CAS: 110-82-7

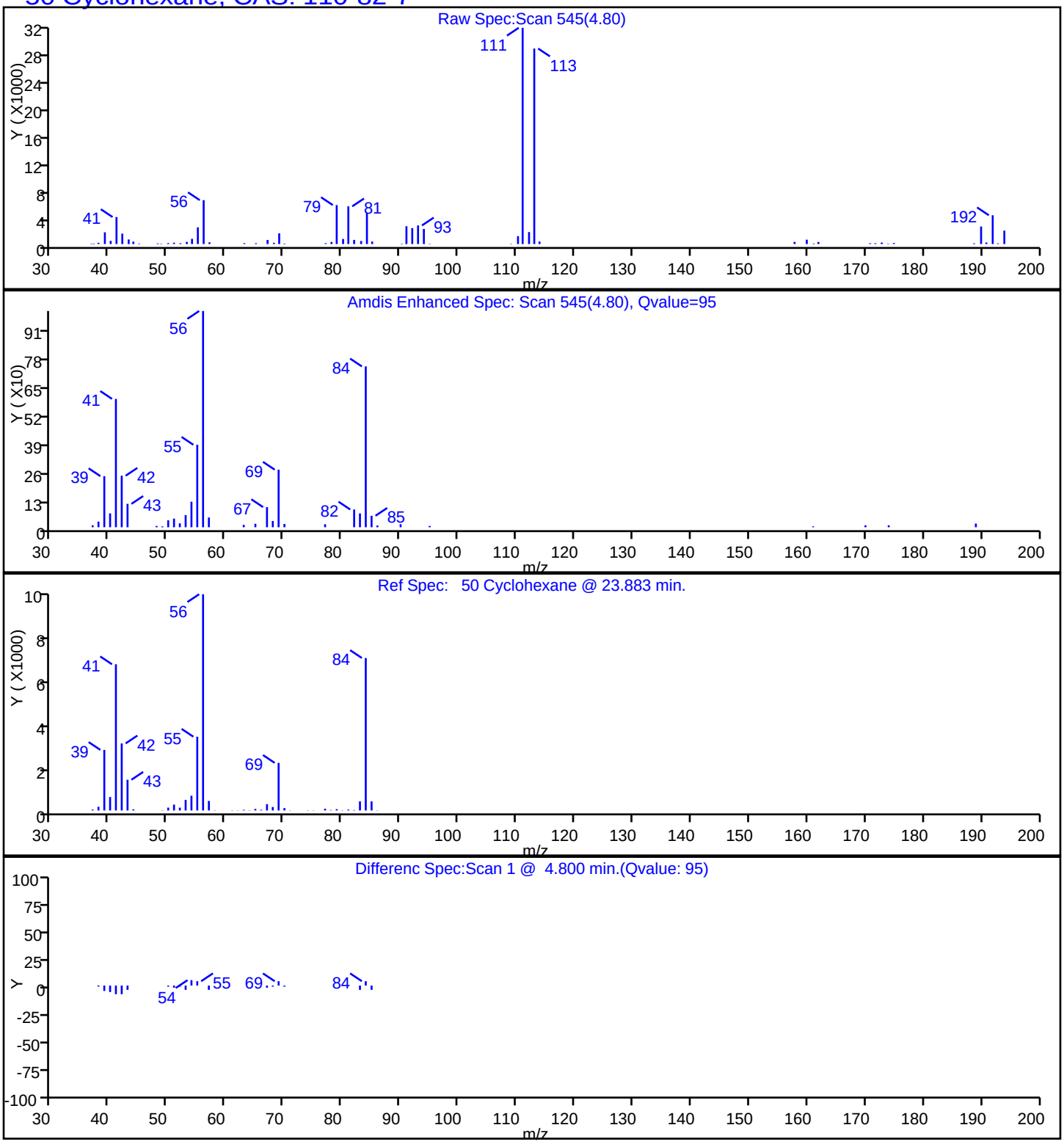

TestAmerica Edison

Data File:	\\ChromNA\Edison\ChromData\CVOAMS1\20161010-46706.b\A28146.D		
Injection Date:	11-Oct-2016 05:40:30	Instrument ID:	CVOAMS1
Lims ID:	460-121256-A-7	Lab Sample ID:	460-121256-7
Client ID:	MW-501S		
Operator ID:	VOA GC/MS1	ALS Bottle#:	25 Worklist Smp#: 26
Purge Vol:	5.000 mL	Dil. Factor:	1.0000
Method:	8260624W_1	Limit Group:	VOA - 8260C Water and Solid
Column:	Rtx-624 (0.25 mm)	Detector	MS SCAN

24 Methyl acetate, CAS: 79-20-9

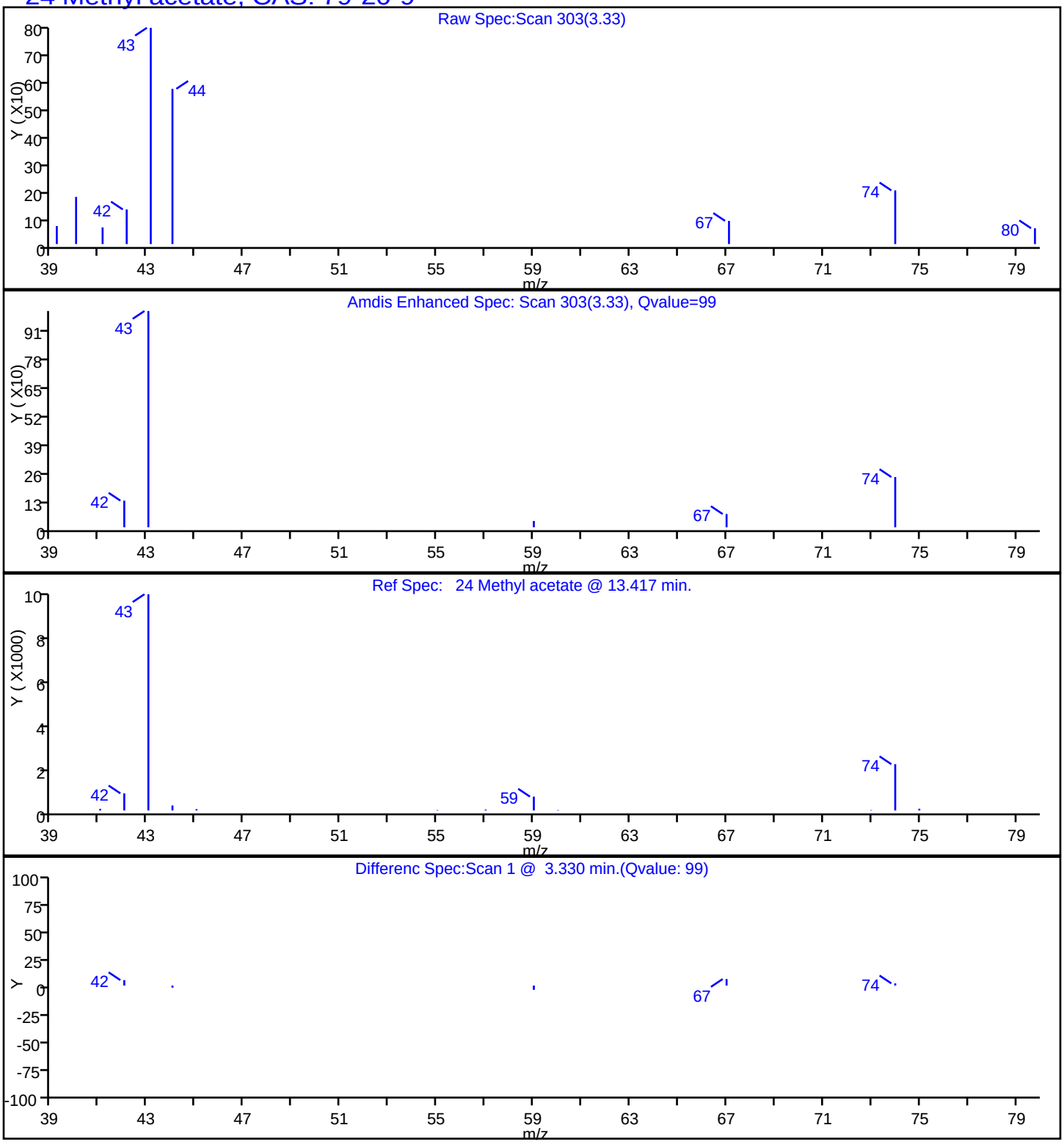

FORM I
GC/MS VOA ORGANICS ANALYSIS DATA SHEET

Lab Name: TestAmerica Edison | Job No.: 460-121256-1

SDG No.:

Client Sample ID: MW-501I | Lab Sample ID: 460-121256-8

Matrix: Water | Lab File ID: A28147.D

Analysis Method: 8260C | Date Collected: 09/29/2016 08:05

Sample wt/vol: 5(mL) | Date Analyzed: 10/11/2016 06:04

Soil Aliquot Vol: | Dilution Factor: 1

Soil Extract Vol.: | GC Column: Rtx-624 ID: 0.25(mm)

% Moisture: | Level: (low/med) Low

Analysis Batch No.: 396289 | Units: ug/L

CAS NO.	COMPOUND NAME	RESULT	Q	RL	MDL
71-55-6	1,1,1-Trichloroethane	0.28	U	1.0	0.28
79-34-5	1,1,2,2-Tetrachloroethane	0.19	U	1.0	0.19
79-00-5	1,1,2-Trichloroethane	0.080	U	1.0	0.080
75-34-3	1,1-Dichloroethane	0.24	U	1.0	0.24
75-35-4	1,1-Dichloroethene	0.34	U	1.0	0.34
87-61-6	1,2,3-Trichlorobenzene	0.35	U	1.0	0.35
120-82-1	1,2,4-Trichlorobenzene	0.27	U	1.0	0.27
96-12-8	1,2-Dibromo-3-Chloropropane	0.23	U	1.0	0.23
106-93-4	1,2-Dibromoethane	0.19	U	1.0	0.19
95-50-1	1,2-Dichlorobenzene	0.22	U	1.0	0.22
107-06-2	1,2-Dichloroethane	0.29	J	1.0	0.25
78-87-5	1,2-Dichloropropane	0.18	U	1.0	0.18
541-73-1	1,3-Dichlorobenzene	0.33	U	1.0	0.33
106-46-7	1,4-Dichlorobenzene	0.33	U	1.0	0.33
123-91-1	1,4-Dioxane	8.7	U	50	8.7
78-93-3	2-Butanone	2.2	U	5.0	2.2
591-78-6	2-Hexanone	0.72	U	5.0	0.72
108-10-1	4-Methyl-2-pentanone	0.63	U	5.0	0.63
67-64-1	Acetone	5.7		5.0	1.1
71-43-2	Benzene	0.090	U	1.0	0.090
74-97-5	Bromochloromethane	0.30	U	1.0	0.30
75-27-4	Bromodichloromethane	0.15	U	1.0	0.15
75-25-2	Bromoform	0.18	U	1.0	0.18
74-83-9	Bromomethane	0.18	U	1.0	0.18
75-15-0	Carbon disulfide	0.22	U	1.0	0.22
56-23-5	Carbon tetrachloride	0.33	U	1.0	0.33
108-90-7	Chlorobenzene	0.24	U	1.0	0.24
75-00-3	Chloroethane	0.37	U	1.0	0.37
67-66-3	Chloroform	0.22	U	1.0	0.22
74-87-3	Chloromethane	0.22	U	1.0	0.22
156-59-2	cis-1,2-Dichloroethene	0.26	U	1.0	0.26
10061-01-5	cis-1,3-Dichloropropene	0.16	U	1.0	0.16
110-82-7	Cyclohexane	0.47	J	1.0	0.26
124-48-1	Dibromochloromethane	0.22	U	1.0	0.22
75-71-8	Dichlorodifluoromethane	0.14	U	1.0	0.14
100-41-4	Ethylbenzene	0.30	U	1.0	0.30

FORM I
GC/MS VOA ORGANICS ANALYSIS DATA SHEET

Lab Name: TestAmerica Edison | Job No.: 460-121256-1

SDG No.:

Client Sample ID: MW-501I | Lab Sample ID: 460-121256-8

Matrix: Water | Lab File ID: A28147.D

Analysis Method: 8260C | Date Collected: 09/29/2016 08:05

Sample wt/vol: 5(mL) | Date Analyzed: 10/11/2016 06:04

Soil Aliquot Vol: | Dilution Factor: 1

Soil Extract Vol.: | GC Column: Rtx-624 ID: 0.25(mm)

% Moisture: | Level: (low/med) Low

Analysis Batch No.: 396289 | Units: ug/L

CAS NO.	COMPOUND NAME	RESULT	Q	RL	MDL
76-13-1	Freon TF	0.34	U	1.0	0.34
98-82-8	Isopropylbenzene	0.32	U	1.0	0.32
179601-23-1	m&p-Xylene	0.28	U	1.0	0.28
79-20-9	Methyl acetate	0.90	J	5.0	0.58
108-87-2	Methylcyclohexane	0.22	U	1.0	0.22
75-09-2	Methylene Chloride	0.21	U	1.0	0.21
1634-04-4	MTBE	0.13	U	1.0	0.13
95-47-6	o-Xylene	0.32	U	1.0	0.32
100-42-5	Styrene	0.17	U	1.0	0.17
127-18-4	Tetrachloroethene	0.12	U	1.0	0.12
108-88-3	Toluene	0.25	U	1.0	0.25
156-60-5	trans-1,2-Dichloroethene	0.18	U	1.0	0.18
10061-02-6	trans-1,3-Dichloropropene	0.19	U	1.0	0.19
79-01-6	Trichloroethene	0.61	J	1.0	0.22
75-69-4	Trichlorofluoromethane	0.15	U	1.0	0.15
75-01-4	Vinyl chloride	0.060	U	1.0	0.060

CAS NO.	SURROGATE	%REC	Q	LIMITS
17060-07-0	1,2-Dichloroethane-d4 (Surr)	103		70-130
460-00-4	Bromofluorobenzene	96		70-130
1868-53-7	Dibromofluoromethane (Surr)	100		70-130
2037-26-5	Toluene-d8 (Surr)	101		70-130

FORM I
GC/MS VOA ORGANICS ANALYSIS DATA SHEET
TENTATIVELY IDENTIFIED COMPOUNDS

Lab Name: TestAmerica Edison Job No.: 460-121256-1

SDG No.:

Client Sample ID: MW-501I Lab Sample ID: 460-121256-8

Matrix: Water Lab File ID: A28147.D

Analysis Method: 8260C Date Collected: 09/29/2016 08:05

Sample wt/vol: 5(mL) Date Analyzed: 10/11/2016 06:04

Soil Aliquot Vol: Dilution Factor: 1

Soil Extract Vol.: GC Column: Rtx-624 ID: 0.25(mm)

% Moisture: Level: (low/med) Low

Analysis Batch No.: 396289 Units: ug/L

Number TICs Found: 0 TIC Result Total: 0

CAS NO.	COMPOUND NAME	RT	RESULT	Q	MATCH QUALITY
	Tentatively Identified Compound		None		

TestAmerica Edison
Target Compound Quantitation Report

Data File: \\ChromNA\Edison\ChromData\CVOAMS1\20161010-46706.b\A28147.D
Lims ID: 460-121256-A-8
Client ID: MW-501I
Sample Type: Client
Inject. Date: 11-Oct-2016 06:04:30 ALS Bottle#: 26 Worklist Smp#: 27
Purge Vol: 5.000 mL Dil. Factor: 1.0000
Sample Info: 460-121256-A-8
Misc. Info.: 460-0046706-027
Operator ID: VOA GC/MS1 Instrument ID: CVOAMS1

Method: \\ChromNA\Edison\ChromData\CVOAMS1\20161010-46706.b\8260624W_1.m
Limit Group: VOA - 8260C Water and Solid
Last Update: 11-Oct-2016 13:59:16 Calib Date: 08-Sep-2016 04:26:30
Integrator: RTE ID Type: Deconvolution ID
Quant Method: Internal Standard Quant By: Initial Calibration
Last ICal File: \\ChromNA\Edison\ChromData\CVOAMS1\20160908-45311.b\A26272.D

Column 1 : Rtx-624 (0.25 mm) Det: MS SCAN
Process Host: XAWRK013

First Level Reviewer: moroneyc Date: 11-Oct-2016 08:03:46

Compound	Sig	RT (min.)	Exp RT (min.)	Dlt RT (min.)	Q	Response	OnCol Amt ug/l	Flags
19 Acetone	43	3.090	3.096	-0.006	89	4456	5.73	
24 Methyl acetate	43	3.334	3.346	-0.012	99	2276	0.9025	
* 28 TBA-d9 (IS)	65	3.462	3.468	-0.006	99	236724	1000.0	
* 39 2-Butanone-d5	46	4.431	4.437	-0.006	99	300067	250.0	
50 Cyclohexane	56	4.803	4.809	-0.006	94	2351	0.4666	
$ 53 Dibromofluoromethane (Surr	113	4.822	4.828	-0.006	95	125255	49.8	
$ 59 1,2-Dichloroethane-d4 (Sur	65	5.102	5.102	0.000	98	156991	51.5	
62 1,2-Dichloroethane	62	5.163	5.163	0.000	84	1057	0.2915	
* 64 Fluorobenzene	96	5.309	5.315	-0.006	98	475291	50.0	
66 Trichloroethene	95	5.577	5.577	0.000	97	1570	0.6078	
* 70 1,4-Dioxane-d8	96	5.846	5.858	-0.012	94	19993	1000.0	
$ 81 Toluene-d8 (Surr)	98	6.663	6.663	0.000	99	439042	50.4	
* 92 Chlorobenzene-d5	117	7.784	7.784	0.000	89	305113	50.0	
$ 103 4-Bromofluorobenzene	174	8.522	8.528	-0.006	84	116886	47.9	
* 119 1,4-Dichlorobenzene-d4	152	9.180	9.180	0.000	98	169967	50.0	

Reagents:

8260ISNEW_00085	Amount Added:	1.00	Units: uL	Run Reagent
8260SURR250_00140	Amount Added:	1.00	Units: uL	Run Reagent

Report Date: 11-Oct-2016 13:59:16 Chrom Revision: 2.2 08-Sep-2016 14:45:52

TestAmerica Edison

Data File: \\ChromNA\Edison\ChromData\CVOAMS1\20161010-46706.b\A28147.D

Injection Date:	11-Oct-2016 06:04:30	Instrument ID:	CVOAMS1	Operator ID:	VOA GC/MS1
Lims ID:	460-121256-A-8	Lab Sample ID:	460-121256-8	Worklist Smp#:	27
Client ID:	MW-501I				
Purge Vol:	5.000 mL	Dil. Factor:	1.0000	ALS Bottle#:	26
Method:	8260624W_1	Limit Group:	VOA - 8260C Water and Solid		

Column: Rtx-624 (0.25 mm)

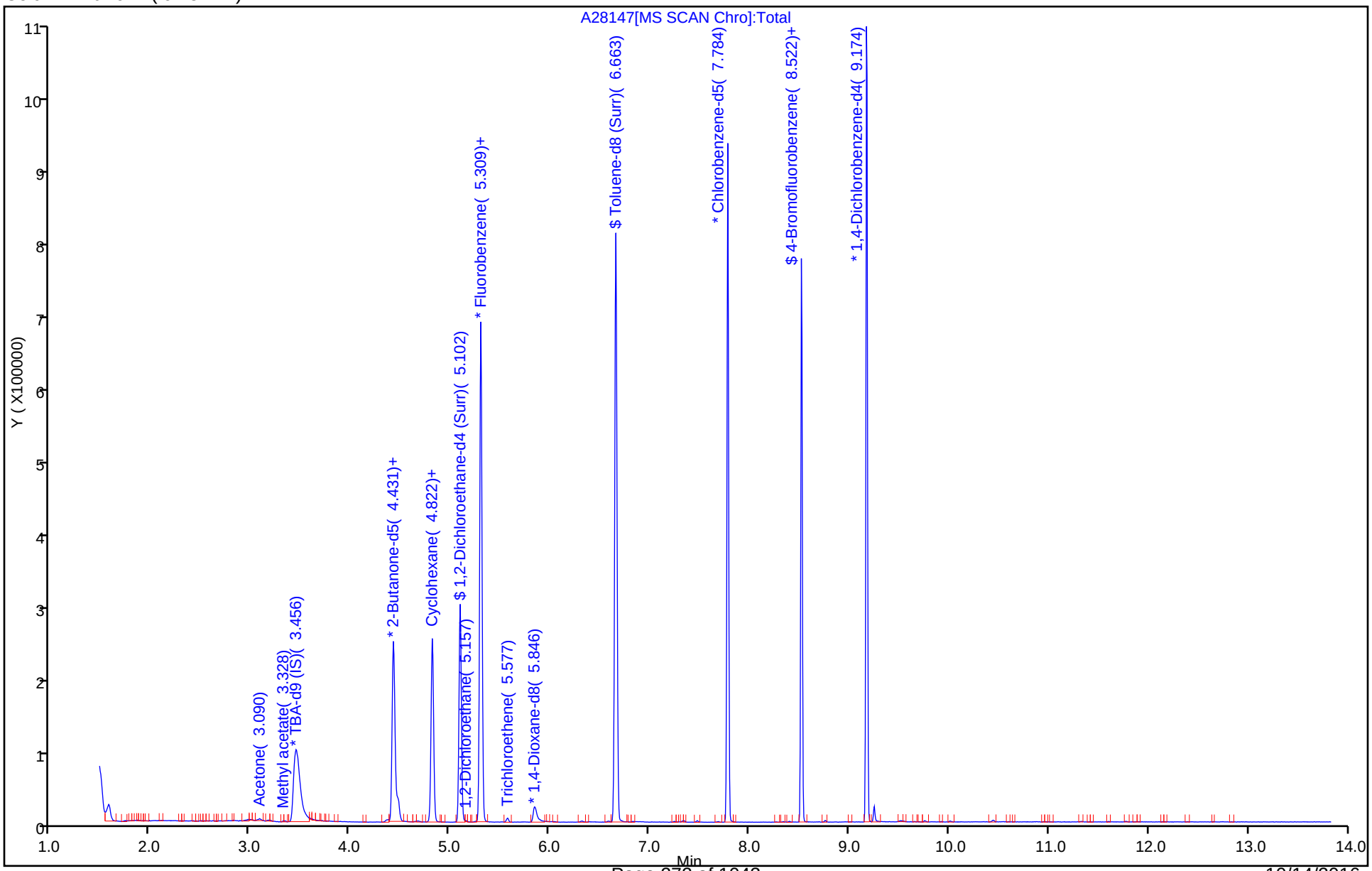

TestAmerica Edison

Data File:	\\ChromNA\Edison\ChromData\CVOAMS1\20161010-46706.b\A28147.D				
Injection Date:	11-Oct-2016 06:04:30	Instrument ID:	CVOAMS1		
Lims ID:	460-121256-A-8	Lab Sample ID:	460-121256-8		
Client ID:	MW-501I				
Operator ID:	VOA GC/MS1	ALS Bottle#:	26	Worklist Smp#:	27
Purge Vol:	5.000 mL	Dil. Factor:	1.0000		
Method:	8260624W_1	Limit Group:	VOA - 8260C Water and Solid		
Column:	Rtx-624 (0.25 mm)	Detector	MS SCAN		

62 1,2-Dichloroethane, CAS: 107-06-2

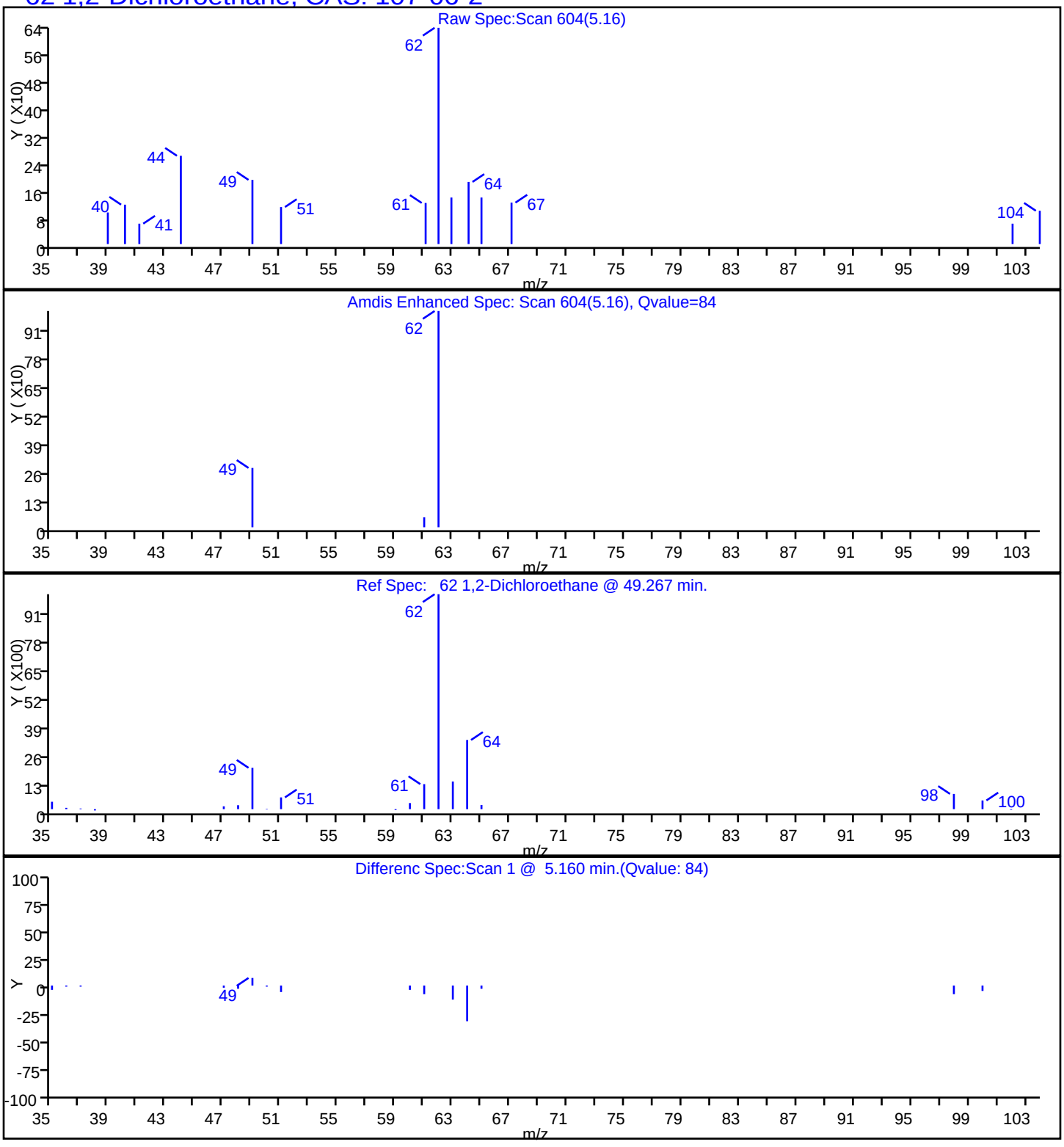

TestAmerica Edison

Data File:	\\ChromNA\Edison\ChromData\CVOAMS1\20161010-46706.b\A28147.D		
Injection Date:	11-Oct-2016 06:04:30	Instrument ID:	CVOAMS1
Lims ID:	460-121256-A-8	Lab Sample ID:	460-121256-8
Client ID:	MW-501I		
Operator ID:	VOA GC/MS1	ALS Bottle#:	26 Worklist Smp#: 27
Purge Vol:	5.000 mL	Dil. Factor:	1.0000
Method:	8260624W_1	Limit Group:	VOA - 8260C Water and Solid
Column:	Rtx-624 (0.25 mm)	Detector	MS SCAN

19 Acetone, CAS: 67-64-1

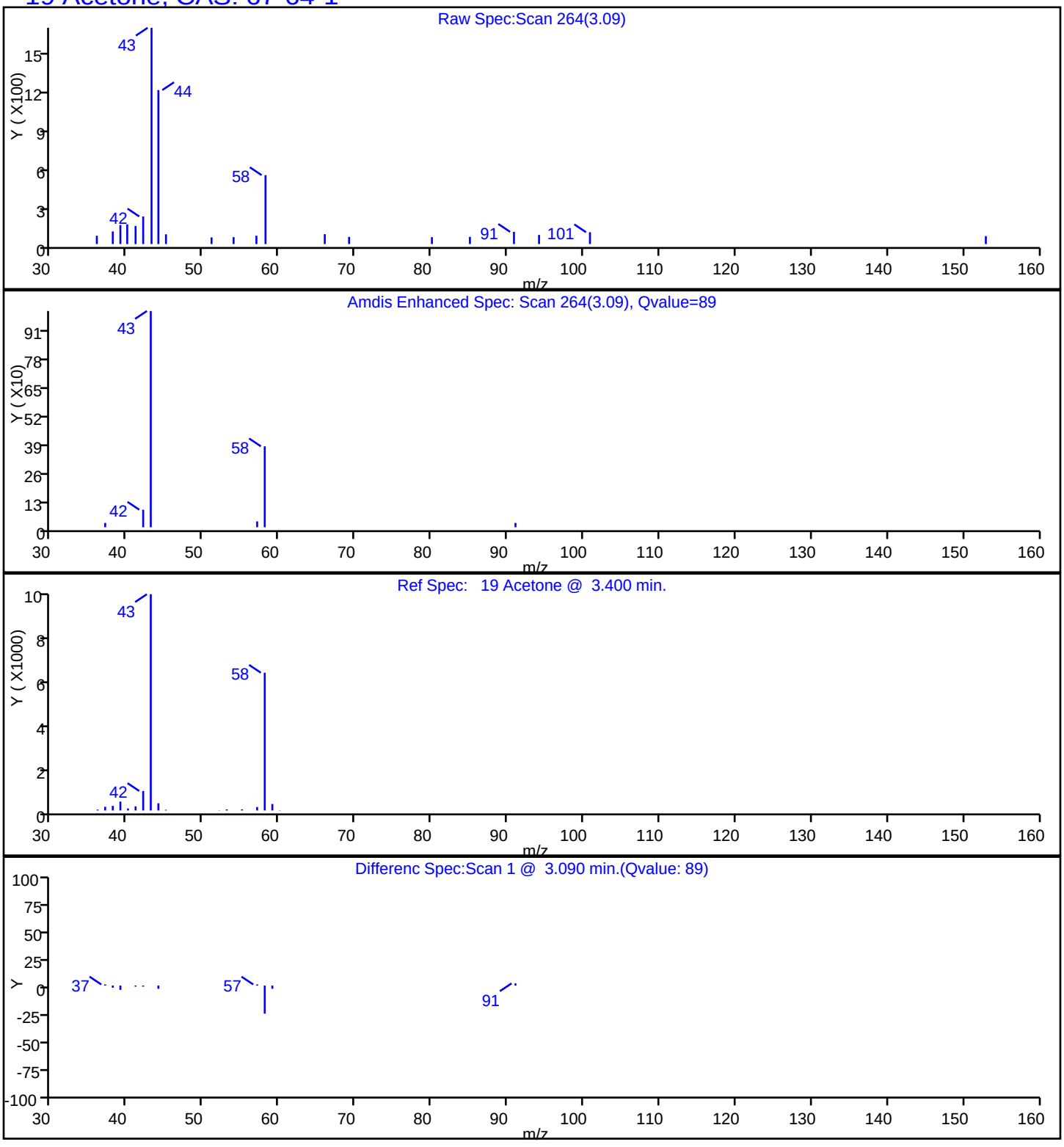

TestAmerica Edison

Data File:	\\ChromNA\Edison\ChromData\CVOAMS1\20161010-46706.b\A28147.D				
Injection Date:	11-Oct-2016 06:04:30	Instrument ID:	CVOAMS1		
Lims ID:	460-121256-A-8	Lab Sample ID:	460-121256-8		
Client ID:	MW-501I				
Operator ID:	VOA GC/MS1	ALS Bottle#:	26	Worklist Smp#:	27
Purge Vol:	5.000 mL	Dil. Factor:	1.0000		
Method:	8260624W_1	Limit Group:	VOA - 8260C Water and Solid		
Column:	Rtx-624 (0.25 mm)	Detector	MS SCAN		

50 Cyclohexane, CAS: 110-82-7

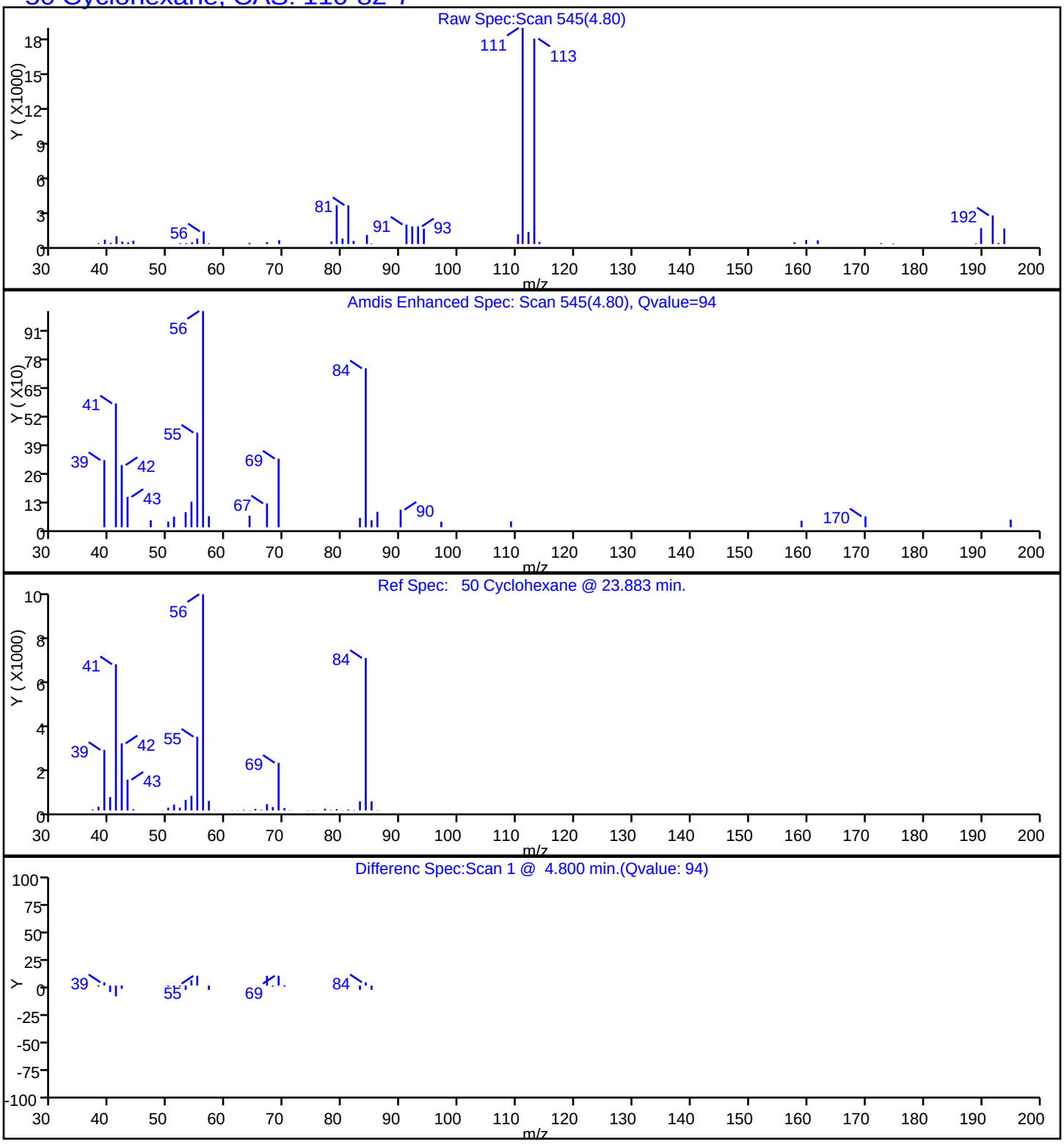

TestAmerica Edison

Data File:	\\ChromNA\Edison\ChromData\CVOAMS1\20161010-46706.b\A28147.D		
Injection Date:	11-Oct-2016 06:04:30	Instrument ID:	CVOAMS1
Lims ID:	460-121256-A-8	Lab Sample ID:	460-121256-8
Client ID:	MW-501I		
Operator ID:	VOA GC/MS1	ALS Bottle#:	26 Worklist Smp#: 27
Purge Vol:	5.000 mL	Dil. Factor:	1.0000
Method:	8260624W_1	Limit Group:	VOA - 8260C Water and Solid
Column:	Rtx-624 (0.25 mm)	Detector	MS SCAN

24 Methyl acetate, CAS: 79-20-9

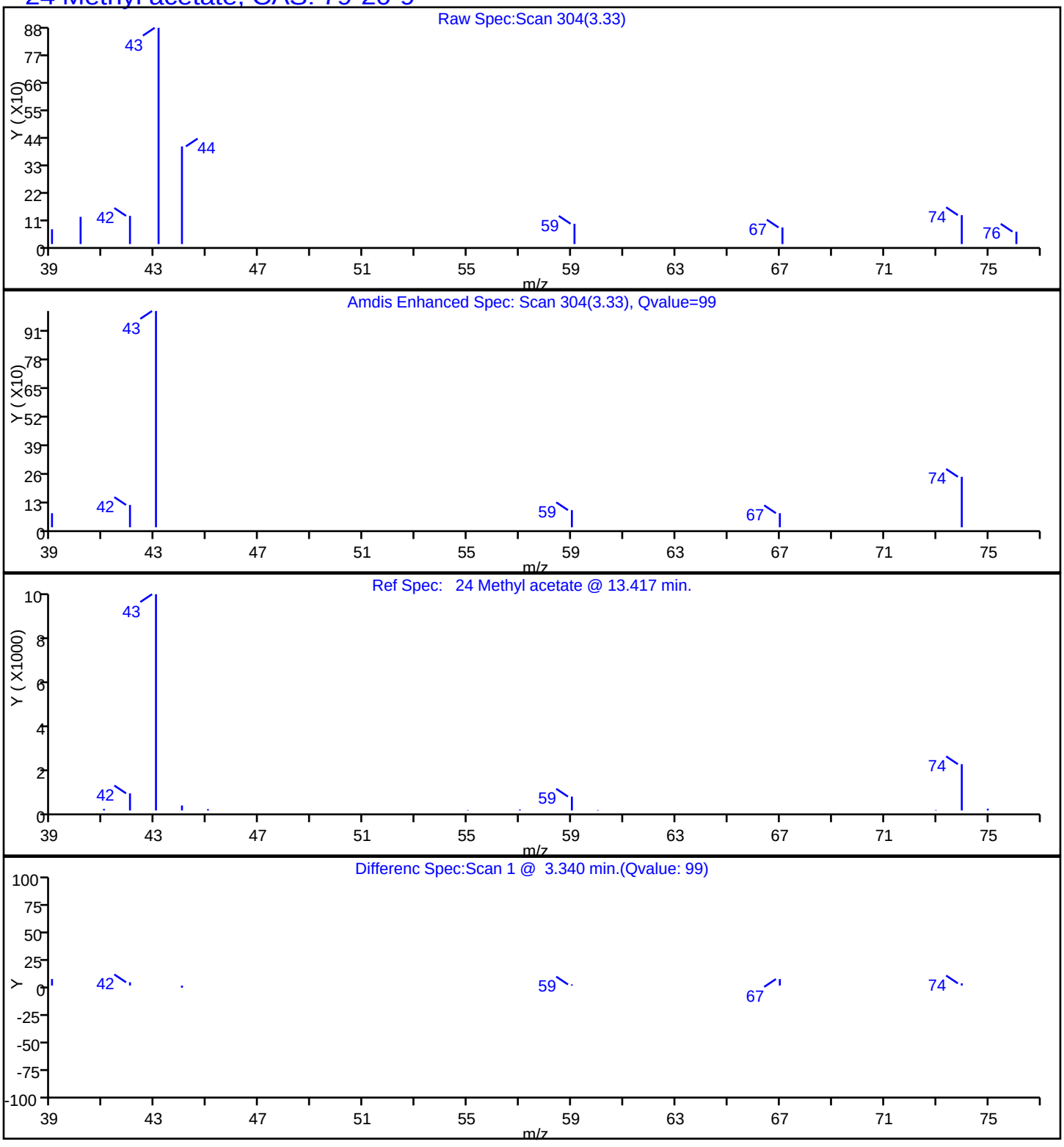

TestAmerica Edison

Data File:	\\ChromNA\Edison\ChromData\CVOAMS1\20161010-46706.b\A28147.D				
Injection Date:	11-Oct-2016 06:04:30	Instrument ID:	CVOAMS1		
Lims ID:	460-121256-A-8	Lab Sample ID:	460-121256-8		
Client ID:	MW-501I				
Operator ID:	VOA GC/MS1	ALS Bottle#:	26	Worklist Smp#:	27
Purge Vol:	5.000 mL	Dil. Factor:	1.0000		
Method:	8260624W_1	Limit Group:	VOA - 8260C Water and Solid		
Column:	Rtx-624 (0.25 mm)	Detector	MS SCAN		

66 Trichloroethene, CAS: 79-01-6

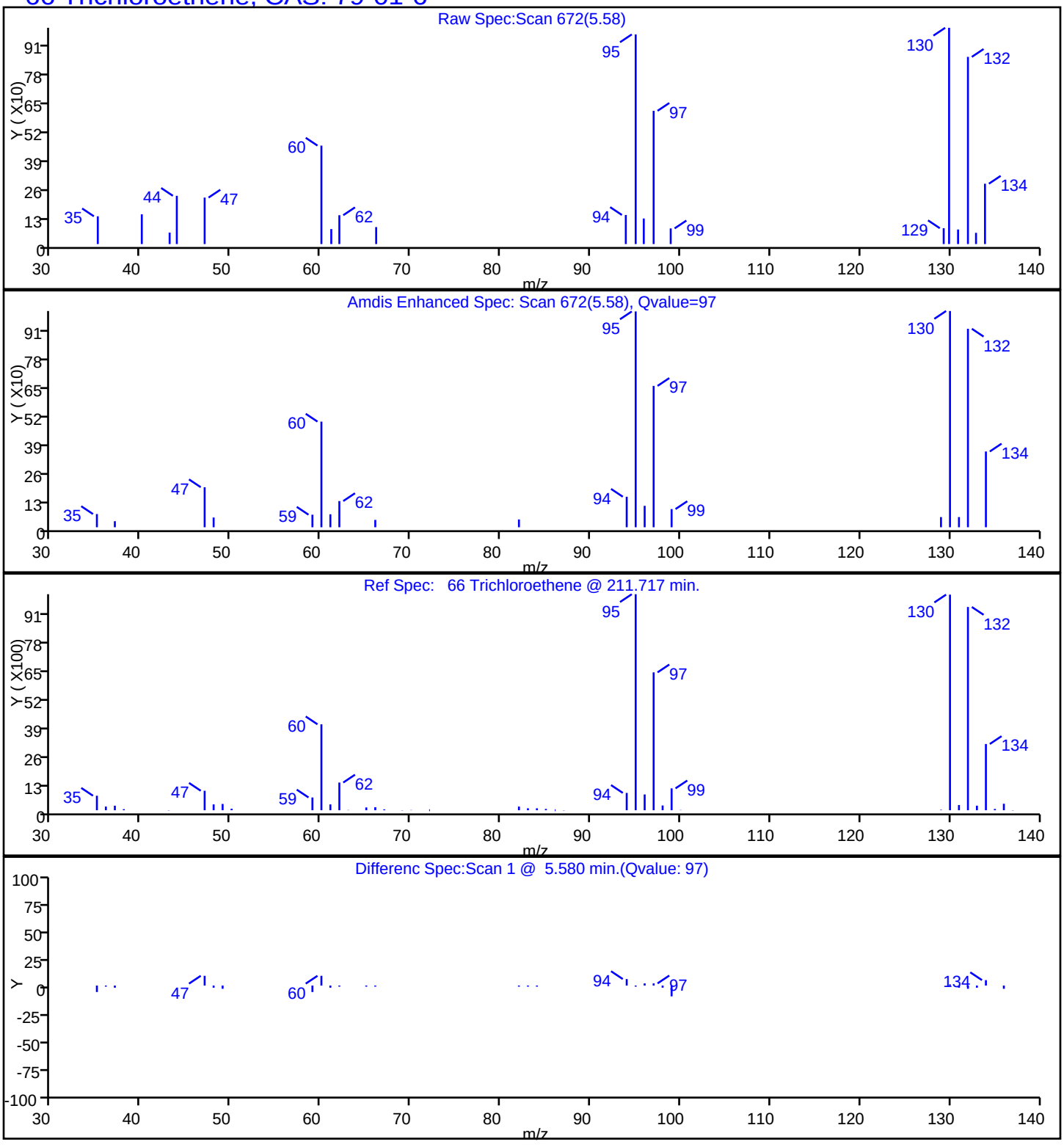

FORM I
GC/MS VOA ORGANICS ANALYSIS DATA SHEET

Lab Name: TestAmerica Edison | Job No.: 460-121256-1

SDG No.:

Client Sample ID: MW-502S | Lab Sample ID: 460-121256-9

Matrix: Water | Lab File ID: A28163.D

Analysis Method: 8260C | Date Collected: 09/29/2016 08:30

Sample wt/vol: 5(mL) | Date Analyzed: 10/11/2016 11:57

Soil Aliquot Vol: | Dilution Factor: 1

Soil Extract Vol.: | GC Column: Rtx-624 ID: 0.25(mm)

% Moisture: | Level: (low/med) Low

Analysis Batch No.: 396375 | Units: ug/L

CAS NO.	COMPOUND NAME	RESULT	Q	RL	MDL
71-55-6	1,1,1-Trichloroethane	0.28	U	1.0	0.28
79-34-5	1,1,2,2-Tetrachloroethane	0.19	U	1.0	0.19
79-00-5	1,1,2-Trichloroethane	0.080	U	1.0	0.080
75-34-3	1,1-Dichloroethane	0.24	U	1.0	0.24
75-35-4	1,1-Dichloroethene	0.34	U	1.0	0.34
87-61-6	1,2,3-Trichlorobenzene	0.35	U	1.0	0.35
120-82-1	1,2,4-Trichlorobenzene	0.27	U	1.0	0.27
96-12-8	1,2-Dibromo-3-Chloropropane	0.23	U	1.0	0.23
106-93-4	1,2-Dibromoethane	0.19	U	1.0	0.19
95-50-1	1,2-Dichlorobenzene	0.22	U	1.0	0.22
107-06-2	1,2-Dichloroethane	0.25	U	1.0	0.25
78-87-5	1,2-Dichloropropane	0.18	U	1.0	0.18
541-73-1	1,3-Dichlorobenzene	0.33	U	1.0	0.33
106-46-7	1,4-Dichlorobenzene	0.33	U	1.0	0.33
123-91-1	1,4-Dioxane	8.7	U	50	8.7
78-93-3	2-Butanone	2.2	U	5.0	2.2
591-78-6	2-Hexanone	0.72	U	5.0	0.72
108-10-1	4-Methyl-2-pentanone	0.63	U	5.0	0.63
67-64-1	Acetone	16		5.0	1.1
71-43-2	Benzene	0.090	U	1.0	0.090
74-97-5	Bromochloromethane	0.30	U	1.0	0.30
75-27-4	Bromodichloromethane	0.15	U	1.0	0.15
75-25-2	Bromoform	0.18	U *	1.0	0.18
74-83-9	Bromomethane	0.18	U	1.0	0.18
75-15-0	Carbon disulfide	0.22	U	1.0	0.22
56-23-5	Carbon tetrachloride	0.33	U	1.0	0.33
108-90-7	Chlorobenzene	0.24	U	1.0	0.24
75-00-3	Chloroethane	0.37	U	1.0	0.37
67-66-3	Chloroform	1.0		1.0	0.22
74-87-3	Chloromethane	0.22	U	1.0	0.22
156-59-2	cis-1,2-Dichloroethene	0.26	U	1.0	0.26
10061-01-5	cis-1,3-Dichloropropene	0.16	U	1.0	0.16
110-82-7	Cyclohexane	0.38	J	1.0	0.26
124-48-1	Dibromochloromethane	0.22	U	1.0	0.22
75-71-8	Dichlorodifluoromethane	0.14	U	1.0	0.14
100-41-4	Ethylbenzene	0.30	U	1.0	0.30

FORM I
GC/MS VOA ORGANICS ANALYSIS DATA SHEET

Lab Name: TestAmerica Edison | Job No.: 460-121256-1

SDG No.:

Client Sample ID: MW-502S | Lab Sample ID: 460-121256-9

Matrix: Water | Lab File ID: A28163.D

Analysis Method: 8260C | Date Collected: 09/29/2016 08:30

Sample wt/vol: 5(mL) | Date Analyzed: 10/11/2016 11:57

Soil Aliquot Vol: | Dilution Factor: 1

Soil Extract Vol.: | GC Column: Rtx-624 ID: 0.25(mm)

% Moisture: | Level: (low/med) Low

Analysis Batch No.: 396375 | Units: ug/L

CAS NO.	COMPOUND NAME	RESULT	Q	RL	MDL
76-13-1	Freon TF	0.44	J	1.0	0.34
98-82-8	Isopropylbenzene	0.32	U	1.0	0.32
179601-23-1	m&p-Xylene	0.28	U	1.0	0.28
79-20-9	Methyl acetate	0.82	J	5.0	0.58
108-87-2	Methylcyclohexane	0.22	U	1.0	0.22
75-09-2	Methylene Chloride	0.21	U	1.0	0.21
1634-04-4	MTBE	0.13	U	1.0	0.13
95-47-6	o-Xylene	0.32	U	1.0	0.32
100-42-5	Styrene	0.17	U	1.0	0.17
127-18-4	Tetrachloroethene	0.85	J	1.0	0.12
108-88-3	Toluene	0.25	U	1.0	0.25
156-60-5	trans-1,2-Dichloroethene	0.18	U	1.0	0.18
10061-02-6	trans-1,3-Dichloropropene	0.19	U	1.0	0.19
79-01-6	Trichloroethene	0.62	J	1.0	0.22
75-69-4	Trichlorofluoromethane	0.15	U	1.0	0.15
75-01-4	Vinyl chloride	0.060	U	1.0	0.060

CAS NO.	SURROGATE	%REC	Q	LIMITS
17060-07-0	1,2-Dichloroethane-d4 (Surr)	102		70-130
460-00-4	Bromofluorobenzene	95		70-130
1868-53-7	Dibromofluoromethane (Surr)	103		70-130
2037-26-5	Toluene-d8 (Surr)	101		70-130

FORM I
GC/MS VOA ORGANICS ANALYSIS DATA SHEET
TENTATIVELY IDENTIFIED COMPOUNDS

Lab Name: TestAmerica Edison Job No.: 460-121256-1

SDG No.:

Client Sample ID: MW-502S Lab Sample ID: 460-121256-9

Matrix: Water Lab File ID: A28163.D

Analysis Method: 8260C Date Collected: 09/29/2016 08:30

Sample wt/vol: 5(mL) Date Analyzed: 10/11/2016 11:57

Soil Aliquot Vol: Dilution Factor: 1

Soil Extract Vol.: GC Column: Rtx-624 ID: 0.25(mm)

% Moisture: Level: (low/med) Low

Analysis Batch No.: 396375 Units: ug/L

Number TICs Found: 0 TIC Result Total: 0

CAS NO.	COMPOUND NAME	RT	RESULT	Q	MATCH QUALITY
	Tentatively Identified Compound		None		

TestAmerica Edison
Target Compound Quantitation Report

Data File: \\ChromNA\Edison\ChromData\CVOAMS1\20161011-46723.b\A28163.D
Lims ID: 460-121256-A-9
Client ID: MW-502S
Sample Type: Client
Inject. Date: 11-Oct-2016 11:57:30 ALS Bottle#: 9 Worklist Smp#: 10
Purge Vol: 5.000 mL Dil. Factor: 1.0000
Sample Info: 460-121256-A-9
Misc. Info.: 460-0046723-010
Operator ID: VOA GC/MS1 Instrument ID: CVOAMS1

Method: \\ChromNA\Edison\ChromData\CVOAMS1\20161011-46723.b\8260624W_1.m
Limit Group: VOA - 8260C Water and Solid
Last Update: 11-Oct-2016 16:29:28 Calib Date: 08-Sep-2016 04:26:30
Integrator: RTE ID Type: Deconvolution ID
Quant Method: Internal Standard Quant By: Initial Calibration
Last ICal File: \\ChromNA\Edison\ChromData\CVOAMS1\20160908-45311.b\A26272.D

Column 1 : Rtx-624 (0.25 mm) Det: MS SCAN
Process Host: XAWRK019

First Level Reviewer: starzecm Date: 11-Oct-2016 16:29:28

Compound	Sig	RT (min.)	Exp RT (min.)	Dlt RT (min.)	Q	Response	OnCol Amt ug/l	Flags
17 1,1,2-Trichloro-1,2,2-trif	101	2.993	2.992	0.001	35	1033	0.4355	
19 Acetone	43	3.102	3.102	0.000	88	11622	16.1	
24 Methyl acetate	43	3.352	3.346	0.006	98	2057	0.8155	
* 28 TBA-d9 (IS)	65	3.468	3.474	-0.006	100	214013	1000.0	
* 39 2-Butanone-d5	46	4.437	4.437	0.000	99	279468	250.0	
49 Chloroform	83	4.700	4.699	0.001	97	5043	1.02	
50 Cyclohexane	56	4.809	4.809	0.000	31	1906	0.3782	
$ 53 Dibromofluoromethane (Surr	113	4.828	4.827	0.001	96	129087	51.3	
$ 59 1,2-Dichloroethane-d4 (Sur	65	5.108	5.108	0.000	98	155277	50.9	
* 64 Fluorobenzene	96	5.315	5.315	0.000	98	475421	50.0	
66 Trichloroethene	95	5.577	5.577	0.000	96	1597	0.6181	
* 70 1,4-Dioxane-d8	96	5.858	5.852	0.006	93	17221	1000.0	
$ 81 Toluene-d8 (Surr)	98	6.669	6.662	0.007	98	426005	50.7	
86 Tetrachloroethene	166	7.144	7.144	0.000	93	1737	0.8496	
* 92 Chlorobenzene-d5	117	7.784	7.784	0.000	90	294549	50.0	
$ 103 4-Bromofluorobenzene	174	8.534	8.528	0.006	87	112088	47.6	
* 119 1,4-Dichlorobenzene-d4	152	9.193	9.180	0.013	98	159954	50.0	

Reagents:

8260ISNEW_00085 Amount Added: 1.00 Units: uL Run Reagent
8260SURR250_00140 Amount Added: 1.00 Units: uL Run Reagent

Report Date: 11-Oct-2016 16:29:28 Chrom Revision: 2.2 08-Sep-2016 14:45:52

TestAmerica Edison

Data File: \\ChromNA\Edison\ChromData\CVOAMS1\20161011-46723.b\A28163.D

Injection Date:	11-Oct-2016 11:57:30	Instrument ID:	CVOAMS1	Operator ID:	VOA GC/MS1
Lims ID:	460-121256-A-9	Lab Sample ID:	460-121256-9	Worklist Smp#:	10
Client ID:	MW-502S				
Purge Vol:	5.000 mL	Dil. Factor:	1.0000	ALS Bottle#:	9
Method:	8260624W_1	Limit Group:	VOA - 8260C Water and Solid		

Column: Rtx-624 (0.25 mm)

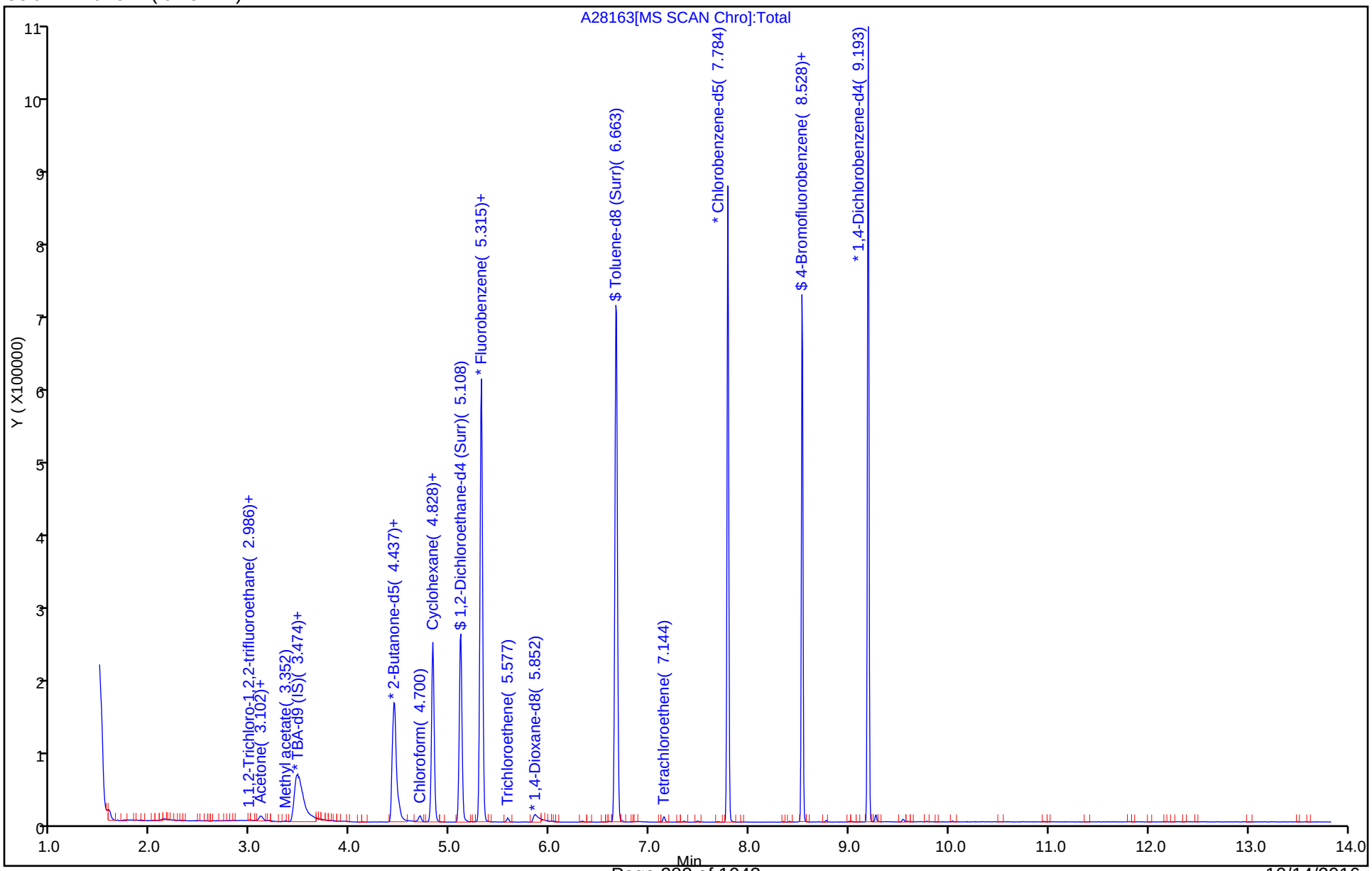

TestAmerica Edison

Data File:	\\ChromNA\Edison\ChromData\CVOAMS1\20161011-46723.b\A28163.D				
Injection Date:	11-Oct-2016 11:57:30	Instrument ID:	CVOAMS1		
Lims ID:	460-121256-A-9	Lab Sample ID:	460-121256-9		
Client ID:	MW-502S				
Operator ID:	VOA GC/MS1	ALS Bottle#:	9	Worklist Smp#:	10
Purge Vol:	5.000 mL	Dil. Factor:	1.0000		
Method:	8260624W_1	Limit Group:	VOA - 8260C Water and Solid		
Column:	Rtx-624 (0.25 mm)	Detector	MS SCAN		

19 Acetone, CAS: 67-64-1

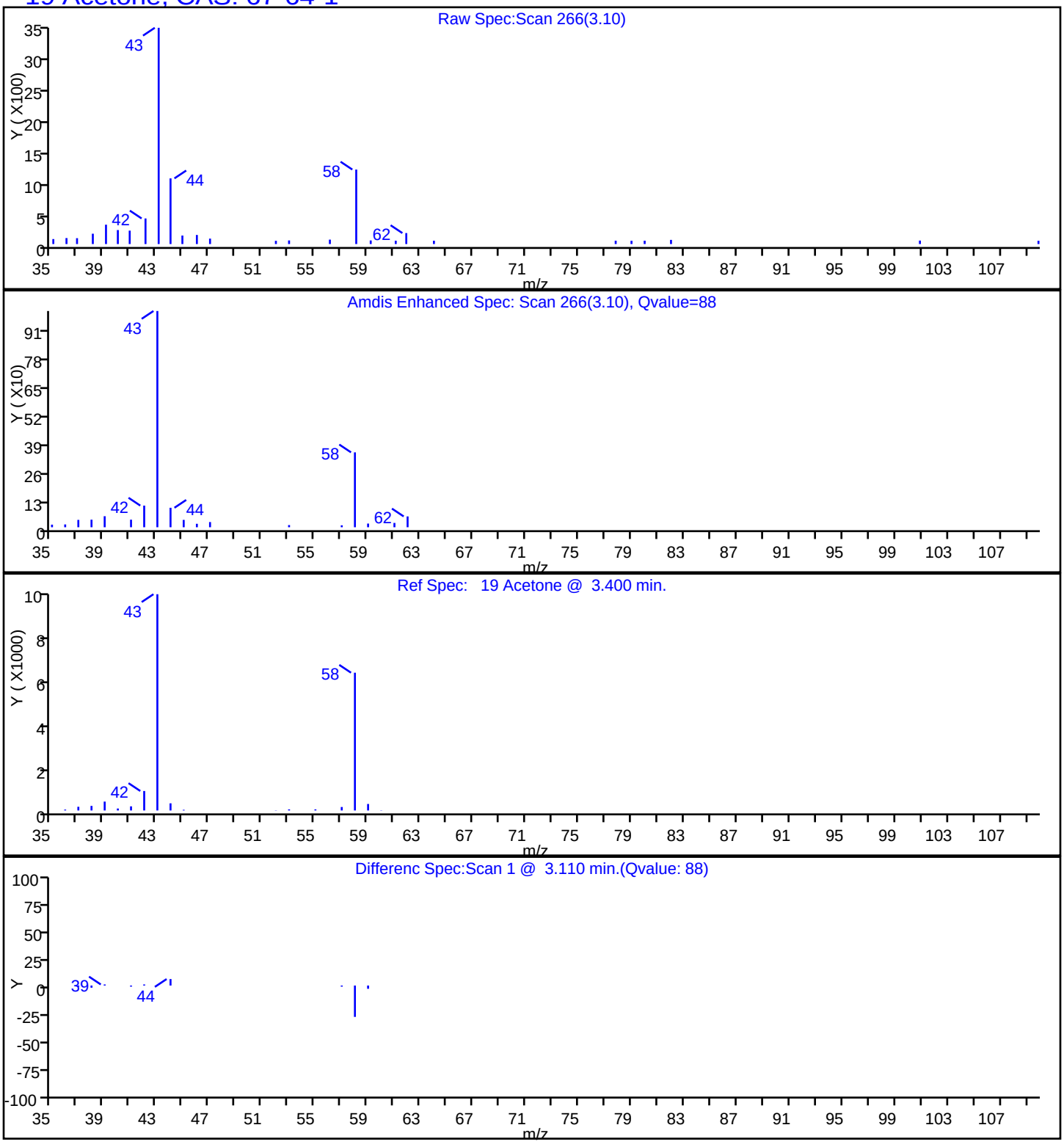

TestAmerica Edison

Data File:	\\ChromNA\Edison\ChromData\CVOAMS1\20161011-46723.b\A28163.D				
Injection Date:	11-Oct-2016 11:57:30	Instrument ID:	CVOAMS1		
Lims ID:	460-121256-A-9	Lab Sample ID:	460-121256-9		
Client ID:	MW-502S				
Operator ID:	VOA GC/MS1	ALS Bottle#:	9	Worklist Smp#:	10
Purge Vol:	5.000 mL	Dil. Factor:	1.0000		
Method:	8260624W_1	Limit Group:	VOA - 8260C Water and Solid		
Column:	Rtx-624 (0.25 mm)	Detector	MS SCAN		

49 Chloroform, CAS: 67-66-3

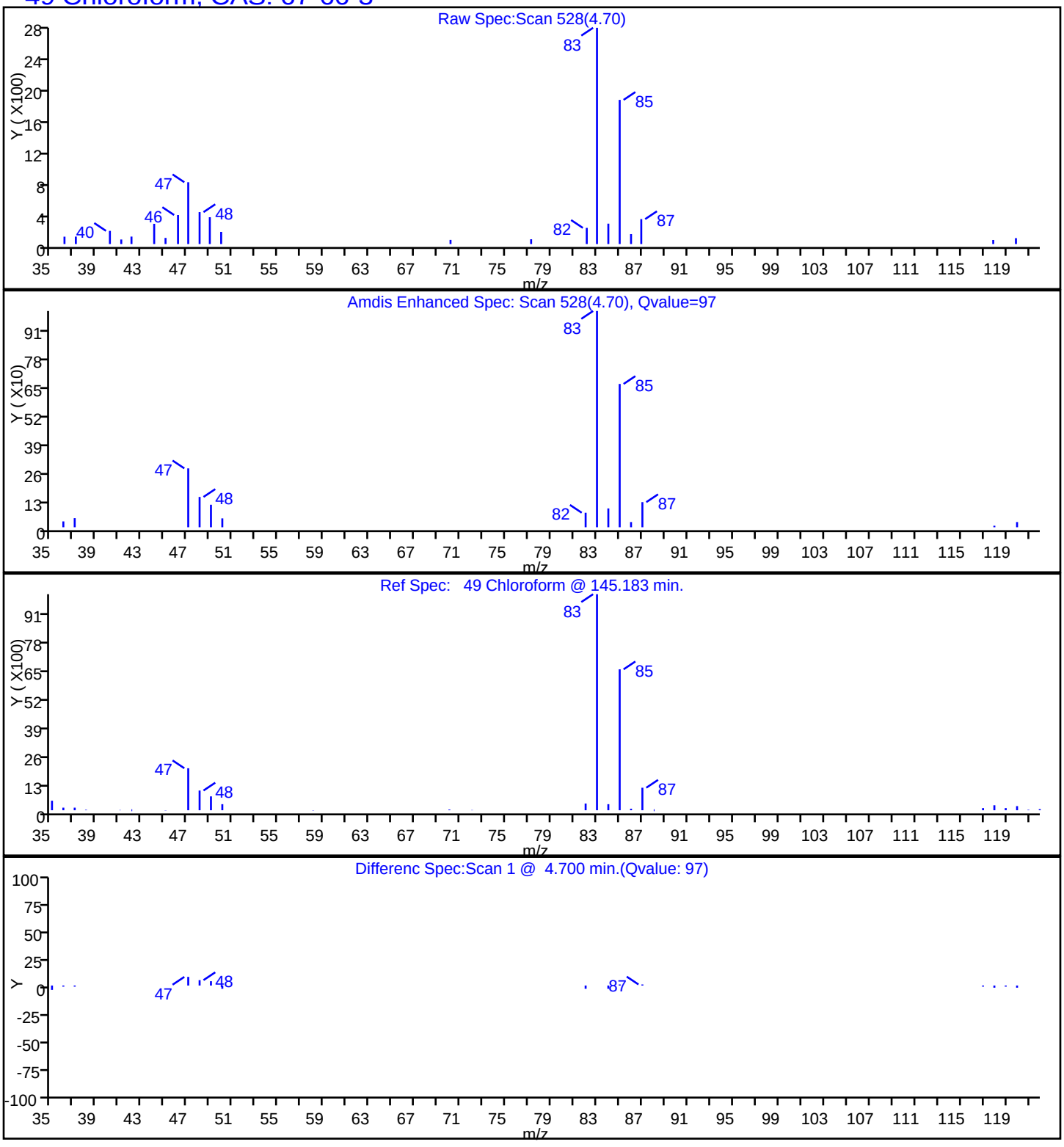

TestAmerica Edison

Data File:	\\ChromNA\Edison\ChromData\CVOAMS1\20161011-46723.b\A28163.D				
Injection Date:	11-Oct-2016 11:57:30	Instrument ID:	CVOAMS1		
Lims ID:	460-121256-A-9	Lab Sample ID:	460-121256-9		
Client ID:	MW-502S				
Operator ID:	VOA GC/MS1	ALS Bottle#:	9	Worklist Smp#:	10
Purge Vol:	5.000 mL	Dil. Factor:	1.0000		
Method:	8260624W_1	Limit Group:	VOA - 8260C Water and Solid		
Column:	Rtx-624 (0.25 mm)	Detector	MS SCAN		

50 Cyclohexane, CAS: 110-82-7

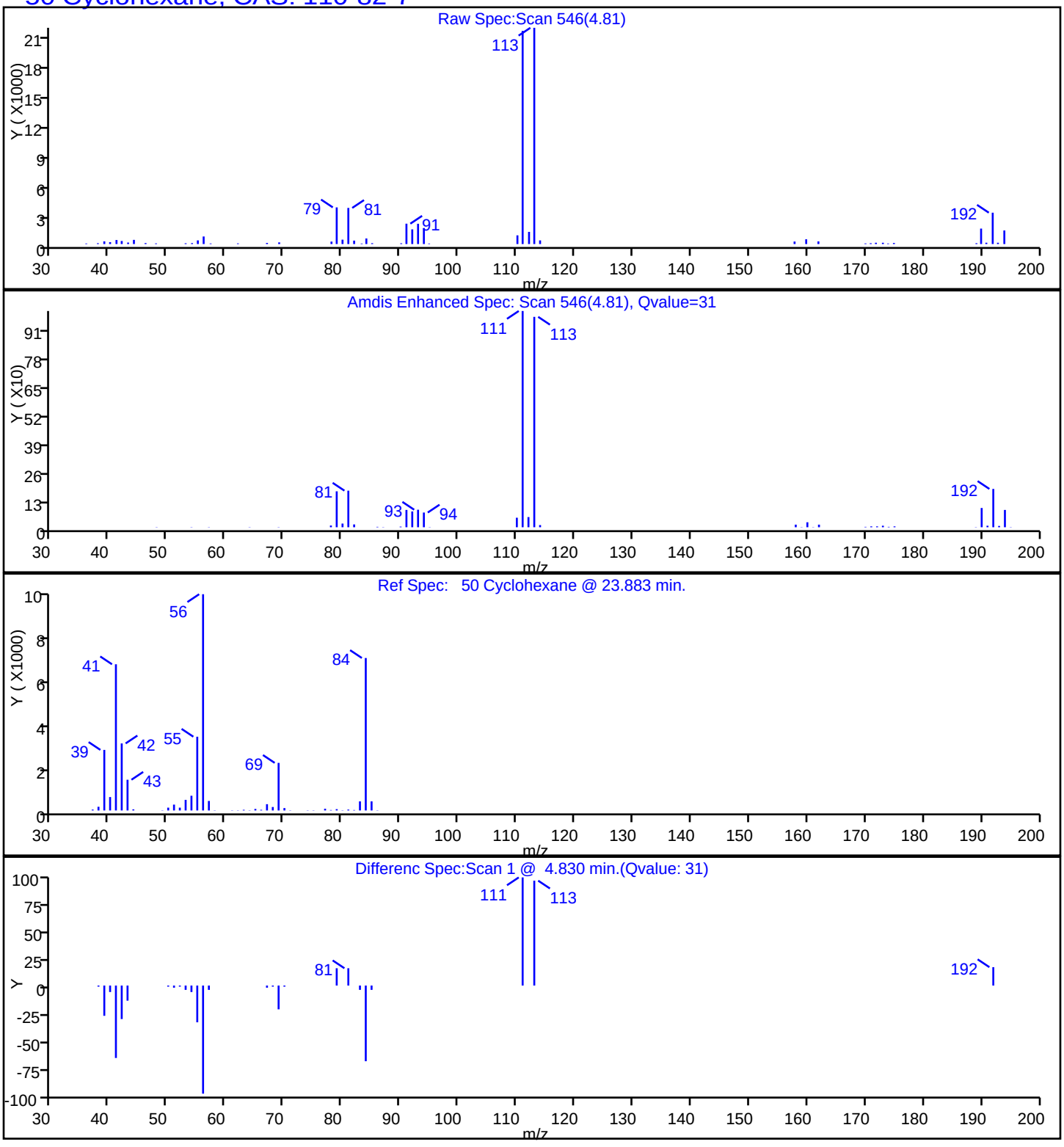

TestAmerica Edison

Data File:	\\ChromNA\Edison\ChromData\CVOAMS1\20161011-46723.b\A28163.D				
Injection Date:	11-Oct-2016 11:57:30	Instrument ID:	CVOAMS1		
Lims ID:	460-121256-A-9	Lab Sample ID:	460-121256-9		
Client ID:	MW-502S				
Operator ID:	VOA GC/MS1	ALS Bottle#:	9	Worklist Smp#:	10
Purge Vol:	5.000 mL	Dil. Factor:	1.0000		
Method:	8260624W_1	Limit Group:	VOA - 8260C Water and Solid		
Column:	Rtx-624 (0.25 mm)	Detector	MS SCAN		

17 1,1,2-Trichloro-1,2,2-trifluoroethane, CAS: 76-13-1

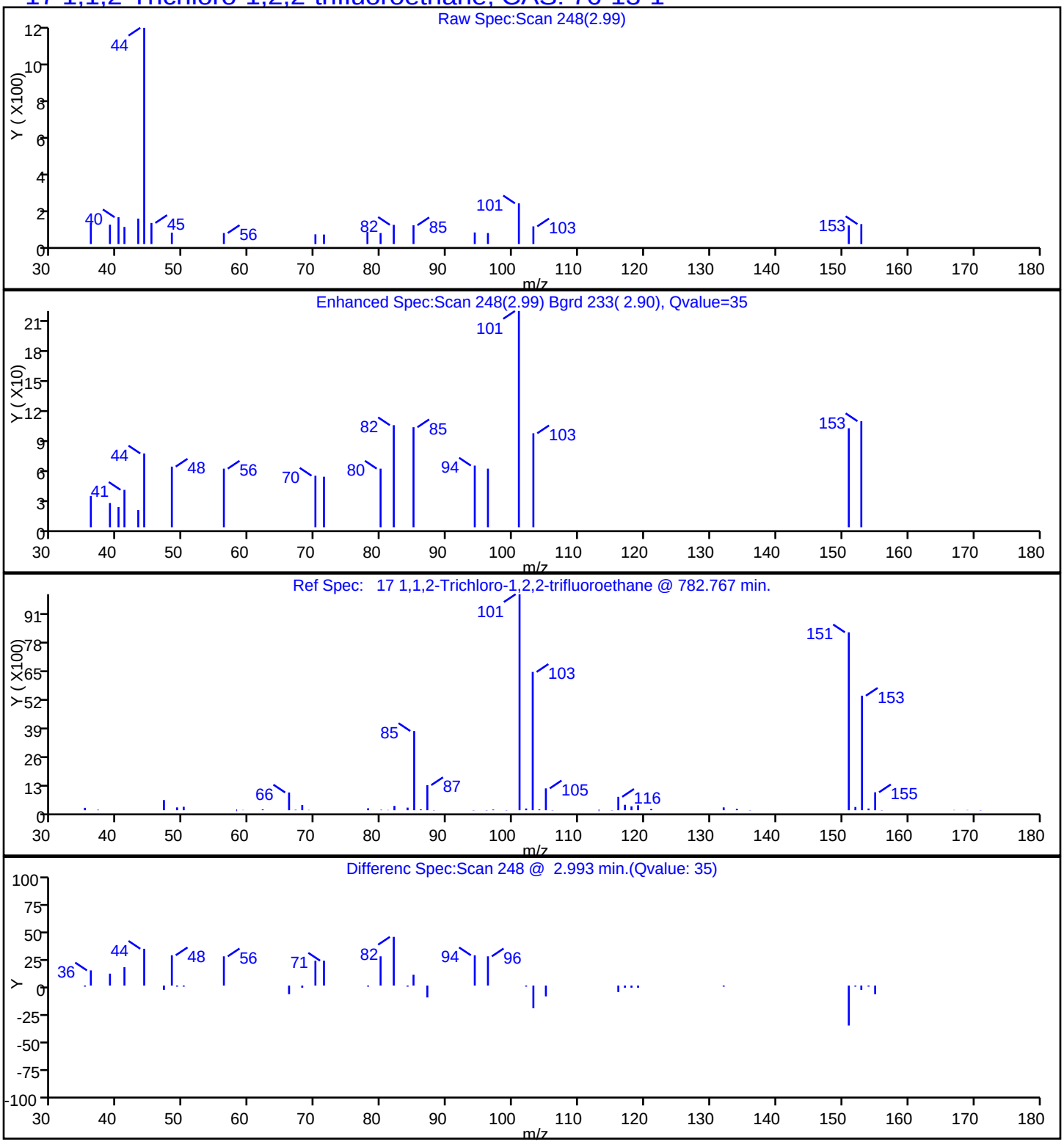

TestAmerica Edison

Data File:	\\ChromNA\Edison\ChromData\CVOAMS1\20161011-46723.b\A28163.D				
Injection Date:	11-Oct-2016 11:57:30	Instrument ID:	CVOAMS1		
Lims ID:	460-121256-A-9	Lab Sample ID:	460-121256-9		
Client ID:	MW-502S				
Operator ID:	VOA GC/MS1	ALS Bottle#:	9	Worklist Smp#:	10
Purge Vol:	5.000 mL	Dil. Factor:	1.0000		
Method:	8260624W_1	Limit Group:	VOA - 8260C Water and Solid		
Column:	Rtx-624 (0.25 mm)	Detector	MS SCAN		

24 Methyl acetate, CAS: 79-20-9

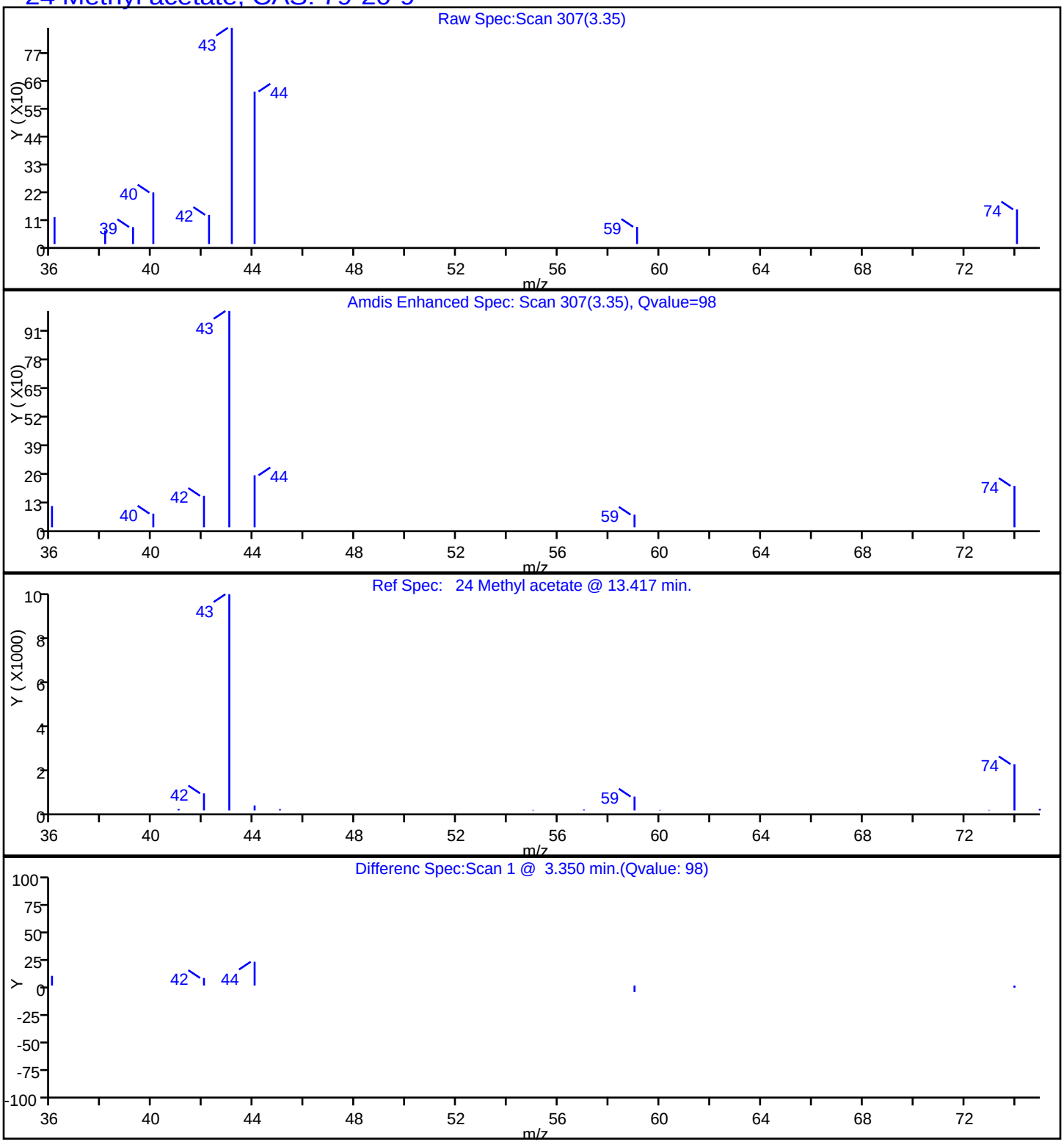

Data File: \\ChromNA\Edison\ChromData\CVOAMS1\20161011-46723.b\A28163.D

Injection Date:	11-Oct-2016 11:57:30	Instrument ID:	CVOAMS1		
Lims ID:	460-121256-A-9	Lab Sample ID:	460-121256-9		
Client ID:	MW-502S				
Operator ID:	VOA GC/MS1	ALS Bottle#:	9	Worklist Smp#:	10
Purge Vol:	5.000 mL	Dil. Factor:	1.0000		
Method:	8260624W_1	Limit Group:	VOA - 8260C Water and Solid		
Column:	Rtx-624 (0.25 mm)	Detector	MS SCAN		

86 Tetrachloroethene, CAS: 127-18-4

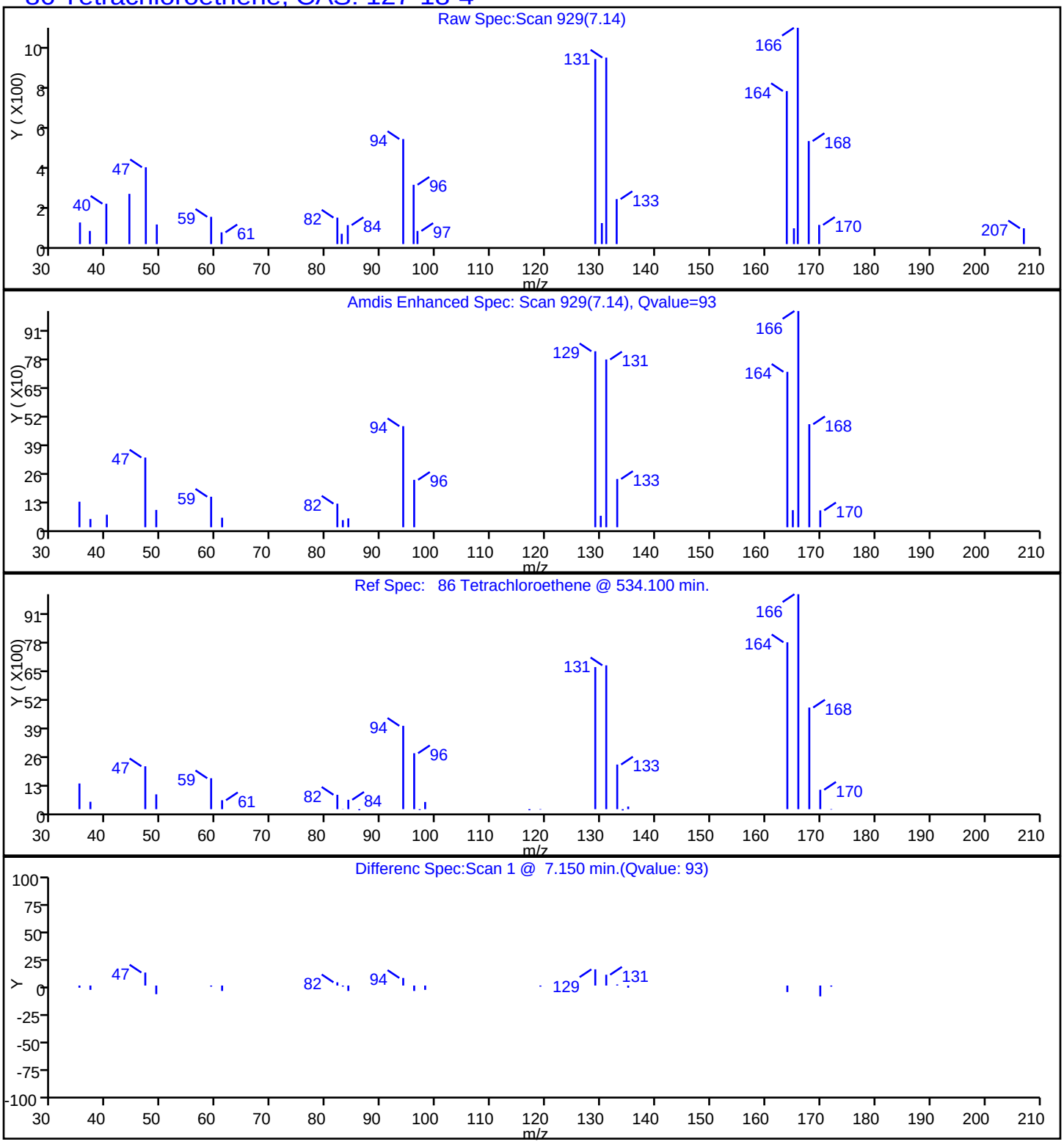

TestAmerica Edison

Data File:	\\ChromNA\Edison\ChromData\CVOAMS1\20161011-46723.b\A28163.D				
Injection Date:	11-Oct-2016 11:57:30	Instrument ID:	CVOAMS1		
Lims ID:	460-121256-A-9	Lab Sample ID:	460-121256-9		
Client ID:	MW-502S				
Operator ID:	VOA GC/MS1	ALS Bottle#:	9	Worklist Smp#:	10
Purge Vol:	5.000 mL	Dil. Factor:	1.0000		
Method:	8260624W_1	Limit Group:	VOA - 8260C Water and Solid		
Column:	Rtx-624 (0.25 mm)	Detector	MS SCAN		

66 Trichloroethene, CAS: 79-01-6

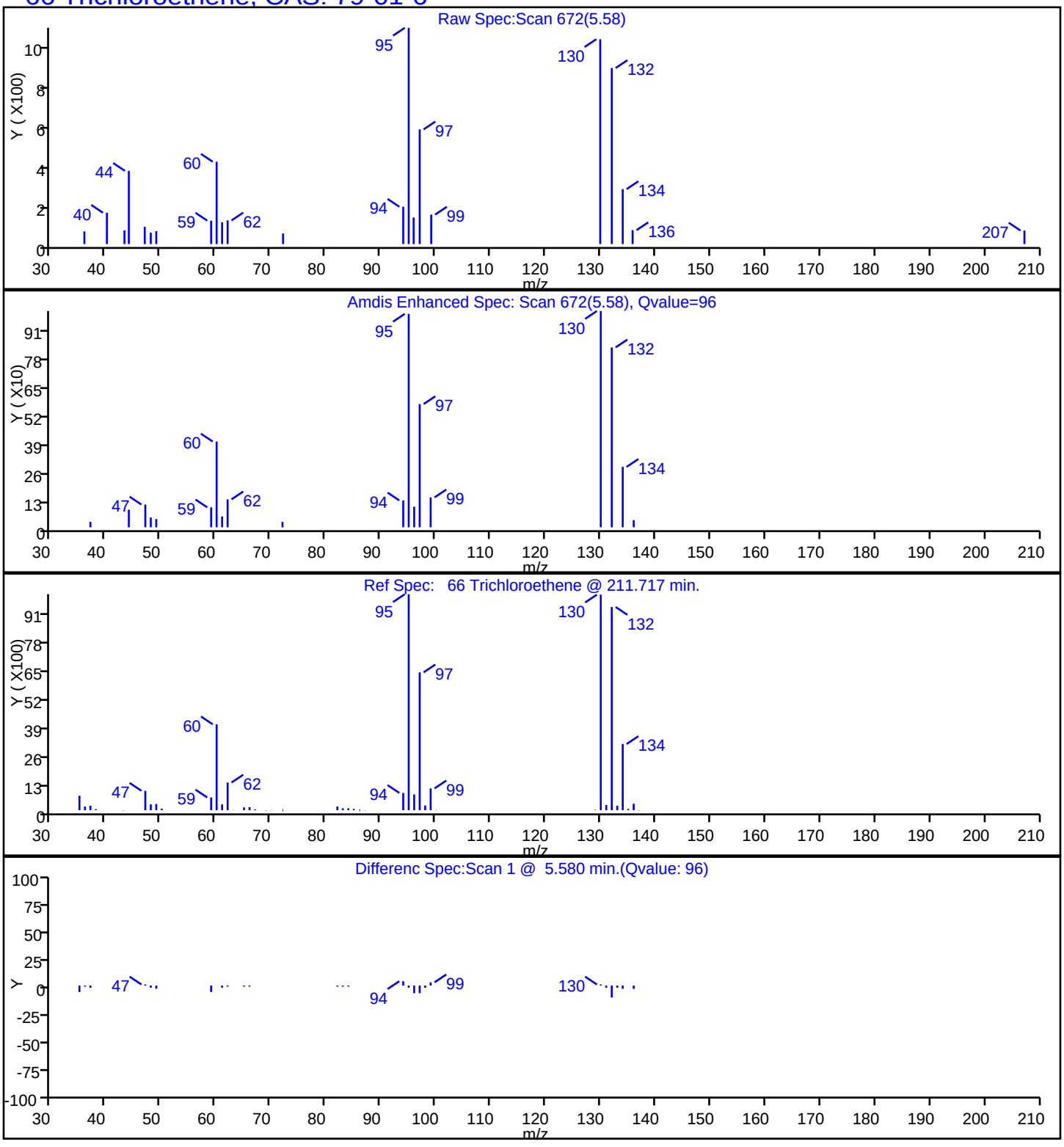

FORM I
GC/MS VOA ORGANICS ANALYSIS DATA SHEET

Lab Name: TestAmerica Edison | Job No.: 460-121256-1

SDG No.:

Client Sample ID: MW-502I | Lab Sample ID: 460-121256-10

Matrix: Water | Lab File ID: A28164.D

Analysis Method: 8260C | Date Collected: 09/29/2016 08:35

Sample wt/vol: 5(mL) | Date Analyzed: 10/11/2016 12:19

Soil Aliquot Vol: | Dilution Factor: 1

Soil Extract Vol.: | GC Column: Rtx-624 ID: 0.25(mm)

% Moisture: | Level: (low/med) Low

Analysis Batch No.: 396375 | Units: ug/L

CAS NO.	COMPOUND NAME	RESULT	Q	RL	MDL
71-55-6	1,1,1-Trichloroethane	0.28	U	1.0	0.28
79-34-5	1,1,2,2-Tetrachloroethane	0.19	U	1.0	0.19
79-00-5	1,1,2-Trichloroethane	0.080	U	1.0	0.080
75-34-3	1,1-Dichloroethane	0.24	U	1.0	0.24
75-35-4	1,1-Dichloroethene	0.34	U	1.0	0.34
87-61-6	1,2,3-Trichlorobenzene	0.35	U	1.0	0.35
120-82-1	1,2,4-Trichlorobenzene	0.27	U	1.0	0.27
96-12-8	1,2-Dibromo-3-Chloropropane	0.23	U	1.0	0.23
106-93-4	1,2-Dibromoethane	0.19	U	1.0	0.19
95-50-1	1,2-Dichlorobenzene	0.22	U	1.0	0.22
107-06-2	1,2-Dichloroethane	0.25	U	1.0	0.25
78-87-5	1,2-Dichloropropane	0.18	U	1.0	0.18
541-73-1	1,3-Dichlorobenzene	0.33	U	1.0	0.33
106-46-7	1,4-Dichlorobenzene	0.33	U	1.0	0.33
123-91-1	1,4-Dioxane	8.7	U	50	8.7
78-93-3	2-Butanone	2.2	U	5.0	2.2
591-78-6	2-Hexanone	0.72	U	5.0	0.72
108-10-1	4-Methyl-2-pentanone	0.63	U	5.0	0.63
67-64-1	Acetone	7.0		5.0	1.1
71-43-2	Benzene	0.090	U	1.0	0.090
74-97-5	Bromochloromethane	0.30	U	1.0	0.30
75-27-4	Bromodichloromethane	0.15	U	1.0	0.15
75-25-2	Bromoform	0.18	U *	1.0	0.18
74-83-9	Bromomethane	0.18	U	1.0	0.18
75-15-0	Carbon disulfide	0.22	U	1.0	0.22
56-23-5	Carbon tetrachloride	0.33	U	1.0	0.33
108-90-7	Chlorobenzene	0.24	U	1.0	0.24
75-00-3	Chloroethane	0.37	U	1.0	0.37
67-66-3	Chloroform	0.40	J	1.0	0.22
74-87-3	Chloromethane	0.22	U	1.0	0.22
156-59-2	cis-1,2-Dichloroethene	0.26	U	1.0	0.26
10061-01-5	cis-1,3-Dichloropropene	0.16	U	1.0	0.16
110-82-7	Cyclohexane	0.26	U	1.0	0.26
124-48-1	Dibromochloromethane	0.22	U	1.0	0.22
75-71-8	Dichlorodifluoromethane	0.14	U	1.0	0.14
100-41-4	Ethylbenzene	0.30	U	1.0	0.30

FORM I
GC/MS VOA ORGANICS ANALYSIS DATA SHEET

Lab Name: TestAmerica Edison | Job No.: 460-121256-1

SDG No.:

Client Sample ID: MW-502I | Lab Sample ID: 460-121256-10

Matrix: Water | Lab File ID: A28164.D

Analysis Method: 8260C | Date Collected: 09/29/2016 08:35

Sample wt/vol: 5(mL) | Date Analyzed: 10/11/2016 12:19

Soil Aliquot Vol: | Dilution Factor: 1

Soil Extract Vol.: | GC Column: Rtx-624 ID: 0.25(mm)

% Moisture: | Level: (low/med) Low

Analysis Batch No.: 396375 | Units: ug/L

CAS NO.	COMPOUND NAME	RESULT	Q	RL	MDL
76-13-1	Freon TF	0.34	U	1.0	0.34
98-82-8	Isopropylbenzene	0.32	U	1.0	0.32
179601-23-1	m&p-Xylene	0.28	U	1.0	0.28
79-20-9	Methyl acetate	1.2	J	5.0	0.58
108-87-2	Methylcyclohexane	0.22	U	1.0	0.22
75-09-2	Methylene Chloride	0.21	U	1.0	0.21
1634-04-4	MTBE	0.13	U	1.0	0.13
95-47-6	o-Xylene	0.32	U	1.0	0.32
100-42-5	Styrene	0.17	U	1.0	0.17
127-18-4	Tetrachloroethene	0.12	U	1.0	0.12
108-88-3	Toluene	0.25	U	1.0	0.25
156-60-5	trans-1,2-Dichloroethene	0.18	U	1.0	0.18
10061-02-6	trans-1,3-Dichloropropene	0.19	U	1.0	0.19
79-01-6	Trichloroethene	0.65	J	1.0	0.22
75-69-4	Trichlorofluoromethane	0.15	U	1.0	0.15
75-01-4	Vinyl chloride	0.060	U	1.0	0.060

CAS NO.	SURROGATE	%REC	Q	LIMITS
17060-07-0	1,2-Dichloroethane-d4 (Surr)	103		70-130
460-00-4	Bromofluorobenzene	95		70-130
1868-53-7	Dibromofluoromethane (Surr)	103		70-130
2037-26-5	Toluene-d8 (Surr)	102		70-130

FORM I
GC/MS VOA ORGANICS ANALYSIS DATA SHEET
TENTATIVELY IDENTIFIED COMPOUNDS

Lab Name: TestAmerica Edison Job No.: 460-121256-1

SDG No.:

Client Sample ID: MW-502I Lab Sample ID: 460-121256-10

Matrix: Water Lab File ID: A28164.D

Analysis Method: 8260C Date Collected: 09/29/2016 08:35

Sample wt/vol: 5(mL) Date Analyzed: 10/11/2016 12:19

Soil Aliquot Vol: Dilution Factor: 1

Soil Extract Vol.: GC Column: Rtx-624 ID: 0.25(mm)

% Moisture: Level: (low/med) Low

Analysis Batch No.: 396375 Units: ug/L

Number TICs Found: 0 TIC Result Total: 0

CAS NO.	COMPOUND NAME	RT	RESULT	Q	MATCH QUALITY
	Tentatively Identified Compound		None		

TestAmerica Edison
Target Compound Quantitation Report

Data File: \\ChromNA\Edison\ChromData\CVOAMS1\20161011-46723.b\A28164.D
Lims ID: 460-121256-A-10
Client ID: MW-502I
Sample Type: Client
Inject. Date: 11-Oct-2016 12:19:30 ALS Bottle#: 10 Worklist Smp#: 11
Purge Vol: 5.000 mL Dil. Factor: 1.0000
Sample Info: 460-121256-A-10
Misc. Info.: 460-0046723-011
Operator ID: VOA GC/MS1 Instrument ID: CVOAMS1

Method: \\ChromNA\Edison\ChromData\CVOAMS1\20161011-46723.b\8260624W_1.m
Limit Group: VOA - 8260C Water and Solid
Last Update: 11-Oct-2016 16:30:09 Calib Date: 08-Sep-2016 04:26:30
Integrator: RTE ID Type: Deconvolution ID
Quant Method: Internal Standard Quant By: Initial Calibration
Last ICal File: \\ChromNA\Edison\ChromData\CVOAMS1\20160908-45311.b\A26272.D

Column 1 : Rtx-624 (0.25 mm) Det: MS SCAN
Process Host: XAWRK019

First Level Reviewer: starzecm Date: 11-Oct-2016 16:30:09

Compound	Sig	RT (min.)	Exp RT (min.)	Dlt RT (min.)	Q	Response	OnCol Amt ug/l	Flags
19 Acetone	43	3.108	3.102	0.006	83	5022	7.03	
24 Methyl acetate	43	3.352	3.346	0.006	98	2981	1.17	
* 28 TBA-d9 (IS)	65	3.474	3.474	0.000	100	201521	1000.0	
* 39 2-Butanone-d5	46	4.437	4.437	0.000	99	275780	250.0	
49 Chloroform	83	4.699	4.699	0.000	95	1975	0.3964	
$ 53 Dibromofluoromethane (Surr	113	4.827	4.827	0.000	95	130950	51.7	
$ 59 1,2-Dichloroethane-d4 (Sur	65	5.108	5.108	0.000	98	158888	51.7	
* 64 Fluorobenzene	96	5.315	5.315	0.000	98	479125	50.0	
66 Trichloroethene	95	5.583	5.577	0.006	92	1685	0.6471	
* 70 1,4-Dioxane-d8	96	5.852	5.852	0.000	93	16384	1000.0	
$ 81 Toluene-d8 (Surr)	98	6.669	6.662	0.007	98	437350	50.8	
* 92 Chlorobenzene-d5	117	7.784	7.784	0.000	90	301282	50.0	
$ 103 4-Bromofluorobenzene	174	8.528	8.528	0.000	83	113865	47.3	
* 119 1,4-Dichlorobenzene-d4	152	9.186	9.180	0.006	98	162232	50.0	

Reagents:

8260ISNEW_00085	Amount Added:	1.00	Units: uL	Run Reagent
8260SURR250_00140	Amount Added:	1.00	Units: uL	Run Reagent

Report Date: 11-Oct-2016 16:30:11 Chrom Revision: 2.2 08-Sep-2016 14:45:52

TestAmerica Edison

Data File: \\ChromNA\Edison\ChromData\CVOAMS1\20161011-46723.b\A28164.D

Injection Date:	11-Oct-2016 12:19:30	Instrument ID:	CVOAMS1	Operator ID:	VOA GC/MS1
Lims ID:	460-121256-A-10	Lab Sample ID:	460-121256-10	Worklist Smp#:	11
Client ID:	MW-502I				
Purge Vol:	5.000 mL	Dil. Factor:	1.0000	ALS Bottle#:	10
Method:	8260624W_1	Limit Group:	VOA - 8260C Water and Solid		

Column: Rtx-624 (0.25 mm)

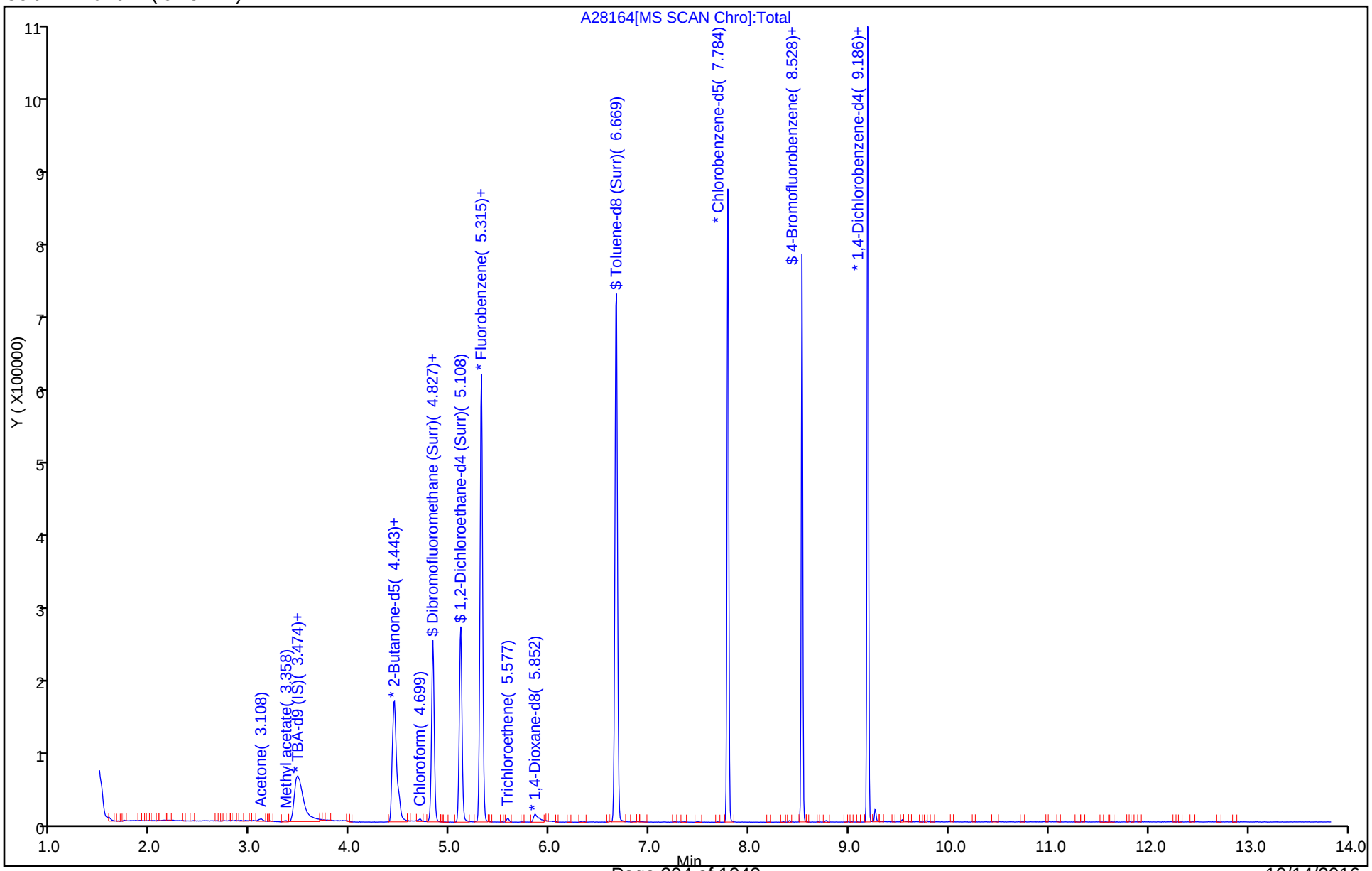

TestAmerica Edison

Data File:	\\ChromNA\Edison\ChromData\CVOAMS1\20161011-46723.b\A28164.D		
Injection Date:	11-Oct-2016 12:19:30	Instrument ID:	CVOAMS1
Lims ID:	460-121256-A-10	Lab Sample ID:	460-121256-10
Client ID:	MW-502I		
Operator ID:	VOA GC/MS1	ALS Bottle#:	10 Worklist Smp#: 11
Purge Vol:	5.000 mL	Dil. Factor:	1.0000
Method:	8260624W_1	Limit Group:	VOA - 8260C Water and Solid
Column:	Rtx-624 (0.25 mm)	Detector	MS SCAN

19 Acetone, CAS: 67-64-1

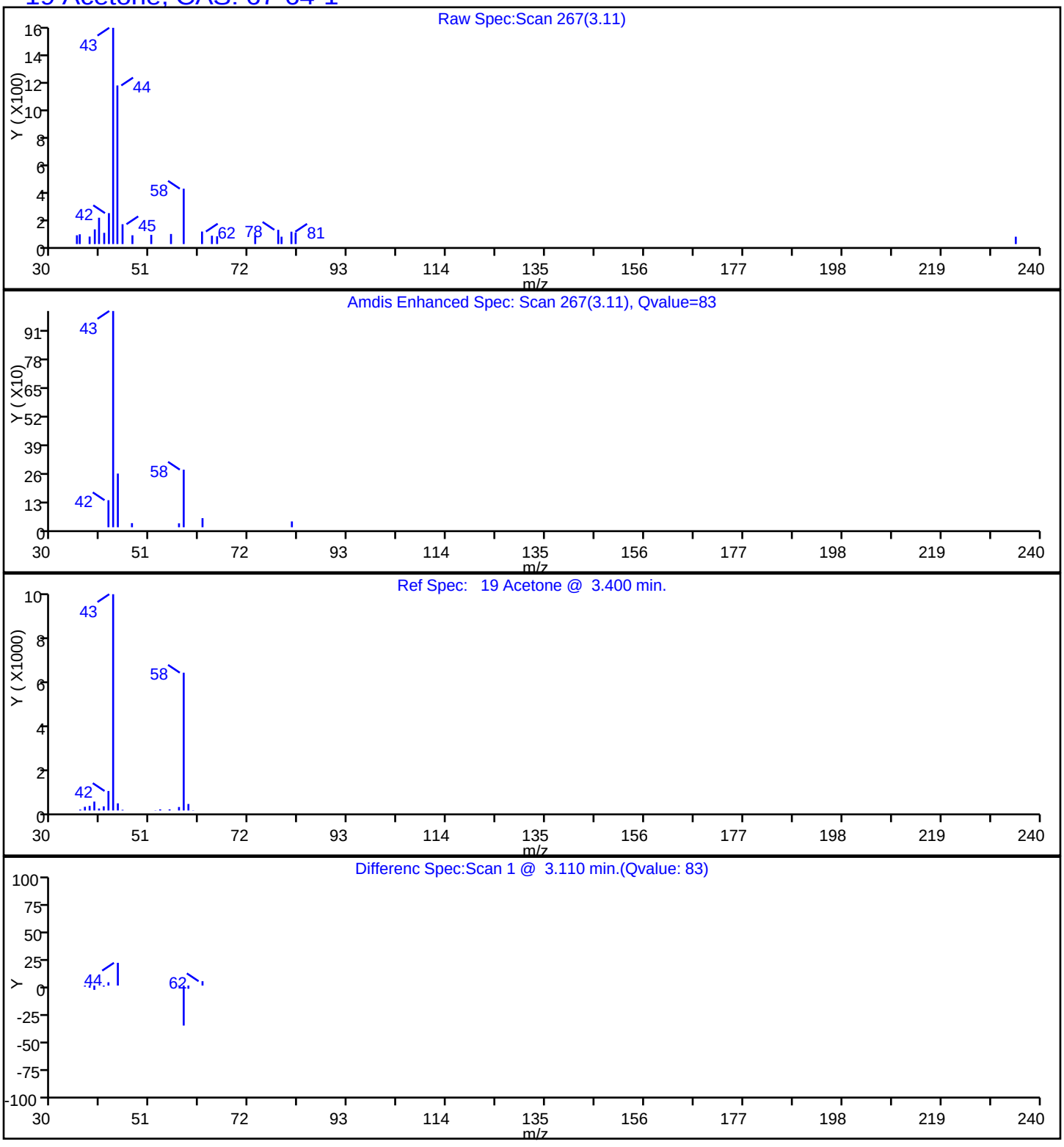

TestAmerica Edison

Data File:	\\ChromNA\Edison\ChromData\CVOAMS1\20161011-46723.b\A28164.D				
Injection Date:	11-Oct-2016 12:19:30	Instrument ID:	CVOAMS1		
Lims ID:	460-121256-A-10	Lab Sample ID:	460-121256-10		
Client ID:	MW-502I				
Operator ID:	VOA GC/MS1	ALS Bottle#:	10	Worklist Smp#:	11
Purge Vol:	5.000 mL	Dil. Factor:	1.0000		
Method:	8260624W_1	Limit Group:	VOA - 8260C Water and Solid		
Column:	Rtx-624 (0.25 mm)	Detector	MS SCAN		

49 Chloroform, CAS: 67-66-3

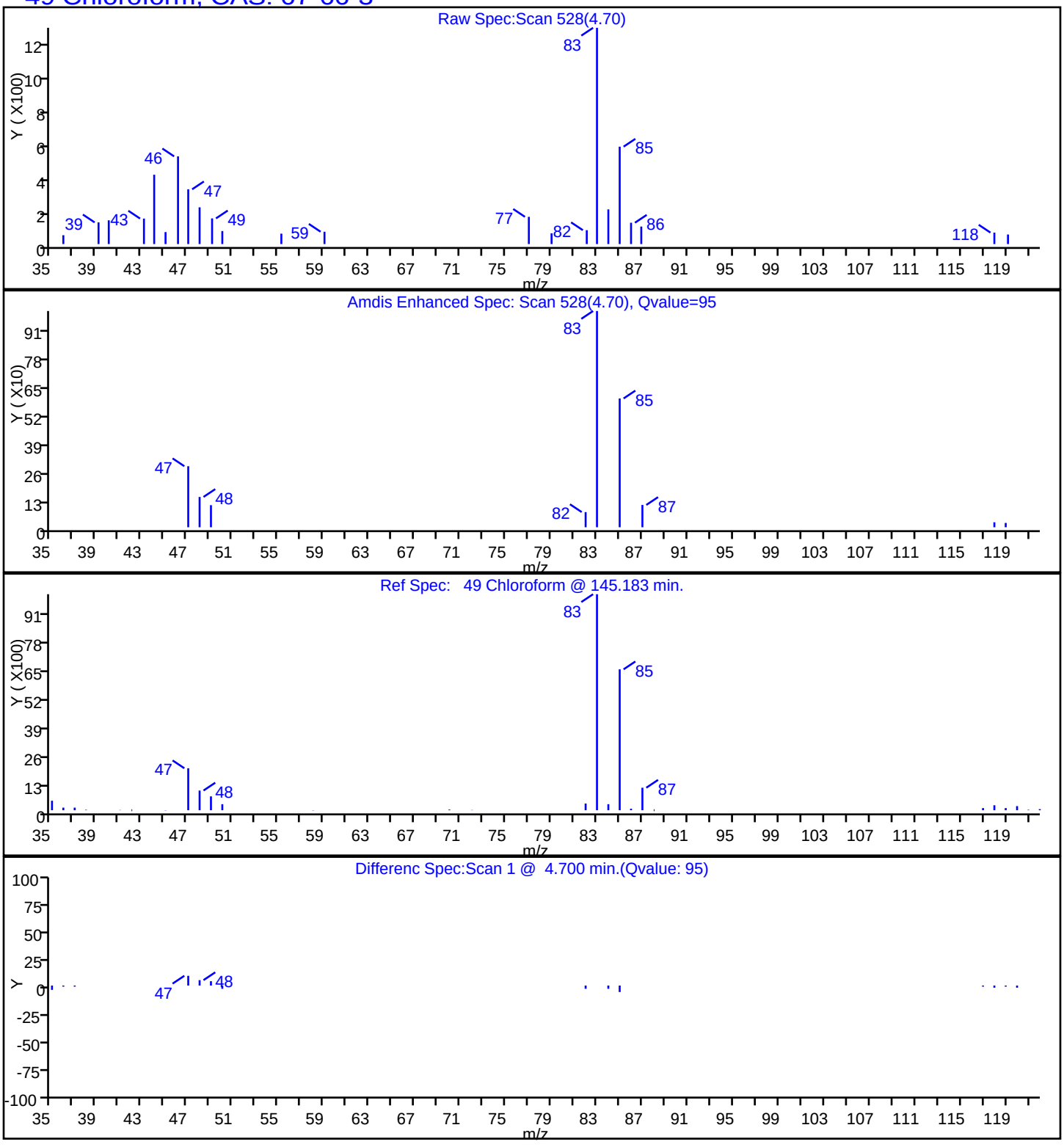

TestAmerica Edison

Data File:	\\ChromNA\Edison\ChromData\CVOAMS1\20161011-46723.b\A28164.D				
Injection Date:	11-Oct-2016 12:19:30	Instrument ID:	CVOAMS1		
Lims ID:	460-121256-A-10	Lab Sample ID:	460-121256-10		
Client ID:	MW-502I				
Operator ID:	VOA GC/MS1	ALS Bottle#:	10	Worklist Smp#:	11
Purge Vol:	5.000 mL	Dil. Factor:	1.0000		
Method:	8260624W_1	Limit Group:	VOA - 8260C Water and Solid		
Column:	Rtx-624 (0.25 mm)	Detector	MS SCAN		

24 Methyl acetate, CAS: 79-20-9

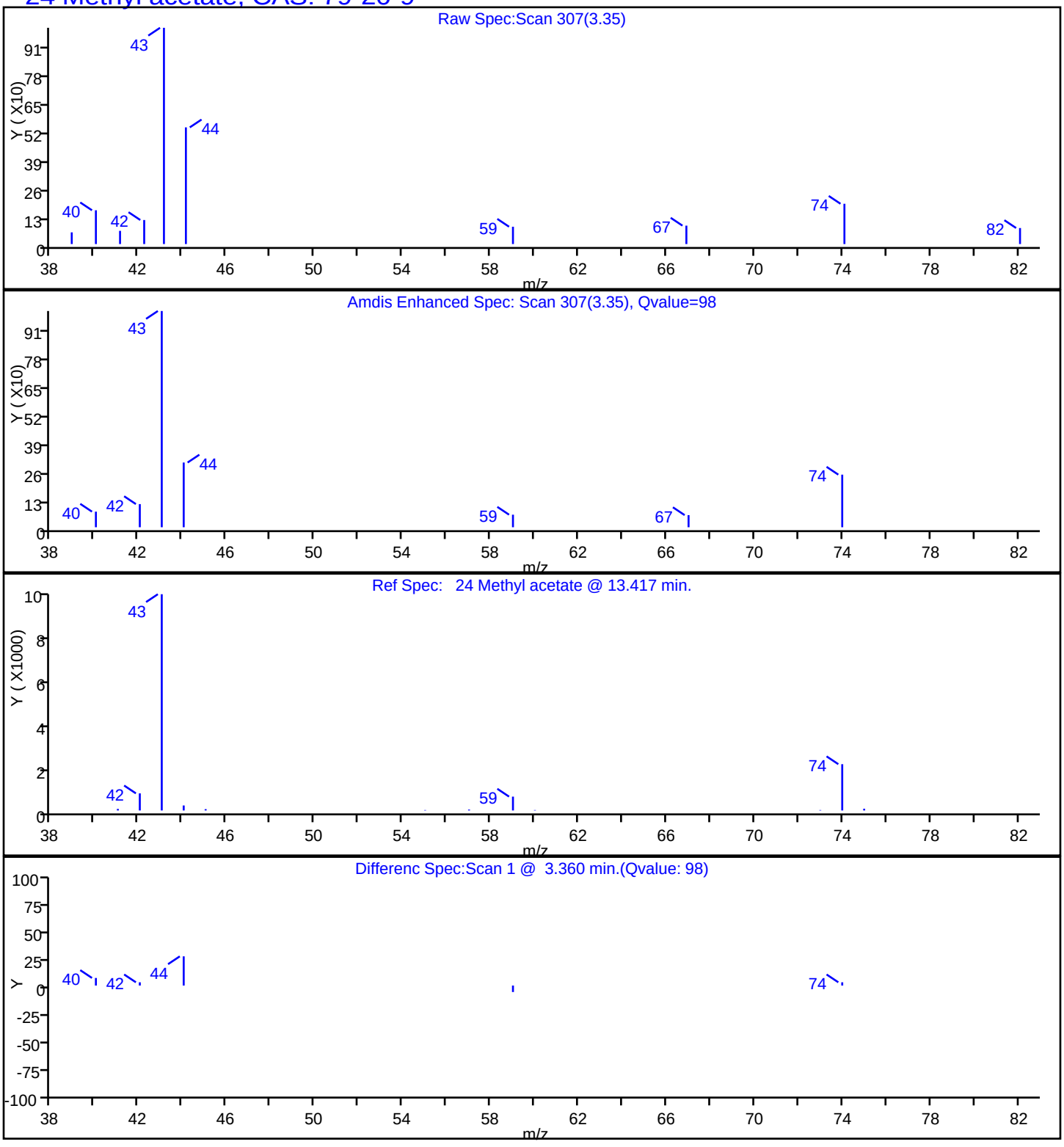

TestAmerica Edison

Data File:	\\ChromNA\Edison\ChromData\CVOAMS1\20161011-46723.b\A28164.D				
Injection Date:	11-Oct-2016 12:19:30	Instrument ID:	CVOAMS1		
Lims ID:	460-121256-A-10	Lab Sample ID:	460-121256-10		
Client ID:	MW-502I				
Operator ID:	VOA GC/MS1	ALS Bottle#:	10	Worklist Smp#:	11
Purge Vol:	5.000 mL	Dil. Factor:	1.0000		
Method:	8260624W_1	Limit Group:	VOA - 8260C Water and Solid		
Column:	Rtx-624 (0.25 mm)	Detector	MS SCAN		

66 Trichloroethene, CAS: 79-01-6

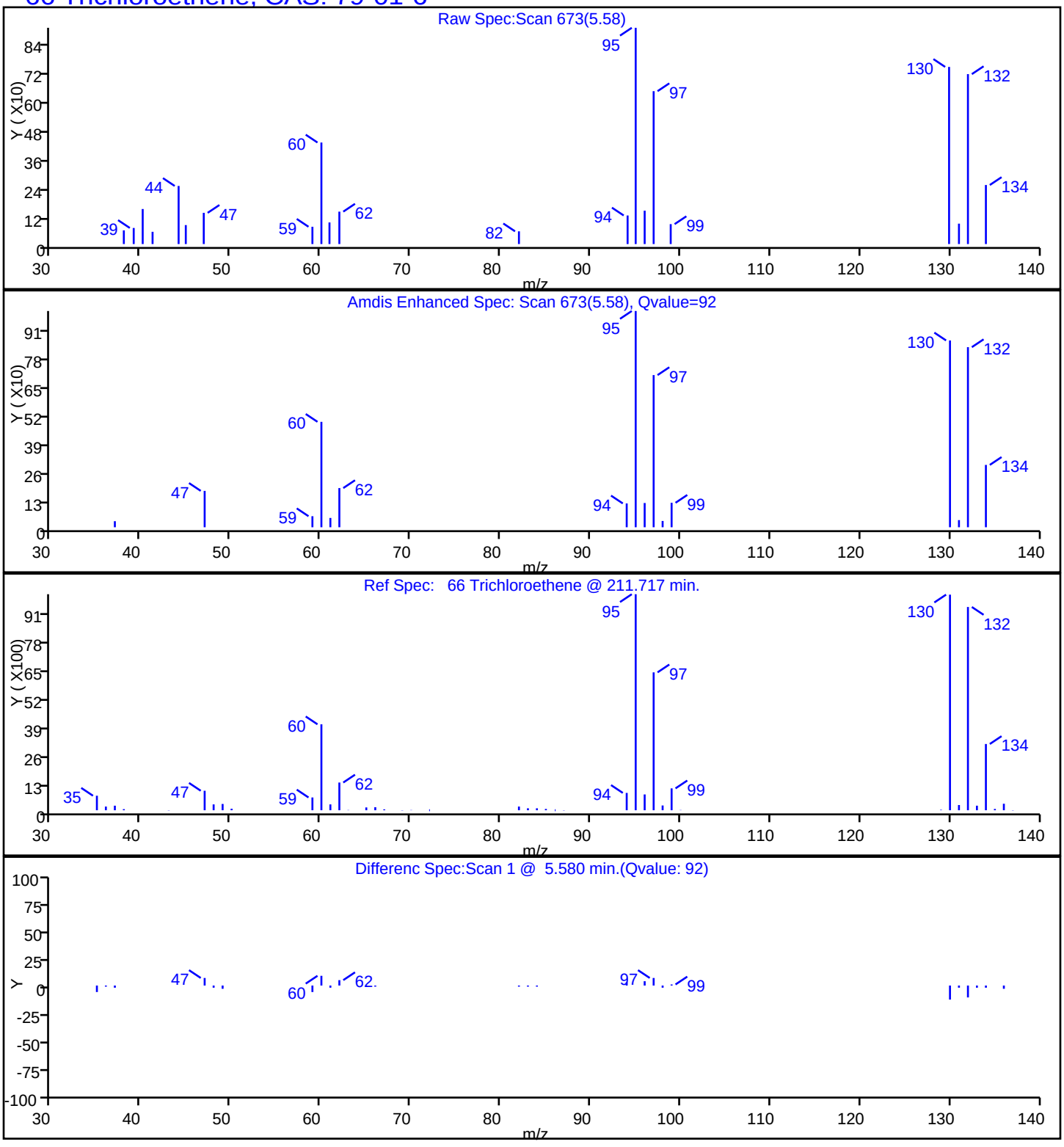

FORM I
GC/MS VOA ORGANICS ANALYSIS DATA SHEET

Lab Name: TestAmerica Edison | Job No.: 460-121256-1

SDG No.:

Client Sample ID: MW-503S | Lab Sample ID: 460-121256-11

Matrix: Water | Lab File ID: A28165.D

Analysis Method: 8260C | Date Collected: 09/29/2016 08:20

Sample wt/vol: 5(mL) | Date Analyzed: 10/11/2016 12:40

Soil Aliquot Vol: | Dilution Factor: 1

Soil Extract Vol.: | GC Column: Rtx-624 ID: 0.25(mm)

% Moisture: | Level: (low/med) Low

Analysis Batch No.: 396375 | Units: ug/L

CAS NO.	COMPOUND NAME	RESULT	Q	RL	MDL
71-55-6	1,1,1-Trichloroethane	0.28	U	1.0	0.28
79-34-5	1,1,2,2-Tetrachloroethane	0.19	U	1.0	0.19
79-00-5	1,1,2-Trichloroethane	0.080	U	1.0	0.080
75-34-3	1,1-Dichloroethane	0.24	U	1.0	0.24
75-35-4	1,1-Dichloroethene	0.34	U	1.0	0.34
87-61-6	1,2,3-Trichlorobenzene	0.35	U	1.0	0.35
120-82-1	1,2,4-Trichlorobenzene	0.27	U	1.0	0.27
96-12-8	1,2-Dibromo-3-Chloropropane	0.23	U	1.0	0.23
106-93-4	1,2-Dibromoethane	0.19	U	1.0	0.19
95-50-1	1,2-Dichlorobenzene	0.22	U	1.0	0.22
107-06-2	1,2-Dichloroethane	0.35	J	1.0	0.25
78-87-5	1,2-Dichloropropane	0.18	U	1.0	0.18
541-73-1	1,3-Dichlorobenzene	0.33	U	1.0	0.33
106-46-7	1,4-Dichlorobenzene	0.33	U	1.0	0.33
123-91-1	1,4-Dioxane	8.7	U	50	8.7
78-93-3	2-Butanone	2.2	U	5.0	2.2
591-78-6	2-Hexanone	0.72	U	5.0	0.72
108-10-1	4-Methyl-2-pentanone	0.63	U	5.0	0.63
67-64-1	Acetone	18		5.0	1.1
71-43-2	Benzene	0.090	U	1.0	0.090
74-97-5	Bromochloromethane	0.30	U	1.0	0.30
75-27-4	Bromodichloromethane	0.15	U	1.0	0.15
75-25-2	Bromoform	0.18	U *	1.0	0.18
74-83-9	Bromomethane	0.18	U	1.0	0.18
75-15-0	Carbon disulfide	0.22	U	1.0	0.22
56-23-5	Carbon tetrachloride	0.33	U	1.0	0.33
108-90-7	Chlorobenzene	0.24	U	1.0	0.24
75-00-3	Chloroethane	0.37	U	1.0	0.37
67-66-3	Chloroform	0.51	J	1.0	0.22
74-87-3	Chloromethane	0.22	U	1.0	0.22
156-59-2	cis-1,2-Dichloroethene	0.26	U	1.0	0.26
10061-01-5	cis-1,3-Dichloropropene	0.16	U	1.0	0.16
110-82-7	Cyclohexane	0.93	J	1.0	0.26
124-48-1	Dibromochloromethane	0.22	U	1.0	0.22
75-71-8	Dichlorodifluoromethane	0.14	U	1.0	0.14
100-41-4	Ethylbenzene	0.30	U	1.0	0.30

FORM I
GC/MS VOA ORGANICS ANALYSIS DATA SHEET

Lab Name: TestAmerica Edison | Job No.: 460-121256-1

SDG No.:

Client Sample ID: MW-503S | Lab Sample ID: 460-121256-11

Matrix: Water | Lab File ID: A28165.D

Analysis Method: 8260C | Date Collected: 09/29/2016 08:20

Sample wt/vol: 5(mL) | Date Analyzed: 10/11/2016 12:40

Soil Aliquot Vol: | Dilution Factor: 1

Soil Extract Vol.: | GC Column: Rtx-624 ID: 0.25(mm)

% Moisture: | Level: (low/med) Low

Analysis Batch No.: 396375 | Units: ug/L

CAS NO.	COMPOUND NAME	RESULT	Q	RL	MDL
76-13-1	Freon TF	0.34	U	1.0	0.34
98-82-8	Isopropylbenzene	0.32	U	1.0	0.32
179601-23-1	m&p-Xylene	0.28	U	1.0	0.28
79-20-9	Methyl acetate	0.87	J	5.0	0.58
108-87-2	Methylcyclohexane	0.22	U	1.0	0.22
75-09-2	Methylene Chloride	0.21	U	1.0	0.21
1634-04-4	MTBE	0.13	U	1.0	0.13
95-47-6	o-Xylene	0.32	U	1.0	0.32
100-42-5	Styrene	0.17	U	1.0	0.17
127-18-4	Tetrachloroethene	0.12	U	1.0	0.12
108-88-3	Toluene	0.25	U	1.0	0.25
156-60-5	trans-1,2-Dichloroethene	0.18	U	1.0	0.18
10061-02-6	trans-1,3-Dichloropropene	0.19	U	1.0	0.19
79-01-6	Trichloroethene	0.27	J	1.0	0.22
75-69-4	Trichlorofluoromethane	0.15	U	1.0	0.15
75-01-4	Vinyl chloride	0.060	U	1.0	0.060

CAS NO.	SURROGATE	%REC	Q	LIMITS
17060-07-0	1,2-Dichloroethane-d4 (Surr)	102		70-130
460-00-4	Bromofluorobenzene	95		70-130
1868-53-7	Dibromofluoromethane (Surr)	104		70-130
2037-26-5	Toluene-d8 (Surr)	101		70-130

FORM I
GC/MS VOA ORGANICS ANALYSIS DATA SHEET
TENTATIVELY IDENTIFIED COMPOUNDS

Lab Name: TestAmerica Edison Job No.: 460-121256-1

SDG No.:

Client Sample ID: MW-503S Lab Sample ID: 460-121256-11

Matrix: Water Lab File ID: A28165.D

Analysis Method: 8260C Date Collected: 09/29/2016 08:20

Sample wt/vol: 5(mL) Date Analyzed: 10/11/2016 12:40

Soil Aliquot Vol: Dilution Factor: 1

Soil Extract Vol.: GC Column: Rtx-624 ID: 0.25(mm)

% Moisture: Level: (low/med) Low

Analysis Batch No.: 396375 Units: ug/L

Number TICs Found: 0 TIC Result Total: 0

CAS NO.	COMPOUND NAME	RT	RESULT	Q	MATCH QUALITY
	Tentatively Identified Compound		None		

TestAmerica Edison
Target Compound Quantitation Report

Data File: \\ChromNA\Edison\ChromData\CVOAMS1\20161011-46723.b\A28165.D
Lims ID: 460-121256-A-11
Client ID: MW-503S
Sample Type: Client
Inject. Date: 11-Oct-2016 12:40:30 ALS Bottle#: 11 Worklist Smp#: 12
Purge Vol: 5.000 mL Dil. Factor: 1.0000
Sample Info: 460-121256-A-11
Misc. Info.: 460-0046723-012
Operator ID: VOA GC/MS1 Instrument ID: CVOAMS1

Method: \\ChromNA\Edison\ChromData\CVOAMS1\20161011-46723.b\8260624W_1.m
Limit Group: VOA - 8260C Water and Solid
Last Update: 11-Oct-2016 16:30:58 Calib Date: 08-Sep-2016 04:26:30
Integrator: RTE ID Type: Deconvolution ID
Quant Method: Internal Standard Quant By: Initial Calibration
Last ICal File: \\ChromNA\Edison\ChromData\CVOAMS1\20160908-45311.b\A26272.D

Column 1 : Rtx-624 (0.25 mm) Det: MS SCAN
Process Host: XAWRK019

First Level Reviewer: starzecm Date: 11-Oct-2016 16:30:58

Compound	Sig	RT (min.)	Exp RT (min.)	Dlt RT (min.)	Q	Response	OnCol Amt ug/l	Flags
19 Acetone	43	3.096	3.102	-0.006	88	12181	17.9	
24 Methyl acetate	43	3.346	3.346	0.000	98	2097	0.8687	
* 28 TBA-d9 (IS)	65	3.462	3.474	-0.012	100	201324	1000.0	
* 39 2-Butanone-d5	46	4.437	4.437	0.000	98	262174	250.0	
49 Chloroform	83	4.700	4.699	0.001	95	2415	0.5105	
50 Cyclohexane	56	4.797	4.809	-0.012	95	4472	0.9273	
$ 53 Dibromofluoromethane (Surr	113	4.828	4.827	0.001	95	125145	52.0	
$ 59 1,2-Dichloroethane-d4 (Sur	65	5.102	5.108	-0.006	98	148914	51.0	
62 1,2-Dichloroethane	62	5.157	5.163	-0.006	87	1231	0.3547	
* 64 Fluorobenzene	96	5.315	5.315	0.000	98	454963	50.0	
66 Trichloroethene	95	5.577	5.577	0.000	91	656	0.2653	
* 70 1,4-Dioxane-d8	96	5.846	5.852	-0.006	95	17146	1000.0	
$ 81 Toluene-d8 (Surr)	98	6.663	6.662	0.001	99	415465	50.7	
* 92 Chlorobenzene-d5	117	7.784	7.784	0.000	90	287231	50.0	
$ 103 4-Bromofluorobenzene	174	8.528	8.528	0.000	83	108494	47.3	
* 119 1,4-Dichlorobenzene-d4	152	9.186	9.180	0.006	98	157020	50.0	

Reagents:

8260ISNEW_00085 Amount Added: 1.00 Units: uL Run Reagent
8260SURR250_00140 Amount Added: 1.00 Units: uL Run Reagent

Report Date: 11-Oct-2016 16:30:59 Chrom Revision: 2.2 08-Sep-2016 14:45:52

TestAmerica Edison

Data File: \\ChromNA\Edison\ChromData\CVOAMS1\20161011-46723.b\A28165.D

Injection Date:	11-Oct-2016 12:40:30	Instrument ID:	CVOAMS1	Operator ID:	VOA GC/MS1
Lims ID:	460-121256-A-11	Lab Sample ID:	460-121256-11	Worklist Smp#:	12
Client ID:	MW-503S				
Purge Vol:	5.000 mL	Dil. Factor:	1.0000	ALS Bottle#:	11
Method:	8260624W_1	Limit Group:	VOA - 8260C Water and Solid		

Column: Rtx-624 (0.25 mm)

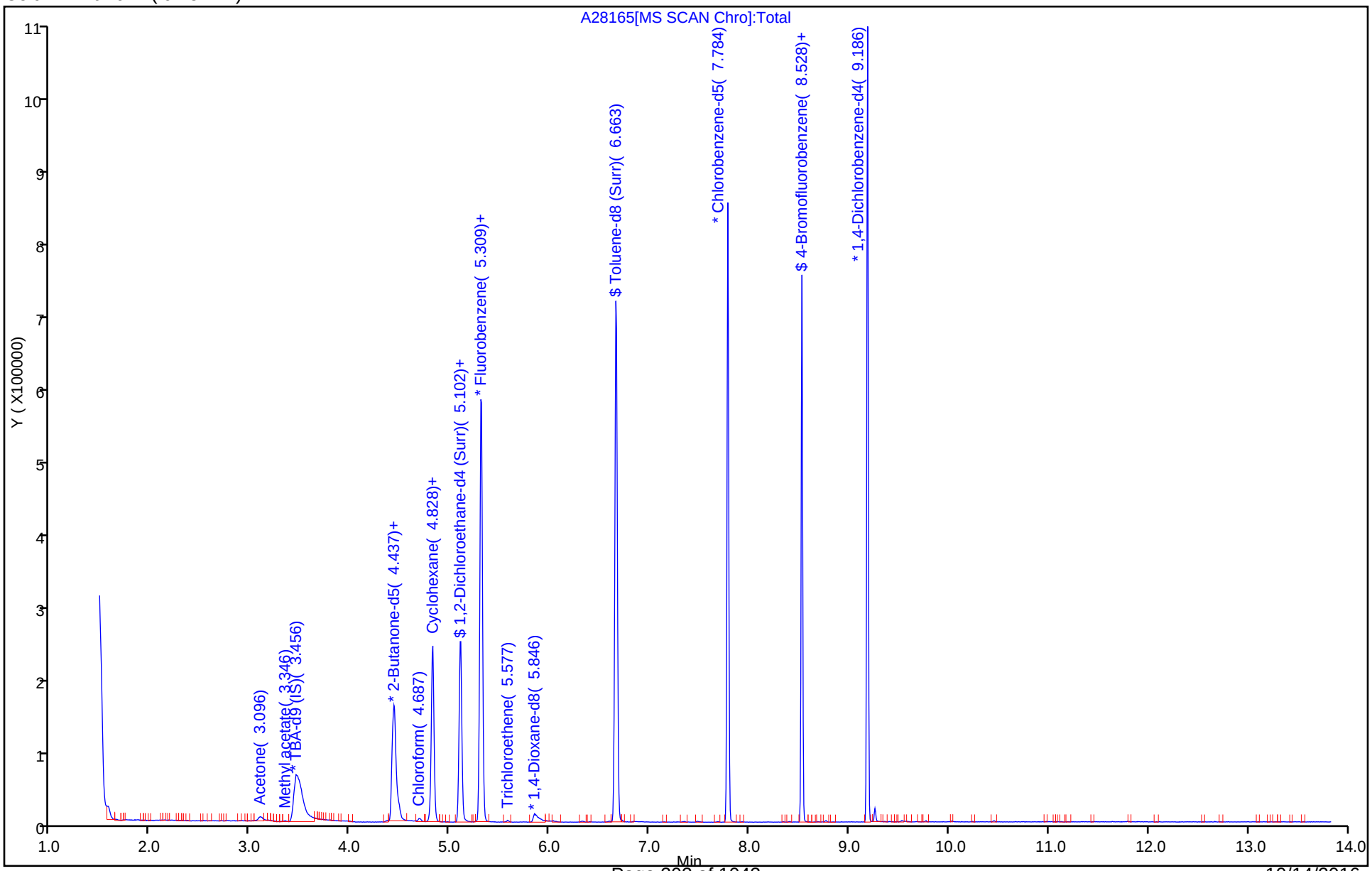

TestAmerica Edison

Data File:	\\ChromNA\Edison\ChromData\CVOAMS1\20161011-46723.b\A28165.D				
Injection Date:	11-Oct-2016 12:40:30	Instrument ID:	CVOAMS1		
Lims ID:	460-121256-A-11	Lab Sample ID:	460-121256-11		
Client ID:	MW-503S				
Operator ID:	VOA GC/MS1	ALS Bottle#:	11	Worklist Smp#:	12
Purge Vol:	5.000 mL	Dil. Factor:	1.0000		
Method:	8260624W_1	Limit Group:	VOA - 8260C Water and Solid		
Column:	Rtx-624 (0.25 mm)	Detector	MS SCAN		

62 1,2-Dichloroethane, CAS: 107-06-2

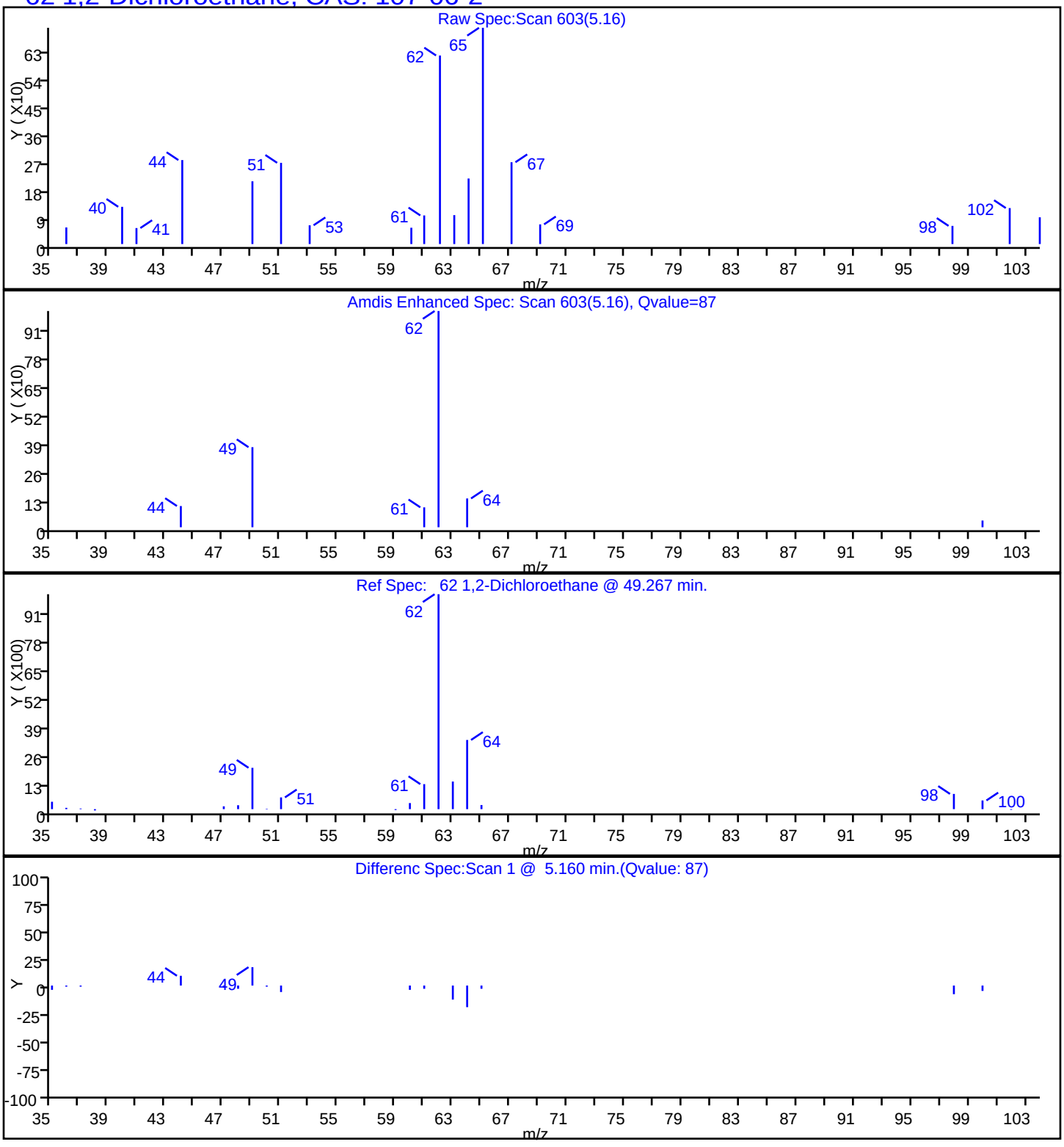

TestAmerica Edison

Data File:	\\ChromNA\Edison\ChromData\CVOAMS1\20161011-46723.b\A28165.D				
Injection Date:	11-Oct-2016 12:40:30	Instrument ID:	CVOAMS1		
Lims ID:	460-121256-A-11	Lab Sample ID:	460-121256-11		
Client ID:	MW-503S				
Operator ID:	VOA GC/MS1	ALS Bottle#:	11	Worklist Smp#:	12
Purge Vol:	5.000 mL	Dil. Factor:	1.0000		
Method:	8260624W_1	Limit Group:	VOA - 8260C Water and Solid		
Column:	Rtx-624 (0.25 mm)	Detector	MS SCAN		

19 Acetone, CAS: 67-64-1

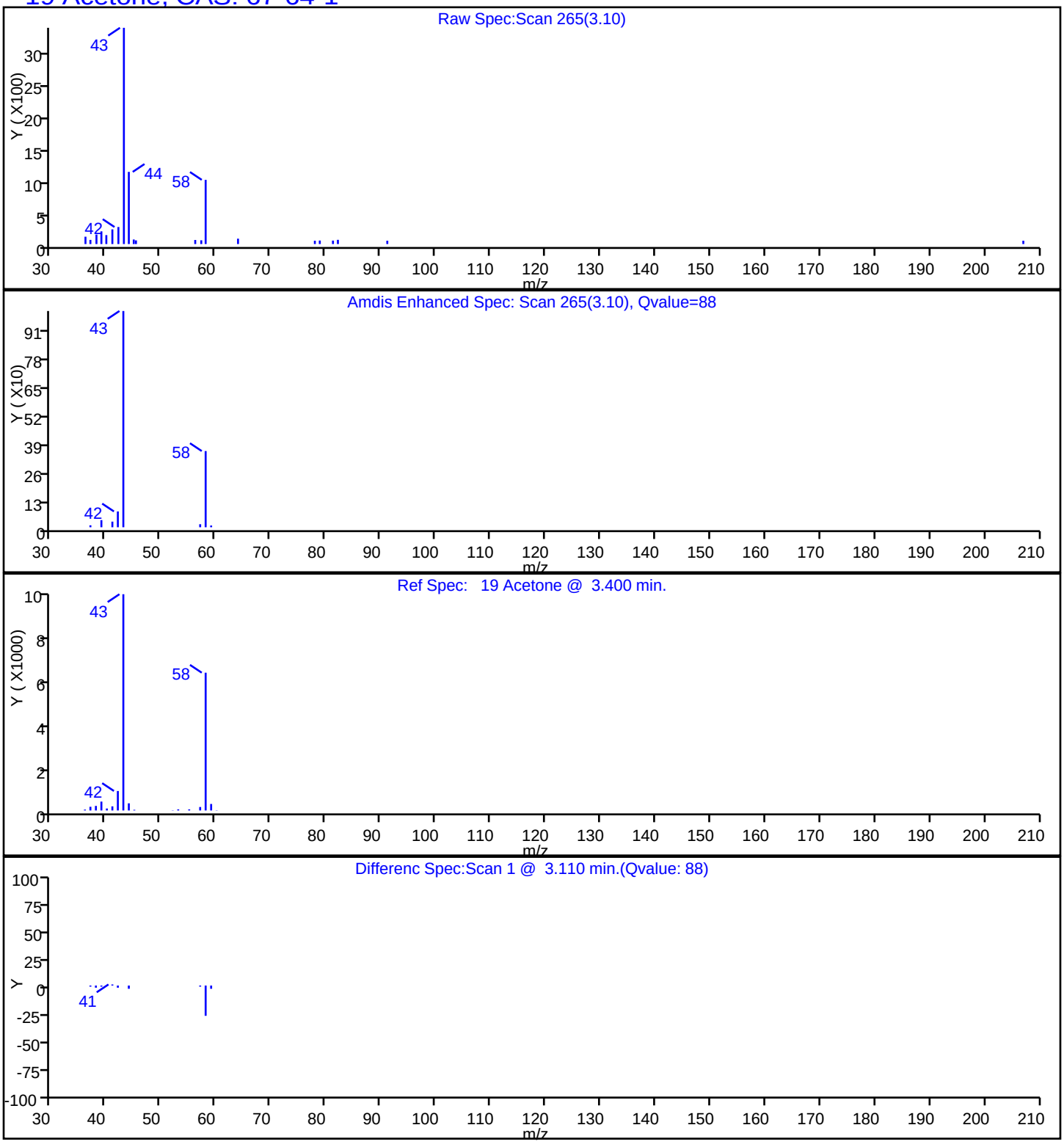

TestAmerica Edison

Data File:	\\ChromNA\Edison\ChromData\CVOAMS1\20161011-46723.b\A28165.D				
Injection Date:	11-Oct-2016 12:40:30	Instrument ID:	CVOAMS1		
Lims ID:	460-121256-A-11	Lab Sample ID:	460-121256-11		
Client ID:	MW-503S				
Operator ID:	VOA GC/MS1	ALS Bottle#:	11	Worklist Smp#:	12
Purge Vol:	5.000 mL	Dil. Factor:	1.0000		
Method:	8260624W_1	Limit Group:	VOA - 8260C Water and Solid		
Column:	Rtx-624 (0.25 mm)	Detector	MS SCAN		

49 Chloroform, CAS: 67-66-3

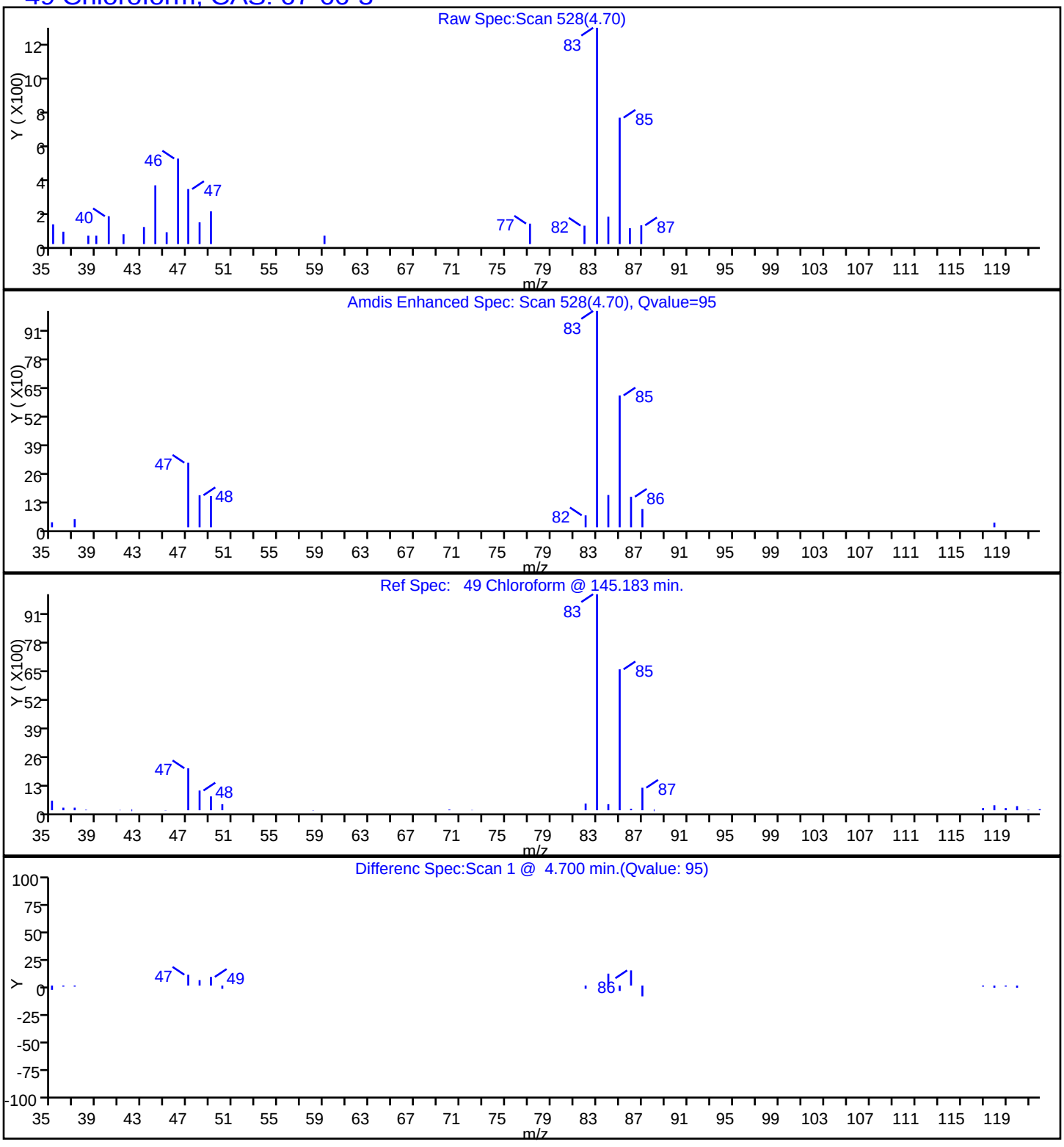

TestAmerica Edison

Data File:	\\ChromNA\Edison\ChromData\CVOAMS1\20161011-46723.b\A28165.D				
Injection Date:	11-Oct-2016 12:40:30	Instrument ID:	CVOAMS1		
Lims ID:	460-121256-A-11	Lab Sample ID:	460-121256-11		
Client ID:	MW-503S				
Operator ID:	VOA GC/MS1	ALS Bottle#:	11	Worklist Smp#:	12
Purge Vol:	5.000 mL	Dil. Factor:	1.0000		
Method:	8260624W_1	Limit Group:	VOA - 8260C Water and Solid		
Column:	Rtx-624 (0.25 mm)	Detector	MS SCAN		

50 Cyclohexane, CAS: 110-82-7

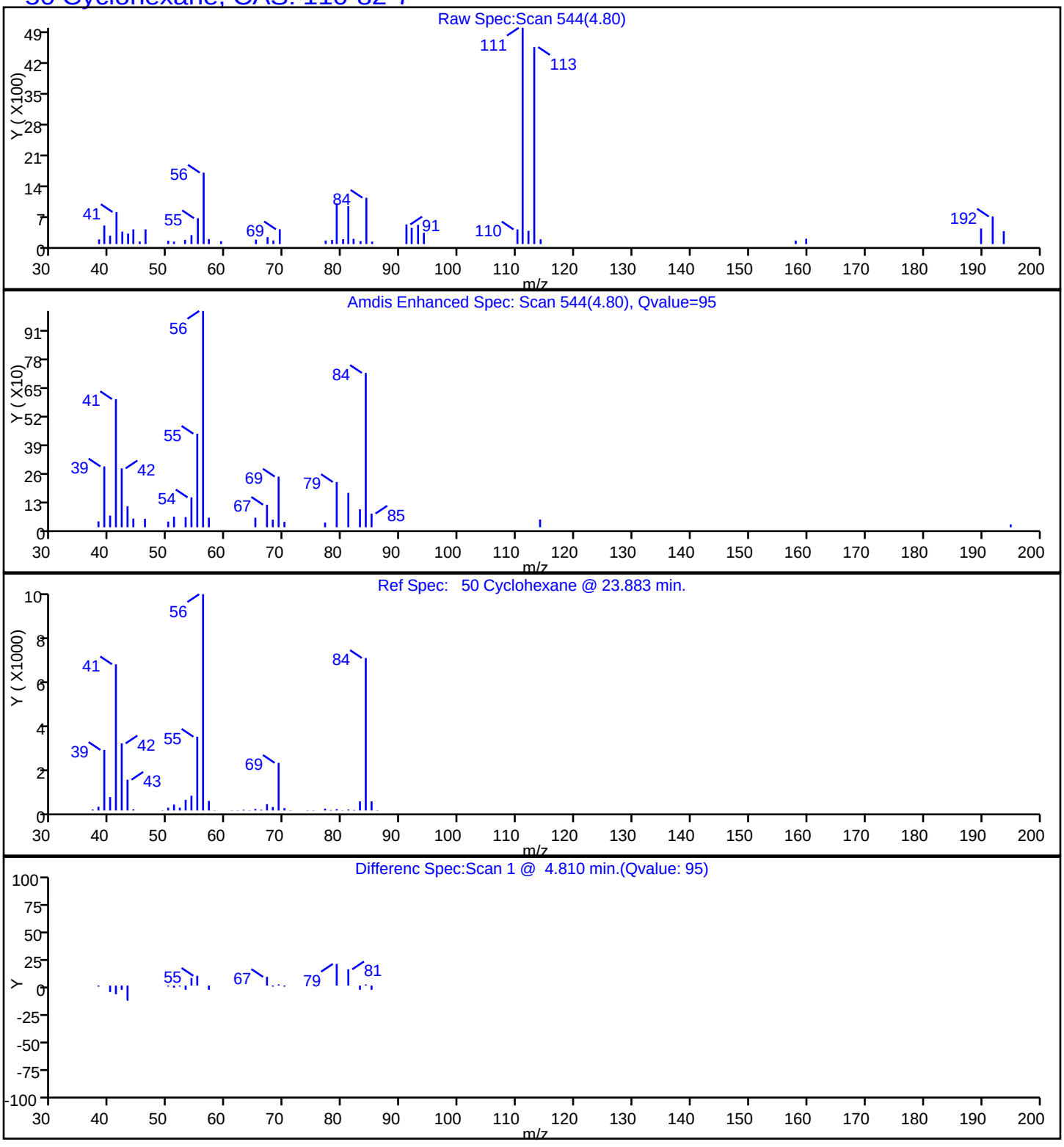

Report Date: 11-Oct-2016 16:30:59 Chrom Revision: 2.2 08-Sep-2016 14:45:52

TestAmerica Edison

Data File: \\ChromNA\Edison\ChromData\CVOAMS1\20161011-46723.b\A28165.D

Injection Date:	11-Oct-2016 12:40:30	Instrument ID:	CVOAMS1		
Lims ID:	460-121256-A-11	Lab Sample ID:	460-121256-11		
Client ID:	MW-503S				
Operator ID:	VOA GC/MS1	ALS Bottle#:	11	Worklist Smp#:	12
Purge Vol:	5.000 mL	Dil. Factor:	1.0000		
Method:	8260624W_1	Limit Group:	VOA - 8260C Water and Solid		
Column:	Rtx-624 (0.25 mm)	Detector	MS SCAN		

24 Methyl acetate, CAS: 79-20-9

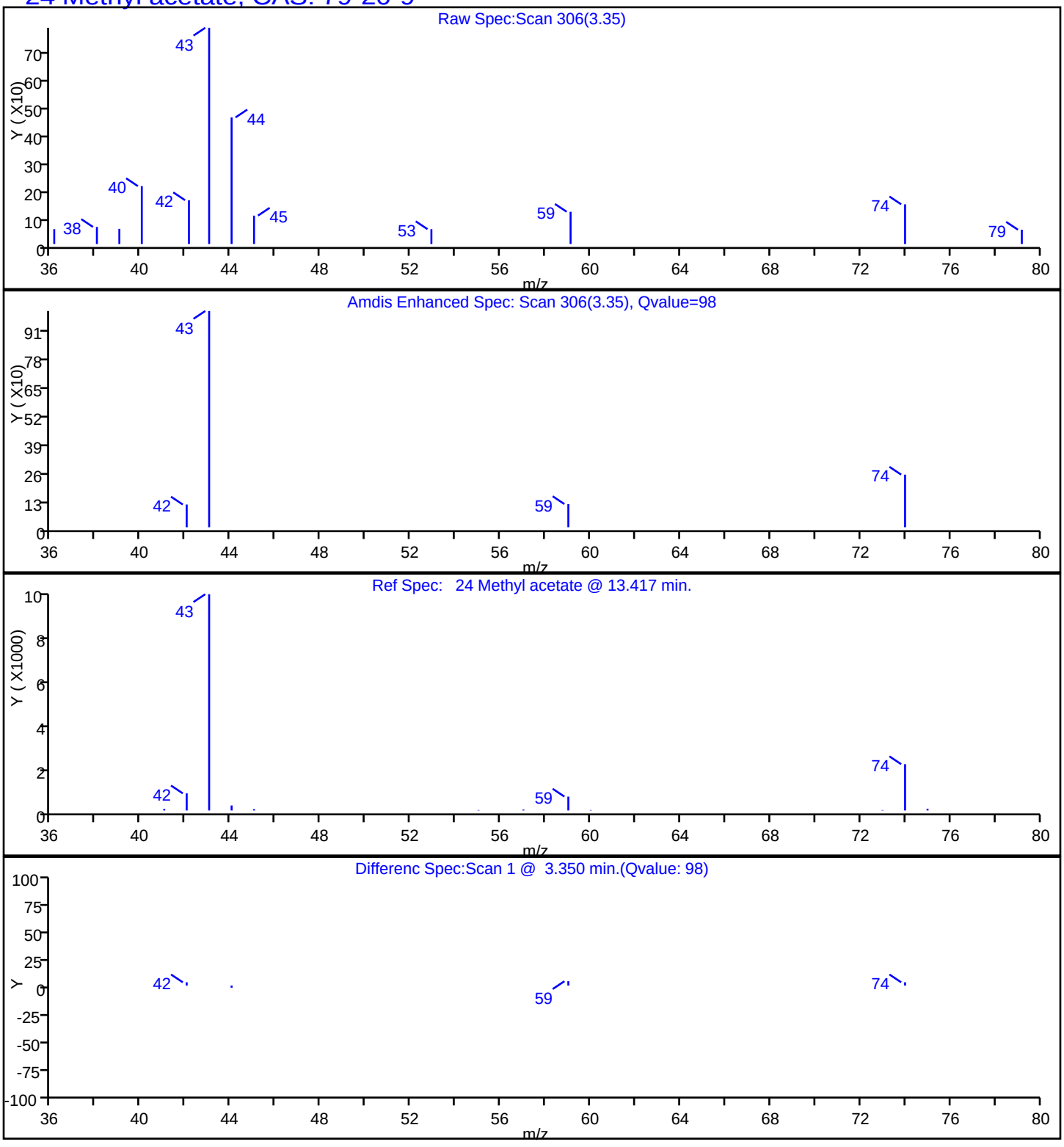

Report Date: 11-Oct-2016 16:30:59 Chrom Revision: 2.2 08-Sep-2016 14:45:52

TestAmerica Edison

Data File: \\ChromNA\Edison\ChromData\CVOAMS1\20161011-46723.b\A28165.D

Injection Date:	11-Oct-2016 12:40:30	Instrument ID:	CVOAMS1		
Lims ID:	460-121256-A-11	Lab Sample ID:	460-121256-11		
Client ID:	MW-503S				
Operator ID:	VOA GC/MS1	ALS Bottle#:	11	Worklist Smp#:	12
Purge Vol:	5.000 mL	Dil. Factor:	1.0000		
Method:	8260624W_1	Limit Group:	VOA - 8260C Water and Solid		
Column:	Rtx-624 (0.25 mm)	Detector	MS SCAN		

66 Trichloroethene, CAS: 79-01-6

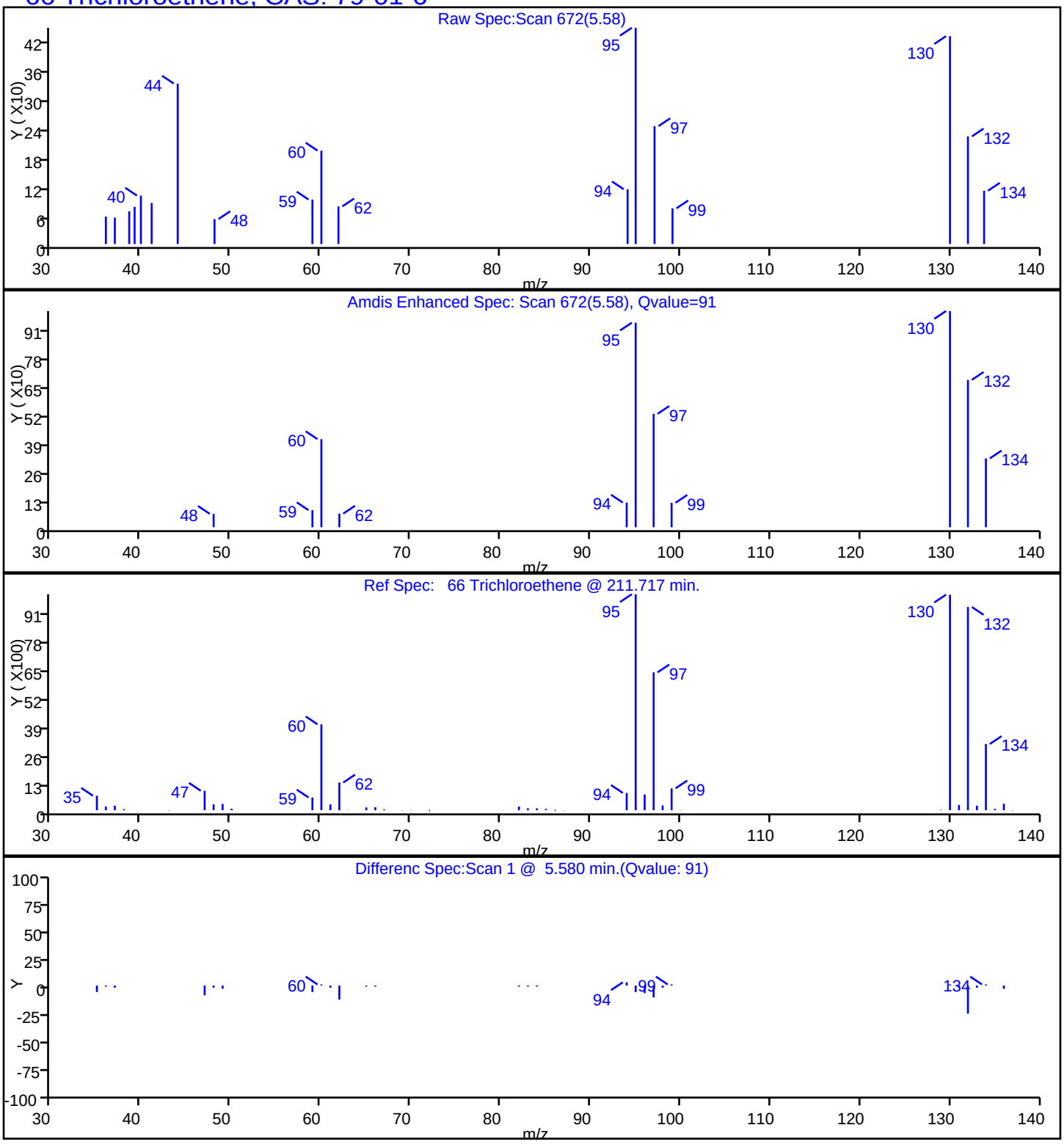

FORM I
GC/MS VOA ORGANICS ANALYSIS DATA SHEET

Lab Name: TestAmerica Edison | Job No.: 460-121256-1

SDG No.:

Client Sample ID: MW-503I | Lab Sample ID: 460-121256-12

Matrix: Water | Lab File ID: A28166.D

Analysis Method: 8260C | Date Collected: 09/29/2016 08:25

Sample wt/vol: 5(mL) | Date Analyzed: 10/11/2016 13:02

Soil Aliquot Vol: | Dilution Factor: 1

Soil Extract Vol.: | GC Column: Rtx-624 ID: 0.25(mm)

% Moisture: | Level: (low/med) Low

Analysis Batch No.: 396375 | Units: ug/L

CAS NO.	COMPOUND NAME	RESULT	Q	RL	MDL
71-55-6	1,1,1-Trichloroethane	0.28	U	1.0	0.28
79-34-5	1,1,2,2-Tetrachloroethane	0.19	U	1.0	0.19
79-00-5	1,1,2-Trichloroethane	0.080	U	1.0	0.080
75-34-3	1,1-Dichloroethane	0.24	U	1.0	0.24
75-35-4	1,1-Dichloroethene	0.34	U	1.0	0.34
87-61-6	1,2,3-Trichlorobenzene	0.35	U	1.0	0.35
120-82-1	1,2,4-Trichlorobenzene	0.27	U	1.0	0.27
96-12-8	1,2-Dibromo-3-Chloropropane	0.23	U	1.0	0.23
106-93-4	1,2-Dibromoethane	0.19	U	1.0	0.19
95-50-1	1,2-Dichlorobenzene	0.22	U	1.0	0.22
107-06-2	1,2-Dichloroethane	0.38	J	1.0	0.25
78-87-5	1,2-Dichloropropane	0.18	U	1.0	0.18
541-73-1	1,3-Dichlorobenzene	0.33	U	1.0	0.33
106-46-7	1,4-Dichlorobenzene	0.33	U	1.0	0.33
123-91-1	1,4-Dioxane	8.7	U	50	8.7
78-93-3	2-Butanone	2.2	U	5.0	2.2
591-78-6	2-Hexanone	0.72	U	5.0	0.72
108-10-1	4-Methyl-2-pentanone	0.63	U	5.0	0.63
67-64-1	Acetone	21		5.0	1.1
71-43-2	Benzene	0.090	U	1.0	0.090
74-97-5	Bromochloromethane	0.30	U	1.0	0.30
75-27-4	Bromodichloromethane	0.15	U	1.0	0.15
75-25-2	Bromoform	0.18	U *	1.0	0.18
74-83-9	Bromomethane	0.18	U	1.0	0.18
75-15-0	Carbon disulfide	0.22	U	1.0	0.22
56-23-5	Carbon tetrachloride	0.33	U	1.0	0.33
108-90-7	Chlorobenzene	0.24	U	1.0	0.24
75-00-3	Chloroethane	0.37	U	1.0	0.37
67-66-3	Chloroform	0.22	U	1.0	0.22
74-87-3	Chloromethane	0.22	U	1.0	0.22
156-59-2	cis-1,2-Dichloroethene	0.26	U	1.0	0.26
10061-01-5	cis-1,3-Dichloropropene	0.16	U	1.0	0.16
110-82-7	Cyclohexane	0.46	J	1.0	0.26
124-48-1	Dibromochloromethane	0.22	U	1.0	0.22
75-71-8	Dichlorodifluoromethane	0.14	U	1.0	0.14
100-41-4	Ethylbenzene	0.30	U	1.0	0.30

FORM I
GC/MS VOA ORGANICS ANALYSIS DATA SHEET

Lab Name: TestAmerica Edison | Job No.: 460-121256-1

SDG No.:

Client Sample ID: MW-503I | Lab Sample ID: 460-121256-12

Matrix: Water | Lab File ID: A28166.D

Analysis Method: 8260C | Date Collected: 09/29/2016 08:25

Sample wt/vol: 5(mL) | Date Analyzed: 10/11/2016 13:02

Soil Aliquot Vol: | Dilution Factor: 1

Soil Extract Vol.: | GC Column: Rtx-624 ID: 0.25(mm)

% Moisture: | Level: (low/med) Low

Analysis Batch No.: 396375 | Units: ug/L

CAS NO.	COMPOUND NAME	RESULT	Q	RL	MDL
76-13-1	Freon TF	0.34	U	1.0	0.34
98-82-8	Isopropylbenzene	0.32	U	1.0	0.32
179601-23-1	m&p-Xylene	0.28	U	1.0	0.28
79-20-9	Methyl acetate	1.3	J	5.0	0.58
108-87-2	Methylcyclohexane	0.22	U	1.0	0.22
75-09-2	Methylene Chloride	0.21	U	1.0	0.21
1634-04-4	MTBE	0.13	U	1.0	0.13
95-47-6	o-Xylene	0.32	U	1.0	0.32
100-42-5	Styrene	0.17	U	1.0	0.17
127-18-4	Tetrachloroethene	0.12	U	1.0	0.12
108-88-3	Toluene	0.25	U	1.0	0.25
156-60-5	trans-1,2-Dichloroethene	0.18	U	1.0	0.18
10061-02-6	trans-1,3-Dichloropropene	0.19	U	1.0	0.19
79-01-6	Trichloroethene	0.43	J	1.0	0.22
75-69-4	Trichlorofluoromethane	0.15	U	1.0	0.15
75-01-4	Vinyl chloride	0.060	U	1.0	0.060

CAS NO.	SURROGATE	%REC	Q	LIMITS
17060-07-0	1,2-Dichloroethane-d4 (Surr)	104		70-130
460-00-4	Bromofluorobenzene	96		70-130
1868-53-7	Dibromofluoromethane (Surr)	104		70-130
2037-26-5	Toluene-d8 (Surr)	102		70-130

FORM I
GC/MS VOA ORGANICS ANALYSIS DATA SHEET
TENTATIVELY IDENTIFIED COMPOUNDS

Lab Name: TestAmerica Edison Job No.: 460-121256-1

SDG No.:

Client Sample ID: MW-503I Lab Sample ID: 460-121256-12

Matrix: Water Lab File ID: A28166.D

Analysis Method: 8260C Date Collected: 09/29/2016 08:25

Sample wt/vol: 5(mL) Date Analyzed: 10/11/2016 13:02

Soil Aliquot Vol: Dilution Factor: 1

Soil Extract Vol.: GC Column: Rtx-624 ID: 0.25(mm)

% Moisture: Level: (low/med) Low

Analysis Batch No.: 396375 Units: ug/L

Number TICs Found: 0 TIC Result Total: 0

CAS NO.	COMPOUND NAME	RT	RESULT	Q	MATCH QUALITY
	Tentatively Identified Compound		None		

TestAmerica Edison
Target Compound Quantitation Report

Data File: \\ChromNA\Edison\ChromData\CVOAMS1\20161011-46723.b\A28166.D
Lims ID: 460-121256-A-12
Client ID: MW-503I
Sample Type: Client
Inject. Date: 11-Oct-2016 13:02:30 ALS Bottle#: 12 Worklist Smp#: 13
Purge Vol: 5.000 mL Dil. Factor: 1.0000
Sample Info: 460-121256-A-12
Misc. Info.: 460-0046723-013
Operator ID: VOA GC/MS1 Instrument ID: CVOAMS1

Method: \\ChromNA\Edison\ChromData\CVOAMS1\20161011-46723.b\8260624W_1.m
Limit Group: VOA - 8260C Water and Solid
Last Update: 11-Oct-2016 16:31:51 Calib Date: 08-Sep-2016 04:26:30
Integrator: RTE ID Type: Deconvolution ID
Quant Method: Internal Standard Quant By: Initial Calibration
Last ICal File: \\ChromNA\Edison\ChromData\CVOAMS1\20160908-45311.b\A26272.D

Column 1 : Rtx-624 (0.25 mm) Det: MS SCAN
Process Host: XAWRK019

First Level Reviewer: starzecm Date: 11-Oct-2016 16:31:51

Compound	Sig	RT (min.)	Exp RT (min.)	Dlt RT (min.)	Q	Response	OnCol Amt ug/l	Flags
19 Acetone	43	3.090	3.102	-0.012	86	13970	20.6	
24 Methyl acetate	43	3.340	3.346	-0.006	78	3029	1.26	
* 28 TBA-d9 (IS)	65	3.462	3.474	-0.012	99	220515	1000.0	
* 39 2-Butanone-d5	46	4.437	4.437	0.000	99	262362	250.0	
50 Cyclohexane	56	4.797	4.809	-0.012	94	2197	0.4560	
$ 53 Dibromofluoromethane (Surr	113	4.822	4.827	-0.005	96	125385	52.2	
$ 59 1,2-Dichloroethane-d4 (Sur	65	5.102	5.108	-0.006	98	150986	51.8	
62 1,2-Dichloroethane	62	5.163	5.163	0.000	82	1329	0.3833	
* 64 Fluorobenzene	96	5.309	5.315	-0.006	98	454525	50.0	
66 Trichloroethene	95	5.571	5.577	-0.006	90	1051	0.4254	
* 70 1,4-Dioxane-d8	96	5.846	5.852	-0.006	93	18265	1000.0	
$ 81 Toluene-d8 (Surr)	98	6.663	6.662	0.001	99	416002	51.0	
* 92 Chlorobenzene-d5	117	7.784	7.784	0.000	90	285530	50.0	
$ 103 4-Bromofluorobenzene	174	8.528	8.528	0.000	83	109997	48.2	
* 119 1,4-Dichlorobenzene-d4	152	9.193	9.180	0.013	98	156314	50.0	

Reagents:

8260ISNEW_00085	Amount Added: 1.00	Units: uL	Run Reagent
8260SURR250_00140	Amount Added: 1.00	Units: uL	Run Reagent

Report Date: 11-Oct-2016 16:31:52 Chrom Revision: 2.2 08-Sep-2016 14:45:52

TestAmerica Edison

Data File: \\ChromNA\Edison\ChromData\CVOAMS1\20161011-46723.b\A28166.D

Injection Date:	11-Oct-2016 13:02:30	Instrument ID:	CVOAMS1	Operator ID:	VOA GC/MS1
Lims ID:	460-121256-A-12	Lab Sample ID:	460-121256-12	Worklist Smp#:	13
Client ID:	MW-503I				
Purge Vol:	5.000 mL	Dil. Factor:	1.0000	ALS Bottle#:	12
Method:	8260624W_1	Limit Group:	VOA - 8260C Water and Solid		

Column: Rtx-624 (0.25 mm)

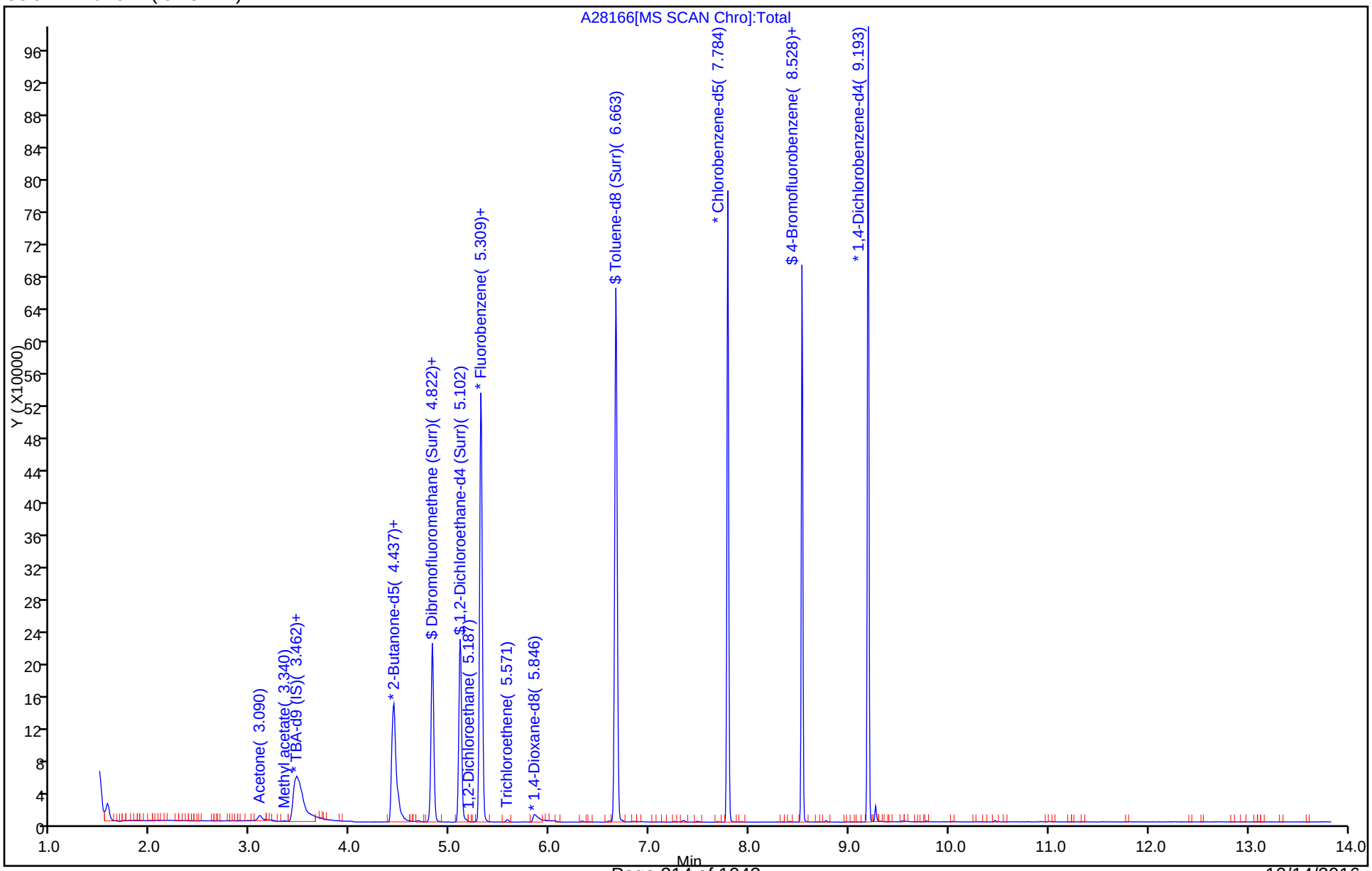

TestAmerica Edison

Data File: \\ChromNA\Edison\ChromData\CVOAMS1\20161011-46723.b\A28166.D

Injection Date:	11-Oct-2016 13:02:30	Instrument ID:	CVOAMS1
Lims ID:	460-121256-A-12	Lab Sample ID:	460-121256-12
Client ID:	MW-503I		
Operator ID:	VOA GC/MS1	ALS Bottle#:	12 Worklist Smp#: 13
Purge Vol:	5.000 mL	Dil. Factor:	1.0000
Method:	8260624W_1	Limit Group:	VOA - 8260C Water and Solid
Column:	Rtx-624 (0.25 mm)	Detector	MS SCAN

62 1,2-Dichloroethane, CAS: 107-06-2

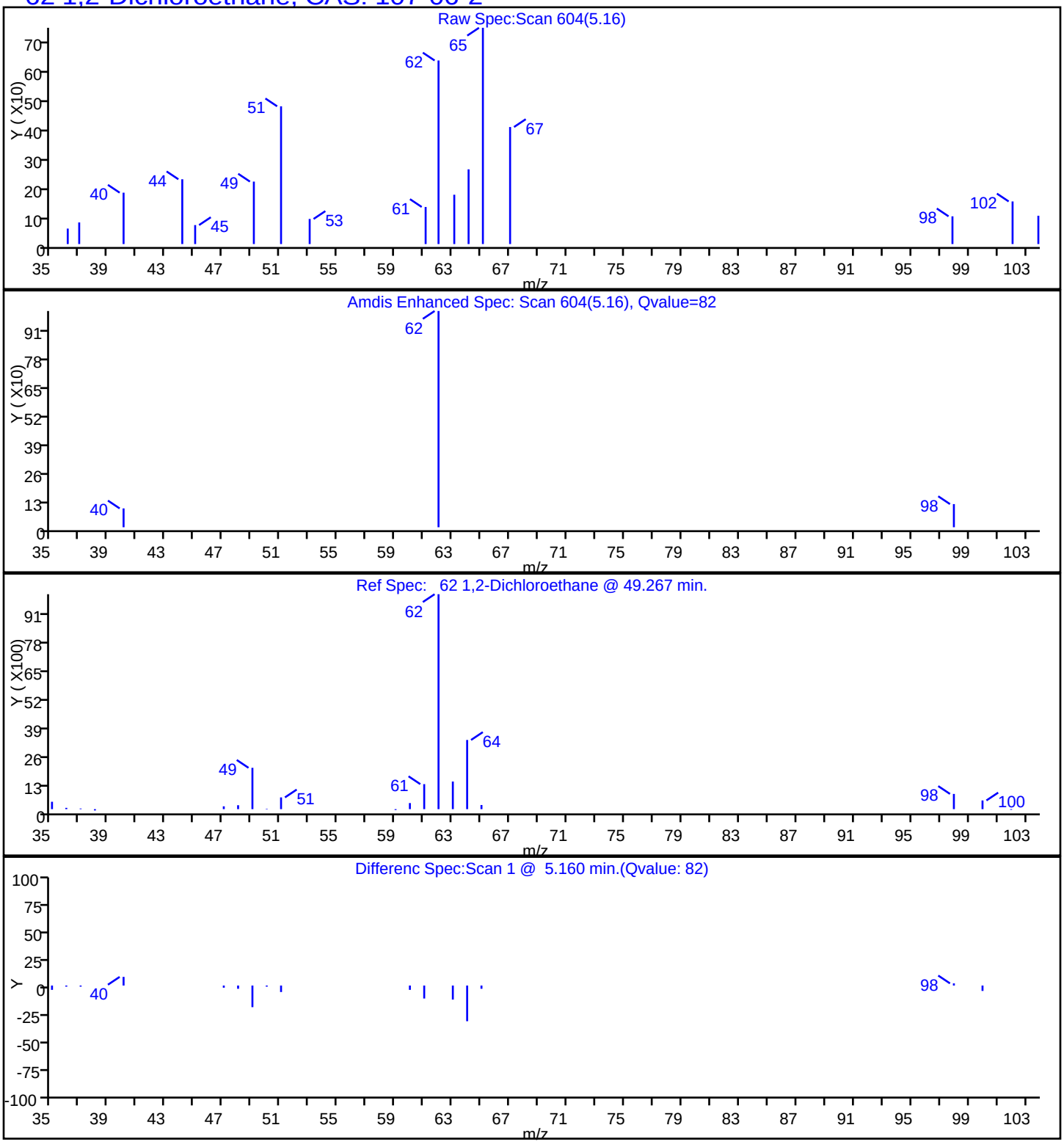

TestAmerica Edison

Data File:	\\ChromNA\Edison\ChromData\CVOAMS1\20161011-46723.b\A28166.D				
Injection Date:	11-Oct-2016 13:02:30	Instrument ID:	CVOAMS1		
Lims ID:	460-121256-A-12	Lab Sample ID:	460-121256-12		
Client ID:	MW-503I				
Operator ID:	VOA GC/MS1	ALS Bottle#:	12	Worklist Smp#:	13
Purge Vol:	5.000 mL	Dil. Factor:	1.0000		
Method:	8260624W_1	Limit Group:	VOA - 8260C Water and Solid		
Column:	Rtx-624 (0.25 mm)	Detector	MS SCAN		

19 Acetone, CAS: 67-64-1

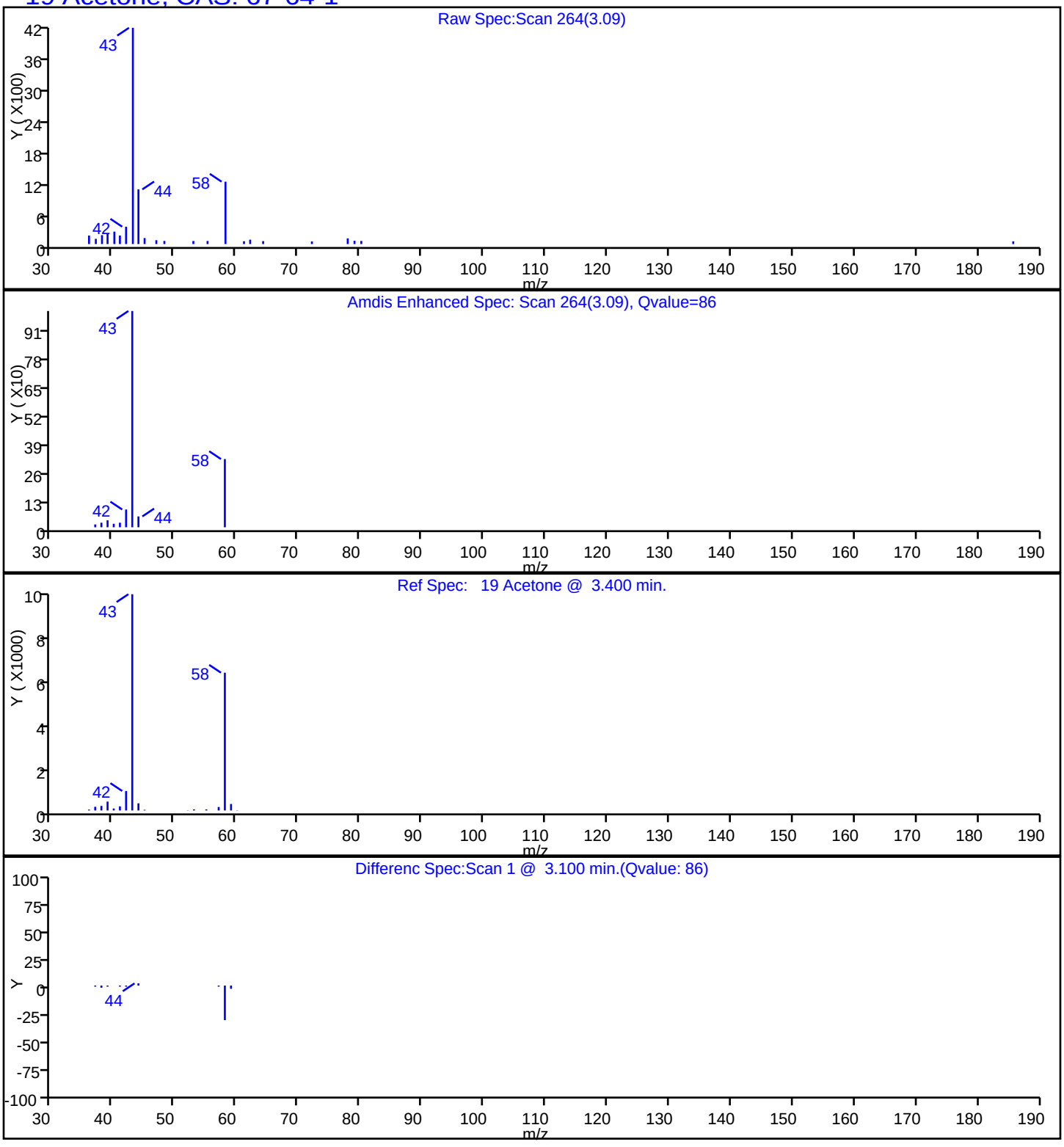

TestAmerica Edison

Data File:	\\ChromNA\Edison\ChromData\CVOAMS1\20161011-46723.b\A28166.D				
Injection Date:	11-Oct-2016 13:02:30	Instrument ID:	CVOAMS1		
Lims ID:	460-121256-A-12	Lab Sample ID:	460-121256-12		
Client ID:	MW-503I				
Operator ID:	VOA GC/MS1	ALS Bottle#:	12	Worklist Smp#:	13
Purge Vol:	5.000 mL	Dil. Factor:	1.0000		
Method:	8260624W_1	Limit Group:	VOA - 8260C Water and Solid		
Column:	Rtx-624 (0.25 mm)	Detector	MS SCAN		

50 Cyclohexane, CAS: 110-82-7

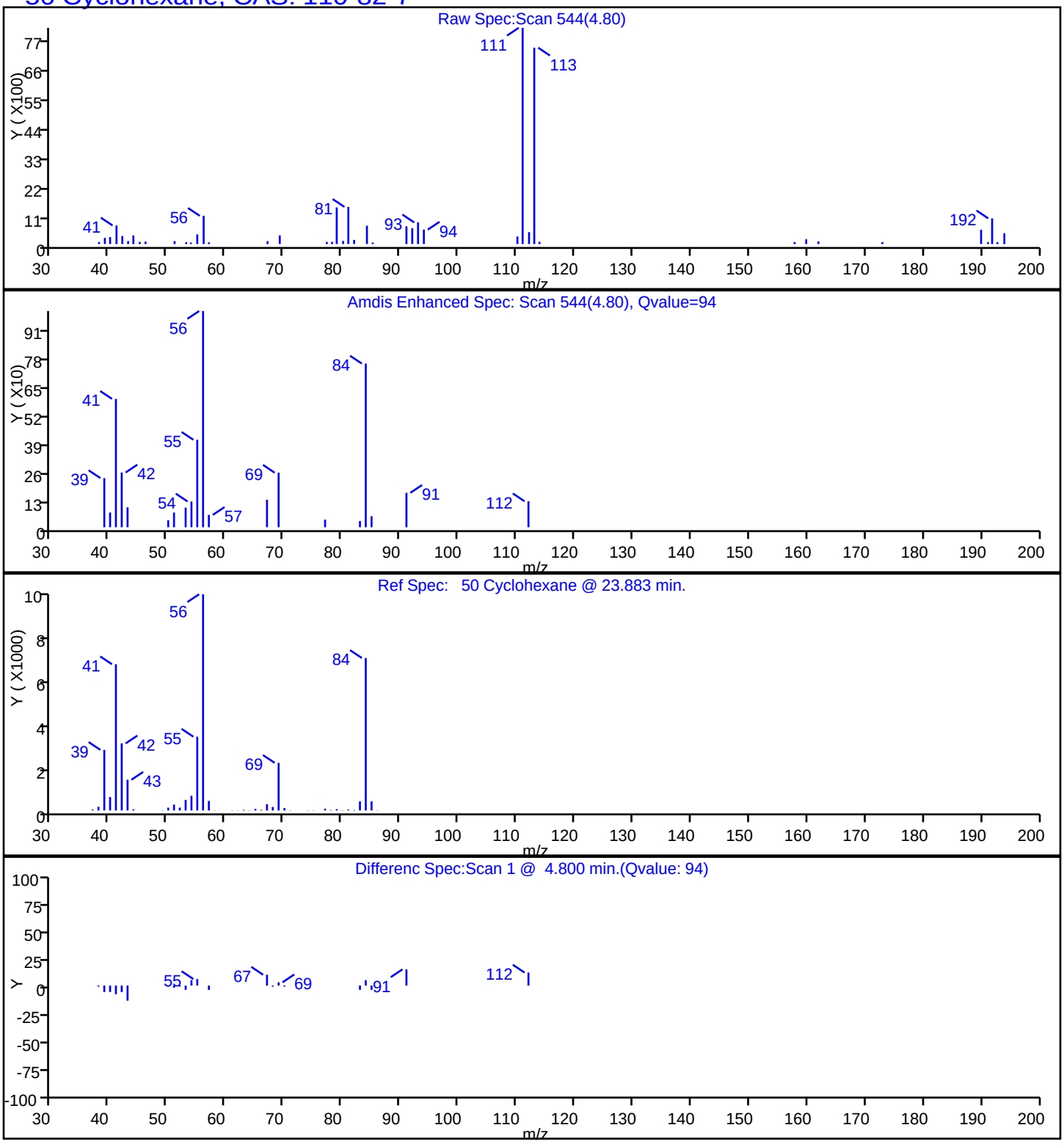

TestAmerica Edison

Data File:	\\ChromNA\Edison\ChromData\CVOAMS1\20161011-46723.b\A28166.D				
Injection Date:	11-Oct-2016 13:02:30	Instrument ID:	CVOAMS1		
Lims ID:	460-121256-A-12	Lab Sample ID:	460-121256-12		
Client ID:	MW-503I				
Operator ID:	VOA GC/MS1	ALS Bottle#:	12	Worklist Smp#:	13
Purge Vol:	5.000 mL	Dil. Factor:	1.0000		
Method:	8260624W_1	Limit Group:	VOA - 8260C Water and Solid		
Column:	Rtx-624 (0.25 mm)	Detector	MS SCAN		

24 Methyl acetate, CAS: 79-20-9

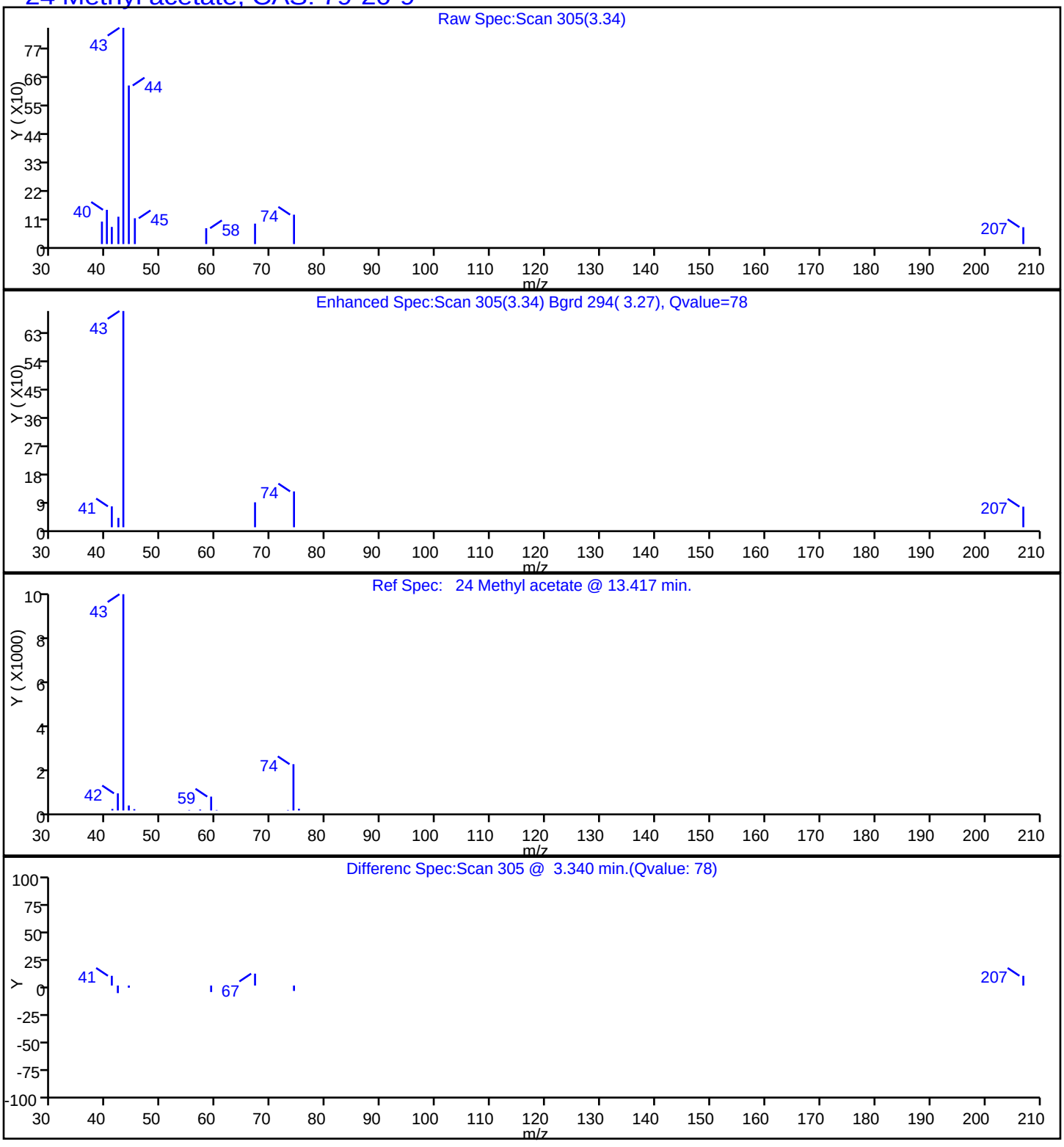

TestAmerica Edison

Data File:	\\ChromNA\Edison\ChromData\CVOAMS1\20161011-46723.b\A28166.D				
Injection Date:	11-Oct-2016 13:02:30	Instrument ID:	CVOAMS1		
Lims ID:	460-121256-A-12	Lab Sample ID:	460-121256-12		
Client ID:	MW-503I				
Operator ID:	VOA GC/MS1	ALS Bottle#:	12	Worklist Smp#:	13
Purge Vol:	5.000 mL	Dil. Factor:	1.0000		
Method:	8260624W_1	Limit Group:	VOA - 8260C Water and Solid		
Column:	Rtx-624 (0.25 mm)	Detector	MS SCAN		

66 Trichloroethene, CAS: 79-01-6

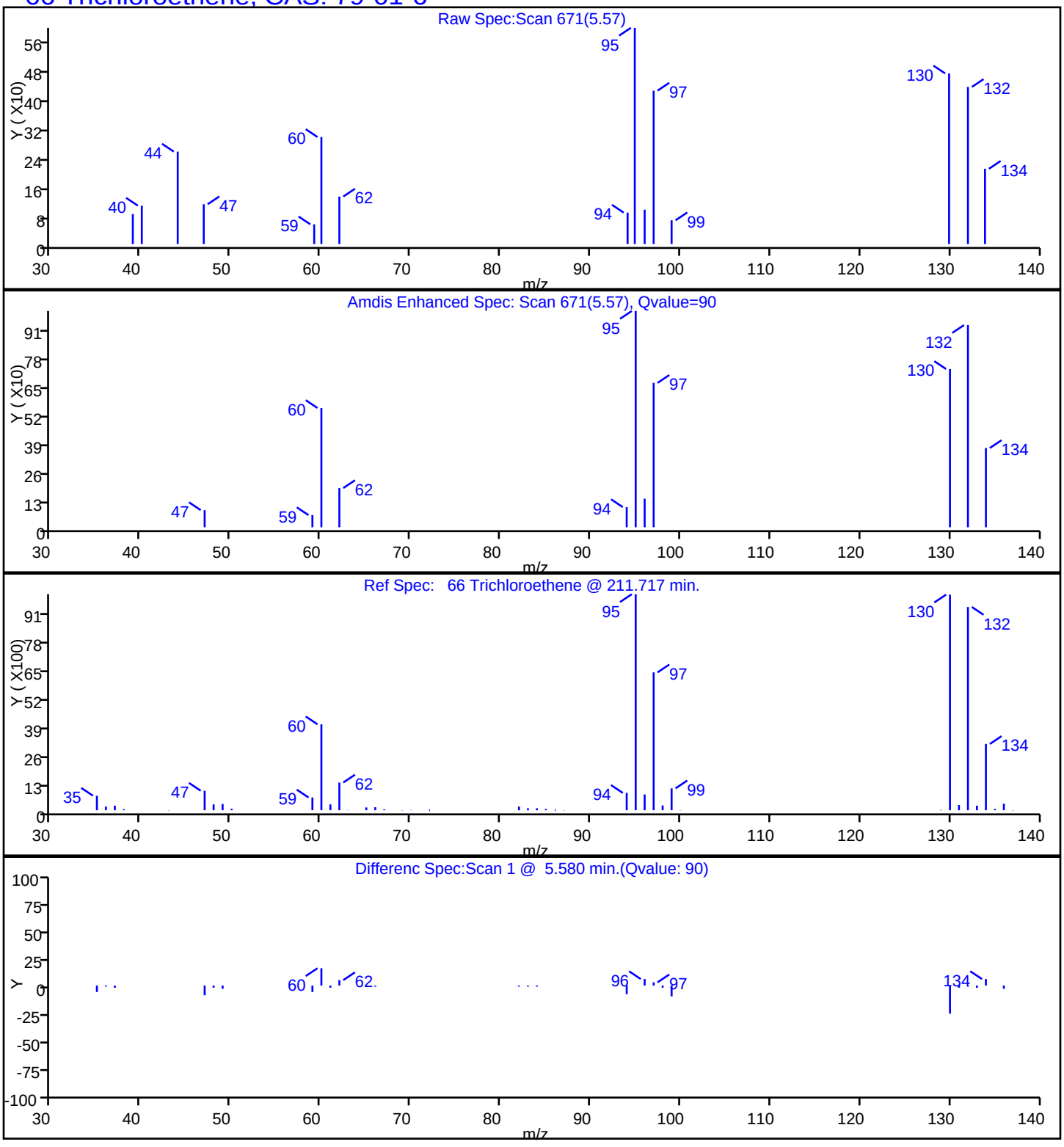

FORM I
GC/MS VOA ORGANICS ANALYSIS DATA SHEET

Lab Name: TestAmerica Edison | Job No.: 460-121256-1

SDG No.:

Client Sample ID: MW-505S | Lab Sample ID: 460-121256-13

Matrix: Water | Lab File ID: A28167.D

Analysis Method: 8260C | Date Collected: 09/29/2016 14:35

Sample wt/vol: 5(mL) | Date Analyzed: 10/11/2016 13:23

Soil Aliquot Vol: | Dilution Factor: 1

Soil Extract Vol.: | GC Column: Rtx-624 ID: 0.25(mm)

% Moisture: | Level: (low/med) Low

Analysis Batch No.: 396375 | Units: ug/L

CAS NO.	COMPOUND NAME	RESULT	Q	RL	MDL
71-55-6	1,1,1-Trichloroethane	0.28	U	1.0	0.28
79-34-5	1,1,2,2-Tetrachloroethane	0.19	U	1.0	0.19
79-00-5	1,1,2-Trichloroethane	0.080	U	1.0	0.080
75-34-3	1,1-Dichloroethane	0.24	U	1.0	0.24
75-35-4	1,1-Dichloroethene	0.34	U	1.0	0.34
87-61-6	1,2,3-Trichlorobenzene	0.35	U	1.0	0.35
120-82-1	1,2,4-Trichlorobenzene	0.27	U	1.0	0.27
96-12-8	1,2-Dibromo-3-Chloropropane	0.23	U	1.0	0.23
106-93-4	1,2-Dibromoethane	0.19	U	1.0	0.19
95-50-1	1,2-Dichlorobenzene	0.22	U	1.0	0.22
107-06-2	1,2-Dichloroethane	0.33	J	1.0	0.25
78-87-5	1,2-Dichloropropane	0.18	U	1.0	0.18
541-73-1	1,3-Dichlorobenzene	0.33	U	1.0	0.33
106-46-7	1,4-Dichlorobenzene	0.33	U	1.0	0.33
123-91-1	1,4-Dioxane	8.7	U	50	8.7
78-93-3	2-Butanone	2.2	U	5.0	2.2
591-78-6	2-Hexanone	0.72	U	5.0	0.72
108-10-1	4-Methyl-2-pentanone	0.63	U	5.0	0.63
67-64-1	Acetone	21		5.0	1.1
71-43-2	Benzene	0.090	U	1.0	0.090
74-97-5	Bromochloromethane	0.30	U	1.0	0.30
75-27-4	Bromodichloromethane	0.15	U	1.0	0.15
75-25-2	Bromoform	0.18	U *	1.0	0.18
74-83-9	Bromomethane	0.18	U	1.0	0.18
75-15-0	Carbon disulfide	0.22	U	1.0	0.22
56-23-5	Carbon tetrachloride	0.33	U	1.0	0.33
108-90-7	Chlorobenzene	0.24	U	1.0	0.24
75-00-3	Chloroethane	0.37	U	1.0	0.37
67-66-3	Chloroform	0.53	J	1.0	0.22
74-87-3	Chloromethane	0.22	U	1.0	0.22
156-59-2	cis-1,2-Dichloroethene	0.26	U	1.0	0.26
10061-01-5	cis-1,3-Dichloropropene	0.16	U	1.0	0.16
110-82-7	Cyclohexane	0.66	J	1.0	0.26
124-48-1	Dibromochloromethane	0.22	U	1.0	0.22
75-71-8	Dichlorodifluoromethane	0.14	U	1.0	0.14
100-41-4	Ethylbenzene	0.30	U	1.0	0.30

FORM I
GC/MS VOA ORGANICS ANALYSIS DATA SHEET

Lab Name: TestAmerica Edison | Job No.: 460-121256-1

SDG No.:

Client Sample ID: MW-505S | Lab Sample ID: 460-121256-13

Matrix: Water | Lab File ID: A28167.D

Analysis Method: 8260C | Date Collected: 09/29/2016 14:35

Sample wt/vol: 5(mL) | Date Analyzed: 10/11/2016 13:23

Soil Aliquot Vol: | Dilution Factor: 1

Soil Extract Vol.: | GC Column: Rtx-624 ID: 0.25(mm)

% Moisture: | Level: (low/med) Low

Analysis Batch No.: 396375 | Units: ug/L

CAS NO.	COMPOUND NAME	RESULT	Q	RL	MDL
76-13-1	Freon TF	0.34	U	1.0	0.34
98-82-8	Isopropylbenzene	0.32	U	1.0	0.32
179601-23-1	m&p-Xylene	0.28	U	1.0	0.28
79-20-9	Methyl acetate	1.2	J	5.0	0.58
108-87-2	Methylcyclohexane	0.22	U	1.0	0.22
75-09-2	Methylene Chloride	0.23	J	1.0	0.21
1634-04-4	MTBE	0.13	U	1.0	0.13
95-47-6	o-Xylene	0.32	U	1.0	0.32
100-42-5	Styrene	0.17	U	1.0	0.17
127-18-4	Tetrachloroethene	0.12	U	1.0	0.12
108-88-3	Toluene	0.25	U	1.0	0.25
156-60-5	trans-1,2-Dichloroethene	0.18	U	1.0	0.18
10061-02-6	trans-1,3-Dichloropropene	0.19	U	1.0	0.19
79-01-6	Trichloroethene	0.22	U	1.0	0.22
75-69-4	Trichlorofluoromethane	0.15	U	1.0	0.15
75-01-4	Vinyl chloride	0.060	U	1.0	0.060

CAS NO.	SURROGATE	%REC	Q	LIMITS
17060-07-0	1,2-Dichloroethane-d4 (Surr)	103		70-130
460-00-4	Bromofluorobenzene	95		70-130
1868-53-7	Dibromofluoromethane (Surr)	103		70-130
2037-26-5	Toluene-d8 (Surr)	102		70-130

FORM I
GC/MS VOA ORGANICS ANALYSIS DATA SHEET
TENTATIVELY IDENTIFIED COMPOUNDS

Lab Name: TestAmerica Edison Job No.: 460-121256-1

SDG No.:

Client Sample ID: MW-505S Lab Sample ID: 460-121256-13

Matrix: Water Lab File ID: A28167.D

Analysis Method: 8260C Date Collected: 09/29/2016 14:35

Sample wt/vol: 5(mL) Date Analyzed: 10/11/2016 13:23

Soil Aliquot Vol: Dilution Factor: 1

Soil Extract Vol.: GC Column: Rtx-624 ID: 0.25(mm)

% Moisture: Level: (low/med) Low

Analysis Batch No.: 396375 Units: ug/L

Number TICs Found: 0 TIC Result Total: 0

CAS NO.	COMPOUND NAME	RT	RESULT	Q	MATCH QUALITY
	Tentatively Identified Compound		None		

TestAmerica Edison
Target Compound Quantitation Report

Data File: \\ChromNA\Edison\ChromData\CVOAMS1\20161011-46723.b\A28167.D
Lims ID: 460-121256-B-13
Client ID: MW-505S
Sample Type: Client
Inject. Date: 11-Oct-2016 13:23:30 ALS Bottle#: 13 Worklist Smp#: 14
Purge Vol: 5.000 mL Dil. Factor: 1.0000
Sample Info: 460-121256-B-13
Misc. Info.: 460-0046723-014
Operator ID: VOA GC/MS1 Instrument ID: CVOAMS1

Method: \\ChromNA\Edison\ChromData\CVOAMS1\20161011-46723.b\8260624W_1.m
Limit Group: VOA - 8260C Water and Solid
Last Update: 11-Oct-2016 16:32:38 Calib Date: 08-Sep-2016 04:26:30
Integrator: RTE ID Type: Deconvolution ID
Quant Method: Internal Standard Quant By: Initial Calibration
Last ICal File: \\ChromNA\Edison\ChromData\CVOAMS1\20160908-45311.b\A26272.D

Column 1 : Rtx-624 (0.25 mm) Det: MS SCAN
Process Host: XAWRK019

First Level Reviewer: starzecm Date: 11-Oct-2016 16:32:37

Compound	Sig	RT (min.)	Exp RT (min.)	Dlt RT (min.)	Q	Response	OnCol Amt ug/l	Flags
19 Acetone	43	3.096	3.102	-0.006	86	14386	21.0	
24 Methyl acetate	43	3.346	3.346	0.000	98	2816	1.16	
27 Methylene Chloride	84	3.462	3.456	0.006	30	746	0.2264	
* 28 TBA-d9 (IS)	65	3.474	3.474	0.000	100	227434	1000.0	
* 39 2-Butanone-d5	46	4.438	4.437	0.001	98	264610	250.0	
49 Chloroform	83	4.694	4.699	-0.005	98	2527	0.5306	
50 Cyclohexane	56	4.809	4.809	0.000	93	3210	0.6611	
$ 53 Dibromofluoromethane (Surr	113	4.828	4.827	0.001	95	125205	51.7	
$ 59 1,2-Dichloroethane-d4 (Sur	65	5.102	5.108	-0.006	98	150665	51.3	
62 1,2-Dichloroethane	62	5.163	5.163	0.000	90	1163	0.3328	
* 64 Fluorobenzene	96	5.315	5.315	0.000	98	458065	50.0	
* 70 1,4-Dioxane-d8	96	5.852	5.852	0.000	92	18547	1000.0	
$ 81 Toluene-d8 (Surr)	98	6.663	6.662	0.001	98	417733	50.9	
* 92 Chlorobenzene-d5	117	7.784	7.784	0.000	89	287283	50.0	
$ 103 4-Bromofluorobenzene	174	8.528	8.528	0.000	83	108873	47.4	
* 119 1,4-Dichlorobenzene-d4	152	9.187	9.180	0.007	98	156949	50.0	

Reagents:

8260ISNEW_00085	Amount Added:	1.00	Units: uL	Run Reagent
8260SURR250_00140	Amount Added:	1.00	Units: uL	Run Reagent

Report Date: 11-Oct-2016 16:32:38 Chrom Revision: 2.2 08-Sep-2016 14:45:52

TestAmerica Edison

Data File: \\ChromNA\Edison\ChromData\CVOAMS1\20161011-46723.b\A28167.D

Injection Date:	11-Oct-2016 13:23:30	Instrument ID:	CVOAMS1	Operator ID:	VOA GC/MS1
Lims ID:	460-121256-B-13	Lab Sample ID:	460-121256-13	Worklist Smp#:	14
Client ID:	MW-505S				
Purge Vol:	5.000 mL	Dil. Factor:	1.0000	ALS Bottle#:	13
Method:	8260624W_1	Limit Group:	VOA - 8260C Water and Solid		

Column: Rtx-624 (0.25 mm)



TestAmerica Edison

Data File:	\\ChromNA\Edison\ChromData\CVOAMS1\20161011-46723.b\A28167.D				
Injection Date:	11-Oct-2016 13:23:30	Instrument ID:	CVOAMS1		
Lims ID:	460-121256-B-13	Lab Sample ID:	460-121256-13		
Client ID:	MW-505S				
Operator ID:	VOA GC/MS1	ALS Bottle#:	13	Worklist Smp#:	14
Purge Vol:	5.000 mL	Dil. Factor:	1.0000		
Method:	8260624W_1	Limit Group:	VOA - 8260C Water and Solid		
Column:	Rtx-624 (0.25 mm)	Detector	MS SCAN		

62 1,2-Dichloroethane, CAS: 107-06-2

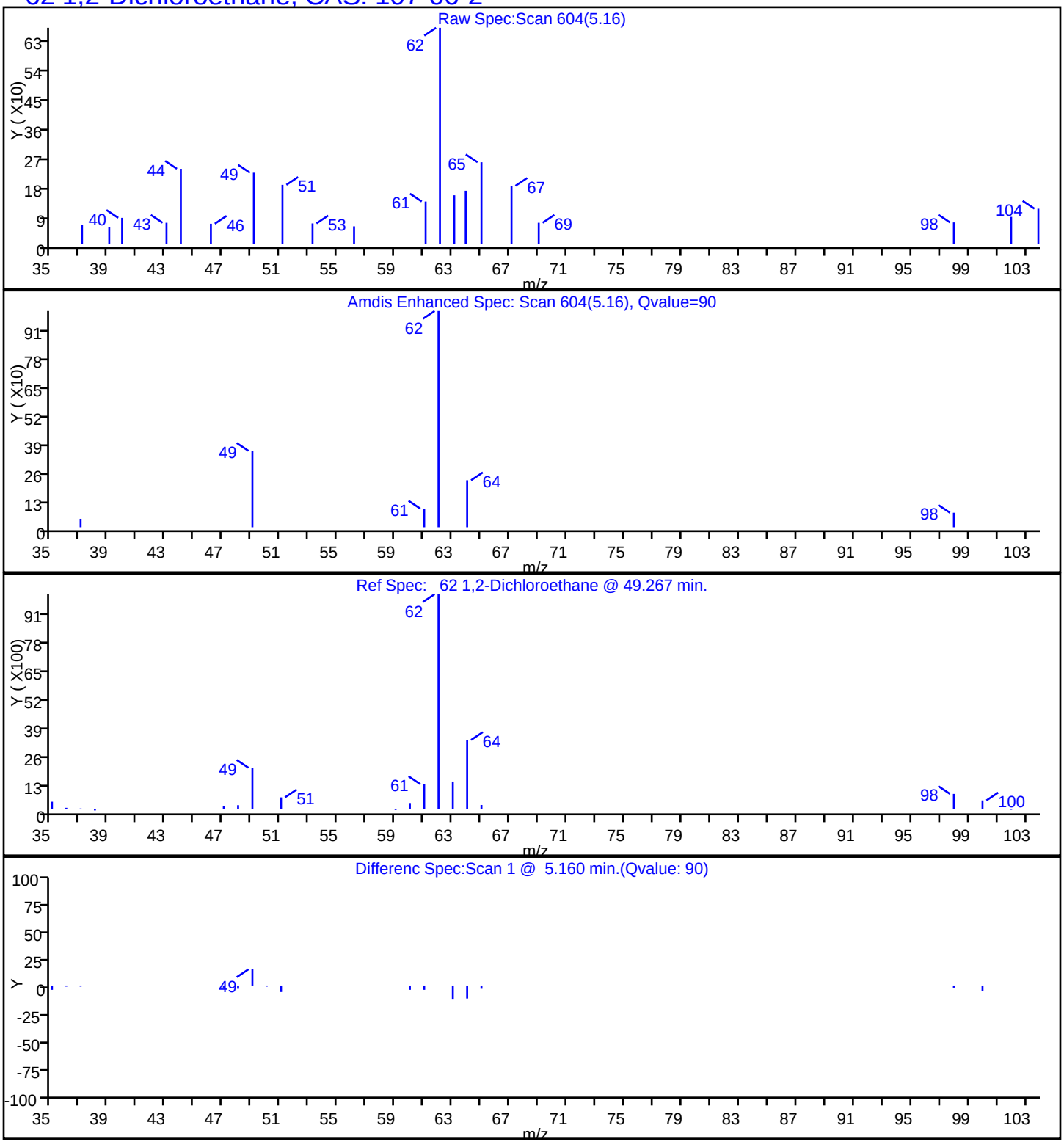

TestAmerica Edison

Data File:	\\ChromNA\Edison\ChromData\CVOAMS1\20161011-46723.b\A28167.D				
Injection Date:	11-Oct-2016 13:23:30	Instrument ID:	CVOAMS1		
Lims ID:	460-121256-B-13	Lab Sample ID:	460-121256-13		
Client ID:	MW-505S				
Operator ID:	VOA GC/MS1	ALS Bottle#:	13	Worklist Smp#:	14
Purge Vol:	5.000 mL	Dil. Factor:	1.0000		
Method:	8260624W_1	Limit Group:	VOA - 8260C Water and Solid		
Column:	Rtx-624 (0.25 mm)	Detector	MS SCAN		

19 Acetone, CAS: 67-64-1

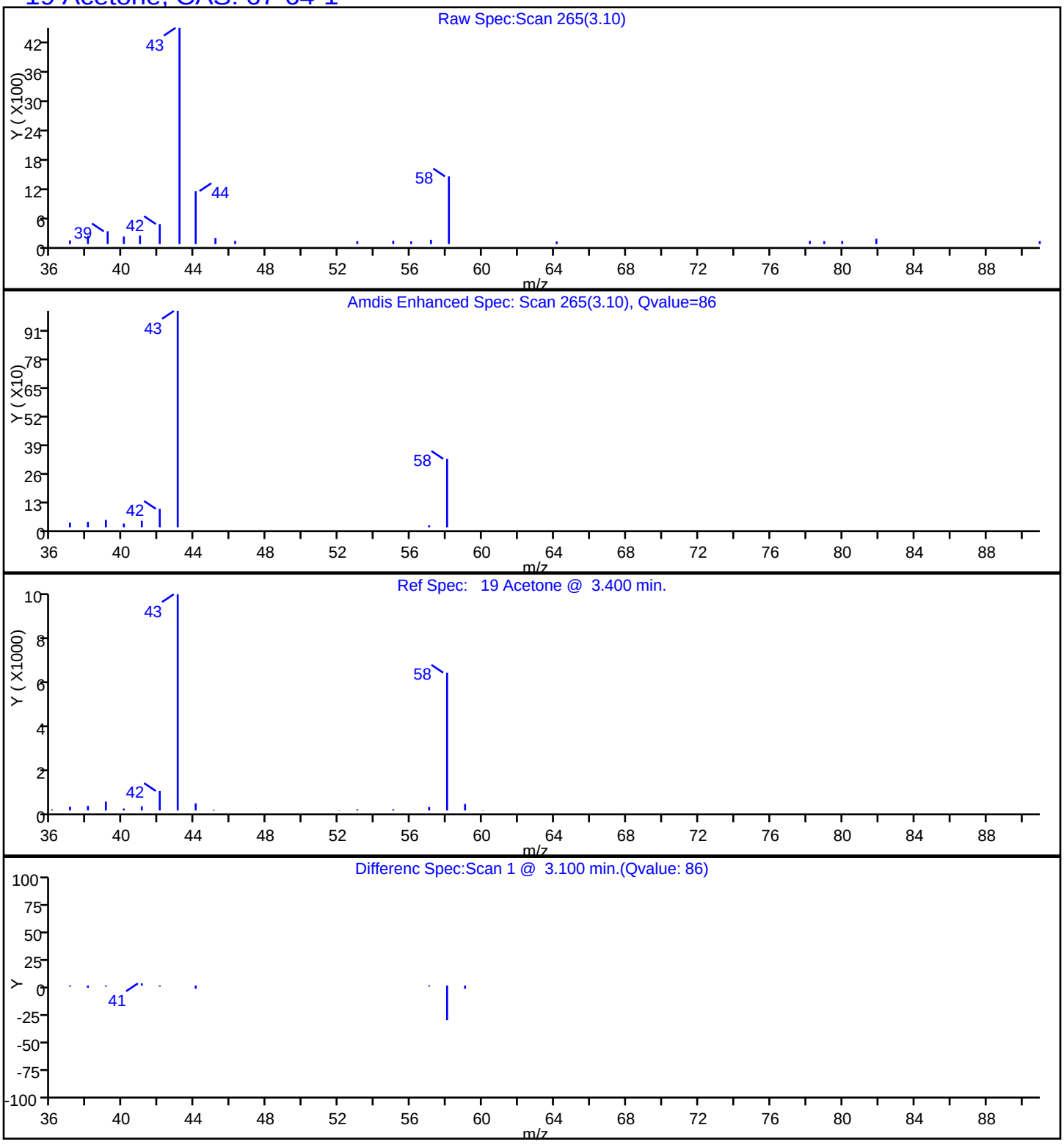

TestAmerica Edison

Data File:	\\ChromNA\Edison\ChromData\CVOAMS1\20161011-46723.b\A28167.D				
Injection Date:	11-Oct-2016 13:23:30	Instrument ID:	CVOAMS1		
Lims ID:	460-121256-B-13	Lab Sample ID:	460-121256-13		
Client ID:	MW-505S				
Operator ID:	VOA GC/MS1	ALS Bottle#:	13	Worklist Smp#:	14
Purge Vol:	5.000 mL	Dil. Factor:	1.0000		
Method:	8260624W_1	Limit Group:	VOA - 8260C Water and Solid		
Column:	Rtx-624 (0.25 mm)	Detector	MS SCAN		

49 Chloroform, CAS: 67-66-3

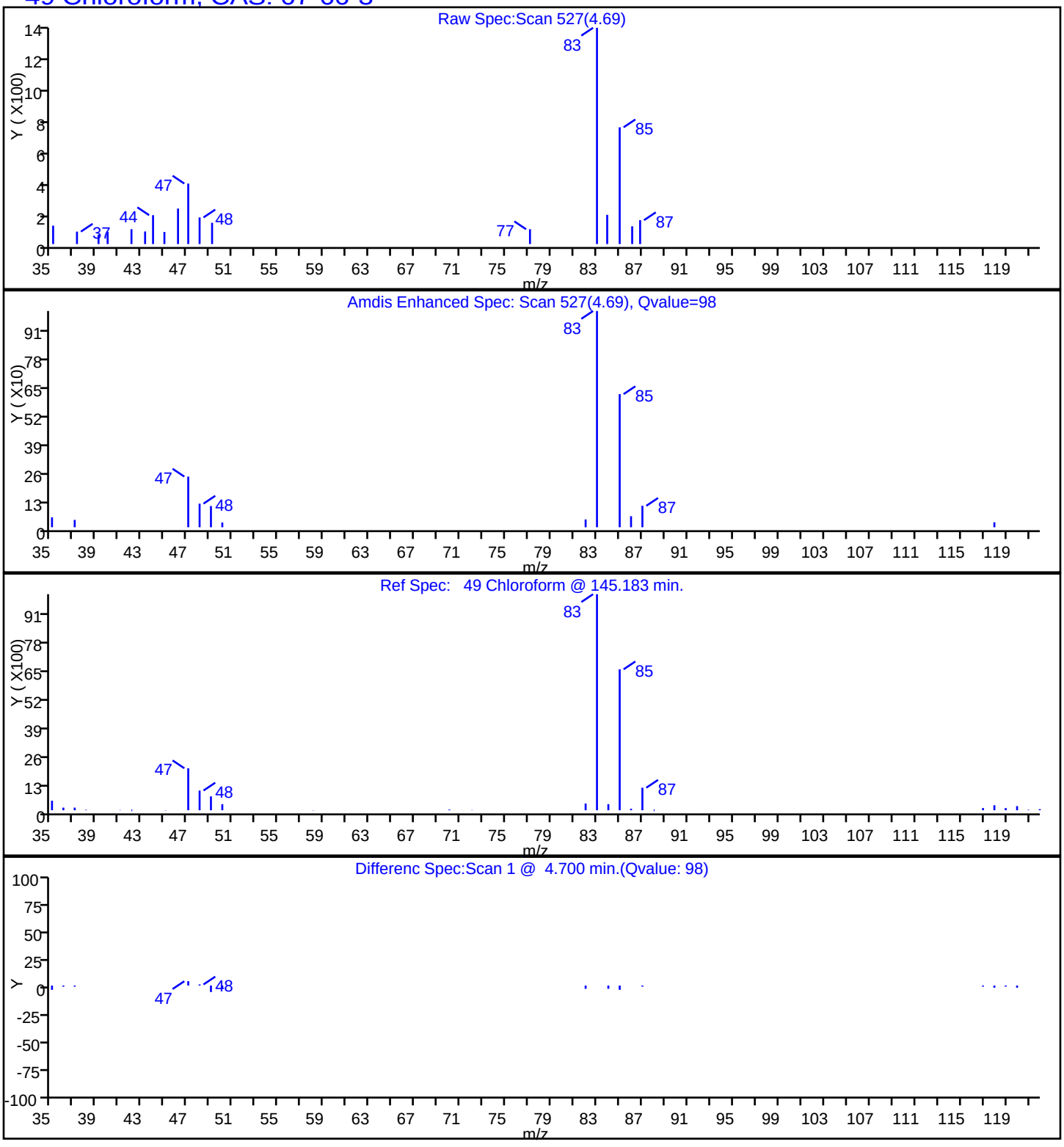

TestAmerica Edison

Data File:	\\ChromNA\Edison\ChromData\CVOAMS1\20161011-46723.b\A28167.D				
Injection Date:	11-Oct-2016 13:23:30	Instrument ID:	CVOAMS1		
Lims ID:	460-121256-B-13	Lab Sample ID:	460-121256-13		
Client ID:	MW-505S				
Operator ID:	VOA GC/MS1	ALS Bottle#:	13	Worklist Smp#:	14
Purge Vol:	5.000 mL	Dil. Factor:	1.0000		
Method:	8260624W_1	Limit Group:	VOA - 8260C Water and Solid		
Column:	Rtx-624 (0.25 mm)	Detector	MS SCAN		

50 Cyclohexane, CAS: 110-82-7

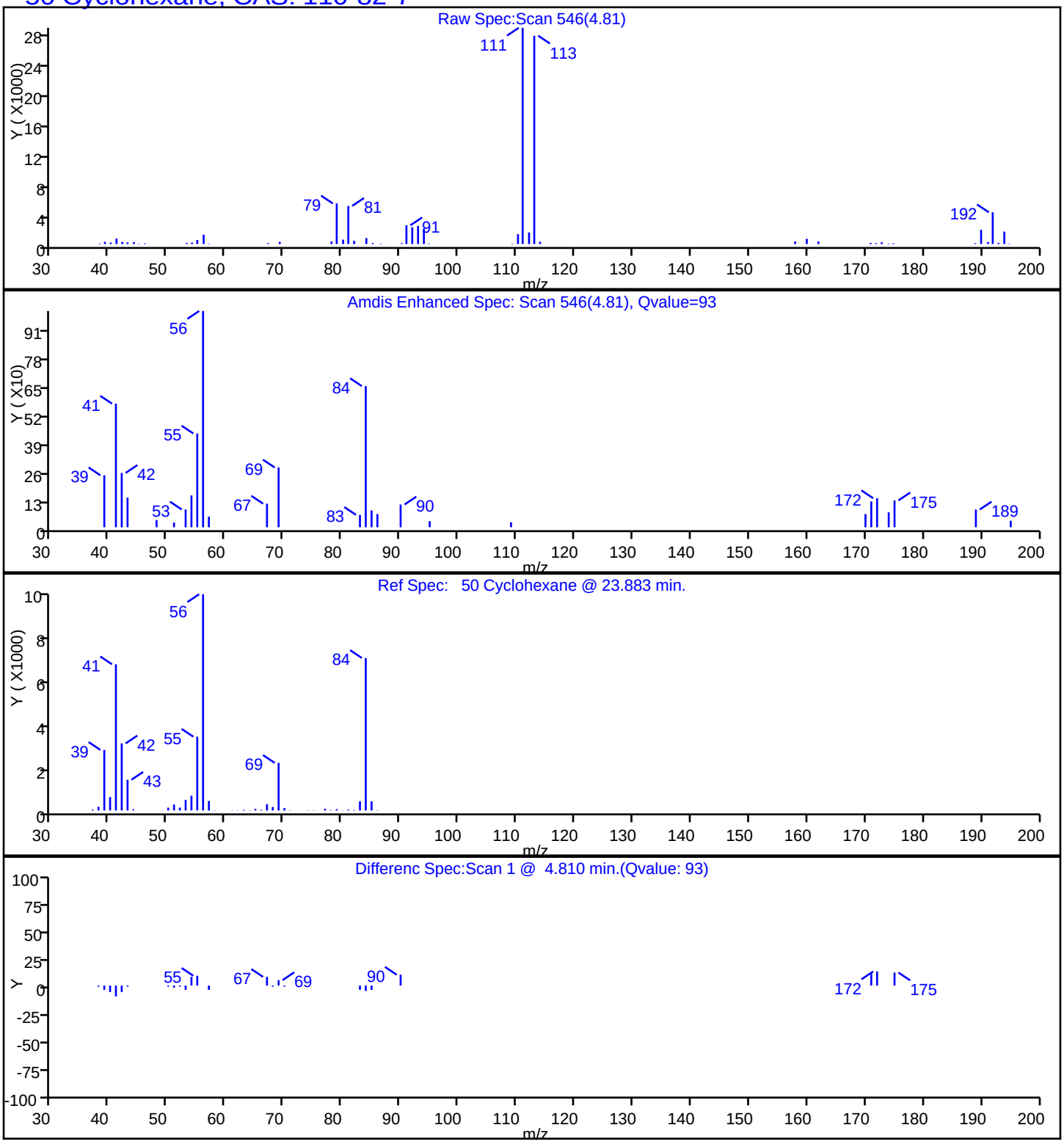

TestAmerica Edison

Data File:	\\ChromNA\Edison\ChromData\CVOAMS1\20161011-46723.b\A28167.D				
Injection Date:	11-Oct-2016 13:23:30	Instrument ID:	CVOAMS1		
Lims ID:	460-121256-B-13	Lab Sample ID:	460-121256-13		
Client ID:	MW-505S				
Operator ID:	VOA GC/MS1	ALS Bottle#:	13	Worklist Smp#:	14
Purge Vol:	5.000 mL	Dil. Factor:	1.0000		
Method:	8260624W_1	Limit Group:	VOA - 8260C Water and Solid		
Column:	Rtx-624 (0.25 mm)	Detector	MS SCAN		

24 Methyl acetate, CAS: 79-20-9

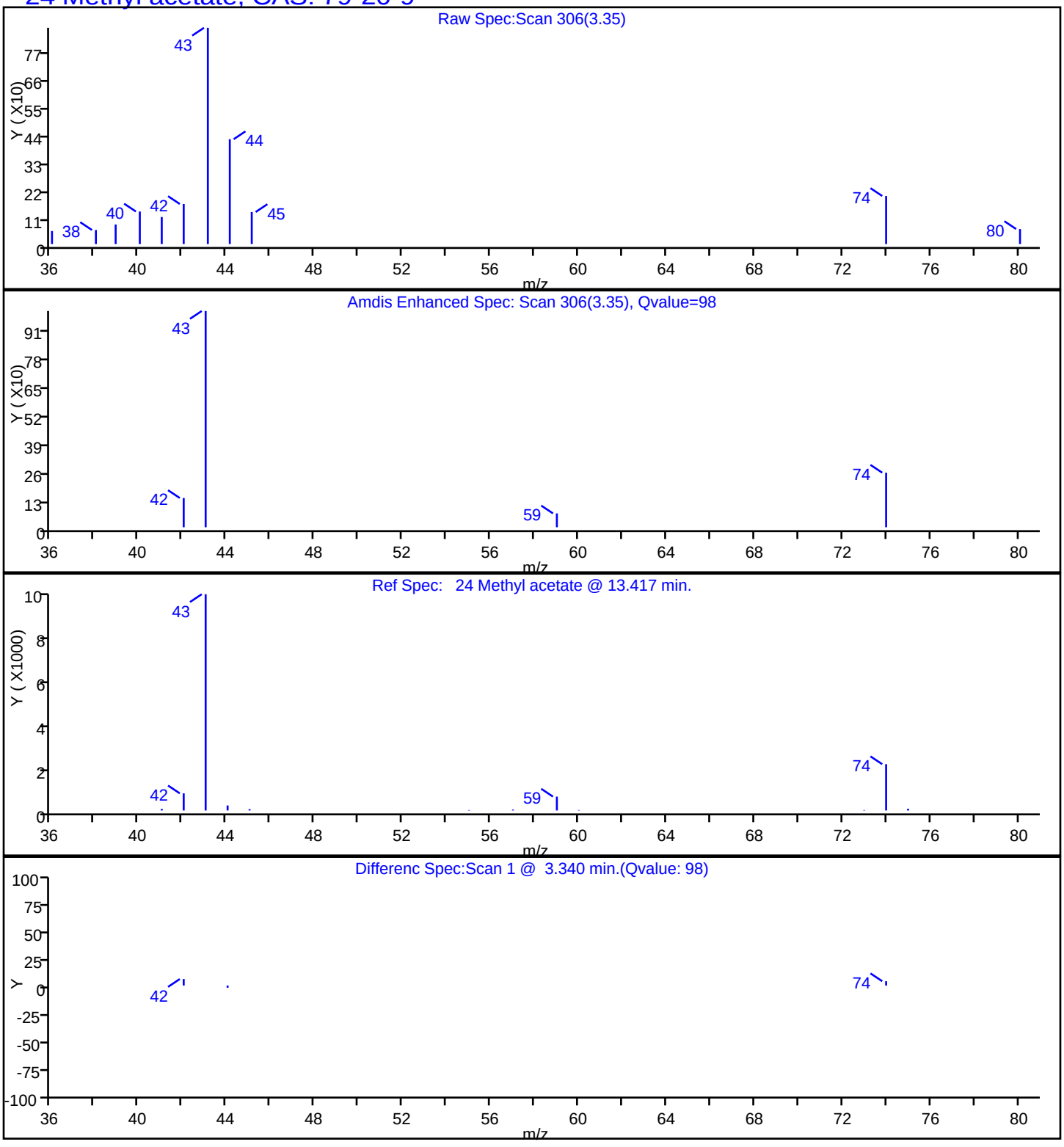

TestAmerica Edison

Data File:	\\ChromNA\Edison\ChromData\CVOAMS1\20161011-46723.b\A28167.D				
Injection Date:	11-Oct-2016 13:23:30	Instrument ID:	CVOAMS1		
Lims ID:	460-121256-B-13	Lab Sample ID:	460-121256-13		
Client ID:	MW-505S				
Operator ID:	VOA GC/MS1	ALS Bottle#:	13	Worklist Smp#:	14
Purge Vol:	5.000 mL	Dil. Factor:	1.0000		
Method:	8260624W_1	Limit Group:	VOA - 8260C Water and Solid		
Column:	Rtx-624 (0.25 mm)	Detector	MS SCAN		

27 Methylene Chloride, CAS: 75-09-2

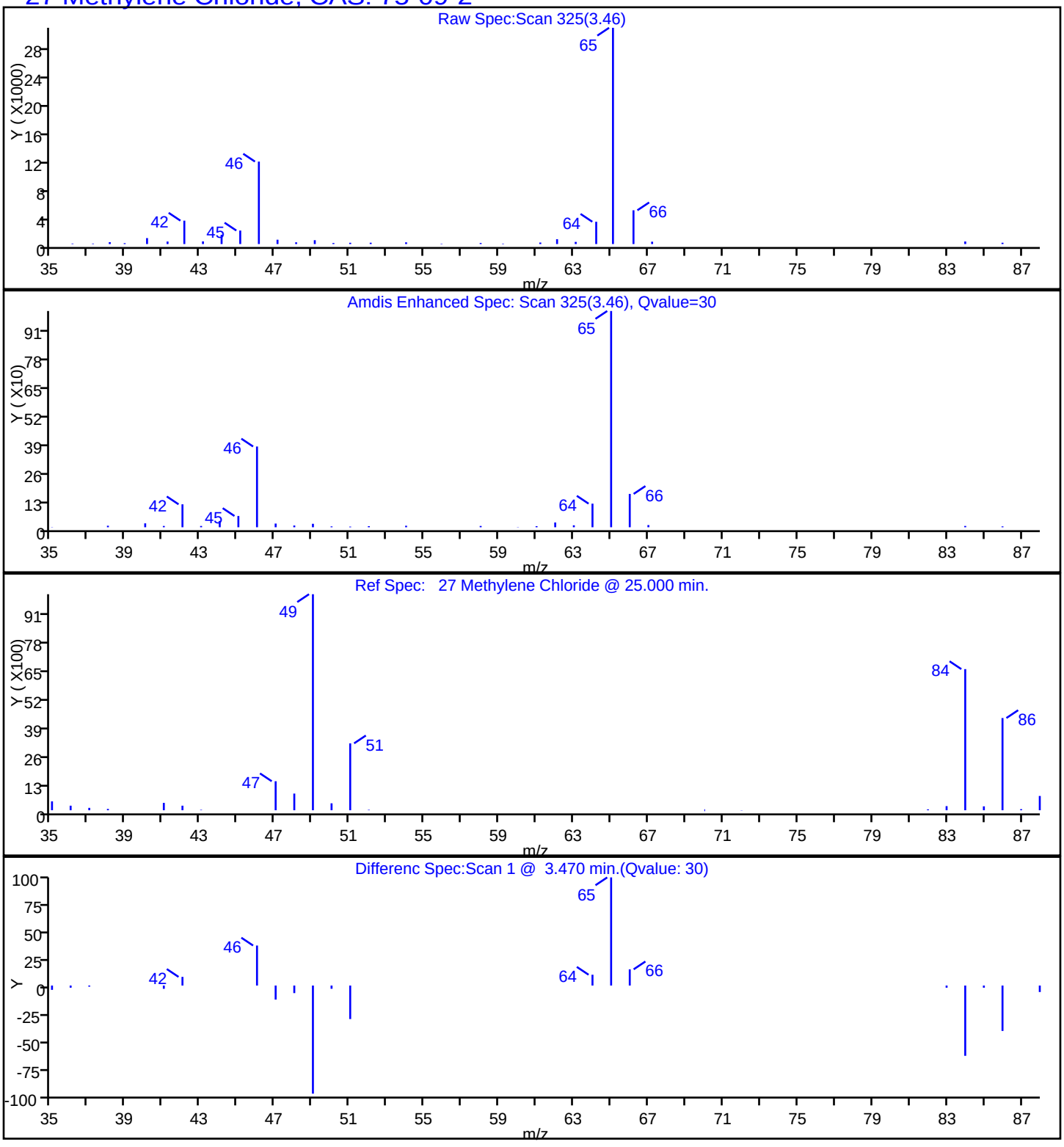

FORM I
GC/MS VOA ORGANICS ANALYSIS DATA SHEET

Lab Name: TestAmerica Edison | Job No.: 460-121256-1

SDG No.:

Client Sample ID: MW-505I | Lab Sample ID: 460-121256-14

Matrix: Water | Lab File ID: A28168.D

Analysis Method: 8260C | Date Collected: 09/29/2016 14:40

Sample wt/vol: 5(mL) | Date Analyzed: 10/11/2016 13:45

Soil Aliquot Vol: | Dilution Factor: 1

Soil Extract Vol.: | GC Column: Rtx-624 ID: 0.25(mm)

% Moisture: | Level: (low/med) Low

Analysis Batch No.: 396375 | Units: ug/L

CAS NO.	COMPOUND NAME	RESULT	Q	RL	MDL
71-55-6	1,1,1-Trichloroethane	0.28	U	1.0	0.28
79-34-5	1,1,2,2-Tetrachloroethane	0.19	U	1.0	0.19
79-00-5	1,1,2-Trichloroethane	0.080	U	1.0	0.080
75-34-3	1,1-Dichloroethane	0.24	U	1.0	0.24
75-35-4	1,1-Dichloroethene	0.34	U	1.0	0.34
87-61-6	1,2,3-Trichlorobenzene	0.35	U	1.0	0.35
120-82-1	1,2,4-Trichlorobenzene	0.27	U	1.0	0.27
96-12-8	1,2-Dibromo-3-Chloropropane	0.23	U	1.0	0.23
106-93-4	1,2-Dibromoethane	0.19	U	1.0	0.19
95-50-1	1,2-Dichlorobenzene	0.22	U	1.0	0.22
107-06-2	1,2-Dichloroethane	0.42	J	1.0	0.25
78-87-5	1,2-Dichloropropane	0.18	U	1.0	0.18
541-73-1	1,3-Dichlorobenzene	0.33	U	1.0	0.33
106-46-7	1,4-Dichlorobenzene	0.33	U	1.0	0.33
123-91-1	1,4-Dioxane	8.7	U	50	8.7
78-93-3	2-Butanone	2.2	U	5.0	2.2
591-78-6	2-Hexanone	0.72	U	5.0	0.72
108-10-1	4-Methyl-2-pentanone	0.63	U	5.0	0.63
67-64-1	Acetone	33		5.0	1.1
71-43-2	Benzene	0.090	U	1.0	0.090
74-97-5	Bromochloromethane	0.30	U	1.0	0.30
75-27-4	Bromodichloromethane	0.15	U	1.0	0.15
75-25-2	Bromoform	0.18	U *	1.0	0.18
74-83-9	Bromomethane	0.18	U	1.0	0.18
75-15-0	Carbon disulfide	0.22	U	1.0	0.22
56-23-5	Carbon tetrachloride	0.33	U	1.0	0.33
108-90-7	Chlorobenzene	0.24	U	1.0	0.24
75-00-3	Chloroethane	0.37	U	1.0	0.37
67-66-3	Chloroform	0.98	J	1.0	0.22
74-87-3	Chloromethane	0.22	U	1.0	0.22
156-59-2	cis-1,2-Dichloroethene	0.26	U	1.0	0.26
10061-01-5	cis-1,3-Dichloropropene	0.16	U	1.0	0.16
110-82-7	Cyclohexane	1.2		1.0	0.26
124-48-1	Dibromochloromethane	0.22	U	1.0	0.22
75-71-8	Dichlorodifluoromethane	0.14	U	1.0	0.14
100-41-4	Ethylbenzene	0.30	U	1.0	0.30

FORM I
GC/MS VOA ORGANICS ANALYSIS DATA SHEET

Lab Name: TestAmerica Edison | Job No.: 460-121256-1

SDG No.:

Client Sample ID: MW-505I | Lab Sample ID: 460-121256-14

Matrix: Water | Lab File ID: A28168.D

Analysis Method: 8260C | Date Collected: 09/29/2016 14:40

Sample wt/vol: 5(mL) | Date Analyzed: 10/11/2016 13:45

Soil Aliquot Vol: | Dilution Factor: 1

Soil Extract Vol.: | GC Column: Rtx-624 ID: 0.25(mm)

% Moisture: | Level: (low/med) Low

Analysis Batch No.: 396375 | Units: ug/L

CAS NO.	COMPOUND NAME	RESULT	Q	RL	MDL
76-13-1	Freon TF	0.34	U	1.0	0.34
98-82-8	Isopropylbenzene	0.32	U	1.0	0.32
179601-23-1	m&p-Xylene	0.28	U	1.0	0.28
79-20-9	Methyl acetate	1.2	J	5.0	0.58
108-87-2	Methylcyclohexane	0.22	U	1.0	0.22
75-09-2	Methylene Chloride	0.21	U	1.0	0.21
1634-04-4	MTBE	0.13	U	1.0	0.13
95-47-6	o-Xylene	0.32	U	1.0	0.32
100-42-5	Styrene	0.17	U	1.0	0.17
127-18-4	Tetrachloroethene	0.12	U	1.0	0.12
108-88-3	Toluene	0.25	U	1.0	0.25
156-60-5	trans-1,2-Dichloroethene	0.18	U	1.0	0.18
10061-02-6	trans-1,3-Dichloropropene	0.19	U	1.0	0.19
79-01-6	Trichloroethene	0.22	U	1.0	0.22
75-69-4	Trichlorofluoromethane	0.15	U	1.0	0.15
75-01-4	Vinyl chloride	0.060	U	1.0	0.060

CAS NO.	SURROGATE	%REC	Q	LIMITS
17060-07-0	1,2-Dichloroethane-d4 (Surr)	104		70-130
460-00-4	Bromofluorobenzene	96		70-130
1868-53-7	Dibromofluoromethane (Surr)	103		70-130
2037-26-5	Toluene-d8 (Surr)	102		70-130

FORM I
GC/MS VOA ORGANICS ANALYSIS DATA SHEET
TENTATIVELY IDENTIFIED COMPOUNDS

Lab Name: TestAmerica Edison Job No.: 460-121256-1

SDG No.:

Client Sample ID: MW-505I Lab Sample ID: 460-121256-14

Matrix: Water Lab File ID: A28168.D

Analysis Method: 8260C Date Collected: 09/29/2016 14:40

Sample wt/vol: 5(mL) Date Analyzed: 10/11/2016 13:45

Soil Aliquot Vol: Dilution Factor: 1

Soil Extract Vol.: GC Column: Rtx-624 ID: 0.25(mm)

% Moisture: Level: (low/med) Low

Analysis Batch No.: 396375 Units: ug/L

Number TICs Found: 0 TIC Result Total: 0

CAS NO.	COMPOUND NAME	RT	RESULT	Q	MATCH QUALITY
	Tentatively Identified Compound		None		

TestAmerica Edison
Target Compound Quantitation Report

Data File: \\ChromNA\Edison\ChromData\CVOAMS1\20161011-46723.b\A28168.D
Lims ID: 460-121256-B-14
Client ID: MW-505I
Sample Type: Client
Inject. Date: 11-Oct-2016 13:45:30 ALS Bottle#: 14 Worklist Smp#: 15
Purge Vol: 5.000 mL Dil. Factor: 1.0000
Sample Info: 460-121256-B-14
Misc. Info.: 460-0046723-015
Operator ID: VOA GC/MS1 Instrument ID: CVOAMS1

Method: \\ChromNA\Edison\ChromData\CVOAMS1\20161011-46723.b\8260624W_1.m
Limit Group: VOA - 8260C Water and Solid
Last Update: 11-Oct-2016 16:33:42 Calib Date: 08-Sep-2016 04:26:30
Integrator: RTE ID Type: Deconvolution ID
Quant Method: Internal Standard Quant By: Initial Calibration
Last ICal File: \\ChromNA\Edison\ChromData\CVOAMS1\20160908-45311.b\A26272.D

Column 1 : Rtx-624 (0.25 mm) Det: MS SCAN
Process Host: XAWRK019

First Level Reviewer: starzecm Date: 11-Oct-2016 16:33:42

Compound	Sig	RT (min.)	Exp RT (min.)	Dlt RT (min.)	Q	Response	OnCol Amt ug/l	Flags
19 Acetone	43	3.096	3.102	-0.006	87	24273	33.3	
24 Methyl acetate	43	3.340	3.346	-0.006	99	2897	1.16	
* 28 TBA-d9 (IS)	65	3.462	3.474	-0.012	99	212861	1000.0	
* 39 2-Butanone-d5	46	4.437	4.437	0.000	99	281508	250.0	
49 Chloroform	83	4.700	4.699	0.001	98	4768	0.9772	
50 Cyclohexane	56	4.809	4.809	0.000	95	5858	1.18	
$ 53 Dibromofluoromethane (Surr	113	4.828	4.827	0.001	95	128240	51.7	
$ 59 1,2-Dichloroethane-d4 (Sur	65	5.108	5.108	0.000	98	156717	52.1	
62 1,2-Dichloroethane	62	5.163	5.163	0.000	93	1509	0.4216	
* 64 Fluorobenzene	96	5.315	5.315	0.000	97	469275	50.0	
* 70 1,4-Dioxane-d8	96	5.852	5.852	0.000	92	18473	1000.0	
$ 81 Toluene-d8 (Surr)	98	6.663	6.662	0.001	98	424951	51.1	
* 92 Chlorobenzene-d5	117	7.784	7.784	0.000	89	291298	50.0	
$ 103 4-Bromofluorobenzene	174	8.534	8.528	0.006	88	111300	47.8	
* 119 1,4-Dichlorobenzene-d4	152	9.193	9.180	0.013	98	159446	50.0	

Reagents:

8260ISNEW_00085 Amount Added: 1.00 Units: uL Run Reagent
8260SURR250_00140 Amount Added: 1.00 Units: uL Run Reagent

Report Date: 11-Oct-2016 16:33:43 Chrom Revision: 2.2 08-Sep-2016 14:45:52

TestAmerica Edison

Data File: \\ChromNA\Edison\ChromData\CVOAMS1\20161011-46723.b\A28168.D

Injection Date:	11-Oct-2016 13:45:30	Instrument ID:	CVOAMS1	Operator ID:	VOA GC/MS1
Lims ID:	460-121256-B-14	Lab Sample ID:	460-121256-14	Worklist Smp#:	15
Client ID:	MW-505I				
Purge Vol:	5.000 mL	Dil. Factor:	1.0000	ALS Bottle#:	14
Method:	8260624W_1	Limit Group:	VOA - 8260C Water and Solid		

Column: Rtx-624 (0.25 mm)

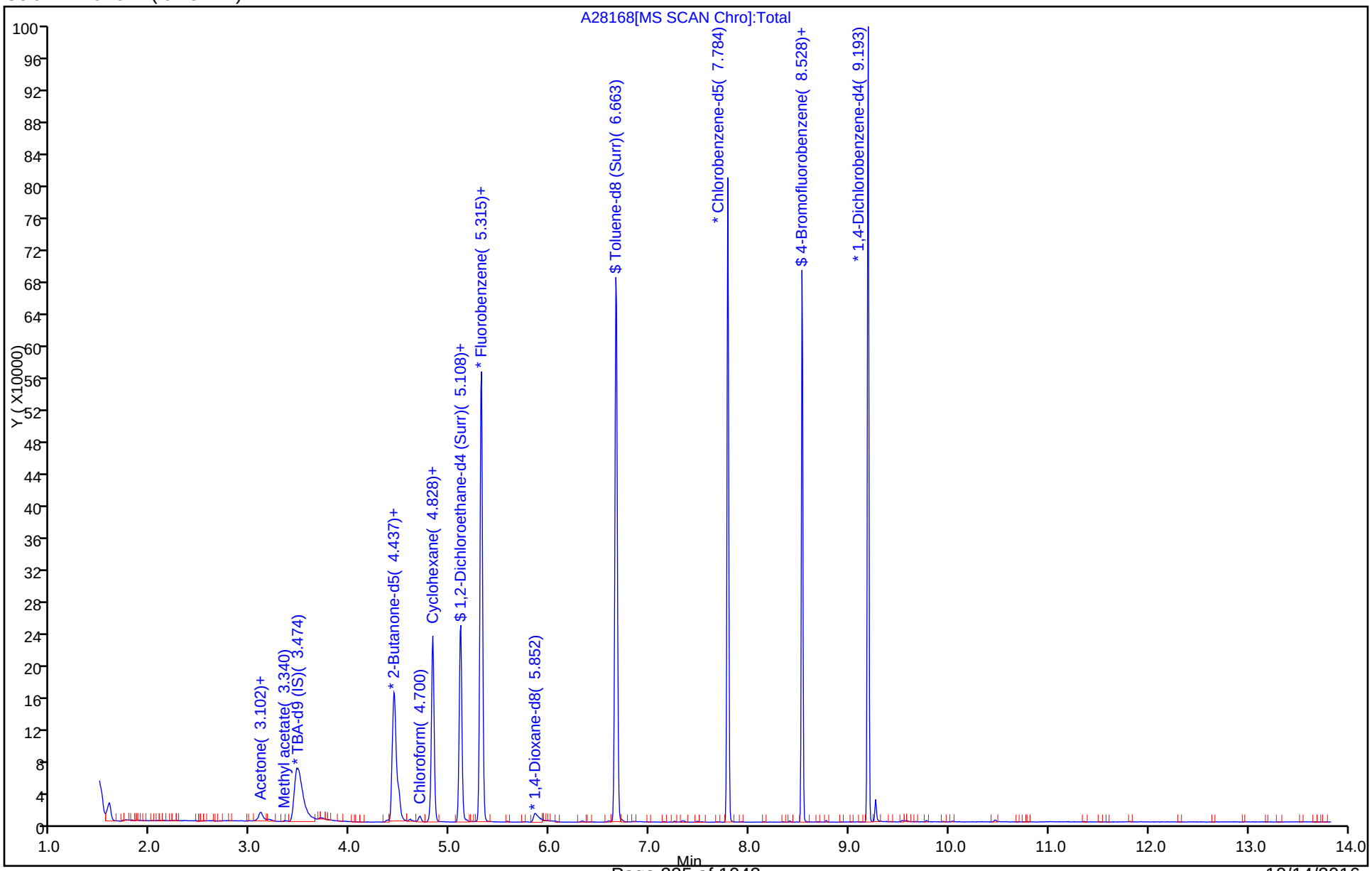

Report Date: 11-Oct-2016 16:33:43 Chrom Revision: 2.2 08-Sep-2016 14:45:52

TestAmerica Edison

Data File:	\\ChromNA\Edison\ChromData\CVOAMS1\20161011-46723.b\A28168.D				
Injection Date:	11-Oct-2016 13:45:30	Instrument ID:	CVOAMS1		
Lims ID:	460-121256-B-14	Lab Sample ID:	460-121256-14		
Client ID:	MW-505I				
Operator ID:	VOA GC/MS1	ALS Bottle#:	14	Worklist Smp#:	15
Purge Vol:	5.000 mL	Dil. Factor:	1.0000		
Method:	8260624W_1	Limit Group:	VOA - 8260C Water and Solid		
Column:	Rtx-624 (0.25 mm)	Detector	MS SCAN		

62 1,2-Dichloroethane, CAS: 107-06-2

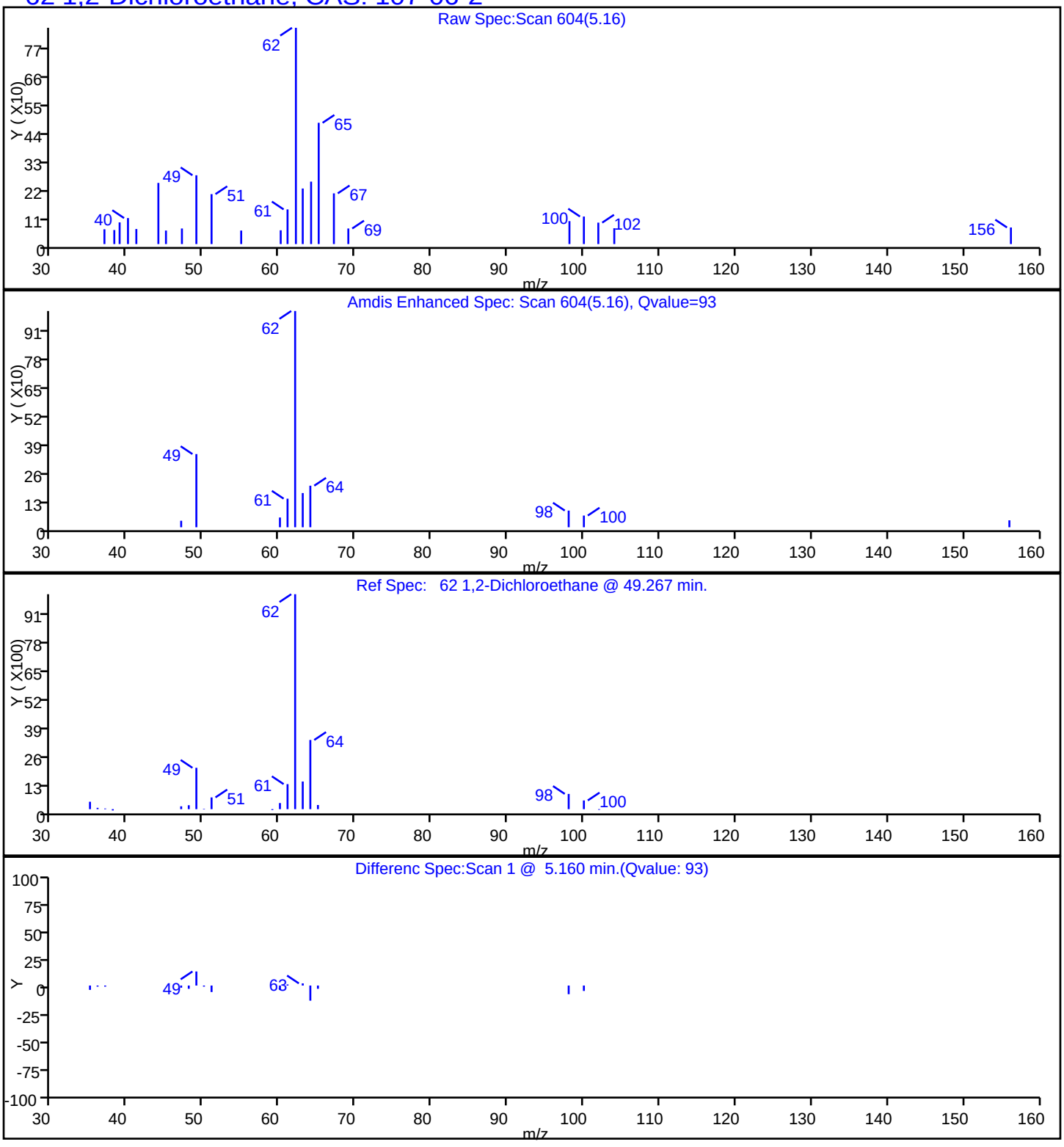

TestAmerica Edison

Data File:	\\ChromNA\Edison\ChromData\CVOAMS1\20161011-46723.b\A28168.D		
Injection Date:	11-Oct-2016 13:45:30	Instrument ID:	CVOAMS1
Lims ID:	460-121256-B-14	Lab Sample ID:	460-121256-14
Client ID:	MW-505I		
Operator ID:	VOA GC/MS1	ALS Bottle#:	14 Worklist Smp#: 15
Purge Vol:	5.000 mL	Dil. Factor:	1.0000
Method:	8260624W_1	Limit Group:	VOA - 8260C Water and Solid
Column:	Rtx-624 (0.25 mm)	Detector	MS SCAN

19 Acetone, CAS: 67-64-1

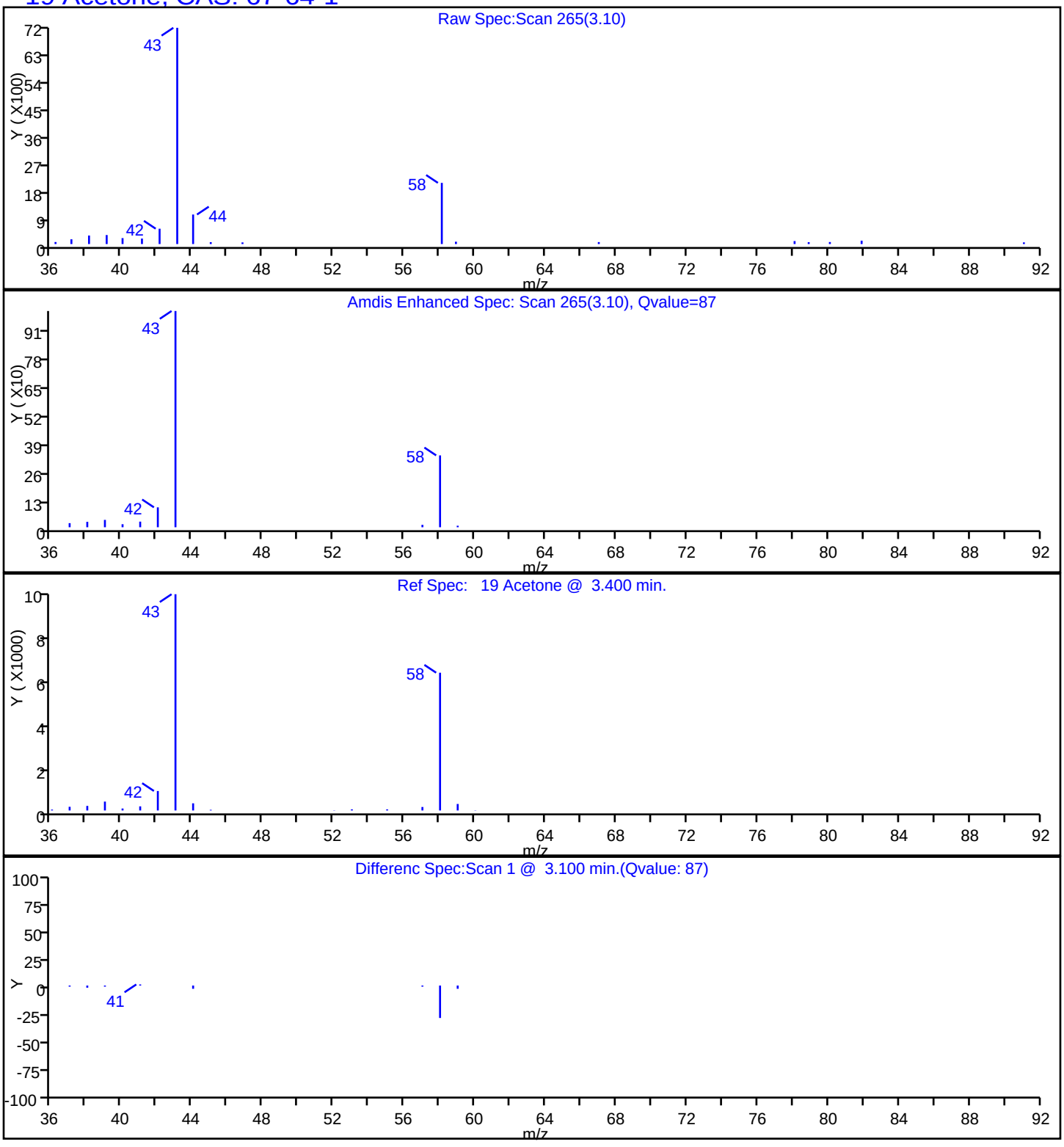

TestAmerica Edison

Data File:	\\ChromNA\Edison\ChromData\CVOAMS1\20161011-46723.b\A28168.D				
Injection Date:	11-Oct-2016 13:45:30	Instrument ID:	CVOAMS1		
Lims ID:	460-121256-B-14	Lab Sample ID:	460-121256-14		
Client ID:	MW-505I				
Operator ID:	VOA GC/MS1	ALS Bottle#:	14	Worklist Smp#:	15
Purge Vol:	5.000 mL	Dil. Factor:	1.0000		
Method:	8260624W_1	Limit Group:	VOA - 8260C Water and Solid		
Column:	Rtx-624 (0.25 mm)	Detector	MS SCAN		

49 Chloroform, CAS: 67-66-3

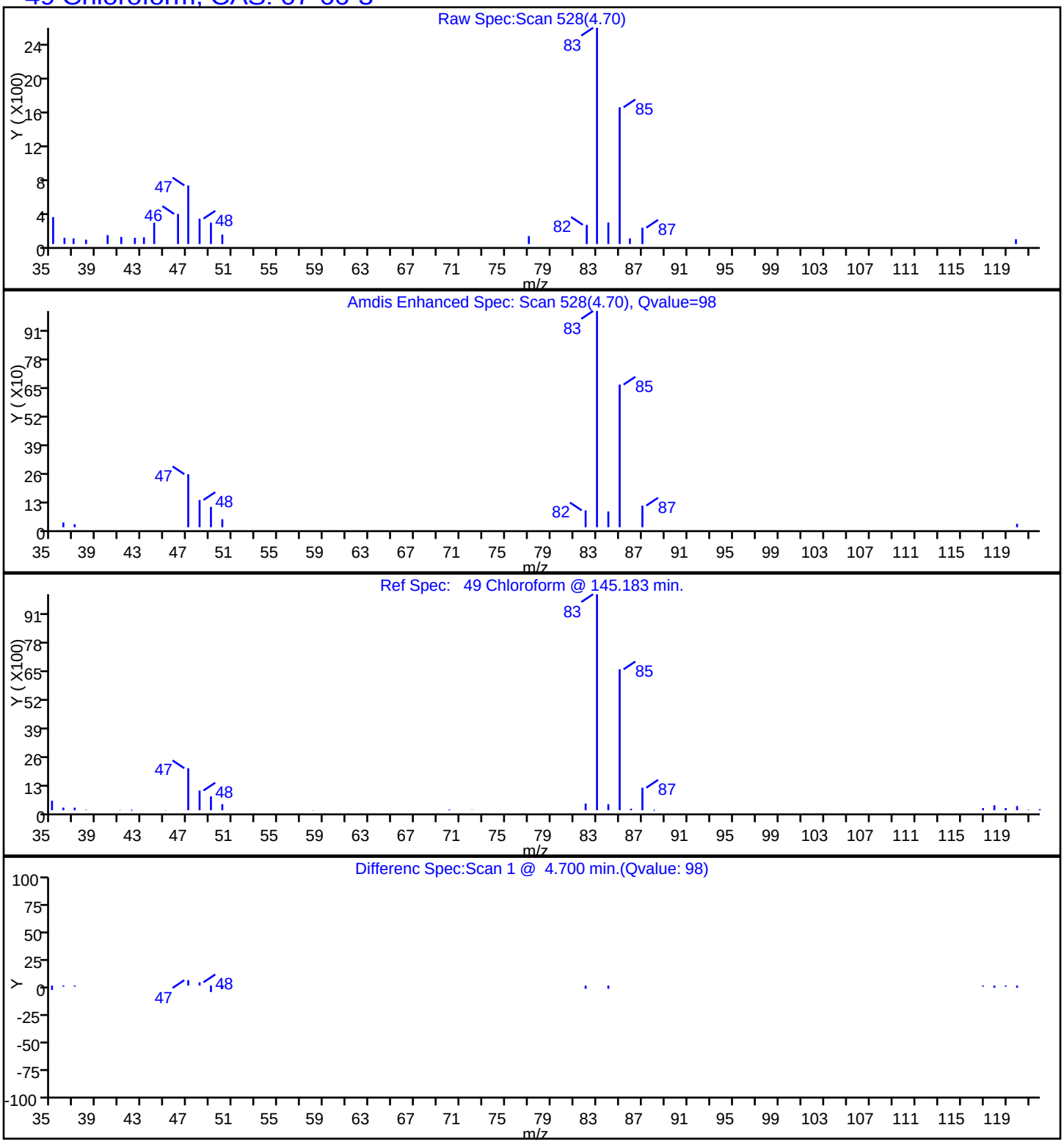

TestAmerica Edison

Data File:	\\ChromNA\Edison\ChromData\CVOAMS1\20161011-46723.b\A28168.D				
Injection Date:	11-Oct-2016 13:45:30	Instrument ID:	CVOAMS1		
Lims ID:	460-121256-B-14	Lab Sample ID:	460-121256-14		
Client ID:	MW-505I				
Operator ID:	VOA GC/MS1	ALS Bottle#:	14	Worklist Smp#:	15
Purge Vol:	5.000 mL	Dil. Factor:	1.0000		
Method:	8260624W_1	Limit Group:	VOA - 8260C Water and Solid		
Column:	Rtx-624 (0.25 mm)	Detector	MS SCAN		

50 Cyclohexane, CAS: 110-82-7

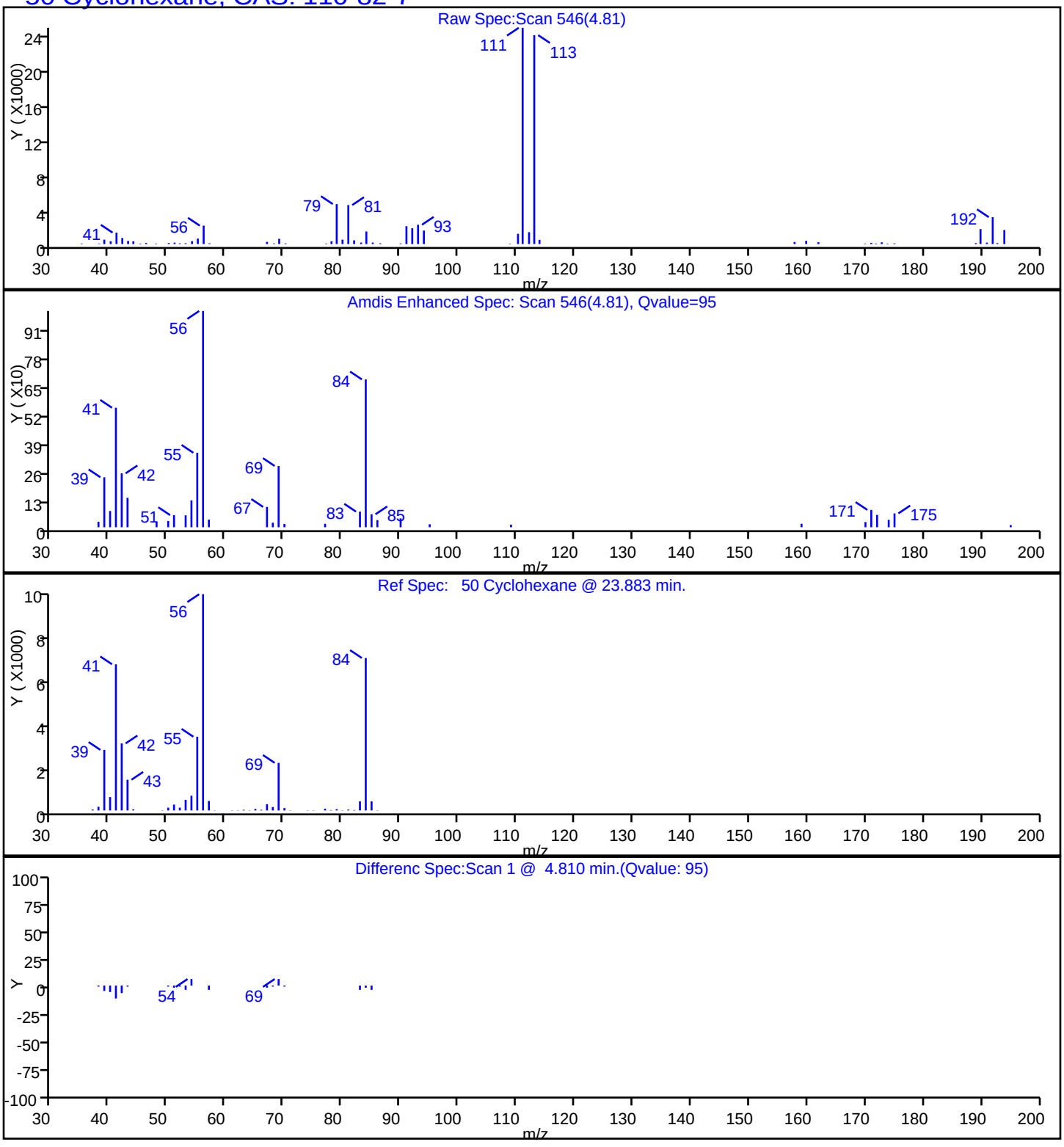

TestAmerica Edison

Data File:	\\ChromNA\Edison\ChromData\CVOAMS1\20161011-46723.b\A28168.D				
Injection Date:	11-Oct-2016 13:45:30	Instrument ID:	CVOAMS1		
Lims ID:	460-121256-B-14	Lab Sample ID:	460-121256-14		
Client ID:	MW-505I				
Operator ID:	VOA GC/MS1	ALS Bottle#:	14	Worklist Smp#:	15
Purge Vol:	5.000 mL	Dil. Factor:	1.0000		
Method:	8260624W_1	Limit Group:	VOA - 8260C Water and Solid		
Column:	Rtx-624 (0.25 mm)	Detector	MS SCAN		

24 Methyl acetate, CAS: 79-20-9

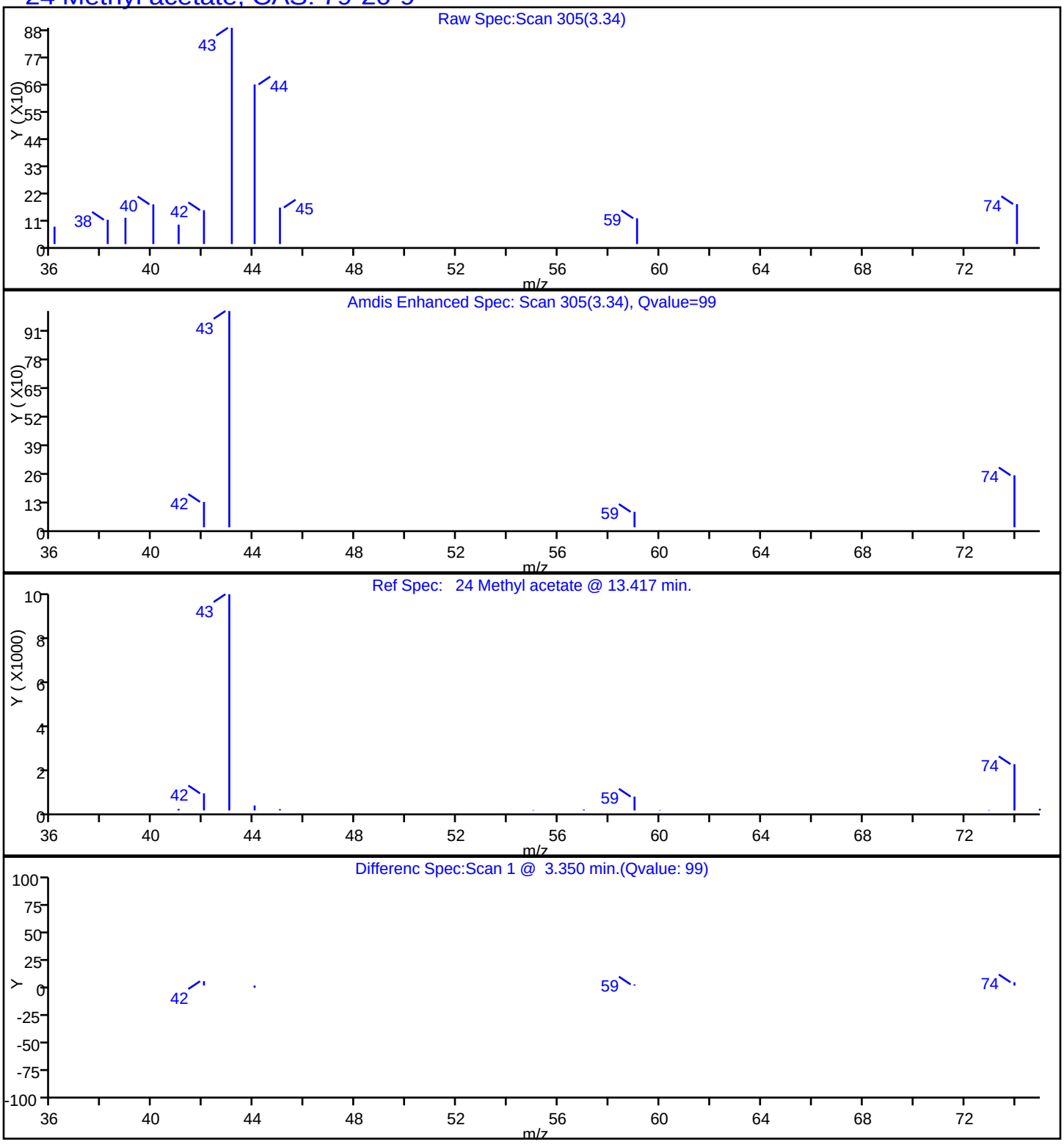

FORM I
GC/MS VOA ORGANICS ANALYSIS DATA SHEET

Lab Name: TestAmerica Edison | Job No.: 460-121256-1

SDG No.:

Client Sample ID: MW-506S | Lab Sample ID: 460-121256-15

Matrix: Water | Lab File ID: A28169.D

Analysis Method: 8260C | Date Collected: 09/29/2016 09:30

Sample wt/vol: 5(mL) | Date Analyzed: 10/11/2016 14:06

Soil Aliquot Vol: | Dilution Factor: 1

Soil Extract Vol.: | GC Column: Rtx-624 ID: 0.25(mm)

% Moisture: | Level: (low/med) Low

Analysis Batch No.: 396375 | Units: ug/L

CAS NO.	COMPOUND NAME	RESULT	Q	RL	MDL
71-55-6	1,1,1-Trichloroethane	0.28	U	1.0	0.28
79-34-5	1,1,2,2-Tetrachloroethane	0.19	U	1.0	0.19
79-00-5	1,1,2-Trichloroethane	0.080	U	1.0	0.080
75-34-3	1,1-Dichloroethane	0.24	U	1.0	0.24
75-35-4	1,1-Dichloroethene	0.34	U	1.0	0.34
87-61-6	1,2,3-Trichlorobenzene	0.35	U	1.0	0.35
120-82-1	1,2,4-Trichlorobenzene	0.27	U	1.0	0.27
96-12-8	1,2-Dibromo-3-Chloropropane	0.23	U	1.0	0.23
106-93-4	1,2-Dibromoethane	0.19	U	1.0	0.19
95-50-1	1,2-Dichlorobenzene	0.22	U	1.0	0.22
107-06-2	1,2-Dichloroethane	0.25	U	1.0	0.25
78-87-5	1,2-Dichloropropane	0.18	U	1.0	0.18
541-73-1	1,3-Dichlorobenzene	0.33	U	1.0	0.33
106-46-7	1,4-Dichlorobenzene	0.33	U	1.0	0.33
123-91-1	1,4-Dioxane	8.7	U	50	8.7
78-93-3	2-Butanone	2.2	U	5.0	2.2
591-78-6	2-Hexanone	0.72	U	5.0	0.72
108-10-1	4-Methyl-2-pentanone	0.63	U	5.0	0.63
67-64-1	Acetone	5.7		5.0	1.1
71-43-2	Benzene	0.090	U	1.0	0.090
74-97-5	Bromochloromethane	0.30	U	1.0	0.30
75-27-4	Bromodichloromethane	0.15	U	1.0	0.15
75-25-2	Bromoform	0.18	U *	1.0	0.18
74-83-9	Bromomethane	0.18	U	1.0	0.18
75-15-0	Carbon disulfide	0.22	U	1.0	0.22
56-23-5	Carbon tetrachloride	0.33	U	1.0	0.33
108-90-7	Chlorobenzene	0.24	U	1.0	0.24
75-00-3	Chloroethane	0.37	U	1.0	0.37
67-66-3	Chloroform	0.44	J	1.0	0.22
74-87-3	Chloromethane	0.22	U	1.0	0.22
156-59-2	cis-1,2-Dichloroethene	0.26	U	1.0	0.26
10061-01-5	cis-1,3-Dichloropropene	0.16	U	1.0	0.16
110-82-7	Cyclohexane	0.26	U	1.0	0.26
124-48-1	Dibromochloromethane	0.22	U	1.0	0.22
75-71-8	Dichlorodifluoromethane	0.14	U	1.0	0.14
100-41-4	Ethylbenzene	0.30	U	1.0	0.30

FORM I
GC/MS VOA ORGANICS ANALYSIS DATA SHEET

Lab Name: TestAmerica Edison | Job No.: 460-121256-1

SDG No.:

Client Sample ID: MW-506S | Lab Sample ID: 460-121256-15

Matrix: Water | Lab File ID: A28169.D

Analysis Method: 8260C | Date Collected: 09/29/2016 09:30

Sample wt/vol: 5(mL) | Date Analyzed: 10/11/2016 14:06

Soil Aliquot Vol: | Dilution Factor: 1

Soil Extract Vol.: | GC Column: Rtx-624 ID: 0.25(mm)

% Moisture: | Level: (low/med) Low

Analysis Batch No.: 396375 | Units: ug/L

CAS NO.	COMPOUND NAME	RESULT	Q	RL	MDL
76-13-1	Freon TF	0.34	U	1.0	0.34
98-82-8	Isopropylbenzene	0.32	U	1.0	0.32
179601-23-1	m&p-Xylene	0.28	U	1.0	0.28
79-20-9	Methyl acetate	0.92	J	5.0	0.58
108-87-2	Methylcyclohexane	0.22	U	1.0	0.22
75-09-2	Methylene Chloride	0.21	U	1.0	0.21
1634-04-4	MTBE	0.13	U	1.0	0.13
95-47-6	o-Xylene	0.32	U	1.0	0.32
100-42-5	Styrene	0.17	U	1.0	0.17
127-18-4	Tetrachloroethene	0.12	U	1.0	0.12
108-88-3	Toluene	0.25	U	1.0	0.25
156-60-5	trans-1,2-Dichloroethene	0.18	U	1.0	0.18
10061-02-6	trans-1,3-Dichloropropene	0.19	U	1.0	0.19
79-01-6	Trichloroethene	0.22	U	1.0	0.22
75-69-4	Trichlorofluoromethane	0.15	U	1.0	0.15
75-01-4	Vinyl chloride	0.060	U	1.0	0.060

CAS NO.	SURROGATE	%REC	Q	LIMITS
17060-07-0	1,2-Dichloroethane-d4 (Surr)	101		70-130
460-00-4	Bromofluorobenzene	93		70-130
1868-53-7	Dibromofluoromethane (Surr)	102		70-130
2037-26-5	Toluene-d8 (Surr)	101		70-130

FORM I
GC/MS VOA ORGANICS ANALYSIS DATA SHEET
TENTATIVELY IDENTIFIED COMPOUNDS

Lab Name: TestAmerica Edison Job No.: 460-121256-1

SDG No.:

Client Sample ID: MW-506S Lab Sample ID: 460-121256-15

Matrix: Water Lab File ID: A28169.D

Analysis Method: 8260C Date Collected: 09/29/2016 09:30

Sample wt/vol: 5(mL) Date Analyzed: 10/11/2016 14:06

Soil Aliquot Vol: Dilution Factor: 1

Soil Extract Vol.: GC Column: Rtx-624 ID: 0.25(mm)

% Moisture: Level: (low/med) Low

Analysis Batch No.: 396375 Units: ug/L

Number TICs Found: 0 TIC Result Total: 0

CAS NO.	COMPOUND NAME	RT	RESULT	Q	MATCH QUALITY
	Tentatively Identified Compound		None		

TestAmerica Edison
Target Compound Quantitation Report

Data File: \\ChromNA\Edison\ChromData\CVOAMS1\20161011-46723.b\A28169.D
Lims ID: 460-121256-B-15
Client ID: MW-506S
Sample Type: Client
Inject. Date: 11-Oct-2016 14:06:30 ALS Bottle#: 15 Worklist Smp#: 16
Purge Vol: 5.000 mL Dil. Factor: 1.0000
Sample Info: 460-121256-B-15
Misc. Info.: 460-0046723-016
Operator ID: VOA GC/MS1 Instrument ID: CVOAMS1

Method: \\ChromNA\Edison\ChromData\CVOAMS1\20161011-46723.b\8260624W_1.m
Limit Group: VOA - 8260C Water and Solid
Last Update: 11-Oct-2016 16:34:22 Calib Date: 08-Sep-2016 04:26:30
Integrator: RTE ID Type: Deconvolution ID
Quant Method: Internal Standard Quant By: Initial Calibration
Last ICal File: \\ChromNA\Edison\ChromData\CVOAMS1\20160908-45311.b\A26272.D

Column 1 : Rtx-624 (0.25 mm) Det: MS SCAN
Process Host: XAWRK019

First Level Reviewer: starzecm Date: 11-Oct-2016 16:34:22

Compound	Sig	RT (min.)	Exp RT (min.)	Dlt RT (min.)	Q	Response	OnCol Amt ug/l	Flags
19 Acetone	43	3.102	3.102	0.000	84	4014	5.73	
24 Methyl acetate	43	3.346	3.346	0.000	99	2316	0.9225	
* 28 TBA-d9 (IS)	65	3.468	3.474	-0.006	100	205593	1000.0	
* 39 2-Butanone-d5	46	4.437	4.437	0.000	99	270249	250.0	
49 Chloroform	83	4.699	4.699	0.000	95	2148	0.4366	
$ 53 Dibromofluoromethane (Surr	113	4.828	4.827	0.001	95	127402	50.9	
$ 59 1,2-Dichloroethane-d4 (Sur	65	5.108	5.108	0.000	98	153223	50.5	
* 64 Fluorobenzene	96	5.315	5.315	0.000	98	473173	50.0	
* 70 1,4-Dioxane-d8	96	5.846	5.852	-0.006	96	16789	1000.0	
$ 81 Toluene-d8 (Surr)	98	6.663	6.662	0.000	98	426324	50.7	
* 92 Chlorobenzene-d5	117	7.784	7.784	0.000	89	294360	50.0	
$ 103 4-Bromofluorobenzene	174	8.534	8.528	0.006	87	109906	46.7	
* 119 1,4-Dichlorobenzene-d4	152	9.199	9.180	0.019	98	157213	50.0	

Reagents:

8260ISNEW_00085	Amount Added:	1.00	Units: uL	Run Reagent
8260SURR250_00140	Amount Added:	1.00	Units: uL	Run Reagent

Report Date: 11-Oct-2016 16:34:23 Chrom Revision: 2.2 08-Sep-2016 14:45:52

TestAmerica Edison

Data File: \\ChromNA\Edison\ChromData\CVOAMS1\20161011-46723.b\A28169.D

Injection Date:	11-Oct-2016 14:06:30	Instrument ID:	CVOAMS1	Operator ID:	VOA GC/MS1
Lims ID:	460-121256-B-15	Lab Sample ID:	460-121256-15	Worklist Smp#:	16
Client ID:	MW-506S				
Purge Vol:	5.000 mL	Dil. Factor:	1.0000	ALS Bottle#:	15
Method:	8260624W_1	Limit Group:	VOA - 8260C Water and Solid		

Column: Rtx-624 (0.25 mm)

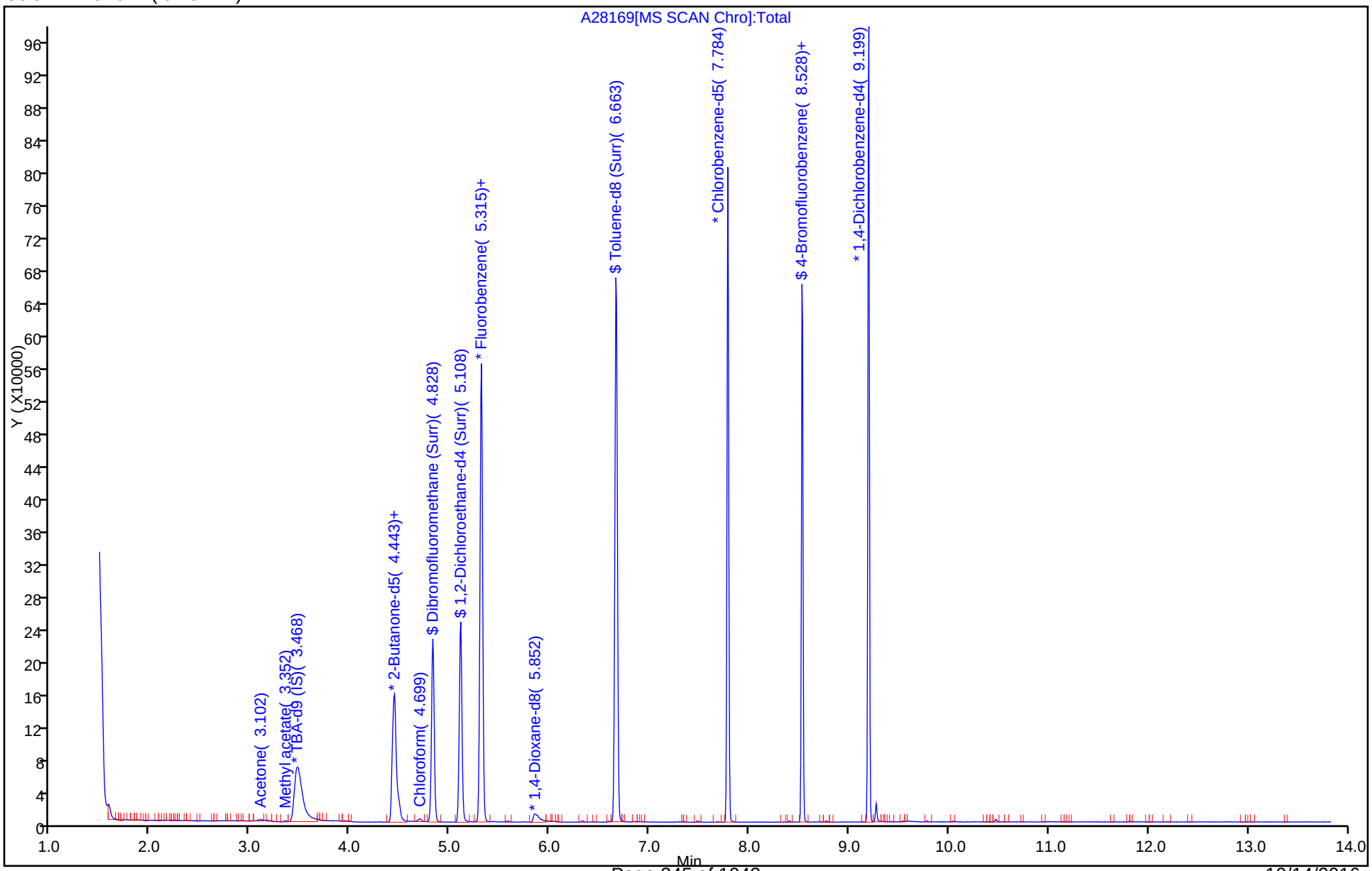

TestAmerica Edison

Data File:	\\ChromNA\Edison\ChromData\CVOAMS1\20161011-46723.b\A28169.D		
Injection Date:	11-Oct-2016 14:06:30	Instrument ID:	CVOAMS1
Lims ID:	460-121256-B-15	Lab Sample ID:	460-121256-15
Client ID:	MW-506S		
Operator ID:	VOA GC/MS1	ALS Bottle#:	15 Worklist Smp#: 16
Purge Vol:	5.000 mL	Dil. Factor:	1.0000
Method:	8260624W_1	Limit Group:	VOA - 8260C Water and Solid
Column:	Rtx-624 (0.25 mm)	Detector	MS SCAN

19 Acetone, CAS: 67-64-1

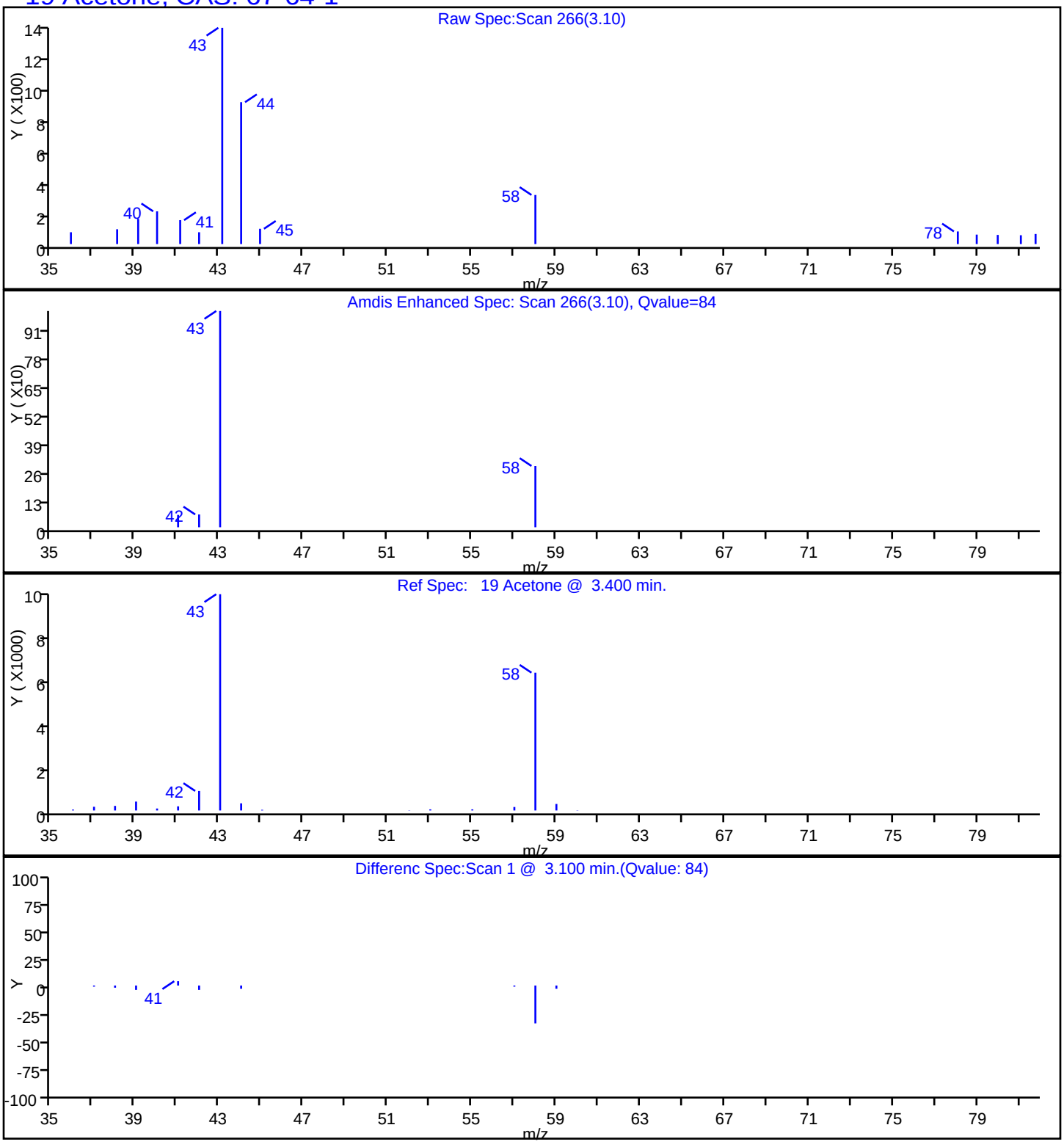

TestAmerica Edison

Data File:	\\ChromNA\Edison\ChromData\CVOAMS1\20161011-46723.b\A28169.D				
Injection Date:	11-Oct-2016 14:06:30	Instrument ID:	CVOAMS1		
Lims ID:	460-121256-B-15	Lab Sample ID:	460-121256-15		
Client ID:	MW-506S				
Operator ID:	VOA GC/MS1	ALS Bottle#:	15	Worklist Smp#:	16
Purge Vol:	5.000 mL	Dil. Factor:	1.0000		
Method:	8260624W_1	Limit Group:	VOA - 8260C Water and Solid		
Column:	Rtx-624 (0.25 mm)	Detector	MS SCAN		

49 Chloroform, CAS: 67-66-3

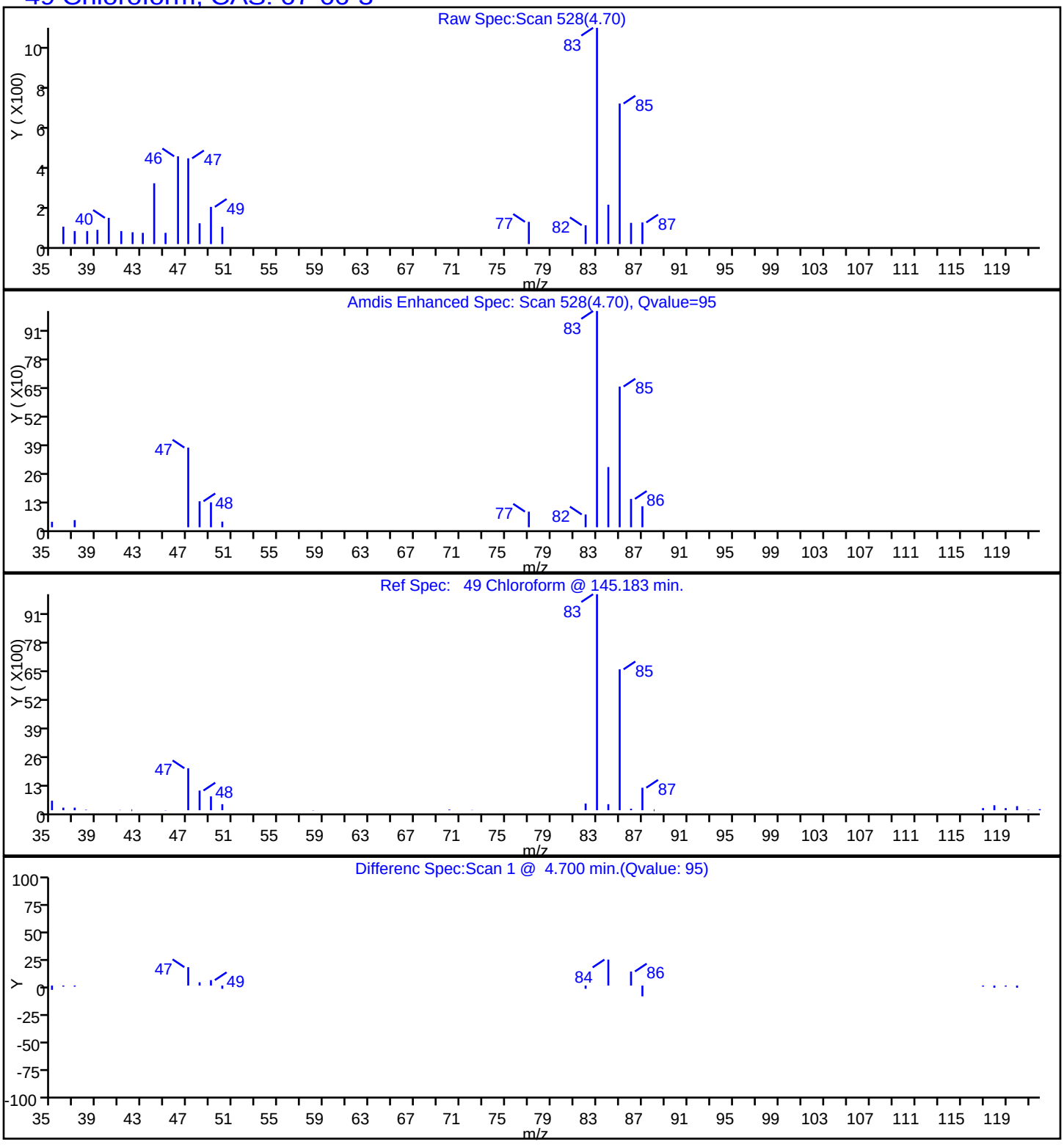

TestAmerica Edison

Data File:	\\ChromNA\Edison\ChromData\CVOAMS1\20161011-46723.b\A28169.D				
Injection Date:	11-Oct-2016 14:06:30	Instrument ID:	CVOAMS1		
Lims ID:	460-121256-B-15	Lab Sample ID:	460-121256-15		
Client ID:	MW-506S				
Operator ID:	VOA GC/MS1	ALS Bottle#:	15	Worklist Smp#:	16
Purge Vol:	5.000 mL	Dil. Factor:	1.0000		
Method:	8260624W_1	Limit Group:	VOA - 8260C Water and Solid		
Column:	Rtx-624 (0.25 mm)	Detector	MS SCAN		

24 Methyl acetate, CAS: 79-20-9

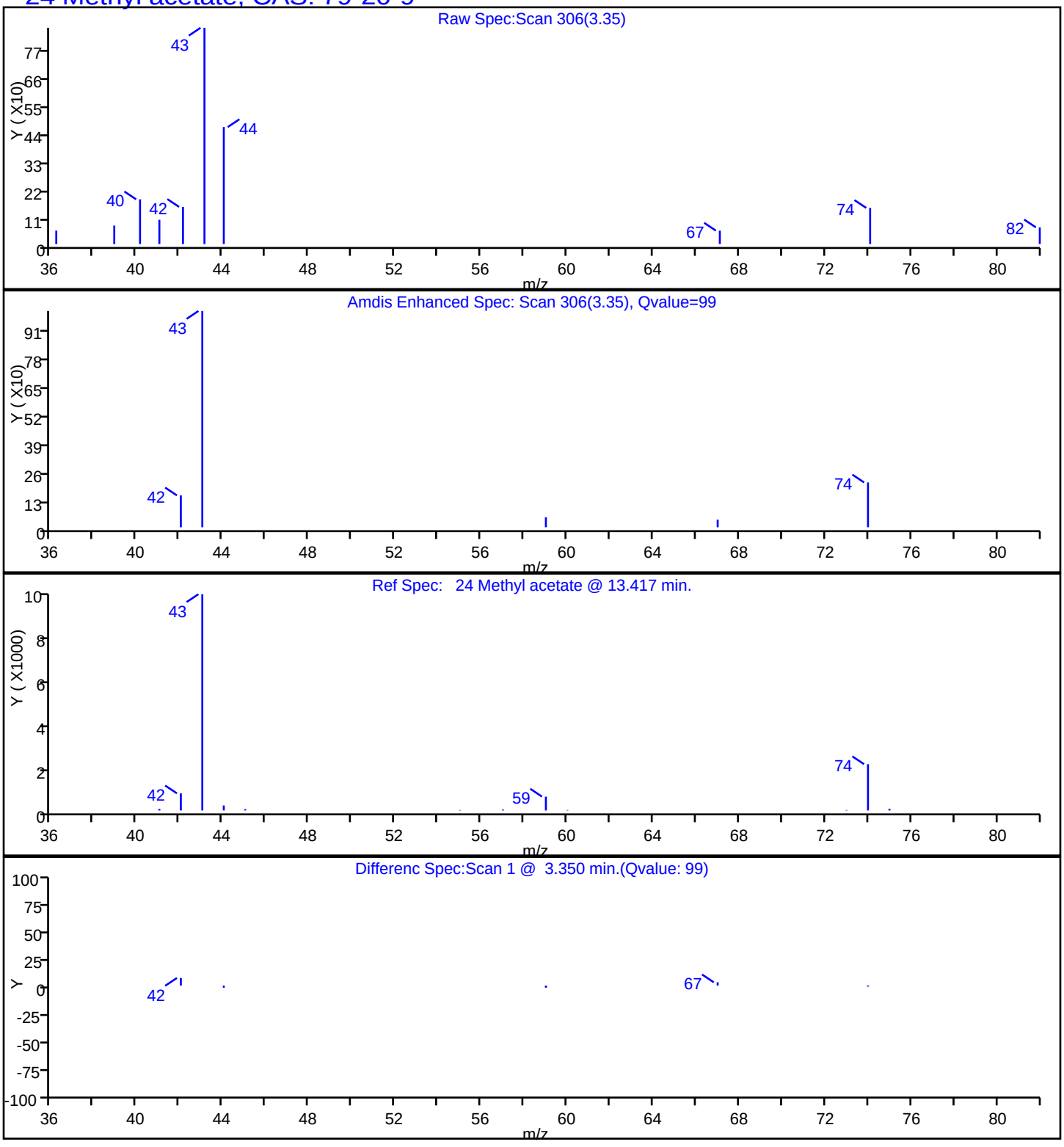

FORM I
GC/MS VOA ORGANICS ANALYSIS DATA SHEET

Lab Name: TestAmerica Edison | Job No.: 460-121256-1

SDG No.:

Client Sample ID: MW-506I | Lab Sample ID: 460-121256-16

Matrix: Water | Lab File ID: A28198.D

Analysis Method: 8260C | Date Collected: 09/29/2016 13:15

Sample wt/vol: 5(mL) | Date Analyzed: 10/12/2016 00:35

Soil Aliquot Vol: | Dilution Factor: 1

Soil Extract Vol.: | GC Column: Rtx-624 ID: 0.25(mm)

% Moisture: | Level: (low/med) Low

Analysis Batch No.: 396528 | Units: ug/L

CAS NO.	COMPOUND NAME	RESULT	Q	RL	MDL
71-55-6	1,1,1-Trichloroethane	0.28	U	1.0	0.28
79-34-5	1,1,2,2-Tetrachloroethane	0.19	U	1.0	0.19
79-00-5	1,1,2-Trichloroethane	0.080	U	1.0	0.080
75-34-3	1,1-Dichloroethane	0.24	U	1.0	0.24
75-35-4	1,1-Dichloroethene	0.34	U	1.0	0.34
87-61-6	1,2,3-Trichlorobenzene	0.35	U	1.0	0.35
120-82-1	1,2,4-Trichlorobenzene	0.27	U	1.0	0.27
96-12-8	1,2-Dibromo-3-Chloropropane	0.23	U	1.0	0.23
106-93-4	1,2-Dibromoethane	0.19	U	1.0	0.19
95-50-1	1,2-Dichlorobenzene	0.22	U	1.0	0.22
107-06-2	1,2-Dichloroethane	0.72	J	1.0	0.25
78-87-5	1,2-Dichloropropane	0.18	U	1.0	0.18
541-73-1	1,3-Dichlorobenzene	0.33	U	1.0	0.33
106-46-7	1,4-Dichlorobenzene	0.33	U	1.0	0.33
123-91-1	1,4-Dioxane	8.7	U	50	8.7
78-93-3	2-Butanone	2.2	U	5.0	2.2
591-78-6	2-Hexanone	0.72	U	5.0	0.72
108-10-1	4-Methyl-2-pentanone	0.63	U	5.0	0.63
67-64-1	Acetone	9.7		5.0	1.1
71-43-2	Benzene	0.090	U	1.0	0.090
74-97-5	Bromochloromethane	0.30	U	1.0	0.30
75-27-4	Bromodichloromethane	0.15	U	1.0	0.15
75-25-2	Bromoform	0.18	U *	1.0	0.18
74-83-9	Bromomethane	0.18	U	1.0	0.18
75-15-0	Carbon disulfide	0.22	U	1.0	0.22
56-23-5	Carbon tetrachloride	0.33	U	1.0	0.33
108-90-7	Chlorobenzene	0.24	U	1.0	0.24
75-00-3	Chloroethane	0.37	U	1.0	0.37
67-66-3	Chloroform	0.68	J	1.0	0.22
74-87-3	Chloromethane	0.22	U	1.0	0.22
156-59-2	cis-1,2-Dichloroethene	0.26	U	1.0	0.26
10061-01-5	cis-1,3-Dichloropropene	0.16	U	1.0	0.16
110-82-7	Cyclohexane	2.9		1.0	0.26
124-48-1	Dibromochloromethane	0.22	U	1.0	0.22
75-71-8	Dichlorodifluoromethane	0.14	U	1.0	0.14
100-41-4	Ethylbenzene	0.30	U	1.0	0.30

FORM I
GC/MS VOA ORGANICS ANALYSIS DATA SHEET

Lab Name: TestAmerica Edison | Job No.: 460-121256-1

SDG No.:

Client Sample ID: MW-506I | Lab Sample ID: 460-121256-16

Matrix: Water | Lab File ID: A28198.D

Analysis Method: 8260C | Date Collected: 09/29/2016 13:15

Sample wt/vol: 5(mL) | Date Analyzed: 10/12/2016 00:35

Soil Aliquot Vol: | Dilution Factor: 1

Soil Extract Vol.: | GC Column: Rtx-624 ID: 0.25(mm)

% Moisture: | Level: (low/med) Low

Analysis Batch No.: 396528 | Units: ug/L

CAS NO.	COMPOUND NAME	RESULT	Q	RL	MDL
76-13-1	Freon TF	0.34	U	1.0	0.34
98-82-8	Isopropylbenzene	0.32	U	1.0	0.32
179601-23-1	m&p-Xylene	0.28	U	1.0	0.28
79-20-9	Methyl acetate	1.1	J	5.0	0.58
108-87-2	Methylcyclohexane	0.22	U	1.0	0.22
75-09-2	Methylene Chloride	0.21	U	1.0	0.21
1634-04-4	MTBE	0.13	U	1.0	0.13
95-47-6	o-Xylene	0.32	U	1.0	0.32
100-42-5	Styrene	0.17	U	1.0	0.17
127-18-4	Tetrachloroethene	0.13	J	1.0	0.12
108-88-3	Toluene	0.25	U	1.0	0.25
156-60-5	trans-1,2-Dichloroethene	0.18	U	1.0	0.18
10061-02-6	trans-1,3-Dichloropropene	0.19	U	1.0	0.19
79-01-6	Trichloroethene	0.47	J	1.0	0.22
75-69-4	Trichlorofluoromethane	0.15	U	1.0	0.15
75-01-4	Vinyl chloride	0.060	U	1.0	0.060

CAS NO.	SURROGATE	%REC	Q	LIMITS
17060-07-0	1,2-Dichloroethane-d4 (Surr)	101		70-130
460-00-4	Bromofluorobenzene	96		70-130
1868-53-7	Dibromofluoromethane (Surr)	103		70-130
2037-26-5	Toluene-d8 (Surr)	101		70-130

FORM I
GC/MS VOA ORGANICS ANALYSIS DATA SHEET
TENTATIVELY IDENTIFIED COMPOUNDS

Lab Name: TestAmerica Edison Job No.: 460-121256-1

SDG No.:

Client Sample ID: MW-506I Lab Sample ID: 460-121256-16

Matrix: Water Lab File ID: A28198.D

Analysis Method: 8260C Date Collected: 09/29/2016 13:15

Sample wt/vol: 5(mL) Date Analyzed: 10/12/2016 00:35

Soil Aliquot Vol: Dilution Factor: 1

Soil Extract Vol.: GC Column: Rtx-624 ID: 0.25(mm)

% Moisture: Level: (low/med) Low

Analysis Batch No.: 396528 Units: ug/L

Number TICs Found: 0 TIC Result Total: 0

CAS NO.	COMPOUND NAME	RT	RESULT	Q	MATCH QUALITY
	Tentatively Identified Compound		None		

TestAmerica Edison
Target Compound Quantitation Report

Data File: \\ChromNA\Edison\ChromData\CVOAMS1\20161011-46753.b\A28198.D
Lims ID: 460-121256-B-16
Client ID: MW-506I
Sample Type: Client
Inject. Date: 12-Oct-2016 00:35:30 ALS Bottle#: 12 Worklist Smp#: 13
Purge Vol: 5.000 mL Dil. Factor: 1.0000
Sample Info: 460-121256-B-16
Misc. Info.: 460-0046753-013
Operator ID: VOA GC/MS1 Instrument ID: CVOAMS1

Method: \\ChromNA\Edison\ChromData\CVOAMS1\20161011-46753.b\8260624W_1.m
Limit Group: VOA - 8260C Water and Solid
Last Update: 12-Oct-2016 09:44:17 Calib Date: 08-Sep-2016 04:26:30
Integrator: RTE ID Type: Deconvolution ID
Quant Method: Internal Standard Quant By: Initial Calibration
Last ICal File: \\ChromNA\Edison\ChromData\CVOAMS1\20160908-45311.b\A26272.D

Column 1 : Rtx-624 (0.25 mm) Det: MS SCAN
Process Host: XAWRK018

First Level Reviewer: moroneyc Date: 12-Oct-2016 09:35:40

Compound	Sig	RT (min.)	Exp RT (min.)	Dlt RT (min.)	Q	Response	OnCol Amt ug/l	Flags
19 Acetone	43	3.090	3.102	-0.012	87	6493	9.75	
24 Methyl acetate	43	3.340	3.352	-0.012	97	2500	1.07	
* 28 TBA-d9 (IS)	65	3.456	3.468	-0.012	100	203929	1000.0	
* 39 2-Butanone-d5	46	4.431	4.444	-0.013	99	257137	250.0	
49 Chloroform	83	4.693	4.700	-0.007	96	3135	0.6841	
50 Cyclohexane	56	4.803	4.809	-0.006	97	13494	2.89	
$ 53 Dibromofluoromethane (Surr	113	4.821	4.828	-0.007	95	119749	51.4	
$ 59 1,2-Dichloroethane-d4 (Sur	65	5.102	5.108	-0.006	98	142906	50.6	
62 1,2-Dichloroethane	62	5.163	5.163	0.000	92	2410	0.7169	
* 64 Fluorobenzene	96	5.309	5.315	-0.006	98	440723	50.0	
66 Trichloroethene	95	5.583	5.578	0.005	91	1123	0.4688	
* 70 1,4-Dioxane-d8	96	5.846	5.858	-0.012	95	17525	1000.0	
$ 81 Toluene-d8 (Surr)	98	6.662	6.669	-0.007	98	403358	50.3	
86 Tetrachloroethene	166	7.144	7.144	0.000	93	263	0.1349	
* 92 Chlorobenzene-d5	117	7.784	7.784	0.000	89	280936	50.0	
$ 103 4-Bromofluorobenzene	174	8.522	8.528	-0.006	83	107692	48.0	
* 119 1,4-Dichlorobenzene-d4	152	9.174	9.181	-0.006	98	154898	50.0	

Reagents:

8260ISNEW_00085	Amount Added:	1.00	Units: uL	Run Reagent
8260SURR250_00140	Amount Added:	1.00	Units: uL	Run Reagent

Report Date: 12-Oct-2016 09:44:45 Chrom Revision: 2.2 08-Sep-2016 14:45:52

TestAmerica Edison

Data File: \\ChromNA\Edison\ChromData\CVOAMS1\20161011-46753.b\A28198.D

Injection Date:	12-Oct-2016 00:35:30	Instrument ID:	CVOAMS1	Operator ID:	VOA GC/MS1
Lims ID:	460-121256-B-16	Lab Sample ID:	460-121256-16	Worklist Smp#:	13
Client ID:	MW-506I				
Purge Vol:	5.000 mL	Dil. Factor:	1.0000	ALS Bottle#:	12
Method:	8260624W_1	Limit Group:	VOA - 8260C Water and Solid		

Column: Rtx-624 (0.25 mm)

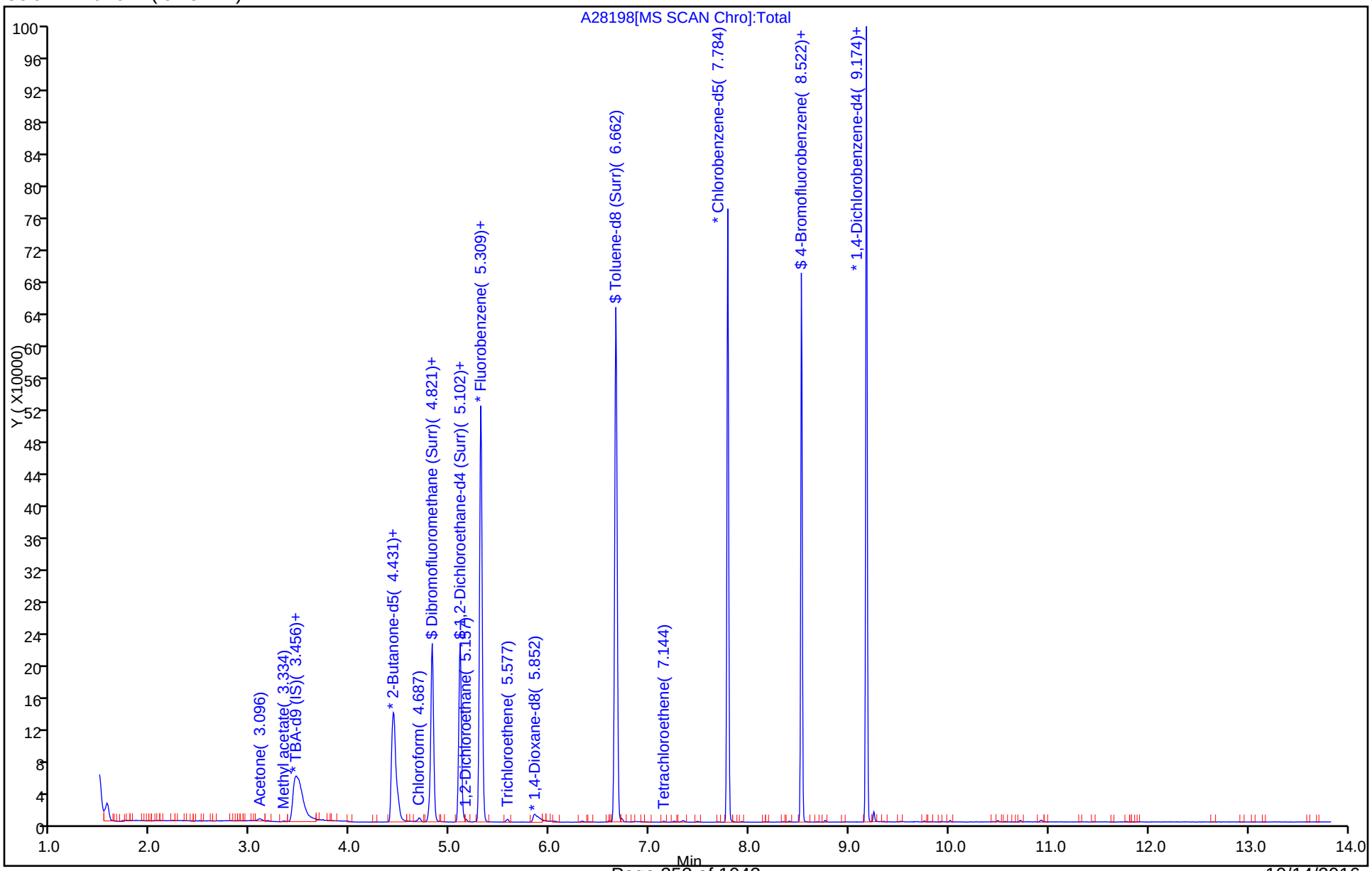

TestAmerica Edison

Data File:	\\ChromNA\Edison\ChromData\CVOAMS1\20161011-46753.b\A28198.D				
Injection Date:	12-Oct-2016 00:35:30	Instrument ID:	CVOAMS1		
Lims ID:	460-121256-B-16	Lab Sample ID:	460-121256-16		
Client ID:	MW-506I				
Operator ID:	VOA GC/MS1	ALS Bottle#:	12	Worklist Smp#:	13
Purge Vol:	5.000 mL	Dil. Factor:	1.0000		
Method:	8260624W_1	Limit Group:	VOA - 8260C Water and Solid		
Column:	Rtx-624 (0.25 mm)	Detector	MS SCAN		

62 1,2-Dichloroethane, CAS: 107-06-2

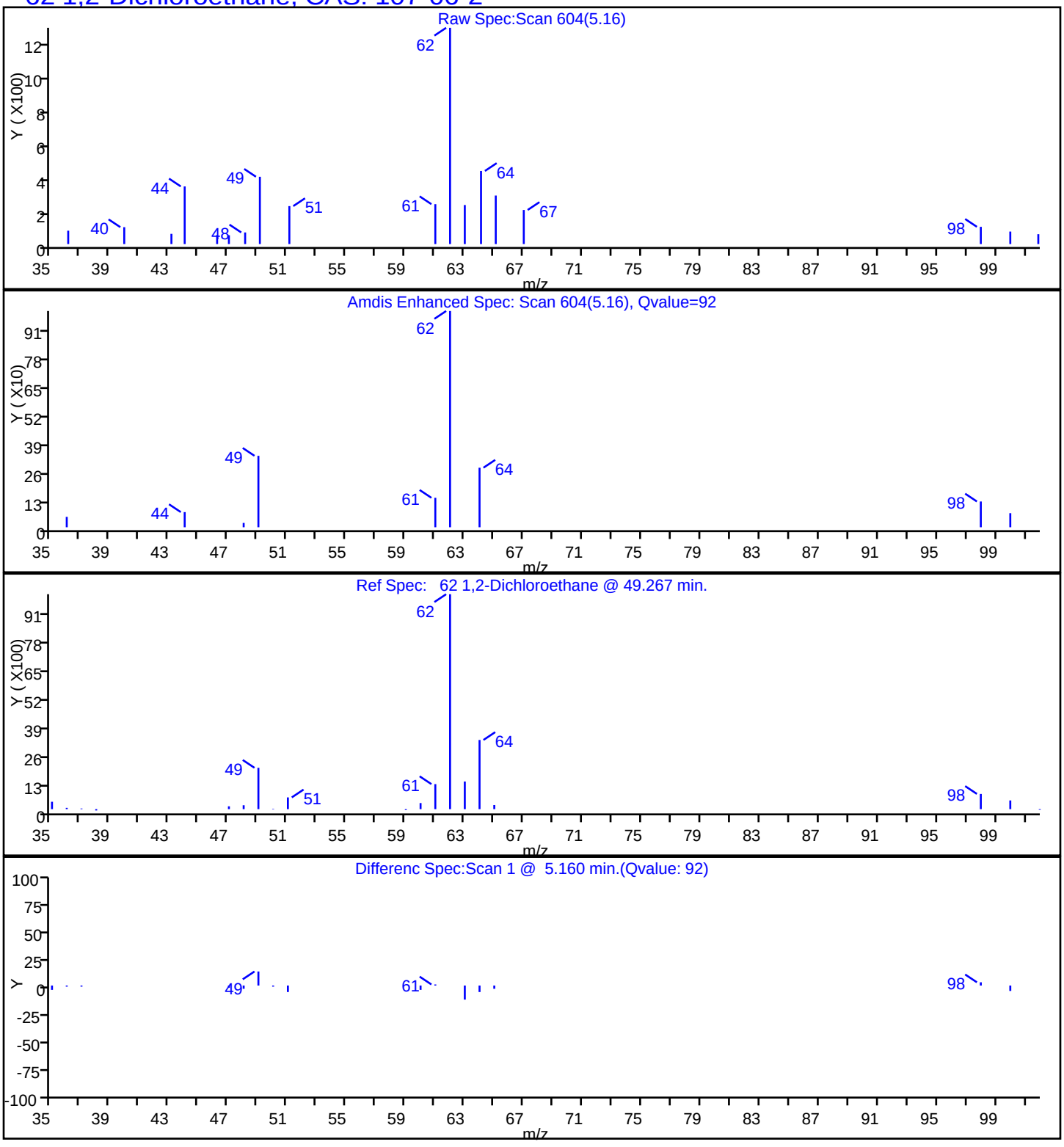

TestAmerica Edison

Data File:	\\ChromNA\Edison\ChromData\CVOAMS1\20161011-46753.b\A28198.D				
Injection Date:	12-Oct-2016 00:35:30	Instrument ID:	CVOAMS1		
Lims ID:	460-121256-B-16	Lab Sample ID:	460-121256-16		
Client ID:	MW-506I				
Operator ID:	VOA GC/MS1	ALS Bottle#:	12	Worklist Smp#:	13
Purge Vol:	5.000 mL	Dil. Factor:	1.0000		
Method:	8260624W_1	Limit Group:	VOA - 8260C Water and Solid		
Column:	Rtx-624 (0.25 mm)	Detector	MS SCAN		

19 Acetone, CAS: 67-64-1

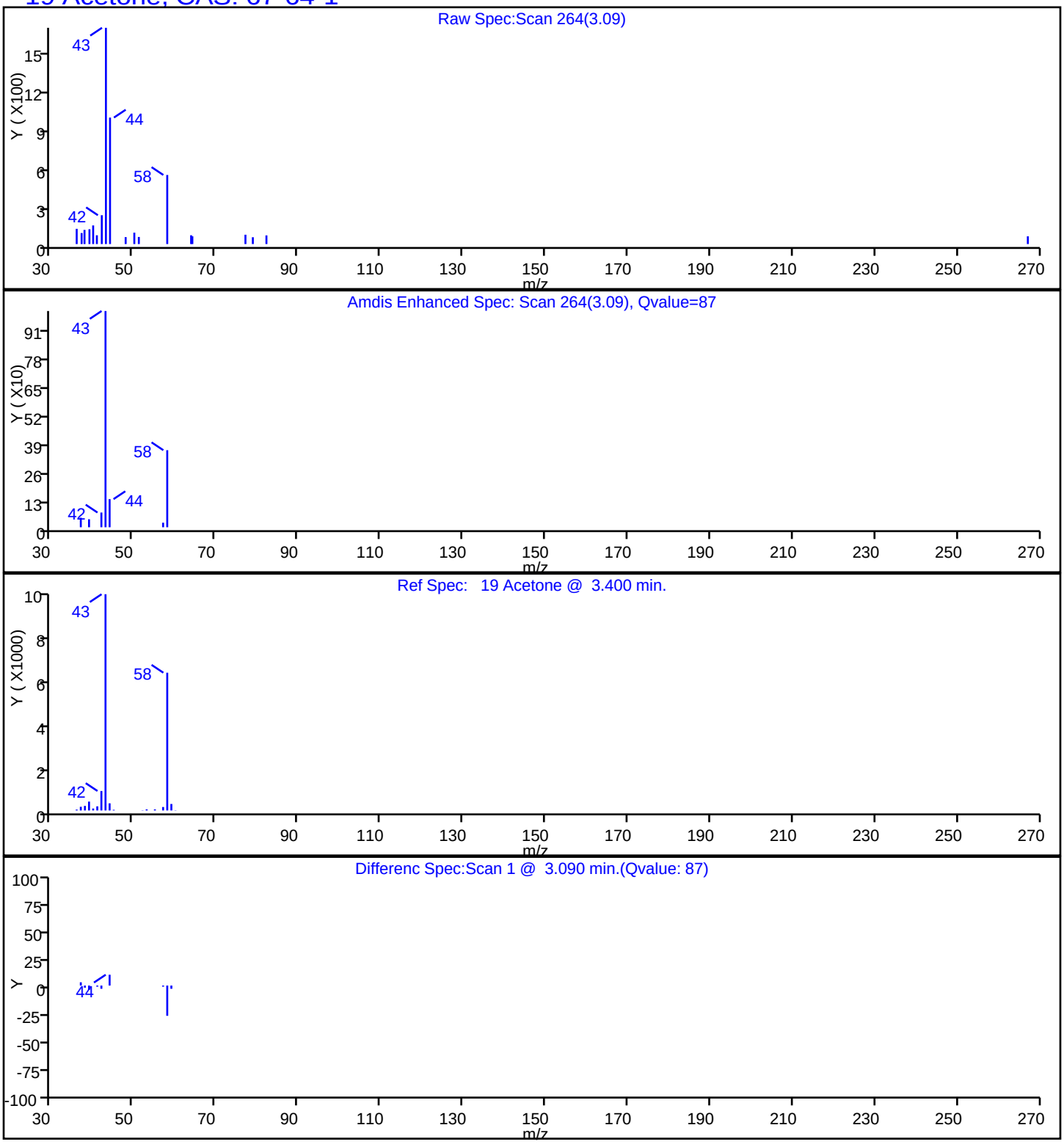

TestAmerica Edison

Data File:	\\ChromNA\Edison\ChromData\CVOAMS1\20161011-46753.b\A28198.D				
Injection Date:	12-Oct-2016 00:35:30	Instrument ID:	CVOAMS1		
Lims ID:	460-121256-B-16	Lab Sample ID:	460-121256-16		
Client ID:	MW-506I				
Operator ID:	VOA GC/MS1	ALS Bottle#:	12	Worklist Smp#:	13
Purge Vol:	5.000 mL	Dil. Factor:	1.0000		
Method:	8260624W_1	Limit Group:	VOA - 8260C Water and Solid		
Column:	Rtx-624 (0.25 mm)	Detector	MS SCAN		

49 Chloroform, CAS: 67-66-3

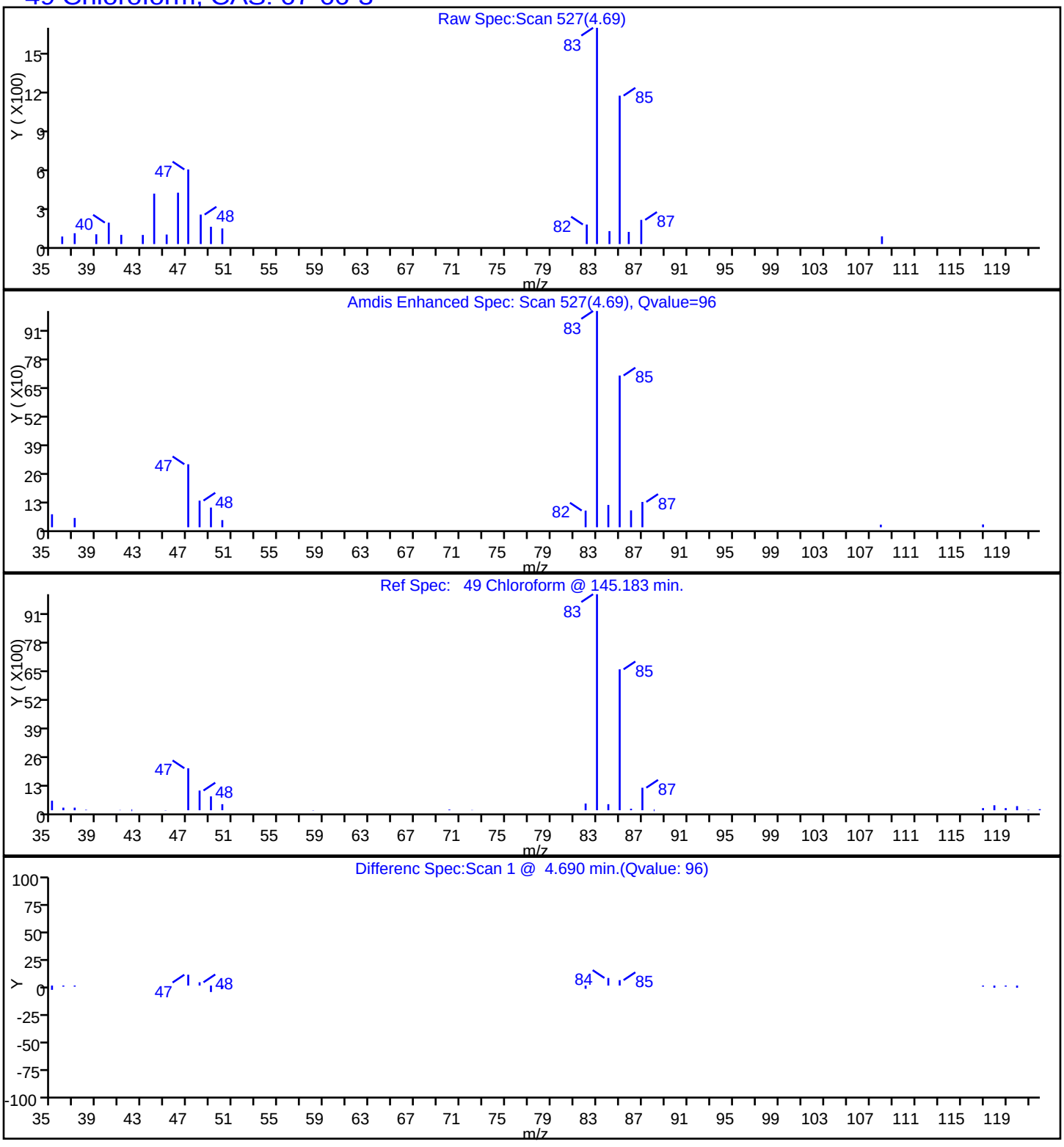

TestAmerica Edison

Data File:	\\ChromNA\Edison\ChromData\CVOAMS1\20161011-46753.b\A28198.D				
Injection Date:	12-Oct-2016 00:35:30	Instrument ID:	CVOAMS1		
Lims ID:	460-121256-B-16	Lab Sample ID:	460-121256-16		
Client ID:	MW-506I				
Operator ID:	VOA GC/MS1	ALS Bottle#:	12	Worklist Smp#:	13
Purge Vol:	5.000 mL	Dil. Factor:	1.0000		
Method:	8260624W_1	Limit Group:	VOA - 8260C Water and Solid		
Column:	Rtx-624 (0.25 mm)	Detector	MS SCAN		

50 Cyclohexane, CAS: 110-82-7

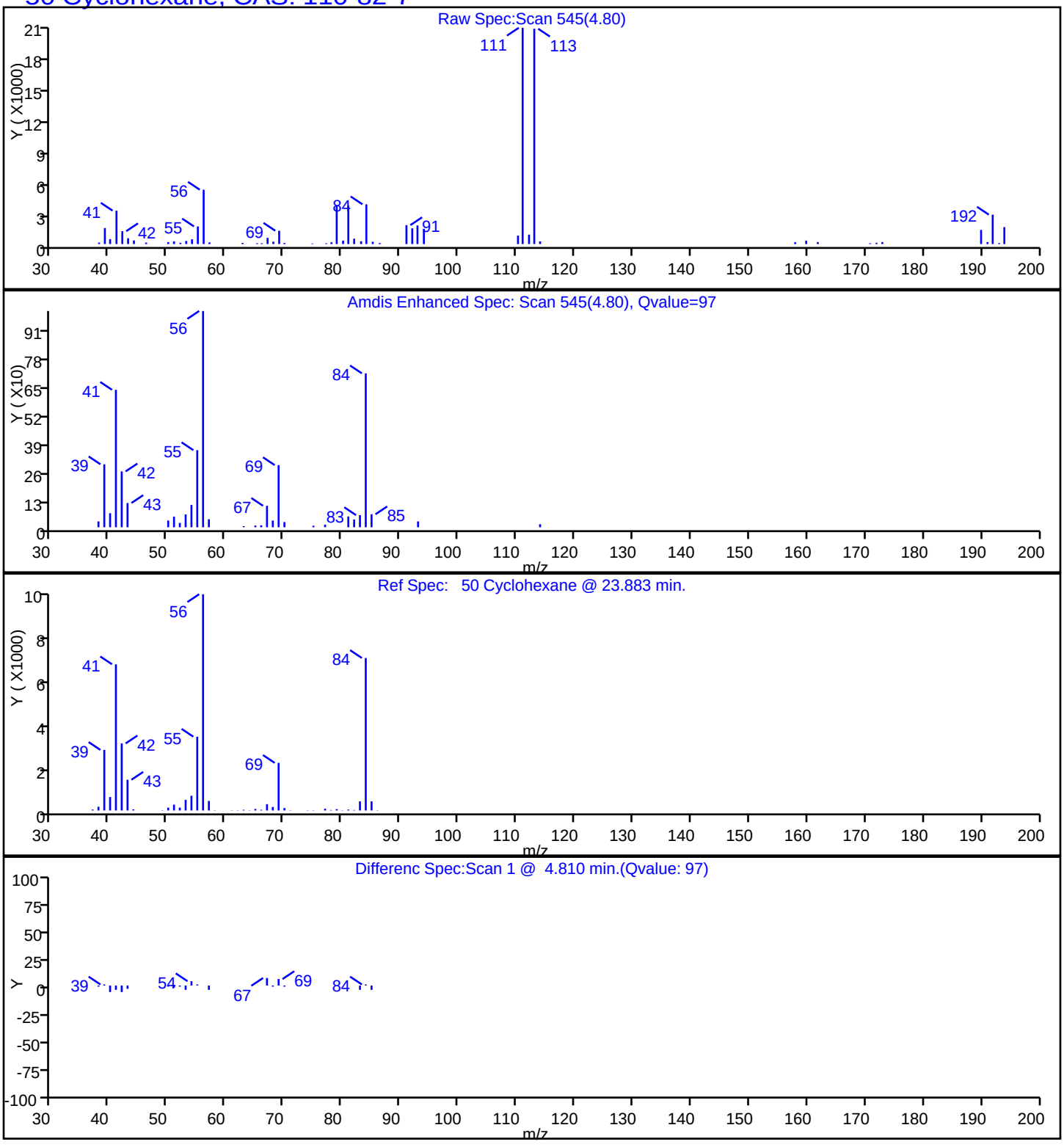

TestAmerica Edison

Data File:	\\ChromNA\Edison\ChromData\CVOAMS1\20161011-46753.b\A28198.D				
Injection Date:	12-Oct-2016 00:35:30	Instrument ID:	CVOAMS1		
Lims ID:	460-121256-B-16	Lab Sample ID:	460-121256-16		
Client ID:	MW-506I				
Operator ID:	VOA GC/MS1	ALS Bottle#:	12	Worklist Smp#:	13
Purge Vol:	5.000 mL	Dil. Factor:	1.0000		
Method:	8260624W_1	Limit Group:	VOA - 8260C Water and Solid		
Column:	Rtx-624 (0.25 mm)	Detector	MS SCAN		

24 Methyl acetate, CAS: 79-20-9

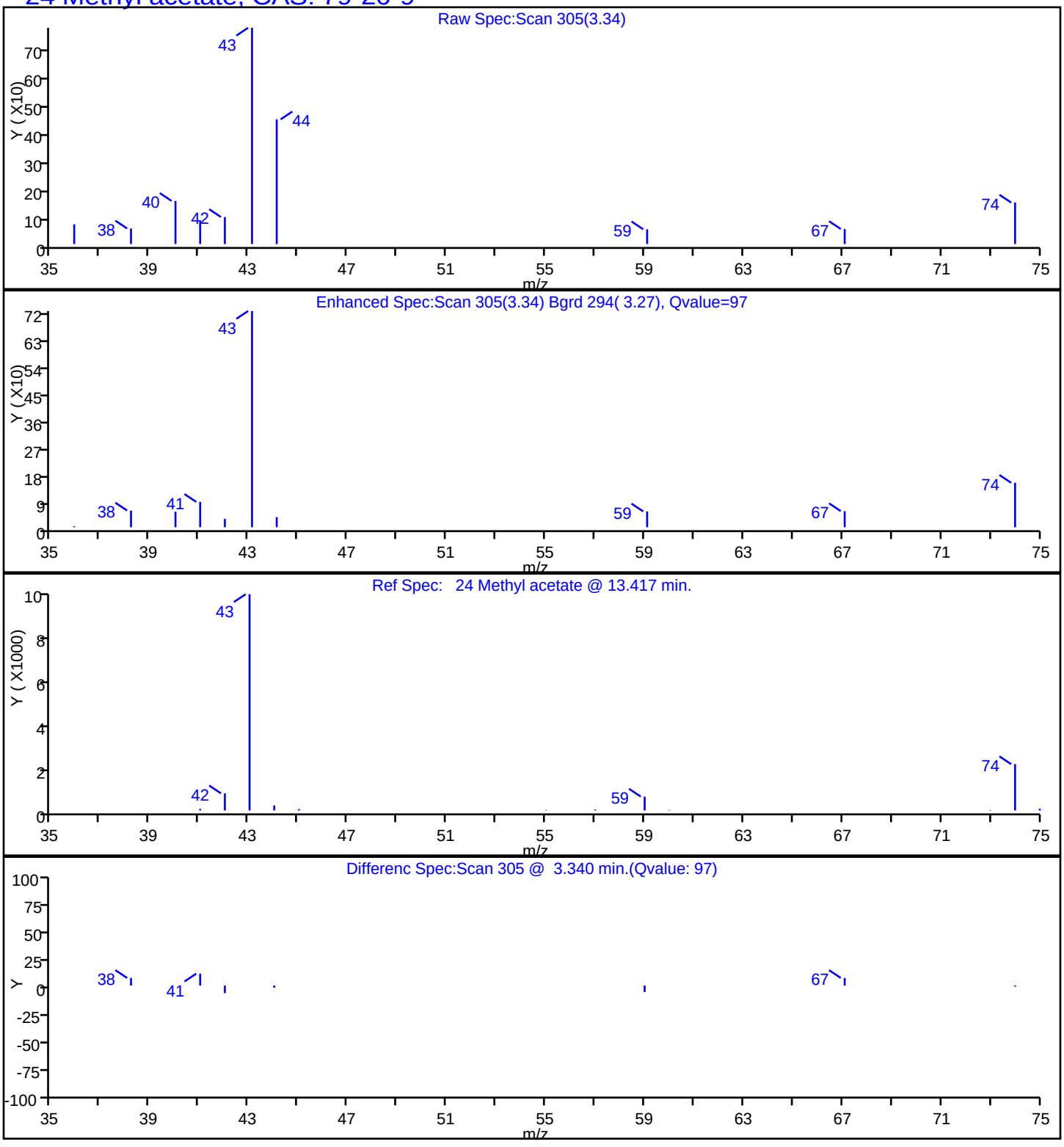

TestAmerica Edison

Data File:	\\ChromNA\Edison\ChromData\CVOAMS1\20161011-46753.b\A28198.D				
Injection Date:	12-Oct-2016 00:35:30	Instrument ID:	CVOAMS1		
Lims ID:	460-121256-B-16	Lab Sample ID:	460-121256-16		
Client ID:	MW-506I				
Operator ID:	VOA GC/MS1	ALS Bottle#:	12	Worklist Smp#:	13
Purge Vol:	5.000 mL	Dil. Factor:	1.0000		
Method:	8260624W_1	Limit Group:	VOA - 8260C Water and Solid		
Column:	Rtx-624 (0.25 mm)	Detector	MS SCAN		

86 Tetrachloroethene, CAS: 127-18-4

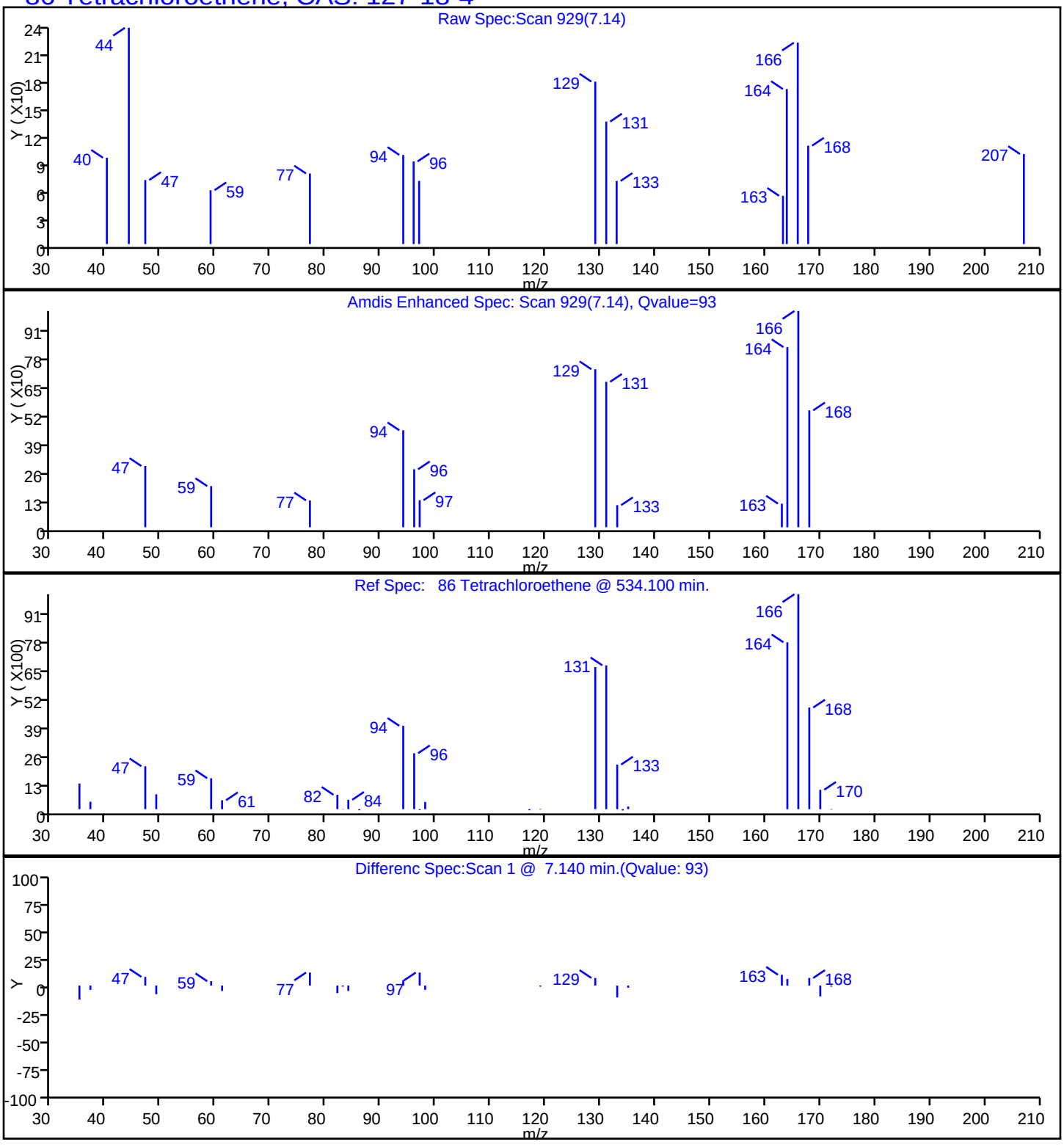

TestAmerica Edison

Data File:	\\ChromNA\Edison\ChromData\CVOAMS1\20161011-46753.b\A28198.D				
Injection Date:	12-Oct-2016 00:35:30	Instrument ID:	CVOAMS1		
Lims ID:	460-121256-B-16	Lab Sample ID:	460-121256-16		
Client ID:	MW-506I				
Operator ID:	VOA GC/MS1	ALS Bottle#:	12	Worklist Smp#:	13
Purge Vol:	5.000 mL	Dil. Factor:	1.0000		
Method:	8260624W_1	Limit Group:	VOA - 8260C Water and Solid		
Column:	Rtx-624 (0.25 mm)	Detector	MS SCAN		

66 Trichloroethene, CAS: 79-01-6

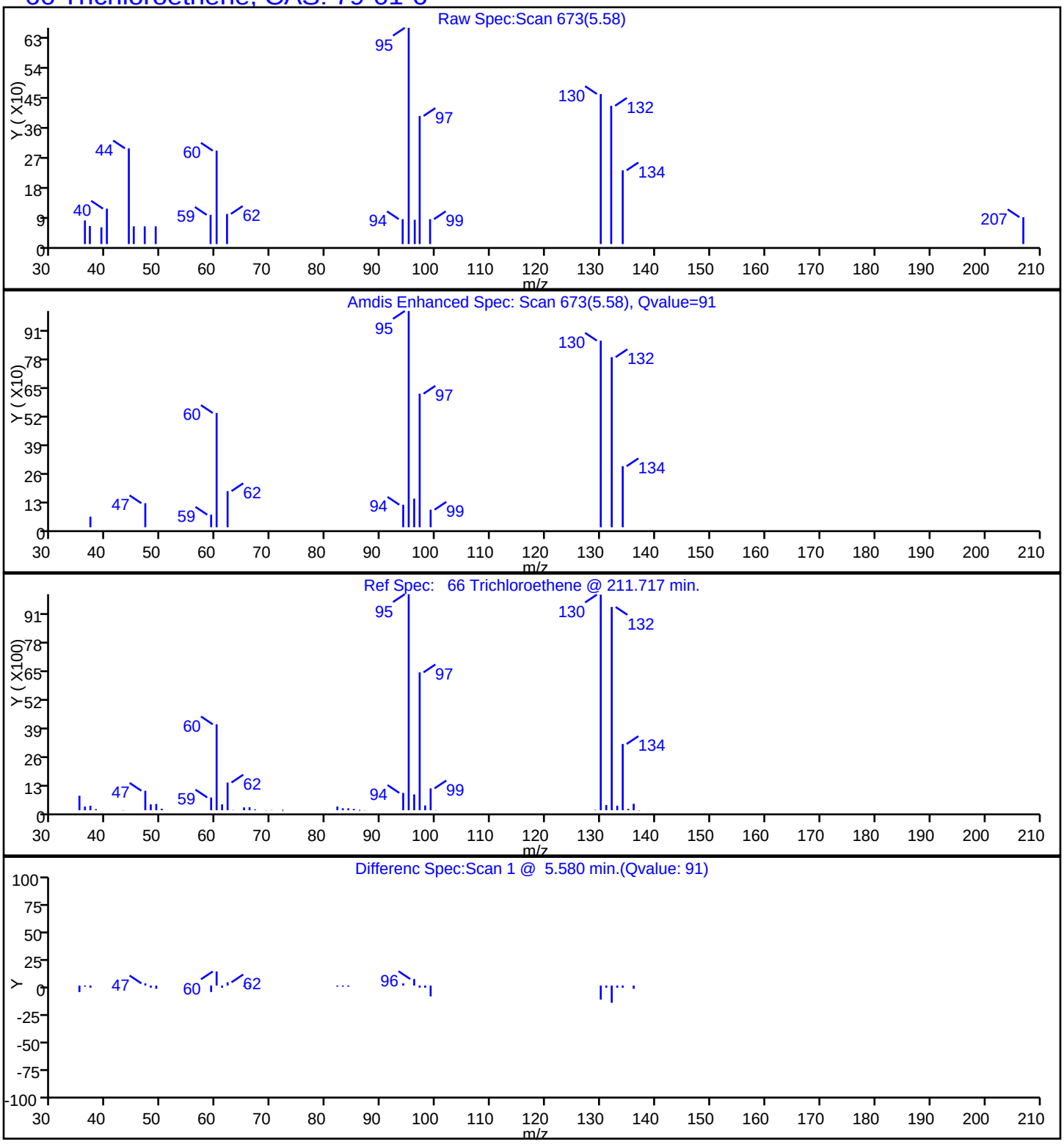

FORM I
GC/MS VOA ORGANICS ANALYSIS DATA SHEET

Lab Name: TestAmerica Edison | Job No.: 460-121256-1

SDG No.:

Client Sample ID: MW-507S | Lab Sample ID: 460-121256-17

Matrix: Water | Lab File ID: A28199.D

Analysis Method: 8260C | Date Collected: 09/29/2016 09:05

Sample wt/vol: 5(mL) | Date Analyzed: 10/12/2016 00:57

Soil Aliquot Vol: | Dilution Factor: 1

Soil Extract Vol.: | GC Column: Rtx-624 ID: 0.25(mm)

% Moisture: | Level: (low/med) Low

Analysis Batch No.: 396528 | Units: ug/L

CAS NO.	COMPOUND NAME	RESULT	Q	RL	MDL
71-55-6	1,1,1-Trichloroethane	0.28	U	1.0	0.28
79-34-5	1,1,2,2-Tetrachloroethane	0.19	U	1.0	0.19
79-00-5	1,1,2-Trichloroethane	0.080	U	1.0	0.080
75-34-3	1,1-Dichloroethane	0.24	U	1.0	0.24
75-35-4	1,1-Dichloroethene	0.34	U	1.0	0.34
87-61-6	1,2,3-Trichlorobenzene	0.35	U	1.0	0.35
120-82-1	1,2,4-Trichlorobenzene	0.27	U	1.0	0.27
96-12-8	1,2-Dibromo-3-Chloropropane	0.23	U	1.0	0.23
106-93-4	1,2-Dibromoethane	0.19	U	1.0	0.19
95-50-1	1,2-Dichlorobenzene	0.22	U	1.0	0.22
107-06-2	1,2-Dichloroethane	0.34	J	1.0	0.25
78-87-5	1,2-Dichloropropane	0.18	U	1.0	0.18
541-73-1	1,3-Dichlorobenzene	0.33	U	1.0	0.33
106-46-7	1,4-Dichlorobenzene	0.33	U	1.0	0.33
123-91-1	1,4-Dioxane	8.7	U	50	8.7
78-93-3	2-Butanone	2.2	U	5.0	2.2
591-78-6	2-Hexanone	0.72	U	5.0	0.72
108-10-1	4-Methyl-2-pentanone	0.63	U	5.0	0.63
67-64-1	Acetone	1.1	U	5.0	1.1
71-43-2	Benzene	0.090	U	1.0	0.090
74-97-5	Bromochloromethane	0.30	U	1.0	0.30
75-27-4	Bromodichloromethane	0.15	U	1.0	0.15
75-25-2	Bromoform	0.18	U *	1.0	0.18
74-83-9	Bromomethane	0.18	U	1.0	0.18
75-15-0	Carbon disulfide	0.22	U	1.0	0.22
56-23-5	Carbon tetrachloride	0.33	U	1.0	0.33
108-90-7	Chlorobenzene	0.24	U	1.0	0.24
75-00-3	Chloroethane	0.37	U	1.0	0.37
67-66-3	Chloroform	0.66	J	1.0	0.22
74-87-3	Chloromethane	0.22	U	1.0	0.22
156-59-2	cis-1,2-Dichloroethene	0.26	U	1.0	0.26
10061-01-5	cis-1,3-Dichloropropene	0.16	U	1.0	0.16
110-82-7	Cyclohexane	0.58	J	1.0	0.26
124-48-1	Dibromochloromethane	0.22	U	1.0	0.22
75-71-8	Dichlorodifluoromethane	0.14	U	1.0	0.14
100-41-4	Ethylbenzene	0.30	U	1.0	0.30

FORM I
GC/MS VOA ORGANICS ANALYSIS DATA SHEET

Lab Name: TestAmerica Edison | Job No.: 460-121256-1

SDG No.:

Client Sample ID: MW-507S | Lab Sample ID: 460-121256-17

Matrix: Water | Lab File ID: A28199.D

Analysis Method: 8260C | Date Collected: 09/29/2016 09:05

Sample wt/vol: 5(mL) | Date Analyzed: 10/12/2016 00:57

Soil Aliquot Vol: | Dilution Factor: 1

Soil Extract Vol.: | GC Column: Rtx-624 ID: 0.25(mm)

% Moisture: | Level: (low/med) Low

Analysis Batch No.: 396528 | Units: ug/L

CAS NO.	COMPOUND NAME	RESULT	Q	RL	MDL
76-13-1	Freon TF	0.34	U	1.0	0.34
98-82-8	Isopropylbenzene	0.32	U	1.0	0.32
179601-23-1	m&p-Xylene	0.28	U	1.0	0.28
79-20-9	Methyl acetate	0.98	J	5.0	0.58
108-87-2	Methylcyclohexane	0.22	U	1.0	0.22
75-09-2	Methylene Chloride	0.21	U	1.0	0.21
1634-04-4	MTBE	0.13	U	1.0	0.13
95-47-6	o-Xylene	0.32	U	1.0	0.32
100-42-5	Styrene	0.17	U	1.0	0.17
127-18-4	Tetrachloroethene	0.12	U	1.0	0.12
108-88-3	Toluene	0.25	U	1.0	0.25
156-60-5	trans-1,2-Dichloroethene	0.18	U	1.0	0.18
10061-02-6	trans-1,3-Dichloropropene	0.19	U	1.0	0.19
79-01-6	Trichloroethene	0.51	J	1.0	0.22
75-69-4	Trichlorofluoromethane	0.15	U	1.0	0.15
75-01-4	Vinyl chloride	0.060	U	1.0	0.060

CAS NO.	SURROGATE	%REC	Q	LIMITS
17060-07-0	1,2-Dichloroethane-d4 (Surr)	102		70-130
460-00-4	Bromofluorobenzene	97		70-130
1868-53-7	Dibromofluoromethane (Surr)	103		70-130
2037-26-5	Toluene-d8 (Surr)	102		70-130

FORM I
GC/MS VOA ORGANICS ANALYSIS DATA SHEET
TENTATIVELY IDENTIFIED COMPOUNDS

Lab Name: TestAmerica Edison Job No.: 460-121256-1

SDG No.:

Client Sample ID: MW-507S Lab Sample ID: 460-121256-17

Matrix: Water Lab File ID: A28199.D

Analysis Method: 8260C Date Collected: 09/29/2016 09:05

Sample wt/vol: 5(mL) Date Analyzed: 10/12/2016 00:57

Soil Aliquot Vol: Dilution Factor: 1

Soil Extract Vol.: GC Column: Rtx-624 ID: 0.25(mm)

% Moisture: Level: (low/med) Low

Analysis Batch No.: 396528 Units: ug/L

Number TICs Found: 0 TIC Result Total: 0

CAS NO.	COMPOUND NAME	RT	RESULT	Q	MATCH QUALITY
	Tentatively Identified Compound		None		

TestAmerica Edison
Target Compound Quantitation Report

Data File: \\ChromNA\Edison\ChromData\CVOAMS1\20161011-46753.b\A28199.D
Lims ID: 460-121256-B-17
Client ID: MW-507S
Sample Type: Client
Inject. Date: 12-Oct-2016 00:57:30 ALS Bottle#: 13 Worklist Smp#: 14
Purge Vol: 5.000 mL Dil. Factor: 1.0000
Sample Info: 460-121256-B-17
Misc. Info.: 460-0046753-014
Operator ID: VOA GC/MS1 Instrument ID: CVOAMS1

Method: \\ChromNA\Edison\ChromData\CVOAMS1\20161011-46753.b\8260624W_1.m
Limit Group: VOA - 8260C Water and Solid
Last Update: 12-Oct-2016 09:44:17 Calib Date: 08-Sep-2016 04:26:30
Integrator: RTE ID Type: Deconvolution ID
Quant Method: Internal Standard Quant By: Initial Calibration
Last ICal File: \\ChromNA\Edison\ChromData\CVOAMS1\20160908-45311.b\A26272.D

Column 1 : Rtx-624 (0.25 mm) Det: MS SCAN
Process Host: XAWRK018

First Level Reviewer: moroneyc Date: 12-Oct-2016 09:37:56

Compound	Sig	RT (min.)	Exp RT (min.)	Dlt RT (min.)	Q	Response	OnCol Amt ug/l	Flags
24 Methyl acetate	43	3.340	3.352	-0.012	94	2322	0.9794	
* 28 TBA-d9 (IS)	65	3.456	3.468	-0.012	99	216583	1000.0	
* 39 2-Butanone-d5	46	4.431	4.444	-0.013	98	263307	250.0	
49 Chloroform	83	4.693	4.700	-0.007	96	3062	0.6591	
50 Cyclohexane	56	4.803	4.809	-0.006	95	2729	0.5762	M
$ 53 Dibromofluoromethane (Surr	113	4.821	4.828	-0.007	95	121123	51.3	
$ 59 1,2-Dichloroethane-d4 (Sur	65	5.102	5.108	-0.006	98	146372	51.1	
62 1,2-Dichloroethane	62	5.157	5.163	-0.006	81	1160	0.3403	
* 64 Fluorobenzene	96	5.309	5.315	-0.006	97	446838	50.0	
66 Trichloroethene	95	5.577	5.578	-0.001	91	1241	0.5110	
* 70 1,4-Dioxane-d8	96	5.858	5.858	0.000	92	18528	1000.0	
$ 81 Toluene-d8 (Surr)	98	6.663	6.669	-0.006	99	411024	51.1	
* 92 Chlorobenzene-d5	117	7.784	7.784	0.000	89	281482	50.0	
$ 103 4-Bromofluorobenzene	174	8.522	8.528	-0.006	82	108869	48.4	
* 119 1,4-Dichlorobenzene-d4	152	9.174	9.181	-0.006	98	157079	50.0	

QC Flag Legend

Review Flags
M - Manually Integrated

Reagents:

8260ISNEW_00085	Amount Added:	1.00	Units: uL	Run Reagent
8260SURR250_00140	Amount Added:	1.00	Units: uL	Run Reagent

Report Date: 12-Oct-2016 09:44:46 Chrom Revision: 2.2 08-Sep-2016 14:45:52

TestAmerica Edison

Data File: \\ChromNA\Edison\ChromData\CVOAMS1\20161011-46753.b\A28199.D

Injection Date:	12-Oct-2016 00:57:30	Instrument ID:	CVOAMS1	Operator ID:	VOA GC/MS1
Lims ID:	460-121256-B-17	Lab Sample ID:	460-121256-17	Worklist Smp#:	14
Client ID:	MW-507S				
Purge Vol:	5.000 mL	Dil. Factor:	1.0000	ALS Bottle#:	13
Method:	8260624W_1	Limit Group:	VOA - 8260C Water and Solid		

Column: Rtx-624 (0.25 mm)

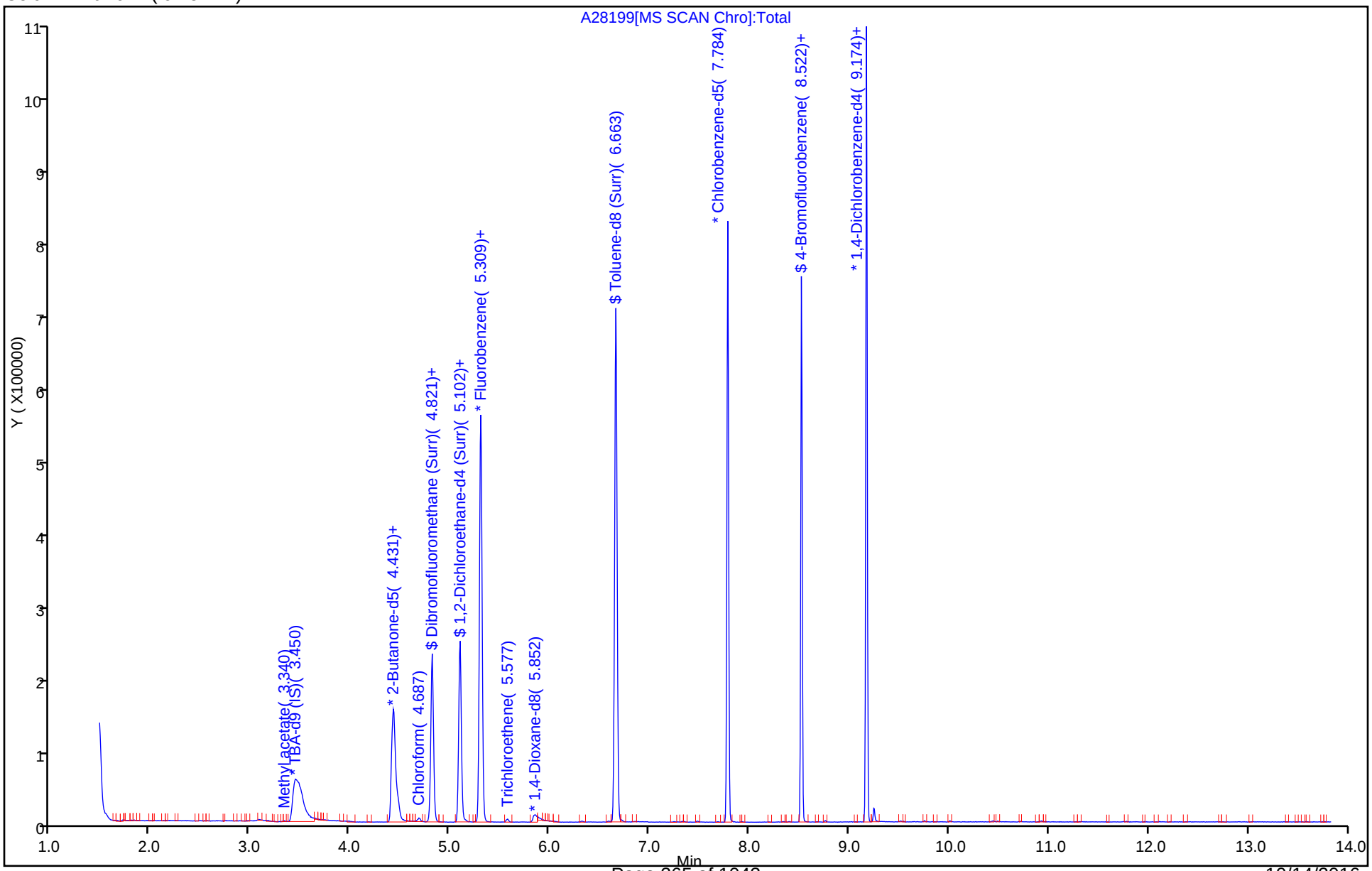

TestAmerica Edison

Data File:	\\ChromNA\Edison\ChromData\CVOAMS1\20161011-46753.b\A28199.D				
Injection Date:	12-Oct-2016 00:57:30	Instrument ID:	CVOAMS1		
Lims ID:	460-121256-B-17	Lab Sample ID:	460-121256-17		
Client ID:	MW-507S				
Operator ID:	VOA GC/MS1	ALS Bottle#:	13	Worklist Smp#:	14
Purge Vol:	5.000 mL	Dil. Factor:	1.0000		
Method:	8260624W_1	Limit Group:	VOA - 8260C Water and Solid		
Column:	Rtx-624 (0.25 mm)	Detector	MS SCAN		

62 1,2-Dichloroethane, CAS: 107-06-2

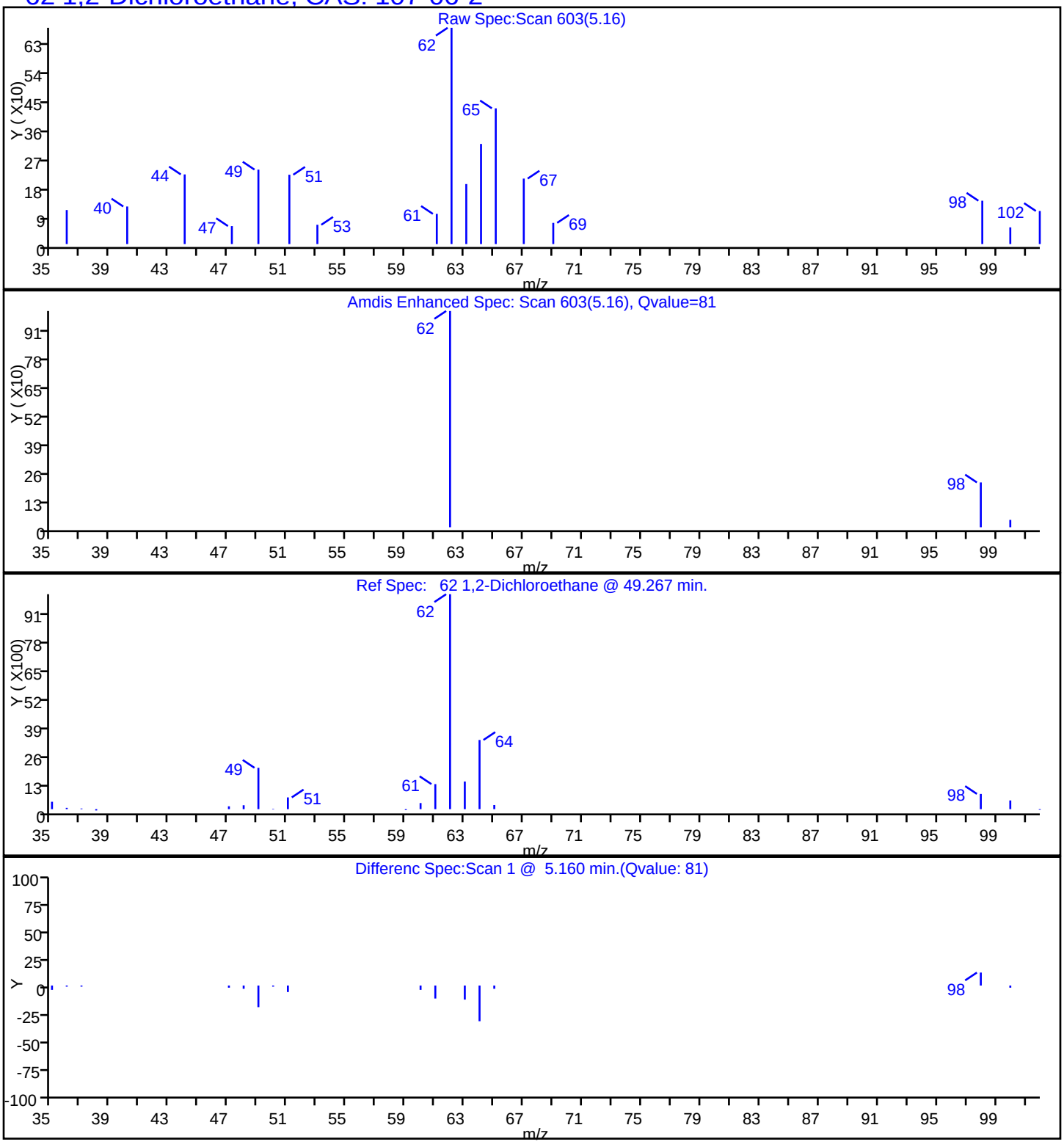

TestAmerica Edison

Data File:	\\ChromNA\Edison\ChromData\CVOAMS1\20161011-46753.b\A28199.D				
Injection Date:	12-Oct-2016 00:57:30	Instrument ID:	CVOAMS1		
Lims ID:	460-121256-B-17	Lab Sample ID:	460-121256-17		
Client ID:	MW-507S				
Operator ID:	VOA GC/MS1	ALS Bottle#:	13	Worklist Smp#:	14
Purge Vol:	5.000 mL	Dil. Factor:	1.0000		
Method:	8260624W_1	Limit Group:	VOA - 8260C Water and Solid		
Column:	Rtx-624 (0.25 mm)	Detector	MS SCAN		

49 Chloroform, CAS: 67-66-3

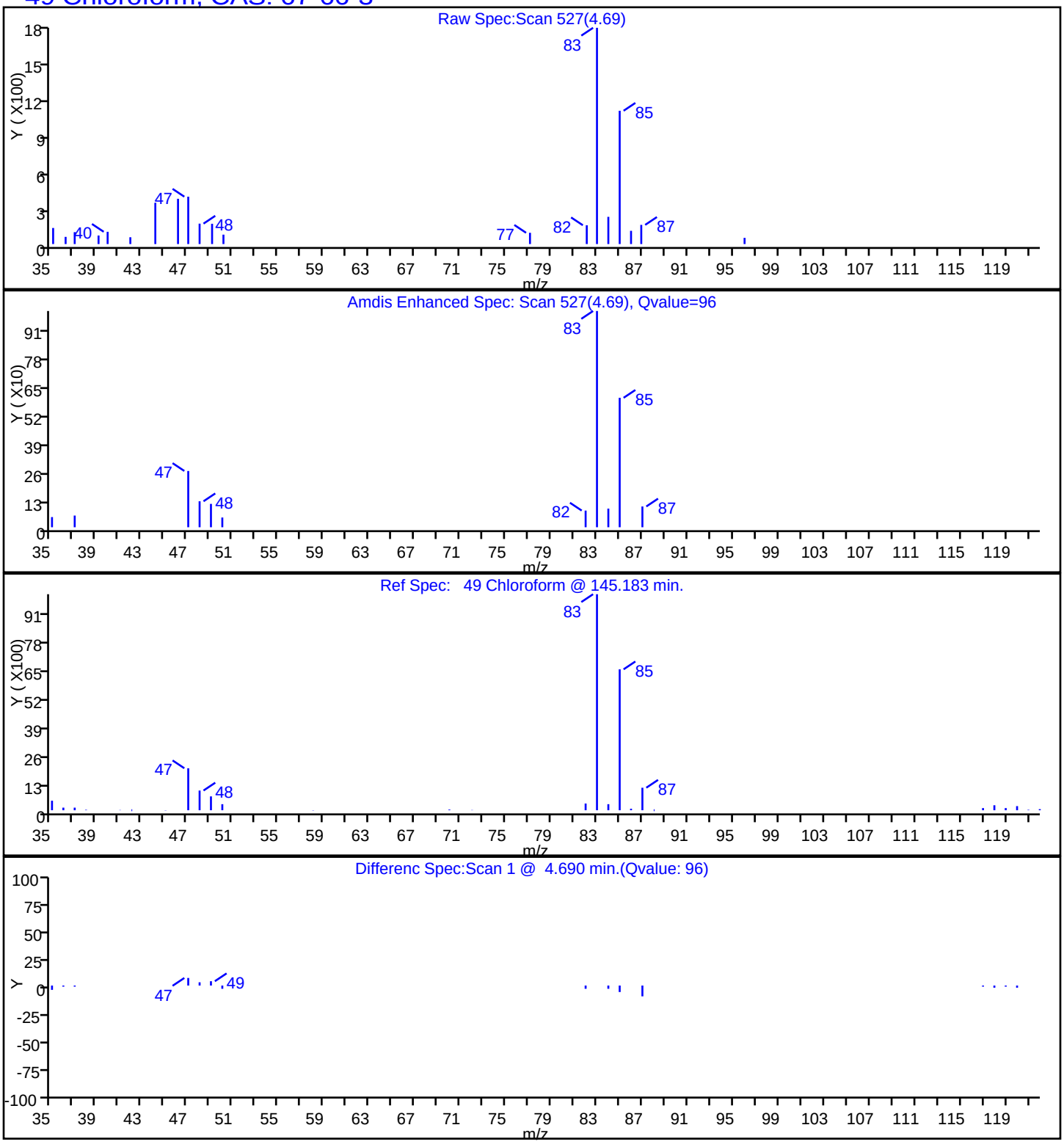

TestAmerica Edison

Data File:	\\ChromNA\Edison\ChromData\CVOAMS1\20161011-46753.b\A28199.D				
Injection Date:	12-Oct-2016 00:57:30	Instrument ID:	CVOAMS1		
Lims ID:	460-121256-B-17	Lab Sample ID:	460-121256-17		
Client ID:	MW-507S				
Operator ID:	VOA GC/MS1	ALS Bottle#:	13	Worklist Smp#:	14
Purge Vol:	5.000 mL	Dil. Factor:	1.0000		
Method:	8260624W_1	Limit Group:	VOA - 8260C Water and Solid		
Column:	Rtx-624 (0.25 mm)	Detector	MS SCAN		

50 Cyclohexane, CAS: 110-82-7

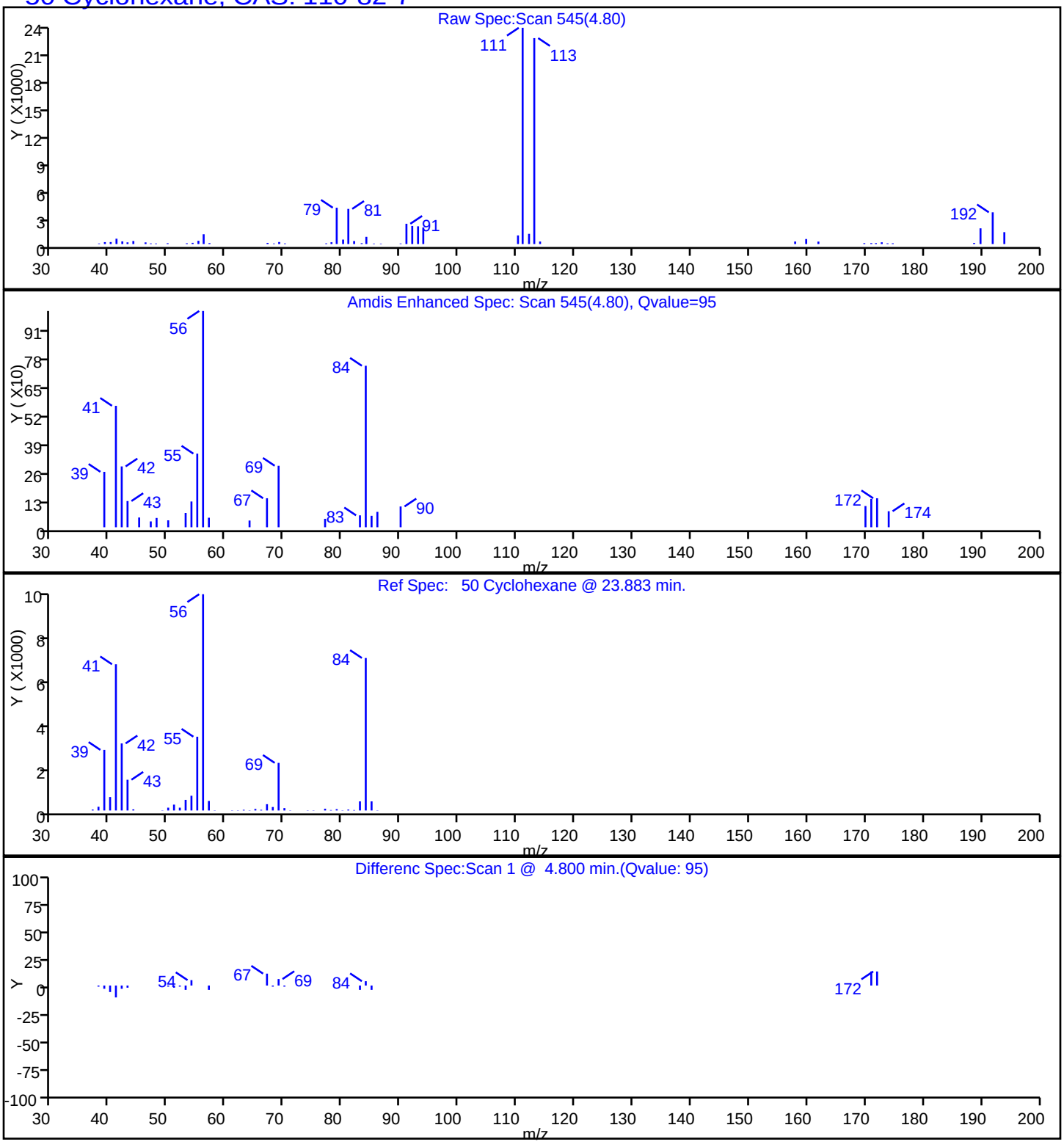

TestAmerica Edison

Data File:	\\ChromNA\Edison\ChromData\CVOAMS1\20161011-46753.b\A28199.D				
Injection Date:	12-Oct-2016 00:57:30	Instrument ID:	CVOAMS1		
Lims ID:	460-121256-B-17	Lab Sample ID:	460-121256-17		
Client ID:	MW-507S				
Operator ID:	VOA GC/MS1	ALS Bottle#:	13	Worklist Smp#:	14
Purge Vol:	5.000 mL	Dil. Factor:	1.0000		
Method:	8260624W_1	Limit Group:	VOA - 8260C Water and Solid		
Column:	Rtx-624 (0.25 mm)	Detector	MS SCAN		

24 Methyl acetate, CAS: 79-20-9

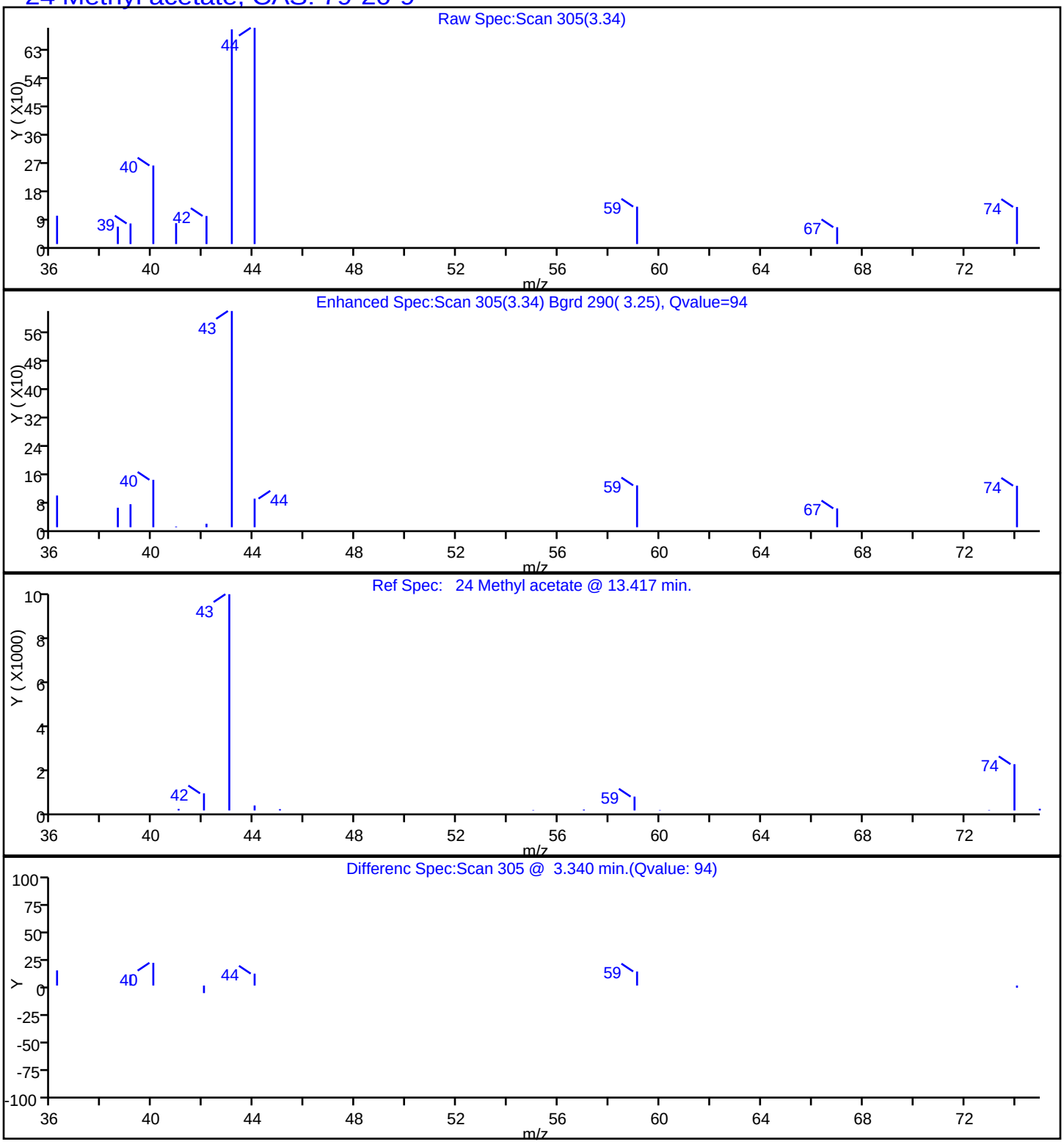

TestAmerica Edison

Data File:	\\ChromNA\Edison\ChromData\CVOAMS1\20161011-46753.b\A28199.D				
Injection Date:	12-Oct-2016 00:57:30	Instrument ID:	CVOAMS1		
Lims ID:	460-121256-B-17	Lab Sample ID:	460-121256-17		
Client ID:	MW-507S				
Operator ID:	VOA GC/MS1	ALS Bottle#:	13	Worklist Smp#:	14
Purge Vol:	5.000 mL	Dil. Factor:	1.0000		
Method:	8260624W_1	Limit Group:	VOA - 8260C Water and Solid		
Column:	Rtx-624 (0.25 mm)	Detector	MS SCAN		

66 Trichloroethene, CAS: 79-01-6

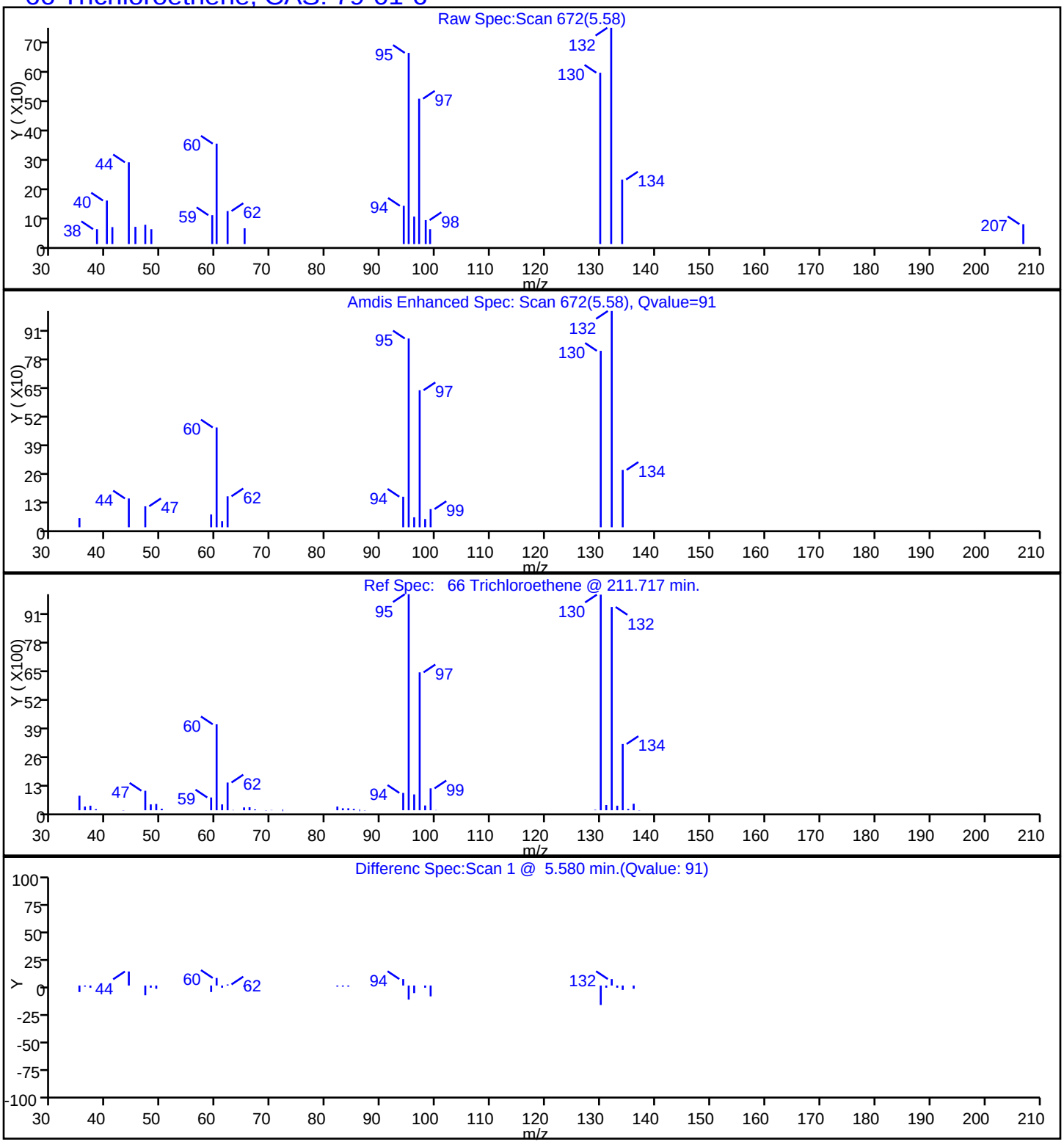

Manual Integration/User Assign Peak Report

TestAmerica Edison

Data File:	\\ChromNA\Edison\ChromData\CVOAMS1\20161011-46753.b\A28199.D				
Injection Date:	12-Oct-2016 00:57:30	Instrument ID:	CVOAMS1		
Lims ID:	460-121256-B-17	Lab Sample ID:	460-121256-17		
Client ID:	MW-507S				
Operator ID:	VOA GC/MS1	ALS Bottle#:	13	Worklist Smp#:	14
Purge Vol:	5.000 mL	Dil. Factor:	1.0000		
Method:	8260624W_1	Limit Group:	VOA - 8260C Water and Solid		
Column:	Rtx-624 (0.25 mm)	Detector	MS SCAN		

50 Cyclohexane, CAS: 110-82-7

Signal: 1

Processing Integration Results

RT: 4.80
Area: 2137
Amount: 0.451174
Amount Units: ug/l

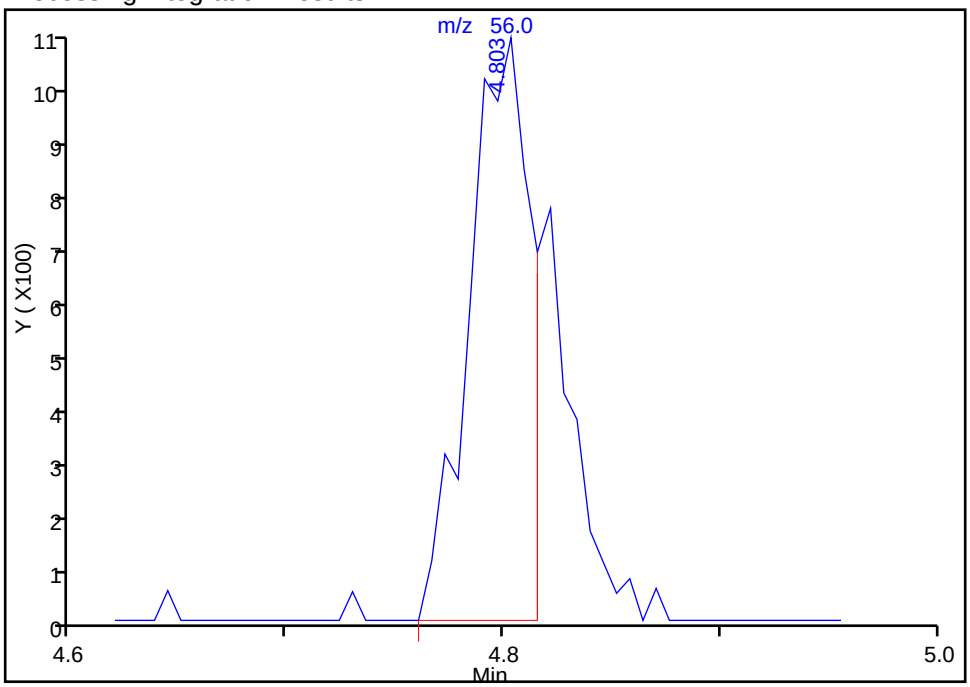

Manual Integration Results

RT: 4.80
Area: 2729
Amount: 0.576160
Amount Units: ug/l

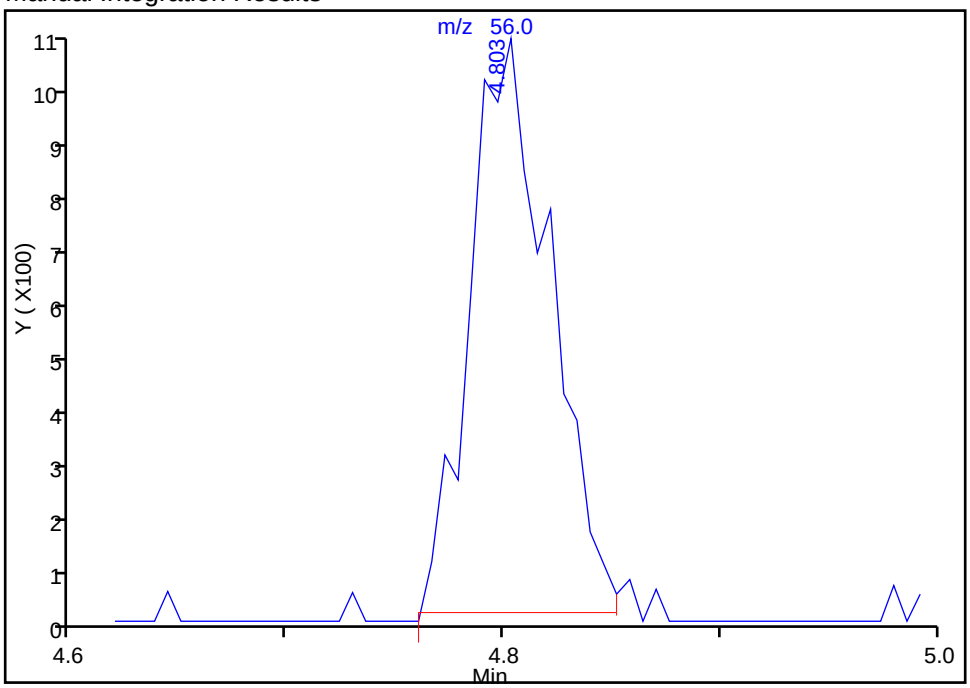

Reviewer: moroneyc, 12-Oct-2016 09:37:56

Audit Action: Manually Integrated Audit Reason: Incomplete Integration

FORM I
GC/MS VOA ORGANICS ANALYSIS DATA SHEET

Lab Name: TestAmerica Edison | Job No.: 460-121256-1

SDG No.:

Client Sample ID: MW-507I | Lab Sample ID: 460-121256-18

Matrix: Water | Lab File ID: A28200.D

Analysis Method: 8260C | Date Collected: 09/29/2016 09:10

Sample wt/vol: 5(mL) | Date Analyzed: 10/12/2016 01:19

Soil Aliquot Vol: | Dilution Factor: 1

Soil Extract Vol.: | GC Column: Rtx-624 ID: 0.25(mm)

% Moisture: | Level: (low/med) Low

Analysis Batch No.: 396528 | Units: ug/L

CAS NO.	COMPOUND NAME	RESULT	Q	RL	MDL
71-55-6	1,1,1-Trichloroethane	0.28	U	1.0	0.28
79-34-5	1,1,2,2-Tetrachloroethane	0.19	U	1.0	0.19
79-00-5	1,1,2-Trichloroethane	0.080	U	1.0	0.080
75-34-3	1,1-Dichloroethane	0.24	U	1.0	0.24
75-35-4	1,1-Dichloroethene	0.34	U	1.0	0.34
87-61-6	1,2,3-Trichlorobenzene	0.35	U	1.0	0.35
120-82-1	1,2,4-Trichlorobenzene	0.27	U	1.0	0.27
96-12-8	1,2-Dibromo-3-Chloropropane	0.23	U	1.0	0.23
106-93-4	1,2-Dibromoethane	0.19	U	1.0	0.19
95-50-1	1,2-Dichlorobenzene	0.22	U	1.0	0.22
107-06-2	1,2-Dichloroethane	0.54	J	1.0	0.25
78-87-5	1,2-Dichloropropane	0.18	U	1.0	0.18
541-73-1	1,3-Dichlorobenzene	0.33	U	1.0	0.33
106-46-7	1,4-Dichlorobenzene	0.33	U	1.0	0.33
123-91-1	1,4-Dioxane	8.7	U	50	8.7
78-93-3	2-Butanone	2.2	U	5.0	2.2
591-78-6	2-Hexanone	0.72	U	5.0	0.72
108-10-1	4-Methyl-2-pentanone	0.63	U	5.0	0.63
67-64-1	Acetone	1.1	U	5.0	1.1
71-43-2	Benzene	0.090	U	1.0	0.090
74-97-5	Bromochloromethane	0.30	U	1.0	0.30
75-27-4	Bromodichloromethane	0.15	U	1.0	0.15
75-25-2	Bromoform	0.18	U *	1.0	0.18
74-83-9	Bromomethane	0.18	U	1.0	0.18
75-15-0	Carbon disulfide	0.22	U	1.0	0.22
56-23-5	Carbon tetrachloride	0.33	U	1.0	0.33
108-90-7	Chlorobenzene	0.24	U	1.0	0.24
75-00-3	Chloroethane	0.37	U	1.0	0.37
67-66-3	Chloroform	0.87	J	1.0	0.22
74-87-3	Chloromethane	0.22	U	1.0	0.22
156-59-2	cis-1,2-Dichloroethene	0.26	U	1.0	0.26
10061-01-5	cis-1,3-Dichloropropene	0.16	U	1.0	0.16
110-82-7	Cyclohexane	1.1		1.0	0.26
124-48-1	Dibromochloromethane	0.22	U	1.0	0.22
75-71-8	Dichlorodifluoromethane	0.14	U	1.0	0.14
100-41-4	Ethylbenzene	0.30	U	1.0	0.30

FORM I
GC/MS VOA ORGANICS ANALYSIS DATA SHEET

Lab Name: TestAmerica Edison | Job No.: 460-121256-1

SDG No.:

Client Sample ID: MW-507I | Lab Sample ID: 460-121256-18

Matrix: Water | Lab File ID: A28200.D

Analysis Method: 8260C | Date Collected: 09/29/2016 09:10

Sample wt/vol: 5(mL) | Date Analyzed: 10/12/2016 01:19

Soil Aliquot Vol: | Dilution Factor: 1

Soil Extract Vol.: | GC Column: Rtx-624 ID: 0.25(mm)

% Moisture: | Level: (low/med) Low

Analysis Batch No.: 396528 | Units: ug/L

CAS NO.	COMPOUND NAME	RESULT	Q	RL	MDL
76-13-1	Freon TF	0.34	U	1.0	0.34
98-82-8	Isopropylbenzene	0.32	U	1.0	0.32
179601-23-1	m&p-Xylene	0.28	U	1.0	0.28
79-20-9	Methyl acetate	1.2	J	5.0	0.58
108-87-2	Methylcyclohexane	0.22	U	1.0	0.22
75-09-2	Methylene Chloride	0.21	U	1.0	0.21
1634-04-4	MTBE	0.13	U	1.0	0.13
95-47-6	o-Xylene	0.32	U	1.0	0.32
100-42-5	Styrene	0.17	U	1.0	0.17
127-18-4	Tetrachloroethene	0.12	U	1.0	0.12
108-88-3	Toluene	0.25	U	1.0	0.25
156-60-5	trans-1,2-Dichloroethene	0.18	U	1.0	0.18
10061-02-6	trans-1,3-Dichloropropene	0.19	U	1.0	0.19
79-01-6	Trichloroethene	0.49	J	1.0	0.22
75-69-4	Trichlorofluoromethane	0.15	U	1.0	0.15
75-01-4	Vinyl chloride	0.060	U	1.0	0.060

CAS NO.	SURROGATE	%REC	Q	LIMITS
17060-07-0	1,2-Dichloroethane-d4 (Surr)	103		70-130
460-00-4	Bromofluorobenzene	97		70-130
1868-53-7	Dibromofluoromethane (Surr)	104		70-130
2037-26-5	Toluene-d8 (Surr)	102		70-130

FORM I
GC/MS VOA ORGANICS ANALYSIS DATA SHEET
TENTATIVELY IDENTIFIED COMPOUNDS

Lab Name: TestAmerica Edison Job No.: 460-121256-1

SDG No.:

Client Sample ID: MW-507I Lab Sample ID: 460-121256-18

Matrix: Water Lab File ID: A28200.D

Analysis Method: 8260C Date Collected: 09/29/2016 09:10

Sample wt/vol: 5(mL) Date Analyzed: 10/12/2016 01:19

Soil Aliquot Vol: Dilution Factor: 1

Soil Extract Vol.: GC Column: Rtx-624 ID: 0.25(mm)

% Moisture: Level: (low/med) Low

Analysis Batch No.: 396528 Units: ug/L

Number TICs Found: 0 TIC Result Total: 0

CAS NO.	COMPOUND NAME	RT	RESULT	Q	MATCH QUALITY
	Tentatively Identified Compound		None		

TestAmerica Edison
Target Compound Quantitation Report

Data File: \\ChromNA\Edison\ChromData\CVOAMS1\20161011-46753.b\A28200.D
Lims ID: 460-121256-B-18
Client ID: MW-507I
Sample Type: Client
Inject. Date: 12-Oct-2016 01:19:30 ALS Bottle#: 14 Worklist Smp#: 15
Purge Vol: 5.000 mL Dil. Factor: 1.0000
Sample Info: 460-121256-B-18
Misc. Info.: 460-0046753-015
Operator ID: VOA GC/MS1 Instrument ID: CVOAMS1

Method: \\ChromNA\Edison\ChromData\CVOAMS1\20161011-46753.b\8260624W_1.m
Limit Group: VOA - 8260C Water and Solid
Last Update: 12-Oct-2016 09:44:17 Calib Date: 08-Sep-2016 04:26:30
Integrator: RTE ID Type: Deconvolution ID
Quant Method: Internal Standard Quant By: Initial Calibration
Last ICal File: \\ChromNA\Edison\ChromData\CVOAMS1\20160908-45311.b\A26272.D

Column 1 : Rtx-624 (0.25 mm) Det: MS SCAN
Process Host: XAWRK018

First Level Reviewer: moroneyc Date: 12-Oct-2016 09:38:18

Compound	Sig	RT (min.)	Exp RT (min.)	Dlt RT (min.)	Q	Response	OnCol Amt ug/l	Flags
24 Methyl acetate	43	3.334	3.352	-0.018	95	2760	1.16	
* 28 TBA-d9 (IS)	65	3.456	3.468	-0.012	99	196554	1000.0	
* 39 2-Butanone-d5	46	4.437	4.444	-0.007	98	262734	250.0	
49 Chloroform	83	4.700	4.700	0.000	95	4071	0.8711	
50 Cyclohexane	56	4.809	4.809	0.000	93	5117	1.07	
$ 53 Dibromofluoromethane (Surr	113	4.822	4.828	-0.006	96	124194	52.2	
$ 59 1,2-Dichloroethane-d4 (Sur	65	5.102	5.108	-0.006	98	147960	51.3	
62 1,2-Dichloroethane	62	5.163	5.163	0.000	90	1857	0.5416	
* 64 Fluorobenzene	96	5.309	5.315	-0.006	97	449480	50.0	
66 Trichloroethene	95	5.577	5.578	-0.001	95	1187	0.4859	
* 70 1,4-Dioxane-d8	96	5.852	5.858	-0.006	93	17414	1000.0	
$ 81 Toluene-d8 (Surr)	98	6.663	6.669	-0.006	99	409959	51.0	
* 92 Chlorobenzene-d5	117	7.784	7.784	0.000	89	281744	50.0	
$ 103 4-Bromofluorobenzene	174	8.522	8.528	-0.006	82	108754	48.3	
* 119 1,4-Dichlorobenzene-d4	152	9.174	9.181	-0.006	98	155739	50.0	

Reagents:

8260ISNEW_00085 Amount Added: 1.00 Units: uL Run Reagent
8260SURR250_00140 Amount Added: 1.00 Units: uL Run Reagent

Report Date: 12-Oct-2016 09:44:47 Chrom Revision: 2.2 08-Sep-2016 14:45:52

TestAmerica Edison

Data File: \\ChromNA\Edison\ChromData\CVOAMS1\20161011-46753.b\A28200.D

Injection Date:	12-Oct-2016 01:19:30	Instrument ID:	CVOAMS1	Operator ID:	VOA GC/MS1
Lims ID:	460-121256-B-18	Lab Sample ID:	460-121256-18	Worklist Smp#:	15
Client ID:	MW-507I				
Purge Vol:	5.000 mL	Dil. Factor:	1.0000	ALS Bottle#:	14
Method:	8260624W_1	Limit Group:	VOA - 8260C Water and Solid		

Column: Rtx-624 (0.25 mm)

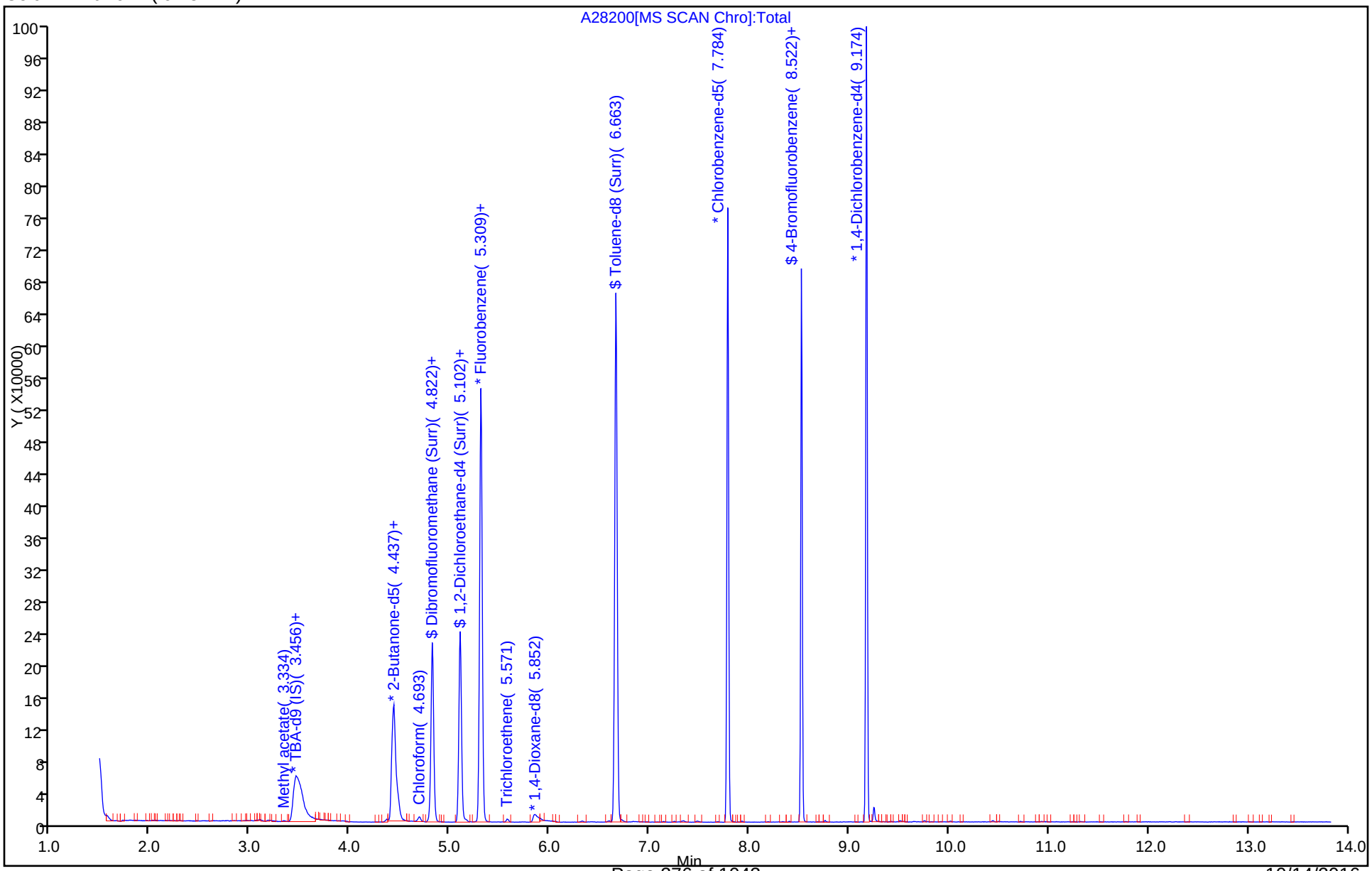

TestAmerica Edison

Data File:	\\ChromNA\Edison\ChromData\CVOAMS1\20161011-46753.b\A28200.D				
Injection Date:	12-Oct-2016 01:19:30	Instrument ID:	CVOAMS1		
Lims ID:	460-121256-B-18	Lab Sample ID:	460-121256-18		
Client ID:	MW-507I				
Operator ID:	VOA GC/MS1	ALS Bottle#:	14	Worklist Smp#:	15
Purge Vol:	5.000 mL	Dil. Factor:	1.0000		
Method:	8260624W_1	Limit Group:	VOA - 8260C Water and Solid		
Column:	Rtx-624 (0.25 mm)	Detector	MS SCAN		

62 1,2-Dichloroethane, CAS: 107-06-2

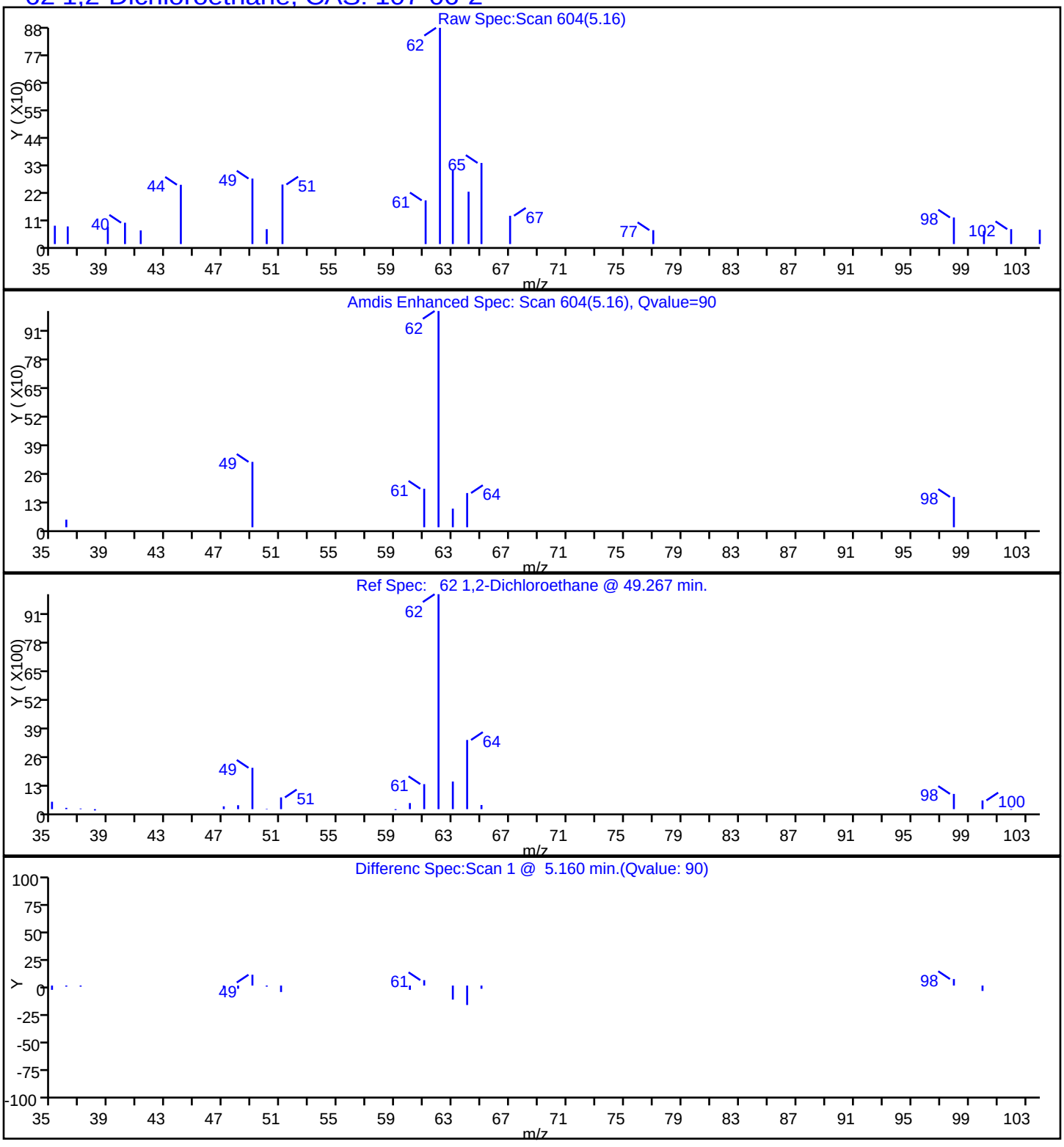

TestAmerica Edison

Data File:	\\ChromNA\Edison\ChromData\CVOAMS1\20161011-46753.b\A28200.D				
Injection Date:	12-Oct-2016 01:19:30	Instrument ID:	CVOAMS1		
Lims ID:	460-121256-B-18	Lab Sample ID:	460-121256-18		
Client ID:	MW-507I				
Operator ID:	VOA GC/MS1	ALS Bottle#:	14	Worklist Smp#:	15
Purge Vol:	5.000 mL	Dil. Factor:	1.0000		
Method:	8260624W_1	Limit Group:	VOA - 8260C Water and Solid		
Column:	Rtx-624 (0.25 mm)	Detector	MS SCAN		

49 Chloroform, CAS: 67-66-3

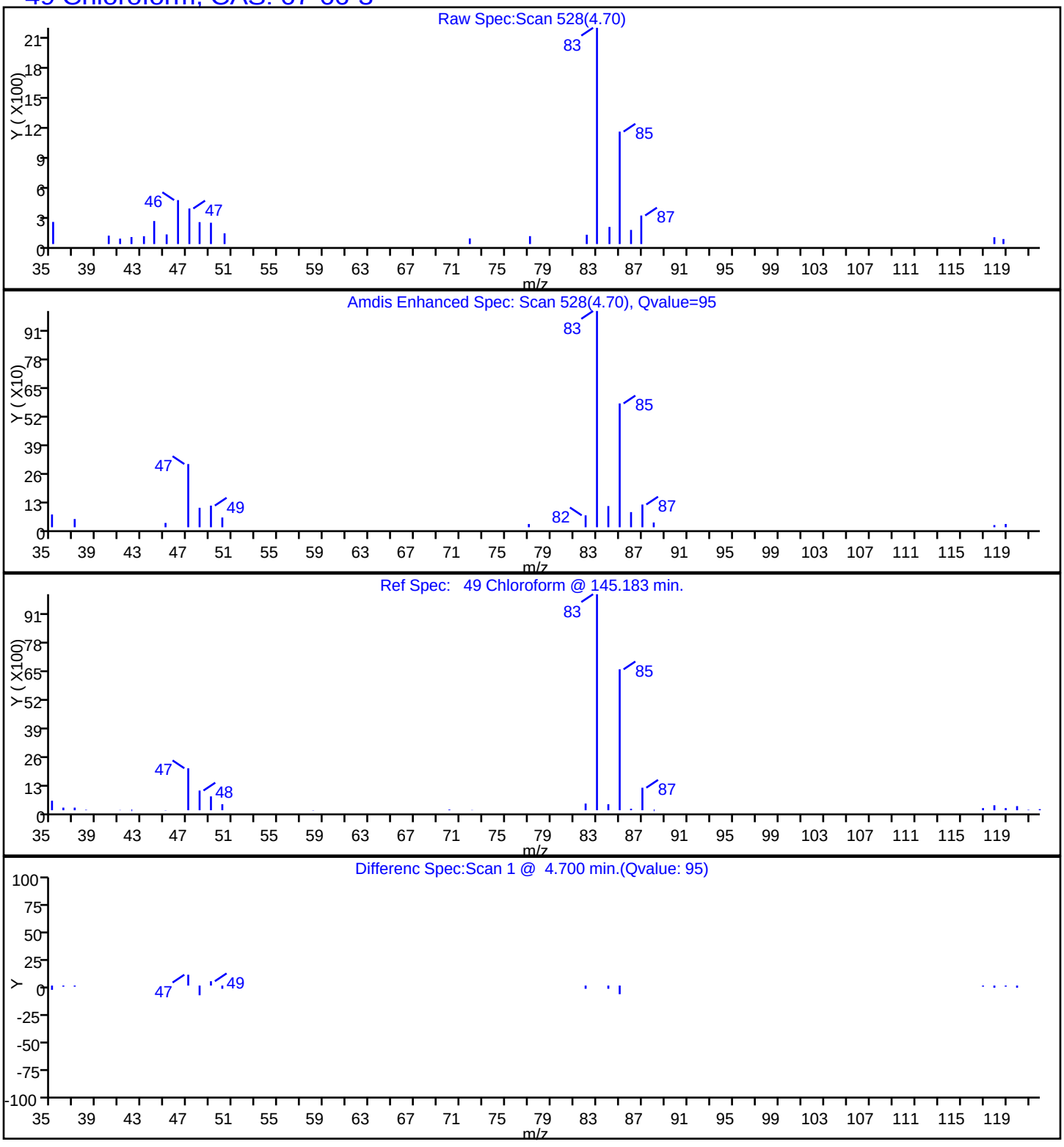

TestAmerica Edison

Data File:	\\ChromNA\Edison\ChromData\CVOAMS1\20161011-46753.b\A28200.D				
Injection Date:	12-Oct-2016 01:19:30	Instrument ID:	CVOAMS1		
Lims ID:	460-121256-B-18	Lab Sample ID:	460-121256-18		
Client ID:	MW-507I				
Operator ID:	VOA GC/MS1	ALS Bottle#:	14	Worklist Smp#:	15
Purge Vol:	5.000 mL	Dil. Factor:	1.0000		
Method:	8260624W_1	Limit Group:	VOA - 8260C Water and Solid		
Column:	Rtx-624 (0.25 mm)	Detector	MS SCAN		

50 Cyclohexane, CAS: 110-82-7

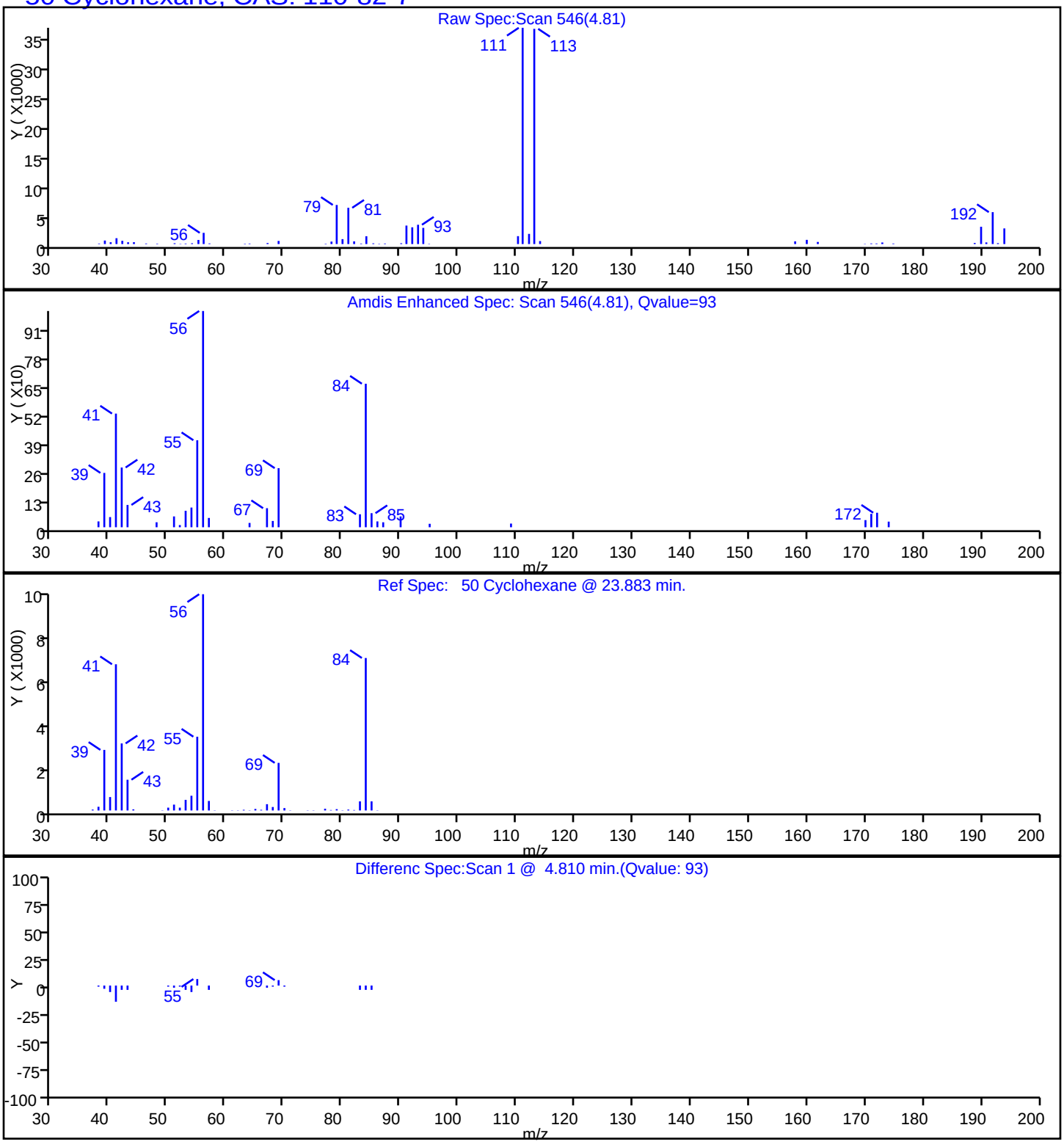

TestAmerica Edison

Data File:	\\ChromNA\Edison\ChromData\CVOAMS1\20161011-46753.b\A28200.D		
Injection Date:	12-Oct-2016 01:19:30	Instrument ID:	CVOAMS1
Lims ID:	460-121256-B-18	Lab Sample ID:	460-121256-18
Client ID:	MW-507I		
Operator ID:	VOA GC/MS1	ALS Bottle#:	14 Worklist Smp#: 15
Purge Vol:	5.000 mL	Dil. Factor:	1.0000
Method:	8260624W_1	Limit Group:	VOA - 8260C Water and Solid
Column:	Rtx-624 (0.25 mm)	Detector	MS SCAN

24 Methyl acetate, CAS: 79-20-9

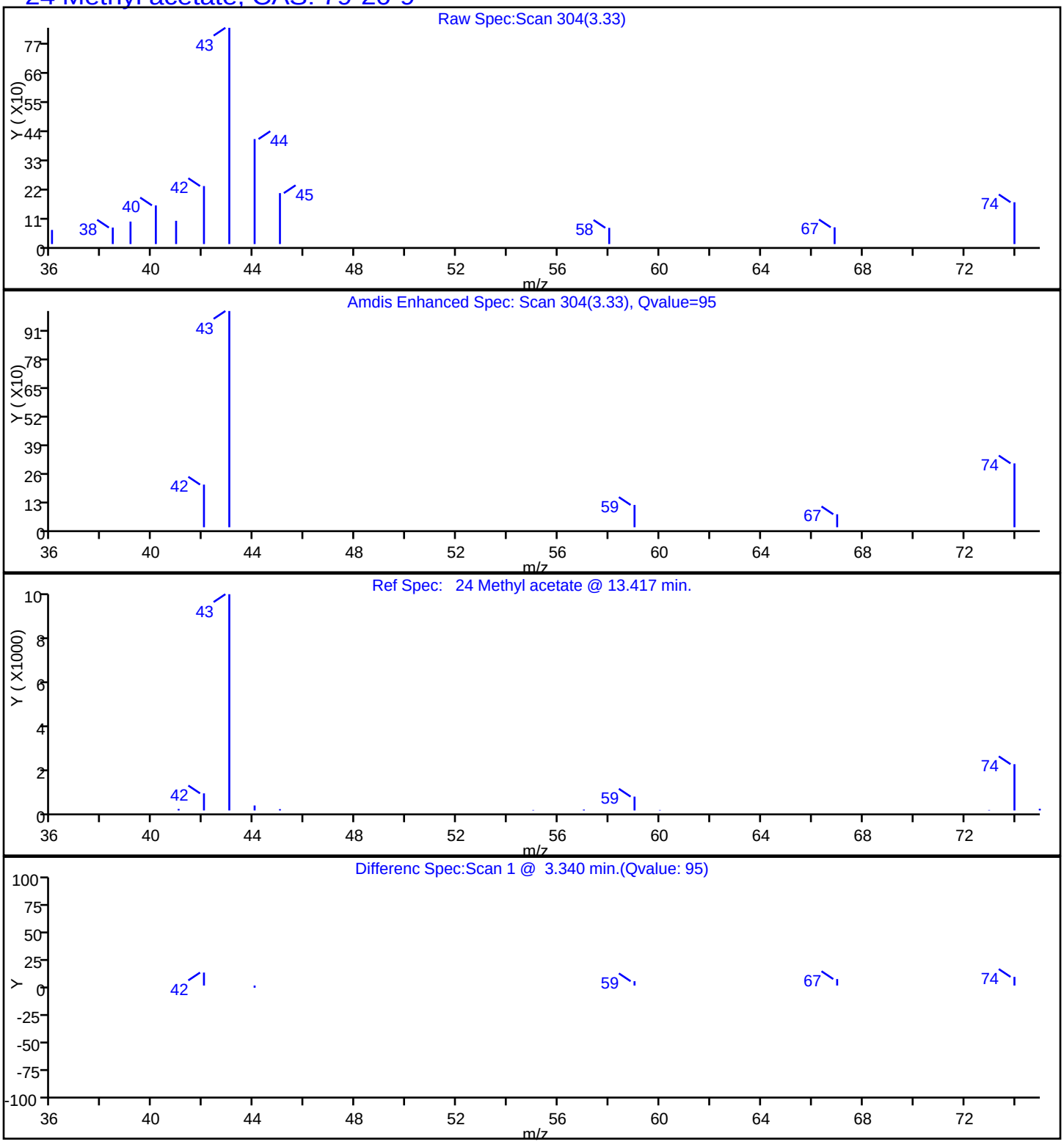

TestAmerica Edison

Data File:	\\ChromNA\Edison\ChromData\CVOAMS1\20161011-46753.b\A28200.D				
Injection Date:	12-Oct-2016 01:19:30	Instrument ID:	CVOAMS1		
Lims ID:	460-121256-B-18	Lab Sample ID:	460-121256-18		
Client ID:	MW-507I				
Operator ID:	VOA GC/MS1	ALS Bottle#:	14	Worklist Smp#:	15
Purge Vol:	5.000 mL	Dil. Factor:	1.0000		
Method:	8260624W_1	Limit Group:	VOA - 8260C Water and Solid		
Column:	Rtx-624 (0.25 mm)	Detector	MS SCAN		

66 Trichloroethene, CAS: 79-01-6

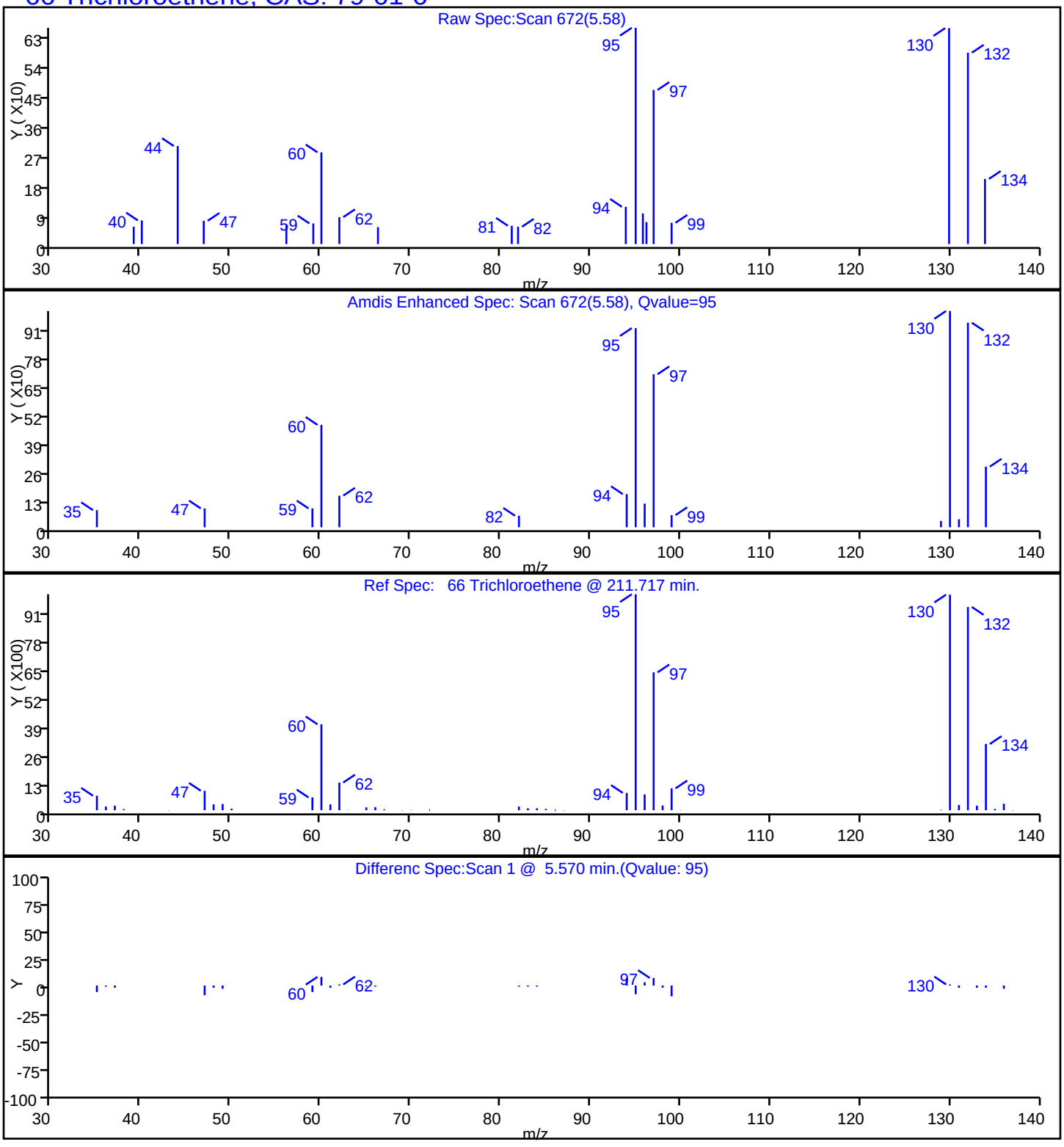

FORM I
GC/MS VOA ORGANICS ANALYSIS DATA SHEET

Lab Name: TestAmerica Edison | Job No.: 460-121256-1

SDG No.:

Client Sample ID: MW-508S | Lab Sample ID: 460-121256-19

Matrix: Water | Lab File ID: A28201.D

Analysis Method: 8260C | Date Collected: 09/29/2016 09:15

Sample wt/vol: 5(mL) | Date Analyzed: 10/12/2016 01:40

Soil Aliquot Vol: | Dilution Factor: 1

Soil Extract Vol.: | GC Column: Rtx-624 ID: 0.25(mm)

% Moisture: | Level: (low/med) Low

Analysis Batch No.: 396528 | Units: ug/L

CAS NO.	COMPOUND NAME	RESULT	Q	RL	MDL
71-55-6	1,1,1-Trichloroethane	0.28	U	1.0	0.28
79-34-5	1,1,2,2-Tetrachloroethane	0.19	U	1.0	0.19
79-00-5	1,1,2-Trichloroethane	0.080	U	1.0	0.080
75-34-3	1,1-Dichloroethane	0.24	U	1.0	0.24
75-35-4	1,1-Dichloroethene	0.34	U	1.0	0.34
87-61-6	1,2,3-Trichlorobenzene	0.35	U	1.0	0.35
120-82-1	1,2,4-Trichlorobenzene	0.27	U	1.0	0.27
96-12-8	1,2-Dibromo-3-Chloropropane	0.23	U	1.0	0.23
106-93-4	1,2-Dibromoethane	0.19	U	1.0	0.19
95-50-1	1,2-Dichlorobenzene	0.22	U	1.0	0.22
107-06-2	1,2-Dichloroethane	0.53	J	1.0	0.25
78-87-5	1,2-Dichloropropane	0.18	U	1.0	0.18
541-73-1	1,3-Dichlorobenzene	0.33	U	1.0	0.33
106-46-7	1,4-Dichlorobenzene	0.33	U	1.0	0.33
123-91-1	1,4-Dioxane	8.7	U	50	8.7
78-93-3	2-Butanone	2.2	U	5.0	2.2
591-78-6	2-Hexanone	0.72	U	5.0	0.72
108-10-1	4-Methyl-2-pentanone	0.63	U	5.0	0.63
67-64-1	Acetone	23		5.0	1.1
71-43-2	Benzene	0.090	U	1.0	0.090
74-97-5	Bromochloromethane	0.30	U	1.0	0.30
75-27-4	Bromodichloromethane	0.15	U	1.0	0.15
75-25-2	Bromoform	0.18	U *	1.0	0.18
74-83-9	Bromomethane	0.18	U	1.0	0.18
75-15-0	Carbon disulfide	0.22	U	1.0	0.22
56-23-5	Carbon tetrachloride	0.33	U	1.0	0.33
108-90-7	Chlorobenzene	0.24	U	1.0	0.24
75-00-3	Chloroethane	0.37	U	1.0	0.37
67-66-3	Chloroform	1.1		1.0	0.22
74-87-3	Chloromethane	0.22	U	1.0	0.22
156-59-2	cis-1,2-Dichloroethene	0.26	U	1.0	0.26
10061-01-5	cis-1,3-Dichloropropene	0.16	U	1.0	0.16
110-82-7	Cyclohexane	0.96	J	1.0	0.26
124-48-1	Dibromochloromethane	0.22	U	1.0	0.22
75-71-8	Dichlorodifluoromethane	0.14	U	1.0	0.14
100-41-4	Ethylbenzene	0.30	U	1.0	0.30

FORM I
GC/MS VOA ORGANICS ANALYSIS DATA SHEET

Lab Name: TestAmerica Edison | Job No.: 460-121256-1

SDG No.:

Client Sample ID: MW-508S | Lab Sample ID: 460-121256-19

Matrix: Water | Lab File ID: A28201.D

Analysis Method: 8260C | Date Collected: 09/29/2016 09:15

Sample wt/vol: 5(mL) | Date Analyzed: 10/12/2016 01:40

Soil Aliquot Vol: | Dilution Factor: 1

Soil Extract Vol.: | GC Column: Rtx-624 ID: 0.25(mm)

% Moisture: | Level: (low/med) Low

Analysis Batch No.: 396528 | Units: ug/L

CAS NO.	COMPOUND NAME	RESULT	Q	RL	MDL
76-13-1	Freon TF	0.34	U	1.0	0.34
98-82-8	Isopropylbenzene	0.32	U	1.0	0.32
179601-23-1	m&p-Xylene	0.28	U	1.0	0.28
79-20-9	Methyl acetate	1.2	J	5.0	0.58
108-87-2	Methylcyclohexane	0.22	U	1.0	0.22
75-09-2	Methylene Chloride	0.21	U	1.0	0.21
1634-04-4	MTBE	0.13	U	1.0	0.13
95-47-6	o-Xylene	0.32	U	1.0	0.32
100-42-5	Styrene	0.17	U	1.0	0.17
127-18-4	Tetrachloroethene	0.12	U	1.0	0.12
108-88-3	Toluene	0.25	U	1.0	0.25
156-60-5	trans-1,2-Dichloroethene	0.18	U	1.0	0.18
10061-02-6	trans-1,3-Dichloropropene	0.19	U	1.0	0.19
79-01-6	Trichloroethene	0.79	J	1.0	0.22
75-69-4	Trichlorofluoromethane	0.15	U	1.0	0.15
75-01-4	Vinyl chloride	0.060	U	1.0	0.060

CAS NO.	SURROGATE	%REC	Q	LIMITS
17060-07-0	1,2-Dichloroethane-d4 (Surr)	104		70-130
460-00-4	Bromofluorobenzene	97		70-130
1868-53-7	Dibromofluoromethane (Surr)	104		70-130
2037-26-5	Toluene-d8 (Surr)	102		70-130

FORM I
GC/MS VOA ORGANICS ANALYSIS DATA SHEET
TENTATIVELY IDENTIFIED COMPOUNDS

Lab Name: TestAmerica Edison | Job No.: 460-121256-1

SDG No.:

Client Sample ID: MW-508S | Lab Sample ID: 460-121256-19

Matrix: Water | Lab File ID: A28201.D

Analysis Method: 8260C | Date Collected: 09/29/2016 09:15

Sample wt/vol: 5(mL) | Date Analyzed: 10/12/2016 01:40

Soil Aliquot Vol: | Dilution Factor: 1

Soil Extract Vol.: | GC Column: Rtx-624 ID: 0.25(mm)

% Moisture: | Level: (low/med) Low

Analysis Batch No.: 396528 | Units: ug/L

Number TICs Found: 1 | TIC Result Total: 9.9

CAS NO.	COMPOUND NAME	RT	RESULT	Q	MATCH QUALITY
	Unknown	3.47	9.9	J	

TestAmerica Edison
Target Compound Quantitation Report

Data File: \\ChromNA\Edison\ChromData\CVOAMS1\20161011-46753.b\A28201.D
Lims ID: 460-121256-B-19
Client ID: MW-508S
Sample Type: Client
Inject. Date: 12-Oct-2016 01:40:30 ALS Bottle#: 15 Worklist Smp#: 16
Purge Vol: 5.000 mL Dil. Factor: 1.0000
Sample Info: 460-121256-B-19
Misc. Info.: 460-0046753-016
Operator ID: VOA GC/MS1 Instrument ID: CVOAMS1

Method: \\ChromNA\Edison\ChromData\CVOAMS1\20161011-46753.b\8260624W_1.m
Limit Group: VOA - 8260C Water and Solid
Last Update: 12-Oct-2016 09:44:17 Calib Date: 08-Sep-2016 04:26:30
Integrator: RTE ID Type: Deconvolution ID
Quant Method: Internal Standard Quant By: Initial Calibration
Last ICal File: \\ChromNA\Edison\ChromData\CVOAMS1\20160908-45311.b\A26272.D

Column 1 : Rtx-624 (0.25 mm) Det: MS SCAN
Process Host: XAWRK018

First Level Reviewer: moroneyc Date: 12-Oct-2016 09:38:45

Compound	Sig	RT (min.)	Exp RT (min.)	Dlt RT (min.)	Q	Response	OnCol Amt ug/l	Flags
19 Acetone	43	3.090	3.102	-0.012	86	15139	22.8	
24 Methyl acetate	43	3.334	3.352	-0.018	99	2750	1.17	
* 28 TBA-d9 (IS)	65	3.450	3.468	-0.018	99	198069	1000.0	
* 39 2-Butanone-d5	46	4.431	4.444	-0.013	98	255934	250.0	
49 Chloroform	83	4.699	4.700	-0.001	95	5025	1.09	
50 Cyclohexane	56	4.803	4.809	-0.006	33	4508	0.9627	
$ 53 Dibromofluoromethane (Surr	113	4.821	4.828	-0.007	95	121017	51.8	
$ 59 1,2-Dichloroethane-d4 (Sur	65	5.102	5.108	-0.006	99	147402	52.0	
62 1,2-Dichloroethane	62	5.163	5.163	0.000	94	1793	0.5321	
* 64 Fluorobenzene	96	5.309	5.315	-0.006	99	441760	50.0	
66 Trichloroethene	95	5.577	5.578	-0.001	95	1894	0.7888	
* 70 1,4-Dioxane-d8	96	5.846	5.858	-0.012	93	16077	1000.0	
$ 81 Toluene-d8 (Surr)	98	6.662	6.669	-0.007	99	401459	51.0	
* 92 Chlorobenzene-d5	117	7.784	7.784	0.000	90	275977	50.0	
$ 103 4-Bromofluorobenzene	174	8.528	8.528	0.000	88	107026	48.5	
* 119 1,4-Dichlorobenzene-d4	152	9.174	9.181	-0.006	98	153693	50.0	

Reagents:

8260ISNEW_00085	Amount Added:	1.00	Units: uL	Run Reagent
8260SURR250_00140	Amount Added:	1.00	Units: uL	Run Reagent

TestAmerica Edison
Tentatively Identified Quantitation Report

Data File:	\\ChromNA\Edison\ChromData\CVOAMS1\20161011-46753.b\A28201.D				
Lims ID:	460-121256-B-19				
Client ID:	MW-508S				
Sample Type:	Client				
Inject. Date:	12-Oct-2016 01:40:30	ALS Bottle#:	15	Worklist Smp#:	16
Purge Vol:	5.000 mL	Dil. Factor:	1.0000		
Sample Info:	460-121256-B-19				
Misc. Info.:	460-0046753-016				
Operator ID:	VOA GC/MS1	Instrument ID:	CVOAMS1		
Method:	\\ChromNA\Edison\ChromData\CVOAMS1\20161011-46753.b\8260624W_1.m				
Limit Group:	VOA - 8260C Water and Solid				
Last Update:	12-Oct-2016 09:44:17	Calib Date:	08-Sep-2016 04:26:30		
Tic RT Window:	0.000 -0.000	Response:	area		
Quant By:	Nearest ISTD	Quant LOD:	10.00000		
MS Library:	\\ChromNA\Edison\Database\NIST02.L				
Min. Match:	85				
Column 1 :	Rtx-624 (0.25 mm)		Det: MS SCAN		
Process Host:	XAWRK018				
First Level Reviewer: moroneyc		Date:	12-Oct-2016 09:38:45		

Tentative Identified Compound Results

RT	Area	Amount ug/l	Quant Cpnd	Qual	Lib Entry	Molecular Formula	Mol. Weight	Flags
		Unknown						
3.468	194197	9.89	64					

Quantitation Compounds

Compound	RT	Area	Amount ug/l
* 64 Fluorobenzene	5.309	981659	50.0

QC Flag Legend

Processing Flags

Reagents:

8260ISNEW_00085	Amount Added:	1.00	Units: uL	Run Reagent
8260SURR250_00140	Amount Added:	1.00	Units: uL	Run Reagent

Report Date: 12-Oct-2016 09:44:48 Chrom Revision: 2.2 08-Sep-2016 14:45:52

TestAmerica Edison

Data File: \\ChromNA\Edison\ChromData\CVOAMS1\20161011-46753.b\A28201.D

Injection Date:	12-Oct-2016 01:40:30	Instrument ID:	CVOAMS1	Operator ID:	VOA GC/MS1
Lims ID:	460-121256-B-19	Lab Sample ID:	460-121256-19	Worklist Smp#:	16
Client ID:	MW-508S				
Purge Vol:	5.000 mL	Dil. Factor:	1.0000	ALS Bottle#:	15
Method:	8260624W_1	Limit Group:	VOA - 8260C Water and Solid		

Column: Rtx-624 (0.25 mm)

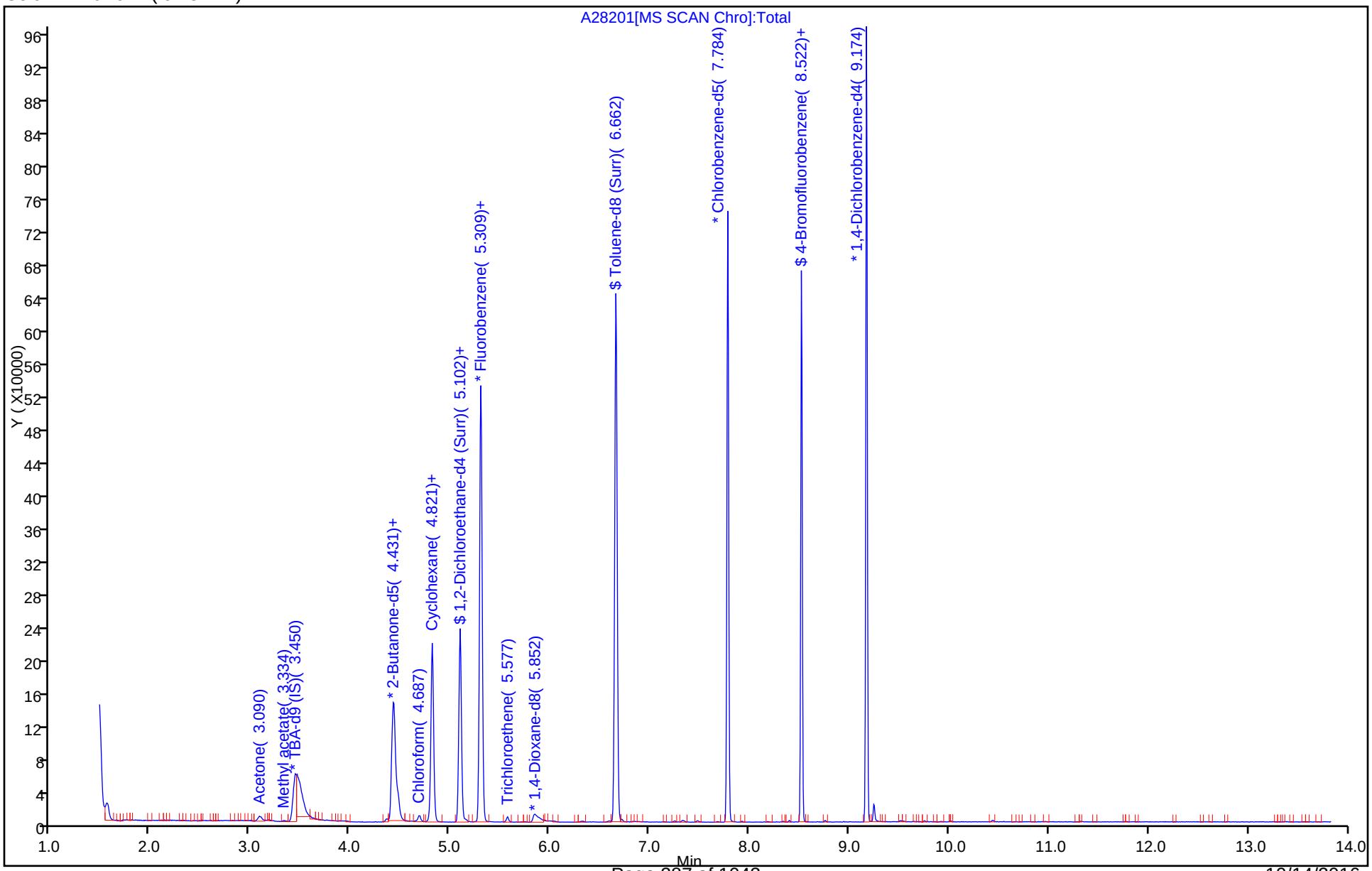

TestAmerica Edison

Data File:	\\ChromNA\Edison\ChromData\CVOAMS1\20161011-46753.b\A28201.D				
Injection Date:	12-Oct-2016 01:40:30	Instrument ID:	CVOAMS1		
Lims ID:	460-121256-B-19	Lab Sample ID:	460-121256-19		
Client ID:	MW-508S				
Operator ID:	VOA GC/MS1	ALS Bottle#:	15	Worklist Smp#:	16
Purge Vol:	5.000 mL	Dil. Factor:	1.0000		
Method:	8260624W_1	Limit Group:	VOA - 8260C Water and Solid		
Column:	Rtx-624 (0.25 mm)	Detector	MS SCAN		

62 1,2-Dichloroethane, CAS: 107-06-2

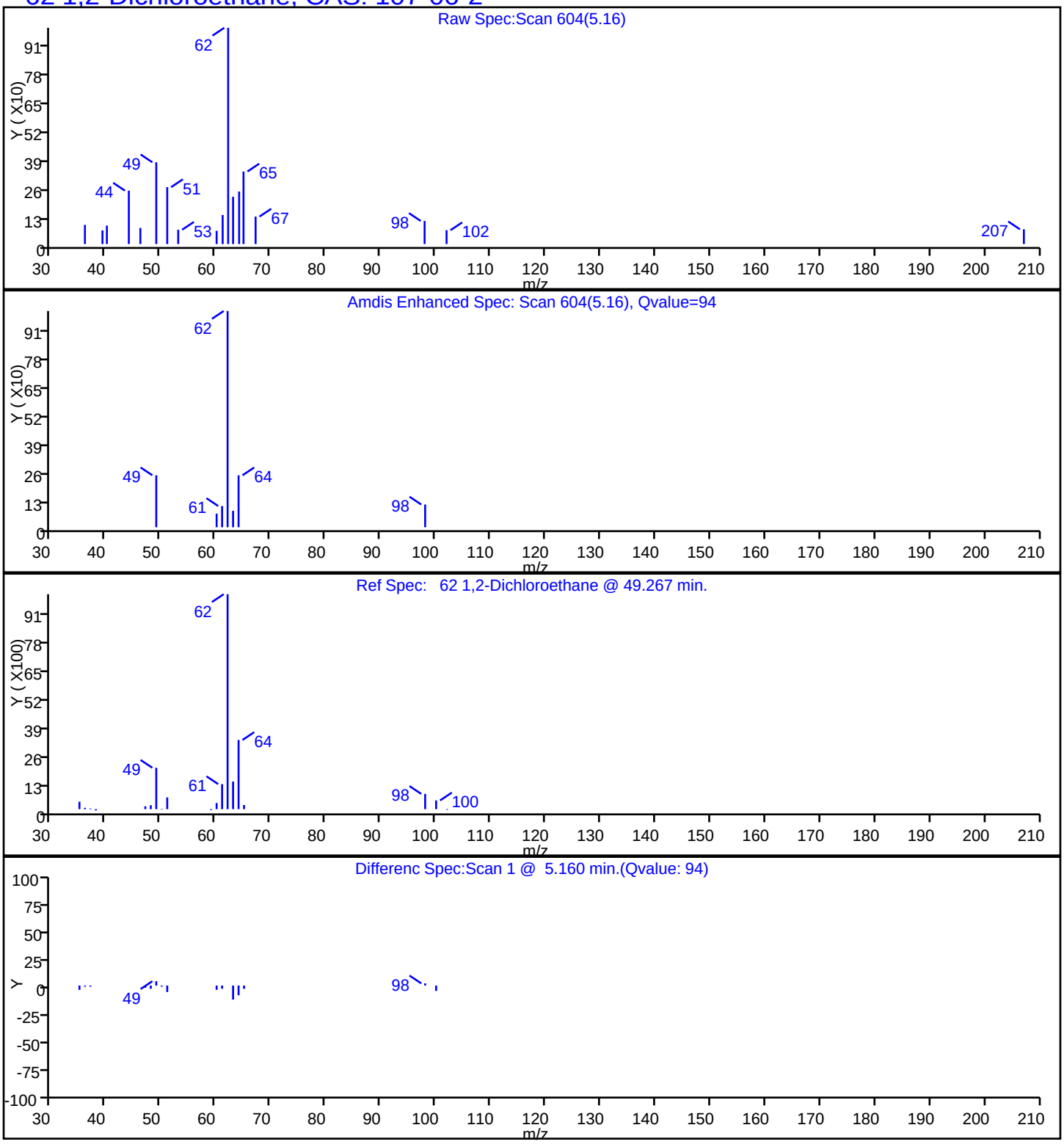

TestAmerica Edison

Data File:	\\ChromNA\Edison\ChromData\CVOAMS1\20161011-46753.b\A28201.D		
Injection Date:	12-Oct-2016 01:40:30	Instrument ID:	CVOAMS1
Lims ID:	460-121256-B-19	Lab Sample ID:	460-121256-19
Client ID:	MW-508S		
Operator ID:	VOA GC/MS1	ALS Bottle#:	15 Worklist Smp#: 16
Purge Vol:	5.000 mL	Dil. Factor:	1.0000
Method:	8260624W_1	Limit Group:	VOA - 8260C Water and Solid
Column:	Rtx-624 (0.25 mm)	Detector	MS SCAN

19 Acetone, CAS: 67-64-1

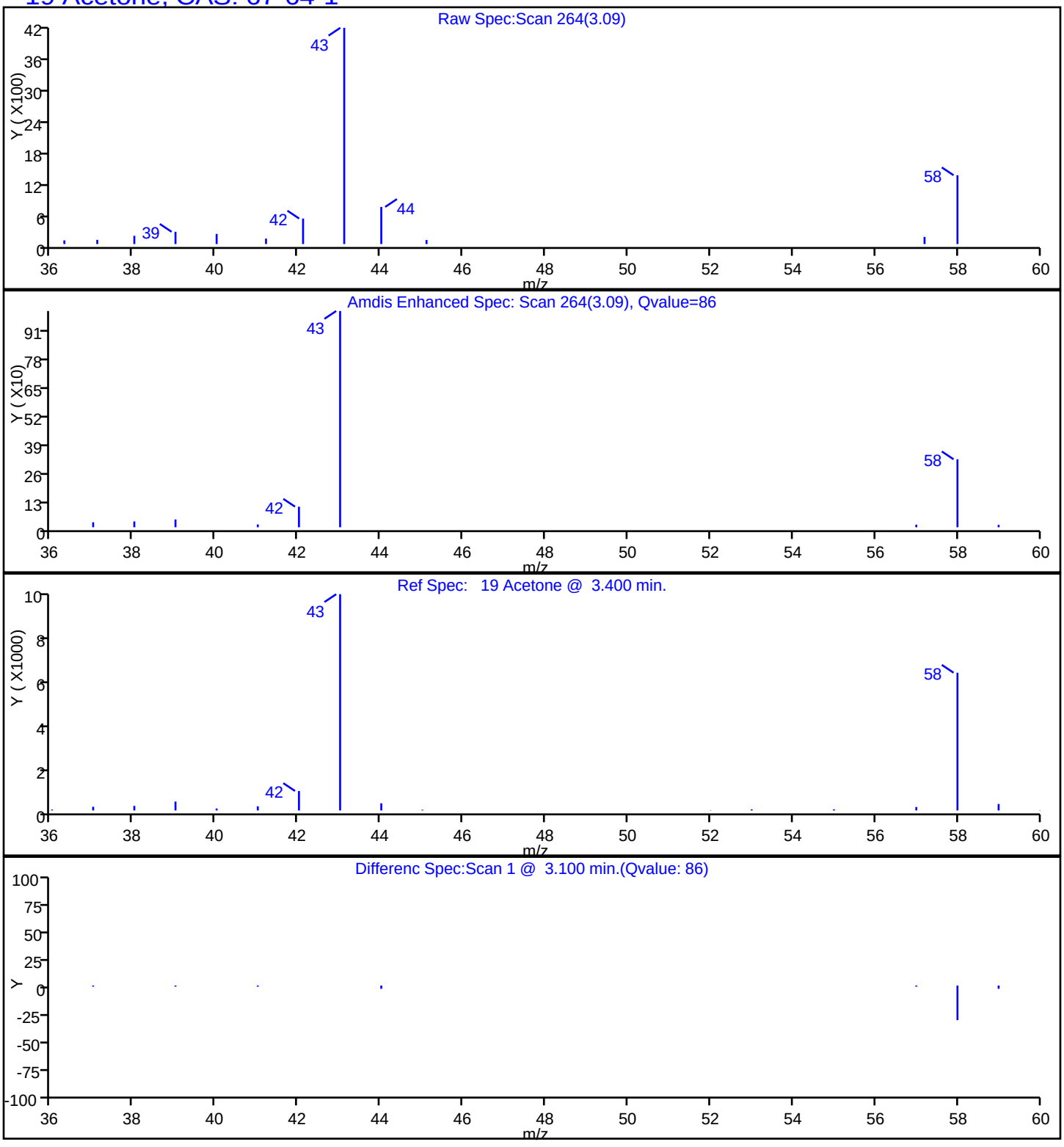

TestAmerica Edison

Data File:	\\ChromNA\Edison\ChromData\CVOAMS1\20161011-46753.b\A28201.D				
Injection Date:	12-Oct-2016 01:40:30	Instrument ID:	CVOAMS1		
Lims ID:	460-121256-B-19	Lab Sample ID:	460-121256-19		
Client ID:	MW-508S				
Operator ID:	VOA GC/MS1	ALS Bottle#:	15	Worklist Smp#:	16
Purge Vol:	5.000 mL	Dil. Factor:	1.0000		
Method:	8260624W_1	Limit Group:	VOA - 8260C Water and Solid		
Column:	Rtx-624 (0.25 mm)	Detector	MS SCAN		

49 Chloroform, CAS: 67-66-3

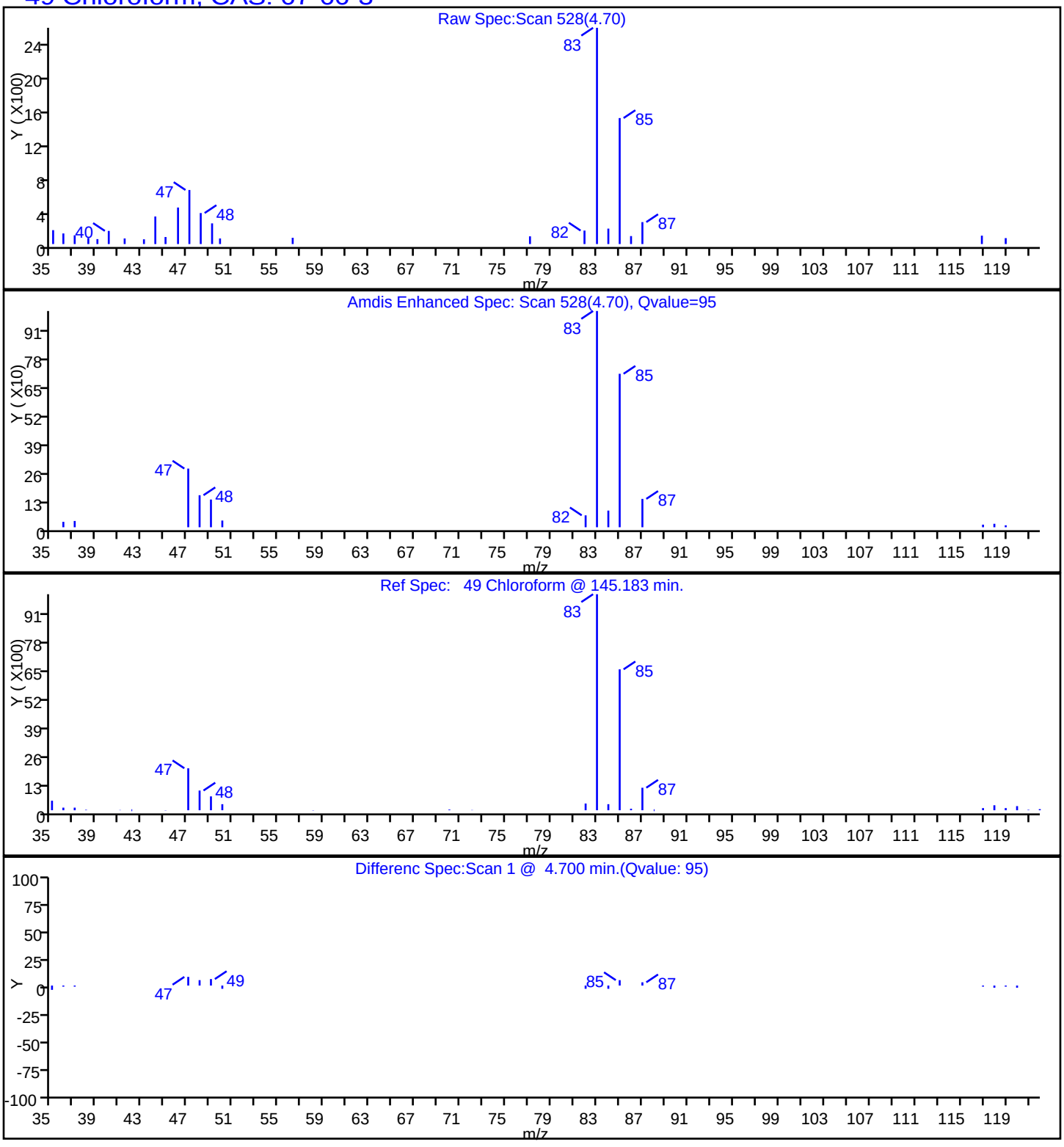

TestAmerica Edison

Data File:	\\ChromNA\Edison\ChromData\CVOAMS1\20161011-46753.b\A28201.D				
Injection Date:	12-Oct-2016 01:40:30	Instrument ID:	CVOAMS1		
Lims ID:	460-121256-B-19	Lab Sample ID:	460-121256-19		
Client ID:	MW-508S				
Operator ID:	VOA GC/MS1	ALS Bottle#:	15	Worklist Smp#:	16
Purge Vol:	5.000 mL	Dil. Factor:	1.0000		
Method:	8260624W_1	Limit Group:	VOA - 8260C Water and Solid		
Column:	Rtx-624 (0.25 mm)	Detector	MS SCAN		

50 Cyclohexane, CAS: 110-82-7

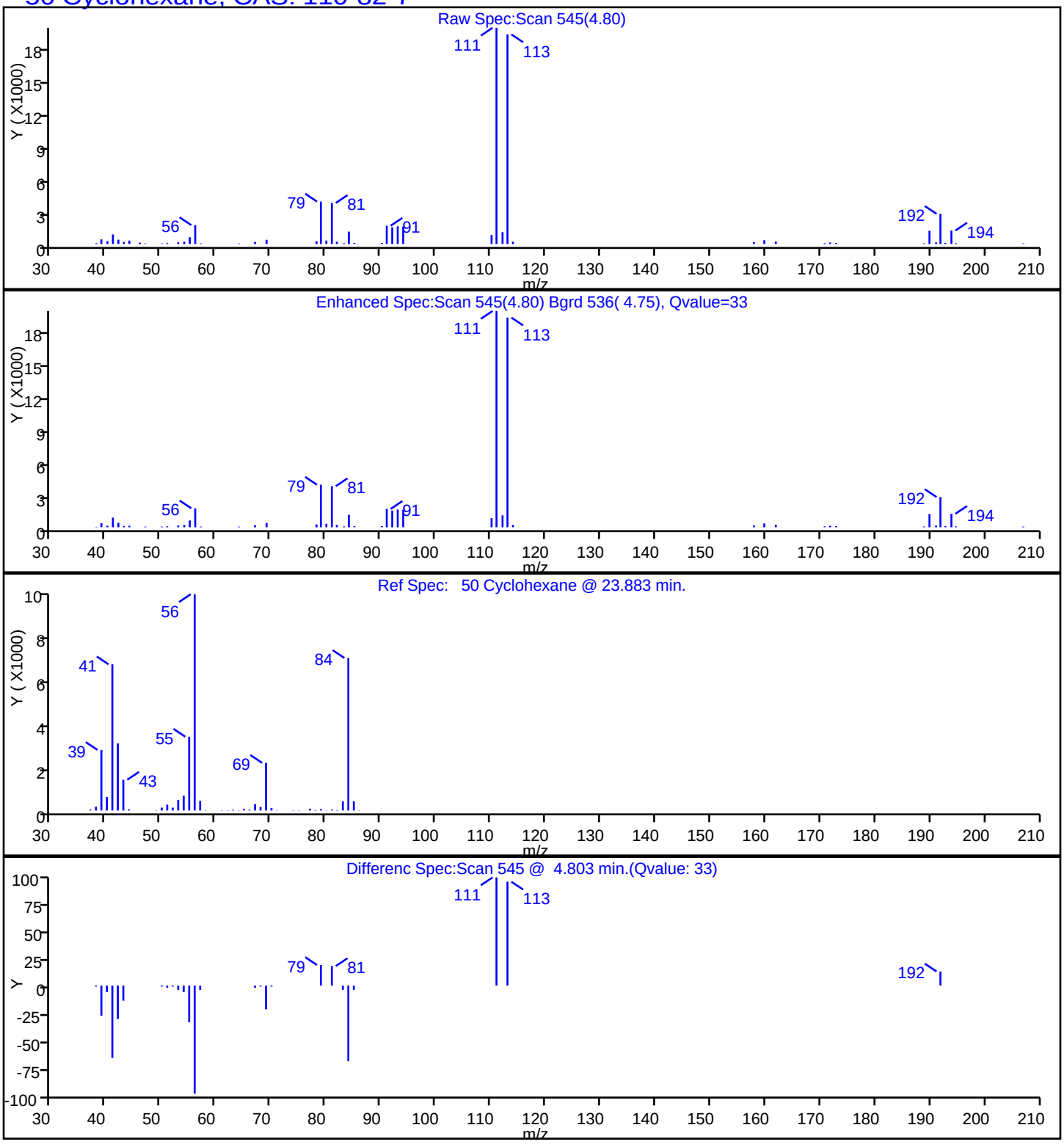

TestAmerica Edison

Data File:	\\ChromNA\Edison\ChromData\CVOAMS1\20161011-46753.b\A28201.D				
Injection Date:	12-Oct-2016 01:40:30	Instrument ID:	CVOAMS1		
Lims ID:	460-121256-B-19	Lab Sample ID:	460-121256-19		
Client ID:	MW-508S				
Operator ID:	VOA GC/MS1	ALS Bottle#:	15	Worklist Smp#:	16
Purge Vol:	5.000 mL	Dil. Factor:	1.0000		
Method:	8260624W_1	Limit Group:	VOA - 8260C Water and Solid		
Column:	Rtx-624 (0.25 mm)	Detector	MS SCAN		

24 Methyl acetate, CAS: 79-20-9

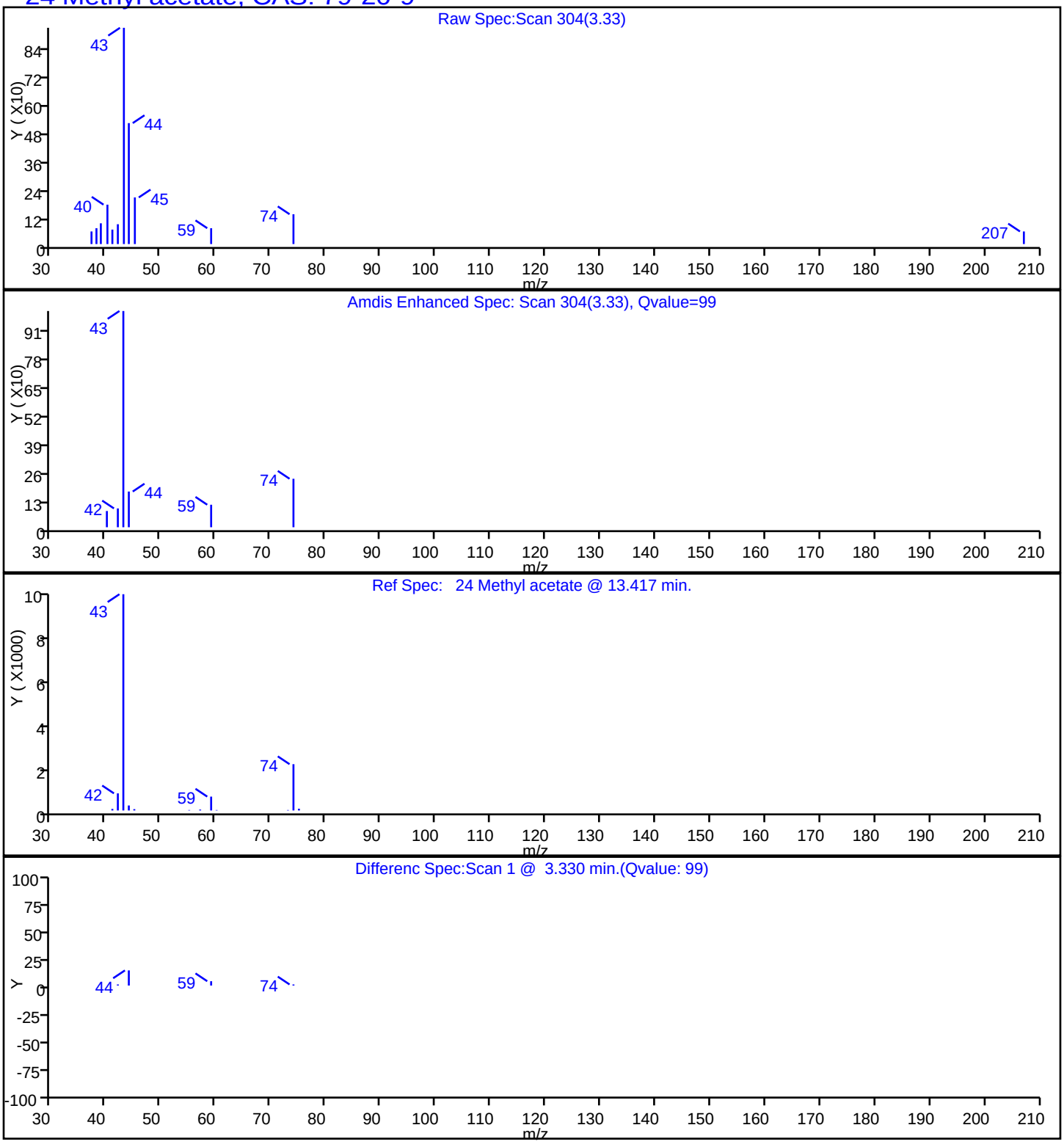

TestAmerica Edison

Data File:	\\ChromNA\Edison\ChromData\CVOAMS1\20161011-46753.b\A28201.D				
Injection Date:	12-Oct-2016 01:40:30	Instrument ID:	CVOAMS1		
Lims ID:	460-121256-B-19	Lab Sample ID:	460-121256-19		
Client ID:	MW-508S				
Operator ID:	VOA GC/MS1	ALS Bottle#:	15	Worklist Smp#:	16
Purge Vol:	5.000 mL	Dil. Factor:	1.0000		
Method:	8260624W_1	Limit Group:	VOA - 8260C Water and Solid		
Column:	Rtx-624 (0.25 mm)	Detector	MS SCAN		

66 Trichloroethene, CAS: 79-01-6

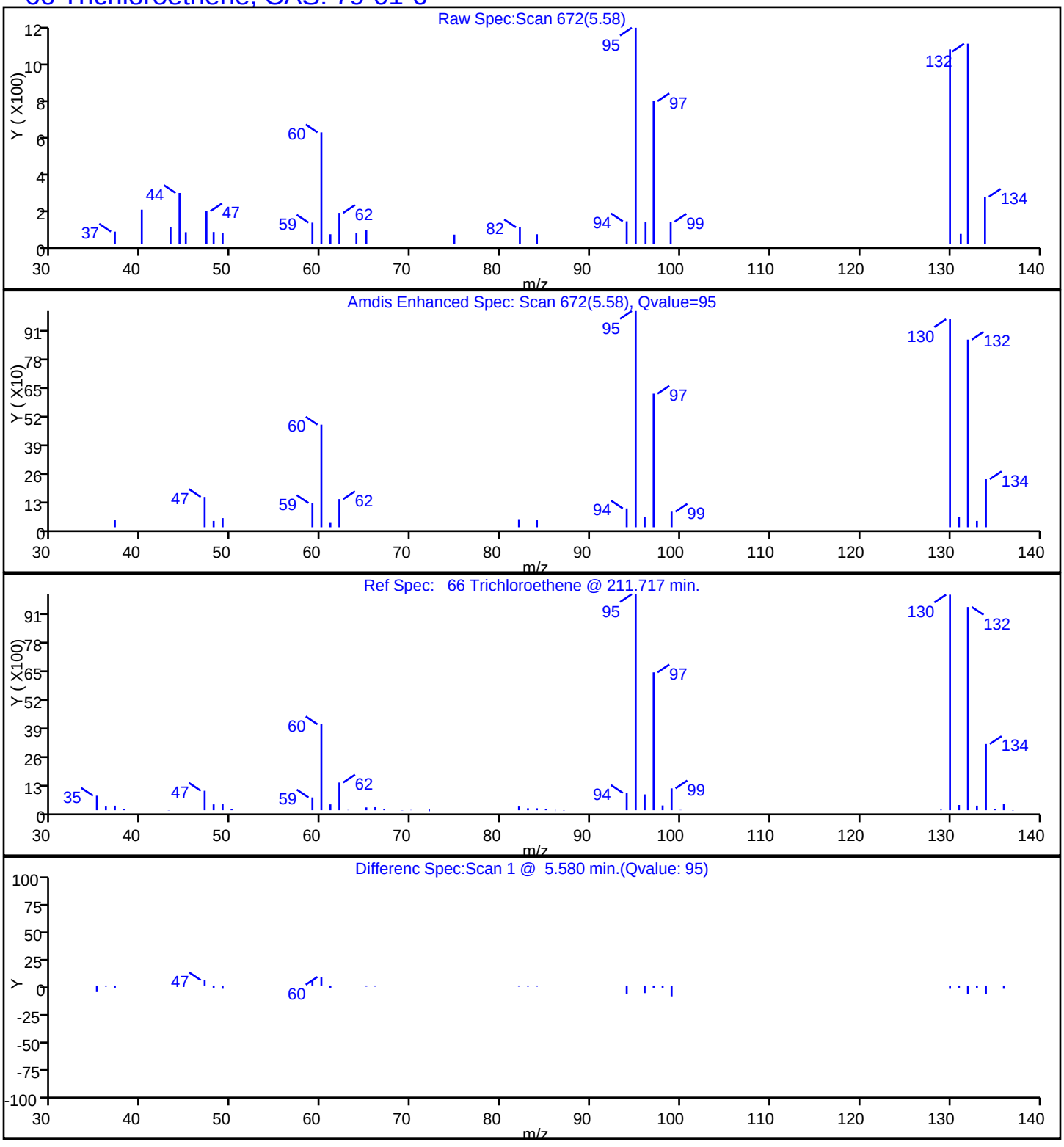

Report Date: 12-Oct-2016 09:44:49 Chrom Revision: 2.2 08-Sep-2016 14:45:52

TestAmerica Edison

Data File: \\ChromNA\Edison\ChromData\CVOAMS1\20161011-46753.b\A28201.D

Injection Date:	12-Oct-2016 01:40:30	Instrument ID:	CVOAMS1		
Lims ID:	460-121256-B-19	Lab Sample ID:	460-121256-19		
Client ID:	MW-508S				
Operator ID:	VOA GC/MS1	ALS Bottle#:	15	Worklist Smp#:	16
Purge Vol:	5.000 mL	Dil. Factor:	1.0000		
Method:	8260624W_1	Limit Group:	VOA - 8260C Water and Solid		
Column:		Detector	MS SCAN		

No Library Matches Found above the Threshold: 85

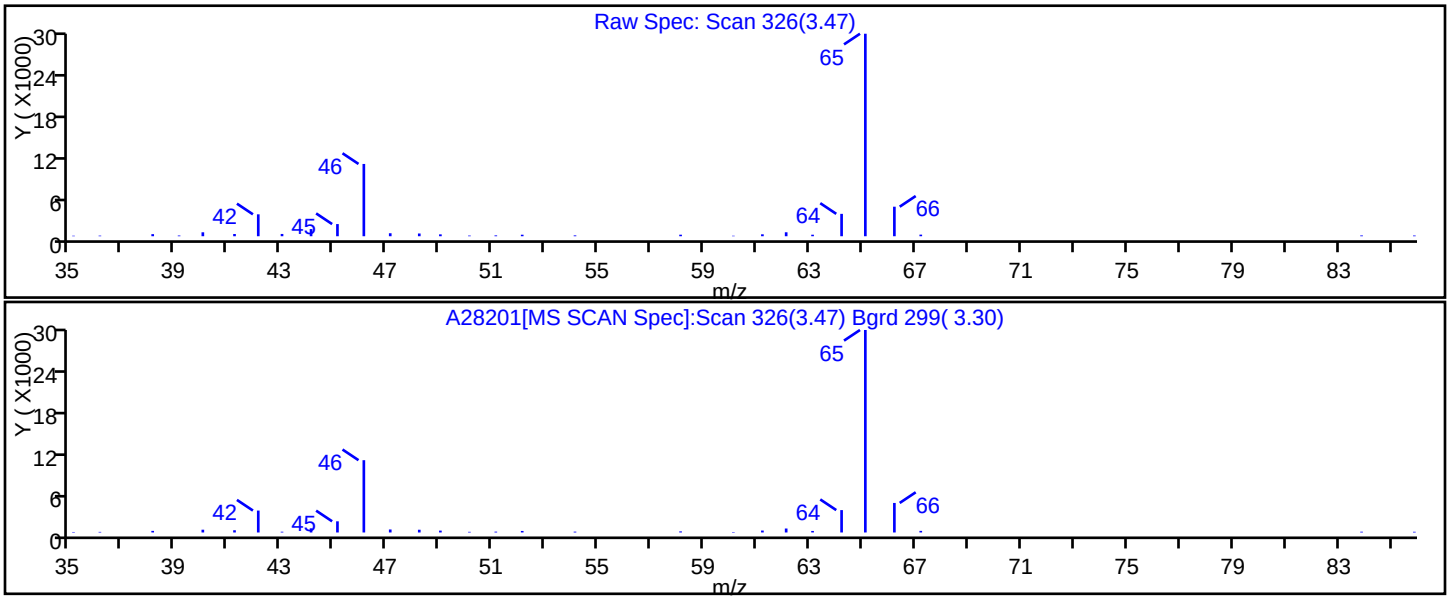

FORM I
GC/MS VOA ORGANICS ANALYSIS DATA SHEET

Lab Name: TestAmerica Edison Job No.: 460-121256-1

SDG No.:

Client Sample ID: MW-508D Lab Sample ID: 460-121256-20

Matrix: Water Lab File ID: A28202.D

Analysis Method: 8260C Date Collected: 09/29/2016 09:20

Sample wt/vol: 5(mL) Date Analyzed: 10/12/2016 02:02

Soil Aliquot Vol: Dilution Factor: 1

Soil Extract Vol.: GC Column: Rtx-624 ID: 0.25(mm)

% Moisture: Level: (low/med) Low

Analysis Batch No.: 396528 Units: ug/L

CAS NO.	COMPOUND NAME	RESULT	Q	RL	MDL
71-55-6	1,1,1-Trichloroethane	0.28	U	1.0	0.28
79-34-5	1,1,2,2-Tetrachloroethane	0.19	U	1.0	0.19
79-00-5	1,1,2-Trichloroethane	0.080	U	1.0	0.080
75-34-3	1,1-Dichloroethane	0.24	U	1.0	0.24
75-35-4	1,1-Dichloroethene	0.34	U	1.0	0.34
87-61-6	1,2,3-Trichlorobenzene	0.35	U	1.0	0.35
120-82-1	1,2,4-Trichlorobenzene	0.27	U	1.0	0.27
96-12-8	1,2-Dibromo-3-Chloropropane	0.23	U	1.0	0.23
106-93-4	1,2-Dibromoethane	0.19	U	1.0	0.19
95-50-1	1,2-Dichlorobenzene	0.22	U	1.0	0.22
107-06-2	1,2-Dichloroethane	0.41	J	1.0	0.25
78-87-5	1,2-Dichloropropane	0.18	U	1.0	0.18
541-73-1	1,3-Dichlorobenzene	0.33	U	1.0	0.33
106-46-7	1,4-Dichlorobenzene	0.33	U	1.0	0.33
123-91-1	1,4-Dioxane	8.7	U	50	8.7
78-93-3	2-Butanone	2.2	U	5.0	2.2
591-78-6	2-Hexanone	0.72	U	5.0	0.72
108-10-1	4-Methyl-2-pentanone	0.63	U	5.0	0.63
67-64-1	Acetone	22		5.0	1.1
71-43-2	Benzene	0.090	U	1.0	0.090
74-97-5	Bromochloromethane	0.30	U	1.0	0.30
75-27-4	Bromodichloromethane	0.15	U	1.0	0.15
75-25-2	Bromoform	0.18	U *	1.0	0.18
74-83-9	Bromomethane	0.18	U	1.0	0.18
75-15-0	Carbon disulfide	0.22	U	1.0	0.22
56-23-5	Carbon tetrachloride	0.33	U	1.0	0.33
108-90-7	Chlorobenzene	0.24	U	1.0	0.24
75-00-3	Chloroethane	0.37	U	1.0	0.37
67-66-3	Chloroform	0.22	U	1.0	0.22
74-87-3	Chloromethane	0.22	U	1.0	0.22
156-59-2	cis-1,2-Dichloroethene	2.1		1.0	0.26
10061-01-5	cis-1,3-Dichloropropene	0.16	U	1.0	0.16
110-82-7	Cyclohexane	0.26	U	1.0	0.26
124-48-1	Dibromochloromethane	0.22	U	1.0	0.22
75-71-8	Dichlorodifluoromethane	0.14	U	1.0	0.14
100-41-4	Ethylbenzene	0.30	U	1.0	0.30

FORM I
GC/MS VOA ORGANICS ANALYSIS DATA SHEET

Lab Name: TestAmerica Edison | Job No.: 460-121256-1

SDG No.:

Client Sample ID: MW-508D | Lab Sample ID: 460-121256-20

Matrix: Water | Lab File ID: A28202.D

Analysis Method: 8260C | Date Collected: 09/29/2016 09:20

Sample wt/vol: 5(mL) | Date Analyzed: 10/12/2016 02:02

Soil Aliquot Vol: | Dilution Factor: 1

Soil Extract Vol.: | GC Column: Rtx-624 ID: 0.25(mm)

% Moisture: | Level: (low/med) Low

Analysis Batch No.: 396528 | Units: ug/L

CAS NO.	COMPOUND NAME	RESULT	Q	RL	MDL
76-13-1	Freon TF	0.34	U	1.0	0.34
98-82-8	Isopropylbenzene	0.32	U	1.0	0.32
179601-23-1	m&p-Xylene	0.28	U	1.0	0.28
79-20-9	Methyl acetate	1.2	J	5.0	0.58
108-87-2	Methylcyclohexane	0.22	U	1.0	0.22
75-09-2	Methylene Chloride	0.21	U	1.0	0.21
1634-04-4	MTBE	0.13	U	1.0	0.13
95-47-6	o-Xylene	0.32	U	1.0	0.32
100-42-5	Styrene	0.17	U	1.0	0.17
127-18-4	Tetrachloroethene	0.12	U	1.0	0.12
108-88-3	Toluene	0.25	U	1.0	0.25
156-60-5	trans-1,2-Dichloroethene	0.18	U	1.0	0.18
10061-02-6	trans-1,3-Dichloropropene	0.19	U	1.0	0.19
79-01-6	Trichloroethene	0.89	J	1.0	0.22
75-69-4	Trichlorofluoromethane	0.15	U	1.0	0.15
75-01-4	Vinyl chloride	0.38	J	1.0	0.060

CAS NO.	SURROGATE	%REC	Q	LIMITS
17060-07-0	1,2-Dichloroethane-d4 (Surr)	104		70-130
460-00-4	Bromofluorobenzene	95		70-130
1868-53-7	Dibromofluoromethane (Surr)	104		70-130
2037-26-5	Toluene-d8 (Surr)	103		70-130

FORM I
GC/MS VOA ORGANICS ANALYSIS DATA SHEET
TENTATIVELY IDENTIFIED COMPOUNDS

Lab Name: TestAmerica Edison Job No.: 460-121256-1

SDG No.:

Client Sample ID: MW-508D Lab Sample ID: 460-121256-20

Matrix: Water Lab File ID: A28202.D

Analysis Method: 8260C Date Collected: 09/29/2016 09:20

Sample wt/vol: 5(mL) Date Analyzed: 10/12/2016 02:02

Soil Aliquot Vol: Dilution Factor: 1

Soil Extract Vol.: GC Column: Rtx-624 ID: 0.25(mm)

% Moisture: Level: (low/med) Low

Analysis Batch No.: 396528 Units: ug/L

Number TICs Found: 0 TIC Result Total: 0

CAS NO.	COMPOUND NAME	RT	RESULT	Q	MATCH QUALITY
	Tentatively Identified Compound		None		

TestAmerica Edison
Target Compound Quantitation Report

Data File: \\ChromNA\Edison\ChromData\CVOAMS1\20161011-46753.b\A28202.D
Lims ID: 460-121256-B-20
Client ID: MW-508D
Sample Type: Client
Inject. Date: 12-Oct-2016 02:02:30 ALS Bottle#: 16 Worklist Smp#: 17
Purge Vol: 5.000 mL Dil. Factor: 1.0000
Sample Info: 460-121256-B-20
Misc. Info.: 460-0046753-017
Operator ID: VOA GC/MS1 Instrument ID: CVOAMS1

Method: \\ChromNA\Edison\ChromData\CVOAMS1\20161011-46753.b\8260624W_1.m
Limit Group: VOA - 8260C Water and Solid
Last Update: 12-Oct-2016 09:44:17 Calib Date: 08-Sep-2016 04:26:30
Integrator: RTE ID Type: Deconvolution ID
Quant Method: Internal Standard Quant By: Initial Calibration
Last ICal File: \\ChromNA\Edison\ChromData\CVOAMS1\20160908-45311.b\A26272.D

Column 1 : Rtx-624 (0.25 mm) Det: MS SCAN
Process Host: XAWRK018

First Level Reviewer: moroneyc Date: 12-Oct-2016 09:39:08

Compound	Sig	RT (min.)	Exp RT (min.)	Dlt RT (min.)	Q	Response	OnCol Amt ug/l	Flags
5 Vinyl chloride	62	1.914	1.932	-0.018	29	1764	0.3758	
19 Acetone	43	3.090	3.102	-0.012	88	16124	22.0	
24 Methyl acetate	43	3.334	3.352	-0.018	100	2819	1.16	
* 28 TBA-d9 (IS)	65	3.462	3.468	-0.006	100	216216	1000.0	
* 39 2-Butanone-d5	46	4.431	4.444	-0.013	98	283257	250.0	
41 cis-1,2-Dichloroethene	96	4.468	4.468	0.000	89	6266	2.06	
$ 53 Dibromofluoromethane (Surr	113	4.822	4.828	-0.006	96	126485	52.0	
$ 59 1,2-Dichloroethane-d4 (Sur	65	5.102	5.108	-0.006	98	152675	51.8	
62 1,2-Dichloroethane	62	5.163	5.163	0.000	88	1422	0.4056	
* 64 Fluorobenzene	96	5.309	5.315	-0.006	97	459564	50.0	
66 Trichloroethene	95	5.571	5.578	-0.007	96	2221	0.8892	
* 70 1,4-Dioxane-d8	96	5.846	5.858	-0.012	92	17754	1000.0	
$ 81 Toluene-d8 (Surr)	98	6.663	6.669	-0.006	99	410856	51.3	
* 92 Chlorobenzene-d5	117	7.784	7.784	0.000	90	280464	50.0	
$ 103 4-Bromofluorobenzene	174	8.528	8.528	0.000	89	106779	47.6	
* 119 1,4-Dichlorobenzene-d4	152	9.174	9.181	-0.006	98	153806	50.0	

Reagents:

8260ISNEW_00085	Amount Added:	1.00	Units: uL	Run Reagent
8260SURR250_00140	Amount Added:	1.00	Units: uL	Run Reagent

Report Date: 12-Oct-2016 09:44:50 Chrom Revision: 2.2 08-Sep-2016 14:45:52

TestAmerica Edison

Data File: \\ChromNA\Edison\ChromData\CVOAMS1\20161011-46753.b\A28202.D

Injection Date:	12-Oct-2016 02:02:30	Instrument ID:	CVOAMS1	Operator ID:	VOA GC/MS1
Lims ID:	460-121256-B-20	Lab Sample ID:	460-121256-20	Worklist Smp#:	17
Client ID:	MW-508D				
Purge Vol:	5.000 mL	Dil. Factor:	1.0000	ALS Bottle#:	16
Method:	8260624W_1	Limit Group:	VOA - 8260C Water and Solid		

Column: Rtx-624 (0.25 mm)

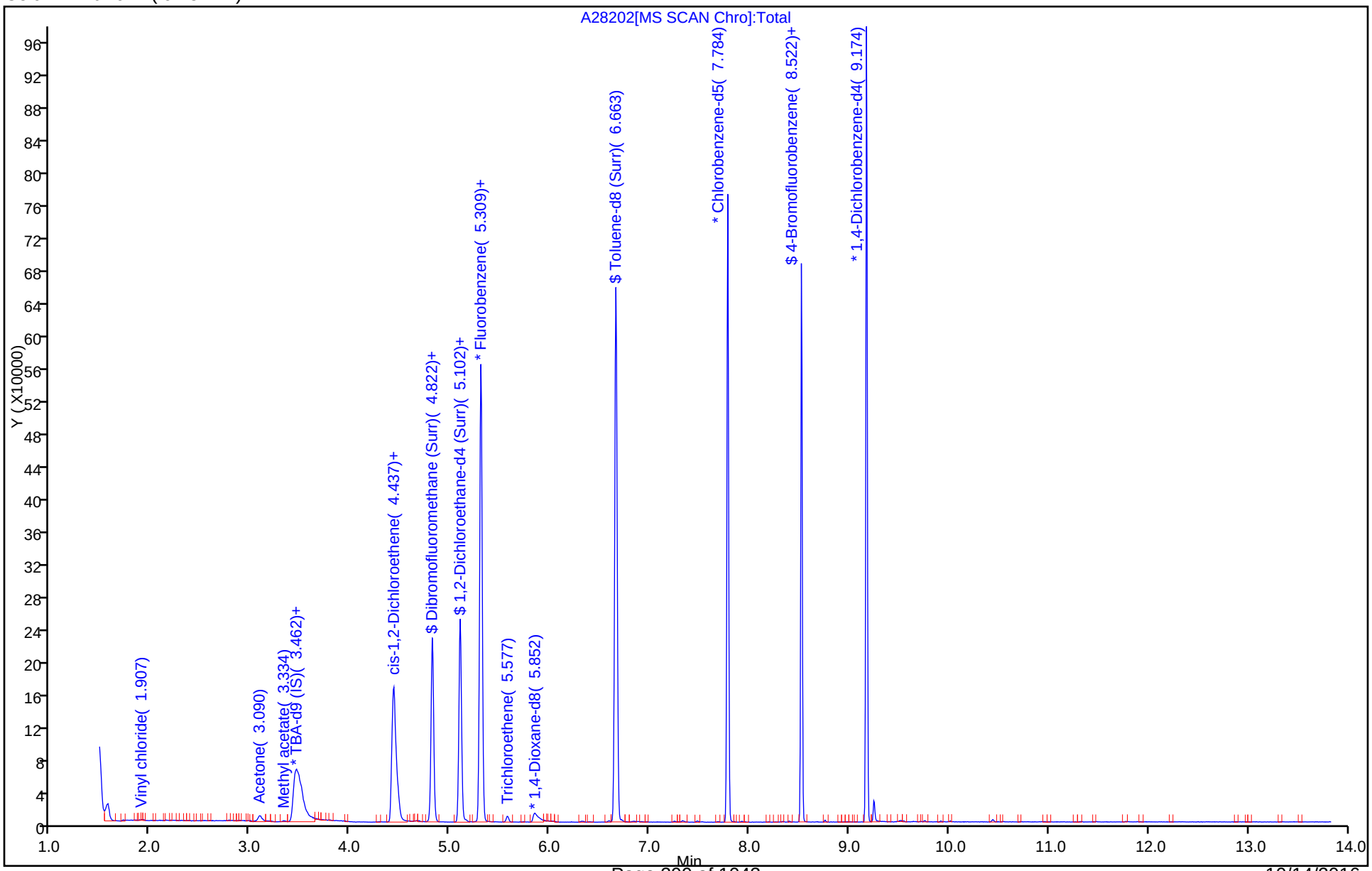

TestAmerica Edison

Data File:	\\ChromNA\Edison\ChromData\CVOAMS1\20161011-46753.b\A28202.D				
Injection Date:	12-Oct-2016 02:02:30	Instrument ID:	CVOAMS1		
Lims ID:	460-121256-B-20	Lab Sample ID:	460-121256-20		
Client ID:	MW-508D				
Operator ID:	VOA GC/MS1	ALS Bottle#:	16	Worklist Smp#:	17
Purge Vol:	5.000 mL	Dil. Factor:	1.0000		
Method:	8260624W_1	Limit Group:	VOA - 8260C Water and Solid		
Column:	Rtx-624 (0.25 mm)	Detector	MS SCAN		

62 1,2-Dichloroethane, CAS: 107-06-2

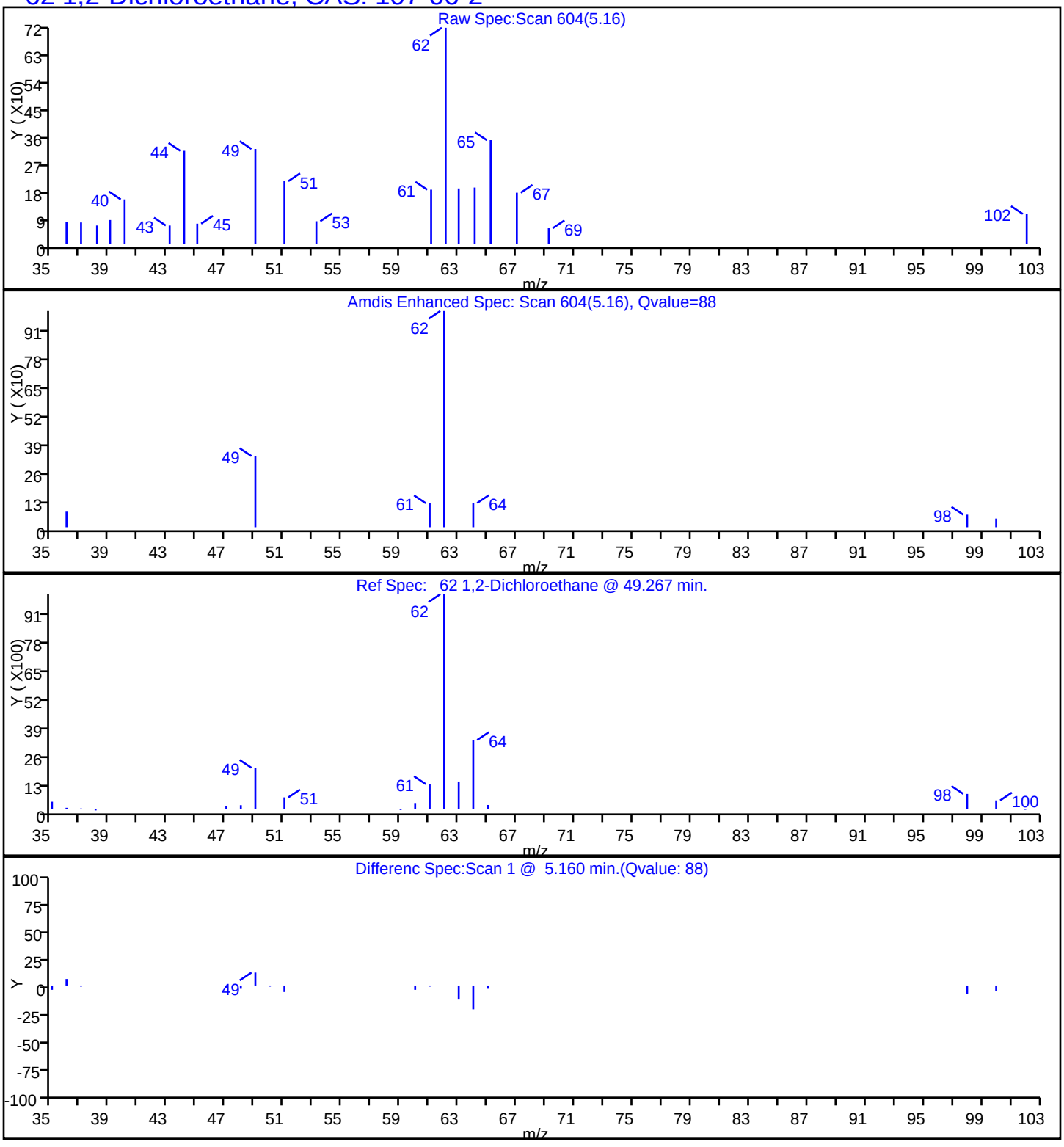

TestAmerica Edison

Data File:	\\ChromNA\Edison\ChromData\CVOAMS1\20161011-46753.b\A28202.D				
Injection Date:	12-Oct-2016 02:02:30	Instrument ID:	CVOAMS1		
Lims ID:	460-121256-B-20	Lab Sample ID:	460-121256-20		
Client ID:	MW-508D				
Operator ID:	VOA GC/MS1	ALS Bottle#:	16	Worklist Smp#:	17
Purge Vol:	5.000 mL	Dil. Factor:	1.0000		
Method:	8260624W_1	Limit Group:	VOA - 8260C Water and Solid		
Column:	Rtx-624 (0.25 mm)	Detector	MS SCAN		

19 Acetone, CAS: 67-64-1

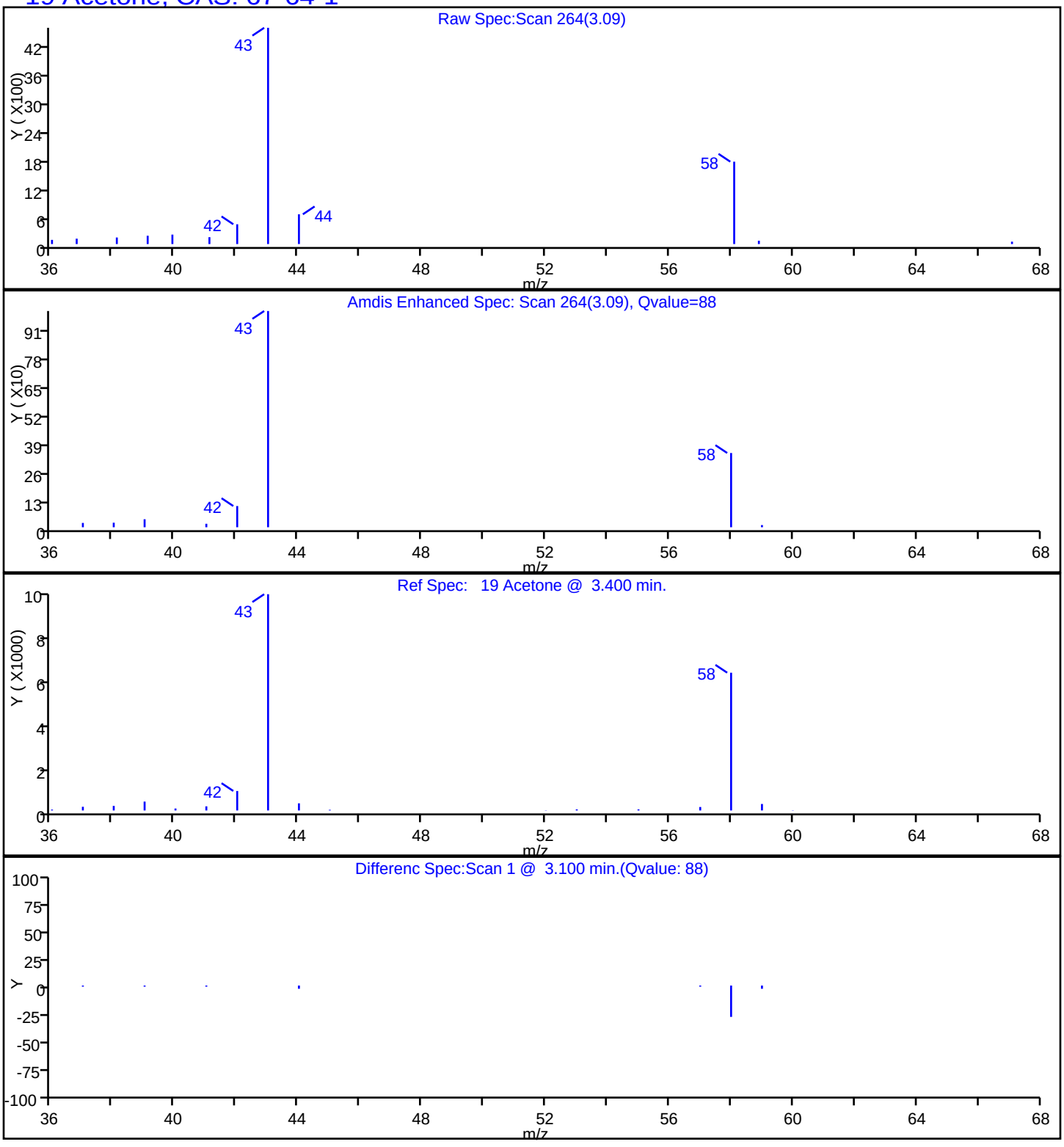

TestAmerica Edison

Data File:	\\ChromNA\Edison\ChromData\CVOAMS1\20161011-46753.b\A28202.D		
Injection Date:	12-Oct-2016 02:02:30	Instrument ID:	CVOAMS1
Lims ID:	460-121256-B-20	Lab Sample ID:	460-121256-20
Client ID:	MW-508D		
Operator ID:	VOA GC/MS1	ALS Bottle#:	16 Worklist Smp#: 17
Purge Vol:	5.000 mL	Dil. Factor:	1.0000
Method:	8260624W_1	Limit Group:	VOA - 8260C Water and Solid
Column:	Rtx-624 (0.25 mm)	Detector	MS SCAN

41 cis-1,2-Dichloroethene, CAS: 156-59-2

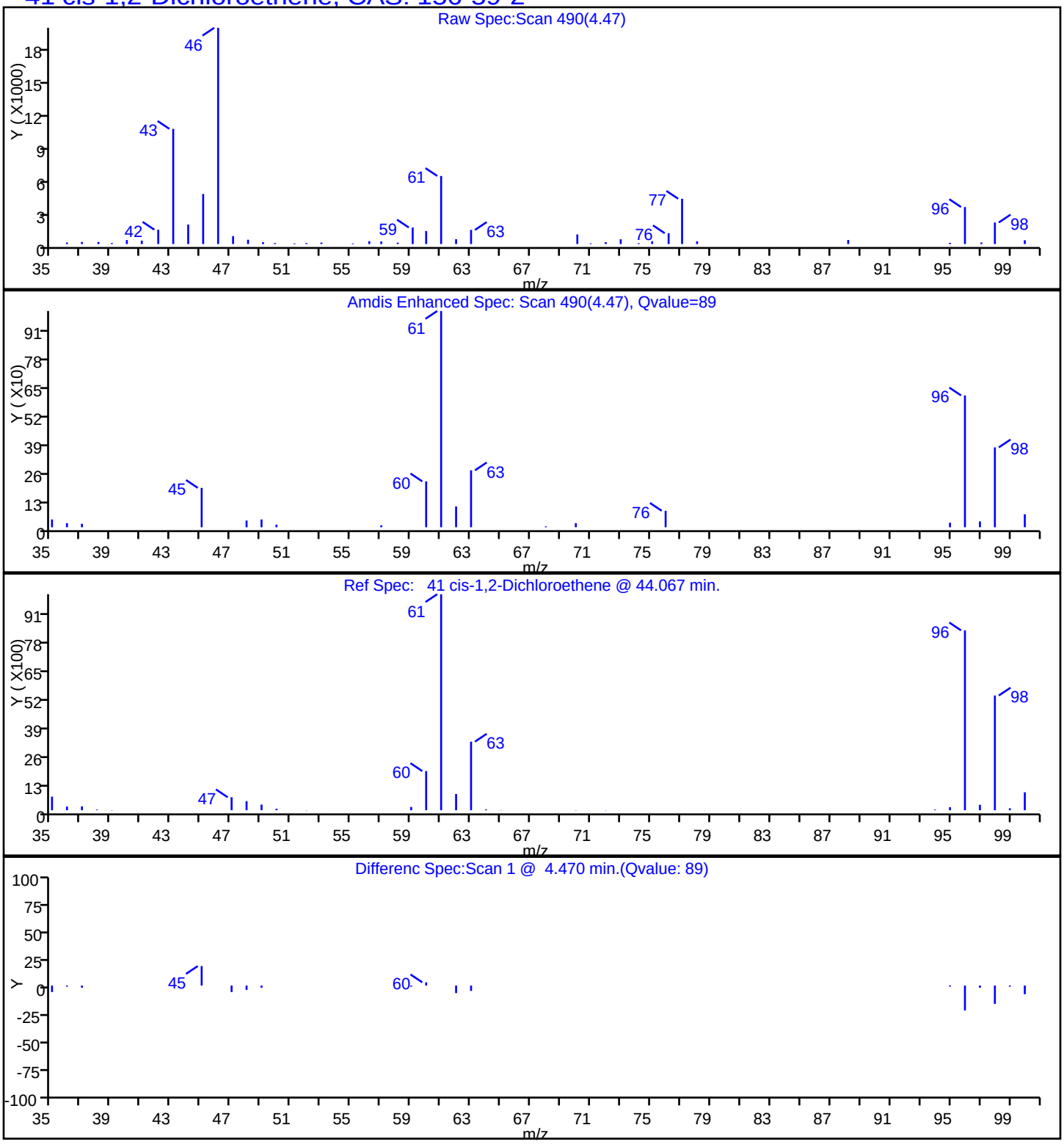

TestAmerica Edison

Data File:	\\ChromNA\Edison\ChromData\CVOAMS1\20161011-46753.b\A28202.D				
Injection Date:	12-Oct-2016 02:02:30	Instrument ID:	CVOAMS1		
Lims ID:	460-121256-B-20	Lab Sample ID:	460-121256-20		
Client ID:	MW-508D				
Operator ID:	VOA GC/MS1	ALS Bottle#:	16	Worklist Smp#:	17
Purge Vol:	5.000 mL	Dil. Factor:	1.0000		
Method:	8260624W_1	Limit Group:	VOA - 8260C Water and Solid		
Column:	Rtx-624 (0.25 mm)	Detector	MS SCAN		

24 Methyl acetate, CAS: 79-20-9

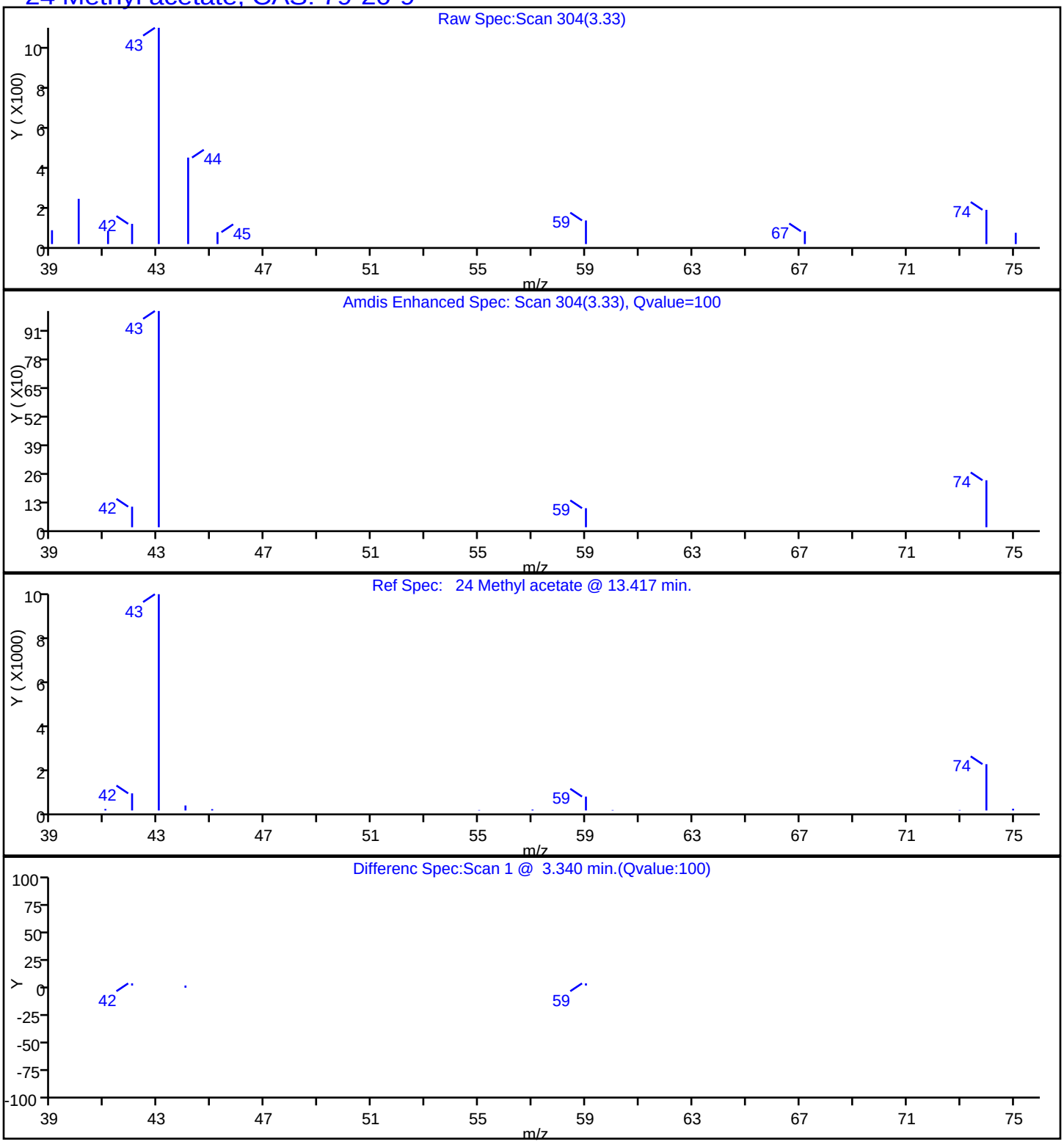

TestAmerica Edison

Data File:	\\ChromNA\Edison\ChromData\CVOAMS1\20161011-46753.b\A28202.D				
Injection Date:	12-Oct-2016 02:02:30	Instrument ID:	CVOAMS1		
Lims ID:	460-121256-B-20	Lab Sample ID:	460-121256-20		
Client ID:	MW-508D				
Operator ID:	VOA GC/MS1	ALS Bottle#:	16	Worklist Smp#:	17
Purge Vol:	5.000 mL	Dil. Factor:	1.0000		
Method:	8260624W_1	Limit Group:	VOA - 8260C Water and Solid		
Column:	Rtx-624 (0.25 mm)	Detector	MS SCAN		

66 Trichloroethene, CAS: 79-01-6

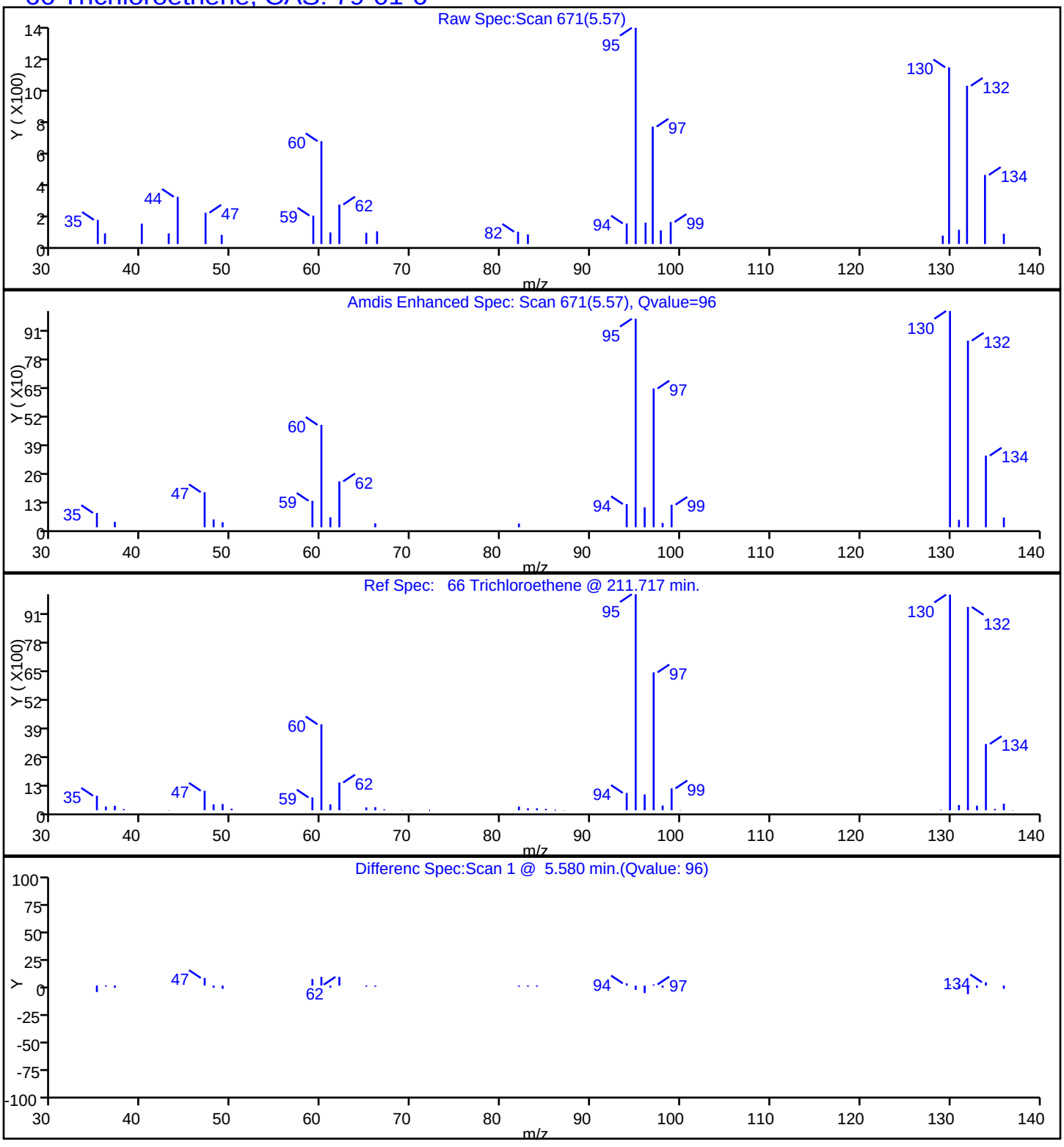

TestAmerica Edison

Data File:	\\ChromNA\Edison\ChromData\CVOAMS1\20161011-46753.b\A28202.D				
Injection Date:	12-Oct-2016 02:02:30	Instrument ID:	CVOAMS1		
Lims ID:	460-121256-B-20	Lab Sample ID:	460-121256-20		
Client ID:	MW-508D				
Operator ID:	VOA GC/MS1	ALS Bottle#:	16	Worklist Smp#:	17
Purge Vol:	5.000 mL	Dil. Factor:	1.0000		
Method:	8260624W_1	Limit Group:	VOA - 8260C Water and Solid		
Column:	Rtx-624 (0.25 mm)	Detector	MS SCAN		

5 Vinyl chloride, CAS: 75-01-4

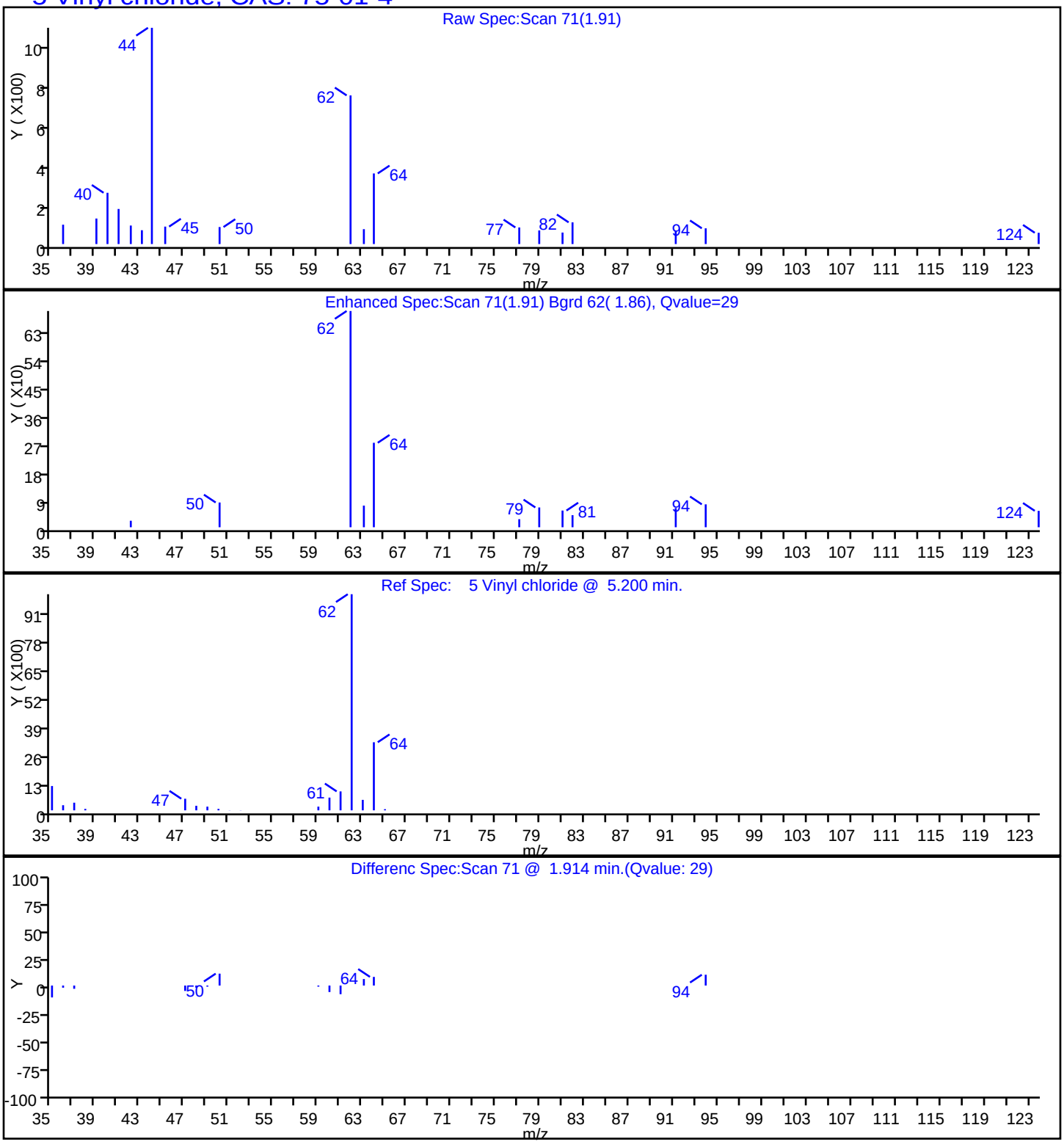

FORM I
GC/MS VOA ORGANICS ANALYSIS DATA SHEET

Lab Name: TestAmerica Edison | Job No.: 460-121256-1

SDG No.:

Client Sample ID: MW-532S | Lab Sample ID: 460-121256-21

Matrix: Water | Lab File ID: A28203.D

Analysis Method: 8260C | Date Collected: 09/29/2016 07:50

Sample wt/vol: 5(mL) | Date Analyzed: 10/12/2016 02:24

Soil Aliquot Vol: | Dilution Factor: 1

Soil Extract Vol.: | GC Column: Rtx-624 ID: 0.25(mm)

% Moisture: | Level: (low/med) Low

Analysis Batch No.: 396528 | Units: ug/L

CAS NO.	COMPOUND NAME	RESULT	Q	RL	MDL
71-55-6	1,1,1-Trichloroethane	0.28	U	1.0	0.28
79-34-5	1,1,2,2-Tetrachloroethane	0.19	U	1.0	0.19
79-00-5	1,1,2-Trichloroethane	0.080	U	1.0	0.080
75-34-3	1,1-Dichloroethane	0.24	U	1.0	0.24
75-35-4	1,1-Dichloroethene	0.34	U	1.0	0.34
87-61-6	1,2,3-Trichlorobenzene	0.35	U	1.0	0.35
120-82-1	1,2,4-Trichlorobenzene	0.27	U	1.0	0.27
96-12-8	1,2-Dibromo-3-Chloropropane	0.23	U	1.0	0.23
106-93-4	1,2-Dibromoethane	0.19	U	1.0	0.19
95-50-1	1,2-Dichlorobenzene	0.22	U	1.0	0.22
107-06-2	1,2-Dichloroethane	0.70	J	1.0	0.25
78-87-5	1,2-Dichloropropane	0.18	U	1.0	0.18
541-73-1	1,3-Dichlorobenzene	0.33	U	1.0	0.33
106-46-7	1,4-Dichlorobenzene	0.33	U	1.0	0.33
123-91-1	1,4-Dioxane	8.7	U	50	8.7
78-93-3	2-Butanone	2.2	U	5.0	2.2
591-78-6	2-Hexanone	0.72	U	5.0	0.72
108-10-1	4-Methyl-2-pentanone	0.63	U	5.0	0.63
67-64-1	Acetone	25		5.0	1.1
71-43-2	Benzene	0.090	U	1.0	0.090
74-97-5	Bromochloromethane	0.30	U	1.0	0.30
75-27-4	Bromodichloromethane	0.15	U	1.0	0.15
75-25-2	Bromoform	0.18	U *	1.0	0.18
74-83-9	Bromomethane	0.18	U	1.0	0.18
75-15-0	Carbon disulfide	0.22	U	1.0	0.22
56-23-5	Carbon tetrachloride	0.33	U	1.0	0.33
108-90-7	Chlorobenzene	0.24	U	1.0	0.24
75-00-3	Chloroethane	0.37	U	1.0	0.37
67-66-3	Chloroform	0.22	U	1.0	0.22
74-87-3	Chloromethane	0.22	U	1.0	0.22
156-59-2	cis-1,2-Dichloroethene	0.26	U	1.0	0.26
10061-01-5	cis-1,3-Dichloropropene	0.16	U	1.0	0.16
110-82-7	Cyclohexane	0.64	J	1.0	0.26
124-48-1	Dibromochloromethane	0.22	U	1.0	0.22
75-71-8	Dichlorodifluoromethane	0.14	U	1.0	0.14
100-41-4	Ethylbenzene	0.30	U	1.0	0.30

FORM I
GC/MS VOA ORGANICS ANALYSIS DATA SHEET

Lab Name: TestAmerica Edison | Job No.: 460-121256-1

SDG No.:

Client Sample ID: MW-532S | Lab Sample ID: 460-121256-21

Matrix: Water | Lab File ID: A28203.D

Analysis Method: 8260C | Date Collected: 09/29/2016 07:50

Sample wt/vol: 5(mL) | Date Analyzed: 10/12/2016 02:24

Soil Aliquot Vol: | Dilution Factor: 1

Soil Extract Vol.: | GC Column: Rtx-624 ID: 0.25(mm)

% Moisture: | Level: (low/med) Low

Analysis Batch No.: 396528 | Units: ug/L

CAS NO.	COMPOUND NAME	RESULT	Q	RL	MDL
76-13-1	Freon TF	0.34	U	1.0	0.34
98-82-8	Isopropylbenzene	0.32	U	1.0	0.32
179601-23-1	m&p-Xylene	0.28	U	1.0	0.28
79-20-9	Methyl acetate	1.2	J	5.0	0.58
108-87-2	Methylcyclohexane	0.22	U	1.0	0.22
75-09-2	Methylene Chloride	0.21	U	1.0	0.21
1634-04-4	MTBE	0.13	U	1.0	0.13
95-47-6	o-Xylene	0.32	U	1.0	0.32
100-42-5	Styrene	0.17	U	1.0	0.17
127-18-4	Tetrachloroethene	0.12	U	1.0	0.12
108-88-3	Toluene	0.25	U	1.0	0.25
156-60-5	trans-1,2-Dichloroethene	0.18	U	1.0	0.18
10061-02-6	trans-1,3-Dichloropropene	0.19	U	1.0	0.19
79-01-6	Trichloroethene	0.22	U	1.0	0.22
75-69-4	Trichlorofluoromethane	0.15	U	1.0	0.15
75-01-4	Vinyl chloride	0.060	U	1.0	0.060

CAS NO.	SURROGATE	%REC	Q	LIMITS
17060-07-0	1,2-Dichloroethane-d4 (Surr)	105		70-130
460-00-4	Bromofluorobenzene	97		70-130
1868-53-7	Dibromofluoromethane (Surr)	103		70-130
2037-26-5	Toluene-d8 (Surr)	103		70-130

FORM I
GC/MS VOA ORGANICS ANALYSIS DATA SHEET
TENTATIVELY IDENTIFIED COMPOUNDS

Lab Name: TestAmerica Edison Job No.: 460-121256-1

SDG No.:

Client Sample ID: MW-532S Lab Sample ID: 460-121256-21

Matrix: Water Lab File ID: A28203.D

Analysis Method: 8260C Date Collected: 09/29/2016 07:50

Sample wt/vol: 5(mL) Date Analyzed: 10/12/2016 02:24

Soil Aliquot Vol: Dilution Factor: 1

Soil Extract Vol.: GC Column: Rtx-624 ID: 0.25(mm)

% Moisture: Level: (low/med) Low

Analysis Batch No.: 396528 Units: ug/L

Number TICs Found: 0 TIC Result Total: 0

CAS NO.	COMPOUND NAME	RT	RESULT	Q	MATCH QUALITY
	Tentatively Identified Compound		None		

TestAmerica Edison
Target Compound Quantitation Report

Data File: \\ChromNA\Edison\ChromData\CVOAMS1\20161011-46753.b\A28203.D
Lims ID: 460-121256-B-21
Client ID: MW-532S
Sample Type: Client
Inject. Date: 12-Oct-2016 02:24:30 ALS Bottle#: 17 Worklist Smp#: 18
Purge Vol: 5.000 mL Dil. Factor: 1.0000
Sample Info: 460-121256-B-21
Misc. Info.: 460-0046753-018
Operator ID: VOA GC/MS1 Instrument ID: CVOAMS1

Method: \\ChromNA\Edison\ChromData\CVOAMS1\20161011-46753.b\8260624W_1.m
Limit Group: VOA - 8260C Water and Solid
Last Update: 12-Oct-2016 09:44:17 Calib Date: 08-Sep-2016 04:26:30
Integrator: RTE ID Type: Deconvolution ID
Quant Method: Internal Standard Quant By: Initial Calibration
Last ICal File: \\ChromNA\Edison\ChromData\CVOAMS1\20160908-45311.b\A26272.D

Column 1 : Rtx-624 (0.25 mm) Det: MS SCAN
Process Host: XAWRK018

First Level Reviewer: moroneyc Date: 12-Oct-2016 09:39:33

Compound	Sig	RT (min.)	Exp RT (min.)	Dlt RT (min.)	Q	Response	OnCol Amt ug/l	Flags
19 Acetone	43	3.102	3.102	0.000	88	19385	25.1	
24 Methyl acetate	43	3.352	3.352	0.000	100	2950	1.19	
* 28 TBA-d9 (IS)	65	3.462	3.468	-0.006	100	214846	1000.0	
* 39 2-Butanone-d5	46	4.437	4.444	-0.007	99	297764	250.0	
50 Cyclohexane	56	4.803	4.809	-0.006	27	3188	0.6416	M
$ 53 Dibromofluoromethane (Surr	113	4.828	4.828	0.000	95	127479	51.4	
$ 59 1,2-Dichloroethane-d4 (Sur	65	5.102	5.108	-0.006	99	158134	52.6	
62 1,2-Dichloroethane	62	5.163	5.163	0.000	93	2511	0.7023	
* 64 Fluorobenzene	96	5.315	5.315	0.000	98	468721	50.0	
* 70 1,4-Dioxane-d8	96	5.858	5.858	0.000	93	18873	1000.0	
$ 81 Toluene-d8 (Surr)	98	6.663	6.669	-0.006	99	416645	51.6	
* 92 Chlorobenzene-d5	117	7.784	7.784	0.000	89	282834	50.0	
$ 103 4-Bromofluorobenzene	174	8.522	8.528	-0.006	82	109119	48.3	
* 119 1,4-Dichlorobenzene-d4	152	9.174	9.181	-0.006	98	157677	50.0	

QC Flag Legend

Review Flags
M - Manually Integrated

Reagents:

8260ISNEW_00085	Amount Added:	1.00	Units: uL	Run Reagent
8260SURR250_00140	Amount Added:	1.00	Units: uL	Run Reagent

Report Date: 12-Oct-2016 09:44:51 Chrom Revision: 2.2 08-Sep-2016 14:45:52

TestAmerica Edison

Data File: \\ChromNA\Edison\ChromData\CVOAMS1\20161011-46753.b\A28203.D

Injection Date:	12-Oct-2016 02:24:30	Instrument ID:	CVOAMS1	Operator ID:	VOA GC/MS1
Lims ID:	460-121256-B-21	Lab Sample ID:	460-121256-21	Worklist Smp#:	18
Client ID:	MW-532S				
Purge Vol:	5.000 mL	Dil. Factor:	1.0000	ALS Bottle#:	17
Method:	8260624W_1	Limit Group:	VOA - 8260C Water and Solid		

Column: Rtx-624 (0.25 mm)

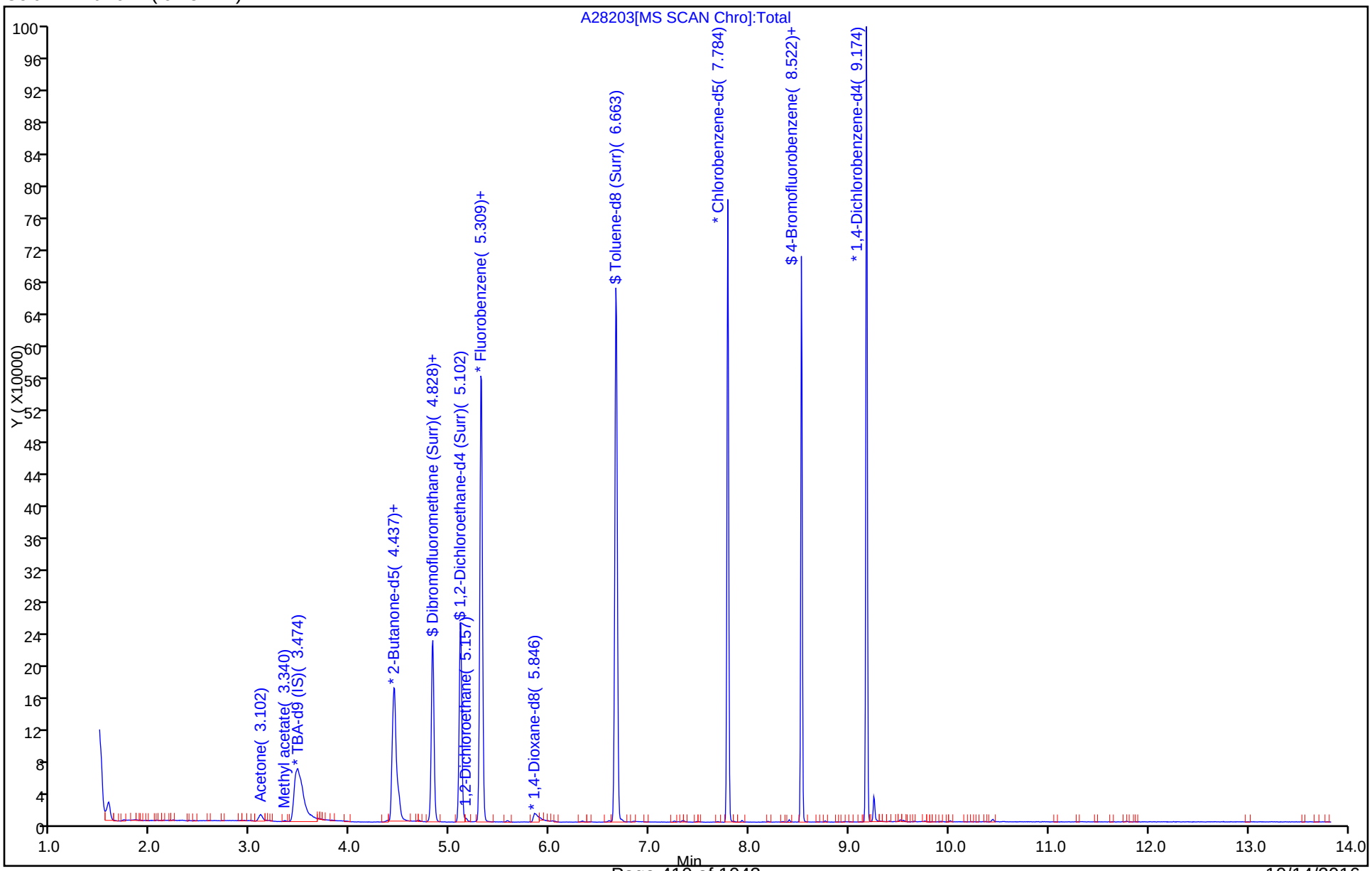

TestAmerica Edison

Data File:	\\ChromNA\Edison\ChromData\CVOAMS1\20161011-46753.b\A28203.D				
Injection Date:	12-Oct-2016 02:24:30	Instrument ID:	CVOAMS1		
Lims ID:	460-121256-B-21	Lab Sample ID:	460-121256-21		
Client ID:	MW-532S				
Operator ID:	VOA GC/MS1	ALS Bottle#:	17	Worklist Smp#:	18
Purge Vol:	5.000 mL	Dil. Factor:	1.0000		
Method:	8260624W_1	Limit Group:	VOA - 8260C Water and Solid		
Column:	Rtx-624 (0.25 mm)	Detector	MS SCAN		

62 1,2-Dichloroethane, CAS: 107-06-2

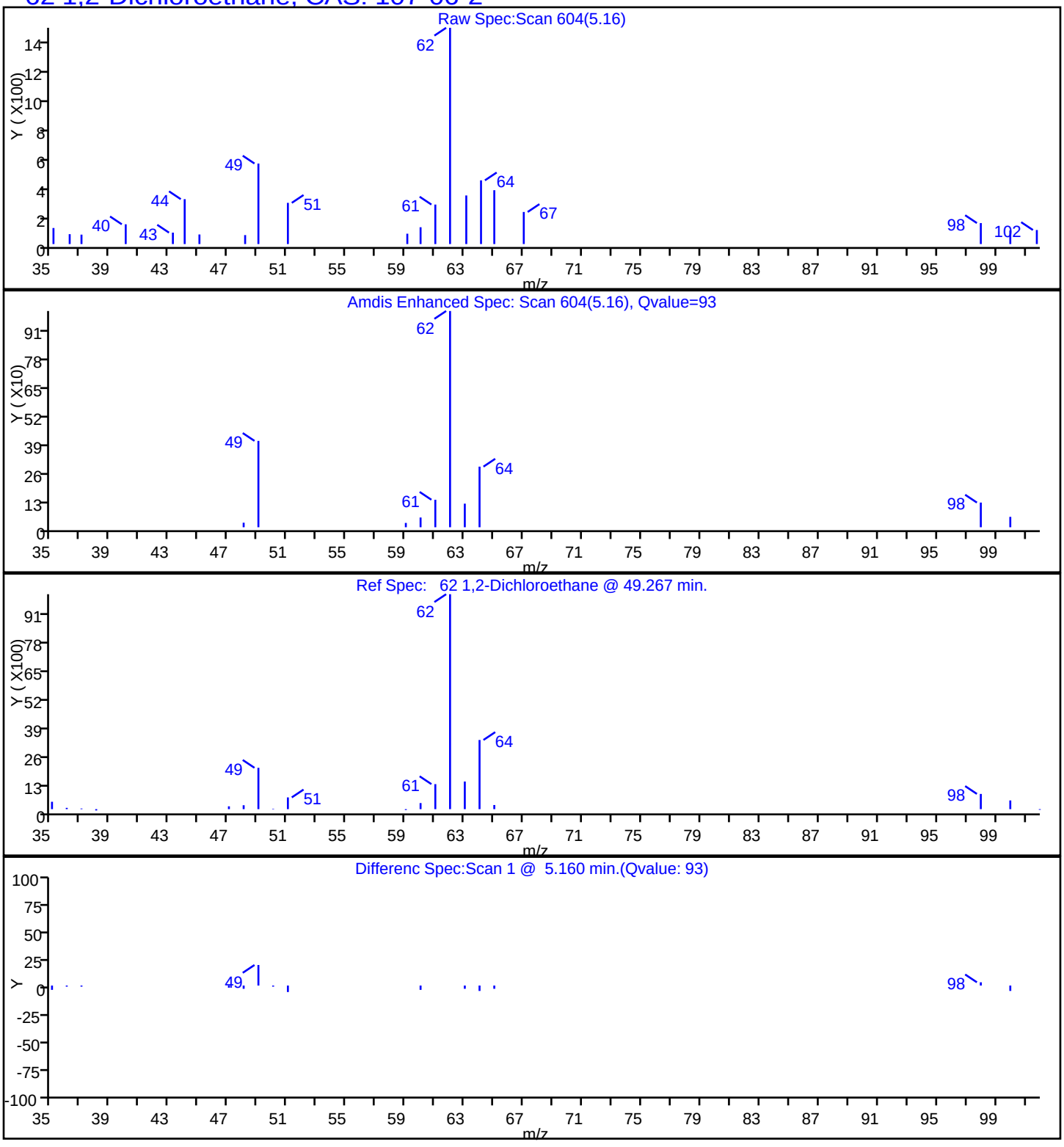

TestAmerica Edison

Data File:	\\ChromNA\Edison\ChromData\CVOAMS1\20161011-46753.b\A28203.D				
Injection Date:	12-Oct-2016 02:24:30	Instrument ID:	CVOAMS1		
Lims ID:	460-121256-B-21	Lab Sample ID:	460-121256-21		
Client ID:	MW-532S				
Operator ID:	VOA GC/MS1	ALS Bottle#:	17	Worklist Smp#:	18
Purge Vol:	5.000 mL	Dil. Factor:	1.0000		
Method:	8260624W_1	Limit Group:	VOA - 8260C Water and Solid		
Column:	Rtx-624 (0.25 mm)	Detector	MS SCAN		

19 Acetone, CAS: 67-64-1

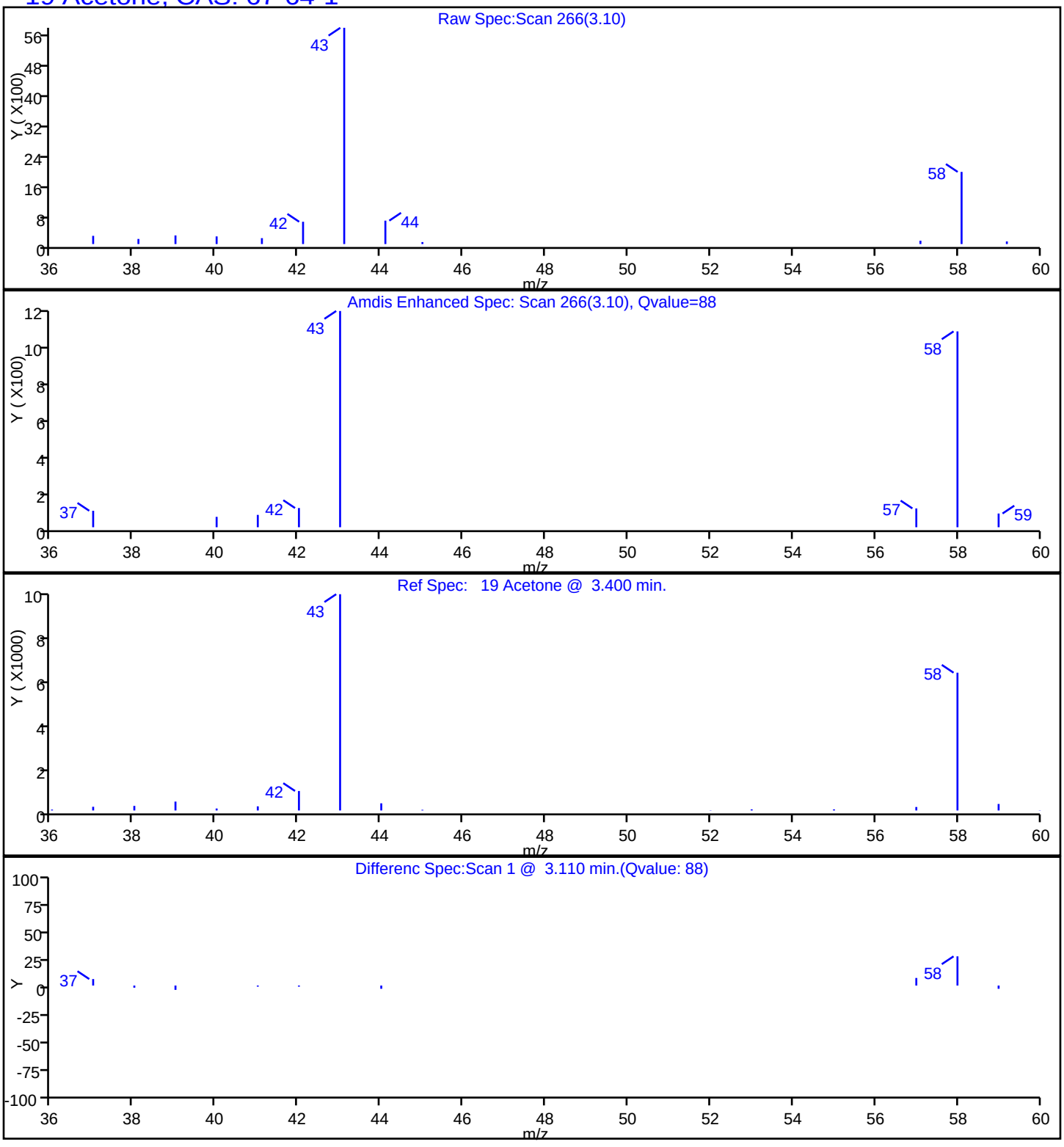

TestAmerica Edison

Data File:	\\ChromNA\Edison\ChromData\CVOAMS1\20161011-46753.b\A28203.D				
Injection Date:	12-Oct-2016 02:24:30	Instrument ID:	CVOAMS1		
Lims ID:	460-121256-B-21	Lab Sample ID:	460-121256-21		
Client ID:	MW-532S				
Operator ID:	VOA GC/MS1	ALS Bottle#:	17	Worklist Smp#:	18
Purge Vol:	5.000 mL	Dil. Factor:	1.0000		
Method:	8260624W_1	Limit Group:	VOA - 8260C Water and Solid		
Column:	Rtx-624 (0.25 mm)	Detector	MS SCAN		

50 Cyclohexane, CAS: 110-82-7

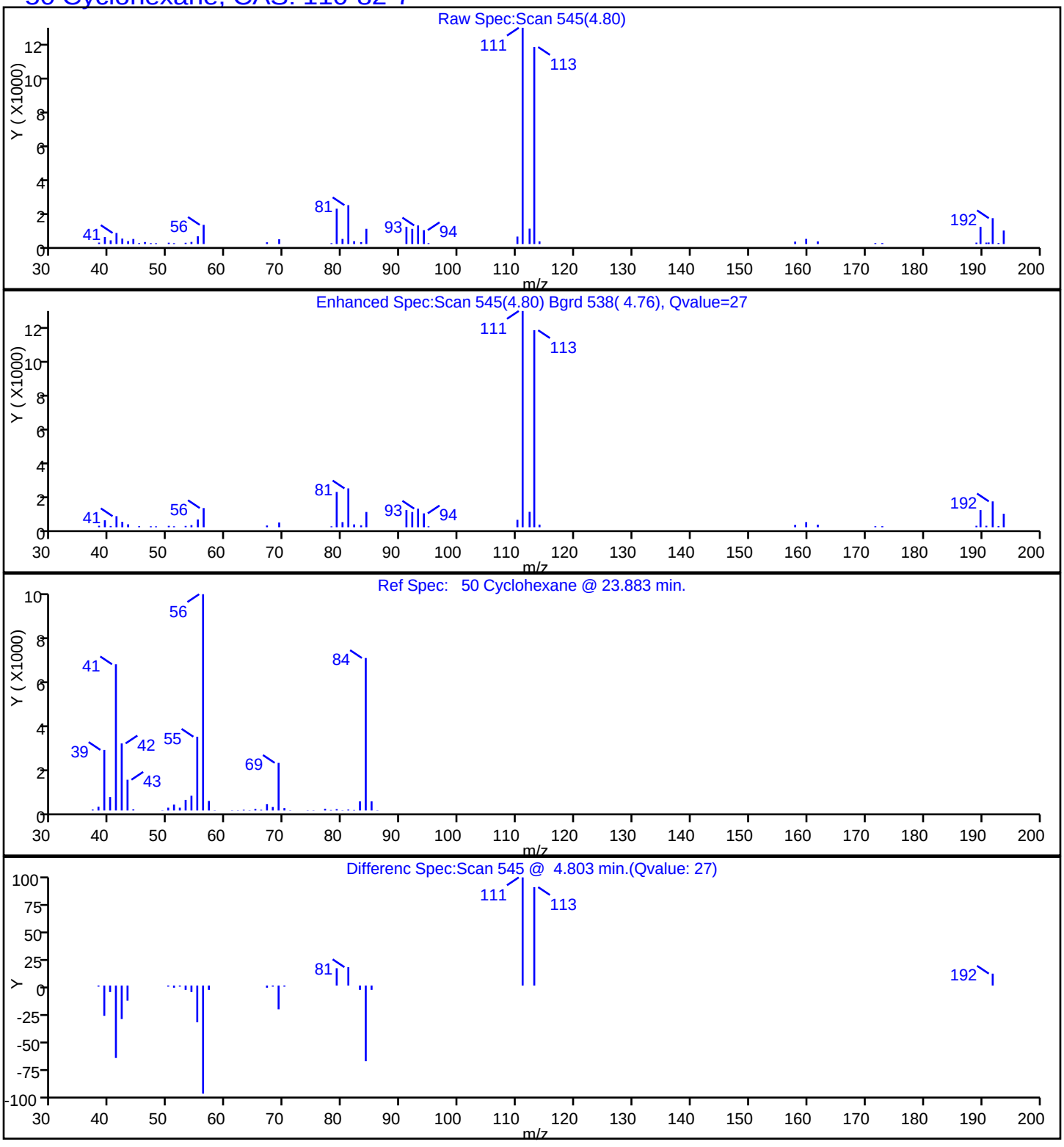

TestAmerica Edison

Data File:	\\ChromNA\Edison\ChromData\CVOAMS1\20161011-46753.b\A28203.D				
Injection Date:	12-Oct-2016 02:24:30	Instrument ID:	CVOAMS1		
Lims ID:	460-121256-B-21	Lab Sample ID:	460-121256-21		
Client ID:	MW-532S				
Operator ID:	VOA GC/MS1	ALS Bottle#:	17	Worklist Smp#:	18
Purge Vol:	5.000 mL	Dil. Factor:	1.0000		
Method:	8260624W_1	Limit Group:	VOA - 8260C Water and Solid		
Column:	Rtx-624 (0.25 mm)	Detector	MS SCAN		

24 Methyl acetate, CAS: 79-20-9

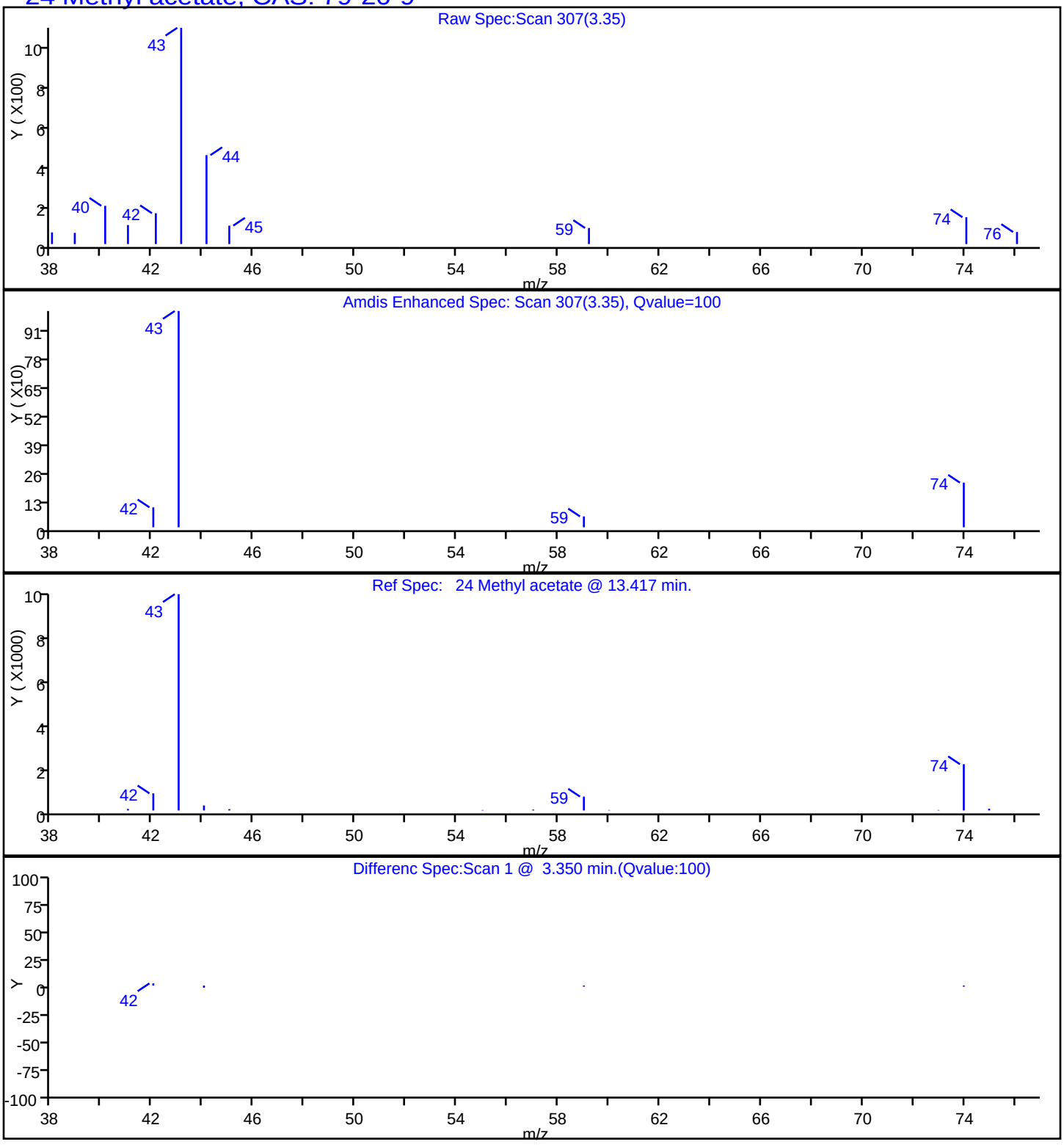

Manual Integration/User Assign Peak Report

TestAmerica Edison

Data File:	\\ChromNA\Edison\ChromData\CVOAMS1\20161011-46753.b\A28203.D				
Injection Date:	12-Oct-2016 02:24:30	Instrument ID:	CVOAMS1		
Lims ID:	460-121256-B-21	Lab Sample ID:	460-121256-21		
Client ID:	MW-532S				
Operator ID:	VOA GC/MS1	ALS Bottle#:	17	Worklist Smp#:	18
Purge Vol:	5.000 mL	Dil. Factor:	1.0000		
Method:	8260624W_1	Limit Group:	VOA - 8260C Water and Solid		
Column:	Rtx-624 (0.25 mm)	Detector	MS SCAN		

50 Cyclohexane, CAS: 110-82-7

Signal: 1

Processing Integration Results

RT: 4.80
Area: 1721
Amount: 0.346382
Amount Units: ug/l

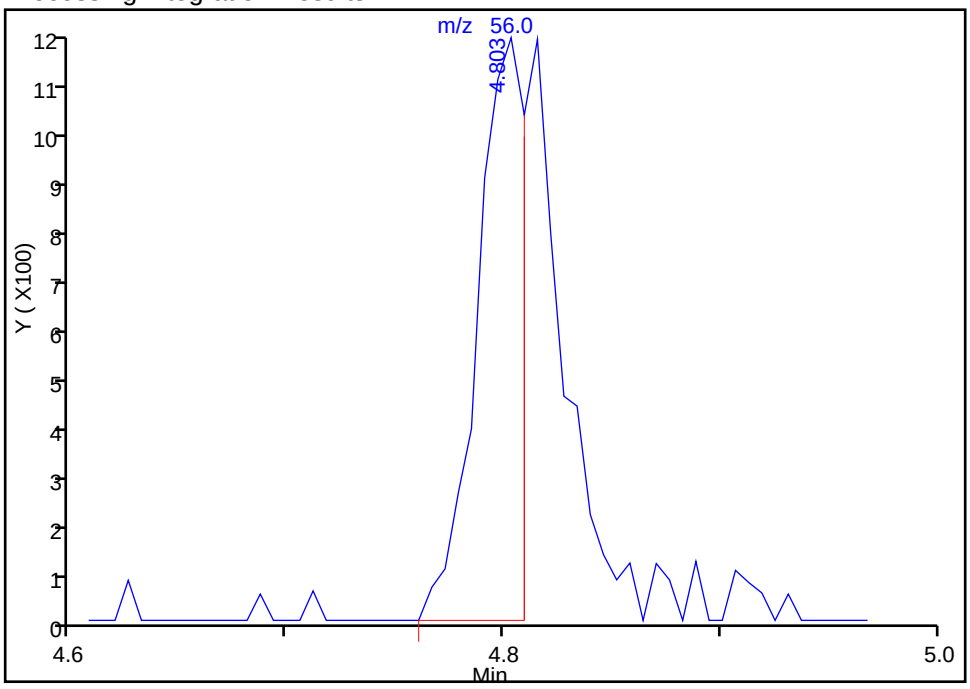

Manual Integration Results

RT: 4.80
Area: 3188
Amount: 0.641643
Amount Units: ug/l

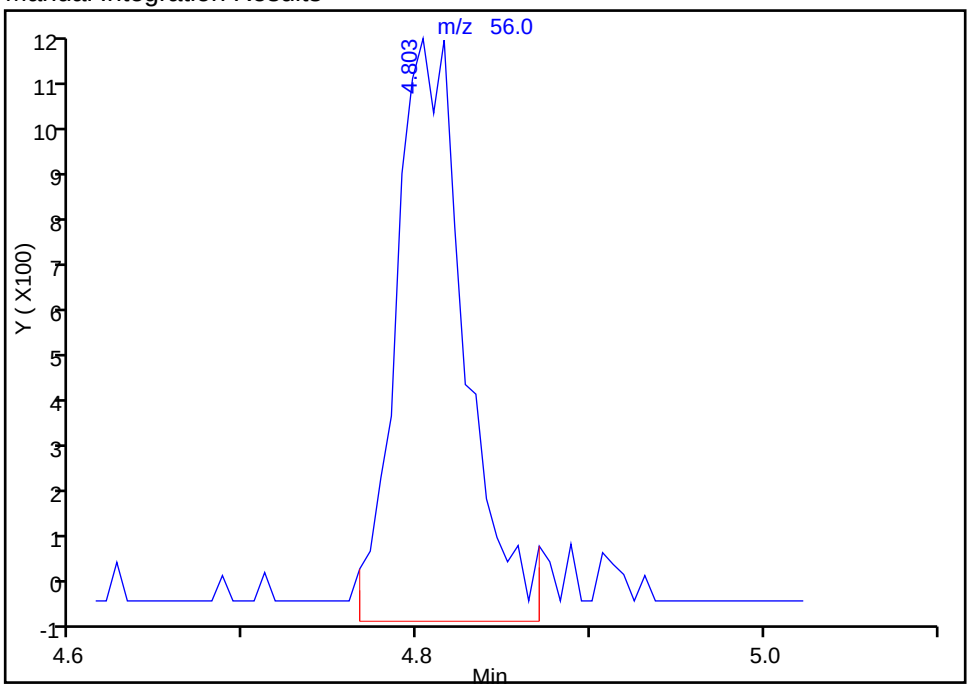

Reviewer: moroneyc, 12-Oct-2016 09:39:33

Audit Action: Manually Integrated Audit Reason: Incomplete Integration

FORM I
GC/MS VOA ORGANICS ANALYSIS DATA SHEET

Lab Name: TestAmerica Edison | Job No.: 460-121256-1

SDG No.:

Client Sample ID: MW-532D | Lab Sample ID: 460-121256-22

Matrix: Water | Lab File ID: A28204.D

Analysis Method: 8260C | Date Collected: 09/29/2016 07:55

Sample wt/vol: 5(mL) | Date Analyzed: 10/12/2016 02:46

Soil Aliquot Vol: | Dilution Factor: 1

Soil Extract Vol.: | GC Column: Rtx-624 ID: 0.25(mm)

% Moisture: | Level: (low/med) Low

Analysis Batch No.: 396528 | Units: ug/L

CAS NO.	COMPOUND NAME	RESULT	Q	RL	MDL
71-55-6	1,1,1-Trichloroethane	0.28	U	1.0	0.28
79-34-5	1,1,2,2-Tetrachloroethane	0.19	U	1.0	0.19
79-00-5	1,1,2-Trichloroethane	0.080	U	1.0	0.080
75-34-3	1,1-Dichloroethane	0.24	U	1.0	0.24
75-35-4	1,1-Dichloroethene	0.34	U	1.0	0.34
87-61-6	1,2,3-Trichlorobenzene	0.35	U	1.0	0.35
120-82-1	1,2,4-Trichlorobenzene	0.27	U	1.0	0.27
96-12-8	1,2-Dibromo-3-Chloropropane	0.23	U	1.0	0.23
106-93-4	1,2-Dibromoethane	0.19	U	1.0	0.19
95-50-1	1,2-Dichlorobenzene	0.22	U	1.0	0.22
107-06-2	1,2-Dichloroethane	0.90	J	1.0	0.25
78-87-5	1,2-Dichloropropane	0.18	U	1.0	0.18
541-73-1	1,3-Dichlorobenzene	0.33	U	1.0	0.33
106-46-7	1,4-Dichlorobenzene	0.33	U	1.0	0.33
123-91-1	1,4-Dioxane	8.7	U	50	8.7
78-93-3	2-Butanone	2.2	U	5.0	2.2
591-78-6	2-Hexanone	0.72	U	5.0	0.72
108-10-1	4-Methyl-2-pentanone	0.63	U	5.0	0.63
67-64-1	Acetone	15		5.0	1.1
71-43-2	Benzene	0.090	U	1.0	0.090
74-97-5	Bromochloromethane	0.30	U	1.0	0.30
75-27-4	Bromodichloromethane	0.15	U	1.0	0.15
75-25-2	Bromoform	0.18	U *	1.0	0.18
74-83-9	Bromomethane	0.18	U	1.0	0.18
75-15-0	Carbon disulfide	0.22	U	1.0	0.22
56-23-5	Carbon tetrachloride	0.33	U	1.0	0.33
108-90-7	Chlorobenzene	0.24	U	1.0	0.24
75-00-3	Chloroethane	0.37	U	1.0	0.37
67-66-3	Chloroform	0.27	J	1.0	0.22
74-87-3	Chloromethane	0.22	U	1.0	0.22
156-59-2	cis-1,2-Dichloroethene	0.26	U	1.0	0.26
10061-01-5	cis-1,3-Dichloropropene	0.16	U	1.0	0.16
110-82-7	Cyclohexane	2.6		1.0	0.26
124-48-1	Dibromochloromethane	0.22	U	1.0	0.22
75-71-8	Dichlorodifluoromethane	0.14	U	1.0	0.14
100-41-4	Ethylbenzene	0.30	U	1.0	0.30

FORM I
GC/MS VOA ORGANICS ANALYSIS DATA SHEET

Lab Name: TestAmerica Edison | Job No.: 460-121256-1

SDG No.:

Client Sample ID: MW-532D | Lab Sample ID: 460-121256-22

Matrix: Water | Lab File ID: A28204.D

Analysis Method: 8260C | Date Collected: 09/29/2016 07:55

Sample wt/vol: 5(mL) | Date Analyzed: 10/12/2016 02:46

Soil Aliquot Vol: | Dilution Factor: 1

Soil Extract Vol.: | GC Column: Rtx-624 ID: 0.25(mm)

% Moisture: | Level: (low/med) Low

Analysis Batch No.: 396528 | Units: ug/L

CAS NO.	COMPOUND NAME	RESULT	Q	RL	MDL
76-13-1	Freon TF	0.34	U	1.0	0.34
98-82-8	Isopropylbenzene	0.32	U	1.0	0.32
179601-23-1	m&p-Xylene	0.28	U	1.0	0.28
79-20-9	Methyl acetate	1.0	J	5.0	0.58
108-87-2	Methylcyclohexane	0.22	U	1.0	0.22
75-09-2	Methylene Chloride	0.21	U	1.0	0.21
1634-04-4	MTBE	0.13	U	1.0	0.13
95-47-6	o-Xylene	0.32	U	1.0	0.32
100-42-5	Styrene	0.17	U	1.0	0.17
127-18-4	Tetrachloroethene	0.12	U	1.0	0.12
108-88-3	Toluene	0.27	J	1.0	0.25
156-60-5	trans-1,2-Dichloroethene	0.18	U	1.0	0.18
10061-02-6	trans-1,3-Dichloropropene	0.19	U	1.0	0.19
79-01-6	Trichloroethene	0.29	J	1.0	0.22
75-69-4	Trichlorofluoromethane	0.15	U	1.0	0.15
75-01-4	Vinyl chloride	0.060	U	1.0	0.060

CAS NO.	SURROGATE	%REC	Q	LIMITS
17060-07-0	1,2-Dichloroethane-d4 (Surr)	107		70-130
460-00-4	Bromofluorobenzene	94		70-130
1868-53-7	Dibromofluoromethane (Surr)	105		70-130
2037-26-5	Toluene-d8 (Surr)	102		70-130

FORM I
GC/MS VOA ORGANICS ANALYSIS DATA SHEET
TENTATIVELY IDENTIFIED COMPOUNDS

Lab Name: TestAmerica Edison Job No.: 460-121256-1

SDG No.:

Client Sample ID: MW-532D Lab Sample ID: 460-121256-22

Matrix: Water Lab File ID: A28204.D

Analysis Method: 8260C Date Collected: 09/29/2016 07:55

Sample wt/vol: 5(mL) Date Analyzed: 10/12/2016 02:46

Soil Aliquot Vol: Dilution Factor: 1

Soil Extract Vol.: GC Column: Rtx-624 ID: 0.25(mm)

% Moisture: Level: (low/med) Low

Analysis Batch No.: 396528 Units: ug/L

Number TICs Found: 0 TIC Result Total: 0

CAS NO.	COMPOUND NAME	RT	RESULT	Q	MATCH QUALITY
	Tentatively Identified Compound		None		

TestAmerica Edison
Target Compound Quantitation Report

Data File: \\ChromNA\Edison\ChromData\CVOAMS1\20161011-46753.b\A28204.D
Lims ID: 460-121256-B-22
Client ID: MW-532D
Sample Type: Client
Inject. Date: 12-Oct-2016 02:46:30 ALS Bottle#: 18 Worklist Smp#: 19
Purge Vol: 5.000 mL Dil. Factor: 1.0000
Sample Info: 460-121256-B-22
Misc. Info.: 460-0046753-019
Operator ID: VOA GC/MS1 Instrument ID: CVOAMS1

Method: \\ChromNA\Edison\ChromData\CVOAMS1\20161011-46753.b\8260624W_1.m
Limit Group: VOA - 8260C Water and Solid
Last Update: 12-Oct-2016 09:44:17 Calib Date: 08-Sep-2016 04:26:30
Integrator: RTE ID Type: Deconvolution ID
Quant Method: Internal Standard Quant By: Initial Calibration
Last ICal File: \\ChromNA\Edison\ChromData\CVOAMS1\20160908-45311.b\A26272.D

Column 1 : Rtx-624 (0.25 mm) Det: MS SCAN
Process Host: XAWRK018

First Level Reviewer: moroneyc Date: 12-Oct-2016 09:39:55

Compound	Sig	RT (min.)	Exp RT (min.)	Dlt RT (min.)	Q	Response	OnCol Amt ug/l	Flags
19 Acetone	43	3.090	3.102	-0.012	87	10890	14.6	
24 Methyl acetate	43	3.334	3.352	-0.018	99	2489	1.05	
* 28 TBA-d9 (IS)	65	3.468	3.468	0.000	100	228934	1000.0	
* 39 2-Butanone-d5	46	4.437	4.444	-0.007	99	287233	250.0	
49 Chloroform	83	4.693	4.700	-0.007	96	1272	0.2734	
50 Cyclohexane	56	4.803	4.809	-0.006	96	12243	2.58	
$ 53 Dibromofluoromethane (Surr	113	4.821	4.828	-0.007	95	123639	52.3	
$ 59 1,2-Dichloroethane-d4 (Sur	65	5.102	5.108	-0.006	99	153301	53.4	
62 1,2-Dichloroethane	62	5.157	5.163	-0.006	93	3081	0.9027	
* 64 Fluorobenzene	96	5.309	5.315	-0.006	98	447444	50.0	
66 Trichloroethene	95	5.571	5.578	-0.007	88	703	0.2891	
* 70 1,4-Dioxane-d8	96	5.846	5.858	-0.012	95	19134	1000.0	
$ 81 Toluene-d8 (Surr)	98	6.662	6.669	-0.007	98	402090	50.9	
82 Toluene	91	6.723	6.724	-0.001	93	2596	0.2747	
* 92 Chlorobenzene-d5	117	7.784	7.784	0.000	89	276489	50.0	
$ 103 4-Bromofluorobenzene	174	8.522	8.528	-0.006	83	104082	47.1	
* 119 1,4-Dichlorobenzene-d4	152	9.174	9.181	-0.006	98	151177	50.0	

Reagents:

8260ISNEW_00085	Amount Added:	1.00	Units: uL	Run Reagent
8260SURR250_00140	Amount Added:	1.00	Units: uL	Run Reagent

Report Date: 12-Oct-2016 09:44:52 Chrom Revision: 2.2 08-Sep-2016 14:45:52

TestAmerica Edison

Data File: \\ChromNA\Edison\ChromData\CVOAMS1\20161011-46753.b\A28204.D

Injection Date:	12-Oct-2016 02:46:30	Instrument ID:	CVOAMS1	Operator ID:	VOA GC/MS1
Lims ID:	460-121256-B-22	Lab Sample ID:	460-121256-22	Worklist Smp#:	19
Client ID:	MW-532D				
Purge Vol:	5.000 mL	Dil. Factor:	1.0000	ALS Bottle#:	18
Method:	8260624W_1	Limit Group:	VOA - 8260C Water and Solid		

Column: Rtx-624 (0.25 mm)

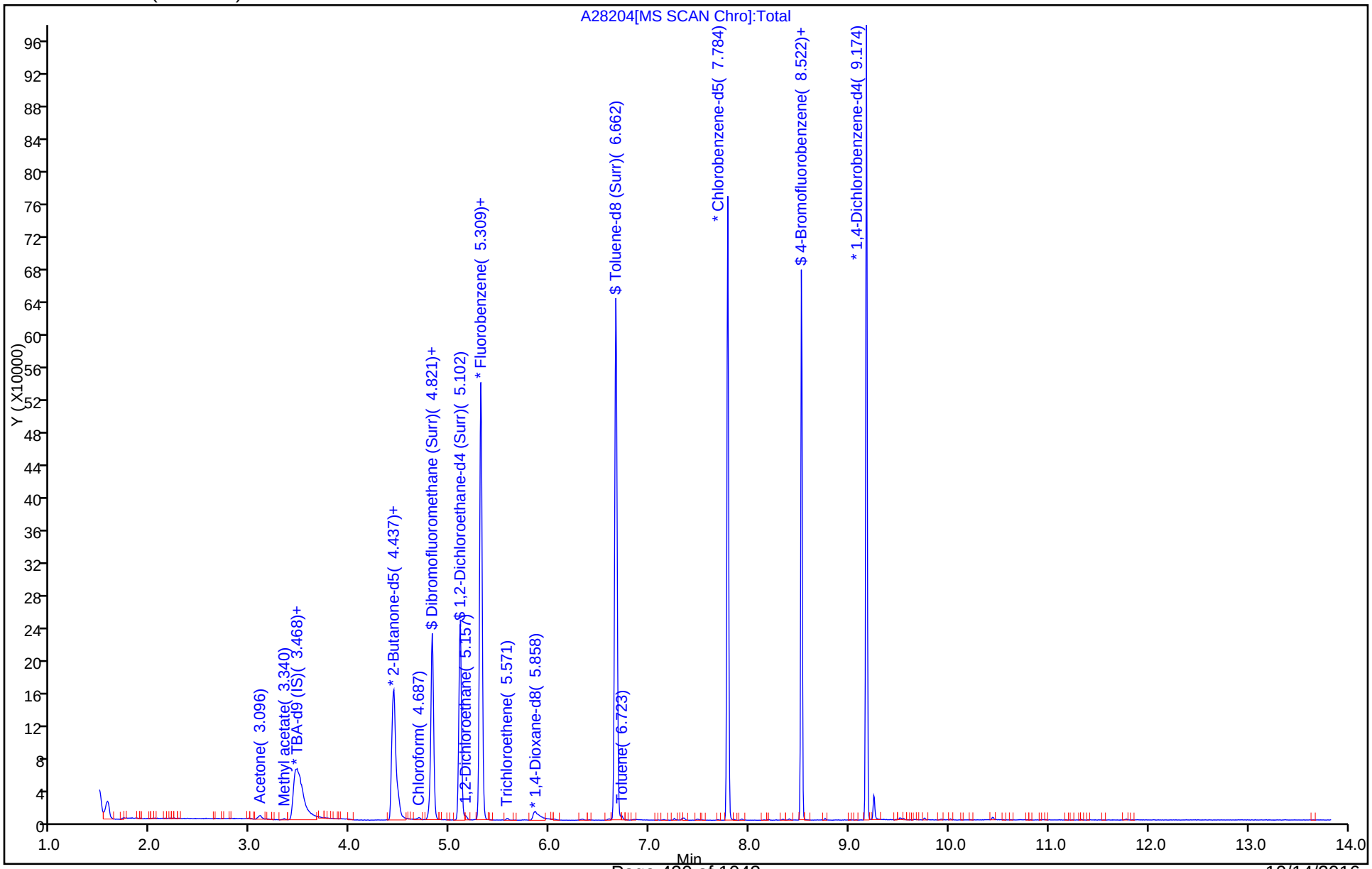

TestAmerica Edison

Data File:	\\ChromNA\Edison\ChromData\CVOAMS1\20161011-46753.b\A28204.D				
Injection Date:	12-Oct-2016 02:46:30	Instrument ID:	CVOAMS1		
Lims ID:	460-121256-B-22	Lab Sample ID:	460-121256-22		
Client ID:	MW-532D				
Operator ID:	VOA GC/MS1	ALS Bottle#:	18	Worklist Smp#:	19
Purge Vol:	5.000 mL	Dil. Factor:	1.0000		
Method:	8260624W_1	Limit Group:	VOA - 8260C Water and Solid		
Column:	Rtx-624 (0.25 mm)	Detector	MS SCAN		

62 1,2-Dichloroethane, CAS: 107-06-2

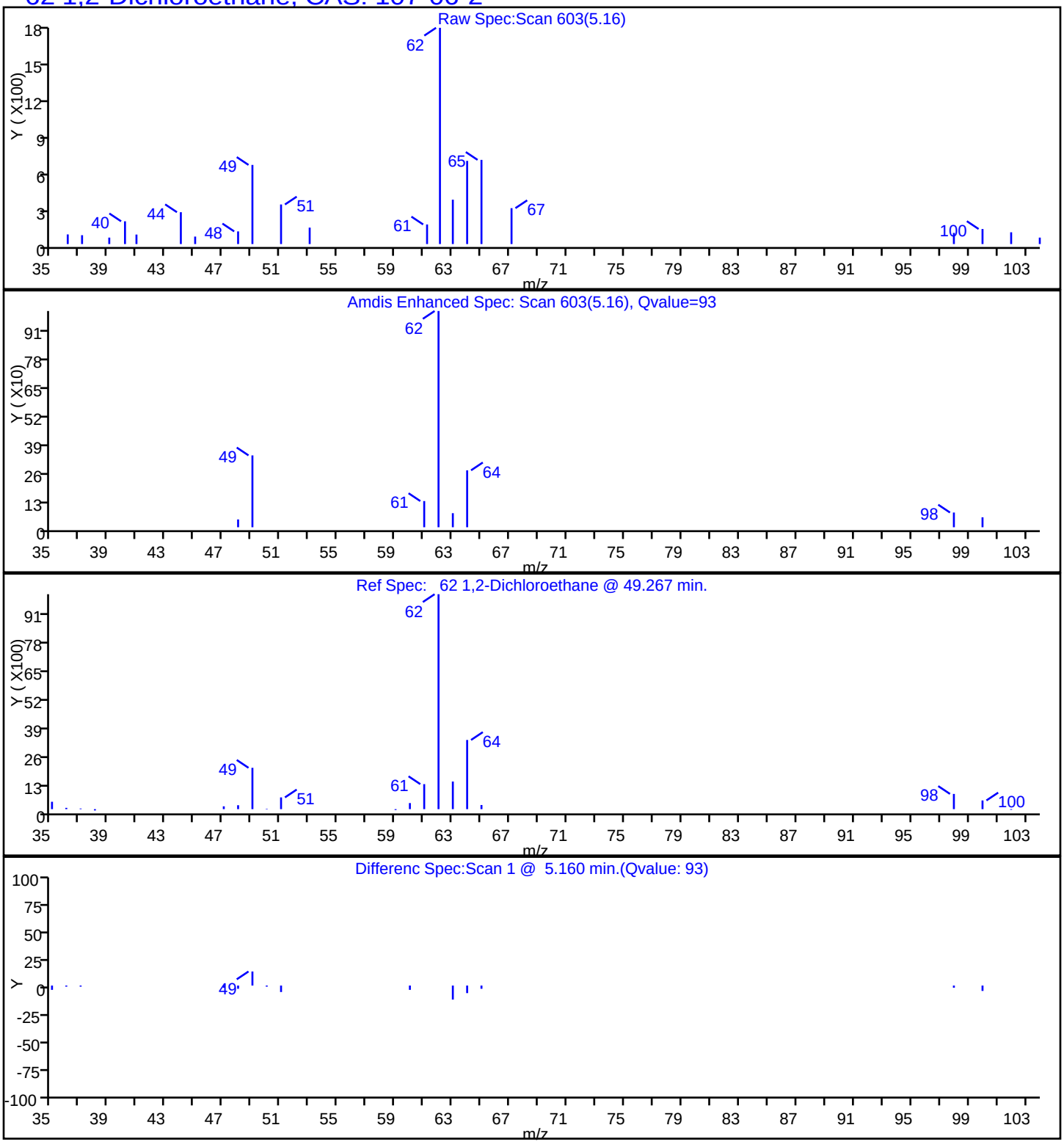

TestAmerica Edison

Data File:	\\ChromNA\Edison\ChromData\CVOAMS1\20161011-46753.b\A28204.D		
Injection Date:	12-Oct-2016 02:46:30	Instrument ID:	CVOAMS1
Lims ID:	460-121256-B-22	Lab Sample ID:	460-121256-22
Client ID:	MW-532D		
Operator ID:	VOA GC/MS1	ALS Bottle#:	18 Worklist Smp#: 19
Purge Vol:	5.000 mL	Dil. Factor:	1.0000
Method:	8260624W_1	Limit Group:	VOA - 8260C Water and Solid
Column:	Rtx-624 (0.25 mm)	Detector	MS SCAN

19 Acetone, CAS: 67-64-1

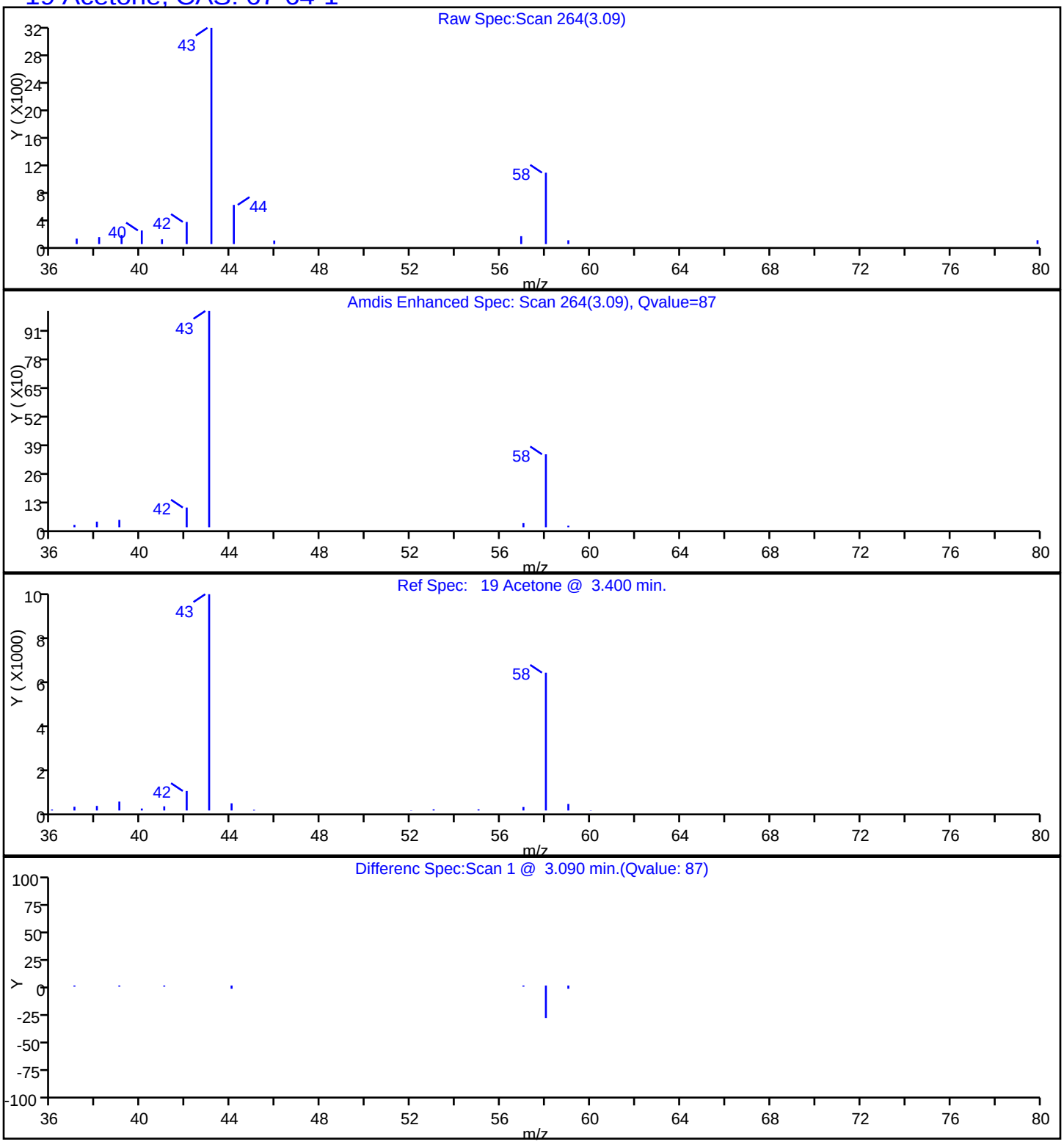

TestAmerica Edison

Data File:	\\ChromNA\Edison\ChromData\CVOAMS1\20161011-46753.b\A28204.D				
Injection Date:	12-Oct-2016 02:46:30	Instrument ID:	CVOAMS1		
Lims ID:	460-121256-B-22	Lab Sample ID:	460-121256-22		
Client ID:	MW-532D				
Operator ID:	VOA GC/MS1	ALS Bottle#:	18	Worklist Smp#:	19
Purge Vol:	5.000 mL	Dil. Factor:	1.0000		
Method:	8260624W_1	Limit Group:	VOA - 8260C Water and Solid		
Column:	Rtx-624 (0.25 mm)	Detector	MS SCAN		

49 Chloroform, CAS: 67-66-3

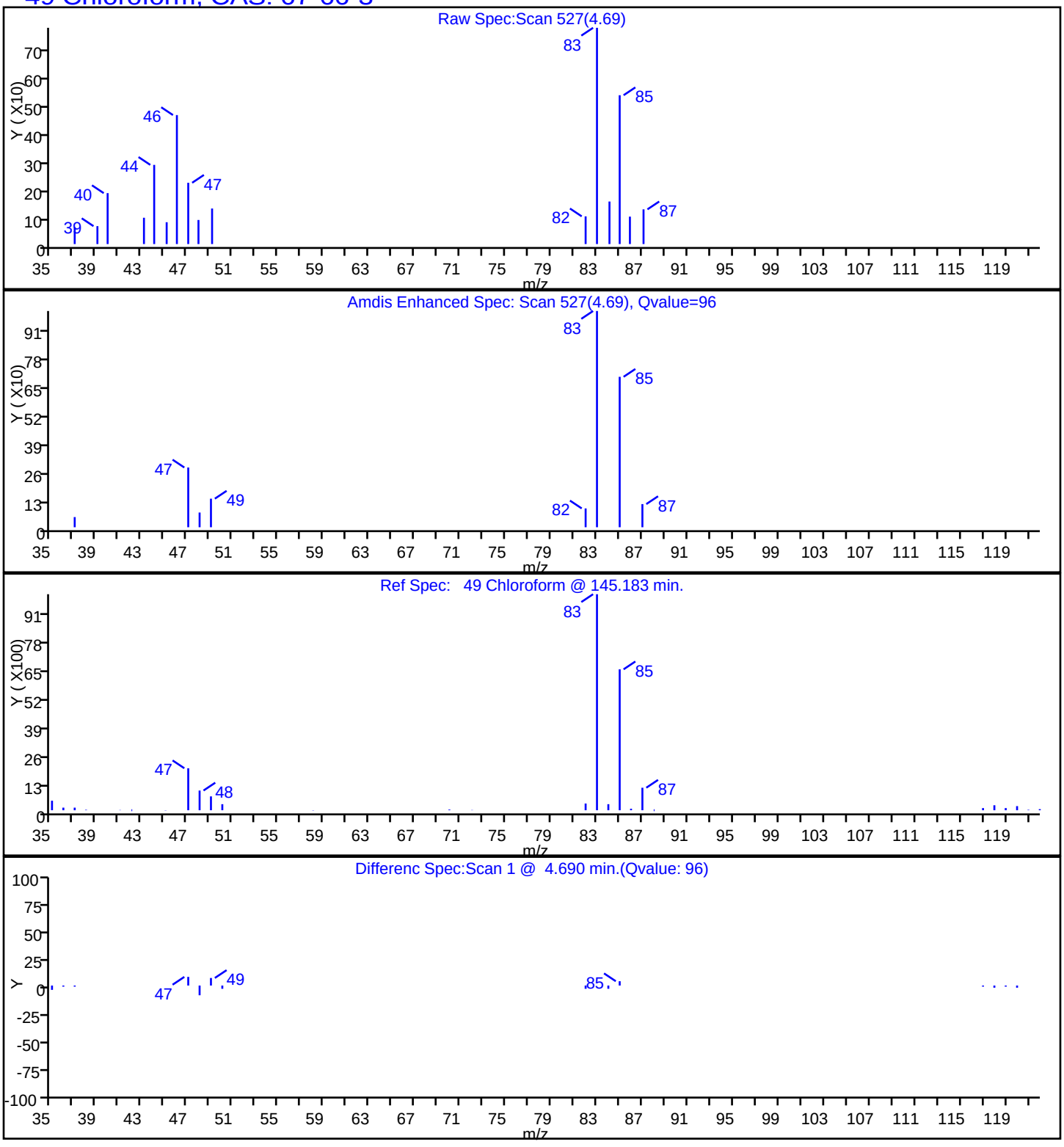

TestAmerica Edison

Data File:	\\ChromNA\Edison\ChromData\CVOAMS1\20161011-46753.b\A28204.D				
Injection Date:	12-Oct-2016 02:46:30	Instrument ID:	CVOAMS1		
Lims ID:	460-121256-B-22	Lab Sample ID:	460-121256-22		
Client ID:	MW-532D				
Operator ID:	VOA GC/MS1	ALS Bottle#:	18	Worklist Smp#:	19
Purge Vol:	5.000 mL	Dil. Factor:	1.0000		
Method:	8260624W_1	Limit Group:	VOA - 8260C Water and Solid		
Column:	Rtx-624 (0.25 mm)	Detector	MS SCAN		

50 Cyclohexane, CAS: 110-82-7

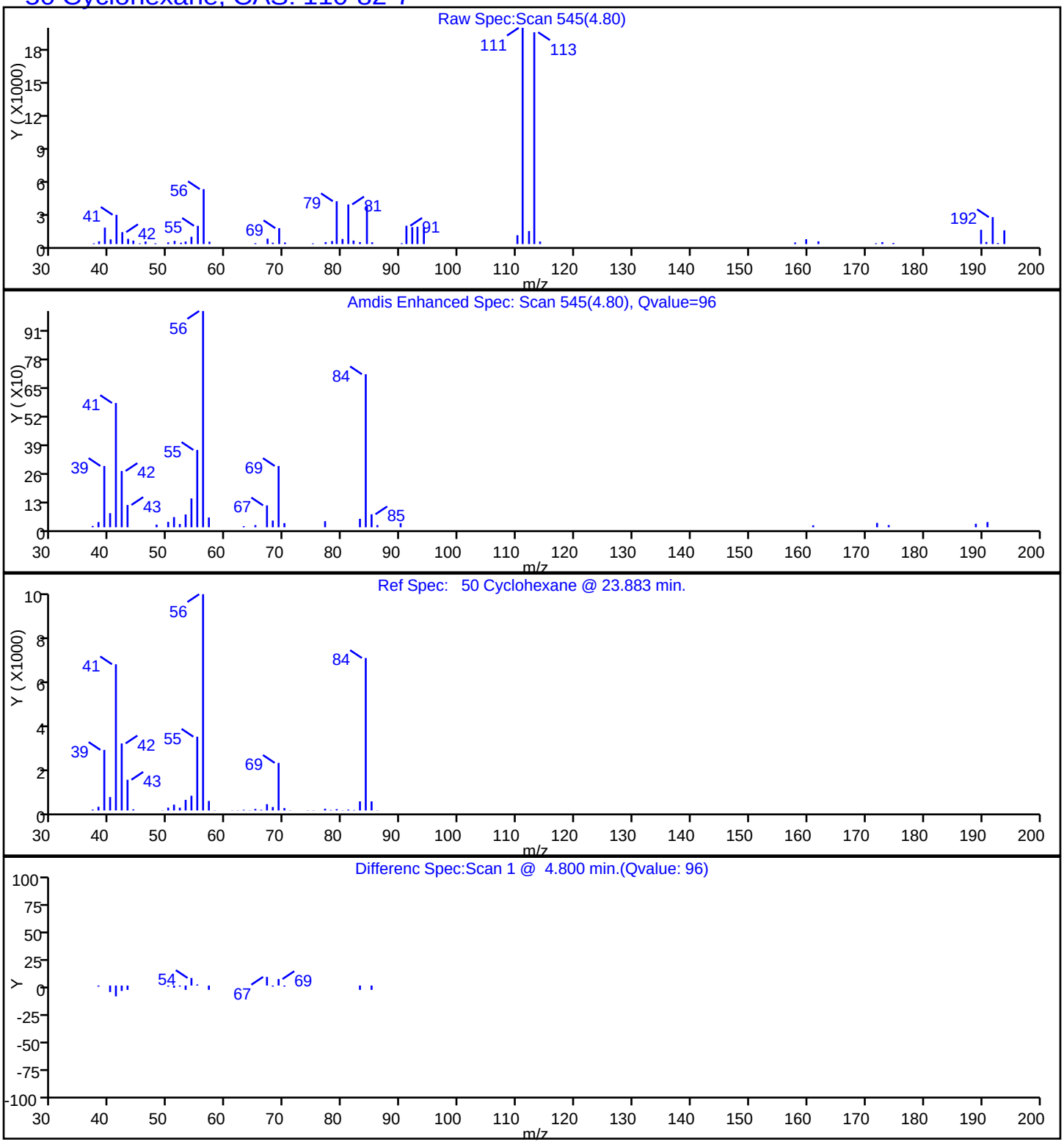

TestAmerica Edison

Data File:	\\ChromNA\Edison\ChromData\CVOAMS1\20161011-46753.b\A28204.D				
Injection Date:	12-Oct-2016 02:46:30	Instrument ID:	CVOAMS1		
Lims ID:	460-121256-B-22	Lab Sample ID:	460-121256-22		
Client ID:	MW-532D				
Operator ID:	VOA GC/MS1	ALS Bottle#:	18	Worklist Smp#:	19
Purge Vol:	5.000 mL	Dil. Factor:	1.0000		
Method:	8260624W_1	Limit Group:	VOA - 8260C Water and Solid		
Column:	Rtx-624 (0.25 mm)	Detector	MS SCAN		

24 Methyl acetate, CAS: 79-20-9

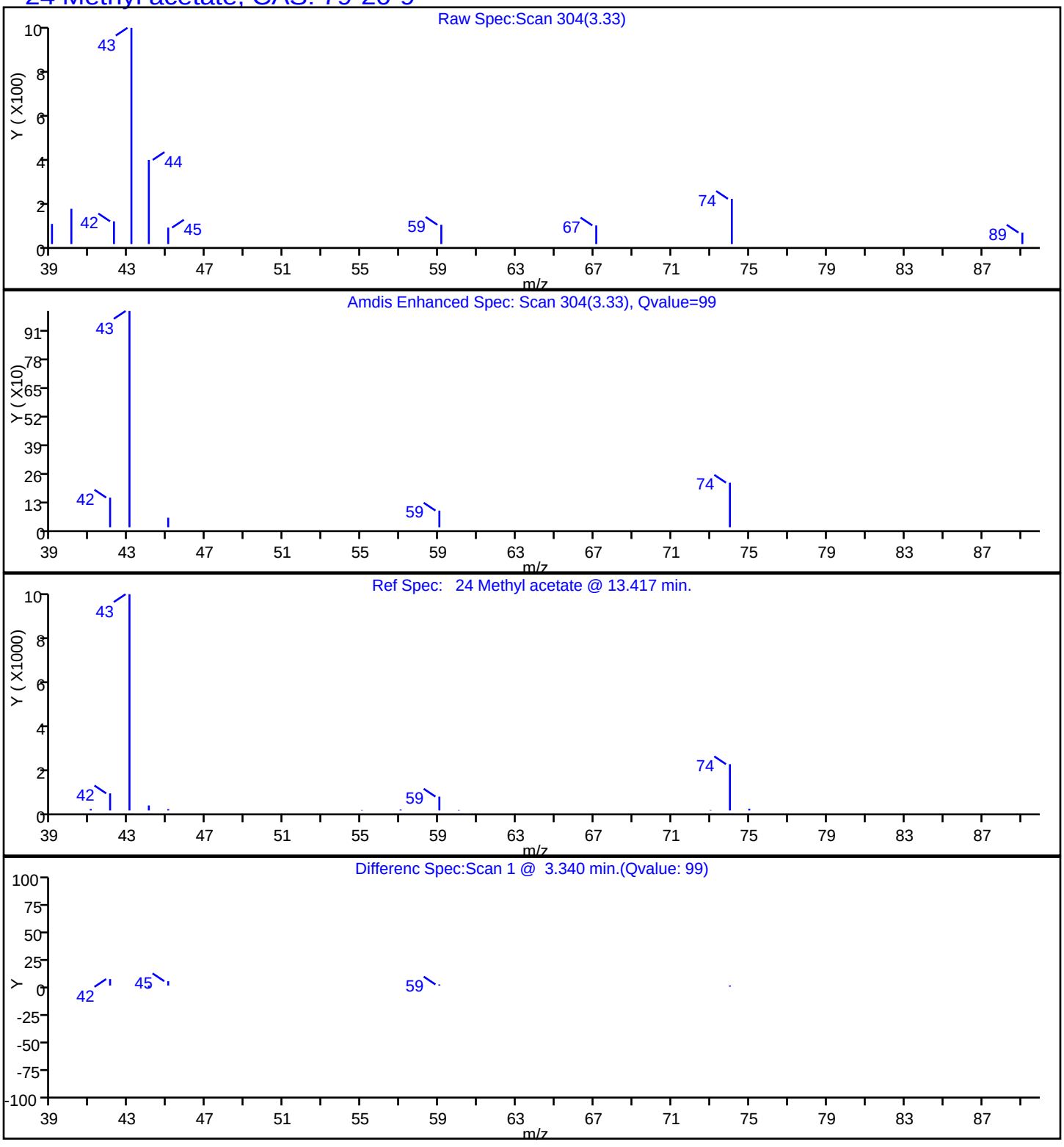

TestAmerica Edison

Data File:	\\ChromNA\Edison\ChromData\CVOAMS1\20161011-46753.b\A28204.D				
Injection Date:	12-Oct-2016 02:46:30	Instrument ID:	CVOAMS1		
Lims ID:	460-121256-B-22	Lab Sample ID:	460-121256-22		
Client ID:	MW-532D				
Operator ID:	VOA GC/MS1	ALS Bottle#:	18	Worklist Smp#:	19
Purge Vol:	5.000 mL	Dil. Factor:	1.0000		
Method:	8260624W_1	Limit Group:	VOA - 8260C Water and Solid		
Column:	Rtx-624 (0.25 mm)	Detector	MS SCAN		

82 Toluene, CAS: 108-88-3

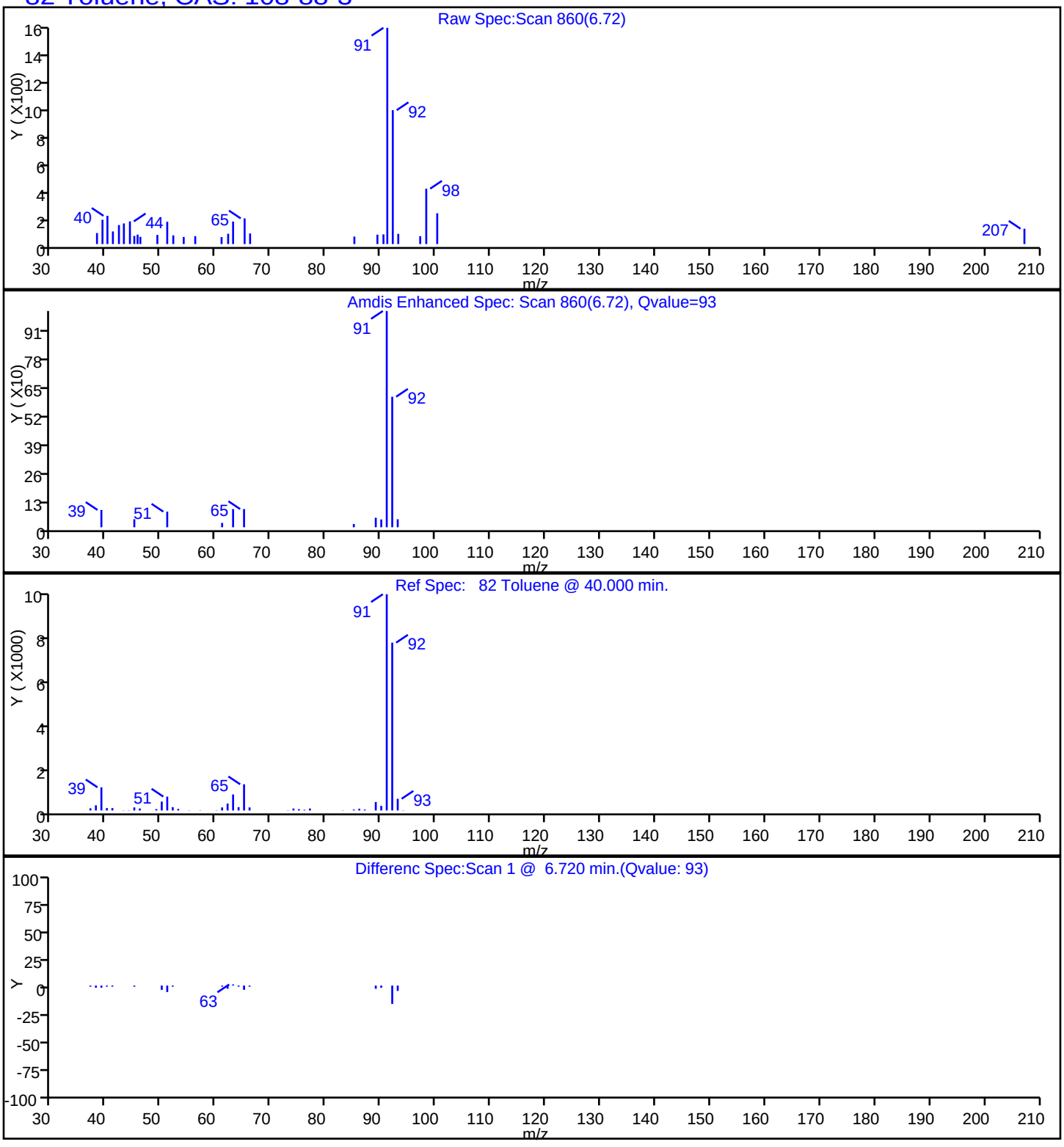

Report Date: 12-Oct-2016 09:44:52 Chrom Revision: 2.2 08-Sep-2016 14:45:52

TestAmerica Edison

Data File: \\ChromNA\Edison\ChromData\CVOAMS1\20161011-46753.b\A28204.D

Injection Date:	12-Oct-2016 02:46:30	Instrument ID:	CVOAMS1		
Lims ID:	460-121256-B-22	Lab Sample ID:	460-121256-22		
Client ID:	MW-532D				
Operator ID:	VOA GC/MS1	ALS Bottle#:	18	Worklist Smp#:	19
Purge Vol:	5.000 mL	Dil. Factor:	1.0000		
Method:	8260624W_1	Limit Group:	VOA - 8260C Water and Solid		
Column:	Rtx-624 (0.25 mm)	Detector	MS SCAN		

66 Trichloroethene, CAS: 79-01-6

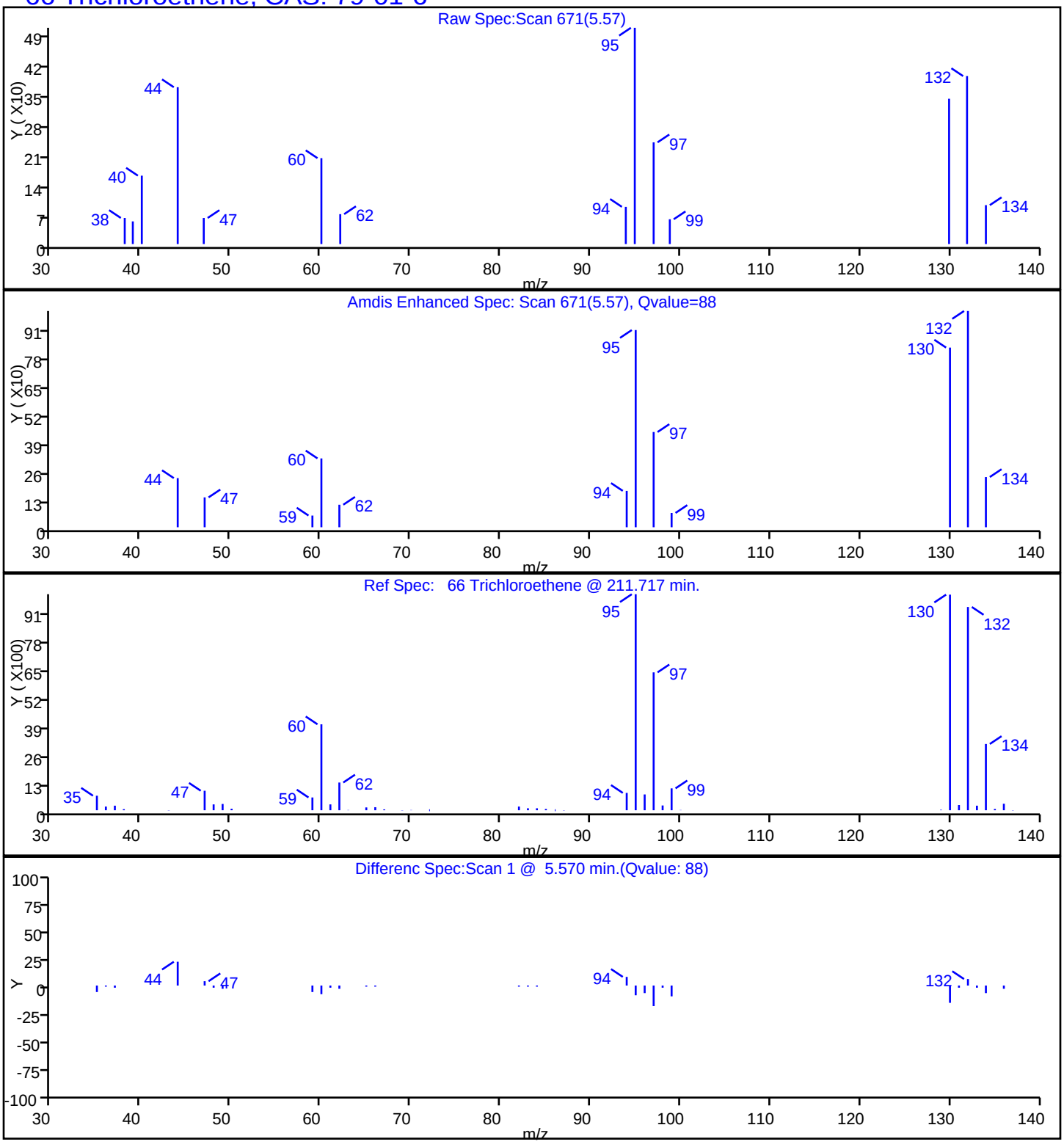

FORM I
GC/MS VOA ORGANICS ANALYSIS DATA SHEET

Lab Name: TestAmerica Edison | Job No.: 460-121256-1

SDG No.:

Client Sample ID: MW-544S | Lab Sample ID: 460-121256-23

Matrix: Water | Lab File ID: A28205.D

Analysis Method: 8260C | Date Collected: 09/29/2016 11:25

Sample wt/vol: 5(mL) | Date Analyzed: 10/12/2016 03:08

Soil Aliquot Vol: | Dilution Factor: 1

Soil Extract Vol.: | GC Column: Rtx-624 ID: 0.25(mm)

% Moisture: | Level: (low/med) Low

Analysis Batch No.: 396528 | Units: ug/L

CAS NO.	COMPOUND NAME	RESULT	Q	RL	MDL
71-55-6	1,1,1-Trichloroethane	0.28	U	1.0	0.28
79-34-5	1,1,2,2-Tetrachloroethane	0.19	U	1.0	0.19
79-00-5	1,1,2-Trichloroethane	0.080	U	1.0	0.080
75-34-3	1,1-Dichloroethane	0.24	U	1.0	0.24
75-35-4	1,1-Dichloroethene	0.34	U	1.0	0.34
87-61-6	1,2,3-Trichlorobenzene	0.35	U	1.0	0.35
120-82-1	1,2,4-Trichlorobenzene	0.27	U	1.0	0.27
96-12-8	1,2-Dibromo-3-Chloropropane	0.23	U	1.0	0.23
106-93-4	1,2-Dibromoethane	0.19	U	1.0	0.19
95-50-1	1,2-Dichlorobenzene	0.22	U	1.0	0.22
107-06-2	1,2-Dichloroethane	0.25	U	1.0	0.25
78-87-5	1,2-Dichloropropane	0.18	U	1.0	0.18
541-73-1	1,3-Dichlorobenzene	0.33	U	1.0	0.33
106-46-7	1,4-Dichlorobenzene	0.33	U	1.0	0.33
123-91-1	1,4-Dioxane	8.7	U	50	8.7
78-93-3	2-Butanone	2.2	U	5.0	2.2
591-78-6	2-Hexanone	0.72	U	5.0	0.72
108-10-1	4-Methyl-2-pentanone	0.63	U	5.0	0.63
67-64-1	Acetone	17		5.0	1.1
71-43-2	Benzene	0.090	U	1.0	0.090
74-97-5	Bromochloromethane	0.30	U	1.0	0.30
75-27-4	Bromodichloromethane	0.15	U	1.0	0.15
75-25-2	Bromoform	0.18	U *	1.0	0.18
74-83-9	Bromomethane	0.18	U	1.0	0.18
75-15-0	Carbon disulfide	0.22	U	1.0	0.22
56-23-5	Carbon tetrachloride	0.33	U	1.0	0.33
108-90-7	Chlorobenzene	0.24	U	1.0	0.24
75-00-3	Chloroethane	0.37	U	1.0	0.37
67-66-3	Chloroform	0.22	U	1.0	0.22
74-87-3	Chloromethane	0.22	U	1.0	0.22
156-59-2	cis-1,2-Dichloroethene	0.26	U	1.0	0.26
10061-01-5	cis-1,3-Dichloropropene	0.16	U	1.0	0.16
110-82-7	Cyclohexane	0.67	J	1.0	0.26
124-48-1	Dibromochloromethane	0.22	U	1.0	0.22
75-71-8	Dichlorodifluoromethane	0.14	U	1.0	0.14
100-41-4	Ethylbenzene	0.30	U	1.0	0.30

FORM I
GC/MS VOA ORGANICS ANALYSIS DATA SHEET

Lab Name: TestAmerica Edison | Job No.: 460-121256-1

SDG No.:

Client Sample ID: MW-544S | Lab Sample ID: 460-121256-23

Matrix: Water | Lab File ID: A28205.D

Analysis Method: 8260C | Date Collected: 09/29/2016 11:25

Sample wt/vol: 5(mL) | Date Analyzed: 10/12/2016 03:08

Soil Aliquot Vol: | Dilution Factor: 1

Soil Extract Vol.: | GC Column: Rtx-624 ID: 0.25(mm)

% Moisture: | Level: (low/med) Low

Analysis Batch No.: 396528 | Units: ug/L

CAS NO.	COMPOUND NAME	RESULT	Q	RL	MDL
76-13-1	Freon TF	0.34	U	1.0	0.34
98-82-8	Isopropylbenzene	0.32	U	1.0	0.32
179601-23-1	m&p-Xylene	0.28	U	1.0	0.28
79-20-9	Methyl acetate	0.95	J	5.0	0.58
108-87-2	Methylcyclohexane	0.22	U	1.0	0.22
75-09-2	Methylene Chloride	0.21	U	1.0	0.21
1634-04-4	MTBE	0.13	U	1.0	0.13
95-47-6	o-Xylene	0.32	U	1.0	0.32
100-42-5	Styrene	0.17	U	1.0	0.17
127-18-4	Tetrachloroethene	0.91	J	1.0	0.12
108-88-3	Toluene	0.25	U	1.0	0.25
156-60-5	trans-1,2-Dichloroethene	0.18	U	1.0	0.18
10061-02-6	trans-1,3-Dichloropropene	0.19	U	1.0	0.19
79-01-6	Trichloroethene	0.46	J	1.0	0.22
75-69-4	Trichlorofluoromethane	0.15	U	1.0	0.15
75-01-4	Vinyl chloride	0.060	U	1.0	0.060

CAS NO.	SURROGATE	%REC	Q	LIMITS
17060-07-0	1,2-Dichloroethane-d4 (Surr)	106		70-130
460-00-4	Bromofluorobenzene	95		70-130
1868-53-7	Dibromofluoromethane (Surr)	103		70-130
2037-26-5	Toluene-d8 (Surr)	102		70-130

FORM I
GC/MS VOA ORGANICS ANALYSIS DATA SHEET
TENTATIVELY IDENTIFIED COMPOUNDS

Lab Name: TestAmerica Edison Job No.: 460-121256-1

SDG No.:

Client Sample ID: MW-544S Lab Sample ID: 460-121256-23

Matrix: Water Lab File ID: A28205.D

Analysis Method: 8260C Date Collected: 09/29/2016 11:25

Sample wt/vol: 5(mL) Date Analyzed: 10/12/2016 03:08

Soil Aliquot Vol: Dilution Factor: 1

Soil Extract Vol.: GC Column: Rtx-624 ID: 0.25(mm)

% Moisture: Level: (low/med) Low

Analysis Batch No.: 396528 Units: ug/L

Number TICs Found: 0 TIC Result Total: 0

CAS NO.	COMPOUND NAME	RT	RESULT	Q	MATCH QUALITY
	Tentatively Identified Compound		None		

TestAmerica Edison
Target Compound Quantitation Report

Data File: \\ChromNA\Edison\ChromData\CVOAMS1\20161011-46753.b\A28205.D
Lims ID: 460-121256-B-23
Client ID: MW-544S
Sample Type: Client
Inject. Date: 12-Oct-2016 03:08:30 ALS Bottle#: 19 Worklist Smp#: 20
Purge Vol: 5.000 mL Dil. Factor: 1.0000
Sample Info: 460-121256-B-23
Misc. Info.: 460-0046753-020
Operator ID: VOA GC/MS1 Instrument ID: CVOAMS1

Method: \\ChromNA\Edison\ChromData\CVOAMS1\20161011-46753.b\8260624W_1.m
Limit Group: VOA - 8260C Water and Solid
Last Update: 12-Oct-2016 09:44:17 Calib Date: 08-Sep-2016 04:26:30
Integrator: RTE ID Type: Deconvolution ID
Quant Method: Internal Standard Quant By: Initial Calibration
Last ICal File: \\ChromNA\Edison\ChromData\CVOAMS1\20160908-45311.b\A26272.D

Column 1 : Rtx-624 (0.25 mm) Det: MS SCAN
Process Host: XAWRK018

First Level Reviewer: moroneyc Date: 12-Oct-2016 09:40:18

Compound	Sig	RT (min.)	Exp RT (min.)	Dlt RT (min.)	Q	Response	OnCol Amt ug/l	Flags
19 Acetone	43	3.102	3.102	0.000	87	12839	16.8	
24 Methyl acetate	43	3.346	3.352	-0.006	96	2358	0.9518	
* 28 TBA-d9 (IS)	65	3.468	3.468	0.000	100	215747	1000.0	
* 39 2-Butanone-d5	46	4.437	4.444	-0.007	98	294769	250.0	
50 Cyclohexane	56	4.803	4.809	-0.006	93	3329	0.6726	
$ 53 Dibromofluoromethane (Surr	113	4.828	4.828	0.000	95	126969	51.4	
$ 59 1,2-Dichloroethane-d4 (Sur	65	5.102	5.108	-0.006	98	158062	52.8	
* 64 Fluorobenzene	96	5.315	5.315	0.000	98	466924	50.0	
66 Trichloroethene	95	5.577	5.578	-0.001	94	1176	0.4634	
* 70 1,4-Dioxane-d8	96	5.852	5.858	-0.006	93	18420	1000.0	
$ 81 Toluene-d8 (Surr)	98	6.663	6.669	-0.006	98	416429	51.0	
86 Tetrachloroethene	166	7.144	7.144	0.000	94	1802	0.9085	
* 92 Chlorobenzene-d5	117	7.784	7.784	0.000	90	285760	50.0	
$ 103 4-Bromofluorobenzene	174	8.528	8.528	0.000	88	108125	47.3	
* 119 1,4-Dichlorobenzene-d4	152	9.174	9.181	-0.006	98	154175	50.0	

Reagents:

8260ISNEW_00085 Amount Added: 1.00 Units: uL Run Reagent
8260SURR250_00140 Amount Added: 1.00 Units: uL Run Reagent

Report Date: 12-Oct-2016 09:44:54 Chrom Revision: 2.2 08-Sep-2016 14:45:52

TestAmerica Edison

Data File: \\ChromNA\Edison\ChromData\CVOAMS1\20161011-46753.b\A28205.D

Injection Date:	12-Oct-2016 03:08:30	Instrument ID:	CVOAMS1	Operator ID:	VOA GC/MS1
Lims ID:	460-121256-B-23	Lab Sample ID:	460-121256-23	Worklist Smp#:	20
Client ID:	MW-544S				
Purge Vol:	5.000 mL	Dil. Factor:	1.0000	ALS Bottle#:	19
Method:	8260624W_1	Limit Group:	VOA - 8260C Water and Solid		

Column: Rtx-624 (0.25 mm)

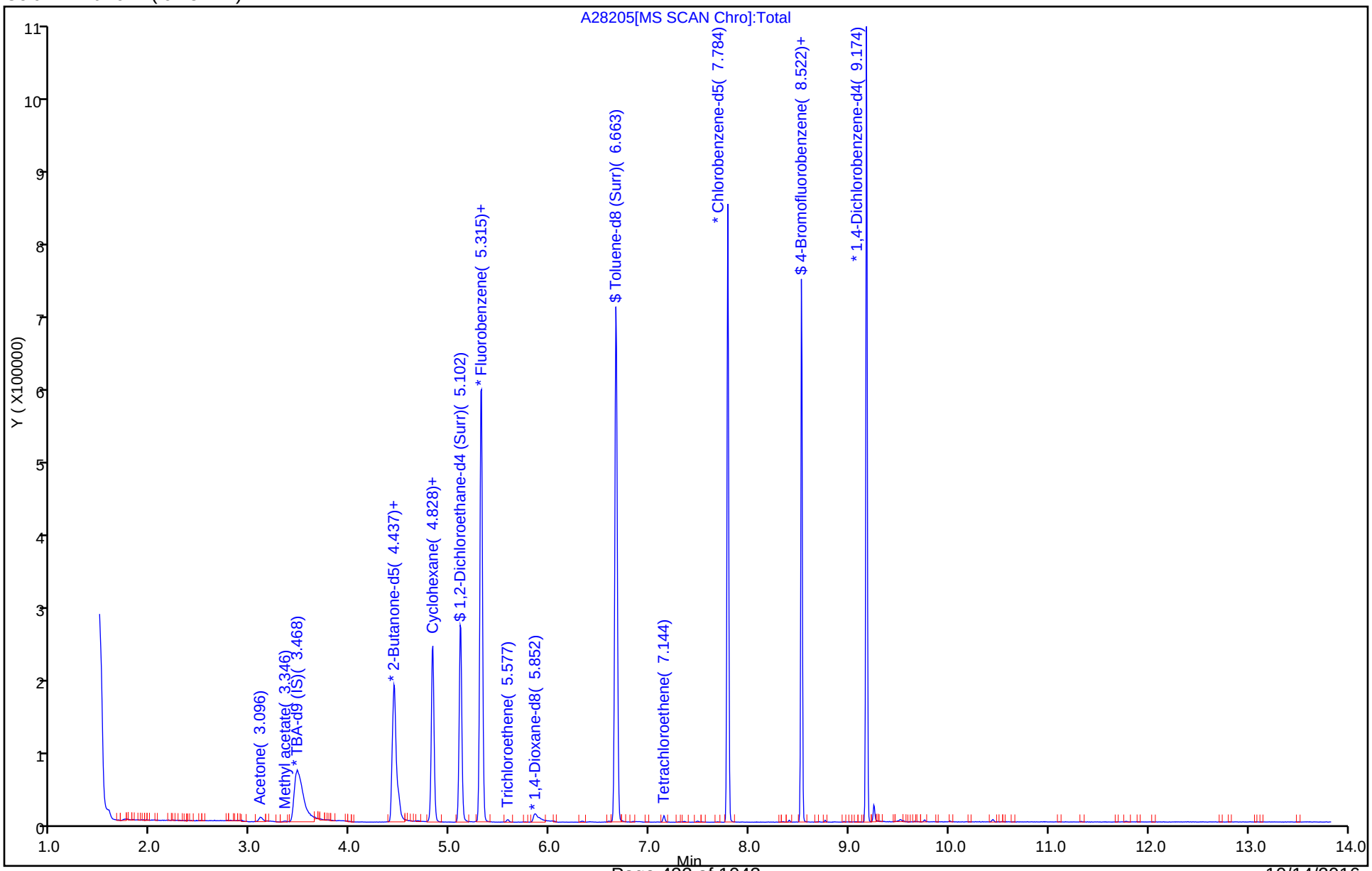

TestAmerica Edison

Data File:	\\ChromNA\Edison\ChromData\CVOAMS1\20161011-46753.b\A28205.D				
Injection Date:	12-Oct-2016 03:08:30	Instrument ID:	CVOAMS1		
Lims ID:	460-121256-B-23	Lab Sample ID:	460-121256-23		
Client ID:	MW-544S				
Operator ID:	VOA GC/MS1	ALS Bottle#:	19	Worklist Smp#:	20
Purge Vol:	5.000 mL	Dil. Factor:	1.0000		
Method:	8260624W_1	Limit Group:	VOA - 8260C Water and Solid		
Column:	Rtx-624 (0.25 mm)	Detector	MS SCAN		

19 Acetone, CAS: 67-64-1

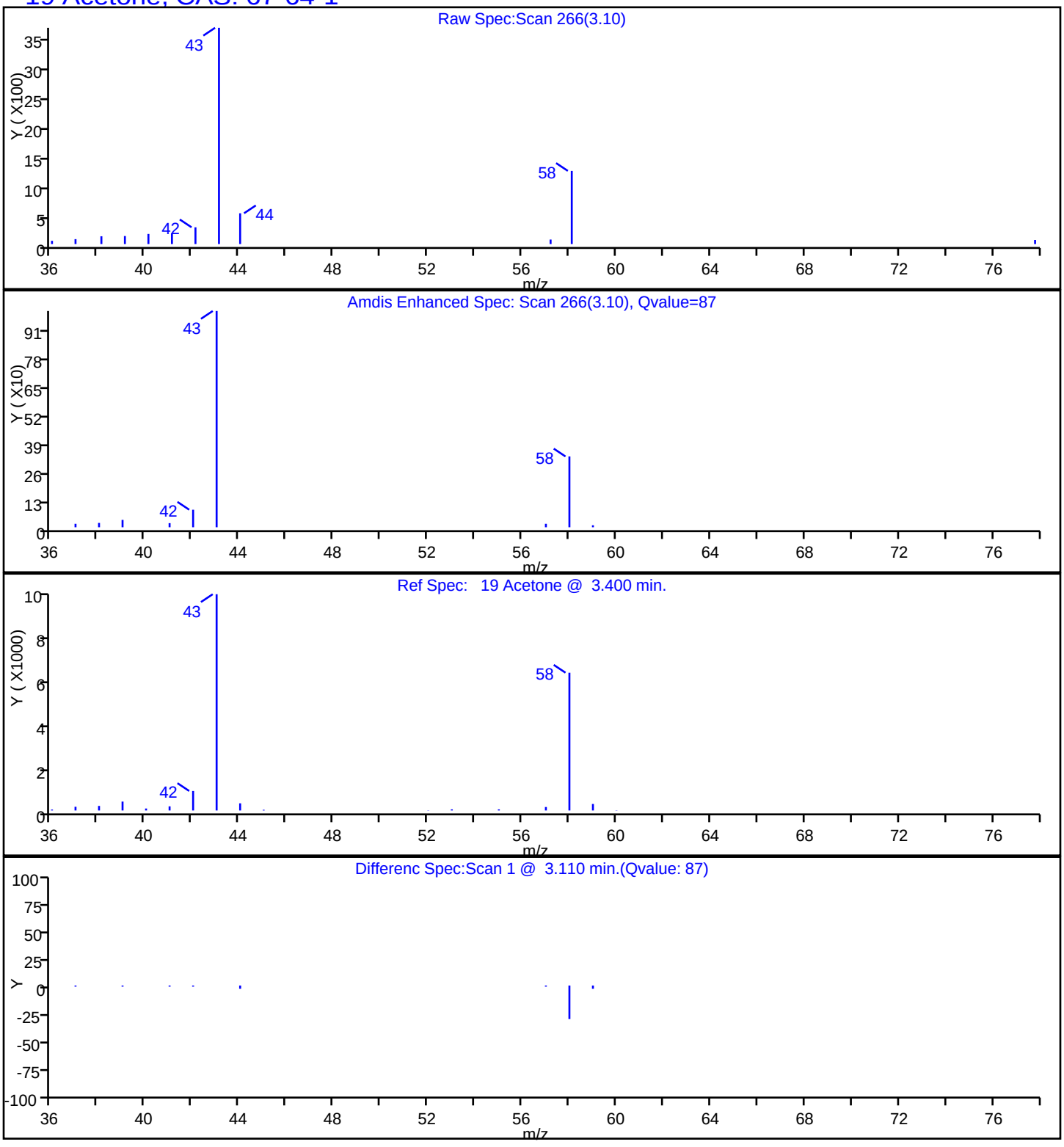

TestAmerica Edison

Data File:	\\ChromNA\Edison\ChromData\CVOAMS1\20161011-46753.b\A28205.D				
Injection Date:	12-Oct-2016 03:08:30	Instrument ID:	CVOAMS1		
Lims ID:	460-121256-B-23	Lab Sample ID:	460-121256-23		
Client ID:	MW-544S				
Operator ID:	VOA GC/MS1	ALS Bottle#:	19	Worklist Smp#:	20
Purge Vol:	5.000 mL	Dil. Factor:	1.0000		
Method:	8260624W_1	Limit Group:	VOA - 8260C Water and Solid		
Column:	Rtx-624 (0.25 mm)	Detector	MS SCAN		

50 Cyclohexane, CAS: 110-82-7

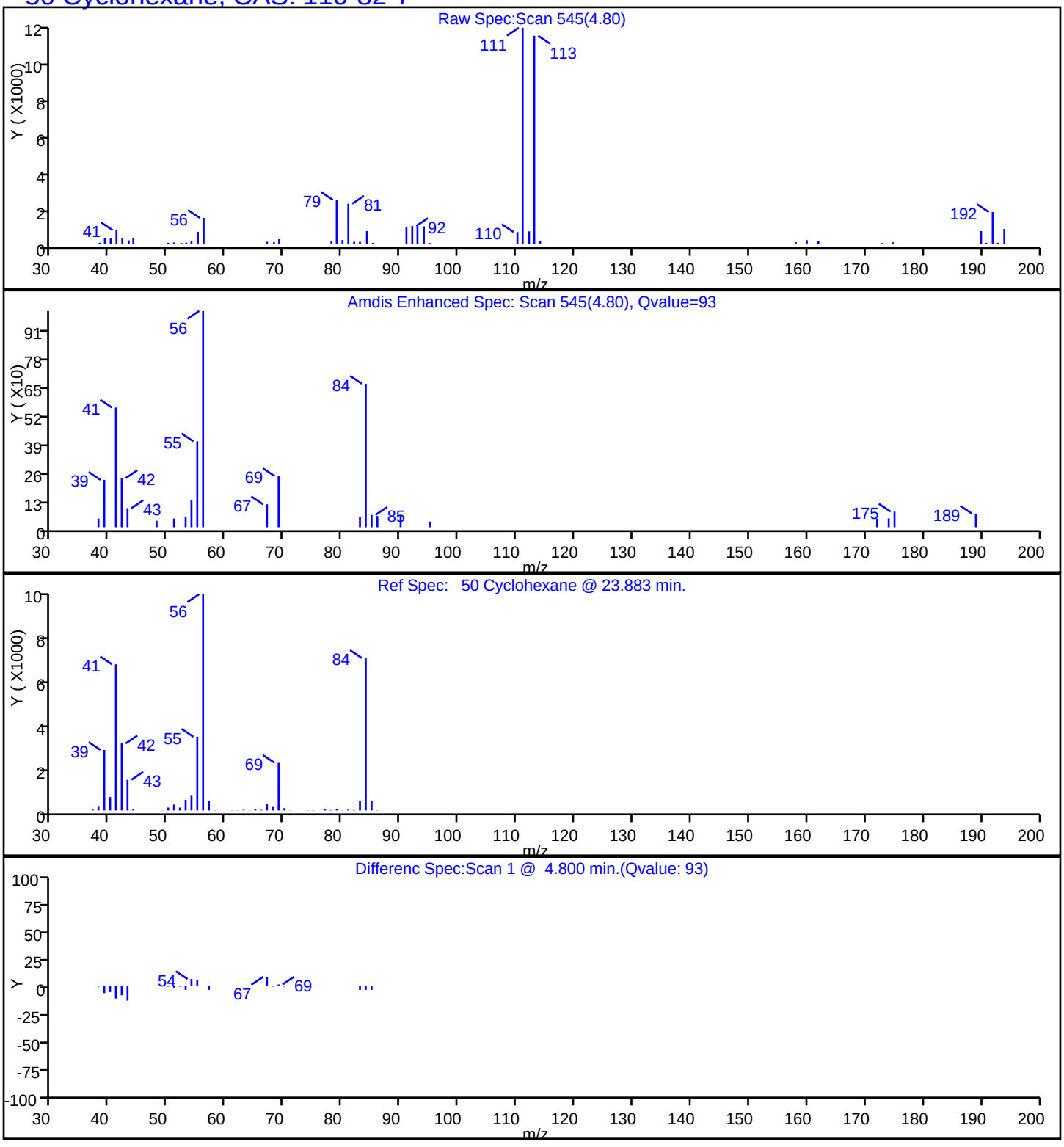

TestAmerica Edison

Data File:	\\ChromNA\Edison\ChromData\CVOAMS1\20161011-46753.b\A28205.D				
Injection Date:	12-Oct-2016 03:08:30	Instrument ID:	CVOAMS1		
Lims ID:	460-121256-B-23	Lab Sample ID:	460-121256-23		
Client ID:	MW-544S				
Operator ID:	VOA GC/MS1	ALS Bottle#:	19	Worklist Smp#:	20
Purge Vol:	5.000 mL	Dil. Factor:	1.0000		
Method:	8260624W_1	Limit Group:	VOA - 8260C Water and Solid		
Column:	Rtx-624 (0.25 mm)	Detector	MS SCAN		

24 Methyl acetate, CAS: 79-20-9

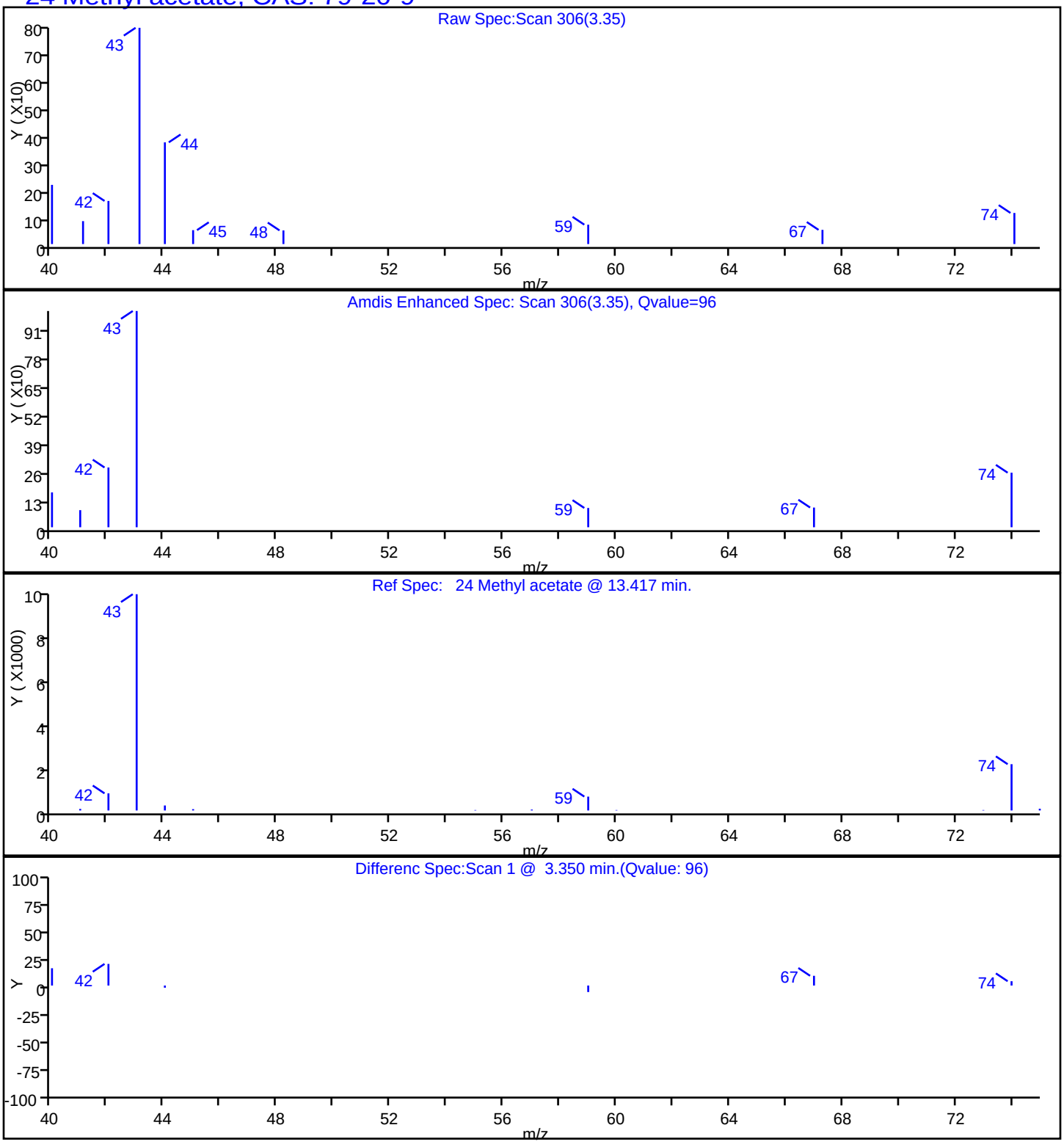

TestAmerica Edison

Data File:	\\ChromNA\Edison\ChromData\CVOAMS1\20161011-46753.b\A28205.D				
Injection Date:	12-Oct-2016 03:08:30	Instrument ID:	CVOAMS1		
Lims ID:	460-121256-B-23	Lab Sample ID:	460-121256-23		
Client ID:	MW-544S				
Operator ID:	VOA GC/MS1	ALS Bottle#:	19	Worklist Smp#:	20
Purge Vol:	5.000 mL	Dil. Factor:	1.0000		
Method:	8260624W_1	Limit Group:	VOA - 8260C Water and Solid		
Column:	Rtx-624 (0.25 mm)	Detector	MS SCAN		

86 Tetrachloroethene, CAS: 127-18-4

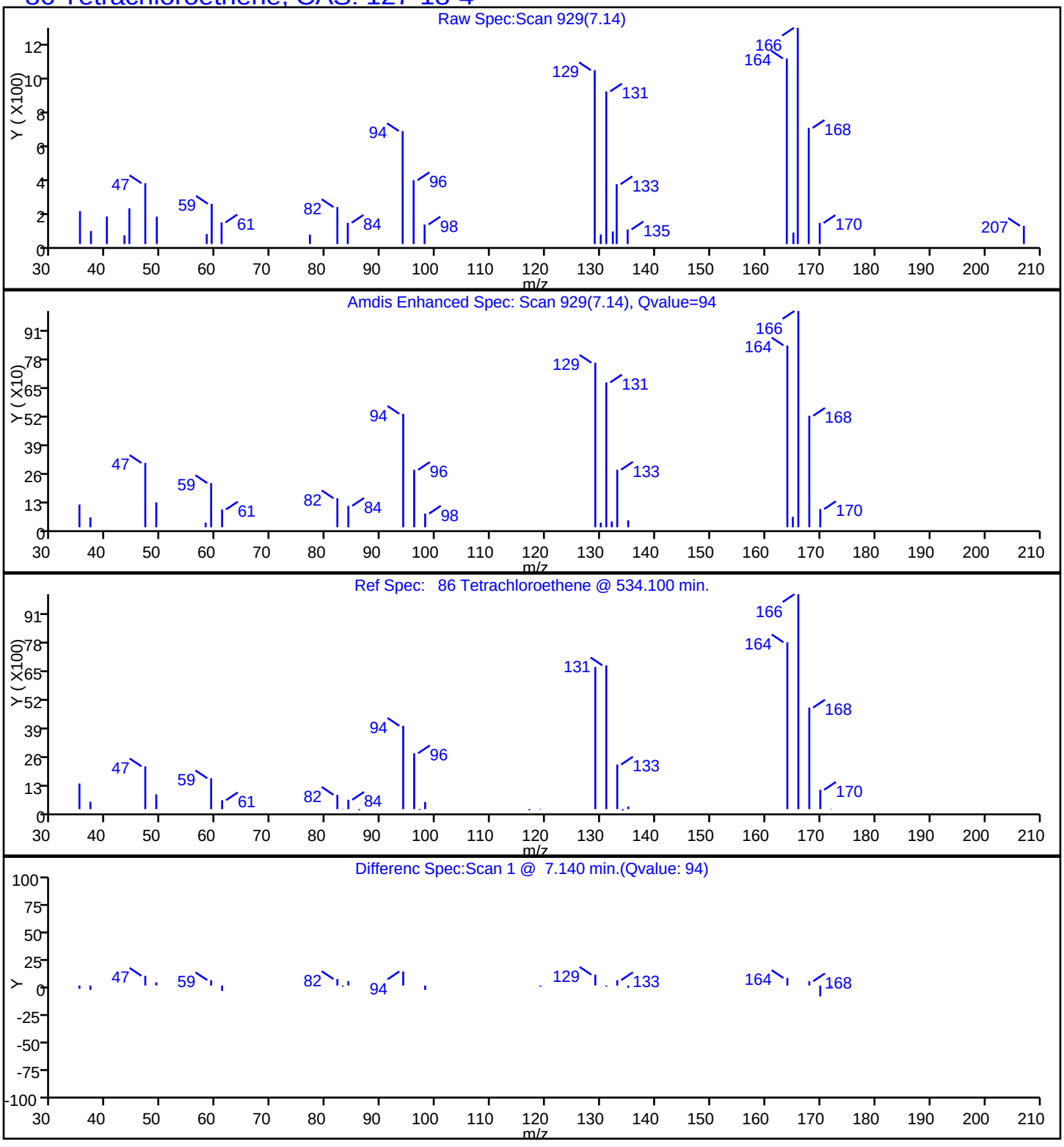

TestAmerica Edison

Data File:	\\ChromNA\Edison\ChromData\CVOAMS1\20161011-46753.b\A28205.D				
Injection Date:	12-Oct-2016 03:08:30	Instrument ID:	CVOAMS1		
Lims ID:	460-121256-B-23	Lab Sample ID:	460-121256-23		
Client ID:	MW-544S				
Operator ID:	VOA GC/MS1	ALS Bottle#:	19	Worklist Smp#:	20
Purge Vol:	5.000 mL	Dil. Factor:	1.0000		
Method:	8260624W_1	Limit Group:	VOA - 8260C Water and Solid		
Column:	Rtx-624 (0.25 mm)	Detector	MS SCAN		

66 Trichloroethene, CAS: 79-01-6

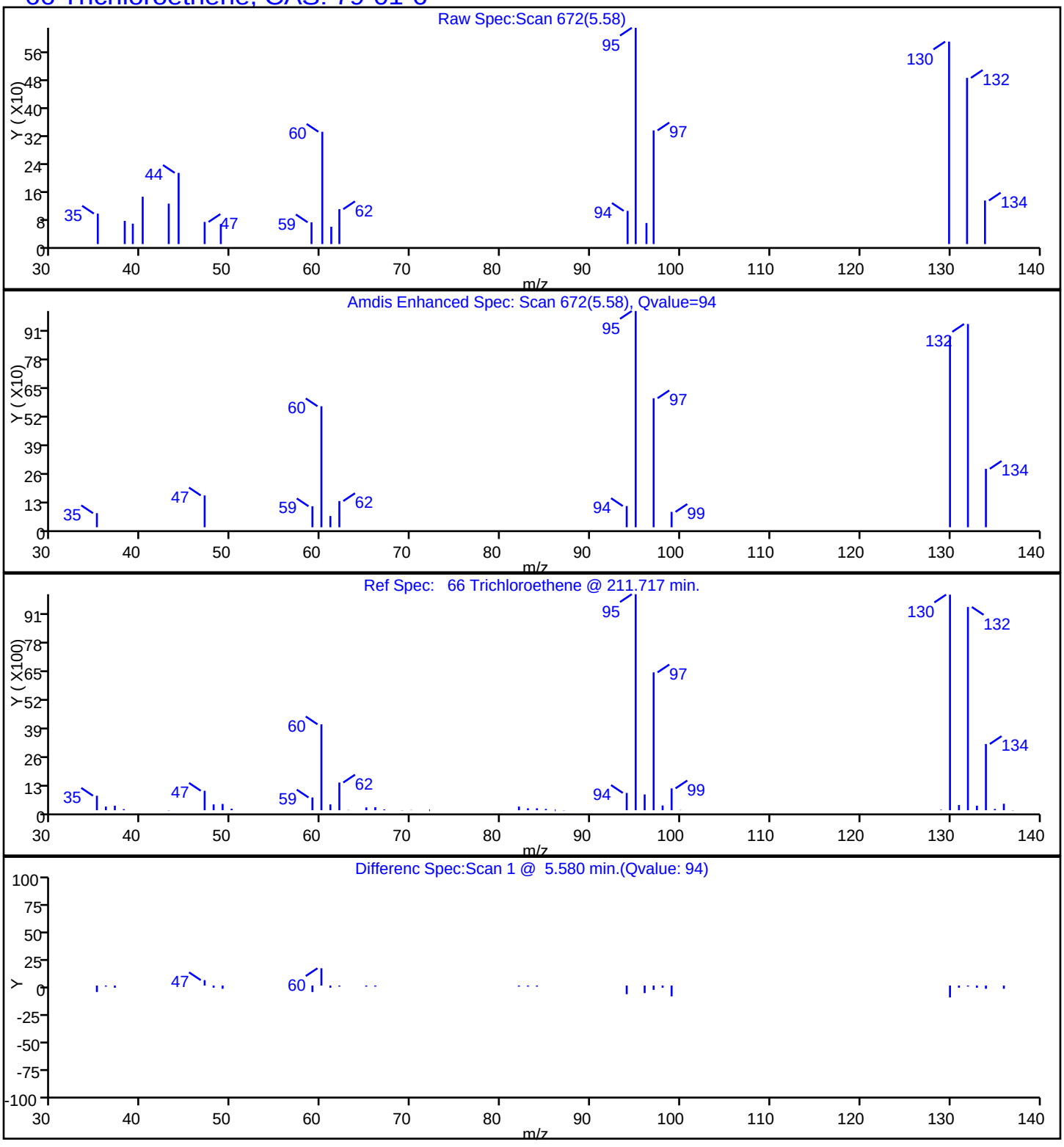

FORM I
GC/MS VOA ORGANICS ANALYSIS DATA SHEET

Lab Name: TestAmerica Edison | Job No.: 460-121256-1

SDG No.:

Client Sample ID: MW-544I | Lab Sample ID: 460-121256-24

Matrix: Water | Lab File ID: A28206.D

Analysis Method: 8260C | Date Collected: 09/29/2016 11:30

Sample wt/vol: 5(mL) | Date Analyzed: 10/12/2016 03:30

Soil Aliquot Vol: | Dilution Factor: 1

Soil Extract Vol.: | GC Column: Rtx-624 ID: 0.25(mm)

% Moisture: | Level: (low/med) Low

Analysis Batch No.: 396528 | Units: ug/L

CAS NO.	COMPOUND NAME	RESULT	Q	RL	MDL
71-55-6	1,1,1-Trichloroethane	0.28	U	1.0	0.28
79-34-5	1,1,2,2-Tetrachloroethane	0.19	U	1.0	0.19
79-00-5	1,1,2-Trichloroethane	0.080	U	1.0	0.080
75-34-3	1,1-Dichloroethane	0.24	U	1.0	0.24
75-35-4	1,1-Dichloroethene	0.34	U	1.0	0.34
87-61-6	1,2,3-Trichlorobenzene	0.35	U	1.0	0.35
120-82-1	1,2,4-Trichlorobenzene	0.27	U	1.0	0.27
96-12-8	1,2-Dibromo-3-Chloropropane	0.23	U	1.0	0.23
106-93-4	1,2-Dibromoethane	0.19	U	1.0	0.19
95-50-1	1,2-Dichlorobenzene	0.22	U	1.0	0.22
107-06-2	1,2-Dichloroethane	0.28	J	1.0	0.25
78-87-5	1,2-Dichloropropane	0.18	U	1.0	0.18
541-73-1	1,3-Dichlorobenzene	0.33	U	1.0	0.33
106-46-7	1,4-Dichlorobenzene	0.33	U	1.0	0.33
123-91-1	1,4-Dioxane	8.7	U	50	8.7
78-93-3	2-Butanone	2.2	U	5.0	2.2
591-78-6	2-Hexanone	0.72	U	5.0	0.72
108-10-1	4-Methyl-2-pentanone	0.63	U	5.0	0.63
67-64-1	Acetone	12		5.0	1.1
71-43-2	Benzene	0.090	U	1.0	0.090
74-97-5	Bromochloromethane	0.30	U	1.0	0.30
75-27-4	Bromodichloromethane	0.15	U	1.0	0.15
75-25-2	Bromoform	0.18	U *	1.0	0.18
74-83-9	Bromomethane	0.18	U	1.0	0.18
75-15-0	Carbon disulfide	0.22	U	1.0	0.22
56-23-5	Carbon tetrachloride	0.33	U	1.0	0.33
108-90-7	Chlorobenzene	0.24	U	1.0	0.24
75-00-3	Chloroethane	0.37	U	1.0	0.37
67-66-3	Chloroform	0.22	U	1.0	0.22
74-87-3	Chloromethane	0.22	U	1.0	0.22
156-59-2	cis-1,2-Dichloroethene	0.26	U	1.0	0.26
10061-01-5	cis-1,3-Dichloropropene	0.16	U	1.0	0.16
110-82-7	Cyclohexane	0.36	J	1.0	0.26
124-48-1	Dibromochloromethane	0.22	U	1.0	0.22
75-71-8	Dichlorodifluoromethane	0.14	U	1.0	0.14
100-41-4	Ethylbenzene	0.30	U	1.0	0.30

FORM I
GC/MS VOA ORGANICS ANALYSIS DATA SHEET

Lab Name: TestAmerica Edison | Job No.: 460-121256-1

SDG No.:

Client Sample ID: MW-544I | Lab Sample ID: 460-121256-24

Matrix: Water | Lab File ID: A28206.D

Analysis Method: 8260C | Date Collected: 09/29/2016 11:30

Sample wt/vol: 5(mL) | Date Analyzed: 10/12/2016 03:30

Soil Aliquot Vol: | Dilution Factor: 1

Soil Extract Vol.: | GC Column: Rtx-624 ID: 0.25(mm)

% Moisture: | Level: (low/med) Low

Analysis Batch No.: 396528 | Units: ug/L

CAS NO.	COMPOUND NAME	RESULT	Q	RL	MDL
76-13-1	Freon TF	0.34	U	1.0	0.34
98-82-8	Isopropylbenzene	0.32	U	1.0	0.32
179601-23-1	m&p-Xylene	0.28	U	1.0	0.28
79-20-9	Methyl acetate	1.0	J	5.0	0.58
108-87-2	Methylcyclohexane	0.22	U	1.0	0.22
75-09-2	Methylene Chloride	0.21	U	1.0	0.21
1634-04-4	MTBE	0.13	U	1.0	0.13
95-47-6	o-Xylene	0.32	U	1.0	0.32
100-42-5	Styrene	0.17	U	1.0	0.17
127-18-4	Tetrachloroethene	0.12	U	1.0	0.12
108-88-3	Toluene	0.25	U	1.0	0.25
156-60-5	trans-1,2-Dichloroethene	0.18	U	1.0	0.18
10061-02-6	trans-1,3-Dichloropropene	0.19	U	1.0	0.19
79-01-6	Trichloroethene	0.90	J	1.0	0.22
75-69-4	Trichlorofluoromethane	0.15	U	1.0	0.15
75-01-4	Vinyl chloride	0.060	U	1.0	0.060

CAS NO.	SURROGATE	%REC	Q	LIMITS
17060-07-0	1,2-Dichloroethane-d4 (Surr)	105		70-130
460-00-4	Bromofluorobenzene	96		70-130
1868-53-7	Dibromofluoromethane (Surr)	103		70-130
2037-26-5	Toluene-d8 (Surr)	103		70-130

FORM I
GC/MS VOA ORGANICS ANALYSIS DATA SHEET
TENTATIVELY IDENTIFIED COMPOUNDS

Lab Name: TestAmerica Edison Job No.: 460-121256-1

SDG No.:

Client Sample ID: MW-544I Lab Sample ID: 460-121256-24

Matrix: Water Lab File ID: A28206.D

Analysis Method: 8260C Date Collected: 09/29/2016 11:30

Sample wt/vol: 5(mL) Date Analyzed: 10/12/2016 03:30

Soil Aliquot Vol: Dilution Factor: 1

Soil Extract Vol.: GC Column: Rtx-624 ID: 0.25(mm)

% Moisture: Level: (low/med) Low

Analysis Batch No.: 396528 Units: ug/L

Number TICs Found: 0 TIC Result Total: 0

CAS NO.	COMPOUND NAME	RT	RESULT	Q	MATCH QUALITY
	Tentatively Identified Compound		None		

TestAmerica Edison
Target Compound Quantitation Report

Data File: \\ChromNA\Edison\ChromData\CVOAMS1\20161011-46753.b\A28206.D
Lims ID: 460-121256-B-24
Client ID: MW-544I
Sample Type: Client
Inject. Date: 12-Oct-2016 03:30:30 ALS Bottle#: 20 Worklist Smp#: 21
Purge Vol: 5.000 mL Dil. Factor: 1.0000
Sample Info: 460-121256-B-24
Misc. Info.: 460-0046753-021
Operator ID: VOA GC/MS1 Instrument ID: CVOAMS1

Method: \\ChromNA\Edison\ChromData\CVOAMS1\20161011-46753.b\8260624W_1.m
Limit Group: VOA - 8260C Water and Solid
Last Update: 12-Oct-2016 09:44:17 Calib Date: 08-Sep-2016 04:26:30
Integrator: RTE ID Type: Deconvolution ID
Quant Method: Internal Standard Quant By: Initial Calibration
Last ICal File: \\ChromNA\Edison\ChromData\CVOAMS1\20160908-45311.b\A26272.D

Column 1 : Rtx-624 (0.25 mm) Det: MS SCAN
Process Host: XAWRK018

First Level Reviewer: moroneyc Date: 12-Oct-2016 09:40:38

Compound	Sig	RT (min.)	Exp RT (min.)	Dlt RT (min.)	Q	Response	OnCol Amt ug/l	Flags
19 Acetone	43	3.102	3.102	0.000	86	8710	11.6	
24 Methyl acetate	43	3.346	3.352	-0.006	97	2561	1.04	
* 28 TBA-d9 (IS)	65	3.474	3.468	0.006	100	234113	1000.0	
* 39 2-Butanone-d5	46	4.437	4.444	-0.007	98	290850	250.0	
50 Cyclohexane	56	4.809	4.809	0.000	31	1775	0.3619	
$ 53 Dibromofluoromethane (Surr	113	4.828	4.828	0.000	95	125651	51.3	
$ 59 1,2-Dichloroethane-d4 (Sur	65	5.108	5.108	0.000	98	156032	52.6	
62 1,2-Dichloroethane	62	5.163	5.163	0.000	82	991	0.2807	
* 64 Fluorobenzene	96	5.315	5.315	0.000	98	462762	50.0	
66 Trichloroethene	95	5.584	5.578	0.006	95	2256	0.8970	
* 70 1,4-Dioxane-d8	96	5.852	5.858	-0.006	94	18298	1000.0	
$ 81 Toluene-d8 (Surr)	98	6.663	6.669	-0.006	98	414630	51.4	
* 92 Chlorobenzene-d5	117	7.784	7.784	0.000	90	282705	50.0	
$ 103 4-Bromofluorobenzene	174	8.528	8.528	0.000	86	108515	48.0	
* 119 1,4-Dichlorobenzene-d4	152	9.180	9.181	0.000	98	154653	50.0	

Reagents:

8260ISNEW_00085 Amount Added: 1.00 Units: uL Run Reagent
8260SURR250_00140 Amount Added: 1.00 Units: uL Run Reagent

Report Date: 12-Oct-2016 09:44:55 Chrom Revision: 2.2 08-Sep-2016 14:45:52

TestAmerica Edison

Data File: \\ChromNA\Edison\ChromData\CVOAMS1\20161011-46753.b\A28206.D

Injection Date:	12-Oct-2016 03:30:30	Instrument ID:	CVOAMS1	Operator ID:	VOA GC/MS1
Lims ID:	460-121256-B-24	Lab Sample ID:	460-121256-24	Worklist Smp#:	21
Client ID:	MW-544I				
Purge Vol:	5.000 mL	Dil. Factor:	1.0000	ALS Bottle#:	20
Method:	8260624W_1	Limit Group:	VOA - 8260C Water and Solid		

Column: Rtx-624 (0.25 mm)

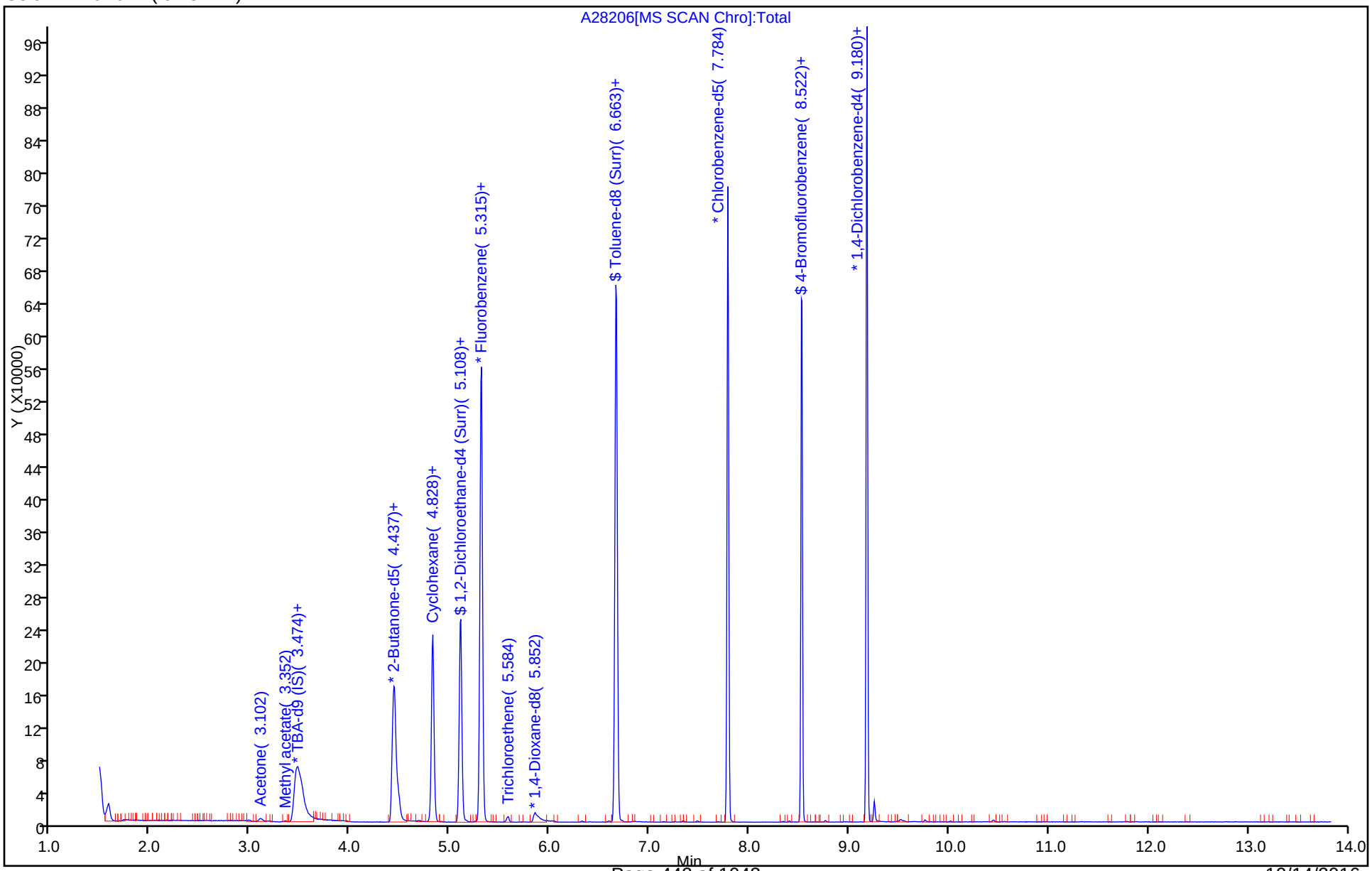

TestAmerica Edison

Data File:	\\ChromNA\Edison\ChromData\CVOAMS1\20161011-46753.b\A28206.D				
Injection Date:	12-Oct-2016 03:30:30	Instrument ID:	CVOAMS1		
Lims ID:	460-121256-B-24	Lab Sample ID:	460-121256-24		
Client ID:	MW-544I				
Operator ID:	VOA GC/MS1	ALS Bottle#:	20	Worklist Smp#:	21
Purge Vol:	5.000 mL	Dil. Factor:	1.0000		
Method:	8260624W_1	Limit Group:	VOA - 8260C Water and Solid		
Column:	Rtx-624 (0.25 mm)	Detector	MS SCAN		

62 1,2-Dichloroethane, CAS: 107-06-2

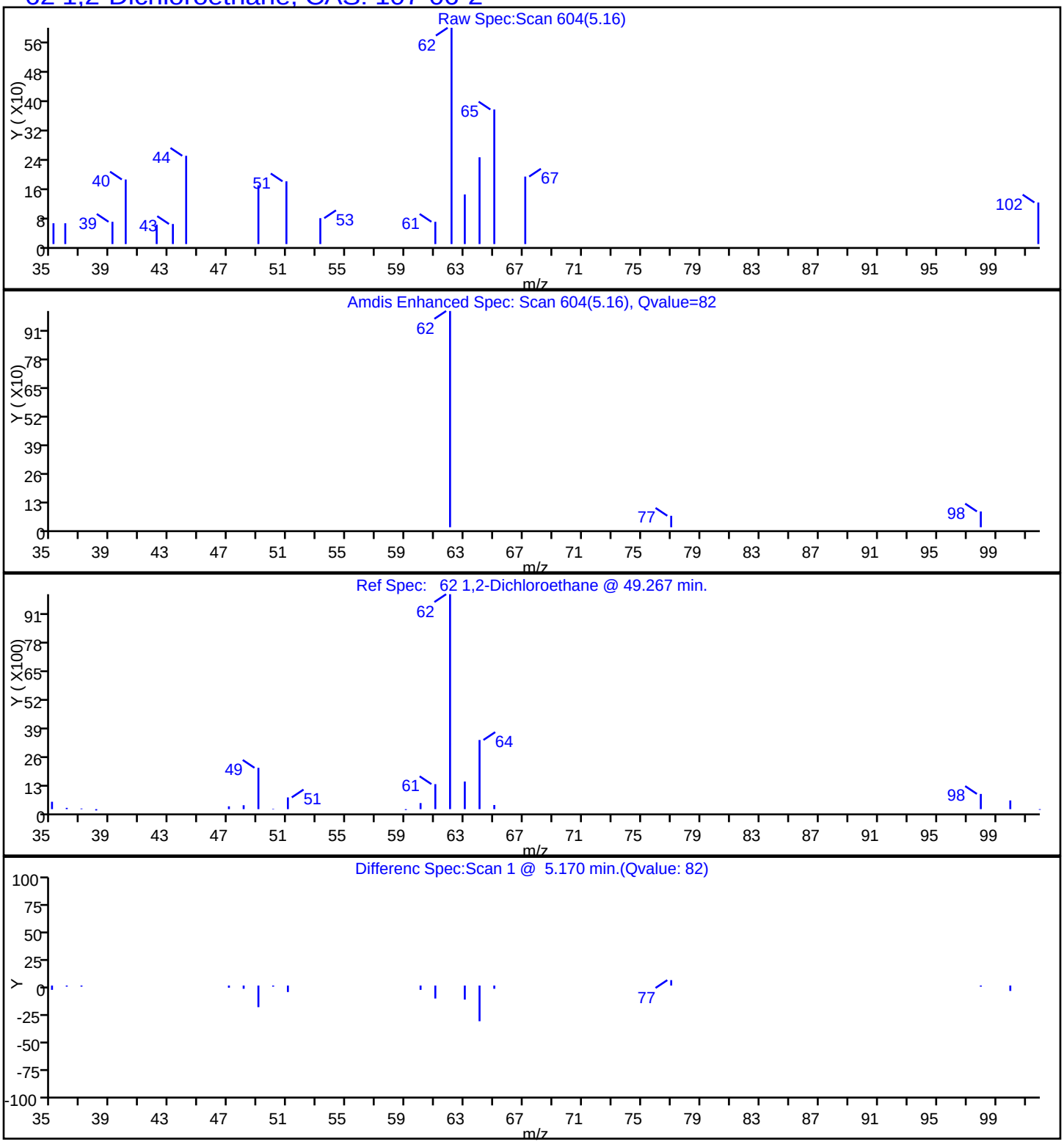

TestAmerica Edison

Data File:	\\ChromNA\Edison\ChromData\CVOAMS1\20161011-46753.b\A28206.D				
Injection Date:	12-Oct-2016 03:30:30	Instrument ID:	CVOAMS1		
Lims ID:	460-121256-B-24	Lab Sample ID:	460-121256-24		
Client ID:	MW-544I				
Operator ID:	VOA GC/MS1	ALS Bottle#:	20	Worklist Smp#:	21
Purge Vol:	5.000 mL	Dil. Factor:	1.0000		
Method:	8260624W_1	Limit Group:	VOA - 8260C Water and Solid		
Column:	Rtx-624 (0.25 mm)	Detector	MS SCAN		

19 Acetone, CAS: 67-64-1

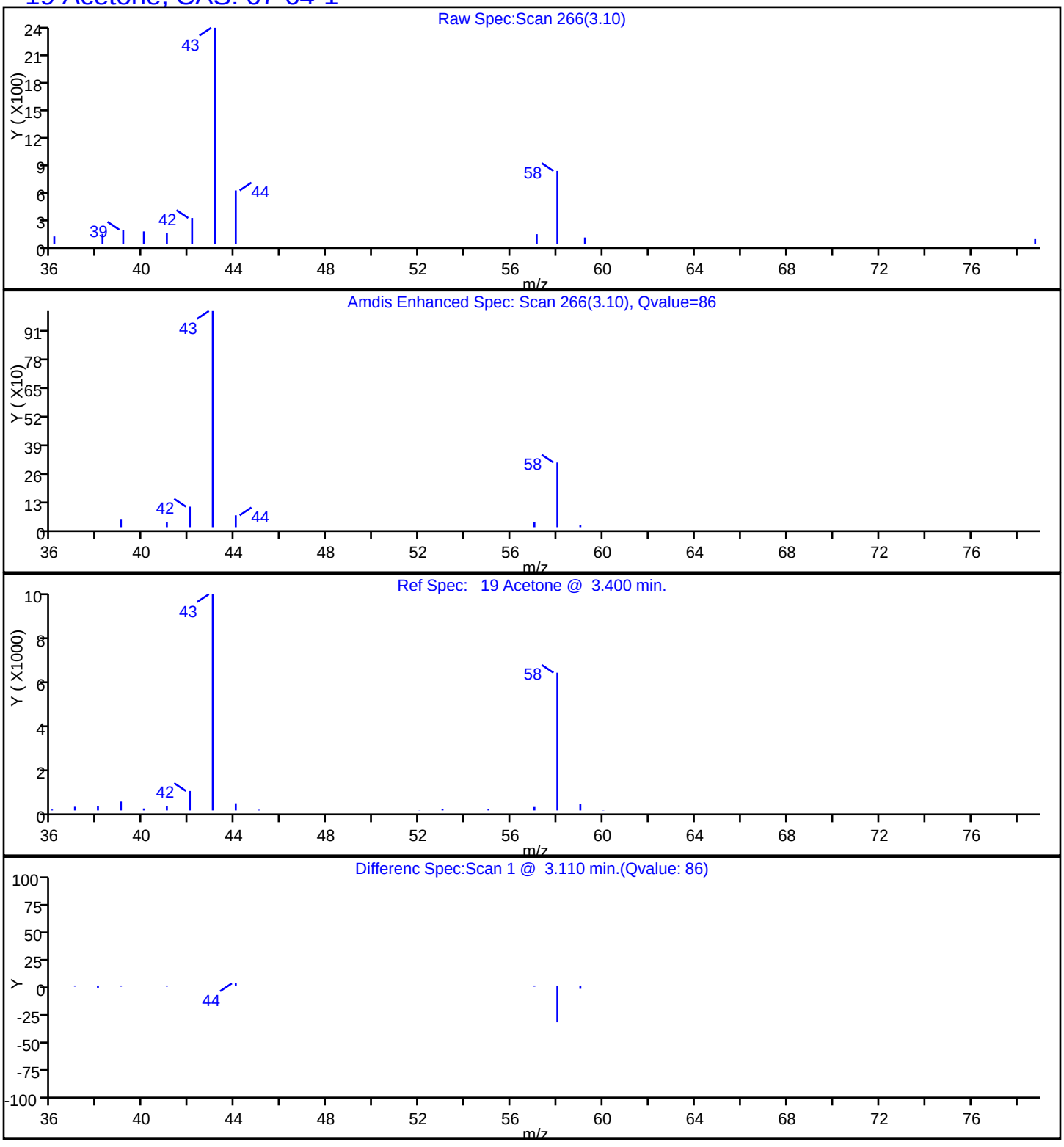

TestAmerica Edison

Data File:	\\ChromNA\Edison\ChromData\CVOAMS1\20161011-46753.b\A28206.D				
Injection Date:	12-Oct-2016 03:30:30	Instrument ID:	CVOAMS1		
Lims ID:	460-121256-B-24	Lab Sample ID:	460-121256-24		
Client ID:	MW-544I				
Operator ID:	VOA GC/MS1	ALS Bottle#:	20	Worklist Smp#:	21
Purge Vol:	5.000 mL	Dil. Factor:	1.0000		
Method:	8260624W_1	Limit Group:	VOA - 8260C Water and Solid		
Column:	Rtx-624 (0.25 mm)	Detector	MS SCAN		

50 Cyclohexane, CAS: 110-82-7

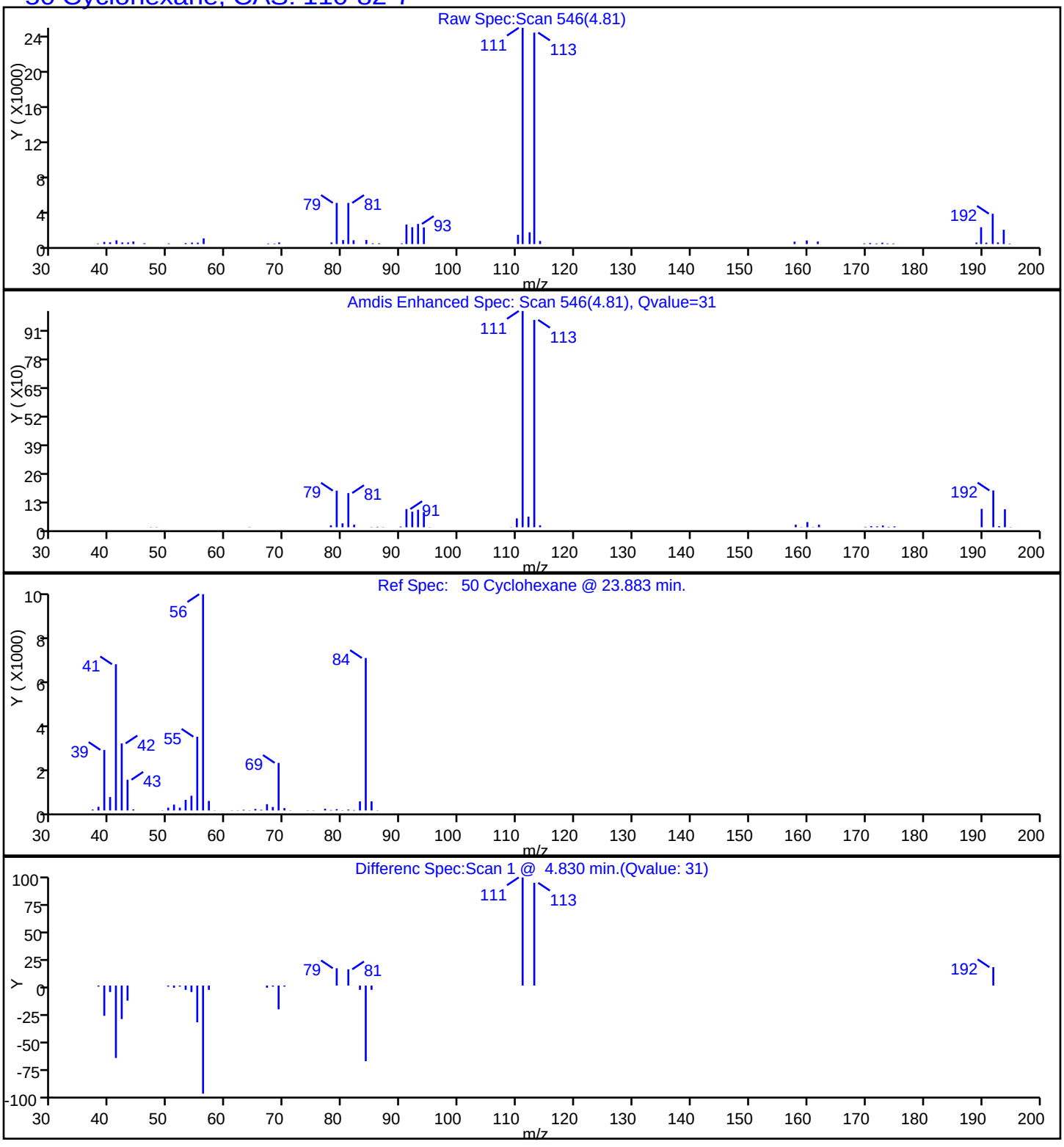

TestAmerica Edison

Data File:	\\ChromNA\Edison\ChromData\CVOAMS1\20161011-46753.b\A28206.D				
Injection Date:	12-Oct-2016 03:30:30	Instrument ID:	CVOAMS1		
Lims ID:	460-121256-B-24	Lab Sample ID:	460-121256-24		
Client ID:	MW-544I				
Operator ID:	VOA GC/MS1	ALS Bottle#:	20	Worklist Smp#:	21
Purge Vol:	5.000 mL	Dil. Factor:	1.0000		
Method:	8260624W_1	Limit Group:	VOA - 8260C Water and Solid		
Column:	Rtx-624 (0.25 mm)	Detector	MS SCAN		

24 Methyl acetate, CAS: 79-20-9

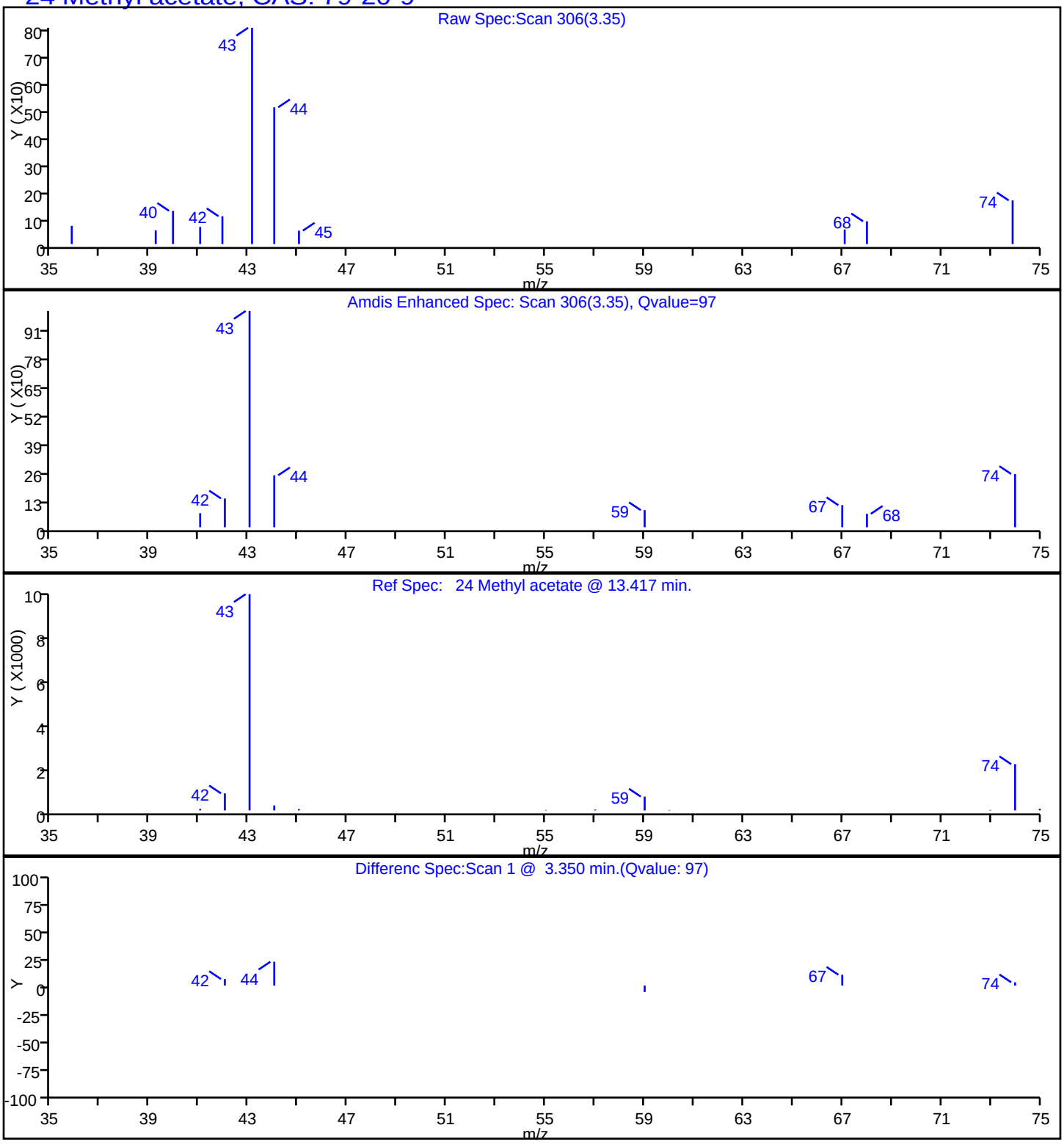

TestAmerica Edison

Data File:	\\ChromNA\Edison\ChromData\CVOAMS1\20161011-46753.b\A28206.D				
Injection Date:	12-Oct-2016 03:30:30	Instrument ID:	CVOAMS1		
Lims ID:	460-121256-B-24	Lab Sample ID:	460-121256-24		
Client ID:	MW-544I				
Operator ID:	VOA GC/MS1	ALS Bottle#:	20	Worklist Smp#:	21
Purge Vol:	5.000 mL	Dil. Factor:	1.0000		
Method:	8260624W_1	Limit Group:	VOA - 8260C Water and Solid		
Column:	Rtx-624 (0.25 mm)	Detector	MS SCAN		

66 Trichloroethene, CAS: 79-01-6

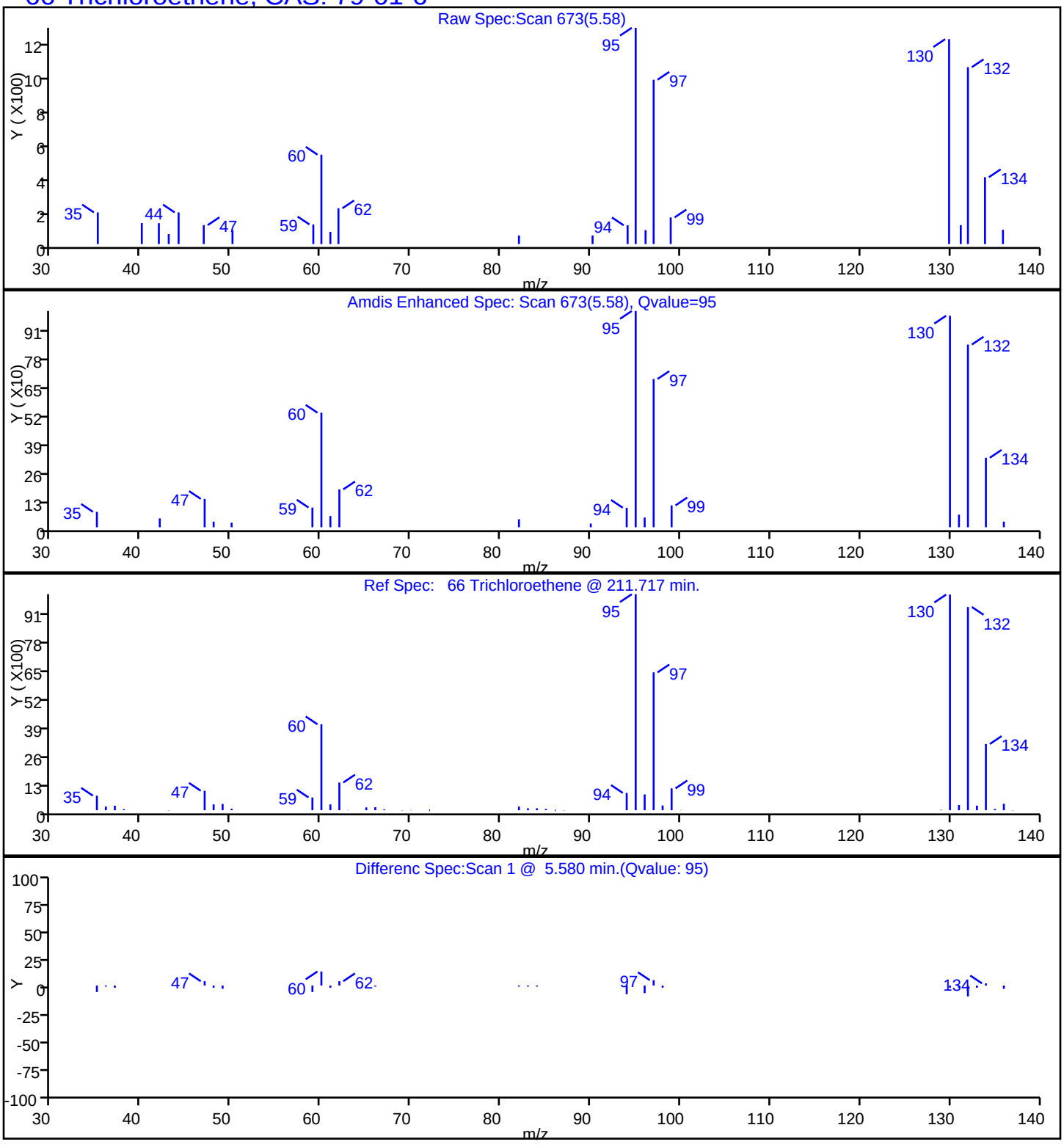

FORM I
GC/MS VOA ORGANICS ANALYSIS DATA SHEET

Lab Name: TestAmerica Edison | Job No.: 460-121256-1

SDG No.:

Client Sample ID: MW-544D | Lab Sample ID: 460-121256-25

Matrix: Water | Lab File ID: A28207.D

Analysis Method: 8260C | Date Collected: 09/29/2016 11:35

Sample wt/vol: 5(mL) | Date Analyzed: 10/12/2016 03:52

Soil Aliquot Vol: | Dilution Factor: 1

Soil Extract Vol.: | GC Column: Rtx-624 ID: 0.25(mm)

% Moisture: | Level: (low/med) Low

Analysis Batch No.: 396528 | Units: ug/L

CAS NO.	COMPOUND NAME	RESULT	Q	RL	MDL
71-55-6	1,1,1-Trichloroethane	0.28	U	1.0	0.28
79-34-5	1,1,2,2-Tetrachloroethane	0.19	U	1.0	0.19
79-00-5	1,1,2-Trichloroethane	0.080	U	1.0	0.080
75-34-3	1,1-Dichloroethane	0.24	U	1.0	0.24
75-35-4	1,1-Dichloroethene	0.34	U	1.0	0.34
87-61-6	1,2,3-Trichlorobenzene	0.35	U	1.0	0.35
120-82-1	1,2,4-Trichlorobenzene	0.27	U	1.0	0.27
96-12-8	1,2-Dibromo-3-Chloropropane	0.23	U	1.0	0.23
106-93-4	1,2-Dibromoethane	0.19	U	1.0	0.19
95-50-1	1,2-Dichlorobenzene	0.22	U	1.0	0.22
107-06-2	1,2-Dichloroethane	0.37	J	1.0	0.25
78-87-5	1,2-Dichloropropane	0.18	U	1.0	0.18
541-73-1	1,3-Dichlorobenzene	0.33	U	1.0	0.33
106-46-7	1,4-Dichlorobenzene	0.33	U	1.0	0.33
123-91-1	1,4-Dioxane	8.7	U	50	8.7
78-93-3	2-Butanone	2.2	U	5.0	2.2
591-78-6	2-Hexanone	0.72	U	5.0	0.72
108-10-1	4-Methyl-2-pentanone	0.63	U	5.0	0.63
67-64-1	Acetone	28		5.0	1.1
71-43-2	Benzene	0.090	U	1.0	0.090
74-97-5	Bromochloromethane	0.30	U	1.0	0.30
75-27-4	Bromodichloromethane	0.15	U	1.0	0.15
75-25-2	Bromoform	0.18	U *	1.0	0.18
74-83-9	Bromomethane	0.18	U	1.0	0.18
75-15-0	Carbon disulfide	0.22	U	1.0	0.22
56-23-5	Carbon tetrachloride	0.33	U	1.0	0.33
108-90-7	Chlorobenzene	0.24	U	1.0	0.24
75-00-3	Chloroethane	0.37	U	1.0	0.37
67-66-3	Chloroform	0.22	U	1.0	0.22
74-87-3	Chloromethane	0.22	U	1.0	0.22
156-59-2	cis-1,2-Dichloroethene	0.26	U	1.0	0.26
10061-01-5	cis-1,3-Dichloropropene	0.16	U	1.0	0.16
110-82-7	Cyclohexane	0.93	J	1.0	0.26
124-48-1	Dibromochloromethane	0.22	U	1.0	0.22
75-71-8	Dichlorodifluoromethane	0.14	U	1.0	0.14
100-41-4	Ethylbenzene	0.30	U	1.0	0.30

FORM I
GC/MS VOA ORGANICS ANALYSIS DATA SHEET

Lab Name: TestAmerica Edison | Job No.: 460-121256-1

SDG No.:

Client Sample ID: MW-544D | Lab Sample ID: 460-121256-25

Matrix: Water | Lab File ID: A28207.D

Analysis Method: 8260C | Date Collected: 09/29/2016 11:35

Sample wt/vol: 5(mL) | Date Analyzed: 10/12/2016 03:52

Soil Aliquot Vol: | Dilution Factor: 1

Soil Extract Vol.: | GC Column: Rtx-624 ID: 0.25(mm)

% Moisture: | Level: (low/med) Low

Analysis Batch No.: 396528 | Units: ug/L

CAS NO.	COMPOUND NAME	RESULT	Q	RL	MDL
76-13-1	Freon TF	0.34	U	1.0	0.34
98-82-8	Isopropylbenzene	0.32	U	1.0	0.32
179601-23-1	m&p-Xylene	0.28	U	1.0	0.28
79-20-9	Methyl acetate	1.1	J	5.0	0.58
108-87-2	Methylcyclohexane	0.22	U	1.0	0.22
75-09-2	Methylene Chloride	0.21	U	1.0	0.21
1634-04-4	MTBE	0.13	U	1.0	0.13
95-47-6	o-Xylene	0.32	U	1.0	0.32
100-42-5	Styrene	0.17	U	1.0	0.17
127-18-4	Tetrachloroethene	0.12	U	1.0	0.12
108-88-3	Toluene	0.25	U	1.0	0.25
156-60-5	trans-1,2-Dichloroethene	0.18	U	1.0	0.18
10061-02-6	trans-1,3-Dichloropropene	0.19	U	1.0	0.19
79-01-6	Trichloroethene	0.22	U	1.0	0.22
75-69-4	Trichlorofluoromethane	0.15	U	1.0	0.15
75-01-4	Vinyl chloride	0.060	U	1.0	0.060

CAS NO.	SURROGATE	%REC	Q	LIMITS
17060-07-0	1,2-Dichloroethane-d4 (Surr)	105		70-130
460-00-4	Bromofluorobenzene	95		70-130
1868-53-7	Dibromofluoromethane (Surr)	104		70-130
2037-26-5	Toluene-d8 (Surr)	102		70-130

FORM I
GC/MS VOA ORGANICS ANALYSIS DATA SHEET
TENTATIVELY IDENTIFIED COMPOUNDS

Lab Name: TestAmerica Edison Job No.: 460-121256-1

SDG No.:

Client Sample ID: MW-544D Lab Sample ID: 460-121256-25

Matrix: Water Lab File ID: A28207.D

Analysis Method: 8260C Date Collected: 09/29/2016 11:35

Sample wt/vol: 5(mL) Date Analyzed: 10/12/2016 03:52

Soil Aliquot Vol: Dilution Factor: 1

Soil Extract Vol.: GC Column: Rtx-624 ID: 0.25(mm)

% Moisture: Level: (low/med) Low

Analysis Batch No.: 396528 Units: ug/L

Number TICs Found: 0 TIC Result Total: 0

CAS NO.	COMPOUND NAME	RT	RESULT	Q	MATCH QUALITY
	Tentatively Identified Compound		None		

TestAmerica Edison
Target Compound Quantitation Report

Data File: \\ChromNA\Edison\ChromData\CVOAMS1\20161011-46753.b\A28207.D
Lims ID: 460-121256-B-25
Client ID: MW-544D
Sample Type: Client
Inject. Date: 12-Oct-2016 03:52:30 ALS Bottle#: 21 Worklist Smp#: 22
Purge Vol: 5.000 mL Dil. Factor: 1.0000
Sample Info: 460-121256-B-25
Misc. Info.: 460-0046753-022
Operator ID: VOA GC/MS1 Instrument ID: CVOAMS1

Method: \\ChromNA\Edison\ChromData\CVOAMS1\20161011-46753.b\8260624W_1.m
Limit Group: VOA - 8260C Water and Solid
Last Update: 12-Oct-2016 09:44:17 Calib Date: 08-Sep-2016 04:26:30
Integrator: RTE ID Type: Deconvolution ID
Quant Method: Internal Standard Quant By: Initial Calibration
Last ICal File: \\ChromNA\Edison\ChromData\CVOAMS1\20160908-45311.b\A26272.D

Column 1 : Rtx-624 (0.25 mm) Det: MS SCAN
Process Host: XAWRK018

First Level Reviewer: moroneyc Date: 12-Oct-2016 09:40:57

Compound	Sig	RT (min.)	Exp RT (min.)	Dlt RT (min.)	Q	Response	OnCol Amt ug/l	Flags
19 Acetone	43	3.102	3.102	0.000	87	20978	27.5	
24 Methyl acetate	43	3.352	3.352	0.000	67	2840	1.15	
* 28 TBA-d9 (IS)	65	3.462	3.468	-0.006	100	229182	1000.0	
* 39 2-Butanone-d5	46	4.443	4.444	-0.001	99	294353	250.0	
50 Cyclohexane	56	4.803	4.809	-0.006	94	4594	0.9303	
$ 53 Dibromofluoromethane (Surr	113	4.828	4.828	0.000	95	127670	51.8	
$ 59 1,2-Dichloroethane-d4 (Sur	65	5.108	5.108	0.000	98	156969	52.5	
62 1,2-Dichloroethane	62	5.163	5.163	0.000	88	1325	0.3729	
* 64 Fluorobenzene	96	5.315	5.315	0.000	98	465859	50.0	
* 70 1,4-Dioxane-d8	96	5.852	5.858	-0.006	94	17851	1000.0	
$ 81 Toluene-d8 (Surr)	98	6.663	6.669	-0.006	98	415801	50.8	
* 92 Chlorobenzene-d5	117	7.784	7.784	0.000	89	286692	50.0	
$ 103 4-Bromofluorobenzene	174	8.528	8.528	0.000	87	109337	47.7	
* 119 1,4-Dichlorobenzene-d4	152	9.180	9.181	0.000	98	156816	50.0	

Reagents:

8260ISNEW_00085	Amount Added: 1.00	Units: uL	Run Reagent
8260SURR250_00140	Amount Added: 1.00	Units: uL	Run Reagent

Report Date: 12-Oct-2016 09:44:56 Chrom Revision: 2.2 08-Sep-2016 14:45:52

TestAmerica Edison

Data File: \\ChromNA\Edison\ChromData\CVOAMS1\20161011-46753.b\A28207.D

Injection Date:	12-Oct-2016 03:52:30	Instrument ID:	CVOAMS1	Operator ID:	VOA GC/MS1
Lims ID:	460-121256-B-25	Lab Sample ID:	460-121256-25	Worklist Smp#:	22
Client ID:	MW-544D				
Purge Vol:	5.000 mL	Dil. Factor:	1.0000	ALS Bottle#:	21
Method:	8260624W_1	Limit Group:	VOA - 8260C Water and Solid		

Column: Rtx-624 (0.25 mm)

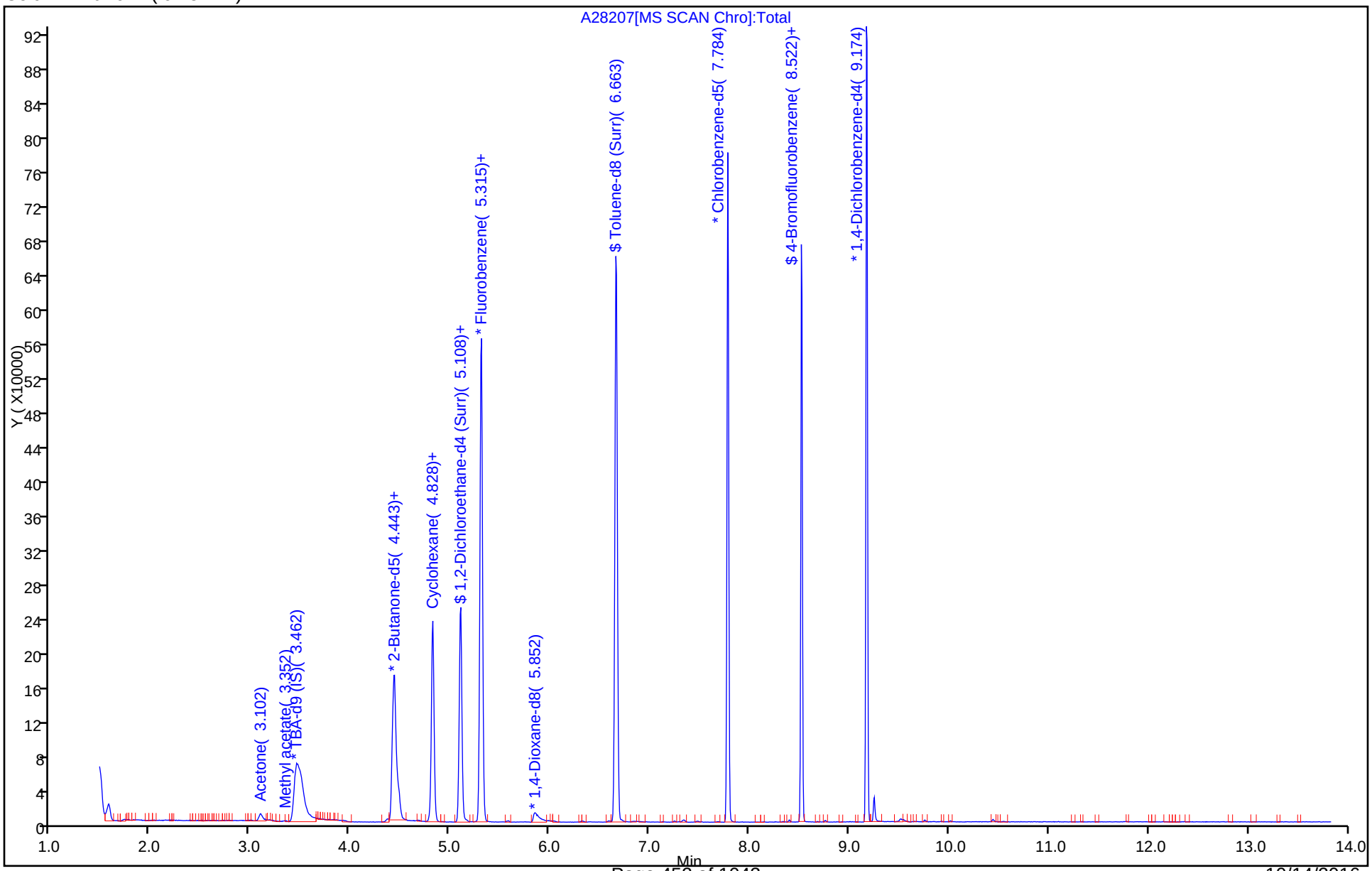

TestAmerica Edison

Data File:	\\ChromNA\Edison\ChromData\CVOAMS1\20161011-46753.b\A28207.D				
Injection Date:	12-Oct-2016 03:52:30	Instrument ID:	CVOAMS1		
Lims ID:	460-121256-B-25	Lab Sample ID:	460-121256-25		
Client ID:	MW-544D				
Operator ID:	VOA GC/MS1	ALS Bottle#:	21	Worklist Smp#:	22
Purge Vol:	5.000 mL	Dil. Factor:	1.0000		
Method:	8260624W_1	Limit Group:	VOA - 8260C Water and Solid		
Column:	Rtx-624 (0.25 mm)	Detector	MS SCAN		

62 1,2-Dichloroethane, CAS: 107-06-2

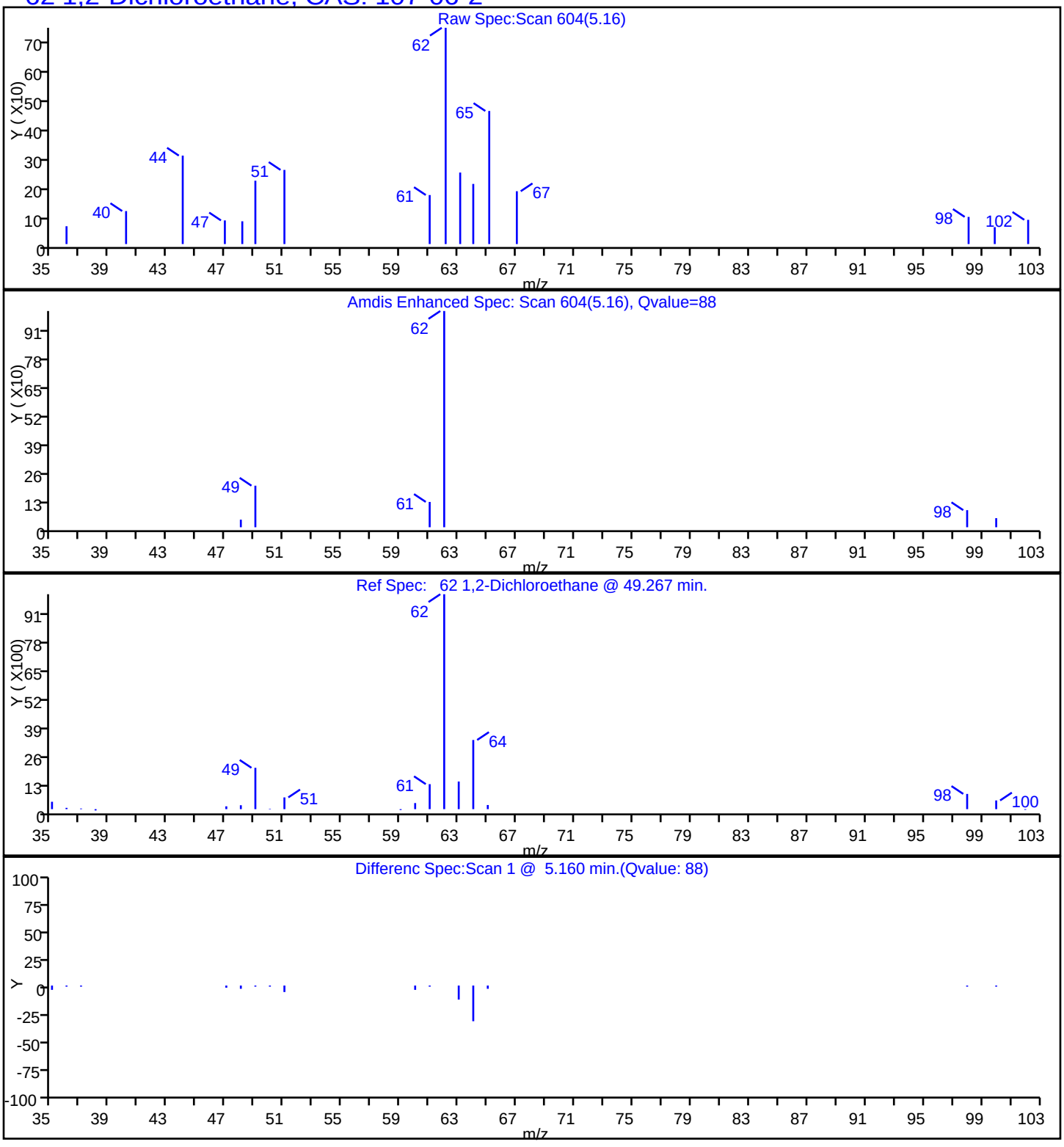

TestAmerica Edison

Data File:	\\ChromNA\Edison\ChromData\CVOAMS1\20161011-46753.b\A28207.D				
Injection Date:	12-Oct-2016 03:52:30	Instrument ID:	CVOAMS1		
Lims ID:	460-121256-B-25	Lab Sample ID:	460-121256-25		
Client ID:	MW-544D				
Operator ID:	VOA GC/MS1	ALS Bottle#:	21	Worklist Smp#:	22
Purge Vol:	5.000 mL	Dil. Factor:	1.0000		
Method:	8260624W_1	Limit Group:	VOA - 8260C Water and Solid		
Column:	Rtx-624 (0.25 mm)	Detector	MS SCAN		

19 Acetone, CAS: 67-64-1

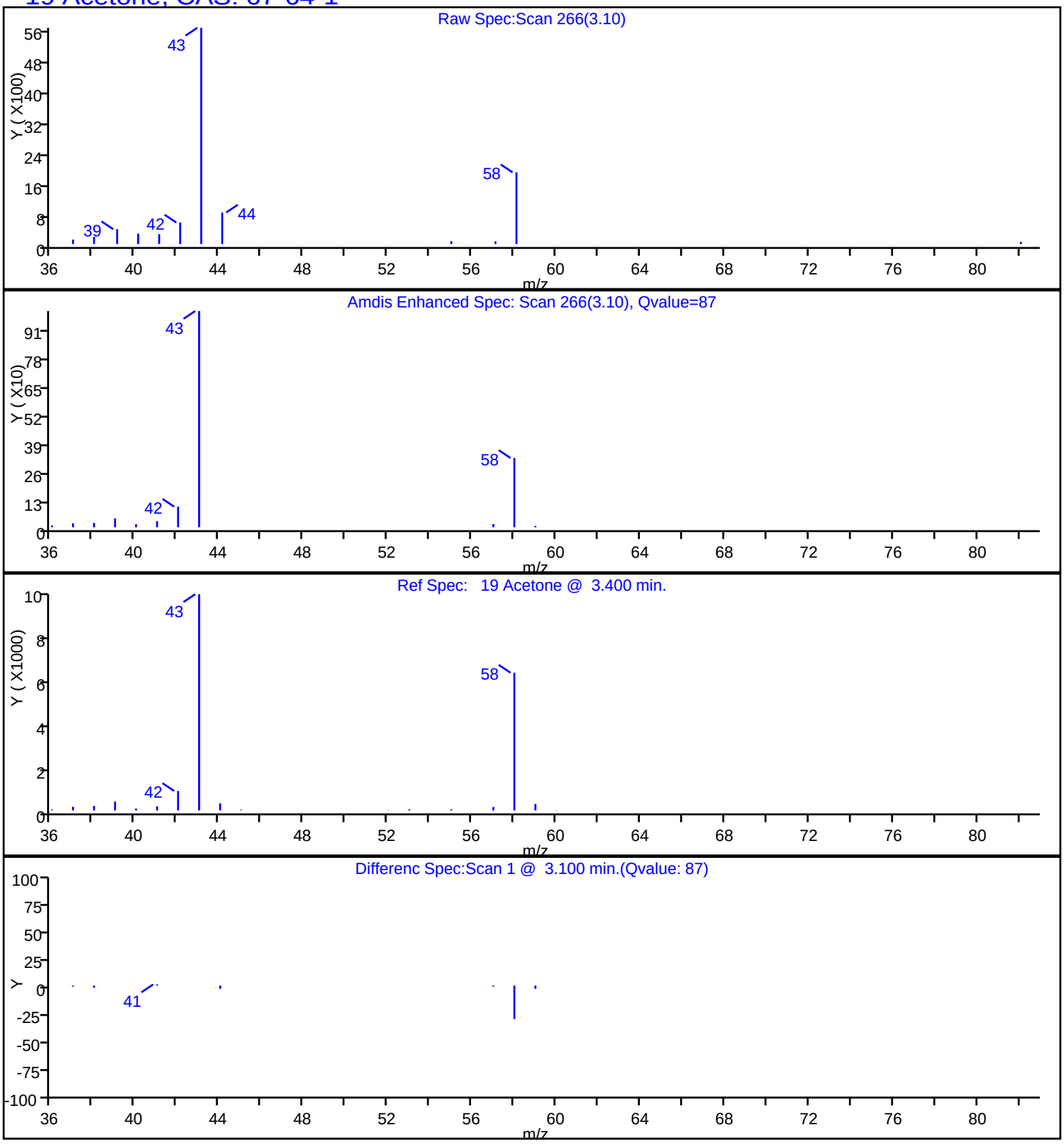

TestAmerica Edison

Data File:	\\ChromNA\Edison\ChromData\CVOAMS1\20161011-46753.b\A28207.D				
Injection Date:	12-Oct-2016 03:52:30	Instrument ID:	CVOAMS1		
Lims ID:	460-121256-B-25	Lab Sample ID:	460-121256-25		
Client ID:	MW-544D				
Operator ID:	VOA GC/MS1	ALS Bottle#:	21	Worklist Smp#:	22
Purge Vol:	5.000 mL	Dil. Factor:	1.0000		
Method:	8260624W_1	Limit Group:	VOA - 8260C Water and Solid		
Column:	Rtx-624 (0.25 mm)	Detector	MS SCAN		

50 Cyclohexane, CAS: 110-82-7

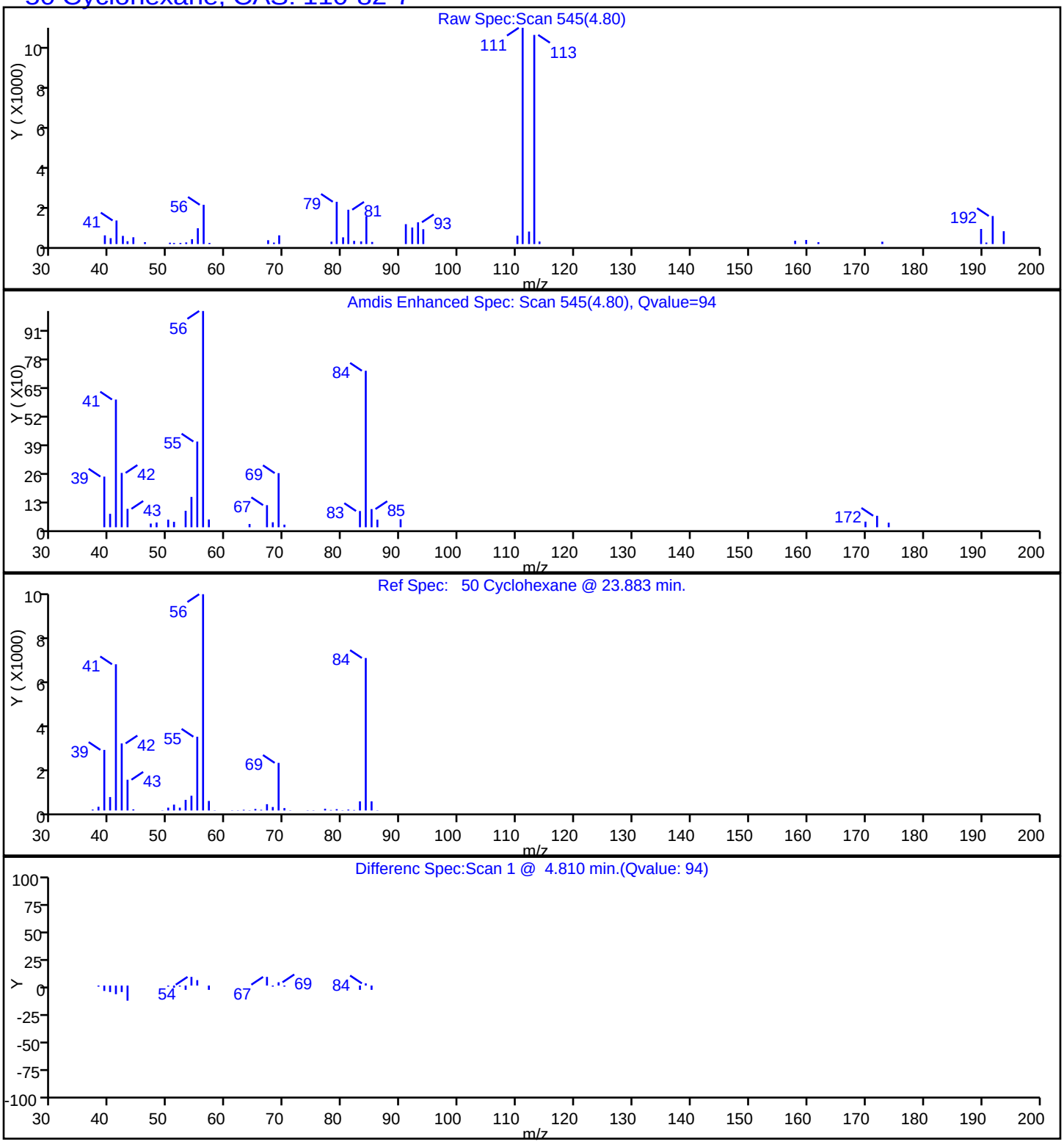

TestAmerica Edison

Data File:	\\ChromNA\Edison\ChromData\CVOAMS1\20161011-46753.b\A28207.D				
Injection Date:	12-Oct-2016 03:52:30	Instrument ID:	CVOAMS1		
Lims ID:	460-121256-B-25	Lab Sample ID:	460-121256-25		
Client ID:	MW-544D				
Operator ID:	VOA GC/MS1	ALS Bottle#:	21	Worklist Smp#:	22
Purge Vol:	5.000 mL	Dil. Factor:	1.0000		
Method:	8260624W_1	Limit Group:	VOA - 8260C Water and Solid		
Column:	Rtx-624 (0.25 mm)	Detector	MS SCAN		

24 Methyl acetate, CAS: 79-20-9

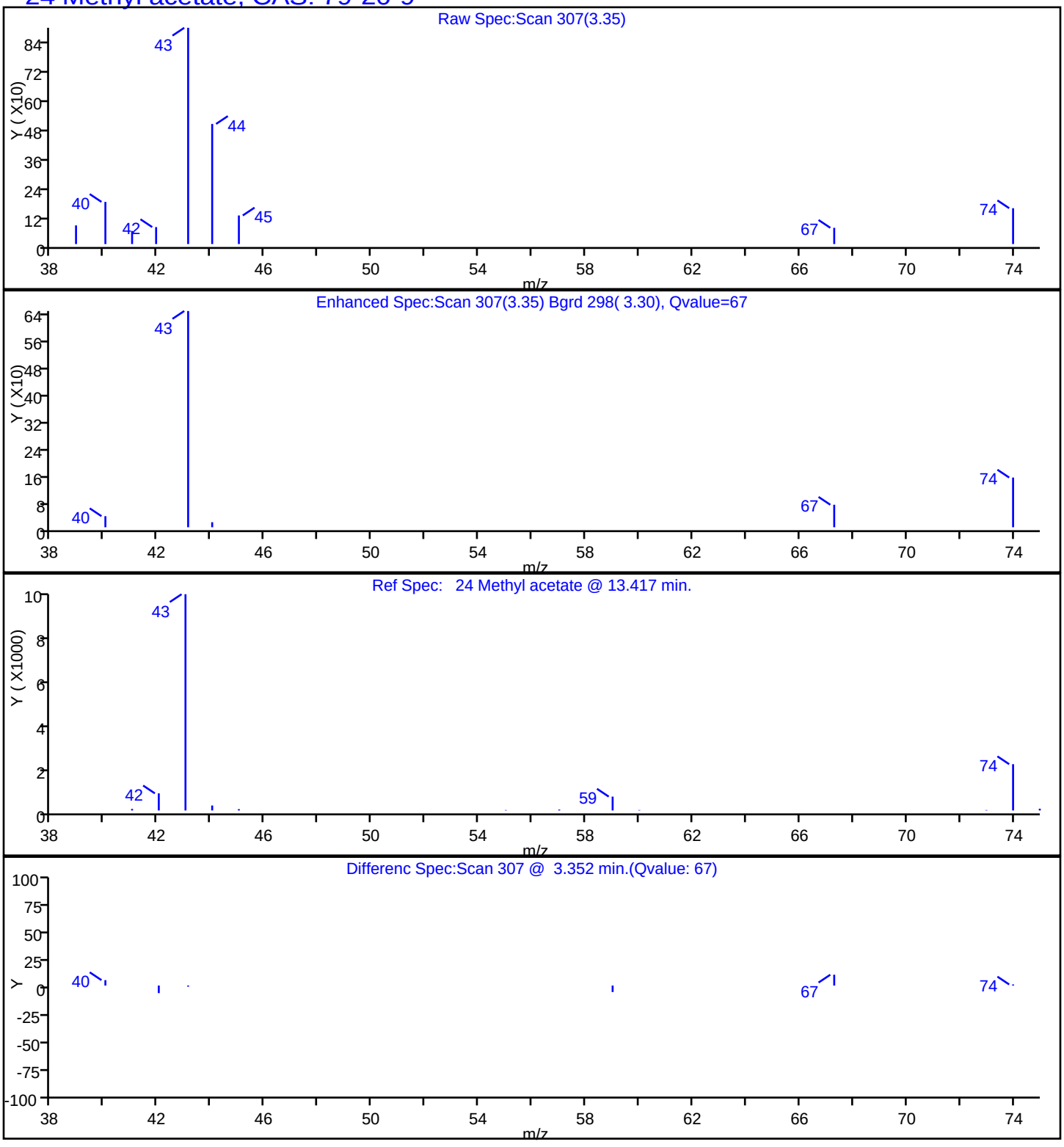

FORM I
GC/MS VOA ORGANICS ANALYSIS DATA SHEET

Lab Name: TestAmerica Edison | Job No.: 460-121256-1

SDG No.:

Client Sample ID: MW-545S | Lab Sample ID: 460-121256-26

Matrix: Water | Lab File ID: A28208.D

Analysis Method: 8260C | Date Collected: 09/29/2016 10:50

Sample wt/vol: 5(mL) | Date Analyzed: 10/12/2016 04:13

Soil Aliquot Vol: | Dilution Factor: 1

Soil Extract Vol.: | GC Column: Rtx-624 ID: 0.25(mm)

% Moisture: | Level: (low/med) Low

Analysis Batch No.: 396528 | Units: ug/L

CAS NO.	COMPOUND NAME	RESULT	Q	RL	MDL
71-55-6	1,1,1-Trichloroethane	0.28	U	1.0	0.28
79-34-5	1,1,2,2-Tetrachloroethane	0.19	U	1.0	0.19
79-00-5	1,1,2-Trichloroethane	0.080	U	1.0	0.080
75-34-3	1,1-Dichloroethane	0.24	U	1.0	0.24
75-35-4	1,1-Dichloroethene	0.34	U	1.0	0.34
87-61-6	1,2,3-Trichlorobenzene	0.35	U	1.0	0.35
120-82-1	1,2,4-Trichlorobenzene	0.27	U	1.0	0.27
96-12-8	1,2-Dibromo-3-Chloropropane	0.23	U	1.0	0.23
106-93-4	1,2-Dibromoethane	0.19	U	1.0	0.19
95-50-1	1,2-Dichlorobenzene	0.22	U	1.0	0.22
107-06-2	1,2-Dichloroethane	0.25	U	1.0	0.25
78-87-5	1,2-Dichloropropane	0.18	U	1.0	0.18
541-73-1	1,3-Dichlorobenzene	0.33	U	1.0	0.33
106-46-7	1,4-Dichlorobenzene	0.33	U	1.0	0.33
123-91-1	1,4-Dioxane	8.7	U	50	8.7
78-93-3	2-Butanone	2.2	U	5.0	2.2
591-78-6	2-Hexanone	0.72	U	5.0	0.72
108-10-1	4-Methyl-2-pentanone	0.63	U	5.0	0.63
67-64-1	Acetone	20		5.0	1.1
71-43-2	Benzene	0.090	U	1.0	0.090
74-97-5	Bromochloromethane	0.30	U	1.0	0.30
75-27-4	Bromodichloromethane	0.15	U	1.0	0.15
75-25-2	Bromoform	0.18	U *	1.0	0.18
74-83-9	Bromomethane	0.18	U	1.0	0.18
75-15-0	Carbon disulfide	0.22	U	1.0	0.22
56-23-5	Carbon tetrachloride	0.33	U	1.0	0.33
108-90-7	Chlorobenzene	0.24	U	1.0	0.24
75-00-3	Chloroethane	0.37	U	1.0	0.37
67-66-3	Chloroform	1.7		1.0	0.22
74-87-3	Chloromethane	0.22	U	1.0	0.22
156-59-2	cis-1,2-Dichloroethene	0.26	U	1.0	0.26
10061-01-5	cis-1,3-Dichloropropene	0.16	U	1.0	0.16
110-82-7	Cyclohexane	0.32	J	1.0	0.26
124-48-1	Dibromochloromethane	0.22	U	1.0	0.22
75-71-8	Dichlorodifluoromethane	0.14	U	1.0	0.14
100-41-4	Ethylbenzene	0.30	U	1.0	0.30

FORM I
GC/MS VOA ORGANICS ANALYSIS DATA SHEET

Lab Name: TestAmerica Edison | Job No.: 460-121256-1

SDG No.:

Client Sample ID: MW-545S | Lab Sample ID: 460-121256-26

Matrix: Water | Lab File ID: A28208.D

Analysis Method: 8260C | Date Collected: 09/29/2016 10:50

Sample wt/vol: 5(mL) | Date Analyzed: 10/12/2016 04:13

Soil Aliquot Vol: | Dilution Factor: 1

Soil Extract Vol.: | GC Column: Rtx-624 ID: 0.25(mm)

% Moisture: | Level: (low/med) Low

Analysis Batch No.: 396528 | Units: ug/L

CAS NO.	COMPOUND NAME	RESULT	Q	RL	MDL
76-13-1	Freon TF	0.34	U	1.0	0.34
98-82-8	Isopropylbenzene	0.32	U	1.0	0.32
179601-23-1	m&p-Xylene	0.28	U	1.0	0.28
79-20-9	Methyl acetate	0.81	J	5.0	0.58
108-87-2	Methylcyclohexane	0.22	U	1.0	0.22
75-09-2	Methylene Chloride	0.21	U	1.0	0.21
1634-04-4	MTBE	0.13	U	1.0	0.13
95-47-6	o-Xylene	0.32	U	1.0	0.32
100-42-5	Styrene	0.17	U	1.0	0.17
127-18-4	Tetrachloroethene	0.12	U	1.0	0.12
108-88-3	Toluene	0.25	U	1.0	0.25
156-60-5	trans-1,2-Dichloroethene	0.18	U	1.0	0.18
10061-02-6	trans-1,3-Dichloropropene	0.19	U	1.0	0.19
79-01-6	Trichloroethene	0.22	U	1.0	0.22
75-69-4	Trichlorofluoromethane	0.18	J	1.0	0.15
75-01-4	Vinyl chloride	0.060	U	1.0	0.060

CAS NO.	SURROGATE	%REC	Q	LIMITS
17060-07-0	1,2-Dichloroethane-d4 (Surr)	107		70-130
460-00-4	Bromofluorobenzene	95		70-130
1868-53-7	Dibromofluoromethane (Surr)	107		70-130
2037-26-5	Toluene-d8 (Surr)	101		70-130

FORM I
GC/MS VOA ORGANICS ANALYSIS DATA SHEET
TENTATIVELY IDENTIFIED COMPOUNDS

Lab Name: TestAmerica Edison Job No.: 460-121256-1

SDG No.:

Client Sample ID: MW-545S Lab Sample ID: 460-121256-26

Matrix: Water Lab File ID: A28208.D

Analysis Method: 8260C Date Collected: 09/29/2016 10:50

Sample wt/vol: 5(mL) Date Analyzed: 10/12/2016 04:13

Soil Aliquot Vol: Dilution Factor: 1

Soil Extract Vol.: GC Column: Rtx-624 ID: 0.25(mm)

% Moisture: Level: (low/med) Low

Analysis Batch No.: 396528 Units: ug/L

Number TICs Found: 0 TIC Result Total: 0

CAS NO.	COMPOUND NAME	RT	RESULT	Q	MATCH QUALITY
	Tentatively Identified Compound		None		

TestAmerica Edison
Target Compound Quantitation Report

Data File: \\ChromNA\Edison\ChromData\CVOAMS1\20161011-46753.b\A28208.D
Lims ID: 460-121256-B-26
Client ID: MW-545S
Sample Type: Client
Inject. Date: 12-Oct-2016 04:13:30 ALS Bottle#: 22 Worklist Smp#: 23
Purge Vol: 5.000 mL Dil. Factor: 1.0000
Sample Info: 460-121256-B-26
Misc. Info.: 460-0046753-023
Operator ID: VOA GC/MS1 Instrument ID: CVOAMS1

Method: \\ChromNA\Edison\ChromData\CVOAMS1\20161011-46753.b\8260624W_1.m
Limit Group: VOA - 8260C Water and Solid
Last Update: 12-Oct-2016 09:44:17 Calib Date: 08-Sep-2016 04:26:30
Integrator: RTE ID Type: Deconvolution ID
Quant Method: Internal Standard Quant By: Initial Calibration
Last ICal File: \\ChromNA\Edison\ChromData\CVOAMS1\20160908-45311.b\A26272.D

Column 1 : Rtx-624 (0.25 mm) Det: MS SCAN
Process Host: XAWRK018

First Level Reviewer: moroneyc Date: 12-Oct-2016 09:41:22

Compound	Sig	RT (min.)	Exp RT (min.)	Dlt RT (min.)	Q	Response	OnCol Amt ug/l	Flags
10 Trichlorofluoromethane	101	2.511	2.542	-0.031	36	771	0.1792	
19 Acetone	43	3.096	3.102	-0.006	87	15236	20.2	
24 Methyl acetate	43	3.334	3.352	-0.018	80	1919	0.8122	
* 28 TBA-d9 (IS)	65	3.462	3.468	-0.006	100	228828	1000.0	
* 39 2-Butanone-d5	46	4.437	4.444	-0.007	99	291581	250.0	
49 Chloroform	83	4.693	4.700	-0.007	96	8075	1.74	
50 Cyclohexane	56	4.803	4.809	-0.006	92	1504	0.3186	
$ 53 Dibromofluoromethane (Surr	113	4.821	4.828	-0.007	96	125463	53.3	
$ 59 1,2-Dichloroethane-d4 (Sur	65	5.102	5.108	-0.006	98	152863	53.5	
* 64 Fluorobenzene	96	5.309	5.315	-0.006	97	445332	50.0	
* 70 1,4-Dioxane-d8	96	5.852	5.858	-0.006	94	18510	1000.0	
$ 81 Toluene-d8 (Surr)	98	6.662	6.669	-0.007	99	401094	50.7	
* 92 Chlorobenzene-d5	117	7.784	7.784	0.000	90	277126	50.0	
$ 103 4-Bromofluorobenzene	174	8.528	8.528	0.000	88	105300	47.5	
* 119 1,4-Dichlorobenzene-d4	152	9.174	9.181	-0.006	98	152954	50.0	

Reagents:

8260ISNEW_00085 Amount Added: 1.00 Units: uL Run Reagent
8260SURR250_00140 Amount Added: 1.00 Units: uL Run Reagent

Report Date: 12-Oct-2016 09:44:57 Chrom Revision: 2.2 08-Sep-2016 14:45:52

TestAmerica Edison

Data File: \\ChromNA\Edison\ChromData\CVOAMS1\20161011-46753.b\A28208.D

Injection Date:	12-Oct-2016 04:13:30	Instrument ID:	CVOAMS1	Operator ID:	VOA GC/MS1
Lims ID:	460-121256-B-26	Lab Sample ID:	460-121256-26	Worklist Smp#:	23
Client ID:	MW-545S				
Purge Vol:	5.000 mL	Dil. Factor:	1.0000	ALS Bottle#:	22
Method:	8260624W_1	Limit Group:	VOA - 8260C Water and Solid		

Column: Rtx-624 (0.25 mm)

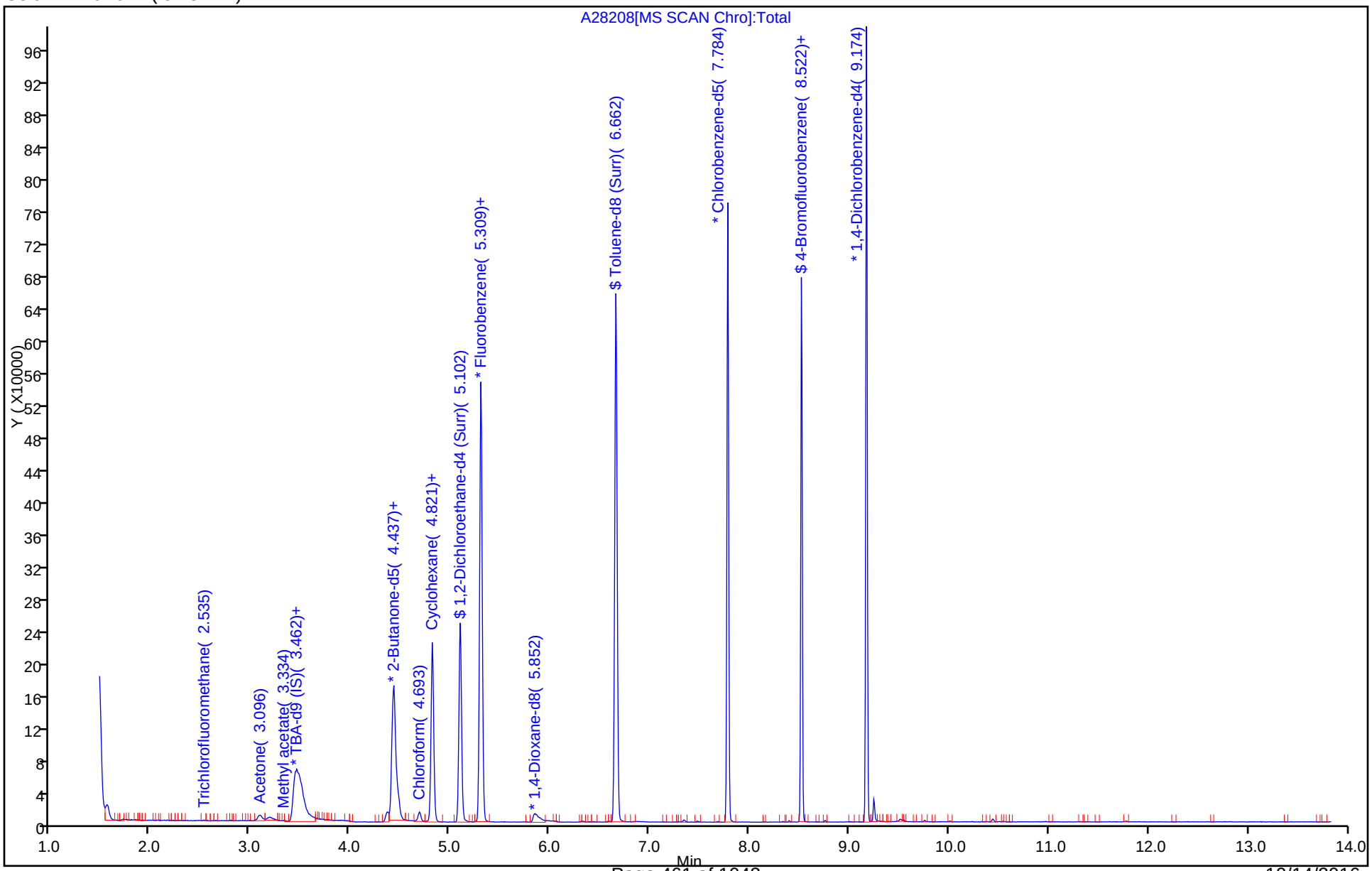

TestAmerica Edison

Data File:	\\ChromNA\Edison\ChromData\CVOAMS1\20161011-46753.b\A28208.D				
Injection Date:	12-Oct-2016 04:13:30	Instrument ID:	CVOAMS1		
Lims ID:	460-121256-B-26	Lab Sample ID:	460-121256-26		
Client ID:	MW-545S				
Operator ID:	VOA GC/MS1	ALS Bottle#:	22	Worklist Smp#:	23
Purge Vol:	5.000 mL	Dil. Factor:	1.0000		
Method:	8260624W_1	Limit Group:	VOA - 8260C Water and Solid		
Column:	Rtx-624 (0.25 mm)	Detector	MS SCAN		

19 Acetone, CAS: 67-64-1

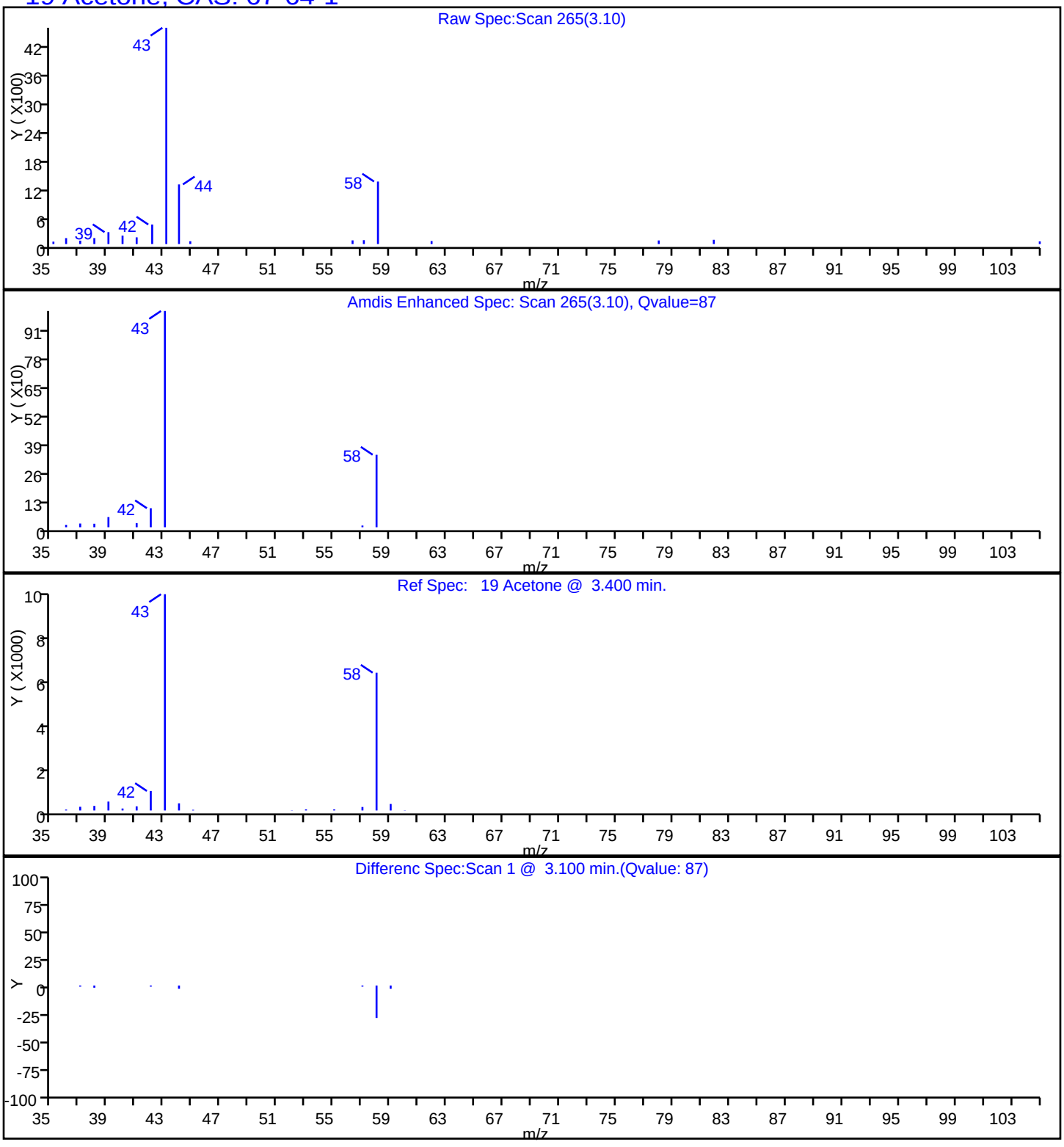

TestAmerica Edison

Data File:	\\ChromNA\Edison\ChromData\CVOAMS1\20161011-46753.b\A28208.D				
Injection Date:	12-Oct-2016 04:13:30	Instrument ID:	CVOAMS1		
Lims ID:	460-121256-B-26	Lab Sample ID:	460-121256-26		
Client ID:	MW-545S				
Operator ID:	VOA GC/MS1	ALS Bottle#:	22	Worklist Smp#:	23
Purge Vol:	5.000 mL	Dil. Factor:	1.0000		
Method:	8260624W_1	Limit Group:	VOA - 8260C Water and Solid		
Column:	Rtx-624 (0.25 mm)	Detector	MS SCAN		

49 Chloroform, CAS: 67-66-3

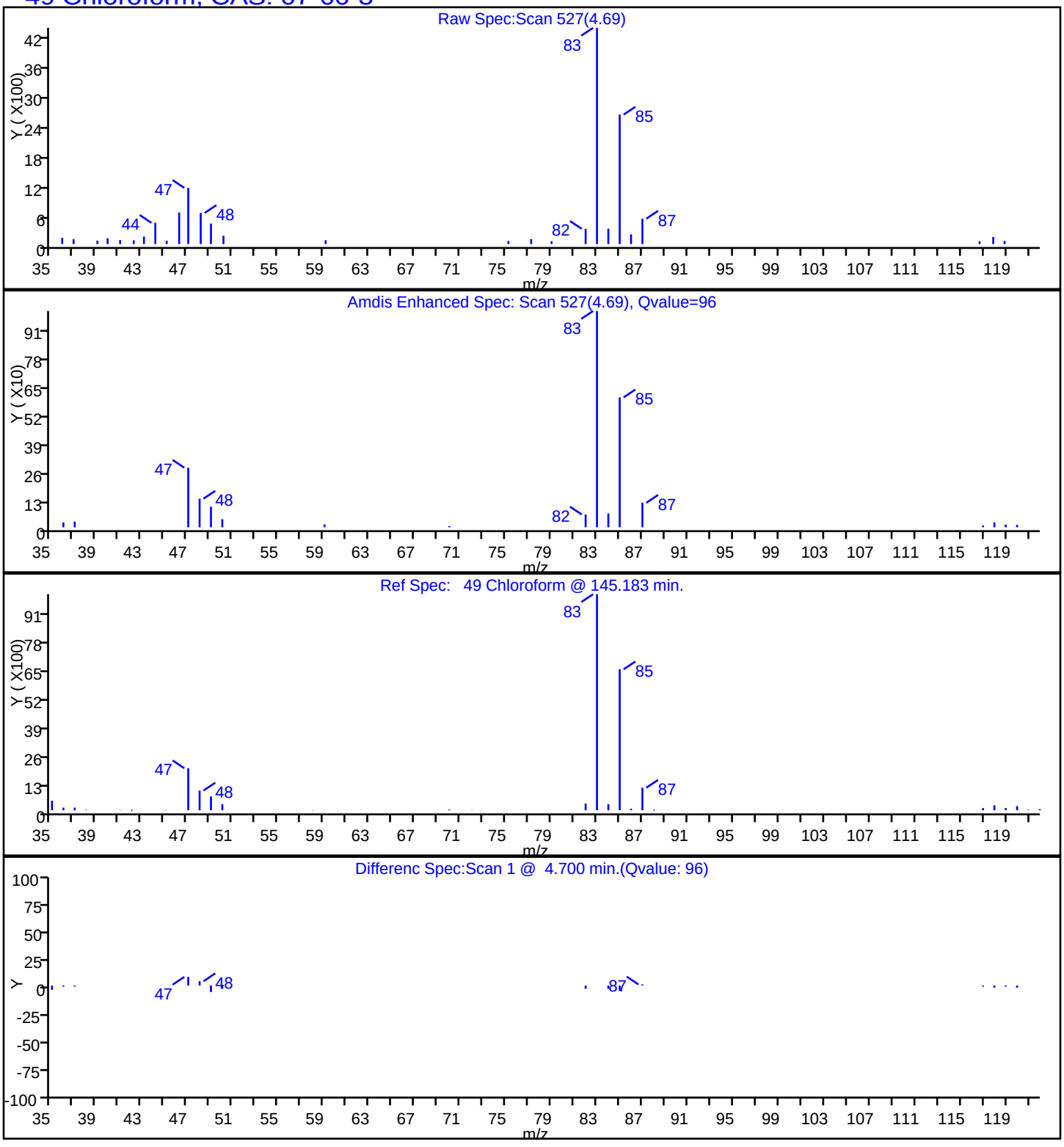

TestAmerica Edison

Data File:	\\ChromNA\Edison\ChromData\CVOAMS1\20161011-46753.b\A28208.D				
Injection Date:	12-Oct-2016 04:13:30	Instrument ID:	CVOAMS1		
Lims ID:	460-121256-B-26	Lab Sample ID:	460-121256-26		
Client ID:	MW-545S				
Operator ID:	VOA GC/MS1	ALS Bottle#:	22	Worklist Smp#:	23
Purge Vol:	5.000 mL	Dil. Factor:	1.0000		
Method:	8260624W_1	Limit Group:	VOA - 8260C Water and Solid		
Column:	Rtx-624 (0.25 mm)	Detector	MS SCAN		

50 Cyclohexane, CAS: 110-82-7

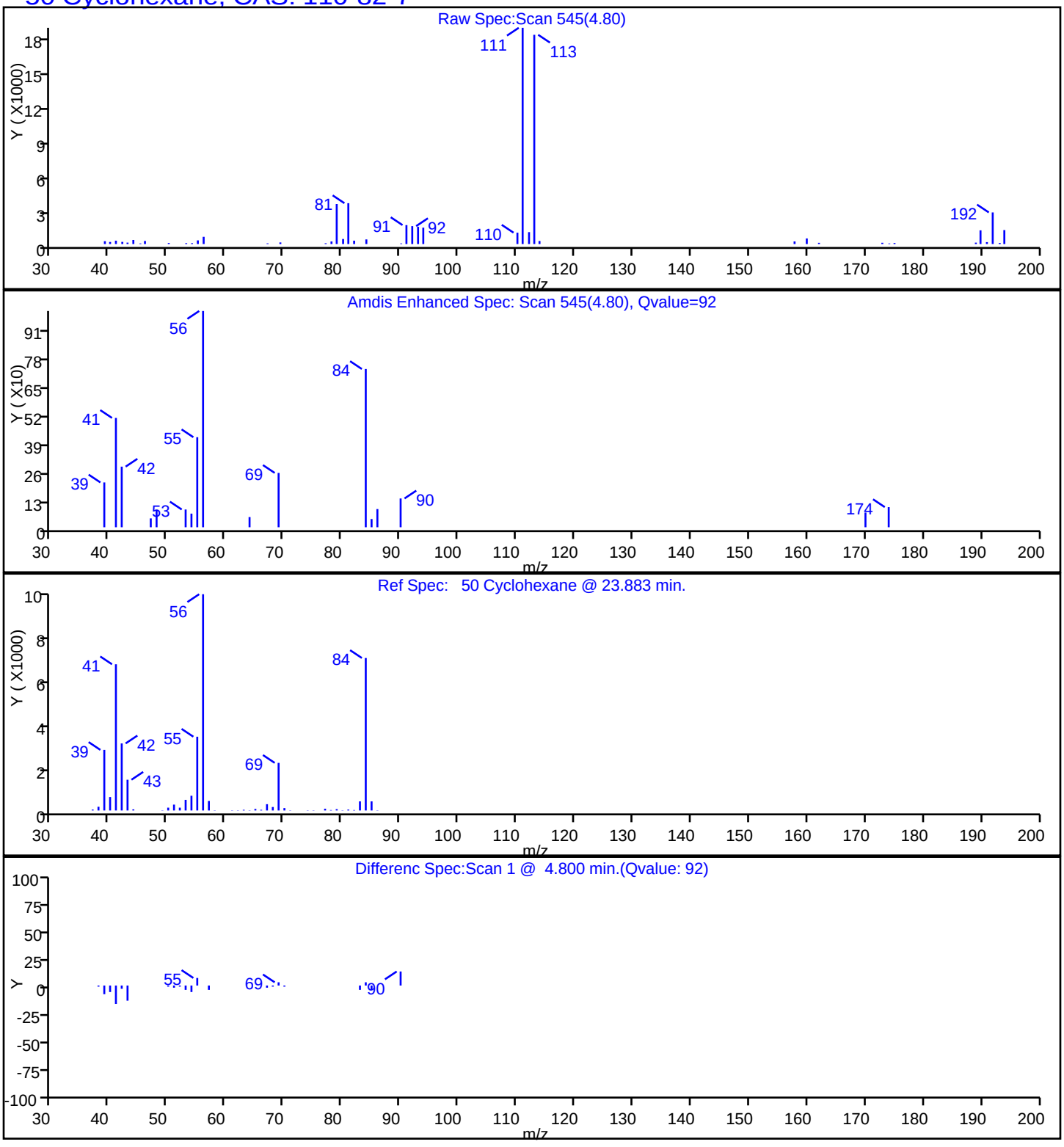

TestAmerica Edison

Data File: \\ChromNA\Edison\ChromData\CVOAMS1\20161011-46753.b\A28208.D

Injection Date:	12-Oct-2016 04:13:30	Instrument ID:	CVOAMS1
Lims ID:	460-121256-B-26	Lab Sample ID:	460-121256-26
Client ID:	MW-545S		
Operator ID:	VOA GC/MS1	ALS Bottle#:	22 Worklist Smp#: 23
Purge Vol:	5.000 mL	Dil. Factor:	1.0000
Method:	8260624W_1	Limit Group:	VOA - 8260C Water and Solid
Column:	Rtx-624 (0.25 mm)	Detector	MS SCAN

24 Methyl acetate, CAS: 79-20-9

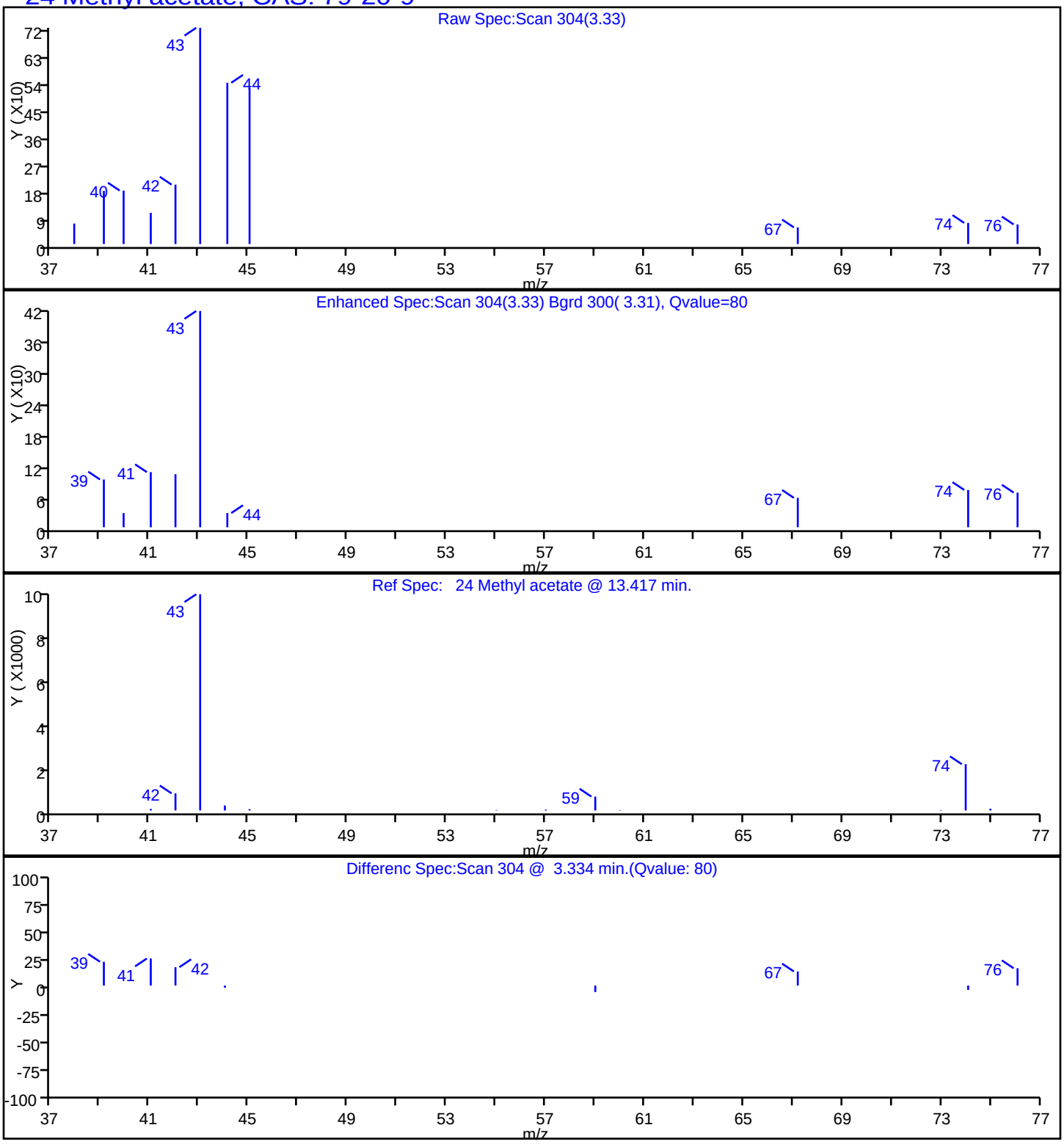

TestAmerica Edison

Data File:	\\ChromNA\Edison\ChromData\CVOAMS1\20161011-46753.b\A28208.D				
Injection Date:	12-Oct-2016 04:13:30	Instrument ID:	CVOAMS1		
Lims ID:	460-121256-B-26	Lab Sample ID:	460-121256-26		
Client ID:	MW-545S				
Operator ID:	VOA GC/MS1	ALS Bottle#:	22	Worklist Smp#:	23
Purge Vol:	5.000 mL	Dil. Factor:	1.0000		
Method:	8260624W_1	Limit Group:	VOA - 8260C Water and Solid		
Column:	Rtx-624 (0.25 mm)	Detector	MS SCAN		

10 Trichlorofluoromethane, CAS: 75-69-4

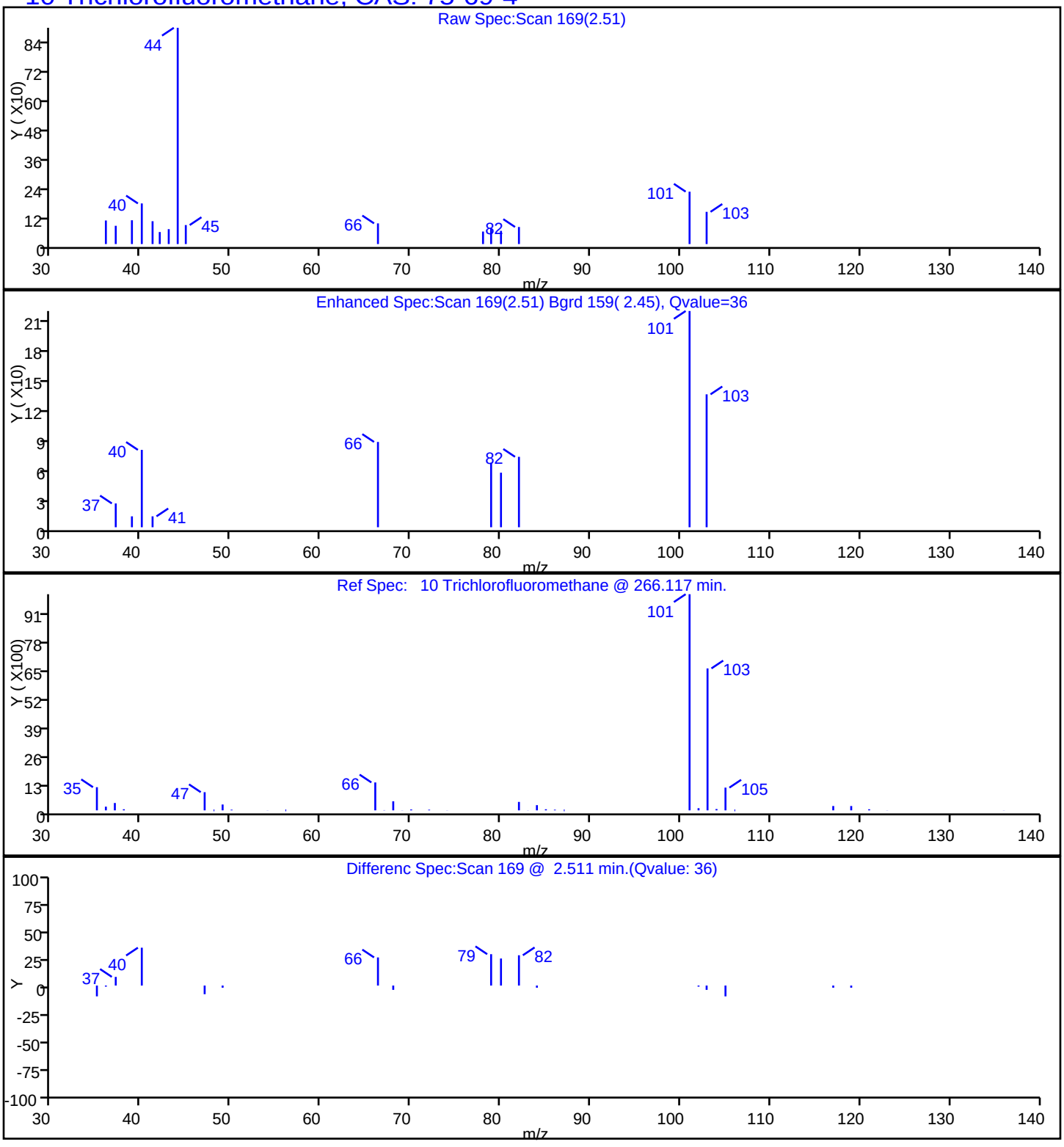

FORM I
GC/MS VOA ORGANICS ANALYSIS DATA SHEET

Lab Name: TestAmerica Edison | Job No.: 460-121256-1

SDG No.:

Client Sample ID: MW-545I | Lab Sample ID: 460-121256-27

Matrix: Water | Lab File ID: A28209.D

Analysis Method: 8260C | Date Collected: 09/29/2016 10:55

Sample wt/vol: 5(mL) | Date Analyzed: 10/12/2016 04:35

Soil Aliquot Vol: | Dilution Factor: 1

Soil Extract Vol.: | GC Column: Rtx-624 ID: 0.25(mm)

% Moisture: | Level: (low/med) Low

Analysis Batch No.: 396528 | Units: ug/L

CAS NO.	COMPOUND NAME	RESULT	Q	RL	MDL
71-55-6	1,1,1-Trichloroethane	0.28	U	1.0	0.28
79-34-5	1,1,2,2-Tetrachloroethane	0.19	U	1.0	0.19
79-00-5	1,1,2-Trichloroethane	0.080	U	1.0	0.080
75-34-3	1,1-Dichloroethane	0.24	U	1.0	0.24
75-35-4	1,1-Dichloroethene	0.34	U	1.0	0.34
87-61-6	1,2,3-Trichlorobenzene	0.35	U	1.0	0.35
120-82-1	1,2,4-Trichlorobenzene	0.27	U	1.0	0.27
96-12-8	1,2-Dibromo-3-Chloropropane	0.23	U	1.0	0.23
106-93-4	1,2-Dibromoethane	0.19	U	1.0	0.19
95-50-1	1,2-Dichlorobenzene	0.22	U	1.0	0.22
107-06-2	1,2-Dichloroethane	0.25	U	1.0	0.25
78-87-5	1,2-Dichloropropane	0.18	U	1.0	0.18
541-73-1	1,3-Dichlorobenzene	0.33	U	1.0	0.33
106-46-7	1,4-Dichlorobenzene	0.33	U	1.0	0.33
123-91-1	1,4-Dioxane	8.7	U	50	8.7
78-93-3	2-Butanone	2.2	U	5.0	2.2
591-78-6	2-Hexanone	0.72	U	5.0	0.72
108-10-1	4-Methyl-2-pentanone	0.63	U	5.0	0.63
67-64-1	Acetone	22		5.0	1.1
71-43-2	Benzene	0.090	U	1.0	0.090
74-97-5	Bromochloromethane	0.30	U	1.0	0.30
75-27-4	Bromodichloromethane	0.15	U	1.0	0.15
75-25-2	Bromoform	0.18	U *	1.0	0.18
74-83-9	Bromomethane	0.18	U	1.0	0.18
75-15-0	Carbon disulfide	0.22	U	1.0	0.22
56-23-5	Carbon tetrachloride	0.33	U	1.0	0.33
108-90-7	Chlorobenzene	0.24	U	1.0	0.24
75-00-3	Chloroethane	0.37	U	1.0	0.37
67-66-3	Chloroform	0.52	J	1.0	0.22
74-87-3	Chloromethane	0.22	U	1.0	0.22
156-59-2	cis-1,2-Dichloroethene	0.26	U	1.0	0.26
10061-01-5	cis-1,3-Dichloropropene	0.16	U	1.0	0.16
110-82-7	Cyclohexane	0.32	J	1.0	0.26
124-48-1	Dibromochloromethane	0.22	U	1.0	0.22
75-71-8	Dichlorodifluoromethane	0.14	U	1.0	0.14
100-41-4	Ethylbenzene	0.30	U	1.0	0.30

FORM I
GC/MS VOA ORGANICS ANALYSIS DATA SHEET

Lab Name: TestAmerica Edison | Job No.: 460-121256-1

SDG No.:

Client Sample ID: MW-545I | Lab Sample ID: 460-121256-27

Matrix: Water | Lab File ID: A28209.D

Analysis Method: 8260C | Date Collected: 09/29/2016 10:55

Sample wt/vol: 5(mL) | Date Analyzed: 10/12/2016 04:35

Soil Aliquot Vol: | Dilution Factor: 1

Soil Extract Vol.: | GC Column: Rtx-624 ID: 0.25(mm)

% Moisture: | Level: (low/med) Low

Analysis Batch No.: 396528 | Units: ug/L

CAS NO.	COMPOUND NAME	RESULT	Q	RL	MDL
76-13-1	Freon TF	0.34	U	1.0	0.34
98-82-8	Isopropylbenzene	0.32	U	1.0	0.32
179601-23-1	m&p-Xylene	0.28	U	1.0	0.28
79-20-9	Methyl acetate	0.88	J	5.0	0.58
108-87-2	Methylcyclohexane	0.22	U	1.0	0.22
75-09-2	Methylene Chloride	0.21	U	1.0	0.21
1634-04-4	MTBE	0.13	U	1.0	0.13
95-47-6	o-Xylene	0.32	U	1.0	0.32
100-42-5	Styrene	0.17	U	1.0	0.17
127-18-4	Tetrachloroethene	0.16	J	1.0	0.12
108-88-3	Toluene	0.25	U	1.0	0.25
156-60-5	trans-1,2-Dichloroethene	0.18	U	1.0	0.18
10061-02-6	trans-1,3-Dichloropropene	0.19	U	1.0	0.19
79-01-6	Trichloroethene	0.22	U	1.0	0.22
75-69-4	Trichlorofluoromethane	1.5		1.0	0.15
75-01-4	Vinyl chloride	0.060	U	1.0	0.060

CAS NO.	SURROGATE	%REC	Q	LIMITS
17060-07-0	1,2-Dichloroethane-d4 (Surr)	106		70-130
460-00-4	Bromofluorobenzene	94		70-130
1868-53-7	Dibromofluoromethane (Surr)	103		70-130
2037-26-5	Toluene-d8 (Surr)	100		70-130

FORM I
GC/MS VOA ORGANICS ANALYSIS DATA SHEET
TENTATIVELY IDENTIFIED COMPOUNDS

Lab Name: TestAmerica Edison | Job No.: 460-121256-1

SDG No.:

Client Sample ID: MW-545I | Lab Sample ID: 460-121256-27

Matrix: Water | Lab File ID: A28209.D

Analysis Method: 8260C | Date Collected: 09/29/2016 10:55

Sample wt/vol: 5(mL) | Date Analyzed: 10/12/2016 04:35

Soil Aliquot Vol: | Dilution Factor: 1

Soil Extract Vol.: | GC Column: Rtx-624 ID: 0.25(mm)

% Moisture: | Level: (low/med) Low

Analysis Batch No.: 396528 | Units: ug/L

Number TICs Found: 1 | TIC Result Total: 13

CAS NO.	COMPOUND NAME	RT	RESULT	Q	MATCH QUALITY
	Unknown	3.47	13	J	

TestAmerica Edison
Target Compound Quantitation Report

Data File: \\ChromNA\Edison\ChromData\CVOAMS1\20161011-46753.b\A28209.D
Lims ID: 460-121256-B-27
Client ID: MW-545I
Sample Type: Client
Inject. Date: 12-Oct-2016 04:35:30 ALS Bottle#: 23 Worklist Smp#: 24
Purge Vol: 5.000 mL Dil. Factor: 1.0000
Sample Info: 460-121256-B-27
Misc. Info.: 460-0046753-024
Operator ID: VOA GC/MS1 Instrument ID: CVOAMS1

Method: \\ChromNA\Edison\ChromData\CVOAMS1\20161011-46753.b\8260624W_1.m
Limit Group: VOA - 8260C Water and Solid
Last Update: 12-Oct-2016 09:44:17 Calib Date: 08-Sep-2016 04:26:30
Integrator: RTE ID Type: Deconvolution ID
Quant Method: Internal Standard Quant By: Initial Calibration
Last ICal File: \\ChromNA\Edison\ChromData\CVOAMS1\20160908-45311.b\A26272.D

Column 1 : Rtx-624 (0.25 mm) Det: MS SCAN
Process Host: XAWRK018

First Level Reviewer: moroneyc Date: 12-Oct-2016 09:41:51

Compound	Sig	RT (min.)	Exp RT (min.)	Dlt RT (min.)	Q	Response	OnCol Amt ug/l	Flags
10 Trichlorofluoromethane	101	2.541	2.542	-0.001	97	6687	1.50	
19 Acetone	43	3.102	3.102	0.000	88	17452	22.2	
24 Methyl acetate	43	3.352	3.352	0.000	97	2152	0.8762	
* 28 TBA-d9 (IS)	65	3.462	3.468	-0.006	99	232256	1000.0	
* 39 2-Butanone-d5	46	4.443	4.444	-0.001	99	302886	250.0	
49 Chloroform	83	4.699	4.700	-0.001	95	2486	0.5165	
50 Cyclohexane	56	4.809	4.809	0.000	31	1572	0.3204	
$ 53 Dibromofluoromethane (Surr	113	4.827	4.828	-0.001	95	125864	51.4	
$ 59 1,2-Dichloroethane-d4 (Sur	65	5.108	5.108	0.000	98	157275	53.0	
* 64 Fluorobenzene	96	5.315	5.315	0.000	98	462925	50.0	
* 70 1,4-Dioxane-d8	96	5.852	5.858	-0.006	94	18703	1000.0	
$ 81 Toluene-d8 (Surr)	98	6.662	6.669	-0.007	99	409857	50.2	
86 Tetrachloroethene	166	7.150	7.144	0.006	79	315	0.1586	
* 92 Chlorobenzene-d5	117	7.784	7.784	0.000	90	286082	50.0	
$ 103 4-Bromofluorobenzene	174	8.522	8.528	-0.006	82	107666	47.1	
* 119 1,4-Dichlorobenzene-d4	152	9.174	9.181	-0.006	98	154004	50.0	

Reagents:

8260ISNEW_00085	Amount Added:	1.00	Units: uL	Run Reagent
8260SURR250_00140	Amount Added:	1.00	Units: uL	Run Reagent

TestAmerica Edison
Tentatively Identified Quantitation Report

Data File:	\\ChromNA\Edison\ChromData\CVOAMS1\20161011-46753.b\A28209.D				
Lims ID:	460-121256-B-27				
Client ID:	MW-545I				
Sample Type:	Client				
Inject. Date:	12-Oct-2016 04:35:30	ALS Bottle#:	23	Worklist Smp#:	24
Purge Vol:	5.000 mL	Dil. Factor:	1.0000		
Sample Info:	460-121256-B-27				
Misc. Info.:	460-0046753-024				
Operator ID:	VOA GC/MS1	Instrument ID:	CVOAMS1		
Method:	\\ChromNA\Edison\ChromData\CVOAMS1\20161011-46753.b\8260624W_1.m				
Limit Group:	VOA - 8260C Water and Solid				
Last Update:	12-Oct-2016 09:44:17	Calib Date:	08-Sep-2016 04:26:30		
Tic RT Window:	0.000 -0.000	Response:	area		
Quant By:	Nearest ISTD	Quant LOD:	10.00000		
MS Library:	\\ChromNA\Edison\Database\NIST02.L				
Min. Match:	85				
Column 1 :	Rtx-624 (0.25 mm)		Det: MS SCAN		
Process Host:	XAWRK018				
First Level Reviewer: moroneyc		Date:	12-Oct-2016 09:41:51		

Tentative Identified Compound Results

RT	Area	Amount ug/l	Quant Cpnd	Qual	Lib Entry	Molecular Formula	Mol. Weight	Flags
		Unknown						
3.474	274450	13.3	64					

Quantitation Compounds

Compound	RT	Area	Amount ug/l
* 64 Fluorobenzene	5.315	1029504	50.0

QC Flag Legend

Processing Flags

Reagents:

8260ISNEW_00085	Amount Added:	1.00	Units: uL	Run Reagent
8260SURR250_00140	Amount Added:	1.00	Units: uL	Run Reagent

Report Date: 12-Oct-2016 09:44:58 Chrom Revision: 2.2 08-Sep-2016 14:45:52

TestAmerica Edison

Data File: \\ChromNA\Edison\ChromData\CVOAMS1\20161011-46753.b\A28209.D

Injection Date:	12-Oct-2016 04:35:30	Instrument ID:	CVOAMS1	Operator ID:	VOA GC/MS1
Lims ID:	460-121256-B-27	Lab Sample ID:	460-121256-27	Worklist Smp#:	24
Client ID:	MW-545I				
Purge Vol:	5.000 mL	Dil. Factor:	1.0000	ALS Bottle#:	23
Method:	8260624W_1	Limit Group:	VOA - 8260C Water and Solid		

Column: Rtx-624 (0.25 mm)

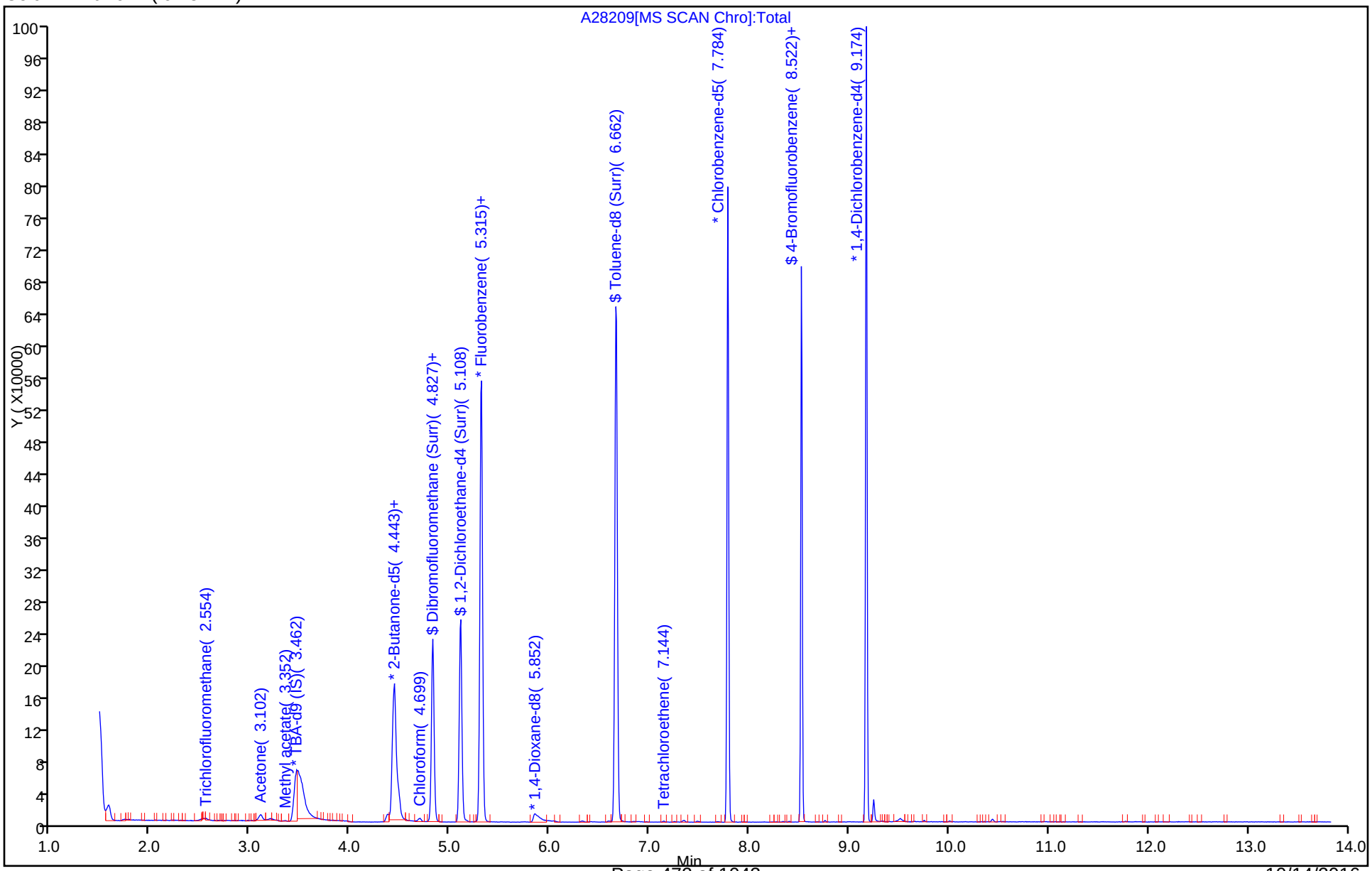

TestAmerica Edison

Data File:	\\ChromNA\Edison\ChromData\CVOAMS1\20161011-46753.b\A28209.D				
Injection Date:	12-Oct-2016 04:35:30	Instrument ID:	CVOAMS1		
Lims ID:	460-121256-B-27	Lab Sample ID:	460-121256-27		
Client ID:	MW-545I				
Operator ID:	VOA GC/MS1	ALS Bottle#:	23	Worklist Smp#:	24
Purge Vol:	5.000 mL	Dil. Factor:	1.0000		
Method:	8260624W_1	Limit Group:	VOA - 8260C Water and Solid		
Column:	Rtx-624 (0.25 mm)	Detector	MS SCAN		

19 Acetone, CAS: 67-64-1

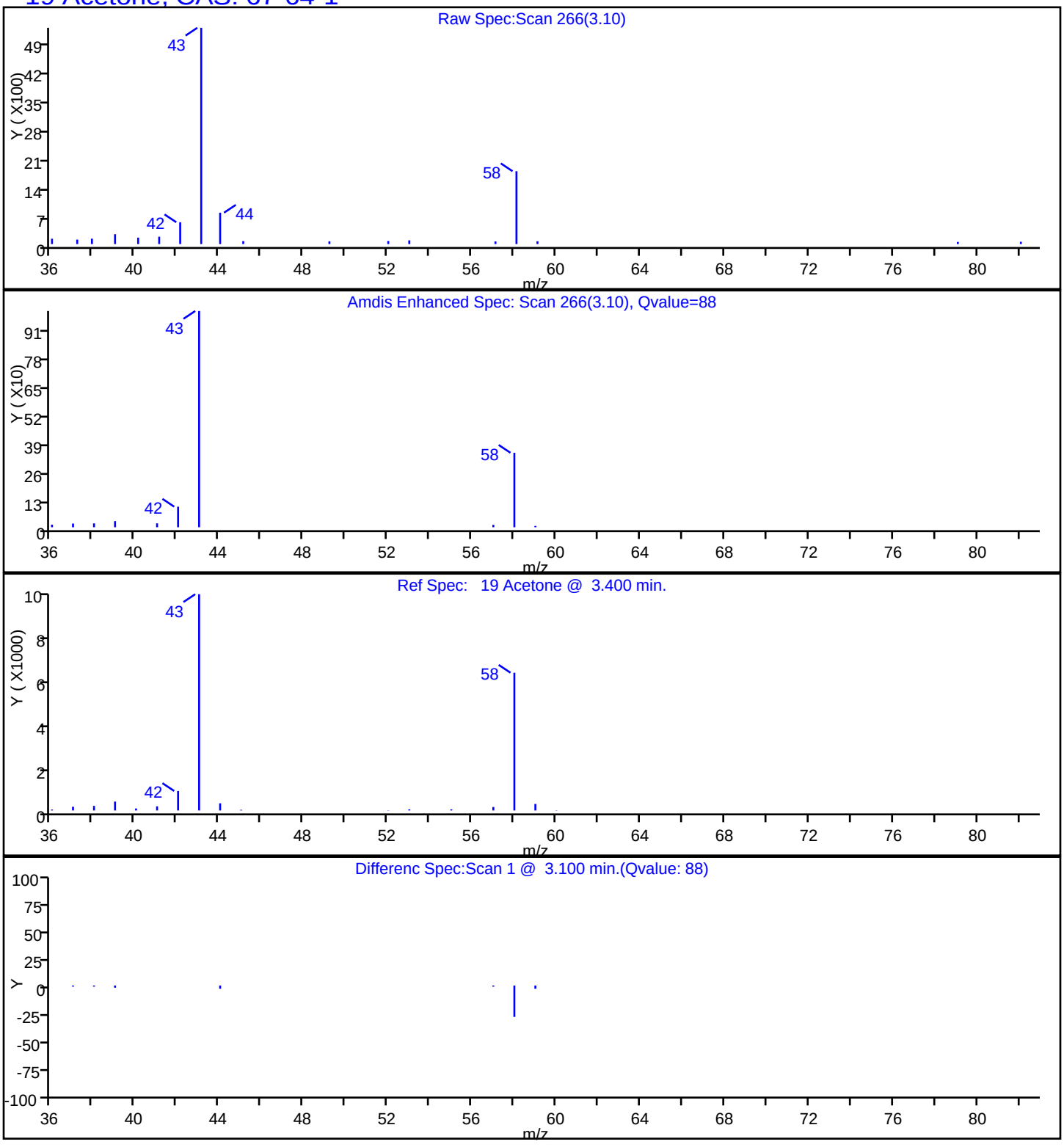

TestAmerica Edison

Data File:	\\ChromNA\Edison\ChromData\CVOAMS1\20161011-46753.b\A28209.D				
Injection Date:	12-Oct-2016 04:35:30	Instrument ID:	CVOAMS1		
Lims ID:	460-121256-B-27	Lab Sample ID:	460-121256-27		
Client ID:	MW-545I				
Operator ID:	VOA GC/MS1	ALS Bottle#:	23	Worklist Smp#:	24
Purge Vol:	5.000 mL	Dil. Factor:	1.0000		
Method:	8260624W_1	Limit Group:	VOA - 8260C Water and Solid		
Column:	Rtx-624 (0.25 mm)	Detector	MS SCAN		

49 Chloroform, CAS: 67-66-3

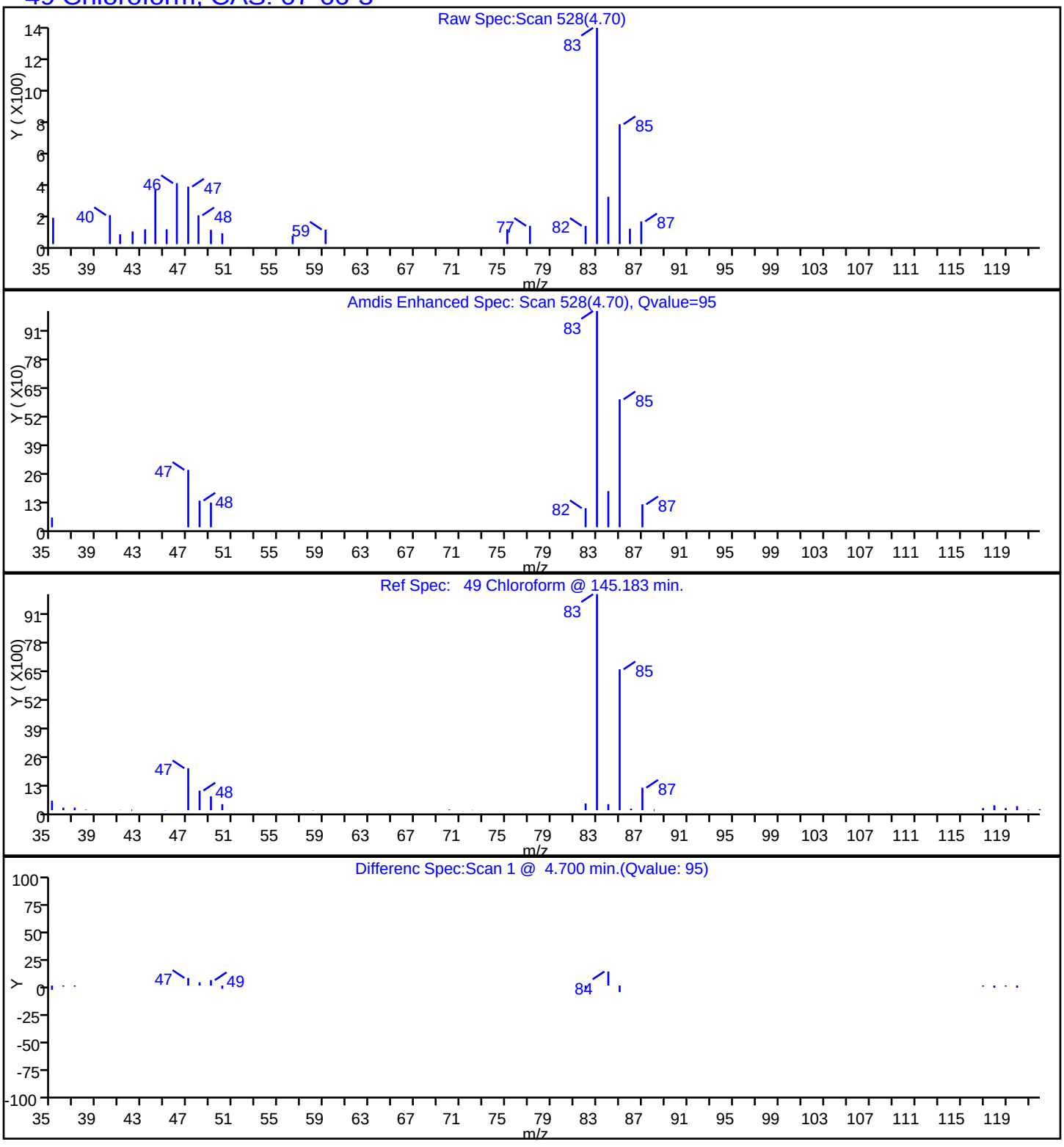

TestAmerica Edison

Data File:	\\ChromNA\Edison\ChromData\CVOAMS1\20161011-46753.b\A28209.D				
Injection Date:	12-Oct-2016 04:35:30	Instrument ID:	CVOAMS1		
Lims ID:	460-121256-B-27	Lab Sample ID:	460-121256-27		
Client ID:	MW-545I				
Operator ID:	VOA GC/MS1	ALS Bottle#:	23	Worklist Smp#:	24
Purge Vol:	5.000 mL	Dil. Factor:	1.0000		
Method:	8260624W_1	Limit Group:	VOA - 8260C Water and Solid		
Column:	Rtx-624 (0.25 mm)	Detector	MS SCAN		

50 Cyclohexane, CAS: 110-82-7

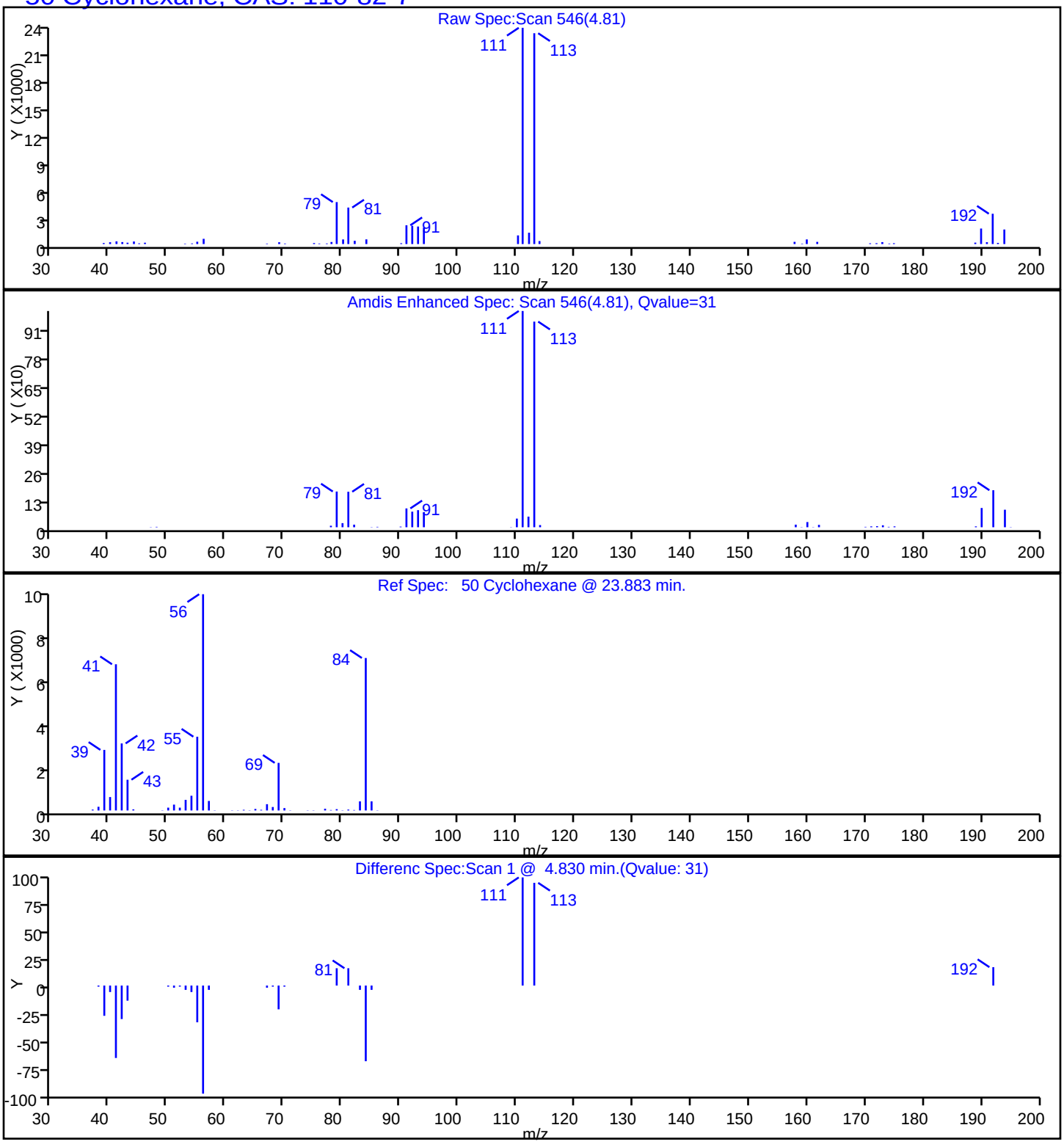

TestAmerica Edison

Data File:	\\ChromNA\Edison\ChromData\CVOAMS1\20161011-46753.b\A28209.D				
Injection Date:	12-Oct-2016 04:35:30	Instrument ID:	CVOAMS1		
Lims ID:	460-121256-B-27	Lab Sample ID:	460-121256-27		
Client ID:	MW-545I				
Operator ID:	VOA GC/MS1	ALS Bottle#:	23	Worklist Smp#:	24
Purge Vol:	5.000 mL	Dil. Factor:	1.0000		
Method:	8260624W_1	Limit Group:	VOA - 8260C Water and Solid		
Column:	Rtx-624 (0.25 mm)	Detector	MS SCAN		

24 Methyl acetate, CAS: 79-20-9

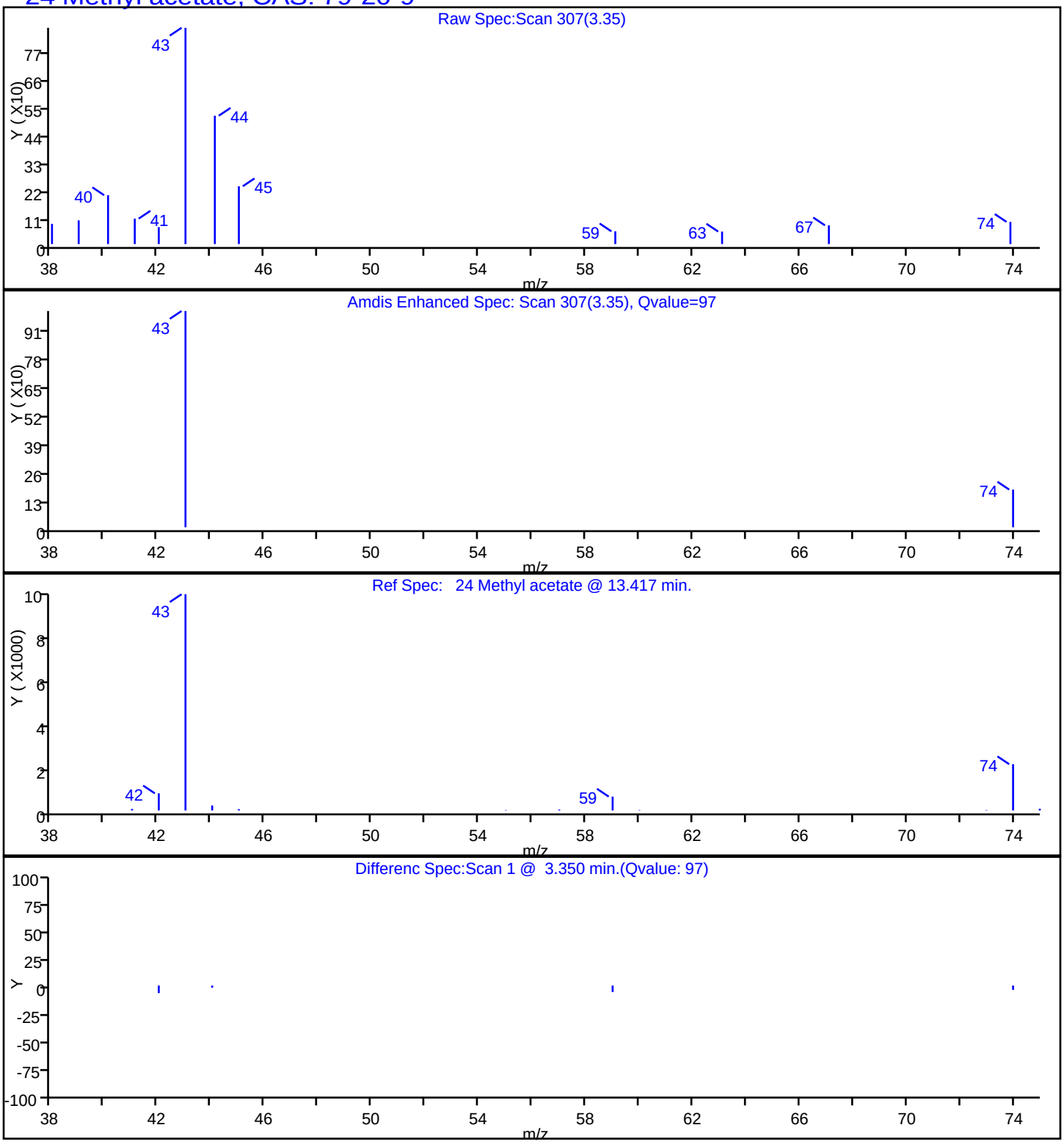

TestAmerica Edison

Data File:	\\ChromNA\Edison\ChromData\CVOAMS1\20161011-46753.b\A28209.D		
Injection Date:	12-Oct-2016 04:35:30	Instrument ID:	CVOAMS1
Lims ID:	460-121256-B-27	Lab Sample ID:	460-121256-27
Client ID:	MW-545I		
Operator ID:	VOA GC/MS1	ALS Bottle#:	23 Worklist Smp#: 24
Purge Vol:	5.000 mL	Dil. Factor:	1.0000
Method:	8260624W_1	Limit Group:	VOA - 8260C Water and Solid
Column:	Rtx-624 (0.25 mm)	Detector	MS SCAN

86 Tetrachloroethene, CAS: 127-18-4

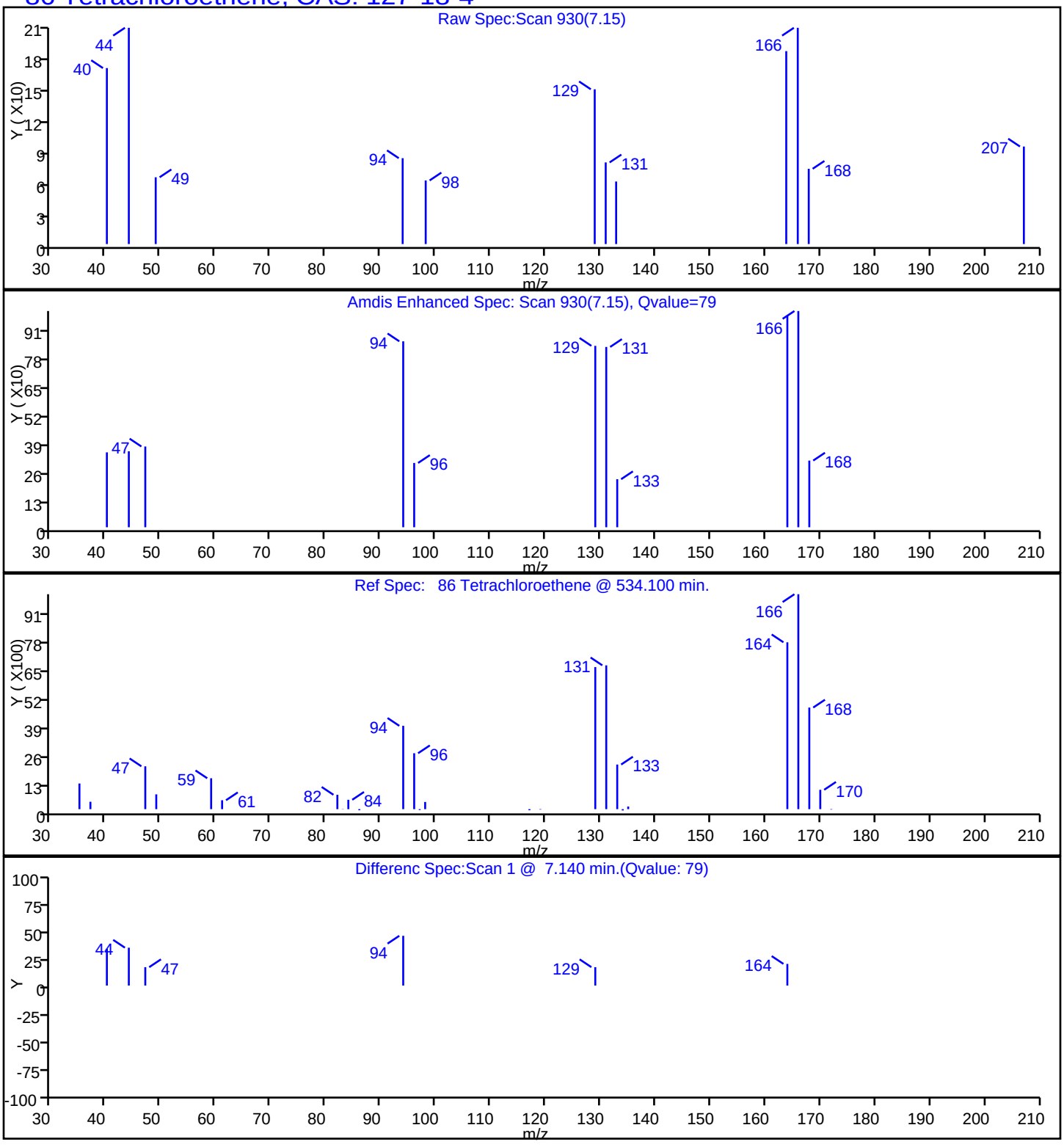

TestAmerica Edison

Data File:	\\ChromNA\Edison\ChromData\CVOAMS1\20161011-46753.b\A28209.D				
Injection Date:	12-Oct-2016 04:35:30	Instrument ID:	CVOAMS1		
Lims ID:	460-121256-B-27	Lab Sample ID:	460-121256-27		
Client ID:	MW-545I				
Operator ID:	VOA GC/MS1	ALS Bottle#:	23	Worklist Smp#:	24
Purge Vol:	5.000 mL	Dil. Factor:	1.0000		
Method:	8260624W_1	Limit Group:	VOA - 8260C Water and Solid		
Column:	Rtx-624 (0.25 mm)	Detector	MS SCAN		

10 Trichlorofluoromethane, CAS: 75-69-4

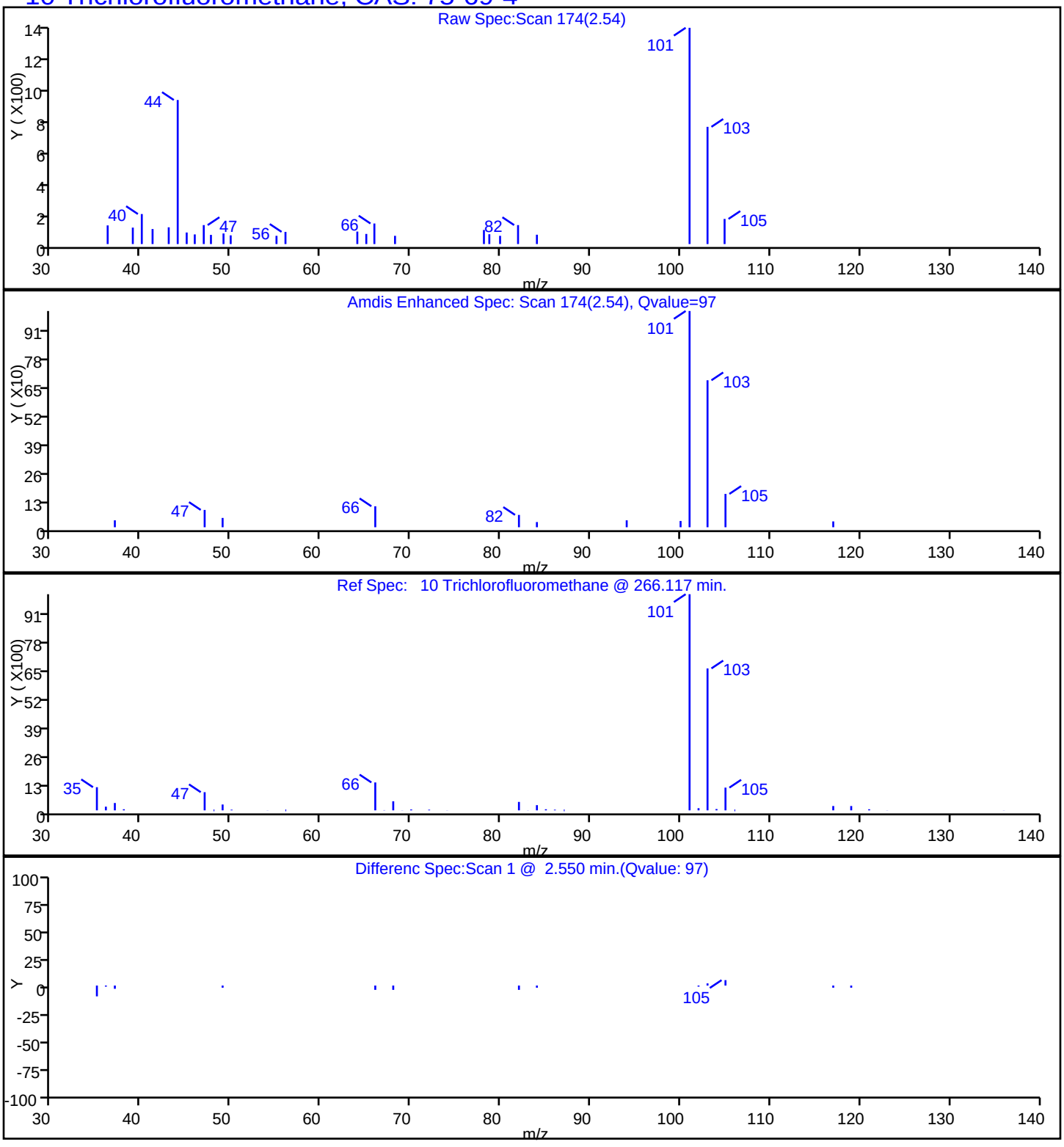

Report Date: 12-Oct-2016 09:44:58 Chrom Revision: 2.2 08-Sep-2016 14:45:52

TestAmerica Edison

Data File:	\\ChromNA\Edison\ChromData\CVOAMS1\20161011-46753.b\A28209.D				
Injection Date:	12-Oct-2016 04:35:30	Instrument ID:	CVOAMS1		
Lims ID:	460-121256-B-27	Lab Sample ID:	460-121256-27		
Client ID:	MW-545I				
Operator ID:	VOA GC/MS1	ALS Bottle#:	23	Worklist Smp#:	24
Purge Vol:	5.000 mL	Dil. Factor:	1.0000		
Method:	8260624W_1	Limit Group:	VOA - 8260C Water and Solid		
Column:		Detector	MS SCAN		

No Library Matches Found above the Threshold: 85

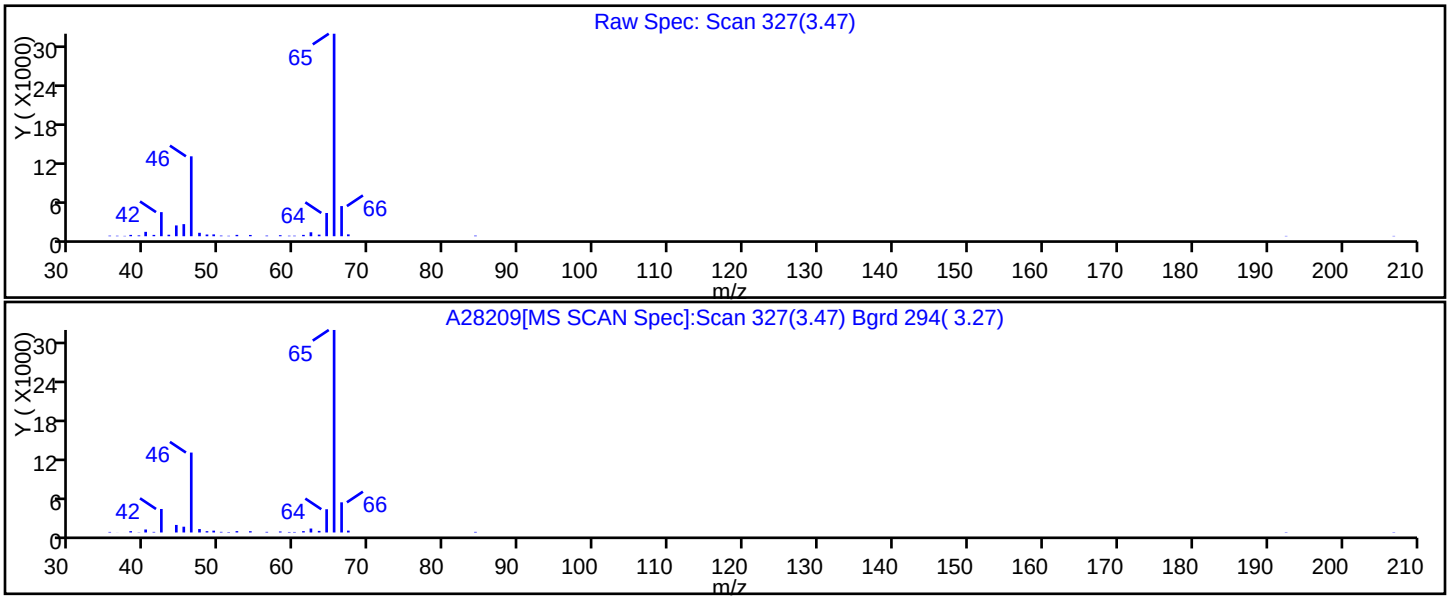

FORM I
GC/MS VOA ORGANICS ANALYSIS DATA SHEET

Lab Name: TestAmerica Edison | Job No.: 460-121256-1

SDG No.:

Client Sample ID: MW-545D | Lab Sample ID: 460-121256-28

Matrix: Water | Lab File ID: A28210.D

Analysis Method: 8260C | Date Collected: 09/29/2016 11:00

Sample wt/vol: 5(mL) | Date Analyzed: 10/12/2016 04:57

Soil Aliquot Vol: | Dilution Factor: 1

Soil Extract Vol.: | GC Column: Rtx-624 ID: 0.25(mm)

% Moisture: | Level: (low/med) Low

Analysis Batch No.: 396528 | Units: ug/L

CAS NO.	COMPOUND NAME	RESULT	Q	RL	MDL
71-55-6	1,1,1-Trichloroethane	0.28	U	1.0	0.28
79-34-5	1,1,2,2-Tetrachloroethane	0.19	U	1.0	0.19
79-00-5	1,1,2-Trichloroethane	0.080	U	1.0	0.080
75-34-3	1,1-Dichloroethane	0.24	U	1.0	0.24
75-35-4	1,1-Dichloroethene	0.34	U	1.0	0.34
87-61-6	1,2,3-Trichlorobenzene	0.35	U	1.0	0.35
120-82-1	1,2,4-Trichlorobenzene	0.27	U	1.0	0.27
96-12-8	1,2-Dibromo-3-Chloropropane	0.23	U	1.0	0.23
106-93-4	1,2-Dibromoethane	0.19	U	1.0	0.19
95-50-1	1,2-Dichlorobenzene	0.22	U	1.0	0.22
107-06-2	1,2-Dichloroethane	0.30	J	1.0	0.25
78-87-5	1,2-Dichloropropane	0.18	U	1.0	0.18
541-73-1	1,3-Dichlorobenzene	0.33	U	1.0	0.33
106-46-7	1,4-Dichlorobenzene	0.33	U	1.0	0.33
123-91-1	1,4-Dioxane	8.7	U	50	8.7
78-93-3	2-Butanone	2.2	U	5.0	2.2
591-78-6	2-Hexanone	0.72	U	5.0	0.72
108-10-1	4-Methyl-2-pentanone	0.63	U	5.0	0.63
67-64-1	Acetone	34		5.0	1.1
71-43-2	Benzene	0.090	U	1.0	0.090
74-97-5	Bromochloromethane	0.30	U	1.0	0.30
75-27-4	Bromodichloromethane	0.15	U	1.0	0.15
75-25-2	Bromoform	0.18	U *	1.0	0.18
74-83-9	Bromomethane	0.18	U	1.0	0.18
75-15-0	Carbon disulfide	0.22	U	1.0	0.22
56-23-5	Carbon tetrachloride	0.33	U	1.0	0.33
108-90-7	Chlorobenzene	0.24	U	1.0	0.24
75-00-3	Chloroethane	0.37	U	1.0	0.37
67-66-3	Chloroform	0.42	J	1.0	0.22
74-87-3	Chloromethane	0.22	U	1.0	0.22
156-59-2	cis-1,2-Dichloroethene	0.26	U	1.0	0.26
10061-01-5	cis-1,3-Dichloropropene	0.16	U	1.0	0.16
110-82-7	Cyclohexane	0.54	J	1.0	0.26
124-48-1	Dibromochloromethane	0.22	U	1.0	0.22
75-71-8	Dichlorodifluoromethane	0.14	U	1.0	0.14
100-41-4	Ethylbenzene	0.30	U	1.0	0.30

FORM I
GC/MS VOA ORGANICS ANALYSIS DATA SHEET

Lab Name: TestAmerica Edison | Job No.: 460-121256-1

SDG No.:

Client Sample ID: MW-545D | Lab Sample ID: 460-121256-28

Matrix: Water | Lab File ID: A28210.D

Analysis Method: 8260C | Date Collected: 09/29/2016 11:00

Sample wt/vol: 5(mL) | Date Analyzed: 10/12/2016 04:57

Soil Aliquot Vol: | Dilution Factor: 1

Soil Extract Vol.: | GC Column: Rtx-624 ID: 0.25(mm)

% Moisture: | Level: (low/med) Low

Analysis Batch No.: 396528 | Units: ug/L

CAS NO.	COMPOUND NAME	RESULT	Q	RL	MDL
76-13-1	Freon TF	0.34	U	1.0	0.34
98-82-8	Isopropylbenzene	0.32	U	1.0	0.32
179601-23-1	m&p-Xylene	0.28	U	1.0	0.28
79-20-9	Methyl acetate	0.88	J	5.0	0.58
108-87-2	Methylcyclohexane	0.22	U	1.0	0.22
75-09-2	Methylene Chloride	0.21	U	1.0	0.21
1634-04-4	MTBE	0.13	U	1.0	0.13
95-47-6	o-Xylene	0.32	U	1.0	0.32
100-42-5	Styrene	0.17	U	1.0	0.17
127-18-4	Tetrachloroethene	1.9		1.0	0.12
108-88-3	Toluene	0.25	U	1.0	0.25
156-60-5	trans-1,2-Dichloroethene	0.18	U	1.0	0.18
10061-02-6	trans-1,3-Dichloropropene	0.19	U	1.0	0.19
79-01-6	Trichloroethene	0.25	J	1.0	0.22
75-69-4	Trichlorofluoromethane	0.15	U	1.0	0.15
75-01-4	Vinyl chloride	0.060	U	1.0	0.060

CAS NO.	SURROGATE	%REC	Q	LIMITS
17060-07-0	1,2-Dichloroethane-d4 (Surr)	108		70-130
460-00-4	Bromofluorobenzene	93		70-130
1868-53-7	Dibromofluoromethane (Surr)	104		70-130
2037-26-5	Toluene-d8 (Surr)	101		70-130

FORM I
GC/MS VOA ORGANICS ANALYSIS DATA SHEET
TENTATIVELY IDENTIFIED COMPOUNDS

Lab Name: TestAmerica Edison Job No.: 460-121256-1

SDG No.:

Client Sample ID: MW-545D Lab Sample ID: 460-121256-28

Matrix: Water Lab File ID: A28210.D

Analysis Method: 8260C Date Collected: 09/29/2016 11:00

Sample wt/vol: 5(mL) Date Analyzed: 10/12/2016 04:57

Soil Aliquot Vol: Dilution Factor: 1

Soil Extract Vol.: GC Column: Rtx-624 ID: 0.25(mm)

% Moisture: Level: (low/med) Low

Analysis Batch No.: 396528 Units: ug/L

Number TICs Found: 0 TIC Result Total: 0

CAS NO.	COMPOUND NAME	RT	RESULT	Q	MATCH QUALITY
	Tentatively Identified Compound		None		

TestAmerica Edison
Target Compound Quantitation Report

Data File: \\ChromNA\Edison\ChromData\CVOAMS1\20161011-46753.b\A28210.D
Lims ID: 460-121256-A-28
Client ID: MW-545D
Sample Type: Client
Inject. Date: 12-Oct-2016 04:57:30 ALS Bottle#: 24 Worklist Smp#: 25
Purge Vol: 5.000 mL Dil. Factor: 1.0000
Sample Info: 460-121256-A-28
Misc. Info.: 460-0046753-025
Operator ID: VOA GC/MS1 Instrument ID: CVOAMS1

Method: \\ChromNA\Edison\ChromData\CVOAMS1\20161011-46753.b\8260624W_1.m
Limit Group: VOA - 8260C Water and Solid
Last Update: 12-Oct-2016 09:44:17 Calib Date: 08-Sep-2016 04:26:30
Integrator: RTE ID Type: Deconvolution ID
Quant Method: Internal Standard Quant By: Initial Calibration
Last ICal File: \\ChromNA\Edison\ChromData\CVOAMS1\20160908-45311.b\A26272.D

Column 1 : Rtx-624 (0.25 mm) Det: MS SCAN
Process Host: XAWRK018

First Level Reviewer: moroneyc Date: 12-Oct-2016 09:42:12

Compound	Sig	RT (min.)	Exp RT (min.)	Dlt RT (min.)	Q	Response	OnCol Amt ug/l	Flags
19 Acetone	43	3.102	3.102	0.000	87	26054	33.7	
24 Methyl acetate	43	3.346	3.352	-0.006	83	2160	0.8810	
* 28 TBA-d9 (IS)	65	3.468	3.468	0.000	100	236124	1000.0	
* 39 2-Butanone-d5	46	4.444	4.444	0.000	99	298255	250.0	
49 Chloroform	83	4.700	4.700	0.000	96	2019	0.4202	
50 Cyclohexane	56	4.803	4.809	-0.006	96	2644	0.5398	
$ 53 Dibromofluoromethane (Surr	113	4.828	4.828	0.000	96	127229	52.1	
$ 59 1,2-Dichloroethane-d4 (Sur	65	5.108	5.108	0.000	99	160518	54.2	
62 1,2-Dichloroethane	62	5.169	5.163	0.006	89	1070	0.3036	
* 64 Fluorobenzene	96	5.315	5.315	0.000	97	462071	50.0	
66 Trichloroethene	95	5.584	5.578	0.006	88	640	0.2548	
* 70 1,4-Dioxane-d8	96	5.852	5.858	-0.006	92	18701	1000.0	
$ 81 Toluene-d8 (Surr)	98	6.663	6.669	-0.006	98	414860	50.4	
86 Tetrachloroethene	166	7.144	7.144	0.000	96	3725	1.86	
* 92 Chlorobenzene-d5	117	7.784	7.784	0.000	90	288203	50.0	
$ 103 4-Bromofluorobenzene	174	8.522	8.528	-0.006	82	107446	46.7	
* 119 1,4-Dichlorobenzene-d4	152	9.174	9.181	-0.006	98	155448	50.0	

Reagents:

8260ISNEW_00085	Amount Added:	1.00	Units: uL	Run Reagent
8260SURR250_00140	Amount Added:	1.00	Units: uL	Run Reagent

Report Date: 12-Oct-2016 09:44:59 Chrom Revision: 2.2 08-Sep-2016 14:45:52

TestAmerica Edison

Data File: \\ChromNA\Edison\ChromData\CVOAMS1\20161011-46753.b\A28210.D

Injection Date:	12-Oct-2016 04:57:30	Instrument ID:	CVOAMS1	Operator ID:	VOA GC/MS1
Lims ID:	460-121256-A-28	Lab Sample ID:	460-121256-28	Worklist Smp#:	25
Client ID:	MW-545D				
Purge Vol:	5.000 mL	Dil. Factor:	1.0000	ALS Bottle#:	24
Method:	8260624W_1	Limit Group:	VOA - 8260C Water and Solid		

Column: Rtx-624 (0.25 mm)

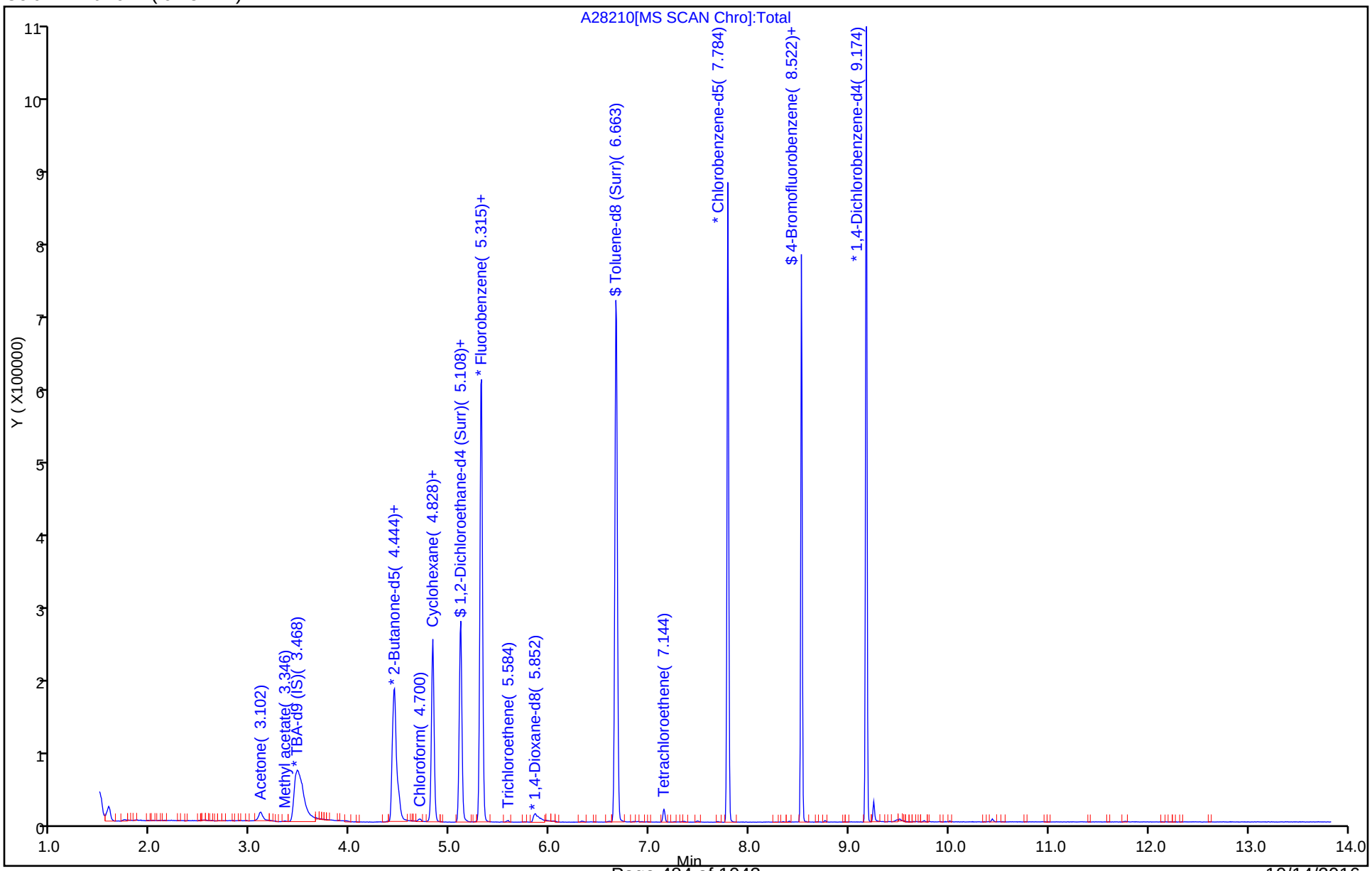

Report Date: 12-Oct-2016 09:44:59 Chrom Revision: 2.2 08-Sep-2016 14:45:52

TestAmerica Edison

Data File: \\ChromNA\Edison\ChromData\CVOAMS1\20161011-46753.b\A28210.D

Injection Date:	12-Oct-2016 04:57:30	Instrument ID:	CVOAMS1		
Lims ID:	460-121256-A-28	Lab Sample ID:	460-121256-28		
Client ID:	MW-545D				
Operator ID:	VOA GC/MS1	ALS Bottle#:	24	Worklist Smp#:	25
Purge Vol:	5.000 mL	Dil. Factor:	1.0000		
Method:	8260624W_1	Limit Group:	VOA - 8260C Water and Solid		
Column:	Rtx-624 (0.25 mm)	Detector	MS SCAN		

62 1,2-Dichloroethane, CAS: 107-06-2

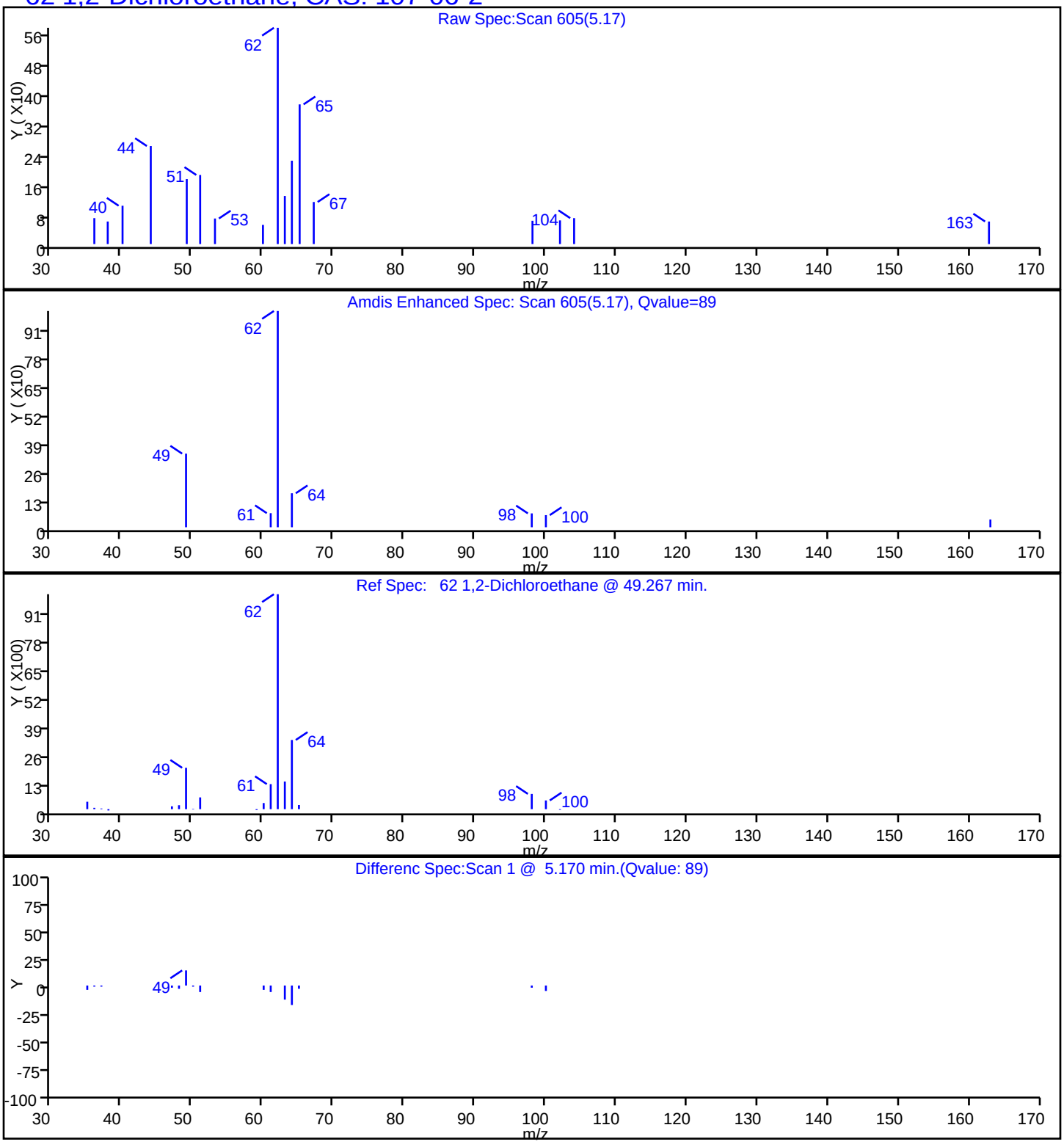

Report Date: 12-Oct-2016 09:44:59 Chrom Revision: 2.2 08-Sep-2016 14:45:52

TestAmerica Edison

Data File: \\ChromNA\Edison\ChromData\CVOAMS1\20161011-46753.b\A28210.D

Injection Date:	12-Oct-2016 04:57:30	Instrument ID:	CVOAMS1		
Lims ID:	460-121256-A-28	Lab Sample ID:	460-121256-28		
Client ID:	MW-545D				
Operator ID:	VOA GC/MS1	ALS Bottle#:	24	Worklist Smp#:	25
Purge Vol:	5.000 mL	Dil. Factor:	1.0000		
Method:	8260624W_1	Limit Group:	VOA - 8260C Water and Solid		
Column:	Rtx-624 (0.25 mm)	Detector	MS SCAN		

19 Acetone, CAS: 67-64-1

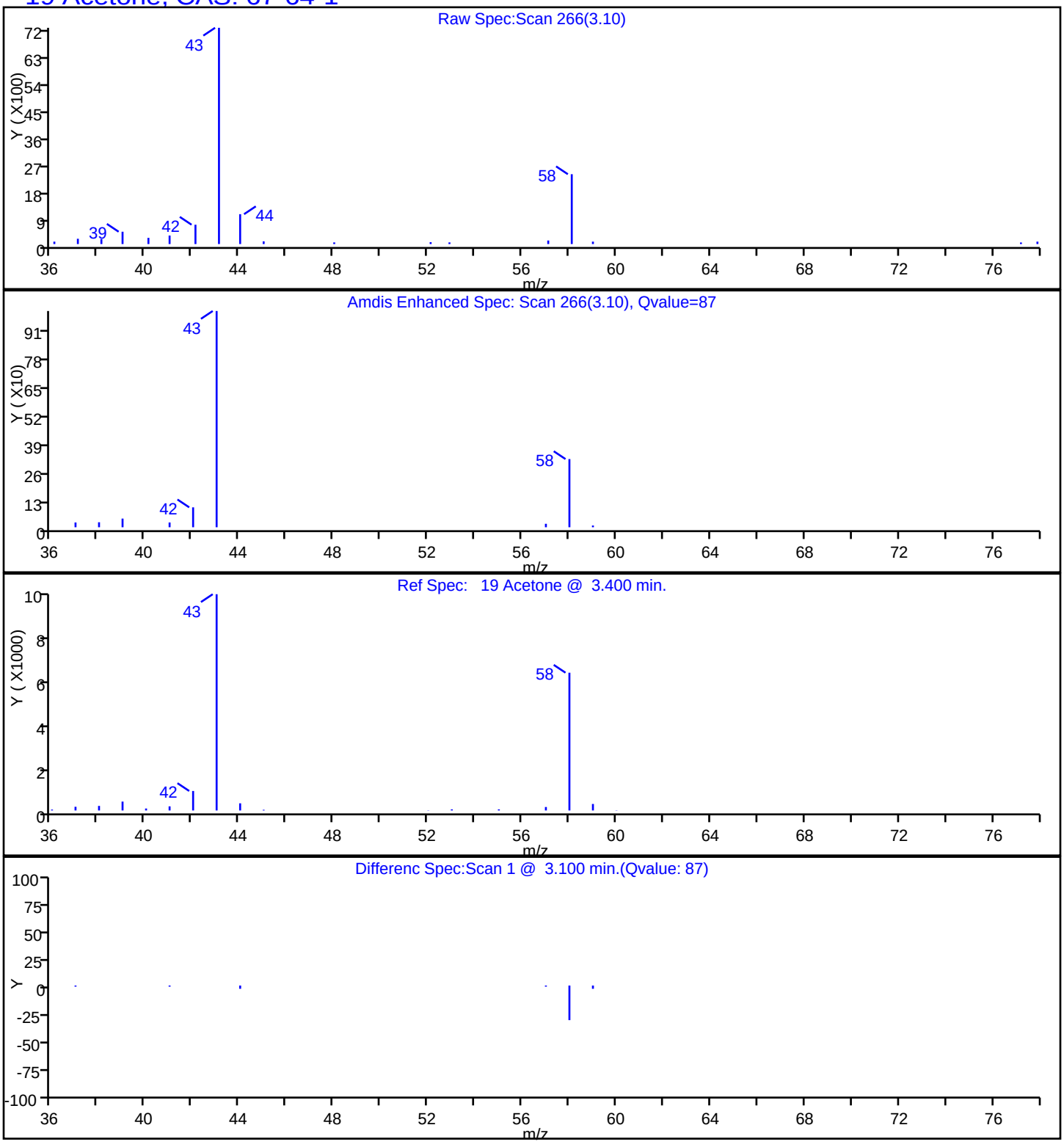

TestAmerica Edison

Data File:	\\ChromNA\Edison\ChromData\CVOAMS1\20161011-46753.b\A28210.D				
Injection Date:	12-Oct-2016 04:57:30	Instrument ID:	CVOAMS1		
Lims ID:	460-121256-A-28	Lab Sample ID:	460-121256-28		
Client ID:	MW-545D				
Operator ID:	VOA GC/MS1	ALS Bottle#:	24	Worklist Smp#:	25
Purge Vol:	5.000 mL	Dil. Factor:	1.0000		
Method:	8260624W_1	Limit Group:	VOA - 8260C Water and Solid		
Column:	Rtx-624 (0.25 mm)	Detector	MS SCAN		

49 Chloroform, CAS: 67-66-3

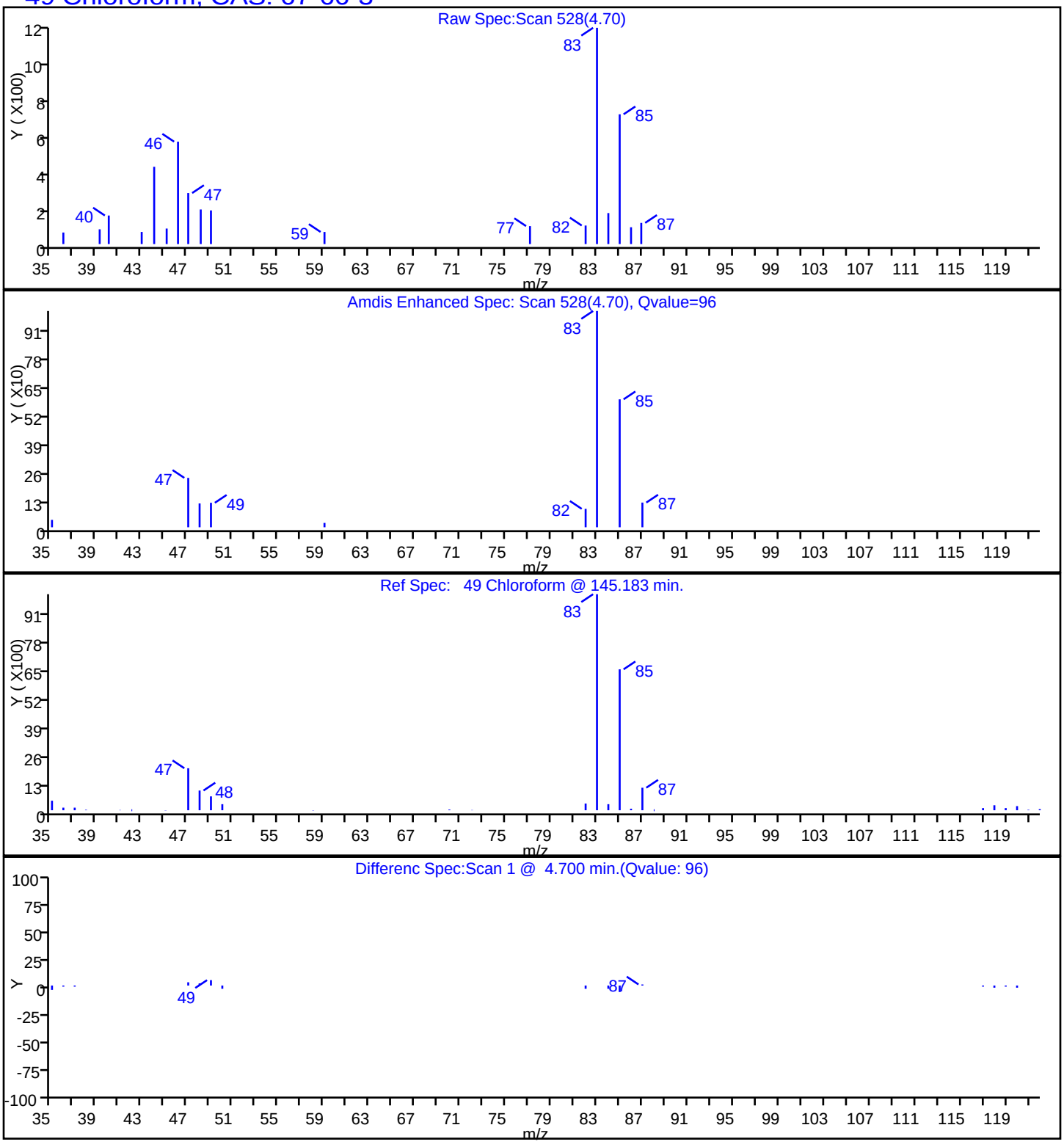

Report Date: 12-Oct-2016 09:44:59 Chrom Revision: 2.2 08-Sep-2016 14:45:52

TestAmerica Edison

Data File: \\ChromNA\Edison\ChromData\CVOAMS1\20161011-46753.b\A28210.D

Injection Date:	12-Oct-2016 04:57:30	Instrument ID:	CVOAMS1		
Lims ID:	460-121256-A-28	Lab Sample ID:	460-121256-28		
Client ID:	MW-545D				
Operator ID:	VOA GC/MS1	ALS Bottle#:	24	Worklist Smp#:	25
Purge Vol:	5.000 mL	Dil. Factor:	1.0000		
Method:	8260624W_1	Limit Group:	VOA - 8260C Water and Solid		
Column:	Rtx-624 (0.25 mm)	Detector	MS SCAN		

50 Cyclohexane, CAS: 110-82-7

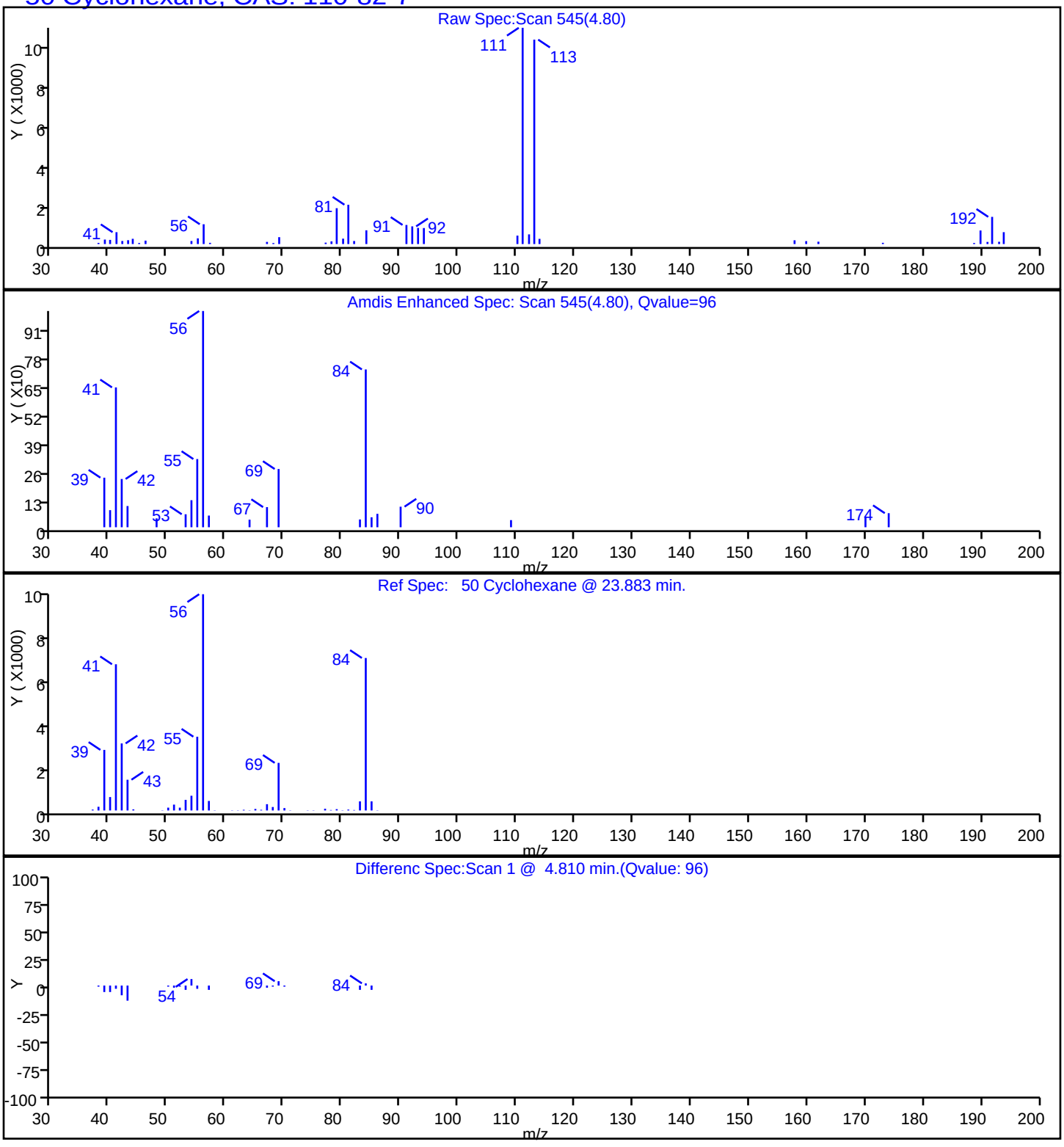

TestAmerica Edison

Data File:	\\ChromNA\Edison\ChromData\CVOAMS1\20161011-46753.b\A28210.D				
Injection Date:	12-Oct-2016 04:57:30	Instrument ID:	CVOAMS1		
Lims ID:	460-121256-A-28	Lab Sample ID:	460-121256-28		
Client ID:	MW-545D				
Operator ID:	VOA GC/MS1	ALS Bottle#:	24	Worklist Smp#:	25
Purge Vol:	5.000 mL	Dil. Factor:	1.0000		
Method:	8260624W_1	Limit Group:	VOA - 8260C Water and Solid		
Column:	Rtx-624 (0.25 mm)	Detector	MS SCAN		

24 Methyl acetate, CAS: 79-20-9

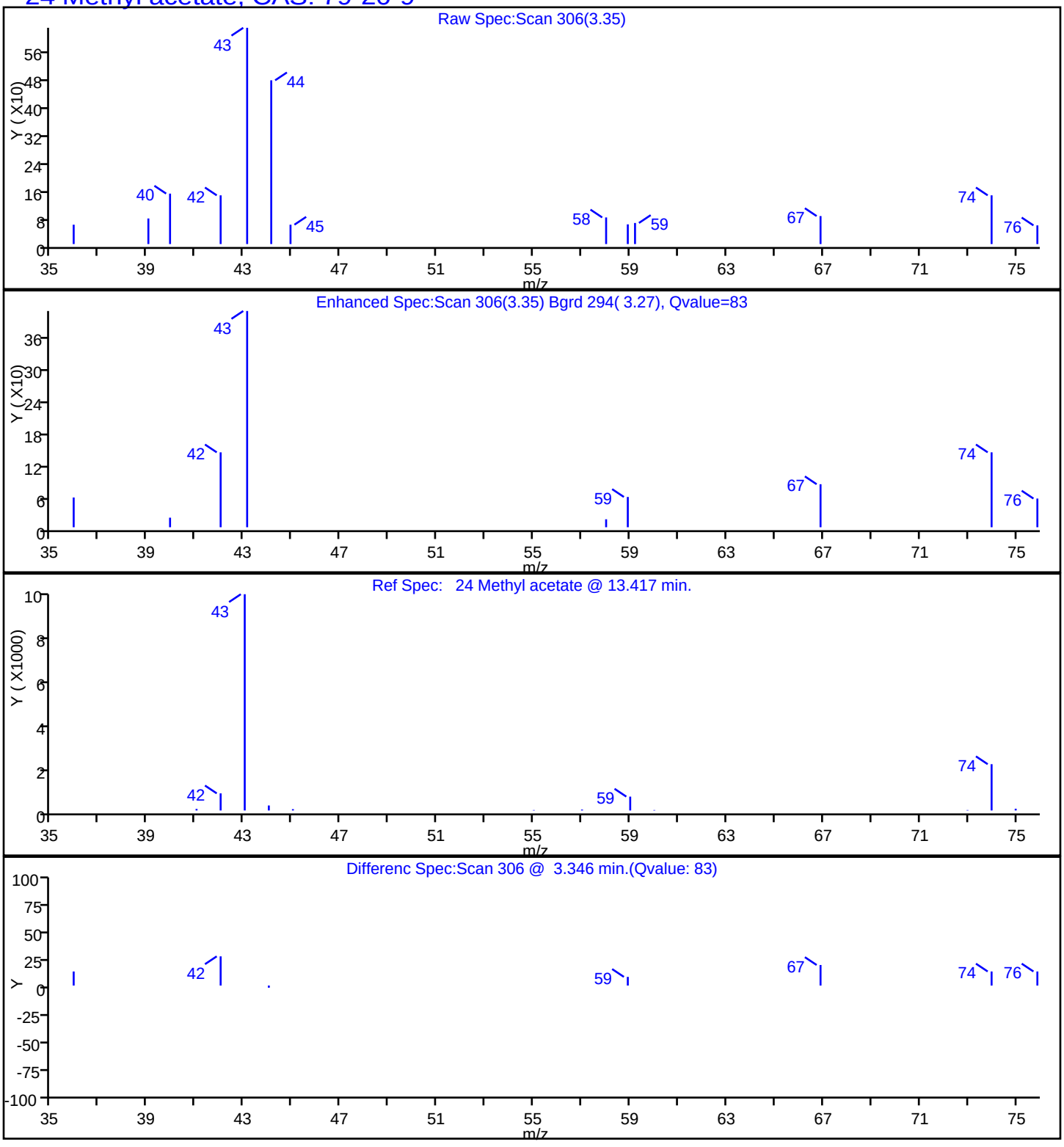

TestAmerica Edison

Data File:	\\ChromNA\Edison\ChromData\CVOAMS1\20161011-46753.b\A28210.D				
Injection Date:	12-Oct-2016 04:57:30	Instrument ID:	CVOAMS1		
Lims ID:	460-121256-A-28	Lab Sample ID:	460-121256-28		
Client ID:	MW-545D				
Operator ID:	VOA GC/MS1	ALS Bottle#:	24	Worklist Smp#:	25
Purge Vol:	5.000 mL	Dil. Factor:	1.0000		
Method:	8260624W_1	Limit Group:	VOA - 8260C Water and Solid		
Column:	Rtx-624 (0.25 mm)	Detector	MS SCAN		

86 Tetrachloroethene, CAS: 127-18-4

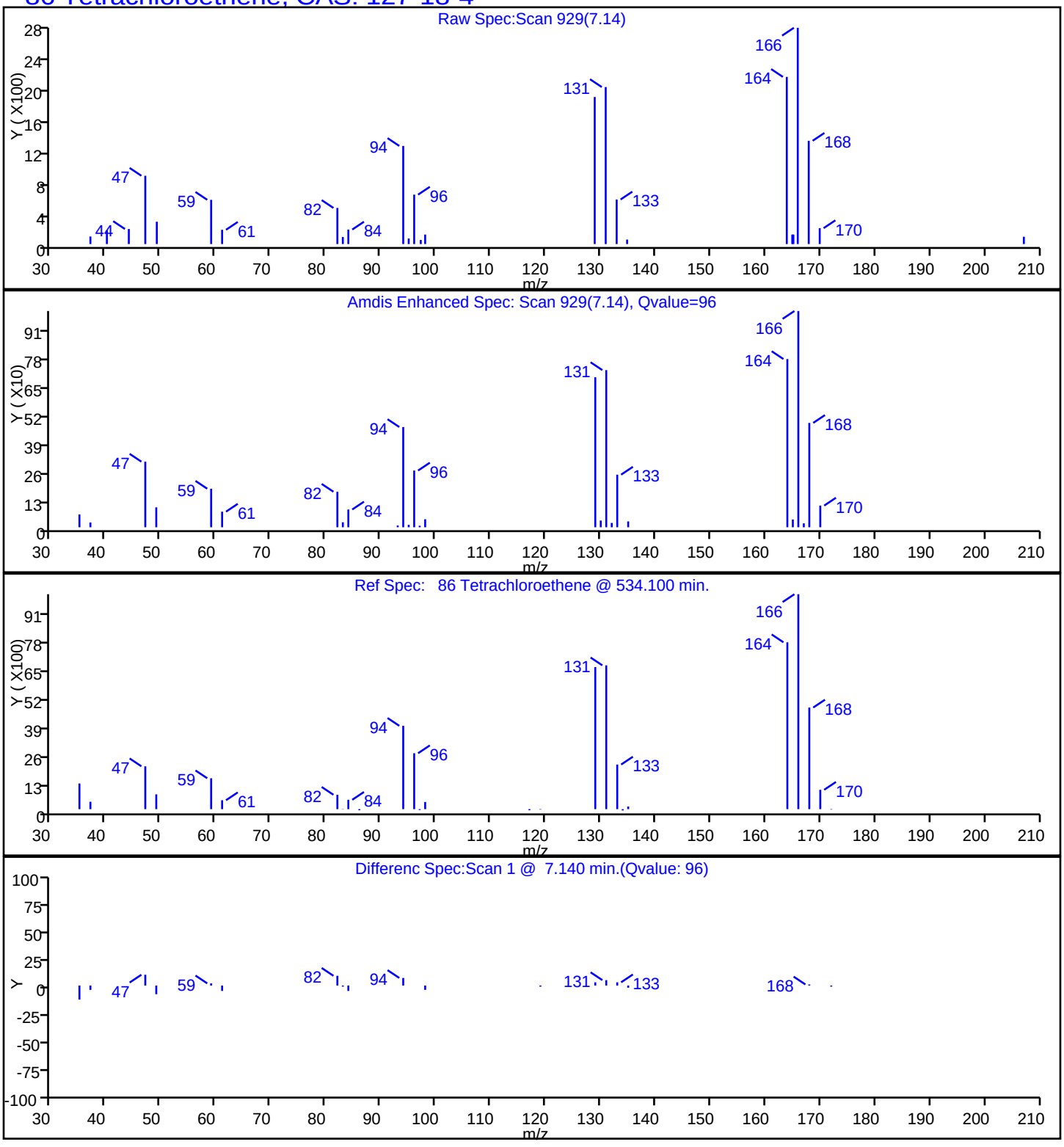

TestAmerica Edison

Data File:	\\ChromNA\Edison\ChromData\CVOAMS1\20161011-46753.b\A28210.D		
Injection Date:	12-Oct-2016 04:57:30	Instrument ID:	CVOAMS1
Lims ID:	460-121256-A-28	Lab Sample ID:	460-121256-28
Client ID:	MW-545D		
Operator ID:	VOA GC/MS1	ALS Bottle#:	24 Worklist Smp#: 25
Purge Vol:	5.000 mL	Dil. Factor:	1.0000
Method:	8260624W_1	Limit Group:	VOA - 8260C Water and Solid
Column:	Rtx-624 (0.25 mm)	Detector	MS SCAN

66 Trichloroethene, CAS: 79-01-6

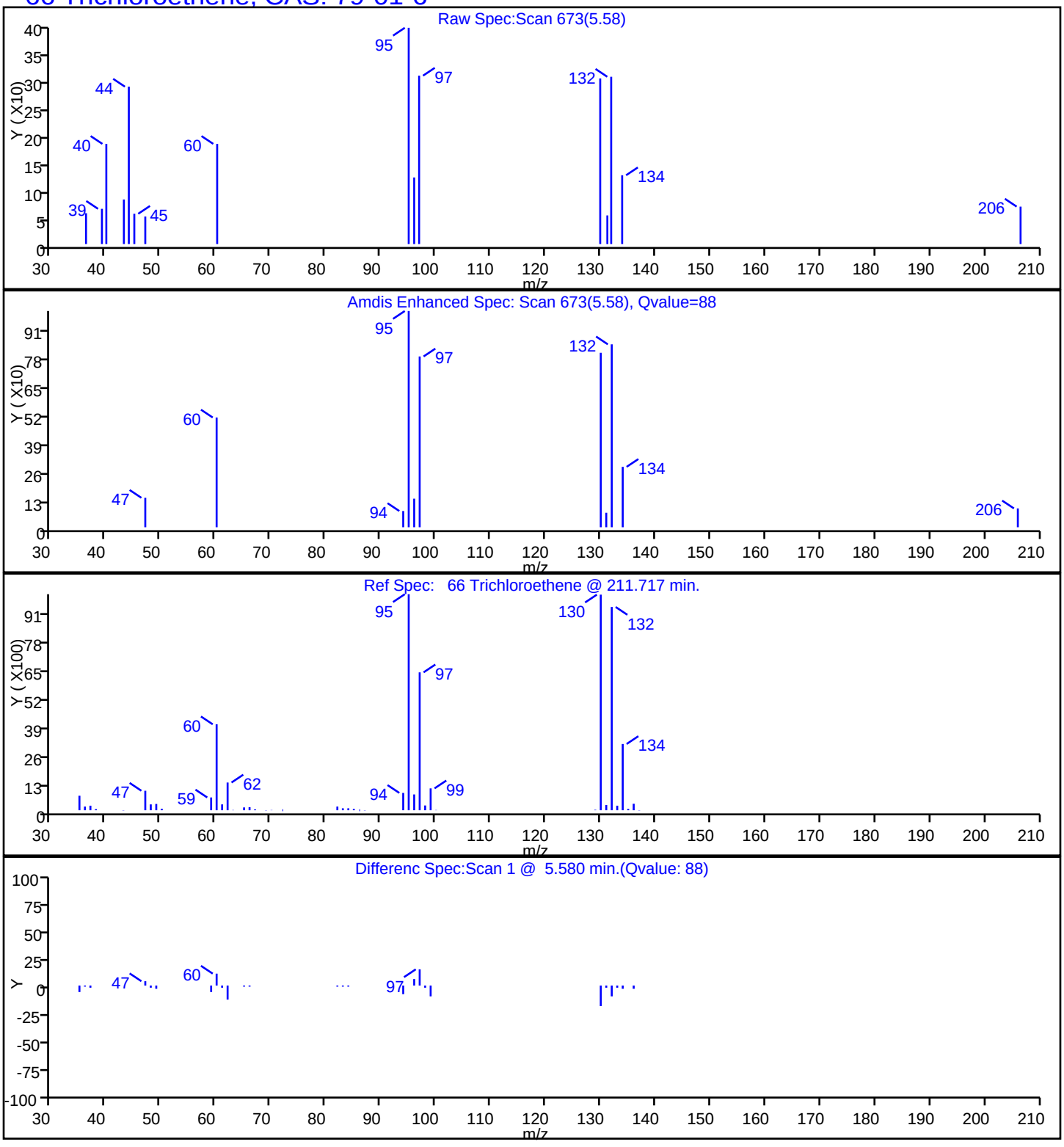

FORM I
GC/MS VOA ORGANICS ANALYSIS DATA SHEET

Lab Name: TestAmerica Edison | Job No.: 460-121256-1

SDG No.:

Client Sample ID: MW-546S | Lab Sample ID: 460-121256-29

Matrix: Water | Lab File ID: A28211.D

Analysis Method: 8260C | Date Collected: 09/29/2016 09:40

Sample wt/vol: 5(mL) | Date Analyzed: 10/12/2016 05:19

Soil Aliquot Vol: | Dilution Factor: 1

Soil Extract Vol.: | GC Column: Rtx-624 ID: 0.25(mm)

% Moisture: | Level: (low/med) Low

Analysis Batch No.: 396528 | Units: ug/L

CAS NO.	COMPOUND NAME	RESULT	Q	RL	MDL
71-55-6	1,1,1-Trichloroethane	0.28	U	1.0	0.28
79-34-5	1,1,2,2-Tetrachloroethane	0.19	U	1.0	0.19
79-00-5	1,1,2-Trichloroethane	0.080	U	1.0	0.080
75-34-3	1,1-Dichloroethane	0.24	U	1.0	0.24
75-35-4	1,1-Dichloroethene	0.34	U	1.0	0.34
87-61-6	1,2,3-Trichlorobenzene	0.35	U	1.0	0.35
120-82-1	1,2,4-Trichlorobenzene	0.27	U	1.0	0.27
96-12-8	1,2-Dibromo-3-Chloropropane	0.23	U	1.0	0.23
106-93-4	1,2-Dibromoethane	0.19	U	1.0	0.19
95-50-1	1,2-Dichlorobenzene	0.22	U	1.0	0.22
107-06-2	1,2-Dichloroethane	0.25	U	1.0	0.25
78-87-5	1,2-Dichloropropane	0.18	U	1.0	0.18
541-73-1	1,3-Dichlorobenzene	0.33	U	1.0	0.33
106-46-7	1,4-Dichlorobenzene	0.33	U	1.0	0.33
123-91-1	1,4-Dioxane	8.7	U	50	8.7
78-93-3	2-Butanone	2.2	U	5.0	2.2
591-78-6	2-Hexanone	0.72	U	5.0	0.72
108-10-1	4-Methyl-2-pentanone	0.63	U	5.0	0.63
67-64-1	Acetone	19		5.0	1.1
71-43-2	Benzene	0.090	U	1.0	0.090
74-97-5	Bromochloromethane	0.30	U	1.0	0.30
75-27-4	Bromodichloromethane	0.15	U	1.0	0.15
75-25-2	Bromoform	0.18	U *	1.0	0.18
74-83-9	Bromomethane	0.18	U	1.0	0.18
75-15-0	Carbon disulfide	0.22	U	1.0	0.22
56-23-5	Carbon tetrachloride	0.33	U	1.0	0.33
108-90-7	Chlorobenzene	0.24	U	1.0	0.24
75-00-3	Chloroethane	0.37	U	1.0	0.37
67-66-3	Chloroform	0.22	U	1.0	0.22
74-87-3	Chloromethane	0.22	U	1.0	0.22
156-59-2	cis-1,2-Dichloroethene	0.26	U	1.0	0.26
10061-01-5	cis-1,3-Dichloropropene	0.16	U	1.0	0.16
110-82-7	Cyclohexane	0.45	J	1.0	0.26
124-48-1	Dibromochloromethane	0.22	U	1.0	0.22
75-71-8	Dichlorodifluoromethane	0.14	U	1.0	0.14
100-41-4	Ethylbenzene	0.30	U	1.0	0.30

FORM I
GC/MS VOA ORGANICS ANALYSIS DATA SHEET

Lab Name: TestAmerica Edison | Job No.: 460-121256-1

SDG No.:

Client Sample ID: MW-546S | Lab Sample ID: 460-121256-29

Matrix: Water | Lab File ID: A28211.D

Analysis Method: 8260C | Date Collected: 09/29/2016 09:40

Sample wt/vol: 5(mL) | Date Analyzed: 10/12/2016 05:19

Soil Aliquot Vol: | Dilution Factor: 1

Soil Extract Vol.: | GC Column: Rtx-624 ID: 0.25(mm)

% Moisture: | Level: (low/med) Low

Analysis Batch No.: 396528 | Units: ug/L

CAS NO.	COMPOUND NAME	RESULT	Q	RL	MDL
76-13-1	Freon TF	0.34	U	1.0	0.34
98-82-8	Isopropylbenzene	0.32	U	1.0	0.32
179601-23-1	m&p-Xylene	0.28	U	1.0	0.28
79-20-9	Methyl acetate	0.88	J	5.0	0.58
108-87-2	Methylcyclohexane	0.22	U	1.0	0.22
75-09-2	Methylene Chloride	0.21	U	1.0	0.21
1634-04-4	MTBE	0.13	U	1.0	0.13
95-47-6	o-Xylene	0.32	U	1.0	0.32
100-42-5	Styrene	0.17	U	1.0	0.17
127-18-4	Tetrachloroethene	0.12	U	1.0	0.12
108-88-3	Toluene	0.25	U	1.0	0.25
156-60-5	trans-1,2-Dichloroethene	0.18	U	1.0	0.18
10061-02-6	trans-1,3-Dichloropropene	0.19	U	1.0	0.19
79-01-6	Trichloroethene	0.22	U	1.0	0.22
75-69-4	Trichlorofluoromethane	0.15	U	1.0	0.15
75-01-4	Vinyl chloride	0.060	U	1.0	0.060

CAS NO.	SURROGATE	%REC	Q	LIMITS
17060-07-0	1,2-Dichloroethane-d4 (Surr)	105		70-130
460-00-4	Bromofluorobenzene	93		70-130
1868-53-7	Dibromofluoromethane (Surr)	104		70-130
2037-26-5	Toluene-d8 (Surr)	101		70-130

FORM I
GC/MS VOA ORGANICS ANALYSIS DATA SHEET
TENTATIVELY IDENTIFIED COMPOUNDS

Lab Name: TestAmerica Edison Job No.: 460-121256-1

SDG No.:

Client Sample ID: MW-546S Lab Sample ID: 460-121256-29

Matrix: Water Lab File ID: A28211.D

Analysis Method: 8260C Date Collected: 09/29/2016 09:40

Sample wt/vol: 5(mL) Date Analyzed: 10/12/2016 05:19

Soil Aliquot Vol: Dilution Factor: 1

Soil Extract Vol.: GC Column: Rtx-624 ID: 0.25(mm)

% Moisture: Level: (low/med) Low

Analysis Batch No.: 396528 Units: ug/L

Number TICs Found: 0 TIC Result Total: 0

CAS NO.	COMPOUND NAME	RT	RESULT	Q	MATCH QUALITY
	Tentatively Identified Compound		None		

TestAmerica Edison
Target Compound Quantitation Report

Data File: \\ChromNA\Edison\ChromData\CVOAMS1\20161011-46753.b\A28211.D
Lims ID: 460-121256-A-29
Client ID: MW-546S
Sample Type: Client
Inject. Date: 12-Oct-2016 05:19:30 ALS Bottle#: 25 Worklist Smp#: 26
Purge Vol: 5.000 mL Dil. Factor: 1.0000
Sample Info: 460-121256-A-29
Misc. Info.: 460-0046753-026
Operator ID: VOA GC/MS1 Instrument ID: CVOAMS1

Method: \\ChromNA\Edison\ChromData\CVOAMS1\20161011-46753.b\8260624W_1.m
Limit Group: VOA - 8260C Water and Solid
Last Update: 12-Oct-2016 09:44:17 Calib Date: 08-Sep-2016 04:26:30
Integrator: RTE ID Type: Deconvolution ID
Quant Method: Internal Standard Quant By: Initial Calibration
Last ICal File: \\ChromNA\Edison\ChromData\CVOAMS1\20160908-45311.b\A26272.D

Column 1 : Rtx-624 (0.25 mm) Det: MS SCAN
Process Host: XAWRK018

First Level Reviewer: moroneyc Date: 12-Oct-2016 09:42:30

Compound	Sig	RT (min.)	Exp RT (min.)	Dlt RT (min.)	Q	Response	OnCol Amt ug/l	Flags
19 Acetone	43	3.102	3.102	0.000	85	14227	18.7	
24 Methyl acetate	43	3.358	3.352	0.006	98	2170	0.8850	
* 28 TBA-d9 (IS)	65	3.462	3.468	-0.006	99	233822	1000.0	
* 39 2-Butanone-d5	46	4.437	4.444	-0.007	99	293960	250.0	
50 Cyclohexane	56	4.803	4.809	-0.006	79	2217	0.4526	
$ 53 Dibromofluoromethane (Surr	113	4.828	4.828	0.000	96	127174	52.0	
$ 59 1,2-Dichloroethane-d4 (Sur	65	5.108	5.108	0.000	98	155074	52.3	
* 64 Fluorobenzene	96	5.315	5.315	0.000	97	462141	50.0	
* 70 1,4-Dioxane-d8	96	5.852	5.858	-0.006	91	18333	1000.0	
$ 81 Toluene-d8 (Surr)	98	6.663	6.669	-0.006	99	412763	50.4	
* 92 Chlorobenzene-d5	117	7.784	7.784	0.000	90	286969	50.0	
$ 103 4-Bromofluorobenzene	174	8.528	8.528	0.000	87	106403	46.4	
* 119 1,4-Dichlorobenzene-d4	152	9.174	9.181	-0.006	98	154518	50.0	

Reagents:

8260ISNEW_00085	Amount Added:	1.00	Units: uL	Run Reagent
8260SURR250_00140	Amount Added:	1.00	Units: uL	Run Reagent

Report Date: 12-Oct-2016 09:45:01 Chrom Revision: 2.2 08-Sep-2016 14:45:52

TestAmerica Edison

Data File: \\ChromNA\Edison\ChromData\CVOAMS1\20161011-46753.b\A28211.D

Injection Date:	12-Oct-2016 05:19:30	Instrument ID:	CVOAMS1	Operator ID:	VOA GC/MS1
Lims ID:	460-121256-A-29	Lab Sample ID:	460-121256-29	Worklist Smp#:	26
Client ID:	MW-546S				
Purge Vol:	5.000 mL	Dil. Factor:	1.0000	ALS Bottle#:	25
Method:	8260624W_1	Limit Group:	VOA - 8260C Water and Solid		

Column: Rtx-624 (0.25 mm)

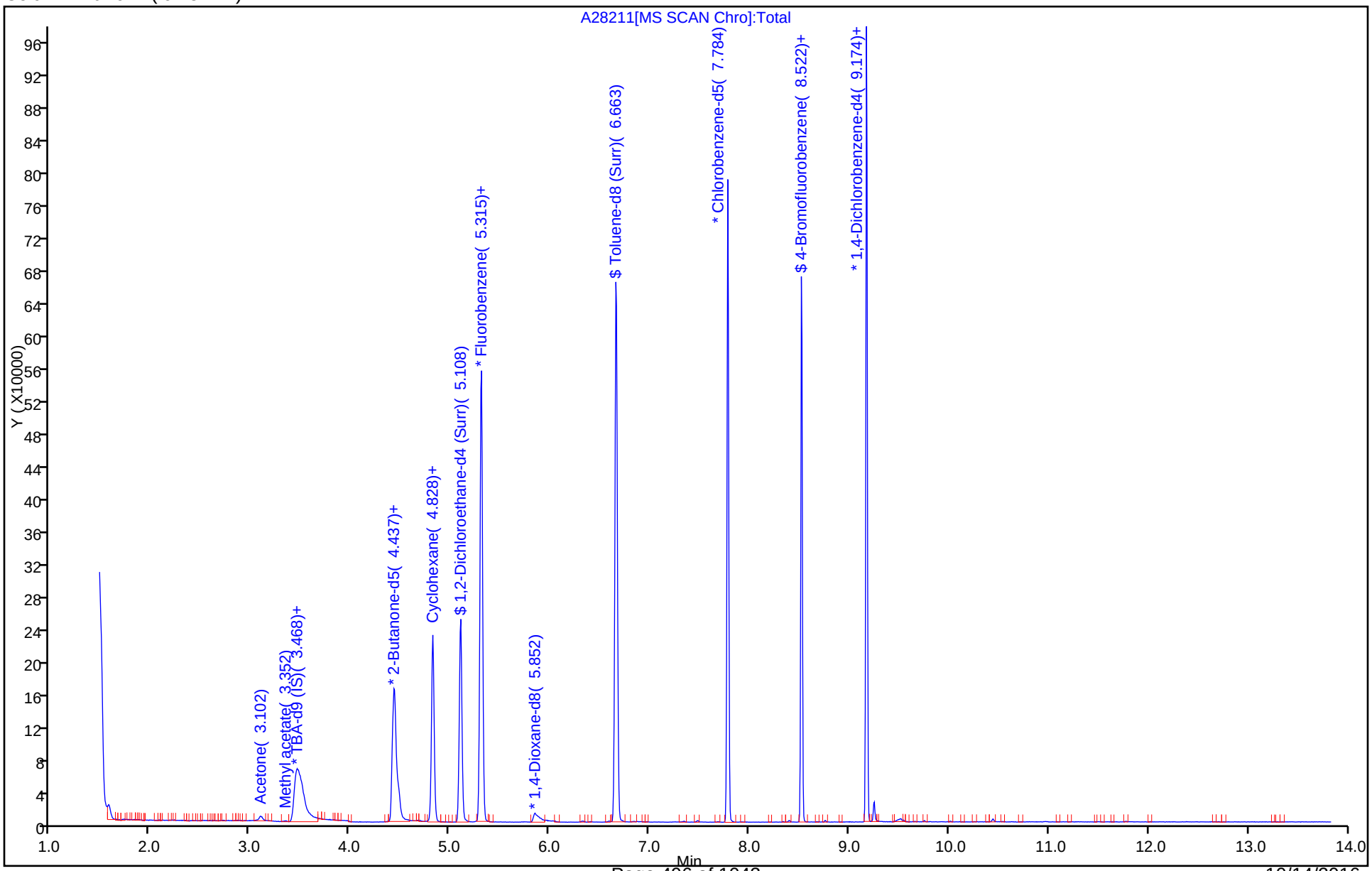

TestAmerica Edison

Data File:	\\ChromNA\Edison\ChromData\CVOAMS1\20161011-46753.b\A28211.D		
Injection Date:	12-Oct-2016 05:19:30	Instrument ID:	CVOAMS1
Lims ID:	460-121256-A-29	Lab Sample ID:	460-121256-29
Client ID:	MW-546S		
Operator ID:	VOA GC/MS1	ALS Bottle#:	25 Worklist Smp#: 26
Purge Vol:	5.000 mL	Dil. Factor:	1.0000
Method:	8260624W_1	Limit Group:	VOA - 8260C Water and Solid
Column:	Rtx-624 (0.25 mm)	Detector	MS SCAN

19 Acetone, CAS: 67-64-1

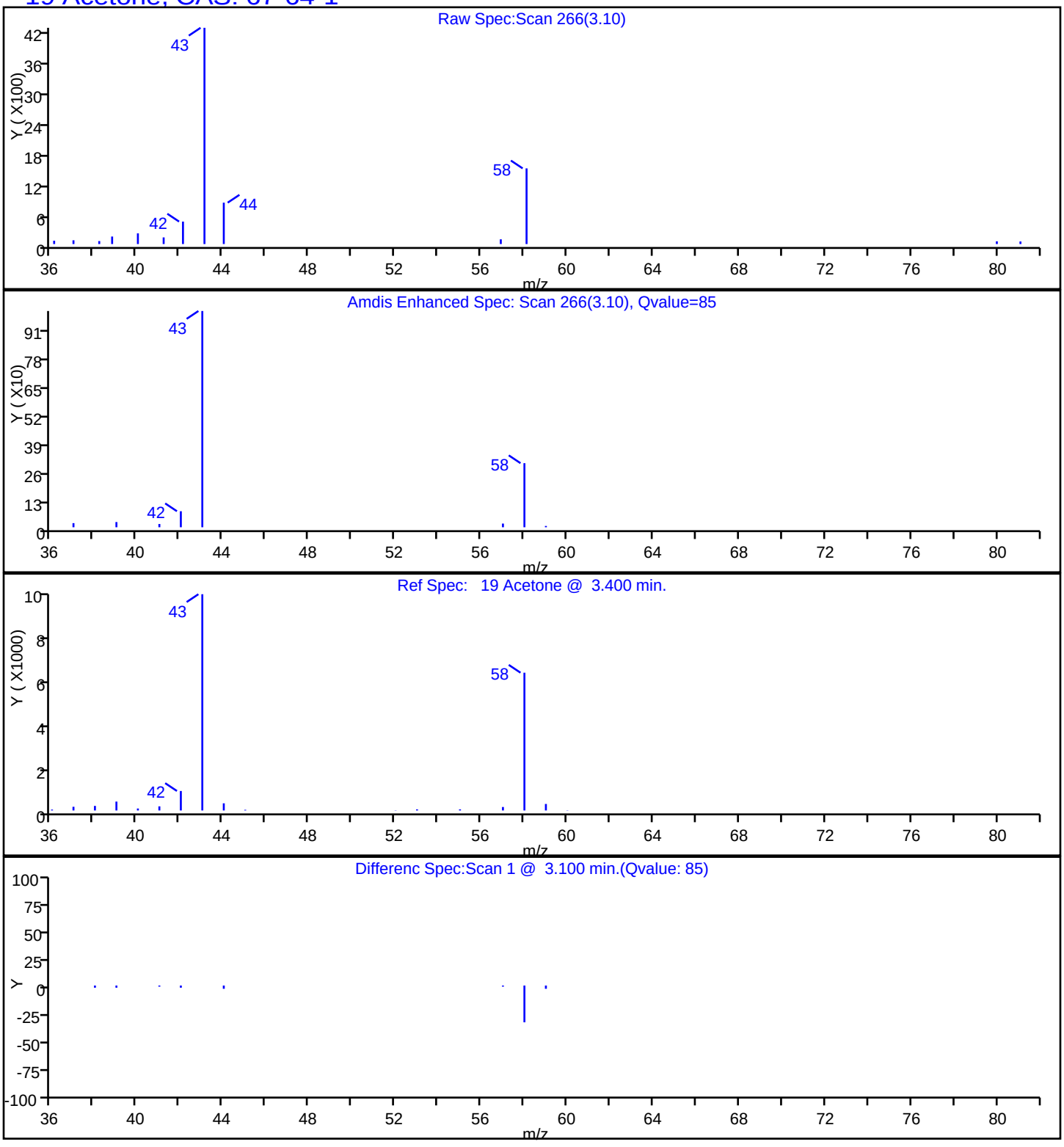

TestAmerica Edison

Data File:	\\ChromNA\Edison\ChromData\CVOAMS1\20161011-46753.b\A28211.D				
Injection Date:	12-Oct-2016 05:19:30	Instrument ID:	CVOAMS1		
Lims ID:	460-121256-A-29	Lab Sample ID:	460-121256-29		
Client ID:	MW-546S				
Operator ID:	VOA GC/MS1	ALS Bottle#:	25	Worklist Smp#:	26
Purge Vol:	5.000 mL	Dil. Factor:	1.0000		
Method:	8260624W_1	Limit Group:	VOA - 8260C Water and Solid		
Column:	Rtx-624 (0.25 mm)	Detector	MS SCAN		

50 Cyclohexane, CAS: 110-82-7

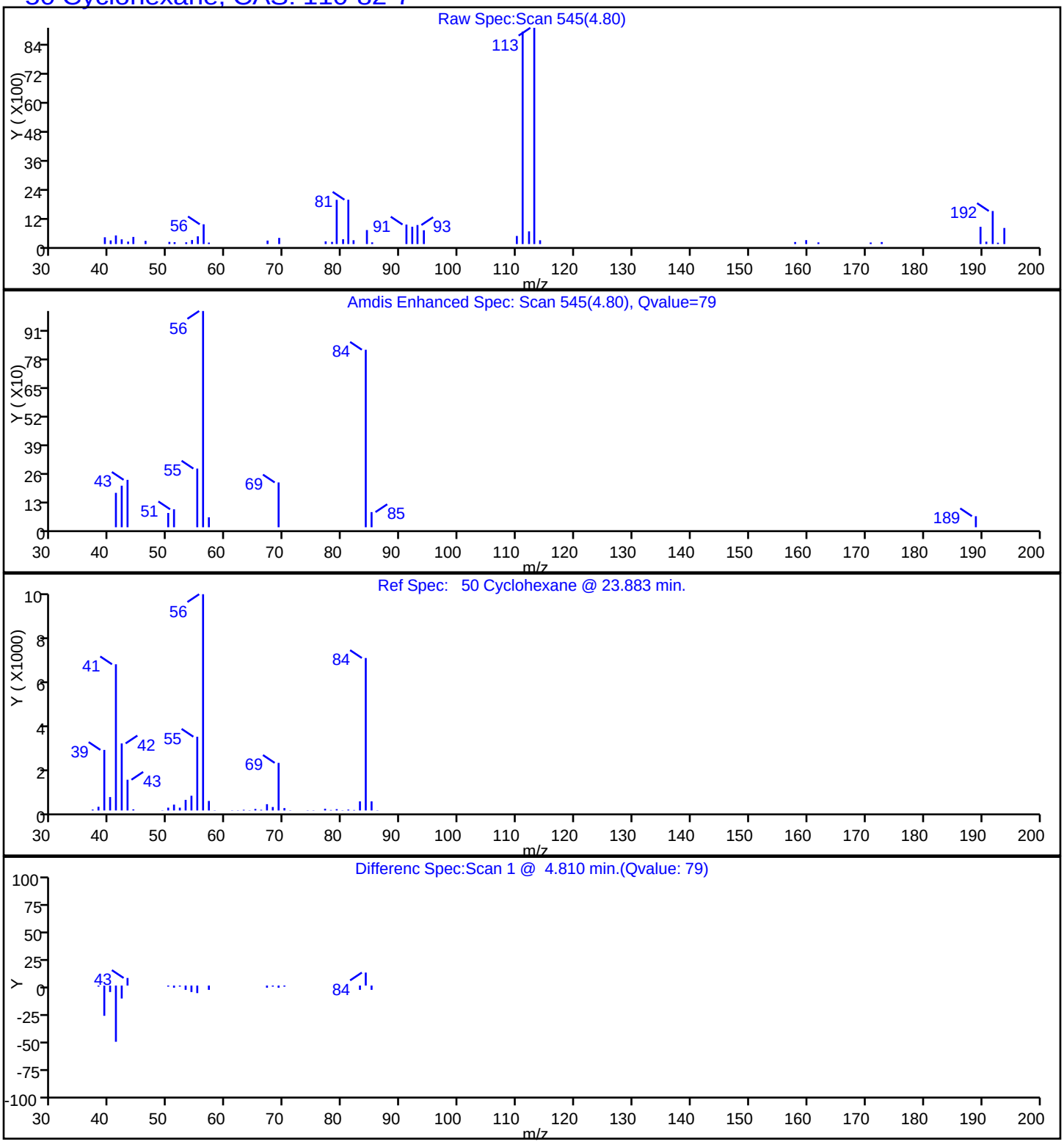

Report Date: 12-Oct-2016 09:45:01 Chrom Revision: 2.2 08-Sep-2016 14:45:52

TestAmerica Edison

Data File: \\ChromNA\Edison\ChromData\CVOAMS1\20161011-46753.b\A28211.D

Injection Date:	12-Oct-2016 05:19:30	Instrument ID:	CVOAMS1		
Lims ID:	460-121256-A-29	Lab Sample ID:	460-121256-29		
Client ID:	MW-546S				
Operator ID:	VOA GC/MS1	ALS Bottle#:	25	Worklist Smp#:	26
Purge Vol:	5.000 mL	Dil. Factor:	1.0000		
Method:	8260624W_1	Limit Group:	VOA - 8260C Water and Solid		
Column:	Rtx-624 (0.25 mm)	Detector	MS SCAN		

24 Methyl acetate, CAS: 79-20-9

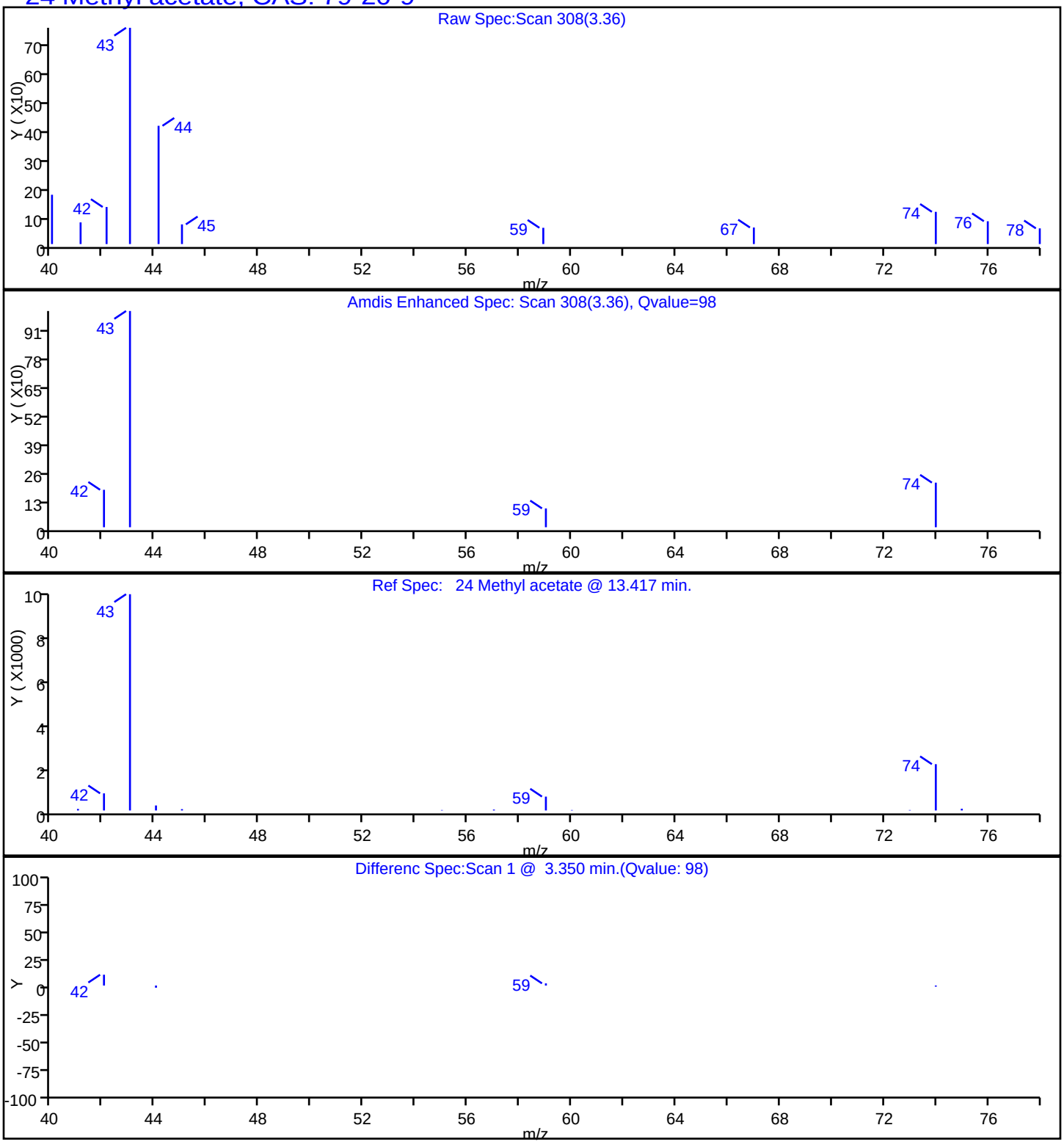

FORM I
GC/MS VOA ORGANICS ANALYSIS DATA SHEET

Lab Name: TestAmerica Edison Job No.: 460-121256-1

SDG No.:

Client Sample ID: MW-546I Lab Sample ID: 460-121256-30

Matrix: Water Lab File ID: A28212.D

Analysis Method: 8260C Date Collected: 09/29/2016 09:45

Sample wt/vol: 5(mL) Date Analyzed: 10/12/2016 05:40

Soil Aliquot Vol: Dilution Factor: 1

Soil Extract Vol.: GC Column: Rtx-624 ID: 0.25(mm)

% Moisture: Level: (low/med) Low

Analysis Batch No.: 396528 Units: ug/L

CAS NO.	COMPOUND NAME	RESULT	Q	RL	MDL
71-55-6	1,1,1-Trichloroethane	0.28	U	1.0	0.28
79-34-5	1,1,2,2-Tetrachloroethane	0.19	U	1.0	0.19
79-00-5	1,1,2-Trichloroethane	0.080	U	1.0	0.080
75-34-3	1,1-Dichloroethane	0.24	U	1.0	0.24
75-35-4	1,1-Dichloroethene	0.34	U	1.0	0.34
87-61-6	1,2,3-Trichlorobenzene	0.35	U	1.0	0.35
120-82-1	1,2,4-Trichlorobenzene	0.27	U	1.0	0.27
96-12-8	1,2-Dibromo-3-Chloropropane	0.23	U	1.0	0.23
106-93-4	1,2-Dibromoethane	0.19	U	1.0	0.19
95-50-1	1,2-Dichlorobenzene	0.22	U	1.0	0.22
107-06-2	1,2-Dichloroethane	0.39	J	1.0	0.25
78-87-5	1,2-Dichloropropane	0.18	U	1.0	0.18
541-73-1	1,3-Dichlorobenzene	0.33	U	1.0	0.33
106-46-7	1,4-Dichlorobenzene	0.33	U	1.0	0.33
123-91-1	1,4-Dioxane	8.7	U	50	8.7
78-93-3	2-Butanone	2.2	U	5.0	2.2
591-78-6	2-Hexanone	0.72	U	5.0	0.72
108-10-1	4-Methyl-2-pentanone	0.63	U	5.0	0.63
67-64-1	Acetone	21		5.0	1.1
71-43-2	Benzene	0.090	U	1.0	0.090
74-97-5	Bromochloromethane	0.30	U	1.0	0.30
75-27-4	Bromodichloromethane	0.15	U	1.0	0.15
75-25-2	Bromoform	0.18	U *	1.0	0.18
74-83-9	Bromomethane	0.18	U	1.0	0.18
75-15-0	Carbon disulfide	0.22	U	1.0	0.22
56-23-5	Carbon tetrachloride	0.33	U	1.0	0.33
108-90-7	Chlorobenzene	0.24	U	1.0	0.24
75-00-3	Chloroethane	0.37	U	1.0	0.37
67-66-3	Chloroform	0.36	J	1.0	0.22
74-87-3	Chloromethane	0.22	U	1.0	0.22
156-59-2	cis-1,2-Dichloroethene	0.26	U	1.0	0.26
10061-01-5	cis-1,3-Dichloropropene	0.16	U	1.0	0.16
110-82-7	Cyclohexane	1.6		1.0	0.26
124-48-1	Dibromochloromethane	0.22	U	1.0	0.22
75-71-8	Dichlorodifluoromethane	0.14	U	1.0	0.14
100-41-4	Ethylbenzene	0.30	U	1.0	0.30

FORM I
GC/MS VOA ORGANICS ANALYSIS DATA SHEET

Lab Name: TestAmerica Edison | Job No.: 460-121256-1

SDG No.:

Client Sample ID: MW-546I | Lab Sample ID: 460-121256-30

Matrix: Water | Lab File ID: A28212.D

Analysis Method: 8260C | Date Collected: 09/29/2016 09:45

Sample wt/vol: 5(mL) | Date Analyzed: 10/12/2016 05:40

Soil Aliquot Vol: | Dilution Factor: 1

Soil Extract Vol.: | GC Column: Rtx-624 ID: 0.25(mm)

% Moisture: | Level: (low/med) Low

Analysis Batch No.: 396528 | Units: ug/L

CAS NO.	COMPOUND NAME	RESULT	Q	RL	MDL
76-13-1	Freon TF	0.34	U	1.0	0.34
98-82-8	Isopropylbenzene	0.32	U	1.0	0.32
179601-23-1	m&p-Xylene	0.28	U	1.0	0.28
79-20-9	Methyl acetate	0.58	U	5.0	0.58
108-87-2	Methylcyclohexane	0.22	U	1.0	0.22
75-09-2	Methylene Chloride	0.21	U	1.0	0.21
1634-04-4	MTBE	0.13	U	1.0	0.13
95-47-6	o-Xylene	0.32	U	1.0	0.32
100-42-5	Styrene	0.17	U	1.0	0.17
127-18-4	Tetrachloroethene	0.12	U	1.0	0.12
108-88-3	Toluene	0.25	U	1.0	0.25
156-60-5	trans-1,2-Dichloroethene	0.18	U	1.0	0.18
10061-02-6	trans-1,3-Dichloropropene	0.19	U	1.0	0.19
79-01-6	Trichloroethene	0.44	J	1.0	0.22
75-69-4	Trichlorofluoromethane	0.15	U	1.0	0.15
75-01-4	Vinyl chloride	0.060	U	1.0	0.060

CAS NO.	SURROGATE	%REC	Q	LIMITS
17060-07-0	1,2-Dichloroethane-d4 (Surr)	107		70-130
460-00-4	Bromofluorobenzene	95		70-130
1868-53-7	Dibromofluoromethane (Surr)	103		70-130
2037-26-5	Toluene-d8 (Surr)	102		70-130

FORM I
GC/MS VOA ORGANICS ANALYSIS DATA SHEET
TENTATIVELY IDENTIFIED COMPOUNDS

Lab Name: TestAmerica Edison Job No.: 460-121256-1

SDG No.:

Client Sample ID: MW-546I Lab Sample ID: 460-121256-30

Matrix: Water Lab File ID: A28212.D

Analysis Method: 8260C Date Collected: 09/29/2016 09:45

Sample wt/vol: 5(mL) Date Analyzed: 10/12/2016 05:40

Soil Aliquot Vol: Dilution Factor: 1

Soil Extract Vol.: GC Column: Rtx-624 ID: 0.25(mm)

% Moisture: Level: (low/med) Low

Analysis Batch No.: 396528 Units: ug/L

Number TICs Found: 0 TIC Result Total: 0

CAS NO.	COMPOUND NAME	RT	RESULT	Q	MATCH QUALITY
	Tentatively Identified Compound		None		

TestAmerica Edison
Target Compound Quantitation Report

Data File: \\ChromNA\Edison\ChromData\CVOAMS1\20161011-46753.b\A28212.D
Lims ID: 460-121256-A-30
Client ID: MW-546I
Sample Type: Client
Inject. Date: 12-Oct-2016 05:40:30 ALS Bottle#: 26 Worklist Smp#: 27
Purge Vol: 5.000 mL Dil. Factor: 1.0000
Sample Info: 460-121256-A-30
Misc. Info.: 460-0046753-027
Operator ID: VOA GC/MS1 Instrument ID: CVOAMS1

Method: \\ChromNA\Edison\ChromData\CVOAMS1\20161011-46753.b\8260624W_1.m
Limit Group: VOA - 8260C Water and Solid
Last Update: 12-Oct-2016 09:44:17 Calib Date: 08-Sep-2016 04:26:30
Integrator: RTE ID Type: Deconvolution ID
Quant Method: Internal Standard Quant By: Initial Calibration
Last ICal File: \\ChromNA\Edison\ChromData\CVOAMS1\20160908-45311.b\A26272.D

Column 1 : Rtx-624 (0.25 mm) Det: MS SCAN
Process Host: XAWRK018

First Level Reviewer: moroneyc Date: 12-Oct-2016 09:42:50

Compound	Sig	RT (min.)	Exp RT (min.)	Dlt RT (min.)	Q	Response	OnCol Amt ug/l	Flags
19 Acetone	43	3.102	3.102	0.000	86	15684	20.9	
* 28 TBA-d9 (IS)	65	3.468	3.468	0.000	100	250528	1000.0	
* 39 2-Butanone-d5	46	4.437	4.444	-0.007	98	289656	250.0	
49 Chloroform	83	4.700	4.700	0.000	95	1724	0.3597	
50 Cyclohexane	56	4.803	4.809	-0.006	94	7700	1.58	
$ 53 Dibromofluoromethane (Surr	113	4.828	4.828	0.000	95	125109	51.3	
$ 59 1,2-Dichloroethane-d4 (Sur	65	5.108	5.108	0.000	98	157682	53.3	
62 1,2-Dichloroethane	62	5.163	5.163	0.000	97	1354	0.3851	
* 64 Fluorobenzene	96	5.315	5.315	0.000	98	460949	50.0	
66 Trichloroethene	95	5.584	5.578	0.006	91	1092	0.4359	
* 70 1,4-Dioxane-d8	96	5.852	5.858	-0.006	96	19333	1000.0	
$ 81 Toluene-d8 (Surr)	98	6.663	6.669	-0.006	98	416219	50.9	
* 92 Chlorobenzene-d5	117	7.784	7.784	0.000	90	286635	50.0	
$ 103 4-Bromofluorobenzene	174	8.528	8.528	0.000	85	108752	47.5	
* 119 1,4-Dichlorobenzene-d4	152	9.180	9.181	0.000	98	153597	50.0	

Reagents:

8260ISNEW_00085 Amount Added: 1.00 Units: uL Run Reagent
8260SURR250_00140 Amount Added: 1.00 Units: uL Run Reagent

Report Date: 12-Oct-2016 09:45:03 Chrom Revision: 2.2 08-Sep-2016 14:45:52

TestAmerica Edison

Data File: \\ChromNA\Edison\ChromData\CVOAMS1\20161011-46753.b\A28212.D

Injection Date:	12-Oct-2016 05:40:30	Instrument ID:	CVOAMS1	Operator ID:	VOA GC/MS1
Lims ID:	460-121256-A-30	Lab Sample ID:	460-121256-30	Worklist Smp#:	27
Client ID:	MW-546I				
Purge Vol:	5.000 mL	Dil. Factor:	1.0000	ALS Bottle#:	26
Method:	8260624W_1	Limit Group:	VOA - 8260C Water and Solid		

Column: Rtx-624 (0.25 mm)

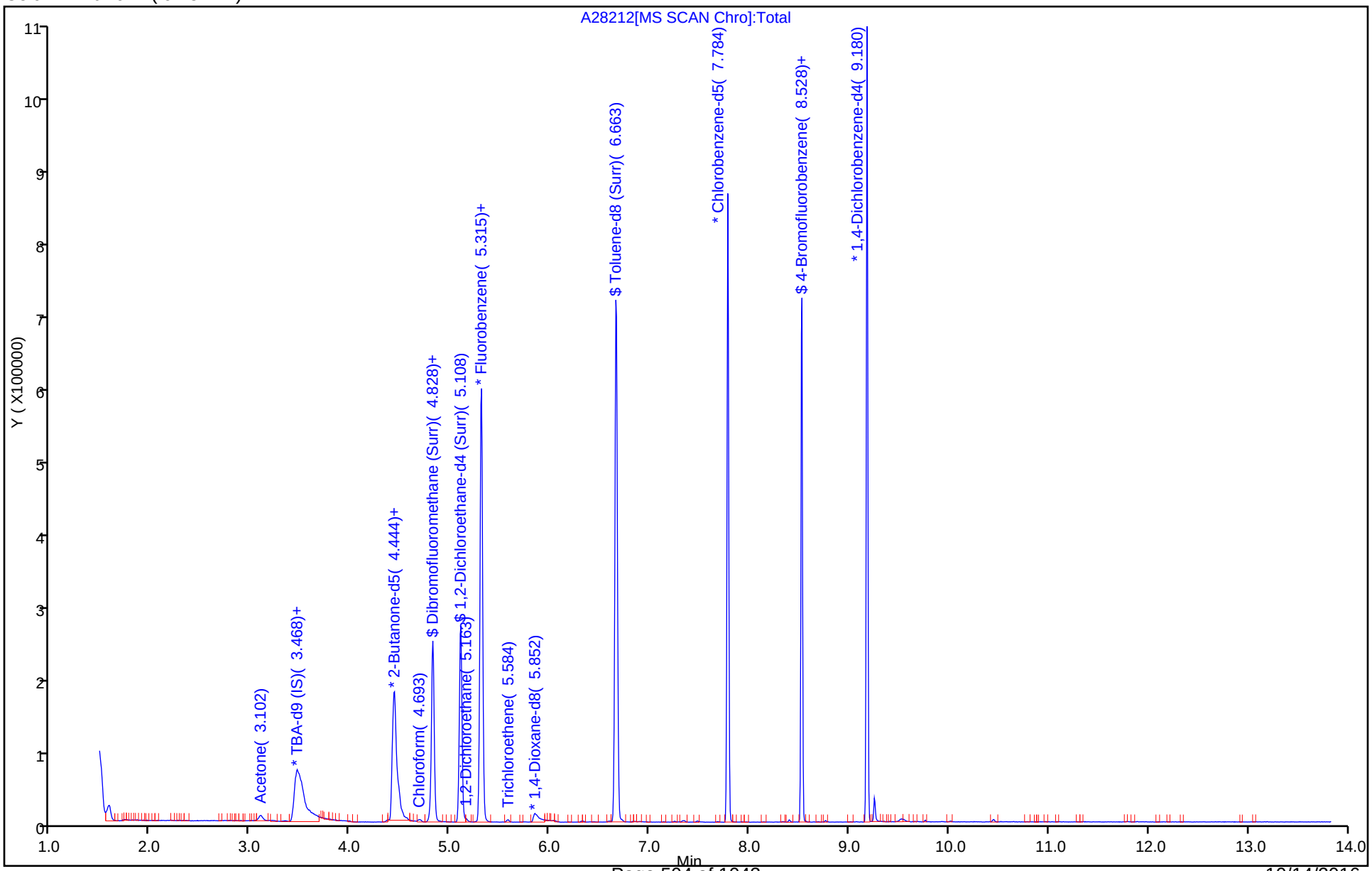

TestAmerica Edison

Data File:	\\ChromNA\Edison\ChromData\CVOAMS1\20161011-46753.b\A28212.D		
Injection Date:	12-Oct-2016 05:40:30	Instrument ID:	CVOAMS1
Lims ID:	460-121256-A-30	Lab Sample ID:	460-121256-30
Client ID:	MW-546I		
Operator ID:	VOA GC/MS1	ALS Bottle#:	26 Worklist Smp#: 27
Purge Vol:	5.000 mL	Dil. Factor:	1.0000
Method:	8260624W_1	Limit Group:	VOA - 8260C Water and Solid
Column:	Rtx-624 (0.25 mm)	Detector	MS SCAN

62 1,2-Dichloroethane, CAS: 107-06-2

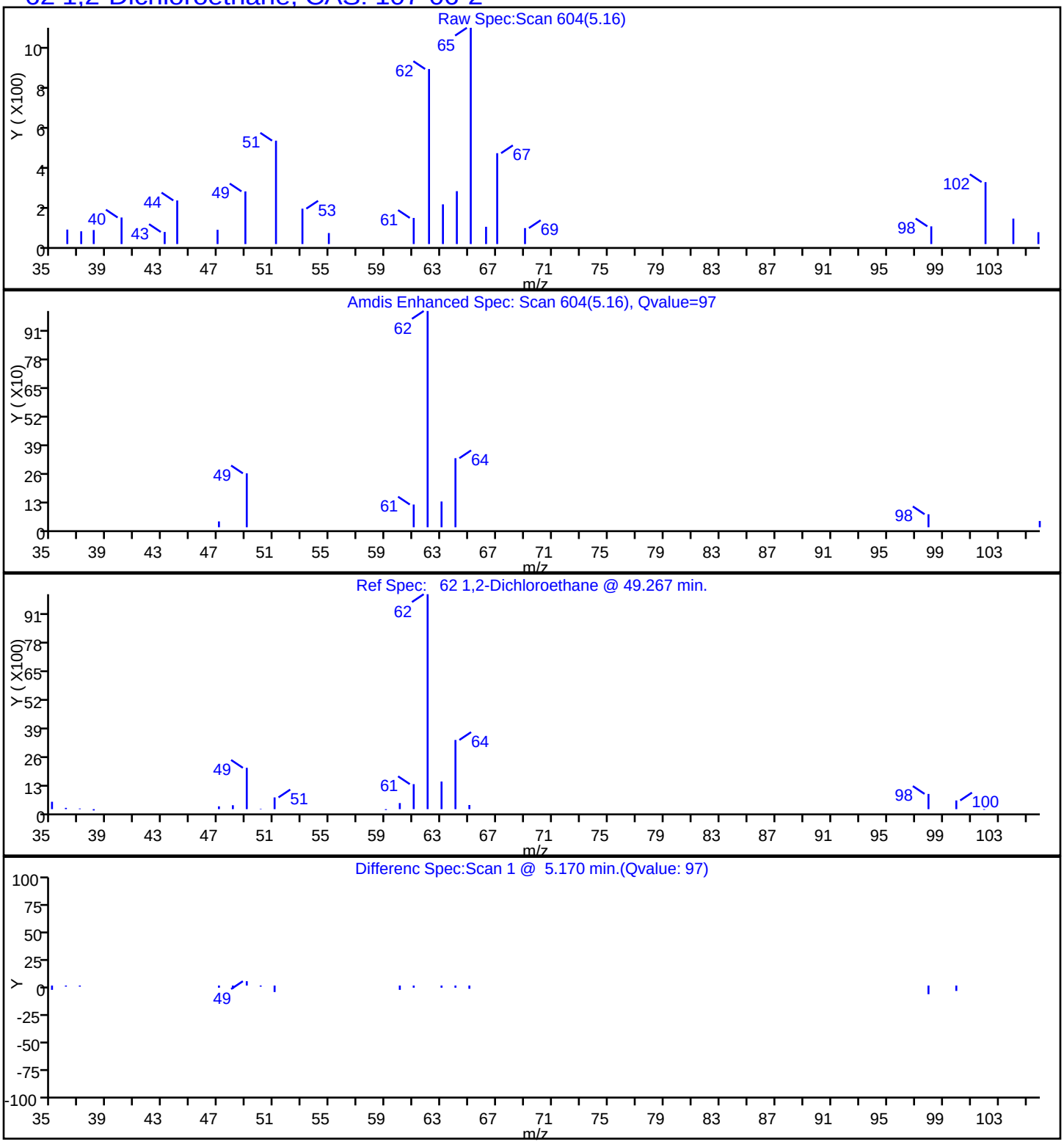

TestAmerica Edison

Data File:	\\ChromNA\Edison\ChromData\CVOAMS1\20161011-46753.b\A28212.D				
Injection Date:	12-Oct-2016 05:40:30	Instrument ID:	CVOAMS1		
Lims ID:	460-121256-A-30	Lab Sample ID:	460-121256-30		
Client ID:	MW-546I				
Operator ID:	VOA GC/MS1	ALS Bottle#:	26	Worklist Smp#:	27
Purge Vol:	5.000 mL	Dil. Factor:	1.0000		
Method:	8260624W_1	Limit Group:	VOA - 8260C Water and Solid		
Column:	Rtx-624 (0.25 mm)	Detector	MS SCAN		

19 Acetone, CAS: 67-64-1

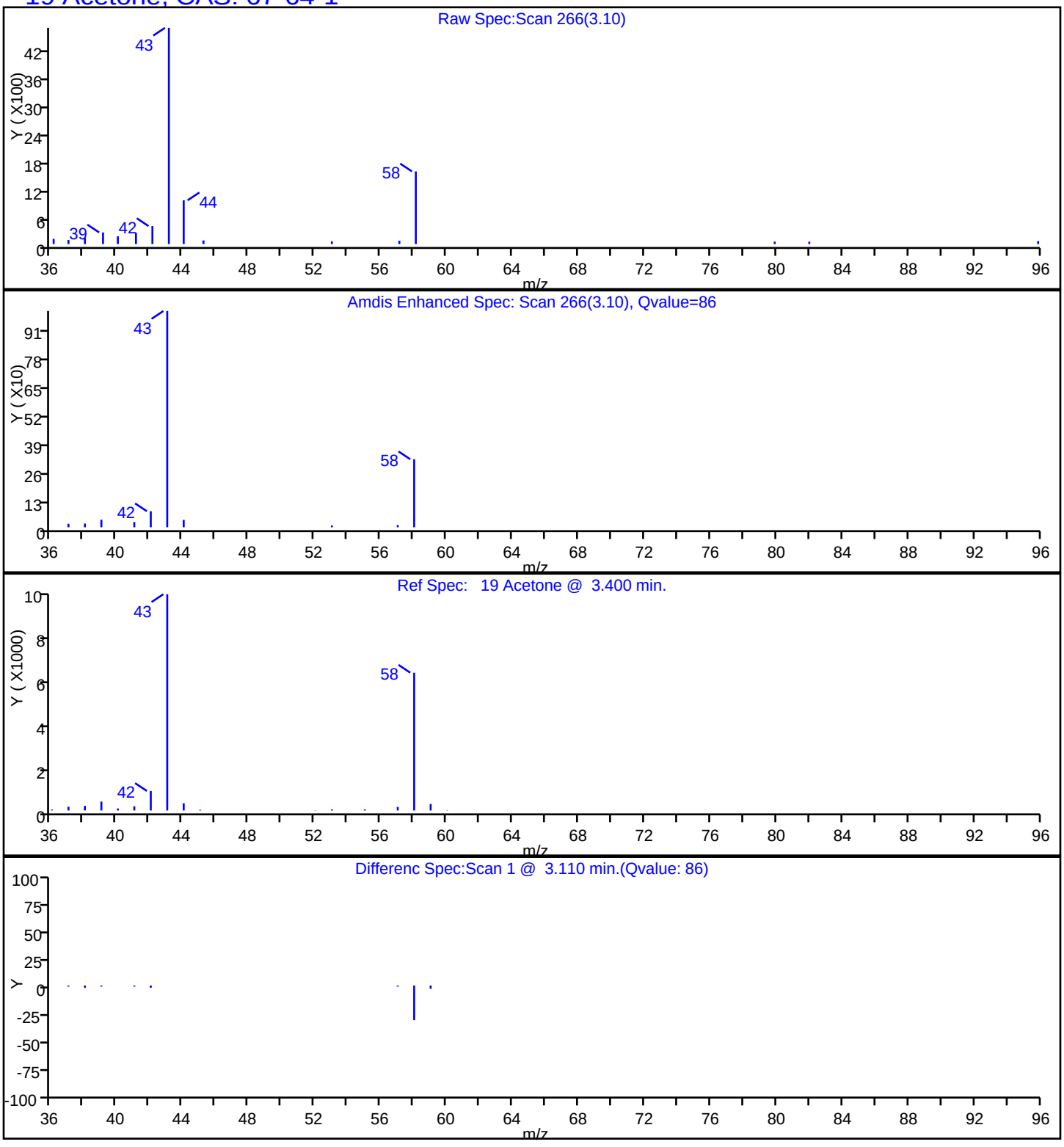

TestAmerica Edison

Data File:	\\ChromNA\Edison\ChromData\CVOAMS1\20161011-46753.b\A28212.D				
Injection Date:	12-Oct-2016 05:40:30	Instrument ID:	CVOAMS1		
Lims ID:	460-121256-A-30	Lab Sample ID:	460-121256-30		
Client ID:	MW-546I				
Operator ID:	VOA GC/MS1	ALS Bottle#:	26	Worklist Smp#:	27
Purge Vol:	5.000 mL	Dil. Factor:	1.0000		
Method:	8260624W_1	Limit Group:	VOA - 8260C Water and Solid		
Column:	Rtx-624 (0.25 mm)	Detector	MS SCAN		

49 Chloroform, CAS: 67-66-3

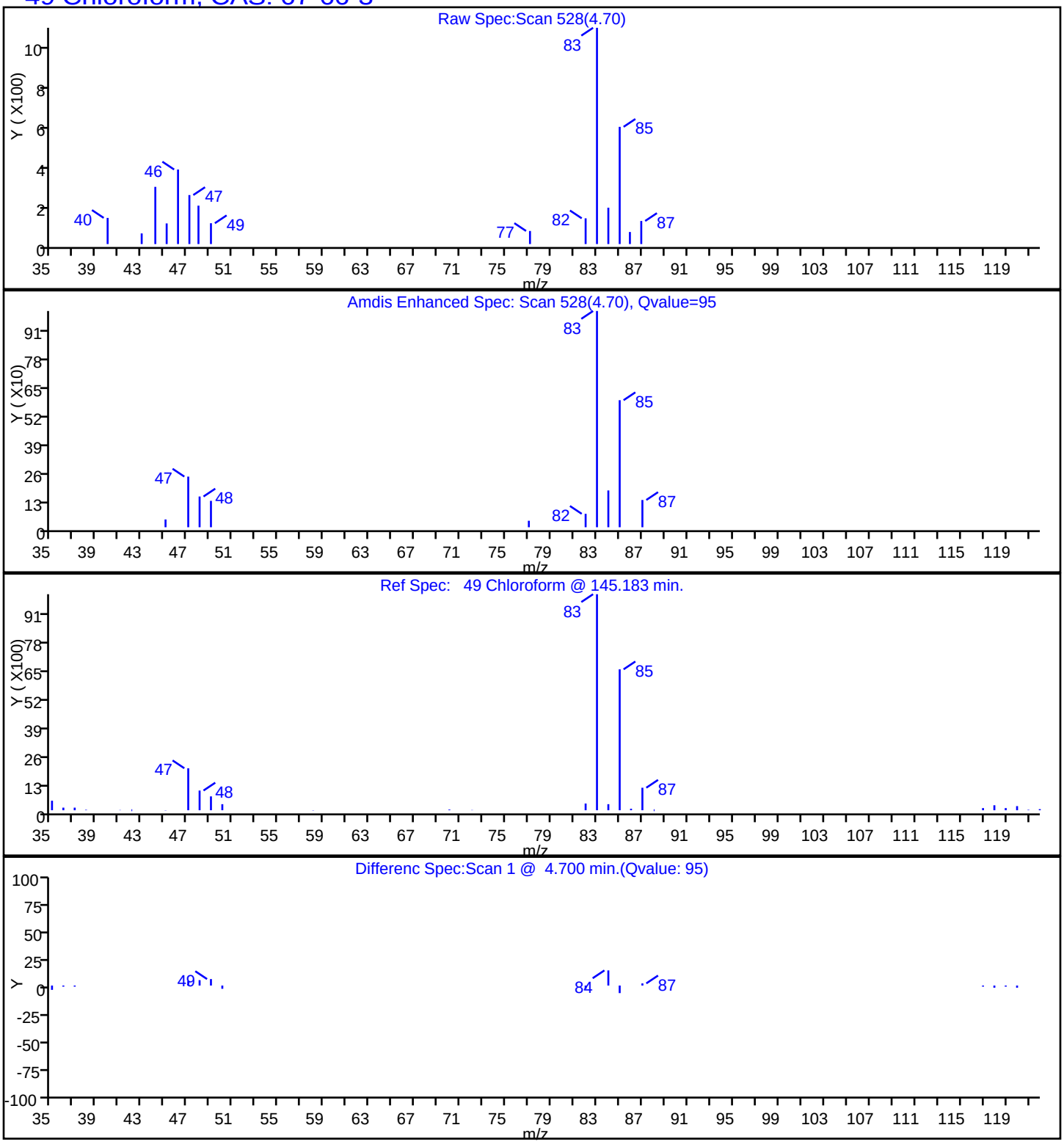

TestAmerica Edison

Data File:	\\ChromNA\Edison\ChromData\CVOAMS1\20161011-46753.b\A28212.D				
Injection Date:	12-Oct-2016 05:40:30	Instrument ID:	CVOAMS1		
Lims ID:	460-121256-A-30	Lab Sample ID:	460-121256-30		
Client ID:	MW-546I				
Operator ID:	VOA GC/MS1	ALS Bottle#:	26	Worklist Smp#:	27
Purge Vol:	5.000 mL	Dil. Factor:	1.0000		
Method:	8260624W_1	Limit Group:	VOA - 8260C Water and Solid		
Column:	Rtx-624 (0.25 mm)	Detector	MS SCAN		

50 Cyclohexane, CAS: 110-82-7

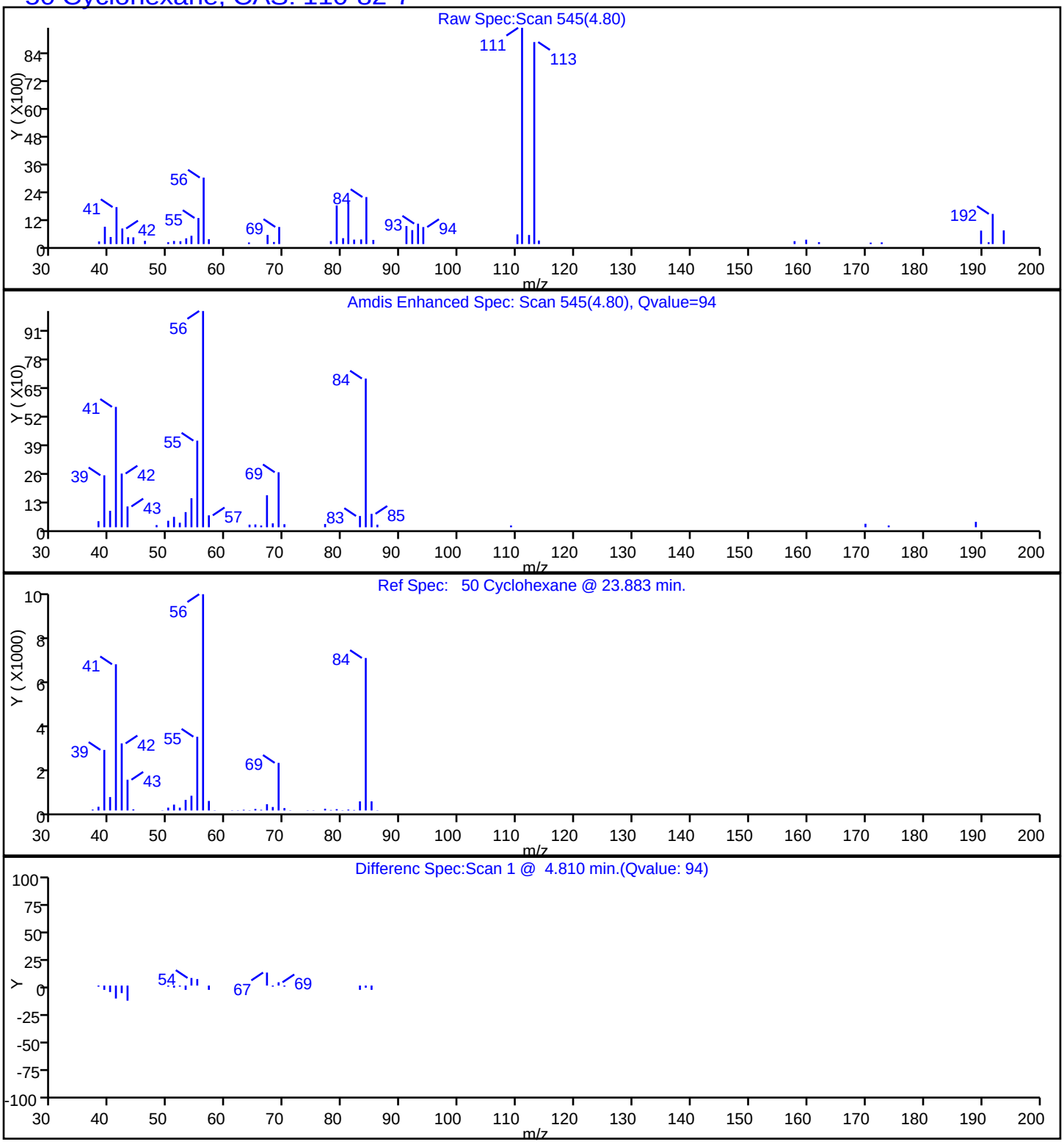

TestAmerica Edison

Data File:	\\ChromNA\Edison\ChromData\CVOAMS1\20161011-46753.b\A28212.D		
Injection Date:	12-Oct-2016 05:40:30	Instrument ID:	CVOAMS1
Lims ID:	460-121256-A-30	Lab Sample ID:	460-121256-30
Client ID:	MW-546I		
Operator ID:	VOA GC/MS1	ALS Bottle#:	26 Worklist Smp#: 27
Purge Vol:	5.000 mL	Dil. Factor:	1.0000
Method:	8260624W_1	Limit Group:	VOA - 8260C Water and Solid
Column:	Rtx-624 (0.25 mm)	Detector	MS SCAN

66 Trichloroethene, CAS: 79-01-6

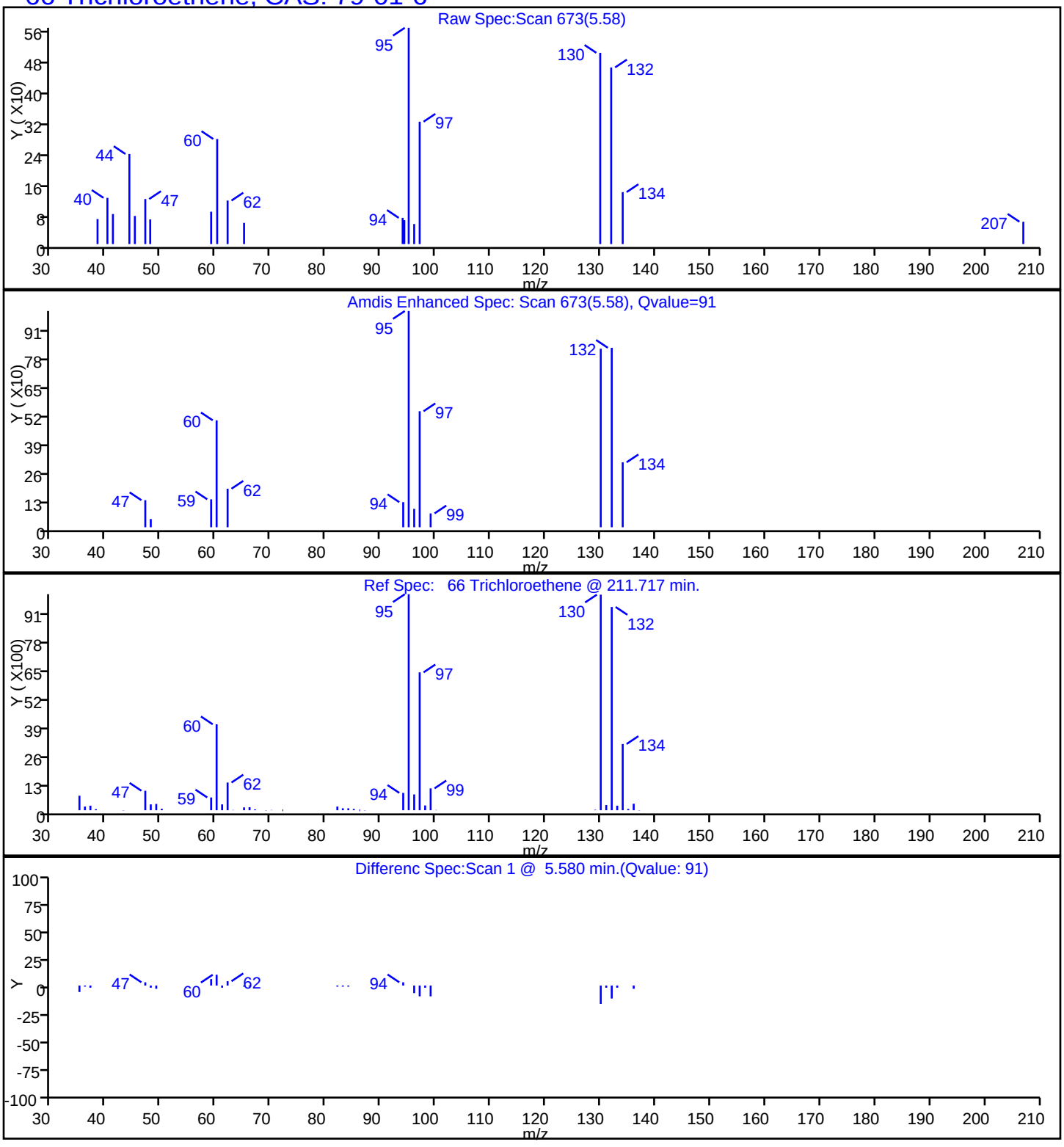

FORM I
GC/MS VOA ORGANICS ANALYSIS DATA SHEET

Lab Name: TestAmerica Edison | Job No.: 460-121256-1

SDG No.:

Client Sample ID: MW-546D | Lab Sample ID: 460-121256-31

Matrix: Water | Lab File ID: A28213.D

Analysis Method: 8260C | Date Collected: 09/29/2016 09:50

Sample wt/vol: 5(mL) | Date Analyzed: 10/12/2016 06:02

Soil Aliquot Vol: | Dilution Factor: 1

Soil Extract Vol.: | GC Column: Rtx-624 ID: 0.25(mm)

% Moisture: | Level: (low/med) Low

Analysis Batch No.: 396528 | Units: ug/L

CAS NO.	COMPOUND NAME	RESULT	Q	RL	MDL
71-55-6	1,1,1-Trichloroethane	0.28	U	1.0	0.28
79-34-5	1,1,2,2-Tetrachloroethane	0.19	U	1.0	0.19
79-00-5	1,1,2-Trichloroethane	0.080	U	1.0	0.080
75-34-3	1,1-Dichloroethane	0.24	U	1.0	0.24
75-35-4	1,1-Dichloroethene	0.34	U	1.0	0.34
87-61-6	1,2,3-Trichlorobenzene	0.35	U	1.0	0.35
120-82-1	1,2,4-Trichlorobenzene	0.27	U	1.0	0.27
96-12-8	1,2-Dibromo-3-Chloropropane	0.23	U	1.0	0.23
106-93-4	1,2-Dibromoethane	0.19	U	1.0	0.19
95-50-1	1,2-Dichlorobenzene	0.22	U	1.0	0.22
107-06-2	1,2-Dichloroethane	0.38	J	1.0	0.25
78-87-5	1,2-Dichloropropane	0.18	U	1.0	0.18
541-73-1	1,3-Dichlorobenzene	0.33	U	1.0	0.33
106-46-7	1,4-Dichlorobenzene	0.33	U	1.0	0.33
123-91-1	1,4-Dioxane	8.7	U	50	8.7
78-93-3	2-Butanone	2.2	U	5.0	2.2
591-78-6	2-Hexanone	0.72	U	5.0	0.72
108-10-1	4-Methyl-2-pentanone	0.63	U	5.0	0.63
67-64-1	Acetone	1.1	U	5.0	1.1
71-43-2	Benzene	0.090	U	1.0	0.090
74-97-5	Bromochloromethane	0.30	U	1.0	0.30
75-27-4	Bromodichloromethane	0.15	U	1.0	0.15
75-25-2	Bromoform	0.18	U *	1.0	0.18
74-83-9	Bromomethane	0.18	U	1.0	0.18
75-15-0	Carbon disulfide	0.22	U	1.0	0.22
56-23-5	Carbon tetrachloride	0.33	U	1.0	0.33
108-90-7	Chlorobenzene	0.24	U	1.0	0.24
75-00-3	Chloroethane	0.37	U	1.0	0.37
67-66-3	Chloroform	3.1		1.0	0.22
74-87-3	Chloromethane	0.22	U	1.0	0.22
156-59-2	cis-1,2-Dichloroethene	0.26	U	1.0	0.26
10061-01-5	cis-1,3-Dichloropropene	0.16	U	1.0	0.16
110-82-7	Cyclohexane	0.93	J	1.0	0.26
124-48-1	Dibromochloromethane	0.22	U	1.0	0.22
75-71-8	Dichlorodifluoromethane	0.14	U	1.0	0.14
100-41-4	Ethylbenzene	0.30	U	1.0	0.30

FORM I
GC/MS VOA ORGANICS ANALYSIS DATA SHEET

Lab Name: TestAmerica Edison | Job No.: 460-121256-1

SDG No.:

Client Sample ID: MW-546D | Lab Sample ID: 460-121256-31

Matrix: Water | Lab File ID: A28213.D

Analysis Method: 8260C | Date Collected: 09/29/2016 09:50

Sample wt/vol: 5(mL) | Date Analyzed: 10/12/2016 06:02

Soil Aliquot Vol: | Dilution Factor: 1

Soil Extract Vol.: | GC Column: Rtx-624 ID: 0.25(mm)

% Moisture: | Level: (low/med) Low

Analysis Batch No.: 396528 | Units: ug/L

CAS NO.	COMPOUND NAME	RESULT	Q	RL	MDL
76-13-1	Freon TF	0.34	U	1.0	0.34
98-82-8	Isopropylbenzene	0.32	U	1.0	0.32
179601-23-1	m&p-Xylene	0.28	U	1.0	0.28
79-20-9	Methyl acetate	0.79	J	5.0	0.58
108-87-2	Methylcyclohexane	0.22	U	1.0	0.22
75-09-2	Methylene Chloride	0.21	U	1.0	0.21
1634-04-4	MTBE	0.13	U	1.0	0.13
95-47-6	o-Xylene	0.32	U	1.0	0.32
100-42-5	Styrene	0.17	U	1.0	0.17
127-18-4	Tetrachloroethene	0.12	U	1.0	0.12
108-88-3	Toluene	0.25	U	1.0	0.25
156-60-5	trans-1,2-Dichloroethene	0.18	U	1.0	0.18
10061-02-6	trans-1,3-Dichloropropene	0.19	U	1.0	0.19
79-01-6	Trichloroethene	2.6		1.0	0.22
75-69-4	Trichlorofluoromethane	0.15	U	1.0	0.15
75-01-4	Vinyl chloride	0.060	U	1.0	0.060

CAS NO.	SURROGATE	%REC	Q	LIMITS
17060-07-0	1,2-Dichloroethane-d4 (Surr)	107		70-130
460-00-4	Bromofluorobenzene	95		70-130
1868-53-7	Dibromofluoromethane (Surr)	104		70-130
2037-26-5	Toluene-d8 (Surr)	102		70-130

FORM I
GC/MS VOA ORGANICS ANALYSIS DATA SHEET
TENTATIVELY IDENTIFIED COMPOUNDS

Lab Name: TestAmerica Edison Job No.: 460-121256-1

SDG No.:

Client Sample ID: MW-546D Lab Sample ID: 460-121256-31

Matrix: Water Lab File ID: A28213.D

Analysis Method: 8260C Date Collected: 09/29/2016 09:50

Sample wt/vol: 5(mL) Date Analyzed: 10/12/2016 06:02

Soil Aliquot Vol: Dilution Factor: 1

Soil Extract Vol.: GC Column: Rtx-624 ID: 0.25(mm)

% Moisture: Level: (low/med) Low

Analysis Batch No.: 396528 Units: ug/L

Number TICs Found: 0 TIC Result Total: 0

CAS NO.	COMPOUND NAME	RT	RESULT	Q	MATCH QUALITY
	Tentatively Identified Compound		None		

TestAmerica Edison
Target Compound Quantitation Report

Data File: \\ChromNA\Edison\ChromData\CVOAMS1\20161011-46753.b\A28213.D
Lims ID: 460-121256-A-31
Client ID: MW-546D
Sample Type: Client
Inject. Date: 12-Oct-2016 06:02:30 ALS Bottle#: 27 Worklist Smp#: 28
Purge Vol: 5.000 mL Dil. Factor: 1.0000
Sample Info: 460-121256-A-31
Misc. Info.: 460-0046753-028
Operator ID: VOA GC/MS1 Instrument ID: CVOAMS1

Method: \\ChromNA\Edison\ChromData\CVOAMS1\20161011-46753.b\8260624W_1.m
Limit Group: VOA - 8260C Water and Solid
Last Update: 12-Oct-2016 09:44:17 Calib Date: 08-Sep-2016 04:26:30
Integrator: RTE ID Type: Deconvolution ID
Quant Method: Internal Standard Quant By: Initial Calibration
Last ICal File: \\ChromNA\Edison\ChromData\CVOAMS1\20160908-45311.b\A26272.D

Column 1 : Rtx-624 (0.25 mm) Det: MS SCAN
Process Host: XAWRK018

First Level Reviewer: moroneyc Date: 12-Oct-2016 09:43:09

Compound	Sig	RT (min.)	Exp RT (min.)	Dlt RT (min.)	Q	Response	OnCol Amt ug/l	Flags
24 Methyl acetate	43	3.346	3.352	-0.006	81	1915	0.7883	
* 28 TBA-d9 (IS)	65	3.462	3.468	-0.006	100	233021	1000.0	
* 39 2-Butanone-d5	46	4.437	4.444	-0.007	99	296833	250.0	
49 Chloroform	83	4.700	4.700	0.000	98	14994	3.15	
50 Cyclohexane	56	4.803	4.809	-0.006	40	4535	0.9344	
$ 53 Dibromofluoromethane (Surr	113	4.828	4.828	0.000	96	125761	51.9	
$ 59 1,2-Dichloroethane-d4 (Sur	65	5.108	5.108	0.000	98	156655	53.4	
62 1,2-Dichloroethane	62	5.163	5.163	0.000	92	1341	0.3840	
* 64 Fluorobenzene	96	5.315	5.315	0.000	98	457846	50.0	
66 Trichloroethene	95	5.577	5.578	-0.001	94	6396	2.57	
* 70 1,4-Dioxane-d8	96	5.846	5.858	-0.012	93	19658	1000.0	
$ 81 Toluene-d8 (Surr)	98	6.663	6.669	-0.006	99	408017	50.9	
* 92 Chlorobenzene-d5	117	7.784	7.784	0.000	89	281028	50.0	
$ 103 4-Bromofluorobenzene	174	8.528	8.528	0.000	87	107092	47.7	
* 119 1,4-Dichlorobenzene-d4	152	9.180	9.181	0.000	98	150911	50.0	

Reagents:

8260ISNEW_00085	Amount Added:	1.00	Units: uL	Run Reagent
8260SURR250_00140	Amount Added:	1.00	Units: uL	Run Reagent

Report Date: 12-Oct-2016 09:45:06 Chrom Revision: 2.2 08-Sep-2016 14:45:52

TestAmerica Edison

Data File: \\ChromNA\Edison\ChromData\CVOAMS1\20161011-46753.b\A28213.D

Injection Date:	12-Oct-2016 06:02:30	Instrument ID:	CVOAMS1	Operator ID:	VOA GC/MS1
Lims ID:	460-121256-A-31	Lab Sample ID:	460-121256-31	Worklist Smp#:	28
Client ID:	MW-546D				
Purge Vol:	5.000 mL	Dil. Factor:	1.0000	ALS Bottle#:	27
Method:	8260624W_1	Limit Group:	VOA - 8260C Water and Solid		

Column: Rtx-624 (0.25 mm)

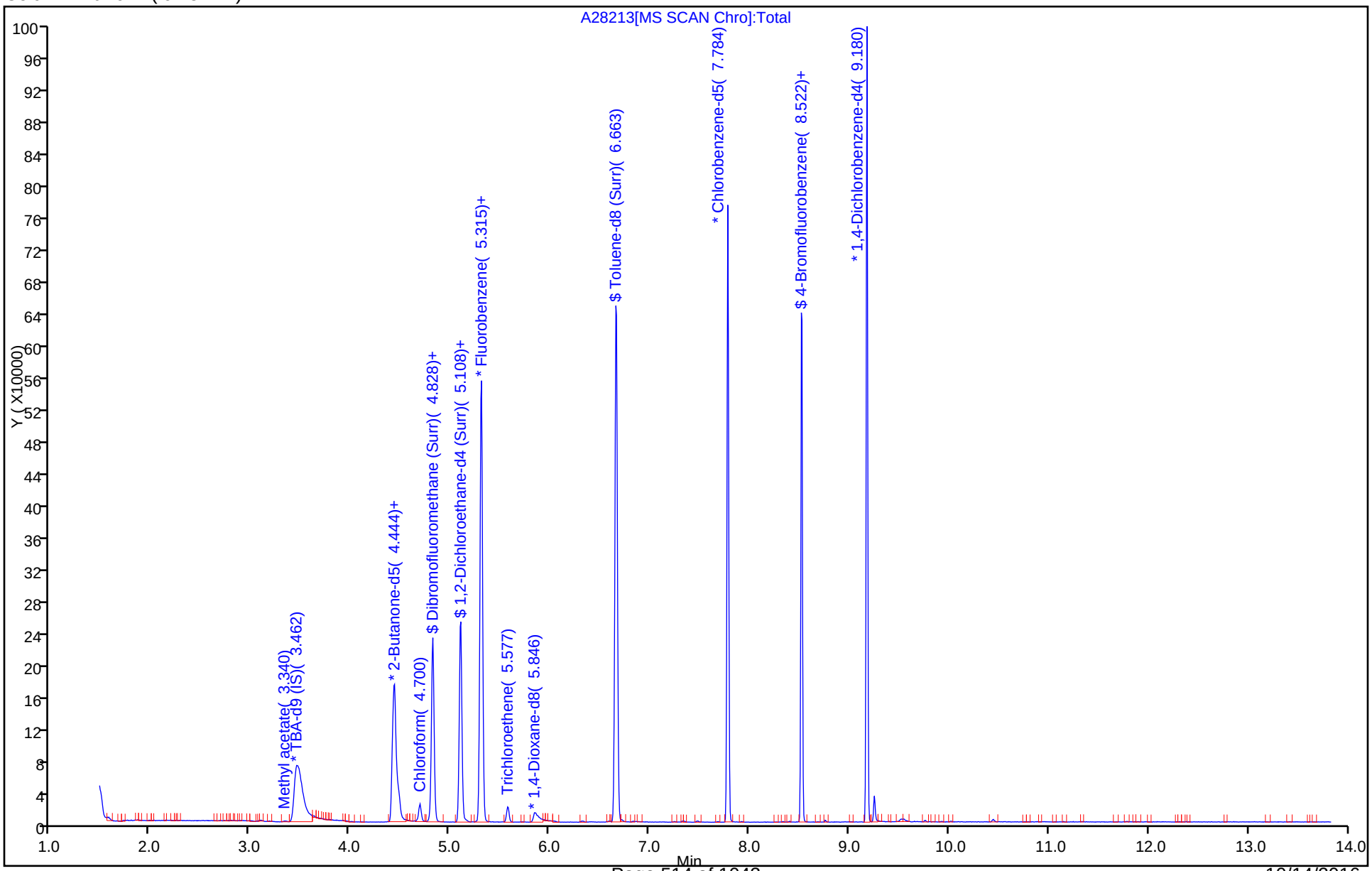

TestAmerica Edison

Data File:	\\ChromNA\Edison\ChromData\CVOAMS1\20161011-46753.b\A28213.D				
Injection Date:	12-Oct-2016 06:02:30	Instrument ID:	CVOAMS1		
Lims ID:	460-121256-A-31	Lab Sample ID:	460-121256-31		
Client ID:	MW-546D				
Operator ID:	VOA GC/MS1	ALS Bottle#:	27	Worklist Smp#:	28
Purge Vol:	5.000 mL	Dil. Factor:	1.0000		
Method:	8260624W_1	Limit Group:	VOA - 8260C Water and Solid		
Column:	Rtx-624 (0.25 mm)	Detector	MS SCAN		

62 1,2-Dichloroethane, CAS: 107-06-2

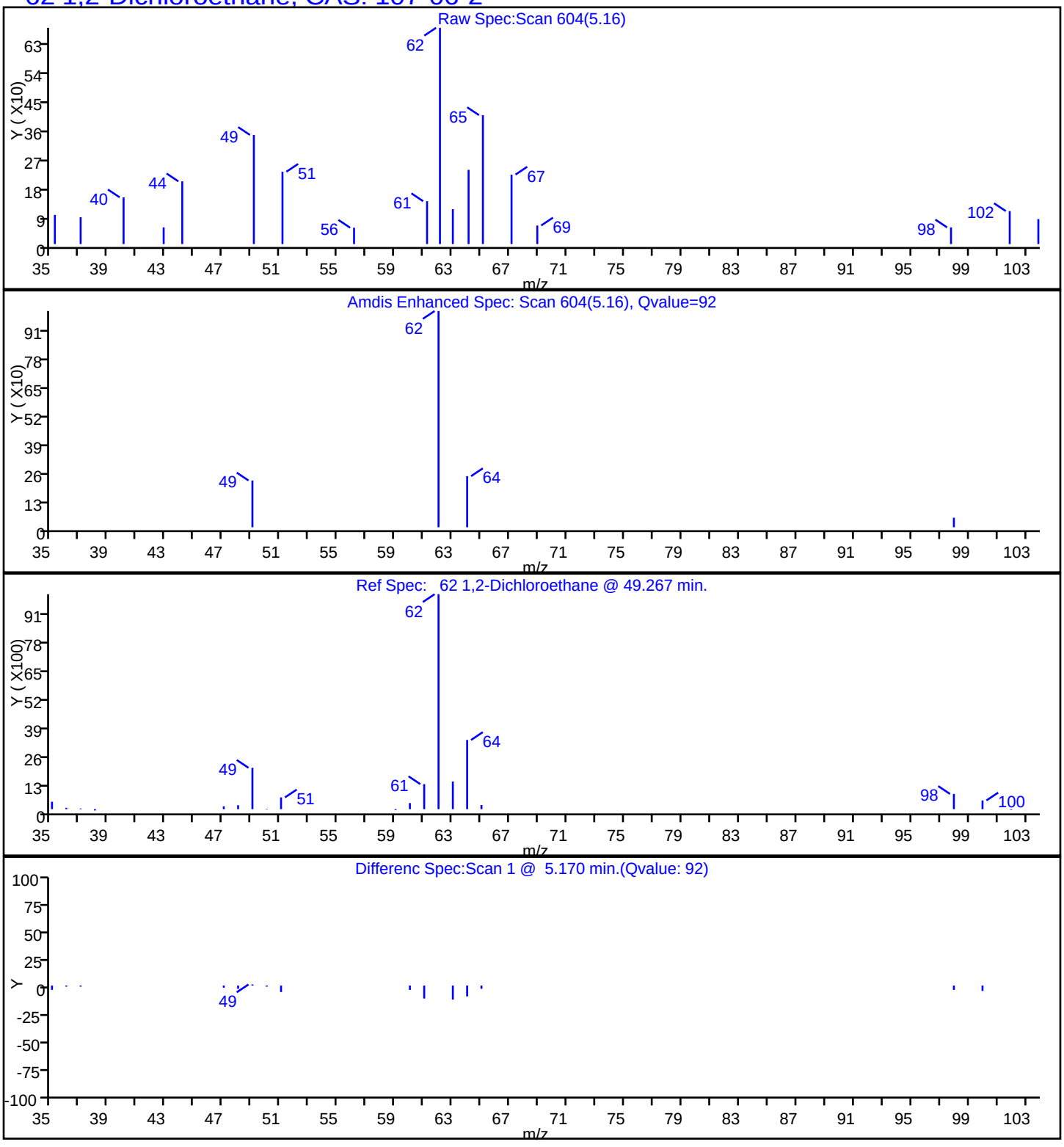

Report Date: 12-Oct-2016 09:45:06 Chrom Revision: 2.2 08-Sep-2016 14:45:52

TestAmerica Edison

Data File: \\ChromNA\Edison\ChromData\CVOAMS1\20161011-46753.b\A28213.D

Injection Date:	12-Oct-2016 06:02:30	Instrument ID:	CVOAMS1		
Lims ID:	460-121256-A-31	Lab Sample ID:	460-121256-31		
Client ID:	MW-546D				
Operator ID:	VOA GC/MS1	ALS Bottle#:	27	Worklist Smp#:	28
Purge Vol:	5.000 mL	Dil. Factor:	1.0000		
Method:	8260624W_1	Limit Group:	VOA - 8260C Water and Solid		
Column:	Rtx-624 (0.25 mm)	Detector	MS SCAN		

49 Chloroform, CAS: 67-66-3

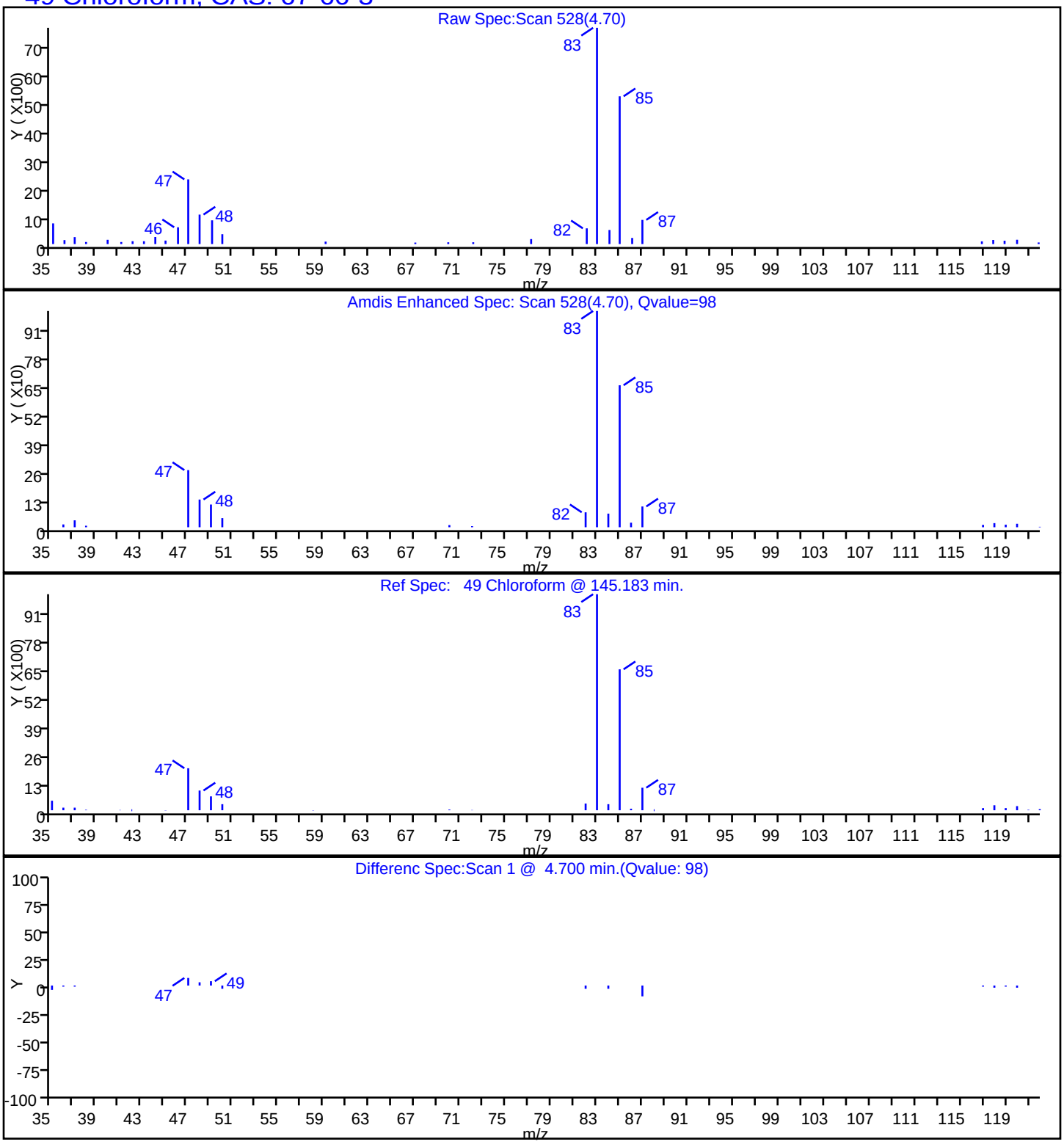

TestAmerica Edison

Data File:	\\ChromNA\Edison\ChromData\CVOAMS1\20161011-46753.b\A28213.D				
Injection Date:	12-Oct-2016 06:02:30	Instrument ID:	CVOAMS1		
Lims ID:	460-121256-A-31	Lab Sample ID:	460-121256-31		
Client ID:	MW-546D				
Operator ID:	VOA GC/MS1	ALS Bottle#:	27	Worklist Smp#:	28
Purge Vol:	5.000 mL	Dil. Factor:	1.0000		
Method:	8260624W_1	Limit Group:	VOA - 8260C Water and Solid		
Column:	Rtx-624 (0.25 mm)	Detector	MS SCAN		

50 Cyclohexane, CAS: 110-82-7

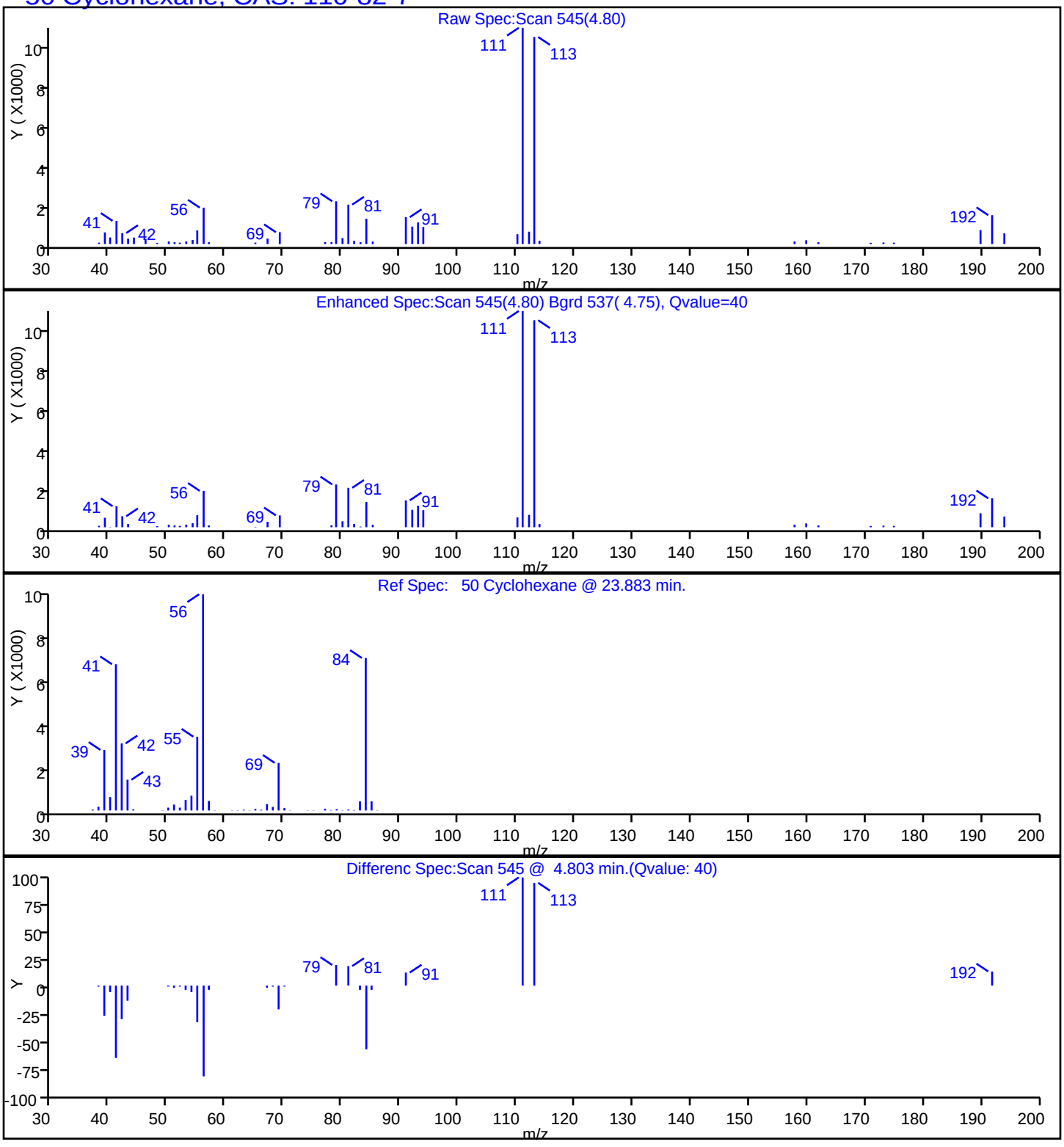

TestAmerica Edison

Data File:	\\ChromNA\Edison\ChromData\CVOAMS1\20161011-46753.b\A28213.D				
Injection Date:	12-Oct-2016 06:02:30	Instrument ID:	CVOAMS1		
Lims ID:	460-121256-A-31	Lab Sample ID:	460-121256-31		
Client ID:	MW-546D				
Operator ID:	VOA GC/MS1	ALS Bottle#:	27	Worklist Smp#:	28
Purge Vol:	5.000 mL	Dil. Factor:	1.0000		
Method:	8260624W_1	Limit Group:	VOA - 8260C Water and Solid		
Column:	Rtx-624 (0.25 mm)	Detector	MS SCAN		

24 Methyl acetate, CAS: 79-20-9

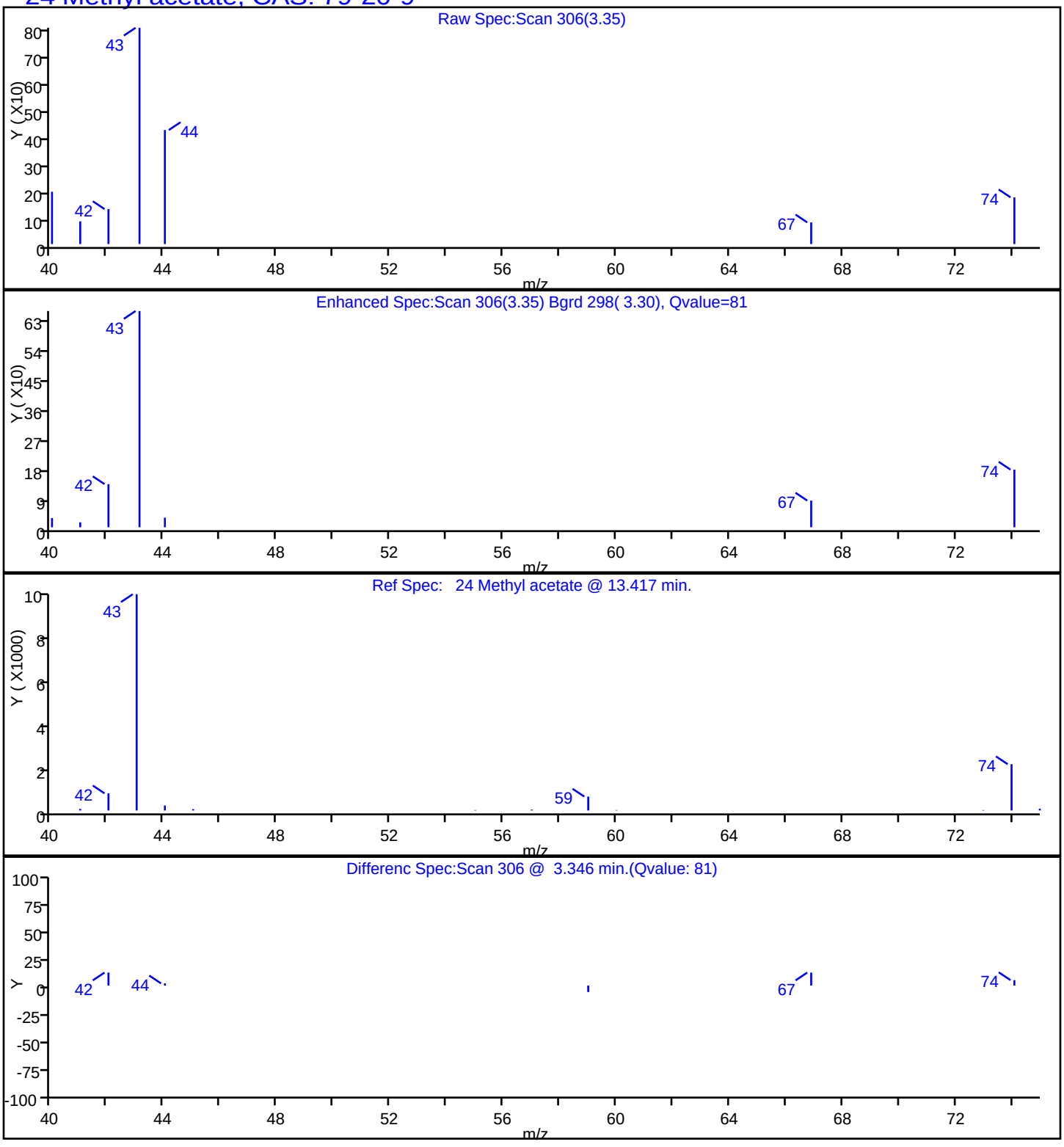

TestAmerica Edison

Data File:	\\ChromNA\Edison\ChromData\CVOAMS1\20161011-46753.b\A28213.D				
Injection Date:	12-Oct-2016 06:02:30	Instrument ID:	CVOAMS1		
Lims ID:	460-121256-A-31	Lab Sample ID:	460-121256-31		
Client ID:	MW-546D				
Operator ID:	VOA GC/MS1	ALS Bottle#:	27	Worklist Smp#:	28
Purge Vol:	5.000 mL	Dil. Factor:	1.0000		
Method:	8260624W_1	Limit Group:	VOA - 8260C Water and Solid		
Column:	Rtx-624 (0.25 mm)	Detector	MS SCAN		

66 Trichloroethene, CAS: 79-01-6

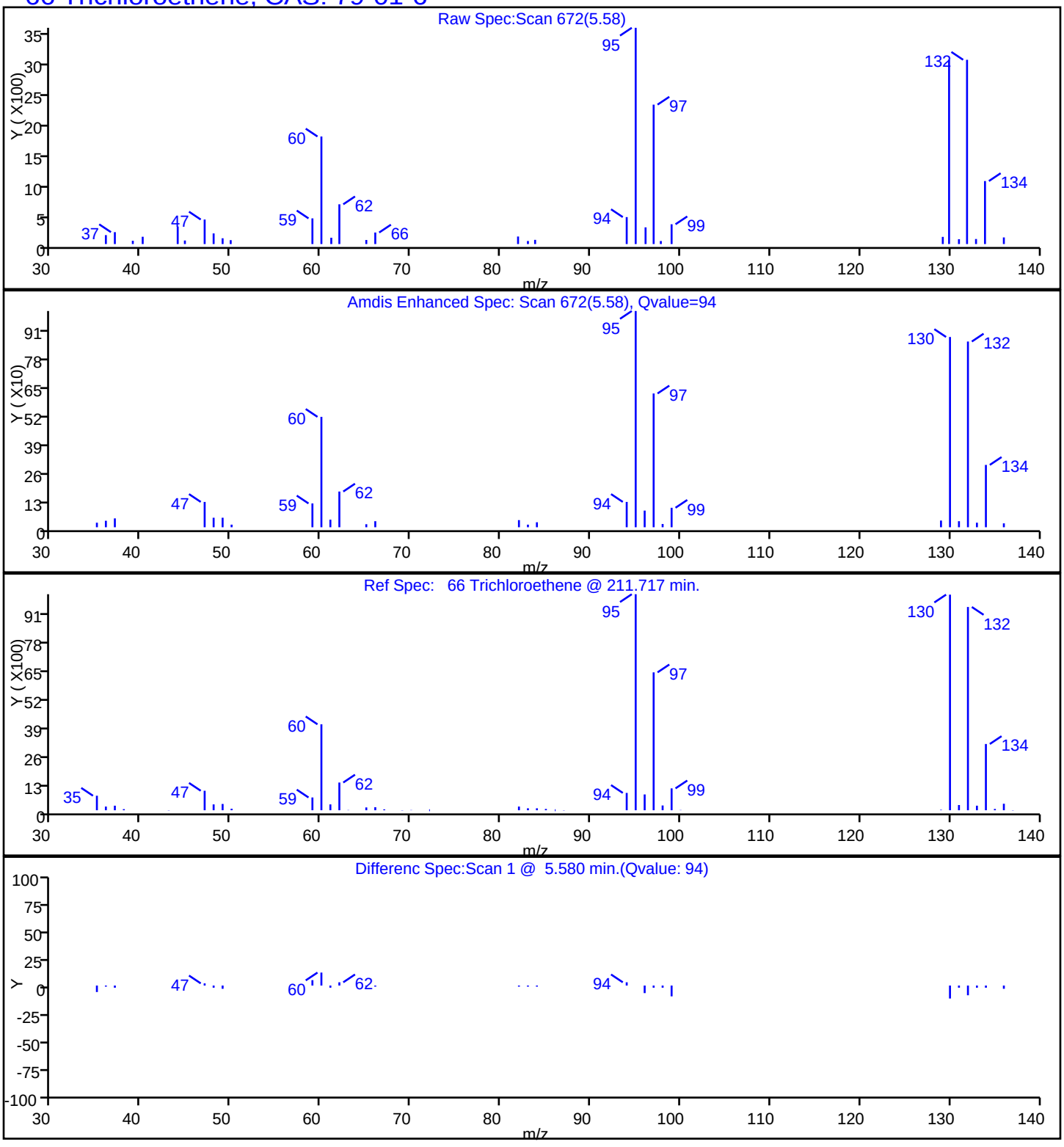

FORM I
GC/MS VOA ORGANICS ANALYSIS DATA SHEET

Lab Name: TestAmerica Edison | Job No.: 460-121256-1

SDG No.:

Client Sample ID: MW-547S | Lab Sample ID: 460-121256-32

Matrix: Water | Lab File ID: A28214.D

Analysis Method: 8260C | Date Collected: 09/29/2016 13:30

Sample wt/vol: 5(mL) | Date Analyzed: 10/12/2016 06:24

Soil Aliquot Vol: | Dilution Factor: 1

Soil Extract Vol.: | GC Column: Rtx-624 ID: 0.25(mm)

% Moisture: | Level: (low/med) Low

Analysis Batch No.: 396528 | Units: ug/L

CAS NO.	COMPOUND NAME	RESULT	Q	RL	MDL
71-55-6	1,1,1-Trichloroethane	0.28	U	1.0	0.28
79-34-5	1,1,2,2-Tetrachloroethane	0.19	U	1.0	0.19
79-00-5	1,1,2-Trichloroethane	0.080	U	1.0	0.080
75-34-3	1,1-Dichloroethane	0.24	U	1.0	0.24
75-35-4	1,1-Dichloroethene	0.34	U	1.0	0.34
87-61-6	1,2,3-Trichlorobenzene	0.35	U	1.0	0.35
120-82-1	1,2,4-Trichlorobenzene	0.27	U	1.0	0.27
96-12-8	1,2-Dibromo-3-Chloropropane	0.23	U	1.0	0.23
106-93-4	1,2-Dibromoethane	0.19	U	1.0	0.19
95-50-1	1,2-Dichlorobenzene	0.22	U	1.0	0.22
107-06-2	1,2-Dichloroethane	0.25	J	1.0	0.25
78-87-5	1,2-Dichloropropane	0.18	U	1.0	0.18
541-73-1	1,3-Dichlorobenzene	0.33	U	1.0	0.33
106-46-7	1,4-Dichlorobenzene	0.40	J	1.0	0.33
123-91-1	1,4-Dioxane	8.7	U	50	8.7
78-93-3	2-Butanone	2.2	U	5.0	2.2
591-78-6	2-Hexanone	0.72	U	5.0	0.72
108-10-1	4-Methyl-2-pentanone	0.63	U	5.0	0.63
67-64-1	Acetone	24		5.0	1.1
71-43-2	Benzene	0.090	U	1.0	0.090
74-97-5	Bromochloromethane	0.30	U	1.0	0.30
75-27-4	Bromodichloromethane	0.15	U	1.0	0.15
75-25-2	Bromoform	0.18	U *	1.0	0.18
74-83-9	Bromomethane	0.18	U	1.0	0.18
75-15-0	Carbon disulfide	0.22	U	1.0	0.22
56-23-5	Carbon tetrachloride	0.33	U	1.0	0.33
108-90-7	Chlorobenzene	0.24	U	1.0	0.24
75-00-3	Chloroethane	0.37	U	1.0	0.37
67-66-3	Chloroform	0.22	U	1.0	0.22
74-87-3	Chloromethane	0.22	U	1.0	0.22
156-59-2	cis-1,2-Dichloroethene	1.5		1.0	0.26
10061-01-5	cis-1,3-Dichloropropene	0.16	U	1.0	0.16
110-82-7	Cyclohexane	0.68	J	1.0	0.26
124-48-1	Dibromochloromethane	0.22	U	1.0	0.22
75-71-8	Dichlorodifluoromethane	0.14	U	1.0	0.14
100-41-4	Ethylbenzene	0.30	U	1.0	0.30

FORM I
GC/MS VOA ORGANICS ANALYSIS DATA SHEET

Lab Name: TestAmerica Edison | Job No.: 460-121256-1

SDG No.:

Client Sample ID: MW-547S | Lab Sample ID: 460-121256-32

Matrix: Water | Lab File ID: A28214.D

Analysis Method: 8260C | Date Collected: 09/29/2016 13:30

Sample wt/vol: 5(mL) | Date Analyzed: 10/12/2016 06:24

Soil Aliquot Vol: | Dilution Factor: 1

Soil Extract Vol.: | GC Column: Rtx-624 ID: 0.25(mm)

% Moisture: | Level: (low/med) Low

Analysis Batch No.: 396528 | Units: ug/L

CAS NO.	COMPOUND NAME	RESULT	Q	RL	MDL
76-13-1	Freon TF	0.34	U	1.0	0.34
98-82-8	Isopropylbenzene	0.32	U	1.0	0.32
179601-23-1	m&p-Xylene	0.28	U	1.0	0.28
79-20-9	Methyl acetate	0.58	U	5.0	0.58
108-87-2	Methylcyclohexane	0.22	U	1.0	0.22
75-09-2	Methylene Chloride	0.21	U	1.0	0.21
1634-04-4	MTBE	0.13	U	1.0	0.13
95-47-6	o-Xylene	0.32	U	1.0	0.32
100-42-5	Styrene	0.17	U	1.0	0.17
127-18-4	Tetrachloroethene	0.12	U	1.0	0.12
108-88-3	Toluene	0.25	U	1.0	0.25
156-60-5	trans-1,2-Dichloroethene	0.18	U	1.0	0.18
10061-02-6	trans-1,3-Dichloropropene	0.19	U	1.0	0.19
79-01-6	Trichloroethene	3.5		1.0	0.22
75-69-4	Trichlorofluoromethane	0.15	U	1.0	0.15
75-01-4	Vinyl chloride	0.060	U	1.0	0.060

CAS NO.	SURROGATE	%REC	Q	LIMITS
17060-07-0	1,2-Dichloroethane-d4 (Surr)	105		70-130
460-00-4	Bromofluorobenzene	94		70-130
1868-53-7	Dibromofluoromethane (Surr)	105		70-130
2037-26-5	Toluene-d8 (Surr)	101		70-130

FORM I
GC/MS VOA ORGANICS ANALYSIS DATA SHEET
TENTATIVELY IDENTIFIED COMPOUNDS

Lab Name: TestAmerica Edison Job No.: 460-121256-1

SDG No.:

Client Sample ID: MW-547S Lab Sample ID: 460-121256-32

Matrix: Water Lab File ID: A28214.D

Analysis Method: 8260C Date Collected: 09/29/2016 13:30

Sample wt/vol: 5(mL) Date Analyzed: 10/12/2016 06:24

Soil Aliquot Vol: Dilution Factor: 1

Soil Extract Vol.: GC Column: Rtx-624 ID: 0.25(mm)

% Moisture: Level: (low/med) Low

Analysis Batch No.: 396528 Units: ug/L

Number TICs Found: 0 TIC Result Total: 0

CAS NO.	COMPOUND NAME	RT	RESULT	Q	MATCH QUALITY
	Tentatively Identified Compound		None		

TestAmerica Edison
Target Compound Quantitation Report

Data File: \\ChromNA\Edison\ChromData\CVOAMS1\20161011-46753.b\A28214.D
Lims ID: 460-121256-A-32
Client ID: MW-547S
Sample Type: Client
Inject. Date: 12-Oct-2016 06:24:30 ALS Bottle#: 28 Worklist Smp#: 29
Purge Vol: 5.000 mL Dil. Factor: 1.0000
Sample Info: 460-121256-A-32
Misc. Info.: 460-0046753-029
Operator ID: VOA GC/MS1 Instrument ID: CVOAMS1

Method: \\ChromNA\Edison\ChromData\CVOAMS1\20161011-46753.b\8260624W_1.m
Limit Group: VOA - 8260C Water and Solid
Last Update: 12-Oct-2016 09:44:17 Calib Date: 08-Sep-2016 04:26:30
Integrator: RTE ID Type: Deconvolution ID
Quant Method: Internal Standard Quant By: Initial Calibration
Last ICal File: \\ChromNA\Edison\ChromData\CVOAMS1\20160908-45311.b\A26272.D

Column 1 : Rtx-624 (0.25 mm) Det: MS SCAN
Process Host: XAWRK018

First Level Reviewer: moroneyc Date: 12-Oct-2016 09:43:31

Compound	Sig	RT (min.)	Exp RT (min.)	Dlt RT (min.)	Q	Response	OnCol Amt ug/l	Flags
19 Acetone	43	3.102	3.102	0.000	87	17282	23.6	
* 28 TBA-d9 (IS)	65	3.474	3.468	0.006	100	246760	1000.0	
* 39 2-Butanone-d5	46	4.444	4.444	0.000	98	282199	250.0	
41 cis-1,2-Dichloroethene	96	4.468	4.468	0.000	96	4394	1.48	
50 Cyclohexane	56	4.815	4.809	0.006	31	3215	0.6759	
$ 53 Dibromofluoromethane (Surr	113	4.828	4.828	0.000	96	124133	52.3	
$ 59 1,2-Dichloroethane-d4 (Sur	65	5.102	5.108	-0.006	98	150798	52.4	
62 1,2-Dichloroethane	62	5.163	5.163	0.000	81	866	0.2530	
* 64 Fluorobenzene	96	5.315	5.315	0.000	98	448734	50.0	
66 Trichloroethene	95	5.578	5.578	0.000	92	8656	3.55	
* 70 1,4-Dioxane-d8	96	5.852	5.858	-0.006	93	19765	1000.0	
$ 81 Toluene-d8 (Surr)	98	6.663	6.669	-0.006	98	405773	50.5	
* 92 Chlorobenzene-d5	117	7.784	7.784	0.000	89	281235	50.0	
$ 103 4-Bromofluorobenzene	174	8.528	8.528	0.000	84	105944	47.1	
* 119 1,4-Dichlorobenzene-d4	152	9.187	9.181	0.007	98	154761	50.0	
120 1,4-Dichlorobenzene	146	9.199	9.193	0.006	83	1870	0.3957	

Reagents:

8260ISNEW_00085	Amount Added:	1.00	Units: uL	Run Reagent
8260SURR250_00140	Amount Added:	1.00	Units: uL	Run Reagent

Report Date: 12-Oct-2016 09:45:08 Chrom Revision: 2.2 08-Sep-2016 14:45:52

TestAmerica Edison

Data File: \\ChromNA\Edison\ChromData\CVOAMS1\20161011-46753.b\A28214.D

Injection Date:	12-Oct-2016 06:24:30	Instrument ID:	CVOAMS1	Operator ID:	VOA GC/MS1
Lims ID:	460-121256-A-32	Lab Sample ID:	460-121256-32	Worklist Smp#:	29
Client ID:	MW-547S				
Purge Vol:	5.000 mL	Dil. Factor:	1.0000	ALS Bottle#:	28
Method:	8260624W_1	Limit Group:	VOA - 8260C Water and Solid		

Column: Rtx-624 (0.25 mm)

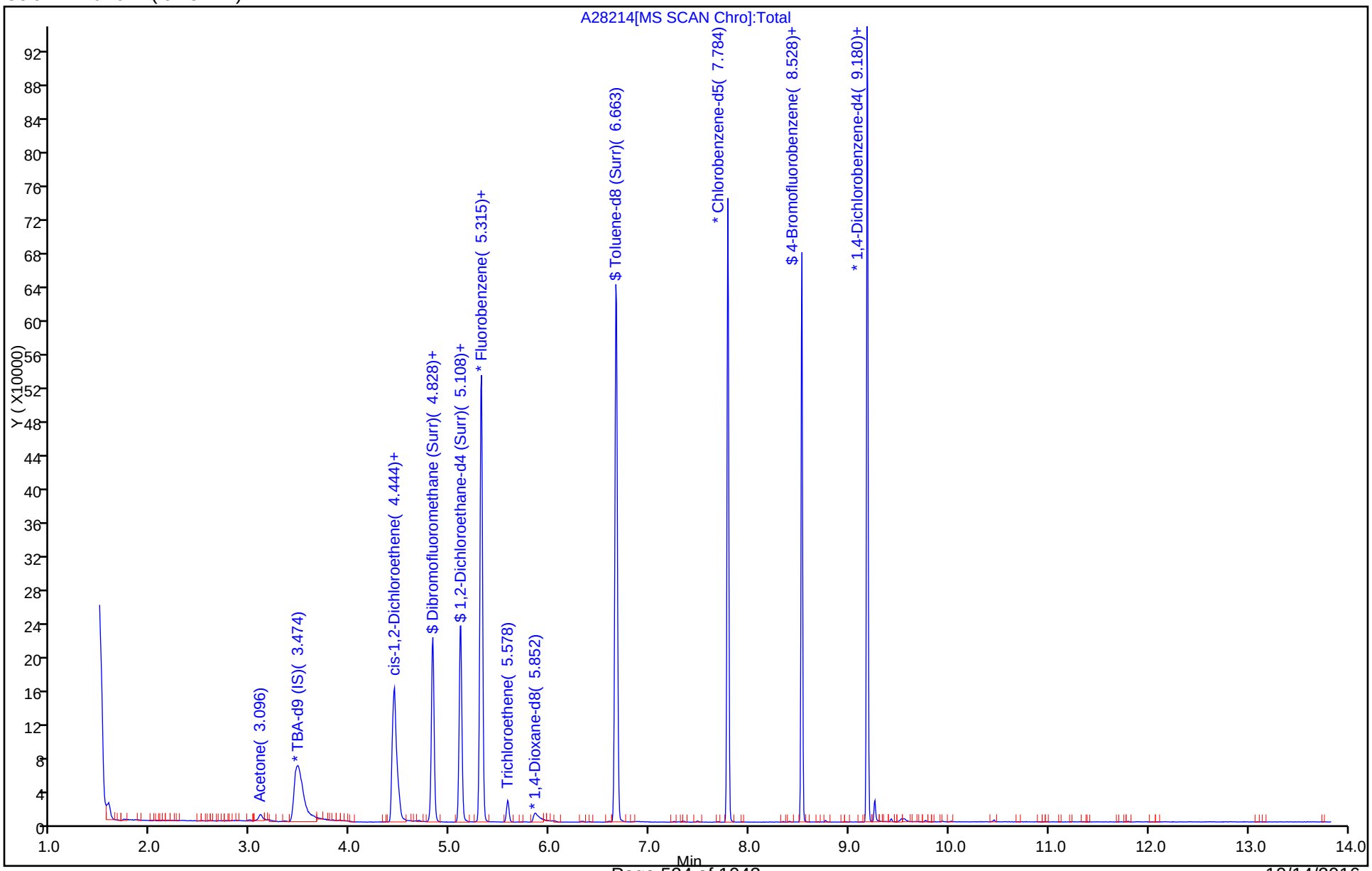

TestAmerica Edison

Data File:	\\ChromNA\Edison\ChromData\CVOAMS1\20161011-46753.b\A28214.D				
Injection Date:	12-Oct-2016 06:24:30	Instrument ID:	CVOAMS1		
Lims ID:	460-121256-A-32	Lab Sample ID:	460-121256-32		
Client ID:	MW-547S				
Operator ID:	VOA GC/MS1	ALS Bottle#:	28	Worklist Smp#:	29
Purge Vol:	5.000 mL	Dil. Factor:	1.0000		
Method:	8260624W_1	Limit Group:	VOA - 8260C Water and Solid		
Column:	Rtx-624 (0.25 mm)	Detector	MS SCAN		

62 1,2-Dichloroethane, CAS: 107-06-2

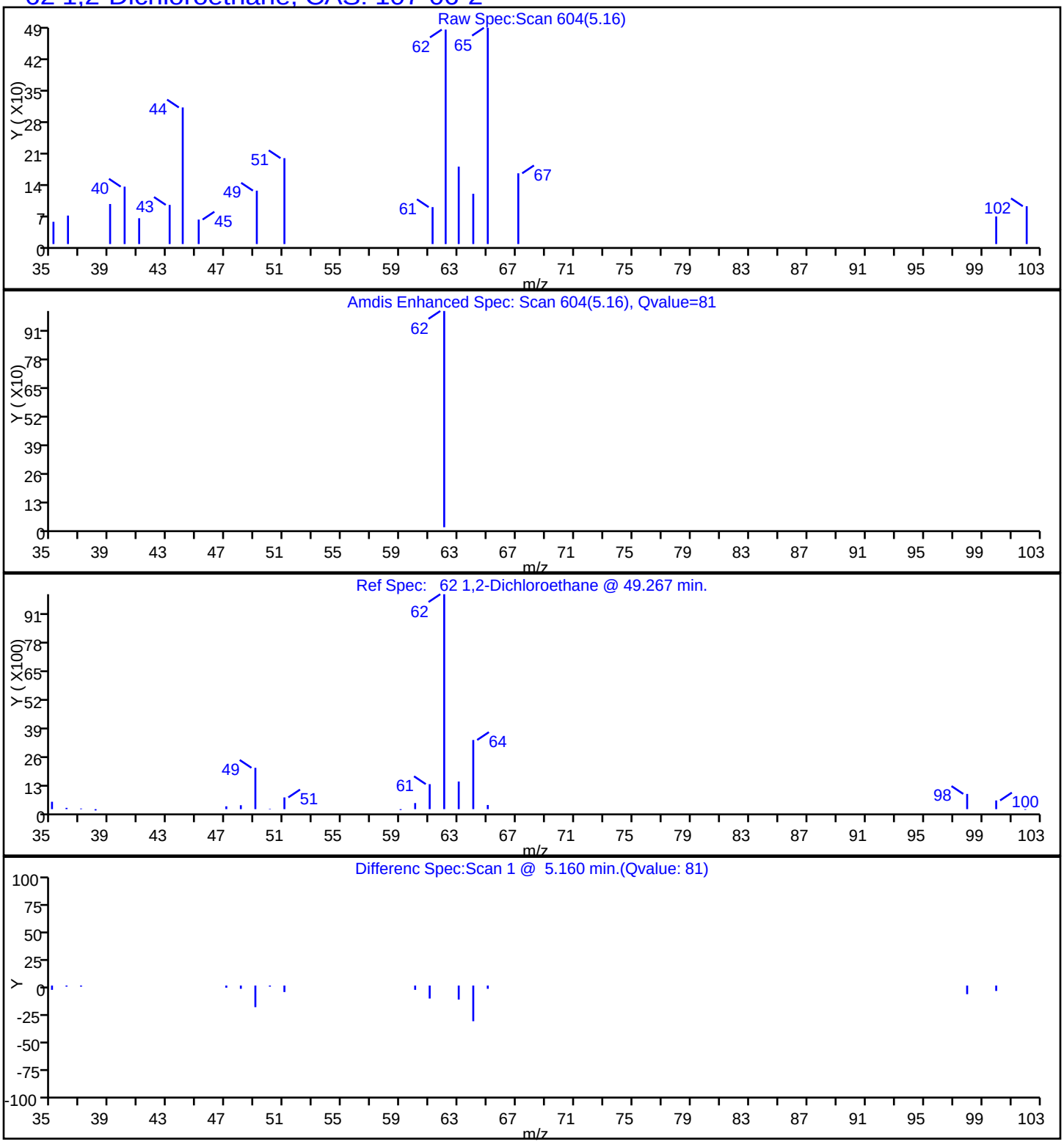

Data File: \\ChromNA\Edison\ChromData\CVOAMS1\20161011-46753.b\A28214.D
Injection Date: 12-Oct-2016 06:24:30 Instrument ID: CVOAMS1
Lims ID: 460-121256-A-32 Lab Sample ID: 460-121256-32
Client ID: MW-547S
Operator ID: VOA GC/MS1 ALS Bottle#: 28 Worklist Smp#: 29
Purge Vol: 5.000 mL Dil. Factor: 1.0000
Method: 8260624W_1 Limit Group: VOA - 8260C Water and Solid
Column: Rtx-624 (0.25 mm) Detector MS SCAN

120 1,4-Dichlorobenzene, CAS: 106-46-7

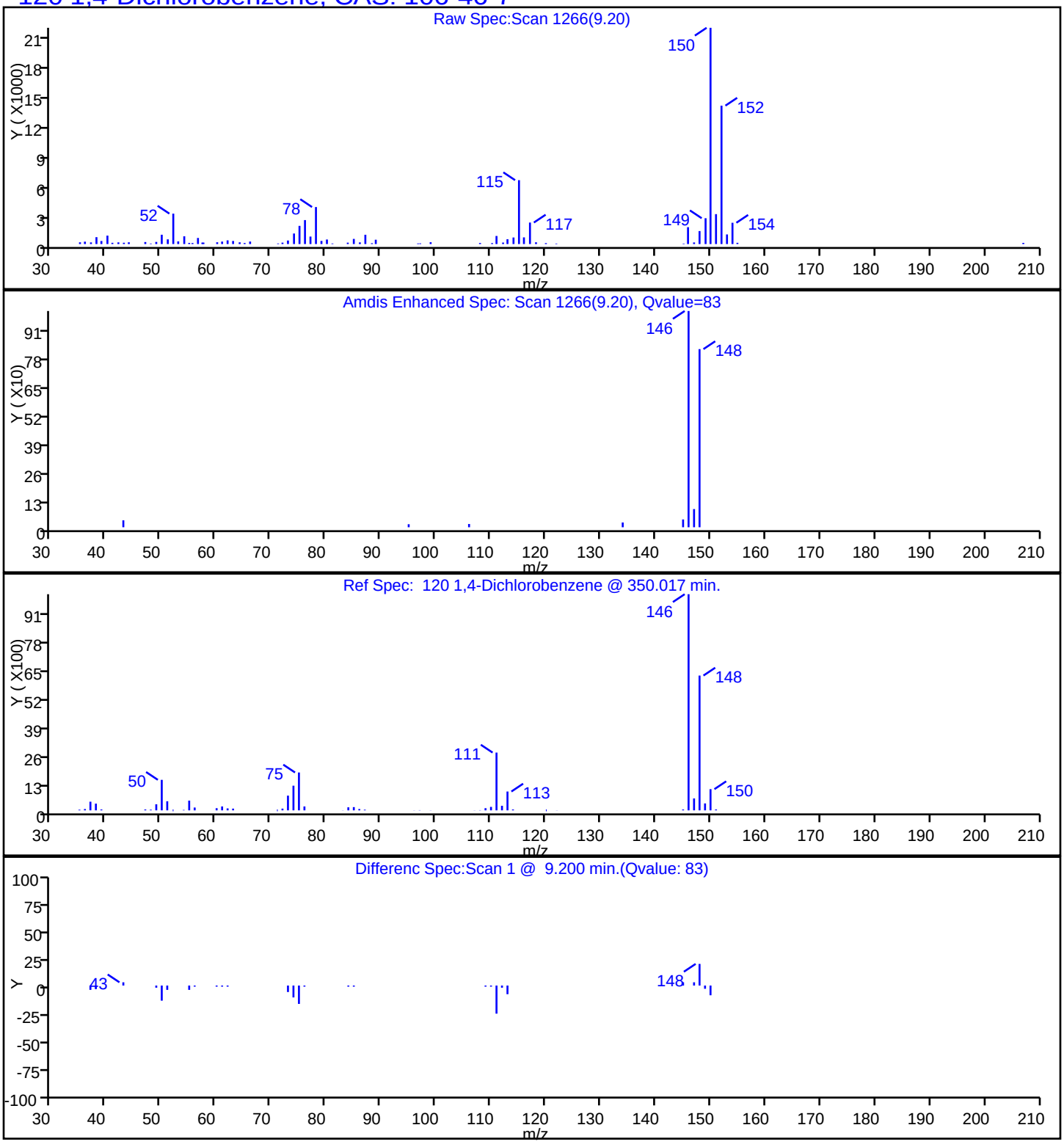

TestAmerica Edison

Data File:	\\ChromNA\Edison\ChromData\CVOAMS1\20161011-46753.b\A28214.D				
Injection Date:	12-Oct-2016 06:24:30	Instrument ID:	CVOAMS1		
Lims ID:	460-121256-A-32	Lab Sample ID:	460-121256-32		
Client ID:	MW-547S				
Operator ID:	VOA GC/MS1	ALS Bottle#:	28	Worklist Smp#:	29
Purge Vol:	5.000 mL	Dil. Factor:	1.0000		
Method:	8260624W_1	Limit Group:	VOA - 8260C Water and Solid		
Column:	Rtx-624 (0.25 mm)	Detector	MS SCAN		

19 Acetone, CAS: 67-64-1

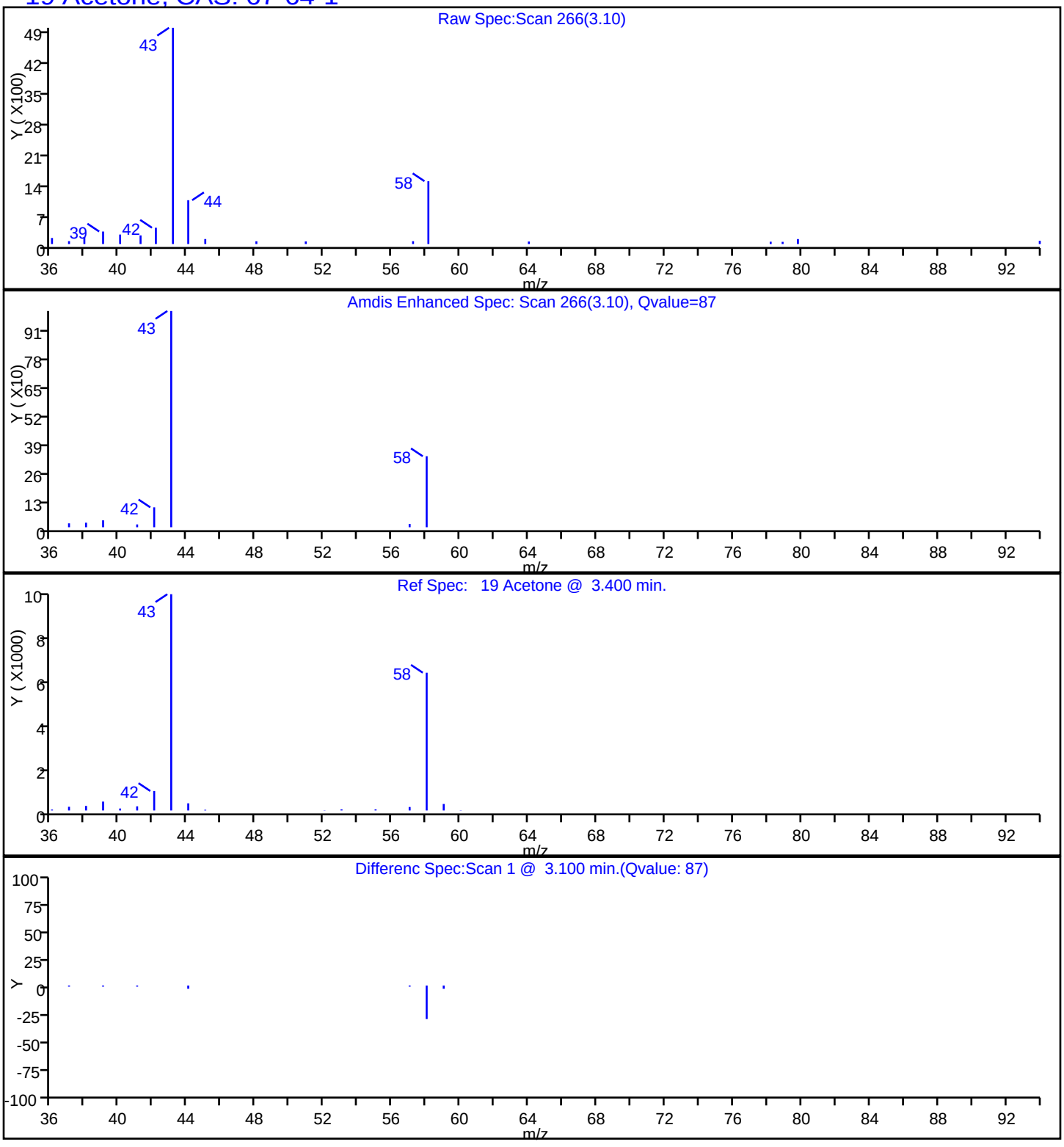

TestAmerica Edison

Data File:	\\ChromNA\Edison\ChromData\CVOAMS1\20161011-46753.b\A28214.D		
Injection Date:	12-Oct-2016 06:24:30	Instrument ID:	CVOAMS1
Lims ID:	460-121256-A-32	Lab Sample ID:	460-121256-32
Client ID:	MW-547S		
Operator ID:	VOA GC/MS1	ALS Bottle#:	28 Worklist Smp#: 29
Purge Vol:	5.000 mL	Dil. Factor:	1.0000
Method:	8260624W_1	Limit Group:	VOA - 8260C Water and Solid
Column:	Rtx-624 (0.25 mm)	Detector	MS SCAN

41 cis-1,2-Dichloroethene, CAS: 156-59-2

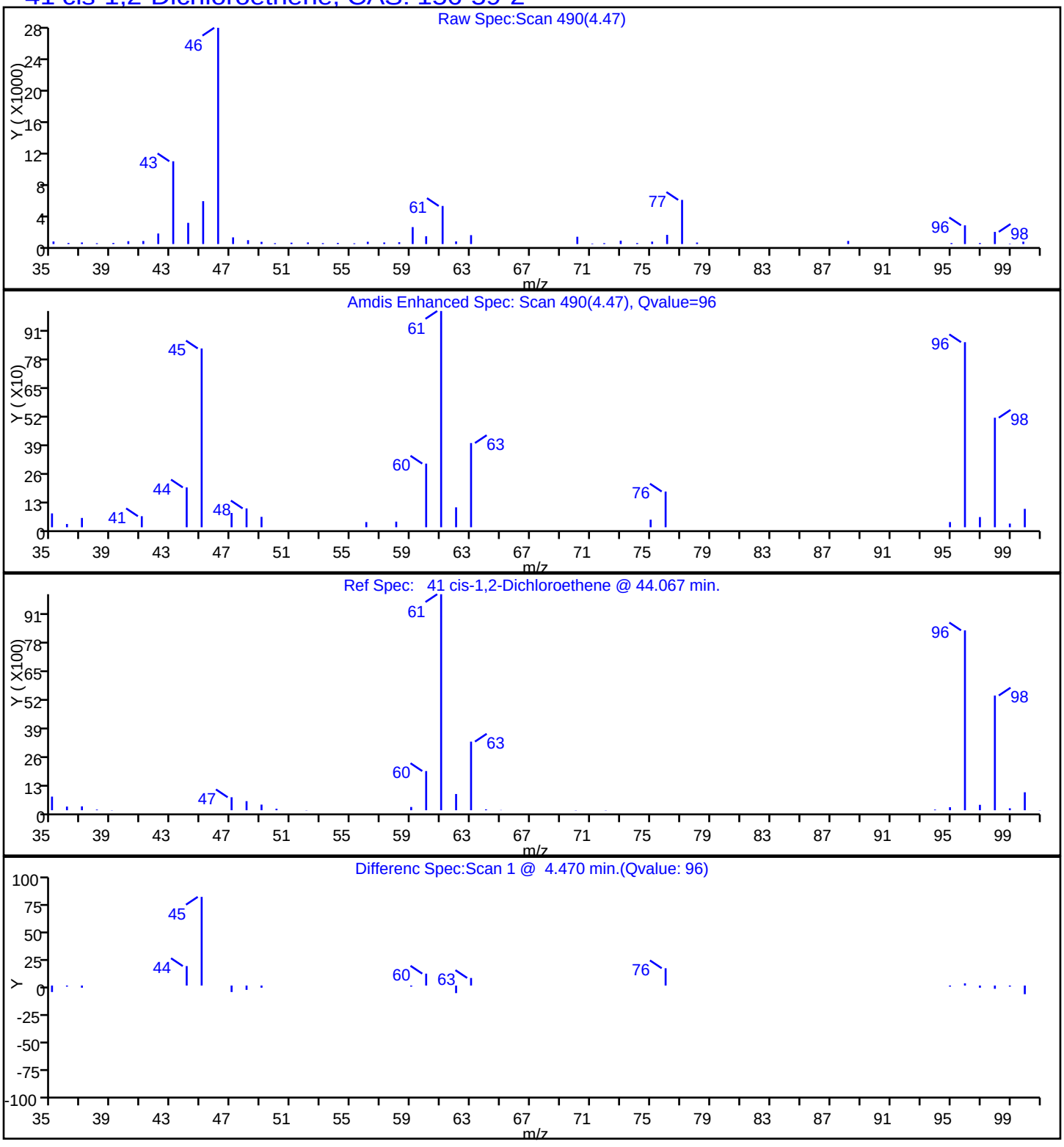

Data File: \\ChromNA\Edison\ChromData\CVOAMS1\20161011-46753.b\A28214.D
Injection Date: 12-Oct-2016 06:24:30 Instrument ID: CVOAMS1
Lims ID: 460-121256-A-32 Lab Sample ID: 460-121256-32
Client ID: MW-547S
Operator ID: VOA GC/MS1 ALS Bottle#: 28 Worklist Smp#: 29
Purge Vol: 5.000 mL Dil. Factor: 1.0000
Method: 8260624W_1 Limit Group: VOA - 8260C Water and Solid
Column: Rtx-624 (0.25 mm) Detector MS SCAN

50 Cyclohexane, CAS: 110-82-7

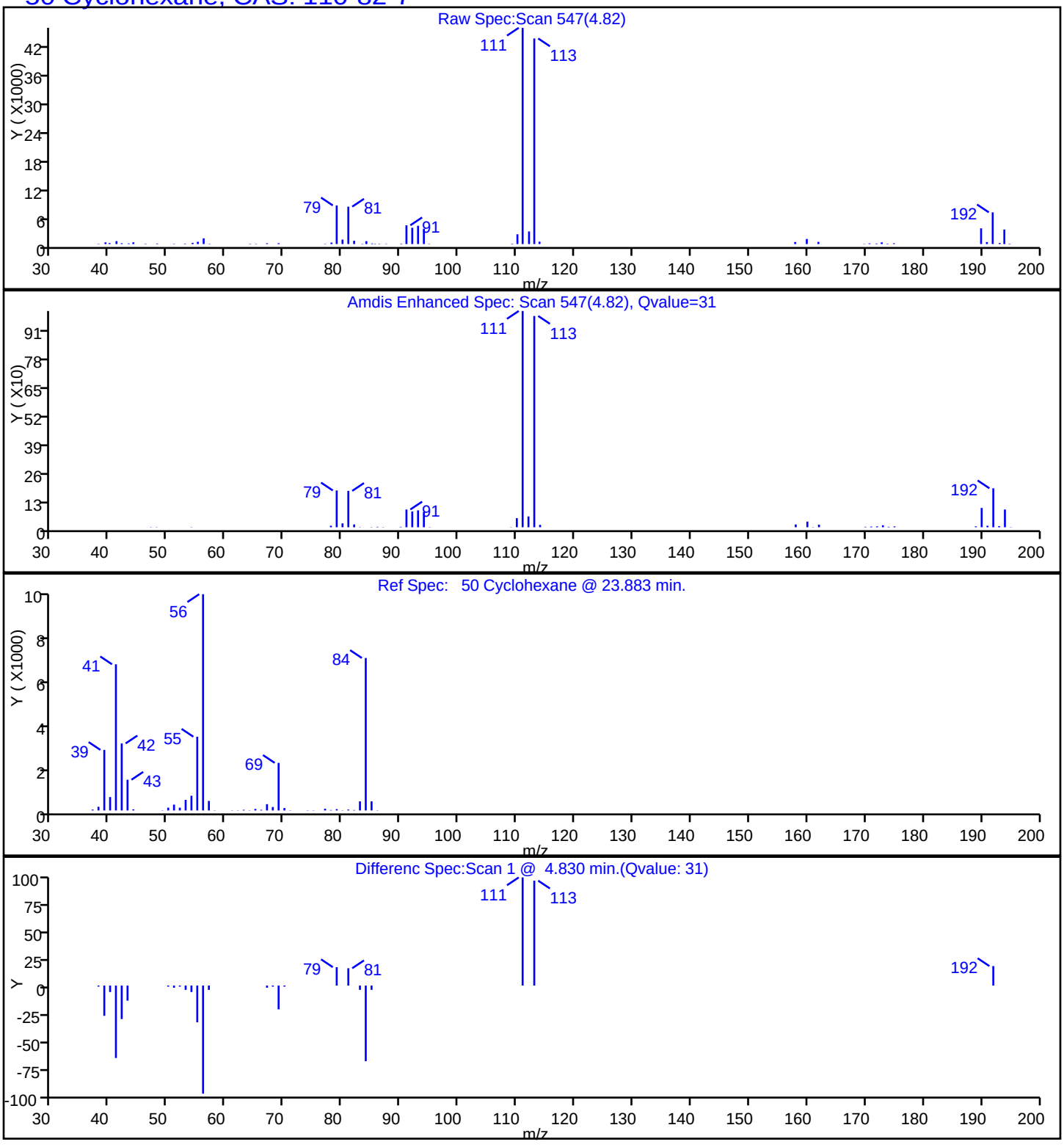

TestAmerica Edison

Data File:	\\ChromNA\Edison\ChromData\CVOAMS1\20161011-46753.b\A28214.D				
Injection Date:	12-Oct-2016 06:24:30	Instrument ID:	CVOAMS1		
Lims ID:	460-121256-A-32	Lab Sample ID:	460-121256-32		
Client ID:	MW-547S				
Operator ID:	VOA GC/MS1	ALS Bottle#:	28	Worklist Smp#:	29
Purge Vol:	5.000 mL	Dil. Factor:	1.0000		
Method:	8260624W_1	Limit Group:	VOA - 8260C Water and Solid		
Column:	Rtx-624 (0.25 mm)	Detector	MS SCAN		

66 Trichloroethene, CAS: 79-01-6

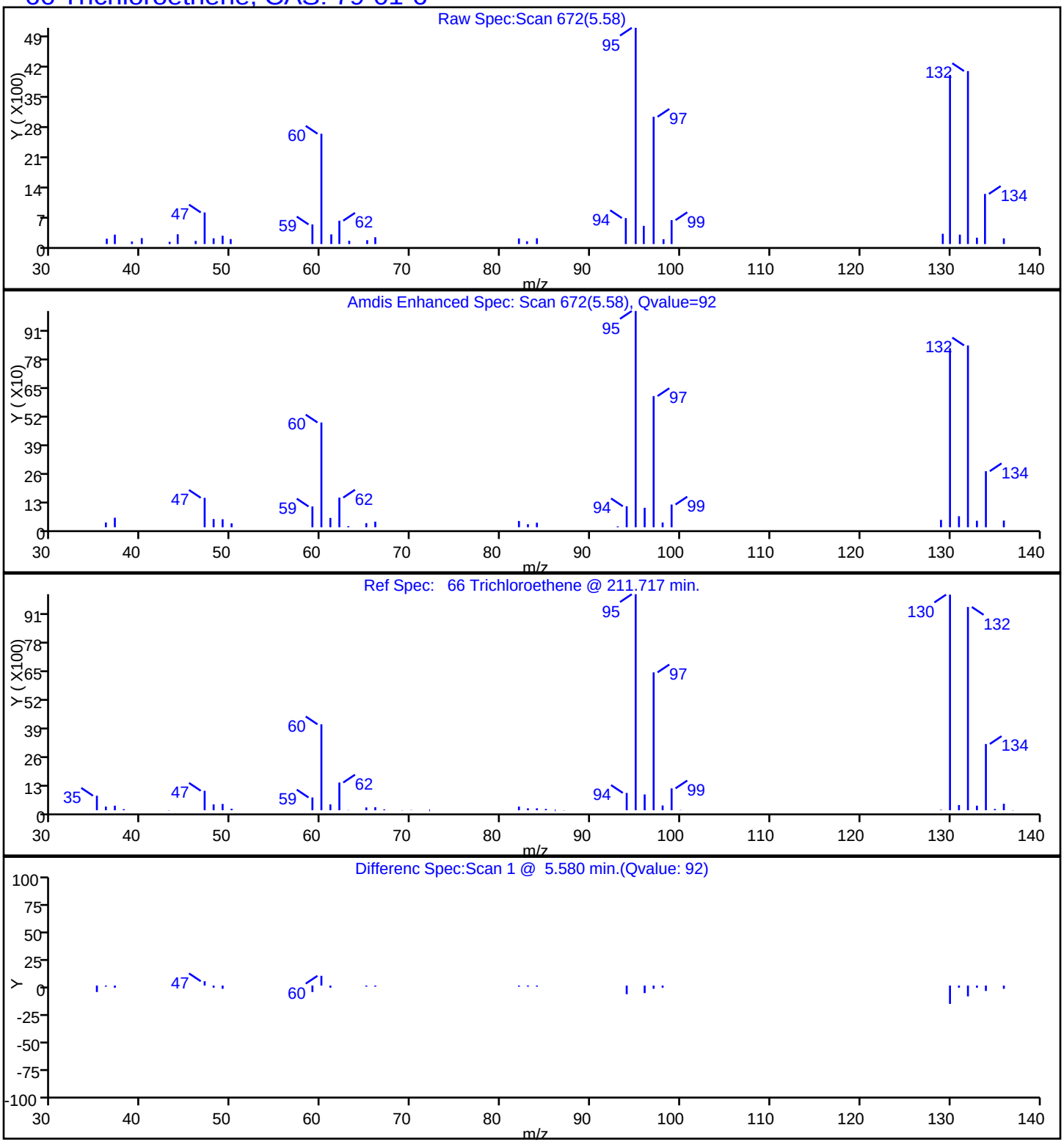

FORM I
GC/MS VOA ORGANICS ANALYSIS DATA SHEET

Lab Name: TestAmerica Edison | Job No.: 460-121256-1

SDG No.:

Client Sample ID: MW-547I | Lab Sample ID: 460-121256-33

Matrix: Water | Lab File ID: A28215.D

Analysis Method: 8260C | Date Collected: 09/29/2016 13:35

Sample wt/vol: 5(mL) | Date Analyzed: 10/12/2016 06:46

Soil Aliquot Vol: | Dilution Factor: 1

Soil Extract Vol.: | GC Column: Rtx-624 ID: 0.25(mm)

% Moisture: | Level: (low/med) Low

Analysis Batch No.: 396528 | Units: ug/L

CAS NO.	COMPOUND NAME	RESULT	Q	RL	MDL
71-55-6	1,1,1-Trichloroethane	0.28	U	1.0	0.28
79-34-5	1,1,2,2-Tetrachloroethane	0.19	U	1.0	0.19
79-00-5	1,1,2-Trichloroethane	0.080	U	1.0	0.080
75-34-3	1,1-Dichloroethane	0.24	U	1.0	0.24
75-35-4	1,1-Dichloroethene	0.34	U	1.0	0.34
87-61-6	1,2,3-Trichlorobenzene	0.35	U	1.0	0.35
120-82-1	1,2,4-Trichlorobenzene	0.27	U	1.0	0.27
96-12-8	1,2-Dibromo-3-Chloropropane	0.23	U	1.0	0.23
106-93-4	1,2-Dibromoethane	0.19	U	1.0	0.19
95-50-1	1,2-Dichlorobenzene	0.22	U	1.0	0.22
107-06-2	1,2-Dichloroethane	0.37	J	1.0	0.25
78-87-5	1,2-Dichloropropane	0.18	U	1.0	0.18
541-73-1	1,3-Dichlorobenzene	0.33	U	1.0	0.33
106-46-7	1,4-Dichlorobenzene	0.33	U	1.0	0.33
123-91-1	1,4-Dioxane	8.7	U	50	8.7
78-93-3	2-Butanone	2.2	U	5.0	2.2
591-78-6	2-Hexanone	0.72	U	5.0	0.72
108-10-1	4-Methyl-2-pentanone	0.63	U	5.0	0.63
67-64-1	Acetone	20		5.0	1.1
71-43-2	Benzene	0.090	U	1.0	0.090
74-97-5	Bromochloromethane	0.30	U	1.0	0.30
75-27-4	Bromodichloromethane	0.15	U	1.0	0.15
75-25-2	Bromoform	0.18	U *	1.0	0.18
74-83-9	Bromomethane	0.18	U	1.0	0.18
75-15-0	Carbon disulfide	0.22	U	1.0	0.22
56-23-5	Carbon tetrachloride	0.33	U	1.0	0.33
108-90-7	Chlorobenzene	0.24	U	1.0	0.24
75-00-3	Chloroethane	0.37	U	1.0	0.37
67-66-3	Chloroform	0.38	J	1.0	0.22
74-87-3	Chloromethane	0.22	U	1.0	0.22
156-59-2	cis-1,2-Dichloroethene	0.26	U	1.0	0.26
10061-01-5	cis-1,3-Dichloropropene	0.16	U	1.0	0.16
110-82-7	Cyclohexane	0.65	J	1.0	0.26
124-48-1	Dibromochloromethane	0.22	U	1.0	0.22
75-71-8	Dichlorodifluoromethane	0.14	U	1.0	0.14
100-41-4	Ethylbenzene	0.30	U	1.0	0.30

FORM I
GC/MS VOA ORGANICS ANALYSIS DATA SHEET

Lab Name: TestAmerica Edison | Job No.: 460-121256-1

SDG No.:

Client Sample ID: MW-547I | Lab Sample ID: 460-121256-33

Matrix: Water | Lab File ID: A28215.D

Analysis Method: 8260C | Date Collected: 09/29/2016 13:35

Sample wt/vol: 5(mL) | Date Analyzed: 10/12/2016 06:46

Soil Aliquot Vol: | Dilution Factor: 1

Soil Extract Vol.: | GC Column: Rtx-624 ID: 0.25(mm)

% Moisture: | Level: (low/med) Low

Analysis Batch No.: 396528 | Units: ug/L

CAS NO.	COMPOUND NAME	RESULT	Q	RL	MDL
76-13-1	Freon TF	0.34	U	1.0	0.34
98-82-8	Isopropylbenzene	0.32	U	1.0	0.32
179601-23-1	m&p-Xylene	0.28	U	1.0	0.28
79-20-9	Methyl acetate	1.0	J	5.0	0.58
108-87-2	Methylcyclohexane	0.22	U	1.0	0.22
75-09-2	Methylene Chloride	0.21	U	1.0	0.21
1634-04-4	MTBE	0.13	U	1.0	0.13
95-47-6	o-Xylene	0.32	U	1.0	0.32
100-42-5	Styrene	0.17	U	1.0	0.17
127-18-4	Tetrachloroethene	0.12	U	1.0	0.12
108-88-3	Toluene	0.25	U	1.0	0.25
156-60-5	trans-1,2-Dichloroethene	0.18	U	1.0	0.18
10061-02-6	trans-1,3-Dichloropropene	0.19	U	1.0	0.19
79-01-6	Trichloroethene	0.51	J	1.0	0.22
75-69-4	Trichlorofluoromethane	0.15	U	1.0	0.15
75-01-4	Vinyl chloride	0.060	U	1.0	0.060

CAS NO.	SURROGATE	%REC	Q	LIMITS
17060-07-0	1,2-Dichloroethane-d4 (Surr)	105		70-130
460-00-4	Bromofluorobenzene	94		70-130
1868-53-7	Dibromofluoromethane (Surr)	103		70-130
2037-26-5	Toluene-d8 (Surr)	101		70-130

FORM I
GC/MS VOA ORGANICS ANALYSIS DATA SHEET
TENTATIVELY IDENTIFIED COMPOUNDS

Lab Name: TestAmerica Edison Job No.: 460-121256-1

SDG No.:

Client Sample ID: MW-547I Lab Sample ID: 460-121256-33

Matrix: Water Lab File ID: A28215.D

Analysis Method: 8260C Date Collected: 09/29/2016 13:35

Sample wt/vol: 5(mL) Date Analyzed: 10/12/2016 06:46

Soil Aliquot Vol: Dilution Factor: 1

Soil Extract Vol.: GC Column: Rtx-624 ID: 0.25(mm)

% Moisture: Level: (low/med) Low

Analysis Batch No.: 396528 Units: ug/L

Number TICs Found: 0 TIC Result Total: 0

CAS NO.	COMPOUND NAME	RT	RESULT	Q	MATCH QUALITY
	Tentatively Identified Compound		None		

TestAmerica Edison
Target Compound Quantitation Report

Data File: \\ChromNA\Edison\ChromData\CVOAMS1\20161011-46753.b\A28215.D
Lims ID: 460-121256-A-33
Client ID: MW-547I
Sample Type: Client
Inject. Date: 12-Oct-2016 06:46:30 ALS Bottle#: 29 Worklist Smp#: 30
Purge Vol: 5.000 mL Dil. Factor: 1.0000
Sample Info: 460-121256-A-33
Misc. Info.: 460-0046753-030
Operator ID: VOA GC/MS1 Instrument ID: CVOAMS1

Method: \\ChromNA\Edison\ChromData\CVOAMS1\20161011-46753.b\8260624W_1.m
Limit Group: VOA - 8260C Water and Solid
Last Update: 12-Oct-2016 09:44:17 Calib Date: 08-Sep-2016 04:26:30
Integrator: RTE ID Type: Deconvolution ID
Quant Method: Internal Standard Quant By: Initial Calibration
Last ICal File: \\ChromNA\Edison\ChromData\CVOAMS1\20160908-45311.b\A26272.D

Column 1 : Rtx-624 (0.25 mm) Det: MS SCAN
Process Host: XAWRK018

First Level Reviewer: moroneyc Date: 12-Oct-2016 09:43:53

Compound	Sig	RT (min.)	Exp RT (min.)	Dlt RT (min.)	Q	Response	OnCol Amt ug/l	Flags
19 Acetone	43	3.102	3.102	0.000	88	14957	19.8	
24 Methyl acetate	43	3.346	3.352	-0.006	74	2508	1.02	
* 28 TBA-d9 (IS)	65	3.468	3.468	0.000	100	218920	1000.0	
* 39 2-Butanone-d5	46	4.443	4.444	-0.001	99	291874	250.0	
49 Chloroform	83	4.699	4.700	-0.001	94	1805	0.3758	
50 Cyclohexane	56	4.803	4.809	-0.006	93	3181	0.6497	
$ 53 Dibromofluoromethane (Surr	113	4.827	4.828	-0.001	95	125621	51.4	
$ 59 1,2-Dichloroethane-d4 (Sur	65	5.108	5.108	0.000	98	155088	52.4	
62 1,2-Dichloroethane	62	5.163	5.163	0.000	91	1318	0.3741	
* 64 Fluorobenzene	96	5.315	5.315	0.000	98	461882	50.0	
66 Trichloroethene	95	5.583	5.578	0.005	94	1286	0.5123	
* 70 1,4-Dioxane-d8	96	5.852	5.858	-0.006	91	19800	1000.0	
$ 81 Toluene-d8 (Surr)	98	6.662	6.669	-0.007	99	417152	50.7	
* 92 Chlorobenzene-d5	117	7.784	7.784	0.000	89	288202	50.0	
$ 103 4-Bromofluorobenzene	174	8.528	8.528	0.000	83	108626	47.2	
* 119 1,4-Dichlorobenzene-d4	152	9.186	9.181	0.006	98	155647	50.0	

Reagents:

8260ISNEW_00085	Amount Added:	1.00	Units: uL	Run Reagent
8260SURR250_00140	Amount Added:	1.00	Units: uL	Run Reagent

Report Date: 12-Oct-2016 09:45:10 Chrom Revision: 2.2 08-Sep-2016 14:45:52

TestAmerica Edison

Data File: \\ChromNA\Edison\ChromData\CVOAMS1\20161011-46753.b\A28215.D

Injection Date:	12-Oct-2016 06:46:30	Instrument ID:	CVOAMS1	Operator ID:	VOA GC/MS1
Lims ID:	460-121256-A-33	Lab Sample ID:	460-121256-33	Worklist Smp#:	30
Client ID:	MW-547I				
Purge Vol:	5.000 mL	Dil. Factor:	1.0000	ALS Bottle#:	29
Method:	8260624W_1	Limit Group:	VOA - 8260C Water and Solid		

Column: Rtx-624 (0.25 mm)

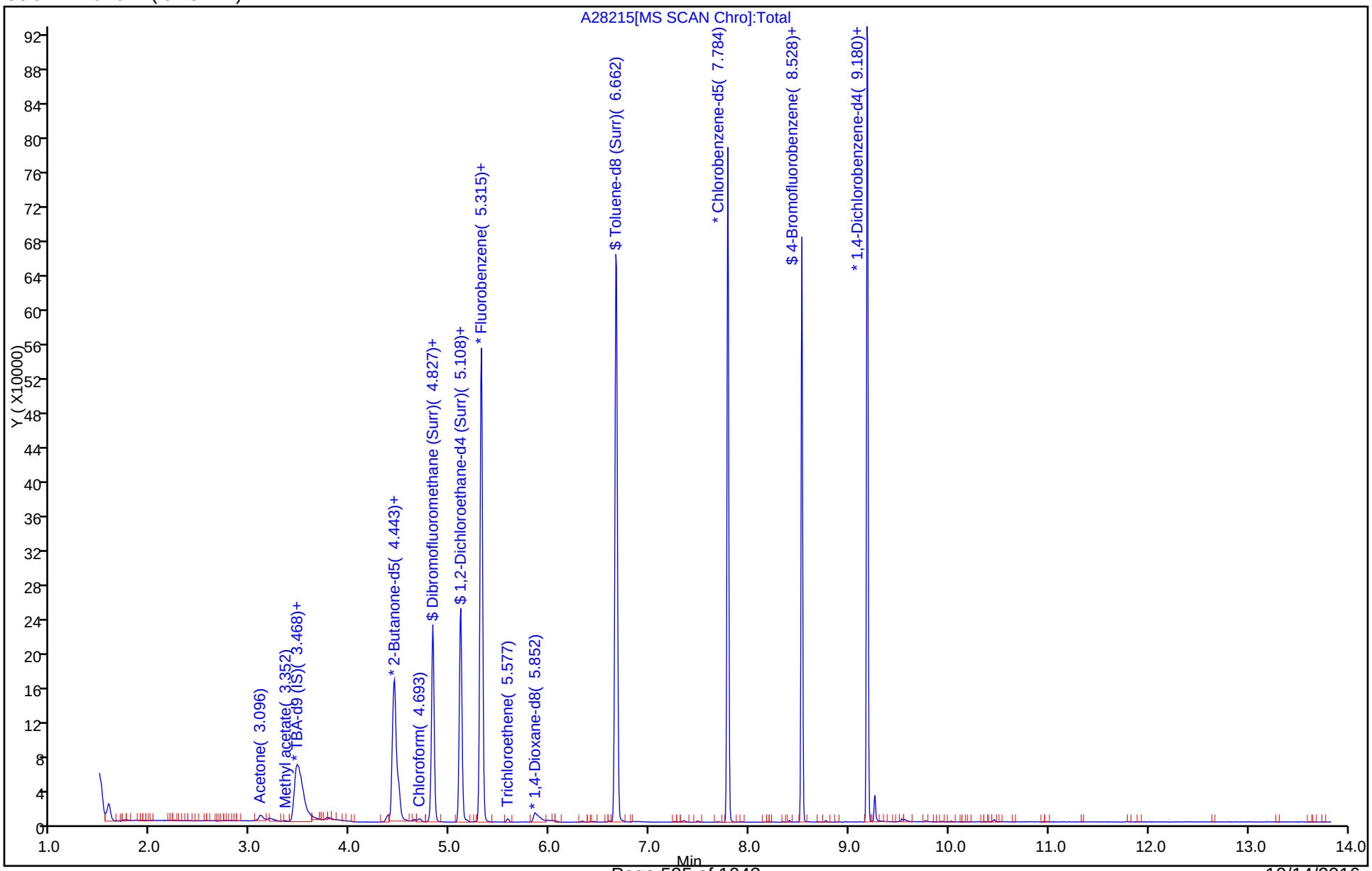

TestAmerica Edison

Data File:	\\ChromNA\Edison\ChromData\CVOAMS1\20161011-46753.b\A28215.D				
Injection Date:	12-Oct-2016 06:46:30	Instrument ID:	CVOAMS1		
Lims ID:	460-121256-A-33	Lab Sample ID:	460-121256-33		
Client ID:	MW-547I				
Operator ID:	VOA GC/MS1	ALS Bottle#:	29	Worklist Smp#:	30
Purge Vol:	5.000 mL	Dil. Factor:	1.0000		
Method:	8260624W_1	Limit Group:	VOA - 8260C Water and Solid		
Column:	Rtx-624 (0.25 mm)	Detector	MS SCAN		

62 1,2-Dichloroethane, CAS: 107-06-2

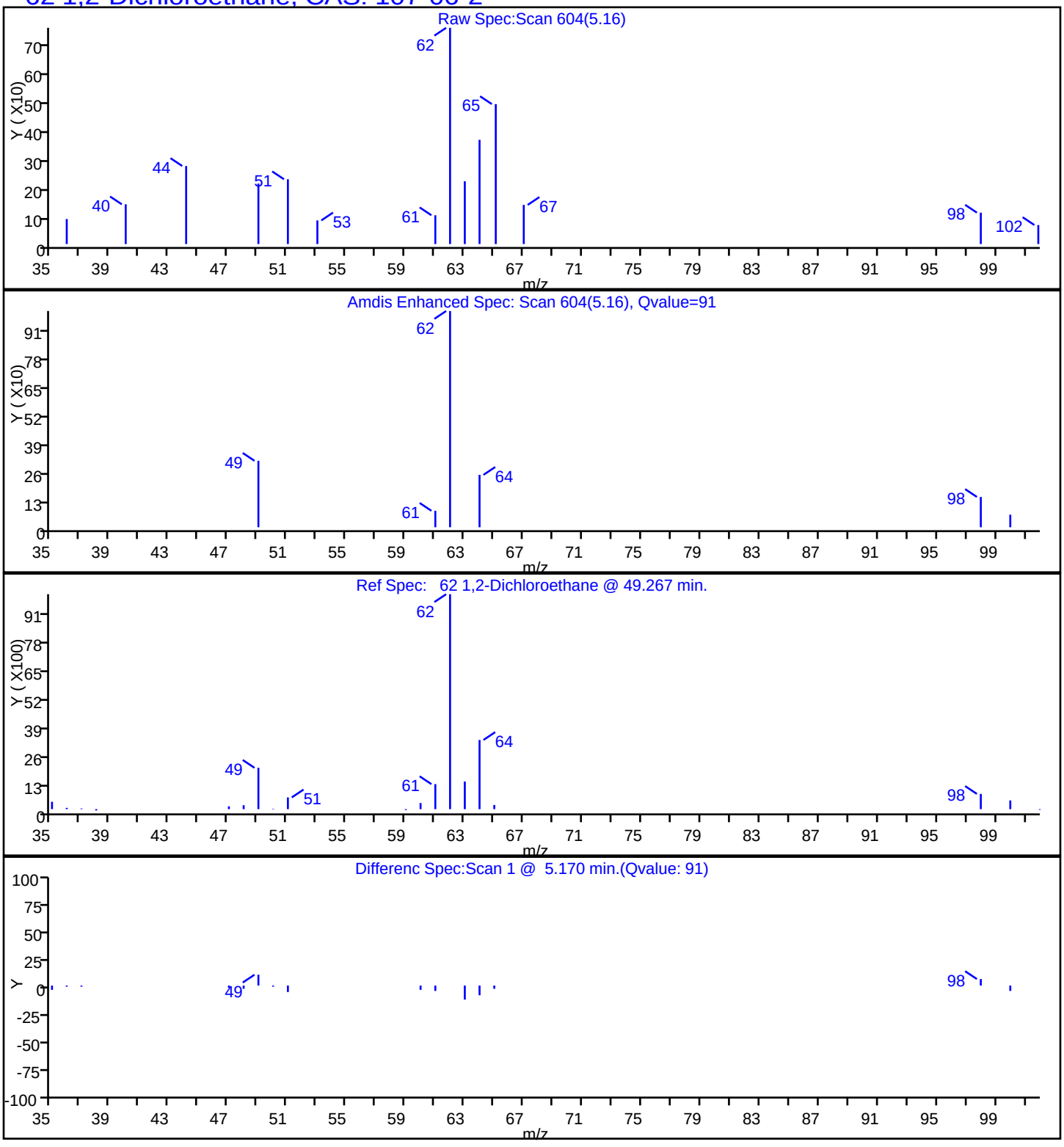

Data File: \\ChromNA\Edison\ChromData\CVOAMS1\20161011-46753.b\A28215.D

Injection Date:	12-Oct-2016 06:46:30	Instrument ID:	CVOAMS1		
Lims ID:	460-121256-A-33	Lab Sample ID:	460-121256-33		
Client ID:	MW-547I				
Operator ID:	VOA GC/MS1	ALS Bottle#:	29	Worklist Smp#:	30
Purge Vol:	5.000 mL	Dil. Factor:	1.0000		
Method:	8260624W_1	Limit Group:	VOA - 8260C Water and Solid		
Column:	Rtx-624 (0.25 mm)	Detector	MS SCAN		

19 Acetone, CAS: 67-64-1

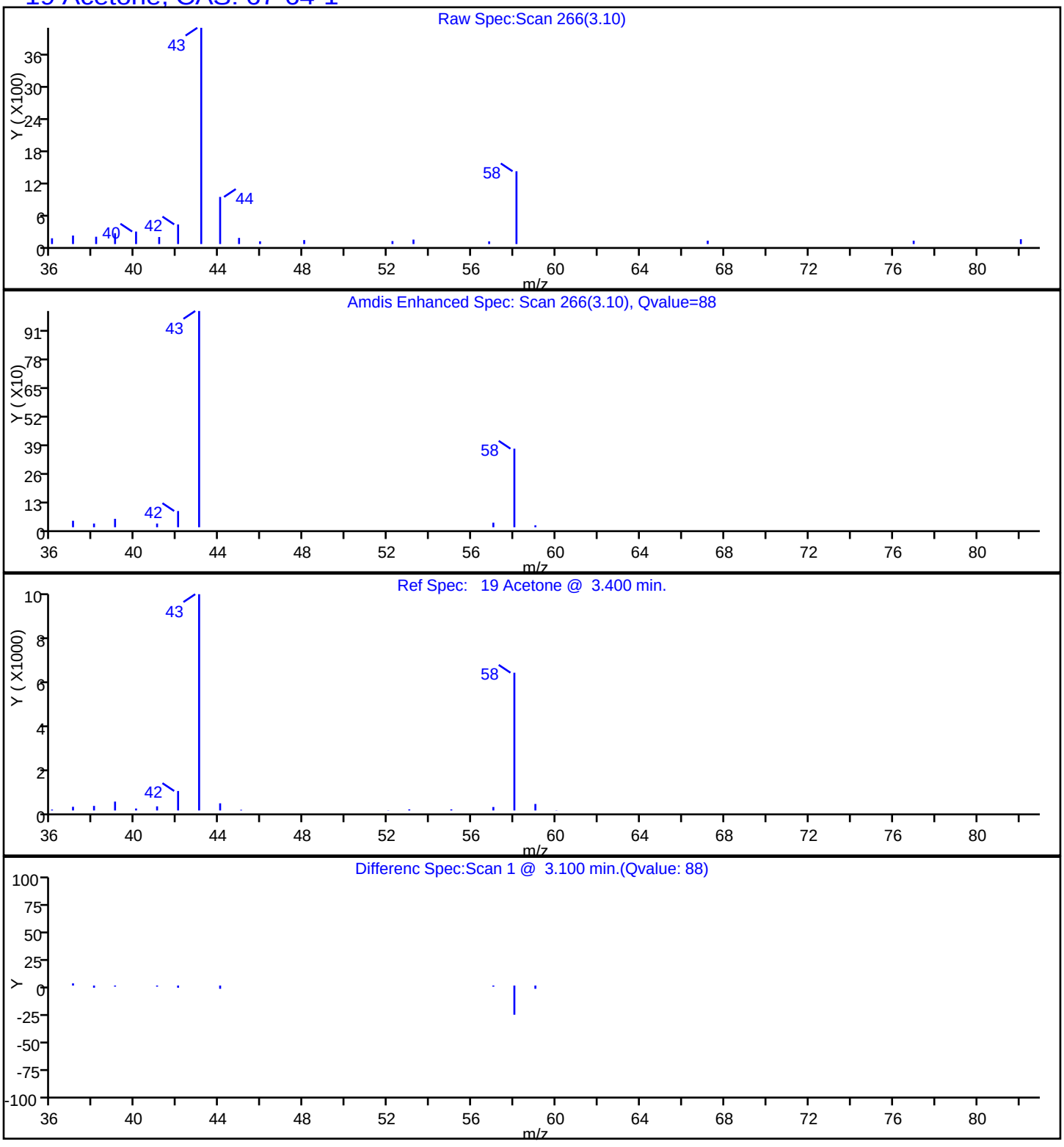

TestAmerica Edison

Data File:	\\ChromNA\Edison\ChromData\CVOAMS1\20161011-46753.b\A28215.D				
Injection Date:	12-Oct-2016 06:46:30	Instrument ID:	CVOAMS1		
Lims ID:	460-121256-A-33	Lab Sample ID:	460-121256-33		
Client ID:	MW-547I				
Operator ID:	VOA GC/MS1	ALS Bottle#:	29	Worklist Smp#:	30
Purge Vol:	5.000 mL	Dil. Factor:	1.0000		
Method:	8260624W_1	Limit Group:	VOA - 8260C Water and Solid		
Column:	Rtx-624 (0.25 mm)	Detector	MS SCAN		

49 Chloroform, CAS: 67-66-3

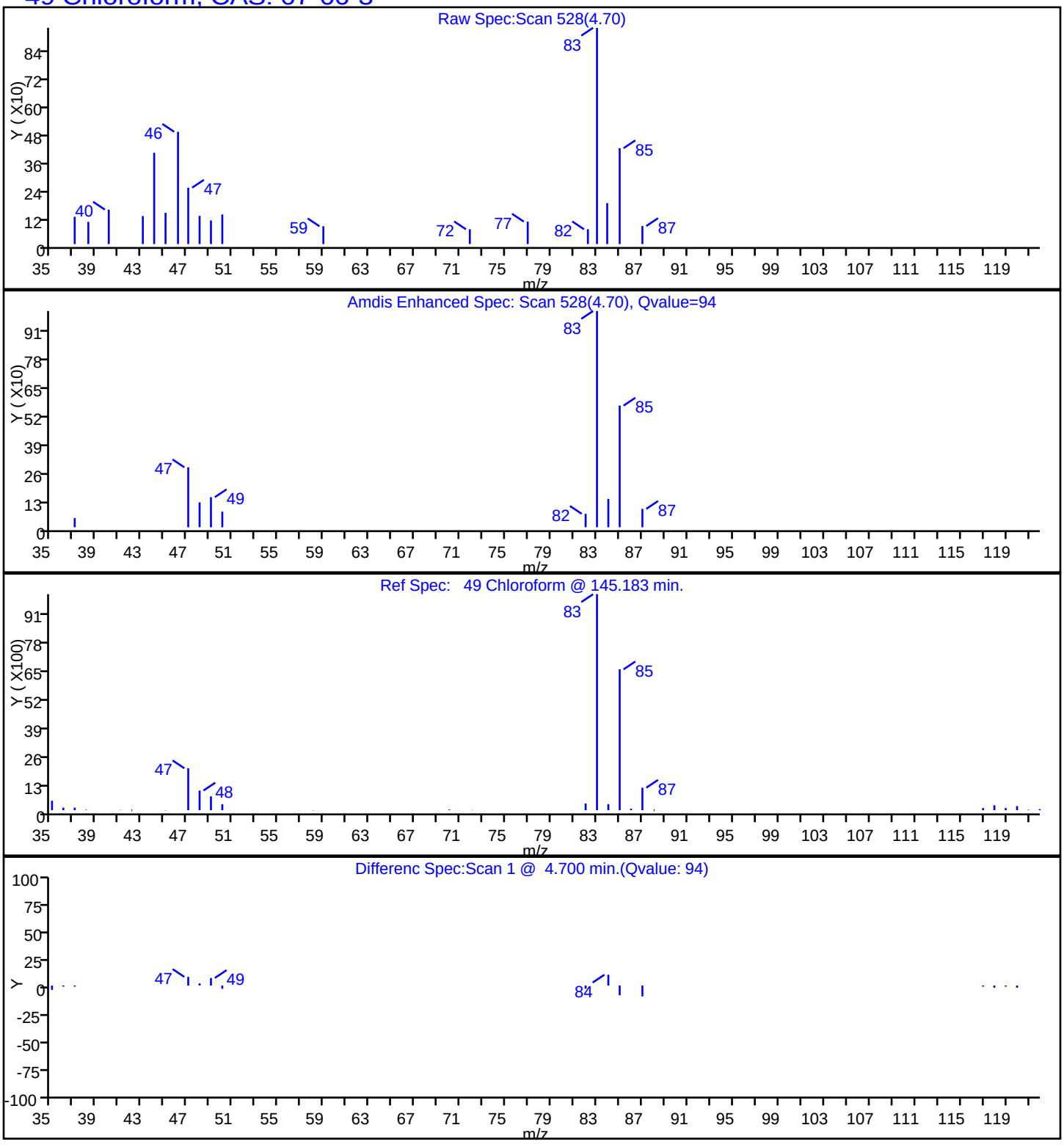

TestAmerica Edison

Data File:	\\ChromNA\Edison\ChromData\CVOAMS1\20161011-46753.b\A28215.D				
Injection Date:	12-Oct-2016 06:46:30	Instrument ID:	CVOAMS1		
Lims ID:	460-121256-A-33	Lab Sample ID:	460-121256-33		
Client ID:	MW-547I				
Operator ID:	VOA GC/MS1	ALS Bottle#:	29	Worklist Smp#:	30
Purge Vol:	5.000 mL	Dil. Factor:	1.0000		
Method:	8260624W_1	Limit Group:	VOA - 8260C Water and Solid		
Column:	Rtx-624 (0.25 mm)	Detector	MS SCAN		

50 Cyclohexane, CAS: 110-82-7

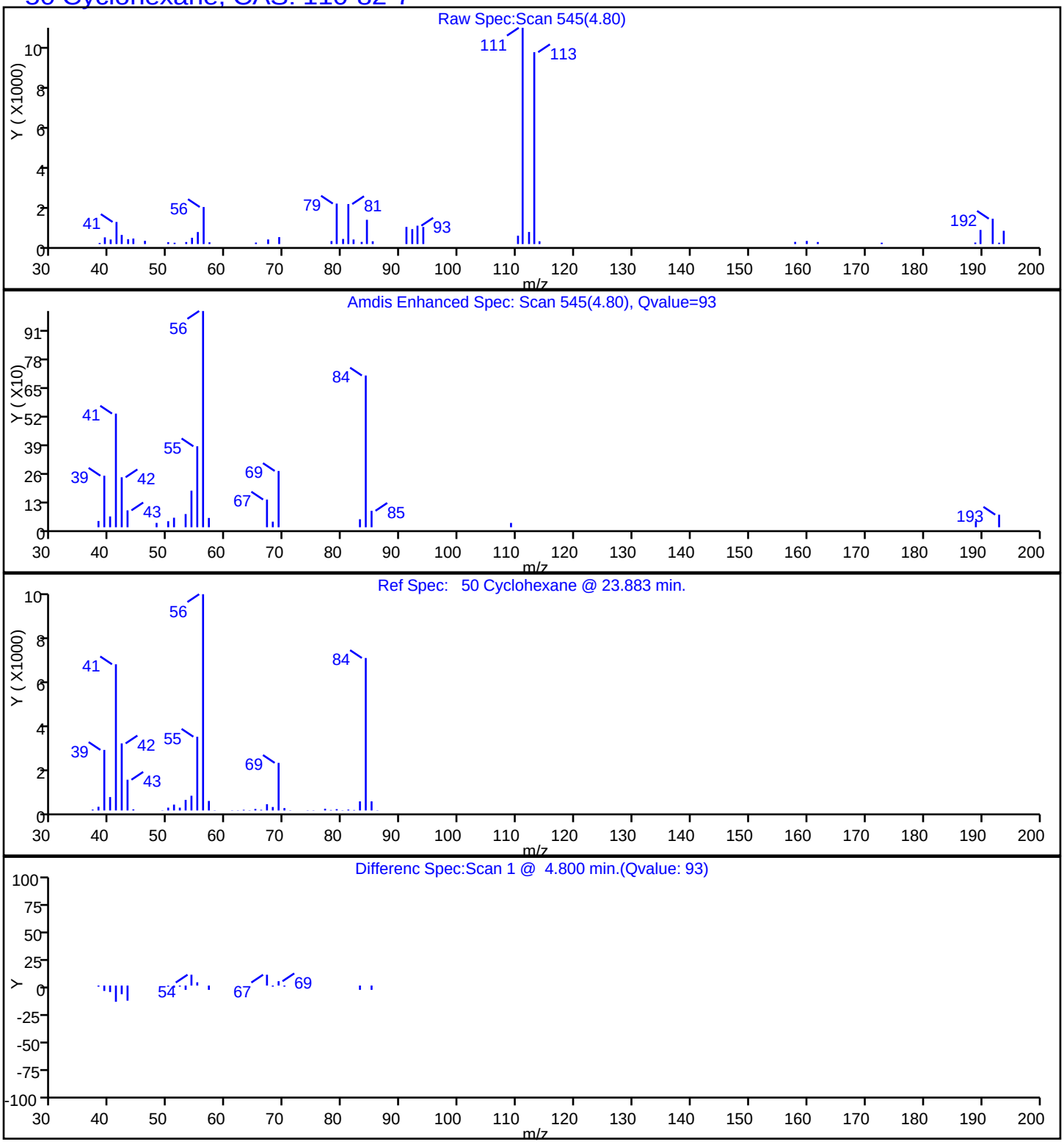

TestAmerica Edison

Data File:	\\ChromNA\Edison\ChromData\CVOAMS1\20161011-46753.b\A28215.D				
Injection Date:	12-Oct-2016 06:46:30	Instrument ID:	CVOAMS1		
Lims ID:	460-121256-A-33	Lab Sample ID:	460-121256-33		
Client ID:	MW-547I				
Operator ID:	VOA GC/MS1	ALS Bottle#:	29	Worklist Smp#:	30
Purge Vol:	5.000 mL	Dil. Factor:	1.0000		
Method:	8260624W_1	Limit Group:	VOA - 8260C Water and Solid		
Column:	Rtx-624 (0.25 mm)	Detector	MS SCAN		

24 Methyl acetate, CAS: 79-20-9

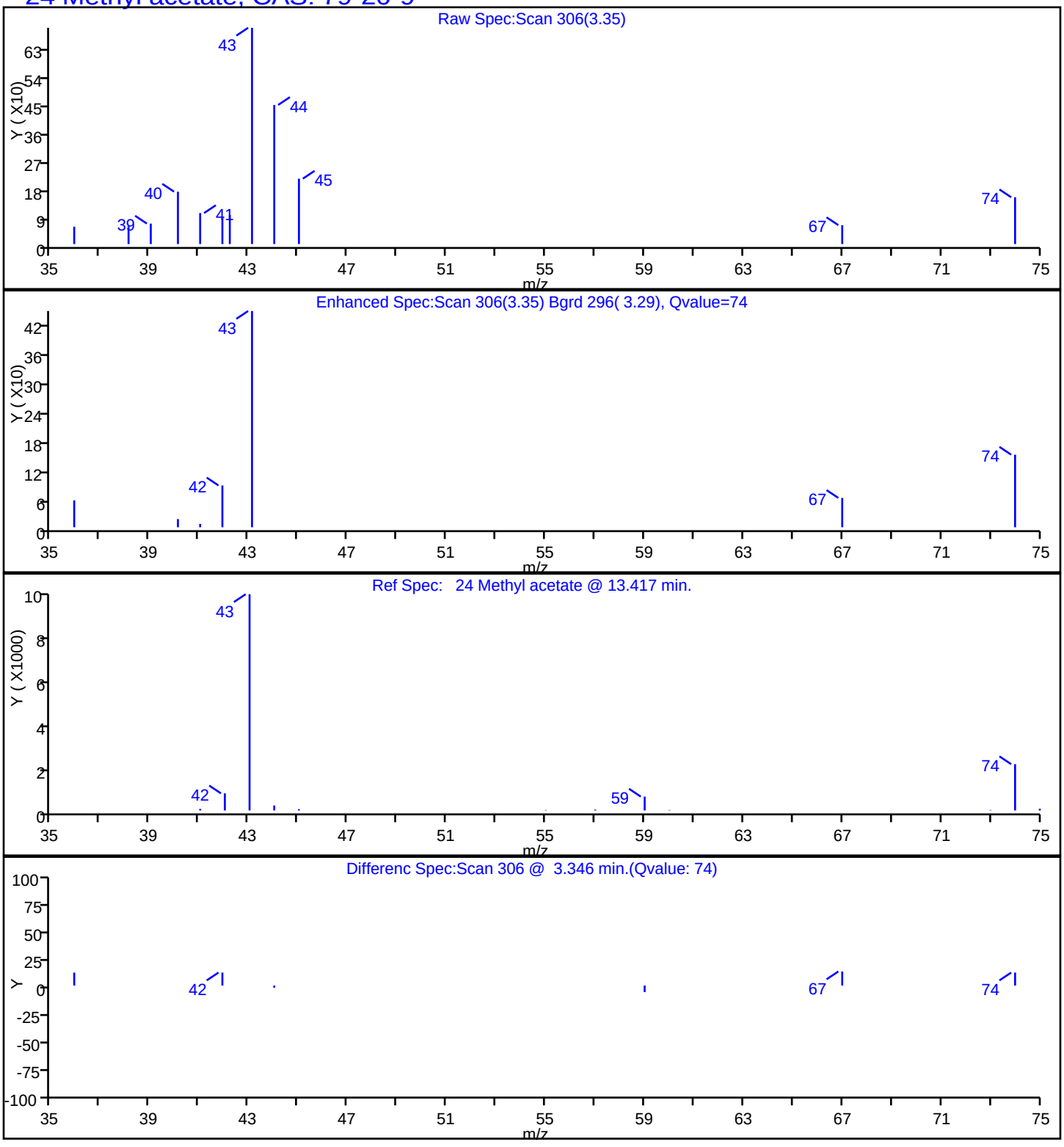

TestAmerica Edison

Data File:	\\ChromNA\Edison\ChromData\CVOAMS1\20161011-46753.b\A28215.D				
Injection Date:	12-Oct-2016 06:46:30	Instrument ID:	CVOAMS1		
Lims ID:	460-121256-A-33	Lab Sample ID:	460-121256-33		
Client ID:	MW-547I				
Operator ID:	VOA GC/MS1	ALS Bottle#:	29	Worklist Smp#:	30
Purge Vol:	5.000 mL	Dil. Factor:	1.0000		
Method:	8260624W_1	Limit Group:	VOA - 8260C Water and Solid		
Column:	Rtx-624 (0.25 mm)	Detector	MS SCAN		

66 Trichloroethene, CAS: 79-01-6

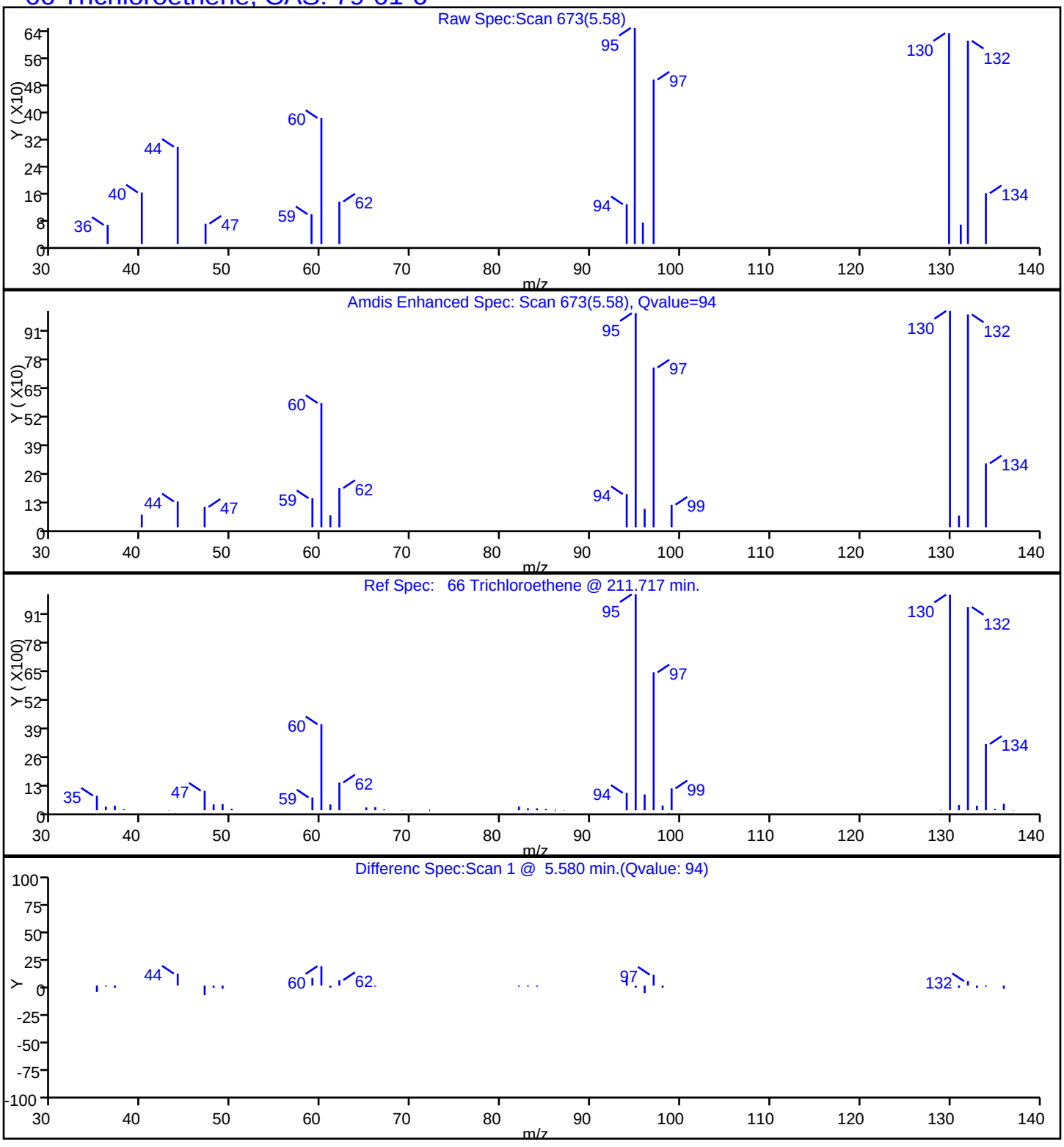

FORM I
GC/MS VOA ORGANICS ANALYSIS DATA SHEET

Lab Name: TestAmerica Edison | Job No.: 460-121256-1

SDG No.:

Client Sample ID: MW-547D | Lab Sample ID: 460-121256-34

Matrix: Water | Lab File ID: A28216.D

Analysis Method: 8260C | Date Collected: 09/29/2016 13:40

Sample wt/vol: 5(mL) | Date Analyzed: 10/12/2016 07:07

Soil Aliquot Vol: | Dilution Factor: 1

Soil Extract Vol.: | GC Column: Rtx-624 ID: 0.25(mm)

% Moisture: | Level: (low/med) Low

Analysis Batch No.: 396528 | Units: ug/L

CAS NO.	COMPOUND NAME	RESULT	Q	RL	MDL
71-55-6	1,1,1-Trichloroethane	0.28	U	1.0	0.28
79-34-5	1,1,2,2-Tetrachloroethane	0.19	U	1.0	0.19
79-00-5	1,1,2-Trichloroethane	0.080	U	1.0	0.080
75-34-3	1,1-Dichloroethane	0.24	U	1.0	0.24
75-35-4	1,1-Dichloroethene	0.34	U	1.0	0.34
87-61-6	1,2,3-Trichlorobenzene	0.35	U	1.0	0.35
120-82-1	1,2,4-Trichlorobenzene	0.27	U	1.0	0.27
96-12-8	1,2-Dibromo-3-Chloropropane	0.23	U	1.0	0.23
106-93-4	1,2-Dibromoethane	0.19	U	1.0	0.19
95-50-1	1,2-Dichlorobenzene	0.22	U	1.0	0.22
107-06-2	1,2-Dichloroethane	0.25	U	1.0	0.25
78-87-5	1,2-Dichloropropane	0.18	U	1.0	0.18
541-73-1	1,3-Dichlorobenzene	0.33	U	1.0	0.33
106-46-7	1,4-Dichlorobenzene	0.33	U	1.0	0.33
123-91-1	1,4-Dioxane	8.7	U	50	8.7
78-93-3	2-Butanone	2.2	U	5.0	2.2
591-78-6	2-Hexanone	0.72	U	5.0	0.72
108-10-1	4-Methyl-2-pentanone	0.63	U	5.0	0.63
67-64-1	Acetone	21		5.0	1.1
71-43-2	Benzene	0.090	U	1.0	0.090
74-97-5	Bromochloromethane	0.30	U	1.0	0.30
75-27-4	Bromodichloromethane	0.15	U	1.0	0.15
75-25-2	Bromoform	0.18	U *	1.0	0.18
74-83-9	Bromomethane	0.18	U	1.0	0.18
75-15-0	Carbon disulfide	0.22	U	1.0	0.22
56-23-5	Carbon tetrachloride	0.33	U	1.0	0.33
108-90-7	Chlorobenzene	0.24	U	1.0	0.24
75-00-3	Chloroethane	0.37	U	1.0	0.37
67-66-3	Chloroform	0.22	U	1.0	0.22
74-87-3	Chloromethane	0.22	U	1.0	0.22
156-59-2	cis-1,2-Dichloroethene	0.26	U	1.0	0.26
10061-01-5	cis-1,3-Dichloropropene	0.16	U	1.0	0.16
110-82-7	Cyclohexane	1.1		1.0	0.26
124-48-1	Dibromochloromethane	0.22	U	1.0	0.22
75-71-8	Dichlorodifluoromethane	0.14	U	1.0	0.14
100-41-4	Ethylbenzene	0.30	U	1.0	0.30

FORM I
GC/MS VOA ORGANICS ANALYSIS DATA SHEET

Lab Name: TestAmerica Edison | Job No.: 460-121256-1

SDG No.:

Client Sample ID: MW-547D | Lab Sample ID: 460-121256-34

Matrix: Water | Lab File ID: A28216.D

Analysis Method: 8260C | Date Collected: 09/29/2016 13:40

Sample wt/vol: 5(mL) | Date Analyzed: 10/12/2016 07:07

Soil Aliquot Vol: | Dilution Factor: 1

Soil Extract Vol.: | GC Column: Rtx-624 ID: 0.25(mm)

% Moisture: | Level: (low/med) Low

Analysis Batch No.: 396528 | Units: ug/L

CAS NO.	COMPOUND NAME	RESULT	Q	RL	MDL
76-13-1	Freon TF	0.34	U	1.0	0.34
98-82-8	Isopropylbenzene	0.32	U	1.0	0.32
179601-23-1	m&p-Xylene	0.28	U	1.0	0.28
79-20-9	Methyl acetate	0.86	J	5.0	0.58
108-87-2	Methylcyclohexane	0.22	U	1.0	0.22
75-09-2	Methylene Chloride	0.21	U	1.0	0.21
1634-04-4	MTBE	0.13	U	1.0	0.13
95-47-6	o-Xylene	0.32	U	1.0	0.32
100-42-5	Styrene	0.17	U	1.0	0.17
127-18-4	Tetrachloroethene	0.12	U	1.0	0.12
108-88-3	Toluene	0.25	U	1.0	0.25
156-60-5	trans-1,2-Dichloroethene	0.18	U	1.0	0.18
10061-02-6	trans-1,3-Dichloropropene	0.19	U	1.0	0.19
79-01-6	Trichloroethene	0.22	U	1.0	0.22
75-69-4	Trichlorofluoromethane	0.15	U	1.0	0.15
75-01-4	Vinyl chloride	0.060	U	1.0	0.060

CAS NO.	SURROGATE	%REC	Q	LIMITS
17060-07-0	1,2-Dichloroethane-d4 (Surr)	105		70-130
460-00-4	Bromofluorobenzene	95		70-130
1868-53-7	Dibromofluoromethane (Surr)	105		70-130
2037-26-5	Toluene-d8 (Surr)	102		70-130

FORM I
GC/MS VOA ORGANICS ANALYSIS DATA SHEET
TENTATIVELY IDENTIFIED COMPOUNDS

Lab Name: TestAmerica Edison Job No.: 460-121256-1

SDG No.:

Client Sample ID: MW-547D Lab Sample ID: 460-121256-34

Matrix: Water Lab File ID: A28216.D

Analysis Method: 8260C Date Collected: 09/29/2016 13:40

Sample wt/vol: 5(mL) Date Analyzed: 10/12/2016 07:07

Soil Aliquot Vol: Dilution Factor: 1

Soil Extract Vol.: GC Column: Rtx-624 ID: 0.25(mm)

% Moisture: Level: (low/med) Low

Analysis Batch No.: 396528 Units: ug/L

Number TICs Found: 0 TIC Result Total: 0

CAS NO.	COMPOUND NAME	RT	RESULT	Q	MATCH QUALITY
	Tentatively Identified Compound		None		

TestAmerica Edison
Target Compound Quantitation Report

Data File: \\ChromNA\Edison\ChromData\CVOAMS1\20161011-46753.b\A28216.D
Lims ID: 460-121256-A-34
Client ID: MW-547D
Sample Type: Client
Inject. Date: 12-Oct-2016 07:07:30 ALS Bottle#: 30 Worklist Smp#: 31
Purge Vol: 5.000 mL Dil. Factor: 1.0000
Sample Info: 460-121256-A-34
Misc. Info.: 460-0046753-031
Operator ID: VOA GC/MS1 Instrument ID: CVOAMS1

Method: \\ChromNA\Edison\ChromData\CVOAMS1\20161011-46753.b\8260624W_1.m
Limit Group: VOA - 8260C Water and Solid
Last Update: 12-Oct-2016 09:44:17 Calib Date: 08-Sep-2016 04:26:30
Integrator: RTE ID Type: Deconvolution ID
Quant Method: Internal Standard Quant By: Initial Calibration
Last ICal File: \\ChromNA\Edison\ChromData\CVOAMS1\20160908-45311.b\A26272.D

Column 1 : Rtx-624 (0.25 mm) Det: MS SCAN
Process Host: XAWRK018

First Level Reviewer: moroneyc Date: 12-Oct-2016 09:44:17

Compound	Sig	RT (min.)	Exp RT (min.)	Dlt RT (min.)	Q	Response	OnCol Amt ug/l	Flags
19 Acetone	43	3.084	3.102	-0.018	86	15212	21.5	
24 Methyl acetate	43	3.334	3.352	-0.018	99	2002	0.8628	
* 28 TBA-d9 (IS)	65	3.462	3.468	-0.006	100	221525	1000.0	
* 39 2-Butanone-d5	46	4.431	4.444	-0.013	99	273228	250.0	
50 Cyclohexane	56	4.809	4.809	0.000	95	5101	1.10	
$ 53 Dibromofluoromethane (Surr	113	4.821	4.828	-0.007	95	121024	52.3	
$ 59 1,2-Dichloroethane-d4 (Sur	65	5.102	5.108	-0.006	98	147472	52.6	
* 64 Fluorobenzene	96	5.309	5.315	-0.006	97	437305	50.0	
* 70 1,4-Dioxane-d8	96	5.852	5.858	-0.006	93	18018	1000.0	
$ 81 Toluene-d8 (Surr)	98	6.663	6.669	-0.006	98	398171	51.1	
* 92 Chlorobenzene-d5	117	7.784	7.784	0.000	90	273156	50.0	
$ 103 4-Bromofluorobenzene	174	8.528	8.528	0.000	86	103386	47.4	
* 119 1,4-Dichlorobenzene-d4	152	9.180	9.181	0.000	98	151692	50.0	

Reagents:

8260ISNEW_00085 Amount Added: 1.00 Units: uL Run Reagent
8260SURR250_00140 Amount Added: 1.00 Units: uL Run Reagent

Report Date: 12-Oct-2016 09:45:13 Chrom Revision: 2.2 08-Sep-2016 14:45:52

TestAmerica Edison

Data File: \\ChromNA\Edison\ChromData\CVOAMS1\20161011-46753.b\A28216.D

Injection Date:	12-Oct-2016 07:07:30	Instrument ID:	CVOAMS1	Operator ID:	VOA GC/MS1
Lims ID:	460-121256-A-34	Lab Sample ID:	460-121256-34	Worklist Smp#:	31
Client ID:	MW-547D				
Purge Vol:	5.000 mL	Dil. Factor:	1.0000	ALS Bottle#:	30
Method:	8260624W_1	Limit Group:	VOA - 8260C Water and Solid		

Column: Rtx-624 (0.25 mm)

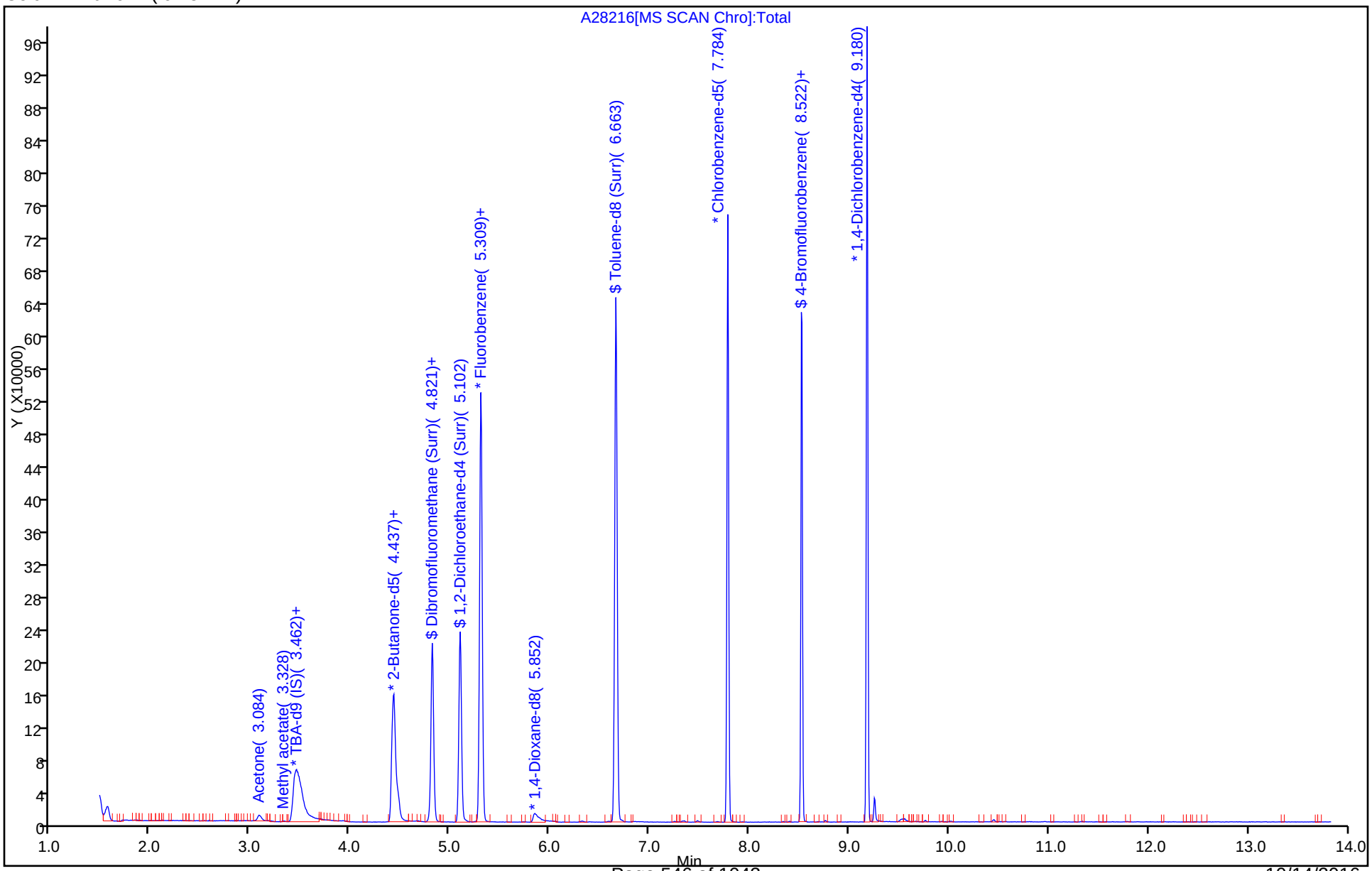

TestAmerica Edison

Data File:	\\ChromNA\Edison\ChromData\CVOAMS1\20161011-46753.b\A28216.D				
Injection Date:	12-Oct-2016 07:07:30	Instrument ID:	CVOAMS1		
Lims ID:	460-121256-A-34	Lab Sample ID:	460-121256-34		
Client ID:	MW-547D				
Operator ID:	VOA GC/MS1	ALS Bottle#:	30	Worklist Smp#:	31
Purge Vol:	5.000 mL	Dil. Factor:	1.0000		
Method:	8260624W_1	Limit Group:	VOA - 8260C Water and Solid		
Column:	Rtx-624 (0.25 mm)	Detector	MS SCAN		

19 Acetone, CAS: 67-64-1

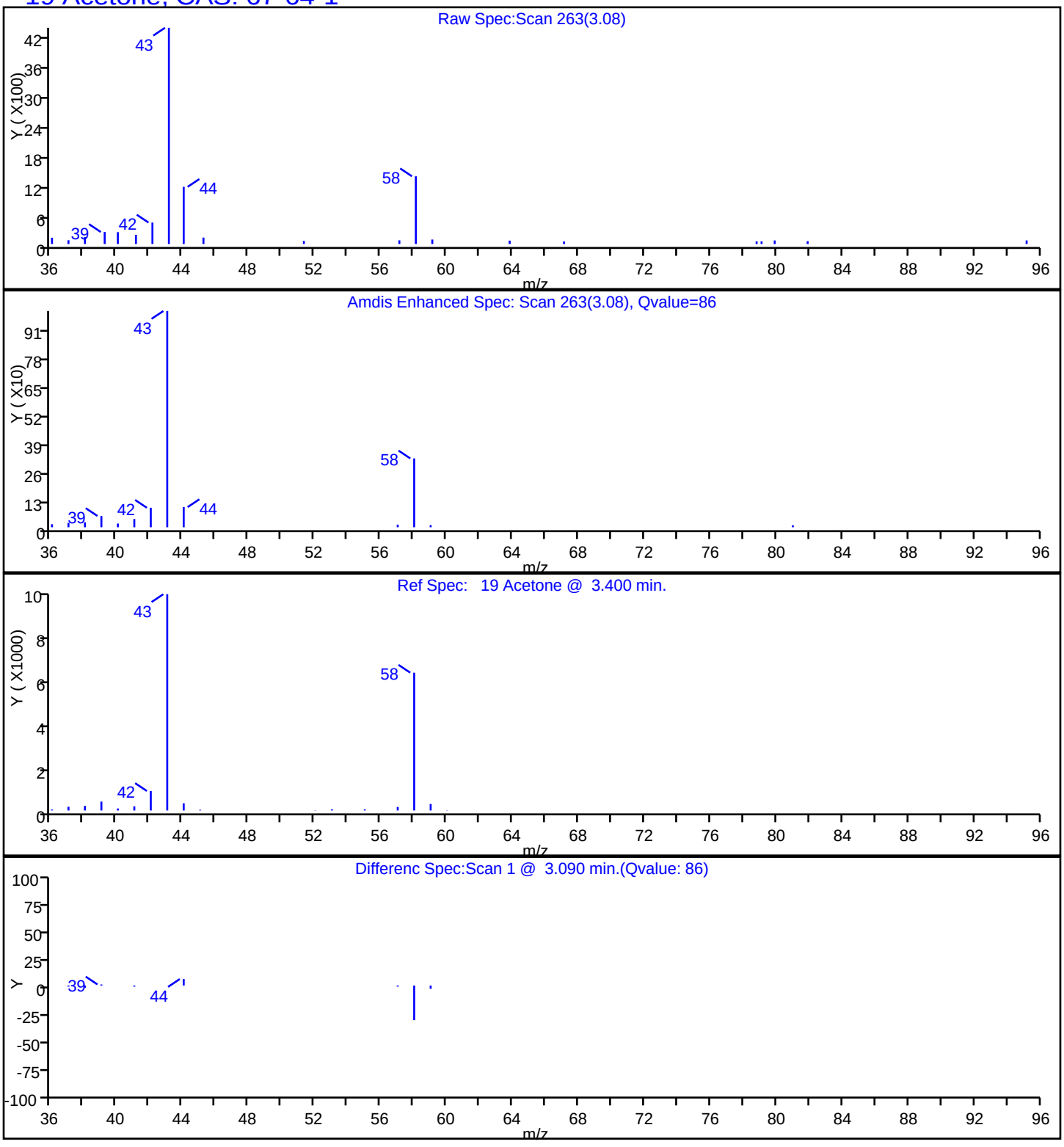

TestAmerica Edison

Data File:	\\ChromNA\Edison\ChromData\CVOAMS1\20161011-46753.b\A28216.D				
Injection Date:	12-Oct-2016 07:07:30	Instrument ID:	CVOAMS1		
Lims ID:	460-121256-A-34	Lab Sample ID:	460-121256-34		
Client ID:	MW-547D				
Operator ID:	VOA GC/MS1	ALS Bottle#:	30	Worklist Smp#:	31
Purge Vol:	5.000 mL	Dil. Factor:	1.0000		
Method:	8260624W_1	Limit Group:	VOA - 8260C Water and Solid		
Column:	Rtx-624 (0.25 mm)	Detector	MS SCAN		

50 Cyclohexane, CAS: 110-82-7

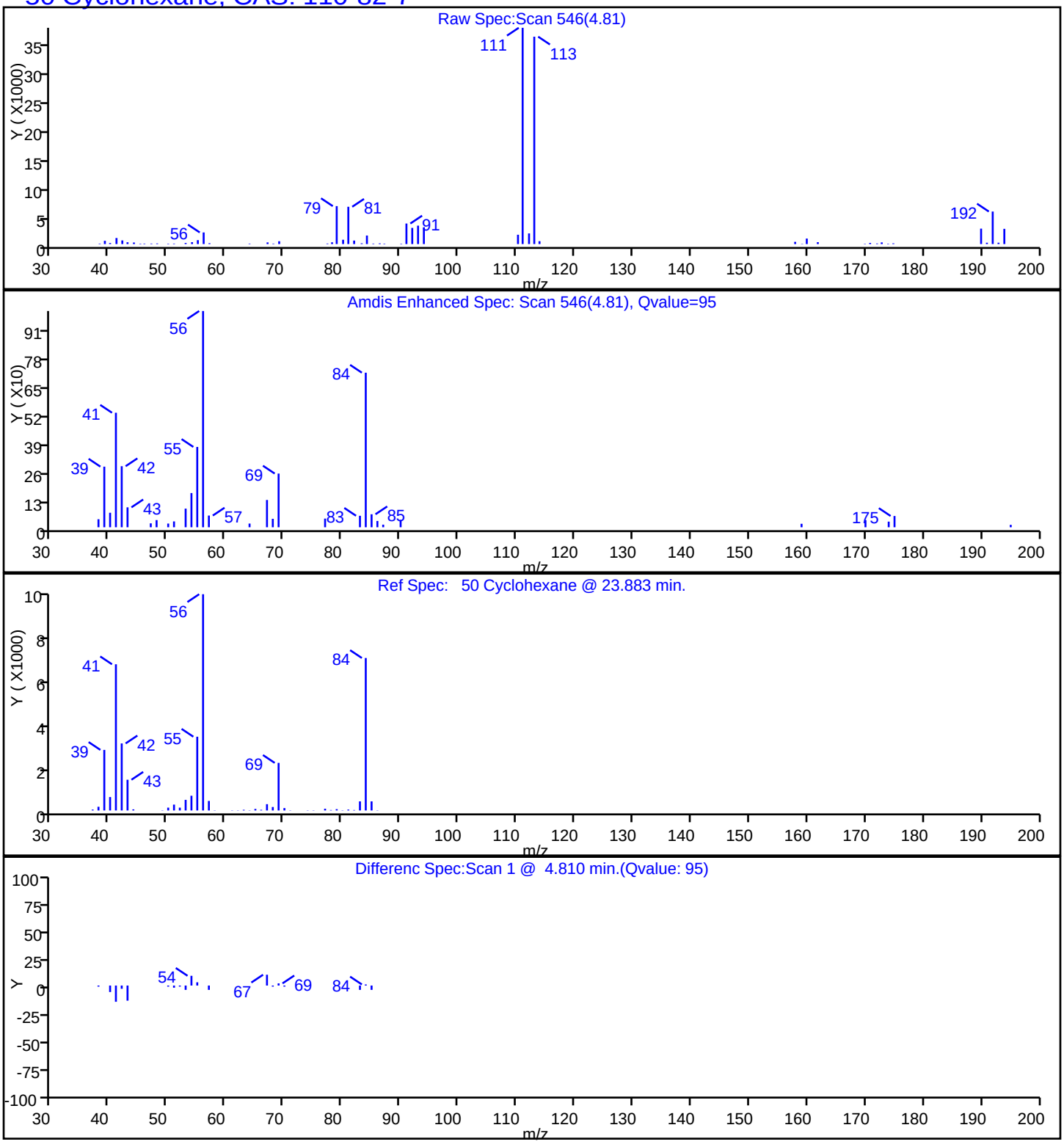

TestAmerica Edison

Data File:	\\ChromNA\Edison\ChromData\CVOAMS1\20161011-46753.b\A28216.D				
Injection Date:	12-Oct-2016 07:07:30	Instrument ID:	CVOAMS1		
Lims ID:	460-121256-A-34	Lab Sample ID:	460-121256-34		
Client ID:	MW-547D				
Operator ID:	VOA GC/MS1	ALS Bottle#:	30	Worklist Smp#:	31
Purge Vol:	5.000 mL	Dil. Factor:	1.0000		
Method:	8260624W_1	Limit Group:	VOA - 8260C Water and Solid		
Column:	Rtx-624 (0.25 mm)	Detector	MS SCAN		

24 Methyl acetate, CAS: 79-20-9

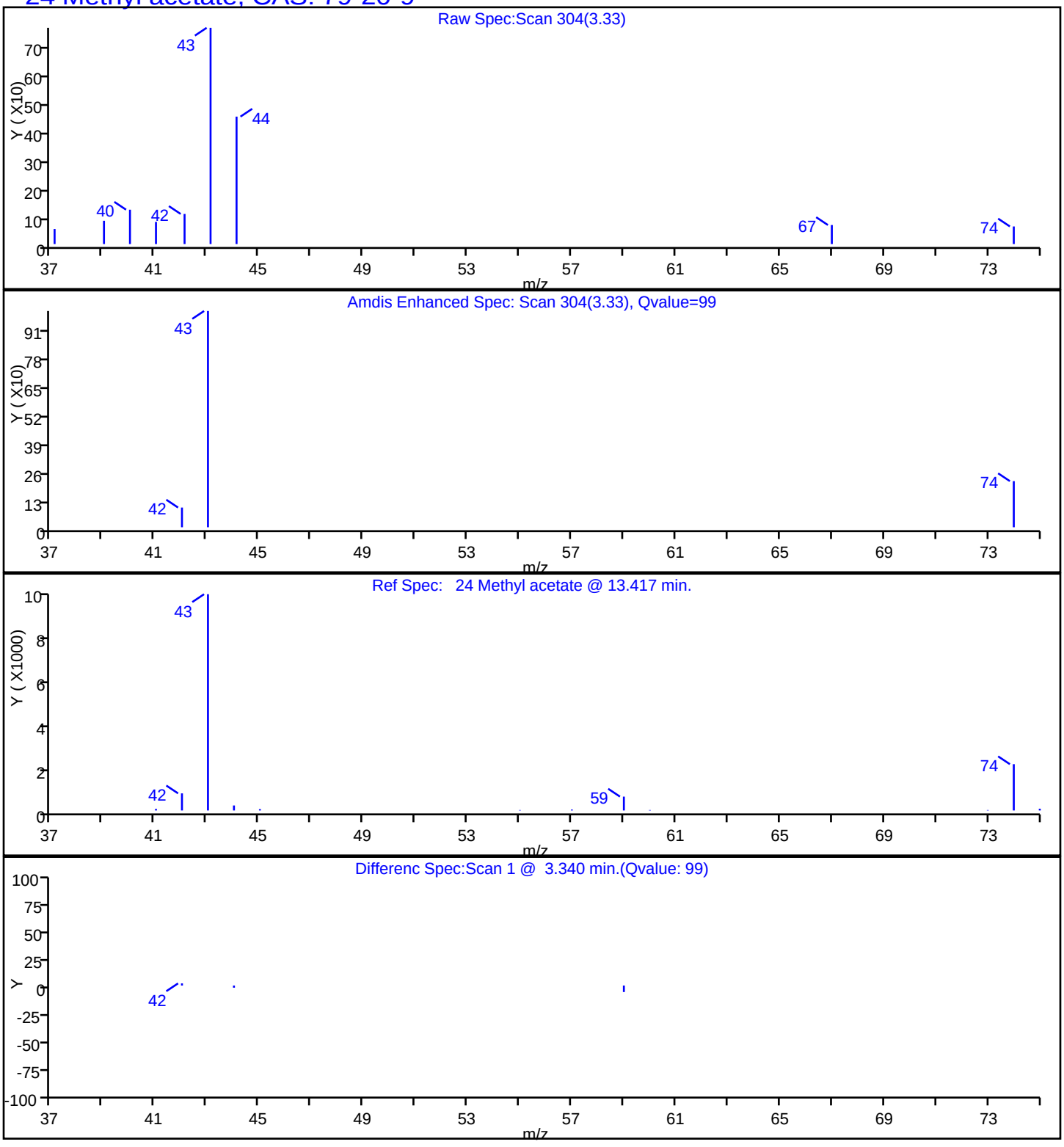

FORM I
GC/MS VOA ORGANICS ANALYSIS DATA SHEET

Lab Name: TestAmerica Edison | Job No.: 460-121256-1

SDG No.:

Client Sample ID: MW-549S | Lab Sample ID: 460-121256-35

Matrix: Water | Lab File ID: A28228.D

Analysis Method: 8260C | Date Collected: 09/29/2016 07:40

Sample wt/vol: 5(mL) | Date Analyzed: 10/12/2016 12:08

Soil Aliquot Vol: | Dilution Factor: 1

Soil Extract Vol.: | GC Column: Rtx-624 ID: 0.25(mm)

% Moisture: | Level: (low/med) Low

Analysis Batch No.: 396623 | Units: ug/L

CAS NO.	COMPOUND NAME	RESULT	Q	RL	MDL
71-55-6	1,1,1-Trichloroethane	0.28	U	1.0	0.28
79-34-5	1,1,2,2-Tetrachloroethane	0.19	U	1.0	0.19
79-00-5	1,1,2-Trichloroethane	0.080	U	1.0	0.080
75-34-3	1,1-Dichloroethane	0.24	U	1.0	0.24
75-35-4	1,1-Dichloroethene	0.34	U	1.0	0.34
87-61-6	1,2,3-Trichlorobenzene	0.35	U	1.0	0.35
120-82-1	1,2,4-Trichlorobenzene	0.27	U	1.0	0.27
96-12-8	1,2-Dibromo-3-Chloropropane	0.23	U	1.0	0.23
106-93-4	1,2-Dibromoethane	0.19	U	1.0	0.19
95-50-1	1,2-Dichlorobenzene	0.22	U	1.0	0.22
107-06-2	1,2-Dichloroethane	0.32	J	1.0	0.25
78-87-5	1,2-Dichloropropane	0.18	U	1.0	0.18
541-73-1	1,3-Dichlorobenzene	0.33	U	1.0	0.33
106-46-7	1,4-Dichlorobenzene	0.33	U	1.0	0.33
123-91-1	1,4-Dioxane	8.7	U	50	8.7
78-93-3	2-Butanone	2.2	U	5.0	2.2
591-78-6	2-Hexanone	0.72	U	5.0	0.72
108-10-1	4-Methyl-2-pentanone	0.63	U	5.0	0.63
67-64-1	Acetone	6.0		5.0	1.1
71-43-2	Benzene	0.090	U	1.0	0.090
74-97-5	Bromochloromethane	0.30	U	1.0	0.30
75-27-4	Bromodichloromethane	0.15	U	1.0	0.15
75-25-2	Bromoform	0.18	U	1.0	0.18
74-83-9	Bromomethane	0.18	U	1.0	0.18
75-15-0	Carbon disulfide	0.22	U	1.0	0.22
56-23-5	Carbon tetrachloride	0.33	U	1.0	0.33
108-90-7	Chlorobenzene	0.24	U	1.0	0.24
75-00-3	Chloroethane	0.37	U	1.0	0.37
67-66-3	Chloroform	1.9		1.0	0.22
74-87-3	Chloromethane	0.22	U	1.0	0.22
156-59-2	cis-1,2-Dichloroethene	0.26	U	1.0	0.26
10061-01-5	cis-1,3-Dichloropropene	0.16	U	1.0	0.16
110-82-7	Cyclohexane	0.43	J	1.0	0.26
124-48-1	Dibromochloromethane	0.22	U	1.0	0.22
75-71-8	Dichlorodifluoromethane	0.14	U	1.0	0.14
100-41-4	Ethylbenzene	0.30	U	1.0	0.30

FORM I
GC/MS VOA ORGANICS ANALYSIS DATA SHEET

Lab Name: TestAmerica Edison | Job No.: 460-121256-1

SDG No.:

Client Sample ID: MW-549S | Lab Sample ID: 460-121256-35

Matrix: Water | Lab File ID: A28228.D

Analysis Method: 8260C | Date Collected: 09/29/2016 07:40

Sample wt/vol: 5(mL) | Date Analyzed: 10/12/2016 12:08

Soil Aliquot Vol: | Dilution Factor: 1

Soil Extract Vol.: | GC Column: Rtx-624 ID: 0.25(mm)

% Moisture: | Level: (low/med) Low

Analysis Batch No.: 396623 | Units: ug/L

CAS NO.	COMPOUND NAME	RESULT	Q	RL	MDL
76-13-1	Freon TF	0.90	J	1.0	0.34
98-82-8	Isopropylbenzene	0.32	U	1.0	0.32
179601-23-1	m&p-Xylene	0.28	U	1.0	0.28
79-20-9	Methyl acetate	1.2	J	5.0	0.58
108-87-2	Methylcyclohexane	0.22	U	1.0	0.22
75-09-2	Methylene Chloride	0.21	U	1.0	0.21
1634-04-4	MTBE	0.13	U	1.0	0.13
95-47-6	o-Xylene	0.32	U	1.0	0.32
100-42-5	Styrene	0.17	U	1.0	0.17
127-18-4	Tetrachloroethene	2.2		1.0	0.12
108-88-3	Toluene	0.25	U	1.0	0.25
156-60-5	trans-1,2-Dichloroethene	0.18	U	1.0	0.18
10061-02-6	trans-1,3-Dichloropropene	0.19	U	1.0	0.19
79-01-6	Trichloroethene	1.1		1.0	0.22
75-69-4	Trichlorofluoromethane	0.15	U	1.0	0.15
75-01-4	Vinyl chloride	0.060	U	1.0	0.060

CAS NO.	SURROGATE	%REC	Q	LIMITS
17060-07-0	1,2-Dichloroethane-d4 (Surr)	105		70-130
460-00-4	Bromofluorobenzene	93		70-130
1868-53-7	Dibromofluoromethane (Surr)	103		70-130
2037-26-5	Toluene-d8 (Surr)	102		70-130

FORM I
GC/MS VOA ORGANICS ANALYSIS DATA SHEET
TENTATIVELY IDENTIFIED COMPOUNDS

Lab Name: TestAmerica Edison Job No.: 460-121256-1

SDG No.:

Client Sample ID: MW-549S Lab Sample ID: 460-121256-35

Matrix: Water Lab File ID: A28228.D

Analysis Method: 8260C Date Collected: 09/29/2016 07:40

Sample wt/vol: 5(mL) Date Analyzed: 10/12/2016 12:08

Soil Aliquot Vol: Dilution Factor: 1

Soil Extract Vol.: GC Column: Rtx-624 ID: 0.25(mm)

% Moisture: Level: (low/med) Low

Analysis Batch No.: 396623 Units: ug/L

Number TICs Found: 0 TIC Result Total: 0

CAS NO.	COMPOUND NAME	RT	RESULT	Q	MATCH QUALITY
	Tentatively Identified Compound		None		

TestAmerica Edison
Target Compound Quantitation Report

Data File: \\ChromNA\Edison\ChromData\CVOAMS1\20161012-46772.b\A28228.D
Lims ID: 460-121256-A-35
Client ID: MW-549S
Sample Type: Client
Inject. Date: 12-Oct-2016 12:08:30 ALS Bottle#: 8 Worklist Smp#: 12
Purge Vol: 5.000 mL Dil. Factor: 1.0000
Sample Info: 460-121256-A-35
Misc. Info.: 460-0046772-012
Operator ID: VOA GC/MS1 Instrument ID: CVOAMS1

Method: \\ChromNA\Edison\ChromData\CVOAMS1\20161012-46772.b\8260624W_1.m
Limit Group: VOA - 8260C Water and Solid
Last Update: 12-Oct-2016 21:23:54 Calib Date: 08-Sep-2016 04:26:30
Integrator: RTE ID Type: Deconvolution ID
Quant Method: Internal Standard Quant By: Initial Calibration
Last ICal File: \\ChromNA\Edison\ChromData\CVOAMS1\20160908-45311.b\A26272.D

Column 1 : Rtx-624 (0.25 mm) Det: MS SCAN
Process Host: XAWRK015

First Level Reviewer: starzecm Date: 12-Oct-2016 21:23:54

Compound	Sig	RT (min.)	Exp RT (min.)	Dlt RT (min.)	Q	Response	OnCol Amt ug/l	Flags
17 1,1,2-Trichloro-1,2,2-trif	101	2.986	2.999	-0.013	46	2043	0.8983	
19 Acetone	43	3.096	3.096	0.000	93	4462	6.01	
24 Methyl acetate	43	3.346	3.346	0.000	99	2948	1.22	
* 28 TBA-d9 (IS)	65	3.462	3.468	-0.006	99	214422	1000.0	
* 39 2-Butanone-d5	46	4.437	4.437	0.000	99	286493	250.0	
49 Chloroform	83	4.693	4.699	-0.006	97	8988	1.90	
50 Cyclohexane	56	4.809	4.803	0.006	31	2061	0.4265	M
44 Methyl acrylate	55	4.809	4.809	0.000	32	800	0.3357	
$ 53 Dibromofluoromethane (Surr	113	4.821	4.827	-0.006	95	123792	51.4	
$ 59 1,2-Dichloroethane-d4 (Sur	65	5.102	5.108	-0.006	98	154144	52.7	
62 1,2-Dichloroethane	62	5.157	5.163	-0.006	82	1108	0.3187	
* 64 Fluorobenzene	96	5.309	5.315	-0.006	97	455848	50.0	
66 Trichloroethene	95	5.571	5.577	-0.006	94	2717	1.10	
* 70 1,4-Dioxane-d8	96	5.858	5.846	0.012	95	17502	1000.0	
$ 81 Toluene-d8 (Surr)	98	6.663	6.662	0.001	98	410762	50.9	
86 Tetrachloroethene	166	7.144	7.144	0.000	94	4373	2.23	
* 92 Chlorobenzene-d5	117	7.784	7.784	0.000	89	282563	50.0	
$ 103 4-Bromofluorobenzene	174	8.534	8.528	0.006	87	105234	46.6	
* 119 1,4-Dichlorobenzene-d4	152	9.193	9.186	0.007	98	152530	50.0	

QC Flag Legend

Review Flags
M - Manually Integrated

Reagents:

8260ISNEW_00085 Amount Added: 1.00 Units: uL Run Reagent
8260SURR250_00140 Amount Added: 1.00 Units: uL Run Reagent

Report Date: 12-Oct-2016 21:23:55 Chrom Revision: 2.2 08-Sep-2016 14:45:52

TestAmerica Edison

Data File: \\ChromNA\Edison\ChromData\CVOAMS1\20161012-46772.b\A28228.D

Injection Date:	12-Oct-2016 12:08:30	Instrument ID:	CVOAMS1	Operator ID:	VOA GC/MS1
Lims ID:	460-121256-A-35	Lab Sample ID:	460-121256-35	Worklist Smp#:	12
Client ID:	MW-549S				
Purge Vol:	5.000 mL	Dil. Factor:	1.0000	ALS Bottle#:	8
Method:	8260624W_1	Limit Group:	VOA - 8260C Water and Solid		

Column: Rtx-624 (0.25 mm)

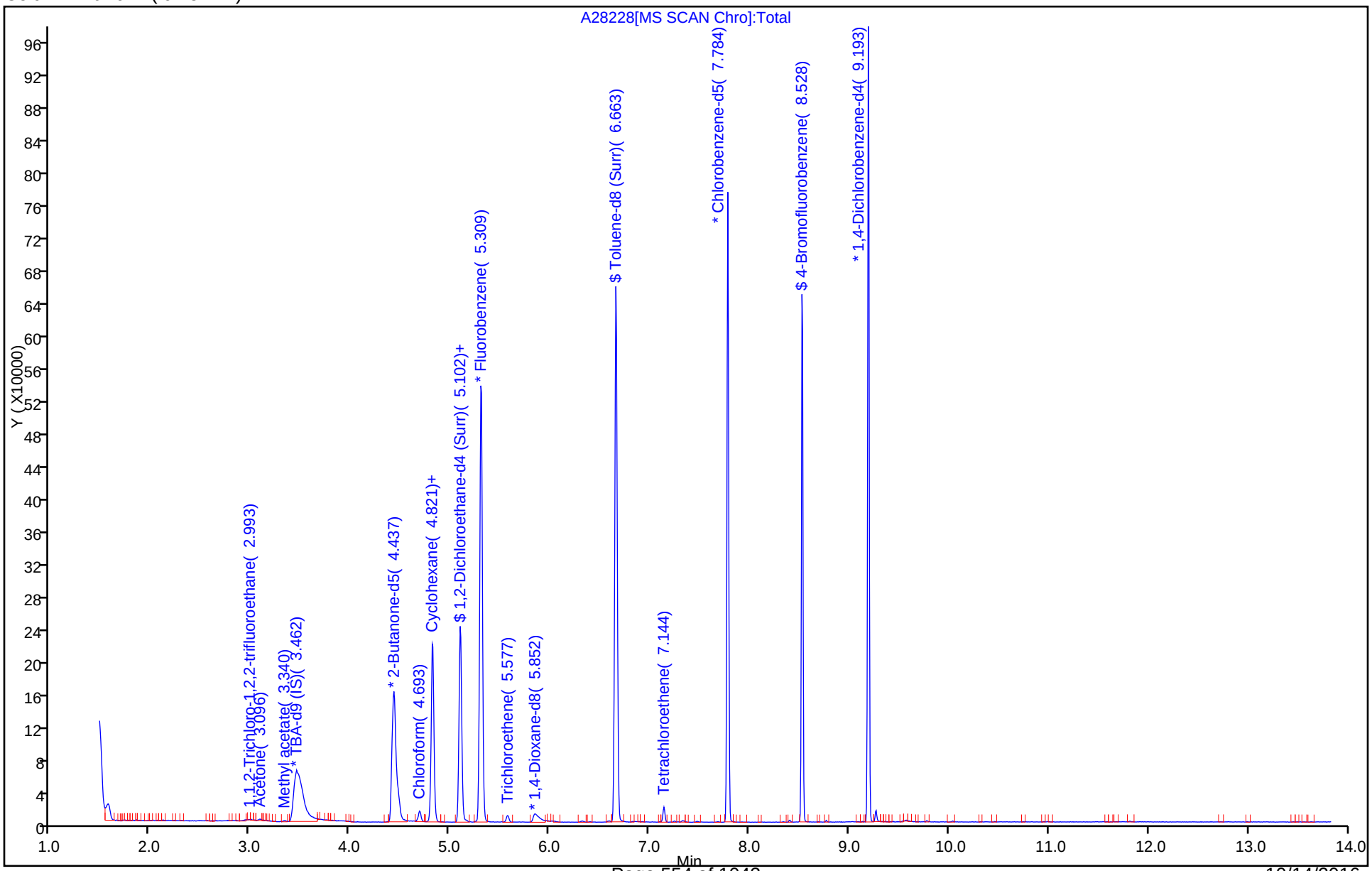

TestAmerica Edison

Data File:	\\ChromNA\Edison\ChromData\CVOAMS1\20161012-46772.b\A28228.D				
Injection Date:	12-Oct-2016 12:08:30	Instrument ID:	CVOAMS1		
Lims ID:	460-121256-A-35	Lab Sample ID:	460-121256-35		
Client ID:	MW-549S				
Operator ID:	VOA GC/MS1	ALS Bottle#:	8	Worklist Smp#:	12
Purge Vol:	5.000 mL	Dil. Factor:	1.0000		
Method:	8260624W_1	Limit Group:	VOA - 8260C Water and Solid		
Column:	Rtx-624 (0.25 mm)	Detector	MS SCAN		

62 1,2-Dichloroethane, CAS: 107-06-2

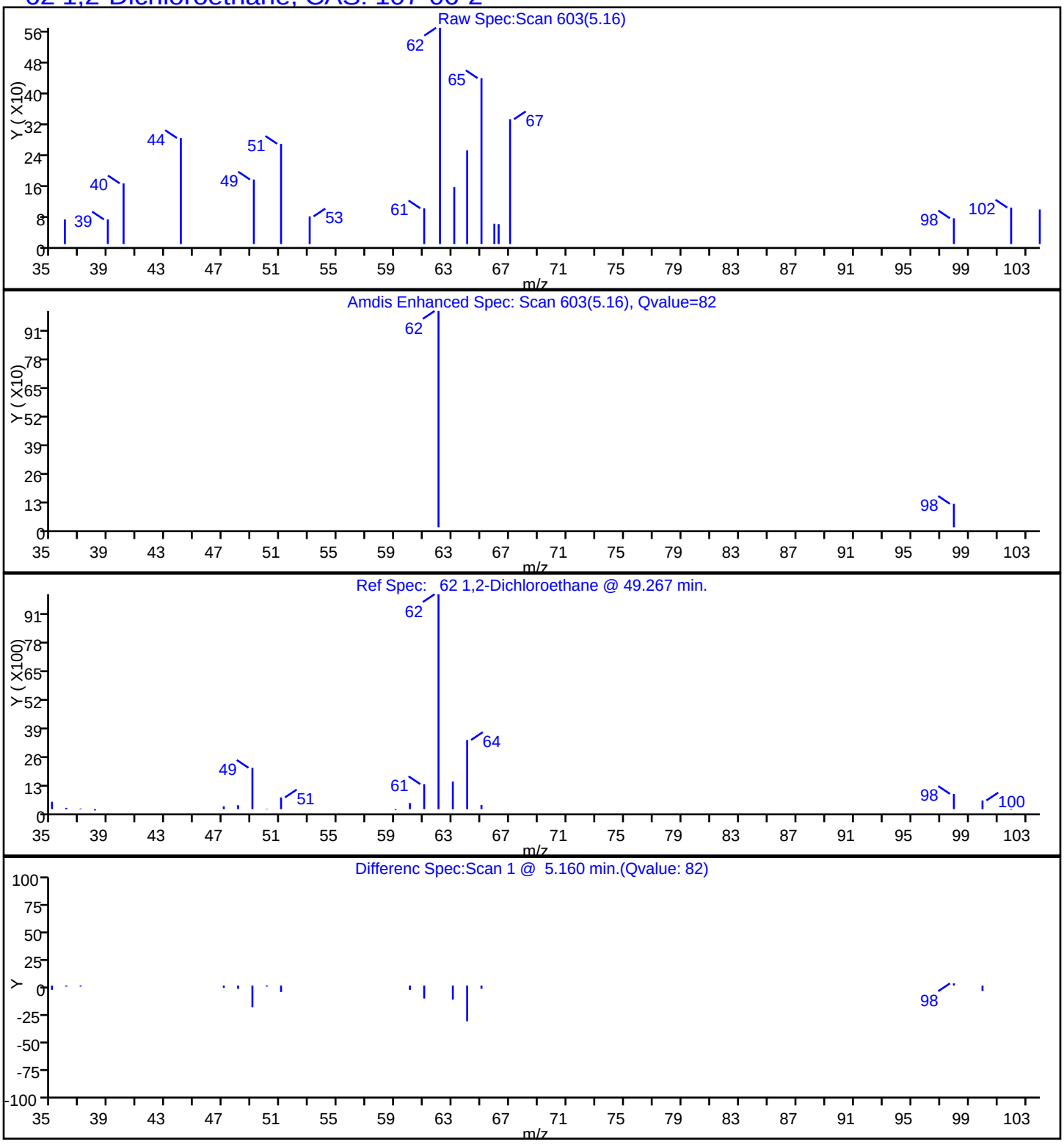

TestAmerica Edison

Data File:	\\ChromNA\Edison\ChromData\CVOAMS1\20161012-46772.b\A28228.D				
Injection Date:	12-Oct-2016 12:08:30	Instrument ID:	CVOAMS1		
Lims ID:	460-121256-A-35	Lab Sample ID:	460-121256-35		
Client ID:	MW-549S				
Operator ID:	VOA GC/MS1	ALS Bottle#:	8	Worklist Smp#:	12
Purge Vol:	5.000 mL	Dil. Factor:	1.0000		
Method:	8260624W_1	Limit Group:	VOA - 8260C Water and Solid		
Column:	Rtx-624 (0.25 mm)	Detector	MS SCAN		

19 Acetone, CAS: 67-64-1

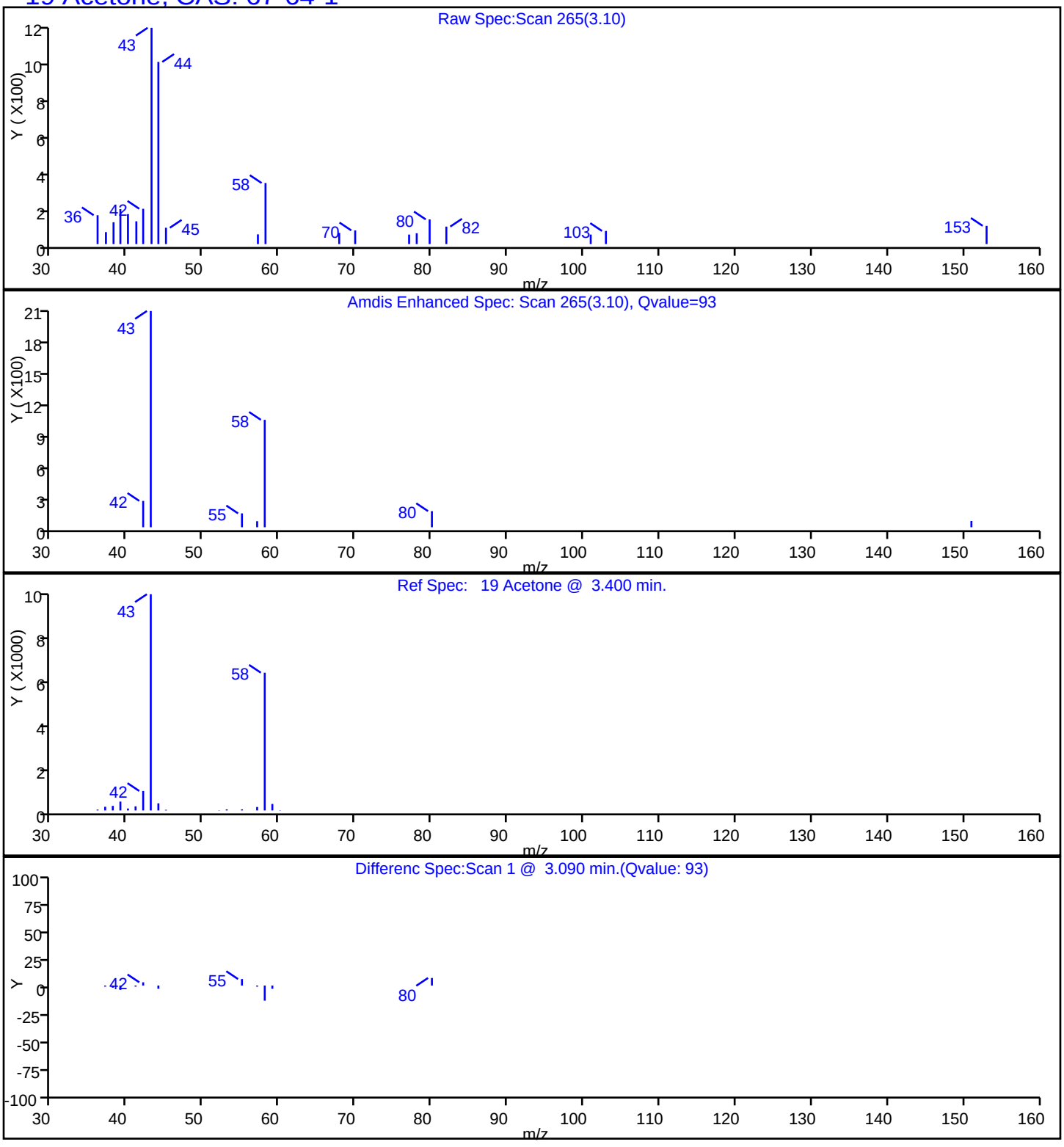

TestAmerica Edison

Data File:	\\ChromNA\Edison\ChromData\CVOAMS1\20161012-46772.b\A28228.D				
Injection Date:	12-Oct-2016 12:08:30	Instrument ID:	CVOAMS1		
Lims ID:	460-121256-A-35	Lab Sample ID:	460-121256-35		
Client ID:	MW-549S				
Operator ID:	VOA GC/MS1	ALS Bottle#:	8	Worklist Smp#:	12
Purge Vol:	5.000 mL	Dil. Factor:	1.0000		
Method:	8260624W_1	Limit Group:	VOA - 8260C Water and Solid		
Column:	Rtx-624 (0.25 mm)	Detector	MS SCAN		

49 Chloroform, CAS: 67-66-3

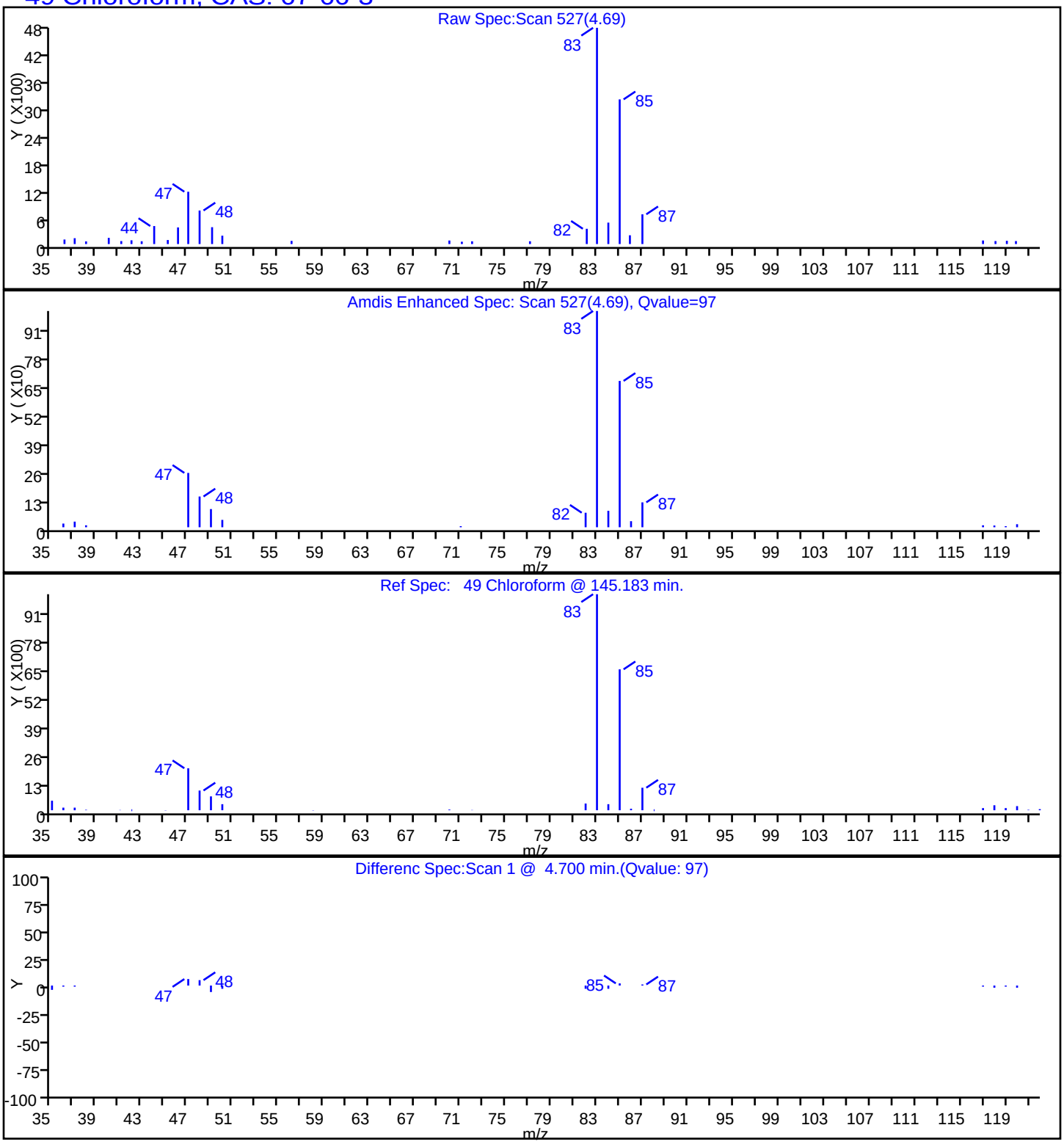

TestAmerica Edison

Data File:	\\ChromNA\Edison\ChromData\CVOAMS1\20161012-46772.b\A28228.D				
Injection Date:	12-Oct-2016 12:08:30	Instrument ID:	CVOAMS1		
Lims ID:	460-121256-A-35	Lab Sample ID:	460-121256-35		
Client ID:	MW-549S				
Operator ID:	VOA GC/MS1	ALS Bottle#:	8	Worklist Smp#:	12
Purge Vol:	5.000 mL	Dil. Factor:	1.0000		
Method:	8260624W_1	Limit Group:	VOA - 8260C Water and Solid		
Column:	Rtx-624 (0.25 mm)	Detector	MS SCAN		

50 Cyclohexane, CAS: 110-82-7

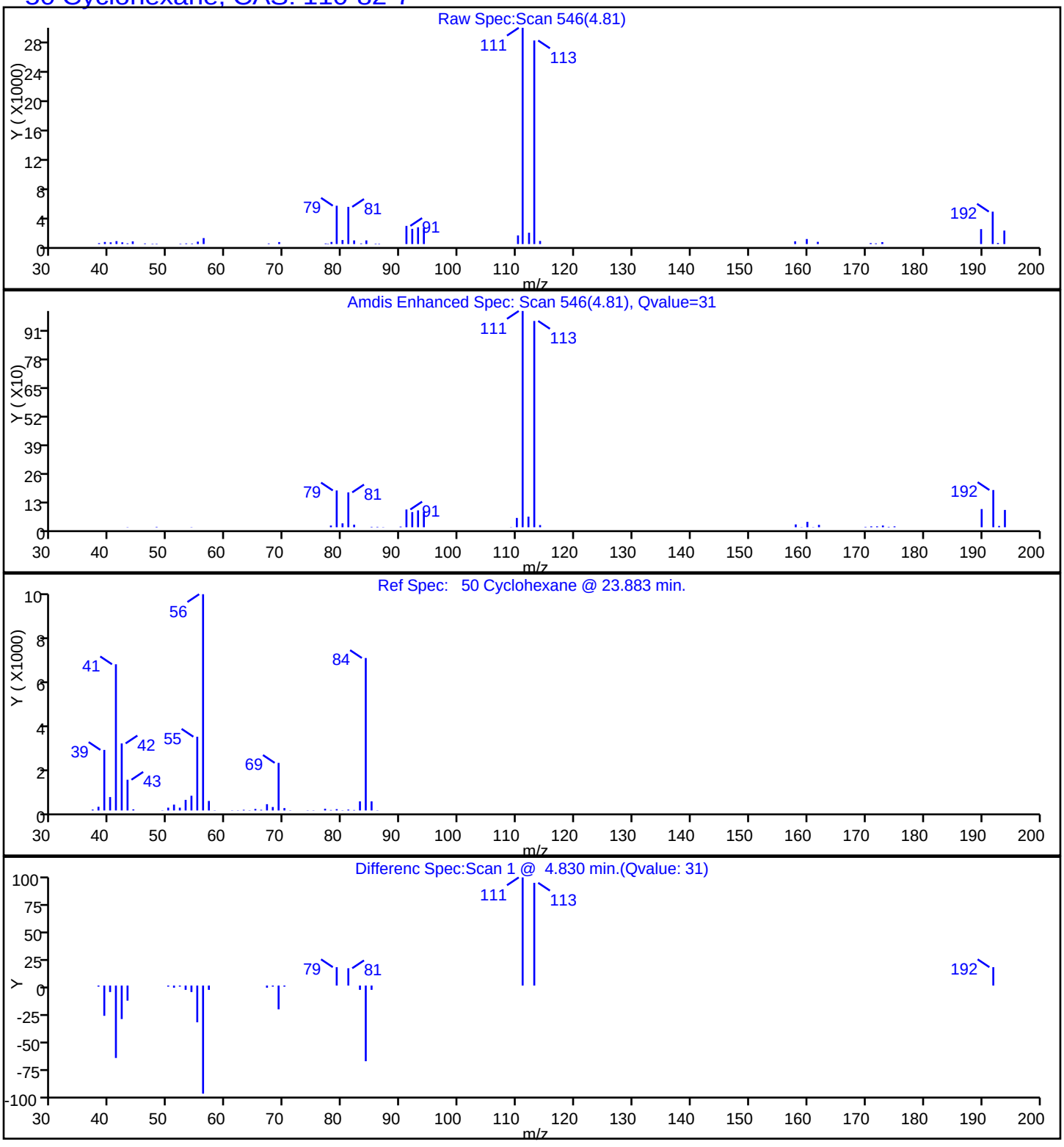

TestAmerica Edison

Data File:	\\ChromNA\Edison\ChromData\CVOAMS1\20161012-46772.b\A28228.D				
Injection Date:	12-Oct-2016 12:08:30	Instrument ID:	CVOAMS1		
Lims ID:	460-121256-A-35	Lab Sample ID:	460-121256-35		
Client ID:	MW-549S				
Operator ID:	VOA GC/MS1	ALS Bottle#:	8	Worklist Smp#:	12
Purge Vol:	5.000 mL	Dil. Factor:	1.0000		
Method:	8260624W_1	Limit Group:	VOA - 8260C Water and Solid		
Column:	Rtx-624 (0.25 mm)	Detector	MS SCAN		

17 1,1,2-Trichloro-1,2,2-trifluoroethane, CAS: 76-13-1

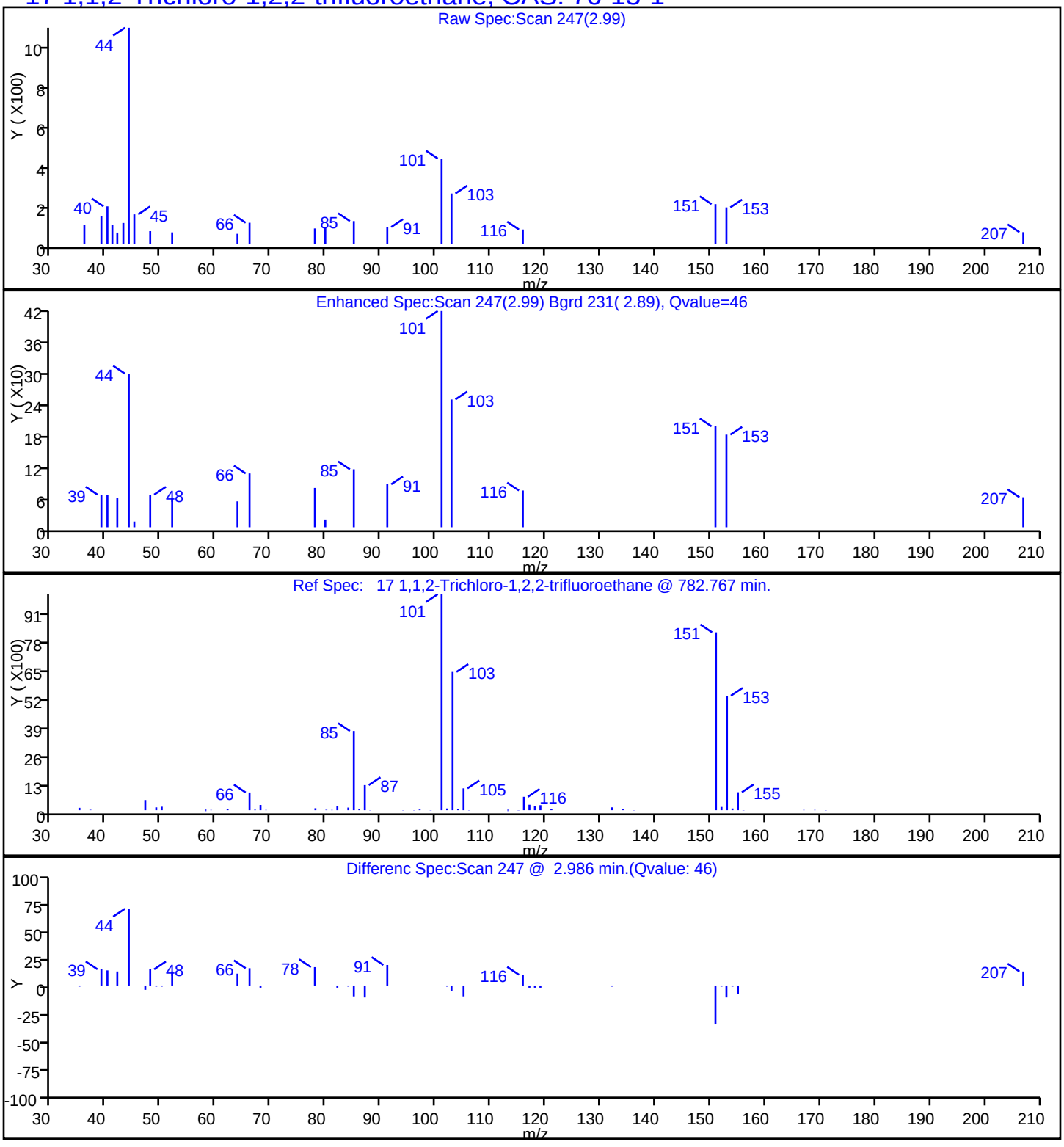

TestAmerica Edison

Data File:	\\ChromNA\Edison\ChromData\CVOAMS1\20161012-46772.b\A28228.D				
Injection Date:	12-Oct-2016 12:08:30	Instrument ID:	CVOAMS1		
Lims ID:	460-121256-A-35	Lab Sample ID:	460-121256-35		
Client ID:	MW-549S				
Operator ID:	VOA GC/MS1	ALS Bottle#:	8	Worklist Smp#:	12
Purge Vol:	5.000 mL	Dil. Factor:	1.0000		
Method:	8260624W_1	Limit Group:	VOA - 8260C Water and Solid		
Column:	Rtx-624 (0.25 mm)	Detector	MS SCAN		

24 Methyl acetate, CAS: 79-20-9

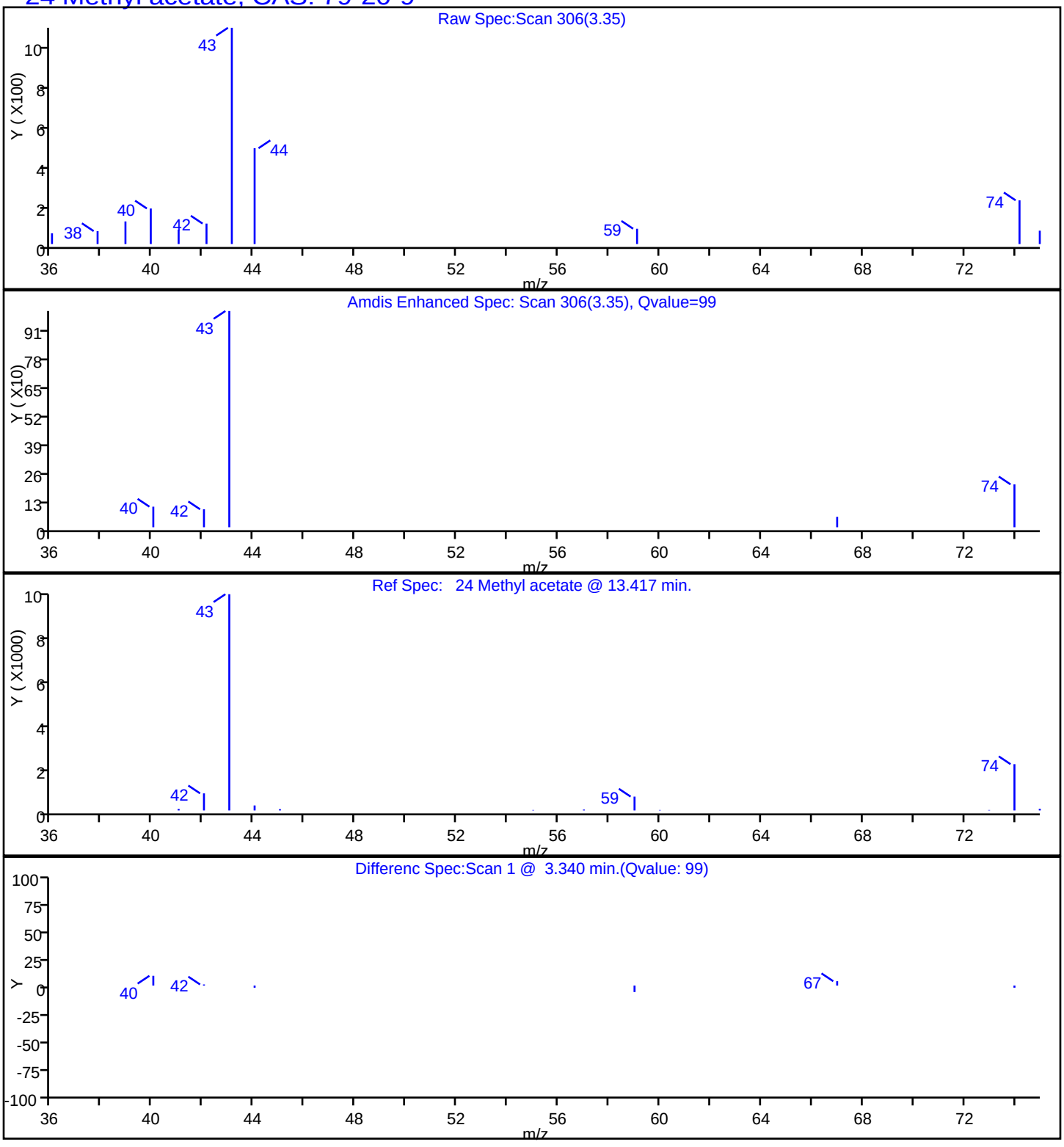

TestAmerica Edison

Data File:	\\ChromNA\Edison\ChromData\CVOAMS1\20161012-46772.b\A28228.D		
Injection Date:	12-Oct-2016 12:08:30	Instrument ID:	CVOAMS1
Lims ID:	460-121256-A-35	Lab Sample ID:	460-121256-35
Client ID:	MW-549S		
Operator ID:	VOA GC/MS1	ALS Bottle#:	8 Worklist Smp#: 12
Purge Vol:	5.000 mL	Dil. Factor:	1.0000
Method:	8260624W_1	Limit Group:	VOA - 8260C Water and Solid
Column:	Rtx-624 (0.25 mm)	Detector	MS SCAN

86 Tetrachloroethene, CAS: 127-18-4

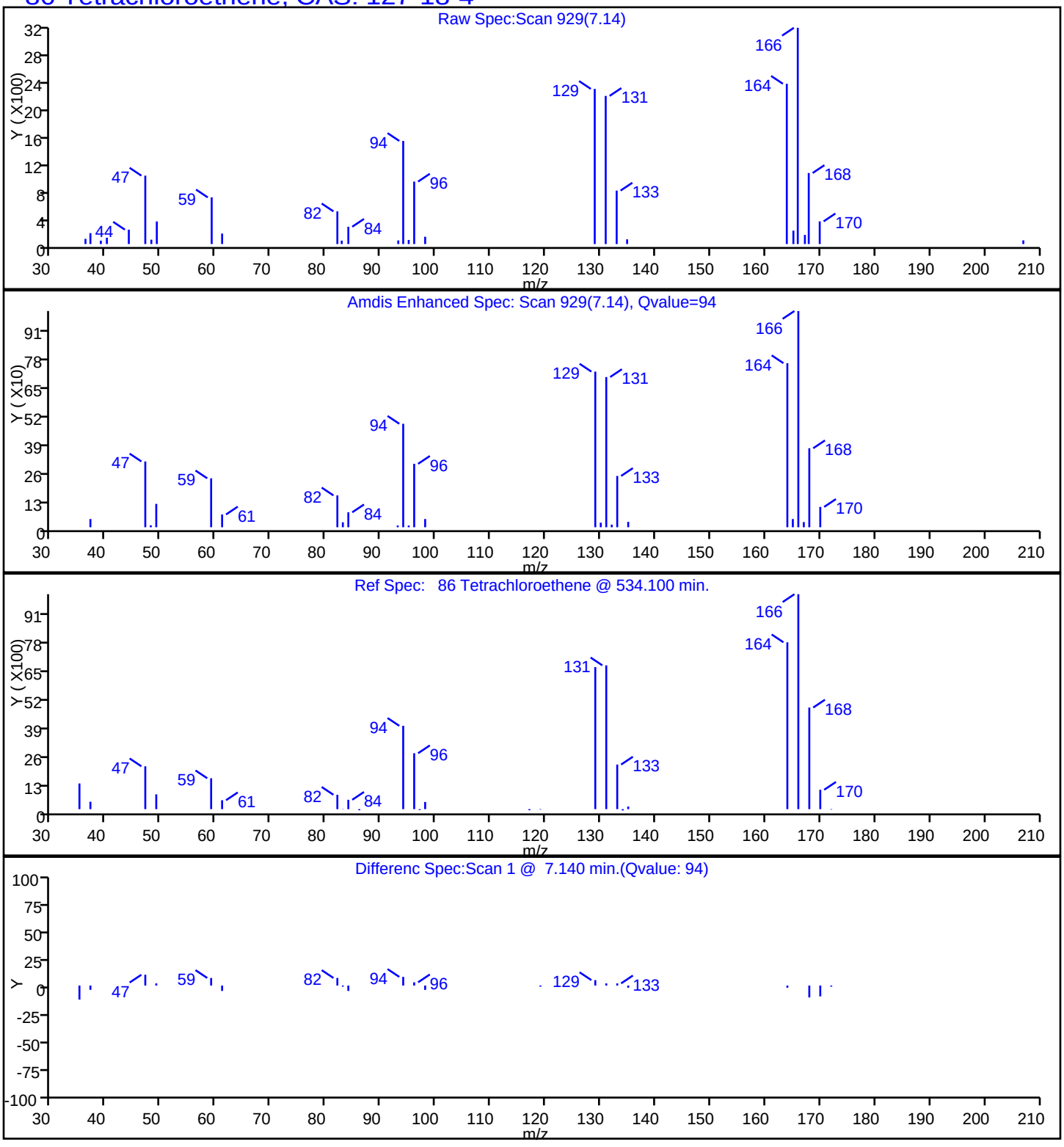

TestAmerica Edison

Data File:	\\ChromNA\Edison\ChromData\CVOAMS1\20161012-46772.b\A28228.D				
Injection Date:	12-Oct-2016 12:08:30	Instrument ID:	CVOAMS1		
Lims ID:	460-121256-A-35	Lab Sample ID:	460-121256-35		
Client ID:	MW-549S				
Operator ID:	VOA GC/MS1	ALS Bottle#:	8	Worklist Smp#:	12
Purge Vol:	5.000 mL	Dil. Factor:	1.0000		
Method:	8260624W_1	Limit Group:	VOA - 8260C Water and Solid		
Column:	Rtx-624 (0.25 mm)	Detector	MS SCAN		

66 Trichloroethene, CAS: 79-01-6

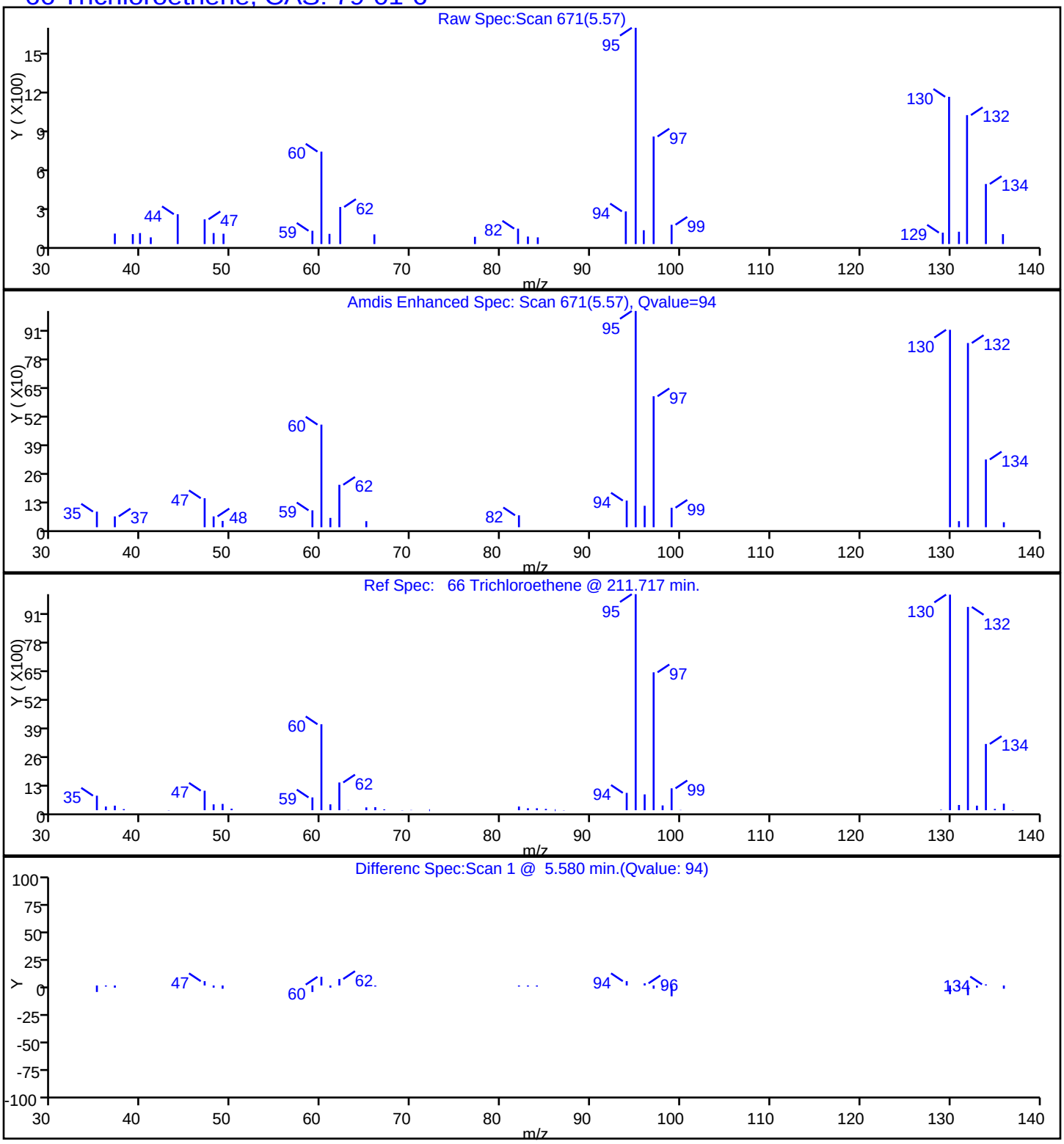

Manual Integration/User Assign Peak Report

TestAmerica Edison

Data File:	\\ChromNA\Edison\ChromData\CVOAMS1\20161012-46772.b\A28228.D				
Injection Date:	12-Oct-2016 12:08:30	Instrument ID:	CVOAMS1		
Lims ID:	460-121256-A-35	Lab Sample ID:	460-121256-35		
Client ID:	MW-549S				
Operator ID:	VOA GC/MS1	ALS Bottle#:	8	Worklist Smp#:	12
Purge Vol:	5.000 mL	Dil. Factor:	1.0000		
Method:	8260624W_1	Limit Group:	VOA - 8260C Water and Solid		
Column:	Rtx-624 (0.25 mm)	Detector	MS SCAN		

50 Cyclohexane, CAS: 110-82-7

Signal: 1

Processing Integration Results

RT: 4.81
Area: 1262
Amount: 0.261173
Amount Units: ug/l

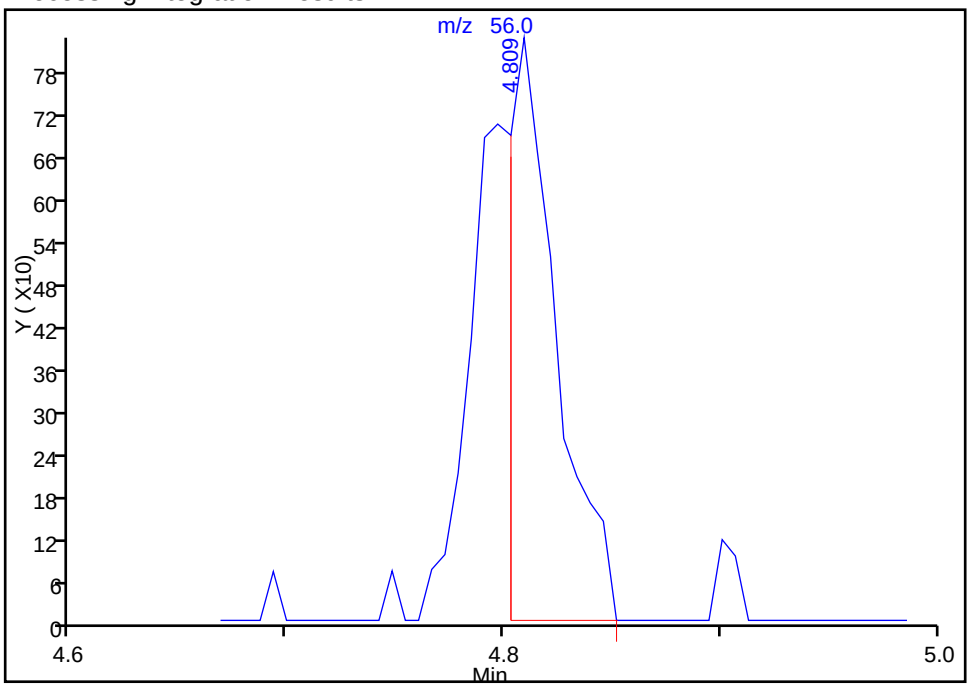

Manual Integration Results

RT: 4.81
Area: 2061
Amount: 0.426528
Amount Units: ug/l

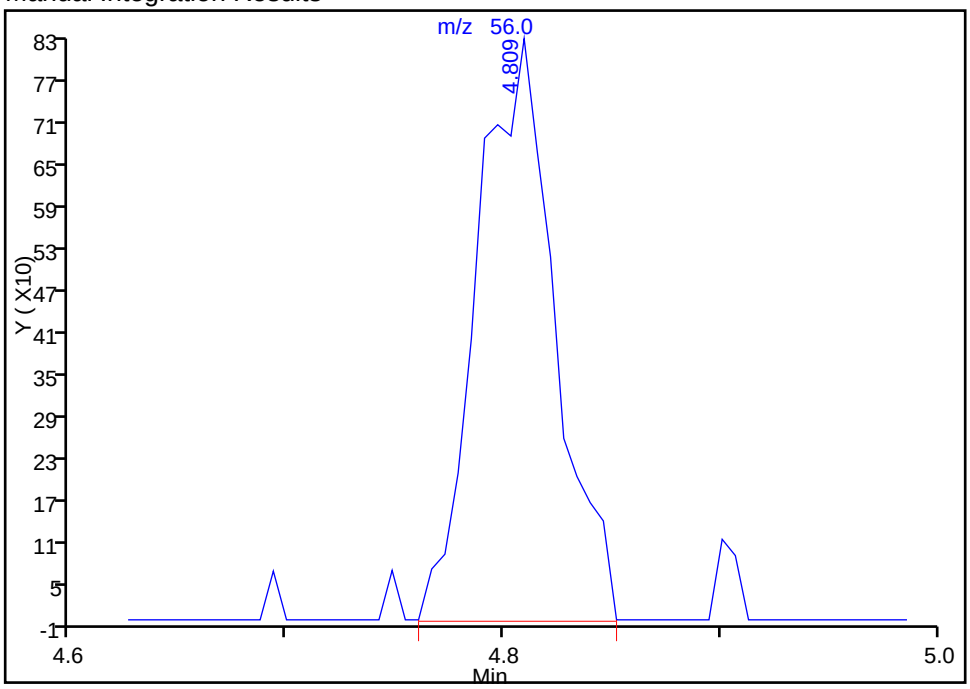

Reviewer: starzecm, 12-Oct-2016 16:55:47

Audit Action: Manually Integrated Audit Reason: Split Peak

FORM I
GC/MS VOA ORGANICS ANALYSIS DATA SHEET

Lab Name: TestAmerica Edison | Job No.: 460-121256-1

SDG No.:

Client Sample ID: MW-549I | Lab Sample ID: 460-121256-36

Matrix: Water | Lab File ID: A28229.D

Analysis Method: 8260C | Date Collected: 09/29/2016 07:45

Sample wt/vol: 5(mL) | Date Analyzed: 10/12/2016 12:30

Soil Aliquot Vol: | Dilution Factor: 1

Soil Extract Vol.: | GC Column: Rtx-624 ID: 0.25(mm)

% Moisture: | Level: (low/med) Low

Analysis Batch No.: 396623 | Units: ug/L

CAS NO.	COMPOUND NAME	RESULT	Q	RL	MDL
71-55-6	1,1,1-Trichloroethane	0.28	U	1.0	0.28
79-34-5	1,1,2,2-Tetrachloroethane	0.19	U	1.0	0.19
79-00-5	1,1,2-Trichloroethane	0.080	U	1.0	0.080
75-34-3	1,1-Dichloroethane	0.24	U	1.0	0.24
75-35-4	1,1-Dichloroethene	0.34	U	1.0	0.34
87-61-6	1,2,3-Trichlorobenzene	0.35	U	1.0	0.35
120-82-1	1,2,4-Trichlorobenzene	0.27	U	1.0	0.27
96-12-8	1,2-Dibromo-3-Chloropropane	0.23	U	1.0	0.23
106-93-4	1,2-Dibromoethane	0.19	U	1.0	0.19
95-50-1	1,2-Dichlorobenzene	0.22	U	1.0	0.22
107-06-2	1,2-Dichloroethane	0.51	J	1.0	0.25
78-87-5	1,2-Dichloropropane	0.18	U	1.0	0.18
541-73-1	1,3-Dichlorobenzene	0.33	U	1.0	0.33
106-46-7	1,4-Dichlorobenzene	0.33	U	1.0	0.33
123-91-1	1,4-Dioxane	8.7	U	50	8.7
78-93-3	2-Butanone	2.2	U	5.0	2.2
591-78-6	2-Hexanone	0.72	U	5.0	0.72
108-10-1	4-Methyl-2-pentanone	0.63	U	5.0	0.63
67-64-1	Acetone	35		5.0	1.1
71-43-2	Benzene	0.090	U	1.0	0.090
74-97-5	Bromochloromethane	0.30	U	1.0	0.30
75-27-4	Bromodichloromethane	0.15	U	1.0	0.15
75-25-2	Bromoform	0.18	U	1.0	0.18
74-83-9	Bromomethane	0.18	U	1.0	0.18
75-15-0	Carbon disulfide	0.22	U	1.0	0.22
56-23-5	Carbon tetrachloride	0.33	U	1.0	0.33
108-90-7	Chlorobenzene	0.24	U	1.0	0.24
75-00-3	Chloroethane	0.37	U	1.0	0.37
67-66-3	Chloroform	0.22	U	1.0	0.22
74-87-3	Chloromethane	0.22	U	1.0	0.22
156-59-2	cis-1,2-Dichloroethene	0.41	J	1.0	0.26
10061-01-5	cis-1,3-Dichloropropene	0.16	U	1.0	0.16
110-82-7	Cyclohexane	1.4		1.0	0.26
124-48-1	Dibromochloromethane	0.22	U	1.0	0.22
75-71-8	Dichlorodifluoromethane	0.14	U	1.0	0.14
100-41-4	Ethylbenzene	0.30	U	1.0	0.30

FORM I
GC/MS VOA ORGANICS ANALYSIS DATA SHEET

Lab Name: TestAmerica Edison | Job No.: 460-121256-1

SDG No.:

Client Sample ID: MW-549I | Lab Sample ID: 460-121256-36

Matrix: Water | Lab File ID: A28229.D

Analysis Method: 8260C | Date Collected: 09/29/2016 07:45

Sample wt/vol: 5(mL) | Date Analyzed: 10/12/2016 12:30

Soil Aliquot Vol: | Dilution Factor: 1

Soil Extract Vol.: | GC Column: Rtx-624 ID: 0.25(mm)

% Moisture: | Level: (low/med) Low

Analysis Batch No.: 396623 | Units: ug/L

CAS NO.	COMPOUND NAME	RESULT	Q	RL	MDL
76-13-1	Freon TF	0.55	J	1.0	0.34
98-82-8	Isopropylbenzene	0.32	U	1.0	0.32
179601-23-1	m&p-Xylene	0.28	U	1.0	0.28
79-20-9	Methyl acetate	1.2	J	5.0	0.58
108-87-2	Methylcyclohexane	0.22	U	1.0	0.22
75-09-2	Methylene Chloride	0.21	U	1.0	0.21
1634-04-4	MTBE	0.13	U	1.0	0.13
95-47-6	o-Xylene	0.32	U	1.0	0.32
100-42-5	Styrene	0.17	U	1.0	0.17
127-18-4	Tetrachloroethene	0.43	J	1.0	0.12
108-88-3	Toluene	0.25	U	1.0	0.25
156-60-5	trans-1,2-Dichloroethene	0.18	U	1.0	0.18
10061-02-6	trans-1,3-Dichloropropene	0.19	U	1.0	0.19
79-01-6	Trichloroethene	5.9		1.0	0.22
75-69-4	Trichlorofluoromethane	0.15	U	1.0	0.15
75-01-4	Vinyl chloride	0.060	U	1.0	0.060

CAS NO.	SURROGATE	%REC	Q	LIMITS
17060-07-0	1,2-Dichloroethane-d4 (Surr)	105		70-130
460-00-4	Bromofluorobenzene	92		70-130
1868-53-7	Dibromofluoromethane (Surr)	102		70-130
2037-26-5	Toluene-d8 (Surr)	101		70-130

FORM I
GC/MS VOA ORGANICS ANALYSIS DATA SHEET
TENTATIVELY IDENTIFIED COMPOUNDS

Lab Name: TestAmerica Edison Job No.: 460-121256-1

SDG No.:

Client Sample ID: MW-549I Lab Sample ID: 460-121256-36

Matrix: Water Lab File ID: A28229.D

Analysis Method: 8260C Date Collected: 09/29/2016 07:45

Sample wt/vol: 5(mL) Date Analyzed: 10/12/2016 12:30

Soil Aliquot Vol: Dilution Factor: 1

Soil Extract Vol.: GC Column: Rtx-624 ID: 0.25(mm)

% Moisture: Level: (low/med) Low

Analysis Batch No.: 396623 Units: ug/L

Number TICs Found: 0 TIC Result Total: 0

CAS NO.	COMPOUND NAME	RT	RESULT	Q	MATCH QUALITY
	Tentatively Identified Compound		None		

TestAmerica Edison
Target Compound Quantitation Report

Data File: \\ChromNA\Edison\ChromData\CVOAMS1\20161012-46772.b\A28229.D
Lims ID: 460-121256-A-36
Client ID: MW-549I
Sample Type: Client
Inject. Date: 12-Oct-2016 12:30:30 ALS Bottle#: 9 Worklist Smp#: 13
Purge Vol: 5.000 mL Dil. Factor: 1.0000
Sample Info: 460-121256-A-36
Misc. Info.: 460-0046772-013
Operator ID: VOA GC/MS1 Instrument ID: CVOAMS1

Method: \\ChromNA\Edison\ChromData\CVOAMS1\20161012-46772.b\8260624W_1.m
Limit Group: VOA - 8260C Water and Solid
Last Update: 12-Oct-2016 16:56:51 Calib Date: 08-Sep-2016 04:26:30
Integrator: RTE ID Type: Deconvolution ID
Quant Method: Internal Standard Quant By: Initial Calibration
Last ICal File: \\ChromNA\Edison\ChromData\CVOAMS1\20160908-45311.b\A26272.D

Column 1 : Rtx-624 (0.25 mm) Det: MS SCAN
Process Host: XAWRK001

First Level Reviewer: starzecm Date: 12-Oct-2016 16:56:51

Compound	Sig	RT (min.)	Exp RT (min.)	Dlt RT (min.)	Q	Response	OnCol Amt ug/l	Flags
17 1,1,2-Trichloro-1,2,2-trif	101	3.017	2.999	0.018	46	1283	0.5516	
19 Acetone	43	3.102	3.096	0.006	88	25683	34.5	
24 Methyl acetate	43	3.352	3.346	0.006	97	2953	1.19	
* 28 TBA-d9 (IS)	65	3.474	3.468	0.006	99	220616	1000.0	
* 39 2-Butanone-d5	46	4.444	4.437	0.007	99	287255	250.0	
41 cis-1,2-Dichloroethene	96	4.474	4.468	0.006	31	1275	0.4139	
50 Cyclohexane	56	4.803	4.803	0.000	48	6922	1.40	
$ 53 Dibromofluoromethane (Surr	113	4.828	4.827	0.001	96	125601	50.9	
$ 59 1,2-Dichloroethane-d4 (Sur	65	5.108	5.108	0.000	99	156645	52.4	
62 1,2-Dichloroethane	62	5.163	5.163	0.000	89	1829	0.5143	
* 64 Fluorobenzene	96	5.315	5.315	0.000	97	466185	50.0	
66 Trichloroethene	95	5.584	5.577	0.007	94	14949	5.90	
* 70 1,4-Dioxane-d8	96	5.864	5.846	0.018	92	18831	1000.0	
$ 81 Toluene-d8 (Surr)	98	6.669	6.662	0.007	99	417194	50.5	
86 Tetrachloroethene	166	7.144	7.144	0.000	92	861	0.4290	
* 92 Chlorobenzene-d5	117	7.784	7.784	0.000	89	289153	50.0	
$ 103 4-Bromofluorobenzene	174	8.528	8.528	0.000	81	106787	46.2	
* 119 1,4-Dichlorobenzene-d4	152	9.193	9.186	0.007	98	153770	50.0	

Reagents:

8260ISNEW_00085	Amount Added:	1.00	Units: uL	Run Reagent
8260SURR250_00140	Amount Added:	1.00	Units: uL	Run Reagent

Report Date: 12-Oct-2016 16:56:52 Chrom Revision: 2.2 08-Sep-2016 14:45:52

TestAmerica Edison

Data File: \\ChromNA\Edison\ChromData\CVOAMS1\20161012-46772.b\A28229.D

Injection Date:	12-Oct-2016 12:30:30	Instrument ID:	CVOAMS1	Operator ID:	VOA GC/MS1
Lims ID:	460-121256-A-36	Lab Sample ID:	460-121256-36	Worklist Smp#:	13
Client ID:	MW-549I				
Purge Vol:	5.000 mL	Dil. Factor:	1.0000	ALS Bottle#:	9
Method:	8260624W_1	Limit Group:	VOA - 8260C Water and Solid		

Column: Rtx-624 (0.25 mm)



TestAmerica Edison

Data File:	\\ChromNA\Edison\ChromData\CVOAMS1\20161012-46772.b\A28229.D				
Injection Date:	12-Oct-2016 12:30:30	Instrument ID:	CVOAMS1		
Lims ID:	460-121256-A-36	Lab Sample ID:	460-121256-36		
Client ID:	MW-549I				
Operator ID:	VOA GC/MS1	ALS Bottle#:	9	Worklist Smp#:	13
Purge Vol:	5.000 mL	Dil. Factor:	1.0000		
Method:	8260624W_1	Limit Group:	VOA - 8260C Water and Solid		
Column:	Rtx-624 (0.25 mm)	Detector	MS SCAN		

62 1,2-Dichloroethane, CAS: 107-06-2

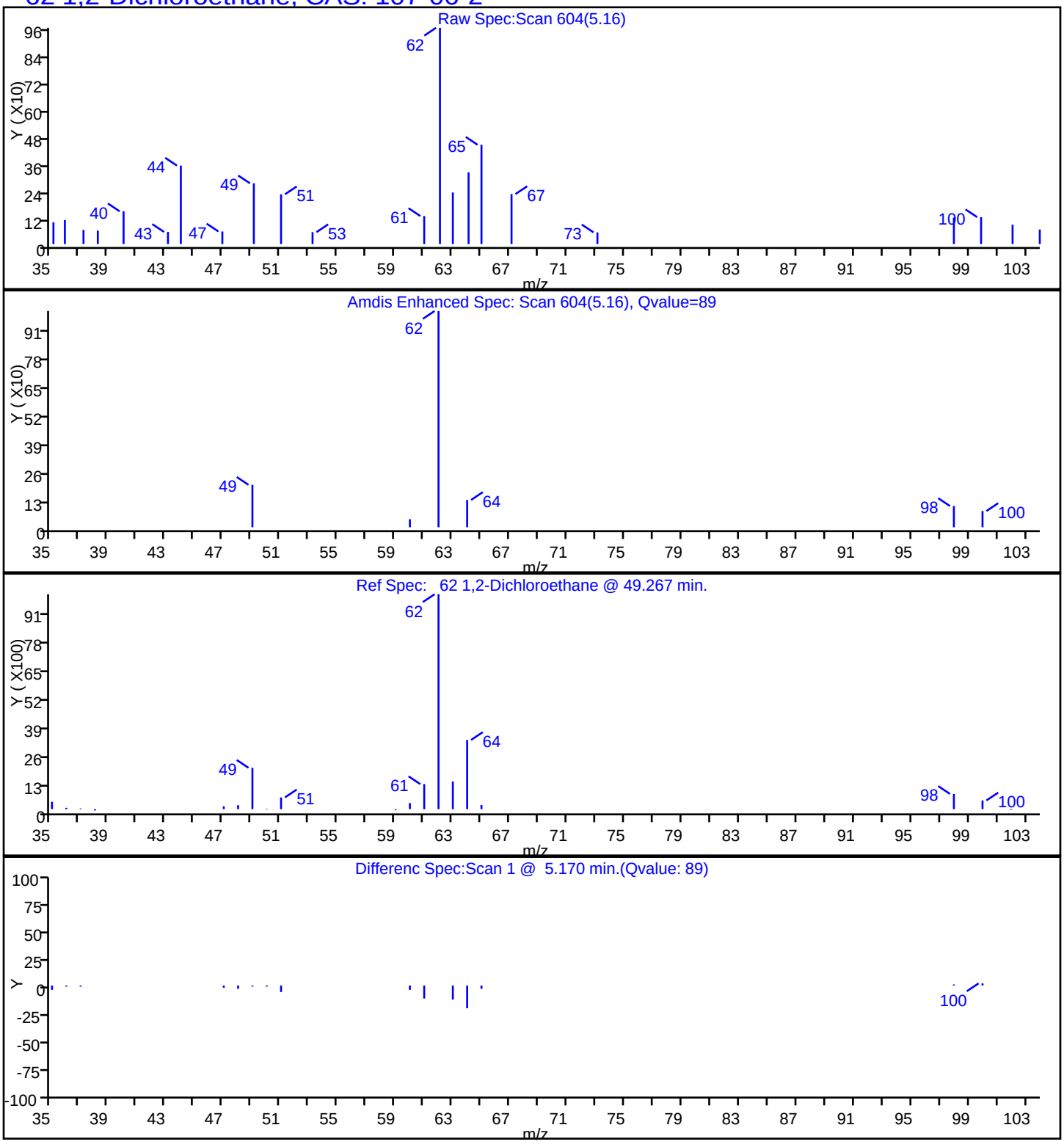

TestAmerica Edison

Data File:	\\ChromNA\Edison\ChromData\CVOAMS1\20161012-46772.b\A28229.D				
Injection Date:	12-Oct-2016 12:30:30	Instrument ID:	CVOAMS1		
Lims ID:	460-121256-A-36	Lab Sample ID:	460-121256-36		
Client ID:	MW-549I				
Operator ID:	VOA GC/MS1	ALS Bottle#:	9	Worklist Smp#:	13
Purge Vol:	5.000 mL	Dil. Factor:	1.0000		
Method:	8260624W_1	Limit Group:	VOA - 8260C Water and Solid		
Column:	Rtx-624 (0.25 mm)	Detector	MS SCAN		

19 Acetone, CAS: 67-64-1

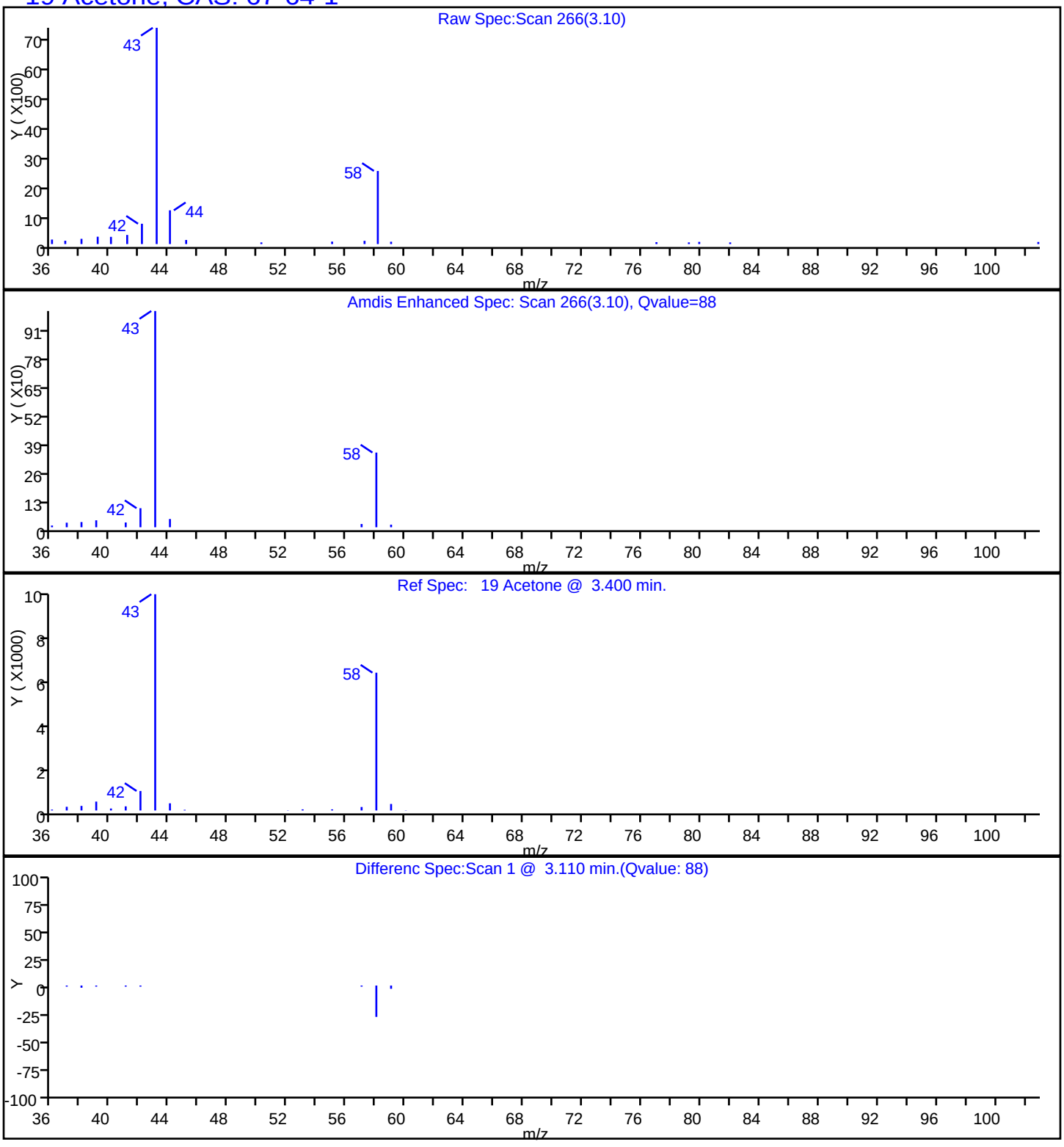

TestAmerica Edison

Data File:	\\ChromNA\Edison\ChromData\CVOAMS1\20161012-46772.b\A28229.D				
Injection Date:	12-Oct-2016 12:30:30	Instrument ID:	CVOAMS1		
Lims ID:	460-121256-A-36	Lab Sample ID:	460-121256-36		
Client ID:	MW-549I				
Operator ID:	VOA GC/MS1	ALS Bottle#:	9	Worklist Smp#:	13
Purge Vol:	5.000 mL	Dil. Factor:	1.0000		
Method:	8260624W_1	Limit Group:	VOA - 8260C Water and Solid		
Column:	Rtx-624 (0.25 mm)	Detector	MS SCAN		

41 cis-1,2-Dichloroethene, CAS: 156-59-2

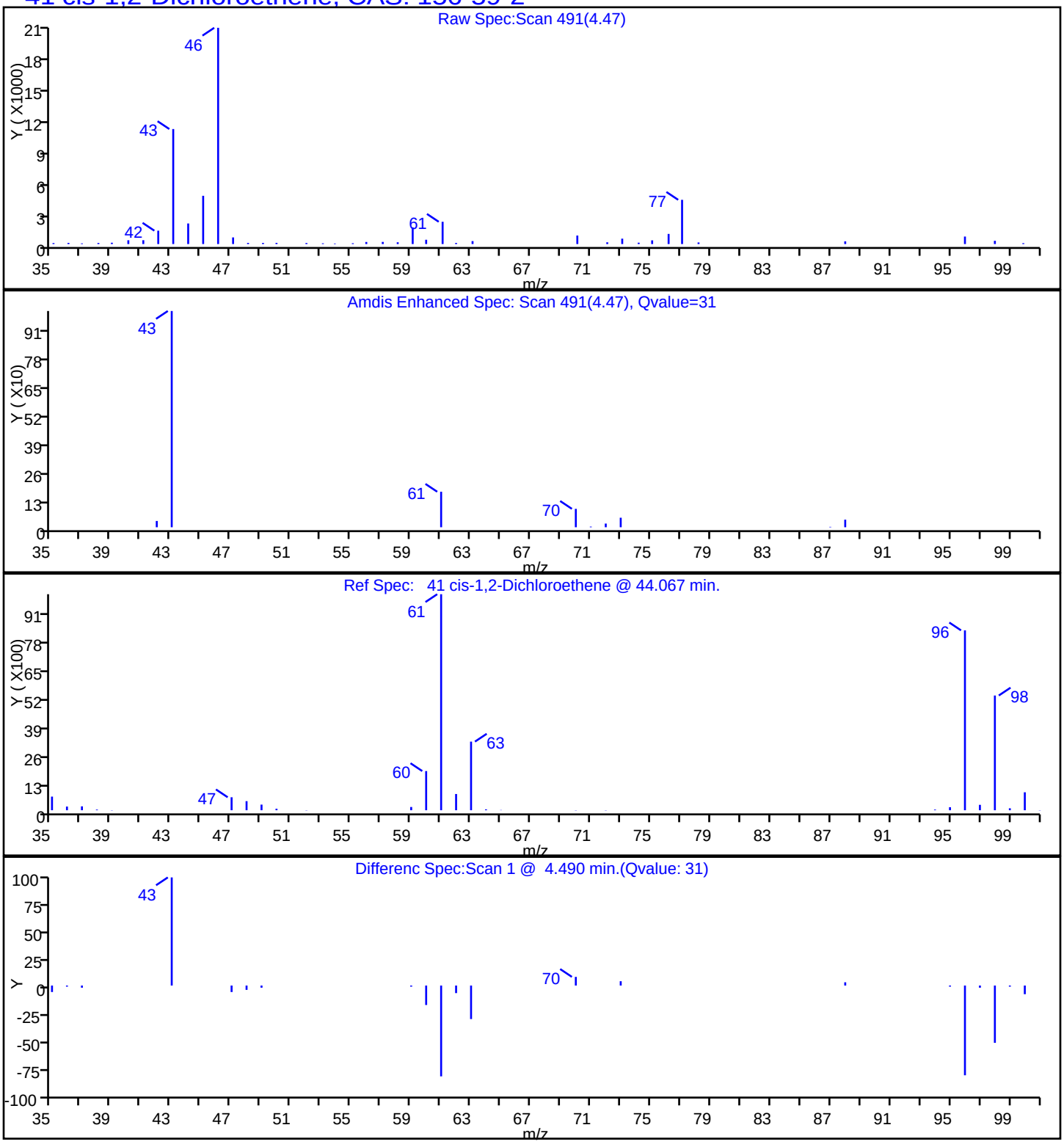

TestAmerica Edison

Data File:	\\ChromNA\Edison\ChromData\CVOAMS1\20161012-46772.b\A28229.D				
Injection Date:	12-Oct-2016 12:30:30	Instrument ID:	CVOAMS1		
Lims ID:	460-121256-A-36	Lab Sample ID:	460-121256-36		
Client ID:	MW-549I				
Operator ID:	VOA GC/MS1	ALS Bottle#:	9	Worklist Smp#:	13
Purge Vol:	5.000 mL	Dil. Factor:	1.0000		
Method:	8260624W_1	Limit Group:	VOA - 8260C Water and Solid		
Column:	Rtx-624 (0.25 mm)	Detector	MS SCAN		

50 Cyclohexane, CAS: 110-82-7

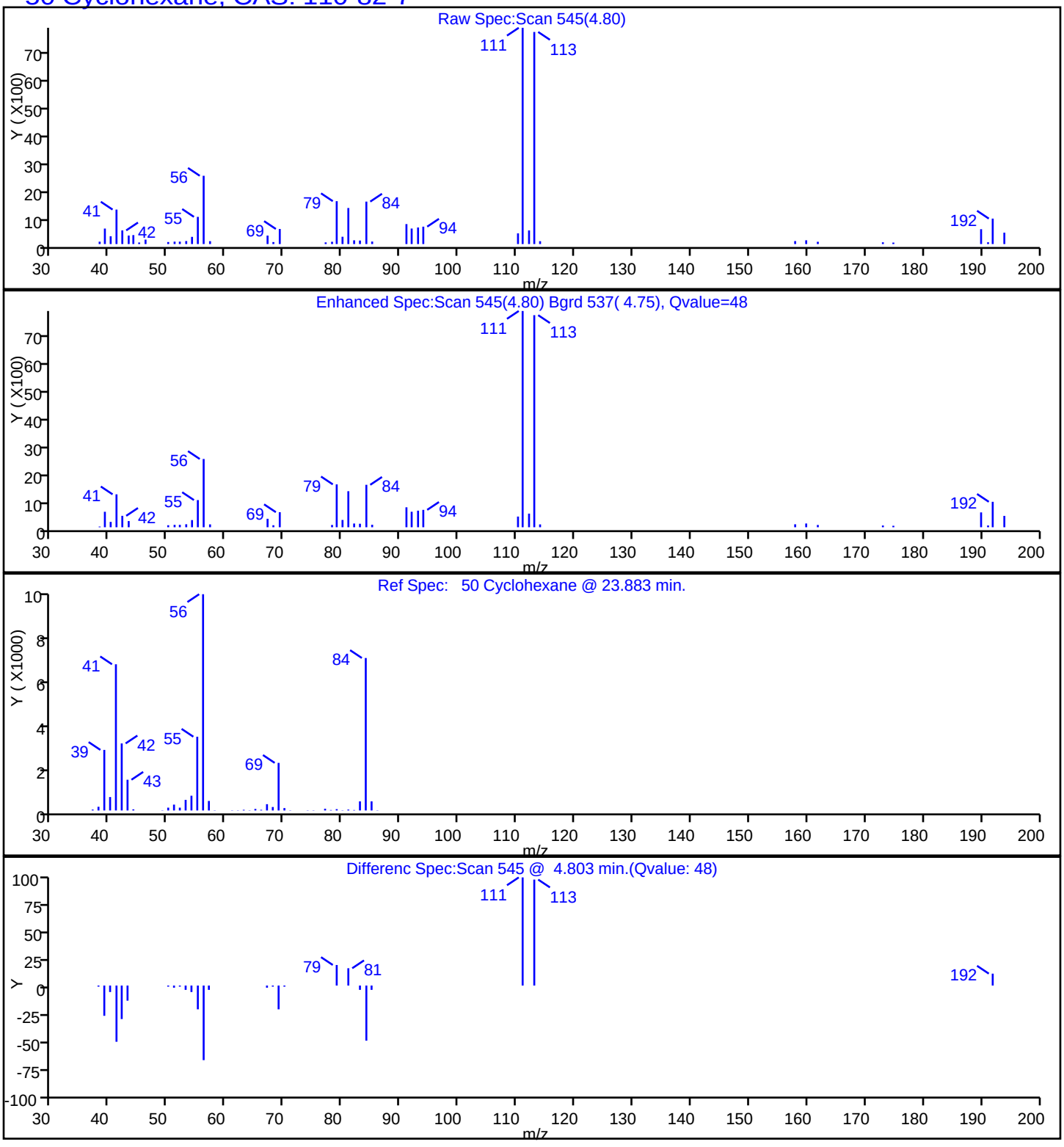

TestAmerica Edison

Data File:	\\ChromNA\Edison\ChromData\CVOAMS1\20161012-46772.b\A28229.D				
Injection Date:	12-Oct-2016 12:30:30	Instrument ID:	CVOAMS1		
Lims ID:	460-121256-A-36	Lab Sample ID:	460-121256-36		
Client ID:	MW-549I				
Operator ID:	VOA GC/MS1	ALS Bottle#:	9	Worklist Smp#:	13
Purge Vol:	5.000 mL	Dil. Factor:	1.0000		
Method:	8260624W_1	Limit Group:	VOA - 8260C Water and Solid		
Column:	Rtx-624 (0.25 mm)	Detector	MS SCAN		

17 1,1,2-Trichloro-1,2,2-trifluoroethane, CAS: 76-13-1

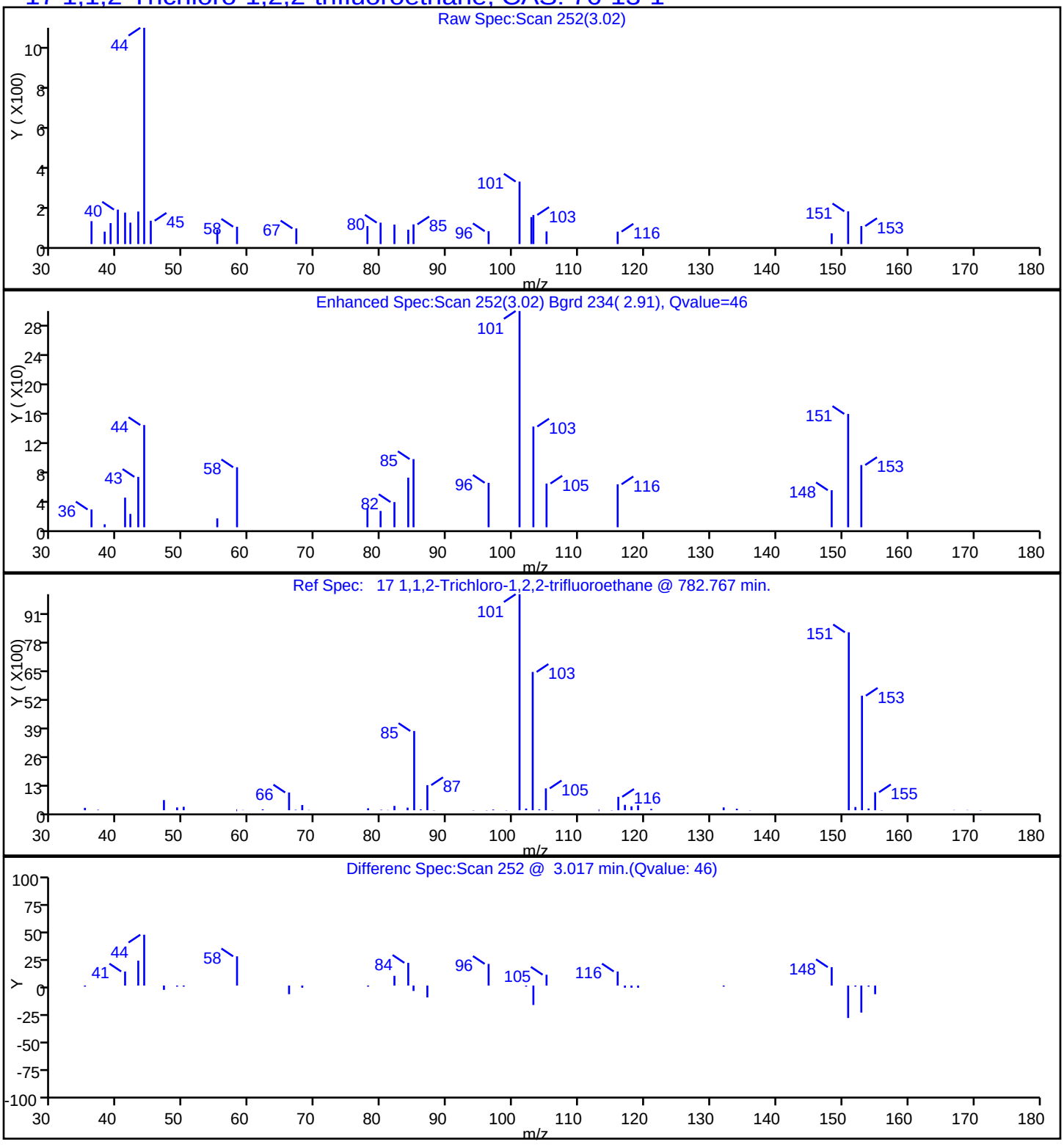

TestAmerica Edison

Data File:	\\ChromNA\Edison\ChromData\CVOAMS1\20161012-46772.b\A28229.D				
Injection Date:	12-Oct-2016 12:30:30	Instrument ID:	CVOAMS1		
Lims ID:	460-121256-A-36	Lab Sample ID:	460-121256-36		
Client ID:	MW-549I				
Operator ID:	VOA GC/MS1	ALS Bottle#:	9	Worklist Smp#:	13
Purge Vol:	5.000 mL	Dil. Factor:	1.0000		
Method:	8260624W_1	Limit Group:	VOA - 8260C Water and Solid		
Column:	Rtx-624 (0.25 mm)	Detector	MS SCAN		

24 Methyl acetate, CAS: 79-20-9

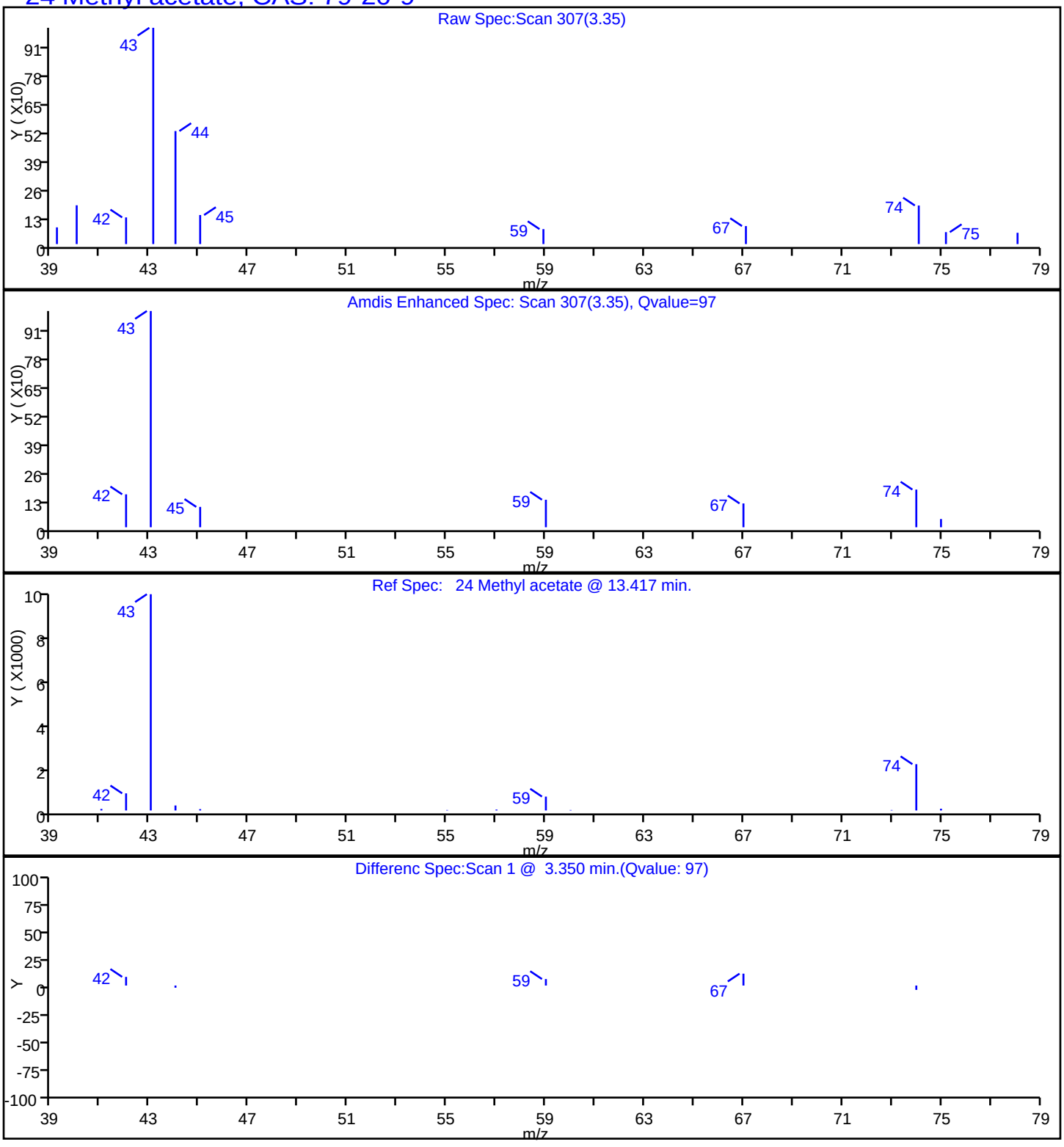

TestAmerica Edison

Data File:	\\ChromNA\Edison\ChromData\CVOAMS1\20161012-46772.b\A28229.D		
Injection Date:	12-Oct-2016 12:30:30	Instrument ID:	CVOAMS1
Lims ID:	460-121256-A-36	Lab Sample ID:	460-121256-36
Client ID:	MW-549I		
Operator ID:	VOA GC/MS1	ALS Bottle#:	9 Worklist Smp#: 13
Purge Vol:	5.000 mL	Dil. Factor:	1.0000
Method:	8260624W_1	Limit Group:	VOA - 8260C Water and Solid
Column:	Rtx-624 (0.25 mm)	Detector	MS SCAN

86 Tetrachloroethene, CAS: 127-18-4

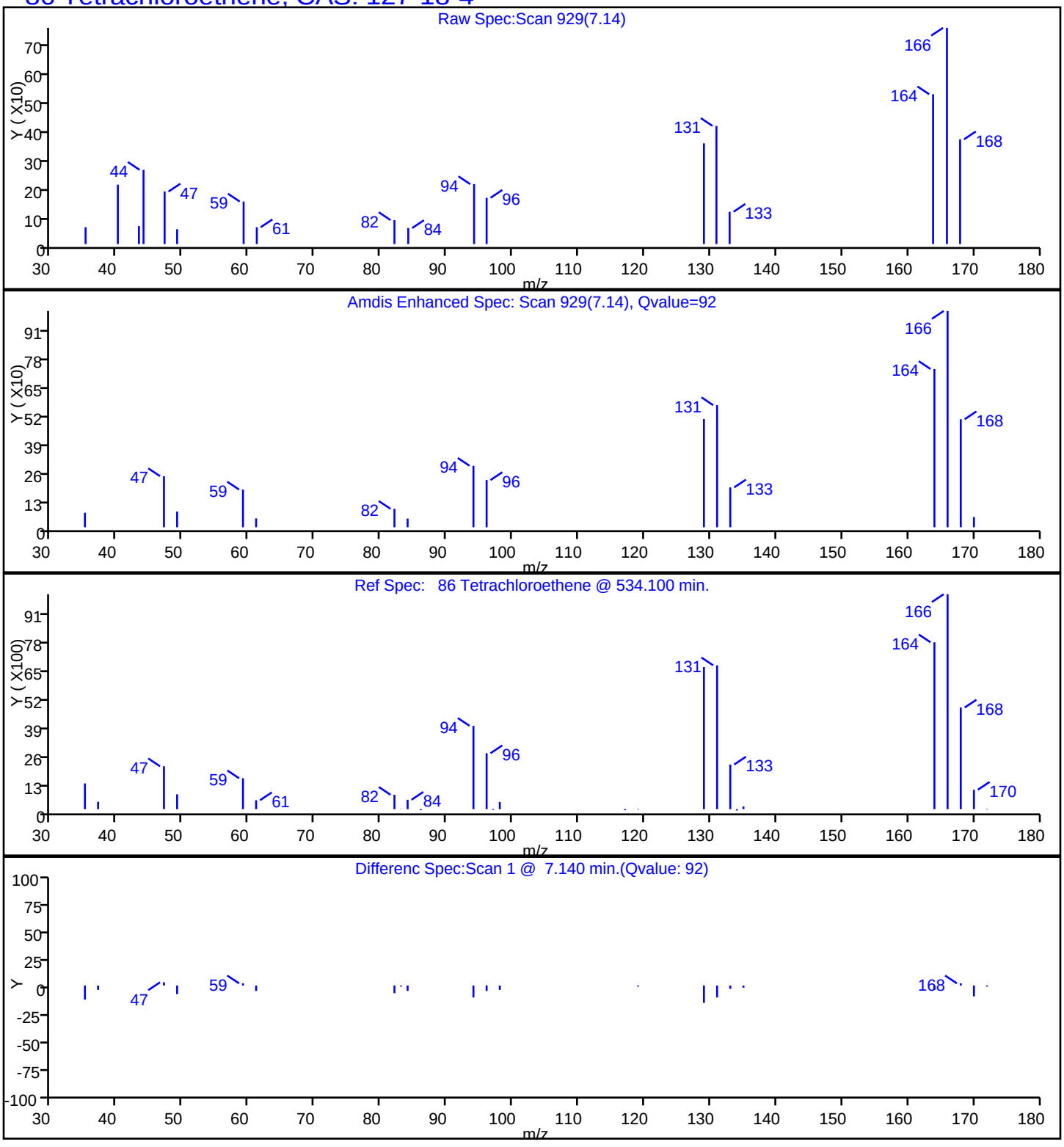

TestAmerica Edison

Data File:	\\ChromNA\Edison\ChromData\CVOAMS1\20161012-46772.b\A28229.D				
Injection Date:	12-Oct-2016 12:30:30	Instrument ID:	CVOAMS1		
Lims ID:	460-121256-A-36	Lab Sample ID:	460-121256-36		
Client ID:	MW-549I				
Operator ID:	VOA GC/MS1	ALS Bottle#:	9	Worklist Smp#:	13
Purge Vol:	5.000 mL	Dil. Factor:	1.0000		
Method:	8260624W_1	Limit Group:	VOA - 8260C Water and Solid		
Column:	Rtx-624 (0.25 mm)	Detector	MS SCAN		

66 Trichloroethene, CAS: 79-01-6

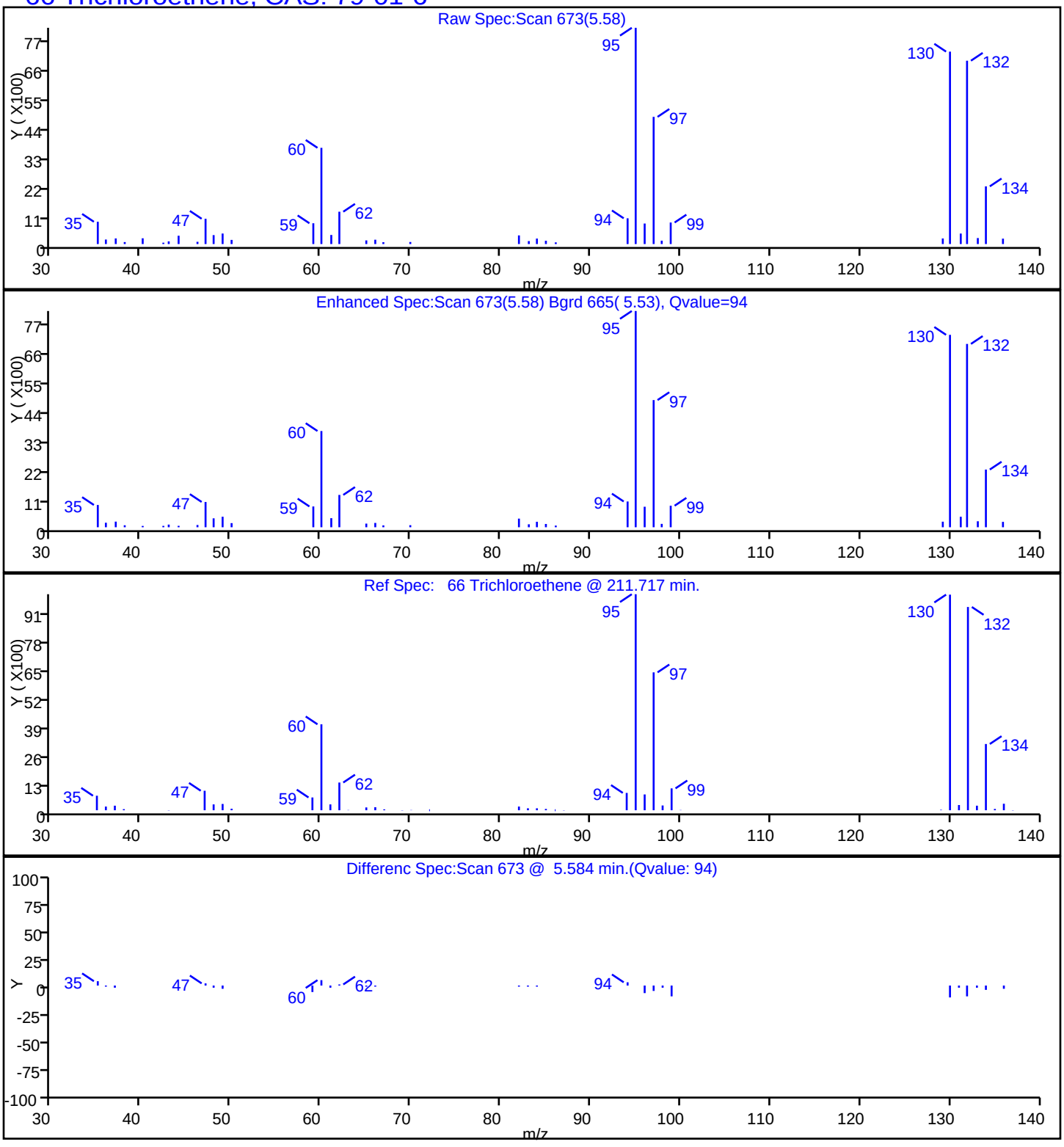

FORM I
GC/MS VOA ORGANICS ANALYSIS DATA SHEET

Lab Name: TestAmerica Edison | Job No.: 460-121256-1

SDG No.:

Client Sample ID: MW-550S | Lab Sample ID: 460-121256-37

Matrix: Water | Lab File ID: A28230.D

Analysis Method: 8260C | Date Collected: 09/29/2016 08:10

Sample wt/vol: 5(mL) | Date Analyzed: 10/12/2016 12:52

Soil Aliquot Vol: | Dilution Factor: 1

Soil Extract Vol.: | GC Column: Rtx-624 ID: 0.25(mm)

% Moisture: | Level: (low/med) Low

Analysis Batch No.: 396623 | Units: ug/L

CAS NO.	COMPOUND NAME	RESULT	Q	RL	MDL
71-55-6	1,1,1-Trichloroethane	0.28	U	1.0	0.28
79-34-5	1,1,2,2-Tetrachloroethane	0.19	U	1.0	0.19
79-00-5	1,1,2-Trichloroethane	0.080	U	1.0	0.080
75-34-3	1,1-Dichloroethane	0.24	U	1.0	0.24
75-35-4	1,1-Dichloroethene	0.34	U	1.0	0.34
87-61-6	1,2,3-Trichlorobenzene	0.35	U	1.0	0.35
120-82-1	1,2,4-Trichlorobenzene	0.27	U	1.0	0.27
96-12-8	1,2-Dibromo-3-Chloropropane	0.23	U	1.0	0.23
106-93-4	1,2-Dibromoethane	0.19	U	1.0	0.19
95-50-1	1,2-Dichlorobenzene	0.22	U	1.0	0.22
107-06-2	1,2-Dichloroethane	0.51	J	1.0	0.25
78-87-5	1,2-Dichloropropane	0.18	U	1.0	0.18
541-73-1	1,3-Dichlorobenzene	0.33	U	1.0	0.33
106-46-7	1,4-Dichlorobenzene	0.33	U	1.0	0.33
123-91-1	1,4-Dioxane	8.7	U	50	8.7
78-93-3	2-Butanone	2.2	U	5.0	2.2
591-78-6	2-Hexanone	0.72	U	5.0	0.72
108-10-1	4-Methyl-2-pentanone	0.63	U	5.0	0.63
67-64-1	Acetone	8.1		5.0	1.1
71-43-2	Benzene	0.090	U	1.0	0.090
74-97-5	Bromochloromethane	0.30	U	1.0	0.30
75-27-4	Bromodichloromethane	0.15	U	1.0	0.15
75-25-2	Bromoform	0.18	U	1.0	0.18
74-83-9	Bromomethane	0.18	U	1.0	0.18
75-15-0	Carbon disulfide	0.22	U	1.0	0.22
56-23-5	Carbon tetrachloride	0.33	U	1.0	0.33
108-90-7	Chlorobenzene	0.24	U	1.0	0.24
75-00-3	Chloroethane	0.37	U	1.0	0.37
67-66-3	Chloroform	1.3		1.0	0.22
74-87-3	Chloromethane	0.22	U	1.0	0.22
156-59-2	cis-1,2-Dichloroethene	0.26	U	1.0	0.26
10061-01-5	cis-1,3-Dichloropropene	0.16	U	1.0	0.16
110-82-7	Cyclohexane	1.8		1.0	0.26
124-48-1	Dibromochloromethane	0.22	U	1.0	0.22
75-71-8	Dichlorodifluoromethane	0.14	U	1.0	0.14
100-41-4	Ethylbenzene	0.30	U	1.0	0.30

FORM I
GC/MS VOA ORGANICS ANALYSIS DATA SHEET

Lab Name: TestAmerica Edison | Job No.: 460-121256-1

SDG No.:

Client Sample ID: MW-550S | Lab Sample ID: 460-121256-37

Matrix: Water | Lab File ID: A28230.D

Analysis Method: 8260C | Date Collected: 09/29/2016 08:10

Sample wt/vol: 5(mL) | Date Analyzed: 10/12/2016 12:52

Soil Aliquot Vol: | Dilution Factor: 1

Soil Extract Vol.: | GC Column: Rtx-624 ID: 0.25(mm)

% Moisture: | Level: (low/med) Low

Analysis Batch No.: 396623 | Units: ug/L

CAS NO.	COMPOUND NAME	RESULT	Q	RL	MDL
76-13-1	Freon TF	0.34	U	1.0	0.34
98-82-8	Isopropylbenzene	0.32	U	1.0	0.32
179601-23-1	m&p-Xylene	0.28	U	1.0	0.28
79-20-9	Methyl acetate	1.1	J	5.0	0.58
108-87-2	Methylcyclohexane	0.22	U	1.0	0.22
75-09-2	Methylene Chloride	0.22	J	1.0	0.21
1634-04-4	MTBE	0.13	U	1.0	0.13
95-47-6	o-Xylene	0.32	U	1.0	0.32
100-42-5	Styrene	0.17	U	1.0	0.17
127-18-4	Tetrachloroethene	0.12	U	1.0	0.12
108-88-3	Toluene	0.25	U	1.0	0.25
156-60-5	trans-1,2-Dichloroethene	0.18	U	1.0	0.18
10061-02-6	trans-1,3-Dichloropropene	0.19	U	1.0	0.19
79-01-6	Trichloroethene	0.55	J	1.0	0.22
75-69-4	Trichlorofluoromethane	0.15	U	1.0	0.15
75-01-4	Vinyl chloride	0.060	U	1.0	0.060

CAS NO.	SURROGATE	%REC	Q	LIMITS
17060-07-0	1,2-Dichloroethane-d4 (Surr)	107		70-130
460-00-4	Bromofluorobenzene	95		70-130
1868-53-7	Dibromofluoromethane (Surr)	104		70-130
2037-26-5	Toluene-d8 (Surr)	103		70-130

FORM I
GC/MS VOA ORGANICS ANALYSIS DATA SHEET
TENTATIVELY IDENTIFIED COMPOUNDS

Lab Name: TestAmerica Edison Job No.: 460-121256-1

SDG No.:

Client Sample ID: MW-550S Lab Sample ID: 460-121256-37

Matrix: Water Lab File ID: A28230.D

Analysis Method: 8260C Date Collected: 09/29/2016 08:10

Sample wt/vol: 5(mL) Date Analyzed: 10/12/2016 12:52

Soil Aliquot Vol: Dilution Factor: 1

Soil Extract Vol.: GC Column: Rtx-624 ID: 0.25(mm)

% Moisture: Level: (low/med) Low

Analysis Batch No.: 396623 Units: ug/L

Number TICs Found: 0 TIC Result Total: 0

CAS NO.	COMPOUND NAME	RT	RESULT	Q	MATCH QUALITY
	Tentatively Identified Compound		None		

TestAmerica Edison
Target Compound Quantitation Report

Data File: \\ChromNA\Edison\ChromData\CVOAMS1\20161012-46772.b\A28230.D
Lims ID: 460-121256-A-37
Client ID: MW-550S
Sample Type: Client
Inject. Date: 12-Oct-2016 12:52:30 ALS Bottle#: 10 Worklist Smp#: 14
Purge Vol: 5.000 mL Dil. Factor: 1.0000
Sample Info: 460-121256-A-37
Misc. Info.: 460-0046772-014
Operator ID: VOA GC/MS1 Instrument ID: CVOAMS1

Method: \\ChromNA\Edison\ChromData\CVOAMS1\20161012-46772.b\8260624W_1.m
Limit Group: VOA - 8260C Water and Solid
Last Update: 12-Oct-2016 16:57:39 Calib Date: 08-Sep-2016 04:26:30
Integrator: RTE ID Type: Deconvolution ID
Quant Method: Internal Standard Quant By: Initial Calibration
Last ICal File: \\ChromNA\Edison\ChromData\CVOAMS1\20160908-45311.b\A26272.D

Column 1 : Rtx-624 (0.25 mm) Det: MS SCAN
Process Host: XAWRK001

First Level Reviewer: starzecm Date: 12-Oct-2016 16:57:39

Compound	Sig	RT (min.)	Exp RT (min.)	Dlt RT (min.)	Q	Response	OnCol Amt ug/l	Flags
19 Acetone	43	3.102	3.096	0.006	89	5801	8.09	
24 Methyl acetate	43	3.340	3.346	-0.006	87	2603	1.08	
27 Methylene Chloride	84	3.468	3.450	0.018	46	732	0.2242	
* 28 TBA-d9 (IS)	65	3.474	3.468	0.006	100	232940	1000.0	
* 39 2-Butanone-d5	46	4.443	4.437	0.006	98	276777	250.0	
49 Chloroform	83	4.699	4.699	0.000	97	5941	1.26	
50 Cyclohexane	56	4.809	4.803	0.006	95	8854	1.84	
$ 53 Dibromofluoromethane (Surr	113	4.827	4.827	0.000	95	125192	52.1	
$ 59 1,2-Dichloroethane-d4 (Sur	65	5.108	5.108	0.000	99	155598	53.4	
62 1,2-Dichloroethane	62	5.163	5.163	0.000	91	1749	0.5051	
* 64 Fluorobenzene	96	5.315	5.315	0.000	97	453989	50.0	
66 Trichloroethene	95	5.583	5.577	0.006	95	1363	0.5524	
* 70 1,4-Dioxane-d8	96	5.858	5.846	0.012	96	18673	1000.0	
$ 81 Toluene-d8 (Surr)	98	6.669	6.662	0.007	99	416542	51.6	
* 92 Chlorobenzene-d5	117	7.784	7.784	0.000	90	282916	50.0	
$ 103 4-Bromofluorobenzene	174	8.528	8.528	0.000	83	107721	47.6	
* 119 1,4-Dichlorobenzene-d4	152	9.186	9.186	0.000	98	152659	50.0	

Reagents:

8260ISNEW_00085	Amount Added:	1.00	Units: uL	Run Reagent
8260SURR250_00140	Amount Added:	1.00	Units: uL	Run Reagent

Report Date: 12-Oct-2016 16:57:39 Chrom Revision: 2.2 08-Sep-2016 14:45:52

TestAmerica Edison

Data File: \\ChromNA\Edison\ChromData\CVOAMS1\20161012-46772.b\A28230.D

Injection Date:	12-Oct-2016 12:52:30	Instrument ID:	CVOAMS1	Operator ID:	VOA GC/MS1
Lims ID:	460-121256-A-37	Lab Sample ID:	460-121256-37	Worklist Smp#:	14
Client ID:	MW-550S				
Purge Vol:	5.000 mL	Dil. Factor:	1.0000	ALS Bottle#:	10
Method:	8260624W_1	Limit Group:	VOA - 8260C Water and Solid		

Column: Rtx-624 (0.25 mm)

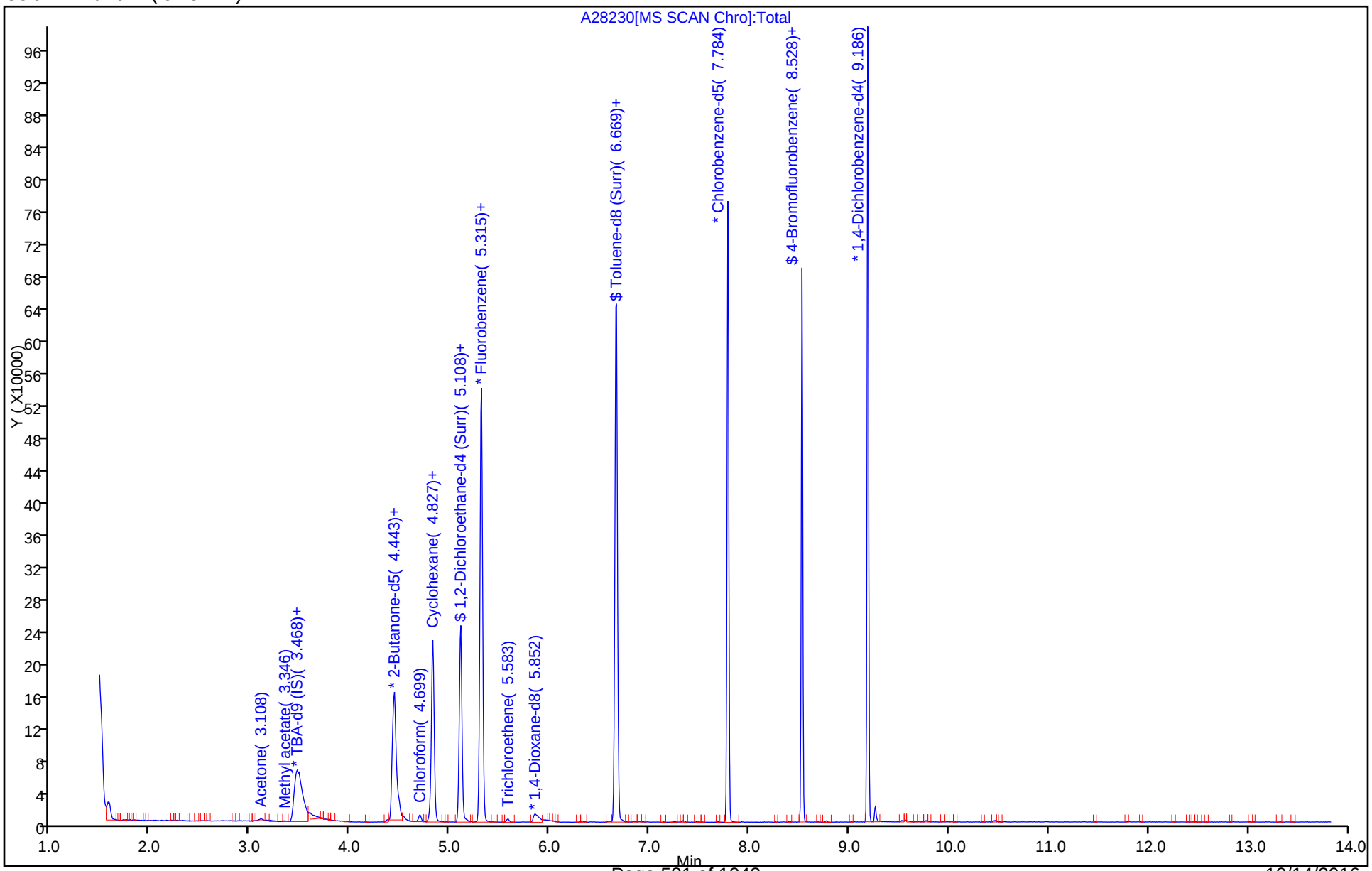

TestAmerica Edison

Data File:	\\ChromNA\Edison\ChromData\CVOAMS1\20161012-46772.b\A28230.D				
Injection Date:	12-Oct-2016 12:52:30	Instrument ID:	CVOAMS1		
Lims ID:	460-121256-A-37	Lab Sample ID:	460-121256-37		
Client ID:	MW-550S				
Operator ID:	VOA GC/MS1	ALS Bottle#:	10	Worklist Smp#:	14
Purge Vol:	5.000 mL	Dil. Factor:	1.0000		
Method:	8260624W_1	Limit Group:	VOA - 8260C Water and Solid		
Column:	Rtx-624 (0.25 mm)	Detector	MS SCAN		

62 1,2-Dichloroethane, CAS: 107-06-2

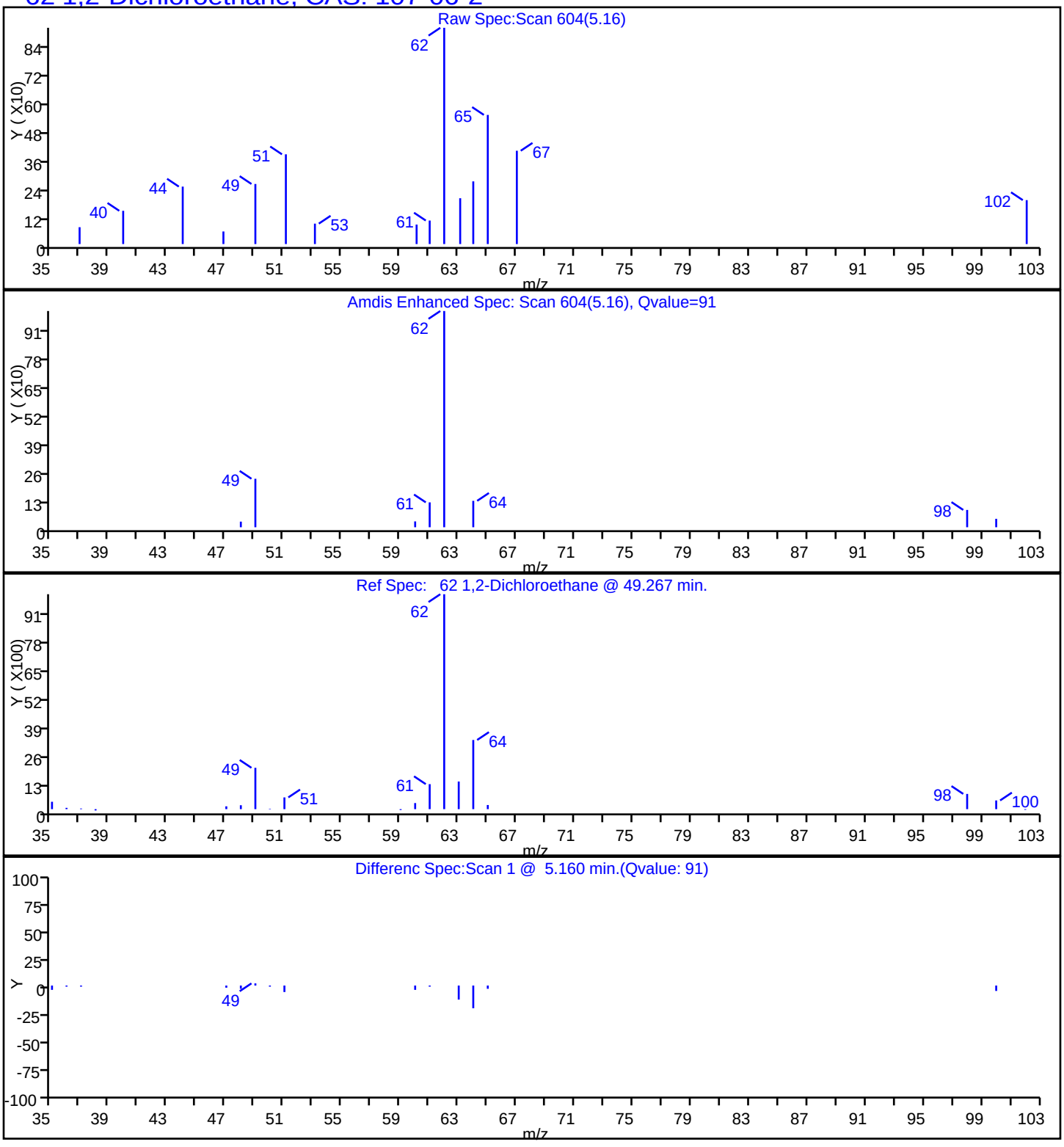

TestAmerica Edison

Data File:	\\ChromNA\Edison\ChromData\CVOAMS1\20161012-46772.b\A28230.D				
Injection Date:	12-Oct-2016 12:52:30	Instrument ID:	CVOAMS1		
Lims ID:	460-121256-A-37	Lab Sample ID:	460-121256-37		
Client ID:	MW-550S				
Operator ID:	VOA GC/MS1	ALS Bottle#:	10	Worklist Smp#:	14
Purge Vol:	5.000 mL	Dil. Factor:	1.0000		
Method:	8260624W_1	Limit Group:	VOA - 8260C Water and Solid		
Column:	Rtx-624 (0.25 mm)	Detector	MS SCAN		

19 Acetone, CAS: 67-64-1

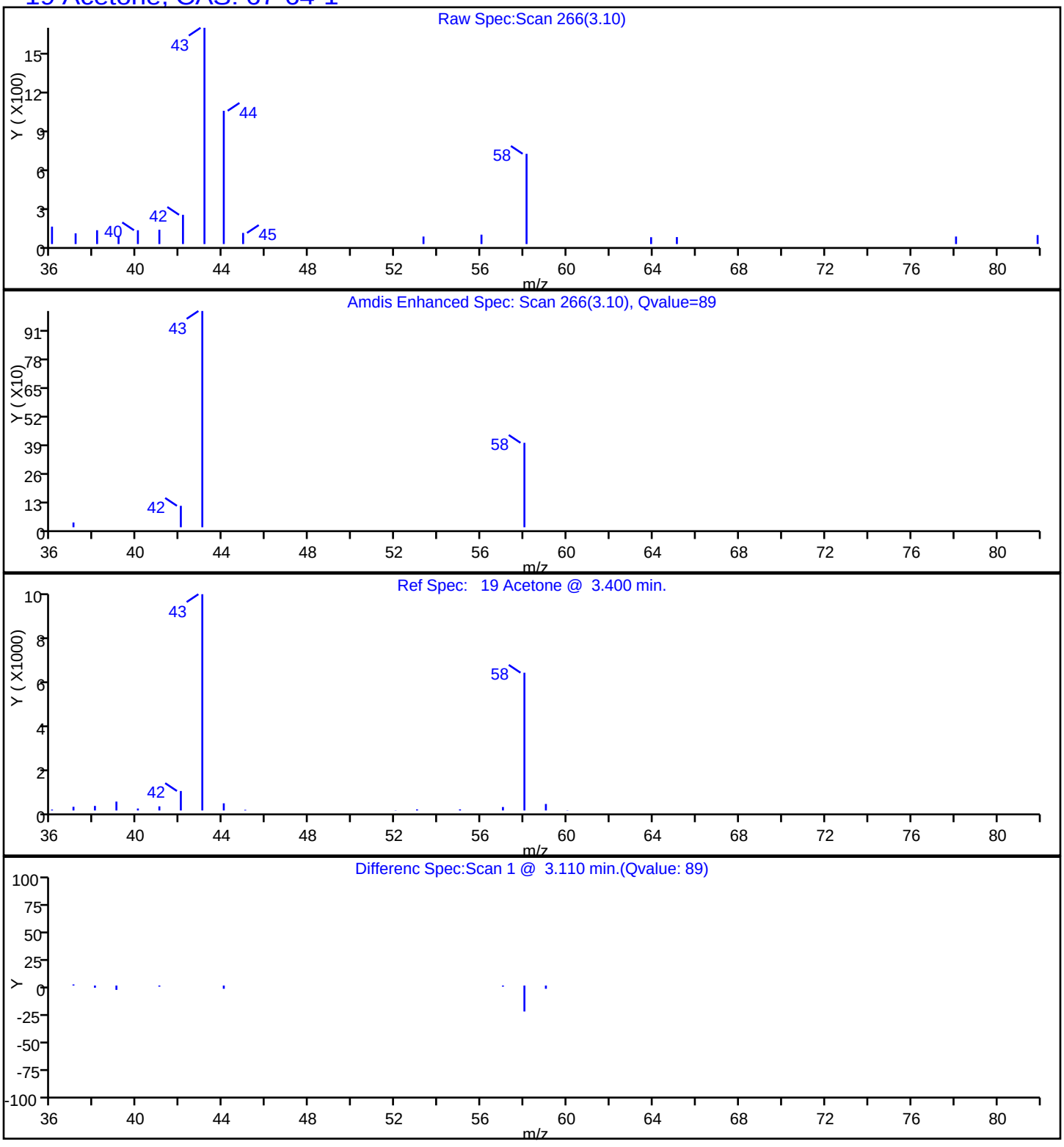

TestAmerica Edison

Data File:	\\ChromNA\Edison\ChromData\CVOAMS1\20161012-46772.b\A28230.D				
Injection Date:	12-Oct-2016 12:52:30	Instrument ID:	CVOAMS1		
Lims ID:	460-121256-A-37	Lab Sample ID:	460-121256-37		
Client ID:	MW-550S				
Operator ID:	VOA GC/MS1	ALS Bottle#:	10	Worklist Smp#:	14
Purge Vol:	5.000 mL	Dil. Factor:	1.0000		
Method:	8260624W_1	Limit Group:	VOA - 8260C Water and Solid		
Column:	Rtx-624 (0.25 mm)	Detector	MS SCAN		

49 Chloroform, CAS: 67-66-3

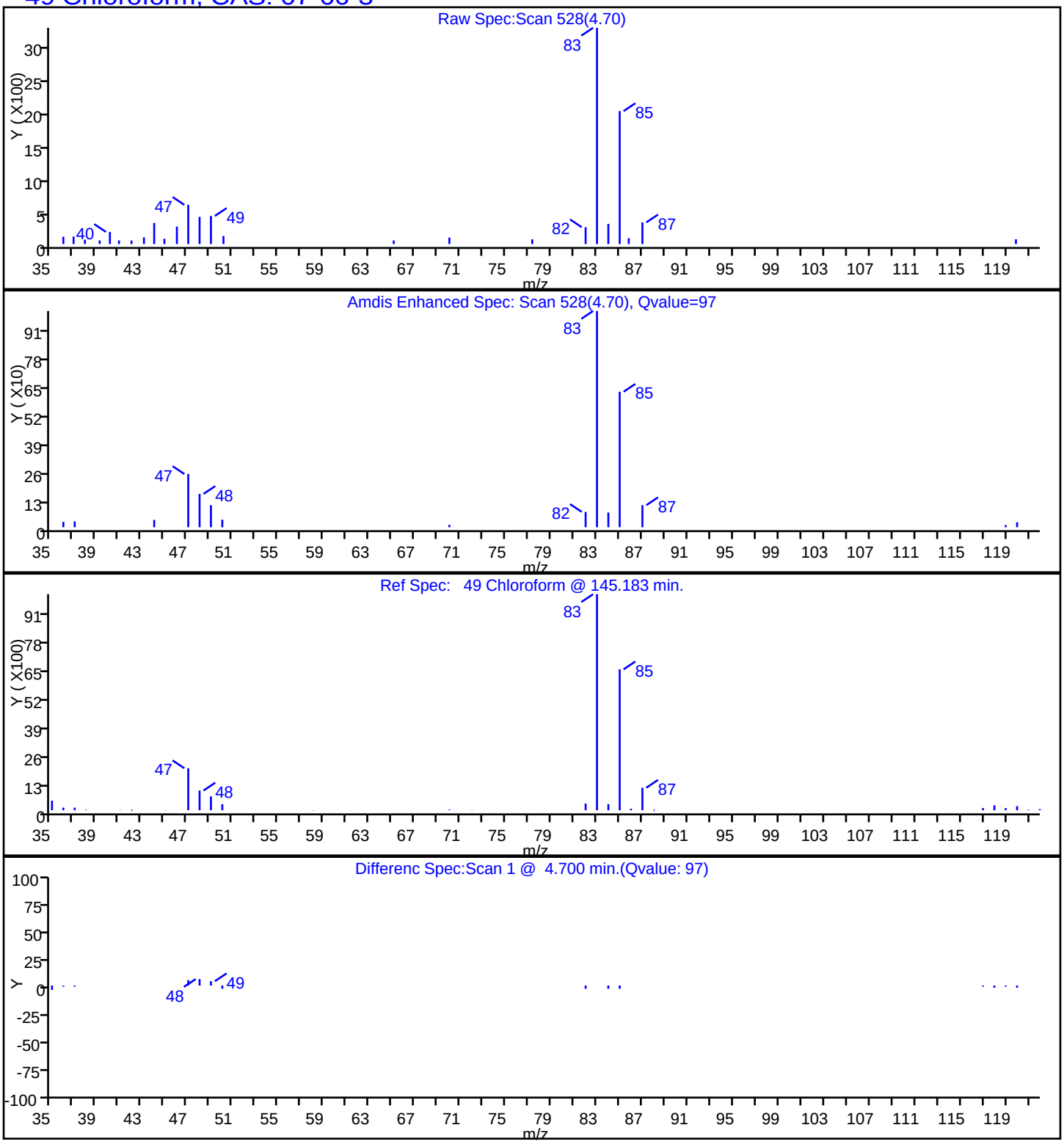

TestAmerica Edison

Data File:	\\ChromNA\Edison\ChromData\CVOAMS1\20161012-46772.b\A28230.D				
Injection Date:	12-Oct-2016 12:52:30	Instrument ID:	CVOAMS1		
Lims ID:	460-121256-A-37	Lab Sample ID:	460-121256-37		
Client ID:	MW-550S				
Operator ID:	VOA GC/MS1	ALS Bottle#:	10	Worklist Smp#:	14
Purge Vol:	5.000 mL	Dil. Factor:	1.0000		
Method:	8260624W_1	Limit Group:	VOA - 8260C Water and Solid		
Column:	Rtx-624 (0.25 mm)	Detector	MS SCAN		

50 Cyclohexane, CAS: 110-82-7

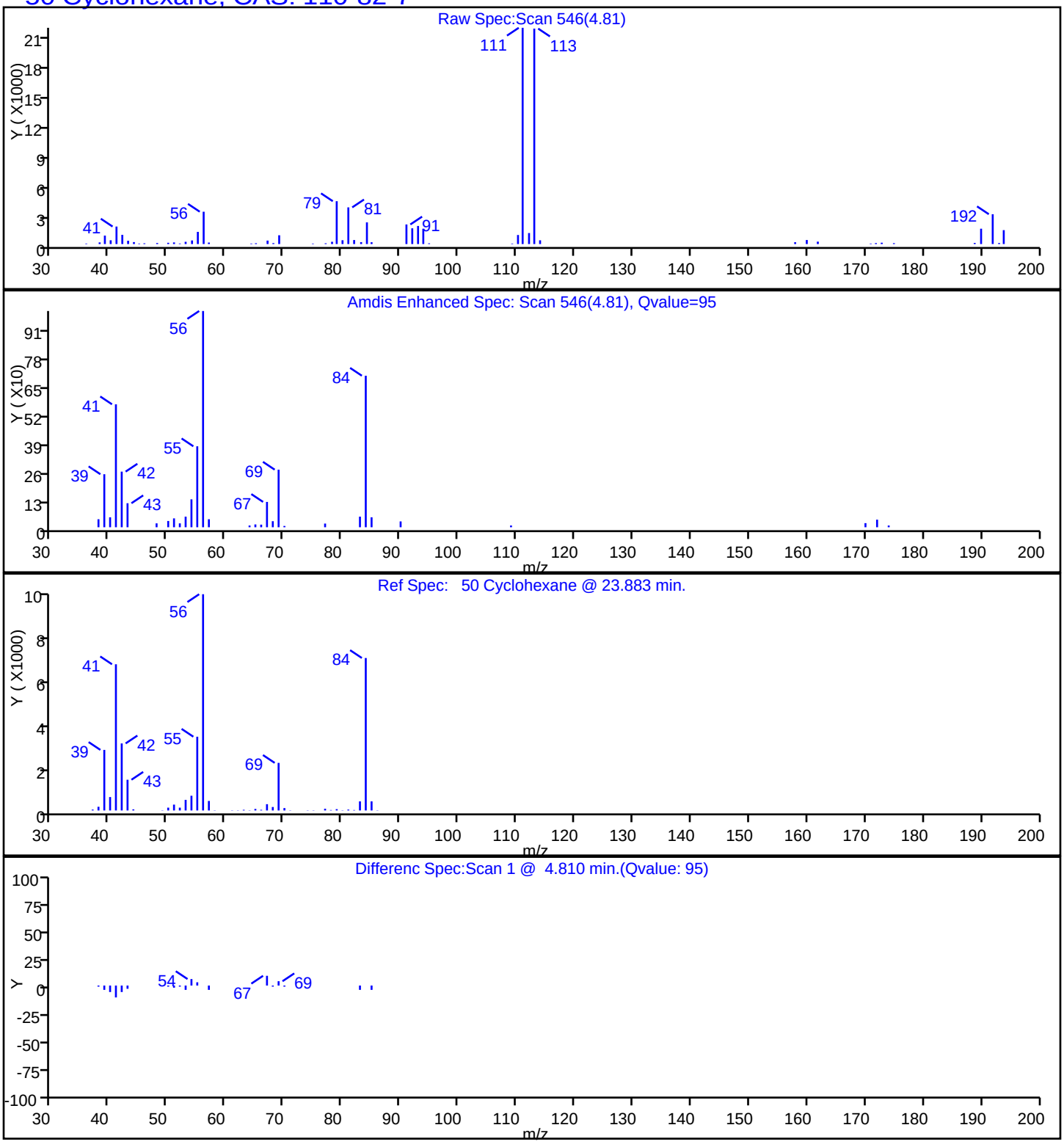

TestAmerica Edison

Data File:	\\ChromNA\Edison\ChromData\CVOAMS1\20161012-46772.b\A28230.D				
Injection Date:	12-Oct-2016 12:52:30	Instrument ID:	CVOAMS1		
Lims ID:	460-121256-A-37	Lab Sample ID:	460-121256-37		
Client ID:	MW-550S				
Operator ID:	VOA GC/MS1	ALS Bottle#:	10	Worklist Smp#:	14
Purge Vol:	5.000 mL	Dil. Factor:	1.0000		
Method:	8260624W_1	Limit Group:	VOA - 8260C Water and Solid		
Column:	Rtx-624 (0.25 mm)	Detector	MS SCAN		

24 Methyl acetate, CAS: 79-20-9

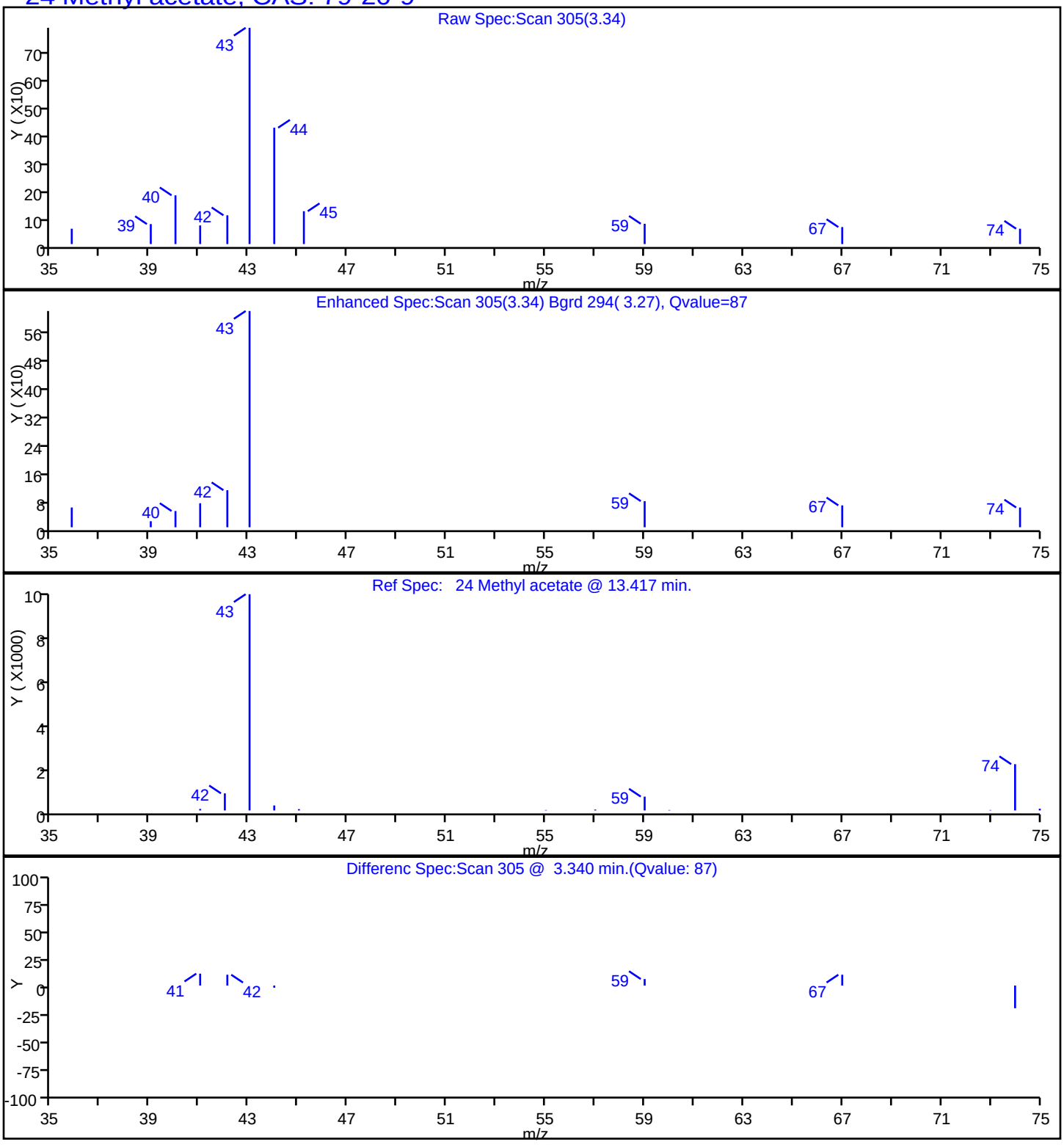

Report Date: 12-Oct-2016 16:57:39 Chrom Revision: 2.2 08-Sep-2016 14:45:52

TestAmerica Edison

Data File: \\ChromNA\Edison\ChromData\CVOAMS1\20161012-46772.b\A28230.D

Injection Date:	12-Oct-2016 12:52:30	Instrument ID:	CVOAMS1		
Lims ID:	460-121256-A-37	Lab Sample ID:	460-121256-37		
Client ID:	MW-550S				
Operator ID:	VOA GC/MS1	ALS Bottle#:	10	Worklist Smp#:	14
Purge Vol:	5.000 mL	Dil. Factor:	1.0000		
Method:	8260624W_1	Limit Group:	VOA - 8260C Water and Solid		
Column:	Rtx-624 (0.25 mm)	Detector	MS SCAN		

27 Methylene Chloride, CAS: 75-09-2

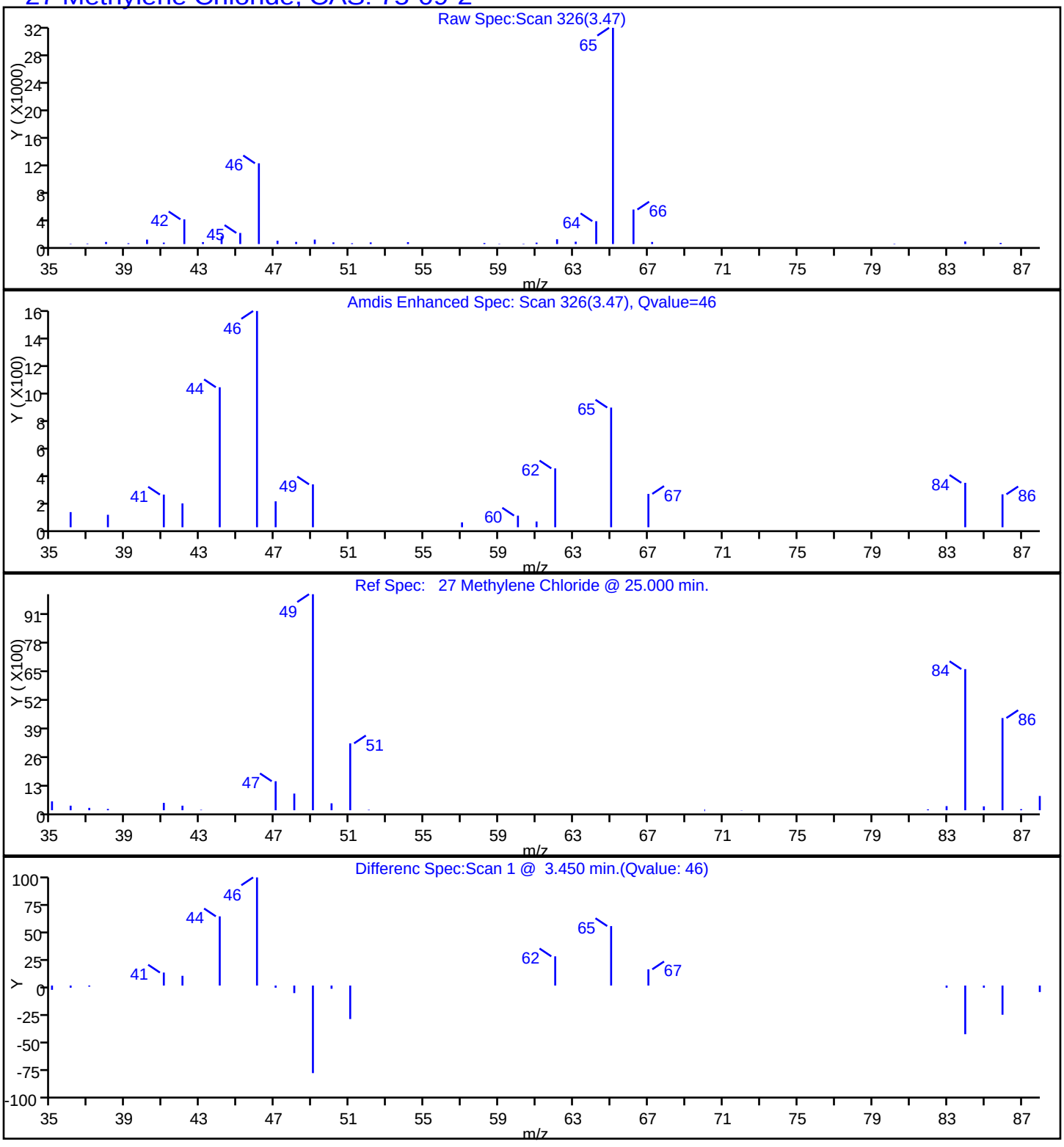

TestAmerica Edison

Data File:	\\ChromNA\Edison\ChromData\CVOAMS1\20161012-46772.b\A28230.D		
Injection Date:	12-Oct-2016 12:52:30	Instrument ID:	CVOAMS1
Lims ID:	460-121256-A-37	Lab Sample ID:	460-121256-37
Client ID:	MW-550S		
Operator ID:	VOA GC/MS1	ALS Bottle#:	10 Worklist Smp#: 14
Purge Vol:	5.000 mL	Dil. Factor:	1.0000
Method:	8260624W_1	Limit Group:	VOA - 8260C Water and Solid
Column:	Rtx-624 (0.25 mm)	Detector	MS SCAN

66 Trichloroethene, CAS: 79-01-6

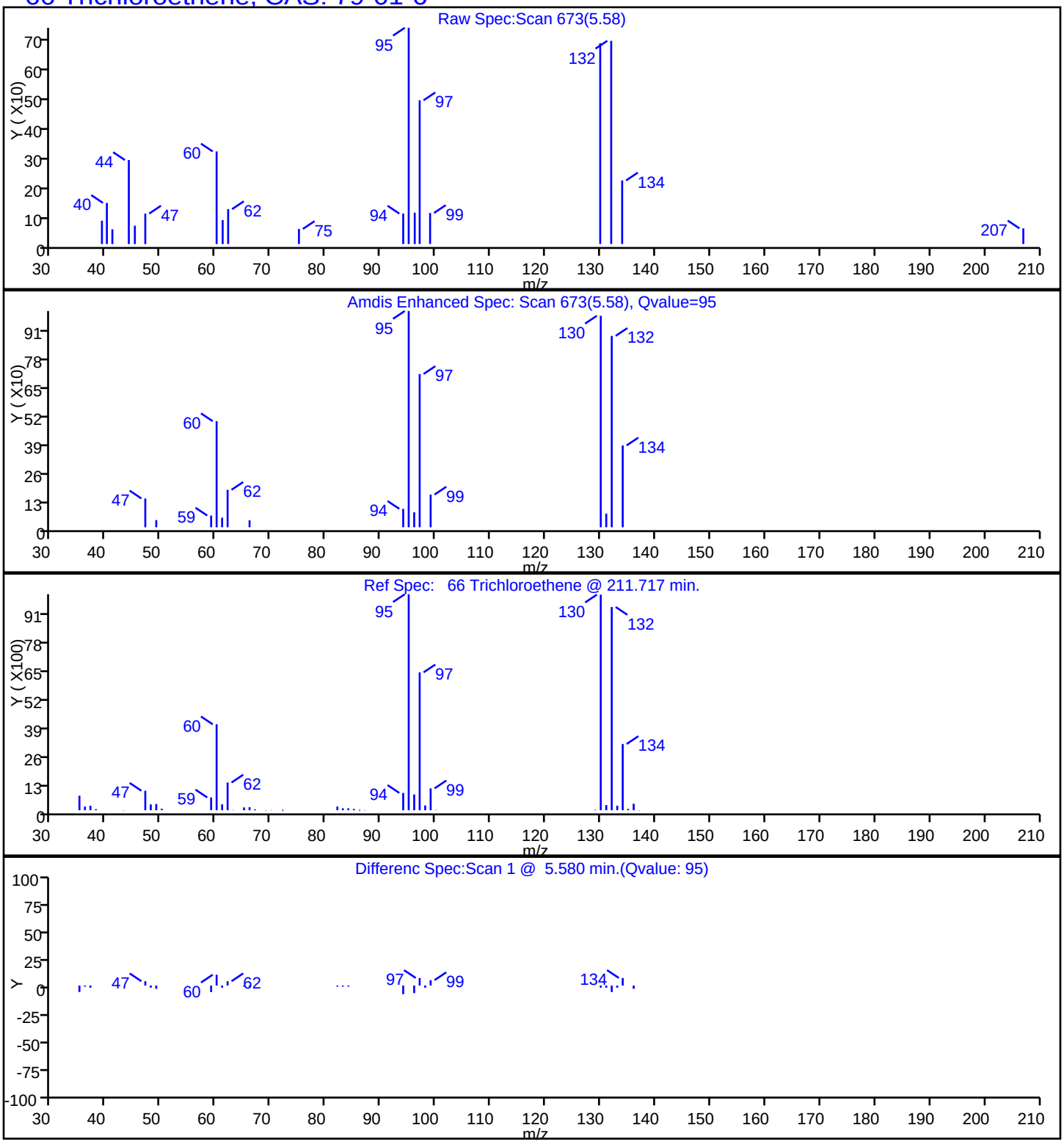

FORM I
GC/MS VOA ORGANICS ANALYSIS DATA SHEET

Lab Name: TestAmerica Edison | Job No.: 460-121256-1

SDG No.:

Client Sample ID: MW-550I | Lab Sample ID: 460-121256-38

Matrix: Water | Lab File ID: A28231.D

Analysis Method: 8260C | Date Collected: 09/29/2016 08:15

Sample wt/vol: 5(mL) | Date Analyzed: 10/12/2016 13:13

Soil Aliquot Vol: | Dilution Factor: 1

Soil Extract Vol.: | GC Column: Rtx-624 ID: 0.25(mm)

% Moisture: | Level: (low/med) Low

Analysis Batch No.: 396623 | Units: ug/L

CAS NO.	COMPOUND NAME	RESULT	Q	RL	MDL
71-55-6	1,1,1-Trichloroethane	0.28	U	1.0	0.28
79-34-5	1,1,2,2-Tetrachloroethane	0.19	U	1.0	0.19
79-00-5	1,1,2-Trichloroethane	0.080	U	1.0	0.080
75-34-3	1,1-Dichloroethane	0.24	U	1.0	0.24
75-35-4	1,1-Dichloroethene	0.34	U	1.0	0.34
87-61-6	1,2,3-Trichlorobenzene	0.35	U	1.0	0.35
120-82-1	1,2,4-Trichlorobenzene	0.27	U	1.0	0.27
96-12-8	1,2-Dibromo-3-Chloropropane	0.23	U	1.0	0.23
106-93-4	1,2-Dibromoethane	0.19	U	1.0	0.19
95-50-1	1,2-Dichlorobenzene	0.22	U	1.0	0.22
107-06-2	1,2-Dichloroethane	0.35	J	1.0	0.25
78-87-5	1,2-Dichloropropane	0.18	U	1.0	0.18
541-73-1	1,3-Dichlorobenzene	0.33	U	1.0	0.33
106-46-7	1,4-Dichlorobenzene	0.33	U	1.0	0.33
123-91-1	1,4-Dioxane	8.7	U	50	8.7
78-93-3	2-Butanone	2.2	U	5.0	2.2
591-78-6	2-Hexanone	0.72	U	5.0	0.72
108-10-1	4-Methyl-2-pentanone	0.63	U	5.0	0.63
67-64-1	Acetone	26		5.0	1.1
71-43-2	Benzene	0.090	U	1.0	0.090
74-97-5	Bromochloromethane	0.30	U	1.0	0.30
75-27-4	Bromodichloromethane	0.15	U	1.0	0.15
75-25-2	Bromoform	0.18	U	1.0	0.18
74-83-9	Bromomethane	0.18	U	1.0	0.18
75-15-0	Carbon disulfide	0.22	U	1.0	0.22
56-23-5	Carbon tetrachloride	0.33	U	1.0	0.33
108-90-7	Chlorobenzene	0.24	U	1.0	0.24
75-00-3	Chloroethane	0.37	U	1.0	0.37
67-66-3	Chloroform	2.8		1.0	0.22
74-87-3	Chloromethane	0.22	U	1.0	0.22
156-59-2	cis-1,2-Dichloroethene	0.26	U	1.0	0.26
10061-01-5	cis-1,3-Dichloropropene	0.16	U	1.0	0.16
110-82-7	Cyclohexane	0.46	J	1.0	0.26
124-48-1	Dibromochloromethane	0.22	U	1.0	0.22
75-71-8	Dichlorodifluoromethane	0.14	U	1.0	0.14
100-41-4	Ethylbenzene	0.30	U	1.0	0.30

FORM I
GC/MS VOA ORGANICS ANALYSIS DATA SHEET

Lab Name: TestAmerica Edison | Job No.: 460-121256-1

SDG No.:

Client Sample ID: MW-550I | Lab Sample ID: 460-121256-38

Matrix: Water | Lab File ID: A28231.D

Analysis Method: 8260C | Date Collected: 09/29/2016 08:15

Sample wt/vol: 5(mL) | Date Analyzed: 10/12/2016 13:13

Soil Aliquot Vol: | Dilution Factor: 1

Soil Extract Vol.: | GC Column: Rtx-624 ID: 0.25(mm)

% Moisture: | Level: (low/med) Low

Analysis Batch No.: 396623 | Units: ug/L

CAS NO.	COMPOUND NAME	RESULT	Q	RL	MDL
76-13-1	Freon TF	0.49	J	1.0	0.34
98-82-8	Isopropylbenzene	0.32	U	1.0	0.32
179601-23-1	m&p-Xylene	0.28	U	1.0	0.28
79-20-9	Methyl acetate	1.1	J	5.0	0.58
108-87-2	Methylcyclohexane	0.22	U	1.0	0.22
75-09-2	Methylene Chloride	0.21	U	1.0	0.21
1634-04-4	MTBE	0.13	U	1.0	0.13
95-47-6	o-Xylene	0.32	U	1.0	0.32
100-42-5	Styrene	0.17	U	1.0	0.17
127-18-4	Tetrachloroethene	1.3		1.0	0.12
108-88-3	Toluene	0.25	U	1.0	0.25
156-60-5	trans-1,2-Dichloroethene	0.18	U	1.0	0.18
10061-02-6	trans-1,3-Dichloropropene	0.19	U	1.0	0.19
79-01-6	Trichloroethene	1.1		1.0	0.22
75-69-4	Trichlorofluoromethane	0.15	U	1.0	0.15
75-01-4	Vinyl chloride	0.060	U	1.0	0.060

CAS NO.	SURROGATE	%REC	Q	LIMITS
17060-07-0	1,2-Dichloroethane-d4 (Surr)	105		70-130
460-00-4	Bromofluorobenzene	93		70-130
1868-53-7	Dibromofluoromethane (Surr)	104		70-130
2037-26-5	Toluene-d8 (Surr)	102		70-130

FORM I
GC/MS VOA ORGANICS ANALYSIS DATA SHEET
TENTATIVELY IDENTIFIED COMPOUNDS

Lab Name: TestAmerica Edison Job No.: 460-121256-1

SDG No.:

Client Sample ID: MW-550I Lab Sample ID: 460-121256-38

Matrix: Water Lab File ID: A28231.D

Analysis Method: 8260C Date Collected: 09/29/2016 08:15

Sample wt/vol: 5(mL) Date Analyzed: 10/12/2016 13:13

Soil Aliquot Vol: Dilution Factor: 1

Soil Extract Vol.: GC Column: Rtx-624 ID: 0.25(mm)

% Moisture: Level: (low/med) Low

Analysis Batch No.: 396623 Units: ug/L

Number TICs Found: 0 TIC Result Total: 0

CAS NO.	COMPOUND NAME	RT	RESULT	Q	MATCH QUALITY
	Tentatively Identified Compound		None		

TestAmerica Edison
Target Compound Quantitation Report

Data File: \\ChromNA\Edison\ChromData\CVOAMS1\20161012-46772.b\A28231.D
Lims ID: 460-121256-A-38
Client ID: MW-550I
Sample Type: Client
Inject. Date: 12-Oct-2016 13:13:30 ALS Bottle#: 11 Worklist Smp#: 15
Purge Vol: 5.000 mL Dil. Factor: 1.0000
Sample Info: 460-121256-A-38
Misc. Info.: 460-0046772-015
Operator ID: VOA GC/MS1 Instrument ID: CVOAMS1

Method: \\ChromNA\Edison\ChromData\CVOAMS1\20161012-46772.b\8260624W_1.m
Limit Group: VOA - 8260C Water and Solid
Last Update: 12-Oct-2016 16:58:29 Calib Date: 08-Sep-2016 04:26:30
Integrator: RTE ID Type: Deconvolution ID
Quant Method: Internal Standard Quant By: Initial Calibration
Last ICal File: \\ChromNA\Edison\ChromData\CVOAMS1\20160908-45311.b\A26272.D

Column 1 : Rtx-624 (0.25 mm) Det: MS SCAN
Process Host: XAWRK001

First Level Reviewer: starzecm Date: 12-Oct-2016 16:58:29

Compound	Sig	RT (min.)	Exp RT (min.)	Dlt RT (min.)	Q	Response	OnCol Amt ug/l	Flags
17 1,1,2-Trichloro-1,2,2-trif	101	3.005	2.999	0.006	38	1105	0.4866	
19 Acetone	43	3.102	3.096	0.006	87	19284	26.0	
24 Methyl acetate	43	3.346	3.346	0.000	98	2605	1.08	
* 28 TBA-d9 (IS)	65	3.468	3.468	0.000	100	228485	1000.0	
* 39 2-Butanone-d5	46	4.438	4.437	0.001	99	286124	250.0	
49 Chloroform	83	4.700	4.699	0.001	98	13193	2.79	
50 Cyclohexane	56	4.803	4.803	0.000	77	2215	0.4591	
$ 53 Dibromofluoromethane (Surr	113	4.828	4.827	0.001	95	125103	52.0	
$ 59 1,2-Dichloroethane-d4 (Sur	65	5.108	5.108	0.000	98	153931	52.7	
62 1,2-Dichloroethane	62	5.163	5.163	0.000	89	1231	0.3546	
* 64 Fluorobenzene	96	5.315	5.315	0.000	98	455116	50.0	
66 Trichloroethene	95	5.584	5.577	0.007	97	2689	1.09	
* 70 1,4-Dioxane-d8	96	5.852	5.846	0.006	93	18883	1000.0	
$ 81 Toluene-d8 (Surr)	98	6.663	6.662	0.001	98	414604	51.1	
86 Tetrachloroethene	166	7.144	7.144	0.000	94	2576	1.31	
* 92 Chlorobenzene-d5	117	7.784	7.784	0.000	90	284294	50.0	
$ 103 4-Bromofluorobenzene	174	8.534	8.528	0.006	87	105343	46.4	
* 119 1,4-Dichlorobenzene-d4	152	9.193	9.186	0.007	98	151410	50.0	

Reagents:

8260ISNEW_00085	Amount Added: 1.00	Units: uL	Run Reagent
8260SURR250_00140	Amount Added: 1.00	Units: uL	Run Reagent

Report Date: 12-Oct-2016 16:58:30 Chrom Revision: 2.2 08-Sep-2016 14:45:52

TestAmerica Edison

Data File: \\ChromNA\Edison\ChromData\CVOAMS1\20161012-46772.b\A28231.D

Injection Date:	12-Oct-2016 13:13:30	Instrument ID:	CVOAMS1	Operator ID:	VOA GC/MS1
Lims ID:	460-121256-A-38	Lab Sample ID:	460-121256-38	Worklist Smp#:	15
Client ID:	MW-550I				
Purge Vol:	5.000 mL	Dil. Factor:	1.0000	ALS Bottle#:	11
Method:	8260624W_1	Limit Group:	VOA - 8260C Water and Solid		

Column: Rtx-624 (0.25 mm)



TestAmerica Edison

Data File:	\\ChromNA\Edison\ChromData\CVOAMS1\20161012-46772.b\A28231.D				
Injection Date:	12-Oct-2016 13:13:30	Instrument ID:	CVOAMS1		
Lims ID:	460-121256-A-38	Lab Sample ID:	460-121256-38		
Client ID:	MW-550I				
Operator ID:	VOA GC/MS1	ALS Bottle#:	11	Worklist Smp#:	15
Purge Vol:	5.000 mL	Dil. Factor:	1.0000		
Method:	8260624W_1	Limit Group:	VOA - 8260C Water and Solid		
Column:	Rtx-624 (0.25 mm)	Detector	MS SCAN		

62 1,2-Dichloroethane, CAS: 107-06-2

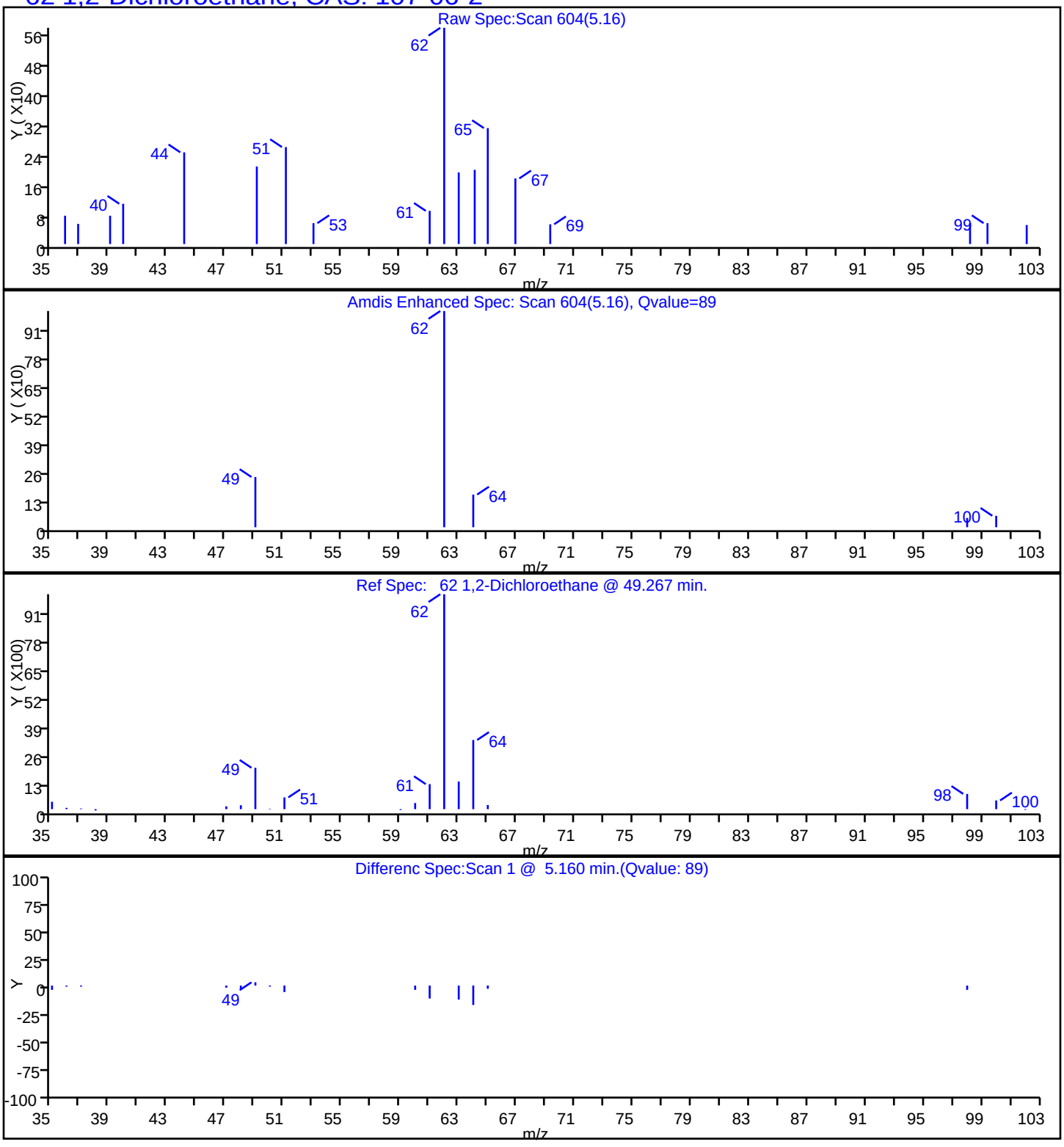

TestAmerica Edison

Data File:	\\ChromNA\Edison\ChromData\CVOAMS1\20161012-46772.b\A28231.D		
Injection Date:	12-Oct-2016 13:13:30	Instrument ID:	CVOAMS1
Lims ID:	460-121256-A-38	Lab Sample ID:	460-121256-38
Client ID:	MW-550I		
Operator ID:	VOA GC/MS1	ALS Bottle#:	11 Worklist Smp#: 15
Purge Vol:	5.000 mL	Dil. Factor:	1.0000
Method:	8260624W_1	Limit Group:	VOA - 8260C Water and Solid
Column:	Rtx-624 (0.25 mm)	Detector	MS SCAN

19 Acetone, CAS: 67-64-1

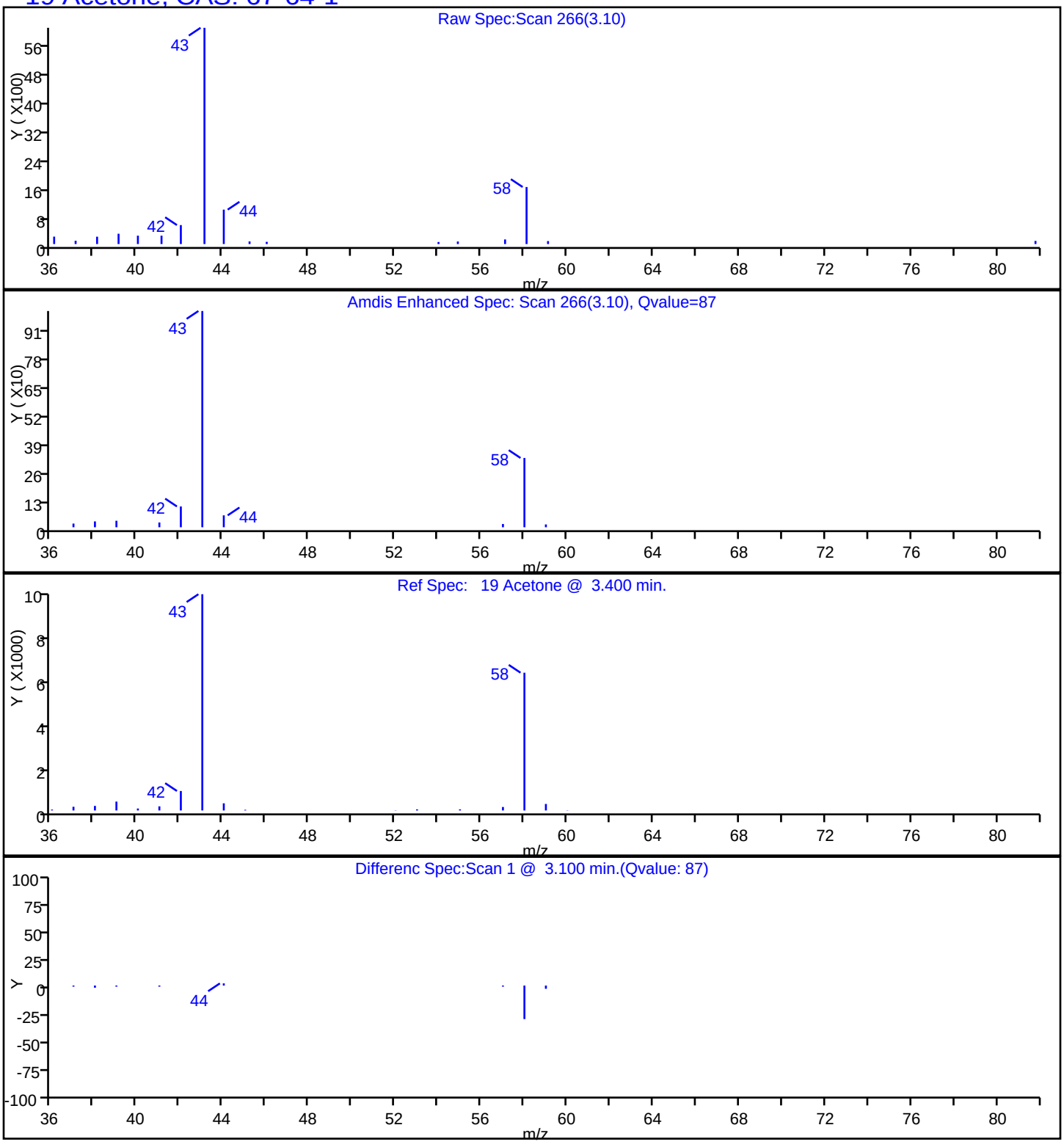

TestAmerica Edison

Data File:	\\ChromNA\Edison\ChromData\CVOAMS1\20161012-46772.b\A28231.D				
Injection Date:	12-Oct-2016 13:13:30	Instrument ID:	CVOAMS1		
Lims ID:	460-121256-A-38	Lab Sample ID:	460-121256-38		
Client ID:	MW-550I				
Operator ID:	VOA GC/MS1	ALS Bottle#:	11	Worklist Smp#:	15
Purge Vol:	5.000 mL	Dil. Factor:	1.0000		
Method:	8260624W_1	Limit Group:	VOA - 8260C Water and Solid		
Column:	Rtx-624 (0.25 mm)	Detector	MS SCAN		

49 Chloroform, CAS: 67-66-3

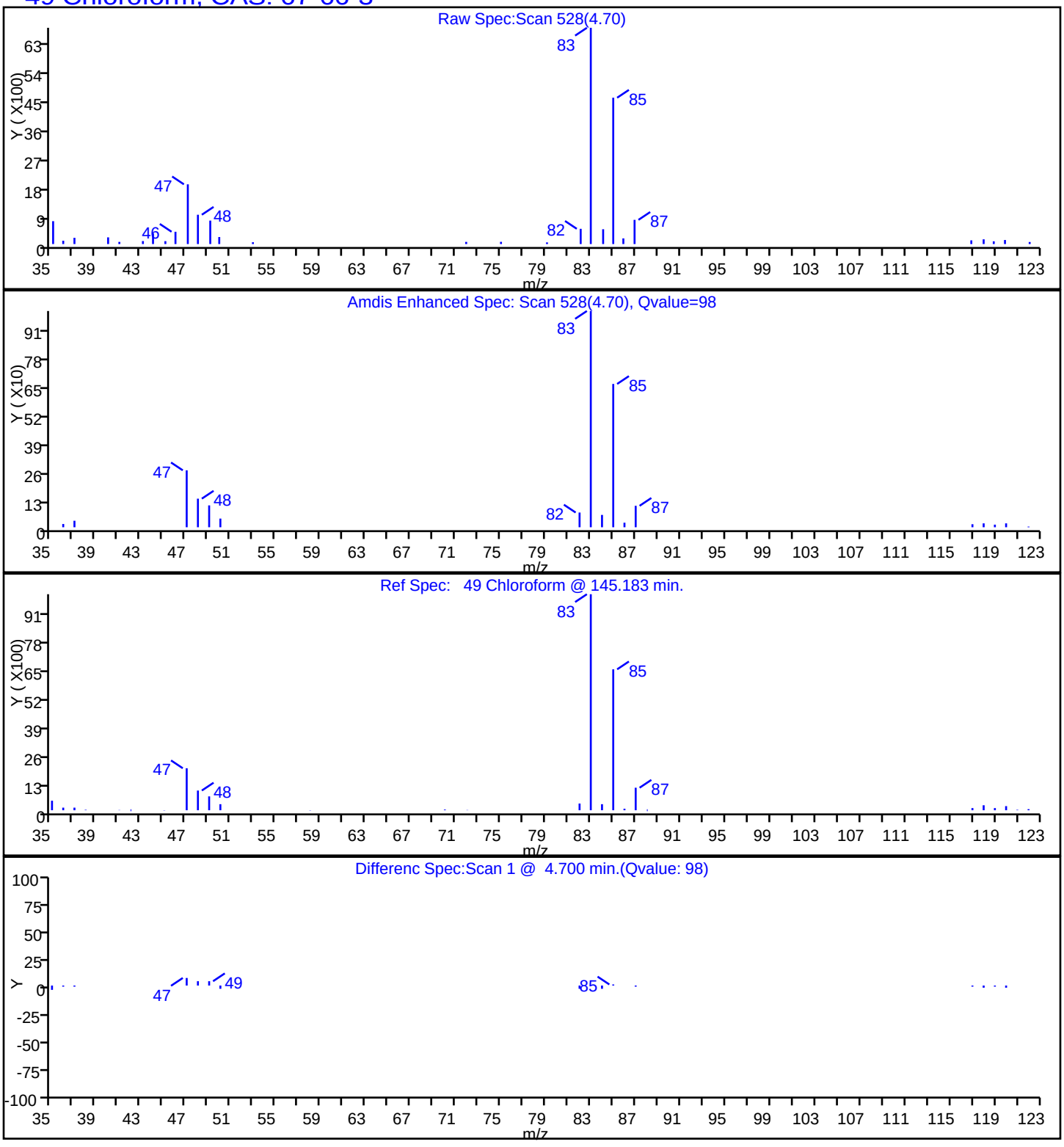

TestAmerica Edison

Data File:	\\ChromNA\Edison\ChromData\CVOAMS1\20161012-46772.b\A28231.D				
Injection Date:	12-Oct-2016 13:13:30	Instrument ID:	CVOAMS1		
Lims ID:	460-121256-A-38	Lab Sample ID:	460-121256-38		
Client ID:	MW-550I				
Operator ID:	VOA GC/MS1	ALS Bottle#:	11	Worklist Smp#:	15
Purge Vol:	5.000 mL	Dil. Factor:	1.0000		
Method:	8260624W_1	Limit Group:	VOA - 8260C Water and Solid		
Column:	Rtx-624 (0.25 mm)	Detector	MS SCAN		

50 Cyclohexane, CAS: 110-82-7

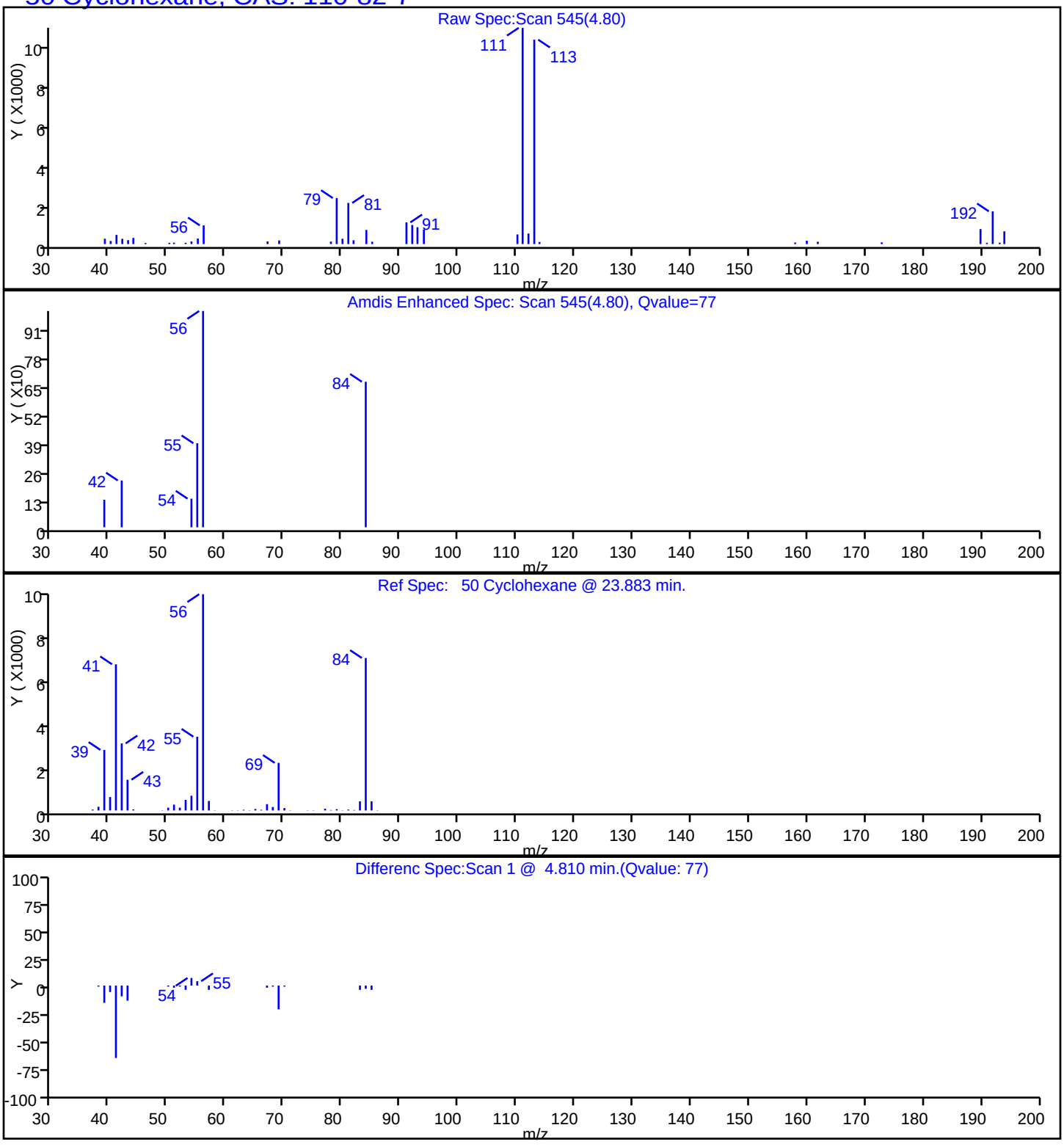

TestAmerica Edison

Data File:	\\ChromNA\Edison\ChromData\CVOAMS1\20161012-46772.b\A28231.D				
Injection Date:	12-Oct-2016 13:13:30	Instrument ID:	CVOAMS1		
Lims ID:	460-121256-A-38	Lab Sample ID:	460-121256-38		
Client ID:	MW-550I				
Operator ID:	VOA GC/MS1	ALS Bottle#:	11	Worklist Smp#:	15
Purge Vol:	5.000 mL	Dil. Factor:	1.0000		
Method:	8260624W_1	Limit Group:	VOA - 8260C Water and Solid		
Column:	Rtx-624 (0.25 mm)	Detector	MS SCAN		

17 1,1,2-Trichloro-1,2,2-trifluoroethane, CAS: 76-13-1

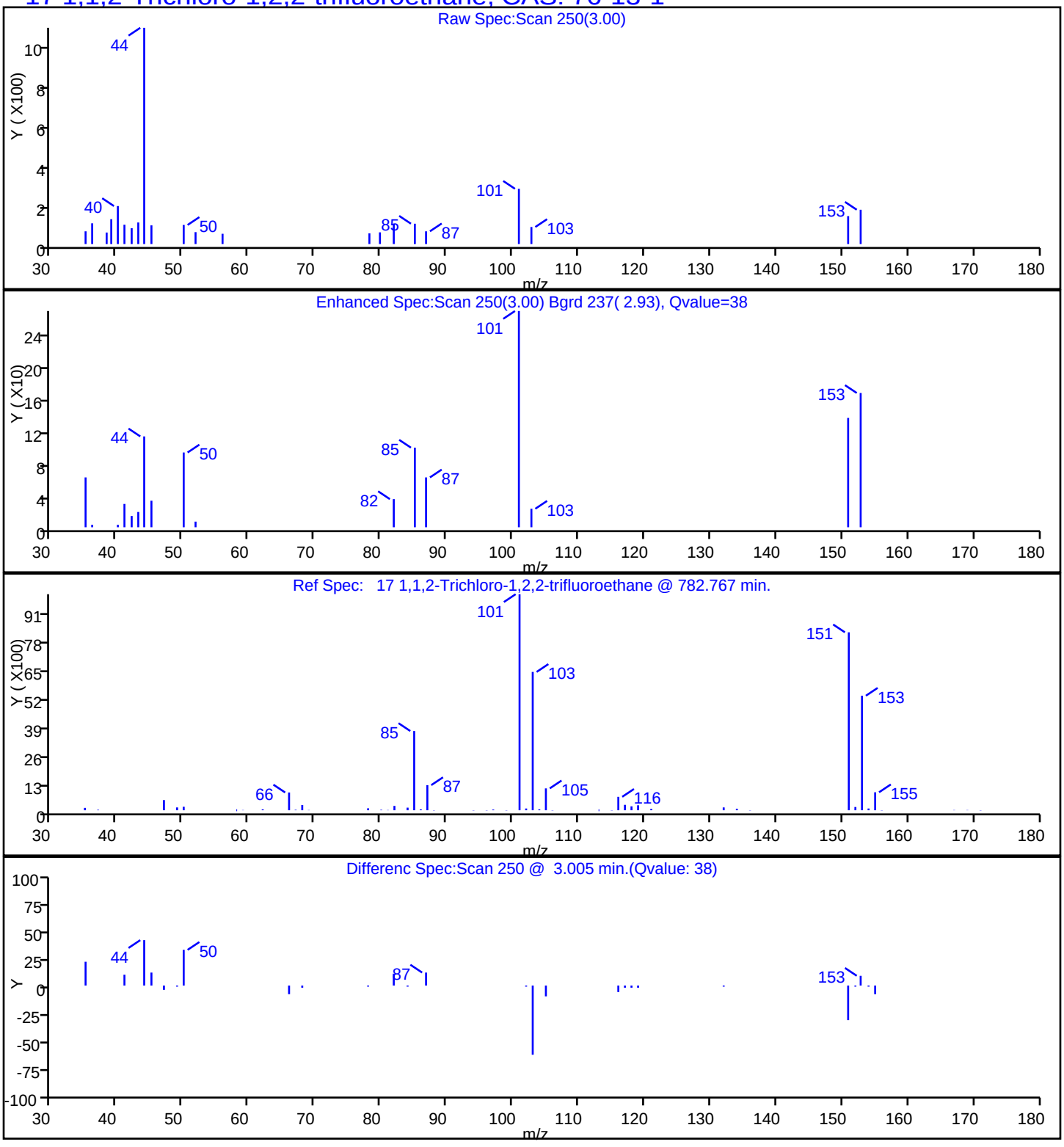

TestAmerica Edison

Data File:	\\ChromNA\Edison\ChromData\CVOAMS1\20161012-46772.b\A28231.D				
Injection Date:	12-Oct-2016 13:13:30	Instrument ID:	CVOAMS1		
Lims ID:	460-121256-A-38	Lab Sample ID:	460-121256-38		
Client ID:	MW-550I				
Operator ID:	VOA GC/MS1	ALS Bottle#:	11	Worklist Smp#:	15
Purge Vol:	5.000 mL	Dil. Factor:	1.0000		
Method:	8260624W_1	Limit Group:	VOA - 8260C Water and Solid		
Column:	Rtx-624 (0.25 mm)	Detector	MS SCAN		

24 Methyl acetate, CAS: 79-20-9

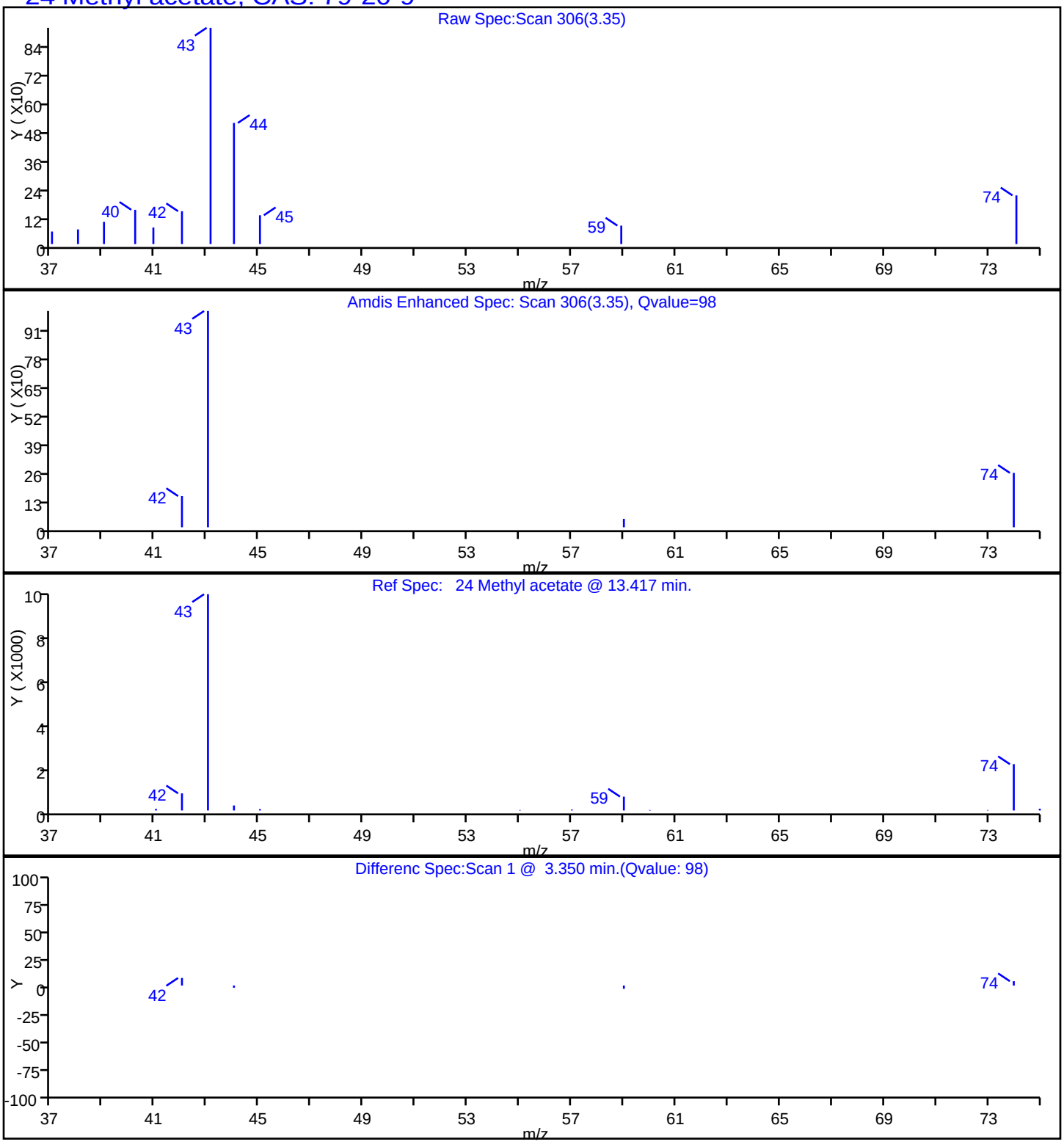

TestAmerica Edison

Data File:	\\ChromNA\Edison\ChromData\CVOAMS1\20161012-46772.b\A28231.D		
Injection Date:	12-Oct-2016 13:13:30	Instrument ID:	CVOAMS1
Lims ID:	460-121256-A-38	Lab Sample ID:	460-121256-38
Client ID:	MW-550I		
Operator ID:	VOA GC/MS1	ALS Bottle#:	11 Worklist Smp#: 15
Purge Vol:	5.000 mL	Dil. Factor:	1.0000
Method:	8260624W_1	Limit Group:	VOA - 8260C Water and Solid
Column:	Rtx-624 (0.25 mm)	Detector	MS SCAN

86 Tetrachloroethene, CAS: 127-18-4

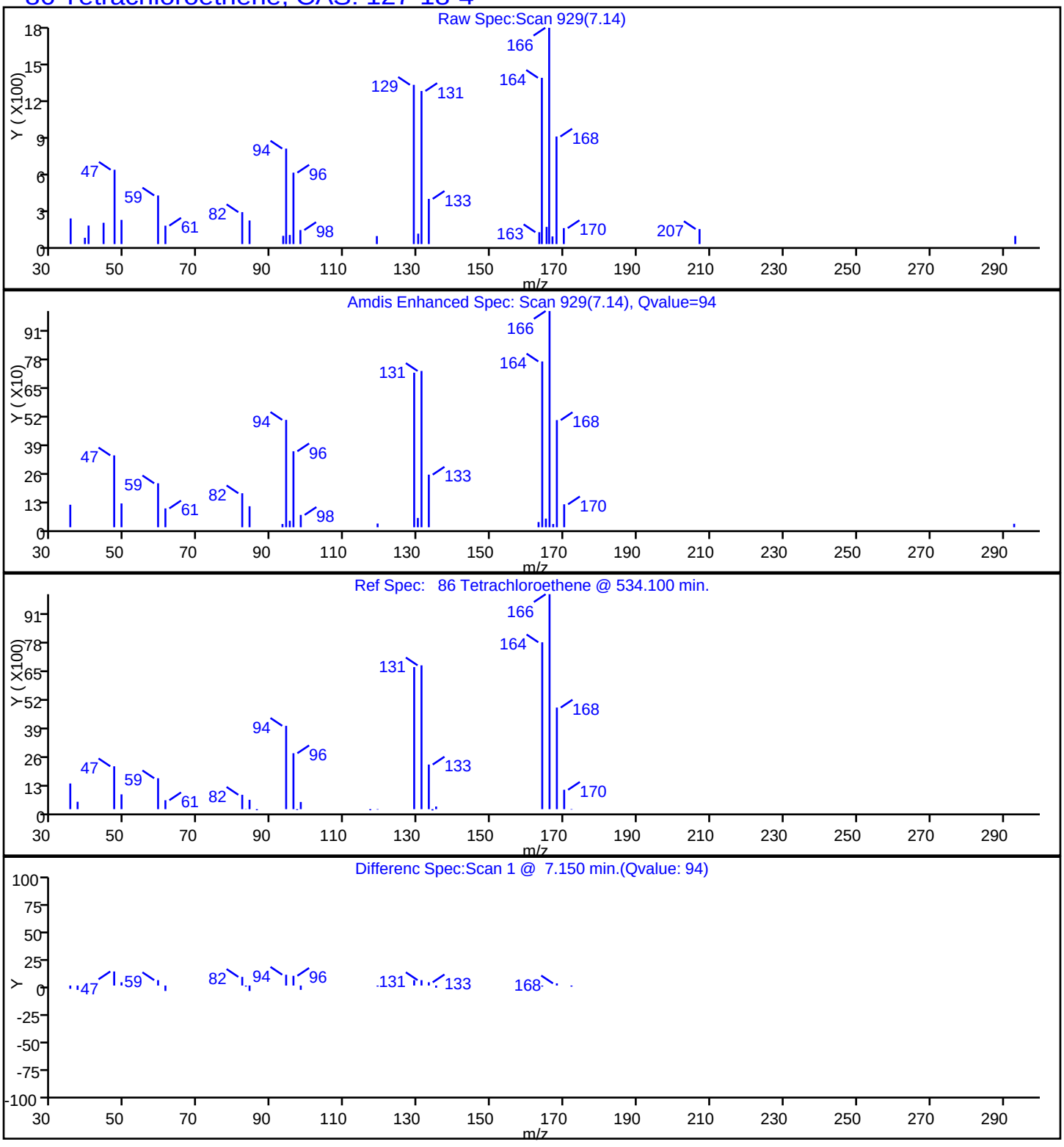

TestAmerica Edison

Data File:	\\ChromNA\Edison\ChromData\CVOAMS1\20161012-46772.b\A28231.D				
Injection Date:	12-Oct-2016 13:13:30	Instrument ID:	CVOAMS1		
Lims ID:	460-121256-A-38	Lab Sample ID:	460-121256-38		
Client ID:	MW-550I				
Operator ID:	VOA GC/MS1	ALS Bottle#:	11	Worklist Smp#:	15
Purge Vol:	5.000 mL	Dil. Factor:	1.0000		
Method:	8260624W_1	Limit Group:	VOA - 8260C Water and Solid		
Column:	Rtx-624 (0.25 mm)	Detector	MS SCAN		

66 Trichloroethene, CAS: 79-01-6

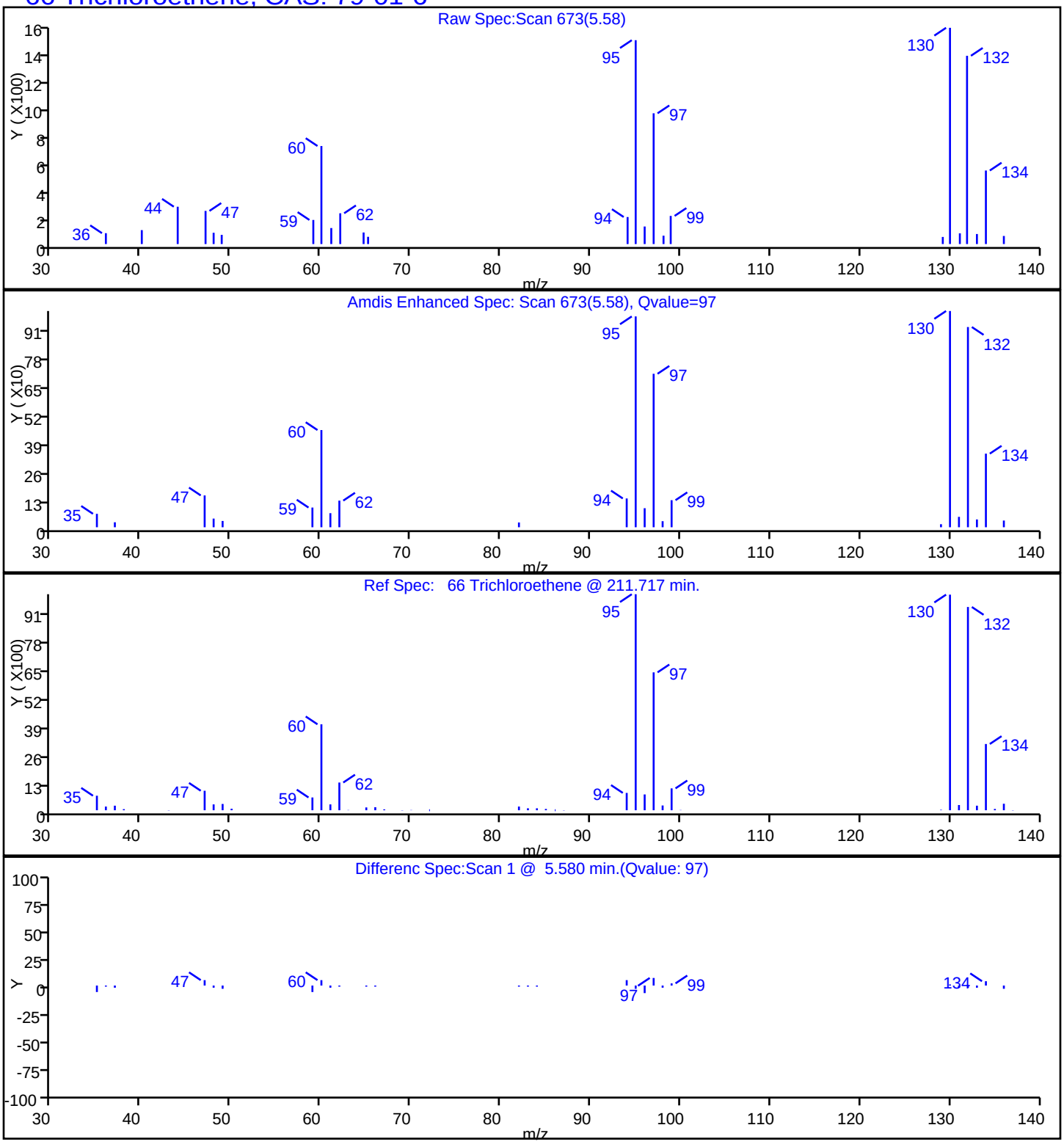

FORM I
GC/MS VOA ORGANICS ANALYSIS DATA SHEET

Lab Name: TestAmerica Edison | Job No.: 460-121256-1

SDG No.:

Client Sample ID: PZ-521S | Lab Sample ID: 460-121256-39

Matrix: Water | Lab File ID: A28232.D

Analysis Method: 8260C | Date Collected: 09/29/2016 14:00

Sample wt/vol: 5(mL) | Date Analyzed: 10/12/2016 13:35

Soil Aliquot Vol: | Dilution Factor: 1

Soil Extract Vol.: | GC Column: Rtx-624 ID: 0.25(mm)

% Moisture: | Level: (low/med) Low

Analysis Batch No.: 396623 | Units: ug/L

CAS NO.	COMPOUND NAME	RESULT	Q	RL	MDL
71-55-6	1,1,1-Trichloroethane	0.28	U	1.0	0.28
79-34-5	1,1,2,2-Tetrachloroethane	0.19	U	1.0	0.19
79-00-5	1,1,2-Trichloroethane	0.080	U	1.0	0.080
75-34-3	1,1-Dichloroethane	0.24	U	1.0	0.24
75-35-4	1,1-Dichloroethene	0.34	U	1.0	0.34
87-61-6	1,2,3-Trichlorobenzene	0.35	U	1.0	0.35
120-82-1	1,2,4-Trichlorobenzene	0.27	U	1.0	0.27
96-12-8	1,2-Dibromo-3-Chloropropane	0.23	U	1.0	0.23
106-93-4	1,2-Dibromoethane	0.19	U	1.0	0.19
95-50-1	1,2-Dichlorobenzene	0.22	U	1.0	0.22
107-06-2	1,2-Dichloroethane	0.25	U	1.0	0.25
78-87-5	1,2-Dichloropropane	0.18	U	1.0	0.18
541-73-1	1,3-Dichlorobenzene	0.33	U	1.0	0.33
106-46-7	1,4-Dichlorobenzene	0.33	U	1.0	0.33
123-91-1	1,4-Dioxane	8.7	U	50	8.7
78-93-3	2-Butanone	2.2	U	5.0	2.2
591-78-6	2-Hexanone	0.72	U	5.0	0.72
108-10-1	4-Methyl-2-pentanone	0.63	U	5.0	0.63
67-64-1	Acetone	5.7		5.0	1.1
71-43-2	Benzene	0.090	U	1.0	0.090
74-97-5	Bromochloromethane	0.30	U	1.0	0.30
75-27-4	Bromodichloromethane	0.15	U	1.0	0.15
75-25-2	Bromoform	0.18	U	1.0	0.18
74-83-9	Bromomethane	0.18	U	1.0	0.18
75-15-0	Carbon disulfide	0.22	U	1.0	0.22
56-23-5	Carbon tetrachloride	0.33	U	1.0	0.33
108-90-7	Chlorobenzene	0.24	U	1.0	0.24
75-00-3	Chloroethane	0.37	U	1.0	0.37
67-66-3	Chloroform	0.22	U	1.0	0.22
74-87-3	Chloromethane	0.22	U	1.0	0.22
156-59-2	cis-1,2-Dichloroethene	0.82	J	1.0	0.26
10061-01-5	cis-1,3-Dichloropropene	0.16	U	1.0	0.16
110-82-7	Cyclohexane	0.78	J	1.0	0.26
124-48-1	Dibromochloromethane	0.22	U	1.0	0.22
75-71-8	Dichlorodifluoromethane	0.14	U	1.0	0.14
100-41-4	Ethylbenzene	0.30	U	1.0	0.30

FORM I
GC/MS VOA ORGANICS ANALYSIS DATA SHEET

Lab Name: TestAmerica Edison | Job No.: 460-121256-1

SDG No.:

Client Sample ID: PZ-521S | Lab Sample ID: 460-121256-39

Matrix: Water | Lab File ID: A28232.D

Analysis Method: 8260C | Date Collected: 09/29/2016 14:00

Sample wt/vol: 5(mL) | Date Analyzed: 10/12/2016 13:35

Soil Aliquot Vol: | Dilution Factor: 1

Soil Extract Vol.: | GC Column: Rtx-624 ID: 0.25(mm)

% Moisture: | Level: (low/med) Low

Analysis Batch No.: 396623 | Units: ug/L

CAS NO.	COMPOUND NAME	RESULT	Q	RL	MDL
76-13-1	Freon TF	0.34	U	1.0	0.34
98-82-8	Isopropylbenzene	0.32	U	1.0	0.32
179601-23-1	m&p-Xylene	0.28	U	1.0	0.28
79-20-9	Methyl acetate	1.1	J	5.0	0.58
108-87-2	Methylcyclohexane	0.22	U	1.0	0.22
75-09-2	Methylene Chloride	0.21	U	1.0	0.21
1634-04-4	MTBE	0.13	U	1.0	0.13
95-47-6	o-Xylene	0.32	U	1.0	0.32
100-42-5	Styrene	0.17	U	1.0	0.17
127-18-4	Tetrachloroethene	0.12	U	1.0	0.12
108-88-3	Toluene	0.25	U	1.0	0.25
156-60-5	trans-1,2-Dichloroethene	0.18	U	1.0	0.18
10061-02-6	trans-1,3-Dichloropropene	0.19	U	1.0	0.19
79-01-6	Trichloroethene	0.32	J	1.0	0.22
75-69-4	Trichlorofluoromethane	0.15	U	1.0	0.15
75-01-4	Vinyl chloride	0.13	J	1.0	0.060

CAS NO.	SURROGATE	%REC	Q	LIMITS
17060-07-0	1,2-Dichloroethane-d4 (Surr)	105		70-130
460-00-4	Bromofluorobenzene	94		70-130
1868-53-7	Dibromofluoromethane (Surr)	102		70-130
2037-26-5	Toluene-d8 (Surr)	101		70-130

FORM I
GC/MS VOA ORGANICS ANALYSIS DATA SHEET
TENTATIVELY IDENTIFIED COMPOUNDS

Lab Name: TestAmerica Edison Job No.: 460-121256-1

SDG No.:

Client Sample ID: PZ-521S Lab Sample ID: 460-121256-39

Matrix: Water Lab File ID: A28232.D

Analysis Method: 8260C Date Collected: 09/29/2016 14:00

Sample wt/vol: 5(mL) Date Analyzed: 10/12/2016 13:35

Soil Aliquot Vol: Dilution Factor: 1

Soil Extract Vol.: GC Column: Rtx-624 ID: 0.25(mm)

% Moisture: Level: (low/med) Low

Analysis Batch No.: 396623 Units: ug/L

Number TICs Found: 0 TIC Result Total: 0

CAS NO.	COMPOUND NAME	RT	RESULT	Q	MATCH QUALITY
	Tentatively Identified Compound		None		

TestAmerica Edison
Target Compound Quantitation Report

Data File: \\ChromNA\Edison\ChromData\CVOAMS1\20161012-46772.b\A28232.D
Lims ID: 460-121256-A-39
Client ID: PZ-521S
Sample Type: Client
Inject. Date: 12-Oct-2016 13:35:30 ALS Bottle#: 12 Worklist Smp#: 16
Purge Vol: 5.000 mL Dil. Factor: 1.0000
Sample Info: 460-121256-A-39
Misc. Info.: 460-0046772-016
Operator ID: VOA GC/MS1 Instrument ID: CVOAMS1

Method: \\ChromNA\Edison\ChromData\CVOAMS1\20161012-46772.b\8260624W_1.m
Limit Group: VOA - 8260C Water and Solid
Last Update: 12-Oct-2016 16:59:18 Calib Date: 08-Sep-2016 04:26:30
Integrator: RTE ID Type: Deconvolution ID
Quant Method: Internal Standard Quant By: Initial Calibration
Last ICal File: \\ChromNA\Edison\ChromData\CVOAMS1\20160908-45311.b\A26272.D

Column 1 : Rtx-624 (0.25 mm) Det: MS SCAN
Process Host: XAWRK001

First Level Reviewer: starzecm Date: 12-Oct-2016 16:59:18

Compound	Sig	RT (min.)	Exp RT (min.)	Dlt RT (min.)	Q	Response	OnCol Amt ug/l	Flags
5 Vinyl chloride	62	1.932	1.926	0.006	28	595	0.1271	
19 Acetone	43	3.109	3.096	0.013	91	4151	5.68	
24 Methyl acetate	43	3.346	3.346	0.000	98	2570	1.06	
* 28 TBA-d9 (IS)	65	3.474	3.468	0.006	99	224230	1000.0	
* 39 2-Butanone-d5	46	4.444	4.437	0.007	98	282003	250.0	
41 cis-1,2-Dichloroethene	96	4.468	4.468	0.000	88	2481	0.8193	
50 Cyclohexane	56	4.816	4.803	0.013	83	3766	0.7753	
$ 53 Dibromofluoromethane (Surr	113	4.828	4.827	0.001	95	124056	51.2	
$ 59 1,2-Dichloroethane-d4 (Sur	65	5.108	5.108	0.000	98	154759	52.7	
* 64 Fluorobenzene	96	5.315	5.315	0.000	97	458241	50.0	
66 Trichloroethene	95	5.578	5.577	0.001	90	803	0.3224	
* 70 1,4-Dioxane-d8	96	5.852	5.846	0.006	96	17430	1000.0	
$ 81 Toluene-d8 (Surr)	98	6.663	6.662	0.001	98	414359	50.3	
* 92 Chlorobenzene-d5	117	7.784	7.784	0.000	90	288360	50.0	
$ 103 4-Bromofluorobenzene	174	8.534	8.528	0.006	83	108148	46.9	
* 119 1,4-Dichlorobenzene-d4	152	9.199	9.186	0.013	98	153259	50.0	

Reagents:

8260ISNEW_00085	Amount Added:	1.00	Units: uL	Run Reagent
8260SURR250_00140	Amount Added:	1.00	Units: uL	Run Reagent

Report Date: 12-Oct-2016 16:59:19 Chrom Revision: 2.2 08-Sep-2016 14:45:52

TestAmerica Edison

Data File: \\ChromNA\Edison\ChromData\CVOAMS1\20161012-46772.b\A28232.D

Injection Date:	12-Oct-2016 13:35:30	Instrument ID:	CVOAMS1	Operator ID:	VOA GC/MS1
Lims ID:	460-121256-A-39	Lab Sample ID:	460-121256-39	Worklist Smp#:	16
Client ID:	PZ-521S				
Purge Vol:	5.000 mL	Dil. Factor:	1.0000	ALS Bottle#:	12
Method:	8260624W_1	Limit Group:	VOA - 8260C Water and Solid		

Column: Rtx-624 (0.25 mm)

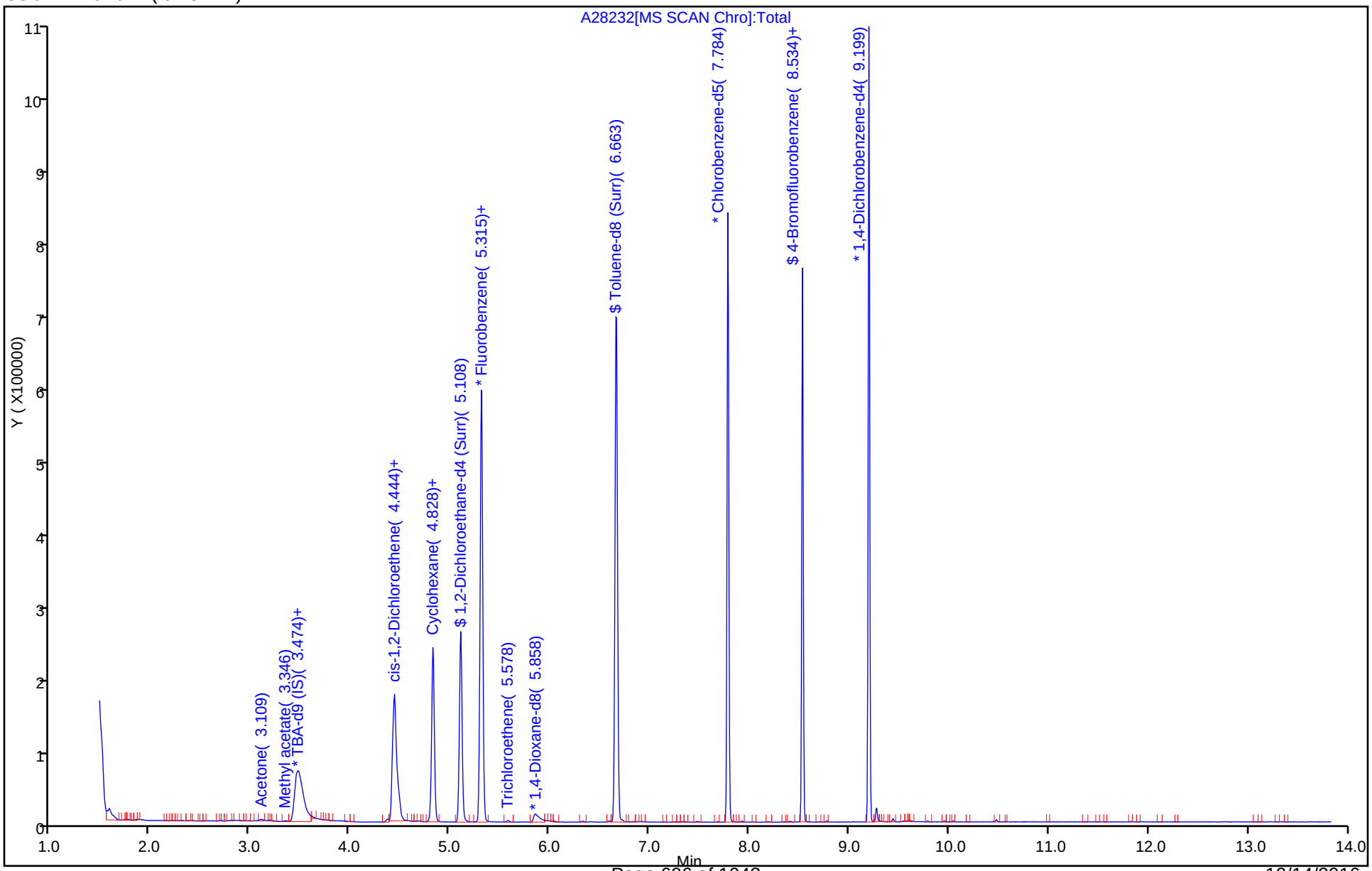

TestAmerica Edison

Data File: \\ChromNA\Edison\ChromData\CVOAMS1\20161012-46772.b\A28232.D

Injection Date:	12-Oct-2016 13:35:30	Instrument ID:	CVOAMS1		
Lims ID:	460-121256-A-39	Lab Sample ID:	460-121256-39		
Client ID:	PZ-521S				
Operator ID:	VOA GC/MS1	ALS Bottle#:	12	Worklist Smp#:	16
Purge Vol:	5.000 mL	Dil. Factor:	1.0000		
Method:	8260624W_1	Limit Group:	VOA - 8260C Water and Solid		
Column:	Rtx-624 (0.25 mm)	Detector	MS SCAN		

19 Acetone, CAS: 67-64-1

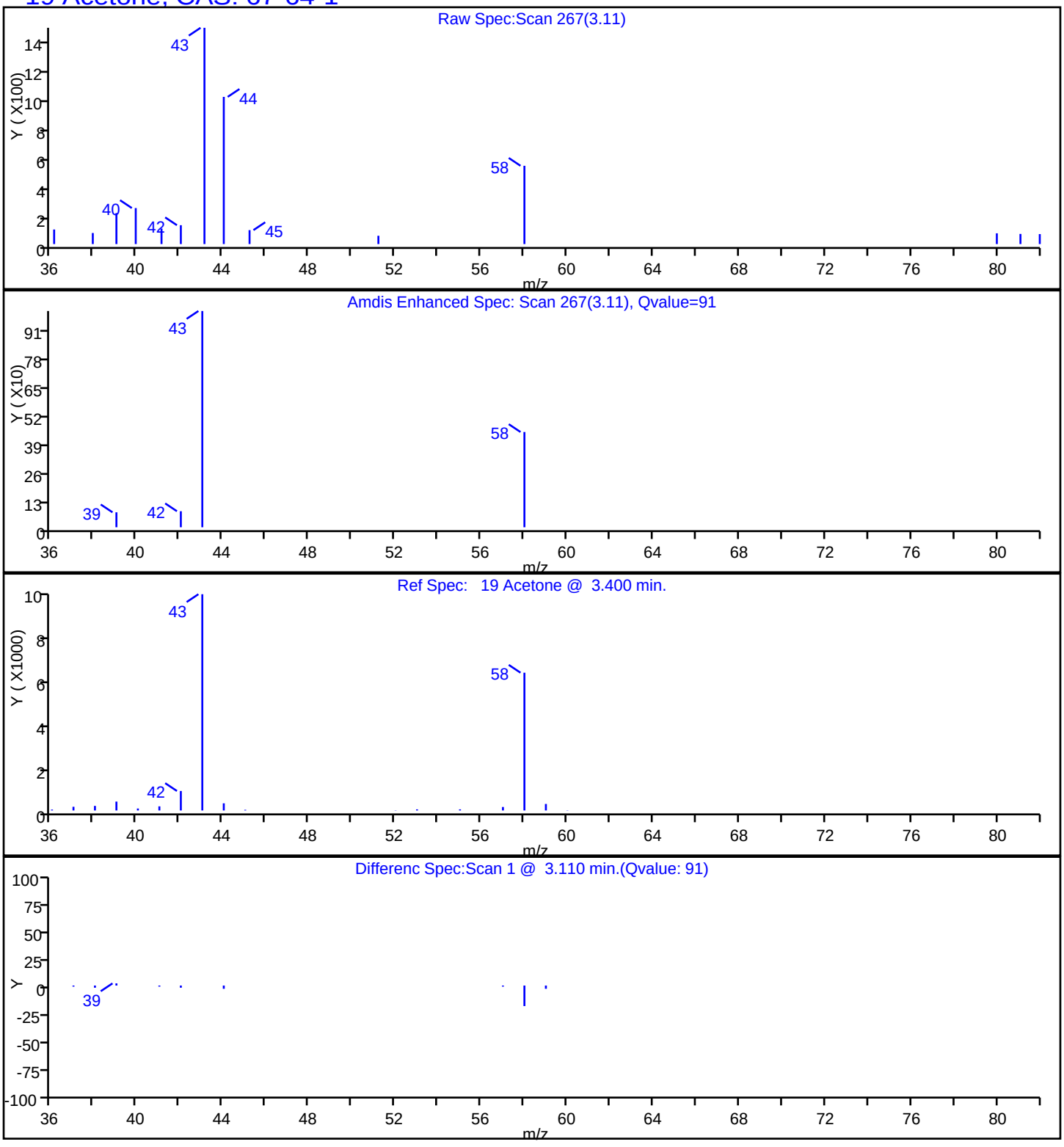

TestAmerica Edison

Data File:	\\ChromNA\Edison\ChromData\CVOAMS1\20161012-46772.b\A28232.D				
Injection Date:	12-Oct-2016 13:35:30	Instrument ID:	CVOAMS1		
Lims ID:	460-121256-A-39	Lab Sample ID:	460-121256-39		
Client ID:	PZ-521S				
Operator ID:	VOA GC/MS1	ALS Bottle#:	12	Worklist Smp#:	16
Purge Vol:	5.000 mL	Dil. Factor:	1.0000		
Method:	8260624W_1	Limit Group:	VOA - 8260C Water and Solid		
Column:	Rtx-624 (0.25 mm)	Detector	MS SCAN		

41 cis-1,2-Dichloroethene, CAS: 156-59-2

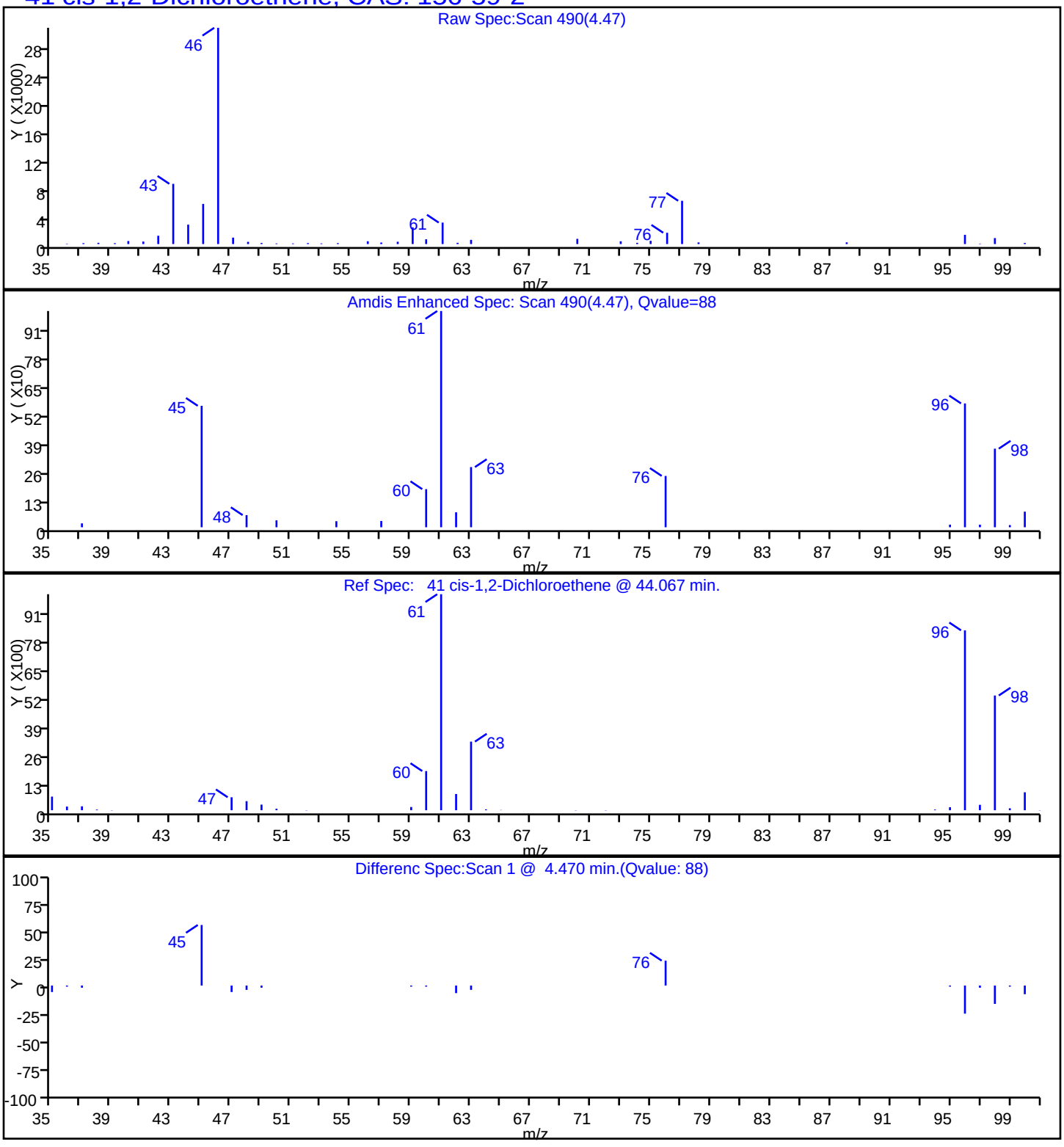

TestAmerica Edison

Data File:	\\ChromNA\Edison\ChromData\CVOAMS1\20161012-46772.b\A28232.D				
Injection Date:	12-Oct-2016 13:35:30	Instrument ID:	CVOAMS1		
Lims ID:	460-121256-A-39	Lab Sample ID:	460-121256-39		
Client ID:	PZ-521S				
Operator ID:	VOA GC/MS1	ALS Bottle#:	12	Worklist Smp#:	16
Purge Vol:	5.000 mL	Dil. Factor:	1.0000		
Method:	8260624W_1	Limit Group:	VOA - 8260C Water and Solid		
Column:	Rtx-624 (0.25 mm)	Detector	MS SCAN		

50 Cyclohexane, CAS: 110-82-7

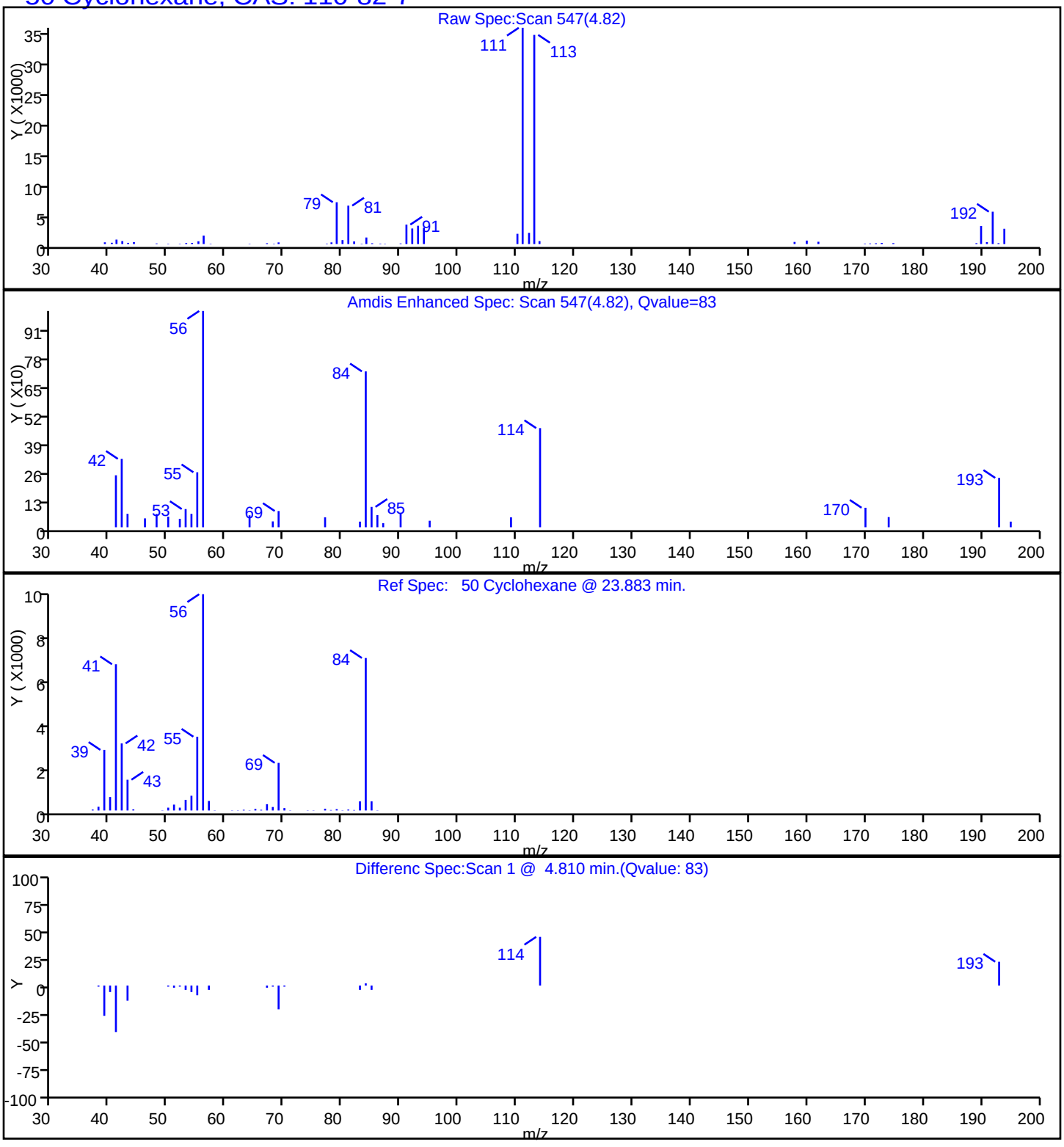

TestAmerica Edison

Data File:	\\ChromNA\Edison\ChromData\CVOAMS1\20161012-46772.b\A28232.D				
Injection Date:	12-Oct-2016 13:35:30	Instrument ID:	CVOAMS1		
Lims ID:	460-121256-A-39	Lab Sample ID:	460-121256-39		
Client ID:	PZ-521S				
Operator ID:	VOA GC/MS1	ALS Bottle#:	12	Worklist Smp#:	16
Purge Vol:	5.000 mL	Dil. Factor:	1.0000		
Method:	8260624W_1	Limit Group:	VOA - 8260C Water and Solid		
Column:	Rtx-624 (0.25 mm)	Detector	MS SCAN		

24 Methyl acetate, CAS: 79-20-9

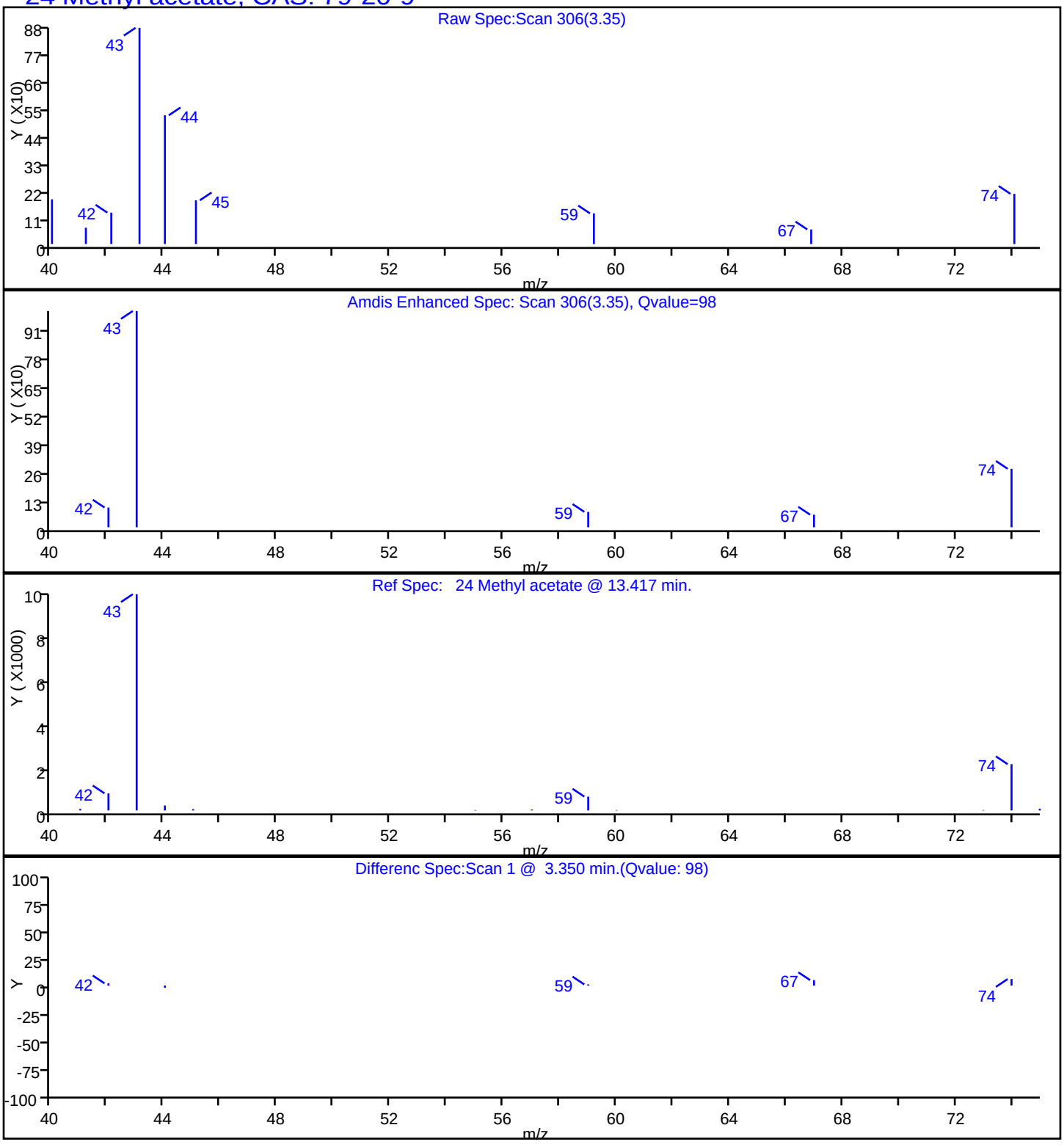

TestAmerica Edison

Data File:	\\ChromNA\Edison\ChromData\CVOAMS1\20161012-46772.b\A28232.D				
Injection Date:	12-Oct-2016 13:35:30	Instrument ID:	CVOAMS1		
Lims ID:	460-121256-A-39	Lab Sample ID:	460-121256-39		
Client ID:	PZ-521S				
Operator ID:	VOA GC/MS1	ALS Bottle#:	12	Worklist Smp#:	16
Purge Vol:	5.000 mL	Dil. Factor:	1.0000		
Method:	8260624W_1	Limit Group:	VOA - 8260C Water and Solid		
Column:	Rtx-624 (0.25 mm)	Detector	MS SCAN		

66 Trichloroethene, CAS: 79-01-6

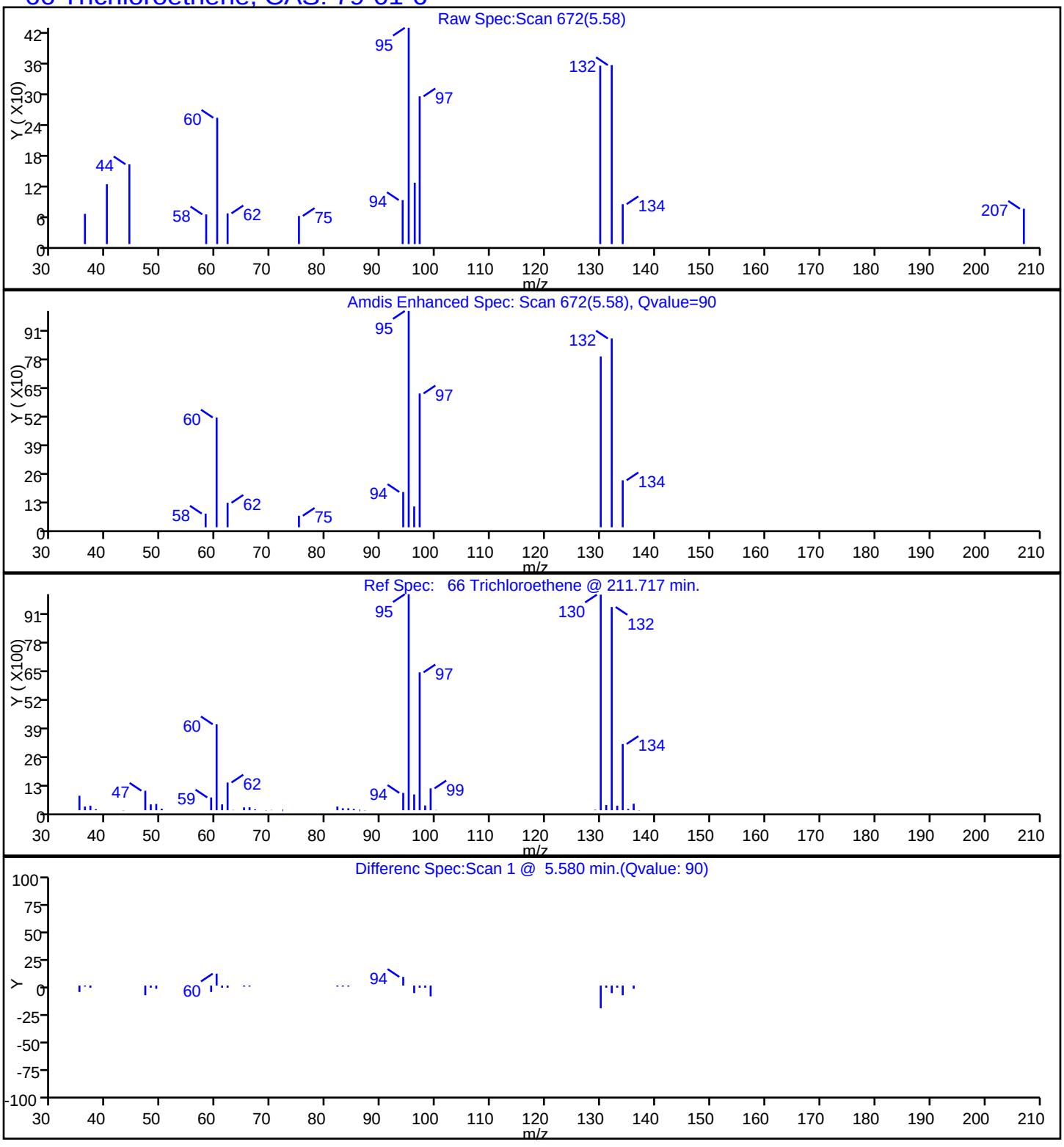

TestAmerica Edison

Data File:	\\ChromNA\Edison\ChromData\CVOAMS1\20161012-46772.b\A28232.D				
Injection Date:	12-Oct-2016 13:35:30	Instrument ID:	CVOAMS1		
Lims ID:	460-121256-A-39	Lab Sample ID:	460-121256-39		
Client ID:	PZ-521S				
Operator ID:	VOA GC/MS1	ALS Bottle#:	12	Worklist Smp#:	16
Purge Vol:	5.000 mL	Dil. Factor:	1.0000		
Method:	8260624W_1	Limit Group:	VOA - 8260C Water and Solid		
Column:	Rtx-624 (0.25 mm)	Detector	MS SCAN		

5 Vinyl chloride, CAS: 75-01-4

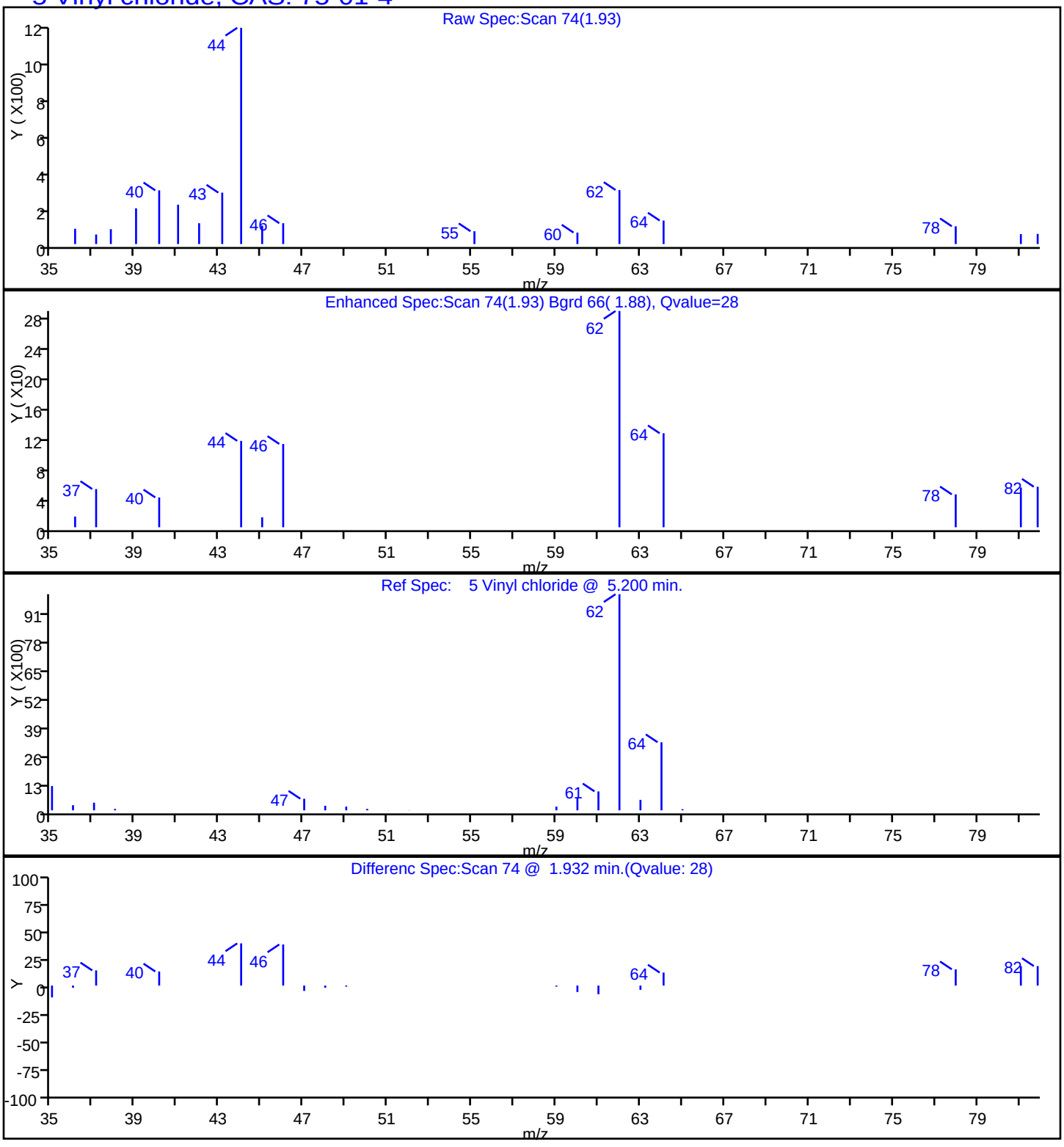

FORM I
GC/MS VOA ORGANICS ANALYSIS DATA SHEET

Lab Name: TestAmerica Edison | Job No.: 460-121256-1

SDG No.:

Client Sample ID: PZ-521I | Lab Sample ID: 460-121256-40

Matrix: Water | Lab File ID: A28233.D

Analysis Method: 8260C | Date Collected: 09/29/2016 14:05

Sample wt/vol: 5(mL) | Date Analyzed: 10/12/2016 13:57

Soil Aliquot Vol: | Dilution Factor: 1

Soil Extract Vol.: | GC Column: Rtx-624 ID: 0.25(mm)

% Moisture: | Level: (low/med) Low

Analysis Batch No.: 396623 | Units: ug/L

CAS NO.	COMPOUND NAME	RESULT	Q	RL	MDL
71-55-6	1,1,1-Trichloroethane	0.28	U	1.0	0.28
79-34-5	1,1,2,2-Tetrachloroethane	0.19	U	1.0	0.19
79-00-5	1,1,2-Trichloroethane	0.080	U	1.0	0.080
75-34-3	1,1-Dichloroethane	0.24	U	1.0	0.24
75-35-4	1,1-Dichloroethene	0.34	U	1.0	0.34
87-61-6	1,2,3-Trichlorobenzene	0.35	U	1.0	0.35
120-82-1	1,2,4-Trichlorobenzene	0.27	U	1.0	0.27
96-12-8	1,2-Dibromo-3-Chloropropane	0.23	U	1.0	0.23
106-93-4	1,2-Dibromoethane	0.19	U	1.0	0.19
95-50-1	1,2-Dichlorobenzene	0.22	U	1.0	0.22
107-06-2	1,2-Dichloroethane	0.51	J	1.0	0.25
78-87-5	1,2-Dichloropropane	0.18	U	1.0	0.18
541-73-1	1,3-Dichlorobenzene	0.33	U	1.0	0.33
106-46-7	1,4-Dichlorobenzene	0.33	U	1.0	0.33
123-91-1	1,4-Dioxane	8.7	U	50	8.7
78-93-3	2-Butanone	2.2	U	5.0	2.2
591-78-6	2-Hexanone	0.72	U	5.0	0.72
108-10-1	4-Methyl-2-pentanone	0.63	U	5.0	0.63
67-64-1	Acetone	34		5.0	1.1
71-43-2	Benzene	0.090	U	1.0	0.090
74-97-5	Bromochloromethane	0.30	U	1.0	0.30
75-27-4	Bromodichloromethane	0.15	U	1.0	0.15
75-25-2	Bromoform	0.18	U	1.0	0.18
74-83-9	Bromomethane	0.18	U	1.0	0.18
75-15-0	Carbon disulfide	0.22	U	1.0	0.22
56-23-5	Carbon tetrachloride	0.33	U	1.0	0.33
108-90-7	Chlorobenzene	0.24	U	1.0	0.24
75-00-3	Chloroethane	0.37	U	1.0	0.37
67-66-3	Chloroform	0.31	J	1.0	0.22
74-87-3	Chloromethane	0.22	U	1.0	0.22
156-59-2	cis-1,2-Dichloroethene	0.26	U	1.0	0.26
10061-01-5	cis-1,3-Dichloropropene	0.16	U	1.0	0.16
110-82-7	Cyclohexane	0.95	J	1.0	0.26
124-48-1	Dibromochloromethane	0.22	U	1.0	0.22
75-71-8	Dichlorodifluoromethane	0.14	U	1.0	0.14
100-41-4	Ethylbenzene	0.30	U	1.0	0.30

FORM I
GC/MS VOA ORGANICS ANALYSIS DATA SHEET

Lab Name: TestAmerica Edison | Job No.: 460-121256-1

SDG No.:

Client Sample ID: PZ-521I | Lab Sample ID: 460-121256-40

Matrix: Water | Lab File ID: A28233.D

Analysis Method: 8260C | Date Collected: 09/29/2016 14:05

Sample wt/vol: 5(mL) | Date Analyzed: 10/12/2016 13:57

Soil Aliquot Vol: | Dilution Factor: 1

Soil Extract Vol.: | GC Column: Rtx-624 ID: 0.25(mm)

% Moisture: | Level: (low/med) Low

Analysis Batch No.: 396623 | Units: ug/L

CAS NO.	COMPOUND NAME	RESULT	Q	RL	MDL
76-13-1	Freon TF	0.34	U	1.0	0.34
98-82-8	Isopropylbenzene	0.32	U	1.0	0.32
179601-23-1	m&p-Xylene	0.28	U	1.0	0.28
79-20-9	Methyl acetate	1.1	J	5.0	0.58
108-87-2	Methylcyclohexane	0.22	U	1.0	0.22
75-09-2	Methylene Chloride	0.21	U	1.0	0.21
1634-04-4	MTBE	0.13	U	1.0	0.13
95-47-6	o-Xylene	0.32	U	1.0	0.32
100-42-5	Styrene	0.17	U	1.0	0.17
127-18-4	Tetrachloroethene	0.12	U	1.0	0.12
108-88-3	Toluene	0.25	U	1.0	0.25
156-60-5	trans-1,2-Dichloroethene	0.18	U	1.0	0.18
10061-02-6	trans-1,3-Dichloropropene	0.19	U	1.0	0.19
79-01-6	Trichloroethene	0.57	J	1.0	0.22
75-69-4	Trichlorofluoromethane	0.15	U	1.0	0.15
75-01-4	Vinyl chloride	0.060	U	1.0	0.060

CAS NO.	SURROGATE	%REC	Q	LIMITS
17060-07-0	1,2-Dichloroethane-d4 (Surr)	105		70-130
460-00-4	Bromofluorobenzene	94		70-130
1868-53-7	Dibromofluoromethane (Surr)	103		70-130
2037-26-5	Toluene-d8 (Surr)	102		70-130

FORM I
GC/MS VOA ORGANICS ANALYSIS DATA SHEET
TENTATIVELY IDENTIFIED COMPOUNDS

Lab Name: TestAmerica Edison Job No.: 460-121256-1

SDG No.:

Client Sample ID: PZ-521I Lab Sample ID: 460-121256-40

Matrix: Water Lab File ID: A28233.D

Analysis Method: 8260C Date Collected: 09/29/2016 14:05

Sample wt/vol: 5(mL) Date Analyzed: 10/12/2016 13:57

Soil Aliquot Vol: Dilution Factor: 1

Soil Extract Vol.: GC Column: Rtx-624 ID: 0.25(mm)

% Moisture: Level: (low/med) Low

Analysis Batch No.: 396623 Units: ug/L

Number TICs Found: 0 TIC Result Total: 0

CAS NO.	COMPOUND NAME	RT	RESULT	Q	MATCH QUALITY
	Tentatively Identified Compound		None		

TestAmerica Edison
Target Compound Quantitation Report

Data File: \\ChromNA\Edison\ChromData\CVOAMS1\20161012-46772.b\A28233.D
Lims ID: 460-121256-A-40
Client ID: PZ-521I
Sample Type: Client
Inject. Date: 12-Oct-2016 13:57:30 ALS Bottle#: 13 Worklist Smp#: 17
Purge Vol: 5.000 mL Dil. Factor: 1.0000
Sample Info: 460-121256-A-40
Misc. Info.: 460-0046772-017
Operator ID: VOA GC/MS1 Instrument ID: CVOAMS1

Method: \\ChromNA\Edison\ChromData\CVOAMS1\20161012-46772.b\8260624W_1.m
Limit Group: VOA - 8260C Water and Solid
Last Update: 12-Oct-2016 17:04:39 Calib Date: 08-Sep-2016 04:26:30
Integrator: RTE ID Type: Deconvolution ID
Quant Method: Internal Standard Quant By: Initial Calibration
Last ICal File: \\ChromNA\Edison\ChromData\CVOAMS1\20160908-45311.b\A26272.D

Column 1 : Rtx-624 (0.25 mm) Det: MS SCAN
Process Host: XAWRK001

First Level Reviewer: starzecm Date: 12-Oct-2016 17:04:39

Compound	Sig	RT (min.)	Exp RT (min.)	Dlt RT (min.)	Q	Response	OnCol Amt ug/l	Flags
19 Acetone	43	3.102	3.096	0.006	87	24735	34.1	
24 Methyl acetate	43	3.346	3.346	0.000	99	2658	1.11	
* 28 TBA-d9 (IS)	65	3.468	3.468	0.000	100	207403	1000.0	
* 39 2-Butanone-d5	46	4.437	4.437	0.000	99	279975	250.0	
49 Chloroform	83	4.700	4.699	0.001	97	1448	0.3094	
50 Cyclohexane	56	4.809	4.803	0.006	94	4555	0.9547	
$ 53 Dibromofluoromethane (Surr	113	4.828	4.827	0.001	95	123122	51.7	
$ 59 1,2-Dichloroethane-d4 (Sur	65	5.108	5.108	0.000	98	152135	52.7	
62 1,2-Dichloroethane	62	5.163	5.163	0.000	95	1757	0.5118	
* 64 Fluorobenzene	96	5.315	5.315	0.000	98	450098	50.0	
66 Trichloroethene	95	5.584	5.577	0.007	90	1385	0.5662	
* 70 1,4-Dioxane-d8	96	5.858	5.846	0.012	94	18246	1000.0	
$ 81 Toluene-d8 (Surr)	98	6.669	6.662	0.007	99	410644	50.9	
* 92 Chlorobenzene-d5	117	7.784	7.784	0.000	90	282661	50.0	
$ 103 4-Bromofluorobenzene	174	8.534	8.528	0.006	82	105717	46.8	
* 119 1,4-Dichlorobenzene-d4	152	9.205	9.186	0.019	98	150433	50.0	

Reagents:

8260ISNEW_00085	Amount Added:	1.00	Units: uL	Run Reagent
8260SURR250_00140	Amount Added:	1.00	Units: uL	Run Reagent

Report Date: 12-Oct-2016 17:04:41 Chrom Revision: 2.2 08-Sep-2016 14:45:52

TestAmerica Edison

Data File: \\ChromNA\Edison\ChromData\CVOAMS1\20161012-46772.b\A28233.D

Injection Date:	12-Oct-2016 13:57:30	Instrument ID:	CVOAMS1	Operator ID:	VOA GC/MS1
Lims ID:	460-121256-A-40	Lab Sample ID:	460-121256-40	Worklist Smp#:	17
Client ID:	PZ-521I				
Purge Vol:	5.000 mL	Dil. Factor:	1.0000	ALS Bottle#:	13
Method:	8260624W_1	Limit Group:	VOA - 8260C Water and Solid		

Column: Rtx-624 (0.25 mm)

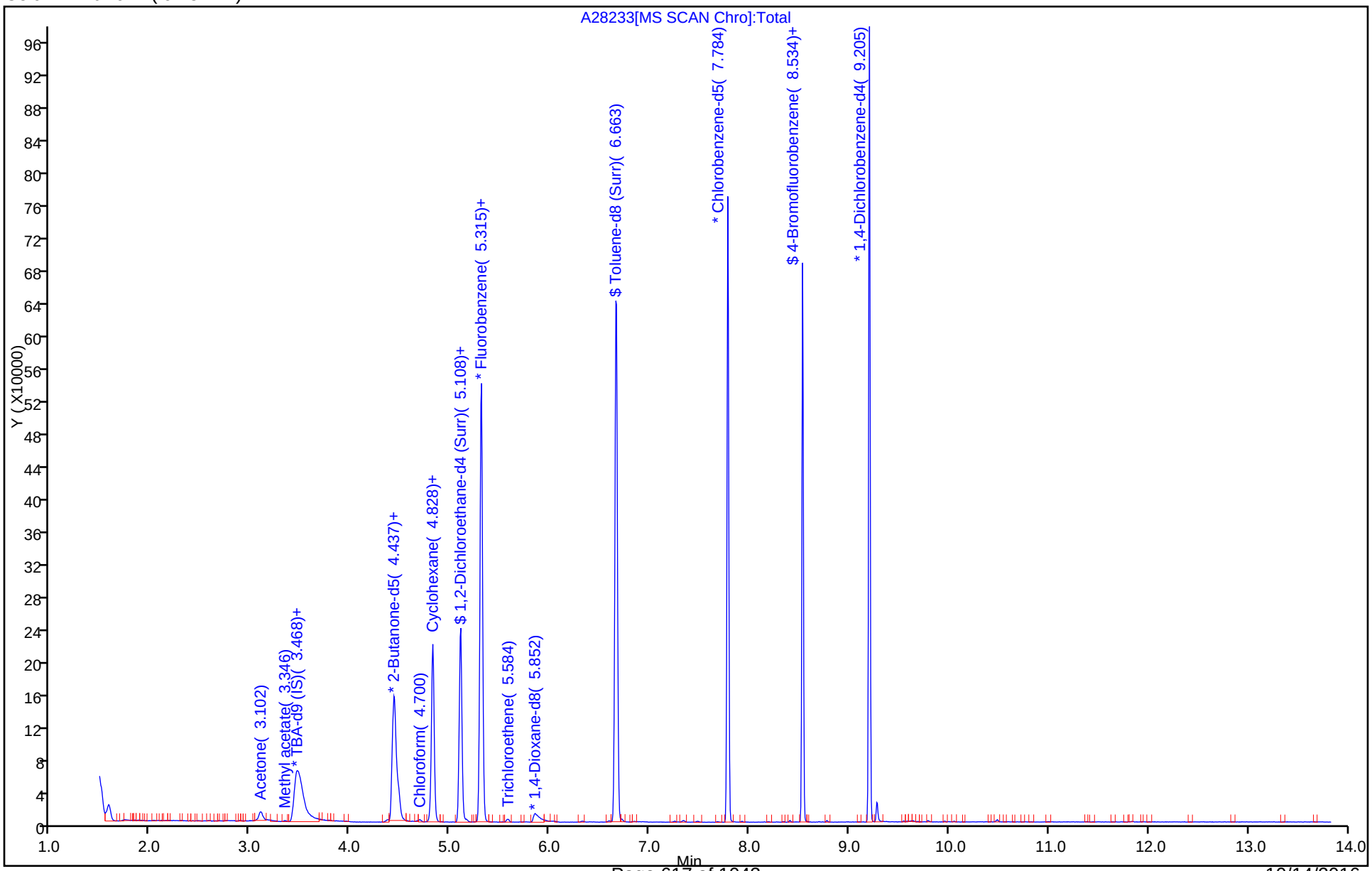

TestAmerica Edison

Data File:	\\ChromNA\Edison\ChromData\CVOAMS1\20161012-46772.b\A28233.D				
Injection Date:	12-Oct-2016 13:57:30	Instrument ID:	CVOAMS1		
Lims ID:	460-121256-A-40	Lab Sample ID:	460-121256-40		
Client ID:	PZ-521I				
Operator ID:	VOA GC/MS1	ALS Bottle#:	13	Worklist Smp#:	17
Purge Vol:	5.000 mL	Dil. Factor:	1.0000		
Method:	8260624W_1	Limit Group:	VOA - 8260C Water and Solid		
Column:	Rtx-624 (0.25 mm)	Detector	MS SCAN		

62 1,2-Dichloroethane, CAS: 107-06-2

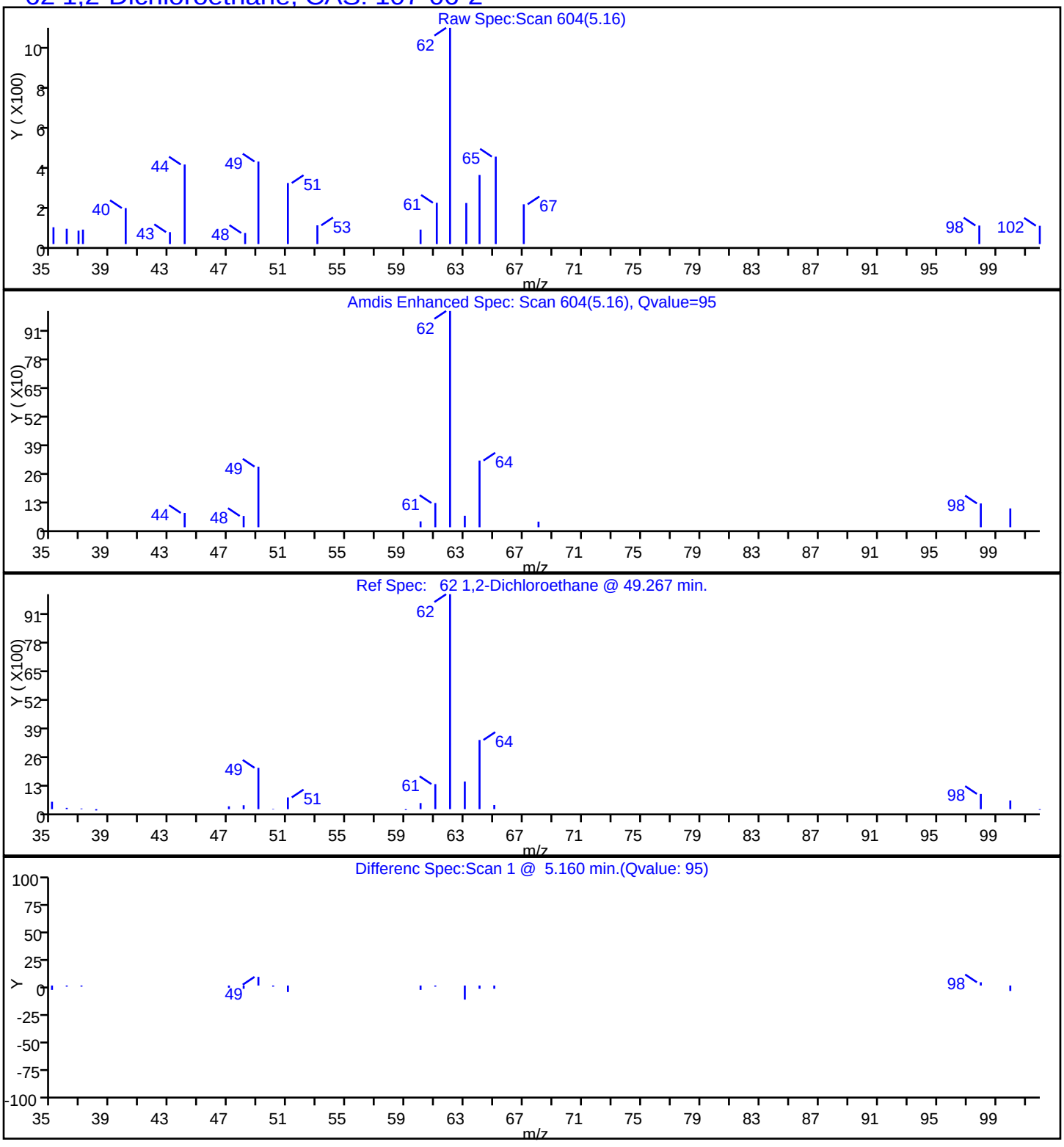

TestAmerica Edison

Data File:	\\ChromNA\Edison\ChromData\CVOAMS1\20161012-46772.b\A28233.D				
Injection Date:	12-Oct-2016 13:57:30	Instrument ID:	CVOAMS1		
Lims ID:	460-121256-A-40	Lab Sample ID:	460-121256-40		
Client ID:	PZ-521I				
Operator ID:	VOA GC/MS1	ALS Bottle#:	13	Worklist Smp#:	17
Purge Vol:	5.000 mL	Dil. Factor:	1.0000		
Method:	8260624W_1	Limit Group:	VOA - 8260C Water and Solid		
Column:	Rtx-624 (0.25 mm)	Detector	MS SCAN		

19 Acetone, CAS: 67-64-1

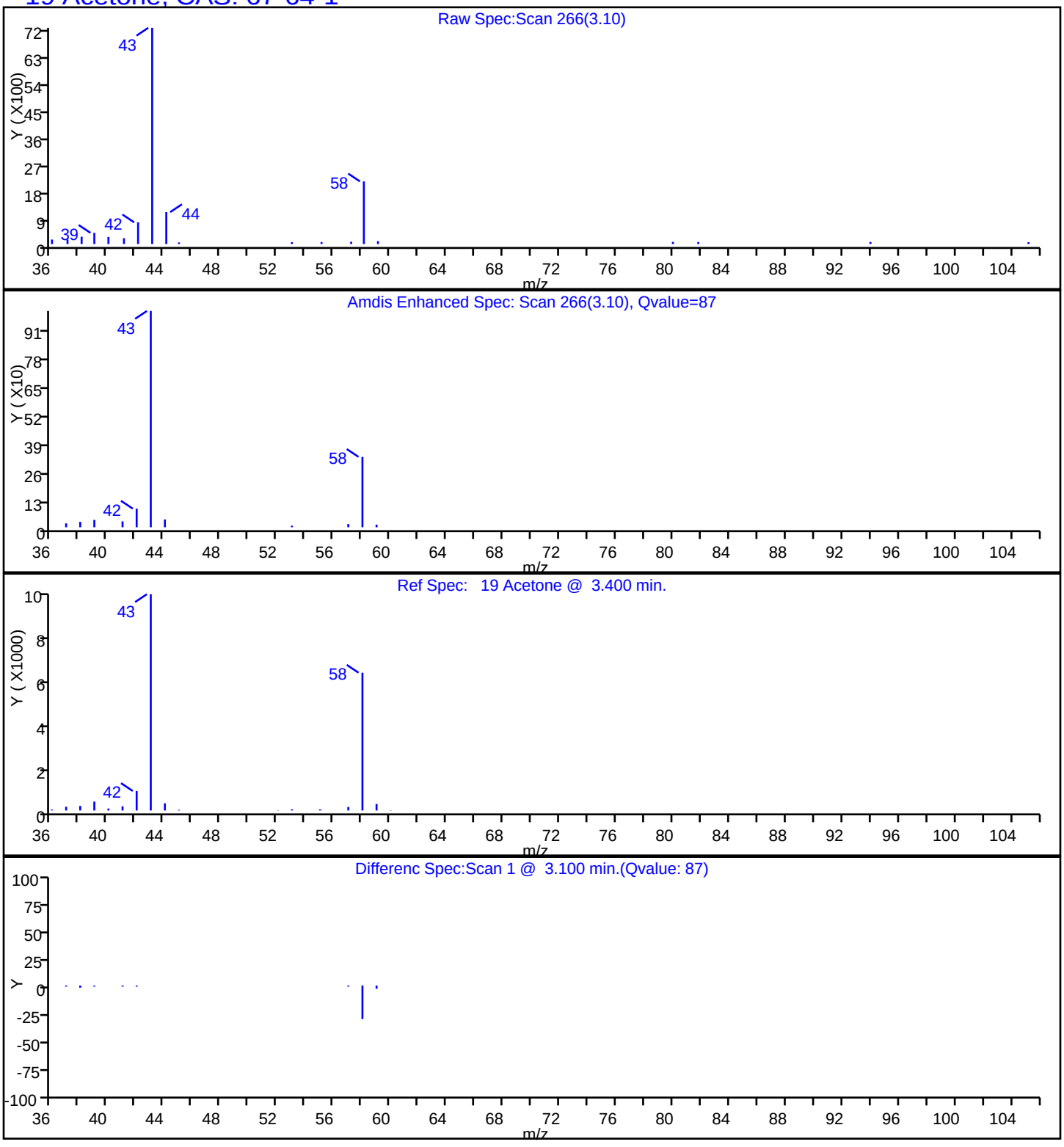

TestAmerica Edison

Data File:	\\ChromNA\Edison\ChromData\CVOAMS1\20161012-46772.b\A28233.D				
Injection Date:	12-Oct-2016 13:57:30	Instrument ID:	CVOAMS1		
Lims ID:	460-121256-A-40	Lab Sample ID:	460-121256-40		
Client ID:	PZ-521I				
Operator ID:	VOA GC/MS1	ALS Bottle#:	13	Worklist Smp#:	17
Purge Vol:	5.000 mL	Dil. Factor:	1.0000		
Method:	8260624W_1	Limit Group:	VOA - 8260C Water and Solid		
Column:	Rtx-624 (0.25 mm)	Detector	MS SCAN		

49 Chloroform, CAS: 67-66-3

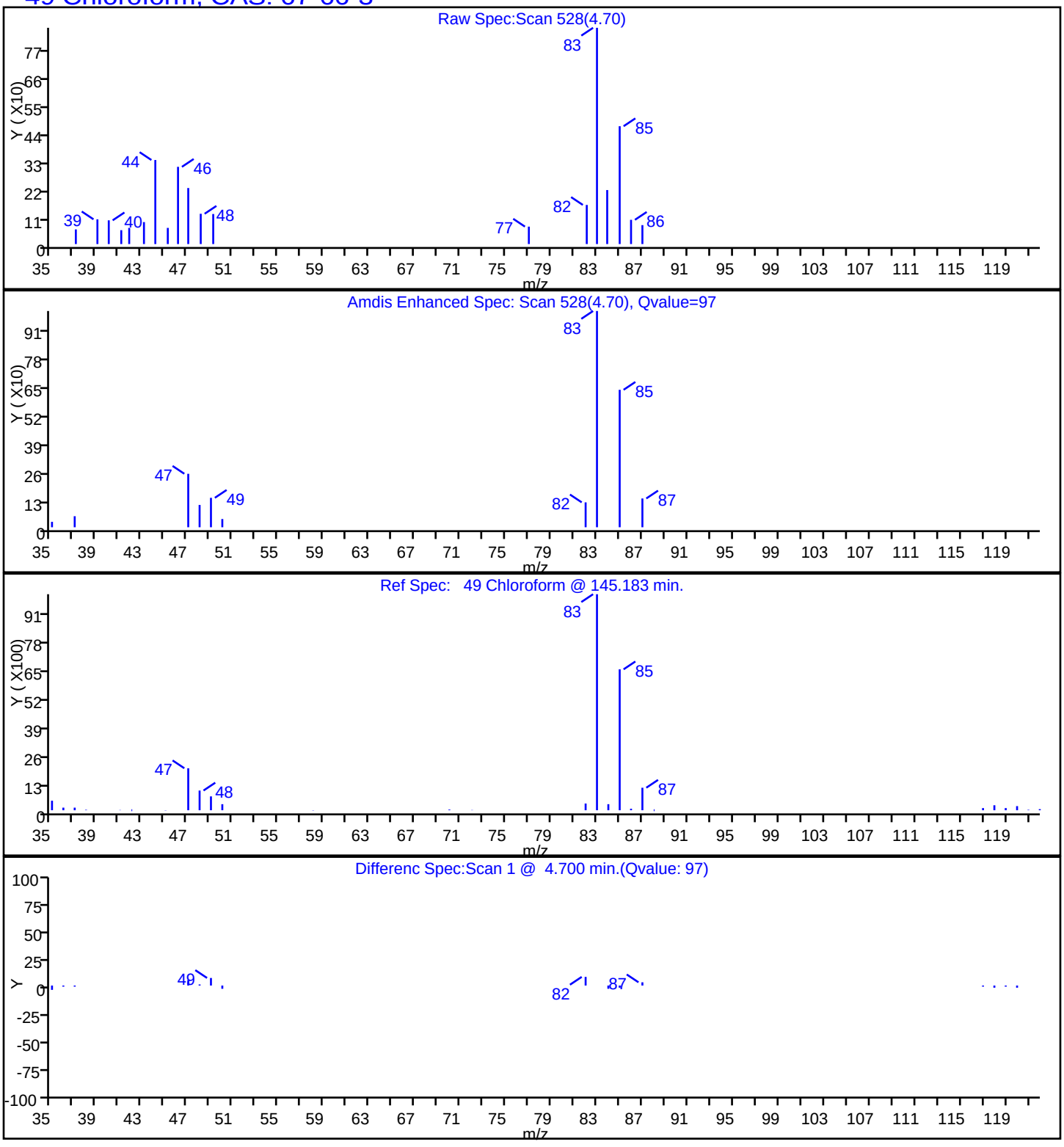

TestAmerica Edison

Data File:	\\ChromNA\Edison\ChromData\CVOAMS1\20161012-46772.b\A28233.D				
Injection Date:	12-Oct-2016 13:57:30	Instrument ID:	CVOAMS1		
Lims ID:	460-121256-A-40	Lab Sample ID:	460-121256-40		
Client ID:	PZ-521I				
Operator ID:	VOA GC/MS1	ALS Bottle#:	13	Worklist Smp#:	17
Purge Vol:	5.000 mL	Dil. Factor:	1.0000		
Method:	8260624W_1	Limit Group:	VOA - 8260C Water and Solid		
Column:	Rtx-624 (0.25 mm)	Detector	MS SCAN		

50 Cyclohexane, CAS: 110-82-7

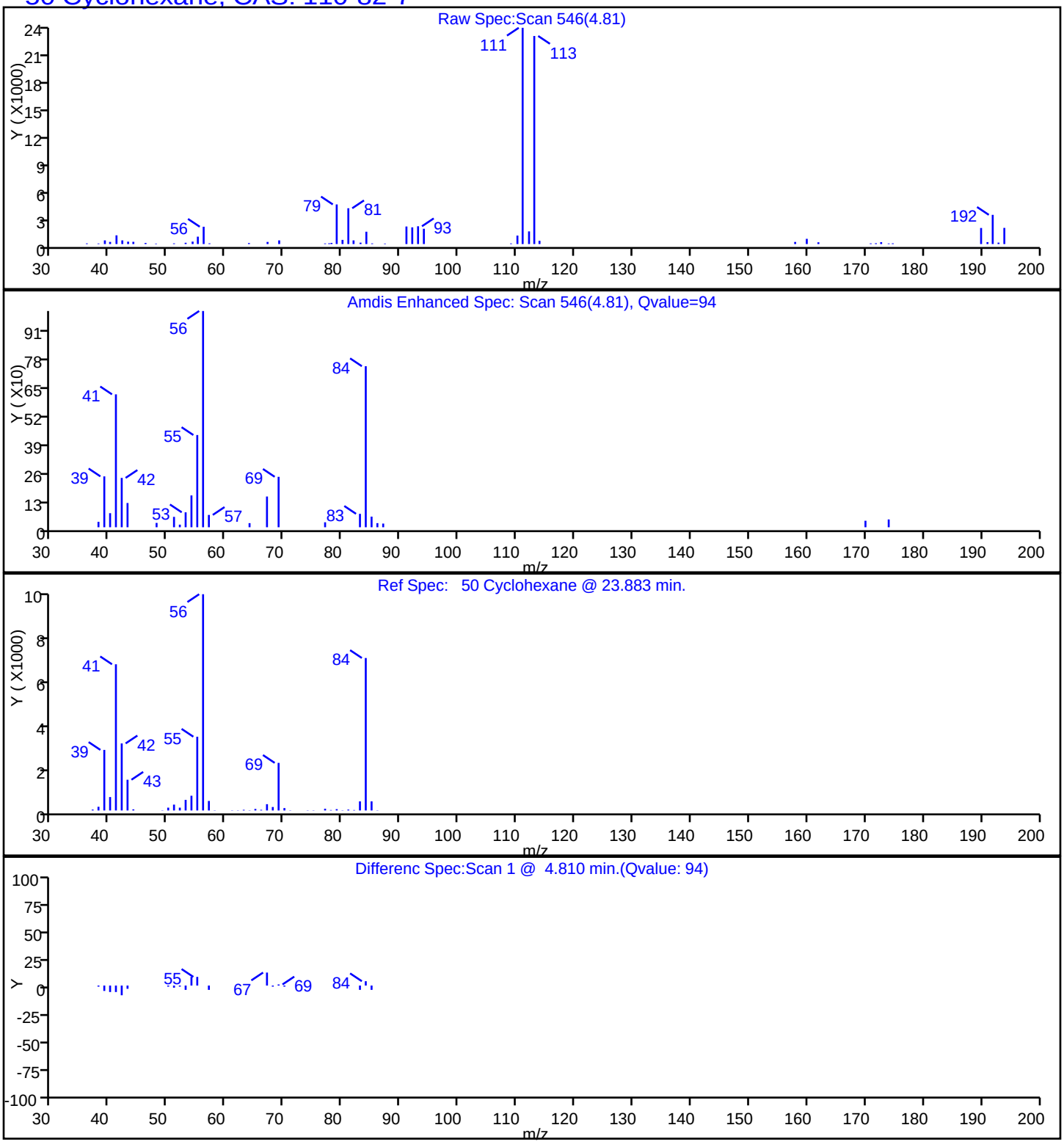

TestAmerica Edison

Data File:	\\ChromNA\Edison\ChromData\CVOAMS1\20161012-46772.b\A28233.D				
Injection Date:	12-Oct-2016 13:57:30	Instrument ID:	CVOAMS1		
Lims ID:	460-121256-A-40	Lab Sample ID:	460-121256-40		
Client ID:	PZ-521I				
Operator ID:	VOA GC/MS1	ALS Bottle#:	13	Worklist Smp#:	17
Purge Vol:	5.000 mL	Dil. Factor:	1.0000		
Method:	8260624W_1	Limit Group:	VOA - 8260C Water and Solid		
Column:	Rtx-624 (0.25 mm)	Detector	MS SCAN		

24 Methyl acetate, CAS: 79-20-9

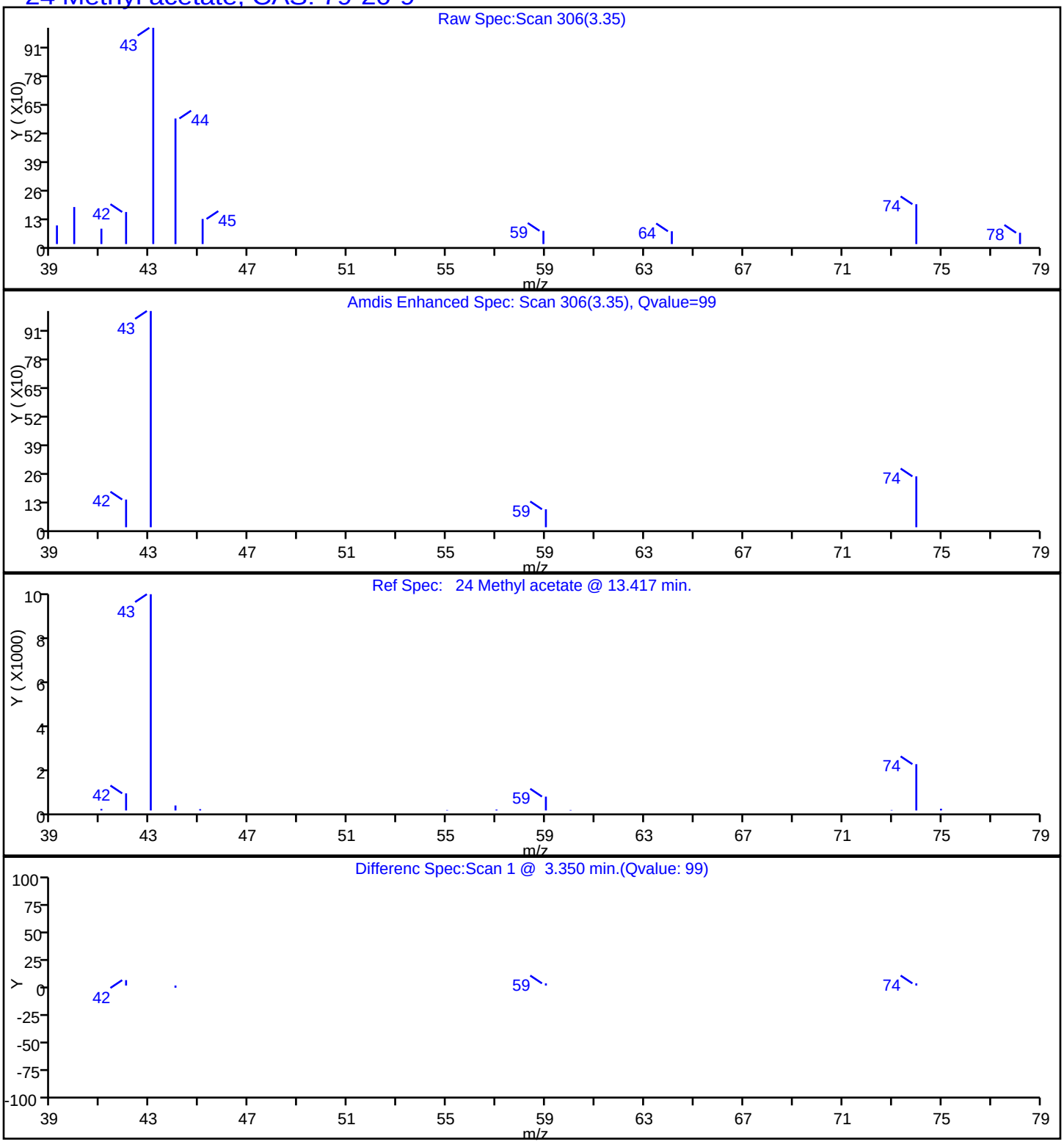

TestAmerica Edison

Data File:	\\ChromNA\Edison\ChromData\CVOAMS1\20161012-46772.b\A28233.D				
Injection Date:	12-Oct-2016 13:57:30	Instrument ID:	CVOAMS1		
Lims ID:	460-121256-A-40	Lab Sample ID:	460-121256-40		
Client ID:	PZ-521I				
Operator ID:	VOA GC/MS1	ALS Bottle#:	13	Worklist Smp#:	17
Purge Vol:	5.000 mL	Dil. Factor:	1.0000		
Method:	8260624W_1	Limit Group:	VOA - 8260C Water and Solid		
Column:	Rtx-624 (0.25 mm)	Detector	MS SCAN		

66 Trichloroethene, CAS: 79-01-6

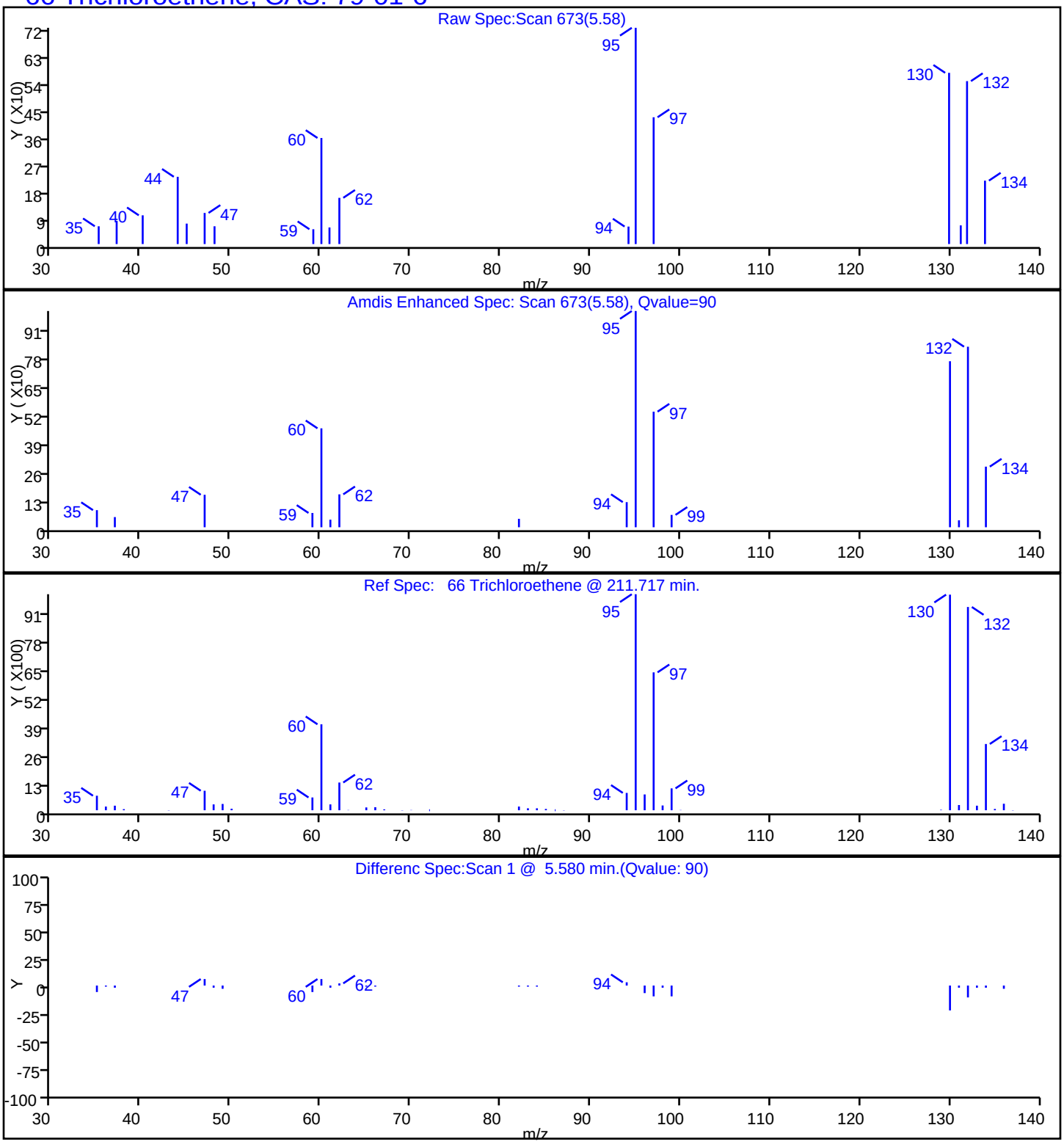

FORM I
GC/MS VOA ORGANICS ANALYSIS DATA SHEET

Lab Name: TestAmerica Edison | Job No.: 460-121256-1

SDG No.:

Client Sample ID: PZ-522S | Lab Sample ID: 460-121256-41

Matrix: Water | Lab File ID: A28234.D

Analysis Method: 8260C | Date Collected: 09/29/2016 11:45

Sample wt/vol: 5(mL) | Date Analyzed: 10/12/2016 14:18

Soil Aliquot Vol: | Dilution Factor: 1

Soil Extract Vol.: | GC Column: Rtx-624 ID: 0.25(mm)

% Moisture: | Level: (low/med) Low

Analysis Batch No.: 396623 | Units: ug/L

CAS NO.	COMPOUND NAME	RESULT	Q	RL	MDL
71-55-6	1,1,1-Trichloroethane	0.28	U	1.0	0.28
79-34-5	1,1,2,2-Tetrachloroethane	0.19	U	1.0	0.19
79-00-5	1,1,2-Trichloroethane	0.080	U	1.0	0.080
75-34-3	1,1-Dichloroethane	0.24	U	1.0	0.24
75-35-4	1,1-Dichloroethene	0.34	U	1.0	0.34
87-61-6	1,2,3-Trichlorobenzene	0.35	U	1.0	0.35
120-82-1	1,2,4-Trichlorobenzene	0.27	U	1.0	0.27
96-12-8	1,2-Dibromo-3-Chloropropane	0.23	U	1.0	0.23
106-93-4	1,2-Dibromoethane	0.19	U	1.0	0.19
95-50-1	1,2-Dichlorobenzene	0.22	U	1.0	0.22
107-06-2	1,2-Dichloroethane	0.27	J	1.0	0.25
78-87-5	1,2-Dichloropropane	0.18	U	1.0	0.18
541-73-1	1,3-Dichlorobenzene	0.33	U	1.0	0.33
106-46-7	1,4-Dichlorobenzene	0.33	U	1.0	0.33
123-91-1	1,4-Dioxane	8.7	U	50	8.7
78-93-3	2-Butanone	2.2	U	5.0	2.2
591-78-6	2-Hexanone	0.72	U	5.0	0.72
108-10-1	4-Methyl-2-pentanone	0.63	U	5.0	0.63
67-64-1	Acetone	16		5.0	1.1
71-43-2	Benzene	0.090	U	1.0	0.090
74-97-5	Bromochloromethane	0.30	U	1.0	0.30
75-27-4	Bromodichloromethane	0.15	U	1.0	0.15
75-25-2	Bromoform	0.18	U	1.0	0.18
74-83-9	Bromomethane	0.18	U	1.0	0.18
75-15-0	Carbon disulfide	0.22	U	1.0	0.22
56-23-5	Carbon tetrachloride	0.33	U	1.0	0.33
108-90-7	Chlorobenzene	0.24	U	1.0	0.24
75-00-3	Chloroethane	0.37	U	1.0	0.37
67-66-3	Chloroform	0.22	U	1.0	0.22
74-87-3	Chloromethane	0.22	U	1.0	0.22
156-59-2	cis-1,2-Dichloroethene	0.26	U	1.0	0.26
10061-01-5	cis-1,3-Dichloropropene	0.16	U	1.0	0.16
110-82-7	Cyclohexane	0.65	J	1.0	0.26
124-48-1	Dibromochloromethane	0.22	U	1.0	0.22
75-71-8	Dichlorodifluoromethane	0.14	U	1.0	0.14
100-41-4	Ethylbenzene	0.30	U	1.0	0.30

FORM I
GC/MS VOA ORGANICS ANALYSIS DATA SHEET

Lab Name: TestAmerica Edison | Job No.: 460-121256-1

SDG No.:

Client Sample ID: PZ-522S | Lab Sample ID: 460-121256-41

Matrix: Water | Lab File ID: A28234.D

Analysis Method: 8260C | Date Collected: 09/29/2016 11:45

Sample wt/vol: 5(mL) | Date Analyzed: 10/12/2016 14:18

Soil Aliquot Vol: | Dilution Factor: 1

Soil Extract Vol.: | GC Column: Rtx-624 ID: 0.25(mm)

% Moisture: | Level: (low/med) Low

Analysis Batch No.: 396623 | Units: ug/L

CAS NO.	COMPOUND NAME	RESULT	Q	RL	MDL
76-13-1	Freon TF	0.34	U	1.0	0.34
98-82-8	Isopropylbenzene	0.32	U	1.0	0.32
179601-23-1	m&p-Xylene	0.28	U	1.0	0.28
79-20-9	Methyl acetate	0.73	J	5.0	0.58
108-87-2	Methylcyclohexane	0.22	U	1.0	0.22
75-09-2	Methylene Chloride	0.21	U	1.0	0.21
1634-04-4	MTBE	0.13	U	1.0	0.13
95-47-6	o-Xylene	0.32	U	1.0	0.32
100-42-5	Styrene	0.17	U	1.0	0.17
127-18-4	Tetrachloroethene	0.12	U	1.0	0.12
108-88-3	Toluene	0.25	U	1.0	0.25
156-60-5	trans-1,2-Dichloroethene	0.18	U	1.0	0.18
10061-02-6	trans-1,3-Dichloropropene	0.19	U	1.0	0.19
79-01-6	Trichloroethene	0.22	U	1.0	0.22
75-69-4	Trichlorofluoromethane	0.15	U	1.0	0.15
75-01-4	Vinyl chloride	0.060	U	1.0	0.060

CAS NO.	SURROGATE	%REC	Q	LIMITS
17060-07-0	1,2-Dichloroethane-d4 (Surr)	104		70-130
460-00-4	Bromofluorobenzene	94		70-130
1868-53-7	Dibromofluoromethane (Surr)	104		70-130
2037-26-5	Toluene-d8 (Surr)	101		70-130

FORM I
GC/MS VOA ORGANICS ANALYSIS DATA SHEET
TENTATIVELY IDENTIFIED COMPOUNDS

Lab Name: TestAmerica Edison Job No.: 460-121256-1

SDG No.:

Client Sample ID: PZ-522S Lab Sample ID: 460-121256-41

Matrix: Water Lab File ID: A28234.D

Analysis Method: 8260C Date Collected: 09/29/2016 11:45

Sample wt/vol: 5(mL) Date Analyzed: 10/12/2016 14:18

Soil Aliquot Vol: Dilution Factor: 1

Soil Extract Vol.: GC Column: Rtx-624 ID: 0.25(mm)

% Moisture: Level: (low/med) Low

Analysis Batch No.: 396623 Units: ug/L

Number TICs Found: 0 TIC Result Total: 0

CAS NO.	COMPOUND NAME	RT	RESULT	Q	MATCH QUALITY
	Tentatively Identified Compound		None		

TestAmerica Edison
Target Compound Quantitation Report

Data File: \\ChromNA\Edison\ChromData\CVOAMS1\20161012-46772.b\A28234.D
Lims ID: 460-121256-A-41
Client ID: PZ-522S
Sample Type: Client
Inject. Date: 12-Oct-2016 14:18:30 ALS Bottle#: 14 Worklist Smp#: 18
Purge Vol: 5.000 mL Dil. Factor: 1.0000
Sample Info: 460-121256-A-41
Misc. Info.: 460-0046772-018
Operator ID: VOA GC/MS1 Instrument ID: CVOAMS1

Method: \\ChromNA\Edison\ChromData\CVOAMS1\20161012-46772.b\8260624W_1.m
Limit Group: VOA - 8260C Water and Solid
Last Update: 12-Oct-2016 17:07:38 Calib Date: 08-Sep-2016 04:26:30
Integrator: RTE ID Type: Deconvolution ID
Quant Method: Internal Standard Quant By: Initial Calibration
Last ICal File: \\ChromNA\Edison\ChromData\CVOAMS1\20160908-45311.b\A26272.D

Column 1 : Rtx-624 (0.25 mm) Det: MS SCAN
Process Host: XAWRK015

First Level Reviewer: starzecm Date: 12-Oct-2016 17:05:14

Compound	Sig	RT (min.)	Exp RT (min.)	Dlt RT (min.)	Q	Response	OnCol Amt ug/l	Flags
19 Acetone	43	3.096	3.096	0.000	88	10783	15.9	
24 Methyl acetate	43	3.346	3.346	0.000	82	1694	0.7289	
* 28 TBA-d9 (IS)	65	3.462	3.468	-0.006	100	211999	1000.0	
* 39 2-Butanone-d5	46	4.437	4.437	0.000	99	261827	250.0	
50 Cyclohexane	56	4.809	4.803	0.006	31	3013	0.6489	
$ 53 Dibromofluoromethane (Surr	113	4.828	4.827	0.001	96	120998	52.2	
$ 59 1,2-Dichloroethane-d4 (Sur	65	5.108	5.108	0.000	98	146078	52.0	
62 1,2-Dichloroethane	62	5.169	5.163	0.006	87	896	0.2682	
* 64 Fluorobenzene	96	5.315	5.315	0.000	97	438012	50.0	
* 70 1,4-Dioxane-d8	96	5.846	5.846	0.000	94	17630	1000.0	
$ 81 Toluene-d8 (Surr)	98	6.669	6.662	0.007	99	401387	50.5	
* 92 Chlorobenzene-d5	117	7.784	7.784	0.000	90	278478	50.0	
$ 103 4-Bromofluorobenzene	174	8.534	8.528	0.006	86	104824	47.1	
* 119 1,4-Dichlorobenzene-d4	152	9.193	9.186	0.007	98	147924	50.0	

Reagents:

8260ISNEW_00085 Amount Added: 1.00 Units: uL Run Reagent
8260SURR250_00140 Amount Added: 1.00 Units: uL Run Reagent

Report Date: 12-Oct-2016 17:07:39 Chrom Revision: 2.2 08-Sep-2016 14:45:52

TestAmerica Edison

Data File: \\ChromNA\Edison\ChromData\CVOAMS1\20161012-46772.b\A28234.D

Injection Date:	12-Oct-2016 14:18:30	Instrument ID:	CVOAMS1	Operator ID:	VOA GC/MS1
Lims ID:	460-121256-A-41	Lab Sample ID:	460-121256-41	Worklist Smp#:	18
Client ID:	PZ-522S				
Purge Vol:	5.000 mL	Dil. Factor:	1.0000	ALS Bottle#:	14
Method:	8260624W_1	Limit Group:	VOA - 8260C Water and Solid		

Column: Rtx-624 (0.25 mm)

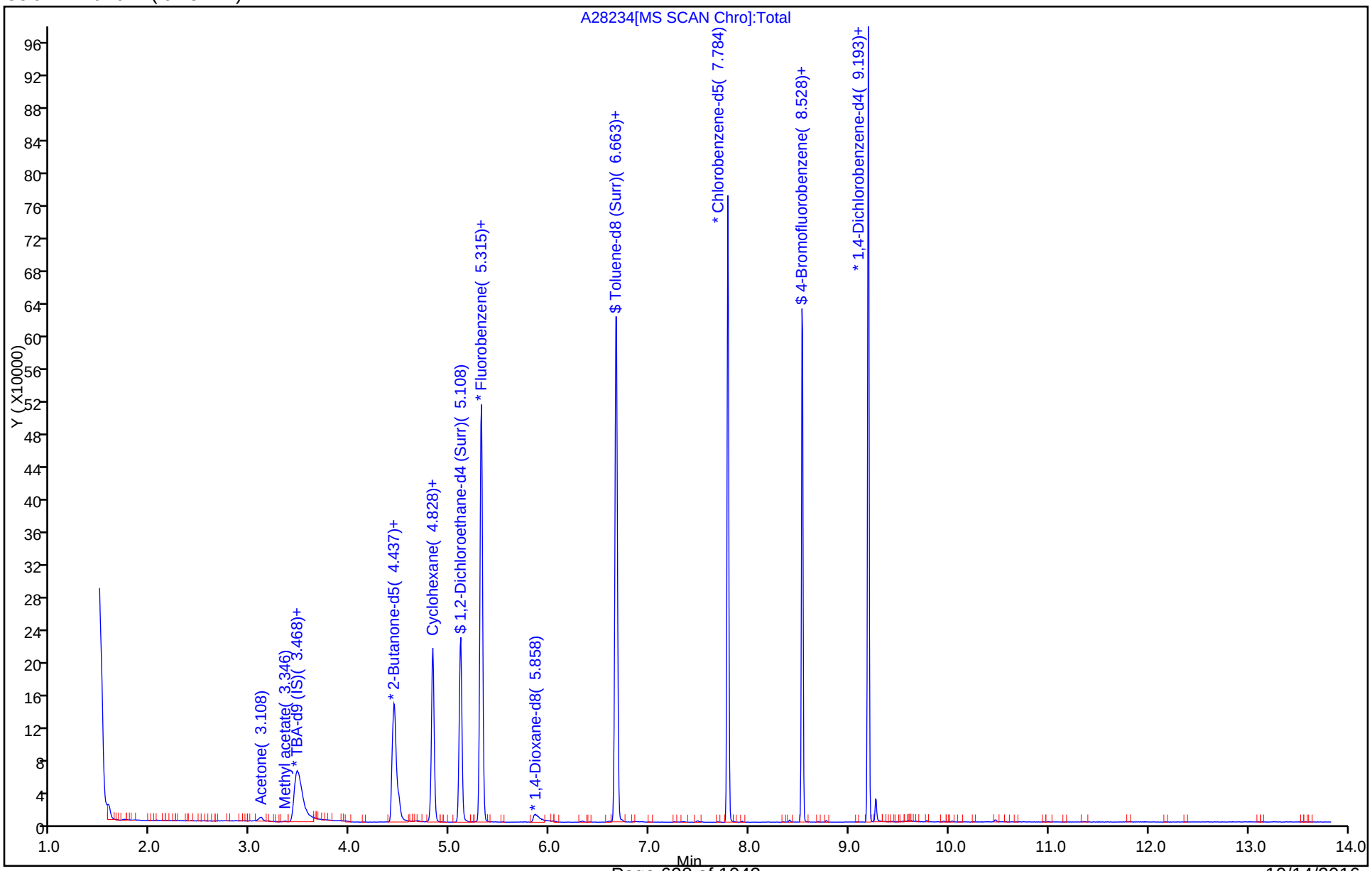

TestAmerica Edison

Data File:	\\ChromNA\Edison\ChromData\CVOAMS1\20161012-46772.b\A28234.D				
Injection Date:	12-Oct-2016 14:18:30	Instrument ID:	CVOAMS1		
Lims ID:	460-121256-A-41	Lab Sample ID:	460-121256-41		
Client ID:	PZ-522S				
Operator ID:	VOA GC/MS1	ALS Bottle#:	14	Worklist Smp#:	18
Purge Vol:	5.000 mL	Dil. Factor:	1.0000		
Method:	8260624W_1	Limit Group:	VOA - 8260C Water and Solid		
Column:	Rtx-624 (0.25 mm)	Detector	MS SCAN		

62 1,2-Dichloroethane, CAS: 107-06-2

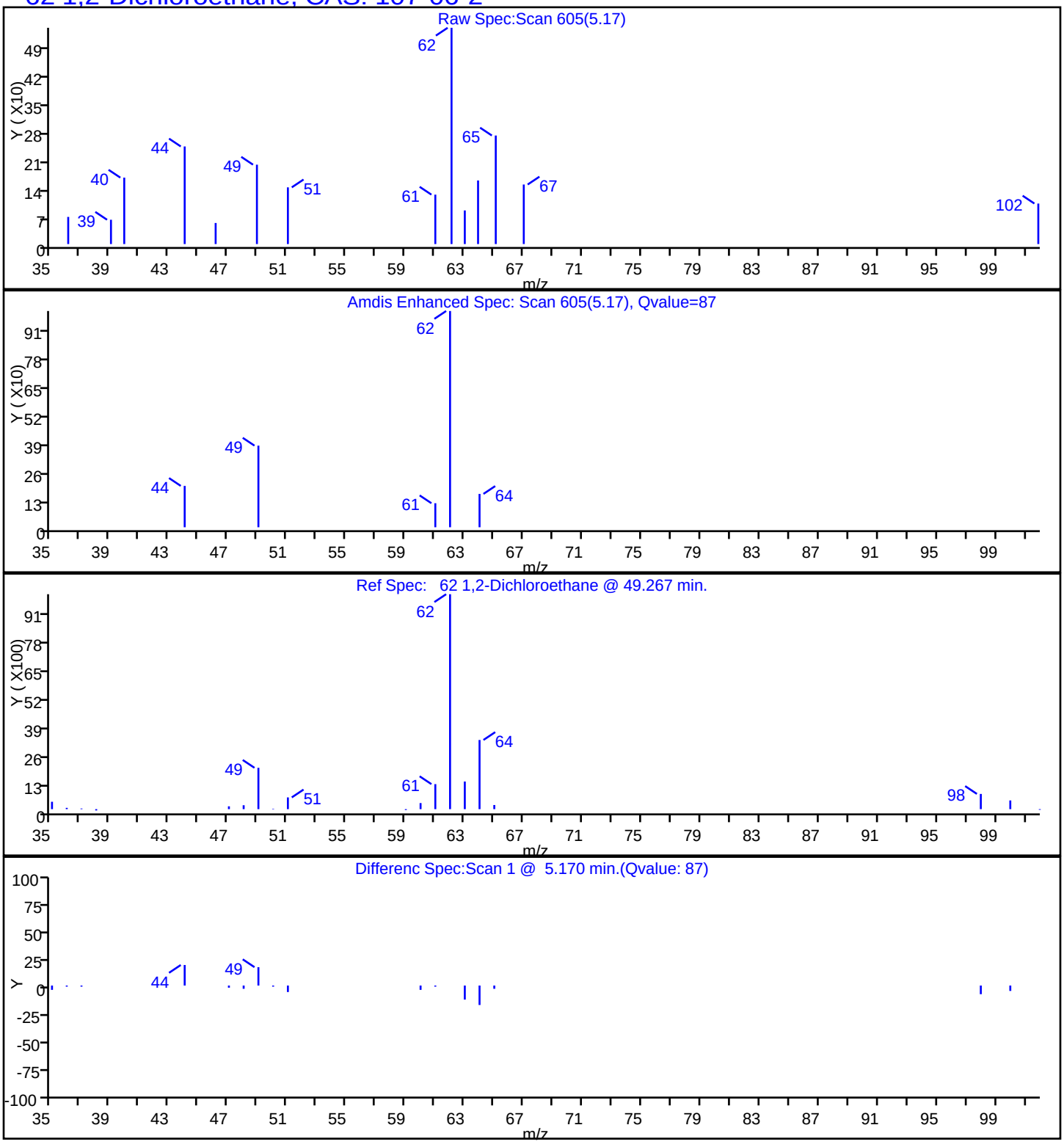

TestAmerica Edison

Data File:	\\ChromNA\Edison\ChromData\CVOAMS1\20161012-46772.b\A28234.D				
Injection Date:	12-Oct-2016 14:18:30	Instrument ID:	CVOAMS1		
Lims ID:	460-121256-A-41	Lab Sample ID:	460-121256-41		
Client ID:	PZ-522S				
Operator ID:	VOA GC/MS1	ALS Bottle#:	14	Worklist Smp#:	18
Purge Vol:	5.000 mL	Dil. Factor:	1.0000		
Method:	8260624W_1	Limit Group:	VOA - 8260C Water and Solid		
Column:	Rtx-624 (0.25 mm)	Detector	MS SCAN		

19 Acetone, CAS: 67-64-1

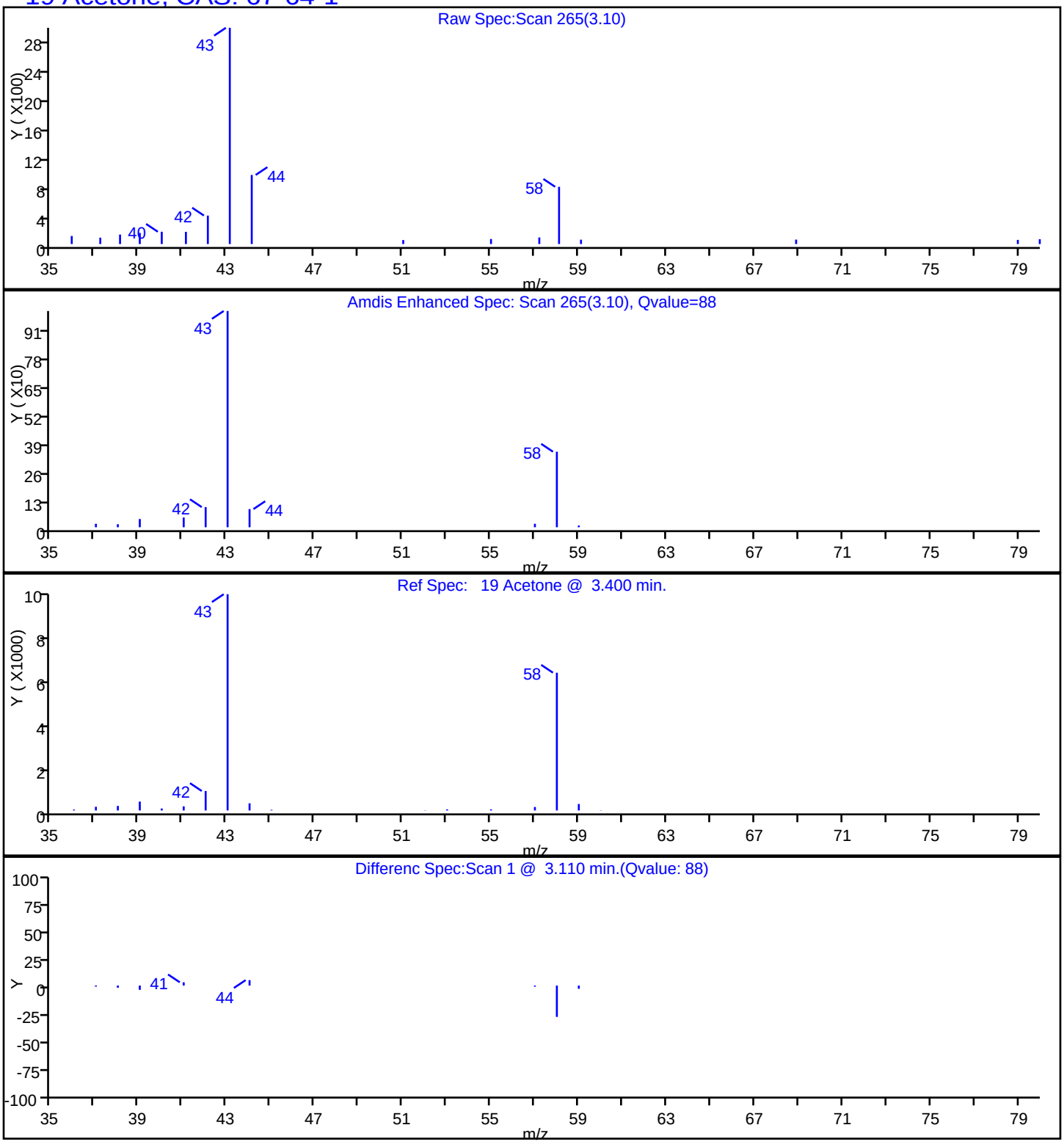

TestAmerica Edison

Data File:	\\ChromNA\Edison\ChromData\CVOAMS1\20161012-46772.b\A28234.D				
Injection Date:	12-Oct-2016 14:18:30	Instrument ID:	CVOAMS1		
Lims ID:	460-121256-A-41	Lab Sample ID:	460-121256-41		
Client ID:	PZ-522S				
Operator ID:	VOA GC/MS1	ALS Bottle#:	14	Worklist Smp#:	18
Purge Vol:	5.000 mL	Dil. Factor:	1.0000		
Method:	8260624W_1	Limit Group:	VOA - 8260C Water and Solid		
Column:	Rtx-624 (0.25 mm)	Detector	MS SCAN		

50 Cyclohexane, CAS: 110-82-7

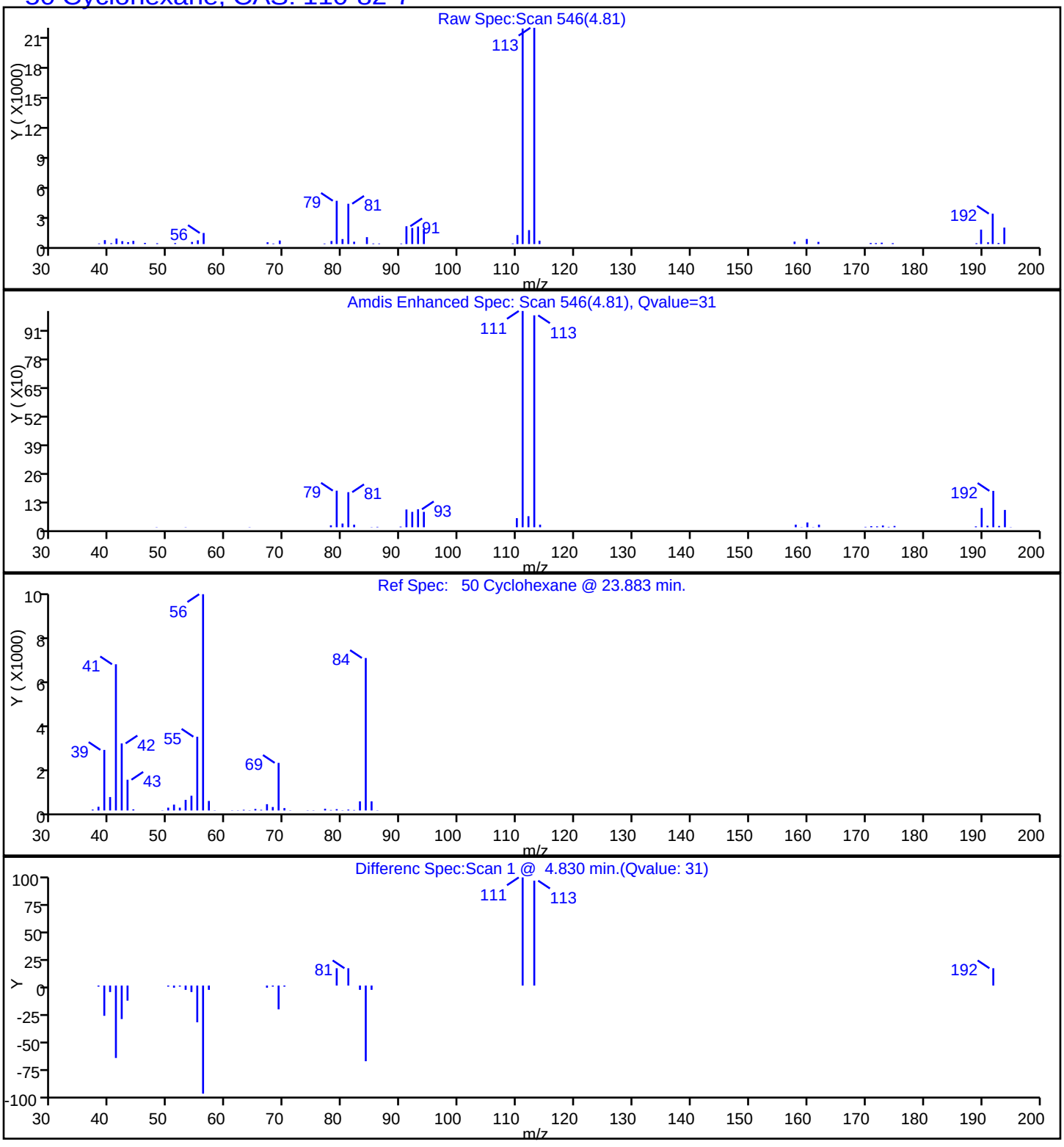

TestAmerica Edison

Data File:	\\ChromNA\Edison\ChromData\CVOAMS1\20161012-46772.b\A28234.D				
Injection Date:	12-Oct-2016 14:18:30	Instrument ID:	CVOAMS1		
Lims ID:	460-121256-A-41	Lab Sample ID:	460-121256-41		
Client ID:	PZ-522S				
Operator ID:	VOA GC/MS1	ALS Bottle#:	14	Worklist Smp#:	18
Purge Vol:	5.000 mL	Dil. Factor:	1.0000		
Method:	8260624W_1	Limit Group:	VOA - 8260C Water and Solid		
Column:	Rtx-624 (0.25 mm)	Detector	MS SCAN		

24 Methyl acetate, CAS: 79-20-9

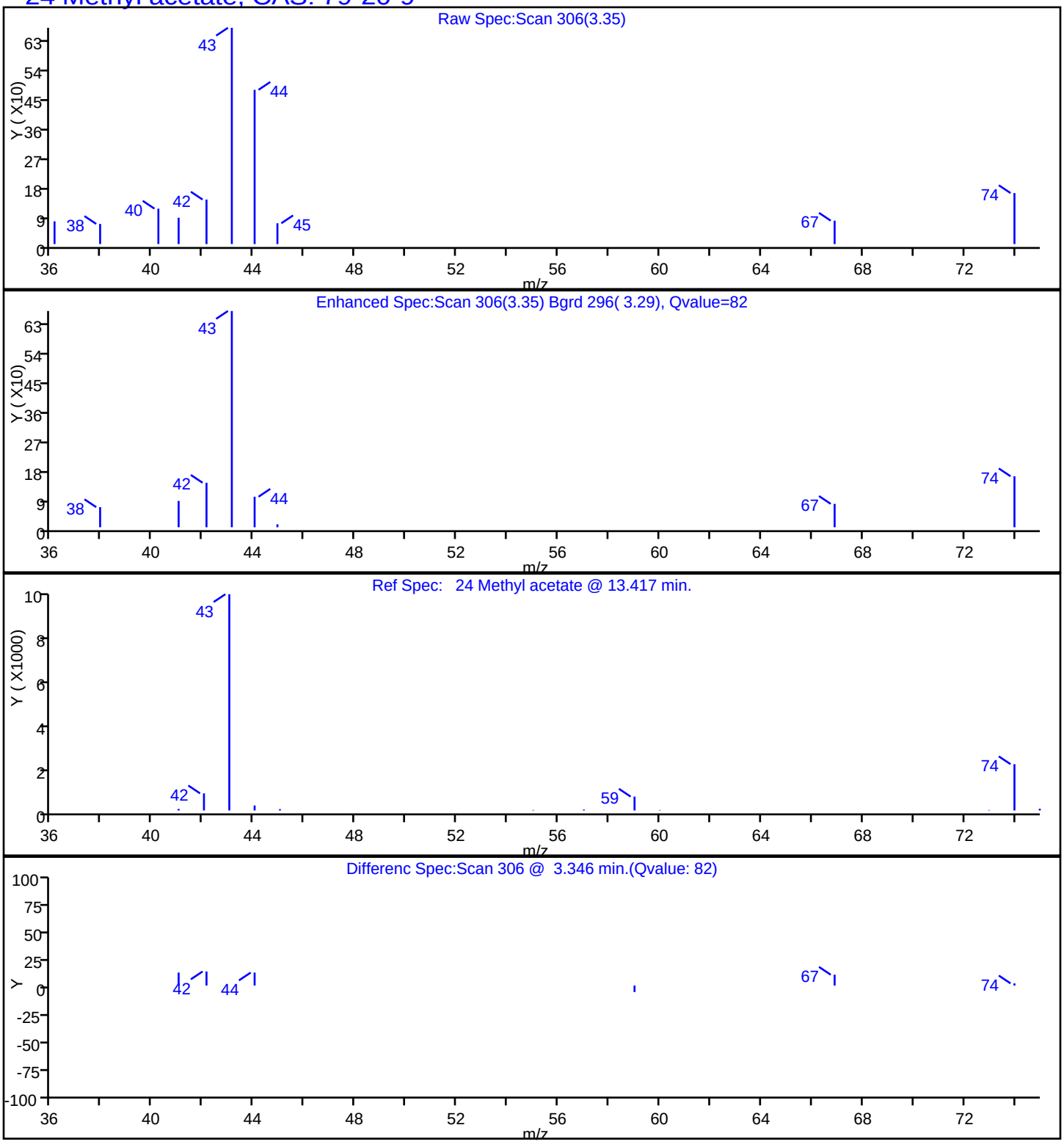

FORM I
GC/MS VOA ORGANICS ANALYSIS DATA SHEET

Lab Name: TestAmerica Edison | Job No.: 460-121256-1

SDG No.:

Client Sample ID: PZ-522I | Lab Sample ID: 460-121256-42

Matrix: Water | Lab File ID: A28235.D

Analysis Method: 8260C | Date Collected: 09/29/2016 11:50

Sample wt/vol: 5(mL) | Date Analyzed: 10/12/2016 14:40

Soil Aliquot Vol: | Dilution Factor: 1

Soil Extract Vol.: | GC Column: Rtx-624 ID: 0.25(mm)

% Moisture: | Level: (low/med) Low

Analysis Batch No.: 396623 | Units: ug/L

CAS NO.	COMPOUND NAME	RESULT	Q	RL	MDL
71-55-6	1,1,1-Trichloroethane	0.28	U	1.0	0.28
79-34-5	1,1,2,2-Tetrachloroethane	0.19	U	1.0	0.19
79-00-5	1,1,2-Trichloroethane	0.080	U	1.0	0.080
75-34-3	1,1-Dichloroethane	1.1		1.0	0.24
75-35-4	1,1-Dichloroethene	0.34	U	1.0	0.34
87-61-6	1,2,3-Trichlorobenzene	0.35	U	1.0	0.35
120-82-1	1,2,4-Trichlorobenzene	0.27	U	1.0	0.27
96-12-8	1,2-Dibromo-3-Chloropropane	0.23	U	1.0	0.23
106-93-4	1,2-Dibromoethane	0.19	U	1.0	0.19
95-50-1	1,2-Dichlorobenzene	0.22	U	1.0	0.22
107-06-2	1,2-Dichloroethane	0.43	J	1.0	0.25
78-87-5	1,2-Dichloropropane	0.18	U	1.0	0.18
541-73-1	1,3-Dichlorobenzene	0.33	U	1.0	0.33
106-46-7	1,4-Dichlorobenzene	0.33	U	1.0	0.33
123-91-1	1,4-Dioxane	8.7	U	50	8.7
78-93-3	2-Butanone	2.2	U	5.0	2.2
591-78-6	2-Hexanone	0.72	U	5.0	0.72
108-10-1	4-Methyl-2-pentanone	0.63	U	5.0	0.63
67-64-1	Acetone	11		5.0	1.1
71-43-2	Benzene	0.090	U	1.0	0.090
74-97-5	Bromochloromethane	0.30	U	1.0	0.30
75-27-4	Bromodichloromethane	0.15	U	1.0	0.15
75-25-2	Bromoform	0.18	U	1.0	0.18
74-83-9	Bromomethane	0.18	U	1.0	0.18
75-15-0	Carbon disulfide	0.22	U	1.0	0.22
56-23-5	Carbon tetrachloride	0.33	U	1.0	0.33
108-90-7	Chlorobenzene	0.24	U	1.0	0.24
75-00-3	Chloroethane	0.37	U	1.0	0.37
67-66-3	Chloroform	2.4		1.0	0.22
74-87-3	Chloromethane	0.22	U	1.0	0.22
156-59-2	cis-1,2-Dichloroethene	4.5		1.0	0.26
10061-01-5	cis-1,3-Dichloropropene	0.16	U	1.0	0.16
110-82-7	Cyclohexane	0.79	J	1.0	0.26
124-48-1	Dibromochloromethane	0.22	U	1.0	0.22
75-71-8	Dichlorodifluoromethane	0.14	U	1.0	0.14
100-41-4	Ethylbenzene	0.30	U	1.0	0.30

FORM I
GC/MS VOA ORGANICS ANALYSIS DATA SHEET

Lab Name: TestAmerica Edison | Job No.: 460-121256-1

SDG No.:

Client Sample ID: PZ-522I | Lab Sample ID: 460-121256-42

Matrix: Water | Lab File ID: A28235.D

Analysis Method: 8260C | Date Collected: 09/29/2016 11:50

Sample wt/vol: 5(mL) | Date Analyzed: 10/12/2016 14:40

Soil Aliquot Vol: | Dilution Factor: 1

Soil Extract Vol.: | GC Column: Rtx-624 ID: 0.25(mm)

% Moisture: | Level: (low/med) Low

Analysis Batch No.: 396623 | Units: ug/L

CAS NO.	COMPOUND NAME	RESULT	Q	RL	MDL
76-13-1	Freon TF	0.34	U	1.0	0.34
98-82-8	Isopropylbenzene	0.32	U	1.0	0.32
179601-23-1	m&p-Xylene	0.28	U	1.0	0.28
79-20-9	Methyl acetate	0.58	U	5.0	0.58
108-87-2	Methylcyclohexane	0.22	U	1.0	0.22
75-09-2	Methylene Chloride	0.21	U	1.0	0.21
1634-04-4	MTBE	0.13	U	1.0	0.13
95-47-6	o-Xylene	0.32	U	1.0	0.32
100-42-5	Styrene	0.17	U	1.0	0.17
127-18-4	Tetrachloroethene	0.20	J	1.0	0.12
108-88-3	Toluene	0.25	U	1.0	0.25
156-60-5	trans-1,2-Dichloroethene	0.18	U	1.0	0.18
10061-02-6	trans-1,3-Dichloropropene	0.19	U	1.0	0.19
79-01-6	Trichloroethene	1.3		1.0	0.22
75-69-4	Trichlorofluoromethane	0.15	U	1.0	0.15
75-01-4	Vinyl chloride	0.060	U	1.0	0.060

CAS NO.	SURROGATE	%REC	Q	LIMITS
17060-07-0	1,2-Dichloroethane-d4 (Surr)	104		70-130
460-00-4	Bromofluorobenzene	96		70-130
1868-53-7	Dibromofluoromethane (Surr)	106		70-130
2037-26-5	Toluene-d8 (Surr)	101		70-130

FORM I
GC/MS VOA ORGANICS ANALYSIS DATA SHEET
TENTATIVELY IDENTIFIED COMPOUNDS

Lab Name: TestAmerica Edison Job No.: 460-121256-1

SDG No.:

Client Sample ID: PZ-522I Lab Sample ID: 460-121256-42

Matrix: Water Lab File ID: A28235.D

Analysis Method: 8260C Date Collected: 09/29/2016 11:50

Sample wt/vol: 5(mL) Date Analyzed: 10/12/2016 14:40

Soil Aliquot Vol: Dilution Factor: 1

Soil Extract Vol.: GC Column: Rtx-624 ID: 0.25(mm)

% Moisture: Level: (low/med) Low

Analysis Batch No.: 396623 Units: ug/L

Number TICs Found: 0 TIC Result Total: 0

CAS NO.	COMPOUND NAME	RT	RESULT	Q	MATCH QUALITY
	Tentatively Identified Compound		None		

TestAmerica Edison
Target Compound Quantitation Report

Data File: \\ChromNA\Edison\ChromData\CVOAMS1\20161012-46772.b\A28235.D
Lims ID: 460-121256-A-42
Client ID: PZ-522I
Sample Type: Client
Inject. Date: 12-Oct-2016 14:40:30 ALS Bottle#: 15 Worklist Smp#: 19
Purge Vol: 5.000 mL Dil. Factor: 1.0000
Sample Info: 460-121256-A-42
Misc. Info.: 460-0046772-019
Operator ID: VOA GC/MS1 Instrument ID: CVOAMS1

Method: \\ChromNA\Edison\ChromData\CVOAMS1\20161012-46772.b\8260624W_1.m
Limit Group: VOA - 8260C Water and Solid
Last Update: 12-Oct-2016 17:08:23 Calib Date: 08-Sep-2016 04:26:30
Integrator: RTE ID Type: Deconvolution ID
Quant Method: Internal Standard Quant By: Initial Calibration
Last ICal File: \\ChromNA\Edison\ChromData\CVOAMS1\20160908-45311.b\A26272.D

Column 1 : Rtx-624 (0.25 mm) Det: MS SCAN
Process Host: XAWRK015

First Level Reviewer: starzecm Date: 12-Oct-2016 17:08:23

Compound	Sig	RT (min.)	Exp RT (min.)	Dlt RT (min.)	Q	Response	OnCol Amt ug/l	Flags
19 Acetone	43	3.096	3.096	0.000	88	7456	11.2	
* 28 TBA-d9 (IS)	65	3.468	3.468	0.000	100	204394	1000.0	
35 1,1-Dichloroethane	63	4.011	4.011	0.000	98	5623	1.06	
* 39 2-Butanone-d5	46	4.437	4.437	0.000	99	258135	250.0	
41 cis-1,2-Dichloroethene	96	4.462	4.468	-0.006	90	12854	4.54	
49 Chloroform	83	4.693	4.699	-0.006	98	10756	2.41	
50 Cyclohexane	56	4.809	4.803	0.006	94	3583	0.7887	
$ 53 Dibromofluoromethane (Surr	113	4.821	4.827	-0.006	96	119792	52.9	
$ 59 1,2-Dichloroethane-d4 (Sur	65	5.102	5.108	-0.006	98	143436	52.2	
62 1,2-Dichloroethane	62	5.163	5.163	0.000	92	1401	0.4286	
* 64 Fluorobenzene	96	5.309	5.315	-0.006	97	428578	50.0	
66 Trichloroethene	95	5.577	5.577	0.000	93	2972	1.28	
* 70 1,4-Dioxane-d8	96	5.852	5.846	0.006	94	17933	1000.0	
$ 81 Toluene-d8 (Surr)	98	6.662	6.662	0.000	98	392335	50.4	
86 Tetrachloroethene	166	7.138	7.144	-0.006	81	387	0.2046	
* 92 Chlorobenzene-d5	117	7.784	7.784	0.000	90	272511	50.0	
$ 103 4-Bromofluorobenzene	174	8.528	8.528	0.000	84	104333	47.9	
* 119 1,4-Dichlorobenzene-d4	152	9.186	9.186	0.000	98	148641	50.0	

Reagents:

8260ISNEW_00085	Amount Added:	1.00	Units: uL	Run Reagent
8260SURR250_00140	Amount Added:	1.00	Units: uL	Run Reagent

Report Date: 12-Oct-2016 17:08:23 Chrom Revision: 2.2 08-Sep-2016 14:45:52

TestAmerica Edison

Data File: \\ChromNA\Edison\ChromData\CVOAMS1\20161012-46772.b\A28235.D

Injection Date:	12-Oct-2016 14:40:30	Instrument ID:	CVOAMS1	Operator ID:	VOA GC/MS1
Lims ID:	460-121256-A-42	Lab Sample ID:	460-121256-42	Worklist Smp#:	19
Client ID:	PZ-522I				
Purge Vol:	5.000 mL	Dil. Factor:	1.0000	ALS Bottle#:	15
Method:	8260624W_1	Limit Group:	VOA - 8260C Water and Solid		

Column: Rtx-624 (0.25 mm)

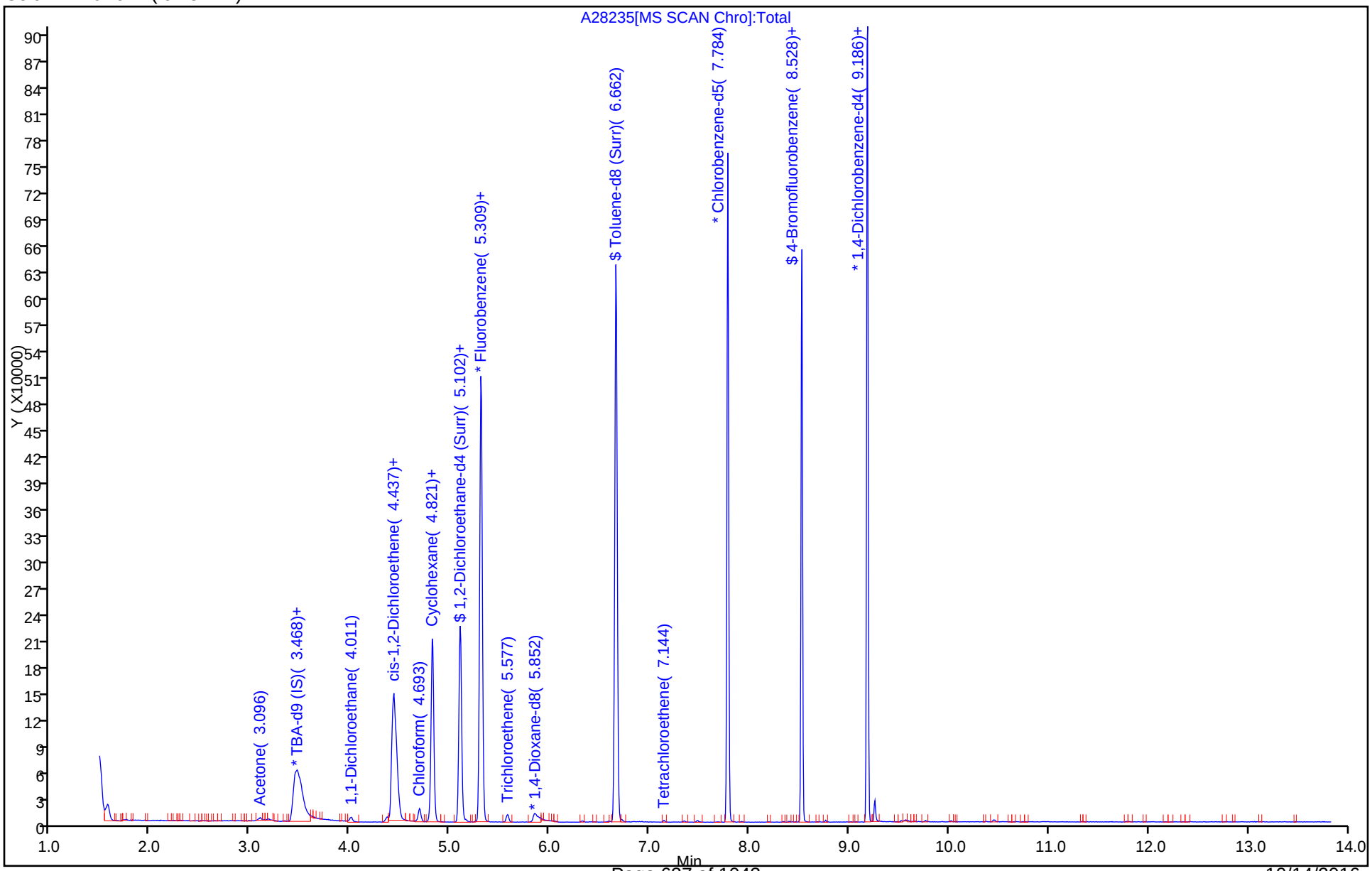

Report Date: 12-Oct-2016 17:08:23 Chrom Revision: 2.2 08-Sep-2016 14:45:52

TestAmerica Edison

Data File: \\ChromNA\Edison\ChromData\CVOAMS1\20161012-46772.b\A28235.D

Injection Date:	12-Oct-2016 14:40:30	Instrument ID:	CVOAMS1		
Lims ID:	460-121256-A-42	Lab Sample ID:	460-121256-42		
Client ID:	PZ-522I				
Operator ID:	VOA GC/MS1	ALS Bottle#:	15	Worklist Smp#:	19
Purge Vol:	5.000 mL	Dil. Factor:	1.0000		
Method:	8260624W_1	Limit Group:	VOA - 8260C Water and Solid		
Column:	Rtx-624 (0.25 mm)	Detector	MS SCAN		

35 1,1-Dichloroethane, CAS: 75-34-3

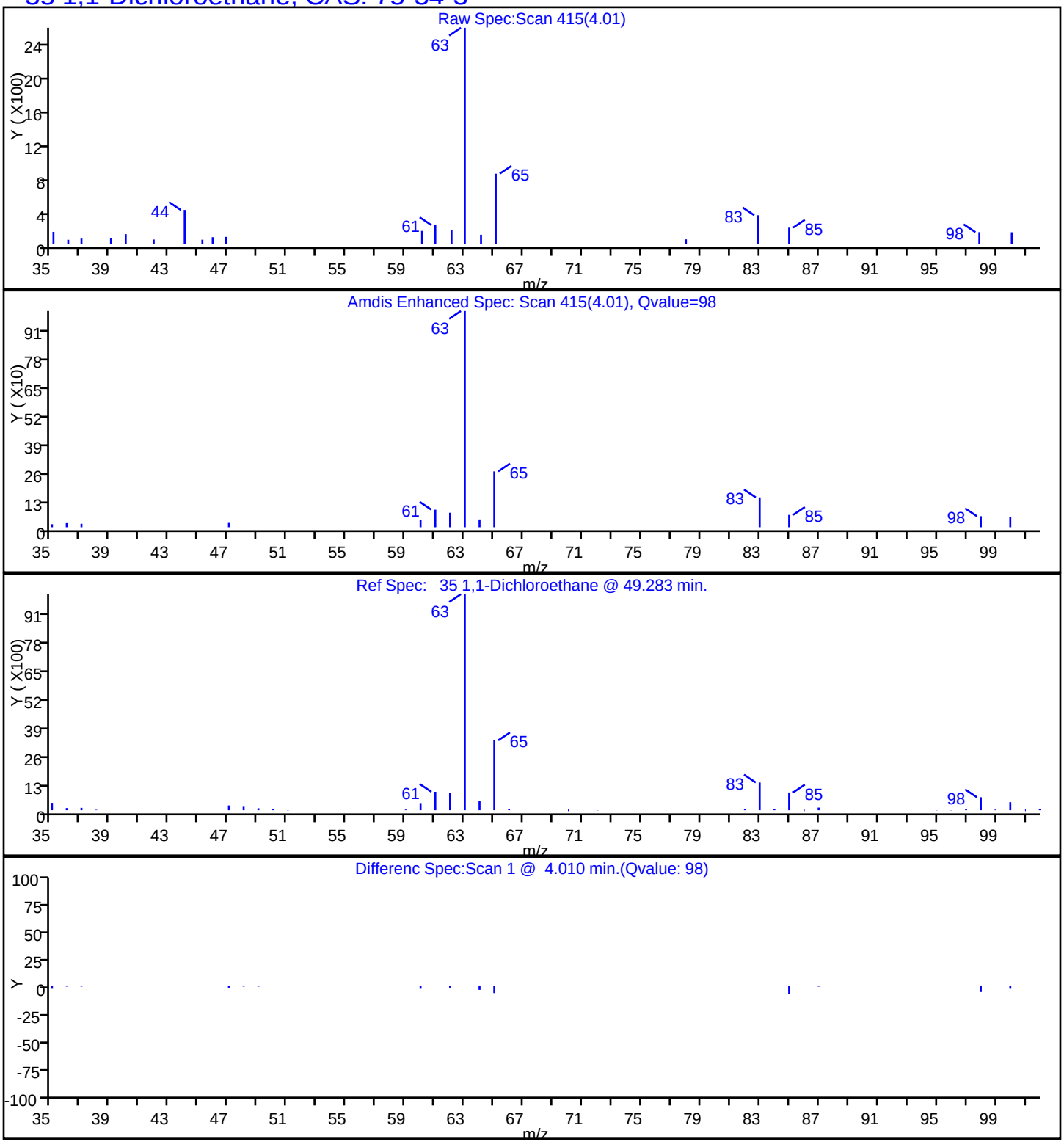

TestAmerica Edison

Data File:	\\ChromNA\Edison\ChromData\CVOAMS1\20161012-46772.b\A28235.D				
Injection Date:	12-Oct-2016 14:40:30	Instrument ID:	CVOAMS1		
Lims ID:	460-121256-A-42	Lab Sample ID:	460-121256-42		
Client ID:	PZ-522I				
Operator ID:	VOA GC/MS1	ALS Bottle#:	15	Worklist Smp#:	19
Purge Vol:	5.000 mL	Dil. Factor:	1.0000		
Method:	8260624W_1	Limit Group:	VOA - 8260C Water and Solid		
Column:	Rtx-624 (0.25 mm)	Detector	MS SCAN		

62 1,2-Dichloroethane, CAS: 107-06-2

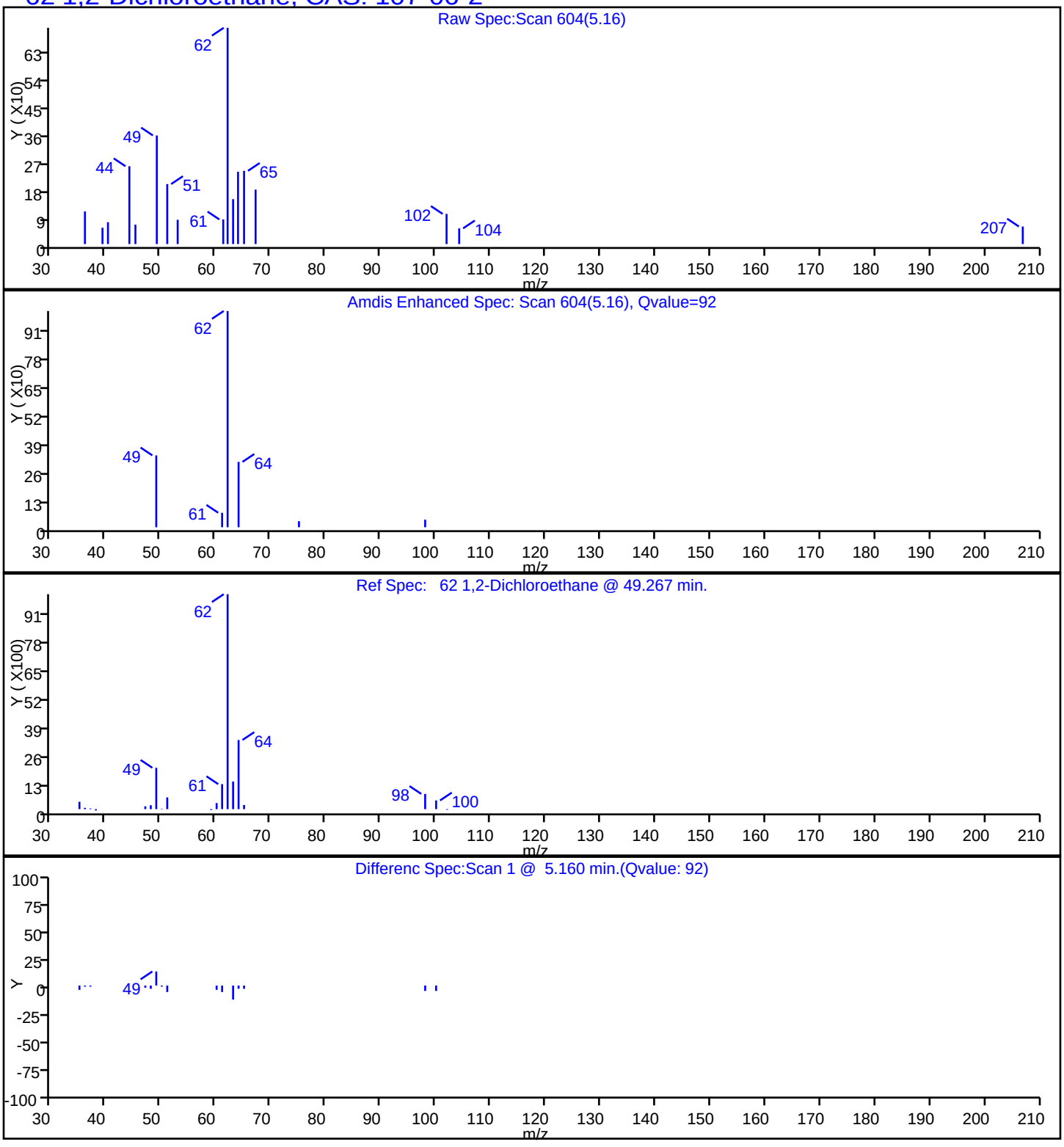

TestAmerica Edison

Data File:	\\ChromNA\Edison\ChromData\CVOAMS1\20161012-46772.b\A28235.D				
Injection Date:	12-Oct-2016 14:40:30	Instrument ID:	CVOAMS1		
Lims ID:	460-121256-A-42	Lab Sample ID:	460-121256-42		
Client ID:	PZ-522I				
Operator ID:	VOA GC/MS1	ALS Bottle#:	15	Worklist Smp#:	19
Purge Vol:	5.000 mL	Dil. Factor:	1.0000		
Method:	8260624W_1	Limit Group:	VOA - 8260C Water and Solid		
Column:	Rtx-624 (0.25 mm)	Detector	MS SCAN		

19 Acetone, CAS: 67-64-1

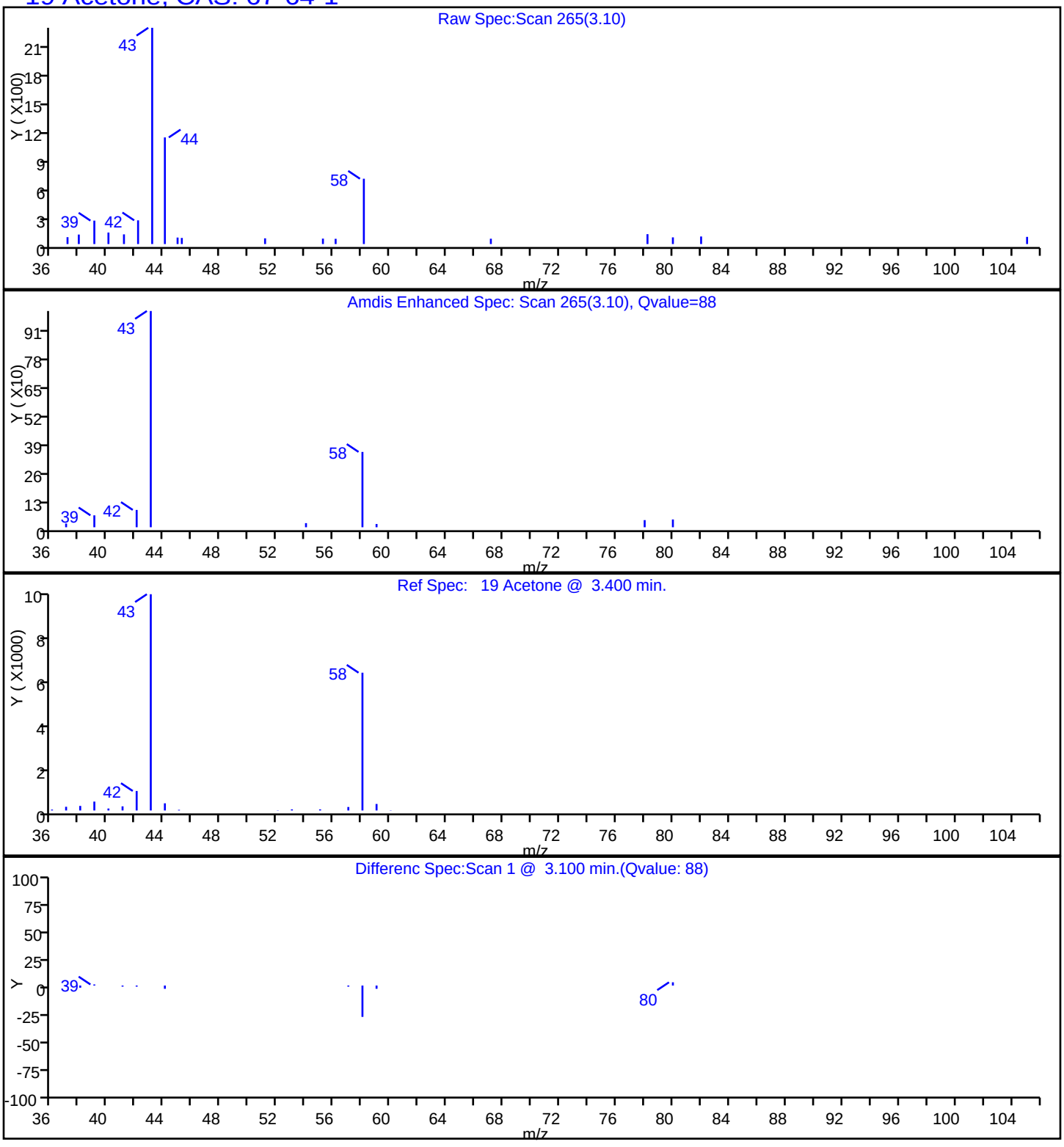

Data File: \\ChromNA\Edison\ChromData\CVOAMS1\20161012-46772.b\A28235.D
Injection Date: 12-Oct-2016 14:40:30 Instrument ID: CVOAMS1
Lims ID: 460-121256-A-42 Lab Sample ID: 460-121256-42
Client ID: PZ-522I
Operator ID: VOA GC/MS1 ALS Bottle#: 15 Worklist Smp#: 19
Purge Vol: 5.000 mL Dil. Factor: 1.0000
Method: 8260624W_1 Limit Group: VOA - 8260C Water and Solid
Column: Rtx-624 (0.25 mm) Detector MS SCAN

49 Chloroform, CAS: 67-66-3

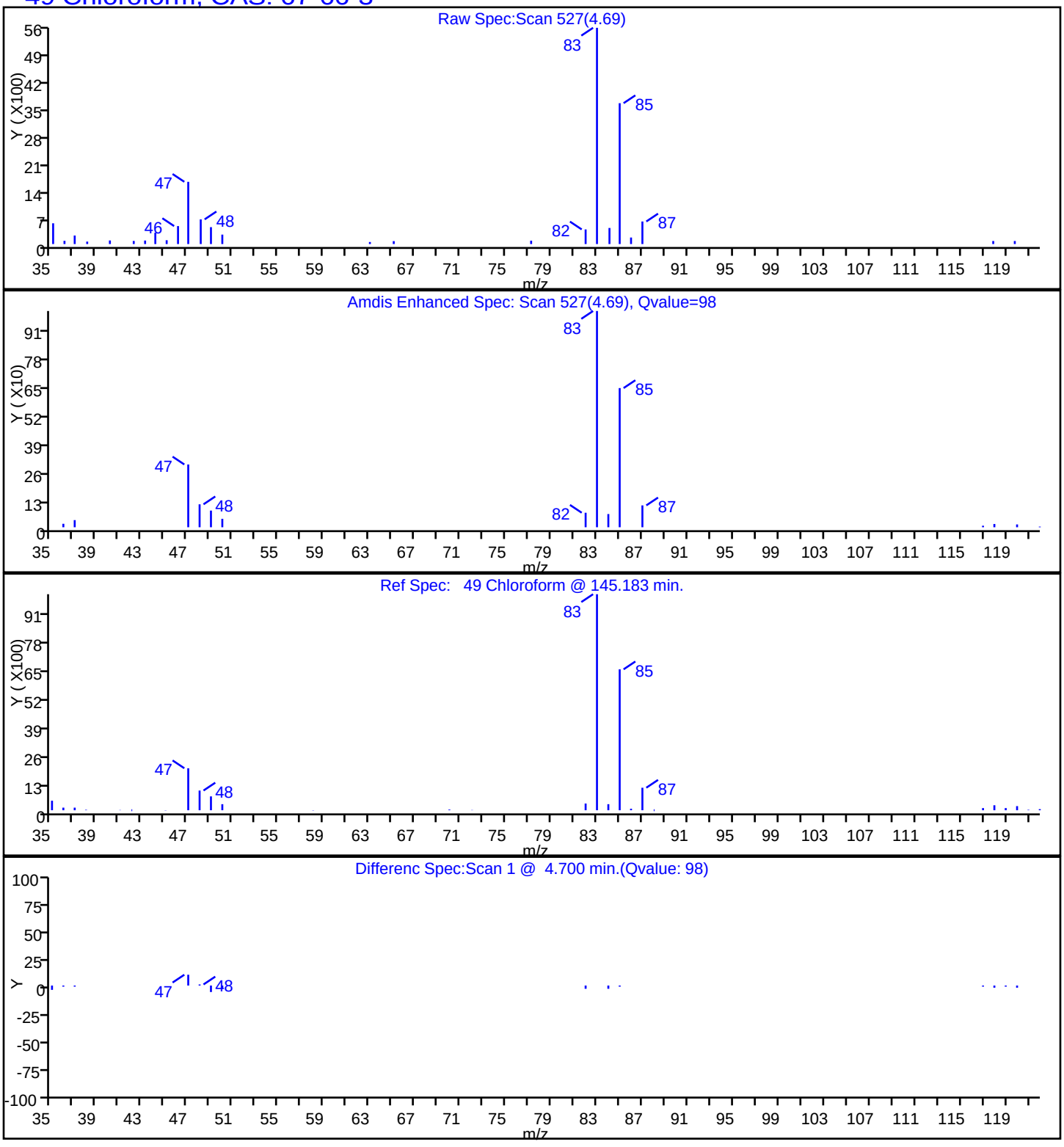

TestAmerica Edison

Data File:	\\ChromNA\Edison\ChromData\CVOAMS1\20161012-46772.b\A28235.D				
Injection Date:	12-Oct-2016 14:40:30	Instrument ID:	CVOAMS1		
Lims ID:	460-121256-A-42	Lab Sample ID:	460-121256-42		
Client ID:	PZ-522I				
Operator ID:	VOA GC/MS1	ALS Bottle#:	15	Worklist Smp#:	19
Purge Vol:	5.000 mL	Dil. Factor:	1.0000		
Method:	8260624W_1	Limit Group:	VOA - 8260C Water and Solid		
Column:	Rtx-624 (0.25 mm)	Detector	MS SCAN		

41 cis-1,2-Dichloroethene, CAS: 156-59-2

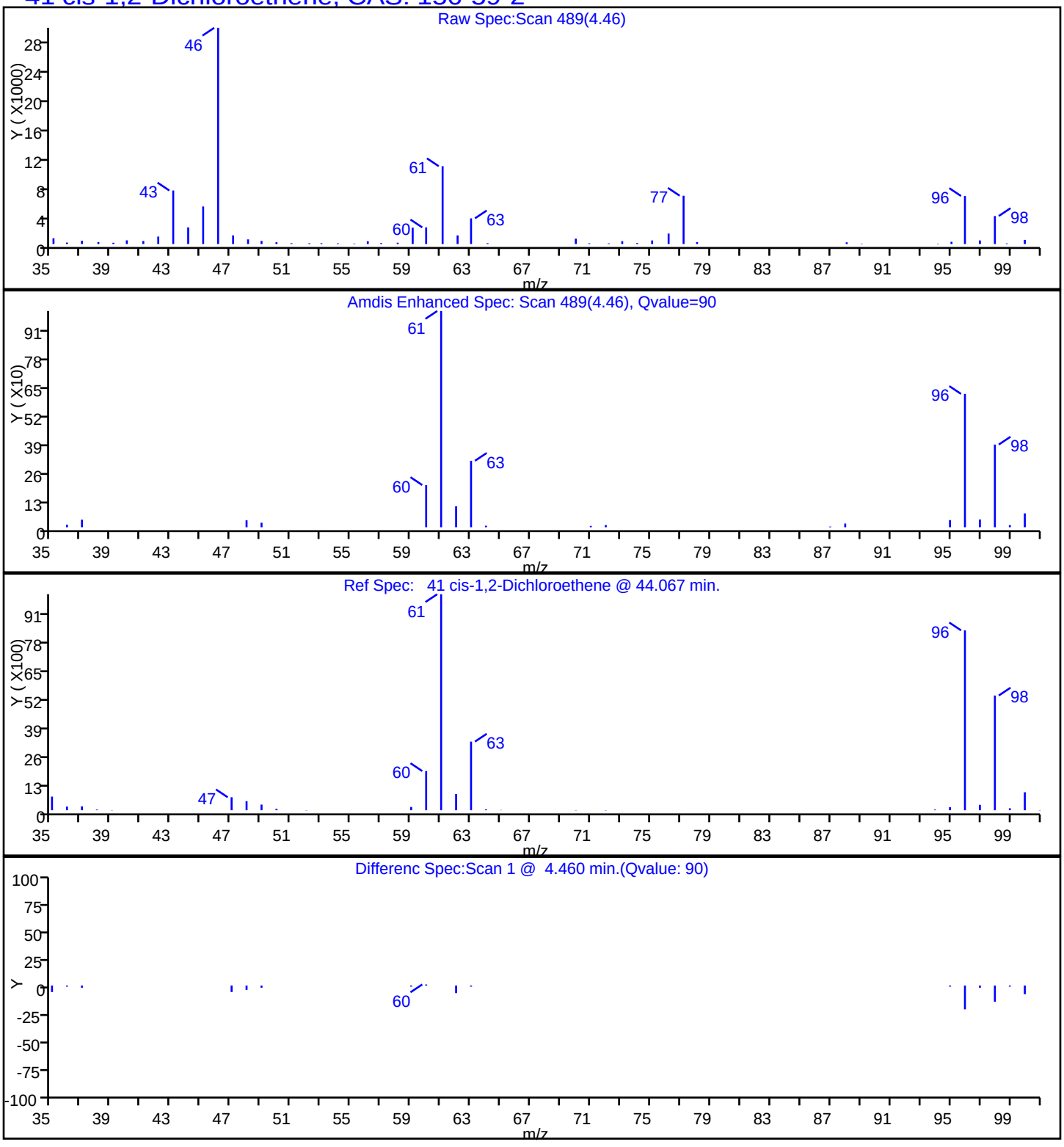

TestAmerica Edison

Data File:	\\ChromNA\Edison\ChromData\CVOAMS1\20161012-46772.b\A28235.D				
Injection Date:	12-Oct-2016 14:40:30	Instrument ID:	CVOAMS1		
Lims ID:	460-121256-A-42	Lab Sample ID:	460-121256-42		
Client ID:	PZ-522I				
Operator ID:	VOA GC/MS1	ALS Bottle#:	15	Worklist Smp#:	19
Purge Vol:	5.000 mL	Dil. Factor:	1.0000		
Method:	8260624W_1	Limit Group:	VOA - 8260C Water and Solid		
Column:	Rtx-624 (0.25 mm)	Detector	MS SCAN		

50 Cyclohexane, CAS: 110-82-7

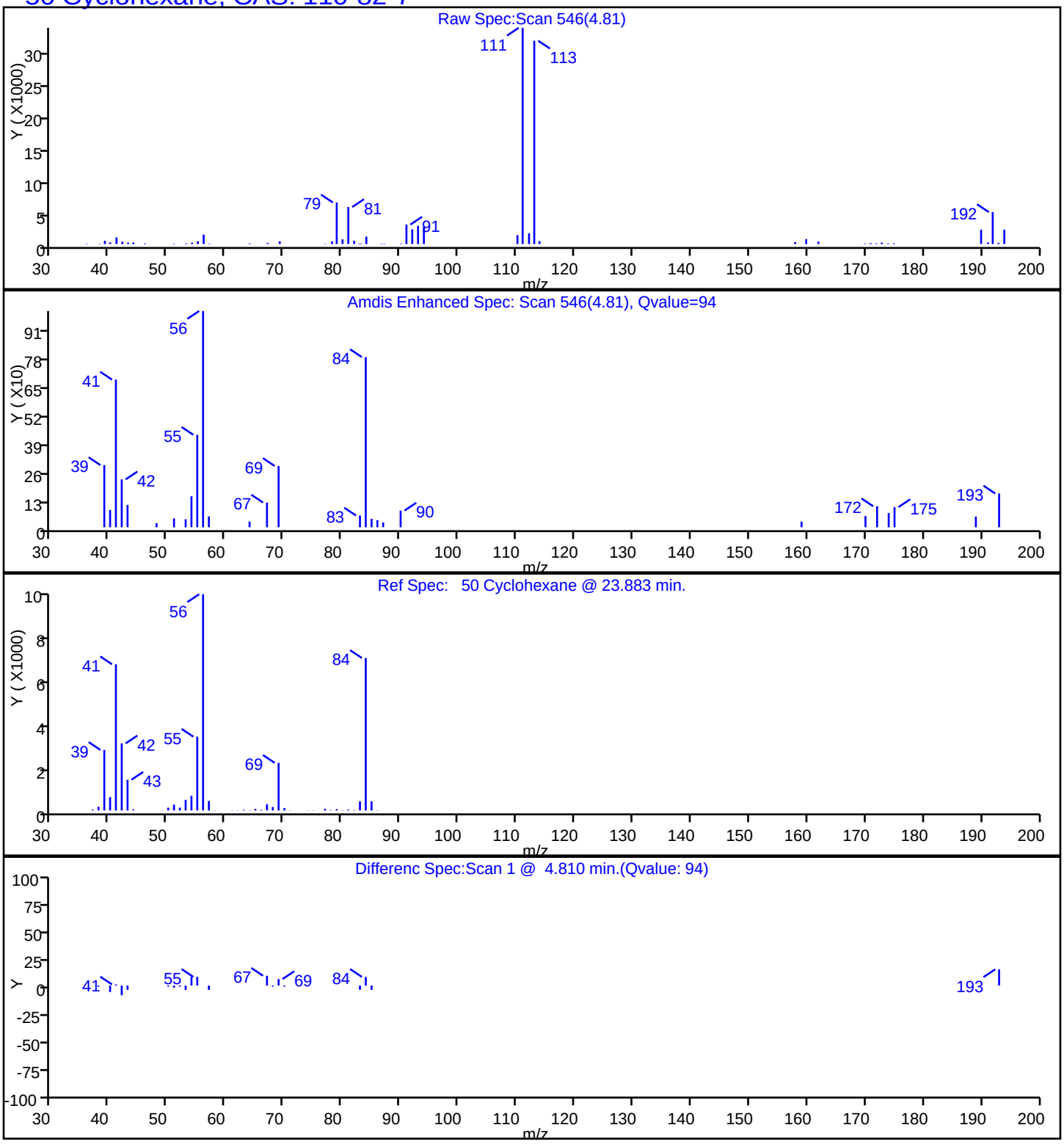

Data File: \\ChromNA\Edison\ChromData\CVOAMS1\20161012-46772.b\A28235.D
Injection Date: 12-Oct-2016 14:40:30 Instrument ID: CVOAMS1
Lims ID: 460-121256-A-42 Lab Sample ID: 460-121256-42
Client ID: PZ-522I
Operator ID: VOA GC/MS1 ALS Bottle#: 15 Worklist Smp#: 19
Purge Vol: 5.000 mL Dil. Factor: 1.0000
Method: 8260624W_1 Limit Group: VOA - 8260C Water and Solid
Column: Rtx-624 (0.25 mm) Detector MS SCAN

86 Tetrachloroethene, CAS: 127-18-4

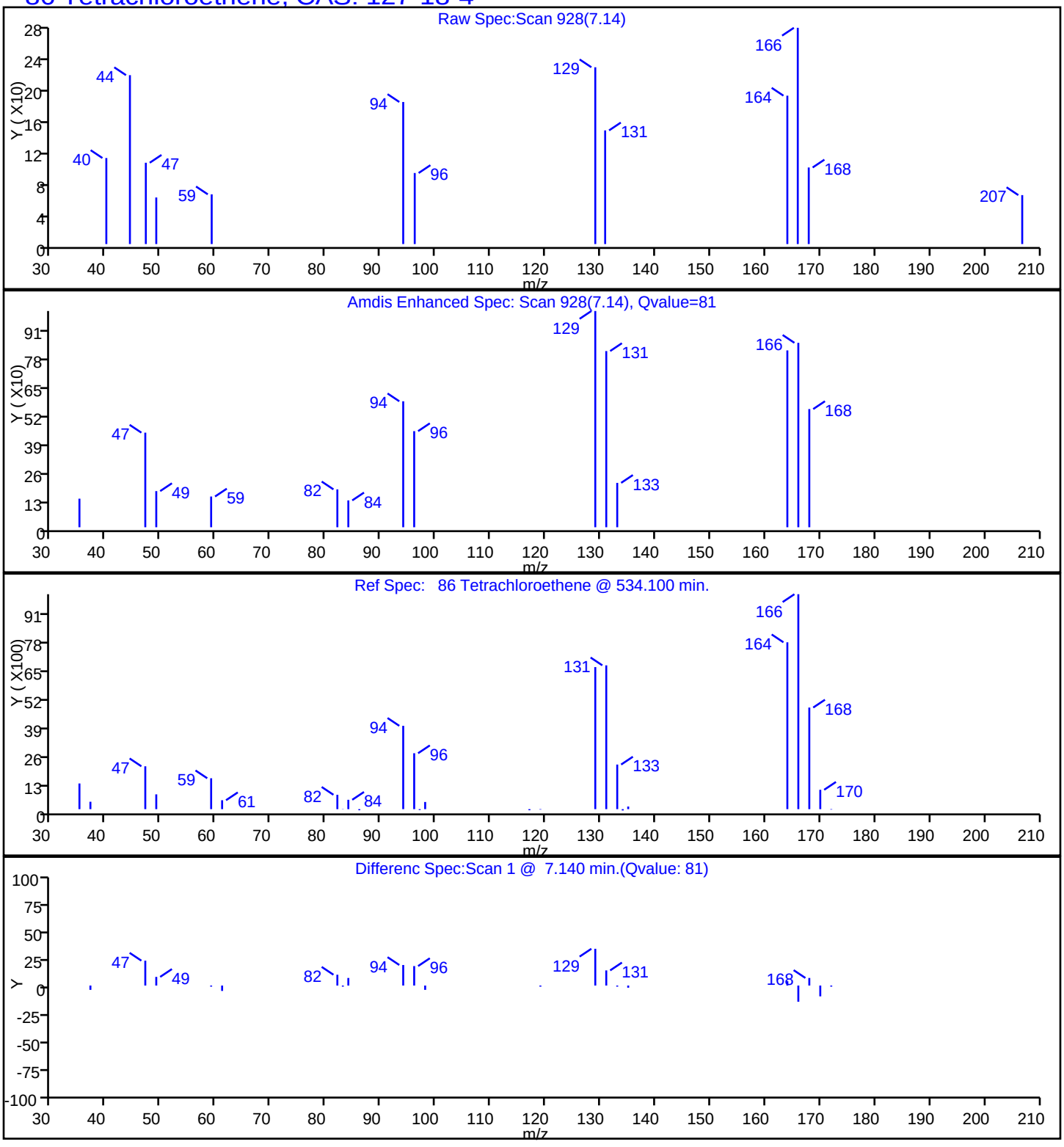

TestAmerica Edison

Data File:	\\ChromNA\Edison\ChromData\CVOAMS1\20161012-46772.b\A28235.D				
Injection Date:	12-Oct-2016 14:40:30	Instrument ID:	CVOAMS1		
Lims ID:	460-121256-A-42	Lab Sample ID:	460-121256-42		
Client ID:	PZ-522I				
Operator ID:	VOA GC/MS1	ALS Bottle#:	15	Worklist Smp#:	19
Purge Vol:	5.000 mL	Dil. Factor:	1.0000		
Method:	8260624W_1	Limit Group:	VOA - 8260C Water and Solid		
Column:	Rtx-624 (0.25 mm)	Detector	MS SCAN		

66 Trichloroethene, CAS: 79-01-6

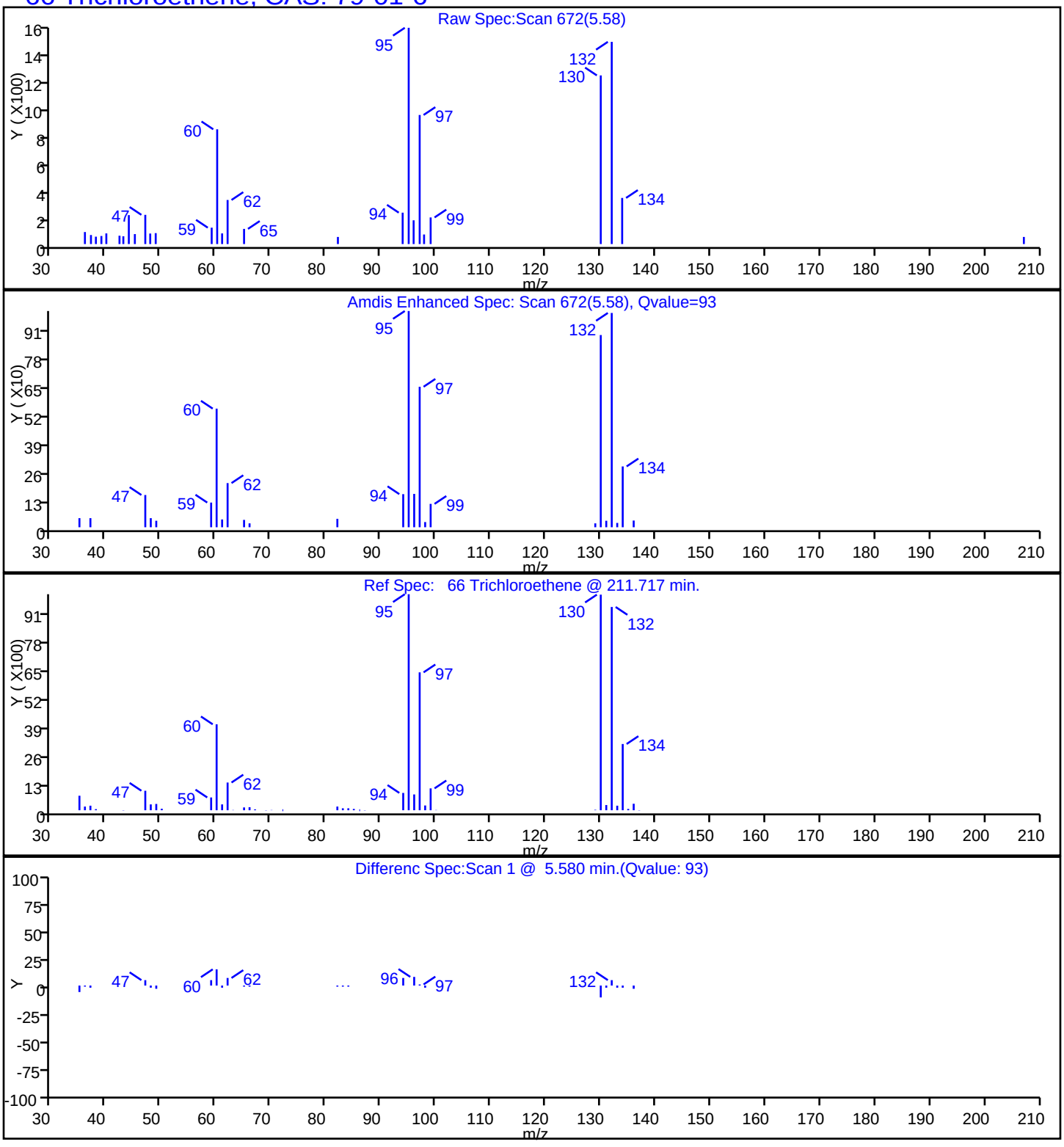

FORM I
GC/MS VOA ORGANICS ANALYSIS DATA SHEET

Lab Name: TestAmerica Edison | Job No.: 460-121256-1

SDG No.:

Client Sample ID: PZ-522D | Lab Sample ID: 460-121256-43

Matrix: Water | Lab File ID: A28236.D

Analysis Method: 8260C | Date Collected: 09/29/2016 11:55

Sample wt/vol: 5(mL) | Date Analyzed: 10/12/2016 15:02

Soil Aliquot Vol: | Dilution Factor: 1

Soil Extract Vol.: | GC Column: Rtx-624 ID: 0.25(mm)

% Moisture: | Level: (low/med) Low

Analysis Batch No.: 396623 | Units: ug/L

CAS NO.	COMPOUND NAME	RESULT	Q	RL	MDL
71-55-6	1,1,1-Trichloroethane	0.28	U	1.0	0.28
79-34-5	1,1,2,2-Tetrachloroethane	0.19	U	1.0	0.19
79-00-5	1,1,2-Trichloroethane	0.080	U	1.0	0.080
75-34-3	1,1-Dichloroethane	0.25	J	1.0	0.24
75-35-4	1,1-Dichloroethene	0.34	U	1.0	0.34
87-61-6	1,2,3-Trichlorobenzene	0.35	U	1.0	0.35
120-82-1	1,2,4-Trichlorobenzene	0.27	U	1.0	0.27
96-12-8	1,2-Dibromo-3-Chloropropane	0.23	U	1.0	0.23
106-93-4	1,2-Dibromoethane	0.19	U	1.0	0.19
95-50-1	1,2-Dichlorobenzene	0.22	U	1.0	0.22
107-06-2	1,2-Dichloroethane	0.41	J	1.0	0.25
78-87-5	1,2-Dichloropropane	0.18	U	1.0	0.18
541-73-1	1,3-Dichlorobenzene	0.33	U	1.0	0.33
106-46-7	1,4-Dichlorobenzene	0.33	U	1.0	0.33
123-91-1	1,4-Dioxane	8.7	U	50	8.7
78-93-3	2-Butanone	2.2	U	5.0	2.2
591-78-6	2-Hexanone	0.72	U	5.0	0.72
108-10-1	4-Methyl-2-pentanone	0.63	U	5.0	0.63
67-64-1	Acetone	35		5.0	1.1
71-43-2	Benzene	0.090	U	1.0	0.090
74-97-5	Bromochloromethane	0.30	U	1.0	0.30
75-27-4	Bromodichloromethane	0.15	U	1.0	0.15
75-25-2	Bromoform	0.18	U	1.0	0.18
74-83-9	Bromomethane	0.18	U	1.0	0.18
75-15-0	Carbon disulfide	0.22	U	1.0	0.22
56-23-5	Carbon tetrachloride	0.33	U	1.0	0.33
108-90-7	Chlorobenzene	0.24	U	1.0	0.24
75-00-3	Chloroethane	0.37	U	1.0	0.37
67-66-3	Chloroform	2.1		1.0	0.22
74-87-3	Chloromethane	0.22	U	1.0	0.22
156-59-2	cis-1,2-Dichloroethene	0.26	U	1.0	0.26
10061-01-5	cis-1,3-Dichloropropene	0.16	U	1.0	0.16
110-82-7	Cyclohexane	0.26	U	1.0	0.26
124-48-1	Dibromochloromethane	0.22	U	1.0	0.22
75-71-8	Dichlorodifluoromethane	0.14	U	1.0	0.14
100-41-4	Ethylbenzene	0.30	U	1.0	0.30

FORM I
GC/MS VOA ORGANICS ANALYSIS DATA SHEET

Lab Name: TestAmerica Edison | Job No.: 460-121256-1

SDG No.:

Client Sample ID: PZ-522D | Lab Sample ID: 460-121256-43

Matrix: Water | Lab File ID: A28236.D

Analysis Method: 8260C | Date Collected: 09/29/2016 11:55

Sample wt/vol: 5(mL) | Date Analyzed: 10/12/2016 15:02

Soil Aliquot Vol: | Dilution Factor: 1

Soil Extract Vol.: | GC Column: Rtx-624 ID: 0.25(mm)

% Moisture: | Level: (low/med) Low

Analysis Batch No.: 396623 | Units: ug/L

CAS NO.	COMPOUND NAME	RESULT	Q	RL	MDL
76-13-1	Freon TF	0.34	U	1.0	0.34
98-82-8	Isopropylbenzene	0.32	U	1.0	0.32
179601-23-1	m&p-Xylene	0.28	U	1.0	0.28
79-20-9	Methyl acetate	1.1	J	5.0	0.58
108-87-2	Methylcyclohexane	0.22	U	1.0	0.22
75-09-2	Methylene Chloride	0.21	U	1.0	0.21
1634-04-4	MTBE	0.13	U	1.0	0.13
95-47-6	o-Xylene	0.32	U	1.0	0.32
100-42-5	Styrene	0.17	U	1.0	0.17
127-18-4	Tetrachloroethene	0.12	U	1.0	0.12
108-88-3	Toluene	0.25	U	1.0	0.25
156-60-5	trans-1,2-Dichloroethene	0.18	U	1.0	0.18
10061-02-6	trans-1,3-Dichloropropene	0.19	U	1.0	0.19
79-01-6	Trichloroethene	1.6		1.0	0.22
75-69-4	Trichlorofluoromethane	0.15	U	1.0	0.15
75-01-4	Vinyl chloride	0.060	U	1.0	0.060

CAS NO.	SURROGATE	%REC	Q	LIMITS
17060-07-0	1,2-Dichloroethane-d4 (Surr)	107		70-130
460-00-4	Bromofluorobenzene	94		70-130
1868-53-7	Dibromofluoromethane (Surr)	105		70-130
2037-26-5	Toluene-d8 (Surr)	101		70-130

FORM I
GC/MS VOA ORGANICS ANALYSIS DATA SHEET
TENTATIVELY IDENTIFIED COMPOUNDS

Lab Name: TestAmerica Edison Job No.: 460-121256-1

SDG No.:

Client Sample ID: PZ-522D Lab Sample ID: 460-121256-43

Matrix: Water Lab File ID: A28236.D

Analysis Method: 8260C Date Collected: 09/29/2016 11:55

Sample wt/vol: 5(mL) Date Analyzed: 10/12/2016 15:02

Soil Aliquot Vol: Dilution Factor: 1

Soil Extract Vol.: GC Column: Rtx-624 ID: 0.25(mm)

% Moisture: Level: (low/med) Low

Analysis Batch No.: 396623 Units: ug/L

Number TICs Found: 0 TIC Result Total: 0

CAS NO.	COMPOUND NAME	RT	RESULT	Q	MATCH QUALITY
	Tentatively Identified Compound		None		

TestAmerica Edison
Target Compound Quantitation Report

Data File: \\ChromNA\Edison\ChromData\CVOAMS1\20161012-46772.b\A28236.D
Lims ID: 460-121256-A-43
Client ID: PZ-522D
Sample Type: Client
Inject. Date: 12-Oct-2016 15:02:30 ALS Bottle#: 16 Worklist Smp#: 20
Purge Vol: 5.000 mL Dil. Factor: 1.0000
Sample Info: 460-121256-A-43
Misc. Info.: 460-0046772-020
Operator ID: VOA GC/MS1 Instrument ID: CVOAMS1

Method: \\ChromNA\Edison\ChromData\CVOAMS1\20161012-46772.b\8260624W_1.m
Limit Group: VOA - 8260C Water and Solid
Last Update: 12-Oct-2016 17:09:33 Calib Date: 08-Sep-2016 04:26:30
Integrator: RTE ID Type: Deconvolution ID
Quant Method: Internal Standard Quant By: Initial Calibration
Last ICal File: \\ChromNA\Edison\ChromData\CVOAMS1\20160908-45311.b\A26272.D

Column 1 : Rtx-624 (0.25 mm) Det: MS SCAN
Process Host: XAWRK015

First Level Reviewer: starzecm Date: 12-Oct-2016 17:09:33

Compound	Sig	RT (min.)	Exp RT (min.)	Dlt RT (min.)	Q	Response	OnCol Amt ug/l	Flags
19 Acetone	43	3.090	3.096	-0.006	87	23908	35.4	
24 Methyl acetate	43	3.346	3.346	0.000	75	2589	1.12	
* 28 TBA-d9 (IS)	65	3.474	3.468	0.006	100	202138	1000.0	
35 1,1-Dichloroethane	63	4.004	4.011	-0.007	96	1359	0.2526	
* 39 2-Butanone-d5	46	4.437	4.437	0.000	99	261126	250.0	
49 Chloroform	83	4.693	4.699	-0.006	96	9455	2.10	
$ 53 Dibromofluoromethane (Surr	113	4.821	4.827	-0.006	95	120689	52.6	
$ 59 1,2-Dichloroethane-d4 (Sur	65	5.102	5.108	-0.006	98	148275	53.3	
62 1,2-Dichloroethane	62	5.157	5.163	-0.006	90	1345	0.4064	
* 64 Fluorobenzene	96	5.309	5.315	-0.006	97	433921	50.0	
66 Trichloroethene	95	5.577	5.577	0.000	97	3687	1.56	
* 70 1,4-Dioxane-d8	96	5.858	5.846	0.012	92	17146	1000.0	
$ 81 Toluene-d8 (Surr)	98	6.662	6.662	0.000	98	395383	50.7	
* 92 Chlorobenzene-d5	117	7.784	7.784	0.000	89	273311	50.0	
$ 103 4-Bromofluorobenzene	174	8.528	8.528	0.000	83	102950	47.1	
* 119 1,4-Dichlorobenzene-d4	152	9.186	9.186	0.000	98	148629	50.0	

Reagents:

8260ISNEW_00085 Amount Added: 1.00 Units: uL Run Reagent
8260SURR250_00140 Amount Added: 1.00 Units: uL Run Reagent

Report Date: 12-Oct-2016 17:09:33 Chrom Revision: 2.2 08-Sep-2016 14:45:52

TestAmerica Edison

Data File: \\ChromNA\Edison\ChromData\CVOAMS1\20161012-46772.b\A28236.D

Injection Date:	12-Oct-2016 15:02:30	Instrument ID:	CVOAMS1	Operator ID:	VOA GC/MS1
Lims ID:	460-121256-A-43	Lab Sample ID:	460-121256-43	Worklist Smp#:	20
Client ID:	PZ-522D				
Purge Vol:	5.000 mL	Dil. Factor:	1.0000	ALS Bottle#:	16
Method:	8260624W_1	Limit Group:	VOA - 8260C Water and Solid		

Column: Rtx-624 (0.25 mm)

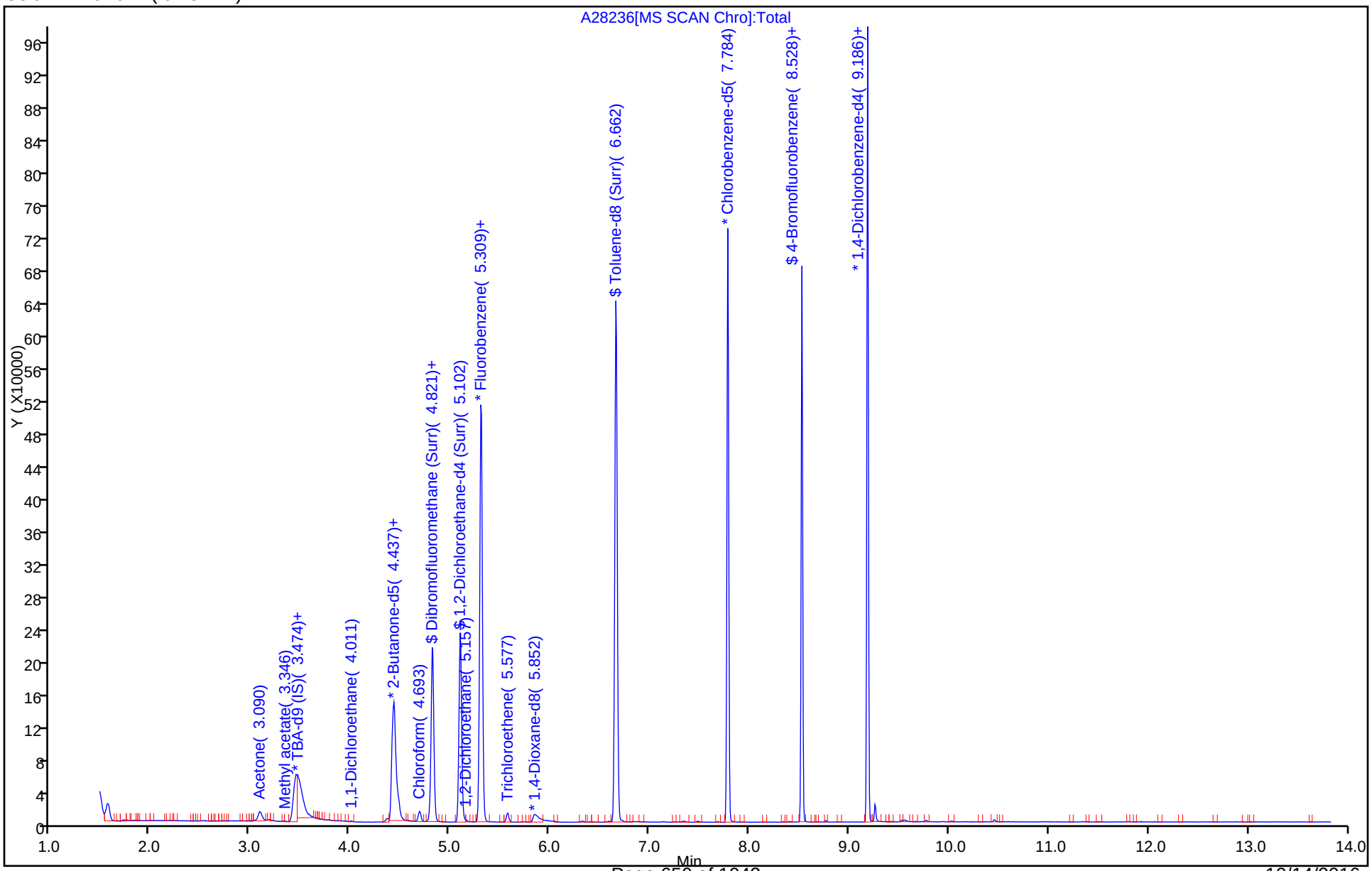

TestAmerica Edison

Data File:	\\ChromNA\Edison\ChromData\CVOAMS1\20161012-46772.b\A28236.D		
Injection Date:	12-Oct-2016 15:02:30	Instrument ID:	CVOAMS1
Lims ID:	460-121256-A-43	Lab Sample ID:	460-121256-43
Client ID:	PZ-522D		
Operator ID:	VOA GC/MS1	ALS Bottle#:	16 Worklist Smp#: 20
Purge Vol:	5.000 mL	Dil. Factor:	1.0000
Method:	8260624W_1	Limit Group:	VOA - 8260C Water and Solid
Column:	Rtx-624 (0.25 mm)	Detector	MS SCAN

35 1,1-Dichloroethane, CAS: 75-34-3

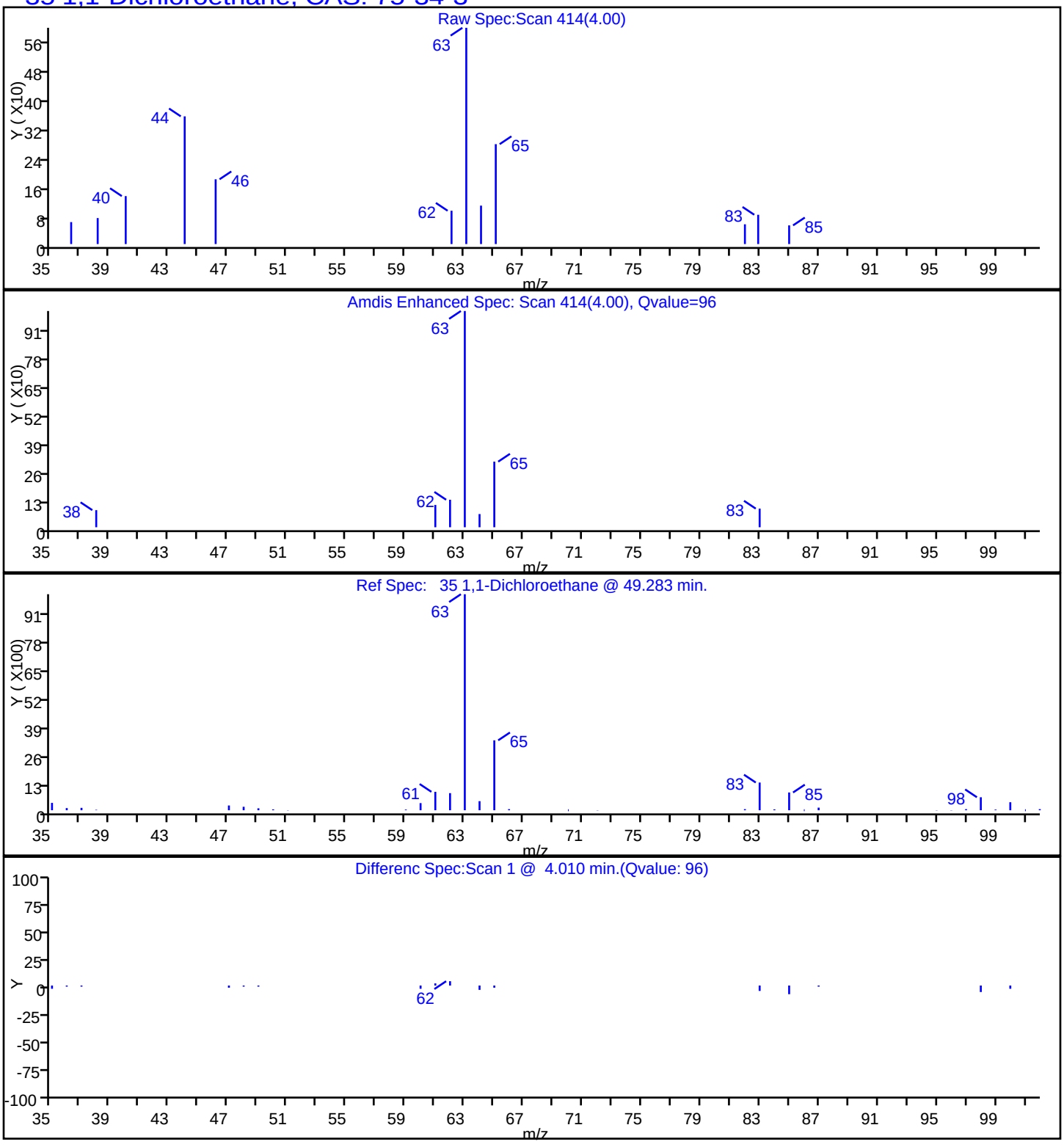

TestAmerica Edison

Data File:	\\ChromNA\Edison\ChromData\CVOAMS1\20161012-46772.b\A28236.D		
Injection Date:	12-Oct-2016 15:02:30	Instrument ID:	CVOAMS1
Lims ID:	460-121256-A-43	Lab Sample ID:	460-121256-43
Client ID:	PZ-522D		
Operator ID:	VOA GC/MS1	ALS Bottle#:	16 Worklist Smp#: 20
Purge Vol:	5.000 mL	Dil. Factor:	1.0000
Method:	8260624W_1	Limit Group:	VOA - 8260C Water and Solid
Column:	Rtx-624 (0.25 mm)	Detector	MS SCAN

62 1,2-Dichloroethane, CAS: 107-06-2

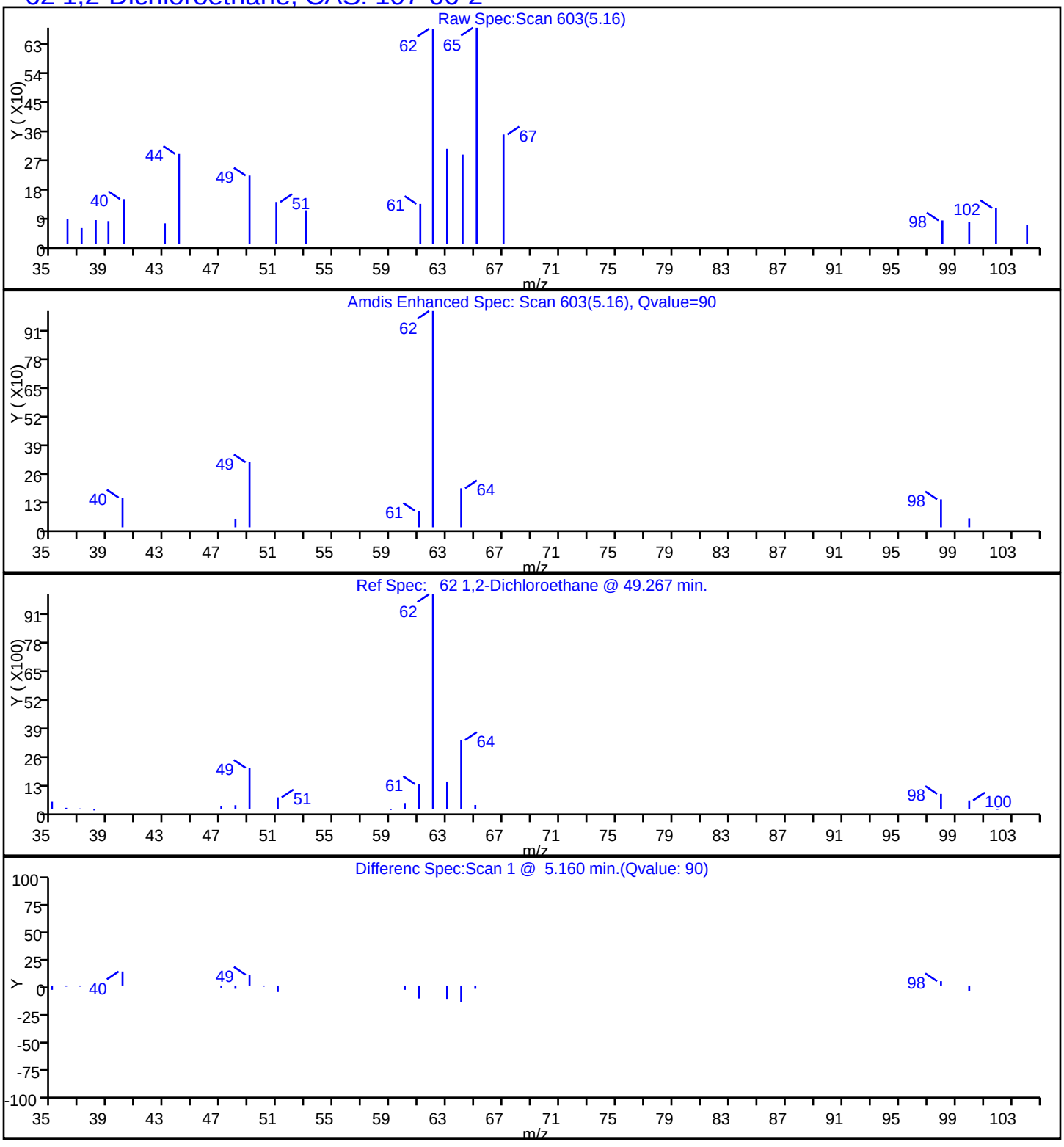

TestAmerica Edison

Data File:	\\ChromNA\Edison\ChromData\CVOAMS1\20161012-46772.b\A28236.D				
Injection Date:	12-Oct-2016 15:02:30	Instrument ID:	CVOAMS1		
Lims ID:	460-121256-A-43	Lab Sample ID:	460-121256-43		
Client ID:	PZ-522D				
Operator ID:	VOA GC/MS1	ALS Bottle#:	16	Worklist Smp#:	20
Purge Vol:	5.000 mL	Dil. Factor:	1.0000		
Method:	8260624W_1	Limit Group:	VOA - 8260C Water and Solid		
Column:	Rtx-624 (0.25 mm)	Detector	MS SCAN		

19 Acetone, CAS: 67-64-1

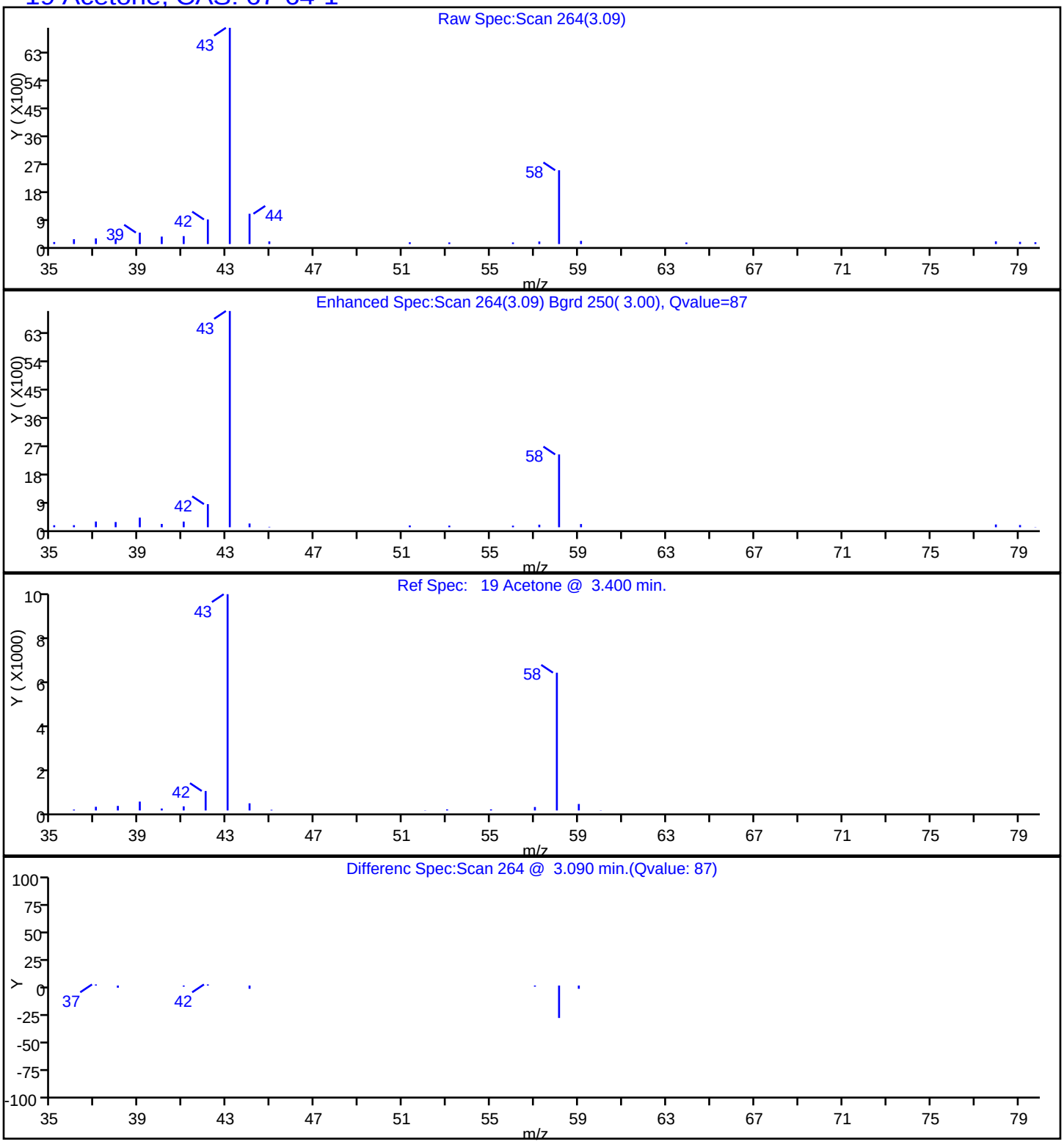

TestAmerica Edison

Data File:	\\ChromNA\Edison\ChromData\CVOAMS1\20161012-46772.b\A28236.D				
Injection Date:	12-Oct-2016 15:02:30	Instrument ID:	CVOAMS1		
Lims ID:	460-121256-A-43	Lab Sample ID:	460-121256-43		
Client ID:	PZ-522D				
Operator ID:	VOA GC/MS1	ALS Bottle#:	16	Worklist Smp#:	20
Purge Vol:	5.000 mL	Dil. Factor:	1.0000		
Method:	8260624W_1	Limit Group:	VOA - 8260C Water and Solid		
Column:	Rtx-624 (0.25 mm)	Detector	MS SCAN		

49 Chloroform, CAS: 67-66-3

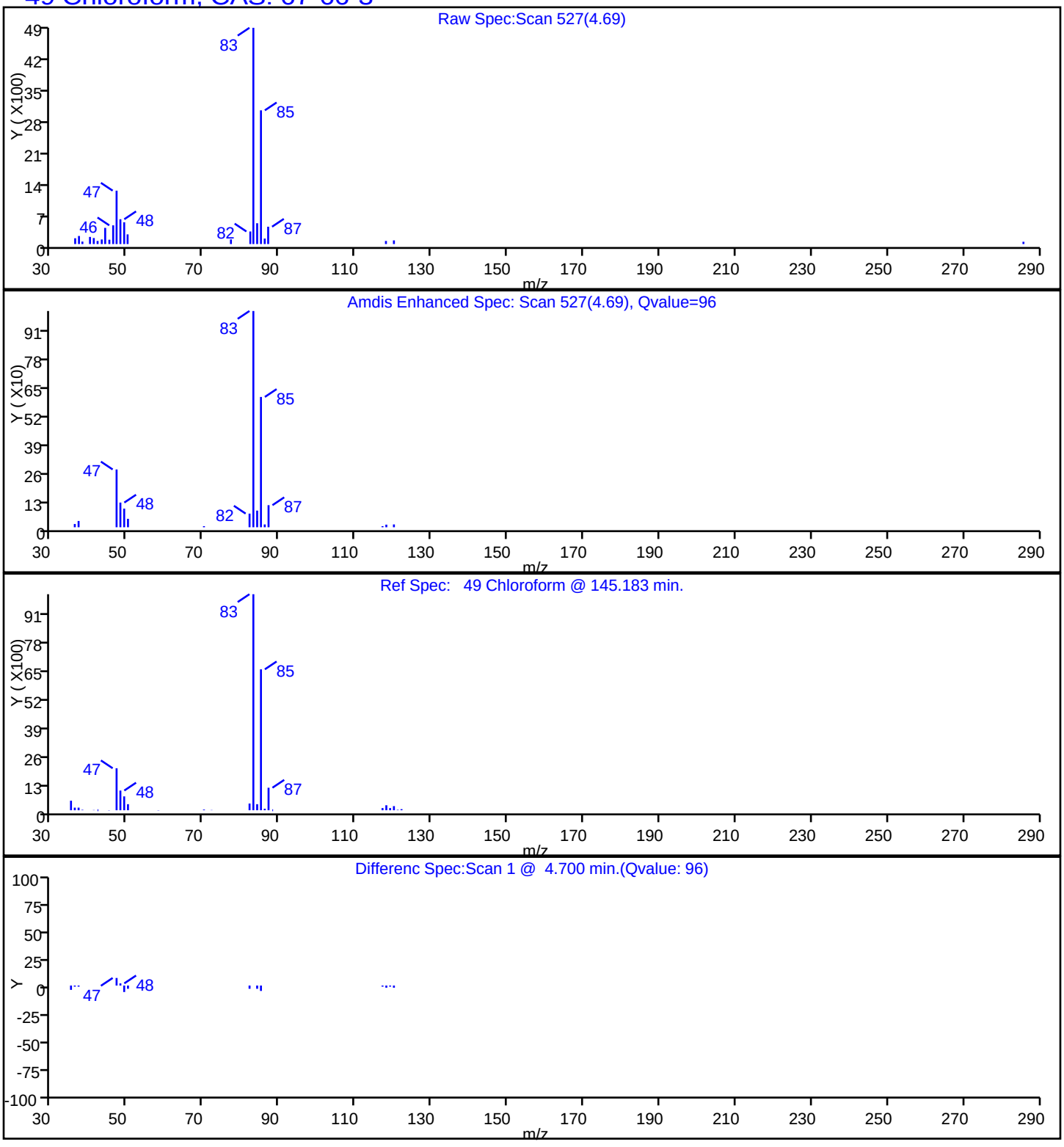

TestAmerica Edison

Data File:	\\ChromNA\Edison\ChromData\CVOAMS1\20161012-46772.b\A28236.D				
Injection Date:	12-Oct-2016 15:02:30	Instrument ID:	CVOAMS1		
Lims ID:	460-121256-A-43	Lab Sample ID:	460-121256-43		
Client ID:	PZ-522D				
Operator ID:	VOA GC/MS1	ALS Bottle#:	16	Worklist Smp#:	20
Purge Vol:	5.000 mL	Dil. Factor:	1.0000		
Method:	8260624W_1	Limit Group:	VOA - 8260C Water and Solid		
Column:	Rtx-624 (0.25 mm)	Detector	MS SCAN		

24 Methyl acetate, CAS: 79-20-9

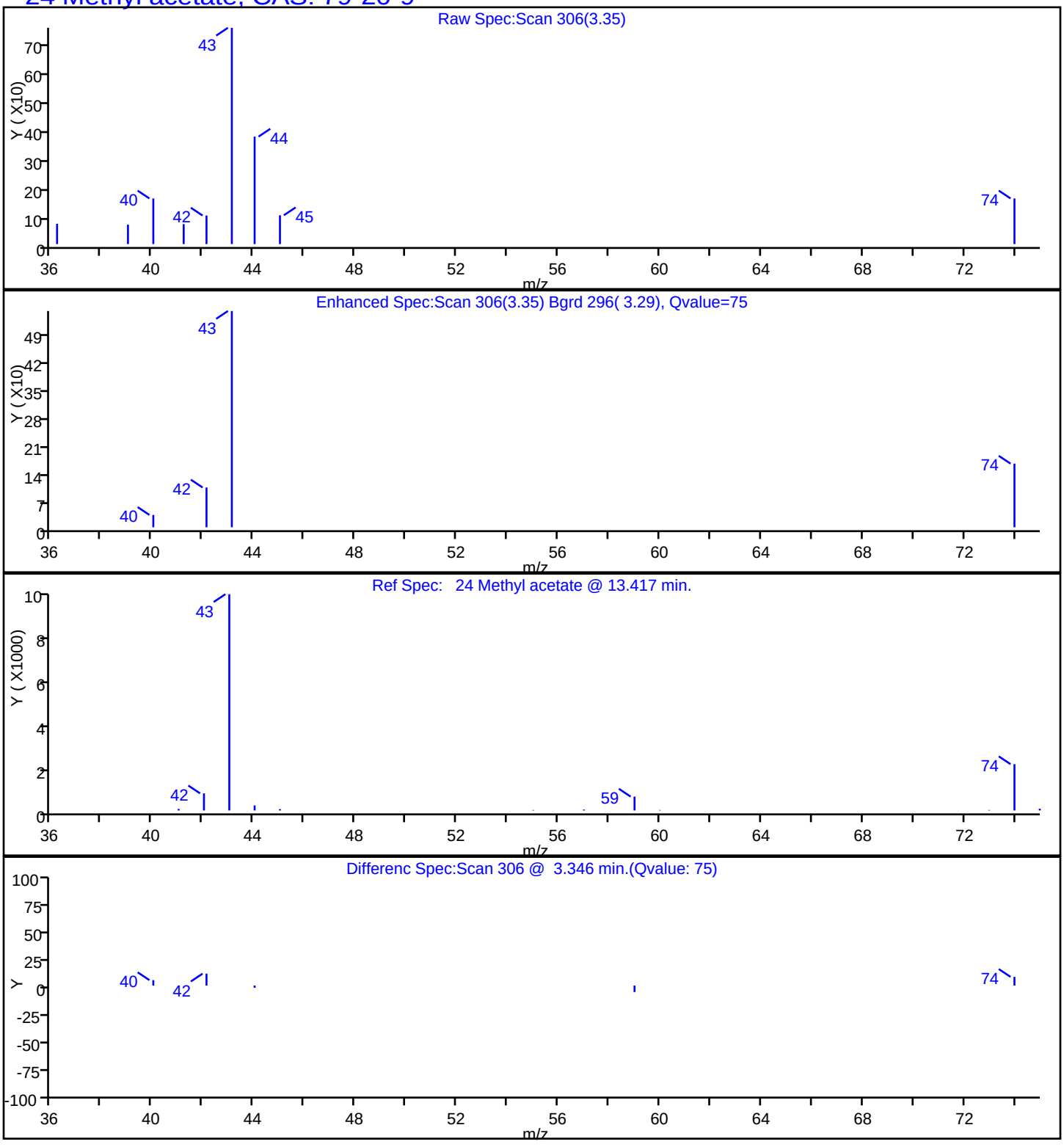

TestAmerica Edison

Data File:	\\ChromNA\Edison\ChromData\CVOAMS1\20161012-46772.b\A28236.D				
Injection Date:	12-Oct-2016 15:02:30	Instrument ID:	CVOAMS1		
Lims ID:	460-121256-A-43	Lab Sample ID:	460-121256-43		
Client ID:	PZ-522D				
Operator ID:	VOA GC/MS1	ALS Bottle#:	16	Worklist Smp#:	20
Purge Vol:	5.000 mL	Dil. Factor:	1.0000		
Method:	8260624W_1	Limit Group:	VOA - 8260C Water and Solid		
Column:	Rtx-624 (0.25 mm)	Detector	MS SCAN		

66 Trichloroethene, CAS: 79-01-6

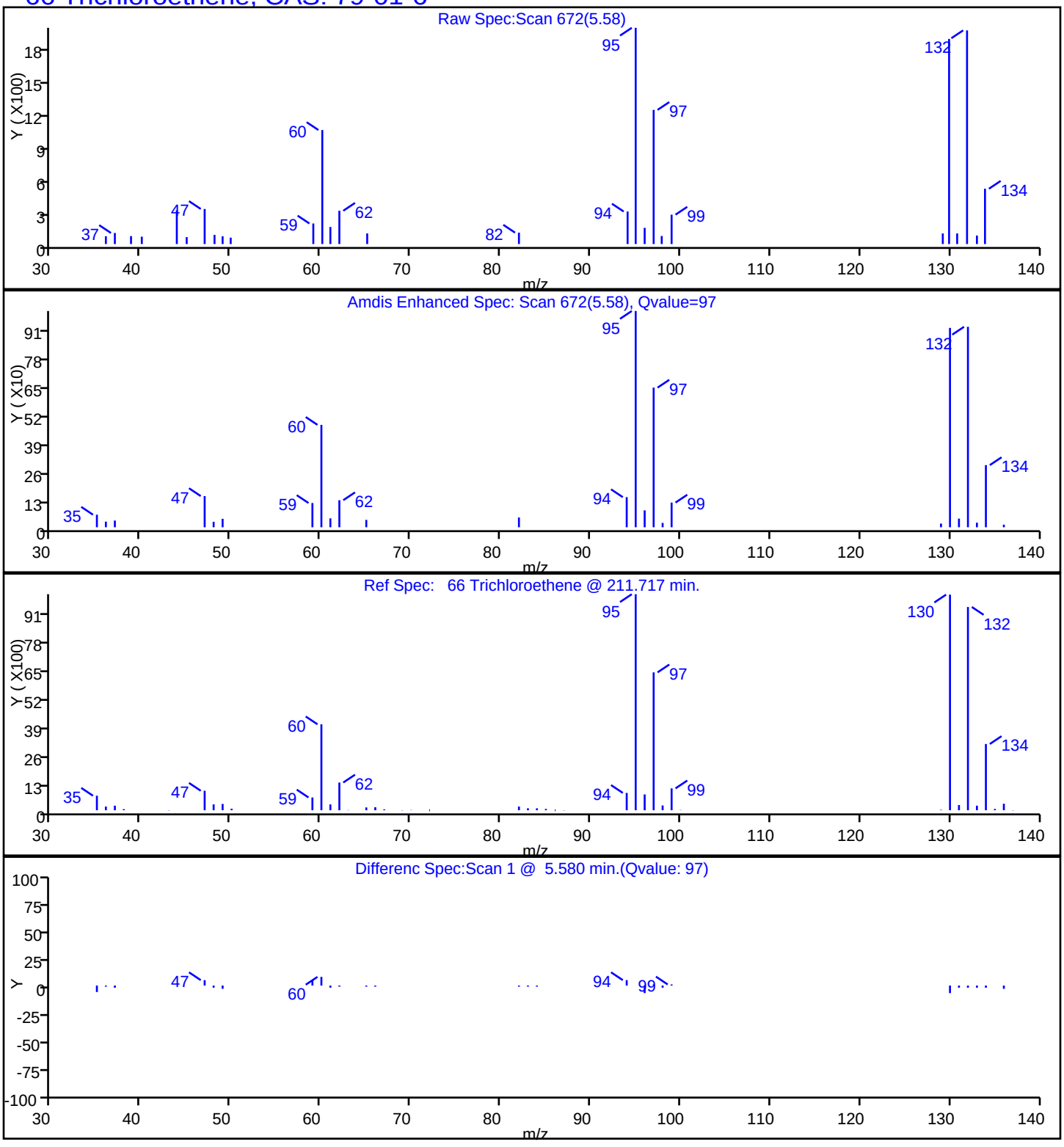

FORM I
GC/MS VOA ORGANICS ANALYSIS DATA SHEET

Lab Name: TestAmerica Edison | Job No.: 460-121256-1

SDG No.:

Client Sample ID: PZ-524I | Lab Sample ID: 460-121256-44

Matrix: Water | Lab File ID: A28237.D

Analysis Method: 8260C | Date Collected: 09/29/2016 11:10

Sample wt/vol: 5(mL) | Date Analyzed: 10/12/2016 15:23

Soil Aliquot Vol: | Dilution Factor: 1

Soil Extract Vol.: | GC Column: Rtx-624 ID: 0.25(mm)

% Moisture: | Level: (low/med) Low

Analysis Batch No.: 396623 | Units: ug/L

CAS NO.	COMPOUND NAME	RESULT	Q	RL	MDL
71-55-6	1,1,1-Trichloroethane	0.28	U	1.0	0.28
79-34-5	1,1,2,2-Tetrachloroethane	0.19	U	1.0	0.19
79-00-5	1,1,2-Trichloroethane	0.080	U	1.0	0.080
75-34-3	1,1-Dichloroethane	0.24	U	1.0	0.24
75-35-4	1,1-Dichloroethene	0.34	U	1.0	0.34
87-61-6	1,2,3-Trichlorobenzene	0.35	U	1.0	0.35
120-82-1	1,2,4-Trichlorobenzene	0.27	U	1.0	0.27
96-12-8	1,2-Dibromo-3-Chloropropane	0.23	U	1.0	0.23
106-93-4	1,2-Dibromoethane	0.19	U	1.0	0.19
95-50-1	1,2-Dichlorobenzene	0.22	U	1.0	0.22
107-06-2	1,2-Dichloroethane	0.43	J	1.0	0.25
78-87-5	1,2-Dichloropropane	0.18	U	1.0	0.18
541-73-1	1,3-Dichlorobenzene	0.33	U	1.0	0.33
106-46-7	1,4-Dichlorobenzene	0.33	U	1.0	0.33
123-91-1	1,4-Dioxane	8.7	U	50	8.7
78-93-3	2-Butanone	2.2	U	5.0	2.2
591-78-6	2-Hexanone	0.72	U	5.0	0.72
108-10-1	4-Methyl-2-pentanone	0.63	U	5.0	0.63
67-64-1	Acetone	37		5.0	1.1
71-43-2	Benzene	0.090	U	1.0	0.090
74-97-5	Bromochloromethane	0.30	U	1.0	0.30
75-27-4	Bromodichloromethane	0.15	U	1.0	0.15
75-25-2	Bromoform	0.18	U	1.0	0.18
74-83-9	Bromomethane	0.18	U	1.0	0.18
75-15-0	Carbon disulfide	0.22	U	1.0	0.22
56-23-5	Carbon tetrachloride	0.33	U	1.0	0.33
108-90-7	Chlorobenzene	0.24	U	1.0	0.24
75-00-3	Chloroethane	0.37	U	1.0	0.37
67-66-3	Chloroform	2.0		1.0	0.22
74-87-3	Chloromethane	0.22	U	1.0	0.22
156-59-2	cis-1,2-Dichloroethene	1.9		1.0	0.26
10061-01-5	cis-1,3-Dichloropropene	0.16	U	1.0	0.16
110-82-7	Cyclohexane	0.84	J	1.0	0.26
124-48-1	Dibromochloromethane	0.22	U	1.0	0.22
75-71-8	Dichlorodifluoromethane	0.14	U	1.0	0.14
100-41-4	Ethylbenzene	0.30	U	1.0	0.30

FORM I
GC/MS VOA ORGANICS ANALYSIS DATA SHEET

Lab Name: TestAmerica Edison | Job No.: 460-121256-1

SDG No.:

Client Sample ID: PZ-524I | Lab Sample ID: 460-121256-44

Matrix: Water | Lab File ID: A28237.D

Analysis Method: 8260C | Date Collected: 09/29/2016 11:10

Sample wt/vol: 5(mL) | Date Analyzed: 10/12/2016 15:23

Soil Aliquot Vol: | Dilution Factor: 1

Soil Extract Vol.: | GC Column: Rtx-624 ID: 0.25(mm)

% Moisture: | Level: (low/med) Low

Analysis Batch No.: 396623 | Units: ug/L

CAS NO.	COMPOUND NAME	RESULT	Q	RL	MDL
76-13-1	Freon TF	0.34	U	1.0	0.34
98-82-8	Isopropylbenzene	0.32	U	1.0	0.32
179601-23-1	m&p-Xylene	0.28	U	1.0	0.28
79-20-9	Methyl acetate	1.2	J	5.0	0.58
108-87-2	Methylcyclohexane	0.22	U	1.0	0.22
75-09-2	Methylene Chloride	0.21	U	1.0	0.21
1634-04-4	MTBE	0.13	U	1.0	0.13
95-47-6	o-Xylene	0.32	U	1.0	0.32
100-42-5	Styrene	0.17	U	1.0	0.17
127-18-4	Tetrachloroethene	74		1.0	0.12
108-88-3	Toluene	0.25	U	1.0	0.25
156-60-5	trans-1,2-Dichloroethene	0.18	U	1.0	0.18
10061-02-6	trans-1,3-Dichloropropene	0.19	U	1.0	0.19
79-01-6	Trichloroethene	1.9		1.0	0.22
75-69-4	Trichlorofluoromethane	0.15	U	1.0	0.15
75-01-4	Vinyl chloride	0.060	U	1.0	0.060

CAS NO.	SURROGATE	%REC	Q	LIMITS
17060-07-0	1,2-Dichloroethane-d4 (Surr)	105		70-130
460-00-4	Bromofluorobenzene	94		70-130
1868-53-7	Dibromofluoromethane (Surr)	104		70-130
2037-26-5	Toluene-d8 (Surr)	100		70-130

FORM I
GC/MS VOA ORGANICS ANALYSIS DATA SHEET
TENTATIVELY IDENTIFIED COMPOUNDS

Lab Name: TestAmerica Edison Job No.: 460-121256-1

SDG No.:

Client Sample ID: PZ-524I Lab Sample ID: 460-121256-44

Matrix: Water Lab File ID: A28237.D

Analysis Method: 8260C Date Collected: 09/29/2016 11:10

Sample wt/vol: 5(mL) Date Analyzed: 10/12/2016 15:23

Soil Aliquot Vol: Dilution Factor: 1

Soil Extract Vol.: GC Column: Rtx-624 ID: 0.25(mm)

% Moisture: Level: (low/med) Low

Analysis Batch No.: 396623 Units: ug/L

Number TICs Found: 0 TIC Result Total: 0

CAS NO.	COMPOUND NAME	RT	RESULT	Q	MATCH QUALITY
	Tentatively Identified Compound		None		

TestAmerica Edison
Target Compound Quantitation Report

Data File: \\ChromNA\Edison\ChromData\CVOAMS1\20161012-46772.b\A28237.D
Lims ID: 460-121256-A-44
Client ID: PZ-524I
Sample Type: Client
Inject. Date: 12-Oct-2016 15:23:30 ALS Bottle#: 17 Worklist Smp#: 21
Purge Vol: 5.000 mL Dil. Factor: 1.0000
Sample Info: 460-121256-A-44
Misc. Info.: 460-0046772-021
Operator ID: VOA GC/MS1 Instrument ID: CVOAMS1

Method: \\ChromNA\Edison\ChromData\CVOAMS1\20161012-46772.b\8260624W_1.m
Limit Group: VOA - 8260C Water and Solid
Last Update: 12-Oct-2016 17:10:22 Calib Date: 08-Sep-2016 04:26:30
Integrator: RTE ID Type: Deconvolution ID
Quant Method: Internal Standard Quant By: Initial Calibration
Last ICal File: \\ChromNA\Edison\ChromData\CVOAMS1\20160908-45311.b\A26272.D

Column 1 : Rtx-624 (0.25 mm) Det: MS SCAN
Process Host: XAWRK015

First Level Reviewer: starzecm Date: 12-Oct-2016 17:10:22

Compound	Sig	RT (min.)	Exp RT (min.)	Dlt RT (min.)	Q	Response	OnCol Amt ug/l	Flags
19 Acetone	43	3.096	3.096	0.000	87	24470	36.7	
24 Methyl acetate	43	3.346	3.346	0.000	97	2614	1.16	
* 28 TBA-d9 (IS)	65	3.468	3.468	0.000	100	203671	1000.0	
* 39 2-Butanone-d5	46	4.431	4.437	-0.006	99	257573	250.0	
41 cis-1,2-Dichloroethene	96	4.462	4.468	-0.006	93	5311	1.89	
49 Chloroform	83	4.694	4.699	-0.005	96	8785	1.99	
50 Cyclohexane	56	4.803	4.803	0.000	94	3774	0.8374	
$ 53 Dibromofluoromethane (Surr	113	4.822	4.827	-0.005	95	116598	51.9	
$ 59 1,2-Dichloroethane-d4 (Sur	65	5.102	5.108	-0.006	99	143672	52.7	
62 1,2-Dichloroethane	62	5.157	5.163	-0.006	85	1405	0.4332	
* 64 Fluorobenzene	96	5.309	5.315	-0.006	97	425173	50.0	
66 Trichloroethene	95	5.577	5.577	0.000	92	4486	1.94	
* 70 1,4-Dioxane-d8	96	5.852	5.846	0.006	93	17388	1000.0	
$ 81 Toluene-d8 (Surr)	98	6.663	6.662	0.001	99	384728	49.9	
86 Tetrachloroethene	166	7.144	7.144	0.000	94	139600	74.5	
* 92 Chlorobenzene-d5	117	7.784	7.784	0.000	90	269990	50.0	
$ 103 4-Bromofluorobenzene	174	8.534	8.528	0.006	86	101859	47.2	
* 119 1,4-Dichlorobenzene-d4	152	9.199	9.186	0.013	98	146721	50.0	

Reagents:

8260ISNEW_00085	Amount Added: 1.00	Units: uL	Run Reagent
8260SURR250_00140	Amount Added: 1.00	Units: uL	Run Reagent

Report Date: 12-Oct-2016 17:10:23 Chrom Revision: 2.2 08-Sep-2016 14:45:52

TestAmerica Edison

Data File: \\ChromNA\Edison\ChromData\CVOAMS1\20161012-46772.b\A28237.D

Injection Date:	12-Oct-2016 15:23:30	Instrument ID:	CVOAMS1	Operator ID:	VOA GC/MS1
Lims ID:	460-121256-A-44	Lab Sample ID:	460-121256-44	Worklist Smp#:	21
Client ID:	PZ-524I				
Purge Vol:	5.000 mL	Dil. Factor:	1.0000	ALS Bottle#:	17
Method:	8260624W_1	Limit Group:	VOA - 8260C Water and Solid		

Column: Rtx-624 (0.25 mm)



TestAmerica Edison

Data File:	\\ChromNA\Edison\ChromData\CVOAMS1\20161012-46772.b\A28237.D				
Injection Date:	12-Oct-2016 15:23:30	Instrument ID:	CVOAMS1		
Lims ID:	460-121256-A-44	Lab Sample ID:	460-121256-44		
Client ID:	PZ-524I				
Operator ID:	VOA GC/MS1	ALS Bottle#:	17	Worklist Smp#:	21
Purge Vol:	5.000 mL	Dil. Factor:	1.0000		
Method:	8260624W_1	Limit Group:	VOA - 8260C Water and Solid		
Column:	Rtx-624 (0.25 mm)	Detector	MS SCAN		

62 1,2-Dichloroethane, CAS: 107-06-2

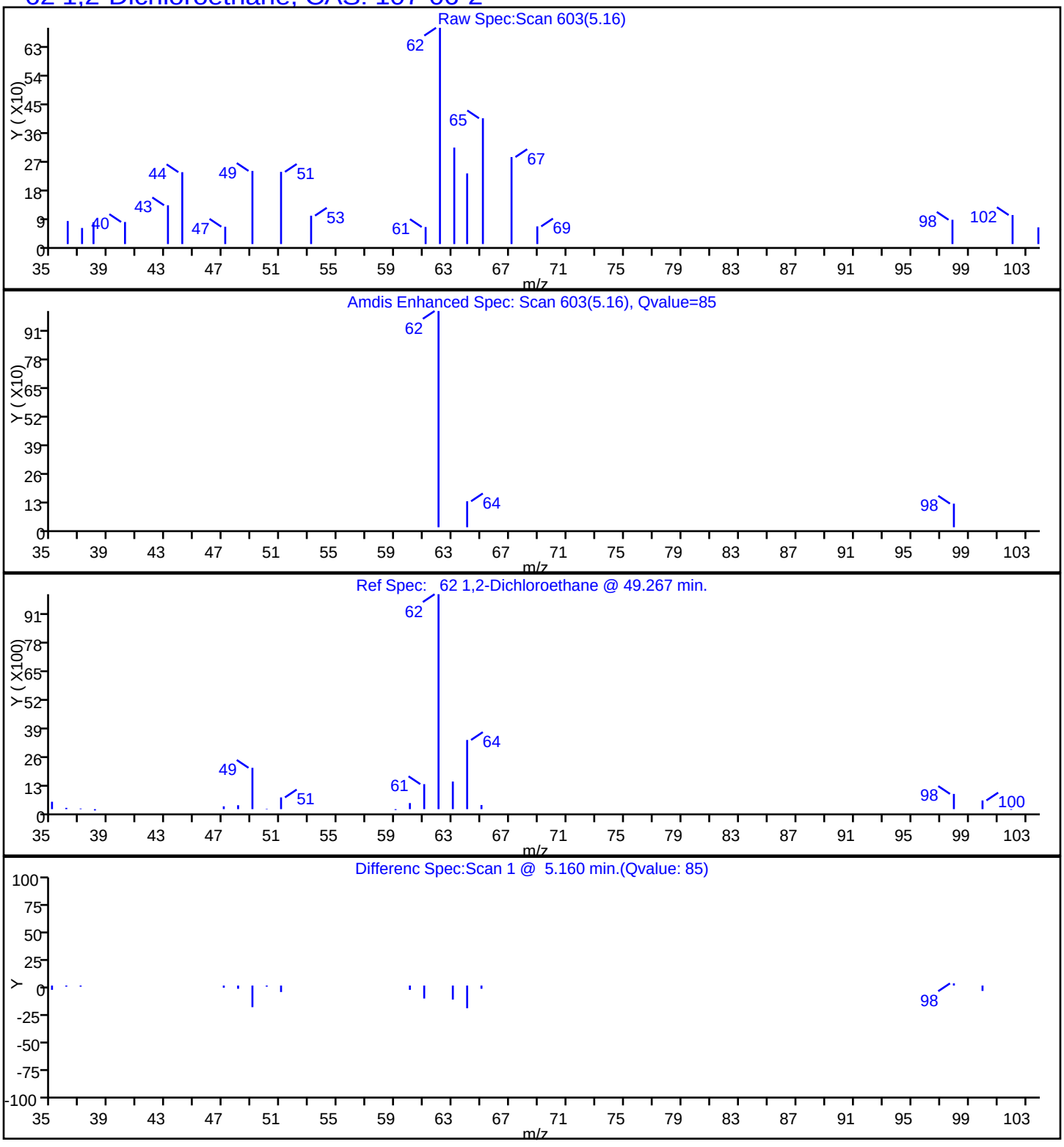

TestAmerica Edison

Data File:	\\ChromNA\Edison\ChromData\CVOAMS1\20161012-46772.b\A28237.D				
Injection Date:	12-Oct-2016 15:23:30	Instrument ID:	CVOAMS1		
Lims ID:	460-121256-A-44	Lab Sample ID:	460-121256-44		
Client ID:	PZ-524I				
Operator ID:	VOA GC/MS1	ALS Bottle#:	17	Worklist Smp#:	21
Purge Vol:	5.000 mL	Dil. Factor:	1.0000		
Method:	8260624W_1	Limit Group:	VOA - 8260C Water and Solid		
Column:	Rtx-624 (0.25 mm)	Detector	MS SCAN		

19 Acetone, CAS: 67-64-1

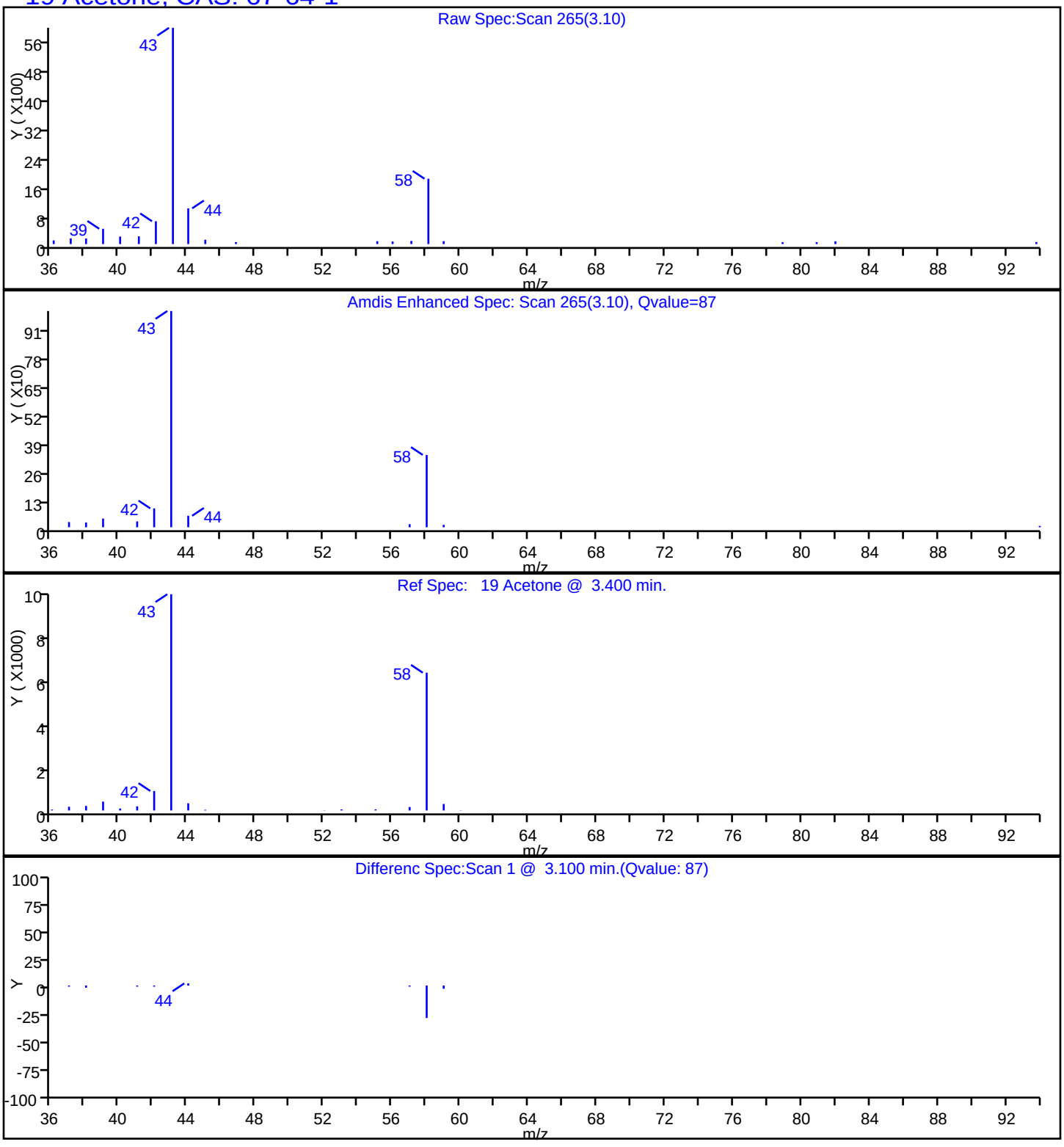

TestAmerica Edison

Data File:	\\ChromNA\Edison\ChromData\CVOAMS1\20161012-46772.b\A28237.D				
Injection Date:	12-Oct-2016 15:23:30	Instrument ID:	CVOAMS1		
Lims ID:	460-121256-A-44	Lab Sample ID:	460-121256-44		
Client ID:	PZ-524I				
Operator ID:	VOA GC/MS1	ALS Bottle#:	17	Worklist Smp#:	21
Purge Vol:	5.000 mL	Dil. Factor:	1.0000		
Method:	8260624W_1	Limit Group:	VOA - 8260C Water and Solid		
Column:	Rtx-624 (0.25 mm)	Detector	MS SCAN		

49 Chloroform, CAS: 67-66-3

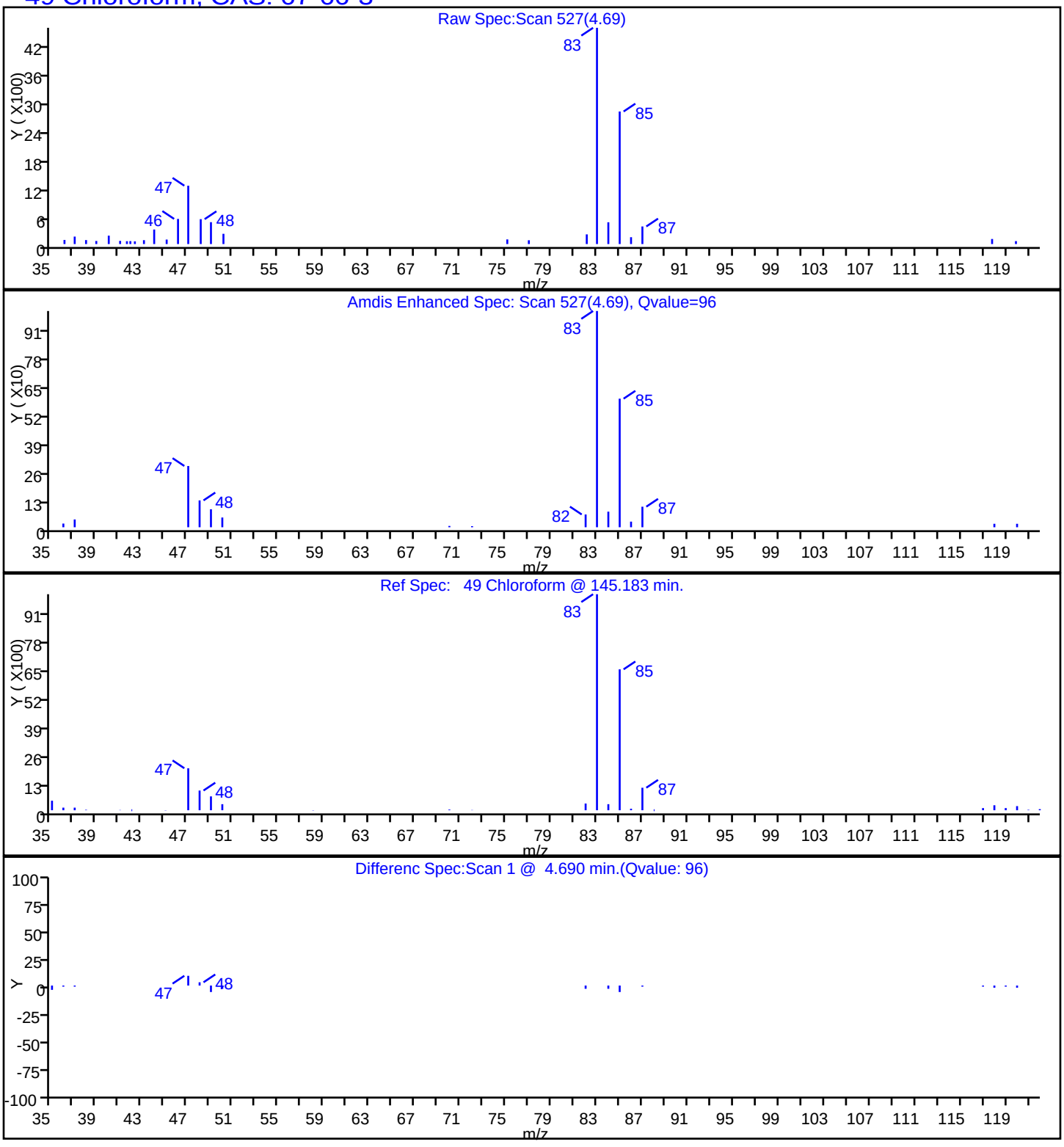

TestAmerica Edison

Data File:	\\ChromNA\Edison\ChromData\CVOAMS1\20161012-46772.b\A28237.D				
Injection Date:	12-Oct-2016 15:23:30	Instrument ID:	CVOAMS1		
Lims ID:	460-121256-A-44	Lab Sample ID:	460-121256-44		
Client ID:	PZ-524I				
Operator ID:	VOA GC/MS1	ALS Bottle#:	17	Worklist Smp#:	21
Purge Vol:	5.000 mL	Dil. Factor:	1.0000		
Method:	8260624W_1	Limit Group:	VOA - 8260C Water and Solid		
Column:	Rtx-624 (0.25 mm)	Detector	MS SCAN		

41 cis-1,2-Dichloroethene, CAS: 156-59-2

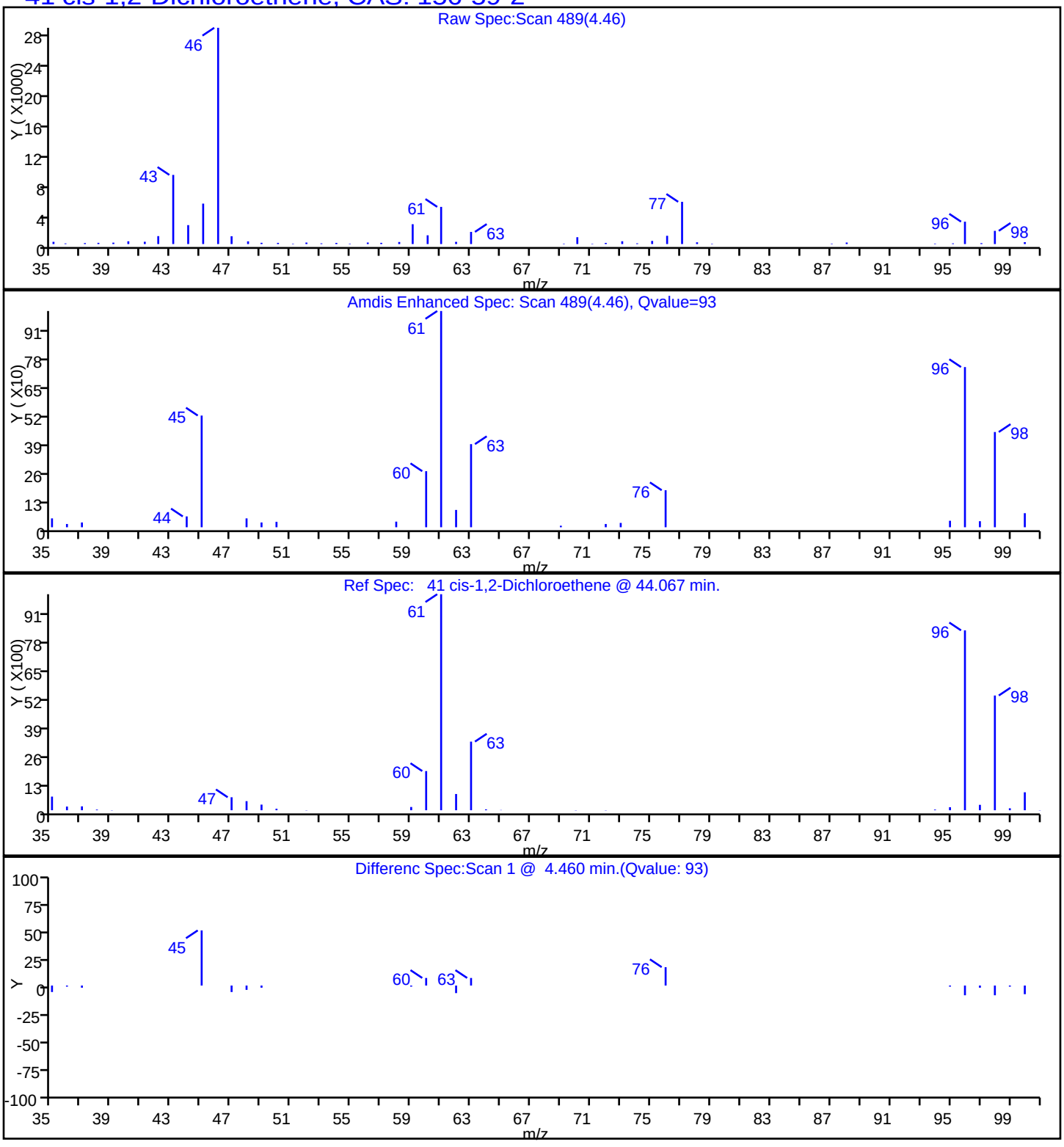

TestAmerica Edison

Data File:	\\ChromNA\Edison\ChromData\CVOAMS1\20161012-46772.b\A28237.D				
Injection Date:	12-Oct-2016 15:23:30	Instrument ID:	CVOAMS1		
Lims ID:	460-121256-A-44	Lab Sample ID:	460-121256-44		
Client ID:	PZ-524I				
Operator ID:	VOA GC/MS1	ALS Bottle#:	17	Worklist Smp#:	21
Purge Vol:	5.000 mL	Dil. Factor:	1.0000		
Method:	8260624W_1	Limit Group:	VOA - 8260C Water and Solid		
Column:	Rtx-624 (0.25 mm)	Detector	MS SCAN		

50 Cyclohexane, CAS: 110-82-7

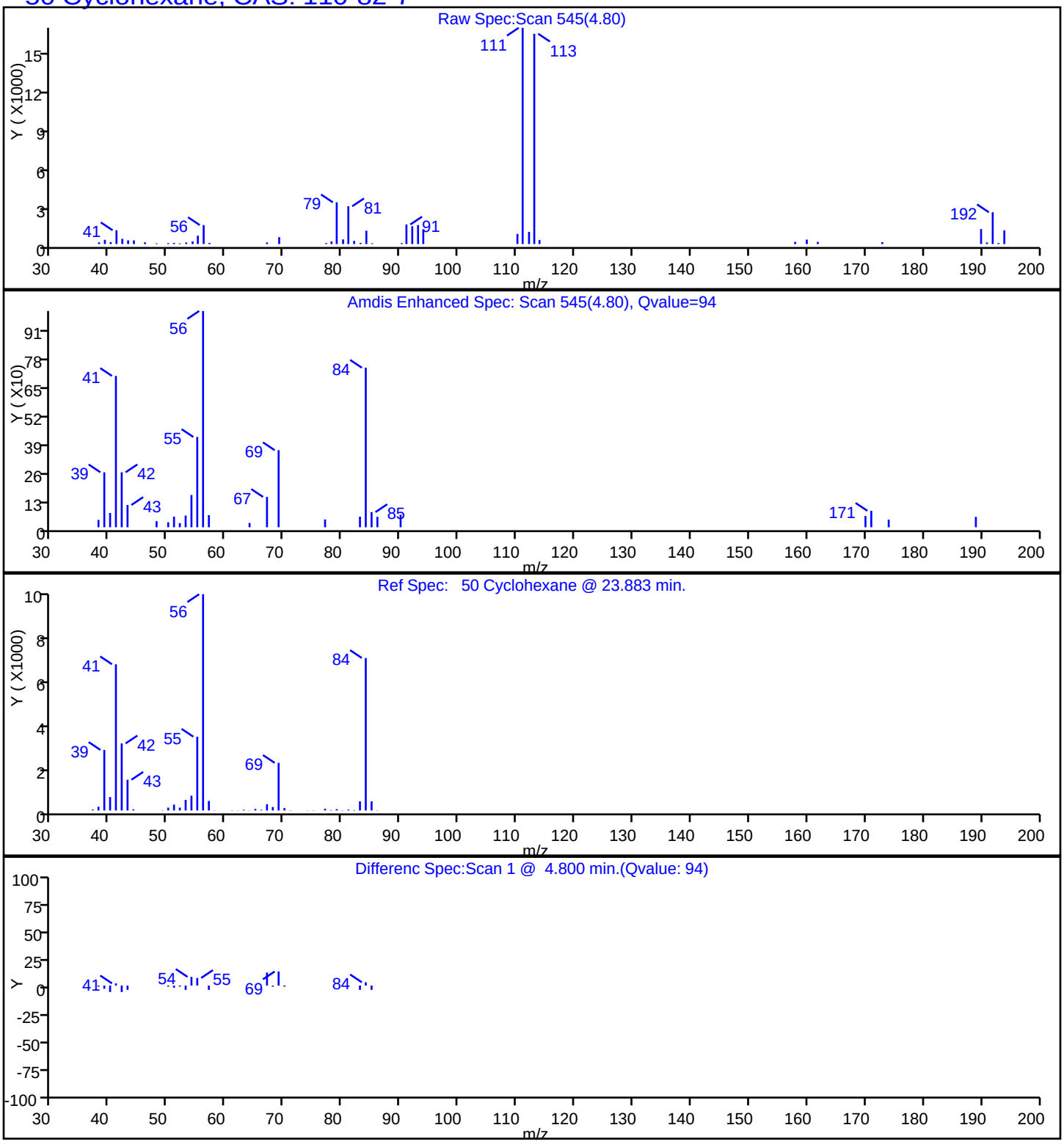

TestAmerica Edison

Data File:	\\ChromNA\Edison\ChromData\CVOAMS1\20161012-46772.b\A28237.D				
Injection Date:	12-Oct-2016 15:23:30	Instrument ID:	CVOAMS1		
Lims ID:	460-121256-A-44	Lab Sample ID:	460-121256-44		
Client ID:	PZ-524I				
Operator ID:	VOA GC/MS1	ALS Bottle#:	17	Worklist Smp#:	21
Purge Vol:	5.000 mL	Dil. Factor:	1.0000		
Method:	8260624W_1	Limit Group:	VOA - 8260C Water and Solid		
Column:	Rtx-624 (0.25 mm)	Detector	MS SCAN		

24 Methyl acetate, CAS: 79-20-9

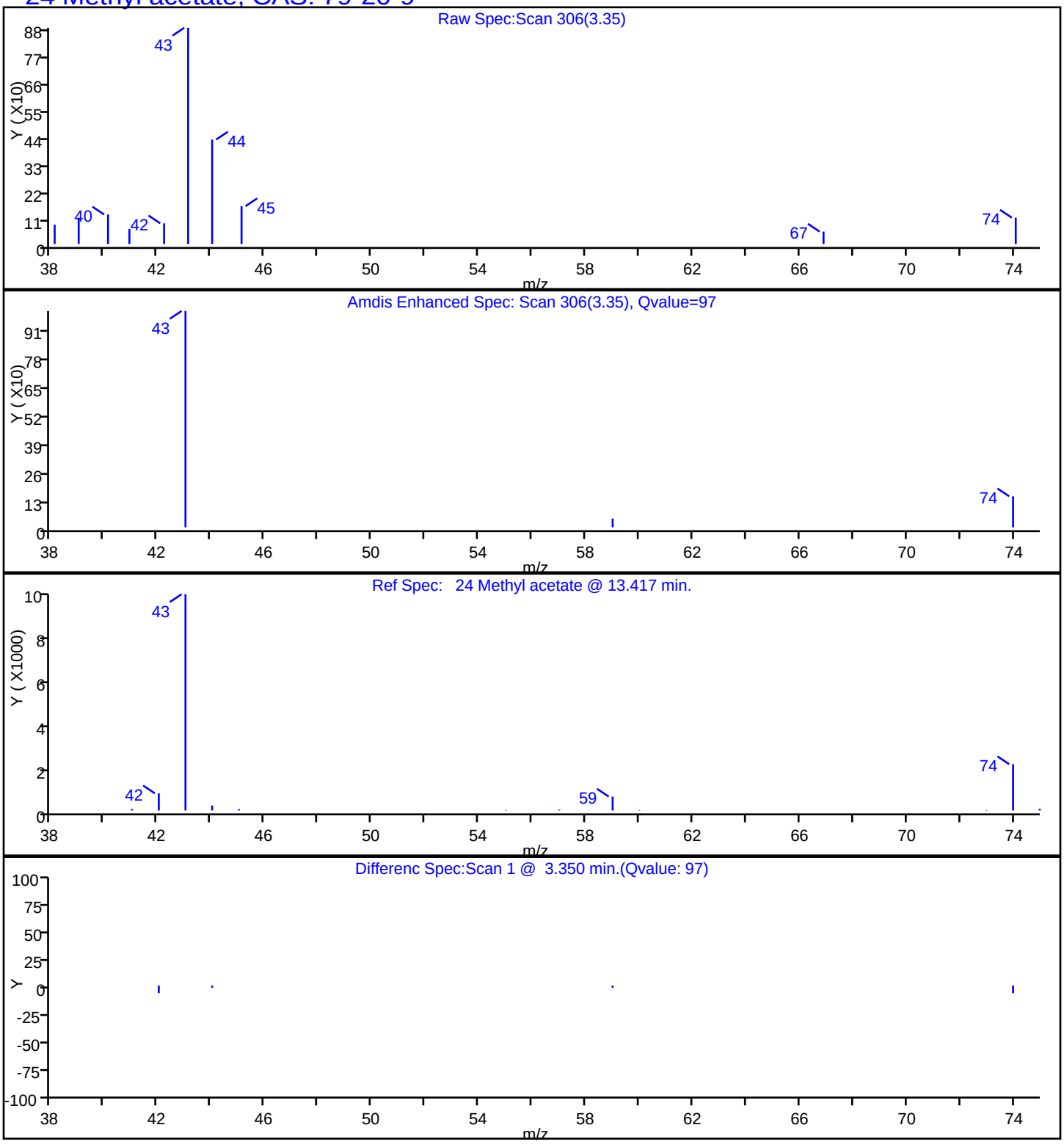

TestAmerica Edison

Data File:	\\ChromNA\Edison\ChromData\CVOAMS1\20161012-46772.b\A28237.D		
Injection Date:	12-Oct-2016 15:23:30	Instrument ID:	CVOAMS1
Lims ID:	460-121256-A-44	Lab Sample ID:	460-121256-44
Client ID:	PZ-524I		
Operator ID:	VOA GC/MS1	ALS Bottle#:	17 Worklist Smp#: 21
Purge Vol:	5.000 mL	Dil. Factor:	1.0000
Method:	8260624W_1	Limit Group:	VOA - 8260C Water and Solid
Column:	Rtx-624 (0.25 mm)	Detector	MS SCAN

86 Tetrachloroethene, CAS: 127-18-4

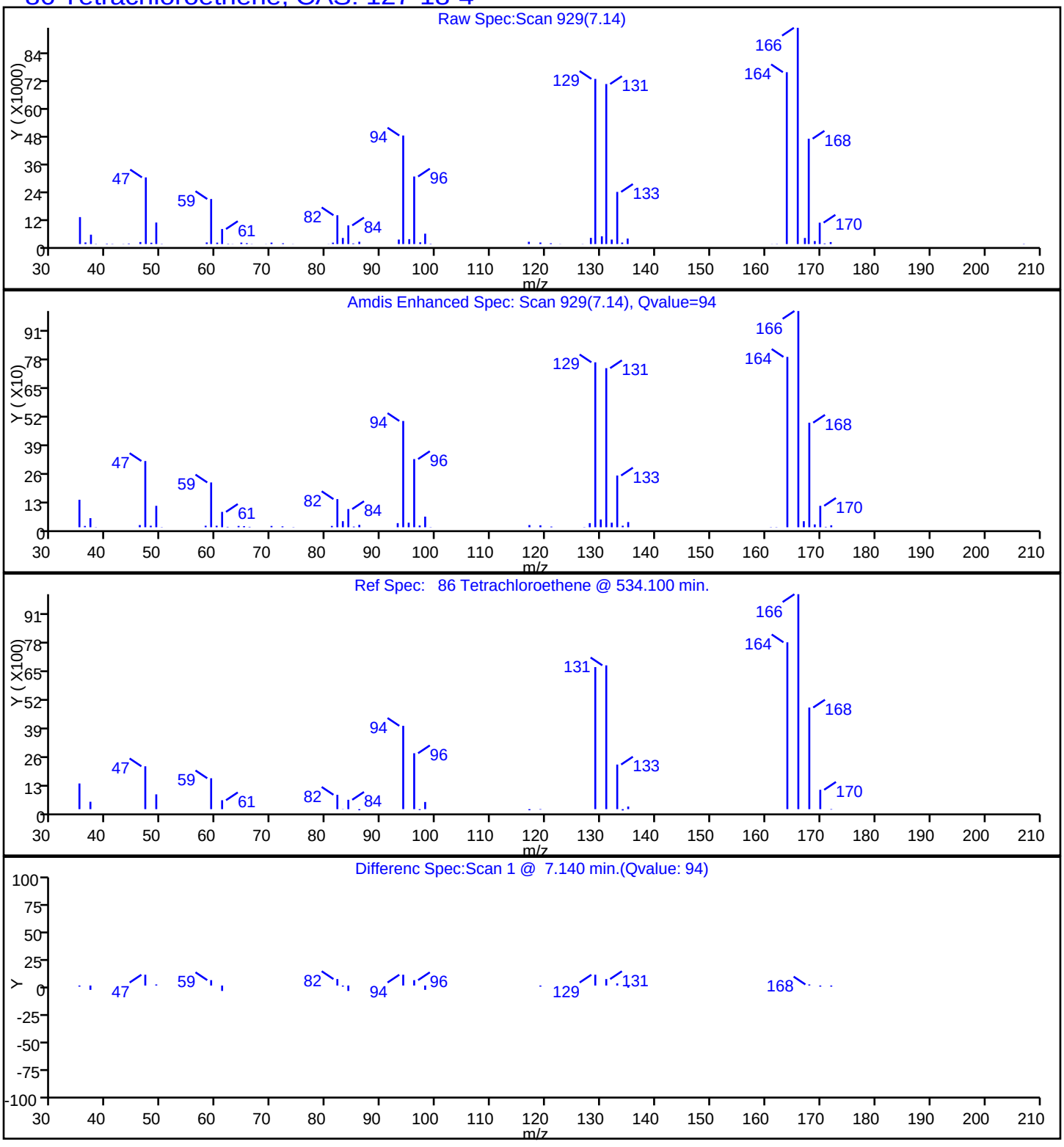

TestAmerica Edison

Data File:	\\ChromNA\Edison\ChromData\CVOAMS1\20161012-46772.b\A28237.D				
Injection Date:	12-Oct-2016 15:23:30	Instrument ID:	CVOAMS1		
Lims ID:	460-121256-A-44	Lab Sample ID:	460-121256-44		
Client ID:	PZ-524I				
Operator ID:	VOA GC/MS1	ALS Bottle#:	17	Worklist Smp#:	21
Purge Vol:	5.000 mL	Dil. Factor:	1.0000		
Method:	8260624W_1	Limit Group:	VOA - 8260C Water and Solid		
Column:	Rtx-624 (0.25 mm)	Detector	MS SCAN		

66 Trichloroethene, CAS: 79-01-6

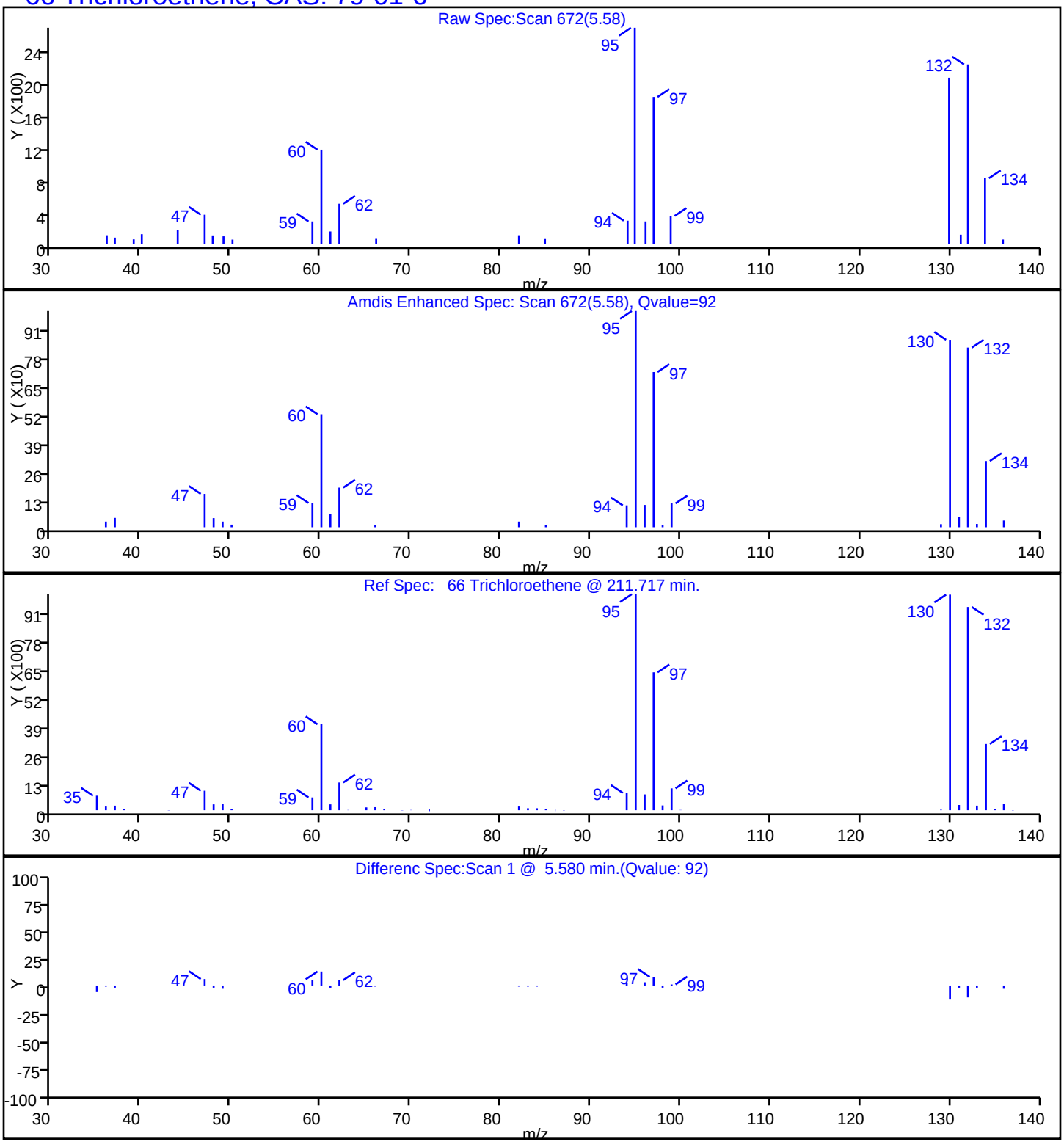

FORM I
GC/MS VOA ORGANICS ANALYSIS DATA SHEET

Lab Name: TestAmerica Edison | Job No.: 460-121256-1

SDG No.:

Client Sample ID: PZ-524S | Lab Sample ID: 460-121256-45

Matrix: Water | Lab File ID: A28238.D

Analysis Method: 8260C | Date Collected: 09/29/2016 11:05

Sample wt/vol: 5(mL) | Date Analyzed: 10/12/2016 15:44

Soil Aliquot Vol: | Dilution Factor: 1

Soil Extract Vol.: | GC Column: Rtx-624 ID: 0.25(mm)

% Moisture: | Level: (low/med) Low

Analysis Batch No.: 396623 | Units: ug/L

CAS NO.	COMPOUND NAME	RESULT	Q	RL	MDL
71-55-6	1,1,1-Trichloroethane	0.28	U	1.0	0.28
79-34-5	1,1,2,2-Tetrachloroethane	0.19	U	1.0	0.19
79-00-5	1,1,2-Trichloroethane	0.080	U	1.0	0.080
75-34-3	1,1-Dichloroethane	0.24	U	1.0	0.24
75-35-4	1,1-Dichloroethene	0.34	U	1.0	0.34
87-61-6	1,2,3-Trichlorobenzene	0.35	U	1.0	0.35
120-82-1	1,2,4-Trichlorobenzene	0.27	U	1.0	0.27
96-12-8	1,2-Dibromo-3-Chloropropane	0.23	U	1.0	0.23
106-93-4	1,2-Dibromoethane	0.19	U	1.0	0.19
95-50-1	1,2-Dichlorobenzene	0.22	U	1.0	0.22
107-06-2	1,2-Dichloroethane	0.25	U	1.0	0.25
78-87-5	1,2-Dichloropropane	0.18	U	1.0	0.18
541-73-1	1,3-Dichlorobenzene	0.33	U	1.0	0.33
106-46-7	1,4-Dichlorobenzene	0.33	U	1.0	0.33
123-91-1	1,4-Dioxane	8.7	U	50	8.7
78-93-3	2-Butanone	2.2	U	5.0	2.2
591-78-6	2-Hexanone	0.72	U	5.0	0.72
108-10-1	4-Methyl-2-pentanone	0.63	U	5.0	0.63
67-64-1	Acetone	26		5.0	1.1
71-43-2	Benzene	0.090	U	1.0	0.090
74-97-5	Bromochloromethane	0.30	U	1.0	0.30
75-27-4	Bromodichloromethane	0.15	U	1.0	0.15
75-25-2	Bromoform	0.18	U	1.0	0.18
74-83-9	Bromomethane	0.18	U	1.0	0.18
75-15-0	Carbon disulfide	0.22	U	1.0	0.22
56-23-5	Carbon tetrachloride	0.33	U	1.0	0.33
108-90-7	Chlorobenzene	0.24	U	1.0	0.24
75-00-3	Chloroethane	0.37	U	1.0	0.37
67-66-3	Chloroform	6.3		1.0	0.22
74-87-3	Chloromethane	0.22	U	1.0	0.22
156-59-2	cis-1,2-Dichloroethene	0.26	U	1.0	0.26
10061-01-5	cis-1,3-Dichloropropene	0.16	U	1.0	0.16
110-82-7	Cyclohexane	0.63	J	1.0	0.26
124-48-1	Dibromochloromethane	0.22	U	1.0	0.22
75-71-8	Dichlorodifluoromethane	0.14	U	1.0	0.14
100-41-4	Ethylbenzene	0.30	U	1.0	0.30

FORM I
GC/MS VOA ORGANICS ANALYSIS DATA SHEET

Lab Name: TestAmerica Edison | Job No.: 460-121256-1

SDG No.:

Client Sample ID: PZ-524S | Lab Sample ID: 460-121256-45

Matrix: Water | Lab File ID: A28238.D

Analysis Method: 8260C | Date Collected: 09/29/2016 11:05

Sample wt/vol: 5(mL) | Date Analyzed: 10/12/2016 15:44

Soil Aliquot Vol: | Dilution Factor: 1

Soil Extract Vol.: | GC Column: Rtx-624 ID: 0.25(mm)

% Moisture: | Level: (low/med) Low

Analysis Batch No.: 396623 | Units: ug/L

CAS NO.	COMPOUND NAME	RESULT	Q	RL	MDL
76-13-1	Freon TF	0.34	U	1.0	0.34
98-82-8	Isopropylbenzene	0.32	U	1.0	0.32
179601-23-1	m&p-Xylene	0.28	U	1.0	0.28
79-20-9	Methyl acetate	0.73	J	5.0	0.58
108-87-2	Methylcyclohexane	0.22	U	1.0	0.22
75-09-2	Methylene Chloride	0.21	U	1.0	0.21
1634-04-4	MTBE	0.13	U	1.0	0.13
95-47-6	o-Xylene	0.32	U	1.0	0.32
100-42-5	Styrene	0.17	U	1.0	0.17
127-18-4	Tetrachloroethene	0.12	U	1.0	0.12
108-88-3	Toluene	0.25	U	1.0	0.25
156-60-5	trans-1,2-Dichloroethene	0.18	U	1.0	0.18
10061-02-6	trans-1,3-Dichloropropene	0.19	U	1.0	0.19
79-01-6	Trichloroethene	0.22	U	1.0	0.22
75-69-4	Trichlorofluoromethane	0.15	U	1.0	0.15
75-01-4	Vinyl chloride	0.060	U	1.0	0.060

CAS NO.	SURROGATE	%REC	Q	LIMITS
17060-07-0	1,2-Dichloroethane-d4 (Surr)	104		70-130
460-00-4	Bromofluorobenzene	94		70-130
1868-53-7	Dibromofluoromethane (Surr)	105		70-130
2037-26-5	Toluene-d8 (Surr)	101		70-130

FORM I
GC/MS VOA ORGANICS ANALYSIS DATA SHEET
TENTATIVELY IDENTIFIED COMPOUNDS

Lab Name: TestAmerica Edison Job No.: 460-121256-1

SDG No.:

Client Sample ID: PZ-524S Lab Sample ID: 460-121256-45

Matrix: Water Lab File ID: A28238.D

Analysis Method: 8260C Date Collected: 09/29/2016 11:05

Sample wt/vol: 5(mL) Date Analyzed: 10/12/2016 15:44

Soil Aliquot Vol: Dilution Factor: 1

Soil Extract Vol.: GC Column: Rtx-624 ID: 0.25(mm)

% Moisture: Level: (low/med) Low

Analysis Batch No.: 396623 Units: ug/L

Number TICs Found: 0 TIC Result Total: 0

CAS NO.	COMPOUND NAME	RT	RESULT	Q	MATCH QUALITY
	Tentatively Identified Compound		None		

TestAmerica Edison
Target Compound Quantitation Report

Data File: \\ChromNA\Edison\ChromData\CVOAMS1\20161012-46772.b\A28238.D
Lims ID: 460-121256-A-45
Client ID: PZ-524S
Sample Type: Client
Inject. Date: 12-Oct-2016 15:44:30 ALS Bottle#: 18 Worklist Smp#: 22
Purge Vol: 5.000 mL Dil. Factor: 1.0000
Sample Info: 460-121256-A-45
Misc. Info.: 460-0046772-022
Operator ID: VOA GC/MS1 Instrument ID: CVOAMS1

Method: \\ChromNA\Edison\ChromData\CVOAMS1\20161012-46772.b\8260624W_1.m
Limit Group: VOA - 8260C Water and Solid
Last Update: 12-Oct-2016 17:11:01 Calib Date: 08-Sep-2016 04:26:30
Integrator: RTE ID Type: Deconvolution ID
Quant Method: Internal Standard Quant By: Initial Calibration
Last ICal File: \\ChromNA\Edison\ChromData\CVOAMS1\20160908-45311.b\A26272.D

Column 1 : Rtx-624 (0.25 mm) Det: MS SCAN
Process Host: XAWRK015

First Level Reviewer: starzecm Date: 12-Oct-2016 17:11:01

Compound	Sig	RT (min.)	Exp RT (min.)	Dlt RT (min.)	Q	Response	OnCol Amt ug/l	Flags
19 Acetone	43	3.102	3.096	0.006	88	17241	26.2	
24 Methyl acetate	43	3.346	3.346	0.000	99	1680	0.7338	
* 28 TBA-d9 (IS)	65	3.468	3.468	0.000	100	208438	1000.0	
* 39 2-Butanone-d5	46	4.438	4.437	0.001	99	253869	250.0	
49 Chloroform	83	4.700	4.699	0.001	98	28465	6.34	
50 Cyclohexane	56	4.803	4.803	0.000	31	2896	0.6331	
$ 53 Dibromofluoromethane (Surr	113	4.828	4.827	0.001	96	119535	52.4	
$ 59 1,2-Dichloroethane-d4 (Sur	65	5.108	5.108	0.000	98	143583	51.9	
* 64 Fluorobenzene	96	5.315	5.315	0.000	98	431533	50.0	
* 70 1,4-Dioxane-d8	96	5.852	5.846	0.006	91	17654	1000.0	
$ 81 Toluene-d8 (Surr)	98	6.663	6.662	0.001	98	395119	50.6	
* 92 Chlorobenzene-d5	117	7.784	7.784	0.000	90	273500	50.0	
$ 103 4-Bromofluorobenzene	174	8.528	8.528	0.000	87	103114	47.2	
* 119 1,4-Dichlorobenzene-d4	152	9.187	9.186	0.001	98	148546	50.0	

Reagents:

8260ISNEW_00085 Amount Added: 1.00 Units: uL Run Reagent
8260SURR250_00140 Amount Added: 1.00 Units: uL Run Reagent

Report Date: 12-Oct-2016 17:11:01 Chrom Revision: 2.2 08-Sep-2016 14:45:52

TestAmerica Edison

Data File: \\ChromNA\Edison\ChromData\CVOAMS1\20161012-46772.b\A28238.D

Injection Date:	12-Oct-2016 15:44:30	Instrument ID:	CVOAMS1	Operator ID:	VOA GC/MS1
Lims ID:	460-121256-A-45	Lab Sample ID:	460-121256-45	Worklist Smp#:	22
Client ID:	PZ-524S				
Purge Vol:	5.000 mL	Dil. Factor:	1.0000	ALS Bottle#:	18
Method:	8260624W_1	Limit Group:	VOA - 8260C Water and Solid		

Column: Rtx-624 (0.25 mm)

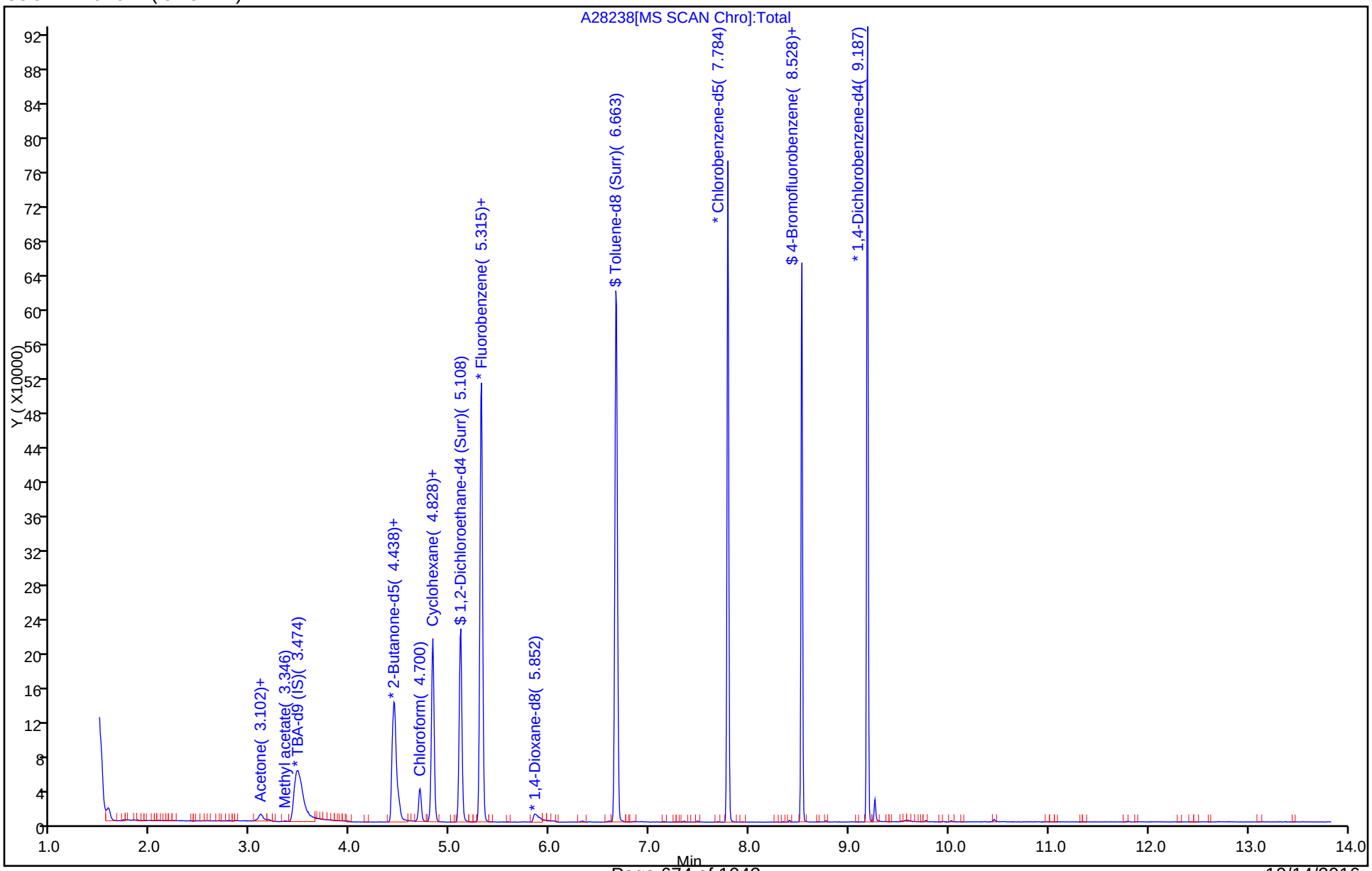

TestAmerica Edison

Data File:	\\ChromNA\Edison\ChromData\CVOAMS1\20161012-46772.b\A28238.D				
Injection Date:	12-Oct-2016 15:44:30	Instrument ID:	CVOAMS1		
Lims ID:	460-121256-A-45	Lab Sample ID:	460-121256-45		
Client ID:	PZ-524S				
Operator ID:	VOA GC/MS1	ALS Bottle#:	18	Worklist Smp#:	22
Purge Vol:	5.000 mL	Dil. Factor:	1.0000		
Method:	8260624W_1	Limit Group:	VOA - 8260C Water and Solid		
Column:	Rtx-624 (0.25 mm)	Detector	MS SCAN		

19 Acetone, CAS: 67-64-1

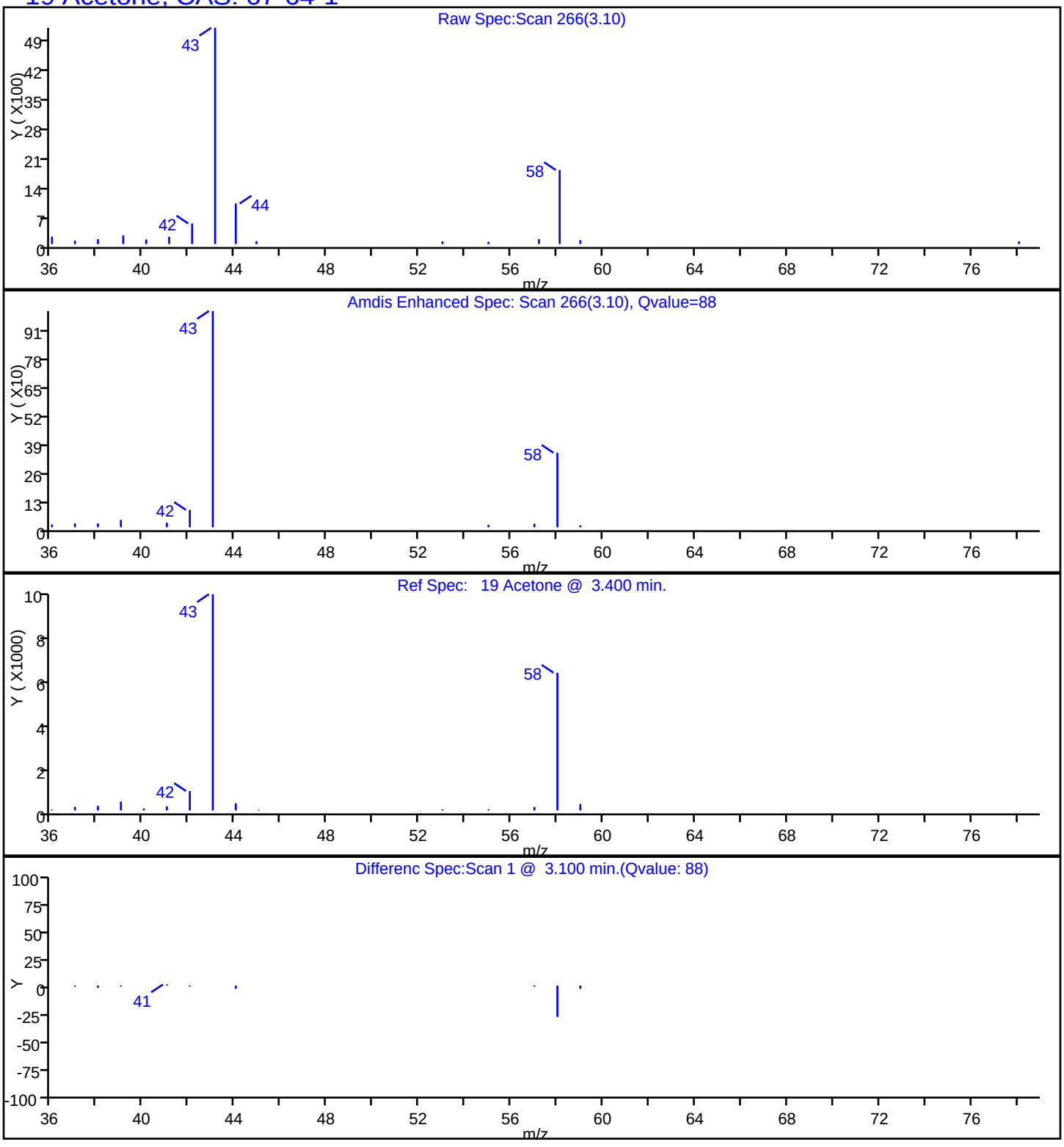

TestAmerica Edison

Data File:	\\ChromNA\Edison\ChromData\CVOAMS1\20161012-46772.b\A28238.D				
Injection Date:	12-Oct-2016 15:44:30	Instrument ID:	CVOAMS1		
Lims ID:	460-121256-A-45	Lab Sample ID:	460-121256-45		
Client ID:	PZ-524S				
Operator ID:	VOA GC/MS1	ALS Bottle#:	18	Worklist Smp#:	22
Purge Vol:	5.000 mL	Dil. Factor:	1.0000		
Method:	8260624W_1	Limit Group:	VOA - 8260C Water and Solid		
Column:	Rtx-624 (0.25 mm)	Detector	MS SCAN		

49 Chloroform, CAS: 67-66-3

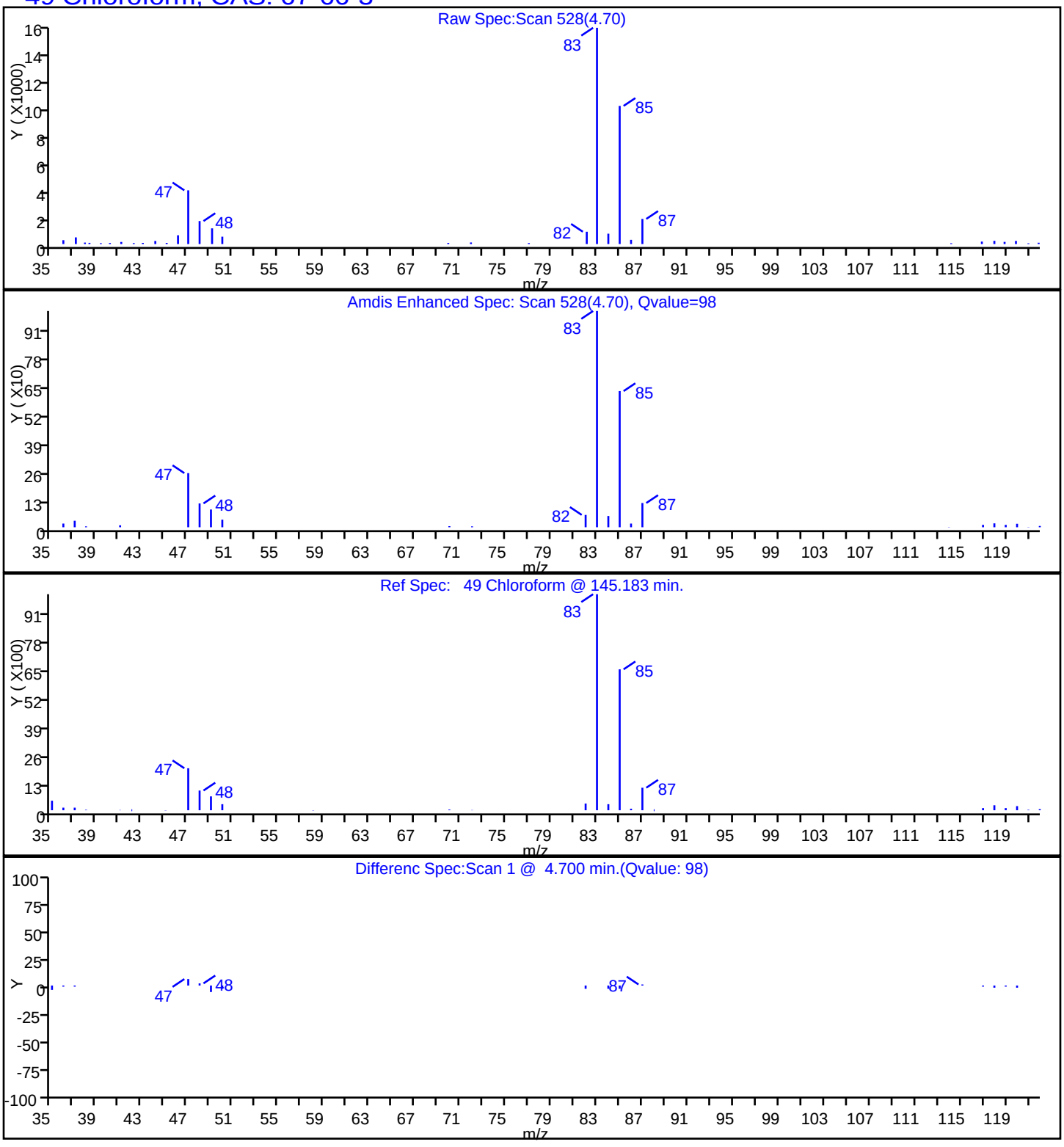

TestAmerica Edison

Data File:	\\ChromNA\Edison\ChromData\CVOAMS1\20161012-46772.b\A28238.D				
Injection Date:	12-Oct-2016 15:44:30	Instrument ID:	CVOAMS1		
Lims ID:	460-121256-A-45	Lab Sample ID:	460-121256-45		
Client ID:	PZ-524S				
Operator ID:	VOA GC/MS1	ALS Bottle#:	18	Worklist Smp#:	22
Purge Vol:	5.000 mL	Dil. Factor:	1.0000		
Method:	8260624W_1	Limit Group:	VOA - 8260C Water and Solid		
Column:	Rtx-624 (0.25 mm)	Detector	MS SCAN		

50 Cyclohexane, CAS: 110-82-7

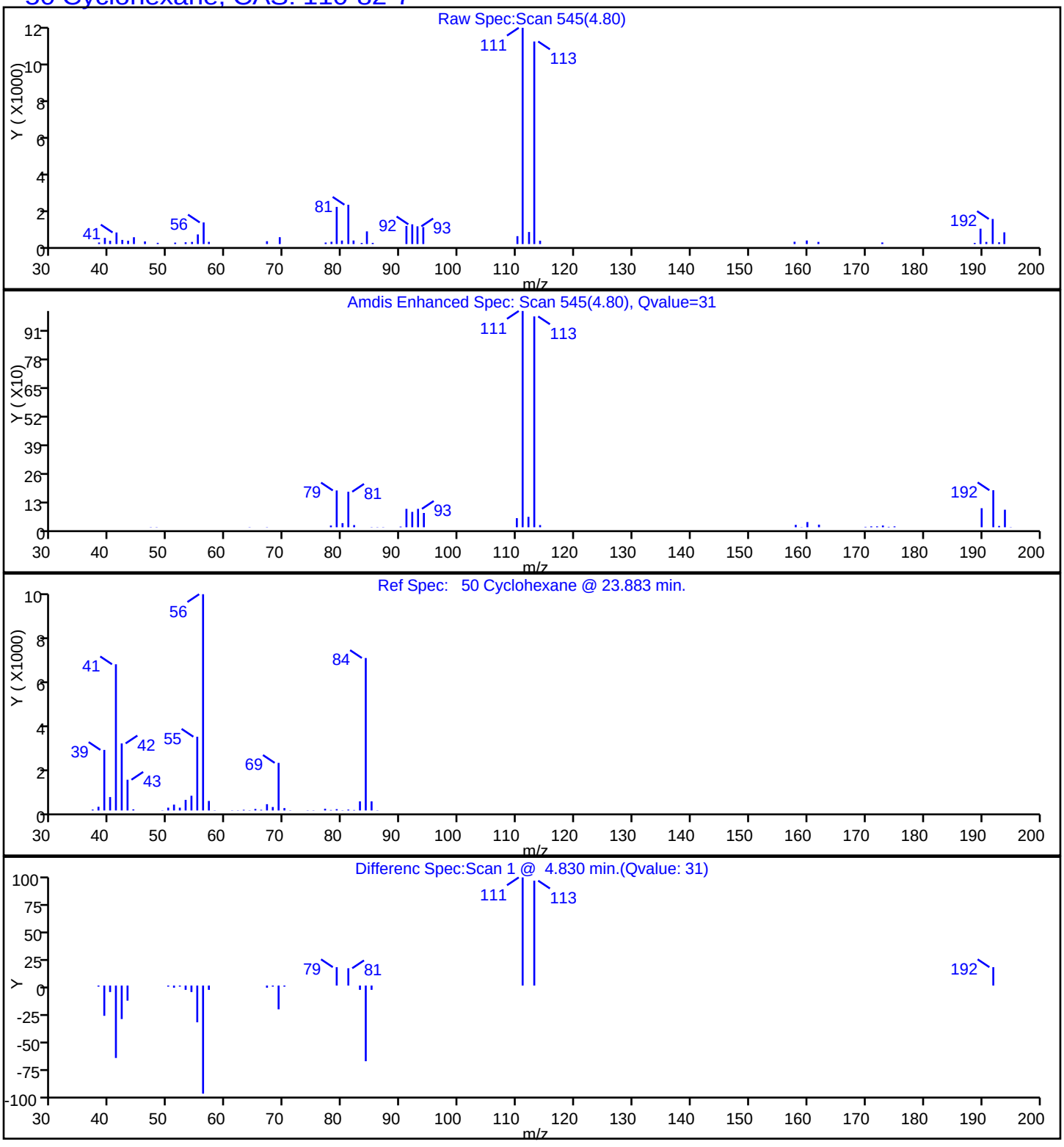

TestAmerica Edison

Data File:	\\ChromNA\Edison\ChromData\CVOAMS1\20161012-46772.b\A28238.D				
Injection Date:	12-Oct-2016 15:44:30	Instrument ID:	CVOAMS1		
Lims ID:	460-121256-A-45	Lab Sample ID:	460-121256-45		
Client ID:	PZ-524S				
Operator ID:	VOA GC/MS1	ALS Bottle#:	18	Worklist Smp#:	22
Purge Vol:	5.000 mL	Dil. Factor:	1.0000		
Method:	8260624W_1	Limit Group:	VOA - 8260C Water and Solid		
Column:	Rtx-624 (0.25 mm)	Detector	MS SCAN		

24 Methyl acetate, CAS: 79-20-9

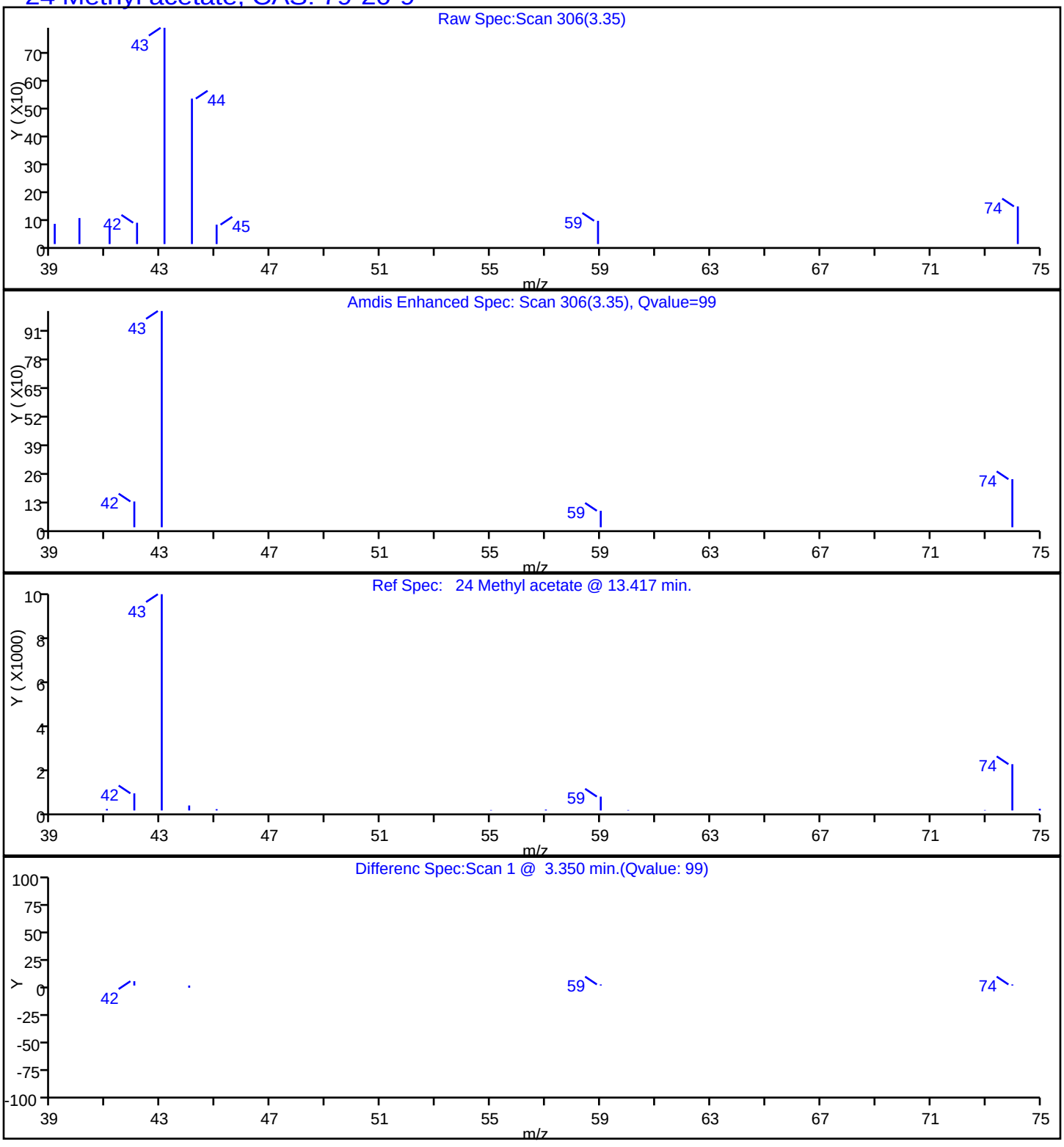

FORM I
GC/MS VOA ORGANICS ANALYSIS DATA SHEET

Lab Name: TestAmerica Edison | Job No.: 460-121256-1

SDG No.:

Client Sample ID: PZ-524D | Lab Sample ID: 460-121256-46

Matrix: Water | Lab File ID: A28239.D

Analysis Method: 8260C | Date Collected: 09/29/2016 11:15

Sample wt/vol: 5(mL) | Date Analyzed: 10/12/2016 16:06

Soil Aliquot Vol: | Dilution Factor: 1

Soil Extract Vol.: | GC Column: Rtx-624 ID: 0.25(mm)

% Moisture: | Level: (low/med) Low

Analysis Batch No.: 396623 | Units: ug/L

CAS NO.	COMPOUND NAME	RESULT	Q	RL	MDL
71-55-6	1,1,1-Trichloroethane	0.28	U	1.0	0.28
79-34-5	1,1,2,2-Tetrachloroethane	0.19	U	1.0	0.19
79-00-5	1,1,2-Trichloroethane	0.080	U	1.0	0.080
75-34-3	1,1-Dichloroethane	0.24	U	1.0	0.24
75-35-4	1,1-Dichloroethene	0.34	U	1.0	0.34
87-61-6	1,2,3-Trichlorobenzene	0.35	U	1.0	0.35
120-82-1	1,2,4-Trichlorobenzene	0.27	U	1.0	0.27
96-12-8	1,2-Dibromo-3-Chloropropane	0.23	U	1.0	0.23
106-93-4	1,2-Dibromoethane	0.19	U	1.0	0.19
95-50-1	1,2-Dichlorobenzene	0.22	U	1.0	0.22
107-06-2	1,2-Dichloroethane	0.55	J	1.0	0.25
78-87-5	1,2-Dichloropropane	0.18	U	1.0	0.18
541-73-1	1,3-Dichlorobenzene	0.33	U	1.0	0.33
106-46-7	1,4-Dichlorobenzene	0.33	U	1.0	0.33
123-91-1	1,4-Dioxane	8.7	U	50	8.7
78-93-3	2-Butanone	2.2	U	5.0	2.2
591-78-6	2-Hexanone	0.72	U	5.0	0.72
108-10-1	4-Methyl-2-pentanone	0.63	U	5.0	0.63
67-64-1	Acetone	9.7		5.0	1.1
71-43-2	Benzene	0.090	U	1.0	0.090
74-97-5	Bromochloromethane	0.30	U	1.0	0.30
75-27-4	Bromodichloromethane	0.15	U	1.0	0.15
75-25-2	Bromoform	0.18	U	1.0	0.18
74-83-9	Bromomethane	0.18	U	1.0	0.18
75-15-0	Carbon disulfide	0.22	U	1.0	0.22
56-23-5	Carbon tetrachloride	0.33	U	1.0	0.33
108-90-7	Chlorobenzene	0.24	U	1.0	0.24
75-00-3	Chloroethane	0.37	U	1.0	0.37
67-66-3	Chloroform	1.2		1.0	0.22
74-87-3	Chloromethane	0.22	U	1.0	0.22
156-59-2	cis-1,2-Dichloroethene	0.82	J	1.0	0.26
10061-01-5	cis-1,3-Dichloropropene	0.16	U	1.0	0.16
110-82-7	Cyclohexane	1.2		1.0	0.26
124-48-1	Dibromochloromethane	0.22	U	1.0	0.22
75-71-8	Dichlorodifluoromethane	0.14	U	1.0	0.14
100-41-4	Ethylbenzene	0.30	U	1.0	0.30

FORM I
GC/MS VOA ORGANICS ANALYSIS DATA SHEET

Lab Name: TestAmerica Edison | Job No.: 460-121256-1

SDG No.:

Client Sample ID: PZ-524D | Lab Sample ID: 460-121256-46

Matrix: Water | Lab File ID: A28239.D

Analysis Method: 8260C | Date Collected: 09/29/2016 11:15

Sample wt/vol: 5(mL) | Date Analyzed: 10/12/2016 16:06

Soil Aliquot Vol: | Dilution Factor: 1

Soil Extract Vol.: | GC Column: Rtx-624 ID: 0.25(mm)

% Moisture: | Level: (low/med) Low

Analysis Batch No.: 396623 | Units: ug/L

CAS NO.	COMPOUND NAME	RESULT	Q	RL	MDL
76-13-1	Freon TF	0.34	U	1.0	0.34
98-82-8	Isopropylbenzene	0.32	U	1.0	0.32
179601-23-1	m&p-Xylene	0.28	U	1.0	0.28
79-20-9	Methyl acetate	0.88	J	5.0	0.58
108-87-2	Methylcyclohexane	0.22	U	1.0	0.22
75-09-2	Methylene Chloride	0.21	U	1.0	0.21
1634-04-4	MTBE	0.13	U	1.0	0.13
95-47-6	o-Xylene	0.32	U	1.0	0.32
100-42-5	Styrene	0.17	U	1.0	0.17
127-18-4	Tetrachloroethene	33		1.0	0.12
108-88-3	Toluene	0.25	U	1.0	0.25
156-60-5	trans-1,2-Dichloroethene	0.18	U	1.0	0.18
10061-02-6	trans-1,3-Dichloropropene	0.19	U	1.0	0.19
79-01-6	Trichloroethene	2.2		1.0	0.22
75-69-4	Trichlorofluoromethane	0.15	U	1.0	0.15
75-01-4	Vinyl chloride	0.060	U	1.0	0.060

CAS NO.	SURROGATE	%REC	Q	LIMITS
17060-07-0	1,2-Dichloroethane-d4 (Surr)	106		70-130
460-00-4	Bromofluorobenzene	95		70-130
1868-53-7	Dibromofluoromethane (Surr)	104		70-130
2037-26-5	Toluene-d8 (Surr)	102		70-130

FORM I
GC/MS VOA ORGANICS ANALYSIS DATA SHEET
TENTATIVELY IDENTIFIED COMPOUNDS

Lab Name: TestAmerica Edison | Job No.: 460-121256-1

SDG No.:

Client Sample ID: PZ-524D | Lab Sample ID: 460-121256-46

Matrix: Water | Lab File ID: A28239.D

Analysis Method: 8260C | Date Collected: 09/29/2016 11:15

Sample wt/vol: 5(mL) | Date Analyzed: 10/12/2016 16:06

Soil Aliquot Vol: | Dilution Factor: 1

Soil Extract Vol.: | GC Column: Rtx-624 ID: 0.25(mm)

% Moisture: | Level: (low/med) Low

Analysis Batch No.: 396623 | Units: ug/L

Number TICs Found: 1 | TIC Result Total: 11

CAS NO.	COMPOUND NAME	RT	RESULT	Q	MATCH QUALITY
	Unknown	3.47	11	J	

TestAmerica Edison
Target Compound Quantitation Report

Data File: \\ChromNA\Edison\ChromData\CVOAMS1\20161012-46772.b\A28239.D
Lims ID: 460-121256-A-46
Client ID: PZ-524D
Sample Type: Client
Inject. Date: 12-Oct-2016 16:06:30 ALS Bottle#: 19 Worklist Smp#: 23
Purge Vol: 5.000 mL Dil. Factor: 1.0000
Sample Info: 460-121256-A-46
Misc. Info.: 460-0046772-023
Operator ID: VOA GC/MS1 Instrument ID: CVOAMS1

Method: \\ChromNA\Edison\ChromData\CVOAMS1\20161012-46772.b\8260624W_1.m
Limit Group: VOA - 8260C Water and Solid
Last Update: 12-Oct-2016 17:11:48 Calib Date: 08-Sep-2016 04:26:30
Integrator: RTE ID Type: Deconvolution ID
Quant Method: Internal Standard Quant By: Initial Calibration
Last ICal File: \\ChromNA\Edison\ChromData\CVOAMS1\20160908-45311.b\A26272.D

Column 1 : Rtx-624 (0.25 mm) Det: MS SCAN
Process Host: XAWRK015

First Level Reviewer: starzecm Date: 12-Oct-2016 17:11:48

Compound	Sig	RT (min.)	Exp RT (min.)	Dlt RT (min.)	Q	Response	OnCol Amt ug/l	Flags
19 Acetone	43	3.102	3.096	0.006	86	6720	9.73	
24 Methyl acetate	43	3.352	3.346	0.006	95	2061	0.8813	
* 28 TBA-d9 (IS)	65	3.468	3.468	0.000	100	207785	1000.0	
* 39 2-Butanone-d5	46	4.437	4.437	0.000	99	266580	250.0	
41 cis-1,2-Dichloroethene	96	4.468	4.468	0.000	80	2397	0.8229	
49 Chloroform	83	4.700	4.699	0.001	98	5389	1.18	
50 Cyclohexane	56	4.809	4.803	0.006	95	5797	1.24	
$ 53 Dibromofluoromethane (Surr	113	4.828	4.827	0.001	95	121384	52.1	
$ 59 1,2-Dichloroethane-d4 (Sur	65	5.108	5.108	0.000	98	150026	53.1	
62 1,2-Dichloroethane	62	5.163	5.163	0.000	93	1838	0.5467	
* 64 Fluorobenzene	96	5.315	5.315	0.000	97	440780	50.0	
66 Trichloroethene	95	5.577	5.577	0.000	94	5293	2.21	
* 70 1,4-Dioxane-d8	96	5.852	5.846	0.006	95	16988	1000.0	
$ 81 Toluene-d8 (Surr)	98	6.663	6.662	0.001	98	403357	50.9	
86 Tetrachloroethene	166	7.144	7.144	0.000	95	63233	32.8	
* 92 Chlorobenzene-d5	117	7.784	7.784	0.000	90	277434	50.0	
$ 103 4-Bromofluorobenzene	174	8.528	8.528	0.000	81	104950	47.3	
* 119 1,4-Dichlorobenzene-d4	152	9.193	9.186	0.007	98	149501	50.0	

Reagents:

8260ISNEW_00085	Amount Added: 1.00	Units: uL	Run Reagent
8260SURR250_00140	Amount Added: 1.00	Units: uL	Run Reagent

TestAmerica Edison
Tentatively Identified Quantitation Report

Data File:	\\ChromNA\Edison\ChromData\CVOAMS1\20161012-46772.b\A28239.D				
Lims ID:	460-121256-A-46				
Client ID:	PZ-524D				
Sample Type:	Client				
Inject. Date:	12-Oct-2016 16:06:30	ALS Bottle#:	19	Worklist Smp#:	23
Purge Vol:	5.000 mL	Dil. Factor:	1.0000		
Sample Info:	460-121256-A-46				
Misc. Info.:	460-0046772-023				
Operator ID:	VOA GC/MS1	Instrument ID:	CVOAMS1		
Method:	\\ChromNA\Edison\ChromData\CVOAMS1\20161012-46772.b\8260624W_1.m				
Limit Group:	VOA - 8260C Water and Solid				
Last Update:	12-Oct-2016 17:11:48	Calib Date:	08-Sep-2016 04:26:30		
Tic RT Window:	0.000 -0.000	Response:	area		
Quant By:	Nearest ISTD	Quant LOD:	10.00000		
MS Library:	\\ChromNA\Edison\Database\NIST02.L				
Min. Match:	85				
Column 1 :	Rtx-624 (0.25 mm)		Det: MS SCAN		
Process Host:	XAWRK015				
First Level Reviewer: starzecm		Date:	12-Oct-2016 17:11:48		

Tentative Identified Compound Results

RT	Area	Amount ug/l	Quant Cpnd	Qual	Lib Entry	Molecular Formula	Mol. Weight	Flags
		Unknown						
3.474	222298	11.2	64					

Quantitation Compounds

Compound	RT	Area	Amount ug/l
* 64 Fluorobenzene	5.315	988079	50.0

QC Flag Legend

Processing Flags

Reagents:

8260ISNEW_00085	Amount Added:	1.00	Units: uL	Run Reagent
8260SURR250_00140	Amount Added:	1.00	Units: uL	Run Reagent

Report Date: 12-Oct-2016 17:11:48 Chrom Revision: 2.2 08-Sep-2016 14:45:52

TestAmerica Edison

Data File: \\ChromNA\Edison\ChromData\CVOAMS1\20161012-46772.b\A28239.D

Injection Date:	12-Oct-2016 16:06:30	Instrument ID:	CVOAMS1	Operator ID:	VOA GC/MS1
Lims ID:	460-121256-A-46	Lab Sample ID:	460-121256-46	Worklist Smp#:	23
Client ID:	PZ-524D				
Purge Vol:	5.000 mL	Dil. Factor:	1.0000	ALS Bottle#:	19
Method:	8260624W_1	Limit Group:	VOA - 8260C Water and Solid		

Column: Rtx-624 (0.25 mm)

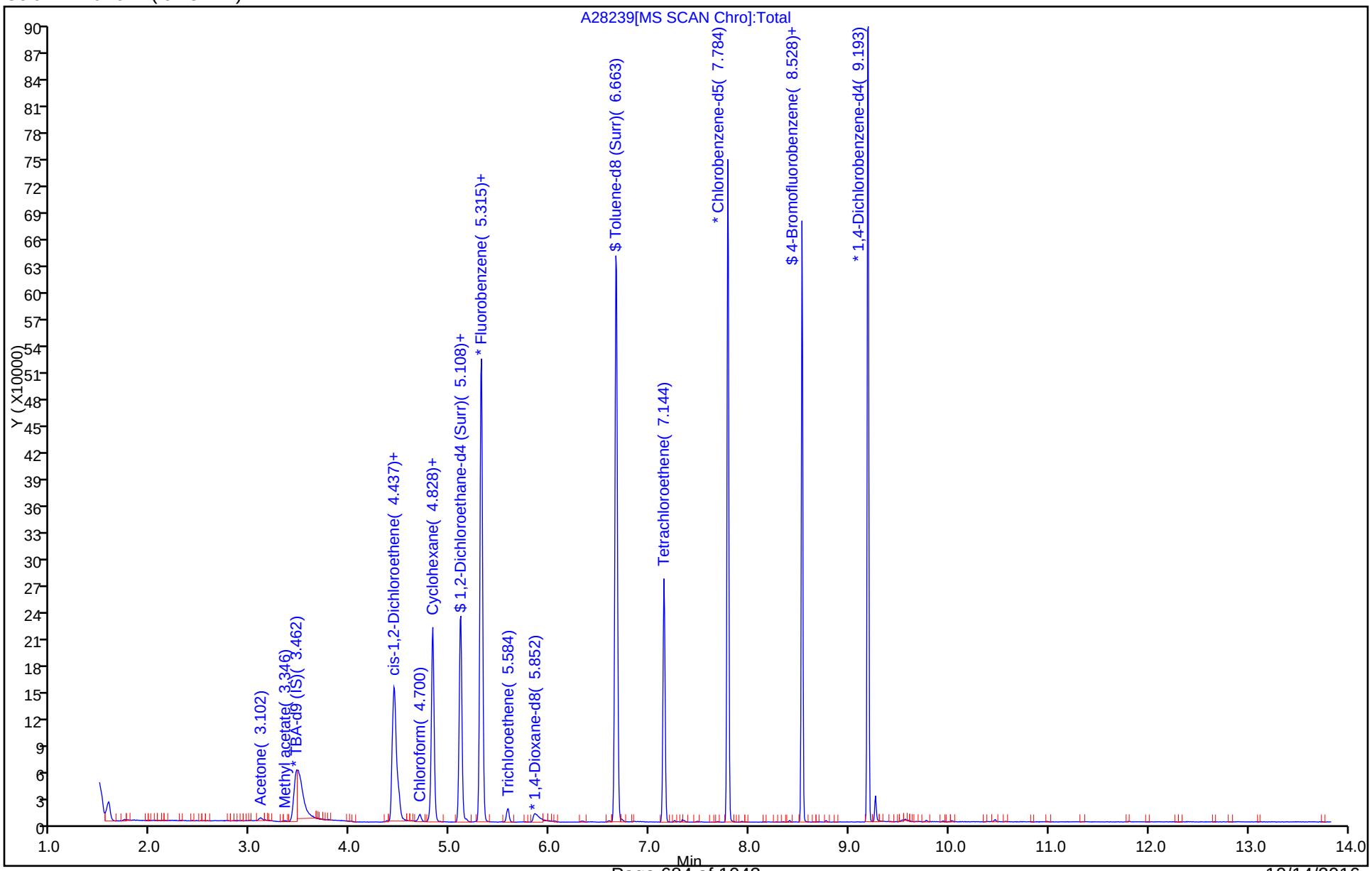

TestAmerica Edison

Data File:	\\ChromNA\Edison\ChromData\CVOAMS1\20161012-46772.b\A28239.D				
Injection Date:	12-Oct-2016 16:06:30	Instrument ID:	CVOAMS1		
Lims ID:	460-121256-A-46	Lab Sample ID:	460-121256-46		
Client ID:	PZ-524D				
Operator ID:	VOA GC/MS1	ALS Bottle#:	19	Worklist Smp#:	23
Purge Vol:	5.000 mL	Dil. Factor:	1.0000		
Method:	8260624W_1	Limit Group:	VOA - 8260C Water and Solid		
Column:	Rtx-624 (0.25 mm)	Detector	MS SCAN		

62 1,2-Dichloroethane, CAS: 107-06-2

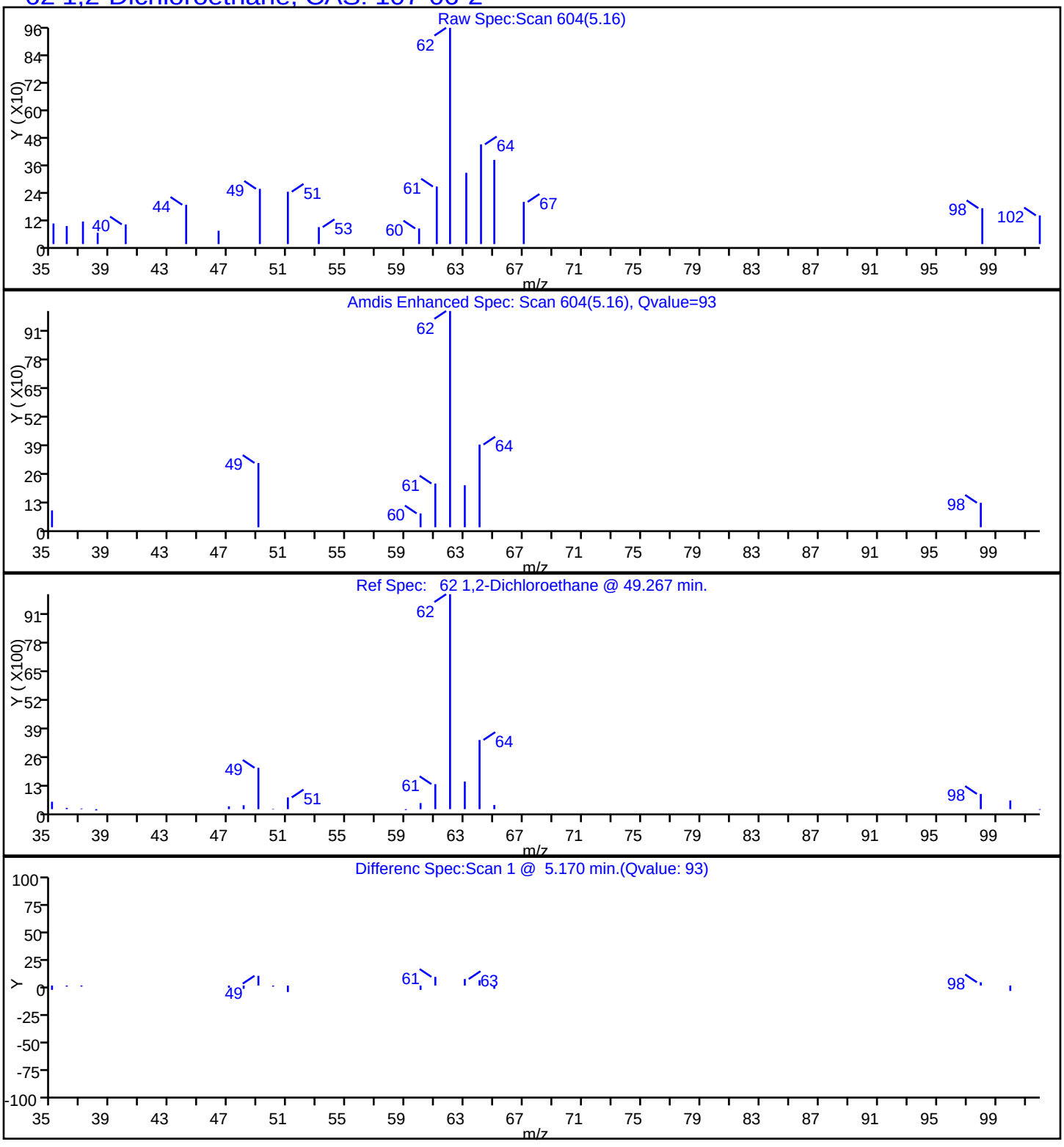

TestAmerica Edison

Data File:	\\ChromNA\Edison\ChromData\CVOAMS1\20161012-46772.b\A28239.D				
Injection Date:	12-Oct-2016 16:06:30	Instrument ID:	CVOAMS1		
Lims ID:	460-121256-A-46	Lab Sample ID:	460-121256-46		
Client ID:	PZ-524D				
Operator ID:	VOA GC/MS1	ALS Bottle#:	19	Worklist Smp#:	23
Purge Vol:	5.000 mL	Dil. Factor:	1.0000		
Method:	8260624W_1	Limit Group:	VOA - 8260C Water and Solid		
Column:	Rtx-624 (0.25 mm)	Detector	MS SCAN		

19 Acetone, CAS: 67-64-1

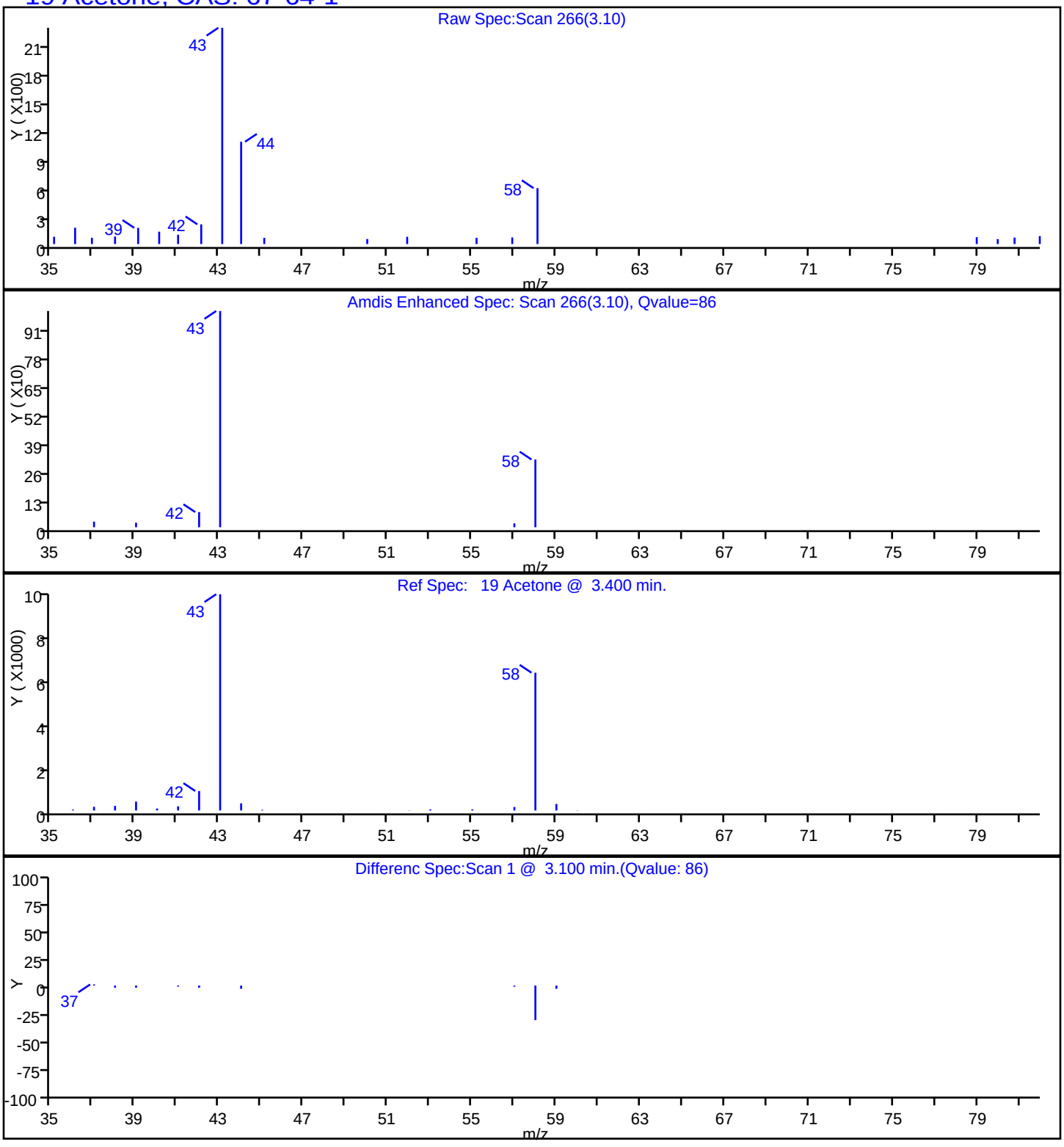

Data File: \\ChromNA\Edison\ChromData\CVOAMS1\20161012-46772.b\A28239.D
Injection Date: 12-Oct-2016 16:06:30 Instrument ID: CVOAMS1
Lims ID: 460-121256-A-46 Lab Sample ID: 460-121256-46
Client ID: PZ-524D
Operator ID: VOA GC/MS1 ALS Bottle#: 19 Worklist Smp#: 23
Purge Vol: 5.000 mL Dil. Factor: 1.0000
Method: 8260624W_1 Limit Group: VOA - 8260C Water and Solid
Column: Rtx-624 (0.25 mm) Detector MS SCAN

49 Chloroform, CAS: 67-66-3

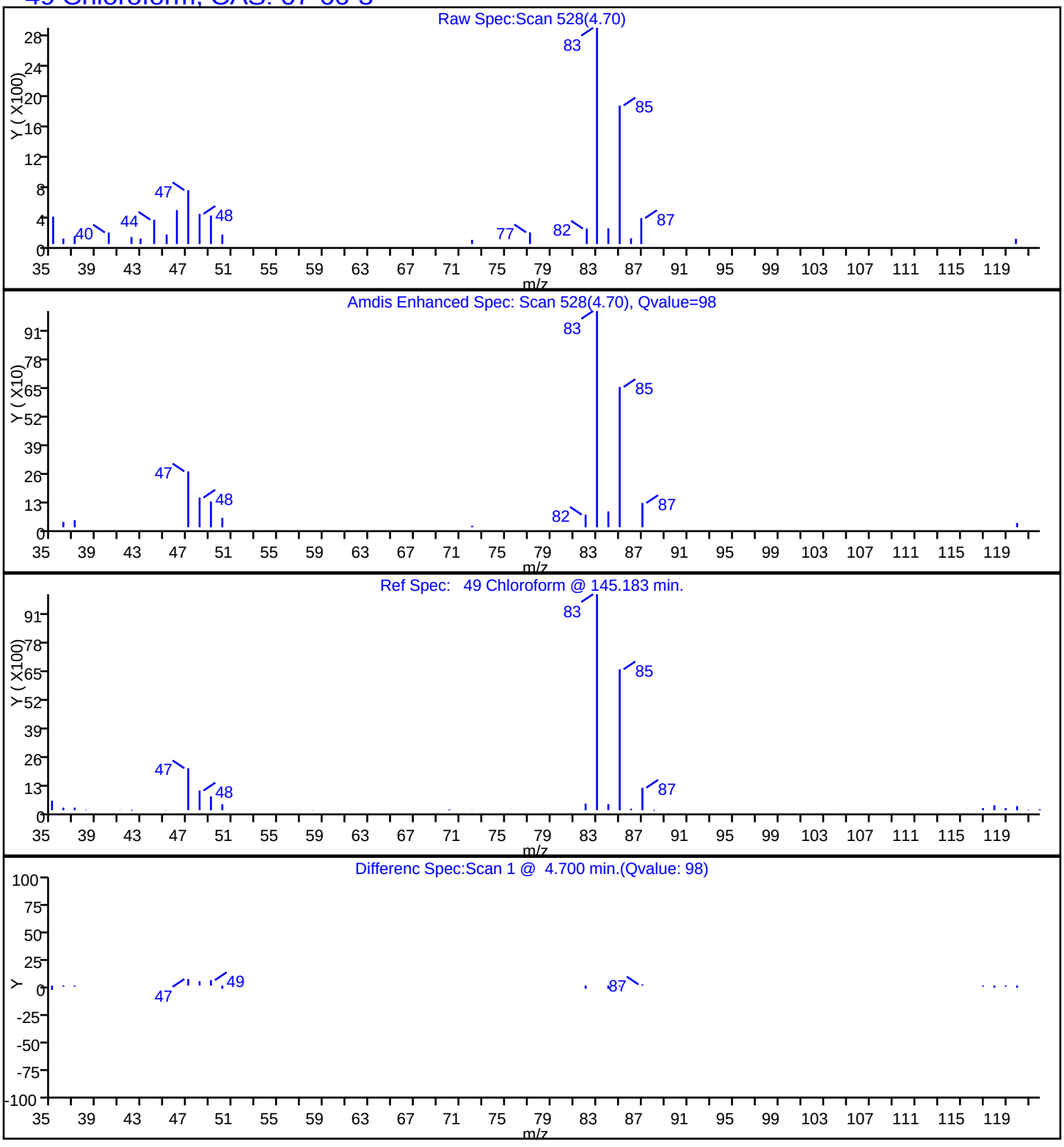

TestAmerica Edison

Data File:	\\ChromNA\Edison\ChromData\CVOAMS1\20161012-46772.b\A28239.D		
Injection Date:	12-Oct-2016 16:06:30	Instrument ID:	CVOAMS1
Lims ID:	460-121256-A-46	Lab Sample ID:	460-121256-46
Client ID:	PZ-524D		
Operator ID:	VOA GC/MS1	ALS Bottle#:	19 Worklist Smp#: 23
Purge Vol:	5.000 mL	Dil. Factor:	1.0000
Method:	8260624W_1	Limit Group:	VOA - 8260C Water and Solid
Column:	Rtx-624 (0.25 mm)	Detector	MS SCAN

41 cis-1,2-Dichloroethene, CAS: 156-59-2

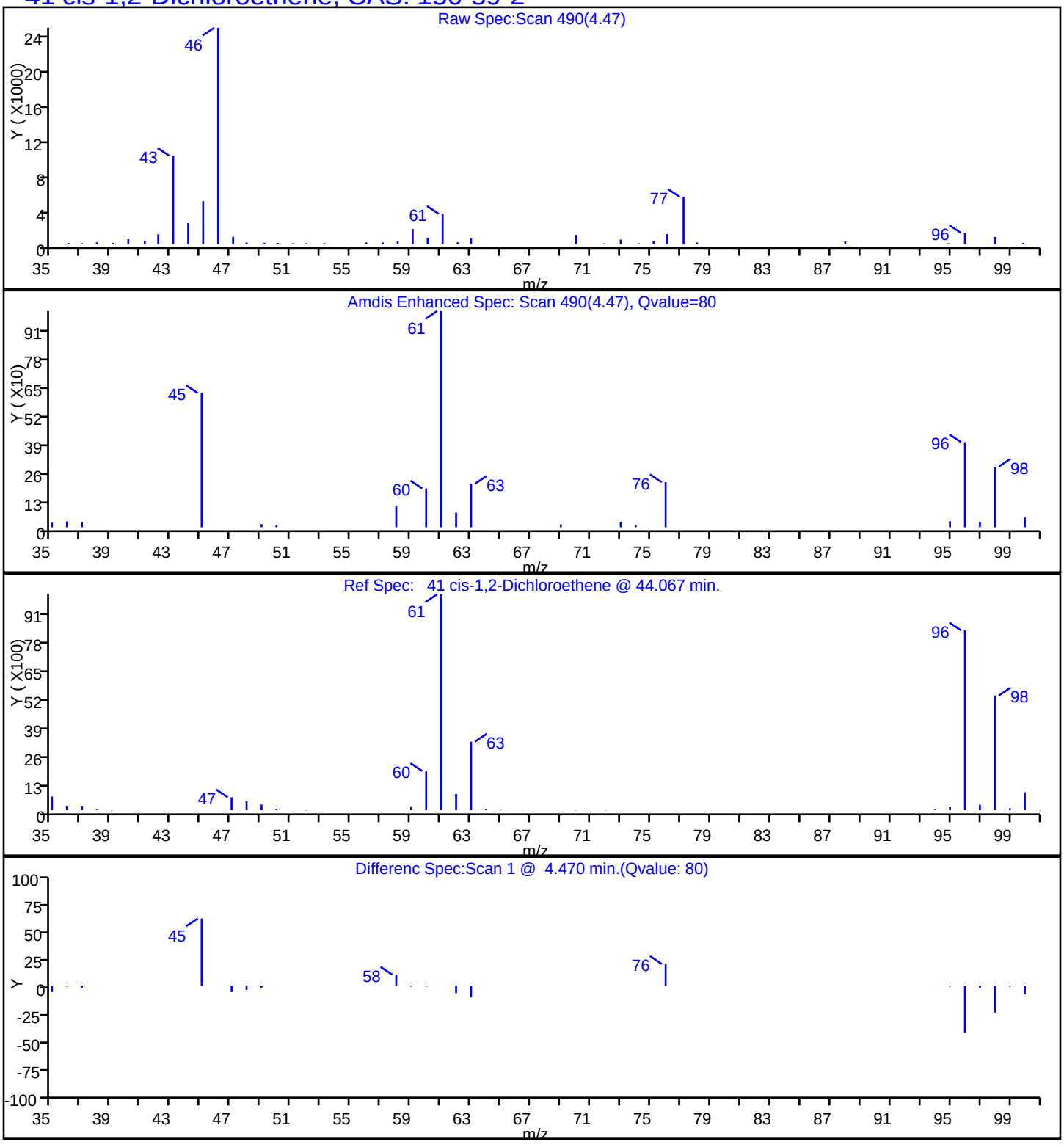

TestAmerica Edison

Data File:	\\ChromNA\Edison\ChromData\CVOAMS1\20161012-46772.b\A28239.D				
Injection Date:	12-Oct-2016 16:06:30	Instrument ID:	CVOAMS1		
Lims ID:	460-121256-A-46	Lab Sample ID:	460-121256-46		
Client ID:	PZ-524D				
Operator ID:	VOA GC/MS1	ALS Bottle#:	19	Worklist Smp#:	23
Purge Vol:	5.000 mL	Dil. Factor:	1.0000		
Method:	8260624W_1	Limit Group:	VOA - 8260C Water and Solid		
Column:	Rtx-624 (0.25 mm)	Detector	MS SCAN		

50 Cyclohexane, CAS: 110-82-7

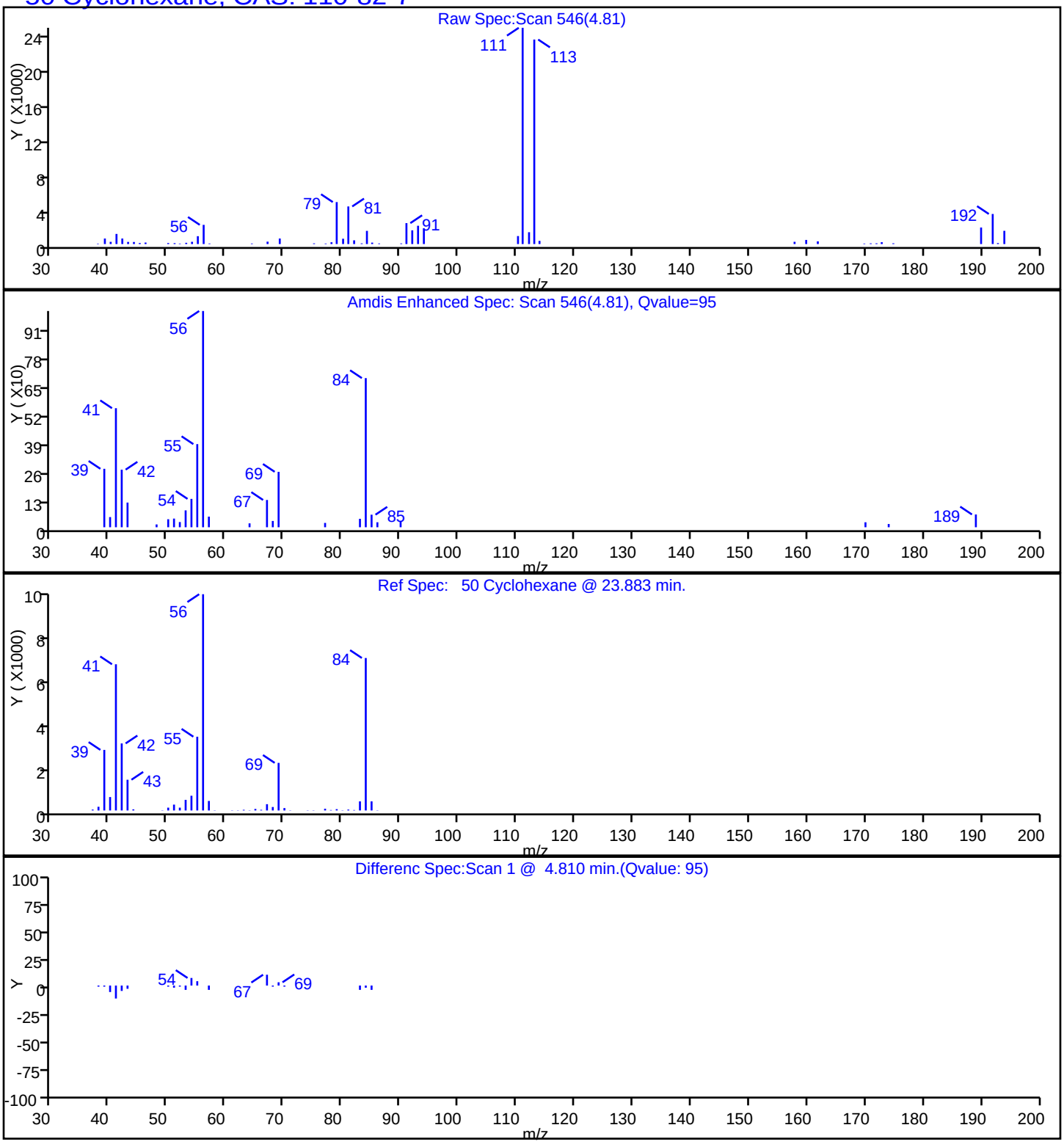

TestAmerica Edison

Data File:	\\ChromNA\Edison\ChromData\CVOAMS1\20161012-46772.b\A28239.D				
Injection Date:	12-Oct-2016 16:06:30	Instrument ID:	CVOAMS1		
Lims ID:	460-121256-A-46	Lab Sample ID:	460-121256-46		
Client ID:	PZ-524D				
Operator ID:	VOA GC/MS1	ALS Bottle#:	19	Worklist Smp#:	23
Purge Vol:	5.000 mL	Dil. Factor:	1.0000		
Method:	8260624W_1	Limit Group:	VOA - 8260C Water and Solid		
Column:	Rtx-624 (0.25 mm)	Detector	MS SCAN		

24 Methyl acetate, CAS: 79-20-9

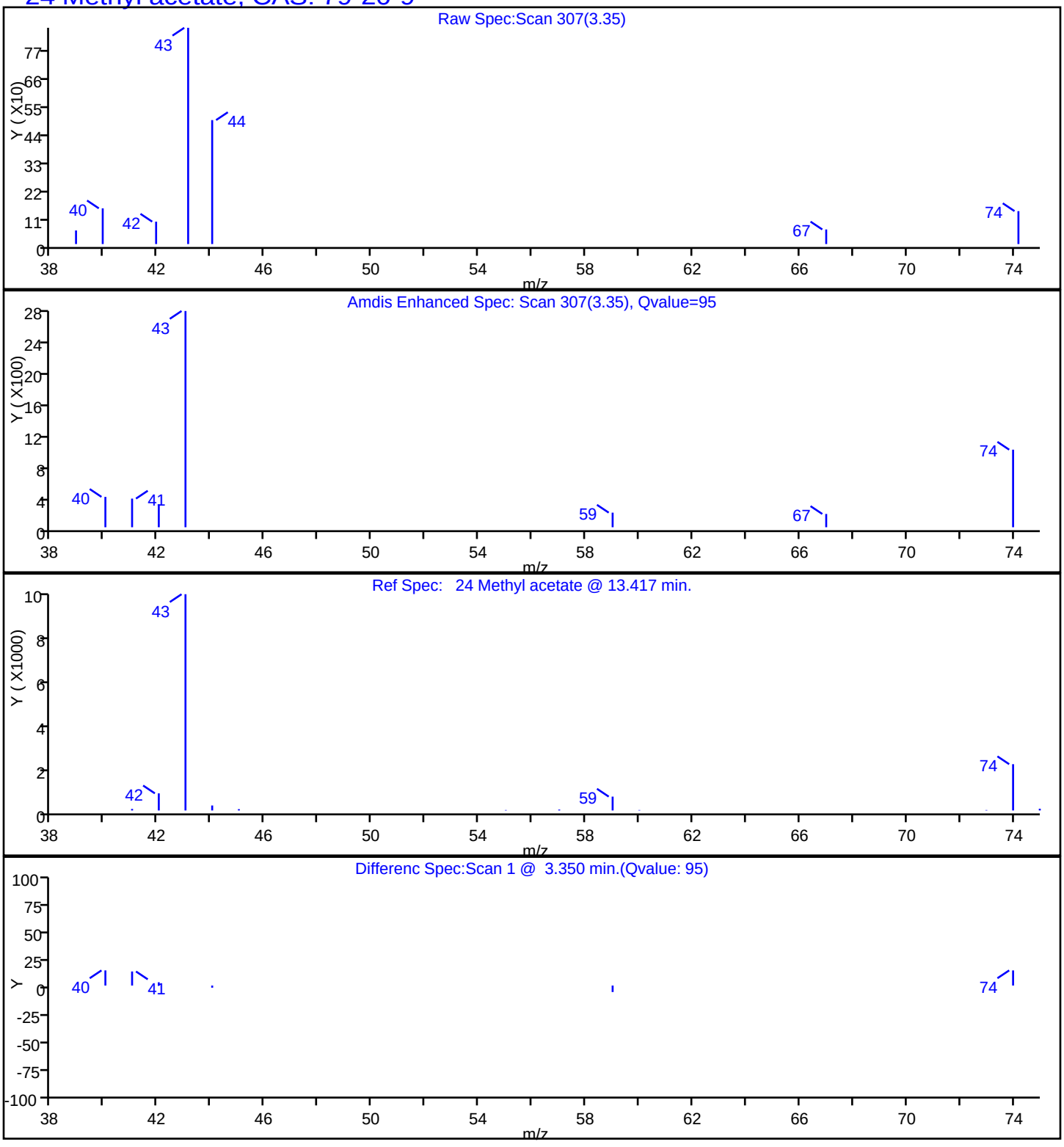

Data File: \\ChromNA\Edison\ChromData\CVOAMS1\20161012-46772.b\A28239.D
Injection Date: 12-Oct-2016 16:06:30 Instrument ID: CVOAMS1
Lims ID: 460-121256-A-46 Lab Sample ID: 460-121256-46
Client ID: PZ-524D
Operator ID: VOA GC/MS1 ALS Bottle#: 19 Worklist Smp#: 23
Purge Vol: 5.000 mL Dil. Factor: 1.0000
Method: 8260624W_1 Limit Group: VOA - 8260C Water and Solid
Column: Rtx-624 (0.25 mm) Detector MS SCAN

86 Tetrachloroethene, CAS: 127-18-4

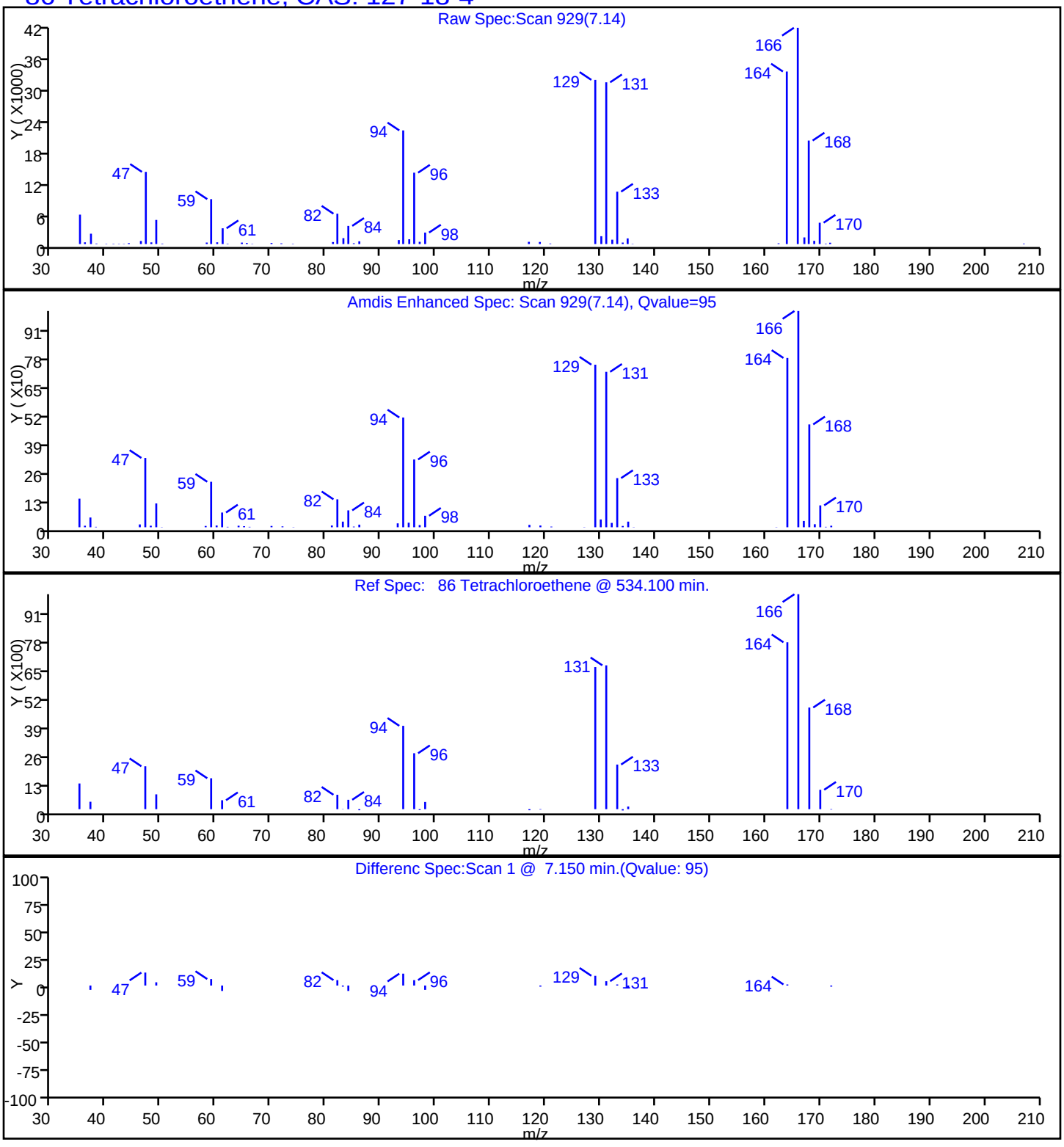

TestAmerica Edison

Data File:	\\ChromNA\Edison\ChromData\CVOAMS1\20161012-46772.b\A28239.D				
Injection Date:	12-Oct-2016 16:06:30	Instrument ID:	CVOAMS1		
Lims ID:	460-121256-A-46	Lab Sample ID:	460-121256-46		
Client ID:	PZ-524D				
Operator ID:	VOA GC/MS1	ALS Bottle#:	19	Worklist Smp#:	23
Purge Vol:	5.000 mL	Dil. Factor:	1.0000		
Method:	8260624W_1	Limit Group:	VOA - 8260C Water and Solid		
Column:	Rtx-624 (0.25 mm)	Detector	MS SCAN		

66 Trichloroethene, CAS: 79-01-6

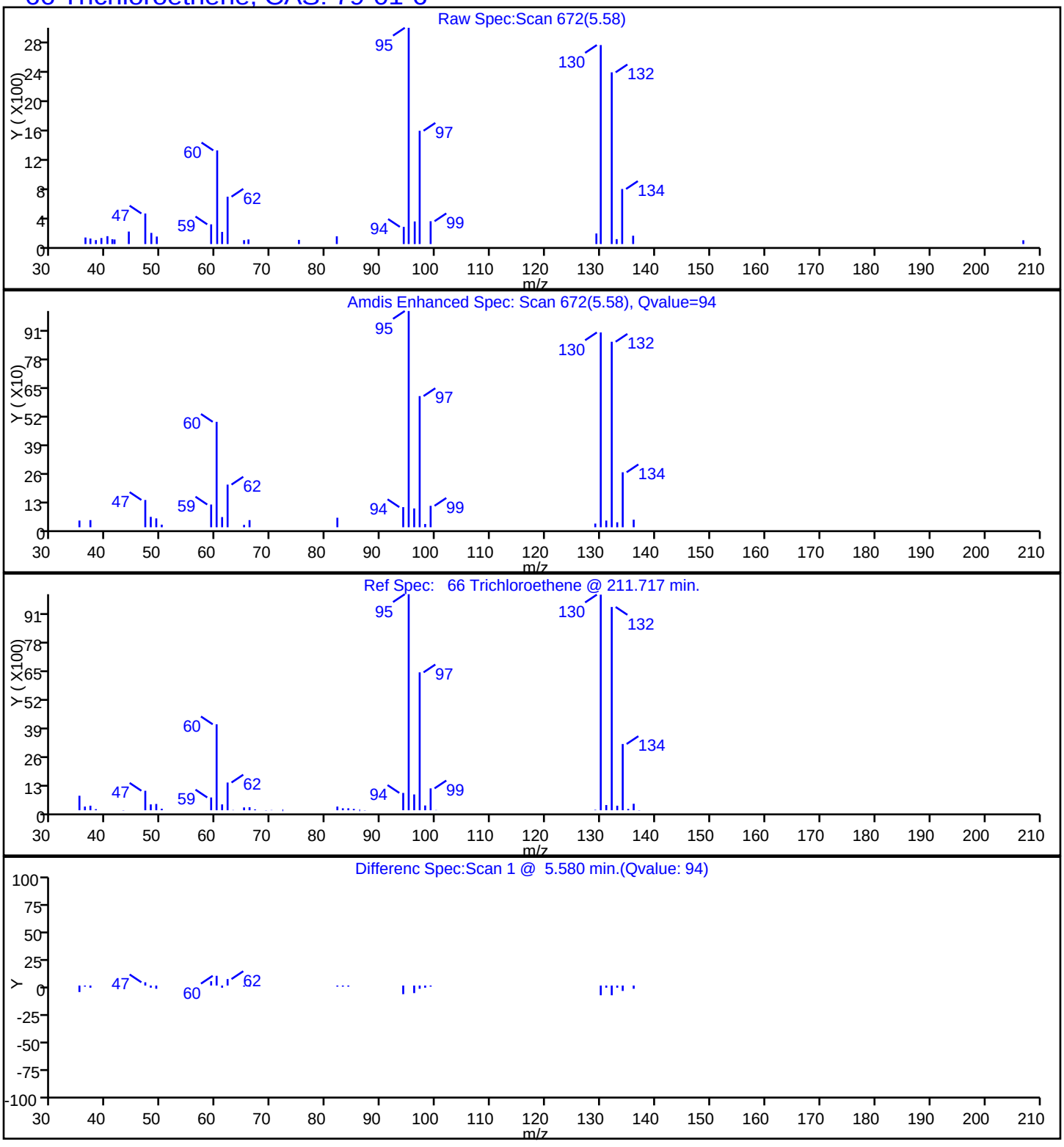

Report Date: 12-Oct-2016 17:11:48 Chrom Revision: 2.2 08-Sep-2016 14:45:52

TestAmerica Edison

Data File: \\ChromNA\Edison\ChromData\CVOAMS1\20161012-46772.b\A28239.D

Injection Date:	12-Oct-2016 16:06:30	Instrument ID:	CVOAMS1		
Lims ID:	460-121256-A-46	Lab Sample ID:	460-121256-46		
Client ID:	PZ-524D				
Operator ID:	VOA GC/MS1	ALS Bottle#:	19	Worklist Smp#:	23
Purge Vol:	5.000 mL	Dil. Factor:	1.0000		
Method:	8260624W_1	Limit Group:	VOA - 8260C Water and Solid		
Column:		Detector	MS SCAN		

No Library Matches Found above the Threshold: 85

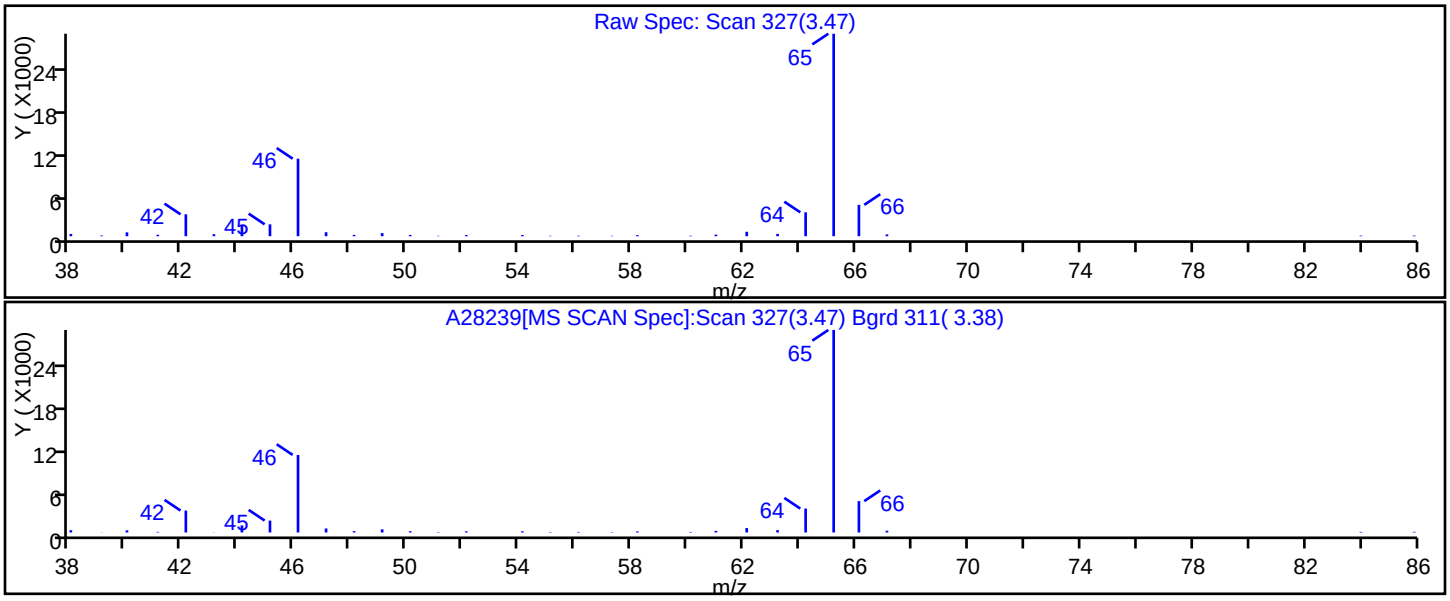

FORM I
GC/MS VOA ORGANICS ANALYSIS DATA SHEET

Lab Name: TestAmerica Edison | Job No.: 460-121256-1

SDG No.:

Client Sample ID: DUP-01 | Lab Sample ID: 460-121256-47

Matrix: Water | Lab File ID: A28240.D

Analysis Method: 8260C | Date Collected: 09/29/2016 08:30

Sample wt/vol: 5(mL) | Date Analyzed: 10/12/2016 16:28

Soil Aliquot Vol: | Dilution Factor: 1

Soil Extract Vol.: | GC Column: Rtx-624 ID: 0.25(mm)

% Moisture: | Level: (low/med) Low

Analysis Batch No.: 396623 | Units: ug/L

CAS NO.	COMPOUND NAME	RESULT	Q	RL	MDL
71-55-6	1,1,1-Trichloroethane	0.28	U	1.0	0.28
79-34-5	1,1,2,2-Tetrachloroethane	0.19	U	1.0	0.19
79-00-5	1,1,2-Trichloroethane	0.080	U	1.0	0.080
75-34-3	1,1-Dichloroethane	0.24	U	1.0	0.24
75-35-4	1,1-Dichloroethene	0.34	U	1.0	0.34
87-61-6	1,2,3-Trichlorobenzene	0.35	U	1.0	0.35
120-82-1	1,2,4-Trichlorobenzene	0.27	U	1.0	0.27
96-12-8	1,2-Dibromo-3-Chloropropane	0.23	U	1.0	0.23
106-93-4	1,2-Dibromoethane	0.19	U	1.0	0.19
95-50-1	1,2-Dichlorobenzene	0.22	U	1.0	0.22
107-06-2	1,2-Dichloroethane	0.40	J	1.0	0.25
78-87-5	1,2-Dichloropropane	0.18	U	1.0	0.18
541-73-1	1,3-Dichlorobenzene	0.33	U	1.0	0.33
106-46-7	1,4-Dichlorobenzene	0.33	U	1.0	0.33
123-91-1	1,4-Dioxane	8.7	U	50	8.7
78-93-3	2-Butanone	2.2	U	5.0	2.2
591-78-6	2-Hexanone	0.72	U	5.0	0.72
108-10-1	4-Methyl-2-pentanone	0.63	U	5.0	0.63
67-64-1	Acetone	34		5.0	1.1
71-43-2	Benzene	0.090	U	1.0	0.090
74-97-5	Bromochloromethane	0.30	U	1.0	0.30
75-27-4	Bromodichloromethane	0.15	U	1.0	0.15
75-25-2	Bromoform	0.18	U	1.0	0.18
74-83-9	Bromomethane	0.18	U	1.0	0.18
75-15-0	Carbon disulfide	0.22	U	1.0	0.22
56-23-5	Carbon tetrachloride	0.33	U	1.0	0.33
108-90-7	Chlorobenzene	0.24	U	1.0	0.24
75-00-3	Chloroethane	0.37	U	1.0	0.37
67-66-3	Chloroform	0.22	U	1.0	0.22
74-87-3	Chloromethane	0.22	U	1.0	0.22
156-59-2	cis-1,2-Dichloroethene	0.26	U	1.0	0.26
10061-01-5	cis-1,3-Dichloropropene	0.16	U	1.0	0.16
110-82-7	Cyclohexane	0.43	J	1.0	0.26
124-48-1	Dibromochloromethane	0.22	U	1.0	0.22
75-71-8	Dichlorodifluoromethane	0.14	U	1.0	0.14
100-41-4	Ethylbenzene	0.30	U	1.0	0.30

FORM I
GC/MS VOA ORGANICS ANALYSIS DATA SHEET

Lab Name: TestAmerica Edison | Job No.: 460-121256-1

SDG No.:

Client Sample ID: DUP-01 | Lab Sample ID: 460-121256-47

Matrix: Water | Lab File ID: A28240.D

Analysis Method: 8260C | Date Collected: 09/29/2016 08:30

Sample wt/vol: 5(mL) | Date Analyzed: 10/12/2016 16:28

Soil Aliquot Vol: | Dilution Factor: 1

Soil Extract Vol.: | GC Column: Rtx-624 ID: 0.25(mm)

% Moisture: | Level: (low/med) Low

Analysis Batch No.: 396623 | Units: ug/L

CAS NO.	COMPOUND NAME	RESULT	Q	RL	MDL
76-13-1	Freon TF	0.34	U	1.0	0.34
98-82-8	Isopropylbenzene	0.32	U	1.0	0.32
179601-23-1	m&p-Xylene	0.28	U	1.0	0.28
79-20-9	Methyl acetate	1.3	J	5.0	0.58
108-87-2	Methylcyclohexane	0.22	U	1.0	0.22
75-09-2	Methylene Chloride	0.21	U	1.0	0.21
1634-04-4	MTBE	0.13	U	1.0	0.13
95-47-6	o-Xylene	0.32	U	1.0	0.32
100-42-5	Styrene	0.17	U	1.0	0.17
127-18-4	Tetrachloroethene	0.51	J	1.0	0.12
108-88-3	Toluene	0.25	U	1.0	0.25
156-60-5	trans-1,2-Dichloroethene	0.18	U	1.0	0.18
10061-02-6	trans-1,3-Dichloropropene	0.19	U	1.0	0.19
79-01-6	Trichloroethene	6.5		1.0	0.22
75-69-4	Trichlorofluoromethane	0.15	U	1.0	0.15
75-01-4	Vinyl chloride	0.060	U	1.0	0.060

CAS NO.	SURROGATE	%REC	Q	LIMITS
17060-07-0	1,2-Dichloroethane-d4 (Surr)	105		70-130
460-00-4	Bromofluorobenzene	94		70-130
1868-53-7	Dibromofluoromethane (Surr)	104		70-130
2037-26-5	Toluene-d8 (Surr)	101		70-130

FORM I
GC/MS VOA ORGANICS ANALYSIS DATA SHEET
TENTATIVELY IDENTIFIED COMPOUNDS

Lab Name: TestAmerica Edison Job No.: 460-121256-1

SDG No.:

Client Sample ID: DUP-01 Lab Sample ID: 460-121256-47

Matrix: Water Lab File ID: A28240.D

Analysis Method: 8260C Date Collected: 09/29/2016 08:30

Sample wt/vol: 5(mL) Date Analyzed: 10/12/2016 16:28

Soil Aliquot Vol: Dilution Factor: 1

Soil Extract Vol.: GC Column: Rtx-624 ID: 0.25(mm)

% Moisture: Level: (low/med) Low

Analysis Batch No.: 396623 Units: ug/L

Number TICs Found: 0 TIC Result Total: 0

CAS NO.	COMPOUND NAME	RT	RESULT	Q	MATCH QUALITY
	Tentatively Identified Compound		None		

TestAmerica Edison
Target Compound Quantitation Report

Data File: \\ChromNA\Edison\ChromData\CVOAMS1\20161012-46772.b\A28240.D
Lims ID: 460-121256-A-47
Client ID: DUP-01
Sample Type: Client
Inject. Date: 12-Oct-2016 16:28:30 ALS Bottle#: 20 Worklist Smp#: 24
Purge Vol: 5.000 mL Dil. Factor: 1.0000
Sample Info: 460-121256-A-47
Misc. Info.: 460-0046772-024
Operator ID: VOA GC/MS1 Instrument ID: CVOAMS1

Method: \\ChromNA\Edison\ChromData\CVOAMS1\20161012-46772.b\8260624W_1.m
Limit Group: VOA - 8260C Water and Solid
Last Update: 12-Oct-2016 17:12:27 Calib Date: 08-Sep-2016 04:26:30
Integrator: RTE ID Type: Deconvolution ID
Quant Method: Internal Standard Quant By: Initial Calibration
Last ICal File: \\ChromNA\Edison\ChromData\CVOAMS1\20160908-45311.b\A26272.D

Column 1 : Rtx-624 (0.25 mm) Det: MS SCAN
Process Host: XAWRK015

First Level Reviewer: starzecm Date: 12-Oct-2016 17:12:27

Compound	Sig	RT (min.)	Exp RT (min.)	Dlt RT (min.)	Q	Response	OnCol Amt ug/l	Flags
19 Acetone	43	3.102	3.096	0.006	87	23886	34.3	
24 Methyl acetate	43	3.346	3.346	0.000	98	3127	1.33	
* 28 TBA-d9 (IS)	65	3.468	3.468	0.000	100	201163	1000.0	
* 39 2-Butanone-d5	46	4.437	4.437	0.000	98	268732	250.0	
50 Cyclohexane	56	4.815	4.803	0.012	31	2011	0.4288	
$ 53 Dibromofluoromethane (Surr	113	4.827	4.827	0.000	95	121335	51.9	
$ 59 1,2-Dichloroethane-d4 (Sur	65	5.102	5.108	-0.006	98	149488	52.7	
62 1,2-Dichloroethane	62	5.163	5.163	0.000	82	1360	0.4030	
* 64 Fluorobenzene	96	5.315	5.315	0.000	98	442424	50.0	
66 Trichloroethene	95	5.577	5.577	0.000	94	15688	6.52	
* 70 1,4-Dioxane-d8	96	5.858	5.846	0.012	93	17047	1000.0	
$ 81 Toluene-d8 (Surr)	98	6.669	6.662	0.007	99	399882	50.7	
86 Tetrachloroethene	166	7.150	7.144	0.006	94	976	0.5094	
* 92 Chlorobenzene-d5	117	7.784	7.784	0.000	90	276023	50.0	
$ 103 4-Bromofluorobenzene	174	8.528	8.528	0.000	84	103791	47.1	
* 119 1,4-Dichlorobenzene-d4	152	9.186	9.186	0.000	98	150395	50.0	

Reagents:

8260ISNEW_00085 Amount Added: 1.00 Units: uL Run Reagent
8260SURR250_00140 Amount Added: 1.00 Units: uL Run Reagent

Report Date: 12-Oct-2016 17:12:28 Chrom Revision: 2.2 08-Sep-2016 14:45:52

TestAmerica Edison

Data File: \\ChromNA\Edison\ChromData\CVOAMS1\20161012-46772.b\A28240.D

Injection Date:	12-Oct-2016 16:28:30	Instrument ID:	CVOAMS1	Operator ID:	VOA GC/MS1
Lims ID:	460-121256-A-47	Lab Sample ID:	460-121256-47	Worklist Smp#:	24
Client ID:	DUP-01				
Purge Vol:	5.000 mL	Dil. Factor:	1.0000	ALS Bottle#:	20
Method:	8260624W_1	Limit Group:	VOA - 8260C Water and Solid		

Column: Rtx-624 (0.25 mm)

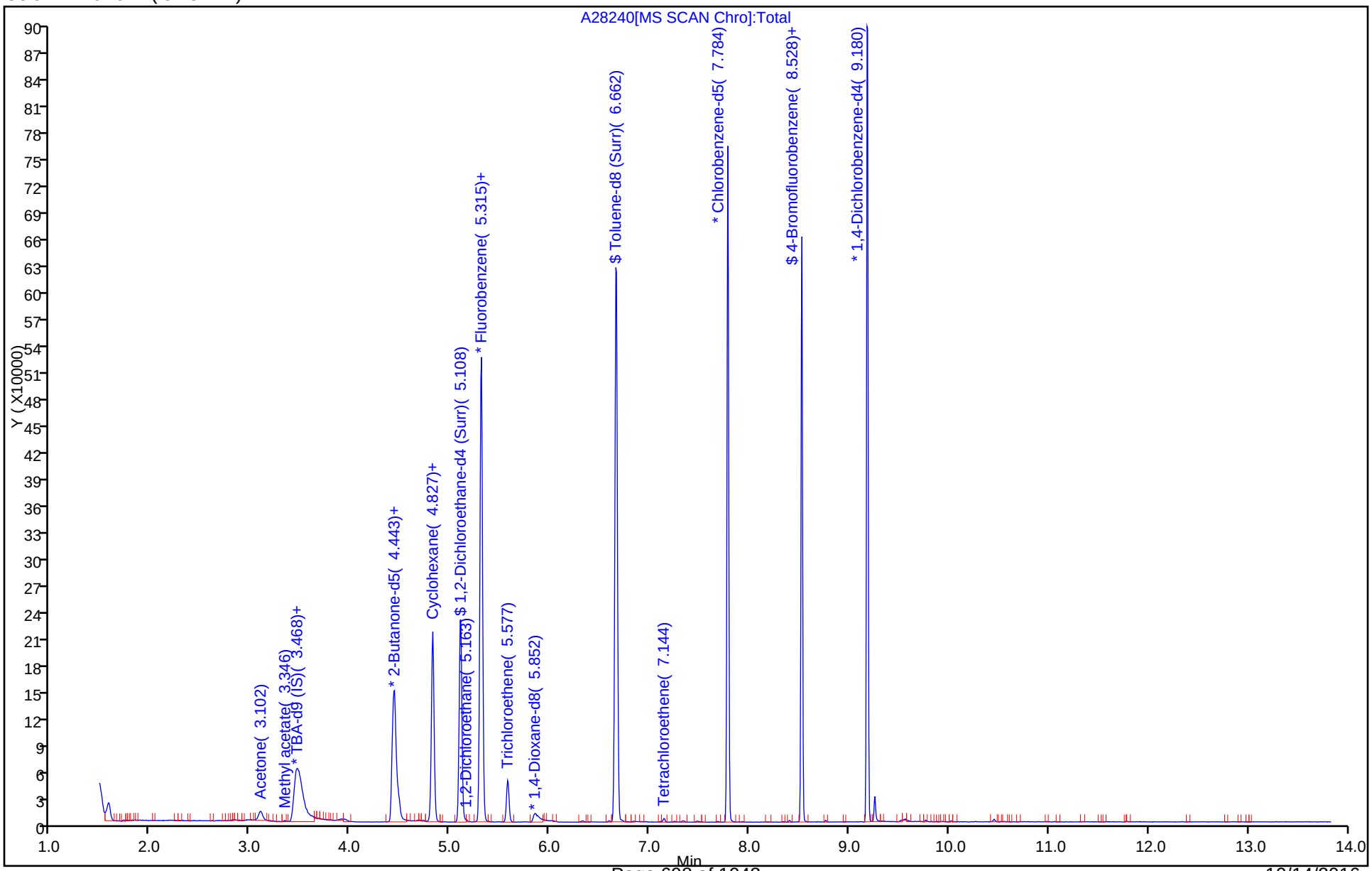

TestAmerica Edison

Data File:	\\ChromNA\Edison\ChromData\CVOAMS1\20161012-46772.b\A28240.D				
Injection Date:	12-Oct-2016 16:28:30	Instrument ID:	CVOAMS1		
Lims ID:	460-121256-A-47	Lab Sample ID:	460-121256-47		
Client ID:	DUP-01				
Operator ID:	VOA GC/MS1	ALS Bottle#:	20	Worklist Smp#:	24
Purge Vol:	5.000 mL	Dil. Factor:	1.0000		
Method:	8260624W_1	Limit Group:	VOA - 8260C Water and Solid		
Column:	Rtx-624 (0.25 mm)	Detector	MS SCAN		

62 1,2-Dichloroethane, CAS: 107-06-2

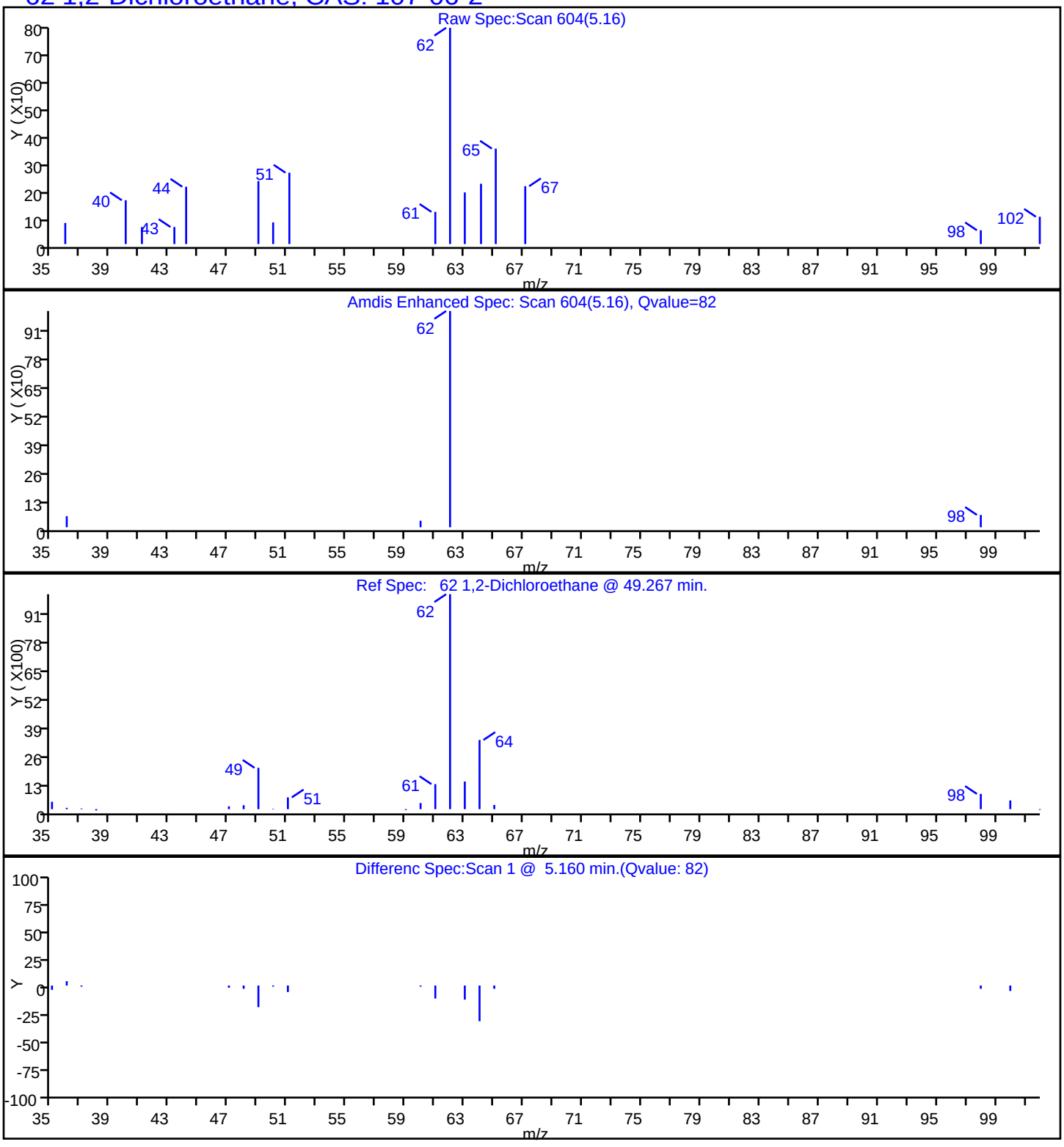

TestAmerica Edison

Data File:	\\ChromNA\Edison\ChromData\CVOAMS1\20161012-46772.b\A28240.D				
Injection Date:	12-Oct-2016 16:28:30	Instrument ID:	CVOAMS1		
Lims ID:	460-121256-A-47	Lab Sample ID:	460-121256-47		
Client ID:	DUP-01				
Operator ID:	VOA GC/MS1	ALS Bottle#:	20	Worklist Smp#:	24
Purge Vol:	5.000 mL	Dil. Factor:	1.0000		
Method:	8260624W_1	Limit Group:	VOA - 8260C Water and Solid		
Column:	Rtx-624 (0.25 mm)	Detector	MS SCAN		

19 Acetone, CAS: 67-64-1

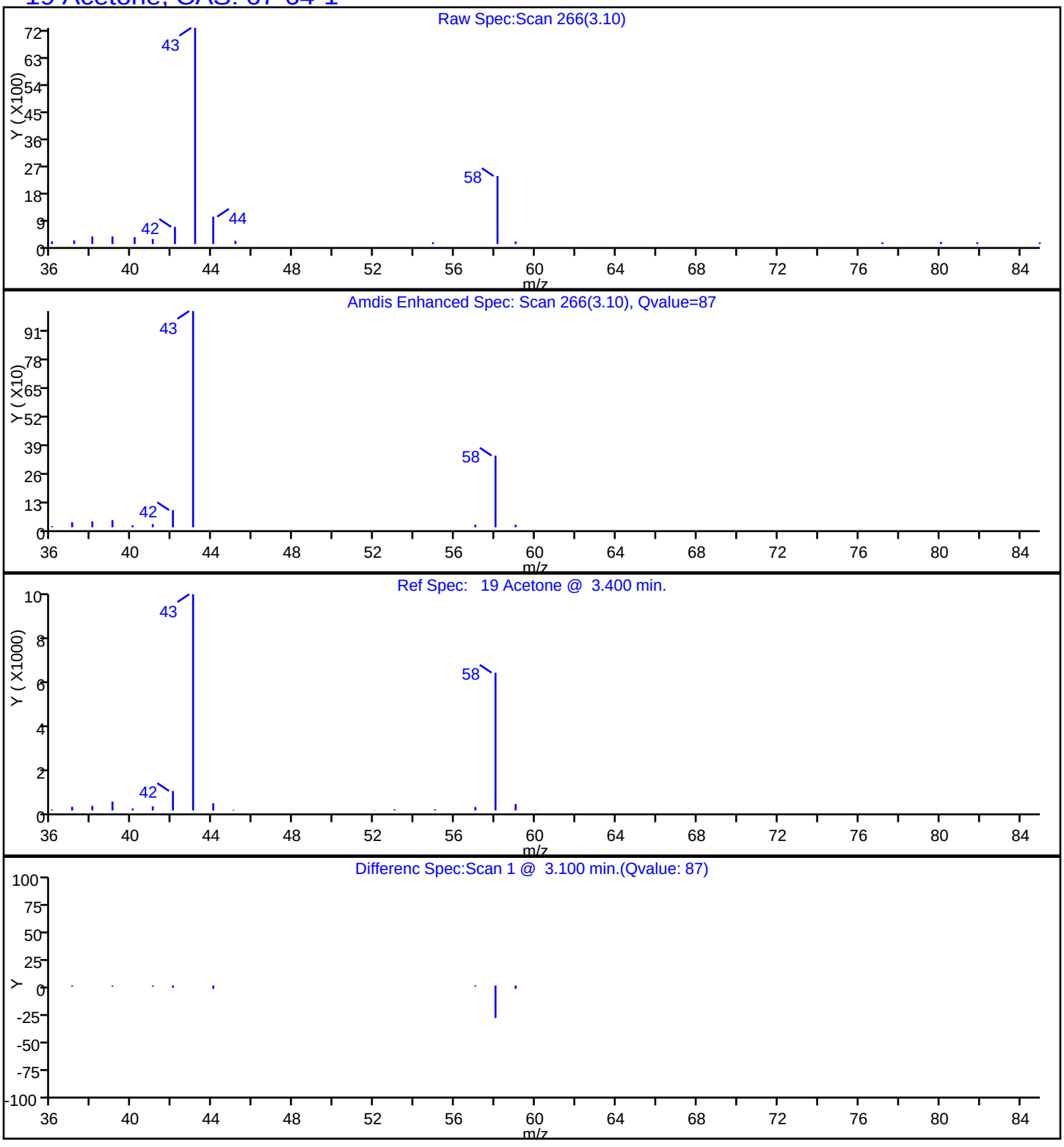

Report Date: 12-Oct-2016 17:12:28 Chrom Revision: 2.2 08-Sep-2016 14:45:52

TestAmerica Edison

Data File: \\ChromNA\Edison\ChromData\CVOAMS1\20161012-46772.b\A28240.D

Injection Date:	12-Oct-2016 16:28:30	Instrument ID:	CVOAMS1		
Lims ID:	460-121256-A-47	Lab Sample ID:	460-121256-47		
Client ID:	DUP-01				
Operator ID:	VOA GC/MS1	ALS Bottle#:	20	Worklist Smp#:	24
Purge Vol:	5.000 mL	Dil. Factor:	1.0000		
Method:	8260624W_1	Limit Group:	VOA - 8260C Water and Solid		
Column:	Rtx-624 (0.25 mm)	Detector	MS SCAN		

50 Cyclohexane, CAS: 110-82-7

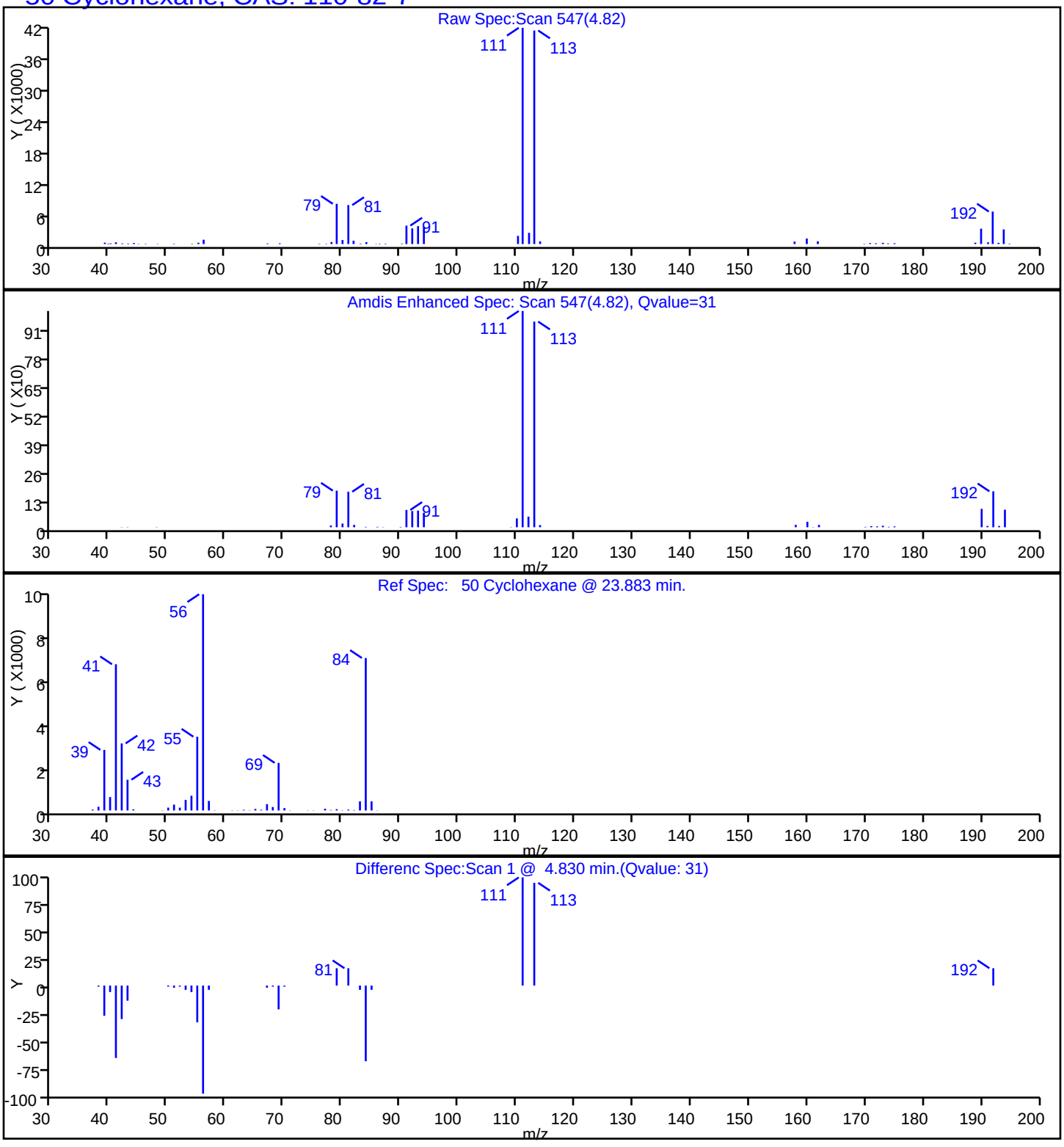

TestAmerica Edison

Data File:	\\ChromNA\Edison\ChromData\CVOAMS1\20161012-46772.b\A28240.D		
Injection Date:	12-Oct-2016 16:28:30	Instrument ID:	CVOAMS1
Lims ID:	460-121256-A-47	Lab Sample ID:	460-121256-47
Client ID:	DUP-01		
Operator ID:	VOA GC/MS1	ALS Bottle#:	20 Worklist Smp#: 24
Purge Vol:	5.000 mL	Dil. Factor:	1.0000
Method:	8260624W_1	Limit Group:	VOA - 8260C Water and Solid
Column:	Rtx-624 (0.25 mm)	Detector	MS SCAN

24 Methyl acetate, CAS: 79-20-9

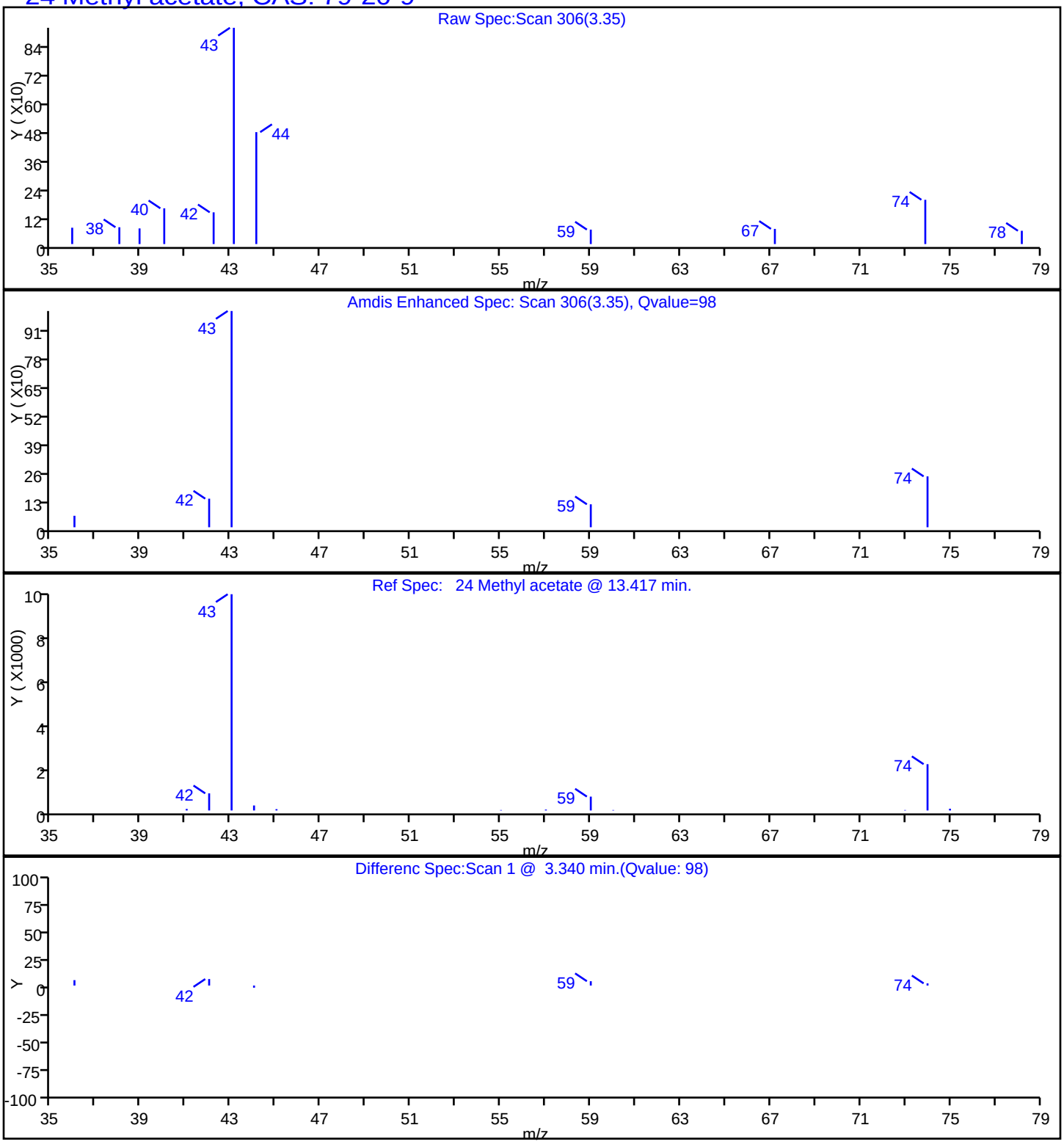

TestAmerica Edison

Data File:	\\ChromNA\Edison\ChromData\CVOAMS1\20161012-46772.b\A28240.D		
Injection Date:	12-Oct-2016 16:28:30	Instrument ID:	CVOAMS1
Lims ID:	460-121256-A-47	Lab Sample ID:	460-121256-47
Client ID:	DUP-01		
Operator ID:	VOA GC/MS1	ALS Bottle#:	20 Worklist Smp#: 24
Purge Vol:	5.000 mL	Dil. Factor:	1.0000
Method:	8260624W_1	Limit Group:	VOA - 8260C Water and Solid
Column:	Rtx-624 (0.25 mm)	Detector	MS SCAN

86 Tetrachloroethene, CAS: 127-18-4

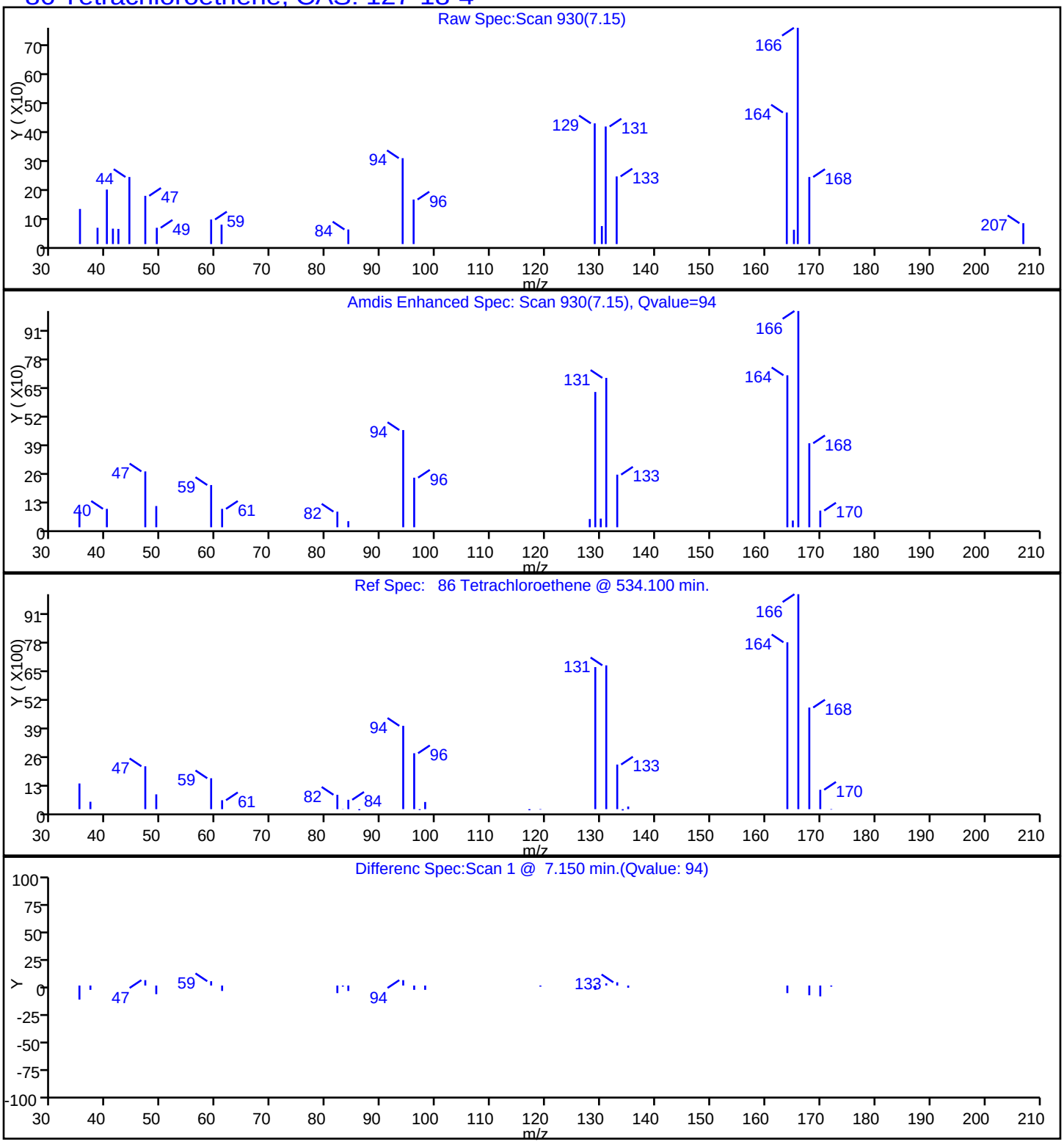

TestAmerica Edison

Data File:	\\ChromNA\Edison\ChromData\CVOAMS1\20161012-46772.b\A28240.D				
Injection Date:	12-Oct-2016 16:28:30	Instrument ID:	CVOAMS1		
Lims ID:	460-121256-A-47	Lab Sample ID:	460-121256-47		
Client ID:	DUP-01				
Operator ID:	VOA GC/MS1	ALS Bottle#:	20	Worklist Smp#:	24
Purge Vol:	5.000 mL	Dil. Factor:	1.0000		
Method:	8260624W_1	Limit Group:	VOA - 8260C Water and Solid		
Column:	Rtx-624 (0.25 mm)	Detector	MS SCAN		

66 Trichloroethene, CAS: 79-01-6

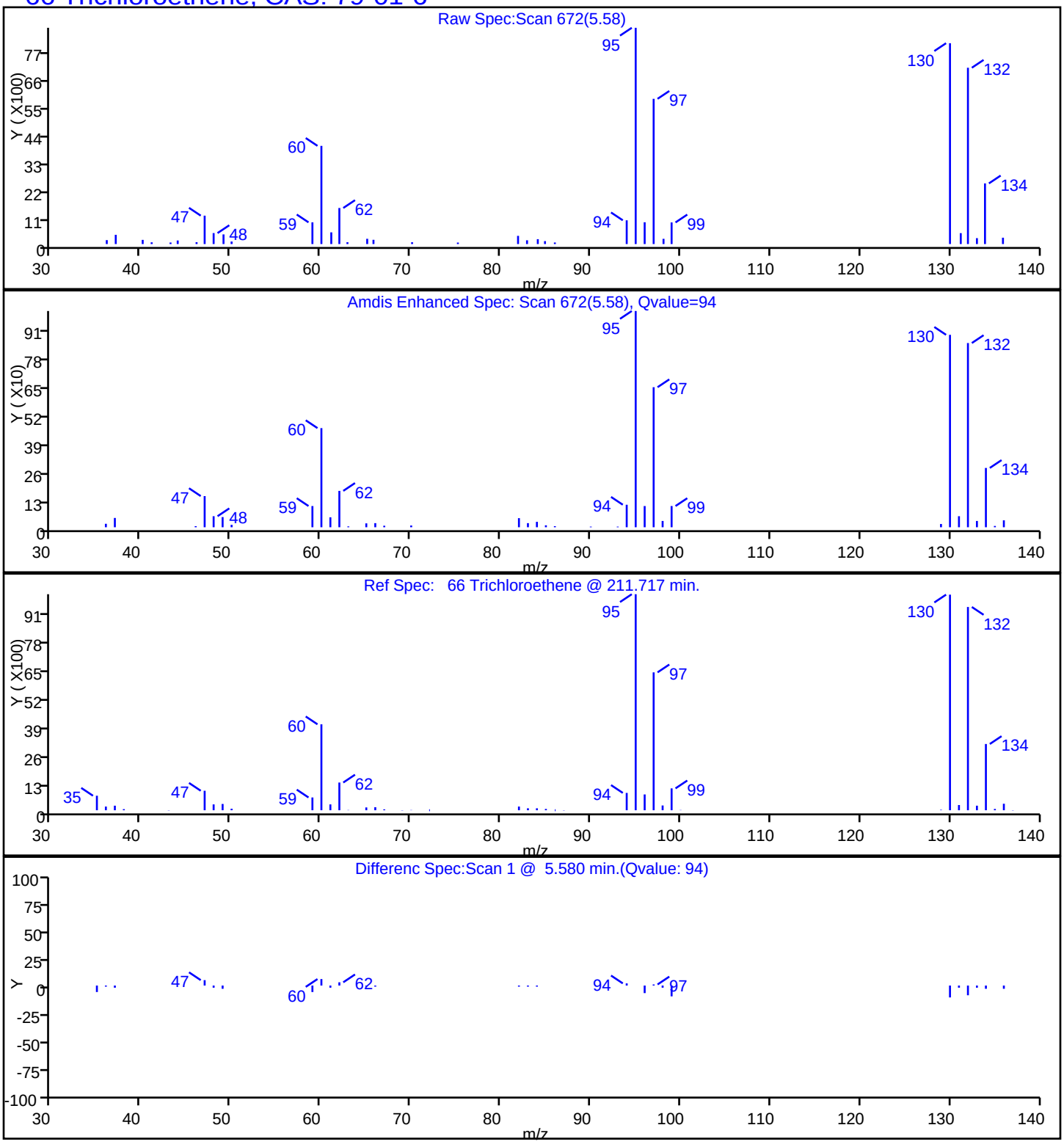

FORM I
GC/MS VOA ORGANICS ANALYSIS DATA SHEET

Lab Name: TestAmerica Edison | Job No.: 460-121256-1

SDG No.:

Client Sample ID: DUP-02 | Lab Sample ID: 460-121256-48

Matrix: Water | Lab File ID: A28241.D

Analysis Method: 8260C | Date Collected: 09/29/2016 08:45

Sample wt/vol: 5(mL) | Date Analyzed: 10/12/2016 16:50

Soil Aliquot Vol: | Dilution Factor: 1

Soil Extract Vol.: | GC Column: Rtx-624 ID: 0.25(mm)

% Moisture: | Level: (low/med) Low

Analysis Batch No.: 396623 | Units: ug/L

CAS NO.	COMPOUND NAME	RESULT	Q	RL	MDL
71-55-6	1,1,1-Trichloroethane	0.28	U	1.0	0.28
79-34-5	1,1,2,2-Tetrachloroethane	0.19	U	1.0	0.19
79-00-5	1,1,2-Trichloroethane	0.080	U	1.0	0.080
75-34-3	1,1-Dichloroethane	0.24	U	1.0	0.24
75-35-4	1,1-Dichloroethene	0.34	U	1.0	0.34
87-61-6	1,2,3-Trichlorobenzene	0.35	U	1.0	0.35
120-82-1	1,2,4-Trichlorobenzene	0.27	U	1.0	0.27
96-12-8	1,2-Dibromo-3-Chloropropane	0.23	U	1.0	0.23
106-93-4	1,2-Dibromoethane	0.19	U	1.0	0.19
95-50-1	1,2-Dichlorobenzene	0.22	U	1.0	0.22
107-06-2	1,2-Dichloroethane	0.31	J	1.0	0.25
78-87-5	1,2-Dichloropropane	0.18	U	1.0	0.18
541-73-1	1,3-Dichlorobenzene	0.33	U	1.0	0.33
106-46-7	1,4-Dichlorobenzene	0.33	U	1.0	0.33
123-91-1	1,4-Dioxane	8.7	U	50	8.7
78-93-3	2-Butanone	2.2	U	5.0	2.2
591-78-6	2-Hexanone	0.72	U	5.0	0.72
108-10-1	4-Methyl-2-pentanone	0.63	U	5.0	0.63
67-64-1	Acetone	6.6		5.0	1.1
71-43-2	Benzene	0.090	U	1.0	0.090
74-97-5	Bromochloromethane	0.30	U	1.0	0.30
75-27-4	Bromodichloromethane	0.15	U	1.0	0.15
75-25-2	Bromoform	0.18	U	1.0	0.18
74-83-9	Bromomethane	0.18	U	1.0	0.18
75-15-0	Carbon disulfide	0.22	U	1.0	0.22
56-23-5	Carbon tetrachloride	0.33	U	1.0	0.33
108-90-7	Chlorobenzene	0.24	U	1.0	0.24
75-00-3	Chloroethane	0.37	U	1.0	0.37
67-66-3	Chloroform	1.4		1.0	0.22
74-87-3	Chloromethane	0.22	U	1.0	0.22
156-59-2	cis-1,2-Dichloroethene	0.26	U	1.0	0.26
10061-01-5	cis-1,3-Dichloropropene	0.16	U	1.0	0.16
110-82-7	Cyclohexane	0.26	U	1.0	0.26
124-48-1	Dibromochloromethane	0.22	U	1.0	0.22
75-71-8	Dichlorodifluoromethane	0.14	U	1.0	0.14
100-41-4	Ethylbenzene	0.30	U	1.0	0.30

FORM I
GC/MS VOA ORGANICS ANALYSIS DATA SHEET

Lab Name: TestAmerica Edison | Job No.: 460-121256-1

SDG No.:

Client Sample ID: DUP-02 | Lab Sample ID: 460-121256-48

Matrix: Water | Lab File ID: A28241.D

Analysis Method: 8260C | Date Collected: 09/29/2016 08:45

Sample wt/vol: 5(mL) | Date Analyzed: 10/12/2016 16:50

Soil Aliquot Vol: | Dilution Factor: 1

Soil Extract Vol.: | GC Column: Rtx-624 ID: 0.25(mm)

% Moisture: | Level: (low/med) Low

Analysis Batch No.: 396623 | Units: ug/L

CAS NO.	COMPOUND NAME	RESULT	Q	RL	MDL
76-13-1	Freon TF	0.34	U	1.0	0.34
98-82-8	Isopropylbenzene	0.32	U	1.0	0.32
179601-23-1	m&p-Xylene	0.28	U	1.0	0.28
79-20-9	Methyl acetate	0.95	J	5.0	0.58
108-87-2	Methylcyclohexane	0.22	U	1.0	0.22
75-09-2	Methylene Chloride	0.21	U	1.0	0.21
1634-04-4	MTBE	0.13	U	1.0	0.13
95-47-6	o-Xylene	0.32	U	1.0	0.32
100-42-5	Styrene	0.17	U	1.0	0.17
127-18-4	Tetrachloroethene	0.12	U	1.0	0.12
108-88-3	Toluene	0.25	U	1.0	0.25
156-60-5	trans-1,2-Dichloroethene	0.18	U	1.0	0.18
10061-02-6	trans-1,3-Dichloropropene	0.19	U	1.0	0.19
79-01-6	Trichloroethene	0.74	J	1.0	0.22
75-69-4	Trichlorofluoromethane	0.15	U	1.0	0.15
75-01-4	Vinyl chloride	0.060	U	1.0	0.060

CAS NO.	SURROGATE	%REC	Q	LIMITS
17060-07-0	1,2-Dichloroethane-d4 (Surr)	105		70-130
460-00-4	Bromofluorobenzene	93		70-130
1868-53-7	Dibromofluoromethane (Surr)	105		70-130
2037-26-5	Toluene-d8 (Surr)	102		70-130

FORM I
GC/MS VOA ORGANICS ANALYSIS DATA SHEET
TENTATIVELY IDENTIFIED COMPOUNDS

Lab Name: TestAmerica Edison | Job No.: 460-121256-1

SDG No.:

Client Sample ID: DUP-02 | Lab Sample ID: 460-121256-48

Matrix: Water | Lab File ID: A28241.D

Analysis Method: 8260C | Date Collected: 09/29/2016 08:45

Sample wt/vol: 5(mL) | Date Analyzed: 10/12/2016 16:50

Soil Aliquot Vol: | Dilution Factor: 1

Soil Extract Vol.: | GC Column: Rtx-624 ID: 0.25(mm)

% Moisture: | Level: (low/med) Low

Analysis Batch No.: 396623 | Units: ug/L

Number TICs Found: 0 | TIC Result Total: 0

CAS NO.	COMPOUND NAME	RT	RESULT	Q	MATCH QUALITY
	Tentatively Identified Compound		None		

TestAmerica Edison
Target Compound Quantitation Report

Data File: \\ChromNA\Edison\ChromData\CVOAMS1\20161012-46772.b\A28241.D
Lims ID: 460-121256-A-48
Client ID: DUP-02
Sample Type: Client
Inject. Date: 12-Oct-2016 16:50:30 ALS Bottle#: 21 Worklist Smp#: 25
Purge Vol: 5.000 mL Dil. Factor: 1.0000
Sample Info: 460-121256-A-48
Misc. Info.: 460-0046772-025
Operator ID: VOA GC/MS1 Instrument ID: CVOAMS1

Method: \\ChromNA\Edison\ChromData\CVOAMS1\20161012-46772.b\8260624W_1.m
Limit Group: VOA - 8260C Water and Solid
Last Update: 12-Oct-2016 17:13:04 Calib Date: 08-Sep-2016 04:26:30
Integrator: RTE ID Type: Deconvolution ID
Quant Method: Internal Standard Quant By: Initial Calibration
Last ICal File: \\ChromNA\Edison\ChromData\CVOAMS1\20160908-45311.b\A26272.D

Column 1 : Rtx-624 (0.25 mm) Det: MS SCAN
Process Host: XAWRK015

First Level Reviewer: starzecm Date: 12-Oct-2016 17:13:04

Compound	Sig	RT (min.)	Exp RT (min.)	Dlt RT (min.)	Q	Response	OnCol Amt ug/l	Flags
19 Acetone	43	3.096	3.096	0.000	88	4573	6.59	
24 Methyl acetate	43	3.346	3.346	0.000	99	2227	0.9547	
* 28 TBA-d9 (IS)	65	3.468	3.468	0.000	100	196219	1000.0	
* 39 2-Butanone-d5	46	4.437	4.437	0.000	99	268013	250.0	
49 Chloroform	83	4.693	4.699	-0.006	95	6334	1.39	
$ 53 Dibromofluoromethane (Surr	113	4.827	4.827	0.000	96	122081	52.5	
$ 59 1,2-Dichloroethane-d4 (Sur	65	5.102	5.108	-0.006	98	148083	52.5	
62 1,2-Dichloroethane	62	5.163	5.163	0.000	89	1044	0.3113	
* 64 Fluorobenzene	96	5.309	5.315	-0.006	98	439639	50.0	
66 Trichloroethene	95	5.571	5.577	-0.006	96	1764	0.7382	
* 70 1,4-Dioxane-d8	96	5.852	5.846	0.006	94	17544	1000.0	
$ 81 Toluene-d8 (Surr)	98	6.662	6.662	0.000	98	400832	50.9	
* 92 Chlorobenzene-d5	117	7.784	7.784	0.000	90	275923	50.0	
$ 103 4-Bromofluorobenzene	174	8.528	8.528	0.000	86	103053	46.7	
* 119 1,4-Dichlorobenzene-d4	152	9.180	9.186	-0.006	98	148843	50.0	

Reagents:

8260ISNEW_00085 Amount Added: 1.00 Units: uL Run Reagent
8260SURR250_00140 Amount Added: 1.00 Units: uL Run Reagent

Report Date: 12-Oct-2016 17:13:05 Chrom Revision: 2.2 08-Sep-2016 14:45:52

TestAmerica Edison

Data File: \\ChromNA\Edison\ChromData\CVOAMS1\20161012-46772.b\A28241.D

Injection Date:	12-Oct-2016 16:50:30	Instrument ID:	CVOAMS1	Operator ID:	VOA GC/MS1
Lims ID:	460-121256-A-48	Lab Sample ID:	460-121256-48	Worklist Smp#:	25
Client ID:	DUP-02				
Purge Vol:	5.000 mL	Dil. Factor:	1.0000	ALS Bottle#:	21
Method:	8260624W_1	Limit Group:	VOA - 8260C Water and Solid		

Column: Rtx-624 (0.25 mm)

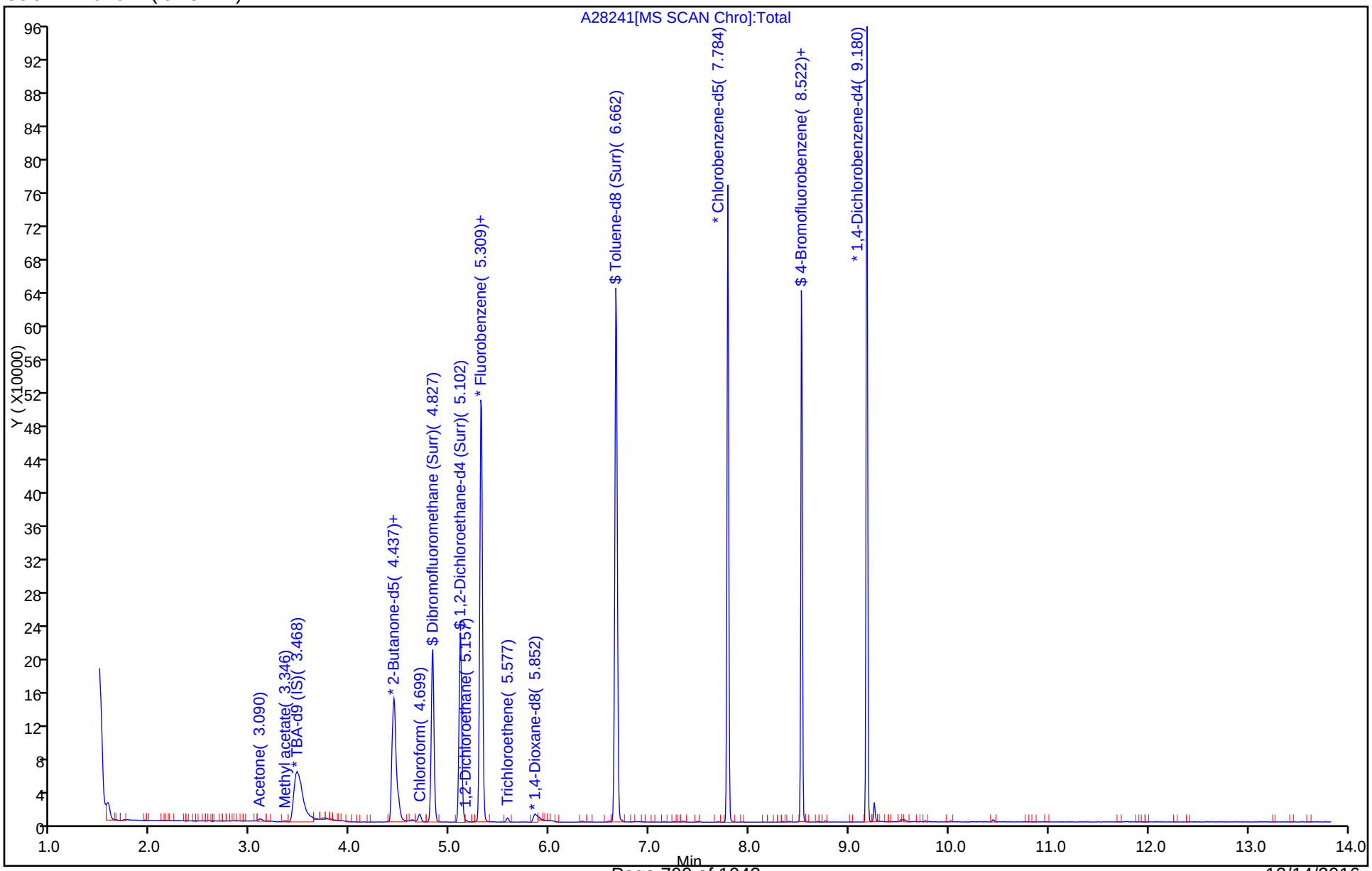

TestAmerica Edison

Data File:	\\ChromNA\Edison\ChromData\CVOAMS1\20161012-46772.b\A28241.D		
Injection Date:	12-Oct-2016 16:50:30	Instrument ID:	CVOAMS1
Lims ID:	460-121256-A-48	Lab Sample ID:	460-121256-48
Client ID:	DUP-02		
Operator ID:	VOA GC/MS1	ALS Bottle#:	21 Worklist Smp#: 25
Purge Vol:	5.000 mL	Dil. Factor:	1.0000
Method:	8260624W_1	Limit Group:	VOA - 8260C Water and Solid
Column:	Rtx-624 (0.25 mm)	Detector	MS SCAN

62 1,2-Dichloroethane, CAS: 107-06-2

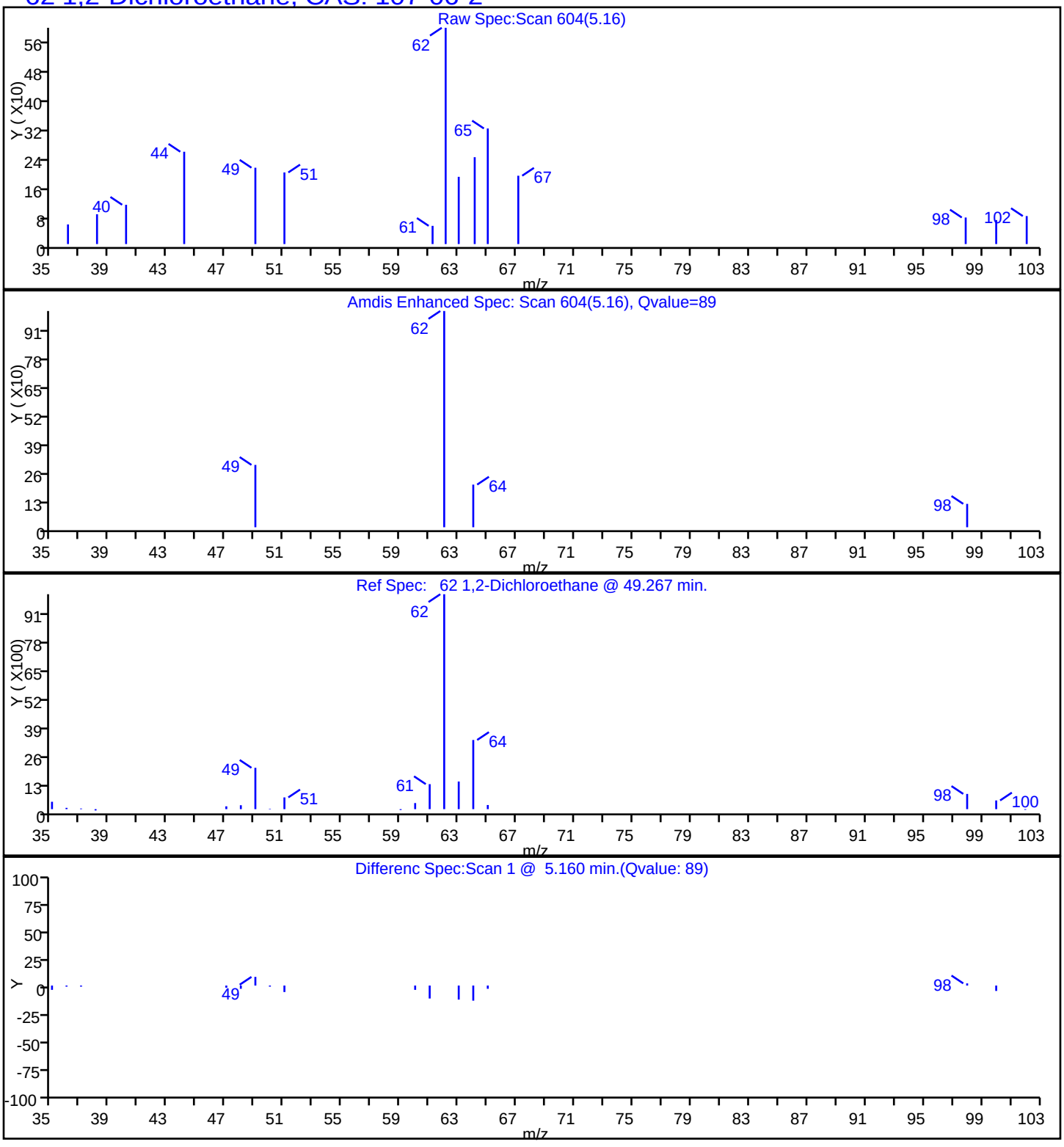

TestAmerica Edison

Data File:	\\ChromNA\Edison\ChromData\CVOAMS1\20161012-46772.b\A28241.D				
Injection Date:	12-Oct-2016 16:50:30	Instrument ID:	CVOAMS1		
Lims ID:	460-121256-A-48	Lab Sample ID:	460-121256-48		
Client ID:	DUP-02				
Operator ID:	VOA GC/MS1	ALS Bottle#:	21	Worklist Smp#:	25
Purge Vol:	5.000 mL	Dil. Factor:	1.0000		
Method:	8260624W_1	Limit Group:	VOA - 8260C Water and Solid		
Column:	Rtx-624 (0.25 mm)	Detector	MS SCAN		

19 Acetone, CAS: 67-64-1

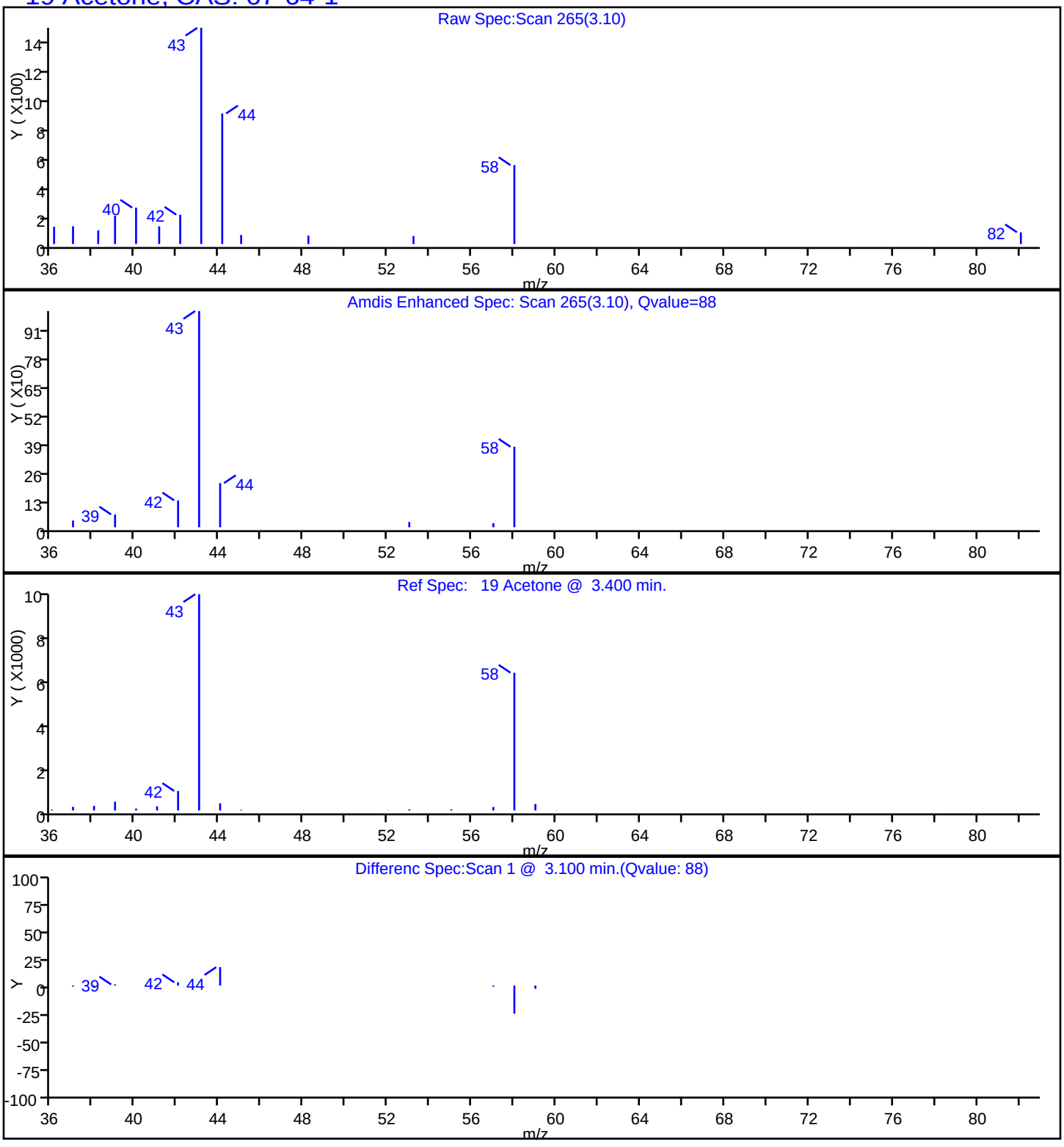

TestAmerica Edison

Data File:	\\ChromNA\Edison\ChromData\CVOAMS1\20161012-46772.b\A28241.D				
Injection Date:	12-Oct-2016 16:50:30	Instrument ID:	CVOAMS1		
Lims ID:	460-121256-A-48	Lab Sample ID:	460-121256-48		
Client ID:	DUP-02				
Operator ID:	VOA GC/MS1	ALS Bottle#:	21	Worklist Smp#:	25
Purge Vol:	5.000 mL	Dil. Factor:	1.0000		
Method:	8260624W_1	Limit Group:	VOA - 8260C Water and Solid		
Column:	Rtx-624 (0.25 mm)	Detector	MS SCAN		

49 Chloroform, CAS: 67-66-3

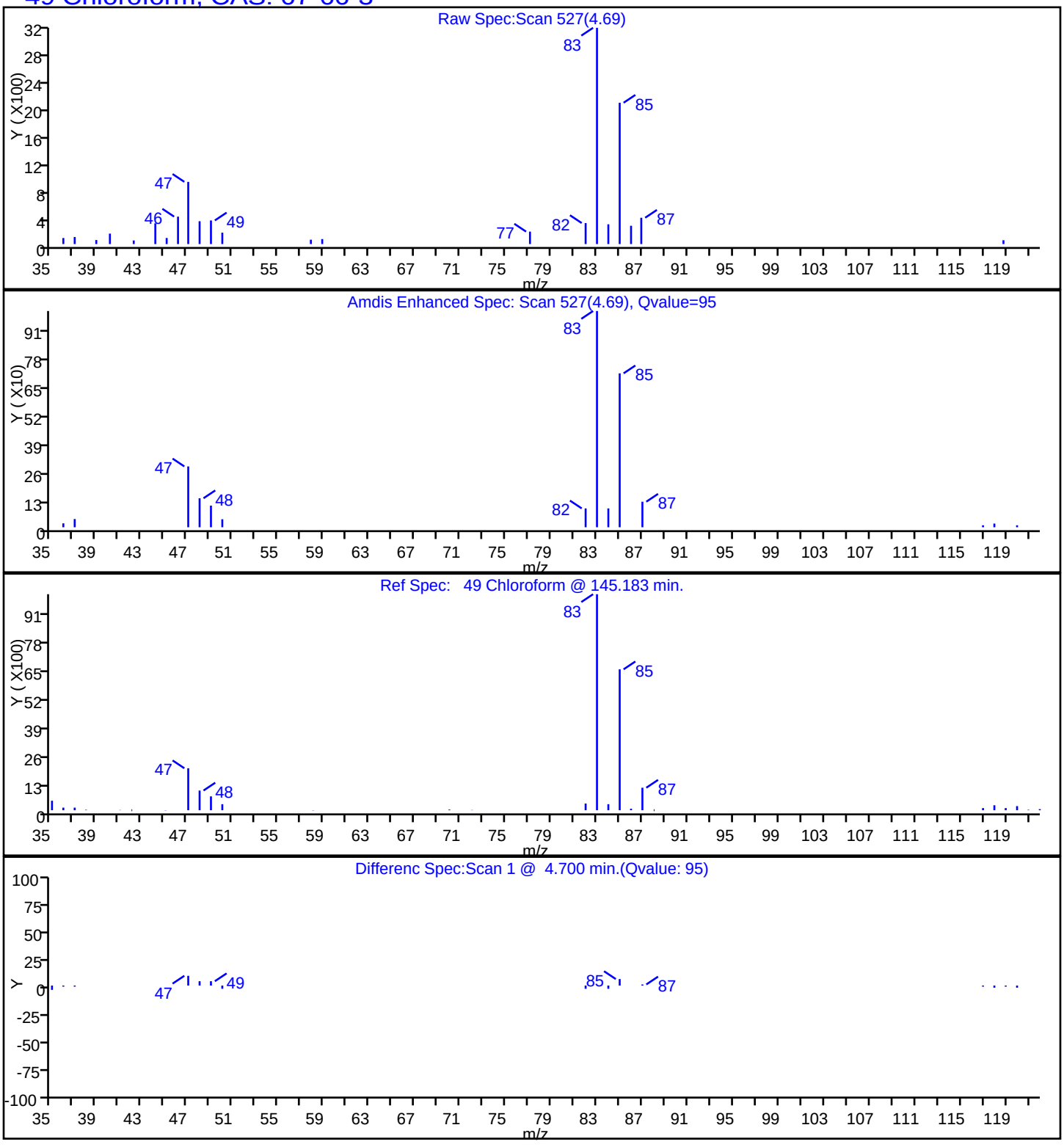

TestAmerica Edison

Data File:	\\ChromNA\Edison\ChromData\CVOAMS1\20161012-46772.b\A28241.D				
Injection Date:	12-Oct-2016 16:50:30	Instrument ID:	CVOAMS1		
Lims ID:	460-121256-A-48	Lab Sample ID:	460-121256-48		
Client ID:	DUP-02				
Operator ID:	VOA GC/MS1	ALS Bottle#:	21	Worklist Smp#:	25
Purge Vol:	5.000 mL	Dil. Factor:	1.0000		
Method:	8260624W_1	Limit Group:	VOA - 8260C Water and Solid		
Column:	Rtx-624 (0.25 mm)	Detector	MS SCAN		

24 Methyl acetate, CAS: 79-20-9

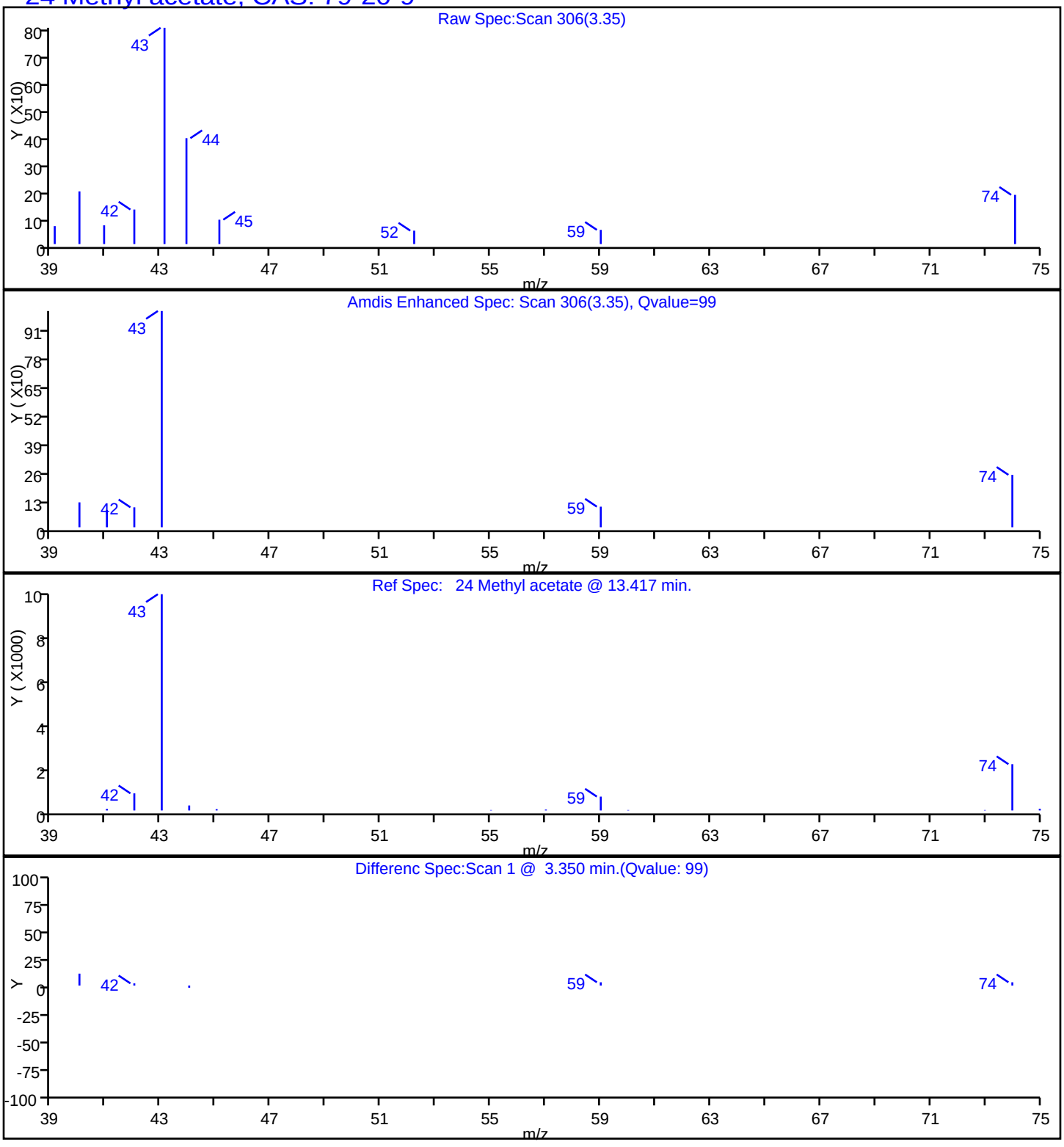

TestAmerica Edison

Data File:	\\ChromNA\Edison\ChromData\CVOAMS1\20161012-46772.b\A28241.D				
Injection Date:	12-Oct-2016 16:50:30	Instrument ID:	CVOAMS1		
Lims ID:	460-121256-A-48	Lab Sample ID:	460-121256-48		
Client ID:	DUP-02				
Operator ID:	VOA GC/MS1	ALS Bottle#:	21	Worklist Smp#:	25
Purge Vol:	5.000 mL	Dil. Factor:	1.0000		
Method:	8260624W_1	Limit Group:	VOA - 8260C Water and Solid		
Column:	Rtx-624 (0.25 mm)	Detector	MS SCAN		

66 Trichloroethene, CAS: 79-01-6

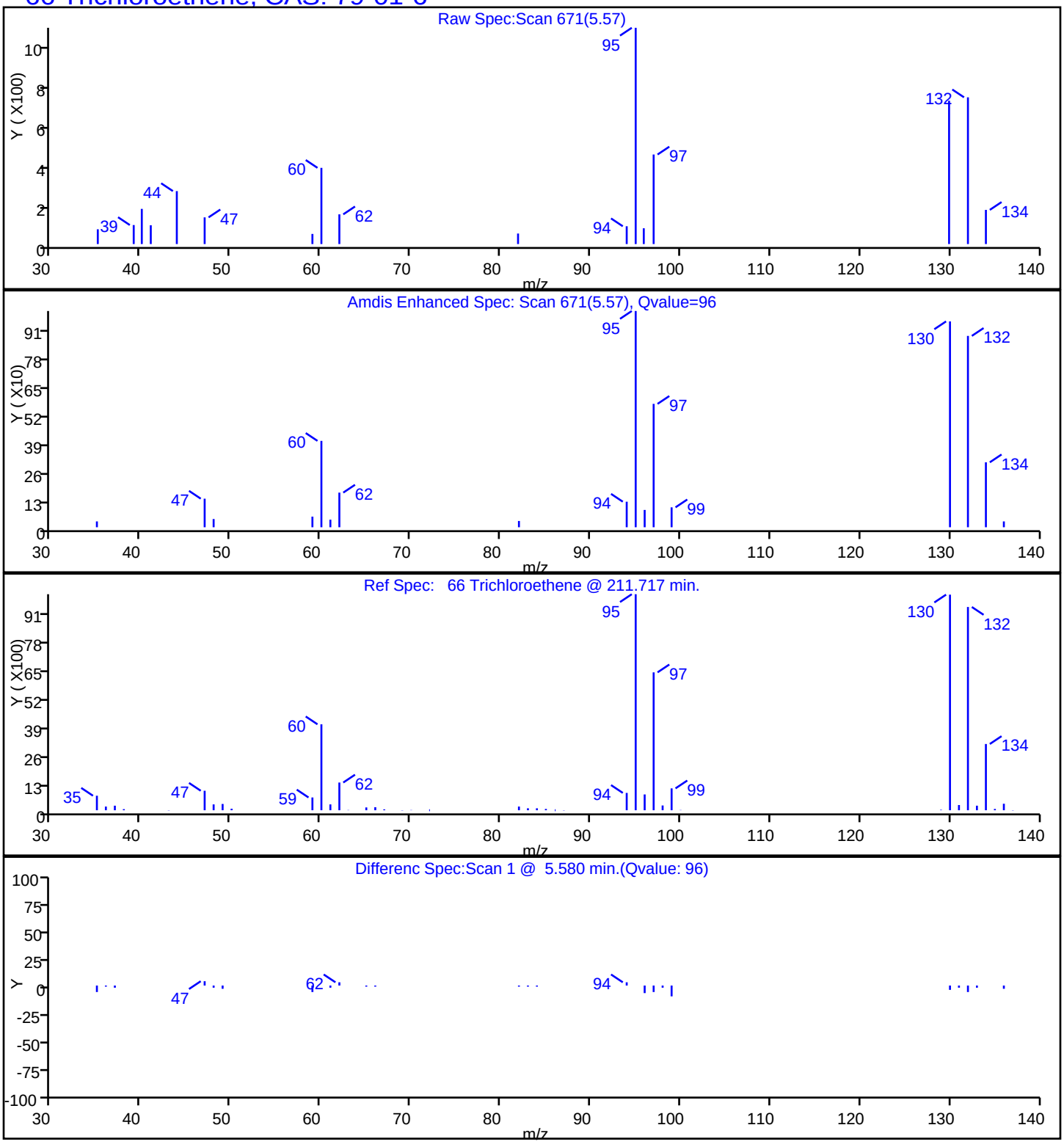

FORM I
GC/MS VOA ORGANICS ANALYSIS DATA SHEET

Lab Name: TestAmerica Edison | Job No.: 460-121256-1

SDG No.:

Client Sample ID: DUP-03 | Lab Sample ID: 460-121256-49

Matrix: Water | Lab File ID: A28242.D

Analysis Method: 8260C | Date Collected: 09/29/2016 10:00

Sample wt/vol: 5(mL) | Date Analyzed: 10/12/2016 17:11

Soil Aliquot Vol: | Dilution Factor: 1

Soil Extract Vol.: | GC Column: Rtx-624 ID: 0.25(mm)

% Moisture: | Level: (low/med) Low

Analysis Batch No.: 396623 | Units: ug/L

CAS NO.	COMPOUND NAME	RESULT	Q	RL	MDL
71-55-6	1,1,1-Trichloroethane	0.28	U	1.0	0.28
79-34-5	1,1,2,2-Tetrachloroethane	0.19	U	1.0	0.19
79-00-5	1,1,2-Trichloroethane	0.080	U	1.0	0.080
75-34-3	1,1-Dichloroethane	0.24	U	1.0	0.24
75-35-4	1,1-Dichloroethene	0.34	U	1.0	0.34
87-61-6	1,2,3-Trichlorobenzene	0.35	U	1.0	0.35
120-82-1	1,2,4-Trichlorobenzene	0.27	U	1.0	0.27
96-12-8	1,2-Dibromo-3-Chloropropane	0.23	U	1.0	0.23
106-93-4	1,2-Dibromoethane	0.19	U	1.0	0.19
95-50-1	1,2-Dichlorobenzene	0.22	U	1.0	0.22
107-06-2	1,2-Dichloroethane	0.25	U	1.0	0.25
78-87-5	1,2-Dichloropropane	0.18	U	1.0	0.18
541-73-1	1,3-Dichlorobenzene	0.33	U	1.0	0.33
106-46-7	1,4-Dichlorobenzene	0.33	U	1.0	0.33
123-91-1	1,4-Dioxane	8.7	U	50	8.7
78-93-3	2-Butanone	2.2	U	5.0	2.2
591-78-6	2-Hexanone	0.72	U	5.0	0.72
108-10-1	4-Methyl-2-pentanone	0.63	U	5.0	0.63
67-64-1	Acetone	6.3		5.0	1.1
71-43-2	Benzene	0.090	U	1.0	0.090
74-97-5	Bromochloromethane	0.30	U	1.0	0.30
75-27-4	Bromodichloromethane	0.15	U	1.0	0.15
75-25-2	Bromoform	0.18	U	1.0	0.18
74-83-9	Bromomethane	0.18	U	1.0	0.18
75-15-0	Carbon disulfide	0.22	U	1.0	0.22
56-23-5	Carbon tetrachloride	0.33	U	1.0	0.33
108-90-7	Chlorobenzene	0.24	U	1.0	0.24
75-00-3	Chloroethane	0.37	U	1.0	0.37
67-66-3	Chloroform	0.42	J	1.0	0.22
74-87-3	Chloromethane	0.22	U	1.0	0.22
156-59-2	cis-1,2-Dichloroethene	0.26	U	1.0	0.26
10061-01-5	cis-1,3-Dichloropropene	0.16	U	1.0	0.16
110-82-7	Cyclohexane	0.26	U	1.0	0.26
124-48-1	Dibromochloromethane	0.22	U	1.0	0.22
75-71-8	Dichlorodifluoromethane	0.14	U	1.0	0.14
100-41-4	Ethylbenzene	0.30	U	1.0	0.30

FORM I
GC/MS VOA ORGANICS ANALYSIS DATA SHEET

Lab Name: TestAmerica Edison | Job No.: 460-121256-1

SDG No.:

Client Sample ID: DUP-03 | Lab Sample ID: 460-121256-49

Matrix: Water | Lab File ID: A28242.D

Analysis Method: 8260C | Date Collected: 09/29/2016 10:00

Sample wt/vol: 5(mL) | Date Analyzed: 10/12/2016 17:11

Soil Aliquot Vol: | Dilution Factor: 1

Soil Extract Vol.: | GC Column: Rtx-624 ID: 0.25(mm)

% Moisture: | Level: (low/med) Low

Analysis Batch No.: 396623 | Units: ug/L

CAS NO.	COMPOUND NAME	RESULT	Q	RL	MDL
76-13-1	Freon TF	0.34	U	1.0	0.34
98-82-8	Isopropylbenzene	0.32	U	1.0	0.32
179601-23-1	m&p-Xylene	0.28	U	1.0	0.28
79-20-9	Methyl acetate	0.95	J	5.0	0.58
108-87-2	Methylcyclohexane	0.22	U	1.0	0.22
75-09-2	Methylene Chloride	0.21	U	1.0	0.21
1634-04-4	MTBE	0.13	U	1.0	0.13
95-47-6	o-Xylene	0.32	U	1.0	0.32
100-42-5	Styrene	0.17	U	1.0	0.17
127-18-4	Tetrachloroethene	0.12	U	1.0	0.12
108-88-3	Toluene	0.25	U	1.0	0.25
156-60-5	trans-1,2-Dichloroethene	0.18	U	1.0	0.18
10061-02-6	trans-1,3-Dichloropropene	0.19	U	1.0	0.19
79-01-6	Trichloroethene	0.22	U	1.0	0.22
75-69-4	Trichlorofluoromethane	0.15	U	1.0	0.15
75-01-4	Vinyl chloride	0.060	U	1.0	0.060

CAS NO.	SURROGATE	%REC	Q	LIMITS
17060-07-0	1,2-Dichloroethane-d4 (Surr)	106		70-130
460-00-4	Bromofluorobenzene	94		70-130
1868-53-7	Dibromofluoromethane (Surr)	106		70-130
2037-26-5	Toluene-d8 (Surr)	102		70-130

FORM I
GC/MS VOA ORGANICS ANALYSIS DATA SHEET
TENTATIVELY IDENTIFIED COMPOUNDS

Lab Name: TestAmerica Edison Job No.: 460-121256-1

SDG No.:

Client Sample ID: DUP-03 Lab Sample ID: 460-121256-49

Matrix: Water Lab File ID: A28242.D

Analysis Method: 8260C Date Collected: 09/29/2016 10:00

Sample wt/vol: 5(mL) Date Analyzed: 10/12/2016 17:11

Soil Aliquot Vol: Dilution Factor: 1

Soil Extract Vol.: GC Column: Rtx-624 ID: 0.25(mm)

% Moisture: Level: (low/med) Low

Analysis Batch No.: 396623 Units: ug/L

Number TICs Found: 0 TIC Result Total: 0

CAS NO.	COMPOUND NAME	RT	RESULT	Q	MATCH QUALITY
	Tentatively Identified Compound		None		

TestAmerica Edison
Target Compound Quantitation Report

Data File: \\ChromNA\Edison\ChromData\CVOAMS1\20161012-46772.b\A28242.D
Lims ID: 460-121256-A-49
Client ID: DUP-03
Sample Type: Client
Inject. Date: 12-Oct-2016 17:11:30 ALS Bottle#: 22 Worklist Smp#: 26
Purge Vol: 5.000 mL Dil. Factor: 1.0000
Sample Info: 460-121256-A-49
Misc. Info.: 460-0046772-026
Operator ID: VOA GC/MS1 Instrument ID: CVOAMS1

Method: \\ChromNA\Edison\ChromData\CVOAMS1\20161012-46772.b\8260624W_1.m
Limit Group: VOA - 8260C Water and Solid
Last Update: 12-Oct-2016 17:35:28 Calib Date: 08-Sep-2016 04:26:30
Integrator: RTE ID Type: Deconvolution ID
Quant Method: Internal Standard Quant By: Initial Calibration
Last ICal File: \\ChromNA\Edison\ChromData\CVOAMS1\20160908-45311.b\A26272.D

Column 1 : Rtx-624 (0.25 mm) Det: MS SCAN
Process Host: XAWRK015

First Level Reviewer: starzecm Date: 12-Oct-2016 17:35:28

Compound	Sig	RT (min.)	Exp RT (min.)	Dlt RT (min.)	Q	Response	OnCol Amt ug/l	Flags
19 Acetone	43	3.096	3.096	0.000	87	4291	6.34	
24 Methyl acetate	43	3.346	3.346	0.000	75	2179	0.9518	
* 28 TBA-d9 (IS)	65	3.474	3.468	0.006	100	204073	1000.0	
* 39 2-Butanone-d5	46	4.437	4.437	0.000	98	261054	250.0	
49 Chloroform	83	4.700	4.699	0.001	93	1893	0.4219	
$ 53 Dibromofluoromethane (Surr	113	4.828	4.827	0.001	95	120738	52.9	
$ 59 1,2-Dichloroethane-d4 (Sur	65	5.108	5.108	0.000	98	147159	53.2	
* 64 Fluorobenzene	96	5.315	5.315	0.000	97	431506	50.0	
* 70 1,4-Dioxane-d8	96	5.852	5.846	0.006	92	17367	1000.0	
$ 81 Toluene-d8 (Surr)	98	6.663	6.662	0.001	98	400384	51.2	
* 92 Chlorobenzene-d5	117	7.784	7.784	0.000	90	273801	50.0	
$ 103 4-Bromofluorobenzene	174	8.528	8.528	0.000	82	102537	46.9	
* 119 1,4-Dichlorobenzene-d4	152	9.187	9.186	0.001	98	148466	50.0	

Reagents:

8260ISNEW_00085	Amount Added:	1.00	Units: uL	Run Reagent
8260SURR250_00140	Amount Added:	1.00	Units: uL	Run Reagent

Report Date: 12-Oct-2016 17:35:29 Chrom Revision: 2.2 08-Sep-2016 14:45:52

TestAmerica Edison

Data File: \\ChromNA\Edison\ChromData\CVOAMS1\20161012-46772.b\A28242.D

Injection Date:	12-Oct-2016 17:11:30	Instrument ID:	CVOAMS1	Operator ID:	VOA GC/MS1
Lims ID:	460-121256-A-49	Lab Sample ID:	460-121256-49	Worklist Smp#:	26
Client ID:	DUP-03				
Purge Vol:	5.000 mL	Dil. Factor:	1.0000	ALS Bottle#:	22
Method:	8260624W_1	Limit Group:	VOA - 8260C Water and Solid		

Column: Rtx-624 (0.25 mm)

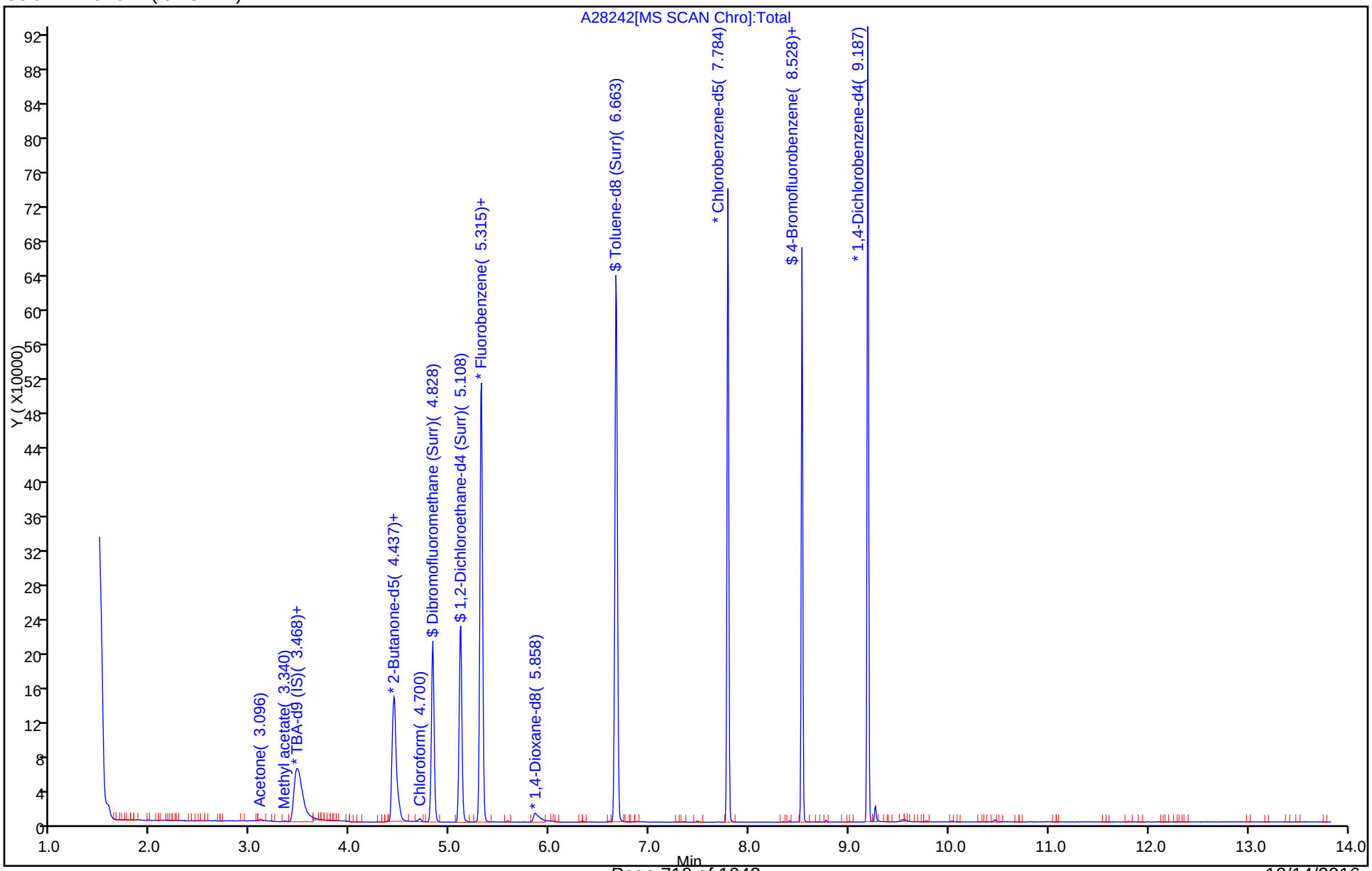

TestAmerica Edison

Data File:	\\ChromNA\Edison\ChromData\CVOAMS1\20161012-46772.b\A28242.D				
Injection Date:	12-Oct-2016 17:11:30	Instrument ID:	CVOAMS1		
Lims ID:	460-121256-A-49	Lab Sample ID:	460-121256-49		
Client ID:	DUP-03				
Operator ID:	VOA GC/MS1	ALS Bottle#:	22	Worklist Smp#:	26
Purge Vol:	5.000 mL	Dil. Factor:	1.0000		
Method:	8260624W_1	Limit Group:	VOA - 8260C Water and Solid		
Column:	Rtx-624 (0.25 mm)	Detector	MS SCAN		

19 Acetone, CAS: 67-64-1

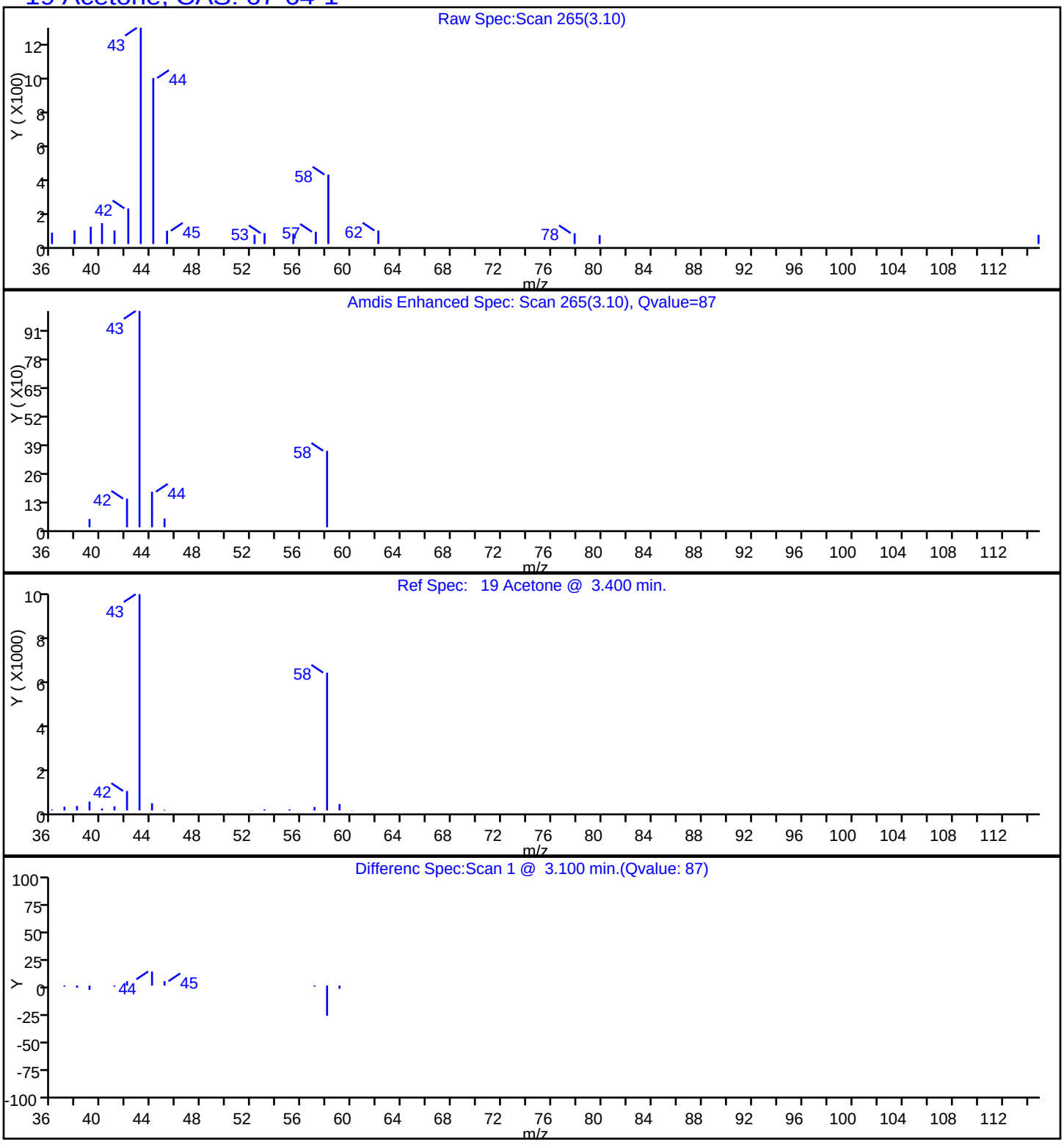

TestAmerica Edison

Data File:	\\ChromNA\Edison\ChromData\CVOAMS1\20161012-46772.b\A28242.D				
Injection Date:	12-Oct-2016 17:11:30	Instrument ID:	CVOAMS1		
Lims ID:	460-121256-A-49	Lab Sample ID:	460-121256-49		
Client ID:	DUP-03				
Operator ID:	VOA GC/MS1	ALS Bottle#:	22	Worklist Smp#:	26
Purge Vol:	5.000 mL	Dil. Factor:	1.0000		
Method:	8260624W_1	Limit Group:	VOA - 8260C Water and Solid		
Column:	Rtx-624 (0.25 mm)	Detector	MS SCAN		

49 Chloroform, CAS: 67-66-3

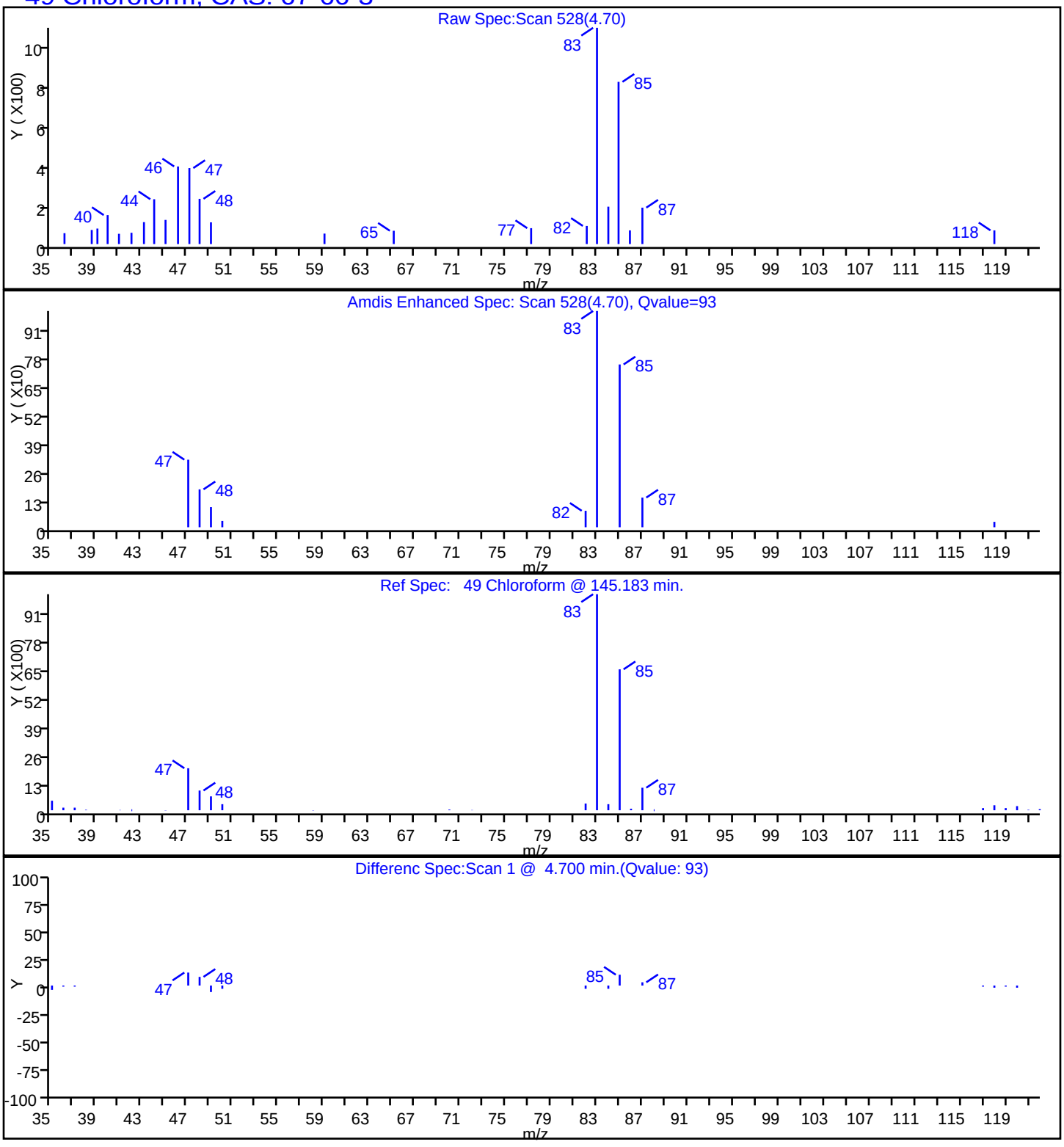

TestAmerica Edison

Data File:	\\ChromNA\Edison\ChromData\CVOAMS1\20161012-46772.b\A28242.D				
Injection Date:	12-Oct-2016 17:11:30	Instrument ID:	CVOAMS1		
Lims ID:	460-121256-A-49	Lab Sample ID:	460-121256-49		
Client ID:	DUP-03				
Operator ID:	VOA GC/MS1	ALS Bottle#:	22	Worklist Smp#:	26
Purge Vol:	5.000 mL	Dil. Factor:	1.0000		
Method:	8260624W_1	Limit Group:	VOA - 8260C Water and Solid		
Column:	Rtx-624 (0.25 mm)	Detector	MS SCAN		

24 Methyl acetate, CAS: 79-20-9

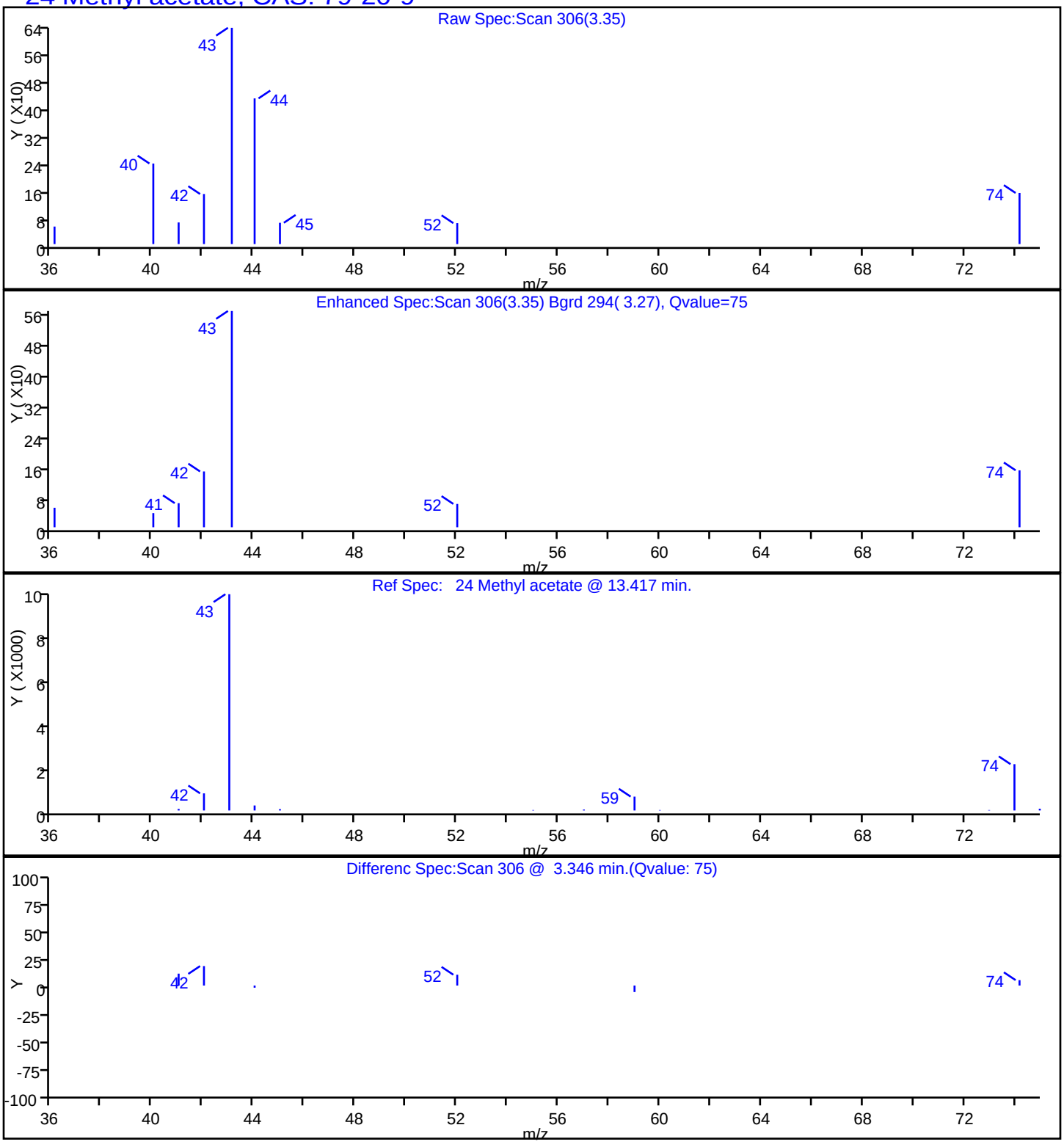

FORM I
GC/MS VOA ORGANICS ANALYSIS DATA SHEET

Lab Name: TestAmerica Edison | Job No.: 460-121256-1

SDG No.:

Client Sample ID: DUP-04 | Lab Sample ID: 460-121256-50

Matrix: Water | Lab File ID: A28243.D

Analysis Method: 8260C | Date Collected: 09/29/2016 09:35

Sample wt/vol: 5(mL) | Date Analyzed: 10/12/2016 17:32

Soil Aliquot Vol: | Dilution Factor: 1

Soil Extract Vol.: | GC Column: Rtx-624 ID: 0.25(mm)

% Moisture: | Level: (low/med) Low

Analysis Batch No.: 396623 | Units: ug/L

CAS NO.	COMPOUND NAME	RESULT	Q	RL	MDL
71-55-6	1,1,1-Trichloroethane	0.28	U	1.0	0.28
79-34-5	1,1,2,2-Tetrachloroethane	0.19	U	1.0	0.19
79-00-5	1,1,2-Trichloroethane	0.080	U	1.0	0.080
75-34-3	1,1-Dichloroethane	0.24	U	1.0	0.24
75-35-4	1,1-Dichloroethene	0.34	U	1.0	0.34
87-61-6	1,2,3-Trichlorobenzene	0.35	U	1.0	0.35
120-82-1	1,2,4-Trichlorobenzene	0.27	U	1.0	0.27
96-12-8	1,2-Dibromo-3-Chloropropane	0.23	U	1.0	0.23
106-93-4	1,2-Dibromoethane	0.19	U	1.0	0.19
95-50-1	1,2-Dichlorobenzene	0.22	U	1.0	0.22
107-06-2	1,2-Dichloroethane	0.35	J	1.0	0.25
78-87-5	1,2-Dichloropropane	0.18	U	1.0	0.18
541-73-1	1,3-Dichlorobenzene	0.33	U	1.0	0.33
106-46-7	1,4-Dichlorobenzene	0.33	U	1.0	0.33
123-91-1	1,4-Dioxane	8.7	U	50	8.7
78-93-3	2-Butanone	2.2	U	5.0	2.2
591-78-6	2-Hexanone	0.72	U	5.0	0.72
108-10-1	4-Methyl-2-pentanone	0.63	U	5.0	0.63
67-64-1	Acetone	23		5.0	1.1
71-43-2	Benzene	0.090	U	1.0	0.090
74-97-5	Bromochloromethane	0.30	U	1.0	0.30
75-27-4	Bromodichloromethane	0.15	U	1.0	0.15
75-25-2	Bromoform	0.18	U	1.0	0.18
74-83-9	Bromomethane	0.18	U	1.0	0.18
75-15-0	Carbon disulfide	0.22	U	1.0	0.22
56-23-5	Carbon tetrachloride	0.33	U	1.0	0.33
108-90-7	Chlorobenzene	0.24	U	1.0	0.24
75-00-3	Chloroethane	0.37	U	1.0	0.37
67-66-3	Chloroform	0.22	U	1.0	0.22
74-87-3	Chloromethane	0.22	U	1.0	0.22
156-59-2	cis-1,2-Dichloroethene	2.0		1.0	0.26
10061-01-5	cis-1,3-Dichloropropene	0.16	U	1.0	0.16
110-82-7	Cyclohexane	0.44	J	1.0	0.26
124-48-1	Dibromochloromethane	0.22	U	1.0	0.22
75-71-8	Dichlorodifluoromethane	0.14	U	1.0	0.14
100-41-4	Ethylbenzene	0.30	U	1.0	0.30

FORM I
GC/MS VOA ORGANICS ANALYSIS DATA SHEET

Lab Name: TestAmerica Edison | Job No.: 460-121256-1

SDG No.:

Client Sample ID: DUP-04 | Lab Sample ID: 460-121256-50

Matrix: Water | Lab File ID: A28243.D

Analysis Method: 8260C | Date Collected: 09/29/2016 09:35

Sample wt/vol: 5(mL) | Date Analyzed: 10/12/2016 17:32

Soil Aliquot Vol: | Dilution Factor: 1

Soil Extract Vol.: | GC Column: Rtx-624 ID: 0.25(mm)

% Moisture: | Level: (low/med) Low

Analysis Batch No.: 396623 | Units: ug/L

CAS NO.	COMPOUND NAME	RESULT	Q	RL	MDL
76-13-1	Freon TF	0.34	U	1.0	0.34
98-82-8	Isopropylbenzene	0.32	U	1.0	0.32
179601-23-1	m&p-Xylene	0.28	U	1.0	0.28
79-20-9	Methyl acetate	0.81	J	5.0	0.58
108-87-2	Methylcyclohexane	0.22	U	1.0	0.22
75-09-2	Methylene Chloride	0.21	U	1.0	0.21
1634-04-4	MTBE	0.13	U	1.0	0.13
95-47-6	o-Xylene	0.32	U	1.0	0.32
100-42-5	Styrene	0.17	U	1.0	0.17
127-18-4	Tetrachloroethene	0.12	U	1.0	0.12
108-88-3	Toluene	0.25	U	1.0	0.25
156-60-5	trans-1,2-Dichloroethene	0.18	U	1.0	0.18
10061-02-6	trans-1,3-Dichloropropene	0.19	U	1.0	0.19
79-01-6	Trichloroethene	0.90	J	1.0	0.22
75-69-4	Trichlorofluoromethane	0.15	U	1.0	0.15
75-01-4	Vinyl chloride	0.39	J	1.0	0.060

CAS NO.	SURROGATE	%REC	Q	LIMITS
17060-07-0	1,2-Dichloroethane-d4 (Surr)	105		70-130
460-00-4	Bromofluorobenzene	96		70-130
1868-53-7	Dibromofluoromethane (Surr)	103		70-130
2037-26-5	Toluene-d8 (Surr)	101		70-130

FORM I
GC/MS VOA ORGANICS ANALYSIS DATA SHEET
TENTATIVELY IDENTIFIED COMPOUNDS

Lab Name: TestAmerica Edison Job No.: 460-121256-1

SDG No.:

Client Sample ID: DUP-04 Lab Sample ID: 460-121256-50

Matrix: Water Lab File ID: A28243.D

Analysis Method: 8260C Date Collected: 09/29/2016 09:35

Sample wt/vol: 5(mL) Date Analyzed: 10/12/2016 17:32

Soil Aliquot Vol: Dilution Factor: 1

Soil Extract Vol.: GC Column: Rtx-624 ID: 0.25(mm)

% Moisture: Level: (low/med) Low

Analysis Batch No.: 396623 Units: ug/L

Number TICs Found: 0 TIC Result Total: 0

CAS NO.	COMPOUND NAME	RT	RESULT	Q	MATCH QUALITY
	Tentatively Identified Compound		None		

TestAmerica Edison
Target Compound Quantitation Report

Data File: \\ChromNA\Edison\ChromData\CVOAMS1\20161012-46772.b\A28243.D
Lims ID: 460-121256-A-50
Client ID: DUP-04
Sample Type: Client
Inject. Date: 12-Oct-2016 17:32:30 ALS Bottle#: 23 Worklist Smp#: 27
Purge Vol: 5.000 mL Dil. Factor: 1.0000
Sample Info: 460-121256-A-50
Misc. Info.: 460-0046772-027
Operator ID: VOA GC/MS1 Instrument ID: CVOAMS1

Method: \\ChromNA\Edison\ChromData\CVOAMS1\20161012-46772.b\8260624W_1.m
Limit Group: VOA - 8260C Water and Solid
Last Update: 12-Oct-2016 18:11:03 Calib Date: 08-Sep-2016 04:26:30
Integrator: RTE ID Type: Deconvolution ID
Quant Method: Internal Standard Quant By: Initial Calibration
Last ICal File: \\ChromNA\Edison\ChromData\CVOAMS1\20160908-45311.b\A26272.D

Column 1 : Rtx-624 (0.25 mm) Det: MS SCAN
Process Host: XAWRK015

First Level Reviewer: starzecm Date: 12-Oct-2016 18:11:03

Compound	Sig	RT (min.)	Exp RT (min.)	Dlt RT (min.)	Q	Response	OnCol Amt ug/l	Flags
5 Vinyl chloride	62	1.926	1.926	0.000	43	1714	0.3868	
19 Acetone	43	3.102	3.096	0.006	88	15327	22.8	
24 Methyl acetate	43	3.346	3.346	0.000	98	1872	0.8131	
* 28 TBA-d9 (IS)	65	3.468	3.468	0.000	100	203527	1000.0	
* 39 2-Butanone-d5	46	4.437	4.437	0.000	99	259292	250.0	
41 cis-1,2-Dichloroethene	96	4.468	4.468	0.000	91	5672	1.98	
50 Cyclohexane	56	4.809	4.803	0.006	95	2011	0.4372	
$ 53 Dibromofluoromethane (Surr	113	4.827	4.827	0.000	95	118602	51.7	
$ 59 1,2-Dichloroethane-d4 (Sur	65	5.102	5.108	-0.006	99	145481	52.3	
62 1,2-Dichloroethane	62	5.163	5.163	0.000	93	1164	0.3517	
* 64 Fluorobenzene	96	5.315	5.315	0.000	98	433935	50.0	
66 Trichloroethene	95	5.571	5.577	-0.006	93	2125	0.9010	
* 70 1,4-Dioxane-d8	96	5.858	5.846	0.012	94	16843	1000.0	
$ 81 Toluene-d8 (Surr)	98	6.662	6.662	0.000	98	394010	50.5	
* 92 Chlorobenzene-d5	117	7.784	7.784	0.000	89	273036	50.0	
$ 103 4-Bromofluorobenzene	174	8.528	8.528	0.000	83	104694	48.0	
* 119 1,4-Dichlorobenzene-d4	152	9.186	9.186	0.000	98	147900	50.0	

Reagents:

8260ISNEW_00085	Amount Added:	1.00	Units: uL	Run Reagent
8260SURR250_00140	Amount Added:	1.00	Units: uL	Run Reagent

Report Date: 12-Oct-2016 18:11:04 Chrom Revision: 2.2 08-Sep-2016 14:45:52

TestAmerica Edison

Data File: \\ChromNA\Edison\ChromData\CVOAMS1\20161012-46772.b\A28243.D

Injection Date:	12-Oct-2016 17:32:30	Instrument ID:	CVOAMS1	Operator ID:	VOA GC/MS1
Lims ID:	460-121256-A-50	Lab Sample ID:	460-121256-50	Worklist Smp#:	27
Client ID:	DUP-04				
Purge Vol:	5.000 mL	Dil. Factor:	1.0000	ALS Bottle#:	23
Method:	8260624W_1	Limit Group:	VOA - 8260C Water and Solid		

Column: Rtx-624 (0.25 mm)

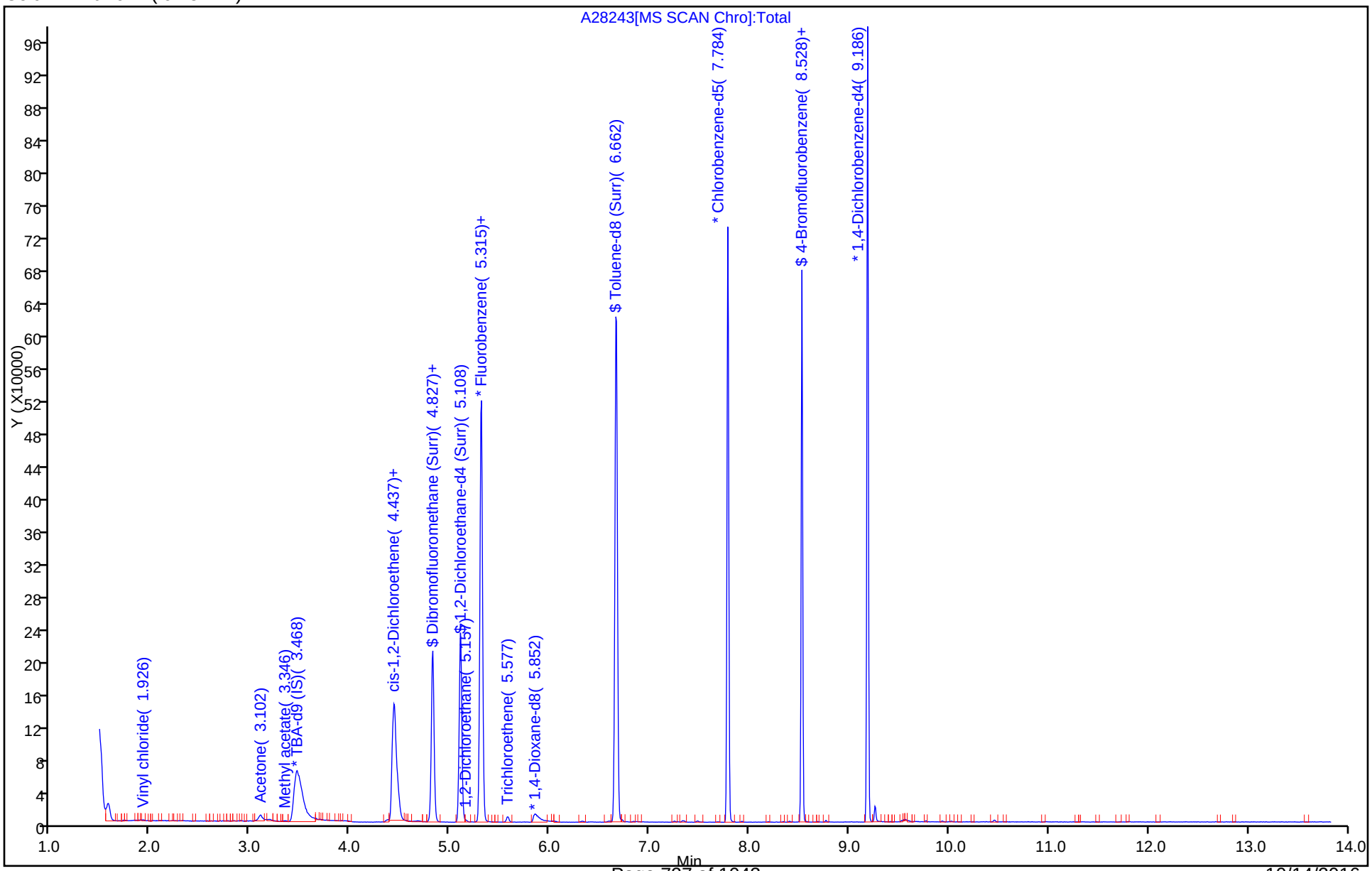

TestAmerica Edison

Data File:	\\ChromNA\Edison\ChromData\CVOAMS1\20161012-46772.b\A28243.D		
Injection Date:	12-Oct-2016 17:32:30	Instrument ID:	CVOAMS1
Lims ID:	460-121256-A-50	Lab Sample ID:	460-121256-50
Client ID:	DUP-04		
Operator ID:	VOA GC/MS1	ALS Bottle#:	23 Worklist Smp#: 27
Purge Vol:	5.000 mL	Dil. Factor:	1.0000
Method:	8260624W_1	Limit Group:	VOA - 8260C Water and Solid
Column:	Rtx-624 (0.25 mm)	Detector	MS SCAN

62 1,2-Dichloroethane, CAS: 107-06-2

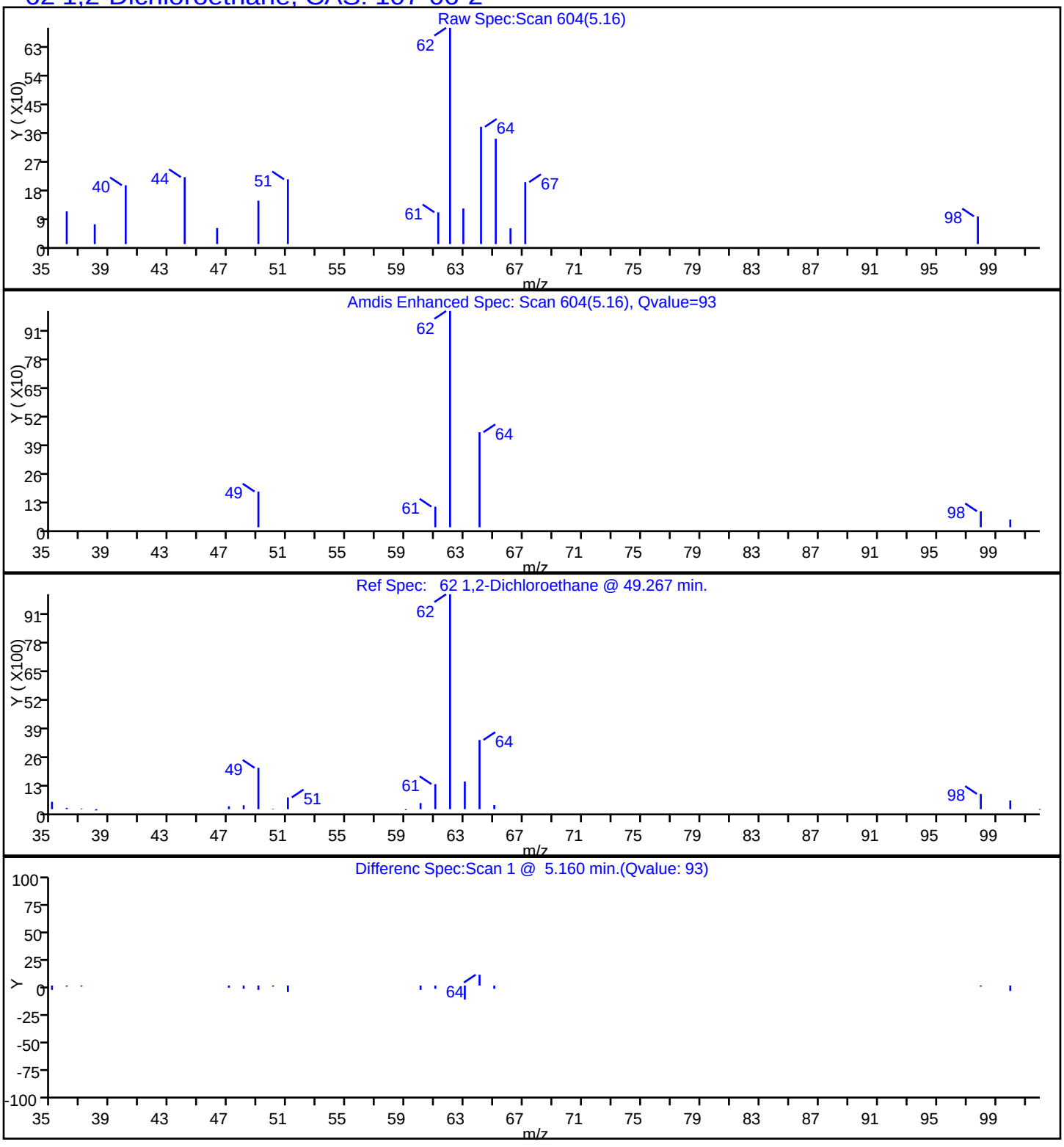

TestAmerica Edison

Data File:	\\ChromNA\Edison\ChromData\CVOAMS1\20161012-46772.b\A28243.D				
Injection Date:	12-Oct-2016 17:32:30	Instrument ID:	CVOAMS1		
Lims ID:	460-121256-A-50	Lab Sample ID:	460-121256-50		
Client ID:	DUP-04				
Operator ID:	VOA GC/MS1	ALS Bottle#:	23	Worklist Smp#:	27
Purge Vol:	5.000 mL	Dil. Factor:	1.0000		
Method:	8260624W_1	Limit Group:	VOA - 8260C Water and Solid		
Column:	Rtx-624 (0.25 mm)	Detector	MS SCAN		

19 Acetone, CAS: 67-64-1

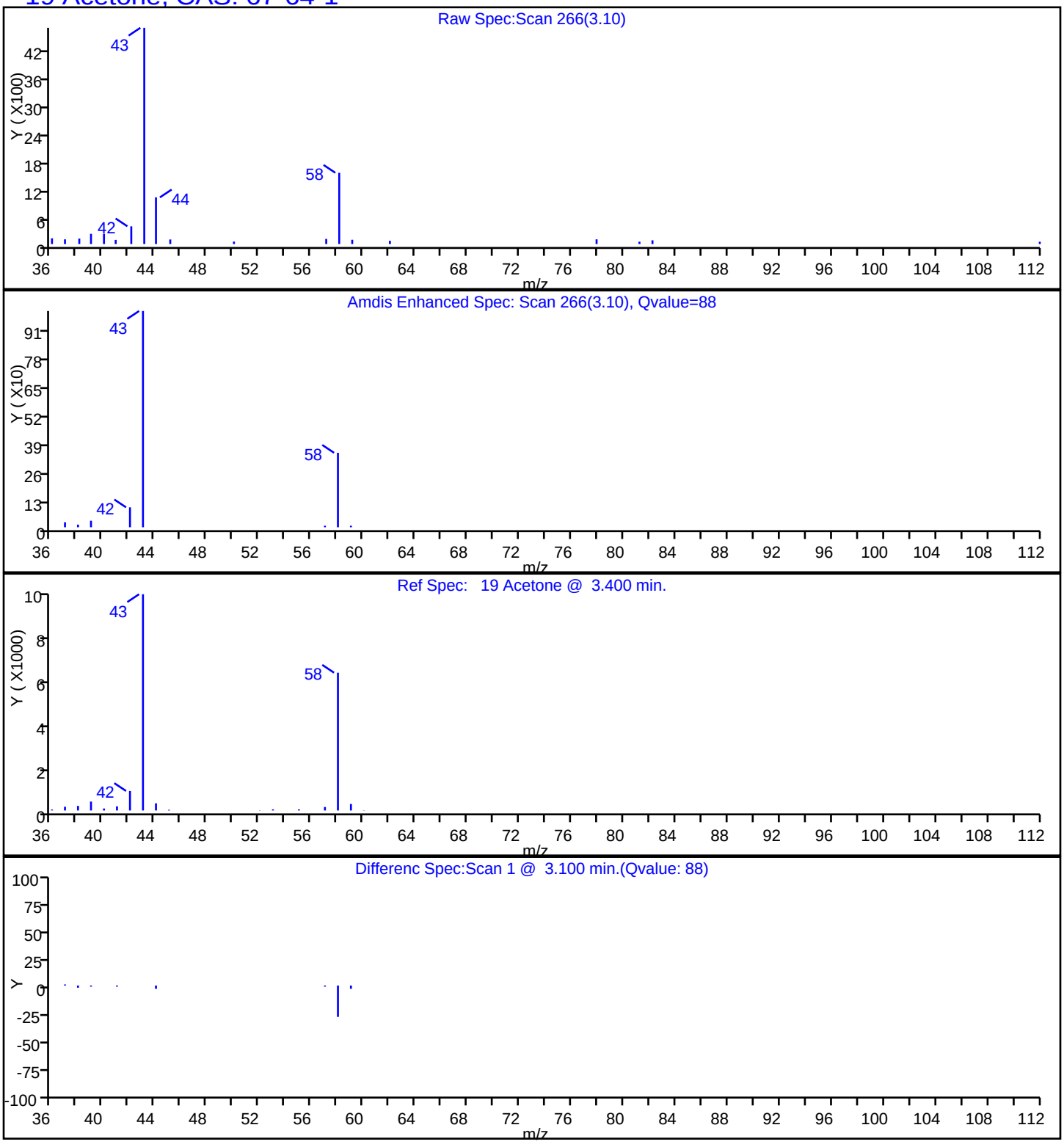

TestAmerica Edison

Data File:	\\ChromNA\Edison\ChromData\CVOAMS1\20161012-46772.b\A28243.D				
Injection Date:	12-Oct-2016 17:32:30	Instrument ID:	CVOAMS1		
Lims ID:	460-121256-A-50	Lab Sample ID:	460-121256-50		
Client ID:	DUP-04				
Operator ID:	VOA GC/MS1	ALS Bottle#:	23	Worklist Smp#:	27
Purge Vol:	5.000 mL	Dil. Factor:	1.0000		
Method:	8260624W_1	Limit Group:	VOA - 8260C Water and Solid		
Column:	Rtx-624 (0.25 mm)	Detector	MS SCAN		

41 cis-1,2-Dichloroethene, CAS: 156-59-2

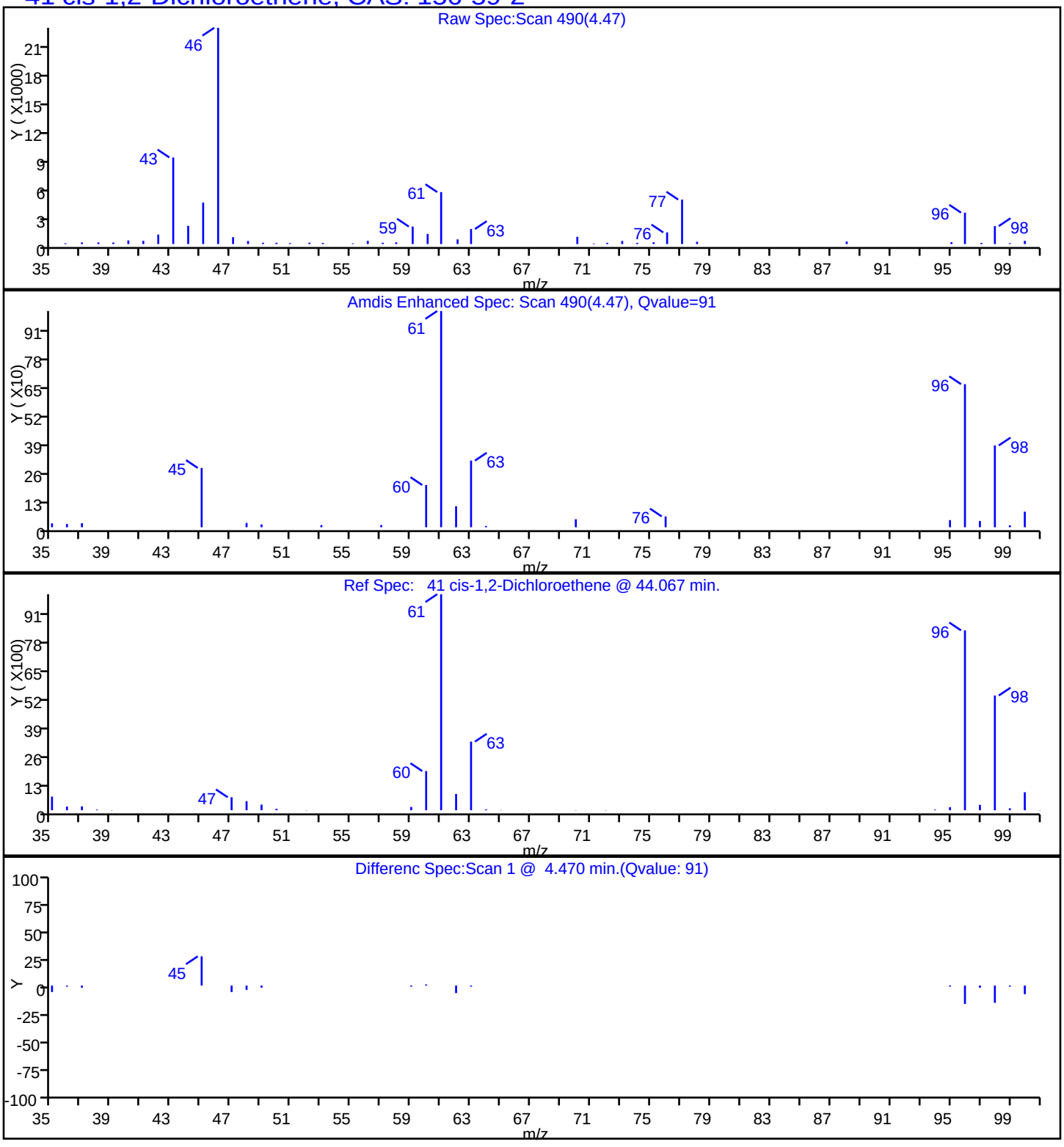

TestAmerica Edison

Data File:	\\ChromNA\Edison\ChromData\CVOAMS1\20161012-46772.b\A28243.D				
Injection Date:	12-Oct-2016 17:32:30	Instrument ID:	CVOAMS1		
Lims ID:	460-121256-A-50	Lab Sample ID:	460-121256-50		
Client ID:	DUP-04				
Operator ID:	VOA GC/MS1	ALS Bottle#:	23	Worklist Smp#:	27
Purge Vol:	5.000 mL	Dil. Factor:	1.0000		
Method:	8260624W_1	Limit Group:	VOA - 8260C Water and Solid		
Column:	Rtx-624 (0.25 mm)	Detector	MS SCAN		

50 Cyclohexane, CAS: 110-82-7

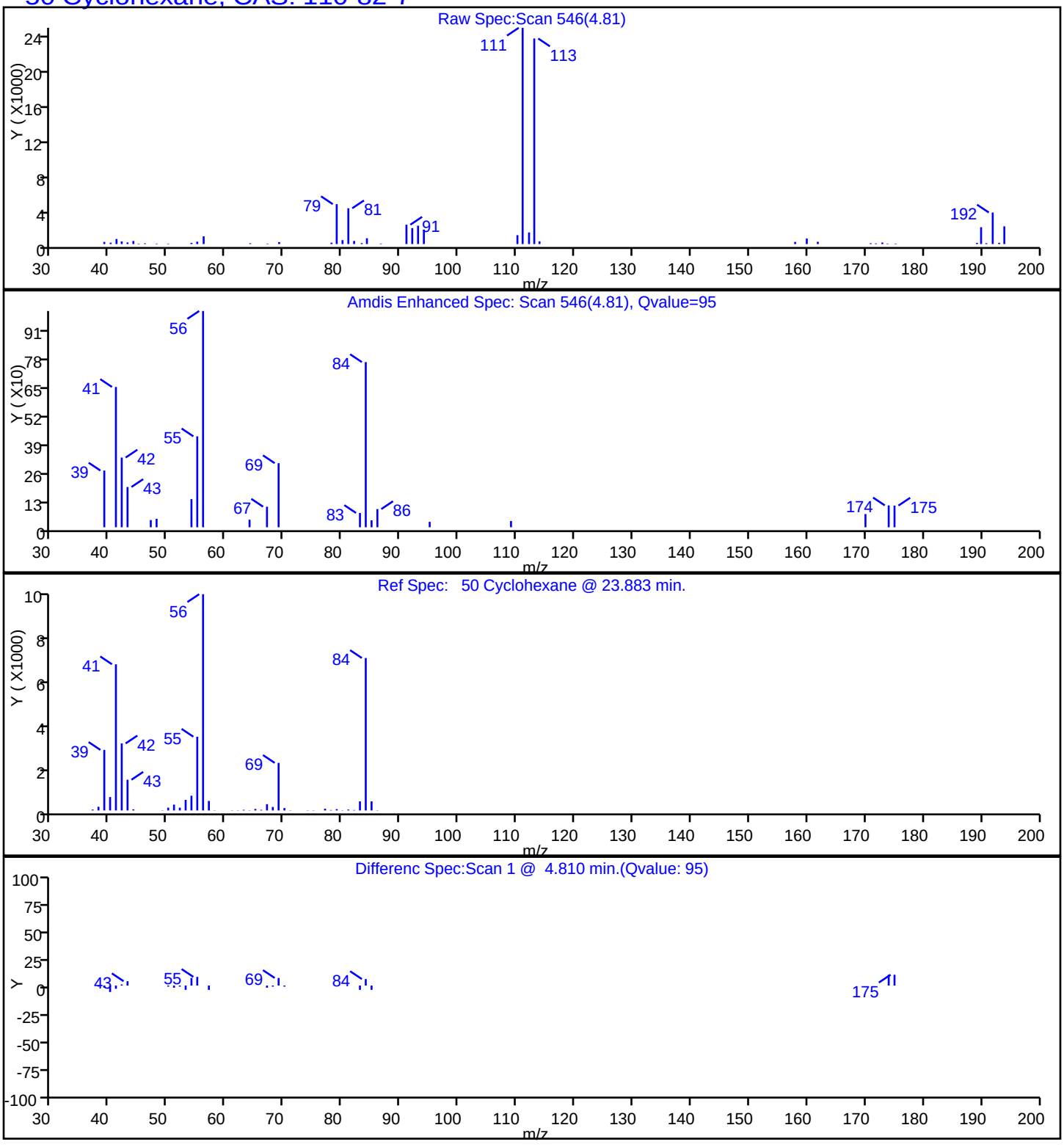

TestAmerica Edison

Data File:	\\ChromNA\Edison\ChromData\CVOAMS1\20161012-46772.b\A28243.D				
Injection Date:	12-Oct-2016 17:32:30	Instrument ID:	CVOAMS1		
Lims ID:	460-121256-A-50	Lab Sample ID:	460-121256-50		
Client ID:	DUP-04				
Operator ID:	VOA GC/MS1	ALS Bottle#:	23	Worklist Smp#:	27
Purge Vol:	5.000 mL	Dil. Factor:	1.0000		
Method:	8260624W_1	Limit Group:	VOA - 8260C Water and Solid		
Column:	Rtx-624 (0.25 mm)	Detector	MS SCAN		

24 Methyl acetate, CAS: 79-20-9

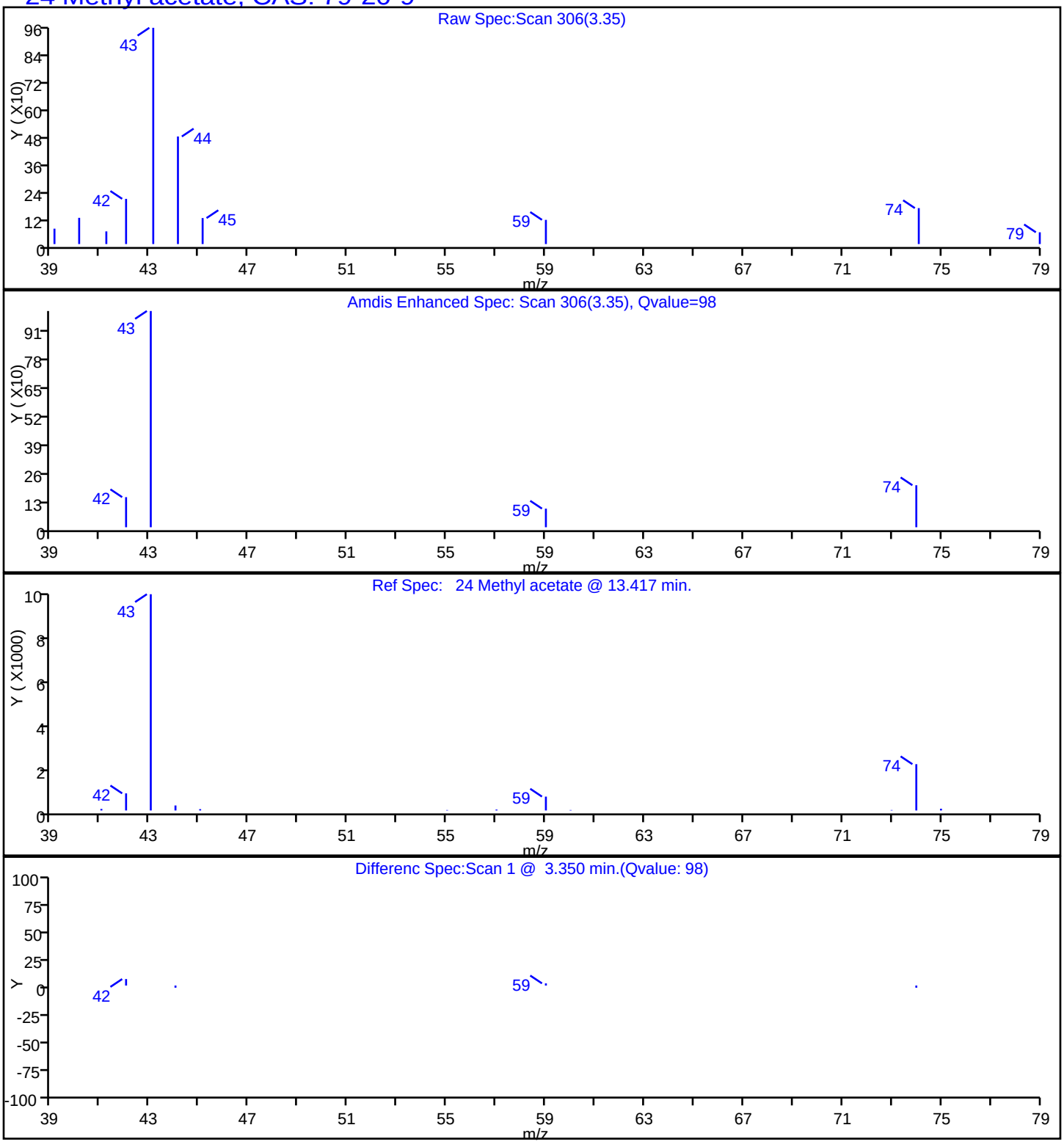

Report Date: 12-Oct-2016 18:11:04 Chrom Revision: 2.2 08-Sep-2016 14:45:52

TestAmerica Edison

Data File: \\ChromNA\Edison\ChromData\CVOAMS1\20161012-46772.b\A28243.D

Injection Date:	12-Oct-2016 17:32:30	Instrument ID:	CVOAMS1		
Lims ID:	460-121256-A-50	Lab Sample ID:	460-121256-50		
Client ID:	DUP-04				
Operator ID:	VOA GC/MS1	ALS Bottle#:	23	Worklist Smp#:	27
Purge Vol:	5.000 mL	Dil. Factor:	1.0000		
Method:	8260624W_1	Limit Group:	VOA - 8260C Water and Solid		
Column:	Rtx-624 (0.25 mm)	Detector	MS SCAN		

66 Trichloroethene, CAS: 79-01-6

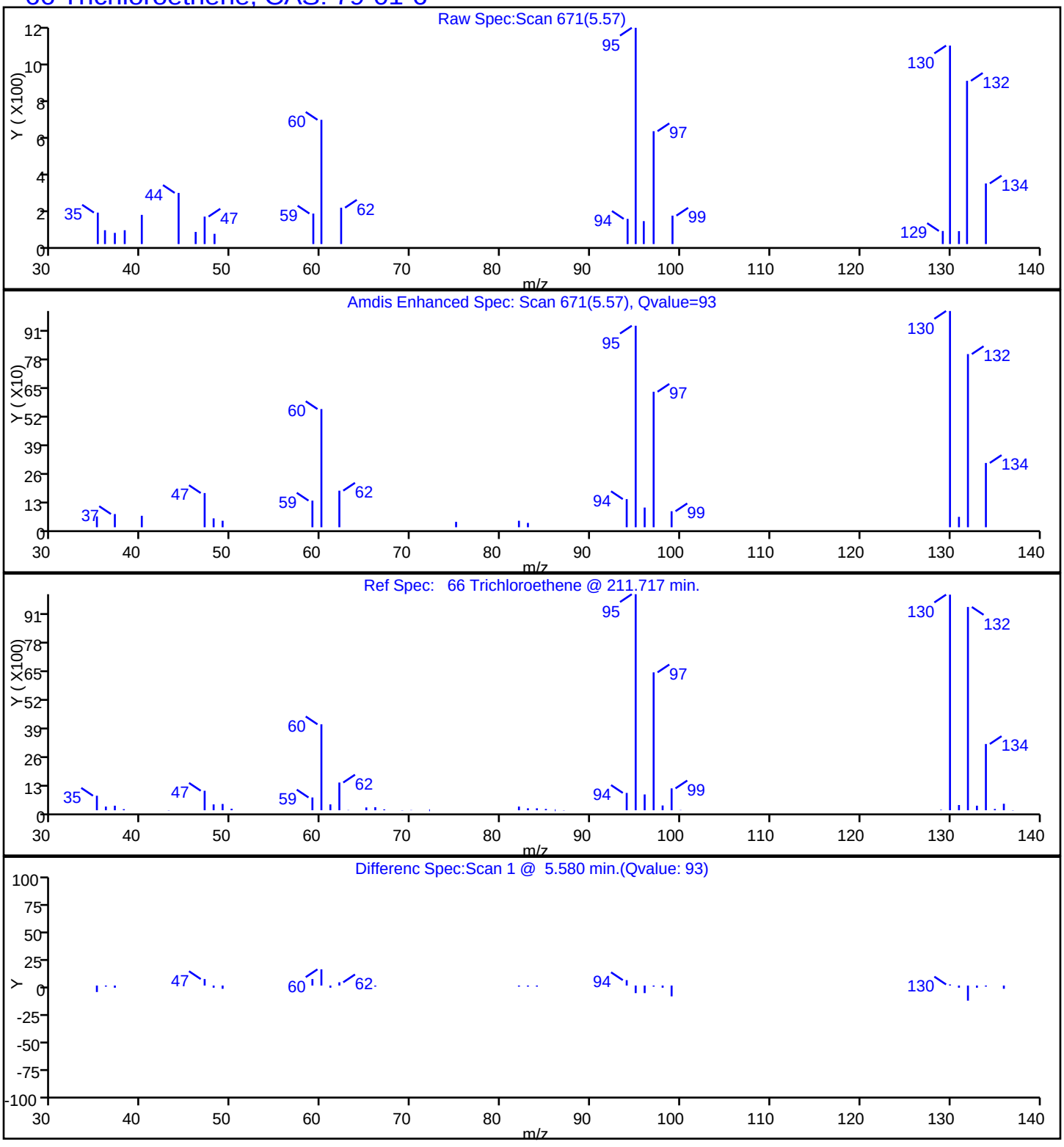

Report Date: 12-Oct-2016 18:11:04 Chrom Revision: 2.2 08-Sep-2016 14:45:52

TestAmerica Edison

Data File: \\ChromNA\Edison\ChromData\CVOAMS1\20161012-46772.b\A28243.D

Injection Date:	12-Oct-2016 17:32:30	Instrument ID:	CVOAMS1		
Lims ID:	460-121256-A-50	Lab Sample ID:	460-121256-50		
Client ID:	DUP-04				
Operator ID:	VOA GC/MS1	ALS Bottle#:	23	Worklist Smp#:	27
Purge Vol:	5.000 mL	Dil. Factor:	1.0000		
Method:	8260624W_1	Limit Group:	VOA - 8260C Water and Solid		
Column:	Rtx-624 (0.25 mm)	Detector	MS SCAN		

5 Vinyl chloride, CAS: 75-01-4

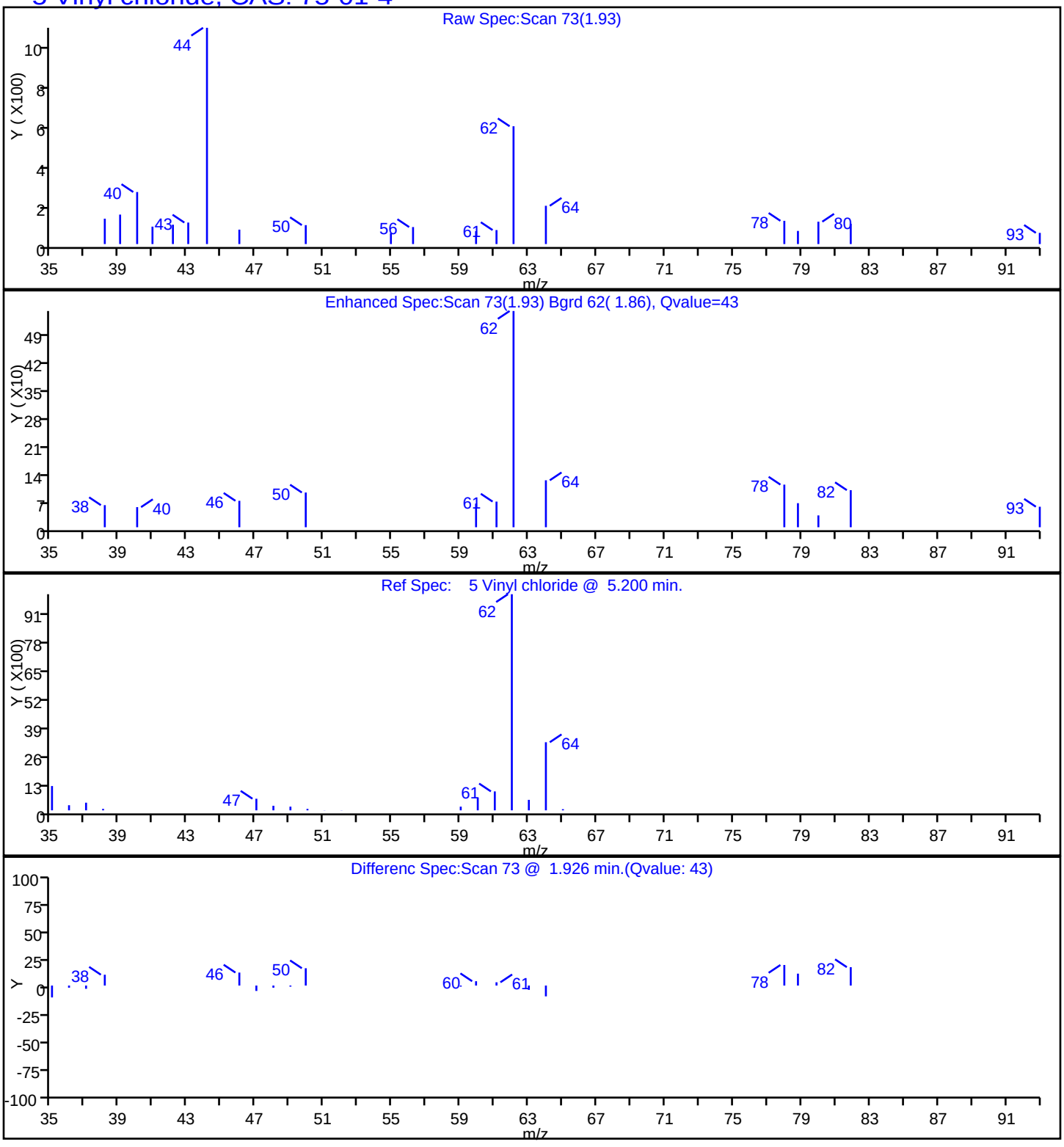

FORM I
GC/MS VOA ORGANICS ANALYSIS DATA SHEET

Lab Name: TestAmerica Edison | Job No.: 460-121256-1

SDG No.:

Client Sample ID: DUP-05 | Lab Sample ID: 460-121256-51

Matrix: Water | Lab File ID: A28244.D

Analysis Method: 8260C | Date Collected: 09/29/2016 12:30

Sample wt/vol: 5(mL) | Date Analyzed: 10/12/2016 17:54

Soil Aliquot Vol: | Dilution Factor: 1

Soil Extract Vol.: | GC Column: Rtx-624 ID: 0.25(mm)

% Moisture: | Level: (low/med) Low

Analysis Batch No.: 396623 | Units: ug/L

CAS NO.	COMPOUND NAME	RESULT	Q	RL	MDL
71-55-6	1,1,1-Trichloroethane	0.28	U	1.0	0.28
79-34-5	1,1,2,2-Tetrachloroethane	0.19	U	1.0	0.19
79-00-5	1,1,2-Trichloroethane	0.080	U	1.0	0.080
75-34-3	1,1-Dichloroethane	1.1		1.0	0.24
75-35-4	1,1-Dichloroethene	0.34	U	1.0	0.34
87-61-6	1,2,3-Trichlorobenzene	0.35	U	1.0	0.35
120-82-1	1,2,4-Trichlorobenzene	0.27	U	1.0	0.27
96-12-8	1,2-Dibromo-3-Chloropropane	0.23	U	1.0	0.23
106-93-4	1,2-Dibromoethane	0.19	U	1.0	0.19
95-50-1	1,2-Dichlorobenzene	0.22	U	1.0	0.22
107-06-2	1,2-Dichloroethane	0.34	J	1.0	0.25
78-87-5	1,2-Dichloropropane	0.18	U	1.0	0.18
541-73-1	1,3-Dichlorobenzene	0.33	U	1.0	0.33
106-46-7	1,4-Dichlorobenzene	0.33	U	1.0	0.33
123-91-1	1,4-Dioxane	8.7	U	50	8.7
78-93-3	2-Butanone	2.2	U	5.0	2.2
591-78-6	2-Hexanone	0.72	U	5.0	0.72
108-10-1	4-Methyl-2-pentanone	0.63	U	5.0	0.63
67-64-1	Acetone	8.8		5.0	1.1
71-43-2	Benzene	0.090	U	1.0	0.090
74-97-5	Bromochloromethane	0.30	U	1.0	0.30
75-27-4	Bromodichloromethane	0.15	U	1.0	0.15
75-25-2	Bromoform	0.18	U	1.0	0.18
74-83-9	Bromomethane	0.18	U	1.0	0.18
75-15-0	Carbon disulfide	0.22	U	1.0	0.22
56-23-5	Carbon tetrachloride	0.33	U	1.0	0.33
108-90-7	Chlorobenzene	0.24	U	1.0	0.24
75-00-3	Chloroethane	0.37	U	1.0	0.37
67-66-3	Chloroform	2.4		1.0	0.22
74-87-3	Chloromethane	0.22	U	1.0	0.22
156-59-2	cis-1,2-Dichloroethene	4.7		1.0	0.26
10061-01-5	cis-1,3-Dichloropropene	0.16	U	1.0	0.16
110-82-7	Cyclohexane	0.40	J	1.0	0.26
124-48-1	Dibromochloromethane	0.22	U	1.0	0.22
75-71-8	Dichlorodifluoromethane	0.14	U	1.0	0.14
100-41-4	Ethylbenzene	0.30	U	1.0	0.30

FORM I
GC/MS VOA ORGANICS ANALYSIS DATA SHEET

Lab Name: TestAmerica Edison | Job No.: 460-121256-1

SDG No.:

Client Sample ID: DUP-05 | Lab Sample ID: 460-121256-51

Matrix: Water | Lab File ID: A28244.D

Analysis Method: 8260C | Date Collected: 09/29/2016 12:30

Sample wt/vol: 5(mL) | Date Analyzed: 10/12/2016 17:54

Soil Aliquot Vol: | Dilution Factor: 1

Soil Extract Vol.: | GC Column: Rtx-624 ID: 0.25(mm)

% Moisture: | Level: (low/med) Low

Analysis Batch No.: 396623 | Units: ug/L

CAS NO.	COMPOUND NAME	RESULT	Q	RL	MDL
76-13-1	Freon TF	0.34	U	1.0	0.34
98-82-8	Isopropylbenzene	0.32	U	1.0	0.32
179601-23-1	m&p-Xylene	0.28	U	1.0	0.28
79-20-9	Methyl acetate	0.58	U	5.0	0.58
108-87-2	Methylcyclohexane	0.22	U	1.0	0.22
75-09-2	Methylene Chloride	0.21	U	1.0	0.21
1634-04-4	MTBE	0.13	U	1.0	0.13
95-47-6	o-Xylene	0.32	U	1.0	0.32
100-42-5	Styrene	0.17	U	1.0	0.17
127-18-4	Tetrachloroethene	0.22	J	1.0	0.12
108-88-3	Toluene	0.25	U	1.0	0.25
156-60-5	trans-1,2-Dichloroethene	0.18	U	1.0	0.18
10061-02-6	trans-1,3-Dichloropropene	0.19	U	1.0	0.19
79-01-6	Trichloroethene	1.3		1.0	0.22
75-69-4	Trichlorofluoromethane	0.15	U	1.0	0.15
75-01-4	Vinyl chloride	0.060	U	1.0	0.060

CAS NO.	SURROGATE	%REC	Q	LIMITS
17060-07-0	1,2-Dichloroethane-d4 (Surr)	105		70-130
460-00-4	Bromofluorobenzene	95		70-130
1868-53-7	Dibromofluoromethane (Surr)	105		70-130
2037-26-5	Toluene-d8 (Surr)	102		70-130

FORM I
GC/MS VOA ORGANICS ANALYSIS DATA SHEET
TENTATIVELY IDENTIFIED COMPOUNDS

Lab Name: TestAmerica Edison Job No.: 460-121256-1

SDG No.:

Client Sample ID: DUP-05 Lab Sample ID: 460-121256-51

Matrix: Water Lab File ID: A28244.D

Analysis Method: 8260C Date Collected: 09/29/2016 12:30

Sample wt/vol: 5(mL) Date Analyzed: 10/12/2016 17:54

Soil Aliquot Vol: Dilution Factor: 1

Soil Extract Vol.: GC Column: Rtx-624 ID: 0.25(mm)

% Moisture: Level: (low/med) Low

Analysis Batch No.: 396623 Units: ug/L

Number TICs Found: 0 TIC Result Total: 0

CAS NO.	COMPOUND NAME	RT	RESULT	Q	MATCH QUALITY
	Tentatively Identified Compound		None		

TestAmerica Edison
Target Compound Quantitation Report

Data File: \\ChromNA\Edison\ChromData\CVOAMS1\20161012-46772.b\A28244.D
Lims ID: 460-121256-A-51
Client ID: DUP-05
Sample Type: Client
Inject. Date: 12-Oct-2016 17:54:30 ALS Bottle#: 24 Worklist Smp#: 28
Purge Vol: 5.000 mL Dil. Factor: 1.0000
Sample Info: 460-121256-A-51
Misc. Info.: 460-0046772-028
Operator ID: VOA GC/MS1 Instrument ID: CVOAMS1

Method: \\ChromNA\Edison\ChromData\CVOAMS1\20161012-46772.b\8260624W_1.m
Limit Group: VOA - 8260C Water and Solid
Last Update: 12-Oct-2016 18:12:09 Calib Date: 08-Sep-2016 04:26:30
Integrator: RTE ID Type: Deconvolution ID
Quant Method: Internal Standard Quant By: Initial Calibration
Last ICal File: \\ChromNA\Edison\ChromData\CVOAMS1\20160908-45311.b\A26272.D

Column 1 : Rtx-624 (0.25 mm) Det: MS SCAN
Process Host: XAWRK015

First Level Reviewer: starzecm Date: 12-Oct-2016 18:12:09

Compound	Sig	RT (min.)	Exp RT (min.)	Dlt RT (min.)	Q	Response	OnCol Amt ug/l	Flags
19 Acetone	43	3.102	3.096	0.006	90	5970	8.81	
* 28 TBA-d9 (IS)	65	3.474	3.468	0.006	100	206874	1000.0	
35 1,1-Dichloroethane	63	4.011	4.011	0.000	98	5997	1.12	
* 39 2-Butanone-d5	46	4.437	4.437	0.000	98	261557	250.0	
41 cis-1,2-Dichloroethene	96	4.468	4.468	0.000	93	13326	4.67	
49 Chloroform	83	4.693	4.699	-0.006	98	10947	2.44	
50 Cyclohexane	56	4.797	4.803	-0.006	31	1838	0.4016	
$ 53 Dibromofluoromethane (Surr	113	4.828	4.827	0.001	96	120149	52.6	
$ 59 1,2-Dichloroethane-d4 (Sur	65	5.102	5.108	-0.006	98	145445	52.5	
62 1,2-Dichloroethane	62	5.157	5.163	-0.006	82	1125	0.3416	
* 64 Fluorobenzene	96	5.315	5.315	0.000	97	431804	50.0	
66 Trichloroethene	95	5.577	5.577	0.000	96	3052	1.30	
* 70 1,4-Dioxane-d8	96	5.846	5.846	0.000	88	17336	1000.0	
$ 81 Toluene-d8 (Surr)	98	6.663	6.662	0.001	98	392875	51.1	
86 Tetrachloroethene	166	7.150	7.144	0.006	80	417	0.2232	
* 92 Chlorobenzene-d5	117	7.784	7.784	0.000	90	269207	50.0	
$ 103 4-Bromofluorobenzene	174	8.528	8.528	0.000	86	101929	47.4	
* 119 1,4-Dichlorobenzene-d4	152	9.180	9.186	-0.006	98	146759	50.0	

Reagents:

8260ISNEW_00085	Amount Added:	1.00	Units: uL	Run Reagent
8260SURR250_00140	Amount Added:	1.00	Units: uL	Run Reagent

Report Date: 12-Oct-2016 18:12:09 Chrom Revision: 2.2 08-Sep-2016 14:45:52

TestAmerica Edison

Data File: \\ChromNA\Edison\ChromData\CVOAMS1\20161012-46772.b\A28244.D

Injection Date:	12-Oct-2016 17:54:30	Instrument ID:	CVOAMS1	Operator ID:	VOA GC/MS1
Lims ID:	460-121256-A-51	Lab Sample ID:	460-121256-51	Worklist Smp#:	28
Client ID:	DUP-05				
Purge Vol:	5.000 mL	Dil. Factor:	1.0000	ALS Bottle#:	24
Method:	8260624W_1	Limit Group:	VOA - 8260C Water and Solid		

Column: Rtx-624 (0.25 mm)



TestAmerica Edison

Data File:	\\ChromNA\Edison\ChromData\CVOAMS1\20161012-46772.b\A28244.D				
Injection Date:	12-Oct-2016 17:54:30	Instrument ID:	CVOAMS1		
Lims ID:	460-121256-A-51	Lab Sample ID:	460-121256-51		
Client ID:	DUP-05				
Operator ID:	VOA GC/MS1	ALS Bottle#:	24	Worklist Smp#:	28
Purge Vol:	5.000 mL	Dil. Factor:	1.0000		
Method:	8260624W_1	Limit Group:	VOA - 8260C Water and Solid		
Column:	Rtx-624 (0.25 mm)	Detector	MS SCAN		

35 1,1-Dichloroethane, CAS: 75-34-3

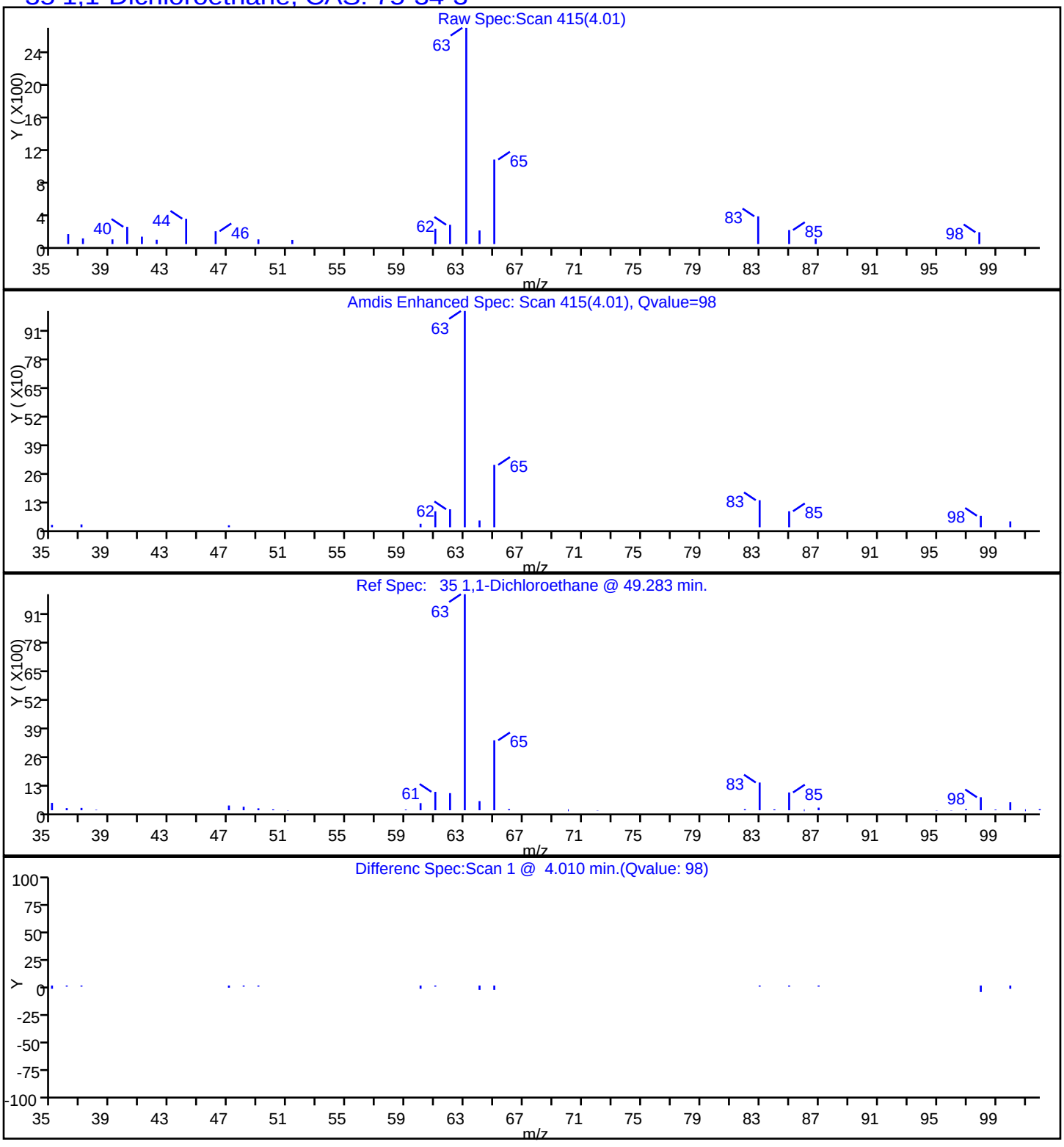

TestAmerica Edison

Data File:	\\ChromNA\Edison\ChromData\CVOAMS1\20161012-46772.b\A28244.D				
Injection Date:	12-Oct-2016 17:54:30	Instrument ID:	CVOAMS1		
Lims ID:	460-121256-A-51	Lab Sample ID:	460-121256-51		
Client ID:	DUP-05				
Operator ID:	VOA GC/MS1	ALS Bottle#:	24	Worklist Smp#:	28
Purge Vol:	5.000 mL	Dil. Factor:	1.0000		
Method:	8260624W_1	Limit Group:	VOA - 8260C Water and Solid		
Column:	Rtx-624 (0.25 mm)	Detector	MS SCAN		

62 1,2-Dichloroethane, CAS: 107-06-2

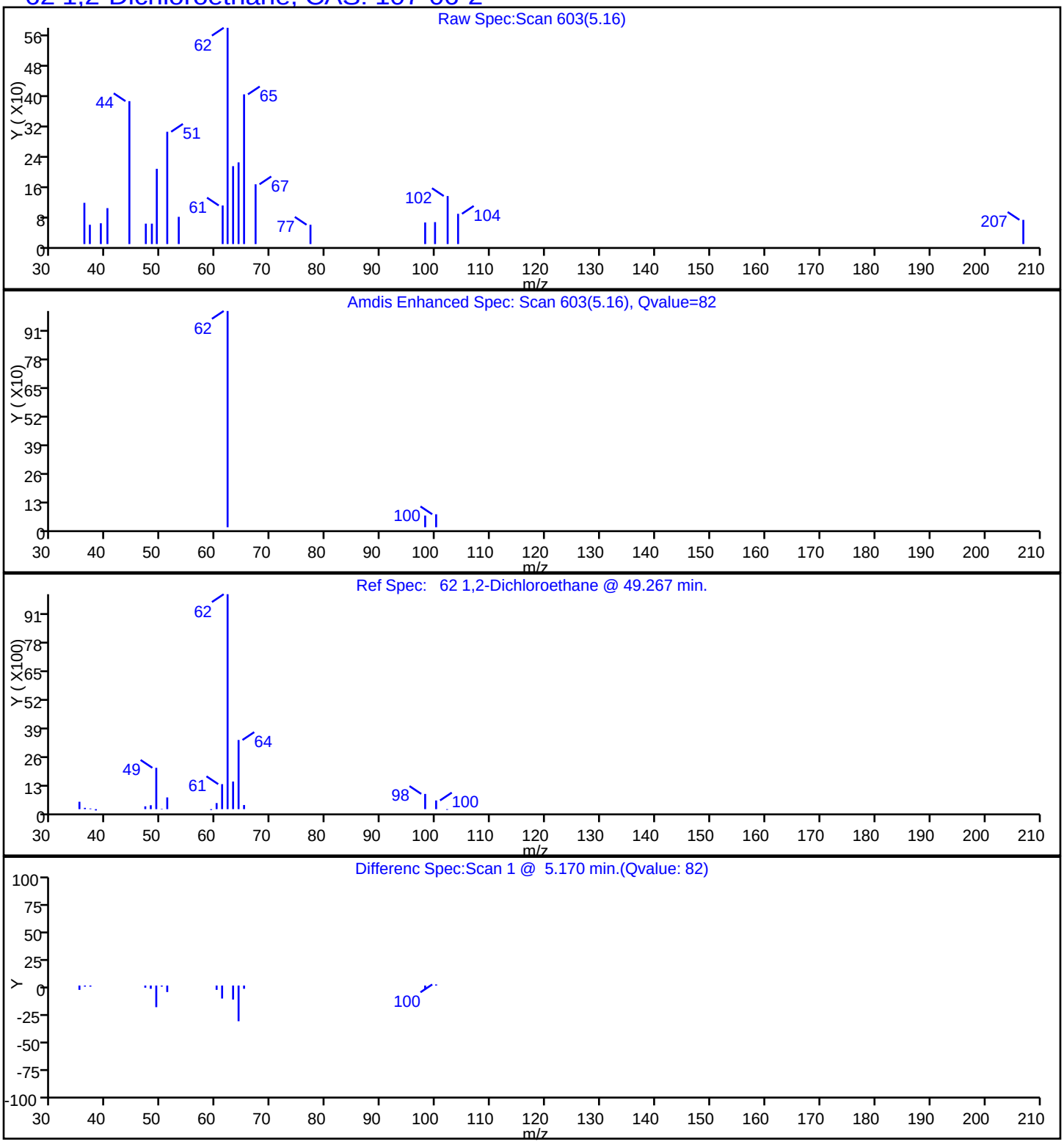

TestAmerica Edison

Data File:	\\ChromNA\Edison\ChromData\CVOAMS1\20161012-46772.b\A28244.D		
Injection Date:	12-Oct-2016 17:54:30	Instrument ID:	CVOAMS1
Lims ID:	460-121256-A-51	Lab Sample ID:	460-121256-51
Client ID:	DUP-05		
Operator ID:	VOA GC/MS1	ALS Bottle#:	24 Worklist Smp#: 28
Purge Vol:	5.000 mL	Dil. Factor:	1.0000
Method:	8260624W_1	Limit Group:	VOA - 8260C Water and Solid
Column:	Rtx-624 (0.25 mm)	Detector	MS SCAN

19 Acetone, CAS: 67-64-1

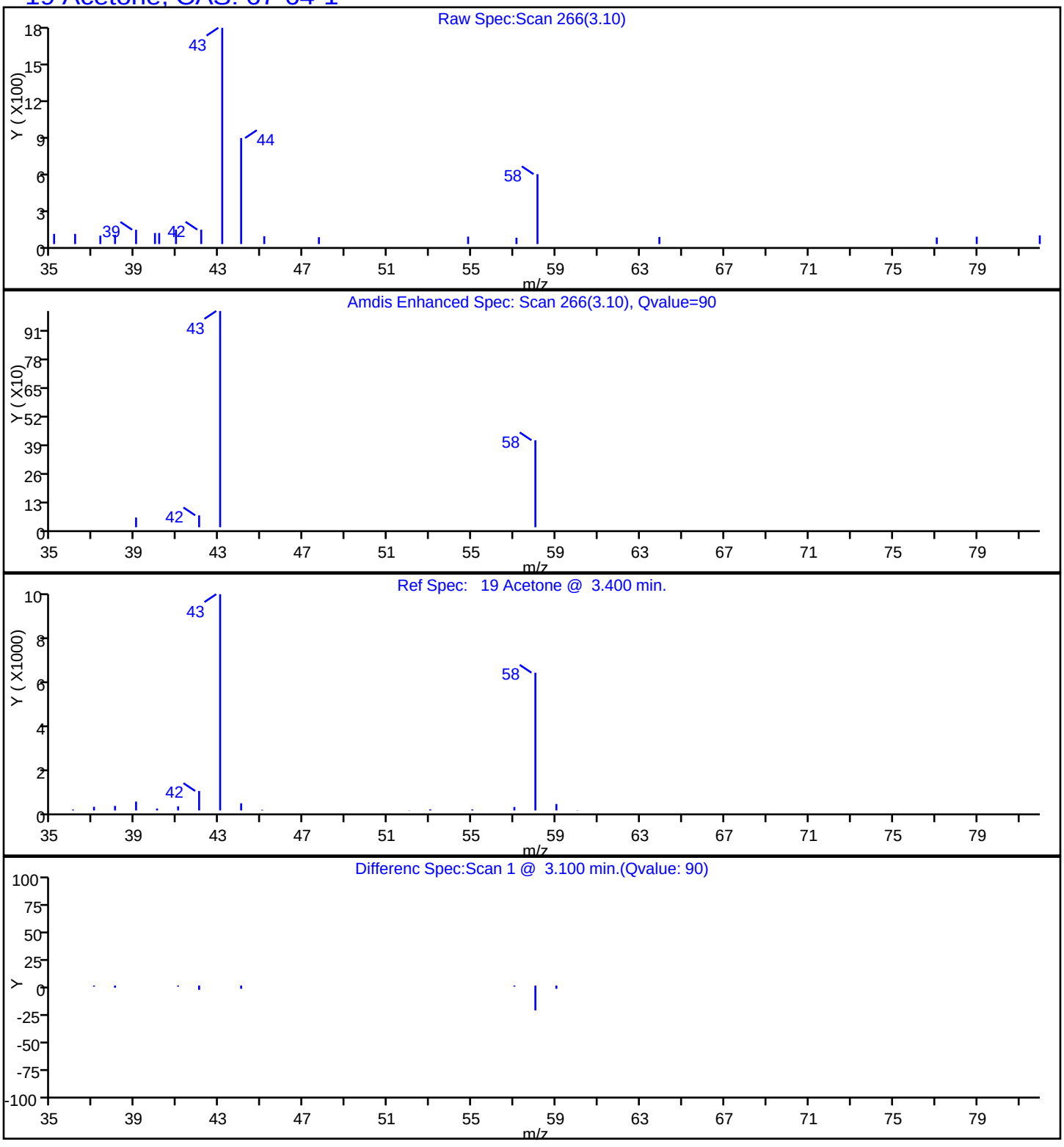

TestAmerica Edison

Data File:	\\ChromNA\Edison\ChromData\CVOAMS1\20161012-46772.b\A28244.D				
Injection Date:	12-Oct-2016 17:54:30	Instrument ID:	CVOAMS1		
Lims ID:	460-121256-A-51	Lab Sample ID:	460-121256-51		
Client ID:	DUP-05				
Operator ID:	VOA GC/MS1	ALS Bottle#:	24	Worklist Smp#:	28
Purge Vol:	5.000 mL	Dil. Factor:	1.0000		
Method:	8260624W_1	Limit Group:	VOA - 8260C Water and Solid		
Column:	Rtx-624 (0.25 mm)	Detector	MS SCAN		

49 Chloroform, CAS: 67-66-3

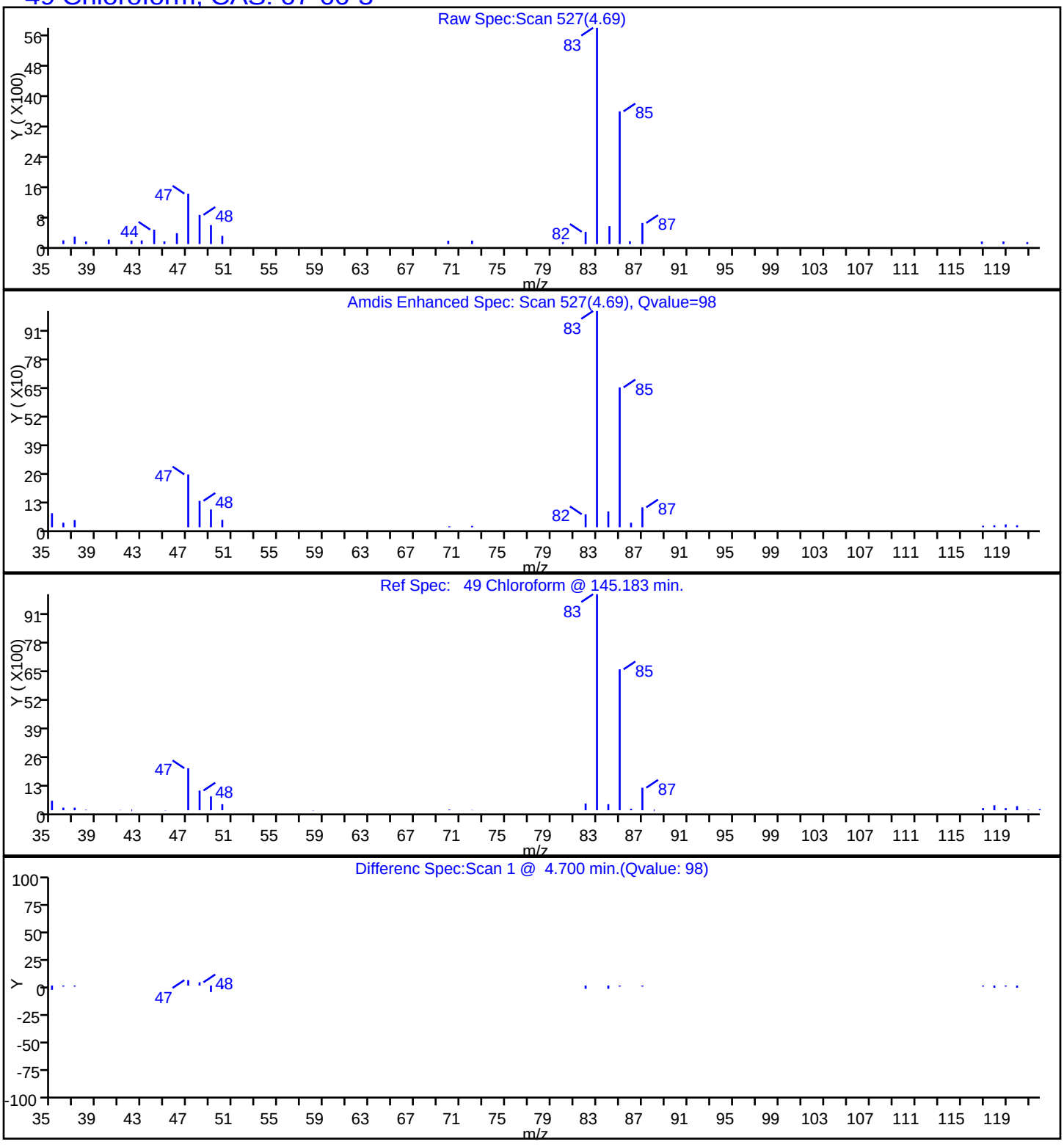

TestAmerica Edison

Data File:	\\ChromNA\Edison\ChromData\CVOAMS1\20161012-46772.b\A28244.D		
Injection Date:	12-Oct-2016 17:54:30	Instrument ID:	CVOAMS1
Lims ID:	460-121256-A-51	Lab Sample ID:	460-121256-51
Client ID:	DUP-05		
Operator ID:	VOA GC/MS1	ALS Bottle#:	24 Worklist Smp#: 28
Purge Vol:	5.000 mL	Dil. Factor:	1.0000
Method:	8260624W_1	Limit Group:	VOA - 8260C Water and Solid
Column:	Rtx-624 (0.25 mm)	Detector	MS SCAN

41 cis-1,2-Dichloroethene, CAS: 156-59-2

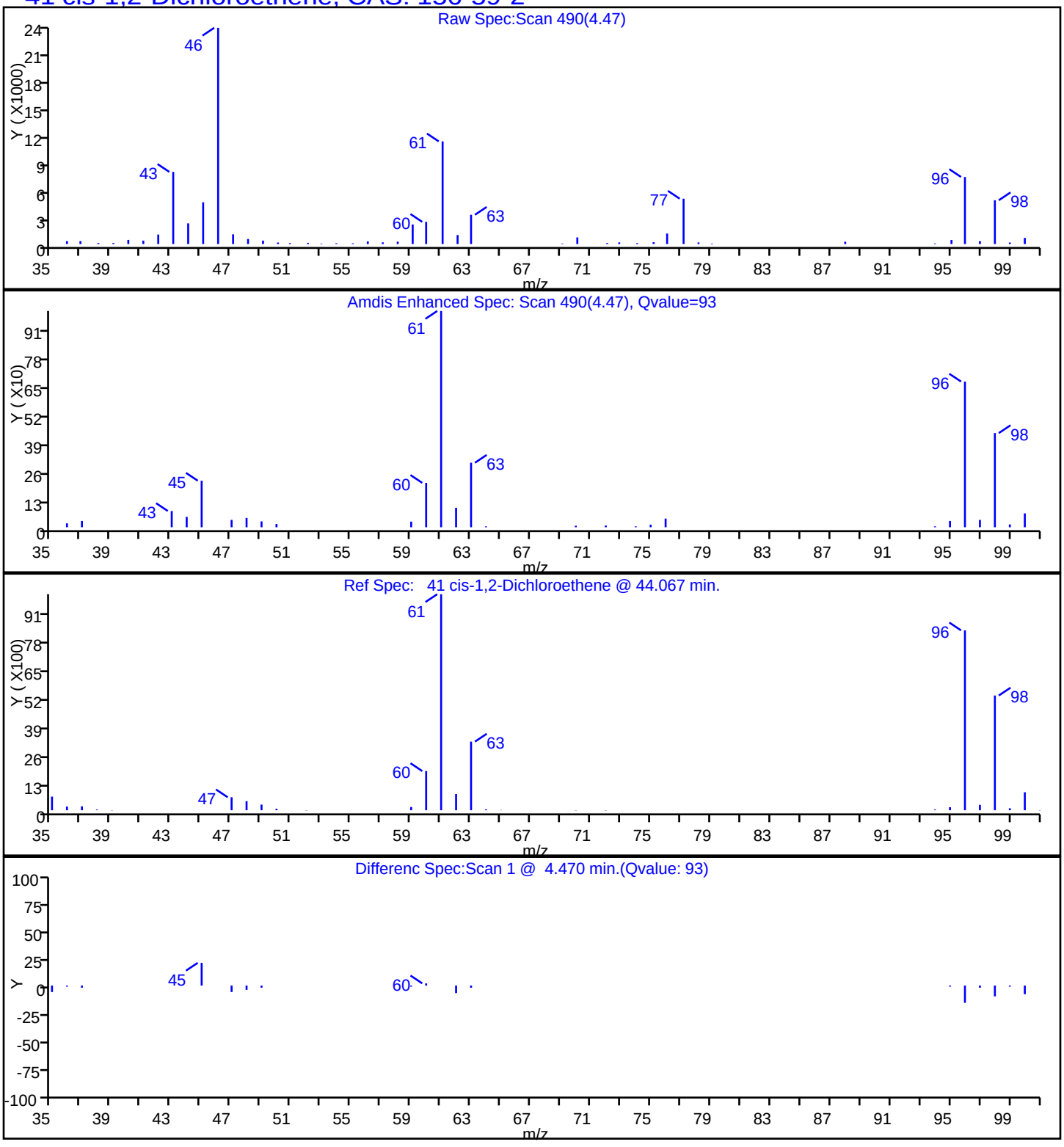

TestAmerica Edison

Data File:	\\ChromNA\Edison\ChromData\CVOAMS1\20161012-46772.b\A28244.D				
Injection Date:	12-Oct-2016 17:54:30	Instrument ID:	CVOAMS1		
Lims ID:	460-121256-A-51	Lab Sample ID:	460-121256-51		
Client ID:	DUP-05				
Operator ID:	VOA GC/MS1	ALS Bottle#:	24	Worklist Smp#:	28
Purge Vol:	5.000 mL	Dil. Factor:	1.0000		
Method:	8260624W_1	Limit Group:	VOA - 8260C Water and Solid		
Column:	Rtx-624 (0.25 mm)	Detector	MS SCAN		

50 Cyclohexane, CAS: 110-82-7

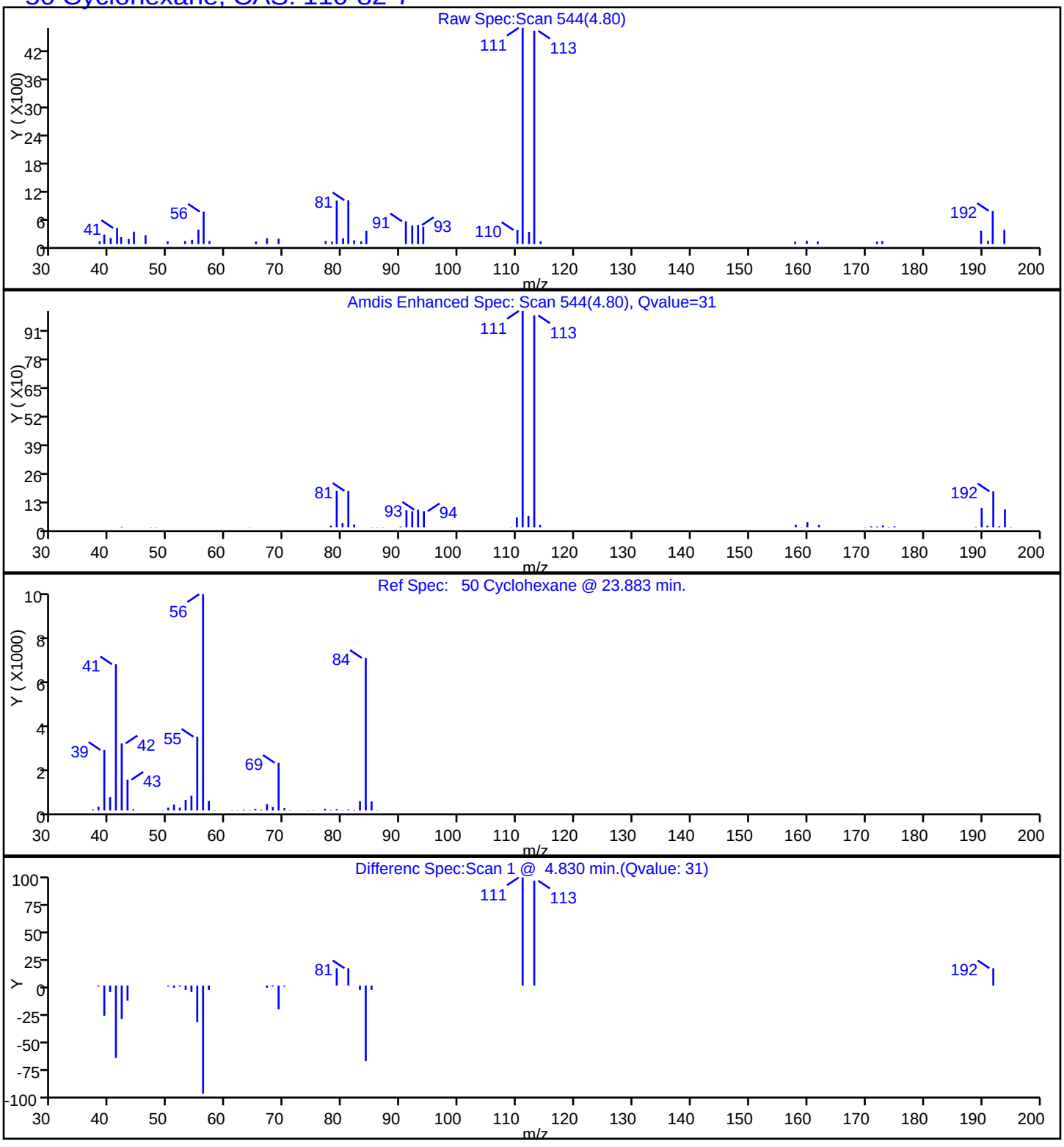

TestAmerica Edison

Data File:	\\ChromNA\Edison\ChromData\CVOAMS1\20161012-46772.b\A28244.D		
Injection Date:	12-Oct-2016 17:54:30	Instrument ID:	CVOAMS1
Lims ID:	460-121256-A-51	Lab Sample ID:	460-121256-51
Client ID:	DUP-05		
Operator ID:	VOA GC/MS1	ALS Bottle#:	24 Worklist Smp#: 28
Purge Vol:	5.000 mL	Dil. Factor:	1.0000
Method:	8260624W_1	Limit Group:	VOA - 8260C Water and Solid
Column:	Rtx-624 (0.25 mm)	Detector	MS SCAN

86 Tetrachloroethene, CAS: 127-18-4

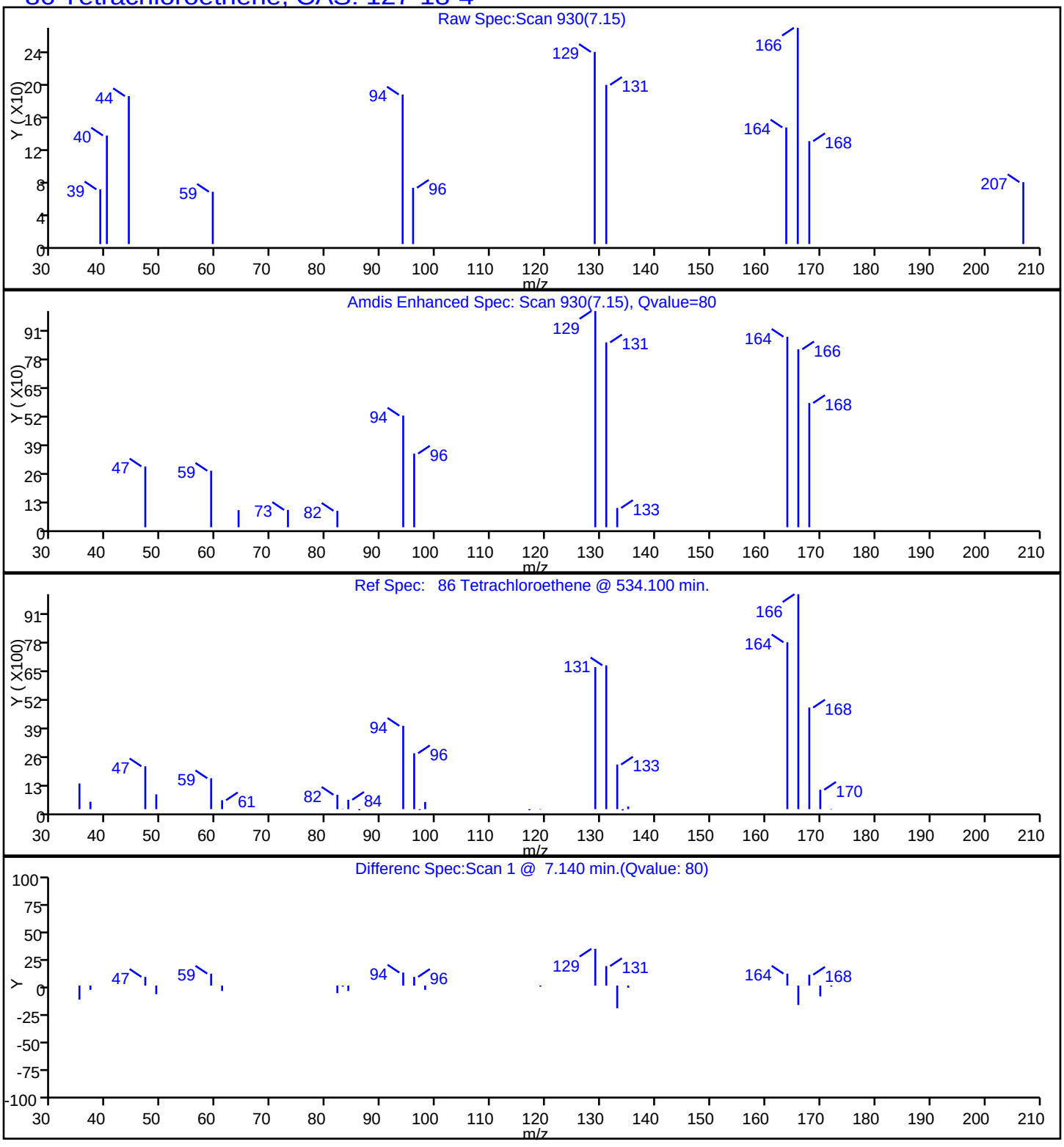

Report Date: 12-Oct-2016 18:12:09 Chrom Revision: 2.2 08-Sep-2016 14:45:52

TestAmerica Edison

Data File: \\ChromNA\Edison\ChromData\CVOAMS1\20161012-46772.b\A28244.D

Injection Date:	12-Oct-2016 17:54:30	Instrument ID:	CVOAMS1
Lims ID:	460-121256-A-51	Lab Sample ID:	460-121256-51
Client ID:	DUP-05		
Operator ID:	VOA GC/MS1	ALS Bottle#:	24 Worklist Smp#: 28
Purge Vol:	5.000 mL	Dil. Factor:	1.0000
Method:	8260624W_1	Limit Group:	VOA - 8260C Water and Solid
Column:	Rtx-624 (0.25 mm)	Detector	MS SCAN

66 Trichloroethene, CAS: 79-01-6

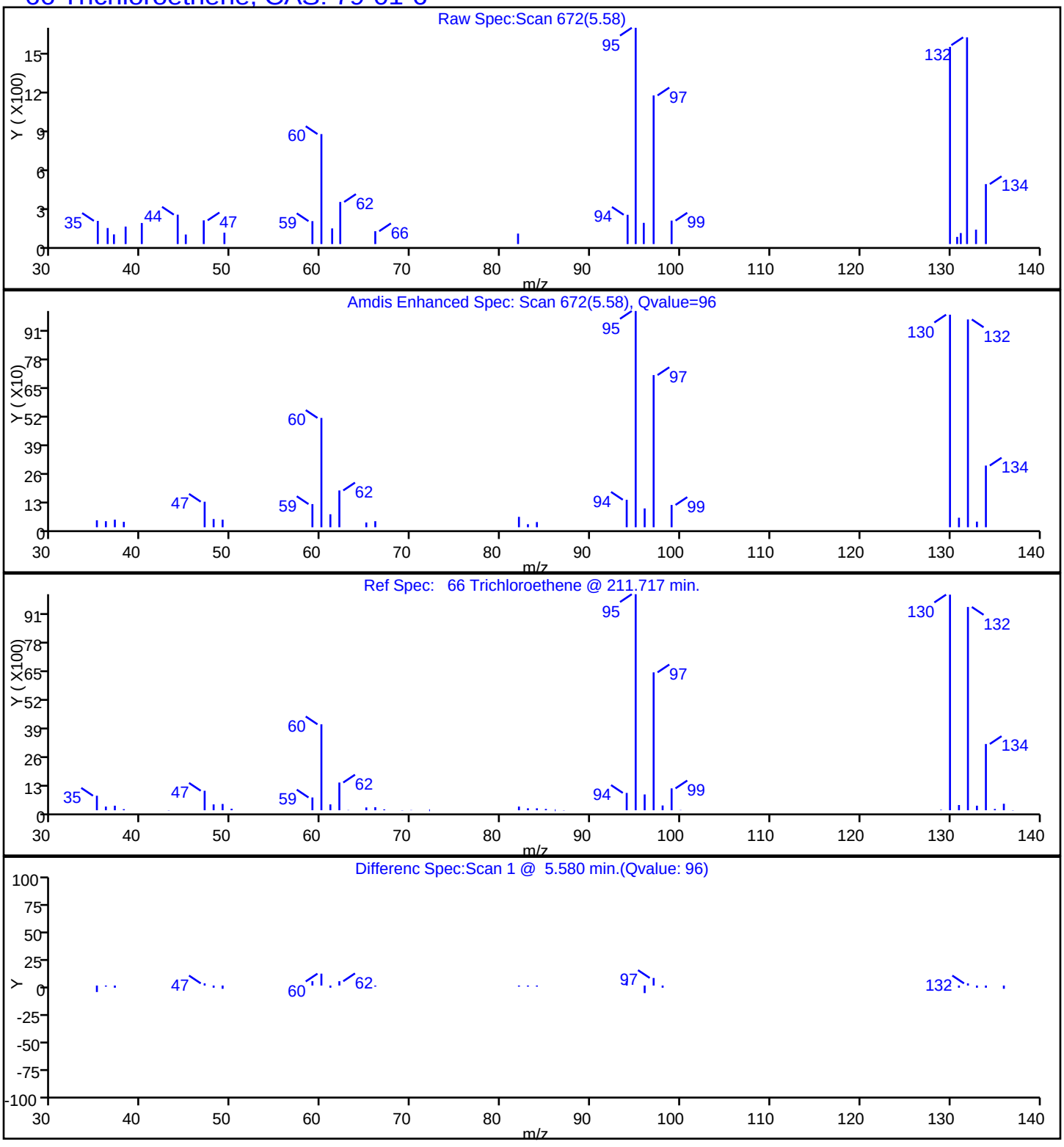

FORM I
GC/MS VOA ORGANICS ANALYSIS DATA SHEET

Lab Name: TestAmerica Edison | Job No.: 460-121256-1

SDG No.:

Client Sample ID: DUP-06 | Lab Sample ID: 460-121256-52

Matrix: Water | Lab File ID: A28245.D

Analysis Method: 8260C | Date Collected: 09/29/2016 13:45

Sample wt/vol: 5(mL) | Date Analyzed: 10/12/2016 18:16

Soil Aliquot Vol: | Dilution Factor: 1

Soil Extract Vol.: | GC Column: Rtx-624 ID: 0.25(mm)

% Moisture: | Level: (low/med) Low

Analysis Batch No.: 396623 | Units: ug/L

CAS NO.	COMPOUND NAME	RESULT	Q	RL	MDL
71-55-6	1,1,1-Trichloroethane	0.28	U	1.0	0.28
79-34-5	1,1,2,2-Tetrachloroethane	0.19	U	1.0	0.19
79-00-5	1,1,2-Trichloroethane	0.080	U	1.0	0.080
75-34-3	1,1-Dichloroethane	0.24	U	1.0	0.24
75-35-4	1,1-Dichloroethene	0.34	U	1.0	0.34
87-61-6	1,2,3-Trichlorobenzene	0.35	U	1.0	0.35
120-82-1	1,2,4-Trichlorobenzene	0.27	U	1.0	0.27
96-12-8	1,2-Dibromo-3-Chloropropane	0.23	U	1.0	0.23
106-93-4	1,2-Dibromoethane	0.19	U	1.0	0.19
95-50-1	1,2-Dichlorobenzene	0.22	U	1.0	0.22
107-06-2	1,2-Dichloroethane	0.25	U	1.0	0.25
78-87-5	1,2-Dichloropropane	0.18	U	1.0	0.18
541-73-1	1,3-Dichlorobenzene	0.33	U	1.0	0.33
106-46-7	1,4-Dichlorobenzene	0.33	U	1.0	0.33
123-91-1	1,4-Dioxane	8.7	U	50	8.7
78-93-3	2-Butanone	2.2	U	5.0	2.2
591-78-6	2-Hexanone	0.72	U	5.0	0.72
108-10-1	4-Methyl-2-pentanone	0.63	U	5.0	0.63
67-64-1	Acetone	5.4		5.0	1.1
71-43-2	Benzene	0.090	U	1.0	0.090
74-97-5	Bromochloromethane	0.30	U	1.0	0.30
75-27-4	Bromodichloromethane	0.15	U	1.0	0.15
75-25-2	Bromoform	0.18	U	1.0	0.18
74-83-9	Bromomethane	0.18	U	1.0	0.18
75-15-0	Carbon disulfide	0.22	U	1.0	0.22
56-23-5	Carbon tetrachloride	0.33	U	1.0	0.33
108-90-7	Chlorobenzene	0.24	U	1.0	0.24
75-00-3	Chloroethane	0.37	U	1.0	0.37
67-66-3	Chloroform	0.22	U	1.0	0.22
74-87-3	Chloromethane	0.22	U	1.0	0.22
156-59-2	cis-1,2-Dichloroethene	0.26	U	1.0	0.26
10061-01-5	cis-1,3-Dichloropropene	0.16	U	1.0	0.16
110-82-7	Cyclohexane	0.26	U	1.0	0.26
124-48-1	Dibromochloromethane	0.22	U	1.0	0.22
75-71-8	Dichlorodifluoromethane	0.14	U	1.0	0.14
100-41-4	Ethylbenzene	0.30	U	1.0	0.30

FORM I
GC/MS VOA ORGANICS ANALYSIS DATA SHEET

Lab Name: TestAmerica Edison | Job No.: 460-121256-1

SDG No.:

Client Sample ID: DUP-06 | Lab Sample ID: 460-121256-52

Matrix: Water | Lab File ID: A28245.D

Analysis Method: 8260C | Date Collected: 09/29/2016 13:45

Sample wt/vol: 5(mL) | Date Analyzed: 10/12/2016 18:16

Soil Aliquot Vol: | Dilution Factor: 1

Soil Extract Vol.: | GC Column: Rtx-624 ID: 0.25(mm)

% Moisture: | Level: (low/med) Low

Analysis Batch No.: 396623 | Units: ug/L

CAS NO.	COMPOUND NAME	RESULT	Q	RL	MDL
76-13-1	Freon TF	0.34	U	1.0	0.34
98-82-8	Isopropylbenzene	0.32	U	1.0	0.32
179601-23-1	m&p-Xylene	0.28	U	1.0	0.28
79-20-9	Methyl acetate	0.58	U	5.0	0.58
108-87-2	Methylcyclohexane	0.22	U	1.0	0.22
75-09-2	Methylene Chloride	0.21	U	1.0	0.21
1634-04-4	MTBE	0.13	U	1.0	0.13
95-47-6	o-Xylene	0.32	U	1.0	0.32
100-42-5	Styrene	0.17	U	1.0	0.17
127-18-4	Tetrachloroethene	0.12	U	1.0	0.12
108-88-3	Toluene	0.25	U	1.0	0.25
156-60-5	trans-1,2-Dichloroethene	0.18	U	1.0	0.18
10061-02-6	trans-1,3-Dichloropropene	0.19	U	1.0	0.19
79-01-6	Trichloroethene	0.22	U	1.0	0.22
75-69-4	Trichlorofluoromethane	0.15	U	1.0	0.15
75-01-4	Vinyl chloride	0.060	U	1.0	0.060

CAS NO.	SURROGATE	%REC	Q	LIMITS
17060-07-0	1,2-Dichloroethane-d4 (Surr)	105		70-130
460-00-4	Bromofluorobenzene	93		70-130
1868-53-7	Dibromofluoromethane (Surr)	104		70-130
2037-26-5	Toluene-d8 (Surr)	102		70-130

FORM I
GC/MS VOA ORGANICS ANALYSIS DATA SHEET
TENTATIVELY IDENTIFIED COMPOUNDS

Lab Name: TestAmerica Edison Job No.: 460-121256-1

SDG No.:

Client Sample ID: DUP-06 Lab Sample ID: 460-121256-52

Matrix: Water Lab File ID: A28245.D

Analysis Method: 8260C Date Collected: 09/29/2016 13:45

Sample wt/vol: 5(mL) Date Analyzed: 10/12/2016 18:16

Soil Aliquot Vol: Dilution Factor: 1

Soil Extract Vol.: GC Column: Rtx-624 ID: 0.25(mm)

% Moisture: Level: (low/med) Low

Analysis Batch No.: 396623 Units: ug/L

Number TICs Found: 0 TIC Result Total: 0

CAS NO.	COMPOUND NAME	RT	RESULT	Q	MATCH QUALITY
	Tentatively Identified Compound		None		

TestAmerica Edison
Target Compound Quantitation Report

Data File: \\ChromNA\Edison\ChromData\CVOAMS1\20161012-46772.b\A28245.D
Lims ID: 460-121256-A-52
Client ID: DUP-06
Sample Type: Client
Inject. Date: 12-Oct-2016 18:16:30 ALS Bottle#: 25 Worklist Smp#: 29
Purge Vol: 5.000 mL Dil. Factor: 1.0000
Sample Info: 460-121256-A-52
Misc. Info.: 460-0046772-029
Operator ID: VOA GC/MS1 Instrument ID: CVOAMS1

Method: \\ChromNA\Edison\ChromData\CVOAMS1\20161012-46772.b\8260624W_1.m
Limit Group: VOA - 8260C Water and Solid
Last Update: 12-Oct-2016 18:43:04 Calib Date: 08-Sep-2016 04:26:30
Integrator: RTE ID Type: Deconvolution ID
Quant Method: Internal Standard Quant By: Initial Calibration
Last ICal File: \\ChromNA\Edison\ChromData\CVOAMS1\20160908-45311.b\A26272.D

Column 1 : Rtx-624 (0.25 mm) Det: MS SCAN
Process Host: XAWRK015

First Level Reviewer: starzecm Date: 12-Oct-2016 18:43:04

Compound	Sig	RT (min.)	Exp RT (min.)	Dlt RT (min.)	Q	Response	OnCol Amt ug/l	Flags
19 Acetone	43	3.096	3.096	0.000	84	3707	5.36	
* 28 TBA-d9 (IS)	65	3.468	3.468	0.000	99	201217	1000.0	
* 39 2-Butanone-d5	46	4.437	4.437	0.000	99	267184	250.0	
$ 53 Dibromofluoromethane (Surr	113	4.828	4.827	0.001	95	120889	52.0	
$ 59 1,2-Dichloroethane-d4 (Sur	65	5.102	5.108	-0.006	98	147342	52.3	
* 64 Fluorobenzene	96	5.315	5.315	0.000	98	439400	50.0	
* 70 1,4-Dioxane-d8	96	5.858	5.846	0.012	95	17596	1000.0	
$ 81 Toluene-d8 (Surr)	98	6.663	6.662	0.001	98	395979	51.1	
* 92 Chlorobenzene-d5	117	7.784	7.784	0.000	89	271672	50.0	
$ 103 4-Bromofluorobenzene	174	8.528	8.528	0.000	87	101295	46.7	
* 119 1,4-Dichlorobenzene-d4	152	9.180	9.186	-0.006	98	149981	50.0	

Reagents:

8260ISNEW_00085 Amount Added: 1.00 Units: uL Run Reagent
8260SURR250_00140 Amount Added: 1.00 Units: uL Run Reagent

Report Date: 12-Oct-2016 18:43:05 Chrom Revision: 2.2 08-Sep-2016 14:45:52

TestAmerica Edison

Data File: \\ChromNA\Edison\ChromData\CVOAMS1\20161012-46772.b\A28245.D

Injection Date:	12-Oct-2016 18:16:30	Instrument ID:	CVOAMS1	Operator ID:	VOA GC/MS1
Lims ID:	460-121256-A-52	Lab Sample ID:	460-121256-52	Worklist Smp#:	29
Client ID:	DUP-06				
Purge Vol:	5.000 mL	Dil. Factor:	1.0000	ALS Bottle#:	25
Method:	8260624W_1	Limit Group:	VOA - 8260C Water and Solid		

Column: Rtx-624 (0.25 mm)

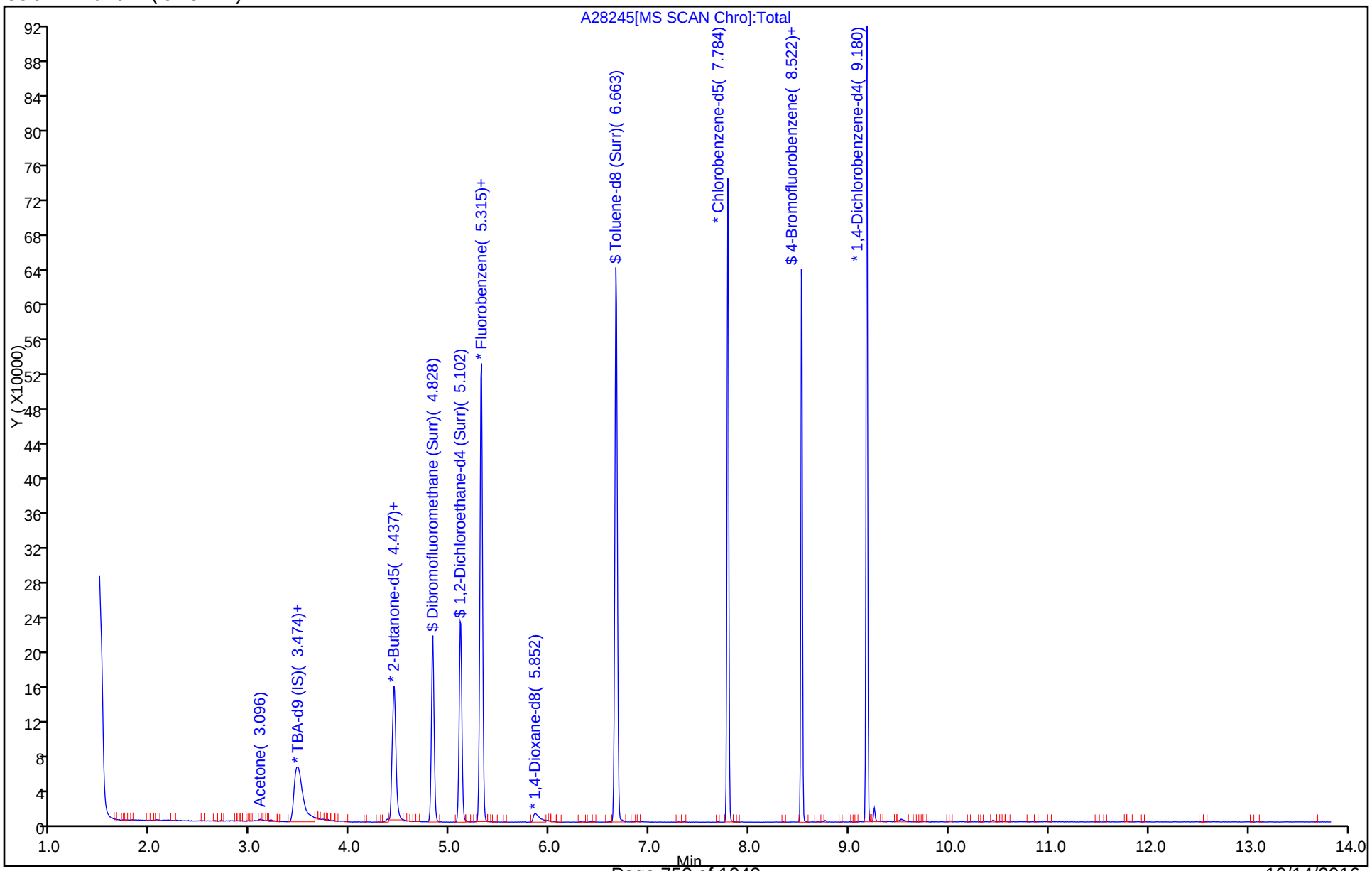

TestAmerica Edison

Data File:	\\ChromNA\Edison\ChromData\CVOAMS1\20161012-46772.b\A28245.D				
Injection Date:	12-Oct-2016 18:16:30	Instrument ID:	CVOAMS1		
Lims ID:	460-121256-A-52	Lab Sample ID:	460-121256-52		
Client ID:	DUP-06				
Operator ID:	VOA GC/MS1	ALS Bottle#:	25	Worklist Smp#:	29
Purge Vol:	5.000 mL	Dil. Factor:	1.0000		
Method:	8260624W_1	Limit Group:	VOA - 8260C Water and Solid		
Column:	Rtx-624 (0.25 mm)	Detector	MS SCAN		

19 Acetone, CAS: 67-64-1

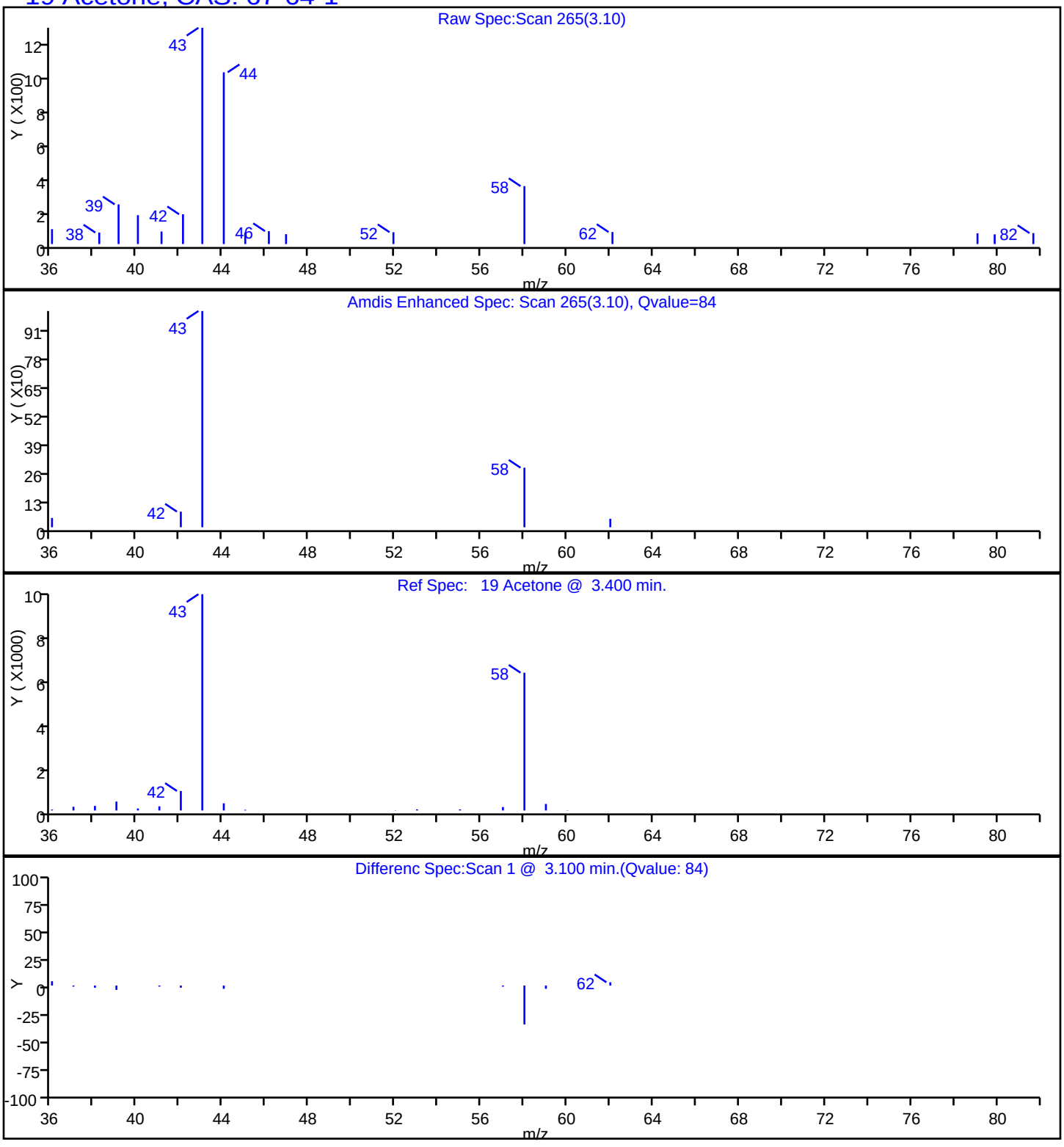

FORM I
GC/MS VOA ORGANICS ANALYSIS DATA SHEET

Lab Name: TestAmerica Edison | Job No.: 460-121256-1

SDG No.:

Client Sample ID: SW-1 | Lab Sample ID: 460-121256-53

Matrix: Water | Lab File ID: A28255.D

Analysis Method: 8260C | Date Collected: 09/29/2016 14:50

Sample wt/vol: 5(mL) | Date Analyzed: 10/12/2016 21:52

Soil Aliquot Vol: | Dilution Factor: 1

Soil Extract Vol.: | GC Column: Rtx-624 ID: 0.25(mm)

% Moisture: | Level: (low/med) Low

Analysis Batch No.: 396842 | Units: ug/L

CAS NO.	COMPOUND NAME	RESULT	Q	RL	MDL
71-55-6	1,1,1-Trichloroethane	0.28	U	1.0	0.28
79-34-5	1,1,2,2-Tetrachloroethane	0.19	U	1.0	0.19
79-00-5	1,1,2-Trichloroethane	0.080	U	1.0	0.080
75-34-3	1,1-Dichloroethane	0.24	U	1.0	0.24
75-35-4	1,1-Dichloroethene	0.34	U	1.0	0.34
87-61-6	1,2,3-Trichlorobenzene	0.35	U F2	1.0	0.35
120-82-1	1,2,4-Trichlorobenzene	0.27	U	1.0	0.27
96-12-8	1,2-Dibromo-3-Chloropropane	0.23	U	1.0	0.23
106-93-4	1,2-Dibromoethane	0.19	U	1.0	0.19
95-50-1	1,2-Dichlorobenzene	0.22	U	1.0	0.22
107-06-2	1,2-Dichloroethane	0.25	U	1.0	0.25
78-87-5	1,2-Dichloropropane	0.18	U	1.0	0.18
541-73-1	1,3-Dichlorobenzene	0.33	U	1.0	0.33
106-46-7	1,4-Dichlorobenzene	0.33	U	1.0	0.33
123-91-1	1,4-Dioxane	8.7	U	50	8.7
78-93-3	2-Butanone	2.2	U	5.0	2.2
591-78-6	2-Hexanone	0.72	U	5.0	0.72
108-10-1	4-Methyl-2-pentanone	0.63	U	5.0	0.63
67-64-1	Acetone	1.1	U	5.0	1.1
71-43-2	Benzene	0.090	U	1.0	0.090
74-97-5	Bromochloromethane	0.30	U	1.0	0.30
75-27-4	Bromodichloromethane	0.15	U	1.0	0.15
75-25-2	Bromoform	0.18	U F1	1.0	0.18
74-83-9	Bromomethane	0.18	U	1.0	0.18
75-15-0	Carbon disulfide	0.22	U	1.0	0.22
56-23-5	Carbon tetrachloride	0.33	U	1.0	0.33
108-90-7	Chlorobenzene	0.24	U	1.0	0.24
75-00-3	Chloroethane	0.37	U	1.0	0.37
67-66-3	Chloroform	0.22	U	1.0	0.22
74-87-3	Chloromethane	0.22	U	1.0	0.22
156-59-2	cis-1,2-Dichloroethene	0.26	U	1.0	0.26
10061-01-5	cis-1,3-Dichloropropene	0.16	U	1.0	0.16
110-82-7	Cyclohexane	0.26	U	1.0	0.26
124-48-1	Dibromochloromethane	0.22	U	1.0	0.22
75-71-8	Dichlorodifluoromethane	0.14	U	1.0	0.14
100-41-4	Ethylbenzene	0.30	U	1.0	0.30

FORM I
GC/MS VOA ORGANICS ANALYSIS DATA SHEET

Lab Name: TestAmerica Edison | Job No.: 460-121256-1

SDG No.:

Client Sample ID: SW-1 | Lab Sample ID: 460-121256-53

Matrix: Water | Lab File ID: A28255.D

Analysis Method: 8260C | Date Collected: 09/29/2016 14:50

Sample wt/vol: 5(mL) | Date Analyzed: 10/12/2016 21:52

Soil Aliquot Vol: | Dilution Factor: 1

Soil Extract Vol.: | GC Column: Rtx-624 ID: 0.25(mm)

% Moisture: | Level: (low/med) Low

Analysis Batch No.: 396842 | Units: ug/L

CAS NO.	COMPOUND NAME	RESULT	Q	RL	MDL
76-13-1	Freon TF	0.34	U	1.0	0.34
98-82-8	Isopropylbenzene	0.32	U	1.0	0.32
179601-23-1	m&p-Xylene	0.28	U	1.0	0.28
79-20-9	Methyl acetate	0.58	U	5.0	0.58
108-87-2	Methylcyclohexane	0.22	U	1.0	0.22
75-09-2	Methylene Chloride	0.21	U	1.0	0.21
1634-04-4	MTBE	0.13	U	1.0	0.13
95-47-6	o-Xylene	0.32	U	1.0	0.32
100-42-5	Styrene	0.17	U	1.0	0.17
127-18-4	Tetrachloroethene	0.12	U	1.0	0.12
108-88-3	Toluene	0.25	U	1.0	0.25
156-60-5	trans-1,2-Dichloroethene	0.18	U	1.0	0.18
10061-02-6	trans-1,3-Dichloropropene	0.19	U	1.0	0.19
79-01-6	Trichloroethene	0.22	U	1.0	0.22
75-69-4	Trichlorofluoromethane	0.15	U	1.0	0.15
75-01-4	Vinyl chloride	0.060	U	1.0	0.060

CAS NO.	SURROGATE	%REC	Q	LIMITS
17060-07-0	1,2-Dichloroethane-d4 (Surr)	102		70-130
460-00-4	Bromofluorobenzene	94		70-130
1868-53-7	Dibromofluoromethane (Surr)	102		70-130
2037-26-5	Toluene-d8 (Surr)	101		70-130

FORM I
GC/MS VOA ORGANICS ANALYSIS DATA SHEET
TENTATIVELY IDENTIFIED COMPOUNDS

Lab Name: TestAmerica Edison Job No.: 460-121256-1

SDG No.:

Client Sample ID: SW-1 Lab Sample ID: 460-121256-53

Matrix: Water Lab File ID: A28255.D

Analysis Method: 8260C Date Collected: 09/29/2016 14:50

Sample wt/vol: 5(mL) Date Analyzed: 10/12/2016 21:52

Soil Aliquot Vol: Dilution Factor: 1

Soil Extract Vol.: GC Column: Rtx-624 ID: 0.25(mm)

% Moisture: Level: (low/med) Low

Analysis Batch No.: 396842 Units: ug/L

Number TICs Found: 0 TIC Result Total: 0

CAS NO.	COMPOUND NAME	RT	RESULT	Q	MATCH QUALITY
	Tentatively Identified Compound		None		

TestAmerica Edison
Target Compound Quantitation Report

Data File: \\ChromNA\Edison\ChromData\CVOAMS1\20161012-46810.b\A28255.D
Lims ID: 460-121256-A-53
Client ID: SW-1
Sample Type: Client
Inject. Date: 12-Oct-2016 21:52:30 ALS Bottle#: 8 Worklist Smp#: 9
Purge Vol: 5.000 mL Dil. Factor: 1.0000
Sample Info: 460-121256-A-53
Misc. Info.: 460-0046810-009
Operator ID: VOA GC/MS1 Instrument ID: CVOAMS1

Method: \\ChromNA\Edison\ChromData\CVOAMS1\20161012-46810.b\8260624W_1.m
Limit Group: VOA - 8260C Water and Solid
Last Update: 13-Oct-2016 06:15:47 Calib Date: 08-Sep-2016 04:26:30
Integrator: RTE ID Type: Deconvolution ID
Quant Method: Internal Standard Quant By: Initial Calibration
Last ICal File: \\ChromNA\Edison\ChromData\CVOAMS1\20160908-45311.b\A26272.D

Column 1 : Rtx-624 (0.25 mm) Det: MS SCAN
Process Host: XAWRK022

First Level Reviewer: starzecm Date: 12-Oct-2016 22:10:40

Compound	Sig	RT (min.)	Exp RT (min.)	Dlt RT (min.)	Q	Response	OnCol Amt ug/l	Flags
* 28 TBA-d9 (IS)	65	3.474	3.468	0.006	100	185871	1000.0	
* 39 2-Butanone-d5	46	4.437	4.437	0.000	99	245796	250.0	
$ 53 Dibromofluoromethane (Surr	113	4.828	4.828	0.000	94	117706	50.9	
$ 59 1,2-Dichloroethane-d4 (Sur	65	5.102	5.102	0.000	99	143508	51.2	
* 64 Fluorobenzene	96	5.315	5.309	0.006	98	437326	50.0	
* 70 1,4-Dioxane-d8	96	5.846	5.852	-0.006	95	16462	1000.0	
$ 81 Toluene-d8 (Surr)	98	6.663	6.663	0.001	99	392498	50.4	
* 92 Chlorobenzene-d5	117	7.784	7.784	0.000	90	272690	50.0	
$ 103 4-Bromofluorobenzene	174	8.528	8.528	0.000	86	102695	47.1	
* 119 1,4-Dichlorobenzene-d4	152	9.174	9.180	-0.006	98	146651	50.0	

Reagents:

8260ISNEW_00085 Amount Added: 1.00 Units: uL Run Reagent
8260SURR250_00140 Amount Added: 1.00 Units: uL Run Reagent

Report Date: 13-Oct-2016 06:16:05 Chrom Revision: 2.2 08-Sep-2016 14:45:52

TestAmerica Edison

Data File: \\ChromNA\Edison\ChromData\CVOAMS1\20161012-46810.b\A28255.D

Injection Date:	12-Oct-2016 21:52:30	Instrument ID:	CVOAMS1	Operator ID:	VOA GC/MS1
Lims ID:	460-121256-A-53	Lab Sample ID:	460-121256-53	Worklist Smp#:	9
Client ID:	SW-1				
Purge Vol:	5.000 mL	Dil. Factor:	1.0000	ALS Bottle#:	8
Method:	8260624W_1	Limit Group:	VOA - 8260C Water and Solid		

Column: Rtx-624 (0.25 mm)

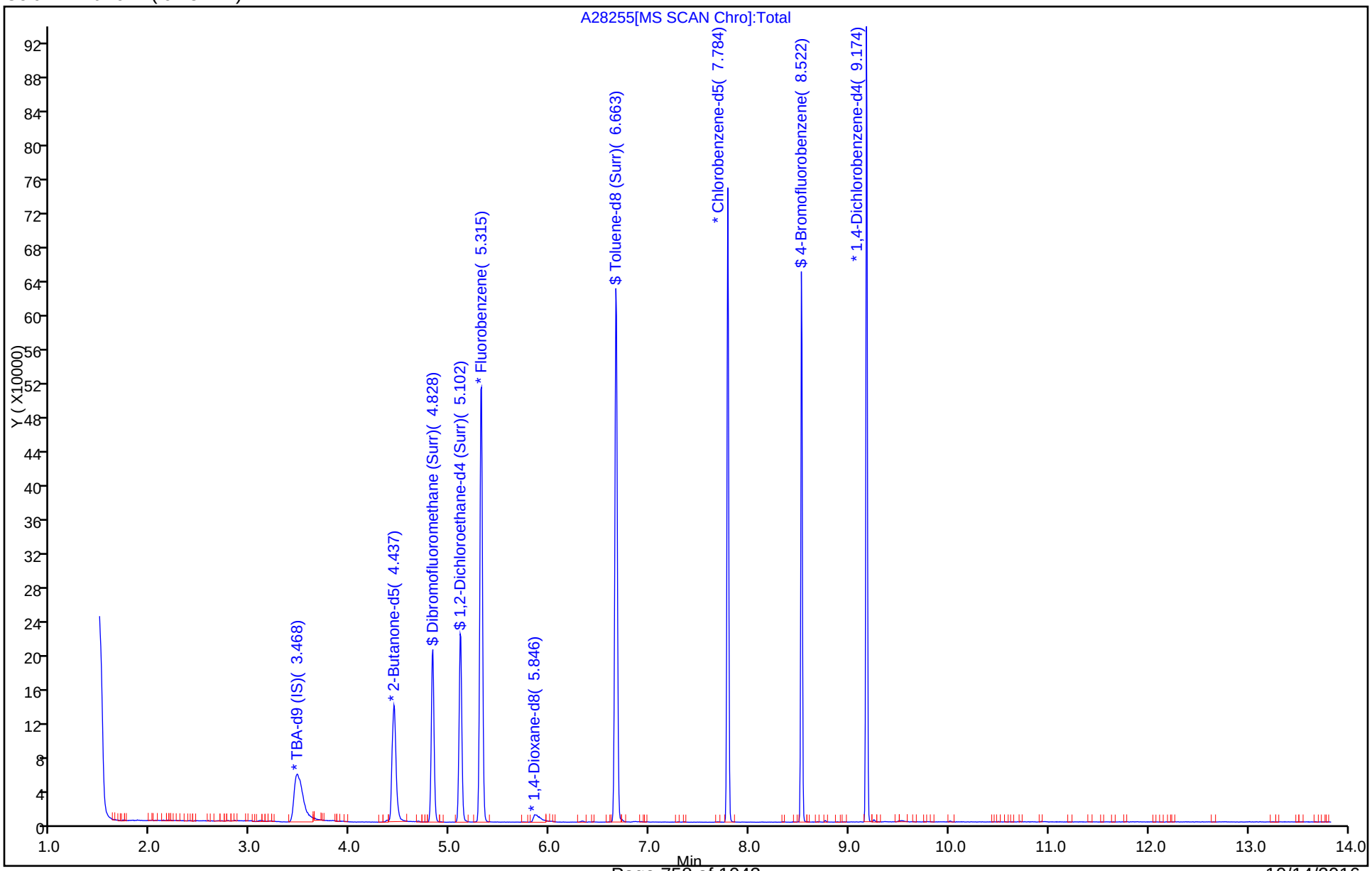

FORM I
GC/MS VOA ORGANICS ANALYSIS DATA SHEET

Lab Name: TestAmerica Edison | Job No.: 460-121256-1

SDG No.:

Client Sample ID: SW-2 | Lab Sample ID: 460-121256-54

Matrix: Water | Lab File ID: A28256.D

Analysis Method: 8260C | Date Collected: 09/29/2016 14:20

Sample wt/vol: 5(mL) | Date Analyzed: 10/12/2016 22:15

Soil Aliquot Vol: | Dilution Factor: 1

Soil Extract Vol.: | GC Column: Rtx-624 ID: 0.25(mm)

% Moisture: | Level: (low/med) Low

Analysis Batch No.: 396842 | Units: ug/L

CAS NO.	COMPOUND NAME	RESULT	Q	RL	MDL
71-55-6	1,1,1-Trichloroethane	0.28	U	1.0	0.28
79-34-5	1,1,2,2-Tetrachloroethane	0.19	U	1.0	0.19
79-00-5	1,1,2-Trichloroethane	0.080	U	1.0	0.080
75-34-3	1,1-Dichloroethane	0.24	U	1.0	0.24
75-35-4	1,1-Dichloroethene	0.34	U	1.0	0.34
87-61-6	1,2,3-Trichlorobenzene	0.35	U	1.0	0.35
120-82-1	1,2,4-Trichlorobenzene	0.27	U	1.0	0.27
96-12-8	1,2-Dibromo-3-Chloropropane	0.23	U	1.0	0.23
106-93-4	1,2-Dibromoethane	0.19	U	1.0	0.19
95-50-1	1,2-Dichlorobenzene	0.22	U	1.0	0.22
107-06-2	1,2-Dichloroethane	0.25	U	1.0	0.25
78-87-5	1,2-Dichloropropane	0.18	U	1.0	0.18
541-73-1	1,3-Dichlorobenzene	0.33	U	1.0	0.33
106-46-7	1,4-Dichlorobenzene	0.33	U	1.0	0.33
123-91-1	1,4-Dioxane	8.7	U	50	8.7
78-93-3	2-Butanone	2.2	U	5.0	2.2
591-78-6	2-Hexanone	0.72	U	5.0	0.72
108-10-1	4-Methyl-2-pentanone	0.63	U	5.0	0.63
67-64-1	Acetone	1.1	U	5.0	1.1
71-43-2	Benzene	0.090	U	1.0	0.090
74-97-5	Bromochloromethane	0.30	U	1.0	0.30
75-27-4	Bromodichloromethane	0.15	U	1.0	0.15
75-25-2	Bromoform	0.18	U	1.0	0.18
74-83-9	Bromomethane	0.18	U	1.0	0.18
75-15-0	Carbon disulfide	0.22	U	1.0	0.22
56-23-5	Carbon tetrachloride	0.33	U	1.0	0.33
108-90-7	Chlorobenzene	0.24	U	1.0	0.24
75-00-3	Chloroethane	0.37	U	1.0	0.37
67-66-3	Chloroform	0.22	U	1.0	0.22
74-87-3	Chloromethane	0.22	U	1.0	0.22
156-59-2	cis-1,2-Dichloroethene	0.26	U	1.0	0.26
10061-01-5	cis-1,3-Dichloropropene	0.16	U	1.0	0.16
110-82-7	Cyclohexane	0.26	U	1.0	0.26
124-48-1	Dibromochloromethane	0.22	U	1.0	0.22
75-71-8	Dichlorodifluoromethane	0.14	U	1.0	0.14
100-41-4	Ethylbenzene	0.30	U	1.0	0.30

FORM I
GC/MS VOA ORGANICS ANALYSIS DATA SHEET

Lab Name: TestAmerica Edison | Job No.: 460-121256-1

SDG No.:

Client Sample ID: SW-2 | Lab Sample ID: 460-121256-54

Matrix: Water | Lab File ID: A28256.D

Analysis Method: 8260C | Date Collected: 09/29/2016 14:20

Sample wt/vol: 5(mL) | Date Analyzed: 10/12/2016 22:15

Soil Aliquot Vol: | Dilution Factor: 1

Soil Extract Vol.: | GC Column: Rtx-624 ID: 0.25(mm)

% Moisture: | Level: (low/med) Low

Analysis Batch No.: 396842 | Units: ug/L

CAS NO.	COMPOUND NAME	RESULT	Q	RL	MDL
76-13-1	Freon TF	0.34	U	1.0	0.34
98-82-8	Isopropylbenzene	0.32	U	1.0	0.32
179601-23-1	m&p-Xylene	0.28	U	1.0	0.28
79-20-9	Methyl acetate	0.58	U	5.0	0.58
108-87-2	Methylcyclohexane	0.22	U	1.0	0.22
75-09-2	Methylene Chloride	0.21	U	1.0	0.21
1634-04-4	MTBE	0.13	U	1.0	0.13
95-47-6	o-Xylene	0.32	U	1.0	0.32
100-42-5	Styrene	0.17	U	1.0	0.17
127-18-4	Tetrachloroethene	0.12	U	1.0	0.12
108-88-3	Toluene	0.25	U	1.0	0.25
156-60-5	trans-1,2-Dichloroethene	0.18	U	1.0	0.18
10061-02-6	trans-1,3-Dichloropropene	0.19	U	1.0	0.19
79-01-6	Trichloroethene	0.22	U	1.0	0.22
75-69-4	Trichlorofluoromethane	0.15	U	1.0	0.15
75-01-4	Vinyl chloride	0.060	U	1.0	0.060

CAS NO.	SURROGATE	%REC	Q	LIMITS
17060-07-0	1,2-Dichloroethane-d4 (Surr)	103		70-130
460-00-4	Bromofluorobenzene	92		70-130
1868-53-7	Dibromofluoromethane (Surr)	102		70-130
2037-26-5	Toluene-d8 (Surr)	100		70-130

FORM I
GC/MS VOA ORGANICS ANALYSIS DATA SHEET
TENTATIVELY IDENTIFIED COMPOUNDS

Lab Name: TestAmerica Edison Job No.: 460-121256-1

SDG No.:

Client Sample ID: SW-2 Lab Sample ID: 460-121256-54

Matrix: Water Lab File ID: A28256.D

Analysis Method: 8260C Date Collected: 09/29/2016 14:20

Sample wt/vol: 5(mL) Date Analyzed: 10/12/2016 22:15

Soil Aliquot Vol: Dilution Factor: 1

Soil Extract Vol.: GC Column: Rtx-624 ID: 0.25(mm)

% Moisture: Level: (low/med) Low

Analysis Batch No.: 396842 Units: ug/L

Number TICs Found: 0 TIC Result Total: 0

CAS NO.	COMPOUND NAME	RT	RESULT	Q	MATCH QUALITY
	Tentatively Identified Compound		None		

TestAmerica Edison
Target Compound Quantitation Report

Data File: \\ChromNA\Edison\ChromData\CVOAMS1\20161012-46810.b\A28256.D
Lims ID: 460-121256-A-54
Client ID: SW-2
Sample Type: Client
Inject. Date: 12-Oct-2016 22:15:30 ALS Bottle#: 9 Worklist Smp#: 10
Purge Vol: 5.000 mL Dil. Factor: 1.0000
Sample Info: 460-121256-A-54
Misc. Info.: 460-0046810-010
Operator ID: VOA GC/MS1 Instrument ID: CVOAMS1

Method: \\ChromNA\Edison\ChromData\CVOAMS1\20161012-46810.b\8260624W_1.m
Limit Group: VOA - 8260C Water and Solid
Last Update: 13-Oct-2016 06:15:47 Calib Date: 08-Sep-2016 04:26:30
Integrator: RTE ID Type: Deconvolution ID
Quant Method: Internal Standard Quant By: Initial Calibration
Last ICal File: \\ChromNA\Edison\ChromData\CVOAMS1\20160908-45311.b\A26272.D

Column 1 : Rtx-624 (0.25 mm) Det: MS SCAN
Process Host: XAWRK022

First Level Reviewer: starzecm Date: 13-Oct-2016 00:15:52

Compound	Sig	RT (min.)	Exp RT (min.)	Dlt RT (min.)	Q	Response	OnCol Amt ug/l	Flags
* 28 TBA-d9 (IS)	65	3.468	3.468	0.000	100	193331	1000.0	
* 39 2-Butanone-d5	46	4.437	4.437	0.000	99	253712	250.0	
$ 53 Dibromofluoromethane (Surr	113	4.821	4.828	-0.007	95	118929	51.2	
$ 59 1,2-Dichloroethane-d4 (Sur	65	5.102	5.102	0.000	98	145251	51.6	
* 64 Fluorobenzene	96	5.309	5.309	0.000	97	438910	50.0	
* 70 1,4-Dioxane-d8	96	5.852	5.852	0.000	91	16637	1000.0	
$ 81 Toluene-d8 (Surr)	98	6.662	6.663	0.000	99	394551	50.0	
* 92 Chlorobenzene-d5	117	7.784	7.784	0.000	90	276518	50.0	
$ 103 4-Bromofluorobenzene	174	8.528	8.528	0.000	88	101923	46.1	
* 119 1,4-Dichlorobenzene-d4	152	9.174	9.180	-0.006	98	150097	50.0	

Reagents:

8260ISNEW_00085 Amount Added: 1.00 Units: uL Run Reagent
8260SURR250_00140 Amount Added: 1.00 Units: uL Run Reagent

Report Date: 13-Oct-2016 06:16:08 Chrom Revision: 2.2 08-Sep-2016 14:45:52

TestAmerica Edison

Data File: \\ChromNA\Edison\ChromData\CVOAMS1\20161012-46810.b\A28256.D

Injection Date:	12-Oct-2016 22:15:30	Instrument ID:	CVOAMS1	Operator ID:	VOA GC/MS1
Lims ID:	460-121256-A-54	Lab Sample ID:	460-121256-54	Worklist Smp#:	10
Client ID:	SW-2				
Purge Vol:	5.000 mL	Dil. Factor:	1.0000	ALS Bottle#:	9
Method:	8260624W_1	Limit Group:	VOA - 8260C Water and Solid		

Column: Rtx-624 (0.25 mm)

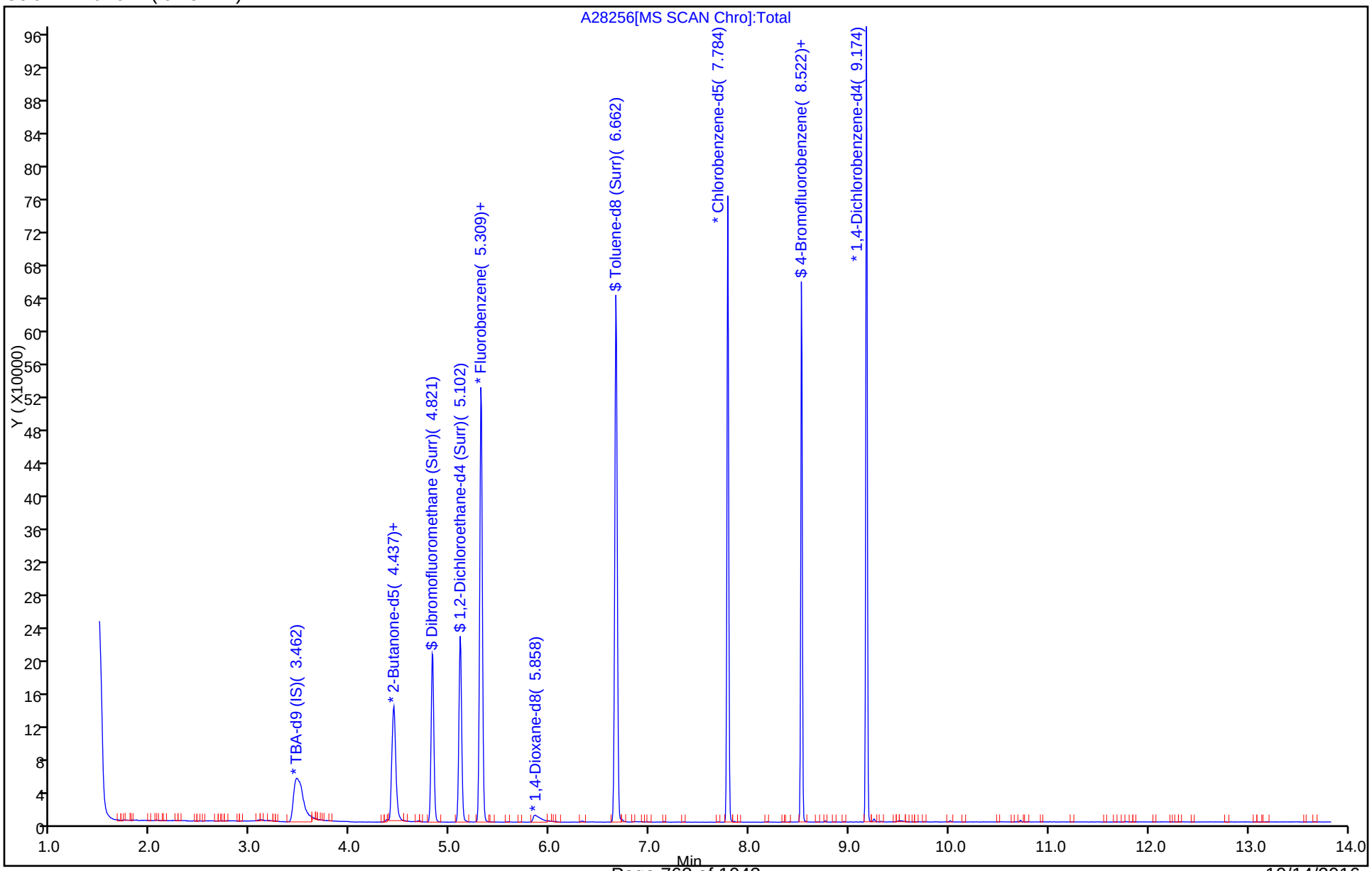

FORM I
GC/MS VOA ORGANICS ANALYSIS DATA SHEET

Lab Name: TestAmerica Edison | Job No.: 460-121256-1

SDG No.:

Client Sample ID: SW-3 | Lab Sample ID: 460-121256-55

Matrix: Water | Lab File ID: A28257.D

Analysis Method: 8260C | Date Collected: 09/29/2016 14:10

Sample wt/vol: 5(mL) | Date Analyzed: 10/12/2016 22:36

Soil Aliquot Vol: | Dilution Factor: 1

Soil Extract Vol.: | GC Column: Rtx-624 ID: 0.25(mm)

% Moisture: | Level: (low/med) Low

Analysis Batch No.: 396842 | Units: ug/L

CAS NO.	COMPOUND NAME	RESULT	Q	RL	MDL
71-55-6	1,1,1-Trichloroethane	0.28	U	1.0	0.28
79-34-5	1,1,2,2-Tetrachloroethane	0.19	U	1.0	0.19
79-00-5	1,1,2-Trichloroethane	0.080	U	1.0	0.080
75-34-3	1,1-Dichloroethane	0.24	U	1.0	0.24
75-35-4	1,1-Dichloroethene	0.34	U	1.0	0.34
87-61-6	1,2,3-Trichlorobenzene	0.35	U	1.0	0.35
120-82-1	1,2,4-Trichlorobenzene	0.27	U	1.0	0.27
96-12-8	1,2-Dibromo-3-Chloropropane	0.23	U	1.0	0.23
106-93-4	1,2-Dibromoethane	0.19	U	1.0	0.19
95-50-1	1,2-Dichlorobenzene	0.22	U	1.0	0.22
107-06-2	1,2-Dichloroethane	0.25	U	1.0	0.25
78-87-5	1,2-Dichloropropane	0.18	U	1.0	0.18
541-73-1	1,3-Dichlorobenzene	0.33	U	1.0	0.33
106-46-7	1,4-Dichlorobenzene	0.33	U	1.0	0.33
123-91-1	1,4-Dioxane	8.7	U	50	8.7
78-93-3	2-Butanone	2.2	U	5.0	2.2
591-78-6	2-Hexanone	0.72	U	5.0	0.72
108-10-1	4-Methyl-2-pentanone	0.63	U	5.0	0.63
67-64-1	Acetone	36		5.0	1.1
71-43-2	Benzene	0.090	U	1.0	0.090
74-97-5	Bromochloromethane	0.30	U	1.0	0.30
75-27-4	Bromodichloromethane	0.15	U	1.0	0.15
75-25-2	Bromoform	0.18	U	1.0	0.18
74-83-9	Bromomethane	0.18	U	1.0	0.18
75-15-0	Carbon disulfide	0.22	U	1.0	0.22
56-23-5	Carbon tetrachloride	0.33	U	1.0	0.33
108-90-7	Chlorobenzene	0.24	U	1.0	0.24
75-00-3	Chloroethane	0.37	U	1.0	0.37
67-66-3	Chloroform	0.22	U	1.0	0.22
74-87-3	Chloromethane	0.22	U	1.0	0.22
156-59-2	cis-1,2-Dichloroethene	0.26	U	1.0	0.26
10061-01-5	cis-1,3-Dichloropropene	0.16	U	1.0	0.16
110-82-7	Cyclohexane	0.26	U	1.0	0.26
124-48-1	Dibromochloromethane	0.22	U	1.0	0.22
75-71-8	Dichlorodifluoromethane	0.14	U	1.0	0.14
100-41-4	Ethylbenzene	0.30	U	1.0	0.30

FORM I
GC/MS VOA ORGANICS ANALYSIS DATA SHEET

Lab Name: TestAmerica Edison | Job No.: 460-121256-1

SDG No.:

Client Sample ID: SW-3 | Lab Sample ID: 460-121256-55

Matrix: Water | Lab File ID: A28257.D

Analysis Method: 8260C | Date Collected: 09/29/2016 14:10

Sample wt/vol: 5(mL) | Date Analyzed: 10/12/2016 22:36

Soil Aliquot Vol: | Dilution Factor: 1

Soil Extract Vol.: | GC Column: Rtx-624 ID: 0.25(mm)

% Moisture: | Level: (low/med) Low

Analysis Batch No.: 396842 | Units: ug/L

CAS NO.	COMPOUND NAME	RESULT	Q	RL	MDL
76-13-1	Freon TF	0.34	U	1.0	0.34
98-82-8	Isopropylbenzene	0.32	U	1.0	0.32
179601-23-1	m&p-Xylene	0.28	U	1.0	0.28
79-20-9	Methyl acetate	0.58	U	5.0	0.58
108-87-2	Methylcyclohexane	0.22	U	1.0	0.22
75-09-2	Methylene Chloride	0.21	U	1.0	0.21
1634-04-4	MTBE	0.13	U	1.0	0.13
95-47-6	o-Xylene	0.32	U	1.0	0.32
100-42-5	Styrene	0.17	U	1.0	0.17
127-18-4	Tetrachloroethene	0.12	U	1.0	0.12
108-88-3	Toluene	0.25	U	1.0	0.25
156-60-5	trans-1,2-Dichloroethene	0.18	U	1.0	0.18
10061-02-6	trans-1,3-Dichloropropene	0.19	U	1.0	0.19
79-01-6	Trichloroethene	0.22	U	1.0	0.22
75-69-4	Trichlorofluoromethane	0.15	U	1.0	0.15
75-01-4	Vinyl chloride	0.060	U	1.0	0.060

CAS NO.	SURROGATE	%REC	Q	LIMITS
17060-07-0	1,2-Dichloroethane-d4 (Surr)	103		70-130
460-00-4	Bromofluorobenzene	94		70-130
1868-53-7	Dibromofluoromethane (Surr)	103		70-130
2037-26-5	Toluene-d8 (Surr)	102		70-130

FORM I
GC/MS VOA ORGANICS ANALYSIS DATA SHEET
TENTATIVELY IDENTIFIED COMPOUNDS

Lab Name: TestAmerica Edison Job No.: 460-121256-1

SDG No.:

Client Sample ID: SW-3 Lab Sample ID: 460-121256-55

Matrix: Water Lab File ID: A28257.D

Analysis Method: 8260C Date Collected: 09/29/2016 14:10

Sample wt/vol: 5(mL) Date Analyzed: 10/12/2016 22:36

Soil Aliquot Vol: Dilution Factor: 1

Soil Extract Vol.: GC Column: Rtx-624 ID: 0.25(mm)

% Moisture: Level: (low/med) Low

Analysis Batch No.: 396842 Units: ug/L

Number TICs Found: 0 TIC Result Total: 0

CAS NO.	COMPOUND NAME	RT	RESULT	Q	MATCH QUALITY
	Tentatively Identified Compound		None		

TestAmerica Edison
Target Compound Quantitation Report

Data File: \\ChromNA\Edison\ChromData\CVOAMS1\20161012-46810.b\A28257.D
Lims ID: 460-121256-A-55
Client ID: SW-3
Sample Type: Client
Inject. Date: 12-Oct-2016 22:36:30 ALS Bottle#: 10 Worklist Smp#: 11
Purge Vol: 5.000 mL Dil. Factor: 1.0000
Sample Info: 460-121256-A-55
Misc. Info.: 460-0046810-011
Operator ID: VOA GC/MS1 Instrument ID: CVOAMS1

Method: \\ChromNA\Edison\ChromData\CVOAMS1\20161012-46810.b\8260624W_1.m
Limit Group: VOA - 8260C Water and Solid
Last Update: 13-Oct-2016 06:15:47 Calib Date: 08-Sep-2016 04:26:30
Integrator: RTE ID Type: Deconvolution ID
Quant Method: Internal Standard Quant By: Initial Calibration
Last ICal File: \\ChromNA\Edison\ChromData\CVOAMS1\20160908-45311.b\A26272.D

Column 1 : Rtx-624 (0.25 mm) Det: MS SCAN
Process Host: XAWRK022

First Level Reviewer: starzecm Date: 13-Oct-2016 00:16:31

Compound	Sig	RT (min.)	Exp RT (min.)	Dlt RT (min.)	Q	Response	OnCol Amt ug/l	Flags
19 Acetone	43	3.096	3.096	0.000	87	23362	36.0	
* 28 TBA-d9 (IS)	65	3.468	3.468	0.000	100	194107	1000.0	
* 39 2-Butanone-d5	46	4.437	4.437	0.000	99	250610	250.0	
$ 53 Dibromofluoromethane (Surr	113	4.828	4.828	0.000	96	118784	51.3	
$ 59 1,2-Dichloroethane-d4 (Sur	65	5.102	5.102	0.000	98	144095	51.4	
* 64 Fluorobenzene	96	5.315	5.309	0.006	98	437607	50.0	
* 70 1,4-Dioxane-d8	96	5.852	5.852	0.000	92	17257	1000.0	
$ 81 Toluene-d8 (Surr)	98	6.663	6.663	0.001	99	399071	51.1	
* 92 Chlorobenzene-d5	117	7.784	7.784	0.000	90	273625	50.0	
$ 103 4-Bromofluorobenzene	174	8.528	8.528	0.000	83	102983	47.1	
* 119 1,4-Dichlorobenzene-d4	152	9.186	9.180	0.006	98	149071	50.0	

Reagents:

8260ISNEW_00085 Amount Added: 1.00 Units: uL Run Reagent
8260SURR250_00140 Amount Added: 1.00 Units: uL Run Reagent

Report Date: 13-Oct-2016 06:16:10 Chrom Revision: 2.2 08-Sep-2016 14:45:52

TestAmerica Edison

Data File: \\ChromNA\Edison\ChromData\CVOAMS1\20161012-46810.b\A28257.D

Injection Date:	12-Oct-2016 22:36:30	Instrument ID:	CVOAMS1	Operator ID:	VOA GC/MS1
Lims ID:	460-121256-A-55	Lab Sample ID:	460-121256-55	Worklist Smp#:	11
Client ID:	SW-3				
Purge Vol:	5.000 mL	Dil. Factor:	1.0000	ALS Bottle#:	10
Method:	8260624W_1	Limit Group:	VOA - 8260C Water and Solid		

Column: Rtx-624 (0.25 mm)

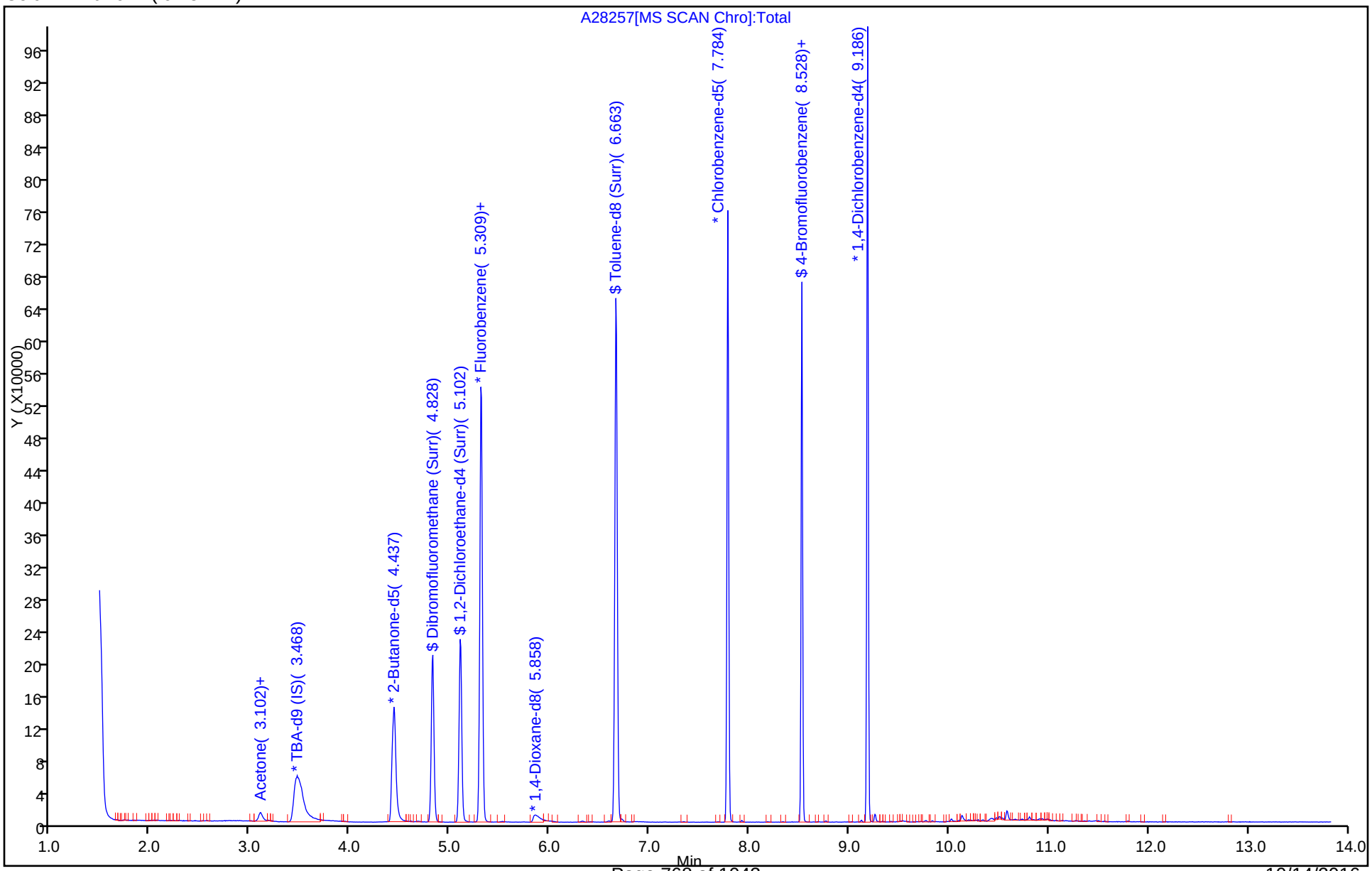

TestAmerica Edison

Data File:	\\ChromNA\Edison\ChromData\CVOAMS1\20161012-46810.b\A28257.D				
Injection Date:	12-Oct-2016 22:36:30	Instrument ID:	CVOAMS1		
Lims ID:	460-121256-A-55	Lab Sample ID:	460-121256-55		
Client ID:	SW-3				
Operator ID:	VOA GC/MS1	ALS Bottle#:	10	Worklist Smp#:	11
Purge Vol:	5.000 mL	Dil. Factor:	1.0000		
Method:	8260624W_1	Limit Group:	VOA - 8260C Water and Solid		
Column:	Rtx-624 (0.25 mm)	Detector	MS SCAN		

19 Acetone, CAS: 67-64-1

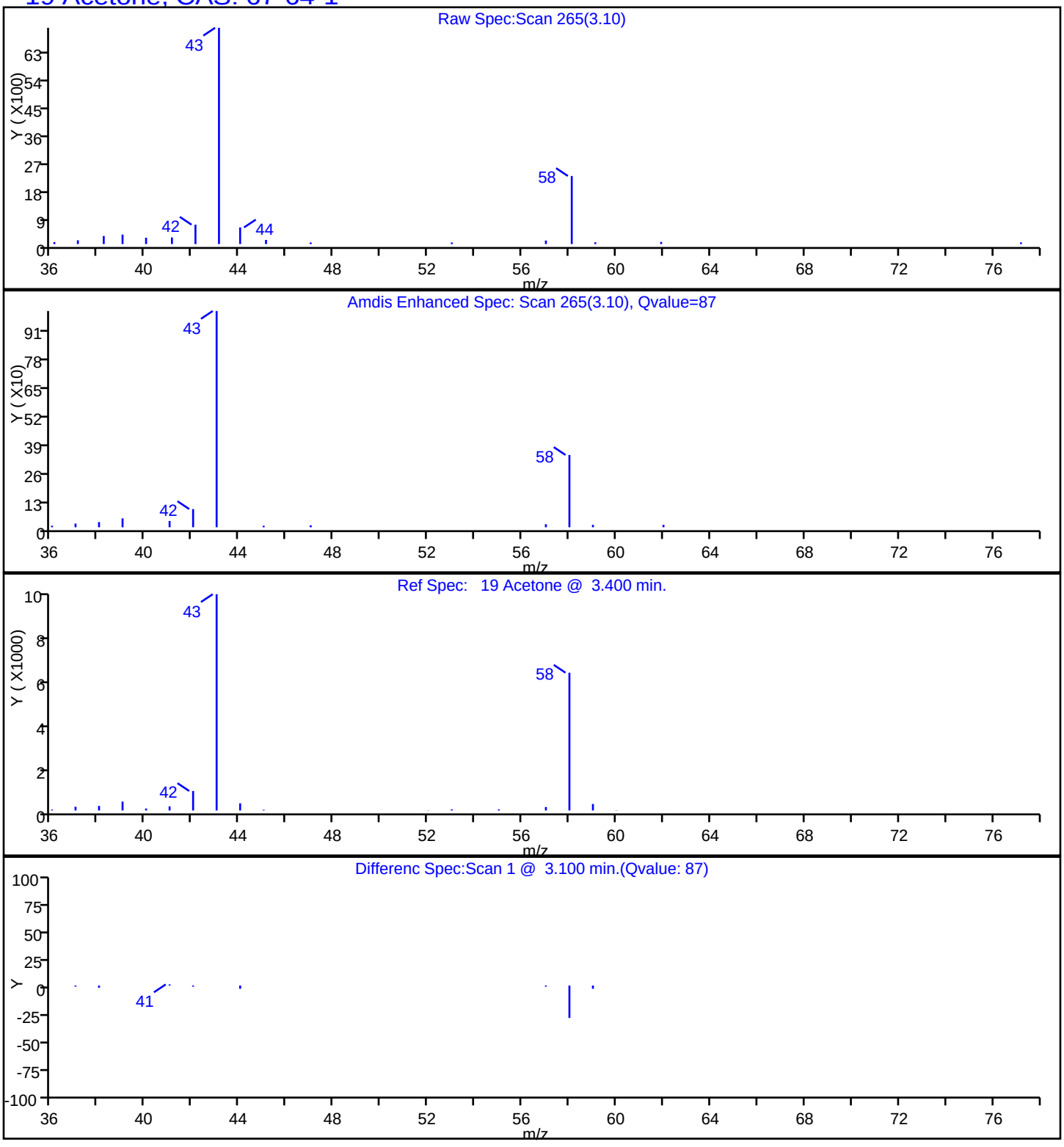

FORM I
GC/MS VOA ORGANICS ANALYSIS DATA SHEET

Lab Name: TestAmerica Edison | Job No.: 460-121256-1

SDG No.:

Client Sample ID: SW-4 | Lab Sample ID: 460-121256-56

Matrix: Water | Lab File ID: A28258.D

Analysis Method: 8260C | Date Collected: 09/29/2016 13:20

Sample wt/vol: 5(mL) | Date Analyzed: 10/12/2016 22:58

Soil Aliquot Vol: | Dilution Factor: 1

Soil Extract Vol.: | GC Column: Rtx-624 ID: 0.25(mm)

% Moisture: | Level: (low/med) Low

Analysis Batch No.: 396842 | Units: ug/L

CAS NO.	COMPOUND NAME	RESULT	Q	RL	MDL
71-55-6	1,1,1-Trichloroethane	0.28	U	1.0	0.28
79-34-5	1,1,2,2-Tetrachloroethane	0.19	U	1.0	0.19
79-00-5	1,1,2-Trichloroethane	0.080	U	1.0	0.080
75-34-3	1,1-Dichloroethane	0.24	U	1.0	0.24
75-35-4	1,1-Dichloroethene	0.34	U	1.0	0.34
87-61-6	1,2,3-Trichlorobenzene	0.35	U	1.0	0.35
120-82-1	1,2,4-Trichlorobenzene	0.27	U	1.0	0.27
96-12-8	1,2-Dibromo-3-Chloropropane	0.23	U	1.0	0.23
106-93-4	1,2-Dibromoethane	0.19	U	1.0	0.19
95-50-1	1,2-Dichlorobenzene	0.22	U	1.0	0.22
107-06-2	1,2-Dichloroethane	0.25	U	1.0	0.25
78-87-5	1,2-Dichloropropane	0.18	U	1.0	0.18
541-73-1	1,3-Dichlorobenzene	0.33	U	1.0	0.33
106-46-7	1,4-Dichlorobenzene	0.33	U	1.0	0.33
123-91-1	1,4-Dioxane	8.7	U	50	8.7
78-93-3	2-Butanone	2.2	U	5.0	2.2
591-78-6	2-Hexanone	0.72	U	5.0	0.72
108-10-1	4-Methyl-2-pentanone	0.63	U	5.0	0.63
67-64-1	Acetone	7.3		5.0	1.1
71-43-2	Benzene	0.090	U	1.0	0.090
74-97-5	Bromochloromethane	0.30	U	1.0	0.30
75-27-4	Bromodichloromethane	0.15	U	1.0	0.15
75-25-2	Bromoform	0.18	U	1.0	0.18
74-83-9	Bromomethane	0.18	U	1.0	0.18
75-15-0	Carbon disulfide	0.22	U	1.0	0.22
56-23-5	Carbon tetrachloride	0.33	U	1.0	0.33
108-90-7	Chlorobenzene	0.24	U	1.0	0.24
75-00-3	Chloroethane	0.37	U	1.0	0.37
67-66-3	Chloroform	0.22	U	1.0	0.22
74-87-3	Chloromethane	0.22	U	1.0	0.22
156-59-2	cis-1,2-Dichloroethene	0.26	U	1.0	0.26
10061-01-5	cis-1,3-Dichloropropene	0.16	U	1.0	0.16
110-82-7	Cyclohexane	0.26	U	1.0	0.26
124-48-1	Dibromochloromethane	0.22	U	1.0	0.22
75-71-8	Dichlorodifluoromethane	0.14	U	1.0	0.14
100-41-4	Ethylbenzene	0.30	U	1.0	0.30

FORM I
GC/MS VOA ORGANICS ANALYSIS DATA SHEET

Lab Name: TestAmerica Edison | Job No.: 460-121256-1

SDG No.:

Client Sample ID: SW-4 | Lab Sample ID: 460-121256-56

Matrix: Water | Lab File ID: A28258.D

Analysis Method: 8260C | Date Collected: 09/29/2016 13:20

Sample wt/vol: 5(mL) | Date Analyzed: 10/12/2016 22:58

Soil Aliquot Vol: | Dilution Factor: 1

Soil Extract Vol.: | GC Column: Rtx-624 ID: 0.25(mm)

% Moisture: | Level: (low/med) Low

Analysis Batch No.: 396842 | Units: ug/L

CAS NO.	COMPOUND NAME	RESULT	Q	RL	MDL
76-13-1	Freon TF	0.34	U	1.0	0.34
98-82-8	Isopropylbenzene	0.32	U	1.0	0.32
179601-23-1	m&p-Xylene	0.28	U	1.0	0.28
79-20-9	Methyl acetate	0.58	U	5.0	0.58
108-87-2	Methylcyclohexane	0.22	U	1.0	0.22
75-09-2	Methylene Chloride	0.21	U	1.0	0.21
1634-04-4	MTBE	0.13	U	1.0	0.13
95-47-6	o-Xylene	0.32	U	1.0	0.32
100-42-5	Styrene	0.17	U	1.0	0.17
127-18-4	Tetrachloroethene	0.12	U	1.0	0.12
108-88-3	Toluene	0.25	U	1.0	0.25
156-60-5	trans-1,2-Dichloroethene	0.18	U	1.0	0.18
10061-02-6	trans-1,3-Dichloropropene	0.19	U	1.0	0.19
79-01-6	Trichloroethene	0.22	U	1.0	0.22
75-69-4	Trichlorofluoromethane	0.15	U	1.0	0.15
75-01-4	Vinyl chloride	0.060	U	1.0	0.060

CAS NO.	SURROGATE	%REC	Q	LIMITS
17060-07-0	1,2-Dichloroethane-d4 (Surr)	104		70-130
460-00-4	Bromofluorobenzene	93		70-130
1868-53-7	Dibromofluoromethane (Surr)	104		70-130
2037-26-5	Toluene-d8 (Surr)	101		70-130

FORM I
GC/MS VOA ORGANICS ANALYSIS DATA SHEET
TENTATIVELY IDENTIFIED COMPOUNDS

Lab Name: TestAmerica Edison Job No.: 460-121256-1

SDG No.:

Client Sample ID: SW-4 Lab Sample ID: 460-121256-56

Matrix: Water Lab File ID: A28258.D

Analysis Method: 8260C Date Collected: 09/29/2016 13:20

Sample wt/vol: 5(mL) Date Analyzed: 10/12/2016 22:58

Soil Aliquot Vol: Dilution Factor: 1

Soil Extract Vol.: GC Column: Rtx-624 ID: 0.25(mm)

% Moisture: Level: (low/med) Low

Analysis Batch No.: 396842 Units: ug/L

Number TICs Found: 0 TIC Result Total: 0

CAS NO.	COMPOUND NAME	RT	RESULT	Q	MATCH QUALITY
	Tentatively Identified Compound		None		

TestAmerica Edison
Target Compound Quantitation Report

Data File: \\ChromNA\Edison\ChromData\CVOAMS1\20161012-46810.b\A28258.D
Lims ID: 460-121256-A-56
Client ID: SW-4
Sample Type: Client
Inject. Date: 12-Oct-2016 22:58:30 ALS Bottle#: 11 Worklist Smp#: 12
Purge Vol: 5.000 mL Dil. Factor: 1.0000
Sample Info: 460-121256-A-56
Misc. Info.: 460-0046810-012
Operator ID: VOA GC/MS1 Instrument ID: CVOAMS1

Method: \\ChromNA\Edison\ChromData\CVOAMS1\20161012-46810.b\8260624W_1.m
Limit Group: VOA - 8260C Water and Solid
Last Update: 13-Oct-2016 06:15:47 Calib Date: 08-Sep-2016 04:26:30
Integrator: RTE ID Type: Deconvolution ID
Quant Method: Internal Standard Quant By: Initial Calibration
Last ICal File: \\ChromNA\Edison\ChromData\CVOAMS1\20160908-45311.b\A26272.D

Column 1 : Rtx-624 (0.25 mm) Det: MS SCAN
Process Host: XAWRK022

First Level Reviewer: starzecm Date: 13-Oct-2016 00:17:07

Compound	Sig	RT (min.)	Exp RT (min.)	Dlt RT (min.)	Q	Response	OnCol Amt ug/l	Flags
19 Acetone	43	3.084	3.096	-0.012	91	4689	7.34	
* 28 TBA-d9 (IS)	65	3.456	3.468	-0.012	99	181603	1000.0	
* 39 2-Butanone-d5	46	4.431	4.437	-0.006	99	246459	250.0	
$ 53 Dibromofluoromethane (Surr	113	4.822	4.828	-0.006	96	116328	52.0	
$ 59 1,2-Dichloroethane-d4 (Sur	65	5.102	5.102	0.000	98	140329	51.8	
* 64 Fluorobenzene	96	5.309	5.309	0.000	97	422774	50.0	
* 70 1,4-Dioxane-d8	96	5.864	5.852	0.012	93	16227	1000.0	
$ 81 Toluene-d8 (Surr)	98	6.663	6.663	0.001	98	381745	50.6	
* 92 Chlorobenzene-d5	117	7.784	7.784	0.000	89	264303	50.0	
$ 103 4-Bromofluorobenzene	174	8.528	8.528	0.000	88	97714	46.3	
* 119 1,4-Dichlorobenzene-d4	152	9.180	9.180	0.000	98	145015	50.0	

Reagents:

8260ISNEW_00085 Amount Added: 1.00 Units: uL Run Reagent
8260SURR250_00140 Amount Added: 1.00 Units: uL Run Reagent

Report Date: 13-Oct-2016 06:16:13 Chrom Revision: 2.2 08-Sep-2016 14:45:52

TestAmerica Edison

Data File: \\ChromNA\Edison\ChromData\CVOAMS1\20161012-46810.b\A28258.D

Injection Date:	12-Oct-2016 22:58:30	Instrument ID:	CVOAMS1	Operator ID:	VOA GC/MS1
Lims ID:	460-121256-A-56	Lab Sample ID:	460-121256-56	Worklist Smp#:	12
Client ID:	SW-4				
Purge Vol:	5.000 mL	Dil. Factor:	1.0000	ALS Bottle#:	11
Method:	8260624W_1	Limit Group:	VOA - 8260C Water and Solid		

Column: Rtx-624 (0.25 mm)

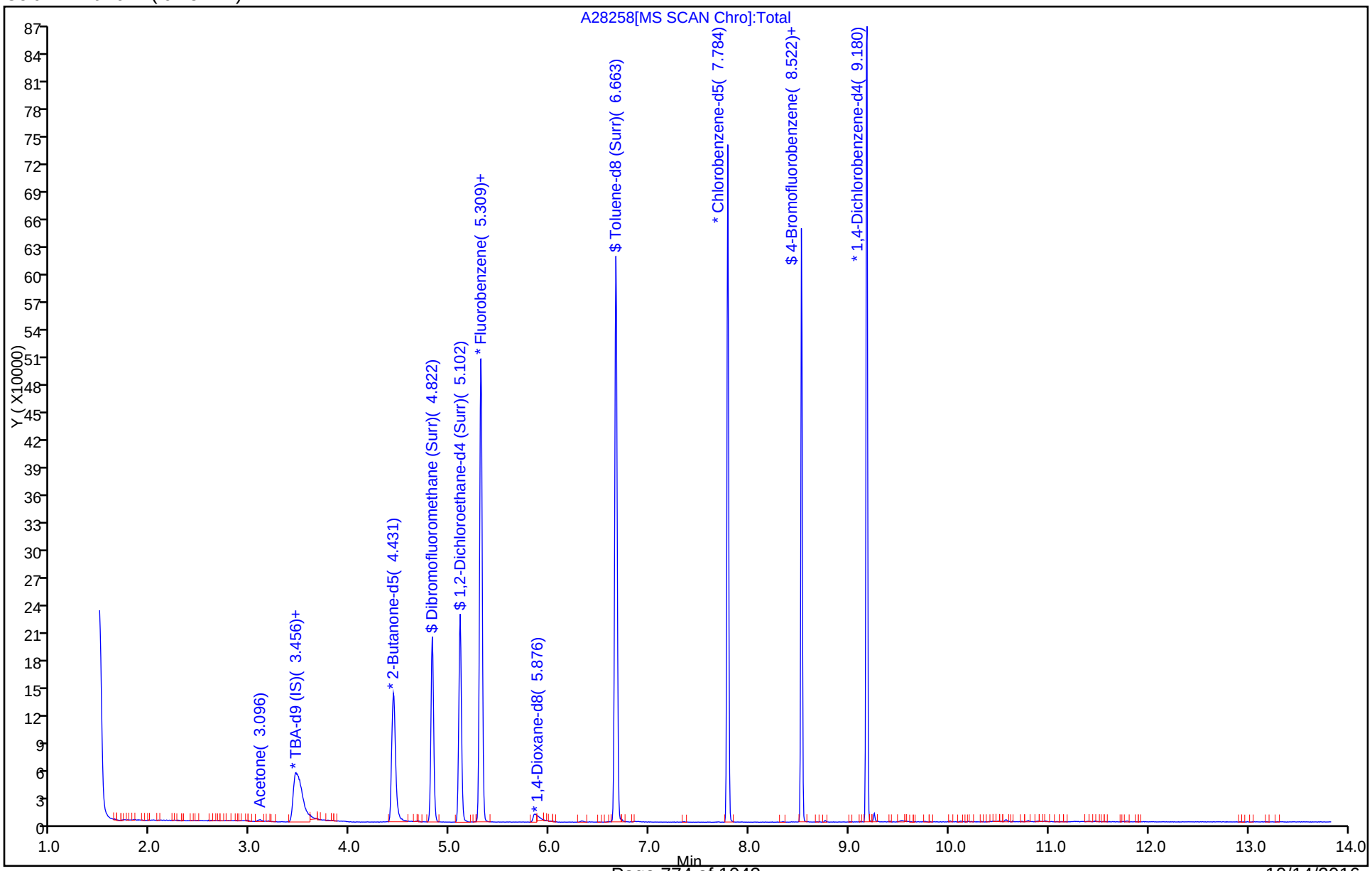

TestAmerica Edison

Data File:	\\ChromNA\Edison\ChromData\CVOAMS1\20161012-46810.b\A28258.D				
Injection Date:	12-Oct-2016 22:58:30	Instrument ID:	CVOAMS1		
Lims ID:	460-121256-A-56	Lab Sample ID:	460-121256-56		
Client ID:	SW-4				
Operator ID:	VOA GC/MS1	ALS Bottle#:	11	Worklist Smp#:	12
Purge Vol:	5.000 mL	Dil. Factor:	1.0000		
Method:	8260624W_1	Limit Group:	VOA - 8260C Water and Solid		
Column:	Rtx-624 (0.25 mm)	Detector	MS SCAN		

19 Acetone, CAS: 67-64-1

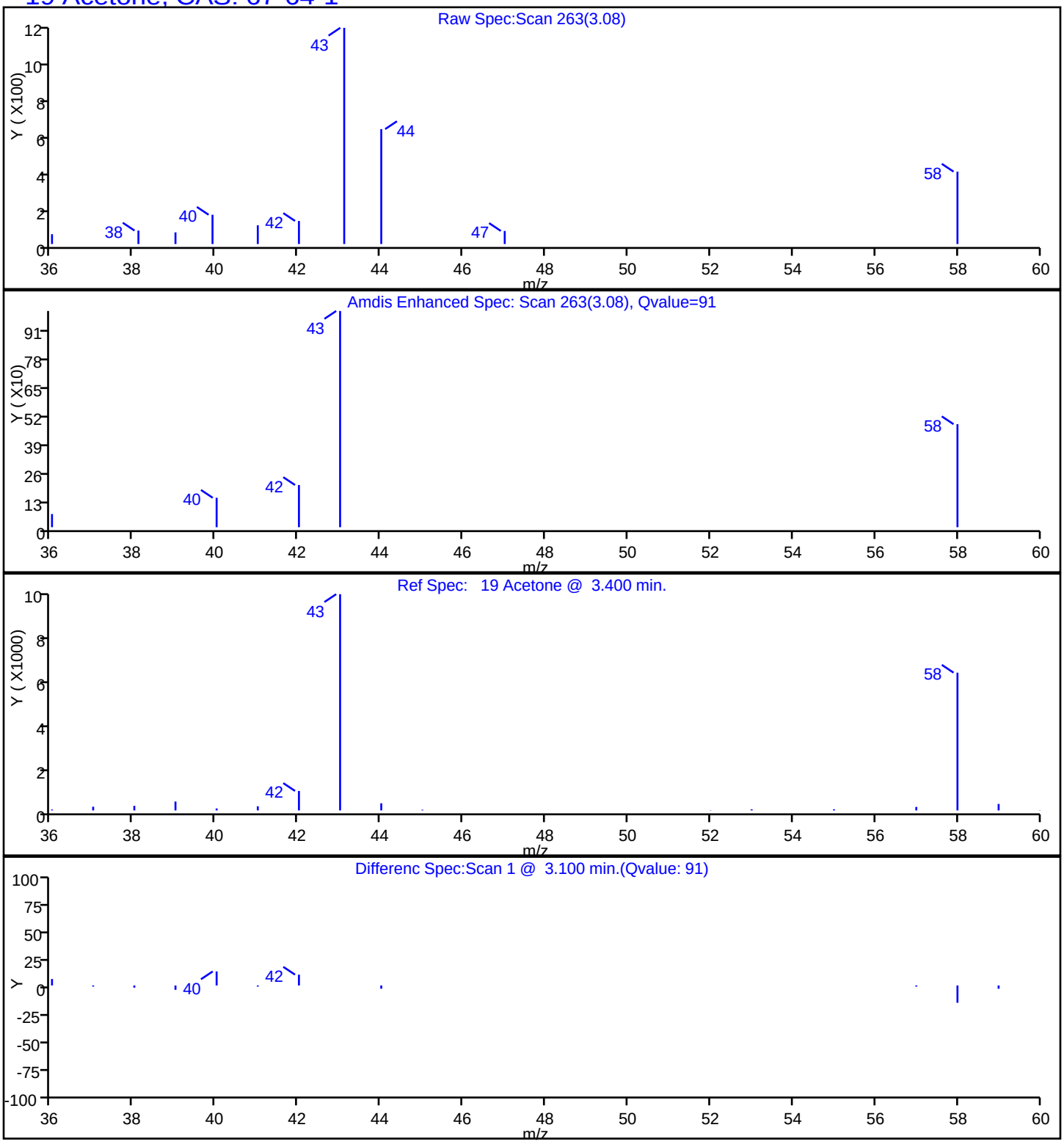

FORM I
GC/MS VOA ORGANICS ANALYSIS DATA SHEET

Lab Name: TestAmerica Edison | Job No.: 460-121256-1

SDG No.:

Client Sample ID: TB-092916 | Lab Sample ID: 460-121256-57

Matrix: Water | Lab File ID: A28254.D

Analysis Method: 8260C | Date Collected: 09/29/2016 00:00

Sample wt/vol: 5(mL) | Date Analyzed: 10/12/2016 21:31

Soil Aliquot Vol: | Dilution Factor: 1

Soil Extract Vol.: | GC Column: Rtx-624 ID: 0.25(mm)

% Moisture: | Level: (low/med) Low

Analysis Batch No.: 396842 | Units: ug/L

CAS NO.	COMPOUND NAME	RESULT	Q	RL	MDL
71-55-6	1,1,1-Trichloroethane	0.28	U	1.0	0.28
79-34-5	1,1,2,2-Tetrachloroethane	0.19	U	1.0	0.19
79-00-5	1,1,2-Trichloroethane	0.080	U	1.0	0.080
75-34-3	1,1-Dichloroethane	0.24	U	1.0	0.24
75-35-4	1,1-Dichloroethene	0.34	U	1.0	0.34
87-61-6	1,2,3-Trichlorobenzene	0.35	U	1.0	0.35
120-82-1	1,2,4-Trichlorobenzene	0.27	U	1.0	0.27
96-12-8	1,2-Dibromo-3-Chloropropane	0.23	U	1.0	0.23
106-93-4	1,2-Dibromoethane	0.19	U	1.0	0.19
95-50-1	1,2-Dichlorobenzene	0.22	U	1.0	0.22
107-06-2	1,2-Dichloroethane	0.25	U	1.0	0.25
78-87-5	1,2-Dichloropropane	0.18	U	1.0	0.18
541-73-1	1,3-Dichlorobenzene	0.33	U	1.0	0.33
106-46-7	1,4-Dichlorobenzene	0.33	U	1.0	0.33
123-91-1	1,4-Dioxane	8.7	U	50	8.7
78-93-3	2-Butanone	2.2	U	5.0	2.2
591-78-6	2-Hexanone	0.72	U	5.0	0.72
108-10-1	4-Methyl-2-pentanone	0.63	U	5.0	0.63
67-64-1	Acetone	7.1		5.0	1.1
71-43-2	Benzene	0.090	U	1.0	0.090
74-97-5	Bromochloromethane	0.30	U	1.0	0.30
75-27-4	Bromodichloromethane	0.15	U	1.0	0.15
75-25-2	Bromoform	0.18	U	1.0	0.18
74-83-9	Bromomethane	0.18	U	1.0	0.18
75-15-0	Carbon disulfide	0.22	U	1.0	0.22
56-23-5	Carbon tetrachloride	0.33	U	1.0	0.33
108-90-7	Chlorobenzene	0.24	U	1.0	0.24
75-00-3	Chloroethane	0.37	U	1.0	0.37
67-66-3	Chloroform	0.22	U	1.0	0.22
74-87-3	Chloromethane	0.22	U	1.0	0.22
156-59-2	cis-1,2-Dichloroethene	0.26	U	1.0	0.26
10061-01-5	cis-1,3-Dichloropropene	0.16	U	1.0	0.16
110-82-7	Cyclohexane	0.26	U	1.0	0.26
124-48-1	Dibromochloromethane	0.22	U	1.0	0.22
75-71-8	Dichlorodifluoromethane	0.14	U	1.0	0.14
100-41-4	Ethylbenzene	0.30	U	1.0	0.30

FORM I
GC/MS VOA ORGANICS ANALYSIS DATA SHEET

Lab Name: TestAmerica Edison | Job No.: 460-121256-1

SDG No.:

Client Sample ID: TB-092916 | Lab Sample ID: 460-121256-57

Matrix: Water | Lab File ID: A28254.D

Analysis Method: 8260C | Date Collected: 09/29/2016 00:00

Sample wt/vol: 5(mL) | Date Analyzed: 10/12/2016 21:31

Soil Aliquot Vol: | Dilution Factor: 1

Soil Extract Vol.: | GC Column: Rtx-624 ID: 0.25(mm)

% Moisture: | Level: (low/med) Low

Analysis Batch No.: 396842 | Units: ug/L

CAS NO.	COMPOUND NAME	RESULT	Q	RL	MDL
76-13-1	Freon TF	0.34	U	1.0	0.34
98-82-8	Isopropylbenzene	0.32	U	1.0	0.32
179601-23-1	m&p-Xylene	0.28	U	1.0	0.28
79-20-9	Methyl acetate	0.58	U	5.0	0.58
108-87-2	Methylcyclohexane	0.22	U	1.0	0.22
75-09-2	Methylene Chloride	0.21	U	1.0	0.21
1634-04-4	MTBE	0.13	U	1.0	0.13
95-47-6	o-Xylene	0.32	U	1.0	0.32
100-42-5	Styrene	0.17	U	1.0	0.17
127-18-4	Tetrachloroethene	0.12	U	1.0	0.12
108-88-3	Toluene	0.25	U	1.0	0.25
156-60-5	trans-1,2-Dichloroethene	0.18	U	1.0	0.18
10061-02-6	trans-1,3-Dichloropropene	0.19	U	1.0	0.19
79-01-6	Trichloroethene	0.22	U	1.0	0.22
75-69-4	Trichlorofluoromethane	0.15	U	1.0	0.15
75-01-4	Vinyl chloride	0.060	U	1.0	0.060

CAS NO.	SURROGATE	%REC	Q	LIMITS
17060-07-0	1,2-Dichloroethane-d4 (Surr)	102		70-130
460-00-4	Bromofluorobenzene	95		70-130
1868-53-7	Dibromofluoromethane (Surr)	103		70-130
2037-26-5	Toluene-d8 (Surr)	101		70-130

FORM I
GC/MS VOA ORGANICS ANALYSIS DATA SHEET
TENTATIVELY IDENTIFIED COMPOUNDS

Lab Name: TestAmerica Edison Job No.: 460-121256-1

SDG No.:

Client Sample ID: TB-092916 Lab Sample ID: 460-121256-57

Matrix: Water Lab File ID: A28254.D

Analysis Method: 8260C Date Collected: 09/29/2016 00:00

Sample wt/vol: 5(mL) Date Analyzed: 10/12/2016 21:31

Soil Aliquot Vol: Dilution Factor: 1

Soil Extract Vol.: GC Column: Rtx-624 ID: 0.25(mm)

% Moisture: Level: (low/med) Low

Analysis Batch No.: 396842 Units: ug/L

Number TICs Found: 0 TIC Result Total: 0

CAS NO.	COMPOUND NAME	RT	RESULT	Q	MATCH QUALITY
	Tentatively Identified Compound		None		

TestAmerica Edison
Target Compound Quantitation Report

Data File: \\ChromNA\Edison\ChromData\CVOAMS1\20161012-46810.b\A28254.D
Lims ID: 460-121256-A-57
Client ID: TB-092916
Sample Type: Client
Inject. Date: 12-Oct-2016 21:31:30 ALS Bottle#: 7 Worklist Smp#: 8
Purge Vol: 5.000 mL Dil. Factor: 1.0000
Sample Info: 460-121256-A-57
Misc. Info.: 460-0046810-008
Operator ID: VOA GC/MS1 Instrument ID: CVOAMS1

Method: \\ChromNA\Edison\ChromData\CVOAMS1\20161012-46810.b\8260624W_1.m
Limit Group: VOA - 8260C Water and Solid
Last Update: 13-Oct-2016 04:30:56 Calib Date: 08-Sep-2016 04:26:30
Integrator: RTE ID Type: Deconvolution ID
Quant Method: Internal Standard Quant By: Initial Calibration
Last ICal File: \\ChromNA\Edison\ChromData\CVOAMS1\20160908-45311.b\A26272.D

Column 1 : Rtx-624 (0.25 mm) Det: MS SCAN
Process Host: XAWRK008

First Level Reviewer: starzecm Date: 12-Oct-2016 22:11:00

Compound	Sig	RT (min.)	Exp RT (min.)	Dlt RT (min.)	Q	Response	OnCol Amt ug/l	Flags
19 Acetone	43	3.102	3.096	0.006	90	4617	7.15	
* 28 TBA-d9 (IS)	65	3.462	3.468	-0.006	100	197021	1000.0	
* 39 2-Butanone-d5	46	4.437	4.437	0.000	98	249404	250.0	
$ 53 Dibromofluoromethane (Surr	113	4.828	4.822	0.006	96	119542	51.3	
$ 59 1,2-Dichloroethane-d4 (Sur	65	5.102	5.102	0.000	98	144065	51.0	
* 64 Fluorobenzene	96	5.309	5.309	0.000	97	440327	50.0	
* 70 1,4-Dioxane-d8	96	5.852	5.852	0.000	91	16650	1000.0	
$ 81 Toluene-d8 (Surr)	98	6.663	6.663	0.000	98	400453	50.3	
* 92 Chlorobenzene-d5	117	7.784	7.784	0.000	89	278822	50.0	
$ 103 4-Bromofluorobenzene	174	8.528	8.528	0.000	87	105691	47.4	
* 119 1,4-Dichlorobenzene-d4	152	9.180	9.187	-0.006	98	152407	50.0	

Reagents:

8260ISNEW_00085 Amount Added: 1.00 Units: uL Run Reagent
8260SURR250_00140 Amount Added: 1.00 Units: uL Run Reagent

Report Date: 13-Oct-2016 21:08:51 Chrom Revision: 2.2 08-Sep-2016 14:45:52

TestAmerica Edison

Data File: \\ChromNA\Edison\ChromData\CVOAMS1\20161012-46810.b\A28254.D

Injection Date:	12-Oct-2016 21:31:30	Instrument ID:	CVOAMS1	Operator ID:	VOA GC/MS1
Lims ID:	460-121256-A-57	Lab Sample ID:	460-121256-57	Worklist Smp#:	8
Client ID:	TB-092916				
Purge Vol:	5.000 mL	Dil. Factor:	1.0000	ALS Bottle#:	7
Method:	8260624W_1	Limit Group:	VOA - 8260C Water and Solid		

Column: Rtx-624 (0.25 mm)

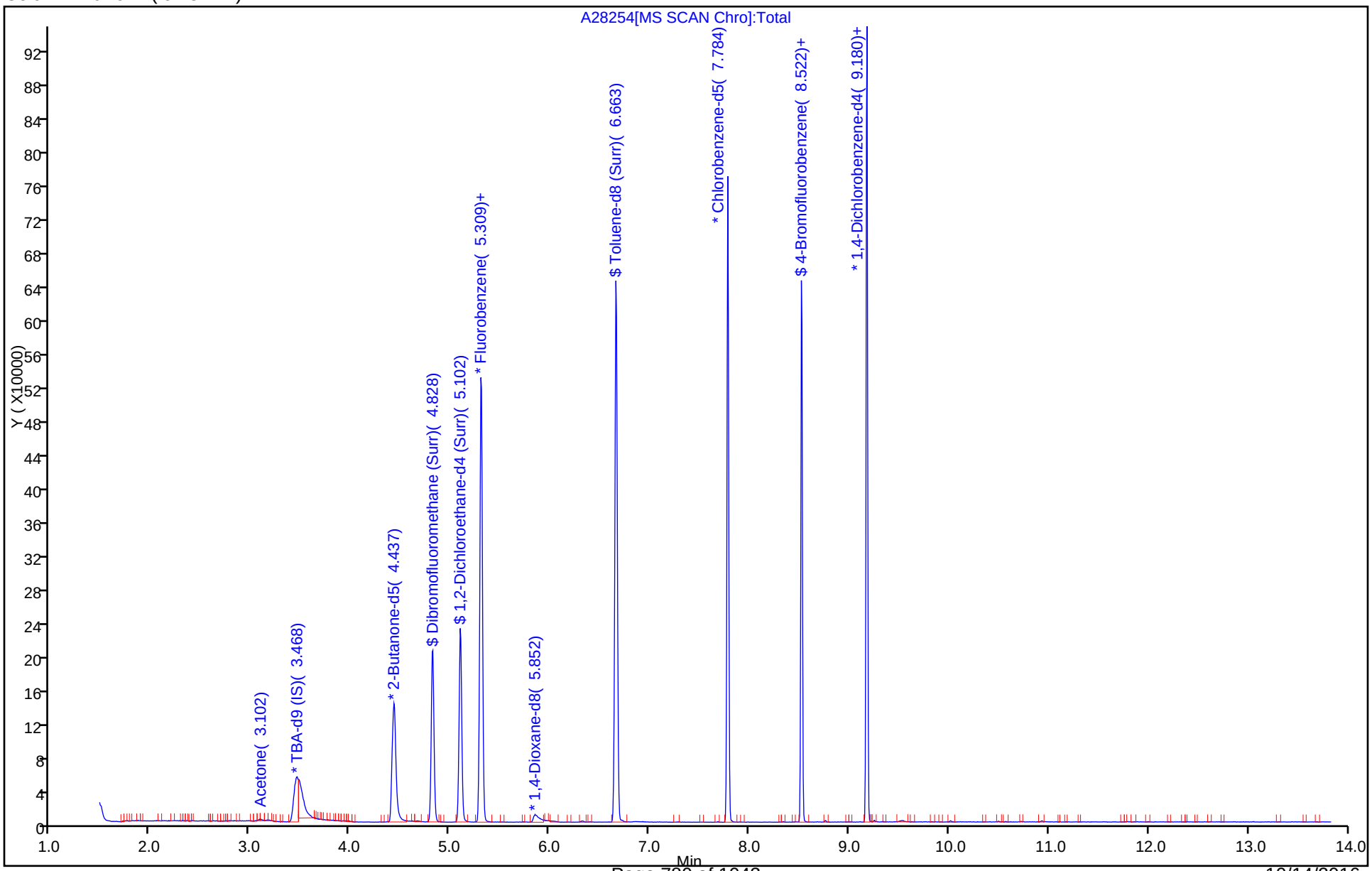

TestAmerica Edison

Data File: \\ChromNA\Edison\ChromData\CVOAMS1\20161012-46810.b\A28254.D

Injection Date:	12-Oct-2016 21:31:30	Instrument ID:	CVOAMS1		
Lims ID:	460-121256-A-57	Lab Sample ID:	460-121256-57		
Client ID:	TB-092916				
Operator ID:	VOA GC/MS1	ALS Bottle#:	7	Worklist Smp#:	8
Purge Vol:	5.000 mL	Dil. Factor:	1.0000		
Method:	8260624W_1	Limit Group:	VOA - 8260C Water and Solid		
Column:	Rtx-624 (0.25 mm)	Detector	MS SCAN		

19 Acetone, CAS: 67-64-1

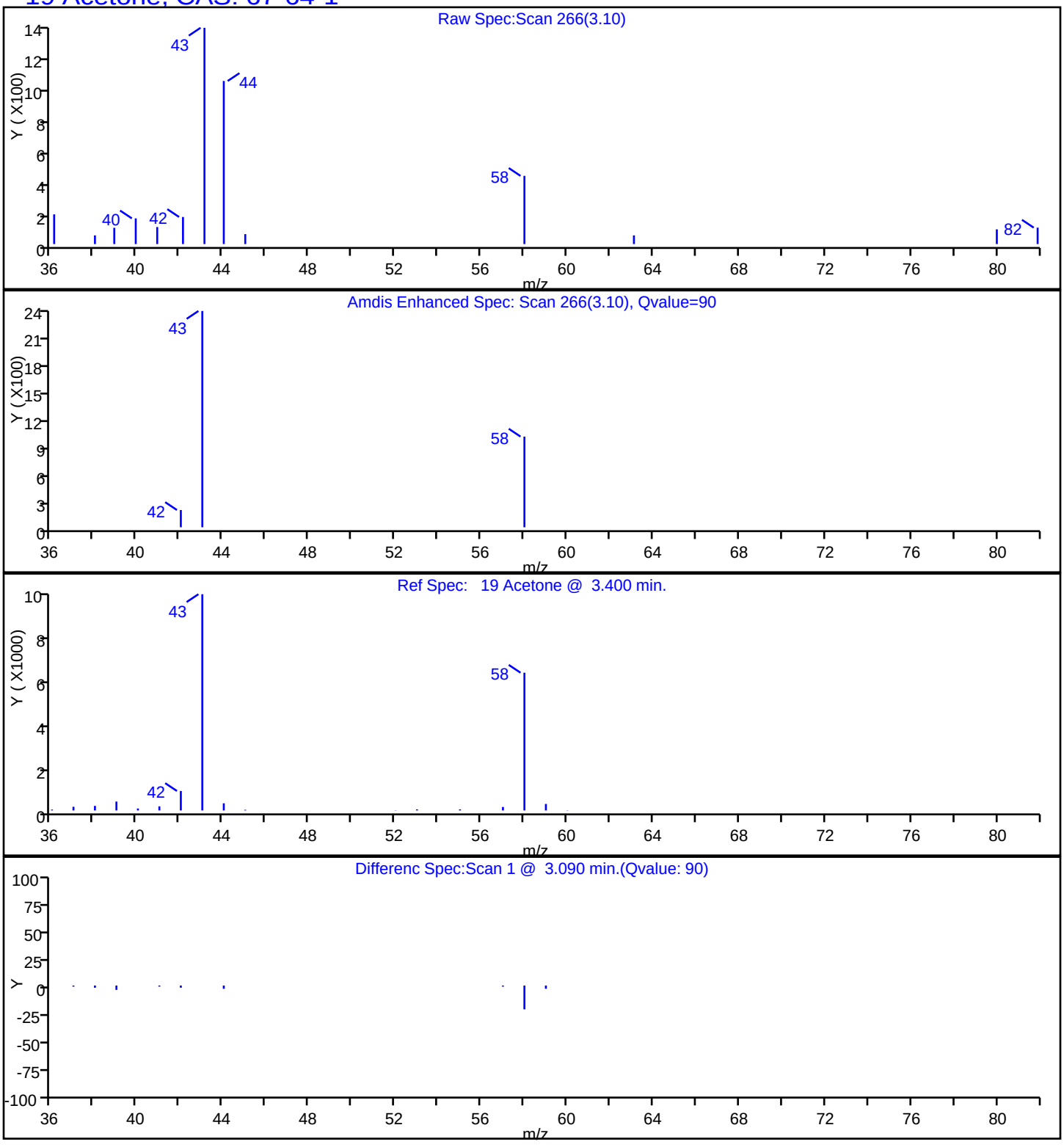

FORM VI
GC/MS VOA BY INTERNAL STANDARD - INITIAL CALIBRATION DATA
CURVE EVALUATION

Lab Name: TestAmerica Edison Job No.: 460-121256-1 Analy Batch No.: 389142

SDG No.:

Instrument ID: CVOAMS1 GC Column: Rtx-624 ID: 0.25(mm) Heated Purge: (Y/N) N

Calibration Start Date: 09/08/2016 02:02 Calibration End Date: 09/08/2016 04:26 Calibration ID: 57700

Calibration Files:

LEVEL:	LAB SAMPLE ID:	LAB FILE ID:
Level 1	STD7 460-389142/2	A26266.D
Level 2	STD1 460-389142/3	A26267.D
Level 3	STD5 460-389142/4	A26268.D
Level 4	STD20 460-389142/5	A26269.D
Level 5	STD50 460-389142/6	A26270.D
Level 6	STD200 460-389142/7	A26271.D
Level 7	STD500 460-389142/8	A26272.D

ANALYTE	RRF					CURVE TYPE	COEFFICIENT			#	MIN RRF	%RSD	#	MAX %RSD	R^2 OR COD	#	MIN R^2 OR COD
	LVL 1 LVL 6	LVL 2 LVL 7	LVL 3	LVL 4	LVL 5		B	M1	M2								
Chlorotrifluoroethene	+++++ 0.0691	0.0739 0.0560	0.0574	0.0819	0.0739	Ave		0.0687				14.8		20.0			
Dichlorodifluoromethane	+++++ 0.5021	0.4632 0.3185	0.4512	0.5786	0.4930	Ave		0.4678			0.1000	18.3		20.0			
Chloromethane	+++++ 0.5282	0.6838 0.4522	0.6296	0.6374	0.5371	Ave		0.5780			0.1000	15.0		20.0			
Vinyl chloride	+++++ 0.4848	0.6192 0.3856	0.5197	0.5686	0.4860	Ave		0.5106			0.1000	15.7		20.0			
Butadiene	+++++ 0.4559	0.5507 0.3297	0.4438	0.5278	0.4609	Ave		0.4615				16.8		20.0			
Bromomethane	+++++ 0.2606	0.3212 0.1969	0.3425	0.3282	0.2820	Ave		0.2886			0.1000	18.8		20.0			
Chloroethane	+++++ 0.2458	0.3532 +++++	0.3114	0.3162	0.2669	Ave		0.2987			0.1000	14.2		20.0			
Dichlorofluoromethane	+++++ 0.6057	0.7929 0.4834	0.7943	0.7489	0.6315	Ave		0.6761				18.4		20.0			
Trichlorofluoromethane	+++++ 0.4367	0.5746 +++++	0.4362	0.5116	0.4562	Ave		0.4831			0.1000	12.4		20.0			
Pentane	+++++ 0.0585	0.0538 0.0480	0.0767	0.0676	0.0659	Ave		0.0618				16.8		20.0			
Ethyl ether	+++++ 0.2470	0.3562 0.2177	0.3225	0.2899	0.2784	Ave		0.2853				17.5		20.0			
Ethanol	+++++ 0.0586	0.0633 0.0547	0.0720	0.0528	0.0565	Ave		0.0596				11.8		20.0			
2-Methyl-1,3-butadiene	+++++ 0.2887	0.3276 0.2426	0.3803	0.3260	0.3176	Ave		0.3138				14.6		20.0			
1,2-Dichloro-1,1,2-trifluoroethane	+++++ 0.2204	0.2382 0.1897	0.2372	0.2600	0.2361	Ave		0.2302				10.2		20.0			

Note: The m1 coefficient is the same as Ave RRF for an Ave curve type.

FORM VI
GC/MS VOA BY INTERNAL STANDARD - INITIAL CALIBRATION DATA
CURVE EVALUATION

Lab Name: TestAmerica Edison Job No.: 460-121256-1 Analy Batch No.: 389142

SDG No.:

Instrument ID: CVOAMS1 GC Column: Rtx-624 ID: 0.25(mm) Heated Purge: (Y/N) N

Calibration Start Date: 09/08/2016 02:02 Calibration End Date: 09/08/2016 04:26 Calibration ID: 57700

ANALYTE	RRF					CURVE TYPE	COEFFICIENT			#	MIN RRF	%RSD	#	MAX %RSD	R^2 OR COD	#	MIN R^2 OR COD
	LVL 1 LVL 6	LVL 2 LVL 7	LVL 3	LVL 4	LVL 5		B	M1	M2								
Acrolein	+++++ 1.5874	2.7345 2.0605	1.8135	1.7047	1.7449	Qua2	4.8966	1.5139	0.0011582						0.9960		0.9900
Freon TF	+++++ 0.2631	0.2475 0.2298	0.1836	0.2943	0.2785	Ave		0.2495			0.1000	15.8		20.0			
1,1-Dichloroethene	+++++ 0.2690	0.3596 0.2375	0.3226	0.3198	0.2889	Ave		0.2996			0.1000	14.5		20.0			
Acetone	+++++ 0.6244	1.2156 0.6105	1.0655	0.9147	0.6812	QuaF		0.6478	-0.000015		0.0500				0.9990		0.9900
Iodomethane	+++++ 0.4732	0.5973 0.4301	0.5725	0.5373	0.4852	Ave		0.5159				12.4		20.0			
Carbon disulfide	+++++ 1.1289	1.5053 1.0066	1.2839	1.2868	1.1631	Ave		1.2291			0.1000	13.9		20.0			
Isopropyl alcohol	+++++ 0.6882	0.5019 0.7401	0.7786	0.7151	0.7321	Ave		0.6927				14.2		20.0			
3-Chloro-1-propene	+++++ 0.1879	0.2410 0.1723	0.2177	0.2113	0.1922	Ave		0.2037				12.0		20.0			
Cyclopentene	+++++ 0.8356	1.0062 0.7468	1.0076	0.8859	0.8765	Ave		0.8931				11.3		20.0			
Methyl acetate	+++++ 0.2480	0.2977 0.2215	0.2920	0.2674	0.2651	Ave		0.2653			0.1000	10.6		20.0			
Acetonitrile	+++++ 1.7922	2.6784 2.0435	1.9990	2.0527	1.9894	Ave		2.0925				14.4		20.0			
Methylene Chloride	+++++ 0.3229	0.4326 0.2984	0.3996	0.3656	0.3388	Ave		0.3596			0.1000	13.9		20.0			
2-Methyl-2-propanol	+++++ 1.0150	1.8613 1.0540	1.1249	0.9842	0.9900	Lin2	8.6410	0.9877							0.9980		0.9900
MTBE	+++++ 0.8550	1.0260 0.7843	0.9910	0.9242	0.8766	Ave		0.9095			0.1000	9.9		20.0			
trans-1,2-Dichloroethene	+++++ 0.2934	0.3783 0.2792	0.3402	0.3249	0.2958	Ave		0.3186			0.1000	11.5		20.0			
Acrylonitrile	0.1325 0.1249	0.1495 0.1139	0.1444	0.1338	0.1308	Ave		0.1328				8.9		20.0			
Hexane	+++++ 0.3276	0.2659 0.2817	0.1924	0.3732	0.3581	QuaF		0.3594	-0.000156						1.0000		0.9900
Isopropyl ether	+++++ 1.1088	1.3289 1.0109	1.3339	1.2113	1.2093	Ave		1.2005				10.5		20.0			
1,1-Dichloroethane	+++++ 0.5751	0.7303 0.5324	0.6652	0.6307	0.5857	Ave		0.6199			0.2000	11.5		20.0			
Vinyl acetate	+++++ 0.0561	0.0724 0.0550	0.0611	0.0522	0.0562	Ave		0.0588				12.3		20.0			

Note: The m1 coefficient is the same as Ave RRF for an Ave curve type.

FORM VI
GC/MS VOA BY INTERNAL STANDARD - INITIAL CALIBRATION DATA
CURVE EVALUATION

Lab Name: TestAmerica Edison Job No.: 460-121256-1 Analy Batch No.: 389142

SDG No.:

Instrument ID: CVOAMS1 GC Column: Rtx-624 ID: 0.25(mm) Heated Purge: (Y/N) N

Calibration Start Date: 09/08/2016 02:02 Calibration End Date: 09/08/2016 04:26 Calibration ID: 57700

ANALYTE	RRF					CURVE TYPE	COEFFICIENT			#	MIN RRF	%RSD	#	MAX %RSD	R^2 OR COD	#	MIN R^2 OR COD
	LVL 1 LVL 6	LVL 2 LVL 7	LVL 3	LVL 4	LVL 5		B	M1	M2								
2-Chloro-1,3-butadiene	+++++ 0.2667	0.2902 0.2497	0.2963	0.2721	0.2715	Ave		0.2744				6.1		20.0			
Tert-butyl ethyl ether	+++++ 0.9388	1.1053 0.8761	1.1018	1.0049	1.0101	Ave		1.0062				8.9		20.0			
2,2-Dichloropropane	+++++ 0.0973	0.1304 0.0936	0.1112	0.1081	0.0989	Ave		0.1066				12.6		20.0			
cis-1,2-Dichloroethene	+++++ 0.3110	0.3843 0.3034	0.3495	0.3251	0.3092	Ave		0.3304			0.1000	9.4		20.0			
2-Butanone	+++++ 0.2505	0.4046 0.2485	0.2669	0.2422	0.2319	Lin2	0.8197	0.2392			0.0500				0.9990		0.9900
Ethyl acetate	+++++ 0.2221	0.2524 0.2222	0.2096	0.2195	0.2206	Ave		0.2244				6.5		20.0			
Methyl acrylate	+++++ 0.2539	0.3053 0.2523	0.2617	0.2330	0.2623	Ave		0.2614				9.2		20.0			
Propionitrile	+++++ 0.0414	0.0452 0.0401	0.0470	0.0417	0.0439	Ave		0.0432				6.0		20.0			
Bromochloromethane	+++++ 0.1384	0.1771 0.1364	0.1546	0.1396	0.1355	Ave		0.1469				11.1		20.0			
Tetrahydrofuran	+++++ 0.3001	0.4754 0.2783	0.3093	0.2846	0.2831	Lin2	0.3845	0.2809							0.9990		0.9900
Methacrylonitrile	+++++ 0.1191	0.1305 0.1091	0.1230	0.1123	0.1205	Ave		0.1191				6.4		20.0			
Chloroform	+++++ 0.5016	0.6215 0.4218	0.5565	0.5177	0.5002	Ave		0.5199			0.2000	12.8		20.0			
Cyclohexane	+++++ 0.5894	0.4866 0.5131	0.3599	0.6351	0.5959	Ave		0.5300			0.1000	18.9		20.0			
1,1,1-Trichloroethane	+++++ 0.4121	0.5285 0.3710	0.4134	0.4346	0.4044	Ave		0.4273			0.1000	12.6		20.0			
Carbon tetrachloride	+++++ 0.3511	0.4160 0.3306	0.3045	0.3622	0.3446	Ave		0.3515			0.1000	10.6		20.0			
1,1-Dichloropropene	+++++ 0.4057	0.4522 0.3771	0.3763	0.4049	0.3959	Ave		0.4020				6.9		20.0			
Isobutyl alcohol	+++++ 0.5458	0.5251 0.5694	0.4419	0.4929	0.4574	Ave		0.5054				9.9		20.0			
Isooctane	+++++ 1.0850	1.0289 0.9181	1.2358	1.1353	1.1240	Ave		1.0879				9.9		20.0			
Benzene	+++++ 1.8280	2.1372 1.5438	2.0009	1.8754	1.7820	Ave		1.8612			0.5000	10.9		20.0			
Isopropyl acetate	+++++ 0.9606	1.2097 0.7991	1.0870	0.9853	1.0295	Ave		1.0119				13.5		20.0			

Note: The m1 coefficient is the same as Ave RRF for an Ave curve type.

FORM VI
GC/MS VOA BY INTERNAL STANDARD - INITIAL CALIBRATION DATA
CURVE EVALUATION

Lab Name: TestAmerica Edison Job No.: 460-121256-1 Analy Batch No.: 389142

SDG No.:

Instrument ID: CVOAMS1 GC Column: Rtx-624 ID: 0.25(mm) Heated Purge: (Y/N) N

Calibration Start Date: 09/08/2016 02:02 Calibration End Date: 09/08/2016 04:26 Calibration ID: 57700

ANALYTE	RRF					CURVE TYPE	COEFFICIENT			#	MIN RRF	%RSD	#	MAX %RSD	R^2 OR COD	#	MIN R^2 OR COD
	LVL 1 LVL 6	LVL 2 LVL 7	LVL 3	LVL 4	LVL 5		B	M1	M2								
Tert-amyl methyl ether	+++++ 1.0144	1.0846 0.8023	1.0981	1.0079	1.0516	Ave		1.0098				10.7		20.0			
1,2-Dichloroethane	+++++ 0.3573	0.5121 0.3052	0.3940	0.3645	0.3552	Ave		0.3814			0.1000	18.4		20.0			
n-Heptane	+++++ 0.2906	0.1779 0.2451	0.1472	0.2985	0.2985	QuaF		0.3181	-0.000146						1.0000		0.9900
n-Butanol	+++++ 0.2847	0.2787 0.3307	0.2726	0.2423	0.2676	Ave		0.2794				10.4		20.0			
Trichloroethene	+++++ 0.2675	0.3138 0.2722	0.2656	0.2613	0.2501	Ave		0.2717			0.2000	8.1		20.0			
Ethyl acrylate	+++++ 0.9229	0.6087 0.8719	0.6011	0.9320	0.9401	Ave		0.8128				20.0		20.0			
Methylcyclohexane	+++++ 0.5166	0.3623 0.4793	0.2879	0.5276	0.5116	QuaF		0.5376	-0.000116		0.1000				1.0000		0.9900
1,2-Dichloropropane	+++++ 0.3028	0.4324 0.2921	0.3402	0.3013	0.2980	Ave		0.3278			0.1000	16.5		20.0			
Methyl methacrylate	+++++ 0.0649	0.0729 0.0678	0.0617	0.0578	0.0630	Ave		0.0647				8.1		20.0			
n-Propyl acetate	+++++ 0.4170	0.4778 0.3941	0.4285	0.3967	0.4224	Ave		0.4228				7.2		20.0			
1,4-Dioxane	+++++ 0.9071	1.3232 0.6454	1.2117	1.0884	1.1112	QuaF		1.0923	-0.000045						1.0000		0.9900
Dibromomethane	+++++ 0.1656	0.1989 0.1636	0.1683	0.1560	0.1581	Ave		0.1684				9.3		20.0			
Bromodichloromethane	+++++ 0.3645	0.4331 0.3661	0.3588	0.3449	0.3415	Ave		0.3681			0.2000	9.1		20.0			
2-Chloroethyl vinyl ether	+++++ 0.1662	0.2070 0.1781	0.1749	0.1569	0.1686	Ave		0.1753				9.8		20.0			
2-Nitropropane	+++++ 0.0672	0.1053 0.0663	0.0804	0.0660	0.0702	Lin2	0.0769	0.0677							0.9980		0.9900
Epichlorohydrin	0.2867 0.2090	0.2429 0.2099	0.2067	0.1934	0.1989	Ave		0.2211				14.9		20.0			
cis-1,3-Dichloropropene	+++++ 0.6692	0.7570 0.6489	0.6764	0.6562	0.6437	Ave		0.6752			0.2000	6.2		20.0			
4-Methyl-2-pentanone	+++++ 2.6165	2.8358 2.3897	2.5470	2.4683	2.4394	Ave		2.5494			0.0500	6.3		20.0			
Toluene	+++++ 1.6931	1.9315 1.5968	1.7368	1.6853	1.6103	Ave		1.7090			0.4000	7.1		20.0			
trans-1,3-Dichloropropene	+++++ 0.5682	0.6634 0.5567	0.5957	0.5536	0.5537	Ave		0.5819			0.1000	7.4		20.0			

Note: The m1 coefficient is the same as Ave RRF for an Ave curve type.

FORM VI
GC/MS VOA BY INTERNAL STANDARD - INITIAL CALIBRATION DATA
CURVE EVALUATION

Lab Name: TestAmerica Edison Job No.: 460-121256-1 Analy Batch No.: 389142

SDG No.:

Instrument ID: CVOAMS1 GC Column: Rtx-624 ID: 0.25(mm) Heated Purge: (Y/N) N

Calibration Start Date: 09/08/2016 02:02 Calibration End Date: 09/08/2016 04:26 Calibration ID: 57700

ANALYTE	RRF					CURVE TYPE	COEFFICIENT			#	MIN RRF	%RSD	#	MAX %RSD	R^2 OR COD	#	MIN R^2 OR COD
	LVL 1 LVL 6	LVL 2 LVL 7	LVL 3	LVL 4	LVL 5		B	M1	M2								
Ethyl methacrylate	+++++ 0.3382	0.4193 0.3465	0.3351	0.3184	0.3249	Ave		0.3471				10.6		20.0			
1,1,2-Trichloroethane	+++++ 0.2990	0.3558 0.2886	0.3314	0.3007	0.2851	Ave		0.3101			0.1000	8.9		20.0			
Tetrachloroethene	+++++ 0.3613	0.3959 0.3612	0.3069	0.3325	0.3246	Ave		0.3471			0.2000	9.2		20.0			
1,3-Dichloropropane	+++++ 0.5915	0.7108 0.5733	0.6074	0.5838	0.5741	Ave		0.6068				8.6		20.0			
2-Hexanone	+++++ 1.5262	1.8369 1.4530	1.5221	1.4534	1.4291	Ave		1.5368			0.0500	9.9		20.0			
n-Butyl acetate	+++++ 0.1078	0.1279 0.1011	0.1275	0.1045	0.1105	Ave		0.1132				10.3		20.0			
Dibromochloromethane	+++++ 0.3772	0.3966 0.3750	0.3541	0.3491	0.3499	Ave		0.3670			0.1000	5.2		20.0			
1,2-Dibromoethane	+++++ 0.3200	0.3421 0.3187	0.3296	0.2982	0.3047	Ave		0.3189			0.1000	5.0		20.0			
Chlorobenzene	+++++ 1.0038	1.1017 0.9890	0.9951	0.9652	0.9340	Ave		0.9981			0.5000	5.7		20.0			
Ethylbenzene	+++++ 0.5889	0.6200 0.5346	0.5478	0.5647	0.5453	Ave		0.5669			0.1000	5.7		20.0			
1,1,1,2-Tetrachloroethane	+++++ 0.4153	0.4281 0.3496	0.4007	0.3917	0.3778	Ave		0.3939				7.1		20.0			
m&p-Xylene	+++++ 0.7416	0.7940 0.6568	0.6762	0.7032	0.6849	Ave		0.7094			0.1000	7.1		20.0			
n-Butyl acrylate	+++++ 0.3411	0.4299 0.3254	0.3945	0.3398	0.3543	Ave		0.3642				11.0		20.0			
o-Xylene	+++++ 0.7642	0.8016 0.6806	0.7330	0.7336	0.7026	Ave		0.7359			0.3000	5.9		20.0			
Styrene	+++++ 1.2551	1.3294 1.0671	1.2053	1.1698	1.1512	Ave		1.1963			0.3000	7.5		20.0			
Amyl acetate (mixed isomers)	+++++ 1.5935	2.1902 1.7857	2.0261	1.6672	1.7149	Ave		1.8296				12.6		20.0			
Bromoform	+++++ 0.2457	0.3069 0.2388	0.2335	0.2194	0.2228	Ave		0.2445			0.1000	13.1		20.0			
Isopropylbenzene	+++++ 2.0776	1.9913 1.7600	1.7906	1.9560	1.8955	Ave		1.9118			0.1000	6.4		20.0			
Bromobenzene	+++++ 0.6864	0.7848 0.9042	0.7121	0.6631	0.6453	Ave		0.7326				13.3		20.0			
1,1,2,2-Tetrachloroethane	+++++ 0.8751	1.0611 1.0233	0.9458	0.8650	0.8604	Ave		0.9385			0.3000	9.3		20.0			

Note: The m1 coefficient is the same as Ave RRF for an Ave curve type.

FORM VI
GC/MS VOA BY INTERNAL STANDARD - INITIAL CALIBRATION DATA
CURVE EVALUATION

Lab Name: TestAmerica Edison Job No.: 460-121256-1 Analy Batch No.: 389142

SDG No.:

Instrument ID: CVOAMS1 GC Column: Rtx-624 ID: 0.25(mm) Heated Purge: (Y/N) N

Calibration Start Date: 09/08/2016 02:02 Calibration End Date: 09/08/2016 04:26 Calibration ID: 57700

ANALYTE	RRF					CURVE TYPE	COEFFICIENT			#	MIN RRF	%RSD	#	MAX %RSD	R^2 OR COD	#	MIN R^2 OR COD
	LVL 1 LVL 6	LVL 2 LVL 7	LVL 3	LVL 4	LVL 5		B	M1	M2								
N-Propylbenzene	+++++ 4.1546	4.6570 4.1830	3.9973	4.1203	3.9845	Ave		4.1828				5.9		20.0			
1,2,3-Trichloropropane	+++++ 0.2208	0.3105 0.2280	0.2312	0.2233	0.2223	Ave		0.2394				14.7		20.0			
trans-1,4-Dichloro-2-butene	+++++ 0.2390	0.3592 0.2266	0.2763	0.2475	0.2477	Ave		0.2660				18.2		20.0			
4-Ethyltoluene	+++++ 3.3987	3.5184 3.3204	3.5468	3.1813	3.3173	Ave		3.3805				4.1		20.0			
2-Chlorotoluene	+++++ 2.7704	3.2001 2.5347	2.8911	2.8159	2.6980	Ave		2.8184				7.9		20.0			
1,3,5-Trimethylbenzene	+++++ 2.8733	3.0308 2.4230	2.6508	2.7604	2.7650	Ave		2.7506				7.5		20.0			
Butyl Methacrylate	+++++ 1.1237	1.2775 0.8838	1.2635	1.1146	1.1830	Ave		1.1410				12.6		20.0			
4-Chlorotoluene	+++++ 2.3666	2.8450 1.8624	2.5328	2.3755	2.3739	Ave		2.3927				13.3		20.0			
tert-Butylbenzene	+++++ 2.4408	2.3062 2.5195	1.9276	2.1709	2.1874	Ave		2.2587				9.4		20.0			
1,2,4-Trimethylbenzene	+++++ 2.9754	3.1356 2.6747	2.8733	2.8512	2.8406	Ave		2.8918				5.3		20.0			
sec-Butylbenzene	+++++ 3.8596	3.6036 3.6896	3.1119	3.6034	3.5826	Ave		3.5751				7.0		20.0			
4-Isopropyltoluene	+++++ 3.2496	2.9867 3.1203	2.7486	3.0240	3.0033	Ave		3.0221				5.5		20.0			
1,3-Dichlorobenzene	+++++ 1.5506	1.5682 1.3715	1.4872	1.4571	1.4660	Ave		1.4835			0.6000	4.8		20.0			
1,4-Dichlorobenzene	+++++ 1.5714	1.6771 1.3009	1.5556	1.5237	1.5309	Ave		1.5266			0.5000	8.1		20.0			
Benzyl chloride	+++++ 1.8212	2.0581 1.7210	2.1187	1.8219	1.9260	Ave		1.9112				8.0		20.0			
Indan	+++++ 3.2462	3.4714 2.7310	3.5188	3.1660	3.3135	Ave		3.2411				8.7		20.0			
p-Diethylbenzene	+++++ 2.0234	2.0444 1.4550	2.1262	1.9427	2.0668	Ave		1.9431				12.7		20.0			
n-Butylbenzene	+++++ 1.7662	1.7531 1.1104	1.6806	1.8716	1.8951	Ave		1.6795				17.3		20.0			
1,2-Dichlorobenzene	+++++ 1.5384	1.5535 1.2894	1.4546	1.4602	1.4796	Ave		1.4626			0.4000	6.4		20.0			
1,2,4,5-Tetramethylbenzene	+++++ 3.0109	2.8792 3.2519	3.1408	2.7884	2.9214	Ave		2.9988				5.8		20.0			

Note: The m1 coefficient is the same as Ave RRF for an Ave curve type.

FORM VI
GC/MS VOA BY INTERNAL STANDARD - INITIAL CALIBRATION DATA
CURVE EVALUATION

Lab Name: TestAmerica Edison Job No.: 460-121256-1 Analy Batch No.: 389142

SDG No.:

Instrument ID: CVOAMS1 GC Column: Rtx-624 ID: 0.25(mm) Heated Purge: (Y/N) N

Calibration Start Date: 09/08/2016 02:02 Calibration End Date: 09/08/2016 04:26 Calibration ID: 57700

ANALYTE	RRF					CURVE TYPE	COEFFICIENT			#	MIN RRF	%RSD	#	MAX %RSD	R^2 OR COD	#	MIN R^2 OR COD
	LVL 1 LVL 6	LVL 2 LVL 7	LVL 3	LVL 4	LVL 5		B	M1	M2								
1,2-Dibromo-3-Chloropropane	+++++ 0.1491	0.1626 0.1678	0.1687	0.1543	0.1519	Ave		0.1591			0.0500	5.3		20.0			
1,3,5-Trichlorobenzene	+++++ 1.0997	0.8829 1.2606	1.1054	0.9915	1.0326	Ave		1.0621				12.0		20.0			
1,2,4-Trichlorobenzene	+++++ 0.8716	0.7524 1.0542	0.8240	0.8265	0.8148	Ave		0.8573			0.2000	12.1		20.0			
Hexachlorobutadiene	+++++ 0.4305	0.3512 0.4882	0.3362	0.3957	0.4054	Ave		0.4012				13.7		20.0			
Naphthalene	+++++ 1.9763	1.6353 2.3987	1.8207	1.8062	1.8736	Ave		1.9185				13.6		20.0			
1,2,3-Trichlorobenzene	+++++ 0.6406	0.5184 0.7771	0.5768	0.6038	0.6122	Ave		0.6215				14.0		20.0			
Dibromofluoromethane (Surr)	0.2668 0.2604	0.2666 0.2507	0.2688	0.2698	0.2678	Ave		0.2644				2.6		20.0			
1,2-Dichloroethane-d4 (Surr)	0.3246 0.3219	0.3192 0.3034	0.3213	0.3263	0.3278	Ave		0.3206				2.5		20.0			
Toluene-d8 (Surr)	1.4669 1.4049	1.4119 1.3344	1.4653	1.4733	1.4361	Ave		1.4275				3.5		20.0			
Bromofluorobenzene	0.4124 0.3946	0.3982 0.4003	0.4036	0.3982	0.3896	Ave		0.3996				1.8		20.0			

Note: The m1 coefficient is the same as Ave RRF for an Ave curve type.

FORM VI
GC/MS VOA BY INTERNAL STANDARD - INITIAL CALIBRATION DATA
RESPONSE AND CONCENTRATION

Lab Name: TestAmerica Edison Job No.: 460-121256-1 Analy Batch No.: 389142

SDG No.:

Instrument ID: CVOAMS1 GC Column: Rtx-624 ID: 0.25(mm) Heated Purge: (Y/N) N

Calibration Start Date: 09/08/2016 02:02 Calibration End Date: 09/08/2016 04:26 Calibration ID: 57700

Calibration Files:

LEVEL:	LAB SAMPLE ID:	LAB FILE ID:
Level 1	STD7 460-389142/2	A26266.D
Level 2	STD1 460-389142/3	A26267.D
Level 3	STD5 460-389142/4	A26268.D
Level 4	STD20 460-389142/5	A26269.D
Level 5	STD50 460-389142/6	A26270.D
Level 6	STD200 460-389142/7	A26271.D
Level 7	STD500 460-389142/8	A26272.D

ANALYTE	IS REF	CURVE TYPE	RESPONSE					CONCENTRATION (UG/L)				
			LVL 1 LVL 6	LVL 2 LVL 7	LVL 3	LVL 4	LVL 5	LVL 1 LVL 6	LVL 2 LVL 7	LVL 3	LVL 4	LVL 5
Chlorotrifluoroethene	FB	Ave	+++++ 173760	898 392857	3037	17286	41523	+++++ 200	1.00 500	5.00	20.0	50.0
Dichlorodifluoromethane	FB	Ave	+++++ 1261875	5627 2235534	23882	122059	277170	+++++ 200	1.00 500	5.00	20.0	50.0
Chloromethane	FB	Ave	+++++ 1327582	8306 3173680	33327	134459	301924	+++++ 200	1.00 500	5.00	20.0	50.0
Vinyl chloride	FB	Ave	+++++ 1218439	7521 2706009	27513	119947	273197	+++++ 200	1.00 500	5.00	20.0	50.0
Butadiene	FB	Ave	+++++ 1145762	6690 2313515	23492	111343	259091	+++++ 200	1.00 500	5.00	20.0	50.0
Bromomethane	FB	Ave	+++++ 654877	3902 1381482	18132	69240	158543	+++++ 200	1.00 500	5.00	20.0	50.0
Chloroethane	FB	Ave	+++++ 617725	4290 +++++	16485	66693	150035	+++++ 200	1.00 +++++	5.00	20.0	50.0
Dichlorofluoromethane	FB	Ave	+++++ 1522129	9632 3392648	42049	157976	354994	+++++ 200	1.00 500	5.00	20.0	50.0
Trichlorofluoromethane	FB	Ave	+++++ 1097487	6980 +++++	23089	107920	256482	+++++ 200	1.00 +++++	5.00	20.0	50.0
Pentane	FB	Ave	+++++ 294026	1307 673942	8118	28515	74128	+++++ 400	2.00 1000	10.0	40.0	100
Ethyl ether	FB	Ave	+++++ 620733	4327 1527586	17074	61162	156530	+++++ 200	1.00 500	5.00	20.0	50.0
Ethanol	TBAd 9	Ave	+++++ 152693	816 343154	4627	12769	34989	+++++ 8000	40.0 20000	200	800	2000
2-Methyl-1,3-butadiene	FB	Ave	+++++ 725480	3979 1702330	20130	68762	178546	+++++ 200	1.00 500	5.00	20.0	50.0
1,2-Dichloro-1,1,2-trifluoroethane	FB	Ave	+++++ 553816	2893 1331157	12554	54844	132717	+++++ 200	1.00 500	5.00	20.0	50.0
Acrolein	TBAd 9	Qua2	+++++ 103478	3526 258534	11659	20624	53986	+++++ 200	4.00 400	20.0	40.0	100

FORM VI
GC/MS VOA BY INTERNAL STANDARD - INITIAL CALIBRATION DATA
RESPONSE AND CONCENTRATION

Lab Name: TestAmerica Edison Job No.: 460-121256-1 Analy Batch No.: 389142

SDG No.:

Instrument ID: CVOAMS1 GC Column: Rtx-624 ID: 0.25(mm) Heated Purge: (Y/N) N

Calibration Start Date: 09/08/2016 02:02 Calibration End Date: 09/08/2016 04:26 Calibration ID: 57700

ANALYTE	IS REF	CURVE TYPE	RESPONSE					CONCENTRATION (UG/L)				
			LVL 1 LVL 6	LVL 2 LVL 7	LVL 3	LVL 4	LVL 5	LVL 1 LVL 6	LVL 2 LVL 7	LVL 3	LVL 4	LVL 5
Freon TF	FB	Ave	+++++ 661253	3007 1612496	9721	62077	156546	+++++ 200	1.00 500	5.00	20.0	50.0
1,1-Dichloroethene	FB	Ave	+++++ 676131	4368 1667018	17075	67460	162441	+++++ 200	1.00 500	5.00	20.0	50.0
Acetone	BUT	QuaF	+++++ 969846	9366 2704034	35574	120723	242917	+++++ 1000	5.00 2500	25.0	100	250
Iodomethane	FB	Ave	+++++ 1189318	7255 3018521	30305	113335	272789	+++++ 200	1.00 500	5.00	20.0	50.0
Carbon disulfide	FB	Ave	+++++ 2837249	18285 7064195	67966	271449	653873	+++++ 200	1.00 500	5.00	20.0	50.0
Isopropyl alcohol	TBAd9	Ave	+++++ 448624	1618 1160763	12514	43256	113250	+++++ 2000	10.0 5000	50.0	200	500
3-Chloro-1-propene	FB	Ave	+++++ 472325	2927 1209315	11523	44582	108024	+++++ 200	1.00 500	5.00	20.0	50.0
Cyclopentene	FB	Ave	+++++ 2100049	12222 5241159	53337	186878	492762	+++++ 200	1.00 500	5.00	20.0	50.0
Methyl acetate	FB	Ave	+++++ 3116277	18083 7771700	77277	282064	745239	+++++ 1000	5.00 2500	25.0	100	250
Acetonitrile	TBAd9	Ave	+++++ 1168231	8634 3204972	32128	124172	307761	+++++ 2000	10.0 5000	50.0	200	500
Methylene Chloride	FB	Ave	+++++ 811410	5255 2093843	21155	77113	190450	+++++ 200	1.00 500	5.00	20.0	50.0
2-Methyl-2-propanol	TBAd9	Lin2	+++++ 661620	6000 1653131	18080	59533	153158	+++++ 2000	10.0 5000	50.0	200	500
MTBE	FB	Ave	+++++ 2148713	12463 5503891	52457	194958	492802	+++++ 200	1.00 500	5.00	20.0	50.0
trans-1,2-Dichloroethene	FB	Ave	+++++ 737429	4595 1959395	18009	68535	166321	+++++ 200	1.00 500	5.00	20.0	50.0
Acrylonitrile	FB	Ave	3200 3137813	18166 7991061	76444	282349	735553	2.00 2000	10.0 5000	50.0	200	500
Hexane	FB	QuaF	+++++ 823375	3230 1976772	10184	78725	201295	+++++ 200	1.00 500	5.00	20.0	50.0
Isopropyl ether	FB	Ave	+++++ 2786730	16142 7094234	70610	255511	679873	+++++ 200	1.00 500	5.00	20.0	50.0
1,1-Dichloroethane	FB	Ave	+++++ 1445283	8871 3736206	35214	133048	329250	+++++ 200	1.00 500	5.00	20.0	50.0
Vinyl acetate	FB	Ave	+++++ 282022	1759 772009	6464	22017	63181	+++++ 400	2.00 1000	10.0	40.0	100
2-Chloro-1,3-butadiene	FB	Ave	+++++ 670245	3525 1752658	15684	57405	152618	+++++ 200	1.00 500	5.00	20.0	50.0
Tert-butyl ethyl ether	FB	Ave	+++++ 2359512	13426 6148185	58324	211979	567874	+++++ 200	1.00 500	5.00	20.0	50.0

FORM VI
GC/MS VOA BY INTERNAL STANDARD - INITIAL CALIBRATION DATA
RESPONSE AND CONCENTRATION

Lab Name: TestAmerica Edison Job No.: 460-121256-1 Analy Batch No.: 389142

SDG No.:

Instrument ID: CVOAMS1 GC Column: Rtx-624 ID: 0.25(mm) Heated Purge: (Y/N) N

Calibration Start Date: 09/08/2016 02:02 Calibration End Date: 09/08/2016 04:26 Calibration ID: 57700

ANALYTE	IS REF	CURVE TYPE	RESPONSE					CONCENTRATION (UG/L)				
			LVL 1 LVL 6	LVL 2 LVL 7	LVL 3	LVL 4	LVL 5	LVL 1 LVL 6	LVL 2 LVL 7	LVL 3	LVL 4	LVL 5
2,2-Dichloropropane	FB	Ave	+++++ 244603	1584 657031	5884	22805	55588	+++++ 200	1.00 500	5.00	20.0	50.0
cis-1,2-Dichloroethene	FB	Ave	+++++ 781557	4668 2129369	18501	68575	173847	+++++ 200	1.00 500	5.00	20.0	50.0
2-Butanone	BUT	Lin2	+++++ 389035	3117 1100531	8911	31973	82709	+++++ 1000	5.00 2500	25.0	100	250
Ethyl acetate	BUT	Ave	+++++ 137987	778 393733	2799	11589	31466	+++++ 400	2.00 1000	10.0	40.0	100
Methyl acrylate	FB	Ave	+++++ 638034	3708 1770641	13854	49159	147455	+++++ 200	1.00 500	5.00	20.0	50.0
Propionitrile	FB	Ave	+++++ 1040337	5493 2813610	24857	88009	246956	+++++ 2000	10.0 5000	50.0	200	500
Bromochloromethane	FB	Ave	+++++ 347758	2151 957320	8185	29451	76185	+++++ 200	1.00 500	5.00	20.0	50.0
Tetrahydrofuran	BUT	Lin2	+++++ 186432	1465 493143	4130	15024	40381	+++++ 400	2.00 1000	10.0	40.0	100
Methacrylonitrile	FB	Ave	+++++ 2994276	15856 7655205	65088	236972	677621	+++++ 2000	10.0 5000	50.0	200	500
Chloroform	FB	Ave	+++++ 1260568	7549 2960341	29461	109209	281181	+++++ 200	1.00 500	5.00	20.0	50.0
Cyclohexane	FB	Ave	+++++ 1481247	5911 3600895	19053	133971	335010	+++++ 200	1.00 500	5.00	20.0	50.0
1,1,1-Trichloroethane	FB	Ave	+++++ 1035624	6420 2603740	21882	91674	227369	+++++ 200	1.00 500	5.00	20.0	50.0
Carbon tetrachloride	FB	Ave	+++++ 882351	5053 2320449	16119	76402	193721	+++++ 200	1.00 500	5.00	20.0	50.0
1,1-Dichloropropene	FB	Ave	+++++ 1019517	5493 2646728	19922	85403	222562	+++++ 200	1.00 500	5.00	20.0	50.0
Isobutyl alcohol	TBAd9	Ave	+++++ 889375	4232 2232742	17756	74541	176914	+++++ 5000	25.0 12500	125	500	1250
Isooctane	FB	Ave	+++++ 2726728	12498 6443406	65418	239493	631891	+++++ 200	1.00 500	5.00	20.0	50.0
Benzene	CBNZd5	Ave	+++++ 2940782	16454 7594322	64032	240734	626058	+++++ 200	1.00 500	5.00	20.0	50.0
Isopropyl acetate	FB	Ave	+++++ 2414124	14694 5608290	57540	207849	578757	+++++ 200	1.00 500	5.00	20.0	50.0
Tert-amyl methyl ether	FB	Ave	+++++ 2549502	13175 5630194	58126	212618	591221	+++++ 200	1.00 500	5.00	20.0	50.0
1,2-Dichloroethane	FB	Ave	+++++ 898048	6220 2141873	20859	76895	199695	+++++ 200	1.00 500	5.00	20.0	50.0
n-Heptane	FB	QuaF	+++++ 730216	2161 1719950	7793	62963	167818	+++++ 200	1.00 500	5.00	20.0	50.0

FORM VI
GC/MS VOA BY INTERNAL STANDARD - INITIAL CALIBRATION DATA
RESPONSE AND CONCENTRATION

Lab Name: TestAmerica Edison Job No.: 460-121256-1 Analy Batch No.: 389142

SDG No.:

Instrument ID: CVOAMS1 GC Column: Rtx-624 ID: 0.25(mm) Heated Purge: (Y/N) N

Calibration Start Date: 09/08/2016 02:02 Calibration End Date: 09/08/2016 04:26 Calibration ID: 57700

ANALYTE	IS REF	CURVE TYPE	RESPONSE					CONCENTRATION (UG/L)				
			LVL 1 LVL 6	LVL 2 LVL 7	LVL 3	LVL 4	LVL 5	LVL 1 LVL 6	LVL 2 LVL 7	LVL 3	LVL 4	LVL 5
n-Butanol	TBAd9	Ave	+++++ 464012	2246 1296619	10955	36635	103490	+++++ 5000	25.0 12500	125	500	1250
Trichloroethene	FB	Ave	+++++ 672291	3812 1910524	14058	55111	140612	+++++ 200	1.00 500	5.00	20.0	50.0
Ethyl acrylate	FB	Ave	+++++ 2319354	7394 6118707	31821	196597	528491	+++++ 200	1.00 500	5.00	20.0	50.0
Methylcyclohexane	FB	QuaF	+++++ 1298328	4401 3363374	15240	111293	287592	+++++ 200	1.00 500	5.00	20.0	50.0
1,2-Dichloropropane	FB	Ave	+++++ 761069	5252 2049877	18010	63564	167558	+++++ 200	1.00 500	5.00	20.0	50.0
Methyl methacrylate	FB	Ave	+++++ 326204	1772 952140	6531	24374	70808	+++++ 400	2.00 1000	10.0	40.0	100
n-Propyl acetate	FB	Ave	+++++ 1048115	5804 2765508	22684	83692	237445	+++++ 200	1.00 500	5.00	20.0	50.0
1,4-Dioxane	DXE	QuaF	+++++ 135046	1617 348417	2953	11607	30221	+++++ 4000	50.0 10000	100	400	1000
Dibromomethane	FB	Ave	+++++ 416173	2416 1148389	8909	32915	88899	+++++ 200	1.00 500	5.00	20.0	50.0
Bromodichloromethane	FB	Ave	+++++ 916015	5261 2569038	18991	72754	191966	+++++ 200	1.00 500	5.00	20.0	50.0
2-Chloroethyl vinyl ether	FB	Ave	+++++ 417756	2514 1250207	9258	33102	94804	+++++ 200	1.00 500	5.00	20.0	50.0
2-Nitropropane	FB	Lin2	+++++ 337958	2559 929944	8514	27843	78938	+++++ 400	2.00 1000	10.0	40.0	100
Epichlorohydrin	BUT	Ave	2186 1298715	7486 3718381	27607	102112	283788	5.00 4000	20.0 10000	100	400	1000
cis-1,3-Dichloropropene	CBNZd5	Ave	+++++ 1076624	5828 3191908	21647	84237	226139	+++++ 200	1.00 500	5.00	20.0	50.0
4-Methyl-2-pentanone	BUT	Ave	+++++ 4064004	21849 10585177	85036	325786	869921	+++++ 1000	5.00 2500	25.0	100	250
Toluene	CBNZd5	Ave	+++++ 2723751	14870 7854908	55583	216337	565711	+++++ 200	1.00 500	5.00	20.0	50.0
trans-1,3-Dichloropropene	CBNZd5	Ave	+++++ 914084	5107 2738671	19065	71059	194530	+++++ 200	1.00 500	5.00	20.0	50.0
Ethyl methacrylate	FB	Ave	+++++ 849886	5093 2431785	17737	67164	182660	+++++ 200	1.00 500	5.00	20.0	50.0
1,1,2-Trichloroethane	CBNZd5	Ave	+++++ 481013	2739 1419432	10604	38599	100160	+++++ 200	1.00 500	5.00	20.0	50.0
Tetrachloroethene	CBNZd5	Ave	+++++ 581160	3048 1776981	9821	42683	114030	+++++ 200	1.00 500	5.00	20.0	50.0
1,3-Dichloropropane	CBNZd5	Ave	+++++ 951564	5472 2820122	19437	74939	201708	+++++ 200	1.00 500	5.00	20.0	50.0

FORM VI
GC/MS VOA BY INTERNAL STANDARD - INITIAL CALIBRATION DATA
RESPONSE AND CONCENTRATION

Lab Name: TestAmerica Edison Job No.: 460-121256-1 Analy Batch No.: 389142

SDG No.:

Instrument ID: CVOAMS1 GC Column: Rtx-624 ID: 0.25(mm) Heated Purge: (Y/N) N

Calibration Start Date: 09/08/2016 02:02 Calibration End Date: 09/08/2016 04:26 Calibration ID: 57700

ANALYTE	IS REF	CURVE TYPE	RESPONSE					CONCENTRATION (UG/L)				
			LVL 1 LVL 6	LVL 2 LVL 7	LVL 3	LVL 4	LVL 5	LVL 1 LVL 6	LVL 2 LVL 7	LVL 3	LVL 4	LVL 5
2-Hexanone	BUT	Ave	+++++ 2370569	14153 6436081	50819	191827	509640	+++++ 1000	5.00 2500	25.0	100	250
n-Butyl acetate	CBNZ d5	Ave	+++++ 173419	985 497332	4079	13415	38830	+++++ 200	1.00 500	5.00	20.0	50.0
Dibromochloromethane	CBNZ d5	Ave	+++++ 606868	3053 1844482	11332	44819	122932	+++++ 200	1.00 500	5.00	20.0	50.0
1,2-Dibromoethane	CBNZ d5	Ave	+++++ 514800	2634 1567752	10547	38284	107059	+++++ 200	1.00 500	5.00	20.0	50.0
Chlorobenzene	CBNZ d5	Ave	+++++ 1614783	8482 4865104	31844	123904	328138	+++++ 200	1.00 500	5.00	20.0	50.0
Ethylbenzene	CBNZ d5	Ave	+++++ 947312	4773 2629897	17531	72491	191587	+++++ 200	1.00 500	5.00	20.0	50.0
1,1,1,2-Tetrachloroethane	CBNZ d5	Ave	+++++ 668173	3296 1719750	12822	50280	132736	+++++ 200	1.00 500	5.00	20.0	50.0
m&p-Xylene	CBNZ d5	Ave	+++++ 1192968	6113 3230691	21639	90266	240608	+++++ 200	1.00 500	5.00	20.0	50.0
n-Butyl acrylate	CBNZ d5	Ave	+++++ 548761	3310 1600890	12625	43615	124476	+++++ 200	1.00 500	5.00	20.0	50.0
o-Xylene	CBNZ d5	Ave	+++++ 1229343	6171 3347716	23459	94164	246850	+++++ 200	1.00 500	5.00	20.0	50.0
Styrene	CBNZ d5	Ave	+++++ 2019033	10235 5248943	38571	150158	404430	+++++ 200	1.00 500	5.00	20.0	50.0
Amyl acetate (mixed isomers)	DCBd 4	Ave	+++++ 1632583	9536 4104759	39367	133529	373136	+++++ 200	1.00 500	5.00	20.0	50.0
Bromoform	CBNZ d5	Ave	+++++ 395273	2363 1174469	7474	28163	78289	+++++ 200	1.00 500	5.00	20.0	50.0
Isopropylbenzene	CBNZ d5	Ave	+++++ 3342208	15331 8657505	57303	251081	665919	+++++ 200	1.00 500	5.00	20.0	50.0
Bromobenzene	DCBd 4	Ave	+++++ 703203	3417 2078414	13835	53111	140401	+++++ 200	1.00 500	5.00	20.0	50.0
1,1,2,2-Tetrachloroethane	DCBd 4	Ave	+++++ 896578	4620 2352274	18377	69281	187212	+++++ 200	1.00 500	5.00	20.0	50.0
N-Propylbenzene	DCBd 4	Ave	+++++ 4256592	20276 9615476	77665	330008	866975	+++++ 200	1.00 500	5.00	20.0	50.0
1,2,3-Trichloropropane	DCBd 4	Ave	+++++ 226229	1352 524102	4493	17888	48377	+++++ 200	1.00 500	5.00	20.0	50.0
trans-1,4-Dichloro-2-butene	DCBd 4	Ave	+++++ 244869	1564 520795	5368	19825	53898	+++++ 200	1.00 500	5.00	20.0	50.0
4-Ethyltoluene	DCBd 4	Ave	+++++ 3482121	15319 7632640	68913	254802	721811	+++++ 200	1.00 500	5.00	20.0	50.0
2-Chlorotoluene	DCBd 4	Ave	+++++ 2838386	13933 5826454	56172	225532	587063	+++++ 200	1.00 500	5.00	20.0	50.0

FORM VI
GC/MS VOA BY INTERNAL STANDARD - INITIAL CALIBRATION DATA
RESPONSE AND CONCENTRATION

Lab Name: TestAmerica Edison Job No.: 460-121256-1 Analy Batch No.: 389142

SDG No.:

Instrument ID: CVOAMS1 GC Column: Rtx-624 ID: 0.25(mm) Heated Purge: (Y/N) N

Calibration Start Date: 09/08/2016 02:02 Calibration End Date: 09/08/2016 04:26 Calibration ID: 57700

ANALYTE	IS REF	CURVE TYPE	RESPONSE					CONCENTRATION (UG/L)				
			LVL 1 LVL 6	LVL 2 LVL 7	LVL 3	LVL 4	LVL 5	LVL 1 LVL 6	LVL 2 LVL 7	LVL 3	LVL 4	LVL 5
1,3,5-Trimethylbenzene	DCBd 4	Ave	+++++ 2943847	13196 5569803	51504	221089	601625	+++++ 200	1.00 500	5.00	20.0	50.0
Butyl Methacrylate	DCBd 4	Ave	+++++ 1151259	5562 2031500	24549	89272	257401	+++++ 200	1.00 500	5.00	20.0	50.0
4-Chlorotoluene	DCBd 4	Ave	+++++ 2424714	12387 4280993	49212	190259	516523	+++++ 200	1.00 500	5.00	20.0	50.0
tert-Butylbenzene	DCBd 4	Ave	+++++ 2500678	10041 5791427	37452	173873	475946	+++++ 200	1.00 500	5.00	20.0	50.0
1,2,4-Trimethylbenzene	DCBd 4	Ave	+++++ 3048421	13652 6148219	55826	228362	618082	+++++ 200	1.00 500	5.00	20.0	50.0
sec-Butylbenzene	DCBd 4	Ave	+++++ 3954387	15690 8481163	60463	288607	779539	+++++ 200	1.00 500	5.00	20.0	50.0
4-Isopropyltoluene	DCBd 4	Ave	+++++ 3329407	13004 7172607	53404	242201	653487	+++++ 200	1.00 500	5.00	20.0	50.0
1,3-Dichlorobenzene	DCBd 4	Ave	+++++ 1588690	6828 3152715	28895	116707	318987	+++++ 200	1.00 500	5.00	20.0	50.0
1,4-Dichlorobenzene	DCBd 4	Ave	+++++ 1610020	7302 2990407	30225	122042	333103	+++++ 200	1.00 500	5.00	20.0	50.0
Benzyl chloride	DCBd 4	Ave	+++++ 1865890	8961 3956123	41166	145923	419085	+++++ 200	1.00 500	5.00	20.0	50.0
Indan	DCBd 4	Ave	+++++ 3325888	15114 6277808	68369	253574	720970	+++++ 200	1.00 500	5.00	20.0	50.0
p-Diethylbenzene	DCBd 4	Ave	+++++ 2073125	8901 3344524	41311	155600	449707	+++++ 200	1.00 500	5.00	20.0	50.0
n-Butylbenzene	DCBd 4	Ave	+++++ 1809551	7633 2552452	32653	149900	412357	+++++ 200	1.00 500	5.00	20.0	50.0
1,2-Dichlorobenzene	DCBd 4	Ave	+++++ 1576177	6764 2963958	28263	116956	321945	+++++ 200	1.00 500	5.00	20.0	50.0
1,2,4,5-Tetramethylbenzene	DCBd 4	Ave	+++++ 3084846	12536 7475064	61024	223333	635671	+++++ 200	1.00 500	5.00	20.0	50.0
1,2-Dibromo-3-Chloropropane	DCBd 4	Ave	+++++ 152728	708 385798	3277	12362	33059	+++++ 200	1.00 500	5.00	20.0	50.0
1,3,5-Trichlorobenzene	DCBd 4	Ave	+++++ 1126658	3844 2897829	21478	79415	224682	+++++ 200	1.00 500	5.00	20.0	50.0
1,2,4-Trichlorobenzene	DCBd 4	Ave	+++++ 893023	3276 2423329	16010	66198	177284	+++++ 200	1.00 500	5.00	20.0	50.0
Hexachlorobutadiene	DCBd 4	Ave	+++++ 441047	1529 1122255	6533	31689	88202	+++++ 200	1.00 500	5.00	20.0	50.0
Naphthalene	DCBd 4	Ave	+++++ 2024819	7120 5513896	35376	144666	407683	+++++ 200	1.00 500	5.00	20.0	50.0
1,2,3-Trichlorobenzene	DCBd 4	Ave	+++++ 656292	2257 1786353	11207	48361	133214	+++++ 200	1.00 500	5.00	20.0	50.0

FORM VI
GC/MS VOA BY INTERNAL STANDARD - INITIAL CALIBRATION DATA
RESPONSE AND CONCENTRATION

Lab Name: TestAmerica Edison Job No.: 460-121256-1 Analy Batch No.: 389142

SDG No.:

Instrument ID: CVOAMS1 GC Column: Rtx-624 ID: 0.25(mm) Heated Purge: (Y/N) N

Calibration Start Date: 09/08/2016 02:02 Calibration End Date: 09/08/2016 04:26 Calibration ID: 57700

ANALYTE	IS REF	CURVE TYPE	RESPONSE					CONCENTRATION (UG/L)				
			LVL 1 LVL 6	LVL 2 LVL 7	LVL 3	LVL 4	LVL 5	LVL 1 LVL 6	LVL 2 LVL 7	LVL 3	LVL 4	LVL 5
Dibromofluoromethane (Surr)	FB	Ave	161079 163623	161903 175918	142310	142290	150537	50.0 50.0	50.0 50.0	50.0	50.0	50.0
1,2-Dichloroethane-d4 (Surr)	FB	Ave	195975 202246	193883 212904	170055	172067	184257	50.0 50.0	50.0 50.0	50.0	50.0	50.0
Toluene-d8 (Surr)	CBNZ d5	Ave	538233 565007	543489 656394	468922	472817	504522	50.0 50.0	50.0 50.0	50.0	50.0	50.0
Bromofluorobenzene	CBNZ d5	Ave	151317 158715	153282 196887	129169	127787	136870	50.0 50.0	50.0 50.0	50.0	50.0	50.0

Curve Type Legend:

Ave = Average ISTD
Lin2 = Linear 1/conc^2 ISTD
Qua2 = Quadratic 1/conc^2 ISTD
QuaF = Quadratic ISTD forced zero

TestAmerica Edison
Target Compound Quantitation Report

Data File: \\ChromNA\Edison\ChromData\CVOAMS1\20160908-45311.b\A26266.D
Lims ID: STD7
Client ID:
Sample Type: IC Calib Level: 7
Inject. Date: 08-Sep-2016 02:02:30 ALS Bottle#: 1 Worklist Smp#: 2
Purge Vol: 5.000 mL Dil. Factor: 1.0000
Sample Info: STD7
Misc. Info.: 460-0045311-002
Operator ID: VOA GC/MS1 Instrument ID: CVOAMS1
Sublist: chrom-8260624W_1*sub42

Method: \\ChromNA\Edison\ChromData\CVOAMS1\20160908-45311.b\8260624W_1.m
Limit Group: VOA - 8260C Water and Solid
Last Update: 09-Sep-2016 20:25:21 Calib Date: 08-Sep-2016 04:26:30
Integrator: RTE ID Type: Deconvolution ID
Quant Method: Internal Standard Quant By: Initial Calibration
Last ICal File: \\ChromNA\Edison\ChromData\CVOAMS1\20160908-45311.b\A26272.D

Column 1 : Rtx-624 (0.25 mm) Det: MS SCAN
Process Host: XAWRK047

First Level Reviewer: moroneyc Date: 08-Sep-2016 06:10:42

Compound	Sig	RT (min.)	Exp RT (min.)	Dlt RT (min.)	Q	Response	Cal Amt ug/l	OnCol Amt ug/l	Flags
* 28 TBA-d9 (IS)	65	3.462	3.462	0.000	96	341711	1000.0	1000.0	
32 Acrylonitrile	53	3.712	3.706	0.006	95	3200	2.00	1.99	
* 39 2-Butanone-d5	46	4.431	4.431	0.000	98	381254	250.0	250.0	
$ 53 Dibromofluoromethane (Surr	113	4.821	4.822	-0.001	95	161079	50.0	50.4	
$ 59 1,2-Dichloroethane-d4 (Sur	65	5.102	5.102	0.000	98	195975	50.0	50.6	
* 64 Fluorobenzene	96	5.309	5.309	0.000	98	603776	50.0	50.0	
* 70 1,4-Dioxane-d8	96	5.852	5.852	0.000	92	26373	1000.0	1000.0	
78 Epichlorohydrin	57	6.419	6.413	0.006	97	2186	5.00	6.48	
$ 81 Toluene-d8 (Surr)	98	6.663	6.663	0.000	98	538233	50.0	51.4	
* 92 Chlorobenzene-d5	117	7.784	7.784	0.000	90	366924	50.0	50.0	
$ 103 4-Bromofluorobenzene	174	8.528	8.528	0.000	88	151317	50.0	51.6	
* 119 1,4-Dichlorobenzene-d4	152	9.180	9.180	0.000	98	222564	50.0	50.0	

Reagents:

14DIOXINTER_00060	Amount Added:	0.00	Units: uL	
MIX I Hi_00062	Amount Added:	0.00	Units: uL	
MIX 2 Hi_00047	Amount Added:	0.00	Units: uL	
ACRY/EPIH MIX_00025	Amount Added:	2.00	Units: uL	
ACROLEIN W_00055	Amount Added:	0.00	Units: uL	
GAS Hi_00164	Amount Added:	0.00	Units: uL	
8260ISNEW_00085	Amount Added:	1.00	Units: uL	Run Reagent
8260SURR250_00140	Amount Added:	1.00	Units: uL	Run Reagent

Report Date: 09-Sep-2016 20:25:25 Chrom Revision: 2.2 20-Apr-2016 13:59:46

TestAmerica Edison

Data File: \\ChromNA\Edison\ChromData\CVOAMS1\20160908-45311.b\A26266.D

Injection Date:	08-Sep-2016 02:02:30	Instrument ID:	CVOAMS1	Operator ID:	VOA GC/MS1
Lims ID:	STD7			Worklist Smp#:	2
Client ID:					
Purge Vol:	5.000 mL	Dil. Factor:	1.0000	ALS Bottle#:	1
Method:	8260624W_1	Limit Group:	VOA - 8260C Water and Solid		

Column: Rtx-624 (0.25 mm)

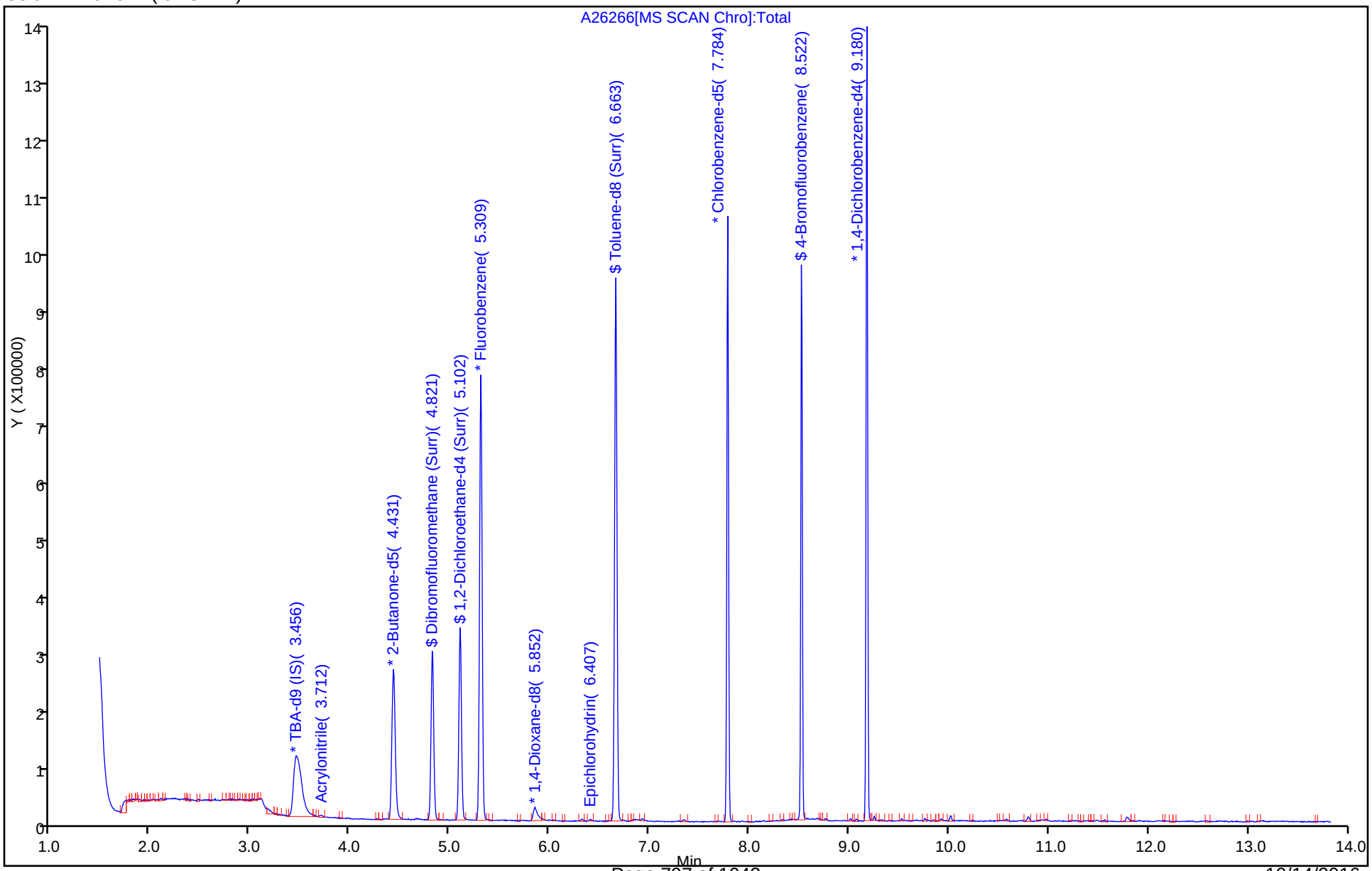

TestAmerica Edison
Target Compound Quantitation Report

Data File: \\ChromNA\Edison\ChromData\CVOAMS1\20160908-45311.b\A26267.D
Lims ID: STD1
Client ID:
Sample Type: IC Calib Level: 1
Inject. Date: 08-Sep-2016 02:38:30 ALS Bottle#: 2 Worklist Smp#: 3
Purge Vol: 5.000 mL Dil. Factor: 1.0000
Sample Info: STD1
Misc. Info.: 460-0045311-003
Operator ID: VOA GC/MS1 Instrument ID: CVOAMS1
Sublist: chrom-8260624W_1*sub42

Method: \\ChromNA\Edison\ChromData\CVOAMS1\20160908-45311.b\8260624W_1.m
Limit Group: VOA - 8260C Water and Solid
Last Update: 09-Sep-2016 20:25:41 Calib Date: 08-Sep-2016 04:26:30
Integrator: RTE ID Type: Deconvolution ID
Quant Method: Internal Standard Quant By: Initial Calibration
Last ICal File: \\ChromNA\Edison\ChromData\CVOAMS1\20160908-45311.b\A26272.D

Column 1 : Rtx-624 (0.25 mm) Det: MS SCAN
Process Host: XAWRK047

First Level Reviewer: moroneyc Date: 08-Sep-2016 06:10:16

Compound	Sig	RT (min.)	Exp RT (min.)	Dlt RT (min.)	Q	Response	Cal Amt ug/l	OnCol Amt ug/l	Flags
1 Chlorotrifluoroethene	66	1.645	1.603	0.042	1	898	1.00	1.08	
3 Dichlorodifluoromethane	85	1.639	1.633	0.006	98	5627	1.00	0.99	
4 Chloromethane	50	1.816	1.810	0.006	99	8306	1.00	1.18	
5 Vinyl chloride	62	1.926	1.914	0.012	97	7521	1.00	1.21	
6 Butadiene	54	1.932	1.914	0.018	83	6690	1.00	1.19	
7 Bromomethane	94	2.243	2.231	0.012	96	3902	1.00	1.11	M
8 Chloroethane	64	2.322	2.316	0.006	97	4290	1.00	1.18	
9 Dichlorofluoromethane	67	2.535	2.523	0.012	97	9632	1.00	1.17	M
10 Trichlorofluoromethane	101	2.547	2.529	0.018	56	6980	1.00	1.19	
12 Pentane	72	2.560	2.548	0.012	95	1307	2.00	1.74	
14 Ethanol	46	2.785	2.755	0.030	70	816	40.0	42.4	
13 Ethyl ether	59	2.773	2.767	0.006	91	4327	1.00	1.25	M
15 2-Methyl-1,3-butadiene	53	2.791	2.779	0.012	94	3979	1.00	1.04	
16 1,2-Dichloro-1,1,2-trifluo	117	2.858	2.840	0.018	70	2893	1.00	1.03	M
11 Acrolein	56	2.962	2.956	0.006	80	3526	4.00	3.98	M
17 1,1,2-Trichloro-1,2,2-trif	101	2.999	2.974	0.025	57	3007	1.00	0.99	
18 1,1-Dichloroethene	96	2.992	2.980	0.012	97	4368	1.00	1.20	M
19 Acetone	43	3.102	3.090	0.012	85	9366	5.00	9.39	
20 Iodomethane	142	3.151	3.145	0.006	99	7255	1.00	1.16	
21 Carbon disulfide	76	3.181	3.176	0.005	99	18285	1.00	1.22	
22 Isopropyl alcohol	45	3.181	3.188	-0.007	53	1618	10.0	7.25	
23 3-Chloro-1-propene	76	3.322	3.316	0.006	91	2927	1.00	1.18	
25 Cyclopentene	67	3.346	3.334	0.012	71	12222	1.00	1.13	
24 Methyl acetate	43	3.346	3.334	0.012	99	18083	5.00	5.61	
26 Acetonitrile	41	3.407	3.401	0.006	17	8634	10.0	12.8	
27 Methylene Chloride	84	3.456	3.444	0.012	95	5255	1.00	1.20	
* 28 TBA-d9 (IS)	65	3.474	3.462	0.012	96	322362	1000.0	1000.0	
29 2-Methyl-2-propanol	59	3.535	3.529	0.006	91	6000	10.0	10.1	
30 Methyl tert-butyl ether	73	3.620	3.615	0.006	96	12463	1.00	1.13	
31 trans-1,2-Dichloroethene	96	3.633	3.627	0.006	97	4595	1.00	1.19	

Compound	Sig	RT (min.)	Exp RT (min.)	Dlt RT (min.)	Q	Response	Cal Amt ug/l	OnCol Amt ug/l	Flags
32 Acrylonitrile	53	3.712	3.706	0.006	93	18166	10.0	11.3	
33 Hexane	43	3.791	3.773	0.018	95	3230	1.00	0.7400	
34 Isopropyl ether	45	3.986	3.974	0.012	91	16142	1.00	1.11	
35 1,1-Dichloroethane	63	4.004	4.005	-0.001	98	8871	1.00	1.18	
36 Vinyl acetate	86	4.023	4.017	0.006	100	1759	2.00	2.46	
37 2-Chloro-1,3-butadiene	88	4.047	4.041	0.006	92	3525	1.00	1.06	
38 Tert-butyl ethyl ether	59	4.260	4.261	-0.001	89	13426	1.00	1.10	
* 39 2-Butanone-d5	46	4.431	4.431	0.000	99	385236	250.0	250.0	
40 2,2-Dichloropropane	97	4.456	4.456	0.000	41	1584	1.00	1.22	M
41 cis-1,2-Dichloroethene	96	4.468	4.462	0.006	91	4668	1.00	1.16	
42 2-Butanone (MEK)	72	4.480	4.480	0.000	95	3117	5.00	5.03	
43 Ethyl acetate	70	4.486	4.480	0.006	60	778	2.00	2.25	M
44 Methyl acrylate	55	4.523	4.523	0.000	49	3708	1.00	1.17	
45 Propionitrile	54	4.602	4.596	0.006	98	5493	10.0	10.5	
47 Chlorobromomethane	128	4.651	4.651	0.000	95	2151	1.00	1.21	
46 Tetrahydrofuran	72	4.663	4.657	0.006	57	1465	2.00	2.02	M
48 Methacrylonitrile	67	4.681	4.675	0.006	95	15856	10.0	11.0	
49 Chloroform	83	4.693	4.694	-0.001	97	7549	1.00	1.20	
50 Cyclohexane	56	4.809	4.803	0.006	31	5911	1.00	0.9181	
52 1,1,1-Trichloroethane	97	4.821	4.815	0.006	36	6420	1.00	1.24	
$ 53 Dibromofluoromethane (Surr	113	4.827	4.822	0.005	96	161903	50.0	50.4	
54 Carbon tetrachloride	117	4.913	4.913	0.000	97	5053	1.00	1.18	
55 1,1-Dichloropropene	75	4.931	4.931	0.000	92	5493	1.00	1.12	
56 Isobutyl alcohol	43	5.029	5.029	0.000	86	4232	25.0	26.0	
57 Isooctane	57	5.059	5.059	0.000	93	12498	1.00	0.9458	
58 Benzene	78	5.096	5.090	0.006	96	16454	1.00	1.15	
$ 59 1,2-Dichloroethane-d4 (Sur	65	5.102	5.102	0.000	98	193883	50.0	49.8	
60 Isopropyl acetate	43	5.126	5.126	0.000	93	14694	1.00	1.20	
61 Tert-amyl methyl ether	73	5.132	5.133	0.000	68	13175	1.00	1.07	
62 1,2-Dichloroethane	62	5.163	5.157	0.006	91	6220	1.00	1.34	
63 n-Heptane	71	5.193	5.200	-0.007	94	2161	1.00	0.5594	
* 64 Fluorobenzene	96	5.309	5.309	0.000	97	607360	50.0	50.0	
65 n-Butanol	56	5.522	5.517	0.005	88	2246	25.0	24.9	
66 Trichloroethene	95	5.577	5.578	-0.001	95	3812	1.00	1.15	
67 Ethyl acrylate	55	5.663	5.669	-0.006	95	7394	1.00	0.7489	
68 Methylcyclohexane	83	5.675	5.681	-0.006	1	4401	1.00	0.6740	M
69 1,2-Dichloropropane	63	5.809	5.809	0.000	87	5252	1.00	1.32	
* 70 1,4-Dioxane-d8	96	5.852	5.852	0.000	92	24440	1000.0	1000.0	
71 Methyl methacrylate	100	5.858	5.852	0.006	93	1772	2.00	2.26	
73 1,4-Dioxane	88	5.900	5.888	0.012	31	1617	50.0	60.7	
72 n-Propyl acetate	43	5.894	5.895	-0.001	97	5804	1.00	1.13	
74 Dibromomethane	93	5.919	5.913	0.006	93	2416	1.00	1.18	
75 Dichlorobromomethane	83	6.035	6.029	0.006	98	5261	1.00	1.18	
76 2-Chloroethyl vinyl ether	63	6.303	6.309	-0.006	79	2514	1.00	1.18	
77 2-Nitropropane	41	6.327	6.321	0.006	82	2559	2.00	1.98	
78 Epichlorohydrin	57	6.413	6.413	-0.001	98	7486	20.0	22.0	
79 cis-1,3-Dichloropropene	75	6.461	6.455	0.006	92	5828	1.00	1.12	
80 4-Methyl-2-pentanone (MIBK	43	6.589	6.590	-0.001	98	21849	5.00	5.56	
$ 81 Toluene-d8 (Surr)	98	6.662	6.663	-0.001	98	543489	50.0	49.5	
82 Toluene	91	6.723	6.718	0.005	93	14870	1.00	1.13	
83 trans-1,3-Dichloropropene	75	6.955	6.955	0.000	95	5107	1.00	1.14	
84 Ethyl methacrylate	69	6.967	6.968	-0.001	93	5093	1.00	1.21	

Compound	Sig	RT (min.)	Exp RT (min.)	Dlt RT (min.)	Q	Response	Cal Amt ug/l	OnCol Amt ug/l	Flags
85 1,1,2-Trichloroethane	83	7.108	7.108	0.000	93	2739	1.00	1.15	
86 Tetrachloroethene	166	7.144	7.144	0.000	96	3048	1.00	1.14	
87 1,3-Dichloropropane	76	7.248	7.242	0.006	93	5472	1.00	1.17	
88 2-Hexanone	43	7.272	7.272	0.000	99	14153	5.00	5.98	
89 n-Butyl acetate	73	7.327	7.327	0.000	96	985	1.00	1.13	
90 Chlorodibromomethane	129	7.388	7.388	0.000	98	3053	1.00	1.08	
91 Ethylene Dibromide	107	7.485	7.486	-0.001	97	2634	1.00	1.07	
* 92 Chlorobenzene-d5	117	7.784	7.784	0.000	90	384940	50.0	50.0	
93 Chlorobenzene	112	7.802	7.803	-0.001	95	8482	1.00	1.10	
94 Ethylbenzene	106	7.845	7.851	-0.006	99	4773	1.00	1.09	
95 1,1,1,2-Tetrachloroethane	131	7.863	7.858	0.005	94	3296	1.00	1.09	
96 m-Xylene & p-Xylene	106	7.931	7.925	0.005	99	6113	1.00	1.12	
97 n-Butyl acrylate	73	8.144	8.150	-0.006	94	3310	1.00	1.18	
98 o-Xylene	106	8.187	8.187	0.000	92	6171	1.00	1.09	
99 Styrene	104	8.199	8.199	0.000	94	10235	1.00	1.11	
100 Amyl acetate (mixed isomer	43	8.284	8.284	0.000	89	9536	1.00	1.20	
101 Bromoform	173	8.339	8.339	0.000	93	2363	1.00	1.26	
102 Isopropylbenzene	105	8.400	8.400	0.000	96	15331	1.00	1.04	
$ 103 4-Bromofluorobenzene	174	8.528	8.528	0.000	87	153282	50.0	49.8	
104 Bromobenzene	156	8.619	8.614	0.005	95	3417	1.00	1.07	
105 1,1,2,2-Tetrachloroethane	83	8.619	8.620	-0.001	97	4620	1.00	1.13	
106 N-Propylbenzene	91	8.638	8.638	0.000	98	20276	1.00	1.11	
107 1,2,3-Trichloropropane	110	8.656	8.656	0.000	94	1352	1.00	1.30	
108 trans-1,4-Dichloro-2-buten	53	8.656	8.656	0.000	74	1564	1.00	1.35	
109 4-Ethyltoluene	105	8.705	8.705	0.000	97	15319	1.00	1.04	
110 2-Chlorotoluene	91	8.711	8.717	-0.006	96	13933	1.00	1.14	
111 1,3,5-Trimethylbenzene	105	8.741	8.742	-0.001	91	13196	1.00	1.10	
112 Butyl Methacrylate	87	8.778	8.778	0.000	93	5562	1.00	1.12	
113 4-Chlorotoluene	91	8.778	8.778	0.000	96	12387	1.00	1.19	
114 tert-Butylbenzene	119	8.918	8.918	0.000	93	10041	1.00	1.02	
115 1,2,4-Trimethylbenzene	105	8.955	8.955	0.000	98	13652	1.00	1.08	
116 sec-Butylbenzene	105	9.040	9.040	0.000	98	15690	1.00	1.01	
117 4-Isopropyltoluene	119	9.119	9.120	-0.001	97	13004	1.00	0.9883	
118 1,3-Dichlorobenzene	146	9.138	9.138	0.000	95	6828	1.00	1.06	
* 119 1,4-Dichlorobenzene-d4	152	9.180	9.180	0.000	98	217696	50.0	50.0	
120 1,4-Dichlorobenzene	146	9.192	9.193	-0.001	91	7302	1.00	1.10	
121 Benzyl chloride	91	9.278	9.278	0.000	97	8961	1.00	1.08	
122 2,3-Dihydroindene	117	9.320	9.327	-0.007	92	15114	1.00	1.07	
123 p-Diethylbenzene	119	9.339	9.339	0.000	92	8901	1.00	1.05	
124 n-Butylbenzene	92	9.351	9.357	-0.006	97	7633	1.00	1.04	
125 1,2-Dichlorobenzene	146	9.424	9.418	0.006	94	6764	1.00	1.06	
126 1,2,4,5-Tetramethylbenzene	119	9.826	9.827	-0.001	96	12536	1.00	0.9601	
127 1,2-Dibromo-3-Chloropropan	75	9.924	9.924	0.000	88	708	1.00	1.02	
128 1,3,5-Trichlorobenzene	180	10.022	10.022	0.000	92	3844	1.00	0.8312	
129 1,2,4-Trichlorobenzene	180	10.503	10.503	0.000	92	3276	1.00	0.8777	
130 Hexachlorobutadiene	225	10.570	10.577	-0.007	87	1529	1.00	0.8753	
131 Naphthalene	128	10.729	10.729	0.000	97	7120	1.00	0.8524	
132 1,2,3-Trichlorobenzene	180	10.930	10.936	-0.006	93	2257	1.00	0.8341	
S 133 1,2-Dichloroethene, Total	100				0		2.00	2.35	
S 134 Xylenes, Total	100				0		2.00	2.21	
S 135 Total BTEX	1				0		5.00	5.58	

QC Flag Legend

Review Flags

M - Manually Integrated

Reagents:

14DIOXINTER_00060	Amount Added:	30.00	Units: uL	
MIX I Hi_00062	Amount Added:	1.00	Units: uL	
MIX 2 Hi_00047	Amount Added:	1.00	Units: uL	
ACROLEIN W_00055	Amount Added:	4.00	Units: uL	
GAS Hi_00164	Amount Added:	1.00	Units: uL	
8260ISNEW_00085	Amount Added:	1.00	Units: uL	Run Reagent
8260SURR250_00140	Amount Added:	1.00	Units: uL	Run Reagent

Report Date: 09-Sep-2016 20:25:41 Chrom Revision: 2.2 20-Apr-2016 13:59:46

TestAmerica Edison

Data File: \\ChromNA\Edison\ChromData\CVOAMS1\20160908-45311.b\A26267.D

Injection Date:	08-Sep-2016 02:38:30	Instrument ID:	CVOAMS1	Operator ID:	VOA GC/MS1
Lims ID:	STD1			Worklist Smp#:	3
Client ID:					
Purge Vol:	5.000 mL	Dil. Factor:	1.0000	ALS Bottle#:	2
Method:	8260624W_1	Limit Group:	VOA - 8260C Water and Solid		

Column: Rtx-624 (0.25 mm)

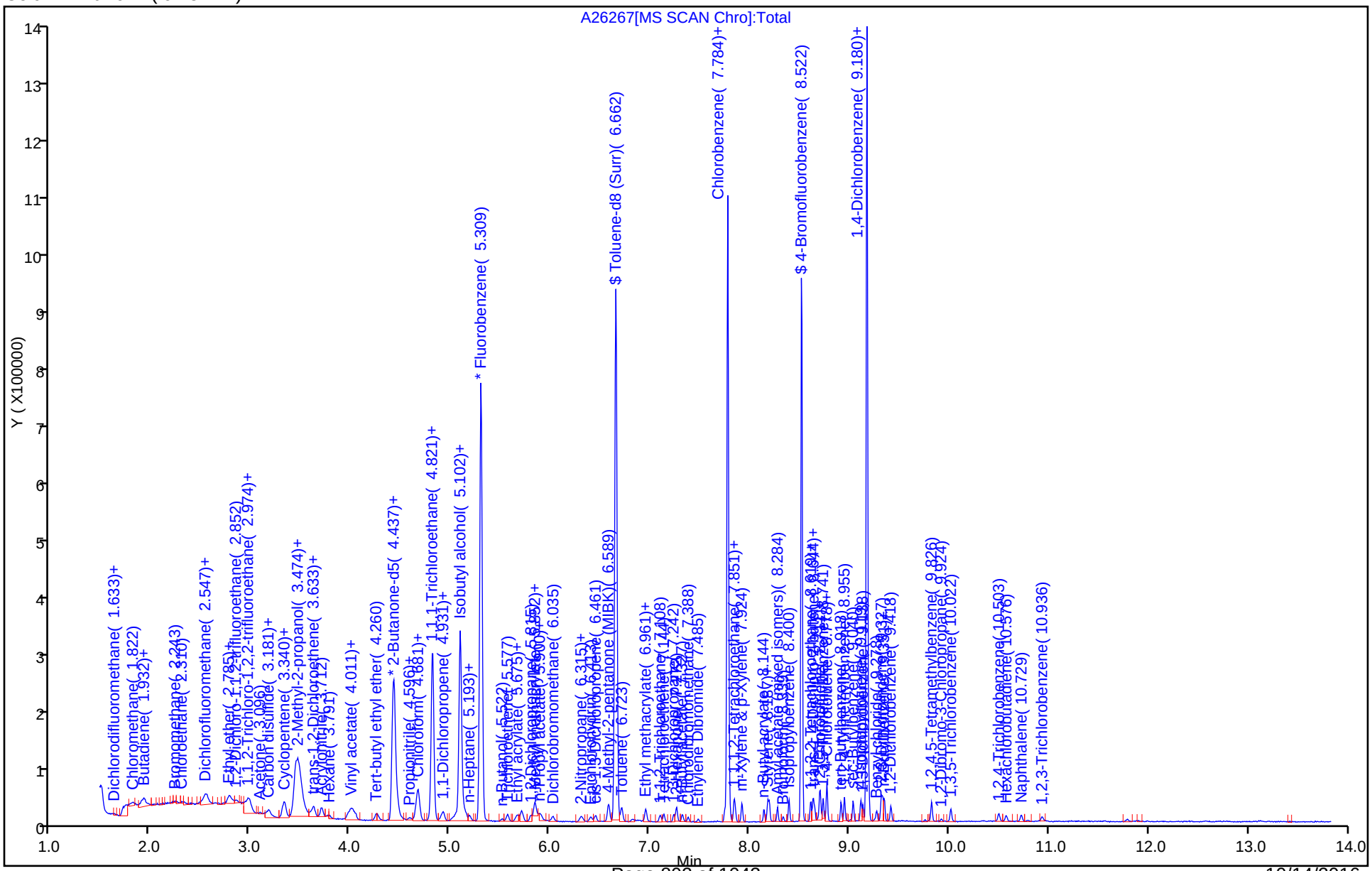

Manual Integration/User Assign Peak Report

TestAmerica Edison

Data File: \\ChromNA\Edison\ChromData\CVOAMS1\20160908-45311.b\A26267.D
Injection Date: 08-Sep-2016 02:38:30 Instrument ID: CVOAMS1
Lims ID: STD1
Client ID:
Operator ID: VOA GC/MS1 ALS Bottle#: 2 Worklist Smp#: 3
Purge Vol: 5.000 mL Dil. Factor: 1.0000
Method: 8260624W_1 Limit Group: VOA - 8260C Water and Solid
Column: Rtx-624 (0.25 mm) Detector MS SCAN

7 Bromomethane, CAS: 74-83-9

Signal: 1

Processing Integration Results

RT: 2.24
Area: 5030
Amount: 1.370699
Amount Units: ug/l

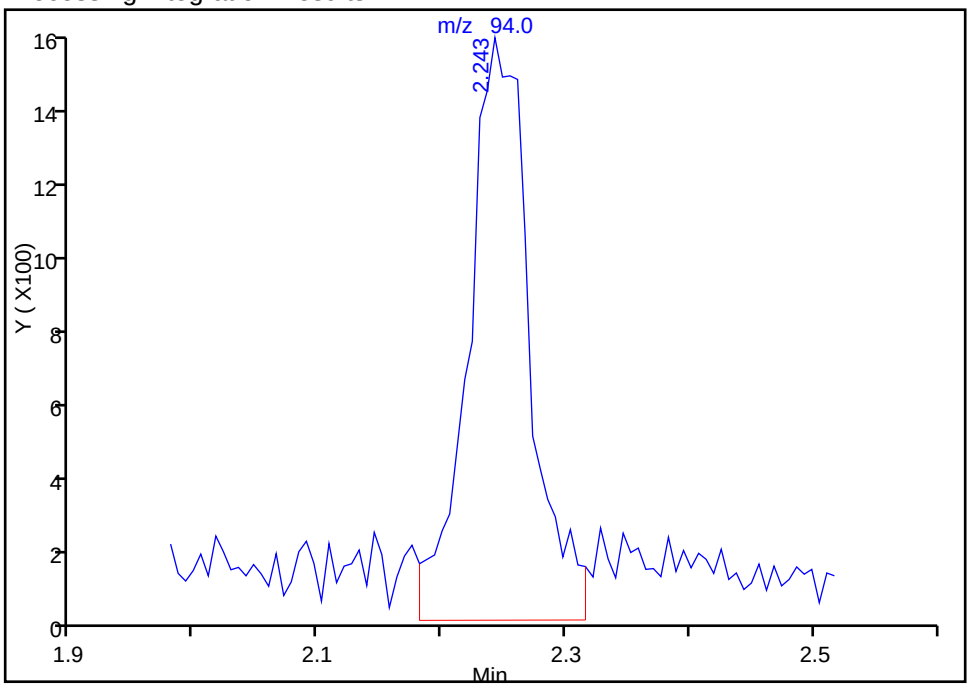

Manual Integration Results

RT: 2.24
Area: 3902
Amount: 1.113159
Amount Units: ug/l

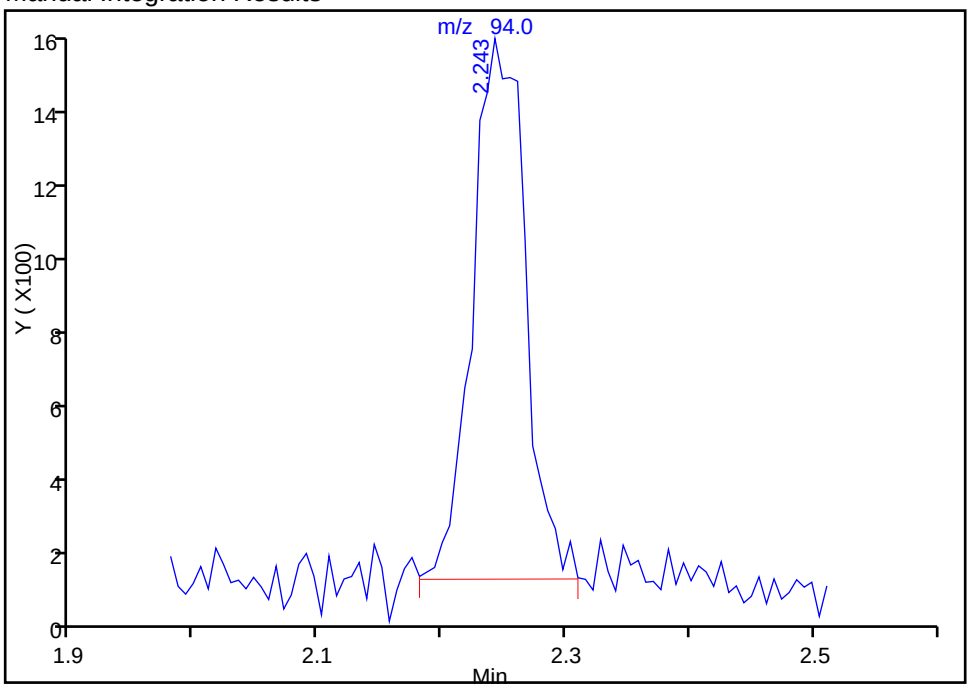

Reviewer: baronm, 09-Sep-2016 19:56:13
Audit Action: Manually Integrated Audit Reason: Baseline

Manual Integration/User Assign Peak Report

TestAmerica Edison

Data File: \\ChromNA\Edison\ChromData\CVOAMS1\20160908-45311.b\A26267.D
Injection Date: 08-Sep-2016 02:38:30 Instrument ID: CVOAMS1
Lims ID: STD1
Client ID:
Operator ID: VOA GC/MS1 ALS Bottle#: 2 Worklist Smp#: 3
Purge Vol: 5.000 mL Dil. Factor: 1.0000
Method: 8260624W_1 Limit Group: VOA - 8260C Water and Solid
Column: Rtx-624 (0.25 mm) Detector MS SCAN

9 Dichlorofluoromethane, CAS: 75-43-4

Signal: 1

Processing Integration Results

RT: 2.54
Area: 14134
Amount: 1.702454
Amount Units: ug/l

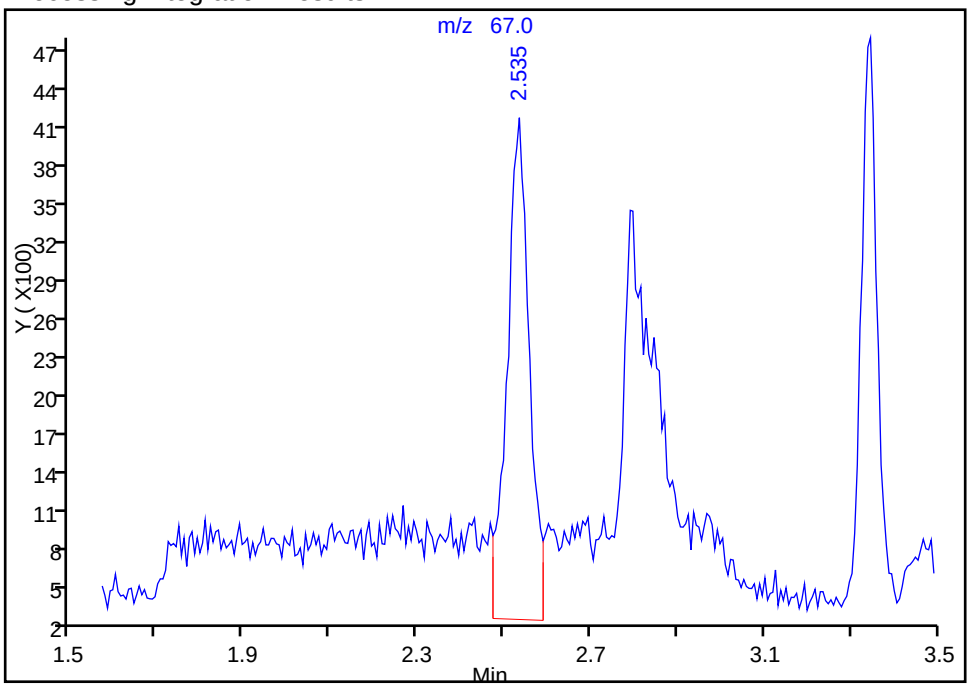

Manual Integration Results

RT: 2.54
Area: 9632
Amount: 1.172781
Amount Units: ug/l

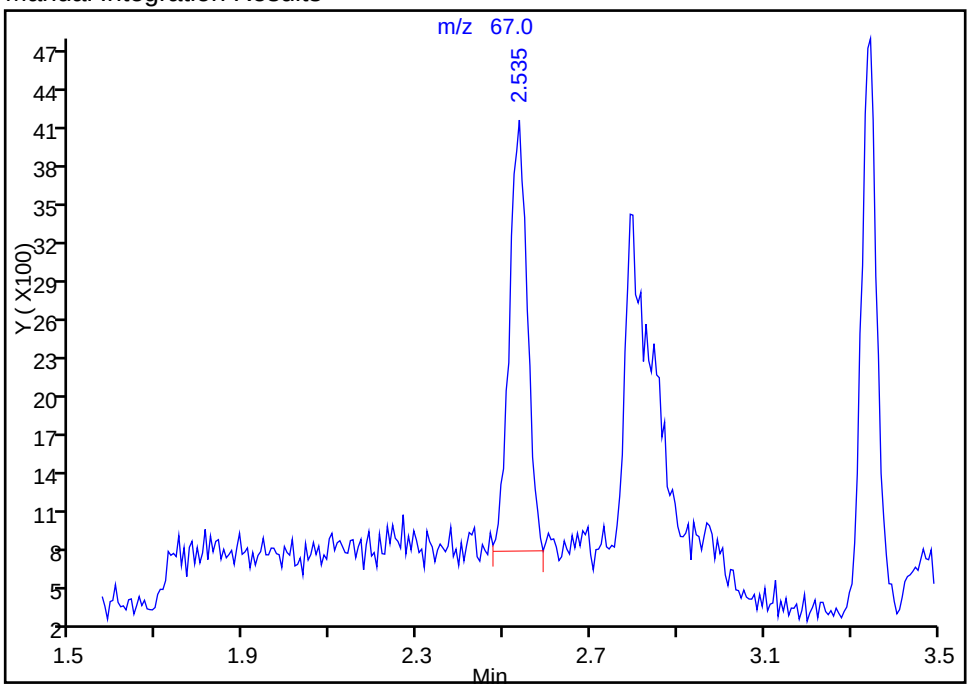

Reviewer: baronm, 09-Sep-2016 19:56:13
Audit Action: Manually Integrated Audit Reason: Baseline

Manual Integration/User Assign Peak Report

TestAmerica Edison

Data File: \\ChromNA\Edison\ChromData\CVOAMS1\20160908-45311.b\A26267.D
Injection Date: 08-Sep-2016 02:38:30 Instrument ID: CVOAMS1
Lims ID: STD1
Client ID:
Operator ID: VOA GC/MS1 ALS Bottle#: 2 Worklist Smp#: 3
Purge Vol: 5.000 mL Dil. Factor: 1.0000
Method: 8260624W_1 Limit Group: VOA - 8260C Water and Solid
Column: Rtx-624 (0.25 mm) Detector MS SCAN

13 Ethyl ether, CAS: 60-29-7

Signal: 1

Processing Integration Results

RT: 2.77
Area: 4967
Amount: 1.518118
Amount Units: ug/l

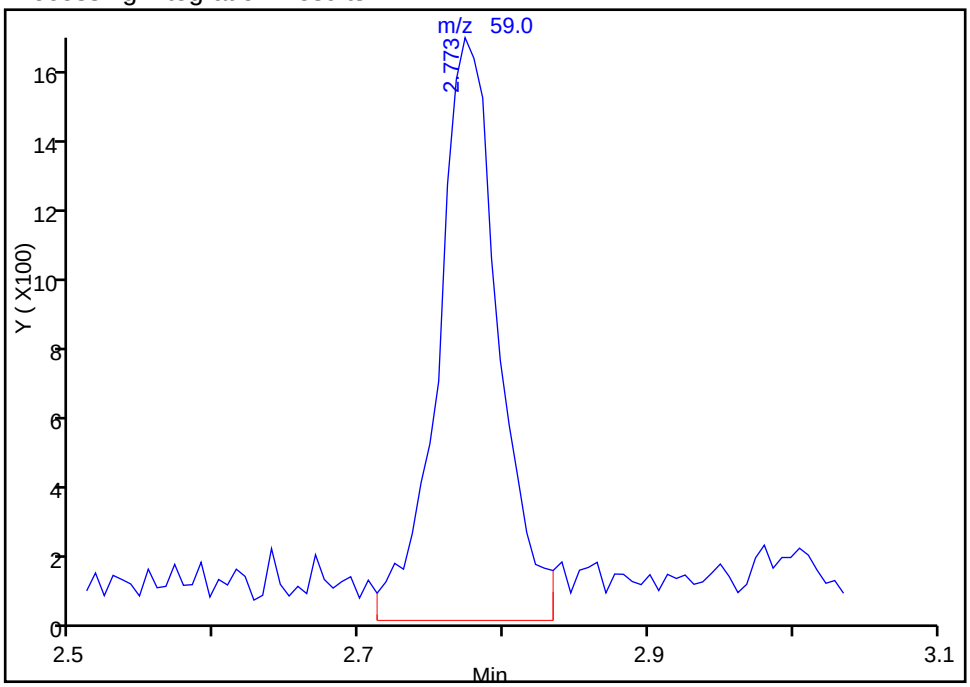

Manual Integration Results

RT: 2.77
Area: 4327
Amount: 1.248566
Amount Units: ug/l

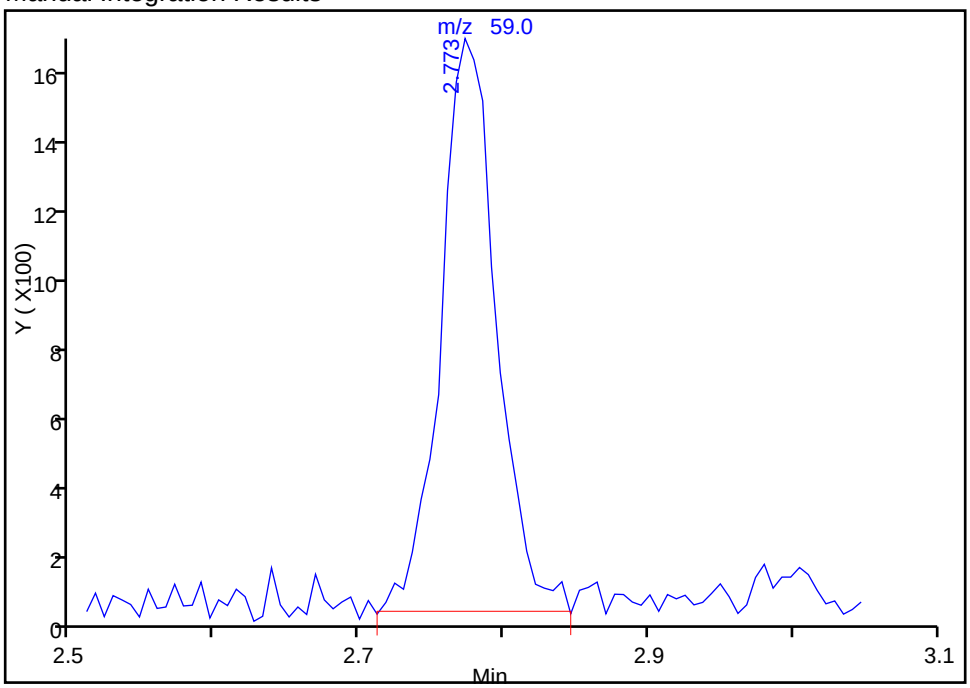

Reviewer: baronm, 09-Sep-2016 19:56:13
Audit Action: Manually Integrated Audit Reason: Baseline

Manual Integration/User Assign Peak Report

TestAmerica Edison

Data File: \\ChromNA\Edison\ChromData\CVOAMS1\20160908-45311.b\A26267.D
Injection Date: 08-Sep-2016 02:38:30 Instrument ID: CVOAMS1
Lims ID: STD1
Client ID:
Operator ID: VOA GC/MS1 ALS Bottle#: 2 Worklist Smp#: 3
Purge Vol: 5.000 mL Dil. Factor: 1.0000
Method: 8260624W_1 Limit Group: VOA - 8260C Water and Solid
Column: Rtx-624 (0.25 mm) Detector MS SCAN

16 1,2-Dichloro-1,1,2-trifluoroethane, CAS: 354-23-4

Signal: 1

Processing Integration Results

RT: 2.83
Area: 2305
Amount: 0.854101
Amount Units: ug/l

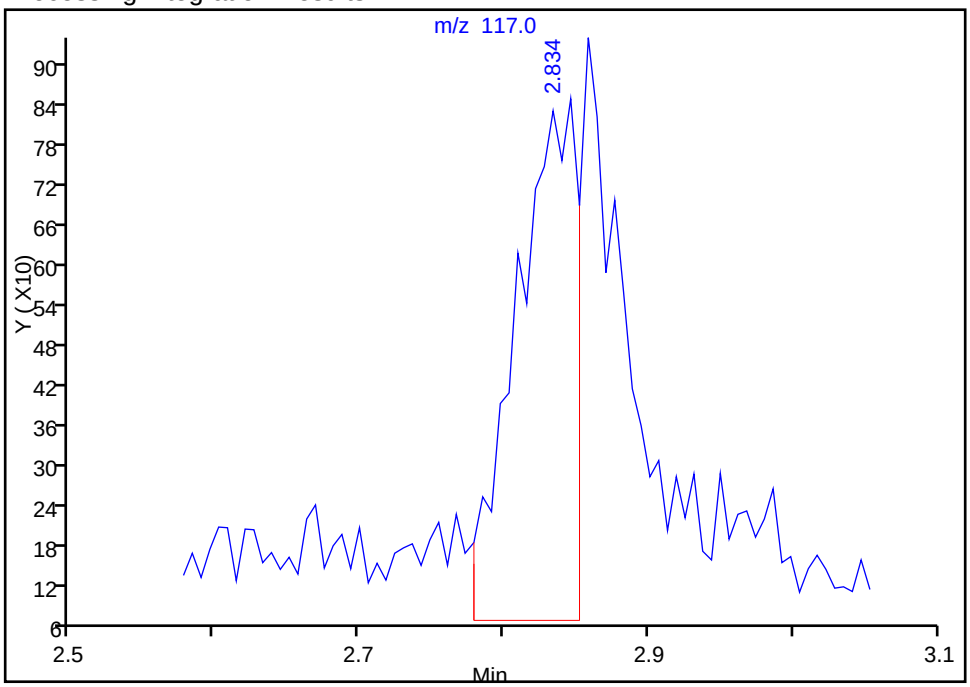

Manual Integration Results

RT: 2.86
Area: 2893
Amount: 1.034417
Amount Units: ug/l

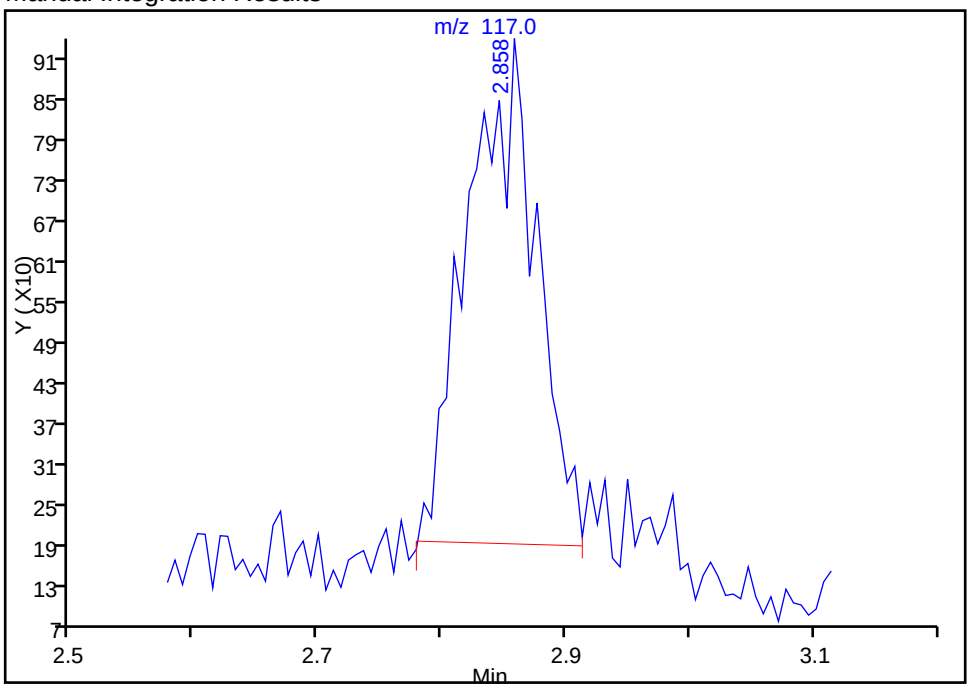

Reviewer: baronm, 09-Sep-2016 19:56:13
Audit Action: Manually Integrated Audit Reason: Incomplete Integration

Manual Integration/User Assign Peak Report

TestAmerica Edison

Data File: \\ChromNA\Edison\ChromData\CVOAMS1\20160908-45311.b\A26267.D
Injection Date: 08-Sep-2016 02:38:30 Instrument ID: CVOAMS1
Lims ID: STD1
Client ID:
Operator ID: VOA GC/MS1 ALS Bottle#: 2 Worklist Smp#: 3
Purge Vol: 5.000 mL Dil. Factor: 1.0000
Method: 8260624W_1 Limit Group: VOA - 8260C Water and Solid
Column: Rtx-624 (0.25 mm) Detector MS SCAN

11 Acrolein, CAS: 107-02-8

Signal: 1

Processing Integration Results

RT: 2.96
Area: 6005
Amount: 13.548564
Amount Units: ug/l

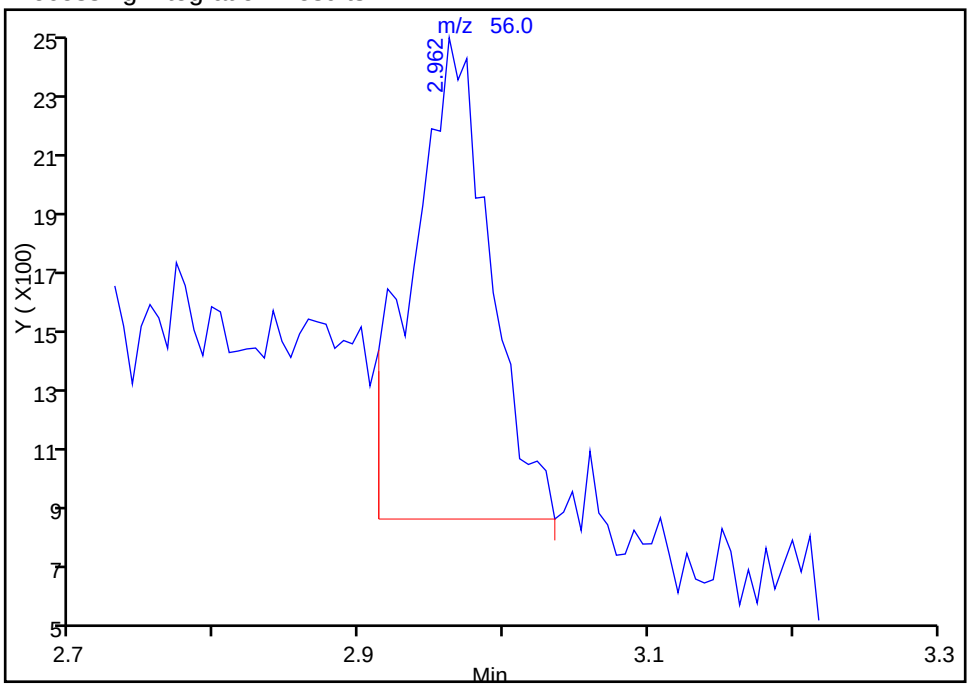

Manual Integration Results

RT: 2.96
Area: 3526
Amount: 3.978417
Amount Units: ug/l

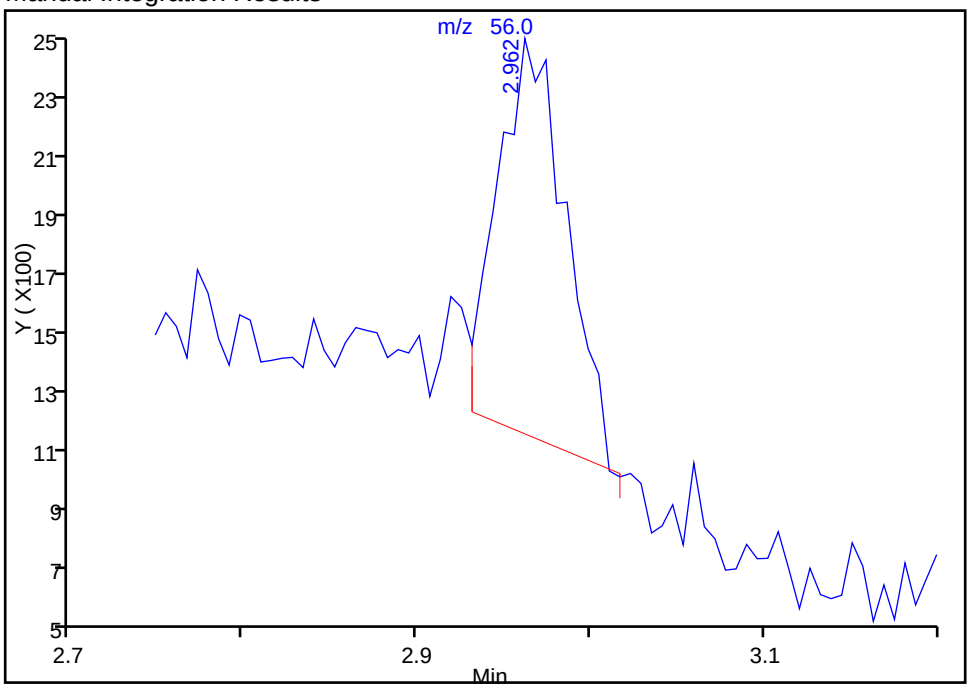

Reviewer: baronm, 09-Sep-2016 19:56:13
Audit Action: Manually Integrated Audit Reason: Baseline

Manual Integration/User Assign Peak Report

TestAmerica Edison

Data File: \\ChromNA\Edison\ChromData\CVOAMS1\20160908-45311.b\A26267.D
Injection Date: 08-Sep-2016 02:38:30 Instrument ID: CVOAMS1
Lims ID: STD1
Client ID:
Operator ID: VOA GC/MS1 ALS Bottle#: 2 Worklist Smp#: 3
Purge Vol: 5.000 mL Dil. Factor: 1.0000
Method: 8260624W_1 Limit Group: VOA - 8260C Water and Solid
Column: Rtx-624 (0.25 mm) Detector MS SCAN

18 1,1-Dichloroethene, CAS: 75-35-4

Signal: 1

Processing Integration Results

RT: 2.99
Area: 5620
Amount: 1.588660
Amount Units: ug/l

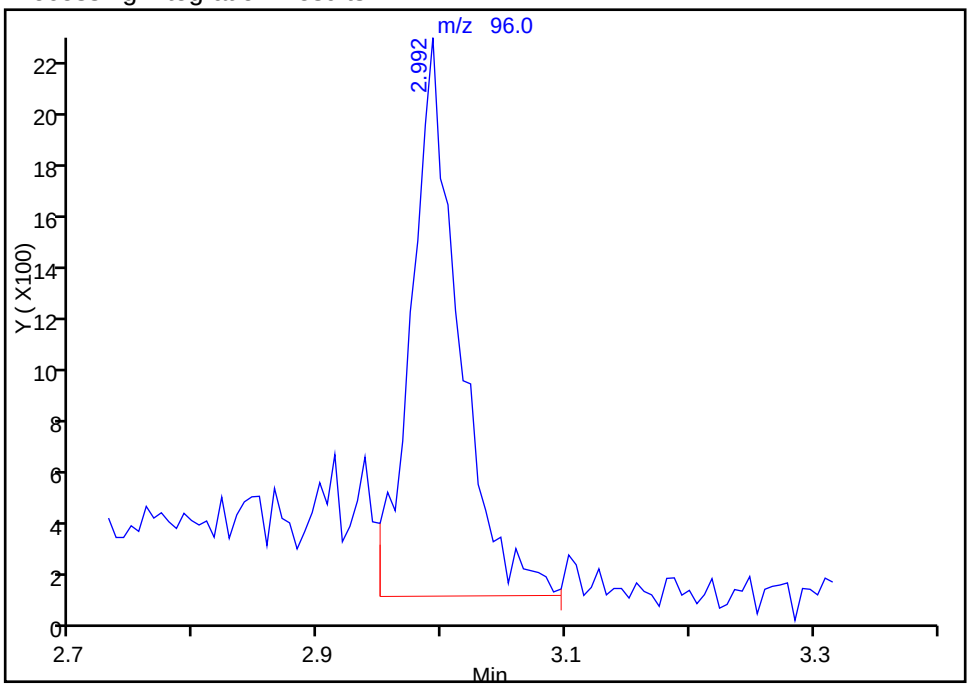

Manual Integration Results

RT: 2.99
Area: 4368
Amount: 1.200320
Amount Units: ug/l

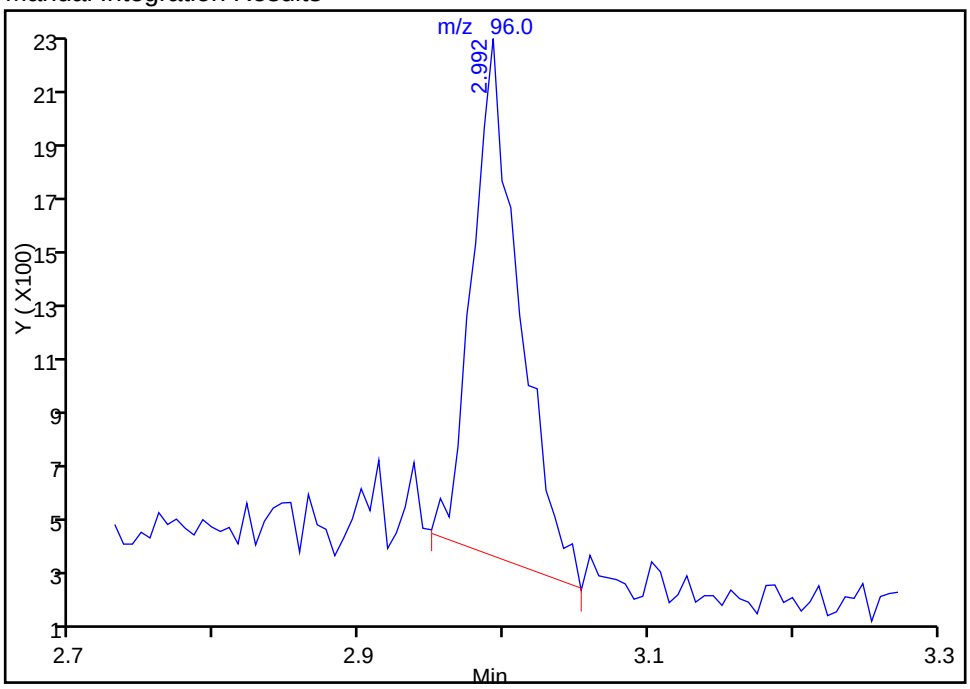

Reviewer: baronm, 09-Sep-2016 20:21:20
Audit Action: Manually Integrated Audit Reason: Baseline

Manual Integration/User Assign Peak Report

TestAmerica Edison

Data File: \\ChromNA\Edison\ChromData\CVOAMS1\20160908-45311.b\A26267.D
Injection Date: 08-Sep-2016 02:38:30 Instrument ID: CVOAMS1
Lims ID: STD1
Client ID:
Operator ID: VOA GC/MS1 ALS Bottle#: 2 Worklist Smp#: 3
Purge Vol: 5.000 mL Dil. Factor: 1.0000
Method: 8260624W_1 Limit Group: VOA - 8260C Water and Solid
Column: Rtx-624 (0.25 mm) Detector MS SCAN

40 2,2-Dichloropropane, CAS: 594-20-7

Signal: 1

Processing Integration Results

RT: 4.44
Area: 522
Amount: 0.429887
Amount Units: ug/l

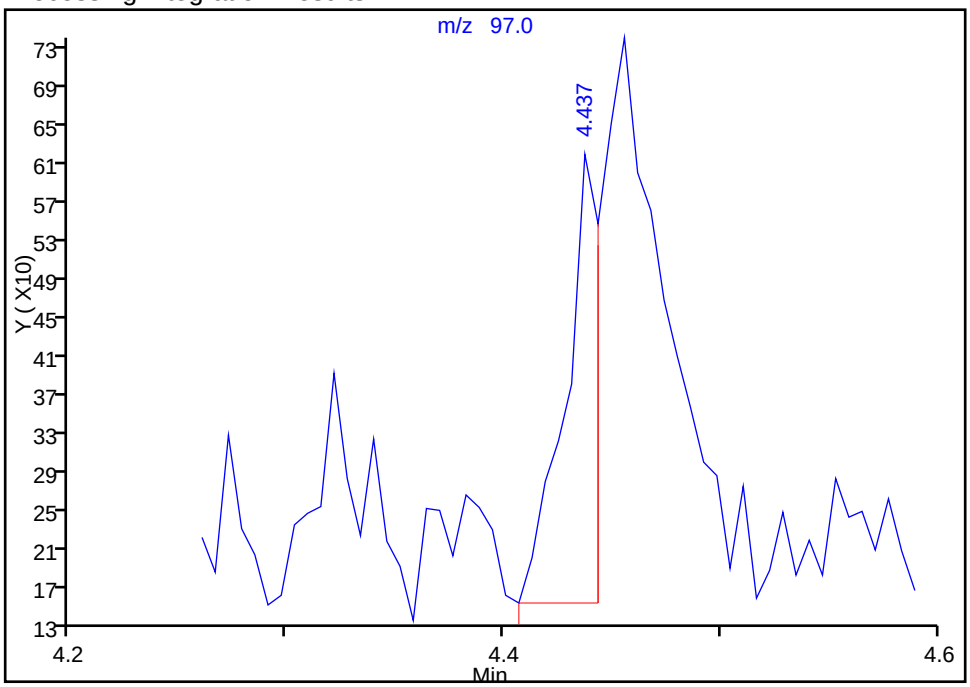

Manual Integration Results

RT: 4.46
Area: 1584
Amount: 1.223477
Amount Units: ug/l

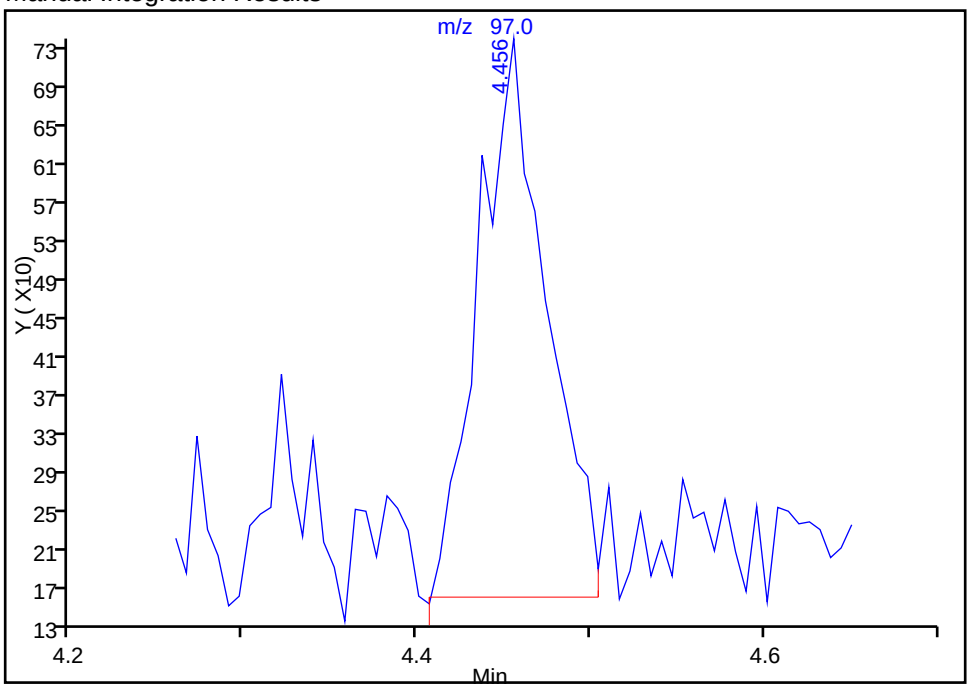

Reviewer: baronm, 09-Sep-2016 19:56:13
Audit Action: Manually Integrated Audit Reason: Incomplete Integration

Manual Integration/User Assign Peak Report

TestAmerica Edison

Data File: \\ChromNA\Edison\ChromData\CVOAMS1\20160908-45311.b\A26267.D
Injection Date: 08-Sep-2016 02:38:30 Instrument ID: CVOAMS1
Lims ID: STD1
Client ID:
Operator ID: VOA GC/MS1 ALS Bottle#: 2 Worklist Smp#: 3
Purge Vol: 5.000 mL Dil. Factor: 1.0000
Method: 8260624W_1 Limit Group: VOA - 8260C Water and Solid
Column: Rtx-624 (0.25 mm) Detector MS SCAN

43 Ethyl acetate, CAS: 141-78-6

Signal: 1

Processing Integration Results

RT: 4.49
Area: 1039
Amount: 3.040645
Amount Units: ug/l

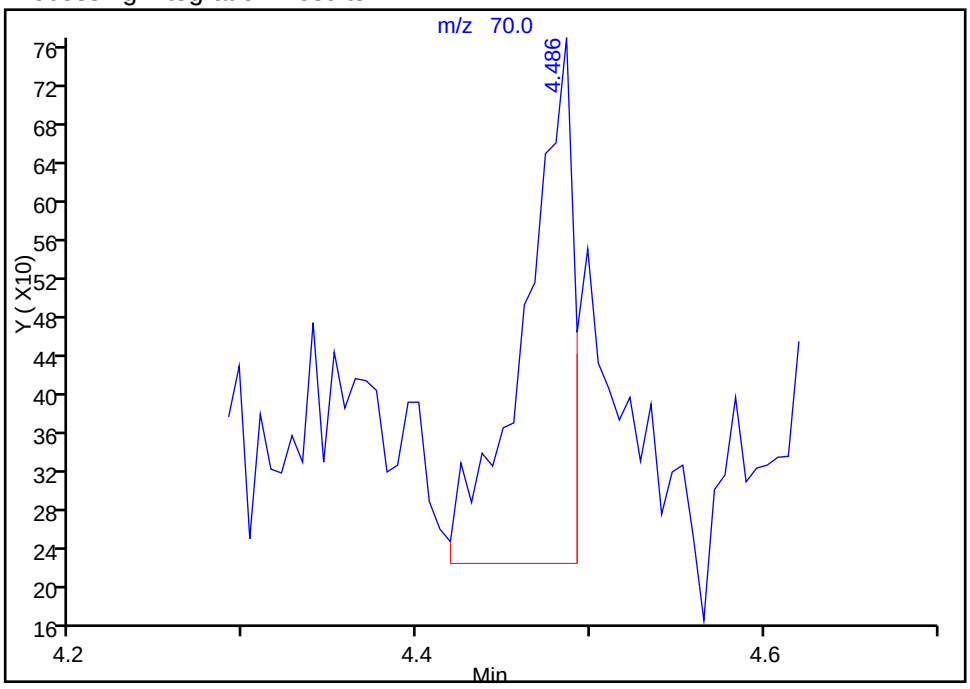

Manual Integration Results

RT: 4.49
Area: 778
Amount: 2.249855
Amount Units: ug/l

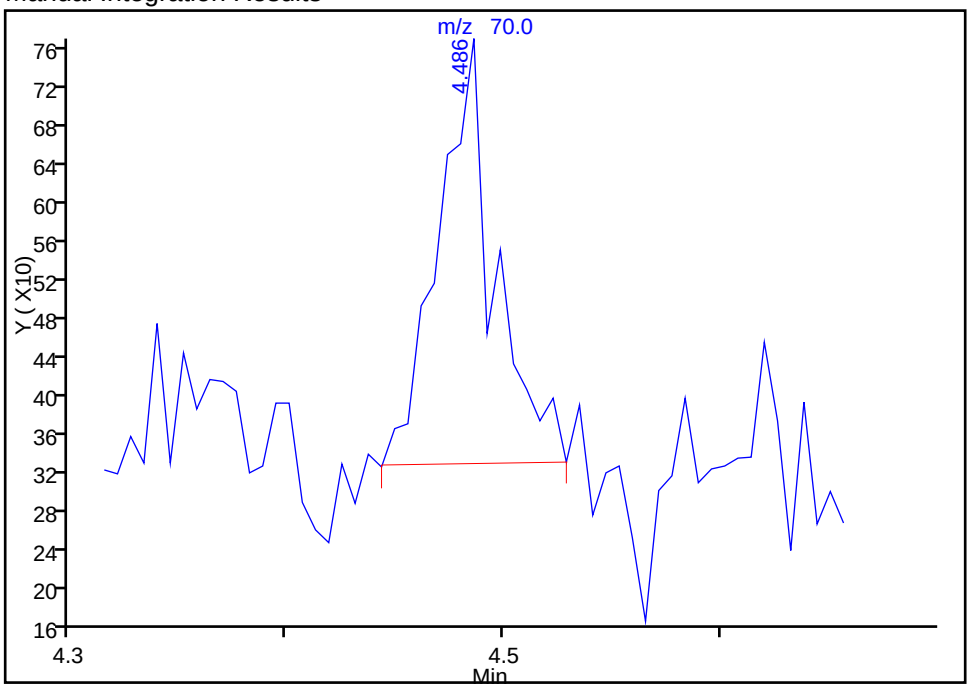

Reviewer: baronm, 09-Sep-2016 20:17:58
Audit Action: Manually Integrated Audit Reason: Baseline

Manual Integration/User Assign Peak Report

TestAmerica Edison

Data File: \\ChromNA\Edison\ChromData\CVOAMS1\20160908-45311.b\A26267.D
Injection Date: 08-Sep-2016 02:38:30 Instrument ID: CVOAMS1
Lims ID: STD1
Client ID:
Operator ID: VOA GC/MS1 ALS Bottle#: 2 Worklist Smp#: 3
Purge Vol: 5.000 mL Dil. Factor: 1.0000
Method: 8260624W_1 Limit Group: VOA - 8260C Water and Solid
Column: Rtx-624 (0.25 mm) Detector MS SCAN

46 Tetrahydrofuran, CAS: 109-99-9

Signal: 1

Processing Integration Results

RT: 4.66
Area: 1124
Amount: 2.404659
Amount Units: ug/l

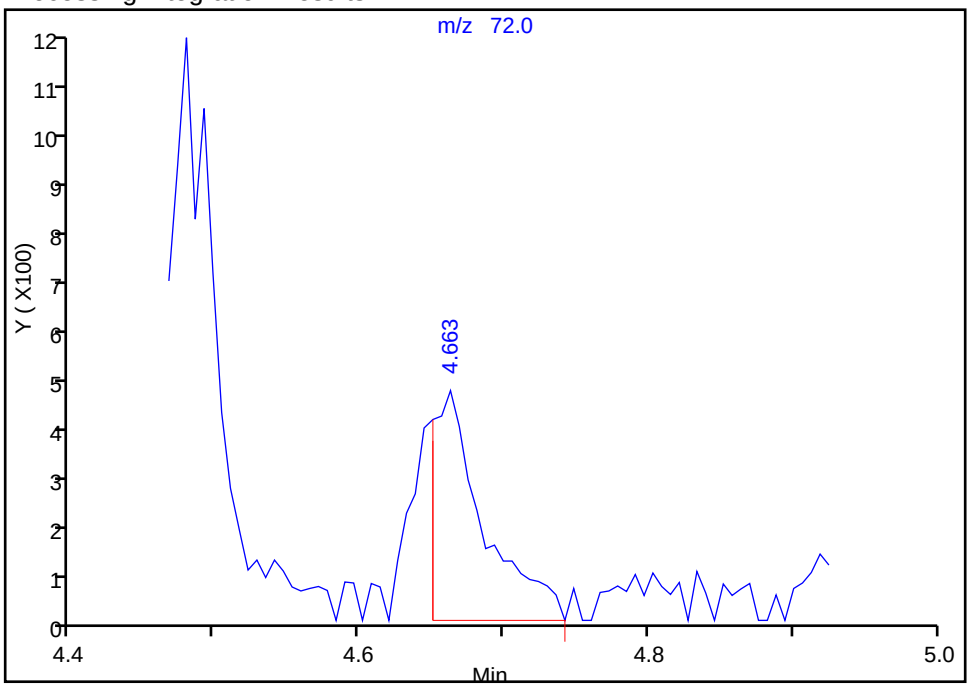

Manual Integration Results

RT: 4.66
Area: 1465
Amount: 2.016042
Amount Units: ug/l

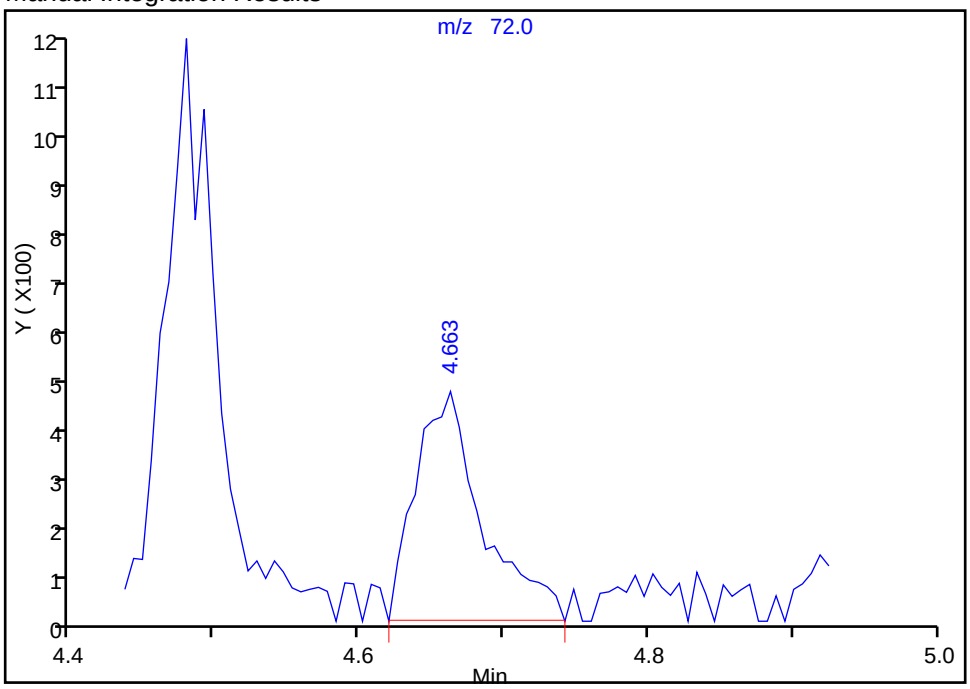

Reviewer: baronm, 09-Sep-2016 19:56:13
Audit Action: Manually Integrated Audit Reason: Incomplete Integration

Manual Integration/User Assign Peak Report

TestAmerica Edison

Data File: \\ChromNA\Edison\ChromData\CVOAMS1\20160908-45311.b\A26267.D
Injection Date: 08-Sep-2016 02:38:30 Instrument ID: CVOAMS1
Lims ID: STD1
Client ID:
Operator ID: VOA GC/MS1 ALS Bottle#: 2 Worklist Smp#: 3
Purge Vol: 5.000 mL Dil. Factor: 1.0000
Method: 8260624W_1 Limit Group: VOA - 8260C Water and Solid
Column: Rtx-624 (0.25 mm) Detector MS SCAN

68 Methylcyclohexane, CAS: 108-87-2

Signal: 1

Processing Integration Results

RT: 5.69
Area: 2631
Amount: 0.402925
Amount Units: ug/l

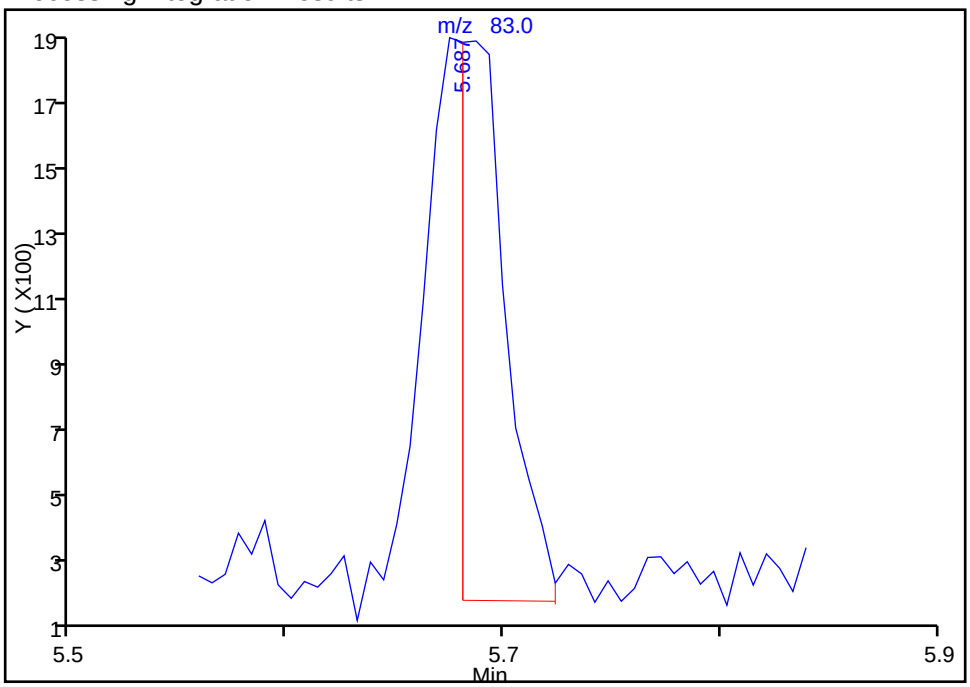

Manual Integration Results

RT: 5.67
Area: 4401
Amount: 0.674021
Amount Units: ug/l

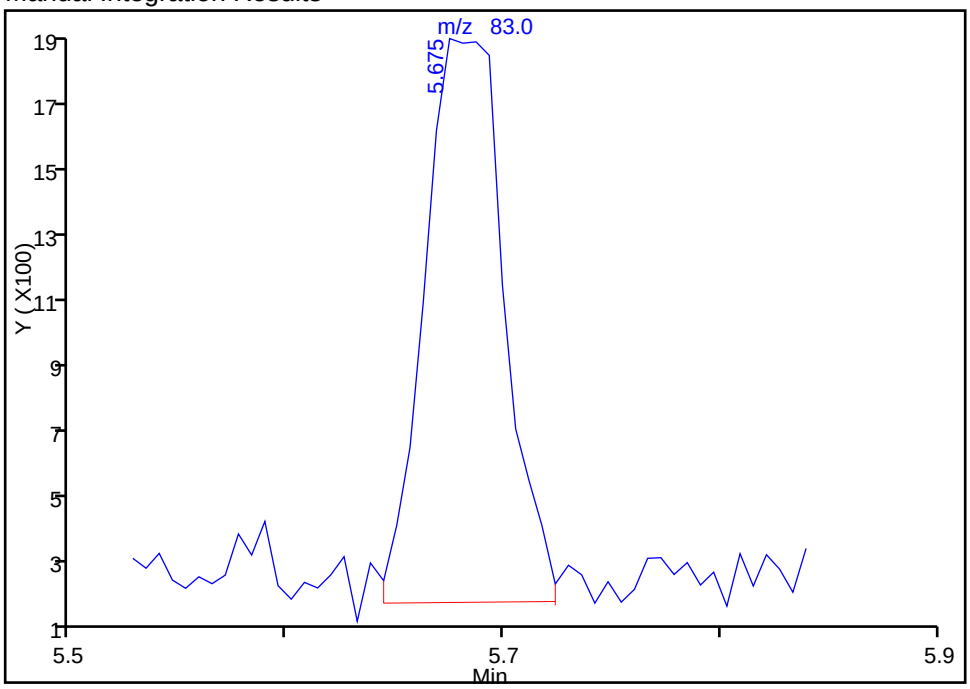

Reviewer: baronm, 09-Sep-2016 19:56:13
Audit Action: Manually Integrated Audit Reason: Incomplete Integration

TestAmerica Edison
Target Compound Quantitation Report

Data File: \\ChromNA\Edison\ChromData\CVOAMS1\20160908-45311.b\A26268.D
Lims ID: STD5
Client ID:
Sample Type: IC Calib Level: 2
Inject. Date: 08-Sep-2016 03:00:30 ALS Bottle#: 3 Worklist Smp#: 4
Purge Vol: 5.000 mL Dil. Factor: 1.0000
Sample Info: STD5
Misc. Info.: 460-0045311-004
Operator ID: VOA GC/MS1 Instrument ID: CVOAMS1
Sublist: chrom-8260624W_1*sub42

Method: \\ChromNA\Edison\ChromData\CVOAMS1\20160908-45311.b\8260624W_1.m
Limit Group: VOA - 8260C Water and Solid
Last Update: 09-Sep-2016 20:25:45 Calib Date: 08-Sep-2016 04:26:30
Integrator: RTE ID Type: Deconvolution ID
Quant Method: Internal Standard Quant By: Initial Calibration
Last ICal File: \\ChromNA\Edison\ChromData\CVOAMS1\20160908-45311.b\A26272.D

Column 1 : Rtx-624 (0.25 mm) Det: MS SCAN
Process Host: XAWRK047

First Level Reviewer: moroneyc Date: 08-Sep-2016 06:08:17

Compound	Sig	RT (min.)	Exp RT (min.)	Dlt RT (min.)	Q	Response	Cal Amt ug/l	OnCol Amt ug/l	Flags
1 Chlorotrifluoroethene	66	1.603	1.603	0.000	89	3037	5.00	4.18	
3 Dichlorodifluoromethane	85	1.633	1.633	0.000	99	23882	5.00	4.82	
4 Chloromethane	50	1.810	1.810	0.000	99	33327	5.00	5.45	
5 Vinyl chloride	62	1.920	1.914	0.006	98	27513	5.00	5.09	
6 Butadiene	54	1.926	1.914	0.012	78	23492	5.00	4.81	
7 Bromomethane	94	2.237	2.231	0.006	98	18132	5.00	5.93	
8 Chloroethane	64	2.316	2.316	0.000	100	16485	5.00	5.21	
9 Dichlorofluoromethane	67	2.529	2.523	0.006	99	42049	5.00	5.87	
10 Trichlorofluoromethane	101	2.529	2.529	0.000	54	23089	5.00	4.51	
12 Pentane	72	2.547	2.548	-0.001	97	8118	10.0	12.4	
14 Ethanol	46	2.761	2.755	0.006	81	4627	200.0	241.4	
13 Ethyl ether	59	2.767	2.767	0.000	91	17074	5.00	5.65	
15 2-Methyl-1,3-butadiene	53	2.785	2.779	0.006	96	20130	5.00	6.06	
16 1,2-Dichloro-1,1,2-trifluo	117	2.834	2.840	-0.006	70	12554	5.00	5.15	
11 Acrolein	56	2.956	2.956	0.000	96	11659	20.0	20.4	
17 1,1,2-Trichloro-1,2,2-trif	101	2.980	2.974	0.006	50	9721	5.00	3.68	
18 1,1-Dichloroethene	96	2.986	2.980	0.006	97	17075	5.00	5.38	
19 Acetone	43	3.096	3.090	0.006	86	35574	25.0	41.2	
20 Iodomethane	142	3.145	3.145	0.000	99	30305	5.00	5.55	
21 Carbon disulfide	76	3.181	3.176	0.005	99	67966	5.00	5.22	
22 Isopropyl alcohol	45	3.188	3.188	0.000	6	12514	50.0	56.2	
23 3-Chloro-1-propene	76	3.316	3.316	0.000	92	11523	5.00	5.34	
25 Cyclopentene	67	3.334	3.334	0.000	85	53337	5.00	5.64	
24 Methyl acetate	43	3.340	3.334	0.006	98	77277	25.0	27.5	
26 Acetonitrile	41	3.407	3.401	0.006	98	32128	50.0	47.8	
27 Methylene Chloride	84	3.444	3.444	0.000	97	21155	5.00	5.56	
* 28 TBA-d9 (IS)	65	3.456	3.462	-0.006	96	321447	1000.0	1000.0	
29 2-Methyl-2-propanol	59	3.517	3.529	-0.012	94	18080	50.0	48.2	
30 Methyl tert-butyl ether	73	3.620	3.615	0.006	97	52457	5.00	5.45	
31 trans-1,2-Dichloroethene	96	3.627	3.627	0.000	98	18009	5.00	5.34	

Compound	Sig	RT (min.)	Exp RT (min.)	Dlt RT (min.)	Q	Response	Cal Amt ug/l	OnCol Amt ug/l	Flags
32 Acrylonitrile	53	3.706	3.706	0.000	93	76444	50.0	54.4	
33 Hexane	43	3.779	3.773	0.006	95	10184	5.00	2.68	
34 Isopropyl ether	45	3.980	3.974	0.006	96	70610	5.00	5.56	
35 1,1-Dichloroethane	63	4.005	4.005	-0.001	99	35214	5.00	5.37	
36 Vinyl acetate	86	4.017	4.017	0.000	100	6464	10.0	10.4	
37 2-Chloro-1,3-butadiene	88	4.047	4.041	0.006	93	15684	5.00	5.40	
38 Tert-butyl ethyl ether	59	4.261	4.261	0.000	89	58324	5.00	5.48	
* 39 2-Butanone-d5	46	4.431	4.431	0.000	98	333864	250.0	250.0	
40 2,2-Dichloropropane	97	4.456	4.456	0.000	2	5884	5.00	5.21	M
41 cis-1,2-Dichloroethene	96	4.462	4.462	0.000	90	18501	5.00	5.29	
42 2-Butanone (MEK)	72	4.474	4.480	-0.006	95	8911	25.0	24.5	
43 Ethyl acetate	70	4.480	4.480	0.000	92	2799	10.0	9.34	
44 Methyl acrylate	55	4.523	4.523	0.000	57	13854	5.00	5.01	
45 Propionitrile	54	4.596	4.596	0.000	99	24857	50.0	54.3	
47 Chlorobromomethane	128	4.657	4.651	0.006	98	8185	5.00	5.26	
46 Tetrahydrofuran	72	4.657	4.657	0.000	61	4130	10.0	9.64	
48 Methacrylonitrile	67	4.675	4.675	0.000	95	65088	50.0	51.6	
49 Chloroform	83	4.693	4.694	-0.001	98	29461	5.00	5.35	
50 Cyclohexane	56	4.803	4.803	0.000	96	19053	5.00	3.40	
52 1,1,1-Trichloroethane	97	4.815	4.815	0.000	88	21882	5.00	4.84	
$ 53 Dibromofluoromethane (Surr	113	4.821	4.822	-0.001	95	142310	50.0	50.8	
54 Carbon tetrachloride	117	4.913	4.913	0.000	97	16119	5.00	4.33	
55 1,1-Dichloropropene	75	4.931	4.931	0.000	94	19922	5.00	4.68	
56 Isobutyl alcohol	43	5.035	5.029	0.006	87	17756	125.0	109.3	
57 Isooctane	57	5.059	5.059	0.000	98	65418	5.00	5.68	
58 Benzene	78	5.090	5.090	0.000	97	64032	5.00	5.38	
$ 59 1,2-Dichloroethane-d4 (Sur	65	5.102	5.102	0.000	98	170055	50.0	50.1	
60 Isopropyl acetate	43	5.126	5.126	0.000	95	57540	5.00	5.37	
61 Tert-amyl methyl ether	73	5.132	5.133	0.000	91	58126	5.00	5.44	
62 1,2-Dichloroethane	62	5.157	5.157	0.000	97	20859	5.00	5.17	
63 n-Heptane	71	5.205	5.200	0.005	96	7793	5.00	2.32	
* 64 Fluorobenzene	96	5.309	5.309	0.000	97	529352	50.0	50.0	
65 n-Butanol	56	5.516	5.517	-0.001	93	10955	125.0	122.0	
66 Trichloroethene	95	5.577	5.578	-0.001	94	14058	5.00	4.89	
67 Ethyl acrylate	55	5.663	5.669	-0.006	98	31821	5.00	3.70	
68 Methylcyclohexane	83	5.681	5.681	0.000	90	15240	5.00	2.68	
69 1,2-Dichloropropane	63	5.809	5.809	0.000	92	18010	5.00	5.19	
* 70 1,4-Dioxane-d8	96	5.852	5.852	0.000	48	24371	1000.0	1000.0	
71 Methyl methacrylate	100	5.852	5.852	0.000	93	6531	10.0	9.54	
73 1,4-Dioxane	88	5.907	5.888	0.019	38	2953	100.0	111.4	
72 n-Propyl acetate	43	5.894	5.895	-0.001	98	22684	5.00	5.07	
74 Dibromomethane	93	5.913	5.913	0.000	94	8909	5.00	5.00	
75 Dichlorobromomethane	83	6.029	6.029	-0.001	99	18991	5.00	4.87	
76 2-Chloroethyl vinyl ether	63	6.309	6.309	0.000	83	9258	5.00	4.99	
77 2-Nitropropane	41	6.315	6.321	-0.006	79	8514	10.0	10.7	
78 Epichlorohydrin	57	6.406	6.413	-0.007	99	27607	100.0	93.5	
79 cis-1,3-Dichloropropene	75	6.461	6.455	0.006	94	21647	5.00	5.01	
80 4-Methyl-2-pentanone (MIBK	43	6.589	6.590	-0.001	99	85036	25.0	25.0	
$ 81 Toluene-d8 (Surr)	98	6.663	6.663	0.000	98	468922	50.0	51.3	
82 Toluene	91	6.723	6.718	0.005	93	55583	5.00	5.08	
83 trans-1,3-Dichloropropene	75	6.955	6.955	0.000	94	19065	5.00	5.12	
84 Ethyl methacrylate	69	6.967	6.968	-0.001	90	17737	5.00	4.83	

Compound	Sig	RT (min.)	Exp RT (min.)	Dlt RT (min.)	Q	Response	Cal Amt ug/l	OnCol Amt ug/l	Flags
85 1,1,2-Trichloroethane	83	7.108	7.108	0.000	94	10604	5.00	5.34	
86 Tetrachloroethene	166	7.144	7.144	0.000	95	9821	5.00	4.42	
87 1,3-Dichloropropane	76	7.242	7.242	0.000	98	19437	5.00	5.00	
88 2-Hexanone	43	7.272	7.272	0.000	98	50819	25.0	24.8	
89 n-Butyl acetate	73	7.327	7.327	0.000	98	4079	5.00	5.63	
90 Chlorodibromomethane	129	7.388	7.388	0.000	97	11332	5.00	4.82	
91 Ethylene Dibromide	107	7.486	7.486	0.000	95	10547	5.00	5.17	
* 92 Chlorobenzene-d5	117	7.784	7.784	0.000	90	320023	50.0	50.0	
93 Chlorobenzene	112	7.803	7.803	0.000	93	31844	5.00	4.98	
94 Ethylbenzene	106	7.851	7.851	0.000	100	17531	5.00	4.83	
95 1,1,1,2-Tetrachloroethane	131	7.857	7.858	-0.001	94	12822	5.00	5.09	
96 m-Xylene & p-Xylene	106	7.924	7.925	-0.001	98	21639	5.00	4.77	
97 n-Butyl acrylate	73	8.150	8.150	0.000	96	12625	5.00	5.42	
98 o-Xylene	106	8.187	8.187	0.000	92	23459	5.00	4.98	
99 Styrene	104	8.199	8.199	0.000	91	38571	5.00	5.04	
100 Amyl acetate (mixed isomer	43	8.284	8.284	0.000	88	39367	5.00	5.54	
101 Bromoform	173	8.339	8.339	0.000	92	7474	5.00	4.78	
102 Isopropylbenzene	105	8.400	8.400	0.000	97	57303	5.00	4.68	
$ 103 4-Bromofluorobenzene	174	8.522	8.528	-0.006	82	129169	50.0	50.5	
104 Bromobenzene	156	8.613	8.614	-0.001	96	13835	5.00	4.86	
105 1,1,2,2-Tetrachloroethane	83	8.613	8.620	-0.007	97	18377	5.00	5.04	
106 N-Propylbenzene	91	8.638	8.638	0.000	98	77665	5.00	4.78	
107 1,2,3-Trichloropropane	110	8.650	8.656	-0.006	92	4493	5.00	4.83	
108 trans-1,4-Dichloro-2-buten	53	8.656	8.656	0.000	73	5368	5.00	5.19	
109 4-Ethyltoluene	105	8.705	8.705	0.000	97	68913	5.00	5.25	
110 2-Chlorotoluene	91	8.711	8.717	-0.006	96	56172	5.00	5.13	
111 1,3,5-Trimethylbenzene	105	8.735	8.742	-0.007	93	51504	5.00	4.82	
112 Butyl Methacrylate	87	8.772	8.778	-0.006	95	24549	5.00	5.54	
113 4-Chlorotoluene	91	8.778	8.778	0.000	98	49212	5.00	5.29	
114 tert-Butylbenzene	119	8.918	8.918	0.000	93	37452	5.00	4.27	
115 1,2,4-Trimethylbenzene	105	8.949	8.955	-0.006	98	55826	5.00	4.97	
116 sec-Butylbenzene	105	9.034	9.040	-0.006	99	60463	5.00	4.35	
117 4-Isopropyltoluene	119	9.113	9.120	-0.007	97	53404	5.00	4.55	
118 1,3-Dichlorobenzene	146	9.132	9.138	-0.006	93	28895	5.00	5.01	
* 119 1,4-Dichlorobenzene-d4	152	9.174	9.180	-0.006	98	194295	50.0	50.0	
120 1,4-Dichlorobenzene	146	9.186	9.193	-0.007	91	30225	5.00	5.09	
121 Benzyl chloride	91	9.272	9.278	-0.006	97	41166	5.00	5.54	
122 2,3-Dihydroindene	117	9.321	9.327	-0.006	93	68369	5.00	5.43	
123 p-Diethylbenzene	119	9.333	9.339	-0.006	91	41311	5.00	5.47	
124 n-Butylbenzene	92	9.351	9.357	-0.006	99	32653	5.00	5.00	
125 1,2-Dichlorobenzene	146	9.412	9.418	-0.006	93	28263	5.00	4.97	
126 1,2,4,5-Tetramethylbenzene	119	9.820	9.827	-0.007	96	61024	5.00	5.24	
127 1,2-Dibromo-3-Chloropropan	75	9.918	9.924	-0.006	90	3277	5.00	5.30	
128 1,3,5-Trichlorobenzene	180	10.016	10.022	-0.006	94	21478	5.00	5.20	
129 1,2,4-Trichlorobenzene	180	10.497	10.503	-0.006	93	16010	5.00	4.81	
130 Hexachlorobutadiene	225	10.564	10.577	-0.013	89	6533	5.00	4.19	
131 Naphthalene	128	10.717	10.729	-0.012	98	35376	5.00	4.75	
132 1,2,3-Trichlorobenzene	180	10.930	10.936	-0.006	94	11207	5.00	4.64	
S 133 1,2-Dichloroethene, Total	100				0		10.0	10.6	
S 134 Xylenes, Total	100				0		10.0	9.75	
S 135 Total BTEX	1				0		25.0	25.0	

QC Flag Legend

Review Flags

M - Manually Integrated

Reagents:

ACROLEIN W_00055	Amount Added:	4.00	Units: uL	
GAS Hi_00164	Amount Added:	1.00	Units: uL	
MIX 2 Hi_00047	Amount Added:	1.00	Units: uL	
MIX I Hi_00062	Amount Added:	1.00	Units: uL	
8260ISNEW_00085	Amount Added:	1.00	Units: uL	Run Reagent
8260SURR250_00140	Amount Added:	1.00	Units: uL	Run Reagent

Report Date: 09-Sep-2016 20:25:46 Chrom Revision: 2.2 20-Apr-2016 13:59:46

TestAmerica Edison

Data File: \\ChromNA\Edison\ChromData\CVOAMS1\20160908-45311.b\A26268.D

Injection Date:	08-Sep-2016 03:00:30	Instrument ID:	CVOAMS1	Operator ID:	VOA GC/MS1
Lims ID:	STD5			Worklist Smp#:	4
Client ID:					
Purge Vol:	5.000 mL	Dil. Factor:	1.0000	ALS Bottle#:	3
Method:	8260624W_1	Limit Group:	VOA - 8260C Water and Solid		

Column: Rtx-624 (0.25 mm)

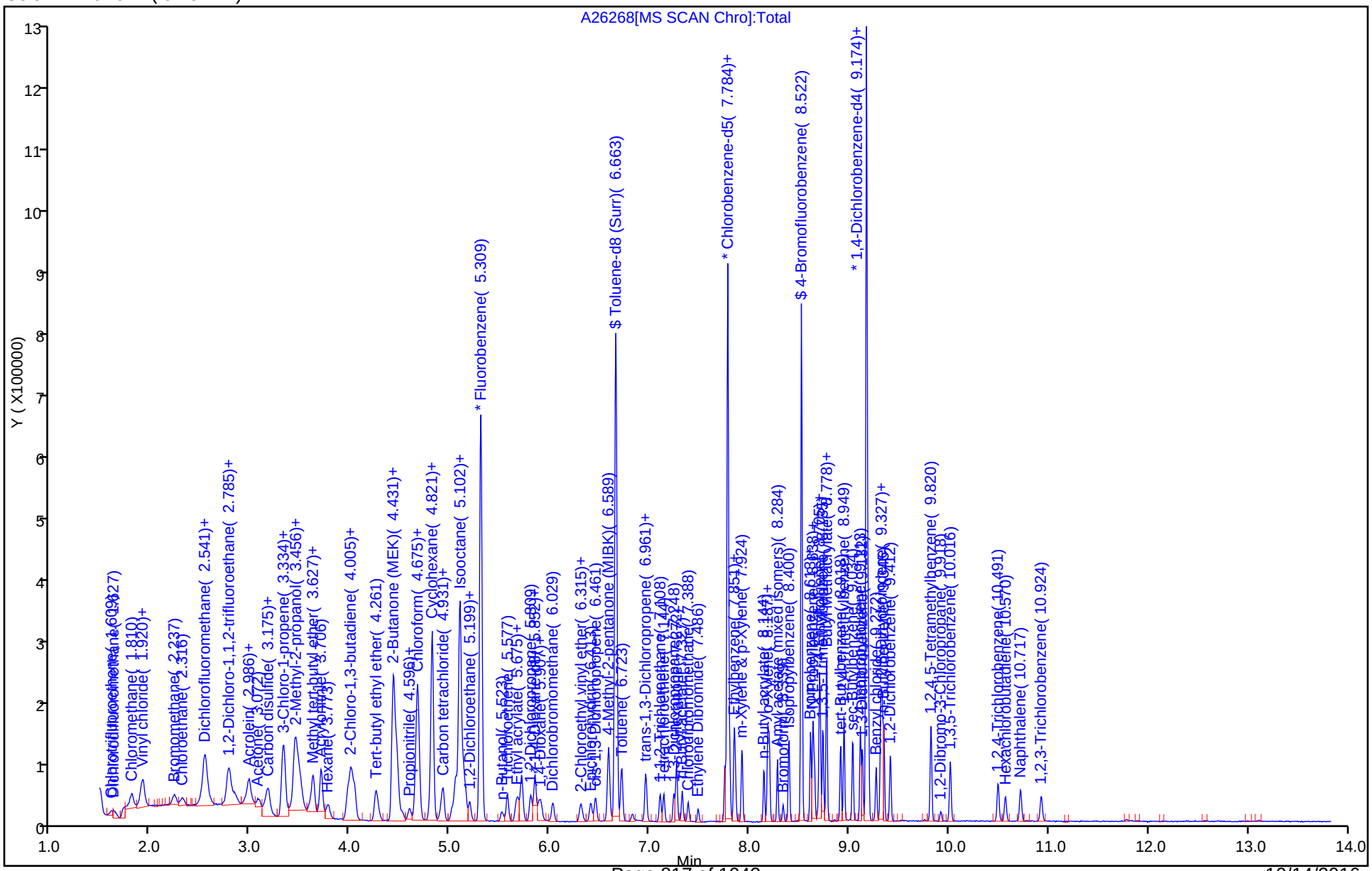

Manual Integration/User Assign Peak Report

TestAmerica Edison

Data File: \\ChromNA\Edison\ChromData\CVOAMS1\20160908-45311.b\A26268.D
Injection Date: 08-Sep-2016 03:00:30 Instrument ID: CVOAMS1
Lims ID: STD5
Client ID:
Operator ID: VOA GC/MS1 ALS Bottle#: 3 Worklist Smp#: 4
Purge Vol: 5.000 mL Dil. Factor: 1.0000
Method: 8260624W_1 Limit Group: VOA - 8260C Water and Solid
Column: Rtx-624 (0.25 mm) Detector MS SCAN

40 2,2-Dichloropropane, CAS: 594-20-7

Signal: 1

Processing Integration Results

RT: 4.31
Area: 105
Amount: 0.099368
Amount Units: ug/l

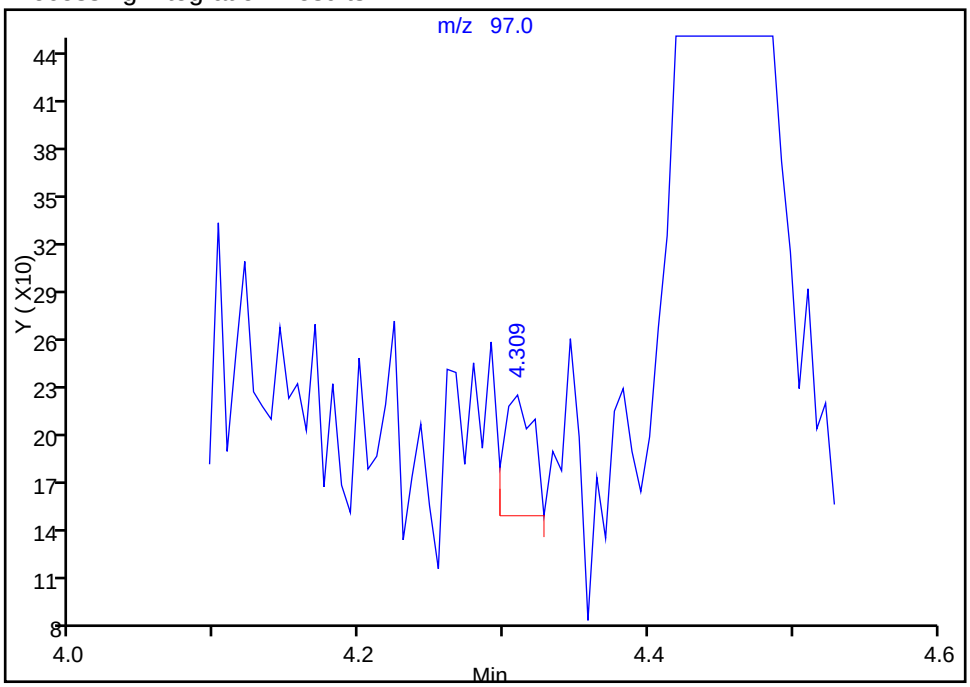

Manual Integration Results

RT: 4.46
Area: 5884
Amount: 5.214526
Amount Units: ug/l

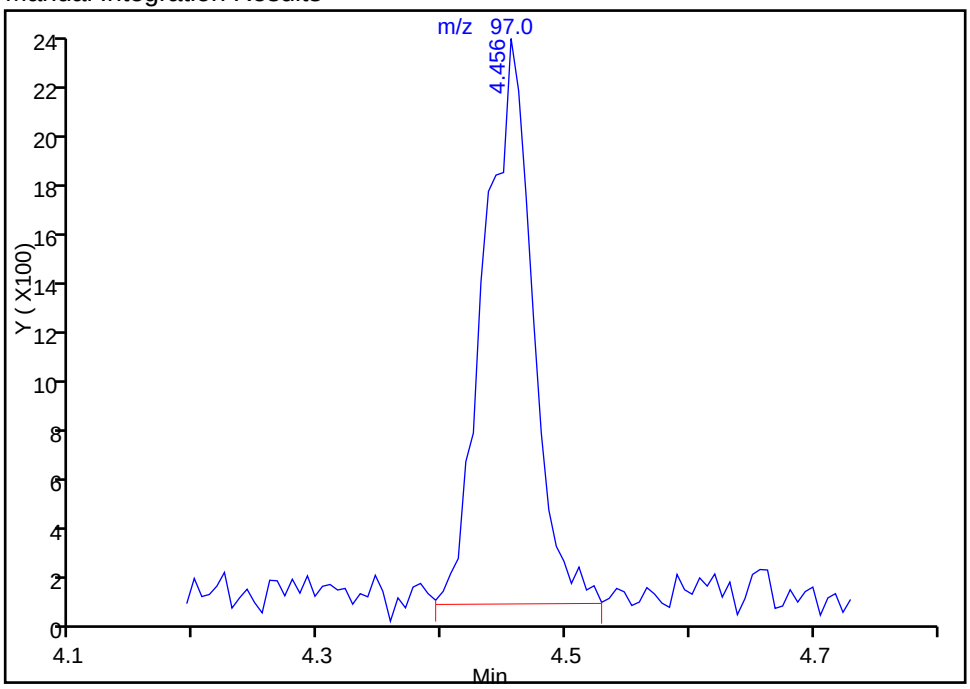

Reviewer: baronm, 09-Sep-2016 19:48:20
Audit Action: Assigned Compound ID Audit Reason: Incomplete Integration

Manual Integration/User Assign Peak Report

TestAmerica Edison

Data File: \\ChromNA\Edison\ChromData\CVOAMS1\20160908-45311.b\A26268.D
Injection Date: 08-Sep-2016 03:00:30 Instrument ID: CVOAMS1
Lims ID: STD5
Client ID:
Operator ID: VOA GC/MS1 ALS Bottle#: 3 Worklist Smp#: 4
Purge Vol: 5.000 mL Dil. Factor: 1.0000
Method: 8260624W_1 Limit Group: VOA - 8260C Water and Solid
Column: Rtx-624 (0.25 mm) Detector MS SCAN

40 2,2-Dichloropropane, CAS: 594-20-7

Signal: 1

Processing Integration Results

RT: 4.31
Area: 105
Amount: 0.099368
Amount Units: ug/l

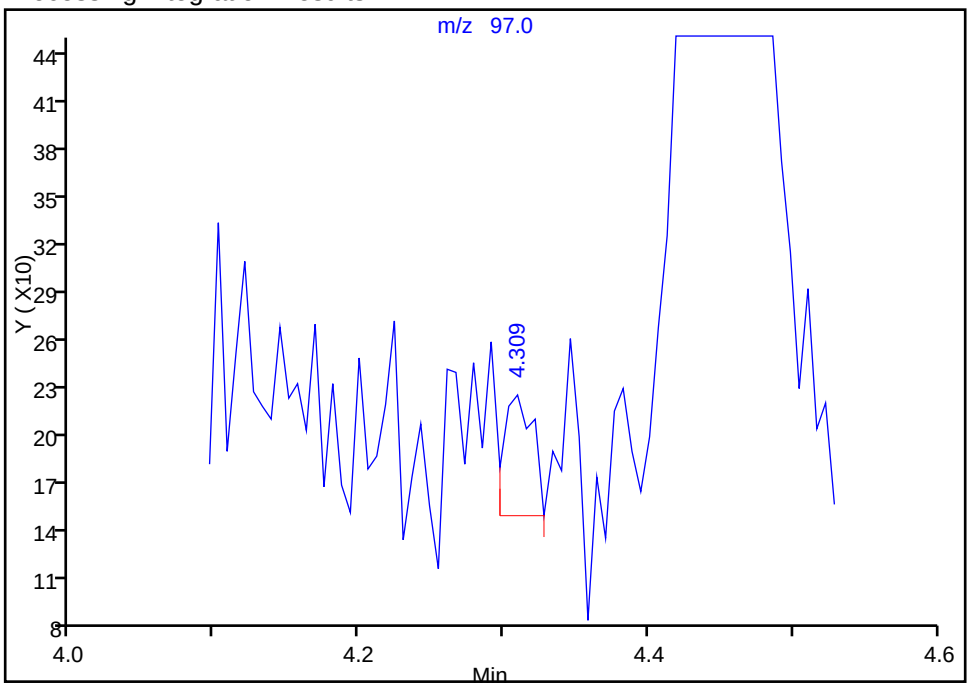

Manual Integration Results

RT: 4.46
Area: 5884
Amount: 5.214526
Amount Units: ug/l

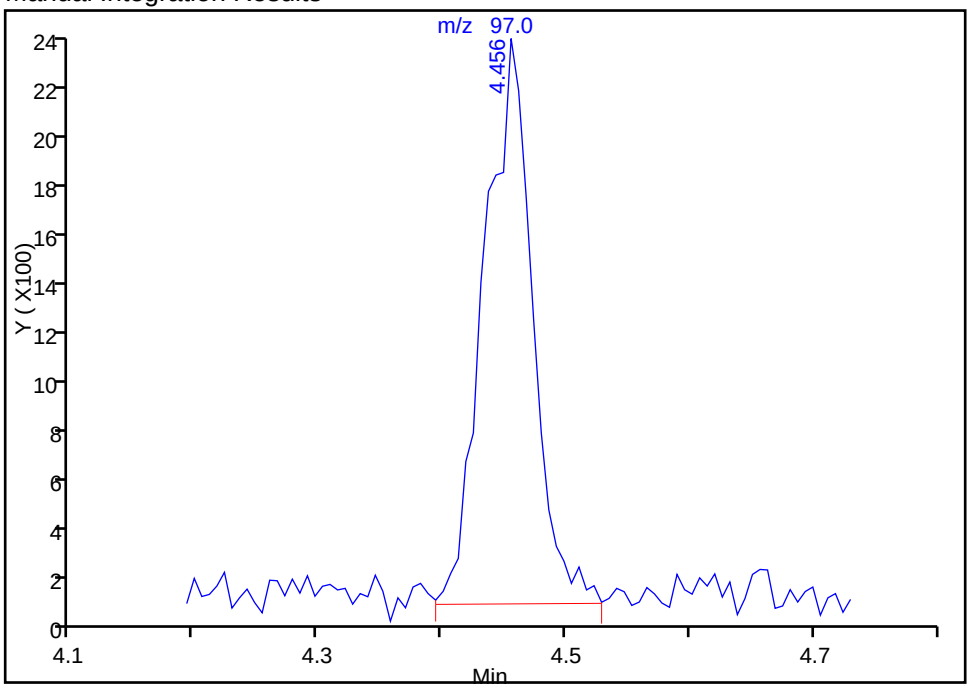

Reviewer: baronm, 09-Sep-2016 19:48:20
Audit Action: Manually Integrated Audit Reason: Incomplete Integration

TestAmerica Edison
Target Compound Quantitation Report

Data File: \\ChromNA\Edison\ChromData\CVOAMS1\20160908-45311.b\A26269.D
Lims ID: STD20
Client ID:
Sample Type: ICIS Calib Level: 3
Inject. Date: 08-Sep-2016 03:21:30 ALS Bottle#: 4 Worklist Smp#: 5
Purge Vol: 5.000 mL Dil. Factor: 1.0000
Sample Info: STD20
Misc. Info.: 460-0045311-005
Operator ID: VOA GC/MS1 Instrument ID: CVOAMS1
Sublist: chrom-8260624W_1*sub42

Method: \\ChromNA\Edison\ChromData\CVOAMS1\20160908-45311.b\8260624W_1.m
Limit Group: VOA - 8260C Water and Solid
Last Update: 09-Sep-2016 20:25:48 Calib Date: 08-Sep-2016 04:26:30
Integrator: RTE ID Type: Deconvolution ID
Quant Method: Internal Standard Quant By: Initial Calibration
Last ICal File: \\ChromNA\Edison\ChromData\CVOAMS1\20160908-45311.b\A26272.D

Column 1 : Rtx-624 (0.25 mm) Det: MS SCAN
Process Host: XAWRK047

First Level Reviewer: moroneyc Date: 08-Sep-2016 05:57:28

Compound	Sig	RT (min.)	Exp RT (min.)	Dlt RT (min.)	Q	Response	Cal Amt ug/l	OnCol Amt ug/l	Flags
1 Chlorotrifluoroethene	66	1.603	1.603	0.000	89	17286	20.0	23.9	
3 Dichlorodifluoromethane	85	1.633	1.633	0.000	99	122059	20.0	24.7	
4 Chloromethane	50	1.810	1.810	0.000	99	134459	20.0	22.1	
5 Vinyl chloride	62	1.914	1.914	0.000	98	119947	20.0	22.3	
6 Butadiene	54	1.914	1.914	0.000	86	111343	20.0	22.9	
7 Bromomethane	94	2.231	2.231	0.000	99	69240	20.0	22.7	
8 Chloroethane	64	2.316	2.316	0.000	100	66693	20.0	21.2	
9 Dichlorofluoromethane	67	2.523	2.523	0.000	98	157976	20.0	22.2	
10 Trichlorofluoromethane	101	2.529	2.529	0.000	53	107920	20.0	21.2	
12 Pentane	72	2.548	2.548	0.000	96	28515	40.0	43.8	
14 Ethanol	46	2.755	2.755	0.000	80	12769	800.0	707.9	
13 Ethyl ether	59	2.767	2.767	0.000	95	61162	20.0	20.3	
15 2-Methyl-1,3-butadiene	53	2.779	2.779	0.000	97	68762	20.0	20.8	
16 1,2-Dichloro-1,1,2-trifluo	117	2.840	2.840	0.000	96	54844	20.0	22.6	
11 Acrolein	56	2.956	2.956	0.000	94	20624	40.0	40.5	
17 1,1,2-Trichloro-1,2,2-trif	101	2.974	2.974	0.000	95	62077	20.0	23.6	
18 1,1-Dichloroethene	96	2.980	2.980	0.000	96	67460	20.0	21.3	
19 Acetone	43	3.090	3.090	0.000	87	120723	100.0	141.7	
20 Iodomethane	142	3.145	3.145	0.000	99	113335	20.0	20.8	
21 Carbon disulfide	76	3.176	3.176	0.000	100	271449	20.0	20.9	
22 Isopropyl alcohol	45	3.188	3.188	0.000	57	43256	200.0	206.5	
23 3-Chloro-1-propene	76	3.316	3.316	0.000	92	44582	20.0	20.7	
25 Cyclopentene	67	3.334	3.334	0.000	78	186878	20.0	19.8	
24 Methyl acetate	43	3.334	3.334	0.000	99	282064	100.0	100.8	
26 Acetonitrile	41	3.401	3.401	0.000	97	124172	200.0	196.2	
27 Methylene Chloride	84	3.444	3.444	0.000	98	77113	20.0	20.3	
* 28 TBA-d9 (IS)	65	3.462	3.462	0.000	98	302453	1000.0	1000.0	
29 2-Methyl-2-propanol	59	3.529	3.529	0.000	53	59533	200.0	190.5	M
30 Methyl tert-butyl ether	73	3.615	3.615	0.000	98	194958	20.0	20.3	
31 trans-1,2-Dichloroethene	96	3.627	3.627	0.000	99	68535	20.0	20.4	

Compound	Sig	RT (min.)	Exp RT (min.)	Dlt RT (min.)	Q	Response	Cal Amt ug/l	OnCol Amt ug/l	Flags
32 Acrylonitrile	53	3.706	3.706	0.000	93	282349	200.0	201.5	
33 Hexane	43	3.773	3.773	0.000	94	78725	20.0	21.0	
34 Isopropyl ether	45	3.974	3.974	0.000	98	255511	20.0	20.2	
35 1,1-Dichloroethane	63	4.005	4.005	0.000	99	133048	20.0	20.3	
36 Vinyl acetate	86	4.017	4.017	0.000	100	22017	40.0	35.5	
37 2-Chloro-1,3-butadiene	88	4.041	4.041	0.000	92	57405	20.0	19.8	
38 Tert-butyl ethyl ether	59	4.261	4.261	0.000	87	211979	20.0	20.0	
* 39 2-Butanone-d5	46	4.431	4.431	0.000	99	329964	250.0	250.0	
40 2,2-Dichloropropane	97	4.456	4.456	0.000	97	22805	20.0	20.3	
41 cis-1,2-Dichloroethene	96	4.462	4.462	0.000	92	68575	20.0	19.7	
42 2-Butanone (MEK)	72	4.480	4.480	0.000	95	31973	100.0	97.8	
43 Ethyl acetate	70	4.480	4.480	0.000	92	11589	40.0	39.1	
44 Methyl acrylate	55	4.523	4.523	0.000	57	49159	20.0	17.8	
45 Propionitrile	54	4.596	4.596	0.000	99	88009	200.0	193.1	
47 Chlorobromomethane	128	4.651	4.651	0.000	96	29451	20.0	19.0	
46 Tetrahydrofuran	72	4.657	4.657	0.000	61	15024	40.0	39.2	
48 Methacrylonitrile	67	4.675	4.675	0.000	95	236972	200.0	188.6	
49 Chloroform	83	4.694	4.694	0.000	98	109209	20.0	19.9	
50 Cyclohexane	56	4.803	4.803	0.000	96	133971	20.0	24.0	
52 1,1,1-Trichloroethane	97	4.815	4.815	0.000	98	91674	20.0	20.3	
$ 53 Dibromofluoromethane (Surr	113	4.822	4.822	0.000	95	142290	50.0	51.0	
54 Carbon tetrachloride	117	4.913	4.913	0.000	97	76402	20.0	20.6	
55 1,1-Dichloropropene	75	4.931	4.931	0.000	94	85403	20.0	20.1	
56 Isobutyl alcohol	43	5.029	5.029	0.000	92	74541	500.0	487.6	
57 Isooctane	57	5.059	5.059	0.000	96	239493	20.0	20.9	
58 Benzene	78	5.090	5.090	0.000	98	240734	20.0	20.2	
$ 59 1,2-Dichloroethane-d4 (Sur	65	5.102	5.102	0.000	98	172067	50.0	50.9	
60 Isopropyl acetate	43	5.126	5.126	0.000	95	207849	20.0	19.5	
61 Tert-amyl methyl ether	73	5.133	5.133	0.000	94	212618	20.0	20.0	
62 1,2-Dichloroethane	62	5.157	5.157	0.000	95	76895	20.0	19.1	
63 n-Heptane	71	5.200	5.200	0.000	96	62963	20.0	18.9	
* 64 Fluorobenzene	96	5.309	5.309	0.000	97	527366	50.0	50.0	
65 n-Butanol	56	5.517	5.517	0.000	92	36635	500.0	433.5	
66 Trichloroethene	95	5.578	5.578	0.000	95	55111	20.0	19.2	
67 Ethyl acrylate	55	5.669	5.669	0.000	98	196597	20.0	22.9	
68 Methylcyclohexane	83	5.681	5.681	0.000	95	111293	20.0	19.7	
69 1,2-Dichloropropane	63	5.809	5.809	0.000	93	63564	20.0	18.4	
* 70 1,4-Dioxane-d8	96	5.852	5.852	0.000	37	26661	1000.0	1000.0	
71 Methyl methacrylate	100	5.852	5.852	0.000	93	24374	40.0	35.7	
73 1,4-Dioxane	88	5.888	5.888	0.000	33	11607	400.0	405.3	
72 n-Propyl acetate	43	5.895	5.895	0.000	98	83692	20.0	18.8	
74 Dibromomethane	93	5.913	5.913	0.000	92	32915	20.0	18.5	
75 Dichlorobromomethane	83	6.029	6.029	0.000	98	72754	20.0	18.7	
76 2-Chloroethyl vinyl ether	63	6.309	6.309	0.000	96	33102	20.0	17.9	
77 2-Nitropropane	41	6.321	6.321	0.000	98	27843	40.0	37.8	
78 Epichlorohydrin	57	6.413	6.413	0.000	98	102112	400.0	349.9	
79 cis-1,3-Dichloropropene	75	6.455	6.455	0.000	94	84237	20.0	19.4	
80 4-Methyl-2-pentanone (MIBK	43	6.590	6.590	0.000	98	325786	100.0	96.8	
$ 81 Toluene-d8 (Surr)	98	6.663	6.663	0.000	98	472817	50.0	51.6	
82 Toluene	91	6.718	6.718	0.000	93	216337	20.0	19.7	
83 trans-1,3-Dichloropropene	75	6.955	6.955	0.000	93	71059	20.0	19.0	
84 Ethyl methacrylate	69	6.968	6.968	0.000	88	67164	20.0	18.3	

Compound	Sig	RT (min.)	Exp RT (min.)	Dlt RT (min.)	Q	Response	Cal Amt ug/l	OnCol Amt ug/l	Flags
85 1,1,2-Trichloroethane	83	7.108	7.108	0.000	95	38599	20.0	19.4	
86 Tetrachloroethene	166	7.144	7.144	0.000	94	42683	20.0	19.2	
87 1,3-Dichloropropane	76	7.242	7.242	0.000	97	74939	20.0	19.2	
88 2-Hexanone	43	7.272	7.272	0.000	98	191827	100.0	94.6	
89 n-Butyl acetate	73	7.327	7.327	0.000	98	13415	20.0	18.5	
90 Chlorodibromomethane	129	7.388	7.388	0.000	98	44819	20.0	19.0	
91 Ethylene Dibromide	107	7.486	7.486	0.000	100	38284	20.0	18.7	
* 92 Chlorobenzene-d5	117	7.784	7.784	0.000	90	320916	50.0	50.0	
93 Chlorobenzene	112	7.803	7.803	0.000	91	123904	20.0	19.3	
94 Ethylbenzene	106	7.851	7.851	0.000	99	72491	20.0	19.9	
95 1,1,1,2-Tetrachloroethane	131	7.858	7.858	0.000	94	50280	20.0	19.9	
96 m-Xylene & p-Xylene	106	7.925	7.925	0.000	99	90266	20.0	19.8	
97 n-Butyl acrylate	73	8.150	8.150	0.000	96	43615	20.0	18.7	
98 o-Xylene	106	8.187	8.187	0.000	93	94164	20.0	19.9	
99 Styrene	104	8.199	8.199	0.000	92	150158	20.0	19.6	
100 Amyl acetate (mixed isomer	43	8.284	8.284	0.000	89	133529	20.0	18.2	
101 Bromoform	173	8.339	8.339	0.000	94	28163	20.0	17.9	
102 Isopropylbenzene	105	8.400	8.400	0.000	97	251081	20.0	20.5	
$ 103 4-Bromofluorobenzene	174	8.528	8.528	0.000	86	127787	50.0	49.8	
104 Bromobenzene	156	8.614	8.614	0.000	93	53111	20.0	18.1	
105 1,1,2,2-Tetrachloroethane	83	8.620	8.620	0.000	99	69281	20.0	18.4	
106 N-Propylbenzene	91	8.638	8.638	0.000	98	330008	20.0	19.7	
107 1,2,3-Trichloropropane	110	8.656	8.656	0.000	93	17888	20.0	18.7	
108 trans-1,4-Dichloro-2-buten	53	8.656	8.656	0.000	77	19825	20.0	18.6	
109 4-Ethyltoluene	105	8.705	8.705	0.000	98	254802	20.0	18.8	
110 2-Chlorotoluene	91	8.717	8.717	0.000	97	225532	20.0	20.0	
111 1,3,5-Trimethylbenzene	105	8.742	8.742	0.000	92	221089	20.0	20.1	
112 Butyl Methacrylate	87	8.778	8.778	0.000	77	89272	20.0	19.5	
113 4-Chlorotoluene	91	8.778	8.778	0.000	96	190259	20.0	19.9	
114 tert-Butylbenzene	119	8.918	8.918	0.000	92	173873	20.0	19.2	
115 1,2,4-Trimethylbenzene	105	8.955	8.955	0.000	98	228362	20.0	19.7	
116 sec-Butylbenzene	105	9.040	9.040	0.000	99	288607	20.0	20.2	
117 4-Isopropyltoluene	119	9.120	9.120	0.000	97	242201	20.0	20.0	
118 1,3-Dichlorobenzene	146	9.138	9.138	0.000	94	116707	20.0	19.6	
* 119 1,4-Dichlorobenzene-d4	152	9.180	9.180	0.000	97	200233	50.0	50.0	
120 1,4-Dichlorobenzene	146	9.193	9.193	0.000	91	122042	20.0	20.0	
121 Benzyl chloride	91	9.278	9.278	0.000	97	145923	20.0	19.1	
122 2,3-Dihydroindene	117	9.327	9.327	0.000	92	253574	20.0	19.5	
123 p-Diethylbenzene	119	9.339	9.339	0.000	91	155600	20.0	20.0	
124 n-Butylbenzene	92	9.357	9.357	0.000	98	149900	20.0	22.3	
125 1,2-Dichlorobenzene	146	9.418	9.418	0.000	93	116956	20.0	20.0	
126 1,2,4,5-Tetramethylbenzene	119	9.827	9.827	0.000	96	223333	20.0	18.6	
127 1,2-Dibromo-3-Chloropropan	75	9.924	9.924	0.000	94	12362	20.0	19.4	
128 1,3,5-Trichlorobenzene	180	10.022	10.022	0.000	95	79415	20.0	18.7	
129 1,2,4-Trichlorobenzene	180	10.503	10.503	0.000	94	66198	20.0	19.3	
130 Hexachlorobutadiene	225	10.577	10.577	0.000	90	31689	20.0	19.7	
131 Naphthalene	128	10.729	10.729	0.000	98	144666	20.0	18.8	
132 1,2,3-Trichlorobenzene	180	10.936	10.936	0.000	95	48361	20.0	19.4	
S 133 1,2-Dichloroethene, Total	100				0		40.0	40.1	
S 134 Xylenes, Total	100				0		40.0	39.8	
S 135 Total BTEX	1				0		100.0	99.6	

QC Flag Legend

Review Flags

M - Manually Integrated

Reagents:

ACROLEIN W_00055	Amount Added:	4.00	Units: uL	
GAS Hi_00164	Amount Added:	2.00	Units: uL	
MIX 2 Hi_00047	Amount Added:	2.00	Units: uL	
MIX I Hi_00062	Amount Added:	2.00	Units: uL	
8260ISNEW_00085	Amount Added:	1.00	Units: uL	Run Reagent
8260SURR250_00140	Amount Added:	1.00	Units: uL	Run Reagent

Report Date: 09-Sep-2016 20:25:49 Chrom Revision: 2.2 20-Apr-2016 13:59:46

TestAmerica Edison

Data File: \\ChromNA\Edison\ChromData\CVOAMS1\20160908-45311.b\A26269.D

Injection Date:	08-Sep-2016 03:21:30	Instrument ID:	CVOAMS1	Operator ID:	VOA GC/MS1
Lims ID:	STD20			Worklist Smp#:	5
Client ID:					
Purge Vol:	5.000 mL	Dil. Factor:	1.0000	ALS Bottle#:	4
Method:	8260624W_1	Limit Group:	VOA - 8260C Water and Solid		

Column: Rtx-624 (0.25 mm)

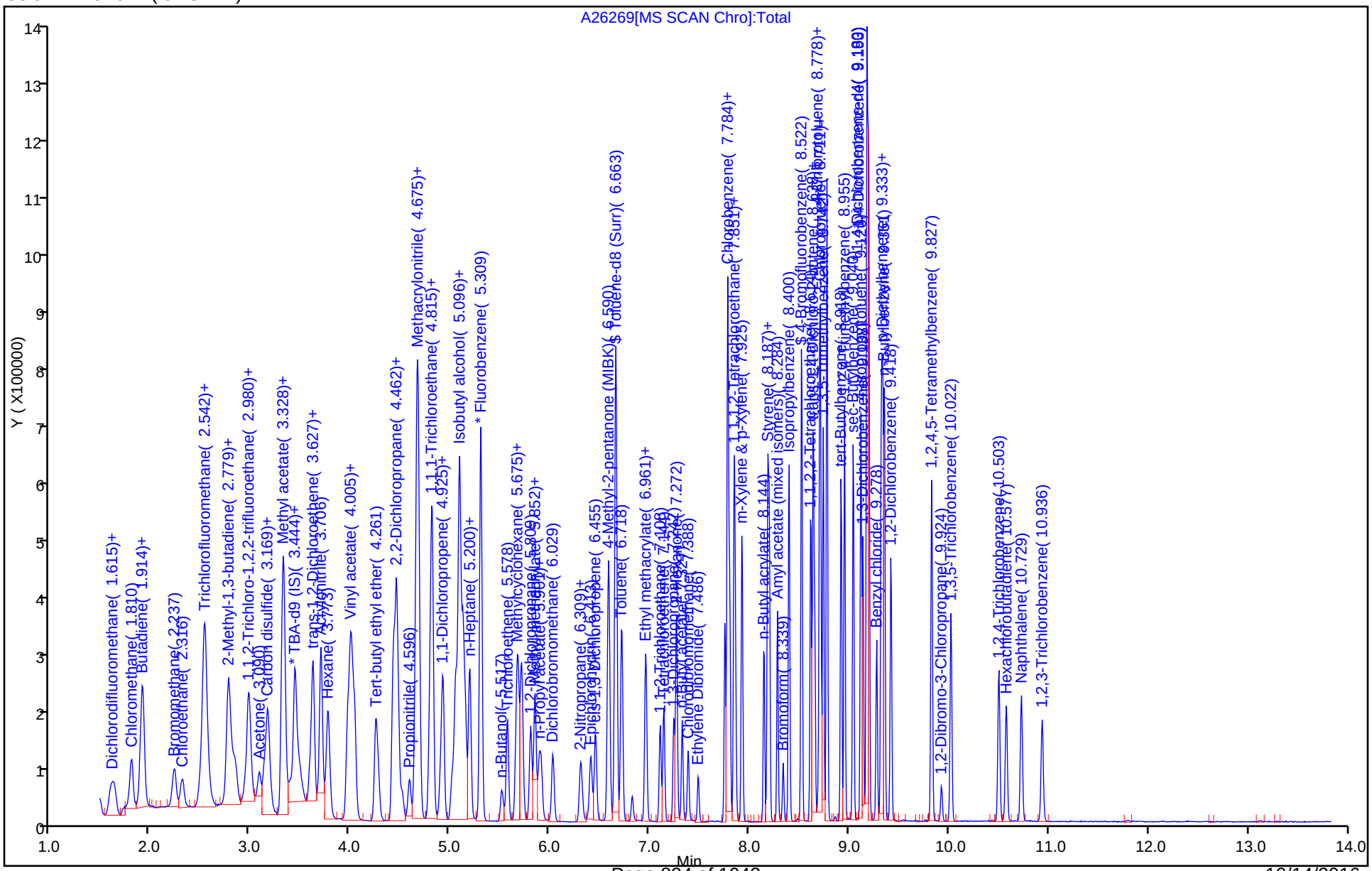

Manual Integration/User Assign Peak Report

TestAmerica Edison

Data File: \\ChromNA\Edison\ChromData\CVOAMS1\20160908-45311.b\A26269.D
Injection Date: 08-Sep-2016 03:21:30 Instrument ID: CVOAMS1
Lims ID: STD20
Client ID:
Operator ID: VOA GC/MS1 ALS Bottle#: 4 Worklist Smp#: 5
Purge Vol: 5.000 mL Dil. Factor: 1.0000
Method: 8260624W_1 Limit Group: VOA - 8260C Water and Solid
Column: Rtx-624 (0.25 mm) Detector MS SCAN

29 2-Methyl-2-propanol, CAS: 75-65-0

Signal: 1

Processing Integration Results

RT: 3.52
Area: 23617
Amount: 80.025673
Amount Units: ug/l

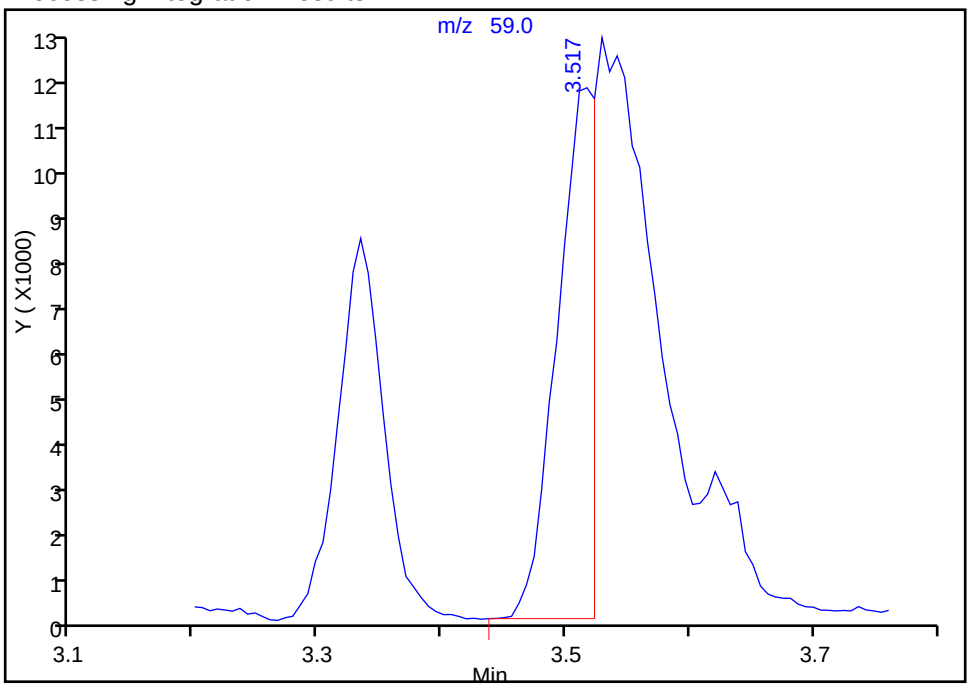

Manual Integration Results

RT: 3.53
Area: 59533
Amount: 190.5447
Amount Units: ug/l

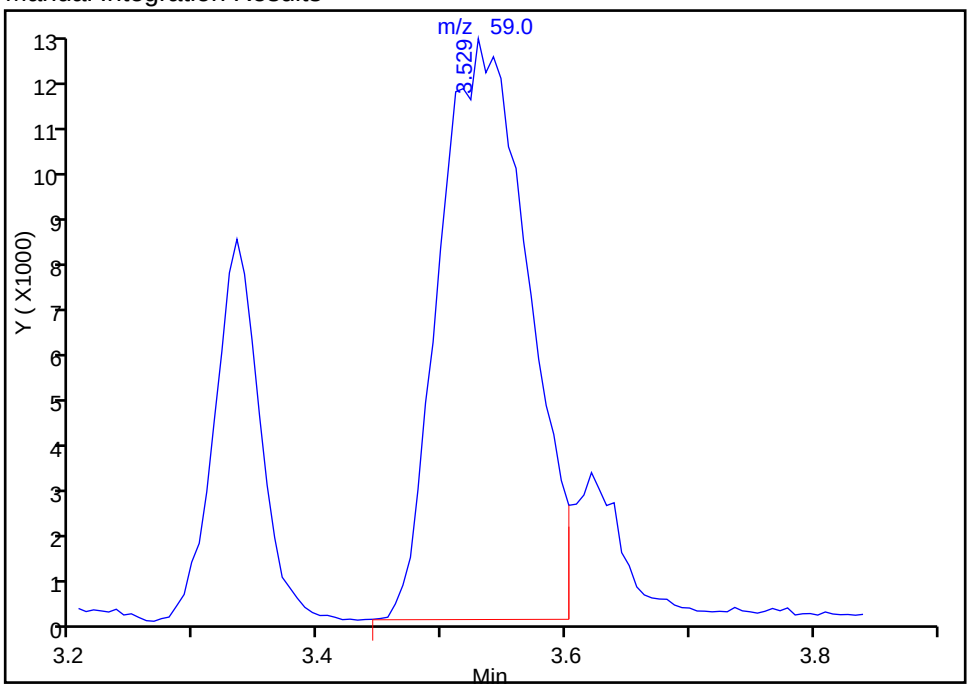

Reviewer: baronm, 09-Sep-2016 19:51:22
Audit Action: Manually Integrated Audit Reason: Incomplete Integration

TestAmerica Edison
Target Compound Quantitation Report

Data File: \\ChromNA\Edison\ChromData\CVOAMS1\20160908-45311.b\A26270.D
Lims ID: STD50
Client ID:
Sample Type: IC Calib Level: 4
Inject. Date: 08-Sep-2016 03:43:30 ALS Bottle#: 5 Worklist Smp#: 6
Purge Vol: 5.000 mL Dil. Factor: 1.0000
Sample Info: STD50
Misc. Info.: 460-0045311-006
Operator ID: VOA GC/MS1 Instrument ID: CVOAMS1
Sublist: chrom-8260624W_1*sub42

Method: \\ChromNA\Edison\ChromData\CVOAMS1\20160908-45311.b\8260624W_1.m
Limit Group: VOA - 8260C Water and Solid
Last Update: 09-Sep-2016 20:25:53 Calib Date: 08-Sep-2016 04:26:30
Integrator: RTE ID Type: Deconvolution ID
Quant Method: Internal Standard Quant By: Initial Calibration
Last ICal File: \\ChromNA\Edison\ChromData\CVOAMS1\20160908-45311.b\A26272.D

Column 1 : Rtx-624 (0.25 mm) Det: MS SCAN
Process Host: XAWRK047

First Level Reviewer: moroneyc Date: 08-Sep-2016 05:57:40

Compound	Sig	RT (min.)	Exp RT (min.)	Dlt RT (min.)	Q	Response	Cal Amt ug/l	OnCol Amt ug/l	Flags
1 Chlorotrifluoroethene	66	1.615	1.603	0.012	89	41523	50.0	53.8	
3 Dichlorodifluoromethane	85	1.645	1.633	0.012	100	277170	50.0	52.7	
4 Chloromethane	50	1.822	1.810	0.012	99	301924	50.0	46.5	
5 Vinyl chloride	62	1.932	1.914	0.018	98	273197	50.0	47.6	
6 Butadiene	54	1.932	1.914	0.018	98	259091	50.0	49.9	
7 Bromomethane	94	2.249	2.231	0.018	99	158543	50.0	48.9	
8 Chloroethane	64	2.328	2.316	0.012	100	150035	50.0	44.7	
9 Dichlorofluoromethane	67	2.535	2.523	0.012	99	354994	50.0	46.7	
10 Trichlorofluoromethane	101	2.541	2.529	0.012	58	256482	50.0	47.2	
12 Pentane	72	2.560	2.548	0.012	98	74128	100.0	106.8	
14 Ethanol	46	2.785	2.755	0.030	82	34989	2000.0	1896.2	
13 Ethyl ether	59	2.773	2.767	0.006	93	156530	50.0	48.8	
15 2-Methyl-1,3-butadiene	53	2.797	2.779	0.018	96	178546	50.0	50.6	
16 1,2-Dichloro-1,1,2-trifluo	117	2.852	2.840	0.012	97	132717	50.0	51.3	
11 Acrolein	56	2.962	2.956	0.006	95	53986	100.0	103.8	
17 1,1,2-Trichloro-1,2,2-trif	101	2.993	2.974	0.019	94	156546	50.0	55.8	
18 1,1-Dichloroethene	96	2.999	2.980	0.019	97	162441	50.0	48.2	
19 Acetone	43	3.096	3.090	0.006	87	242917	250.0	264.5	
20 Iodomethane	142	3.157	3.145	0.012	99	272789	50.0	47.0	
21 Carbon disulfide	76	3.182	3.176	0.006	100	653873	50.0	47.3	
22 Isopropyl alcohol	45	3.200	3.188	0.012	58	113250	500.0	528.4	
23 3-Chloro-1-propene	76	3.328	3.316	0.012	91	108024	50.0	47.2	
25 Cyclopentene	67	3.340	3.334	0.006	73	492762	50.0	49.1	
24 Methyl acetate	43	3.340	3.334	0.006	98	745239	250.0	249.8	
26 Acetonitrile	41	3.407	3.401	0.006	96	307761	500.0	475.4	
27 Methylene Chloride	84	3.456	3.444	0.012	98	190450	50.0	47.1	
* 28 TBA-d9 (IS)	65	3.468	3.462	0.006	95	309400	1000.0	1000.0	
29 2-Methyl-2-propanol	59	3.541	3.529	0.012	95	153158	500.0	492.5	
30 Methyl tert-butyl ether	73	3.620	3.615	0.006	98	492802	50.0	48.2	
31 trans-1,2-Dichloroethene	96	3.633	3.627	0.006	99	166321	50.0	46.4	

Compound	Sig	RT (min.)	Exp RT (min.)	Dlt RT (min.)	Q	Response	Cal Amt ug/l	OnCol Amt ug/l	Flags
32 Acrylonitrile	53	3.712	3.706	0.006	93	735553	500.0	492.5	
33 Hexane	43	3.785	3.773	0.012	95	201295	50.0	50.9	
34 Isopropyl ether	45	3.986	3.974	0.012	96	679873	50.0	50.4	
35 1,1-Dichloroethane	63	4.011	4.005	0.006	99	329250	50.0	47.2	
36 Vinyl acetate	86	4.023	4.017	0.006	100	63181	100.0	95.5	
37 2-Chloro-1,3-butadiene	88	4.053	4.041	0.012	92	152618	50.0	49.5	
38 Tert-butyl ethyl ether	59	4.267	4.261	0.006	88	567874	50.0	50.2	
* 39 2-Butanone-d5	46	4.437	4.431	0.006	94	356619	250.0	250.0	
40 2,2-Dichloropropane	97	4.462	4.456	0.006	94	55588	50.0	46.4	
41 cis-1,2-Dichloroethene	96	4.468	4.462	0.006	91	173847	50.0	46.8	
42 2-Butanone (MEK)	72	4.486	4.480	0.006	95	82709	250.0	239.0	
43 Ethyl acetate	70	4.486	4.480	0.006	95	31466	100.0	98.3	
44 Methyl acrylate	55	4.529	4.523	0.006	57	147455	50.0	50.2	
45 Propionitrile	54	4.602	4.596	0.006	98	246956	500.0	508.2	
47 Chlorobromomethane	128	4.657	4.651	0.006	98	76185	50.0	46.1	
46 Tetrahydrofuran	72	4.663	4.657	0.006	65	40381	100.0	99.4	
48 Methacrylonitrile	67	4.681	4.675	0.006	95	677621	500.0	506.0	
49 Chloroform	83	4.700	4.694	0.006	98	281181	50.0	48.1	
50 Cyclohexane	56	4.809	4.803	0.006	96	335010	50.0	56.2	
52 1,1,1-Trichloroethane	97	4.821	4.815	0.006	98	227369	50.0	47.3	
$ 53 Dibromofluoromethane (Surr	113	4.828	4.822	0.006	95	150537	50.0	50.6	
54 Carbon tetrachloride	117	4.919	4.913	0.006	98	193721	50.0	49.0	
55 1,1-Dichloropropene	75	4.937	4.931	0.006	95	222562	50.0	49.2	
56 Isobutyl alcohol	43	5.029	5.029	0.000	94	176914	1250.0	1131.3	
57 Isooctane	57	5.065	5.059	0.006	98	631891	50.0	51.7	
58 Benzene	78	5.096	5.090	0.006	98	626058	50.0	47.9	
$ 59 1,2-Dichloroethane-d4 (Sur	65	5.102	5.102	0.000	95	184257	50.0	51.1	
60 Isopropyl acetate	43	5.132	5.126	0.006	96	578757	50.0	50.9	
61 Tert-amyl methyl ether	73	5.138	5.133	0.006	92	591221	50.0	52.1	
62 1,2-Dichloroethane	62	5.163	5.157	0.006	95	199695	50.0	46.6	
63 n-Heptane	71	5.199	5.200	-0.001	96	167818	50.0	48.0	
* 64 Fluorobenzene	96	5.315	5.309	0.006	97	562185	50.0	50.0	
65 n-Butanol	56	5.523	5.517	0.006	91	103490	1250.0	1197.0	
66 Trichloroethene	95	5.577	5.578	-0.001	95	140612	50.0	46.0	
67 Ethyl acrylate	55	5.669	5.669	0.000	98	528491	50.0	57.8	
68 Methylcyclohexane	83	5.681	5.681	0.000	93	287592	50.0	48.1	
69 1,2-Dichloropropane	63	5.815	5.809	0.006	93	167558	50.0	45.5	
* 70 1,4-Dioxane-d8	96	5.852	5.852	0.000	33	27197	1000.0	1000.0	
71 Methyl methacrylate	100	5.858	5.852	0.006	93	70808	100.0	97.4	
73 1,4-Dioxane	88	5.900	5.888	0.012	37	30221	1000.0	1063.6	
72 n-Propyl acetate	43	5.894	5.895	-0.001	98	237445	50.0	50.0	
74 Dibromomethane	93	5.919	5.913	0.006	93	88899	50.0	46.9	
75 Dichlorobromomethane	83	6.035	6.029	0.006	99	191966	50.0	46.4	
76 2-Chloroethyl vinyl ether	63	6.309	6.309	0.000	97	94804	50.0	48.1	
77 2-Nitropropane	41	6.321	6.321	0.000	98	78938	100.0	102.5	
78 Epichlorohydrin	57	6.413	6.413	0.000	100	283788	1000.0	899.9	
79 cis-1,3-Dichloropropene	75	6.461	6.455	0.006	94	226139	50.0	47.7	
80 4-Methyl-2-pentanone (MIBK	43	6.589	6.590	-0.001	98	869921	250.0	239.2	
$ 81 Toluene-d8 (Surr)	98	6.663	6.663	0.000	98	504522	50.0	50.3	
82 Toluene	91	6.724	6.718	0.006	93	565711	50.0	47.1	
83 trans-1,3-Dichloropropene	75	6.961	6.955	0.006	98	194530	50.0	47.6	
84 Ethyl methacrylate	69	6.967	6.968	-0.001	93	182660	50.0	46.8	

Compound	Sig	RT (min.)	Exp RT (min.)	Dlt RT (min.)	Q	Response	Cal Amt ug/l	OnCol Amt ug/l	Flags
85 1,1,2-Trichloroethane	83	7.108	7.108	0.000	96	100160	50.0	46.0	
86 Tetrachloroethene	166	7.144	7.144	0.000	94	114030	50.0	46.8	
87 1,3-Dichloropropane	76	7.248	7.242	0.006	96	201708	50.0	47.3	
88 2-Hexanone	43	7.272	7.272	0.000	99	509640	250.0	232.5	
89 n-Butyl acetate	73	7.327	7.327	0.000	98	38830	50.0	48.8	
90 Chlorodibromomethane	129	7.388	7.388	0.000	98	122932	50.0	47.7	
91 Ethylene Dibromide	107	7.492	7.486	0.006	98	107059	50.0	47.8	
* 92 Chlorobenzene-d5	117	7.784	7.784	0.000	88	351316	50.0	50.0	
93 Chlorobenzene	112	7.803	7.803	0.000	90	328138	50.0	46.8	
94 Ethylbenzene	106	7.851	7.851	0.000	99	191587	50.0	48.1	
95 1,1,1,2-Tetrachloroethane	131	7.864	7.858	0.006	95	132736	50.0	48.0	
96 m-Xylene & p-Xylene	106	7.931	7.925	0.006	99	240608	50.0	48.3	
97 n-Butyl acrylate	73	8.150	8.150	0.000	96	124476	50.0	48.6	
98 o-Xylene	106	8.187	8.187	0.000	93	246850	50.0	47.7	
99 Styrene	104	8.205	8.199	0.006	93	404430	50.0	48.1	
100 Amyl acetate (mixed isomer	43	8.284	8.284	0.000	89	373136	50.0	46.9	
101 Bromoform	173	8.339	8.339	0.000	94	78289	50.0	45.6	
102 Isopropylbenzene	105	8.400	8.400	0.000	96	665919	50.0	49.6	
$ 103 4-Bromofluorobenzene	174	8.528	8.528	0.000	87	136870	50.0	48.8	
104 Bromobenzene	156	8.613	8.614	-0.001	93	140401	50.0	44.0	
105 1,1,2,2-Tetrachloroethane	83	8.619	8.620	-0.001	99	187212	50.0	45.8	
106 N-Propylbenzene	91	8.638	8.638	0.000	98	866975	50.0	47.6	
107 1,2,3-Trichloropropane	110	8.656	8.656	0.000	94	48377	50.0	46.4	
108 trans-1,4-Dichloro-2-buten	53	8.656	8.656	0.000	74	53898	50.0	46.6	
109 4-Ethyltoluene	105	8.705	8.705	0.000	98	721811	50.0	49.1	
110 2-Chlorotoluene	91	8.711	8.717	-0.006	96	587063	50.0	47.9	
111 1,3,5-Trimethylbenzene	105	8.741	8.742	-0.001	92	601625	50.0	50.3	
112 Butyl Methacrylate	87	8.778	8.778	0.000	96	257401	50.0	51.8	
113 4-Chlorotoluene	91	8.778	8.778	0.000	99	516523	50.0	49.6	
114 tert-Butylbenzene	119	8.918	8.918	0.000	93	475946	50.0	48.4	
115 1,2,4-Trimethylbenzene	105	8.949	8.955	-0.006	98	618082	50.0	49.1	
116 sec-Butylbenzene	105	9.040	9.040	0.000	99	779539	50.0	50.1	
117 4-Isopropyltoluene	119	9.113	9.120	-0.007	97	653487	50.0	49.7	
118 1,3-Dichlorobenzene	146	9.138	9.138	0.000	95	318987	50.0	49.4	
* 119 1,4-Dichlorobenzene-d4	152	9.174	9.180	-0.006	96	217588	50.0	50.0	
120 1,4-Dichlorobenzene	146	9.193	9.193	0.000	92	333103	50.0	50.1	
121 Benzyl chloride	91	9.272	9.278	-0.006	98	419085	50.0	50.4	
122 2,3-Dihydroindene	117	9.321	9.327	-0.006	94	720970	50.0	51.1	
123 p-Diethylbenzene	119	9.333	9.339	-0.006	92	449707	50.0	53.2	
124 n-Butylbenzene	92	9.351	9.357	-0.006	98	412357	50.0	56.4	
125 1,2-Dichlorobenzene	146	9.418	9.418	0.000	95	321945	50.0	50.6	
126 1,2,4,5-Tetramethylbenzene	119	9.820	9.827	-0.007	97	635671	50.0	48.7	
127 1,2-Dibromo-3-Chloropropan	75	9.918	9.924	-0.006	94	33059	50.0	47.8	
128 1,3,5-Trichlorobenzene	180	10.016	10.022	-0.006	95	224682	50.0	48.6	
129 1,2,4-Trichlorobenzene	180	10.497	10.503	-0.006	94	177284	50.0	47.5	
130 Hexachlorobutadiene	225	10.570	10.577	-0.007	91	88202	50.0	50.5	
131 Naphthalene	128	10.723	10.729	-0.006	98	407683	50.0	48.8	
132 1,2,3-Trichlorobenzene	180	10.930	10.936	-0.006	94	133214	50.0	49.3	
S 133 1,2-Dichloroethene, Total	100				0		100.0	93.2	
S 134 Xylenes, Total	100				0		100.0	96.0	
S 135 Total BTEX	1				0		250.0	239.1	

Reagents:

ACROLEIN W_00055	Amount Added:	10.00	Units: uL	
GAS Hi_00164	Amount Added:	5.00	Units: uL	
MIX 2 Hi_00047	Amount Added:	5.00	Units: uL	
MIX I Hi_00062	Amount Added:	5.00	Units: uL	
8260ISNEW_00085	Amount Added:	1.00	Units: uL	Run Reagent
8260SURR250_00140	Amount Added:	1.00	Units: uL	Run Reagent

Report Date: 09-Sep-2016 20:25:54 Chrom Revision: 2.2 20-Apr-2016 13:59:46

TestAmerica Edison

Data File: \\ChromNA\Edison\ChromData\CVOAMS1\20160908-45311.b\A26270.D

Injection Date:	08-Sep-2016 03:43:30	Instrument ID:	CVOAMS1	Operator ID:	VOA GC/MS1
Lims ID:	STD50			Worklist Smp#:	6
Client ID:					
Purge Vol:	5.000 mL	Dil. Factor:	1.0000	ALS Bottle#:	5
Method:	8260624W_1	Limit Group:	VOA - 8260C Water and Solid		

Column: Rtx-624 (0.25 mm)

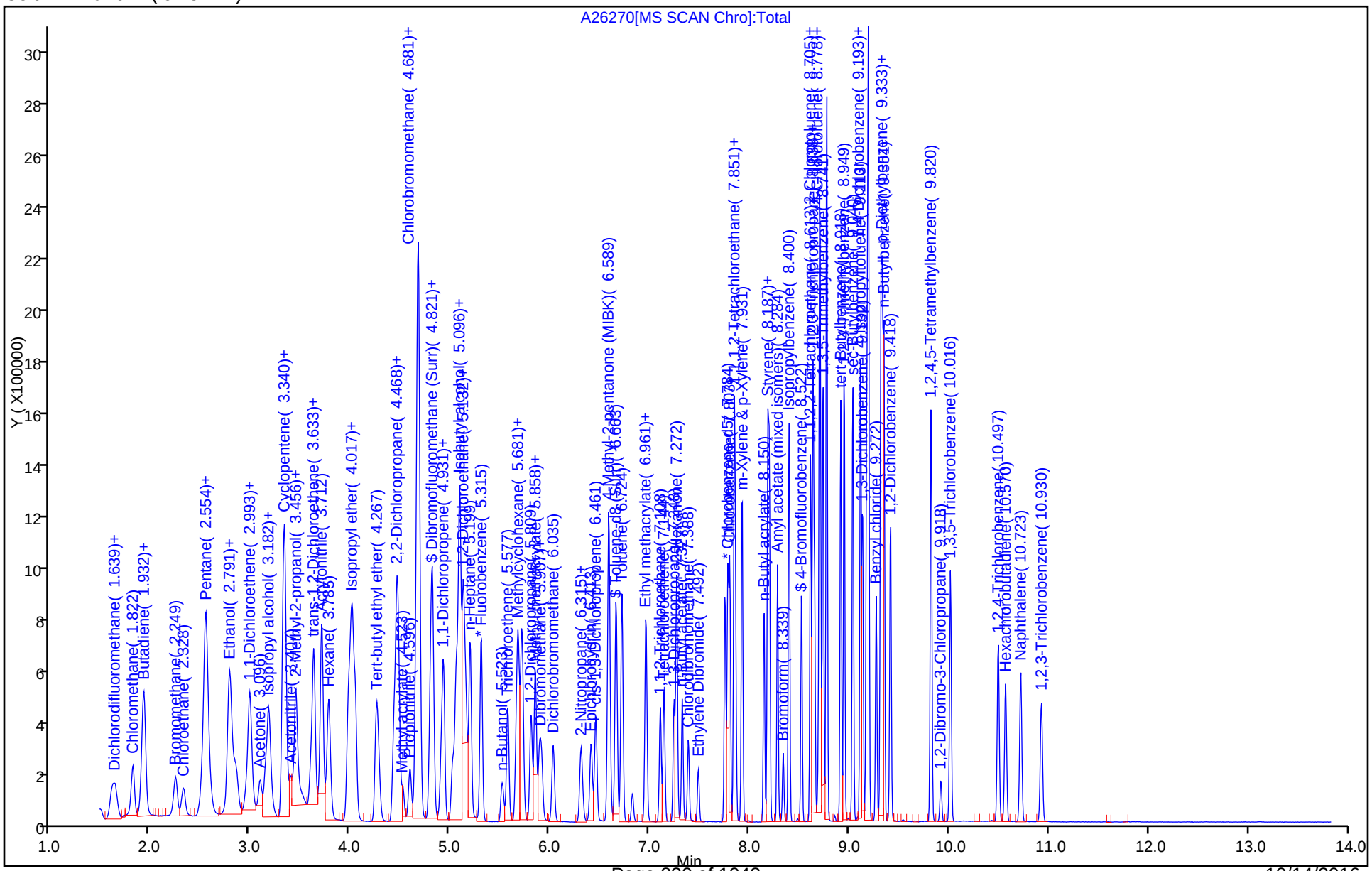

TestAmerica Edison
Target Compound Quantitation Report

Data File: \\ChromNA\Edison\ChromData\CVOAMS1\20160908-45311.b\A26271.D
Lims ID: STD200
Client ID:
Sample Type: IC Calib Level: 5
Inject. Date: 08-Sep-2016 04:04:30 ALS Bottle#: 6 Worklist Smp#: 7
Purge Vol: 5.000 mL Dil. Factor: 1.0000
Sample Info: STD200
Misc. Info.: 460-0045311-007
Operator ID: VOA GC/MS1 Instrument ID: CVOAMS1
Sublist: chrom-8260624W_1*sub42

Method: \\ChromNA\Edison\ChromData\CVOAMS1\20160908-45311.b\8260624W_1.m
Limit Group: VOA - 8260C Water and Solid
Last Update: 09-Sep-2016 20:25:56 Calib Date: 08-Sep-2016 04:26:30
Integrator: RTE ID Type: Deconvolution ID
Quant Method: Internal Standard Quant By: Initial Calibration
Last ICal File: \\ChromNA\Edison\ChromData\CVOAMS1\20160908-45311.b\A26272.D

Column 1 : Rtx-624 (0.25 mm) Det: MS SCAN
Process Host: XAWRK047

First Level Reviewer: moroneyc Date: 08-Sep-2016 06:02:21

Compound	Sig	RT (min.)	Exp RT (min.)	Dlt RT (min.)	Q	Response	Cal Amt ug/l	OnCol Amt ug/l	Flags
1 Chlorotrifluoroethene	66	1.602	1.603	-0.001	89	173760	200.0	201.3	
3 Dichlorodifluoromethane	85	1.633	1.633	0.000	99	1261875	200.0	214.7	
4 Chloromethane	50	1.816	1.810	0.006	100	1327582	200.0	182.8	
5 Vinyl chloride	62	1.919	1.914	0.005	98	1218439	200.0	189.9	
6 Butadiene	54	1.925	1.914	0.011	96	1145762	200.0	197.6	
7 Bromomethane	94	2.242	2.231	0.011	100	654877	200.0	180.6	
8 Chloroethane	64	2.322	2.316	0.006	100	617725	200.0	164.6	
9 Dichlorofluoromethane	67	2.529	2.523	0.006	99	1522129	200.0	179.2	
10 Trichlorofluoromethane	101	2.535	2.529	0.006	99	1097487	200.0	180.8	
12 Pentane	72	2.547	2.548	-0.001	96	294026	400.0	378.9	
14 Ethanol	46	2.767	2.755	0.012	80	152693	8000.0	7855.5	
13 Ethyl ether	59	2.761	2.767	-0.006	94	620733	200.0	173.1	
15 2-Methyl-1,3-butadiene	53	2.785	2.779	0.006	97	725480	200.0	184.0	
16 1,2-Dichloro-1,1,2-trifluo	117	2.846	2.840	0.006	96	553816	200.0	191.4	
11 Acrolein	56	2.956	2.956	0.000	94	103478	200.0	181.3	
17 1,1,2-Trichloro-1,2,2-trif	101	2.974	2.974	0.000	95	661253	200.0	210.9	
18 1,1-Dichloroethene	96	2.986	2.980	0.006	97	676131	200.0	179.6	
19 Acetone	43	3.084	3.090	-0.006	87	969846	1000.0	986.7	
20 Iodomethane	142	3.145	3.145	0.000	98	1189318	200.0	183.4	
21 Carbon disulfide	76	3.175	3.176	-0.001	99	2837249	200.0	183.7	
22 Isopropyl alcohol	45	3.187	3.188	-0.001	57	448624	2000.0	1987.2	
23 3-Chloro-1-propene	76	3.315	3.316	-0.001	92	472325	200.0	184.5	
25 Cyclopentene	67	3.334	3.334	0.000	89	2100049	200.0	187.1	
24 Methyl acetate	43	3.334	3.334	0.000	99	3116277	1000.0	934.8	
26 Acetonitrile	41	3.395	3.401	-0.006	96	1168231	2000.0	1712.9	
27 Methylene Chloride	84	3.450	3.444	0.006	98	811410	200.0	179.5	
* 28 TBA-d9 (IS)	65	3.474	3.462	0.012	19	325925	1000.0	1000.0	
29 2-Methyl-2-propanol	59	3.541	3.529	0.012	92	661620	2000.0	2046.6	
30 Methyl tert-butyl ether	73	3.614	3.615	0.000	98	2148713	200.0	188.0	
31 trans-1,2-Dichloroethene	96	3.626	3.627	-0.001	99	737429	200.0	184.2	

Compound	Sig	RT (min.)	Exp RT (min.)	Dlt RT (min.)	Q	Response	Cal Amt ug/l	OnCol Amt ug/l	Flags
32 Acrylonitrile	53	3.706	3.706	0.000	93	3137813	2000.0	1879.8	
33 Hexane	43	3.779	3.773	0.006	95	823375	200.0	199.5	
34 Isopropyl ether	45	3.980	3.974	0.006	97	2786730	200.0	184.7	
35 1,1-Dichloroethane	63	4.004	4.005	-0.001	99	1445283	200.0	185.5	
36 Vinyl acetate	86	4.023	4.017	0.006	100	282022	400.0	381.5	
37 2-Chloro-1,3-butadiene	88	4.047	4.041	0.006	92	670245	200.0	194.4	
38 Tert-butyl ethyl ether	59	4.266	4.261	0.005	88	2359512	200.0	186.6	
* 39 2-Butanone-d5	46	4.437	4.431	0.006	96	388307	250.0	250.0	
40 2,2-Dichloropropane	97	4.455	4.456	-0.001	94	244603	200.0	182.6	
41 cis-1,2-Dichloroethene	96	4.462	4.462	0.000	92	781557	200.0	188.2	
42 2-Butanone (MEK)	72	4.480	4.480	0.000	95	389035	1000.0	1043.7	
43 Ethyl acetate	70	4.480	4.480	0.000	94	137987	400.0	395.9	
44 Methyl acrylate	55	4.523	4.523	0.000	98	638034	200.0	194.2	
45 Propionitrile	54	4.596	4.596	0.000	99	1040337	2000.0	1915.6	
47 Chlorobromomethane	128	4.657	4.651	0.006	98	347758	200.0	188.3	
46 Tetrahydrofuran	72	4.651	4.657	-0.006	66	186432	400.0	426.0	
48 Methacrylonitrile	67	4.681	4.675	0.006	95	2994276	2000.0	2000.7	
49 Chloroform	83	4.693	4.694	-0.001	99	1260568	200.0	193.0	
50 Cyclohexane	56	4.809	4.803	0.006	95	1481247	200.0	222.4	
52 1,1,1-Trichloroethane	97	4.821	4.815	0.006	98	1035624	200.0	192.9	
$ 53 Dibromofluoromethane (Surr	113	4.821	4.822	-0.001	44	163623	50.0	49.2	
54 Carbon tetrachloride	117	4.913	4.913	0.000	98	882351	200.0	199.8	
55 1,1-Dichloropropene	75	4.931	4.931	0.000	96	1019517	200.0	201.8	
56 Isobutyl alcohol	43	5.029	5.029	0.000	94	889375	5000.0	5398.9	
57 Isooctane	57	5.065	5.059	0.006	97	2726728	200.0	199.5	
58 Benzene	78	5.096	5.090	0.006	98	2940782	200.0	196.4	
$ 59 1,2-Dichloroethane-d4 (Sur	65	5.102	5.102	0.000	95	202246	50.0	50.2	
60 Isopropyl acetate	43	5.126	5.126	0.000	96	2414124	200.0	189.9	
61 Tert-amyl methyl ether	73	5.138	5.133	0.006	94	2549502	200.0	200.9	
62 1,2-Dichloroethane	62	5.163	5.157	0.006	96	898048	200.0	187.4	
63 n-Heptane	71	5.199	5.200	-0.001	94	730216	200.0	201.2	
* 64 Fluorobenzene	96	5.309	5.309	0.000	97	628303	50.0	50.0	
65 n-Butanol	56	5.522	5.517	0.005	90	464012	5000.0	5094.9	
66 Trichloroethene	95	5.577	5.578	-0.001	97	672291	200.0	196.9	
67 Ethyl acrylate	55	5.669	5.669	0.000	98	2319354	200.0	227.1	
68 Methylcyclohexane	83	5.681	5.681	0.000	93	1298328	200.0	200.9	
69 1,2-Dichloropropane	63	5.809	5.809	0.000	94	761069	200.0	184.8	
* 70 1,4-Dioxane-d8	96	5.858	5.852	0.006	34	37221	1000.0	1000.0	
71 Methyl methacrylate	100	5.858	5.852	0.006	92	326204	400.0	401.3	
73 1,4-Dioxane	88	5.900	5.888	0.012	57	135046	4000.0	3965.4	
72 n-Propyl acetate	43	5.894	5.895	-0.001	99	1048115	200.0	197.3	
74 Dibromomethane	93	5.919	5.913	0.006	95	416173	200.0	196.6	
75 Dichlorobromomethane	83	6.034	6.029	0.005	99	916015	200.0	198.0	
76 2-Chloroethyl vinyl ether	63	6.309	6.309	0.000	98	417756	200.0	189.6	
77 2-Nitropropane	41	6.321	6.321	0.000	97	337958	400.0	396.0	
78 Epichlorohydrin	57	6.412	6.413	-0.001	99	1298715	4000.0	3782.1	
79 cis-1,3-Dichloropropene	75	6.461	6.455	0.006	94	1076624	200.0	198.2	
80 4-Methyl-2-pentanone (MIBK	43	6.589	6.590	-0.001	98	4064004	1000.0	1026.3	
$ 81 Toluene-d8 (Surr)	98	6.662	6.663	-0.001	99	565007	50.0	49.2	
82 Toluene	91	6.723	6.718	0.005	93	2723751	200.0	198.1	
83 trans-1,3-Dichloropropene	75	6.961	6.955	0.006	98	914084	200.0	195.3	
84 Ethyl methacrylate	69	6.967	6.968	-0.001	89	849886	200.0	194.9	

Compound	Sig	RT (min.)	Exp RT (min.)	Dlt RT (min.)	Q	Response	Cal Amt ug/l	OnCol Amt ug/l	Flags
85 1,1,2-Trichloroethane	83	7.107	7.108	-0.001	97	481013	200.0	192.9	
86 Tetrachloroethene	166	7.144	7.144	0.000	96	581160	200.0	208.2	
87 1,3-Dichloropropane	76	7.248	7.242	0.006	97	951564	200.0	195.0	
88 2-Hexanone	43	7.272	7.272	0.000	98	2370569	1000.0	993.1	
89 n-Butyl acetate	73	7.327	7.327	0.000	98	173419	200.0	190.4	
90 Chlorodibromomethane	129	7.388	7.388	0.000	98	606868	200.0	205.6	
91 Ethylene Dibromide	107	7.491	7.486	0.005	98	514800	200.0	200.7	
* 92 Chlorobenzene-d5	117	7.784	7.784	0.000	85	402179	50.0	50.0	
93 Chlorobenzene	112	7.802	7.803	-0.001	92	1614783	200.0	201.1	
94 Ethylbenzene	106	7.851	7.851	0.000	99	947312	200.0	207.8	
95 1,1,1,2-Tetrachloroethane	131	7.863	7.858	0.005	96	668173	200.0	210.9	
96 m-Xylene & p-Xylene	106	7.930	7.925	0.005	99	1192968	200.0	209.1	
97 n-Butyl acrylate	73	8.150	8.150	0.000	96	548761	200.0	187.3	
98 o-Xylene	106	8.186	8.187	-0.001	93	1229343	200.0	207.7	
99 Styrene	104	8.205	8.199	0.006	94	2019033	200.0	209.8	
100 Amyl acetate (mixed isomer	43	8.284	8.284	0.000	89	1632583	200.0	174.2	
101 Bromoform	173	8.339	8.339	0.000	95	395273	200.0	201.0	
102 Isopropylbenzene	105	8.400	8.400	0.000	96	3342208	200.0	217.3	
$ 103 4-Bromofluorobenzene	174	8.528	8.528	0.000	88	158715	50.0	49.4	
104 Bromobenzene	156	8.613	8.614	-0.001	95	703203	200.0	187.4	
105 1,1,2,2-Tetrachloroethane	83	8.619	8.620	-0.001	99	896578	200.0	186.5	
106 N-Propylbenzene	91	8.638	8.638	0.000	98	4256592	200.0	198.7	
107 1,2,3-Trichloropropane	110	8.656	8.656	0.000	94	226229	200.0	184.5	
108 trans-1,4-Dichloro-2-buten	53	8.656	8.656	0.000	77	244869	200.0	179.7	
109 4-Ethyltoluene	105	8.705	8.705	0.000	98	3482121	200.0	201.1	
110 2-Chlorotoluene	91	8.711	8.717	-0.006	96	2838386	200.0	196.6	
111 1,3,5-Trimethylbenzene	105	8.741	8.742	-0.001	92	2943847	200.0	208.9	
112 Butyl Methacrylate	87	8.778	8.778	0.000	91	1151259	200.0	197.0	
113 4-Chlorotoluene	91	8.778	8.778	0.000	98	2424714	200.0	197.8	
114 tert-Butylbenzene	119	8.918	8.918	0.000	94	2500678	200.0	216.1	
115 1,2,4-Trimethylbenzene	105	8.955	8.955	0.000	97	3048421	200.0	205.8	
116 sec-Butylbenzene	105	9.040	9.040	0.000	99	3954387	200.0	215.9	
117 4-Isopropyltoluene	119	9.113	9.120	-0.007	98	3329407	200.0	215.1	
118 1,3-Dichlorobenzene	146	9.137	9.138	-0.001	96	1588690	200.0	209.1	
* 119 1,4-Dichlorobenzene-d4	152	9.174	9.180	-0.006	95	256138	50.0	50.0	
120 1,4-Dichlorobenzene	146	9.192	9.193	-0.001	93	1610020	200.0	205.9	
121 Benzyl chloride	91	9.272	9.278	-0.006	98	1865890	200.0	190.6	
122 2,3-Dihydroindene	117	9.320	9.327	-0.007	94	3325888	200.0	200.3	
123 p-Diethylbenzene	119	9.333	9.339	-0.006	93	2073125	200.0	208.3	
124 n-Butylbenzene	92	9.351	9.357	-0.006	98	1809551	200.0	210.3	
125 1,2-Dichlorobenzene	146	9.418	9.418	0.000	96	1576177	200.0	210.4	
126 1,2,4,5-Tetramethylbenzene	119	9.826	9.827	-0.001	97	3084846	200.0	200.8	
127 1,2-Dibromo-3-Chloropropan	75	9.918	9.924	-0.006	97	152728	200.0	187.4	
128 1,3,5-Trichlorobenzene	180	10.015	10.022	-0.007	97	1126658	200.0	207.1	
129 1,2,4-Trichlorobenzene	180	10.497	10.503	-0.006	94	893023	200.0	203.4	
130 Hexachlorobutadiene	225	10.570	10.577	-0.007	92	441047	200.0	214.6	
131 Naphthalene	128	10.723	10.729	-0.006	99	2024819	200.0	206.0	
132 1,2,3-Trichlorobenzene	180	10.930	10.936	-0.006	95	656292	200.0	206.1	
S 133 1,2-Dichloroethene, Total	100				0		400.0	372.4	
S 134 Xylenes, Total	100				0		400.0	416.7	
S 135 Total BTEX	1				0		1000.0	1019.1	

Reagents:

ACROLEIN W_00055	Amount Added:	20.00	Units: uL	
GAS Hi_00164	Amount Added:	20.00	Units: uL	
MIX 2 Hi_00047	Amount Added:	20.00	Units: uL	
MIX I Hi_00062	Amount Added:	20.00	Units: uL	
8260ISNEW_00085	Amount Added:	1.00	Units: uL	Run Reagent
8260SURR250_00140	Amount Added:	1.00	Units: uL	Run Reagent

Report Date: 09-Sep-2016 20:25:57 Chrom Revision: 2.2 20-Apr-2016 13:59:46

TestAmerica Edison

Data File: \\ChromNA\Edison\ChromData\CVOAMS1\20160908-45311.b\A26271.D

Injection Date:	08-Sep-2016 04:04:30	Instrument ID:	CVOAMS1	Operator ID:	VOA GC/MS1
Lims ID:	STD200			Worklist Smp#:	7
Client ID:					
Purge Vol:	5.000 mL	Dil. Factor:	1.0000	ALS Bottle#:	6
Method:	8260624W_1	Limit Group:	VOA - 8260C Water and Solid		

Column: Rtx-624 (0.25 mm)

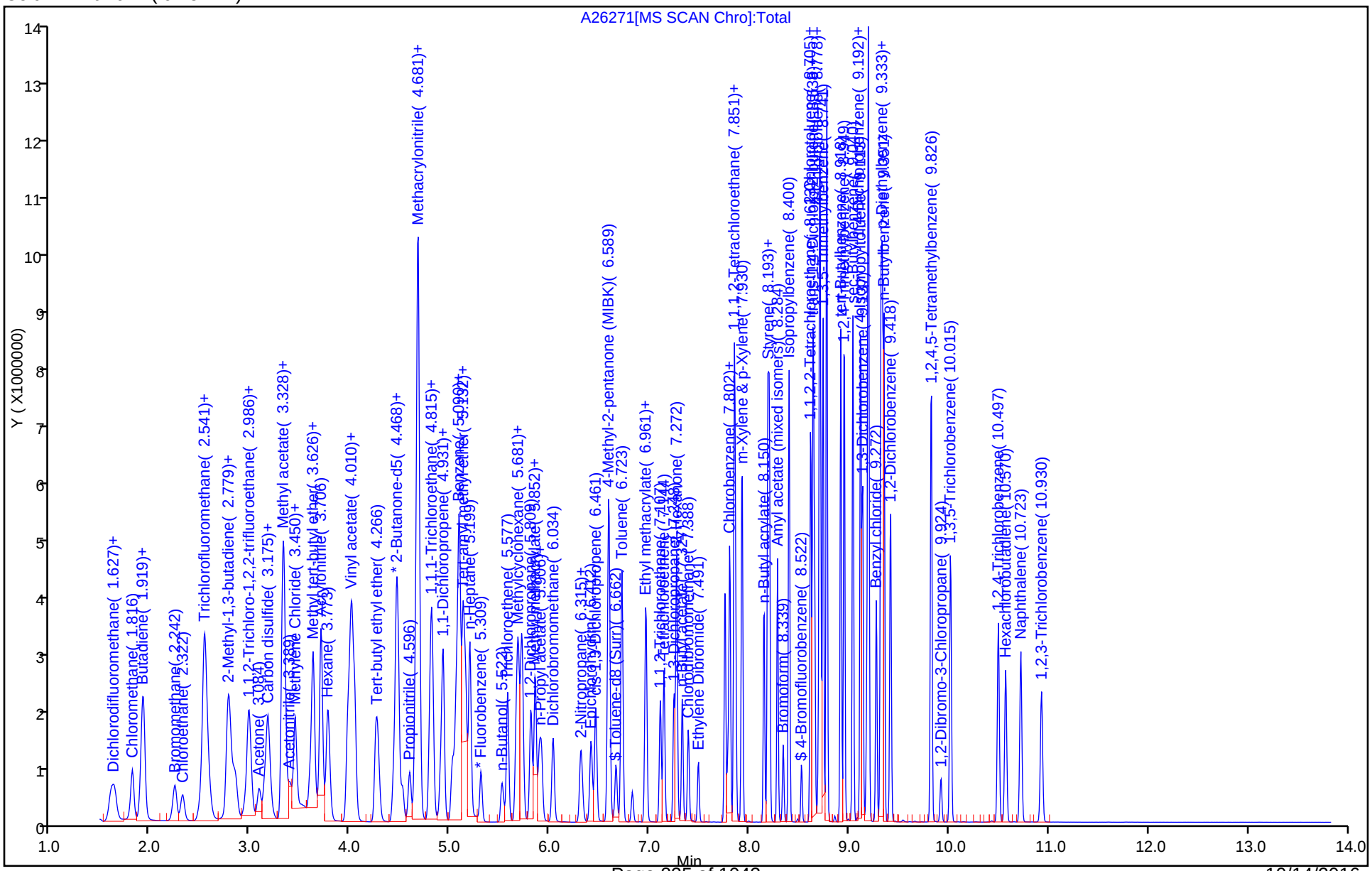

TestAmerica Edison
Target Compound Quantitation Report

Data File: \\ChromNA\Edison\ChromData\CVOAMS1\20160908-45311.b\A26272.D
Lims ID: STD500
Client ID:
Sample Type: IC Calib Level: 6
Inject. Date: 08-Sep-2016 04:26:30 ALS Bottle#: 7 Worklist Smp#: 8
Purge Vol: 5.000 mL Dil. Factor: 1.0000
Sample Info: STD500
Misc. Info.: 460-0045311-008
Operator ID: VOA GC/MS1 Instrument ID: CVOAMS1
Sublist: chrom-8260624W_1*sub42

Method: \\ChromNA\Edison\ChromData\CVOAMS1\20160908-45311.b\8260624W_1.m
Limit Group: VOA - 8260C Water and Solid
Last Update: 09-Sep-2016 20:25:59 Calib Date: 08-Sep-2016 04:26:30
Integrator: RTE ID Type: Deconvolution ID
Quant Method: Internal Standard Quant By: Initial Calibration
Last ICal File: \\ChromNA\Edison\ChromData\CVOAMS1\20160908-45311.b\A26272.D

Column 1 : Rtx-624 (0.25 mm) Det: MS SCAN
Process Host: XAWRK047

First Level Reviewer: moroneyc Date: 08-Sep-2016 06:06:27

Compound	Sig	RT (min.)	Exp RT (min.)	Dlt RT (min.)	Q	Response	Cal Amt ug/l	OnCol Amt ug/l	Flags
1 Chlorotrifluoroethene	66	1.609	1.603	0.006	95	392857	500.0	407.4	
3 Dichlorodifluoromethane	85	1.645	1.633	0.012	99	2235534	500.0	340.5	
4 Chloromethane	50	1.834	1.810	0.024	100	3173680	500.0	391.2	
5 Vinyl chloride	62	1.932	1.914	0.018	98	2706009	500.0	377.5	
6 Butadiene	54	1.938	1.914	0.024	97	2313515	500.0	357.2	
7 Bromomethane	94	2.255	2.231	0.024	100	1381482	500.0	341.1	
8 Chloroethane	64	2.334	2.316	0.018	99	1288568	500.0	307.4	
9 Dichlorofluoromethane	67	2.541	2.523	0.018	99	3392648	500.0	357.5	
10 Trichlorofluoromethane	101	2.547	2.529	0.018	99	2121979	500.0	313.0	
12 Pentane	72	2.560	2.548	0.012	96	673942	1000.0	777.6	
14 Ethanol	46	2.773	2.755	0.018	78	343154	20000	18343	
13 Ethyl ether	59	2.773	2.767	0.006	94	1527586	500.0	381.5	
15 2-Methyl-1,3-butadiene	53	2.797	2.779	0.018	96	1702330	500.0	386.5	
16 1,2-Dichloro-1,1,2-trifluo	117	2.858	2.840	0.018	97	1331157	500.0	411.9	
11 Acrolein	56	2.962	2.956	0.006	95	258534	400.0	411.6	
17 1,1,2-Trichloro-1,2,2-trif	101	2.986	2.974	0.012	96	1612496	500.0	460.5	
18 1,1-Dichloroethene	96	2.999	2.980	0.019	97	1667018	500.0	396.5	
19 Acetone	43	3.096	3.090	0.006	88	2704034	2500.0	2502.1	
20 Iodomethane	142	3.163	3.145	0.018	99	3018521	500.0	416.8	
21 Carbon disulfide	76	3.188	3.176	0.012	99	7064195	500.0	409.5	
22 Isopropyl alcohol	45	3.200	3.188	0.012	57	1160763	5000.0	5342.4	
23 3-Chloro-1-propene	76	3.328	3.316	0.012	93	1209315	500.0	422.9	
25 Cyclopentene	67	3.346	3.334	0.012	89	5241159	500.0	418.1	
24 Methyl acetate	43	3.340	3.334	0.006	99	7771700	2500.0	2087.2	
26 Acetonitrile	41	3.407	3.401	0.006	98	3204972	5000.0	4882.8	
27 Methylene Chloride	84	3.456	3.444	0.012	96	2093843	500.0	414.8	
* 28 TBA-d9 (IS)	65	3.486	3.462	0.024	5	313676	1000.0	1000.0	
29 2-Methyl-2-propanol	59	3.547	3.529	0.018	96	1653131	5000.0	5327.3	
30 Methyl tert-butyl ether	73	3.626	3.615	0.012	97	5503891	500.0	431.2	
31 trans-1,2-Dichloroethene	96	3.639	3.627	0.012	98	1959395	500.0	438.1	

Compound	Sig	RT (min.)	Exp RT (min.)	Dlt RT (min.)	Q	Response	Cal Amt ug/l	OnCol Amt ug/l	Flags
32 Acrylonitrile	53	3.718	3.706	0.012	94	7991061	5000.0	4285.9	
33 Hexane	43	3.779	3.773	0.006	94	1976772	500.0	500.1	
34 Isopropyl ether	45	3.992	3.974	0.018	96	7094234	500.0	421.0	
35 1,1-Dichloroethane	63	4.011	4.005	0.006	99	3736206	500.0	429.4	
36 Vinyl acetate	86	4.029	4.017	0.012	100	772009	1000.0	935.0	
37 2-Chloro-1,3-butadiene	88	4.053	4.041	0.012	91	1752658	500.0	455.0	
38 Tert-butyl ethyl ether	59	4.273	4.261	0.012	88	6148185	500.0	435.4	
* 39 2-Butanone-d5	46	4.443	4.431	0.012	95	442957	250.0	250.0	
40 2,2-Dichloropropane	97	4.468	4.456	0.012	95	657031	500.0	439.2	
41 cis-1,2-Dichloroethene	96	4.468	4.462	0.006	95	2129369	500.0	459.1	
42 2-Butanone (MEK)	72	4.486	4.480	0.006	95	1100531	2500.0	2593.3	
43 Ethyl acetate	70	4.486	4.480	0.006	95	393733	1000.0	990.2	
44 Methyl acrylate	55	4.535	4.523	0.012	99	1770641	500.0	482.6	
45 Propionitrile	54	4.602	4.596	0.006	99	2813610	5000.0	4638.3	
47 Chlorobromomethane	128	4.663	4.651	0.012	90	957320	500.0	464.2	
46 Tetrahydrofuran	72	4.657	4.657	0.000	63	493143	1000.0	989.6	
48 Methacrylonitrile	67	4.687	4.675	0.012	92	7655205	5000.0	4579.5	
49 Chloroform	83	4.699	4.694	0.005	99	2960341	500.0	405.7	
50 Cyclohexane	56	4.815	4.803	0.012	94	3600895	500.0	484.1	
52 1,1,1-Trichloroethane	97	4.827	4.815	0.012	98	2603740	500.0	434.1	
$ 53 Dibromofluoromethane (Surr	113	4.827	4.822	0.005	61	175918	50.0	47.4	
54 Carbon tetrachloride	117	4.919	4.913	0.006	99	2320449	500.0	470.3	
55 1,1-Dichloropropene	75	4.937	4.931	0.006	98	2646728	500.0	469.1	
56 Isobutyl alcohol	43	5.035	5.029	0.006	93	2232742	12500	14083	
57 Isooctane	57	5.071	5.059	0.012	98	6443406	500.0	422.0	
58 Benzene	78	5.096	5.090	0.006	96	7594322	500.0	414.7	
$ 59 1,2-Dichloroethane-d4 (Sur	65	5.108	5.102	0.006	88	212904	50.0	47.3	
60 Isopropyl acetate	43	5.132	5.126	0.006	97	5608290	500.0	394.9	
61 Tert-amyl methyl ether	73	5.144	5.133	0.012	93	5630194	500.0	397.2	
62 1,2-Dichloroethane	62	5.169	5.157	0.012	96	2141873	500.0	400.1	
63 n-Heptane	71	5.205	5.200	0.005	92	1719950	500.0	499.7	
* 64 Fluorobenzene	96	5.315	5.309	0.006	98	701787	50.0	50.0	
65 n-Butanol	56	5.529	5.517	0.012	89	1296619	12500	14793	
66 Trichloroethene	95	5.583	5.578	0.005	98	1910524	500.0	500.9	
67 Ethyl acrylate	55	5.669	5.669	0.000	98	6118707	500.0	536.4	
68 Methylcyclohexane	83	5.687	5.681	0.006	93	3363374	500.0	499.9	
69 1,2-Dichloropropane	63	5.815	5.809	0.006	93	2049877	500.0	445.5	
* 70 1,4-Dioxane-d8	96	5.858	5.852	0.006	34	53986	1000.0	1000.0	
71 Methyl methacrylate	100	5.858	5.852	0.006	90	952140	1000.0	1048.7	
73 1,4-Dioxane	88	5.900	5.888	0.012	56	348417	10000	10017	
72 n-Propyl acetate	43	5.900	5.895	0.005	98	2765508	500.0	466.1	
74 Dibromomethane	93	5.919	5.913	0.006	97	1148389	500.0	485.8	
75 Dichlorobromomethane	83	6.041	6.029	0.012	100	2569038	500.0	497.2	
76 2-Chloroethyl vinyl ether	63	6.315	6.309	0.006	98	1250207	500.0	508.1	
77 2-Nitropropane	41	6.327	6.321	0.006	97	929944	1000.0	977.2	
78 Epichlorohydrin	57	6.419	6.413	0.006	98	3718381	10000	9492.5	
79 cis-1,3-Dichloropropene	75	6.467	6.455	0.012	92	3191908	500.0	480.5	
80 4-Methyl-2-pentanone (MIBK	43	6.595	6.590	0.005	97	10585177	2500.0	2343.3	
$ 81 Toluene-d8 (Surr)	98	6.669	6.663	0.006	99	656394	50.0	46.7	
82 Toluene	91	6.730	6.718	0.012	93	7854908	500.0	467.2	
83 trans-1,3-Dichloropropene	75	6.961	6.955	0.006	97	2738671	500.0	478.4	
84 Ethyl methacrylate	69	6.967	6.968	-0.001	90	2431785	500.0	499.2	

Compound	Sig	RT (min.)	Exp RT (min.)	Dlt RT (min.)	Q	Response	Cal Amt ug/l	OnCol Amt ug/l	Flags
85 1,1,2-Trichloroethane	83	7.108	7.108	0.000	97	1419432	500.0	465.3	
86 Tetrachloroethene	166	7.150	7.144	0.006	97	1776981	500.0	520.4	
87 1,3-Dichloropropane	76	7.248	7.242	0.006	95	2820122	500.0	472.4	
88 2-Hexanone	43	7.272	7.272	0.000	98	6436081	2500.0	2363.7	
89 n-Butyl acetate	73	7.333	7.327	0.006	99	497332	500.0	446.5	
90 Chlorodibromomethane	129	7.394	7.388	0.006	98	1844482	500.0	510.9	
91 Ethylene Dibromide	107	7.492	7.486	0.006	99	1567752	500.0	499.7	
* 92 Chlorobenzene-d5	117	7.784	7.784	0.000	86	491910	50.0	50.0	
93 Chlorobenzene	112	7.809	7.803	0.006	93	4865104	500.0	495.4	
94 Ethylbenzene	106	7.851	7.851	0.000	98	2629897	500.0	471.5	
95 1,1,1,2-Tetrachloroethane	131	7.863	7.858	0.005	96	1719750	500.0	443.8	
96 m-Xylene & p-Xylene	106	7.931	7.925	0.006	100	3230691	500.0	462.9	
97 n-Butyl acrylate	73	8.150	8.150	0.000	97	1600890	500.0	446.8	
98 o-Xylene	106	8.187	8.187	0.000	93	3347716	500.0	462.4	
99 Styrene	104	8.205	8.199	0.006	96	5248943	500.0	446.0	
100 Amyl acetate (mixed isomer	43	8.284	8.284	0.000	90	4104759	500.0	488.0	
101 Bromoform	173	8.345	8.339	0.006	98	1174469	500.0	488.2	
102 Isopropylbenzene	105	8.400	8.400	0.000	96	8657505	500.0	460.3	
$ 103 4-Bromofluorobenzene	174	8.528	8.528	0.000	87	196887	50.0	50.1	
104 Bromobenzene	156	8.619	8.614	0.005	98	2078414	500.0	617.1	
105 1,1,2,2-Tetrachloroethane	83	8.619	8.620	-0.001	99	2352274	500.0	545.2	
106 N-Propylbenzene	91	8.644	8.638	0.006	99	9615476	500.0	500.0	e
107 1,2,3-Trichloropropane	110	8.656	8.656	0.000	94	524102	500.0	476.2	
108 trans-1,4-Dichloro-2-buten	53	8.656	8.656	0.000	76	520795	500.0	425.8	
109 4-Ethyltoluene	105	8.705	8.705	0.000	98	7632640	500.0	491.1	
110 2-Chlorotoluene	91	8.717	8.717	0.000	88	5826454	500.0	449.7	
111 1,3,5-Trimethylbenzene	105	8.741	8.742	-0.001	93	5569803	500.0	440.5	
112 Butyl Methacrylate	87	8.778	8.778	0.000	88	2031500	500.0	387.3	
113 4-Chlorotoluene	91	8.784	8.778	0.006	95	4280993	500.0	389.2	
114 tert-Butylbenzene	119	8.924	8.918	0.006	92	5791427	500.0	557.7	
115 1,2,4-Trimethylbenzene	105	8.955	8.955	0.000	97	6148219	500.0	462.5	
116 sec-Butylbenzene	105	9.046	9.040	0.006	99	8481163	500.0	516.0	
117 4-Isopropyltoluene	119	9.119	9.120	-0.001	98	7172607	500.0	516.2	
118 1,3-Dichlorobenzene	146	9.144	9.138	0.006	97	3152715	500.0	462.3	
* 119 1,4-Dichlorobenzene-d4	152	9.180	9.180	0.000	92	229868	50.0	50.0	
120 1,4-Dichlorobenzene	146	9.192	9.193	-0.001	94	2990407	500.0	426.1	
121 Benzyl chloride	91	9.278	9.278	0.000	99	3956123	500.0	450.3	
122 2,3-Dihydroindene	117	9.327	9.327	0.000	93	6277808	500.0	421.3	
123 p-Diethylbenzene	119	9.339	9.339	0.000	92	3344524	500.0	374.4	
124 n-Butylbenzene	92	9.357	9.357	0.000	98	2552452	500.0	330.6	
125 1,2-Dichlorobenzene	146	9.424	9.418	0.006	97	2963958	500.0	440.8	
126 1,2,4,5-Tetramethylbenzene	119	9.827	9.827	-0.001	97	7475064	500.0	542.2	
127 1,2-Dibromo-3-Chloropropan	75	9.924	9.924	0.000	98	385798	500.0	527.5	
128 1,3,5-Trichlorobenzene	180	10.022	10.022	0.000	98	2897829	500.0	593.5	
129 1,2,4-Trichlorobenzene	180	10.503	10.503	0.000	94	2423329	500.0	614.9	
130 Hexachlorobutadiene	225	10.576	10.577	-0.001	96	1122255	500.0	608.5	
131 Naphthalene	128	10.729	10.729	0.000	99	5513896	500.0	625.2	
132 1,2,3-Trichlorobenzene	180	10.936	10.936	0.000	95	1786353	500.0	625.2	
S 133 1,2-Dichloroethene, Total	100				0		1000.0	897.3	
S 134 Xylenes, Total	100				0		1000.0	925.3	
S 135 Total BTEX	1				0		2500.0	2278.7	

QC Flag Legend

Processing Flags

e - Potential Peak Saturated

Reagents:

ACROLEIN W_00055	Amount Added:	40.00	Units: uL	
GAS Hi_00164	Amount Added:	50.00	Units: uL	
MIX 2 Hi_00047	Amount Added:	50.00	Units: uL	
MIX I Hi_00062	Amount Added:	50.00	Units: uL	
8260ISNEW_00085	Amount Added:	1.00	Units: uL	Run Reagent
8260SURR250_00140	Amount Added:	1.00	Units: uL	Run Reagent

Report Date: 09-Sep-2016 20:26:01 Chrom Revision: 2.2 20-Apr-2016 13:59:46

TestAmerica Edison

Data File: \\ChromNA\Edison\ChromData\CVOAMS1\20160908-45311.b\A26272.D

Injection Date:	08-Sep-2016 04:26:30	Instrument ID:	CVOAMS1	Operator ID:	VOA GC/MS1
Lims ID:	STD500			Worklist Smp#:	8
Client ID:					
Purge Vol:	5.000 mL	Dil. Factor:	1.0000	ALS Bottle#:	7
Method:	8260624W_1	Limit Group:	VOA - 8260C Water and Solid		

Column: Rtx-624 (0.25 mm)

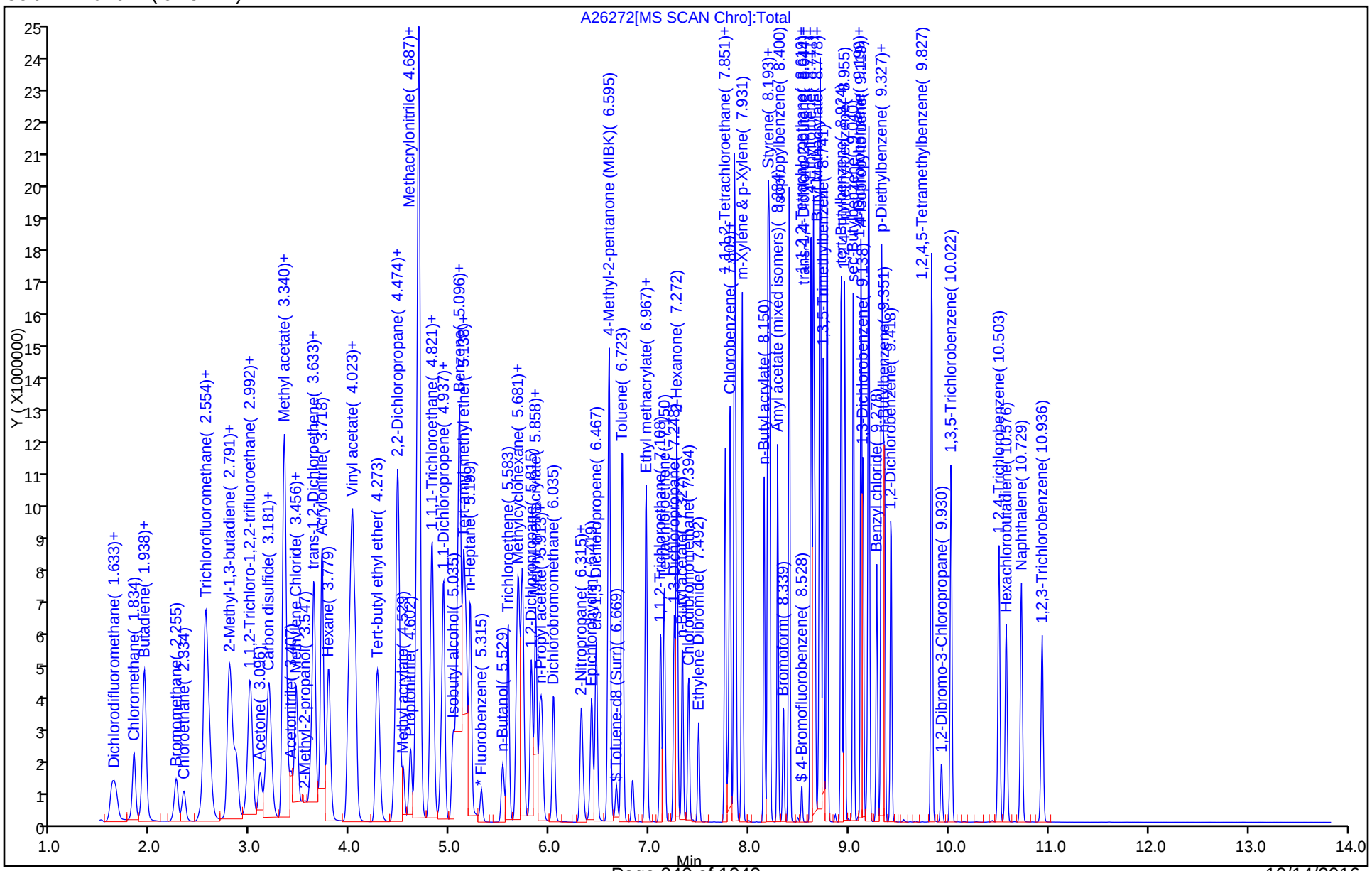

FORM VII
GC/MS VOA CONTINUING CALIBRATION DATA

Lab Name: TestAmerica Edison Job No.: 460-121256-1

SDG No.:

Lab Sample ID: CCVIS 460-396289/2 Calibration Date: 10/10/2016 20:06

Instrument ID: CVOAMS1 Calib Start Date: 09/08/2016 02:02

GC Column: Rtx-624 ID: 0.25(mm) Calib End Date: 09/08/2016 04:26

Lab File ID: A28122.D Conc. Units: ug/L Heated Purge: (Y/N) N

ANALYTE	CURVE TYPE	AVE RRF	RRF	MIN RRF	CALC AMOUNT	SPIKE AMOUNT	%D	MAX %D
Chlorotrifluoroethene	Ave	0.0687	0.0630		18.4	20.0	-8.2	20.0
Dichlorodifluoromethane	Ave	0.4678	0.4828	0.1000	20.6	20.0	3.2	20.0
Chloromethane	Ave	0.5780	0.5604	0.1000	19.4	20.0	-3.1	20.0
Vinyl chloride	Ave	0.5106	0.5383	0.1000	21.1	20.0	5.4	20.0
Butadiene	Ave	0.4615	0.4579		19.8	20.0	-0.8	20.0
Bromomethane	Ave	0.2886	0.3143	0.1000	21.8	20.0	8.9	50.0
Chloroethane	Ave	0.2987	0.2848	0.1000	19.1	20.0	-4.6	50.0
Dichlorofluoromethane	Ave	0.6761	0.7029		20.8	20.0	4.0	20.0
Trichlorofluoromethane	Ave	0.4831	0.4768	0.1000	19.7	20.0	-1.3	20.0
Pentane	Ave	0.0618	0.0586		37.9	40.0	-5.1	20.0
Ethanol	Ave	0.0596	0.0766		1030	800	28.4	50.0
Ethyl ether	Ave	0.2853	0.2586		18.1	20.0	-9.4	20.0
2-Methyl-1,3-butadiene	Ave	0.3138	0.2886		18.4	20.0	-8.0	20.0
1,2-Dichloro-1,1,2-trifluoro ethane	Ave	0.2302	0.2216		19.3	20.0	-3.7	20.0
Acrolein	Qua2		1.103		25.4	40.0	-36.4	50.0
1,1-Dichloroethene	Ave	0.2996	0.2849	0.1000	19.0	20.0	-4.9	20.0
Freon TF	Ave	0.2495	0.2433	0.1000	19.5	20.0	-2.5	20.0
Acetone	QuaF		0.6580	0.0500	102	100	1.8	50.0
Iodomethane	Ave	0.5159	0.4609		17.9	20.0	-10.7	20.0
Carbon disulfide	Ave	1.229	1.115	0.1000	18.1	20.0	-9.3	50.0
Isopropyl alcohol	Ave	0.6927	0.6309		182	200	-8.9	50.0
3-Chloro-1-propene	Ave	0.2037	0.1831		18.0	20.0	-10.2	20.0
Cyclopentene	Ave	0.8931	0.8126		18.2	20.0	-9.0	20.0
Methyl acetate	Ave	0.2653	0.2348	0.1000	88.5	100	-11.5	20.0
Acetonitrile	Ave	2.093	2.487		238	200	18.9	20.0
Methylene Chloride	Ave	0.3596	0.3494	0.1000	19.4	20.0	-2.9	20.0
2-Methyl-2-propanol	Lin2		0.9521		184	200	-8.0	50.0
MTBE	Ave	0.9095	0.7596	0.1000	16.7	20.0	-16.5	20.0
trans-1,2-Dichloroethene	Ave	0.3186	0.3063	0.1000	19.2	20.0	-3.9	20.0
Acrylonitrile	Ave	0.1328	0.1267		191	200	-4.6	20.0
Hexane	QuaF		0.3319		18.6	20.0	-6.9	20.0
Isopropyl ether	Ave	1.201	1.089		18.2	20.0	-9.2	20.0
1,1-Dichloroethane	Ave	0.6199	0.5975	0.2000	19.3	20.0	-3.6	20.0
Vinyl acetate	Ave	0.0588	0.0517		35.1	40.0	-12.2	20.0
2-Chloro-1,3-butadiene	Ave	0.2744	0.2651		19.3	20.0	-3.4	20.0
Tert-butyl ethyl ether	Ave	1.006	0.8430		16.8	20.0	-16.2	20.0
2,2-Dichloropropane	Ave	0.1066	0.0890		16.7	20.0	-16.5	20.0
cis-1,2-Dichloroethene	Ave	0.3304	0.3190	0.1000	19.3	20.0	-3.5	20.0
Ethyl acetate	Ave	0.2244	0.2133		38.0	40.0	-4.9	20.0
2-Butanone	Lin2		0.2444	0.0500	98.7	100	-1.3	50.0

FORM VII
GC/MS VOA CONTINUING CALIBRATION DATA

Lab Name: TestAmerica Edison Job No.: 460-121256-1

SDG No.:

Lab Sample ID: CCVIS 460-396289/2 Calibration Date: 10/10/2016 20:06

Instrument ID: CVOAMS1 Calib Start Date: 09/08/2016 02:02

GC Column: Rtx-624 ID: 0.25(mm) Calib End Date: 09/08/2016 04:26

Lab File ID: A28122.D Conc. Units: ug/L Heated Purge: (Y/N) N

ANALYTE	CURVE TYPE	AVE RRF	RRF	MIN RRF	CALC AMOUNT	SPIKE AMOUNT	%D	MAX %D
Methyl acrylate	Ave	0.2614	0.2351		18.0	20.0	-10.1	20.0
Propionitrile	Ave	0.0432	0.0399		185	200	-7.7	20.0
Bromochloromethane	Ave	0.1469	0.1422		19.4	20.0	-3.2	20.0
Tetrahydrofuran	Lin2		0.3010		41.5	40.0	3.7	20.0
Methacrylonitrile	Ave	0.1191	0.1130		190	200	-5.1	20.0
Chloroform	Ave	0.5199	0.5018	0.2000	19.3	20.0	-3.5	20.0
Cyclohexane	Ave	0.5300	0.5349	0.1000	20.2	20.0	0.9	50.0
1,1,1-Trichloroethane	Ave	0.4273	0.3876	0.1000	18.1	20.0	-9.3	20.0
Carbon tetrachloride	Ave	0.3515	0.3163	0.1000	18.0	20.0	-10.0	20.0
1,1-Dichloropropene	Ave	0.4020	0.3871		19.3	20.0	-3.7	20.0
Isobutyl alcohol	Ave	0.5054	0.8213		812	500	62.5*	50.0
Isooctane	Ave	1.088	0.9754		17.9	20.0	-10.3	20.0
Benzene	Ave	1.861	1.776	0.5000	19.1	20.0	-4.6	20.0
Isopropyl acetate	Ave	1.012	0.8288		16.4	20.0	-18.1	20.0
Tert-amyl methyl ether	Ave	1.010	0.8525		16.9	20.0	-15.6	20.0
1,2-Dichloroethane	Ave	0.3814	0.3470	0.1000	18.2	20.0	-9.0	20.0
n-Heptane	QuaF		0.2813		17.8	20.0	-10.9	20.0
n-Butanol	Ave	0.2794	0.2408		431	500	-13.8	50.0
Trichloroethene	Ave	0.2717	0.2520	0.2000	18.5	20.0	-7.3	20.0
Ethyl acrylate	Ave	0.8128	0.7411		18.2	20.0	-8.8	20.0
Methylcyclohexane	QuaF		0.4843	0.1000	18.1	20.0	-9.6	50.0
1,2-Dichloropropane	Ave	0.3278	0.2942	0.1000	18.0	20.0	-10.2	20.0
Methyl methacrylate	Ave	0.0647	0.0550		34.0	40.0	-15.0	20.0
n-Propyl acetate	Ave	0.4228	0.3547		16.8	20.0	-16.1	20.0
1,4-Dioxane	QuaF		1.127		420	400	5.0	50.0
Dibromomethane	Ave	0.1684	0.1561		18.5	20.0	-7.3	20.0
Bromodichloromethane	Ave	0.3681	0.3167	0.2000	17.2	20.0	-14.0	20.0
2-Chloroethyl vinyl ether	Ave	0.1753	0.1433		16.3	20.0	-18.3	20.0
2-Nitropropane	Lin2		0.0489		27.7	40.0	-30.6*	20.0
Epichlorohydrin	Ave	0.2211	0.2033		368	400	-8.1	20.0
cis-1,3-Dichloropropene	Ave	0.6752	0.5811	0.2000	17.2	20.0	-13.9	50.0
4-Methyl-2-pentanone	Ave	2.549	2.397	0.0500	94.0	100	-6.0	50.0
Toluene	Ave	1.709	1.627	0.4000	19.0	20.0	-4.8	20.0
trans-1,3-Dichloropropene	Ave	0.5819	0.4703	0.1000	16.2	20.0	-19.2	50.0
Ethyl methacrylate	Ave	0.3471	0.2925		16.9	20.0	-15.7	20.0
1,1,2-Trichloroethane	Ave	0.3101	0.2874	0.1000	18.5	20.0	-7.3	20.0
Tetrachloroethene	Ave	0.3471	0.3262	0.2000	18.8	20.0	-6.0	20.0
1,3-Dichloropropane	Ave	0.6068	0.5542		18.3	20.0	-8.7	20.0
2-Hexanone	Ave	1.537	1.412	0.0500	91.9	100	-8.1	50.0
n-Butyl acetate	Ave	0.1132	0.0981		17.3	20.0	-13.4	20.0
Dibromochloromethane	Ave	0.3670	0.3059	0.1000	16.7	20.0	-16.6	50.0

FORM VII
GC/MS VOA CONTINUING CALIBRATION DATA

Lab Name: TestAmerica Edison Job No.: 460-121256-1

SDG No.:

Lab Sample ID: CCVIS 460-396289/2 Calibration Date: 10/10/2016 20:06

Instrument ID: CVOAMS1 Calib Start Date: 09/08/2016 02:02

GC Column: Rtx-624 ID: 0.25(mm) Calib End Date: 09/08/2016 04:26

Lab File ID: A28122.D Conc. Units: ug/L Heated Purge: (Y/N) N

ANALYTE	CURVE TYPE	AVE RRF	RRF	MIN RRF	CALC AMOUNT	SPIKE AMOUNT	%D	MAX %D
1,2-Dibromoethane	Ave	0.3189	0.2912	0.1000	18.3	20.0	-8.7	20.0
Chlorobenzene	Ave	0.998	0.9488	0.5000	19.0	20.0	-4.9	20.0
Ethylbenzene	Ave	0.5669	0.5369	0.1000	18.9	20.0	-5.3	20.0
1,1,1,2-Tetrachloroethane	Ave	0.3939	0.3381		17.2	20.0	-14.2	20.0
m&p-Xylene	Ave	0.7094	0.6547	0.1000	18.5	20.0	-7.7	20.0
n-Butyl acrylate	Ave	0.3642	0.2915		16.0	20.0	-19.9	20.0
o-Xylene	Ave	0.7359	0.6796	0.3000	18.5	20.0	-7.7	20.0
Styrene	Ave	1.196	1.097	0.3000	18.3	20.0	-8.3	20.0
Amyl acetate (mixed isomers)	Ave	1.830	1.552		17.0	20.0	-15.2	20.0
Bromoform	Ave	0.2445	0.1799	0.1000	14.7	20.0	-26.4*	20.0
Isopropylbenzene	Ave	1.912	1.758	0.1000	18.4	20.0	-8.1	20.0
Bromobenzene	Ave	0.7326	0.6975		19.0	20.0	-4.8	20.0
1,1,2,2-Tetrachloroethane	Ave	0.9385	0.8865	0.3000	18.9	20.0	-5.5	20.0
N-Propylbenzene	Ave	4.183	4.150		19.8	20.0	-0.8	20.0
1,2,3-Trichloropropane	Ave	0.2394	0.2211		18.5	20.0	-7.6	20.0
trans-1,4-Dichloro-2-butene	Ave	0.2660	0.2244		16.9	20.0	-15.7	20.0
4-Ethyltoluene	Ave	3.381	3.253		19.2	20.0	-3.8	20.0
2-Chlorotoluene	Ave	2.818	2.798		19.9	20.0	-0.7	20.0
1,3,5-Trimethylbenzene	Ave	2.751	2.694		19.6	20.0	-2.1	20.0
4-Chlorotoluene	Ave	2.393	2.407		20.1	20.0	0.6	20.0
Butyl Methacrylate	Ave	1.141	1.015		17.8	20.0	-11.0	20.0
tert-Butylbenzene	Ave	2.259	2.068		18.3	20.0	-8.5	20.0
1,2,4-Trimethylbenzene	Ave	2.892	2.802		19.4	20.0	-3.1	20.0
sec-Butylbenzene	Ave	3.575	3.476		19.4	20.0	-2.8	20.0
4-Isopropyltoluene	Ave	3.022	2.875		19.0	20.0	-4.9	20.0
1,3-Dichlorobenzene	Ave	1.483	1.477	0.6000	19.9	20.0	-0.4	20.0
1,4-Dichlorobenzene	Ave	1.527	1.539	0.5000	20.2	20.0	0.8	20.0
Benzyl chloride	Ave	1.911	1.449		15.2	20.0	-24.2	50.0
Indan	Ave	3.241	3.129		19.3	20.0	-3.5	20.0
p-Diethylbenzene	Ave	1.943	1.930		19.9	20.0	-0.7	20.0
n-Butylbenzene	Ave	1.680	1.766		21.0	20.0	5.2	20.0
1,2-Dichlorobenzene	Ave	1.463	1.452	0.4000	19.9	20.0	-0.7	20.0
1,2,4,5-Tetramethylbenzene	Ave	2.999	2.573		17.2	20.0	-14.2	20.0
1,2-Dibromo-3-Chloropropane	Ave	0.1591	0.1293	0.0500	16.3	20.0	-18.7	50.0
1,3,5-Trichlorobenzene	Ave	1.062	0.9693		18.3	20.0	-8.7	20.0
1,2,4-Trichlorobenzene	Ave	0.8573	0.7499	0.2000	17.5	20.0	-12.5	20.0
Hexachlorobutadiene	Ave	0.4012	0.3655		18.2	20.0	-8.9	20.0
Naphthalene	Ave	1.918	1.437		15.0	20.0	-25.1	50.0
1,2,3-Trichlorobenzene	Ave	0.6215	0.5173		16.6	20.0	-16.8	20.0
Dibromofluoromethane (Surr)	Ave	0.2644	0.2695		51.0	50.0	1.9	20.0
1,2-Dichloroethane-d4 (Surr)	Ave	0.3206	0.3182		49.6	50.0	-0.7	20.0

FORM VII
GC/MS VOA CONTINUING CALIBRATION DATA

Lab Name: TestAmerica Edison Job No.: 460-121256-1

SDG No.:

Lab Sample ID: CCVIS 460-396289/2 Calibration Date: 10/10/2016 20:06

Instrument ID: CVOAMS1 Calib Start Date: 09/08/2016 02:02

GC Column: Rtx-624 ID: 0.25(mm) Calib End Date: 09/08/2016 04:26

Lab File ID: A28122.D Conc. Units: ug/L Heated Purge: (Y/N) N

ANALYTE	CURVE TYPE	AVE RRF	RRF	MIN RRF	CALC AMOUNT	SPIKE AMOUNT	%D	MAX %D
Toluene-d8 (Surr)	Ave	1.428	1.445		50.6	50.0	1.2	20.0
Bromofluorobenzene	Ave	0.3996	0.3791		47.4	50.0	-5.1	20.0

TestAmerica Edison
Target Compound Quantitation Report

Data File: \\ChromNA\Edison\ChromData\CVOAMS1\20161010-46706.b\A28122.D
Lims ID: CCVIS
Client ID:
Sample Type: CCVIS
Inject. Date: 10-Oct-2016 20:06:30 ALS Bottle#: 1 Worklist Smp#: 2
Purge Vol: 5.000 mL Dil. Factor: 1.0000
Sample Info: CCVIS
Misc. Info.: 460-0046706-002
Operator ID: VOA GC/MS1 Instrument ID: CVOAMS1
Sublist: chrom-8260624W_1*sub42

Method: \\ChromNA\Edison\ChromData\CVOAMS1\20161010-46706.b\8260624W_1.m
Limit Group: VOA - 8260C Water and Solid
Last Update: 11-Oct-2016 13:48:58 Calib Date: 08-Sep-2016 04:26:30
Integrator: RTE ID Type: Deconvolution ID
Quant Method: Internal Standard Quant By: Initial Calibration
Last ICal File: \\ChromNA\Edison\ChromData\CVOAMS1\20160908-45311.b\A26272.D

Column 1 : Rtx-624 (0.25 mm) Det: MS SCAN
Process Host: XAWRK013

First Level Reviewer: moroneyc Date: 11-Oct-2016 08:07:18

Compound	Sig	RT (min.)	Exp RT (min.)	Dlt RT (min.)	Q	Response	Cal Amt ug/l	OnCol Amt ug/l	Flags
1 Chlorotrifluoroethene	66	1.603	1.603	0.000	88	13047	20.0	18.4	
3 Dichlorodifluoromethane	85	1.627	1.627	0.000	99	99920	20.0	20.6	
4 Chloromethane	50	1.804	1.804	0.000	99	115972	20.0	19.4	
5 Vinyl chloride	62	1.914	1.914	0.000	98	111403	20.0	21.1	
6 Butadiene	54	1.920	1.920	0.000	67	94772	20.0	19.8	
7 Bromomethane	94	2.237	2.237	0.000	98	65048	20.0	21.8	
8 Chloroethane	64	2.310	2.310	0.000	99	58944	20.0	19.1	
9 Dichlorofluoromethane	67	2.517	2.517	0.000	98	145472	20.0	20.8	
10 Trichlorofluoromethane	101	2.529	2.529	0.000	58	98671	20.0	19.7	
12 Pentane	72	2.535	2.535	0.000	96	24247	40.0	37.9	
13 Ethyl ether	59	2.761	2.761	0.000	94	53516	20.0	18.1	
14 Ethanol	46	2.749	2.749	0.000	69	13362	800.0	1027.3	
15 2-Methyl-1,3-butadiene	53	2.779	2.779	0.000	97	59733	20.0	18.4	
16 1,2-Dichloro-1,1,2-trifluo	117	2.828	2.828	0.000	87	45866	20.0	19.3	
11 Acrolein	56	2.944	2.944	0.000	95	9625	40.0	25.4	
17 1,1,2-Trichloro-1,2,2-trif	101	2.987	2.987	0.000	70	50349	20.0	19.5	
18 1,1-Dichloroethene	96	2.980	2.980	0.000	97	58968	20.0	19.0	
19 Acetone	43	3.084	3.084	0.000	87	78652	100.0	101.8	
20 Iodomethane	142	3.139	3.139	0.000	98	95394	20.0	17.9	
21 Carbon disulfide	76	3.169	3.169	0.000	99	230654	20.0	18.1	
22 Isopropyl alcohol	45	3.182	3.182	0.000	52	27520	200.0	182.2	
23 3-Chloro-1-propene	76	3.316	3.316	0.000	91	37882	20.0	18.0	
25 Cyclopentene	67	3.328	3.328	0.000	92	168169	20.0	18.2	
24 Methyl acetate	43	3.334	3.334	0.000	100	242978	100.0	88.5	
26 Acetonitrile	41	3.401	3.401	0.000	96	108498	200.0	237.7	
27 Methylene Chloride	84	3.444	3.444	0.000	98	72301	20.0	19.4	
* 28 TBA-d9 (IS)	65	3.456	3.456	0.000	99	218097	1000.0	1000.0	
29 2-Methyl-2-propanol	59	3.523	3.523	0.000	91	41531	200.0	184.1	
30 Methyl tert-butyl ether	73	3.621	3.621	0.000	98	157208	20.0	16.7	
31 trans-1,2-Dichloroethene	96	3.627	3.627	0.000	97	63397	20.0	19.2	

Compound	Sig	RT (min.)	Exp RT (min.)	Dlt RT (min.)	Q	Response	Cal Amt ug/l	OnCol Amt ug/l	Flags
32 Acrylonitrile	53	3.706	3.706	0.000	94	262236	200.0	190.8	
33 Hexane	43	3.773	3.773	0.000	95	68689	20.0	18.6	
34 Isopropyl ether	45	3.980	3.980	0.000	96	225469	20.0	18.2	
35 1,1-Dichloroethane	63	4.005	4.005	0.000	99	123652	20.0	19.3	
36 Vinyl acetate	86	4.017	4.017	0.000	100	21383	40.0	35.1	
37 2-Chloro-1,3-butadiene	88	4.041	4.041	0.000	91	54856	20.0	19.3	
38 Tert-butyl ethyl ether	59	4.255	4.255	0.000	88	174469	20.0	16.8	
* 39 2-Butanone-d5	46	4.431	4.431	0.000	99	298840	250.0	250.0	
40 2,2-Dichloropropane	97	4.450	4.450	0.000	95	18408	20.0	16.7	
41 cis-1,2-Dichloroethene	96	4.462	4.462	0.000	92	66017	20.0	19.3	
43 Ethyl acetate	70	4.474	4.474	0.000	92	10199	40.0	38.0	
42 2-Butanone (MEK)	72	4.480	4.480	0.000	95	29215	100.0	98.7	
44 Methyl acrylate	55	4.523	4.523	0.000	80	48661	20.0	18.0	
45 Propionitrile	54	4.590	4.590	0.000	98	82531	200.0	184.5	
47 Chlorobromomethane	128	4.651	4.651	0.000	92	29438	20.0	19.4	
46 Tetrahydrofuran	72	4.651	4.651	0.000	56	14392	40.0	41.5	
48 Methacrylonitrile	67	4.675	4.675	0.000	94	233784	200.0	189.7	
49 Chloroform	83	4.694	4.694	0.000	98	103856	20.0	19.3	
50 Cyclohexane	56	4.803	4.803	0.000	95	110697	20.0	20.2	
52 1,1,1-Trichloroethane	97	4.815	4.815	0.000	97	80222	20.0	18.1	
$ 53 Dibromofluoromethane (Surr	113	4.822	4.822	0.000	96	139422	50.0	51.0	
54 Carbon tetrachloride	117	4.907	4.907	0.000	97	65454	20.0	18.0	
55 1,1-Dichloropropene	75	4.931	4.931	0.000	96	80116	20.0	19.3	
56 Isobutyl alcohol	43	5.053	5.053	0.000	40	89560	500.0	812.5	
57 Isooctane	57	5.053	5.053	0.000	98	201852	20.0	17.9	
58 Benzene	78	5.090	5.090	0.000	97	234820	20.0	19.1	
$ 59 1,2-Dichloroethane-d4 (Sur	65	5.102	5.102	0.000	98	164645	50.0	49.6	
60 Isopropyl acetate	43	5.126	5.126	0.000	96	171523	20.0	16.4	
61 Tert-amyl methyl ether	73	5.132	5.132	0.000	97	176431	20.0	16.9	
62 1,2-Dichloroethane	62	5.157	5.157	0.000	95	71808	20.0	18.2	
63 n-Heptane	71	5.200	5.200	0.000	94	58212	20.0	17.8	
* 64 Fluorobenzene	96	5.309	5.309	0.000	98	517383	50.0	50.0	
65 n-Butanol	56	5.517	5.517	0.000	91	26261	500.0	430.9	
66 Trichloroethene	95	5.571	5.571	0.000	97	52145	20.0	18.5	
67 Ethyl acrylate	55	5.669	5.669	0.000	97	153381	20.0	18.2	M
68 Methylcyclohexane	83	5.675	5.675	0.000	97	100217	20.0	18.1	
69 1,2-Dichloropropane	63	5.809	5.809	0.000	93	60893	20.0	18.0	
* 70 1,4-Dioxane-d8	96	5.852	5.852	0.000	33	22887	1000.0	1000.0	
71 Methyl methacrylate	100	5.852	5.852	0.000	90	22767	40.0	34.0	
73 1,4-Dioxane	88	5.901	5.901	0.000	28	10317	400.0	419.9	
72 n-Propyl acetate	43	5.895	5.895	0.000	98	73410	20.0	16.8	
74 Dibromomethane	93	5.913	5.913	0.000	92	32304	20.0	18.5	
75 Dichlorobromomethane	83	6.029	6.029	0.000	99	65545	20.0	17.2	
76 2-Chloroethyl vinyl ether	63	6.309	6.309	0.000	91	29647	20.0	16.3	
77 2-Nitropropane	41	6.321	6.321	0.000	86	20238	40.0	27.7	
78 Epichlorohydrin	57	6.413	6.413	0.000	99	97181	400.0	367.7	
79 cis-1,3-Dichloropropene	75	6.455	6.455	0.000	92	76847	20.0	17.2	
80 4-Methyl-2-pentanone (MIBK	43	6.590	6.590	0.000	98	286545	100.0	94.0	
$ 81 Toluene-d8 (Surr)	98	6.663	6.663	0.000	99	477670	50.0	50.6	
82 Toluene	91	6.724	6.724	0.000	93	215158	20.0	19.0	
83 trans-1,3-Dichloropropene	75	6.955	6.955	0.000	95	62188	20.0	16.2	
84 Ethyl methacrylate	69	6.967	6.967	0.000	88	60525	20.0	16.9	

Compound	Sig	RT (min.)	Exp RT (min.)	Dlt RT (min.)	Q	Response	Cal Amt ug/l	OnCol Amt ug/l	Flags
85 1,1,2-Trichloroethane	83	7.108	7.108	0.000	96	38010	20.0	18.5	
86 Tetrachloroethene	166	7.144	7.144	0.000	95	43142	20.0	18.8	
87 1,3-Dichloropropane	76	7.242	7.242	0.000	96	73286	20.0	18.3	
88 2-Hexanone	43	7.272	7.272	0.000	98	168735	100.0	91.9	
89 n-Butyl acetate	73	7.327	7.327	0.000	99	12970	20.0	17.3	
90 Chlorodibromomethane	129	7.388	7.388	0.000	97	40456	20.0	16.7	
91 Ethylene Dibromide	107	7.486	7.486	0.000	98	38508	20.0	18.3	
* 92 Chlorobenzene-d5	117	7.784	7.784	0.000	88	330609	50.0	50.0	
93 Chlorobenzene	112	7.803	7.803	0.000	92	125477	20.0	19.0	
94 Ethylbenzene	106	7.851	7.851	0.000	99	70999	20.0	18.9	
95 1,1,1,2-Tetrachloroethane	131	7.864	7.864	0.000	94	44706	20.0	17.2	
96 m-Xylene & p-Xylene	106	7.925	7.925	0.000	99	86581	20.0	18.5	
97 n-Butyl acrylate	73	8.150	8.150	0.000	96	38554	20.0	16.0	
98 o-Xylene	106	8.187	8.187	0.000	93	89869	20.0	18.5	
99 Styrene	104	8.199	8.199	0.000	93	145126	20.0	18.3	
100 Amyl acetate (mixed isomer	43	8.284	8.284	0.000	90	115736	20.0	17.0	
101 Bromoform	173	8.339	8.339	0.000	93	23792	20.0	14.7	
102 Isopropylbenzene	105	8.400	8.400	0.000	97	232424	20.0	18.4	
$ 103 4-Bromofluorobenzene	174	8.528	8.528	0.000	88	125324	50.0	47.4	
104 Bromobenzene	156	8.614	8.614	0.000	94	52005	20.0	19.0	
105 1,1,2,2-Tetrachloroethane	83	8.620	8.620	0.000	99	66096	20.0	18.9	
106 N-Propylbenzene	91	8.638	8.638	0.000	98	309400	20.0	19.8	
107 1,2,3-Trichloropropane	110	8.656	8.656	0.000	93	16486	20.0	18.5	
108 trans-1,4-Dichloro-2-buten	53	8.656	8.656	0.000	73	16729	20.0	16.9	
109 4-Ethyltoluene	105	8.705	8.705	0.000	98	242523	20.0	19.2	
110 2-Chlorotoluene	91	8.711	8.711	0.000	97	208629	20.0	19.9	
111 1,3,5-Trimethylbenzene	105	8.742	8.742	0.000	92	200838	20.0	19.6	
112 Butyl Methacrylate	87	8.778	8.778	0.000	95	75691	20.0	17.8	
113 4-Chlorotoluene	91	8.778	8.778	0.000	98	179443	20.0	20.1	
114 tert-Butylbenzene	119	8.918	8.918	0.000	93	154160	20.0	18.3	
115 1,2,4-Trimethylbenzene	105	8.955	8.955	0.000	98	208896	20.0	19.4	
116 sec-Butylbenzene	105	9.040	9.040	0.000	99	259193	20.0	19.4	
117 4-Isopropyltoluene	119	9.120	9.120	0.000	98	214385	20.0	19.0	
118 1,3-Dichlorobenzene	146	9.138	9.138	0.000	95	110130	20.0	19.9	
* 119 1,4-Dichlorobenzene-d4	152	9.180	9.180	0.000	97	186398	50.0	50.0	
120 1,4-Dichlorobenzene	146	9.193	9.193	0.000	92	114713	20.0	20.2	
121 Benzyl chloride	91	9.278	9.278	0.000	98	108021	20.0	15.2	
122 2,3-Dihydroindene	117	9.327	9.327	0.000	92	233310	20.0	19.3	
123 p-Diethylbenzene	119	9.339	9.339	0.000	91	143867	20.0	19.9	
124 n-Butylbenzene	92	9.357	9.357	0.000	88	131691	20.0	21.0	
125 1,2-Dichlorobenzene	146	9.418	9.418	0.000	94	108253	20.0	19.9	
126 1,2,4,5-Tetramethylbenzene	119	9.827	9.827	0.000	97	191867	20.0	17.2	
127 1,2-Dibromo-3-Chloropropan	75	9.924	9.924	0.000	94	9641	20.0	16.3	
128 1,3,5-Trichlorobenzene	180	10.022	10.022	0.000	95	72273	20.0	18.3	
129 1,2,4-Trichlorobenzene	180	10.503	10.503	0.000	93	55915	20.0	17.5	
130 Hexachlorobutadiene	225	10.577	10.577	0.000	92	27254	20.0	18.2	
131 Naphthalene	128	10.729	10.729	0.000	99	107158	20.0	15.0	
132 1,2,3-Trichlorobenzene	180	10.936	10.936	0.000	94	38570	20.0	16.6	
S 133 1,2-Dichloroethene, Total	100				0		40.0	38.5	
S 134 Xylenes, Total	100				0		40.0	36.9	
S 135 Total BTEX	1				0		100.0	94.0	

QC Flag Legend

Review Flags

M - Manually Integrated

Reagents:

8260MIX1COMB_00043	Amount Added:	20.00	Units: uL	
ACROLEIN W_00056	Amount Added:	4.00	Units: uL	
GASES Li_00175	Amount Added:	20.00	Units: uL	
8260ISNEW_00085	Amount Added:	1.00	Units: uL	Run Reagent
8260SURR250_00140	Amount Added:	1.00	Units: uL	Run Reagent

Report Date: 11-Oct-2016 13:49:01 Chrom Revision: 2.2 08-Sep-2016 14:45:52

TestAmerica Edison

Data File: \\ChromNA\Edison\ChromData\CVOAMS1\20161010-46706.b\A28122.D

Injection Date:	10-Oct-2016 20:06:30	Instrument ID:	CVOAMS1	Operator ID:	VOA GC/MS1
Lims ID:	CCVIS			Worklist Smp#:	2
Client ID:					
Purge Vol:	5.000 mL	Dil. Factor:	1.0000	ALS Bottle#:	1
Method:	8260624W_1	Limit Group:	VOA - 8260C Water and Solid		

Column: Rtx-624 (0.25 mm)

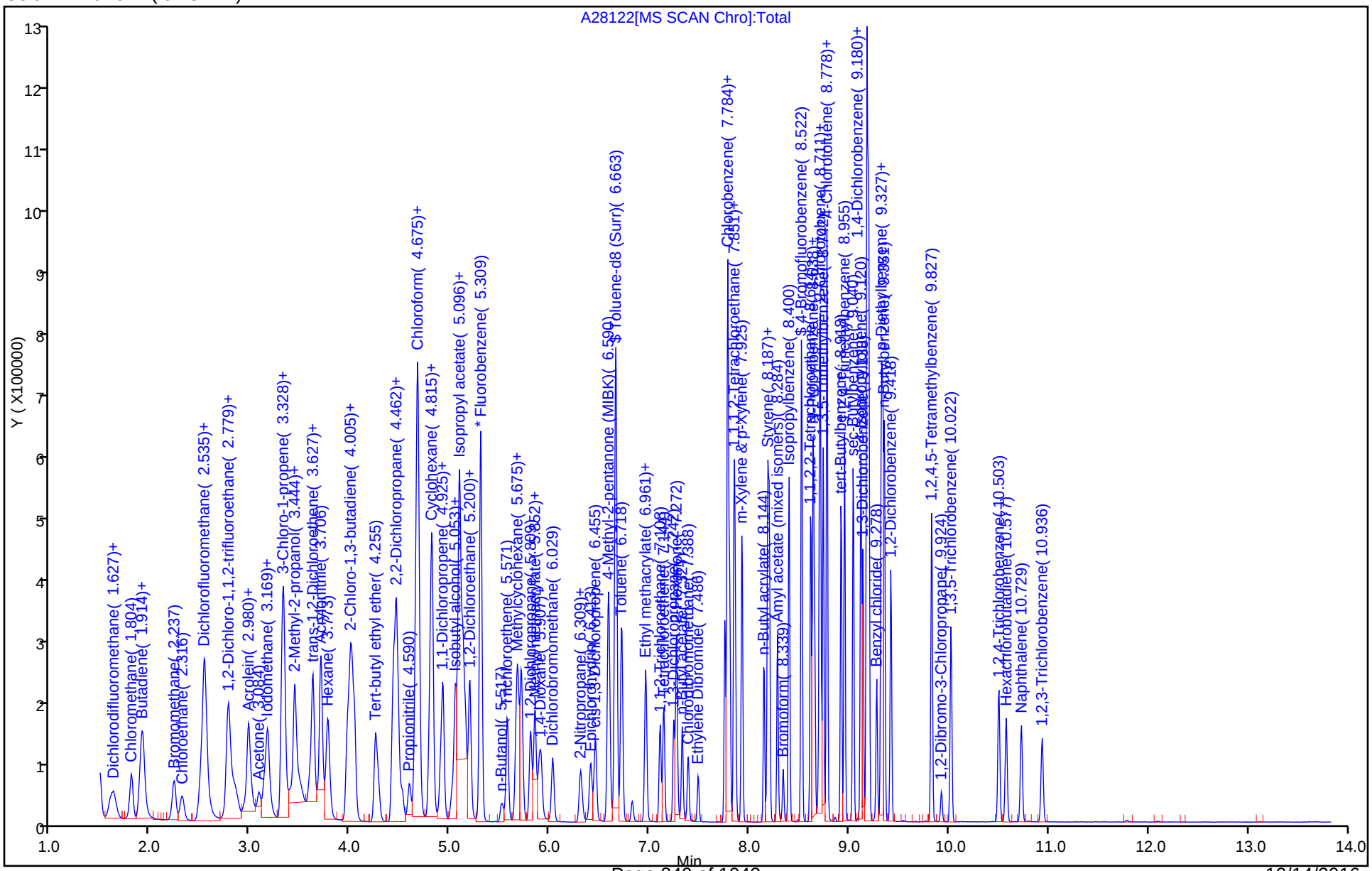

Manual Integration/User Assign Peak Report

TestAmerica Edison

Data File:	\\ChromNA\Edison\ChromData\CVOAMS1\20161010-46706.b\A28122.D				
Injection Date:	10-Oct-2016 20:06:30	Instrument ID:	CVOAMS1		
Lims ID:	CCVIS				
Client ID:					
Operator ID:	VOA GC/MS1	ALS Bottle#:	1	Worklist Smp#:	2
Purge Vol:	5.000 mL	Dil. Factor:	1.0000		
Method:	8260624W_1	Limit Group:	VOA - 8260C Water and Solid		
Column:	Rtx-624 (0.25 mm)	Detector	MS SCAN		

67 Ethyl acrylate, CAS: 140-88-5

Signal: 1

Processing Integration Results

RT: 5.67
Area: 180142
Amount: 21.419326
Amount Units: ug/l

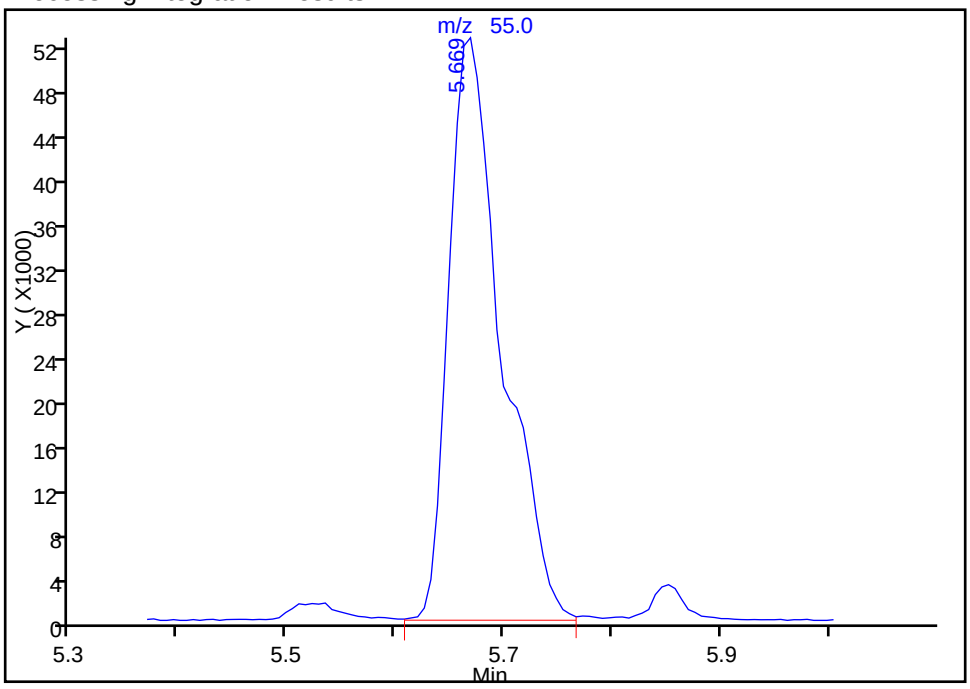

Manual Integration Results

RT: 5.67
Area: 153381
Amount: 18.237377
Amount Units: ug/l

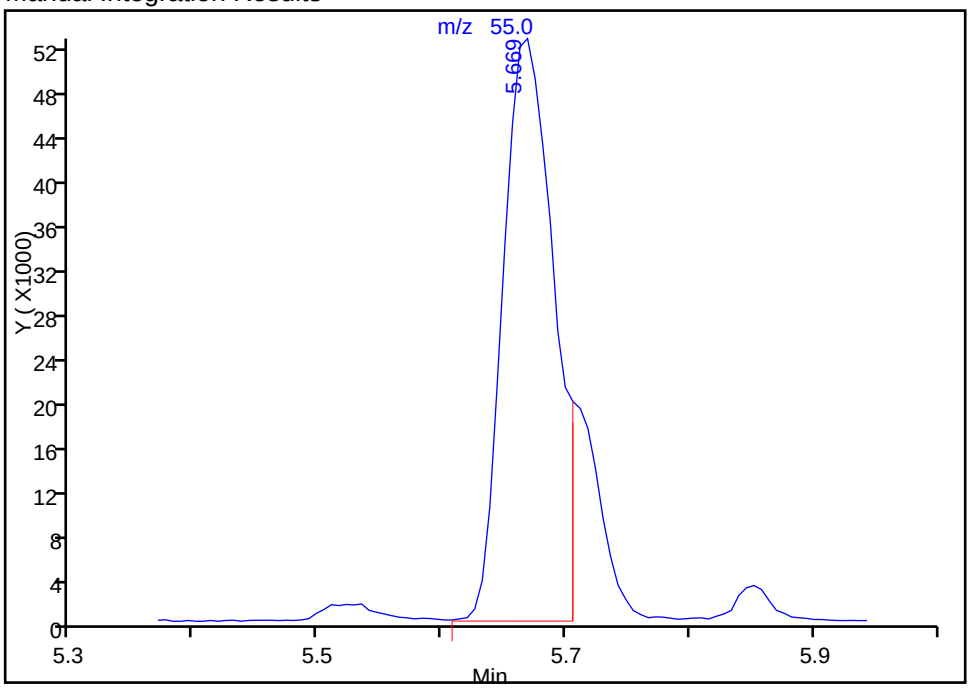

Reviewer: delpolitov, 11-Oct-2016 13:48:57
Audit Action: Split an Integrated Peak Audit Reason: Peak Tail

FORM VII
GC/MS VOA CONTINUING CALIBRATION DATA

Lab Name: TestAmerica Edison Job No.: 460-121256-1

SDG No.:

Lab Sample ID: CCVIS 460-396375/3 Calibration Date: 10/11/2016 09:24

Instrument ID: CVOAMS1 Calib Start Date: 09/08/2016 02:02

GC Column: Rtx-624 ID: 0.25(mm) Calib End Date: 09/08/2016 04:26

Lab File ID: A28156.D Conc. Units: ug/L Heated Purge: (Y/N) N

ANALYTE	CURVE TYPE	AVE RRF	RRF	MIN RRF	CALC AMOUNT	SPIKE AMOUNT	%D	MAX %D
Chlorotrifluoroethene	Ave	0.0687	0.0670		19.5	20.0	-2.5	20.0
Dichlorodifluoromethane	Ave	0.4678	0.5467	0.1000	23.4	20.0	16.9	20.0
Chloromethane	Ave	0.5780	0.5860	0.1000	20.3	20.0	1.4	20.0
Vinyl chloride	Ave	0.5106	0.5454	0.1000	21.4	20.0	6.8	20.0
Butadiene	Ave	0.4615	0.5119		22.2	20.0	10.9	20.0
Bromomethane	Ave	0.2886	0.2639	0.1000	18.3	20.0	-8.6	50.0
Chloroethane	Ave	0.2987	0.2421	0.1000	16.2	20.0	-18.9	50.0
Trichlorofluoromethane	Ave	0.4831	0.4729	0.1000	19.6	20.0	-2.1	20.0
Dichlorofluoromethane	Ave	0.6761	0.6428		19.0	20.0	-4.9	20.0
Pentane	Ave	0.0618	0.0545		35.3	40.0	-11.8	20.0
Ethanol	Ave	0.0596	0.0610		818	800	2.2	50.0
Ethyl ether	Ave	0.2853	0.2562		18.0	20.0	-10.2	20.0
2-Methyl-1,3-butadiene	Ave	0.3138	0.2819		18.0	20.0	-10.1	20.0
1,2-Dichloro-1,1,2-trifluoro ethane	Ave	0.2302	0.2199		19.1	20.0	-4.5	20.0
Acrolein	Qua2		0.7541		16.5	40.0	-58.8*	50.0
1,1-Dichloroethene	Ave	0.2996	0.2728	0.1000	18.2	20.0	-8.9	20.0
Freon TF	Ave	0.2495	0.2346	0.1000	18.8	20.0	-6.0	20.0
Acetone	QuaF		0.7650	0.0500	118	100	18.4	50.0
Iodomethane	Ave	0.5159	0.4351		16.9	20.0	-15.7	20.0
Carbon disulfide	Ave	1.229	1.004	0.1000	16.3	20.0	-18.3	50.0
Isopropyl alcohol	Ave	0.6927	0.7684		222	200	10.9	50.0
3-Chloro-1-propene	Ave	0.2037	0.1706		16.8	20.0	-16.2	20.0
Cyclopentene	Ave	0.8931	0.8237		18.4	20.0	-7.8	20.0
Methyl acetate	Ave	0.2653	0.2568	0.1000	96.8	100	-3.2	20.0
Acetonitrile	Ave	2.093	2.162		207	200	3.3	20.0
Methylene Chloride	Ave	0.3596	0.3482	0.1000	19.4	20.0	-3.2	20.0
2-Methyl-2-propanol	Lin2		0.9492		183	200	-8.3	50.0
MTBE	Ave	0.9095	0.8116	0.1000	17.8	20.0	-10.8	20.0
trans-1,2-Dichloroethene	Ave	0.3186	0.3060	0.1000	19.2	20.0	-4.0	20.0
Acrylonitrile	Ave	0.1328	0.1330		200	200	0.1	20.0
Hexane	QuaF		0.3288		18.4	20.0	-7.8	20.0
Isopropyl ether	Ave	1.201	1.092		18.2	20.0	-9.0	20.0
1,1-Dichloroethane	Ave	0.6199	0.5963	0.2000	19.2	20.0	-3.8	20.0
Vinyl acetate	Ave	0.0588	0.0421		28.6	40.0	-28.5*	20.0
2-Chloro-1,3-butadiene	Ave	0.2744	0.2608		19.0	20.0	-5.0	20.0
Tert-butyl ethyl ether	Ave	1.006	0.8772		17.4	20.0	-12.8	20.0
2,2-Dichloropropane	Ave	0.1066	0.0823		15.4	20.0	-22.8*	20.0
cis-1,2-Dichloroethene	Ave	0.3304	0.3176	0.1000	19.2	20.0	-3.9	20.0
2-Butanone	Lin2		0.2381	0.0500	96.1	100	-3.9	50.0
Ethyl acetate	Ave	0.2244	0.1992		35.5	40.0	-11.2	20.0

FORM VII
GC/MS VOA CONTINUING CALIBRATION DATA

Lab Name: TestAmerica Edison Job No.: 460-121256-1

SDG No.:

Lab Sample ID: CCVIS 460-396375/3 Calibration Date: 10/11/2016 09:24

Instrument ID: CVOAMS1 Calib Start Date: 09/08/2016 02:02

GC Column: Rtx-624 ID: 0.25(mm) Calib End Date: 09/08/2016 04:26

Lab File ID: A28156.D Conc. Units: ug/L Heated Purge: (Y/N) N

ANALYTE	CURVE TYPE	AVE RRF	RRF	MIN RRF	CALC AMOUNT	SPIKE AMOUNT	%D	MAX %D
Methyl acrylate	Ave	0.2614	0.2346		17.9	20.0	-10.3	20.0
Propionitrile	Ave	0.0432	0.0432		200	200	0.0	20.0
Bromochloromethane	Ave	0.1469	0.1362		18.5	20.0	-7.3	20.0
Tetrahydrofuran	Lin2		0.2902		40.0	40.0	-0.1	20.0
Methacrylonitrile	Ave	0.1191	0.1153		194	200	-3.2	20.0
Chloroform	Ave	0.5199	0.4984	0.2000	19.2	20.0	-4.1	20.0
Cyclohexane	Ave	0.5300	0.5456	0.1000	20.6	20.0	2.9	50.0
1,1,1-Trichloroethane	Ave	0.4273	0.3701	0.1000	17.3	20.0	-13.4	20.0
Carbon tetrachloride	Ave	0.3515	0.3155	0.1000	17.9	20.0	-10.3	20.0
1,1-Dichloropropene	Ave	0.4020	0.3877		19.3	20.0	-3.6	20.0
Isobutyl alcohol	Ave	0.5054	0.7784		770	500	54.0*	50.0
Isooctane	Ave	1.088	0.9486		17.4	20.0	-12.8	20.0
Benzene	Ave	1.861	1.748	0.5000	18.8	20.0	-6.1	20.0
Isopropyl acetate	Ave	1.012	0.8415		16.6	20.0	-16.8	20.0
Tert-amyl methyl ether	Ave	1.010	0.8327		16.5	20.0	-17.5	20.0
1,2-Dichloroethane	Ave	0.3814	0.3512	0.1000	18.4	20.0	-7.9	20.0
n-Heptane	QuaF		0.2709		17.2	20.0	-14.2	20.0
n-Butanol	Ave	0.2794	0.2410		431	500	-13.8	50.0
Trichloroethene	Ave	0.2717	0.2482	0.2000	18.3	20.0	-8.7	20.0
Ethyl acrylate	Ave	0.8128	0.7715		19.0	20.0	-5.1	20.0
Methylcyclohexane	QuaF		0.4870	0.1000	18.2	20.0	-9.0	50.0
1,2-Dichloropropane	Ave	0.3278	0.2937	0.1000	17.9	20.0	-10.4	20.0
Methyl methacrylate	Ave	0.0647	0.0563		34.8	40.0	-13.0	20.0
n-Propyl acetate	Ave	0.4228	0.3756		17.8	20.0	-11.2	20.0
1,4-Dioxane	QuaF		1.117		416	400	4.0	50.0
Dibromomethane	Ave	0.1684	0.1572		18.7	20.0	-6.6	20.0
Bromodichloromethane	Ave	0.3681	0.3095	0.2000	16.8	20.0	-15.9	20.0
2-Chloroethyl vinyl ether	Ave	0.1753	0.1442		16.5	20.0	-17.7	20.0
2-Nitropropane	Lin2		0.0468		26.5	40.0	-33.7*	20.0
Epichlorohydrin	Ave	0.2211	0.1915		347	400	-13.4	20.0
cis-1,3-Dichloropropene	Ave	0.6752	0.5663	0.2000	16.8	20.0	-16.1	50.0
4-Methyl-2-pentanone	Ave	2.549	2.284	0.0500	89.6	100	-10.4	50.0
Toluene	Ave	1.709	1.557	0.4000	18.2	20.0	-8.9	20.0
trans-1,3-Dichloropropene	Ave	0.5819	0.4569	0.1000	15.7	20.0	-21.5	50.0
Ethyl methacrylate	Ave	0.3471	0.2910		16.8	20.0	-16.2	20.0
1,1,2-Trichloroethane	Ave	0.3101	0.2918	0.1000	18.8	20.0	-5.9	20.0
Tetrachloroethene	Ave	0.3471	0.3146	0.2000	18.1	20.0	-9.4	20.0
1,3-Dichloropropane	Ave	0.6068	0.5614		18.5	20.0	-7.5	20.0
2-Hexanone	Ave	1.537	1.362	0.0500	88.6	100	-11.4	50.0
n-Butyl acetate	Ave	0.1132	0.0949		16.8	20.0	-16.2	20.0
Dibromochloromethane	Ave	0.3670	0.2935	0.1000	16.0	20.0	-20.0	50.0

FORM VII
GC/MS VOA CONTINUING CALIBRATION DATA

Lab Name: TestAmerica Edison Job No.: 460-121256-1

SDG No.:

Lab Sample ID: CCVIS 460-396375/3 Calibration Date: 10/11/2016 09:24

Instrument ID: CVOAMS1 Calib Start Date: 09/08/2016 02:02

GC Column: Rtx-624 ID: 0.25(mm) Calib End Date: 09/08/2016 04:26

Lab File ID: A28156.D Conc. Units: ug/L Heated Purge: (Y/N) N

ANALYTE	CURVE TYPE	AVE RRF	RRF	MIN RRF	CALC AMOUNT	SPIKE AMOUNT	%D	MAX %D
1,2-Dibromoethane	Ave	0.3189	0.2939	0.1000	18.4	20.0	-7.8	20.0
Chlorobenzene	Ave	0.998	0.9330	0.5000	18.7	20.0	-6.5	20.0
Ethylbenzene	Ave	0.5669	0.5177	0.1000	18.3	20.0	-8.7	20.0
1,1,1,2-Tetrachloroethane	Ave	0.3939	0.3309		16.8	20.0	-16.0	20.0
m&p-Xylene	Ave	0.7094	0.6395	0.1000	18.0	20.0	-9.9	20.0
n-Butyl acrylate	Ave	0.3642	0.2782		15.3	20.0	-23.6*	20.0
o-Xylene	Ave	0.7359	0.6675	0.3000	18.1	20.0	-9.3	20.0
Styrene	Ave	1.196	1.096	0.3000	18.3	20.0	-8.4	20.0
Amyl acetate (mixed isomers)	Ave	1.830	1.477		16.1	20.0	-19.3	20.0
Bromoform	Ave	0.2445	0.1726	0.1000	14.1	20.0	-29.4*	20.0
Isopropylbenzene	Ave	1.912	1.735	0.1000	18.2	20.0	-9.2	20.0
1,1,2,2-Tetrachloroethane	Ave	0.9385	0.8812	0.3000	18.8	20.0	-6.1	20.0
Bromobenzene	Ave	0.7326	0.6676		18.2	20.0	-8.9	20.0
N-Propylbenzene	Ave	4.183	3.929		18.8	20.0	-6.1	20.0
1,2,3-Trichloropropane	Ave	0.2394	0.2102		17.6	20.0	-12.2	20.0
trans-1,4-Dichloro-2-butene	Ave	0.2660	0.1385		10.4	20.0	-47.9*	20.0
4-Ethyltoluene	Ave	3.381	3.125		18.5	20.0	-7.6	20.0
2-Chlorotoluene	Ave	2.818	2.703		19.2	20.0	-4.1	20.0
1,3,5-Trimethylbenzene	Ave	2.751	2.622		19.1	20.0	-4.7	20.0
4-Chlorotoluene	Ave	2.393	2.312		19.3	20.0	-3.4	20.0
Butyl Methacrylate	Ave	1.141	0.9722		17.0	20.0	-14.8	20.0
tert-Butylbenzene	Ave	2.259	2.041		18.1	20.0	-9.6	20.0
1,2,4-Trimethylbenzene	Ave	2.892	2.705		18.7	20.0	-6.5	20.0
sec-Butylbenzene	Ave	3.575	3.409		19.1	20.0	-4.7	20.0
4-Isopropyltoluene	Ave	3.022	2.855		18.9	20.0	-5.5	20.0
1,3-Dichlorobenzene	Ave	1.483	1.424	0.6000	19.2	20.0	-4.0	20.0
1,4-Dichlorobenzene	Ave	1.527	1.471	0.5000	19.3	20.0	-3.7	20.0
Benzyl chloride	Ave	1.911	1.291		13.5	20.0	-32.4	50.0
Indan	Ave	3.241	3.098		19.1	20.0	-4.4	20.0
p-Diethylbenzene	Ave	1.943	1.889		19.4	20.0	-2.8	20.0
n-Butylbenzene	Ave	1.680	1.780		21.2	20.0	6.0	20.0
1,2-Dichlorobenzene	Ave	1.463	1.432	0.4000	19.6	20.0	-2.1	20.0
1,2,4,5-Tetramethylbenzene	Ave	2.999	2.528		16.9	20.0	-15.7	20.0
1,2-Dibromo-3-Chloropropane	Ave	0.1591	0.1224	0.0500	15.4	20.0	-23.1	50.0
1,3,5-Trichlorobenzene	Ave	1.062	0.9627		18.1	20.0	-9.4	20.0
1,2,4-Trichlorobenzene	Ave	0.8573	0.7533	0.2000	17.6	20.0	-12.1	20.0
Hexachlorobutadiene	Ave	0.4012	0.3686		18.4	20.0	-8.1	20.0
Naphthalene	Ave	1.918	1.494		15.6	20.0	-22.1	50.0
1,2,3-Trichlorobenzene	Ave	0.6215	0.5340		17.2	20.0	-14.1	20.0
Dibromofluoromethane (Surr)	Ave	0.2644	0.2709		51.2	50.0	2.5	20.0
1,2-Dichloroethane-d4 (Surr)	Ave	0.3206	0.3251		50.7	50.0	1.4	20.0

FORM VII
GC/MS VOA CONTINUING CALIBRATION DATA

Lab Name: TestAmerica Edison Job No.: 460-121256-1

SDG No.:

Lab Sample ID: CCVIS 460-396375/3 Calibration Date: 10/11/2016 09:24

Instrument ID: CVOAMS1 Calib Start Date: 09/08/2016 02:02

GC Column: Rtx-624 ID: 0.25(mm) Calib End Date: 09/08/2016 04:26

Lab File ID: A28156.D Conc. Units: ug/L Heated Purge: (Y/N) N

ANALYTE	CURVE TYPE	AVE RRF	RRF	MIN RRF	CALC AMOUNT	SPIKE AMOUNT	%D	MAX %D
Toluene-d8 (Surr)	Ave	1.428	1.440		50.4	50.0	0.9	20.0
Bromofluorobenzene	Ave	0.3996	0.3905		48.9	50.0	-2.3	20.0

TestAmerica Edison
Target Compound Quantitation Report

Data File: \\ChromNA\Edison\ChromData\CVOAMS1\20161011-46723.b\A28156.D
Lims ID: CCVIS
Client ID:
Sample Type: CCVIS
Inject. Date: 11-Oct-2016 09:24:30 ALS Bottle#: 2 Worklist Smp#: 3
Purge Vol: 5.000 mL Dil. Factor: 1.0000
Sample Info: CCVIS
Misc. Info.: 460-0046723-003
Operator ID: VOA GC/MS1 Instrument ID: CVOAMS1
Sublist: chrom-8260624W_1*sub42

Method: \\ChromNA\Edison\ChromData\CVOAMS1\20161011-46723.b\8260624W_1.m
Limit Group: VOA - 8260C Water and Solid
Last Update: 11-Oct-2016 10:19:43 Calib Date: 08-Sep-2016 04:26:30
Integrator: RTE ID Type: Deconvolution ID
Quant Method: Internal Standard Quant By: Initial Calibration
Last ICal File: \\ChromNA\Edison\ChromData\CVOAMS1\20160908-45311.b\A26272.D

Column 1 : Rtx-624 (0.25 mm) Det: MS SCAN
Process Host: XAWRK030

First Level Reviewer: moroneyc Date: 11-Oct-2016 09:45:16

Compound	Sig	RT (min.)	Exp RT (min.)	Dlt RT (min.)	Q	Response	Cal Amt ug/l	OnCol Amt ug/l	Flags
1 Chlorotrifluoroethene	66	1.609	1.609	0.000	89	12758	20.0	19.5	
3 Dichlorodifluoromethane	85	1.639	1.639	0.000	99	104160	20.0	23.4	
4 Chloromethane	50	1.816	1.816	0.000	99	111645	20.0	20.3	
5 Vinyl chloride	62	1.919	1.919	0.000	98	103914	20.0	21.4	
6 Butadiene	54	1.926	1.926	0.000	95	97530	20.0	22.2	
7 Bromomethane	94	2.243	2.243	0.000	99	50277	20.0	18.3	
8 Chloroethane	64	2.322	2.322	0.000	99	46124	20.0	16.2	
9 Dichlorofluoromethane	67	2.535	2.535	0.000	99	122475	20.0	19.0	
10 Trichlorofluoromethane	101	2.529	2.529	0.000	61	90108	20.0	19.6	
12 Pentane	72	2.547	2.547	0.000	97	20753	40.0	35.3	
14 Ethanol	46	2.749	2.749	0.000	89	11283	800.0	817.5	
13 Ethyl ether	59	2.767	2.767	0.000	94	48805	20.0	18.0	
15 2-Methyl-1,3-butadiene	53	2.785	2.785	0.000	97	53718	20.0	18.0	
16 1,2-Dichloro-1,1,2-trifluo	117	2.840	2.840	0.000	88	41896	20.0	19.1	
11 Acrolein	56	2.962	2.962	0.000	47	6980	40.0	16.5	
17 1,1,2-Trichloro-1,2,2-trif	101	2.992	2.992	0.000	43	44701	20.0	18.8	
18 1,1-Dichloroethene	96	2.992	2.992	0.000	96	51971	20.0	18.2	
19 Acetone	43	3.090	3.090	0.000	87	90562	100.0	118.4	
20 Iodomethane	142	3.151	3.151	0.000	98	82898	20.0	16.9	
21 Carbon disulfide	76	3.181	3.181	0.000	100	191292	20.0	16.3	
22 Isopropyl alcohol	45	3.194	3.194	0.000	58	35562	200.0	221.9	
23 3-Chloro-1-propene	76	3.322	3.322	0.000	91	32509	20.0	16.8	
25 Cyclopentene	67	3.340	3.340	0.000	75	156930	20.0	18.4	
24 Methyl acetate	43	3.340	3.340	0.000	99	244648	100.0	96.8	
26 Acetonitrile	41	3.401	3.401	0.000	97	100081	200.0	206.7	
27 Methylene Chloride	84	3.450	3.450	0.000	98	66332	20.0	19.4	
* 28 TBA-d9 (IS)	65	3.462	3.462	0.000	94	231417	1000.0	1000.0	
29 2-Methyl-2-propanol	59	3.529	3.529	0.000	91	43934	200.0	183.5	
30 Methyl tert-butyl ether	73	3.620	3.620	0.000	98	154622	20.0	17.8	
31 trans-1,2-Dichloroethene	96	3.633	3.633	0.000	98	58291	20.0	19.2	

Compound	Sig	RT (min.)	Exp RT (min.)	Dlt RT (min.)	Q	Response	Cal Amt ug/l	OnCol Amt ug/l	Flags
32 Acrylonitrile	53	3.712	3.712	0.000	94	253419	200.0	200.3	
33 Hexane	43	3.779	3.779	0.000	95	62649	20.0	18.4	
34 Isopropyl ether	45	3.980	3.980	0.000	97	208046	20.0	18.2	
35 1,1-Dichloroethane	63	4.011	4.011	0.000	99	113616	20.0	19.2	
36 Vinyl acetate	86	4.023	4.023	0.000	100	16037	40.0	28.6	
37 2-Chloro-1,3-butadiene	88	4.047	4.047	0.000	92	49695	20.0	19.0	
38 Tert-butyl ethyl ether	59	4.261	4.261	0.000	89	167127	20.0	17.4	
* 39 2-Butanone-d5	46	4.431	4.431	0.000	99	295938	250.0	250.0	
40 2,2-Dichloropropane	97	4.456	4.456	0.000	96	15672	20.0	15.4	
41 cis-1,2-Dichloroethene	96	4.462	4.462	0.000	93	60513	20.0	19.2	
43 Ethyl acetate	70	4.480	4.480	0.000	92	9434	40.0	35.5	
42 2-Butanone (MEK)	72	4.480	4.480	0.000	95	28185	100.0	96.1	
45 Propionitrile	54	4.596	4.596	0.000	98	82375	200.0	200.1	
46 Tetrahydrofuran	72	4.657	4.657	0.000	59	13741	40.0	40.0	
47 Chlorobromomethane	128	4.657	4.657	0.000	93	25958	20.0	18.5	
48 Methacrylonitrile	67	4.675	4.675	0.000	94	219685	200.0	193.6	
49 Chloroform	83	4.693	4.693	0.000	99	94964	20.0	19.2	
44 Methyl acrylate	55	4.523	4.523	0.000	57	44690	20.0	17.9	
50 Cyclohexane	56	4.809	4.809	0.000	95	103948	20.0	20.6	
52 1,1,1-Trichloroethane	97	4.815	4.815	0.000	95	70522	20.0	17.3	
$ 53 Dibromofluoromethane (Surr	113	4.821	4.821	0.000	96	129047	50.0	51.2	
54 Carbon tetrachloride	117	4.913	4.913	0.000	97	60105	20.0	17.9	
55 1,1-Dichloropropene	75	4.931	4.931	0.000	96	73865	20.0	19.3	
56 Isobutyl alcohol	43	5.029	5.029	0.000	92	90068	500.0	770.0	
57 Isooctane	57	5.059	5.059	0.000	97	180734	20.0	17.4	
58 Benzene	78	5.096	5.096	0.000	95	212892	20.0	18.8	
$ 59 1,2-Dichloroethane-d4 (Sur	65	5.102	5.102	0.000	94	154857	50.0	50.7	
60 Isopropyl acetate	43	5.126	5.126	0.000	96	160325	20.0	16.6	
61 Tert-amyl methyl ether	73	5.138	5.138	0.000	92	158644	20.0	16.5	
62 1,2-Dichloroethane	62	5.163	5.163	0.000	95	66903	20.0	18.4	
63 n-Heptane	71	5.199	5.199	0.000	95	51614	20.0	17.2	
* 64 Fluorobenzene	96	5.309	5.309	0.000	98	476317	50.0	50.0	
65 n-Butanol	56	5.522	5.522	0.000	90	27886	500.0	431.2	
66 Trichloroethene	95	5.577	5.577	0.000	97	47293	20.0	18.3	
67 Ethyl acrylate	55	5.669	5.669	0.000	98	146981	20.0	19.0	
68 Methylcyclohexane	83	5.681	5.681	0.000	94	92795	20.0	18.2	
69 1,2-Dichloropropane	63	5.809	5.809	0.000	95	55951	20.0	17.9	
* 70 1,4-Dioxane-d8	96	5.846	5.846	0.000	35	22633	1000.0	1000.0	
71 Methyl methacrylate	100	5.852	5.852	0.000	93	21454	40.0	34.8	
72 n-Propyl acetate	43	5.894	5.894	0.000	99	71565	20.0	17.8	
73 1,4-Dioxane	88	5.900	5.900	0.000	34	10111	400.0	416.1	
74 Dibromomethane	93	5.913	5.913	0.000	91	29957	20.0	18.7	
75 Dichlorobromomethane	83	6.028	6.028	0.000	98	58962	20.0	16.8	
76 2-Chloroethyl vinyl ether	63	6.309	6.309	0.000	91	27471	20.0	16.5	
77 2-Nitropropane	41	6.321	6.321	0.000	83	17838	40.0	26.5	
78 Epichlorohydrin	57	6.413	6.413	0.000	100	90683	400.0	346.5	
79 cis-1,3-Dichloropropene	75	6.461	6.461	0.000	93	68952	20.0	16.8	
80 4-Methyl-2-pentanone (MIBK	43	6.589	6.589	0.000	98	270357	100.0	89.6	
$ 81 Toluene-d8 (Surr)	98	6.662	6.662	0.000	99	438439	50.0	50.4	
82 Toluene	91	6.723	6.723	0.000	94	189569	20.0	18.2	
83 trans-1,3-Dichloropropene	75	6.961	6.961	0.000	94	55639	20.0	15.7	
84 Ethyl methacrylate	69	6.967	6.967	0.000	91	55433	20.0	16.8	

Compound	Sig	RT (min.)	Exp RT (min.)	Dlt RT (min.)	Q	Response	Cal Amt ug/l	OnCol Amt ug/l	Flags
85 1,1,2-Trichloroethane	83	7.108	7.108	0.000	96	35527	20.0	18.8	
86 Tetrachloroethene	166	7.144	7.144	0.000	95	38304	20.0	18.1	
87 1,3-Dichloropropane	76	7.248	7.248	0.000	95	68354	20.0	18.5	
88 2-Hexanone	43	7.272	7.272	0.000	98	161234	100.0	88.6	
89 n-Butyl acetate	73	7.327	7.327	0.000	99	11553	20.0	16.8	
90 Chlorodibromomethane	129	7.388	7.388	0.000	97	35739	20.0	16.0	
91 Ethylene Dibromide	107	7.492	7.492	0.000	98	35785	20.0	18.4	
* 92 Chlorobenzene-d5	117	7.784	7.784	0.000	89	304419	50.0	50.0	
93 Chlorobenzene	112	7.802	7.802	0.000	92	113604	20.0	18.7	
94 Ethylbenzene	106	7.851	7.851	0.000	99	63039	20.0	18.3	
95 1,1,1,2-Tetrachloroethane	131	7.863	7.863	0.000	94	40298	20.0	16.8	
96 m-Xylene & p-Xylene	106	7.924	7.924	0.000	99	77870	20.0	18.0	
97 n-Butyl acrylate	73	8.150	8.150	0.000	96	33877	20.0	15.3	
98 o-Xylene	106	8.187	8.187	0.000	93	81279	20.0	18.1	
99 Styrene	104	8.199	8.199	0.000	93	133484	20.0	18.3	
100 Amyl acetate (mixed isomer	43	8.284	8.284	0.000	90	104425	20.0	16.1	
101 Bromoform	173	8.339	8.339	0.000	94	21012	20.0	14.1	
102 Isopropylbenzene	105	8.400	8.400	0.000	97	211317	20.0	18.2	
$ 103 4-Bromofluorobenzene	174	8.528	8.528	0.000	88	118882	50.0	48.9	
104 Bromobenzene	156	8.619	8.619	0.000	97	47214	20.0	18.2	
105 1,1,2,2-Tetrachloroethane	83	8.619	8.619	0.000	98	62314	20.0	18.8	
106 N-Propylbenzene	91	8.638	8.638	0.000	98	277828	20.0	18.8	
107 1,2,3-Trichloropropane	110	8.656	8.656	0.000	96	14863	20.0	17.6	
108 trans-1,4-Dichloro-2-buten	53	8.656	8.656	0.000	70	9796	20.0	10.4	
109 4-Ethyltoluene	105	8.705	8.705	0.000	98	220993	20.0	18.5	
110 2-Chlorotoluene	91	8.717	8.717	0.000	97	191122	20.0	19.2	
111 1,3,5-Trimethylbenzene	105	8.741	8.741	0.000	92	185456	20.0	19.1	
112 Butyl Methacrylate	87	8.778	8.778	0.000	95	68751	20.0	17.0	
113 4-Chlorotoluene	91	8.778	8.778	0.000	97	163489	20.0	19.3	
114 tert-Butylbenzene	119	8.924	8.924	0.000	93	144356	20.0	18.1	
115 1,2,4-Trimethylbenzene	105	8.955	8.955	0.000	98	191259	20.0	18.7	
116 sec-Butylbenzene	105	9.040	9.040	0.000	99	241060	20.0	19.1	
117 4-Isopropyltoluene	119	9.119	9.119	0.000	98	201889	20.0	18.9	
118 1,3-Dichlorobenzene	146	9.138	9.138	0.000	94	100730	20.0	19.2	
* 119 1,4-Dichlorobenzene-d4	152	9.180	9.180	0.000	97	176795	50.0	50.0	
120 1,4-Dichlorobenzene	146	9.192	9.192	0.000	91	104015	20.0	19.3	
121 Benzyl chloride	91	9.278	9.278	0.000	98	91314	20.0	13.5	
122 2,3-Dihydroindene	117	9.327	9.327	0.000	92	219096	20.0	19.1	
123 p-Diethylbenzene	119	9.339	9.339	0.000	90	133565	20.0	19.4	
124 n-Butylbenzene	92	9.357	9.357	0.000	88	125862	20.0	21.2	
125 1,2-Dichlorobenzene	146	9.418	9.418	0.000	94	101247	20.0	19.6	
126 1,2,4,5-Tetramethylbenzene	119	9.826	9.826	0.000	97	178753	20.0	16.9	
127 1,2-Dibromo-3-Chloropropan	75	9.924	9.924	0.000	94	8654	20.0	15.4	
128 1,3,5-Trichlorobenzene	180	10.022	10.022	0.000	95	68081	20.0	18.1	
129 1,2,4-Trichlorobenzene	180	10.503	10.503	0.000	93	53274	20.0	17.6	
130 Hexachlorobutadiene	225	10.576	10.576	0.000	92	26067	20.0	18.4	
131 Naphthalene	128	10.729	10.729	0.000	98	105652	20.0	15.6	
132 1,2,3-Trichlorobenzene	180	10.936	10.936	0.000	94	37764	20.0	17.2	
S 133 1,2-Dichloroethene, Total	100				0		40.0	38.4	
S 134 Xylenes, Total	100				0		40.0	36.2	
S 135 Total BTEX	1				0		100.0	91.4	

Reagents:

8260MIX1COMB_00043	Amount Added:	20.00	Units: uL	
ACROLEIN W_00056	Amount Added:	4.00	Units: uL	
GASES Li_00175	Amount Added:	20.00	Units: uL	
8260ISNEW_00085	Amount Added:	1.00	Units: uL	Run Reagent
8260SURR250_00140	Amount Added:	1.00	Units: uL	Run Reagent

Report Date: 11-Oct-2016 10:19:45 Chrom Revision: 2.2 08-Sep-2016 14:45:52

TestAmerica Edison

Data File: \\ChromNA\Edison\ChromData\CVOAMS1\20161011-46723.b\A28156.D

Injection Date:	11-Oct-2016 09:24:30	Instrument ID:	CVOAMS1	Operator ID:	VOA GC/MS1
Lims ID:	CCVIS			Worklist Smp#:	3
Client ID:					
Purge Vol:	5.000 mL	Dil. Factor:	1.0000	ALS Bottle#:	2
Method:	8260624W_1	Limit Group:	VOA - 8260C Water and Solid		

Column: Rtx-624 (0.25 mm)

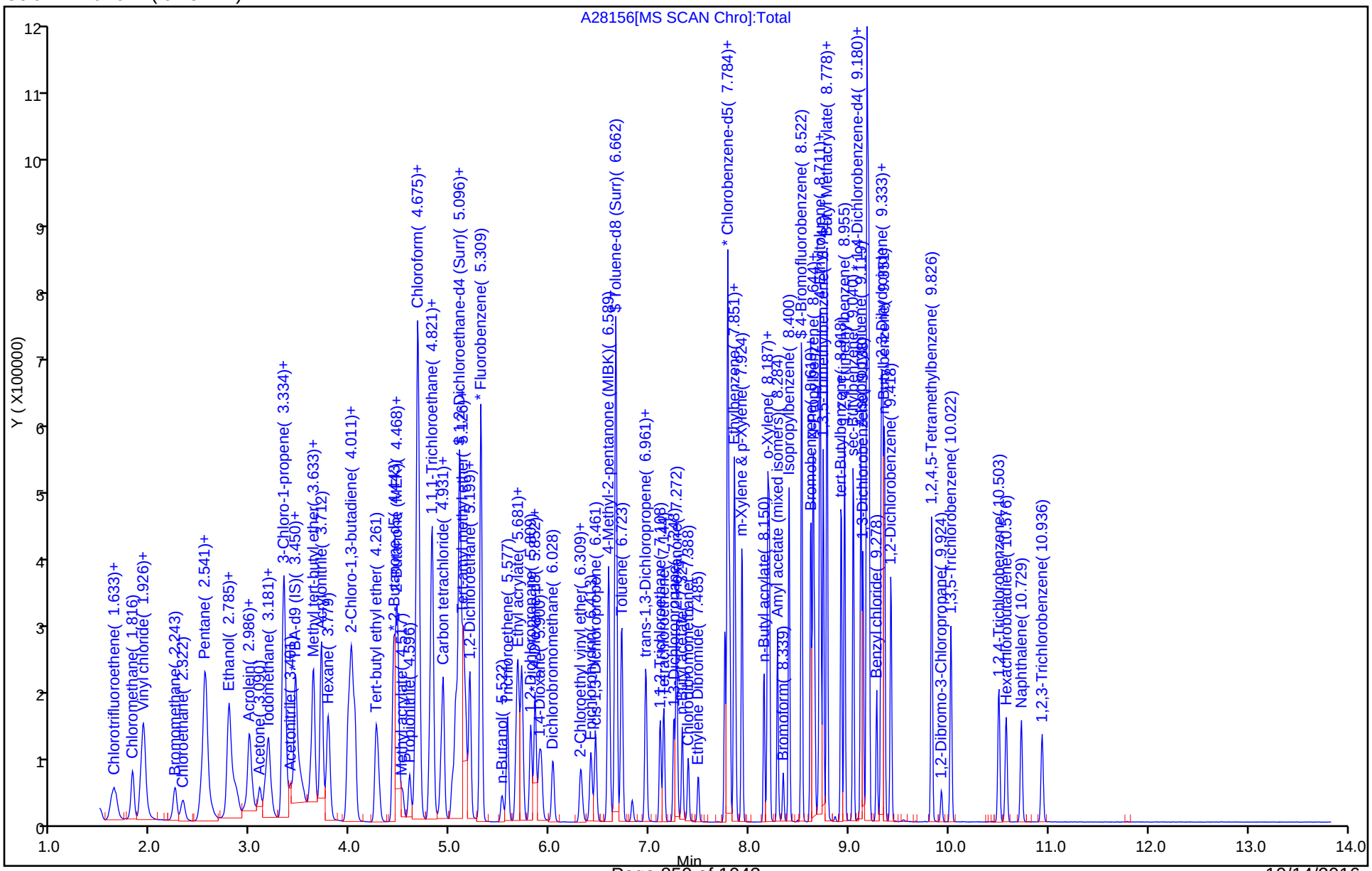

FORM VII
GC/MS VOA CONTINUING CALIBRATION DATA

Lab Name: TestAmerica Edison Job No.: 460-121256-1

SDG No.:

Lab Sample ID: CCVIS 460-396528/2 Calibration Date: 10/11/2016 20:35

Instrument ID: CVOAMS1 Calib Start Date: 09/08/2016 02:02

GC Column: Rtx-624 ID: 0.25(mm) Calib End Date: 09/08/2016 04:26

Lab File ID: A28187.D Conc. Units: ug/L Heated Purge: (Y/N) N

ANALYTE	CURVE TYPE	AVE RRF	RRF	MIN RRF	CALC AMOUNT	SPIKE AMOUNT	%D	MAX %D
Chlorotrifluoroethene	Ave	0.0687	0.0577		16.8	20.0	-16.0	20.0
Dichlorodifluoromethane	Ave	0.4678	0.5025	0.1000	21.5	20.0	7.4	20.0
Chloromethane	Ave	0.5780	0.5937	0.1000	20.5	20.0	2.7	20.0
Butadiene	Ave	0.4615	0.4804		20.8	20.0	4.1	20.0
Vinyl chloride	Ave	0.5106	0.5508	0.1000	21.6	20.0	7.9	20.0
Bromomethane	Ave	0.2886	0.3247	0.1000	22.5	20.0	12.5	50.0
Chloroethane	Ave	0.2987	0.2925	0.1000	19.6	20.0	-2.1	50.0
Dichlorofluoromethane	Ave	0.6761	0.7104		21.0	20.0	5.1	20.0
Trichlorofluoromethane	Ave	0.4831	0.4935	0.1000	20.4	20.0	2.2	20.0
Pentane	Ave	0.0618	0.0485		31.4	40.0	-21.4*	20.0
Ethanol	Ave	0.0596	0.0641		860	800	7.5	50.0
Ethyl ether	Ave	0.2853	0.2447		17.2	20.0	-14.2	20.0
2-Methyl-1,3-butadiene	Ave	0.3138	0.2590		16.5	20.0	-17.5	20.0
1,2-Dichloro-1,1,2-trifluoro ethane	Ave	0.2302	0.2148		18.7	20.0	-6.7	20.0
Acrolein	Qua2		1.170		27.1	40.0	-32.2	50.0
1,1-Dichloroethene	Ave	0.2996	0.2544	0.1000	17.0	20.0	-15.1	20.0
Freon TF	Ave	0.2495	0.2233	0.1000	17.9	20.0	-10.5	20.0
Acetone	QuaF		0.6506	0.0500	101	100	0.7	50.0
Iodomethane	Ave	0.5159	0.4136		16.0	20.0	-19.8	20.0
Carbon disulfide	Ave	1.229	0.9580	0.1000	15.6	20.0	-22.1	50.0
Isopropyl alcohol	Ave	0.6927	0.7021		203	200	1.4	50.0
3-Chloro-1-propene	Ave	0.2037	0.1696		16.6	20.0	-16.8	20.0
Cyclopentene	Ave	0.8931	0.7286		16.3	20.0	-18.4	20.0
Methyl acetate	Ave	0.2653	0.2364	0.1000	89.1	100	-10.9	20.0
Acetonitrile	Ave	2.093	2.401		230	200	14.8	20.0
Methylene Chloride	Ave	0.3596	0.3444	0.1000	19.2	20.0	-4.2	20.0
2-Methyl-2-propanol	Lin2		0.9292		179	200	-10.3	50.0
MTBE	Ave	0.9095	0.7412	0.1000	16.3	20.0	-18.5	20.0
trans-1,2-Dichloroethene	Ave	0.3186	0.2905	0.1000	18.2	20.0	-8.8	20.0
Acrylonitrile	Ave	0.1328	0.1242		187	200	-6.5	20.0
Hexane	QuaF		0.3016		16.9	20.0	-15.5	20.0
Isopropyl ether	Ave	1.201	1.066		17.8	20.0	-11.2	20.0
1,1-Dichloroethane	Ave	0.6199	0.5700	0.2000	18.4	20.0	-8.0	20.0
Vinyl acetate	Ave	0.0588	0.0494		33.6	40.0	-16.1	20.0
2-Chloro-1,3-butadiene	Ave	0.2744	0.2495		18.2	20.0	-9.1	20.0
Tert-butyl ethyl ether	Ave	1.006	0.8208		16.3	20.0	-18.4	20.0
2,2-Dichloropropane	Ave	0.1066	0.0839		15.7	20.0	-21.3*	20.0
cis-1,2-Dichloroethene	Ave	0.3304	0.3074	0.1000	18.6	20.0	-7.0	20.0
2-Butanone	Lin2		0.2414	0.0500	97.5	100	-2.5	50.0
Ethyl acetate	Ave	0.2244	0.2023		36.1	40.0	-9.8	20.0

FORM VII
GC/MS VOA CONTINUING CALIBRATION DATA

Lab Name: TestAmerica Edison Job No.: 460-121256-1

SDG No.:

Lab Sample ID: CCVIS 460-396528/2 Calibration Date: 10/11/2016 20:35

Instrument ID: CVOAMS1 Calib Start Date: 09/08/2016 02:02

GC Column: Rtx-624 ID: 0.25(mm) Calib End Date: 09/08/2016 04:26

Lab File ID: A28187.D Conc. Units: ug/L Heated Purge: (Y/N) N

ANALYTE	CURVE TYPE	AVE RRF	RRF	MIN RRF	CALC AMOUNT	SPIKE AMOUNT	%D	MAX %D
Methyl acrylate	Ave	0.2614	0.2173		16.6	20.0	-16.9	20.0
Propionitrile	Ave	0.0432	0.0406		188	200	-6.0	20.0
Bromochloromethane	Ave	0.1469	0.1377		18.7	20.0	-6.3	20.0
Tetrahydrofuran	Lin2		0.2863		39.4	40.0	-1.5	20.0
Methacrylonitrile	Ave	0.1191	0.1090		183	200	-8.5	20.0
Chloroform	Ave	0.5199	0.4880	0.2000	18.8	20.0	-6.1	20.0
Cyclohexane	Ave	0.5300	0.4934	0.1000	18.6	20.0	-6.9	50.0
1,1,1-Trichloroethane	Ave	0.4273	0.3620	0.1000	16.9	20.0	-15.3	20.0
Carbon tetrachloride	Ave	0.3515	0.2965	0.1000	16.9	20.0	-15.6	20.0
1,1-Dichloropropene	Ave	0.4020	0.3668		18.2	20.0	-8.8	20.0
Isobutyl alcohol	Ave	0.5054	0.7914		783	500	56.6*	50.0
Isooctane	Ave	1.088	0.9277		17.1	20.0	-14.7	20.0
Benzene	Ave	1.861	1.714	0.5000	18.4	20.0	-7.9	20.0
Isopropyl acetate	Ave	1.012	0.8164		16.1	20.0	-19.3	20.0
Tert-amyl methyl ether	Ave	1.010	0.8182		16.2	20.0	-19.0	20.0
1,2-Dichloroethane	Ave	0.3814	0.3409	0.1000	17.9	20.0	-10.6	20.0
n-Heptane	QuaF		0.2526		16.0	20.0	-20.0	20.0
n-Butanol	Ave	0.2794	0.2284		409	500	-18.3	50.0
Trichloroethene	Ave	0.2717	0.2384	0.2000	17.5	20.0	-12.3	20.0
Ethyl acrylate	Ave	0.8128	0.8314		20.5	20.0	2.3	20.0
Methylcyclohexane	QuaF		0.4533	0.1000	16.9	20.0	-15.4	50.0
1,2-Dichloropropane	Ave	0.3278	0.2894	0.1000	17.7	20.0	-11.7	20.0
Methyl methacrylate	Ave	0.0647	0.0530		32.8	40.0	-18.0	20.0
n-Propyl acetate	Ave	0.4228	0.3516		16.6	20.0	-16.8	20.0
1,4-Dioxane	QuaF		1.062		395	400	-1.2	50.0
Dibromomethane	Ave	0.1684	0.1501		17.8	20.0	-10.9	20.0
Bromodichloromethane	Ave	0.3681	0.3029	0.2000	16.5	20.0	-17.7	20.0
2-Chloroethyl vinyl ether	Ave	0.1753	0.1370		15.6	20.0	-21.8*	20.0
2-Nitropropane	Lin2		0.0451		25.5	40.0	-36.3*	20.0
Epichlorohydrin	Ave	0.2211	0.1885		341	400	-14.7	20.0
cis-1,3-Dichloropropene	Ave	0.6752	0.5559	0.2000	16.5	20.0	-17.7	50.0
4-Methyl-2-pentanone	Ave	2.549	2.267	0.0500	88.9	100	-11.1	50.0
Toluene	Ave	1.709	1.573	0.4000	18.4	20.0	-8.0	20.0
trans-1,3-Dichloropropene	Ave	0.5819	0.4502	0.1000	15.5	20.0	-22.6	50.0
Ethyl methacrylate	Ave	0.3471	0.2795		16.1	20.0	-19.5	20.0
1,1,2-Trichloroethane	Ave	0.3101	0.2825	0.1000	18.2	20.0	-8.9	20.0
Tetrachloroethene	Ave	0.3471	0.3170	0.2000	18.3	20.0	-8.7	20.0
1,3-Dichloropropane	Ave	0.6068	0.5491		18.1	20.0	-9.5	20.0
2-Hexanone	Ave	1.537	1.332	0.0500	86.7	100	-13.3	50.0
n-Butyl acetate	Ave	0.1132	0.0918		16.2	20.0	-18.9	20.0
Dibromochloromethane	Ave	0.3670	0.2882	0.1000	15.7	20.0	-21.5	50.0

FORM VII
GC/MS VOA CONTINUING CALIBRATION DATA

Lab Name: TestAmerica Edison Job No.: 460-121256-1

SDG No.:

Lab Sample ID: CCVIS 460-396528/2 Calibration Date: 10/11/2016 20:35

Instrument ID: CVOAMS1 Calib Start Date: 09/08/2016 02:02

GC Column: Rtx-624 ID: 0.25(mm) Calib End Date: 09/08/2016 04:26

Lab File ID: A28187.D Conc. Units: ug/L Heated Purge: (Y/N) N

ANALYTE	CURVE TYPE	AVE RRF	RRF	MIN RRF	CALC AMOUNT	SPIKE AMOUNT	%D	MAX %D
1,2-Dibromoethane	Ave	0.3189	0.2784	0.1000	17.5	20.0	-12.7	20.0
Chlorobenzene	Ave	0.998	0.9219	0.5000	18.5	20.0	-7.6	20.0
Ethylbenzene	Ave	0.5669	0.5186	0.1000	18.3	20.0	-8.5	20.0
1,1,1,2-Tetrachloroethane	Ave	0.3939	0.3241		16.5	20.0	-17.7	20.0
m&p-Xylene	Ave	0.7094	0.6321	0.1000	17.8	20.0	-10.9	20.0
n-Butyl acrylate	Ave	0.3642	0.2740		15.0	20.0	-24.8*	20.0
o-Xylene	Ave	0.7359	0.6663	0.3000	18.1	20.0	-9.5	20.0
Styrene	Ave	1.196	1.067	0.3000	17.8	20.0	-10.8	20.0
Amyl acetate (mixed isomers)	Ave	1.830	1.421		15.5	20.0	-22.3*	20.0
Bromoform	Ave	0.2445	0.1717	0.1000	14.0	20.0	-29.8*	20.0
Isopropylbenzene	Ave	1.912	1.678	0.1000	17.6	20.0	-12.2	20.0
1,1,2,2-Tetrachloroethane	Ave	0.9385	0.8311	0.3000	17.7	20.0	-11.4	20.0
Bromobenzene	Ave	0.7326	0.6734		18.4	20.0	-8.1	20.0
N-Propylbenzene	Ave	4.183	3.948		18.9	20.0	-5.6	20.0
1,2,3-Trichloropropane	Ave	0.2394	0.2072		17.3	20.0	-13.4	20.0
trans-1,4-Dichloro-2-butene	Ave	0.2660	0.2078		15.6	20.0	-21.9*	20.0
4-Ethyltoluene	Ave	3.381	3.109		18.4	20.0	-8.0	20.0
2-Chlorotoluene	Ave	2.818	2.663		18.9	20.0	-5.5	20.0
1,3,5-Trimethylbenzene	Ave	2.751	2.620		19.1	20.0	-4.7	20.0
Butyl Methacrylate	Ave	1.141	0.9699		17.0	20.0	-15.0	20.0
4-Chlorotoluene	Ave	2.393	2.321		19.4	20.0	-3.0	20.0
tert-Butylbenzene	Ave	2.259	1.954		17.3	20.0	-13.5	20.0
1,2,4-Trimethylbenzene	Ave	2.892	2.689		18.6	20.0	-7.0	20.0
sec-Butylbenzene	Ave	3.575	3.292		18.4	20.0	-7.9	20.0
4-Isopropyltoluene	Ave	3.022	2.736		18.1	20.0	-9.5	20.0
1,3-Dichlorobenzene	Ave	1.483	1.426	0.6000	19.2	20.0	-3.9	20.0
1,4-Dichlorobenzene	Ave	1.527	1.465	0.5000	19.2	20.0	-4.0	20.0
Benzyl chloride	Ave	1.911	1.323		13.8	20.0	-30.8	50.0
Indan	Ave	3.241	3.049		18.8	20.0	-5.9	20.0
p-Diethylbenzene	Ave	1.943	1.835		18.9	20.0	-5.6	20.0
n-Butylbenzene	Ave	1.680	1.680		20.0	20.0	0.0	20.0
1,2-Dichlorobenzene	Ave	1.463	1.410	0.4000	19.3	20.0	-3.6	20.0
1,2,4,5-Tetramethylbenzene	Ave	2.999	2.449		16.3	20.0	-18.3	20.0
1,2-Dibromo-3-Chloropropane	Ave	0.1591	0.1137	0.0500	14.3	20.0	-28.5	50.0
1,3,5-Trichlorobenzene	Ave	1.062	0.9231		17.4	20.0	-13.1	20.0
1,2,4-Trichlorobenzene	Ave	0.8573	0.6977	0.2000	16.3	20.0	-18.6	20.0
Hexachlorobutadiene	Ave	0.4012	0.3390		16.9	20.0	-15.5	20.0
Naphthalene	Ave	1.918	1.593		16.6	20.0	-17.0	50.0
1,2,3-Trichlorobenzene	Ave	0.6215	0.4762		15.3	20.0	-23.4*	20.0
Dibromofluoromethane (Surr)	Ave	0.2644	0.2663		50.4	50.0	0.7	20.0
1,2-Dichloroethane-d4 (Surr)	Ave	0.3206	0.3187		49.7	50.0	-0.6	20.0

FORM VII
GC/MS VOA CONTINUING CALIBRATION DATA

Lab Name: TestAmerica Edison Job No.: 460-121256-1

SDG No.:

Lab Sample ID: CCVIS 460-396528/2 Calibration Date: 10/11/2016 20:35

Instrument ID: CVOAMS1 Calib Start Date: 09/08/2016 02:02

GC Column: Rtx-624 ID: 0.25(mm) Calib End Date: 09/08/2016 04:26

Lab File ID: A28187.D Conc. Units: ug/L Heated Purge: (Y/N) N

ANALYTE	CURVE TYPE	AVE RRF	RRF	MIN RRF	CALC AMOUNT	SPIKE AMOUNT	%D	MAX %D
Toluene-d8 (Surr)	Ave	1.428	1.453		50.9	50.0	1.8	20.0
Bromofluorobenzene	Ave	0.3996	0.3913		49.0	50.0	-2.1	20.0

TestAmerica Edison
Target Compound Quantitation Report

Data File: \\ChromNA\Edison\ChromData\CVOAMS1\20161011-46753.b\A28187.D
Lims ID: CCVIS
Client ID:
Sample Type: CCVIS
Inject. Date: 11-Oct-2016 20:35:30 ALS Bottle#: 1 Worklist Smp#: 2
Purge Vol: 5.000 mL Dil. Factor: 1.0000
Sample Info: CCVIS
Misc. Info.: 460-0046753-002
Operator ID: VOA GC/MS1 Instrument ID: CVOAMS1
Sublist: chrom-8260624W_1*sub42

Method: \\ChromNA\Edison\ChromData\CVOAMS1\20161011-46753.b\8260624W_1.m
Limit Group: VOA - 8260C Water and Solid
Last Update: 12-Oct-2016 09:45:15 Calib Date: 08-Sep-2016 04:26:30
Integrator: RTE ID Type: Deconvolution ID
Quant Method: Internal Standard Quant By: Initial Calibration
Last ICal File: \\ChromNA\Edison\ChromData\CVOAMS1\20160908-45311.b\A26272.D

Column 1 : Rtx-624 (0.25 mm) Det: MS SCAN
Process Host: XAWRK018

First Level Reviewer: starzecm Date: 12-Oct-2016 00:14:22

Compound	Sig	RT (min.)	Exp RT (min.)	Dlt RT (min.)	Q	Response	Cal Amt ug/l	OnCol Amt ug/l	Flags
1 Chlorotrifluoroethene	66	1.603	1.603	0.000	89	11324	20.0	16.8	
3 Dichlorodifluoromethane	85	1.633	1.633	0.000	99	98621	20.0	21.5	
4 Chloromethane	50	1.810	1.810	0.000	99	116532	20.0	20.5	
6 Butadiene	54	1.913	1.913	0.000	95	94291	20.0	20.8	
5 Vinyl chloride	62	1.913	1.913	0.000	98	108117	20.0	21.6	
7 Bromomethane	94	2.237	2.237	0.000	99	63738	20.0	22.5	
8 Chloroethane	64	2.316	2.316	0.000	100	57415	20.0	19.6	
9 Dichlorofluoromethane	67	2.517	2.517	0.000	99	139431	20.0	21.0	
10 Trichlorofluoromethane	101	2.529	2.529	0.000	80	96862	20.0	20.4	
12 Pentane	72	2.541	2.541	0.000	96	19046	40.0	31.4	
13 Ethyl ether	59	2.761	2.761	0.000	93	48034	20.0	17.2	
14 Ethanol	46	2.755	2.755	0.000	72	10335	800.0	859.7	
15 2-Methyl-1,3-butadiene	53	2.779	2.779	0.000	97	50835	20.0	16.5	
16 1,2-Dichloro-1,1,2-trifluo	117	2.828	2.828	0.000	96	42166	20.0	18.7	
11 Acrolein	56	2.950	2.950	0.000	95	9432	40.0	27.1	
18 1,1-Dichloroethene	96	2.980	2.980	0.000	96	49936	20.0	17.0	
17 1,1,2-Trichloro-1,2,2-trif	101	2.986	2.986	0.000	58	43825	20.0	17.9	
19 Acetone	43	3.084	3.084	0.000	88	73657	100.0	100.7	
20 Iodomethane	142	3.139	3.139	0.000	100	81176	20.0	16.0	
21 Carbon disulfide	76	3.175	3.175	0.000	99	188027	20.0	15.6	
22 Isopropyl alcohol	45	3.194	3.194	0.000	52	28305	200.0	202.7	
23 3-Chloro-1-propene	76	3.316	3.316	0.000	91	33283	20.0	16.6	
25 Cyclopentene	67	3.334	3.334	0.000	92	143004	20.0	16.3	
24 Methyl acetate	43	3.334	3.334	0.000	99	231968	100.0	89.1	
26 Acetonitrile	41	3.401	3.401	0.000	97	96819	200.0	229.5	
27 Methylene Chloride	84	3.444	3.444	0.000	97	67602	20.0	19.2	
* 28 TBA-d9 (IS)	65	3.456	3.456	0.000	94	201586	1000.0	1000.0	
29 2-Methyl-2-propanol	59	3.523	3.523	0.000	91	37462	200.0	179.4	
30 Methyl tert-butyl ether	73	3.620	3.620	0.000	98	145491	20.0	16.3	
31 trans-1,2-Dichloroethene	96	3.627	3.627	0.000	97	57021	20.0	18.2	

Compound	Sig	RT (min.)	Exp RT (min.)	Dlt RT (min.)	Q	Response	Cal Amt ug/l	OnCol Amt ug/l	Flags
32 Acrylonitrile	53	3.706	3.706	0.000	93	243761	200.0	187.0	
33 Hexane	43	3.773	3.773	0.000	95	59198	20.0	16.9	
34 Isopropyl ether	45	3.974	3.974	0.000	97	209139	20.0	17.8	
35 1,1-Dichloroethane	63	4.005	4.005	0.000	99	111884	20.0	18.4	
36 Vinyl acetate	86	4.017	4.017	0.000	100	19379	40.0	33.6	
37 2-Chloro-1,3-butadiene	88	4.041	4.041	0.000	91	48972	20.0	18.2	
38 Tert-butyl ethyl ether	59	4.254	4.254	0.000	88	161106	20.0	16.3	
* 39 2-Butanone-d5	46	4.431	4.431	0.000	94	283040	250.0	250.0	
40 2,2-Dichloropropane	97	4.450	4.450	0.000	86	16472	20.0	15.7	
41 cis-1,2-Dichloroethene	96	4.462	4.462	0.000	93	60335	20.0	18.6	
43 Ethyl acetate	70	4.480	4.480	0.000	95	9163	40.0	36.1	
42 2-Butanone (MEK)	72	4.480	4.480	0.000	95	27328	100.0	97.5	
44 Methyl acrylate	55	4.523	4.523	0.000	57	42651	20.0	16.6	
45 Propionitrile	54	4.596	4.596	0.000	98	79710	200.0	187.9	
47 Chlorobromomethane	128	4.651	4.651	0.000	97	27024	20.0	18.7	
46 Tetrahydrofuran	72	4.657	4.657	0.000	55	12967	40.0	39.4	
48 Methacrylonitrile	67	4.675	4.675	0.000	94	213871	200.0	183.0	
49 Chloroform	83	4.693	4.693	0.000	98	95785	20.0	18.8	
50 Cyclohexane	56	4.803	4.803	0.000	95	96845	20.0	18.6	
52 1,1,1-Trichloroethane	97	4.815	4.815	0.000	97	71055	20.0	16.9	
$ 53 Dibromofluoromethane (Surr	113	4.821	4.821	0.000	96	130657	50.0	50.4	
54 Carbon tetrachloride	117	4.907	4.907	0.000	97	58199	20.0	16.9	
55 1,1-Dichloropropene	75	4.931	4.931	0.000	96	71991	20.0	18.2	
57 Isooctane	57	5.053	5.053	0.000	98	182097	20.0	17.1	
56 Isobutyl alcohol	43	5.047	5.047	0.000	41	79772	500.0	782.9	
58 Benzene	78	5.090	5.090	0.000	96	215116	20.0	18.4	
$ 59 1,2-Dichloroethane-d4 (Sur	65	5.102	5.102	0.000	97	156383	50.0	49.7	
60 Isopropyl acetate	43	5.126	5.126	0.000	97	160234	20.0	16.1	
61 Tert-amyl methyl ether	73	5.132	5.132	0.000	92	160596	20.0	16.2	
62 1,2-Dichloroethane	62	5.157	5.157	0.000	96	66920	20.0	17.9	
63 n-Heptane	71	5.199	5.199	0.000	95	49576	20.0	16.0	
* 64 Fluorobenzene	96	5.309	5.309	0.000	98	490701	50.0	50.0	
65 n-Butanol	56	5.523	5.523	0.000	92	23024	500.0	408.7	
66 Trichloroethene	95	5.571	5.571	0.000	96	46784	20.0	17.5	
67 Ethyl acrylate	55	5.669	5.669	0.000	97	163188	20.0	20.5	
68 Methylcyclohexane	83	5.675	5.675	0.000	95	88971	20.0	16.9	
69 1,2-Dichloropropane	63	5.809	5.809	0.000	93	56803	20.0	17.7	
* 70 1,4-Dioxane-d8	96	5.852	5.852	0.000	37	21526	1000.0	1000.0	
71 Methyl methacrylate	100	5.852	5.852	0.000	93	20820	40.0	32.8	
72 n-Propyl acetate	43	5.888	5.888	0.000	98	69018	20.0	16.6	
73 1,4-Dioxane	88	5.900	5.900	0.000	32	9145	400.0	395.3	
74 Dibromomethane	93	5.913	5.913	0.000	93	29470	20.0	17.8	
75 Dichlorobromomethane	83	6.029	6.029	0.000	99	59448	20.0	16.5	
76 2-Chloroethyl vinyl ether	63	6.303	6.303	0.000	91	26899	20.0	15.6	
77 2-Nitropropane	41	6.321	6.321	0.000	84	17688	40.0	25.5	
78 Epichlorohydrin	57	6.413	6.413	0.000	99	85374	400.0	341.1	
79 cis-1,3-Dichloropropene	75	6.461	6.461	0.000	93	69758	20.0	16.5	
80 4-Methyl-2-pentanone (MIBK	43	6.589	6.589	0.000	98	256710	100.0	88.9	
$ 81 Toluene-d8 (Surr)	98	6.663	6.663	0.000	99	456012	50.0	50.9	
82 Toluene	91	6.724	6.724	0.000	93	197414	20.0	18.4	
83 trans-1,3-Dichloropropene	75	6.955	6.955	0.000	95	56503	20.0	15.5	
84 Ethyl methacrylate	69	6.967	6.967	0.000	88	54860	20.0	16.1	

Compound	Sig	RT (min.)	Exp RT (min.)	Dlt RT (min.)	Q	Response	Cal Amt ug/l	OnCol Amt ug/l	Flags
85 1,1,2-Trichloroethane	83	7.108	7.108	0.000	96	35459	20.0	18.2	
86 Tetrachloroethene	166	7.144	7.144	0.000	95	39783	20.0	18.3	
87 1,3-Dichloropropane	76	7.242	7.242	0.000	97	68917	20.0	18.1	
88 2-Hexanone	43	7.272	7.272	0.000	98	150783	100.0	86.7	
89 n-Butyl acetate	73	7.327	7.327	0.000	98	11521	20.0	16.2	
90 Chlorodibromomethane	129	7.388	7.388	0.000	96	36167	20.0	15.7	
91 Ethylene Dibromide	107	7.486	7.486	0.000	99	34936	20.0	17.5	
* 92 Chlorobenzene-d5	117	7.784	7.784	0.000	89	313747	50.0	50.0	
93 Chlorobenzene	112	7.803	7.803	0.000	92	115695	20.0	18.5	
94 Ethylbenzene	106	7.851	7.851	0.000	99	65087	20.0	18.3	
95 1,1,1,2-Tetrachloroethane	131	7.857	7.857	0.000	94	40668	20.0	16.5	
96 m-Xylene & p-Xylene	106	7.924	7.924	0.000	99	79330	20.0	17.8	
97 n-Butyl acrylate	73	8.150	8.150	0.000	97	34383	20.0	15.0	
98 o-Xylene	106	8.187	8.187	0.000	93	83618	20.0	18.1	
99 Styrene	104	8.199	8.199	0.000	93	133906	20.0	17.8	
100 Amyl acetate (mixed isomer	43	8.284	8.284	0.000	90	101058	20.0	15.5	
101 Bromoform	173	8.339	8.339	0.000	94	21543	20.0	14.0	
102 Isopropylbenzene	105	8.400	8.400	0.000	96	210562	20.0	17.6	
$ 103 4-Bromofluorobenzene	174	8.528	8.528	0.000	87	122769	50.0	49.0	
104 Bromobenzene	156	8.619	8.619	0.000	96	47897	20.0	18.4	
105 1,1,2,2-Tetrachloroethane	83	8.619	8.619	0.000	99	59115	20.0	17.7	
106 N-Propylbenzene	91	8.644	8.644	0.000	98	280845	20.0	18.9	
107 1,2,3-Trichloropropane	110	8.656	8.656	0.000	95	14741	20.0	17.3	
108 trans-1,4-Dichloro-2-buten	53	8.656	8.656	0.000	73	14781	20.0	15.6	
109 4-Ethyltoluene	105	8.705	8.705	0.000	98	221147	20.0	18.4	
110 2-Chlorotoluene	91	8.717	8.717	0.000	96	189392	20.0	18.9	
111 1,3,5-Trimethylbenzene	105	8.741	8.741	0.000	92	186383	20.0	19.1	
112 Butyl Methacrylate	87	8.778	8.778	0.000	95	68988	20.0	17.0	
113 4-Chlorotoluene	91	8.784	8.784	0.000	98	165133	20.0	19.4	
114 tert-Butylbenzene	119	8.924	8.924	0.000	92	138987	20.0	17.3	
115 1,2,4-Trimethylbenzene	105	8.961	8.961	0.000	98	191246	20.0	18.6	
116 sec-Butylbenzene	105	9.046	9.046	0.000	99	234132	20.0	18.4	
117 4-Isopropyltoluene	119	9.125	9.125	0.000	97	194588	20.0	18.1	
118 1,3-Dichlorobenzene	146	9.144	9.144	0.000	94	101405	20.0	19.2	
* 119 1,4-Dichlorobenzene-d4	152	9.186	9.186	0.000	97	177831	50.0	50.0	
120 1,4-Dichlorobenzene	146	9.199	9.199	0.000	93	104203	20.0	19.2	
121 Benzyl chloride	91	9.284	9.284	0.000	98	94085	20.0	13.8	
122 2,3-Dihydroindene	117	9.327	9.327	0.000	93	216895	20.0	18.8	
123 p-Diethylbenzene	119	9.345	9.345	0.000	90	130545	20.0	18.9	
124 n-Butylbenzene	92	9.357	9.357	0.000	98	119511	20.0	20.0	
125 1,2-Dichlorobenzene	146	9.424	9.424	0.000	94	100300	20.0	19.3	
126 1,2,4,5-Tetramethylbenzene	119	9.833	9.833	0.000	97	174192	20.0	16.3	
127 1,2-Dibromo-3-Chloropropan	75	9.930	9.930	0.000	91	8090	20.0	14.3	
128 1,3,5-Trichlorobenzene	180	10.028	10.028	0.000	96	65665	20.0	17.4	
129 1,2,4-Trichlorobenzene	180	10.509	10.509	0.000	94	49631	20.0	16.3	
130 Hexachlorobutadiene	225	10.583	10.583	0.000	91	24115	20.0	16.9	
131 Naphthalene	128	10.735	10.735	0.000	99	113305	20.0	16.6	
132 1,2,3-Trichlorobenzene	180	10.942	10.942	0.000	94	33875	20.0	15.3	
S 133 1,2-Dichloroethene, Total	100				0		40.0	36.8	
S 134 Xylenes, Total	100				0		40.0	35.9	
S 135 Total BTEX	1				0		100.0	91.1	

Reagents:

GASES Li_00175	Amount Added:	20.00	Units: uL	
8260MIX1COMB_00043	Amount Added:	20.00	Units: uL	
ACROLEIN W_00056	Amount Added:	4.00	Units: uL	
8260ISNEW_00085	Amount Added:	1.00	Units: uL	Run Reagent
8260SURR250_00140	Amount Added:	1.00	Units: uL	Run Reagent

Report Date: 12-Oct-2016 09:45:17 Chrom Revision: 2.2 08-Sep-2016 14:45:52

TestAmerica Edison

Data File: \\ChromNA\Edison\ChromData\CVOAMS1\20161011-46753.b\A28187.D

Injection Date:	11-Oct-2016 20:35:30	Instrument ID:	CVOAMS1	Operator ID:	VOA GC/MS1
Lims ID:	CCVIS			Worklist Smp#:	2
Client ID:					
Purge Vol:	5.000 mL	Dil. Factor:	1.0000	ALS Bottle#:	1
Method:	8260624W_1	Limit Group:	VOA - 8260C Water and Solid		

Column: Rtx-624 (0.25 mm)

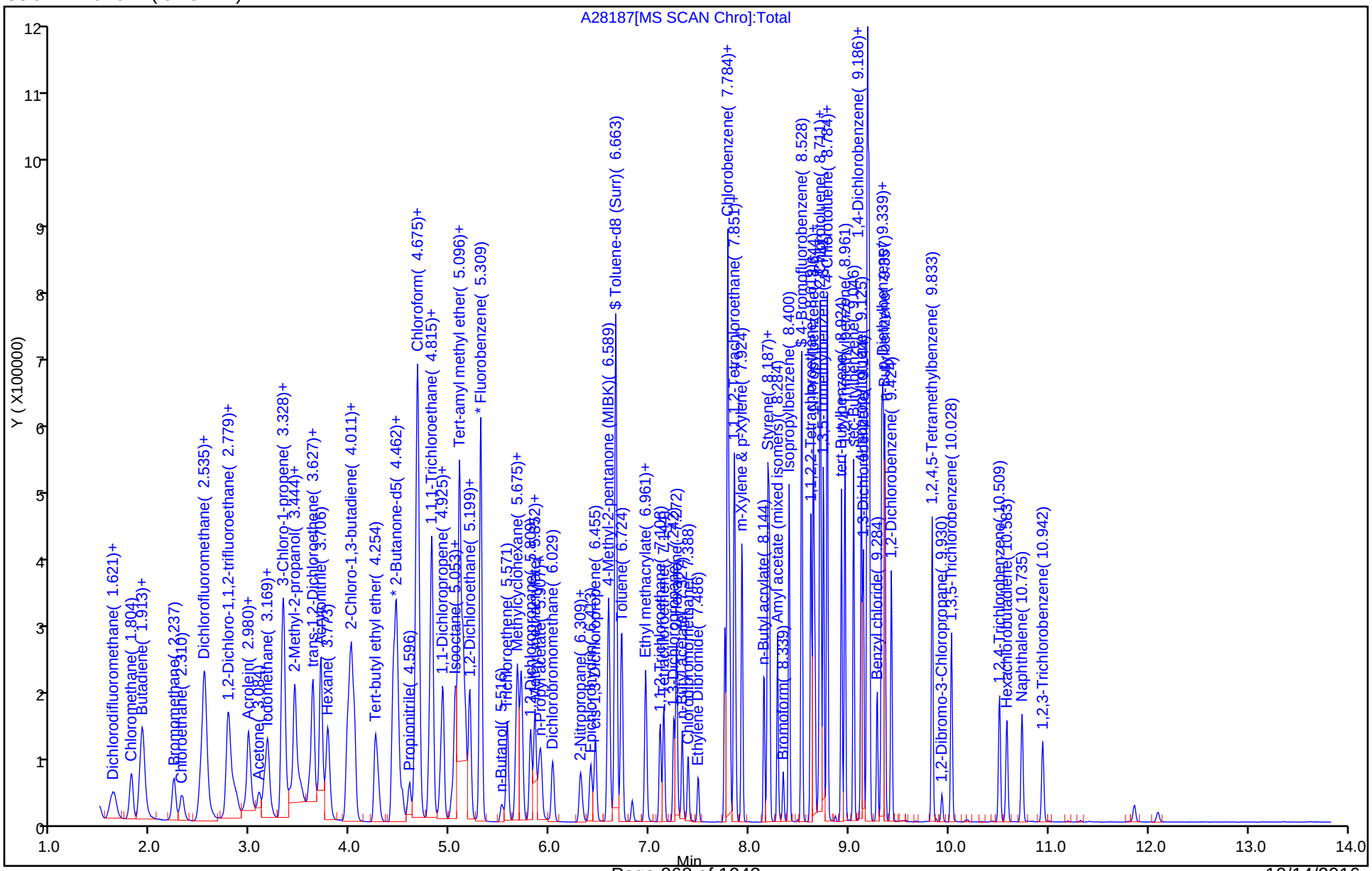

FORM VII
GC/MS VOA CONTINUING CALIBRATION DATA

Lab Name: TestAmerica Edison Job No.: 460-121256-1

SDG No.:

Lab Sample ID: CCVIS 460-396623/4 Calibration Date: 10/12/2016 08:56

Instrument ID: CVOAMS1 Calib Start Date: 09/08/2016 02:02

GC Column: Rtx-624 ID: 0.25(mm) Calib End Date: 09/08/2016 04:26

Lab File ID: A28220.D Conc. Units: ug/L Heated Purge: (Y/N) N

ANALYTE	CURVE TYPE	AVE RRF	RRF	MIN RRF	CALC AMOUNT	SPIKE AMOUNT	%D	MAX %D
Chlorotrifluoroethene	Ave	0.0687	0.0519		15.1	20.0	-24.5*	20.0
Dichlorodifluoromethane	Ave	0.4678	0.4712	0.1000	20.1	20.0	0.7	20.0
Chloromethane	Ave	0.5780	0.5170	0.1000	17.9	20.0	-10.6	20.0
Vinyl chloride	Ave	0.5106	0.4877	0.1000	19.1	20.0	-4.5	20.0
Butadiene	Ave	0.4615	0.4606		20.0	20.0	-0.2	20.0
Bromomethane	Ave	0.2886	0.2425	0.1000	16.8	20.0	-16.0	50.0
Chloroethane	Ave	0.2987	0.2207	0.1000	14.8	20.0	-26.1	50.0
Trichlorofluoromethane	Ave	0.4831	0.4160	0.1000	17.2	20.0	-13.9	20.0
Dichlorofluoromethane	Ave	0.6761	0.5637		16.7	20.0	-16.6	20.0
Pentane	Ave	0.0618	0.0472		30.5	40.0	-23.6*	20.0
Ethanol	Ave	0.0596	0.0684		918	800	14.7	50.0
Ethyl ether	Ave	0.2853	0.2483		17.4	20.0	-13.0	20.0
2-Methyl-1,3-butadiene	Ave	0.3138	0.2583		16.5	20.0	-17.7	20.0
1,2-Dichloro-1,1,2-trifluoro ethane	Ave	0.2302	0.2062		17.9	20.0	-10.4	20.0
Acrolein	Qua2		0.7380		16.1	40.0	-59.8*	50.0
1,1-Dichloroethene	Ave	0.2996	0.2635	0.1000	17.6	20.0	-12.1	20.0
Freon TF	Ave	0.2495	0.2175	0.1000	17.4	20.0	-12.8	20.0
Acetone	QuaF		0.7817	0.0500	121	100	21.0	50.0
Iodomethane	Ave	0.5159	0.4104		15.9	20.0	-20.5*	20.0
Carbon disulfide	Ave	1.229	0.9266	0.1000	15.1	20.0	-24.6	50.0
Isopropyl alcohol	Ave	0.6927	0.6574		190	200	-5.1	50.0
3-Chloro-1-propene	Ave	0.2037	0.1694		16.6	20.0	-16.9	20.0
Cyclopentene	Ave	0.8931	0.7885		17.7	20.0	-11.7	20.0
Methyl acetate	Ave	0.2653	0.2614	0.1000	98.5	100	-1.5	20.0
Acetonitrile	Ave	2.093	2.332		223	200	11.4	20.0
Methylene Chloride	Ave	0.3596	0.3396	0.1000	18.9	20.0	-5.6	20.0
2-Methyl-2-propanol	Lin2		0.8776		169	200	-15.5	50.0
MTBE	Ave	0.9095	0.7648	0.1000	16.8	20.0	-15.9	20.0
trans-1,2-Dichloroethene	Ave	0.3186	0.2913	0.1000	18.3	20.0	-8.6	20.0
Acrylonitrile	Ave	0.1328	0.1320		199	200	-0.7	20.0
Hexane	QuaF		0.3191		17.9	20.0	-10.5	20.0
Isopropyl ether	Ave	1.201	1.075		17.9	20.0	-10.5	20.0
1,1-Dichloroethane	Ave	0.6199	0.5834	0.2000	18.8	20.0	-5.9	20.0
Vinyl acetate	Ave	0.0588	0.0437		29.7	40.0	-25.8*	20.0
2-Chloro-1,3-butadiene	Ave	0.2744	0.2563		18.7	20.0	-6.6	20.0
Tert-butyl ethyl ether	Ave	1.006	0.8452		16.8	20.0	-16.0	20.0
2,2-Dichloropropane	Ave	0.1066	0.0784		14.7	20.0	-26.4*	20.0
cis-1,2-Dichloroethene	Ave	0.3304	0.3096	0.1000	18.7	20.0	-6.3	20.0
2-Butanone	Lin2		0.2378	0.0500	96.0	100	-4.0	50.0
Ethyl acetate	Ave	0.2244	0.1942		34.6	40.0	-13.5	20.0

FORM VII
GC/MS VOA CONTINUING CALIBRATION DATA

Lab Name: TestAmerica Edison Job No.: 460-121256-1

SDG No.:

Lab Sample ID: CCVIS 460-396623/4 Calibration Date: 10/12/2016 08:56

Instrument ID: CVOAMS1 Calib Start Date: 09/08/2016 02:02

GC Column: Rtx-624 ID: 0.25(mm) Calib End Date: 09/08/2016 04:26

Lab File ID: A28220.D Conc. Units: ug/L Heated Purge: (Y/N) N

ANALYTE	CURVE TYPE	AVE RRF	RRF	MIN RRF	CALC AMOUNT	SPIKE AMOUNT	%D	MAX %D
Methyl acrylate	Ave	0.2614	0.2461		18.8	20.0	-5.9	20.0
Propionitrile	Ave	0.0432	0.0433		201	200	0.3	20.0
Bromochloromethane	Ave	0.1469	0.1342		18.3	20.0	-8.7	20.0
Tetrahydrofuran	Lin2		0.2954		40.7	40.0	1.8	20.0
Methacrylonitrile	Ave	0.1191	0.1156		194	200	-2.9	20.0
Chloroform	Ave	0.5199	0.4984	0.2000	19.2	20.0	-4.1	20.0
Cyclohexane	Ave	0.5300	0.5085	0.1000	19.2	20.0	-4.1	50.0
1,1,1-Trichloroethane	Ave	0.4273	0.3735	0.1000	17.5	20.0	-12.6	20.0
Carbon tetrachloride	Ave	0.3515	0.3067	0.1000	17.4	20.0	-12.8	20.0
1,1-Dichloropropene	Ave	0.4020	0.3859		19.2	20.0	-4.0	20.0
Isobutyl alcohol	Ave	0.5054	0.7631		755	500	51.0*	50.0
Isooctane	Ave	1.088	0.8786		16.2	20.0	-19.2	20.0
Benzene	Ave	1.861	1.827	0.5000	19.6	20.0	-1.8	20.0
Isopropyl acetate	Ave	1.012	0.8705		17.2	20.0	-14.0	20.0
Tert-amyl methyl ether	Ave	1.010	0.8630		17.1	20.0	-14.5	20.0
1,2-Dichloroethane	Ave	0.3814	0.3457	0.1000	18.1	20.0	-9.4	20.0
n-Heptane	QuaF		0.2644		16.8	20.0	-16.2	20.0
n-Butanol	Ave	0.2794	0.2340		419	500	-16.2	50.0
Trichloroethene	Ave	0.2717	0.2515	0.2000	18.5	20.0	-7.5	20.0
Ethyl acrylate	Ave	0.8128	0.7088		17.4	20.0	-12.8	20.0
Methylcyclohexane	QuaF		0.4714	0.1000	17.6	20.0	-12.0	50.0
1,2-Dichloropropane	Ave	0.3278	0.2893	0.1000	17.7	20.0	-11.7	20.0
Methyl methacrylate	Ave	0.0647	0.0542		33.5	40.0	-16.2	20.0
1,4-Dioxane	QuaF		1.182		441	400	10.2	50.0
n-Propyl acetate	Ave	0.4228	0.3736		17.7	20.0	-11.6	20.0
Dibromomethane	Ave	0.1684	0.1528		18.1	20.0	-9.3	20.0
Bromodichloromethane	Ave	0.3681	0.3022	0.2000	16.4	20.0	-17.9	20.0
2-Chloroethyl vinyl ether	Ave	0.1753	0.1405		16.0	20.0	-19.8	20.0
2-Nitropropane	Lin2		0.0489		27.7	40.0	-30.7*	20.0
Epichlorohydrin	Ave	0.2211	0.1885		341	400	-14.7	20.0
cis-1,3-Dichloropropene	Ave	0.6752	0.5712	0.2000	16.9	20.0	-15.4	50.0
4-Methyl-2-pentanone	Ave	2.549	2.303	0.0500	90.3	100	-9.7	50.0
Toluene	Ave	1.709	1.574	0.4000	18.4	20.0	-7.9	20.0
trans-1,3-Dichloropropene	Ave	0.5819	0.4614	0.1000	15.9	20.0	-20.7	50.0
Ethyl methacrylate	Ave	0.3471	0.2870		16.5	20.0	-17.3	20.0
1,1,2-Trichloroethane	Ave	0.3101	0.2865	0.1000	18.5	20.0	-7.6	20.0
Tetrachloroethene	Ave	0.3471	0.3183	0.2000	18.3	20.0	-8.3	20.0
1,3-Dichloropropane	Ave	0.6068	0.5574		18.4	20.0	-8.1	20.0
2-Hexanone	Ave	1.537	1.370	0.0500	89.1	100	-10.9	50.0
n-Butyl acetate	Ave	0.1132	0.1025		18.1	20.0	-9.5	20.0
Dibromochloromethane	Ave	0.3670	0.2959	0.1000	16.1	20.0	-19.4	50.0

FORM VII
GC/MS VOA CONTINUING CALIBRATION DATA

Lab Name: TestAmerica Edison Job No.: 460-121256-1

SDG No.:

Lab Sample ID: CCVIS 460-396623/4 Calibration Date: 10/12/2016 08:56

Instrument ID: CVOAMS1 Calib Start Date: 09/08/2016 02:02

GC Column: Rtx-624 ID: 0.25(mm) Calib End Date: 09/08/2016 04:26

Lab File ID: A28220.D Conc. Units: ug/L Heated Purge: (Y/N) N

ANALYTE	CURVE TYPE	AVE RRF	RRF	MIN RRF	CALC AMOUNT	SPIKE AMOUNT	%D	MAX %D
1,2-Dibromoethane	Ave	0.3189	0.2874	0.1000	18.0	20.0	-9.9	20.0
Chlorobenzene	Ave	0.998	0.9327	0.5000	18.7	20.0	-6.6	20.0
Ethylbenzene	Ave	0.5669	0.5259	0.1000	18.6	20.0	-7.2	20.0
1,1,1,2-Tetrachloroethane	Ave	0.3939	0.3333		16.9	20.0	-15.4	20.0
m&p-Xylene	Ave	0.7094	0.6344	0.1000	17.9	20.0	-10.6	20.0
n-Butyl acrylate	Ave	0.3642	0.2838		15.6	20.0	-22.1*	20.0
o-Xylene	Ave	0.7359	0.6717	0.3000	18.3	20.0	-8.7	20.0
Styrene	Ave	1.196	1.080	0.3000	18.1	20.0	-9.7	20.0
Amyl acetate (mixed isomers)	Ave	1.830	1.580		17.3	20.0	-13.6	20.0
Bromoform	Ave	0.2445	0.1727	0.1000	14.1	20.0	-29.4*	20.0
Isopropylbenzene	Ave	1.912	1.735	0.1000	18.1	20.0	-9.3	20.0
1,1,2,2-Tetrachloroethane	Ave	0.9385	0.8902	0.3000	19.0	20.0	-5.1	20.0
Bromobenzene	Ave	0.7326	0.6711		18.3	20.0	-8.4	20.0
N-Propylbenzene	Ave	4.183	4.049		19.4	20.0	-3.2	20.0
1,2,3-Trichloropropane	Ave	0.2394	0.2322		19.4	20.0	-3.0	20.0
trans-1,4-Dichloro-2-butene	Ave	0.2660	0.1686		12.7	20.0	-36.6*	20.0
4-Ethyltoluene	Ave	3.381	3.190		18.9	20.0	-5.6	20.0
2-Chlorotoluene	Ave	2.818	2.742		19.5	20.0	-2.7	20.0
1,3,5-Trimethylbenzene	Ave	2.751	2.661		19.3	20.0	-3.3	20.0
4-Chlorotoluene	Ave	2.393	2.370		19.8	20.0	-0.9	20.0
Butyl Methacrylate	Ave	1.141	0.998		17.5	20.0	-12.5	20.0
tert-Butylbenzene	Ave	2.259	2.052		18.2	20.0	-9.2	20.0
1,2,4-Trimethylbenzene	Ave	2.892	2.680		18.5	20.0	-7.3	20.0
sec-Butylbenzene	Ave	3.575	3.444		19.3	20.0	-3.7	20.0
4-Isopropyltoluene	Ave	3.022	2.825		18.7	20.0	-6.5	20.0
1,3-Dichlorobenzene	Ave	1.483	1.446	0.6000	19.5	20.0	-2.5	20.0
1,4-Dichlorobenzene	Ave	1.527	1.482	0.5000	19.4	20.0	-2.9	20.0
Benzyl chloride	Ave	1.911	1.372		14.4	20.0	-28.2	50.0
Indan	Ave	3.241	3.059		18.9	20.0	-5.6	20.0
p-Diethylbenzene	Ave	1.943	1.868		19.2	20.0	-3.9	20.0
n-Butylbenzene	Ave	1.680	1.717		20.4	20.0	2.2	20.0
1,2-Dichlorobenzene	Ave	1.463	1.420	0.4000	19.4	20.0	-2.9	20.0
1,2,4,5-Tetramethylbenzene	Ave	2.999	2.492		16.6	20.0	-16.9	20.0
1,2-Dibromo-3-Chloropropane	Ave	0.1591	0.1415	0.0500	17.8	20.0	-11.0	50.0
1,3,5-Trichlorobenzene	Ave	1.062	0.9521		17.9	20.0	-10.4	20.0
1,2,4-Trichlorobenzene	Ave	0.8573	0.7906	0.2000	18.4	20.0	-7.8	20.0
Hexachlorobutadiene	Ave	0.4012	0.3770		18.8	20.0	-6.0	20.0
Naphthalene	Ave	1.918	1.857		19.4	20.0	-3.2	50.0
1,2,3-Trichlorobenzene	Ave	0.6215	0.6234		20.1	20.0	0.3	20.0
Dibromofluoromethane (Surr)	Ave	0.2644	0.2639		49.9	50.0	-0.2	20.0
1,2-Dichloroethane-d4 (Surr)	Ave	0.3206	0.3248		50.7	50.0	1.3	20.0

FORM VII
GC/MS VOA CONTINUING CALIBRATION DATA

Lab Name: TestAmerica Edison Job No.: 460-121256-1

SDG No.:

Lab Sample ID: CCVIS 460-396623/4 Calibration Date: 10/12/2016 08:56

Instrument ID: CVOAMS1 Calib Start Date: 09/08/2016 02:02

GC Column: Rtx-624 ID: 0.25(mm) Calib End Date: 09/08/2016 04:26

Lab File ID: A28220.D Conc. Units: ug/L Heated Purge: (Y/N) N

ANALYTE	CURVE TYPE	AVE RRF	RRF	MIN RRF	CALC AMOUNT	SPIKE AMOUNT	%D	MAX %D
Toluene-d8 (Surr)	Ave	1.428	1.458		51.1	50.0	2.1	20.0
Bromofluorobenzene	Ave	0.3996	0.3822		47.8	50.0	-4.4	20.0

TestAmerica Edison
Target Compound Quantitation Report

Data File: \\ChromNA\Edison\ChromData\CVOAMS1\20161012-46772.b\A28220.D
Lims ID: CCVIS
Client ID:
Sample Type: CCVIS
Inject. Date: 12-Oct-2016 08:56:30 ALS Bottle#: 3 Worklist Smp#: 4
Purge Vol: 5.000 mL Dil. Factor: 1.0000
Sample Info: CCVIS
Misc. Info.: 460-0046772-004
Operator ID: VOA GC/MS1 Instrument ID: CVOAMS1
Sublist: chrom-8260624W_1*sub42

Method: \\ChromNA\Edison\ChromData\CVOAMS1\20161012-46772.b\8260624W_1.m
Limit Group: VOA - 8260C Water and Solid
Last Update: 12-Oct-2016 10:07:06 Calib Date: 08-Sep-2016 04:26:30
Integrator: RTE ID Type: Deconvolution ID
Quant Method: Internal Standard Quant By: Initial Calibration
Last ICal File: \\ChromNA\Edison\ChromData\CVOAMS1\20160908-45311.b\A26272.D

Column 1 : Rtx-624 (0.25 mm) Det: MS SCAN
Process Host: XAWRK018

First Level Reviewer: moroneyc Date: 12-Oct-2016 10:07:06

Compound	Sig	RT (min.)	Exp RT (min.)	Dlt RT (min.)	Q	Response	Cal Amt ug/l	OnCol Amt ug/l	Flags
1 Chlorotrifluoroethene	66	1.609	1.609	0.000	89	10320	20.0	15.1	
3 Dichlorodifluoromethane	85	1.639	1.639	0.000	100	93754	20.0	20.1	
4 Chloromethane	50	1.816	1.816	0.000	99	102876	20.0	17.9	
5 Vinyl chloride	62	1.919	1.919	0.000	98	97046	20.0	19.1	
6 Butadiene	54	1.932	1.932	0.000	72	91655	20.0	20.0	
7 Bromomethane	94	2.243	2.243	0.000	99	48250	20.0	16.8	
8 Chloroethane	64	2.322	2.322	0.000	99	43925	20.0	14.8	
10 Trichlorofluoromethane	101	2.529	2.529	0.000	61	82775	20.0	17.2	
9 Dichlorofluoromethane	67	2.535	2.535	0.000	99	112180	20.0	16.7	
12 Pentane	72	2.547	2.547	0.000	97	18766	40.0	30.5	
14 Ethanol	46	2.767	2.767	0.000	75	12536	800.0	917.7	
13 Ethyl ether	59	2.773	2.773	0.000	95	49413	20.0	17.4	
15 2-Methyl-1,3-butadiene	53	2.785	2.785	0.000	97	51402	20.0	16.5	
16 1,2-Dichloro-1,1,2-trifluo	117	2.846	2.846	0.000	97	41040	20.0	17.9	
11 Acrolein	56	2.962	2.962	0.000	94	6762	40.0	16.1	
18 1,1-Dichloroethene	96	2.986	2.986	0.000	97	52429	20.0	17.6	
17 1,1,2-Trichloro-1,2,2-trif	101	2.999	2.999	0.000	58	43283	20.0	17.4	
19 Acetone	43	3.096	3.096	0.000	87	96501	100.0	121.0	
20 Iodomethane	142	3.151	3.151	0.000	99	81660	20.0	15.9	
21 Carbon disulfide	76	3.181	3.181	0.000	99	184391	20.0	15.1	
22 Isopropyl alcohol	45	3.200	3.200	0.000	1	30117	200.0	189.8	
23 3-Chloro-1-propene	76	3.322	3.322	0.000	90	33701	20.0	16.6	
25 Cyclopentene	67	3.340	3.340	0.000	92	156905	20.0	17.7	
24 Methyl acetate	43	3.340	3.340	0.000	99	260095	100.0	98.5	
26 Acetonitrile	41	3.401	3.401	0.000	100	106819	200.0	222.9	
27 Methylene Chloride	84	3.450	3.450	0.000	96	67580	20.0	18.9	
* 28 TBA-d9 (IS)	65	3.468	3.468	0.000	99	229051	1000.0	1000.0	
29 2-Methyl-2-propanol	59	3.535	3.535	0.000	91	40202	200.0	169.0	
30 Methyl tert-butyl ether	73	3.614	3.614	0.000	98	152186	20.0	16.8	
31 trans-1,2-Dichloroethene	96	3.633	3.633	0.000	99	57967	20.0	18.3	

Compound	Sig	RT (min.)	Exp RT (min.)	Dlt RT (min.)	Q	Response	Cal Amt ug/l	OnCol Amt ug/l	Flags
32 Acrylonitrile	53	3.712	3.712	0.000	94	262601	200.0	198.7	
33 Hexane	43	3.779	3.779	0.000	94	63495	20.0	17.9	
34 Isopropyl ether	45	3.986	3.986	0.000	96	213842	20.0	17.9	
35 1,1-Dichloroethane	63	4.011	4.011	0.000	99	116093	20.0	18.8	
36 Vinyl acetate	86	4.023	4.023	0.000	100	17373	40.0	29.7	
37 2-Chloro-1,3-butadiene	88	4.047	4.047	0.000	92	51003	20.0	18.7	
38 Tert-butyl ethyl ether	59	4.260	4.260	0.000	89	168185	20.0	16.8	
* 39 2-Butanone-d5	46	4.437	4.437	0.000	94	308623	250.0	250.0	
40 2,2-Dichloropropane	97	4.456	4.456	0.000	86	15606	20.0	14.7	
41 cis-1,2-Dichloroethene	96	4.468	4.468	0.000	92	61616	20.0	18.7	
43 Ethyl acetate	70	4.480	4.480	0.000	95	9588	40.0	34.6	
42 2-Butanone (MEK)	72	4.480	4.480	0.000	95	29352	100.0	96.0	
45 Propionitrile	54	4.602	4.602	0.000	98	86228	200.0	200.5	
46 Tetrahydrofuran	72	4.657	4.657	0.000	58	14587	40.0	40.7	
47 Chlorobromomethane	128	4.657	4.657	0.000	97	26704	20.0	18.3	
48 Methacrylonitrile	67	4.681	4.681	0.000	94	230115	200.0	194.2	
49 Chloroform	83	4.693	4.693	0.000	98	99179	20.0	19.2	
44 Methyl acrylate	55	4.529	4.529	0.000	82	48966	20.0	18.8	
50 Cyclohexane	56	4.809	4.809	0.000	96	101189	20.0	19.2	
52 1,1,1-Trichloroethane	97	4.821	4.821	0.000	96	74315	20.0	17.5	
$ 53 Dibromofluoromethane (Surr	113	4.827	4.827	0.000	96	131264	50.0	49.9	
54 Carbon tetrachloride	117	4.913	4.913	0.000	98	61025	20.0	17.4	
55 1,1-Dichloropropene	75	4.937	4.937	0.000	95	76781	20.0	19.2	
57 Isooctane	57	5.059	5.059	0.000	97	174833	20.0	16.2	
58 Benzene	78	5.096	5.096	0.000	96	224337	20.0	19.6	
$ 59 1,2-Dichloroethane-d4 (Sur	65	5.102	5.102	0.000	99	161577	50.0	50.7	
60 Isopropyl acetate	43	5.132	5.132	0.000	97	173216	20.0	17.2	
61 Tert-amyl methyl ether	73	5.138	5.138	0.000	92	171725	20.0	17.1	
62 1,2-Dichloroethane	62	5.163	5.163	0.000	96	68793	20.0	18.1	
56 Isobutyl alcohol	43	5.059	5.059	0.000	40	87393	500.0	754.9	
63 n-Heptane	71	5.199	5.199	0.000	94	52622	20.0	16.8	
* 64 Fluorobenzene	96	5.309	5.309	0.000	98	497478	50.0	50.0	
65 n-Butanol	56	5.522	5.522	0.000	91	26802	500.0	418.8	
66 Trichloroethene	95	5.577	5.577	0.000	96	50036	20.0	18.5	
67 Ethyl acrylate	55	5.669	5.669	0.000	98	141051	20.0	17.4	
68 Methylcyclohexane	83	5.681	5.681	0.000	96	93805	20.0	17.6	
69 1,2-Dichloropropane	63	5.815	5.815	0.000	94	57569	20.0	17.7	
* 70 1,4-Dioxane-d8	96	5.846	5.846	0.000	34	21841	1000.0	1000.0	
71 Methyl methacrylate	100	5.858	5.858	0.000	92	21581	40.0	33.5	
73 1,4-Dioxane	88	5.888	5.888	0.000	31	10323	400.0	440.6	
72 n-Propyl acetate	43	5.894	5.894	0.000	99	74344	20.0	17.7	
74 Dibromomethane	93	5.919	5.919	0.000	91	30403	20.0	18.1	
75 Dichlorobromomethane	83	6.035	6.035	0.000	99	60139	20.0	16.4	
76 2-Chloroethyl vinyl ether	63	6.309	6.309	0.000	92	27959	20.0	16.0	
77 2-Nitropropane	41	6.321	6.321	0.000	82	19443	40.0	27.7	
78 Epichlorohydrin	57	6.413	6.413	0.000	100	93099	400.0	341.1	
79 cis-1,3-Dichloropropene	75	6.461	6.461	0.000	92	70143	20.0	16.9	
80 4-Methyl-2-pentanone (MIBK	43	6.595	6.595	0.000	98	284284	100.0	90.3	
$ 81 Toluene-d8 (Surr)	98	6.662	6.662	0.000	99	447636	50.0	51.1	
82 Toluene	91	6.723	6.723	0.000	93	193339	20.0	18.4	
83 trans-1,3-Dichloropropene	75	6.961	6.961	0.000	98	56657	20.0	15.9	
84 Ethyl methacrylate	69	6.967	6.967	0.000	91	57115	20.0	16.5	

Compound	Sig	RT (min.)	Exp RT (min.)	Dlt RT (min.)	Q	Response	Cal Amt ug/l	OnCol Amt ug/l	Flags
85 1,1,2-Trichloroethane	83	7.107	7.107	0.000	96	35178	20.0	18.5	
86 Tetrachloroethene	166	7.144	7.144	0.000	94	39085	20.0	18.3	
87 1,3-Dichloropropane	76	7.248	7.248	0.000	95	68449	20.0	18.4	
88 2-Hexanone	43	7.272	7.272	0.000	99	169085	100.0	89.1	
89 n-Butyl acetate	73	7.327	7.327	0.000	98	12584	20.0	18.1	
90 Chlorodibromomethane	129	7.388	7.388	0.000	98	36335	20.0	16.1	
91 Ethylene Dibromide	107	7.492	7.492	0.000	98	35285	20.0	18.0	
* 92 Chlorobenzene-d5	117	7.784	7.784	0.000	89	306989	50.0	50.0	
93 Chlorobenzene	112	7.802	7.802	0.000	97	114530	20.0	18.7	
94 Ethylbenzene	106	7.851	7.851	0.000	99	64573	20.0	18.6	
95 1,1,1,2-Tetrachloroethane	131	7.863	7.863	0.000	93	40926	20.0	16.9	
96 m-Xylene & p-Xylene	106	7.930	7.930	0.000	99	77900	20.0	17.9	
97 n-Butyl acrylate	73	8.150	8.150	0.000	96	34848	20.0	15.6	
98 o-Xylene	106	8.187	8.187	0.000	92	82478	20.0	18.3	
99 Styrene	104	8.205	8.205	0.000	93	132586	20.0	18.1	
100 Amyl acetate (mixed isomer	43	8.284	8.284	0.000	90	109280	20.0	17.3	
101 Bromoform	173	8.339	8.339	0.000	93	21205	20.0	14.1	
102 Isopropylbenzene	105	8.400	8.400	0.000	96	213030	20.0	18.1	
$ 103 4-Bromofluorobenzene	174	8.528	8.528	0.000	86	117323	50.0	47.8	
104 Bromobenzene	156	8.619	8.619	0.000	96	46412	20.0	18.3	
105 1,1,2,2-Tetrachloroethane	83	8.619	8.619	0.000	99	61563	20.0	19.0	
106 N-Propylbenzene	91	8.644	8.644	0.000	98	280024	20.0	19.4	
107 1,2,3-Trichloropropane	110	8.656	8.656	0.000	96	16058	20.0	19.4	
108 trans-1,4-Dichloro-2-buten	53	8.656	8.656	0.000	72	11658	20.0	12.7	
109 4-Ethyltoluene	105	8.705	8.705	0.000	98	220578	20.0	18.9	
110 2-Chlorotoluene	91	8.717	8.717	0.000	97	189638	20.0	19.5	
111 1,3,5-Trimethylbenzene	105	8.741	8.741	0.000	92	184022	20.0	19.3	
112 Butyl Methacrylate	87	8.778	8.778	0.000	95	69046	20.0	17.5	
113 4-Chlorotoluene	91	8.778	8.778	0.000	97	163918	20.0	19.8	
114 tert-Butylbenzene	119	8.924	8.924	0.000	93	141906	20.0	18.2	
115 1,2,4-Trimethylbenzene	105	8.955	8.955	0.000	98	185360	20.0	18.5	
116 sec-Butylbenzene	105	9.040	9.040	0.000	99	238148	20.0	19.3	
117 4-Isopropyltoluene	119	9.119	9.119	0.000	98	195359	20.0	18.7	
118 1,3-Dichlorobenzene	146	9.138	9.138	0.000	94	99993	20.0	19.5	
* 119 1,4-Dichlorobenzene-d4	152	9.180	9.180	0.000	97	172890	50.0	50.0	
120 1,4-Dichlorobenzene	146	9.192	9.192	0.000	91	102519	20.0	19.4	
121 Benzyl chloride	91	9.278	9.278	0.000	97	94916	20.0	14.4	
124 n-Butylbenzene	92	9.357	9.357	0.000	77	118708	20.0	20.4	
122 2,3-Dihydroindene	117	9.327	9.327	0.000	93	211560	20.0	18.9	
123 p-Diethylbenzene	119	9.339	9.339	0.000	92	129155	20.0	19.2	
125 1,2-Dichlorobenzene	146	9.424	9.424	0.000	95	98199	20.0	19.4	
126 1,2,4,5-Tetramethylbenzene	119	9.833	9.833	0.000	97	172339	20.0	16.6	
127 1,2-Dibromo-3-Chloropropan	75	9.930	9.930	0.000	90	9786	20.0	17.8	
128 1,3,5-Trichlorobenzene	180	10.022	10.022	0.000	95	65842	20.0	17.9	
129 1,2,4-Trichlorobenzene	180	10.503	10.503	0.000	93	54674	20.0	18.4	
130 Hexachlorobutadiene	225	10.576	10.576	0.000	91	26070	20.0	18.8	
131 Naphthalene	128	10.729	10.729	0.000	98	128402	20.0	19.4	
132 1,2,3-Trichlorobenzene	180	10.936	10.936	0.000	94	43112	20.0	20.1	
S 133 1,2-Dichloroethene, Total	100				0		40.0	37.0	
S 134 Xylenes, Total	100				0		40.0	36.1	
S 135 Total BTEX	1				0		100.0	92.7	

Reagents:

8260MIX1COMB_00043	Amount Added:	20.00	Units: uL	
ACROLEIN W_00056	Amount Added:	4.00	Units: uL	
GASES Li_00175	Amount Added:	20.00	Units: uL	
8260ISNEW_00085	Amount Added:	1.00	Units: uL	Run Reagent
8260SURR250_00140	Amount Added:	1.00	Units: uL	Run Reagent

Report Date: 12-Oct-2016 10:07:07 Chrom Revision: 2.2 08-Sep-2016 14:45:52

TestAmerica Edison

Data File: \\ChromNA\Edison\ChromData\CVOAMS1\20161012-46772.b\A28220.D

Injection Date:	12-Oct-2016 08:56:30	Instrument ID:	CVOAMS1	Operator ID:	VOA GC/MS1
Lims ID:	CCVIS			Worklist Smp#:	4
Client ID:					
Purge Vol:	5.000 mL	Dil. Factor:	1.0000	ALS Bottle#:	3
Method:	8260624W_1	Limit Group:	VOA - 8260C Water and Solid		

Column: Rtx-624 (0.25 mm)

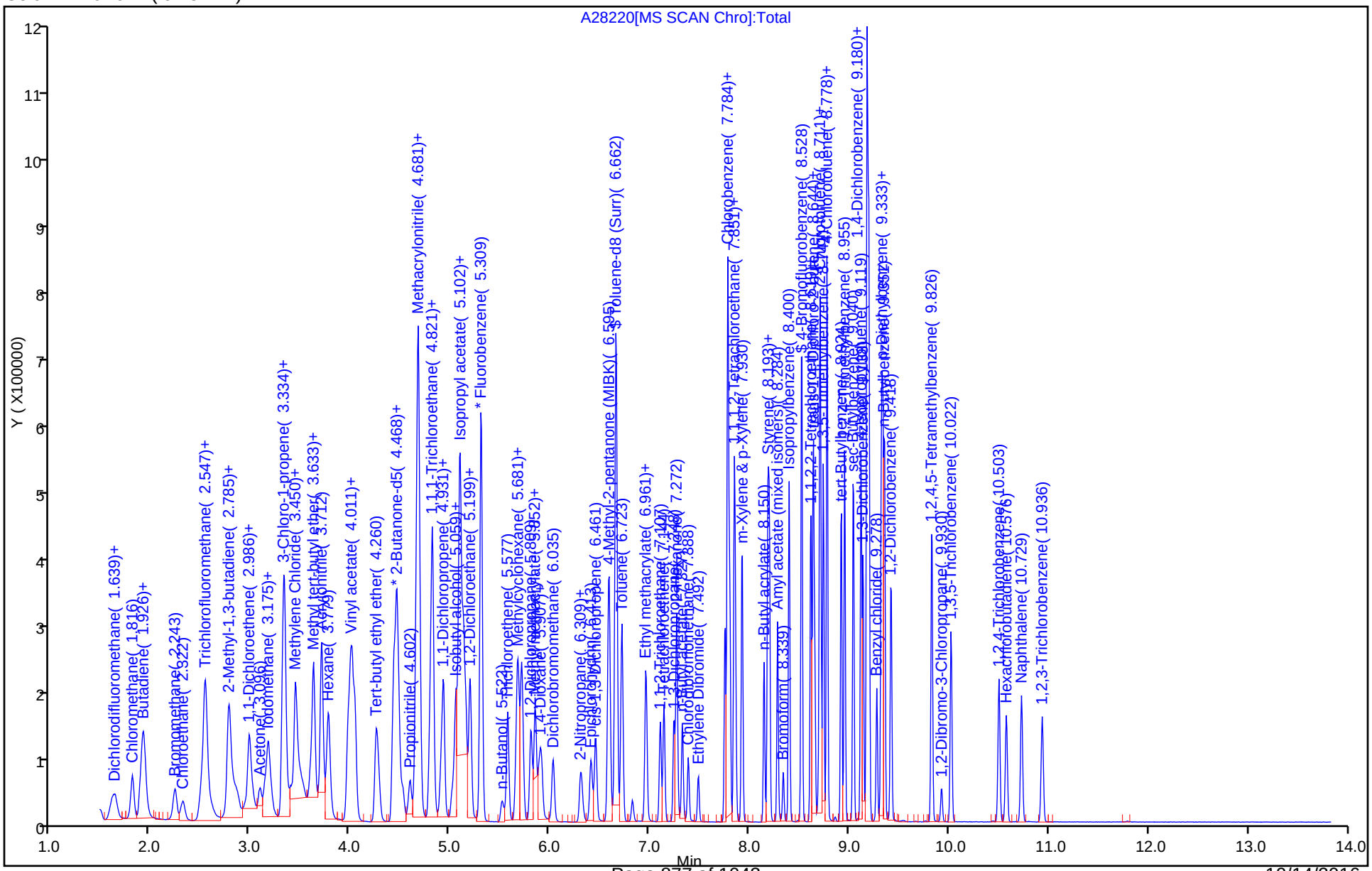

FORM VII
GC/MS VOA CONTINUING CALIBRATION DATA

Lab Name: TestAmerica Edison Job No.: 460-121256-1

SDG No.:

Lab Sample ID: CCVIS 460-396842/2 Calibration Date: 10/12/2016 19:17

Instrument ID: CVOAMS1 Calib Start Date: 09/08/2016 02:02

GC Column: Rtx-624 ID: 0.25(mm) Calib End Date: 09/08/2016 04:26

Lab File ID: A28248.D Conc. Units: ug/L Heated Purge: (Y/N) N

ANALYTE	CURVE TYPE	AVE RRF	RRF	MIN RRF	CALC AMOUNT	SPIKE AMOUNT	%D	MAX %D
Chlorotrifluoroethene	Ave	0.0687	0.0796		23.2	20.0	15.8	20.0
Dichlorodifluoromethane	Ave	0.4678	0.5786	0.1000	24.7	20.0	23.7*	20.0
Chloromethane	Ave	0.5780	0.6286	0.1000	21.7	20.0	8.7	20.0
Vinyl chloride	Ave	0.5106	0.5824	0.1000	22.8	20.0	14.0	20.0
Butadiene	Ave	0.4615	0.4878		21.1	20.0	5.7	20.0
Bromomethane	Ave	0.2886	0.3307	0.1000	22.9	20.0	14.6	50.0
Chloroethane	Ave	0.2987	0.3028	0.1000	20.3	20.0	1.4	50.0
Dichlorofluoromethane	Ave	0.6761	0.7412		21.9	20.0	9.6	20.0
Trichlorofluoromethane	Ave	0.4831	0.5200	0.1000	21.5	20.0	7.6	20.0
Pentane	Ave	0.0618	0.0674		43.6	40.0	9.1	20.0
Ethanol	Ave	0.0596	0.0866		1160	800	45.2	50.0
Ethyl ether	Ave	0.2853	0.2893		20.3	20.0	1.4	20.0
2-Methyl-1,3-butadiene	Ave	0.3138	0.3176		20.2	20.0	1.2	20.0
1,2-Dichloro-1,1,2-trifluoro ethane	Ave	0.2302	0.2281		19.8	20.0	-0.9	20.0
Acrolein	Qua2		1.455		34.3	40.0	-14.2	50.0
1,1-Dichloroethene	Ave	0.2996	0.2929	0.1000	19.6	20.0	-2.2	20.0
Freon TF	Ave	0.2495	0.2756	0.1000	22.1	20.0	10.5	20.0
Acetone	QuaF		0.7573	0.0500	117	100	17.2	50.0
Iodomethane	Ave	0.5159	0.4670		18.1	20.0	-9.5	20.0
Carbon disulfide	Ave	1.229	1.129	0.1000	18.4	20.0	-8.1	50.0
Isopropyl alcohol	Ave	0.6927	0.7606		220	200	9.8	50.0
3-Chloro-1-propene	Ave	0.2037	0.1898		18.6	20.0	-6.8	20.0
Cyclopentene	Ave	0.8931	0.8785		19.7	20.0	-1.6	20.0
Methyl acetate	Ave	0.2653	0.2675	0.1000	101	100	0.8	20.0
Acetonitrile	Ave	2.093	2.694		257	200	28.7*	20.0
Methylene Chloride	Ave	0.3596	0.3764	0.1000	20.9	20.0	4.7	20.0
2-Methyl-2-propanol	Lin2		1.045		203	200	1.5	50.0
MTBE	Ave	0.9095	0.8030	0.1000	17.7	20.0	-11.7	20.0
trans-1,2-Dichloroethene	Ave	0.3186	0.3275	0.1000	20.6	20.0	2.8	20.0
Acrylonitrile	Ave	0.1328	0.1413		213	200	6.4	20.0
Hexane	QuaF		0.3554		19.9	20.0	-0.3	20.0
Isopropyl ether	Ave	1.201	1.147		19.1	20.0	-4.4	20.0
1,1-Dichloroethane	Ave	0.6199	0.6331	0.2000	20.4	20.0	2.1	20.0
Vinyl acetate	Ave	0.0588	0.0532		36.2	40.0	-9.6	20.0
2-Chloro-1,3-butadiene	Ave	0.2744	0.2758		20.1	20.0	0.5	20.0
Tert-butyl ethyl ether	Ave	1.006	0.8804		17.5	20.0	-12.5	20.0
2,2-Dichloropropane	Ave	0.1066	0.0871		16.3	20.0	-18.3	20.0
cis-1,2-Dichloroethene	Ave	0.3304	0.3375	0.1000	20.4	20.0	2.1	20.0
Ethyl acetate	Ave	0.2244	0.2085		37.2	40.0	-7.1	20.0
2-Butanone	Lin2		0.2495	0.0500	101	100	0.9	50.0

FORM VII
GC/MS VOA CONTINUING CALIBRATION DATA

Lab Name: TestAmerica Edison Job No.: 460-121256-1

SDG No.:

Lab Sample ID: CCVIS 460-396842/2 Calibration Date: 10/12/2016 19:17

Instrument ID: CVOAMS1 Calib Start Date: 09/08/2016 02:02

GC Column: Rtx-624 ID: 0.25(mm) Calib End Date: 09/08/2016 04:26

Lab File ID: A28248.D Conc. Units: ug/L Heated Purge: (Y/N) N

ANALYTE	CURVE TYPE	AVE RRF	RRF	MIN RRF	CALC AMOUNT	SPIKE AMOUNT	%D	MAX %D
Methyl acrylate	Ave	0.2614	0.2480		19.0	20.0	-5.1	20.0
Propionitrile	Ave	0.0432	0.0450		208	200	4.0	20.0
Bromochloromethane	Ave	0.1469	0.1472		20.0	20.0	0.2	20.0
Tetrahydrofuran	Lin2		0.3046		42.0	40.0	5.0	20.0
Methacrylonitrile	Ave	0.1191	0.1207		203	200	1.3	20.0
Chloroform	Ave	0.5199	0.5291	0.2000	20.4	20.0	1.8	20.0
Cyclohexane	Ave	0.5300	0.5423	0.1000	20.5	20.0	2.3	50.0
1,1,1-Trichloroethane	Ave	0.4273	0.4017	0.1000	18.8	20.0	-6.0	20.0
Carbon tetrachloride	Ave	0.3515	0.3292	0.1000	18.7	20.0	-6.3	20.0
1,1-Dichloropropene	Ave	0.4020	0.4018		20.0	20.0	-0.0	20.0
Isobutyl alcohol	Ave	0.5054	0.9004		891	500	78.1*	50.0
Isooctane	Ave	1.088	1.034		19.0	20.0	-4.9	20.0
Benzene	Ave	1.861	1.913	0.5000	20.6	20.0	2.8	20.0
Isopropyl acetate	Ave	1.012	0.8925		17.6	20.0	-11.8	20.0
Tert-amyl methyl ether	Ave	1.010	0.8905		17.6	20.0	-11.8	20.0
1,2-Dichloroethane	Ave	0.3814	0.3766	0.1000	19.8	20.0	-1.2	20.0
n-Heptane	QuaF		0.2849		18.1	20.0	-9.7	20.0
n-Butanol	Ave	0.2794	0.2623		469	500	-6.1	50.0
Trichloroethene	Ave	0.2717	0.2624	0.2000	19.3	20.0	-3.5	20.0
Ethyl acrylate	Ave	0.8128	0.9158		22.5	20.0	12.7	20.0
Methylcyclohexane	QuaF		0.4990	0.1000	18.6	20.0	-6.8	50.0
1,2-Dichloropropane	Ave	0.3278	0.3105	0.1000	18.9	20.0	-5.3	20.0
Methyl methacrylate	Ave	0.0647	0.0574		35.5	40.0	-11.3	20.0
n-Propyl acetate	Ave	0.4228	0.3864		18.3	20.0	-8.6	20.0
1,4-Dioxane	QuaF		1.179		440	400	9.9	50.0
Dibromomethane	Ave	0.1684	0.1667		19.8	20.0	-1.0	20.0
Bromodichloromethane	Ave	0.3681	0.3322	0.2000	18.0	20.0	-9.8	20.0
2-Chloroethyl vinyl ether	Ave	0.1753	0.1408		16.1	20.0	-19.7	20.0
2-Nitropropane	Lin2		0.0505		28.7	40.0	-28.3*	20.0
Epichlorohydrin	Ave	0.2211	0.1976		358	400	-10.6	20.0
cis-1,3-Dichloropropene	Ave	0.6752	0.6188	0.2000	18.3	20.0	-8.4	50.0
4-Methyl-2-pentanone	Ave	2.549	2.387	0.0500	93.6	100	-6.4	50.0
Toluene	Ave	1.709	1.719	0.4000	20.1	20.0	0.6	20.0
trans-1,3-Dichloropropene	Ave	0.5819	0.5015	0.1000	17.2	20.0	-13.8	50.0
Ethyl methacrylate	Ave	0.3471	0.2945		17.0	20.0	-15.2	20.0
1,1,2-Trichloroethane	Ave	0.3101	0.3061	0.1000	19.7	20.0	-1.3	20.0
Tetrachloroethene	Ave	0.3471	0.3456	0.2000	19.9	20.0	-0.4	20.0
1,3-Dichloropropane	Ave	0.6068	0.5910		19.5	20.0	-2.6	20.0
2-Hexanone	Ave	1.537	1.394	0.0500	90.7	100	-9.3	50.0
n-Butyl acetate	Ave	0.1132	0.0994		17.6	20.0	-12.2	20.0
Dibromochloromethane	Ave	0.3670	0.3148	0.1000	17.2	20.0	-14.2	50.0

FORM VII
GC/MS VOA CONTINUING CALIBRATION DATA

Lab Name: TestAmerica Edison Job No.: 460-121256-1

SDG No.:

Lab Sample ID: CCVIS 460-396842/2 Calibration Date: 10/12/2016 19:17

Instrument ID: CVOAMS1 Calib Start Date: 09/08/2016 02:02

GC Column: Rtx-624 ID: 0.25(mm) Calib End Date: 09/08/2016 04:26

Lab File ID: A28248.D Conc. Units: ug/L Heated Purge: (Y/N) N

ANALYTE	CURVE TYPE	AVE RRF	RRF	MIN RRF	CALC AMOUNT	SPIKE AMOUNT	%D	MAX %D
1,2-Dibromoethane	Ave	0.3189	0.3035	0.1000	19.0	20.0	-4.8	20.0
Chlorobenzene	Ave	0.998	0.9924	0.5000	19.9	20.0	-0.6	20.0
Ethylbenzene	Ave	0.5669	0.5486	0.1000	19.4	20.0	-3.2	20.0
1,1,1,2-Tetrachloroethane	Ave	0.3939	0.3508		17.8	20.0	-10.9	20.0
m&p-Xylene	Ave	0.7094	0.6904	0.1000	19.5	20.0	-2.7	20.0
n-Butyl acrylate	Ave	0.3642	0.2843		15.6	20.0	-21.9*	20.0
o-Xylene	Ave	0.7359	0.7053	0.3000	19.2	20.0	-4.2	20.0
Styrene	Ave	1.196	1.117	0.3000	18.7	20.0	-6.6	20.0
Amyl acetate (mixed isomers)	Ave	1.830	1.594		17.4	20.0	-12.9	20.0
Bromoform	Ave	0.2445	0.1831	0.1000	15.0	20.0	-25.1*	20.0
Isopropylbenzene	Ave	1.912	1.804	0.1000	18.9	20.0	-5.7	20.0
1,1,2,2-Tetrachloroethane	Ave	0.9385	0.9262	0.3000	19.7	20.0	-1.3	20.0
Bromobenzene	Ave	0.7326	0.7204		19.7	20.0	-1.7	20.0
N-Propylbenzene	Ave	4.183	4.284		20.5	20.0	2.4	20.0
1,2,3-Trichloropropane	Ave	0.2394	0.2285		19.1	20.0	-4.5	20.0
trans-1,4-Dichloro-2-butene	Ave	0.2660	0.2621		19.7	20.0	-1.5	20.0
4-Ethyltoluene	Ave	3.381	3.400		20.1	20.0	0.6	20.0
2-Chlorotoluene	Ave	2.818	2.935		20.8	20.0	4.1	20.0
1,3,5-Trimethylbenzene	Ave	2.751	2.811		20.4	20.0	2.2	20.0
4-Chlorotoluene	Ave	2.393	2.542		21.2	20.0	6.2	20.0
Butyl Methacrylate	Ave	1.141	1.021		17.9	20.0	-10.5	20.0
tert-Butylbenzene	Ave	2.259	2.138		18.9	20.0	-5.4	20.0
1,2,4-Trimethylbenzene	Ave	2.892	2.910		20.1	20.0	0.6	20.0
sec-Butylbenzene	Ave	3.575	3.601		20.1	20.0	0.7	20.0
4-Isopropyltoluene	Ave	3.022	2.961		19.6	20.0	-2.0	20.0
1,3-Dichlorobenzene	Ave	1.483	1.543	0.6000	20.8	20.0	4.0	20.0
1,4-Dichlorobenzene	Ave	1.527	1.603	0.5000	21.0	20.0	5.0	20.0
Benzyl chloride	Ave	1.911	1.442		15.1	20.0	-24.6	50.0
Indan	Ave	3.241	3.272		20.2	20.0	0.9	20.0
p-Diethylbenzene	Ave	1.943	1.998		20.6	20.0	2.8	20.0
n-Butylbenzene	Ave	1.680	1.853		22.1	20.0	10.3	20.0
1,2-Dichlorobenzene	Ave	1.463	1.519	0.4000	20.8	20.0	3.9	20.0
1,2,4,5-Tetramethylbenzene	Ave	2.999	2.601		17.3	20.0	-13.3	20.0
1,2-Dibromo-3-Chloropropane	Ave	0.1591	0.1312	0.0500	16.5	20.0	-17.5	50.0
1,3,5-Trichlorobenzene	Ave	1.062	1.006		18.9	20.0	-5.3	20.0
1,2,4-Trichlorobenzene	Ave	0.8573	0.7399	0.2000	17.3	20.0	-13.7	20.0
Hexachlorobutadiene	Ave	0.4012	0.3634		18.1	20.0	-9.4	20.0
Naphthalene	Ave	1.918	1.384		14.4	20.0	-27.9	50.0
1,2,3-Trichlorobenzene	Ave	0.6215	0.5218		16.8	20.0	-16.0	20.0
Dibromofluoromethane (Surr)	Ave	0.2644	0.2778		52.5	50.0	5.0	20.0
1,2-Dichloroethane-d4 (Surr)	Ave	0.3206	0.3378		52.7	50.0	5.4	20.0

FORM VII
GC/MS VOA CONTINUING CALIBRATION DATA

Lab Name: TestAmerica Edison Job No.: 460-121256-1

SDG No.:

Lab Sample ID: CCVIS 460-396842/2 Calibration Date: 10/12/2016 19:17

Instrument ID: CVOAMS1 Calib Start Date: 09/08/2016 02:02

GC Column: Rtx-624 ID: 0.25(mm) Calib End Date: 09/08/2016 04:26

Lab File ID: A28248.D Conc. Units: ug/L Heated Purge: (Y/N) N

ANALYTE	CURVE TYPE	AVE RRF	RRF	MIN RRF	CALC AMOUNT	SPIKE AMOUNT	%D	MAX %D
Toluene-d8 (Surr)	Ave	1.428	1.520		53.3	50.0	6.5	20.0
Bromofluorobenzene	Ave	0.3996	0.3899		48.8	50.0	-2.4	20.0

TestAmerica Edison
Target Compound Quantitation Report

Data File: \\ChromNA\Edison\ChromData\CVOAMS1\20161012-46810.b\A28248.D
Lims ID: CCVIS
Client ID:
Sample Type: CCVIS
Inject. Date: 12-Oct-2016 19:17:30 ALS Bottle#: 1 Worklist Smp#: 2
Purge Vol: 5.000 mL Dil. Factor: 1.0000
Sample Info: CCVIS
Misc. Info.: 460-0046810-002
Operator ID: VOA GC/MS1 Instrument ID: CVOAMS1
Sublist: chrom-8260624W_1*sub42

Method: \\ChromNA\Edison\ChromData\CVOAMS1\20161012-46810.b\8260624W_1.m
Limit Group: VOA - 8260C Water and Solid
Last Update: 13-Oct-2016 06:24:08 Calib Date: 08-Sep-2016 04:26:30
Integrator: RTE ID Type: Deconvolution ID
Quant Method: Internal Standard Quant By: Initial Calibration
Last ICal File: \\ChromNA\Edison\ChromData\CVOAMS1\20160908-45311.b\A26272.D

Column 1 : Rtx-624 (0.25 mm) Det: MS SCAN
Process Host: XAWRK022

First Level Reviewer: moroneyc Date: 13-Oct-2016 06:19:41

Compound	Sig	RT (min.)	Exp RT (min.)	Dlt RT (min.)	Q	Response	Cal Amt ug/l	OnCol Amt ug/l	Flags
1 Chlorotrifluoroethene	66	1.609	1.609	0.000	90	14721	20.0	23.2	
3 Dichlorodifluoromethane	85	1.645	1.645	0.000	99	107022	20.0	24.7	
4 Chloromethane	50	1.816	1.816	0.000	99	116274	20.0	21.7	
5 Vinyl chloride	62	1.926	1.926	0.000	98	107717	20.0	22.8	
6 Butadiene	54	1.932	1.932	0.000	97	90224	20.0	21.1	
7 Bromomethane	94	2.243	2.243	0.000	99	61170	20.0	22.9	
8 Chloroethane	64	2.328	2.328	0.000	100	56015	20.0	20.3	
9 Dichlorofluoromethane	67	2.529	2.529	0.000	99	137102	20.0	21.9	
10 Trichlorofluoromethane	101	2.535	2.535	0.000	68	96179	20.0	21.5	
12 Pentane	72	2.554	2.554	0.000	96	24918	40.0	43.6	
14 Ethanol	46	2.767	2.767	0.000	71	12681	800.0	1161.4	
13 Ethyl ether	59	2.773	2.773	0.000	95	53506	20.0	20.3	
15 2-Methyl-1,3-butadiene	53	2.792	2.792	0.000	98	58736	20.0	20.2	
16 1,2-Dichloro-1,1,2-trifluo	117	2.840	2.840	0.000	95	42182	20.0	19.8	
11 Acrolein	56	2.962	2.962	0.000	95	10654	40.0	34.3	
18 1,1-Dichloroethene	96	2.987	2.987	0.000	96	54172	20.0	19.6	
17 1,1,2-Trichloro-1,2,2-trif	101	2.993	2.993	0.000	54	50976	20.0	22.1	
19 Acetone	43	3.096	3.096	0.000	87	84596	100.0	117.2	
20 Iodomethane	142	3.151	3.151	0.000	99	86374	20.0	18.1	
21 Carbon disulfide	76	3.182	3.182	0.000	99	208839	20.0	18.4	
22 Isopropyl alcohol	45	3.206	3.206	0.000	57	27850	200.0	219.6	
23 3-Chloro-1-propene	76	3.322	3.322	0.000	91	35108	20.0	18.6	
25 Cyclopentene	67	3.340	3.340	0.000	90	162498	20.0	19.7	
24 Methyl acetate	43	3.340	3.340	0.000	99	247397	100.0	100.8	
26 Acetonitrile	41	3.407	3.407	0.000	96	98638	200.0	257.5	
27 Methylene Chloride	84	3.450	3.450	0.000	97	69628	20.0	20.9	
* 28 TBA-d9 (IS)	65	3.474	3.474	0.000	93	183082	1000.0	1000.0	
29 2-Methyl-2-propanol	59	3.541	3.541	0.000	91	38281	200.0	203.0	
30 Methyl tert-butyl ether	73	3.615	3.615	0.000	98	148535	20.0	17.7	
31 trans-1,2-Dichloroethene	96	3.633	3.633	0.000	98	60571	20.0	20.6	

Compound	Sig	RT (min.)	Exp RT (min.)	Dlt RT (min.)	Q	Response	Cal Amt ug/l	OnCol Amt ug/l	Flags
32 Acrylonitrile	53	3.712	3.712	0.000	94	261322	200.0	212.7	
33 Hexane	43	3.785	3.785	0.000	95	65736	20.0	19.9	
34 Isopropyl ether	45	3.986	3.986	0.000	94	212204	20.0	19.1	
35 1,1-Dichloroethane	63	4.011	4.011	0.000	99	117101	20.0	20.4	
36 Vinyl acetate	86	4.023	4.023	0.000	100	19680	40.0	36.2	
37 2-Chloro-1,3-butadiene	88	4.047	4.047	0.000	92	51005	20.0	20.1	
38 Tert-butyl ethyl ether	59	4.261	4.261	0.000	89	162847	20.0	17.5	
* 39 2-Butanone-d5	46	4.438	4.438	0.000	94	279271	250.0	250.0	
40 2,2-Dichloropropane	97	4.456	4.456	0.000	73	16113	20.0	16.3	
41 cis-1,2-Dichloroethene	96	4.468	4.468	0.000	93	62423	20.0	20.4	
43 Ethyl acetate	70	4.480	4.480	0.000	92	9317	40.0	37.2	
42 2-Butanone (MEK)	72	4.486	4.486	0.000	95	27875	100.0	100.9	
44 Methyl acrylate	55	4.523	4.523	0.000	81	45877	20.0	19.0	
45 Propionitrile	54	4.602	4.602	0.000	98	83149	200.0	208.0	
47 Chlorobromomethane	128	4.657	4.657	0.000	98	27221	20.0	20.0	
46 Tetrahydrofuran	72	4.657	4.657	0.000	58	13609	40.0	42.0	
48 Methacrylonitrile	67	4.681	4.681	0.000	94	223237	200.0	202.7	
49 Chloroform	83	4.700	4.700	0.000	98	97860	20.0	20.4	
50 Cyclohexane	56	4.809	4.809	0.000	95	100301	20.0	20.5	
52 1,1,1-Trichloroethane	97	4.822	4.822	0.000	96	74302	20.0	18.8	
$ 53 Dibromofluoromethane (Surr	113	4.822	4.822	0.000	96	128435	50.0	52.5	
54 Carbon tetrachloride	117	4.913	4.913	0.000	97	60889	20.0	18.7	
55 1,1-Dichloropropene	75	4.937	4.937	0.000	95	74325	20.0	20.0	
56 Isobutyl alcohol	43	5.053	5.053	0.000	33	82419	500.0	890.7	
57 Isooctane	57	5.059	5.059	0.000	98	191333	20.0	19.0	
58 Benzene	78	5.096	5.096	0.000	97	221580	20.0	20.6	
$ 59 1,2-Dichloroethane-d4 (Sur	65	5.102	5.102	0.000	98	156213	50.0	52.7	
60 Isopropyl acetate	43	5.126	5.126	0.000	95	165078	20.0	17.6	
61 Tert-amyl methyl ether	73	5.133	5.133	0.000	90	164709	20.0	17.6	
62 1,2-Dichloroethane	62	5.163	5.163	0.000	95	69665	20.0	19.8	
63 n-Heptane	71	5.200	5.200	0.000	95	52700	20.0	18.1	
* 64 Fluorobenzene	96	5.309	5.309	0.000	98	462419	50.0	50.0	
65 n-Butanol	56	5.523	5.523	0.000	93	24012	500.0	469.4	
66 Trichloroethene	95	5.578	5.578	0.000	96	48529	20.0	19.3	
67 Ethyl acrylate	55	5.675	5.675	0.000	98	169392	20.0	22.5	
68 Methylcyclohexane	83	5.681	5.681	0.000	96	92292	20.0	18.6	
69 1,2-Dichloropropane	63	5.809	5.809	0.000	93	57440	20.0	18.9	
* 70 1,4-Dioxane-d8	96	5.852	5.852	0.000	33	19269	1000.0	1000.0	
71 Methyl methacrylate	100	5.852	5.852	0.000	92	21216	40.0	35.5	
72 n-Propyl acetate	43	5.895	5.895	0.000	99	71468	20.0	18.3	
73 1,4-Dioxane	88	5.901	5.901	0.000	22	9085	400.0	439.5	
74 Dibromomethane	93	5.913	5.913	0.000	90	30835	20.0	19.8	
75 Dichlorobromomethane	83	6.035	6.035	0.000	99	61448	20.0	18.0	
76 2-Chloroethyl vinyl ether	63	6.309	6.309	0.000	97	26047	20.0	16.1	
77 2-Nitropropane	41	6.321	6.321	0.000	99	18672	40.0	28.7	
78 Epichlorohydrin	57	6.413	6.413	0.000	100	88309	400.0	357.6	
79 cis-1,3-Dichloropropene	75	6.462	6.462	0.000	92	71667	20.0	18.3	
80 4-Methyl-2-pentanone (MIBK	43	6.590	6.590	0.000	98	266643	100.0	93.6	
$ 81 Toluene-d8 (Surr)	98	6.663	6.663	0.000	99	440227	50.0	53.3	
82 Toluene	91	6.724	6.724	0.000	94	199083	20.0	20.1	
83 trans-1,3-Dichloropropene	75	6.961	6.961	0.000	98	58076	20.0	17.2	
84 Ethyl methacrylate	69	6.968	6.968	0.000	87	54465	20.0	17.0	

Compound	Sig	RT (min.)	Exp RT (min.)	Dlt RT (min.)	Q	Response	Cal Amt ug/l	OnCol Amt ug/l	Flags
85 1,1,2-Trichloroethane	83	7.108	7.108	0.000	95	35447	20.0	19.7	
86 Tetrachloroethene	166	7.144	7.144	0.000	95	40030	20.0	19.9	
87 1,3-Dichloropropane	76	7.248	7.248	0.000	96	68445	20.0	19.5	
88 2-Hexanone	43	7.272	7.272	0.000	98	155729	100.0	90.7	
89 n-Butyl acetate	73	7.327	7.327	0.000	98	11508	20.0	17.6	
90 Chlorodibromomethane	129	7.388	7.388	0.000	97	36453	20.0	17.2	
91 Ethylene Dibromide	107	7.486	7.486	0.000	97	35154	20.0	19.0	
* 92 Chlorobenzene-d5	117	7.784	7.784	0.000	89	289535	50.0	50.0	
93 Chlorobenzene	112	7.803	7.803	0.000	91	114931	20.0	19.9	
94 Ethylbenzene	106	7.851	7.851	0.000	99	63537	20.0	19.4	
95 1,1,1,2-Tetrachloroethane	131	7.864	7.864	0.000	95	40627	20.0	17.8	
96 m-Xylene & p-Xylene	106	7.931	7.931	0.000	99	79958	20.0	19.5	
97 n-Butyl acrylate	73	8.150	8.150	0.000	96	32922	20.0	15.6	
98 o-Xylene	106	8.187	8.187	0.000	93	81684	20.0	19.2	
99 Styrene	104	8.199	8.199	0.000	93	129384	20.0	18.7	
100 Amyl acetate (mixed isomer	43	8.284	8.284	0.000	89	103971	20.0	17.4	
101 Bromoform	173	8.339	8.339	0.000	94	21208	20.0	15.0	
102 Isopropylbenzene	105	8.400	8.400	0.000	96	208872	20.0	18.9	
$ 103 4-Bromofluorobenzene	174	8.528	8.528	0.000	87	112886	50.0	48.8	
104 Bromobenzene	156	8.620	8.620	0.000	96	46991	20.0	19.7	
105 1,1,2,2-Tetrachloroethane	83	8.620	8.620	0.000	98	60414	20.0	19.7	
106 N-Propylbenzene	91	8.638	8.638	0.000	98	279451	20.0	20.5	
107 1,2,3-Trichloropropane	110	8.656	8.656	0.000	95	14905	20.0	19.1	
108 trans-1,4-Dichloro-2-buten	53	8.656	8.656	0.000	73	17095	20.0	19.7	
109 4-Ethyltoluene	105	8.705	8.705	0.000	98	221755	20.0	20.1	
110 2-Chlorotoluene	91	8.717	8.717	0.000	96	191423	20.0	20.8	
111 1,3,5-Trimethylbenzene	105	8.742	8.742	0.000	92	183339	20.0	20.4	
112 Butyl Methacrylate	87	8.778	8.778	0.000	94	66594	20.0	17.9	
113 4-Chlorotoluene	91	8.778	8.778	0.000	97	165787	20.0	21.2	
114 tert-Butylbenzene	119	8.924	8.924	0.000	93	139438	20.0	18.9	
115 1,2,4-Trimethylbenzene	105	8.955	8.955	0.000	98	189809	20.0	20.1	
116 sec-Butylbenzene	105	9.046	9.046	0.000	99	234909	20.0	20.1	
117 4-Isopropyltoluene	119	9.120	9.120	0.000	97	193139	20.0	19.6	
118 1,3-Dichlorobenzene	146	9.138	9.138	0.000	94	100617	20.0	20.8	
* 119 1,4-Dichlorobenzene-d4	152	9.181	9.181	0.000	98	163074	50.0	50.0	
120 1,4-Dichlorobenzene	146	9.193	9.193	0.000	91	104568	20.0	21.0	
121 Benzyl chloride	91	9.278	9.278	0.000	97	94045	20.0	15.1	
122 2,3-Dihydroindene	117	9.327	9.327	0.000	93	213417	20.0	20.2	
123 p-Diethylbenzene	119	9.339	9.339	0.000	91	130339	20.0	20.6	
124 n-Butylbenzene	92	9.357	9.357	0.000	77	120853	20.0	22.1	
125 1,2-Dichlorobenzene	146	9.424	9.424	0.000	95	99102	20.0	20.8	
126 1,2,4,5-Tetramethylbenzene	119	9.833	9.833	0.000	97	169638	20.0	17.3	
127 1,2-Dibromo-3-Chloropropan	75	9.924	9.924	0.000	93	8559	20.0	16.5	
128 1,3,5-Trichlorobenzene	180	10.022	10.022	0.000	95	65610	20.0	18.9	
129 1,2,4-Trichlorobenzene	180	10.503	10.503	0.000	93	48261	20.0	17.3	
130 Hexachlorobutadiene	225	10.577	10.577	0.000	91	23706	20.0	18.1	
131 Naphthalene	128	10.729	10.729	0.000	98	90284	20.0	14.4	
132 1,2,3-Trichlorobenzene	180	10.936	10.936	0.000	94	34036	20.0	16.8	
S 133 1,2-Dichloroethene, Total	100				0		40.0	41.0	
S 134 Xylenes, Total	100				0		40.0	38.6	
S 135 Total BTEX	1				0		100.0	98.7	

Reagents:

GASES Li_00175	Amount Added:	20.00	Units: uL	
8260MIX1COMB_00043	Amount Added:	20.00	Units: uL	
ACROLEIN W_00056	Amount Added:	4.00	Units: uL	
8260ISNEW_00085	Amount Added:	1.00	Units: uL	Run Reagent
8260SURR250_00140	Amount Added:	1.00	Units: uL	Run Reagent

Report Date: 13-Oct-2016 06:24:09 Chrom Revision: 2.2 08-Sep-2016 14:45:52

TestAmerica Edison

Data File: \\ChromNA\Edison\ChromData\CVOAMS1\20161012-46810.b\A28248.D

Injection Date:	12-Oct-2016 19:17:30	Instrument ID:	CVOAMS1	Operator ID:	VOA GC/MS1
Lims ID:	CCVIS			Worklist Smp#:	2
Client ID:					
Purge Vol:	5.000 mL	Dil. Factor:	1.0000	ALS Bottle#:	1
Method:	8260624W_1	Limit Group:	VOA - 8260C Water and Solid		

Column: Rtx-624 (0.25 mm)

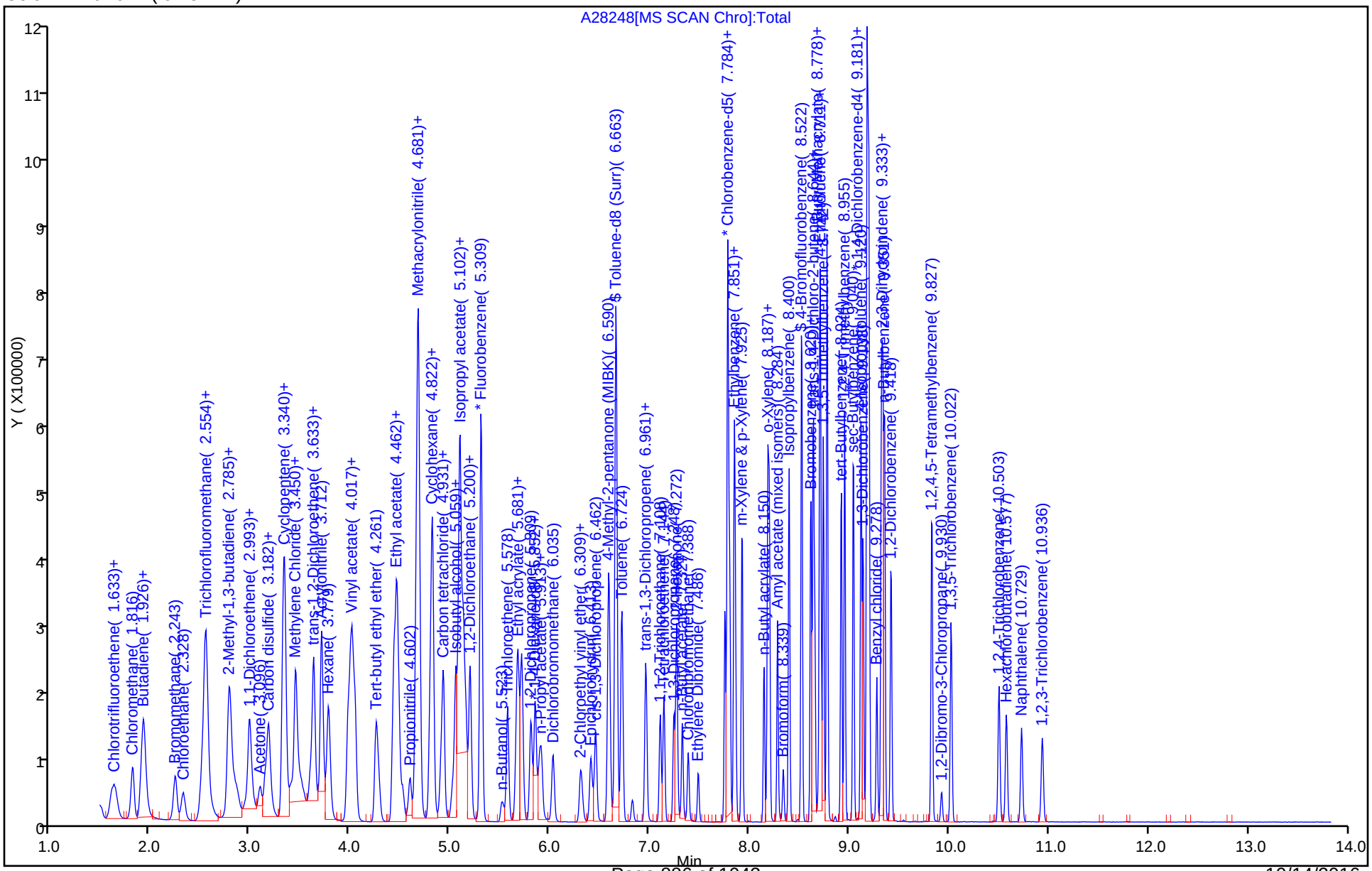

TestAmerica Edison
Target Compound Quantitation Report

Data File:	\\ChromNA\Edison\ChromData\CVOAMS1\20160908-45311.b\A26265.D				
Lims ID:	BFB				
Client ID:					
Sample Type:	BFB				
Inject. Date:	08-Sep-2016 01:38:30	ALS Bottle#:	100	Worklist Smp#:	1
Injection Vol:	5.0 mL	Dil. Factor:	1.0000		
Sample Info:	BFB				
Misc. Info.:	460-0045311-001				
Operator ID:	VOA GC/MS1	Instrument ID:	CVOAMS1		
Method:	\\ChromNA\Edison\ChromData\CVOAMS1\20160908-45311.b\8260624W_1.m				
Limit Group:	VOA - 8260C Water and Solid				
Last Update:	08-Sep-2016 07:03:08	Calib Date:	08-Sep-2016 06:34:30		
Integrator:	RTE	ID Type:	Deconvolution ID		
Quant Method:	Internal Standard	Quant By:	Initial Calibration		
Last ICal File:	\\ChromNA\Edison\ChromData\CVOAMS1\20160908-45311.b\A26277.D				
Column 1 :	Rtx-624 (0.25 mm)		Det: MS SCAN		
Process Host:	XAWRK029				

Compound	Sig	RT (min.)	Exp RT (min.)	Dlt RT (min.)	Q	Response	Cal Amt ug/l	OnCol Amt ug/l	Flags
$ 136 BFB	95	2.822	2.822	0.000	86	44194	NR	NR	

QC Flag Legend

Processing Flags
NR - Missing Quant Standard

Reagents:

BFB_00011 Amount Added: 1.00 Units: uL

MS Tune Report

TestAmerica Edison

Data File: \\ChromNA\Edison\ChromData\CVOAMS1\20160908-45311.b\A26265.D
Injection Date: 08-Sep-2016 01:38:30 Instrument ID: CVOAMS1
Lims ID: BFB
Client ID:
Operator ID: VOA GC/MS1 ALS Bottle#: 100 Worklist Smp#: 1
Injection Vol: 5.0 mL Dil. Factor: 1.0000
Method: 8260624W_1 Limit Group: VOA - 8260C Water and Solid
Tune Method: BFB Method 8260

$ 136 BFB

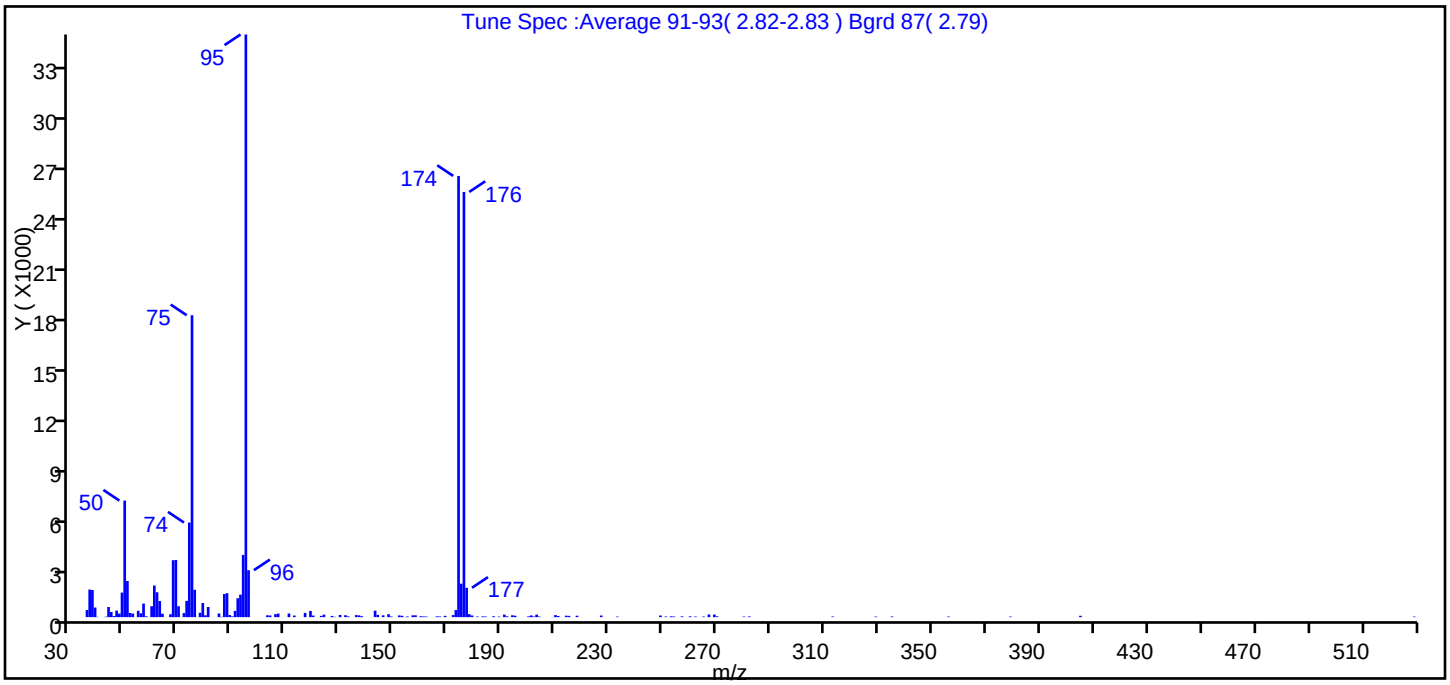

m/z	Ion Abundance Criteria	% Relative Abundance
95	Base peak, 100% relative abundance	100.0
50	15 to 40% of m/z 95	20.0
75	30 to 60% of m/z 95	51.8
96	5 to 9% of m/z 95	8.1
173	Less than 2% of m/z 174	1.2 (1.6)
174	50 to 120% of m/z 95	75.7
175	5 to 9% of m/z 174	5.7 (7.6)
176	Greater than 95% but less than 101% of m/z 174	73.0 (96.4)
177	5 to 9% of m/z 176	5.0 (6.9)

Data File: \\ChromNA\Edison\ChromData\CVOAMS1\20160908-45311.b\A26265.D\8260624W_1.rslt\spectra.d
Injection Date: 08-Sep-2016 01:38:30
Spectrum: Tune Spec :Average 91-93(2.82-2.83) Bgrd 87(2.79)
Base Peak: 95.00
Minimum % Base Peak: 0
Number of Points: 141

m/z	Y	m/z	Y	m/z	Y	m/z	Y
36.00	424	79.00	835	143.00	383	201.00	100
37.00	1629	80.00	109	144.00	134	202.00	37
38.00	1601	81.00	599	146.00	107	203.00	148
39.00	567	85.00	215	148.00	171	204.00	35
40.00	15	86.00	20	149.00	39	209.00	10
43.00	26	87.00	1364	151.00	2	210.00	121
44.00	597	88.00	1412	152.00	102	211.00	68
45.00	306	89.00	124	153.00	79	214.00	86
46.00	66	90.00	42	154.00	6	215.00	76
47.00	385	91.00	371	155.00	40	218.00	85
48.00	210	92.00	1117	157.00	107	227.00	96
49.00	1450	93.00	1329	158.00	109	233.00	33
50.00	6881	94.00	3673	160.00	54	249.00	97
51.00	2134	95.00	34400	161.00	43	251.00	38
52.00	246	96.00	2771	162.00	36	253.00	49
53.00	211	103.00	108	166.00	48	254.00	38
55.00	376	104.00	98	167.00	41	257.00	46
56.00	227	106.00	176	169.00	76	260.00	50
57.00	802	107.00	211	172.00	124	262.00	36
58.00	47	111.00	217	173.00	420	265.00	35
60.00	646	113.00	95	174.00	26048	267.00	158
61.00	1866	117.00	251	175.00	1976	269.00	153
62.00	1469	119.00	368	176.00	25104	270.00	50
63.00	952	120.00	95	177.00	1733	280.00	33
64.00	203	123.00	75	178.00	173	281.00	2
66.00	1	124.00	148	179.00	98	282.00	41
67.00	170	127.00	72	181.00	35	313.00	38
68.00	3362	128.00	18	183.00	46	329.00	35
69.00	3377	130.00	129	184.00	37	335.00	41
70.00	644	131.00	1	187.00	53	356.00	38
72.00	241	132.00	113	189.00	34	379.00	35
73.00	962	133.00	46	191.00	150	405.00	81
74.00	5584	136.00	120	192.00	48	529.00	33

Data File: \\ChromNA\Edison\ChromData\CVOAMS1\20160908-45311.b\A26265.D\8260624W_1.rslt\spectra.d
Injection Date: 08-Sep-2016 01:38:30
Spectrum: Tune Spec :Average 91-93(2.82-2.83) Bgrd 87(2.79)
Base Peak: 95.00
Minimum % Base Peak: 0
Number of Points: 141

m/z	Y	m/z	Y	m/z	Y	m/z	Y
75.00	17824	137.00	104	194.00	110		
76.00	1613	138.00	58	195.00	84		
78.00	258	142.00	4	200.00	47		

TestAmerica Edison
Target Compound Quantitation Report

Data File:	\\ChromNA\Edison\ChromData\CVOAMS1\20161010-46706.b\A28121.D				
Lims ID:	BFB				
Client ID:					
Sample Type:	BFB				
Inject. Date:	10-Oct-2016 19:41:30	ALS Bottle#:	100	Worklist Smp#:	1
Injection Vol:	5.0 mL	Dil. Factor:	1.0000		
Sample Info:	BFB				
Misc. Info.:	460-0046706-001				
Operator ID:	VOA GC/MS1	Instrument ID:	CVOAMS1		
Method:	\\ChromNA\Edison\ChromData\CVOAMS1\20161010-46706.b\8260624W_1.m				
Limit Group:	VOA - 8260C Water and Solid				
Last Update:	10-Oct-2016 21:52:00	Calib Date:	08-Sep-2016 04:26:30		
Integrator:	RTE	ID Type:	Deconvolution ID		
Quant Method:	Internal Standard	Quant By:	Initial Calibration		
Last ICal File:	\\ChromNA\Edison\ChromData\CVOAMS1\20160908-45311.b\A26272.D				
Column 1 :	Rtx-624 (0.25 mm)		Det: MS SCAN		
Process Host:	XAWRK029				
First Level Reviewer: starzecm		Date:	10-Oct-2016 19:54:10		

Compound	Sig	RT (min.)	Exp RT (min.)	Dlt RT (min.)	Q	Response	Cal Amt ug/l	OnCol Amt ug/l	Flags
$ 136 BFB	95	2.804	2.804	0.000	76	13016	NR	NR	

QC Flag Legend

Processing Flags
NR - Missing Quant Standard

Reagents:

BFB_00013 Amount Added: 1.00 Units: uL

MS Tune Report

TestAmerica Edison

Data File: \\ChromNA\Edison\ChromData\CVOAMS1\20161010-46706.b\A28121.D
Injection Date: 10-Oct-2016 19:41:30 Instrument ID: CVOAMS1
Lims ID: BFB
Client ID:
Operator ID: VOA GC/MS1 ALS Bottle#: 100 Worklist Smp#: 1
Injection Vol: 5.0 mL Dil. Factor: 1.0000
Method: 8260624W_1 Limit Group: VOA - 8260C Water and Solid
Tune Method: BFB Method 8260

$ 136 BFB

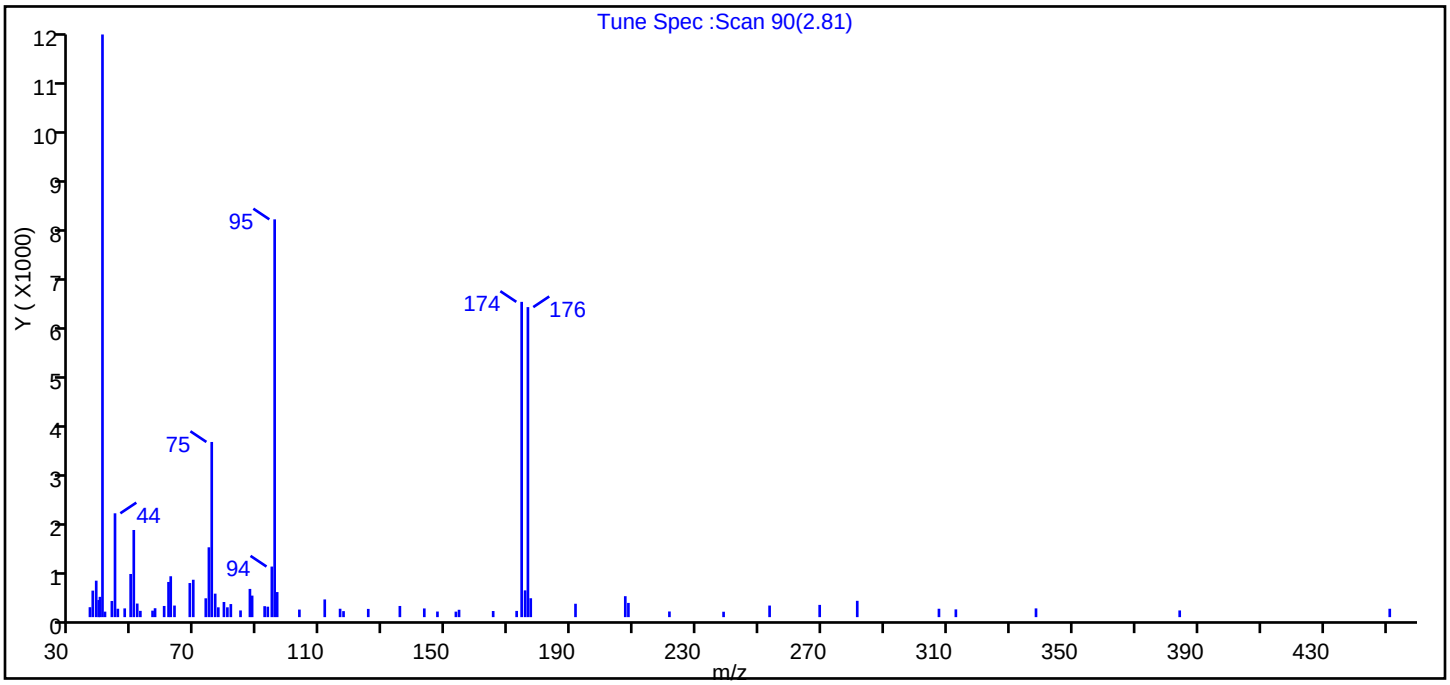

m/z	Ion Abundance Criteria	% Relative Abundance
95	Base peak, 100% relative abundance	100.0
50	15 to 40% of m/z 95	21.9
75	30 to 60% of m/z 95	44.0
96	5 to 9% of m/z 95	6.3
173	Less than 2% of m/z 174	0.0 (0.0)
174	50 to 120% of m/z 95	79.3
175	5 to 9% of m/z 174	6.7 (8.5)
176	Greater than 95% but less than 101% of m/z 174	77.9 (98.3)
177	5 to 9% of m/z 176	4.8 (6.1)

Data File: \\ChromNA\Edison\ChromData\CVOAMS1\20161010-46706.b\A28121.D\8260624W_1.rslt\spectra.d
Injection Date: 10-Oct-2016 19:41:30
Spectrum: Tune Spec :Scan 90(2.81)
Base Peak: 40.10
Minimum % Base Peak: 0
Number of Points: 68

m/z	Y	m/z	Y	m/z	Y	m/z	Y
36.10	193	59.80	217	91.90	213	174.00	6121
37.00	515	61.20	683	92.90	203	175.10	520
38.10	708	61.90	794	94.20	982	176.00	6019
38.90	332	63.10	225	95.10	7723	176.90	367
39.30	394	68.00	662	95.90	487	191.20	260
40.10	11312	69.10	726	103.00	147	207.10	407
40.90	107	73.10	366	111.10	344	208.10	276
43.10	314	74.10	1356	116.00	163	221.20	110
44.10	2016	75.00	3401	117.10	117	238.50	105
45.00	163	76.10	456	125.00	160	253.20	225
47.20	170	77.10	191	135.10	217	269.20	238
49.10	838	78.90	294	142.90	169	281.20	317
50.10	1692	80.00	191	147.10	109	307.30	163
51.20	264	81.10	254	153.00	107	312.70	151
52.20	122	84.20	130	154.00	143	338.30	170
56.10	126	87.20	548	164.90	119	384.20	130
56.90	173	87.90	418	172.40	121	451.30	163

TestAmerica Edison
Target Compound Quantitation Report

Data File: \\ChromNA\Edison\ChromData\CVOAMS1\20161011-46723.b\A28154.D
Lims ID: BFB
Client ID:
Sample Type: BFB
Inject. Date: 11-Oct-2016 08:40:30 ALS Bottle#: 100 Worklist Smp#: 1
Injection Vol: 5.0 mL Dil. Factor: 1.0000
Sample Info: BFB
Misc. Info.: 460-0046723-001
Operator ID: VOA GC/MS1 Instrument ID: CVOAMS1

Method: \\ChromNA\Edison\ChromData\CVOAMS1\20161011-46723.b\8260624W_1.m
Limit Group: VOA - 8260C Water and Solid
Last Update: 11-Oct-2016 10:19:38 Calib Date: 08-Sep-2016 04:26:30
Integrator: RTE ID Type: Deconvolution ID
Quant Method: Internal Standard Quant By: Initial Calibration
Last ICal File: \\ChromNA\Edison\ChromData\CVOAMS1\20160908-45311.b\A26272.D

Column 1 : Rtx-624 (0.25 mm) Det: MS SCAN
Process Host: XAWRK030

First Level Reviewer: moroneyc Date: 11-Oct-2016 08:47:14

Compound	Sig	RT (min.)	Exp RT (min.)	Dlt RT (min.)	Q	Response	Cal Amt ug/l	OnCol Amt ug/l	Flags
$ 136 BFB	95	2.804	2.804	0.000	80	69246	NR	NR	

QC Flag Legend

Processing Flags
NR - Missing Quant Standard

Reagents:

BFB_00013 Amount Added: 1.00 Units: uL

MS Tune Report

TestAmerica Edison

Data File: \\ChromNA\Edison\ChromData\CVOAMS1\20161011-46723.b\A28154.D
Injection Date: 11-Oct-2016 08:40:30 Instrument ID: CVOAMS1
Lims ID: BFB
Client ID:
Operator ID: VOA GC/MS1 ALS Bottle#: 100 Worklist Smp#: 1
Injection Vol: 5.0 mL Dil. Factor: 1.0000
Method: 8260624W_1 Limit Group: VOA - 8260C Water and Solid
Tune Method: BFB Method 8260

$ 136 BFB

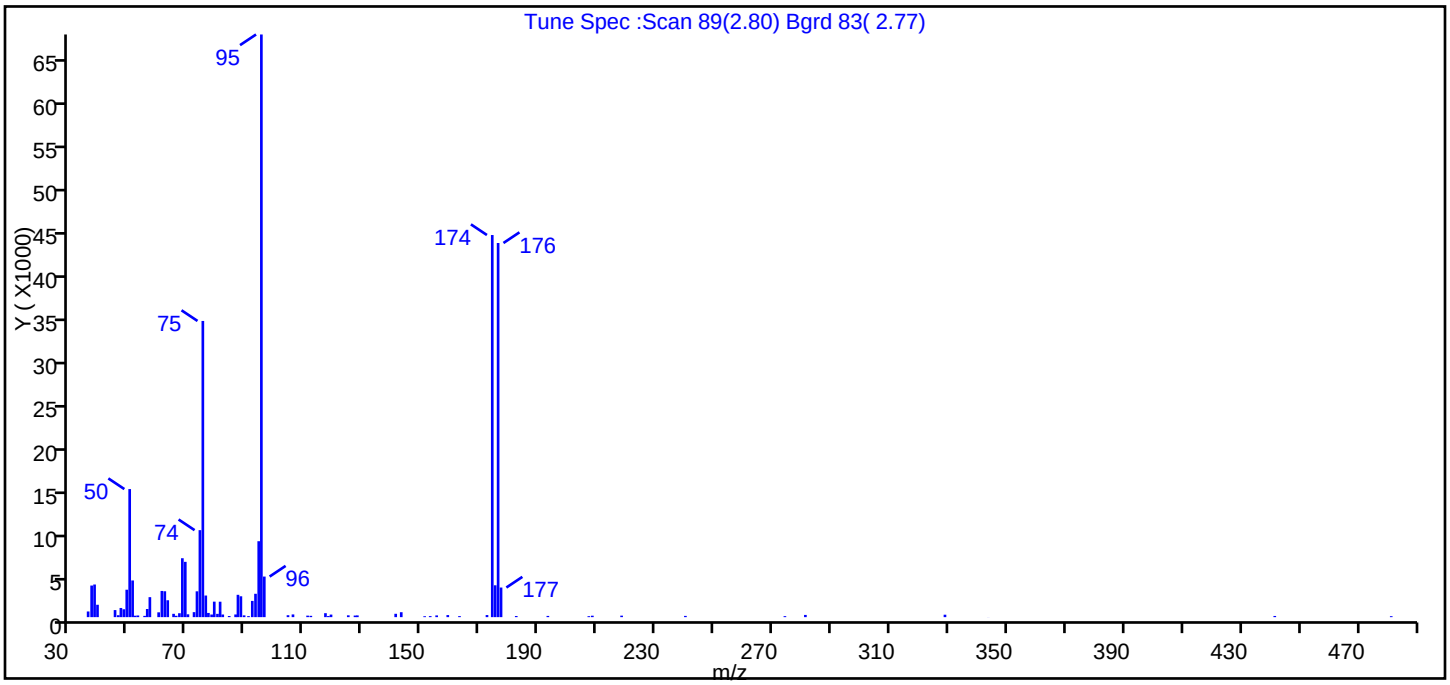

m/z	Ion Abundance Criteria	% Relative Abundance
95	Base peak, 100% relative abundance	100.0
50	15 to 40% of m/z 95	22.0
75	30 to 60% of m/z 95	50.8
96	5 to 9% of m/z 95	7.0
173	Less than 2% of m/z 174	0.0 (0.0)
174	50 to 120% of m/z 95	65.6
175	5 to 9% of m/z 174	5.5 (8.3)
176	Greater than 95% but less than 101% of m/z 174	64.2 (97.9)
177	5 to 9% of m/z 176	5.1 (7.9)

Data File: \\ChromNA\Edison\ChromData\CVOAMS1\20161011-46723.b\A28154.D\8260624W_1.rslt\spectra.d
Injection Date: 11-Oct-2016 08:40:30
Spectrum: Tune Spec :Scan 89(2.80) Bgrd 83(2.77)
Base Peak: 95.10
Minimum % Base Peak: 0
Number of Points: 82

m/z	Y	m/z	Y	m/z	Y	m/z	Y
35.90	655	66.00	158	90.70	118	158.80	239
37.10	3648	67.10	452	92.00	1874	162.80	119
38.10	3768	68.10	6802	93.10	2697	172.20	241
39.10	1429	69.10	6384	94.20	8766	174.00	44112
45.10	815	70.00	327	95.10	67264	175.00	3677
46.20	222	72.10	577	96.10	4685	176.00	43192
47.10	1059	73.10	2982	104.20	222	177.00	3419
48.10	909	74.10	10042	105.90	314	182.20	130
49.10	3166	75.10	34192	110.90	174	193.00	142
50.10	14784	76.10	2495	112.00	152	207.00	110
51.10	4235	77.00	485	117.00	457	208.20	166
52.00	165	78.10	301	118.00	126	218.20	173
52.90	190	79.00	1789	118.90	296	240.00	144
55.20	147	80.10	379	124.80	211	274.00	115
56.10	938	81.00	1782	127.10	184	281.00	256
57.00	2307	81.90	305	127.90	199	328.70	281
60.00	556	84.10	131	141.00	387	343.50	7
61.10	3024	86.30	309	142.90	570	441.40	136
62.10	2988	87.10	2578	150.90	105	481.20	109
63.10	1950	88.10	2408	152.80	120		
65.10	384	89.20	205	155.00	199		

TestAmerica Edison
Target Compound Quantitation Report

Data File: \\ChromNA\Edison\ChromData\CVOAMS1\20161011-46753.b\A28186.D
Lims ID: BFB
Client ID:
Sample Type: BFB
Inject. Date: 11-Oct-2016 20:11:30 ALS Bottle#: 100 Worklist Smp#: 1
Injection Vol: 5.0 mL Dil. Factor: 1.0000
Sample Info: BFB
Misc. Info.: 460-0046753-001
Operator ID: VOA GC/MS1 Instrument ID: CVOAMS1

Method: \\ChromNA\Edison\ChromData\CVOAMS1\20161011-46753.b\8260624W_1.m
Limit Group: VOA - 8260C Water and Solid
Last Update: 11-Oct-2016 23:12:32 Calib Date: 08-Sep-2016 04:26:30
Integrator: RTE ID Type: Deconvolution ID
Quant Method: Internal Standard Quant By: Initial Calibration
Last ICal File: \\ChromNA\Edison\ChromData\CVOAMS1\20160908-45311.b\A26272.D

Column 1 : Rtx-624 (0.25 mm) Det: MS SCAN
Process Host: XAWRK019

First Level Reviewer: starzecm Date: 11-Oct-2016 23:12:32

Compound	Sig	RT (min.)	Exp RT (min.)	Dlt RT (min.)	Q	Response	Cal Amt ug/l	OnCol Amt ug/l	Flags
$ 136 BFB	95	2.799	2.799	0.000	79	84393	NR	NR	

QC Flag Legend

Processing Flags
NR - Missing Quant Standard

Reagents:

BFB_00013 Amount Added: 1.00 Units: uL

MS Tune Report

TestAmerica Edison

Data File: \\ChromNA\Edison\ChromData\CVOAMS1\20161011-46753.b\A28186.D
Injection Date: 11-Oct-2016 20:11:30 Instrument ID: CVOAMS1
Lims ID: BFB
Client ID:
Operator ID: VOA GC/MS1 ALS Bottle#: 100 Worklist Smp#: 1
Injection Vol: 5.0 mL Dil. Factor: 1.0000
Method: 8260624W_1 Limit Group: VOA - 8260C Water and Solid
Tune Method: BFB Method 8260

$ 136 BFB

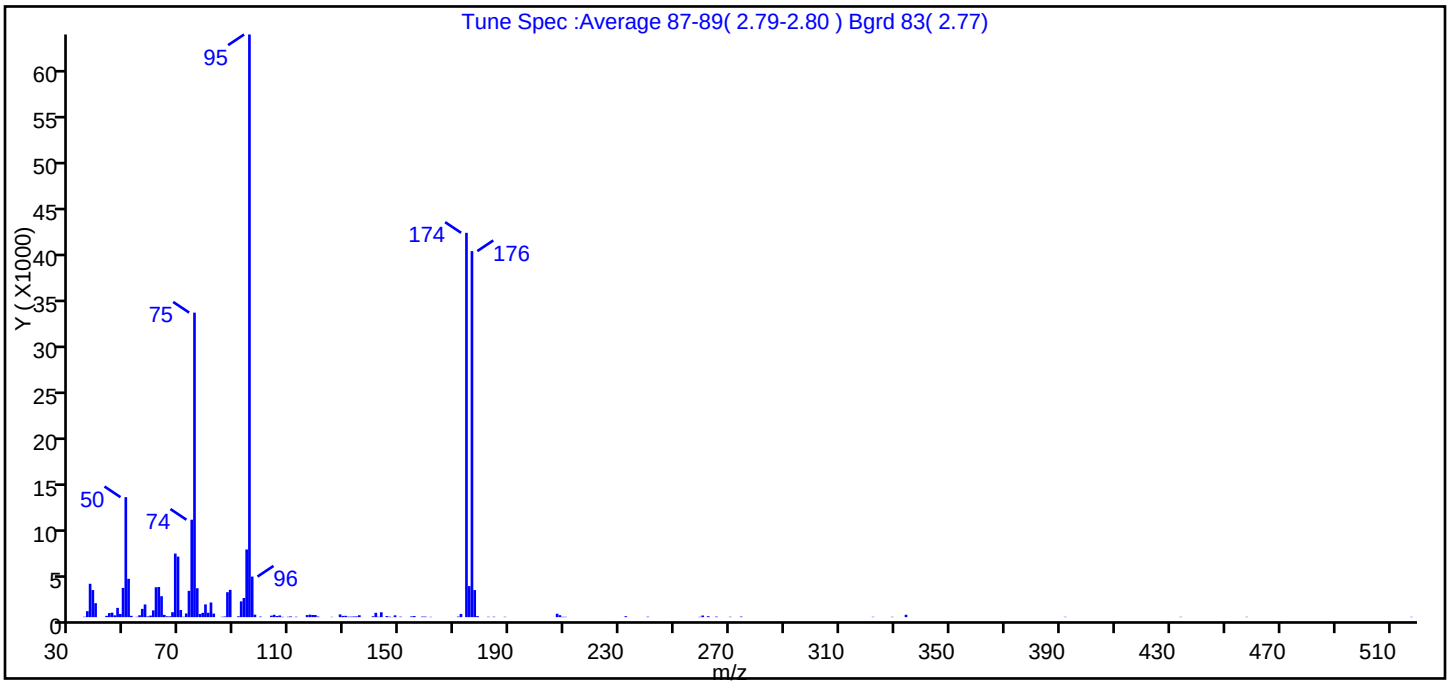

m/z	Ion Abundance Criteria	% Relative Abundance
95	Base peak, 100% relative abundance	100.0
50	15 to 40% of m/z 95	20.6
75	30 to 60% of m/z 95	52.3
96	5 to 9% of m/z 95	7.0
173	Less than 2% of m/z 174	0.0 (0.0)
174	50 to 120% of m/z 95	66.0
175	5 to 9% of m/z 174	5.3 (8.1)
176	Greater than 95% but less than 101% of m/z 174	62.8 (95.2)
177	5 to 9% of m/z 176	4.6 (7.4)

Data File: \\ChromNA\Edison\ChromData\CVOAMS1\20161011-46753.b\A28186.D\8260624W_1.rslt\spectra.d
Injection Date: 11-Oct-2016 20:11:30
Spectrum: Tune Spec :Average 87-89(2.79-2.80) Bgrd 83(2.77)
Base Peak: 95.00
Minimum % Base Peak: 0
Number of Points: 121

m/z	Y	m/z	Y	m/z	Y	m/z	Y
35.00	46	70.00	780	110.00	77	172.00	352
36.00	651	71.00	44	112.00	46	174.00	42040
37.00	3651	72.00	400	116.00	226	175.00	3395
38.00	2963	73.00	2878	117.00	275	176.00	40040
39.00	1526	74.00	10657	118.00	236	177.00	2963
43.00	144	75.00	33312	119.00	229	178.00	113
44.00	445	76.00	3163	120.00	65	182.00	40
45.00	489	77.00	347	125.00	33	184.00	47
46.00	195	78.00	470	128.00	300	188.00	39
47.00	1015	79.00	1395	129.00	139	207.00	369
48.00	349	80.00	478	130.00	147	208.00	214
49.00	3198	81.00	1605	131.00	53	209.00	36
50.00	13125	82.00	389	132.00	56	210.00	38
51.00	4194	85.00	36	133.00	74	232.00	104
52.00	144	86.00	69	134.00	81	240.00	48
54.00	35	87.00	2729	135.00	208	259.00	37
55.00	205	88.00	2985	140.00	95	260.00	178
56.00	902	91.00	94	141.00	475	262.00	102
57.00	1387	92.00	1725	142.00	44	265.00	59
58.00	81	93.00	2099	143.00	534	270.00	41
59.00	171	94.00	7401	145.00	114	274.00	62
60.00	739	95.00	63736	146.00	55	322.00	37
61.00	3270	96.00	4435	147.00	15	329.00	38
62.00	3295	97.00	270	148.00	197	334.00	259
63.00	2292	99.00	60	150.00	51	392.00	33
64.00	246	103.00	163	154.00	84	434.00	34
65.00	94	104.00	259	155.00	120	458.00	33
66.00	90	105.00	124	158.00	61	518.00	33
67.00	540	106.00	185	159.00	57		
68.00	6956	107.00	41	161.00	34		
69.00	6622	109.00	39	171.00	59		

TestAmerica Edison
Target Compound Quantitation Report

Data File: \\ChromNA\Edison\ChromData\CVOAMS1\20161012-46772.b\A28217.D
Lims ID: BFB
Client ID:
Sample Type: BFB
Inject. Date: 12-Oct-2016 07:47:30 ALS Bottle#: 100 Worklist Smp#: 1
Injection Vol: 5.0 mL Dil. Factor: 1.0000
Sample Info: BFB
Misc. Info.: 460-0046772-001
Operator ID: VOA GC/MS1 Instrument ID: CVOAMS1

Method: \\ChromNA\Edison\ChromData\CVOAMS1\20161012-46772.b\8260624W_1.m
Limit Group: VOA - 8260C Water and Solid
Last Update: 12-Oct-2016 10:04:40 Calib Date: 08-Sep-2016 04:26:30
Integrator: RTE ID Type: Deconvolution ID
Quant Method: Internal Standard Quant By: Initial Calibration
Last ICal File: \\ChromNA\Edison\ChromData\CVOAMS1\20160908-45311.b\A26272.D

Column 1 : Rtx-624 (0.25 mm) Det: MS SCAN
Process Host: XAWRK018

First Level Reviewer: moroneyc Date: 12-Oct-2016 07:55:12

Compound	Sig	RT (min.)	Exp RT (min.)	Dlt RT (min.)	Q	Response	Cal Amt ug/l	OnCol Amt ug/l	Flags
$ 136 BFB	95	2.805	2.805	0.000	84	94717	NR	NR	

QC Flag Legend

Processing Flags
NR - Missing Quant Standard

Reagents:

BFB_00013 Amount Added: 1.00 Units: uL

MS Tune Report

TestAmerica Edison

Data File: \\ChromNA\Edison\ChromData\CVOAMS1\20161012-46772.b\A28217.D
Injection Date: 12-Oct-2016 07:47:30 Instrument ID: CVOAMS1
Lims ID: BFB
Client ID:
Operator ID: VOA GC/MS1 ALS Bottle#: 100 Worklist Smp#: 1
Injection Vol: 5.0 mL Dil. Factor: 1.0000
Method: 8260624W_1 Limit Group: VOA - 8260C Water and Solid
Tune Method: BFB Method 8260

$ 136 BFB

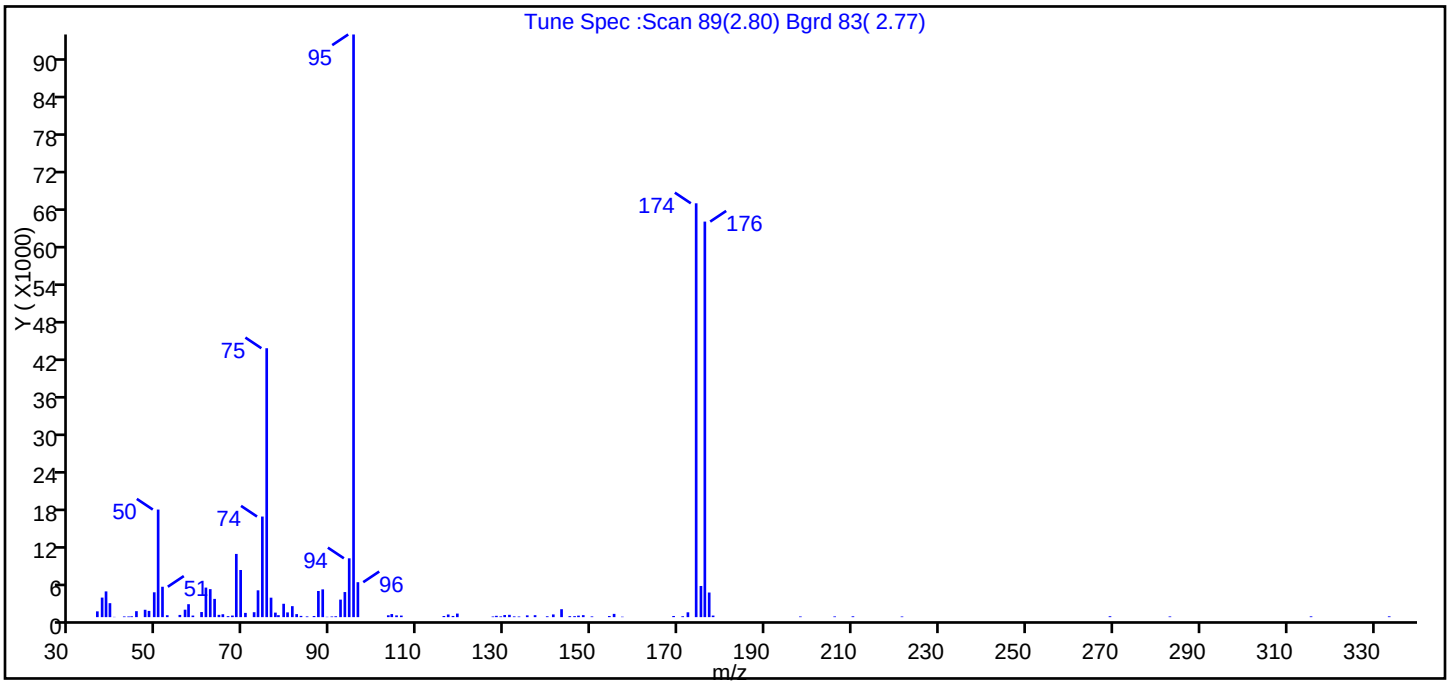

m/z	Ion Abundance Criteria	% Relative Abundance
95	Base peak, 100% relative abundance	100.0
50	15 to 40% of m/z 95	18.5
75	30 to 60% of m/z 95	46.2
96	5 to 9% of m/z 95	6.0
173	Less than 2% of m/z 174	0.0 (0.0)
174	50 to 120% of m/z 95	71.0
175	5 to 9% of m/z 174	5.3 (7.5)
176	Greater than 95% but less than 101% of m/z 174	67.9 (95.6)
177	5 to 9% of m/z 176	4.2 (6.2)

Data File: \\ChromNA\Edison\ChromData\CVOAMS1\20161012-46772.b\A28217.D\8260624W_1.rslt\spectra.d
Injection Date: 12-Oct-2016 07:47:30
Spectrum: Tune Spec :Scan 89(2.80) Bgrd 83(2.77)
Base Peak: 95.10
Minimum % Base Peak: 0
Number of Points: 98

m/z	Y	m/z	Y	m/z	Y	m/z	Y
36.10	928	66.20	159	93.10	4017	146.00	159
37.20	3130	67.20	255	94.10	9415	146.90	241
38.10	4120	68.10	10117	95.10	93240	148.00	319
39.00	2235	69.10	7545	96.10	5594	150.00	117
40.00	41	70.20	681	103.10	294	154.00	174
42.30	111	72.20	788	103.90	495	155.10	523
43.30	109	73.10	4293	105.00	279	157.00	71
44.00	137	74.10	16098	106.10	251	168.80	184
45.10	957	75.10	43032	115.90	182	170.90	144
47.10	1179	76.10	3116	116.90	425	172.10	774
48.00	998	77.10	724	118.00	190	174.00	66224
49.20	3977	77.80	315	119.00	572	175.10	4987
50.10	17216	79.00	2140	127.20	105	176.00	63296
51.10	4864	79.90	760	128.00	212	177.00	3940
52.20	304	81.00	1758	129.00	120	177.90	251
55.10	355	82.00	486	129.90	337	198.00	108
56.30	1195	83.00	201	131.00	371	205.90	117
57.10	2072	84.40	119	132.10	119	210.10	134
58.10	250	86.00	178	133.20	102	221.40	104
60.10	818	87.00	4185	135.10	284	269.30	144
61.10	4728	88.00	4446	136.90	312	283.10	112
62.10	4481	89.00	54	139.70	140	315.60	127
63.10	2920	90.10	106	141.10	433	333.60	130
64.10	368	91.00	142	143.00	1273		
65.00	466	92.10	2805	144.90	156		

TestAmerica Edison
Target Compound Quantitation Report

Data File:	\\ChromNA\Edison\ChromData\CVOAMS1\20161012-46810.b\A28247.D				
Lims ID:	BFB				
Client ID:					
Sample Type:	BFB				
Inject. Date:	12-Oct-2016 18:54:30	ALS Bottle#:	100	Worklist Smp#:	1
Injection Vol:	5.0 mL	Dil. Factor:	1.0000		
Sample Info:	BFB				
Misc. Info.:	460-0046810-001				
Operator ID:	VOA GC/MS1	Instrument ID:	CVOAMS1		
Method:	\\ChromNA\Edison\ChromData\CVOAMS1\20161012-46810.b\8260624W_1.m				
Limit Group:	VOA - 8260C Water and Solid				
Last Update:	12-Oct-2016 22:11:42	Calib Date:	08-Sep-2016 04:26:30		
Integrator:	RTE	ID Type:	Deconvolution ID		
Quant Method:	Internal Standard	Quant By:	Initial Calibration		
Last ICal File:	\\ChromNA\Edison\ChromData\CVOAMS1\20160908-45311.b\A26272.D				
Column 1 :	Rtx-624 (0.25 mm)		Det: MS SCAN		
Process Host:	XAWRK015				
First Level Reviewer: starzecm		Date:	12-Oct-2016 22:11:42		

Compound	Sig	RT (min.)	Exp RT (min.)	Dlt RT (min.)	Q	Response	Cal Amt ug/l	OnCol Amt ug/l	Flags
$ 136 BFB	95	2.804	2.804	0.000	81	52786	NR	NR	

QC Flag Legend

Processing Flags
NR - Missing Quant Standard

Reagents:

BFB_00013 Amount Added: 1.00 Units: uL

MS Tune Report

TestAmerica Edison

Data File: \\ChromNA\Edison\ChromData\CVOAMS1\20161012-46810.b\A28247.D
Injection Date: 12-Oct-2016 18:54:30 Instrument ID: CVOAMS1
Lims ID: BFB
Client ID:
Operator ID: VOA GC/MS1 ALS Bottle#: 100 Worklist Smp#: 1
Injection Vol: 5.0 mL Dil. Factor: 1.0000
Method: 8260624W_1 Limit Group: VOA - 8260C Water and Solid
Tune Method: BFB Method 8260

$ 136 BFB

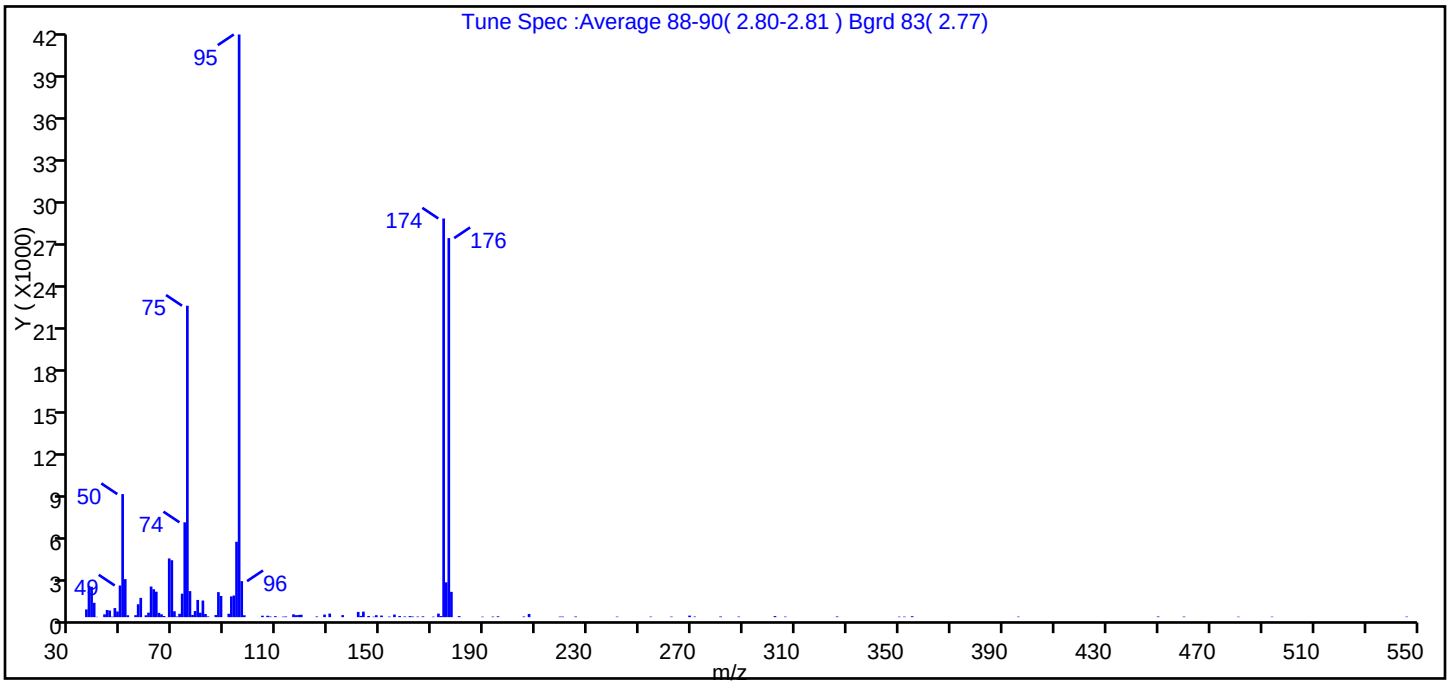

m/z	Ion Abundance Criteria	% Relative Abundance
95	Base peak, 100% relative abundance	100.0
50	15 to 40% of m/z 95	21.1
75	30 to 60% of m/z 95	53.4
96	5 to 9% of m/z 95	6.2
173	Less than 2% of m/z 174	0.2 (0.3)
174	50 to 120% of m/z 95	68.4
175	5 to 9% of m/z 174	6.0 (8.7)
176	Greater than 95% but less than 101% of m/z 174	65.1 (95.1)
177	5 to 9% of m/z 176	4.3 (6.7)

Data File: \\ChromNA\Edison\ChromData\CVOAMS1\20161012-46810.b\A28247.D\8260624W_1.rslt\spectra.d
Injection Date: 12-Oct-2016 18:54:30
Spectrum: Tune Spec :Average 88-90(2.80-2.81) Bgrd 83(2.77)
Base Peak: 95.00
Minimum % Base Peak: 0
Number of Points: 117

m/z	Y	m/z	Y	m/z	Y	m/z	Y
36.00	550	71.00	48	117.00	142	189.00	35
37.00	2221	72.00	239	118.00	157	193.00	41
38.00	2159	73.00	1668	119.00	170	195.00	61
39.00	1019	74.00	6741	125.00	50	205.00	46
40.00	23	75.00	22136	128.00	184	207.00	227
43.00	200	76.00	1851	130.00	254	219.00	38
44.00	509	77.00	160	135.00	144	220.00	38
45.00	472	78.00	436	141.00	370	225.00	47
46.00	34	79.00	1223	142.00	89	241.00	37
47.00	646	80.00	313	143.00	391	254.00	37
48.00	403	81.00	1181	145.00	82	262.00	38
49.00	2250	82.00	222	147.00	33	269.00	109
50.00	8747	83.00	50	148.00	137	271.00	42
51.00	2701	86.00	148	150.00	112	281.00	48
52.00	135	87.00	1778	153.00	41	288.00	40
55.00	141	88.00	1506	155.00	183	302.00	77
56.00	917	91.00	239	157.00	79	306.00	38
57.00	1370	92.00	1475	159.00	48	326.00	49
59.00	132	93.00	1535	161.00	75	350.00	36
60.00	318	94.00	5356	162.00	45	352.00	38
61.00	2176	95.00	41416	164.00	41	355.00	65
62.00	1982	96.00	2560	166.00	56	396.00	37
63.00	1809	97.00	132	170.00	35	450.00	47
64.00	304	104.00	101	172.00	251	460.00	40
65.00	204	106.00	100	173.00	76	481.00	33
66.00	83	107.00	46	174.00	28336	494.00	34
67.00	8	109.00	70	175.00	2475	546.00	37
68.00	4171	112.00	35	176.00	26944		
69.00	4045	113.00	47	177.00	1799		
70.00	418	116.00	200	180.00	72		

FORM I
GC/MS VOA ORGANICS ANALYSIS DATA SHEET

Lab Name: TestAmerica Edison | Job No.: 460-121256-1

SDG No.:

Client Sample ID: | Lab Sample ID: MB 460-396289/7

Matrix: Water | Lab File ID: A28127.D

Analysis Method: 8260C | Date Collected:

Sample wt/vol: 5(mL) | Date Analyzed: 10/10/2016 22:18

Soil Aliquot Vol: | Dilution Factor: 1

Soil Extract Vol.: | GC Column: Rtx-624 ID: 0.25(mm)

% Moisture: | Level: (low/med) Low

Analysis Batch No.: 396289 | Units: ug/L

CAS NO.	COMPOUND NAME	RESULT	Q	RL	MDL
71-55-6	1,1,1-Trichloroethane	0.28	U	1.0	0.28
79-34-5	1,1,2,2-Tetrachloroethane	0.19	U	1.0	0.19
79-00-5	1,1,2-Trichloroethane	0.080	U	1.0	0.080
75-34-3	1,1-Dichloroethane	0.24	U	1.0	0.24
75-35-4	1,1-Dichloroethene	0.34	U	1.0	0.34
87-61-6	1,2,3-Trichlorobenzene	0.35	U	1.0	0.35
120-82-1	1,2,4-Trichlorobenzene	0.27	U	1.0	0.27
96-12-8	1,2-Dibromo-3-Chloropropane	0.23	U	1.0	0.23
106-93-4	1,2-Dibromoethane	0.19	U	1.0	0.19
95-50-1	1,2-Dichlorobenzene	0.22	U	1.0	0.22
107-06-2	1,2-Dichloroethane	0.25	U	1.0	0.25
78-87-5	1,2-Dichloropropane	0.18	U	1.0	0.18
541-73-1	1,3-Dichlorobenzene	0.33	U	1.0	0.33
106-46-7	1,4-Dichlorobenzene	0.33	U	1.0	0.33
123-91-1	1,4-Dioxane	8.7	U	50	8.7
78-93-3	2-Butanone	2.2	U	5.0	2.2
591-78-6	2-Hexanone	0.72	U	5.0	0.72
108-10-1	4-Methyl-2-pentanone	0.63	U	5.0	0.63
67-64-1	Acetone	1.1	U	5.0	1.1
71-43-2	Benzene	0.090	U	1.0	0.090
74-97-5	Bromochloromethane	0.30	U	1.0	0.30
75-27-4	Bromodichloromethane	0.15	U	1.0	0.15
75-25-2	Bromoform	0.18	U	1.0	0.18
74-83-9	Bromomethane	0.18	U	1.0	0.18
75-15-0	Carbon disulfide	0.22	U	1.0	0.22
56-23-5	Carbon tetrachloride	0.33	U	1.0	0.33
108-90-7	Chlorobenzene	0.24	U	1.0	0.24
75-00-3	Chloroethane	0.37	U	1.0	0.37
67-66-3	Chloroform	0.22	U	1.0	0.22
74-87-3	Chloromethane	0.22	U	1.0	0.22
156-59-2	cis-1,2-Dichloroethene	0.26	U	1.0	0.26
10061-01-5	cis-1,3-Dichloropropene	0.16	U	1.0	0.16
110-82-7	Cyclohexane	0.26	U	1.0	0.26
124-48-1	Dibromochloromethane	0.22	U	1.0	0.22
75-71-8	Dichlorodifluoromethane	0.14	U	1.0	0.14
100-41-4	Ethylbenzene	0.30	U	1.0	0.30

FORM I
GC/MS VOA ORGANICS ANALYSIS DATA SHEET

Lab Name: TestAmerica Edison | Job No.: 460-121256-1

SDG No.:

Client Sample ID: | Lab Sample ID: MB 460-396289/7

Matrix: Water | Lab File ID: A28127.D

Analysis Method: 8260C | Date Collected:

Sample wt/vol: 5(mL) | Date Analyzed: 10/10/2016 22:18

Soil Aliquot Vol: | Dilution Factor: 1

Soil Extract Vol.: | GC Column: Rtx-624 ID: 0.25(mm)

% Moisture: | Level: (low/med) Low

Analysis Batch No.: 396289 | Units: ug/L

CAS NO.	COMPOUND NAME	RESULT	Q	RL	MDL
76-13-1	Freon TF	0.34	U	1.0	0.34
98-82-8	Isopropylbenzene	0.32	U	1.0	0.32
179601-23-1	m&p-Xylene	0.28	U	1.0	0.28
79-20-9	Methyl acetate	0.58	U	5.0	0.58
108-87-2	Methylcyclohexane	0.22	U	1.0	0.22
75-09-2	Methylene Chloride	0.21	U	1.0	0.21
1634-04-4	MTBE	0.13	U	1.0	0.13
95-47-6	o-Xylene	0.32	U	1.0	0.32
100-42-5	Styrene	0.17	U	1.0	0.17
127-18-4	Tetrachloroethene	0.12	U	1.0	0.12
108-88-3	Toluene	0.25	U	1.0	0.25
156-60-5	trans-1,2-Dichloroethene	0.18	U	1.0	0.18
10061-02-6	trans-1,3-Dichloropropene	0.19	U	1.0	0.19
79-01-6	Trichloroethene	0.22	U	1.0	0.22
75-69-4	Trichlorofluoromethane	0.15	U	1.0	0.15
75-01-4	Vinyl chloride	0.060	U	1.0	0.060

CAS NO.	SURROGATE	%REC	Q	LIMITS
17060-07-0	1,2-Dichloroethane-d4 (Surr)	107		70-130
460-00-4	Bromofluorobenzene	103		70-130
1868-53-7	Dibromofluoromethane (Surr)	107		70-130
2037-26-5	Toluene-d8 (Surr)	105		70-130

FORM I
GC/MS VOA ORGANICS ANALYSIS DATA SHEET
TENTATIVELY IDENTIFIED COMPOUNDS

Lab Name: TestAmerica Edison Job No.: 460-121256-1

SDG No.:

Client Sample ID: Lab Sample ID: MB 460-396289/7

Matrix: Water Lab File ID: A28127.D

Analysis Method: 8260C Date Collected:

Sample wt/vol: 5(mL) Date Analyzed: 10/10/2016 22:18

Soil Aliquot Vol: Dilution Factor: 1

Soil Extract Vol.: GC Column: Rtx-624 ID: 0.25(mm)

% Moisture: Level: (low/med) Low

Analysis Batch No.: 396289 Units: ug/L

Number TICs Found: 0 TIC Result Total: 0

CAS NO.	COMPOUND NAME	RT	RESULT	Q	MATCH QUALITY
	Tentatively Identified Compound		None		

TestAmerica Edison
Target Compound Quantitation Report

Data File: \\ChromNA\Edison\ChromData\CVOAMS1\20161010-46706.b\A28127.D
Lims ID: MB
Client ID:
Sample Type: MB
Inject. Date: 10-Oct-2016 22:18:30 ALS Bottle#: 6 Worklist Smp#: 7
Purge Vol: 5.000 mL Dil. Factor: 1.0000
Sample Info: MB
Misc. Info.: 460-0046706-007
Operator ID: VOA GC/MS1 Instrument ID: CVOAMS1

Method: \\ChromNA\Edison\ChromData\CVOAMS1\20161010-46706.b\8260624W_1.m
Limit Group: VOA - 8260C Water and Solid
Last Update: 11-Oct-2016 13:51:42 Calib Date: 08-Sep-2016 04:26:30
Integrator: RTE ID Type: Deconvolution ID
Quant Method: Internal Standard Quant By: Initial Calibration
Last ICal File: \\ChromNA\Edison\ChromData\CVOAMS1\20160908-45311.b\A26272.D

Column 1 : Rtx-624 (0.25 mm) Det: MS SCAN
Process Host: XAWRK013

First Level Reviewer: delpolitov Date: 11-Oct-2016 13:51:41

Compound	Sig	RT (min.)	Exp RT (min.)	Dlt RT (min.)	Q	Response	Cal Amt ug/l	OnCol Amt ug/l	Flags
* 28 TBA-d9 (IS)	65	3.456	3.468	-0.012	99	247095	1000.0	1000.0	
* 39 2-Butanone-d5	46	4.431	4.437	-0.006	99	307440	250.0	250.0	
$ 53 Dibromofluoromethane (Surr	113	4.821	4.828	-0.007	95	138133	50.0	53.6	
$ 59 1,2-Dichloroethane-d4 (Sur	65	5.102	5.102	0.000	98	167454	50.0	53.6	
* 64 Fluorobenzene	96	5.309	5.315	-0.006	98	487319	50.0	50.0	
* 70 1,4-Dioxane-d8	96	5.846	5.858	-0.012	92	21073	1000.0	1000.0	
$ 81 Toluene-d8 (Surr)	98	6.662	6.663	-0.001	99	450864	50.0	52.7	
* 92 Chlorobenzene-d5	117	7.784	7.784	0.000	89	299924	50.0	50.0	
$ 103 4-Bromofluorobenzene	174	8.522	8.528	-0.006	83	122908	50.0	51.3	
* 119 1,4-Dichlorobenzene-d4	152	9.180	9.180	0.000	98	175001	50.0	50.0	

Reagents:

8260ISNEW_00085 Amount Added: 1.00 Units: uL Run Reagent
8260SURR250_00140 Amount Added: 1.00 Units: uL Run Reagent

Report Date: 11-Oct-2016 13:51:44 Chrom Revision: 2.2 08-Sep-2016 14:45:52

TestAmerica Edison

Data File: \\ChromNA\Edison\ChromData\CVOAMS1\20161010-46706.b\A28127.D

Injection Date:	10-Oct-2016 22:18:30	Instrument ID:	CVOAMS1	Operator ID:	VOA GC/MS1
Lims ID:	MB			Worklist Smp#:	7
Client ID:					
Purge Vol:	5.000 mL	Dil. Factor:	1.0000	ALS Bottle#:	6
Method:	8260624W_1	Limit Group:	VOA - 8260C Water and Solid		

Column: Rtx-624 (0.25 mm)

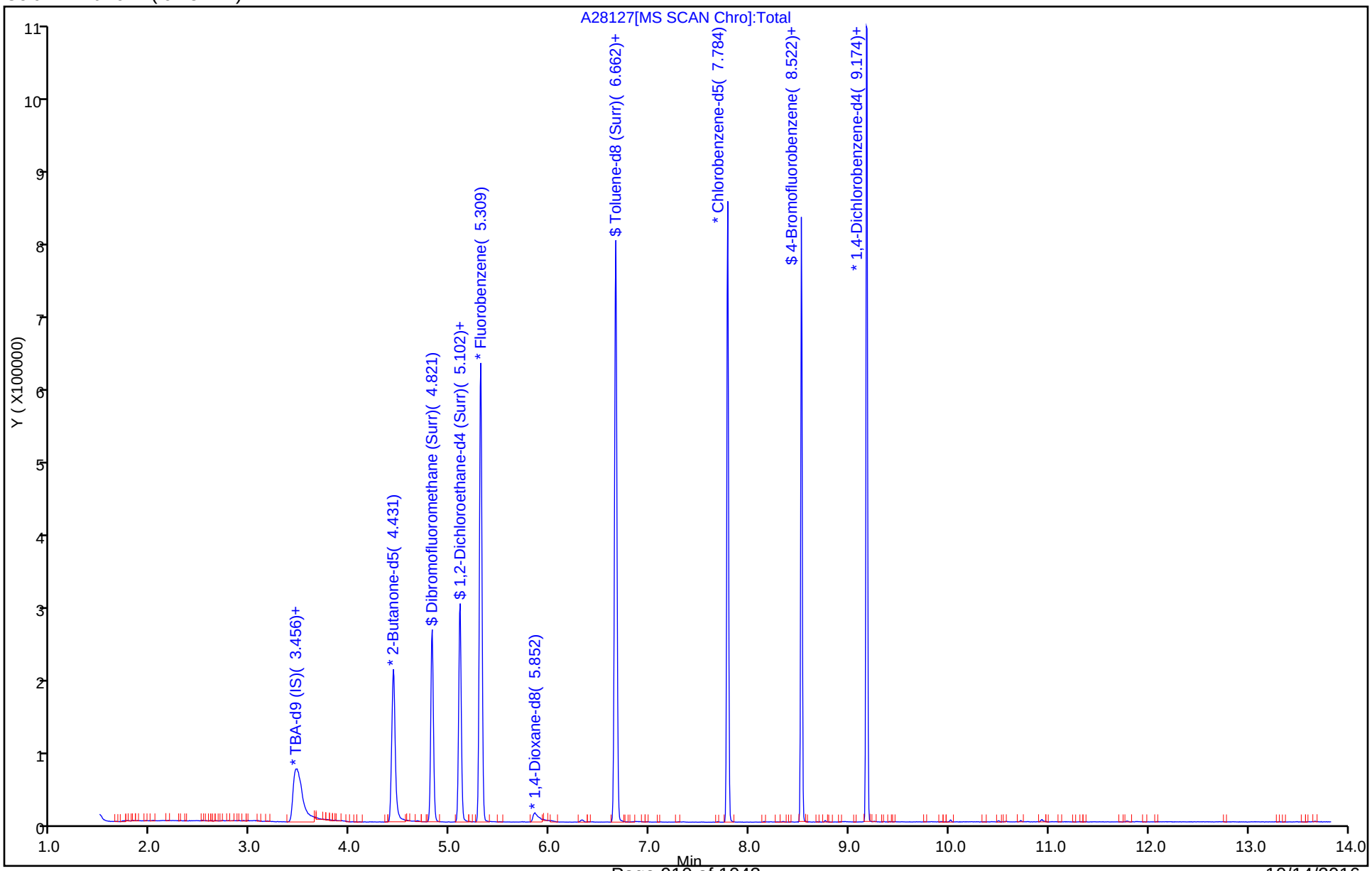

FORM I
GC/MS VOA ORGANICS ANALYSIS DATA SHEET

Lab Name: TestAmerica Edison | Job No.: 460-121256-1

SDG No.:

Client Sample ID: | Lab Sample ID: MB 460-396375/8

Matrix: Water | Lab File ID: A28161.D

Analysis Method: 8260C | Date Collected:

Sample wt/vol: 5(mL) | Date Analyzed: 10/11/2016 11:13

Soil Aliquot Vol: | Dilution Factor: 1

Soil Extract Vol.: | GC Column: Rtx-624 ID: 0.25(mm)

% Moisture: | Level: (low/med) Low

Analysis Batch No.: 396375 | Units: ug/L

CAS NO.	COMPOUND NAME	RESULT	Q	RL	MDL
71-55-6	1,1,1-Trichloroethane	0.28	U	1.0	0.28
79-34-5	1,1,2,2-Tetrachloroethane	0.19	U	1.0	0.19
79-00-5	1,1,2-Trichloroethane	0.080	U	1.0	0.080
75-34-3	1,1-Dichloroethane	0.24	U	1.0	0.24
75-35-4	1,1-Dichloroethene	0.34	U	1.0	0.34
87-61-6	1,2,3-Trichlorobenzene	0.35	U	1.0	0.35
120-82-1	1,2,4-Trichlorobenzene	0.27	U	1.0	0.27
96-12-8	1,2-Dibromo-3-Chloropropane	0.23	U	1.0	0.23
106-93-4	1,2-Dibromoethane	0.19	U	1.0	0.19
95-50-1	1,2-Dichlorobenzene	0.22	U	1.0	0.22
107-06-2	1,2-Dichloroethane	0.25	U	1.0	0.25
78-87-5	1,2-Dichloropropane	0.18	U	1.0	0.18
541-73-1	1,3-Dichlorobenzene	0.33	U	1.0	0.33
106-46-7	1,4-Dichlorobenzene	0.33	U	1.0	0.33
123-91-1	1,4-Dioxane	8.7	U	50	8.7
78-93-3	2-Butanone	2.2	U	5.0	2.2
591-78-6	2-Hexanone	0.72	U	5.0	0.72
108-10-1	4-Methyl-2-pentanone	0.63	U	5.0	0.63
67-64-1	Acetone	1.1	U	5.0	1.1
71-43-2	Benzene	0.090	U	1.0	0.090
74-97-5	Bromochloromethane	0.30	U	1.0	0.30
75-27-4	Bromodichloromethane	0.15	U	1.0	0.15
75-25-2	Bromoform	0.18	U	1.0	0.18
74-83-9	Bromomethane	0.18	U	1.0	0.18
75-15-0	Carbon disulfide	0.22	U	1.0	0.22
56-23-5	Carbon tetrachloride	0.33	U	1.0	0.33
108-90-7	Chlorobenzene	0.24	U	1.0	0.24
75-00-3	Chloroethane	0.37	U	1.0	0.37
67-66-3	Chloroform	0.22	U	1.0	0.22
74-87-3	Chloromethane	0.22	U	1.0	0.22
156-59-2	cis-1,2-Dichloroethene	0.26	U	1.0	0.26
10061-01-5	cis-1,3-Dichloropropene	0.16	U	1.0	0.16
110-82-7	Cyclohexane	0.26	U	1.0	0.26
124-48-1	Dibromochloromethane	0.22	U	1.0	0.22
75-71-8	Dichlorodifluoromethane	0.14	U	1.0	0.14
100-41-4	Ethylbenzene	0.30	U	1.0	0.30

FORM I
GC/MS VOA ORGANICS ANALYSIS DATA SHEET

Lab Name: TestAmerica Edison | Job No.: 460-121256-1

SDG No.:

Client Sample ID: | Lab Sample ID: MB 460-396375/8

Matrix: Water | Lab File ID: A28161.D

Analysis Method: 8260C | Date Collected:

Sample wt/vol: 5(mL) | Date Analyzed: 10/11/2016 11:13

Soil Aliquot Vol: | Dilution Factor: 1

Soil Extract Vol.: | GC Column: Rtx-624 ID: 0.25(mm)

% Moisture: | Level: (low/med) Low

Analysis Batch No.: 396375 | Units: ug/L

CAS NO.	COMPOUND NAME	RESULT	Q	RL	MDL
76-13-1	Freon TF	0.34	U	1.0	0.34
98-82-8	Isopropylbenzene	0.32	U	1.0	0.32
179601-23-1	m&p-Xylene	0.28	U	1.0	0.28
79-20-9	Methyl acetate	0.58	U	5.0	0.58
108-87-2	Methylcyclohexane	0.22	U	1.0	0.22
75-09-2	Methylene Chloride	0.21	U	1.0	0.21
1634-04-4	MTBE	0.13	U	1.0	0.13
95-47-6	o-Xylene	0.32	U	1.0	0.32
100-42-5	Styrene	0.17	U	1.0	0.17
127-18-4	Tetrachloroethene	0.12	U	1.0	0.12
108-88-3	Toluene	0.25	U	1.0	0.25
156-60-5	trans-1,2-Dichloroethene	0.18	U	1.0	0.18
10061-02-6	trans-1,3-Dichloropropene	0.19	U	1.0	0.19
79-01-6	Trichloroethene	0.22	U	1.0	0.22
75-69-4	Trichlorofluoromethane	0.15	U	1.0	0.15
75-01-4	Vinyl chloride	0.060	U	1.0	0.060

CAS NO.	SURROGATE	%REC	Q	LIMITS
17060-07-0	1,2-Dichloroethane-d4 (Surr)	103		70-130
460-00-4	Bromofluorobenzene	94		70-130
1868-53-7	Dibromofluoromethane (Surr)	102		70-130
2037-26-5	Toluene-d8 (Surr)	102		70-130

FORM I
GC/MS VOA ORGANICS ANALYSIS DATA SHEET
TENTATIVELY IDENTIFIED COMPOUNDS

Lab Name: TestAmerica Edison Job No.: 460-121256-1

SDG No.:

Client Sample ID: Lab Sample ID: MB 460-396375/8

Matrix: Water Lab File ID: A28161.D

Analysis Method: 8260C Date Collected:

Sample wt/vol: 5(mL) Date Analyzed: 10/11/2016 11:13

Soil Aliquot Vol: Dilution Factor: 1

Soil Extract Vol.: GC Column: Rtx-624 ID: 0.25(mm)

% Moisture: Level: (low/med) Low

Analysis Batch No.: 396375 Units: ug/L

Number TICs Found: 0 TIC Result Total: 0

CAS NO.	COMPOUND NAME	RT	RESULT	Q	MATCH QUALITY
	Tentatively Identified Compound		None		

TestAmerica Edison
Target Compound Quantitation Report

Data File: \\ChromNA\Edison\ChromData\CVOAMS1\20161011-46723.b\A28161.D
Lims ID: MB
Client ID:
Sample Type: MB
Inject. Date: 11-Oct-2016 11:13:30 ALS Bottle#: 7 Worklist Smp#: 8
Purge Vol: 5.000 mL Dil. Factor: 1.0000
Sample Info: MB
Misc. Info.: 460-0046723-008
Operator ID: VOA GC/MS1 Instrument ID: CVOAMS1

Method: \\ChromNA\Edison\ChromData\CVOAMS1\20161011-46723.b\8260624W_1.m
Limit Group: VOA - 8260C Water and Solid
Last Update: 11-Oct-2016 11:45:46 Calib Date: 08-Sep-2016 04:26:30
Integrator: RTE ID Type: Deconvolution ID
Quant Method: Internal Standard Quant By: Initial Calibration
Last ICal File: \\ChromNA\Edison\ChromData\CVOAMS1\20160908-45311.b\A26272.D

Column 1 : Rtx-624 (0.25 mm) Det: MS SCAN
Process Host: XAWRK030

First Level Reviewer: moroneyc Date: 11-Oct-2016 11:45:57

Compound	Sig	RT (min.)	Exp RT (min.)	Dlt RT (min.)	Q	Response	Cal Amt ug/l	OnCol Amt ug/l	Flags
* 28 TBA-d9 (IS)	65	3.468	3.474	-0.006	100	227902	1000.0	1000.0	
* 39 2-Butanone-d5	46	4.437	4.437	0.000	98	277562	250.0	250.0	
$ 53 Dibromofluoromethane (Surr	113	4.822	4.827	-0.005	95	126700	50.0	51.2	
$ 59 1,2-Dichloroethane-d4 (Sur	65	5.102	5.108	-0.006	98	154978	50.0	51.7	
* 64 Fluorobenzene	96	5.309	5.315	-0.006	97	467824	50.0	50.0	
* 70 1,4-Dioxane-d8	96	5.852	5.852	0.000	92	19520	1000.0	1000.0	
$ 81 Toluene-d8 (Surr)	98	6.663	6.662	0.001	98	421558	50.0	50.8	
* 92 Chlorobenzene-d5	117	7.784	7.784	0.000	89	290688	50.0	50.0	
$ 103 4-Bromofluorobenzene	174	8.528	8.528	0.000	84	109247	50.0	47.0	
* 119 1,4-Dichlorobenzene-d4	152	9.180	9.180	0.000	98	159324	50.0	50.0	

Reagents:

8260ISNEW_00085 Amount Added: 1.00 Units: uL Run Reagent
8260SURR250_00140 Amount Added: 1.00 Units: uL Run Reagent

Report Date: 11-Oct-2016 11:45:57 Chrom Revision: 2.2 08-Sep-2016 14:45:52

TestAmerica Edison

Data File: \\ChromNA\Edison\ChromData\CVOAMS1\20161011-46723.b\A28161.D

Injection Date:	11-Oct-2016 11:13:30	Instrument ID:	CVOAMS1	Operator ID:	VOA GC/MS1
Lims ID:	MB			Worklist Smp#:	8
Client ID:					
Purge Vol:	5.000 mL	Dil. Factor:	1.0000	ALS Bottle#:	7
Method:	8260624W_1	Limit Group:	VOA - 8260C Water and Solid		

Column: Rtx-624 (0.25 mm)

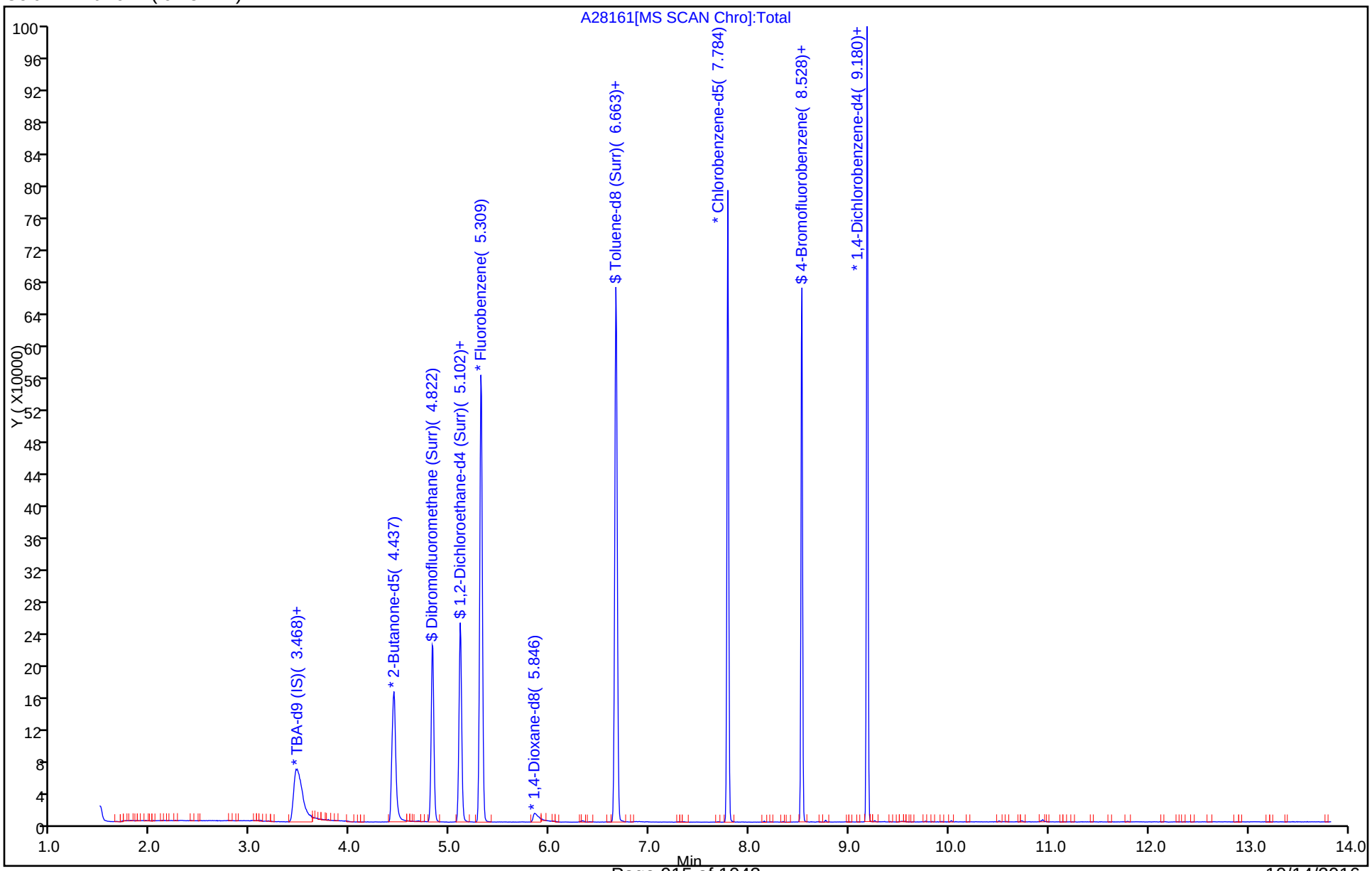

FORM I
GC/MS VOA ORGANICS ANALYSIS DATA SHEET

Lab Name: TestAmerica Edison | Job No.: 460-121256-1

SDG No.:

Client Sample ID: | Lab Sample ID: MB 460-396528/7

Matrix: Water | Lab File ID: A28192.D

Analysis Method: 8260C | Date Collected:

Sample wt/vol: 5(mL) | Date Analyzed: 10/11/2016 22:25

Soil Aliquot Vol: | Dilution Factor: 1

Soil Extract Vol.: | GC Column: Rtx-624 ID: 0.25(mm)

% Moisture: | Level: (low/med) Low

Analysis Batch No.: 396528 | Units: ug/L

CAS NO.	COMPOUND NAME	RESULT	Q	RL	MDL
71-55-6	1,1,1-Trichloroethane	0.28	U	1.0	0.28
79-34-5	1,1,2,2-Tetrachloroethane	0.19	U	1.0	0.19
79-00-5	1,1,2-Trichloroethane	0.080	U	1.0	0.080
75-34-3	1,1-Dichloroethane	0.24	U	1.0	0.24
75-35-4	1,1-Dichloroethene	0.34	U	1.0	0.34
87-61-6	1,2,3-Trichlorobenzene	0.35	U	1.0	0.35
120-82-1	1,2,4-Trichlorobenzene	0.27	U	1.0	0.27
96-12-8	1,2-Dibromo-3-Chloropropane	0.23	U	1.0	0.23
106-93-4	1,2-Dibromoethane	0.19	U	1.0	0.19
95-50-1	1,2-Dichlorobenzene	0.22	U	1.0	0.22
107-06-2	1,2-Dichloroethane	0.25	U	1.0	0.25
78-87-5	1,2-Dichloropropane	0.18	U	1.0	0.18
541-73-1	1,3-Dichlorobenzene	0.33	U	1.0	0.33
106-46-7	1,4-Dichlorobenzene	0.33	U	1.0	0.33
123-91-1	1,4-Dioxane	8.7	U	50	8.7
78-93-3	2-Butanone	2.2	U	5.0	2.2
591-78-6	2-Hexanone	0.72	U	5.0	0.72
108-10-1	4-Methyl-2-pentanone	0.63	U	5.0	0.63
67-64-1	Acetone	1.1	U	5.0	1.1
71-43-2	Benzene	0.090	U	1.0	0.090
74-97-5	Bromochloromethane	0.30	U	1.0	0.30
75-27-4	Bromodichloromethane	0.15	U	1.0	0.15
75-25-2	Bromoform	0.18	U	1.0	0.18
74-83-9	Bromomethane	0.18	U	1.0	0.18
75-15-0	Carbon disulfide	0.22	U	1.0	0.22
56-23-5	Carbon tetrachloride	0.33	U	1.0	0.33
108-90-7	Chlorobenzene	0.24	U	1.0	0.24
75-00-3	Chloroethane	0.37	U	1.0	0.37
67-66-3	Chloroform	0.22	U	1.0	0.22
74-87-3	Chloromethane	0.22	U	1.0	0.22
156-59-2	cis-1,2-Dichloroethene	0.26	U	1.0	0.26
10061-01-5	cis-1,3-Dichloropropene	0.16	U	1.0	0.16
110-82-7	Cyclohexane	0.26	U	1.0	0.26
124-48-1	Dibromochloromethane	0.22	U	1.0	0.22
75-71-8	Dichlorodifluoromethane	0.14	U	1.0	0.14
100-41-4	Ethylbenzene	0.30	U	1.0	0.30

FORM I
GC/MS VOA ORGANICS ANALYSIS DATA SHEET

Lab Name: TestAmerica Edison | Job No.: 460-121256-1

SDG No.:

Client Sample ID: | Lab Sample ID: MB 460-396528/7

Matrix: Water | Lab File ID: A28192.D

Analysis Method: 8260C | Date Collected:

Sample wt/vol: 5(mL) | Date Analyzed: 10/11/2016 22:25

Soil Aliquot Vol: | Dilution Factor: 1

Soil Extract Vol.: | GC Column: Rtx-624 ID: 0.25(mm)

% Moisture: | Level: (low/med) Low

Analysis Batch No.: 396528 | Units: ug/L

CAS NO.	COMPOUND NAME	RESULT	Q	RL	MDL
76-13-1	Freon TF	0.34	U	1.0	0.34
98-82-8	Isopropylbenzene	0.32	U	1.0	0.32
179601-23-1	m&p-Xylene	0.28	U	1.0	0.28
79-20-9	Methyl acetate	0.58	U	5.0	0.58
108-87-2	Methylcyclohexane	0.22	U	1.0	0.22
75-09-2	Methylene Chloride	0.21	U	1.0	0.21
1634-04-4	MTBE	0.13	U	1.0	0.13
95-47-6	o-Xylene	0.32	U	1.0	0.32
100-42-5	Styrene	0.17	U	1.0	0.17
127-18-4	Tetrachloroethene	0.12	U	1.0	0.12
108-88-3	Toluene	0.25	U	1.0	0.25
156-60-5	trans-1,2-Dichloroethene	0.18	U	1.0	0.18
10061-02-6	trans-1,3-Dichloropropene	0.19	U	1.0	0.19
79-01-6	Trichloroethene	0.22	U	1.0	0.22
75-69-4	Trichlorofluoromethane	0.15	U	1.0	0.15
75-01-4	Vinyl chloride	0.060	U	1.0	0.060

CAS NO.	SURROGATE	%REC	Q	LIMITS
17060-07-0	1,2-Dichloroethane-d4 (Surr)	101		70-130
460-00-4	Bromofluorobenzene	96		70-130
1868-53-7	Dibromofluoromethane (Surr)	102		70-130
2037-26-5	Toluene-d8 (Surr)	102		70-130

FORM I
GC/MS VOA ORGANICS ANALYSIS DATA SHEET
TENTATIVELY IDENTIFIED COMPOUNDS

Lab Name: TestAmerica Edison Job No.: 460-121256-1

SDG No.:

Client Sample ID: Lab Sample ID: MB 460-396528/7

Matrix: Water Lab File ID: A28192.D

Analysis Method: 8260C Date Collected:

Sample wt/vol: 5(mL) Date Analyzed: 10/11/2016 22:25

Soil Aliquot Vol: Dilution Factor: 1

Soil Extract Vol.: GC Column: Rtx-624 ID: 0.25(mm)

% Moisture: Level: (low/med) Low

Analysis Batch No.: 396528 Units: ug/L

Number TICs Found: 0 TIC Result Total: 0

CAS NO.	COMPOUND NAME	RT	RESULT	Q	MATCH QUALITY
	Tentatively Identified Compound		None		

TestAmerica Edison
Target Compound Quantitation Report

Data File: \\ChromNA\Edison\ChromData\CVOAMS1\20161011-46753.b\A28192.D
Lims ID: MB
Client ID:
Sample Type: MB
Inject. Date: 11-Oct-2016 22:25:30 ALS Bottle#: 6 Worklist Smp#: 7
Purge Vol: 5.000 mL Dil. Factor: 1.0000
Sample Info: MB
Misc. Info.: 460-0046753-007
Operator ID: VOA GC/MS1 Instrument ID: CVOAMS1

Method: \\ChromNA\Edison\ChromData\CVOAMS1\20161011-46753.b\8260624W_1.m
Limit Group: VOA - 8260C Water and Solid
Last Update: 12-Oct-2016 09:45:22 Calib Date: 08-Sep-2016 04:26:30
Integrator: RTE ID Type: Deconvolution ID
Quant Method: Internal Standard Quant By: Initial Calibration
Last ICal File: \\ChromNA\Edison\ChromData\CVOAMS1\20160908-45311.b\A26272.D

Column 1 : Rtx-624 (0.25 mm) Det: MS SCAN
Process Host: XAWRK018

First Level Reviewer: starzecm Date: 11-Oct-2016 23:14:04

Compound	Sig	RT (min.)	Exp RT (min.)	Dlt RT (min.)	Q	Response	Cal Amt ug/l	OnCol Amt ug/l	Flags
* 28 TBA-d9 (IS)	65	3.462	3.468	-0.006	99	194580	1000.0	1000.0	
* 39 2-Butanone-d5	46	4.437	4.444	-0.007	98	256661	250.0	250.0	
$ 53 Dibromofluoromethane (Surr	113	4.827	4.828	-0.001	95	125488	50.0	51.0	
$ 59 1,2-Dichloroethane-d4 (Sur	65	5.102	5.108	-0.006	98	150850	50.0	50.5	
* 64 Fluorobenzene	96	5.315	5.315	0.000	98	465666	50.0	50.0	
* 70 1,4-Dioxane-d8	96	5.858	5.858	0.000	94	17178	1000.0	1000.0	
$ 81 Toluene-d8 (Surr)	98	6.662	6.669	-0.007	99	433277	50.0	51.2	
* 92 Chlorobenzene-d5	117	7.784	7.784	0.000	90	296614	50.0	50.0	
$ 103 4-Bromofluorobenzene	174	8.528	8.528	0.000	87	114285	50.0	48.2	
* 119 1,4-Dichlorobenzene-d4	152	9.180	9.181	0.000	98	162992	50.0	50.0	

Reagents:

8260ISNEW_00085 Amount Added: 1.00 Units: uL Run Reagent
8260SURR250_00140 Amount Added: 1.00 Units: uL Run Reagent

Report Date: 12-Oct-2016 09:45:29 Chrom Revision: 2.2 08-Sep-2016 14:45:52

TestAmerica Edison

Data File: \\ChromNA\Edison\ChromData\CVOAMS1\20161011-46753.b\A28192.D

Injection Date:	11-Oct-2016 22:25:30	Instrument ID:	CVOAMS1	Operator ID:	VOA GC/MS1
Lims ID:	MB			Worklist Smp#:	7
Client ID:					
Purge Vol:	5.000 mL	Dil. Factor:	1.0000	ALS Bottle#:	6
Method:	8260624W_1	Limit Group:	VOA - 8260C Water and Solid		

Column: Rtx-624 (0.25 mm)

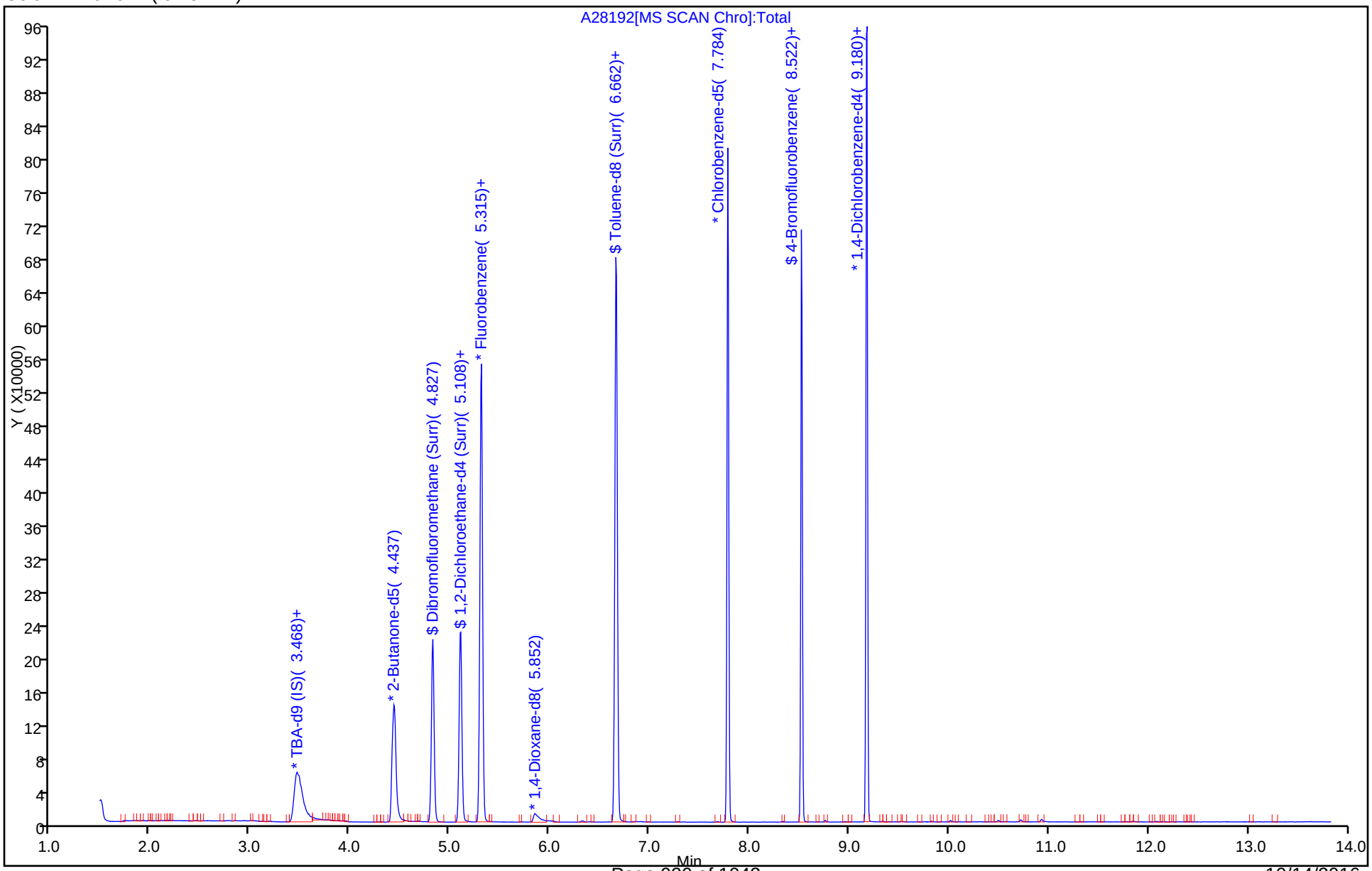

FORM I
GC/MS VOA ORGANICS ANALYSIS DATA SHEET

Lab Name: TestAmerica Edison | Job No.: 460-121256-1

SDG No.:

Client Sample ID: | Lab Sample ID: MB 460-396623/9

Matrix: Water | Lab File ID: A28225.D

Analysis Method: 8260C | Date Collected:

Sample wt/vol: 5(mL) | Date Analyzed: 10/12/2016 11:02

Soil Aliquot Vol: | Dilution Factor: 1

Soil Extract Vol.: | GC Column: Rtx-624 ID: 0.25(mm)

% Moisture: | Level: (low/med) Low

Analysis Batch No.: 396623 | Units: ug/L

CAS NO.	COMPOUND NAME	RESULT	Q	RL	MDL
71-55-6	1,1,1-Trichloroethane	0.28	U	1.0	0.28
79-34-5	1,1,2,2-Tetrachloroethane	0.19	U	1.0	0.19
79-00-5	1,1,2-Trichloroethane	0.080	U	1.0	0.080
75-34-3	1,1-Dichloroethane	0.24	U	1.0	0.24
75-35-4	1,1-Dichloroethene	0.34	U	1.0	0.34
87-61-6	1,2,3-Trichlorobenzene	0.35	U	1.0	0.35
120-82-1	1,2,4-Trichlorobenzene	0.27	U	1.0	0.27
96-12-8	1,2-Dibromo-3-Chloropropane	0.23	U	1.0	0.23
106-93-4	1,2-Dibromoethane	0.19	U	1.0	0.19
95-50-1	1,2-Dichlorobenzene	0.22	U	1.0	0.22
107-06-2	1,2-Dichloroethane	0.25	U	1.0	0.25
78-87-5	1,2-Dichloropropane	0.18	U	1.0	0.18
541-73-1	1,3-Dichlorobenzene	0.33	U	1.0	0.33
106-46-7	1,4-Dichlorobenzene	0.33	U	1.0	0.33
123-91-1	1,4-Dioxane	8.7	U	50	8.7
78-93-3	2-Butanone	2.2	U	5.0	2.2
591-78-6	2-Hexanone	0.72	U	5.0	0.72
108-10-1	4-Methyl-2-pentanone	0.63	U	5.0	0.63
67-64-1	Acetone	1.1	U	5.0	1.1
71-43-2	Benzene	0.090	U	1.0	0.090
74-97-5	Bromochloromethane	0.30	U	1.0	0.30
75-27-4	Bromodichloromethane	0.15	U	1.0	0.15
75-25-2	Bromoform	0.18	U	1.0	0.18
74-83-9	Bromomethane	0.18	U	1.0	0.18
75-15-0	Carbon disulfide	0.22	U	1.0	0.22
56-23-5	Carbon tetrachloride	0.33	U	1.0	0.33
108-90-7	Chlorobenzene	0.24	U	1.0	0.24
75-00-3	Chloroethane	0.37	U	1.0	0.37
67-66-3	Chloroform	0.22	U	1.0	0.22
74-87-3	Chloromethane	0.22	U	1.0	0.22
156-59-2	cis-1,2-Dichloroethene	0.26	U	1.0	0.26
10061-01-5	cis-1,3-Dichloropropene	0.16	U	1.0	0.16
110-82-7	Cyclohexane	0.26	U	1.0	0.26
124-48-1	Dibromochloromethane	0.22	U	1.0	0.22
75-71-8	Dichlorodifluoromethane	0.14	U	1.0	0.14
100-41-4	Ethylbenzene	0.30	U	1.0	0.30

FORM I
GC/MS VOA ORGANICS ANALYSIS DATA SHEET

Lab Name: TestAmerica Edison | Job No.: 460-121256-1

SDG No.:

Client Sample ID: | Lab Sample ID: MB 460-396623/9

Matrix: Water | Lab File ID: A28225.D

Analysis Method: 8260C | Date Collected:

Sample wt/vol: 5(mL) | Date Analyzed: 10/12/2016 11:02

Soil Aliquot Vol: | Dilution Factor: 1

Soil Extract Vol.: | GC Column: Rtx-624 ID: 0.25(mm)

% Moisture: | Level: (low/med) Low

Analysis Batch No.: 396623 | Units: ug/L

CAS NO.	COMPOUND NAME	RESULT	Q	RL	MDL
76-13-1	Freon TF	0.34	U	1.0	0.34
98-82-8	Isopropylbenzene	0.32	U	1.0	0.32
179601-23-1	m&p-Xylene	0.28	U	1.0	0.28
79-20-9	Methyl acetate	0.58	U	5.0	0.58
108-87-2	Methylcyclohexane	0.22	U	1.0	0.22
75-09-2	Methylene Chloride	0.21	U	1.0	0.21
1634-04-4	MTBE	0.13	U	1.0	0.13
95-47-6	o-Xylene	0.32	U	1.0	0.32
100-42-5	Styrene	0.17	U	1.0	0.17
127-18-4	Tetrachloroethene	0.12	U	1.0	0.12
108-88-3	Toluene	0.25	U	1.0	0.25
156-60-5	trans-1,2-Dichloroethene	0.18	U	1.0	0.18
10061-02-6	trans-1,3-Dichloropropene	0.19	U	1.0	0.19
79-01-6	Trichloroethene	0.22	U	1.0	0.22
75-69-4	Trichlorofluoromethane	0.15	U	1.0	0.15
75-01-4	Vinyl chloride	0.060	U	1.0	0.060

CAS NO.	SURROGATE	%REC	Q	LIMITS
17060-07-0	1,2-Dichloroethane-d4 (Surr)	105		70-130
460-00-4	Bromofluorobenzene	95		70-130
1868-53-7	Dibromofluoromethane (Surr)	104		70-130
2037-26-5	Toluene-d8 (Surr)	102		70-130

FORM I
GC/MS VOA ORGANICS ANALYSIS DATA SHEET
TENTATIVELY IDENTIFIED COMPOUNDS

Lab Name: TestAmerica Edison Job No.: 460-121256-1

SDG No.:

Client Sample ID: Lab Sample ID: MB 460-396623/9

Matrix: Water Lab File ID: A28225.D

Analysis Method: 8260C Date Collected:

Sample wt/vol: 5(mL) Date Analyzed: 10/12/2016 11:02

Soil Aliquot Vol: Dilution Factor: 1

Soil Extract Vol.: GC Column: Rtx-624 ID: 0.25(mm)

% Moisture: Level: (low/med) Low

Analysis Batch No.: 396623 Units: ug/L

Number TICs Found: 0 TIC Result Total: 0

CAS NO.	COMPOUND NAME	RT	RESULT	Q	MATCH QUALITY
	Tentatively Identified Compound		None		

TestAmerica Edison
Target Compound Quantitation Report

Data File: \\ChromNA\Edison\ChromData\CVOAMS1\20161012-46772.b\A28225.D
Lims ID: MB
Client ID:
Sample Type: MB
Inject. Date: 12-Oct-2016 11:02:30 ALS Bottle#: 5 Worklist Smp#: 9
Purge Vol: 5.000 mL Dil. Factor: 1.0000
Sample Info: MB
Misc. Info.: 460-0046772-009
Operator ID: VOA GC/MS1 Instrument ID: CVOAMS1

Method: \\ChromNA\Edison\ChromData\CVOAMS1\20161012-46772.b\8260624W_1.m
Limit Group: VOA - 8260C Water and Solid
Last Update: 12-Oct-2016 12:05:31 Calib Date: 08-Sep-2016 04:26:30
Integrator: RTE ID Type: Deconvolution ID
Quant Method: Internal Standard Quant By: Initial Calibration
Last ICal File: \\ChromNA\Edison\ChromData\CVOAMS1\20160908-45311.b\A26272.D

Column 1 : Rtx-624 (0.25 mm) Det: MS SCAN
Process Host: XAWRK018

First Level Reviewer: moroneyc Date: 12-Oct-2016 12:05:40

Compound	Sig	RT (min.)	Exp RT (min.)	Dlt RT (min.)	Q	Response	Cal Amt ug/l	OnCol Amt ug/l	Flags
* 28 TBA-d9 (IS)	65	3.474	3.468	0.006	100	232036	1000.0	1000.0	
* 39 2-Butanone-d5	46	4.437	4.437	0.000	98	286269	250.0	250.0	
$ 53 Dibromofluoromethane (Surr	113	4.828	4.827	0.001	96	126129	50.0	52.0	
$ 59 1,2-Dichloroethane-d4 (Sur	65	5.102	5.108	-0.006	98	154369	50.0	52.5	
* 64 Fluorobenzene	96	5.315	5.315	0.000	97	458761	50.0	50.0	
* 70 1,4-Dioxane-d8	96	5.852	5.846	0.006	91	20354	1000.0	1000.0	
$ 81 Toluene-d8 (Surr)	98	6.663	6.662	0.001	99	416999	50.0	50.8	
* 92 Chlorobenzene-d5	117	7.784	7.784	0.000	90	287470	50.0	50.0	
$ 103 4-Bromofluorobenzene	174	8.528	8.528	0.000	84	109662	50.0	47.7	
* 119 1,4-Dichlorobenzene-d4	152	9.186	9.186	0.000	98	153654	50.0	50.0	

Reagents:

8260ISNEW_00085 Amount Added: 1.00 Units: uL Run Reagent
8260SURR250_00140 Amount Added: 1.00 Units: uL Run Reagent

Report Date: 12-Oct-2016 12:05:41 Chrom Revision: 2.2 08-Sep-2016 14:45:52

TestAmerica Edison

Data File: \\ChromNA\Edison\ChromData\CVOAMS1\20161012-46772.b\A28225.D

Injection Date:	12-Oct-2016 11:02:30	Instrument ID:	CVOAMS1	Operator ID:	VOA GC/MS1
Lims ID:	MB			Worklist Smp#:	9
Client ID:					
Purge Vol:	5.000 mL	Dil. Factor:	1.0000	ALS Bottle#:	5
Method:	8260624W_1	Limit Group:	VOA - 8260C Water and Solid		

Column: Rtx-624 (0.25 mm)

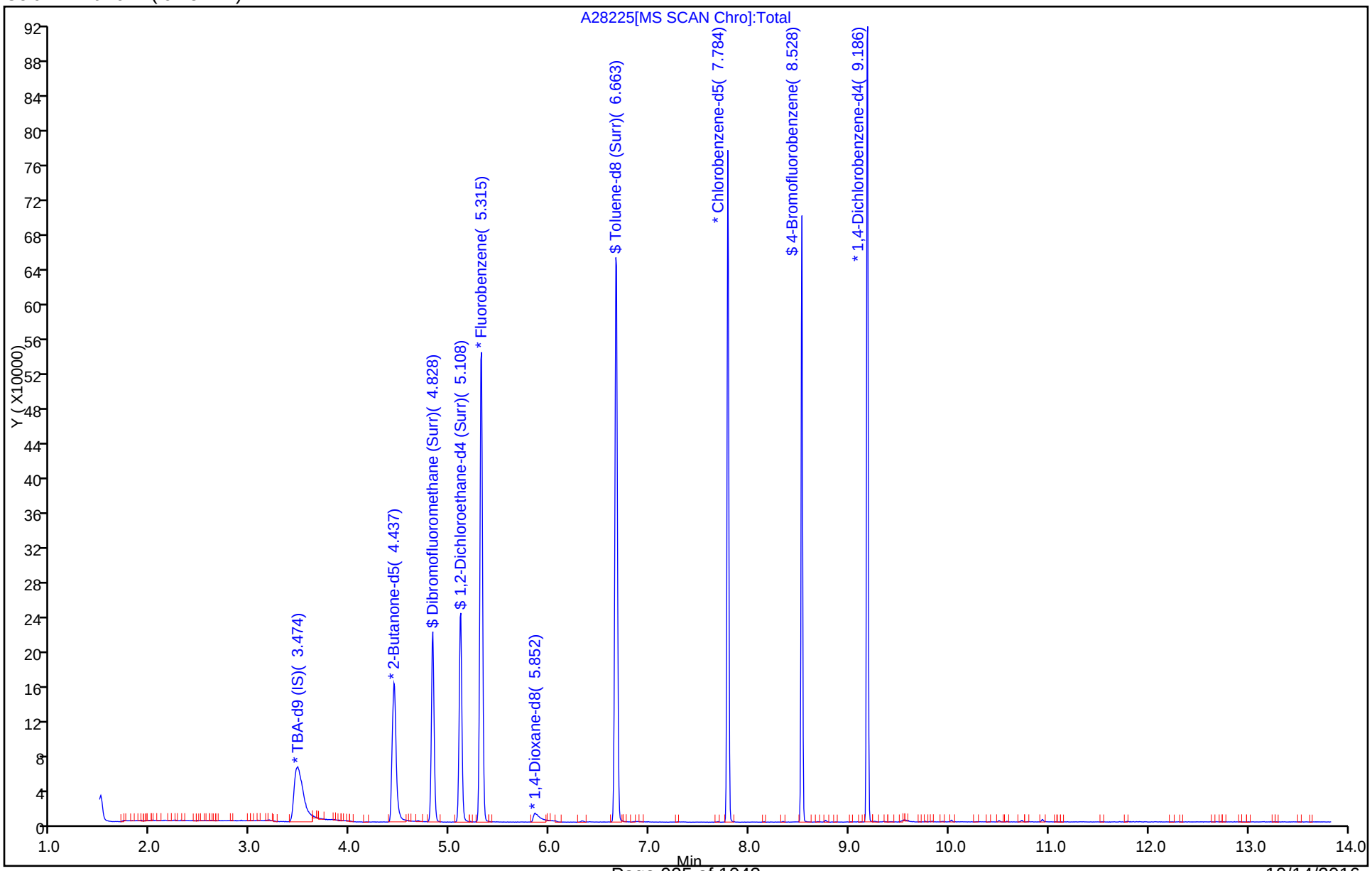

FORM I
GC/MS VOA ORGANICS ANALYSIS DATA SHEET

Lab Name: TestAmerica Edison | Job No.: 460-121256-1

SDG No.:

Client Sample ID: | Lab Sample ID: MB 460-396842/7

Matrix: Water | Lab File ID: A28253.D

Analysis Method: 8260C | Date Collected:

Sample wt/vol: 5(mL) | Date Analyzed: 10/12/2016 21:08

Soil Aliquot Vol: | Dilution Factor: 1

Soil Extract Vol.: | GC Column: Rtx-624 ID: 0.25(mm)

% Moisture: | Level: (low/med) Low

Analysis Batch No.: 396842 | Units: ug/L

CAS NO.	COMPOUND NAME	RESULT	Q	RL	MDL
71-55-6	1,1,1-Trichloroethane	0.28	U	1.0	0.28
79-34-5	1,1,2,2-Tetrachloroethane	0.19	U	1.0	0.19
79-00-5	1,1,2-Trichloroethane	0.080	U	1.0	0.080
75-34-3	1,1-Dichloroethane	0.24	U	1.0	0.24
75-35-4	1,1-Dichloroethene	0.34	U	1.0	0.34
87-61-6	1,2,3-Trichlorobenzene	0.35	U	1.0	0.35
120-82-1	1,2,4-Trichlorobenzene	0.27	U	1.0	0.27
96-12-8	1,2-Dibromo-3-Chloropropane	0.23	U	1.0	0.23
106-93-4	1,2-Dibromoethane	0.19	U	1.0	0.19
95-50-1	1,2-Dichlorobenzene	0.22	U	1.0	0.22
107-06-2	1,2-Dichloroethane	0.25	U	1.0	0.25
78-87-5	1,2-Dichloropropane	0.18	U	1.0	0.18
541-73-1	1,3-Dichlorobenzene	0.33	U	1.0	0.33
106-46-7	1,4-Dichlorobenzene	0.33	U	1.0	0.33
123-91-1	1,4-Dioxane	8.7	U	50	8.7
78-93-3	2-Butanone	2.2	U	5.0	2.2
591-78-6	2-Hexanone	0.72	U	5.0	0.72
108-10-1	4-Methyl-2-pentanone	0.63	U	5.0	0.63
67-64-1	Acetone	1.1	U	5.0	1.1
71-43-2	Benzene	0.090	U	1.0	0.090
74-97-5	Bromochloromethane	0.30	U	1.0	0.30
75-27-4	Bromodichloromethane	0.15	U	1.0	0.15
75-25-2	Bromoform	0.18	U	1.0	0.18
74-83-9	Bromomethane	0.18	U	1.0	0.18
75-15-0	Carbon disulfide	0.22	U	1.0	0.22
56-23-5	Carbon tetrachloride	0.33	U	1.0	0.33
108-90-7	Chlorobenzene	0.24	U	1.0	0.24
75-00-3	Chloroethane	0.37	U	1.0	0.37
67-66-3	Chloroform	0.22	U	1.0	0.22
74-87-3	Chloromethane	0.22	U	1.0	0.22
156-59-2	cis-1,2-Dichloroethene	0.26	U	1.0	0.26
10061-01-5	cis-1,3-Dichloropropene	0.16	U	1.0	0.16
110-82-7	Cyclohexane	0.26	U	1.0	0.26
124-48-1	Dibromochloromethane	0.22	U	1.0	0.22
75-71-8	Dichlorodifluoromethane	0.14	U	1.0	0.14
100-41-4	Ethylbenzene	0.30	U	1.0	0.30

FORM I
GC/MS VOA ORGANICS ANALYSIS DATA SHEET

Lab Name: TestAmerica Edison | Job No.: 460-121256-1

SDG No.:

Client Sample ID: | Lab Sample ID: MB 460-396842/7

Matrix: Water | Lab File ID: A28253.D

Analysis Method: 8260C | Date Collected:

Sample wt/vol: 5(mL) | Date Analyzed: 10/12/2016 21:08

Soil Aliquot Vol: | Dilution Factor: 1

Soil Extract Vol.: | GC Column: Rtx-624 ID: 0.25(mm)

% Moisture: | Level: (low/med) Low

Analysis Batch No.: 396842 | Units: ug/L

CAS NO.	COMPOUND NAME	RESULT	Q	RL	MDL
76-13-1	Freon TF	0.34	U	1.0	0.34
98-82-8	Isopropylbenzene	0.32	U	1.0	0.32
179601-23-1	m&p-Xylene	0.28	U	1.0	0.28
79-20-9	Methyl acetate	0.58	U	5.0	0.58
108-87-2	Methylcyclohexane	0.22	U	1.0	0.22
75-09-2	Methylene Chloride	0.21	U	1.0	0.21
1634-04-4	MTBE	0.13	U	1.0	0.13
95-47-6	o-Xylene	0.32	U	1.0	0.32
100-42-5	Styrene	0.17	U	1.0	0.17
127-18-4	Tetrachloroethene	0.12	U	1.0	0.12
108-88-3	Toluene	0.25	U	1.0	0.25
156-60-5	trans-1,2-Dichloroethene	0.18	U	1.0	0.18
10061-02-6	trans-1,3-Dichloropropene	0.19	U	1.0	0.19
79-01-6	Trichloroethene	0.22	U	1.0	0.22
75-69-4	Trichlorofluoromethane	0.15	U	1.0	0.15
75-01-4	Vinyl chloride	0.060	U	1.0	0.060

CAS NO.	SURROGATE	%REC	Q	LIMITS
17060-07-0	1,2-Dichloroethane-d4 (Surr)	101		70-130
460-00-4	Bromofluorobenzene	94		70-130
1868-53-7	Dibromofluoromethane (Surr)	101		70-130
2037-26-5	Toluene-d8 (Surr)	101		70-130

FORM I
GC/MS VOA ORGANICS ANALYSIS DATA SHEET
TENTATIVELY IDENTIFIED COMPOUNDS

Lab Name: TestAmerica Edison Job No.: 460-121256-1

SDG No.:

Client Sample ID: Lab Sample ID: MB 460-396842/7

Matrix: Water Lab File ID: A28253.D

Analysis Method: 8260C Date Collected:

Sample wt/vol: 5(mL) Date Analyzed: 10/12/2016 21:08

Soil Aliquot Vol: Dilution Factor: 1

Soil Extract Vol.: GC Column: Rtx-624 ID: 0.25(mm)

% Moisture: Level: (low/med) Low

Analysis Batch No.: 396842 Units: ug/L

Number TICs Found: 0 TIC Result Total: 0

CAS NO.	COMPOUND NAME	RT	RESULT	Q	MATCH QUALITY
	Tentatively Identified Compound		None		

TestAmerica Edison
Target Compound Quantitation Report

Data File: \\ChromNA\Edison\ChromData\CVOAMS1\20161012-46810.b\A28253.D
Lims ID: MB
Client ID:
Sample Type: MB
Inject. Date: 12-Oct-2016 21:08:30 ALS Bottle#: 6 Worklist Smp#: 7
Purge Vol: 5.000 mL Dil. Factor: 1.0000
Sample Info: MB
Misc. Info.: 460-0046810-007
Operator ID: VOA GC/MS1 Instrument ID: CVOAMS1

Method: \\ChromNA\Edison\ChromData\CVOAMS1\20161012-46810.b\8260624W_1.m
Limit Group: VOA - 8260C Water and Solid
Last Update: 12-Oct-2016 22:11:16 Calib Date: 08-Sep-2016 04:26:30
Integrator: RTE ID Type: Deconvolution ID
Quant Method: Internal Standard Quant By: Initial Calibration
Last ICal File: \\ChromNA\Edison\ChromData\CVOAMS1\20160908-45311.b\A26272.D

Column 1 : Rtx-624 (0.25 mm) Det: MS SCAN
Process Host: XAWRK015

First Level Reviewer: starzecm Date: 12-Oct-2016 22:11:26

Compound	Sig	RT (min.)	Exp RT (min.)	Dlt RT (min.)	Q	Response	Cal Amt ug/l	OnCol Amt ug/l	Flags
* 28 TBA-d9 (IS)	65	3.480	3.462	0.018	100	184881	1000.0	1000.0	
* 39 2-Butanone-d5	46	4.443	4.437	0.006	98	253953	250.0	250.0	
$ 53 Dibromofluoromethane (Surr	113	4.828	4.828	0.000	95	120119	50.0	50.7	
$ 59 1,2-Dichloroethane-d4 (Sur	65	5.108	5.102	0.006	98	145624	50.0	50.7	
* 64 Fluorobenzene	96	5.315	5.315	0.000	97	447654	50.0	50.0	
* 70 1,4-Dioxane-d8	96	5.858	5.852	0.006	94	16710	1000.0	1000.0	
$ 81 Toluene-d8 (Surr)	98	6.669	6.663	0.006	98	408836	50.0	50.6	
* 92 Chlorobenzene-d5	117	7.784	7.784	0.000	90	283272	50.0	50.0	
$ 103 4-Bromofluorobenzene	174	8.528	8.528	0.000	86	105904	50.0	46.8	
* 119 1,4-Dichlorobenzene-d4	152	9.180	9.180	0.000	98	152727	50.0	50.0	

Reagents:

8260ISNEW_00085 Amount Added: 1.00 Units: uL Run Reagent
8260SURR250_00140 Amount Added: 1.00 Units: uL Run Reagent

Report Date: 12-Oct-2016 22:11:26 Chrom Revision: 2.2 08-Sep-2016 14:45:52

TestAmerica Edison

Data File: \\ChromNA\Edison\ChromData\CVOAMS1\20161012-46810.b\A28253.D

Injection Date:	12-Oct-2016 21:08:30	Instrument ID:	CVOAMS1	Operator ID:	VOA GC/MS1
Lims ID:	MB			Worklist Smp#:	7
Client ID:					
Purge Vol:	5.000 mL	Dil. Factor:	1.0000	ALS Bottle#:	6
Method:	8260624W_1	Limit Group:	VOA - 8260C Water and Solid		

Column: Rtx-624 (0.25 mm)

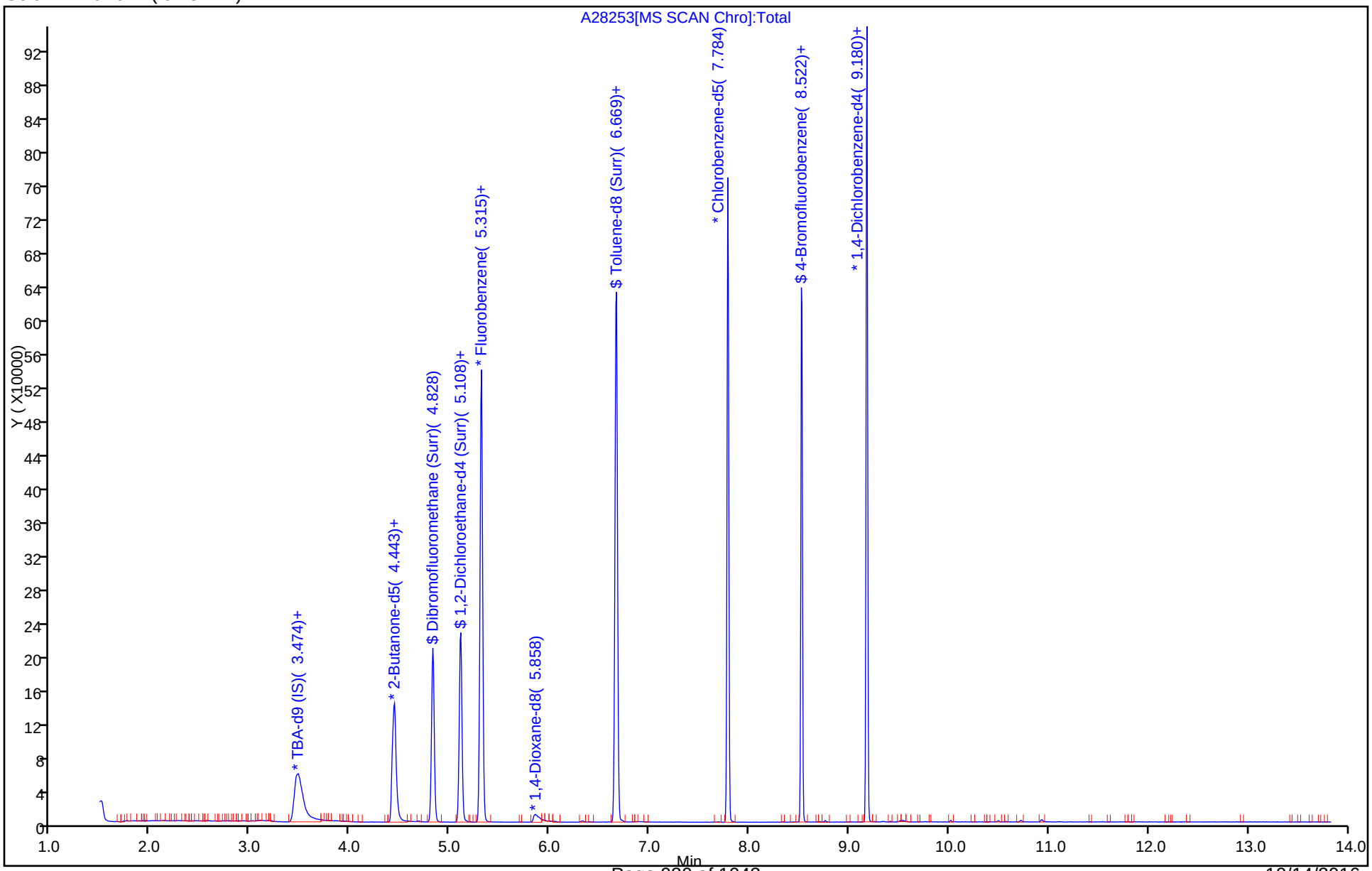

FORM I
GC/MS VOA ORGANICS ANALYSIS DATA SHEET

Lab Name: TestAmerica Edison | Job No.: 460-121256-1

SDG No.:

Client Sample ID: | Lab Sample ID: LCS 460-396289/3

Matrix: Water | Lab File ID: A28123.D

Analysis Method: 8260C | Date Collected:

Sample wt/vol: 5(mL) | Date Analyzed: 10/10/2016 20:32

Soil Aliquot Vol: | Dilution Factor: 1

Soil Extract Vol.: | GC Column: Rtx-624 ID: 0.25(mm)

% Moisture: | Level: (low/med) Low

Analysis Batch No.: 396289 | Units: ug/L

CAS NO.	COMPOUND NAME	RESULT	Q	RL	MDL
71-55-6	1,1,1-Trichloroethane	16.9		1.0	0.28
79-34-5	1,1,2,2-Tetrachloroethane	18.8		1.0	0.19
79-00-5	1,1,2-Trichloroethane	19.1		1.0	0.080
75-34-3	1,1-Dichloroethane	19.1		1.0	0.24
75-35-4	1,1-Dichloroethene	18.0		1.0	0.34
87-61-6	1,2,3-Trichlorobenzene	19.6		1.0	0.35
120-82-1	1,2,4-Trichlorobenzene	18.5		1.0	0.27
96-12-8	1,2-Dibromo-3-Chloropropane	16.5		1.0	0.23
106-93-4	1,2-Dibromoethane	19.0		1.0	0.19
95-50-1	1,2-Dichlorobenzene	19.9		1.0	0.22
107-06-2	1,2-Dichloroethane	18.2		1.0	0.25
78-87-5	1,2-Dichloropropane	17.8		1.0	0.18
541-73-1	1,3-Dichlorobenzene	20.3		1.0	0.33
106-46-7	1,4-Dichlorobenzene	20.2		1.0	0.33
123-91-1	1,4-Dioxane	470		50	8.7
78-93-3	2-Butanone	97.2		5.0	2.2
591-78-6	2-Hexanone	92.3		5.0	0.72
108-10-1	4-Methyl-2-pentanone	94.0		5.0	0.63
67-64-1	Acetone	112		5.0	1.1
71-43-2	Benzene	19.1		1.0	0.090
74-97-5	Bromochloromethane	19.0		1.0	0.30
75-27-4	Bromodichloromethane	17.2		1.0	0.15
75-25-2	Bromoform	15.0		1.0	0.18
74-83-9	Bromomethane	20.2		1.0	0.18
75-15-0	Carbon disulfide	17.3		1.0	0.22
56-23-5	Carbon tetrachloride	17.5		1.0	0.33
108-90-7	Chlorobenzene	19.1		1.0	0.24
75-00-3	Chloroethane	18.5		1.0	0.37
67-66-3	Chloroform	19.0		1.0	0.22
74-87-3	Chloromethane	17.8		1.0	0.22
156-59-2	cis-1,2-Dichloroethene	19.3		1.0	0.26
10061-01-5	cis-1,3-Dichloropropene	17.4		1.0	0.16
110-82-7	Cyclohexane	19.4		1.0	0.26
124-48-1	Dibromochloromethane	16.7		1.0	0.22
75-71-8	Dichlorodifluoromethane	18.8		1.0	0.14
100-41-4	Ethylbenzene	19.0		1.0	0.30

FORM I
GC/MS VOA ORGANICS ANALYSIS DATA SHEET

Lab Name: TestAmerica Edison | Job No.: 460-121256-1

SDG No.:

Client Sample ID: | Lab Sample ID: LCS 460-396289/3

Matrix: Water | Lab File ID: A28123.D

Analysis Method: 8260C | Date Collected:

Sample wt/vol: 5(mL) | Date Analyzed: 10/10/2016 20:32

Soil Aliquot Vol: | Dilution Factor: 1

Soil Extract Vol.: | GC Column: Rtx-624 ID: 0.25(mm)

% Moisture: | Level: (low/med) Low

Analysis Batch No.: 396289 | Units: ug/L

CAS NO.	COMPOUND NAME	RESULT	Q	RL	MDL
76-13-1	Freon TF	17.8		1.0	0.34
98-82-8	Isopropylbenzene	18.2		1.0	0.32
179601-23-1	m&p-Xylene	18.9		1.0	0.28
79-20-9	Methyl acetate	88.1		5.0	0.58
108-87-2	Methylcyclohexane	17.8		1.0	0.22
75-09-2	Methylene Chloride	19.3		1.0	0.21
1634-04-4	MTBE	17.2		1.0	0.13
95-47-6	o-Xylene	18.4		1.0	0.32
100-42-5	Styrene	18.2		1.0	0.17
127-18-4	Tetrachloroethene	18.8		1.0	0.12
108-88-3	Toluene	18.8		1.0	0.25
156-60-5	trans-1,2-Dichloroethene	19.2		1.0	0.18
10061-02-6	trans-1,3-Dichloropropene	16.1		1.0	0.19
79-01-6	Trichloroethene	18.5		1.0	0.22
75-69-4	Trichlorofluoromethane	18.9		1.0	0.15
75-01-4	Vinyl chloride	19.4		1.0	0.060

CAS NO.	SURROGATE	%REC	Q	LIMITS
17060-07-0	1,2-Dichloroethane-d4 (Surr)	97		70-130
460-00-4	Bromofluorobenzene	98		70-130
1868-53-7	Dibromofluoromethane (Surr)	102		70-130
2037-26-5	Toluene-d8 (Surr)	102		70-130

TestAmerica Edison
Target Compound Quantitation Report

Data File: \\ChromNA\Edison\ChromData\CVOAMS1\20161010-46706.b\A28123.D
Lims ID: LCS
Client ID:
Sample Type: LCS
Inject. Date: 10-Oct-2016 20:32:30 ALS Bottle#: 2 Worklist Smp#: 3
Purge Vol: 5.000 mL Dil. Factor: 1.0000
Sample Info: LCS
Misc. Info.: 460-0046706-003
Operator ID: VOA GC/MS1 Instrument ID: CVOAMS1

Method: \\ChromNA\Edison\ChromData\CVOAMS1\20161010-46706.b\8260624W_1.m
Limit Group: VOA - 8260C Water and Solid
Last Update: 11-Oct-2016 13:50:11 Calib Date: 08-Sep-2016 04:26:30
Integrator: RTE ID Type: Deconvolution ID
Quant Method: Internal Standard Quant By: Initial Calibration
Last ICal File: \\ChromNA\Edison\ChromData\CVOAMS1\20160908-45311.b\A26272.D

Column 1 : Rtx-624 (0.25 mm) Det: MS SCAN
Process Host: XAWRK013

First Level Reviewer: moroneyc Date: 11-Oct-2016 08:08:22

Compound	Sig	RT (min.)	Exp RT (min.)	Dlt RT (min.)	Q	Response	Cal Amt ug/l	OnCol Amt ug/l	Flags
1 Chlorotrifluoroethene	66	1.609	1.609	0.000	74	12266	20.0	16.4	
3 Dichlorodifluoromethane	85	1.639	1.639	0.000	99	95610	20.0	18.8	
4 Chloromethane	50	1.822	1.822	0.000	99	112320	20.0	17.8	
5 Vinyl chloride	62	1.926	1.926	0.000	98	107687	20.0	19.4	
6 Butadiene	54	1.932	1.932	0.000	96	103477	20.0	20.6	
7 Bromomethane	94	2.249	2.249	0.000	99	63364	20.0	20.2	
8 Chloroethane	64	2.322	2.322	0.000	99	60149	20.0	18.5	
9 Dichlorofluoromethane	67	2.535	2.535	0.000	98	142252	20.0	19.3	
10 Trichlorofluoromethane	101	2.535	2.535	0.000	51	99565	20.0	18.9	
12 Pentane	72	2.554	2.554	0.000	96	25676	40.0	38.2	
13 Ethyl ether	59	2.773	2.773	0.000	94	57568	20.0	18.5	
14 Ethanol	46	2.773	2.773	0.000	69	10868	800.0	803.0	
15 2-Methyl-1,3-butadiene	53	2.797	2.797	0.000	96	61046	20.0	17.9	
16 1,2-Dichloro-1,1,2-trifluo	117	2.840	2.840	0.000	96	46217	20.0	18.4	
11 Acrolein	56	2.968	2.968	0.000	64	9861	40.0	25.0	
17 1,1,2-Trichloro-1,2,2-trif	101	2.999	2.999	0.000	50	48458	20.0	17.8	
18 1,1-Dichloroethene	96	2.993	2.993	0.000	96	58817	20.0	18.0	
19 Acetone	43	3.096	3.096	0.000	87	89667	100.0	112.2	
20 Iodomethane	142	3.151	3.151	0.000	99	95839	20.0	17.1	
21 Carbon disulfide	76	3.182	3.182	0.000	99	231517	20.0	17.3	
22 Isopropyl alcohol	45	3.194	3.194	0.000	1	30351	200.0	193.1	
23 3-Chloro-1-propene	76	3.328	3.328	0.000	91	39861	20.0	18.0	
25 Cyclopentene	67	3.340	3.340	0.000	92	175894	20.0	18.1	
24 Methyl acetate	43	3.346	3.346	0.000	100	254568	100.0	88.1	
26 Acetonitrile	41	3.407	3.407	0.000	98	102785	200.0	216.5	
27 Methylene Chloride	84	3.456	3.456	0.000	96	75747	20.0	19.3	
* 28 TBA-d9 (IS)	65	3.468	3.468	0.000	98	226926	1000.0	1000.0	
29 2-Methyl-2-propanol	59	3.523	3.523	0.000	93	41873	200.0	178.1	
30 Methyl tert-butyl ether	73	3.620	3.620	0.000	98	170178	20.0	17.2	
31 trans-1,2-Dichloroethene	96	3.633	3.633	0.000	98	66503	20.0	19.2	
32 Acrylonitrile	53	3.718	3.718	0.000	93	270624	200.0	187.0	

Compound	Sig	RT (min.)	Exp RT (min.)	Dlt RT (min.)	Q	Response	Cal Amt ug/l	OnCol Amt ug/l	Flags
33 Hexane	43	3.785	3.785	0.000	95	70769	20.0	18.2	
34 Isopropyl ether	45	3.986	3.986	0.000	97	236773	20.0	18.1	
35 1,1-Dichloroethane	63	4.011	4.011	0.000	99	129269	20.0	19.1	
36 Vinyl acetate	86	4.029	4.029	0.000	100	23125	40.0	36.1	
37 2-Chloro-1,3-butadiene	88	4.053	4.053	0.000	91	57955	20.0	19.4	
38 Tert-butyl ethyl ether	59	4.261	4.261	0.000	88	188863	20.0	17.2	
* 39 2-Butanone-d5	46	4.437	4.437	0.000	94	309349	250.0	250.0	
40 2,2-Dichloropropane	97	4.462	4.462	0.000	87	18636	20.0	16.1	
41 cis-1,2-Dichloroethene	96	4.468	4.468	0.000	93	69327	20.0	19.3	
43 Ethyl acetate	70	4.486	4.486	0.000	94	10693	40.0	38.5	
42 2-Butanone (MEK)	72	4.486	4.486	0.000	95	29787	100.0	97.2	
44 Methyl acrylate	55	4.529	4.529	0.000	57	48941	20.0	17.2	
45 Propionitrile	54	4.602	4.602	0.000	99	86392	200.0	183.5	
47 Chlorobromomethane	128	4.657	4.657	0.000	98	30482	20.0	19.0	
46 Tetrahydrofuran	72	4.663	4.663	0.000	57	15288	40.0	42.6	
48 Methacrylonitrile	67	4.681	4.681	0.000	94	246358	200.0	189.9	
49 Chloroform	83	4.700	4.700	0.000	98	107488	20.0	19.0	
50 Cyclohexane	56	4.809	4.809	0.000	95	112240	20.0	19.4	
52 1,1,1-Trichloroethane	97	4.821	4.821	0.000	97	78871	20.0	16.9	
$ 53 Dibromofluoromethane (Surr	113	4.828	4.828	0.000	96	146189	50.0	50.8	
54 Carbon tetrachloride	117	4.913	4.913	0.000	98	66926	20.0	17.5	
55 1,1-Dichloropropene	75	4.937	4.937	0.000	96	84698	20.0	19.3	
56 Isobutyl alcohol	43	5.053	5.053	0.000	41	91436	500.0	797.2	
57 Isooctane	57	5.059	5.059	0.000	98	207362	20.0	17.5	
58 Benzene	78	5.096	5.096	0.000	97	244125	20.0	19.1	
$ 59 1,2-Dichloroethane-d4 (Sur	65	5.102	5.102	0.000	98	169460	50.0	48.5	
60 Isopropyl acetate	43	5.132	5.132	0.000	96	184483	20.0	16.7	
61 Tert-amyl methyl ether	73	5.138	5.138	0.000	91	188859	20.0	17.2	
62 1,2-Dichloroethane	62	5.163	5.163	0.000	96	75790	20.0	18.2	
63 n-Heptane	71	5.206	5.206	0.000	95	58607	20.0	17.0	
* 64 Fluorobenzene	96	5.315	5.315	0.000	98	544697	50.0	50.0	
65 n-Butanol	56	5.523	5.523	0.000	91	28309	500.0	446.4	
66 Trichloroethene	95	5.577	5.577	0.000	97	54850	20.0	18.5	
67 Ethyl acrylate	55	5.675	5.675	0.000	98	162177	20.0	18.3	M
68 Methylcyclohexane	83	5.681	5.681	0.000	93	103980	20.0	17.8	
69 1,2-Dichloropropane	63	5.809	5.809	0.000	94	63408	20.0	17.8	
* 70 1,4-Dioxane-d8	96	5.858	5.858	0.000	33	21143	1000.0	1000.0	
71 Methyl methacrylate	100	5.858	5.858	0.000	91	24743	40.0	35.1	
73 1,4-Dioxane	88	5.900	5.900	0.000	31	10648	400.0	470.1	
72 n-Propyl acetate	43	5.894	5.894	0.000	98	79798	20.0	17.3	
74 Dibromomethane	93	5.919	5.919	0.000	92	34100	20.0	18.6	
75 Dichlorobromomethane	83	6.035	6.035	0.000	99	69068	20.0	17.2	
76 2-Chloroethyl vinyl ether	63	6.309	6.309	0.000	92	32206	20.0	16.9	
77 2-Nitropropane	41	6.321	6.321	0.000	81	21323	40.0	27.8	
78 Epichlorohydrin	57	6.413	6.413	0.000	100	100764	400.0	368.3	
79 cis-1,3-Dichloropropene	75	6.461	6.461	0.000	92	80534	20.0	17.4	
80 4-Methyl-2-pentanone (MIBK	43	6.595	6.595	0.000	98	296448	100.0	94.0	
$ 81 Toluene-d8 (Surr)	98	6.663	6.663	0.000	99	498260	50.0	50.8	
82 Toluene	91	6.724	6.724	0.000	93	220946	20.0	18.8	
83 trans-1,3-Dichloropropene	75	6.961	6.961	0.000	99	64280	20.0	16.1	
84 Ethyl methacrylate	69	6.967	6.967	0.000	90	63512	20.0	16.8	
85 1,1,2-Trichloroethane	83	7.108	7.108	0.000	95	40636	20.0	19.1	

Compound	Sig	RT (min.)	Exp RT (min.)	Dlt RT (min.)	Q	Response	Cal Amt ug/l	OnCol Amt ug/l	Flags
86 Tetrachloroethene	166	7.144	7.144	0.000	95	44840	20.0	18.8	
87 1,3-Dichloropropane	76	7.248	7.248	0.000	96	78078	20.0	18.7	
88 2-Hexanone	43	7.272	7.272	0.000	97	175428	100.0	92.3	
89 n-Butyl acetate	73	7.327	7.327	0.000	99	13001	20.0	16.7	
90 Chlorodibromomethane	129	7.388	7.388	0.000	97	42234	20.0	16.7	
91 Ethylene Dibromide	107	7.492	7.492	0.000	97	41634	20.0	19.0	
* 92 Chlorobenzene-d5	117	7.784	7.784	0.000	89	343638	50.0	50.0	
93 Chlorobenzene	112	7.803	7.803	0.000	92	130869	20.0	19.1	
94 Ethylbenzene	106	7.851	7.851	0.000	99	73858	20.0	19.0	
95 1,1,1,2-Tetrachloroethane	131	7.864	7.864	0.000	95	45880	20.0	16.9	
96 m-Xylene & p-Xylene	106	7.931	7.931	0.000	99	92036	20.0	18.9	
97 n-Butyl acrylate	73	8.150	8.150	0.000	96	41443	20.0	16.6	
98 o-Xylene	106	8.187	8.187	0.000	93	93155	20.0	18.4	
99 Styrene	104	8.205	8.205	0.000	93	150020	20.0	18.2	
100 Amyl acetate (mixed isomer	43	8.284	8.284	0.000	89	120082	20.0	17.0	
101 Bromoform	173	8.339	8.339	0.000	94	25132	20.0	15.0	
102 Isopropylbenzene	105	8.400	8.400	0.000	96	239166	20.0	18.2	
$ 103 4-Bromofluorobenzene	174	8.528	8.528	0.000	88	134375	50.0	48.9	
104 Bromobenzene	156	8.613	8.613	0.000	95	55233	20.0	19.5	
105 1,1,2,2-Tetrachloroethane	83	8.619	8.619	0.000	99	68391	20.0	18.8	
106 N-Propylbenzene	91	8.638	8.638	0.000	98	317554	20.0	19.6	
107 1,2,3-Trichloropropane	110	8.656	8.656	0.000	96	17464	20.0	18.9	
108 trans-1,4-Dichloro-2-buten	53	8.656	8.656	0.000	70	11024	20.0	10.7	
109 4-Ethyltoluene	105	8.705	8.705	0.000	98	252558	20.0	19.3	
110 2-Chlorotoluene	91	8.711	8.711	0.000	96	211404	20.0	19.4	
111 1,3,5-Trimethylbenzene	105	8.741	8.741	0.000	92	203010	20.0	19.1	
112 Butyl Methacrylate	87	8.778	8.778	0.000	66	80291	20.0	18.2	
113 4-Chlorotoluene	91	8.778	8.778	0.000	96	189598	20.0	20.5	
114 tert-Butylbenzene	119	8.918	8.918	0.000	92	158708	20.0	18.2	
115 1,2,4-Trimethylbenzene	105	8.955	8.955	0.000	98	213858	20.0	19.1	
116 sec-Butylbenzene	105	9.040	9.040	0.000	99	269318	20.0	19.5	
117 4-Isopropyltoluene	119	9.113	9.113	0.000	98	221832	20.0	19.0	
118 1,3-Dichlorobenzene	146	9.138	9.138	0.000	95	116440	20.0	20.3	
* 119 1,4-Dichlorobenzene-d4	152	9.180	9.180	0.000	96	193493	50.0	50.0	
120 1,4-Dichlorobenzene	146	9.193	9.193	0.000	92	119510	20.0	20.2	
121 Benzyl chloride	91	9.272	9.272	0.000	98	111309	20.0	15.0	
122 2,3-Dihydroindene	117	9.321	9.321	0.000	94	242288	20.0	19.3	
123 p-Diethylbenzene	119	9.333	9.333	0.000	92	146054	20.0	19.4	
124 n-Butylbenzene	92	9.351	9.351	0.000	98	137468	20.0	21.2	
125 1,2-Dichlorobenzene	146	9.418	9.418	0.000	94	112408	20.0	19.9	
126 1,2,4,5-Tetramethylbenzene	119	9.827	9.827	0.000	97	196655	20.0	16.9	
127 1,2-Dibromo-3-Chloropropan	75	9.924	9.924	0.000	94	10166	20.0	16.5	
128 1,3,5-Trichlorobenzene	180	10.016	10.016	0.000	95	75575	20.0	18.4	
129 1,2,4-Trichlorobenzene	180	10.497	10.497	0.000	93	61421	20.0	18.5	
130 Hexachlorobutadiene	225	10.570	10.570	0.000	90	28229	20.0	18.2	
131 Naphthalene	128	10.723	10.723	0.000	98	138783	20.0	18.7	
132 1,2,3-Trichlorobenzene	180	10.930	10.930	0.000	94	47164	20.0	19.6	
S 133 1,2-Dichloroethene, Total	100				0		40.0	38.4	
S 134 Xylenes, Total	100				0		40.0	37.3	
S 135 Total BTEX	1				0		100.0	94.1	

QC Flag Legend

Review Flags

M - Manually Integrated

Reagents:

8260MIX1COMB_00043	Amount Added:	20.00	Units: uL	
ACROLEIN W_00056	Amount Added:	4.00	Units: uL	
GASES Li_00175	Amount Added:	20.00	Units: uL	
8260ISNEW_00085	Amount Added:	1.00	Units: uL	Run Reagent
8260SURR250_00140	Amount Added:	1.00	Units: uL	Run Reagent

Report Date: 11-Oct-2016 13:50:13 Chrom Revision: 2.2 08-Sep-2016 14:45:52

TestAmerica Edison

Data File: \\ChromNA\Edison\ChromData\CVOAMS1\20161010-46706.b\A28123.D

Injection Date:	10-Oct-2016 20:32:30	Instrument ID:	CVOAMS1	Operator ID:	VOA GC/MS1
Lims ID:	LCS			Worklist Smp#:	3
Client ID:					
Purge Vol:	5.000 mL	Dil. Factor:	1.0000	ALS Bottle#:	2
Method:	8260624W_1	Limit Group:	VOA - 8260C Water and Solid		

Column: Rtx-624 (0.25 mm)

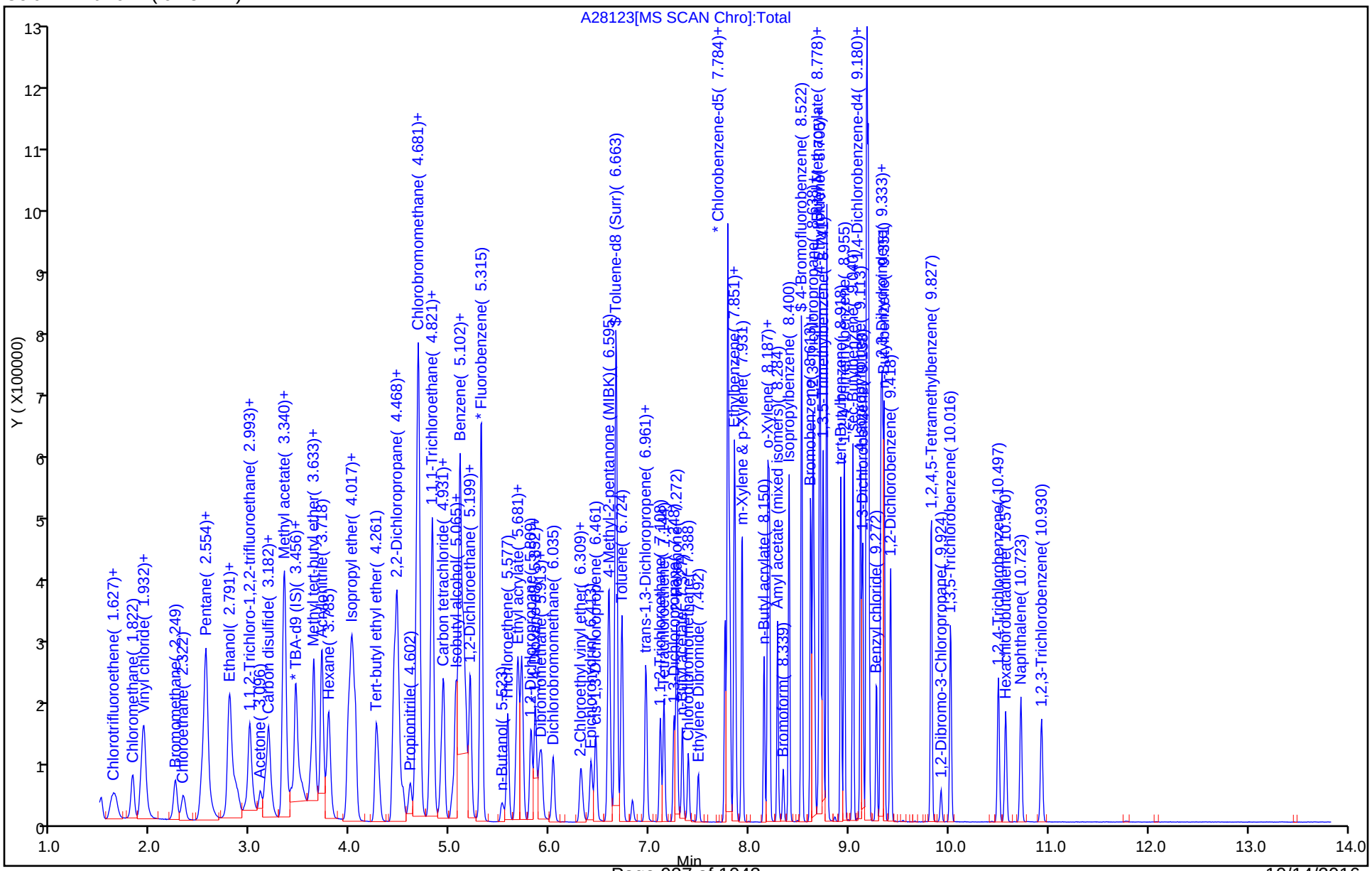

FORM I
GC/MS VOA ORGANICS ANALYSIS DATA SHEET

Lab Name: TestAmerica Edison | Job No.: 460-121256-1

SDG No.:

Client Sample ID: | Lab Sample ID: LCS 460-396375/4

Matrix: Water | Lab File ID: A28157.D

Analysis Method: 8260C | Date Collected:

Sample wt/vol: 5(mL) | Date Analyzed: 10/11/2016 09:46

Soil Aliquot Vol: | Dilution Factor: 1

Soil Extract Vol.: | GC Column: Rtx-624 ID: 0.25(mm)

% Moisture: | Level: (low/med) Low

Analysis Batch No.: 396375 | Units: ug/L

CAS NO.	COMPOUND NAME	RESULT	Q	RL	MDL
71-55-6	1,1,1-Trichloroethane	17.5		1.0	0.28
79-34-5	1,1,2,2-Tetrachloroethane	18.3		1.0	0.19
79-00-5	1,1,2-Trichloroethane	18.1		1.0	0.080
75-34-3	1,1-Dichloroethane	18.6		1.0	0.24
75-35-4	1,1-Dichloroethene	17.6		1.0	0.34
87-61-6	1,2,3-Trichlorobenzene	21.5		1.0	0.35
120-82-1	1,2,4-Trichlorobenzene	19.1		1.0	0.27
96-12-8	1,2-Dibromo-3-Chloropropane	16.5		1.0	0.23
106-93-4	1,2-Dibromoethane	18.0		1.0	0.19
95-50-1	1,2-Dichlorobenzene	19.4		1.0	0.22
107-06-2	1,2-Dichloroethane	17.9		1.0	0.25
78-87-5	1,2-Dichloropropane	17.4		1.0	0.18
541-73-1	1,3-Dichlorobenzene	19.2		1.0	0.33
106-46-7	1,4-Dichlorobenzene	19.2		1.0	0.33
123-91-1	1,4-Dioxane	435		50	8.7
78-93-3	2-Butanone	97.1		5.0	2.2
591-78-6	2-Hexanone	85.6		5.0	0.72
108-10-1	4-Methyl-2-pentanone	88.8		5.0	0.63
67-64-1	Acetone	105		5.0	1.1
71-43-2	Benzene	19.7		1.0	0.090
74-97-5	Bromochloromethane	18.1		1.0	0.30
75-27-4	Bromodichloromethane	16.2		1.0	0.15
75-25-2	Bromoform	14.4		1.0	0.18
74-83-9	Bromomethane	17.5		1.0	0.18
75-15-0	Carbon disulfide	16.0		1.0	0.22
56-23-5	Carbon tetrachloride	17.5		1.0	0.33
108-90-7	Chlorobenzene	18.5		1.0	0.24
75-00-3	Chloroethane	15.2		1.0	0.37
67-66-3	Chloroform	18.9		1.0	0.22
74-87-3	Chloromethane	19.3		1.0	0.22
156-59-2	cis-1,2-Dichloroethene	18.7		1.0	0.26
10061-01-5	cis-1,3-Dichloropropene	16.6		1.0	0.16
110-82-7	Cyclohexane	20.3		1.0	0.26
124-48-1	Dibromochloromethane	16.1		1.0	0.22
75-71-8	Dichlorodifluoromethane	22.2		1.0	0.14
100-41-4	Ethylbenzene	18.4		1.0	0.30

FORM I
GC/MS VOA ORGANICS ANALYSIS DATA SHEET

Lab Name: TestAmerica Edison | Job No.: 460-121256-1

SDG No.:

Client Sample ID: | Lab Sample ID: LCS 460-396375/4

Matrix: Water | Lab File ID: A28157.D

Analysis Method: 8260C | Date Collected:

Sample wt/vol: 5(mL) | Date Analyzed: 10/11/2016 09:46

Soil Aliquot Vol: | Dilution Factor: 1

Soil Extract Vol.: | GC Column: Rtx-624 ID: 0.25(mm)

% Moisture: | Level: (low/med) Low

Analysis Batch No.: 396375 | Units: ug/L

CAS NO.	COMPOUND NAME	RESULT	Q	RL	MDL
76-13-1	Freon TF	19.1		1.0	0.34
98-82-8	Isopropylbenzene	18.7		1.0	0.32
179601-23-1	m&p-Xylene	17.9		1.0	0.28
79-20-9	Methyl acetate	94.4		5.0	0.58
108-87-2	Methylcyclohexane	17.6		1.0	0.22
75-09-2	Methylene Chloride	18.7		1.0	0.21
1634-04-4	MTBE	17.3		1.0	0.13
95-47-6	o-Xylene	18.3		1.0	0.32
100-42-5	Styrene	18.0		1.0	0.17
127-18-4	Tetrachloroethene	18.5		1.0	0.12
108-88-3	Toluene	18.5		1.0	0.25
156-60-5	trans-1,2-Dichloroethene	18.6		1.0	0.18
10061-02-6	trans-1,3-Dichloropropene	15.4		1.0	0.19
79-01-6	Trichloroethene	18.0		1.0	0.22
75-69-4	Trichlorofluoromethane	17.8		1.0	0.15
75-01-4	Vinyl chloride	20.1		1.0	0.060

CAS NO.	SURROGATE	%REC	Q	LIMITS
17060-07-0	1,2-Dichloroethane-d4 (Surr)	100		70-130
460-00-4	Bromofluorobenzene	98		70-130
1868-53-7	Dibromofluoromethane (Surr)	103		70-130
2037-26-5	Toluene-d8 (Surr)	104		70-130

TestAmerica Edison
Target Compound Quantitation Report

Data File: \\ChromNA\Edison\ChromData\CVOAMS1\20161011-46723.b\A28157.D
Lims ID: LCS
Client ID:
Sample Type: LCS
Inject. Date: 11-Oct-2016 09:46:30 ALS Bottle#: 3 Worklist Smp#: 4
Purge Vol: 5.000 mL Dil. Factor: 1.0000
Sample Info: LCS
Misc. Info.: 460-0046723-004
Operator ID: VOA GC/MS1 Instrument ID: CVOAMS1

Method: \\ChromNA\Edison\ChromData\CVOAMS1\20161011-46723.b\8260624W_1.m
Limit Group: VOA - 8260C Water and Solid
Last Update: 11-Oct-2016 10:28:00 Calib Date: 08-Sep-2016 04:26:30
Integrator: RTE ID Type: Deconvolution ID
Quant Method: Internal Standard Quant By: Initial Calibration
Last ICal File: \\ChromNA\Edison\ChromData\CVOAMS1\20160908-45311.b\A26272.D

Column 1 : Rtx-624 (0.25 mm) Det: MS SCAN
Process Host: XAWRK030

First Level Reviewer: moroneyc Date: 11-Oct-2016 10:21:19

Compound	Sig	RT (min.)	Exp RT (min.)	Dlt RT (min.)	Q	Response	Cal Amt ug/l	OnCol Amt ug/l	Flags
1 Chlorotrifluoroethene	66	1.596	1.596	0.000	89	13320	20.0	20.0	
3 Dichlorodifluoromethane	85	1.639	1.639	0.000	99	100839	20.0	22.2	
4 Chloromethane	50	1.816	1.816	0.000	99	108319	20.0	19.3	
5 Vinyl chloride	62	1.920	1.920	0.000	98	99567	20.0	20.1	
6 Butadiene	54	1.926	1.926	0.000	70	96114	20.0	21.5	
7 Bromomethane	94	2.237	2.237	0.000	99	48872	20.0	17.5	
8 Chloroethane	64	2.322	2.322	0.000	99	44080	20.0	15.2	
9 Dichlorofluoromethane	67	2.529	2.529	0.000	99	115341	20.0	17.6	
10 Trichlorofluoromethane	101	2.535	2.535	0.000	60	83321	20.0	17.8	
12 Pentane	72	2.554	2.554	0.000	97	20029	40.0	33.4	
14 Ethanol	46	2.785	2.785	0.000	8	10689	800.0	753.3	
13 Ethyl ether	59	2.767	2.767	0.000	94	47367	20.0	17.1	
15 2-Methyl-1,3-butadiene	53	2.791	2.791	0.000	96	51904	20.0	17.1	
16 1,2-Dichloro-1,1,2-trifluo	117	2.834	2.834	0.000	87	41014	20.0	18.4	
11 Acrolein	56	2.962	2.962	0.000	96	7421	40.0	17.1	
17 1,1,2-Trichloro-1,2,2-trif	101	2.986	2.986	0.000	76	46216	20.0	19.1	
18 1,1-Dichloroethene	96	2.986	2.986	0.000	97	51173	20.0	17.6	
19 Acetone	43	3.096	3.096	0.000	88	80327	100.0	105.1	
20 Iodomethane	142	3.151	3.151	0.000	99	82016	20.0	16.4	
21 Carbon disulfide	76	3.182	3.182	0.000	99	191177	20.0	16.0	
22 Isopropyl alcohol	45	3.188	3.188	0.000	53	32910	200.0	199.7	
23 3-Chloro-1-propene	76	3.322	3.322	0.000	89	33598	20.0	17.0	
25 Cyclopentene	67	3.340	3.340	0.000	91	155651	20.0	18.0	
24 Methyl acetate	43	3.340	3.340	0.000	99	242798	100.0	94.4	
26 Acetonitrile	41	3.401	3.401	0.000	97	106935	200.0	214.8	
27 Methylene Chloride	84	3.450	3.450	0.000	98	65185	20.0	18.7	
* 28 TBA-d9 (IS)	65	3.462	3.462	0.000	93	237935	1000.0	1000.0	
29 2-Methyl-2-propanol	59	3.529	3.529	0.000	91	42822	200.0	173.5	
30 Methyl tert-butyl ether	73	3.614	3.614	0.000	98	152183	20.0	17.3	
31 trans-1,2-Dichloroethene	96	3.633	3.633	0.000	97	57502	20.0	18.6	
32 Acrylonitrile	53	3.712	3.712	0.000	93	249292	200.0	193.5	

Compound	Sig	RT (min.)	Exp RT (min.)	Dlt RT (min.)	Q	Response	Cal Amt ug/l	OnCol Amt ug/l	Flags
33 Hexane	43	3.779	3.779	0.000	95	61702	20.0	17.8	
34 Isopropyl ether	45	3.980	3.980	0.000	97	207012	20.0	17.8	
35 1,1-Dichloroethane	63	4.011	4.011	0.000	99	111550	20.0	18.6	
36 Vinyl acetate	86	4.023	4.023	0.000	100	15901	40.0	27.9	
37 2-Chloro-1,3-butadiene	88	4.047	4.047	0.000	92	50236	20.0	18.9	
38 Tert-butyl ethyl ether	59	4.261	4.261	0.000	88	167436	20.0	17.2	
* 39 2-Butanone-d5	46	4.437	4.437	0.000	95	295653	250.0	250.0	
40 2,2-Dichloropropane	97	4.456	4.456	0.000	87	16125	20.0	15.6	
41 cis-1,2-Dichloroethene	96	4.462	4.462	0.000	93	59962	20.0	18.7	
43 Ethyl acetate	70	4.480	4.480	0.000	92	9469	40.0	35.7	
42 2-Butanone (MEK)	72	4.480	4.480	0.000	95	28430	100.0	97.1	
45 Propionitrile	54	4.596	4.596	0.000	98	82562	200.0	196.9	
46 Tetrahydrofuran	72	4.657	4.657	0.000	62	13665	40.0	39.8	
47 Chlorobromomethane	128	4.657	4.657	0.000	98	25762	20.0	18.1	
48 Methacrylonitrile	67	4.675	4.675	0.000	94	218793	200.0	189.4	
49 Chloroform	83	4.693	4.693	0.000	98	95238	20.0	18.9	
44 Methyl acrylate	55	4.523	4.523	0.000	57	44333	20.0	17.5	
50 Cyclohexane	56	4.803	4.803	0.000	95	104133	20.0	20.3	
52 1,1,1-Trichloroethane	97	4.821	4.821	0.000	98	72620	20.0	17.5	
$ 53 Dibromofluoromethane (Surr	113	4.821	4.821	0.000	96	131468	50.0	51.3	
54 Carbon tetrachloride	117	4.913	4.913	0.000	96	59755	20.0	17.5	
55 1,1-Dichloropropene	75	4.937	4.937	0.000	96	73761	20.0	18.9	
57 Isooctane	57	5.059	5.059	0.000	96	174954	20.0	16.6	
58 Benzene	78	5.090	5.090	0.000	95	215707	20.0	19.7	
$ 59 1,2-Dichloroethane-d4 (Sur	65	5.102	5.102	0.000	98	155365	50.0	50.0	
60 Isopropyl acetate	43	5.132	5.132	0.000	96	163037	20.0	16.6	
61 Tert-amyl methyl ether	73	5.138	5.138	0.000	91	166941	20.0	17.0	
62 1,2-Dichloroethane	62	5.163	5.163	0.000	95	66310	20.0	17.9	
63 n-Heptane	71	5.199	5.199	0.000	94	49580	20.0	16.2	
56 Isobutyl alcohol	43	5.047	5.047	0.000	49	88151	500.0	733.0	
* 64 Fluorobenzene	96	5.309	5.309	0.000	98	484979	50.0	50.0	
65 n-Butanol	56	5.523	5.523	0.000	90	26737	500.0	402.1	
66 Trichloroethene	95	5.577	5.577	0.000	97	47369	20.0	18.0	
67 Ethyl acrylate	55	5.675	5.675	0.000	98	165092	20.0	20.9	
68 Methylcyclohexane	83	5.681	5.681	0.000	94	91543	20.0	17.6	
69 1,2-Dichloropropane	63	5.809	5.809	0.000	93	55371	20.0	17.4	
* 70 1,4-Dioxane-d8	96	5.852	5.852	0.000	33	22346	1000.0	1000.0	
71 Methyl methacrylate	100	5.852	5.852	0.000	91	20224	40.0	32.2	
72 n-Propyl acetate	43	5.894	5.894	0.000	98	68891	20.0	16.8	
73 1,4-Dioxane	88	5.901	5.901	0.000	33	10424	400.0	434.8	
74 Dibromomethane	93	5.919	5.919	0.000	92	29494	20.0	18.1	
75 Dichlorobromomethane	83	6.035	6.035	0.000	99	57760	20.0	16.2	
76 2-Chloroethyl vinyl ether	63	6.309	6.309	0.000	91	25939	20.0	15.3	
77 2-Nitropropane	41	6.321	6.321	0.000	84	17555	40.0	25.6	
78 Epichlorohydrin	57	6.413	6.413	0.000	100	86947	400.0	332.6	
79 cis-1,3-Dichloropropene	75	6.461	6.461	0.000	93	65884	20.0	16.6	
80 4-Methyl-2-pentanone (MIBK	43	6.589	6.589	0.000	98	267812	100.0	88.8	
$ 81 Toluene-d8 (Surr)	98	6.663	6.663	0.000	99	436674	50.0	51.9	
82 Toluene	91	6.724	6.724	0.000	93	186248	20.0	18.5	
83 trans-1,3-Dichloropropene	75	6.961	6.961	0.000	94	52741	20.0	15.4	
84 Ethyl methacrylate	69	6.967	6.967	0.000	87	52885	20.0	15.7	
85 1,1,2-Trichloroethane	83	7.108	7.108	0.000	95	33028	20.0	18.1	

Compound	Sig	RT (min.)	Exp RT (min.)	Dlt RT (min.)	Q	Response	Cal Amt ug/l	OnCol Amt ug/l	Flags
86 Tetrachloroethene	166	7.144	7.144	0.000	95	37817	20.0	18.5	
87 1,3-Dichloropropane	76	7.242	7.242	0.000	96	64379	20.0	18.0	
88 2-Hexanone	43	7.272	7.272	0.000	98	155596	100.0	85.6	
89 n-Butyl acetate	73	7.327	7.327	0.000	99	11760	20.0	17.6	
90 Chlorodibromomethane	129	7.388	7.388	0.000	97	34740	20.0	16.1	
91 Ethylene Dibromide	107	7.492	7.492	0.000	99	33798	20.0	18.0	
* 92 Chlorobenzene-d5	117	7.784	7.784	0.000	89	294669	50.0	50.0	
93 Chlorobenzene	112	7.803	7.803	0.000	92	108736	20.0	18.5	
94 Ethylbenzene	106	7.851	7.851	0.000	99	61358	20.0	18.4	
95 1,1,1,2-Tetrachloroethane	131	7.864	7.864	0.000	94	39563	20.0	17.0	
96 m-Xylene & p-Xylene	106	7.931	7.931	0.000	99	74938	20.0	17.9	
97 n-Butyl acrylate	73	8.150	8.150	0.000	96	33824	20.0	15.8	
98 o-Xylene	106	8.187	8.187	0.000	93	79482	20.0	18.3	
99 Styrene	104	8.199	8.199	0.000	94	126883	20.0	18.0	
100 Amyl acetate (mixed isomer	43	8.284	8.284	0.000	90	103370	20.0	16.0	
101 Bromoform	173	8.339	8.339	0.000	94	20746	20.0	14.4	
102 Isopropylbenzene	105	8.400	8.400	0.000	96	210247	20.0	18.7	
$ 103 4-Bromofluorobenzene	174	8.522	8.522	0.000	83	115487	50.0	49.0	
104 Bromobenzene	156	8.613	8.613	0.000	94	45821	20.0	17.7	
105 1,1,2,2-Tetrachloroethane	83	8.619	8.619	0.000	99	60448	20.0	18.3	
106 N-Propylbenzene	91	8.638	8.638	0.000	98	269249	20.0	18.3	
107 1,2,3-Trichloropropane	110	8.656	8.656	0.000	96	15493	20.0	18.4	
108 trans-1,4-Dichloro-2-buten	53	8.656	8.656	0.000	70	9488	20.0	10.1	
109 4-Ethyltoluene	105	8.705	8.705	0.000	98	217448	20.0	18.3	
110 2-Chlorotoluene	91	8.711	8.711	0.000	96	182815	20.0	18.4	
111 1,3,5-Trimethylbenzene	105	8.741	8.741	0.000	92	181531	20.0	18.7	
112 Butyl Methacrylate	87	8.778	8.778	0.000	66	68340	20.0	17.0	
113 4-Chlorotoluene	91	8.778	8.778	0.000	97	159545	20.0	18.9	
114 tert-Butylbenzene	119	8.918	8.918	0.000	93	142132	20.0	17.9	
115 1,2,4-Trimethylbenzene	105	8.949	8.949	0.000	98	188218	20.0	18.5	
116 sec-Butylbenzene	105	9.040	9.040	0.000	99	238013	20.0	18.9	
117 4-Isopropyltoluene	119	9.113	9.113	0.000	97	193576	20.0	18.2	
118 1,3-Dichlorobenzene	146	9.138	9.138	0.000	95	100152	20.0	19.2	
* 119 1,4-Dichlorobenzene-d4	152	9.174	9.174	0.000	97	176192	50.0	50.0	
120 1,4-Dichlorobenzene	146	9.193	9.193	0.000	92	103053	20.0	19.2	
121 Benzyl chloride	91	9.272	9.272	0.000	97	90717	20.0	13.5	
124 n-Butylbenzene	92	9.351	9.351	0.000	98	122765	20.0	20.7	
122 2,3-Dihydroindene	117	9.321	9.321	0.000	93	217776	20.0	19.1	
123 p-Diethylbenzene	119	9.333	9.333	0.000	91	132114	20.0	19.3	
125 1,2-Dichlorobenzene	146	9.418	9.418	0.000	94	100052	20.0	19.4	
126 1,2,4,5-Tetramethylbenzene	119	9.827	9.827	0.000	97	179864	20.0	17.0	
127 1,2-Dibromo-3-Chloropropan	75	9.918	9.918	0.000	93	9262	20.0	16.5	
128 1,3,5-Trichlorobenzene	180	10.016	10.016	0.000	95	69210	20.0	18.5	
129 1,2,4-Trichlorobenzene	180	10.497	10.497	0.000	93	57668	20.0	19.1	
130 Hexachlorobutadiene	225	10.570	10.570	0.000	91	26591	20.0	18.8	
131 Naphthalene	128	10.723	10.723	0.000	98	136564	20.0	20.2	
132 1,2,3-Trichlorobenzene	180	10.930	10.930	0.000	94	47061	20.0	21.5	
S 133 1,2-Dichloroethene, Total	100				0		40.0	37.3	
S 134 Xylenes, Total	100				0		40.0	36.2	
S 135 Total BTEX	1				0		100.0	92.8	

Reagents:

8260MIX1COMB_00043	Amount Added:	20.00	Units: uL	
ACROLEIN W_00056	Amount Added:	4.00	Units: uL	
GASES Li_00175	Amount Added:	20.00	Units: uL	
8260ISNEW_00085	Amount Added:	1.00	Units: uL	Run Reagent
8260SURR250_00140	Amount Added:	1.00	Units: uL	Run Reagent

Report Date: 11-Oct-2016 10:28:01 Chrom Revision: 2.2 08-Sep-2016 14:45:52

TestAmerica Edison

Data File: \\ChromNA\Edison\ChromData\CVOAMS1\20161011-46723.b\A28157.D

Injection Date:	11-Oct-2016 09:46:30	Instrument ID:	CVOAMS1	Operator ID:	VOA GC/MS1
Lims ID:	LCS			Worklist Smp#:	4
Client ID:					
Purge Vol:	5.000 mL	Dil. Factor:	1.0000	ALS Bottle#:	3
Method:	8260624W_1	Limit Group:	VOA - 8260C Water and Solid		

Column: Rtx-624 (0.25 mm)

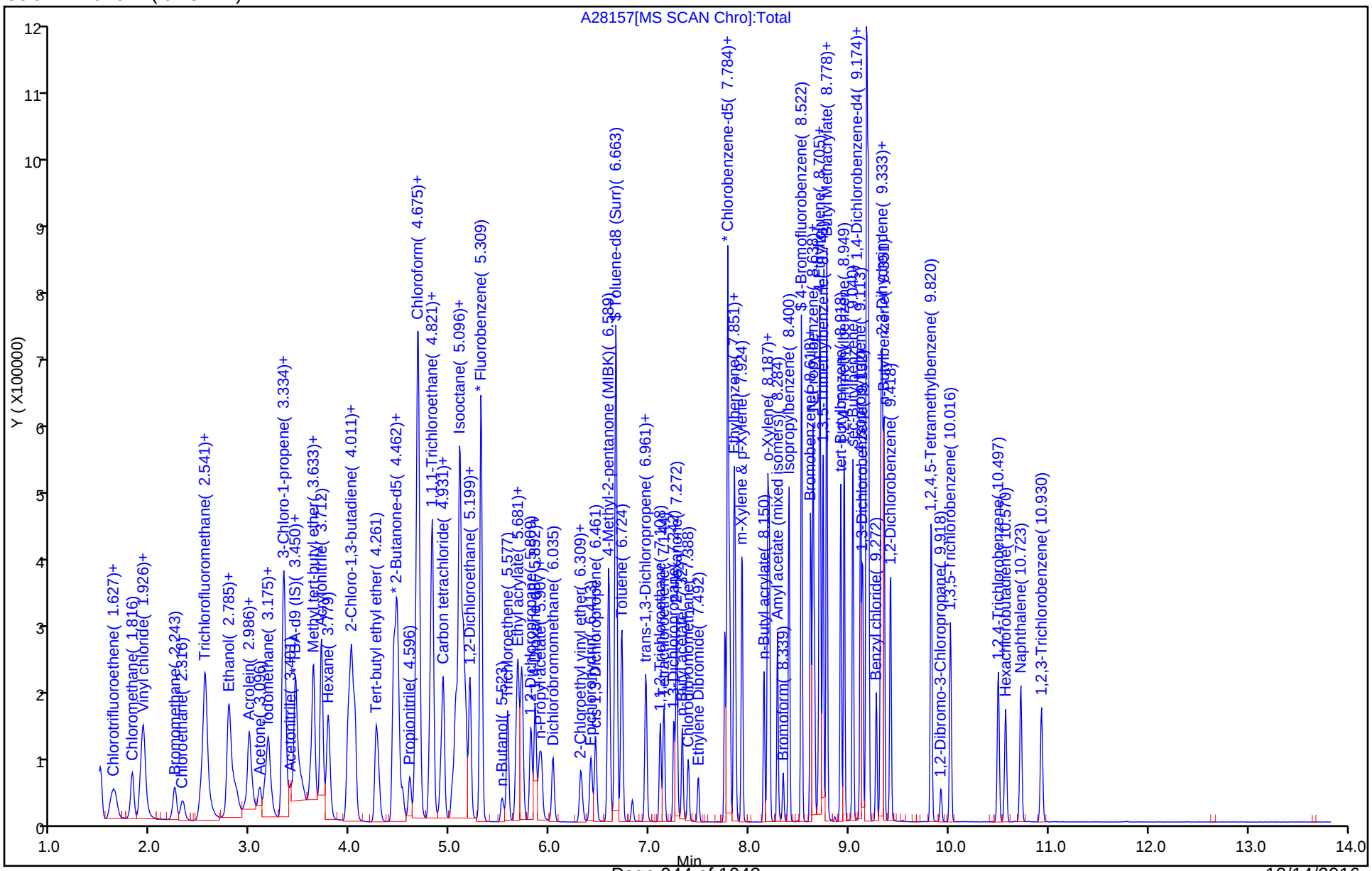

FORM I
GC/MS VOA ORGANICS ANALYSIS DATA SHEET

Lab Name: TestAmerica Edison | Job No.: 460-121256-1

SDG No.:

Client Sample ID: | Lab Sample ID: LCS 460-396528/3

Matrix: Water | Lab File ID: A28188.D

Analysis Method: 8260C | Date Collected:

Sample wt/vol: 5(mL) | Date Analyzed: 10/11/2016 20:58

Soil Aliquot Vol: | Dilution Factor: 1

Soil Extract Vol.: | GC Column: Rtx-624 ID: 0.25(mm)

% Moisture: | Level: (low/med) Low

Analysis Batch No.: 396528 | Units: ug/L

CAS NO.	COMPOUND NAME	RESULT	Q	RL	MDL
71-55-6	1,1,1-Trichloroethane	16.8		1.0	0.28
79-34-5	1,1,2,2-Tetrachloroethane	17.9		1.0	0.19
79-00-5	1,1,2-Trichloroethane	17.9		1.0	0.080
75-34-3	1,1-Dichloroethane	18.3		1.0	0.24
75-35-4	1,1-Dichloroethene	16.6		1.0	0.34
87-61-6	1,2,3-Trichlorobenzene	18.4		1.0	0.35
120-82-1	1,2,4-Trichlorobenzene	17.3		1.0	0.27
96-12-8	1,2-Dibromo-3-Chloropropane	14.3		1.0	0.23
106-93-4	1,2-Dibromoethane	17.6		1.0	0.19
95-50-1	1,2-Dichlorobenzene	18.8		1.0	0.22
107-06-2	1,2-Dichloroethane	17.4		1.0	0.25
78-87-5	1,2-Dichloropropane	17.6		1.0	0.18
541-73-1	1,3-Dichlorobenzene	19.2		1.0	0.33
106-46-7	1,4-Dichlorobenzene	19.3		1.0	0.33
123-91-1	1,4-Dioxane	454		50	8.7
78-93-3	2-Butanone	97.7		5.0	2.2
591-78-6	2-Hexanone	91.6		5.0	0.72
108-10-1	4-Methyl-2-pentanone	91.4		5.0	0.63
67-64-1	Acetone	109		5.0	1.1
71-43-2	Benzene	18.2		1.0	0.090
74-97-5	Bromochloromethane	17.5		1.0	0.30
75-27-4	Bromodichloromethane	16.3		1.0	0.15
75-25-2	Bromoform	13.5		1.0	0.18
74-83-9	Bromomethane	20.5		1.0	0.18
75-15-0	Carbon disulfide	14.8		1.0	0.22
56-23-5	Carbon tetrachloride	16.5		1.0	0.33
108-90-7	Chlorobenzene	18.5		1.0	0.24
75-00-3	Chloroethane	18.3		1.0	0.37
67-66-3	Chloroform	18.6		1.0	0.22
74-87-3	Chloromethane	18.7		1.0	0.22
156-59-2	cis-1,2-Dichloroethene	18.5		1.0	0.26
10061-01-5	cis-1,3-Dichloropropene	16.5		1.0	0.16
110-82-7	Cyclohexane	18.4		1.0	0.26
124-48-1	Dibromochloromethane	15.8		1.0	0.22
75-71-8	Dichlorodifluoromethane	19.8		1.0	0.14
100-41-4	Ethylbenzene	18.3		1.0	0.30

FORM I
GC/MS VOA ORGANICS ANALYSIS DATA SHEET

Lab Name: TestAmerica Edison | Job No.: 460-121256-1

SDG No.:

Client Sample ID: | Lab Sample ID: LCS 460-396528/3

Matrix: Water | Lab File ID: A28188.D

Analysis Method: 8260C | Date Collected:

Sample wt/vol: 5(mL) | Date Analyzed: 10/11/2016 20:58

Soil Aliquot Vol: | Dilution Factor: 1

Soil Extract Vol.: | GC Column: Rtx-624 ID: 0.25(mm)

% Moisture: | Level: (low/med) Low

Analysis Batch No.: 396528 | Units: ug/L

CAS NO.	COMPOUND NAME	RESULT	Q	RL	MDL
76-13-1	Freon TF	19.4		1.0	0.34
98-82-8	Isopropylbenzene	17.3		1.0	0.32
179601-23-1	m&p-Xylene	17.9		1.0	0.28
79-20-9	Methyl acetate	85.4		5.0	0.58
108-87-2	Methylcyclohexane	17.1		1.0	0.22
75-09-2	Methylene Chloride	18.2		1.0	0.21
1634-04-4	MTBE	16.1		1.0	0.13
95-47-6	o-Xylene	17.8		1.0	0.32
100-42-5	Styrene	17.8		1.0	0.17
127-18-4	Tetrachloroethene	17.9		1.0	0.12
108-88-3	Toluene	18.1		1.0	0.25
156-60-5	trans-1,2-Dichloroethene	17.9		1.0	0.18
10061-02-6	trans-1,3-Dichloropropene	15.6		1.0	0.19
79-01-6	Trichloroethene	17.6		1.0	0.22
75-69-4	Trichlorofluoromethane	19.3		1.0	0.15
75-01-4	Vinyl chloride	19.8		1.0	0.060

CAS NO.	SURROGATE	%REC	Q	LIMITS
17060-07-0	1,2-Dichloroethane-d4 (Surr)	98		70-130
460-00-4	Bromofluorobenzene	98		70-130
1868-53-7	Dibromofluoromethane (Surr)	100		70-130
2037-26-5	Toluene-d8 (Surr)	102		70-130

TestAmerica Edison
Target Compound Quantitation Report

Data File: \\ChromNA\Edison\ChromData\CVOAMS1\20161011-46753.b\A28188.D
Lims ID: LCS
Client ID:
Sample Type: LCS
Inject. Date: 11-Oct-2016 20:58:30 ALS Bottle#: 2 Worklist Smp#: 3
Purge Vol: 5.000 mL Dil. Factor: 1.0000
Sample Info: LCS
Misc. Info.: 460-0046753-003
Operator ID: VOA GC/MS1 Instrument ID: CVOAMS1

Method: \\ChromNA\Edison\ChromData\CVOAMS1\20161011-46753.b\8260624W_1.m
Limit Group: VOA - 8260C Water and Solid
Last Update: 12-Oct-2016 09:45:22 Calib Date: 08-Sep-2016 04:26:30
Integrator: RTE ID Type: Deconvolution ID
Quant Method: Internal Standard Quant By: Initial Calibration
Last ICal File: \\ChromNA\Edison\ChromData\CVOAMS1\20160908-45311.b\A26272.D

Column 1 : Rtx-624 (0.25 mm) Det: MS SCAN
Process Host: XAWRK018

First Level Reviewer: starzecm Date: 11-Oct-2016 23:13:06

Compound	Sig	RT (min.)	Exp RT (min.)	Dlt RT (min.)	Q	Response	Cal Amt ug/l	OnCol Amt ug/l	Flags
1 Chlorotrifluoroethene	66	1.621	1.621	0.000	89	10466	20.0	14.6	
3 Dichlorodifluoromethane	85	1.651	1.651	0.000	99	96842	20.0	19.8	
4 Chloromethane	50	1.822	1.822	0.000	99	112656	20.0	18.7	
6 Butadiene	54	1.932	1.932	0.000	96	102276	20.0	21.2	
5 Vinyl chloride	62	1.932	1.932	0.000	98	105339	20.0	19.8	
7 Bromomethane	94	2.249	2.249	0.000	99	61858	20.0	20.5	
8 Chloroethane	64	2.334	2.334	0.000	99	57160	20.0	18.3	
9 Dichlorofluoromethane	67	2.535	2.535	0.000	99	139221	20.0	19.7	
10 Trichlorofluoromethane	101	2.542	2.542	0.000	59	97505	20.0	19.3	
12 Pentane	72	2.560	2.560	0.000	97	20765	40.0	32.2	
13 Ethyl ether	59	2.779	2.779	0.000	95	52454	20.0	17.6	
14 Ethanol	46	2.792	2.792	0.000	69	9764	800.0	844.8	
15 2-Methyl-1,3-butadiene	53	2.804	2.804	0.000	96	54361	20.0	16.6	
16 1,2-Dichloro-1,1,2-trifluo	117	2.840	2.840	0.000	96	42884	20.0	17.8	
11 Acrolein	56	2.974	2.974	0.000	95	10154	40.0	30.7	
18 1,1-Dichloroethene	96	2.999	2.999	0.000	96	51970	20.0	16.6	
17 1,1,2-Trichloro-1,2,2-trif	101	2.999	2.999	0.000	65	50532	20.0	19.4	
19 Acetone	43	3.102	3.102	0.000	87	80370	100.0	109.2	
20 Iodomethane	142	3.157	3.157	0.000	98	83874	20.0	15.6	
21 Carbon disulfide	76	3.188	3.188	0.000	99	190130	20.0	14.8	
22 Isopropyl alcohol	45	3.224	3.224	0.000	58	24960	200.0	185.9	
23 3-Chloro-1-propene	76	3.328	3.328	0.000	91	34292	20.0	16.1	
25 Cyclopentene	67	3.346	3.346	0.000	93	151171	20.0	16.2	
24 Methyl acetate	43	3.352	3.352	0.000	99	236544	100.0	85.4	
26 Acetonitrile	41	3.413	3.413	0.000	98	65884	200.0	162.5	
27 Methylene Chloride	84	3.456	3.456	0.000	98	68422	20.0	18.2	
* 28 TBA-d9 (IS)	65	3.468	3.468	0.000	100	193796	1000.0	1000.0	
29 2-Methyl-2-propanol	59	3.535	3.535	0.000	91	37361	200.0	186.4	
30 Methyl tert-butyl ether	73	3.621	3.621	0.000	98	152450	20.0	16.1	
31 trans-1,2-Dichloroethene	96	3.639	3.639	0.000	98	59599	20.0	17.9	
32 Acrylonitrile	53	3.718	3.718	0.000	93	246634	200.0	177.9	

Compound	Sig	RT (min.)	Exp RT (min.)	Dlt RT (min.)	Q	Response	Cal Amt ug/l	OnCol Amt ug/l	Flags
33 Hexane	43	3.785	3.785	0.000	95	62415	20.0	16.8	
34 Isopropyl ether	45	3.986	3.986	0.000	97	222535	20.0	17.8	
35 1,1-Dichloroethane	63	4.017	4.017	0.000	99	118378	20.0	18.3	
36 Vinyl acetate	86	4.029	4.029	0.000	100	19944	40.0	32.5	
37 2-Chloro-1,3-butadiene	88	4.053	4.053	0.000	91	51502	20.0	18.0	
38 Tert-butyl ethyl ether	59	4.267	4.267	0.000	88	175639	20.0	16.7	
* 39 2-Butanone-d5	46	4.444	4.444	0.000	99	284815	250.0	250.0	
40 2,2-Dichloropropane	97	4.462	4.462	0.000	96	17620	20.0	15.8	
41 cis-1,2-Dichloroethene	96	4.468	4.468	0.000	92	63813	20.0	18.5	
43 Ethyl acetate	70	4.486	4.486	0.000	92	9534	40.0	37.3	
42 2-Butanone (MEK)	72	4.486	4.486	0.000	95	27556	100.0	97.7	
44 Methyl acrylate	55	4.529	4.529	0.000	56	42779	20.0	15.7	
45 Propionitrile	54	4.602	4.602	0.000	98	76192	200.0	168.9	
47 Chlorobromomethane	128	4.663	4.663	0.000	98	26901	20.0	17.5	
46 Tetrahydrofuran	72	4.663	4.663	0.000	54	13689	40.0	41.4	
48 Methacrylonitrile	67	4.681	4.681	0.000	94	218639	200.0	175.9	
49 Chloroform	83	4.700	4.700	0.000	99	101066	20.0	18.6	
50 Cyclohexane	56	4.809	4.809	0.000	95	101787	20.0	18.4	
52 1,1,1-Trichloroethane	97	4.828	4.828	0.000	98	75074	20.0	16.8	
$ 53 Dibromofluoromethane (Surr	113	4.828	4.828	0.000	96	138275	50.0	50.1	
54 Carbon tetrachloride	117	4.919	4.919	0.000	97	60652	20.0	16.5	
55 1,1-Dichloropropene	75	4.937	4.937	0.000	95	76617	20.0	18.3	
57 Isooctane	57	5.059	5.059	0.000	98	205427	20.0	18.1	
56 Isobutyl alcohol	43	5.059	5.059	0.000	39	83282	500.0	850.3	
58 Benzene	78	5.096	5.096	0.000	97	226931	20.0	18.2	
$ 59 1,2-Dichloroethane-d4 (Sur	65	5.108	5.108	0.000	98	164357	50.0	49.1	
60 Isopropyl acetate	43	5.133	5.133	0.000	96	169853	20.0	16.1	
61 Tert-amyl methyl ether	73	5.139	5.139	0.000	91	172550	20.0	16.4	
62 1,2-Dichloroethane	62	5.163	5.163	0.000	95	69309	20.0	17.4	
63 n-Heptane	71	5.206	5.206	0.000	95	53401	20.0	16.2	
* 64 Fluorobenzene	96	5.315	5.315	0.000	98	521762	50.0	50.0	
65 n-Butanol	56	5.523	5.523	0.000	90	24063	500.0	444.4	
66 Trichloroethene	95	5.578	5.578	0.000	97	49985	20.0	17.6	
67 Ethyl acrylate	55	5.675	5.675	0.000	97	173215	20.0	20.4	
68 Methylcyclohexane	83	5.681	5.681	0.000	93	95530	20.0	17.1	
69 1,2-Dichloropropane	63	5.815	5.815	0.000	93	60125	20.0	17.6	
* 70 1,4-Dioxane-d8	96	5.858	5.858	0.000	38	19139	1000.0	1000.0	
71 Methyl methacrylate	100	5.858	5.858	0.000	92	22369	40.0	33.1	
72 n-Propyl acetate	43	5.901	5.901	0.000	98	72891	20.0	16.5	
73 1,4-Dioxane	88	5.907	5.907	0.000	31	9321	400.0	454.3	
74 Dibromomethane	93	5.919	5.919	0.000	92	31250	20.0	17.8	
75 Dichlorobromomethane	83	6.035	6.035	0.000	99	62699	20.0	16.3	
76 2-Chloroethyl vinyl ether	63	6.309	6.309	0.000	92	29610	20.0	16.2	
77 2-Nitropropane	41	6.321	6.321	0.000	81	18225	40.0	24.7	
78 Epichlorohydrin	57	6.413	6.413	0.000	100	89671	400.0	356.0	
79 cis-1,3-Dichloropropene	75	6.462	6.462	0.000	93	74479	20.0	16.5	
80 4-Methyl-2-pentanone (MIBK	43	6.596	6.596	0.000	98	265558	100.0	91.4	
$ 81 Toluene-d8 (Surr)	98	6.669	6.669	0.000	99	485614	50.0	50.9	
82 Toluene	91	6.724	6.724	0.000	93	206340	20.0	18.1	
83 trans-1,3-Dichloropropene	75	6.961	6.961	0.000	97	60788	20.0	15.6	
84 Ethyl methacrylate	69	6.968	6.968	0.000	91	58638	20.0	16.2	
85 1,1,2-Trichloroethane	83	7.108	7.108	0.000	96	37110	20.0	17.9	

Compound	Sig	RT (min.)	Exp RT (min.)	Dlt RT (min.)	Q	Response	Cal Amt ug/l	OnCol Amt ug/l	Flags
86 Tetrachloroethene	166	7.144	7.144	0.000	95	41569	20.0	17.9	
87 1,3-Dichloropropane	76	7.242	7.242	0.000	95	73551	20.0	18.1	
88 2-Hexanone	43	7.272	7.272	0.000	98	160324	100.0	91.6	
89 n-Butyl acetate	73	7.327	7.327	0.000	99	11921	20.0	15.7	
90 Chlorodibromomethane	129	7.388	7.388	0.000	98	38798	20.0	15.8	
91 Ethylene Dibromide	107	7.492	7.492	0.000	99	37620	20.0	17.6	
* 92 Chlorobenzene-d5	117	7.784	7.784	0.000	89	334412	50.0	50.0	
93 Chlorobenzene	112	7.803	7.803	0.000	92	123741	20.0	18.5	
94 Ethylbenzene	106	7.851	7.851	0.000	99	69484	20.0	18.3	
95 1,1,1,2-Tetrachloroethane	131	7.864	7.864	0.000	94	42524	20.0	16.1	
96 m-Xylene & p-Xylene	106	7.931	7.931	0.000	99	84782	20.0	17.9	
97 n-Butyl acrylate	73	8.150	8.150	0.000	97	36784	20.0	15.1	
98 o-Xylene	106	8.187	8.187	0.000	93	87800	20.0	17.8	
99 Styrene	104	8.199	8.199	0.000	93	142292	20.0	17.8	
100 Amyl acetate (mixed isomer	43	8.284	8.284	0.000	90	107957	20.0	15.7	
101 Bromoform	173	8.339	8.339	0.000	94	22060	20.0	13.5	
102 Isopropylbenzene	105	8.400	8.400	0.000	96	221733	20.0	17.3	
$ 103 4-Bromofluorobenzene	174	8.528	8.528	0.000	88	130847	50.0	49.0	
104 Bromobenzene	156	8.614	8.614	0.000	94	50749	20.0	18.4	
105 1,1,2,2-Tetrachloroethane	83	8.620	8.620	0.000	99	63127	20.0	17.9	
106 N-Propylbenzene	91	8.638	8.638	0.000	98	291830	20.0	18.6	
107 1,2,3-Trichloropropane	110	8.656	8.656	0.000	96	15710	20.0	17.5	
108 trans-1,4-Dichloro-2-buten	53	8.656	8.656	0.000	69	9272	20.0	9.28	
109 4-Ethyltoluene	105	8.705	8.705	0.000	98	233871	20.0	18.4	
110 2-Chlorotoluene	91	8.711	8.711	0.000	96	201976	20.0	19.1	
111 1,3,5-Trimethylbenzene	105	8.742	8.742	0.000	92	191246	20.0	18.5	
112 Butyl Methacrylate	87	8.778	8.778	0.000	66	74575	20.0	17.4	
113 4-Chlorotoluene	91	8.778	8.778	0.000	97	178201	20.0	19.8	
114 tert-Butylbenzene	119	8.918	8.918	0.000	93	149951	20.0	17.7	
115 1,2,4-Trimethylbenzene	105	8.955	8.955	0.000	98	197335	20.0	18.2	
116 sec-Butylbenzene	105	9.040	9.040	0.000	99	247545	20.0	18.4	
117 4-Isopropyltoluene	119	9.120	9.120	0.000	98	205128	20.0	18.1	
118 1,3-Dichlorobenzene	146	9.138	9.138	0.000	94	107046	20.0	19.2	
* 119 1,4-Dichlorobenzene-d4	152	9.181	9.181	0.000	97	187783	50.0	50.0	
120 1,4-Dichlorobenzene	146	9.193	9.193	0.000	92	110670	20.0	19.3	
121 Benzyl chloride	91	9.272	9.272	0.000	97	97830	20.0	13.6	
122 2,3-Dihydroindene	117	9.321	9.321	0.000	92	226090	20.0	18.6	
123 p-Diethylbenzene	119	9.333	9.333	0.000	92	135483	20.0	18.6	
124 n-Butylbenzene	92	9.351	9.351	0.000	98	126796	20.0	20.1	
125 1,2-Dichlorobenzene	146	9.418	9.418	0.000	94	103305	20.0	18.8	
126 1,2,4,5-Tetramethylbenzene	119	9.827	9.827	0.000	97	183846	20.0	16.3	
127 1,2-Dibromo-3-Chloropropan	75	9.924	9.924	0.000	91	8573	20.0	14.3	
128 1,3,5-Trichlorobenzene	180	10.022	10.022	0.000	96	69309	20.0	17.4	
129 1,2,4-Trichlorobenzene	180	10.497	10.497	0.000	93	55734	20.0	17.3	
130 Hexachlorobutadiene	225	10.570	10.570	0.000	91	26648	20.0	17.7	
131 Naphthalene	128	10.723	10.723	0.000	98	127437	20.0	17.7	
132 1,2,3-Trichlorobenzene	180	10.930	10.930	0.000	95	42873	20.0	18.4	
S 133 1,2-Dichloroethene, Total	100				0		40.0	36.4	
S 134 Xylenes, Total	100				0		40.0	35.7	
S 135 Total BTEX	1				0		100.0	90.3	

Reagents:

8260MIX1COMB_00043	Amount Added:	20.00	Units: uL	
ACROLEIN W_00056	Amount Added:	4.00	Units: uL	
GASES Li_00175	Amount Added:	20.00	Units: uL	
8260ISNEW_00085	Amount Added:	1.00	Units: uL	Run Reagent
8260SURR250_00140	Amount Added:	1.00	Units: uL	Run Reagent

Report Date: 12-Oct-2016 09:45:24 Chrom Revision: 2.2 08-Sep-2016 14:45:52

TestAmerica Edison

Data File: \\ChromNA\Edison\ChromData\CVOAMS1\20161011-46753.b\A28188.D

Injection Date:	11-Oct-2016 20:58:30	Instrument ID:	CVOAMS1	Operator ID:	VOA GC/MS1
Lims ID:	LCS			Worklist Smp#:	3
Client ID:					
Purge Vol:	5.000 mL	Dil. Factor:	1.0000	ALS Bottle#:	2
Method:	8260624W_1	Limit Group:	VOA - 8260C Water and Solid		

Column: Rtx-624 (0.25 mm)

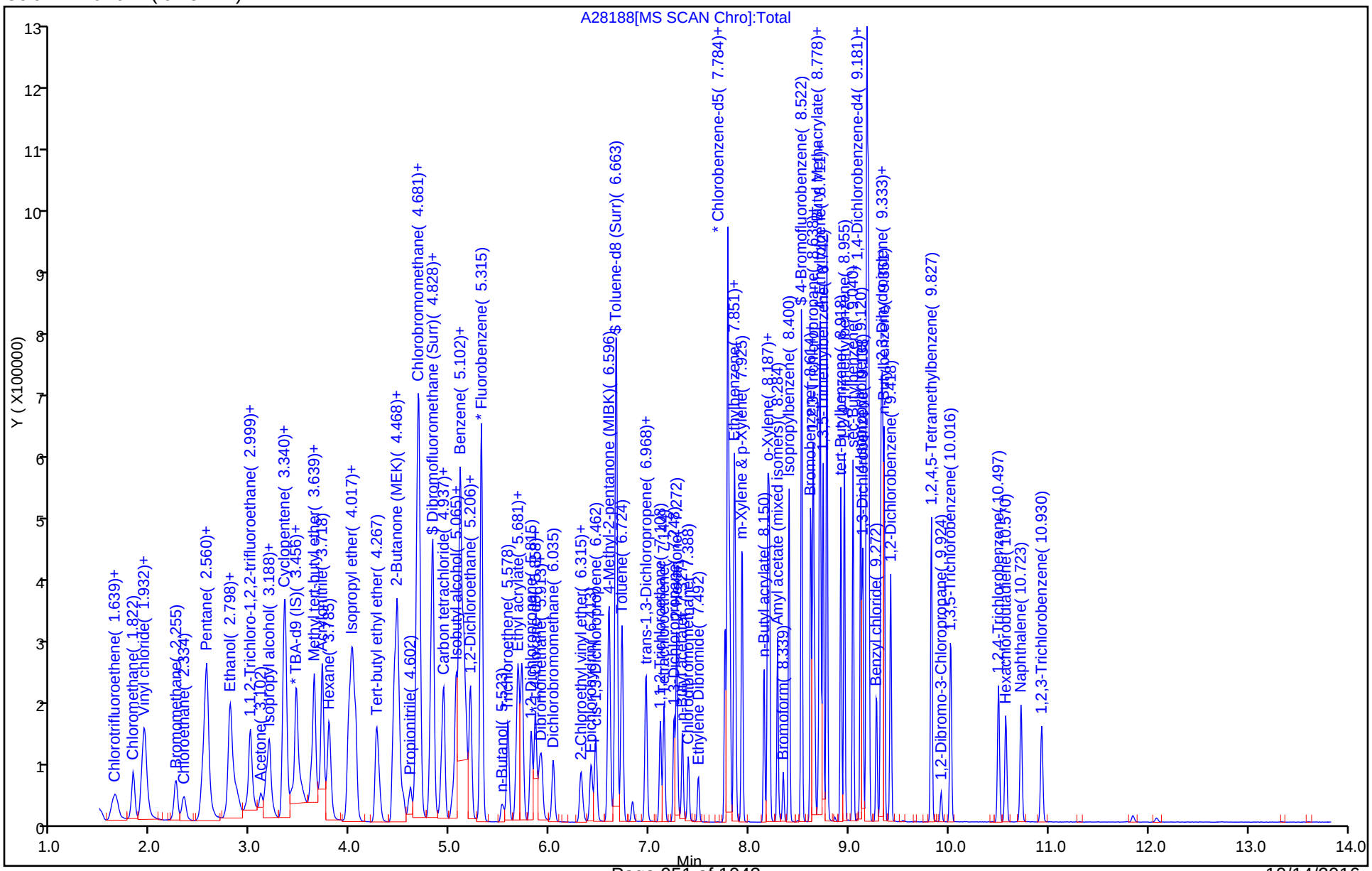

FORM I
GC/MS VOA ORGANICS ANALYSIS DATA SHEET

Lab Name: TestAmerica Edison | Job No.: 460-121256-1

SDG No.:

Client Sample ID: | Lab Sample ID: LCS 460-396623/5

Matrix: Water | Lab File ID: A28221.D

Analysis Method: 8260C | Date Collected:

Sample wt/vol: 5(mL) | Date Analyzed: 10/12/2016 09:36

Soil Aliquot Vol: | Dilution Factor: 1

Soil Extract Vol.: | GC Column: Rtx-624 ID: 0.25(mm)

% Moisture: | Level: (low/med) Low

Analysis Batch No.: 396623 | Units: ug/L

CAS NO.	COMPOUND NAME	RESULT	Q	RL	MDL
71-55-6	1,1,1-Trichloroethane	17.3		1.0	0.28
79-34-5	1,1,2,2-Tetrachloroethane	19.0		1.0	0.19
79-00-5	1,1,2-Trichloroethane	19.1		1.0	0.080
75-34-3	1,1-Dichloroethane	19.6		1.0	0.24
75-35-4	1,1-Dichloroethene	17.7		1.0	0.34
87-61-6	1,2,3-Trichlorobenzene	22.2		1.0	0.35
120-82-1	1,2,4-Trichlorobenzene	18.9		1.0	0.27
96-12-8	1,2-Dibromo-3-Chloropropane	17.2		1.0	0.23
106-93-4	1,2-Dibromoethane	18.2		1.0	0.19
95-50-1	1,2-Dichlorobenzene	19.8		1.0	0.22
107-06-2	1,2-Dichloroethane	18.8		1.0	0.25
78-87-5	1,2-Dichloropropane	18.0		1.0	0.18
541-73-1	1,3-Dichlorobenzene	19.3		1.0	0.33
106-46-7	1,4-Dichlorobenzene	19.4		1.0	0.33
123-91-1	1,4-Dioxane	447		50	8.7
78-93-3	2-Butanone	95.6		5.0	2.2
591-78-6	2-Hexanone	88.4		5.0	0.72
108-10-1	4-Methyl-2-pentanone	87.8		5.0	0.63
67-64-1	Acetone	115		5.0	1.1
71-43-2	Benzene	19.5		1.0	0.090
74-97-5	Bromochloromethane	18.9		1.0	0.30
75-27-4	Bromodichloromethane	17.0		1.0	0.15
75-25-2	Bromoform	14.4		1.0	0.18
74-83-9	Bromomethane	13.8		1.0	0.18
75-15-0	Carbon disulfide	15.4		1.0	0.22
56-23-5	Carbon tetrachloride	17.8		1.0	0.33
108-90-7	Chlorobenzene	19.1		1.0	0.24
75-00-3	Chloroethane	12.4		1.0	0.37
67-66-3	Chloroform	19.4		1.0	0.22
74-87-3	Chloromethane	12.1		1.0	0.22
156-59-2	cis-1,2-Dichloroethene	19.2		1.0	0.26
10061-01-5	cis-1,3-Dichloropropene	17.3		1.0	0.16
110-82-7	Cyclohexane	19.9		1.0	0.26
124-48-1	Dibromochloromethane	16.5		1.0	0.22
75-71-8	Dichlorodifluoromethane	11.6		1.0	0.14
100-41-4	Ethylbenzene	18.8		1.0	0.30

FORM I
GC/MS VOA ORGANICS ANALYSIS DATA SHEET

Lab Name: TestAmerica Edison | Job No.: 460-121256-1

SDG No.:

Client Sample ID: | Lab Sample ID: LCS 460-396623/5

Matrix: Water | Lab File ID: A28221.D

Analysis Method: 8260C | Date Collected:

Sample wt/vol: 5(mL) | Date Analyzed: 10/12/2016 09:36

Soil Aliquot Vol: | Dilution Factor: 1

Soil Extract Vol.: | GC Column: Rtx-624 ID: 0.25(mm)

% Moisture: | Level: (low/med) Low

Analysis Batch No.: 396623 | Units: ug/L

CAS NO.	COMPOUND NAME	RESULT	Q	RL	MDL
76-13-1	Freon TF	18.9		1.0	0.34
98-82-8	Isopropylbenzene	18.2		1.0	0.32
179601-23-1	m&p-Xylene	18.4		1.0	0.28
79-20-9	Methyl acetate	98.1		5.0	0.58
108-87-2	Methylcyclohexane	17.8		1.0	0.22
75-09-2	Methylene Chloride	19.3		1.0	0.21
1634-04-4	MTBE	17.5		1.0	0.13
95-47-6	o-Xylene	18.2		1.0	0.32
100-42-5	Styrene	18.3		1.0	0.17
127-18-4	Tetrachloroethene	19.0		1.0	0.12
108-88-3	Toluene	19.0		1.0	0.25
156-60-5	trans-1,2-Dichloroethene	18.9		1.0	0.18
10061-02-6	trans-1,3-Dichloropropene	16.0		1.0	0.19
79-01-6	Trichloroethene	19.0		1.0	0.22
75-69-4	Trichlorofluoromethane	15.2		1.0	0.15
75-01-4	Vinyl chloride	14.0		1.0	0.060

CAS NO.	SURROGATE	%REC	Q	LIMITS
17060-07-0	1,2-Dichloroethane-d4 (Surr)	102		70-130
460-00-4	Bromofluorobenzene	95		70-130
1868-53-7	Dibromofluoromethane (Surr)	101		70-130
2037-26-5	Toluene-d8 (Surr)	102		70-130

TestAmerica Edison
Target Compound Quantitation Report

Data File: \\ChromNA\Edison\ChromData\CVOAMS1\20161012-46772.b\A28221.D
Lims ID: LCS
Client ID:
Sample Type: LCS
Inject. Date: 12-Oct-2016 09:36:30 ALS Bottle#: 1 Worklist Smp#: 5
Purge Vol: 5.000 mL Dil. Factor: 1.0000
Sample Info: LCS
Misc. Info.: 460-0046772-005
Operator ID: VOA GC/MS1 Instrument ID: CVOAMS1

Method: \\ChromNA\Edison\ChromData\CVOAMS1\20161012-46772.b\8260624W_1.m
Limit Group: VOA - 8260C Water and Solid
Last Update: 12-Oct-2016 10:07:58 Calib Date: 08-Sep-2016 04:26:30
Integrator: RTE ID Type: Deconvolution ID
Quant Method: Internal Standard Quant By: Initial Calibration
Last ICal File: \\ChromNA\Edison\ChromData\CVOAMS1\20160908-45311.b\A26272.D

Column 1 : Rtx-624 (0.25 mm) Det: MS SCAN
Process Host: XAWRK018

First Level Reviewer: moroneyc Date: 12-Oct-2016 10:07:58

Compound	Sig	RT (min.)	Exp RT (min.)	Dlt RT (min.)	Q	Response	Cal Amt ug/l	OnCol Amt ug/l	Flags
1 Chlorotrifluoroethene	66	1.615	1.615	0.000	88	9294	20.0	13.0	
3 Dichlorodifluoromethane	85	1.645	1.645	0.000	99	56351	20.0	11.6	
4 Chloromethane	50	1.822	1.822	0.000	99	72281	20.0	12.1	
5 Vinyl chloride	62	1.926	1.926	0.000	98	74381	20.0	14.0	
6 Butadiene	54	1.938	1.938	0.000	68	66021	20.0	13.8	
7 Bromomethane	94	2.243	2.243	0.000	99	41225	20.0	13.8	
8 Chloroethane	64	2.322	2.322	0.000	99	38435	20.0	12.4	
10 Trichlorofluoromethane	101	2.529	2.529	0.000	59	76111	20.0	15.2	
9 Dichlorofluoromethane	67	2.529	2.529	0.000	99	110461	20.0	15.8	
12 Pentane	72	2.560	2.560	0.000	96	21301	40.0	33.3	
14 Ethanol	46	2.773	2.773	0.000	72	11632	800.0	761.0	
13 Ethyl ether	59	2.773	2.773	0.000	94	52361	20.0	17.7	
15 2-Methyl-1,3-butadiene	53	2.797	2.797	0.000	96	56105	20.0	17.2	
16 1,2-Dichloro-1,1,2-trifluo	117	2.840	2.840	0.000	96	45300	20.0	19.0	
11 Acrolein	56	2.962	2.962	0.000	95	8301	40.0	17.9	
18 1,1-Dichloroethene	96	2.993	2.993	0.000	98	55068	20.0	17.7	
17 1,1,2-Trichloro-1,2,2-trif	101	3.005	3.005	0.000	89	48899	20.0	18.9	
19 Acetone	43	3.102	3.102	0.000	88	99050	100.0	114.7	
20 Iodomethane	142	3.151	3.151	0.000	99	88467	20.0	16.5	
21 Carbon disulfide	76	3.182	3.182	0.000	100	195676	20.0	15.4	
22 Isopropyl alcohol	45	3.218	3.218	0.000	58	31134	200.0	175.4	
23 3-Chloro-1-propene	76	3.322	3.322	0.000	90	37094	20.0	17.6	
25 Cyclopentene	67	3.340	3.340	0.000	89	167746	20.0	18.1	
24 Methyl acetate	43	3.346	3.346	0.000	100	269745	100.0	98.1	
26 Acetonitrile	41	3.407	3.407	0.000	98	106315	200.0	198.2	
27 Methylene Chloride	84	3.456	3.456	0.000	98	71962	20.0	19.3	
* 28 TBA-d9 (IS)	65	3.468	3.468	0.000	99	256286	1000.0	1000.0	
29 2-Methyl-2-propanol	59	3.535	3.535	0.000	91	44890	200.0	168.6	
30 Methyl tert-butyl ether	73	3.633	3.633	0.000	98	164776	20.0	17.5	
31 trans-1,2-Dichloroethene	96	3.633	3.633	0.000	98	62429	20.0	18.9	
32 Acrylonitrile	53	3.712	3.712	0.000	93	277950	200.0	201.8	

Compound	Sig	RT (min.)	Exp RT (min.)	Dlt RT (min.)	Q	Response	Cal Amt ug/l	OnCol Amt ug/l	Flags
33 Hexane	43	3.779	3.779	0.000	95	68780	20.0	18.6	
34 Isopropyl ether	45	3.986	3.986	0.000	96	226195	20.0	18.2	
35 1,1-Dichloroethane	63	4.011	4.011	0.000	99	125901	20.0	19.6	
36 Vinyl acetate	86	4.029	4.029	0.000	100	18715	40.0	30.7	
37 2-Chloro-1,3-butadiene	88	4.053	4.053	0.000	92	55694	20.0	19.6	
38 Tert-butyl ethyl ether	59	4.267	4.267	0.000	89	180587	20.0	17.3	
* 39 2-Butanone-d5	46	4.437	4.437	0.000	98	334221	250.0	250.0	
40 2,2-Dichloropropane	97	4.462	4.462	0.000	94	17122	20.0	15.5	
41 cis-1,2-Dichloroethene	96	4.468	4.468	0.000	91	65610	20.0	19.2	
43 Ethyl acetate	70	4.486	4.486	0.000	92	10736	40.0	35.8	
42 2-Butanone (MEK)	72	4.486	4.486	0.000	95	31652	100.0	95.6	
44 Methyl acrylate	55	4.529	4.529	0.000	98	52946	20.0	19.5	
45 Propionitrile	54	4.602	4.602	0.000	99	90718	200.0	202.5	
47 Chlorobromomethane	128	4.657	4.657	0.000	98	28850	20.0	18.9	
46 Tetrahydrofuran	72	4.663	4.663	0.000	84	15381	40.0	39.6	
48 Methacrylonitrile	67	4.681	4.681	0.000	94	247996	200.0	200.8	
49 Chloroform	83	4.700	4.700	0.000	98	104356	20.0	19.4	
50 Cyclohexane	56	4.809	4.809	0.000	95	109158	20.0	19.9	
52 1,1,1-Trichloroethane	97	4.821	4.821	0.000	96	76522	20.0	17.3	
$ 53 Dibromofluoromethane (Surr	113	4.828	4.828	0.000	96	138456	50.0	50.5	
54 Carbon tetrachloride	117	4.913	4.913	0.000	98	64763	20.0	17.8	
55 1,1-Dichloropropene	75	4.937	4.937	0.000	96	82196	20.0	19.7	
56 Isobutyl alcohol	43	5.053	5.053	0.000	43	94690	500.0	731.0	
57 Isooctane	57	5.059	5.059	0.000	98	196699	20.0	17.4	
58 Benzene	78	5.096	5.096	0.000	95	235991	20.0	19.5	
$ 59 1,2-Dichloroethane-d4 (Sur	65	5.102	5.102	0.000	98	169480	50.0	51.0	
60 Isopropyl acetate	43	5.132	5.132	0.000	96	182417	20.0	17.4	
61 Tert-amyl methyl ether	73	5.138	5.138	0.000	90	183401	20.0	17.5	
62 1,2-Dichloroethane	62	5.163	5.163	0.000	95	74438	20.0	18.8	
63 n-Heptane	71	5.199	5.199	0.000	94	60781	20.0	18.6	
* 64 Fluorobenzene	96	5.309	5.309	0.000	98	518385	50.0	50.0	
65 n-Butanol	56	5.523	5.523	0.000	91	29113	500.0	406.5	
66 Trichloroethene	95	5.577	5.577	0.000	95	53554	20.0	19.0	
67 Ethyl acrylate	55	5.675	5.675	0.000	98	184095	20.0	21.8	
68 Methylcyclohexane	83	5.681	5.681	0.000	96	98689	20.0	17.8	
69 1,2-Dichloropropane	63	5.815	5.815	0.000	94	61203	20.0	18.0	
* 70 1,4-Dioxane-d8	96	5.846	5.846	0.000	35	23215	1000.0	1000.0	
71 Methyl methacrylate	100	5.852	5.852	0.000	93	23934	40.0	35.7	
73 1,4-Dioxane	88	5.901	5.901	0.000	32	11126	400.0	446.9	
72 n-Propyl acetate	43	5.894	5.894	0.000	98	76413	20.0	17.4	
74 Dibromomethane	93	5.913	5.913	0.000	94	32465	20.0	18.6	
75 Dichlorobromomethane	83	6.035	6.035	0.000	98	64931	20.0	17.0	
76 2-Chloroethyl vinyl ether	63	6.309	6.309	0.000	92	30097	20.0	16.6	
77 2-Nitropropane	41	6.321	6.321	0.000	82	20013	40.0	27.4	
78 Epichlorohydrin	57	6.413	6.413	0.000	100	99088	400.0	335.3	
79 cis-1,3-Dichloropropene	75	6.461	6.461	0.000	93	75691	20.0	17.3	
80 4-Methyl-2-pentanone (MIBK	43	6.589	6.589	0.000	98	299347	100.0	87.8	
$ 81 Toluene-d8 (Surr)	98	6.663	6.663	0.000	99	472018	50.0	50.9	
82 Toluene	91	6.724	6.724	0.000	93	211230	20.0	19.0	
83 trans-1,3-Dichloropropene	75	6.961	6.961	0.000	98	60626	20.0	16.0	
84 Ethyl methacrylate	69	6.967	6.967	0.000	88	60932	20.0	16.9	
85 1,1,2-Trichloroethane	83	7.108	7.108	0.000	95	38532	20.0	19.1	

Compound	Sig	RT (min.)	Exp RT (min.)	Dlt RT (min.)	Q	Response	Cal Amt ug/l	OnCol Amt ug/l	Flags
86 Tetrachloroethene	166	7.144	7.144	0.000	96	42889	20.0	19.0	
87 1,3-Dichloropropane	76	7.242	7.242	0.000	96	74952	20.0	19.0	
88 2-Hexanone	43	7.272	7.272	0.000	98	181585	100.0	88.4	
89 n-Butyl acetate	73	7.327	7.327	0.000	98	13554	20.0	18.4	
90 Chlorodibromomethane	129	7.388	7.388	0.000	98	39349	20.0	16.5	
91 Ethylene Dibromide	107	7.492	7.492	0.000	99	37648	20.0	18.2	
* 92 Chlorobenzene-d5	117	7.784	7.784	0.000	89	324646	50.0	50.0	
93 Chlorobenzene	112	7.803	7.803	0.000	96	123748	20.0	19.1	
94 Ethylbenzene	106	7.851	7.851	0.000	99	69099	20.0	18.8	
95 1,1,1,2-Tetrachloroethane	131	7.864	7.864	0.000	94	42983	20.0	16.8	
96 m-Xylene & p-Xylene	106	7.931	7.931	0.000	99	84677	20.0	18.4	
97 n-Butyl acrylate	73	8.150	8.150	0.000	96	37211	20.0	15.7	
98 o-Xylene	106	8.187	8.187	0.000	93	87088	20.0	18.2	
99 Styrene	104	8.205	8.205	0.000	94	142421	20.0	18.3	
100 Amyl acetate (mixed isomer	43	8.284	8.284	0.000	90	115503	20.0	17.4	
101 Bromoform	173	8.339	8.339	0.000	94	22901	20.0	14.4	
102 Isopropylbenzene	105	8.400	8.400	0.000	96	225723	20.0	18.2	
$ 103 4-Bromofluorobenzene	174	8.528	8.528	0.000	84	123079	50.0	47.4	
104 Bromobenzene	156	8.619	8.619	0.000	94	49942	20.0	18.8	
105 1,1,2,2-Tetrachloroethane	83	8.619	8.619	0.000	99	64825	20.0	19.0	
106 N-Propylbenzene	91	8.644	8.644	0.000	98	293095	20.0	19.3	
107 1,2,3-Trichloropropane	110	8.662	8.662	0.000	94	16824	20.0	19.4	
108 trans-1,4-Dichloro-2-buten	53	8.662	8.662	0.000	73	16460	20.0	17.0	
109 4-Ethyltoluene	105	8.711	8.711	0.000	98	238257	20.0	19.4	
110 2-Chlorotoluene	91	8.717	8.717	0.000	96	195033	20.0	19.1	
111 1,3,5-Trimethylbenzene	105	8.748	8.748	0.000	92	192547	20.0	19.3	
112 Butyl Methacrylate	87	8.784	8.784	0.000	64	70944	20.0	17.1	
113 4-Chlorotoluene	91	8.784	8.784	0.000	97	173834	20.0	20.0	
114 tert-Butylbenzene	119	8.924	8.924	0.000	93	151047	20.0	18.4	
115 1,2,4-Trimethylbenzene	105	8.961	8.961	0.000	98	197401	20.0	18.8	
116 sec-Butylbenzene	105	9.046	9.046	0.000	99	251594	20.0	19.4	
117 4-Isopropyltoluene	119	9.125	9.125	0.000	98	205656	20.0	18.8	
118 1,3-Dichlorobenzene	146	9.144	9.144	0.000	94	104112	20.0	19.3	
* 119 1,4-Dichlorobenzene-d4	152	9.186	9.186	0.000	96	181454	50.0	50.0	
120 1,4-Dichlorobenzene	146	9.199	9.199	0.000	90	107639	20.0	19.4	
121 Benzyl chloride	91	9.284	9.284	0.000	97	97400	20.0	14.0	
122 2,3-Dihydroindene	117	9.333	9.333	0.000	93	221322	20.0	18.8	
123 p-Diethylbenzene	119	9.345	9.345	0.000	92	135592	20.0	19.2	
124 n-Butylbenzene	92	9.363	9.363	0.000	76	126818	20.0	20.8	
125 1,2-Dichlorobenzene	146	9.430	9.430	0.000	95	105241	20.0	19.8	
126 1,2,4,5-Tetramethylbenzene	119	9.839	9.839	0.000	97	183144	20.0	16.8	
127 1,2-Dibromo-3-Chloropropan	75	9.936	9.936	0.000	92	9909	20.0	17.2	
128 1,3,5-Trichlorobenzene	180	10.034	10.034	0.000	96	69413	20.0	18.0	
129 1,2,4-Trichlorobenzene	180	10.515	10.515	0.000	94	58679	20.0	18.9	
130 Hexachlorobutadiene	225	10.589	10.589	0.000	91	26819	20.0	18.4	
131 Naphthalene	128	10.741	10.741	0.000	99	142919	20.0	20.5	
132 1,2,3-Trichlorobenzene	180	10.948	10.948	0.000	93	50075	20.0	22.2	
S 133 1,2-Dichloroethene, Total	100				0		40.0	38.0	
S 134 Xylenes, Total	100				0		40.0	36.6	
S 135 Total BTEX	1				0		100.0	93.9	

Reagents:

8260MIX1COMB_00043	Amount Added:	20.00	Units: uL	
ACROLEIN W_00056	Amount Added:	4.00	Units: uL	
GASES Li_00175	Amount Added:	20.00	Units: uL	
8260ISNEW_00085	Amount Added:	1.00	Units: uL	Run Reagent
8260SURR250_00140	Amount Added:	1.00	Units: uL	Run Reagent

Report Date: 12-Oct-2016 10:07:59 Chrom Revision: 2.2 08-Sep-2016 14:45:52

TestAmerica Edison

Data File: \\ChromNA\Edison\ChromData\CVOAMS1\20161012-46772.b\A28221.D

Injection Date:	12-Oct-2016 09:36:30	Instrument ID:	CVOAMS1	Operator ID:	VOA GC/MS1
Lims ID:	LCS			Worklist Smp#:	5
Client ID:					
Purge Vol:	5.000 mL	Dil. Factor:	1.0000	ALS Bottle#:	1
Method:	8260624W_1	Limit Group:	VOA - 8260C Water and Solid		

Column: Rtx-624 (0.25 mm)

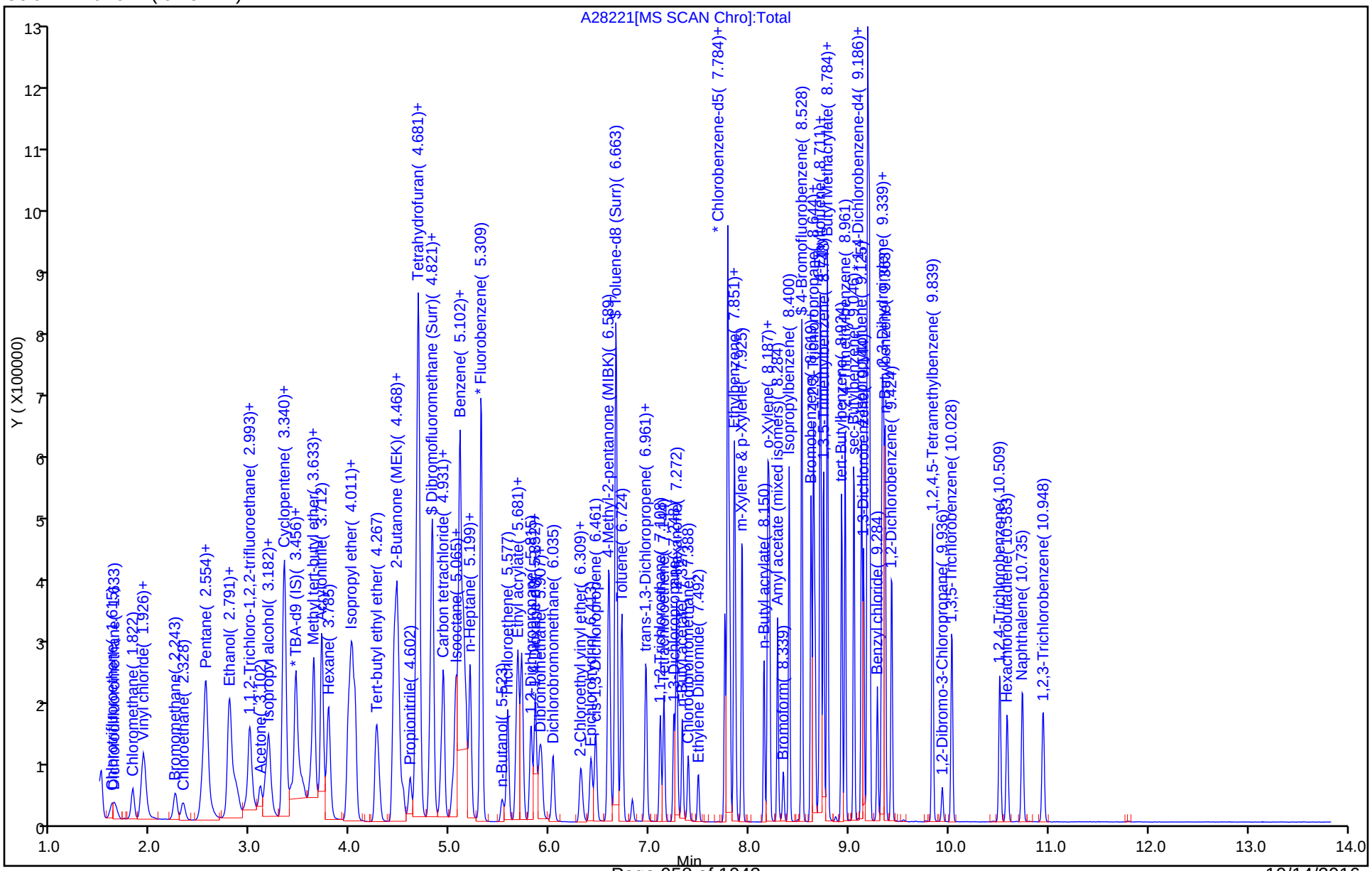

FORM I
GC/MS VOA ORGANICS ANALYSIS DATA SHEET

Lab Name: TestAmerica Edison Job No.: 460-121256-1

SDG No.:

Client Sample ID: Lab Sample ID: LCS 460-396842/3

Matrix: Water Lab File ID: A28249.D

Analysis Method: 8260C Date Collected:

Sample wt/vol: 5(mL) Date Analyzed: 10/12/2016 19:41

Soil Aliquot Vol: Dilution Factor: 1

Soil Extract Vol.: GC Column: Rtx-624 ID: 0.25(mm)

% Moisture: Level: (low/med) Low

Analysis Batch No.: 396842 Units: ug/L

CAS NO.	COMPOUND NAME	RESULT	Q	RL	MDL
71-55-6	1,1,1-Trichloroethane	17.7		1.0	0.28
79-34-5	1,1,2,2-Tetrachloroethane	18.7		1.0	0.19
79-00-5	1,1,2-Trichloroethane	18.8		1.0	0.080
75-34-3	1,1-Dichloroethane	19.7		1.0	0.24
75-35-4	1,1-Dichloroethene	18.8		1.0	0.34
87-61-6	1,2,3-Trichlorobenzene	19.9		1.0	0.35
120-82-1	1,2,4-Trichlorobenzene	18.7		1.0	0.27
96-12-8	1,2-Dibromo-3-Chloropropane	16.3		1.0	0.23
106-93-4	1,2-Dibromoethane	18.3		1.0	0.19
95-50-1	1,2-Dichlorobenzene	19.9		1.0	0.22
107-06-2	1,2-Dichloroethane	18.8		1.0	0.25
78-87-5	1,2-Dichloropropane	18.4		1.0	0.18
541-73-1	1,3-Dichlorobenzene	20.1		1.0	0.33
106-46-7	1,4-Dichlorobenzene	20.0		1.0	0.33
123-91-1	1,4-Dioxane	466		50	8.7
78-93-3	2-Butanone	97.8		5.0	2.2
591-78-6	2-Hexanone	89.9		5.0	0.72
108-10-1	4-Methyl-2-pentanone	93.7		5.0	0.63
67-64-1	Acetone	127		5.0	1.1
71-43-2	Benzene	19.8		1.0	0.090
74-97-5	Bromochloromethane	18.8		1.0	0.30
75-27-4	Bromodichloromethane	17.2		1.0	0.15
75-25-2	Bromoform	14.1		1.0	0.18
74-83-9	Bromomethane	22.3		1.0	0.18
75-15-0	Carbon disulfide	17.6		1.0	0.22
56-23-5	Carbon tetrachloride	17.8		1.0	0.33
108-90-7	Chlorobenzene	19.0		1.0	0.24
75-00-3	Chloroethane	19.8		1.0	0.37
67-66-3	Chloroform	19.6		1.0	0.22
74-87-3	Chloromethane	21.2		1.0	0.22
156-59-2	cis-1,2-Dichloroethene	19.6		1.0	0.26
10061-01-5	cis-1,3-Dichloropropene	17.3		1.0	0.16
110-82-7	Cyclohexane	20.3		1.0	0.26
124-48-1	Dibromochloromethane	16.3		1.0	0.22
75-71-8	Dichlorodifluoromethane	24.1		1.0	0.14
100-41-4	Ethylbenzene	19.0		1.0	0.30

FORM I
GC/MS VOA ORGANICS ANALYSIS DATA SHEET

Lab Name: TestAmerica Edison | Job No.: 460-121256-1

SDG No.:

Client Sample ID: | Lab Sample ID: LCS 460-396842/3

Matrix: Water | Lab File ID: A28249.D

Analysis Method: 8260C | Date Collected:

Sample wt/vol: 5(mL) | Date Analyzed: 10/12/2016 19:41

Soil Aliquot Vol: | Dilution Factor: 1

Soil Extract Vol.: | GC Column: Rtx-624 ID: 0.25(mm)

% Moisture: | Level: (low/med) Low

Analysis Batch No.: 396842 | Units: ug/L

CAS NO.	COMPOUND NAME	RESULT	Q	RL	MDL
76-13-1	Freon TF	16.9		1.0	0.34
98-82-8	Isopropylbenzene	18.3		1.0	0.32
179601-23-1	m&p-Xylene	18.9		1.0	0.28
79-20-9	Methyl acetate	95.1		5.0	0.58
108-87-2	Methylcyclohexane	18.1		1.0	0.22
75-09-2	Methylene Chloride	19.9		1.0	0.21
1634-04-4	MTBE	17.0		1.0	0.13
95-47-6	o-Xylene	18.9		1.0	0.32
100-42-5	Styrene	18.2		1.0	0.17
127-18-4	Tetrachloroethene	18.7		1.0	0.12
108-88-3	Toluene	19.1		1.0	0.25
156-60-5	trans-1,2-Dichloroethene	19.4		1.0	0.18
10061-02-6	trans-1,3-Dichloropropene	15.8		1.0	0.19
79-01-6	Trichloroethene	18.5		1.0	0.22
75-69-4	Trichlorofluoromethane	20.3		1.0	0.15
75-01-4	Vinyl chloride	22.1		1.0	0.060

CAS NO.	SURROGATE	%REC	Q	LIMITS
17060-07-0	1,2-Dichloroethane-d4 (Surr)	100		70-130
460-00-4	Bromofluorobenzene	96		70-130
1868-53-7	Dibromofluoromethane (Surr)	101		70-130
2037-26-5	Toluene-d8 (Surr)	101		70-130

TestAmerica Edison
Target Compound Quantitation Report

Data File: \\ChromNA\Edison\ChromData\CVOAMS1\20161012-46810.b\A28249.D
Lims ID: LCS
Client ID:
Sample Type: LCS
Inject. Date: 12-Oct-2016 19:41:30 ALS Bottle#: 2 Worklist Smp#: 3
Purge Vol: 5.000 mL Dil. Factor: 1.0000
Sample Info: LCS
Misc. Info.: 460-0046810-003
Operator ID: VOA GC/MS1 Instrument ID: CVOAMS1

Method: \\ChromNA\Edison\ChromData\CVOAMS1\20161012-46810.b\8260624W_1.m
Limit Group: VOA - 8260C Water and Solid
Last Update: 13-Oct-2016 06:24:10 Calib Date: 08-Sep-2016 04:26:30
Integrator: RTE ID Type: Deconvolution ID
Quant Method: Internal Standard Quant By: Initial Calibration
Last ICal File: \\ChromNA\Edison\ChromData\CVOAMS1\20160908-45311.b\A26272.D

Column 1 : Rtx-624 (0.25 mm) Det: MS SCAN
Process Host: XAWRK022

First Level Reviewer: starzecm Date: 12-Oct-2016 22:12:34

Compound	Sig	RT (min.)	Exp RT (min.)	Dlt RT (min.)	Q	Response	Cal Amt ug/l	OnCol Amt ug/l	Flags
1 Chlorotrifluoroethene	66	1.597	1.597	0.000	89	14483	20.0	22.1	
3 Dichlorodifluoromethane	85	1.633	1.633	0.000	99	107754	20.0	24.1	
4 Chloromethane	50	1.810	1.810	0.000	99	116861	20.0	21.2	
5 Vinyl chloride	62	1.920	1.920	0.000	98	108076	20.0	22.1	
6 Butadiene	54	1.920	1.920	0.000	94	97160	20.0	22.0	
7 Bromomethane	94	2.237	2.237	0.000	99	61565	20.0	22.3	
8 Chloroethane	64	2.316	2.316	0.000	100	56656	20.0	19.8	
9 Dichlorofluoromethane	67	2.529	2.529	0.000	99	136566	20.0	21.1	
10 Trichlorofluoromethane	101	2.535	2.535	0.000	92	93552	20.0	20.3	
12 Pentane	72	2.554	2.554	0.000	96	24635	40.0	41.7	
14 Ethanol	46	2.767	2.767	0.000	75	9947	800.0	848.8	
13 Ethyl ether	59	2.767	2.767	0.000	94	51551	20.0	18.9	
15 2-Methyl-1,3-butadiene	53	2.791	2.791	0.000	97	57662	20.0	19.2	
16 1,2-Dichloro-1,1,2-trifluo	117	2.834	2.834	0.000	98	42052	20.0	19.1	
11 Acrolein	56	2.956	2.956	0.000	95	10583	40.0	31.6	
18 1,1-Dichloroethene	96	2.980	2.980	0.000	96	53913	20.0	18.8	
17 1,1,2-Trichloro-1,2,2-trif	101	2.999	2.999	0.000	91	40214	20.0	16.9	
19 Acetone	43	3.096	3.096	0.000	88	90480	100.0	127.3	
20 Iodomethane	142	3.145	3.145	0.000	100	84335	20.0	17.1	
21 Carbon disulfide	76	3.175	3.175	0.000	99	206624	20.0	17.6	
22 Isopropyl alcohol	45	3.188	3.188	0.000	52	29159	200.0	214.2	
23 3-Chloro-1-propene	76	3.322	3.322	0.000	90	35970	20.0	18.5	
25 Cyclopentene	67	3.340	3.340	0.000	92	162643	20.0	19.1	
24 Methyl acetate	43	3.340	3.340	0.000	99	241223	100.0	95.1	
26 Acetonitrile	41	3.407	3.407	0.000	96	55975	200.0	136.1	
27 Methylene Chloride	84	3.450	3.450	0.000	97	68468	20.0	19.9	
* 28 TBA-d9 (IS)	65	3.468	3.468	0.000	93	196488	1000.0	1000.0	
29 2-Methyl-2-propanol	59	3.535	3.535	0.000	91	36566	200.0	179.7	
30 Methyl tert-butyl ether	73	3.627	3.627	0.000	75	147869	20.0	17.0	
31 trans-1,2-Dichloroethene	96	3.633	3.633	0.000	99	59125	20.0	19.4	
32 Acrylonitrile	53	3.712	3.712	0.000	94	249926	200.0	196.8	

Compound	Sig	RT (min.)	Exp RT (min.)	Dlt RT (min.)	Q	Response	Cal Amt ug/l	OnCol Amt ug/l	Flags
33 Hexane	43	3.779	3.779	0.000	95	66224	20.0	19.4	
34 Isopropyl ether	45	3.980	3.980	0.000	96	213648	20.0	18.6	
35 1,1-Dichloroethane	63	4.005	4.005	0.000	99	116590	20.0	19.7	
36 Vinyl acetate	86	4.023	4.023	0.000	100	19236	40.0	34.2	
37 2-Chloro-1,3-butadiene	88	4.047	4.047	0.000	92	51242	20.0	19.5	
38 Tert-butyl ethyl ether	59	4.261	4.261	0.000	89	164767	20.0	17.1	
* 39 2-Butanone-d5	46	4.437	4.437	0.000	93	275208	250.0	250.0	
40 2,2-Dichloropropane	97	4.456	4.456	0.000	78	16903	20.0	16.6	
41 cis-1,2-Dichloroethene	96	4.468	4.468	0.000	92	62023	20.0	19.6	
43 Ethyl acetate	70	4.480	4.480	0.000	94	9091	40.0	36.8	
42 2-Butanone (MEK)	72	4.480	4.480	0.000	95	26665	100.0	97.8	
44 Methyl acrylate	55	4.523	4.523	0.000	96	44165	20.0	17.7	
45 Propionitrile	54	4.596	4.596	0.000	98	77030	200.0	186.5	
47 Chlorobromomethane	128	4.651	4.651	0.000	96	26473	20.0	18.8	
46 Tetrahydrofuran	72	4.657	4.657	0.000	55	12637	40.0	39.5	
48 Methacrylonitrile	67	4.681	4.681	0.000	94	215135	200.0	189.0	
49 Chloroform	83	4.693	4.693	0.000	99	97341	20.0	19.6	
50 Cyclohexane	56	4.809	4.809	0.000	95	102713	20.0	20.3	
52 1,1,1-Trichloroethane	97	4.815	4.815	0.000	96	72194	20.0	17.7	
$ 53 Dibromofluoromethane (Surr	113	4.822	4.822	0.000	95	128149	50.0	50.7	
54 Carbon tetrachloride	117	4.913	4.913	0.000	96	59749	20.0	17.8	
55 1,1-Dichloropropene	75	4.937	4.937	0.000	96	73962	20.0	19.2	
56 Isobutyl alcohol	43	5.059	5.059	0.000	40	80446	500.0	810.0	
57 Isooctane	57	5.059	5.059	0.000	96	187146	20.0	18.0	
58 Benzene	78	5.096	5.096	0.000	97	220018	20.0	19.8	
$ 59 1,2-Dichloroethane-d4 (Sur	65	5.102	5.102	0.000	98	152909	50.0	49.9	
60 Isopropyl acetate	43	5.132	5.132	0.000	95	163993	20.0	17.0	
61 Tert-amyl methyl ether	73	5.132	5.132	0.000	91	163137	20.0	16.9	
62 1,2-Dichloroethane	62	5.163	5.163	0.000	96	68577	20.0	18.8	
63 n-Heptane	71	5.199	5.199	0.000	95	51054	20.0	16.9	
* 64 Fluorobenzene	96	5.309	5.309	0.000	98	477902	50.0	50.0	
65 n-Butanol	56	5.523	5.523	0.000	96	24197	500.0	440.7	
66 Trichloroethene	95	5.577	5.577	0.000	95	47976	20.0	18.5	
67 Ethyl acrylate	55	5.669	5.669	0.000	98	137868	20.0	17.7	
68 Methylcyclohexane	83	5.681	5.681	0.000	96	92391	20.0	18.1	
69 1,2-Dichloropropane	63	5.809	5.809	0.000	94	57691	20.0	18.4	
* 70 1,4-Dioxane-d8	96	5.852	5.852	0.000	33	19103	1000.0	1000.0	
71 Methyl methacrylate	100	5.852	5.852	0.000	91	20901	40.0	33.8	
72 n-Propyl acetate	43	5.894	5.894	0.000	98	67267	20.0	16.6	
73 1,4-Dioxane	88	5.913	5.913	0.000	1	9531	400.0	465.6	
74 Dibromomethane	93	5.913	5.913	0.000	92	29154	20.0	18.1	
75 Dichlorobromomethane	83	6.035	6.035	0.000	99	60386	20.0	17.2	
76 2-Chloroethyl vinyl ether	63	6.309	6.309	0.000	91	26076	20.0	15.6	
77 2-Nitropropane	41	6.321	6.321	0.000	82	17067	40.0	25.2	
78 Epichlorohydrin	57	6.413	6.413	0.000	99	86102	400.0	353.8	
79 cis-1,3-Dichloropropene	75	6.461	6.461	0.000	92	69873	20.0	17.3	
80 4-Methyl-2-pentanone (MIBK	43	6.596	6.596	0.000	98	262912	100.0	93.7	
$ 81 Toluene-d8 (Surr)	98	6.663	6.663	0.000	99	431380	50.0	50.5	
82 Toluene	91	6.724	6.724	0.000	93	194833	20.0	19.1	
83 trans-1,3-Dichloropropene	75	6.961	6.961	0.000	98	54941	20.0	15.8	
84 Ethyl methacrylate	69	6.967	6.967	0.000	88	53994	20.0	16.3	
85 1,1,2-Trichloroethane	83	7.108	7.108	0.000	95	34851	20.0	18.8	

Compound	Sig	RT (min.)	Exp RT (min.)	Dlt RT (min.)	Q	Response	Cal Amt ug/l	OnCol Amt ug/l	Flags
86 Tetrachloroethene	166	7.144	7.144	0.000	94	38900	20.0	18.7	
87 1,3-Dichloropropane	76	7.242	7.242	0.000	95	67999	20.0	18.7	
88 2-Hexanone	43	7.272	7.272	0.000	98	152027	100.0	89.9	
89 n-Butyl acetate	73	7.327	7.327	0.000	98	11259	20.0	16.6	
90 Chlorodibromomethane	129	7.388	7.388	0.000	97	35660	20.0	16.3	
91 Ethylene Dibromide	107	7.486	7.486	0.000	98	34955	20.0	18.3	
* 92 Chlorobenzene-d5	117	7.784	7.784	0.000	89	298981	50.0	50.0	
93 Chlorobenzene	112	7.803	7.803	0.000	91	113590	20.0	19.0	
94 Ethylbenzene	106	7.851	7.851	0.000	99	64491	20.0	19.0	
95 1,1,1,2-Tetrachloroethane	131	7.864	7.864	0.000	94	40921	20.0	17.4	
96 m-Xylene & p-Xylene	106	7.931	7.931	0.000	99	80340	20.0	18.9	
97 n-Butyl acrylate	73	8.150	8.150	0.000	96	33082	20.0	15.2	
98 o-Xylene	106	8.187	8.187	0.000	93	83128	20.0	18.9	
99 Styrene	104	8.205	8.205	0.000	94	130065	20.0	18.2	
100 Amyl acetate (mixed isomer	43	8.284	8.284	0.000	90	103801	20.0	16.6	
101 Bromoform	173	8.339	8.339	0.000	93	20570	20.0	14.1	
102 Isopropylbenzene	105	8.400	8.400	0.000	96	209653	20.0	18.3	
$ 103 4-Bromofluorobenzene	174	8.528	8.528	0.000	84	114512	50.0	47.9	
104 Bromobenzene	156	8.620	8.620	0.000	94	46118	20.0	18.4	
105 1,1,2,2-Tetrachloroethane	83	8.620	8.620	0.000	99	60202	20.0	18.7	
106 N-Propylbenzene	91	8.644	8.644	0.000	98	278951	20.0	19.5	
107 1,2,3-Trichloropropane	110	8.656	8.656	0.000	96	15214	20.0	18.5	
108 trans-1,4-Dichloro-2-buten	53	8.662	8.662	0.000	76	12899	20.0	14.1	
109 4-Ethyltoluene	105	8.711	8.711	0.000	98	224608	20.0	19.4	
110 2-Chlorotoluene	91	8.717	8.717	0.000	96	187834	20.0	19.4	
111 1,3,5-Trimethylbenzene	105	8.748	8.748	0.000	92	181827	20.0	19.3	
112 Butyl Methacrylate	87	8.784	8.784	0.000	65	68040	20.0	17.4	
113 4-Chlorotoluene	91	8.784	8.784	0.000	97	167563	20.0	20.4	
114 tert-Butylbenzene	119	8.924	8.924	0.000	92	139428	20.0	18.0	
115 1,2,4-Trimethylbenzene	105	8.961	8.961	0.000	98	188123	20.0	19.0	
116 sec-Butylbenzene	105	9.046	9.046	0.000	99	235582	20.0	19.2	
117 4-Isopropyltoluene	119	9.126	9.126	0.000	97	194564	20.0	18.8	
118 1,3-Dichlorobenzene	146	9.144	9.144	0.000	94	102349	20.0	20.1	
* 119 1,4-Dichlorobenzene-d4	152	9.187	9.187	0.000	97	171369	50.0	50.0	
120 1,4-Dichlorobenzene	146	9.199	9.199	0.000	92	104809	20.0	20.0	
121 Benzyl chloride	91	9.284	9.284	0.000	97	94466	20.0	14.4	
122 2,3-Dihydroindene	117	9.327	9.327	0.000	92	215639	20.0	19.4	
123 p-Diethylbenzene	119	9.345	9.345	0.000	91	131744	20.0	19.8	
124 n-Butylbenzene	92	9.357	9.357	0.000	97	120885	20.0	21.0	
125 1,2-Dichlorobenzene	146	9.424	9.424	0.000	94	99866	20.0	19.9	
126 1,2,4,5-Tetramethylbenzene	119	9.833	9.833	0.000	97	174135	20.0	16.9	
127 1,2-Dibromo-3-Chloropropan	75	9.930	9.930	0.000	91	8910	20.0	16.3	
128 1,3,5-Trichlorobenzene	180	10.028	10.028	0.000	95	67387	20.0	18.5	
129 1,2,4-Trichlorobenzene	180	10.509	10.509	0.000	92	54959	20.0	18.7	
130 Hexachlorobutadiene	225	10.583	10.583	0.000	90	25484	20.0	18.5	
131 Naphthalene	128	10.735	10.735	0.000	98	119553	20.0	18.2	
132 1,2,3-Trichlorobenzene	180	10.942	10.942	0.000	94	42396	20.0	19.9	
S 133 1,2-Dichloroethene, Total	100				0		40.0	39.1	
S 134 Xylenes, Total	100				0		40.0	37.8	
S 135 Total BTEX	1				0		100.0	95.7	

Reagents:

GASES Li_00175	Amount Added:	20.00	Units: uL	
8260MIX1COMB_00043	Amount Added:	20.00	Units: uL	
ACROLEIN W_00056	Amount Added:	4.00	Units: uL	
8260ISNEW_00085	Amount Added:	1.00	Units: uL	Run Reagent
8260SURR250_00140	Amount Added:	1.00	Units: uL	Run Reagent

Report Date: 13-Oct-2016 06:24:10 Chrom Revision: 2.2 08-Sep-2016 14:45:52

TestAmerica Edison

Data File: \\ChromNA\Edison\ChromData\CVOAMS1\20161012-46810.b\A28249.D

Injection Date:	12-Oct-2016 19:41:30	Instrument ID:	CVOAMS1	Operator ID:	VOA GC/MS1
Lims ID:	LCS			Worklist Smp#:	3
Client ID:					
Purge Vol:	5.000 mL	Dil. Factor:	1.0000	ALS Bottle#:	2
Method:	8260624W_1	Limit Group:	VOA - 8260C Water and Solid		

Column: Rtx-624 (0.25 mm)

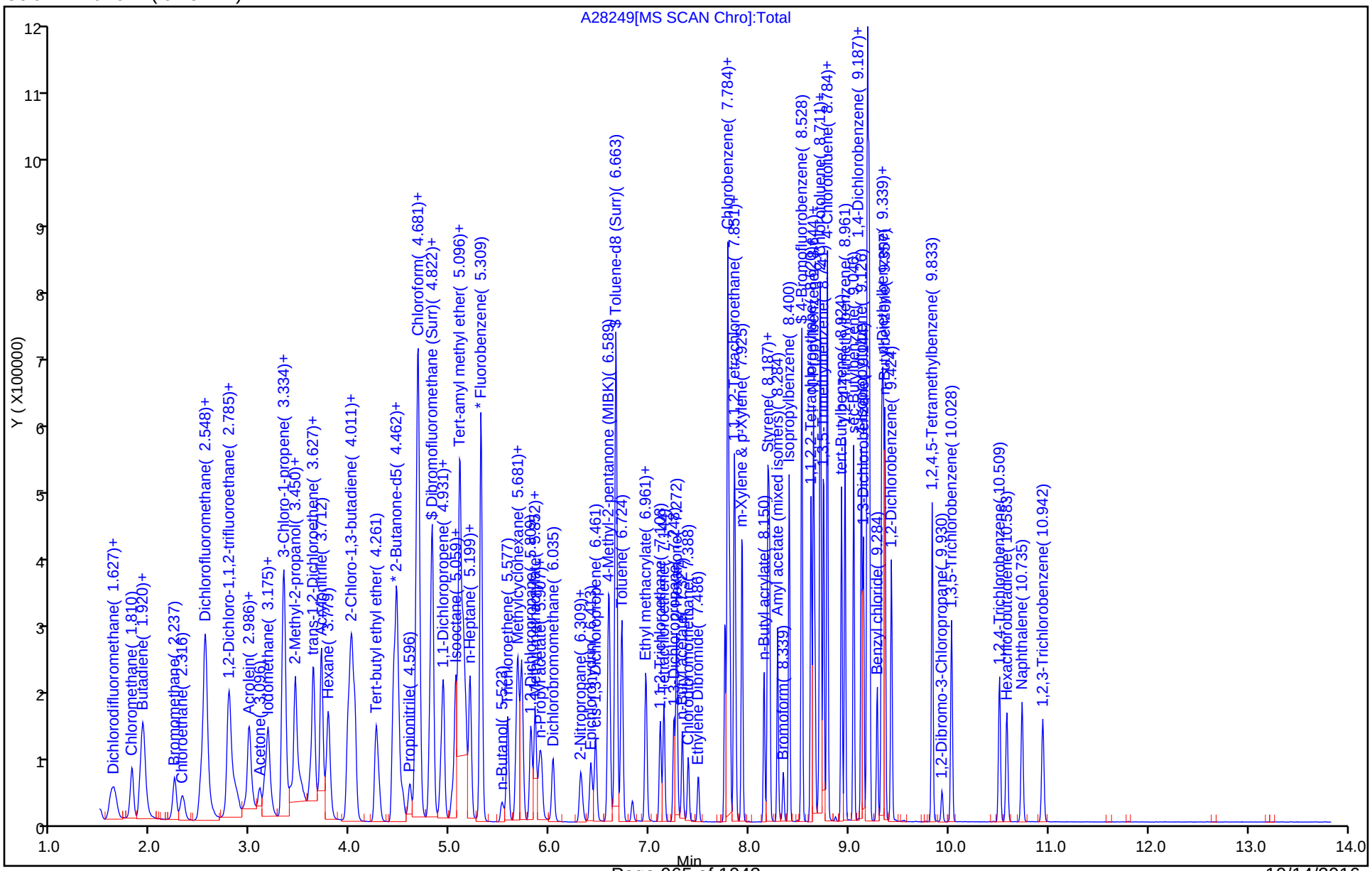

FORM I
GC/MS VOA ORGANICS ANALYSIS DATA SHEET

Lab Name: TestAmerica Edison | Job No.: 460-121256-1

SDG No.:

Client Sample ID: | Lab Sample ID: LCSD 460-396375/5

Matrix: Water | Lab File ID: A28158.D

Analysis Method: 8260C | Date Collected:

Sample wt/vol: 5(mL) | Date Analyzed: 10/11/2016 10:08

Soil Aliquot Vol: | Dilution Factor: 1

Soil Extract Vol.: | GC Column: Rtx-624 ID: 0.25(mm)

% Moisture: | Level: (low/med) Low

Analysis Batch No.: 396375 | Units: ug/L

CAS NO.	COMPOUND NAME	RESULT	Q	RL	MDL
71-55-6	1,1,1-Trichloroethane	17.1		1.0	0.28
79-34-5	1,1,2,2-Tetrachloroethane	18.5		1.0	0.19
79-00-5	1,1,2-Trichloroethane	18.4		1.0	0.080
75-34-3	1,1-Dichloroethane	19.1		1.0	0.24
75-35-4	1,1-Dichloroethene	17.8		1.0	0.34
87-61-6	1,2,3-Trichlorobenzene	23.1		1.0	0.35
120-82-1	1,2,4-Trichlorobenzene	19.9		1.0	0.27
96-12-8	1,2-Dibromo-3-Chloropropane	17.5		1.0	0.23
106-93-4	1,2-Dibromoethane	18.0		1.0	0.19
95-50-1	1,2-Dichlorobenzene	19.9		1.0	0.22
107-06-2	1,2-Dichloroethane	18.0		1.0	0.25
78-87-5	1,2-Dichloropropane	17.7		1.0	0.18
541-73-1	1,3-Dichlorobenzene	19.7		1.0	0.33
106-46-7	1,4-Dichlorobenzene	19.6		1.0	0.33
123-91-1	1,4-Dioxane	442		50	8.7
78-93-3	2-Butanone	99.8		5.0	2.2
591-78-6	2-Hexanone	89.7		5.0	0.72
108-10-1	4-Methyl-2-pentanone	91.4		5.0	0.63
67-64-1	Acetone	103		5.0	1.1
71-43-2	Benzene	19.6		1.0	0.090
74-97-5	Bromochloromethane	18.6		1.0	0.30
75-27-4	Bromodichloromethane	16.6		1.0	0.15
75-25-2	Bromoform	13.7		1.0	0.18
74-83-9	Bromomethane	17.7		1.0	0.18
75-15-0	Carbon disulfide	15.9		1.0	0.22
56-23-5	Carbon tetrachloride	17.9		1.0	0.33
108-90-7	Chlorobenzene	18.6		1.0	0.24
75-00-3	Chloroethane	15.4		1.0	0.37
67-66-3	Chloroform	18.8		1.0	0.22
74-87-3	Chloromethane	19.2		1.0	0.22
156-59-2	cis-1,2-Dichloroethene	19.2		1.0	0.26
10061-01-5	cis-1,3-Dichloropropene	16.5		1.0	0.16
110-82-7	Cyclohexane	20.6		1.0	0.26
124-48-1	Dibromochloromethane	15.6		1.0	0.22
75-71-8	Dichlorodifluoromethane	23.0		1.0	0.14
100-41-4	Ethylbenzene	18.8		1.0	0.30

FORM I
GC/MS VOA ORGANICS ANALYSIS DATA SHEET

Lab Name: TestAmerica Edison | Job No.: 460-121256-1

SDG No.:

Client Sample ID: | Lab Sample ID: LCSD 460-396375/5

Matrix: Water | Lab File ID: A28158.D

Analysis Method: 8260C | Date Collected:

Sample wt/vol: 5(mL) | Date Analyzed: 10/11/2016 10:08

Soil Aliquot Vol: | Dilution Factor: 1

Soil Extract Vol.: | GC Column: Rtx-624 ID: 0.25(mm)

% Moisture: | Level: (low/med) Low

Analysis Batch No.: 396375 | Units: ug/L

CAS NO.	COMPOUND NAME	RESULT	Q	RL	MDL
76-13-1	Freon TF	18.6		1.0	0.34
98-82-8	Isopropylbenzene	18.5		1.0	0.32
179601-23-1	m&p-Xylene	18.4		1.0	0.28
79-20-9	Methyl acetate	94.8		5.0	0.58
108-87-2	Methylcyclohexane	18.4		1.0	0.22
75-09-2	Methylene Chloride	18.5		1.0	0.21
1634-04-4	MTBE	17.3		1.0	0.13
95-47-6	o-Xylene	18.3		1.0	0.32
100-42-5	Styrene	18.2		1.0	0.17
127-18-4	Tetrachloroethene	18.9		1.0	0.12
108-88-3	Toluene	18.8		1.0	0.25
156-60-5	trans-1,2-Dichloroethene	18.5		1.0	0.18
10061-02-6	trans-1,3-Dichloropropene	15.3		1.0	0.19
79-01-6	Trichloroethene	18.4		1.0	0.22
75-69-4	Trichlorofluoromethane	18.9		1.0	0.15
75-01-4	Vinyl chloride	21.0		1.0	0.060

CAS NO.	SURROGATE	%REC	Q	LIMITS
17060-07-0	1,2-Dichloroethane-d4 (Surr)	99		70-130
460-00-4	Bromofluorobenzene	97		70-130
1868-53-7	Dibromofluoromethane (Surr)	102		70-130
2037-26-5	Toluene-d8 (Surr)	103		70-130

TestAmerica Edison
Target Compound Quantitation Report

Data File: \\ChromNA\Edison\ChromData\CVOAMS1\20161011-46723.b\A28158.D
Lims ID: LCSD
Client ID:
Sample Type: LCSD
Inject. Date: 11-Oct-2016 10:08:30 ALS Bottle#: 4 Worklist Smp#: 5
Purge Vol: 5.000 mL Dil. Factor: 1.0000
Sample Info: LCSD
Misc. Info.: 460-0046723-005
Operator ID: VOA GC/MS1 Instrument ID: CVOAMS1

Method: \\ChromNA\Edison\ChromData\CVOAMS1\20161011-46723.b\8260624W_1.m
Limit Group: VOA - 8260C Water and Solid
Last Update: 11-Oct-2016 10:29:51 Calib Date: 08-Sep-2016 04:26:30
Integrator: RTE ID Type: Deconvolution ID
Quant Method: Internal Standard Quant By: Initial Calibration
Last ICal File: \\ChromNA\Edison\ChromData\CVOAMS1\20160908-45311.b\A26272.D

Column 1 : Rtx-624 (0.25 mm) Det: MS SCAN
Process Host: XAWRK030

First Level Reviewer: moroneyc Date: 11-Oct-2016 10:29:51

Compound	Sig	RT (min.)	Exp RT (min.)	Dlt RT (min.)	Q	Response	Cal Amt ug/l	OnCol Amt ug/l	Flags
1 Chlorotrifluoroethene	66	1.609	1.609	0.000	88	12962	20.0	18.9	
3 Dichlorodifluoromethane	85	1.645	1.645	0.000	99	107388	20.0	23.0	
4 Chloromethane	50	1.822	1.822	0.000	99	110891	20.0	19.2	
5 Vinyl chloride	62	1.932	1.932	0.000	98	107107	20.0	21.0	
6 Butadiene	54	1.932	1.932	0.000	71	102296	20.0	22.2	
7 Bromomethane	94	2.249	2.249	0.000	99	50951	20.0	17.7	
8 Chloroethane	64	2.328	2.328	0.000	99	46062	20.0	15.4	
9 Dichlorofluoromethane	67	2.529	2.529	0.000	99	122835	20.0	18.2	
10 Trichlorofluoromethane	101	2.535	2.535	0.000	62	91519	20.0	18.9	
12 Pentane	72	2.560	2.560	0.000	96	21273	40.0	34.4	
13 Ethyl ether	59	2.773	2.773	0.000	95	50392	20.0	17.7	
14 Ethanol	46	2.767	2.767	0.000	75	12866	800.0	924.1	
15 2-Methyl-1,3-butadiene	53	2.791	2.791	0.000	97	55274	20.0	17.6	
16 1,2-Dichloro-1,1,2-trifluo	117	2.840	2.840	0.000	97	43232	20.0	18.8	
11 Acrolein	56	2.962	2.962	0.000	86	5939	40.0	13.4	
17 1,1,2-Trichloro-1,2,2-trif	101	2.992	2.992	0.000	87	46470	20.0	18.6	
18 1,1-Dichloroethene	96	2.992	2.992	0.000	98	53184	20.0	17.8	
19 Acetone	43	3.102	3.102	0.000	87	79776	100.0	103.3	
20 Iodomethane	142	3.151	3.151	0.000	99	85927	20.0	16.7	
21 Carbon disulfide	76	3.188	3.188	0.000	99	195641	20.0	15.9	
22 Isopropyl alcohol	45	3.200	3.200	0.000	53	34269	200.0	211.9	
23 3-Chloro-1-propene	76	3.322	3.322	0.000	90	33954	20.0	16.7	
25 Cyclopentene	67	3.340	3.340	0.000	91	163701	20.0	18.3	
24 Methyl acetate	43	3.346	3.346	0.000	100	251516	100.0	94.8	
26 Acetonitrile	41	3.407	3.407	0.000	96	92392	200.0	189.1	
27 Methylene Chloride	84	3.456	3.456	0.000	97	66705	20.0	18.5	
* 28 TBA-d9 (IS)	65	3.474	3.474	0.000	93	233455	1000.0	1000.0	
29 2-Methyl-2-propanol	59	3.535	3.535	0.000	91	44584	200.0	184.6	
30 Methyl tert-butyl ether	73	3.626	3.626	0.000	98	157238	20.0	17.3	
31 trans-1,2-Dichloroethene	96	3.633	3.633	0.000	98	59051	20.0	18.5	
32 Acrylonitrile	53	3.712	3.712	0.000	93	251618	200.0	189.4	

Compound	Sig	RT (min.)	Exp RT (min.)	Dlt RT (min.)	Q	Response	Cal Amt ug/l	OnCol Amt ug/l	Flags
33 Hexane	43	3.785	3.785	0.000	94	65480	20.0	18.4	
34 Isopropyl ether	45	3.986	3.986	0.000	96	214976	20.0	17.9	
35 1,1-Dichloroethane	63	4.011	4.011	0.000	99	118166	20.0	19.1	
36 Vinyl acetate	86	4.023	4.023	0.000	100	16539	40.0	28.1	
37 2-Chloro-1,3-butadiene	88	4.047	4.047	0.000	91	53058	20.0	19.3	
38 Tert-butyl ethyl ether	59	4.267	4.267	0.000	88	174761	20.0	17.4	
* 39 2-Butanone-d5	46	4.437	4.437	0.000	94	298909	250.0	250.0	
40 2,2-Dichloropropane	97	4.456	4.456	0.000	86	16195	20.0	15.2	
41 cis-1,2-Dichloroethene	96	4.468	4.468	0.000	93	63309	20.0	19.2	
43 Ethyl acetate	70	4.486	4.486	0.000	94	9535	40.0	35.5	
42 2-Butanone (MEK)	72	4.486	4.486	0.000	95	29518	100.0	99.8	
44 Methyl acrylate	55	4.529	4.529	0.000	56	45280	20.0	17.3	
45 Propionitrile	54	4.602	4.602	0.000	98	82586	200.0	191.1	
47 Chlorobromomethane	128	4.657	4.657	0.000	93	27371	20.0	18.6	
46 Tetrahydrofuran	72	4.657	4.657	0.000	56	14145	40.0	40.8	
48 Methacrylonitrile	67	4.681	4.681	0.000	94	223532	200.0	187.7	
49 Chloroform	83	4.699	4.699	0.000	98	97675	20.0	18.8	
50 Cyclohexane	56	4.809	4.809	0.000	95	109005	20.0	20.6	
52 1,1,1-Trichloroethane	97	4.821	4.821	0.000	98	72995	20.0	17.1	
$ 53 Dibromofluoromethane (Surr	113	4.827	4.827	0.000	96	134263	50.0	50.8	
54 Carbon tetrachloride	117	4.913	4.913	0.000	97	62847	20.0	17.9	
55 1,1-Dichloropropene	75	4.937	4.937	0.000	96	78366	20.0	19.5	
56 Isobutyl alcohol	43	5.053	5.053	0.000	43	90019	500.0	762.9	
57 Isooctane	57	5.059	5.059	0.000	98	191475	20.0	17.6	
58 Benzene	78	5.096	5.096	0.000	97	226347	20.0	19.6	
$ 59 1,2-Dichloroethane-d4 (Sur	65	5.108	5.108	0.000	98	159331	50.0	49.7	
60 Isopropyl acetate	43	5.132	5.132	0.000	96	169848	20.0	16.8	
61 Tert-amyl methyl ether	73	5.138	5.138	0.000	90	173513	20.0	17.2	
62 1,2-Dichloroethane	62	5.163	5.163	0.000	95	68688	20.0	18.0	
63 n-Heptane	71	5.199	5.199	0.000	94	54277	20.0	17.2	
* 64 Fluorobenzene	96	5.315	5.315	0.000	98	500072	50.0	50.0	
65 n-Butanol	56	5.522	5.522	0.000	93	27011	500.0	414.1	
66 Trichloroethene	95	5.577	5.577	0.000	97	49958	20.0	18.4	
67 Ethyl acrylate	55	5.675	5.675	0.000	98	149530	20.0	18.4	
68 Methylcyclohexane	83	5.681	5.681	0.000	96	98591	20.0	18.4	
69 1,2-Dichloropropane	63	5.809	5.809	0.000	93	58128	20.0	17.7	
* 70 1,4-Dioxane-d8	96	5.852	5.852	0.000	33	21926	1000.0	1000.0	
71 Methyl methacrylate	100	5.858	5.858	0.000	92	20957	40.0	32.4	
72 n-Propyl acetate	43	5.894	5.894	0.000	99	71559	20.0	16.9	
73 1,4-Dioxane	88	5.900	5.900	0.000	32	10402	400.0	442.3	
74 Dibromomethane	93	5.919	5.919	0.000	92	30853	20.0	18.3	
75 Dichlorobromomethane	83	6.035	6.035	0.000	98	61002	20.0	16.6	
76 2-Chloroethyl vinyl ether	63	6.309	6.309	0.000	92	27491	20.0	15.7	
77 2-Nitropropane	41	6.321	6.321	0.000	81	18051	40.0	25.5	
78 Epichlorohydrin	57	6.412	6.412	0.000	100	87384	400.0	330.6	
79 cis-1,3-Dichloropropene	75	6.461	6.461	0.000	93	69425	20.0	16.5	
80 4-Methyl-2-pentanone (MIBK	43	6.589	6.589	0.000	98	278536	100.0	91.4	
$ 81 Toluene-d8 (Surr)	98	6.662	6.662	0.000	99	456251	50.0	51.4	
82 Toluene	91	6.723	6.723	0.000	93	199814	20.0	18.8	
83 trans-1,3-Dichloropropene	75	6.961	6.961	0.000	98	55194	20.0	15.3	
84 Ethyl methacrylate	69	6.967	6.967	0.000	90	56137	20.0	16.2	
85 1,1,2-Trichloroethane	83	7.107	7.107	0.000	96	35484	20.0	18.4	

Compound	Sig	RT (min.)	Exp RT (min.)	Dlt RT (min.)	Q	Response	Cal Amt ug/l	OnCol Amt ug/l	Flags
86 Tetrachloroethene	166	7.144	7.144	0.000	95	40802	20.0	18.9	
87 1,3-Dichloropropane	76	7.248	7.248	0.000	95	67768	20.0	18.0	
88 2-Hexanone	43	7.272	7.272	0.000	98	164788	100.0	89.7	
89 n-Butyl acetate	73	7.333	7.333	0.000	98	12458	20.0	17.7	
90 Chlorodibromomethane	129	7.388	7.388	0.000	98	35694	20.0	15.6	
91 Ethylene Dibromide	107	7.492	7.492	0.000	98	35615	20.0	18.0	
* 92 Chlorobenzene-d5	117	7.784	7.784	0.000	88	310934	50.0	50.0	
93 Chlorobenzene	112	7.802	7.802	0.000	93	115417	20.0	18.6	
94 Ethylbenzene	106	7.851	7.851	0.000	99	66244	20.0	18.8	
95 1,1,1,2-Tetrachloroethane	131	7.863	7.863	0.000	93	41348	20.0	16.9	
96 m-Xylene & p-Xylene	106	7.930	7.930	0.000	99	81154	20.0	18.4	
97 n-Butyl acrylate	73	8.150	8.150	0.000	96	35272	20.0	15.6	
98 o-Xylene	106	8.187	8.187	0.000	93	83551	20.0	18.3	
99 Styrene	104	8.205	8.205	0.000	93	135083	20.0	18.2	
100 Amyl acetate (mixed isomer	43	8.284	8.284	0.000	89	107518	20.0	16.7	
101 Bromoform	173	8.339	8.339	0.000	94	20777	20.0	13.7	
102 Isopropylbenzene	105	8.400	8.400	0.000	96	219866	20.0	18.5	
$ 103 4-Bromofluorobenzene	174	8.528	8.528	0.000	86	119924	50.0	48.3	
104 Bromobenzene	156	8.619	8.619	0.000	96	47318	20.0	18.4	
105 1,1,2,2-Tetrachloroethane	83	8.619	8.619	0.000	99	60876	20.0	18.5	
106 N-Propylbenzene	91	8.644	8.644	0.000	98	285978	20.0	19.5	
107 1,2,3-Trichloropropane	110	8.656	8.656	0.000	97	16000	20.0	19.0	
108 trans-1,4-Dichloro-2-buten	53	8.656	8.656	0.000	71	8621	20.0	9.22	
109 4-Ethyltoluene	105	8.705	8.705	0.000	98	225315	20.0	19.0	
110 2-Chlorotoluene	91	8.717	8.717	0.000	96	192118	20.0	19.4	
111 1,3,5-Trimethylbenzene	105	8.741	8.741	0.000	92	186732	20.0	19.3	
112 Butyl Methacrylate	87	8.778	8.778	0.000	91	69009	20.0	17.2	
113 4-Chlorotoluene	91	8.784	8.784	0.000	97	164850	20.0	19.6	
114 tert-Butylbenzene	119	8.924	8.924	0.000	93	145712	20.0	18.4	
115 1,2,4-Trimethylbenzene	105	8.955	8.955	0.000	98	191312	20.0	18.8	
116 sec-Butylbenzene	105	9.046	9.046	0.000	99	247834	20.0	19.7	
117 4-Isopropyltoluene	119	9.119	9.119	0.000	97	202703	20.0	19.1	
118 1,3-Dichlorobenzene	146	9.144	9.144	0.000	94	102791	20.0	19.7	
* 119 1,4-Dichlorobenzene-d4	152	9.180	9.180	0.000	98	175652	50.0	50.0	
120 1,4-Dichlorobenzene	146	9.192	9.192	0.000	92	105221	20.0	19.6	
121 Benzyl chloride	91	9.278	9.278	0.000	97	89281	20.0	13.3	
122 2,3-Dihydroindene	117	9.327	9.327	0.000	93	219384	20.0	19.3	
123 p-Diethylbenzene	119	9.339	9.339	0.000	91	134079	20.0	19.6	
124 n-Butylbenzene	92	9.357	9.357	0.000	77	123780	20.0	21.0	
125 1,2-Dichlorobenzene	146	9.424	9.424	0.000	95	102219	20.0	19.9	
126 1,2,4,5-Tetramethylbenzene	119	9.833	9.833	0.000	97	182276	20.0	17.3	
127 1,2-Dibromo-3-Chloropropan	75	9.930	9.930	0.000	92	9795	20.0	17.5	
128 1,3,5-Trichlorobenzene	180	10.022	10.022	0.000	96	71528	20.0	19.2	
129 1,2,4-Trichlorobenzene	180	10.503	10.503	0.000	93	59905	20.0	19.9	
130 Hexachlorobutadiene	225	10.576	10.576	0.000	91	28509	20.0	20.2	
131 Naphthalene	128	10.729	10.729	0.000	98	143458	20.0	21.3	
132 1,2,3-Trichlorobenzene	180	10.936	10.936	0.000	94	50361	20.0	23.1	
S 133 1,2-Dichloroethene, Total	100				0		40.0	37.7	
S 134 Xylenes, Total	100				0		40.0	36.7	
S 135 Total BTEX	1				0		100.0	93.8	

Reagents:

8260MIX1COMB_00043	Amount Added:	20.00	Units: uL	
ACROLEIN W_00056	Amount Added:	4.00	Units: uL	
GASES Li_00175	Amount Added:	20.00	Units: uL	
8260ISNEW_00085	Amount Added:	1.00	Units: uL	Run Reagent
8260SURR250_00140	Amount Added:	1.00	Units: uL	Run Reagent

Report Date: 11-Oct-2016 10:29:52 Chrom Revision: 2.2 08-Sep-2016 14:45:52

TestAmerica Edison

Data File: \\ChromNA\Edison\ChromData\CVOAMS1\20161011-46723.b\A28158.D

Injection Date:	11-Oct-2016 10:08:30	Instrument ID:	CVOAMS1	Operator ID:	VOA GC/MS1
Lims ID:	LCSD			Worklist Smp#:	5
Client ID:					
Purge Vol:	5.000 mL	Dil. Factor:	1.0000	ALS Bottle#:	4
Method:	8260624W_1	Limit Group:	VOA - 8260C Water and Solid		

Column: Rtx-624 (0.25 mm)

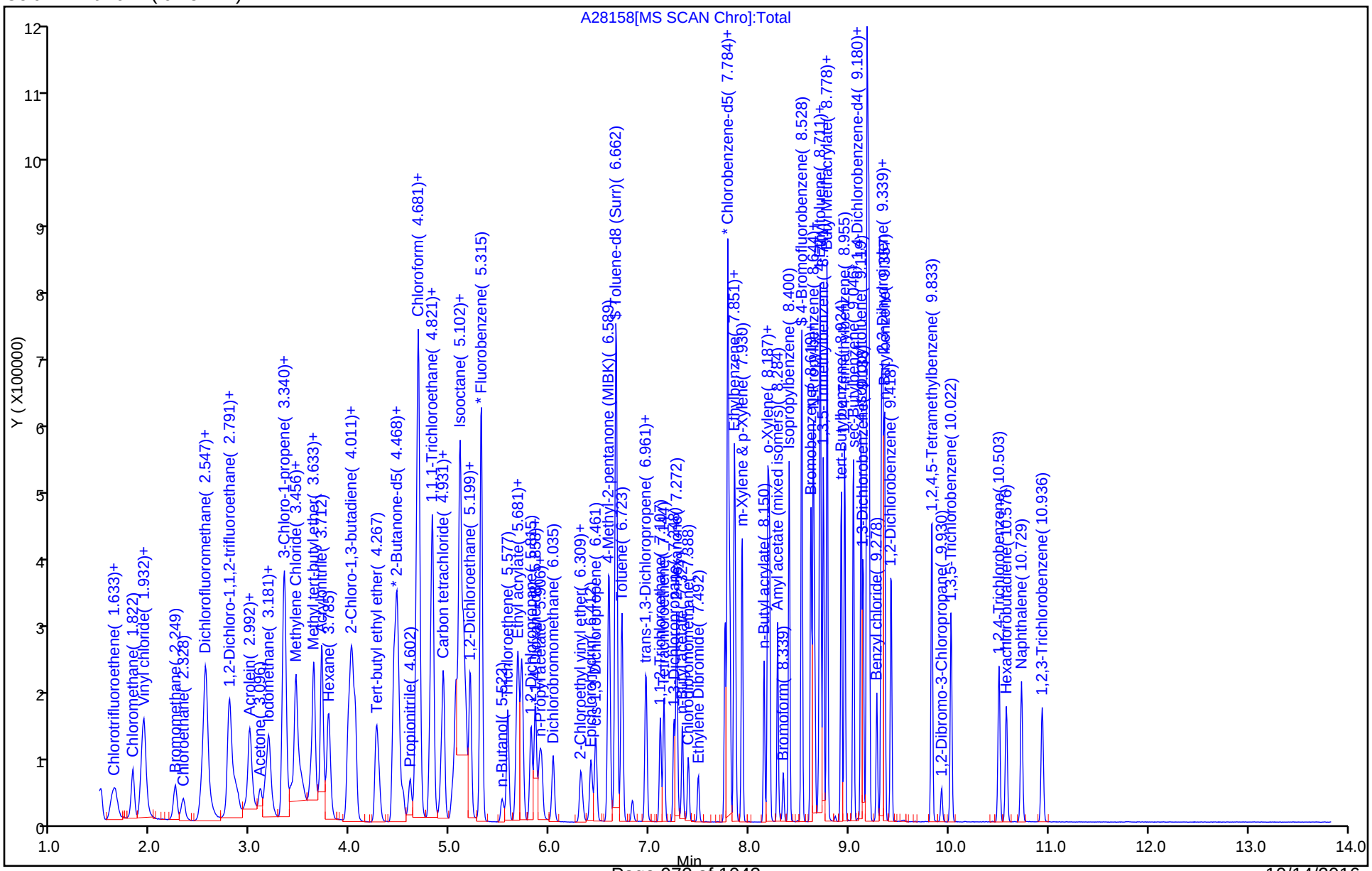

FORM I
GC/MS VOA ORGANICS ANALYSIS DATA SHEET

Lab Name: TestAmerica Edison | Job No.: 460-121256-1

SDG No.:

Client Sample ID: MW-549S MS | Lab Sample ID: 460-121256-35 MS

Matrix: Water | Lab File ID: A28276.D

Analysis Method: 8260C | Date Collected: 09/29/2016 07:40

Sample wt/vol: 5(mL) | Date Analyzed: 10/13/2016 05:31

Soil Aliquot Vol: | Dilution Factor: 10

Soil Extract Vol.: | GC Column: Rtx-624 ID: 0.25(mm)

% Moisture: | Level: (low/med) Low

Analysis Batch No.: 396842 | Units: ug/L

CAS NO.	COMPOUND NAME	RESULT	Q	RL	MDL
71-55-6	1,1,1-Trichloroethane	172		10	2.8
79-34-5	1,1,2,2-Tetrachloroethane	197		10	1.9
79-00-5	1,1,2-Trichloroethane	191		10	0.80
75-34-3	1,1-Dichloroethane	195		10	2.4
75-35-4	1,1-Dichloroethene	186		10	3.4
87-61-6	1,2,3-Trichlorobenzene	219		10	3.5
120-82-1	1,2,4-Trichlorobenzene	188		10	2.7
96-12-8	1,2-Dibromo-3-Chloropropane	184		10	2.3
106-93-4	1,2-Dibromoethane	187		10	1.9
95-50-1	1,2-Dichlorobenzene	199		10	2.2
107-06-2	1,2-Dichloroethane	187		10	2.5
78-87-5	1,2-Dichloropropane	182		10	1.8
541-73-1	1,3-Dichlorobenzene	198		10	3.3
106-46-7	1,4-Dichlorobenzene	199		10	3.3
123-91-1	1,4-Dioxane	4530		500	87
78-93-3	2-Butanone	1010		50	22
591-78-6	2-Hexanone	909		50	7.2
108-10-1	4-Methyl-2-pentanone	914		50	6.3
67-64-1	Acetone	1130		50	11
71-43-2	Benzene	200		10	0.90
74-97-5	Bromochloromethane	193		10	3.0
75-27-4	Bromodichloromethane	170		10	1.5
75-25-2	Bromoform	135		10	1.8
74-83-9	Bromomethane	203		10	1.8
75-15-0	Carbon disulfide	157		10	2.2
56-23-5	Carbon tetrachloride	173		10	3.3
108-90-7	Chlorobenzene	190		10	2.4
75-00-3	Chloroethane	179		10	3.7
67-66-3	Chloroform	197		10	2.2
74-87-3	Chloromethane	193		10	2.2
156-59-2	cis-1,2-Dichloroethene	197		10	2.6
10061-01-5	cis-1,3-Dichloropropene	168		10	1.6
110-82-7	Cyclohexane	195		10	2.6
124-48-1	Dibromochloromethane	161		10	2.2
75-71-8	Dichlorodifluoromethane	210		10	1.4
100-41-4	Ethylbenzene	189		10	3.0

FORM I
GC/MS VOA ORGANICS ANALYSIS DATA SHEET

Lab Name: TestAmerica Edison | Job No.: 460-121256-1

SDG No.:

Client Sample ID: MW-549S MS | Lab Sample ID: 460-121256-35 MS

Matrix: Water | Lab File ID: A28276.D

Analysis Method: 8260C | Date Collected: 09/29/2016 07:40

Sample wt/vol: 5(mL) | Date Analyzed: 10/13/2016 05:31

Soil Aliquot Vol: | Dilution Factor: 10

Soil Extract Vol.: | GC Column: Rtx-624 ID: 0.25(mm)

% Moisture: | Level: (low/med) Low

Analysis Batch No.: 396842 | Units: ug/L

CAS NO.	COMPOUND NAME	RESULT	Q	RL	MDL
76-13-1	Freon TF	180		10	3.4
98-82-8	Isopropylbenzene	188		10	3.2
179601-23-1	m&p-Xylene	188		10	2.8
79-20-9	Methyl acetate	965		50	5.8
108-87-2	Methylcyclohexane	177		10	2.2
75-09-2	Methylene Chloride	191		10	2.1
1634-04-4	MTBE	179		10	1.3
95-47-6	o-Xylene	188		10	3.2
100-42-5	Styrene	184		10	1.7
127-18-4	Tetrachloroethene	192		10	1.2
108-88-3	Toluene	192		10	2.5
156-60-5	trans-1,2-Dichloroethene	192		10	1.8
10061-02-6	trans-1,3-Dichloropropene	156		10	1.9
79-01-6	Trichloroethene	189		10	2.2
75-69-4	Trichlorofluoromethane	184		10	1.5
75-01-4	Vinyl chloride	201		10	0.60

CAS NO.	SURROGATE	%REC	Q	LIMITS
17060-07-0	1,2-Dichloroethane-d4 (Surr)	99		70-130
460-00-4	Bromofluorobenzene	95		70-130
1868-53-7	Dibromofluoromethane (Surr)	99		70-130
2037-26-5	Toluene-d8 (Surr)	101		70-130

TestAmerica Edison
Target Compound Quantitation Report

Data File: \\ChromNA\Edison\ChromData\CVOAMS1\20161012-46810.b\A28276.D
Lims ID: 460-121256-A-35 MS
Client ID:
Sample Type: MS
Inject. Date: 13-Oct-2016 05:31:30 ALS Bottle#: 29 Worklist Smp#: 30
Purge Vol: 5.000 mL Dil. Factor: 10.0000
Sample Info: 460-121256-A-35 MS
Misc. Info.: 460-0046810-030
Operator ID: VOA GC/MS1 Instrument ID: CVOAMS1

Method: \\ChromNA\Edison\ChromData\CVOAMS1\20161012-46810.b\8260624W_1.m
Limit Group: VOA - 8260C Water and Solid
Last Update: 13-Oct-2016 06:23:49 Calib Date: 08-Sep-2016 04:26:30
Integrator: RTE ID Type: Deconvolution ID
Quant Method: Internal Standard Quant By: Initial Calibration
Last ICal File: \\ChromNA\Edison\ChromData\CVOAMS1\20160908-45311.b\A26272.D

Column 1 : Rtx-624 (0.25 mm) Det: MS SCAN
Process Host: XAWRK022

First Level Reviewer: moroneyc Date: 13-Oct-2016 06:22:41

Compound	Sig	RT (min.)	Exp RT (min.)	Dlt RT (min.)	Q	Response	Cal Amt ug/l	OnCol Amt ug/l	Flags
1 Chlorotrifluoroethene	66	1.603	1.603	0.000	88	13991	20.0	20.3	
3 Dichlorodifluoromethane	85	1.639	1.639	0.000	99	98688	20.0	21.0	
4 Chloromethane	50	1.816	1.816	0.000	99	111910	20.0	19.3	
5 Vinyl chloride	62	1.926	1.920	0.006	98	103060	20.0	20.1	
6 Butadiene	54	1.926	1.932	-0.006	96	104426	20.0	22.6	
7 Bromomethane	94	2.243	2.243	0.000	99	58772	20.0	20.3	
8 Chloroethane	64	2.328	2.322	0.006	99	53584	20.0	17.9	
9 Dichlorofluoromethane	67	2.529	2.523	0.006	98	130736	20.0	19.3	
10 Trichlorofluoromethane	101	2.535	2.535	0.000	58	89048	20.0	18.4	
12 Pentane	72	2.554	2.554	0.000	96	23956	40.0	38.7	
14 Ethanol	46	2.779	2.767	0.012	69	10764	800.0	803.2	
13 Ethyl ether	59	2.773	2.773	0.000	95	53609	20.0	18.7	
15 2-Methyl-1,3-butadiene	53	2.791	2.791	0.000	97	59715	20.0	19.0	
16 1,2-Dichloro-1,1,2-trifluo	117	2.834	2.840	-0.006	88	42620	20.0	18.5	
11 Acrolein	56	2.962	2.962	0.000	94	9949	40.0	25.5	
18 1,1-Dichloroethene	96	2.993	2.986	0.007	98	55841	20.0	18.6	
17 1,1,2-Trichloro-1,2,2-trif	101	2.993	3.005	-0.012	69	45064	20.0	18.0	
19 Acetone	43	3.096	3.096	0.000	87	89083	100.0	113.3	
20 Iodomethane	142	3.151	3.151	0.000	99	88342	20.0	17.1	
21 Carbon disulfide	76	3.182	3.181	0.001	99	193179	20.0	15.7	
22 Isopropyl alcohol	45	3.194	3.194	0.000	1	33900	200.0	217.8	
23 3-Chloro-1-propene	76	3.322	3.322	0.000	90	34559	20.0	16.9	
25 Cyclopentene	67	3.340	3.334	0.006	95	170952	20.0	19.1	
24 Methyl acetate	43	3.340	3.340	0.000	99	256845	100.0	96.5	
26 Acetonitrile	41	3.413	3.407	0.006	96	107602	200.0	228.8	
27 Methylene Chloride	84	3.456	3.450	0.006	97	69023	20.0	19.1	
* 28 TBA-d9 (IS)	65	3.468	3.468	0.000	99	224709	1000.0	1000.0	
29 2-Methyl-2-propanol	59	3.529	3.529	0.000	91	44957	200.0	193.8	
30 Methyl tert-butyl ether	73	3.621	3.627	-0.005	92	163686	20.0	17.9	
31 trans-1,2-Dichloroethene	96	3.633	3.633	0.000	98	61240	20.0	19.2	
32 Acrylonitrile	53	3.712	3.712	0.000	94	270079	200.0	202.6	

Compound	Sig	RT (min.)	Exp RT (min.)	Dlt RT (min.)	Q	Response	Cal Amt ug/l	OnCol Amt ug/l	Flags
33 Hexane	43	3.779	3.779	0.000	95	64536	20.0	18.0	
34 Isopropyl ether	45	3.986	3.980	0.006	95	224319	20.0	18.6	
35 1,1-Dichloroethane	63	4.011	4.011	0.000	99	121378	20.0	19.5	
36 Vinyl acetate	86	4.029	4.023	0.006	100	20518	40.0	34.8	
37 2-Chloro-1,3-butadiene	88	4.047	4.047	0.000	92	54277	20.0	19.7	
38 Tert-butyl ethyl ether	59	4.267	4.261	0.006	88	178233	20.0	17.7	
* 39 2-Butanone-d5	46	4.437	4.437	0.000	95	304361	250.0	250.0	
40 2,2-Dichloropropane	97	4.456	4.462	-0.006	86	16284	20.0	15.2	
41 cis-1,2-Dichloroethene	96	4.468	4.468	0.000	93	65357	20.0	19.7	
43 Ethyl acetate	70	4.486	4.480	0.006	96	10023	40.0	36.7	
42 2-Butanone (MEK)	72	4.486	4.480	0.006	95	30479	100.0	101.2	
44 Methyl acrylate	55	4.529	4.523	0.006	57	45940	20.0	17.5	
45 Propionitrile	54	4.596	4.596	0.000	98	85862	200.0	198.0	
47 Chlorobromomethane	128	4.657	4.657	0.000	98	28491	20.0	19.3	
46 Tetrahydrofuran	72	4.657	4.657	0.000	57	14708	40.0	41.6	
48 Methacrylonitrile	67	4.681	4.681	0.000	94	232534	200.0	194.6	
49 Chloroform	83	4.700	4.693	0.007	98	102706	20.0	19.7	
50 Cyclohexane	56	4.809	4.803	0.006	96	103708	20.0	19.5	
52 1,1,1-Trichloroethane	97	4.822	4.821	0.001	97	73950	20.0	17.2	
$ 53 Dibromofluoromethane (Surr	113	4.828	4.828	0.000	96	131155	50.0	49.4	
54 Carbon tetrachloride	117	4.913	4.919	-0.006	96	60898	20.0	17.3	
55 1,1-Dichloropropene	75	4.937	4.937	0.000	95	78350	20.0	19.4	
56 Isobutyl alcohol	43	5.053	5.059	-0.006	43	88312	500.0	777.6	
57 Isooctane	57	5.059	5.059	0.000	96	180409	20.0	16.5	
51 2,4,4-Trimethyl-1-pentene	57	5.059	5.059	0.000	88	176662		NC	
58 Benzene	78	5.096	5.096	0.000	97	230429	20.0	20.0	
$ 59 1,2-Dichloroethane-d4 (Sur	65	5.102	5.102	0.000	99	158732	50.0	49.3	
60 Isopropyl acetate	43	5.132	5.132	0.000	96	177382	20.0	17.5	
61 Tert-amyl methyl ether	73	5.139	5.132	0.007	90	177399	20.0	17.5	
62 1,2-Dichloroethane	62	5.163	5.163	0.000	95	71714	20.0	18.7	
63 n-Heptane	71	5.206	5.199	0.007	95	50721	20.0	16.0	
* 64 Fluorobenzene	96	5.315	5.309	0.006	98	501649	50.0	50.0	
65 n-Butanol	56	5.523	5.522	0.001	88	27690	500.0	441.0	
66 Trichloroethene	95	5.577	5.577	0.000	96	51632	20.0	18.9	
67 Ethyl acrylate	55	5.675	5.669	0.006	98	174037	20.0	21.3	
68 Methylcyclohexane	83	5.681	5.681	0.000	96	95088	20.0	17.7	
69 1,2-Dichloropropane	63	5.809	5.815	-0.006	93	59756	20.0	18.2	
* 70 1,4-Dioxane-d8	96	5.846	5.852	-0.006	33	20762	1000.0	1000.0	
71 Methyl methacrylate	100	5.852	5.858	-0.006	92	22823	40.0	35.2	
72 n-Propyl acetate	43	5.894	5.894	0.000	98	73336	20.0	17.3	
73 1,4-Dioxane	88	5.901	5.913	-0.012	30	10082	400.0	452.9	
74 Dibromomethane	93	5.919	5.919	0.000	91	31589	20.0	18.7	
75 Dichlorobromomethane	83	6.035	6.035	0.000	99	62759	20.0	17.0	
77 2-Nitropropane	41	6.327	6.321	0.006	98	18410	40.0	26.0	
78 Epichlorohydrin	57	6.413	6.413	0.000	100	87909	400.0	326.6	
79 cis-1,3-Dichloropropene	75	6.461	6.461	0.000	92	70257	20.0	16.8	
80 4-Methyl-2-pentanone (MIBK	43	6.589	6.595	-0.006	98	283537	100.0	91.4	
$ 81 Toluene-d8 (Surr)	98	6.663	6.663	0.001	98	446771	50.0	50.5	
82 Toluene	91	6.724	6.723	0.001	93	203815	20.0	19.2	
83 trans-1,3-Dichloropropene	75	6.961	6.961	0.000	98	56269	20.0	15.6	
84 Ethyl methacrylate	69	6.967	6.967	0.000	87	59440	20.0	17.1	
85 1,1,2-Trichloroethane	83	7.108	7.108	0.000	96	36816	20.0	19.1	

Compound	Sig	RT (min.)	Exp RT (min.)	Dlt RT (min.)	Q	Response	Cal Amt ug/l	OnCol Amt ug/l	Flags
86 Tetrachloroethene	166	7.144	7.144	0.000	95	41251	20.0	19.2	
87 1,3-Dichloropropane	76	7.248	7.242	0.006	96	70640	20.0	18.8	
88 2-Hexanone	43	7.272	7.272	0.000	98	169996	100.0	90.9	
89 n-Butyl acetate	73	7.327	7.327	0.000	98	12637	20.0	18.0	
90 Chlorodibromomethane	129	7.388	7.388	0.000	98	36606	20.0	16.1	
91 Ethylene Dibromide	107	7.492	7.486	0.006	98	36999	20.0	18.7	
* 92 Chlorobenzene-d5	117	7.784	7.784	0.000	89	310148	50.0	50.0	
93 Chlorobenzene	112	7.803	7.803	0.000	91	117914	20.0	19.0	
94 Ethylbenzene	106	7.851	7.851	0.000	99	66554	20.0	18.9	
95 1,1,1,2-Tetrachloroethane	131	7.864	7.863	0.001	94	41633	20.0	17.0	
96 m-Xylene & p-Xylene	106	7.931	7.931	0.000	99	82811	20.0	18.8	
97 n-Butyl acrylate	73	8.150	8.150	0.000	96	36265	20.0	16.1	
98 o-Xylene	106	8.187	8.187	0.000	93	85705	20.0	18.8	
99 Styrene	104	8.205	8.205	0.000	93	136357	20.0	18.4	
100 Amyl acetate (mixed isomer	43	8.284	8.284	0.000	90	112251	20.0	17.6	
101 Bromoform	173	8.339	8.339	0.000	94	20543	20.0	13.5	
102 Isopropylbenzene	105	8.400	8.400	0.000	96	222439	20.0	18.8	
$ 103 4-Bromofluorobenzene	174	8.528	8.528	0.000	88	118124	50.0	47.7	
104 Bromobenzene	156	8.613	8.619	-0.006	93	48868	20.0	19.1	
105 1,1,2,2-Tetrachloroethane	83	8.613	8.619	-0.006	98	64421	20.0	19.7	
106 N-Propylbenzene	91	8.638	8.638	0.000	98	290228	20.0	19.9	
107 1,2,3-Trichloropropane	110	8.656	8.656	0.000	97	15988	20.0	19.2	
108 trans-1,4-Dichloro-2-buten	53	8.656	8.656	0.000	70	8032	20.0	8.66	
109 4-Ethyltoluene	105	8.705	8.705	0.000	98	233204	20.0	19.8	
110 2-Chlorotoluene	91	8.711	8.717	-0.006	96	196894	20.0	20.0	
111 1,3,5-Trimethylbenzene	105	8.742	8.741	0.001	92	187458	20.0	19.6	
112 Butyl Methacrylate	87	8.778	8.778	0.000	90	72461	20.0	18.2	
113 4-Chlorotoluene	91	8.778	8.778	0.000	97	170660	20.0	20.5	
114 tert-Butylbenzene	119	8.918	8.918	0.000	94	144458	20.0	18.3	
115 1,2,4-Trimethylbenzene	105	8.949	8.955	-0.006	98	195930	20.0	19.4	
116 sec-Butylbenzene	105	9.034	9.040	-0.006	99	239585	20.0	19.2	
117 4-Isopropyltoluene	119	9.113	9.119	-0.006	98	198122	20.0	18.8	
118 1,3-Dichlorobenzene	146	9.132	9.138	-0.006	94	102265	20.0	19.8	
* 119 1,4-Dichlorobenzene-d4	152	9.174	9.180	-0.006	97	174302	50.0	50.0	
120 1,4-Dichlorobenzene	146	9.187	9.193	-0.005	92	106063	20.0	19.9	
121 Benzyl chloride	91	9.272	9.278	-0.006	97	85615	20.0	12.9	
122 2,3-Dihydroindene	117	9.321	9.321	0.000	92	223247	20.0	19.8	
123 p-Diethylbenzene	119	9.333	9.339	-0.006	92	131605	20.0	19.4	
124 n-Butylbenzene	92	9.351	9.351	0.000	66	119986	20.0	20.5	
125 1,2-Dichlorobenzene	146	9.412	9.418	-0.006	94	101299	20.0	19.9	
126 1,2,4,5-Tetramethylbenzene	119	9.821	9.827	-0.006	97	176806	20.0	16.9	
127 1,2-Dibromo-3-Chloropropan	75	9.918	9.924	-0.006	91	10207	20.0	18.4	
128 1,3,5-Trichlorobenzene	180	10.016	10.022	-0.006	95	67346	20.0	18.2	
129 1,2,4-Trichlorobenzene	180	10.497	10.497	0.000	94	56183	20.0	18.8	
130 Hexachlorobutadiene	225	10.570	10.576	-0.006	91	25926	20.0	18.5	
131 Naphthalene	128	10.717	10.723	-0.006	98	137352	20.0	20.5	
132 1,2,3-Trichlorobenzene	180	10.924	10.936	-0.012	94	47354	20.0	21.9	
S 133 1,2-Dichloroethene, Total	100				0		40.0	38.9	
S 134 Xylenes, Total	100				0		40.0	37.6	
S 135 Total BTEX	1				0		100.0	95.7	

QC Flag Legend

Processing Flags

NC - Not Calibrated

Reagents:

GASES Li_00175	Amount Added:	20.00	Units: uL	
8260MIX1COMB_00043	Amount Added:	20.00	Units: uL	
ACROLEIN W_00056	Amount Added:	4.00	Units: uL	
8260ISNEW_00085	Amount Added:	1.00	Units: uL	Run Reagent
8260SURR250_00140	Amount Added:	1.00	Units: uL	Run Reagent

Report Date: 13-Oct-2016 06:24:06 Chrom Revision: 2.2 08-Sep-2016 14:45:52

TestAmerica Edison

Data File: \\ChromNA\Edison\ChromData\CVOAMS1\20161012-46810.b\A28276.D

Injection Date:	13-Oct-2016 05:31:30	Instrument ID:	CVOAMS1	Operator ID:	VOA GC/MS1
Lims ID:	460-121256-A-35 MS			Worklist Smp#:	30
Client ID:					
Purge Vol:	5.000 mL	Dil. Factor:	10.0000	ALS Bottle#:	29
Method:	8260624W_1	Limit Group:	VOA - 8260C Water and Solid		

Column: Rtx-624 (0.25 mm)

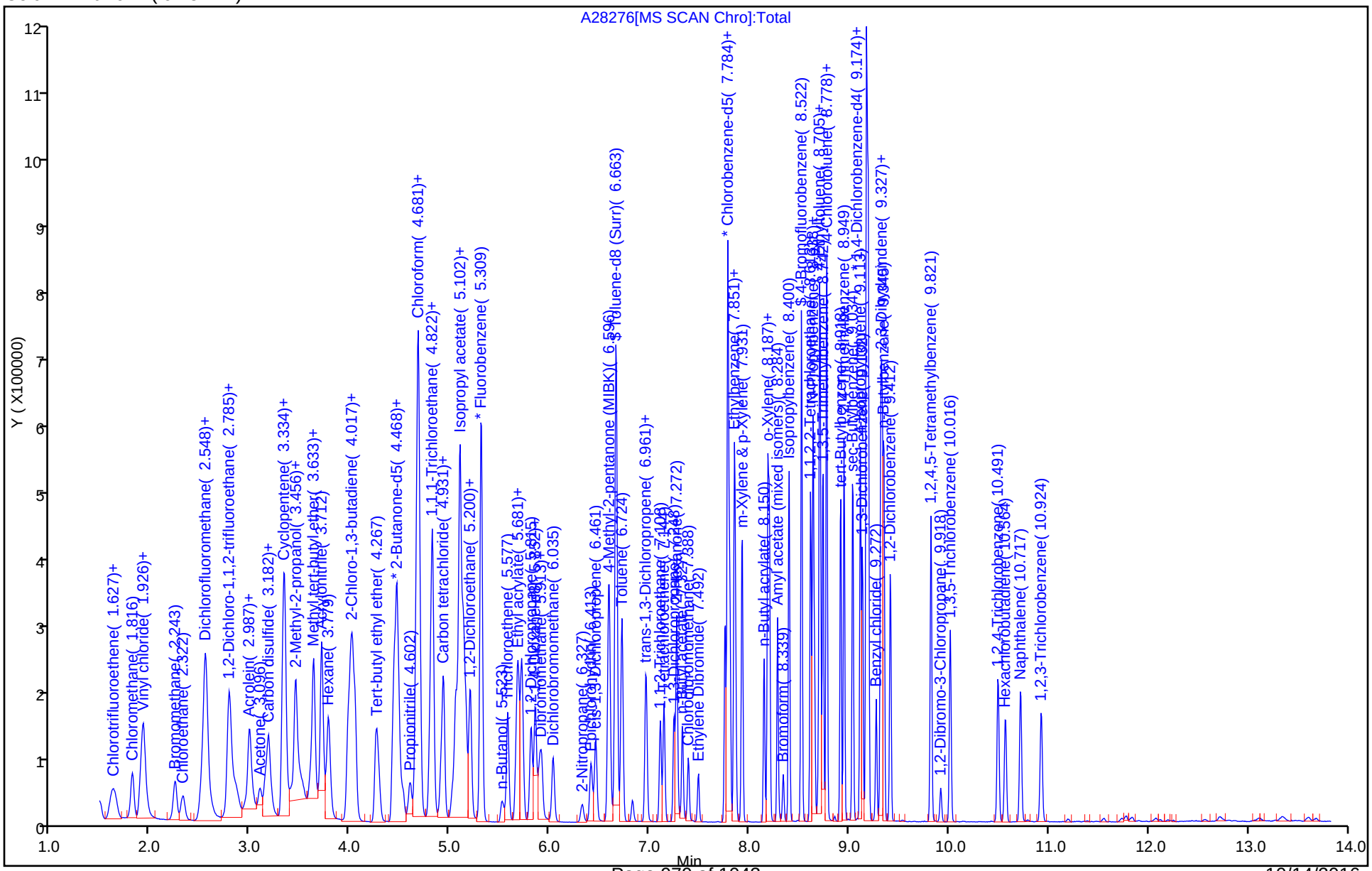

FORM I
GC/MS VOA ORGANICS ANALYSIS DATA SHEET

Lab Name: TestAmerica Edison | Job No.: 460-121256-1

SDG No.:

Client Sample ID: SW-1 MS | Lab Sample ID: 460-121256-53 MS

Matrix: Water | Lab File ID: A28274.D

Analysis Method: 8260C | Date Collected: 09/29/2016 14:50

Sample wt/vol: 5(mL) | Date Analyzed: 10/13/2016 04:47

Soil Aliquot Vol: | Dilution Factor: 10

Soil Extract Vol.: | GC Column: Rtx-624 ID: 0.25(mm)

% Moisture: | Level: (low/med) Low

Analysis Batch No.: 396842 | Units: ug/L

CAS NO.	COMPOUND NAME	RESULT	Q	RL	MDL
71-55-6	1,1,1-Trichloroethane	179		10	2.8
79-34-5	1,1,2,2-Tetrachloroethane	194		10	1.9
79-00-5	1,1,2-Trichloroethane	185		10	0.80
75-34-3	1,1-Dichloroethane	198		10	2.4
75-35-4	1,1-Dichloroethene	189		10	3.4
87-61-6	1,2,3-Trichlorobenzene	156		10	3.5
120-82-1	1,2,4-Trichlorobenzene	163		10	2.7
96-12-8	1,2-Dibromo-3-Chloropropane	158		10	2.3
106-93-4	1,2-Dibromoethane	187		10	1.9
95-50-1	1,2-Dichlorobenzene	195		10	2.2
107-06-2	1,2-Dichloroethane	193		10	2.5
78-87-5	1,2-Dichloropropane	183		10	1.8
541-73-1	1,3-Dichlorobenzene	195		10	3.3
106-46-7	1,4-Dichlorobenzene	199		10	3.3
123-91-1	1,4-Dioxane	4250		500	87
78-93-3	2-Butanone	961		50	22
591-78-6	2-Hexanone	909		50	7.2
108-10-1	4-Methyl-2-pentanone	943		50	6.3
67-64-1	Acetone	1220		50	11
71-43-2	Benzene	200		10	0.90
74-97-5	Bromochloromethane	194		10	3.0
75-27-4	Bromodichloromethane	168		10	1.5
75-25-2	Bromoform	134		10	1.8
74-83-9	Bromomethane	205		10	1.8
75-15-0	Carbon disulfide	153		10	2.2
56-23-5	Carbon tetrachloride	176		10	3.3
108-90-7	Chlorobenzene	196		10	2.4
75-00-3	Chloroethane	186		10	3.7
67-66-3	Chloroform	197		10	2.2
74-87-3	Chloromethane	191		10	2.2
156-59-2	cis-1,2-Dichloroethene	196		10	2.6
10061-01-5	cis-1,3-Dichloropropene	165		10	1.6
110-82-7	Cyclohexane	198		10	2.6
124-48-1	Dibromochloromethane	155		10	2.2
75-71-8	Dichlorodifluoromethane	216		10	1.4
100-41-4	Ethylbenzene	196		10	3.0

FORM I
GC/MS VOA ORGANICS ANALYSIS DATA SHEET

Lab Name: TestAmerica Edison | Job No.: 460-121256-1

SDG No.:

Client Sample ID: SW-1 MS | Lab Sample ID: 460-121256-53 MS

Matrix: Water | Lab File ID: A28274.D

Analysis Method: 8260C | Date Collected: 09/29/2016 14:50

Sample wt/vol: 5(mL) | Date Analyzed: 10/13/2016 04:47

Soil Aliquot Vol: | Dilution Factor: 10

Soil Extract Vol.: | GC Column: Rtx-624 ID: 0.25(mm)

% Moisture: | Level: (low/med) Low

Analysis Batch No.: 396842 | Units: ug/L

CAS NO.	COMPOUND NAME	RESULT	Q	RL	MDL
76-13-1	Freon TF	178		10	3.4
98-82-8	Isopropylbenzene	186		10	3.2
179601-23-1	m&p-Xylene	187		10	2.8
79-20-9	Methyl acetate	973		50	5.8
108-87-2	Methylcyclohexane	179		10	2.2
75-09-2	Methylene Chloride	196		10	2.1
1634-04-4	MTBE	177		10	1.3
95-47-6	o-Xylene	191		10	3.2
100-42-5	Styrene	185		10	1.7
127-18-4	Tetrachloroethene	187		10	1.2
108-88-3	Toluene	193		10	2.5
156-60-5	trans-1,2-Dichloroethene	195		10	1.8
10061-02-6	trans-1,3-Dichloropropene	152		10	1.9
79-01-6	Trichloroethene	187		10	2.2
75-69-4	Trichlorofluoromethane	188		10	1.5
75-01-4	Vinyl chloride	201		10	0.60

CAS NO.	SURROGATE	%REC	Q	LIMITS
17060-07-0	1,2-Dichloroethane-d4 (Surr)	101		70-130
460-00-4	Bromofluorobenzene	96		70-130
1868-53-7	Dibromofluoromethane (Surr)	101		70-130
2037-26-5	Toluene-d8 (Surr)	102		70-130

TestAmerica Edison
Target Compound Quantitation Report

Data File: \\ChromNA\Edison\ChromData\CVOAMS1\20161012-46810.b\A28274.D
Lims ID: 460-121256-A-53 MS
Client ID:
Sample Type: MS
Inject. Date: 13-Oct-2016 04:47:30 ALS Bottle#: 27 Worklist Smp#: 28
Purge Vol: 5.000 mL Dil. Factor: 10.0000
Sample Info: 460-121256-A-53 MS
Misc. Info.: 460-0046810-028
Operator ID: VOA GC/MS1 Instrument ID: CVOAMS1

Method: \\ChromNA\Edison\ChromData\CVOAMS1\20161012-46810.b\8260624W_1.m
Limit Group: VOA - 8260C Water and Solid
Last Update: 13-Oct-2016 06:23:49 Calib Date: 08-Sep-2016 04:26:30
Integrator: RTE ID Type: Deconvolution ID
Quant Method: Internal Standard Quant By: Initial Calibration
Last ICal File: \\ChromNA\Edison\ChromData\CVOAMS1\20160908-45311.b\A26272.D

Column 1 : Rtx-624 (0.25 mm) Det: MS SCAN
Process Host: XAWRK022

First Level Reviewer: moroneyc Date: 13-Oct-2016 06:15:59

Compound	Sig	RT (min.)	Exp RT (min.)	Dlt RT (min.)	Q	Response	Cal Amt ug/l	OnCol Amt ug/l	Flags
1 Chlorotrifluoroethene	66	1.609	1.603	0.006	89	14252	20.0	21.1	
3 Dichlorodifluoromethane	85	1.645	1.639	0.006	99	99199	20.0	21.6	
4 Chloromethane	50	1.822	1.816	0.006	99	108586	20.0	19.1	
5 Vinyl chloride	62	1.926	1.920	0.006	98	100703	20.0	20.1	
6 Butadiene	54	1.932	1.932	0.000	77	106019	20.0	23.4	
7 Bromomethane	94	2.249	2.243	0.006	99	58116	20.0	20.5	
8 Chloroethane	64	2.322	2.322	0.000	99	54668	20.0	18.6	
9 Dichlorofluoromethane	67	2.529	2.523	0.006	99	127465	20.0	19.2	
10 Trichlorofluoromethane	101	2.541	2.535	0.006	55	88974	20.0	18.8	
12 Pentane	72	2.560	2.554	0.006	96	24920	40.0	41.1	
14 Ethanol	46	2.767	2.767	0.000	75	4967	800.0	363.8	
13 Ethyl ether	59	2.779	2.773	0.006	95	53968	20.0	19.3	
15 2-Methyl-1,3-butadiene	53	2.791	2.791	0.000	97	60153	20.0	19.5	
16 1,2-Dichloro-1,1,2-trifluo	117	2.834	2.840	-0.006	97	42050	20.0	18.6	
11 Acrolein	56	2.962	2.962	0.000	58	9325	40.0	23.3	
18 1,1-Dichloroethene	96	2.993	2.986	0.007	96	55515	20.0	18.9	
17 1,1,2-Trichloro-1,2,2-trif	101	2.986	3.005	-0.019	37	43541	20.0	17.8	
19 Acetone	43	3.102	3.096	0.006	88	94874	100.0	121.6	
20 Iodomethane	142	3.157	3.151	0.006	99	87020	20.0	17.2	
21 Carbon disulfide	76	3.188	3.181	0.007	99	184775	20.0	15.3	
22 Isopropyl alcohol	45	3.194	3.194	0.000	52	27794	200.0	175.3	
23 3-Chloro-1-propene	76	3.328	3.322	0.006	90	31337	20.0	15.7	
25 Cyclopentene	67	3.340	3.334	0.006	91	169027	20.0	19.3	
24 Methyl acetate	43	3.346	3.340	0.006	100	253320	100.0	97.3	
26 Acetonitrile	41	3.413	3.407	0.006	100	105799	200.0	220.8	
27 Methylene Chloride	84	3.456	3.450	0.006	97	69296	20.0	19.6	
* 28 TBA-d9 (IS)	65	3.474	3.468	0.006	93	228938	1000.0	1000.0	
29 2-Methyl-2-propanol	59	3.547	3.529	0.018	91	42770	200.0	180.4	
30 Methyl tert-butyl ether	73	3.627	3.627	0.001	91	158336	20.0	17.7	
31 trans-1,2-Dichloroethene	96	3.633	3.633	0.000	98	60897	20.0	19.5	
32 Acrylonitrile	53	3.718	3.712	0.006	94	268877	200.0	206.1	

Compound	Sig	RT (min.)	Exp RT (min.)	Dlt RT (min.)	Q	Response	Cal Amt ug/l	OnCol Amt ug/l	Flags
33 Hexane	43	3.785	3.779	0.006	94	64819	20.0	18.5	
34 Isopropyl ether	45	3.986	3.980	0.006	96	219151	20.0	18.6	
35 1,1-Dichloroethane	63	4.011	4.011	0.000	99	120522	20.0	19.8	
36 Vinyl acetate	86	4.029	4.023	0.006	100	20944	40.0	36.3	
37 2-Chloro-1,3-butadiene	88	4.053	4.047	0.006	93	52874	20.0	19.6	
38 Tert-butyl ethyl ether	59	4.267	4.261	0.006	88	172143	20.0	17.4	
* 39 2-Butanone-d5	46	4.444	4.437	0.007	96	302049	250.0	250.0	
40 2,2-Dichloropropane	97	4.468	4.462	0.006	68	16240	20.0	15.5	
41 cis-1,2-Dichloroethene	96	4.468	4.468	0.000	92	63656	20.0	19.6	
43 Ethyl acetate	70	4.486	4.480	0.006	92	9518	40.0	35.1	
42 2-Butanone (MEK)	72	4.486	4.480	0.006	95	28750	100.0	96.1	
44 Methyl acrylate	55	4.529	4.523	0.006	79	47989	20.0	18.7	
45 Propionitrile	54	4.602	4.596	0.006	98	85203	200.0	200.8	
47 Chlorobromomethane	128	4.657	4.657	0.000	97	27997	20.0	19.4	
46 Tetrahydrofuran	72	4.663	4.657	0.006	57	14097	40.0	40.2	
48 Methacrylonitrile	67	4.681	4.681	0.000	94	231104	200.0	197.6	
49 Chloroform	83	4.700	4.693	0.007	98	100785	20.0	19.7	
50 Cyclohexane	56	4.809	4.803	0.006	96	103023	20.0	19.8	
52 1,1,1-Trichloroethane	97	4.821	4.821	0.000	97	75073	20.0	17.9	
$ 53 Dibromofluoromethane (Surr	113	4.828	4.828	0.000	95	131352	50.0	50.6	
54 Carbon tetrachloride	117	4.913	4.919	-0.006	97	60711	20.0	17.6	
55 1,1-Dichloropropene	75	4.937	4.937	0.000	96	78070	20.0	19.8	
56 Isobutyl alcohol	43	5.059	5.059	0.000	42	85776	500.0	741.3	
57 Isooctane	57	5.059	5.059	0.000	98	180278	20.0	16.9	
51 2,4,4-Trimethyl-1-pentene	57	5.059	5.059	0.000	89	177399		NC	
58 Benzene	78	5.096	5.096	0.000	97	227080	20.0	20.0	
$ 59 1,2-Dichloroethane-d4 (Sur	65	5.108	5.102	0.006	98	159058	50.0	50.5	
60 Isopropyl acetate	43	5.132	5.132	0.000	96	170926	20.0	17.2	
61 Tert-amyl methyl ether	73	5.139	5.132	0.006	90	173265	20.0	17.5	
62 1,2-Dichloroethane	62	5.163	5.163	0.000	96	72204	20.0	19.3	
63 n-Heptane	71	5.206	5.199	0.007	95	51622	20.0	16.7	
* 64 Fluorobenzene	96	5.315	5.309	0.006	98	490933	50.0	50.0	
65 n-Butanol	56	5.523	5.522	0.001	93	26771	500.0	418.5	
66 Trichloroethene	95	5.577	5.577	0.000	95	49846	20.0	18.7	
67 Ethyl acrylate	55	5.669	5.669	0.000	98	174026	20.0	21.8	
68 Methylcyclohexane	83	5.681	5.681	0.000	95	93958	20.0	17.9	
69 1,2-Dichloropropane	63	5.815	5.815	0.000	93	58987	20.0	18.3	
* 70 1,4-Dioxane-d8	96	5.852	5.852	0.000	34	20984	1000.0	1000.0	
71 Methyl methacrylate	100	5.858	5.858	0.000	92	21355	40.0	33.6	
72 n-Propyl acetate	43	5.894	5.894	0.000	99	74222	20.0	17.9	
73 1,4-Dioxane	88	5.894	5.913	-0.019	8	9572	400.0	425.0	
74 Dibromomethane	93	5.919	5.919	0.000	93	30464	20.0	18.4	
75 Dichlorobromomethane	83	6.035	6.035	0.000	98	60768	20.0	16.8	
77 2-Nitropropane	41	6.327	6.321	0.006	99	18247	40.0	26.3	
78 Epichlorohydrin	57	6.413	6.413	0.000	100	89349	400.0	334.5	
79 cis-1,3-Dichloropropene	75	6.461	6.461	0.000	92	68004	20.0	16.5	
80 4-Methyl-2-pentanone (MIBK	43	6.596	6.595	0.001	98	290315	100.0	94.3	
$ 81 Toluene-d8 (Surr)	98	6.669	6.663	0.007	99	442454	50.0	50.8	
82 Toluene	91	6.724	6.723	0.001	93	201585	20.0	19.3	
83 trans-1,3-Dichloropropene	75	6.961	6.961	0.000	98	53896	20.0	15.2	
84 Ethyl methacrylate	69	6.967	6.967	0.000	92	57418	20.0	16.8	
85 1,1,2-Trichloroethane	83	7.108	7.108	0.000	96	34965	20.0	18.5	

Compound	Sig	RT (min.)	Exp RT (min.)	Dlt RT (min.)	Q	Response	Cal Amt ug/l	OnCol Amt ug/l	Flags
86 Tetrachloroethene	166	7.144	7.144	0.000	94	39638	20.0	18.7	
87 1,3-Dichloropropane	76	7.248	7.242	0.006	95	70086	20.0	18.9	
88 2-Hexanone	43	7.272	7.272	0.000	98	168693	100.0	90.9	
89 n-Butyl acetate	73	7.333	7.327	0.006	98	12445	20.0	18.0	
90 Chlorodibromomethane	129	7.388	7.388	0.000	97	34623	20.0	15.5	
91 Ethylene Dibromide	107	7.492	7.486	0.006	99	36366	20.0	18.7	
* 92 Chlorobenzene-d5	117	7.784	7.784	0.000	89	304976	50.0	50.0	
93 Chlorobenzene	112	7.809	7.803	0.006	92	119252	20.0	19.6	
94 Ethylbenzene	106	7.851	7.851	0.000	99	67610	20.0	19.6	
95 1,1,1,2-Tetrachloroethane	131	7.864	7.863	0.001	95	41322	20.0	17.2	
96 m-Xylene & p-Xylene	106	7.931	7.931	0.000	99	81095	20.0	18.7	
97 n-Butyl acrylate	73	8.150	8.150	0.000	95	35766	20.0	16.1	
98 o-Xylene	106	8.187	8.187	0.000	93	85685	20.0	19.1	
99 Styrene	104	8.205	8.205	0.000	93	135296	20.0	18.5	
100 Amyl acetate (mixed isomer	43	8.284	8.284	0.000	89	112168	20.0	17.7	
101 Bromoform	173	8.339	8.339	0.000	93	19947	20.0	13.4	
102 Isopropylbenzene	105	8.400	8.400	0.000	96	216435	20.0	18.6	
$ 103 4-Bromofluorobenzene	174	8.528	8.528	0.000	87	116377	50.0	47.8	
104 Bromobenzene	156	8.613	8.619	-0.006	93	48261	20.0	19.0	
105 1,1,2,2-Tetrachloroethane	83	8.620	8.619	0.001	99	63323	20.0	19.4	
106 N-Propylbenzene	91	8.638	8.638	0.000	98	281539	20.0	19.4	
107 1,2,3-Trichloropropane	110	8.656	8.656	0.000	96	15634	20.0	18.8	
108 trans-1,4-Dichloro-2-buten	53	8.656	8.656	0.000	67	6465	20.0	7.00	
109 4-Ethyltoluene	105	8.705	8.705	0.000	98	223401	20.0	19.0	
110 2-Chlorotoluene	91	8.711	8.717	-0.006	97	190140	20.0	19.4	
111 1,3,5-Trimethylbenzene	105	8.741	8.741	0.000	92	184297	20.0	19.3	
112 Butyl Methacrylate	87	8.778	8.778	0.000	67	71041	20.0	17.9	
113 4-Chlorotoluene	91	8.778	8.778	0.000	97	170790	20.0	20.6	
114 tert-Butylbenzene	119	8.918	8.918	0.000	93	141777	20.0	18.1	
115 1,2,4-Trimethylbenzene	105	8.955	8.955	0.000	98	191107	20.0	19.0	
116 sec-Butylbenzene	105	9.040	9.040	0.000	99	236777	20.0	19.1	
117 4-Isopropyltoluene	119	9.119	9.119	0.000	97	194928	20.0	18.6	
118 1,3-Dichlorobenzene	146	9.138	9.138	0.000	94	100242	20.0	19.5	
* 119 1,4-Dichlorobenzene-d4	152	9.180	9.180	0.000	97	173459	50.0	50.0	
120 1,4-Dichlorobenzene	146	9.193	9.193	0.001	92	105164	20.0	19.9	
121 Benzyl chloride	91	9.272	9.278	-0.006	97	83511	20.0	12.6	
122 2,3-Dihydroindene	117	9.321	9.321	0.000	93	218755	20.0	19.5	
123 p-Diethylbenzene	119	9.333	9.339	-0.006	93	131135	20.0	19.5	
124 n-Butylbenzene	92	9.351	9.351	0.000	97	118254	20.0	20.3	
125 1,2-Dichlorobenzene	146	9.418	9.418	0.000	94	98868	20.0	19.5	
126 1,2,4,5-Tetramethylbenzene	119	9.827	9.827	0.000	97	170959	20.0	16.4	
127 1,2-Dibromo-3-Chloropropan	75	9.924	9.924	0.000	90	8702	20.0	15.8	
128 1,3,5-Trichlorobenzene	180	10.022	10.022	0.000	96	62712	20.0	17.0	
129 1,2,4-Trichlorobenzene	180	10.497	10.497	0.000	93	48422	20.0	16.3	
130 Hexachlorobutadiene	225	10.570	10.576	-0.006	90	23168	20.0	16.6	
131 Naphthalene	128	10.723	10.723	0.000	98	102699	20.0	15.4	
132 1,2,3-Trichlorobenzene	180	10.930	10.936	-0.006	93	33587	20.0	15.6	
S 133 1,2-Dichloroethene, Total	100				0		40.0	39.1	
S 134 Xylenes, Total	100				0		40.0	37.8	
S 135 Total BTEX	1				0		100.0	96.7	

QC Flag Legend

Processing Flags

NC - Not Calibrated

Reagents:

GASES Li_00175	Amount Added:	20.00	Units: uL	
8260MIX1COMB_00043	Amount Added:	20.00	Units: uL	
ACROLEIN W_00056	Amount Added:	4.00	Units: uL	
8260ISNEW_00085	Amount Added:	1.00	Units: uL	Run Reagent
8260SURR250_00140	Amount Added:	1.00	Units: uL	Run Reagent

Report Date: 13-Oct-2016 06:24:04 Chrom Revision: 2.2 08-Sep-2016 14:45:52

TestAmerica Edison

Data File: \\ChromNA\Edison\ChromData\CVOAMS1\20161012-46810.b\A28274.D

Injection Date:	13-Oct-2016 04:47:30	Instrument ID:	CVOAMS1	Operator ID:	VOA GC/MS1
Lims ID:	460-121256-A-53 MS			Worklist Smp#:	28
Client ID:					
Purge Vol:	5.000 mL	Dil. Factor:	10.0000	ALS Bottle#:	27
Method:	8260624W_1	Limit Group:	VOA - 8260C Water and Solid		

Column: Rtx-624 (0.25 mm)

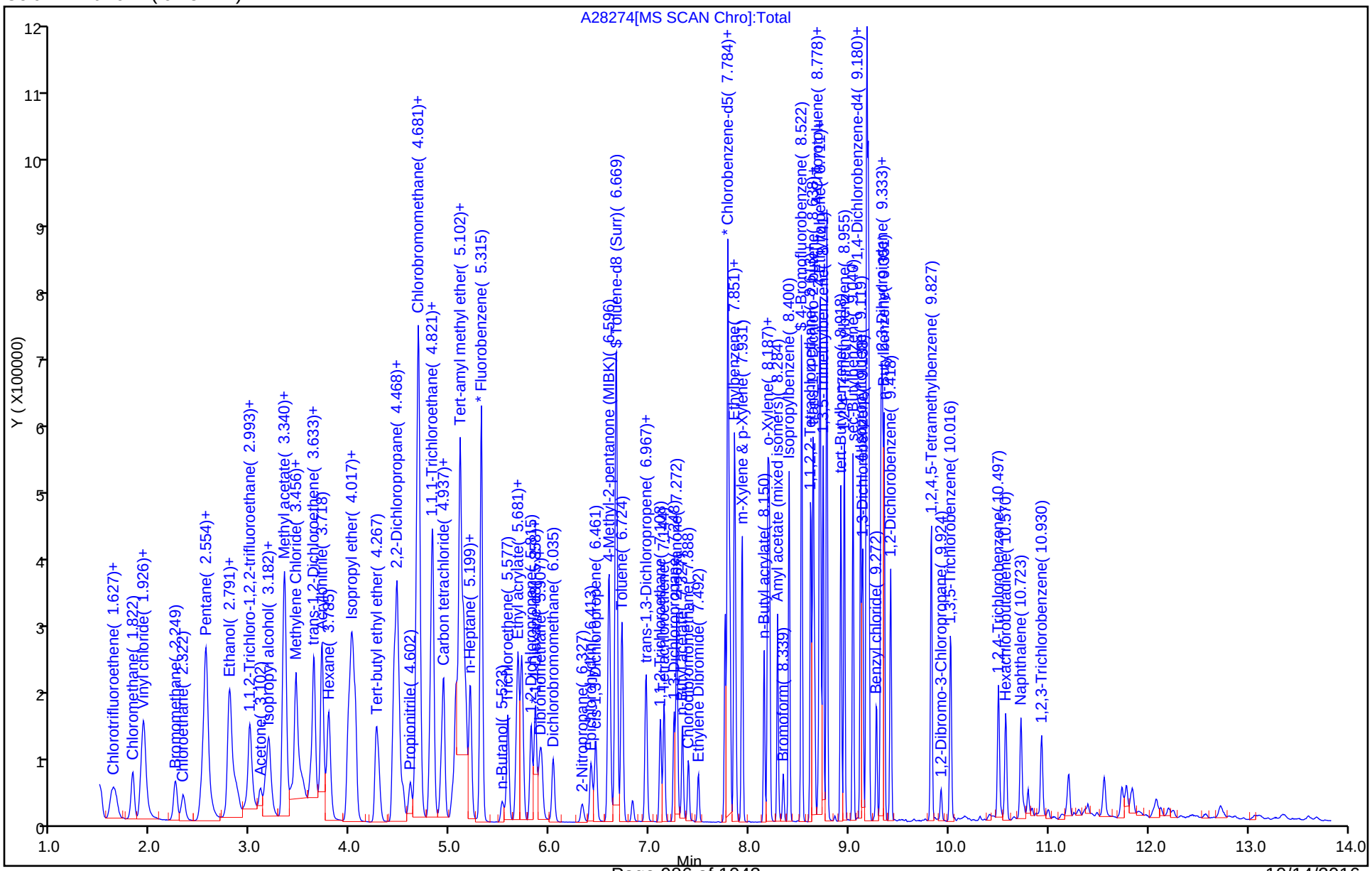

FORM I
GC/MS VOA ORGANICS ANALYSIS DATA SHEET

Lab Name: TestAmerica Edison | Job No.: 460-121256-1

SDG No.:

Client Sample ID: | Lab Sample ID: 460-120961-D-2 MS

Matrix: Water | Lab File ID: A28148.D

Analysis Method: 8260C | Date Collected: 09/27/2016 12:45

Sample wt/vol: 5(mL) | Date Analyzed: 10/11/2016 06:27

Soil Aliquot Vol: | Dilution Factor: 10

Soil Extract Vol.: | GC Column: Rtx-624 ID: 0.25(mm)

% Moisture: | Level: (low/med) Low

Analysis Batch No.: 396289 | Units: ug/L

CAS NO.	COMPOUND NAME	RESULT	Q	RL	MDL
71-55-6	1,1,1-Trichloroethane	187		10	2.8
79-34-5	1,1,2,2-Tetrachloroethane	194		10	1.9
79-00-5	1,1,2-Trichloroethane	186		10	0.80
75-34-3	1,1-Dichloroethane	190		10	2.4
75-35-4	1,1-Dichloroethene	188		10	3.4
87-61-6	1,2,3-Trichlorobenzene	145		10	3.5
120-82-1	1,2,4-Trichlorobenzene	152		10	2.7
96-12-8	1,2-Dibromo-3-Chloropropane	164		10	2.3
106-93-4	1,2-Dibromoethane	186		10	1.9
95-50-1	1,2-Dichlorobenzene	192		10	2.2
107-06-2	1,2-Dichloroethane	184		10	2.5
78-87-5	1,2-Dichloropropane	181		10	1.8
541-73-1	1,3-Dichlorobenzene	193		10	3.3
106-46-7	1,4-Dichlorobenzene	192		10	3.3
123-91-1	1,4-Dioxane	4530		500	87
78-93-3	2-Butanone	1020		50	22
591-78-6	2-Hexanone	907		50	7.2
108-10-1	4-Methyl-2-pentanone	908		50	6.3
67-64-1	Acetone	1040		50	11
71-43-2	Benzene	183		10	0.90
74-97-5	Bromochloromethane	187		10	3.0
75-27-4	Bromodichloromethane	167		10	1.5
75-25-2	Bromoform	134		10	1.8
74-83-9	Bromomethane	199		10	1.8
75-15-0	Carbon disulfide	155		10	2.2
56-23-5	Carbon tetrachloride	174		10	3.3
108-90-7	Chlorobenzene	187		10	2.4
75-00-3	Chloroethane	182		10	3.7
67-66-3	Chloroform	189		10	2.2
74-87-3	Chloromethane	185		10	2.2
156-59-2	cis-1,2-Dichloroethene	192		10	2.6
10061-01-5	cis-1,3-Dichloropropene	162		10	1.6
110-82-7	Cyclohexane	202		10	2.6
124-48-1	Dibromochloromethane	156		10	2.2
75-71-8	Dichlorodifluoromethane	197		10	1.4
100-41-4	Ethylbenzene	182		10	3.0

FORM I
GC/MS VOA ORGANICS ANALYSIS DATA SHEET

Lab Name: TestAmerica Edison | Job No.: 460-121256-1

SDG No.:

Client Sample ID: | Lab Sample ID: 460-120961-D-2 MS

Matrix: Water | Lab File ID: A28148.D

Analysis Method: 8260C | Date Collected: 09/27/2016 12:45

Sample wt/vol: 5(mL) | Date Analyzed: 10/11/2016 06:27

Soil Aliquot Vol: | Dilution Factor: 10

Soil Extract Vol.: | GC Column: Rtx-624 ID: 0.25(mm)

% Moisture: | Level: (low/med) Low

Analysis Batch No.: 396289 | Units: ug/L

CAS NO.	COMPOUND NAME	RESULT	Q	RL	MDL
76-13-1	Freon TF	212		10	3.4
98-82-8	Isopropylbenzene	182		10	3.2
179601-23-1	m&p-Xylene	181		10	2.8
79-20-9	Methyl acetate	944		50	5.8
108-87-2	Methylcyclohexane	180		10	2.2
75-09-2	Methylene Chloride	194		10	2.1
1634-04-4	MTBE	179		10	1.3
95-47-6	o-Xylene	181		10	3.2
100-42-5	Styrene	170		10	1.7
127-18-4	Tetrachloroethene	176		10	1.2
108-88-3	Toluene	184		10	2.5
156-60-5	trans-1,2-Dichloroethene	193		10	1.8
10061-02-6	trans-1,3-Dichloropropene	157		10	1.9
79-01-6	Trichloroethene	183		10	2.2
75-69-4	Trichlorofluoromethane	193		10	1.5
75-01-4	Vinyl chloride	199		10	0.60

CAS NO.	SURROGATE	%REC	Q	LIMITS
17060-07-0	1,2-Dichloroethane-d4 (Surr)	101		70-130
460-00-4	Bromofluorobenzene	98		70-130
1868-53-7	Dibromofluoromethane (Surr)	100		70-130
2037-26-5	Toluene-d8 (Surr)	99		70-130

TestAmerica Edison
Target Compound Quantitation Report

Data File: \\ChromNA\Edison\ChromData\CVOAMS1\20161010-46706.b\A28148.D
Lims ID: 460-120961-D-2 MS
Client ID:
Sample Type: MS
Inject. Date: 11-Oct-2016 06:27:30 ALS Bottle#: 27 Worklist Smp#: 28
Purge Vol: 5.000 mL Dil. Factor: 10.0000
Sample Info: 460-120961-D-2 MS
Misc. Info.: 460-0046706-028
Operator ID: VOA GC/MS1 Instrument ID: CVOAMS1

Method: \\ChromNA\Edison\ChromData\CVOAMS1\20161010-46706.b\8260624W_1.m
Limit Group: VOA - 8260C Water and Solid
Last Update: 11-Oct-2016 14:00:02 Calib Date: 08-Sep-2016 04:26:30
Integrator: RTE ID Type: Deconvolution ID
Quant Method: Internal Standard Quant By: Initial Calibration
Last ICal File: \\ChromNA\Edison\ChromData\CVOAMS1\20160908-45311.b\A26272.D

Column 1 : Rtx-624 (0.25 mm) Det: MS SCAN
Process Host: XAWRK013

First Level Reviewer: moroneyc Date: 11-Oct-2016 08:05:06

Compound	Sig	RT (min.)	Exp RT (min.)	Dlt RT (min.)	Q	Response	Cal Amt ug/l	OnCol Amt ug/l	Flags
1 Chlorotrifluoroethene	66	1.597	1.609	-0.013	89	12355	20.0	18.9	
3 Dichlorodifluoromethane	85	1.633	1.639	-0.006	99	87547	20.0	19.7	
4 Chloromethane	50	1.804	1.822	-0.018	99	101579	20.0	18.5	
5 Vinyl chloride	62	1.914	1.926	-0.012	98	96692	20.0	19.9	
6 Butadiene	54	1.920	1.932	-0.012	74	97240	20.0	22.1	
7 Bromomethane	94	2.237	2.249	-0.012	97	54602	20.0	19.9	
8 Chloroethane	64	2.310	2.322	-0.012	99	51852	20.0	18.2	
9 Dichlorofluoromethane	67	2.517	2.535	-0.018	98	130168	20.0	20.2	
10 Trichlorofluoromethane	101	2.529	2.535	-0.006	56	88607	20.0	19.3	
12 Pentane	72	2.548	2.554	-0.006	96	20885	40.0	35.5	
14 Ethanol	46	2.749	2.773	-0.024	82	14313	800.0	1036.7	
13 Ethyl ether	59	2.761	2.773	-0.012	95	50002	20.0	18.4	
15 2-Methyl-1,3-butadiene	53	2.779	2.797	-0.018	98	53877	20.0	18.0	
16 1,2-Dichloro-1,1,2-trifluo	117	2.840	2.840	0.000	94	43197	20.0	19.7	
11 Acrolein	56	2.950	2.968	-0.018	93	10090	40.0	25.1	
18 1,1-Dichloroethene	96	2.980	2.993	-0.013	96	53585	20.0	18.8	
17 1,1,2-Trichloro-1,2,2-trif	101	2.999	2.999	0.000	55	50247	20.0	21.2	
19 Acetone	43	3.078	3.096	-0.018	88	79744	100.0	104.0	
20 Iodomethane	142	3.145	3.151	-0.006	99	85754	20.0	17.5	
21 Carbon disulfide	76	3.175	3.182	-0.007	99	181829	20.0	15.5	
22 Isopropyl alcohol	45	3.182	3.194	-0.012	55	35566	200.0	221.8	
23 3-Chloro-1-propene	76	3.310	3.328	-0.018	95	30697	20.0	15.8	
25 Cyclopentene	67	3.334	3.340	-0.006	91	156211	20.0	18.4	
24 Methyl acetate	43	3.328	3.346	-0.018	99	238442	100.0	94.4	
26 Acetonitrile	41	3.389	3.407	-0.018	97	103635	200.0	213.9	
27 Methylene Chloride	84	3.444	3.456	-0.012	99	66272	20.0	19.4	
* 28 TBA-d9 (IS)	65	3.444	3.468	-0.024	99	231503	1000.0	1000.0	
29 2-Methyl-2-propanol	59	3.523	3.523	0.000	98	44869	200.0	187.5	
30 Methyl tert-butyl ether	73	3.621	3.620	0.000	98	155072	20.0	17.9	
31 trans-1,2-Dichloroethene	96	3.627	3.633	-0.006	98	58523	20.0	19.3	
32 Acrylonitrile	53	3.700	3.718	-0.018	94	250143	200.0	197.8	

Compound	Sig	RT (min.)	Exp RT (min.)	Dlt RT (min.)	Q	Response	Cal Amt ug/l	OnCol Amt ug/l	Flags
33 Hexane	43	3.773	3.785	-0.012	95	59292	20.0	17.5	
34 Isopropyl ether	45	3.980	3.986	-0.006	97	207728	20.0	18.2	
35 1,1-Dichloroethane	63	4.005	4.011	-0.006	99	112357	20.0	19.0	
36 Vinyl acetate	86	4.017	4.029	-0.012	100	19458	40.0	34.7	
37 2-Chloro-1,3-butadiene	88	4.041	4.053	-0.012	92	48441	20.0	18.5	
38 Tert-butyl ethyl ether	59	4.255	4.261	-0.006	89	166568	20.0	17.4	
* 39 2-Butanone-d5	46	4.425	4.437	-0.012	99	296612	250.0	250.0	
40 2,2-Dichloropropane	97	4.444	4.462	-0.018	85	14178	20.0	14.0	M
41 cis-1,2-Dichloroethene	96	4.456	4.468	-0.012	94	60413	20.0	19.2	
43 Ethyl acetate	70	4.474	4.486	-0.012	92	9800	40.0	36.8	
42 2-Butanone (MEK)	72	4.474	4.486	-0.012	95	29786	100.0	101.5	
44 Methyl acrylate	55	4.523	4.529	-0.006	99	47125	20.0	18.9	
45 Propionitrile	54	4.590	4.602	-0.012	98	84613	200.0	205.6	
47 Chlorobromomethane	128	4.651	4.657	-0.006	98	26224	20.0	18.7	
46 Tetrahydrofuran	72	4.651	4.663	-0.012	66	13440	40.0	39.0	
48 Methacrylonitrile	67	4.675	4.681	-0.006	94	221330	200.0	195.2	
49 Chloroform	83	4.693	4.700	-0.007	98	93614	20.0	18.9	
50 Cyclohexane	56	4.803	4.809	-0.006	94	101953	20.0	20.2	
52 1,1,1-Trichloroethane	97	4.815	4.821	-0.006	96	76169	20.0	18.7	
$ 53 Dibromofluoromethane (Surr	113	4.815	4.828	-0.013	96	126226	50.0	50.1	
54 Carbon tetrachloride	117	4.907	4.913	-0.006	97	58285	20.0	17.4	
55 1,1-Dichloropropene	75	4.931	4.937	-0.006	96	72802	20.0	19.0	
56 Isobutyl alcohol	43	5.023	5.053	-0.030	95	91279	500.0	780.1	
57 Isooctane	57	5.053	5.059	-0.006	96	172322	20.0	16.6	
51 2,4,4-Trimethyl-1-pentene	57	5.053	5.059	-0.006	85	168889		NC	
58 Benzene	78	5.090	5.096	-0.006	95	213160	20.0	18.3	
$ 59 1,2-Dichloroethane-d4 (Sur	65	5.096	5.102	-0.006	98	153446	50.0	50.3	
60 Isopropyl acetate	43	5.120	5.132	-0.012	96	157337	20.0	16.3	
61 Tert-amyl methyl ether	73	5.132	5.138	-0.006	93	152212	20.0	15.8	
62 1,2-Dichloroethane	62	5.157	5.163	-0.006	96	66908	20.0	18.4	
63 n-Heptane	71	5.193	5.206	-0.013	95	46168	20.0	15.3	
* 64 Fluorobenzene	96	5.303	5.315	-0.012	98	476103	50.0	50.0	
65 n-Butanol	56	5.516	5.523	-0.007	90	28843	500.0	445.9	
66 Trichloroethene	95	5.571	5.577	-0.006	97	47373	20.0	18.3	
67 Ethyl acrylate	55	5.663	5.675	-0.012	97	146125	20.0	18.9	M
68 Methylcyclohexane	83	5.681	5.681	0.000	94	91726	20.0	18.0	
69 1,2-Dichloropropane	63	5.809	5.809	0.000	94	56528	20.0	18.1	
* 70 1,4-Dioxane-d8	96	5.852	5.858	-0.006	35	22033	1000.0	1000.0	
71 Methyl methacrylate	100	5.852	5.858	-0.006	92	22006	40.0	35.7	
72 n-Propyl acetate	43	5.894	5.894	0.000	99	72503	20.0	18.0	
73 1,4-Dioxane	88	5.894	5.900	-0.006	28	10691	400.0	452.6	
74 Dibromomethane	93	5.913	5.919	-0.006	93	30172	20.0	18.8	
75 Dichlorobromomethane	83	6.029	6.035	-0.006	99	58374	20.0	16.7	
77 2-Nitropropane	41	6.321	6.321	0.000	98	18214	40.0	27.1	
78 Epichlorohydrin	57	6.413	6.413	0.000	98	90511	400.0	345.1	
79 cis-1,3-Dichloropropene	75	6.455	6.461	-0.006	94	68533	20.0	16.2	
80 4-Methyl-2-pentanone (MIBK	43	6.589	6.595	-0.006	98	274761	100.0	90.8	
$ 81 Toluene-d8 (Surr)	98	6.663	6.663	0.000	99	441619	50.0	49.5	
82 Toluene	91	6.717	6.724	-0.007	93	196245	20.0	18.4	
83 trans-1,3-Dichloropropene	75	6.955	6.961	-0.006	98	56940	20.0	15.7	
84 Ethyl methacrylate	69	6.967	6.967	0.000	87	53214	20.0	16.1	
85 1,1,2-Trichloroethane	83	7.108	7.108	0.000	97	35987	20.0	18.6	

Compound	Sig	RT (min.)	Exp RT (min.)	Dlt RT (min.)	Q	Response	Cal Amt ug/l	OnCol Amt ug/l	Flags
86 Tetrachloroethene	166	7.144	7.144	0.000	94	38289	20.0	17.6	
87 1,3-Dichloropropane	76	7.242	7.248	-0.006	95	71575	20.0	18.9	
88 2-Hexanone	43	7.272	7.272	0.000	99	165307	100.0	90.7	
89 n-Butyl acetate	73	7.327	7.327	0.000	98	12147	20.0	17.2	
90 Chlorodibromomethane	129	7.388	7.388	0.000	97	35898	20.0	15.6	
91 Ethylene Dibromide	107	7.486	7.492	-0.006	98	37100	20.0	18.6	
* 92 Chlorobenzene-d5	117	7.784	7.784	0.000	88	312606	50.0	50.0	
93 Chlorobenzene	112	7.803	7.803	0.000	92	116721	20.0	18.7	
94 Ethylbenzene	106	7.851	7.851	0.000	99	64507	20.0	18.2	
95 1,1,1,2-Tetrachloroethane	131	7.857	7.864	-0.007	94	40510	20.0	16.5	
96 m-Xylene & p-Xylene	106	7.925	7.931	-0.006	99	80454	20.0	18.1	
97 n-Butyl acrylate	73	8.150	8.150	0.000	96	34369	20.0	15.1	
98 o-Xylene	106	8.187	8.187	0.000	93	83063	20.0	18.1	
99 Styrene	104	8.199	8.205	-0.006	93	127518	20.0	17.0	
100 Amyl acetate (mixed isomer	43	8.284	8.284	0.000	90	106432	20.0	16.0	
101 Bromoform	173	8.339	8.339	0.000	93	20455	20.0	13.4	
102 Isopropylbenzene	105	8.400	8.400	0.000	96	217006	20.0	18.2	
$ 103 4-Bromofluorobenzene	174	8.522	8.528	-0.006	83	122080	50.0	48.9	
104 Bromobenzene	156	8.613	8.613	0.000	94	48748	20.0	18.3	
105 1,1,2,2-Tetrachloroethane	83	8.613	8.619	-0.006	99	65933	20.0	19.4	
106 N-Propylbenzene	91	8.638	8.638	0.000	98	282739	20.0	18.6	
107 1,2,3-Trichloropropane	110	8.656	8.656	0.000	97	16379	20.0	18.9	
108 trans-1,4-Dichloro-2-buten	53	8.656	8.656	0.000	67	6149	20.0	6.37	
109 4-Ethyltoluene	105	8.705	8.705	0.000	98	227044	20.0	18.5	
110 2-Chlorotoluene	91	8.711	8.711	0.000	96	194080	20.0	19.0	
111 1,3,5-Trimethylbenzene	105	8.741	8.741	0.000	92	186945	20.0	18.7	
112 Butyl Methacrylate	87	8.778	8.778	0.000	94	64853	20.0	15.7	
113 4-Chlorotoluene	91	8.778	8.778	0.000	98	169553	20.0	19.5	
114 tert-Butylbenzene	119	8.918	8.918	0.000	93	146075	20.0	17.8	
115 1,2,4-Trimethylbenzene	105	8.949	8.955	-0.006	98	194701	20.0	18.6	
116 sec-Butylbenzene	105	9.040	9.040	0.000	99	239668	20.0	18.5	
117 4-Isopropyltoluene	119	9.113	9.113	0.000	97	198541	20.0	18.1	
118 1,3-Dichlorobenzene	146	9.138	9.138	0.000	94	103799	20.0	19.3	
* 119 1,4-Dichlorobenzene-d4	152	9.174	9.180	-0.006	97	181304	50.0	50.0	
120 1,4-Dichlorobenzene	146	9.193	9.193	0.000	95	106356	20.0	19.2	
121 Benzyl chloride	91	9.272	9.272	0.000	97	84047	20.0	12.1	
122 2,3-Dihydroindene	117	9.321	9.321	0.000	93	225472	20.0	19.2	
123 p-Diethylbenzene	119	9.333	9.333	0.000	91	129870	20.0	18.4	
124 n-Butylbenzene	92	9.351	9.351	0.000	97	117925	20.0	19.4	
125 1,2-Dichlorobenzene	146	9.418	9.418	0.000	95	101841	20.0	19.2	
126 1,2,4,5-Tetramethylbenzene	119	9.821	9.827	-0.007	97	168530	20.0	15.5	
127 1,2-Dibromo-3-Chloropropan	75	9.918	9.924	-0.006	93	9470	20.0	16.4	
128 1,3,5-Trichlorobenzene	180	10.016	10.016	0.000	95	62556	20.0	16.2	
129 1,2,4-Trichlorobenzene	180	10.497	10.497	0.000	93	47331	20.0	15.2	
130 Hexachlorobutadiene	225	10.570	10.570	0.000	91	22770	20.0	15.7	
131 Naphthalene	128	10.723	10.723	0.000	99	96606	20.0	13.9	
132 1,2,3-Trichlorobenzene	180	10.930	10.930	0.000	94	32752	20.0	14.5	
S 133 1,2-Dichloroethene, Total	100				0		40.0	38.5	
S 134 Xylenes, Total	100				0		40.0	36.2	
S 135 Total BTEX	1				0		100.0	91.1	

QC Flag Legend

Processing Flags

NC - Not Calibrated

Review Flags

M - Manually Integrated

Reagents:

8260MIX1COMB_00043	Amount Added:	20.00	Units: uL	
ACROLEIN W_00056	Amount Added:	4.00	Units: uL	
GASES Li_00175	Amount Added:	20.00	Units: uL	
8260ISNEW_00085	Amount Added:	1.00	Units: uL	Run Reagent
8260SURR250_00140	Amount Added:	1.00	Units: uL	Run Reagent

Report Date: 11-Oct-2016 14:00:04 Chrom Revision: 2.2 08-Sep-2016 14:45:52

TestAmerica Edison

Data File: \\ChromNA\Edison\ChromData\CVOAMS1\20161010-46706.b\A28148.D

Injection Date:	11-Oct-2016 06:27:30	Instrument ID:	CVOAMS1	Operator ID:	VOA GC/MS1
Lims ID:	460-120961-D-2 MS			Worklist Smp#:	28
Client ID:					
Purge Vol:	5.000 mL	Dil. Factor:	10.0000	ALS Bottle#:	27
Method:	8260624W_1	Limit Group:	VOA - 8260C Water and Solid		

Column: Rtx-624 (0.25 mm)

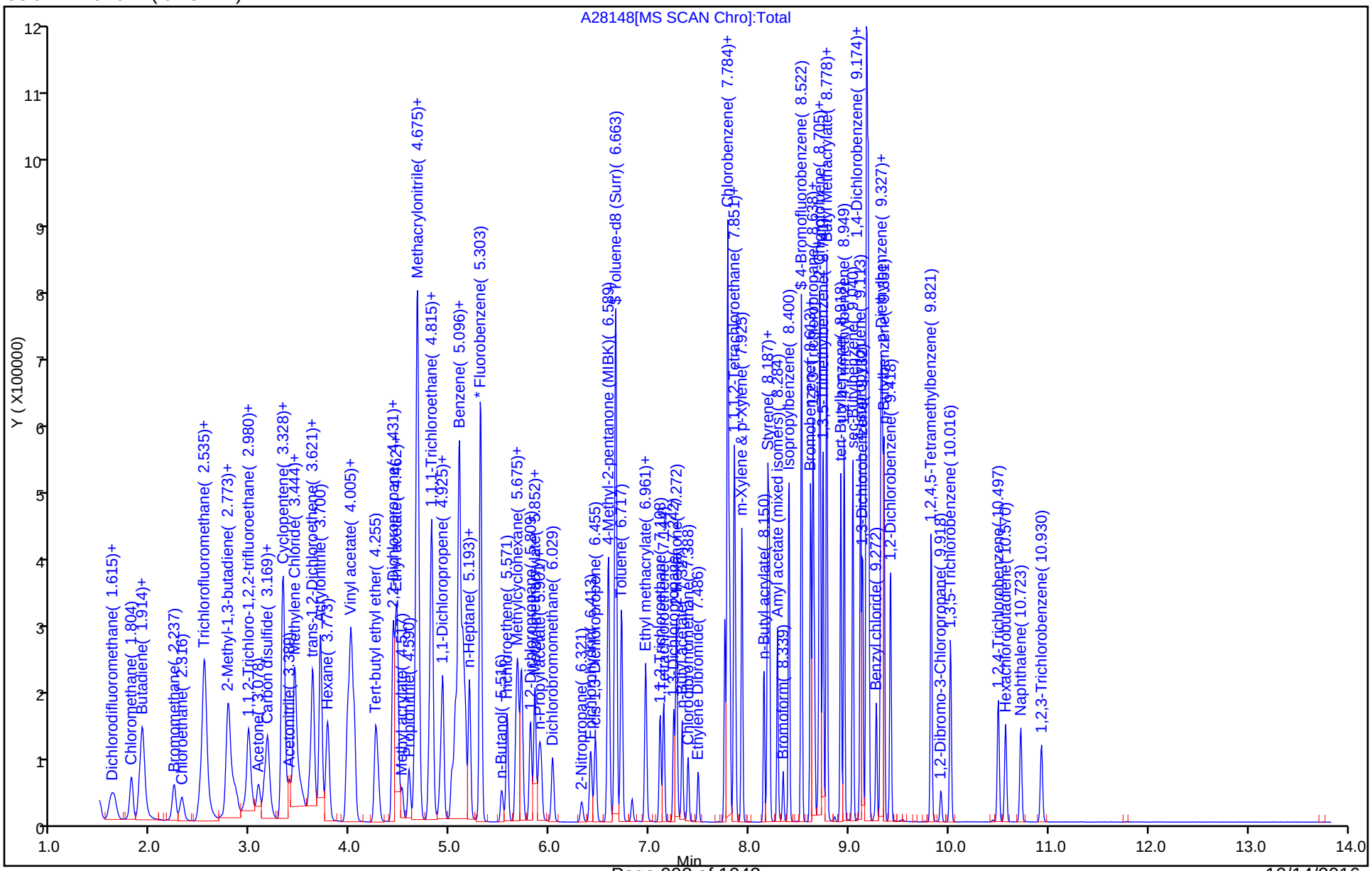

FORM I
GC/MS VOA ORGANICS ANALYSIS DATA SHEET

Lab Name: TestAmerica Edison | Job No.: 460-121256-1

SDG No.:

Client Sample ID: | Lab Sample ID: 460-121160-C-4 MS

Matrix: Water | Lab File ID: A28194.D

Analysis Method: 8260C | Date Collected: 09/27/2016 16:20

Sample wt/vol: 5(mL) | Date Analyzed: 10/11/2016 23:09

Soil Aliquot Vol: | Dilution Factor: 1

Soil Extract Vol.: | GC Column: Rtx-624 ID: 0.25(mm)

% Moisture: | Level: (low/med) Low

Analysis Batch No.: 396528 | Units: ug/L

CAS NO.	COMPOUND NAME	RESULT	Q	RL	MDL
71-55-6	1,1,1-Trichloroethane	16.8		1.0	0.28
79-34-5	1,1,2,2-Tetrachloroethane	17.5		1.0	0.19
79-00-5	1,1,2-Trichloroethane	17.8		1.0	0.080
75-34-3	1,1-Dichloroethane	18.7		1.0	0.24
75-35-4	1,1-Dichloroethene	17.0		1.0	0.34
87-61-6	1,2,3-Trichlorobenzene	13.6		1.0	0.35
120-82-1	1,2,4-Trichlorobenzene	14.9		1.0	0.27
96-12-8	1,2-Dibromo-3-Chloropropane	13.7		1.0	0.23
106-93-4	1,2-Dibromoethane	17.4		1.0	0.19
95-50-1	1,2-Dichlorobenzene	18.6		1.0	0.22
107-06-2	1,2-Dichloroethane	17.6		1.0	0.25
78-87-5	1,2-Dichloropropane	17.7		1.0	0.18
541-73-1	1,3-Dichlorobenzene	19.1		1.0	0.33
106-46-7	1,4-Dichlorobenzene	19.1		1.0	0.33
123-91-1	1,4-Dioxane	399		50	8.7
78-93-3	2-Butanone	93.4		5.0	2.2
591-78-6	2-Hexanone	88.4		5.0	0.72
108-10-1	4-Methyl-2-pentanone	91.4		5.0	0.63
67-64-1	Acetone	104		5.0	1.1
71-43-2	Benzene	18.9		1.0	0.090
74-97-5	Bromochloromethane	18.1		1.0	0.30
75-27-4	Bromodichloromethane	15.5		1.0	0.15
75-25-2	Bromoform	10.8		1.0	0.18
74-83-9	Bromomethane	20.0		1.0	0.18
75-15-0	Carbon disulfide	12.6		1.0	0.22
56-23-5	Carbon tetrachloride	16.8		1.0	0.33
108-90-7	Chlorobenzene	18.5		1.0	0.24
75-00-3	Chloroethane	18.4		1.0	0.37
67-66-3	Chloroform	20.3		1.0	0.22
74-87-3	Chloromethane	18.9		1.0	0.22
156-59-2	cis-1,2-Dichloroethene	19.0		1.0	0.26
10061-01-5	cis-1,3-Dichloropropene	15.0		1.0	0.16
110-82-7	Cyclohexane	19.4		1.0	0.26
124-48-1	Dibromochloromethane	13.8		1.0	0.22
75-71-8	Dichlorodifluoromethane	19.9		1.0	0.14
100-41-4	Ethylbenzene	18.3		1.0	0.30

FORM I
GC/MS VOA ORGANICS ANALYSIS DATA SHEET

Lab Name: TestAmerica Edison | Job No.: 460-121256-1

SDG No.:

Client Sample ID: | Lab Sample ID: 460-121160-C-4 MS

Matrix: Water | Lab File ID: A28194.D

Analysis Method: 8260C | Date Collected: 09/27/2016 16:20

Sample wt/vol: 5(mL) | Date Analyzed: 10/11/2016 23:09

Soil Aliquot Vol: | Dilution Factor: 1

Soil Extract Vol.: | GC Column: Rtx-624 ID: 0.25(mm)

% Moisture: | Level: (low/med) Low

Analysis Batch No.: 396528 | Units: ug/L

CAS NO.	COMPOUND NAME	RESULT	Q	RL	MDL
76-13-1	Freon TF	16.9		1.0	0.34
98-82-8	Isopropylbenzene	17.7		1.0	0.32
179601-23-1	m&p-Xylene	17.6		1.0	0.28
79-20-9	Methyl acetate	85.5		5.0	0.58
108-87-2	Methylcyclohexane	17.4		1.0	0.22
75-09-2	Methylene Chloride	18.8		1.0	0.21
1634-04-4	MTBE	16.2		1.0	0.13
95-47-6	o-Xylene	17.3		1.0	0.32
100-42-5	Styrene	13.8		1.0	0.17
127-18-4	Tetrachloroethene	18.5		1.0	0.12
108-88-3	Toluene	18.4		1.0	0.25
156-60-5	trans-1,2-Dichloroethene	18.3		1.0	0.18
10061-02-6	trans-1,3-Dichloropropene	14.3		1.0	0.19
79-01-6	Trichloroethene	18.3		1.0	0.22
75-69-4	Trichlorofluoromethane	19.0		1.0	0.15
75-01-4	Vinyl chloride	19.6		1.0	0.060

CAS NO.	SURROGATE	%REC	Q	LIMITS
17060-07-0	1,2-Dichloroethane-d4 (Surr)	98		70-130
460-00-4	Bromofluorobenzene	97		70-130
1868-53-7	Dibromofluoromethane (Surr)	100		70-130
2037-26-5	Toluene-d8 (Surr)	102		70-130

TestAmerica Edison
Target Compound Quantitation Report

Data File: \\ChromNA\Edison\ChromData\CVOAMS1\20161011-46753.b\A28194.D
Lims ID: 460-121160-C-4 MS
Client ID: MTVL-CMT-6-6
Sample Type: MS
Inject. Date: 11-Oct-2016 23:09:30 ALS Bottle#: 8 Worklist Smp#: 9
Purge Vol: 5.000 mL Dil. Factor: 1.0000
Sample Info: 460-121160-C-4 MS
Misc. Info.: 460-0046753-009
Operator ID: VOA GC/MS1 Instrument ID: CVOAMS1

Method: \\ChromNA\Edison\ChromData\CVOAMS1\20161011-46753.b\8260624W_1.m
Limit Group: VOA - 8260C Water and Solid
Last Update: 12-Oct-2016 09:45:22 Calib Date: 08-Sep-2016 04:26:30
Integrator: RTE ID Type: Deconvolution ID
Quant Method: Internal Standard Quant By: Initial Calibration
Last ICal File: \\ChromNA\Edison\ChromData\CVOAMS1\20160908-45311.b\A26272.D

Column 1 : Rtx-624 (0.25 mm) Det: MS SCAN
Process Host: XAWRK018

First Level Reviewer: starzecm Date: 12-Oct-2016 00:15:26

Compound	Sig	RT (min.)	Exp RT (min.)	Dlt RT (min.)	Q	Response	Cal Amt ug/l	OnCol Amt ug/l	Flags
1 Chlorotrifluoroethene	66	1.615	1.621	-0.006	88	10104	20.0	14.9	
3 Dichlorodifluoromethane	85	1.639	1.651	-0.012	99	91875	20.0	19.9	
4 Chloromethane	50	1.816	1.822	-0.006	99	107730	20.0	18.9	
6 Butadiene	54	1.932	1.932	0.000	95	96995	20.0	21.3	
5 Vinyl chloride	62	1.920	1.932	-0.012	98	99107	20.0	19.6	
7 Bromomethane	94	2.243	2.249	-0.006	99	57036	20.0	20.0	
8 Chloroethane	64	2.322	2.334	-0.012	99	54408	20.0	18.4	
9 Dichlorofluoromethane	67	2.529	2.535	-0.006	99	129518	20.0	19.4	
10 Trichlorofluoromethane	101	2.529	2.542	-0.013	59	90848	20.0	19.0	
12 Pentane	72	2.560	2.560	0.000	97	20292	40.0	33.2	
14 Ethanol	46	2.767	2.792	-0.025	75	10208	800.0	905.6	
13 Ethyl ether	59	2.773	2.779	-0.006	95	48335	20.0	17.1	
15 2-Methyl-1,3-butadiene	53	2.791	2.804	-0.013	97	45198	20.0	14.6	
16 1,2-Dichloro-1,1,2-trifluo	117	2.834	2.840	-0.006	96	41610	20.0	18.3	
11 Acrolein	56	2.956	2.974	-0.018	95	7397	40.0	22.2	
18 1,1-Dichloroethene	96	2.993	2.999	-0.006	97	50447	20.0	17.0	
17 1,1,2-Trichloro-1,2,2-trif	101	2.987	2.999	-0.012	89	41579	20.0	16.9	
19 Acetone	43	3.102	3.102	0.000	87	72500	100.0	104.2	
20 Iodomethane	142	3.151	3.157	-0.006	100	80145	20.0	15.7	
21 Carbon disulfide	76	3.182	3.188	-0.006	99	153020	20.0	12.6	
22 Isopropyl alcohol	45	3.194	3.224	-0.030	51	27075	200.0	206.8	
23 3-Chloro-1-propene	76	3.322	3.328	-0.006	91	27319	20.0	13.6	
25 Cyclopentene	67	3.340	3.346	-0.006	92	133113	20.0	15.1	
24 Methyl acetate	43	3.346	3.352	-0.006	100	224259	100.0	85.5	
26 Acetonitrile	41	3.407	3.413	-0.006	99	94693	200.0	239.4	
27 Methylene Chloride	84	3.450	3.456	-0.006	97	66744	20.0	18.8	
* 28 TBA-d9 (IS)	65	3.474	3.468	0.006	99	188997	1000.0	1000.0	
29 2-Methyl-2-propanol	59	3.529	3.535	-0.006	91	33876	200.0	172.7	
30 Methyl tert-butyl ether	73	3.621	3.621	0.000	98	145441	20.0	16.2	
31 trans-1,2-Dichloroethene	96	3.633	3.639	-0.006	98	57738	20.0	18.3	
32 Acrylonitrile	53	3.712	3.718	-0.006	94	225518	200.0	171.7	

Compound	Sig	RT (min.)	Exp RT (min.)	Dlt RT (min.)	Q	Response	Cal Amt ug/l	OnCol Amt ug/l	Flags
33 Hexane	43	3.785	3.785	0.000	95	64849	20.0	18.4	
34 Isopropyl ether	45	3.986	3.986	0.000	96	210656	20.0	17.8	
35 1,1-Dichloroethane	63	4.011	4.017	-0.006	99	114371	20.0	18.7	
36 Vinyl acetate	86	4.029	4.029	0.000	100	18269	40.0	31.4	
37 2-Chloro-1,3-butadiene	88	4.047	4.053	-0.006	91	46651	20.0	17.2	
38 Tert-butyl ethyl ether	59	4.261	4.267	-0.006	88	164628	20.0	16.6	
* 39 2-Butanone-d5	46	4.437	4.444	-0.007	94	269137	250.0	250.0	
40 2,2-Dichloropropane	97	4.462	4.462	0.000	88	16715	20.0	15.9	
41 cis-1,2-Dichloroethene	96	4.468	4.468	0.000	92	62064	20.0	19.0	
43 Ethyl acetate	70	4.480	4.486	-0.006	93	8872	40.0	36.7	
42 2-Butanone (MEK)	72	4.486	4.486	0.000	95	24931	100.0	93.4	
44 Methyl acrylate	55	4.529	4.529	0.000	56	39307	20.0	15.2	
45 Propionitrile	54	4.602	4.602	0.000	98	74259	200.0	173.8	
47 Chlorobromomethane	128	4.657	4.663	-0.006	98	26279	20.0	18.1	
46 Tetrahydrofuran	72	4.663	4.663	0.000	55	11707	40.0	37.3	
48 Methacrylonitrile	67	4.681	4.681	0.000	94	199424	200.0	169.4	
49 Chloroform	83	4.700	4.700	0.000	98	104106	20.0	20.3	
50 Cyclohexane	56	4.809	4.809	0.000	95	101754	20.0	19.4	
52 1,1,1-Trichloroethane	97	4.822	4.828	-0.006	97	71090	20.0	16.8	
$ 53 Dibromofluoromethane (Surr	113	4.828	4.828	0.000	96	131276	50.0	50.2	
54 Carbon tetrachloride	117	4.919	4.919	0.000	95	58420	20.0	16.8	
55 1,1-Dichloropropene	75	4.937	4.937	0.000	96	74361	20.0	18.7	
56 Isobutyl alcohol	43	5.059	5.059	0.000	37	79406	500.0	831.3	
57 Isooctane	57	5.059	5.059	0.000	99	191091	20.0	17.8	
51 2,4,4-Trimethyl-1-pentene	57	5.059	5.059	0.000	91	186451		NC	
58 Benzene	78	5.096	5.096	0.000	96	218833	20.0	18.9	
$ 59 1,2-Dichloroethane-d4 (Sur	65	5.102	5.108	-0.006	98	155849	50.0	49.2	
60 Isopropyl acetate	43	5.132	5.133	0.000	96	154725	20.0	15.5	
61 Tert-amyl methyl ether	73	5.139	5.139	0.000	96	160720	20.0	16.1	
62 1,2-Dichloroethane	62	5.163	5.163	0.000	95	66506	20.0	17.6	
63 n-Heptane	71	5.206	5.206	0.000	95	51245	20.0	16.4	
* 64 Fluorobenzene	96	5.309	5.315	-0.006	98	494248	50.0	50.0	
65 n-Butanol	56	5.523	5.523	0.000	92	20435	500.0	386.9	
66 Trichloroethene	95	5.577	5.578	-0.001	96	49117	20.0	18.3	
67 Ethyl acrylate	55	5.675	5.675	0.000	98	134028	20.0	16.7	
68 Methylcyclohexane	83	5.681	5.681	0.000	96	92345	20.0	17.4	
69 1,2-Dichloropropane	63	5.815	5.815	0.000	93	57261	20.0	17.7	
* 70 1,4-Dioxane-d8	96	5.852	5.858	-0.006	33	18536	1000.0	1000.0	
71 Methyl methacrylate	100	5.858	5.858	0.000	91	19484	40.0	30.5	
72 n-Propyl acetate	43	5.894	5.901	-0.007	99	67282	20.0	16.1	
73 1,4-Dioxane	88	5.907	5.907	0.000	32	7948	400.0	399.1	
74 Dibromomethane	93	5.919	5.919	0.000	92	29314	20.0	17.6	
75 Dichlorobromomethane	83	6.035	6.035	0.000	99	56567	20.0	15.5	
77 2-Nitropropane	41	6.327	6.321	0.006	99	15626	40.0	22.2	
78 Epichlorohydrin	57	6.413	6.413	0.000	100	74812	400.0	314.3	
79 cis-1,3-Dichloropropene	75	6.461	6.462	-0.001	94	63150	20.0	15.0	
80 4-Methyl-2-pentanone (MIBK	43	6.589	6.596	-0.007	98	250855	100.0	91.4	
$ 81 Toluene-d8 (Surr)	98	6.663	6.669	-0.006	99	451372	50.0	50.9	
82 Toluene	91	6.724	6.724	0.000	93	195017	20.0	18.4	
83 trans-1,3-Dichloropropene	75	6.961	6.961	0.000	98	51704	20.0	14.3	
84 Ethyl methacrylate	69	6.967	6.968	-0.001	88	51325	20.0	15.0	
85 1,1,2-Trichloroethane	83	7.108	7.108	0.000	96	34373	20.0	17.8	

Compound	Sig	RT (min.)	Exp RT (min.)	Dlt RT (min.)	Q	Response	Cal Amt ug/l	OnCol Amt ug/l	Flags
86 Tetrachloroethene	166	7.144	7.144	0.000	95	39849	20.0	18.5	
87 1,3-Dichloropropane	76	7.248	7.242	0.006	95	67327	20.0	17.9	
88 2-Hexanone	43	7.272	7.272	0.000	98	146211	100.0	88.4	
89 n-Butyl acetate	73	7.327	7.327	0.000	99	10975	20.0	15.6	
90 Chlorodibromomethane	129	7.388	7.388	0.000	97	31494	20.0	13.8	
91 Ethylene Dibromide	107	7.492	7.492	0.000	97	34553	20.0	17.4	
* 92 Chlorobenzene-d5	117	7.784	7.784	0.000	89	310745	50.0	50.0	
93 Chlorobenzene	112	7.803	7.803	0.000	92	114636	20.0	18.5	
94 Ethylbenzene	106	7.851	7.851	0.000	99	64435	20.0	18.3	
95 1,1,1,2-Tetrachloroethane	131	7.864	7.864	0.000	94	40618	20.0	16.6	
96 m-Xylene & p-Xylene	106	7.931	7.931	0.000	99	77409	20.0	17.6	
97 n-Butyl acrylate	73	8.150	8.150	0.000	96	33027	20.0	14.6	
98 o-Xylene	106	8.187	8.187	0.000	93	79291	20.0	17.3	
99 Styrene	104	8.205	8.199	0.006	93	102776	20.0	13.8	
100 Amyl acetate (mixed isomer	43	8.284	8.284	0.000	90	102069	20.0	16.0	
101 Bromoform	173	8.339	8.339	0.000	94	16375	20.0	10.8	
102 Isopropylbenzene	105	8.400	8.400	0.000	97	210012	20.0	17.7	
$ 103 4-Bromofluorobenzene	174	8.522	8.528	-0.006	83	120262	50.0	48.4	
104 Bromobenzene	156	8.613	8.614	-0.001	94	47293	20.0	18.5	
105 1,1,2,2-Tetrachloroethane	83	8.613	8.620	-0.007	98	57535	20.0	17.5	
106 N-Propylbenzene	91	8.638	8.638	0.000	98	276760	20.0	18.9	
107 1,2,3-Trichloropropane	110	8.656	8.656	0.000	96	14463	20.0	17.3	
108 trans-1,4-Dichloro-2-buten	53	8.656	8.656	0.000	67	6415	20.0	6.89	
109 4-Ethyltoluene	105	8.705	8.705	0.000	98	218352	20.0	18.5	
110 2-Chlorotoluene	91	8.711	8.711	0.000	96	185212	20.0	18.8	
111 1,3,5-Trimethylbenzene	105	8.735	8.742	-0.007	92	156786	20.0	16.3	
112 Butyl Methacrylate	87	8.778	8.778	0.000	93	65505	20.0	16.4	
113 4-Chlorotoluene	91	8.778	8.778	0.000	98	164895	20.0	19.7	
114 tert-Butylbenzene	119	8.918	8.918	0.000	92	138462	20.0	17.5	
115 1,2,4-Trimethylbenzene	105	8.949	8.955	-0.006	98	167821	20.0	16.6	
116 sec-Butylbenzene	105	9.034	9.040	-0.006	99	229095	20.0	18.3	
117 4-Isopropyltoluene	119	9.113	9.120	-0.007	98	186827	20.0	17.7	
118 1,3-Dichlorobenzene	146	9.132	9.138	-0.006	95	98956	20.0	19.1	
* 119 1,4-Dichlorobenzene-d4	152	9.174	9.181	-0.006	97	174864	50.0	50.0	
120 1,4-Dichlorobenzene	146	9.187	9.193	-0.006	92	102030	20.0	19.1	
121 Benzyl chloride	91	9.272	9.272	0.000	97	86530	20.0	12.9	
122 2,3-Dihydroindene	117	9.321	9.321	0.000	93	193396	20.0	17.1	
123 p-Diethylbenzene	119	9.333	9.333	0.000	91	121733	20.0	17.9	
124 n-Butylbenzene	92	9.351	9.351	0.000	77	114166	20.0	19.4	
125 1,2-Dichlorobenzene	146	9.412	9.418	-0.006	94	95354	20.0	18.6	
126 1,2,4,5-Tetramethylbenzene	119	9.821	9.827	-0.006	97	153371	20.0	14.6	
127 1,2-Dibromo-3-Chloropropan	75	9.918	9.924	-0.006	92	7616	20.0	13.7	
128 1,3,5-Trichlorobenzene	180	10.016	10.022	-0.006	95	60000	20.0	16.2	
129 1,2,4-Trichlorobenzene	180	10.491	10.497	-0.006	93	44625	20.0	14.9	
130 Hexachlorobutadiene	225	10.570	10.570	0.000	89	23193	20.0	16.5	
131 Naphthalene	128	10.717	10.723	-0.006	99	81899	20.0	12.2	
132 1,2,3-Trichlorobenzene	180	10.924	10.930	-0.006	94	29551	20.0	13.6	
S 133 1,2-Dichloroethene, Total	100				0		40.0	37.3	
S 134 Xylenes, Total	100				0		40.0	34.9	
S 135 Total BTEX	1				0		100.0	90.5	

QC Flag Legend

Processing Flags

NC - Not Calibrated

Reagents:

GASES Li_00175	Amount Added:	20.00	Units: uL	
8260MIX1COMB_00043	Amount Added:	20.00	Units: uL	
ACROLEIN W_00056	Amount Added:	4.00	Units: uL	
8260ISNEW_00085	Amount Added:	1.00	Units: uL	Run Reagent
8260SURR250_00140	Amount Added:	1.00	Units: uL	Run Reagent

Report Date: 12-Oct-2016 09:45:39 Chrom Revision: 2.2 08-Sep-2016 14:45:52

TestAmerica Edison

Data File: \\ChromNA\Edison\ChromData\CVOAMS1\20161011-46753.b\A28194.D

Injection Date:	11-Oct-2016 23:09:30	Instrument ID:	CVOAMS1	Operator ID:	VOA GC/MS1
Lims ID:	460-121160-C-4 MS			Worklist Smp#:	9
Client ID:	MTVL-CMT-6-6				
Purge Vol:	5.000 mL	Dil. Factor:	1.0000	ALS Bottle#:	8
Method:	8260624W_1	Limit Group:	VOA - 8260C Water and Solid		

Column: Rtx-624 (0.25 mm)

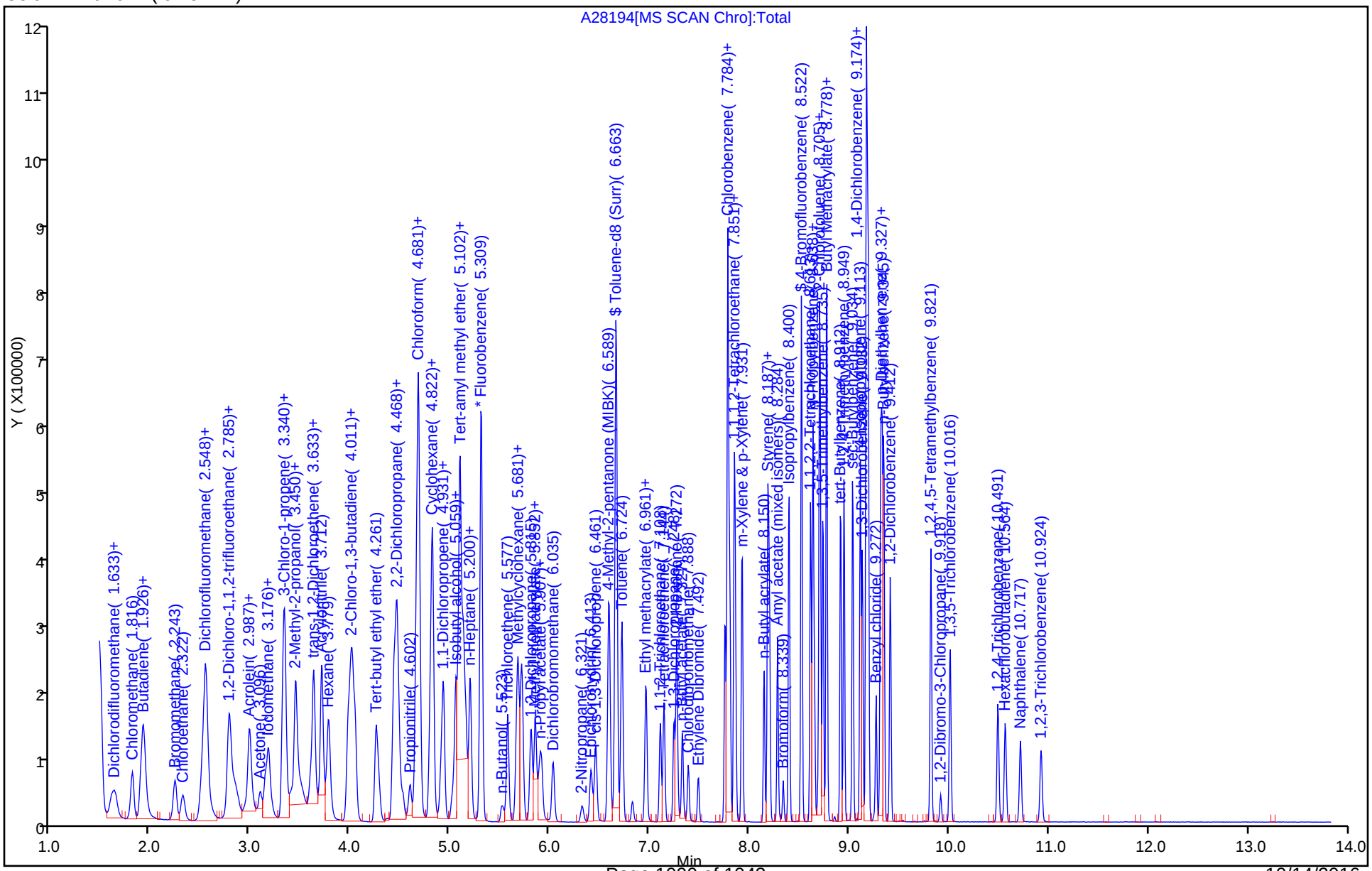

FORM I
GC/MS VOA ORGANICS ANALYSIS DATA SHEET

Lab Name: TestAmerica Edison | Job No.: 460-121256-1

SDG No.:

Client Sample ID: MW-549S MSD | Lab Sample ID: 460-121256-35 MSD

Matrix: Water | Lab File ID: A28277.D

Analysis Method: 8260C | Date Collected: 09/29/2016 07:40

Sample wt/vol: 5(mL) | Date Analyzed: 10/13/2016 05:52

Soil Aliquot Vol: | Dilution Factor: 10

Soil Extract Vol.: | GC Column: Rtx-624 ID: 0.25(mm)

% Moisture: | Level: (low/med) Low

Analysis Batch No.: 396842 | Units: ug/L

CAS NO.	COMPOUND NAME	RESULT	Q	RL	MDL
71-55-6	1,1,1-Trichloroethane	170		10	2.8
79-34-5	1,1,2,2-Tetrachloroethane	200		10	1.9
79-00-5	1,1,2-Trichloroethane	191		10	0.80
75-34-3	1,1-Dichloroethane	193		10	2.4
75-35-4	1,1-Dichloroethene	186		10	3.4
87-61-6	1,2,3-Trichlorobenzene	217		10	3.5
120-82-1	1,2,4-Trichlorobenzene	190		10	2.7
96-12-8	1,2-Dibromo-3-Chloropropane	182		10	2.3
106-93-4	1,2-Dibromoethane	189		10	1.9
95-50-1	1,2-Dichlorobenzene	197		10	2.2
107-06-2	1,2-Dichloroethane	189		10	2.5
78-87-5	1,2-Dichloropropane	180		10	1.8
541-73-1	1,3-Dichlorobenzene	198		10	3.3
106-46-7	1,4-Dichlorobenzene	197		10	3.3
123-91-1	1,4-Dioxane	4670		500	87
78-93-3	2-Butanone	954		50	22
591-78-6	2-Hexanone	897		50	7.2
108-10-1	4-Methyl-2-pentanone	928		50	6.3
67-64-1	Acetone	1060		50	11
71-43-2	Benzene	197		10	0.90
74-97-5	Bromochloromethane	190		10	3.0
75-27-4	Bromodichloromethane	165		10	1.5
75-25-2	Bromoform	134		10	1.8
74-83-9	Bromomethane	199		10	1.8
75-15-0	Carbon disulfide	151		10	2.2
56-23-5	Carbon tetrachloride	172		10	3.3
108-90-7	Chlorobenzene	191		10	2.4
75-00-3	Chloroethane	179		10	3.7
67-66-3	Chloroform	195		10	2.2
74-87-3	Chloromethane	191		10	2.2
156-59-2	cis-1,2-Dichloroethene	195		10	2.6
10061-01-5	cis-1,3-Dichloropropene	162		10	1.6
110-82-7	Cyclohexane	197		10	2.6
124-48-1	Dibromochloromethane	157		10	2.2
75-71-8	Dichlorodifluoromethane	208		10	1.4
100-41-4	Ethylbenzene	191		10	3.0

FORM I
GC/MS VOA ORGANICS ANALYSIS DATA SHEET

Lab Name: TestAmerica Edison | Job No.: 460-121256-1

SDG No.:

Client Sample ID: MW-549S MSD | Lab Sample ID: 460-121256-35 MSD

Matrix: Water | Lab File ID: A28277.D

Analysis Method: 8260C | Date Collected: 09/29/2016 07:40

Sample wt/vol: 5(mL) | Date Analyzed: 10/13/2016 05:52

Soil Aliquot Vol: | Dilution Factor: 10

Soil Extract Vol.: | GC Column: Rtx-624 ID: 0.25(mm)

% Moisture: | Level: (low/med) Low

Analysis Batch No.: 396842 | Units: ug/L

CAS NO.	COMPOUND NAME	RESULT	Q	RL	MDL
76-13-1	Freon TF	148		10	3.4
98-82-8	Isopropylbenzene	186		10	3.2
179601-23-1	m&p-Xylene	187		10	2.8
79-20-9	Methyl acetate	921		50	5.8
108-87-2	Methylcyclohexane	179		10	2.2
75-09-2	Methylene Chloride	193		10	2.1
1634-04-4	MTBE	179		10	1.3
95-47-6	o-Xylene	187		10	3.2
100-42-5	Styrene	182		10	1.7
127-18-4	Tetrachloroethene	184		10	1.2
108-88-3	Toluene	191		10	2.5
156-60-5	trans-1,2-Dichloroethene	190		10	1.8
10061-02-6	trans-1,3-Dichloropropene	151		10	1.9
79-01-6	Trichloroethene	187		10	2.2
75-69-4	Trichlorofluoromethane	186		10	1.5
75-01-4	Vinyl chloride	200		10	0.60

CAS NO.	SURROGATE	%REC	Q	LIMITS
17060-07-0	1,2-Dichloroethane-d4 (Surr)	99		70-130
460-00-4	Bromofluorobenzene	96		70-130
1868-53-7	Dibromofluoromethane (Surr)	100		70-130
2037-26-5	Toluene-d8 (Surr)	101		70-130

TestAmerica Edison
Target Compound Quantitation Report

Data File: \\ChromNA\Edison\ChromData\CVOAMS1\20161012-46810.b\A28277.D
Lims ID: 460-121256-A-35 MSD
Client ID:
Sample Type: MSD
Inject. Date: 13-Oct-2016 05:52:30 ALS Bottle#: 30 Worklist Smp#: 31
Purge Vol: 5.000 mL Dil. Factor: 10.0000
Sample Info: 460-121256-A-35 MSD
Misc. Info.: 460-0046810-031
Operator ID: VOA GC/MS1 Instrument ID: CVOAMS1

Method: \\ChromNA\Edison\ChromData\CVOAMS1\20161012-46810.b\8260624W_1.m
Limit Group: VOA - 8260C Water and Solid
Last Update: 13-Oct-2016 06:23:49 Calib Date: 08-Sep-2016 04:26:30
Integrator: RTE ID Type: Deconvolution ID
Quant Method: Internal Standard Quant By: Initial Calibration
Last ICal File: \\ChromNA\Edison\ChromData\CVOAMS1\20160908-45311.b\A26272.D

Column 1 : Rtx-624 (0.25 mm) Det: MS SCAN
Process Host: XAWRK022

First Level Reviewer: moroneyc Date: 13-Oct-2016 06:23:49

Compound	Sig	RT (min.)	Exp RT (min.)	Dlt RT (min.)	Q	Response	Cal Amt ug/l	OnCol Amt ug/l	Flags
1 Chlorotrifluoroethene	66	1.609	1.603	0.006	89	14036	20.0	20.3	
3 Dichlorodifluoromethane	85	1.633	1.639	-0.006	99	97999	20.0	20.8	
4 Chloromethane	50	1.816	1.816	0.000	99	110918	20.0	19.1	
5 Vinyl chloride	62	1.920	1.920	0.000	98	102616	20.0	20.0	
6 Butadiene	54	1.932	1.932	0.000	72	104483	20.0	22.5	
7 Bromomethane	94	2.243	2.243	0.000	99	57808	20.0	19.9	
8 Chloroethane	64	2.322	2.322	0.000	99	53816	20.0	17.9	
9 Dichlorofluoromethane	67	2.529	2.523	0.006	99	128459	20.0	18.9	
10 Trichlorofluoromethane	101	2.541	2.535	0.006	52	90361	20.0	18.6	
12 Pentane	72	2.554	2.554	0.000	97	24206	40.0	38.9	
14 Ethanol	46	2.773	2.767	0.006	72	12189	800.0	820.3	
13 Ethyl ether	59	2.773	2.773	0.000	96	54915	20.0	19.1	
15 2-Methyl-1,3-butadiene	53	2.791	2.791	0.000	97	60040	20.0	19.0	
16 1,2-Dichloro-1,1,2-trifluo	117	2.846	2.840	0.006	89	43223	20.0	18.6	
11 Acrolein	56	2.962	2.962	0.000	95	10392	40.0	23.9	
18 1,1-Dichloroethene	96	2.993	2.986	0.007	96	56165	20.0	18.6	
17 1,1,2-Trichloro-1,2,2-trif	101	2.999	3.005	-0.006	63	37276	20.0	14.8	
19 Acetone	43	3.096	3.096	0.000	88	86234	100.0	105.9	
20 Iodomethane	142	3.151	3.151	0.000	99	87501	20.0	16.8	
21 Carbon disulfide	76	3.182	3.181	0.001	99	186409	20.0	15.1	
22 Isopropyl alcohol	45	3.212	3.194	0.018	57	35364	200.0	204.9	
23 3-Chloro-1-propene	76	3.322	3.322	0.000	90	33389	20.0	16.3	
25 Cyclopentene	67	3.340	3.334	0.006	93	169550	20.0	18.9	
24 Methyl acetate	43	3.346	3.340	0.006	100	246104	100.0	92.1	
26 Acetonitrile	41	3.413	3.407	0.006	97	101389	200.0	194.5	
27 Methylene Chloride	84	3.450	3.450	0.000	97	69820	20.0	19.3	
* 28 TBA-d9 (IS)	65	3.468	3.468	0.000	99	249164	1000.0	1000.0	
29 2-Methyl-2-propanol	59	3.523	3.529	-0.006	92	41560	200.0	160.1	
30 Methyl tert-butyl ether	73	3.627	3.627	0.001	99	163701	20.0	17.9	
31 trans-1,2-Dichloroethene	96	3.633	3.633	0.000	99	61030	20.0	19.0	
32 Acrylonitrile	53	3.712	3.712	0.000	93	265701	200.0	198.6	

Compound	Sig	RT (min.)	Exp RT (min.)	Dlt RT (min.)	Q	Response	Cal Amt ug/l	OnCol Amt ug/l	Flags
33 Hexane	43	3.779	3.779	0.000	94	62761	20.0	17.5	
34 Isopropyl ether	45	3.986	3.980	0.006	95	224603	20.0	18.6	
35 1,1-Dichloroethane	63	4.011	4.011	0.000	99	120233	20.0	19.3	
36 Vinyl acetate	86	4.029	4.023	0.006	100	21494	40.0	36.3	
37 2-Chloro-1,3-butadiene	88	4.053	4.047	0.006	92	53140	20.0	19.2	
38 Tert-butyl ethyl ether	59	4.261	4.261	0.000	89	176583	20.0	17.4	
* 39 2-Butanone-d5	46	4.437	4.437	0.000	94	315194	250.0	250.0	
40 2,2-Dichloropropane	97	4.462	4.462	0.000	66	15713	20.0	14.6	
41 cis-1,2-Dichloroethene	96	4.468	4.468	0.000	92	64785	20.0	19.5	
43 Ethyl acetate	70	4.486	4.480	0.006	94	10308	40.0	36.4	
42 2-Butanone (MEK)	72	4.486	4.480	0.006	95	29800	100.0	95.4	
44 Methyl acrylate	55	4.523	4.523	0.000	56	47929	20.0	18.2	
45 Propionitrile	54	4.602	4.596	0.006	99	86286	200.0	198.3	
47 Chlorobromomethane	128	4.657	4.657	0.000	92	28069	20.0	19.0	
46 Tetrahydrofuran	72	4.657	4.657	0.000	54	15501	40.0	42.4	
48 Methacrylonitrile	67	4.681	4.681	0.000	94	230811	200.0	192.5	
49 Chloroform	83	4.700	4.693	0.007	98	101897	20.0	19.5	
50 Cyclohexane	56	4.803	4.803	0.000	95	105048	20.0	19.7	
52 1,1,1-Trichloroethane	97	4.822	4.821	0.001	96	73035	20.0	17.0	
$ 53 Dibromofluoromethane (Surr	113	4.828	4.828	0.000	96	133120	50.0	50.0	
54 Carbon tetrachloride	117	4.913	4.919	-0.006	97	60999	20.0	17.2	
55 1,1-Dichloropropene	75	4.937	4.937	0.000	96	78239	20.0	19.3	
56 Isobutyl alcohol	43	5.053	5.059	-0.006	43	88751	500.0	704.7	
57 Isooctane	57	5.059	5.059	0.000	98	179332	20.0	16.4	
51 2,4,4-Trimethyl-1-pentene	57	5.059	5.059	0.000	87	175194		NC	
58 Benzene	78	5.096	5.096	0.000	97	228943	20.0	19.7	
$ 59 1,2-Dichloroethane-d4 (Sur	65	5.102	5.102	0.000	98	159538	50.0	49.4	
60 Isopropyl acetate	43	5.132	5.132	0.000	96	177423	20.0	17.4	
61 Tert-amyl methyl ether	73	5.139	5.132	0.007	91	180429	20.0	17.7	
62 1,2-Dichloroethane	62	5.163	5.163	0.000	96	72462	20.0	18.9	
63 n-Heptane	71	5.206	5.199	0.007	94	49244	20.0	15.5	
* 64 Fluorobenzene	96	5.315	5.309	0.006	98	503480	50.0	50.0	
65 n-Butanol	56	5.523	5.522	0.001	90	28617	500.0	411.0	
66 Trichloroethene	95	5.577	5.577	0.000	96	51154	20.0	18.7	
67 Ethyl acrylate	55	5.669	5.669	0.000	96	176202	20.0	21.5	
68 Methylcyclohexane	83	5.681	5.681	0.000	96	96387	20.0	17.9	
69 1,2-Dichloropropane	63	5.815	5.815	0.000	92	59452	20.0	18.0	
* 70 1,4-Dioxane-d8	96	5.852	5.852	0.000	33	21081	1000.0	1000.0	
71 Methyl methacrylate	100	5.858	5.858	0.000	93	23153	40.0	35.5	
72 n-Propyl acetate	43	5.894	5.894	0.000	98	75211	20.0	17.7	
73 1,4-Dioxane	88	5.907	5.913	-0.006	33	10557	400.0	467.4	
74 Dibromomethane	93	5.919	5.919	0.000	91	31376	20.0	18.5	
75 Dichlorobromomethane	83	6.035	6.035	0.000	99	61222	20.0	16.5	
77 2-Nitropropane	41	6.327	6.321	0.006	99	18304	40.0	25.7	
78 Epichlorohydrin	57	6.413	6.413	0.000	100	92422	400.0	331.6	
79 cis-1,3-Dichloropropene	75	6.461	6.461	0.000	93	68173	20.0	16.2	
80 4-Methyl-2-pentanone (MIBK	43	6.596	6.595	0.001	98	298208	100.0	92.8	
$ 81 Toluene-d8 (Surr)	98	6.663	6.663	0.001	99	450885	50.0	50.5	
82 Toluene	91	6.724	6.723	0.001	93	204526	20.0	19.1	
83 trans-1,3-Dichloropropene	75	6.961	6.961	0.000	98	54767	20.0	15.1	
84 Ethyl methacrylate	69	6.967	6.967	0.000	91	58185	20.0	16.6	
85 1,1,2-Trichloroethane	83	7.108	7.108	0.000	96	36998	20.0	19.1	

Compound	Sig	RT (min.)	Exp RT (min.)	Dlt RT (min.)	Q	Response	Cal Amt ug/l	OnCol Amt ug/l	Flags
86 Tetrachloroethene	166	7.144	7.144	0.000	94	39833	20.0	18.4	
87 1,3-Dichloropropane	76	7.248	7.242	0.006	95	71135	20.0	18.8	
88 2-Hexanone	43	7.272	7.272	0.000	98	173824	100.0	89.7	
89 n-Butyl acetate	73	7.327	7.327	0.000	99	12719	20.0	18.0	
90 Chlorodibromomethane	129	7.388	7.388	0.000	98	36033	20.0	15.7	
91 Ethylene Dibromide	107	7.492	7.486	0.006	98	37767	20.0	18.9	
* 92 Chlorobenzene-d5	117	7.784	7.784	0.000	89	312515	50.0	50.0	
93 Chlorobenzene	112	7.803	7.803	0.000	92	119390	20.0	19.1	
94 Ethylbenzene	106	7.851	7.851	0.000	99	67622	20.0	19.1	
95 1,1,1,2-Tetrachloroethane	131	7.864	7.863	0.001	94	41389	20.0	16.8	
96 m-Xylene & p-Xylene	106	7.931	7.931	0.000	99	83024	20.0	18.7	
97 n-Butyl acrylate	73	8.150	8.150	0.000	96	36330	20.0	16.0	
98 o-Xylene	106	8.187	8.187	0.000	93	85790	20.0	18.7	
99 Styrene	104	8.205	8.205	0.000	93	136195	20.0	18.2	
100 Amyl acetate (mixed isomer	43	8.284	8.284	0.000	89	113719	20.0	17.8	
101 Bromoform	173	8.339	8.339	0.000	94	20524	20.0	13.4	
102 Isopropylbenzene	105	8.400	8.400	0.000	96	221913	20.0	18.6	
$ 103 4-Bromofluorobenzene	174	8.528	8.528	0.000	88	119337	50.0	47.8	
104 Bromobenzene	156	8.613	8.619	-0.006	93	49274	20.0	19.2	
105 1,1,2,2-Tetrachloroethane	83	8.620	8.619	0.001	99	65552	20.0	20.0	
106 N-Propylbenzene	91	8.638	8.638	0.000	98	289456	20.0	19.8	
107 1,2,3-Trichloropropane	110	8.656	8.656	0.000	96	16744	20.0	20.0	
108 trans-1,4-Dichloro-2-buten	53	8.656	8.656	0.000	68	7708	20.0	8.29	
109 4-Ethyltoluene	105	8.705	8.705	0.000	98	232018	20.0	19.6	
110 2-Chlorotoluene	91	8.711	8.717	-0.006	96	194227	20.0	19.7	
111 1,3,5-Trimethylbenzene	105	8.741	8.741	0.000	92	187107	20.0	19.5	
112 Butyl Methacrylate	87	8.778	8.778	0.000	94	72722	20.0	18.2	
113 4-Chlorotoluene	91	8.778	8.778	0.000	98	170779	20.0	20.4	
114 tert-Butylbenzene	119	8.918	8.918	0.000	92	144624	20.0	18.3	
115 1,2,4-Trimethylbenzene	105	8.949	8.955	-0.006	98	192975	20.0	19.1	
116 sec-Butylbenzene	105	9.040	9.040	0.000	99	236750	20.0	18.9	
117 4-Isopropyltoluene	119	9.113	9.119	-0.006	97	196152	20.0	18.6	
118 1,3-Dichlorobenzene	146	9.138	9.138	0.000	95	102506	20.0	19.8	
* 119 1,4-Dichlorobenzene-d4	152	9.174	9.180	-0.006	97	174814	50.0	50.0	
120 1,4-Dichlorobenzene	146	9.193	9.193	0.001	92	104981	20.0	19.7	
121 Benzyl chloride	91	9.272	9.278	-0.006	97	85092	20.0	12.7	
122 2,3-Dihydroindene	117	9.321	9.321	0.000	93	221940	20.0	19.6	
123 p-Diethylbenzene	119	9.333	9.339	-0.006	93	129081	20.0	19.0	
124 n-Butylbenzene	92	9.351	9.351	0.000	95	119595	20.0	20.4	
125 1,2-Dichlorobenzene	146	9.418	9.418	0.000	94	100727	20.0	19.7	
126 1,2,4,5-Tetramethylbenzene	119	9.821	9.827	-0.006	97	175801	20.0	16.8	
127 1,2-Dibromo-3-Chloropropan	75	9.918	9.924	-0.006	91	10124	20.0	18.2	
128 1,3,5-Trichlorobenzene	180	10.016	10.022	-0.006	95	66652	20.0	17.9	
129 1,2,4-Trichlorobenzene	180	10.497	10.497	0.000	93	57051	20.0	19.0	
130 Hexachlorobutadiene	225	10.570	10.576	-0.006	88	25098	20.0	17.9	
131 Naphthalene	128	10.723	10.723	0.000	99	139332	20.0	20.8	
132 1,2,3-Trichlorobenzene	180	10.930	10.936	-0.006	94	47154	20.0	21.7	
S 133 1,2-Dichloroethene, Total	100				0		40.0	38.5	
S 134 Xylenes, Total	100				0		40.0	37.4	
S 135 Total BTEX	1				0		100.0	95.3	

QC Flag Legend

Processing Flags

NC - Not Calibrated

Reagents:

GASES Li_00175	Amount Added:	20.00	Units: uL	
8260MIX1COMB_00043	Amount Added:	20.00	Units: uL	
ACROLEIN W_00056	Amount Added:	4.00	Units: uL	
8260ISNEW_00085	Amount Added:	1.00	Units: uL	Run Reagent
8260SURR250_00140	Amount Added:	1.00	Units: uL	Run Reagent

Report Date: 13-Oct-2016 06:24:07 Chrom Revision: 2.2 08-Sep-2016 14:45:52

TestAmerica Edison

Data File: \\ChromNA\Edison\ChromData\CVOAMS1\20161012-46810.b\A28277.D

Injection Date:	13-Oct-2016 05:52:30	Instrument ID:	CVOAMS1	Operator ID:	VOA GC/MS1
Lims ID:	460-121256-A-35 MSD			Worklist Smp#:	31
Client ID:					
Purge Vol:	5.000 mL	Dil. Factor:	10.0000	ALS Bottle#:	30
Method:	8260624W_1	Limit Group:	VOA - 8260C Water and Solid		

Column: Rtx-624 (0.25 mm)

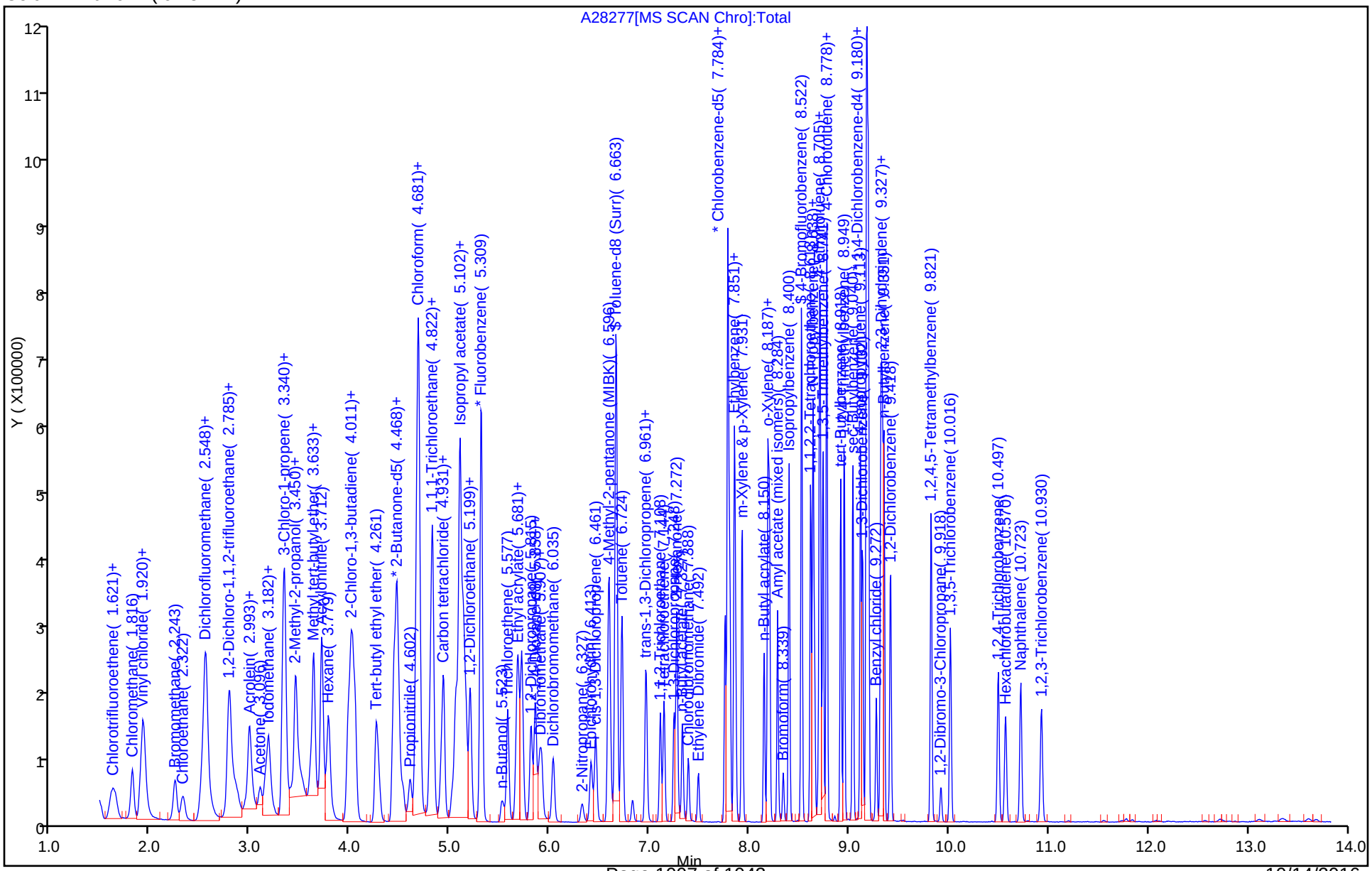

FORM I
GC/MS VOA ORGANICS ANALYSIS DATA SHEET

Lab Name: TestAmerica Edison | Job No.: 460-121256-1

SDG No.:

Client Sample ID: SW-1 MSD | Lab Sample ID: 460-121256-53 MSD

Matrix: Water | Lab File ID: A28275.D

Analysis Method: 8260C | Date Collected: 09/29/2016 14:50

Sample wt/vol: 5(mL) | Date Analyzed: 10/13/2016 05:09

Soil Aliquot Vol: | Dilution Factor: 10

Soil Extract Vol.: | GC Column: Rtx-624 ID: 0.25(mm)

% Moisture: | Level: (low/med) Low

Analysis Batch No.: 396842 | Units: ug/L

CAS NO.	COMPOUND NAME	RESULT	Q	RL	MDL
71-55-6	1,1,1-Trichloroethane	174		10	2.8
79-34-5	1,1,2,2-Tetrachloroethane	198		10	1.9
79-00-5	1,1,2-Trichloroethane	193		10	0.80
75-34-3	1,1-Dichloroethane	196		10	2.4
75-35-4	1,1-Dichloroethene	186		10	3.4
87-61-6	1,2,3-Trichlorobenzene	209		10	3.5
120-82-1	1,2,4-Trichlorobenzene	184		10	2.7
96-12-8	1,2-Dibromo-3-Chloropropane	174		10	2.3
106-93-4	1,2-Dibromoethane	188		10	1.9
95-50-1	1,2-Dichlorobenzene	198		10	2.2
107-06-2	1,2-Dichloroethane	187		10	2.5
78-87-5	1,2-Dichloropropane	185		10	1.8
541-73-1	1,3-Dichlorobenzene	195		10	3.3
106-46-7	1,4-Dichlorobenzene	196		10	3.3
123-91-1	1,4-Dioxane	4600		500	87
78-93-3	2-Butanone	925		50	22
591-78-6	2-Hexanone	921		50	7.2
108-10-1	4-Methyl-2-pentanone	947		50	6.3
67-64-1	Acetone	1130		50	11
71-43-2	Benzene	196		10	0.90
74-97-5	Bromochloromethane	193		10	3.0
75-27-4	Bromodichloromethane	169		10	1.5
75-25-2	Bromoform	129		10	1.8
74-83-9	Bromomethane	201		10	1.8
75-15-0	Carbon disulfide	155		10	2.2
56-23-5	Carbon tetrachloride	171		10	3.3
108-90-7	Chlorobenzene	190		10	2.4
75-00-3	Chloroethane	183		10	3.7
67-66-3	Chloroform	195		10	2.2
74-87-3	Chloromethane	195		10	2.2
156-59-2	cis-1,2-Dichloroethene	197		10	2.6
10061-01-5	cis-1,3-Dichloropropene	163		10	1.6
110-82-7	Cyclohexane	198		10	2.6
124-48-1	Dibromochloromethane	156		10	2.2
75-71-8	Dichlorodifluoromethane	213		10	1.4
100-41-4	Ethylbenzene	189		10	3.0

FORM I
GC/MS VOA ORGANICS ANALYSIS DATA SHEET

Lab Name: TestAmerica Edison | Job No.: 460-121256-1

SDG No.:

Client Sample ID: SW-1 MSD | Lab Sample ID: 460-121256-53 MSD

Matrix: Water | Lab File ID: A28275.D

Analysis Method: 8260C | Date Collected: 09/29/2016 14:50

Sample wt/vol: 5(mL) | Date Analyzed: 10/13/2016 05:09

Soil Aliquot Vol: | Dilution Factor: 10

Soil Extract Vol.: | GC Column: Rtx-624 ID: 0.25(mm)

% Moisture: | Level: (low/med) Low

Analysis Batch No.: 396842 | Units: ug/L

CAS NO.	COMPOUND NAME	RESULT	Q	RL	MDL
76-13-1	Freon TF	173		10	3.4
98-82-8	Isopropylbenzene	182		10	3.2
179601-23-1	m&p-Xylene	185		10	2.8
79-20-9	Methyl acetate	979		50	5.8
108-87-2	Methylcyclohexane	180		10	2.2
75-09-2	Methylene Chloride	196		10	2.1
1634-04-4	MTBE	179		10	1.3
95-47-6	o-Xylene	186		10	3.2
100-42-5	Styrene	182		10	1.7
127-18-4	Tetrachloroethene	183		10	1.2
108-88-3	Toluene	191		10	2.5
156-60-5	trans-1,2-Dichloroethene	194		10	1.8
10061-02-6	trans-1,3-Dichloropropene	153		10	1.9
79-01-6	Trichloroethene	188		10	2.2
75-69-4	Trichlorofluoromethane	187		10	1.5
75-01-4	Vinyl chloride	202		10	0.60

CAS NO.	SURROGATE	%REC	Q	LIMITS
17060-07-0	1,2-Dichloroethane-d4 (Surr)	100		70-130
460-00-4	Bromofluorobenzene	95		70-130
1868-53-7	Dibromofluoromethane (Surr)	100		70-130
2037-26-5	Toluene-d8 (Surr)	99		70-130

TestAmerica Edison
Target Compound Quantitation Report

Data File: \\ChromNA\Edison\ChromData\CVOAMS1\20161012-46810.b\A28275.D
Lims ID: 460-121256-A-53 MSD
Client ID:
Sample Type: MSD
Inject. Date: 13-Oct-2016 05:09:30 ALS Bottle#: 28 Worklist Smp#: 29
Purge Vol: 5.000 mL Dil. Factor: 10.0000
Sample Info: 460-121256-A-53 MSD
Misc. Info.: 460-0046810-029
Operator ID: VOA GC/MS1 Instrument ID: CVOAMS1

Method: \\ChromNA\Edison\ChromData\CVOAMS1\20161012-46810.b\8260624W_1.m
Limit Group: VOA - 8260C Water and Solid
Last Update: 13-Oct-2016 06:23:49 Calib Date: 08-Sep-2016 04:26:30
Integrator: RTE ID Type: Deconvolution ID
Quant Method: Internal Standard Quant By: Initial Calibration
Last ICal File: \\ChromNA\Edison\ChromData\CVOAMS1\20160908-45311.b\A26272.D

Column 1 : Rtx-624 (0.25 mm) Det: MS SCAN
Process Host: XAWRK022

First Level Reviewer: moroneyc Date: 13-Oct-2016 06:21:38

Compound	Sig	RT (min.)	Exp RT (min.)	Dlt RT (min.)	Q	Response	Cal Amt ug/l	OnCol Amt ug/l	Flags
1 Chlorotrifluoroethene	66	1.609	1.603	0.006	89	14354	20.0	20.9	
3 Dichlorodifluoromethane	85	1.645	1.639	0.006	98	99754	20.0	21.3	
4 Chloromethane	50	1.816	1.816	0.000	99	112806	20.0	19.5	
5 Vinyl chloride	62	1.926	1.920	0.006	98	103160	20.0	20.2	
6 Butadiene	54	1.926	1.932	-0.006	75	105939	20.0	22.9	
7 Bromomethane	94	2.249	2.243	0.006	99	58131	20.0	20.1	
8 Chloroethane	64	2.328	2.322	0.006	99	54824	20.0	18.3	
9 Dichlorofluoromethane	67	2.529	2.523	0.006	98	130748	20.0	19.3	
10 Trichlorofluoromethane	101	2.535	2.535	0.000	60	90695	20.0	18.7	
12 Pentane	72	2.554	2.554	0.000	97	24306	40.0	39.3	
14 Ethanol	46	2.767	2.767	0.000	77	13814	800.0	1058.4	
13 Ethyl ether	59	2.773	2.773	0.000	95	55066	20.0	19.3	
15 2-Methyl-1,3-butadiene	53	2.791	2.791	0.000	97	60912	20.0	19.4	
16 1,2-Dichloro-1,1,2-trifluo	117	2.840	2.840	0.000	89	41675	20.0	18.1	
11 Acrolein	56	2.962	2.962	0.000	94	9977	40.0	26.3	
18 1,1-Dichloroethene	96	2.992	2.986	0.006	96	55748	20.0	18.6	
17 1,1,2-Trichloro-1,2,2-trif	101	2.992	3.005	-0.013	74	43292	20.0	17.3	
19 Acetone	43	3.102	3.096	0.006	87	90231	100.0	112.8	
20 Iodomethane	142	3.157	3.151	0.006	99	86698	20.0	16.8	
21 Carbon disulfide	76	3.181	3.181	0.000	99	190506	20.0	15.5	
22 Isopropyl alcohol	45	3.200	3.194	0.006	58	27517	200.0	181.5	
23 3-Chloro-1-propene	76	3.322	3.322	0.000	92	33112	20.0	16.2	
25 Cyclopentene	67	3.340	3.334	0.006	93	172418	20.0	19.3	
24 Methyl acetate	43	3.346	3.340	0.006	99	260270	100.0	97.9	
26 Acetonitrile	41	3.413	3.407	0.006	98	94721	200.0	206.8	
27 Methylene Chloride	84	3.456	3.450	0.006	97	70782	20.0	19.6	
* 28 TBA-d9 (IS)	65	3.468	3.468	0.000	93	218854	1000.0	1000.0	
29 2-Methyl-2-propanol	59	3.535	3.529	0.006	91	42987	200.0	190.1	
30 Methyl tert-butyl ether	73	3.620	3.627	-0.006	99	163459	20.0	17.9	
31 trans-1,2-Dichloroethene	96	3.633	3.633	0.000	98	62054	20.0	19.4	
32 Acrylonitrile	53	3.712	3.712	0.000	94	270251	200.0	203.0	

Compound	Sig	RT (min.)	Exp RT (min.)	Dlt RT (min.)	Q	Response	Cal Amt ug/l	OnCol Amt ug/l	Flags
33 Hexane	43	3.785	3.779	0.006	95	63819	20.0	17.9	
34 Isopropyl ether	45	3.986	3.980	0.006	97	225252	20.0	18.7	
35 1,1-Dichloroethane	63	4.011	4.011	0.000	99	121884	20.0	19.6	
36 Vinyl acetate	86	4.029	4.023	0.006	100	21107	40.0	35.8	
37 2-Chloro-1,3-butadiene	88	4.047	4.047	0.000	91	54213	20.0	19.7	
38 Tert-butyl ethyl ether	59	4.267	4.261	0.006	89	176453	20.0	17.5	
* 39 2-Butanone-d5	46	4.437	4.437	0.000	95	309417	250.0	250.0	
40 2,2-Dichloropropane	97	4.462	4.462	0.000	87	16238	20.0	15.2	
41 cis-1,2-Dichloroethene	96	4.468	4.468	0.000	93	65152	20.0	19.7	
43 Ethyl acetate	70	4.486	4.480	0.006	96	9864	40.0	35.5	
42 2-Butanone (MEK)	72	4.486	4.480	0.006	95	28410	100.0	92.5	
44 Methyl acrylate	55	4.529	4.523	0.006	53	46800	20.0	17.9	
45 Propionitrile	54	4.602	4.596	0.006	98	86055	200.0	198.7	
47 Chlorobromomethane	128	4.657	4.657	0.000	93	28440	20.0	19.3	
46 Tetrahydrofuran	72	4.657	4.657	0.000	55	13999	40.0	38.9	
48 Methacrylonitrile	67	4.681	4.681	0.000	94	235244	200.0	197.1	
49 Chloroform	83	4.699	4.693	0.006	98	101728	20.0	19.5	
50 Cyclohexane	56	4.809	4.803	0.006	95	105166	20.0	19.8	
52 1,1,1-Trichloroethane	97	4.821	4.821	0.000	96	74618	20.0	17.4	
$ 53 Dibromofluoromethane (Surr	113	4.827	4.828	-0.001	96	132332	50.0	49.9	
54 Carbon tetrachloride	117	4.919	4.919	0.000	97	60394	20.0	17.1	
55 1,1-Dichloropropene	75	4.937	4.937	0.000	96	79703	20.0	19.8	
56 Isobutyl alcohol	43	5.053	5.059	-0.006	96	87877	500.0	794.4	
57 Isooctane	57	5.059	5.059	0.000	99	182700	20.0	16.8	
51 2,4,4-Trimethyl-1-pentene	57	5.059	5.059	0.000	88	179147		NC	
58 Benzene	78	5.096	5.096	0.000	97	231131	20.0	19.6	
$ 59 1,2-Dichloroethane-d4 (Sur	65	5.108	5.102	0.006	98	161319	50.0	50.2	
60 Isopropyl acetate	43	5.132	5.132	0.000	96	179824	20.0	17.7	
61 Tert-amyl methyl ether	73	5.138	5.132	0.006	91	178141	20.0	17.6	
62 1,2-Dichloroethane	62	5.163	5.163	0.000	95	71590	20.0	18.7	
63 n-Heptane	71	5.199	5.199	0.000	95	52255	20.0	16.5	
* 64 Fluorobenzene	96	5.315	5.309	0.006	98	500999	50.0	50.0	
65 n-Butanol	56	5.522	5.522	0.000	90	28739	500.0	469.9	
66 Trichloroethene	95	5.577	5.577	0.000	95	51063	20.0	18.8	
67 Ethyl acrylate	55	5.675	5.669	0.006	98	152612	20.0	18.7	
68 Methylcyclohexane	83	5.681	5.681	0.000	96	96665	20.0	18.0	
69 1,2-Dichloropropane	63	5.809	5.815	-0.006	93	60606	20.0	18.5	
* 70 1,4-Dioxane-d8	96	5.852	5.852	0.000	33	21790	1000.0	1000.0	
71 Methyl methacrylate	100	5.858	5.858	0.000	91	23348	40.0	36.0	
72 n-Propyl acetate	43	5.894	5.894	0.000	98	75349	20.0	17.8	
73 1,4-Dioxane	88	5.907	5.913	-0.006	32	10750	400.0	460.3	
74 Dibromomethane	93	5.919	5.919	0.000	92	31855	20.0	18.9	
75 Dichlorobromomethane	83	6.035	6.035	0.000	98	62192	20.0	16.9	
77 2-Nitropropane	41	6.321	6.321	0.000	98	18904	40.0	26.7	
78 Epichlorohydrin	57	6.413	6.413	0.000	100	90393	400.0	330.4	
79 cis-1,3-Dichloropropene	75	6.461	6.461	0.000	93	69607	20.0	16.3	
80 4-Methyl-2-pentanone (MIBK	43	6.595	6.595	0.000	98	298777	100.0	94.7	
$ 81 Toluene-d8 (Surr)	98	6.669	6.663	0.007	99	449149	50.0	49.6	
82 Toluene	91	6.723	6.723	0.000	93	206745	20.0	19.1	
83 trans-1,3-Dichloropropene	75	6.961	6.961	0.000	94	56359	20.0	15.3	
84 Ethyl methacrylate	69	6.967	6.967	0.000	88	60030	20.0	17.3	
85 1,1,2-Trichloroethane	83	7.108	7.108	0.000	96	37972	20.0	19.3	

Compound	Sig	RT (min.)	Exp RT (min.)	Dlt RT (min.)	Q	Response	Cal Amt ug/l	OnCol Amt ug/l	Flags
86 Tetrachloroethene	166	7.144	7.144	0.000	94	40193	20.0	18.3	
87 1,3-Dichloropropane	76	7.242	7.242	0.000	95	72416	20.0	18.8	
88 2-Hexanone	43	7.272	7.272	0.000	99	175112	100.0	92.1	
89 n-Butyl acetate	73	7.333	7.327	0.006	99	13360	20.0	18.6	
90 Chlorodibromomethane	129	7.388	7.388	0.000	97	36245	20.0	15.6	
91 Ethylene Dibromide	107	7.492	7.486	0.006	99	38088	20.0	18.8	
* 92 Chlorobenzene-d5	117	7.784	7.784	0.000	89	317061	50.0	50.0	
93 Chlorobenzene	112	7.803	7.803	0.000	92	120323	20.0	19.0	
94 Ethylbenzene	106	7.851	7.851	0.000	99	67947	20.0	18.9	
95 1,1,1,2-Tetrachloroethane	131	7.863	7.863	0.000	93	42548	20.0	17.0	
96 m-Xylene & p-Xylene	106	7.931	7.931	0.000	99	83129	20.0	18.5	
97 n-Butyl acrylate	73	8.150	8.150	0.000	96	37123	20.0	16.1	
98 o-Xylene	106	8.187	8.187	0.000	93	86797	20.0	18.6	
99 Styrene	104	8.205	8.205	0.000	93	138215	20.0	18.2	
100 Amyl acetate (mixed isomer	43	8.284	8.284	0.000	89	115038	20.0	17.8	
101 Bromoform	173	8.339	8.339	0.000	93	20025	20.0	12.9	
102 Isopropylbenzene	105	8.400	8.400	0.000	96	220560	20.0	18.2	
$ 103 4-Bromofluorobenzene	174	8.528	8.528	0.000	86	119877	50.0	47.3	
104 Bromobenzene	156	8.619	8.619	0.000	97	49681	20.0	19.2	
105 1,1,2,2-Tetrachloroethane	83	8.619	8.619	0.000	99	65793	20.0	19.8	
106 N-Propylbenzene	91	8.638	8.638	0.000	98	293549	20.0	19.9	
107 1,2,3-Trichloropropane	110	8.656	8.656	0.000	97	16364	20.0	19.3	
108 trans-1,4-Dichloro-2-buten	53	8.656	8.656	0.000	68	7551	20.0	8.03	
109 4-Ethyltoluene	105	8.705	8.705	0.000	98	233056	20.0	19.5	
110 2-Chlorotoluene	91	8.711	8.717	-0.006	95	200414	20.0	20.1	
111 1,3,5-Trimethylbenzene	105	8.741	8.741	0.000	92	189156	20.0	19.5	
112 Butyl Methacrylate	87	8.778	8.778	0.000	95	73817	20.0	18.3	
113 4-Chlorotoluene	91	8.778	8.778	0.000	98	173737	20.0	20.5	
114 tert-Butylbenzene	119	8.918	8.918	0.000	92	146132	20.0	18.3	
115 1,2,4-Trimethylbenzene	105	8.955	8.955	0.000	98	194483	20.0	19.0	
116 sec-Butylbenzene	105	9.040	9.040	0.000	99	243703	20.0	19.3	
117 4-Isopropyltoluene	119	9.119	9.119	0.000	98	201330	20.0	18.8	
118 1,3-Dichlorobenzene	146	9.138	9.138	0.000	93	102264	20.0	19.5	
* 119 1,4-Dichlorobenzene-d4	152	9.180	9.180	0.000	97	176768	50.0	50.0	
120 1,4-Dichlorobenzene	146	9.192	9.193	0.000	92	105922	20.0	19.6	
121 Benzyl chloride	91	9.278	9.278	0.000	98	86480	20.0	12.8	
122 2,3-Dihydroindene	117	9.321	9.321	0.000	94	221956	20.0	19.4	
123 p-Diethylbenzene	119	9.339	9.339	0.000	91	130683	20.0	19.0	
124 n-Butylbenzene	92	9.351	9.351	0.000	98	122082	20.0	20.6	
125 1,2-Dichlorobenzene	146	9.418	9.418	0.000	94	102173	20.0	19.8	
126 1,2,4,5-Tetramethylbenzene	119	9.827	9.827	0.000	97	176658	20.0	16.7	
127 1,2-Dibromo-3-Chloropropan	75	9.924	9.924	0.000	92	9781	20.0	17.4	
128 1,3,5-Trichlorobenzene	180	10.022	10.022	0.000	95	66144	20.0	17.6	
129 1,2,4-Trichlorobenzene	180	10.503	10.497	0.006	93	55615	20.0	18.4	
130 Hexachlorobutadiene	225	10.576	10.576	0.000	90	25647	20.0	18.1	
131 Naphthalene	128	10.729	10.723	0.006	99	133514	20.0	19.7	
132 1,2,3-Trichlorobenzene	180	10.930	10.936	-0.006	95	45889	20.0	20.9	
S 133 1,2-Dichloroethene, Total	100				0		40.0	39.1	
S 134 Xylenes, Total	100				0		40.0	37.1	
S 135 Total BTEX	1				0		100.0	94.6	

QC Flag Legend

Processing Flags

NC - Not Calibrated

Reagents:

GASES Li_00175	Amount Added:	20.00	Units: uL	
8260MIX1COMB_00043	Amount Added:	20.00	Units: uL	
ACROLEIN W_00056	Amount Added:	4.00	Units: uL	
8260ISNEW_00085	Amount Added:	1.00	Units: uL	Run Reagent
8260SURR250_00140	Amount Added:	1.00	Units: uL	Run Reagent

Report Date: 13-Oct-2016 06:24:05 Chrom Revision: 2.2 08-Sep-2016 14:45:52

TestAmerica Edison

Data File: \\ChromNA\Edison\ChromData\CVOAMS1\20161012-46810.b\A28275.D

Injection Date:	13-Oct-2016 05:09:30	Instrument ID:	CVOAMS1	Operator ID:	VOA GC/MS1
Lims ID:	460-121256-A-53 MSD			Worklist Smp#:	29
Client ID:					
Purge Vol:	5.000 mL	Dil. Factor:	10.0000	ALS Bottle#:	28
Method:	8260624W_1	Limit Group:	VOA - 8260C Water and Solid		

Column: Rtx-624 (0.25 mm)

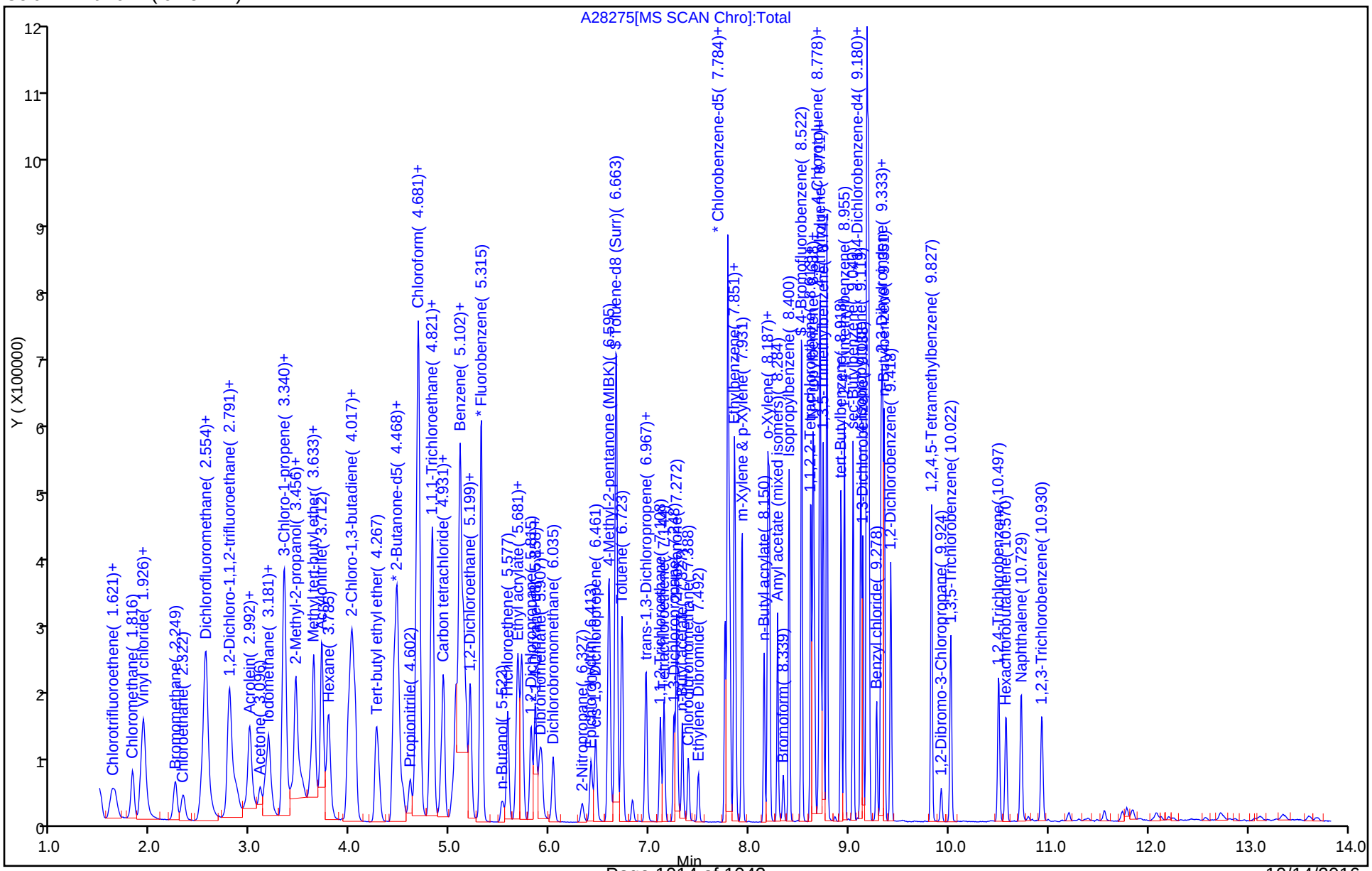

FORM I
GC/MS VOA ORGANICS ANALYSIS DATA SHEET

Lab Name: TestAmerica Edison | Job No.: 460-121256-1

SDG No.:

Client Sample ID: | Lab Sample ID: 460-120961-D-2 MSD

Matrix: Water | Lab File ID: A28149.D

Analysis Method: 8260C | Date Collected: 09/27/2016 12:45

Sample wt/vol: 5(mL) | Date Analyzed: 10/11/2016 06:50

Soil Aliquot Vol: | Dilution Factor: 10

Soil Extract Vol.: | GC Column: Rtx-624 ID: 0.25(mm)

% Moisture: | Level: (low/med) Low

Analysis Batch No.: 396289 | Units: ug/L

CAS NO.	COMPOUND NAME	RESULT	Q	RL	MDL
71-55-6	1,1,1-Trichloroethane	178		10	2.8
79-34-5	1,1,2,2-Tetrachloroethane	191		10	1.9
79-00-5	1,1,2-Trichloroethane	184		10	0.80
75-34-3	1,1-Dichloroethane	187		10	2.4
75-35-4	1,1-Dichloroethene	185		10	3.4
87-61-6	1,2,3-Trichlorobenzene	176		10	3.5
120-82-1	1,2,4-Trichlorobenzene	160		10	2.7
96-12-8	1,2-Dibromo-3-Chloropropane	171		10	2.3
106-93-4	1,2-Dibromoethane	189		10	1.9
95-50-1	1,2-Dichlorobenzene	193		10	2.2
107-06-2	1,2-Dichloroethane	183		10	2.5
78-87-5	1,2-Dichloropropane	179		10	1.8
541-73-1	1,3-Dichlorobenzene	190		10	3.3
106-46-7	1,4-Dichlorobenzene	193		10	3.3
123-91-1	1,4-Dioxane	4410		500	87
78-93-3	2-Butanone	993		50	22
591-78-6	2-Hexanone	914		50	7.2
108-10-1	4-Methyl-2-pentanone	894		50	6.3
67-64-1	Acetone	1040		50	11
71-43-2	Benzene	181		10	0.90
74-97-5	Bromochloromethane	185		10	3.0
75-27-4	Bromodichloromethane	167		10	1.5
75-25-2	Bromoform	137		10	1.8
74-83-9	Bromomethane	185		10	1.8
75-15-0	Carbon disulfide	154		10	2.2
56-23-5	Carbon tetrachloride	172		10	3.3
108-90-7	Chlorobenzene	188		10	2.4
75-00-3	Chloroethane	174		10	3.7
67-66-3	Chloroform	188		10	2.2
74-87-3	Chloromethane	176		10	2.2
156-59-2	cis-1,2-Dichloroethene	187		10	2.6
10061-01-5	cis-1,3-Dichloropropene	166		10	1.6
110-82-7	Cyclohexane	198		10	2.6
124-48-1	Dibromochloromethane	158		10	2.2
75-71-8	Dichlorodifluoromethane	184		10	1.4
100-41-4	Ethylbenzene	182		10	3.0

FORM I
GC/MS VOA ORGANICS ANALYSIS DATA SHEET

Lab Name: TestAmerica Edison | Job No.: 460-121256-1

SDG No.:

Client Sample ID: | Lab Sample ID: 460-120961-D-2 MSD

Matrix: Water | Lab File ID: A28149.D

Analysis Method: 8260C | Date Collected: 09/27/2016 12:45

Sample wt/vol: 5(mL) | Date Analyzed: 10/11/2016 06:50

Soil Aliquot Vol: | Dilution Factor: 10

Soil Extract Vol.: | GC Column: Rtx-624 ID: 0.25(mm)

% Moisture: | Level: (low/med) Low

Analysis Batch No.: 396289 | Units: ug/L

CAS NO.	COMPOUND NAME	RESULT	Q	RL	MDL
76-13-1	Freon TF	190		10	3.4
98-82-8	Isopropylbenzene	176		10	3.2
179601-23-1	m&p-Xylene	180		10	2.8
79-20-9	Methyl acetate	921		50	5.8
108-87-2	Methylcyclohexane	176		10	2.2
75-09-2	Methylene Chloride	192		10	2.1
1634-04-4	MTBE	177		10	1.3
95-47-6	o-Xylene	180		10	3.2
100-42-5	Styrene	172		10	1.7
127-18-4	Tetrachloroethene	182		10	1.2
108-88-3	Toluene	181		10	2.5
156-60-5	trans-1,2-Dichloroethene	184		10	1.8
10061-02-6	trans-1,3-Dichloropropene	157		10	1.9
79-01-6	Trichloroethene	181		10	2.2
75-69-4	Trichlorofluoromethane	184		10	1.5
75-01-4	Vinyl chloride	187		10	0.60

CAS NO.	SURROGATE	%REC	Q	LIMITS
17060-07-0	1,2-Dichloroethane-d4 (Surr)	100		70-130
460-00-4	Bromofluorobenzene	98		70-130
1868-53-7	Dibromofluoromethane (Surr)	100		70-130
2037-26-5	Toluene-d8 (Surr)	100		70-130

TestAmerica Edison
Target Compound Quantitation Report

Data File: \\ChromNA\Edison\ChromData\CVOAMS1\20161010-46706.b\A28149.D
Lims ID: 460-120961-D-2 MSD
Client ID:
Sample Type: MSD
Inject. Date: 11-Oct-2016 06:50:30 ALS Bottle#: 28 Worklist Smp#: 29
Purge Vol: 5.000 mL Dil. Factor: 10.0000
Sample Info: 460-120961-D-2 MSD
Misc. Info.: 460-0046706-029
Operator ID: VOA GC/MS1 Instrument ID: CVOAMS1

Method: \\ChromNA\Edison\ChromData\CVOAMS1\20161010-46706.b\8260624W_1.m
Limit Group: VOA - 8260C Water and Solid
Last Update: 11-Oct-2016 14:00:02 Calib Date: 08-Sep-2016 04:26:30
Integrator: RTE ID Type: Deconvolution ID
Quant Method: Internal Standard Quant By: Initial Calibration
Last ICal File: \\ChromNA\Edison\ChromData\CVOAMS1\20160908-45311.b\A26272.D

Column 1 : Rtx-624 (0.25 mm) Det: MS SCAN
Process Host: XAWRK013

First Level Reviewer: moroneyc Date: 11-Oct-2016 08:06:05

Compound	Sig	RT (min.)	Exp RT (min.)	Dlt RT (min.)	Q	Response	Cal Amt ug/l	OnCol Amt ug/l	Flags
1 Chlorotrifluoroethene	66	1.609	1.609	0.000	89	11405	20.0	16.7	
3 Dichlorodifluoromethane	85	1.639	1.639	0.000	99	85382	20.0	18.4	
4 Chloromethane	50	1.816	1.822	-0.006	99	100706	20.0	17.6	
5 Vinyl chloride	62	1.926	1.926	0.000	98	94916	20.0	18.7	
6 Butadiene	54	1.932	1.932	0.000	73	97833	20.0	21.4	
7 Bromomethane	94	2.243	2.249	-0.006	99	52857	20.0	18.5	
8 Chloroethane	64	2.328	2.322	0.006	100	51473	20.0	17.4	
9 Dichlorofluoromethane	67	2.529	2.535	-0.006	98	125859	20.0	18.8	
10 Trichlorofluoromethane	101	2.535	2.535	0.000	67	88346	20.0	18.4	
12 Pentane	72	2.548	2.554	-0.006	96	21524	40.0	35.1	
14 Ethanol	46	2.730	2.773	-0.043	55	14317	800.0	1027.2	
13 Ethyl ether	59	2.773	2.773	0.000	95	51896	20.0	18.3	
15 2-Methyl-1,3-butadiene	53	2.791	2.797	-0.006	97	54840	20.0	17.6	
16 1,2-Dichloro-1,1,2-trifluo	117	2.834	2.840	-0.006	96	42165	20.0	18.5	
11 Acrolein	56	2.956	2.968	-0.012	94	10353	40.0	25.5	
18 1,1-Dichloroethene	96	2.993	2.993	0.000	98	54991	20.0	18.5	
17 1,1,2-Trichloro-1,2,2-trif	101	2.999	2.999	0.000	92	47126	20.0	19.0	
19 Acetone	43	3.090	3.096	-0.006	88	81981	100.0	103.6	
20 Iodomethane	142	3.151	3.151	0.000	100	85209	20.0	16.7	
21 Carbon disulfide	76	3.182	3.182	0.000	99	187911	20.0	15.4	
22 Isopropyl alcohol	45	3.182	3.194	-0.012	55	34480	200.0	213.0	
23 3-Chloro-1-propene	76	3.316	3.328	-0.012	89	32143	20.0	15.9	
25 Cyclopentene	67	3.340	3.340	0.000	88	158232	20.0	17.9	
24 Methyl acetate	43	3.334	3.346	-0.012	99	242260	100.0	92.1	
26 Acetonitrile	41	3.401	3.407	-0.006	97	101863	200.0	208.3	
27 Methylene Chloride	84	3.450	3.456	-0.006	96	68634	20.0	19.2	
* 28 TBA-d9 (IS)	65	3.462	3.468	-0.006	93	233700	1000.0	1000.0	
29 2-Methyl-2-propanol	59	3.523	3.523	0.000	96	46845	200.0	194.2	
30 Methyl tert-butyl ether	73	3.621	3.620	0.000	98	159580	20.0	17.7	
31 trans-1,2-Dichloroethene	96	3.633	3.633	0.000	99	58180	20.0	18.4	
32 Acrylonitrile	53	3.706	3.718	-0.012	94	255952	200.0	194.3	

Compound	Sig	RT (min.)	Exp RT (min.)	Dlt RT (min.)	Q	Response	Cal Amt ug/l	OnCol Amt ug/l	Flags
33 Hexane	43	3.779	3.785	-0.006	94	59190	20.0	16.7	
34 Isopropyl ether	45	3.980	3.986	-0.006	97	211803	20.0	17.8	
35 1,1-Dichloroethane	63	4.005	4.011	-0.006	99	114666	20.0	18.7	
36 Vinyl acetate	86	4.023	4.029	-0.006	100	20728	40.0	35.5	
37 2-Chloro-1,3-butadiene	88	4.047	4.053	-0.006	92	48647	20.0	17.9	
38 Tert-butyl ethyl ether	59	4.261	4.261	0.000	89	170894	20.0	17.1	
* 39 2-Butanone-d5	46	4.431	4.437	-0.006	96	306181	250.0	250.0	
40 2,2-Dichloropropane	97	4.456	4.462	-0.006	93	16074	20.0	15.2	
41 cis-1,2-Dichloroethene	96	4.462	4.468	-0.006	94	61163	20.0	18.7	
43 Ethyl acetate	70	4.474	4.486	-0.012	95	10080	40.0	36.7	
42 2-Butanone (MEK)	72	4.480	4.486	-0.006	95	30090	100.0	99.3	
44 Methyl acrylate	55	4.523	4.529	-0.006	99	48437	20.0	18.7	
45 Propionitrile	54	4.596	4.602	-0.006	98	86526	200.0	201.9	
47 Chlorobromomethane	128	4.651	4.657	-0.006	98	26887	20.0	18.5	
46 Tetrahydrofuran	72	4.651	4.663	-0.012	67	14177	40.0	39.8	
48 Methacrylonitrile	67	4.675	4.681	-0.006	94	229483	200.0	194.3	
49 Chloroform	83	4.693	4.700	-0.007	98	96795	20.0	18.8	
50 Cyclohexane	56	4.803	4.809	-0.006	94	103990	20.0	19.8	
52 1,1,1-Trichloroethane	97	4.821	4.821	0.000	97	75354	20.0	17.8	
$ 53 Dibromofluoromethane (Surr	113	4.821	4.828	-0.007	96	131323	50.0	50.1	
54 Carbon tetrachloride	117	4.919	4.913	0.006	98	59846	20.0	17.2	
55 1,1-Dichloropropene	75	4.931	4.937	-0.006	96	75071	20.0	18.8	
56 Isobutyl alcohol	43	5.023	5.053	-0.030	96	90960	500.0	770.1	
57 Isooctane	57	5.059	5.059	0.000	97	174864	20.0	16.2	
51 2,4,4-Trimethyl-1-pentene	57	5.059	5.059	0.000	85	174864		NC	
58 Benzene	78	5.090	5.096	-0.006	97	218907	20.0	18.1	
$ 59 1,2-Dichloroethane-d4 (Sur	65	5.102	5.102	0.000	98	159446	50.0	50.1	
60 Isopropyl acetate	43	5.126	5.132	-0.006	97	166830	20.0	16.6	
61 Tert-amyl methyl ether	73	5.138	5.138	0.000	92	156197	20.0	15.6	
62 1,2-Dichloroethane	62	5.157	5.163	-0.006	95	69199	20.0	18.3	
63 n-Heptane	71	5.199	5.206	-0.007	95	46760	20.0	14.9	
* 64 Fluorobenzene	96	5.309	5.315	-0.006	98	495876	50.0	50.0	
65 n-Butanol	56	5.523	5.523	0.000	91	29462	500.0	451.2	
66 Trichloroethene	95	5.577	5.577	0.000	96	48826	20.0	18.1	
67 Ethyl acrylate	55	5.669	5.675	-0.006	97	147285	20.0	18.3	
68 Methylcyclohexane	83	5.681	5.681	0.000	93	93625	20.0	17.6	
69 1,2-Dichloropropane	63	5.809	5.809	0.000	95	58046	20.0	17.9	
* 70 1,4-Dioxane-d8	96	5.846	5.858	-0.012	40	22676	1000.0	1000.0	
71 Methyl methacrylate	100	5.858	5.858	0.000	93	22536	40.0	35.1	
72 n-Propyl acetate	43	5.894	5.894	0.000	98	76638	20.0	18.3	
73 1,4-Dioxane	88	5.894	5.900	-0.006	36	10721	400.0	440.8	
74 Dibromomethane	93	5.913	5.919	-0.006	92	31042	20.0	18.6	
75 Dichlorobromomethane	83	6.029	6.035	-0.006	98	60837	20.0	16.7	
77 2-Nitropropane	41	6.321	6.321	0.000	98	18601	40.0	26.6	
78 Epichlorohydrin	57	6.413	6.413	0.000	99	94089	400.0	347.5	
79 cis-1,3-Dichloropropene	75	6.461	6.461	0.000	93	72854	20.0	16.6	
80 4-Methyl-2-pentanone (MIBK	43	6.589	6.595	-0.006	98	279077	100.0	89.4	
$ 81 Toluene-d8 (Surr)	98	6.663	6.663	0.000	99	464461	50.0	50.0	
82 Toluene	91	6.724	6.724	0.000	93	201419	20.0	18.1	
83 trans-1,3-Dichloropropene	75	6.961	6.961	0.000	95	59409	20.0	15.7	
84 Ethyl methacrylate	69	6.967	6.967	0.000	93	55762	20.0	16.2	
85 1,1,2-Trichloroethane	83	7.108	7.108	0.000	94	37032	20.0	18.4	

Compound	Sig	RT (min.)	Exp RT (min.)	Dlt RT (min.)	Q	Response	Cal Amt ug/l	OnCol Amt ug/l	Flags
86 Tetrachloroethene	166	7.144	7.144	0.000	95	41028	20.0	18.2	
87 1,3-Dichloropropane	76	7.242	7.248	-0.006	95	74323	20.0	18.8	
88 2-Hexanone	43	7.272	7.272	0.000	98	172070	100.0	91.4	
89 n-Butyl acetate	73	7.327	7.327	0.000	98	12330	20.0	16.7	
90 Chlorodibromomethane	129	7.388	7.388	0.000	98	37807	20.0	15.8	
91 Ethylene Dibromide	107	7.492	7.492	0.000	99	39215	20.0	18.9	
* 92 Chlorobenzene-d5	117	7.784	7.784	0.000	89	325356	50.0	50.0	
93 Chlorobenzene	112	7.803	7.803	0.000	92	121956	20.0	18.8	
94 Ethylbenzene	106	7.851	7.851	0.000	99	67073	20.0	18.2	
95 1,1,1,2-Tetrachloroethane	131	7.864	7.864	0.000	95	41535	20.0	16.2	
96 m-Xylene & p-Xylene	106	7.931	7.931	0.000	99	83226	20.0	18.0	
97 n-Butyl acrylate	73	8.150	8.150	0.000	96	34558	20.0	14.6	
98 o-Xylene	106	8.187	8.187	0.000	93	86412	20.0	18.0	
99 Styrene	104	8.199	8.205	-0.006	94	134190	20.0	17.2	
100 Amyl acetate (mixed isomer	43	8.284	8.284	0.000	90	108661	20.0	15.9	
101 Bromoform	173	8.339	8.339	0.000	94	21738	20.0	13.7	
102 Isopropylbenzene	105	8.400	8.400	0.000	96	219502	20.0	17.6	
$ 103 4-Bromofluorobenzene	174	8.528	8.528	0.000	89	127126	50.0	48.9	
104 Bromobenzene	156	8.613	8.613	0.000	93	50095	20.0	18.4	
105 1,1,2,2-Tetrachloroethane	83	8.620	8.619	0.001	98	66729	20.0	19.1	
106 N-Propylbenzene	91	8.638	8.638	0.000	98	285984	20.0	18.4	
107 1,2,3-Trichloropropane	110	8.656	8.656	0.000	97	16804	20.0	18.8	
108 trans-1,4-Dichloro-2-buten	53	8.656	8.656	0.000	67	6675	20.0	6.74	
109 4-Ethyltoluene	105	8.705	8.705	0.000	98	231401	20.0	18.4	
110 2-Chlorotoluene	91	8.711	8.711	0.000	98	193232	20.0	18.4	
111 1,3,5-Trimethylbenzene	105	8.741	8.741	0.000	92	192260	20.0	18.8	
112 Butyl Methacrylate	87	8.778	8.778	0.000	86	66142	20.0	15.6	
113 4-Chlorotoluene	91	8.778	8.778	0.000	97	170069	20.0	19.1	
114 tert-Butylbenzene	119	8.918	8.918	0.000	92	151640	20.0	18.0	
115 1,2,4-Trimethylbenzene	105	8.955	8.955	0.000	98	195251	20.0	18.1	
116 sec-Butylbenzene	105	9.040	9.040	0.000	99	244300	20.0	18.3	
117 4-Isopropyltoluene	119	9.119	9.113	0.006	97	199840	20.0	17.8	
118 1,3-Dichlorobenzene	146	9.138	9.138	0.000	94	105037	20.0	19.0	
* 119 1,4-Dichlorobenzene-d4	152	9.180	9.180	0.000	97	186248	50.0	50.0	
120 1,4-Dichlorobenzene	146	9.193	9.193	0.000	93	109595	20.0	19.3	
121 Benzyl chloride	91	9.278	9.272	0.006	98	85630	20.0	12.0	
122 2,3-Dihydroindene	117	9.321	9.321	0.000	92	228184	20.0	18.9	
123 p-Diethylbenzene	119	9.339	9.333	0.006	91	132397	20.0	18.3	
124 n-Butylbenzene	92	9.351	9.351	0.000	97	117372	20.0	18.8	
125 1,2-Dichlorobenzene	146	9.418	9.418	0.000	94	104902	20.0	19.3	
126 1,2,4,5-Tetramethylbenzene	119	9.827	9.827	0.000	97	170894	20.0	15.3	
127 1,2-Dibromo-3-Chloropropan	75	9.924	9.924	0.000	92	10107	20.0	17.1	
128 1,3,5-Trichlorobenzene	180	10.022	10.016	0.006	96	63738	20.0	16.1	
129 1,2,4-Trichlorobenzene	180	10.497	10.497	0.000	93	51202	20.0	16.0	
130 Hexachlorobutadiene	225	10.576	10.570	0.006	91	24091	20.0	16.1	
131 Naphthalene	128	10.723	10.723	0.000	98	119961	20.0	16.8	
132 1,2,3-Trichlorobenzene	180	10.930	10.930	0.000	94	40731	20.0	17.6	
S 133 1,2-Dichloroethene, Total	100				0		40.0	37.1	
S 134 Xylenes, Total	100				0		40.0	36.1	
S 135 Total BTEX	1				0		100.0	90.4	

QC Flag Legend

Processing Flags

NC - Not Calibrated

Reagents:

8260MIX1COMB_00043	Amount Added:	20.00	Units: uL	
ACROLEIN W_00056	Amount Added:	4.00	Units: uL	
GASES Li_00175	Amount Added:	20.00	Units: uL	
8260ISNEW_00085	Amount Added:	1.00	Units: uL	Run Reagent
8260SURR250_00140	Amount Added:	1.00	Units: uL	Run Reagent

Report Date: 11-Oct-2016 14:00:50 Chrom Revision: 2.2 08-Sep-2016 14:45:52

TestAmerica Edison

Data File: \\ChromNA\Edison\ChromData\CVOAMS1\20161010-46706.b\A28149.D

Injection Date:	11-Oct-2016 06:50:30	Instrument ID:	CVOAMS1	Operator ID:	VOA GC/MS1
Lims ID:	460-120961-D-2 MSD			Worklist Smp#:	29
Client ID:					
Purge Vol:	5.000 mL	Dil. Factor:	10.0000	ALS Bottle#:	28
Method:	8260624W_1	Limit Group:	VOA - 8260C Water and Solid		

Column: Rtx-624 (0.25 mm)

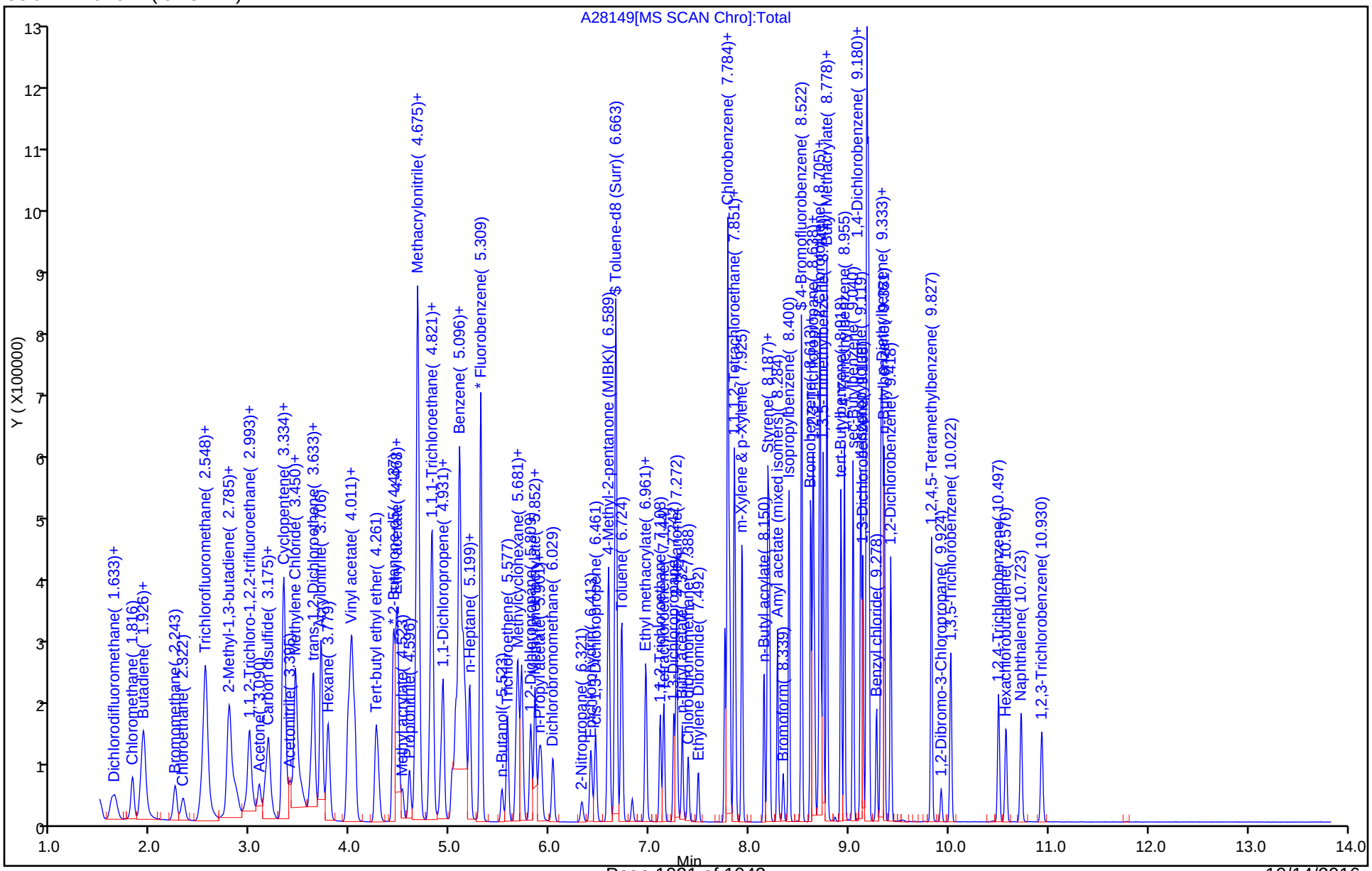

FORM I
GC/MS VOA ORGANICS ANALYSIS DATA SHEET

Lab Name: TestAmerica Edison | Job No.: 460-121256-1

SDG No.:

Client Sample ID: | Lab Sample ID: 460-121160-B-4 MSD

Matrix: Water | Lab File ID: A28195.D

Analysis Method: 8260C | Date Collected: 09/27/2016 16:20

Sample wt/vol: 5(mL) | Date Analyzed: 10/11/2016 23:31

Soil Aliquot Vol: | Dilution Factor: 1

Soil Extract Vol.: | GC Column: Rtx-624 ID: 0.25(mm)

% Moisture: | Level: (low/med) Low

Analysis Batch No.: 396528 | Units: ug/L

CAS NO.	COMPOUND NAME	RESULT	Q	RL	MDL
71-55-6	1,1,1-Trichloroethane	16.2		1.0	0.28
79-34-5	1,1,2,2-Tetrachloroethane	18.2		1.0	0.19
79-00-5	1,1,2-Trichloroethane	18.4		1.0	0.080
75-34-3	1,1-Dichloroethane	18.2		1.0	0.24
75-35-4	1,1-Dichloroethene	16.2		1.0	0.34
87-61-6	1,2,3-Trichlorobenzene	20.7		1.0	0.35
120-82-1	1,2,4-Trichlorobenzene	18.0		1.0	0.27
96-12-8	1,2-Dibromo-3-Chloropropane	16.5		1.0	0.23
106-93-4	1,2-Dibromoethane	17.5		1.0	0.19
95-50-1	1,2-Dichlorobenzene	18.6		1.0	0.22
107-06-2	1,2-Dichloroethane	17.8		1.0	0.25
78-87-5	1,2-Dichloropropane	17.3		1.0	0.18
541-73-1	1,3-Dichlorobenzene	18.9		1.0	0.33
106-46-7	1,4-Dichlorobenzene	18.9		1.0	0.33
123-91-1	1,4-Dioxane	439		50	8.7
78-93-3	2-Butanone	94.4		5.0	2.2
591-78-6	2-Hexanone	86.4		5.0	0.72
108-10-1	4-Methyl-2-pentanone	87.7		5.0	0.63
67-64-1	Acetone	113		5.0	1.1
71-43-2	Benzene	18.7		1.0	0.090
74-97-5	Bromochloromethane	17.9		1.0	0.30
75-27-4	Bromodichloromethane	15.3		1.0	0.15
75-25-2	Bromoform	10.5		1.0	0.18
74-83-9	Bromomethane	18.8		1.0	0.18
75-15-0	Carbon disulfide	11.3		1.0	0.22
56-23-5	Carbon tetrachloride	15.9		1.0	0.33
108-90-7	Chlorobenzene	18.2		1.0	0.24
75-00-3	Chloroethane	17.1		1.0	0.37
67-66-3	Chloroform	19.7		1.0	0.22
74-87-3	Chloromethane	17.8		1.0	0.22
156-59-2	cis-1,2-Dichloroethene	18.0		1.0	0.26
10061-01-5	cis-1,3-Dichloropropene	15.6		1.0	0.16
110-82-7	Cyclohexane	17.9		1.0	0.26
124-48-1	Dibromochloromethane	13.8		1.0	0.22
75-71-8	Dichlorodifluoromethane	18.7		1.0	0.14
100-41-4	Ethylbenzene	18.0		1.0	0.30

FORM I
GC/MS VOA ORGANICS ANALYSIS DATA SHEET

Lab Name: TestAmerica Edison | Job No.: 460-121256-1

SDG No.:

Client Sample ID: | Lab Sample ID: 460-121160-B-4 MSD

Matrix: Water | Lab File ID: A28195.D

Analysis Method: 8260C | Date Collected: 09/27/2016 16:20

Sample wt/vol: 5(mL) | Date Analyzed: 10/11/2016 23:31

Soil Aliquot Vol: | Dilution Factor: 1

Soil Extract Vol.: | GC Column: Rtx-624 ID: 0.25(mm)

% Moisture: | Level: (low/med) Low

Analysis Batch No.: 396528 | Units: ug/L

CAS NO.	COMPOUND NAME	RESULT	Q	RL	MDL
76-13-1	Freon TF	16.9		1.0	0.34
98-82-8	Isopropylbenzene	17.4		1.0	0.32
179601-23-1	m&p-Xylene	17.1		1.0	0.28
79-20-9	Methyl acetate	87.0		5.0	0.58
108-87-2	Methylcyclohexane	16.6		1.0	0.22
75-09-2	Methylene Chloride	17.8		1.0	0.21
1634-04-4	MTBE	16.4		1.0	0.13
95-47-6	o-Xylene	16.9		1.0	0.32
100-42-5	Styrene	13.8		1.0	0.17
127-18-4	Tetrachloroethene	18.2		1.0	0.12
108-88-3	Toluene	18.1		1.0	0.25
156-60-5	trans-1,2-Dichloroethene	17.5		1.0	0.18
10061-02-6	trans-1,3-Dichloropropene	14.5		1.0	0.19
79-01-6	Trichloroethene	18.0		1.0	0.22
75-69-4	Trichlorofluoromethane	18.1		1.0	0.15
75-01-4	Vinyl chloride	18.3		1.0	0.060

CAS NO.	SURROGATE	%REC	Q	LIMITS
17060-07-0	1,2-Dichloroethane-d4 (Surr)	99		70-130
460-00-4	Bromofluorobenzene	96		70-130
1868-53-7	Dibromofluoromethane (Surr)	100		70-130
2037-26-5	Toluene-d8 (Surr)	102		70-130

TestAmerica Edison
Target Compound Quantitation Report

Data File: \\ChromNA\Edison\ChromData\CVOAMS1\20161011-46753.b\A28195.D
Lims ID: 460-121160-B-4 MSD
Client ID: MTVL-CMT-6-6
Sample Type: MSD
Inject. Date: 11-Oct-2016 23:31:30 ALS Bottle#: 9 Worklist Smp#: 10
Purge Vol: 5.000 mL Dil. Factor: 1.0000
Sample Info: 460-121160-B-4 MSD
Misc. Info.: 460-0046753-010
Operator ID: VOA GC/MS1 Instrument ID: CVOAMS1

Method: \\ChromNA\Edison\ChromData\CVOAMS1\20161011-46753.b\8260624W_1.m
Limit Group: VOA - 8260C Water and Solid
Last Update: 12-Oct-2016 09:45:22 Calib Date: 08-Sep-2016 04:26:30
Integrator: RTE ID Type: Deconvolution ID
Quant Method: Internal Standard Quant By: Initial Calibration
Last ICal File: \\ChromNA\Edison\ChromData\CVOAMS1\20160908-45311.b\A26272.D

Column 1 : Rtx-624 (0.25 mm) Det: MS SCAN
Process Host: XAWRK018

First Level Reviewer: starzecm Date: 12-Oct-2016 00:18:31

Compound	Sig	RT (min.)	Exp RT (min.)	Dlt RT (min.)	Q	Response	Cal Amt ug/l	OnCol Amt ug/l	Flags
1 Chlorotrifluoroethene	66	1.615	1.621	-0.006	89	10110	20.0	14.5	
3 Dichlorodifluoromethane	85	1.645	1.651	-0.006	99	89047	20.0	18.7	
4 Chloromethane	50	1.816	1.822	-0.006	99	104754	20.0	17.8	
6 Butadiene	54	1.932	1.932	0.000	66	92226	20.0	19.6	
5 Vinyl chloride	62	1.920	1.932	-0.012	98	94985	20.0	18.3	
7 Bromomethane	94	2.249	2.249	0.000	99	55280	20.0	18.8	
8 Chloroethane	64	2.322	2.334	-0.012	100	51892	20.0	17.1	
9 Dichlorofluoromethane	67	2.529	2.535	-0.006	99	125441	20.0	18.2	
10 Trichlorofluoromethane	101	2.542	2.542	0.000	61	88873	20.0	18.1	
12 Pentane	72	2.554	2.560	-0.006	96	19985	40.0	31.8	
14 Ethanol	46	2.785	2.792	-0.007	71	11276	800.0	832.9	
13 Ethyl ether	59	2.773	2.779	-0.006	93	49799	20.0	17.2	
15 2-Methyl-1,3-butadiene	53	2.798	2.804	-0.006	96	42587	20.0	13.3	
16 1,2-Dichloro-1,1,2-trifluo	117	2.834	2.840	-0.006	95	40669	20.0	17.4	
11 Acrolein	56	2.962	2.974	-0.012	95	8346	40.0	20.7	
18 1,1-Dichloroethene	96	2.993	2.999	-0.006	97	49394	20.0	16.2	
17 1,1,2-Trichloro-1,2,2-trif	101	2.993	2.999	-0.006	90	42836	20.0	16.9	
19 Acetone	43	3.096	3.102	-0.006	87	86557	100.0	112.6	
20 Iodomethane	142	3.151	3.157	-0.006	99	80180	20.0	15.3	
21 Carbon disulfide	76	3.188	3.188	0.000	100	141692	20.0	11.3	
22 Isopropyl alcohol	45	3.206	3.224	-0.018	57	32866	200.0	209.0	
23 3-Chloro-1-propene	76	3.328	3.328	0.000	92	27916	20.0	13.5	
25 Cyclopentene	67	3.340	3.346	-0.006	94	128753	20.0	14.2	
24 Methyl acetate	43	3.346	3.352	-0.006	100	234800	100.0	87.0	
26 Acetonitrile	41	3.413	3.413	0.000	98	92706	200.0	195.2	
27 Methylene Chloride	84	3.456	3.456	0.000	97	65294	20.0	17.8	
* 28 TBA-d9 (IS)	65	3.468	3.468	0.000	100	226998	1000.0	1000.0	
29 2-Methyl-2-propanol	59	3.523	3.535	-0.012	96	38480	200.0	162.9	
30 Methyl tert-butyl ether	73	3.621	3.621	0.000	98	151723	20.0	16.4	
31 trans-1,2-Dichloroethene	96	3.633	3.639	-0.006	98	56804	20.0	17.5	
32 Acrylonitrile	53	3.718	3.718	0.000	93	237798	200.0	175.9	

Compound	Sig	RT (min.)	Exp RT (min.)	Dlt RT (min.)	Q	Response	Cal Amt ug/l	OnCol Amt ug/l	Flags
33 Hexane	43	3.785	3.785	0.000	94	62089	20.0	17.1	
34 Isopropyl ether	45	3.986	3.986	0.000	96	209214	20.0	17.1	
35 1,1-Dichloroethane	63	4.011	4.017	-0.006	99	115024	20.0	18.2	
36 Vinyl acetate	86	4.029	4.029	0.000	100	18508	40.0	30.9	
37 2-Chloro-1,3-butadiene	88	4.047	4.053	-0.006	92	46411	20.0	16.6	
38 Tert-butyl ethyl ether	59	4.267	4.267	0.000	88	168485	20.0	16.5	
* 39 2-Butanone-d5	46	4.437	4.444	-0.007	94	297414	250.0	250.0	
40 2,2-Dichloropropane	97	4.462	4.462	0.000	86	15955	20.0	14.7	
41 cis-1,2-Dichloroethene	96	4.468	4.468	0.000	92	60553	20.0	18.0	
43 Ethyl acetate	70	4.486	4.486	0.000	93	9779	40.0	36.6	
42 2-Butanone (MEK)	72	4.486	4.486	0.000	95	27830	100.0	94.4	
44 Methyl acrylate	55	4.529	4.529	0.000	56	44796	20.0	16.8	
45 Propionitrile	54	4.602	4.602	0.000	99	77810	200.0	176.9	
47 Chlorobromomethane	128	4.657	4.663	-0.006	98	26770	20.0	17.9	
46 Tetrahydrofuran	72	4.657	4.663	-0.006	56	13776	40.0	39.9	
48 Methacrylonitrile	67	4.681	4.681	0.000	94	213832	200.0	176.5	
49 Chloroform	83	4.700	4.700	0.000	98	104200	20.0	19.7	
50 Cyclohexane	56	4.803	4.809	-0.006	95	96379	20.0	17.9	
52 1,1,1-Trichloroethane	97	4.822	4.828	-0.006	96	70388	20.0	16.2	
$ 53 Dibromofluoromethane (Surr	113	4.828	4.828	0.000	96	134845	50.0	50.1	
54 Carbon tetrachloride	117	4.919	4.919	0.000	97	56944	20.0	15.9	
55 1,1-Dichloropropene	75	4.937	4.937	0.000	96	75627	20.0	18.5	
56 Isobutyl alcohol	43	5.059	5.059	0.000	41	79407	500.0	692.1	
57 Isooctane	57	5.059	5.059	0.000	98	169529	20.0	15.3	
51 2,4,4-Trimethyl-1-pentene	57	5.059	5.059	0.000	88	165316		NC	
58 Benzene	78	5.096	5.096	0.000	98	218846	20.0	18.7	
$ 59 1,2-Dichloroethane-d4 (Sur	65	5.102	5.108	-0.006	98	161251	50.0	49.4	
60 Isopropyl acetate	43	5.132	5.133	0.000	96	165721	20.0	16.1	
61 Tert-amyl methyl ether	73	5.139	5.139	0.000	92	167839	20.0	16.3	
62 1,2-Dichloroethane	62	5.163	5.163	0.000	95	69256	20.0	17.8	
63 n-Heptane	71	5.200	5.206	-0.006	94	49643	20.0	15.4	
* 64 Fluorobenzene	96	5.315	5.315	0.000	98	508735	50.0	50.0	
65 n-Butanol	56	5.523	5.523	0.000	92	24419	500.0	385.0	
66 Trichloroethene	95	5.578	5.578	0.000	96	49851	20.0	18.0	
67 Ethyl acrylate	55	5.675	5.675	0.000	98	140997	20.0	17.0	
68 Methylcyclohexane	83	5.681	5.681	0.000	96	90204	20.0	16.6	
69 1,2-Dichloropropane	63	5.809	5.815	-0.006	94	57805	20.0	17.3	
* 70 1,4-Dioxane-d8	96	5.858	5.858	0.000	33	20959	1000.0	1000.0	
71 Methyl methacrylate	100	5.858	5.858	0.000	91	21249	40.0	32.3	
72 n-Propyl acetate	43	5.895	5.901	-0.006	98	71438	20.0	16.6	
73 1,4-Dioxane	88	5.895	5.907	-0.012	32	9861	400.0	438.6	
74 Dibromomethane	93	5.919	5.919	0.000	93	30245	20.0	17.6	
75 Dichlorobromomethane	83	6.035	6.035	0.000	99	57454	20.0	15.3	
77 2-Nitropropane	41	6.321	6.321	0.000	99	17401	40.0	24.1	
78 Epichlorohydrin	57	6.413	6.413	0.000	99	82949	400.0	315.4	
79 cis-1,3-Dichloropropene	75	6.461	6.462	-0.001	92	66388	20.0	15.6	
80 4-Methyl-2-pentanone (MIBK	43	6.590	6.596	-0.006	98	265872	100.0	87.7	
$ 81 Toluene-d8 (Surr)	98	6.663	6.669	-0.006	99	457296	50.0	50.9	
82 Toluene	91	6.724	6.724	0.000	93	194169	20.0	18.1	
83 trans-1,3-Dichloropropene	75	6.961	6.961	0.000	98	53214	20.0	14.5	
84 Ethyl methacrylate	69	6.967	6.968	-0.001	87	52481	20.0	14.9	
85 1,1,2-Trichloroethane	83	7.108	7.108	0.000	95	35922	20.0	18.4	

Compound	Sig	RT (min.)	Exp RT (min.)	Dlt RT (min.)	Q	Response	Cal Amt ug/l	OnCol Amt ug/l	Flags
86 Tetrachloroethene	166	7.144	7.144	0.000	95	39699	20.0	18.2	
87 1,3-Dichloropropane	76	7.242	7.242	0.000	96	68149	20.0	17.9	
88 2-Hexanone	43	7.272	7.272	0.000	98	158049	100.0	86.4	
89 n-Butyl acetate	73	7.327	7.327	0.000	99	11811	20.0	16.6	
90 Chlorodibromomethane	129	7.388	7.388	0.000	97	31795	20.0	13.8	
91 Ethylene Dibromide	107	7.492	7.492	0.000	99	35171	20.0	17.5	
* 92 Chlorobenzene-d5	117	7.784	7.784	0.000	89	314511	50.0	50.0	
93 Chlorobenzene	112	7.803	7.803	0.000	92	114550	20.0	18.2	
94 Ethylbenzene	106	7.851	7.851	0.000	99	64170	20.0	18.0	
95 1,1,1,2-Tetrachloroethane	131	7.864	7.864	0.000	94	40096	20.0	16.2	
96 m-Xylene & p-Xylene	106	7.931	7.931	0.000	99	76332	20.0	17.1	
97 n-Butyl acrylate	73	8.150	8.150	0.000	96	33429	20.0	14.6	
98 o-Xylene	106	8.187	8.187	0.000	93	78419	20.0	16.9	
99 Styrene	104	8.199	8.199	0.000	93	103587	20.0	13.8	
100 Amyl acetate (mixed isomer	43	8.284	8.284	0.000	89	105504	20.0	16.4	
101 Bromoform	173	8.339	8.339	0.000	94	16094	20.0	10.5	
102 Isopropylbenzene	105	8.400	8.400	0.000	96	208649	20.0	17.4	
$ 103 4-Bromofluorobenzene	174	8.528	8.528	0.000	88	121161	50.0	48.2	
104 Bromobenzene	156	8.614	8.614	0.000	93	47238	20.0	18.4	
105 1,1,2,2-Tetrachloroethane	83	8.620	8.620	0.000	99	60159	20.0	18.2	
106 N-Propylbenzene	91	8.638	8.638	0.000	98	269945	20.0	18.4	
107 1,2,3-Trichloropropane	110	8.656	8.656	0.000	97	15440	20.0	18.4	
108 trans-1,4-Dichloro-2-buten	53	8.656	8.656	0.000	67	6443	20.0	6.89	
109 4-Ethyltoluene	105	8.705	8.705	0.000	98	209811	20.0	17.7	
110 2-Chlorotoluene	91	8.711	8.711	0.000	98	188623	20.0	19.1	
111 1,3,5-Trimethylbenzene	105	8.742	8.742	0.000	92	156750	20.0	16.2	
112 Butyl Methacrylate	87	8.778	8.778	0.000	65	66159	20.0	16.5	
113 4-Chlorotoluene	91	8.778	8.778	0.000	97	159567	20.0	19.0	
114 tert-Butylbenzene	119	8.918	8.918	0.000	93	138419	20.0	17.4	
115 1,2,4-Trimethylbenzene	105	8.955	8.955	0.000	98	167622	20.0	16.5	
116 sec-Butylbenzene	105	9.040	9.040	0.000	99	227950	20.0	18.2	
117 4-Isopropyltoluene	119	9.120	9.120	0.000	98	183345	20.0	17.3	
118 1,3-Dichlorobenzene	146	9.138	9.138	0.000	95	98348	20.0	18.9	
* 119 1,4-Dichlorobenzene-d4	152	9.180	9.181	0.000	97	175628	50.0	50.0	
120 1,4-Dichlorobenzene	146	9.193	9.193	0.000	93	101387	20.0	18.9	
121 Benzyl chloride	91	9.278	9.272	0.006	98	89790	20.0	13.4	
122 2,3-Dihydroindene	117	9.321	9.321	0.000	92	192731	20.0	16.9	
123 p-Diethylbenzene	119	9.333	9.333	0.000	93	121254	20.0	17.8	
124 n-Butylbenzene	92	9.351	9.351	0.000	97	112535	20.0	19.1	
125 1,2-Dichlorobenzene	146	9.418	9.418	0.000	94	95667	20.0	18.6	
126 1,2,4,5-Tetramethylbenzene	119	9.827	9.827	0.000	97	156284	20.0	14.8	
127 1,2-Dibromo-3-Chloropropan	75	9.924	9.924	0.000	92	9216	20.0	16.5	
128 1,3,5-Trichlorobenzene	180	10.022	10.022	0.000	95	64445	20.0	17.3	
129 1,2,4-Trichlorobenzene	180	10.497	10.497	0.000	93	54277	20.0	18.0	
130 Hexachlorobutadiene	225	10.570	10.570	0.000	90	24813	20.0	17.6	
131 Naphthalene	128	10.723	10.723	0.000	98	129748	20.0	19.3	
132 1,2,3-Trichlorobenzene	180	10.930	10.930	0.000	95	45231	20.0	20.7	
S 133 1,2-Dichloroethene, Total	100				0		40.0	35.5	
S 134 Xylenes, Total	100				0		40.0	34.0	
S 135 Total BTEX	1				0		100.0	88.8	

QC Flag Legend

Processing Flags

NC - Not Calibrated

Reagents:

GASES Li_00175	Amount Added:	20.00	Units: uL	
8260MIX1COMB_00043	Amount Added:	20.00	Units: uL	
ACROLEIN W_00056	Amount Added:	4.00	Units: uL	
8260ISNEW_00085	Amount Added:	1.00	Units: uL	Run Reagent
8260SURR250_00140	Amount Added:	1.00	Units: uL	Run Reagent

Report Date: 12-Oct-2016 09:45:42 Chrom Revision: 2.2 08-Sep-2016 14:45:52

TestAmerica Edison

Data File: \\ChromNA\Edison\ChromData\CVOAMS1\20161011-46753.b\A28195.D

Injection Date:	11-Oct-2016 23:31:30	Instrument ID:	CVOAMS1	Operator ID:	VOA GC/MS1
Lims ID:	460-121160-B-4 MSD			Worklist Smp#:	10
Client ID:	MTVL-CMT-6-6				
Purge Vol:	5.000 mL	Dil. Factor:	1.0000	ALS Bottle#:	9
Method:	8260624W_1	Limit Group:	VOA - 8260C Water and Solid		

Column: Rtx-624 (0.25 mm)

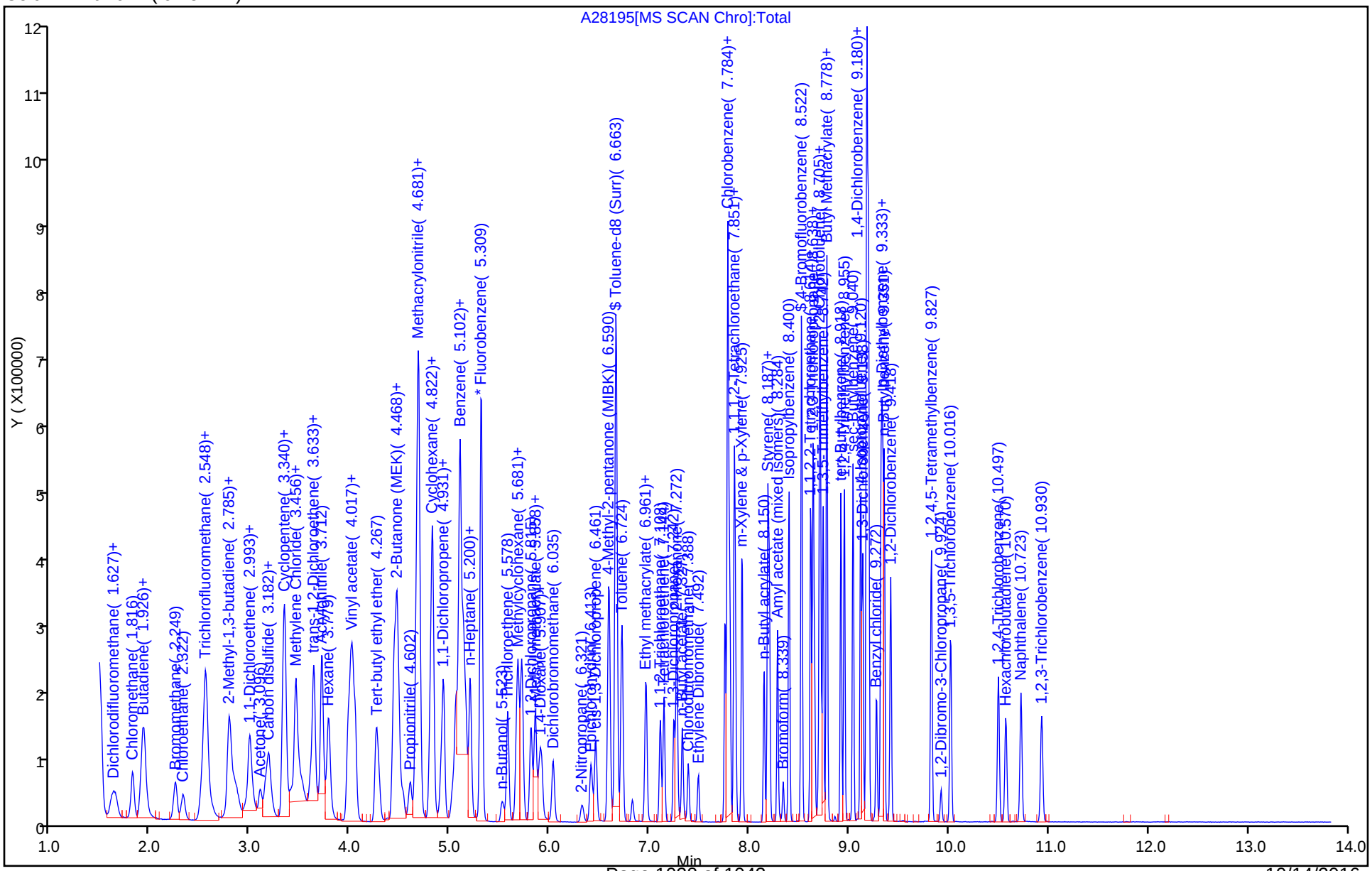

GC/MS VOA ANALYSIS RUN LOG

Lab Name: TestAmerica Edison Job No.: 460-121256-1

SDG No.:

Instrument ID: CVOAMS1 Start Date: 09/08/2016 01:38

Analysis Batch Number: 389142 End Date: 09/08/2016 11:46

LAB SAMPLE ID	CLIENT SAMPLE ID	DATE ANALYZED	DILUTION FACTOR	LAB FILE ID	COLUMN ID
BFB 460-389142/1		09/08/2016 01:38	1	A26265.D	Rtx-624 0.25(mm)
STD7 460-389142/2 IC		09/08/2016 02:02	1	A26266.D	Rtx-624 0.25(mm)
STD1 460-389142/3 IC		09/08/2016 02:38	1	A26267.D	Rtx-624 0.25(mm)
STD5 460-389142/4 IC		09/08/2016 03:00	1	A26268.D	Rtx-624 0.25(mm)
STD20 460-389142/5 ICIS		09/08/2016 03:21	1	A26269.D	Rtx-624 0.25(mm)
STD50 460-389142/6 IC		09/08/2016 03:43	1	A26270.D	Rtx-624 0.25(mm)
STD200 460-389142/7 IC		09/08/2016 04:04	1	A26271.D	Rtx-624 0.25(mm)
STD500 460-389142/8 IC		09/08/2016 04:26	1	A26272.D	Rtx-624 0.25(mm)
ICV 460-389142/13		09/08/2016 06:56	1		Rtx-624 0.25(mm)
ZZZZZ		09/08/2016 07:18	1		Rtx-624 0.25(mm)
ZZZZZ		09/08/2016 07:40	1		Rtx-624 0.25(mm)
ZZZZZ		09/08/2016 08:29	1		Rtx-624 0.25(mm)
ZZZZZ		09/08/2016 08:51	1		Rtx-624 0.25(mm)
ZZZZZ		09/08/2016 09:13	1		Rtx-624 0.25(mm)
ZZZZZ		09/08/2016 09:34	1		Rtx-624 0.25(mm)
ZZZZZ		09/08/2016 09:56	1		Rtx-624 0.25(mm)
ZZZZZ		09/08/2016 10:18	1		Rtx-624 0.25(mm)
ZZZZZ		09/08/2016 10:40	1		Rtx-624 0.25(mm)
ZZZZZ		09/08/2016 11:02	1		Rtx-624 0.25(mm)
ZZZZZ		09/08/2016 11:24	1		Rtx-624 0.25(mm)
ZZZZZ		09/08/2016 11:46	1		Rtx-624 0.25(mm)

GC/MS VOA ANALYSIS RUN LOG

Lab Name: TestAmerica Edison Job No.: 460-121256-1

SDG No.:

Instrument ID: CVOAMS1 Start Date: 10/10/2016 19:41

Analysis Batch Number: 396289 End Date: 10/11/2016 06:50

LAB SAMPLE ID	CLIENT SAMPLE ID	DATE ANALYZED	DILUTION FACTOR	LAB FILE ID	COLUMN ID
BFB 460-396289/1		10/10/2016 19:41	1	A28121.D	Rtx-624 0.25(mm)
CCVIS 460-396289/2		10/10/2016 20:06	1	A28122.D	Rtx-624 0.25(mm)
LCS 460-396289/3		10/10/2016 20:32	1	A28123.D	Rtx-624 0.25(mm)
ZZZZZ		10/10/2016 20:54	1		Rtx-624 0.25(mm)
MB 460-396289/7		10/10/2016 22:18	1	A28127.D	Rtx-624 0.25(mm)
ZZZZZ		10/10/2016 22:41	1		Rtx-624 0.25(mm)
ZZZZZ		10/10/2016 23:05	1		Rtx-624 0.25(mm)
ZZZZZ		10/10/2016 23:28	1		Rtx-624 0.25(mm)
ZZZZZ		10/10/2016 23:51	1		Rtx-624 0.25(mm)
ZZZZZ		10/11/2016 00:14	1		Rtx-624 0.25(mm)
ZZZZZ		10/11/2016 00:37	1		Rtx-624 0.25(mm)
ZZZZZ		10/11/2016 01:00	1		Rtx-624 0.25(mm)
ZZZZZ		10/11/2016 01:24	1		Rtx-624 0.25(mm)
ZZZZZ		10/11/2016 01:47	1		Rtx-624 0.25(mm)
ZZZZZ		10/11/2016 02:11	1		Rtx-624 0.25(mm)
ZZZZZ		10/11/2016 02:34	1		Rtx-624 0.25(mm)
460-121256-1		10/11/2016 03:20	1	A28140.D	Rtx-624 0.25(mm)
460-121256-2		10/11/2016 03:44	1	A28141.D	Rtx-624 0.25(mm)
460-121256-3		10/11/2016 04:07	1	A28142.D	Rtx-624 0.25(mm)
460-121256-4		10/11/2016 04:31	1	A28143.D	Rtx-624 0.25(mm)
460-121256-5		10/11/2016 04:54	1	A28144.D	Rtx-624 0.25(mm)
460-121256-6		10/11/2016 05:17	1	A28145.D	Rtx-624 0.25(mm)
460-121256-7		10/11/2016 05:40	1	A28146.D	Rtx-624 0.25(mm)
460-121256-8		10/11/2016 06:04	1	A28147.D	Rtx-624 0.25(mm)
460-120961-D-2 MS		10/11/2016 06:27	10	A28148.D	Rtx-624 0.25(mm)
460-120961-D-2 MSD		10/11/2016 06:50	10	A28149.D	Rtx-624 0.25(mm)

GC/MS VOA ANALYSIS RUN LOG

Lab Name: TestAmerica Edison Job No.: 460-121256-1

SDG No.:

Instrument ID: CVOAMS1 Start Date: 10/11/2016 08:40

Analysis Batch Number: 396375 End Date: 10/11/2016 19:32

LAB SAMPLE ID	CLIENT SAMPLE ID	DATE ANALYZED	DILUTION FACTOR	LAB FILE ID	COLUMN ID
BFB 460-396375/1		10/11/2016 08:40	1	A28154.D	Rtx-624 0.25(mm)
CCVIS 460-396375/3		10/11/2016 09:24	1	A28156.D	Rtx-624 0.25(mm)
LCS 460-396375/4		10/11/2016 09:46	1	A28157.D	Rtx-624 0.25(mm)
LCSD 460-396375/5		10/11/2016 10:08	1	A28158.D	Rtx-624 0.25(mm)
MB 460-396375/8		10/11/2016 11:13	1	A28161.D	Rtx-624 0.25(mm)
ZZZZZ		10/11/2016 11:35	1		Rtx-624 0.25(mm)
460-121256-9		10/11/2016 11:57	1	A28163.D	Rtx-624 0.25(mm)
460-121256-10		10/11/2016 12:19	1	A28164.D	Rtx-624 0.25(mm)
460-121256-11		10/11/2016 12:40	1	A28165.D	Rtx-624 0.25(mm)
460-121256-12		10/11/2016 13:02	1	A28166.D	Rtx-624 0.25(mm)
460-121256-13		10/11/2016 13:23	1	A28167.D	Rtx-624 0.25(mm)
460-121256-14		10/11/2016 13:45	1	A28168.D	Rtx-624 0.25(mm)
460-121256-15		10/11/2016 14:06	1	A28169.D	Rtx-624 0.25(mm)
ZZZZZ		10/11/2016 14:28	1		Rtx-624 0.25(mm)
ZZZZZ		10/11/2016 14:49	1		Rtx-624 0.25(mm)
ZZZZZ		10/11/2016 15:11	1		Rtx-624 0.25(mm)
ZZZZZ		10/11/2016 15:33	1		Rtx-624 0.25(mm)
ZZZZZ		10/11/2016 15:55	1		Rtx-624 0.25(mm)
ZZZZZ		10/11/2016 16:16	1		Rtx-624 0.25(mm)
ZZZZZ		10/11/2016 16:38	1		Rtx-624 0.25(mm)
ZZZZZ		10/11/2016 17:00	1		Rtx-624 0.25(mm)
ZZZZZ		10/11/2016 17:22	1		Rtx-624 0.25(mm)
ZZZZZ		10/11/2016 17:43	1		Rtx-624 0.25(mm)
ZZZZZ		10/11/2016 19:10	1		Rtx-624 0.25(mm)
ZZZZZ		10/11/2016 19:32	5		Rtx-624 0.25(mm)

GC/MS VOA ANALYSIS RUN LOG

Lab Name: TestAmerica Edison Job No.: 460-121256-1

SDG No.:

Instrument ID: CVOAMS1 Start Date: 10/11/2016 20:11

Analysis Batch Number: 396528 End Date: 10/12/2016 07:07

LAB SAMPLE ID	CLIENT SAMPLE ID	DATE ANALYZED	DILUTION FACTOR	LAB FILE ID	COLUMN ID
BFB 460-396528/1		10/11/2016 20:11	1	A28186.D	Rtx-624 0.25(mm)
CCVIS 460-396528/2		10/11/2016 20:35	1	A28187.D	Rtx-624 0.25(mm)
LCS 460-396528/3		10/11/2016 20:58	1	A28188.D	Rtx-624 0.25(mm)
MB 460-396528/7		10/11/2016 22:25	1	A28192.D	Rtx-624 0.25(mm)
ZZZZZ		10/11/2016 22:47	1		Rtx-624 0.25(mm)
460-121160-C-4 MS		10/11/2016 23:09	1	A28194.D	Rtx-624 0.25(mm)
460-121160-B-4 MSD		10/11/2016 23:31	1	A28195.D	Rtx-624 0.25(mm)
460-121256-16		10/12/2016 00:35	1	A28198.D	Rtx-624 0.25(mm)
460-121256-17		10/12/2016 00:57	1	A28199.D	Rtx-624 0.25(mm)
460-121256-18		10/12/2016 01:19	1	A28200.D	Rtx-624 0.25(mm)
460-121256-19		10/12/2016 01:40	1	A28201.D	Rtx-624 0.25(mm)
460-121256-20		10/12/2016 02:02	1	A28202.D	Rtx-624 0.25(mm)
460-121256-21		10/12/2016 02:24	1	A28203.D	Rtx-624 0.25(mm)
460-121256-22		10/12/2016 02:46	1	A28204.D	Rtx-624 0.25(mm)
460-121256-23		10/12/2016 03:08	1	A28205.D	Rtx-624 0.25(mm)
460-121256-24		10/12/2016 03:30	1	A28206.D	Rtx-624 0.25(mm)
460-121256-25		10/12/2016 03:52	1	A28207.D	Rtx-624 0.25(mm)
460-121256-26		10/12/2016 04:13	1	A28208.D	Rtx-624 0.25(mm)
460-121256-27		10/12/2016 04:35	1	A28209.D	Rtx-624 0.25(mm)
460-121256-28		10/12/2016 04:57	1	A28210.D	Rtx-624 0.25(mm)
460-121256-29		10/12/2016 05:19	1	A28211.D	Rtx-624 0.25(mm)
460-121256-30		10/12/2016 05:40	1	A28212.D	Rtx-624 0.25(mm)
460-121256-31		10/12/2016 06:02	1	A28213.D	Rtx-624 0.25(mm)
460-121256-32		10/12/2016 06:24	1	A28214.D	Rtx-624 0.25(mm)
460-121256-33		10/12/2016 06:46	1	A28215.D	Rtx-624 0.25(mm)
460-121256-34		10/12/2016 07:07	1	A28216.D	Rtx-624 0.25(mm)

GC/MS VOA ANALYSIS RUN LOG

Lab Name: TestAmerica Edison Job No.: 460-121256-1

SDG No.:

Instrument ID: CVOAMS1 Start Date: 10/12/2016 07:47

Analysis Batch Number: 396623 End Date: 10/12/2016 18:16

LAB SAMPLE ID	CLIENT SAMPLE ID	DATE ANALYZED	DILUTION FACTOR	LAB FILE ID	COLUMN ID
BFB 460-396623/1		10/12/2016 07:47	1	A28217.D	Rtx-624 0.25(mm)
CCVIS 460-396623/4		10/12/2016 08:56	1	A28220.D	Rtx-624 0.25(mm)
LCS 460-396623/5		10/12/2016 09:36	1	A28221.D	Rtx-624 0.25(mm)
ZZZZZ		10/12/2016 09:58	1		Rtx-624 0.25(mm)
MB 460-396623/9		10/12/2016 11:02	1	A28225.D	Rtx-624 0.25(mm)
ZZZZZ		10/12/2016 11:24	1		Rtx-624 0.25(mm)
ZZZZZ		10/12/2016 11:46	1		Rtx-624 0.25(mm)
460-121256-35		10/12/2016 12:08	1	A28228.D	Rtx-624 0.25(mm)
460-121256-36		10/12/2016 12:30	1	A28229.D	Rtx-624 0.25(mm)
460-121256-37		10/12/2016 12:52	1	A28230.D	Rtx-624 0.25(mm)
460-121256-38		10/12/2016 13:13	1	A28231.D	Rtx-624 0.25(mm)
460-121256-39		10/12/2016 13:35	1	A28232.D	Rtx-624 0.25(mm)
460-121256-40		10/12/2016 13:57	1	A28233.D	Rtx-624 0.25(mm)
460-121256-41		10/12/2016 14:18	1	A28234.D	Rtx-624 0.25(mm)
460-121256-42		10/12/2016 14:40	1	A28235.D	Rtx-624 0.25(mm)
460-121256-43		10/12/2016 15:02	1	A28236.D	Rtx-624 0.25(mm)
460-121256-44		10/12/2016 15:23	1	A28237.D	Rtx-624 0.25(mm)
460-121256-45		10/12/2016 15:44	1	A28238.D	Rtx-624 0.25(mm)
460-121256-46		10/12/2016 16:06	1	A28239.D	Rtx-624 0.25(mm)
460-121256-47		10/12/2016 16:28	1	A28240.D	Rtx-624 0.25(mm)
460-121256-48		10/12/2016 16:50	1	A28241.D	Rtx-624 0.25(mm)
460-121256-49		10/12/2016 17:11	1	A28242.D	Rtx-624 0.25(mm)
460-121256-50		10/12/2016 17:32	1	A28243.D	Rtx-624 0.25(mm)
460-121256-51		10/12/2016 17:54	1	A28244.D	Rtx-624 0.25(mm)
460-121256-52		10/12/2016 18:16	1	A28245.D	Rtx-624 0.25(mm)

GC/MS VOA ANALYSIS RUN LOG

Lab Name: TestAmerica Edison Job No.: 460-121256-1

SDG No.:

Instrument ID: CVOAMS1 Start Date: 10/12/2016 18:54

Analysis Batch Number: 396842 End Date: 10/13/2016 05:52

LAB SAMPLE ID	CLIENT SAMPLE ID	DATE ANALYZED	DILUTION FACTOR	LAB FILE ID	COLUMN ID
BFB 460-396842/1		10/12/2016 18:54	1	A28247.D	Rtx-624 0.25(mm)
CCVIS 460-396842/2		10/12/2016 19:17	1	A28248.D	Rtx-624 0.25(mm)
LCS 460-396842/3		10/12/2016 19:41	1	A28249.D	Rtx-624 0.25(mm)
MB 460-396842/7		10/12/2016 21:08	1	A28253.D	Rtx-624 0.25(mm)
460-121256-57		10/12/2016 21:31	1	A28254.D	Rtx-624 0.25(mm)
460-121256-53		10/12/2016 21:52	1	A28255.D	Rtx-624 0.25(mm)
460-121256-54		10/12/2016 22:15	1	A28256.D	Rtx-624 0.25(mm)
460-121256-55		10/12/2016 22:36	1	A28257.D	Rtx-624 0.25(mm)
460-121256-56		10/12/2016 22:58	1	A28258.D	Rtx-624 0.25(mm)
ZZZZZ		10/12/2016 23:20	1		Rtx-624 0.25(mm)
ZZZZZ		10/12/2016 23:42	1		Rtx-624 0.25(mm)
ZZZZZ		10/13/2016 00:04	1		Rtx-624 0.25(mm)
ZZZZZ		10/13/2016 00:26	1		Rtx-624 0.25(mm)
ZZZZZ		10/13/2016 00:48	1		Rtx-624 0.25(mm)
ZZZZZ		10/13/2016 01:09	1		Rtx-624 0.25(mm)
ZZZZZ		10/13/2016 01:31	1		Rtx-624 0.25(mm)
ZZZZZ		10/13/2016 01:53	1		Rtx-624 0.25(mm)
ZZZZZ		10/13/2016 02:15	1		Rtx-624 0.25(mm)
ZZZZZ		10/13/2016 02:36	1		Rtx-624 0.25(mm)
ZZZZZ		10/13/2016 02:58	1		Rtx-624 0.25(mm)
ZZZZZ		10/13/2016 03:20	1		Rtx-624 0.25(mm)
ZZZZZ		10/13/2016 03:42	1		Rtx-624 0.25(mm)
ZZZZZ		10/13/2016 04:03	1		Rtx-624 0.25(mm)
ZZZZZ		10/13/2016 04:25	1		Rtx-624 0.25(mm)
460-121256-53 MS		10/13/2016 04:47	10	A28274.D	Rtx-624 0.25(mm)
460-121256-53 MSD		10/13/2016 05:09	10	A28275.D	Rtx-624 0.25(mm)
460-121256-35 MS		10/13/2016 05:31	10	A28276.D	Rtx-624 0.25(mm)
460-121256-35 MSD		10/13/2016 05:52	10	A28277.D	Rtx-624 0.25(mm)

Shipping and Receiving Documents

TestAmerica

THE LEADER IN ENVIRONMENTAL TESTING

460-121256 Chain of Custody

C[illegible] REQUEST

777 New Durham Road
Edison, New Jersey 08817
Phone: (732) 549-3900 Fax: (732) 549-3679

Page 1 of 6

Name (for report and invoice) Steve Feldmann	Samplers Name (Printed) Jon Byk / Andrew Kelly / Priscilla Morts ~~Dan Brookstone~~	Site/Project Identification Lockheed - North Plainfield
Company Tetra Tech	P. O. # 117-0507.641	State (Location of site): NJ: ☒ NY: ☐ Other:
		Regulatory Program: NJ GWQS DKOP: ☒
Address 295 Rte 22E, Suite 104E	Analysis Turnaround Time: Standard ☒	LAB USE ONLY Project No:
City Whitehouse Station, State NJ 08889	Rush Charges Authorized For: 2 Week ☐ 1 Week ☐ Other ☐	Job No: 121256
Phone 908-534-2303 Fax 908-534-4709		

ANALYSIS REQUESTED (ENTER "X" BELOW TO INDICATE REQUEST)

Sample Identification	Date	Time	Matrix	No. of. Cont.	8260C TCL VOCs + 15										Sample Numbers
mw-1S-A	9/29/16	8:45	GW	3	X										1
mw-1S-B	↓	8:48	GW	3	X										2
mw-1I		8:50	GW	3	X										3
mw-2D		10:35	GW	3	X										4
mw-2I		10:40	GW	3	X										5
mw-3D		9:55	GW	3	X										6
mw-501S		8:00	GW	3	X										7
mw-501I		8:05	GW	3	X										8
mw-502S		8:30	GW	3	X										9
mw-502I	↓	8:35	GW	3	X										10

Preservation Used: 1 = ICE, 2 = HCl, 3 = H_2SO_4, 4 = HNO_3, 5 = NaOH, 6 = Other _____, 7 = Other _____

Soil:

Water: 2

Special Instructions Reporting limits must meet NJDEP GW QS

Water Metals Filtered (Yes/No)? _____

Relinquished by	Company	Date / Time	Received by	Company
Priscilla Morts	Tetra Tech	9/30/16 15:30	1) Lusha Smith	TA
2) Lusha Smith	TA	9/30/16 1705	2) [illegible]	TA Edison
3)			3)	9/30/16
4)			4)	1705

Laboratory Certifications: New Jersey (12028), New York (11452), Pennsylvania (68-522), Connecticut (PH-0200), Rhode Island (132). TAL - 0016 (0715)

Massachusetts (M-NJ312), North Carolina (No. 578) CS #949447 IR#7 2.1°C

777 New Durham Road
Edison, New Jersey 08817
Phone: (732) 549-3900 Fax: (732) 549-3679

TestAmerica
THE LEADER IN ENVIRONMENTAL TESTING

CHAIN OF CUSTODY / ANALYSIS REQUEST

Name (for report and invoice) Steve Feldmann	Samplers Name (Printed) Jon Byk / Andrew Kelly / Priscilla Menta ~~Dan Brockenhoff~~	Site/Project Identification Lockheed - North Plainfield
Company Tetra Tech	P. O. # 117-0507.641	State (Location of site): NJ: ☒ NY: ☐ Other:
		Regulatory Program: NJ GW QS DKQP: ☒
Address 295 Rte 22E, Suite 104E	Analysis Turnaround Time: Standard ☒	LAB USE ONLY Project No:
City Whitehouse Station, State NJ 08889	Rush Charges Authorized For: 2 Week ☐ 1 Week ☐ Other ☐	Job No: 121256
Phone 908-534-2303 Fax 908-534-4709		

ANALYSIS REQUESTED (ENTER "X" BELOW TO INDICATE REQUEST)

Sample Identification	Date	Time	Matrix	No. of. Cont.	8260C TCL VOCs+15										Sample Numbers
MW-503S	9/29/16	8:20	GW	3	X										11
MW-503I	↓	8:25	GW	3	X										12
MW-505S	↓	14:35	GW	3	X										13
MW-505I	↓	14:40	GW	3	X										14
MW-506S	↓	9:30	GW	3	X										15
MW-506I	↓	13:15	GW	3	X										16
MW-507S	↓	9:05	GW	3	X										17
MW-507I	↓	9:10	GW	3	X										18
MW-508S	↓	9:15	GW	3	X										19
MW-508D	↓	9:20	GW	3	X										20

Preservation Used: 1 = ICE, 2 = HCl, 3 = H_2SO_4, 4 = HNO_3, 5 = NaOH, 6 = Other _____, 7 = Other _____

Soil:
Water: 2

Special Instructions Reporting limits must meet NJDEP GW QS

Water Metals Filtered (Yes/No)? _____

Relinquished by	Company	Date / Time	Received by	Company
Priscilla Menta	Tetra Tech	9/30/16 15:30	1) Lusha Smith	TA
2) Lusha Smith	TA	9/30/16 1705	2) [signature]	TA Edison
3)			3)	
4)			4)	

Laboratory Certifications: New Jersey (12028), New York (11452), Pennsylvania (68-522), Connecticut (PH-0200), Rhode Island (132), Massachusetts (M-NJ312), North Carolina (No. 578)

TAL - 0016 (0715)

777 New Durham Road
Edison, New Jersey 08817
Phone: (732) 549-3900 Fax: (732) 549-3679

TestAmerica
THE LEADER IN ENVIRONMENTAL TESTING

CHAIN OF CUSTODY / ANALYSIS REQUEST

Name (for report and invoice) Steve Feldmann	Samplers Name (Printed) Jon Byk / Andrew Kelly / Priscilla Merta ~~Dan Brockenhofer~~	Site/Project Identification Lockheed-North Plainfield
Company Tetra Tech	P. O. # 117-0507.641	State (Location of site): NJ: ☒ NY: ☐ Other:
		Regulatory Program: NJ GWQS DKQP: ☒
Address 295 Rte 22E, Suite 104E	Analysis Turnaround Time: Standard ☒	LAB USE ONLY Project No:
City Whitehouse Station, State NJ 08889	Rush Charges Authorized For: 2 Week ☐ 1 Week ☐ Other ☐	Job No: 121256
Phone 908-534-2303 Fax 908-534-4709		

ANALYSIS REQUESTED (ENTER "X" BELOW TO INDICATE REQUEST)

Sample Identification	Date	Time	Matrix	No. of Cont.	8260C TCL VOCs+15										Sample Numbers
MW-532S	9/29/16	7:50	GW	3	X										21
MW-532D	↓	7:55	GW	3	X										22
MW-544S		11:25	GW	3	X										23
MW-544I		11:30	GW	3	X										24
MW-544D		11:35	GW	3	X										25
MW-545S		10:50	GW	3	X										26
MW-545I		10:55	GW	3	X										27
MW-545D		11:00	GW	3	X										28
MW-546S		9:40	GW	3	X										29
MW-546I	↓	9:45	GW	3	X										30
Preservation Used: 1 = ICE, 2 = HCl, 3 = H_2SO_4, 4 = HNO_3, 5 = NaOH				Soil:											
6 = Other _____, 7 = Other _____				Water:	2										

Special Instructions Reporting limits must meet NJDEP GWQS

Water Metals Filtered (Yes/No)? _____

Relinquished by	Company	Date / Time	Received by	Company
Priscilla Merta	Tetra Tech	9/30/16 15:30	1) Lusha Smith	TA
2) Lusha Smith	TA	9/30/16 1705	2) [signature]	TA Edison
3)			3)	
4)			4)	

Laboratory Certifications: New Jersey (12028), New York (11452), Pennsylvania (68-522), Connecticut (PH-0200), Rhode Island (132). Massachusetts (M-NJ312), North Carolina (No. 578)

TAL - 0016 (0715)

777 New Durham Road
Edison, New Jersey 08817
Phone: (732) 549-3900 Fax: (732) 549-3679

TestAmerica
THE LEADER IN ENVIRONMENTAL TESTING

CHAIN OF CUSTODY / ANALYSIS REQUEST

Name (for report and invoice) Steve Feldmann	Samplers Name (Printed) J.DnByk/Andrew Kelly/Priscilla Morta	Site/Project Identification Lockheed - North Plainfield
Company Tetra Tech	P. O. # 117-0507.641	State (Location of site): NJ: ☒ NY: ☐ Other:
		Regulatory Program: NJ GW QS DKOP: ☒
Address 295 Rte 22E, Suite 104E	Analysis Turnaround Time: Standard ☒	LAB USE ONLY Project No:
City Whitehouse Station, State NJ 08889	Rush Charges Authorized For: 2 Week ☐ 1 Week ☐ Other ☐	Job No: 124256
Phone 908-534-2303 Fax 908-534-4709		

ANALYSIS REQUESTED (ENTER "X" BELOW TO INDICATE REQUEST)

Sample Identification	Date	Time	Matrix	No. of. Cont.	8260C TCL VOCs+15										Sample Numbers
MW-546D	9/29/16	9:50	GW	3	X										31
MW-547S	↓	13:30	GW	3	X										32
MW-547I		13:35	GW	3	X										33
MW-547D		13:40	GW	3	X										34
MW-549S		7:40	GW	3	X										35
MW-549I		7:45	GW	3	X										36
MW-550S		8:10	GW	3	X										37
MW-550I		8:15	GW	3	X										38
PZ-521S		14:00	GW	3	X										39
PZ-521I	↓	14:05	GW	3	X										40

Preservation Used: 1 = ICE, 2 = HCl, 3 = H_2SO_4, 4 = HNO_3, 5 = NaOH, 6 = Other _____, 7 = Other _____

Soil:
Water: 2

Special Instructions Reporting limits must meet NJDEP GW QS

Water Metals Filtered (Yes/No)? _____

Relinquished by	Company	Date / Time	Received by	Company
Priscilla Morta	Tetra Tech	9/30/16 15:30	1) Lusha Smith	TA
2) Lusha Smith	TA	9/30/16 1705	2) [signature]	TA Edison
3)			3)	
4)			4)	

Laboratory Certifications: New Jersey (12028), New York (11452), Pennsylvania (68-522), Connecticut (PH-0200), Rhode Island (132). Massachusetts (M-NJ312), North Carolina (No. 578)

TAL - 0016 (0715)

777 New Durham Road
Edison, New Jersey 08817
Phone: (732) 549-3900 Fax: (732) 549-3679

TestAmerica
THE LEADER IN ENVIRONMENTAL TESTING

CHAIN OF CUSTODY / ANALYSIS REQUEST

Name (for report and invoice)	Samplers Name (Printed)	Site/Project Identification
Steve Feldmann	Jon Byk / Andrew Kelly / Priscilla Mata	Lockheed - North Plainfield
Company: TeTra Tech	P. O. # 117-0507.641	State (Location of site): NJ: X NY: Other:
		Regulatory Program: NJ GWQS DKQP: X
Address: 295 Rte 22E, Suite 104E	Analysis Turnaround Time: Standard X	
City: Whitehouse Station State: NJ	Rush Charges Authorized For: 2 Week ☐ 1 Week ☐ Other ☐	
Phone: 908-534-2303 Fax: 908-534-4709		

Sample Identification	Date	Time	Matrix	No. of Cont.	8260C TCL VOCs+15	Sample Numbers
PZ-522S	9/29/16	11:45	GW	3	X	41
PZ-522I		11:50	GW	3	X	42
PZ-522D		11:55	GW	3	X	43
PZ-524I		11:00	GW	3	X	44
PZ-524S		11:05	GW	3	X	45
PZ-524D		11:15	GW	3	X	46
DUP-01		8:30	GW	3	X	47
DUP-02		8:45	GW	3	X	48
DUP-03		10:00	GW	3	X	49
DUP-04		9:35	GW	3	X	50
				Soil:		
				Water:	2	

LAB USE ONLY
Project No:
Job No: 12756

Preservation Used: 1 = ICE, 2 = HCl, 3 = H_2SO_4, 4 = HNO_3, 5 = NaOH, 6 = Other _____, 7 = Other _____

Special Instructions Reporting limits must meet NJDEP GWQS

Water Metals Filtered (Yes/No)? _____

Relinquished by	Company	Date / Time	Received by	Company
1) Priscilla Mata	TeTra Tech	9/30/16 15:30	1) Lillian Smith	TA
2) Lillian Smith	TA	9/30/16 1705	2)	TA Edison
3)			3)	
4)			4)	

Laboratory Certifications: New Jersey (12028), New York (11452), Pennsylvania (68-522), Connecticut (PH-0200), Rhode Island (132). TAL - 0016 (0715)

Massachusetts (M-NJ312), North Carolina (No. 578)

10/14/2016

777 New Durham Road
Edison, New Jersey 08817
Phone: (732) 549-3900 Fax: (732) 549-3679

TestAmerica
THE LEADER IN ENVIRONMENTAL TESTING

CHAIN OF CUSTODY / ANALYSIS REQUEST

Name (for report and invoice)	Samplers Name (Printed)	Site/Project Identification
Steve Feldmann	Jon Zyk / Andrew Kelly / Priscilla Morton	Lockheed - North Plainfield
Company	P. O. #	State (Location of site): NJ: X NY: Other:
Tetra Tech	117-0507.641	Regulatory Program: NJ GW QS DKQP: X
Address	Analysis Turnaround Time	
295 Rte 22E, Su. Te 104E	Standard X	
City State	Rush Charges Authorized For:	
Whitehouse Station, NJ 08889	2 Week ☐	
Phone Fax	1 Week ☐	
908-534-2303 908-534-4709	Other ☐	

Sample Identification	Date	Time	Matrix	No. of Cont.	8260C TCL VOCs +15	LAB USE ONLY Project No: Job No: 124256 Sample Numbers
DUP-05	9/29/16	12:30	GW	3	X	51
DUP-06		13:45	SW	3	X	52
SW-1		14:50	SW	3	X	53
SW-2		14:20	SW	3	X	54
SW-3		14:10	SW	3	X	55
SW-4		13:20	SW	3	X	56
TB-092916	↓	—	GW	3	X	57

Preservation Used: 1 = ICE, 2 = HCl, 3 = H_2SO_4, 4 = HNO_3, 5 = NaOH 6 = Other _____, 7 = Other _____

Soil: Water: 2

Special Instructions Reporting limits must meet NJDEP GW QS

Water Metals Filtered (Yes/No)? _____

Relinquished by	Company	Date / Time	Received by	Company
1) Priscilla Morton	Tetra Tech	9/30/16 15:30	1) Lusha Smith	TA
Relinquished by	Company	Date / Time	Received by	Company
2) Lusha Smith	TA	9/30/16 1705	2)	TA Edison
Relinquished by	Company	Date / Time	Received by	Company
3)			3)	
Relinquished by	Company	Date / Time	Received by	Company
4)			4)	

Laboratory Certifications: New Jersey (12028), New York (11452), Pennsylvania (68-522), Connecticut (PH-0200), Rhode Island (132). TAL - 0016 (0715)

Massachusetts (M-NJ312), North Carolina (No. 578)

10/14/2016

TestAmerica Edison
Receipt Temperature and pH Log

Job Number: 171256

Number of Coolers: 1 IR Gun #: 7

Cooler Temperatures

	RAW	CORRECTED		RAW	CORRECTED		RAW	CORRECTED
Cooler #1:	2.1 °C	2.1 °C	Cooler #4:	°C	°C	Cooler #7:	°C	°C
Cooler #2:	°C	°C	Cooler #5:	°C	°C	Cooler #8:	°C	°C
Cooler #3:	°C	°C	Cooler #6:	°C	°C	Cooler #9:	°C	°C

TALS Sample Number	Ammonia (pH<2)	COO (pH<2)	Nitrate Nitrite (pH<2)	Metals* (pH<2)	Hardness (pH<2)	Pest (pH 5-9)	EPH or QAM (pH<2)	Phenols (pH<2)	Sulfide (pH>9)	TKN (pH<2)	TOC (pH<2)	Total Cyanide (pH>12)	Total Phos (pH<2)	Other	Other

If pH adjustments are required record the information below:

Sample No(s). adjusted: _____

Preservative Name/Conc.: _____ Volume of Preservative used (ml): _____

Lot # of Preservative(s): _____ Expiration Date: _____

The appropriate Project Manager and Department Manager should be notified about the samples which were pH adjusted.

**Samples for Metal analysis which are out of compliance must be acidified at least 24 hours prior to analysis.*

Initials: LS Date: 9/30/16

10/14/2016

Login Sample Receipt Checklist

Client: Tetra Tech GEO

Job Number: 460-121256-1

Login Number: 121256
List Number: 1
Creator: Rivera, Kenneth

List Source: TestAmerica Edison

Question	Answer	Comment
Radioactivity wasn't checked or is </= background as measured by a survey meter.	N/A	
The cooler's custody seal, if present, is intact.	True	949447
Sample custody seals, if present, are intact.	N/A	
The cooler or samples do not appear to have been compromised or tampered with.	True	
Samples were received on ice.	True	
Cooler Temperature is acceptable.	True	
Cooler Temperature is recorded.	True	2.1°C, IR #7
COC is present.	True	
COC is filled out in ink and legible.	True	
COC is filled out with all pertinent information.	True	
Is the Field Sampler's name present on COC?	True	
There are no discrepancies between the containers received and the COC.	True	
Samples are received within Holding Time (excluding tests with immediate HTs)	True	
Sample containers have legible labels.	True	
Containers are not broken or leaking.	True	
Sample collection date/times are provided.	True	
Appropriate sample containers are used.	True	
Sample bottles are completely filled.	True	
Sample Preservation Verified.	True	
There is sufficient vol. for all requested analyses, incl. any requested MS/MSDs	True	
Containers requiring zero headspace have no headspace or bubble is <6mm (1/4").	True	
Multiphasic samples are not present.	True	
Samples do not require splitting or compositing.	True	
Residual Chlorine Checked.	N/A	No analysis requiring residual chlorine check assigned.

APPENDIX D — PLOTS OF TCE CONCENTRATION VERSUS TIME FOR SELECTED MONITORING WELLS

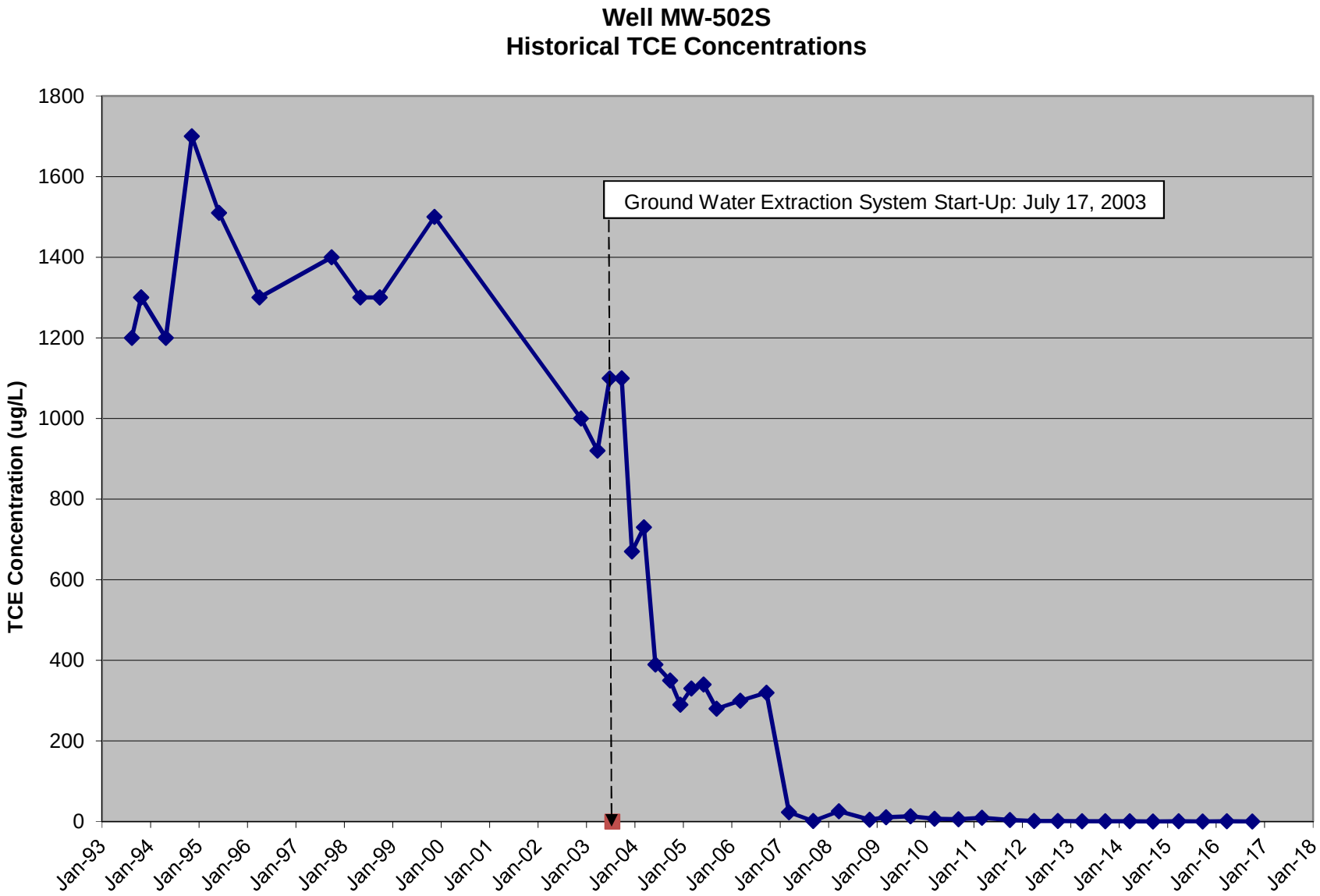
Well MW-502S
Historical TCE Concentrations
TCE Concentration (ug/L)
1800
1600
1400
1200
1000
800
600
400
200
0
Ground Water Extraction System Start-Up: July 17, 2003
Jan-93
Jan-94
Jan-95
Jan-96
Jan-97
Jan-98
Jan-99
Jan-00
Jan-01
Jan-02
Jan-03
Jan-04
Jan-05
Jan-06
Jan-07
Jan-08
Jan-09
Jan-10
Jan-11
Jan-12
Jan-13
Jan-14
Jan-15
Jan-16
Jan-17
Jan-18

Well MW-502 I
Historical TCE Concentrations

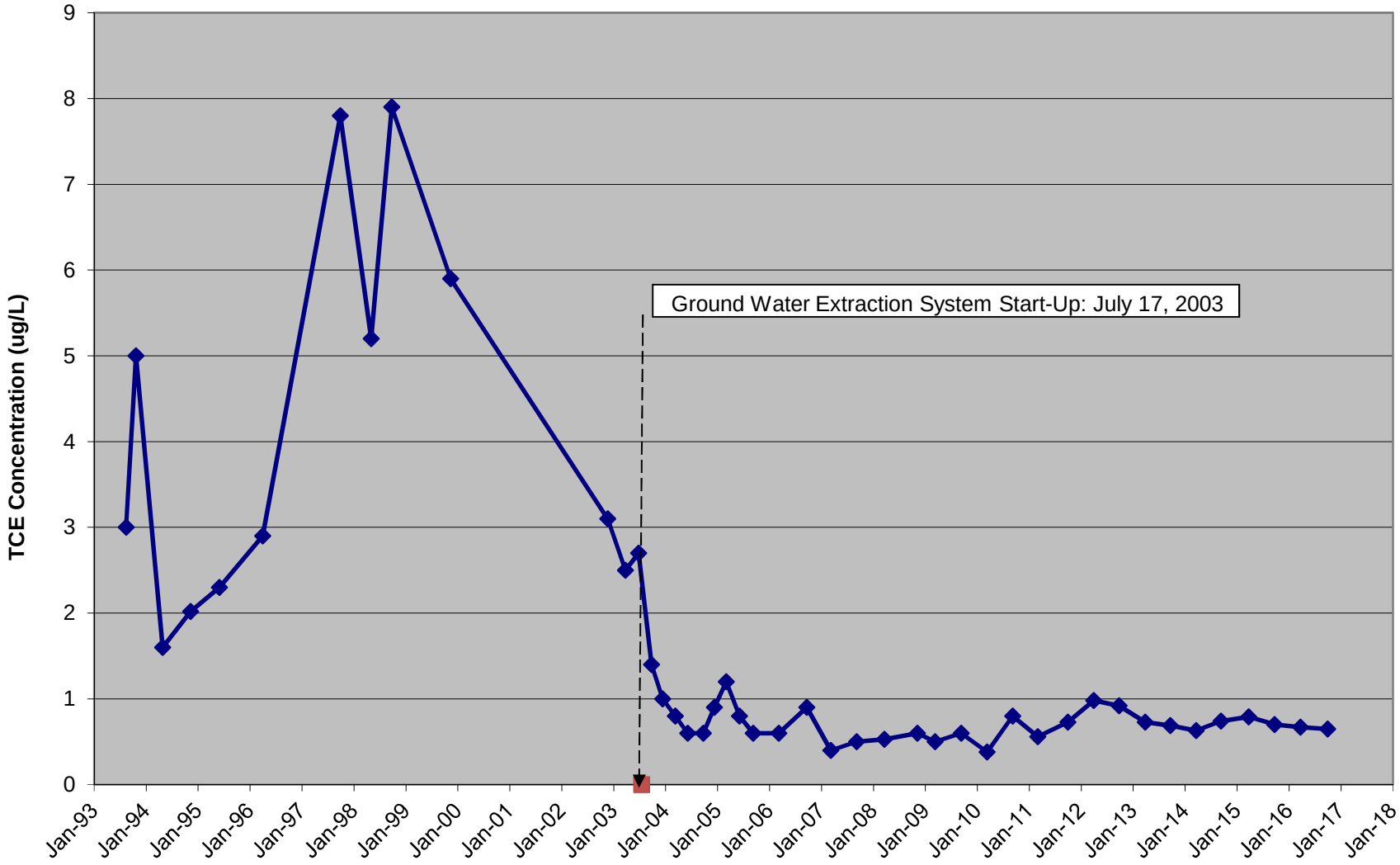

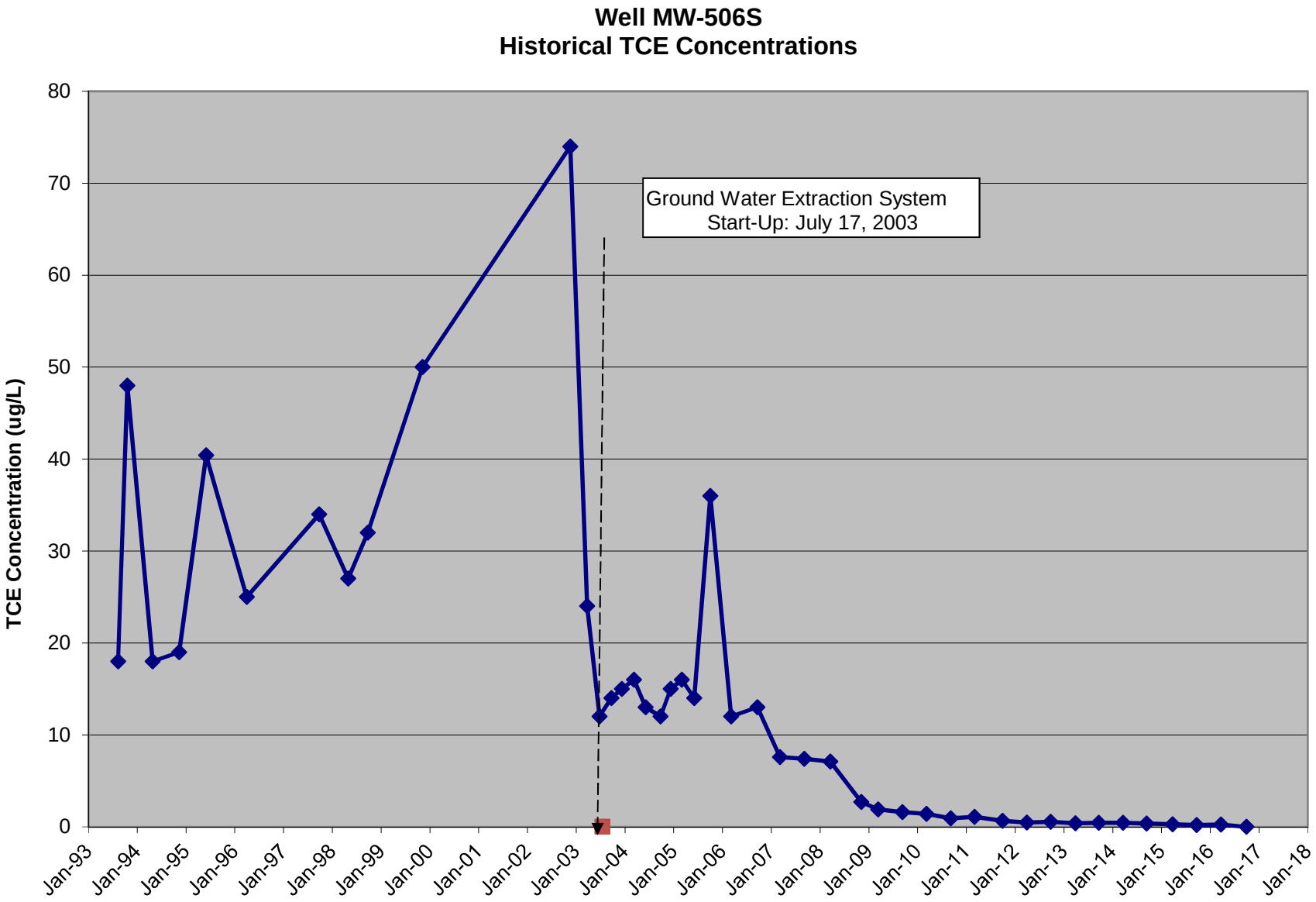
Well MW-506S
Historical TCE Concentrations
TCE Concentration (ug/L)
80
70
60
50
40
30
20
10
0
Ground Water Extraction System
Start-Up: July 17, 2003
Jan-93
Jan-94
Jan-95
Jan-96
Jan-97
Jan-98
Jan-99
Jan-00
Jan-01
Jan-02
Jan-03
Jan-04
Jan-05
Jan-06
Jan-07
Jan-08
Jan-09
Jan-10
Jan-11
Jan-12
Jan-13
Jan-14
Jan-15
Jan-16
Jan-17
Jan-18

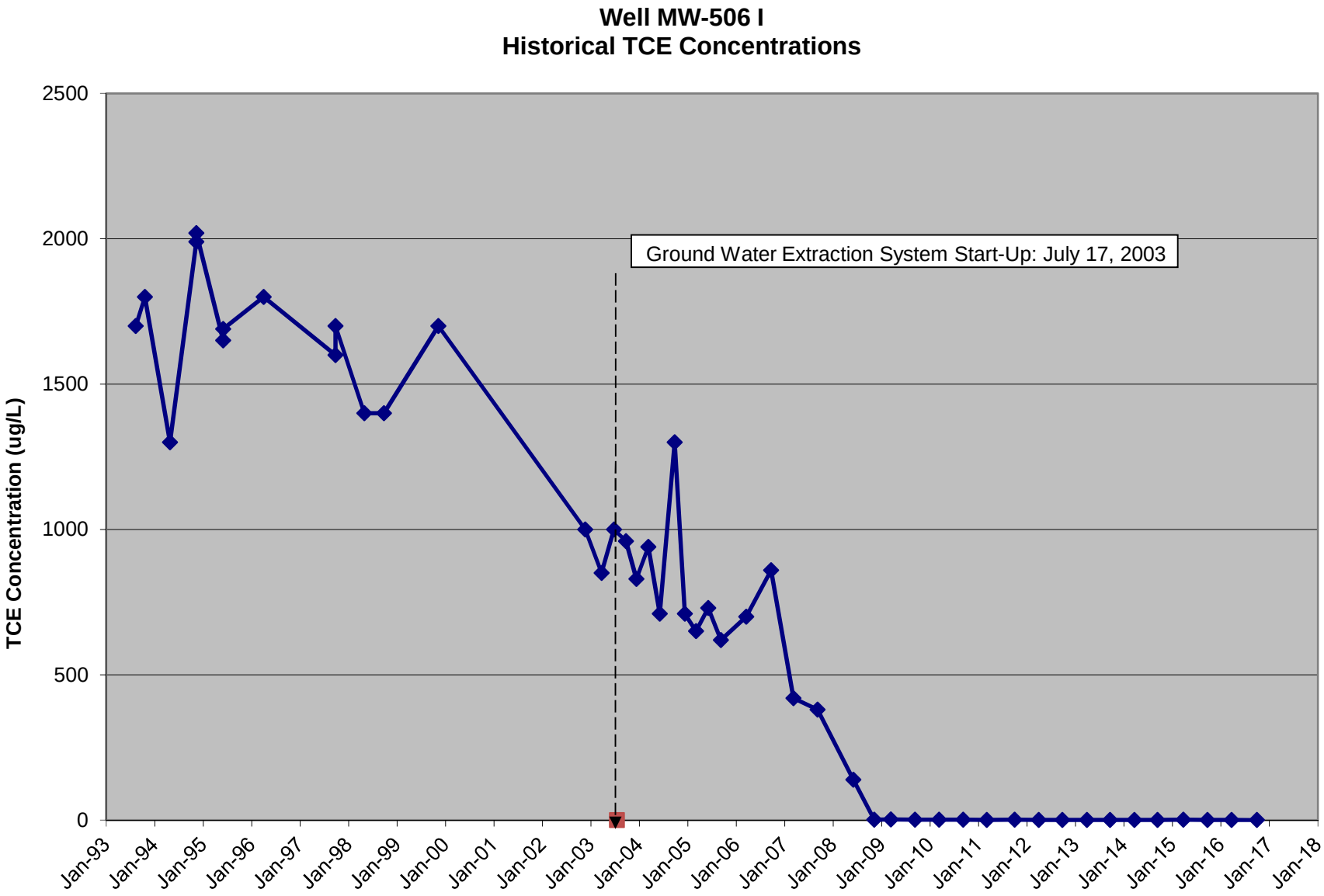
Well MW-506 I
Historical TCE Concentrations
TCE Concentration (ug/L)
2500
2000
1500
1000
500
0
Ground Water Extraction System Start-Up: July 17, 2003
Jan-93
Jan-94
Jan-95
Jan-96
Jan-97
Jan-98
Jan-99
Jan-00
Jan-01
Jan-02
Jan-03
Jan-04
Jan-05
Jan-06
Jan-07
Jan-08
Jan-09
Jan-10
Jan-11
Jan-12
Jan-13
Jan-14
Jan-15
Jan-16
Jan-17
Jan-18

Well MW-507S
Historical TCE Concentrations

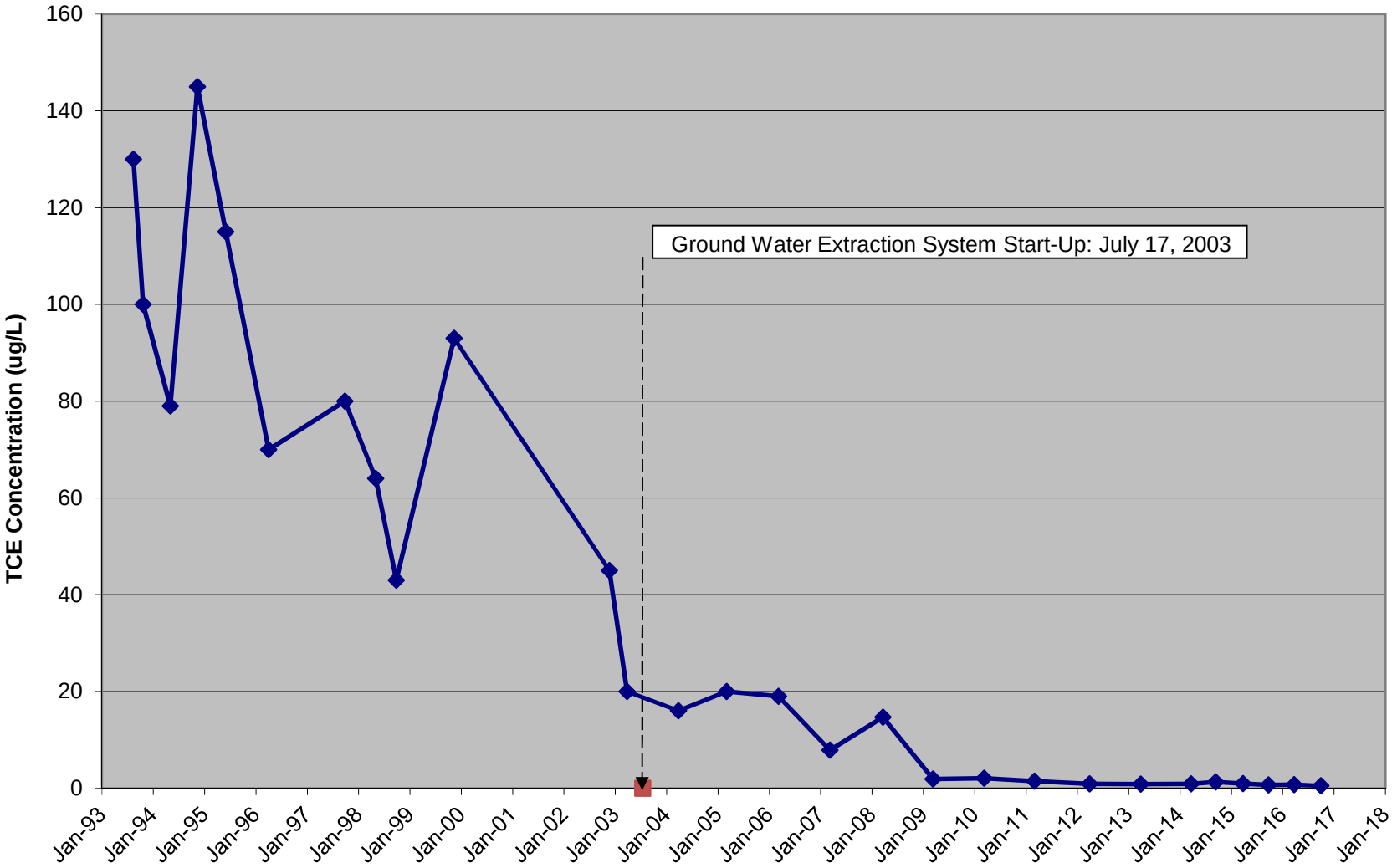

Well MW-507 I
Historical TCE Concentrations

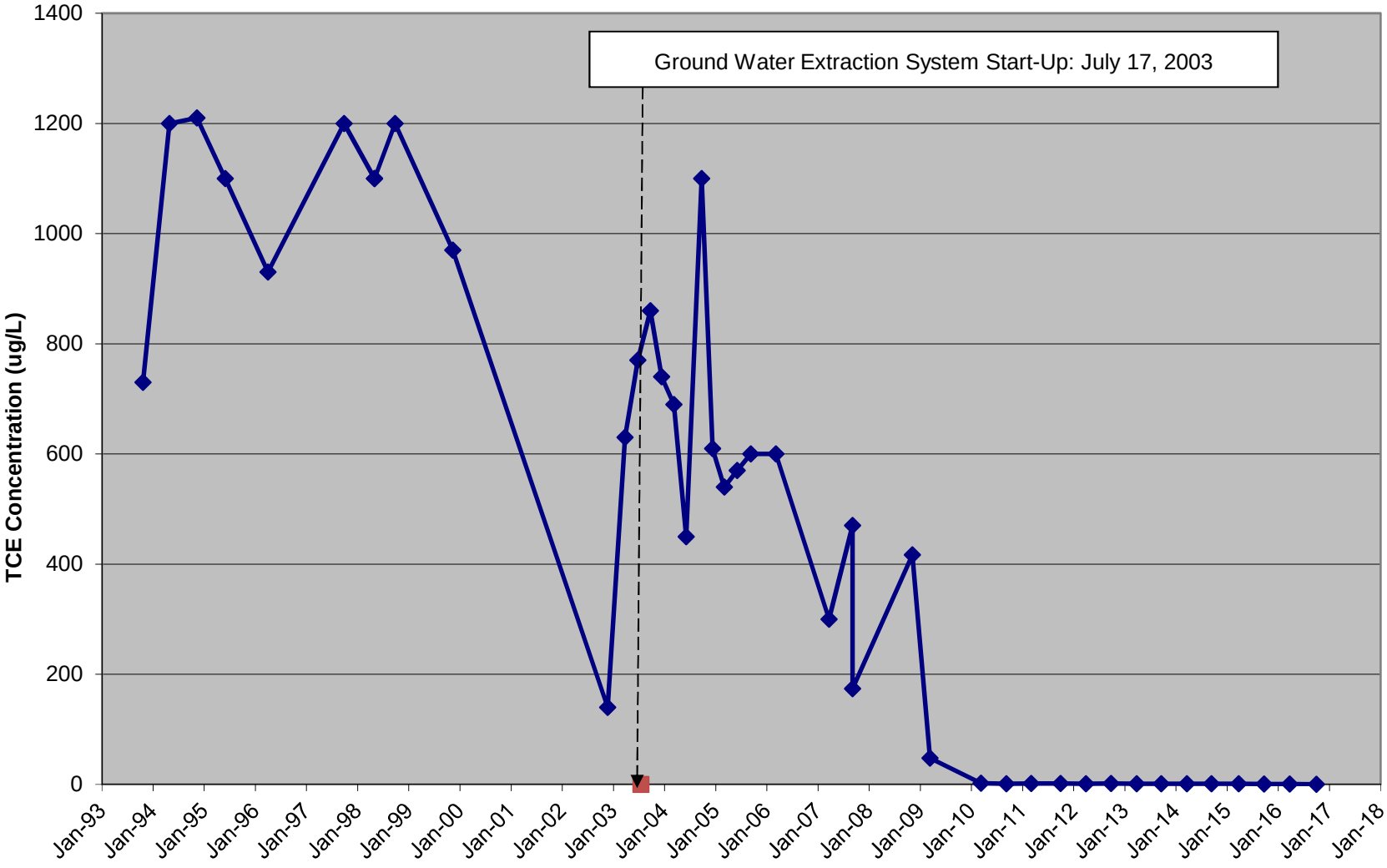

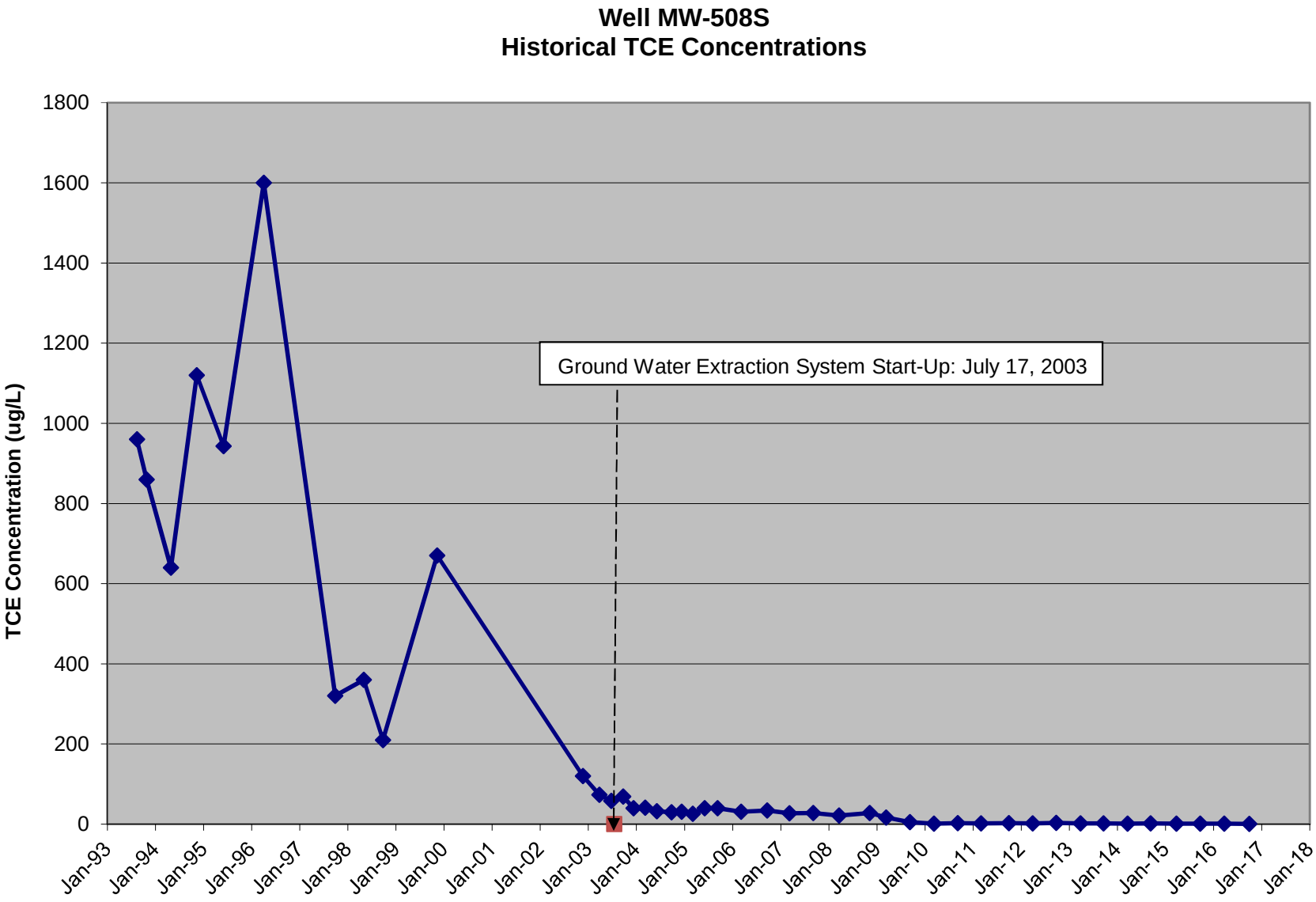
Well MW-508S
Historical TCE Concentrations
TCE Concentration (ug/L)
1800
1600
1400
1200
1000
800
600
400
200
0
Ground Water Extraction System Start-Up: July 17, 2003
Jan-93
Jan-94
Jan-95
Jan-96
Jan-97
Jan-98
Jan-99
Jan-00
Jan-01
Jan-02
Jan-03
Jan-04
Jan-05
Jan-06
Jan-07
Jan-08
Jan-09
Jan-10
Jan-11
Jan-12
Jan-13
Jan-14
Jan-15
Jan-16
Jan-17
Jan-18

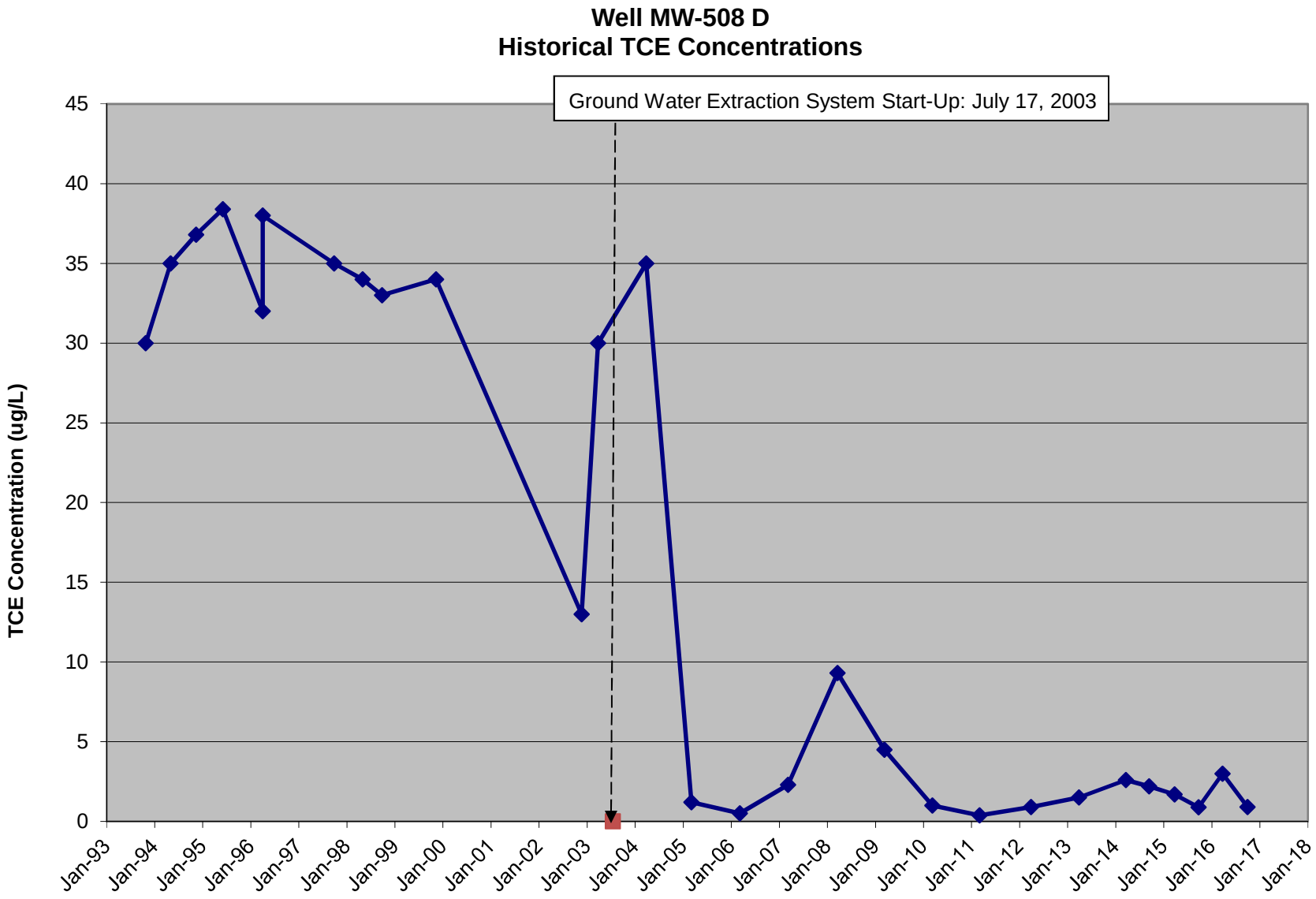
Well MW-508 D
Historical TCE Concentrations
Ground Water Extraction System Start-Up: July 17, 2003
TCE Concentration (ug/L)
45
40
35
30
25
20
15
10
5
0
Jan-93
Jan-94
Jan-95
Jan-96
Jan-97
Jan-98
Jan-99
Jan-00
Jan-01
Jan-02
Jan-03
Jan-04
Jan-05
Jan-06
Jan-07
Jan-08
Jan-09
Jan-10
Jan-11
Jan-12
Jan-13
Jan-14
Jan-15
Jan-16
Jan-17
Jan-18

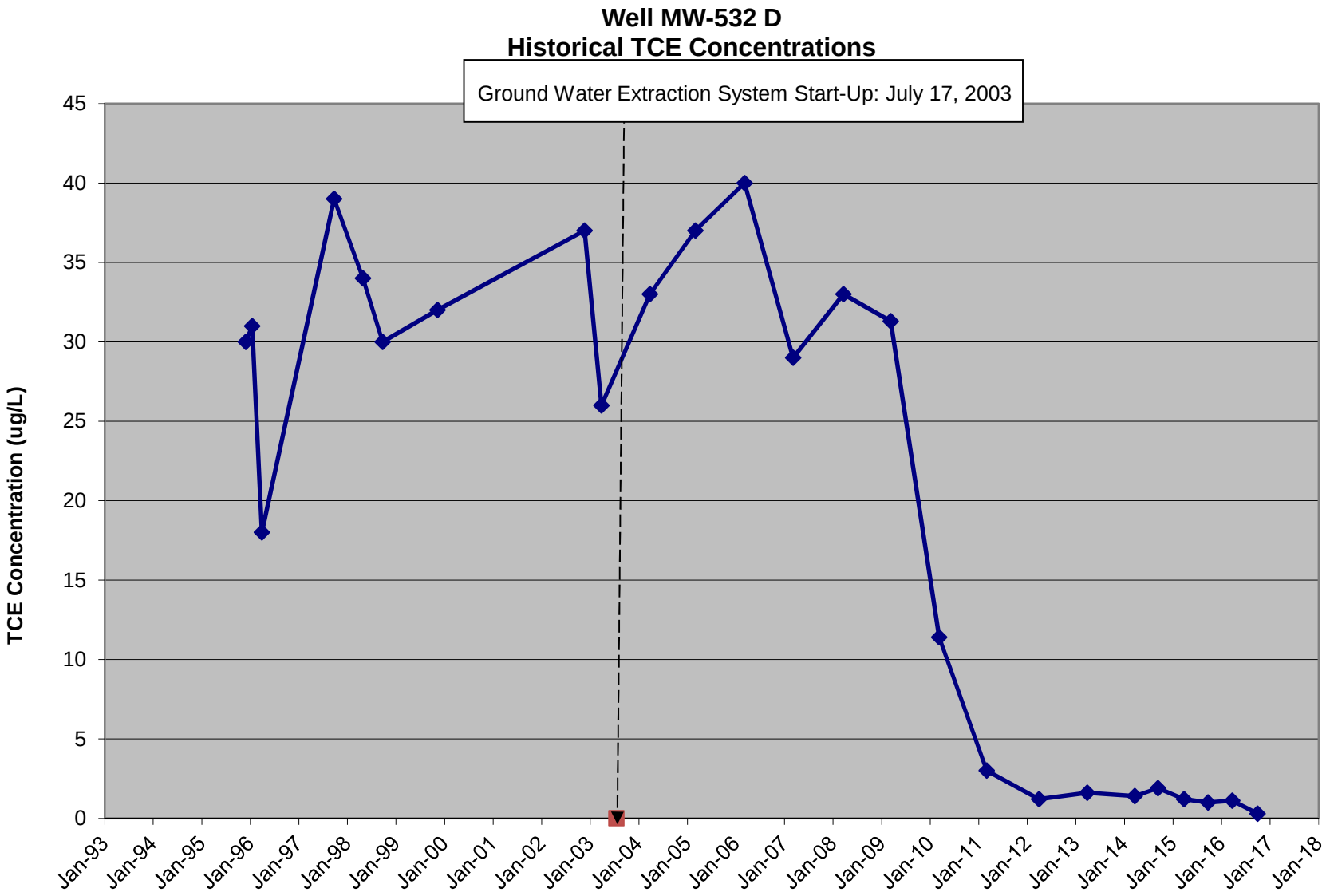
Well MW-532 D
Historical TCE Concentrations
Ground Water Extraction System Start-Up: July 17, 2003
TCE Concentration (ug/L)
45
40
35
30
25
20
15
10
5
0
Jan-93
Jan-94
Jan-95
Jan-96
Jan-97
Jan-98
Jan-99
Jan-00
Jan-01
Jan-02
Jan-03
Jan-04
Jan-05
Jan-06
Jan-07
Jan-08
Jan-09
Jan-10
Jan-11
Jan-12
Jan-13
Jan-14
Jan-15
Jan-16
Jan-17
Jan-18

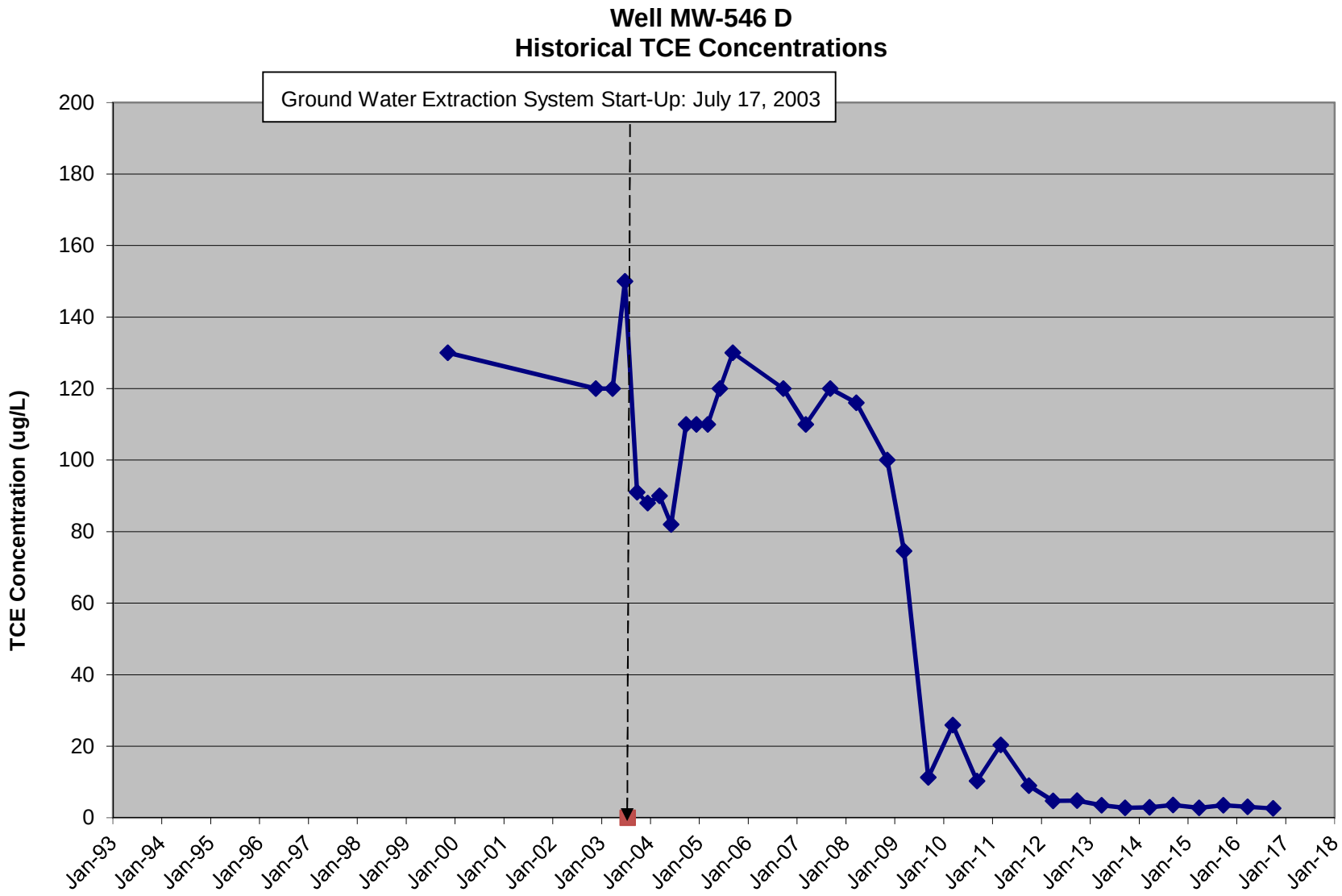
Well MW-546 D
Historical TCE Concentrations
Ground Water Extraction System Start-Up: July 17, 2003
TCE Concentration (ug/L)
200
180
160
140
120
100
80
60
40
20
0
Jan-93
Jan-94
Jan-95
Jan-96
Jan-97
Jan-98
Jan-99
Jan-00
Jan-01
Jan-02
Jan-03
Jan-04
Jan-05
Jan-06
Jan-07
Jan-08
Jan-09
Jan-10
Jan-11
Jan-12
Jan-13
Jan-14
Jan-15
Jan-16
Jan-17
Jan-18

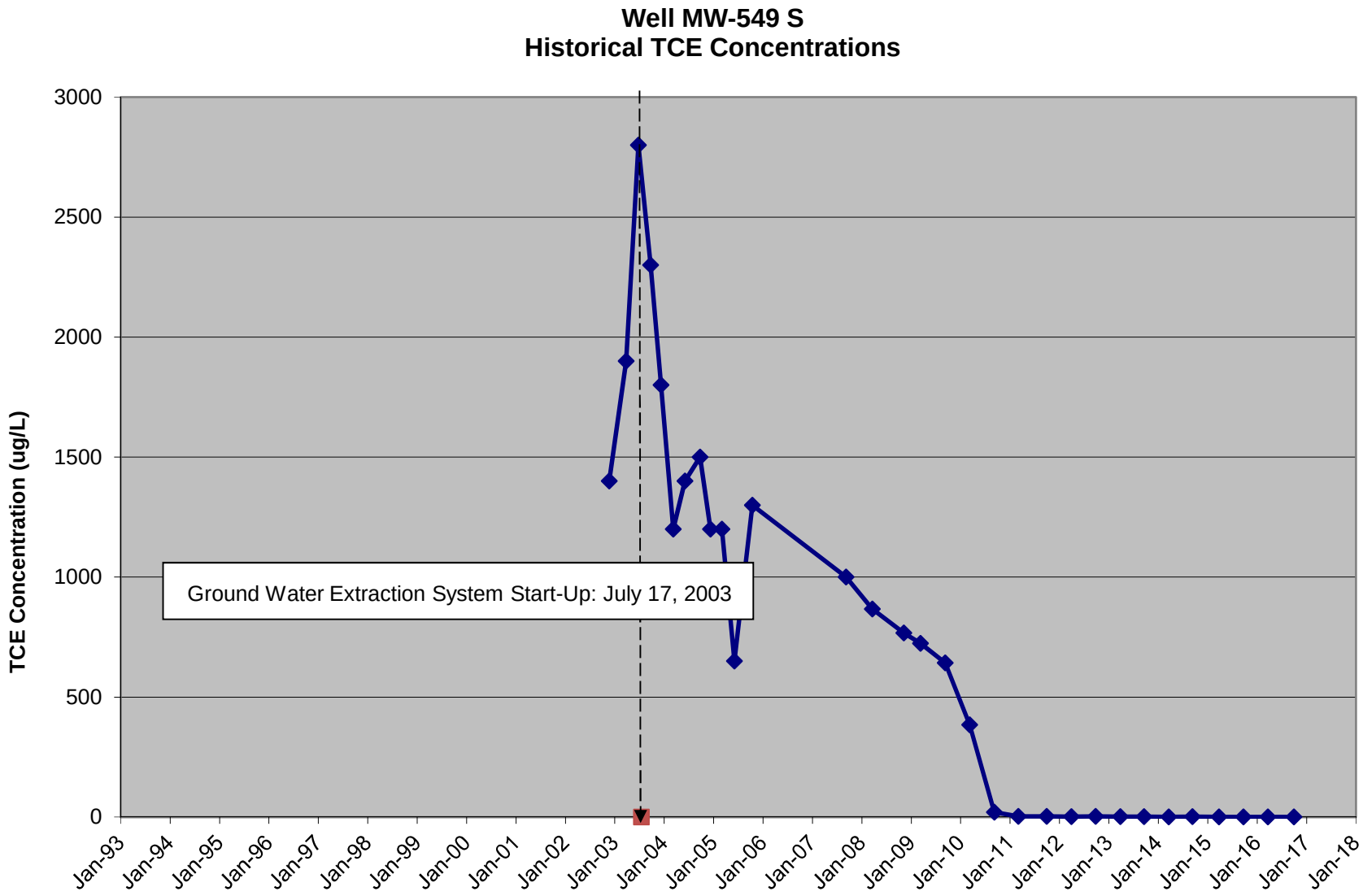
Well MW-549 S
Historical TCE Concentrations
TCE Concentration (ug/L)
3000
2500
2000
1500
1000
500
0
Ground Water Extraction System Start-Up: July 17, 2003
Jan-93
Jan-94
Jan-95
Jan-96
Jan-97
Jan-98
Jan-99
Jan-00
Jan-01
Jan-02
Jan-03
Jan-04
Jan-05
Jan-06
Jan-07
Jan-08
Jan-09
Jan-10
Jan-11
Jan-12
Jan-13
Jan-14
Jan-15
Jan-16
Jan-17
Jan-18

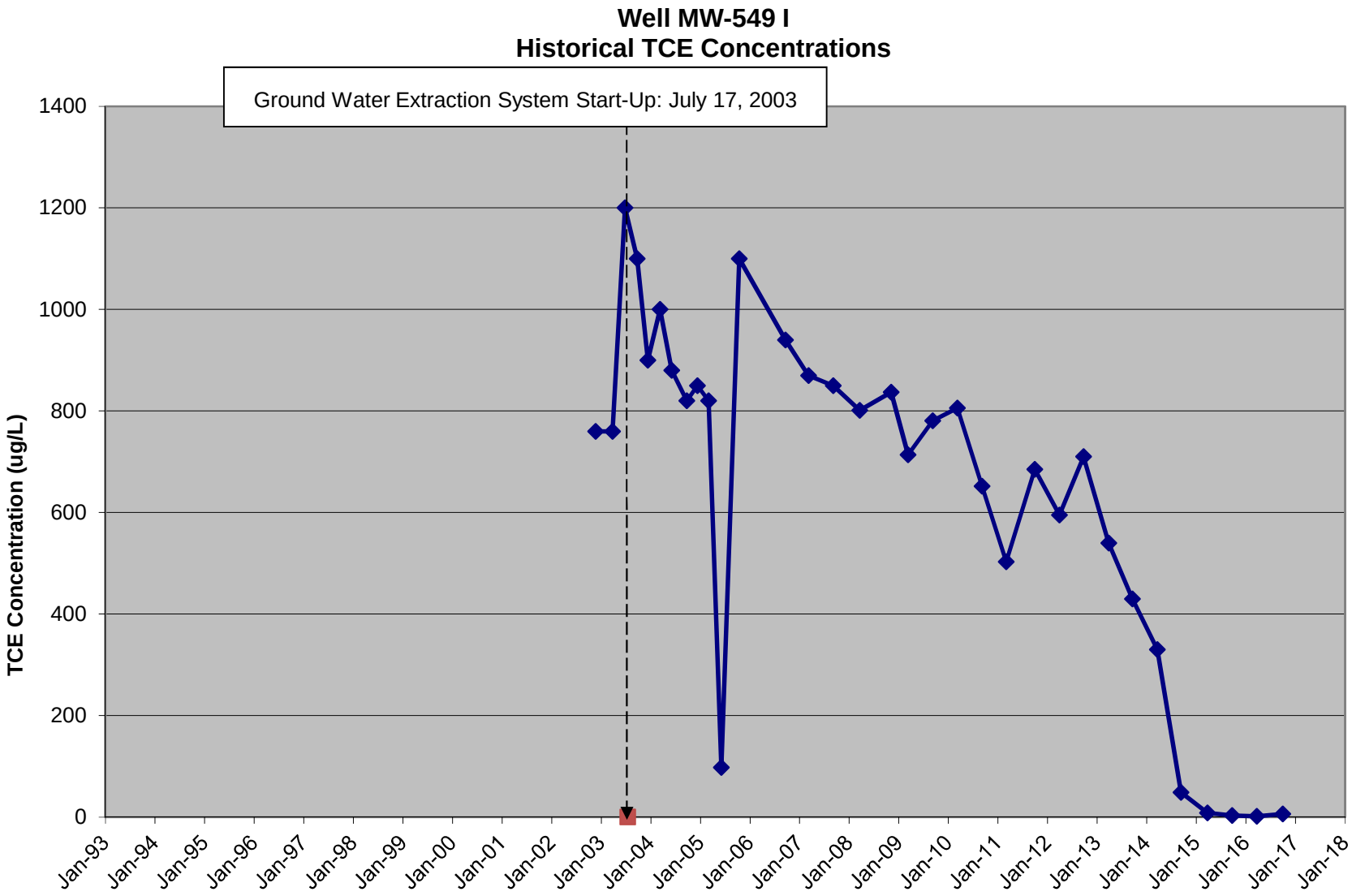
Well MW-549 I
Historical TCE Concentrations
Ground Water Extraction System Start-Up: July 17, 2003
TCE Concentration (ug/L)
1400
1200
1000
800
600
400
200
0
Jan-93
Jan-94
Jan-95
Jan-96
Jan-97
Jan-98
Jan-99
Jan-00
Jan-01
Jan-02
Jan-03
Jan-04
Jan-05
Jan-06
Jan-07
Jan-08
Jan-09
Jan-10
Jan-11
Jan-12
Jan-13
Jan-14
Jan-15
Jan-16
Jan-17
Jan-18

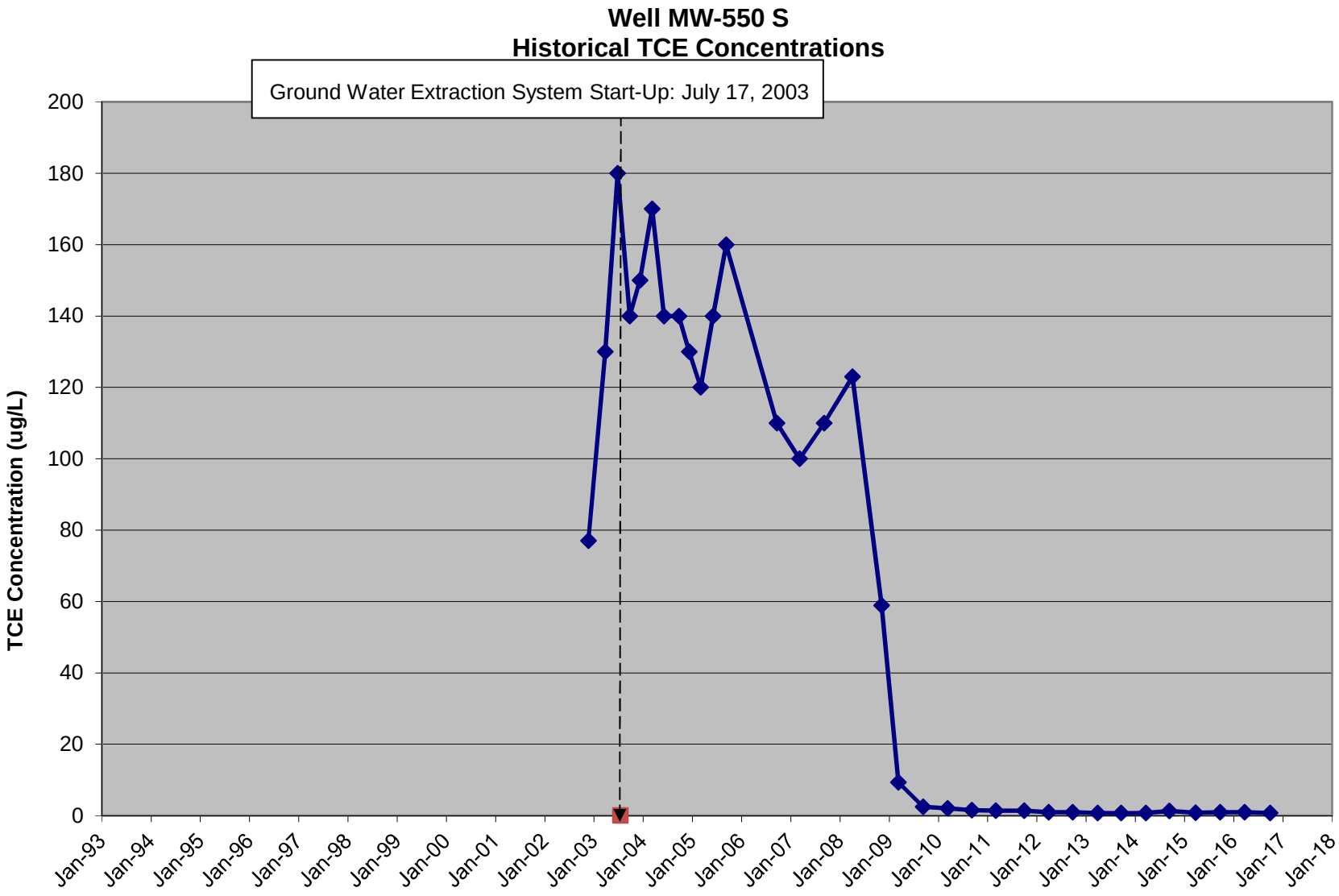
Well MW-550 S
Historical TCE Concentrations
Ground Water Extraction System Start-Up: July 17, 2003
TCE Concentration (ug/L)
200
180
160
140
120
100
80
60
40
20
0
Jan-93
Jan-94
Jan-95
Jan-96
Jan-97
Jan-98
Jan-99
Jan-00
Jan-01
Jan-02
Jan-03
Jan-04
Jan-05
Jan-06
Jan-07
Jan-08
Jan-09
Jan-10
Jan-11
Jan-12
Jan-13
Jan-14
Jan-15
Jan-16
Jan-17
Jan-18

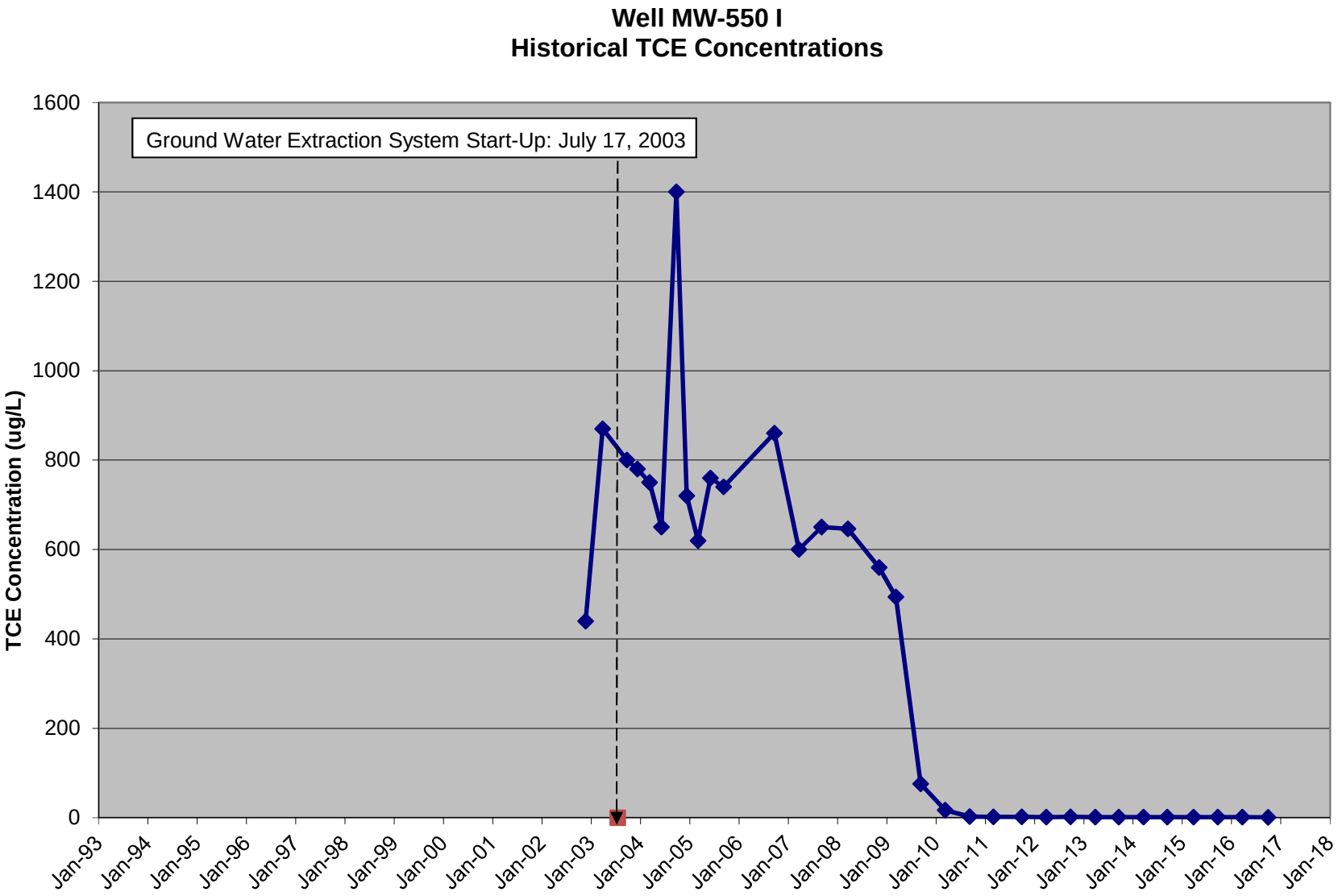
Well MW-550 I
Historical TCE Concentrations
Ground Water Extraction System Start-Up: July 17, 2003
TCE Concentration (ug/L)
1600
1400
1200
1000
800
600
400
200
0
Jan-93
Jan-94
Jan-95
Jan-96
Jan-97
Jan-98
Jan-99
Jan-00
Jan-01
Jan-02
Jan-03
Jan-04
Jan-05
Jan-06
Jan-07
Jan-08
Jan-09
Jan-10
Jan-11
Jan-12
Jan-13
Jan-14
Jan-15
Jan-16
Jan-17
Jan-18

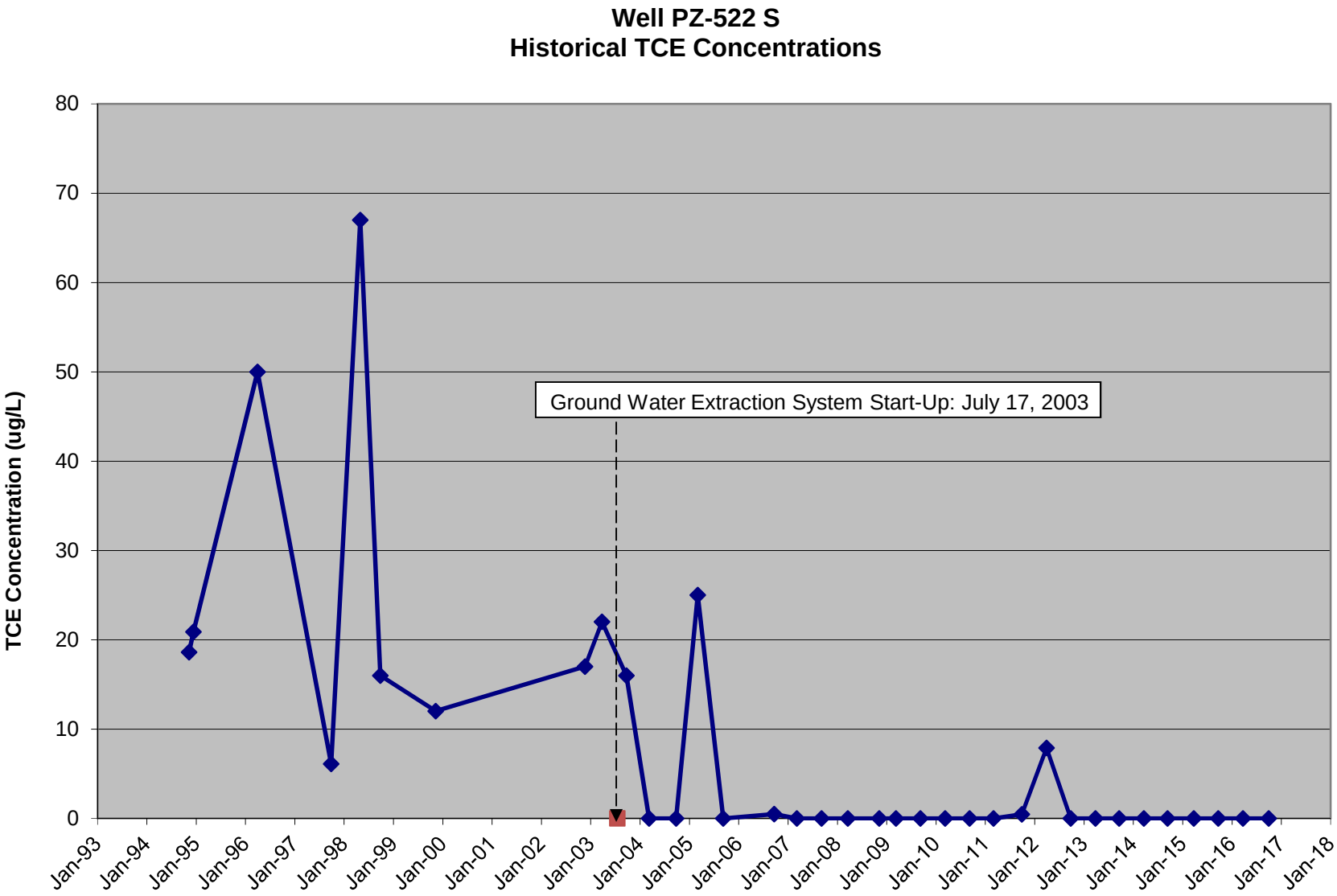
Well PZ-522 S
Historical TCE Concentrations
TCE Concentration (ug/L)
80
70
60
50
40
30
20
10
0
Ground Water Extraction System Start-Up: July 17, 2003
Jan-93
Jan-94
Jan-95
Jan-96
Jan-97
Jan-98
Jan-99
Jan-00
Jan-01
Jan-02
Jan-03
Jan-04
Jan-05
Jan-06
Jan-07
Jan-08
Jan-09
Jan-10
Jan-11
Jan-12
Jan-13
Jan-14
Jan-15
Jan-16
Jan-17
Jan-18

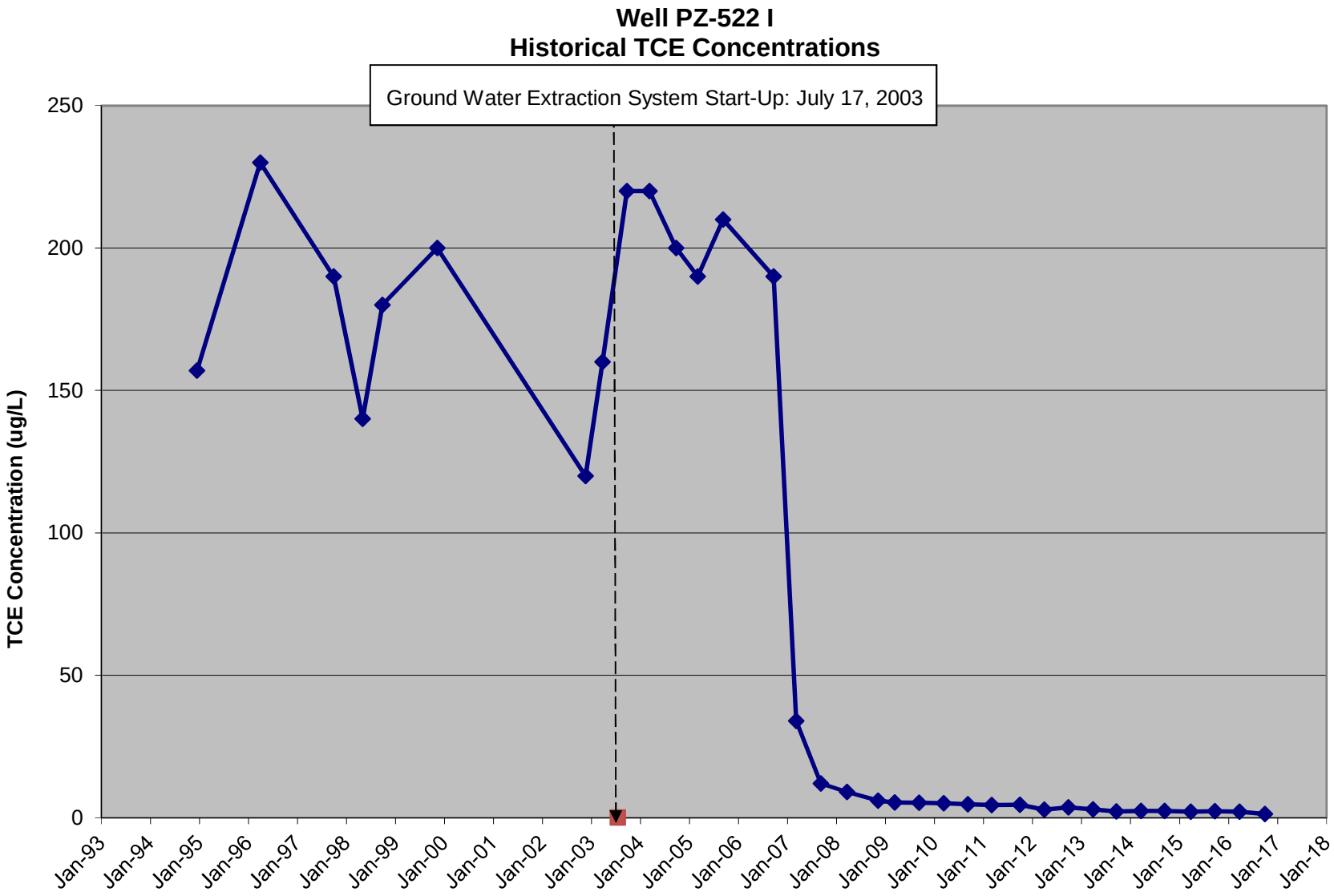
Well PZ-522 I
Historical TCE Concentrations
Ground Water Extraction System Start-Up: July 17, 2003
TCE Concentration (ug/L)
250
200
150
100
50
0
Jan-93
Jan-94
Jan-95
Jan-96
Jan-97
Jan-98
Jan-99
Jan-00
Jan-01
Jan-02
Jan-03
Jan-04
Jan-05
Jan-06
Jan-07
Jan-08
Jan-09
Jan-10
Jan-11
Jan-12
Jan-13
Jan-14
Jan-15
Jan-16
Jan-17
Jan-18

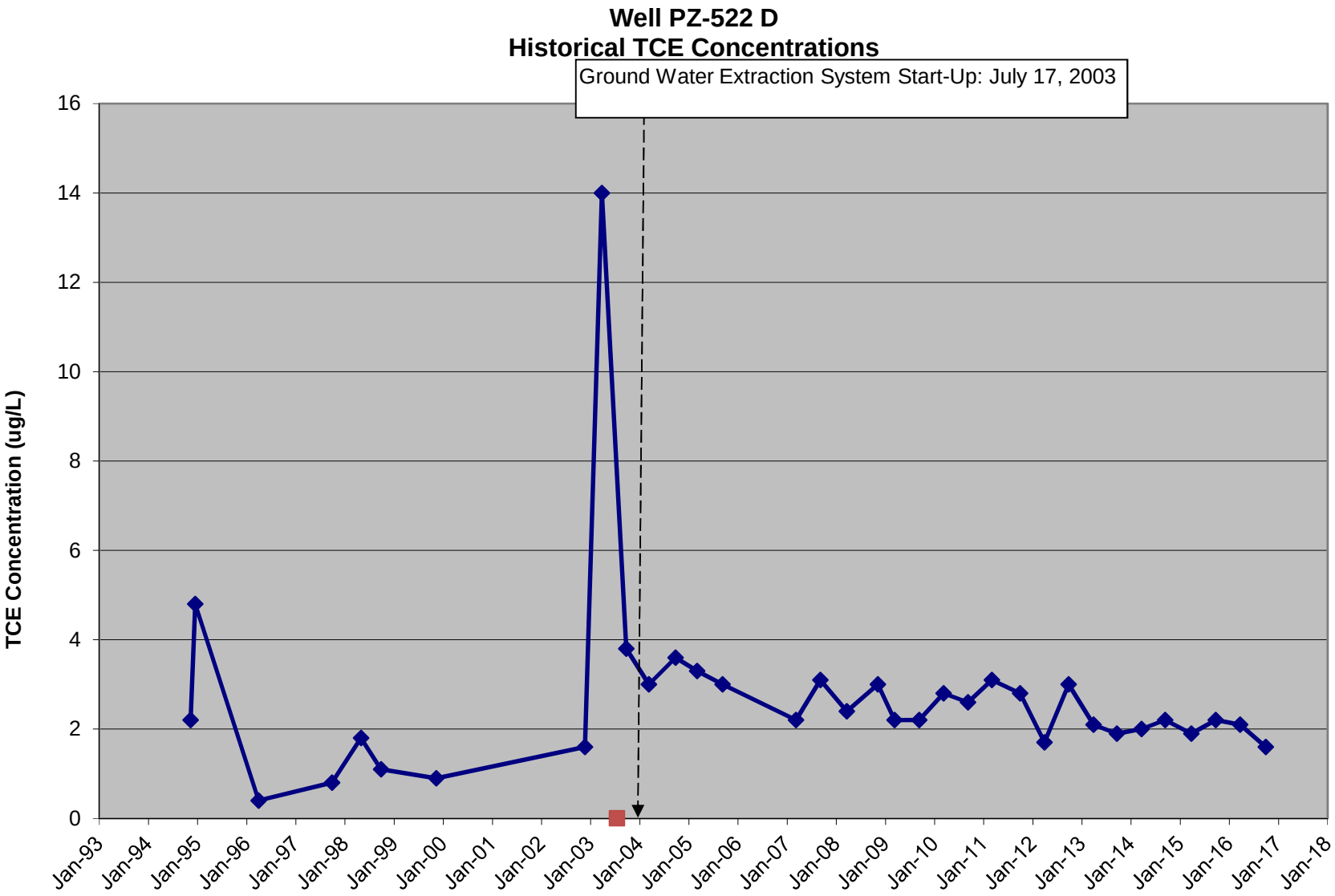
Well PZ-522 D
Historical TCE Concentrations
Ground Water Extraction System Start-Up: July 17, 2003
TCE Concentration (ug/L)
16
14
12
10
8
6
4
2
0
Jan-93
Jan-94
Jan-95
Jan-96
Jan-97
Jan-98
Jan-99
Jan-00
Jan-01
Jan-02
Jan-03
Jan-04
Jan-05
Jan-06
Jan-07
Jan-08
Jan-09
Jan-10
Jan-11
Jan-12
Jan-13
Jan-14
Jan-15
Jan-16
Jan-17
Jan-18

APPENDIX E — STREAM SAMPLING FIELD MEASUREMENTS

SURFACE WATER SAMPLING FORM

TETRA TECH

Sample Location SW-1
Project Name Lockheed Martin - Former LEC Site
Project Number 117-0507.600.12

Sample Date 3/22/2016
Weather Sunny, 50's
Sampled By RW/JB/AK

WATER QUALITY MEASUREMENTS

Time (HH:MM)	Temp (^{0} C)	pH (pH units)	D.O. (mg/L)	Cond. (mS/cm)	Turbidity (NTU)
14:00	11.30	9.55	9.75	0.846	0.87

Water Quality Meter(s) Type/Serial #: Horiba U-52 Serial # 21359
Lamotte 2020 Serial # 18247

FLOW RATE

Flow Rate Method Visual Estimate
Flow Rate Meter Type/Serial # not applicable
Flow Direction (Approx.) SW
Flow Comments timed with floating fishing bobber

Measurement #1

Time (HH:MM)	Rate (ft/sec)
13:58	0.25

Measurement #2

Time (HH:MM)	Rate (ft/sec)

Measurement #3

Time (HH:MM)	Rate (ft/sec)

SAMPLE INFORMATION

Sample Field ID SW-1
Sampling Time 12:55
Sampling Method Grab

Lab Analysis TCL VOC+15, SW-846 Method 8260B

Water Depth 3"
Color None
Clarity Clear
Odor None
Sheen None

Comments:

SURFACE WATER SAMPLING FORM

TETRA TECH

Sample Location SW-2
Project Name Lockheed Martin - Former LEC Site
Project Number 117-0507.600.12

Sample Date 3/22/2016
Weather Sunny, 50's
Sampled By RW/JB/AK

WATER QUALITY MEASUREMENTS

Time (HH:MM)	Temp (^{0} C)	pH (pH units)	D.O. (mg/L)	Cond. (mS/cm)	Turbidity (NTU)
14:12	11.20	8.81	10.39	0.605	1.99

Water Quality Meter(s) Type/Serial #: Horiba U-52 Serial # 21359
Lamotte 2020 Serial # 18247

FLOW RATE

Flow Rate Method Visual Estimate
Flow Rate Meter Type/Serial # not applicable
Flow Direction (Approx.) SW
Flow Comments timed with floating fishing bobber

Measurement #1

Time (HH:MM)	Rate (ft/sec)
14:09	3.5

Measurement #2

Time (HH:MM)	Rate (ft/sec)

Measurement #3

Time (HH:MM)	Rate (ft/sec)

SAMPLE INFORMATION

Sample Field ID SW-2
Sampling Time 14:10
Sampling Method Grab

Lab Analysis TCL VOC+15, SW-846 Method 8260B

Water Depth 6"
Color None
Clarity Clear
Odor None
Sheen None

Comments:

SURFACE WATER SAMPLING FORM

TETRA TECH

Sample Location SW-3
Project Name Lockheed Martin - Former LEC Site
Project Number 117-0507.600.12

Sample Date 3/22/2016
Weather Sunny, 50's
Sampled By RW/JB/AK

WATER QUALITY MEASUREMENTS

Time (HH:MM)	Temp (^{0} C)	pH (pH units)	D.O. (mg/L)	Cond. (mS/cm)	Turbidity (NTU)
14:36	11.80	8.21	10.13	0.556	6.28

Water Quality Meter(s) Type/Serial #: Horiba U-52 Serial # 21359
Lamotte 2020 Serial # 18247

FLOW RATE

Flow Rate Method Visual Estimate
Flow Rate Meter Type/Serial # not applicable
Flow Direction (Approx.) SW
Flow Comments timed with floating fishing bobber

Measurement #1

Time (HH:MM)	Rate (ft/sec)
14:33	2.5

Measurement #2

Time (HH:MM)	Rate (ft/sec)

Measurement #3

Time (HH:MM)	Rate (ft/sec)

SAMPLE INFORMATION

Sample Field ID SW-3
Sampling Time 14:35
Sampling Method Grab

Lab Analysis TCL VOC+15, SW-846 Method 8260B

Water Depth 4"
Color None
Clarity Clear
Odor None
Sheen None

Comments: Resident says Avis has discharge hose from car wash to stream and has seen soapy water, photos taken of Avis area foam bubbles

SURFACE WATER SAMPLING FORM

TETRA TECH

Sample Location SW-4
Project Name Lockheed Martin - Former LEC Site
Project Number 117-0507.600.12

Sample Date 3/22/2016
Weather Sunny, 50's
Sampled By RW/JB/AK

WATER QUALITY MEASUREMENTS

Time (HH:MM)	Temp (^{0} C)	pH (pH units)	D.O. (mg/L)	Cond. (mS/cm)	Turbidity (NTU)
14:28	11.46	8.43	11.26	0.556	3.99

Water Quality Meter(s) Type/Serial #: Horiba U-52 Serial # 21359
Lamotte 2020 Serial # 18247

FLOW RATE

Flow Rate Method Visual Estimate
Flow Rate Meter Type/Serial # not applicable
Flow Direction (Approx.) SW
Flow Comments timed with floating fishing bobber

Measurement #1

Time (HH:MM)	Rate (ft/sec)
14:26	4.5

Measurement #2

Time (HH:MM)	Rate (ft/sec)

Measurement #3

Time (HH:MM)	Rate (ft/sec)

SAMPLE INFORMATION

Sample Field ID SW-4
Sampling Time 14:25
Sampling Method Grab

Lab Analysis TCL VOC+15, SW-846 Method 8260B

Water Depth 8"
Color None
Clarity Clear
Odor None
Sheen None

Comments: Duplicate sample taken (DUP-06)

SURFACE WATER SAMPLING FORM

TETRA TECH

Sample Location SW-1
Project Name Lockheed Martin - Former LEC Site
Project Number 117-0507.641.01

Sample Date 9/29/2016
Weather Overcast, 60's
Sampled By JB/AK/DB

WATER QUALITY MEASUREMENTS

Time (HH:MM)	Temp (^{0} C)	pH (pH units)	D.O. (mg/L)	Cond. (mS/cm)	Turbidity (NTU)
14:48	15.58	7.81	0.00	0.314	2.22

Water Quality Meter(s) Type/Serial #: Horiba U-52 Serial # 25328
Lamotte 2020 Serial # 18247

FLOW RATE

Flow Rate Method Visual Estimate
Flow Rate Meter Type/Serial # not applicable
Flow Direction (Approx.) SW
Flow Comments timed with floating fishing bobber

Measurement #1

Time (HH:MM)	Rate (ft/sec)
14:45	2"

Measurement #2

Time (HH:MM)	Rate (ft/sec)

Measurement #3

Time (HH:MM)	Rate (ft/sec)

SAMPLE INFORMATION

Sample Field ID SW-1
Sampling Time 14:50
Sampling Method Grab

Lab Analysis TCL VOC+15, SW-846 Method 8260B

Water Depth 8"
Color None
Clarity Clear
Odor None
Sheen None

Comments: DO reading dropped down to "0". Cleaned sensor and calibrated ok. May be bad sensor

SURFACE WATER SAMPLING FORM

TETRA TECH

Sample Location SW-2
Project Name Lockheed Martin - Former LEC Site
Project Number 117-0507.641.01

Sample Date 9/29/2016
Weather Overcast, 60's
Sampled By JB/AK/DB

WATER QUALITY MEASUREMENTS

Time (HH:MM)	Temp (^{0} C)	pH (pH units)	D.O. (mg/L)	Cond. (mS/cm)	Turbidity (NTU)
14:19	16.20	7.72	0.00	0.692	1.95

Water Quality Meter(s) Type/Serial #: Horiba U-52 Serial # 25328
Lamotte 2020 Serial # 18247

FLOW RATE

Flow Rate Method Visual Estimate
Flow Rate Meter Type/Serial # not applicable
Flow Direction (Approx.) SW
Flow Comments timed with floating fishing bobber

Measurement #1

Time (HH:MM)	Rate (ft/sec)
14:18	0.25

Measurement #2

Time (HH:MM)	Rate (ft/sec)

Measurement #3

Time (HH:MM)	Rate (ft/sec)

SAMPLE INFORMATION

Sample Field ID SW-2
Sampling Time 14:20
Sampling Method Grab

Lab Analysis TCL VOC+15, SW-846 Method 8260B

Water Depth 8"
Color None
Clarity Clear
Odor None
Sheen None

Comments: DO reading dropped down to "0". Cleaned sensor and calibrated ok. May be bad sensor

SURFACE WATER SAMPLING FORM

TETRA TECH

Sample Location SW-3
Project Name Lockheed Martin - Former LEC Site
Project Number 117-0507.641.01

Sample Date 9/29/2016
Weather Overcast, 60's
Sampled By JB/AK/DB

WATER QUALITY MEASUREMENTS

Time (HH:MM)	Temp (^{0} C)	pH (pH units)	D.O. (mg/L)	Cond. (mS/cm)	Turbidity (NTU)
14:04	16.38	7.82	0.00	0.664	2.57

Water Quality Meter(s) Type/Serial #: Horiba U-52 Serial # 25328
Lamotte 2020 Serial # 18247

FLOW RATE

Flow Rate Method Visual Estimate
Flow Rate Meter Type/Serial # not applicable
Flow Direction (Approx.) SW
Flow Comments timed with floating fishing bobber

Measurement #1

Time (HH:MM)	Rate (ft/sec)
14:05	0.25

Measurement #2

Time (HH:MM)	Rate (ft/sec)

Measurement #3

Time (HH:MM)	Rate (ft/sec)

SAMPLE INFORMATION

Sample Field ID SW-3
Sampling Time 14:10
Sampling Method Grab

Lab Analysis TCL VOC+15, SW-846 Method 8260B

Water Depth 3"
Color None
Clarity Clear
Odor None
Sheen None

Comments: DO reading dropped down to "0". Cleaned sensor and calibrated ok. May be bad sensor

SURFACE WATER SAMPLING FORM

TETRA TECH

Sample Location SW-4
Project Name Lockheed Martin - Former LEC Site
Project Number 117-0507.641.01

Sample Date 9/29/2016
Weather Overcast, 60's
Sampled By JB/AK/DB

WATER QUALITY MEASUREMENTS

Time (HH:MM)	Temp (^{0} C)	pH (pH units)	D.O. (mg/L)	Cond. (mS/cm)	Turbidity (NTU)
13:15	16.09	8.16	0.86	0.632	2.15

Water Quality Meter(s) Type/Serial #: Horiba U-52 Serial # 25328
Lamotte 2020 Serial # 18247

FLOW RATE

Flow Rate Method Visual Estimate
Flow Rate Meter Type/Serial # not applicable
Flow Direction (Approx.) SW
Flow Comments timed with floating fishing bobber

Measurement #1

Time (HH:MM)	Rate (ft/sec)
13:15	0.5

Measurement #2

Time (HH:MM)	Rate (ft/sec)

Measurement #3

Time (HH:MM)	Rate (ft/sec)

SAMPLE INFORMATION

Sample Field ID SW-4
Sampling Time 13:20
Sampling Method Grab

Lab Analysis TCL VOC+15, SW-846 Method 8260B

Water Depth 5"
Color None
Clarity Clear
Odor None
Sheen None

Comments: Duplicate sample taken (DUP-06)

APPENDIX F — PLOTS OF TCE CONCENTRATION VERSUS TIME FOR STREAM LOCATIONS

Historical TCE concentrations at Stream Location SW-1

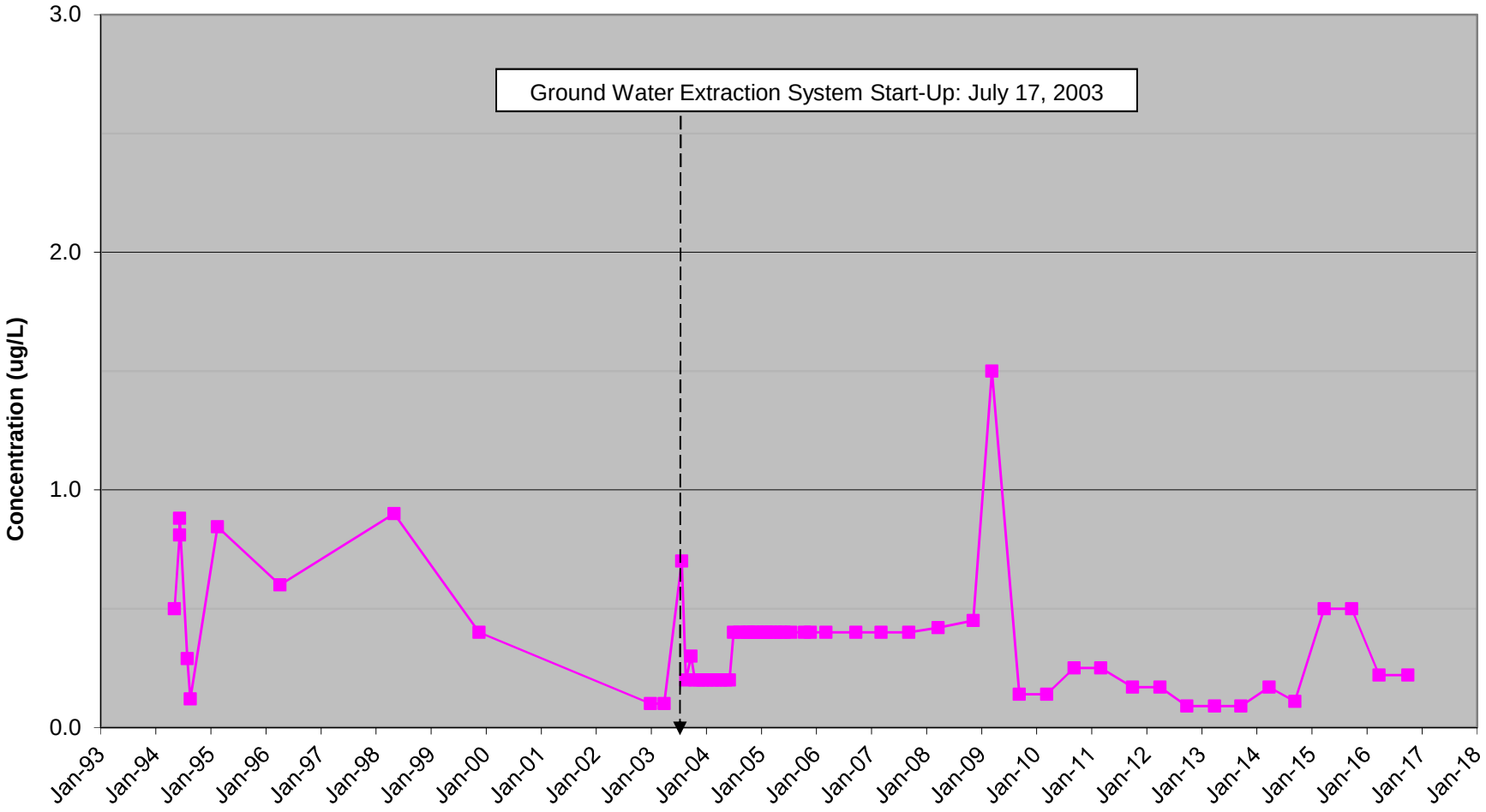

Historical TCE concentrations at Stream Location SW-2

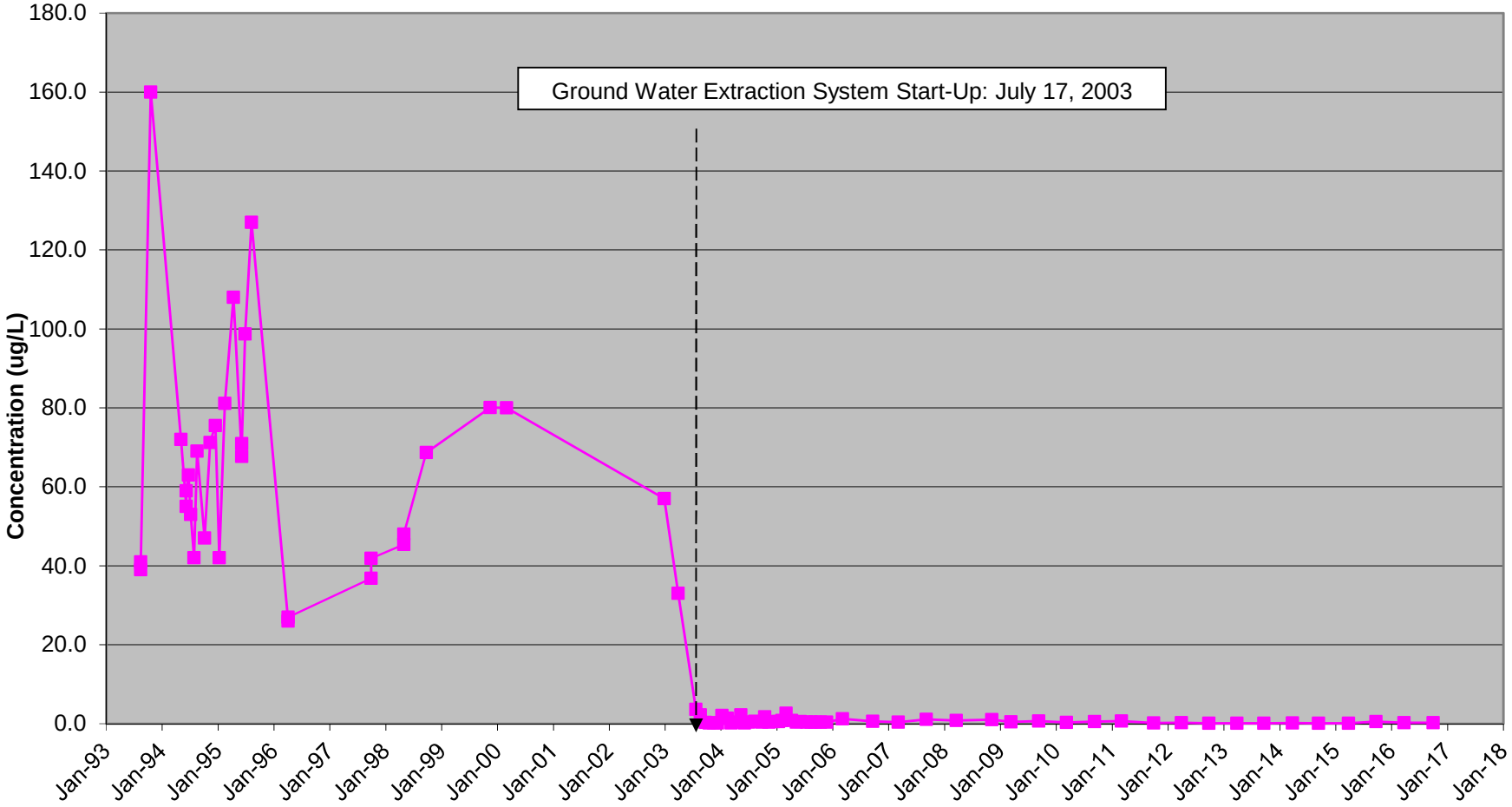

Historical TCE concentrations at Stream Location SW-3

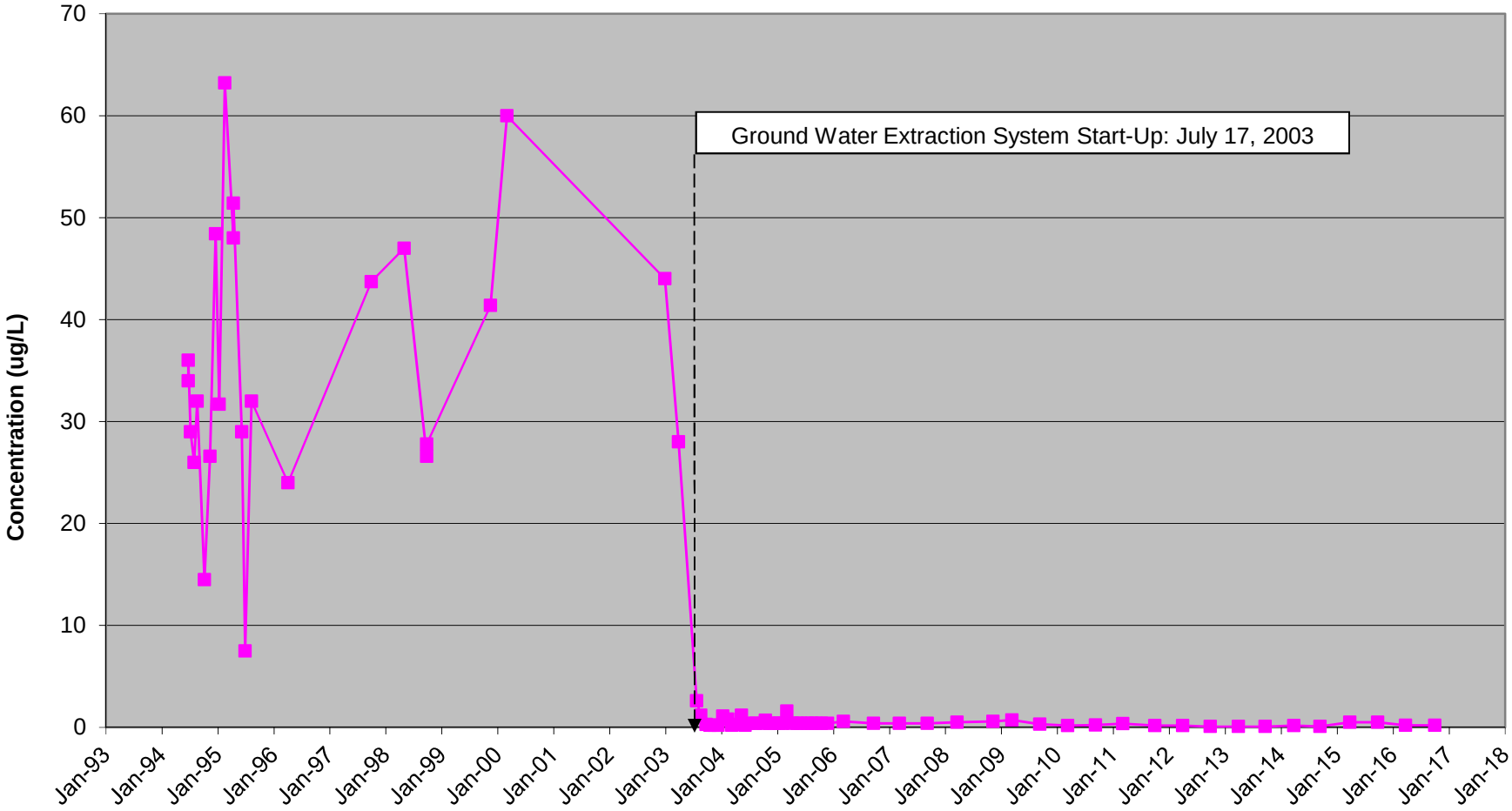

Historical TCE concentrations at Stream Location SW-4

