Interim Remedial Action Monitoring Report August 2011 through January 2012

Prepared for:

Lockheed Martin Corporation

Prepared by:

ARCADIS

February 27, 2012

FDEP Site No. 169624

FDEP Project No. 238148

TABLE OF CONTENTS

Section **Page**

Introduction 1

1.1 General 1

1.2 Report Organization 3

Background 4

2.1 Facility Location 4

2.2 Facility Description 4

2.2.1 Physical Setting 4

2.2.2 Topographic Setting 5

2.2.3 Regional and Site Hydrology 6

2.2.4 Regional Geology and Hydrogeology 7

2.3 Facility Operations 9

Groundwater Extraction and Treatment System Description 11

System Operation, Maintenance, and Monitoring Activities 15

4.1 System Operation 15

4.2 Water Treatment Process and Compliance Monitoring 18

4.3 Groundwater Level Monitoring 19

4.4 Groundwater Quality Monitoring 19

System Performance Results and Discussion 20

5.1 System Operation 20

5.2 Treatment Process and Compliance Monitoring Results 21

5.3 Groundwater Level Monitoring Results 21

5.4 Groundwater Quality Monitoring Results 23

5.5 Chemicals of Concern Mass Removal 24

Conclusions and Recommendations 25

6.1 Conclusions 25

6.2 Recommendations 25

References 27

APPENDICES

Appendix A Laboratory Analytical Reports for August 2011 through January 2012

Appendix B Data Validation Reports for August 2011 through January 2012

Appendix C Daily Shift Logs for August 2011 through January 2012

Appendix D Monitoring Wells Sampled Quarterly/Semi-Annually Historical Concentration versus Time Graphs

Appendix E Monitoring Well Results Over the Last Year

LIST OF FIGURES

Figure 1 Site Location Map

Figure 2 Facility Plan

Figure 3A Piping and Instrumentation Diagram

Figure 3B Piping and Instrumentation Diagram

Figure 3C Piping and Instrumentation Diagram

Figure 3D Interlocks, Legend, and Abbreviations

Figure 4 Groundwater Contour Map Upper Surficial Aquifer System – December 2011

Figure 5 Potentiometric Contour Map Lower Portion of the Lower Shallow Aquifer System – December 2011

Figure 6 Potentiometric Contour Map Arcadia Formation Gravels – December 2011

Figure 7 Potentiometric Contour Map Salt & Pepper Sands – December 2011

Figure 8 Potentiometric Contour Map Lower Arcadia Formation Sands – December 2011

Figure 9 Monitoring Wells MW-36, MW-37, MW-127, and MW-128 Hydrographs through January 2012

Figure 10 Monitoring Wells MW-32 and MW-33 Hydrographs through January 2012

Figure 11 Monitoring Wells MW-42 and MW-43 Hydrographs through January 2012

Figure 12 Monitoring Wells MW-67, MW-81, MW-232, and MW-45 Hydrographs through January 2012

Figure 13 Monitoring Wells MW-29, MW-91, MW-133, and MW-52 Hydrographs through January 2012

Figure 14 Monitoring Wells MW-25, MW-85, MW-233, and MW-23 Hydrographs through January 2012

Figure 15 Monitoring Wells MW-72, MW-80, MW-130, and MW-57 Hydrographs through January 2012

Figure 16 Groundwater Elevation/Potentiometric Surface Transect A – A' December 2011

Figure 17 Groundwater Elevation/Potentiometric Surface Transect B – B' December 2011

Figure 18 Monthly Volumes at USAS Extraction Wells EW-101, EW-103, EW-105, EW-107, and EW-109 through January 2012

Figure 19 Monthly Volumes at LSAS Extraction Wells EW-102, EW-104, EW-106, EW-108, and EW-110 through January 2012

Figure 20 Trichloroethene Concentrations at USAS Extraction Wells EW-101, EW-103, EW-105, EW-107, and EW-109 through January 2012

Figure 21 Trichloroethene Concentrations at LSAS Extraction Wells EW-102, EW-104, EW-106, EW-108, and EW-110 through January 2012

Figure 22 1,4-dioxane Concentrations at USAS Extraction Wells EW-101, EW-103, EW-105, EW-107, and EW-109 through January 2012

Figure 23 1,4-dioxane Concentrations at LSAS Extraction Wells EW-102, EW-104, EW-106, EW-108, and EW-110 through January 2012

Figure 24 Tetrachloroethene Concentrations at USAS Extraction Wells EW-101, EW-103, EW-105, EW-107, and EW-109 through January 2012

Figure 25 Tetrachloroethene Concentrations at LSAS Extraction Wells EW-102, EW-104, EW-106, EW-108, and EW-110 through January 2012

Figure 26 cis-1,2-Dichloroethene Concentrations at USAS Extraction Wells EW-101, EW-103, EW-105, EW-107, and EW-109 through January 2012

Figure 27 cis-1,2-Dichloroethene Concentrations at LSAS Extraction Wells EW-102, EW-104, EW-106, EW-108, and EW-110 through January 2012

Figure 28 1,1-Dichloroethene Concentrations at USAS Extraction Wells EW-101, EW-103, EW-105, EW-107, and EW-109 through January 2012
Figure 29 1,1-Dichloroethene Concentrations at LSAS Extraction Wells EW-102, EW-104, EW-106, EW-108, and EW-110 through January 2012
Figure 30 1,1-Dichloroethane Concentrations at USAS Extraction Wells EW-101, EW-103, EW-105, EW-107, and EW-109 through January 2012
Figure 31 1,1-Dichloroethane Concentrations at LSAS Extraction Wells EW-102, EW-104, EW-106, EW-108, and EW-110 through January 2012
Figure 32 Vinyl Chloride Concentrations at USAS Extraction Wells EW-101, EW-103, EW-105, EW-107, and EW-109 through January 2012
Figure 33 Vinyl Chloride Concentrations at LSAS Extraction Wells EW-102, EW-104, EW-106, EW-108, and EW-110 through January 2012

LIST OF TABLES

Table 1 Operation, Maintenance, and Monitoring Log
Table 2 Analytical Results – System Influent
Table 3 Analytical Results – System Mid-Process
Table 4 Analytical Results – System Primary Carbon Discharge
Table 5 Analytical Results – System Effluent
Table 6 Groundwater Analytical Results – Extraction Well EW-101
Table 7 Groundwater Analytical Results – Extraction Well EW-102
Table 8 Groundwater Analytical Results – Extraction Well EW-103
Table 9 Groundwater Analytical Results – Extraction Well EW-104
Table 10 Groundwater Analytical Results – Extraction Well EW-105
Table 11 Groundwater Analytical Results – Extraction Well EW-106
Table 12 Groundwater Analytical Results – Extraction Well EW-107
Table 13 Groundwater Analytical Results – Extraction Well EW-108
Table 14 Groundwater Analytical Results – Extraction Well EW-109
Table 15 Groundwater Analytical Results – Extraction Well EW-110

Table 16 Monthly Extraction Well Volumes
Table 17 Summary of Groundwater Analytical Results – USAS Wells
Table 18 Summary of Groundwater Analytical Results – LSAS Wells
Table 19 Summary of Groundwater Analytical Results – IAS Wells
Table 20 Groundwater Elevation Data
Table 21 Chemicals of Concern Mass Removal Rate Calculations

Engineers Certification

This Interim Remedial Action Monitoring Report for groundwater at the Lockheed Martin Tallevast Site (also known as the Former American Beryllium Company Site) located at 1600 Tallevast Road in Manatee County, Florida has been prepared in accordance with good scientific and engineering practices by individuals under my direct supervision and me. The system substantially meets or exceeds the objectives stated in this report. No other warranty is implied or intended.

February 27, 2012

Guy T. Kaminski, PE
Florida License No. 41048

Date

ARCADIS
14025 Riveredge Drive, Suite 600
Tampa, Florida 33637
(813) 903-3100

Acronyms, Abbreviations, and Units of Measurement

ABC	American Beryllium Company
AF	Arcadia Formation
AOP	Advanced Oxidation Process
AST	Aboveground Storage Tank
BECSD	BECSD, LLC
BBL	Blasland, Bouck & Lee, Inc., an ARCADIS company
bgs	below ground surface
CAP	Corrective Action Plan
COCs	Constituents of Concern
EW	Extraction Well
FAS	Floridan Aquifer System
FDEP	Florida Department of Environmental Protection
ft^2	square feet
GAC	Granular Activated Carbon
GCTLs	Groundwater Clean-up Target Levels
gpm	gallons per minute
HDPE	High Density Polyethylene
HP	Horsepower
IAS	Intermediate Aquifer System
ID	Isotope Dilution
IRAP	Interim Remedial Action Plan
Lockheed Martin	Lockheed Martin Corporation
LSAS	Lower Shallow Aquifer System
MCUO	Manatee County Utility Operations
msl	mean sea level
mg/L	milligrams per liter
MW	Monitoring Well
OMM	Operations, Maintenance, and Monitoring
PLC	Programmable Logic Controller
PRF	Peace River Formation

Purifics	Purifics ES, Inc.
PVC	Polyvinyl Chloride
RAP	Remedial Action Plan
S&P	Salt & Pepper
SAS	Surficial Aquifer System
SIM	Selected Ion Monitoring
SWFWMD	Southwest Florida Water Management District
TiO2	Titanium Dioxide
USAS	Upper Surficial Aquifer System
USD	Undifferentiated Surficial Deposits
USEPA	United States Environmental Protection Agency
USGS	United States Geological Survey
UST	Underground Storage Tank
UV	Ultraviolet
VFD	Variable Frequency Drive
VOCs	Volatile Organic Compounds
WPI	WPI Sarasota Division, Inc.

Section 1
Introduction

1.1 General

This Interim Remedial Action Monitoring Report describes operation and monitoring activities for the groundwater extraction and treatment system at the Lockheed Martin Corporation (Lockheed Martin) Tallevast Site (also known as the Former American Beryllium Company [ABC] Site) (the Site) located in Tallevast, Manatee County, Florida (Figure 1). This semi-annual report covers the months of August 2011 through January 2012.

The Florida Department of Environmental Protection (FDEP) approved the Interim Remedial Action Plan (IRAP, Blasland, Bouck & Lee, Inc., an ARCADIS company [BBL], February 2006), which described the groundwater extraction and treatment system, on April 25, 2006. The startup of the groundwater extraction and treatment system described in the IRAP occurred on August 23, 2006.

BBL developed the IRAP in accordance with the Consent Order for the Site entered into by Lockheed Martin and FDEP. The File Number for the Consent Order is 04-1328 with an effective date of July 28, 2004, and, as amended, Consent Order No. 08-2254 with an effective date of October 13, 2008. The Consent Orders require the performance of assessment and remediation activities by Lockheed Martin at the Site.

The objectives of the groundwater extraction and treatment system described in the IRAP are as follows:

- Provide on-Facility hydraulic containment of groundwater containing the highest concentrations of constituents of concern (COCs) in the upper surficial aquifer system (USAS) and lower shallow aquifer system (LSAS) at the Site.
- Remove a significant amount of COC mass from the groundwater plume.
- Provide additional hydrogeologic information near the Site that will assist in the design of the full-scale groundwater remedy provided in the Remedial Action Plan (RAP) Addendum (ARCADIS 2009).
- Destroy COCs in extracted groundwater prior to discharge to the sanitary sewer system using technologies that will neither result in air emissions nor disrupt the aesthetic qualities of the neighborhood.

The groundwater extraction and treatment system was shut down on August 3, 2008 due to an accidental discharge that occurred as a result of an overflow of the influent storage tank containment area. An FDEP-approved Corrective Action Plan (CAP) has been implemented at the Facility. On January 29, 2009, a revised Operations, Maintenance, and Monitoring (OMM) Manual was submitted to FDEP. FDEP approved the CAP and OMM Manual on March 27, 2009, and the groundwater extraction and treatment system was restarted on May 4, 2009. The OMM Manual was most recently updated and resubmitted to FDEP on August 26, 2011.

As outlined in the IRAP, monitoring reports were to be prepared on a monthly basis through March 2007, quarterly through 2008, and then semi-annually thereafter. However, at the request of FDEP and to meet the Manatee County Utility Operations (MCUO) reporting schedule, BBL and ARCADIS prepared monthly reports through July 2007 and quarterly reports thereafter. Following restart of the system on May 4, 2009, and at FDEP's request, ARCADIS submitted one report in May 2009. As outlined in Table 2 of the OMM Manual, reports were submitted on a quarterly basis through August 2011 and will continue to be submitted on a semi-annual basis. The next report will be submitted in August 2012 as a semi-annual report for the months of February through July 2012.

1.2 Report Organization

This report is organized into seven sections as described below.

Section	Description
Introduction	Presents the purpose and objectives of the groundwater extraction and treatment system, as well as the organization of this report.
Background	Describes the location, physical setting, topographic setting, geology and hydrogeology, and operations of the Lockheed Martin Tallevast Site.
Groundwater Extraction and Treatment System Description	Provides a detailed description of the groundwater extraction and treatment system.
System Operation, Maintenance, and Monitoring Activities	Describes OMM conducted during the period covered by this report.
System Performance Results and Discussion	Describes the results from OMM activities conducted during the period covered by this report.
Conclusions and Recommendations	Summarizes conclusions from data presented in this report along with recommendations for any changes to system operations or monitoring.
References	Lists the references used to prepare this report.

Section 2
Background

2.1 Facility Location

The Facility is located at 1600 Tallevast Road, between the cities of Sarasota and Bradenton, in southwestern Manatee County, Florida. Land use in the area is predominantly single-family residential homes, churches, light commercial and industrial development, and heavy manufacturing. A large percentage of the ground cover in the area includes grass fields, a golf course, and residential landscaping. The Facility is located in the northwest quarter of Section 31, Township 35 South, Range 18 East, as shown on the Bradenton, Florida United States Geological Survey (USGS) 7½-minute quadrangle, as shown on Figure 1.

2.2 Facility Description

2.2.1 Physical Setting

The Facility encompasses an area slightly larger than 5 acres and is zoned for heavy manufacturing by Manatee County. It is bounded by Tallevast Road to the north; 17th Street Court East to the east; a golf course, undeveloped land, and residential areas to the south; and an abandoned industrial facility to the west (Figure 2).

Five primary buildings (Buildings 1 through 5), covering a surface area of approximately 66,000 square feet (ft^2), were once located in the central portion of the Facility. Buildings 4 and 5 were removed in December 2008. Buildings 1 through 3 were removed in February 2011. The areas now occupied by the former buildings are paved with asphalt. Surface cover consists of a landscaped stormwater retention pond surrounded by grass on the west portion of the property,

asphalt paved parking areas south of the retention pond and south and east of the former buildings, and grass in the southwestern and southern portions of the property adjoining the asphalt surface. The stormwater retention pond was reportedly constructed in approximately 1960.

Properties adjoining and near the Facility include the Sarasota-Bradenton Airport to the southwest, a golf course/driving range adjoining the Facility to the south, an abandoned industrial facility (formerly operated at various times by ABC, Spindrift, and Wellcraft) adjoining the Facility to the west, a CITGO gas station approximately 500 feet northwest of the Facility, and a north-south trending spur of the Seminole Gulf Railroad that intersects Tallevast Road approximately 200 feet east of the Facility. Aside from these features, surrounding properties are primarily single-family residences. Two churches and the Tallevast Community Center are also nearby.

2.2.2 Topographic Setting

The Facility sits on a gently sloping plain known as the Gulf Coastal Lowlands at an elevation of approximately 30 feet above mean sea level (msl). The Facility is approximately 1.5 miles east (inland) of Sarasota Bay and approximately 6 miles from the Gulf of Mexico. The land surface close to the Facility has very little relief and slopes gently in a radial pattern away from the Facility. The land surface declines from approximately 30 feet above msl at the Facility to 25 feet above msl to the west near the intersection of Tallevast Road and 15th Street East. Farther west, land surface elevations decrease to approximately 15 feet above msl just north of the Sarasota-Bradenton Airport. Elevation contours show a very gentle slope from approximately 30 feet above msl at the Facility to 25 feet above msl approximately 2,000 feet north, northeast, southeast, and southwest of the Facility.

2.2.3 Regional and Site Hydrology

The Site is located in the Sarasota Bay watershed within Florida's Southern Coastal Watershed. The Southern Coastal Watershed includes numerous estuaries, wetlands, and small coastal streams that are tidally influenced over much of their length, and a few longer stream/canal systems with predominantly freshwater habitats. The Sarasota Bay watershed drains more than 200 square miles within Manatee, Sarasota, and Charlotte Counties. In the area of the Site, the Braden River watershed, a sub-basin of the Manatee River watershed, borders the Sarasota Bay watershed to the east.

The Site is located along the drainage divide between two stream/canal systems, Bowlees Creek and Pearce Canal, within the Sarasota Bay and Braden River watersheds. Bowlees Creek, a major tributary of Sarasota Bay, extends from east to west and is located approximately 1.25 miles northwest of the Facility at its closest point to Tallevast. The Pearce Canal extends generally from northeast to southwest and is located approximately 0.75 mile southeast of the Facility at its closest point to Tallevast. A topographical high runs north-south through the Facility, between the Pearce Canal to the east and Sarasota Bay to the west. Surface water on the western portion of the Facility flows west toward the improved drainage features around the Sarasota-Bradenton Airport, which drain into Sarasota Bay. Surface water on the easternmost portion of the Facility flows toward the Pearce Canal. The Pearce Canal drains both south into the Sarasota Bay watershed and north into the Braden River watershed. The drainage divide along the Pearce Canal is located about 1 mile north of the Manatee/Sarasota County line, which is approximately where the canal crosses US 301, approximately 1 mile southeast of the Facility; therefore, surface water from the easternmost portion of the facility drains into the Braden River watershed.

A number of small surface water bodies lie within a 0.5 mile radius of the Facility. Several shallow swales also convey surface runoff to the street and stormwater channels. In addition, a number of wetlands have been identified near the Site by the Florida Department of Transportation's Florida Land Use, Cover, and Forms Classification System.

2.2.4 Regional Geology and Hydrogeology

In January 1995, the Southwest Florida Water Management District (SWFWMD) published a report titled *ROMP TR-7 Oneco Monitor Well Site, Manatee County, Florida*, which describes the drilling and testing of a well completed to a reported depth of 1,715 feet below ground surface (bgs) at a location approximately 2.5 miles north of the Facility in southwestern Manatee County. The nomenclature used in the 1995 SWFWMD report to describe subsurface sediments is typically used to describe consolidated carbonate formations in the Site area and is, therefore, used for this Site.

The regional hydrogeologic setting is described in this section. There are three main lithostratigraphic units, which are further subdivided for monitoring purposes into hydrogeologic units and water-bearing zones. From the surface downward, the geologic units underlying southern Manatee County consist of the following:

- Undifferentiated Surficial Deposits (USD) (Middle Pliocene to Recent)
- The Hawthorn Group, consisting of the Peace River Formation (PRF) (Lower Pliocene to Middle Miocene) and the Arcadia Formation (AF) (Middle Miocene to Middle Oligocene). The AF consists of an upper undifferentiated section and the lower Tampa Member (Lower Miocene to Upper Oligocene).
- There is a thick sequence of marine carbonates (limestone and dolomite) below the Tampa Member of the AF and includes the Suwannee Limestone (Lower Oligocene), Ocala Limestone (Upper Eocene), and the Avon Park Formation (Middle Eocene).

The main geologic units listed above have been further subdivided into the local hydrogeologic units and water-bearing zones listed below. Characteristics of these systems are briefly described below.

- Surficial Aquifer System (SAS) — The unconfined surficial aquifer overlying the Hawthorn Group.
    - USAS — The unconfined surficial aquifer, consisting of unconsolidated Pleistocene to recent siliciclastic sand units with up to 20 percent fines.

- Intermediate Aquifer System (IAS) and Confining Units — The confined aquifers overlying the Upper Floridan Aquifer (Floridan). This aquifer system is made up of strata from the Hawthorn Group, which is comprised of the PRF and the AF.

    - LSAS — The uppermost portion of the PRF, the top of which is indurated limestone/calcareous rock known locally as the Hard Streak. The LSAS consists of a series of interbedded limestone, clay, and carbonate mudstone units. The LSAS is generally encountered approximately 30 feet bgs.

    - Venice Clay — The lower portion of the PRF, consisting of siliciclastic to calcareous clays with a distinctive greenish-grey to olive color.

    - Clay/Sand Zone 1 — The uppermost sub-unit of the AF, consisting of a series of low-permeability carbonate mudstones.

    - Upper AF Gravels (AF Gravels) — A fractured to vuggy carbonate unit approximately 100 feet bgs in the AF. This unit is significantly more permeable than the overlying and underlying AF units, and is usually identified in drilling logs as "wet." Hereafter, the term AF Gravels is only used to refer to the Upper AF Gravels.

    - Clay/Sand Zone 2 — A sub-unit of the AF consisting primarily of low-permeability carbonate mudstones.

    - Salt & Pepper (S&P) Sands — A sub-unit of the AF characterized by increased sand content. The colorless quartz sand grains and dark phosphatic sand grains give it a black and white speckled (salt and pepper) appearance. The S&P Sands are more permeable than the overlying and underlying units, but less permeable than the AF Gravels. It is generally found approximately 145 feet bgs.

    - Clay/Sand Zones 3 & 4 and Lower AF Gravels — A sub-unit of the AF consisting of a series of low-permeability calcareous mudstones (Clay/Sand Zones 3 and 4) and a somewhat higher permeability carbonate (Lower AF Gravels) located between the low permeability zones.

    - Lower AF Sands — A sub-unit of the AF containing an increased percentage of sand sized particles and located approximately 280 feet bgs.

    - Clay/Sand Zone 5 — A sub-unit of the AF consisting of a series of calcareous mudstones.

The Floridan Aquifer System (FAS) underlies the SAS and IAS across the Site. The Floridan consists of the Tampa Member of the AF, the Suwannee and Ocala Limestones, and the upper

part of the Avon Park Formation. The Floridan is comprised of a series of limestone to dolomite units, which are used for local water supply and irrigation wells.

2.3 Facility Operations

Lockheed Martin acquired ownership of the former ABC Facility through its 1996 acquisition of Loral Corporation, the parent company of ABC. Plant operations were discontinued in late 1996. Between 1997 and 2000, Lockheed Martin prepared the property for sale and initiated Site investigations. In early 2000, Lockheed Martin sold the property and its improvements to BECSD, LLC (BECSD), who in turn leased the Facility to WPI Sarasota Division, Inc. (WPI), a privately owned manufacturing company. In March 2007, WPI was subsequently sold to Cooper Industries, Inc., which assumed the lease of the Facility and continued the same manufacturing processes until operations ceased in June 2007. Lockheed Martin leased the Facility from BECSD in July 2007 and in June 2009, purchased it from BECSD.

From 1962 until 1996, the Facility was owned by Loral Corporation and operated by ABC as an ultra-precision machine parts manufacturing plant where metals were milled, lathed, and drilled into various components. Some of the components were finished by electroplating, anodizing, and ultrasonic cleaning. Chemicals used and wastes generated at the Facility included oils, fuels, solvents, acids, and metals.

Areas of potential environmental concern at the Facility included an underground storage tank/aboveground storage tank (UST/AST) area near the southeast corner of former Building 1; an area on the east and northeast side of former Building 5 where five sumps were located; a hazardous materials storage area in the southeast corner of former Building 5; and the wastewater treatment pond located to the south of the former buildings. In the UST/AST area, two 1,500-gallon ASTs historically were used to store fuel oil, a 1,000-gallon AST was used to store solvents, and a 550-gallon UST was used to store gasoline.

Anecdotal information purported that a production well was once present in an area formerly occupied by former Building 5, which is also near the former sump area. Construction and operational details for this purported well (e.g., exact location, depth, open or screened intervals,

diameter, pumping rate) could not be located, nor could any records of how this purported well may have been decommissioned, although verbal reports indicated that the well casing was cut off below the surface and buried beneath the floor slab of an addition to former Building 5. All information regarding this purported well is based on conversations with former ABC employees. In 2011, Lockheed Martin located and abandoned a production well that was located in this general area.

Section 3

Groundwater Extraction and Treatment System Description

The location of the groundwater extraction and treatment system is shown on the Facility Plan in Figure 2. With the exception of the influent tank, treatment equipment is housed inside the treatment system building located along the southern portion of the Facility. Piping and Instrumentation Diagrams, including Interlocks, Legend, and Abbreviations, are provided on Figures 3A through 3D. ARCADIS revised the figures to reflect improvements to the treatment system since August 2008. Additionally, ARCADIS has verified them to accurately reflect the current configuration as of January 31, 2012.

Groundwater is extracted using 0.5 horsepower (HP) submersible stacked impeller centrifugal pumps in each of the ten on-Facility extraction wells (EWs). Five of these wells are screened in the USAS (EW-101, EW-103, EW-105, EW-107, and EW-109) and five are screened in the LSAS (EW-102, EW-104, EW-106, EW-108, and EW-110). In 2008, USAS extraction well EW-109 was shut down due to low concentrations of volatile organic compounds (VOCs) and 1,4-dioxane. However, extraction well EW-109 was restarted along with the other extraction wells on May 4, 2009.

Each pump operates automatically at a constant speed; however, flow from each well is manually adjusted to maintain a relatively constant groundwater level in the well and limit pump cycling. Well pumps are designed for an instantaneous flow rate of up to 10 gallons per minute (gpm); however, each extraction well generally averages less than 5 gpm daily due to limited aquifer yields. Together, the extraction wells typically produce instantaneous flows of approximately 20 to 25 gpm. The discharge from each extraction well pump is individually

piped from the well to the treatment system building with dual-containment high-density polyethylene (HDPE) pipe. Within the treatment system building, piping from each extraction well is equipped with a totalizing flow meter along with associated ball valves and manual flow control diaphragm valves to individually monitor and adjust flow rates as well as individual sample taps.

The water from the extraction wells is then combined in a manifold which includes a separate totalizing flow meter. The discharge from the manifold exits the treatment system building through dual-containment stainless steel inside polyvinyl chloride (PVC) piping into a 17,640-gallon double-walled influent tank. Water is pumped from the influent tank through an aeration system to oxidize iron and back to the tank in a closed circulation loop. The influent tank discharge feeds the treatment system by a 7.5 HP centrifugal pump controlled by a Variable Frequency Drive (VFD). A pressure transducer located in the influent tank provides input to the VFD. Programming through the treatment system programmable logic controller (PLC) allows the operator to set high and low water levels within the influent tank which correspond to output from the pressure transducer. A high water level within the influent tank will automatically shut down the extraction well pumps to avoid overfilling the tank. A low water level within the influent tank will restart the extraction well pumps if they have been shut down by a high water level reading. A low/low water level within the influent tank will automatically shut down the entire treatment system to avoid running the feed pump dry. The influent tank is also equipped with a water level sensor and two backup sensors utilized as a high/high level alarm which will automatically shut down the entire treatment system including the groundwater extraction wells if any one of the three sensors is activated. The interstitial space for the influent tank is also equipped with a water level sensor and two backup sensors, which will also automatically shut down the entire treatment system if activated. The influent tank operates at atmospheric conditions, and vapors vented from the tank are piped to a vapor-phase activated carbon adsorption filter to passively treat tank emissions as the water level rises in the tank.

Water discharged from the feed pump flows through primary filtration units to remove iron and particulates. The first set of four filters operates in parallel and contains 8-micron (absolute) bag filters. The second set of filters includes two parallel bag filter canisters containing 1-micron (90 percent nominal) bag filters followed in series by two parallel filter cartridge canisters containing

10-micron (absolute) cartridge filters. The filters are equipped with pressure gauges located at the influent and effluent of each series of filters to measure filter fouling.

After filtration, the COCs in the groundwater are treated via an advanced oxidation process (AOP). The AOP in use is a Photo-Cat water treatment system manufactured by Purifics ES, Inc. (Purifics). The COCs in the groundwater are destroyed when the groundwater is mixed with a catalyst, titanium dioxide (TiO_2), to create a slurry which is then exposed to ultraviolet (UV) light in the reactor. This photocatalytic process purifies and detoxifies the groundwater, resulting in benign end-products of carbon dioxide, water, and salts. No daughter products (e.g., vinyl chloride) are generated during this process. The catalyst utilized by this AOP is not soluble and is completely removed from the treated groundwater prior to discharge. The catalyst is recovered for reuse with proprietary ceramic filters located within the Photo-Cat system.

Following the Photo-Cat, the treated groundwater flows through two liquid-phase granular activated carbon (GAC) units installed in series. Each of the two vessels contain 1,500 pounds of GAC and are plumbed as lead and lag vessels for final treatment or polishing of any remaining VOCs in the water. A third 1,500-pound GAC unit is present in standby mode. When VOC breakthrough in the lead carbon vessel occurs, the lag vessel becomes the lead vessel and the standby vessel becomes the lag vessel. In addition, carbon media is replaced in the former lead vessel that demonstrated VOC breakthrough and it becomes the new standby vessel. Using this method, the freshest activated carbon medium is in the lag position as a precautionary measure. The treated groundwater is then discharged through an on-Facility connection to the Manatee County sanitary sewer as authorized under MCUO Office of Industrial Compliance Permit IW0025S.

Because iron is not completely removed by the aeration and filtration processes, part of the overall treatment process includes pH adjustment. The two pH adjustment systems (acidification and neutralization) are essentially identical. Sulfuric acid (93 percent concentration) is utilized for acidification and is added via a metering pump to the process upstream of the Photo-Cat units between the first and second sets of filtration units. The purpose of acidification is to maintain iron in a reduced form through the Photo-Cat. Oxidized iron will attach to the catalyst and reduce the ability of the Photo-Cat to remove COCs from the water. Sodium hydroxide (50

percent concentration) is utilized for neutralization and is added via a metering pump downstream of the GAC units and prior to discharge. The purpose of neutralization is to maintain the treatment system effluent within the MCUO Discharge Permit pH requirements. For each pH adjustment system, a sensor located downstream of a static mixer is used to measure the resulting pH and automatically control the chemical addition. Sulfuric acid and sodium hydroxide are delivered in 55-gallon HDPE drums to the Facility and transferred to polyethylene storage tanks in accordance with established procedures. Dedicated portable drum pumps and flexible reinforced transfer hoses are used to transfer the sulfuric acid and sodium hydroxide from 55-gallon drums to the chemical storage tanks that are located inside secondary containment structures inside the treatment building. During chemical transfer the chemical drums are located within a secondary containment tray. During chemical delivery, the sulfuric acid and sodium hydroxide transfer hoses are within these secondary containment areas.

The groundwater extraction and treatment system is designed to run continuously. The PLC-based control system monitors and tracks key treatment system parameters. These parameters include influent tank level, process flow rate, pH, differential pressure across the bag and cartridge filters just upstream of the Photo-Cat unit, Photo-Cat system alarms, and pump operation. An operator is also on duty at the Facility 24 hours per day, 7 days per week to monitor critical operating parameters and perform routine maintenance.

When critical operating parameters are out of the operating range, the treatment system automatically shuts down. These critical parameters include, but are not limited to, high/high water level in the influent tank, water detection in the influent tank interstitial space, Photo-Cat influent pH out of range, and treatment system effluent pH out of range.

Section 4

System Operation, Maintenance, and Monitoring Activities

4.1 System Operation

The groundwater extraction and treatment system operated continuously during the months of August 2011 through January 2012 except as required to complete the following:

- Operators replaced the sump pump on August 15, 2011.
- Operators replaced the sulfuric acid addition pH probe on August 25, 2011.
- Operators performed semi-annual fire alarm testing on August 30, 2011.
- Operators performed quarterly critical alarm testing on August 31, 2011 and December 9, 2011.
- A subcontractor removed iron sediment from the influent tank on September 1, 2011.
- On September 16, 2011, operators reconfigured the liquid-phase GAC units so that GAC-301 became the lead vessel and GAC-302 became the lag vessel. GAC-303 was placed in standby mode and the carbon was changed out on September 26, 2011.
- Operators replaced fuses on the slurry loop pump on September 24, 2011.
- Operators replaced the extraction well EW-107 motor on September 28, 2011.

- A subcontractor performed semi-annual pressure sensor calibration on September 30, 2011.
- Operators replaced the sulfuric acid injection quill on October 1, 2011 and November 27, 2011.
- Operators replaced the extraction well EW-107 electrical contactor on October 1, 2011.
- Operators replaced the caustic addition foot valve on October 12, 2011.
- Operators replaced chemical transfer ball valves on October 13, 2011.
- Operators replaced the influent tank T-401 level sensor on October 28, 2011.
- On November 11, 2011, operators reconfigured the liquid-phase GAC units so that GAC-302 became the lead vessel and GAC-303 became the lag vessel. GAC-301 was placed in standby mode and the carbon was changed out on November 15, 2011.
- Operators cleaned the interior of the sulfuric acid addition tank on November 21, 2011.
- Operators replaced the caustic addition pump on November 26, 2011.
- A subcontractor completed preventative maintenance of the air compressors on December 1, 2011.
- Operators replaced the pressure relief valve on the sulfuric acid addition pump on December 1, 2011.
- A subcontractor performed semi-annual cleaning and video inspection of the sanitary sewer discharge line on December 7, 2011.
- A subcontractor performed annual electrical inspection on December 8, 2011.
- A subcontractor tightened electrical connections on December 8, 2011.

- On January 5, 2012, operators reconfigured the liquid-phase GAC units so that GAC-303 became the lead vessel and GAC-301 became the lag vessel. GAC-302 was placed in standby mode and the carbon was changed out on January 19, 2012.

- Operators replaced the extraction well EW-109 transducer on January 10, 2012.

- Operators replaced the extraction well EW-108 discharge line, pump, and motor on January 12, 2012.

- A subcontractor performed annual flow meter calibration on January 30, 2012.

- Operators calibrated pH probes on August 20, August 26, September 9, November 6, November 25, and December 11, 2011, and January 5, 2012.

- Operators cleaned extraction well EW-101 pump and replaced the wet end on August 6, August 15, August 25, September 3, September 28, October 13, October 24, November 5, November 14, November 24, December 4, December 16, and December 28, 2011, and January 10 and January 23, 2012.

- Operators cleaned extraction well EW-103 pump and replaced the wet end on August 11, August 26, September 12, September 30, October 17, November 7, December 5, and December 30, 2011, and January 27, 2012.

- Operators cleaned extraction well EW-104 pump and replaced the wet end on September 3 and December 7, 2011.

- Operators cleaned extraction well EW-105 pump and replaced the wet end on August 3, August 14, August 24, September 6, September 26, October 6, October 14, October 23, October 31, November 17, December 4, December 12, December 21, 2011, and January 2, and January 13 and January 24, 2012.

- Operators cleaned extraction well EW-106 pump and replaced the wet end on August 17, October 31, and December 8, 2011.

- Operators cleaned extraction well EW-107 pump and replaced the wet end on August 3, August 15, August 25, September 6, September 15, September 27, October 3, October 13, November 4, November 16, December 7, December 15, and December 30, 2011, and January 16 and January 30, 2012.

- Operators cleaned extraction well EW-108 pump and replaced the wet end on August 18, 2011 and January 13, 2012.

- Operators cleaned extraction well EW-109 pump and replaced the wet end on August 1, August 15, August 26, September 7, September 19, September 30, October 12, October 24, November 5, November 16, November 24, December 4, December 14, and December 26, 2011, and January 7, January 18, and January 30, 2012.

Full-time operators are on duty at the Facility 24 hours per day to monitor system operations and perform routine maintenance. An OMM Log describing key treatment system operations and maintenance activities is presented in Table 1. Daily OMM Shift Logs for August 2011 through January 2012 documenting key treatment system readings and activities are presented in Appendix C.

4.2 Water Treatment Process and Compliance Monitoring

Influent, mid-process (between Photo-Cat and primary GAC unit), primary GAC discharge, and effluent grab samples were collected on August 30 and December 6, 2011. Section 5.2 presents the analytical results of this sampling.

TestAmerica located in Tampa, Florida analyzed the samples using United States Environmental Protection Agency (USEPA) Method 8260B for VOCs and USEPA Method 8260C with heated purge, selected ion monitoring (SIM), and isotope dilution (ID) for 1,4-dioxane. The influent and effluent samples collected on August 30 and December 6, 2011 were also analyzed for the nine metals (aluminum, arsenic, beryllium, cadmium, chromium, copper, lead, nickel, and zinc) specified in the MCUO Discharge Permit and for iron by USEPA Method 6010B.

To better anticipate carbon breakthrough, additional samples were collected at the mid-process and primary carbon vessel discharge sampling points and analyzed for VOCs and 1,4-dioxane on

a weekly basis (August 2, 9, 16, and 23, 2011; and September 6, 13, 20, and 27, 2011; and October 4, 11, 18, and 25, 2011; and November 1, 8, 15, 21, and 29, 2011; and December 13, 20, and 27, 2011; and January 3, 10, 17, 24, and 31, 2012). Section 5.2 includes a discussion of the analytical results of that sampling.

4.3 Groundwater Level Monitoring

Groundwater level monitoring data was collected on December 6 and 7, 2011. Section 5.3 presents the results of that monitoring. Groundwater levels were monitored quarterly through June 2011 and will be monitored semi-annually thereafter. This schedule is outlined in Table 2 of the OMM Manual.

4.4 Groundwater Quality Monitoring

Groundwater samples were collected on August 30 and December 6, 2011 from the individual influent piping sample taps located inside the treatment building that represent groundwater pumped from each of the ten extraction wells. TestAmerica analyzed these samples using USEPA Method 8260B for VOCs and USEPA Method 8260C SIM ID with heated purge for 1,4-dioxane. These samples were also analyzed for the nine metals specified in the MCUO Discharge Permit and iron by USEPA Method 6010B. Section 5.4 includes a discussion of the analytical results.

Semi-annual groundwater sampling was conducted at 35 monitoring wells (MWs) between December 7 and 15, 2011. All monitoring well samples were analyzed by TestAmerica for VOCs and 1,4-dioxane using the methods described in Section 4.2. Section 5.4 also includes a discussion of the analytical results of this sampling.

Section 5

System Performance Results and Discussion

5.1 System Operation

The total volume extracted and treated since initial startup in 2006 is approximately 36 million gallons. The August 2011 through January 2012 monthly totals plus the daily maximum and average flows are summarized below. These flow rates are consistent with the average flow of 28,500 gallons per day over the last year.

	August 2011	September 2011	October 2011	November 2011	December 2011	January 2012
Maximum Daily Flow in gallons	32,400	32,100	31,800	32,000	29,800	28,600
Average Daily Flow in gallons	30,100	29,900	29,700	28,500	27,700	26,100
Monthly Flow in gallons	932,200	898,200	920,900	855,200	858,700	808,500

Table 16 presents the monthly flow volumes for each extraction well. Figures 18 and 19 illustrate the monthly flow volumes for the USAS and LSAS extraction wells, respectively. Operators continue to operate and maintain the groundwater extraction and treatment system on a 24/7 basis, and make the appropriate repairs and conduct routine maintenance activities as required to keep the system operating effectively and safely.

5.2 Treatment Process and Compliance Monitoring Results

Tables 2 through 5 present analytical results for water treatment samples collected during this reporting period as well as previous data. Appendix A presents Laboratory Analytical Reports and Appendix B presents Data Validation Reports for this reporting period. There were no laboratory analytical quality control issues found in the Data Validation Reports that affected data usability. Analytical results for treated effluent in all samples collected during the reporting period were below limits in the MCUO Discharge Permit. Results of water quality analyses in samples collected at the mid-process point and after the primary GAC vessel support the conclusion that the AOP and GAC process units are effectively treating groundwater to meet the treatment objectives.

The treatment system combined influent concentrations of total VOCs and 1,4-dioxane on August 30 and December 6, 2011 were 0.43 milligrams per liter (mg/L) and 0.47 mg/L, respectively. These concentrations are slightly lower than the average of 0.54 mg/L over the last year.

In accordance with the schedule outlined on Table 2 in the OMM Manual, water treatment samples will continue to be collected quarterly. To better predict carbon breakthrough, operators will continue to collect additional samples at the mid-process and primary carbon vessel discharge sampling points once per week.

5.3 Groundwater Level Monitoring Results

Table 20 presents the results of groundwater level monitoring conducted during this reporting period and previous periods. A groundwater elevation contour map for the USAS wells and potentiometric contour maps for the Lower LSAS wells, the AF Gravel wells, the S&P Sand wells, and the Lower AF Sand wells have been developed to show Site conditions in December 2011.

The groundwater contour map for USAS wells in December 2011 (Figure 4) shows the continued presence of a cone of depression in the USAS aquifer under the Facility. Figure 4 shows the estimated capture zone of about 14 acres in the USAS aquifer, which is consistent

with the average of 14 acres over the last year. The figure also shows that the cone of depression maintained by the groundwater extraction system is entirely contained within the hydraulic high that exists in the USAS under the Facility and off-Facility in the immediately vicinity. As indicated by the contours, groundwater that is not captured by the extraction wells flows radially outward and away from this area.

The potentiometric contour map for the lower portion of the LSAS in December 2011 (Figure 5) shows the continued presence of a cone of depression in the LSAS aquifer under the Facility, and extending to off-Facility areas in all directions. Figure 5 shows the estimated capture zone of about 68 acres in the LSAS aquifer, which is consistent with the average of 68 acres over the last year. The figure also shows that a hydraulic high exists in the LSAS to the southwest of the Facility. Within the contour-mapped portion, groundwater flows to the northeast away from this area.

The potentiometric contour maps of the three deeper units (Figures 6 through 8) indicate generally low lateral gradients at the time of the water level measurements. The map for the AF Gravels in December 2011 (Figure 6) shows that the highest groundwater level was in the area directly south of the Site and groundwater was flowing from this area to the north-northeast. The potentiometric contour map for the S&P Sands in December 2011 (Figure 7) shows groundwater flowing to the northwest. The potentiometric contour map for the Lower AF Sands in December 2011 (Figure 8) shows groundwater flowing to the southwest.

Hydrographs for the period of September 2006 through January 2012 for select monitoring well clusters (MW-36, MW-37, MW-127, and MW-128; MW-32 and MW-33; and MW-42 and MW-43) that are within the hydraulic capture zone are presented on Figures 9 through 11. These clusters were selected because they are approximately in the center, southern, and eastern areas of the extraction wells. Hydrographs through January 2012 for select off-Facility monitoring well clusters (MW-67, MW-81, MW-232, and MW-45; MW-29, MW-91, MW-133, and MW-52; MW-25, MW-85, MW-233, and MW-23; and MW-72, MW-80, MW-130, and MW-57) are presented on Figures 12 through 15. These clusters were selected because they are to the north, east, south, and west of the extraction wells and outside of the USAS hydraulic capture zone. Figures 16 and 17 present the east-west and north-south transects, including the above-

mentioned monitoring well clusters. These hydrographs and transects are further evidence of the cones of depression, centered on the eastern portion of the Facility, that continue to be maintained in the USAS and LSAS aquifers.

In accordance with the schedule outlined on Table 2 in the OMM Manual, groundwater levels were monitored quarterly through June 2011 and will continue to be monitored semi-annually thereafter.

5.4 Groundwater Quality Monitoring Results

Tables 6 through 15 present the results from the groundwater monitoring of the ten extraction wells through January 2012. Appendix A presents Laboratory Analytical Reports and Appendix B presents Data Validation Reports for this reporting period. There were no laboratory analytical quality control issues found in the Data Validation Reports that affected data usability. Figures 20 through 33 present trichloroethene, tetrachloroethene, 1,4-dioxane, cis-1,2-dichloroethene, 1,1-dichloroethene, 1,1-dichloroethane, and vinyl chloride concentrations versus time graphs for the USAS and LSAS extraction wells. While the concentration of these VOCs at extraction well EW-109 are lower than other extraction wells and often below detection levels, EW-109 does enhance the USAS capture zone on the southern side of the Facility; therefore, it remains in operation.

Tables 17 through 19 present the results from semi-annually groundwater monitoring at 35 monitoring wells in December 2011. Appendix A presents Laboratory Analytical Reports and Appendix B present Data Validation Reports for this monitoring period. There were no laboratory analytical quality control issues found in the Data Validation Reports that affected data usability. There were also no first-time exceedances of the FDEP Groundwater Clean-up Target Levels (GCTLs) at any of these 35 off-Facility monitoring wells during this reporting period.

Appendix D presents historical concentration versus time graphs for trichloroethene, tetrachloroethene, 1,4-dioxane, cis-1,2-dichloroethene, 1,1-dichloroethene, 1,1-dichloroethane, and vinyl chloride at the 35 monitoring wells sampled on a quarterly basis through June 2011 and on a semi-annual basis thereafter. Appendix E contains tables showing results for these 35

monitoring wells over the last year. These appendices show that the concentrations of these constituents within the USAS and LSAS capture zones shown on Figures 4 and 5 are generally consistent with or decreasing from historical levels as a result of groundwater extraction from the ten on-Facility extraction wells.

In accordance with the schedule outlined in Table 2 of the OMM Manual, extraction and monitoring wells were sampled quarterly through June 2011 and will continue to be sampled semi-annually thereafter.

5.5 Chemicals of Concern Mass Removal

ARCADIS estimated the mass of COCs (trichloroethene, tetrachloroethene, 1,4-dioxane, cis-1,2-dichloroethene, 1,1-dichloroethene, 1,1-dichloroethane, and vinyl chloride) removed during August, September, and October 2011 at approximately 10 pounds, and November and December 2011, and January 2012 at approximately 10 pounds, based on the assumption that the August and December 2011 results for total COC concentration of 0.43 mg/L and 0.47 mg/L, respectively, are representative of the groundwater during the respective reporting periods. This is a valid assumption given that historical influent concentrations have not varied significantly from month to month. The mass is calculated using the August and December 2011 groundwater influent sampling events with total COC concentrations of 0.43 mg/L and 0.47 mg/L, respectively, at the flow rates shown in Section 5.1. ARCADIS estimates the total mass of COCs removed since startup in August 2006 through January 2012 at approximately 295 pounds. Table 21 presents the calculations used to determine this COC removal rate. These mass removal rates are consistent with the average mass removal of about 12 pounds per quarter over the last year.

Section 6
Conclusions and Recommendations

6.1 Conclusions

Based on the data presented in this report, ARCADIS has reached the following conclusions:

- The groundwater extraction and treatment system is meeting all of the objectives described in Section 1.1.
- The system is meeting all of the requirements for treatment as detailed in the MCUO Discharge Permit.
- Approximately 10 pounds of COCs were removed in August, September, and October 2011, and approximately 10 pounds were removed in November and December 2011, and January 2012 based on the total groundwater volume treated and assuming average total COC concentrations of 0.43 mg/L and 0.47 mg/L, respectively, over the respective reporting periods.
- The cone of depression and capture zone continue to be maintained in the USAS and LSAS aquifers.

6.2 Recommendations

The next report will be the second conducted on a semi-annual basis and will continue the assessment of the operational effectiveness of the groundwater extraction and treatment system.

Additionally, ARCADIS will continue to implement the following recommendations during the next operational reporting period:

- Continue having operators on duty at the Facility 24 hours a day and 7 days a week to monitor critical operating parameters and perform routine maintenance.
- Continue operations and maintenance of the groundwater extraction and treatment system including process and compliance sampling.
- Continue to collect samples weekly before and after the lead GAC vessel to predict carbon breakthrough.
- Continue to monitor the concentrations of aluminum, iron, and any other metals that have historically exceeded GCTLs in any extraction well.
- Provide summary tables of groundwater elevation and analytical data.
- Using flow data, prepare graphs of groundwater recovered versus time at USAS and LSAS extraction wells.
- Continue monitoring groundwater levels.
- Using groundwater level data, prepare groundwater elevation contour maps, figures showing estimated capture zones, hydrographs showing groundwater elevations versus time at select monitoring locations, and groundwater elevation transects at select monitoring locations.
- Continue monitoring groundwater quality.
- Continue estimation of COC mass removed by extraction well pumping.
- Using validated groundwater concentration data, prepare graphs of groundwater COC concentrations versus time for extraction and monitoring wells.

ARCADIS will submit the next report on a semi-annual basis for the months of February through July 2012 in August 2012.

Section 7

References

ARCADIS. 2009. Remedial Action Plan Addendum.

Blasland, Bouck & Lee, Inc., an ARCADIS company. 2006a. Interim Remedial Action Plan (Revised).

Blasland, Bouck & Lee, Inc., an ARCADIS company. 2006b. Site Assessment Report Addendum 3.

TABLES

TABLE 1
OPERATION, MAINTENANCE AND MONITORING LOG

INTERIM REMEDIAL ACTION SYSTEM
LOCKHEED MARTIN TALLEVAST SITE
TALLEVAST, FLORIDA

August 2011

- Cleaned extraction well EW-109 pump and replaced the wet end on August 1, 2011.
- Cleaned extraction well EW-105 and EW-107 pumps and replaced the wet ends on August 3, 2011.
- Cleaned extraction well EW-101 pump and replaced the wet end on August 6, 2011.
- Cleaned extraction well EW-103 pump and replaced the wet end on August 11, 2011.
- Cleaned extraction well EW-105 pump and replaced the wet end on August 14, 2011.
- Cleaned extraction well EW-101, EW-107, and EW-109 pumps and replaced the wet ends on August 15, 2011.
- Replaced the sump pump on August 15, 2011.
- Cleaned extraction well EW-106 pump and replaced the wet end on August 17, 2011.
- Cleaned extraction well EW-108 pump and replaced the wet end on August 18, 2011.
- Calibrated pH probes on August 20, 2011.
- Cleaned extraction well EW-105 pump and replaced the wet end on August 24, 2011.
- Cleaned extraction well EW-101 and EW-107 pumps and replaced the wet ends on August 25, 2011.
- Replaced the sulfuric acid addition pH probe on August 25, 2011.
- Cleaned extraction well EW-103 and EW-109 pumps and replaced the wet ends on August 26, 2011.

TABLE 1
OPERATION, MAINTENANCE AND MONITORING LOG

INTERIM REMEDIAL ACTION SYSTEM
LOCKHEED MARTIN TALLEVAST SITE
TALLEVAST, FLORIDA

- Calibrated pH probes on August 26, 2011.
- Performed semi-annual fire alarm testing on August 30, 2011.
- Performed quarterly critical alarm testing on August 31, 2011.

September 2011

- Removed iron sediment from the influent tank on September 1, 2011.
- Cleaned extraction well EW-101 and EW-104 pumps and replaced the wet ends on September 3, 2011.
- Cleaned extraction well EW-105 and EW-107 pumps and replaced the wet ends on September 6, 2011.
- Cleaned extraction well EW-109 pump and replaced the wet end on September 7, 2011.
- Calibrated pH probes on September 9, 2011.
- Cleaned extraction well EW-103 pump and replaced the wet end on September 12, 2011.
- Cleaned extraction well EW-107 pump and replaced the wet end on September 15, 2011.
- On September 16, 2011, GAC-301 became the lead vessel and GAC-302 became the lag vessel. GAC-303 was placed in standby mode and the carbon was changed out on September 26, 2011.

TABLE 1
OPERATION, MAINTENANCE AND MONITORING LOG

INTERIM REMEDIAL ACTION SYSTEM
LOCKHEED MARTIN TALLEVAST SITE
TALLEVAST, FLORIDA

- Cleaned extraction well EW-109 pump and replaced the wet end on September 19, 2011.
- Replaced fuses on the slurry loop pump on September 24, 2011.
- Cleaned extraction well EW-105 pump and replaced the wet end on September 26, 2011.
- Cleaned extraction well EW-107 pump and replaced the wet end on September 27, 2011.
- Cleaned extraction well EW-101 pump and replaced the wet end on September 28, 2011.
- Replaced the extraction well EW-107 motor on September 28, 2011.
- Cleaned extraction well EW-103 and EW-109 pumps and replaced the wet ends on September 30, 2011.
- Performed semi-annual pressure sensor calibration on September 30, 2011.

October 2011

- Replaced the sulfuric acid injection quill on October 1, 2011.
- Replaced the extraction well EW-107 electrical contactor on October 1, 2011.
- Cleaned extraction well EW-107 pump and replaced the wet end on October 3, 2011.
- Cleaned extraction well EW-105 pump and replaced the wet end on October 6, 2011.
- Replaced the caustic addition foot valve on October 12, 2011.

TABLE 1
OPERATION, MAINTENANCE AND MONITORING LOG

INTERIM REMEDIAL ACTION SYSTEM
LOCKHEED MARTIN TALLEVAST SITE
TALLEVAST, FLORIDA

- Cleaned extraction well EW-109 pump and replaced the wet end on October 12, 2011.
- Replaced chemical transfer ball valves on October 13, 2011.
- Cleaned extraction well EW-101 and EW-107 pumps and replaced the wet ends on October 13, 2011.
- Cleaned extraction well EW-105 pump and replaced the wet end on October 14, 2011.
- Cleaned extraction well EW-103 pump and replaced the wet end on October 17, 2011.
- Cleaned extraction well EW-105 pump and replaced the wet end on October 23, 2011.
- Cleaned extraction well EW-101 and EW-109 pumps and replaced the wet ends on October 24, 2011.
- Replaced the influent tank T-401 level sensor on October 28, 2011.
- Cleaned extraction well EW-105 and EW-106 pumps and replaced the wet ends on October 31, 2011.

November 2011

- Cleaned extraction well EW-107 pump and replaced the wet end on November 4, 2011.
- Cleaned extraction well EW-101 and EW-109 pumps and replaced the wet ends on November 5, 2011.

TABLE 1
OPERATION, MAINTENANCE AND MONITORING LOG

INTERIM REMEDIAL ACTION SYSTEM
LOCKHEED MARTIN TALLEVAST SITE
TALLEVAST, FLORIDA

- Calibrated pH probes on November 6, 2011.
- Cleaned extraction well EW-103 pump and replaced the wet end on November 7, 2011.
- On November 11, 2011, GAC-302 became the lead vessel and GAC-303 became the lag vessel. GAC-301 was placed in standby mode and the carbon was changed out on November 15, 2011.
- Cleaned extraction well EW-101 pump and replaced the wet end on November 14, 2011.
- Cleaned extraction well EW-107 and EW-109 pumps and replaced the wet ends on November 16, 2011.
- Cleaned extraction well EW-105 pump and replaced the wet end on November 17, 2011.
- Cleaned the interior of the sulfuric acid addition tank on November 21, 2011.
- Cleaned extraction well EW-101 and EW-109 pumps and replaced the wet ends on November 24, 2011.
- Calibrated pH probes on November 25, 2011.
- Replaced the caustic addition pump on November 26, 2011.
- Replaced the sulfuric acid injection quill on November 27, 2011.

December 2011

- Completed preventative maintenance of the air compressors on December 1, 2011.

TABLE 1
OPERATION, MAINTENANCE AND MONITORING LOG

INTERIM REMEDIAL ACTION SYSTEM
LOCKHEED MARTIN TALLEVAST SITE
TALLEVAST, FLORIDA

- Replaced the pressure relief valve on the sulfuric acid addition pump on December 1, 2011.
- Cleaned extraction well EW-101, EW-105, and EW-109 pumps and replaced the wet ends on December 4, 2011.
- Cleaned extraction well EW-103 pump and replaced the wet end on December 5, 2011.
- Performed semi-annual cleaning and video inspection of the sanitary sewer discharge line on December 7, 2011.
- Cleaned extraction well EW-104 and EW-107 pumps and replaced the wet end on December 7, 2011.
- Cleaned extraction well EW-106 pump and replaced the wet end on December 8, 2011.
- Performed annual electrical inspection on December 8, 2011.
- Tightened electrical connections on December 8, 2011.
- Performed quarterly critical alarm testing on December 9, 2011.
- Calibrated pH probes on December 11, 2011.
- Cleaned extraction well EW-105 pump and replaced the wet end on December 12, 2011.
- Cleaned extraction well EW-109 pump and replaced the wet end on December 14, 2011.

TABLE 1
OPERATION, MAINTENANCE AND MONITORING LOG

INTERIM REMEDIAL ACTION SYSTEM
LOCKHEED MARTIN TALLEVAST SITE
TALLEVAST, FLORIDA

- Cleaned extraction well EW-107 pump and replaced the wet end on December 15, 2011.
- Cleaned extraction well EW-101 pump and replaced the wet end on December 16, 2011.
- Cleaned extraction well EW-105 pump and replaced the wet end on December 21, 2011.
- Cleaned extraction well EW-109 pump and replaced the wet end on December 26, 2011.
- Cleaned extraction well EW-101 pump and replaced the wet end on December 28, 2011.
- Cleaned extraction well EW-103 and EW-107 pumps and replaced the wet ends on December 30, 2011.

January 2012

- Cleaned extraction well EW-105 pump and replaced the wet end on January 2, 2012.
- On January 5, 2012, GAC-303 became the lead vessel and GAC-301 became the lag vessel. GAC-302 was placed in standby mode and the carbon was changed out on January 19, 2012.
- Calibrated pH probes on January 5, 2012.
- Cleaned extraction well EW-109 pump and replaced the wet end on January 7, 2012.
- Replaced the extraction well EW-109 transducer on January 10, 2012.

TABLE 1
OPERATION, MAINTENANCE AND MONITORING LOG

INTERIM REMEDIAL ACTION SYSTEM
LOCKHEED MARTIN TALLEVAST SITE
TALLEVAST, FLORIDA

- Cleaned extraction well EW-101 pump and replaced the wet end on January 10, 2012.
- Replaced the extraction well EW-108 discharge line, pump, and motor on January 12, 2012.
- Cleaned extraction well EW-105 and EW-108 pumps and replaced the wet ends on January 13, 2012.
- Cleaned extraction well EW-107 pump and replaced the wet end on January 16, 2012.
- Cleaned extraction well EW-109 pump and replaced the wet end on January 18, 2012.
- Cleaned extraction well EW-101 pump and replaced the wet end on January 23, 2012.
- Cleaned extraction well EW-105 pump and replaced the wet end on January 24, 2012.
- Cleaned extraction well EW-103 pump and replaced the wet end on January 27, 2012.
- Cleaned extraction well EW-107 and EW-109 pump and replaced the wet end on January 30, 2012.
- Performed annual flow meter calibration on January 30, 2012.

Table 2
Analytical Results - System Influent
Interim Remedial Action System
Lockheed Martin, Tallevast Site
Tallevast, Florida

Parameter	Units	9/11/2006		9/19/2006		9/20/2006		9/21/2006		10/6/2006		10/12/2006		10/27/2006		11/21/2006		12/6/2006		12/13/2006		1/15/2007		2/7/2007		3/22/2007		4/18/2007	
1,4-Dioxane	mg/L	0.0063		0.01		0.0067		0.013		0.091		0.038		0.07		0.061		0.069		0.11		0.16		0.095		0.21		0.22	D
1,1-Dichloroethane	mg/L	0.006		0.01		0.013		0.01		0.094		0.05		0.067		0.11		0.095		0.13		0.12		0.049		0.087		0.051	D
1,1-Dichloroethene	mg/L	0.01		0.012		0.022		0.017		0.17	D	0.092		0.17		0.17		0.21		0.5	D	0.37		0.1		0.33		0.093	D
cis-1,2-Dichloroethene	mg/L	0.016		0.017		0.029		0.024		0.14	D	0.033		0.23		0.056		0.056		0.01		0.042		0.091		0.016		0.1	D
Tetrachloroethene	mg/L	0.0005	U	0.00055	I	0.001	U	0.00058	I	0.0037		0.0033		0.02	U	0.01	U	0.0073		0.0097		0.017	J	0.013	U	0.0099	I	0.013	UD
Trichloroethene	mg/L	0.12	D	0.1		0.24		0.18	D	0.83	D	0.64	D	2.4		0.97		1.1	D	1.5	D	1.5		1.9		0.22		2.6	D
Vinyl Chloride	mg/L	0.0005	U	0.0005	U	0.001	U	0.0005	U	0.0016		0.00067	I	0.02	U	0.01	U	0.0025		0.00052	U	0.0052	U	0.01	U	0.0052	U	0.01	UD
Aluminum	mg/L	0.07	U	0.07	U	0.07	U	0.077	I	0.15	I	0.15	I	0.14	I	1.1		0.07	U	0.139	J	0.652	J	0.492	ID	0.66		0.275	
Arsenic	mg/L	0.0048	U	0.028		0.018		0.0062	I	0.0048	U	0.0048	U	0.0048	U	0.0048	U	0.0055	I	0.0036	I	0.0107		0.0171		0.0176		0.0133	
Beryllium	mg/L	0.00074	U	0.00074	U	0.00074	U	0.0029	I	0.00074	U	0.00074	U	0.00074	U	0.004	U	0.00074	U	0.00081	U	0.00081	U	0.00081	U	0.0007	U	0.00081	U
Cadmium	mg/L	0.00071	U	0.00071	U	0.00071	U	0.00071	U	0.00071	U	0.00071	U	0.00071	U	0.00071	U	0.00071	U	0.005	U	0.005	U	0.0003	U	0.0017		0.0003	U
Chromium	mg/L	0.0017	U	0.0017	U	0.0017	U	0.0017	U	0.0021	I	0.0017	U	0.0021	I	0.08		0.0017	U	0.01	U	0.00397	I	0.012	UD	0.0097	I	0.0048	I
Copper	mg/L	0.0035	I	0.0029	U	0.0029	U	0.0029	U	0.0029	U	0.0029	U	0.0029	U	0.0029	U	0.0029	U	0.00063	U	0.00063	U	0.00063	U	0.003	U	0.000905	I
Iron	mg/L	NA		NA		NA		NA		NA		NA		NA		NA		NA		23.4	D	73.5	D	57.6	D	NA		58.8	D
Lead	mg/L	0.0016	U	0.0016	U	0.0016	U	0.0016	U	0.0016	U	0.0031	I	0.0036	I	0.0016	U	0.0054		0.00017	U	0.00017	U	0.00017	U	0.011		0.00017	U
Nickel	mg/L	0.0053	I	0.0074	I	0.036	I	0.053		0.0047	U	0.0047	U	0.0047	U	0.0067	I	0.0047	U	0.0031	I	0.0039	I	0.00392	I	0.006	I	0.00388	I
Zinc	mg/L	0.044		0.059		0.13		0.042		0.0077	I	0.01	I	0.0059	U	0.1		0.0063	I	0.0019	U	0.0019	U	0.0211	I	0.02	U	0.0054	I

See Notes on Page 4.

Table 2
Analytical Results - System Influent
Interim Remedial Action System
Lockheed Martin, Tallevast Site
Tallevast, Florida

Parameter	Units	5/21/2007	6/20/2007	7/16/2007	8/16/2007	9/26/2007	10/24/2007	11/8/2007	12/20/2007	1/25/2008	2/4/2008	2/5/2008	2/6/2008	2/12/2008	2/19/2008
1,4-Dioxane	mg/L	0.16	0.4 J	0.21	0.2	0.22	0.26	0.16	0.17	0.31	0.32 J	0.2	0.21	0.26	0.2
1,1-Dichloroethane	mg/L	0.19	0.056	0.02	0.054	0.084	0.069	0.042	0.042	0.081	0.044	0.055	0.058	0.069	0.063
1,1-Dichloroethene	mg/L	0.49	0.2	0.094	0.29	0.2	0.21	0.2	0.3	0.33 D	0.15 DJ	0.26	0.26 D	0.25 D	0.18 D
cis-1,2-Dichloroethene	mg/L	0.02 I	0.11	0.026	0.042	0.053	0.051	0.081	0.1	0.047	0.036	0.017	0.015	0.031	0.029
Tetrachloroethene	mg/L	0.028	0.016 U	0.0058	0.016 U	0.016	0.034	0.15	0.016 U	0.0065	0.0005 U	0.0085 I	0.013 J	0.038	0.033
Trichloroethene	mg/L	0.38	3.7	1	2.6	2.5 D	2.2	6 D	2.1	0.76 D	0.44 DJ	0.53	0.38 D	0.59 D	0.49 D
Vinyl Chloride	mg/L	0.013 U	0.013 U	0.0026 U	0.013 U	0.0091 U	0.01 U	0.018 U	0.013 U	0.0031	0.0043	0.005 U	0.0015	0.0013	0.0012
Aluminum	mg/L	0.141	0.13 I	0.15 I	NA	0.17 I	NA	0.352	0.0573 I	NA	0.073	0.042 I	0.09	0.12	0.23
Arsenic	mg/L	0.01 U	0.004 U	0.0095 I	NA	0.007 I	NA	0.0265	0.004 U	NA	0.0054	0.0055	0.0052	0.0048	0.0072
Beryllium	mg/L	0.00081 U	0.0007 U	0.0007 U	NA	0.0007 U	NA	0.0007 U	0.0007 U	NA	6.5E-05 U	0.000065 U	0.000065 U	0.000065 U	0.000065 U
Cadmium	mg/L	0.000506 I	0.0005 U	0.0005 U	NA	0.0005 U	NA	0.0005 U	0.0005 U	NA	0.00025 I	0.00012 U	0.00012 U	0.00012 U	0.00012 U
Chromium	mg/L	0.01 U	0.003 U	0.003 U	NA	0.0048 I	NA	0.00634 I	0.00578 I	NA	0.0012 I	0.0006 U	0.0006 U	0.0014 I	0.005 U
Copper	mg/L	0.0115 U	0.003 U	0.003 U	NA	0.003 U	NA	0.003 U	0.003 U	NA	0.0019 I	0.0012 U	0.0013 J	0.0012 U	0.0012 U
Iron	mg/L	42.2 D	36.2	15.1	NA	33.1	NA	57.6	NA	NA	12	5.3	21	17	25
Lead	mg/L	0.005 U	0.004 I	0.002 I	NA	0.002 I	NA	0.00223 I	0.002 U	NA	0.00015 U	0.00015 U	0.00015 U	0.00015 U	0.00015 U
Nickel	mg/L	0.0035 I	0.004 I	0.005 I	NA	0.003 I	NA	0.00309 I	0.00426 I	NA	0.0024	0.0055	0.0039	0.0034	0.0032
Zinc	mg/L	0.05 U	0.003 I	0.008 I	NA	0.006 I	NA	0.00388 I	0.02 U	NA	0.02 U	0.02 U	0.009 J	0.011 I	0.0065 U

See Notes on Page 4.

Table 2
Analytical Results - System Influent
Interim Remedial Action System
Lockheed Martin, Tallevast Site
Tallevast, Florida

Parameter	Units	2/26/2008	3/4/2008	3/28/2008	4/17/2008	6/12/2008	5/4/2009	5/6/2009	5/7/2009	5/8/2009	5/11/2009	5/18/2009	5/26/2009	6/1/2009	7/9/2009
1,4-Dioxane	mg/L	0.29	0.31	0.32	0.3	0.21	0.081	0.092	0.15	0.14	0.13	0.13	0.1	0.14	0.2
1,1-Dichloroethane	mg/L	0.074	0.073	0.059	0.056	0.06	0.048	0.056	0.052	0.055	0.046	0.037	0.028	0.028	0.04
1,1-Dichloroethene	mg/L	0.29	0.35 D	0.21 D	0.24	0.22 D	0.13	0.11	0.14	0.15	0.13	0.12	0.06	0.072	0.11
cis-1,2-Dichloroethene	mg/L	0.041	0.034	0.038	0.025	0.029	0.056	0.051	0.044	0.049	0.032	0.026	0.021	0.023	0.028
Tetrachloroethene	mg/L	0.063	0.019	0.038	0.066	0.14	0.27 D	0.3	0.38	0.34	0.26	0.14	0.085	0.11	0.11
Trichloroethene	mg/L	1.2 D	0.74 D	0.68 D	0.44	0.4 D	0.77 D	0.85	0.77	0.82	0.62	0.52	0.5	0.52	0.71
Vinyl Chloride	mg/L	0.005 U	0.0014	0.0024	0.0025 U	0.0014	0.0023	0.005 U	0.005 U	0.005 U	0.005 U	0.005 U	0.005 U	0.005 U	0.01 U
Aluminum	mg/L	0.16	0.045 I	NA	0.046 I	0.072 I	0.77	0.1 I	0.08 I	0.09 I	1.3	0.071 I	0.16 I	0.32	0.12 I
Arsenic	mg/L	0.012	0.0033	NA	0.0042	0.0048 U	0.014	0.0041 I	0.004 U	0.004 U	0.011	0.004 U	0.0046 I	0.0059 I	0.0044 I
Beryllium	mg/L	0.000065 U	0.000065 U	NA	0.000067 I	0.00074 U	0.0005 U	0.0005 U	0.0005 U	0.0005 U	0.0005 U	0.0005 U	0.0005 U	0.0005 U	0.0005 U
Cadmium	mg/L	0.00012 U	0.00012 U	NA	0.00012 U	0.00071 U	0.001 U	0.001 U	0.001 U	0.001 U	0.001 U	0.001 U	0.001 U	0.001 U	0.001 U
Chromium	mg/L	0.0006 U	0.005 U	NA	0.005 U	0.0017 U	0.0064 I	0.002 U	0.002 U	0.002 U	0.0054 I	0.002 U	0.002 U	0.0028 I	0.002 U
Copper	mg/L	0.0012 U	0.0012 U	NA	0.0012 U	0.0029 U	0.0029 U	0.0029 U	0.0029 U	0.0029 U	0.0029 U	0.0029 U	0.0029 U	0.0029 U	0.0029 U
Iron	mg/L	20	14 J	NA	11	13	100	14	11	12	43	9.8	14	18	7.9
Lead	mg/L	0.00015 U	0.00015 U	NA	0.00015 U	0.0016 U	0.0025 I	0.002 U	0.002 U	0.002 U	0.002 U	0.002 U	0.002 U	0.0034 I	0.002 U
Nickel	mg/L	0.0034	0.0026	NA	0.0013 J	0.0047 U	0.008	0.0064 I	0.0039 I	0.0043 I	0.008 U	0.0046 I	0.0045 I	0.0043 I	0.0035 I
Zinc	mg/L	0.0065 U	0.0069 I	NA	0.0065 U	0.0059 U	0.01 I	0.0063 I	0.005 U	0.005 U	0.005 U	0.005 U	0.005 U	0.005 U	0.005 U

See Notes on Page 4.

Table 2
Analytical Results - System Influent
Interim Remedial Action System
Lockheed Martin, Tallevast Site
Tallevast, Florida

Parameter	Units	8/4/2009	9/9/2009	10/13/2009	12/8/2009	3/2/2010	6/1/2010	7/29/2010	9/1/2010	12/7/2010	3/1/2011	6/1/2011	8/30/2011	12/6/2011
1,4-Dioxane	mg/L	0.098	0.16	0.17	0.18	0.11	0.14	0.12	0.11	0.11	0.12	0.15	0.075	0.13
1,1-Dichloroethane	mg/L	0.035	0.036	0.033	0.03	0.032	0.031	0.028	0.026	0.034	0.033 J	0.032	0.031	0.034
1,1-Dichloroethene	mg/L	0.098	0.13	0.14	0.09	0.12	0.14	0.097	0.1	0.15	0.11	0.13	0.12	0.13
cis-1,2-Dichloroethene	mg/L	0.034	0.029	0.022	0.019	0.023	0.02	0.020	0.017	0.021	0.025 J	0.021	0.015	0.00031 U
Tetrachloroethene	mg/L	0.073	0.069	0.066 J	0.054	0.044	0.044	0.052	0.031	0.024	0.039 J	0.031	0.023	0.021
Trichloroethene	mg/L	0.57	0.73 J	0.58	0.56	0.56 D	0.41 D	0.36	0.23 D	0.29 D	0.31 D	0.25 D	0.17 D	0.15 D
Vinyl Chloride	mg/L	0.01 U	0.005 U	0.005 U	0.005 U	0.0005 U	0.00083 I	0.0007 I	0.00069 I	0.001	0.0005 U	0.0012	0.0005 U	0.00093 I
Aluminum	mg/L	0.11 I	0.074 I	0.11 I	0.071 I	0.65	0.19 I	NA	0.11 I	0.084 I	0.1 I	0.083 I	0.076 I	0.081 I
Arsenic	mg/L	0.0043 I	0.0044 I	0.004 U	0.004 U	0.019	0.0056 I	NA	0.004 U	0.004 U	0.0049 I	0.004 U	0.004 U	0.004 U
Beryllium	mg/L	0.0005 U	0.0005 U	0.0005 U	0.0005 U	0.0005 U	0.0005 U	NA	0.0005 U	0.0005 U	0.0005 U	0.0005 U	0.0005 U	0.0005 U
Cadmium	mg/L	0.001 U	0.001 U	0.001 U	0.001 U	0.0012 I	0.001 U	NA	0.001 U	0.001 U	0.001 U	0.001 U	0.001 U	0.001 U
Chromium	mg/L	0.002 U	0.002 U	0.002 U	0.002 U	0.0069 I	0.002 U	NA	0.002 U	0.002 U	0.002 U	0.002 U	0.002 U	0.002 U
Copper	mg/L	0.0029 U	0.0029 U	0.0029 U	0.0029 U	0.0029 U	0.0029 U	NA	0.0029 U	0.0029 U	0.0029 U	0.0029 U	0.0029 U	0.0029 U
Iron	mg/L	11	5.8	7.6	7.8	34	13	NA	8.7	13	15	12	10	11
Lead	mg/L	0.002 U	0.002 U	0.002 U	0.002 U	0.002 U	0.002 U	NA	0.002 U	0.012	0.002 U	0.002 U	0.0024 I	0.002 U
Nickel	mg/L	0.004 I	0.0039 I	0.0034 I	0.0042 I	0.0072 I	0.0048 I	NA	0.0033 I	0.0037 I	0.0021 I	0.0024 I	0.0026 I	0.0032 I
Zinc	mg/L	0.005 U	0.005 U	0.005 U	0.005 U	0.005 U	0.005 U	NA	0.005 U	0.005 U	0.005 U	0.005 U	0.005 U	0.005 U

Notes:

1. Samples collected from the combined influent from all extraction wells. Analyzed parameters the same as for system effluent specified in Manatee County Utility Operations Department Office of Industrial Compliance (MCUO) Permit IW0025S.
2. D - Concentration is based on a diluted sample analysis.
3. I - The reported value is between the laboratory method detection limit and the laboratory practical quantitation limit.
4. J - The compound was positively identified: However, the associated numerical value is an estimated concentration only.
5. U - Indicates that a compound was analyzed for but not detected. The value associated with the qualifier is the laboratory method detection limit.
6. NA - Not analyzed.
7. Results are based on validated analytical reports from the laboratory.
8. Results are presented in milligrams per liter (mg/L).

Table 3
Analytical Results - System Mid-Process
Interim Remedial Action System
Lockheed Martin, Tallevast Site
Tallevast, Florida

Parameter	Units	9/11/2006		9/19/2006		9/20/2006		9/21/2006		10/6/2006		10/12/2006		10/27/2006		11/21/2006		12/6/2006		12/13/2006		1/15/2007		2/7/2007		2/9/2007		3/22/2007	
1,4-Dioxane	mg/L	0.001	U	0.001	U	0.001	U	0.001	U	0.01	U	0.01	U	0.017		0.001	U	0.01	U	0.00076	U	0.00076	U	0.00076	U	0.00076	U	0.00076	U
1,1-Dichloroethane	mg/L	0.0012		0.00081	I	0.0019		0.00085	I	0.0015		0.0027		0.0034		0.0096		0.016		0.03		0.025		0.018		0.032		0.026	
1,1-Dichloroethene	mg/L	0.00045	U	0.00045	U	0.00045	U	0.00045	U	0.00045	U	0.00045	U	0.00045	U	0.00045	U	0.00045	U	0.002		0.00083	U	0.00083	U	0.00045	U	0.00083	U
cis-1,2-Dichloroethene	mg/L	0.00065	U	0.00065	U	0.00065	U	0.00065	U	0.00065	U	0.00065	U	0.00065	U	0.00065	U	0.00065	U	0.00075	U	0.00075	U	0.00075	U	0.00065	U	0.00075	U
Tetrachloroethene	mg/L	0.0005	U	0.0005	U	0.0005	U	0.0005	U	0.0005	U	0.0005	U	0.0005	U	0.0005	U	0.0005	U	0.00065	U	0.00065	U	0.00065	U	0.0005	U	0.00065	U
Trichloroethene	mg/L	0.0005	U	0.0005	U	0.0005	U	0.0005	U	0.0005	U	0.0005	U	0.0005	U	0.0005	U	0.0005	U	0.0033		0.00088	I	0.00071	U	0.0005	U	0.003	
Vinyl Chloride	mg/L	0.0005	U	0.0005	U	0.0005	U	0.0005	U	0.0005	U	0.0005	U	0.0005	U	0.0005	U	0.0005	U	0.00052	U	0.00052	U	0.00052	U	0.0005	U	0.00052	U
Aluminum	mg/L	0.07	U	0.07	U	0.07	U	0.07	U	0.07	U	0.07	U	0.4		0.08	I	0.07	U	0.0635	I	0.33	J	0.339	ID	0.082	I	0.3	
Arsenic	mg/L	0.0048	U	0.019		0.0083	I	0.0086	I	0.0048	U	0.0048	U	0.0048	U	0.0048	U	0.0048	U	0.00162	I	0.00115	I	0.01	U	0.0048	U	0.004	U
Beryllium	mg/L	0.00074	U	0.00074	U	0.00074	U	0.0021	I	0.00074	U	0.00074	U	0.00074	U	0.00074	U	0.00074	U	0.00081	U	0.00081	U	0.00081	U	0.00074	U	0.0007	U
Cadmium	mg/L	0.00071	U	0.00071	U	0.00071	U	0.00071	U	0.00071	U	0.00071	U	0.00071	U	0.00071	U	0.00071	U	0.005	U	0.005	U	0.0003	U	0.00071	U	0.0007	I
Chromium	mg/L	0.0017	U	0.0023	I	0.0033	I	0.0077	I	0.0028	I	0.0042	I	0.028		0.0022	I	0.0029	I	0.01	U	0.0209		0.012	UI	0.0017	U	0.003	U
Copper	mg/L	0.0029	U	0.0029	U	0.0029	U	0.0029	U	0.0029	U	0.0029	U	0.0029	U	0.0029	U	0.0029	U	0.00063	U	0.00063	U	0.000732	I	0.0029	U	0.003	U
Iron	mg/L	NA		NA		NA		NA		NA		NA		NA		NA		NA		18.8	D	12.3	D	19.6	D	NA		NA	
Lead	mg/L	0.0016	U	0.0016	U	0.0016	U	0.0016	U	0.0016	U	0.0016	U	0.0046	I	0.0016	U	0.0025	I	0.00017	U	0.00017	U	0.00017	U	0.003	I	0.003	I
Nickel	mg/L	0.007	I	0.008	I	0.04		0.058		0.013	I	0.0076	I	0.014	I	0.0081	I	0.0047	U	0.00509	I	0.0133		0.00744	I	0.0064	I	0.008	I
Zinc	mg/L	0.051		0.057		0.036	U	0.037		0.0091	I	0.0076	I	0.012	I	0.0059	U	0.0059	U	0.00798	I	0.00866	J	0.1	U	0.015	I	0.02	U

See Notes on Page 18.

Table 3
Analytical Results - System Mid-Process
Interim Remedial Action System
Lockheed Martin, Tallevast Site
Tallevast, Florida

Parameter	Units	4/18/2007	5/21/2007	6/20/2007	7/16/2007	8/16/2007	9/26/2007	10/24/2007	11/8/2007	12/20/2007	1/25/2008	2/4/2008	2/5/2008	2/6/2008	2/12/2008
1,4-Dioxane	mg/L	0.00069 U	0.00069 U	0.00069 U	0.00069 U	0.00069 U	0.00069 U	0.00069 U	0.00069 U	0.0032	0.0041	0.0034	0.00054 U	0.00054 U	0.00054 U
1,1-Dichloroethane	mg/L	0.015	0.025	0.025	0.055	0.026	0.013	0.012	0.0095	0.02	0.015	0.0094	0.019	0.027	0.018
1,1-Dichloroethene	mg/L	0.00083 U	0.00083 U	0.00083 U	0.00083 U	0.00083 U	0.0004 U	0.00083 U	0.0004 U	0.00083 U	0.00045 U	0.00045 U	0.00045 U	0.00045 U	0.00045 U
cis-1,2-Dichloroethene	mg/L	0.00075 U	0.00075 U	0.00075 U	0.00075 U	0.00075 U	0.00018 U	0.00075 U	0.00018 U	0.00075 U	0.00065 U	0.00065 U	0.00065 U	0.00065 U	0.00065 U
Tetrachloroethene	mg/L	0.00065 U	0.00065 U	0.00065 U	0.00065 U	0.00065 U	0.00047 U	0.00065 U	0.00047 U	0.00065 U	0.0012	0.0005 U	0.0005 U	0.0005 U	0.0005 U
Trichloroethene	mg/L	0.00071 U	0.001	0.00071 U	0.001	0.00071 U	0.00026 U	0.00081 I	0.00073 I	0.003	0.009	0.0037	0.0005 U	0.0005 U	0.0005 U
Vinyl Chloride	mg/L	0.00052 U	0.00052 U	0.00052 U	0.00052 U	0.00052 U	0.00091 U	0.00052 U	0.00091 U	0.00052 U	0.0005 U	0.0005 U	0.0005 U	0.0005 U	0.0005 U
Aluminum	mg/L	0.0509 I	0.232	0.29	0.06 I	NA	0.05 I	NA	0.2 U	0.05 U	NA	0.015 U	0.015 U	0.089	0.05 U
Arsenic	mg/L	0.00138 I	0.01 U	0.004 U	0.004 U	NA	0.004 U	NA	0.004 U	0.004 U	NA	0.00091 I	0.0025	0.0047	0.0024 I
Beryllium	mg/L	0.00081 U	0.00081 U	0.0007 U	0.0007 U	NA	0.0007 U	NA	0.0007 U	0.0007 U	NA	0.000065 U	0.000065 U	0.000065 U	0.000065 U
Cadmium	mg/L	0.0003 U	0.000385 I	0.0005 I	0.0005 U	NA	0.0005 U	NA	0.0005 U	0.0005 U	NA	0.00012 U	0.00012 U	0.00012 U	0.00012 U
Chromium	mg/L	0.00292 I	0.01 U	0.003 U	0.003 U	NA	0.003 U	NA	0.003 U	0.003 U	NA	0.0006 U	0.001 I	0.002 I	0.0013 I
Copper	mg/L	0.00177 I	0.0134 U	0.003 U	0.003 U	NA	0.004 I	NA	0.003 U	0.003 U	NA	0.0012 U	0.0012 U	0.0016 J	0.0012 U
Iron	mg/L	20.4 D	12.6 D	20.3	11.1	NA	5.5	NA	8.27	NA	NA	0.3	5.3	4.7	6.7
Lead	mg/L	0.00017 U	0.005 U	0.002 U	0.002 U	NA	0.002 U	NA	0.002 U	0.002 U	NA	0.00015 U	0.00015 U	0.00015 U	0.00015 U
Nickel	mg/L	0.0058 I	0.00802 I	0.004 I	0.003 I	NA	0.004 I	NA	0.00401 I	0.002 U	NA	0.0036	0.005	0.0065	0.0034
Zinc	mg/L	0.0141 I	0.05 U	0.02	0.003 U	NA	0.021	NA	0.00579 I	0.02 U	NA	0.02 U	0.02 U	0.021 J	0.011 I

See Notes on Page 18.

Table 3
Analytical Results - System Mid-Process
Interim Remedial Action System
Lockheed Martin, Tallevast Site
Tallevast, Florida

Parameter	Units	2/19/2008	2/26/2008	3/4/2008	3/7/2008	3/10/2008	3/28/2008 (2.9)	3/28/2008 (3.1)	3/28/2008 (3.3)	3/28/2008 (3.5)	3/28/2008 (3.7)	3/28/2008 (3.9)	4/1/2008	4/3/2008	4/11/2008
1,4-Dioxane	mg/L	0.00054 U	0.00054 U	0.00054 U	0.001 U	0.001 U	0.001 U	0.001 U	0.001 U	0.001 U	0.001 U	0.001 U	0.022	0.084	0.079
1,1-Dichloroethane	mg/L	0.021	0.017	0.016	0.015	0.027	0.018	0.016	0.016	0.013	0.013	0.017	0.033	0.042	0.041
1,1-Dichloroethene	mg/L	0.00045 U	0.00045 U	0.00045 U	0.00045 U	0.00045 U	0.00045 U	0.00045 U	0.00045 U	0.00045 U	0.00045 U	0.00045 U	0.00045 U	0.00045 U	0.00045 U
cis-1,2-Dichloroethene	mg/L	0.00065 U	0.00065 U	0.00065 U	0.00065 U	0.00065 U	0.00065 U	0.00065 U	0.00065 U	0.00065 U	0.00065 U	0.00065 U	0.00065 U	0.0051	0.004
Tetrachloroethene	mg/L	0.0005 U	0.0005 U	0.0005 U	0.0005 U	0.0005 U	0.0005 U	0.0005 U	0.0005 U	0.0005 U	0.0005 U	0.0005 U	0.0026	0.011	0.01
Trichloroethene	mg/L	0.0005 U	0.0005 U	0.0005 U	0.0005 U	0.0005 U	0.0005 U	0.0005 U	0.0005 U	0.0005 U	0.0005 U	0.0005 U	0.013	0.14 DJ	0.14
Vinyl Chloride	mg/L	0.0005 U	0.0005 U	0.0005 U	0.0005 U	0.0005 U	0.0005 U	0.0005 U	0.0005 U	0.0005 U	0.0005 U	0.0005 U	0.0005 U	0.0005 U	0.0005 U
Aluminum	mg/L	0.04 I	0.09	0.028 I	NA	NA	NA	NA	NA	NA	NA	NA	NA	NA	NA
Arsenic	mg/L	0.0027	0.0029	0.0031	NA	NA	NA	NA	NA	NA	NA	NA	NA	NA	NA
Beryllium	mg/L	0.000065 U	0.000065 U	0.000065 U	NA	NA	NA	NA	NA	NA	NA	NA	NA	NA	NA
Cadmium	mg/L	0.00012 U	0.00012 U	0.00012 U	NA	NA	NA	NA	NA	NA	NA	NA	NA	NA	NA
Chromium	mg/L	0.005 U	0.0006 U	0.005 U	NA	NA	NA	NA	NA	NA	NA	NA	NA	NA	NA
Copper	mg/L	0.0012 U	0.0012 U	0.0012 U	NA	NA	NA	NA	NA	NA	NA	NA	NA	NA	NA
Iron	mg/L	7.6	5.8	7.8 J	NA	NA	NA	NA	NA	NA	NA	NA	NA	NA	NA
Lead	mg/L	0.00015 U	0.00015 U	0.00015 U	NA	NA	NA	NA	NA	NA	NA	NA	NA	NA	NA
Nickel	mg/L	0.0034	0.0031	0.0053	NA	NA	NA	NA	NA	NA	NA	NA	NA	NA	NA
Zinc	mg/L	0.0065 U	0.012 I	0.0068 I	NA	NA	NA	NA	NA	NA	NA	NA	NA	NA	NA

See Notes on Page 18.

Table 3
Analytical Results - System Mid-Process
Interim Remedial Action System
Lockheed Martin, Tallevast Site
Tallevast, Florida

Parameter	Units	4/16/2008	4/17/2008	4/22/2008	4/24/2008	4/30/2008	5/1/2008 (A)	5/1/2008 (A & B)	5/2/2008	5/6/2008	5/8/2008	5/9/2008	5/13/2008	5/15/2008	5/20/2008
1,4-Dioxane	mg/L	0.016	0.065	0.046	0.018	0.0045	0.0072	0.0011	0.0025	0.0011	0.002	0.001 U	0.001 U	0.001 U	0.001 UJ
1,1-Dichloroethane	mg/L	0.024	0.037	0.026	0.028	0.022	0.022	0.017	0.018	0.02	0.018	0.017	0.00052 U	0.019	0.023
1,1-Dichloroethene	mg/L	0.00045 U	0.00045 U	0.00045 U	0.00045 U	0.00045 U	0.00045 U	0.00045 U	0.00045 U	0.00045 U	0.00045 U	0.00045 U	0.00045 U	0.00045 U	0.00045 U
cis-1,2-Dichloroethene	mg/L	0.00065 U	0.0033	0.00065 U	0.00065 U	0.00065 U	0.00065 U	0.00065 U	0.00065 U	0.00065 U	0.00065 U	0.00065 U	0.00065 U	0.00065 U	0.00065 U
Tetrachloroethene	mg/L	0.0024	0.013	0.005 J	0.0049	0.0024	0.0031	0.0013	0.0012	0.001	0.0005 UJ	0.0005 UJ	0.0005 UJ	0.0005 U	0.00085 J
Trichloroethene	mg/L	0.014	0.11	0.03	0.0094	0.0031	0.0044	0.0011	0.0011	0.00094 I	0.0005 U	0.0005 U	0.0005 U	0.0005 U	0.0005 U
Vinyl Chloride	mg/L	0.0005 U	0.0005 U	0.0005 U	0.0005 U	0.0005 U	0.0005 U	0.0005 U	0.0005 U	0.0005 U	0.0005 U	0.0005 U	0.0005 U	0.0005 U	0.0005 U
Aluminum	mg/L	NA	0.029 I	NA	NA	NA	NA	NA	NA	NA	NA	NA	NA	NA	NA
Arsenic	mg/L	NA	0.0025 U	NA	NA	NA	NA	NA	NA	NA	NA	NA	NA	NA	NA
Beryllium	mg/L	NA	0.000065 U	NA	NA	NA	NA	NA	NA	NA	NA	NA	NA	NA	NA
Cadmium	mg/L	NA	0.00012 U	NA	NA	NA	NA	NA	NA	NA	NA	NA	NA	NA	NA
Chromium	mg/L	NA	0.005 U	NA	NA	NA	NA	NA	NA	NA	NA	NA	NA	NA	NA
Copper	mg/L	NA	0.0024 I	NA	NA	NA	NA	NA	NA	NA	NA	NA	NA	NA	NA
Iron	mg/L	NA	4.6	NA	NA	NA	NA	NA	NA	NA	NA	NA	NA	NA	NA
Lead	mg/L	NA	0.00089 I	NA	NA	NA	NA	NA	NA	NA	NA	NA	NA	NA	NA
Nickel	mg/L	NA	0.0017 J	NA	NA	NA	NA	NA	NA	NA	NA	NA	NA	NA	NA
Zinc	mg/L	NA	0.016 I	NA	NA	NA	NA	NA	NA	NA	NA	NA	NA	NA	NA

See Notes on Page 18.

Table 3
Analytical Results - System Mid-Process
Interim Remedial Action System
Lockheed Martin, Tallevast Site
Tallevast, Florida

Parameter	Units	5/22/2008	5/27/2008	5/29/2008	6/9/2008	6/12/2008	6/18/2008	6/24/2008	6/26/2008	7/1/2008	7/7/2008	7/10/2008	7/17/2008	7/22/2008	7/24/2008
1,4-Dioxane	mg/L	0.00083 I	0.00054 UJ	0.0013 J	0.0023	0.00068 I	0.01	0.00054 U	0.003	0.001 U	0.001 U	0.0012	R	0.00054 U	0.00074 I
1,1-Dichloroethane	mg/L	0.021	0.022	0.023 J	0.016	0.023	0.024	0.022	0.019	0.021	0.026	0.019	0.021 J	0.018	0.018
1,1-Dichloroethene	mg/L	0.00045 U	0.00045 U	R	0.00045 U	0.00045 U	0.00045 U	0.00045 U	0.00045 U	0.00045 U	0.00045 U	0.00045 U	R	0.00045 U	0.00045 U
cis-1,2-Dichloroethene	mg/L	0.00065 U	0.00065 U	R	0.00065 U	0.00065 U	0.00065 U	0.00065 U	0.00065 U	0.00065 U	0.00065 U	0.00065 U	R	0.00065 U	0.00065 U
Tetrachloroethene	mg/L	0.00081 I	0.0005 U	0.0007 J	0.001	0.00079 I	0.007	0.00061 I	0.0005 I	0.00076 I	0.001	0.0005 U	R	0.0019	0.0019 J
Trichloroethene	mg/L	0.0005 U	0.0005 U	R	0.00071 I	0.0005 U	0.0064	0.0005 U	0.0005 U	0.0005 U	0.0011	0.00058 I	R	0.0005 U	0.0005 U
Vinyl Chloride	mg/L	0.0005 U	0.0005 U	R	0.0005 U	0.0005 U	0.0005 U	0.0005 U	0.0005 U	0.0005 U	0.0005 U	0.0005 U	R	0.0005 U	0.0005 U
Aluminum	mg/L	NA	NA	NA	NA	0.07 U	NA	NA	NA	NA	NA	NA	NA	NA	NA
Arsenic	mg/L	NA	NA	NA	NA	0.0048 U	NA	NA	NA	NA	NA	NA	NA	NA	NA
Beryllium	mg/L	NA	NA	NA	NA	0.00074 U	NA	NA	NA	NA	NA	NA	NA	NA	NA
Cadmium	mg/L	NA	NA	NA	NA	0.00071 U	NA	NA	NA	NA	NA	NA	NA	NA	NA
Chromium	mg/L	NA	NA	NA	NA	0.0029 I	NA	NA	NA	NA	NA	NA	NA	NA	NA
Copper	mg/L	NA	NA	NA	NA	0.0029 U	NA	NA	NA	NA	NA	NA	NA	NA	NA
Iron	mg/L	NA	NA	NA	NA	5.4	NA	NA	NA	NA	NA	NA	NA	NA	NA
Lead	mg/L	NA	NA	NA	NA	0.0016 U	NA	NA	NA	NA	NA	NA	NA	NA	NA
Nickel	mg/L	NA	NA	NA	NA	0.0047 U	NA	NA	NA	NA	NA	NA	NA	NA	NA
Zinc	mg/L	NA	NA	NA	NA	0.0059 U	NA	NA	NA	NA	NA	NA	NA	NA	NA

See Notes on Page 18.

Table 3
Analytical Results - System Mid-Process
Interim Remedial Action System
Lockheed Martin, Tallevast Site
Tallevast, Florida

Parameter	Units	7/29/2008	7/31/2008	5/4/2009	5/6/2009	5/7/2009	5/8/2009	5/11/2009	5/14/2009	5/18/2009	5/21/2009	5/26/2009	5/28/2009	6/1/2009	6/4/2009
1,4-Dioxane	mg/L	0.00093 I	0.00054 U	0.001 U	0.001 U	0.001 U	0.0079	0.0032	0.016	0.0046	0.001 U	0.001 U	0.001 U	0.002	0.0017 I
1,1-Dichloroethane	mg/L	0.027	0.021	0.0069	0.0062	0.023	0.043	0.031	0.035	0.033	0.012	0.017	0.017	0.00052 U	0.022
1,1-Dichloroethene	mg/L	0.00045 U	0.00045 U	0.00045 U	0.00045 U	0.00045 U	0.00045 U	0.00045 U	0.00045 U	0.00045 U	0.00045 U	0.00045 U	0.00045 U	0.00045 U	0.00045 U
cis-1,2-Dichloroethene	mg/L	0.00065 U	0.00065 U	0.00065 U	0.00065 U	0.00065 U	0.00065 U	0.00065 U	0.0019	0.00065 U	0.00065 U	0.00065 U	0.00065 U	0.00065 U	0.00065 U
Tetrachloroethene	mg/L	0.0014 J	0.0005 U	0.0005 U	0.0005 U	0.0019	0.028	0.0048	0.031	0.0076	0.0005 U	0.0013	0.0017	0.0005 U	0.0027 J
Trichloroethene	mg/L	0.0018	0.00064 I	0.0005 U	0.0005 U	0.0005 U	0.017	0.0031	0.029	0.0044	0.0005 U	0.0005 I	0.0005 U	0.0005 U	0.00087 I
Vinyl Chloride	mg/L	0.0005 U	0.0005 U	0.0005 U	0.0005 U	0.0005 U	0.0005 U	0.0005 U	0.0005 U	0.0005 U	0.0005 U	0.0005 U	0.0005 U	0.0005 U	0.0005 U
Aluminum	mg/L	NA	NA	NA	NA	NA	NA	NA	NA	NA	NA	NA	NA	NA	NA
Arsenic	mg/L	NA	NA	NA	NA	NA	NA	NA	NA	NA	NA	NA	NA	NA	NA
Beryllium	mg/L	NA	NA	NA	NA	NA	NA	NA	NA	NA	NA	NA	NA	NA	NA
Cadmium	mg/L	NA	NA	NA	NA	NA	NA	NA	NA	NA	NA	NA	NA	NA	NA
Chromium	mg/L	NA	NA	NA	NA	NA	NA	NA	NA	NA	NA	NA	NA	NA	NA
Copper	mg/L	NA	NA	NA	NA	NA	NA	NA	NA	NA	NA	NA	NA	NA	NA
Iron	mg/L	NA	NA	NA	NA	NA	NA	NA	NA	NA	NA	NA	NA	NA	NA
Lead	mg/L	NA	NA	NA	NA	NA	NA	NA	NA	NA	NA	NA	NA	NA	NA
Nickel	mg/L	NA	NA	NA	NA	NA	NA	NA	NA	NA	NA	NA	NA	NA	NA
Zinc	mg/L	NA	NA	NA	NA	NA	NA	NA	NA	NA	NA	NA	NA	NA	NA

See Notes on Page 18.

Table 3
Analytical Results - System Mid-Process
Interim Remedial Action System
Lockheed Martin, Tallevast Site
Tallevast, Florida

Parameter	Units	6/8/2009	6/11/2009	6/15/2009	6/18/2009	6/22/2009	6/25/2009	6/29/2009	7/1/2009	7/6/2009	7/9/2009	7/13/2009	7/16/2009	7/20/2009	7/23/2009
1,4-Dioxane	mg/L	0.0011 I	0.001 U	0.001 U	0.001 U	0.001 U	0.001 U	0.001 U	0.001 U	0.001 U	0.001 U	0.001 U	0.001 U	0.001 U	0.001 U
1,1-Dichloroethane	mg/L	0.018	0.018	0.023	0.026	0.023	0.018	0.025	0.018	0.028	0.017	0.014	0.017	0.016	0.011
1,1-Dichloroethene	mg/L	0.00045 U	0.00045 U	0.00045 U	0.00045 U	0.00045 U	0.00045 U	0.00045 U	0.00045 UJ	0.00045 U	0.00045 U	0.00045 U	0.00045 U	0.00045 U	0.00045 U
cis-1,2-Dichloroethene	mg/L	0.00065 U	0.00065 U	0.00065 U	0.00065 U	0.00065 U	0.00065 U	0.00065 U	0.00065 U	0.00065 U	0.00065 U	0.00065 U	0.00065 U	0.00065 U	0.00065 U
Tetrachloroethene	mg/L	0.0005 U	0.0005 U	0.0014	0.0023	0.0036	0.0005 U	0.0005 U	0.0005 U	0.0026	0.0005 U	0.0005 U	0.0005 U	0.00068 I	0.0005 U
Trichloroethene	mg/L	0.0005 U	0.0005 U	0.0005 U	0.00064 I	0.0015	0.0005 U	0.0005 U	0.0005 U	0.0005 U	0.0005 U	0.0005 U	0.0005 U	0.0005 U	0.0005 U
Vinyl Chloride	mg/L	0.0005 U	0.0005 U	0.0005 U	0.0005 U	0.0005 U	0.0005 U	0.0005 U	0.0005 U	0.0005 U	0.0005 U	0.0005 U	0.0005 U	0.0005 U	0.0005 U
Aluminum	mg/L	NA	NA	NA	NA	NA	NA	NA	NA	NA	NA	NA	NA	NA	NA
Arsenic	mg/L	NA	NA	NA	NA	NA	NA	NA	NA	NA	NA	NA	NA	NA	NA
Beryllium	mg/L	NA	NA	NA	NA	NA	NA	NA	NA	NA	NA	NA	NA	NA	NA
Cadmium	mg/L	NA	NA	NA	NA	NA	NA	NA	NA	NA	NA	NA	NA	NA	NA
Chromium	mg/L	NA	NA	NA	NA	NA	NA	NA	NA	NA	NA	NA	NA	NA	NA
Copper	mg/L	NA	NA	NA	NA	NA	NA	NA	NA	NA	NA	NA	NA	NA	NA
Iron	mg/L	NA	NA	NA	NA	NA	NA	NA	NA	NA	NA	NA	NA	NA	NA
Lead	mg/L	NA	NA	NA	NA	NA	NA	NA	NA	NA	NA	NA	NA	NA	NA
Nickel	mg/L	NA	NA	NA	NA	NA	NA	NA	NA	NA	NA	NA	NA	NA	NA
Zinc	mg/L	NA	NA	NA	NA	NA	NA	NA	NA	NA	NA	NA	NA	NA	NA

See Notes on Page 18.

Table 3
Analytical Results - System Mid-Process
Interim Remedial Action System
Lockheed Martin, Tallevast Site
Tallevast, Florida

Parameter	Units	7/28/2009	8/4/2009	8/11/2009	8/18/2009	8/26/2009	9/1/2009	9/1/2009	9/4/2009	9/9/2009	9/15/2009	9/22/2009	9/29/2009	10/6/2009	10/13/2009
1,4-Dioxane	mg/L	0.001 U	0.001 U	0.001 U	0.001 UJ	0.001 U	0.001 U	0.001 U	0.001 U	0.001 U	0.001 U	0.001 U	0.001 U	0.001 UJ	0.001 U
1,1-Dichloroethane	mg/L	0.022	0.016	0.012	0.017	0.015	0.013	0.012	0.015	0.014	0.012	0.01	0.0099	0.016	0.0092
1,1-Dichloroethene	mg/L	0.00045 U	0.00045 U	0.00045 U	0.00045 U	0.00045 U	0.00045 U	0.00045 U	0.00045 U	0.00045 U	0.00045 U	0.00045 U	0.00045 U	0.00045 U	0.00045 U
cis-1,2-Dichloroethene	mg/L	0.00065 U	0.00065 U	0.00065 U	0.00065 U	0.00065 U	0.00065 U	0.00065 U	0.00065 U	0.00065 U	0.00065 U	0.00065 U	0.00065 U	0.00065 U	0.00065 U
Tetrachloroethene	mg/L	0.0005 U	0.0005 U	0.0005 U	0.0005 U	0.0005 U	0.0005 U	0.0005 U	0.0005 U	0.0005 U	0.0005 U	0.0005 U	0.0005 U	0.0005 U	0.0005 U
Trichloroethene	mg/L	0.0005 U	0.0005 U	0.0005 U	0.0005 U	0.0005 U	0.0005 U	0.0005 U	0.0005 U	0.0005 U	0.0005 U	0.0005 U	0.0005 U	0.0005 U	0.0005 U
Vinyl Chloride	mg/L	0.0005 U	0.0005 U	0.0005 U	0.0005 U	0.0005 U	0.0005 U	0.0005 U	0.0005 U	0.0005 U	0.0005 U	0.0005 U	0.0005 U	0.0005 U	0.0005 U
Aluminum	mg/L	NA	NA	NA	NA	NA	NA	NA	NA	NA	NA	NA	NA	NA	NA
Arsenic	mg/L	NA	NA	NA	NA	NA	NA	NA	NA	NA	NA	NA	NA	NA	NA
Beryllium	mg/L	NA	NA	NA	NA	NA	NA	NA	NA	NA	NA	NA	NA	NA	NA
Cadmium	mg/L	NA	NA	NA	NA	NA	NA	NA	NA	NA	NA	NA	NA	NA	NA
Chromium	mg/L	NA	NA	NA	NA	NA	NA	NA	NA	NA	NA	NA	NA	NA	NA
Copper	mg/L	NA	NA	NA	NA	NA	NA	NA	NA	NA	NA	NA	NA	NA	NA
Iron	mg/L	NA	NA	NA	NA	NA	NA	NA	NA	NA	NA	NA	NA	NA	NA
Lead	mg/L	NA	NA	NA	NA	NA	NA	NA	NA	NA	NA	NA	NA	NA	NA
Nickel	mg/L	NA	NA	NA	NA	NA	NA	NA	NA	NA	NA	NA	NA	NA	NA
Zinc	mg/L	NA	NA	NA	NA	NA	NA	NA	NA	NA	NA	NA	NA	NA	NA

See Notes on Page 18.

Table 3
Analytical Results - System Mid-Process
Interim Remedial Action System
Lockheed Martin, Tallevast Site
Tallevast, Florida

Parameter	Units	10/20/2009	10/27/2009	11/3/2009	11/10/2009	11/17/2009	11/23/2009	12/1/2009	12/8/2009	12/15/2009	12/21/2009	12/28/2009	1/5/2010	1/12/2010	1/19/2010
1,4-Dioxane	mg/L	0.001 U	0.001 U	0.001 U	0.001 U	0.001 U	0.001 U	0.001 U	0.001 U	0.001 U	0.001 U	0.001 U	0.001 U	0.001 U	0.001 U
1,1-Dichloroethane	mg/L	0.0075	0.015	0.0071	0.0093	0.009	0.009	0.0075	0.0076	0.0082	0.0084	0.0087	0.007	0.0077	0.012
1,1-Dichloroethene	mg/L	0.00045 U	0.00045 U	0.00045 U	0.00045 U	0.00045 U	0.00045 U	0.00045 U	0.00045 U	0.00045 U	0.00045 U	0.00045 U	0.00045 U	0.00045 U	0.00045 U
cis-1,2-Dichloroethene	mg/L	0.00065 U	0.00065 U	0.00065 U	0.00065 U	0.00065 U	0.00065 U	0.00065 U	0.00065 U	0.00065 U	0.00065 U	0.00065 U	0.00065 U	0.00065 U	0.00065 U
Tetrachloroethene	mg/L	0.0005 U	0.0005 U	0.0005 U	0.0005 U	0.0005 U	0.0005 U	0.0005 U	0.0005 U	0.0005 U	0.0005 U	0.0005 U	0.0005 U	0.0005 U	0.0005 U
Trichloroethene	mg/L	0.0005 U	0.0005 U	0.0005 U	0.0005 U	0.0005 U	0.0005 U	0.0005 U	0.0005 U	0.0005 U	0.0005 U	0.0005 U	0.0005 U	0.0005 U	0.0005 U
Vinyl Chloride	mg/L	0.0005 U	0.0005 U	0.0005 U	0.0005 U	0.0005 U	0.0005 U	0.0005 U	0.0005 U	0.0005 U	0.0005 U	0.0005 U	0.0005 U	0.0005 U	0.0005 U
Aluminum	mg/L	NA	NA	NA	NA	NA	NA	NA	NA	NA	NA	NA	NA	NA	NA
Arsenic	mg/L	NA	NA	NA	NA	NA	NA	NA	NA	NA	NA	NA	NA	NA	NA
Beryllium	mg/L	NA	NA	NA	NA	NA	NA	NA	NA	NA	NA	NA	NA	NA	NA
Cadmium	mg/L	NA	NA	NA	NA	NA	NA	NA	NA	NA	NA	NA	NA	NA	NA
Chromium	mg/L	NA	NA	NA	NA	NA	NA	NA	NA	NA	NA	NA	NA	NA	NA
Copper	mg/L	NA	NA	NA	NA	NA	NA	NA	NA	NA	NA	NA	NA	NA	NA
Iron	mg/L	NA	NA	NA	NA	NA	NA	NA	NA	NA	NA	NA	NA	NA	NA
Lead	mg/L	NA	NA	NA	NA	NA	NA	NA	NA	NA	NA	NA	NA	NA	NA
Nickel	mg/L	NA	NA	NA	NA	NA	NA	NA	NA	NA	NA	NA	NA	NA	NA
Zinc	mg/L	NA	NA	NA	NA	NA	NA	NA	NA	NA	NA	NA	NA	NA	NA

See Notes on Page 18.

Table 3
Analytical Results - System Mid-Process
Interim Remedial Action System
Lockheed Martin, Tallevast Site
Tallevast, Florida

Parameter	Units	1/26/2010	2/2/2010	2/10/2010	2/16/2010	2/23/2010	3/2/2010	3/9/2010	3/16/2010	3/23/2010	3/30/2010	4/6/2010	4/13/2010	4/22/2010	4/27/2010
1,4-Dioxane	mg/L	0.001 U	0.001 U	0.001 U	0.001 U	0.001 U	0.001 U	0.001 U	0.001 U	0.001 U	0.001 U	0.001 U	0.001 U	0.001 U	0.001 U
1,1-Dichloroethane	mg/L	0.012	0.011	0.01	0.011	0.013	0.0083	0.015	0.0096	0.0082	0.0093	0.0085	0.01	0.013	0.014
1,1-Dichloroethene	mg/L	0.00045 U	0.00045 U	0.00045 U	0.00045 U	0.00045 U	0.00045 U	0.00045 U	0.00045 U	0.00045 U	0.00045 U	0.00045 U	0.00045 U	0.00045 U	0.00045 U
cis-1,2-Dichloroethene	mg/L	0.00065 U	0.00065 U	0.00065 U	0.00065 U	0.00065 U	0.00065 U	0.00065 U	0.00065 U	0.00065 U	0.00065 U	0.00065 U	0.00065 U	0.00065 U	0.00065 U
Tetrachloroethene	mg/L	0.0005 U	0.0005 U	0.0005 U	0.0005 U	0.0005 U	0.0005 U	0.0005 U	0.0005 U	0.0005 U	0.0005 U	0.0005 U	0.0005 U	0.0005 U	0.0005 U
Trichloroethene	mg/L	0.0005 U	0.0005 U	0.0005 U	0.0005 U	0.0005 U	0.0005 U	0.0005 U	0.0005 U	0.0005 U	0.0005 U	0.0005 U	0.0005 U	0.0005 U	0.0005 U
Vinyl Chloride	mg/L	0.0005 U	0.0005 U	0.0005 U	0.0005 U	0.0005 U	0.0005 U	0.0005 U	0.0005 U	0.0005 U	0.0005 U	0.0005 U	0.0005 U	0.0005 U	0.0005 U
Aluminum	mg/L	NA	NA	NA	NA	NA	NA	NA	NA	NA	NA	NA	NA	NA	NA
Arsenic	mg/L	NA	NA	NA	NA	NA	NA	NA	NA	NA	NA	NA	NA	NA	NA
Beryllium	mg/L	NA	NA	NA	NA	NA	NA	NA	NA	NA	NA	NA	NA	NA	NA
Cadmium	mg/L	NA	NA	NA	NA	NA	NA	NA	NA	NA	NA	NA	NA	NA	NA
Chromium	mg/L	NA	NA	NA	NA	NA	NA	NA	NA	NA	NA	NA	NA	NA	NA
Copper	mg/L	NA	NA	NA	NA	NA	NA	NA	NA	NA	NA	NA	NA	NA	NA
Iron	mg/L	NA	NA	NA	NA	NA	NA	NA	NA	NA	NA	NA	NA	NA	NA
Lead	mg/L	NA	NA	NA	NA	NA	NA	NA	NA	NA	NA	NA	NA	NA	NA
Nickel	mg/L	NA	NA	NA	NA	NA	NA	NA	NA	NA	NA	NA	NA	NA	NA
Zinc	mg/L	NA	NA	NA	NA	NA	NA	NA	NA	NA	NA	NA	NA	NA	NA

See Notes on Page 18.

Table 3
Analytical Results - System Mid-Process
Interim Remedial Action System
Lockheed Martin, Tallevast Site
Tallevast, Florida

Parameter	Units	5/4/2010	5/11/2010	5/18/2010	5/25/2010	6/1/2010	6/8/2010	6/15/2010	6/22/2010	6/29/2010	7/6/2010	7/13/2010	7/20/2010	7/26/2010	07/29/10
1,4-Dioxane	mg/L	0.001 U	0.001 U	0.001 U	0.001 U	0.001 U	0.001 U	0.001 U	0.001 U	0.001 U	0.0001 U	0.0001 U	0.012	0.0029	0.001 U
1,1-Dichloroethane	mg/L	0.01	0.011	0.01	0.011	0.01	0.012	0.011	0.011	0.0099	0.014	0.015	0.02	0.018	0.0043
1,1-Dichloroethene	mg/L	0.00045 U	0.00045 U	0.00045 U	0.00045 U	0.00045 U	0.00045 U	0.00045 U	0.00045 U	0.00045 U	0.00045 U	0.00045 U	0.00045 U	0.00045 U	0.00045 U
cis-1,2-Dichloroethene	mg/L	0.00065 U	0.00065 U	0.00065 U	0.00065 U	0.00065 U	0.00065 U	0.00065 U	0.00065 U	0.00065 U	0.00065 U	0.00065 U	0.00065 U	0.00065 U	0.00065 U
Tetrachloroethene	mg/L	0.0005 U	0.0005 U	0.0005 U	0.0005 U	0.0005 U	0.0005 U	0.0005 U	0.0005 U	0.0005 U	0.0005 U	0.0005 U	0.0031	0.0012	0.0005 U
Trichloroethene	mg/L	0.0005 U	0.0005 U	0.0005 U	0.0005 U	0.0005 U	0.0005 U	0.0005 U	0.0005 U	0.0005 U	0.0005 U	0.0005 U	0.011	0.0013	0.0005 U
Vinyl Chloride	mg/L	0.0005 U	0.0005 U	0.0005 U	0.0005 U	0.0005 U	0.0005 U	0.0005 U	0.0005 U	0.0005 U	0.0005 U	0.0005 U	0.0005 U	0.0005 U	0.0005 U
Aluminum	mg/L	NA	NA	NA	NA	NA	NA	NA	NA	NA	NA	NA	NA	NA	NA
Arsenic	mg/L	NA	NA	NA	NA	NA	NA	NA	NA	NA	NA	NA	NA	NA	NA
Beryllium	mg/L	NA	NA	NA	NA	NA	NA	NA	NA	NA	NA	NA	NA	NA	NA
Cadmium	mg/L	NA	NA	NA	NA	NA	NA	NA	NA	NA	NA	NA	NA	NA	NA
Chromium	mg/L	NA	NA	NA	NA	NA	NA	NA	NA	NA	NA	NA	NA	NA	NA
Copper	mg/L	NA	NA	NA	NA	NA	NA	NA	NA	NA	NA	NA	NA	NA	NA
Iron	mg/L	NA	NA	NA	NA	NA	NA	NA	NA	NA	NA	NA	NA	NA	NA
Lead	mg/L	NA	NA	NA	NA	NA	NA	NA	NA	NA	NA	NA	NA	NA	NA
Nickel	mg/L	NA	NA	NA	NA	NA	NA	NA	NA	NA	NA	NA	NA	NA	NA
Zinc	mg/L	NA	NA	NA	NA	NA	NA	NA	NA	NA	NA	NA	NA	NA	NA

See Notes on Page 18.

Table 3
Analytical Results - System Mid-Process
Interim Remedial Action System
Lockheed Martin, Tallevast Site
Tallevast, Florida

Parameter	Units	08/03/10	8/04/2010 (15:45)	8/04/2010 (20:00)	8/05/2010 (0:00)	8/05/2010 (20:00)	8/06/2010 (0:00)	8/06/2010 (8:00)	8/06/2010 (15:00)	08/07/10	8/08/2010 (0:00)	8/08/2010 (4:00)	8/08/2010 (20:00)	8/09/2010 (0:00)	8/09/2010 (4:00)
1,4-Dioxane	mg/L	0.001 U	0.0019 I	0.001 I	0.001 U	0.001 U	0.001 U	0.001 U	0.001 U	0.001 U	0.001 U	0.001 U	0.001 U	0.001 U	0.001 U
1,1-Dichloroethane	mg/L	0.007	0.014	0.014	0.015	0.012	0.015	0.013	0.015	0.014	0.015	0.017	0.012	0.014	0.013
1,1-Dichloroethene	mg/L	0.00045 U	0.00045 U	0.00045 U	0.00045 U	0.00045 U	0.00045 U	0.00045 U	0.00045 U	0.00045 U	0.00045 U	0.00045 U	0.00045 U	0.00045 U	0.00045 U
cis-1,2-Dichloroethene	mg/L	0.00065 U	0.00065 U	0.00065 U	0.00065 U	0.00065 U	0.00065 U	0.00065 U	0.00065 U	0.00065 U	0.00065 U	0.00065 U	0.00065 U	0.00065 U	0.00065 U
Tetrachloroethene	mg/L	0.0005 U	0.0005 U	0.0005 U	0.0005 U	0.0005 U	0.0005 U	0.0005 U	0.0005 U	0.0005 U	0.0005 U	0.0005 U	0.0005 U	0.0005 U	0.0005 U
Trichloroethene	mg/L	0.0005 U	0.0005 U	0.0005 U	0.0005 U	0.0005 U	0.0005 U	0.0005 U	0.0005 U	0.0005 U	0.0005 U	0.0005 U	0.0005 U	0.0005 U	0.0005 U
Vinyl Chloride	mg/L	0.0005 U	0.0005 U	0.0005 U	0.0005 U	0.0005 U	0.0005 U	0.0005 U	0.0005 U	0.0005 U	0.0005 U	0.0005 U	0.0005 U	0.0005 U	0.0005 U
Aluminum	mg/L	NA	NA	NA	NA	NA	NA	NA	NA	NA	NA	NA	NA	NA	NA
Arsenic	mg/L	NA	NA	NA	NA	NA	NA	NA	NA	NA	NA	NA	NA	NA	NA
Beryllium	mg/L	NA	NA	NA	NA	NA	NA	NA	NA	NA	NA	NA	NA	NA	NA
Cadmium	mg/L	NA	NA	NA	NA	NA	NA	NA	NA	NA	NA	NA	NA	NA	NA
Chromium	mg/L	NA	NA	NA	NA	NA	NA	NA	NA	NA	NA	NA	NA	NA	NA
Copper	mg/L	NA	NA	NA	NA	NA	NA	NA	NA	NA	NA	NA	NA	NA	NA
Iron	mg/L	NA	NA	NA	NA	NA	NA	NA	NA	NA	NA	NA	NA	NA	NA
Lead	mg/L	NA	NA	NA	NA	NA	NA	NA	NA	NA	NA	NA	NA	NA	NA
Nickel	mg/L	NA	NA	NA	NA	NA	NA	NA	NA	NA	NA	NA	NA	NA	NA
Zinc	mg/L	NA	NA	NA	NA	NA	NA	NA	NA	NA	NA	NA	NA	NA	NA

See Notes on Page 18.

Table 3
Analytical Results - System Mid-Process
Interim Remedial Action System
Lockheed Martin, Tallevast Site
Tallevast, Florida

Parameter	Units	8/10/2010	8/17/2010	8/24/2010	9/1/2010	9/7/2010	9/14/2010	9/21/2010	9/28/2010	10/5/2010	10/12/2010	10/21/2010	10/26/2010	11/2/2010	11/9/2010
1,4-Dioxane	mg/L	0.001 U	0.001 U	0.001 U	0.001 U	0.001 U	0.001 U	0.001 U	0.001 U	0.001 U	0.001 U	0.001 U	0.001 U	0.001 U	0.001 U
1,1-Dichloroethane	mg/L	0.011	0.014	0.014	0.011	0.013	0.014	0.014	0.012	0.016	0.013	0.010	0.012	0.01	0.012 J
1,1-Dichloroethene	mg/L	0.00045 UJ	0.00045 UJ	0.00045 U	0.00045 U	0.00045 U	0.00045 U	0.00045 U	0.00045 U	0.00045 U	0.00045 U	0.00045 U	0.00045 U	0.00045 U	0.00045 U
cis-1,2-Dichloroethene	mg/L	0.00065 U	0.00065 U	0.00065 U	0.00065 U	0.00065 U	0.00065 U	0.00065 U	0.00065 U	0.00065 U	0.00065 U	0.00065 U	0.00065 U	0.00065 U	0.00065 U
Tetrachloroethene	mg/L	0.0005 U	0.0005 U	0.0005 U	0.0005 UJ	0.0005 U	0.0005 U	0.0005 U	0.0005 U	0.00082 J	0.0005 UJ	0.0005 U	0.0005 U	0.0005 UJ	0.0005 UJ
Trichloroethene	mg/L	0.0005 U	0.0005 U	0.0005 U	0.0005 U	0.0005 U	0.0005 U	0.0005 U	0.0005 U	0.00069 I	0.0005 U	0.0005 U	0.0005 UJ	0.0005 U	0.0005 U
Vinyl Chloride	mg/L	0.0005 U	0.0005 U	0.0005 U	0.0005 U	0.0005 U	0.0005 U	0.0005 U	0.0005 U	0.0005 U	0.0005 U	0.0005 U	0.0005 U	0.0005 U	0.0005 U
Aluminum	mg/L	NA	NA	NA	NA	NA	NA	NA	NA	NA	NA	NA	NA	NA	NA
Arsenic	mg/L	NA	NA	NA	NA	NA	NA	NA	NA	NA	NA	NA	NA	NA	NA
Beryllium	mg/L	NA	NA	NA	NA	NA	NA	NA	NA	NA	NA	NA	NA	NA	NA
Cadmium	mg/L	NA	NA	NA	NA	NA	NA	NA	NA	NA	NA	NA	NA	NA	NA
Chromium	mg/L	NA	NA	NA	NA	NA	NA	NA	NA	NA	NA	NA	NA	NA	NA
Copper	mg/L	NA	NA	NA	NA	NA	NA	NA	NA	NA	NA	NA	NA	NA	NA
Iron	mg/L	NA	NA	NA	NA	NA	NA	NA	NA	NA	NA	NA	NA	NA	NA
Lead	mg/L	NA	NA	NA	NA	NA	NA	NA	NA	NA	NA	NA	NA	NA	NA
Nickel	mg/L	NA	NA	NA	NA	NA	NA	NA	NA	NA	NA	NA	NA	NA	NA
Zinc	mg/L	NA	NA	NA	NA	NA	NA	NA	NA	NA	NA	NA	NA	NA	NA

See Notes on Page 18.

Table 3
Analytical Results - System Mid-Process
Interim Remedial Action System
Lockheed Martin, Tallevast Site
Tallevast, Florida

Parameter	Units	11/9/2010		11/16/2010		11/22/2010		11/30/2010		12/7/2010		12/14/2010		12/21/2010		12/28/2010		1/4/2011		1/11/2011		1/18/2011		1/25/2011		2/1/2011		2/8/2011	
1,4-Dioxane	mg/L	0.001	U	0.001	U	0.001	U	0.001	U	0.001	UJ	0.001	U	0.001	U	0.001	U	0.001	U	0.001	U	0.001	U	0.001	U	0.001	U	0.001	U
1,1-Dichloroethane	mg/L	0.012	J	0.0099		0.0091		0.0089		0.0079		0.009		0.0085		0.01		0.011		0.011		0.0082		0.01		0.0092		0.0095	
1,1-Dichloroethene	mg/L	0.00045	U	0.00045	U	0.00045	U	0.00045	U	0.00045	U	0.00045	U	0.00045	U	0.00045	U	0.00045	U	0.00045	U	0.00045	U	0.00045	U	0.00045	U	0.00045	U
cis-1,2-Dichloroethene	mg/L	0.00065	U	0.00065	U	0.00065	U	0.00065	U	0.00065	U	0.00065	U	0.00065	U	0.00065	U	0.00065	U	0.00065	U	0.00065	U	0.00065	U	0.00065	U	0.00065	U
Tetrachloroethene	mg/L	0.0005	UJ	0.0005	U	0.0005	U	0.0005	U	0.0005	U	0.0005	U	0.0005	UJ	0.0005	UJ	0.0005	UJ	0.0005	U	0.0005	UJ	0.0005	UJ	0.0005	UJ	0.0005	U
Trichloroethene	mg/L	0.0005	U	0.0005	U	0.0005	U	0.0005	U	0.0005	U	0.0005	U	0.0005	U	0.0005	U	0.0005	U	0.0005	U	0.0005	U	0.0005	U	0.0005	U	0.0005	U
Vinyl Chloride	mg/L	0.0005	U	0.0005	U	0.0005	U	0.0005	U	0.0005	U	0.0005	U	0.0005	U	0.0005	U	0.0005	U	0.0005	U	0.0005	U	0.0005	U	0.0005	U	0.0005	U
Aluminum	mg/L	NA		NA		NA		NA		NA		NA		NA		NA		NA		NA		NA		NA		NA		NA	
Arsenic	mg/L	NA		NA		NA		NA		NA		NA		NA		NA		NA		NA		NA		NA		NA		NA	
Beryllium	mg/L	NA		NA		NA		NA		NA		NA		NA		NA		NA		NA		NA		NA		NA		NA	
Cadmium	mg/L	NA		NA		NA		NA		NA		NA		NA		NA		NA		NA		NA		NA		NA		NA	
Chromium	mg/L	NA		NA		NA		NA		NA		NA		NA		NA		NA		NA		NA		NA		NA		NA	
Copper	mg/L	NA		NA		NA		NA		NA		NA		NA		NA		NA		NA		NA		NA		NA		NA	
Iron	mg/L	NA		NA		NA		NA		NA		NA		NA		NA		NA		NA		NA		NA		NA		NA	
Lead	mg/L	NA		NA		NA		NA		NA		NA		NA		NA		NA		NA		NA		NA		NA		NA	
Nickel	mg/L	NA		NA		NA		NA		NA		NA		NA		NA		NA		NA		NA		NA		NA		NA	
Zinc	mg/L	NA		NA		NA		NA		NA		NA		NA		NA		NA		NA		NA		NA		NA		NA	

See Notes on Page 18.

Table 3
Analytical Results - System Mid-Process
Interim Remedial Action System
Lockheed Martin, Tallevast Site
Tallevast, Florida

Parameter	Units	2/8/2011	2/15/2011	2/22/2011	3/1/2011	3/8/2011	3/15/2011	3/22/2011	3/29/2011	4/5/2011	4/12/2011	4/19/2011	4/26/2011	5/3/2011	5/10/2011
1,4-Dioxane	mg/L	0.001 U	0.001 U	0.001 U	0.001 U	0.001 U	0.001 U	0.001 U	0.001 U	0.001 U	0.001 U	0.001 U	0.001 U	0.001 U	0.001 U
1,1-Dichloroethane	mg/L	0.0095	0.01	0.0072	0.0086	0.0089	0.0085	0.0085	0.0086	0.0099	0.007	0.011	0.012	0.014	0.0094
1,1-Dichloroethene	mg/L	0.00045 U	0.00045 U	0.00045 U	0.00045 U	0.00045 U	0.00045 U	0.00045 U	0.00045 U	0.00045 U	0.00045 U	0.00045 U	0.00045 U	0.00045 U	0.00045 U
cis-1,2-Dichloroethene	mg/L	0.00065 U	0.00065 U	0.00065 U	0.00065 U	0.00065 U	0.00065 U	0.00065 U	0.00065 U	0.00065 U	0.00065 U	0.00065 U	0.00065 U	0.00065 U	0.00065 U
Tetrachloroethene	mg/L	0.0005 U	0.0005 U	0.0005 U	0.0005 U	0.0005 U	0.0005 U	0.0005 U	0.0005 U	0.0005 UJ	0.0005 U	0.0005 U	0.0005 U	0.0005 U	0.0005 U
Trichloroethene	mg/L	0.0005 U	0.0005 U	0.0005 U	0.0005 U	0.0005 U	0.0005 U	0.0005 U	0.0005 U	0.0005 U	0.0005 U	0.0005 U	0.0005 U	0.0005 U	0.0005 U
Vinyl Chloride	mg/L	0.0005 U	0.0005 U	0.0005 U	0.0005 U	0.0005 U	0.0005 U	0.0005 U	0.0005 U	0.0005 U	0.0005 U	0.0005 U	0.0005 U	0.0005 U	0.0005 U
Aluminum	mg/L	NA	NA	NA	NA	NA	NA	NA	NA	NA	NA	NA	NA	NA	NA
Arsenic	mg/L	NA	NA	NA	NA	NA	NA	NA	NA	NA	NA	NA	NA	NA	NA
Beryllium	mg/L	NA	NA	NA	NA	NA	NA	NA	NA	NA	NA	NA	NA	NA	NA
Cadmium	mg/L	NA	NA	NA	NA	NA	NA	NA	NA	NA	NA	NA	NA	NA	NA
Chromium	mg/L	NA	NA	NA	NA	NA	NA	NA	NA	NA	NA	NA	NA	NA	NA
Copper	mg/L	NA	NA	NA	NA	NA	NA	NA	NA	NA	NA	NA	NA	NA	NA
Iron	mg/L	NA	NA	NA	NA	NA	NA	NA	NA	NA	NA	NA	NA	NA	NA
Lead	mg/L	NA	NA	NA	NA	NA	NA	NA	NA	NA	NA	NA	NA	NA	NA
Nickel	mg/L	NA	NA	NA	NA	NA	NA	NA	NA	NA	NA	NA	NA	NA	NA
Zinc	mg/L	NA	NA	NA	NA	NA	NA	NA	NA	NA	NA	NA	NA	NA	NA

See Notes on Page 18.

Table 3
Analytical Results - System Mid-Process
Interim Remedial Action System
Lockheed Martin, Tallevast Site
Tallevast, Florida

Parameter	Units	5/17/2011	5/24/2011	6/1/2011	6/7/2011	6/14/2011	6/21/2011	6/28/2011	7/5/2011	7/12/2011	7/19/2011	7/26/2011	8/2/2011	8/9/2011	8/16/2011
1,4-Dioxane	mg/L	0.001 U	0.001 U	0.001 U	0.001 U	0.001 U	0.001 U	0.001 U	0.001 U	0.001 U	0.001 U	0.001 U	0.001 U	0.001 U	0.001 U
1,1-Dichloroethane	mg/L	0.0093	0.011	0.011	0.0089	0.0078	0.0081	0.01	0.014	0.011	0.013	0.011	0.011	0.01	0.013
1,1-Dichloroethene	mg/L	0.00045 U	0.00045 U	0.00045 U	0.00045 U	0.00045 U	0.00045 U	0.00045 U	0.00045 U	0.00045 U	0.00045 U	0.00045 U	0.00045 U	0.00045 U	0.00045 U
cis-1,2-Dichloroethene	mg/L	0.00065 U	0.00065 U	0.00065 U	0.00065 U	0.00065 U	0.00065 U	0.00065 U	0.00065 U	0.00065 U	0.00065 U	0.00065 U	0.00065 U	0.00065 U	0.00065 U
Tetrachloroethene	mg/L	0.0005 U	0.0005 U	0.0005 U	0.0005 U	0.0005 UJ	0.0005 U	0.0005 U	0.0005 U	0.0005 U	0.0005 U	0.0005 UJ	0.0005 U	0.0005 U J	0.0005 U
Trichloroethene	mg/L	0.0005 U	0.0005 U	0.0005 U	0.0005 U	0.0005 U	0.0005 U	0.0005 U	0.0005 U	0.0005 U	0.0005 U	0.0005 U	0.0005 U	0.0005 U	0.0005 U
Vinyl Chloride	mg/L	0.0005 U	0.0005 U	0.0005 U	0.0005 U	0.0005 U	0.0005 U	0.0005 U	0.0005 U	0.0005 U	0.0005 U	0.0005 U	0.0005 U	0.0005 U	0.0005 U
Aluminum	mg/L	NA	NA	NA	NA	NA	NA	NA	NA	NA	NA	NA	NA	NA	NA
Arsenic	mg/L	NA	NA	NA	NA	NA	NA	NA	NA	NA	NA	NA	NA	NA	NA
Beryllium	mg/L	NA	NA	NA	NA	NA	NA	NA	NA	NA	NA	NA	NA	NA	NA
Cadmium	mg/L	NA	NA	NA	NA	NA	NA	NA	NA	NA	NA	NA	NA	NA	NA
Chromium	mg/L	NA	NA	NA	NA	NA	NA	NA	NA	NA	NA	NA	NA	NA	NA
Copper	mg/L	NA	NA	NA	NA	NA	NA	NA	NA	NA	NA	NA	NA	NA	NA
Iron	mg/L	NA	NA	NA	NA	NA	NA	NA	NA	NA	NA	NA	NA	NA	NA
Lead	mg/L	NA	NA	NA	NA	NA	NA	NA	NA	NA	NA	NA	NA	NA	NA
Nickel	mg/L	NA	NA	NA	NA	NA	NA	NA	NA	NA	NA	NA	NA	NA	NA
Zinc	mg/L	NA	NA	NA	NA	NA	NA	NA	NA	NA	NA	NA	NA	NA	NA

See Notes on Page 18.

Table 3
Analytical Results - System Mid-Process
Interim Remedial Action System
Lockheed Martin, Tallevast Site
Tallevast, Florida

Parameter	Units	8/23/2011	8/30/2011	9/6/2011	9/13/2011	9/20/2011	9/27/2011	10/4/2011	10/11/2011	10/18/2011	10/25/2011	11/1/2011	11/8/2011	11/15/2011	11/21/2011
1,4-Dioxane	mg/L	0.001 U	0.001 U	0.001 U	0.001 U	0.001 U	0.001 U	0.001 U	0.001 U	0.001 U	0.001 U	0.001 U	0.001 U	0.001 U	0.001 U
1,1-Dichloroethane	mg/L	0.011	0.01	0.011	0.012	0.012	0.0094	0.015	0.011	0.0096	0.016	0.013	0.011	0.0095	0.0098
1,1-Dichloroethene	mg/L	0.00045 U	0.00045 U	0.00045 U	0.00045 U	0.00045 U	0.00045 U	0.00045 U	0.00045 U	0.00045 U	0.00045 U	0.00045 U	0.00045 U	0.00045 U	0.00045 U
cis-1,2-Dichloroethene	mg/L	0.00065 U	0.00065 U	0.00065 U	0.00065 U	0.00065 U	0.00065 U	0.00031 U	0.00031 U	0.00031 U	0.00031 U	0.00031 U	0.00031 U	0.00031 U	0.00031 U
Tetrachloroethene	mg/L	0.0005 U	0.0005 U	0.0005 U	0.0005 U	0.0005 U	0.0005 U	0.0005 U	0.0005 U	0.0005 U	0.0005 U	0.0005 U	0.0005 U	0.0005 U	0.0005 U
Trichloroethene	mg/L	0.0005 U	0.0005 U	0.0005 U	0.0005 U	0.0005 U	0.0005 U	0.0005 U	0.0005 U	0.0005 U	0.0005 U	0.0005 U	0.0005 U	0.0005 U	0.0005 U
Vinyl Chloride	mg/L	0.0005 U	0.0005 U	0.0005 U	0.0005 U J	0.0005 U	0.0005 U	0.0005 U	0.0005 U	0.0005 U	0.0005 U	0.0005 U	0.0005 U	0.0005 U	0.0005 U
Aluminum	mg/L	NA	NA	NA	NA	NA	NA	NA	NA	NA	NA	NA	NA	NA	NA
Arsenic	mg/L	NA	NA	NA	NA	NA	NA	NA	NA	NA	NA	NA	NA	NA	NA
Beryllium	mg/L	NA	NA	NA	NA	NA	NA	NA	NA	NA	NA	NA	NA	NA	NA
Cadmium	mg/L	NA	NA	NA	NA	NA	NA	NA	NA	NA	NA	NA	NA	NA	NA
Chromium	mg/L	NA	NA	NA	NA	NA	NA	NA	NA	NA	NA	NA	NA	NA	NA
Copper	mg/L	NA	NA	NA	NA	NA	NA	NA	NA	NA	NA	NA	NA	NA	NA
Iron	mg/L	NA	NA	NA	NA	NA	NA	NA	NA	NA	NA	NA	NA	NA	NA
Lead	mg/L	NA	NA	NA	NA	NA	NA	NA	NA	NA	NA	NA	NA	NA	NA
Nickel	mg/L	NA	NA	NA	NA	NA	NA	NA	NA	NA	NA	NA	NA	NA	NA
Zinc	mg/L	NA	NA	NA	NA	NA	NA	NA	NA	NA	NA	NA	NA	NA	NA

See Notes on Page 18.

Table 3
Analytical Results - System Mid-Process
Interim Remedial Action System
Lockheed Martin, Tallevast Site
Tallevast, Florida

Parameter	Units	11/29/2011		12/6/2011		12/13/2011		12/20/2011		12/27/2011		1/3/2012		1/10/2012		1/17/2012		1/24/2012		1/31/2012	
1,4-Dioxane	mg/L	0.001	U	0.001	U	0.001	U	0.001	U	0.001	U	0.001	U	0.001	U	0.001	U	0.001	U	0.001	U
1,1-Dichloroethane	mg/L	0.013		0.011		0.011		0.01		0.0091		0.015		0.013		0.018		0.014		0.013	
1,1-Dichloroethene	mg/L	0.00045	U	0.00045	U	0.00045	U	0.00045	U	0.00045	U	0.00045	U	0.00045	U	0.00045	U	0.00045	U	0.00045	U
cis-1,2-Dichloroethene	mg/L	0.00031	U	0.00031	U	0.00031	U	0.00031	U	0.00031	U	0.00065	U	0.00065	U	0.00065	U	0.00065	U	0.00065	U
Tetrachloroethene	mg/L	0.0005	U	0.0005	U	0.0005	U	0.0005	U	0.0005	U	0.0005	UJ	0.0005	UJ	0.0005	UJ	0.0005	U	0.0005	U
Trichloroethene	mg/L	0.0005	U	0.0005	U	0.0005	U	0.0005	U	0.0005	U	0.0005	U	0.0005	U	0.0005	U	0.0005	U	0.0005	U
Vinyl Chloride	mg/L	0.0005	U	0.0005	U	0.0005	U	0.0005	U	0.0005	U	0.0005	U	0.0005	U	0.0005	U	0.0005	U	0.0005	U
Aluminum	mg/L	NA		NA		NA		NA		NA		NA		NA		NA		NA		NA	
Arsenic	mg/L	NA		NA		NA		NA		NA		NA		NA		NA		NA		NA	
Beryllium	mg/L	NA		NA		NA		NA		NA		NA		NA		NA		NA		NA	
Cadmium	mg/L	NA		NA		NA		NA		NA		NA		NA		NA		NA		NA	
Chromium	mg/L	NA		NA		NA		NA		NA		NA		NA		NA		NA		NA	
Copper	mg/L	NA		NA		NA		NA		NA		NA		NA		NA		NA		NA	
Iron	mg/L	NA		NA		NA		NA		NA		NA		NA		NA		NA		NA	
Lead	mg/L	NA		NA		NA		NA		NA		NA		NA		NA		NA		NA	
Nickel	mg/L	NA		NA		NA		NA		NA		NA		NA		NA		NA		NA	
Zinc	mg/L	NA		NA		NA		NA		NA		NA		NA		NA		NA		NA	

Notes:

1. Samples collected from Photo-Cat System discharge. Analyzed volatile organic parameters the same as for system effluent specified in Manatee County Utility Operations Department Office of Industrial Compliance (MCUO) Permit IW0025S.
2. D - Concentration is based on a diluted sample analysis.
3. I - The reported value is between the laboratory method detection limit and the laboratory practical quantitation limit.
4. J - The compound was positively identified: However, the associated numerical value is an estimated concentration only.
5. R - Rejected value, data not useable.
6. U - Indicates that a compound was analyzed for but not detected. The value associated with the qualifier is the laboratory method detection limit.
7. NA - Not analyzed.
8. The March 28, 2008 samples were collected at the pH shown in paranthesis after the sample date.
9. The May 1, 2008 samples were collected with Photo Cat Unit A and Photo-Cat Units A + B operating as shown in parenthesis after the sample date.
10. The June 1, 2009 sample at the system mid-process appeared to have been switched with the system primary carbon discharge sample in the field or by the laboratory based on a review of the analytical results.
11. The two September 1, 2009 samples were field duplicates.
12. Results are based on validated analytical reports from the laboratory.
13. Results are presented in milligrams per liter (mg/L).

Table 4
Analytical Results - System Primary Carbon Discharge
Interim Remedial Action System
Lockheed Martin, Tallevast Site
Tallevast, Florida

Parameter	Units	3/22/2007	4/18/2007	5/21/2007	6/20/2007	7/16/2007	8/16/2007	9/26/2007	10/24/2007	11/8/2007	12/20/2007	1/25/2008	2/4/2008	2/5/2008	2/6/2008
1,4-Dioxane	mg/L	0.00076 U	0.00069 U	0.002 I	0.00069 I	0.0007 I	0.00069 U	0.0026	0.00069 U	0.00069 U	0.0012 I	0.001 U	0.0018	0.00054 U	0.00054 U
1,1-Dichloroethane	mg/L	0.0006 U	0.0055	0.0097	0.0014	0.0006 U	0.0006 U	0.00028 U	0.0029	0.00091 I	0.00098 I	0.00071 I	0.0008 I	0.003	0.0028
1,1-Dichloroethene	mg/L	0.00083 U	0.00083 U	0.00083 U	0.00083 U	0.00083 U	0.00083 U	0.0004 U	0.00083 U	0.0004 U	0.00083 U	0.00045 U	0.00045 U	0.00045 U	0.00045 U
cis-1,2-Dichloroethene	mg/L	0.00075 U	0.00075 U	0.00075 U	0.00075 U	0.00075 U	0.00075 U	0.00018 U	0.00075 U	0.00018 U	0.00075 U	0.00065 U	0.00065 U	0.00065 U	0.00065 U
Tetrachloroethene	mg/L	0.00065 U	0.00065 U	0.00065 U	0.00065 U	0.00065 U	0.00065 U	0.00047 U	0.00065 U	0.00047 U	0.00065 U	0.0005 U	0.0005 U	0.0005 U	0.0005 U
Trichloroethene	mg/L	0.00071 U	0.00071 U	0.00071 U	0.00071 U	0.00071 U	0.00071 U	0.00026 U	0.00071 U	0.00026 U	0.00071 U	0.0005 U	0.0005 U	0.0005 U	0.0005 U
Vinyl Chloride	mg/L	0.00052 U	0.00052 U	0.00052 U	0.00052 U	0.00052 U	0.00052 U	0.00091 U	0.00052 U	0.00091 U	0.00052 U	0.0005 U	0.0005 U	0.0005 U	0.0005 U
Aluminum	mg/L	NA	0.055 I	0.188	0.3	0.08 I	NA	NA	NA	0.2 U	0.05 U	NA	NA	NA	NA
Arsenic	mg/L	NA	0.00098 U	0.01 U	0.004 U	0.004 U	NA	NA	NA	0.004 U	0.004 U	NA	NA	NA	NA
Beryllium	mg/L	NA	0.00081 U	0.00081 U	0.0007 U	0.0007 U	NA	NA	NA	0.0007 U	0.0007 U	NA	NA	NA	NA
Cadmium	mg/L	NA	0.0003 U	0.0003 U	0.0005 U	0.0005 U	NA	NA	NA	0.0005 U	0.0005 U	NA	NA	NA	NA
Chromium	mg/L	NA	0.00257 I	0.01 U	0.003 U	0.003 U	NA	NA	NA	0.003 U	0.003 U	NA	NA	NA	NA
Copper	mg/L	NA	0.00224 I	0.0137 U	0.003 U	0.003 U	NA	NA	NA	0.003 U	0.003 U	NA	NA	NA	NA
Iron	mg/L	NA	19.2 D	12.2 D	18.9	11	NA	NA	NA	7.9	NA	NA	NA	NA	NA
Lead	mg/L	NA	0.00017 U	0.005 U	0.003 I	0.002 U	NA	NA	NA	0.002 U	0.002 U	NA	NA	NA	NA
Nickel	mg/L	NA	0.00586 I	0.00793 I	0.004 I	0.003 I	NA	NA	NA	0.00361 I	0.002 U	NA	NA	NA	NA
Zinc	mg/L	NA	0.011 I	0.05 U	0.011 I	0.003 U	NA	NA	NA	0.00724 I	0.02 U	NA	NA	NA	NA

See Notes on Page 16.

Table 4
Analytical Results - System Primary Carbon Discharge
Interim Remedial Action System
Lockheed Martin, Tallevast Site
Tallevast, Florida

Parameter	Units	2/12/2008	2/19/2008	2/26/2008	3/4/2008	3/7/2008	3/10/2008	3/28/2008	4/1/2008	4/3/2008	4/11/2008	4/16/2008	4/17/2008	4/22/2008	4/24/2008
1,4-Dioxane	mg/L	0.00054 U	0.00054 U	0.00054 U	0.00054 U	0.001 U	0.001 U	0.001 U	0.00054 U	0.0039	0.0024	0.049	0.00054 U	0.022	0.042
1,1-Dichloroethane	mg/L	0.0089	0.016	0.00052 U	0.00052 U	0.00052 U	0.00098 I	0.00052 U	0.00052 U	0.00052 U	0.00052 U	0.00052 U	0.00052 U	0.00052 U	0.00052 U
1,1-Dichloroethene	mg/L	0.00045 U	0.00045 U	0.00045 U	0.00045 U	0.00045 U	0.00045 U	0.00045 U	0.00045 U	0.00045 U	0.00045 U	0.00045 U	0.00045 U	0.00045 U	0.00045 U
cis-1,2-Dichloroethene	mg/L	0.00065 U	0.00065 U	0.00065 U	0.00065 U	0.00065 U	0.00065 U	0.00065 U	0.00065 U	0.00065 U	0.00065 U	0.00065 U	0.00065 U	0.00065 U	0.00065 U
Tetrachloroethene	mg/L	0.0005 U	0.0005 U	0.0005 U	0.0005 U	0.0005 U	0.0005 U	0.0005 U	0.0005 U	0.0005 U	0.0005 U	0.0005 U	0.0005 U	0.0005 U	0.0005 U
Trichloroethene	mg/L	0.0005 U	0.0005 U	0.0005 U	0.0005 U	0.0005 U	0.0005 U	0.0005 U	0.0005 U	0.0005 U	0.0005 U	0.0005 U	0.0005 U	0.0005 U	0.0005 U
Vinyl Chloride	mg/L	0.0005 U	0.0005 U	0.0005 U	0.0005 U	0.0005 U	0.0005 U	0.0005 U	0.0005 U	0.0005 U	0.0005 U	0.0005 U	0.0005 U	0.0005 U	0.0005 U
Aluminum	mg/L	NA	NA	NA	NA	NA	NA	NA	NA	NA	NA	NA	NA	NA	NA
Arsenic	mg/L	NA	NA	NA	NA	NA	NA	NA	NA	NA	NA	NA	NA	NA	NA
Beryllium	mg/L	NA	NA	NA	NA	NA	NA	NA	NA	NA	NA	NA	NA	NA	NA
Cadmium	mg/L	NA	NA	NA	NA	NA	NA	NA	NA	NA	NA	NA	NA	NA	NA
Chromium	mg/L	NA	NA	NA	NA	NA	NA	NA	NA	NA	NA	NA	NA	NA	NA
Copper	mg/L	NA	NA	NA	NA	NA	NA	NA	NA	NA	NA	NA	NA	NA	NA
Iron	mg/L	NA	NA	NA	NA	NA	NA	NA	NA	NA	NA	NA	NA	NA	NA
Lead	mg/L	NA	NA	NA	NA	NA	NA	NA	NA	NA	NA	NA	NA	NA	NA
Nickel	mg/L	NA	NA	NA	NA	NA	NA	NA	NA	NA	NA	NA	NA	NA	NA
Zinc	mg/L	NA	NA	NA	NA	NA	NA	NA	NA	NA	NA	NA	NA	NA	NA

See Notes on Page 16.

Table 4
Analytical Results - System Primary Carbon Discharge
Interim Remedial Action System
Lockheed Martin, Tallevast Site
Tallevast, Florida

Parameter	Units	4/30/2008	4/17/2008	4/22/2008	4/24/2008	4/30/2008	5/2/2008	5/6/2008	5/8/2008	5/9/2008	5/13/2008	5/15/2008	5/20/2008	5/22/2008	5/27/2008
1,4-Dioxane	mg/L	0.018	0.00054 U	0.022	0.042	0.018	0.028	0.0099	0.0026	0.027	0.0059	0.0062	0.001 UJ	0.00054 U	0.00054 UJ
1,1-Dichloroethane	mg/L	0.00052 U	0.00052 U	0.00052 U	0.00052 U	0.00052 U	0.00052 U	0.00052 U	0.00052 U	0.00052 U	0.018	0.00052 U	0.00052 U	0.00052 U	0.00052 U
1,1-Dichloroethene	mg/L	0.00045 U	0.00045 U	0.00045 U	0.00045 U	0.00045 U	0.00045 U	0.00045 U	0.00045 U	0.00045 U	0.00045 U	0.00045 U	0.00045 U	0.00045 U	0.00045 U
cis-1,2-Dichloroethene	mg/L	0.00065 U	0.00065 U	0.00065 U	0.00065 U	0.00065 U	0.00065 U	0.00065 U	0.00065 U	0.00065 U	0.00065 U	0.00065 U	0.00065 U	0.00065 U	0.00065 U
Tetrachloroethene	mg/L	0.0005 U	0.0005 U	0.0005 U	0.0005 U	0.0005 U	0.0005 U	0.0005 U	0.0005 UJ	0.0005 UJ	0.0005 UJ	0.0005 U	0.0005 U	0.0005 U	0.0005 U
Trichloroethene	mg/L	0.0005 U	0.0005 U	0.0005 U	0.0005 U	0.0005 U	0.0005 U	0.0005 U	0.0005 U	0.0005 U	0.0005 U	0.0005 U	0.0005 U	0.0005 U	0.0005 U
Vinyl Chloride	mg/L	0.0005 U	0.0005 U	0.0005 U	0.0005 U	0.0005 U	0.0005 U	0.0005 U	0.0005 U	0.0005 U	0.0005 U	0.0005 U	0.0005 U	0.0005 U	0.0005 U
Aluminum	mg/L	NA	NA	NA	NA	NA	NA	NA	NA	NA	NA	NA	NA	NA	NA
Arsenic	mg/L	NA	NA	NA	NA	NA	NA	NA	NA	NA	NA	NA	NA	NA	NA
Beryllium	mg/L	NA	NA	NA	NA	NA	NA	NA	NA	NA	NA	NA	NA	NA	NA
Cadmium	mg/L	NA	NA	NA	NA	NA	NA	NA	NA	NA	NA	NA	NA	NA	NA
Chromium	mg/L	NA	NA	NA	NA	NA	NA	NA	NA	NA	NA	NA	NA	NA	NA
Copper	mg/L	NA	NA	NA	NA	NA	NA	NA	NA	NA	NA	NA	NA	NA	NA
Iron	mg/L	NA	NA	NA	NA	NA	NA	NA	NA	NA	NA	NA	NA	NA	NA
Lead	mg/L	NA	NA	NA	NA	NA	NA	NA	NA	NA	NA	NA	NA	NA	NA
Nickel	mg/L	NA	NA	NA	NA	NA	NA	NA	NA	NA	NA	NA	NA	NA	NA
Zinc	mg/L	NA	NA	NA	NA	NA	NA	NA	NA	NA	NA	NA	NA	NA	NA

See Notes on Page 16.

Table 4
Analytical Results - System Primary Carbon Discharge
Interim Remedial Action System
Lockheed Martin, Tallevast Site
Tallevast, Florida

Parameter	Units	5/29/2008	6/9/2008	6/12/2008	6/18/2008	6/24/2008	6/26/2008	7/1/2008	7/7/2008	7/10/2008	7/17/2008	7/22/2008	7/24/2008	7/29/2008	7/31/2008
1,4-Dioxane	mg/L	0.0049 J	0.0029	0.0028	0.0069	0.015	0.0086	0.0019	0.001 U	0.00083 I	0.0014 J	0.00054 U	0.0013	0.00054 U	0.00054 U
1,1-Dichloroethane	mg/L	R	0.00052 U	0.00052 U	0.00052 U	0.00052 U	0.00052 U	0.00052 U	0.00052 U	0.00052 U	R	0.00052 U	0.00052 U	0.00052 U	0.00052 U
1,1-Dichloroethene	mg/L	R	0.00045 U	0.00045 U	0.00045 U	0.00045 U	0.00045 U	0.00045 U	0.00045 U	0.00045 U	R	0.00045 U	0.00045 U	0.00045 U	0.00045 U
cis-1,2-Dichloroethene	mg/L	R	0.00065 U	0.00065 U	0.00065 U	0.00065 U	0.00065 U	0.00065 U	0.00065 U	0.00065 U	R	0.00065 U	0.00065 U	0.00065 U	0.00065 U
Tetrachloroethene	mg/L	R	0.0005 U	0.0005 U	0.00063 I	0.0005 U	0.0005 U	0.0005 U	0.0005 U	0.0005 U	R	0.0005 U	0.0005 U	R	0.0005 U
Trichloroethene	mg/L	R	0.0005 U	0.0005 U	0.0005 U	0.0005 U	0.0005 U	0.0005 U	0.0005 U	0.0005 U	R	0.0005 U	0.0005 U	0.0005 U	0.0005 U
Vinyl Chloride	mg/L	R	0.0005 U	0.0005 U	0.0005 U	0.0005 U	0.0005 U	0.0005 U	0.0005 U	0.0005 U	R	0.0005 U	0.0005 U	0.0005 U	0.0005 U
Aluminum	mg/L	NA	NA	NA	NA	NA	NA	NA	NA	NA	NA	NA	NA	NA	NA
Arsenic	mg/L	NA	NA	NA	NA	NA	NA	NA	NA	NA	NA	NA	NA	NA	NA
Beryllium	mg/L	NA	NA	NA	NA	NA	NA	NA	NA	NA	NA	NA	NA	NA	NA
Cadmium	mg/L	NA	NA	NA	NA	NA	NA	NA	NA	NA	NA	NA	NA	NA	NA
Chromium	mg/L	NA	NA	NA	NA	NA	NA	NA	NA	NA	NA	NA	NA	NA	NA
Copper	mg/L	NA	NA	NA	NA	NA	NA	NA	NA	NA	NA	NA	NA	NA	NA
Iron	mg/L	NA	NA	NA	NA	NA	NA	NA	NA	NA	NA	NA	NA	NA	NA
Lead	mg/L	NA	NA	NA	NA	NA	NA	NA	NA	NA	NA	NA	NA	NA	NA
Nickel	mg/L	NA	NA	NA	NA	NA	NA	NA	NA	NA	NA	NA	NA	NA	NA
Zinc	mg/L	NA	NA	NA	NA	NA	NA	NA	NA	NA	NA	NA	NA	NA	NA

See Notes on Page 16.

Table 4
Analytical Results- System Primary Carbon Discharge
Interim Remedial Action System
Lockheed Martin, Tallevast Site
Tallevast, Florida

Parameter	Units	5/4/2009	5/6/2009	5/7/2009	5/8/2009	5/11/2009	5/14/2009	5/18/2009	5/21/2009	5/26/2009	5/28/2009	6/1/2009	6/4/2009	6/8/2009	6/11/2009
1,4-Dioxane	mg/L	0.001 U	0.0019 I	0.001 U	0.0015 I	0.0033	0.0036	0.0065	0.0042	0.0027	0.0022	0.001 U	0.0017 I	0.0016 I	0.001 U
1,1-Dichloroethane	mg/L	0.00052 U	0.00052 U	0.00052 U	0.00052 U	0.00052 U	0.00052 U	0.00052 U	0.00052 U	0.00052 U	0.00052 U	0.018	0.00052 U	0.00052 U	0.00052 U
1,1-Dichloroethene	mg/L	0.00045 U	0.00045 U	0.00045 U	0.00045 U	0.00045 U	0.00045 U	0.00045 U	0.00045 U	0.00045 U	0.00045 U	0.00045 U	0.00045 U	0.00045 U	0.00045 U
cis-1,2-Dichloroethene	mg/L	0.00065 U	0.00065 U	0.00065 U	0.00065 U	0.00065 U	0.00065 U	0.00065 U	0.00065 U	0.00065 U	0.00065 U	0.00065 U	0.00065 U	0.00065 U	0.00065 U
Tetrachloroethene	mg/L	0.0005 U	0.0005 U	0.0005 U	0.0005 U	0.0005 U	0.0005 U	0.0005 U	0.0005 U	0.0005 U	0.0005 U	0.00084 I	0.0005 UJ	0.0005 U	0.0005 U
Trichloroethene	mg/L	0.0005 U	0.0005 U	0.0005 U	0.0005 U	0.0005 U	0.0005 U	0.0005 U	0.0005 U	0.0005 U	0.0005 U	0.0005 U	0.0005 U	0.0005 U	0.0005 U
Vinyl Chloride	mg/L	0.0005 U	0.0005 U	0.0005 U	0.0005 U	0.0005 U	0.0005 U	0.0005 U	0.0005 U	0.0005 U	0.0005 U	0.0005 U	0.0005 U	0.0005 U	0.0005 U
Aluminum	mg/L	NA	NA	NA	NA	NA	NA	NA	NA	NA	NA	NA	NA	NA	NA
Arsenic	mg/L	NA	NA	NA	NA	NA	NA	NA	NA	NA	NA	NA	NA	NA	NA
Beryllium	mg/L	NA	NA	NA	NA	NA	NA	NA	NA	NA	NA	NA	NA	NA	NA
Cadmium	mg/L	NA	NA	NA	NA	NA	NA	NA	NA	NA	NA	NA	NA	NA	NA
Chromium	mg/L	NA	NA	NA	NA	NA	NA	NA	NA	NA	NA	NA	NA	NA	NA
Copper	mg/L	NA	NA	NA	NA	NA	NA	NA	NA	NA	NA	NA	NA	NA	NA
Iron	mg/L	NA	NA	NA	NA	NA	NA	NA	NA	NA	NA	NA	NA	NA	NA
Lead	mg/L	NA	NA	NA	NA	NA	NA	NA	NA	NA	NA	NA	NA	NA	NA
Nickel	mg/L	NA	NA	NA	NA	NA	NA	NA	NA	NA	NA	NA	NA	NA	NA
Zinc	mg/L	NA	NA	NA	NA	NA	NA	NA	NA	NA	NA	NA	NA	NA	NA

See Notes on Page 16.

Table 4
Analytical Results - System Primary Carbon Discharge
Interim Remedial Action System
Lockheed Martin, Tallevast Site
Tallevast, Florida

Parameter	Units	6/15/2009	6/18/2009	6/22/2009	6/25/2009	6/29/2009	7/1/2009	7/6/2009	7/9/2009	7/13/2009	7/16/2009	7/20/2009	7/23/2009	7/28/2009	8/4/2009
1,4-Dioxane	mg/L	0.001 U	0.0017 I	0.001 U	0.001 U	0.001 U	0.001 U	0.001 U	0.001 U	0.001 U	0.001 U	0.001 U	0.0044	0.001 U	0.001 U
1,1-Dichloroethane	mg/L	0.00052 U	0.00052 U	0.00052 U	0.00052 U	0.00052 U	0.00063 I	0.00052 U	0.00052 U	0.00052 U	0.00052 U	0.00052 U	0.00052 U	0.00052 U	0.00052 U
1,1-Dichloroethene	mg/L	0.00045 U	0.00045 U	0.00045 U	0.00045 U	0.00045 U	0.00045 UJ	0.00045 U	0.00045 U	0.00045 U	0.00045 U	0.00045 U	0.00045 U	0.00045 U	0.00045 U
cis-1,2-Dichloroethene	mg/L	0.00065 U	0.00065 U	0.00065 U	0.00065 U	0.00065 U	0.00065 U	0.00065 U	0.00065 U	0.00065 U	0.00065 U	0.00065 U	0.00065 U	0.00065 U	0.00065 U
Tetrachloroethene	mg/L	0.0005 U	0.0005 U	0.0005 U	0.0005 U	0.0005 U	0.0005 U	0.0005 U	0.0005 U	0.0005 U	0.0005 U	0.0005 U	0.0005 U	0.0005 U	0.0005 U
Trichloroethene	mg/L	0.0005 U	0.0005 U	0.0005 U	0.0005 U	0.0005 U	0.0005 U	0.0005 U	0.0005 U	0.0005 U	0.0005 U	0.0005 U	0.0005 U	0.0005 U	0.0005 U
Vinyl Chloride	mg/L	0.0005 U	0.0005 U	0.0005 U	0.0005 U	0.0005 U	0.0005 U	0.0005 U	0.0005 U	0.0005 U	0.0005 U	0.0005 U	0.0005 U	0.0005 U	0.0005 U
Aluminum	mg/L	NA	NA	NA	NA	NA	NA	NA	NA	NA	NA	NA	NA	NA	NA
Arsenic	mg/L	NA	NA	NA	NA	NA	NA	NA	NA	NA	NA	NA	NA	NA	NA
Beryllium	mg/L	NA	NA	NA	NA	NA	NA	NA	NA	NA	NA	NA	NA	NA	NA
Cadmium	mg/L	NA	NA	NA	NA	NA	NA	NA	NA	NA	NA	NA	NA	NA	NA
Chromium	mg/L	NA	NA	NA	NA	NA	NA	NA	NA	NA	NA	NA	NA	NA	NA
Copper	mg/L	NA	NA	NA	NA	NA	NA	NA	NA	NA	NA	NA	NA	NA	NA
Iron	mg/L	NA	NA	NA	NA	NA	NA	NA	NA	NA	NA	NA	NA	NA	NA
Lead	mg/L	NA	NA	NA	NA	NA	NA	NA	NA	NA	NA	NA	NA	NA	NA
Nickel	mg/L	NA	NA	NA	NA	NA	NA	NA	NA	NA	NA	NA	NA	NA	NA
Zinc	mg/L	NA	NA	NA	NA	NA	NA	NA	NA	NA	NA	NA	NA	NA	NA

See Notes on Page 16.

Table 4
Analytical Results - System Primary Carbon Discharge
Interim Remedial Action System
Lockheed Martin, Tallevast Site
Tallevast, Florida

Parameter	Units	8/11/2009	8/18/2009	8/26/2009	9/4/2009	9/9/2009	9/15/2009	9/22/2009	9/29/2009	10/6/2009	10/13/2009	10/20/2009	10/27/2009	11/3/2009	11/10/2009
1,4-Dioxane	mg/L	0.001 U	0.0015 J	0.0016 I	0.001 U	0.001 U	0.001 U	0.001 U	0.001 U	0.001 U	0.001 U	0.001 U	0.001 U	0.001 U	0.001 U
1,1-Dichloroethane	mg/L	0.00052 U	0.0013	0.00052 U	0.00052 U	0.00052 U	0.00052 U	0.00052 U	0.00052 U	0.00069 I	0.0012	0.00052 U	0.00052 U	0.00052 U	0.00052 U
1,1-Dichloroethene	mg/L	0.00045 U	0.00045 U	0.00045 U	0.00045 U	0.00045 U	0.00045 U	0.00045 U	0.00045 U	0.00045 U	0.00045 U	0.00045 U	0.00045 U	0.00045 U	0.00045 U
cis-1,2-Dichloroethene	mg/L	0.00065 U	0.00065 U	0.00065 U	0.00065 U	0.00065 U	0.00065 U	0.00065 U	0.00065 U	0.00065 U	0.00065 U	0.00065 U	0.00065 U	0.00065 U	0.00065 U
Tetrachloroethene	mg/L	0.0005 U	0.0005 U	0.0005 U	0.0005 U	0.0005 U	0.0005 U	0.0005 U	0.0005 U	0.0005 U	0.0005 U	0.0005 U	0.0005 U	0.0005 U	0.0005 U
Trichloroethene	mg/L	0.0005 U	0.0005 U	0.0005 U	0.0005 U	0.0005 U	0.0005 U	0.0005 U	0.0005 U	0.0005 U	0.0005 U	0.0005 U	0.0005 U	0.0005 U	0.0005 U
Vinyl Chloride	mg/L	0.0005 U	0.0005 U	0.0005 U	0.0005 U	0.0005 U	0.0005 U	0.0005 U	0.0005 U	0.0005 U	0.0005 U	0.0005 U	0.0005 U	0.0005 U	0.0005 U
Aluminum	mg/L	NA	NA	NA	NA	NA	NA	NA	NA	NA	NA	NA	NA	NA	NA
Arsenic	mg/L	NA	NA	NA	NA	NA	NA	NA	NA	NA	NA	NA	NA	NA	NA
Beryllium	mg/L	NA	NA	NA	NA	NA	NA	NA	NA	NA	NA	NA	NA	NA	NA
Cadmium	mg/L	NA	NA	NA	NA	NA	NA	NA	NA	NA	NA	NA	NA	NA	NA
Chromium	mg/L	NA	NA	NA	NA	NA	NA	NA	NA	NA	NA	NA	NA	NA	NA
Copper	mg/L	NA	NA	NA	NA	NA	NA	NA	NA	NA	NA	NA	NA	NA	NA
Iron	mg/L	NA	NA	NA	NA	NA	NA	NA	NA	NA	NA	NA	NA	NA	NA
Lead	mg/L	NA	NA	NA	NA	NA	NA	NA	NA	NA	NA	NA	NA	NA	NA
Nickel	mg/L	NA	NA	NA	NA	NA	NA	NA	NA	NA	NA	NA	NA	NA	NA
Zinc	mg/L	NA	NA	NA	NA	NA	NA	NA	NA	NA	NA	NA	NA	NA	NA

See Notes on Page 16.

Table 4
Analytical Results - System Primary Carbon Discharge
Interim Remedial Action System
Lockheed Martin, Tallevast Site
Tallevast, Florida

Parameter	Units	11/17/2009		11/23/2009		12/1/2009		12/8/2009		12/15/2009		12/21/2009		12/28/2009		1/5/2010		1/12/2010		1/19/2010		1/26/2010		2/2/2010		2/10/2010		2/16/2010	
1,4-Dioxane	mg/L	0.001	U	0.0011	I	0.001	U	0.001	U	0.001	U	0.001	U	0.001	U	0.001	U	0.001	U	0.001	U	0.001	U	0.001	U	0.001	U	0.001	U
1,1-Dichloroethane	mg/L	0.00052	U	0.00068	I	0.0018		0.00052	U	0.00052	U	0.00052	U	0.00052	U	0.00052	U	0.00052	U	0.00052	U	0.00052	I	0.0013		0.00052	U	0.00052	U
1,1-Dichloroethene	mg/L	0.00045	U	0.00045	U	0.00045	U	0.00045	U	0.00045	U	0.00045	U	0.00045	U	0.00045	U	0.00045	U	0.00045	U	0.00045	U	0.00045	U	0.00045	U	0.00045	U
cis-1,2-Dichloroethene	mg/L	0.00065	U	0.00065	U	0.00065	U	0.00065	U	0.00065	U	0.00065	U	0.00065	U	0.00065	U	0.00065	U	0.00065	U	0.00065	U	0.00065	U	0.00065	U	0.00065	U
Tetrachloroethene	mg/L	0.0005	U	0.0005	U	0.0005	U	0.0005	U	0.0005	U	0.0005	U	0.0005	U	0.0005	U	0.0005	U	0.0005	U	0.0005	U	0.0005	U	0.0005	U	0.0005	U
Trichloroethene	mg/L	0.0005	U	0.0005	U	0.0005	U	0.0005	U	0.0005	U	0.0005	U	0.0005	U	0.0005	U	0.0005	U	0.0005	U	0.0005	U	0.0005	U	0.0005	U	0.0005	U
Vinyl Chloride	mg/L	0.0005	U	0.0005	U	0.0005	U	0.0005	U	0.0005	U	0.0005	U	0.0005	U	0.0005	U	0.0005	U	0.0005	U	0.0005	U	0.0005	U	0.0005	U	0.0005	U
Aluminum	mg/L	NA		NA		NA		NA		NA		NA		NA		NA		NA		NA		NA		NA		NA		NA	
Arsenic	mg/L	NA		NA		NA		NA		NA		NA		NA		NA		NA		NA		NA		NA		NA		NA	
Beryllium	mg/L	NA		NA		NA		NA		NA		NA		NA		NA		NA		NA		NA		NA		NA		NA	
Cadmium	mg/L	NA		NA		NA		NA		NA		NA		NA		NA		NA		NA		NA		NA		NA		NA	
Chromium	mg/L	NA		NA		NA		NA		NA		NA		NA		NA		NA		NA		NA		NA		NA		NA	
Copper	mg/L	NA		NA		NA		NA		NA		NA		NA		NA		NA		NA		NA		NA		NA		NA	
Iron	mg/L	NA		NA		NA		NA		NA		NA		NA		NA		NA		NA		NA		NA		NA		NA	
Lead	mg/L	NA		NA		NA		NA		NA		NA		NA		NA		NA		NA		NA		NA		NA		NA	
Nickel	mg/L	NA		NA		NA		NA		NA		NA		NA		NA		NA		NA		NA		NA		NA		NA	
Zinc	mg/L	NA		NA		NA		NA		NA		NA		NA		NA		NA		NA		NA		NA		NA		NA	

See Notes on Page 16.

Table 4
Analytical Results - System Primary Carbon Discharge
Interim Remedial Action System
Lockheed Martin, Tallevast Site
Tallevast, Florida

Parameter	Units	2/23/2010		3/2/2010		3/9/2010		3/16/2010		3/23/2010		3/30/2010		4/6/2010		4/13/2010		4/22/2010		4/27/2010		5/4/2010		5/11/2010		5/18/2010		5/25/2010	
1,4-Dioxane	mg/L	0.001	U	0.001	U	0.001	U	0.001	U	0.001	U	0.001	U	0.001	U	0.001	U	0.001	U	0.0014	I	0.001	U	0.001	U	0.001	U	0.001	U
1,1-Dichloroethane	mg/L	0.00052	U	0.00052	U	0.00052	U	0.00052	U	0.00052	U	0.0017		0.00052	U	0.00052	U	0.00052	U	0.00052	U	0.00052	U	0.00052	U	0.00052	U	0.0016	
1,1-Dichloroethene	mg/L	0.00045	U	0.00045	U	0.00045	U	0.00045	U	0.00045	U	0.00045	U	0.00045	U	0.00045	U	0.00045	U	0.00045	U	0.00045	U	0.00045	U	0.00045	U	0.00045	U
cis-1,2-Dichloroethene	mg/L	0.00065	U	0.00065	U	0.00065	U	0.00065	U	0.00065	U	0.00065	U	0.00065	U	0.00065	U	0.00065	U	0.00065	U	0.00065	U	0.00065	U	0.00065	U	0.00065	U
Tetrachloroethene	mg/L	0.0005	U	0.0005	U	0.0005	U	0.0005	U	0.0005	U	0.0005	U	0.0005	U	0.0005	U	0.0005	U	0.0005	U	0.0005	U	0.0005	U	0.0005	U	0.0005	U
Trichloroethene	mg/L	0.0005	U	0.0005	U	0.0005	U	0.0005	U	0.0005	U	0.0005	U	0.0005	U	0.0005	U	0.0005	U	0.0005	U	0.0005	U	0.0005	U	0.0005	U	0.0005	U
Vinyl Chloride	mg/L	0.0005	U	0.0005	U	0.0005	U	0.0005	U	0.0005	U	0.0005	U	0.0005	U	0.0005	U	0.0005	U	0.0005	U	0.0005	U	0.0005	U	0.0005	U	0.0005	U
Aluminum	mg/L	NA		NA		NA		NA		NA		NA		NA		NA		NA		NA		NA		NA		NA		NA	
Arsenic	mg/L	NA		NA		NA		NA		NA		NA		NA		NA		NA		NA		NA		NA		NA		NA	
Beryllium	mg/L	NA		NA		NA		NA		NA		NA		NA		NA		NA		NA		NA		NA		NA		NA	
Cadmium	mg/L	NA		NA		NA		NA		NA		NA		NA		NA		NA		NA		NA		NA		NA		NA	
Chromium	mg/L	NA		NA		NA		NA		NA		NA		NA		NA		NA		NA		NA		NA		NA		NA	
Copper	mg/L	NA		NA		NA		NA		NA		NA		NA		NA		NA		NA		NA		NA		NA		NA	
Iron	mg/L	NA		NA		NA		NA		NA		NA		NA		NA		NA		NA		NA		NA		NA		NA	
Lead	mg/L	NA		NA		NA		NA		NA		NA		NA		NA		NA		NA		NA		NA		NA		NA	
Nickel	mg/L	NA		NA		NA		NA		NA		NA		NA		NA		NA		NA		NA		NA		NA		NA	
Zinc	mg/L	NA		NA		NA		NA		NA		NA		NA		NA		NA		NA		NA		NA		NA		NA	

See Notes on Page 16.

Table 4
Analytical Results - System Primary Carbon Discharge
Interim Remedial Action System
Lockheed Martin, Tallevast Site
Tallevast, Florida

Parameter	Units	6/1/2010	6/8/2010	6/15/2010	6/22/2010	6/29/2010	7/6/2010	7/13/2010	7/20/2010	7/26/2010	7/29/2010	8/3/2010	8/4/2010	8/10/2010	8/17/2010
1,4-Dioxane	mg/L	0.001 U	0.001 U	0.001 U	0.001 U	0.001 U	0.0001 U	0.0014 I	0.0001 U	0.0064	0.0071	0.0089	0.006	0.0015 I	0.001 U
1,1-Dichloroethane	mg/L	0.00052 U	0.00052 U	0.00052 U	0.00052 U	0.00052 U	0.00052 U	0.0014	0.00052 U	0.00052 U	0.00052 U	0.00052 U	0.00052 U	0.00052 U	0.00052 U
1,1-Dichloroethene	mg/L	0.00045 U	0.00045 U	0.00045 U	0.00045 U	0.00045 U	0.00045 U	0.00045 U	0.00045 U	0.00045 U	0.00045 U	0.00045 U	0.00045 U	0.00045 UJ	0.00045 UJ
cis-1,2-Dichloroethene	mg/L	0.00065 U	0.00065 U	0.00065 U	0.00065 U	0.00065 U	0.00065 U	0.00065 U	0.00065 U	0.00065 U	0.00065 U	0.00065 U	0.00065 U	0.00065 U	0.00065 U
Tetrachloroethene	mg/L	0.0005 U	0.0005 U	0.0005 U	0.0005 U	0.0005 U	0.0005 U	0.0005 U	0.0005 U	0.0005 U	0.0005 U	0.0005 U	0.0005 U	0.0005 U	0.0005 U
Trichloroethene	mg/L	0.0005 U	0.0005 U	0.0005 U	0.0005 U	0.0005 U	0.0005 U	0.0005 U	0.0005 U	0.0005 U	0.0005 U	0.0005 U	0.0005 U	0.0005 U	0.0005 U
Vinyl Chloride	mg/L	0.0005 U	0.0005 U	0.0005 U	0.0005 U	0.0005 U	0.0005 U	0.0005 U	0.0005 U	0.0005 U	0.0005 U	0.0005 U	0.0005 U	0.0005 U	0.0005 U
Aluminum	mg/L	NA	NA	NA	NA	NA	NA	NA	NA	NA	NA	NA	NA	NA	NA
Arsenic	mg/L	NA	NA	NA	NA	NA	NA	NA	NA	NA	NA	NA	NA	NA	NA
Beryllium	mg/L	NA	NA	NA	NA	NA	NA	NA	NA	NA	NA	NA	NA	NA	NA
Cadmium	mg/L	NA	NA	NA	NA	NA	NA	NA	NA	NA	NA	NA	NA	NA	NA
Chromium	mg/L	NA	NA	NA	NA	NA	NA	NA	NA	NA	NA	NA	NA	NA	NA
Copper	mg/L	NA	NA	NA	NA	NA	NA	NA	NA	NA	NA	NA	NA	NA	NA
Iron	mg/L	NA	NA	NA	NA	NA	NA	NA	NA	NA	NA	NA	NA	NA	NA
Lead	mg/L	NA	NA	NA	NA	NA	NA	NA	NA	NA	NA	NA	NA	NA	NA
Nickel	mg/L	NA	NA	NA	NA	NA	NA	NA	NA	NA	NA	NA	NA	NA	NA
Zinc	mg/L	NA	NA	NA	NA	NA	NA	NA	NA	NA	NA	NA	NA	NA	NA

See Notes on Page 16.

Table 4
Analytical Results - System Primary Carbon Discharge
Interim Remedial Action System
Lockheed Martin, Tallevast Site
Tallevast, Florida

Parameter	Units	8/24/2010		9/1/2010		9/7/2010		9/14/2010		9/21/2010		9/28/2010		10/5/2010		10/12/2010		10/21/2010		10/26/2010		11/2/2010		11/9/2010		11/16/2010		11/22/2010	
1,4-Dioxane	mg/L	0.001	U	0.0011	I	0.0014	I	0.001	U	0.001	U	0.001	U	0.001	U	0.001	U	0.0013	I	0.001	U	0.001	U	0.001	U	0.001	U	0.001	U
1,1-Dichloroethane	mg/L	0.00052	U	0.00052	U	0.00052	U	0.00052	U	0.00052	U	0.00052	U	0.0019		0.00052	U	0.00052	U	0.00052	U	0.00052	U	0.0008	J	0.0018		0.00052	U
1,1-Dichloroethene	mg/L	0.00045	U	0.00045	U	0.00045	U	0.00045	U	0.00045	U	0.00045	U	0.00045	U	0.00045	U	0.00045	U	0.00045	U	0.00045	U	0.00045	U	0.00045	U	0.00045	U
cis-1,2-Dichloroethene	mg/L	0.00065	U	0.00065	U	0.00065	U	0.00065	U	0.00065	U	0.00065	U	0.00065	U	0.00065	U	0.00065	U	0.00065	U	0.00065	U	0.00065	U	0.00065	U	0.00065	U
Tetrachloroethene	mg/L	0.0005	U	0.0005	UJ	0.0005	U	0.0005	U	0.0005	U	0.0005	U	0.0005	UJ	0.0005	UJ	0.0005	U	0.0005	U	0.0005	UJ	0.0005	UJ	0.0005	U	0.0005	U
Trichloroethene	mg/L	0.0005	U	0.0005	U	0.0005	U	0.0005	U	0.0005	U	0.0005	U	0.0005	U	0.0005	U	0.0005	U	0.0005	UJ	0.0005	U	0.0005	U	0.0005	U	0.0005	U
Vinyl Chloride	mg/L	0.0005	U	0.0005	U	0.0005	U	0.0005	U	0.0005	U	0.0005	U	0.0005	U	0.0005	U	0.0005	U	0.0005	U	0.0005	U	0.0005	U	0.0005	U	0.0005	U
Aluminum	mg/L	NA		NA		NA		NA		NA		NA		NA		NA		NA		NA		NA		NA		NA		NA	
Arsenic	mg/L	NA		NA		NA		NA		NA		NA		NA		NA		NA		NA		NA		NA		NA		NA	
Beryllium	mg/L	NA		NA		NA		NA		NA		NA		NA		NA		NA		NA		NA		NA		NA		NA	
Cadmium	mg/L	NA		NA		NA		NA		NA		NA		NA		NA		NA		NA		NA		NA		NA		NA	
Chromium	mg/L	NA		NA		NA		NA		NA		NA		NA		NA		NA		NA		NA		NA		NA		NA	
Copper	mg/L	NA		NA		NA		NA		NA		NA		NA		NA		NA		NA		NA		NA		NA		NA	
Iron	mg/L	NA		NA		NA		NA		NA		NA		NA		NA		NA		NA		NA		NA		NA		NA	
Lead	mg/L	NA		NA		NA		NA		NA		NA		NA		NA		NA		NA		NA		NA		NA		NA	
Nickel	mg/L	NA		NA		NA		NA		NA		NA		NA		NA		NA		NA		NA		NA		NA		NA	
Zinc	mg/L	NA		NA		NA		NA		NA		NA		NA		NA		NA		NA		NA		NA		NA		NA	

See Notes on Page 16.

Table 4
Analytical Results - System Primary Carbon Discharge
Interim Remedial Action System
Lockheed Martin, Tallevast Site
Tallevast, Florida

Parameter	Units	11/30/2010		12/7/2010		12/14/2010		12/21/2010		12/28/2010		1/4/2011		1/11/2011		1/18/2011		1/25/2011		2/1/2011		2/8/2011		2/15/2011		2/22/2011		3/1/2011	
1,4-Dioxane	mg/L	0.001	U	0.001	UJ	0.001	U	0.001	UJ	0.001	U	0.001	U	0.001	U	0.001	U	0.001	U	0.001	U	0.001	U	0.001	U	0.001	U	0.001	U
1,1-Dichloroethane	mg/L	0.00052	U	0.00052	U	0.00052	U	0.00052	U	0.00081	I	0.0015		0.00052	U	0.00052	U	0.00052	U	0.00052	U	0.00052	U	0.00052	U	0.00052	U	0.0022	
1,1-Dichloroethene	mg/L	0.00045	U	0.00045	U	0.00045	U	0.00045	U	0.00045	U	0.00045	U	0.00045	U	0.00045	U	0.00045	U	0.00045	U	0.00045	U	0.00045	U	0.00045	U	0.00045	U
cis-1,2-Dichloroethene	mg/L	0.00065	U	0.00065	U	0.00065	U	0.00065	U	0.00065	U	0.00065	U	0.00065	U	0.00065	U	0.00065	U	0.00065	U	0.00065	U	0.00065	U	0.00065	U	0.00065	U
Tetrachloroethene	mg/L	0.0005	U	0.0005	U	0.0005	U	0.0005	UJ	0.0005	UJ	0.0005	UJ	0.0005	U	0.0005	UJ	0.0005	UJ	0.0005	UJ	0.0005	U	0.0005	U	0.0005	U	0.0005	U
Trichloroethene	mg/L	0.0005	U	0.0005	U	0.0005	U	0.0005	U	0.0005	U	0.0005	U	0.0005	U	0.0005	U	0.0005	U	0.0005	U	0.0005	U	0.0005	U	0.0005	U	0.0005	U
Vinyl Chloride	mg/L	0.0005	U	0.0005	U	0.0005	U	0.0005	U	0.0005	U	0.0005	U	0.0005	U	0.0005	U	0.0005	U	0.0005	U	0.0005	U	0.0005	U	0.0005	U	0.0005	U
Aluminum	mg/L	NA		NA		NA		NA		NA		NA		NA		NA		NA		NA		NA		NA		NA		NA	
Arsenic	mg/L	NA		NA		NA		NA		NA		NA		NA		NA		NA		NA		NA		NA		NA		NA	
Beryllium	mg/L	NA		NA		NA		NA		NA		NA		NA		NA		NA		NA		NA		NA		NA		NA	
Cadmium	mg/L	NA		NA		NA		NA		NA		NA		NA		NA		NA		NA		NA		NA		NA		NA	
Chromium	mg/L	NA		NA		NA		NA		NA		NA		NA		NA		NA		NA		NA		NA		NA		NA	
Copper	mg/L	NA		NA		NA		NA		NA		NA		NA		NA		NA		NA		NA		NA		NA		NA	
Iron	mg/L	NA		NA		NA		NA		NA		NA		NA		NA		NA		NA		NA		NA		NA		NA	
Lead	mg/L	NA		NA		NA		NA		NA		NA		NA		NA		NA		NA		NA		NA		NA		NA	
Nickel	mg/L	NA		NA		NA		NA		NA		NA		NA		NA		NA		NA		NA		NA		NA		NA	
Zinc	mg/L	NA		NA		NA		NA		NA		NA		NA		NA		NA		NA		NA		NA		NA		NA	

See Notes on Page 16.

Table 4
Analytical Results - System Primary Carbon Discharge
Interim Remedial Action System
Lockheed Martin, Tallevast Site
Tallevast, Florida

Parameter	Units	3/8/2011		3/15/2011		3/22/2011		3/29/2011		4/5/2011		4/12/2011		4/19/2011		4/26/2011		5/3/2011		5/10/2011		5/17/2011		5/24/2011		6/1/2011		6/7/2011	
1,4-Dioxane	mg/L	0.001	U	0.001	U	0.001	U	0.001	U	0.001	U	0.001	U	0.001	U	0.001	U	0.001	U	0.001	U	0.001	U	0.001	U	0.001	U	0.001	U
1,1-Dichloroethane	mg/L	0.00052	U	0.00052	U	0.00052	U	0.00052	U	0.00052	U	0.00052	U	0.0018		0.00052	U	0.00052	U	0.00052	U	0.00052	U	0.00081	I	0.00052	U	0.00052	U
1,1-Dichloroethene	mg/L	0.00045	U	0.00045	U	0.00045	U	0.00045	U	0.00045	U	0.00045	U	0.00045	U	0.00045	U	0.00045	U	0.00045	U	0.00045	U	0.00045	U	0.00045	U	0.00045	U
cis-1,2-Dichloroethene	mg/L	0.00065	U	0.00065	U	0.00065	U	0.00065	U	0.00065	U	0.00065	U	0.00065	U	0.00065	U	0.00065	U	0.00065	U	0.00065	U	0.00065	U	0.00065	U	0.00065	U
Tetrachloroethene	mg/L	0.0005	U	0.0005	U	0.0005	U	0.0005	U	0.0005	UJ	0.0005	U	0.0005	U	0.0005	U	0.0005	U	0.0005	U	0.0005	U	0.0005	U	0.0005	U	0.0005	U
Trichloroethene	mg/L	0.0005	U	0.0005	U	0.0005	U	0.0005	U	0.0005	U	0.0005	U	0.0005	U	0.0005	U	0.0005	U	0.0005	U	0.0005	U	0.0005	U	0.0005	U	0.0005	U
Vinyl Chloride	mg/L	0.0005	U	0.0005	U	0.0005	U	0.0005	U	0.0005	U	0.0005	U	0.0005	U	0.0005	U	0.0005	U	0.0005	U	0.0005	U	0.0005	U	0.0005	U	0.0005	U
Aluminum	mg/L	NA		NA		NA		NA		NA		NA		NA		NA		NA		NA		NA		NA		NA		NA	
Arsenic	mg/L	NA		NA		NA		NA		NA		NA		NA		NA		NA		NA		NA		NA		NA		NA	
Beryllium	mg/L	NA		NA		NA		NA		NA		NA		NA		NA		NA		NA		NA		NA		NA		NA	
Cadmium	mg/L	NA		NA		NA		NA		NA		NA		NA		NA		NA		NA		NA		NA		NA		NA	
Chromium	mg/L	NA		NA		NA		NA		NA		NA		NA		NA		NA		NA		NA		NA		NA		NA	
Copper	mg/L	NA		NA		NA		NA		NA		NA		NA		NA		NA		NA		NA		NA		NA		NA	
Iron	mg/L	NA		NA		NA		NA		NA		NA		NA		NA		NA		NA		NA		NA		NA		NA	
Lead	mg/L	NA		NA		NA		NA		NA		NA		NA		NA		NA		NA		NA		NA		NA		NA	
Nickel	mg/L	NA		NA		NA		NA		NA		NA		NA		NA		NA		NA		NA		NA		NA		NA	
Zinc	mg/L	NA		NA		NA		NA		NA		NA		NA		NA		NA		NA		NA		NA		NA		NA	

See Notes on Page 16.

Table 4
Analytical Results - System Primary Carbon Discharge
Interim Remedial Action System
Lockheed Martin, Tallevast Site
Tallevast, Florida

Parameter	Units	6/14/2011	6/21/2011	6/28/2011	7/5/2011	7/12/2011	7/19/2011	7/26/2011	8/2/2011	8/9/2011	8/16/2011	8/23/2011	8/30/2011	9/6/2011	9/13/2011
1,4-Dioxane	mg/L	0.001 U	0.001 U	0.001 U	0.001 U	0.001 U	0.001 U	0.001 U	0.001 U	0.001 U	0.001 U	0.001 U	0.001 U	0.001 U	0.001 U
1,1-Dichloroethane	mg/L	0.00052 U	0.00052 U	0.00052 U	0.00052 U	0.0015	0.0034	0.00052 U	0.00052 U	0.00052 U	0.00052 U	0.00052 U	0.00052 U	0.001	0.0031
1,1-Dichloroethene	mg/L	0.00045 U	0.00045 U	0.00045 U	0.00045 U	0.00045 U	0.00045 U	0.00045 U	0.00045 U	0.00045 U	0.00045 U	0.00045 U	0.00045 U	0.00045 U	0.00045 U
cis-1,2-Dichloroethene	mg/L	0.00065 U	0.00065 U	0.00065 U	0.00065 U	0.00065 U	0.00065 U	0.00065 U	0.00065 U	0.00065 U	0.00065 U	0.00065 U	0.00065 U	0.00065 U	0.00065 U
Tetrachloroethene	mg/L	0.0005 UJ	0.0005 U	0.0005 U	0.0005 U	0.0005 U	0.0005 U	0.0005 U	0.0005 U	0.0005 U J3	0.0005 U	0.0005 U	0.0005 U	0.0005 U	0.0005 U
Trichloroethene	mg/L	0.0005 U	0.0005 U	0.0005 U	0.0005 U	0.0005 U	0.0005 U	0.0005 UJ	0.0005 U	0.0005 U	0.0005 U	0.0005 U	0.0005 U	0.0005 U	0.0005 U
Vinyl Chloride	mg/L	0.0005 U	0.0005 U	0.0005 U	0.0005 U	0.0005 U	0.0005 U	0.0005 U	0.0005 U	0.0005 U	0.0005 U	0.0005 U	0.0005 U	0.0005 U	0.0005 U J3
Aluminum	mg/L	NA	NA	NA	NA	NA	NA	NA	NA	NA	NA	NA	NA	NA	NA
Arsenic	mg/L	NA	NA	NA	NA	NA	NA	NA	NA	NA	NA	NA	NA	NA	NA
Beryllium	mg/L	NA	NA	NA	NA	NA	NA	NA	NA	NA	NA	NA	NA	NA	NA
Cadmium	mg/L	NA	NA	NA	NA	NA	NA	NA	NA	NA	NA	NA	NA	NA	NA
Chromium	mg/L	NA	NA	NA	NA	NA	NA	NA	NA	NA	NA	NA	NA	NA	NA
Copper	mg/L	NA	NA	NA	NA	NA	NA	NA	NA	NA	NA	NA	NA	NA	NA
Iron	mg/L	NA	NA	NA	NA	NA	NA	NA	NA	NA	NA	NA	NA	NA	NA
Lead	mg/L	NA	NA	NA	NA	NA	NA	NA	NA	NA	NA	NA	NA	NA	NA
Nickel	mg/L	NA	NA	NA	NA	NA	NA	NA	NA	NA	NA	NA	NA	NA	NA
Zinc	mg/L	NA	NA	NA	NA	NA	NA	NA	NA	NA	NA	NA	NA	NA	NA

See Notes on Page 16.

Table 4
Analytical Results - System Primary Carbon Discharge
Interim Remedial Action System
Lockheed Martin, Tallevast Site
Tallevast, Florida

Parameter	Units	9/20/2011		9/27/2011		10/04/11		10/11/11		10/18/11		10/25/11		11/01/11		11/08/11		11/15/11		11/21/11		11/29/11		12/06/11		12/13/11		12/20/11	
1,4-Dioxane	mg/L	0.001	U	0.001	U	0.001	U	0.001	U	0.001	U	0.001	U	0.001	U	0.001	U	0.001	U	0.001	U	0.001	U	0.001	U	0.001	U	0.001	U
1,1-Dichloroethane	mg/L	0.011		0.00052	U	0.00052	U	0.00052	U	0.00052	U	0.00052	U	0.0013		0.0031		0.00052	U	0.00052	U	0.00052	U	0.00052	U	0.00052	U	0.00052	U
1,1-Dichloroethene	mg/L	0.00045	U	0.00045	U	0.00045	U	0.00045	U	0.00045	U	0.00045	U	0.00045	U	0.00045	U	0.00045	U	0.00045	U	0.00045	U	0.00045	U	0.00045	U	0.00045	U
cis-1,2-Dichloroethene	mg/L	0.00065	U	0.00065	U	0.00031	U	0.00031	U	0.00031	U	0.00031	U	0.00031	U	0.00031	U	0.00031	U	0.00031	U	0.00031	U	0.00031	U	0.00031	U	0.00031	U
Tetrachloroethene	mg/L	0.0005	U	0.0005	U	0.0005	U	0.0005	U	0.0005	U	0.0005	U	0.0005	U	0.0005	U	0.0005	U	0.0005	U	0.0005	U	0.0005	U	0.0005	U	0.0005	U
Trichloroethene	mg/L	0.0005	U	0.0005	U	0.0005	U	0.0005	U	0.0005	U	0.0005	U	0.0005	U	0.0005	U	0.0005	U	0.0005	U	0.0005	U	0.0005	U	0.0005	U	0.0005	U
Vinyl Chloride	mg/L	0.0005	U	0.0005	U	0.0005	U	0.0005	U	0.0005	U	0.0005	U	0.0005	U	0.0005	U	0.0005	U	0.0005	U	0.0005	U	0.0005	U	0.0005	U	0.0005	U
Aluminum	mg/L	NA		NA		NA		NA		NA		NA		NA		NA		NA		NA		NA		NA		NA		NA	
Arsenic	mg/L	NA		NA		NA		NA		NA		NA		NA		NA		NA		NA		NA		NA		NA		NA	
Beryllium	mg/L	NA		NA		NA		NA		NA		NA		NA		NA		NA		NA		NA		NA		NA		NA	
Cadmium	mg/L	NA		NA		NA		NA		NA		NA		NA		NA		NA		NA		NA		NA		NA		NA	
Chromium	mg/L	NA		NA		NA		NA		NA		NA		NA		NA		NA		NA		NA		NA		NA		NA	
Copper	mg/L	NA		NA		NA		NA		NA		NA		NA		NA		NA		NA		NA		NA		NA		NA	
Iron	mg/L	NA		NA		NA		NA		NA		NA		NA		NA		NA		NA		NA		NA		NA		NA	
Lead	mg/L	NA		NA		NA		NA		NA		NA		NA		NA		NA		NA		NA		NA		NA		NA	
Nickel	mg/L	NA		NA		NA		NA		NA		NA		NA		NA		NA		NA		NA		NA		NA		NA	
Zinc	mg/L	NA		NA		NA		NA		NA		NA		NA		NA		NA		NA		NA		NA		NA		NA	

See Notes on Page 16.

Table 4
Analytical Results - System Primary Carbon Discharge
Interim Remedial Action System
Lockheed Martin, Tallevast Site
Tallevast, Florida

Parameter	Units	12/27/11		01/03/12		01/10/12		01/17/12		01/24/12		01/31/12	
1,4-Dioxane	mg/L	0.001	U	0.001	U	0.001	U	0.001	U	0.001	U	0.001	U
1,1-Dichloroethane	mg/L	0.0013		0.003		0.00052	U	0.00052	U	0.00052	U	0.00052	U
1,1-Dichloroethene	mg/L	0.00045	U	0.00045	U	0.00045	U	0.00045	U	0.00045	U	0.00045	U
cis-1,2-Dichloroethene	mg/L	0.00031	U	0.00065	U	0.00065	U	0.00065	U	0.00065	U	0.00065	U
Tetrachloroethene	mg/L	0.0005	U	0.0005	UJ	0.0005	UJ	0.0005	UJ	0.0005	U	0.0005	U
Trichloroethene	mg/L	0.0005	U	0.0005	U	0.0005	U	0.0005	U	0.0005	U	0.0005	U
Vinyl Chloride	mg/L	0.0005	U	0.0005	U	0.0005	U	0.0005	U	0.0005	U	0.0005	U
Aluminum	mg/L	NA		NA		NA		NA		NA		NA	
Arsenic	mg/L	NA		NA		NA		NA		NA		NA	
Beryllium	mg/L	NA		NA		NA		NA		NA		NA	
Cadmium	mg/L	NA		NA		NA		NA		NA		NA	
Chromium	mg/L	NA		NA		NA		NA		NA		NA	
Copper	mg/L	NA		NA		NA		NA		NA		NA	
Iron	mg/L	NA		NA		NA		NA		NA		NA	
Lead	mg/L	NA		NA		NA		NA		NA		NA	
Nickel	mg/L	NA		NA		NA		NA		NA		NA	
Zinc	mg/L	NA		NA		NA		NA		NA		NA	

Notes:

1. Samples collected from Primary Carbon Filter discharge. Analyzed volatile organic parameters the same as for system effluent specified in Manatee County Utility Operations Department Office of Industrial Compliance (MCUO) Permit IW0025S.
2. D - Concentration is based on a diluted sample analysis.
3. I - The reported value is between the laboratory method detection limit and the laboratory practical quantitation limit.
4. J - The compound was positively identified; however, the associated numerical value is an estimated concentration only.
5. R - Rejected value, data not usable.
6. U - Indicates that a compound was analyzed for but not detected. The value associated with the qualifier is the laboratory method detection limit.
7. NA - Not analyzed.
8. The June 1, 2009 sample at the system primary carbon discharge appeared to have been switched with the system mid-process sample in the field or by the laboratory based on a review of the analytical results.
9. Results are based on validated analytical reports from the laboratory.
10. Results are presented in milligrams per liter (mg/L).

Table 5
Analytical Results - System Effluent
Interim Remedial Action System
Lockheed Martin, Tallevast Site
Tallevast, Florida

Parameter	Units	Daily Discharge Limits		9/19/2006		9/20/2006		9/21/2006		10/6/2006		10/12/2006		10/27/2006		11/21/2006		12/6/2006		12/13/2006		1/15/2007		2/7/2007		2/9/2007	
		Minimum	Maximum																								
pH	SU	5.00	11.50	7.46		7.11		6.69		7.04		6.95		6.80		6.88		6.82		6.91		7.02		6.73		7.11	
1,4-Dioxane	mg/L	N/A	Report	0.0011	U	0.0011	U	0.001	U	0.01	U	0.01	U	0.01	U	0.001	U	0.01	U	0.00076	U	0.0083		0.00076	U	0.00076	U
1,1-Dichloroethane	mg/L	N/A	0.07	0.00052	U	0.00052	U	0.00052	U	0.00052	U	0.00052	U	0.00052	U	0.00052	U	0.00052	U	0.0006	U	0.0072		0.026		0.00052	U
1,1-Dichloroethene	mg/L	N/A	0.007	0.00045	U	0.00045	U	0.00045	U	0.00045	U	0.00045	U	0.00045	U	0.00045	U	0.00045	U	0.00083	U	0.00083	U	0.00083	U	0.00045	U
cis-1,2-Dichloroethene	mg/L	N/A	0.07	0.00065	U	0.00065	U	0.00065	U	0.00065	U	0.00065	U	0.00065	U	0.00065	U	0.00065	U	0.00075	U	0.00075	U	0.00075	U	0.00065	U
Tetrachloroethene	mg/L	N/A	0.003	0.0005	U	0.0005	U	0.0005	U	0.0005	U	0.0005	U	0.0005	U	0.0005	U	0.0005	U	0.00065	U	0.00065	U	0.00065	U	0.0005	U
Trichloroethene	mg/L	N/A	0.003	0.0005	U	0.0005	U	0.0005	U	0.0005	U	0.0005	U	0.0005	U	0.0005	U	0.0005	U	0.0012		0.00071	U	0.00071	U	0.0005	U
Vinyl Chloride	mg/L	N/A	0.001	0.0005	U	0.0005	U	0.0005	U	0.0005	U	0.0005	U	0.0005	U	0.0005	U	0.0005	U	0.00052	U	0.00052	U	0.00052	U	0.0005	U
Aluminum	mg/L	N/A	Report	0.07	U	0.07	U	0.07	U	0.59		0.79		3.2		0.07	U	0.07	U	0.06	I	0.313	J	0.31	UD	0.16	I
Arsenic	mg/L	N/A	2.51	0.035		0.021		0.013		0.0051	I	0.0048	U	0.0048	U	0.0048	U	0.0048	U	0.00185	I	0.0014	I	0.01	U	0.0048	U
Beryllium	mg/L	N/A	0.004	0.00074	U	0.0063		0.0052		0.017		0.0026	I	0.0012	I	0.00074	U	0.00074	U	0.00081	U	0.00081	U	0.00081	U	0.00074	U
Cadmium	mg/L	N/A	0.73	0.00071	U	0.00071	U	0.00071	U	0.00071	U	0.00071	U	0.00071	U	0.00071	U	0.00071	U	0.005	U	0.005	U	0.0003	U	0.00071	U
Chromium	mg/L	N/A	9.9	0.0017	U	0.0017	U	0.0017	U	0.0019	I	0.0056	I	0.054		0.0027	I	0.0022	I	0.01	U	0.0183		0.012	UD	0.0017	U
Copper	mg/L	N/A	28.48	0.0029	U	0.0029	U	0.0029	U	0.0029	U	0.0029	U	0.005	I	0.0037	I	0.0029	U	0.00063	U	0.00063	U	0.00063	U	0.011	I
Iron	mg/L	N/A	N/A	NA		NA		NA		NA		NA		NA		NA		NA		19.8	D	12	D	19	D	NA	
Lead	mg/L	N/A	1.87	0.0016	U	0.0016	U	0.0016	U	0.0028	I	0.0016	U	0.004	I	0.0016	U	0.0017	I	0.00017	U	0.00017	U	0.00017	U	0.005	
Nickel	mg/L	N/A	11.08	0.07		0.075		0.076		0.043		0.012	I	0.02	I	0.01	I	0.006	I	0.00464	I	0.0123		0.00687	I	0.0076	I
Zinc	mg/L	N/A	4.78	0.051		0.11		0.036		0.018	I	0.0059	U	0.016	I	0.009	I	0.015	I	0.00912	I	0.00907	J	0.1	U	0.028	

See Notes on Page 5.

Table 5
Analytical Results - System Effluent
Interim Remedial Action System
Lockheed Martin, Tallevast Site
Tallevast, Florida

Parameter	Units	Daily Discharge Limits		3/22/2007	4/18/2007	5/21/2007	6/20/2007	7/16/2007	8/16/2007	9/26/2007	10/24/2007	11/8/2007	12/20/2007	1/25/2008	2/4/2008
		Minimum	Maximum												
pH	SU	5.00	11.50	7.02	6.89	6.72	6.88	7.01	6.97	6.32	6.45	6.51	6.39	6.45	6.20
1,4-Dioxane	mg/L	N/A	Report	0.00076 U	0.00069 U	0.0017 J	0.00071 I	0.00071 I	0.00069 U	0.0033	0.00087 I	0.00069 U	0.00069 U	0.001 U	0.00054 U
1,1-Dichloroethane	mg/L	N/A	0.07	0.0006 U	0.0006 U	0.0006 U	0.0006 U	0.0006 U	0.0006 U	0.00028 U	0.0006 U	0.00028 U	0.0006 U	0.00052 U	0.00052 U
1,1-Dichloroethene	mg/L	N/A	0.007	0.00083 U	0.00083 U	0.00083 U	0.00083 U	0.00083 U	0.00083 U	0.0004 U	0.00083 U	0.0004 U	0.00083 U	0.00045 U	0.00045 U
cis-1,2-Dichloroethene	mg/L	N/A	0.07	0.00075 U	0.00075 U	0.00075 U	0.00075 U	0.00075 U	0.00075 U	0.00018 U	0.00075 U	0.00018 U	0.00075 U	0.00065 U	0.00065 U
Tetrachloroethene	mg/L	N/A	0.003	0.00065 U	0.00065 U	0.00065 U	0.00065 U	0.00065 U	0.00065 U	0.00047 U	0.00065 U	0.00047 U	0.00065 U	0.0005 U	0.0005 U
Trichloroethene	mg/L	N/A	0.003	0.00071 U	0.00071 U	0.00071 U	0.00071 U	0.00071 U	0.00071 U	0.00026 U	0.00071 U	0.00026 U	0.00071 U	0.0005 U	0.0005 U
Vinyl Chloride	mg/L	N/A	0.001	0.00052 U	0.00052 U	0.00052 U	0.00052 U	0.00052 U	0.00052 U	0.00091 U	0.00052 U	0.00091 U	0.00052 U	0.0005 U	0.0005 U
Aluminum	mg/L	N/A	Report	0.32	0.0712 I	0.241	0.3	0.3	NA	0.05 I	NA	0.2 U	0.05 U	NA	0.015 U
Arsenic	mg/L	N/A	2.51	0.004 U	0.00098 U	0.00773 I	0.004 U	0.004 U	NA	0.004 U	NA	0.004 U	0.004 U	NA	0.0011 I
Beryllium	mg/L	N/A	0.004	0.0007 U	0.00081 U	0.00081 U	0.0007 U	0.0007 U	NA	0.0007 U	NA	0.0007 U	0.0007 U	NA	0.000065 U
Cadmium	mg/L	N/A	0.73	0.0008 I	0.0003 U	0.0003 U	0.0005 U	0.0005 U	NA	0.0005 U	NA	0.0005 U	0.0005 U	NA	0.00012 U
Chromium	mg/L	N/A	9.9	0.003 U	0.00262 I	0.01 U	0.003 U	0.003 U	NA	0.003 U	NA	0.003 U	0.003 U	NA	0.00062 I
Copper	mg/L	N/A	28.48	0.003 U	0.00271 I	0.0146 U	0.003 U	0.013	NA	0.004 I	NA	0.003 U	0.01 U	NA	0.0012 U
Iron	mg/L	N/A	N/A	NA	18.3 D	12.9 D	18.5	9.43	NA	5.32	NA	7	NA	NA	1 J
Lead	mg/L	N/A	1.87	0.002 I	0.00017 U	0.005 U	0.002 U	0.003 I	NA	0.002 U	NA	0.002 U	0.002 U	NA	0.00015 U
Nickel	mg/L	N/A	11.08	0.008 I	0.00601 I	0.00776 I	0.005 I	0.006 I	NA	0.004 I	NA	0.00382 I	0.00225 I	NA	0.0036
Zinc	mg/L	N/A	4.78	0.02 U	0.0185 I	0.05 U	0.019 I	0.007 I	NA	0.015 I	NA	0.00716 I	0.02 U	NA	0.02 U

See Notes on Page 5.

Table 5
Analytical Results - System Effluent
Interim Remedial Action System
Lockheed Martin, Tallevast Site
Tallevast, Florida

Parameter	Units	Daily Discharge Limits		2/5/2008	2/6/2008	2/12/2008	2/19/2008	2/26/2008	3/4/2008	4/17/2008	6/12/2008	5/4/2009	5/6/2009	5/7/2009	5/8/2009
		Minimum	Maximum												
pH	SU	5.00	11.50	6.20	6.00	7.00	6.30	5.90	6.10	6.00	6.40	8.38	8.12	6.26	6.39
1,4-Dioxane	mg/L	N/A	Report	0.0013	0.00054 U	0.00054 U	0.00054 U	0.00054 U	0.00054 U	0.00054 U	0.00054 U	0.001 U	0.001 U	0.001 U	0.001 U
1,1-Dichloroethane	mg/L	N/A	0.07	0.00052 U	0.00052 U	0.00052 U	0.0037	0.00052 U	0.00052 U	0.00052 U	0.00052 U	0.00052 U	0.00052 U	0.00052 U	0.00052 U
1,1-Dichloroethene	mg/L	N/A	0.007	0.00045 U	0.00045 U	0.00045 U	0.00045 U	0.00045 U	0.00045 U	0.00045 U	0.00045 U	0.00045 U	0.00045 U	0.00045 U	0.00045 U
cis-1,2-Dichloroethene	mg/L	N/A	0.07	0.00065 U	0.00065 U	0.00065 U	0.00065 U	0.00065 U	0.00065 U	0.00065 U	0.00065 U	0.00065 U	0.00065 U	0.00065 U	0.00065 U
Tetrachloroethene	mg/L	N/A	0.003	0.0005 U	0.0005 U	0.0005 U	0.0005 U	0.0005 U	0.0005 U	0.0005 U	0.0005 U	0.0005 U	0.0005 U	0.0005 U	0.0005 U
Trichloroethene	mg/L	N/A	0.003	0.0005 U	0.0005 U	0.0005 U	0.0005 U	0.0005 U	0.0005 U	0.0005 U	0.0005 U	0.0005 U	0.0005 U	0.0005 U	0.0005 U
Vinyl Chloride	mg/L	N/A	0.001	0.0005 U	0.0005 U	0.0005 U	0.0005 U	0.0005 U	0.0005 U	0.0005 U	0.0005 U	0.0005 U	0.0005 U	0.0005 U	0.0005 U
Aluminum	mg/L	N/A	Report	0.015 U	0.098	0.05 U	0.042 I	0.2	0.041 I	0.043 I	0.084 I	0.41	0.064 I	0.067 I	0.06 I
Arsenic	mg/L	N/A	2.51	0.0023 I	0.0047	0.0019 I	0.003	0.0049	0.0031	0.0025 U	0.0048 U	0.004 U	0.0047 I	0.01 UB	0.004 U
Beryllium	mg/L	N/A	0.004	0.000065 U	0.000065 U	0.000065 U	0.000065 U	8.5E-05 I	6.5E-05 U	0.000065 U	0.00074 U	0.0005 U	0.0005 U	0.0005 U	0.0005 U
Cadmium	mg/L	N/A	0.73	0.00012 U	0.00012 U	0.00012 U	0.00012 U	0.00012 U	0.00012 U	0.00012 U	0.00071 U	0.001 U	0.001 U	0.001 U	0.001 U
Chromium	mg/L	N/A	9.9	0.0012 I	0.0021 I	0.0012 I	0.005 U	0.0018 I	0.005 U	0.005 U	0.0023 I	0.002 U	0.002 U	0.0021 I	0.0021 I
Copper	mg/L	N/A	28.48	0.0012 U	0.0025 J	0.0016 I	0.0023 I	0.049	0.0076	0.0012 U	0.0082 I	0.015	0.0029 U	0.0029 U	0.0029 U
Iron	mg/L	N/A	N/A	4.9	4.8	4.8	7.8	11	7.2 J	1.5	3.4	2.1	0.05 U	1.3	0.87
Lead	mg/L	N/A	1.87	0.00015 U	0.00022 I	0.00015 U	0.00015 U	0.0014 I	0.0012 I	0.00015 U	0.0016 U	0.002 U	0.002 U	0.002 U	0.002 U
Nickel	mg/L	N/A	11.08	0.0049	0.0068	0.003	0.0035	0.007	0.0049	0.0037	0.0047 U	0.002 U	0.005 I	0.0057 I	0.0051 I
Zinc	mg/L	N/A	4.78	0.02 U	0.022 J	0.0065 U	0.0065 U	0.026	0.0065 U	0.022	0.0059 U	0.013 I	0.036	0.005 U	0.0066 I

See Notes on Page 5.

Table 5
Analytical Results - System Effluent
Interim Remedial Action System
Lockheed Martin, Tallevast Site
Tallevast, Florida

Parameter	Units	Daily Discharge Limits		5/11/2009		5/12/2009		5/18/2009		5/26/2009		6/1/2009		7/9/2009		8/4/2009		9/9/2009		10/13/2009		12/8/2009		1/26/2010		3/2/2010	
		Minimum	Maximum																								
pH	SU	5.00	11.50	8.20		7.00		8.42		8.43		8.25		7.80		7.00		7.10		5.90		8.30		8.60		6.30	
1,4-Dioxane	mg/L	N/A	Report	0.0013	I	0.0019	I	0.001	U	0.0027		0.0033		0.001	U	0.001	U	0.001	U	0.001	U	0.001	U	0.001	U	0.001	U
1,1-Dichloroethane	mg/L	N/A	0.07	0.00052	U	0.00052	U	0.00052	U	0.00052	U	0.00052	U	0.00052	U	0.00052	U	0.00052	U	0.00052	U	0.00052	U	0.00052	U	0.00052	U
1,1-Dichloroethene	mg/L	N/A	0.007	0.00045	U	0.00045	U	0.00045	U	0.00045	U	0.00045	U	0.00045	U	0.00045	U	0.00045	U	0.00045	U	0.00045	U	0.00045	U	0.00045	U
cis-1,2-Dichloroethene	mg/L	N/A	0.07	0.00065	U	0.00065	U	0.00065	U	0.00065	U	0.00065	U	0.00065	U	0.00065	U	0.00065	U	0.00065	U	0.00065	U	0.00065	U	0.00065	U
Tetrachloroethene	mg/L	N/A	0.003	0.0005	U	0.0005	U	0.0005	U	0.0005	U	0.0005	U	0.0005	U	0.0005	U	0.0005	U	0.0005	U	0.0005	U	0.0005	U	0.0005	U
Trichloroethene	mg/L	N/A	0.003	0.0005	U	0.0005	U	0.0005	U	0.0005	U	0.0005	U	0.0005	U	0.0005	U	0.0005	U	0.0005	U	0.0005	U	0.0005	U	0.0005	U
Vinyl Chloride	mg/L	N/A	0.001	0.0005	U	0.0005	U	0.0005	U	0.0005	U	0.0005	U	0.0005	U	0.0005	U	0.0005	U	0.0005	U	0.0005	U	0.0005	U	0.0005	U
Aluminum	mg/L	N/A	Report	0.05	U	NA		0.054	I	0.097	I	0.05	U	0.05	U	0.05	U	0.05	U	0.078	I	0.05	U	0.11		0.05	U
Arsenic	mg/L	N/A	2.51	0.004	U	NA		0.01	U	0.004	U	0.004	U	0.004	U	0.004	U	0.004	U	0.004	U	0.004	U	0.004	U	0.004	U
Beryllium	mg/L	N/A	0.004	0.0005	U	NA		0.0005	U	0.0005	U	0.0005	U	0.0005	U	0.0005	U	0.0005	U	0.0005	U	0.0005	U	0.0005	U	0.0005	U
Cadmium	mg/L	N/A	0.73	0.001	U	NA		0.001	U	0.001	U	0.001	U	0.001	U	0.001	U	0.001	U	0.001	U	0.001	U	0.001	U	0.001	U
Chromium	mg/L	N/A	9.9	0.0021	I	NA		0.0025	I	0.0028	I	0.0021	I	0.0035	I	0.002	U	0.002	U	0.002	U	0.002	U	0.002	U	0.002	U
Copper	mg/L	N/A	28.48	0.0029	U	NA		0.0046	I	0.007	I	0.004	I	0.012		0.0029	U	0.0029	U	0.0029	U	0.0042	I	0.0029	U	0.0029	U
Iron	mg/L	N/A	N/A	1		NA		2.6		5.7		4.7		2.6		2.8		2.3		2.4		0.69		5.8		2.3	
Lead	mg/L	N/A	1.87	0.002	U	NA		0.002	U	0.002	U	0.002	U	0.002	U	0.002	U	0.002	U	0.002	U	0.002	U	0.002	U	0.002	U
Nickel	mg/L	N/A	11.08	0.008	U	NA		0.0053	I	0.0055	I	0.0048	I	0.0064	I	0.0057	I	0.0044	I	0.0045	I	0.0038	I	0.0045	I	0.005	I
Zinc	mg/L	N/A	4.78	0.005	U	NA		0.005	U	0.005	U	0.01	I	0.005	U	0.005	U	0.005	U	0.005	U	0.005	U	0.045		0.0052	I

See Notes on Page 5.

Table 5
Analytical Results - System Effluent
Interim Remedial Action System
Lockheed Martin, Tallevast Site
Tallevast, Florida

Parameter	Units	Daily Discharge Limits		6/1/2010		9/1/2010		12/7/2010		2/8/2011		3/1/2011		6/1/2011		8/30/2011		12/6/2011	
		Minimum	Maximum																
pH	SU	5.00	11.50	7.10		6.90		6.70		6.40		6.20		6.20		6.70		5.90	
1,4-Dioxane	mg/L	N/A	Report	0.001	U	0.001	U	0.001	U	0.001	U	0.001	U	0.001	U	0.001	U	0.001	U
1,1-Dichloroethane	mg/L	N/A	0.07	0.00052	U	0.00052	U	0.00052	U	0.00052	U	0.00052	U	0.00052	U	0.00052	U	0.00052	U
1,1-Dichloroethene	mg/L	N/A	0.007	0.00045	U	0.00045	U	0.00045	U	0.00045	U	0.00045	U	0.00045	U	0.00045	U	0.00045	U
cis-1,2-Dichloroethene	mg/L	N/A	0.07	0.00065	U	0.00065	U	0.00065	U	0.00065	U	0.00065	U	0.00065	U	0.00065	U	0.00031	U
Tetrachloroethene	mg/L	N/A	0.003	0.0005	U	0.0005	U	0.0005	UJ	0.0005	UJ	0.0005	U	0.0005	U	0.0005	U	0.0005	U
Trichloroethene	mg/L	N/A	0.003	0.0005	U	0.0005	U	0.0005	U	0.0005	U	0.0005	U	0.0005	U	0.0005	U	0.0005	U
Vinyl Chloride	mg/L	N/A	0.001	0.0005	U	0.0005	U	0.0005	U	0.0005	U	0.0005	U	0.0005	U	0.0005	U	0.0005	U
Aluminum	mg/L	N/A	Report	0.15	I	0.064	I	0.05	U	0.08	I	0.05	U	0.05	U	0.081	I	0.05	U
Arsenic	mg/L	N/A	2.51	0.004	U	0.004	U	0.004	U	0.004	U	0.004	U	0.004	U	0.0062	I	0.004	U
Beryllium	mg/L	N/A	0.004	0.0005	U	0.0005	U	0.0005	U	0.0005	U	0.0005	U	0.0005	U	0.0005	U	0.0005	U
Cadmium	mg/L	N/A	0.73	0.001	U	0.001	U	0.001	U	0.001	U	0.001	U	0.001	U	0.001	U	0.001	U
Chromium	mg/L	N/A	9.9	0.002	U	0.0023	I	0.002	U	0.002	U	0.002	U	0.002	U	0.0043	I	0.002	U
Copper	mg/L	N/A	28.48	0.0038	I	0.003	I	0.0029	U	0.0057	I	0.0029	U	0.0047	I	0.0049	I	0.0029	U
Iron	mg/L	N/A	N/A	2.5		2.5		3.9		2.9		2.8		1.9		7.4		2	
Lead	mg/L	N/A	1.87	0.002	U	0.002	U	0.012		0.002	U	0.002	U	0.002	U	0.002	U	0.002	U
Nickel	mg/L	N/A	11.08	0.0037	I	0.0034	I	0.0038	I	0.0035	I	0.0039	I	0.0036	I	0.0055	I	0.0052	I
Zinc	mg/L	N/A	4.78	0.005	U	0.005	U	0.005	U	0.015	I	0.005	U	0.005	U	0.078		0.005	U

Notes:

1. Samples collected following the Secondary Carbon Filter discharge . Analyzed parameters specified in Manatee County Utility Operations Department Office of Industrial Compliance (MCUO) Permit IW0025S.
2. N/A - Not Applicable.
3. B - The compound has been found in the sample as well as it's associated blank, its presence in the sample may be suspect.
4. D - Concentration is based on a diluted sample analysis.
5. I - The reported value is between the laboratory method detection limit and the laboratory practical quantitation limit.
6. J - The compound was positively identified; however, the associated numerical value is an estimated concentration only.
7. U - Indicates that a compound was analyzed for but not detected. The value associated with the qualifier is the laboratory method detection limit.
8. NA - Not analyzed.
9. Results are based on validated analytical reports from the laboratory.
10. Results except for pH are presented in milligrams per liter (mg/L).

Table 6
Groundwater Analytical Results - Extraction Well EW-101
Interim Remedial Action System
Lockheed Martin, Tallevast Site
Tallevast, Florida

Parameter	Units	1/30/2008	2/5/2008	2/12/2008	2/19/2008	2/26/2008	3/4/2008	3/12/2008	4/17/2008	6/11/2008	9/19/2008	12/15/2008	3/24/2009	5/4/2009	5/11/2009
Semivolatile Organics (8270B)															
1,4-Dioxane	ug/L	NA	NA	NA	NA	NA	NA	NA	NA	NA	NA	NA	NA	NA	NA
Volatile Organics (8260C) - SIM Isotope Dilution															
1,4-Dioxane	ug/L	1 U	15	27	44	32	40	13	49	34	2.6	1 U	0.94 I	1.6 I	13 I
Volatile Organics (8260B)															
Acetone	ug/L	9.9 U	9.9 U	9.9 U	9.9 U	99 U	9.9 U	9.9 U	99 U	99 U	9.9 U	9.9 U	9.9 U	9.9 U	99 U
Benzene	ug/L	0.5 U	0.5 U	0.5 U	0.5 U	5 U	0.5 U	0.5 U	5 U	5 U	0.5 U	0.5 U	0.5 U	0.5 U	5 U
Bromobenzene	ug/L	0.58 U	0.58 U	0.58 U	0.58 U	5.8 U	0.58 U	0.58 U	5.8 U	5.8 U	0.58 U	0.58 U	0.58 U	0.58 U	5.8 U
Bromochloromethane	ug/L	0.58 U	0.58 U	0.58 U	0.58 U	5.8 U	0.58 U	0.58 U	5.8 U	5.8 U	0.58 U	0.58 U	0.58 UJ	0.58 U	5.8 U
Bromodichloromethane	ug/L	0.35 U	0.35 U	0.35 U	0.35 U	3.5 U	0.35 U	0.35 U	3.5 U	3.5 U	0.35 U	0.35 U	0.35 U	0.35 U	3.5 U
Bromoform	ug/L	0.58 U	0.58 U	0.58 U	0.58 U	5.8 U	0.58 U	0.58 U	5.8 U	5.8 U	0.58 UJ	0.58 U	0.58 U	0.58 U	5.8 U
Bromomethane	ug/L	2.5 U	2.5 U	2.5 U	2.5 U	25 U	2.5 U	2.5 U	25 U	25 U	2.5 UJ	2.5 UJ	2.5 U	2.5 U	25 UJ
n-Butylbenzene	ug/L	0.67 U	0.67 U	0.67 U	0.67 UJ	6.7 U	0.67 U	0.67 U	6.7 UJ	6.7 U	0.67 UJ	0.67 U	0.67 U	0.67 U	6.7 U
sec-Butylbenzene	ug/L	0.63 U	0.63 U	0.63 U	0.63 U	6.3 U	0.63 U	0.63 U	6.3 U	6.3 U	0.63 U	0.63 U	0.63 U	0.63 U	6.3 U
tert-Butylbenzene	ug/L	0.84 U	0.84 U	0.84 U	0.84 U	8.4 U	0.84 U	0.84 U	8.4 U	8.4 U	0.84 U	0.84 U	0.84 U	0.84 U	8.4 U
Carbon Disulfide	ug/L	0.85 U	0.85 U	0.85 UJ	0.85 U	8.5 UJ	0.85 U	0.85 U	8.5 U	8.5 UJ	0.85 UJ	0.85 U	0.85 U	0.85 U	8.5 U
Carbon Tetrachloride	ug/L	0.42 U	0.42 U	0.42 U	0.42 U	4.2 U	0.42 U	0.42 U	4.2 U	4.2 U	0.42 U	0.42 U	0.42 UJ	0.42 U	4.2 U
Chlorobenzene	ug/L	0.63 U	0.63 U	0.63 U	0.63 U	6.3 U	0.63 U	0.63 U	6.3 U	6.3 U	0.63 U	0.63 U	0.63 U	0.63 U	6.3 U
Chloroethane	ug/L	2.5 U	2.5 U	2.5 UJ	2.5 U	25 U	2.5 U	2.5 U	25 U	25 U	2.5 U	2.5 U	2.5 U	2.5 U	25 U
2-Chloroethyl Vinyl Ether	ug/L	NA	NA	NA	NA	NA	NA	NA	NA	NA	NA	NA	NA	NA	NA
Chloroform	ug/L	1.1	3	0.9 U	0.9 U	9 U	0.9 U	0.9 U	9 U	9 U	0.9 U	0.9 U	0.9 U	0.9 U	9 U
Chloromethane	ug/L	1 U	1 U	1 UJ	1 U	10 U	1 U	1 U	10 U	10 U	1 U	1 U	1 U	1 U	10 UJ
2-Chlorotoluene	ug/L	0.65 U	0.65 U	0.65 U	0.65 U	6.5 U	0.65 U	0.65 U	6.5 U	6.5 U	0.65 U	0.65 U	0.65 U	0.65 U	6.5 U
4-Chlorotoluene	ug/L	0.52 U	0.52 U	0.52 U	0.52 U	5.2 U	0.52 U	0.52 U	5.2 U	5.2 U	0.52 UJ	0.52 U	0.52 U	0.52 U	5.2 U
Dibromochloromethane	ug/L	0.34 U	0.34 U	0.34 U	0.34 U	3.4 U	0.34 U	0.34 U	3.4 U	3.4 U	0.34 U	0.34 U	0.34 U	0.34 U	3.4 U
1,2-Dibromo-3-Chloropropane	ug/L	2.5 U	2.5 U	2.5 U	2.5 U	25 U	2.5 U	2.5 U	25 U	25 U	2.5 UJ	2.5 U	2.5 U	2.5 U	25 U
1,2-Dibromoethane	ug/L	0.5 U	0.5 U	0.5 U	0.5 U	5 U	0.5 U	0.5 U	5 U	5 U	0.5 U	0.5 U	0.5 U	0.5 U	5 U
Dibromomethane	ug/L	0.41 U	0.41 U	0.41 U	0.41 U	4.1 U	0.41 U	0.41 U	4.1 U	4.1 U	0.41 U	0.41 U	0.41 U	0.41 U	4.1 U
1,2-Dichlorobenzene	ug/L	0.44 U	0.44 U	0.44 U	0.44 U	4.4 U	0.44 U	0.44 U	4.4 U	4.4 U	0.44 U	0.44 U	0.44 U	0.44 U	4.4 U
1,3-Dichlorobenzene	ug/L	0.64 U	0.64 U	0.64 U	0.64 U	6.4 U	0.64 U	0.64 U	6.4 U	6.4 U	0.64 U	0.64 U	0.64 U	0.64 U	6.4 U
1,4-Dichlorobenzene	ug/L	0.52 U	0.52 U	0.52 U	0.52 U	5.2 U	0.52 U	0.52 U	5.2 U	5.2 U	0.52 UJ	0.52 U	0.52 U	0.52 U	5.2 U
Dichlorodifluoromethane	ug/L	2.5 U	2.5 U	2.5 U	2.5 U	25 U	2.5 UJ	2.5 U	25 U	25 U	2.5 UJ	2.5 UJ	2.5 U	2.5 U	25 UJ
1,1-Dichloroethane	ug/L	3.7	11	19	25	25	24	9.1	20	16	16	83	110	74	57
1,2-Dichloroethane	ug/L	0.57 U	0.57 U	0.57 U	0.57 U	5.7 U	0.57 U	0.57 U	5.7 U	5.7 U	0.57 U	0.57 U	0.57 U	0.57 U	5.7 U
1,1-Dichloroethene	ug/L	3.2	9.7	27	37	41	35	12	32	17	4.3	3.9	9	13	17
cis-1,2-Dichloroethene	ug/L	14	16	35	47	42	44	14	33	27	15 J	3.9	4.6	4.7	17
Trans-1,2-Dichloroethene	ug/L	0.44 U	0.44 U	0.44 U	0.61 I	4.4 U	0.54 I	0.44 U	4.4 U	4.4 U	0.44 UJ	0.44 U	0.44 U	0.44 U	4.4 UJ
1,2-Dichloropropane	ug/L	0.52 U	0.52 U	0.52 U	0.52 U	5.2 U	0.52 U	0.52 U	5.2 U	5.2 U	0.52 U	0.52 U	0.52 U	0.52 U	5.2 U
1,3-Dichloropropane	ug/L	0.39 U	0.39 U	0.39 U	0.39 U	3.9 U	0.39 U	0.39 U	3.9 U	3.9 U	0.39 U	0.39 U	0.39 U	0.39 U	3.9 U

See Notes on Page 6.

Table 6
Groundwater Analytical Results - Extraction Well EW-101
Interim Remedial Action System
Lockheed Martin, Tallevast Site
Tallevast, Florida

Parameter	Units	1/30/2008	2/5/2008	2/12/2008	2/19/2008	2/26/2008	3/4/2008	3/12/2008	4/17/2008	6/11/2008	9/19/2008	12/15/2008	3/24/2009	5/4/2009	5/11/2009
Volatile Organics (8260B)															
2,2-Dichloropropane	ug/L	0.36 U	0.36 U	0.36 U	0.36 U	3.6 U	0.36 U	0.36 U	3.6 U	3.6 U	0.36 UJ	0.36 U	0.36 UJ	0.36 U	3.6 U
1,1-Dichloropropene	ug/L	0.31 U	0.31 U	0.31 U	0.31 U	3.1 U	0.31 U	0.31 U	3.1 U	3.1 U	0.31 U	0.31 U	0.31 UJ	0.31 U	3.1 U
cis-1,3-Dichloropropene	ug/L	0.14 U	0.14 U	0.14 U	0.14 U	1.4 U	0.14 U	0.14 U	1.4 U	1.4 U	0.14 U	0.14 U	0.14 U	0.14 U	1.4 U
Trans-1,3-Dichloropropene	ug/L	0.14 U	0.14 U	0.14 U	0.14 U	1.4 U	0.14 U	0.14 U	1.4 U	1.4 U	0.14 UJ	0.14 U	0.14 U	0.14 U	1.4 U
Ethylbenzene	ug/L	0.44 U	0.44 U	0.44 U	0.44 U	4.4 U	0.44 U	0.44 U	4.4 U	4.4 U	0.44 U	0.44 U	0.44 U	0.44 U	4.4 U
Hexachlorobutadiene	ug/L	0.4 U	0.4 U	0.4 U	0.4 UJ	4 U	0.4 U	0.4 U	4 UJ	4 U	0.4 UJ	0.4 U	0.4 U	0.4 U	4 U
2-Hexanone	ug/L	4.4 U	4.4 U	4.4 U	4.4 U	44 U	4.4 U	4.4 U	44 U	44 U	4.4 U	4.4 U	4.4 U	4.4 U	44 U
Isopropyl Benzene	ug/L	0.19 U	0.19 U	0.19 U	0.19 U	1.9 U	0.19 U	0.19 U	1.9 U	1.9 U	0.19 U	0.19 U	0.19 U	0.19 U	1.9 U
4-Isopropyl Toluene	ug/L	0.69 U	0.69 U	0.69 U	0.69 U	6.9 U	0.69 U	0.69 U	6.9 U	6.9 U	0.69 U	0.69 U	0.69 U	0.69 U	6.9 U
Methylene Chloride	ug/L	4 U	4 U	4 UJ	4 U	40 U	4 U	4 U	40 U	40 U	4 UJ	4 U	4 U	4 U	40 U
2-Butanone	ug/L	8.4 U	8.4 U	8.4 U	8.4 U	84 U	8.4 U	8.4 U	84 U	84 U	8.4 U	8.4 U	8.4 U	8.4 U	84 U
4-Methyl-2-Pentanone	ug/L	3.8 U	3.8 U	3.8 U	3.8 U	38 U	3.8 U	3.8 U	38 U	38 U	3.8 U	3.8 U	3.8 U	3.8 U	38 U
Methyl Tert Butyl Ether	ug/L	0.44 U	0.44 U	0.44 U	0.44 U	4.4 U	0.44 U	0.44 U	4.4 U	4.4 U	0.44 UJ	0.44 U	0.44 U	0.44 U	4.4 U
Naphthalene	ug/L	2.5 U	2.5 U	2.5 U	2.5 U	25 UJ	2.5 U	2.5 U	25 UJ	25 U	2.5 UJ	2.5 U	2.5 U	2.5 U	25 U
n-Propylbenzene	ug/L	0.59 U	0.59 U	0.59 U	0.59 U	5.9 U	0.59 U	0.59 U	5.9 U	5.9 U	0.59 U	0.59 U	0.59 U	0.59 U	5.9 U
Styrene	ug/L	0.98 U	0.98 U	0.98 U	0.98 U	9.8 U	0.98 U	0.98 U	9.8 U	9.8 U	0.98 U	0.98 U	0.98 U	0.98 U	9.8 U
1,1,1,2-Tetrachloroethane	ug/L	0.63 U	0.63 U	0.63 U	0.63 U	6.3 U	0.63 U	0.63 U	6.3 U	6.3 U	0.63 U	0.63 U	0.63 U	0.63 U	6.3 U
1,1,2,2-Tetrachloroethane	ug/L	0.15 U	0.15 U	0.15 U	0.15 U	1.5 U	0.15 U	0.15 U	1.5 U	1.5 U	0.15 U	0.15 U	0.15 U	0.15 U	1.5 U
Tetrachloroethene	ug/L	7.3	4.4 J	8.3	6.8	7.9 I	8.9	15 J	27	14 U	7.3 J	3.3	2.9	6.6	7.8 I
Toluene	ug/L	0.51 U	0.51 U	0.51 U	0.51 U	5.1 U	0.51 U	0.51 U	5.1 U	5.1 U	0.51 U	0.51 U	0.51 U	0.51 U	5.1 U
1,2,3-Trichlorobenzene	ug/L	0.77 U	0.77 U	0.77 U	0.77 U	7.7 U	0.77 U	0.77 U	7.7 UJ	7.7 U	0.77 UJ	0.77 U	0.77 U	0.77 U	7.7 U
1,2,4-Trichlorobenzene	ug/L	0.58 U	0.58 U	0.58 U	0.58 UJ	5.8 U	0.58 UJ	0.58 U	5.8 UJ	5.8 U	0.58 UJ	0.58 U	0.58 UJ	0.58 U	5.8 U
1,1,1-Trichloroethane	ug/L	0.46 U	0.46 U	0.46 U	0.46 U	4.6 U	0.46 U	0.46 U	4.6 U	4.6 U	0.46 U	0.46 U	0.46 U	0.46 U	4.6 U
1,1,2-Trichloroethane	ug/L	0.47 U	0.47 U	0.47 U	0.47 U	4.7 U	0.47 U	0.47 U	4.7 U	4.7 U	0.47 U	0.47 U	0.47 U	0.47 U	4.7 U
Trichloroethene	ug/L	140	530 D	940 D	1,400 D	1,500	1,400 D	470 D	960	790	45	6.6	16 J	81	490
Trichlorofluoromethane	ug/L	2.5 U	2.5 U	2.5 U	2.5 U	25 U	2.5 U	2.5 U	25 U	25 U	2.5 U	2.5 U	2.5 U	2.5 U	25 U
1,2,3-Trichloropropane	ug/L	0.18 U	0.18 U	0.18 U	0.18 U	1.8 U	0.18 U	0.18 U	1.8 U	1.8 U	0.18 U	0.18 U	0.18 U	0.18 U	1.8 U
1,2,4-Trimethylbenzene	ug/L	0.86 U	0.86 U	0.86 U	0.86 U	8.6 U	0.86 U	0.86 U	8.6 U	8.6 U	0.86 U	0.86 U	0.86 U	0.86 U	8.6 U
1,3,5-Trimethylbenzene	ug/L	0.54 U	0.54 U	0.54 U	0.54 U	5.4 U	0.54 U	0.54 U	5.4 U	5.4 U	0.54 U	0.54 U	0.54 U	0.54 U	5.4 U
Vinyl Chloride	ug/L	0.5 U	0.5 U	0.5 U	0.55 I	5 U	0.53 I	0.5 U	5 U	5 U	0.5 U	0.5 U	0.5 U	0.5 U	5 U
O-Xylene	ug/L	0.5 U	0.5 U	0.5 U	0.5 U	5 U	0.5 U	0.5 U	5 U	5 U	0.5 U	0.5 U	0.5 U	0.5 U	5 U
m-Xylene & p-Xylene	ug/L	0.6 U	0.6 U	0.6 U	0.6 U	6 U	0.6 U	0.6 U	6 U	6 U	0.6 U	0.6 U	0.6 U	0.6 U	6 U
Total Xylenes	ug/L	NA	NA	NA	NA	NA	NA	NA	NA	NA	NA	NA	NA	NA	NA

See Notes on Page 6.

Table 6
Groundwater Analytical Results - Extraction Well EW-101
Interim Remedial Action System
Lockheed Martin, Tallevast Site
Tallevast, Florida

Parameter	Units	1/30/2008	2/5/2008	2/12/2008	2/19/2008	2/26/2008	3/4/2008	3/12/2008	4/17/2008	6/11/2008	9/19/2008	12/15/2008	3/24/2009	5/4/2009	5/11/2009
Metals															
Aluminum	ug/L	NA	130	170	600	340	380	320	140	120 I	180 I	190 I	240 UB	150 I	150 I
Arsenic	ug/L	NA	11	14	69	44	52	29	11	8.3 I	10	4 U	9.9 I	9.2 I	10
Beryllium	ug/L	NA	0.065 U	0.065 U	0.065 U	0.065 U	0.065 U	0.065 U	0.065 U	0.74 U	0.5 U	0.5 U	0.5 U	0.5 U	0.5 U
Cadmium	ug/L	NA	0.19 I	0.31 I	0.12 U	0.19 I	0.13 I	0.28 I	0.13 I	0.71 U	1 U	1 U	1 U	1 U	1 U
Chromium	ug/L	NA	0.6 U	1.2 I	5 U	0.71 I	5 U	5 U	5 U	1.7 U	2 U	2 U	2 U	2 U	2 U
Copper	ug/L	NA	1.2 U	1.2 U	1.2 U	1.2 U	1.2 U	1.2 U	1.2 U	2.9 U	2.9 U	2.9 U	2.9 U	2.9 U	2.9 U
Iron	ug/L	NA	2,400	6,500	72,000	31,000	33,000 J	19,000	9,700	5,800	2,700	1,700	4,000	4,700	2,400
Lead	ug/L	NA	0.15 U	0.15 U	0.78 I	0.15 U	0.15 U	0.15 U	0.15 U	1.6 U	2 U	2 U	2 U	2 U	2 U
Nickel	ug/L	NA	12	16	16	15	16	10	13	13 I	15	24	33	27	24
Zinc	ug/L	NA	20 U	7.5 I	7.4 J	8.1 I	8.8 I	54 U	6.5 U	5.9 U	5.6 I	6.4 I	5 U	31	5 U

See Notes on Page 6.

Table 6
Groundwater Analytical Results - Extraction Well EW-101
Interim Remedial Action System
Lockheed Martin, Tallevast Site
Tallevast, Florida

Parameter	Units	5/18/2009	5/26/2009	6/1/2009	7/9/2009	9/15/2009	12/8/2009	3/2/2010	6/1/2010	9/1/2010	12/7/2010	3/1/2011	6/1/2011	8/30/2011	12/6/2011
Semivolatile Organics (8270B)															
1,4-Dioxane	ug/L	NA	NA	NA	NA	NA	NA	NA	NA	NA	NA	NA	NA	NA	NA
Volatile Organics (8260C) - SIM Isotope Dilution															
1,4-Dioxane	ug/L	29	25	35	12 I	11	12	25	33	110	10	14	13	8.2	5.2
Volatile Organics (8260B)															
Acetone	ug/L	99 U	99 U	99 U	99 U	50 U	50 U	9.9 U	9.9 U	9.9 U	9.9 U	9.9 U	9.9 U	9.9 U	9.9 U
Benzene	ug/L	5 U	5 U	5 U	5 U	2.5 U	2.5 U	0.5 U	0.5 U	0.5 U	0.5 U	0.5 U	0.5 U	0.5 U	0.5 U
Bromobenzene	ug/L	5.8 U	5.8 U	5.8 U	5.8 U	2.9 U	2.9 U	0.58 U	0.58 U	0.58 U	0.58 U	0.58 U	0.58 U	0.58 U	0.58 U
Bromochloromethane	ug/L	5.8 U	5.8 UJ	5.8 U	5.8 U	2.9 U	2.9 U	0.58 U	0.58 U	0.58 U	0.58 U	0.58 U	0.58 U	0.58 U	0.58 U
Bromodichloromethane	ug/L	3.5 U	3.5 U	3.5 U	3.5 U	1.8 U	1.8 U	0.35 U	0.35 U	0.35 U	0.35 U	0.35 U	0.35 U	0.35 U	0.35 U
Bromoform	ug/L	5.8 U	5.8 U	5.8 U	5.8 U	2.9 U	2.9 U	0.58 U	0.58 U	0.58 U	0.58 U	0.58 U	0.58 U	0.58 U	0.58 U
Bromomethane	ug/L	25 U	25 U	25 U	25 U	12 U	12 UJ	2.5 UJ	2.5 UJ	2.5 U	2.5 UJ	2.5 U	2.5 U	2.5 U	2.5 U
n-Butylbenzene	ug/L	6.7 U	6.7 U	6.7 U	6.7 U	3.4 U	3.4 U	0.67 U	0.67 U	0.67 U	0.67 U	0.67 U	0.67 U	0.67 U	0.67 U
sec-Butylbenzene	ug/L	6.3 U	6.3 U	6.3 U	6.3 U	3.2 U	3.2 U	0.63 U	0.63 U	0.63 U	0.63 U	0.63 U	0.63 U	0.63 U	0.63 U
tert-Butylbenzene	ug/L	8.4 U	8.4 U	8.4 U	8.4 U	4.2 U	4.2 U	0.84 U	0.84 U	0.84 U	0.84 U	0.84 U	0.84 UJ	0.84 U	0.84 U
Carbon Disulfide	ug/L	8.5 U	8.5 U	8.5 U	8.5 U	7.4	4.2 U	0.85 U	0.85 U	1 U	1 U	1 U	1 U	1 UJ	1 U
Carbon Tetrachloride	ug/L	4.2 U	4.2 U	4.2 U	4.2 U	2.1 U	2.1 U	0.42 U	0.42 U	0.42 U	0.42 U	0.42 U	0.42 U	0.42 U	0.42 U
Chlorobenzene	ug/L	6.3 U	6.3 U	6.3 U	6.3 U	3.2 U	3.2 U	0.63 U	0.63 U	0.63 U	0.63 U	0.63 U	0.63 U	0.63 U	0.63 U
Chloroethane	ug/L	25 U	25 U	25 U	25 U	12 U	12 UJ	2.5 U	2.5 U	2.5 U	2.5 U	2.5 U	2.5 U	2.5 U	2.5 U
2-Chloroethyl Vinyl Ether	ug/L	NA	NA	NA	NA	NA	NA	NA	NA	NA	NA	NA	NA	NA	NA
Chloroform	ug/L	9 U	9 U	9 U	9 U	4.5 U	4.5 U	0.9 U	0.9 U	0.9 U	0.9 U	0.9 U	0.9 U	0.9 U	0.9 U
Chloromethane	ug/L	10 UJ	10 U	10 U	10 U	5 U	5 U	1 U	1 U	1 U	1 U	1 U	1 U	1 U	1 U
2-Chlorotoluene	ug/L	6.5 U	6.5 U	6.5 U	6.5 U	3.2 U	3.2 U	0.65 U	0.65 U	0.65 U	0.65 U	0.65 U	0.65 U	0.65 U	0.65 U
4-Chlorotoluene	ug/L	5.2 U	5.2 U	5.2 U	5.2 U	2.6 U	2.6 U	0.52 U	0.52 U	0.52 U	0.52 U	0.52 U	0.52 U	0.52 U	0.52 U
Dibromochloromethane	ug/L	3.4 U	3.4 U	3.4 U	3.4 U	1.7 U	1.7 U	0.34 U	0.34 U	0.34 U	0.34 U	0.34 U	0.34 U	0.34 U	0.34 U
1,2-Dibromo-3-Chloropropane	ug/L	25 U	25 U	25 U	25 U	12 U	12 U	2.5 U	2.5 U	2.5 U	2.5 U	2.5 UJ	2.5 U	2.5 U	2.5 U
1,2-Dibromoethane	ug/L	5 U	5 U	5 U	5 U	2.5 U	2.5 U	0.5 U	0.5 U	0.5 U	0.5 U	0.5 U	0.5 U	0.5 U	0.5 U
Dibromomethane	ug/L	4.1 U	4.1 U	4.1 U	4.1 U	2 U	2 U	0.41 U	0.41 U	0.41 U	0.41 U	0.41 U	0.41 U	0.41 U	0.41 U
1,2-Dichlorobenzene	ug/L	4.4 U	4.4 U	4.4 U	4.4 U	2.2 U	2.2 U	0.44 U	0.44 U	0.44 U	0.44 U	0.44 U	0.44 U	0.44 U	0.44 U
1,3-Dichlorobenzene	ug/L	6.4 U	6.4 U	6.4 U	6.4 U	3.2 U	3.2 U	0.64 U	0.64 U	0.64 U	0.64 U	0.64 U	0.64 UJ	0.64 U	0.64 U
1,4-Dichlorobenzene	ug/L	5.2 U	5.2 U	5.2 U	5.2 U	2.6 U	2.6 U	0.52 U	0.52 U	0.52 U	0.52 U	0.52 U	0.52 U	0.52 U	0.52 U
Dichlorodifluoromethane	ug/L	25 UJ	25 U	25 U	25 U	18 I	12 UJ	7.1 J	2.5 U	2.5 U	2.5 U	2.5 U	2.5 U	2.5 U	2.5 U
1,1-Dichloroethane	ug/L	61	44	40	26	23	27	41	33	22	21	22 J	15	17	15
1,2-Dichloroethane	ug/L	5.7 U	5.7 U	5.7 U	5.7 U	2.8 U	2.8 U	0.57 U	0.57 U	0.57 U	0.57 U	0.57 U	0.57 U	0.57 U	0.57 U
1,1-Dichloroethene	ug/L	17	11	12	4.5 U	16	12	22	27 J	59	0.45 U	9.9	6.2	7	0.45 U
cis-1,2-Dichloroethene	ug/L	22	19	13	16	14	18	29	25	14	20	35 J	24	25	19
Trans-1,2-Dichloroethene	ug/L	4.4 U	4.4 UJ	4.4 U	4.4 U	2.2 U	2.2 U	0.44 U	0.46 I	0.44 U	0.57 I	1.1	1.1	1.7	0.95 I
1,2-Dichloropropane	ug/L	5.2 U	5.2 U	5.2 U	5.2 U	2.6 U	2.6 U	0.52 U	0.52 U	0.52 U	0.52 U	0.52 U	0.52 U	0.52 U	0.52 U
1,3-Dichloropropane	ug/L	3.9 U	3.9 U	3.9 U	3.9 U	2 U	2 U	0.39 U	0.39 U	0.39 U	0.39 U	0.39 U	0.39 U	0.39 U	0.39 U

See Notes on Page 6.

Table 6
Groundwater Analytical Results - Extraction Well EW-101
Interim Remedial Action System
Lockheed Martin, Tallevast Site
Tallevast, Florida

Parameter	Units	5/18/2009	5/26/2009	6/1/2009	7/9/2009	9/15/2009	12/8/2009	3/2/2010	6/1/2010	9/1/2010	12/7/2010	3/1/2011	6/1/2011	8/30/2011	12/6/2011
Volatile Organics (8260B)															
2,2-Dichloropropane	ug/L	3.6 U	3.6 U	3.6 U	3.6 U	1.8 U	1.8 U	0.36 U	0.36 U	0.36 U	0.36 U	0.36 U	0.36 U	0.36 U	0.36 U
1,1-Dichloropropene	ug/L	3.1 U	3.1 U	3.1 U	3.1 U	1.6 U	1.6 U	0.31 U	0.31 U	0.31 U	0.31 U	0.31 U	0.31 U	0.31 U	0.31 U
cis-1,3-Dichloropropene	ug/L	1.4 U	1.4 U	1.4 U	1.4 U	0.7 U	0.7 U	0.14 U	0.14 U	0.14 U	0.14 U	0.14 U	0.14 U	0.14 U	0.14 U
Trans-1,3-Dichloropropene	ug/L	1.4 U	1.4 U	1.4 U	1.4 U	0.7 U	0.7 U	0.14 U	0.14 U	0.14 U	0.14 U	0.14 U	0.14 U	0.14 U	0.14 U
Ethylbenzene	ug/L	4.4 U	4.4 U	4.4 U	4.4 U	2.2 U	2.2 U	0.44 U	0.44 U	0.44 U	0.44 U	0.44 U	0.44 U	0.44 U	0.44 U
Hexachlorobutadiene	ug/L	4 U	4 U	4 U	4 U	2 U	2 U	0.4 U	0.4 U	0.4 U	0.4 U	0.4 U	0.4 U	0.4 U	0.4 U
2-Hexanone	ug/L	44 U	44 U	44 U	44 U	22 U	22 U	4.4 U	4.4 U	4.4 U	4.4 U	4.4 U	4.4 U	4.4 U	4.4 U
Isopropyl Benzene	ug/L	1.9 U	1.9 U	1.9 U	1.9 U	0.95 U	0.95 U	0.19 U	0.19 U	0.19 U	0.19 U	0.19 U	0.19 U	0.19 U	0.19 U
4-Isopropyl Toluene	ug/L	6.9 U	6.9 U	6.9 U	6.9 U	3.4 U	3.4 U	0.69 U	0.69 U	0.69 U	0.69 U	0.69 U	0.69 UJ	0.69 U	0.69 U
Methylene Chloride	ug/L	40 U	40 U	40 U	40 U	20 U	20 U	4 U	4 U	4 U	4 U	4 U	4 U	4 U	4 U
2-Butanone	ug/L	84 U	84 U	84 UJ	84 U	42 U	42 U	8.4 U	8.4 U	8.4 U	8.4 U	8.4 U	8.4 U	8.4 U	8.4 U
4-Methyl-2-Pentanone	ug/L	38 U	38 U	38 U	38 U	19 U	19 U	3.8 U	3.8 U	3.8 U	3.8 U	3.8 U	3.8 U	3.8 U	3.8 U
Methyl Tert Butyl Ether	ug/L	4.4 U	4.4 U	4.4 U	4.4 U	2.2 U	2.2 U	0.44 U	0.44 U	0.44 U	0.44 U	0.44 U	0.44 U	0.44 U	0.44 U
Naphthalene	ug/L	25 U	25 UJ	25 U	25 U	12 U	12 U	2.5 UJ	2.5 U	2.5 U	2.5 U	2.5 U	2.5 U	2.5 U	2.5 U
n-Propylbenzene	ug/L	5.9 U	5.9 U	5.9 U	5.9 U	3 U	3 U	0.59 U	0.59 U	0.59 U	0.59 U	0.59 U	0.59 U	0.59 U	0.59 U
Styrene	ug/L	9.8 U	9.8 U	9.8 U	9.8 U	4.9 U	4.9 U	0.98 U	0.98 U	0.98 U	0.98 U	0.98 U	0.98 UJ	0.98 U	0.98 U
1,1,1,2-Tetrachloroethane	ug/L	6.3 U	6.3 U	6.3 U	6.3 U	3.2 U	3.2 U	0.63 U	0.63 U	0.63 U	0.63 U	0.63 U	0.63 U	0.63 U	0.63 U
1,1,2,2-Tetrachloroethane	ug/L	1.5 U	1.5 U	1.5 U	1.5 U	0.75 U	0.75 U	0.15 U	0.15 U	0.15 U	0.15 U	0.15 U	0.15 U	0.15 U	0.15 U
Tetrachloroethene	ug/L	13	12	14	6.9 I	7.4	14	43	55	26	18 J	17 J	13 J	17	17
Toluene	ug/L	5.1 U	5.1 U	5.1 U	5.1 U	2.6 U	2.6 U	0.51 U	0.51 U	1 U	0.51 U	1 U	1 U	1 U	1 U
1,2,3-Trichlorobenzene	ug/L	7.7 U	7.7 UJ	7.7 UJ	7.7 U	3.8 U	3.8 U	0.77 U	0.77 U	0.77 U	0.77 U	0.77 U	0.77 U	0.77 U	0.77 U
1,2,4-Trichlorobenzene	ug/L	5.8 U	5.8 U	5.8 U	5.8 U	2.9 U	2.9 U	0.58 U	0.58 U	0.58 U	0.58 U	0.58 U	0.58 UJ	0.58 U	0.58 U
1,1,1-Trichloroethane	ug/L	4.6 U	4.6 U	4.6 U	4.6 U	2.3 U	2.3 U	0.46 U	0.46 U	0.46 U	0.46 U	0.46 U	0.46 U	0.46 U	0.46 U
1,1,2-Trichloroethane	ug/L	4.7 U	4.7 U	4.7 U	4.7 U	2.4 U	2.4 U	0.47 U	0.47 U	0.47 U	0.47 U	0.47 U	0.47 U	0.47 U	0.47 U
Trichloroethene	ug/L	620	620	470	470	380	550	690 D	390 D	340 D	290 D	280 D	240 D	180 D	140 D
Trichlorofluoromethane	ug/L	25 U	25 U	25 U	25 U	12 U	12 U	2.5 U	2.5 U	2.5 U	2.5 U	2.5 U	2.5 U	2.5 UJ	2.5 U
1,2,3-Trichloropropane	ug/L	1.8 U	1.8 U	1.8 U	1.8 U	0.9 U	0.9 U	0.18 U	0.18 U	0.18 U	0.18 U	0.18 U	0.18 U	0.18 U	0.18 U
1,2,4-Trimethylbenzene	ug/L	8.6 U	8.6 U	8.6 U	8.6 U	4.3 U	4.3 U	0.86 U	0.86 U	0.86 U	0.86 U	0.86 U	0.86 U	0.86 U	0.86 U
1,3,5-Trimethylbenzene	ug/L	5.4 U	5.4 U	5.4 U	5.4 U	2.7 U	2.7 U	0.54 U	0.54 U	0.54 U	0.54 U	0.54 U	0.54 U	0.54 U	0.54 U
Vinyl Chloride	ug/L	5 U	5 U	5 U	5 U	2.5 U	2.5 U	0.56 I	0.52 I	0.5 U	0.5 U	0.5 U	0.5 U	0.5 U	0.5 U
O-Xylene	ug/L	5 U	5 U	5 U	5 U	2.5 U	2.5 U	0.5 U	0.5 U	0.5 U	0.5 U	0.5 U	0.5 UJ	0.5 U	0.5 U
m-Xylene & p-Xylene	ug/L	6 U	6 U	6 U	6 U	3 U	3 U	0.6 U	0.6 U	0.6 U	0.6 U	0.6 U	0.6 U	0.6 U	0.6 U
Total Xylenes	ug/L	NA	NA	NA	NA	NA	NA	NA	NA	NA	NA	NA	NA	NA	NA

See Notes on Page 6.

Table 6
Groundwater Analytical Results - Extraction Well EW-101
Interim Remedial Action System
Lockheed Martin, Tallevast Site
Tallevast, Florida

Parameter	Units	5/18/2009	5/26/2009	6/1/2009	7/9/2009	9/15/2009	12/8/2009	3/2/2010	6/1/2010	9/1/2010	12/7/2010	3/1/2011	6/1/2011	8/30/2011	12/6/2011
Metals															
Aluminum	ug/L	440	160 I	160 I	300	150 I	140 I	560	180 I	77 I	110 I	170 I	99 I	98 I	98 I
Arsenic	ug/L	53	8.5 I	12	36	11	11	84	13	7.4 I	10	15	7.6 I	7.1 I	5.7 I
Beryllium	ug/L	0.5 U	0.5 U	0.5 U	0.5 U	0.5 U	0.5 U	0.5 U	0.5 U	0.5 U	0.5 U	0.5 U	0.5 U	0.5 U	0.5 U
Cadmium	ug/L	1 U	1 U	1 U	1 U	1 U	1 U	1.7 I	1 U	1 U	1 U	1 U	1 U	1 U	1 U
Chromium	ug/L	2.6 I	2 U	2 U	2 U	2 U	2 U	2.5 I	2 U	2 U	2 U	2 U	2 U	2 U	2 U
Copper	ug/L	2.9 U	2.9 U	2.9 U	2.9 U	2.9 U	2.9 U	2.9 U	2.9 U	2.9 U	2.9 U	2.9 U	2.9 U	2.9 U	2.9 U
Iron	ug/L	40,000	4,200	6,200	24,000	3,900	2,800	73,000	8,200	5,100	5,500	11,000 J3	4,900 J	4,300	5,100
Lead	ug/L	6.2 I	2 U	2.3 I	2 U	2 U	2 U	2 U	2 U	2 U	2 U	2 U	2.3 I	2 U	2 U
Nickel	ug/L	23	20	19	19	20	22	20	19	11	15	15	16	15	13
Zinc	ug/L	5 U	5 U	5 U	5 U	5 U	5 U	5.1 I	5 U	6.1 I	5 U	5 U	5 U	5 U	5 U

Notes:

1. Extraction well EW-101 is a Upper Surficial Aquifer System (USAS) well located in the central area of the site.
2. B - The compound has been found in the sample as well as it's associated blank, its presence in the sample may be suspect.
3. D - Concentration is based on a diluted sample analysis.
4. I - The reported value is between the laboratory method detection limit and the laboratory practical quantitation limit.
5. J - The compound was positively identified; however the associated numerical value is an estimated concentration only.
6. U - Indicates that a compound was analyzed for but not detected. The value associated with the qualifier is the laboratory method detection limit.
7. NA - Not analyzed.
8. Results are based on validated analytical reports from the laboratory.
9. Results are presented in micrograms per liter (ug/L).

Table 7
Groundwater Analytical Results - Extraction Well EW-102
Interim Remedial Action System
Lockheed Martin, Tallevast Site
Tallevast, Florida

Parameter	Units	1/31/2008	2/5/2008	2/12/2008	2/19/2008	2/26/2008	3/4/2008	3/12/2008	4/17/2008	6/11/2008	9/19/2008	12/17/2008	3/25/2009	5/4/2009	5/11/2009
Semivolatile Organics (8270B)															
1,4-Dioxane	ug/L	NA	NA	NA	NA	NA	NA	NA	NA	NA	NA	NA	NA	NA	NA
Volatile Organics (8260C) - SIM Isotope Dilution															
1,4-Dioxane	ug/L	120 DJ	84	43	48	66	48	76	35	38	0.54 U	3	95	80	39
Volatile Organics (8260B)															
Acetone	ug/L	9.9 U	9.9 U	9.9 U	9.9 U	9.9 U	9.9 U	9.9 U	9.9 U	9.9 U	9.9 U	22	9.9 U	9.9 U	9.9 U
Benzene	ug/L	0.5 U	0.5 U	0.5 U	0.5 U	0.5 U	0.5 U	0.5 U	0.5 U	0.5 U	0.5 U	0.5 U	0.5 U	0.5 U	0.5 U
Bromobenzene	ug/L	0.58 U	0.58 U	0.58 U	0.58 U	0.58 U	0.58 U	0.58 U	0.58 U	0.58 U	0.58 U	0.58 U	0.58 U	0.58 U	0.58 U
Bromochloromethane	ug/L	0.58 U	0.58 U	0.58 U	0.58 U	0.58 U	0.58 U	0.58 U	0.58 U	0.58 U	0.58 U	0.58 U	0.58 U	0.58 U	0.58 U
Bromodichloromethane	ug/L	0.35 U	0.35 U	0.35 U	0.35 U	0.35 U	0.35 U	0.35 U	0.35 U	0.35 U	0.35 U	0.35 U	0.35 U	0.35 U	0.35 U
Bromoform	ug/L	0.58 U	0.58 U	0.58 U	0.58 U	0.58 U	0.58 U	0.58 U	0.58 U	0.58 U	0.58 U	0.58 U	0.58 U	0.58 U	0.58 U
Bromomethane	ug/L	2.5 U	2.5 U	3.2 I	2.5 U	2.5 U	2.5 U	2.5 U	2.5 U	2.5 U	2.5 UJ	2.5 U	2.5 UJ	2.5 U	2.5 UJ
n-Butylbenzene	ug/L	0.67 U	0.67 U	0.67 U	0.67 UJ	0.67 U	0.67 U	0.67 U	0.67 UJ	0.67 U	0.67 U	0.67 UJ	0.67 U	0.67 U	0.67 U
sec-Butylbenzene	ug/L	0.63 U	0.63 U	0.63 U	0.63 U	0.63 U	0.63 U	0.63 U	0.63 U	0.63 U	0.63 U	0.63 UJ	0.63 U	0.63 U	0.63 U
tert-Butylbenzene	ug/L	0.84 U	0.84 U	0.84 U	0.84 U	0.84 U	0.84 U	0.84 U	0.84 U	0.84 U	0.84 U	0.84 U	0.84 U	0.84 U	0.84 U
Carbon Disulfide	ug/L	73	2.5	0.85 UJ	0.85 U	0.85 UJ	1.7	0.85 U	0.85 U	0.85 UJ	4.4	29	1.2	0.85 U	0.85 U
Carbon Tetrachloride	ug/L	0.42 U	0.42 U	0.42 U	0.42 U	0.42 U	0.42 U	0.42 U	0.42 U	0.42 U	0.42 U	0.42 U	0.42 U	0.42 U	0.42 U
Chlorobenzene	ug/L	0.63 U	0.63 U	0.63 U	0.63 U	0.63 U	0.63 U	0.63 U	0.63 U	0.63 U	0.63 U	0.63 U	0.63 U	0.63 U	0.63 U
Chloroethane	ug/L	2.5 U	2.5 U	2.5 UJ	2.5 U	2.5 U	2.5 U	2.5 U	2.5 U	2.5 U	2.5 U	2.5 U	2.5 U	2.5 U	2.5 U
2-Chloroethyl Vinyl Ether	ug/L	NA	NA	NA	NA	NA	NA	NA	NA	NA	NA	NA	NA	NA	NA
Chloroform	ug/L	0.9 U	0.9 U	0.9 U	0.9 U	0.9 U	0.9 U	0.9 U	0.9 U	0.9 U	0.9 U	0.9 U	0.9 U	0.9 U	0.9 U
Chloromethane	ug/L	1 U	1 U	1 UJ	1 U	1 U	1 U	1 U	1 U	1 U	1 U	1 U	1 U	1 U	1 UJ
2-Chlorotoluene	ug/L	0.65 U	0.65 U	0.65 U	0.65 U	0.65 U	0.65 U	0.65 U	0.65 U	0.65 U	0.65 U	0.65 U	0.65 U	0.65 U	0.65 U
4-Chlorotoluene	ug/L	0.52 U	0.52 U	0.52 U	0.52 U	0.52 U	0.52 U	0.52 U	0.52 U	0.52 U	0.52 U	0.52 UJ	0.52 U	0.52 U	0.52 U
Dibromochloromethane	ug/L	0.34 U	0.34 U	0.34 U	0.34 U	0.34 U	0.34 U	0.34 U	0.34 U	0.34 U	0.34 U	0.34 U	0.34 U	0.34 U	0.34 U
1,2-Dibromo-3-Chloropropane	ug/L	2.5 U	2.5 U	2.5 U	2.5 U	2.5 U	2.5 U	2.5 U	2.5 U	2.5 U	2.5 U	2.5 U	2.5 U	2.5 U	2.5 U
1,2-Dibromoethane	ug/L	0.5 U	0.5 U	0.5 U	0.5 U	0.5 U	0.5 U	0.5 U	0.5 U	0.5 U	0.5 U	0.5 U	0.5 U	0.5 U	0.5 U
Dibromomethane	ug/L	0.41 U	0.41 U	0.41 U	0.41 U	0.41 U	0.41 U	0.41 U	0.41 U	0.41 U	0.41 U	0.41 U	0.41 U	0.41 U	0.41 U
1,2-Dichlorobenzene	ug/L	0.44 U	0.44 U	0.44 U	0.44 U	0.44 U	0.44 U	0.44 U	0.44 U	0.44 U	0.44 U	0.44 U	0.44 U	0.44 U	0.44 U
1,3-Dichlorobenzene	ug/L	0.64 U	0.64 U	0.64 U	0.64 U	0.64 U	0.64 U	0.64 U	0.64 U	0.64 U	0.64 U	0.64 UJ	0.64 U	0.64 U	0.64 U
1,4-Dichlorobenzene	ug/L	0.52 U	0.52 U	0.52 U	0.52 U	0.52 U	0.52 U	0.52 U	0.52 U	0.52 U	0.52 U	0.52 UJ	0.52 U	0.52 U	0.52 U
Dichlorodifluoromethane	ug/L	2.5 U	2.5 U	2.5 U	2.5 U	2.5 U	2.5 UJ	2.5 U	2.5 U	2.5 U	2.5 U	2.5 U	2.5 UJ	2.5 U	2.5 UJ
1,1-Dichloroethane	ug/L	6.3	4.3	3.7	4.9	7.1	5.7	9.2	5.1	6.4	1.9	1.2	21	14	11
1,2-Dichloroethane	ug/L	0.57 U	0.57 U	0.57 U	0.57 U	0.57 U	0.57 U	0.57 U	0.57 U	0.57 U	0.57 U	0.57 U	0.57 U	0.57 U	0.57 U
1,1-Dichloroethene	ug/L	55	58	57	67	78	75	88	56	59	28	12	100	100	90
cis-1,2-Dichloroethene	ug/L	0.65 U	0.65 U	0.65 U	0.65 U	0.65 U	0.65 U	0.65 U	0.65 U	0.78 I	4	4.3	0.65 U	0.65 U	0.69 I
Trans-1,2-Dichloroethene	ug/L	0.44 U	0.44 U	0.44 U	0.44 U	0.44 U	0.44 U	0.44 U	0.44 U	0.44 U	0.44 U	0.44 U	0.44 U	0.44 U	0.44 UJ
1,2-Dichloropropane	ug/L	0.52 U	0.52 U	0.52 U	0.52 U	0.52 U	0.52 U	0.52 U	0.52 U	0.52 U	0.52 U	0.52 U	0.52 U	0.52 U	0.52 U
1,3-Dichloropropane	ug/L	0.39 U	0.39 U	0.39 U	0.39 U	0.39 U	0.39 U	0.39 U	0.39 U	0.39 U	0.39 U	0.39 U	0.39 U	0.39 U	0.39 U

See Notes on Page 6.

Table 7
Groundwater Analytical Results - Extraction Well EW-102
Interim Remedial Action System
Lockheed Martin, Tallevast Site
Tallevast, Florida

Parameter	Units	1/31/2008		2/5/2008		2/12/2008		2/19/2008		2/26/2008		3/4/2008		3/12/2008		4/17/2008		6/11/2008		9/19/2008		12/17/2008		3/25/2009		5/4/2009		5/11/2009	
Volatile Organics (8260B)																													
2,2-Dichloropropane	ug/L	0.36	U	0.36	U	0.36	U	0.36	U	0.36	U	0.36	U	0.36	U	0.36	U	0.36	U	0.36	U	0.36	UJ	0.36	UJ	0.36	U	0.36	U
1,1-Dichloropropene	ug/L	0.31	U	0.31	U	0.31	U	0.31	U	0.31	U	0.31	U	0.31	U	0.31	U	0.31	U	0.31	U	0.31	U	0.31	U	0.31	U	0.31	U
cis-1,3-Dichloropropene	ug/L	0.14	U	0.14	U	0.14	U	0.14	U	0.14	U	0.14	U	0.14	U	0.14	U	0.14	U	0.14	U	0.14	U	0.14	U	0.14	U	0.14	U
Trans-1,3-Dichloropropene	ug/L	0.14	U	0.14	U	0.14	U	0.14	U	0.14	U	0.14	U	0.14	U	0.14	U	0.14	U	0.14	U	0.14	U	0.14	U	0.14	U	0.14	U
Ethylbenzene	ug/L	0.44	U	0.44	U	0.44	U	0.44	U	0.44	U	0.44	U	0.44	U	0.44	U	0.44	U	0.44	U	0.44	U	0.44	U	0.44	U	0.44	U
Hexachlorobutadiene	ug/L	0.4	U	0.4	U	0.4	U	0.4	UJ	0.4	U	0.4	U	0.4	U	0.4	UJ	0.4	U	0.4	UJ	0.4	UJ	0.4	UJ	0.4	U	0.4	U
2-Hexanone	ug/L	4.4	U	4.4	U	4.4	U	4.4	U	4.4	U	4.4	U	4.4	U	4.4	U	4.4	U	4.4	U	4.4	U	4.4	U	4.4	U	4.4	U
Isopropyl Benzene	ug/L	0.19	U	0.19	U	0.19	U	0.19	U	0.19	U	0.19	U	0.19	U	0.19	U	0.19	U	0.19	U	0.19	U	0.19	U	0.19	U	0.19	U
4-Isopropyl Toluene	ug/L	0.69	U	0.69	U	0.69	U	0.69	U	0.69	U	0.69	U	0.69	U	0.69	U	0.69	U	0.69	U	0.69	UJ	0.69	U	0.69	U	0.69	U
Methylene Chloride	ug/L	4	U	4	U	4	UJ	4	U	4	U	4	U	4	U	4	U	4	U	4	U	4	U	4	U	4	U	4	U
2-Butanone	ug/L	8.4	U	8.4	U	8.4	U	8.4	U	8.4	U	8.4	U	8.4	U	8.4	U	8.4	U	8.4	U	8.4	U	8.4	U	8.4	U	8.4	U
4-Methyl-2-Pentanone	ug/L	3.8	U	3.8	U	3.8	U	3.8	U	3.8	U	3.8	U	3.8	U	3.8	U	3.8	U	3.8	U	3.8	U	3.8	U	3.8	U	3.8	U
Methyl Tert Butyl Ether	ug/L	0.44	U	0.44	U	0.44	U	0.44	U	0.44	U	0.44	U	0.44	U	0.44	U	0.44	U	0.44	U	0.44	U	0.44	U	0.44	U	0.44	U
Naphthalene	ug/L	2.5	U	2.5	U	2.5	U	2.5	U	2.5	UJ	2.5	U	2.5	U	2.5	UJ	2.5	U	2.5	U	2.5	UJ	2.5	U	2.5	U	2.5	U
n-Propylbenzene	ug/L	0.59	U	0.59	U	0.59	U	0.59	U	0.59	U	0.59	U	0.59	U	0.59	U	0.59	U	0.59	U	0.59	UJ	0.59	U	0.59	U	0.59	U
Styrene	ug/L	0.98	U	0.98	U	0.98	U	0.98	U	0.98	U	0.98	U	0.98	U	0.98	U	0.98	U	0.98	U	0.98	U	0.98	U	0.98	U	0.98	U
1,1,1,2-Tetrachloroethane	ug/L	0.63	U	0.63	U	0.63	U	0.63	U	0.63	U	0.63	U	0.63	U	0.63	U	0.63	U	0.63	U	0.63	U	0.63	U	0.63	U	0.63	U
1,1,2,2-Tetrachloroethane	ug/L	0.15	U	0.15	U	0.15	U	0.15	U	0.15	U	0.15	U	0.15	U	0.15	U	0.15	U	0.15	U	0.15	U	0.15	U	0.15	U	0.15	U
Tetrachloroethene	ug/L	0.5	U	0.5	U	0.5	U	0.5	U	0.5	U	0.5	U	0.5	U	0.5	U	0.5	U	0.5	U	0.5	U	0.5	U	0.5	U	0.5	U
Toluene	ug/L	0.51	U	0.51	U	0.51	U	0.51	U	0.51	U	0.51	U	0.51	U	0.51	U	0.51	U	0.51	U	0.51	U	0.51	U	0.51	U	0.51	U
1,2,3-Trichlorobenzene	ug/L	0.77	U	0.77	U	0.77	U	0.77	U	0.77	U	0.77	U	0.77	U	0.77	UJ	0.77	U	0.77	UJ	0.77	UJ	0.77	U	0.77	U	0.77	U
1,2,4-Trichlorobenzene	ug/L	0.58	U	0.58	U	0.58	U	0.58	UJ	0.58	U	0.58	UJ	0.58	U	0.58	UJ	0.58	U	0.58	UJ	0.58	UJ	0.58	U	0.58	U	0.58	U
1,1,1-Trichloroethane	ug/L	0.46	U	0.46	U	0.46	U	0.46	U	0.46	U	0.46	U	0.46	U	0.46	U	0.46	U	0.46	U	0.46	U	0.46	U	0.46	U	0.46	U
1,1,2-Trichloroethane	ug/L	0.47	U	0.47	U	0.47	U	0.47	U	0.47	U	0.47	U	0.47	U	0.47	U	0.47	U	0.47	U	0.47	U	0.47	U	0.47	U	0.47	U
Trichloroethene	ug/L	1.8	U	0.5	U	0.5	U	0.5	U	0.57	I	0.61	I	1.3		0.5	U	2.8		4.8		2.2		0.94	I	2.1		2.1	
Trichlorofluoromethane	ug/L	2.5	U	2.5	U	2.5	U	2.5	U	2.5	U	2.5	U	2.5	U	2.5	U	2.5	U	2.5	U	2.5	U	2.5	U	2.5	U	2.5	U
1,2,3-Trichloropropane	ug/L	0.18	U	0.18	U	0.18	U	0.18	U	0.18	U	0.18	U	0.18	U	0.18	U	0.18	U	0.18	U	0.18	U	0.18	U	0.18	U	0.18	U
1,2,4-Trimethylbenzene	ug/L	0.86	U	0.86	U	0.86	U	0.86	U	0.86	U	0.86	U	0.86	U	0.86	U	0.86	U	0.86	U	0.86	U	0.86	U	0.86	U	0.86	U
1,3,5-Trimethylbenzene	ug/L	0.54	U	0.54	U	0.54	U	0.54	U	0.54	U	0.54	U	0.54	U	0.54	U	0.54	U	0.54	U	0.54	UJ	0.54	U	0.54	U	0.54	U
Vinyl Chloride	ug/L	0.5	U	0.5	U	0.5	U	0.5	U	0.5	U	0.5	U	0.5	U	0.5	U	0.5	U	0.5	U	0.5	U	0.5	U	0.5	U	0.5	U
O-Xylene	ug/L	0.5	U	0.5	U	0.5	U	0.5	U	0.5	U	0.5	U	0.5	U	0.5	U	0.5	U	0.5	U	0.5	U	0.5	U	0.5	U	0.5	U
m-Xylene & p-Xylene	ug/L	0.6	U	0.6	U	0.6	U	0.6	U	0.6	U	0.6	U	0.6	U	0.6	U	0.6	U	0.6	U	0.6	U	0.6	U	0.6	U	0.6	U
Total Xylenes	ug/L	NA		NA		NA		NA		NA		NA		NA		NA		NA		NA		NA		NA		NA		NA	

See Notes on Page 6.

Table 7
Groundwater Analytical Results - Extraction Well EW-102
Interim Remedial Action System
Lockheed Martin, Tallevast Site
Tallevast, Florida

Parameter	Units	1/31/2008	2/5/2008		2/12/2008		2/19/2008		2/26/2008		3/4/2008		3/12/2008		4/17/2008		6/11/2008		9/19/2008		12/17/2008		3/25/2009		5/4/2009		5/11/2009	
Metals																												
Aluminum	ug/L	NA	15	U	50	U	15	U	15	U	15	U	15	U	15	U	70	U	50	U	50	U	50	U	50	U	50	U
Arsenic	ug/L	NA	1.1	I	0.76	I	1.1	I	1.2	I	1	I	1.4	I	2.5	U	4.8	U	4	U	4	U	4	U	4	U	4	U
Beryllium	ug/L	NA	0.065	U	0.065	U	0.065	U	0.065	U	0.065	U	0.065	U	0.065	U	0.74	U	0.5	U	0.5	U	0.5	U	0.5	U	0.5	U
Cadmium	ug/L	NA	0.12	U	0.12	U	0.12	U	0.12	U	0.12	U	0.12	U	0.12	U	0.71	U	1	U	1	U	1	U	1	U	1	U
Chromium	ug/L	NA	0.6	U	1.2	I	5	U	0.6	U	5	U	5	U	5	U	2.1	I	2	U	2	U	2	U	2	U	2	U
Copper	ug/L	NA	1.2	U	1.2	U	9.4		1.2	U	1.2	U	1.2	U	1.2	U	2.9	U	4.5	I	2.9	U	2.9	U	2.9	U	2.9	U
Iron	ug/L	NA	5,600		4,500		4,900		6,100		5,300	J	8,000		5,100		5,700		1,200		1,800		13,000		13,000		7,900	
Lead	ug/L	NA	0.15	U	0.15	U	0.46	I	0.15	U	0.15	U	0.15	U	0.15	U	1.6	U	2	U	2	U	2	U	2	U	2	U
Nickel	ug/L	NA	0.32	U	0.32	U	0.32	U	0.32	U	0.32	U	0.32	U	0.32	UJ	4.7	U	5.9	I	3.6	I	2	U	2	U	2	U
Zinc	ug/L	NA	20	U	6.5	U	6.5	U	6.5	U	6.5	U	6.5	U	6.5	U	5.9	U	230		59		5	U	11	I	5	U

See Notes on Page 6.

Table 7
Groundwater Analytical Results - Extraction Well EW-102
Interim Remedial Action System
Lockheed Martin, Tallevast Site
Tallevast, Florida

Parameter	Units	5/18/2009	5/26/2009	6/1/2009	7/9/2009	9/15/2009	12/8/2009	3/2/2010	6/1/2010	9/1/2010	12/7/2010	3/1/2011	6/1/2011	8/30/2011	12/6/2011
Semivolatile Organics (8270B)															
1,4-Dioxane	ug/L	NA	NA	NA	NA	NA	NA	NA	NA	NA	NA	NA	NA	NA	NA
Volatile Organics (8260C) - SIM Isotope Dilution															
1,4-Dioxane	ug/L	36	34	39	40	40	31	24	41	36	26	30	31	29	34
Volatile Organics (8260B)															
Acetone	ug/L	9.9 U	9.9 U	9.9 U	9.9 U	9.9 U	9.9 U	9.9 U	9.9 U	9.9 U	9.9 U	9.9 U	9.9 U	9.9 U	9.9 U
Benzene	ug/L	0.5 U	0.5 U	0.5 U	0.5 U	0.5 U	0.5 U	0.5 U	0.5 U	0.5 U	0.5 U	0.5 U	0.5 U	0.5 U	0.5 U
Bromobenzene	ug/L	0.58 U	0.58 U	0.58 U	0.58 U	0.58 U	0.58 U	0.58 U	0.58 U	0.58 U	0.58 U	0.58 U	0.58 U	0.58 U	0.58 U
Bromochloromethane	ug/L	0.58 U	0.58 UJ	0.58 U	0.58 U	0.58 U	0.58 U	0.58 U	0.58 U	0.58 U	0.58 U	0.58 U	0.58 U	0.58 U	0.58 U
Bromodichloromethane	ug/L	0.35 U	0.35 U	0.35 U	0.35 U	0.35 U	0.35 U	0.35 U	0.35 U	0.35 U	0.35 U	0.35 U	0.35 U	0.35 U	0.35 U
Bromoform	ug/L	0.58 U	0.58 U	0.58 U	0.58 U	0.58 U	0.58 U	0.58 U	0.58 U	0.58 U	0.58 U	0.58 U	0.58 U	0.58 U	0.58 U
Bromomethane	ug/L	2.5 U	2.5 U	2.5 U	2.5 U	2.5 U	2.5 UJ	2.5 U	2.5 UJ	2.5 U	2.5 UJ	2.5 U	2.5 U	2.5 U	2.5 U
n-Butylbenzene	ug/L	0.67 U	0.67 U	0.67 U	0.67 U	0.67 U	0.67 U	0.67 U	0.67 U	0.67 U	0.67 U	0.67 U	0.67 U	0.67 U	0.67 U
sec-Butylbenzene	ug/L	0.63 U	0.63 U	0.63 U	0.63 U	0.63 U	0.63 U	0.63 U	0.63 U	0.63 U	0.63 U	0.63 U	0.63 U	0.63 U	0.63 U
tert-Butylbenzene	ug/L	0.84 U	0.84 U	0.84 U	0.84 U	0.84 U	0.84 U	0.84 U	0.84 U	0.84 U	0.84 U	0.84 U	0.84 UJ	0.84 U	0.84 U
Carbon Disulfide	ug/L	0.85 U	0.85 U	0.85 U	0.85 U	0.85 U	0.85 U	0.85 U	0.85 U	1 U	1 U	1 U	1 U	1 UJ	1 U
Carbon Tetrachloride	ug/L	0.42 U	0.42 U	0.42 U	0.42 U	0.42 U	0.42 U	0.42 U	0.42 U	0.42 U	0.42 U	0.42 U	0.42 U	0.42 U	0.42 U
Chlorobenzene	ug/L	0.63 U	0.63 U	0.63 U	0.63 U	0.63 U	0.63 U	0.63 U	0.63 U	0.63 U	0.63 U	0.63 U	0.63 U	0.63 U	0.63 U
Chloroethane	ug/L	2.5 U	2.5 U	2.5 U	2.5 U	2.5 U	2.5 UJ	2.5 U	2.5 U	2.5 U	2.5 U	2.5 U	2.5 U	2.5 U	2.5 U
2-Chloroethyl Vinyl Ether	ug/L	NA	NA	NA	NA	NA	NA	NA	NA	NA	NA	NA	NA	NA	NA
Chloroform	ug/L	0.9 U	0.9 U	0.9 U	0.9 U	0.9 U	0.9 U	0.9 U	0.9 U	0.9 U	0.9 U	0.9 U	0.9 U	0.9 U	0.9 U
Chloromethane	ug/L	1 UJ	1 U	1 U	1 U	1 U	1 U	1 U	1 U	1 U	1 U	1 U	1 U	1 U	1 U
2-Chlorotoluene	ug/L	0.65 U	0.65 U	0.65 U	0.65 U	0.65 U	0.65 U	0.65 U	0.65 U	0.65 U	0.65 U	0.65 U	0.65 U	0.65 U	0.65 U
4-Chlorotoluene	ug/L	0.52 U	0.52 U	0.52 U	0.52 U	0.52 U	0.52 U	0.52 U	0.52 U	0.52 U	0.52 U	0.52 U	0.52 U	0.52 U	0.52 U
Dibromochloromethane	ug/L	0.34 U	0.34 U	0.34 U	0.34 U	0.34 U	0.34 U	0.34 U	0.34 U	0.34 U	0.34 U	0.34 U	0.34 U	0.34 U	0.34 U
1,2-Dibromo-3-Chloropropane	ug/L	2.5 U	2.5 U	2.5 U	2.5 U	2.5 U	2.5 U	2.5 U	2.5 U	2.5 U	2.5 U	2.5 UJ	2.5 U	2.5 U	2.5 U
1,2-Dibromoethane	ug/L	0.5 U	0.5 U	0.5 U	0.5 U	0.5 U	0.5 U	0.5 U	0.5 U	0.5 U	0.5 U	0.5 U	0.5 U	0.5 U	0.5 U
Dibromomethane	ug/L	0.41 U	0.41 U	0.41 U	0.41 U	0.41 U	0.41 U	0.41 U	0.41 U	0.41 U	0.41 U	0.41 U	0.41 U	0.41 U	0.41 U
1,2-Dichlorobenzene	ug/L	0.44 U	0.44 U	0.44 U	0.44 U	0.44 U	0.44 U	0.44 U	0.44 U	0.44 U	0.44 U	0.44 U	0.44 U	0.44 U	0.44 U
1,3-Dichlorobenzene	ug/L	0.64 U	0.64 U	0.64 U	0.64 U	0.64 U	0.64 U	0.64 U	0.64 U	0.64 U	0.64 U	0.64 U	0.64 UJ	0.64 U	0.64 U
1,4-Dichlorobenzene	ug/L	0.52 U	0.52 U	0.52 U	0.52 U	0.52 U	0.52 U	0.52 U	0.52 U	0.52 U	0.52 U	0.52 U	0.52 U	0.52 U	0.52 U
Dichlorodifluoromethane	ug/L	2.5 UJ	2.5 U	2.5 U	2.5 U	2.5 U	2.5 UJ	2.5 UJ	2.5 U	2.5 U	2.5 U	2.5 U	2.5 U	2.5 U	2.5 U
1,1-Dichloroethane	ug/L	9.6	7.2	7.1	9.4	11	8.1	8.9	9.1	6.8	10	7.4 J	5.6	6.5	7.5
1,2-Dichloroethane	ug/L	0.57 U	0.57 U	0.57 U	0.57 U	0.57 U	0.57 U	0.57 U	0.57 U	0.57 U	0.57 U	0.57 U	0.57 U	0.57 U	0.57 U
1,1-Dichloroethene	ug/L	88	62	68	64	78	50	60	78	39	75	47	37	49	48 J
cis-1,2-Dichloroethene	ug/L	0.92 I	1.5	1.3	2.1	2.7	3.2	5.7	6.8	5.8	12	17 J	10	14	13
Trans-1,2-Dichloroethene	ug/L	0.44 U	0.44 UJ	0.44 U	0.44 U	0.44 U	0.44 U	0.44 U	0.44 U	0.44 U	0.44 U	0.44 U	0.44 U	0.44 U	0.44 U
1,2-Dichloropropane	ug/L	0.52 U	0.52 U	0.52 U	0.52 U	0.52 U	0.52 U	0.52 U	0.52 U	0.52 U	0.52 U	0.52 U	0.52 U	0.52 U	0.52 U
1,3-Dichloropropane	ug/L	0.39 U	0.39 U	0.39 U	0.39 U	0.39 U	0.39 U	0.39 U	0.39 U	0.39 U	0.39 U	0.39 U	0.39 U	0.39 U	0.39 U

See Notes on Page 6.

Table 7
Groundwater Analytical Results - Extraction Well EW-102
Interim Remedial Action System
Lockheed Martin, Tallevast Site
Tallevast, Florida

Parameter	Units	5/18/2009		5/26/2009		6/1/2009		7/9/2009		9/15/2009		12/8/2009		3/2/2010		6/1/2010		9/1/2010		12/7/2010		3/1/2011		6/1/2011		8/30/2011		12/6/2011	
Volatile Organics (8260B)																													
2,2-Dichloropropane	ug/L	0.36	U	0.36	U	0.36	U	0.36	U	0.36	U	0.36	U	0.36	U	0.36	U	0.36	U	0.36	U	0.36	U	0.36	U	0.36	U	0.36	U
1,1-Dichloropropene	ug/L	0.31	U	0.31	U	0.31	U	0.31	U	0.31	U	0.31	U	0.31	U	0.31	U	0.31	U	0.31	U	0.31	U	0.31	U	0.31	U	0.31	U
cis-1,3-Dichloropropene	ug/L	0.14	U	0.14	U	0.14	U	0.14	U	0.14	U	0.14	U	0.14	U	0.14	U	0.14	U	0.14	U	0.14	U	0.14	U	0.14	U	0.14	U
Trans-1,3-Dichloropropene	ug/L	0.14	U	0.14	U	0.14	U	0.14	U	0.14	U	0.14	U	0.14	U	0.14	U	0.14	U	0.14	U	0.14	U	0.14	UJ	0.14	U	0.14	U
Ethylbenzene	ug/L	0.44	U	0.44	U	0.44	U	0.44	U	0.44	U	0.44	U	0.44	U	0.44	U	0.44	U	0.44	U	0.44	U	0.44	U	0.44	U	0.44	U
Hexachlorobutadiene	ug/L	0.4	U	0.4	U	0.4	U	0.4	U	0.4	U	0.4	U	0.4	U	0.4	U	0.4	U	0.4	U	0.4	U	0.4	U	0.4	U	0.4	U
2-Hexanone	ug/L	4.4	U	4.4	U	4.4	U	4.4	U	4.4	U	4.4	U	4.4	U	4.4	U	4.4	U	4.4	U	4.4	U	4.4	U	4.4	U	4.4	U
Isopropyl Benzene	ug/L	0.19	U	0.19	U	0.19	U	0.19	U	0.19	U	0.19	U	0.19	U	0.19	U	0.19	U	0.19	U	0.19	U	0.19	U	0.19	U	0.19	U
4-Isopropyl Toluene	ug/L	0.69	U	0.69	U	0.69	U	0.69	U	0.69	U	0.69	U	0.69	U	0.69	U	0.69	U	0.69	U	0.69	U	0.69	UJ	0.69	U	0.69	U
Methylene Chloride	ug/L	4	U	4	U	4	U	4	U	4	U	4	U	4	U	4	U	4	U	4	U	4	U	4	U	4	U	4	U
2-Butanone	ug/L	8.4	U	8.4	U	8.4	UJ	8.4	U	8.4	U	8.4	U	8.4	U	8.4	U	8.4	U	8.4	U	8.4	U	8.4	U	8.4	U	8.4	U
4-Methyl-2-Pentanone	ug/L	3.8	U	3.8	U	3.8	U	3.8	U	3.8	U	3.8	U	3.8	U	3.8	U	3.8	U	3.8	U	3.8	U	3.8	U	3.8	U	3.8	U
Methyl Tert Butyl Ether	ug/L	0.44	U	0.44	U	0.44	U	0.44	U	0.44	U	0.44	U	0.44	U	0.44	U	0.44	U	0.44	U	0.44	U	0.44	U	0.44	U	0.44	U
Naphthalene	ug/L	2.5	U	2.5	UJ	2.5	U	2.5	U	2.5	U	2.5	U	2.5	UJ	2.5	U	2.5	U	2.5	UJ	2.5	U	2.5	U	2.5	U	2.5	U
n-Propylbenzene	ug/L	0.59	U	0.59	U	0.59	U	0.59	U	0.59	U	0.59	U	0.59	U	0.59	U	0.59	U	0.59	U	0.59	U	0.59	U	0.59	U	0.59	U
Styrene	ug/L	0.98	U	0.98	U	0.98	U	0.98	U	0.98	U	0.98	U	0.98	U	0.98	U	0.98	U	0.98	U	0.98	U	0.98	UJ	0.98	U	0.98	U
1,1,1,2-Tetrachloroethane	ug/L	0.63	U	0.63	U	0.63	U	0.63	U	0.63	U	0.63	U	0.63	U	0.63	U	0.63	U	0.63	U	0.63	U	0.63	U	0.63	U	0.63	U
1,1,2,2-Tetrachloroethane	ug/L	0.15	U	0.15	U	0.15	U	0.15	U	0.15	U	0.15	U	0.15	U	0.15	U	0.15	U	0.15	U	0.15	U	0.15	U	0.15	U	0.15	U
Tetrachloroethene	ug/L	0.5	U	0.5	U	0.5	U	0.5	U	0.5	U	0.5	U	0.5	U	0.5	U	0.5	U	0.5	U	0.5	U	0.5	UJ	0.5	U	0.5	U
Toluene	ug/L	0.51	U	0.51	U	0.51	U	0.51	U	0.51	U	0.51	U	0.51	U	0.51	U	1	U	0.51	U	1	U	1	U	1	U	1	U
1,2,3-Trichlorobenzene	ug/L	0.77	U	0.77	UJ	0.77	UJ	0.77	U	0.77	U	0.77	U	0.77	U	0.77	U	0.77	U	0.77	U	0.77	U	0.77	U	0.77	U	0.77	U
1,2,4-Trichlorobenzene	ug/L	0.58	U	0.58	U	0.58	U	0.58	U	0.58	U	0.58	U	0.58	U	0.58	U	0.58	U	0.58	U	0.58	U	0.58	UJ	0.58	U	0.58	U
1,1,1-Trichloroethane	ug/L	0.46	U	0.46	U	0.46	U	0.46	U	0.46	U	0.46	U	0.46	U	0.46	U	0.46	U	0.46	U	0.46	U	0.46	U	0.46	U	0.46	U
1,1,2-Trichloroethane	ug/L	0.47	U	0.47	U	0.47	U	0.47	U	0.47	U	0.47	U	0.47	U	0.47	U	0.47	U	0.47	U	0.47	U	0.47	U	0.47	U	0.47	U
Trichloroethene	ug/L	3.6		8.7		8.7		14		18		30		51		65		45		48		54		48		53		43	
Trichlorofluoromethane	ug/L	2.5	U	2.5	U	2.5	U	2.5	U	2.5	U	2.5	U	2.5	U	2.5	U	2.5	U	2.5	U	2.5	U	2.5	U	2.5	UJ	2.5	U
1,2,3-Trichloropropane	ug/L	0.18	U	0.18	U	0.18	U	0.18	U	0.18	U	0.18	U	0.18	U	0.18	U	0.18	U	0.18	U	0.18	U	0.18	U	0.18	U	0.18	U
1,2,4-Trimethylbenzene	ug/L	0.86	U	0.86	U	0.86	U	0.86	U	0.86	U	0.86	U	0.86	U	0.86	U	0.86	U	0.86	U	0.86	U	0.86	U	0.86	U	0.86	U
1,3,5-Trimethylbenzene	ug/L	0.54	U	0.54	U	0.54	U	0.54	U	0.54	U	0.54	U	0.54	U	0.54	U	0.54	U	0.54	U	0.54	U	0.54	U	0.54	U	0.54	U
Vinyl Chloride	ug/L	0.5	U	0.5	U	0.5	U	0.5	U	0.5	U	0.5	U	0.5	U	0.5	U	0.5	U	0.5	U	0.5	U	0.5	U	0.5	U	0.5	U
O-Xylene	ug/L	0.5	U	0.5	U	0.5	U	0.5	U	0.5	U	0.5	U	0.5	U	0.5	U	0.5	U	0.5	U	0.5	U	0.5	UJ	0.5	U	0.5	U
m-Xylene & p-Xylene	ug/L	0.6	U	0.6	U	0.6	U	0.6	U	0.6	U	0.6	U	0.6	U	0.6	U	0.6	U	0.6	U	0.6	U	0.6	U	0.6	U	0.6	U
Total Xylenes	ug/L	NA		NA		NA		NA		NA		NA		NA		NA		NA		NA		NA		NA		NA		NA	

See Notes on Page 6.

Table 7
Groundwater Analytical Results - Extraction Well EW-102
Interim Remedial Action System
Lockheed Martin, Tallevast Site
Tallevast, Florida

Parameter	Units	5/18/2009		5/26/2009		6/1/2009		7/9/2009		9/15/2009		12/8/2009		3/2/2010		6/1/2010		9/1/2010		12/7/2010		3/1/2011		6/1/2011		8/30/2011		12/6/2011	
Metals																													
Aluminum	ug/L	50	U	50	U	86	I	50	U	50	U	50	U	50	U	50	U	50	U	50	U	50	U	50	U	50	U	50	U
Arsenic	ug/L	4	U	4	U	8.4	I	4	U	5.2	I	4	U	4	U	4	U	4	U	4	U	4	U	4	U	4	U	4	U
Beryllium	ug/L	0.5	U	0.5	U	0.5	U	0.5	U	0.5	U	0.5	U	0.5	U	0.5	U	0.5	U	0.5	U	0.5	U	0.5	U	0.5	U	0.5	U
Cadmium	ug/L	1	U	1	U	1	U	1	U	1	U	1	U	1	U	1	U	1	U	1	U	1	U	1	U	1	U	1	U
Chromium	ug/L	3	I	2.5	I	2	U	2	U	2	U	2	U	2	U	2	U	2	U	2	U	2	U	2	U	2	U	2	U
Copper	ug/L	2.9	U	2.9	U	2.9	U	2.9	U	2.9	U	2.9	U	2.9	U	2.9	U	2.9	U	2.9	U	2.9	U	2.9	U	2.9	U	2.9	U
Iron	ug/L	6,100		5,100		5,700		7,200		8,100		5,200		8,600		4,400		4,600		5,200		4,400		4,200	J	4,300		4,100	
Lead	ug/L	2	U	2	U	2.6	I	2	U	2	U	2	U	2	U	2	U	2	U	2	U	2	U	2	U	2.6	I	2	U
Nickel	ug/L	2	U	2	U	10		2	U	2	U	2	U	2	U	2	U	2	U	2	U	2	U	2	U	2	U	2	U
Zinc	ug/L	5	U	5.6	I	5	U	5	U	5	U	5	U	5	U	5	U	5	U	5	U	5	U	5	U	5	U	5	U

Notes:

1. Extraction well EW-102 is a Lower Shallow Aquifer System (LSAS) well located on the north side of the site.
2. D - Concentration is based on a diluted sample analysis.
3. I - The reported value is between the laboratory method detection limit and the laboratory practical quantitation limit.
4. J - The compound was positively identified; however, the associated numerical value is an estimated concentration only.
5. U - Indicates that a compound was analyzed for but not detected. The value associated with the qualifier is the laboratory method detection limit.
6. NA - Not analyzed.
7. Results are based on validated analytical reports from the laboratory.
8. Results are presented in micrograms per liter (ug/L).

Table 8
Groundwater Analytical Results - Extraction Well EW-103
Interim Remedial Action System
Lockheed Martin, Tallevast Site
Tallevast, Florida

Parameter	Units	9/20/2006	11/21/2006	12/6/2006	12/13/2006	1/15/2007	2/7/2007	3/22/2007	4/18/2007	5/21/2007	6/20/2007	7/16/2007	8/16/2007	9/26/2007	10/24/2007
Semivolatile Organics (8270B)															
1,4-Dioxane	ug/L	2.3 I	1.9 I	10 U	NA	NA	NA	NA	NA	NA	NA	NA	NA	NA	NA
Volatile Organics (8260C) - SIM Isotope Dilution															
1,4-Dioxane	ug/L	NA	NA	NA	4.6	10	11 J	0.76 U	5.1	9.3	8	5.5	5.9	5.2	3.8
Volatile Organics (8260B)															
Acetone	ug/L	9.9 U	99 U	99 U	2.6 U	13 U	26 U	2.6 UJ	26 UD	13 U	13 UJ	13 U	13 U	3.7 U	13 U
Benzene	ug/L	0.5 U	5 U	5 U	0.48 U	2.4 U	4.8 U	0.48 U	4.8 UD	2.4 U	2.4 UJ	2.4 U	2.4 U	1.6 U	2.4 U
Bromobenzene	ug/L	0.58 U	5.8 U	5.8 U	0.33 U	1.6 U	3.3 U	0.33 U	3.3 UD	1.6 U	1.6 U	1.6 U	1.6 U	1.4 U	1.6 U
Bromochloromethane	ug/L	0.58 U	5.8 U	5.8 U	0.93 U	4.6 U	9.3 U	0.93 U	9.3 UD	4.6 U	4.6 UJ	4.6 U	4.6 U	1.6 U	4.6 U
Bromodichloromethane	ug/L	0.35 U	3.5 U	3.5 U	0.22 U	1.1 U	2.2 U	0.22 U	2.2 UD	1.1 U	1.1 UJ	1.1 U	1.1 U	0.95 U	1.1 U
Bromoform	ug/L	0.58 U	5.8 U	5.8 U	0.48 U	2.4 U	4.8 U	0.48 U	4.8 UD	2.4 U	2.4 U	2.4 U	2.4 U	1.4 U	2.4 U
Bromomethane	ug/L	2.5 U	25 UJ	25 U	0.8 U	4 U	8 U	0.8 U	8 UD	4 U	4 U	4 U	4 U	3.2 U	4 U
n-Butylbenzene	ug/L	0.67 U	6.7 U	6.7 U	0.24 U	1.2 U	2.4 U	0.24 U	2.4 UD	1.2 U	1.2 U	1.2 U	1.2 U	1.2 U	1.2 U
sec-Butylbenzene	ug/L	0.63 U	6.3 U	6.3 U	0.3 U	1.5 U	3 U	0.3 U	3 UD	1.5 U	1.5 U	1.5 U	1.5 U	1.4 U	1.5 U
tert-Butylbenzene	ug/L	0.84 U	8.4 U	8.4 U	0.32 U	1.6 U	3.2 U	0.32 U	3.2 UD	1.6 U	1.6 U	1.6 U	1.6 U	1.6 U	1.6 U
Carbon Disulfide	ug/L	0.85 UJ	8.5 U	310	0.97 U	4.8 U	9.7 U	0.97 U	9.7 UD	4.8 U	4.8 U	4.8 U	4.8 U	1.5 U	4.8 U
Carbon Tetrachloride	ug/L	0.42 U	4.2 U	4.2 U	0.85 U	4.2 U	8.5 U	0.85 U	8.5 UD	4.2 U	4.2 UJ	4.2 U	4.2 U	1.2 U	4.2 U
Chlorobenzene	ug/L	0.63 U	6.3 U	6.3 U	0.21 U	1 U	2.1 U	0.21 U	2.1 UD	1 U	1 U	1 U	1 U	1.4 U	1 U
Chloroethane	ug/L	2.5 U	25 U	25 U	0.66 U	3.3 U	6.6 U	0.66 U	6.6 UD	3.3 U	3.3 U	3.3 U	3.3 U	1.8 U	3.3 U
2-Chloroethyl Vinyl Ether	ug/L	NA	NA	NA	1 UJ	5 UJ	10 UJ	1 UJ	10 UD	5 U	R	5 U	5 U	2.1 U	5 U
Chloroform	ug/L	0.9 U	9 U	9 U	0.89 U	4.4 U	8.9 U	0.89 U	8.9 UD	4.4 U	4.4 U	4.4 U	4.4 U	1.1 U	4.4 U
Chloromethane	ug/L	1 UJ	10 U	10 U	0.82 U	4.1 U	8.2 U	0.82 UJ	8.2 UD	4.1 U	4.1 U	4.1 U	4.1 U	1.8 U	4.1 U
2-Chlorotoluene	ug/L	0.65 U	6.5 U	6.5 U	0.29 U	1.4 U	2.9 U	0.29 U	2.9 UD	1.4 U	1.4 UD	1.4 U	1.4 U	1.2 U	1.4 U
4-Chlorotoluene	ug/L	0.52 U	5.2 U	5.2 U	0.3 U	1.5 U	3 U	0.3 U	3 UD	1.5 U	1.5 U	1.5 U	1.5 U	1 U	1.5 U
Dibromochloromethane	ug/L	0.34 U	3.4 U	3.4 U	0.2 U	1 U	2 U	0.2 U	2 UD	1 U	1 U	1 U	1 U	1.2 U	1 U
1,2-Dibromo-3-Chloropropane	ug/L	2.5 U	25 UJ	25 U	0.89 U	4.4 U	8.9 U	0.89 U	8.9 UD	4.4 U	4.4 U	4.4 U	4.4 U	4 U	4.4 U
1,2-Dibromoethane	ug/L	0.5 U	5 U	5 U	0.27 U	1.4 UJ	2.7 U	0.27 U	2.7 UD	1.4 U	1.4 U	1.4 U	1.4 U	1.2 U	1.4 U
Dibromomethane	ug/L	0.41 U	4.1 U	4.1 U	0.42 UJ	2.1 UJ	4.2 U	0.42 U	4.2 UD	2.1 U	2.1 UJ	2.1 U	2.1 U	0.75 U	2.1 U
1,2-Dichlorobenzene	ug/L	0.44 U	4.4 U	4.4 U	0.27 U	1.4 U	2.7 U	0.27 U	2.7 UD	1.4 U	1.4 U	1.4 U	1.4 U	1.6 U	1.4 U
1,3-Dichlorobenzene	ug/L	0.64 U	6.4 U	6.4 U	0.25 U	1.2 U	2.5 U	0.25 U	2.5 UD	1.2 U	1.2 U	1.2 U	1.2 U	1.4 U	1.2 U
1,4-Dichlorobenzene	ug/L	0.52 U	5.2 U	5.2 U	0.24 U	1.2 U	2.4 U	0.24 U	2.4 UD	1.2 U	1.2 U	1.2 U	1.2 U	1.6 U	1.2 U
Dichlorodifluoromethane	ug/L	2.5 UJ	25 U	25 U	0.53 U	2.6 U	5.3 UJ	0.53 U	5.3 UD	2.6 U	2.6 U	2.6 U	2.6 U	3.2 U	2.6 U
1,1-Dichloroethane	ug/L	41	50	37	53	41	49	15	61 D	53	80	64	35	38	39
1,2-Dichloroethane	ug/L	0.57 U	5.7 U	5.7 U	0.94 U	4.7 U	9.4 UJ	0.94 U	9.4 UD	4.7 U	4.7 UJ	4.7 U	4.7 U	0.9 U	4.7 U
1,1-Dichloroethene	ug/L	9.1	4.5 U	4.5 U	19	14	17	3.1	12 D	12	19	13	8.4	6.4	9.4
cis-1,2-Dichloroethene	ug/L	42	22	21	14	18	34	30	21 D	23	27	13	9.6	11	14
Trans-1,2-Dichloroethene	ug/L	0.86 I	4.4 U	4.4 U	6.8 J	4.2 U	8.3 U	3.1	8.3 UD	4.2 U	4.2 UJ	4.2 U	4.2 U	2 U	4.2 U
1,2-Dichloropropane	ug/L	0.52 U	5.2 U	5.2 U	0.97 U	4.8 U	9.7 U	0.97 U	9.7 UD	4.8 U	4.8 UJ	4.8 U	4.8 U	1.6 U	4.8 U
1,3-Dichloropropane	ug/L	0.39 U	3.9 U	3.9 U	0.99 U	5 UJ	9.9 U	0.99 U	9.9 UD	5 U	5 U	5 U	5 U	0.95 U	5 U

See Notes on Page 9.

Table 8
Groundwater Analytical Results - Extraction Well EW-103
Interim Remedial Action System
Lockheed Martin, Tallevast Site
Tallevast, Florida

Parameter	Units	9/20/2006		11/21/2006		12/6/2006		12/13/2006		1/15/2007		2/7/2007		3/22/2007		4/18/2007		05/21/07		6/20/2007		7/16/2007		8/16/2007		9/26/2007		10/24/2007	
Volatile Organics (8260B)																													
2,2-Dichloropropane	ug/L	0.36	U	3.6	U	3.6	U	0.84	U	4.2	UJ	8.4	U	0.84	UJ	8.4	UD	4.2	U	4.2	U	4.2	U	4.2	U	1.6	U	4.2	U
1,1-Dichloropropene	ug/L	0.31	U	3.1	U	3.1	U	0.89	U	4.4	U	8.9	U	0.89	U	8.9	UD	4.4	U	4.4	U	4.4	U	4.4	U	1.8	U	4.4	U
cis-1,3-Dichloropropene	ug/L	0.14	U	1.4	U	1.4	U	0.2	U	1	UJ	2	U	0.2	U	2	UD	1	U	1	UJ	1	U	1	U	1	U	1	U
Trans-1,3-Dichloropropene	ug/L	0.14	U	1.4	U	1.4	U	0.2	U	1	UJ	2	U	0.2	U	2	UD	1	U	1	U	1	U	1	U	1	U	1	U
Ethylbenzene	ug/L	0.44	U	4.4	U	4.4	U	0.99	U	5	U	9.9	U	0.99	U	9.9	UD	5	U	5	U	5	U	5	U	1.6	U	5	U
Hexachlorobutadiene	ug/L	0.46	UJ	4.6	UJ	4.6	U	0.71	U	3.6	U	7.1	U	0.71	U	7.1	UD	3.6	U	3.6	U	3.6	U	3.6	U	1.4	U	3.6	U
2-Hexanone	ug/L	4.4	U	44	U	44	U	2.1	U	10	UJ	21	U	2.1	UJ	21	UD	10	U	10	UJ	10	U	10	U	3.8	U	10	U
Isopropyl Benzene	ug/L	0.19	U	1.9	U	1.9	U	0.2	U	1	U	2	U	0.2	U	2	UD	1	U	1	U	1	U	1	U	1	U	1	U
4-Isopropyl Toluene	ug/L	0.69	U	6.9	U	6.9	U	0.27	U	1.4	U	2.7	U	0.27	U	2.7	UD	1.4	U	1.4	U	1.4	U	1.4	U	1.2	U	1.4	U
Methylene Chloride	ug/L	4	UJ	40	U	40	U	1	U	5	UJ	10	UJ	1	U	10	UD	5	U	5	UJ	5	U	5	U	0.95	U	5	U
2-Butanone	ug/L	8.4	U	84	U	84	U	1	U	5	UJ	10	U	1	U	10	UD	5	U	5	UJ	5	UJ	5	U	12	U	5	U
4-Methyl-2-Pentanone	ug/L	3.8	U	38	U	38	U	1.6	U	8	UJ	16	U	1.6	U	16	UD	8	U	8	UJ	8	U	8	U	4.8	U	8	U
Methyl Tert Butyl Ether	ug/L	0.44	U	4.4	U	4.4	U	0.85	UJ	4.2	UJ	8.5	U	0.85	UJ	8.5	UD	4.2	U	4.2	U	4.2	U	4.2	U	1.4	U	4.2	U
Naphthalene	ug/L	2.5	U	25	UJ	25	U	0.36	UJ	1.8	UJ	3.6	U	0.36	U	3.6	UD	1.8	U	1.8	UJ	1.8	U	1.8	U	2.2	U	1.8	U
n-Propylbenzene	ug/L	0.59	U	5.9	U	5.9	U	0.64	U	3.2	U	6.4	U	0.64	U	6.4	UD	3.2	U	3.2	U	3.2	U	3.2	U	1.6	U	3.2	U
Styrene	ug/L	0.98	U	9.8	U	9.8	U	0.19	U	0.95	U	1.9	U	0.19	U	1.9	UD	0.95	U	0.95	U	0.95	UJ	0.95	U	0.9	U	0.95	U
1,1,1,2-Tetrachloroethane	ug/L	0.63	U	6.3	U	6.3	U	0.24	U	1.2	U	2.4	U	0.24	U	2.4	UD	1.2	U	1.2	U	1.2	U	1.2	U	1.2	U	1.2	U
1,1,2,2-Tetrachloroethane	ug/L	0.14	U	1.4	U	1.4	U	0.2	U	1	U	2	U	0.2	U	2	UD	1	U	1	U	1	U	1	U	1.1	U	1	U
Tetrachloroethene	ug/L	3.1		5	U	5	U	6		6	J	6.5	U	1.5		6.5	UD	7.1		6.6		3.2	U	3.2	U	2.4	U	3.2	U
Toluene	ug/L	0.51	U	5.1	U	5.1	U	0.25	U	1.2	U	2.5	U	0.73	I	2.5	UD	1.2	U	1.2	U	1.2	U	1.2	U	1.8	U	1.2	U
1,2,3-Trichlorobenzene	ug/L	0.77	U	7.7	UJ	7.7	U	0.72	U	3.6	U	7.2	U	0.72	U	7.2	UD	3.6	U	3.6	U	3.6	U	3.6	U	1.1	U	3.6	U
1,2,4-Trichlorobenzene	ug/L	0.58	U	5.8	UJ	5.8	U	0.27	U	1.4	U	2.7	U	0.27	U	2.7	UD	1.4	U	1.4	U	1.4	U	1.4	U	0.95	U	1.4	U
1,1,1-Trichloroethane	ug/L	0.46	U	4.6	U	4.6	U	0.88	U	4.4	U	8.8	U	0.88	U	8.8	UD	4.4	U	4.4	U	4.4	U	4.4	U	1.4	U	4.4	U
1,1,2-Trichloroethane	ug/L	0.47	U	4.7	U	4.7	U	0.44	U	2.2	UJ	4.4	U	0.44	U	4.4	UD	2.2	U	2.2	U	2.2	U	2.2	U	1.6	U	2.2	U
Trichloroethene	ug/L	950	D	480		450		750	D	870		610		110		470	D	680		690	J	420		330		330		340	
Trichlorofluoromethane	ug/L	2.5	U	25	U	25	U	0.7	U	3.5	U	7	U	0.7	U	7	UD	3.5	U	3.5	U	3.5	U	3.5	U	2.2	U	3.5	U
1,2,3-Trichloropropane	ug/L	0.15	U	1.5	U	1.8	U	0.34	U	1.7	UJ	3.4	U	0.34	U	3.4	UD	1.7	U	1.7	U	1.7	U	1.7	U	1.8	U	1.7	U
1,2,4-Trimethylbenzene	ug/L	0.86	U	8.6	U	8.6	U	0.27	U	1.4	U	2.7	U	0.27	U	2.7	UD	1.4	U	1.4	U	1.4	U	1.4	U	1.4	U	1.4	U
1,3,5-Trimethylbenzene	ug/L	0.54	U	5.4	U	5.4	U	0.29	U	1.4	U	2.9	U	0.29	U	2.9	UD	1.4	U	1.4	U	1.4	U	1.4	U	1.3	U	1.4	U
Vinyl Chloride	ug/L	0.5	U	5	U	5	U	0.52	U	2.6	U	5.2	U	0.52	U	5.2	UD	2.6	U	2.6	U	2.6	U	2.6	U	4.6	U	2.6	U
O-Xylene	ug/L	0.5	U	5	U	5	U	0.6	U	3	U	6	U	0.6	U	6	UD	3	U	3	U	3	U	3	U	1	U	3	U
m-Xylene & p-Xylene	ug/L	0.6	U	6	U	6	U	0.55	U	2.8	U	5.5	U	0.55	U	5.5	UD	2.8	U	2.8	U	2.8	U	2.8	U	2.2	U	2.8	U
Total Xylenes	ug/L	NA		NA		NA		NA		NA		NA		NA		NA		NA		NA		NA		NA		NA		NA	

See Notes on Page 9.

Table 8
Groundwater Analytical Results - Extraction Well EW-103
Interim Remedial Action System
Lockheed Martin, Tallevast Site
Tallevast, Florida

Parameter	Units	9/20/2006	11/21/2006	12/6/2006	12/13/2006	1/15/2007	2/7/2007	3/22/2007	4/18/2007	05/21/07	6/20/2007	7/16/2007	8/16/2007	9/26/2007	10/24/2007
Metals															
Aluminum	ug/L	400	160 I	70 U	90.1 I	416 J	986 ID	910	1,210	405	1,080	180 I	NA	540	NA
Arsenic	ug/L	4.8 U	4.8 U	4.8 U	2.88 I	6.38 I	14.8 U	4 U	18.6	10 U	25.1	4 U	NA	10.2	NA
Beryllium	ug/L	0.74 U	0.74 U	0.74 U	0.81 U	0.81 U	6.29	0.7 I	0.81 U	0.81 U	0.7 U	0.7 U	NA	0.7 U	NA
Cadmium	ug/L	0.71 U	0.71 U	0.71 U	5 U	5 U	0.3 U	0.9 I	0.734 I	0.3 U	2	0.5 U	NA	0.7 I	NA
Chromium	ug/L	3 I	1.7 I	1.7 U	10 U	2.86 I	12 UD	36.9	23.7	10 U	19.5	3 U	NA	15.5	NA
Copper	ug/L	2.9 U	2.9 U	2.9 U	0.63 U	0.63 U	0.63 U	3 U	1.53 I	12 U	6 I	3 U	NA	5 I	NA
Iron	ug/L	NA	NA	NA	5,270 D	35,000 D	58,800 D	NA	137,000 D	44,700 D	161,000 D	26,900	NA	73,500	NA
Lead	ug/L	1.6 U	1.6 U	1.6 U	0.17 U	0.17 U	1.64 I	2 U	1.07 I	5 U	19	3 I	NA	9 I	NA
Nickel	ug/L	4.7 U	4.7 U	4.7 U	0.6 I	2.96 I	3.13 I	24 I	4.12 I	2.71 I	2 U	2 U	NA	2 U	NA
Zinc	ug/L	9.6 I	5.9 U	6.4 I	1.9 U	1.9 U	100 U	20 U	12.3 I	50 U	9 I	3 U	NA	14 I	NA

See Notes on Page 9.

Table 8
Groundwater Analytical Results - Extraction Well EW-103
Interim Remedial Action System
Lockheed Martin, Tallevast Site
Tallevast, Florida

Parameter	Units	11/8/2007	1/30/2008	3/4/2008	3/14/2008	6/11/2008	9/19/2008	12/15/2008	3/20/2009	5/4/2009	5/11/2009	5/18/2009	5/26/2009	6/1/2009	7/9/2009
Semivolatile Organics (8270B)															
1,4-Dioxane	ug/L	NA	NA	NA	NA	NA	NA	NA	NA	NA	NA	NA	NA	NA	NA
Volatile Organics (8260C) - SIM Isotope Dilution															
1,4-Dioxane	ug/L	4.5	1 U	0.54 U	0.54 U	4.1	0.54 U	1 U	0.54 U	9.2	8 I	5.5 I	5 U	43	5 U
Volatile Organics (8260B)															
Acetone	ug/L	3.7 U	9.9 U	9.9 U	9.9 U	20 U	9.9 U	9.9 U	9.9 U	40 U	50 U	50 U	50 U	50 U	50 U
Benzene	ug/L	1.6 U	0.5 U	0.5 U	0.5 U	1 U	0.5 U	0.5 U	0.5 U	2 U	2.5 U	2.5 U	2.5 U	2.5 U	2.5 U
Bromobenzene	ug/L	1.4 U	0.58 U	0.58 U	0.58 U	1.2 U	0.58 U	0.58 U	0.58 U	2.3 U	2.9 U	2.9 U	2.9 U	2.9 U	2.9 U
Bromochloromethane	ug/L	1.6 U	0.58 U	0.58 U	0.58 U	1.2 U	0.58 U	0.58 U	0.58 U	2.3 U	2.9 U	2.9 U	2.9 UJ	2.9 U	2.9 U
Bromodichloromethane	ug/L	0.95 U	0.35 U	0.35 U	0.35 U	0.7 U	0.35 U	0.35 U	0.35 U	1.4 U	1.8 U	1.8 U	1.8 U	1.8 U	1.8 U
Bromoform	ug/L	1.4 U	0.58 U	0.58 U	0.58 U	1.2 U	0.58 UJ	0.58 U	0.58 U	2.3 U	2.9 U	2.9 U	2.9 U	2.9 U	2.9 U
Bromomethane	ug/L	3.2 U	2.5 U	2.5 U	2.5 U	5 U	2.5 UJ	2.5 UJ	2.5 UJ	10 U	12 UJ	12 U	12 U	12 U	12 U
n-Butylbenzene	ug/L	1.2 U	0.67 UJ	0.67 U	0.67 U	1.3 U	0.67 UJ	0.67 U	0.67 U	2.7 U	3.4 U	3.4 U	3.4 U	3.4 U	3.4 U
sec-Butylbenzene	ug/L	1.4 U	0.63 U	0.63 U	0.63 U	1.3 U	0.63 U	0.63 U	0.63 U	2.5 U	3.2 U	3.2 U	3.2 U	3.2 U	3.2 U
tert-Butylbenzene	ug/L	1.6 U	0.84 U	0.84 U	0.84 U	1.7 U	0.84 U	0.84 U	0.84 U	3.4 U	4.2 U	4.2 U	4.2 U	4.2 U	4.2 U
Carbon Disulfide	ug/L	1.5 U	0.85 U	0.85 U	0.85 U	1.7 UJ	0.85 UJ	0.85 U	0.85 U	3.4 U	4.2 U	4.2 U	4.2 U	4.2 U	4.2 U
Carbon Tetrachloride	ug/L	1.2 U	0.42 U	0.42 U	0.42 U	0.84 U	0.42 U	0.42 U	0.42 U	1.7 U	2.1 U	2.1 U	2.1 U	2.1 U	2.1 U
Chlorobenzene	ug/L	1.4 U	0.63 U	0.63 U	0.63 U	1.3 U	0.63 U	0.63 U	0.63 U	2.5 U	3.2 U	3.2 U	3.2 U	3.2 U	3.2 U
Chloroethane	ug/L	1.8 U	2.5 U	2.5 U	2.5 U	5 U	2.5 U	2.5 U	2.5 U	10 U	12 U	12 U	12 U	12 U	12 U
2-Chloroethyl Vinyl Ether	ug/L	2.1 U	NA	NA	NA	NA	NA	NA	NA	NA	NA	NA	NA	NA	NA
Chloroform	ug/L	1.1 U	0.9 U	0.9 U	0.9 U	1.8 U	0.9 U	0.9 U	0.9 U	3.6 U	4.5 U	4.5 U	4.5 U	4.5 U	4.5 U
Chloromethane	ug/L	1.8 U	1 U	1 U	1 U	2 U	1 U	1 U	1 U	4 U	5 UJ	5 UJ	5 U	5 U	5 U
2-Chlorotoluene	ug/L	1.2 U	0.65 U	0.65 U	0.65 U	1.3 U	0.65 U	0.65 U	0.65 U	2.6 U	3.2 U	3.2 U	3.2 U	3.2 U	3.2 U
4-Chlorotoluene	ug/L	1 U	0.52 UJ	0.52 U	0.52 U	1 U	0.52 UJ	0.52 U	0.52 U	2.1 U	2.6 U	2.6 U	2.6 U	2.6 U	2.6 U
Dibromochloromethane	ug/L	1.2 U	0.34 U	0.34 U	0.34 U	0.68 U	0.34 U	0.34 U	0.34 U	1.4 U	1.7 U	1.7 U	1.7 U	1.7 U	1.7 U
1,2-Dibromo-3-Chloropropane	ug/L	4 U	2.5 U	2.5 U	2.5 U	5 U	2.5 UJ	2.5 U	2.5 U	10 U	12 U	12 U	12 U	12 U	12 U
1,2-Dibromoethane	ug/L	1.2 U	0.5 U	0.5 U	0.5 U	1 U	0.5 U	0.5 U	0.5 U	2 U	2.5 U	2.5 U	2.5 U	2.5 U	2.5 U
Dibromomethane	ug/L	0.75 U	0.41 U	0.41 U	0.41 U	0.82 U	0.41 U	0.41 U	0.41 U	1.6 U	2 U	2 U	2 U	2 U	2 U
1,2-Dichlorobenzene	ug/L	1.6 U	0.44 U	0.44 U	0.44 U	0.88 U	0.44 U	0.44 U	0.44 U	1.8 U	2.2 U	2.2 U	2.2 U	2.2 U	2.2 U
1,3-Dichlorobenzene	ug/L	1.4 U	0.64 UJ	0.64 U	0.64 U	1.3 U	0.64 U	0.64 U	0.64 U	2.6 U	3.2 U	3.2 U	3.2 U	3.2 U	3.2 U
1,4-Dichlorobenzene	ug/L	1.6 U	0.52 U	0.52 U	0.52 U	1 U	0.52 UJ	0.52 U	0.52 U	2.1 U	2.6 U	2.6 U	2.6 U	2.6 U	2.6 U
Dichlorodifluoromethane	ug/L	3.2 U	2.5 U	2.5 UJ	2.5 U	5 U	2.5 UJ	2.5 UJ	2.5 U	10 U	12 UJ	12 UJ	12 U	12 U	12 U
1,1-Dichloroethane	ug/L	34	18	9.7	23	49	6.5	12	27	51	50	45	21	27	58
1,2-Dichloroethane	ug/L	0.9 U	0.57 U	0.57 U	0.57 U	1.1 U	0.57 U	0.57 U	0.57 U	2.3 U	2.8 U	2.8 U	2.8 U	2.8 U	2.8 U
1,1-Dichloroethene	ug/L	12	4.2	2.7	6.2	9.9	2.8	3.9	9.2	14	12	13	5.3	16	9.9
cis-1,2-Dichloroethene	ug/L	14	14	2.8	4.5	17	23 J	9	7.7	12	10	9.7	6	10	7.3
Trans-1,2-Dichloroethene	ug/L	2 U	0.44 U	0.44 U	0.44 U	0.88 U	1.2 J	0.44 U	0.44 U	1.8 U	2.2 UJ	2.2 U	2.2 UJ	2.2 U	2.2 U
1,2-Dichloropropane	ug/L	1.6 U	0.52 U	0.52 U	0.52 U	1 U	0.52 U	0.52 U	0.52 U	2.1 U	2.6 U	2.6 U	2.6 U	2.6 U	2.6 U
1,3-Dichloropropane	ug/L	0.95 U	0.39 U	0.39 U	0.39 U	0.78 U	0.39 U	0.39 U	0.39 U	1.6 U	2 U	2 U	6.3	2 U	2 U

See Notes on Page 9.

Table 8
Groundwater Analytical Results - Extraction Well EW-103
Interim Remedial Action System
Lockheed Martin, Tallevast Site
Tallevast, Florida

Parameter	Units	11/8/2007		1/30/2008		3/4/2008		3/14/2008		6/11/2008		9/19/2008		12/15/2008		3/20/2009		5/4/2009		5/11/2009		5/18/2009		5/26/2009		6/1/2009		7/9/2009	
Volatile Organics (8260B)																													
2,2-Dichloropropane	ug/L	1.6	U	0.36	U	0.36	U	0.36	U	0.72	U	0.36	UJ	0.36	U	0.36	U	1.4	U	1.8	U	1.8	U	1.8	U	1.8	U	1.8	U
1,1-Dichloropropene	ug/L	1.8	U	0.31	U	0.31	U	0.31	U	0.62	U	0.31	U	0.31	U	0.31	U	1.2	U	1.6	U	1.6	U	1.6	U	1.6	U	1.6	U
cis-1,3-Dichloropropene	ug/L	1	U	0.14	U	0.14	U	0.14	U	0.28	U	0.14	U	0.14	U	0.14	U	0.56	U	0.7	U	0.7	U	0.7	U	0.7	U	0.7	U
Trans-1,3-Dichloropropene	ug/L	1	U	0.14	U	0.14	U	0.14	U	0.28	U	0.14	UJ	0.14	U	0.14	U	0.56	U	0.7	U	0.7	U	0.7	U	0.7	U	0.7	U
Ethylbenzene	ug/L	1.6	U	0.44	U	0.44	U	0.44	U	0.88	U	0.44	U	0.44	U	0.44	U	1.8	U	2.2	U	2.2	U	2.2	U	2.2	U	2.2	U
Hexachlorobutadiene	ug/L	1.4	U	0.4	UJ	0.4	U	0.4	U	0.8	U	0.4	UJ	0.4	U	0.4	U	1.6	U	2	U	2	U	2	U	2	U	2	U
2-Hexanone	ug/L	3.8	U	4.4	U	4.4	U	4.4	U	8.8	U	4.4	U	4.4	U	4.4	U	18	U	22	U	22	U	22	U	22	U	22	U
Isopropyl Benzene	ug/L	1	U	0.19	U	0.19	U	0.19	U	0.38	U	0.19	U	0.19	U	0.19	U	0.76	U	0.95	U	0.95	U	0.95	U	0.95	U	0.95	U
4-Isopropyl Toluene	ug/L	1.2	U	0.69	UJ	0.69	U	0.69	U	1.4	U	0.69	U	0.69	U	0.69	U	2.8	U	3.4	U	3.4	U	3.4	U	3.4	U	3.4	U
Methylene Chloride	ug/L	0.95	U	4	U	4	U	4	U	8	U	4	UJ	4	U	4	U	16	U	20	U	20	U	20	U	20	U	20	U
2-Butanone	ug/L	12	U	8.4	U	8.4	U	8.4	U	17	U	8.4	U	8.4	U	8.4	U	34	U	42	U	42	U	42	U	42	UJ	42	U
4-Methyl-2-Pentanone	ug/L	4.8	U	3.8	U	3.8	U	3.8	U	7.6	U	3.8	U	3.8	U	3.8	U	15	U	19	U	19	U	19	U	19	U	19	U
Methyl Tert Butyl Ether	ug/L	1.4	U	0.44	U	0.44	U	0.44	U	0.88	U	0.44	UJ	0.44	U	0.44	U	1.8	U	2.2	U	2.2	U	2.2	U	2.2	U	2.2	U
Naphthalene	ug/L	2.2	U	2.5	U	2.5	U	2.5	UJ	5	U	2.5	UJ	2.5	U	2.5	U	10	U	12	U	12	U	12	UJ	12	U	12	U
n-Propylbenzene	ug/L	1.6	U	0.59	U	0.59	U	0.59	U	1.2	U	0.59	U	0.59	U	0.59	U	2.4	U	3	U	3	U	3	U	3	U	3	U
Styrene	ug/L	0.9	U	0.98	U	0.98	U	0.98	U	2	U	0.98	U	0.98	U	0.98	U	3.9	U	4.9	U	4.9	U	4.9	U	4.9	U	4.9	U
1,1,1,2-Tetrachloroethane	ug/L	1.2	U	0.63	U	0.63	U	0.63	U	1.3	U	0.63	U	0.63	U	0.63	U	2.5	U	3.2	U	3.2	U	3.2	U	3.2	U	3.2	U
1,1,2,2-Tetrachloroethane	ug/L	1.1	U	0.15	U	0.15	U	0.15	U	0.3	U	0.15	U	0.15	U	0.15	U	0.6	U	0.75	U	0.75	U	0.75	U	0.75	U	0.75	U
Tetrachloroethene	ug/L	4.2	I	1		1.3		2.3	J	4.1	U	1.8	J	2.8		2.5		3.8	I	3.3	I	2.5	U	2.5	U	6.7		4.8	I
Toluene	ug/L	1.8	U	0.51	U	0.51	U	0.51	U	1	U	0.51	U	0.51	U	0.51	U	2	U	2.6	U	2.6	U	2.6	U	2.6	U	2.6	U
1,2,3-Trichlorobenzene	ug/L	1.1	U	0.77	UJ	0.77	U	0.77	U	1.5	U	0.77	UJ	0.77	U	0.77	U	3.1	U	3.8	U	3.8	U	3.8	UJ	3.8	UJ	3.8	U
1,2,4-Trichlorobenzene	ug/L	0.95	U	0.58	UJ	0.58	UJ	0.58	U	1.2	U	0.58	UJ	0.58	U	0.58	U	2.3	U	2.9	U	2.9	U	2.9	U	2.9	U	2.9	U
1,1,1-Trichloroethane	ug/L	1.4	U	0.46	U	0.46	U	0.46	U	0.92	U	0.46	U	0.46	U	0.46	U	1.8	U	2.3	U	2.3	U	2.3	U	2.3	U	2.3	U
1,1,2-Trichloroethane	ug/L	1.6	U	0.47	U	0.47	U	0.47	U	0.94	U	0.47	U	0.47	U	0.47	U	1.9	U	2.4	U	2.4	U	2.4	U	2.4	U	2.4	U
Trichloroethene	ug/L	470		31		46		26		230		15		27		71		290		310		260		190		200		230	
Trichlorofluoromethane	ug/L	2.2	U	2.5	U	2.5	U	2.5	U	5	U	2.5	U	2.5	U	2.5	U	10	U	12	U	12	U	12	U	12	U	12	U
1,2,3-Trichloropropane	ug/L	1.8	U	0.18	U	0.18	U	0.18	U	0.36	U	0.18	U	0.18	U	0.18	U	0.72	U	0.9	U	0.9	U	0.9	U	0.9	U	0.9	U
1,2,4-Trimethylbenzene	ug/L	1.4	U	0.86	U	0.86	U	0.86	U	1.7	U	0.86	U	0.86	U	0.86	U	3.4	U	4.3	U	4.3	U	4.3	U	4.3	U	4.3	U
1,3,5-Trimethylbenzene	ug/L	1.3	U	0.54	U	0.54	U	0.54	U	1.1	U	0.54	U	0.54	U	0.54	U	2.2	U	2.7	U	2.7	U	2.7	U	2.7	U	2.7	U
Vinyl Chloride	ug/L	4.6	U	0.5	U	0.5	U	0.5	U	1	U	0.5	U	0.5	U	0.5	U	2	U	2.5	U	2.5	U	2.5	U	2.5	U	2.5	U
O-Xylene	ug/L	1	U	0.5	U	0.5	U	0.5	U	1	U	0.5	U	0.5	U	0.5	U	2	U	2.5	U	2.5	U	2.5	U	2.5	U	2.5	U
m-Xylene & p-Xylene	ug/L	2.2	U	0.6	U	0.6	U	0.6	U	1.2	U	0.6	U	0.6	U	0.6	U	2.4	U	3	U	3	U	3	U	3	U	3	U
Total Xylenes	ug/L	3	U	NA		NA		NA		NA		NA		NA		NA		NA		NA		NA		NA		NA		NA	

See Notes on Page 9.

Table 8
Groundwater Analytical Results - Extraction Well EW-103
Interim Remedial Action System
Lockheed Martin, Tallevast Site
Tallevast, Florida

Parameter	Units	11/8/2007		1/30/2008	3/4/2008		3/14/2008		6/11/2008		9/19/2008		12/15/2008		3/20/2009		5/4/2009		5/11/2009		5/18/2009		5/26/2009		6/1/2009		7/9/2009	
Metals																												
Aluminum	ug/L	50	U	NA	190		92		290		73	I	50	U	78	I	8,000		330		75	I	62	I	570		150	I
Arsenic	ug/L	4	U	NA	2.8		2.9	J	4.8	U	4	U	4	U	4	U	130		4	U	4	U	4	U	4.1	I	4	U
Beryllium	ug/L	0.7	U	NA	0.099	I	0.065	U	0.74	U	0.5	U	0.5	U	0.5	U	1	U	0.5	U	0.5	U	0.5	U	0.5	U	0.5	U
Cadmium	ug/L	0.5	U	NA	0.13	I	0.12	U	0.71	U	1	U	1	U	1	U	10	U	1	U	1	U	1	U	1	U	1	U
Chromium	ug/L	3	U	NA	7.7		3.9	J	3.6	I	2	I	3.4	I	2	U	51		2.2	I	2	U	2	U	7.7	I	2	U
Copper	ug/L	3	U	NA	1.4	I	1.2	U	2.9	U	2.9	U	2.9	U	2.9	U	29	U	2.9	U	2.9	U	2.9	U	2.9	U	2.9	U
Iron	ug/L	3,940		NA	7,200	J	4,900		27,000		1,100		2,300		13,000		950,000		31,000		8,600		2,800		72,000		2,800	
Lead	ug/L	2	U	NA	0.23	I	0.6	I	1.6	U	2	U	2	U	3.4	I	25	I	2	U	2	U	2	U	13		2	U
Nickel	ug/L	2	U	NA	1.7		2.3		4.7	U	2.9	I	2	U	2	U	10	I	2	U	2	U	2.7	I	6	I	2.1	I
Zinc	ug/L	5.1	I	NA	49		21	J	5.9	U	14	I	8.4	I	5.7	I	43		5	U	5	U	24		5	U	5	U

See Notes on Page 9.

Table 8
Groundwater Analytical Results - Extraction Well EW-103
Interim Remedial Action System
Lockheed Martin, Tallevast Site
Tallevast, Florida

Parameter	Units	9/15/2009		12/8/2009		3/2/2010		6/1/2010		9/1/2010		12/7/2010		1/4/2011		3/1/2011		6/1/2011		8/30/2011		12/6/2011	
Semivolatile Organics (8270B)																							
1,4-Dioxane	ug/L	NA		NA		NA		NA		NA		NA		NA		NA		NA		NA		NA	
Volatile Organics (8260C) - SIM Isotope Dilution																							
1,4-Dioxane	ug/L	2.4	I	1.3	I	2.5		1	U	1	U	140		1	U	1	U	1	U	1	U	1	U
Volatile Organics (8260B)																							
Acetone	ug/L	20	U	9.9	U	9.9	U	9.9	U	9.9	U	9.9	U	9.9	U	9.9	U	9.9	U	9.9	U	9.9	U
Benzene	ug/L	1	U	0.5	U	0.5	U	0.5	U	0.5	U	0.5	U	0.5	U	0.5	U	0.5	U	0.5	U	0.5	U
Bromobenzene	ug/L	1.2	U	0.58	U	0.58	U	0.58	U	0.58	U	0.58	U	0.58	U	0.58	U	0.58	U	0.58	U	0.58	U
Bromochloromethane	ug/L	1.2	U	0.58	U	0.58	U	0.58	U	0.58	U	0.58	U	0.58	U	0.58	U	0.58	U	0.58	U	0.58	U
Bromodichloromethane	ug/L	0.7	U	0.35	U	0.35	U	0.35	U	0.35	U	0.35	U	0.35	U	0.35	U	0.35	U	0.35	U	0.35	U
Bromoform	ug/L	1.2	U	0.58	U	0.58	U	0.58	U	0.58	U	0.58	U	0.58	U	0.58	U	0.58	U	0.58	U	0.58	U
Bromomethane	ug/L	5	U	2.5	UJ	2.5	U	2.5	U	2.5	U	2.5	UJ	2.5	U	2.5	U	2.5	U	2.5	U	2.5	U
n-Butylbenzene	ug/L	1.3	U	0.67	U	0.67	U	0.67	U	0.67	U	0.67	U	0.67	U	0.67	U	0.67	U	0.67	U	0.67	U
sec-Butylbenzene	ug/L	1.3	U	0.63	U	0.63	U	0.63	U	0.63	U	0.63	U	0.63	U	0.63	U	0.63	U	0.63	U	0.63	U
tert-Butylbenzene	ug/L	1.7	U	0.84	U	0.84	U	0.84	U	0.84	U	0.84	U	0.84	U	0.84	U	0.84	UJ	0.84	U	0.84	U
Carbon Disulfide	ug/L	1.7	U	0.85	U	0.85	U	0.85	U	1	U	1	U	1	U	1	U	1	U	1	UJ	1	U
Carbon Tetrachloride	ug/L	0.84	U	0.42	U	0.42	U	0.42	U	0.42	U	0.42	U	0.42	U	0.42	U	0.42	U	0.42	U	0.42	U
Chlorobenzene	ug/L	1.3	U	0.63	U	0.63	U	0.63	U	0.63	U	0.63	U	0.63	U	0.63	U	0.63	U	0.63	U	0.63	U
Chloroethane	ug/L	5	U	2.5	UJ	2.5	U	2.5	U	2.5	U	2.5	U	2.5	U	2.5	U	2.5	U	2.5	U	2.5	U
2-Chloroethyl Vinyl Ether	ug/L	NA		NA		NA		NA		NA		NA		NA		NA		NA		NA		NA	
Chloroform	ug/L	1.8	U	0.9	U	0.9	U	0.9	U	0.9	U	0.9	U	0.9	U	0.9	U	0.9	U	0.9	U	0.9	U
Chloromethane	ug/L	2	U	1	U	1	U	1	U	1	U	1	U	1	U	1	U	1	U	1	U	1	U
2-Chlorotoluene	ug/L	1.3	U	0.65	U	0.65	U	0.65	U	0.65	U	0.65	U	0.65	U	0.65	U	0.65	U	0.65	U	0.65	U
4-Chlorotoluene	ug/L	1	U	0.52	U	0.52	U	0.52	U	0.52	U	0.52	U	0.52	U	0.52	U	0.52	U	0.52	U	0.52	U
Dibromochloromethane	ug/L	0.68	U	0.34	U	0.34	U	0.34	U	0.34	U	0.34	U	0.34	U	0.34	U	0.34	U	0.34	U	0.34	U
1,2-Dibromo-3-Chloropropane	ug/L	5	U	2.5	U	2.5	U	2.5	U	2.5	U	2.5	U	2.5	U	2.5	UJ	2.5	U	2.5	U	2.5	U
1,2-Dibromoethane	ug/L	1	U	0.5	U	0.5	U	0.5	U	0.5	U	0.5	U	0.5	U	0.5	U	0.5	U	0.5	U	0.5	U
Dibromomethane	ug/L	0.82	U	0.41	U	0.41	U	0.41	U	0.41	U	0.41	U	0.41	U	0.41	U	0.41	U	0.41	U	0.41	U
1,2-Dichlorobenzene	ug/L	0.88	U	0.44	U	0.44	U	0.44	U	0.44	U	0.44	U	0.44	U	0.44	U	0.44	U	0.44	U	0.44	U
1,3-Dichlorobenzene	ug/L	1.3	U	0.64	U	0.64	U	0.64	U	0.64	U	0.64	U	0.64	U	0.64	U	0.64	UJ	0.64	U	0.64	U
1,4-Dichlorobenzene	ug/L	1	U	0.52	U	0.52	U	0.52	U	0.52	U	0.52	U	0.52	U	0.52	U	0.52	U	0.52	U	0.52	U
Dichlorodifluoromethane	ug/L	8.4	I	2.5	UJ	2.5	UJ	2.5	U	2.5	U	2.5	U	2.5	U	2.5	U	2.5	U	2.5	U	2.5	U
1,1-Dichloroethane	ug/L	44		32		20		19		6.6		35		12		11	J	6.6		3.8		3	
1,2-Dichloroethane	ug/L	1.1	U	0.57	U	0.57	U	0.57	U	0.57	U	0.57	U	0.57	U	0.57	U	0.57	U	0.57	U	0.57	U
1,1-Dichloroethene	ug/L	12		7.4		5.7		0.45	U	0.45	U	140		0.45	U	2.4		1.7		1.1		0.45	U
cis-1,2-Dichloroethene	ug/L	9		8.6		5.7		3.9		1.3		20		1.7		1.6	J	0.73	I	0.67	I	0.65	U
Trans-1,2-Dichloroethene	ug/L	0.88	U	0.44	U	0.44	U	0.44	U	0.44	U	0.44	U	0.44	U	0.44	U	0.44	U	0.44	U	0.44	U
1,2-Dichloropropane	ug/L	1	U	0.52	U	0.52	U	0.52	U	0.52	U	0.52	U	0.52	U	0.52	U	0.52	U	0.52	U	0.52	U
1,3-Dichloropropane	ug/L	0.78	U	0.39	U	0.39	U	0.39	U	0.39	U	0.39	U	0.39	U	0.39	U	0.39	U	0.39	U	0.39	U

See Notes on Page 9.

Table 8
Groundwater Analytical Results - Extraction Well EW-103
Interim Remedial Action System
Lockheed Martin, Tallevast Site
Tallevast, Florida

Parameter	Units	9/15/2009		12/8/2009		3/2/2010		6/1/2010		9/1/2010		12/7/2010		1/4/2011		3/1/2011		6/1/2011		8/30/2011		12/6/2011	
Volatile Organics (8260B)																							
2,2-Dichloropropane	ug/L	0.72	U	0.36	U	0.36	U	0.36	U	0.36	U	0.36	U	0.36	U	0.36	U	0.36	U	0.36	U	0.36	U
1,1-Dichloropropene	ug/L	0.62	U	0.31	U	0.31	U	0.31	U	0.31	U	0.31	U	0.31	U	0.31	U	0.31	U	0.31	U	0.31	U
cis-1,3-Dichloropropene	ug/L	0.28	U	0.14	U	0.14	U	0.14	U	0.14	U	0.14	U	0.14	U	0.14	U	0.14	U	0.14	U	0.14	U
Trans-1,3-Dichloropropene	ug/L	0.28	U	0.14	U	0.14	U	0.14	U	0.14	U	0.14	U	0.14	U	0.14	U	0.14	UJ	0.14	U	0.14	U
Ethylbenzene	ug/L	0.88	U	0.44	U	0.44	U	0.44	U	0.44	U	0.44	U	0.44	U	0.44	U	0.44	U	0.44	U	0.44	U
Hexachlorobutadiene	ug/L	0.8	U	0.4	U	0.4	U	0.4	U	0.4	U	0.4	U	0.4	U	0.4	U	0.4	U	0.4	U	0.4	U
2-Hexanone	ug/L	8.8	U	4.4	U	4.4	U	4.4	U	4.4	U	4.4	U	4.4	U	4.4	U	4.4	U	4.4	U	4.4	U
Isopropyl Benzene	ug/L	0.38	U	0.19	U	0.19	U	0.19	U	0.19	U	0.19	U	0.19	U	0.19	U	0.19	U	0.19	U	0.19	U
4-Isopropyl Toluene	ug/L	1.4	U	0.69	U	0.69	U	0.69	U	0.69	U	0.69	U	0.69	U	0.69	U	0.69	UJ	0.69	U	0.69	U
Methylene Chloride	ug/L	8	U	4	U	4	U	4	U	4	U	4	U	4	U	4	U	4	U	4	U	4	U
2-Butanone	ug/L	17	U	8.4	U	8.4	U	8.4	U	8.4	U	8.4	U	8.4	U	8.4	U	8.4	U	8.4	U	8.4	U
4-Methyl-2-Pentanone	ug/L	7.6	U	3.8	U	3.8	U	3.8	U	3.8	U	3.8	U	3.8	U	3.8	U	3.8	U	3.8	U	3.8	U
Methyl Tert Butyl Ether	ug/L	0.88	U	0.44	U	0.44	U	0.44	U	0.44	U	0.44	U	0.44	U	0.44	U	0.44	U	0.44	U	0.44	U
Naphthalene	ug/L	5	U	2.5	U	2.5	UJ	2.5	U	2.5	U	2.5	U	2.5	U	2.5	U	2.5	U	2.5	U	2.5	U
n-Propylbenzene	ug/L	1.2	U	0.59	U	0.59	U	0.59	U	0.59	U	0.59	U	0.59	U	0.59	U	0.59	U	0.59	U	0.59	U
Styrene	ug/L	2	U	0.98	U	0.98	U	0.98	U	0.98	U	0.98	U	0.98	U	0.98	U	0.98	UJ	0.98	U	0.98	U
1,1,1,2-Tetrachloroethane	ug/L	1.3	U	0.63	U	0.63	U	0.63	U	0.63	U	0.63	U	0.63	U	0.63	U	0.63	U	0.63	U	0.63	U
1,1,2,2-Tetrachloroethane	ug/L	0.3	U	0.15	U	0.15	U	0.15	U	0.15	U	0.15	U	0.15	U	0.15	U	0.15	U	0.15	U	0.15	U
Tetrachloroethene	ug/L	4.1		3.4		3.1		1.8		1.1		33	J	1	J	1.6	J	0.69	J	0.87	I	0.84	I
Toluene	ug/L	1	U	0.51	U	0.51	U	0.51	U	1	U	0.51	U	1	U	1	U	1	U	1	U	1	U
1,2,3-Trichlorobenzene	ug/L	1.5	U	0.77	U	0.77	U	0.77	U	0.77	U	0.77	U	0.77	U	0.77	U	0.77	U	0.77	U	0.77	U
1,2,4-Trichlorobenzene	ug/L	1.2	U	0.58	U	0.58	U	0.58	U	0.58	U	0.58	U	0.58	U	0.58	U	0.58	UJ	0.58	U	0.58	U
1,1,1-Trichloroethane	ug/L	0.92	U	0.46	U	0.46	U	0.46	U	0.46	U	0.46	U	0.46	U	0.46	U	0.46	U	0.46	U	0.46	U
1,1,2-Trichloroethane	ug/L	0.94	U	0.47	U	0.47	U	0.47	U	0.47	U	0.47	U	0.47	U	0.47	U	0.47	U	0.47	U	0.47	U
Trichloroethene	ug/L	150		130		68		74		17		340	D	47		38		25		17		14	
Trichlorofluoromethane	ug/L	5	U	2.5	U	2.5	U	2.5	U	2.5	U	2.5	U	2.5	U	2.5	U	2.5	U	2.5	UJ	2.5	U
1,2,3-Trichloropropane	ug/L	0.36	U	0.18	U	0.18	U	0.18	U	0.18	U	0.18	U	0.18	U	0.18	U	0.18	U	0.18	U	0.18	U
1,2,4-Trimethylbenzene	ug/L	1.7	U	0.86	U	0.86	U	0.86	U	0.86	U	0.86	U	0.86	U	0.86	U	0.86	U	0.86	U	0.86	U
1,3,5-Trimethylbenzene	ug/L	1.1	U	0.54	U	0.54	U	0.54	U	0.54	U	0.54	U	0.54	U	0.54	U	0.54	U	0.54	U	0.54	U
Vinyl Chloride	ug/L	1	U	0.5	U	0.5	U	0.5	U	0.5	U	1.1		0.5	U	0.5	U	0.5	U	0.5	U	0.5	U
O-Xylene	ug/L	1	U	0.5	U	0.5	U	0.5	U	0.5	U	0.5	U	0.5	U	0.5	U	0.5	UJ	0.5	U	0.5	U
m-Xylene & p-Xylene	ug/L	1.2	U	0.6	U	0.6	U	0.6	U	0.6	U	0.6	U	0.6	U	0.6	U	0.6	U	0.6	U	0.6	U
Total Xylenes	ug/L	NA		NA		NA		NA		NA		NA		NA		NA		NA		NA		NA	

See Notes on Page 9.

Table 8
Groundwater Analytical Results - Extraction Well EW-103
Interim Remedial Action System
Lockheed Martin, Tallevast Site
Tallevast, Florida

Parameter	Units	9/15/2009		12/8/2009		3/2/2010		6/1/2010		9/1/2010		12/7/2010		1/4/2011	3/1/2011		6/1/2011		8/30/2011		12/6/2011	
Metals																						
Aluminum	ug/L	100	I	79	I	61	I	130	I	53	I	76	I	NA	71	I	72	I	220		57	I
Arsenic	ug/L	4	U	4	U	4	U	4	U	4	U	4	U	NA	4	U	4	U	4	U	4	U
Beryllium	ug/L	0.5	U	0.5	U	0.5	U	0.5	U	0.5	U	0.5	U	NA	0.5	U	0.5	U	0.5	U	0.5	U
Cadmium	ug/L	1	U	1	U	1	U	1	U	1	U	1	U	NA	1	U	1	U	1	U	1	U
Chromium	ug/L	2	U	2	U	2	U	2	U	2	U	2	U	NA	2	U	2	U	2.6	I	2	U
Copper	ug/L	2.9	U	2.9	U	2.9	U	2.9	U	2.9	U	2.9	U	NA	2.9	U	2.9	U	2.9	U	2.9	U
Iron	ug/L	6,700		1,900		2,000		6,200		490		6,100		NA	1,500		1,300	J	12,000		940	
Lead	ug/L	2	U	2	U	2	U	2	U	2	U	2	U	NA	2	U	2	U	2	U	2	U
Nickel	ug/L	4	I	2	U	2	U	2	U	2	U	2	U	NA	2	U	2	U	2	U	2.3	I
Zinc	ug/L	5	U	5	U	5	U	5	U	5	U	5	U	NA	5	U	5	U	5	U	5	U

Notes:

1. Extraction well EW-103 is a Upper Surficial Aquifer System (USAS) well located on the north side of the site.
2. D - Concentration is based on a diluted sample analysis.
3. I - The reported value is between the laboratory method detection limit and the laboratory practical quantitation limit.
4. J - The compound was positively identified; however, the associated numerical value is an estimated concentration only.
5. R - Rejected value, data not usable.
6. U - Indicates that a compound was analyzed for but not detected. The value associated with the qualifier is the laboratory method detection limit.
7. NA - Not analyzed.
8. Results are based on validated analytical reports from the laboratory.
9. Results are presented in micrograms per liter (ug/L).
10. The December 7, 2010 sample at extraction well EW-103 appeared to have been switched with extraction well EW-108 sample in the field or by the laboratory based on a review of the analytical results. The December 7, 2010 results are not used in Figures 20 through 33.

Table 9
Groundwater Analytical Results - Extraction Well EW-104
Interim Remedial Action System
Lockheed Martin, Tallevast Site
Tallevast, Florida

Parameter	Units	9/20/2006	11/21/2006	12/6/2006	12/13/2006	1/15/2007	2/7/2007	3/22/2007	4/18/2007	5/21/2007	6/20/2007	7/16/2007	8/16/2007	9/26/2007	10/24/2007
Semivolatile Organics (8270B)															
1,4-Dioxane	ug/L	110	120	150	NA	NA	NA	NA	NA	NA	NA	NA	NA	NA	NA
Volatile Organics (8260C) - SIM Isotope Dilution															
1,4-Dioxane	ug/L	NA	NA	NA	300 J	360	300	250	260 D	260	250	200	290	340	250
Volatile Organics (8260B)															
Acetone	ug/L	250 U	500 U	500 U	2.6 U	65 U	65 U	130 UJ	65 UD	130 U	65 UJ	52 U	52 U	18 U	52 U
Benzene	ug/L	13 U	25 U	25 U	0.48 U	12 U	12 U	24 U	12 UD	24 U	12 U	9.6 U	9.6 U	8 U	9.6 U
Bromobenzene	ug/L	15 U	29 U	29 U	0.33 U	8.2 U	8.2 U	16 U	8.2 UD	16 U	8.2 U	6.6 U	6.6 U	7 U	6.6 U
Bromochloromethane	ug/L	15 U	29 U	29 U	0.93 U	23 U	23 U	46 U	23 UD	46 U	23 UJ	19 U	19 U	7.8 U	19 U
Bromodichloromethane	ug/L	8.8 U	18 U	18 U	0.22 U	5.5 U	5.5 U	11 U	5.5 UD	11 U	5.5 U	4.4 U	4.4 U	4.8 U	4.4 U
Bromoform	ug/L	15 U	29 U	29 U	0.48 U	12 U	12 U	24 U	12 UD	24 U	12 U	9.6 U	9.6 U	7 U	9.6 U
Bromomethane	ug/L	63 UJ	130 UJ	130 U	0.8 U	20 U	20 U	40 U	20 UD	40 U	20 U	16 U	16 U	16 U	16 U
n-Butylbenzene	ug/L	17 U	34 U	34 U	0.24 U	6 U	6 U	12 U	6 UD	12 U	6 U	4.8 U	4.8 U	6.2 U	4.8 U
sec-Butylbenzene	ug/L	16 U	32 U	32 U	0.3 U	7.5 U	7.5 U	15 U	7.5 UD	15 U	7.5 U	6 U	6 U	7 U	6 U
tert-Butylbenzene	ug/L	21 U	42 U	42 U	0.32 U	8 U	8 U	16 U	8 UD	16 U	8 U	6.4 U	6.4 U	8.2 U	6.4 U
Carbon Disulfide	ug/L	21 U	43 U	860	26 J	24 U	24 U	48 U	24 UD	48 U	24 U	19 U	19 U	7.5 U	19 U
Carbon Tetrachloride	ug/L	11 U	21 U	21 U	0.85 U	21 U	21 U	42 U	21 UD	42 U	21 U	17 U	17 U	6 U	17 U
Chlorobenzene	ug/L	16 U	32 U	32 U	0.21 U	5.2 U	5.2 U	10 U	5.2 UD	10 U	5.2 U	4.2 U	4.2 U	6.8 U	4.2 U
Chloroethane	ug/L	63 U	130 U	130 U	0.66 U	16 U	16 U	33 U	16 UD	33 U	16 U	13 U	13 U	9.2 U	13 U
2-Chloroethyl Vinyl Ether	ug/L	NA	NA	NA	1 UJ	25 UJ	25 UJ	50 UJ	25 UD	50 U	R	20 U	20 U	10 UJ	20 U
Chloroform	ug/L	23 U	45 U	45 U	0.89 U	22 U	22 U	44 U	22 UD	44 U	22 U	18 U	18 U	5.5 U	18 U
Chloromethane	ug/L	25 UJ	50 U	50 U	0.82 U	20 U	20 U	41 U	20 UD	41 U	20 U	16 U	16 U	8.8 U	16 U
2-Chlorotoluene	ug/L	16 U	33 U	33 U	0.29 U	7.2 U	7.2 U	14 U	7.2 UD	14 U	7.2 U	5.8 U	5.8 U	6 U	5.8 U
4-Chlorotoluene	ug/L	13 U	26 U	26 U	0.3 U	7.5 U	7.5 U	15 U	7.5 UD	15 U	7.5 U	6 U	6 U	5 U	6 U
Dibromochloromethane	ug/L	8.5 U	17 U	17 U	0.2 U	5 U	5 U	10 U	5 UD	10 U	5 U	4 U	4 U	5.8 U	4 U
1,2-Dibromo-3-Chloropropane	ug/L	63 U	130 U	130 U	0.89 U	22 U	22 U	44 U	22 UD	44 U	22 U	18 U	18 U	20 U	18 U
1,2-Dibromoethane	ug/L	13 U	25 U	25 U	0.27 U	6.8 UJ	6.8 U	14 U	6.8 UD	14 U	6.8 U	5.4 U	5.4 U	6.2 U	5.4 U
Dibromomethane	ug/L	10 U	21 U	21 U	0.42 UJ	10 UJ	10 U	21 U	10 UD	21 U	10 U	8.4 U	8.4 U	3.8 U	8.4 U
1,2-Dichlorobenzene	ug/L	11 U	22 U	22 U	0.27 U	6.8 U	6.8 U	14 U	6.8 UD	14 U	6.8 U	5.4 U	5.4 U	8.2 U	5.4 U
1,3-Dichlorobenzene	ug/L	16 U	32 U	32 U	0.25 U	6.2 U	6.2 U	12 U	6.2 UD	12 U	6.2 U	5 U	5 U	6.8 U	5 U
1,4-Dichlorobenzene	ug/L	13 U	26 U	26 U	0.24 U	6 U	6 U	12 U	6 UD	12 U	6 U	4.8 U	4.8 U	8.2 U	4.8 U
Dichlorodifluoromethane	ug/L	63 UJ	130 U	130 U	0.53 U	13 U	13 UJ	26 U	13 UD	26 U	13 U	11 U	11 U	16 U	11 U
1,1-Dichloroethane	ug/L	54	150	49 I	70	48	54	35 I	65 D	51	64	56	50	50	52
1,2-Dichloroethane	ug/L	14 U	29 U	29 U	0.94 U	24 U	24 UJ	47 U	24 UD	47 U	24 U	19 U	19 U	4.5 U	19 U
1,1-Dichloroethene	ug/L	130	71	130	200 D	190	180	150	170 D	140	200	230	280	140	140
cis-1,2-Dichloroethene	ug/L	170	180	160	120	98	140	120	180 D	92	110	100	87	81	99
Trans-1,2-Dichloroethene	ug/L	11 U	22 U	22 U	51 J	21 U	21 U	42 U	21 UD	42 U	21 UJ	17 U	17 U	9.8 U	17 U
1,2-Dichloropropane	ug/L	13 U	26 U	26 U	0.97 U	24 U	24 U	48 U	24 UD	48 U	24 U	19 U	19 U	8.2 U	19 U
1,3-Dichloropropane	ug/L	9.8 U	20 U	20 U	0.99 U	25 UJ	25 U	50 UJ	25 UD	50 U	25 U	20 U	20 U	4.8 U	20 U

See Notes on Page 9.

Table 9
Groundwater Analytical Results - Extraction Well EW-104
Interim Remedial Action System
Lockheed Martin, Tallevast Site
Tallevast, Florida

Parameter	Units	9/20/2006		11/21/2006		12/6/2006		12/13/2006		1/15/2007		2/7/2007		3/22/2007		4/18/2007		5/21/2007		6/20/2007		7/16/2007		8/16/2007		9/26/2007		10/24/2007	
Volatile Organics (8260B)																													
2,2-Dichloropropane	ug/L	9	U	18	U	18	U	0.84	U	21	UJ	21	U	42	U	21	UD	42	U	21	U	17	U	17	U	8	U	17	U
1,1-Dichloropropene	ug/L	7.8	U	16	U	16	U	0.89	U	22	U	22	U	44	U	22	UD	44	U	22	U	18	U	18	U	8.8	U		U
cis-1,3-Dichloropropene	ug/L	3.5	U	7	U	7	U	0.2	U	5	UJ	5	U	10	U	5	UD	10	U	5	U	4	U	4	U	5	UJ	4	U
Trans-1,3-Dichloropropene	ug/L	3.5	U	7	U	7	U	0.2	U	5	UJ	5	U	10	U	5	UD	10	U	5	U	4	U	4	U	5	U	4	U
Ethylbenzene	ug/L	11	U	22	U	22	U	0.99	U	25	U	25	U	50	U	25	UD	50	U	25	U	20	U	20	U	8	U	20	U
Hexachlorobutadiene	ug/L	12	U	23	UJ	23	U	0.71	U	18	U	18	U	36	U	18	UD	36	U	18	U	14	U	14	U	6.8	U	14	U
2-Hexanone	ug/L	110	U	220	U	220	U	2.1	U	52	UJ	52	U	100	UJ	52	UD	100	U	52	UJ	42	U	42	U	19	U	42	U
Isopropyl Benzene	ug/L	4.8	U	9.5	U	9.5	U	0.2	U	5	U	5	U	10	U	5	UD	10	U	5	U	4	U	4	U	5	U	4	U
4-Isopropyl Toluene	ug/L	17	U	35	U	35	U	0.27	U	6.8	U	6.8	U	14	U	6.8	UD	14	U	6.8	U	5.4	U	5.4	U	6	U	5.4	U
Methylene Chloride	ug/L	100	U	200	U	200	U	1	U	25	UJ	25	UJ	50	U	25	UD	50	U	25	UJ	20	U	20	U	4.8	U	20	U
2-Butanone	ug/L	210	U	420	U	420	U	1	U	25	UJ	25	U	50	U	25	UD	50	U	25	UJ	20	UJ	20	U	62	U	20	U
4-Methyl-2-Pentanone	ug/L	95	U	190	U	190	U	1.6	U	40	UJ	40	U	80	U	40	UD	80	U	40	UJ	32	U	32	U	24	U	32	U
Methyl Tert Butyl Ether	ug/L	11	U	22	U	22	U	0.85	UJ	21	UJ	21	U	42	U	21	UD	42	U	21	U	17	U	17	U	6.8	U	17	U
Naphthalene	ug/L	63	U	130	UJ	130	U	0.36	UJ	9	UJ	9	U	18	U	9	UD	18	U	9	UJ	7.2	U	7.2	U	11	UJ	7.2	U
n-Propylbenzene	ug/L	15	U	30	U	30	U	0.64	U	16	U	16	U	32	U	16	UD	32	U	16	U	13	U	13	U	8	U	13	U
Styrene	ug/L	25	U	49	U	49	U	0.19	U	4.8	U	4.8	U	9.5	U	4.8	UD	9.5	U	4.8	U	3.8	UJ	3.8	U	4.5	U	3.8	U
1,1,1,2-Tetrachloroethane	ug/L	16	U	32	U	32	U	0.24	U	6	U	6	U	12	U	6	UD	12	U	6	U	4.8	U	4.8	U	6	U	4.8	U
1,1,2,2-Tetrachloroethane	ug/L	3.5	U	7	U	7	U	0.2	U	5	U	5	U	10	U	5	UD	10	U	5	U	4	U	4	U	5.5	U	4	U
Tetrachloroethene	ug/L	13		25	U	25	U	33		28	J	16	U	32	U	19	ID	32	U	27		13	U	13	U	12	U	13	I
Toluene	ug/L	13	U	26	U	26	U	0.25	I	17	I	6.2	U	18	I	6.2	UD	12	U	6.2	U	5	U	5	U	8.8	U	5	UD
1,2,3-Trichlorobenzene	ug/L	19	U	39	UJ	39	U	0.72	U	18	U	18	U	36	U	18	UD	36	U	18	U	14	U	14	U	5.5	U	14	U
1,2,4-Trichlorobenzene	ug/L	15	U	29	UJ	29	U	0.27	U	6.8	U	6.8	U	14	U	6.8	UD	14	U	6.8	U	5.4	U	5.4	U	4.8	U	5.4	U
1,1,1-Trichloroethane	ug/L	12	U	23	U	23	U	0.88	U	22	U	22	U	44	U	22	UD	44	U	22	U	18	U	18	U	6.8	U	18	U
1,1,2-Trichloroethane	ug/L	12	U	24	U	24	U	0.44	U	11	UJ	11	U	22	U	11	UD	22	U	11	U	8.8	U	8.8	U	8.2	U	8.8	U
Trichloroethene	ug/L	3,900	D	3,600		3,600		3,900	D	3,900		2,600		2,800		3,500	D	2,300		3,100		3,100		2,700		2,100		2,100	
Trichlorofluoromethane	ug/L	63	U	130	U	130	U	0.7	U	18	U	18	U	35	U	18	UD	35	U	18	U	14	U	14	U	11	U	14	U
1,2,3-Trichloropropane	ug/L	3.8	U	7.5	U	9	U	0.34	U	8.5	UJ	8.5	U	17	U	8.5	UD	17	U	8.5	U	6.8	U	6.8	U	9	U	6.8	U
1,2,4-Trimethylbenzene	ug/L	22	U	43	U	43	U	0.27	U	6.8	U	6.8	U	14	U	6.8	UD	14	U	6.8	U	5.4	U	5.4	U	6.8	U	5.4	U
1,3,5-Trimethylbenzene	ug/L	14	U	27	U	27	U	0.29	U	7.2	U	7.2	U	14	U	7.2	UD	14	U	7.2	U	5.8	U	5.8	U	6.5	U	5.8	U
Vinyl Chloride	ug/L	13	U	25	U	25	U	2.3		13	U	13	U	26	U	13	UD	26	U	13	U	10	U	10	U	23	U	10	U
O-Xylene	ug/L	13	U	25	U	25	U	0.6	U	15	U	15	U	30	U	15	UD	30	U	15	U	12	U	12	U	5.2	U	12	U
m-Xylene & p-Xylene	ug/L	15	U	30	U	30	U	0.55	U	18	J	14	U	28	U	14	UD	28	U	14	U	11	U	11	U	11	U	11	U
Total Xylenes	ug/L	NA		NA		NA		NA		NA		NA		NA		NA		NA		NA		NA		NA		NA		NA	

See Notes on Page 9.

Table 9
Groundwater Analytical Results - Extraction Well EW-104
Interim Remedial Action System
Lockheed Martin, Tallevast Site
Tallevast, Florida

Parameter	Units	9/20/2006		11/21/2006		12/6/2006		12/13/2006		1/15/2007		2/7/2007		3/22/2007		4/18/2007		5/21/2007		6/20/2007		7/16/2007		8/16/2007	9/26/2007		10/24/2007
Metals																											
Aluminum	ug/L	240		180	I	70	U	31	U	72.8	J	1850	D	860		310		476		290		50	U	NA	80	I	NA
Arsenic	ug/L	5.9	I	4.8	U	4.8	U	0.98	U	0.98	U	10	U	4	U	0.98	U	10	U	4	U	4	U	NA	4	U	NA
Beryllium	ug/L	3.2	I	0.74	U	0.74	U	0.81	U	0.81	U	0.81	U	0.7	U	0.81	U	0.81	U	0.7	U	0.7	U	NA	0.7	U	NA
Cadmium	ug/L	0.71	U	0.71	U	0.71	U	5	U	5	U	0.3	U	0.7	I	0.522	I	0.3	U	0.5	U	0.5	U	NA	0.5	U	NA
Chromium	ug/L	4.4	I	1.8	I	1.7	U	1.2	U	1.39	I	12	UD	7	I	3.21	I	10	U	4.8	I	3	U	NA	3	U	NA
Copper	ug/L	5.8	I	2.9	U	2.9	U	0.63	U	0.63	U	0.71	I	3	U	0.63	U	13	U	4	I	3	U	NA	3	U	NA
Iron	ug/L	NA		NA		NA		15,600	D	19,200	D	21,400	D	NA		22,800	D	26,000	D	26,400		23,600		NA	19,900		NA
Lead	ug/L	9.8		1.6	U	4.5	I	0.17	U	0.17	U	4.74	I	4	I	0.17	U	5	U	2	I	2	I	NA	2	U	NA
Nickel	ug/L	4.7	U	4.7	U	4.7	U	0.47	U	1.94	I	6.01	I	4	I	2.26	I	2.52	I	2	U	2	U	NA	2	U	NA
Zinc	ug/L	55		5.9	U	7.3	I	1.9	U	1.9	U	100	U	20	U	4.9	I	50	U	12	I	3	U	NA	5	I	NA

See Notes on Page 9.

Table 9
Groundwater Analytical Results - Extraction Well EW-104
Interim Remedial Action System
Lockheed Martin, Tallevast Site
Tallevast, Florida

Parameter	Units	11/8/2007	1/30/2008	3/4/2008	3/12/2008	6/11/2008	9/18/2008	12/15/2008	3/23/2009	5/4/2009	5/11/2009	5/18/2009	5/26/2009	6/1/2009	7/9/2009
Semivolatile Organics (8270B)															
1,4-Dioxane	ug/L	NA	NA	NA	NA	NA	NA	NA	NA	NA	NA	NA	NA	NA	NA
Volatile Organics (8260C) - SIM Isotope Dilution															
1,4-Dioxane	ug/L	280	25	180	78	150	11 U	20 U	6.3 I	79	110	110	100	120	61
Volatile Organics (8260B)															
Acetone	ug/L	15 U	9.9 U	9.9 U	9.9 U	200 U	200 U	200 U	99 U	99 U	200 U	200 U	200 U	200 U	200 U
Benzene	ug/L	6.4 U	0.5 U	0.5 U	0.5 U	10 U	10 U	10 U	5 U	5 U	10 U	10 U	10 U	10 U	10 U
Bromobenzene	ug/L	5.6 U	0.58 U	0.58 U	0.58 U	12 U	12 U	12 U	5.8 U	5.8 U	12 U	12 U	12 U	12 U	12 U
Bromochloromethane	ug/L	6.2 U	0.58 U	0.58 U	0.58 U	12 U	12 U	12 U	5.8 UJ	5.8 U	12 U	12 U	12 UJ	12 U	12 U
Bromodichloromethane	ug/L	3.8 U	0.35 U	0.35 U	0.35 U	7 U	7 U	7 U	3.5 U	3.5 U	7 U	7 U	7 U	7 U	7 U
Bromoform	ug/L	5.6 U	0.58 U	0.58 U	0.58 U	12 U	12 U	12 U	5.8 U	5.8 U	12 U	12 U	12 U	12 U	12 U
Bromomethane	ug/L	13 U	2.5 U	2.5 U	2.5 U	50 U	50 UJ	50 UJ	25 U	25 U	50 UJ	50 U	50 U	50 U	50 U
n-Butylbenzene	ug/L	5 U	0.67 UJ	0.67 U	0.67 U	13 U	13 U	13 U	6.7 U	6.7 U	13 U	13 U	13 U	13 U	13 U
sec-Butylbenzene	ug/L	5.6 U	0.63 U	0.63 U	0.63 U	13 U	13 U	13 U	6.3 U	6.3 U	13 U	13 U	13 U	13 U	13 U
tert-Butylbenzene	ug/L	6.6 U	0.84 U	0.84 U	0.84 U	17 U	17 U	17 U	8.4 U	8.4 U	17 U	17 U	17 U	17 U	17 U
Carbon Disulfide	ug/L	6 U	0.85 U	0.85 U	0.85 U	17 U	17 UJ	17 U	8.5 U	8.5 U	17 U	17 U	17 U	17 U	17 U
Carbon Tetrachloride	ug/L	4.8 U	0.42 U	0.42 U	0.42 U	8.4 U	8.4 U	8.4 U	4.2 UJ	4.2 U	8.4 U	8.4 U	8.4 U	8.4 U	8.4 U
Chlorobenzene	ug/L	5.4 U	0.63 U	0.63 U	0.63 U	13 U	13 U	13 U	6.3 U	6.3 U	13 U	13 U	13 U	13 U	13 U
Chloroethane	ug/L	7.4 U	2.5 U	2.5 U	2.5 U	50 U	50 U	50 U	25 U	25 U	50 U	50 U	50 U	50 U	50 U
2-Chloroethyl Vinyl Ether	ug/L	8.4 U	NA	NA	NA	NA	NA	NA	NA	NA	NA	NA	NA	NA	NA
Chloroform	ug/L	4.4 U	0.9 U	0.9 U	0.9 U	18 U	18 U	18 U	9 U	9 U	18 U	18 U	18 U	18 U	18 U
Chloromethane	ug/L	7 U	1 U	1 U	1 U	20 U	20 U	20 U	10 U	10 U	20 UJ	20 UJ	20 U	20 U	20 U
2-Chlorotoluene	ug/L	4.8 U	0.65 U	0.65 U	0.65 U	13 U	13 U	13 U	6.5 U	6.5 U	13 U	13 U	13 U	13 U	13 U
4-Chlorotoluene	ug/L	4 U	0.52 UJ	0.52 U	0.52 U	10 U	10 U	10 U	5.2 U	5.2 U	10 U	10 U	10 U	10 U	10 U
Dibromochloromethane	ug/L	4.6 U	0.34 U	0.34 U	0.34 U	6.8 U	6.8 U	6.8 U	3.4 U	3.4 U	6.8 U	6.8 U	6.8 U	6.8 U	6.8 U
1,2-Dibromo-3-Chloropropane	ug/L	16 U	2.5 U	2.5 U	2.5 U	50 U	50 U	50 U	25 U	25 U	50 U	50 U	50 U	50 U	50 U
1,2-Dibromoethane	ug/L	5 U	0.5 U	0.5 U	0.5 U	10 U	10 U	10 U	5 U	5 U	10 U	10 U	10 U	10 U	10 U
Dibromomethane	ug/L	3 U	0.41 U	0.41 U	0.41 U	8.2 U	8.2 U	8.2 U	4.1 U	4.1 U	8.2 U	8.2 U	8.2 U	8.2 U	8.2 U
1,2-Dichlorobenzene	ug/L	6.6 U	0.44 U	0.44 U	0.44 U	8.8 U	8.8 U	8.8 U	4.4 U	4.4 U	8.8 U	8.8 U	8.8 U	8.8 U	8.8 U
1,3-Dichlorobenzene	ug/L	5.4 U	0.64 UJ	0.64 U	0.64 U	13 U	13 U	13 U	6.4 U	6.4 U	13 U	13 U	13 U	13 U	13 U
1,4-Dichlorobenzene	ug/L	6.6 U	0.52 U	0.52 U	0.52 U	10 U	10 U	10 U	5.2 U	5.2 U	10 U	10 U	10 U	10 U	10 U
Dichlorodifluoromethane	ug/L	13 U	2.5 U	2.5 UJ	2.5 U	50 U	50 UJ	50 UJ	25 U	25 U	50 UJ	50 UJ	50 U	50 U	50 U
1,1-Dichloroethane	ug/L	39	49	53	48	45	19 I	12 I	67	69	48	51	38	34	33
1,2-Dichloroethane	ug/L	3.6 U	0.57 U	0.57 U	0.57 U	11 U	11 U	11 U	5.7 U	5.7 U	11 U	11 U	11 U	11 U	11 U
1,1-Dichloroethene	ug/L	170	14	110	59	68	29	13 I	10	50	65	74	50	51	26
cis-1,2-Dichloroethene	ug/L	80	71	91	68	73	2,200	11,00	50	97	67	75	73	54	52
Trans-1,2-Dichloroethene	ug/L	7.8 U	0.89 I	1.4	1.2	8.8 U	8.8 U	8.8 U	4.4 U	4.4 U	8.8 UJ	8.8 U	8.8 UJ	8.8 U	8.8 U
1,2-Dichloropropane	ug/L	6.6 U	0.52 U	0.52 U	0.52 U	10 U	10 U	10 U	5.2 U	5.2 U	10 U	10 U	10 U	10 U	10 U
1,3-Dichloropropane	ug/L	3.8 U	0.39 U	0.39 U	0.39 U	7.8 U	7.8 U	7.8 U	3.9 U	3.9 U	7.8 U	7.8 U	7.8 U	7.8 U	7.8 U

See Notes on Page 9.

Table 9
Groundwater Analytical Results - Extraction Well EW-104
Interim Remedial Action System
Lockheed Martin, Tallevast Site
Tallevast, Florida

Parameter	Units	11/8/2007		1/30/2008		3/4/2008		3/12/2008		6/11/2008		9/18/2008		12/15/2008		3/23/2009		5/4/2009		5/11/2009		5/18/2009		5/26/2009		6/1/2009		7/9/2009	
Volatile Organics (8260B)																													
2,2-Dichloropropane	ug/L	6.4	U	0.36	U	0.36	U	0.36	U	7.2	U	7.2	U	7.2	U	3.6	UJ	3.6	U	7.2	U	7.2	U	7.2	U	7.2	U	7.2	U
1,1-Dichloropropene	ug/L	7	U	0.31	U	0.31	U	0.31	U	6.2	U	6.2	U	6.2	U	3.1	UJ	3.1	U	6.2	U	6.2	U	6.2	U	6.2	U	6.2	U
cis-1,3-Dichloropropene	ug/L	4	U	0.14	U	0.14	U	0.14	U	2.8	U	2.8	U	2.8	U	1.4	U	1.4	U	2.8	U	2.8	U	2.8	U	2.8	U	2.8	U
Trans-1,3-Dichloropropene	ug/L	4	U	0.14	U	0.14	U	0.14	U	2.8	U	2.8	U	2.8	U	1.4	U	1.4	U	2.8	U	2.8	U	2.8	U	2.8	U	2.8	U
Ethylbenzene	ug/L	6.4	U	0.44	U	0.44	U	0.44	U	8.8	U	8.8	U	8.8	U	4.4	U	4.4	U	8.8	U	8.8	U	8.8	U	8.8	U	8.8	U
Hexachlorobutadiene	ug/L	5.4	U	0.4	UJ	0.4	U	0.4	U	8	U	8	U	8	U	4	U	4	U	8	U	8	U	8	U	8	U	8	U
2-Hexanone	ug/L	15	U	4.4	U	4.4	U	4.4	U	88	U	88	U	88	U	44	U	44	U	88	U	88	U	88	U	88	U	88	U
Isopropyl Benzene	ug/L	4	U	0.19	U	0.19	U	0.19	U	3.8	U	3.8	U	3.8	U	1.9	U	1.9	U	3.8	U	3.8	U	3.8	U	3.8	U	3.8	U
4-Isopropyl Toluene	ug/L	4.8	U	0.69	UJ	0.69	U	0.69	U	14	U	14	U	14	U	6.9	U	6.9	U	14	U	14	U	14	U	14	U	14	U
Methylene Chloride	ug/L	3.8	U	4	U	4	U	4	U	80	U	80	U	80	U	40	U	40	U	80	U	80	U	80	U	80	U	80	U
2-Butanone	ug/L	50	U	8.4	U	8.4	U	8.4	U	170	U	170	U	170	U	84	U	84	U	170	U	170	U	170	U	170	UJ	170	U
4-Methyl-2-Pentanone	ug/L	19	U	3.8	U	3.8	U	3.8	U	76	U	76	U	76	U	38	U	38	U	76	U	76	U	76	U	76	U	76	U
Methyl Tert Butyl Ether	ug/L	5.4	U	0.44	U	0.44	U	0.44	U	8.8	U	8.8	UJ	8.8	U	4.4	U	4.4	U	8.8	U	8.8	U	8.8	U	8.8	U	8.8	U
Naphthalene	ug/L	8.6	U	2.5	U	2.5	U	2.5	U	50	U	50	UJ	50	U	25	U	25	U	50	U	50	U	50	UJ	50	U	50	U
n-Propylbenzene	ug/L	6.4	U	0.59	U	0.59	U	0.59	U	12	U	12	U	12	U	5.9	U	5.9	U	12	U	12	U	12	U	12	U	12	U
Styrene	ug/L	3.6	U	0.98	U	0.98	U	0.98	U	20	U	20	U	20	U	9.8	U	9.8	U	20	U	20	U	20	U	20	U	20	U
1,1,1,2-Tetrachloroethane	ug/L	4.8	U	0.63	U	0.63	U	0.63	U	13	U	13	U	13	U	6.3	U	6.3	U	13	U	13	U	13	U	13	U	13	U
1,1,2,2-Tetrachloroethane	ug/L	4.4	U	0.15	U	0.15	U	0.15	U	3	U	3	U	3	U	1.5	U	1.5	U	3	U	3	U	3	U	3	U	3	U
Tetrachloroethene	ug/L	19	I	4.9		14		13	J	10	U	10	U	10	U	5	U	8.1	I	11	I	10	U	10	U	10	U	10	U
Toluene	ug/L	7	U	0.51	U	0.51	U	0.51	U	10	U	10	U	10	U	5.1	U	5.1	U	10	U	10	U	10	U	10	U	10	U
1,2,3-Trichlorobenzene	ug/L	4.4	U	0.77	UJ	0.77	U	0.77	U	15	U	15	U	15	U	7.7	U	7.7	U	15	U	15	U	15	UJ	15	UJ	15	U
1,2,4-Trichlorobenzene	ug/L	3.8	U	0.58	UJ	0.58	UJ	0.58	U	12	U	12	U	12	U	5.8	UJ	5.8	U	12	U	12	U	12	U	12	U	12	U
1,1,1-Trichloroethane	ug/L	5.4	U	0.46	U	0.46	U	0.46	U	9.2	U	9.2	U	9.2	U	4.6	U	4.6	U	9.2	U	9.2	U	9.2	U	9.2	U	9.2	U
1,1,2-Trichloroethane	ug/L	6.6	U	0.47	U	0.47	U	0.47	U	9.4	U	9.4	U	9.4	U	4.7	U	4.7	U	9.4	U	9.4	U	9.4	U	9.4	U	9.4	U
Trichloroethene	ug/L	2,600		1,000	EJ	2,100	D	1,400	D	1,500		10	U	10	U	640	J	1,400		1,400		1,400		1,400		1,000		920	
Trichlorofluoromethane	ug/L	9	U	2.5	U	2.5	U	2.5	U	50	U	50	U	50	U	25	U	25	U	50	U	50	U	50	U	50	U	50	U
1,2,3-Trichloropropane	ug/L	7.2	U	0.18	U	0.18	U	0.18	U	3.6	U	3.6	U	3.6	U	1.8	U	1.8	U	3.6	U	3.6	U	3.6	U	3.6	U	3.6	U
1,2,4-Trimethylbenzene	ug/L	5.4	U	0.86	U	0.86	U	0.86	U	17	U	17	U	17	U	8.6	U	8.6	U	17	U	17	U	17	U	17	U	17	U
1,3,5-Trimethylbenzene	ug/L	5.2	U	0.54	U	0.54	U	0.54	U	11	U	11	U	11	U	5.4	U	5.4	U	11	U	11	U	11	U	11	U	11	U
Vinyl Chloride	ug/L	18	U	0.5	U	1		0.58	I	10	U	10	U	470		17		9.5	I	10	U	10	U	10	U	10	U	10	U
O-Xylene	ug/L	4.2	U	0.5	U	0.5	U	0.5	U	10	U	10	U	10	U	5	U	5	U	10	U	10	U	10	U	10	U	10	U
m-Xylene & p-Xylene	ug/L	8.8	U	0.6	U	0.6	U	0.6	U	12	U	12	U	12	U	6	U	6	U	12	U	12	U	12	U	12	U	12	U
Total Xylenes	ug/L	12	U	NA		NA		NA		NA		NA		NA		NA		NA		NA		NA		NA		NA		NA	

See Notes on Page 9.

Table 9
Groundwater Analytical Results - Extraction Well EW-104
Interim Remedial Action System
Lockheed Martin, Tallevast Site
Tallevast, Florida

Parameter	Units	11/8/2007		1/30/2008	3/4/2008		3/12/2008		6/11/2008		9/18/2008		12/15/2008		3/23/2009		5/4/2009		5/11/2009		5/18/2009		5/26/2009		6/1/2009		7/9/2009	
Metals																												
Aluminum	ug/L	50	U	NA	170		55		170	I	98	I	55	I	83	I	180	I	57	I	330		57	I	140	I	62	I
Arsenic	ug/L	4	U	NA	1.2	I	0.76	I	4.8	U	4	U	4	U	4	U	4	U	4	U	4	U	4	U	4	U	4	U
Beryllium	ug/L	0.7	U	NA	0.065	U	0.065	U	0.74	U	0.5	U	0.5	U	0.5	U	0.5	U	0.5	U	0.5	U	0.5	U	0.5	U	0.5	U
Cadmium	ug/L	0.5	U	NA	0.12	U	0.12	U	0.71	U	1	U	1	U	1	U	1	U	1	U	1	U	1	U	1	U	1	U
Chromium	ug/L	3	U	NA	5	U	5	U	1.7	U	12		2	U	2	U	2.8	I	2	I	29		2	U	7.9	I	2	U
Copper	ug/L	3	U	NA	39		1.2	U	2.9	U	7.2	I	2.9	U	2.9	U	2.9	U	2.9	U	2.9	U	2.9	U	2.9	U	2.9	U
Iron	ug/L	18,100		NA	23,000	J	23,000		29,000		16,000		23,000		23,000		17,000		21,000		22,000		18,000		20,000		19,000	
Lead	ug/L	2	U	NA	3.3		0.15	U	1.6	U	2	U	2	U	2	U	2	U	2	U	2.7	I	2	U	5.6	I	2	U
Nickel	ug/L	2	U	NA	0.74	I	0.81	I	4.7	U	2.5	I	2	U	2	U	13		2.2	I	4.1	I	2	U	2.9	I	2	U
Zinc	ug/L	3	U	NA	8.5	I	6.5	U	9.5	I	25		5	U	5	U	19	I	5	U	5	U	5	U	5	U	5	U

See Notes on Page 9.

Table 9
Groundwater Analytical Results - Extraction Well EW-104
Interim Remedial Action System
Lockheed Martin, Tallevast Site
Tallevast, Florida

Parameter	Units	9/15/2009		12/8/2009		3/2/2010		6/1/2010		9/1/2010		12/7/2010		3/1/2011		6/1/2011		8/30/2011		12/6/2011	
Semivolatile Organics (8270B)																					
1,4-Dioxane	ug/L	NA		NA		NA		NA		NA		NA		NA		NA		NA		NA	
Volatile Organics (8260C) - SIM Isotope Dilution																					
1,4-Dioxane	ug/L	100		110		58		94		57		49		77		53		38		59	
Volatile Organics (8260B)																					
Acetone	ug/L	99	U	99	U	9.9	U	9.9	U	9.9	U	9.9	U	9.9	U	9.9	U	9.9	U	9.9	U
Benzene	ug/L	5	U	5	U	0.5	U	0.5	U	0.5	U	0.5	U	0.5	U	0.5	U	0.5	U	0.5	U
Bromobenzene	ug/L	5.8	U	5.8	U	0.58	U	0.58	U	0.58	U	0.58	U	0.58	U	0.58	U	0.58	U	0.58	U
Bromochloromethane	ug/L	5.8	U	5.8	U	0.58	U	0.58	U	0.58	U	0.58	U	0.58	U	0.58	U	0.58	U	0.58	U
Bromodichloromethane	ug/L	3.5	U	3.5	U	0.35	U	0.35	U	0.35	U	0.35	U	0.35	U	0.35	U	0.35	U	0.35	U
Bromoform	ug/L	5.8	U	5.8	U	0.58	U	0.58	U	0.58	U	0.58	U	0.58	U	0.58	U	0.58	U	0.58	U
Bromomethane	ug/L	25	U	25	UJ	2.5	U	2.5	U	2.5	U	2.5	UJ	2.5	U	2.5	U	2.5	U	2.5	U
n-Butylbenzene	ug/L	6.7	U	6.7	U	0.67	U	0.67	U	0.67	U	0.67	U	0.67	U	0.67	U	0.67	U	0.67	U
sec-Butylbenzene	ug/L	6.3	U	6.3	U	0.63	U	0.63	U	0.63	U	0.63	U	0.63	U	0.63	U	0.63	U	0.63	U
tert-Butylbenzene	ug/L	8.4	U	8.4	U	0.84	U	0.84	U	0.84	U	0.84	U	0.84	U	0.84	UJ	0.84	U	0.84	U
Carbon Disulfide	ug/L	8.5	U	8.5	U	0.85	U	0.85	U	1	U	1	U	1	U	1	U	1	UJ	1	U
Carbon Tetrachloride	ug/L	4.2	U	4.2	U	0.42	U	0.42	U	0.42	U	0.42	U	0.42	U	0.42	U	0.42	U	0.42	U
Chlorobenzene	ug/L	6.3	U	6.3	U	0.63	U	0.63	U	0.63	U	0.63	U	0.63	U	0.63	U	0.63	U	0.63	U
Chloroethane	ug/L	25	UJ	25	UJ	2.5	U	2.5	U	2.5	U	2.5	U	2.5	U	2.5	U	2.5	U	2.5	U
2-Chloroethyl Vinyl Ether	ug/L	NA		NA		NA		NA		NA		NA		NA		NA		NA		NA	
Chloroform	ug/L	9	U	9	U	0.9	U	0.9	U	0.9	U	0.9	U	0.9	U	0.9	U	0.9	U	0.9	U
Chloromethane	ug/L	10	U	10	U	1	U	1	U	1	U	1	U	1	U	1	U	1	U	1	U
2-Chlorotoluene	ug/L	6.5	U	6.5	U	0.65	U	0.65	U	0.65	U	0.65	U	0.65	U	0.65	U	0.65	U	0.65	U
4-Chlorotoluene	ug/L	5.2	U	5.2	U	0.52	U	0.52	U	0.52	U	0.52	U	0.52	U	0.52	U	0.52	U	0.52	U
Dibromochloromethane	ug/L	3.4	U	3.4	U	0.34	U	0.34	U	0.34	U	0.34	U	0.34	U	0.34	U	0.34	U	0.34	U
1,2-Dibromo-3-Chloropropane	ug/L	25	U	25	U	2.5	U	2.5	U	2.5	U	2.5	U	2.5	UJ	2.5	U	2.5	U	2.5	U
1,2-Dibromoethane	ug/L	5	U	5	U	0.5	U	0.5	U	0.5	U	0.5	U	0.5	U	0.5	U	0.5	U	0.5	U
Dibromomethane	ug/L	4.1	U	4.1	U	0.41	U	0.41	U	0.41	U	0.41	U	0.41	U	0.41	U	0.41	U	0.41	U
1,2-Dichlorobenzene	ug/L	4.4	U	4.4	U	0.44	U	0.44	U	0.44	U	0.44	U	0.44	U	0.44	U	0.44	U	0.44	U
1,3-Dichlorobenzene	ug/L	6.4	U	6.4	U	0.64	U	0.64	U	0.64	U	0.64	U	0.64	U	0.64	UJ	0.64	U	0.64	U
1,4-Dichlorobenzene	ug/L	5.2	U	5.2	U	0.52	U	0.52	U	0.52	U	0.52	U	0.52	U	0.52	U	0.52	U	0.52	U
Dichlorodifluoromethane	ug/L	25	UJ	25	UJ	2.5	UJ	2.5	U	2.5	U	2.5	U	2.5	U	2.5	U	2.5	U	2.5	U
1,1-Dichloroethane	ug/L	60		48		42		35		27		28		28	J	19		24		19	
1,2-Dichloroethane	ug/L	5.7	U	5.7	U	0.57	U	0.57	U	0.57	U	0.57	U	0.57	U	0.57	U	0.57	U	0.57	U
1,1-Dichloroethene	ug/L	71		62		67		67		36		44		44		27		53		28	
cis-1,2-Dichloroethene	ug/L	99		59		62		54		43		41		51	J	29		39		33	
Trans-1,2-Dichloroethene	ug/L	4.4	U	4.4	U	1.2		1.3		1.2		1.1		1.3		0.77	I	1.5		1.8	
1,2-Dichloropropane	ug/L	5.2	U	5.2	U	0.52	U	0.52	U	0.52	U	0.52	U	0.52	U	0.52	U	0.52	U	0.52	U
1,3-Dichloropropane	ug/L	3.9	U	3.9	U	0.39	U	0.39	U	0.39	U	0.39	U	0.39	U	0.39	U	0.39	U	0.39	U

See Notes on Page 9.

Table 9
Groundwater Analytical Results - Extraction Well EW-104
Interim Remedial Action System
Lockheed Martin, Tallevast Site
Tallevast, Florida

Parameter	Units	9/15/2009		12/8/2009		3/2/2010		6/1/2010		9/1/2010		12/7/2010		3/1/2011		6/1/2011		8/30/2011		12/6/2011	
Volatile Organics (8260B)																					
2,2-Dichloropropane	ug/L	3.6	U	3.6	U	0.36	U	0.36	U	0.36	U	0.36	U	0.36	U	0.36	U	0.36	U	0.36	U
1,1-Dichloropropene	ug/L	3.1	U	3.1	U	0.31	U	0.31	U	0.31	U	0.31	U	0.31	U	0.31	U	0.31	U	0.31	U
cis-1,3-Dichloropropene	ug/L	1.4	U	1.4	U	0.14	U	0.14	U	0.14	U	0.14	U	0.14	U	0.14	U	0.14	U	0.14	U
Trans-1,3-Dichloropropene	ug/L	1.4	U	1.4	U	0.14	U	0.14	U	0.14	U	0.14	U	0.14	U	0.14	UJ	0.14	U	0.14	U
Ethylbenzene	ug/L	4.4	U	4.4	U	0.44	U	0.44	U	0.44	U	0.44	U	0.44	U	0.44	U	0.44	U	0.44	U
Hexachlorobutadiene	ug/L	4	U	4	U	0.4	U	0.4	U	0.4	U	0.4	U	0.4	U	0.4	U	0.4	U	0.4	U
2-Hexanone	ug/L	44	U	44	U	4.4	U	4.4	U	4.4	U	4.4	U	4.4	U	4.4	U	4.4	U	4.4	U
Isopropyl Benzene	ug/L	1.9	U	1.9	U	0.19	U	0.19	U	0.19	U	0.19	U	0.19	U	0.19	U	0.19	U	0.19	U
4-Isopropyl Toluene	ug/L	6.9	U	6.9	U	0.69	U	0.69	U	0.69	U	0.69	U	0.69	U	0.69	UJ	0.69	U	0.69	U
Methylene Chloride	ug/L	40	U	40	U	4	U	4	U	4	U	4	U	4	U	4	U	4	U	4	U
2-Butanone	ug/L	84	U	84	U	8.4	U	8.4	U	8.4	U	8.4	U	8.4	U	8.4	U	8.4	U	8.4	U
4-Methyl-2-Pentanone	ug/L	38	U	38	U	3.8	U	3.8	U	3.8	U	3.8	U	3.8	U	3.8	U	3.8	U	3.8	U
Methyl Tert Butyl Ether	ug/L	4.4	U	4.4	U	0.44	U	0.44	U	0.44	U	0.44	U	0.44	U	0.44	U	0.44	U	0.44	U
Naphthalene	ug/L	25	U	25	U	2.5	UJ	2.5	U	2.5	U	2.5	U	2.5	U	2.5	U	2.5	U	2.5	U
n-Propylbenzene	ug/L	5.9	U	5.9	U	0.59	U	0.59	U	0.59	U	0.59	U	0.59	U	0.59	U	0.59	U	0.59	U
Styrene	ug/L	9.8	U	9.8	U	0.98	U	0.98	U	0.98	U	0.98	U	0.98	U	0.98	UJ	0.98	U	0.98	U
1,1,1,2-Tetrachloroethane	ug/L	6.3	U	6.3	U	0.63	U	0.63	U	0.63	U	0.63	U	0.63	U	0.63	U	0.63	U	0.63	U
1,1,2,2-Tetrachloroethane	ug/L	1.5	U	1.5	U	0.15	U	0.15	U	0.15	U	0.15	U	0.15	U	0.15	U	0.15	U	0.15	U
Tetrachloroethene	ug/L	11		8.8	I	8		5.5		4.8		4.4	J	5.5	J	2.7	J	3.9		3.4	
Toluene	ug/L	5.1	U	5.1	U	0.51	U	0.51	U	1	U	0.51	U	1	U	1	U	1	U	1	U
1,2,3-Trichlorobenzene	ug/L	7.7	U	7.7	U	0.77	U	0.77	U	0.77	U	0.77	U	0.77	U	0.77	U	0.77	U	0.77	U
1,2,4-Trichlorobenzene	ug/L	5.8	U	5.8	U	0.58	U	0.58	U	0.58	U	0.58	U	0.58	U	0.58	UJ	0.58	U	0.58	U
1,1,1-Trichloroethane	ug/L	4.6	U	4.6	U	0.46	U	0.46	U	0.46	U	0.46	U	0.46	U	0.46	U	0.46	U	0.46	U
1,1,2-Trichloroethane	ug/L	4.7	U	4.7	U	0.47	U	0.47	U	0.47	U	0.47	U	0.47	U	0.47	U	0.47	U	0.47	U
Trichloroethene	ug/L	1,400		1,400		830	D	820	D	680	D	550	D	540	D	420	D	430	D	370	D
Trichlorofluoromethane	ug/L	25	U	25	U	2.5	U	2.5	U	2.5	U	2.5	U	2.5	U	2.5	U	2.5	UJ	2.5	U
1,2,3-Trichloropropane	ug/L	1.8	U	1.8	U	0.18	U	0.18	U	0.18	U	0.18	U	0.18	U	0.18	U	0.18	U	0.18	U
1,2,4-Trimethylbenzene	ug/L	8.6	U	8.6	U	0.86	U	0.86	U	0.86	U	0.86	U	0.86	U	0.86	U	0.86	U	0.86	U
1,3,5-Trimethylbenzene	ug/L	5.4	U	5.4	U	0.54	U	0.54	U	0.54	U	0.54	U	0.54	U	0.54	U	0.54	U	0.54	U
Vinyl Chloride	ug/L	5	U	5	U	0.79	I	0.79	I	0.5	U	0.67	I	0.5	U	0.5	U	0.5	U	0.5	U
O-Xylene	ug/L	5	U	5	U	0.5	U	0.5	U	0.5	U	0.5	U	0.5	U	0.5	UJ	0.5	U	0.5	U
m-Xylene & p-Xylene	ug/L	6	U	6	U	0.6	U	0.6	U	0.6	U	0.6	U	0.6	U	0.6	U	0.6	U	0.6	U
Total Xylenes	ug/L	NA		NA		NA		NA		NA		NA		NA		NA		NA		NA	

See Notes on Page 9.

Table 9
Groundwater Analytical Results - Extraction Well EW-104
Interim Remedial Action System
Lockheed Martin, Tallevast Site
Tallevast, Florida

Parameter	Units	9/15/2009		12/8/2009		3/2/2010		6/1/2010		9/1/2010		12/7/2010		3/1/2011		6/1/2011		8/30/2011		12/6/2011	
Metals																					
Aluminum	ug/L	59	I	50	U	1,900		77	I	130	I	50	U	50	U	50	U	50	U	50	U
Arsenic	ug/L	4	U	4	U	4	U	4	U	4	U	4	U	4	U	4	U	4	U	4	U
Beryllium	ug/L	0.5	U	0.5	U	0.5	U	0.5	U	0.5	U	0.5	U	0.5	U	0.5	U	0.5	U	0.5	U
Cadmium	ug/L	1	U	1	U	1	U	1	U	1	U	1	U	1	U	1	U	1	U	1	U
Chromium	ug/L	2	U	2	U	51		2	U	4.1	I	2	U	2	U	2	U	2	U	2	U
Copper	ug/L	2.9	U	2.9	U	4.1	I	2.9	U	2.9	U	2.9	U	2.9	U	2.9	U	2.9	U	2.9	U
Iron	ug/L	19,000		18,000		19,000		16,000		15,000		14,000		12,000		8,700	J	14,000		13,000	
Lead	ug/L	2	U	2	U	2	U	2	U	2	U	2	U	2	U	2	U	2	U	2	U
Nickel	ug/L	2	U	3.7	I	25		2	U	2.7	I	2	U	2	U	2	U	2	U	2	U
Zinc	ug/L	5	U	5	U	5	U	5	U	5	U	5	U	5	U	5	U	5	U	5	U

Notes:

1. Extraction well EW-104 is a Lower Shallow Aquifer System (LSAS) well located on the north side of the site.
2. D - Concentration is based on a diluted sample analysis.
3. E - Indicates the compound was quantitated above the calibration range.
4. I - The reported value is between the laboratory method detection limit and the laboratory practical quantitation limit.
5. J - The compound was positively identified; however, the associated numerical value is an estimated concentration only.
6. R - Rejected value, data not useable.
7. U - Indicates that a compound was analyzed for but not detected. The value associated with the qualifier is the laboratory method detection limit.
8. NA - Not analyzed.
9. Results are based on validated analytical reports from the laboratory.
10. Results are presented in micrograms per liter (ug/L).

Table 10
Groundwater Analytical Results- Extraction Well EW-105
Interim Remedial Action System
Lockheed Martin, Tallevast Site
Tallevast, Florida

Parameter	Units	9/20/2006	11/21/2006	12/6/2006	12/13/2006	1/15/2007	2/7/2007	3/22/2007	4/18/2007	5/21/2007	6/20/2007	7/16/2007	8/16/2007
Semivolatile Organics (8270B)													
1,4-Dioxane	ug/L	1 U	1.3 I	10 U	NA	NA	NA	NA	NA	NA	NA	NA	NA
Volatile Organics (8260C) - SIM Isotope Dilution													
1,4-Dioxane	ug/L	NA	NA	NA	22 J	55	47 J	56	63	50	61 J	17	32
Volatile Organics (8260B)													
Acetone	ug/L	20 U	20 U	20 U	2.6 U	26 UJ	26 U	52 UJ	65 UD	65 U	65 UJ	52 U	52 U
Benzene	ug/L	1 U	1 U	1 U	0.48 U	4.8 UJ	4.8 U	9.6 U	12 UD	12 U	12 U	9.6 U	9.6 U
Bromobenzene	ug/L	1.2 U	1.2 U	1.2 U	0.33 U	3.3 UJ	3.3 U	6.6 U	8.2 UD	8.2 U	8.2 U	6.6 U	6.6 U
Bromochloromethane	ug/L	1.2 U	1.2 U	1.2 U	0.93 U	9.3 UJ	9.3 U	19 U	23 UD	23 U	23 UJ	19 U	19 U
Bromodichloromethane	ug/L	0.7 U	0.7 U	0.7 U	1.6	2.2 UJ	2.2 U	4.4 U	5.5 UD	5.5 U	5.5 U	4.4 U	4.4 U
Bromoform	ug/L	1.2 U	1.2 U	1.2 U	0.48 U	4.8 UJ	4.8 U	9.6 U	12 UD	12 U	12 U	9.6 U	9.6 U
Bromomethane	ug/L	5 UJ	5 UJ	5 U	0.8 U	8 UJ	8 U	16 U	20 UD	20 U	20 U	16 U	16 U
n-Butylbenzene	ug/L	1.3 U	1.3 U	1.3 U	0.24 U	2.4 UJ	2.4 U	4.8 U	6 UD	6 U	6 U	4.8 U	4.8 U
sec-Butylbenzene	ug/L	1.3 U	1.3 U	1.3 U	0.3 U	3 UJ	3 U	6 U	7.5 UD	7.5 U	7.5 U	6 U	6 U
tert-Butylbenzene	ug/L	1.7 U	1.7 U	1.7 U	0.32 U	3.2 UJ	3.2 U	6.4 U	8 UD	8 U	8 U	6.4 U	6.4 U
Carbon Disulfide	ug/L	1.7 U	1.7 U	1.7 U	0.97 U	9.7 UJ	9.7 U	19 U	24 UD	24 U	24 U	19 U	19 U
Carbon Tetrachloride	ug/L	0.84 U	0.84 U	0.84 U	0.85 U	8.5 UJ	8.5 U	17 U	21 UD	21 U	21 U	17 U	17 U
Chlorobenzene	ug/L	1.3 U	1.3 U	1.3 U	0.21 U	2.1 UJ	2.1 U	4.2 U	5.2 UD	5.2 U	5.2 U	4.2 U	4.2 U
Chloroethane	ug/L	5 U	5 U	5 U	0.66 U	6.6 UJ	6.6 U	13 U	16 UD	16 U	16 U	13 U	13 U
2-Chloroethyl Vinyl Ether	ug/L	NA	NA	NA	1 UJ	10 UJ	10 UJ	20 UJ	25 UD	25 U	R	20 U	20 U
Chloroform	ug/L	3.8	3	3.1	5.3	8.9 UJ	8.9 U	18 U	22 UD	22 U	22 U	18 U	18 U
Chloromethane	ug/L	2 UJ	2 U	2 U	0.82 U	8.2 UJ	8.2 U	16 U	20 UD	20 U	20 U	16 U	16 U
2-Chlorotoluene	ug/L	1.3 U	1.3 U	1.3 U	0.29 U	2.9 UJ	2.9 U	5.8 U	7.2 UD	7.2 U	7.2 U	5.8 U	5.8 U
4-Chlorotoluene	ug/L	1 U	1 U	1 U	0.3 U	3 UJ	3 U	6 U	7.5 UD	7.5 U	7.5 U	6 U	6 U
Dibromochloromethane	ug/L	0.68 U	0.68 U	0.68 U	0.2 U	2 UJ	2 U	4 U	5 UD	5 U	5 U	4 U	4 U
1,2-Dibromo-3-Chloropropane	ug/L	5 U	5 U	5 UJ	0.89 U	8.9 UJ	8.9 U	18 U	22 UD	22 U	22 U	18 U	18 U
1,2-Dibromoethane	ug/L	1 U	1 U	1 U	0.27 U	2.7 UJ	2.7 U	5.4 U	6.8 UD	6.8 U	6.8 U	5.4 U	5.4 U
Dibromomethane	ug/L	0.82 U	0.82 U	0.82 U	0.42 UJ	4.2 UJ	4.2 U	8.4 U	10 UD	10 U	10 U	8.4 U	8.4 U
1,2-Dichlorobenzene	ug/L	0.88 U	0.88 U	0.88 U	0.27 U	2.7 UJ	2.7 U	5.4 U	6.8 UD	6.8 U	6.8 U	5.4 U	5.4 U
1,3-Dichlorobenzene	ug/L	1.3 U	1.3 U	1.3 U	0.25 U	2.5 UJ	2.5 U	5 U	6.2 UD	6.2 U	6.2 U	5 U	5 U
1,4-Dichlorobenzene	ug/L	1 U	1 U	1 U	0.24 U	2.4 UJ	2.4 U	4.8 U	6 UD	6 U	6 U	4.8 U	4.8 U
Dichlorodifluoromethane	ug/L	5 UJ	5 U	5 U	0.53 U	5.3 UJ	5.3 UJ	11 U	13 UD	13 U	13 U	11 U	11 U
1,1-Dichloroethane	ug/L	4.1	7.4	6	11	11 J	20	14 I	25 ID	25	31	12 U	12 U
1,2-Dichloroethane	ug/L	1.1 U	1.1 U	1.1 U	0.94 U	9.4 UJ	9.4 UJ	19 U	24 UD	24 U	24 U	19 U	19 U
1,1-Dichloroethene	ug/L	9.3	6.6	0.9 U	39	39 J	55	48	65 D	63	70	27	36
cis-1,2-Dichloroethene	ug/L	13	15	24	23	44 J	100	63	88 D	56	51	15 U	15 U
Trans-1,2-Dichloroethene	ug/L	0.88 U	0.88 U	0.88 U	14 J	8.3 UJ	8.3 U	17 U	21 UD	21 U	21 UJ	17 U	17 U
1,2-Dichloropropane	ug/L	1 U	1 U	1 U	0.97 U	9.7 UJ	9.7 U	19 U	24 UD	24 U	24 U	19 U	19 U
1,3-Dichloropropane	ug/L	0.78 U	0.78 U	0.78 U	0.99 U	9.9 UJ	9.9 U	20 UJ	25 UD	25 U	25 U	20 U	20 U

See Notes on Page 9.

Table 10
Groundwater Analytical Results- Extraction Well EW-105
Interim Remedial Action System
Lockheed Martin, Tallevast Site
Tallevast, Florida

Parameter	Units	9/20/2006		11/21/2006		12/6/2006		12/13/2006		1/15/2007		2/7/2007		3/22/2007		4/18/2007		5/21/2007		6/20/2007		7/16/2007		8/16/2007	
Volatile Organics (8260B)																									
2,2-Dichloropropane	ug/L	0.72	U	0.72	U	0.72	U	0.84	U	8.4	UJ	8.4	U	17	U	21	UD	21	U	21	U	17	U	17	U
1,1-Dichloropropene	ug/L	0.62	U	0.62	U	0.62	U	0.89	U	8.9	UJ	8.9	U	18	U	22	UD	22	U	22	U	18	U	18	U
cis-1,3-Dichloropropene	ug/L	0.28	U	0.28	U	0.28	U	0.2	U	2	UJ	2	U	4	U	5	UD	5	U	5	U	4	U	4	U
Trans-1,3-Dichloropropene	ug/L	0.28	U	0.28	U	0.28	U	0.2	U	2	UJ	2	U	4	U	5	UD	5	U	5	U	4	U	4	U
Ethylbenzene	ug/L	0.88	U	0.88	U	0.88	U	0.99	U	9.9	UJ	9.9	U	20	U	25	UD	25	U	25	U	20	U	20	U
Hexachlorobutadiene	ug/L	0.92	U	0.92	UJ	0.92	UJ	0.71	U	7.1	UJ	7.1	U	14	U	18	UD	18	U	18	U	14	U	14	U
2-Hexanone	ug/L	8.8	U	8.8	U	8.8	U	2.1	U	21	UJ	21	U	42	UJ	52	UD	52	U	52	UJ	42	U	42	U
Isopropyl Benzene	ug/L	0.38	U	0.38	U	0.38	U	0.2	U	2	UJ	2	U	4	U	5	UD	5	U	5	U	4	U	4	U
4-Isopropyl Toluene	ug/L	1.4	U	1.4	U	1.4	U	0.27	U	2.7	UJ	2.7	U	5.4	U	6.8	UD	6.8	U	6.8	U	5.4	U	5.4	U
Methylene Chloride	ug/L	8	U	8	U	8	U	1	U	10	UJ	10	UJ	20	U	25	UD	25	U	25	UJ	20	U	20	U
2-Butanone	ug/L	17	U	17	U	17	U	1	U	10	UJ	10	U	20	U	25	UD	25	U	25	UJ	20	UJ	20	U
4-Methyl-2-Pentanone	ug/L	7.6	U	7.6	U	7.6	U	1.6	U	16	UJ	16	U	32	U	40	UD	40	U	40	UJ	32	U	32	U
Methyl Tert Butyl Ether	ug/L	0.88	U	0.88	U	0.88	U	0.85	UJ	8.5	UJ	8.5	U	17	U	21	UD	21	U	21	U	17	U	17	U
Naphthalene	ug/L	5	U	5	UJ	5	UJ	0.36	UJ	3.6	UJ	3.6	U	7.2	U	9	UD	9	U	9	UJ	7.2	U	7.2	U
n-Propylbenzene	ug/L	1.2	U	1.2	U	1.2	U	0.64	U	6.4	UJ	6.4	U	13	U	16	UD	16	U	16	U	13	U	13	U
Styrene	ug/L	2	U	2	U	2	U	0.19	U	1.9	UJ	1.9	U	3.8	U	4.8	UD	4.8	U	4.8	U	3.8	UJ	3.8	U
1,1,1,2-Tetrachloroethane	ug/L	1.3	U	1.3	U	1.3	U	0.24	U	2.4	UJ	2.4	U	4.8	U	6	UD	6	U	6	U	4.8	U	4.8	U
1,1,2,2-Tetrachloroethane	ug/L	0.28	U	0.28	U	0.28	U	0.2	U	2	UJ	2	U	4	U	5	UD	5	U	5	U	4	U	4	U
Tetrachloroethene	ug/L	1.7	I	7.7		2	I	5		6.5	UJ	6.5	U	13	U	16	UD	27		46		13	U	16	I
Toluene	ug/L	1	U	1	U	1	U	0.27	I	2.5	UJ	2.5	U	6.8	I	6.2	UD	6.2	U	6.2	U	5	U	5	U
1,2,3-Trichlorobenzene	ug/L	1.5	U	1.5	UJ	1.5	UJ	0.72	U	7.2	UJ	7.2	U	14	U	18	UD	18	U	18	U	14	U	14	U
1,2,4-Trichlorobenzene	ug/L	1.2	U	1.2	UJ	1.2	UJ	0.27	U	2.7	UJ	2.7	U	5.4	U	6.8	UD	6.8	U	6.8	U	5.4	U	5.4	U
1,1,1-Trichloroethane	ug/L	0.92	U	0.92	U	0.92	U	0.88	U	8.8	UJ	8.8	U	18	U	22	UD	22	U	22	U	18	U	18	U
1,1,2-Trichloroethane	ug/L	0.94	U	0.94	U	0.94	U	0.44	U	4.4	UJ	4.4	U	8.8	U	11	UD	11	U	11	U	8.8	U	8.8	U
Trichloroethene	ug/L	240		180		450	D	1,000	D	2,000	J	2,900	DJ	1,900		2,500	D	2,200		2,000		710		930	
Trichlorofluoromethane	ug/L	5	U	5	U	5	U	0.7	U	7	UJ	7	U	14	U	18	UD	18	U	18	U	14	U	14	U
1,2,3-Trichloropropane	ug/L	0.3	U	0.3	U	0.36	U	0.34	U	3.4	UJ	3.4	U	6.8	U	8.5	UD	8.5	U	8.5	U	6.8	U	6.8	U
1,2,4-Trimethylbenzene	ug/L	1.7	U	1.7	U	1.7	U	0.27	U	2.7	UJ	2.7	U	5.4	U	6.8	UD	6.8	U	6.8	U	5.4	U	5.4	U
1,3,5-Trimethylbenzene	ug/L	1.1	U	1.1	U	1.1	U	0.29	U	2.9	UJ	2.9	U	5.8	U	7.2	UD	7.2	U	7.2	U	5.8	U	5.8	U
Vinyl Chloride	ug/L	1	U	1	U	1	U	0.56	I	5.2	UJ	5.2	U	10	U	13	UD	13	U	13	U	10	U	10	U
O-Xylene	ug/L	1	U	1	U	1	U	0.6	U	6	UJ	6	U	12	U	15	UD	15	U	15	U	12	U	12	U
m-Xylene & p-Xylene	ug/L	1.2	U	1.2	U	1.2	U	0.55	U	5.5	UJ	5.5	U	11	U	14	UD	14	U	14	U	11	U	11	U
Total Xylenes	ug/L	NA		NA		NA		NA		NA		NA		NA		NA		NA		NA		NA		NA	

See Notes on Page 9.

Table 10
Groundwater Analytical Results- Extraction Well EW-105
Interim Remedial Action System
Lockheed Martin, Tallevast Site
Tallevast, Florida

Parameter	Units	9/20/2006		11/21/2006		12/6/2006		12/13/2006		1/15/2007		2/7/2007		3/22/2007		4/18/2007		5/21/2007		6/20/2007		7/16/2007		8/16/2007
Metals																								
Aluminum	ug/L	82	I	210		70	U	59.1	I	195	J	310	UD	200	U	566		294		450		150	I	NA
Arsenic	ug/L	8.1	I	9.4	I	6.6	I	4.37	I	10.3		12.7	U	35.4		82.2		24.4		75.8		9.6	I	NA
Beryllium	ug/L	0.74	U	0.74	U	0.74	U	0.81	U	0.81	U	0.81	U	0.7	U	0.81	U	0.81	U	0.7	U	0.7	U	NA
Cadmium	ug/L	0.71	U	0.71	U	0.71	U	5	U	5	U	0.3	U	1.3		0.69	I	0.3	U	1.1		0.5	U	NA
Chromium	ug/L	1.7	U	2	I	1.7	U	10	U	2.22	I	12	UD	7.2	I	12.5		10	U	9.8	I	3	U	NA
Copper	ug/L	2.9	U	2.9	U	2.9	U	0.63	U	0.63	U	0.63	U	3	U	1.25	I	12.5	U	6	I	3	U	NA
Iron	ug/L	NA		NA		NA		3,520	D	21,000	D	16,800	D	NA		150,000	D	35,200	D	109,000		13,200		NA
Lead	ug/L	1.6	U	2.6	I	1.6	U	0.17	U	0.17	U	0.17	U	7	I	0.17	U	5	U	12		2	U	NA
Nickel	ug/L	4.7	U	4.7	U	4.7	U	2.46	I	4.26	I	6.32	I	5	I	7.46	I	8.73	I	10	I	7	I	NA
Zinc	ug/L	5.9	U	5.9	U	8.1	I	1.9	U	1.9	U	100	U	20	U	4.16	I	50	U	26		3	U	NA

See Notes on Page 9.

Table 10
Groundwater Analytical Results- Extraction Well EW-105
Interim Remedial Action System
Lockheed Martin, Tallevast Site
Tallevast, Florida

Parameter	Units	9/26/2007	10/24/2007	11/8/2007	1/30/2008	3/4/2008	3/18/2008	6/11/2008	9/18/2008	12/15/2008	3/19/2009	5/4/2009	5/11/2009
Semivolatile Organics (8270B)													
1,4-Dioxane	ug/L	NA	NA	NA	NA	NA	NA	NA	NA	NA	NA	NA	NA
Volatile Organics (8260C) - SIM Isotope Dilution													
1,4-Dioxane	ug/L	46 J	33	50	3.9	610	4	230	0.54 U	1 U	1.1 U	1.4 I	11
Volatile Organics (8260B)													
Acetone	ug/L	3.7 U	26 U	7.4 U	9.9 U	9.9 U	9.9 U	99 U	9.9 U	9.9 U	20 U	9.9 U	50 U
Benzene	ug/L	1.6 U	4.8 U	3.2 U	0.5 U	0.5 U	0.5 U	5 U	0.5 U	0.5 U	1 U	0.5 U	2.5 U
Bromobenzene	ug/L	1.4 U	3.3 U	2.8 U	0.58 U	0.58 U	0.58 U	5.8 U	0.58 U	0.58 U	1.2 U	0.58 U	2.9 U
Bromochloromethane	ug/L	1.6 U	9.3 U	3.1 U	0.58 U	0.58 U	0.58 U	5.8 U	0.58 U	0.58 U	1.2 U	0.58 U	2.9 U
Bromodichloromethane	ug/L	0.95 U	2.2 U	1.9 U	0.35 U	0.35 U	0.35 U	3.5 U	0.35 U	0.35 U	0.7 U	0.35 U	1.8 U
Bromoform	ug/L	1.4 U	4.8 U	2.8 U	0.58 U	0.58 U	0.58 U	5.8 U	0.58 U	0.58 U	1.2 U	0.58 U	2.9 U
Bromomethane	ug/L	3.2 U	8 U	6.5 U	2.5 U	2.5 U	2.5 U	25 U	2.5 UJ	2.5 UJ	5 U	2.5 U	12 UJ
n-Butylbenzene	ug/L	1.2 U	2.4 U	2.5 U	0.67 UJ	0.67 U	0.67 U	6.7 U	0.67 U	0.67 U	1.3 U	0.67 U	3.4 U
sec-Butylbenzene	ug/L	1.4 U	3 U	2.8 U	0.63 U	0.63 U	0.63 U	6.3 U	0.63 U	0.63 U	1.3 U	0.63 U	3.2 U
tert-Butylbenzene	ug/L	1.6 U	3.2 U	3.3 U	0.84 U	0.84 U	0.84 U	8.4 U	0.84 U	0.84 U	1.7 U	0.84 U	4.2 U
Carbon Disulfide	ug/L	1.5 U	9.7 U	3 U	0.85 U	0.85 U	0.85 UJ	8.5 UJ	0.85 UJ	0.85 U	1.7 U	0.85 U	4.2 U
Carbon Tetrachloride	ug/L	1.2 U	8.5 U	2.4 U	0.42 U	0.42 U	0.42 U	4.2 U	0.42 U	0.42 U	0.84 U	0.42 U	2.1 U
Chlorobenzene	ug/L	1.4 U	2.1 U	2.7 U	0.63 U	0.63 U	0.63 U	6.3 U	0.63 U	0.63 U	1.3 U	0.63 U	3.2 U
Chloroethane	ug/L	1.8 U	6.6 U	3.7 U	2.5 U	2.5 U	2.5 U	25 U	2.5 U	2.5 U	5 U	2.5 U	12 U
2-Chloroethyl Vinyl Ether	ug/L	2.1 U	10 U	4.2 U	NA	NA	NA	NA	NA	NA	NA	NA	NA
Chloroform	ug/L	1.1 U	8.9 U	2.2 U	0.9 U	0.9 U	0.9 U	9 U	0.9 U	0.9 U	1.8 U	0.9 U	4.5 U
Chloromethane	ug/L	1.8 U	8.2 U	3.5 U	1 U	1 U	1 U	10 U	1 U	1 U	2 U	1 U	5 UJ
2-Chlorotoluene	ug/L	1.2 U	2.9 U	2.4 U	0.65 U	0.65 U	0.65 U	6.5 U	0.65 U	0.65 U	1.3 U	0.65 U	3.2 U
4-Chlorotoluene	ug/L	1 U	3 U	2 U	0.52 UJ	0.52 U	0.52 U	5.2 U	0.52 U	0.52 U	1 U	0.52 U	2.6 U
Dibromochloromethane	ug/L	1.2 U	2 U	2.3 U	0.34 U	0.34 U	0.34 U	3.4 U	0.34 U	0.34 U	0.68 U	0.34 U	1.7 U
1,2-Dibromo-3-Chloropropane	ug/L	4 U	8.9 U	7.9 U	2.5 U	2.5 U	2.5 U	25 U	2.5 U	2.5 U	5 U	2.5 U	12 U
1,2-Dibromoethane	ug/L	1.2 U	2.7 U	2.5 U	0.5 U	0.5 U	0.5 U	5 U	0.5 U	0.5 U	1 U	0.5 U	2.5 U
Dibromomethane	ug/L	0.75 U	4.2 U	1.5 U	0.41 U	0.41 U	0.41 U	4.1 U	0.41 U	0.41 U	0.82 U	0.41 U	2 U
1,2-Dichlorobenzene	ug/L	1.6 U	2.7 U	3.3 U	0.44 U	0.44 U	0.44 U	4.4 U	0.44 U	0.44 U	0.88 U	0.44 U	2.2 U
1,3-Dichlorobenzene	ug/L	1.4 U	2.5 U	2.7 U	0.64 UJ	0.64 U	0.64 U	6.4 U	0.64 U	0.64 U	1.3 U	0.64 U	3.2 U
1,4-Dichlorobenzene	ug/L	1.6 U	2.4 U	3.3 U	0.52 U	0.52 U	0.52 U	5.2 U	0.52 U	0.52 U	1 U	0.52 U	2.6 U
Dichlorodifluoromethane	ug/L	3.2 U	5.3 U	6.3 U	2.5 U	2.5 UJ	2.5 U	25 U	2.5 UJ	2.5 UJ	5 U	2.5 U	12 UJ
1,1-Dichloroethane	ug/L	21	16	16	1.3	100	1.6	68	22	68	160	68	61
1,2-Dichloroethane	ug/L	0.9 U	9.4 U	1.8 U	0.57 U	0.57 U	0.57 U	5.7 U	0.57 U	0.57 U	1.1 U	0.57 U	2.8 U
1,1-Dichloroethene	ug/L	34	28	42	1.3	480 D	1.6	200	1.3	3.3	6.8	13	21
cis-1,2-Dichloroethene	ug/L	30	26	24	1.4	34	1.5	43	8.3	0.65 U	2.6	2.6	9.2
Trans-1,2-Dichloroethene	ug/L	2 U	8.3 U	3.9 U	0.44 U	0.44 U	0.44 U	4.4 U	0.44 U	0.44 U	0.88 U	0.44 U	2.2 UJ
1,2-Dichloropropane	ug/L	1.6 U	9.7 U	3.3 U	0.52 U	0.52 U	0.52 U	5.2 U	0.52 U	0.52 U	1 U	0.52 U	2.6 U
1,3-Dichloropropane	ug/L	0.95 U	9.9 U	1.9 U	0.39 U	0.39 U	0.39 U	3.9 U	0.39 U	0.39 U	0.78 U	0.39 U	2 U

See Notes on Page 9.

Table 10
Groundwater Analytical Results- Extraction Well EW-105
Interim Remedial Action System
Lockheed Martin, Tallevast Site
Tallevast, Florida

Parameter	Units	9/26/2007		10/24/2007		11/8/2007		1/30/2008		3/4/2008		3/18/2008		6/11/2008		9/18/2008		12/15/2008		3/19/2009		5/4/2009		5/11/2009	
Volatile Organics (8260B)																									
2,2-Dichloropropane	ug/L	1.6	U	8.4	U	3.2	U	0.36	U	0.36	U	0.36	U	3.6	U	0.36	U	0.36	U	0.72	U	0.36	U	1.8	U
1,1-Dichloropropene	ug/L	1.8	U	8.9	U	3.5	U	0.31	U	0.31	U	0.31	U	3.1	U	0.31	U	0.31	U	0.62	U	0.31	U	1.6	U
cis-1,3-Dichloropropene	ug/L	1	U	2	U	2	U	0.14	U	0.14	U	0.14	U	1.4	U	0.14	U	0.14	U	0.28	U	0.14	U	0.7	U
Trans-1,3-Dichloropropene	ug/L	1	U	2	U	2	U	0.14	U	0.14	U	0.14	U	1.4	U	0.14	U	0.14	U	0.28	U	0.14	U	0.7	U
Ethylbenzene	ug/L	1.6	U	9.9	U	3.2	U	0.44	U	0.44	U	0.44	U	4.4	U	0.44	U	0.44	U	0.88	U	0.44	U	2.2	U
Hexachlorobutadiene	ug/L	1.4	U	7.1	U	2.7	U	0.4	UJ	0.4	U	0.4	U	4	U	0.4	U	0.4	U	0.8	U	0.4	U	2	U
2-Hexanone	ug/L	3.8	U	21	U	7.5	U	4.4	U	4.4	U	4.4	U	44	U	4.4	U	4.4	U	8.8	U	4.4	U	22	U
Isopropyl Benzene	ug/L	1	U	2	U	2	U	0.19	U	0.19	U	0.19	U	1.9	U	0.19	U	0.19	U	0.38	U	0.19	U	0.95	U
4-Isopropyl Toluene	ug/L	1.2	U	2.7	U	2.4	U	0.69	UJ	0.69	U	0.69	U	6.9	U	0.69	U	0.69	U	1.4	U	0.69	U	3.4	U
Methylene Chloride	ug/L	0.95	U	10	U	1.9	U	4	U	4	U	4	U	40	U	4	U	4	U	8	U	4	U	20	U
2-Butanone	ug/L	12	U	10	U	25	U	8.4	U	8.4	U	8.4	U	84	U	8.4	U	8.4	U	17	U	8.4	U	42	U
4-Methyl-2-Pentanone	ug/L	4.8	U	16	U	9.7	U	3.8	U	3.8	U	3.8	U	38	U	3.8	U	3.8	U	7.6	U	3.8	U	19	U
Methyl Tert Butyl Ether	ug/L	1.4	U	8.5	U	2.7	U	0.44	U	0.44	U	0.44	U	4.4	U	0.44	UJ	0.44	U	0.88	U	0.46	I	2.2	U
Naphthalene	ug/L	2.2	U	3.6	U	4.3	U	2.5	U	2.5	U	2.5	UJ	25	U	2.5	UJ	2.5	U	5	U	2.5	U	12	U
n-Propylbenzene	ug/L	1.6	U	6.4	U	3.2	U	0.59	U	0.59	U	0.59	U	5.9	U	0.59	U	0.59	U	1.2	U	0.59	U	3	U
Styrene	ug/L	0.9	U	1.9	U	1.8	U	0.98	U	0.98	U	0.98	U	9.8	U	0.98	U	0.98	U	2	U	0.98	U	4.9	U
1,1,1,2-Tetrachloroethane	ug/L	1.2	U	2.4	U	2.4	U	0.63	U	0.63	U	0.63	U	6.3	U	0.63	U	0.63	U	1.3	U	0.63	U	3.2	U
1,1,2,2-Tetrachloroethane	ug/L	1.1	U	2	U	2.2	U	0.15	U	0.15	U	0.15	U	1.5	U	0.15	U	0.15	U	0.3	U	0.15	U	0.75	U
Tetrachloroethene	ug/L	79		35		110		0.79	I	53		3.4		150		1.5		3.2		3		13		42	
Toluene	ug/L	1.8	U	2.5	U	3.5	U	0.51	U	0.51	U	0.51	U	5.1	U	0.51	U	0.51	U	1	U	0.51	U	2.6	U
1,2,3-Trichlorobenzene	ug/L	1.1	U	7.2	U	2.2	U	0.77	UJ	0.77	U	0.77	U	7.7	U	0.77	U	0.77	U	1.5	U	0.77	U	3.8	U
1,2,4-Trichlorobenzene	ug/L	0.95	U	2.7	U	1.9	U	0.58	UJ	0.58	UJ	0.58	U	5.8	U	0.58	U	0.58	U	1.2	U	0.58	U	2.9	U
1,1,1-Trichloroethane	ug/L	1.4	U	8.8	U	2.7	U	0.46	U	0.46	U	0.46	U	4.6	U	0.46	U	0.46	U	0.92	U	0.46	U	2.3	U
1,1,2-Trichloroethane	ug/L	1.6	U	4.4	U	3.3	U	0.47	U	0.47	U	0.47	U	4.7	U	0.47	U	0.47	U	0.94	U	0.47	U	2.4	U
Trichloroethene	ug/L	1,200	D	800		1,200		19		1,400	D	7		820		2.8		7.6		4.2		64	J	340	
Trichlorofluoromethane	ug/L	2.2	U	7	U	4.5	U	2.5	U	2.5	U	2.5	U	25	U	2.5	U	2.5	U	5	U	2.5	U	12	U
1,2,3-Trichloropropane	ug/L	1.8	U	3.4	U	3.6	U	0.18	U	0.18	U	0.18	U	1.8	U	0.18	U	0.18	U	0.36	U	0.18	U	0.9	U
1,2,4-Trimethylbenzene	ug/L	1.4	U	2.7	U	2.7	U	0.86	U	0.86	U	0.86	U	8.6	U	0.86	U	0.86	U	1.7	U	0.86	U	4.3	U
1,3,5-Trimethylbenzene	ug/L	1.3	U	2.9	U	2.6	U	0.54	U	0.54	U	0.54	U	5.4	U	0.54	U	0.54	U	1.1	U	0.54	U	2.7	U
Vinyl Chloride	ug/L	4.6	U	5.2	U	9.1	U	0.5	U	2.1		0.5	U	5	U	0.5	U	0.5	U	1	U	0.5	U	2.5	U
O-Xylene	ug/L	1	U	6	U	2.1	U	0.5	U	0.5	U	0.5	U	5	U	0.5	U	0.5	U	1	U	0.5	U	2.5	U
m-Xylene & p-Xylene	ug/L	2.2	U	5.5	U	4.4	U	0.6	U	0.6	U	0.6	U	6	U	0.6	U	0.6	U	1.2	U	0.6	U	3	U
Total Xylenes	ug/L	NA		NA		6	U	NA		NA		NA		NA		NA		NA		NA		NA		NA	

See Notes on Page 9.

Table 10
Groundwater Analytical Results- Extraction Well EW-105
Interim Remedial Action System
Lockheed Martin, Tallevast Site
Tallevast, Florida

Parameter	Units	9/26/2007	10/24/2007	11/8/2007	1/30/2008	3/4/2008	3/18/2008	6/11/2008	9/18/2008	12/15/2008	3/19/2009	5/4/2009	5/11/2009
Metals													
Aluminum	ug/L	490	NA	200 U	NA	130	110	70 U	120 I	50 U	50 U	220	180 I
Arsenic	ug/L	106	NA	14.2	NA	24	1.2 J	4.8 U	4 U	4 U	4 U	43	8.7 I
Beryllium	ug/L	0.7 U	NA	0.7 U	NA	0.065 U	0.065 U	0.74 U	0.5 U	0.5 U	0.5 U	0.5 U	0.5 U
Cadmium	ug/L	1	NA	0.5 U	NA	0.12 U	0.39 J	0.71 U	1 U	1 U	1 U	1 U	1 U
Chromium	ug/L	9.3 I	NA	3 U	NA	5 U	2.5 J	1.7 U	2 U	2 U	2 U	2.9 I	2 U
Copper	ug/L	4 I	NA	3 U	NA	2.7 I	1.4 I	2.9 U	2.9 U	2.9 U	2.9 U	2.9 U	2.9 U
Iron	ug/L	141,000	NA	19,500	NA	41,000 J	1,100	14,000	410	450	990	63,000	9,500
Lead	ug/L	10	NA	2 U	NA	0.15 U	0.18 I	1.6 U	2 U	2 U	2 U	2.2 I	2 U
Nickel	ug/L	6 I	NA	6.62 I	NA	1.8	2.5	4.7 U	6.8 I	17	26	15	14
Zinc	ug/L	7 I	NA	3 U	NA	6.5 U	11 J	5.9 U	6.7 I	14 I	26	43	5 U

See Notes on Page 9.

Table 10
Groundwater Analytical Results - Extraction Well EW-105
Interim Remedial Action System
Lockheed Martin, Tallevast Site
Tallevast, Florida

Parameter	Units	5/18/2009	5/26/2009	6/1/2009	7/9/2009	9/15/2009	12/8/2009	3/2/2010	6/1/2010	9/1/2010	12/7/2010	3/1/2011	6/1/2011	8/30/2011	12/6/2011
Semivolatile Organics (8270B)															
1,4-Dioxane	ug/L	NA	NA	NA	NA	NA	NA	NA	NA	NA	NA	NA	NA	NA	NA
Volatile Organics (8260C) - SIM Isotope Dilution															
1,4-Dioxane	ug/L	15	12	17	20 U	19 I	14 I	16	12	5.7	13	27	22	21	32
Volatile Organics (8260B)															
Acetone	ug/L	50 U	50 U	50 U	200 UJ	99 U	99 U	9.9 U	9.9 U	9.9 U	9.9 U	11 J	9.9 U	9.9 U	9.9 U
Benzene	ug/L	2.5 U	2.5 U	2.5 U	10 U	5 U	5 U	0.5 U	0.5 U	0.5 U	0.5 U	0.5 U	0.5 U	0.5 U	0.5 U
Bromobenzene	ug/L	2.9 U	2.9 U	2.9 U	12 U	5.8 U	5.8 U	0.58 U	0.58 U	0.58 U	0.58 U	0.58 U	0.58 U	0.58 U	0.58 U
Bromochloromethane	ug/L	2.9 U	2.9 UJ	2.9 U	12 U	5.8 U	5.8 U	0.58 U	0.58 U	0.58 U	0.58 U	0.58 U	0.58 U	0.58 U	0.58 U
Bromodichloromethane	ug/L	1.8 U	1.8 U	1.8 U	7 U	3.5 U	3.5 U	0.35 U	0.35 U	0.35 U	0.35 U	0.35 U	0.35 U	0.35 U	0.35 U
Bromoform	ug/L	2.9 U	2.9 U	2.9 U	12 U	5.8 U	5.8 U	0.58 U	0.58 U	0.58 U	0.58 U	0.58 U	0.58 U	0.58 U	0.58 U
Bromomethane	ug/L	12 U	12 U	12 U	50 U	25 U	25 UJ	2.5 U	2.5 UJ	2.5 U	2.5 UJ	2.5 U	2.5 U	2.5 U	2.5 U
n-Butylbenzene	ug/L	3.4 U	3.4 U	3.4 U	13 U	6.7 U	6.7 U	0.67 U	0.67 U	0.67 U	0.67 U	0.67 U	0.67 U	0.67 U	0.67 U
sec-Butylbenzene	ug/L	3.2 U	3.2 U	3.2 U	13 U	6.3 U	6.3 U	0.63 U	0.63 U	0.63 U	0.63 U	0.63 U	0.63 U	0.63 U	0.63 U
tert-Butylbenzene	ug/L	4.2 U	4.2 U	4.2 U	17 U	8.4 U	8.4 U	0.84 U	0.84 U	0.84 U	0.84 U	0.84 U	0.84 UJ	0.84 U	0.84 U
Carbon Disulfide	ug/L	4.2 U	4.2 U	4.2 U	17 U	8.5 U	8.5 U	0.85 U	0.85 U	1 U	1 U	1 U	1 U	1 UJ	1 U
Carbon Tetrachloride	ug/L	2.1 U	2.1 U	2.1 U	8.4 U	4.2 U	4.2 U	0.42 U	0.42 U	0.42 U	0.42 U	0.42 U	0.42 U	0.42 U	0.42 U
Chlorobenzene	ug/L	3.2 U	3.2 U	3.2 U	13 U	6.3 U	6.3 U	0.63 U	0.63 U	0.63 U	0.63 U	0.63 U	0.63 U	0.63 U	0.63 U
Chloroethane	ug/L	12 U	12 U	12 U	50 U	25 U	25 UJ	2.5 U	2.5 U	2.5 U	2.5 U	2.5 U	2.5 U	2.5 U	2.5 U
2-Chloroethyl Vinyl Ether	ug/L	NA	NA	NA	NA	NA	NA	NA	NA	NA	NA	NA	NA	NA	NA
Chloroform	ug/L	4.5 U	4.5 U	4.5 U	18 U	9 U	9 U	0.9 U	0.9 U	0.9 U	0.9 U	0.9 U	0.9 U	0.9 U	0.9 U
Chloromethane	ug/L	5 UJ	5 U	5 U	20 U	10 U	10 U	1 U	1 U	1 U	1 U	1 U	1 U	1 U	1 U
2-Chlorotoluene	ug/L	3.2 U	3.2 U	3.2 U	13 U	6.5 U	6.5 U	0.65 U	0.65 U	0.65 U	0.65 U	0.65 U	0.65 U	0.65 U	0.65 U
4-Chlorotoluene	ug/L	2.6 U	2.6 U	2.6 U	10 U	5.2 U	5.2 U	0.52 U	0.52 U	0.52 U	0.52 U	0.52 U	0.52 U	0.52 U	0.52 U
Dibromochloromethane	ug/L	1.7 U	1.7 U	1.7 U	6.8 U	3.4 U	3.4 U	0.34 U	0.34 U	0.34 U	0.34 U	0.34 U	0.34 U	0.34 U	0.34 U
1,2-Dibromo-3-Chloropropane	ug/L	12 U	12 U	12 U	50 U	25 U	25 U	2.5 U	2.5 U	2.5 U	2.5 U	2.5 UJ	2.5 U	2.5 U	2.5 U
1,2-Dibromoethane	ug/L	2.5 U	2.5 U	2.5 U	10 U	5 U	5 U	0.5 U	0.5 U	0.5 U	0.5 U	0.5 U	0.5 U	0.5 U	0.5 U
Dibromomethane	ug/L	2 U	2 U	2 U	8.2 U	4.1 U	4.1 U	0.41 U	0.41 U	0.41 U	0.41 U	0.41 U	0.41 U	0.41 U	0.41 U
1,2-Dichlorobenzene	ug/L	2.2 U	2.2 U	2.2 U	8.8 U	4.4 U	4.4 U	0.44 U	0.44 U	0.44 U	0.44 U	0.44 U	0.44 U	0.44 U	0.44 U
1,3-Dichlorobenzene	ug/L	3.2 U	3.2 U	3.2 U	13 U	6.4 U	6.4 U	0.64 U	0.64 U	0.64 U	0.64 U	0.64 U	0.64 UJ	0.64 U	0.64 U
1,4-Dichlorobenzene	ug/L	2.6 U	2.6 U	2.6 U	10 U	5.2 U	5.2 U	0.52 U	0.52 U	0.52 U	0.52 U	0.52 U	0.52 U	0.52 U	0.52 U
Dichlorodifluoromethane	ug/L	12 UJ	12 U	12 U	50 UJ	26 I	25 UJ	7	2.5 U	2.5 U	2.5 U	2.5 U	2.5 U	2.5 U	2.5 U
1,1-Dichloroethane	ug/L	63	57	54	53	46	30	27	13	5.6	13	20 J	11	12	9.2
1,2-Dichloroethane	ug/L	2.8 U	2.8 U	2.8 U	11 U	5.7 U	5.7 U	0.57 U	0.57 U	0.57 U	0.57 U	0.57 U	0.57 U	0.57 U	0.57 U
1,1-Dichloroethene	ug/L	27	16	17	22	34	17	50	0.45 U	0.45 U	0.45 U	16	7.8	8	0.45 U
cis-1,2-Dichloroethene	ug/L	12	9.9	6.7	13 U	12	11	18	9.8	3.4	9.9	18 J	8.3	12	13
Trans-1,2-Dichloroethene	ug/L	2.2 U	2.2 UJ	2.2 U	8.8 U	4.4 U	4.4 U	0.44 U	0.44 U	0.44 U	0.44 U	0.44 U	0.44 U	0.44 U	0.44 U
1,2-Dichloropropane	ug/L	2.6 U	2.6 U	2.6 U	10 U	5.2 U	5.2 U	0.52 U	0.52 U	0.52 U	0.52 U	0.52 U	0.52 U	0.52 U	0.52 U
1,3-Dichloropropane	ug/L	2 U	2 U	2 U	7.8 U	3.9 U	3.9 U	0.39 U	0.39 U	0.39 U	0.39 U	0.39 U	0.39 U	0.39 U	0.39 U

See Notes on Page 9.

Table 10
Groundwater Analytical Results - Extraction Well EW-105
Interim Remedial Action System
Lockheed Martin, Tallevast Site
Tallevast, Florida

Parameter	Units	5/18/2009		5/26/2009		6/1/2009		7/9/2009		9/15/2009		12/8/2009		3/2/2010		6/1/2010		9/1/2010		12/7/2010		3/1/2011		6/1/2011		8/30/2011		12/6/2011	
Volatile Organics (8260B)																													
2,2-Dichloropropane	ug/L	1.8	U	1.8	U	1.8	U	7.2	U	3.6	U	3.6	U	0.36	U	0.36	U	0.36	U	0.36	U	0.36	U	0.36	U	0.36	U	0.36	U
1,1-Dichloropropene	ug/L	1.6	U	1.6	U	1.6	U	6.2	U	3.1	U	3.1	U	0.31	U	0.31	U	0.31	U	0.31	U	0.31	U	0.31	U	0.31	U	0.31	U
cis-1,3-Dichloropropene	ug/L	0.7	U	0.7	U	0.7	U	2.8	U	1.4	U	1.4	U	0.14	U	0.14	U	0.14	U	0.14	U	0.14	U	0.14	U	0.14	U	0.14	U
Trans-1,3-Dichloropropene	ug/L	0.7	U	0.7	U	0.7	U	2.8	U	1.4	U	1.4	U	0.14	U	0.14	U	0.14	U	0.14	U	0.14	U	0.14	UJ	0.14	U	0.14	U
Ethylbenzene	ug/L	2.2	U	2.2	U	2.2	U	8.8	U	4.4	U	4.4	U	0.44	U	0.44	U	0.44	U	0.44	U	0.44	U	0.44	U	0.44	U	0.44	U
Hexachlorobutadiene	ug/L	2	U	2	U	2	U	8	U	4	U	4	U	0.4	U	0.4	U	0.4	U	0.4	U	0.4	U	0.4	U	0.4	U	0.4	U
2-Hexanone	ug/L	22	U	22	U	22	U	88	UJ	44	U	44	U	4.4	U	4.4	U	4.4	U	4.4	U	4.4	U	4.4	U	4.4	U	4.4	U
Isopropyl Benzene	ug/L	0.95	U	0.95	U	0.95	U	3.8	U	1.9	U	1.9	U	0.19	U	0.19	U	0.19	U	0.19	U	0.19	U	0.19	U	0.19	U	0.19	U
4-Isopropyl Toluene	ug/L	3.4	U	3.4	U	3.4	U	14	U	6.9	U	6.9	U	0.69	U	0.69	U	0.69	U	0.69	U	0.69	U	0.69	UJ	0.69	U	0.69	U
Methylene Chloride	ug/L	20	U	20	U	20	U	80	U	40	U	40	U	4	U	4	U	4	U	4	U	4	U	4	U	4	U	4	U
2-Butanone	ug/L	42	U	42	U	42	UJ	170	UJ	84	U	84	U	8.4	U	8.4	U	8.4	U	8.4	U	8.4	U	8.4	U	8.4	U	8.4	U
4-Methyl-2-Pentanone	ug/L	19	U	19	U	19	U	76	U	38	U	38	U	3.8	U	3.8	U	3.8	U	3.8	U	3.8	U	3.8	U	3.8	U	3.8	U
Methyl Tert Butyl Ether	ug/L	2.2	U	2.2	U	2.2	U	8.8	U	4.4	U	4.4	U	0.44	U	0.44	U	0.44	U	0.44	U	0.44	U	0.44	U	0.44	U	0.44	U
Naphthalene	ug/L	12	U	12	UJ	12	U	50	UJ	25	U	25	U	2.5	U	2.5	U	2.5	U	2.5	U	2.5	U	2.5	U	2.5	U	2.5	U
n-Propylbenzene	ug/L	3	U	3	U	3	U	12	U	5.9	U	5.9	U	0.59	U	0.59	U	0.59	U	0.59	U	0.59	U	0.59	U	0.59	U	0.59	U
Styrene	ug/L	4.9	U	4.9	U	4.9	U	20	U	9.8	U	9.8	U	0.98	U	0.98	U	0.98	U	0.98	U	0.98	U	0.98	UJ	0.98	U	0.98	U
1,1,1,2-Tetrachloroethane	ug/L	3.2	U	3.2	U	3.2	U	13	U	6.3	U	6.3	U	0.63	U	0.63	U	0.63	U	0.63	U	0.63	U	0.63	U	0.63	U	0.63	U
1,1,2,2-Tetrachloroethane	ug/L	0.75	U	0.75	U	0.75	U	3	U	1.5	U	1.5	U	0.15	U	0.15	U	0.15	U	0.15	U	0.15	U	0.15	U	0.15	U	0.15	U
Tetrachloroethene	ug/L	65		50		52		85		89		97		90		51		14		29	J	54	J	18	J	29		23	
Toluene	ug/L	2.6	U	2.6	U	2.6	U	10	U	5.1	U	5.1	U	0.51	U	0.51	U	1	U	0.51	U	1	U	1	U	1	U	1	U
1,2,3-Trichlorobenzene	ug/L	3.8	U	3.8	UJ	3.8	UJ	15	U	7.7	U	7.7	U	0.77	U	0.77	U	0.77	U	0.77	U	0.77	U	0.77	U	0.77	U	0.77	U
1,2,4-Trichlorobenzene	ug/L	2.9	U	2.9	U	2.9	U	12	U	5.8	U	5.8	U	0.58	U	0.58	U	0.58	U	0.58	U	0.58	U	0.58	UJ	0.58	U	0.58	U
1,1,1-Trichloroethane	ug/L	2.3	U	2.3	U	2.3	U	9.2	U	4.6	U	4.6	U	0.46	U	0.46	U	0.46	U	0.46	U	0.46	U	0.46	U	0.46	U	0.46	U
1,1,2-Trichloroethane	ug/L	2.4	U	2.4	U	2.4	U	9.4	U	4.7	U	4.7	U	0.47	U	0.47	U	0.47	U	0.47	U	0.47	U	0.47	U	0.47	U	0.47	U
Trichloroethene	ug/L	470		390		320		500		480		500		350	D	250	DJ	97		250	D	230	D	230	D	240	D	230	D
Trichlorofluoromethane	ug/L	12	U	12	U	12	U	50	U	25	U	25	U	2.5	U	2.5	U	2.5	U	2.5	U	2.5	U	2.5	U	2.5	UJ	2.5	U
1,2,3-Trichloropropane	ug/L	0.9	U	0.9	U	0.9	U	3.6	U	1.8	U	1.8	U	0.18	U	0.18	U	0.18	U	0.18	U	0.18	U	0.18	U	0.18	U	0.18	U
1,2,4-Trimethylbenzene	ug/L	4.3	U	4.3	U	4.3	U	17	U	8.6	U	8.6	U	0.86	U	0.86	U	0.86	U	0.86	U	0.86	U	0.86	U	0.86	U	0.86	U
1,3,5-Trimethylbenzene	ug/L	2.7	U	2.7	U	2.7	U	11	U	5.4	U	5.4	U	0.54	U	0.54	U	0.54	U	0.54	U	0.54	U	0.54	U	0.54	U	0.54	U
Vinyl Chloride	ug/L	2.5	U	2.5	U	2.5	U	10	U	5	U	5	U	0.73	I	0.5	U	0.5	U	0.5	U	0.52	I	0.5	U	0.5	U	0.5	U
O-Xylene	ug/L	2.5	U	2.5	U	2.5	U	10	U	5	U	5	U	0.5	U	0.5	U	0.5	U	0.5	U	0.5	U	0.5	UJ	0.5	U	0.5	U
m-Xylene & p-Xylene	ug/L	3	U	3	U	3	U	12	U	6	U	6	U	0.6	U	0.6	U	0.6	U	0.6	U	0.6	U	0.6	U	0.6	U	0.6	U
Total Xylenes	ug/L	NA		NA		NA		NA		NA		NA		NA		NA		NA		NA		NA		NA		NA		NA	

See Notes on Page 9.

Table 10
Groundwater Analytical Results - Extraction Well EW-105
Interim Remedial Action System
Lockheed Martin, Tallevast Site
Tallevast, Florida

Parameter	Units	5/18/2009	5/26/2009	6/1/2009	7/9/2009	9/15/2009	12/8/2009	3/2/2010	6/1/2010	9/1/2010	12/7/2010	3/1/2011	6/1/2011	8/30/2011	12/6/2011
Metals															
Aluminum	ug/L	290	290	170 I	160 I	180 I	160 I	220	230	63 I	110 I	150 I	180 I	130 I	120 I
Arsenic	ug/L	31	20	5.3 I	5.6 I	14	8.1 I	14	15	4 U	6.2 I	6 I	13	5.9 I	6 I
Beryllium	ug/L	0.5 U	0.5 U	0.5 U	0.5 U	0.5 U	0.5 U	0.5 U	0.5 U	0.5 U	0.5 U	0.5 U	0.5 U	0.5 U	0.5 U
Cadmium	ug/L	1 U	1 U	1 U	1 U	1 U	1 U	1 U	1 U	1 U	1 U	1 U	1 U	1 U	1 U
Chromium	ug/L	4.1 I	3.9 I	2 U	2 U	6.8 I	2 U	2 U	2 U	3.4 I	2 U	2 U	2 U	2 U	2 U
Copper	ug/L	2.9 U	2.9 U	2.9 U	2.9 U	2.9 U	2.9 U	2.9 U	2.9 U	2.9 U	2.9 U	2.9 U	2.9 U	2.9 U	2.9 U
Iron	ug/L	49,000	26,000	10,000	11,000	16,000	11,000	22,000	20,000	1,300	8,800	9,000	21,000 J	8,800	10,000
Lead	ug/L	6.6 I	2 U	3.5 I	2 U	2 U	2 U	2 U	2 U	2 U	2 U	2 U	2 U	2 U	2 U
Nickel	ug/L	12	12	11	13	16	16	17	18	12	17	17	20	20	25
Zinc	ug/L	5 U	5 U	5 U	5 U	5 U	5 U	5 U	5 U	5 U	5 U	5 U	5 U	5 U	8.2 I

Notes:

1. Extraction well EW-105 is a Upper Surficial Aquifer System (USAS) well located in the central area of the site.
2. D - Concentration is based on diluted sample analysis.
3. I - The reported value is between the laboratory method detection limit and the laboratory practical quantitation limit.
4. J - The compound was positively identified; however, the associated numerical value is an estimated concentration only.
5. U - Indicates that a compound was analyzed for but not detected. The value associated with the qualifier is the laboratory method detection limit.
6. NA - Not analyzed.
7. Results are based on validated analytical reports from the laboratory.
8. Results are presented in micrograms per liter (ug/L).

Table 11
Groundwater Analytical Results - Extraction Well EW-106
Interim Remedial Action System
Lockheed Martin, Tallevast Site
Tallevast, Florida

Parameter	Units	9/20/2006	11/21/2006	12/6/2006	12/13/2006	1/15/2007	2/7/2007	3/22/2007	4/18/2007	5/21/2007	6/20/2007	7/16/2007	8/16/2007	9/26/2007	10/24/2007
Semivolatile Organics (8270B)															
1,4-Dioxane	ug/L	130	150	130	NA	NA	NA	NA	NA	NA	NA	NA	NA	NA	NA
Volatile Organics (8260C) - SIM Isotope Dilution															
1,4-Dioxane	ug/L	NA	NA	NA	540 J	630	620 J	580	510 D	490	540	460	650	650	610
Volatile Organics (8260B)															
Acetone	ug/L	990 U	990 U	990 U	2.6 U	260 U	260 U	260 UJ	130 UD	260 U	260 UJ	130 U	130 U	74 U	130 U
Benzene	ug/L	50 U	50 U	50 U	0.48 U	48 U	48 U	48 U	24 UD	48 U	48 U	24 U	24 U	32 U	24 U
Bromobenzene	ug/L	58 U	58 U	58 U	0.33 U	33 U	33 U	33 U	16 UD	33 U	33 U	16 U	16 U	28 U	16 U
Bromochloromethane	ug/L	58 U	58 U	58 U	0.93 U	93 U	93 U	93 U	46 UD	93 U	93 UJ	46 U	46 U	31 U	46 U
Bromodichloromethane	ug/L	35 U	35 U	35 U	0.22 U	22 U	22 U	22 U	11 UD	22 U	22 U	11 U	11 U	19 U	11 U
Bromoform	ug/L	58 U	58 U	58 U	0.48 U	48 U	48 U	48 U	24 UD	48 U	48 U	24 U	24 U	28 U	24 U
Bromomethane	ug/L	250 UJ	250 UJ	250 U	0.8 U	80 U	80 U	80 U	40 UD	80 U	80 U	40 U	40 U	65 U	40 U
n-Butylbenzene	ug/L	67 U	67 U	67 U	0.24 U	24 U	24 U	24 U	12 UD	24 U	24 U	12 U	12 U	25 U	12 U
sec-Butylbenzene	ug/L	63 U	63 U	63 U	0.3 U	30 U	30 U	30 U	15 UD	30 U	30 U	15 U	15 U	28 U	15 U
tert-Butylbenzene	ug/L	84 U	84 U	84 U	0.32 U	32 U	32 U	32 U	16 UD	32 U	32 U	16 U	16 U	33 U	16 U
Carbon Disulfide	ug/L	85 U	85 U	1,200	43 J	97 U	97 U	97 U	48 UD	97 U	97 U	48 U	48 U	30 U	48 U
Carbon Tetrachloride	ug/L	42 U	42 U	42 U	0.85 U	85 U	85 U	85 U	42 UD	85 U	85 U	42 U	42 U	24 U	42 U
Chlorobenzene	ug/L	63 U	63 U	63 U	0.21 U	21 U	21 U	21 U	10 UD	21 U	21 U	10 U	10 U	27 U	10 U
Chloroethane	ug/L	250 U	250 U	250 U	0.66 U	66 U	66 U	66 U	33 UD	66 U	66 U	33 U	33 U	37 U	33 U
2-Chloroethyl Vinyl Ether	ug/L	NA	NA	NA	1 UJ	100 UJ	100 UJ	100 UJ	50 UD	100 U	R	50 U	50 U	42 U	50 U
Chloroform	ug/L	90 U	90 U	90 U	0.89 U	89 U	89 U	89 U	44 UD	89 U	89 U	44 U	44 U	22 U	44 U
Chloromethane	ug/L	100 UJ	100 U	100 U	0.82 U	82 U	82 U	82 U	41 UD	82 U	82 U	41 U	41 U	35 U	41 U
2-Chlorotoluene	ug/L	65 U	65 U	65 U	0.29 U	29 U	29 U	29 U	14 UD	29 U	29 U	14 U	14 U	24 U	14 U
4-Chlorotoluene	ug/L	52 U	52 U	52 U	0.3 U	30 U	30 U	30 U	15 UD	30 U	30 U	15 U	15 U	20 U	15 U
Dibromochloromethane	ug/L	34 U	34 U	34 U	0.2 U	20 U	20 U	20 U	10 UD	20 U	20 U	10 U	10 U	23 U	10 U
1,2-Dibromo-3-Chloropropane	ug/L	250 U	250 U	250 U	0.89 U	89 U	89 U	89 U	44 UD	89 U	89 U	44 U	44 U	79 U	44 U
1,2-Dibromoethane	ug/L	50 U	50 U	50 U	0.27 U	27 UJ	27 U	27 U	14 UD	27 U	27 U	14 U	14 U	25 U	14 U
Dibromomethane	ug/L	41 U	41 U	41 U	0.42 UJ	42 UJ	42 U	42 U	21 UD	42 U	42 U	21 U	21 U	15 U	21 U
1,2-Dichlorobenzene	ug/L	44 U	44 U	44 U	0.27 U	27 U	27 U	27 U	14 UD	27 U	27 U	14 U	14 U	33 U	14 U
1,3-Dichlorobenzene	ug/L	64 U	64 U	64 U	0.25 U	25 U	25 U	25 U	12 UD	25 U	25 U	12 U	12 U	27 U	12 U
1,4-Dichlorobenzene	ug/L	52 U	52 U	52 U	0.24 U	24 U	24 U	24 U	12 UD	24 U	24 U	12 U	12 U	33 U	12 U
Dichlorodifluoromethane	ug/L	250 UJ	250 U	250 U	0.53 U	53 U	53 UJ	53 U	26 UD	53 U	53 U	26 U	26 U	63 U	26 U
1,1-Dichloroethane	ug/L	77 I	52 U	52 U	96	60 U	110 D	64 I	100 D	92 I	90 I	110	74	72 I	93
1,2-Dichloroethane	ug/L	57 U	57 U	57 U	0.94 U	94 U	94 UJ	94 U	47 UD	94 U	94 U	47 U	47 U	18 U	47 U
1,1-Dichloroethene	ug/L	330	180	210	560 D	480	460	350	410 D	360	430	760	650	350	420
cis-1,2-Dichloroethene	ug/L	1,200	870	1,100	100 D	380	320	250	390 D	220	180	240	120	110	150
Trans-1,2-Dichloroethene	ug/L	44 U	44 U	44 U	180 J	83 U	83 U	83 U	42 UD	83 U	83 UJ	42 U	42 U	39 U	42 U
1,2-Dichloropropane	ug/L	52 U	52 U	52 U	0.97 U	97 U	97 U	97 U	48 UD	97 U	97 U	48 U	48 U	33 U	48 U
1,3-Dichloropropane	ug/L	39 U	39 U	39 U	0.99 U	99 UJ	99 U	99 UJ	50 UD	99 U	99 U	50 U	50 U	19 U	50 U

See Notes on Page 9.

Table 11
Groundwater Analytical Results - Extraction Well EW-106
Interim Remedial Action System
Lockheed Martin, Tallevast Site
Tallevast, Florida

Parameter	Units	9/20/2006	11/21/2006	12/6/2006	12/13/2006	1/15/2007	2/7/2007	3/22/2007	4/18/2007	5/21/2007	6/20/2007	7/16/2007	8/16/2007	9/26/2007	10/24/2007
Volatile Organics (8260B)															
2,2-Dichloropropane	ug/L	36 U	36 U	36 U	0.84 U	84 UJ	84 U	84 U	42 UD	84 U	84 U	42 U	42 U	32 U	42 U
1,1-Dichloropropene	ug/L	31 U	31 U	31 U	0.89 U	89 U	89 U	89 U	44 UD	89 U	89 U	44 U	44 U	35 U	44 U
cis-1,3-Dichloropropene	ug/L	14 U	14 U	14 U	0.2 U	20 UJ	20 U	20 U	10 UD	20 U	20 U	10 U	10 U	20 U	10 U
Trans-1,3-Dichloropropene	ug/L	14 U	14 U	14 U	0.2 U	20 UJ	20 U	20 U	10 UD	20 U	20 U	10 U	10 U	20 U	10 U
Ethylbenzene	ug/L	44 U	44 U	44 U	0.99 U	110	99 U	99 U	50 UD	99 U	99 U	50 U	50 U	32 U	50 U
Hexachlorobutadiene	ug/L	46 U	46 UJ	46 U	0.71 U	71 U	71 U	71 U	36 UD	71 U	71 U	36 U	36 U	27 U	36 U
2-Hexanone	ug/L	440 U	440 U	440 U	2.1 U	210 UJ	210 U	210 UJ	100 UD	210 U	210 UJ	100 U	100 U	75 U	100 U
Isopropyl Benzene	ug/L	19 U	19 U	19 U	0.2 U	20 U	20 U	20 U	10 UD	20 U	20 U	10 U	10 U	20 U	10 U
4-Isopropyl Toluene	ug/L	69 U	69 U	69 U	0.27 U	27 U	27 U	27 U	14 UD	27 U	27 U	14 U	14 U	24 U	14 U
Methylene Chloride	ug/L	400 U	400 U	400 U	1 U	100 UJ	100 UJ	100 U	50 UD	100 U	100 UJ	50 U	50 U	19 U	50 U
2-Butanone	ug/L	840 U	840 U	840 U	1 U	100 UJ	100 U	100 U	50 UD	100 U	100 UJ	50 UJ	50 U	250 U	50 U
4-Methyl-2-Pentanone	ug/L	380 U	380 U	380 U	1.6 U	160 UJ	160 U	160 U	80 UD	160 U	160 UJ	80 U	80 U	97 U	80 U
Methyl Tert Butyl Ether	ug/L	44 U	44 U	44 U	0.85 UJ	85 UJ	85 U	85 U	42 UD	85 U	85 U	42 U	42 U	27 U	42 U
Naphthalene	ug/L	250 U	250 UJ	250 U	0.36 UJ	36 UJ	36 U	36 U	18 UD	36 U	36 UJ	18 U	18 U	43 U	18 U
n-Propylbenzene	ug/L	59 U	59 U	59 U	0.64 U	64 U	64 U	64 U	32 UD	64 U	64 U	32 U	32 U	32 U	32 U
Styrene	ug/L	98 U	98 U	98 U	0.19 U	19 U	19 U	19 U	9.5 UD	19 U	19 U	9.5 UJ	9.5 U	18 U	9.5 U
1,1,1,2-Tetrachloroethane	ug/L	63 U	63 U	63 U	0.24 U	24 U	24 U	24 U	12 UD	24 U	24 U	12 U	12 U	24 U	12 U
1,1,2,2-Tetrachloroethane	ug/L	14 U	14 U	14 U	0.2 U	20 U	20 U	20 U	10 UD	20 U	20 U	10 U	10 U	22 U	10 U
Tetrachloroethene	ug/L	50 U	50 U	50 U	9.3	65 U	65 U	65 U	32 UD	65 U	65 U	32 U	32 U	47 U	130
Toluene	ug/L	51 U	51 U	51 U	0.25 U	300	25 U	33 I	12 UD	25 U	25 U	12 U	12 U	35 U	12 U
1,2,3-Trichlorobenzene	ug/L	77 U	77 UJ	77 U	0.72 U	72 U	72 U	72 U	36 UD	72 U	72 U	36 U	36 U	22 U	36 U
1,2,4-Trichlorobenzene	ug/L	58 U	58 UJ	58 U	0.27 U	27 U	27 U	27 U	14 UD	27 U	27 U	14 U	14 U	19 U	14 U
1,1,1-Trichloroethane	ug/L	46 U	46 U	46 U	0.88 U	88 U	88 U	88 U	44 UD	88 U	88 U	44 U	44 U	27 U	44 U
1,1,2-Trichloroethane	ug/L	47 U	47 U	47 U	0.44 U	44 UJ	44 U	44 U	22 UD	44 U	44 U	22 U	22 U	33 U	22 U
Trichloroethene	ug/L	8,900	8,100	12,000	12,000 D	12,000	6,400	7,000	8,600 D	8,200	7,500	10,000	9,500	9,900	7,800
Trichlorofluoromethane	ug/L	250 U	250 U	250 U	1 U	70 U	70 U	70 U	35 UD	70 U	70 U	35 U	35 U	45 U	35 U
1,2,3-Trichloropropane	ug/L	15 U	15 U	18 U	0.34 U	34 UJ	34 U	34 U	17 UD	34 U	34 U	17 U	17 U	36 U	17 U
1,2,4-Trimethylbenzene	ug/L	86 U	86 U	86 U	0.27 U	27 U	27 U	27 U	14 UD	27 U	27 U	14 U	14 U	27 U	14 U
1,3,5-Trimethylbenzene	ug/L	54 U	54 U	54 U	0.29 U	29 U	29 U	29 U	14 UD	29 U	29 U	14 U	14 U	26 U	14 U
Vinyl Chloride	ug/L	50 U	50 U	50 U	6.2	52 U	52 U	52 U	26 UD	52 U	52 U	26 U	26 U	91 U	26 U
O-Xylene	ug/L	50 U	50 U	50 U	0.6 U	60 U	60 U	60 U	30 UD	60 U	60 U	30 U	30 U	21 U	30 U
m-Xylene & p-Xylene	ug/L	60 U	60 U	60 U	0.55 U	400 J	55 U	55 U	28 UD	55 U	55 U	28 U	28 U	44 U	28 U
Total Xylenes	ug/L	NA	NA	NA	NA	NA	NA	NA	NA	NA	NA	NA	NA	NA	NA

See Notes on Page 9.

Table 11
Groundwater Analytical Results - Extraction Well EW-106
Interim Remedial Action System
Lockheed Martin, Tallevast Site
Tallevast, Florida

Parameter	Units	9/20/2006	11/21/2006	12/6/2006	12/13/2006	1/15/2007	2/7/2007	3/22/2007	4/18/2007	5/21/2007	6/20/2007	7/16/2007	8/16/2007	9/26/2007	10/24/2007
Metals															
Aluminum	ug/L	1,400	170 I	70 U	33.7 I	95.4 J	359 ID	50 U	124	396	340	50 U	NA	170 I	NA
Arsenic	ug/L	4.8 U	4.8 U	7.1 I	5.71 I	7.95 I	15 U	4 U	15.1	23.5	16.2	9.7 I	NA	15.1	NA
Beryllium	ug/L	0.74 U	0.74 U	0.74 U	0.81 U	0.81 U	0.81 U	0.7 U	0.81 U	0.81 U	0.7 U	0.7 U	NA	0.7 U	NA
Cadmium	ug/L	0.71 U	0.71 U	0.71 U	5 U	5 U	0.3 U	0.5 U	0.3 U	0.3 U	0.5 U	0.5 U	NA	0.5 U	NA
Chromium	ug/L	7.2 I	1.7 I	1.7 U	10 U	2.16 I	12 UD	3 U	1.68 I	10 U	3 U	3 U	NA	3 U	NA
Copper	ug/L	2.9 U	2.9 U	2.9 U	0.63 U	0.63 U	0.63 U	3 U	1.57 I	17.4 U	3 U	3 U	NA	3 U	NA
Iron	ug/L	NA	NA	NA	25,600 D	30,400 D	24,000 D	NA	27,700 D	30,600 D	29,600	22,000	NA	25,000	NA
Lead	ug/L	5.5	1.6 U	8.4	0.17 U	0.17 U	0.17 U	3 I	0.17 U	5 U	3 I	2 I	NA	3 I	NA
Nickel	ug/L	4.7 I	4.7 U	4.7 U	3.63 I	4.77 I	4.59 I	3 I	5.54 I	5.27 I	3 I	2 I	NA	2 I	NA
Zinc	ug/L	16 I	5.9 U	8.7 I	1.9 U	1.9 U	100 U	20 U	4.2 I	23.8 I	7 I	3 U	NA	8 I	NA

See Notes on Page 9.

Table 11
Groundwater Analytical Results - Extraction Well EW-106
Interim Remedial Action System
Lockheed Martin, Tallevast Site
Tallevast, Florida

Parameter	Units	11/8/2007	1/30/2008	3/4/2008	3/12/2008	6/11/2008	9/18/2008	12/15/2008	3/24/2009	5/4/2009	5/11/2009	5/18/2009	5/26/2009	6/1/2009	7/9/2009
Semivolatile Organics (8270B)															
1,4-Dioxane	ug/L	NA	NA	NA	NA	NA	NA	NA	NA	NA	NA	NA	NA	NA	NA
Volatile Organics (8260C) - SIM Isotope Dilution															
1,4-Dioxane	ug/L	610	20	160	54 U	300	11 U	25 U	19	130	100	140	150	170	100 U
Volatile Organics (8260B)															
Acetone	ug/L	37 U	9.9 U	9.9 U	990 U	990 U	200 U	250 U	99 U	400 U	500 U	500 U	500 U	500 U	990 UJ
Benzene	ug/L	16 U	0.5 U	0.5 U	50 U	50 U	10 U	12 U	5 U	20 U	25 U	25 U	25 U	25 U	50 U
Bromobenzene	ug/L	14 U	0.58 U	0.58 U	58 U	58 U	12 U	14 U	5.8 U	23 U	29 U	29 U	29 U	29 U	58 U
Bromochloromethane	ug/L	16 U	0.58 U	0.58 U	58 U	58 U	12 U	14 U	5.8 UJ	23 U	29 U	29 U	29 UJ	29 U	58 U
Bromodichloromethane	ug/L	9.5 U	0.35 U	0.35 U	35 U	35 U	7 U	8.8 U	3.5 U	14 U	18 U	18 U	18 U	18 U	35 U
Bromoform	ug/L	14 U	0.58 U	0.58 U	58 U	58 U	12 U	14 U	5.8 U	23 U	29 U	29 U	29 U	29 U	58 U
Bromomethane	ug/L	32 U	2.5 U	2.5 U	250 U	250 U	50 UJ	62 UJ	25 U	100 U	120 UJ	120 U	120 U	120 U	250 U
n-Butylbenzene	ug/L	12 U	0.67 UJ	0.67 U	67 U	67 U	13 U	17 U	6.7 U	27 U	34 U	34 U	34 U	34 U	67 U
sec-Butylbenzene	ug/L	14 U	0.63 U	0.63 U	63 U	63 U	13 U	16 U	6.3 U	25 U	32 U	32 U	32 U	32 U	63 U
tert-Butylbenzene	ug/L	16 U	0.84 U	0.84 U	84 U	84 U	17 U	21 U	8.4 U	34 U	42 U	42 U	42 U	42 U	84 U
Carbon Disulfide	ug/L	15 U	0.85 U	0.85 U	85 U	85 UJ	17 UJ	21 U	8.5 U	34 U	42 U	42 U	42 U	42 U	85 U
Carbon Tetrachloride	ug/L	12 U	0.42 U	0.42 U	42 U	42 U	8.4 U	10 U	4.2 U	17 U	21 U	21 U	21 U	21 U	42 U
Chlorobenzene	ug/L	14 U	0.63 U	0.63 U	63 U	63 U	13 U	16 U	6.3 U	25 U	32 U	32 U	32 U	32 U	63 U
Chloroethane	ug/L	18 U	2.5 U	2.5 U	250 U	250 U	50 U	62 U	25 U	100 U	120 U	120 U	120 U	120 U	250 U
2-Chloroethyl Vinyl Ether	ug/L	21 U	NA	NA	NA	NA	NA	NA	NA	NA	NA	NA	NA	NA	NA
Chloroform	ug/L	11 U	0.9 U	0.9 U	90 U	90 U	18 U	22 U	9 U	36 U	45 U	45 U	45 U	45 U	90 U
Chloromethane	ug/L	18 U	1 U	1 U	100 U	100 U	20 U	25 U	10 U	40 U	50 UJ	50 UJ	50 U	50 U	100 U
2-Chlorotoluene	ug/L	12 U	0.65 U	0.65 U	65 U	65 U	13 U	16 U	6.5 U	26 U	32 U	32 U	32 U	32 U	65 U
4-Chlorotoluene	ug/L	10 U	0.52 UJ	0.52 U	52 U	52 U	10 U	13 U	5.2 U	21 U	26 U	26 U	26 U	26 U	52 U
Dibromochloromethane	ug/L	12 U	0.34 U	0.34 U	34 U	34 U	6.8 U	8.5 U	3.4 U	14 U	17 U	17 U	17 U	17 U	34 U
1,2-Dibromo-3-Chloropropane	ug/L	40 U	2.5 U	2.5 U	250 U	250 U	50 U	62 U	25 U	100 U	120 U	120 U	120 U	120 U	250 U
1,2-Dibromoethane	ug/L	12 U	0.5 U	0.5 U	50 U	50 U	10 U	12 U	5 U	20 U	25 U	25 U	25 U	25 U	50 U
Dibromomethane	ug/L	7.5 U	0.41 U	0.41 U	41 U	41 U	8.2 U	10 U	4.1 U	16 U	20 U	20 U	20 U	20 U	41 U
1,2-Dichlorobenzene	ug/L	16 U	0.44 U	0.44 U	44 U	44 U	8.8 U	11 U	4.4 U	18 U	22 U	22 U	22 U	22 U	44 U
1,3-Dichlorobenzene	ug/L	14 U	0.64 UJ	0.64 U	64 U	64 U	13 U	16 U	6.4 U	26 U	32 U	32 U	32 U	32 U	64 U
1,4-Dichlorobenzene	ug/L	16 U	0.52 U	0.52 U	52 U	52 U	10 U	13 U	5.2 U	21 U	26 U	26 U	26 U	26 U	52 U
Dichlorodifluoromethane	ug/L	32 U	2.5 U	2.5 UJ	250 U	250 U	50 UJ	62 UJ	25 U	100 U	120 UJ	120 UJ	120 U	120 U	250 UJ
1,1-Dichloroethane	ug/L	62	24	65	55 I	60 I	10 U	13 U	39	56	38 I	50	35 I	26 U	52 U
1,2-Dichloroethane	ug/L	9 U	0.57 U	0.57 U	57 U	57 U	11 U	14 U	5.7 U	23 U	28 U	28 U	28 U	28 U	57 U
1,1-Dichloroethene	ug/L	380	43	260 D	170	170	41	24 I	72	130	110	120	75	78	68 I
cis-1,2-Dichloroethene	ug/L	160	580 EJ	160 D	99 I	190	4,600 D	3,200	94	190	140	160	140	100	160
Trans-1,2-Dichloroethene	ug/L	20 U	1.6	0.6 I	44 U	44 U	42	13 I	4.4 U	18 U	22 UJ	22 U	22 UJ	22 U	44 U
1,2-Dichloropropane	ug/L	16 U	0.52 U	0.52 U	52 U	52 U	10 U	13 U	5.2 U	21 U	26 U	26 U	26 U	26 U	52 U
1,3-Dichloropropane	ug/L	9.5 U	0.39 U	0.39 U	39 U	39 U	7.8 U	9.8 U	3.9 U	16 U	20 U	20 U	20 U	20 U	39 U

See Notes on Page 9.

Table 11
Groundwater Analytical Results - Extraction Well EW-106
Interim Remedial Action System
Lockheed Martin, Tallevast Site
Tallevast, Florida

Parameter	Units	11/8/2007		1/30/2008		3/4/2008		3/12/2008		6/11/2008		9/18/2008		12/15/2008		3/24/2009		5/4/2009		5/11/2009		5/18/2009		5/26/2009		6/1/2009		7/9/2009	
Volatile Organics (8260B)																													
2,2-Dichloropropane	ug/L	16	U	0.36	U	0.36	U	36	U	36	U	7.2	U	9	U	3.6	U	14	U	18	U	18	U	18	U	18	U	36	U
1,1-Dichloropropene	ug/L	18	U	0.31	U	0.31	U	31	U	31	U	6.2	U	7.8	U	3.1	U	12	U	16	U	16	U	16	U	16	U	31	U
cis-1,3-Dichloropropene	ug/L	10	U	0.14	U	0.14	U	14	U	14	U	2.8	U	3.5	U	1.4	U	5.6	U	7	U	7	U	7	U	7	U	14	U
Trans-1,3-Dichloropropene	ug/L	10	U	0.14	U	0.14	U	14	U	14	U	2.8	U	3.5	U	1.4	U	5.6	U	7	U	7	U	7	U	7	U	14	U
Ethylbenzene	ug/L	16	U	0.44	U	0.44	U	44	U	44	U	8.8	U	11	U	4.4	U	18	U	22	U	22	U	22	U	22	U	44	U
Hexachlorobutadiene	ug/L	14	U	0.4	UJ	0.4	U	40	U	40	U	8	U	10	U	4	U	16	U	20	U	20	U	20	U	20	U	40	U
2-Hexanone	ug/L	38	U	4.4	U	4.4	U	440	U	440	U	88	U	110	U	44	U	180	U	220	U	220	U	220	U	220	U	440	UJ
Isopropyl Benzene	ug/L	10	U	0.19	U	0.19	U	19	U	19	U	3.8	U	4.8	U	1.9	U	7.6	U	9.5	U	9.5	U	9.5	U	9.5	U	19	U
4-Isopropyl Toluene	ug/L	12	U	0.69	UJ	0.69	U	69	U	69	U	14	U	17	U	6.9	U	28	U	34	U	34	U	34	U	34	U	69	U
Methylene Chloride	ug/L	9.5	U	4	U	4	U	400	U	400	U	80	U	100	U	40	U	160	U	200	U	200	U	200	U	200	U	400	U
2-Butanone	ug/L	120	U	8.4	U	8.4	U	840	U	840	U	170	U	210	U	84	U	340	U	420	U	420	U	420	U	420	UJ	840	UJ
4-Methyl-2-Pentanone	ug/L	48	U	3.8	U	3.8	U	380	U	380	U	76	U	95	U	38	U	150	U	190	U	190	U	190	U	190	U	380	U
Methyl Tert Butyl Ether	ug/L	14	U	0.44	U	0.44	U	44	U	44	U	8.8	UJ	11	U	4.4	U	18	U	22	U	22	U	22	U	22	U	44	U
Naphthalene	ug/L	22	U	2.5	U	2.5	U	250	U	250	U	50	UJ	62	U	25	U	100	U	120	U	120	U	120	UJ	120	U	250	UJ
n-Propylbenzene	ug/L	16	U	0.59	U	0.59	U	59	U	59	U	12	U	15	U	5.9	U	24	U	30	U	30	U	30	U	30	U	59	U
Styrene	ug/L	9	U	0.98	U	0.98	U	98	U	98	U	20	U	24	U	9.8	U	39	U	49	U	49	U	49	U	49	U	98	U
1,1,1,2-Tetrachloroethane	ug/L	12	U	0.63	U	0.63	U	63	U	63	U	13	U	16	U	6.3	U	25	U	32	U	32	U	32	U	32	U	63	U
1,1,2,2-Tetrachloroethane	ug/L	11	U	0.15	U	0.15	U	15	U	15	U	3	U	3.8	U	1.5	U	6	U	7.5	U	7.5	U	7.5	U	7.5	U	15	U
Tetrachloroethene	ug/L	310		26		410	D	370	J	450		10	U	12	U	27		140		110		110		89		85		100	I
Toluene	ug/L	18	U	0.51	U	0.51	U	51	U	51	U	10	U	13	U	5.1	U	20	U	26	U	26	U	26	U	26	U	51	U
1,2,3-Trichlorobenzene	ug/L	11	U	0.77	UJ	0.77	U	77	U	77	U	15	U	19	U	7.7	U	31	U	38	U	38	U	38	UJ	38	UJ	77	U
1,2,4-Trichlorobenzene	ug/L	9.5	U	0.58	UJ	0.58	UJ	58	U	58	U	12	U	14	U	5.8	U	23	U	29	U	29	U	29	U	29	U	58	U
1,1,1-Trichloroethane	ug/L	14	U	0.46	U	0.46	U	46	U	46	U	9.2	U	12	U	4.6	U	18	U	23	U	23	U	23	U	23	U	46	U
1,1,2-Trichloroethane	ug/L	16	U	0.47	U	0.47	U	47	U	47	U	9.4	U	12	U	4.7	U	19	U	24	U	24	U	24	U	24	U	47	U
Trichloroethene	ug/L	11,000	D	1,500	EJ	12,000	D	6,100		7,600		62		16	I	700	J	5,000		4,500		5,500		4,700		3,300		6,000	
Trichlorofluoromethane	ug/L	22	U	2.5	U	2.5	U	250	U	250	U	50	U	62	U	25	U	100	U	120	U	120	U	120	U	120	U	250	U
1,2,3-Trichloropropane	ug/L	18	U	0.18	U	0.18	U	18	U	18	U	3.6	U	4.5	U	1.8	U	7.2	U	9	U	9	U	9	U	9	U	18	U
1,2,4-Trimethylbenzene	ug/L	14	U	0.86	U	0.86	U	86	U	86	U	17	U	22	U	8.6	U	34	U	43	U	43	U	43	U	43	U	86	U
1,3,5-Trimethylbenzene	ug/L	13	U	0.54	U	0.54	U	54	U	54	U	11	U	14	U	5.4	U	22	U	27	U	27	U	27	U	27	U	54	U
Vinyl Chloride	ug/L	46	U	0.57	I	2.3		50	U	50	U	10	U	230		5	U	20	U	25	U	25	U	25	U	25	U	50	U
O-Xylene	ug/L	10	U	0.5	U	0.5	U	50	U	50	U	10	U	12	U	5	U	20	U	25	U	25	U	25	U	25	U	50	U
m-Xylene & p-Xylene	ug/L	22	U	0.6	U	0.6	U	60	U	60	U	12	U	15	U	6	U	24	U	30	U	30	U	30	U	30	U	60	U
Total Xylenes	ug/L	30	U	NA		NA		NA		NA		NA		NA		NA		NA		NA		NA		NA		NA		NA	

See Notes on Page 9.

Table 11
Groundwater Analytical Results - Extraction Well EW-106
Interim Remedial Action System
Lockheed Martin, Tallevast Site
Tallevast, Florida

Parameter	Units	11/8/2007		1/30/2008	3/4/2008		3/12/2008		6/11/2008		9/18/2008		12/15/2008		3/24/2009		5/4/2009		5/11/2009		5/18/2009		5/26/2009		6/1/2009		7/9/2009	
Metals																												
Aluminum	ug/L	200	U	NA	240		46	I	70	U	60	I	62	I	200	UB	61	I	50	U	50	U	50	U	50	U	96	I
Arsenic	ug/L	16.1		NA	44		22		24		16		29		36		19		29		22		25		22		30	
Beryllium	ug/L	0.7	U	NA	0.065	U	0.065	U	0.74	U	0.5	U	0.5	U	0.5	U	0.5	U	0.5	U	0.5	U	0.5	U	0.5	U	0.5	U
Cadmium	ug/L	0.5	U	NA	0.12	U	0.12	U	0.71	U	1	U	1	U	1	U	1	U	1	U	1	U	1	U	1	U	1	U
Chromium	ug/L	3	U	NA	16		5	U	1.7	U	2	U	2	U	2	U	2	U	2	U	2	U	2	U	2.3	I	2	U
Copper	ug/L	3	U	NA	2.3	I	1.2	U	2.9	U	2.9	U	2.9	U	2.9	U	2.9	U	2.9	U	2.9	U	2.9	U	2.9	U	2.9	U
Iron	ug/L	27,700		NA	40,000	J	27,000		27,000		5,500		20,000		21,000		19,000		28,000		28,000		25,000		28,000		29,000	
Lead	ug/L	2	U	NA	0.27	I	0.15	U	1.6	U	2	U	2	U	3.7	I	2	U	2	U	3	I	2	U	5.7	I	2	U
Nickel	ug/L	5.2	I	NA	4.8		4.6		5.9	I	2	U	6	I	11		9.5		6.2	I	6	I	5.1	I	4.9	I	6.1	I
Zinc	ug/L	3	U	NA	6.5	U	20	U	5.9	U	5.1	I	8.7	I	22		15	I	5	U	5	U	5	U	5	U	5	U

See Notes on Page 9.

Table 11
Groundwater Analytical Results - Extraction Well EW-106
Interim Remedial Action System
Lockheed Martin, Tallevast Site
Tallevast, Florida

Parameter	Units	9/15/2009		12/8/2009		3/2/2010		6/1/2010		9/1/2010		12/7/2010		3/1/2011		6/1/2011		8/30/2011		12/6/2011	
Semivolatile Organics (8270B)																					
1,4-Dioxane	ug/L	NA		NA		NA		NA		NA		NA		NA		NA		NA		NA	
Volatile Organics (8260C) - SIM Isotope Dilution																					
1,4-Dioxane	ug/L	130		50	U	79		94		51		57		98		78		54		64	
Volatile Organics (8260B)																					
Acetone	ug/L	500	U	500	U	9.9	U	99	U	99	U	99	U	99	U	99	U	99	U	9.9	U
Benzene	ug/L	25	U	25	U	0.5	U	5	U	5	U	5	U	5	U	5	U	5	U	0.5	U
Bromobenzene	ug/L	29	U	29	U	0.58	U	5.8	U	5.8	U	5.8	U	5.8	U	5.8	U	5.8	U	0.58	U
Bromochloromethane	ug/L	29	U	29	U	0.58	U	5.8	U	5.8	U	5.8	U	5.8	U	5.8	U	5.8	U	0.58	U
Bromodichloromethane	ug/L	18	U	18	U	0.35	U	3.5	U	3.5	U	3.5	U	3.5	U	3.5	U	3.5	U	0.35	U
Bromoform	ug/L	29	U	29	U	0.58	U	5.8	U	5.8	U	5.8	U	5.8	U	5.8	U	5.8	U	0.58	U
Bromomethane	ug/L	120	U	120	UJ	2.5	U	25	UJ	25	U	25	UJ	25	U	25	U	25	UJ	2.5	U
n-Butylbenzene	ug/L	34	U	34	U	0.67	U	6.7	U	6.7	U	6.7	U	6.7	U	6.7	U	6.7	U	0.67	U
sec-Butylbenzene	ug/L	32	U	32	U	0.63	U	6.3	U	6.3	U	6.3	U	6.3	U	6.3	U	6.3	U	0.63	U
tert-Butylbenzene	ug/L	42	U	42	U	0.84	U	8.4	U	8.4	U	8.4	U	8.4	U	8.4	UJ	8.4	U	0.84	U
Carbon Disulfide	ug/L	42	U	42	U	0.85	U	8.5	U	10	U	10	U	10	U	10	U	10	UJ	1	U
Carbon Tetrachloride	ug/L	21	U	21	U	0.42	U	4.2	U	4.2	U	4.2	U	4.2	U	4.2	U	4.2	U	0.42	U
Chlorobenzene	ug/L	32	U	32	U	0.63	U	6.3	U	6.3	U	6.3	U	6.3	U	6.3	U	6.3	U	0.63	U
Chloroethane	ug/L	120	UJ	120	UJ	2.5	U	25	U	25	U	25	U	25	U	25	U	25	UJ	2.5	U
2-Chloroethyl Vinyl Ether	ug/L	NA		NA		NA		NA		NA		NA		NA		NA		NA		NA	
Chloroform	ug/L	45	U	45	U	0.9	U	9	U	9	U	9	U	9	U	9	U	9	U	0.9	U
Chloromethane	ug/L	50	U	50	U	1	U	10	U	10	U	10	U	10	U	10	U	10	U	1	U
2-Chlorotoluene	ug/L	32	U	32	U	0.65	U	6.5	U	6.5	U	6.5	U	6.5	U	6.5	U	6.5	U	0.65	U
4-Chlorotoluene	ug/L	26	U	26	U	0.52	U	5.2	U	5.2	U	5.2	U	5.2	U	5.2	U	5.2	U	0.52	U
Dibromochloromethane	ug/L	17	U	17	U	0.34	U	3.4	U	3.4	U	3.4	U	3.4	U	3.4	U	3.4	U	0.34	U
1,2-Dibromo-3-Chloropropane	ug/L	120	U	120	U	2.5	U	25	U	25	U	25	U	25	UJ	25	U	25	U	2.5	U
1,2-Dibromoethane	ug/L	25	U	25	U	0.5	U	5	U	5	U	5	U	5	U	5	U	5	U	0.5	U
Dibromomethane	ug/L	20	U	20	U	0.41	U	4.1	U	4.1	U	4.1	U	4.1	U	4.1	U	4.1	U	0.41	U
1,2-Dichlorobenzene	ug/L	22	U	22	U	0.44	U	4.4	U	4.4	U	4.4	U	4.4	U	4.4	U	4.4	U	0.44	U
1,3-Dichlorobenzene	ug/L	32	U	32	U	0.64	U	6.4	U	6.4	U	6.4	U	6.4	U	6.4	UJ	6.4	U	0.64	U
1,4-Dichlorobenzene	ug/L	26	U	26	U	0.52	U	5.2	U	5.2	U	5.2	U	5.2	U	5.2	U	5.2	U	0.52	U
Dichlorodifluoromethane	ug/L	140	J	120	UJ	49		25	U	25	U	25	U	25	U	25	U	25	UJ	2.5	U
1,1-Dichloroethane	ug/L	54		54		71		42		37		45		42	J	27		19		24	
1,2-Dichloroethane	ug/L	28	U	28	U	0.57	U	5.7	U	5.7	U	5.7	U	5.7	U	5.7	U	5.7	U	0.57	U
1,1-Dichloroethene	ug/L	230		160		180	D	170		120		4.5	U	110		71		46		0.45	U
cis-1,2-Dichloroethene	ug/L	140		95		140		78		69		62		58	J	36		30		41	
Trans-1,2-Dichloroethene	ug/L	22	U	22	U	1.1		4.4	U	4.4	U	4.4	U	4.4	U	4.4	U	4.4	U	0.44	U
1,2-Dichloropropane	ug/L	26	U	26	U	0.52	U	5.2	U	5.2	U	5.2	U	5.2	U	5.2	U	5.2	U	0.52	U
1,3-Dichloropropane	ug/L	20	U	20	U	0.39	U	3.9	U	3.9	U	3.9	U	3.9	U	3.9	U	3.9	U	0.39	U

See Notes on Page 9.

Table 11
Groundwater Analytical Results - Extraction Well EW-106
Interim Remedial Action System
Lockheed Martin, Tallevast Site
Tallevast, Florida

Parameter	Units	9/15/2009		12/8/2009		3/2/2010		6/1/2010		9/1/2010		12/7/2010		3/1/2011		6/1/2011		8/30/2011		12/6/2011	
Volatile Organics (8260B)																					
2,2-Dichloropropane	ug/L	18	U	18	U	0.36	U	3.6	U	3.6	U	3.6	U	3.6	U	3.6	U	3.6	U	0.36	U
1,1-Dichloropropene	ug/L	16	U	16	U	0.31	U	3.1	U	3.1	U	3.1	U	3.1	U	3.1	U	3.1	U	0.31	U
cis-1,3-Dichloropropene	ug/L	7	U	7	U	0.14	U	1.4	U	1.4	U	1.4	U	1.4	U	1.4	U	1.4	U	0.14	U
Trans-1,3-Dichloropropene	ug/L	7	U	7	U	0.14	U	1.4	U	1.4	U	1.4	U	1.4	U	1.4	UJ	1.4	U	0.14	U
Ethylbenzene	ug/L	22	U	22	U	0.44	U	4.4	U	4.4	U	4.4	U	4.4	U	4.4	U	4.4	U	0.44	U
Hexachlorobutadiene	ug/L	20	U	20	U	0.4	U	4	U	4	U	4	U	4	U	4	U	4	U	0.4	U
2-Hexanone	ug/L	220	U	220	U	4.4	U	44	U	44	U	44	U	44	U	44	U	44	U	4.4	U
Isopropyl Benzene	ug/L	9.5	U	9.5	U	0.19	U	1.9	U	1.9	U	1.9	U	1.9	U	1.9	U	1.9	U	0.19	U
4-Isopropyl Toluene	ug/L	34	U	34	U	0.69	U	6.9	U	6.9	U	6.9	U	6.9	U	6.9	UJ	6.9	U	0.69	U
Methylene Chloride	ug/L	200	U	200	U	4	U	40	U	40	U	40	U	40	U	40	U	40	U	4	U
2-Butanone	ug/L	420	U	420	U	8.4	U	84	U	84	U	84	U	84	U	84	U	84	UJ	8.4	U
4-Methyl-2-Pentanone	ug/L	190	U	190	U	3.8	U	38	U	38	U	38	U	38	U	38	U	38	U	3.8	U
Methyl Tert Butyl Ether	ug/L	22	U	22	U	0.44	U	4.4	U	4.4	U	4.4	U	4.4	U	4.4	U	4.4	U	0.44	U
Naphthalene	ug/L	120	U	120	U	2.5	U	25	U	25	U	25	U	25	U	25	U	25	U	2.5	U
n-Propylbenzene	ug/L	30	U	30	U	0.59	U	5.9	U	5.9	U	5.9	U	5.9	U	5.9	U	5.9	U	0.59	U
Styrene	ug/L	49	U	49	U	0.98	U	9.8	U	9.8	U	9.8	U	9.8	U	9.8	UJ	9.8	U	0.98	U
1,1,1,2-Tetrachloroethane	ug/L	32	U	32	U	0.63	U	6.3	U	6.3	U	6.3	U	6.3	U	6.3	U	6.3	U	0.63	U
1,1,2,2-Tetrachloroethane	ug/L	7.5	U	7.5	U	0.15	U	1.5	U	1.5	U	1.5	U	1.5	U	1.5	U	1.5	U	0.15	U
Tetrachloroethene	ug/L	70		40	I	42		27		33		36	J	46	J	27	J	34	J	30	
Toluene	ug/L	26	U	26	U	0.51	U	5.1	U	10	U	5.1	U	10	U	10	U	10	U	1	U
1,2,3-Trichlorobenzene	ug/L	38	U	38	U	0.77	U	7.7	U	7.7	U	7.7	U	7.7	U	7.7	U	7.7	U	0.77	U
1,2,4-Trichlorobenzene	ug/L	29	U	29	U	0.58	U	5.8	U	5.8	U	5.8	U	5.8	U	5.8	UJ	5.8	U	0.58	U
1,1,1-Trichloroethane	ug/L	23	U	23	U	0.46	U	4.6	U	4.6	U	4.6	U	4.6	U	4.6	U	4.6	U	0.46	U
1,1,2-Trichloroethane	ug/L	24	U	24	U	0.47	U	4.7	U	4.7	U	4.7	U	4.7	U	4.7	U	4.7	U	0.47	U
Trichloroethene	ug/L	5,800		5,500		4,800	D	4,000	D	2,600	D	2,800	D	1,600	D	1,600	D	140	D	1,100	D
Trichlorofluoromethane	ug/L	120	U	120	U	2.5	U	25	U	25	U	25	U	25	U	25	U	25	UJ	2.5	U
1,2,3-Trichloropropane	ug/L	9	U	9	U	0.18	U	1.8	U	1.8	U	1.8	U	1.8	U	1.8	U	1.8	U	0.18	U
1,2,4-Trimethylbenzene	ug/L	43	U	43	U	0.86	U	8.6	U	8.6	U	8.6	U	8.6	U	8.6	U	8.6	U	0.86	U
1,3,5-Trimethylbenzene	ug/L	27	U	27	U	0.54	U	5.4	U	5.4	U	5.4	U	5.4	U	5.4	U	5.4	U	0.54	U
Vinyl Chloride	ug/L	25	U	25	U	1.5		5	U	5	U	5	U	5	U	5	U	5	U	0.5	U
O-Xylene	ug/L	25	U	25	U	0.5	U	5	U	5	U	5	U	5	U	5	UJ	5	U	0.5	U
m-Xylene & p-Xylene	ug/L	30	U	30	U	0.6	U	6	U	6	U	6	U	6	U	6	U	6	U	0.6	U
Total Xylenes	ug/L	NA		NA		NA		NA		NA		NA		NA		NA		NA		NA	

See Notes on Page 9.

Table 11
Groundwater Analytical Results - Extraction Well EW-106
Interim Remedial Action System
Lockheed Martin, Tallevast Site
Tallevast, Florida

Parameter	Units	9/15/2009		12/8/2009		3/2/2010		6/1/2010		9/1/2010		12/7/2010		3/1/2011		6/1/2011		8/30/2011		12/6/2011	
Metals																					
Aluminum	ug/L	89	I	70	I	100	I	150	I	80	I	75	I	66	I	57	I	92	I	50	U
Arsenic	ug/L	28		32		27		26		25		23		21		21		22		20	
Beryllium	ug/L	0.5	U	0.5	U	0.5	U	0.5	U	0.5	U	0.5	U	0.5	U	0.5	U	0.5	U	0.5	U
Cadmium	ug/L	1	U	1	U	1	U	1	U	1	U	1	U	1	U	1	U	1	U	1	U
Chromium	ug/L	2	U	2	U	2	U	2	U	2	U	2	U	2	U	2	U	2	U	2	U
Copper	ug/L	2.9	U	2.9	U	2.9	U	2.9	U	2.9	U	2.9	U	2.9	U	2.9	U	2.9	U	2.9	U
Iron	ug/L	30,000		35,000		38,000		44,000		46,000		46,000		43,000		46,000	J	46,000		44,000	
Lead	ug/L	2	U	2	U	2	U	2	U	2	U	2	U	2	U	2	U	2	U	2	U
Nickel	ug/L	6.2	I	6.6	I	5.8	I	8		7.1	I	6.1	I	6.2	I	7.8	I	11		13	
Zinc	ug/L	5	U	5	U	5	U	5	U	5	U	5	U	5	U	5	U	5	U	5	U

Notes:

1. Extraction well EW-106 is a Lower Shallow Aquifer System (LSAS) well located in the central area of the site.
2. B - The compound has been found in the sample as well as it's associated blank, its presence in the sample may be suspect.
3. D - Concentration is based on a diluted sample analysis.
4. E - Indicates the compound was quantitated above the calibration range.
5. I - The reported value is between the laboratory method detection limit and the laboratory practical quantitation limit.
6. J - The compound was positively identified; however, the associated numerical value is an estimated concentration only.
7. R - Rejected value, data not useable.
8. U - Indicates that a compound was analyzed for but not detected. The value associated with the qualifier is the laboratory method detection limit.
9. NA - Not analyzed.
10. Results are based on validated analytical reports from the laboratory.
11. Results are presented in micrograms per liter (ug/L).

Table 12
Groundwater Analytical Results - Extraction Well EW-107
Interim Remedial Action System
Lockheed Martin, Tallevast Site
Tallevast, Florida

Parameter	Units	1/31/2008	DUP 1/31/2008	2/5/2008	2/12/2008	2/19/2008	3/4/2008	3/14/2008	4/17/2008	6/11/2008	9/18/2008	12/17/2008	3/24/2009	5/4/2009	5/11/2009
Semivolatile Organics (8270B)															
1,4-Dioxane	ug/L	NA	NA	NA	NA	NA	NA	NA	NA	NA	NA	NA	NA	NA	NA
Volatile Organics (8260C) - SIM Isotope Dilution															
1,4-Dioxane	ug/L	1 UJ	1 U	3.5	3.2	9.8	0.54 U	0.54 U	0.54 U	3.5	0.54 U	1 U	0.58 I	1 U	3.7
Volatile Organics (8260B)															
Acetone	ug/L	9.9 U	9.9 U	9.9 U	9.9 U	9.9 U	9.9 U	55	9.9 U	9.9 U	9.9 U	9.9 U	9.9 U	9.9 U	9.9 U
Benzene	ug/L	0.5 U	0.5 U	0.5 U	0.5 U	0.5 U	0.5 U	0.5 U	0.5 U	0.5 U	0.5 U	0.5 U	0.5 U	0.5 U	0.5 U
Bromobenzene	ug/L	0.58 U	0.58 U	0.58 U	0.58 U	0.58 U	0.58 U	0.58 U	0.58 U	0.58 U	0.58 U	0.58 U	0.58 U	0.58 U	0.58 U
Bromochloromethane	ug/L	0.58 U	0.58 U	0.58 U	0.58 U	0.58 U	0.58 U	0.58 U	0.58 U	0.58 U	0.58 U	0.58 U	0.58 UJ	0.58 U	0.58 U
Bromodichloromethane	ug/L	0.35 U	0.35 U	0.35 U	0.35 U	0.35 U	0.35 U	0.35 U	0.35 U	0.35 U	0.35 U	0.35 U	0.35 U	0.35 U	0.35 U
Bromoform	ug/L	0.58 U	0.58 U	0.58 U	0.58 U	0.58 U	0.58 U	0.58 U	0.58 U	0.58 U	0.58 U	0.58 U	0.58 U	0.58 U	0.58 U
Bromomethane	ug/L	2.5 U	2.5 U	2.5 U	2.5 U	2.5 U	2.5 U	2.5 U	2.5 U	2.5 U	2.5 UJ	2.5 UJ	2.5 U	2.5 U	2.5 UJ
n-Butylbenzene	ug/L	0.67 U	0.67 U	0.67 U	0.67 U	0.67 UJ	0.67 U	0.67 U	0.67 UJ	0.67 U	0.67 U	0.67 U	0.67 U	0.67 U	0.67 U
sec-Butylbenzene	ug/L	0.63 U	0.63 U	0.63 U	0.63 U	0.63 U	0.63 U	0.63 U	0.63 U	0.63 U	0.63 U	0.63 U	0.63 U	0.63 U	0.63 U
tert-Butylbenzene	ug/L	0.84 U	0.84 U	0.84 U	0.84 U	0.84 U	0.84 U	0.84 U	0.84 U	0.84 U	0.84 U	0.84 U	0.84 U	0.84 U	0.84 U
Carbon Disulfide	ug/L	6.4	5.1	1	0.85 UJ	0.85 U	0.85 U	0.85 U	2.6	0.85 UJ	0.85 UJ	0.85 U	0.85 U	0.85 U	0.85 U
Carbon Tetrachloride	ug/L	0.42 U	0.42 U	0.42 U	0.42 U	0.42 U	0.42 U	0.42 U	0.42 U	0.42 U	0.42 U	0.42 U	0.42 U	0.42 U	0.42 U
Chlorobenzene	ug/L	0.63 U	0.63 U	0.63 U	0.63 U	0.63 U	0.63 U	0.63 U	0.63 U	0.63 U	0.63 U	0.63 U	0.63 U	0.63 U	0.63 U
Chloroethane	ug/L	2.5 U	2.5 U	2.5 U	2.5 UJ	2.5 U	2.5 U	2.5 U	2.5 U	2.5 U	2.5 U	2.5 U	2.5 U	2.5 U	2.5 U
2-Chloroethyl Vinyl Ether	ug/L	NA	NA	NA	NA	NA	NA	NA	NA	NA	NA	NA	NA	NA	NA
Chloroform	ug/L	0.9 U	0.9 U	0.9 U	0.9 U	0.9 U	0.9 U	0.9 U	0.9 U	0.9 U	0.9 U	0.9 U	0.9 U	0.9 U	0.9 U
Chloromethane	ug/L	1 U	1 U	1 U	1 UJ	1 U	1 U	1 U	1 U	1 U	1 U	1 U	1 U	1 U	1 UJ
2-Chlorotoluene	ug/L	0.65 U	0.65 U	0.65 U	0.65 U	0.65 U	0.65 U	0.65 U	0.65 U	0.65 U	0.65 U	0.65 U	0.65 U	0.65 U	0.65 U
4-Chlorotoluene	ug/L	0.52 U	0.52 U	0.52 U	0.52 U	0.52 U	0.52 U	0.52 U	0.52 U	0.52 U	0.52 U	0.52 U	0.52 U	0.52 U	0.52 U
Dibromochloromethane	ug/L	0.34 U	0.34 U	0.34 U	0.34 U	0.34 U	0.34 U	0.34 U	0.34 U	0.34 U	0.34 U	0.34 U	0.34 U	0.34 U	0.34 U
1,2-Dibromo-3-Chloropropane	ug/L	2.5 U	2.5 U	2.5 U	2.5 U	2.5 U	2.5 U	2.5 U	2.5 U	2.5 U	2.5 U	2.5 U	2.5 U	2.5 U	2.5 U
1,2-Dibromoethane	ug/L	0.5 U	0.5 U	0.5 U	0.5 U	0.5 U	0.5 U	0.5 U	0.5 U	0.5 U	0.5 U	0.5 U	0.5 U	0.5 U	0.5 U
Dibromomethane	ug/L	0.41 U	0.41 U	0.41 U	0.41 U	0.41 U	0.41 U	0.41 U	0.41 U	0.41 U	0.41 U	0.41 U	0.41 U	0.41 U	0.41 U
1,2-Dichlorobenzene	ug/L	0.44 U	0.44 U	0.44 U	0.44 U	0.44 U	0.44 U	0.44 U	0.44 U	0.44 U	0.44 U	0.44 U	0.44 U	0.44 U	0.44 U
1,3-Dichlorobenzene	ug/L	0.64 U	0.64 U	0.64 U	0.64 U	0.64 U	0.64 U	0.64 U	0.64 U	0.64 U	0.64 U	0.64 U	0.64 U	0.64 U	0.64 U
1,4-Dichlorobenzene	ug/L	0.52 U	0.52 U	0.52 U	0.52 U	0.52 U	0.52 U	0.52 U	0.52 U	0.52 U	0.52 U	0.52 U	0.52 U	0.52 U	0.52 U
Dichlorodifluoromethane	ug/L	2.5 U	2.5 U	2.5 U	2.5 U	2.5 U	2.5 UJ	2.5 U	2.5 U	2.5 U	2.5 UJ	2.5 UJ	2.5 U	2.5 U	2.5 UJ
1,1-Dichloroethane	ug/L	0.52 U	0.52 U	0.97 I	2	3.4	0.52 U	0.52 U	0.52 U	1.2	0.52 U	0.52 U	0.52 U	0.52 U	0.79 I
1,2-Dichloroethane	ug/L	0.57 U	0.57 U	0.57 U	0.57 U	0.57 U	0.57 U	0.57 U	0.57 U	0.57 U	0.57 U	0.57 U	0.57 U	0.57 U	0.57 U
1,1-Dichloroethene	ug/L	0.45 U	0.45 U	1.2	2.8	5.5	0.56 I	0.45 U	0.45 U	1.4	0.45 U	0.45 U	0.45 U	0.45 U	1.4
cis-1,2-Dichloroethene	ug/L	0.65 U	0.65 U	0.65 U	0.65 U	2	0.72 I	0.65 U	0.65 U	0.71 I	0.65 U	0.65 U	0.65 U	0.65 U	0.81 I
Trans-1,2-Dichloroethene	ug/L	0.44 U	0.44 U	0.44 U	0.44 U	0.44 U	0.44 U	0.44 U	0.44 U	0.44 U	0.44 U	0.44 U	0.44 U	0.44 U	0.44 UJ
1,2-Dichloropropane	ug/L	0.52 U	0.52 U	0.52 U	0.52 U	0.52 U	0.52 U	0.52 U	0.52 U	0.52 U	0.52 U	0.52 U	0.52 U	0.52 U	0.52 U
1,3-Dichloropropane	ug/L	0.39 U	0.39 U	0.39 U	0.39 U	0.39 U	0.39 U	0.39 U	0.39 U	0.39 U	0.39 U	0.39 U	0.39 U	0.39 U	0.39 U

See Notes on Page 6.

Table 12
Groundwater Analytical Results - Extraction Well EW-107
Interim Remedial Action System
Lockheed Martin, Tallevast Site
Tallevast, Florida

Parameter	Units	1/31/2008	DUP 1/31/2008	2/5/2008	2/12/2008	2/19/2008	3/4/2008	3/14/2008	4/17/2008	6/11/2008	9/18/2008	12/17/2008	3/24/2009	5/4/2009	5/11/2009
Volatile Organics (8260B)															
2,2-Dichloropropane	ug/L	0.36 U	0.36 U	0.36 U	0.36 U	0.36 U	0.36 U	0.36 U	0.36 U	0.36 U	0.36 U	0.36 U	0.36 U	0.36 U	0.36 U
1,1-Dichloropropene	ug/L	0.31 U	0.31 U	0.31 U	0.31 U	0.31 U	0.31 U	0.31 U	0.31 U	0.31 U	0.31 U	0.31 U	0.31 U	0.31 U	0.31 U
cis-1,3-Dichloropropene	ug/L	0.14 U	0.14 U	0.14 U	0.14 U	0.14 U	0.14 U	0.14 U	0.14 U	0.14 U	0.14 U	0.14 U	0.14 U	0.14 U	0.14 U
Trans-1,3-Dichloropropene	ug/L	0.14 U	0.14 U	0.14 U	0.14 U	0.14 U	0.14 U	0.14 U	0.14 U	0.14 U	0.14 U	0.14 U	0.14 U	0.14 U	0.14 U
Ethylbenzene	ug/L	0.44 U	0.44 U	0.44 U	0.44 U	0.44 U	0.44 U	0.44 U	0.44 U	0.44 U	0.44 U	0.44 U	0.44 U	0.44 U	0.44 U
Hexachlorobutadiene	ug/L	0.4 U	0.4 U	0.4 U	0.4 U	0.4 UJ	0.4 U	0.4 U	0.4 UJ	0.4 U	0.4 U	0.4 U	0.4 U	0.4 U	0.4 U
2-Hexanone	ug/L	4.4 U	4.4 U	4.4 U	4.4 U	4.4 U	4.4 U	4.4 U	4.4 U	4.4 U	4.4 U	4.4 U	4.4 U	4.4 U	4.4 U
Isopropyl Benzene	ug/L	0.19 U	0.19 U	0.19 U	0.19 U	0.19 U	0.19 U	0.19 U	0.19 U	0.19 U	0.19 U	0.19 U	0.19 U	0.19 U	0.19 U
4-Isopropyl Toluene	ug/L	0.69 U	0.69 U	0.69 U	0.69 U	0.69 U	0.69 U	0.69 U	0.69 U	0.69 U	0.69 U	0.69 U	0.69 U	0.69 U	0.69 U
Methylene Chloride	ug/L	4 U	4 U	4 U	4 UJ	4 U	4 U	4 U	4 U	4 U	4 U	4 U	4 U	4 U	4 U
2-Butanone	ug/L	8.4 U	8.4 U	8.4 U	8.4 U	8.4 U	8.4 U	8.4 U	8.4 U	8.4 U	8.4 U	8.4 U	8.4 U	8.4 U	8.4 U
4-Methyl-2-Pentanone	ug/L	3.8 U	3.8 U	3.8 U	3.8 U	3.8 U	3.8 U	3.8 U	3.8 U	3.8 U	3.8 U	3.8 U	3.8 U	3.8 U	3.8 U
Methyl Tert Butyl Ether	ug/L	0.44 U	0.44 U	0.44 U	0.44 U	0.44 U	0.44 U	0.44 U	0.44 U	0.44 U	0.44 UJ	0.44 U	0.44 U	0.44 U	0.44 U
Naphthalene	ug/L	2.5 U	2.5 U	2.5 U	2.5 U	2.5 U	2.5 U	2.5 UJ	2.5 UJ	2.5 U	2.5 UJ	2.5 U	2.5 U	2.5 U	2.5 U
n-Propylbenzene	ug/L	0.59 U	0.59 U	0.59 U	0.59 U	0.59 U	0.59 U	0.59 U	0.59 U	0.59 U	0.59 U	0.59 U	0.59 U	0.59 U	0.59 U
Styrene	ug/L	0.98 U	0.98 U	0.98 U	0.98 U	0.98 U	0.98 U	0.98 U	0.98 U	0.98 U	0.98 U	0.98 U	0.98 U	0.98 U	0.98 U
1,1,1,2-Tetrachloroethane	ug/L	0.63 U	0.63 U	0.63 U	0.63 U	0.63 U	0.63 U	0.63 U	0.63 U	0.63 U	0.63 U	0.63 U	0.63 U	0.63 U	0.63 U
1,1,2,2-Tetrachloroethane	ug/L	0.15 U	0.15 U	0.15 U	0.15 U	0.15 U	0.15 U	0.15 U	0.15 U	0.15 U	0.15 U	0.15 U	0.15 U	0.15 U	0.15 U
Tetrachloroethene	ug/L	0.5 U	0.5 U	0.99 J	4.5	6.4	1.1	2	0.5 U	5.3	0.65 I	0.6 I	2.2	0.59 I	3.2
Toluene	ug/L	0.52 I	0.51 U	0.51 U	0.51 U	0.51 U	0.51 U	0.51 U	0.51 U	0.51 U	0.51 U	0.51 U	0.51 U	0.51 U	0.51 U
1,2,3-Trichlorobenzene	ug/L	0.77 U	0.77 U	0.77 U	0.77 U	0.77 U	0.77 U	0.77 U	0.77 UJ	0.77 U	0.77 U	0.77 U	0.77 U	0.77 U	0.77 U
1,2,4-Trichlorobenzene	ug/L	0.58 U	0.58 U	0.58 U	0.58 U	0.58 UJ	0.58 UJ	0.58 U	0.58 UJ	0.58 U	0.58 U	0.58 U	0.58 U	0.58 U	0.58 U
1,1,1-Trichloroethane	ug/L	0.46 U	0.46 U	0.46 U	0.46 U	0.46 U	0.46 U	0.46 U	0.46 U	0.46 U	0.46 U	0.46 U	0.46 U	0.46 U	0.46 U
1,1,2-Trichloroethane	ug/L	0.47 U	0.47 U	0.47 U	0.47 U	0.47 U	0.47 U	0.47 U	0.47 U	0.47 U	0.47 U	0.47 U	0.47 U	0.47 U	0.47 U
Trichloroethene	ug/L	6.1	4.2	28	64	140	18	3	0.84 I	32	2.1	2.4	1.4	5.9	26
Trichlorofluoromethane	ug/L	2.5 U	2.5 U	2.5 U	2.5 U	2.5 U	2.5 U	2.5 U	2.5 U	2.5 U	2.5 U	2.5 U	2.5 U	2.5 U	2.5 U
1,2,3-Trichloropropane	ug/L	0.18 U	0.18 U	0.18 U	0.18 U	0.18 U	0.18 U	0.18 U	0.18 U	0.18 U	0.18 U	0.18 U	0.18 U	0.18 U	0.18 U
1,2,4-Trimethylbenzene	ug/L	0.86 U	0.86 U	0.86 U	0.86 U	0.86 U	0.86 U	0.86 U	0.86 U	0.86 U	0.86 U	0.86 U	0.86 U	0.86 U	0.86 U
1,3,5-Trimethylbenzene	ug/L	0.54 U	0.54 U	0.54 U	0.54 U	0.54 U	0.54 U	0.54 U	0.54 U	0.54 U	0.54 U	0.54 U	0.54 U	0.54 U	0.54 U
Vinyl Chloride	ug/L	0.5 U	0.5 U	0.5 U	0.5 U	0.5 U	0.5 U	0.5 U	0.5 U	0.5 U	0.5 U	0.5 U	0.5 U	0.5 U	0.5 U
O-Xylene	ug/L	0.5 U	0.5 U	0.5 U	0.5 U	0.5 U	0.5 U	0.5 U	0.5 U	0.5 U	0.5 U	0.5 U	0.5 U	0.5 U	0.5 U
m-Xylene & p-Xylene	ug/L	0.6 U	0.6 U	0.6 U	0.6 U	0.6 U	0.6 U	0.6 U	0.6 U	0.6 U	0.6 U	0.6 U	0.6 U	0.6 U	0.6 U
Total Xylenes	ug/L	NA	NA	NA	NA	NA	NA	NA	NA	NA	NA	NA	NA	NA	NA

See Notes on Page 6.

Table 12
Groundwater Analytical Results - Extraction Well EW-107
Interim Remedial Action System
Lockheed Martin, Tallevast Site
Tallevast, Florida

Parameter	Units	1/31/2008	DUP 1/31/2008	2/5/2008	2/12/2008	2/19/2008	3/4/2008	3/14/2008	4/17/2008	6/11/2008	9/18/2008	12/17/2008	3/24/2009	5/4/2009	5/11/2009
Metals															
Aluminum	ug/L	NA	NA	73	130	410	91	53	47 I	710	67 I	NA	200 UB	950	87 I
Arsenic	ug/L	NA	NA	2.2 I	2 I	7.4	2.5	2.5 J	2.9	6.9 I	4 U	NA	4 U	15	4 U
Beryllium	ug/L	NA	NA	0.085 I	0.065 U	0.065 U	0.065 U	0.065 U	0.065 U	0.74 U	0.5 U	NA	0.5 U	0.5 U	0.5 U
Cadmium	ug/L	NA	NA	0.12 U	0.12 U	0.12 U	0.12 U	0.12 U	0.12 U	0.71 U	1 U	NA	1 U	1 U	1 U
Chromium	ug/L	NA	NA	0.72 I	0.96 I	5 U	5	2.1 J	5 U	1.7 U	2 U	NA	2 U	3.6 I	2 U
Copper	ug/L	NA	NA	1.2 U	1.2 U	1.2 U	1.4 I	1.9 I	1.2 U	2.9 U	2.9 U	NA	2.9 U	2.9 U	2.9 U
Iron	ug/L	NA	NA	3,900	7,800	70,000	8,800 J	6,100	4,100	48,000	3,400	NA	7,500	87,000	2,100
Lead	ug/L	NA	NA	0.15 U	0.15 U	0.15 U	0.15 U	0.92 I	0.15 U	1.6 U	2 U	NA	2 U	2 U	2 U
Nickel	ug/L	NA	NA	0.91 I	0.91 I	1.4	2.4	2.2	0.32 UJ	4.7 U	2 U	NA	2 U	2 U	2 U
Zinc	ug/L	NA	NA	20 U	10 I	7.2 J	110	31 J	17 I	5.9 U	5 U	NA	5 U	17 I	5 U

See Notes on Page 6.

Table 12
Groundwater Analytical Results - Extraction Well EW-107
Interim Remedial Action System
Lockheed Martin, Tallevast Site
Tallevast, Florida

Parameter	Units	5/18/2009	5/26/2009	6/1/2009	7/9/2009	9/15/2009	12/8/2009	3/2/2010	6/1/2010	9/1/2010	12/7/2010	3/1/2011	6/1/2011	8/30/2011	12/6/2011
Semivolatile Organics (8270B)															
1,4-Dioxane	ug/L	NA	NA	NA	NA	NA	NA	NA	NA	NA	NA	NA	NA	NA	NA
Volatile Organics (8260C) - SIM Isotope Dilution															
1,4-Dioxane	ug/L	4.2	2	7.4	2 U	5.5	3.8	11	5.8	3.8	8.6	8.5	8.5	3.5	7.8
Volatile Organics (8260B)															
Acetone	ug/L	9.9 U	9.9 U	9.9 U	20 UJ	9.9 U	9.9 U	9.9 UJ	9.9 U	9.9 U	9.9 U	9.9 U	9.9 U	9.9 U	9.9 U
Benzene	ug/L	0.5 U	0.5 U	0.5 U	1 U	0.5 U	0.5 U	0.5 U	0.5 U	0.5 U	0.5 U	0.5 U	0.5 U	0.5 U	0.5 U
Bromobenzene	ug/L	0.58 U	0.58 U	0.58 U	1.2 U	0.58 U	0.58 U	0.58 U	0.58 U	0.58 U	0.58 U	0.58 U	0.58 U	0.58 U	0.58 U
Bromochloromethane	ug/L	0.58 U	0.58 UJ	0.58 U	1.2 U	0.58 U	0.58 U	0.58 U	0.58 U	0.58 U	0.58 U	0.58 U	0.58 U	0.58 U	0.58 U
Bromodichloromethane	ug/L	0.35 U	0.35 U	0.35 U	0.7 U	0.35 U	0.35 U	0.35 U	0.35 U	0.35 U	0.35 U	0.35 U	0.35 U	0.35 U	0.35 U
Bromoform	ug/L	0.58 U	0.58 U	0.58 U	1.2 U	0.58 U	0.58 U	0.58 U	0.58 U	0.58 U	0.58 U	0.58 U	0.58 U	0.58 UJ	0.58 U
Bromomethane	ug/L	2.5 U	2.5 U	2.5 U	5 U	2.5 U	2.5 UJ	2.5 UJ	2.5 UJ	2.5 U	2.5 UJ	2.5 U	2.5 U	2.5 UJ	2.5 U
n-Butylbenzene	ug/L	0.67 U	0.67 U	0.67 U	1.3 U	0.67 U	0.67 U	0.67 U	0.67 U	0.67 U	0.67 U	0.67 U	0.67 U	0.67 U	0.67 U
sec-Butylbenzene	ug/L	0.63 U	0.63 U	0.63 U	1.3 U	0.63 U	0.63 U	0.63 U	0.63 U	0.63 U	0.63 U	0.63 U	0.63 U	0.63 U	0.63 U
tert-Butylbenzene	ug/L	0.84 U	0.84 U	0.84 U	1.7 U	0.84 U	0.84 U	0.84 U	0.84 U	0.84 U	0.84 U	0.84 U	0.84 UJ	0.84 U	0.84 U
Carbon Disulfide	ug/L	0.85 U	0.85 U	0.85 U	1.7 U	0.85 U	0.85 U	0.85 U	0.85 U	1 U	1 U	1 U	1 U	1 U	1 U
Carbon Tetrachloride	ug/L	0.42 U	0.42 U	0.42 U	0.84 U	0.42 U	0.42 U	0.42 U	0.42 U	0.42 U	0.42 U	0.42 U	0.42 U	0.42 U	0.42 U
Chlorobenzene	ug/L	0.63 U	0.63 U	0.63 U	1.3 U	0.63 U	0.63 U	0.63 U	0.63 U	0.63 U	0.63 U	0.63 U	0.63 U	0.63 U	0.63 U
Chloroethane	ug/L	2.5 U	2.5 U	2.5 U	5 U	2.5 UJ	2.5 UJ	2.5 UJ	2.5 U	2.5 U	2.5 U	2.5 U	2.5 U	2.5 U	2.5 U
2-Chloroethyl Vinyl Ether	ug/L	NA	NA	NA	NA	NA	NA	NA	NA	NA	NA	NA	NA	NA	NA
Chloroform	ug/L	0.9 U	0.9 U	0.9 U	1.8 U	0.9 U	0.9 U	0.9 U	0.9 U	0.9 U	0.9 U	0.9 U	0.9 U	0.9 U	0.9 U
Chloromethane	ug/L	1 UJ	1 U	1 U	2 U	1 U	1 U	1 U	1 U	1 U	1 U	1 U	1 U	1 U	1 U
2-Chlorotoluene	ug/L	0.65 U	0.65 U	0.65 U	1.3 U	0.65 U	0.65 U	0.65 U	0.65 U	0.65 U	0.65 U	0.65 U	0.65 U	0.65 U	0.65 U
4-Chlorotoluene	ug/L	0.52 U	0.52 U	0.52 U	1 U	0.52 U	0.52 U	0.52 U	0.52 U	0.52 U	0.52 U	0.52 U	0.52 U	0.52 U	0.52 U
Dibromochloromethane	ug/L	0.34 U	0.34 U	0.34 U	0.68 U	0.34 U	0.34 U	0.34 U	0.34 U	0.34 U	0.34 U	0.34 U	0.34 U	0.34 U	0.34 U
1,2-Dibromo-3-Chloropropane	ug/L	2.5 U	2.5 U	2.5 U	5 U	2.5 U	2.5 U	2.5 U	2.5 U	2.5 U	2.5 U	2.5 UJ	2.5 U	2.5 U	2.5 U
1,2-Dibromoethane	ug/L	0.5 U	0.5 U	0.5 U	1 U	0.5 U	0.5 U	0.5 U	0.5 U	0.5 U	0.5 U	0.5 U	0.5 U	0.5 U	0.5 U
Dibromomethane	ug/L	0.41 U	0.41 U	0.41 U	0.82 U	0.41 U	0.41 U	0.41 U	0.41 U	0.41 U	0.41 U	0.41 U	0.41 U	0.41 U	0.41 U
1,2-Dichlorobenzene	ug/L	0.44 U	0.44 U	0.44 U	0.88 U	0.44 U	0.44 U	0.44 U	0.44 U	0.44 U	0.44 U	0.44 U	0.44 U	0.44 U	0.44 U
1,3-Dichlorobenzene	ug/L	0.64 U	0.64 U	0.64 U	1.3 U	0.64 U	0.64 U	0.64 U	0.64 U	0.64 U	0.64 U	0.64 U	0.64 UJ	0.64 U	0.64 U
1,4-Dichlorobenzene	ug/L	0.52 U	0.52 U	0.52 U	1 U	0.52 U	0.52 U	0.52 U	0.52 U	0.52 U	0.52 U	0.52 U	0.52 U	0.52 U	0.52 U
Dichlorodifluoromethane	ug/L	2.5 UJ	2.5 U	2.5 U	5 UJ	2.5 UJ	2.5 UJ	2.5 UJ	2.5 U	2.5 U	2.5 U	2.5 U	2.5 U	2.5 UJ	2.5 U
1,1-Dichloroethane	ug/L	1.3	0.85 I	1.5	1 U	1.6	1.5	1.1	1.3	0.77 I	9.8	2.3 J	1.4	1.4	1.5
1,2-Dichloroethane	ug/L	0.57 U	0.57 U	0.57 U	1.1 U	0.57 U	0.57 U	0.57 U	0.57 U	0.57 U	0.57 U	0.57 U	0.57 U	0.57 U	0.57 U
1,1-Dichloroethene	ug/L	2	1.1	2	0.9 U	3.3	1.8	1.8	2.2	1	28	2.9	1.7	2	1.5
cis-1,2-Dichloroethene	ug/L	1.1	0.67 I	0.77 I	1.3 U	1.3	1.3	1.2	1.5	0.85 I	2.5	3.4 J	1.9	2	2.4
Trans-1,2-Dichloroethene	ug/L	0.44 U	0.44 UJ	0.44 U	0.88 U	0.44 U	0.44 U	0.44 U	0.44 U	0.44 U	0.44 U	0.44 U	0.44 U	0.44 U	0.44 U
1,2-Dichloropropane	ug/L	0.52 U	0.52 U	0.52 U	1 U	0.52 U	0.52 U	0.52 U	0.52 U	0.52 U	0.52 U	0.52 U	0.52 U	0.52 U	0.52 U
1,3-Dichloropropane	ug/L	0.39 U	0.39 U	0.39 U	0.78 U	0.39 U	0.39 U	0.39 U	0.39 U	0.39 U	0.39 U	0.39 U	0.39 U	0.39 U	0.39 U

See Notes on Page 6.

Table 12
Groundwater Analytical Results - Extraction Well EW-107
Interim Remedial Action System
Lockheed Martin, Tallevast Site
Tallevast, Florida

Parameter	Units	5/18/2009	5/26/2009	6/1/2009	7/9/2009	9/15/2009	12/8/2009	3/2/2010	6/1/2010	9/1/2010	12/7/2010	3/1/2011	6/1/2011	8/30/2011	12/6/2011
Volatile Organics (8260B)															
2,2-Dichloropropane	ug/L	0.36 U	0.36 U	0.36 U	0.72 U	0.36 U	0.36 U	0.36 U	0.36 U	0.36 U	0.36 U	0.36 U	0.36 U	0.36 U	0.36 U
1,1-Dichloropropene	ug/L	0.31 U	0.31 U	0.31 U	0.62 U	0.31 U	0.31 U	0.31 U	0.31 U	0.31 U	0.31 U	0.31 U	0.31 U	0.31 U	0.31 U
cis-1,3-Dichloropropene	ug/L	0.14 U	0.14 U	0.14 U	0.28 U	0.14 U	0.14 U	0.14 U	0.14 U	0.14 U	0.14 U	0.14 U	0.14 U	0.14 U	0.14 U
Trans-1,3-Dichloropropene	ug/L	0.14 U	0.14 U	0.14 U	0.28 U	0.14 U	0.14 U	0.14 U	0.14 U	0.14 U	0.14 U	0.14 U	0.14 UJ	0.14 U	0.14 U
Ethylbenzene	ug/L	0.44 U	0.44 U	0.44 U	0.88 U	0.44 U	0.44 U	0.44 U	0.44 U	0.44 U	0.44 U	0.44 U	0.44 U	0.44 U	0.44 U
Hexachlorobutadiene	ug/L	0.4 U	0.4 U	0.4 U	0.8 U	0.4 U	0.4 U	0.4 U	0.4 U	0.4 U	0.4 U	0.4 U	0.4 U	0.4 U	0.4 U
2-Hexanone	ug/L	4.4 U	4.4 U	4.4 U	8.8 UJ	4.4 U	4.4 U	4.4 U	4.4 U	4.4 U	4.4 U	4.4 U	4.4 U	4.4 U	4.4 U
Isopropyl Benzene	ug/L	0.19 U	0.19 U	0.19 U	0.38 U	0.19 U	0.19 U	0.19 U	0.19 U	0.19 U	0.19 U	0.19 U	0.19 U	0.19 U	0.19 U
4-Isopropyl Toluene	ug/L	0.69 U	0.69 U	0.69 U	1.4 U	0.69 U	0.69 U	0.69 U	0.69 U	0.69 U	0.69 U	0.69 U	0.69 UJ	0.69 U	0.69 U
Methylene Chloride	ug/L	4 U	4 U	4 U	8 U	4 U	4 U	4 U	4 U	4 U	4 U	4 U	4 U	4 U	4 U
2-Butanone	ug/L	8.4 U	8.4 U	8.4 UJ	17 UJ	8.4 U	8.4 U	8.4 U	8.4 U	8.4 U	8.4 U	8.4 U	8.4 U	8.4 U	8.4 U
4-Methyl-2-Pentanone	ug/L	3.8 U	3.8 U	3.8 U	7.6 U	3.8 U	3.8 U	3.8 U	3.8 U	3.8 U	3.8 U	3.8 U	3.8 U	3.8 U	3.8 U
Methyl Tert Butyl Ether	ug/L	0.44 U	0.44 U	0.44 U	0.88 U	0.44 U	0.44 U	0.44 U	0.44 U	0.44 U	0.44 U	0.44 U	0.44 U	0.44 U	0.44 U
Naphthalene	ug/L	2.5 U	2.5 UJ	2.5 U	5 UJ	2.5 U	2.5 U	2.5 U	2.5 U	2.5 U	2.5 UJ	2.5 U	2.5 U	2.5 U	2.5 U
n-Propylbenzene	ug/L	0.59 U	0.59 U	0.59 U	1.2 U	0.59 U	0.59 U	0.59 U	0.59 U	0.59 U	0.59 U	0.59 U	0.59 U	0.59 U	0.59 U
Styrene	ug/L	0.98 U	0.98 U	0.98 U	2 U	0.98 U	0.98 U	0.98 U	0.98 U	0.98 U	0.98 U	0.98 U	0.98 UJ	0.98 U	0.98 U
1,1,1,2-Tetrachloroethane	ug/L	0.63 U	0.63 U	0.63 U	1.3 U	0.63 U	0.63 U	0.63 U	0.63 U	0.63 U	0.63 U	0.63 U	0.63 U	0.63 U	0.63 U
1,1,2,2-Tetrachloroethane	ug/L	0.15 U	0.15 U	0.15 U	0.3 U	0.15 U	0.15 U	0.15 U	0.15 U	0.15 U	0.15 U	0.15 U	0.15 U	0.15 U	0.15 U
Tetrachloroethene	ug/L	5.6	3.6	5.7	7	9.1	14	10 J	18	10	9.9	36 J	16 J	18	24
Toluene	ug/L	0.51 U	0.51 U	0.51 U	1 U	0.51 U	0.51 U	0.51 U	0.51 U	1 U	0.51 U	1 U	1 U	1 U	1 U
1,2,3-Trichlorobenzene	ug/L	0.77 U	0.77 UJ	0.77 UJ	1.5 U	0.77 U	0.77 U	0.77 U	0.77 U	0.77 U	0.77 U	0.77 U	0.77 U	0.77 U	0.77 U
1,2,4-Trichlorobenzene	ug/L	0.58 U	0.58 U	0.58 U	1.2 U	0.58 U	0.58 U	0.58 U	0.58 U	0.58 U	0.58 U	0.58 U	0.58 UJ	0.58 U	0.58 U
1,1,1-Trichloroethane	ug/L	0.46 U	0.46 U	0.46 U	0.92 U	0.46 U	0.46 U	0.46 U	0.46 U	0.46 U	0.46 U	0.46 U	0.46 U	0.46 U	0.46 U
1,1,2-Trichloroethane	ug/L	0.47 U	0.47 U	0.47 U	0.94 U	0.47 U	0.47 U	0.47 U	0.47 U	0.47 U	0.47 U	0.47 U	0.47 U	0.47 U	0.47 U
Trichloroethene	ug/L	52	38	55	42	77	91	48	67	36	43	120	84	72	82
Trichlorofluoromethane	ug/L	2.5 U	2.5 U	2.5 U	5 U	2.5 U	2.5 U	2.5 U	2.5 U	2.5 U	2.5 U	2.5 U	2.5 U	2.5 U	2.5 U
1,2,3-Trichloropropane	ug/L	0.18 U	0.18 U	0.18 U	0.36 U	0.18 U	0.18 U	0.18 U	0.18 U	0.18 U	0.18 U	0.18 U	0.18 U	0.18 U	0.18 U
1,2,4-Trimethylbenzene	ug/L	0.86 U	0.86 U	0.86 U	1.7 U	0.86 U	0.86 U	0.86 U	0.86 U	0.86 U	0.86 U	0.86 U	0.86 U	0.86 U	0.86 U
1,3,5-Trimethylbenzene	ug/L	0.54 U	0.54 U	0.54 U	1.1 U	0.54 U	0.54 U	0.54 U	0.54 U	0.54 U	0.54 U	0.54 U	0.54 U	0.54 U	0.54 U
Vinyl Chloride	ug/L	0.5 U	0.5 U	0.5 U	1 U	0.5 U	0.5 U	0.5 U	0.5 U	0.5 U	0.5 U	0.5 U	0.5 U	0.5 U	0.5 U
O-Xylene	ug/L	0.5 U	0.5 U	0.5 U	1 U	0.5 U	0.5 U	0.5 U	0.5 U	0.5 U	0.5 U	0.5 U	0.5 UJ	0.5 U	0.5 U
m-Xylene & p-Xylene	ug/L	0.6 U	0.6 U	0.6 U	1.2 U	0.6 U	0.6 U	0.6 U	0.6 U	0.6 U	0.6 U	0.6 U	0.6 U	0.6 U	0.6 U
Total Xylenes	ug/L	NA	NA	NA	NA	NA	NA	NA	NA	NA	NA	NA	NA	NA	NA

See Notes on Page 6.

Table 12
Groundwater Analytical Results - Extraction Well EW-107
Interim Remedial Action System
Lockheed Martin, Tallevast Site
Tallevast, Florida

Parameter	Units	5/18/2009	5/26/2009	6/1/2009	7/9/2009	9/15/2009	12/8/2009	3/2/2010	6/1/2010	9/1/2010	12/7/2010	3/1/2011	6/1/2011	8/30/2011	12/6/2011
Metals															
Aluminum	ug/L	80 I	140 I	87 I	2,100	100 I	200 I	220	360	220	230	260	250	410	220
Arsenic	ug/L	4 U	4 I	4 U	36	4 U	6.4 I	4 U	6.5 I	4 U	4 U	4 U	4 U	9.6 I	4 U
Beryllium	ug/L	0.5 U	0.5 U	0.5 U	1 U	0.5 U	0.5 U	0.5 U	0.5 U	0.5 U	0.5 U	0.5 U	0.5 U	0.5 U	0.5 U
Cadmium	ug/L	1 U	1 U	1 U	2 U	1 U	1 U	1 U	1 U	1 U	1 U	1 U	1 U	1 U	1 U
Chromium	ug/L	2 U	2 U	2 U	7.5 I	2 U	2 U	2 U	2 U	2 U	2 U	2 U	2 U	2 U	2 U
Copper	ug/L	2.9 U	2.9 U	2.9 U	5.8 U	2.9 U	2.9 U	2.9 U	2.9 U	2.9 U	2.9 U	2.9 U	2.9 U	2.9 U	2.9 U
Iron	ug/L	2,600	6,300	4,200	250,000	1,900	20,000	3,300	25,000	6,900	19,000	21,000	24,000 J	56,000	28,000
Lead	ug/L	2 U	2 U	2.3 I	4 U	2 U	2 U	2 U	2 U	2 U	2 U	2 U	2 U	2.8 I	2 U
Nickel	ug/L	2 U	2 U	2 U	4 U	2 U	2 U	2 U	2 U	2 U	2 U	2 U	2.1 I	2 U	2 U
Zinc	ug/L	5 U	5 U	5 U	17 I	5 U	5 U	5 U	5 U	440	5 U	5 U	5 U	5 U	5 U

Notes:

1. Extraction well EW-107 is a Upper Surficial Aquifer System (USAS) well located on the east side of the site.
2. B - The compound has been found in the sample as well as it's associated blank, its presence in the sample may be suspect.
3. I - The reported value is between the laboratory method detection limit and the laboratory practical quantitation limit.
4. J - The compound was positively identified; however, the associated numerical value is an estimated concentration only.
5. U - Indicates that a compound was analyzed for but not detected. The value associated with the qualifier is the laboratory method detection limit.
6. NA - Not analyzed.
7. Dup - indicates duplicate sample.
8. Results are based on validated analytical reports from the laboratory.
9. Results are presented in micrograms per liter (ug/L).

Table 13
Groundwater Analytical Results - Extraction Well EW-108
Interim Remedial Action System
Lockheed Martin, Tallevast Site
Tallevast, Florida

Parameter	Units	1/31/2008	2/5/2008	2/12/2008	2/19/2008	2/26/2008	3/4/2008	3/12/2008	4/17/2008	6/11/2008	9/18/2008	12/15/2008	3/20/2009	5/4/2009	5/11/2009
Semivolatile Organics (8270B)															
1,4-Dioxane	ug/L	NA	NA	NA	NA	NA	NA	NA	NA	NA	NA	NA	NA	NA	NA
Volatile Organics (8260C) - SIM Isotope Dilution															
1,4-Dioxane	ug/L	540 J	920	680	690	660	550	540	560	490	350	160	91	270	280
Volatile Organics (8260B)															
Acetone	ug/L	57 U	9.9 U	9.9 U	9.9 U	200 U	9.9 U	9.9 U	200 U	99 U	200 U	250 U	500 U	200 U	99 U
Benzene	ug/L	0.5 U	0.5 U	0.5 U	0.5 U	10 U	0.5 U	0.5 U	10 U	5 U	10 U	12 U	25 U	10 U	5 U
Bromobenzene	ug/L	0.58 U	0.58 U	0.58 U	0.58 U	12 U	0.58 U	0.58 U	12 U	5.8 U	12 U	14 U	29 U	12 U	5.8 U
Bromochloromethane	ug/L	0.58 U	0.58 U	0.58 U	0.58 U	12 U	0.58 U	0.58 U	12 U	5.8 U	12 U	14 U	29 U	12 U	5.8 U
Bromodichloromethane	ug/L	0.35 U	0.35 U	0.35 U	0.35 U	7 U	0.35 U	0.35 U	7 U	3.5 U	7 U	8.8 U	18 U	7 U	3.5 U
Bromoform	ug/L	0.58 U	0.58 U	0.58 U	0.58 U	12 U	0.58 U	0.58 U	12 U	5.8 U	12 U	14 U	29 U	12 U	5.8 U
Bromomethane	ug/L	2.5 U	2.5 U	2.5 U	2.5 U	50 U	2.5 U	2.5 U	50 U	25 U	50 UJ	62 UJ	120 UJ	50 U	25 UJ
n-Butylbenzene	ug/L	0.67 U	0.67 U	0.67 U	0.67 UJ	13 U	0.67 U	0.67 U	13 UJ	6.7 U	13 U	17 U	34 U	13 U	6.7 U
sec-Butylbenzene	ug/L	0.63 U	0.63 U	0.63 U	0.63 U	13 U	0.63 U	0.63 U	13 U	6.3 U	13 U	16 U	32 U	13 U	6.3 U
tert-Butylbenzene	ug/L	0.84 U	0.84 U	0.84 U	0.84 U	17 U	0.84 U	0.84 U	17 U	8.4 U	17 U	21 U	42 U	17 U	8.4 U
Carbon Disulfide	ug/L	100 EJ	3.5	1.6 J	1.2	17 UJ	1.8	1.7	17 U	8.5 UJ	17 UJ	21 U	42 U	17 U	8.5 U
Carbon Tetrachloride	ug/L	0.42 U	0.42 U	0.42 U	0.42 U	8.4 U	0.42 U	0.42 U	8.4 U	4.2 U	8.4 U	10 U	21 U	8.4 U	4.2 U
Chlorobenzene	ug/L	0.63 U	0.63 U	0.63 U	0.63 U	13 U	0.63 U	0.63 U	13 U	6.3 U	13 U	16 U	32 U	13 U	6.3 U
Chloroethane	ug/L	2.5 U	2.5 U	2.5 UJ	2.5 U	50 U	2.5 U	2.5 U	50 U	25 U	50 U	62 U	120 U	50 U	25 U
2-Chloroethyl Vinyl Ether	ug/L	NA	NA	NA	NA	NA	NA	NA	NA	NA	NA	NA	NA	NA	NA
Chloroform	ug/L	0.9 U	0.9 U	0.9 U	0.9 U	18 U	0.9 U	0.9 U	18 U	9 U	18 U	22 U	45 U	18 U	9 U
Chloromethane	ug/L	1 U	1 U	1 UJ	1 U	20 U	1 U	1 U	20 U	10 U	20 U	25 U	50 U	20 U	10 UJ
2-Chlorotoluene	ug/L	0.65 U	0.65 U	0.65 U	0.65 U	13 U	0.65 U	0.65 U	13 U	6.5 U	13 U	16 U	32 U	13 U	6.5 U
4-Chlorotoluene	ug/L	0.52 U	0.52 U	0.52 U	0.52 U	10 U	0.52 U	0.52 U	10 U	5.2 U	10 U	13 U	26 U	10 U	5.2 U
Dibromochloromethane	ug/L	0.34 U	0.34 U	0.34 U	0.34 U	6.8 U	0.34 U	0.34 U	6.8 U	3.4 U	6.8 U	8.5 U	17 U	6.8 U	3.4 U
1,2-Dibromo-3-Chloropropane	ug/L	2.5 U	2.5 U	2.5 U	2.5 U	50 U	2.5 U	2.5 U	50 U	25 U	50 U	62 U	120 U	50 U	25 U
1,2-Dibromoethane	ug/L	0.5 U	0.5 U	0.5 U	0.5 U	10 U	0.5 U	0.5 U	10 U	5 U	10 U	12 U	25 U	10 U	5 U
Dibromomethane	ug/L	0.41 U	0.41 U	0.41 U	0.41 U	8.2 U	0.41 U	0.41 U	8.2 U	4.1 U	8.2 U	10 U	20 U	8.2 U	4.1 U
1,2-Dichlorobenzene	ug/L	0.44 U	0.44 U	0.44 U	0.44 U	8.8 U	0.44 U	0.44 U	8.8 U	4.4 U	8.8 U	11 U	22 U	8.8 U	4.4 U
1,3-Dichlorobenzene	ug/L	0.64 U	0.64 U	0.64 U	0.64 U	13 U	0.64 U	0.64 U	13 U	6.4 U	13 U	16 U	32 U	13 U	6.4 U
1,4-Dichlorobenzene	ug/L	0.52 U	0.52 U	0.52 U	0.52 U	10 U	0.52 U	0.52 U	10 U	5.2 U	10 U	13 U	26 U	10 U	5.2 U
Dichlorodifluoromethane	ug/L	2.5 U	2.5 U	2.5 U	2.5 U	50 U	2.5 UJ	2.5 U	50 U	25 U	50 UJ	62 UJ	120 U	50 U	25 UJ
1,1-Dichloroethane	ug/L	46	180 D	130	120	96	82	90	81	84	46	33	26 U	100	71
1,2-Dichloroethane	ug/L	0.57 U	0.57 U	0.57 U	0.57 U	11 U	0.57 U	0.57 U	11 U	5.7 U	11 U	14 U	28 U	11 U	5.7 U
1,1-Dichloroethene	ug/L	140	990 D	670 D	630 D	470	510 D	500 D	360	340	150	120	22 U	330	160
cis-1,2-Dichloroethene	ug/L	930 EJ	39	34	32	29	24	31	35	61	610	5,800 D	340	150	51
Trans-1,2-Dichloroethene	ug/L	0.44 U	0.44 U	0.44 U	0.44 U	8.8 U	0.44 U	0.44 U	8.8 U	4.4 U	8.8 U	11 U	22 U	8.8 U	11 J
1,2-Dichloropropane	ug/L	0.52 U	0.52 U	0.52 U	0.52 U	10 U	0.52 U	0.52 U	10 U	5.2 U	10 U	13 U	26 U	10 U	5.2 U
1,3-Dichloropropane	ug/L	0.39 U	0.39 U	0.39 U	0.39 U	7.8 U	0.39 U	0.39 U	7.8 U	3.9 U	7.8 U	9.8 U	20 U	7.8 U	3.9 U

See Notes on Page 6.

Table 13
Groundwater Analytical Results - Extraction Well EW-108
Interim Remedial Action System
Lockheed Martin, Tallevast Site
Tallevast, Florida

Parameter	Units	1/31/2008	2/5/2008	2/12/2008	2/19/2008	2/26/2008	3/4/2008	3/12/2008	4/17/2008	6/11/2008	9/18/2008	12/15/2008	3/20/2009	5/4/2009	5/11/2009
Volatile Organics (8260B)															
2,2-Dichloropropane	ug/L	0.36 U	0.36 U	0.36 U	0.36 U	7.2 U	0.36 U	0.36 U	7.2 U	3.6 U	7.2 U	9 U	18 U	7.2 U	3.6 U
1,1-Dichloropropene	ug/L	0.31 U	0.31 U	0.31 U	0.31 U	6.2 U	0.31 U	0.31 U	6.2 U	3.1 U	6.2 U	7.8 U	16 U	6.2 U	3.1 U
cis-1,3-Dichloropropene	ug/L	0.14 U	0.14 U	0.14 U	0.14 U	2.8 U	0.14 U	0.14 U	2.8 U	1.4 U	2.8 U	3.5 U	7 U	2.8 U	1.4 U
Trans-1,3-Dichloropropene	ug/L	0.14 U	0.14 U	0.14 U	0.14 U	2.8 U	0.14 U	0.14 U	2.8 U	1.4 U	2.8 U	3.5 U	7 U	2.8 U	1.4 U
Ethylbenzene	ug/L	0.44 U	0.44 U	0.44 U	0.44 U	8.8 U	0.44 U	0.44 U	8.8 U	4.4 U	8.8 U	11 U	22 U	8.8 U	4.4 U
Hexachlorobutadiene	ug/L	0.4 U	0.4 U	0.4 U	0.4 UJ	8 U	0.4 U	0.4 U	8 UJ	4 U	8 U	10 U	20 U	8 U	4 U
2-Hexanone	ug/L	4.4 U	4.4 U	4.4 U	4.4 U	88 U	4.4 U	4.4 U	88 U	44 U	88 U	110 U	220 U	88 U	44 U
Isopropyl Benzene	ug/L	0.19 U	0.19 U	0.19 U	0.19 U	3.8 U	0.19 U	0.19 U	3.8 U	1.9 U	3.8 U	4.8 U	9.5 U	3.8 U	1.9 U
4-Isopropyl Toluene	ug/L	0.69 U	0.69 U	0.69 U	0.69 U	14 U	0.69 U	0.69 U	14 U	6.9 U	14 U	17 U	34 U	14 U	6.9 U
Methylene Chloride	ug/L	4 U	4 U	4 UJ	4 U	80 U	4 U	4 U	80 U	40 U	80 U	100 U	200 U	80 U	40 U
2-Butanone	ug/L	30	8.4 U	8.4 U	8.4 U	170 U	8.4 U	8.4 U	170 U	84 U	170 U	210 U	420 U	170 U	84 U
4-Methyl-2-Pentanone	ug/L	3.8 U	3.8 U	3.8 U	3.8 U	76 U	3.8 U	3.8 U	76 U	38 U	76 U	95 U	190 U	76 U	38 U
Methyl Tert Butyl Ether	ug/L	0.44 U	0.44 U	0.44 U	0.44 U	8.8 U	0.44 U	0.44 U	8.8 U	4.4 U	8.8 UJ	11 U	22 U	8.8 U	4.4 U
Naphthalene	ug/L	2.5 U	2.5 U	2.5 U	2.5 U	50 UJ	2.5 U	2.5 U	50 UJ	25 U	50 UJ	62 U	120 U	50 U	25 U
n-Propylbenzene	ug/L	0.59 U	0.59 U	0.59 U	0.59 U	12 U	0.59 U	0.59 U	12 U	5.9 U	12 U	15 U	30 U	12 U	5.9 U
Styrene	ug/L	0.98 U	0.98 U	0.98 U	0.98 U	20 U	0.98 U	0.98 U	20 U	9.8 U	20 U	24 U	49 U	20 U	9.8 U
1,1,1,2-Tetrachloroethane	ug/L	0.63 U	0.63 U	0.63 U	0.63 U	13 U	0.63 U	0.63 U	13 U	6.3 U	13 U	16 U	32 U	13 U	6.3 U
1,1,2,2-Tetrachloroethane	ug/L	0.15 U	0.15 U	0.15 U	0.15 U	3 U	0.15 U	0.15 U	3 U	1.5 U	3 U	3.8 U	7.5 U	3 U	1.5 U
Tetrachloroethene	ug/L	0.5 U	6	14	13	20 I	23	58 J	120	320	380	12 U	25 U	1,500	680
Toluene	ug/L	0.9 I	0.51 U	0.51 U	0.51 U	10 U	0.51 U	0.51 U	10 U	5.1 U	10 U	13 U	26 U	10 U	5.1 U
1,2,3-Trichlorobenzene	ug/L	0.77 U	0.77 U	0.77 U	0.77 U	15 U	0.77 U	0.77 U	15 UJ	7.7 U	15 U	19 U	38 U	15 U	7.7 U
1,2,4-Trichlorobenzene	ug/L	0.58 U	0.58 U	0.58 U	0.58 UJ	12 U	0.58 UJ	0.58 U	12 UJ	5.8 U	12 U	14 U	29 U	12 U	5.8 U
1,1,1-Trichloroethane	ug/L	0.46 U	0.46 U	0.46 U	0.46 U	9.2 U	0.46 U	0.46 U	9.2 U	4.6 U	9.2 U	12 U	23 U	9.2 U	4.6 U
1,1,2-Trichloroethane	ug/L	0.47 U	0.47 U	0.47 U	0.47 U	9.4 U	0.47 U	0.47 U	9.4 U	4.7 U	9.4 U	12 U	24 U	9.4 U	4.7 U
Trichloroethene	ug/L	78	730 D	470 D	530 D	610	580 D	590 D	470	710	2,900	15 I	25 U	2,900	900
Trichlorofluoromethane	ug/L	2.5 U	2.5 U	2.5 U	2.5 U	50 U	2.5 U	2.5 U	50 U	25 U	50 U	62 U	120 U	50 U	25 U
1,2,3-Trichloropropane	ug/L	0.18 U	0.18 U	0.18 U	0.18 U	3.6 U	0.18 U	0.18 U	3.6 U	1.8 U	3.6 U	4.5 U	9 U	3.6 U	1.8 U
1,2,4-Trimethylbenzene	ug/L	0.86 U	0.86 U	0.86 U	0.86 U	17 U	0.86 U	0.86 U	17 U	8.6 U	17 U	22 U	43 U	17 U	8.6 U
1,3,5-Trimethylbenzene	ug/L	0.54 U	0.54 U	0.54 U	0.54 U	11 U	0.54 U	0.54 U	11 U	5.4 U	11 U	14 U	27 U	11 U	5.4 U
Vinyl Chloride	ug/L	2.5	6.4	3.1	3	10 U	1.7	2.1	10 U	5 U	10 U	150	3,600	10 U	5 U
O-Xylene	ug/L	0.5 U	0.5 U	0.5 U	0.5 U	10 U	0.5 U	0.5 U	10 U	5 U	10 U	12 U	25 U	10 U	5 U
m-Xylene & p-Xylene	ug/L	0.6 U	0.6 U	0.6 U	0.6 U	12 U	0.6 U	0.6 U	12 U	6 U	12 U	15 U	30 U	12 U	6 U
Total Xylenes	ug/L	NA	NA	NA	NA	NA	NA	NA	NA	NA	NA	NA	NA	NA	NA

See Notes on Page 6.

Table 13
Groundwater Analytical Results - Extraction Well EW-108
Interim Remedial Action System
Lockheed Martin, Tallevast Site
Tallevast, Florida

Parameter	Units	1/31/2008	2/5/2008	2/12/2008	2/19/2008	2/26/2008	3/4/2008	3/12/2008	4/17/2008	6/11/2008	9/18/2008	12/15/2008	3/20/2009	5/4/2009	5/11/2009
Metals															
Aluminum	ug/L	NA	91	50 U	15 U	16 I	17 I	32 I	24 I	70 U	50 U	50 U	50 U	50 U	50 U
Arsenic	ug/L	NA	1 I	0.28 U	0.45 I	0.58 I	2.5 U	0.55 I	2.5 U	4.8 U	4 U	4 U	4 U	4 U	4 U
Beryllium	ug/L	NA	0.065 U	0.065 U	0.065 U	0.065 U	0.065 U	0.065 U	0.065 U	0.74 U	0.5 U	0.5 U	0.5 U	0.5 U	0.5 U
Cadmium	ug/L	NA	0.12 U	0.12 U	0.12 U	0.12 U	0.12 U	0.12 U	0.12 U	0.71 U	1 U	1 U	1 U	1 U	1 U
Chromium	ug/L	NA	0.72 I	1.4 I	5 U	0.73 I	5 U	5 U	5 U	1.7 U	2 U	2.7 I	2 U	2 U	2 U
Copper	ug/L	NA	1.2 U	1.2 U	2.4 I	1.2 U	4.6 I	1.8 I	25	2.9 U	2.9 U	2.9 U	2.9 U	2.9 U	2.9 U
Iron	ug/L	NA	3,100	870	590	430	480 J	560	600	780	8,900	380	260	2,000	1,100
Lead	ug/L	NA	0.15 U	0.15 U	0.16 I	0.15 U	0.19 I	0.16 I	0.26 I	1.6 U	2 U	2 U	2 U	2 U	2 U
Nickel	ug/L	NA	0.32 U	0.37 I	0.58 I	0.6 I	0.45 I	0.69 I	0.32 UJ	4.7 U	2 U	2.6 I	2.1 I	2 U	2 U
Zinc	ug/L	NA	22 U	6.5 U	6.5 U	6.5 U	8.1 I	20 U	7.5 I	5.9 U	15 I	15 I	11 I	5 U	5 U

See Notes on Page 6.

Table 13
Groundwater Analytical Results - Extraction Well EW-108
Interim Remedial Action System
Lockheed Martin, Tallevast Site
Tallevast, Florida

Parameter	Units	5/18/2009	5/26/2009	6/1/2009	7/9/2009	9/15/2009	12/8/2009	3/2/2010	6/1/2010	DUP 6/1/2010	9/1/2010	12/7/2010	1/4/2011	3/1/2011	6/1/2011	8/30/2011	12/6/2011
Semivolatile Organics (8270B)																	
1,4-Dioxane	ug/L	NA	NA	NA	NA	NA	NA	NA	NA	NA	NA	NA	NA	NA	NA	NA	NA
Volatile Organics (8260C) - SIM Isotope Dilution																	
1,4-Dioxane	ug/L	330	430	430	460	380	320	250	340	310	310	9.1	260	330	330	330	380
Volatile Organics (8260B)																	
Acetone	ug/L	99 U	99 U	99 U	99 U	99 U	99 U	9.9 U	9.9 U	9.9 U	9.9 U	9.9 U	9.9 U	9.9 U	9.9 U	9.9 U	9.9 U
Benzene	ug/L	5 U	5 U	5 U	5 U	5 U	5 U	0.5 U	0.5 U	0.5 U	0.5 U	0.5 U	0.5 U	0.5 U	0.5 U	0.5 U	0.5 U
Bromobenzene	ug/L	5.8 U	5.8 U	5.8 U	5.8 U	5.8 U	5.8 U	0.58 U	0.58 U	0.58 U	0.58 U	0.58 U	0.58 U	0.58 U	0.58 U	0.58 U	0.58 U
Bromochloromethane	ug/L	5.8 U	5.8 UJ	5.8 U	5.8 U	5.8 U	5.8 U	0.58 U	0.58 U	0.58 U	0.58 U	0.58 U	0.58 U	0.58 U	0.58 U	0.58 U	0.58 U
Bromodichloromethane	ug/L	3.5 U	3.5 U	3.5 U	3.5 U	3.5 U	3.5 U	0.35 U	0.35 U	0.35 U	0.35 U	0.35 U	0.35 U	0.35 U	0.35 U	0.35 U	0.35 U
Bromoform	ug/L	5.8 U	5.8 U	5.8 U	5.8 U	5.8 U	5.8 U	0.58 U	0.58 U	0.58 U	0.58 U	0.58 U	0.58 U	0.58 U	0.58 U	0.58 U	0.58 U
Bromomethane	ug/L	25 U	25 U	25 U	25 U	25 U	25 UJ	2.5 U	2.5 U	2.5 UJ	2.5 U	2.5 UJ	2.5 U	2.5 U	2.5 U	2.5 U	2.5 U
n-Butylbenzene	ug/L	6.7 U	6.7 U	6.7 U	6.7 U	6.7 U	6.7 U	0.67 U	0.67 U	0.67 U	0.67 U	0.67 U	0.67 U	0.67 U	0.67 U	0.67 U	0.67 U
sec-Butylbenzene	ug/L	6.3 U	6.3 U	6.3 U	6.3 U	6.3 U	6.3 U	0.63 U	0.63 U	0.63 U	0.63 U	0.63 U	0.63 U	0.63 U	0.63 U	0.63 U	0.63 U
tert-Butylbenzene	ug/L	8.4 U	8.4 U	8.4 U	8.4 U	8.4 U	8.4 U	0.84 U	0.84 U	0.84 U	0.84 U	0.84 U	0.84 U	0.84 U	0.84 UJ	0.84 U	0.84 U
Carbon Disulfide	ug/L	8.5 U	8.5 U	8.5 U	8.5 U	8.5 U	8.5 U	0.85 U	0.85 U	0.85 U	1 U	1 U	1 U	1 U	1 U	1 U	1 U
Carbon Tetrachloride	ug/L	4.2 U	4.2 U	4.2 U	4.2 U	4.2 U	4.2 U	0.42 U	0.42 U	0.42 U	0.42 U	0.42 U	0.42 U	0.42 U	0.42 U	0.42 U	0.42 U
Chlorobenzene	ug/L	6.3 U	6.3 U	6.3 U	6.3 U	6.3 U	6.3 U	0.63 U	0.63 U	0.63 U	0.63 U	0.63 U	0.63 U	0.63 U	0.63 U	0.63 U	0.63 U
Chloroethane	ug/L	25 U	25 U	25 U	25 U	25 UJ	25 UJ	2.5 U	2.5 U	2.5 U	2.5 U	2.5 U	2.5 U	2.5 U	2.5 U	2.5 U	2.5 U
2-Chloroethyl Vinyl Ether	ug/L	NA	NA	NA	NA	NA	NA	NA	NA	NA	NA	NA	NA	NA	NA	NA	NA
Chloroform	ug/L	9 U	9 U	9 U	9 U	9 U	9 U	0.9 U	0.9 U	0.9 U	0.9 U	0.9 U	0.9 U	0.9 U	0.9 U	0.9 U	0.9 U
Chloromethane	ug/L	10 UJ	10 U	10 U	10 U	10 U	10 U	1 U	1 U	1 U	1 U	1 U	1 U	1 U	1 U	1 U	1 U
2-Chlorotoluene	ug/L	6.5 U	6.5 U	6.5 U	6.5 U	6.5 U	6.5 U	0.65 U	0.65 U	0.65 U	0.65 U	0.65 U	0.65 U	0.65 U	0.65 U	0.65 U	0.65 U
4-Chlorotoluene	ug/L	5.2 U	5.2 U	5.2 U	5.2 U	5.2 U	5.2 U	0.52 U	0.52 U	0.52 U	0.52 U	0.52 U	0.52 U	0.52 U	0.52 U	0.52 U	0.52 U
Dibromochloromethane	ug/L	3.4 U	3.4 U	3.4 U	3.4 U	3.4 U	3.4 U	0.34 U	0.34 U	0.34 U	0.34 U	0.34 U	0.34 U	0.34 U	0.34 U	0.34 U	0.34 U
1,2-Dibromo-3-Chloropropane	ug/L	25 U	25 U	25 U	25 U	25 U	25 U	2.5 U	2.5 U	2.5 U	2.5 U	2.5 U	2.5 U	2.5 UJ	2.5 U	2.5 U	2.5 U
1,2-Dibromoethane	ug/L	5 U	5 U	5 U	5 U	5 U	5 U	0.5 U	0.5 U	0.5 U	0.5 U	0.5 U	0.5 U	0.5 U	0.5 U	0.5 U	0.5 U
Dibromomethane	ug/L	4.1 U	4.1 U	4.1 U	4.1 U	4.1 U	4.1 U	0.41 U	0.41 U	0.41 U	0.41 U	0.41 U	0.41 U	0.41 U	0.41 U	0.41 U	0.41 U
1,2-Dichlorobenzene	ug/L	4.4 U	4.4 U	4.4 U	4.4 U	4.4 U	4.4 U	0.44 U	0.44 U	0.44 U	0.44 U	0.44 U	0.44 U	0.44 U	0.44 U	0.44 U	0.44 U
1,3-Dichlorobenzene	ug/L	6.4 U	6.4 U	6.4 U	6.4 U	6.4 U	6.4 U	0.64 U	0.64 U	0.64 U	0.64 U	0.64 U	0.64 U	0.64 U	0.64 UJ	0.64 U	0.64 U
1,4-Dichlorobenzene	ug/L	5.2 U	5.2 U	5.2 U	5.2 U	5.2 U	5.2 U	0.52 U	0.52 U	0.52 U	0.52 U	0.52 U	0.52 U	0.52 U	0.52 U	0.52 U	0.52 U
Dichlorodifluoromethane	ug/L	25 UJ	25 U	25 U	25 U	25 UJ	25 UJ	2.5 U	2.5 U	2.5 U	2.5 U	2.5 U	2.5 U	2.5 U	2.5 U	2.5 U	2.5 U
1,1-Dichloroethane	ug/L	60	51	49	50	55	48	54	47	51	48	8.8	56	63 J	58	85	79
1,2-Dichloroethane	ug/L	5.7 U	5.7 U	5.7 U	5.7 U	5.7 U	5.7 U	0.57 U	0.57 U	0.57 U	0.57 U	0.57 U	0.57 U	0.57 U	0.57 U	0.57 U	0.57 U
1,1-Dichloroethene	ug/L	200	120	170	150	240	190	180 D	210 D	220 D	190 D	25	190 D	190 D	190 D	19	250 D
cis-1,2-Dichloroethene	ug/L	37	39	33	27	28	23	28	25	26	23	2.9	26	34 J	26	22	22
Trans-1,2-Dichloroethene	ug/L	4.4 U	4.4 UJ	4.4 U	4.4 U	4.4 U	4.4 U	0.65 I	0.44 U	0.44 U	0.44 U	0.44 U	0.44 U	0.44 U	0.44 U	0.47 I	0.44 U
1,2-Dichloropropane	ug/L	5.2 U	5.2 U	5.2 U	5.2 U	5.2 U	5.2 U	0.52 U	0.52 U	0.52 U	0.52 U	0.52 U	0.52 U	0.52 U	0.52 U	0.52 U	0.52 U
1,3-Dichloropropane	ug/L	3.9 U	3.9 U	3.9 U	3.9 U	3.9 U	3.9 U	0.39 U	0.39 U	0.39 U	0.39 U	0.39 U	0.39 U	0.39 U	0.39 U	0.39 U	0.39 U

See Notes on Page 6.

Table 13
Groundwater Analytical Results - Extraction Well EW-108
Interim Remedial Action System
Lockheed Martin, Tallevast Site
Tallevast, Florida

Parameter	Units	5/18/2009	5/26/2009	6/1/2009	7/9/2009	9/15/2009	12/8/2009	3/2/2010	6/1/2010	DUP 6/1/2010	9/1/2010	12/7/2010	1/4/2011	3/1/2011	6/1/2011	8/30/2011	12/6/2011
Volatile Organics (8260B)																	
2,2-Dichloropropane	ug/L	3.6 U	3.6 U	3.6 U	3.6 U	3.6 U	3.6 U	0.36 U	0.36 U	0.36 U	0.36 U	0.36 U	0.36 U	0.36 U	0.36 U	0.36 U	0.36 U
1,1-Dichloropropene	ug/L	3.1 U	3.1 U	3.1 U	3.1 U	3.1 U	3.1 U	0.31 U	0.31 U	0.31 U	0.31 U	0.31 U	0.31 U	0.31 U	0.31 U	0.31 U	0.31 U
cis-1,3-Dichloropropene	ug/L	1.4 U	1.4 U	1.4 U	1.4 U	1.4 U	1.4 U	0.14 U	0.14 U	0.14 U	0.14 U	0.14 U	0.14 U	0.14 U	0.14 U	0.14 U	0.14 U
Trans-1,3-Dichloropropene	ug/L	1.4 U	1.4 U	1.4 U	1.4 U	1.4 U	1.4 U	0.14 U	0.14 U	0.14 U	0.14 U	0.14 U	0.14 U	0.14 U	0.14 UJ	0.14 U	0.14 U
Ethylbenzene	ug/L	4.4 U	4.4 U	4.4 U	4.4 U	4.4 U	4.4 U	0.44 U	0.44 U	0.44 U	0.44 U	0.44 U	0.44 U	0.44 U	0.44 U	0.44 U	0.44 U
Hexachlorobutadiene	ug/L	4 U	4 U	4 U	4 U	4 U	4 U	0.4 U	0.4 U	0.4 U	0.4 U	0.4 U	0.4 U	0.4 U	0.4 U	0.4 U	0.4 U
2-Hexanone	ug/L	44 U	44 U	44 U	44 U	44 U	44 U	4.4 U	4.4 U	4.4 U	4.4 U	4.4 U	4.4 U	4.4 U	4.4 U	4.4 U	4.4 U
Isopropyl Benzene	ug/L	1.9 U	1.9 U	1.9 U	1.9 U	1.9 U	1.9 U	0.19 U	0.19 U	0.19 U	0.19 U	0.19 U	0.19 U	0.19 U	0.19 U	0.19 U	0.19 U
4-Isopropyl Toluene	ug/L	6.9 U	6.9 U	6.9 U	6.9 U	6.9 U	6.9 U	0.69 U	0.69 U	0.69 U	0.69 U	0.69 U	0.69 U	0.69 U	0.69 UJ	0.69 U	0.69 U
Methylene Chloride	ug/L	40 U	40 U	40 U	40 U	40 U	40 U	4 U	4 U	4 U	4 U	4 U	4 U	4 U	4 U	4 U	4 U
2-Butanone	ug/L	84 U	84 U	84 UJ	84 U	84 U	84 U	8.4 U	8.4 U	8.4 U	8.4 U	8.4 U	8.4 U	8.4 U	8.4 U	8.4 U	8.4 U
4-Methyl-2-Pentanone	ug/L	38 U	38 U	38 U	38 U	38 U	38 U	3.8 U	3.8 UJ	3.8 U	3.8 U	3.8 U	3.8 U	3.8 U	3.8 U	3.8 U	3.8 U
Methyl Tert Butyl Ether	ug/L	4.4 U	4.4 U	4.4 U	4.4 U	4.4 U	4.4 U	0.44 U	0.44 U	0.44 U	0.44 U	0.44 U	0.44 U	0.44 U	0.44 U	0.44 U	0.44 U
Naphthalene	ug/L	25 U	25 UJ	25 U	25 U	25 U	25 U	2.5 U	2.5 U	2.5 U	2.5 U	2.5 UJ	2.5 U	2.5 U	2.5 U	2.5 U	2.5 U
n-Propylbenzene	ug/L	5.9 U	5.9 U	5.9 U	5.9 U	5.9 U	5.9 U	0.59 U	0.59 U	0.59 U	0.59 U	0.59 U	0.59 U	0.59 U	0.59 U	0.59 U	0.59 U
Styrene	ug/L	9.8 U	9.8 U	9.8 U	9.8 U	9.8 U	9.8 U	0.98 U	0.98 U	0.98 U	0.98 U	0.98 U	0.98 U	0.98 U	0.98 UJ	0.98 U	0.98 U
1,1,1,2-Tetrachloroethane	ug/L	6.3 U	6.3 U	6.3 U	6.3 U	6.3 U	6.3 U	0.63 U	0.63 U	0.63 U	0.63 U	0.63 U	0.63 U	0.63 U	0.63 U	0.63 U	0.63 U
1,1,2,2-Tetrachloroethane	ug/L	1.5 U	1.5 U	1.5 U	1.5 U	1.5 U	1.5 U	0.15 U	0.15 U	0.15 U	0.15 U	0.15 U	0.15 U	0.15 U	0.15 U	0.15 U	0.15 U
Tetrachloroethene	ug/L	400	430	380	210	160	110	110	67	93	58	13	44 J	73 J	33 J	49	31
Toluene	ug/L	5.1 U	5.1 U	5.1 U	5.1 U	5.1 U	5.1 U	0.51 U	0.51 U	0.51 U	1 U	0.51 U	1 U	1 U	1 U	1 U	1 U
1,2,3-Trichlorobenzene	ug/L	7.7 U	7.7 UJ	7.7 UJ	7.7 U	7.7 U	7.7 U	0.77 U	0.77 U	0.77 U	0.77 U	0.77 U	0.77 U	0.77 U	0.77 U	0.77 U	0.77 U
1,2,4-Trichlorobenzene	ug/L	5.8 U	5.8 U	5.8 U	5.8 U	5.8 U	5.8 U	0.58 U	0.58 U	0.58 U	0.58 U	0.58 U	0.58 U	0.58 U	0.58 UJ	0.58 U	0.58 U
1,1,1-Trichloroethane	ug/L	4.6 U	4.6 U	4.6 U	4.6 U	4.6 U	4.6 U	0.46 U	0.46 U	0.46 U	0.46 U	0.46 U	0.46 U	0.46 U	0.46 U	0.46 U	0.46 U
1,1,2-Trichloroethane	ug/L	4.7 U	4.7 U	4.7 U	4.7 U	4.7 U	4.7 U	0.47 U	0.47 U	0.47 U	0.47 U	0.47 U	0.47 U	0.47 U	0.47 U	0.47 U	0.47 U
Trichloroethene	ug/L	620	650	520	520	650	580	390 D	340 D	330 D	300 D	65	340 D	340 D	370 D	150 D	120
Trichlorofluoromethane	ug/L	25 U	25 U	25 U	25 U	25 U	25 U	2.5 U	2.5 U	2.5 U	2.5 U	2.5 U	2.5 U	2.5 U	2.5 U	2.5 U	2.5 U
1,2,3-Trichloropropane	ug/L	1.8 U	1.8 U	1.8 U	1.8 U	1.8 U	1.8 U	0.18 U	0.18 U	0.18 U	0.18 U	0.18 U	0.18 U	0.18 U	0.18 U	0.18 U	0.18 U
1,2,4-Trimethylbenzene	ug/L	8.6 U	8.6 U	8.6 U	8.6 U	8.6 U	8.6 U	0.86 U	0.86 U	0.86 U	0.86 U	0.86 U	0.86 U	0.86 U	0.86 U	0.86 U	0.86 U
1,3,5-Trimethylbenzene	ug/L	5.4 U	5.4 U	5.4 U	5.4 U	5.4 U	5.4 U	0.54 U	0.54 U	0.54 U	0.54 U	0.54 U	0.54 U	0.54 U	0.54 U	0.54 U	0.54 U
Vinyl Chloride	ug/L	5 U	5 U	5 U	5 U	5 U	5 U	1.7	1.5	1.6	1.4	0.5 U	1.6	2.1	0.5 U	3.1	1.6
O-Xylene	ug/L	5 U	5 U	5 U	5 U	5 U	5 U	0.5 U	0.5 U	0.5 U	0.5 U	0.5 U	0.5 U	0.5 U	0.5 UJ	0.5 U	0.5 U
m-Xylene & p-Xylene	ug/L	6 U	6 U	6 U	6 U	6 U	6 U	0.6 U	0.6 U	0.6 U	0.6 U	0.6 U	0.6 U	0.6 U	0.6 U	0.6 U	0.6 U
Total Xylenes	ug/L	NA	NA	NA	NA	NA	NA	NA	NA	NA	NA	NA	NA	NA	NA	NA	NA

See Notes on Page 6.

Table 13
Groundwater Analytical Results - Extraction Well EW-108
Interim Remedial Action System
Lockheed Martin, Tallevast Site
Tallevast, Florida

Parameter	Units	5/18/2009	5/26/2009	6/1/2009	7/9/2009	9/15/2009	12/8/2009	3/2/2010	6/1/2010	DUP 6/1/2010	9/1/2010	12/7/2010	1/4/2011	3/1/2011	6/1/2011	8/30/2011	12/6/2011
Metals																	
Aluminum	ug/L	50 U	50 U	50 U	50 U	50 U	50 U	50 U	50 U	50 U	50 U	100 I	NA	50 U	50 U	50 U	50 U
Arsenic	ug/L	4 U	4 U	4 U	4 U	4 U	4 U	4 U	4 U	4 U	4 U	4 U	NA	4 U	4 U	4 U	4 U
Beryllium	ug/L	0.5 U	0.5 U	0.5 U	0.5 U	0.5 U	0.5 U	0.5 U	0.5 U	0.5 U	0.5 U	0.5 U	NA	0.5 U	0.5 U	0.5 U	0.5 U
Cadmium	ug/L	1 U	1 U	1 U	1 U	1 U	1 U	1 U	1 U	1 U	1 U	1 U	NA	1 U	1 U	1 U	1 U
Chromium	ug/L	2 U	2.2 I	2 U	2 U	2 U	2 U	2 U	2 U	2 U	2 U	2 U	NA	2 U	2 U	2 U	2 U
Copper	ug/L	2.9 U	2.9 U	2.9 U	2.9 U	2.9 U	2.9 U	2.9 U	2.9 U	2.9 U	2.9 U	2.9 U	NA	2.9 U	2.9 U	2.9 U	2.9 U
Iron	ug/L	1,400	1,600	1,500	2,100	2,300	2,400	2,800	3,100	3,200	3,400	12,000	NA	3,800	3,900 J	4,300	3,800
Lead	ug/L	2 U	2 U	2 U	2 U	2 U	2 U	2 U	2 U	2 U	2 U	2 U	NA	2 U	2 I	2 U	2 U
Nickel	ug/L	2 U	2 U	2 U	2 U	2 U	2 U	2 U	2 U	2 U	2 U	2 U	NA	2 U	2 U	2 U	2 U
Zinc	ug/L	5 U	5 U	5 U	5 U	5 U	5 U	5 U	5 U	5 U	180	5 U	NA	5 U	5 U	5 U	5 U

Notes:

1. Extraction well EW-108 is a Lower Shallow Aquifer System (LSAS) well located in the central area of the site.
2. D - Concentration is based on a diluted sample analysis.
3. E - Indicates the compound was quantitated above the calibration range.
4. I - The reported value is between the laboratory method detection limit and the laboratory practical quantitation limit.
5. J - The compound was positively identified; however, the associated numerical value is an estimated concentration only.
6. U - Indicates that a compound was analyzed for but not detected. The value associated with the qualifier is the laboratory method detection limit.
7. NA - Not analyzed.
8. Dup - indicates duplicate sample.
9. Results are based on validated analytical reports from the laboratory.
10 Results are presented in micrograms per liter (ug/L).
11. The December 7, 2010 sample at extraction well EW-108 appeared to have been switched with extraction well EW-103 sample in the field or by the laboratory based on a review of the analytical results. The December 7, 2010 results are not used in Figures 20 through 33.

Table 14
Groundwater Analytical Results - Extraction Well EW-109
Interim Remedial Action System
Lockheed Martin, Tallevast Site
Tallevast, Florida

Parameter	Units	9/20/2006	11/21/2006	12/6/2006	12/13/2006	1/15/2007	2/7/2007	3/22/2007	4/18/2007	5/21/2007	6/20/2007	7/16/2007	8/16/2007	9/26/2007	10/24/2007
Semivolatile Organics (8270B)															
1,4-Dioxane	ug/L	1 U	2.3 I	10 U	NA	NA	NA	NA	NA	NA	NA	NA	NA	NA	NA
Volatile Organics (8260C) - SIM Isotope Dilution															
1,4-Dioxane	ug/L	NA	NA	NA	13	11	14	0.76 U	0.87 I	1.7 I	1.5 I	0.69 U	1.2 I	0.84 I	0.69 U
Volatile Organics (8260B)															
Acetone	ug/L	9.9 U	9.9 U	9.9 U	2.6 U	2.6 U	2.6 U	2.6 UJ	5.1	4.5 I	2.6 UJ	2.6 U	2.6 U	0.74 U	2.6 U
Benzene	ug/L	0.5 U	0.5 U	0.5 U	0.48 U	0.48 U	0.48 U	0.48 U	0.48 U	0.48 U	0.48 U	0.48 U	0.48 U	0.32 U	0.48 U
Bromobenzene	ug/L	0.58 U	0.58 U	0.58 U	0.33 U	0.33 U	0.33 U	0.33 U	0.33 U	0.33 U	0.33 U	0.33 U	0.33 U	0.28 U	0.33 U
Bromochloromethane	ug/L	0.58 U	0.58 U	0.58 U	0.93 U	0.93 U	0.93 U	0.93 U	0.93 U	0.93 U	0.93 UJ	0.93 U	0.93 U	0.31 U	0.93 U
Bromodichloromethane	ug/L	0.35 U	0.35 U	0.35 U	0.22 U	0.22 U	0.22 U	0.22 U	0.22 U	0.22 U	0.22 U	0.22 U	0.22 U	0.19 U	0.22 U
Bromoform	ug/L	0.58 U	0.58 U	0.58 U	0.48 U	0.48 U	0.48 U	0.48 U	0.48 U	0.48 U	0.48 U	0.48 U	0.48 U	0.28 U	0.48 U
Bromomethane	ug/L	2.5 UJ	2.5 UJ	2.5 U	0.8 U	0.8 U	0.8 U	0.8 U	0.8 U	0.8 U	0.8 U	0.8 U	0.8 U	0.65 U	0.8 U
n-Butylbenzene	ug/L	0.67 U	0.67 U	0.67 U	0.24 U	0.24 U	0.24 U	0.24 U	0.24 U	0.24 U	0.24 U	0.24 U	0.24 U	0.25 U	0.24 U
sec-Butylbenzene	ug/L	0.63 U	0.63 U	0.63 U	0.3 U	0.3 U	0.3 U	0.3 U	0.3 U	0.3 U	0.3 U	0.3 U	0.3 U	0.28 U	0.3 U
tert-Butylbenzene	ug/L	0.84 U	0.84 U	0.84 U	0.32 U	0.32 U	0.32 U	0.32 U	0.32 U	0.32 U	0.32 U	0.32 U	0.32 U	0.33 U	0.32 U
Carbon Disulfide	ug/L	0.85 U	0.85 U	0.85 U	0.97 U	0.97 U	0.97 U	0.97 U	0.97 U	0.97 U	0.97 U	0.97 U	0.97 U	0.3 U	0.97 U
Carbon Tetrachloride	ug/L	0.42 U	0.42 U	0.42 U	0.85 U	0.85 U	0.85 U	0.85 U	0.85 U	0.85 U	0.85 U	0.85 U	0.85 U	0.24 U	0.85 U
Chlorobenzene	ug/L	0.63 U	0.63 U	0.63 U	0.21 U	0.21 U	0.21 U	0.21 U	0.21 U	0.21 U	0.21 U	0.21 U	0.21 U	0.27 U	0.21 U
Chloroethane	ug/L	2.5 U	2.5 U	2.5 U	0.66 U	0.66 U	0.66 U	0.66 U	0.66 U	0.66 U	0.66 U	0.66 U	0.66 U	0.37 U	0.66 U
2-Chloroethyl Vinyl Ether	ug/L	NA	NA	NA	1 UJ	1 UJ	1 UJ	1 UJ	1 U	1 U	R	1 U	1 U	0.42 U	1 U
Chloroform	ug/L	0.9 U	0.9 U	0.9 U	0.89 U	0.89 U	0.89 U	0.89 U	22	0.89 U	0.89 U	0.89 U	0.89 U	0.22 U	0.89 U
Chloromethane	ug/L	1 UJ	1 U	1 U	0.82 U	0.82 U	0.82 U	0.82 U	0.82 U	0.82 U	0.82 U	0.82 U	0.82 U	0.35 U	0.82 U
2-Chlorotoluene	ug/L	0.65 U	0.65 U	0.65 U	0.29 U	0.29 U	0.29 U	0.29 U	0.29 U	0.29 U	0.29 U	0.29 U	0.29 U	0.24 U	0.29 U
4-Chlorotoluene	ug/L	0.52 U	0.52 U	0.52 U	0.3 U	0.3 U	0.3 U	0.3 U	0.3 U	0.3 U	0.3 U	0.3 U	0.3 U	0.2 U	0.3 U
Dibromochloromethane	ug/L	0.34 U	0.34 U	0.34 U	0.2 U	0.2 U	0.2 U	0.2 U	0.2 U	0.2 U	0.2 U	0.2 U	0.2 U	0.23 U	0.2 U
1,2-Dibromo-3-Chloropropane	ug/L	2.5 U	2.5 U	2.5 U	0.89 U	0.89 U	0.89 U	0.89 U	0.89 U	0.89 U	0.89 U	0.89 U	0.89 U	0.79 U	0.89 U
1,2-Dibromoethane	ug/L	0.5 U	0.5 U	0.5 U	0.27 U	0.27 UJ	0.27 U	0.27 U	0.27 U	0.27 U	0.27 U	0.27 U	0.27 U	0.25 U	0.27 U
Dibromomethane	ug/L	0.41 U	0.41 U	0.41 U	0.42 UJ	0.42 UJ	0.42 U	0.42 U	0.42 U	0.42 U	0.42 U	0.42 U	0.42 U	0.15 U	0.42 U
1,2-Dichlorobenzene	ug/L	0.44 U	0.44 U	0.44 U	0.27 U	0.27 U	0.27 U	0.27 U	0.27 U	0.27 U	0.27 U	0.27 U	0.27 U	0.33 U	0.27 U
1,3-Dichlorobenzene	ug/L	0.64 U	0.64 U	0.64 U	0.25 U	0.25 U	0.25 U	0.25 U	0.25 U	0.25 U	0.25 U	0.25 U	0.25 U	0.27 U	0.25 U
1,4-Dichlorobenzene	ug/L	0.52 U	0.52 U	0.52 U	0.24 U	0.24 U	0.24 U	0.24 U	0.24 U	0.24 U	0.24 U	0.24 U	0.24 U	0.33 U	0.24 U
Dichlorodifluoromethane	ug/L	2.5 UJ	2.5 U	2.5 U	0.53 U	0.53 U	0.53 UJ	0.53 U	0.53 U	0.53 U	0.53 U	0.53 U	0.53 U	0.63 U	0.53 U
1,1-Dichloroethane	ug/L	6.4	16	18	12	12	14	2.9	0.6 U	3.4	0.82 I	0.77 I	0.98 I	0.28 U	0.7 I
1,2-Dichloroethane	ug/L	0.57 U	0.57 U	0.57 U	0.94 U	0.94 U	0.94 UJ	0.94 U	0.94 U	0.94 U	0.94 U	0.94 U	0.94 U	0.18 U	0.94 U
1,1-Dichloroethene	ug/L	9.7	24	30	32	25	33	5.5	0.83 U	4.6	0.99 I	1.3	3.1	0.41 I	1.4
cis-1,2-Dichloroethene	ug/L	1.4	2.9	3.2	1.3	1.7	1.7	0.75 U	0.75 U	0.75 U	0.75 U	0.75 U	0.75 U	0.18 U	0.75 U
Trans-1,2-Dichloroethene	ug/L	0.44 U	0.44 U	0.44 U	0.85 I	0.83 U	0.83 U	0.83 U	0.83 U	0.83 U	0.83 UJ	0.83 U	0.83 U	0.39 U	0.83 U
1,2-Dichloropropane	ug/L	0.52 U	0.52 U	0.52 U	0.97 U	0.97 U	0.97 U	0.97 U	0.97 U	0.97 U	0.97 U	0.97 U	0.97 U	0.33 U	0.97 U
1,3-Dichloropropane	ug/L	0.39 U	0.39 U	0.39 U	0.99 U	0.99 UJ	0.99 U	0.99 UJ	0.99 U	0.99 U	0.99 U	0.99 U	0.99 U	0.19 U	0.99 U

See Notes on Page 9.

Table 14
Groundwater Analytical Results - Extraction Well EW-109
Interim Remedial Action System
Lockheed Martin, Tallevast Site
Tallevast, Florida

Parameter	Units	9/20/2006	11/21/2006	12/6/2006	12/13/2006	1/15/2007	2/7/2007	3/22/2007	4/18/2007	5/21/2007	6/20/2007	7/16/2007	8/16/2007	9/26/2007	10/24/2007
Volatile Organics (8260B)															
2,2-Dichloropropane	ug/L	0.36 U	0.36 U	0.36 U	0.84 U	0.84 UJ	0.84 U	0.84 U	0.84 U	0.84 U	0.84 U	0.84 U	0.84 U	0.32 U	0.84 U
1,1-Dichloropropene	ug/L	0.31 U	0.31 U	0.31 U	0.89 U	0.89 U	0.89 U	0.89 U	0.89 U	0.89 U	0.89 U	0.89 U	0.89 U	0.35 U	0.89 U
cis-1,3-Dichloropropene	ug/L	0.14 U	0.14 U	0.14 U	0.2 U	0.2 UJ	0.2 U	0.2 U	0.2 U	0.2 U	0.2 U	0.2 U	0.2 U	0.2 U	0.2 U
Trans-1,3-Dichloropropene	ug/L	0.14 U	0.14 U	0.14 U	0.2 U	0.2 UJ	0.2 U	0.2 U	0.2 U	0.2 U	0.2 U	0.2 U	0.2 U	0.2 U	0.2 U
Ethylbenzene	ug/L	0.44 U	0.44 U	0.44 U	0.99 U	0.99 U	0.99 U	0.99 U	0.99 U	0.99 U	0.99 U	0.99 U	0.99 U	0.32 U	0.99 U
Hexachlorobutadiene	ug/L	0.46 U	0.46 UJ	0.46 U	0.71 U	0.71 U	0.71 U	0.71 U	0.71 U	0.71 U	0.71 U	0.71 U	0.71 U	0.27 U	0.71 U
2-Hexanone	ug/L	4.4 U	4.4 U	4.4 U	2.1 U	2.1 UJ	2.1 U	2.1 UJ	2.1 U	2.1 U	2.1 UJ	2.1 U	2.1 U	0.75 U	2.1 U
Isopropyl Benzene	ug/L	0.19 U	0.19 U	0.19 U	0.2 U	0.2 U	0.2 U	0.2 U	0.2 U	0.2 U	0.2 U	0.2 U	0.2 U	0.2 U	0.2 U
4-Isopropyl Toluene	ug/L	0.69 U	0.69 U	0.69 U	0.27 U	0.27 U	0.27 U	0.27 U	0.27 U	0.27 U	0.27 U	0.27 U	0.27 U	0.24 U	0.27 U
Methylene Chloride	ug/L	4 U	4 U	4 U	1 U	1 UJ	1 UJ	1 U	1 U	1 U	1 UJ	1 U	1 U	0.19 U	1 U
2-Butanone	ug/L	8.4 U	8.4 U	8.4 U	1 U	1 UJ	1 U	1 U	1 U	5	1 UJ	1 UJ	1 U	2.5 U	1 U
4-Methyl-2-Pentanone	ug/L	3.8 U	3.8 U	3.8 U	1.6 U	1.6 UJ	1.6 U	1.6 U	1.6 U	1.6 U	1.6 UJ	1.6 U	1.6 U	0.97 U	1.6 U
Methyl Tert Butyl Ether	ug/L	0.44 U	0.44 U	0.44 U	0.85 UJ	0.85 UJ	0.85 U	0.85 U	0.85 U	0.85 U	0.85 U	0.85 U	0.85 U	0.27 U	0.85 U
Naphthalene	ug/L	2.5 U	2.5 UJ	2.5 U	0.36 UJ	0.36 UJ	0.36 U	0.36 U	0.36 U	0.36 U	0.36 UJ	0.36 U	0.36 U	0.43 U	0.36 U
n-Propylbenzene	ug/L	0.59 U	0.59 U	0.59 U	0.64 U	0.64 U	0.64 U	0.64 U	0.64 U	0.64 U	0.64 U	0.64 U	0.64 U	0.32 U	0.64 U
Styrene	ug/L	0.98 U	0.98 U	0.98 U	0.19 U	0.19 U	0.19 U	0.19 U	0.19 U	0.19 U	0.19 U	0.19 UJ	0.19 U	0.18 U	0.19 U
1,1,1,2-Tetrachloroethane	ug/L	0.63 U	0.63 U	0.63 U	0.24 U	0.24 U	0.24 U	0.24 U	0.24 U	0.24 U	0.24 U	0.24 U	0.24 U	0.24 U	0.24 U
1,1,2,2-Tetrachloroethane	ug/L	0.14 U	0.14 U	0.14 U	0.2 U	0.2 U	0.2 U	0.2 U	0.2 U	0.2 U	0.2 U	0.2 U	0.2 U	0.22 U	0.2 U
Tetrachloroethene	ug/L	0.95 I	4.6	1.4	1.1	2.1 J	0.66 I	0.85 I	0.65 U	1.3	0.65 U	0.65 U	0.65 U	0.47 U	0.65 U
Toluene	ug/L	0.51 U	0.51 U	0.51 U	0.25 U	0.25 UJ	0.25 U	0.35 I	0.3 I	0.25 U	1 U	0.25 U	0.25 U	0.35 U	0.25 U
1,2,3-Trichlorobenzene	ug/L	0.77 U	0.77 UJ	0.77 U	0.72 U	0.72 U	0.72 U	0.72 U	0.72 U	0.72 U	0.72 U	0.72 U	0.72 U	0.22 U	0.72 U
1,2,4-Trichlorobenzene	ug/L	0.58 U	0.58 UJ	0.58 U	0.27 U	0.27 U	0.27 U	0.27 U	0.27 U	0.27 U	0.27 U	0.27 U	0.27 U	0.19 U	0.27 U
1,1,1-Trichloroethane	ug/L	0.46 U	0.46 U	0.46 U	0.88 U	0.88 U	0.88 U	0.88 U	0.88 U	0.88 U	0.88 U	0.88 U	0.88 U	0.27 U	0.88 U
1,1,2-Trichloroethane	ug/L	0.47 U	0.47 U	0.47 U	0.44 U	0.44 UJ	0.44 U	0.44 U	0.44 U	0.44 U	0.44 U	0.44 U	0.44 U	0.33 U	0.44 U
Trichloroethene	ug/L	3.1	7.9	7.4	35	6.8	5.8	1.8	0.71 U	1.7	0.71 U	0.71 U	0.71 U	0.26 U	0.71 U
Trichlorofluoromethane	ug/L	2.5 U	2.5 U	2.5 U	0.7 U	0.7 U	0.7 U	0.7 U	0.7 U	0.7 U	0.7 U	0.7 U	0.7 U	0.45 U	0.7 U
1,2,3-Trichloropropane	ug/L	0.15 U	0.15 U	0.18 U	0.34 U	0.34 UJ	0.34 U	0.34 U	0.34 U	0.34 U	0.34 U	0.34 U	0.34 U	0.36 U	0.34 U
1,2,4-Trimethylbenzene	ug/L	0.86 U	0.86 U	0.86 U	0.27 U	0.27 U	0.27 U	0.27 U	0.27 U	0.27 U	0.27 U	0.27 U	0.27 U	0.27 U	0.27 U
1,3,5-Trimethylbenzene	ug/L	0.54 U	0.54 U	0.54 U	0.29 U	0.29 U	0.29 U	0.29 U	0.29 U	0.29 U	0.29 U	0.29 U	0.29 U	0.26 U	0.29 U
Vinyl Chloride	ug/L	0.5 U	0.5 U	0.5 U	0.52 U	0.52 U	0.52 U	0.52 U	0.52 U	0.52 U	0.52 U	0.52 U	0.52 U	0.91 U	0.52 U
O-Xylene	ug/L	0.5 U	0.5 U	0.5 U	0.6 U	0.6 U	0.6 U	0.6 U	0.6 U	0.6 U	0.6 U	0.6 U	0.6 U	0.21 U	0.6 U
m-Xylene & p-Xylene	ug/L	0.6 U	0.6 U	0.6 U	0.55 U	0.55 U	0.55 U	0.55 U	0.55 U	0.55 U	0.55 U	0.55 U	0.55 U	0.44 U	0.55 U
Total Xylenes	ug/L	NA	NA	NA	NA	NA	NA	NA	NA	NA	NA	NA	NA	NA	NA

See Notes on Page 9.

Table 14
Groundwater Analytical Results - Extraction Well EW-109
Interim Remedial Action System
Lockheed Martin, Tallevast Site
Tallevast, Florida

Parameter	Units	9/20/2006	11/21/2006	12/6/2006	12/13/2006	1/15/2007	2/7/2007	3/22/2007	4/18/2007	5/21/2007	6/20/2007	7/16/2007	8/16/2007	9/26/2007	10/24/2007
Metals															
Aluminum	ug/L	240	400	210	361 J	918 J	1,140 D	1,180	1,350	998	1,710	710	NA	400	NA
Arsenic	ug/L	4.8 U	4.8 U	4.8 U	4.32 I	11.2	24.2	4 U	38.8	11.2	60.4	4 U	NA	4 U	NA
Beryllium	ug/L	0.74 U	0.74 U	0.74 U	0.81 U	0.81 U	0.81 U	0.8 I	0.81 U	0.81 U	0.7 U	0.7 U	NA	0.7 U	NA
Cadmium	ug/L	0.71 U	0.71 U	0.71 U	5 U	5 U	0.3 U	3.2	0.552 I	1.56	3.4	0.6 I	NA	0.5 U	NA
Chromium	ug/L	2 I	2 I	1.7 U	10 U	5.42 I	12 UD	26.9	21.5	7.38 I	23.8	3 U	NA	16.8	NA
Copper	ug/L	2.9 U	2.9 U	2.9 U	0.63 U	0.63 U	0.63 U	3 U	4.7 I	12.8 U	4 I	3 U	NA	3 U	NA
Iron	ug/L	NA	NA	NA	10,500 D	45,700 D	90,900 D	NA	140,000 D	65,400 D	259,000 D	23,300	NA	20,500	NA
Lead	ug/L	1.6 U	1.6 U	3 I	0.17 U	0.17 U	0.17 U	5 I	0.184 I	5 U	25	3 I	NA	2 U	NA
Nickel	ug/L	4.7 U	4.7 U	4.7 U	4.67 I	8.98 I	9.29 I	14 I	13.4	9.27 I	11 I	3 I	NA	7 I	NA
Zinc	ug/L	20 U	5.9 U	11 I	3.79 I	1.9 U	100 U	20 U	12.4 I	50 U	8 I	4 I	NA	15 I	NA

See Notes on Page 9.

Table 14
Groundwater Analytical Results- Extraction Well EW-109
Interim Remedial Action System
Lockheed Martin, Tallevast Site
Tallevast, Florida

Parameter	Units	11/8/2007	1/30/2008	3/14/2008	6/11/2008	9/19/2008	12/15/2008	3/20/2009	DUP 3/20/2009	5/4/2009	5/11/2009	5/18/2009	5/26/2009	6/1/2009	7/9/2009
Semivolatile Organics (8270B)															
1,4-Dioxane	ug/L	NA	NA	NA	NA	NA	NA	NA	NA	NA	NA	NA	NA	NA	NA
Volatile Organics (8260C) - SIM Isotope Dilution															
1,4-Dioxane	ug/L	0.69 U	1 U	0.54 U	0.54 U	4.4	1 U	0.54 U	0.54 U	1 U	1 U	1 U	1.9 I	69	1 U
Volatile Organics (8260B)															
Acetone	ug/L	0.74 U	9.9 U	9.9 U	9.9 U	9.9 U	9.9 U	9.9 U	9.9 U	9.9 U	9.9 U	9.9 U	9.9 U	99 U	9.9 UJ
Benzene	ug/L	0.32 U	0.5 U	0.5 U	0.5 U	0.5 U	0.5 U	0.5 U	0.5 U	0.5 U	0.5 U	0.5 U	0.5 U	5 U	0.5 U
Bromobenzene	ug/L	0.28 U	0.58 U	0.58 U	0.58 U	0.58 U	0.58 U	0.58 U	0.58 U	0.58 U	0.58 U	0.58 U	0.58 U	5.8 U	0.58 U
Bromochloromethane	ug/L	0.31 U	0.58 U	0.58 U	0.58 U	0.58 U	0.58 U	0.58 U	0.58 U	0.58 U	0.58 U	0.58 U	0.58 UJ	5.8 U	0.58 U
Bromodichloromethane	ug/L	0.19 U	0.35 U	0.35 U	0.35 U	0.35 U	0.35 U	0.35 U	0.35 U	0.35 U	0.35 U	0.35 U	0.35 U	3.5 U	0.35 U
Bromoform	ug/L	0.28 U	0.58 U	0.58 U	0.58 U	0.58 UJ	0.58 U	0.58 U	0.58 U	0.58 U	0.58 U	0.58 U	0.58 U	5.8 U	0.58 U
Bromomethane	ug/L	0.65 U	2.5 U	2.5 U	2.5 U	2.5 UJ	2.5 UJ	2.5 UJ	2.5 UJ	2.5 U	2.5 UJ	2.5 U	2.5 U	25 U	2.5 U
n-Butylbenzene	ug/L	0.25 U	0.67 UJ	0.67 U	0.67 U	0.67 UJ	0.67 U	0.67 U	0.67 U	0.67 U	0.67 U	0.67 U	0.67 U	6.7 U	0.67 U
sec-Butylbenzene	ug/L	0.28 U	0.63 U	0.63 U	0.63 U	0.63 U	0.63 U	0.63 U	0.63 U	0.63 U	0.63 U	0.63 U	0.63 U	6.3 U	0.63 U
tert-Butylbenzene	ug/L	0.33 U	0.84 U	0.84 U	0.84 U	0.84 U	0.84 U	0.84 U	0.84 U	0.84 U	0.84 U	0.84 U	0.84 U	8.4 U	0.84 U
Carbon Disulfide	ug/L	0.3 U	1.1	0.85 U	1.5	0.85 UJ	0.85 U	0.85 U	0.85 U	2.8	0.85 U	0.85 U	0.85 U	8.5 U	0.85 U
Carbon Tetrachloride	ug/L	0.24 U	0.42 U	0.42 U	0.42 U	0.42 U	0.42 U	0.42 U	0.42 U	0.42 U	0.42 U	0.42 U	0.42 U	4.2 U	0.42 U
Chlorobenzene	ug/L	0.27 U	0.63 U	0.63 U	0.63 U	0.63 U	0.63 U	0.63 U	0.63 U	0.63 U	0.63 U	0.63 U	0.63 U	6.3 U	0.63 U
Chloroethane	ug/L	0.37 U	2.5 U	2.5 U	2.5 U	2.5 U	2.5 U	2.5 U	2.5 U	2.5 U	2.5 U	2.5 U	2.5 U	25 U	2.5 U
2-Chloroethyl Vinyl Ether	ug/L	0.42 U	NA	NA	NA	NA	NA	NA	NA	NA	NA	NA	NA	NA	NA
Chloroform	ug/L	0.22 U	0.9 U	0.9 U	0.9 U	0.9 U	0.9 U	0.9 U	0.9 U	0.9 U	0.9 U	0.9 U	0.9 U	9 U	0.9 U
Chloromethane	ug/L	0.35 U	1 U	1 U	1 U	1 U	1 U	1 U	1 U	1 U	1 UJ	1 UJ	1 U	10 U	1 U
2-Chlorotoluene	ug/L	0.24 U	0.65 U	0.65 U	0.65 U	0.65 U	0.65 U	0.65 U	0.65 U	0.65 U	0.65 U	0.65 U	0.65 U	6.5 U	0.65 U
4-Chlorotoluene	ug/L	0.2 U	0.52 UJ	0.52 U	0.52 U	0.52 UJ	0.52 U	0.52 U	0.52 U	0.52 U	0.52 U	0.52 U	0.52 U	5.2 U	0.52 U
Dibromochloromethane	ug/L	0.23 U	0.34 U	0.34 U	0.34 U	0.34 U	0.34 U	0.34 U	0.34 U	0.34 U	0.34 U	0.34 U	0.34 U	3.4 U	0.34 U
1,2-Dibromo-3-Chloropropane	ug/L	0.79 U	2.5 U	2.5 U	2.5 U	2.5 UJ	2.5 U	2.5 U	2.5 U	2.5 U	2.5 U	2.5 U	2.5 U	25 U	2.5 U
1,2-Dibromoethane	ug/L	0.25 U	0.5 U	0.5 U	0.5 U	0.5 U	0.5 U	0.5 U	0.5 U	0.5 U	0.5 U	0.5 U	0.5 U	5 U	0.5 U
Dibromomethane	ug/L	0.15 U	0.41 U	0.41 U	0.41 U	0.41 U	0.41 U	0.41 U	0.41 U	0.41 U	0.41 U	0.41 U	0.41 U	4.1 U	0.41 U
1,2-Dichlorobenzene	ug/L	0.33 U	0.44 U	0.44 U	0.44 U	0.44 U	0.44 U	0.44 U	0.44 U	0.44 U	0.44 U	0.44 U	0.44 U	4.4 U	0.44 U
1,3-Dichlorobenzene	ug/L	0.27 U	0.64 UJ	0.64 U	0.64 U	0.64 U	0.64 U	0.64 U	0.64 U	0.64 U	0.64 U	0.64 U	0.64 U	6.4 U	0.64 U
1,4-Dichlorobenzene	ug/L	0.33 U	0.52 U	0.52 U	0.52 U	0.52 UJ	0.52 U	0.52 U	0.52 U	0.52 U	0.52 U	0.52 U	0.52 U	5.2 U	0.52 U
Dichlorodifluoromethane	ug/L	0.63 U	2.5 U	2.5 U	2.5 U	2.5 UJ	2.5 UJ	2.5 U	2.5 U	2.5 U	2.5 UJ	2.5 UJ	2.5 U	25 U	2.5 UJ
1,1-Dichloroethane	ug/L	0.28 U	0.52 U	0.52 U	0.52 U	0.52 U	0.52 U	0.52 U	0.52 U	0.52 U	0.52 U	0.52 U	0.97 I	31	0.79 I
1,2-Dichloroethane	ug/L	0.18 U	0.57 U	0.57 U	0.57 U	0.57 U	0.57 U	0.57 U	0.57 U	0.57 U	0.57 U	0.57 U	0.57 U	5.7 U	0.57 U
1,1-Dichloroethene	ug/L	0.4 U	0.45 U	0.45 U	0.45 U	0.54 I	0.45 U	0.45 U	0.45 U	0.45 U	0.68 I	1.1	1.9	63	1.4
cis-1,2-Dichloroethene	ug/L	0.18 U	0.65 U	0.65 U	0.65 U	0.65 UJ	0.65 U	0.65 U	0.65 U	0.65 U	0.65 U	0.65 U	0.74 I	27	0.65 U
Trans-1,2-Dichloroethene	ug/L	0.39 U	0.44 U	0.44 U	0.44 U	0.44 UJ	0.44 U	0.44 U	0.44 U	0.44 U	0.44 UJ	0.44 U	0.44 UJ	4.4 U	0.44 U
1,2-Dichloropropane	ug/L	0.33 U	0.52 U	0.52 U	0.52 U	0.52 U	0.52 U	0.52 U	0.52 U	0.52 U	0.52 U	0.52 U	0.52 U	5.2 U	0.52 U
1,3-Dichloropropane	ug/L	0.19 U	0.39 U	0.39 U	0.39 U	0.39 U	0.39 U	0.39 U	0.39 U	0.39 U	0.39 U	0.39 U	0.39 U	3.9 U	0.39 U

See Notes on Page 9.

Table 14
Groundwater Analytical Results- Extraction Well EW-109
Interim Remedial Action System
Lockheed Martin, Tallevast Site
Tallevast, Florida

Parameter	Units	11/8/2007	1/30/2008	3/14/2008	6/11/2008	9/19/2008	12/15/2008	3/20/2009	DUP 3/20/2009	5/4/2009	5/11/2009	5/18/2009	5/26/2009	6/1/2009	7/9/2009
Volatile Organics (8260B)															
2,2-Dichloropropane	ug/L	0.32 U	0.36 U	0.36 U	0.36 U	0.36 UJ	0.36 U	0.36 U	0.36 U	0.36 U	0.36 U	0.36 U	0.36 U	3.6 U	0.36 U
1,1-Dichloropropene	ug/L	0.35 U	0.31 U	0.31 U	0.31 U	0.31 U	0.31 U	0.31 U	0.31 U	0.31 U	0.31 U	0.31 U	0.31 U	3.1 U	0.31 U
cis-1,3-Dichloropropene	ug/L	0.2 U	0.14 U	0.14 U	0.14 U	0.14 U	0.14 U	0.14 U	0.14 U	0.14 U	0.14 U	0.14 U	0.14 U	1.4 U	0.14 U
Trans-1,3-Dichloropropene	ug/L	0.2 U	0.14 U	0.14 U	0.14 U	0.14 UJ	0.14 U	0.14 U	0.14 U	0.14 U	0.14 U	0.14 U	0.14 U	1.4 U	0.14 U
Ethylbenzene	ug/L	0.32 U	0.44 U	0.44 U	0.44 U	0.44 U	0.44 U	0.44 U	0.44 U	0.44 U	0.44 U	0.44 U	0.44 U	4.4 U	0.44 U
Hexachlorobutadiene	ug/L	0.27 U	0.4 UJ	0.4 U	0.4 U	0.4 UJ	0.4 U	0.4 U	0.4 U	0.4 U	0.4 U	0.4 U	0.4 U	4 U	0.4 U
2-Hexanone	ug/L	0.75 U	4.4 U	4.4 U	4.4 U	4.4 U	4.4 U	4.4 U	4.4 U	4.4 U	4.4 U	4.4 U	4.4 U	44 U	4.4 UJ
Isopropyl Benzene	ug/L	0.2 U	0.19 U	0.19 U	0.19 U	0.19 U	0.19 U	0.19 U	0.19 U	0.19 U	0.19 U	0.19 U	0.19 U	1.9 U	0.19 U
4-Isopropyl Toluene	ug/L	0.24 U	0.69 UJ	0.69 U	0.69 U	0.69 U	0.69 U	0.69 U	0.69 U	0.69 U	0.69 U	0.69 U	0.69 U	6.9 U	0.69 U
Methylene Chloride	ug/L	0.19 U	4 U	4 U	4 U	4 UJ	4 U	4 U	4 U	4 U	4 U	4 U	4 U	40 U	4 U
2-Butanone	ug/L	2.5 U	8.4 U	8.4 U	8.4 U	8.4 U	8.4 U	8.4 U	8.4 U	8.4 U	8.4 U	8.4 U	8.4 U	84 U	8.4 UJ
4-Methyl-2-Pentanone	ug/L	0.97 U	3.8 U	3.8 U	3.8 U	3.8 U	3.8 U	3.8 U	3.8 U	3.8 U	3.8 U	3.8 U	3.8 U	38 U	3.8 U
Methyl Tert Butyl Ether	ug/L	0.27 U	0.44 U	0.44 U	0.44 U	0.44 UJ	0.44 U	0.44 U	0.44 U	0.44 U	0.44 U	0.44 U	0.44 U	4.4 U	0.44 U
Naphthalene	ug/L	0.43 U	2.5 U	2.5 UJ	2.5 U	2.5 UJ	2.5 U	2.5 U	2.5 U	2.5 U	2.5 U	2.5 U	2.5 UJ	25 U	2.5 UJ
n-Propylbenzene	ug/L	0.32 U	0.59 U	0.59 U	0.59 U	0.59 U	0.59 U	0.59 U	0.59 U	0.59 U	0.59 U	0.59 U	0.59 U	5.9 U	0.59 U
Styrene	ug/L	0.18 U	0.98 U	0.98 U	0.98 U	0.98 U	0.98 U	0.98 U	0.98 U	0.98 U	0.98 U	0.98 U	0.98 U	9.8 U	0.98 U
1,1,1,2-Tetrachloroethane	ug/L	0.24 U	0.63 U	0.63 U	0.63 U	0.63 U	0.63 U	0.63 U	0.63 U	0.63 U	0.63 U	0.63 U	0.63 U	6.3 U	0.63 U
1,1,2,2-Tetrachloroethane	ug/L	0.22 U	0.15 U	0.15 U	0.15 U	0.15 U	0.15 U	0.15 U	0.15 U	0.15 U	0.15 U	0.15 U	0.15 U	1.5 U	0.15 U
Tetrachloroethene	ug/L	0.47 U	0.5 U	0.5 U	0.5 U	0.5 U	0.5 U	0.5 U	0.5 U	0.5 U	0.5 U	0.5 U	0.85 I	67	0.5 U
Toluene	ug/L	0.35 U	0.51 U	0.51 U	0.51 U	0.51 U	0.51 U	0.51 U	0.51 U	0.51 U	0.51 U	0.51 U	0.51 U	5.1 U	0.51 U
1,2,3-Trichlorobenzene	ug/L	0.22 U	0.77 UJ	0.77 U	0.77 U	0.77 UJ	0.77 U	0.77 U	0.77 U	0.77 U	0.77 U	0.77 U	0.77 UJ	7.7 U	0.77 U
1,2,4-Trichlorobenzene	ug/L	0.19 U	0.58 UJ	0.58 U	0.58 U	0.58 UJ	0.58 U	0.58 U	0.58 U	0.58 U	0.58 U	0.58 U	0.58 U	5.8 U	0.58 U
1,1,1-Trichloroethane	ug/L	0.27 U	0.46 U	0.46 U	0.46 U	0.46 U	0.46 U	0.46 U	0.46 U	0.46 U	0.46 U	0.46 U	0.46 U	4.6 U	0.46 U
1,1,2-Trichloroethane	ug/L	0.33 U	0.47 U	0.47 U	0.47 U	0.47 U	0.47 U	0.47 U	0.47 U	0.47 U	0.47 U	0.47 U	0.47 U	4.7 U	0.47 U
Trichloroethene	ug/L	0.26 U	0.5 U	0.5 U	0.5 U	2	1.1	0.5 U	0.5 U	0.5 U	0.5 U	0.5 U	12	480	1.6
Trichlorofluoromethane	ug/L	0.45 U	2.5 U	2.5 U	2.5 U	2.5 U	2.5 U	2.5 U	2.5 U	2.5 U	2.5 U	2.5 U	2.5 U	25 U	2.5 U
1,2,3-Trichloropropane	ug/L	0.36 U	0.18 U	0.18 U	0.18 U	0.18 U	0.18 U	0.18 U	0.18 U	0.18 U	0.18 U	0.18 U	0.18 U	1.8 U	0.18 U
1,2,4-Trimethylbenzene	ug/L	0.27 U	0.86 U	0.86 U	0.86 U	0.86 U	0.86 U	0.86 U	0.86 U	0.86 U	0.86 U	0.86 U	0.86 U	8.6 U	0.86 U
1,3,5-Trimethylbenzene	ug/L	0.26 U	0.54 U	0.54 U	0.54 U	0.54 U	0.54 U	0.54 U	0.54 U	0.54 U	0.54 U	0.54 U	0.54 U	5.4 U	0.54 U
Vinyl Chloride	ug/L	0.91 U	0.5 U	0.5 U	0.5 U	0.5 U	0.5 U	0.5 U	0.5 U	0.5 U	0.5 U	0.5 U	0.5 U	5 U	0.5 U
O-Xylene	ug/L	0.21 U	0.5 U	0.5 U	0.5 U	0.5 U	0.5 U	0.5 U	0.5 U	0.5 U	0.5 U	0.5 U	0.5 U	5 U	0.5 U
m-Xylene & p-Xylene	ug/L	0.44 U	0.6 U	0.6 U	0.6 U	0.6 U	0.6 U	0.6 U	0.6 U	0.6 U	0.6 U	0.6 U	0.6 U	6 U	0.6 U
Total Xylenes	ug/L	0.6 U	NA	NA	NA	NA	NA	NA	NA	NA	NA	NA	NA	NA	NA

See Notes on Page 9.

Table 14
Groundwater Analytical Results- Extraction Well EW-109
Interim Remedial Action System
Lockheed Martin, Tallevast Site
Tallevast, Florida

Parameter	Units	11/8/2007	1/30/2008	3/14/2008	6/11/2008	9/19/2008	12/15/2008	3/20/2009	DUP 3/20/2009	5/4/2009	5/11/2009	5/18/2009	5/26/2009	6/1/2009	7/9/2009
Metals															
Aluminum	ug/L	316	NA	89	800	96 I	75 I	140 I	140 I	380	1,800	2,000	1,200	430	2,300
Arsenic	ug/L	4 U	NA	1 J	4.8 U	4 U	4 U	4 U	4 U	5.8 I	19	38	10	8.1 I	39
Beryllium	ug/L	0.7 U	NA	0.065 U	0.74 U	0.5 U	0.5 U	0.5 U	0.5 U	0.5 U	0.5 U	0.5 U	0.5 U	0.5 U	0.5 U
Cadmium	ug/L	0.5 U	NA	0.2 J	0.8 I	1 U	1 U	1 U	1 U	1 U	1 U	1 U	1.3 I	1 U	1 U
Chromium	ug/L	3 U	NA	2.1 J	1.7 U	2 U	2 U	2 U	2 U	4.8 I	17	6.7 I	2.9 I	5.8 I	8.1 I
Copper	ug/L	3 U	NA	1.8 I	2.9 U	2.9 U	2.9 U	2.9 U	2.9 U	4.4 I	2.9 U	2.9 U	2.9 U	2.9 U	2.9 U
Iron	ug/L	5,950	NA	400	4,400	340	190 I	4,300	4,600	11,000	69,000	100,000	31,000	36,000	88,000
Lead	ug/L	2 U	NA	0.15 I	1.6 U	2 U	2 U	2 U	2 U	2 U	2 U	15	2 U	6.1 I	2 U
Nickel	ug/L	2 U	NA	1.4	5.8 I	2 U	2 U	2.9 I	2.3 I	6.3 I	7.6 I	5.4 I	5.5 I	7 I	4.9 I
Zinc	ug/L	9.8 I	NA	19 J	19 I	14 I	9 I	9.4 I	9.8 I	53	14 I	5 U	6.1 I	5.8 I	12 I

See Notes on Page 9.

Table 14
Groundwater Analytical Results - Extraction Well EW-109
Interim Remedial Action System
Lockheed Martin, Tallevast Site
Tallevast, Florida

Parameter	Units	9/15/2009	12/8/2009	3/2/2010	6/1/2010	9/1/2010	12/7/2010	3/1/2011	6/1/2011	8/30/2011	12/6/2011
Semivolatile Organics (8270B)											
1,4-Dioxane	ug/L	NA	NA	NA	NA	NA	NA	NA	NA	NA	NA
Volatile Organics (8260C) - SIM Isotope Dilution											
1,4-Dioxane	ug/L	1 U	1 U	1 U	1 U	1 U	1 U	4.5	1 U	1 U	1 U
Volatile Organics (8260B)											
Acetone	ug/L	9.9 U	9.9 U	9.9 UJ	9.9 U	9.9 U	9.9 U	9.9 UJ	9.9 U	9.9 U	9.9 U
Benzene	ug/L	0.5 U	0.5 U	0.5 U	0.5 U	0.5 U	0.5 U	0.5 U	0.5 U	0.5 U	0.5 U
Bromobenzene	ug/L	0.58 U	0.58 U	0.58 U	0.58 U	0.58 U	0.58 U	0.58 U	0.58 U	0.58 U	0.58 U
Bromochloromethane	ug/L	0.58 U	0.58 U	0.58 U	0.58 U	0.58 U	0.58 U	0.58 U	0.58 U	0.58 U	0.58 U
Bromodichloromethane	ug/L	0.35 U	0.35 U	0.35 U	0.35 U	0.35 U	0.35 U	0.35 U	0.35 U	0.35 U	0.35 U
Bromoform	ug/L	0.58 U	0.58 U	0.58 U	0.58 U	0.58 U	0.58 U	0.58 U	0.58 U	0.58 UJ	0.58 U
Bromomethane	ug/L	2.5 U	2.5 UJ	2.5 UJ	2.5 U	2.5 U	2.5 UJ	2.5 U	2.5 U	2.5 UJ	2.5 U
n-Butylbenzene	ug/L	0.67 U	0.67 U	0.67 U	0.67 U	0.67 U	0.67 U	0.67 U	0.67 U	0.67 U	0.67 U
sec-Butylbenzene	ug/L	0.63 U	0.63 U	0.63 U	0.63 U	0.63 U	0.63 U	0.63 U	0.63 U	0.63 U	0.63 U
tert-Butylbenzene	ug/L	0.84 U	0.84 U	0.84 U	0.84 U	0.84 U	0.84 U	0.84 U	0.84 UJ	0.84 U	0.84 U
Carbon Disulfide	ug/L	0.85 U	0.85 U	0.85 U	0.85 U	1 U	1 U	1 U	1 U	1 U	1 U
Carbon Tetrachloride	ug/L	0.42 U	0.42 U	0.42 U	0.42 U	0.42 U	0.42 U	0.42 U	0.42 U	0.42 U	0.42 U
Chlorobenzene	ug/L	0.63 U	0.63 U	0.63 U	0.63 U	0.63 U	0.63 U	0.63 U	0.63 U	0.63 U	0.63 U
Chloroethane	ug/L	2.5 U	2.5 UJ	2.5 UJ	2.5 U	2.5 U	2.5 U	2.5 U	2.5 U	2.5 U	2.5 U
2-Chloroethyl Vinyl Ether	ug/L	NA	NA	NA	NA	NA	NA	NA	NA	NA	NA
Chloroform	ug/L	0.9 U	0.9 U	0.9 U	0.9 U	0.9 U	0.9 U	0.9 U	0.9 U	0.9 U	0.9 U
Chloromethane	ug/L	1 U	1 U	1 U	1 U	1 U	1 U	1 UJ	1 U	1 U	1 U
2-Chlorotoluene	ug/L	0.65 U	0.65 U	0.65 U	0.65 U	0.65 U	0.65 U	0.65 U	0.65 U	0.65 U	0.65 U
4-Chlorotoluene	ug/L	0.52 U	0.52 U	0.52 U	0.52 U	0.52 U	0.52 U	0.52 U	0.52 U	0.52 U	0.52 U
Dibromochloromethane	ug/L	0.34 U	0.34 U	0.34 U	0.34 U	0.34 U	0.34 U	0.34 U	0.34 U	0.34 U	0.34 U
1,2-Dibromo-3-Chloropropane	ug/L	2.5 U	2.5 U	2.5 U	2.5 U	2.5 U	2.5 U	2.5 UJ	2.5 U	2.5 U	2.5 U
1,2-Dibromoethane	ug/L	0.5 U	0.5 U	0.5 U	0.5 U	0.5 U	0.5 U	0.5 U	0.5 U	0.5 U	0.5 U
Dibromomethane	ug/L	0.41 U	0.41 U	0.41 U	0.41 U	0.41 U	0.41 U	0.41 U	0.41 U	0.41 U	0.41 U
1,2-Dichlorobenzene	ug/L	0.44 U	0.44 U	0.44 U	0.44 U	0.44 U	0.44 U	0.44 U	0.44 U	0.44 U	0.44 U
1,3-Dichlorobenzene	ug/L	0.64 U	0.64 U	0.64 U	0.64 U	0.64 U	0.64 U	0.64 U	0.64 UJ	0.64 U	0.64 U
1,4-Dichlorobenzene	ug/L	0.52 U	0.52 U	0.52 U	0.52 U	0.52 U	0.52 U	0.52 U	0.52 U	0.52 U	0.52 U
Dichlorodifluoromethane	ug/L	2.5 U	2.5 UJ	2.5 UJ	2.5 U	2.5 U	2.5 U	2.5 U	2.5 U	2.5 UJ	2.5 U
1,1-Dichloroethane	ug/L	0.64 I	0.52 U	0.52 U	0.52 U	0.52 U	0.52 U	7.1	0.52 U	0.52 U	0.52 U
1,2-Dichloroethane	ug/L	0.57 U	0.57 U	0.57 U	0.57 U	0.57 U	0.57 U	0.57 UJ	0.57 U	0.57 U	0.57 U
1,1-Dichloroethene	ug/L	3	1	1.1	0.68 I	0.45 U	0.45 U	14	0.45 U	0.45 U	0.45 U
cis-1,2-Dichloroethene	ug/L	0.65 U	0.65 U	0.65 U	0.65 U	0.65 U	0.65 U	1.4	0.65 U	0.65 U	0.65 U
Trans-1,2-Dichloroethene	ug/L	0.44 U	0.44 U	0.44 U	0.44 U	0.44 U	0.44 U	0.44 U	0.44 U	0.44 U	0.44 U
1,2-Dichloropropane	ug/L	0.52 U	0.52 U	0.52 U	0.52 U	0.52 U	0.52 U	0.52 U	0.52 U	0.52 U	0.52 U
1,3-Dichloropropane	ug/L	0.39 U	0.39 U	0.39 U	0.39 U	0.39 U	0.39 U	0.39 U	0.39 U	0.39 U	0.39 U

See Notes on Page 9.

Table 14
Groundwater Analytical Results - Extraction Well EW-109
Interim Remedial Action System
Lockheed Martin, Tallevast Site
Tallevast, Florida

Parameter	Units	9/15/2009	12/8/2009	3/2/2010	6/1/2010	9/1/2010	12/7/2010	3/1/2011	6/1/2011	8/30/2011	12/6/2011
Volatile Organics (8260B)											
2,2-Dichloropropane	ug/L	0.36 U	0.36 U	0.36 U	0.36 U	0.36 U	0.36 U	0.36 U	0.36 U	0.36 U	0.36 U
1,1-Dichloropropene	ug/L	0.31 U	0.31 U	0.31 U	0.31 U	0.31 U	0.31 U	0.31 U	0.31 U	0.31 U	0.31 U
cis-1,3-Dichloropropene	ug/L	0.14 U	0.14 U	0.14 U	0.14 U	0.14 U	0.14 U	0.14 U	0.14 U	0.14 U	0.14 U
Trans-1,3-Dichloropropene	ug/L	0.14 U	0.14 U	0.14 U	0.14 U	0.14 U	0.14 U	0.14 U	0.14 UJ	0.14 U	0.14 U
Ethylbenzene	ug/L	0.44 U	0.44 U	0.44 U	0.44 U	0.44 U	0.44 U	0.44 U	0.44 U	0.44 U	0.44 U
Hexachlorobutadiene	ug/L	0.4 U	0.4 U	0.4 U	0.4 U	0.4 U	0.4 U	0.4 U	0.4 U	0.4 U	0.4 U
2-Hexanone	ug/L	4.4 U	4.4 U	4.4 U	4.4 U	4.4 U	4.4 U	4.4 UJ	4.4 U	4.4 U	4.4 U
Isopropyl Benzene	ug/L	0.19 U	0.19 U	0.19 U	0.19 U	0.19 U	0.19 U	0.19 U	0.19 U	0.19 U	0.19 U
4-Isopropyl Toluene	ug/L	0.69 U	0.69 U	0.69 U	0.69 U	0.69 U	0.69 U	0.69 U	0.69 UJ	0.69 U	0.69 U
Methylene Chloride	ug/L	4 U	4 U	4 U	4 U	4 U	4 U	4 U	4 U	4 U	4 U
2-Butanone	ug/L	8.4 U	8.4 U	8.4 U	8.4 U	8.4 U	8.4 U	8.4 UJ	8.4 U	8.4 U	8.4 U
4-Methyl-2-Pentanone	ug/L	3.8 U	3.8 U	3.8 U	3.8 U	3.8 U	3.8 U	3.8 UJ	3.8 U	3.8 U	3.8 U
Methyl Tert Butyl Ether	ug/L	0.44 U	0.44 U	0.44 U	0.44 U	0.44 U	0.44 U	0.44 U	0.44 U	0.44 U	0.44 U
Naphthalene	ug/L	2.5 U	2.5 U	2.5 U	2.5 U	2.5 U	2.5 U	2.5 U	2.5 U	2.5 U	2.5 U
n-Propylbenzene	ug/L	0.59 U	0.59 U	0.59 U	0.59 U	0.59 U	0.59 U	0.59 U	0.59 U	0.59 U	0.59 U
Styrene	ug/L	0.98 U	0.98 U	0.98 U	0.98 U	0.98 U	0.98 U	0.98 U	0.98 UJ	0.98 U	0.98 U
1,1,1,2-Tetrachloroethane	ug/L	0.63 U	0.63 U	0.63 U	0.63 U	0.63 U	0.63 U	0.63 U	0.63 U	0.63 U	0.63 U
1,1,2,2-Tetrachloroethane	ug/L	0.15 U	0.15 U	0.15 U	0.15 U	0.15 U	0.15 U	0.15 U	0.15 U	0.15 U	0.15 U
Tetrachloroethene	ug/L	0.5 U	0.5 U	0.5 UJ	0.5 U	0.5 U	0.5 UJ	1.7	0.5 UJ	0.5 U	0.5 U
Toluene	ug/L	0.51 U	0.51 U	0.51 U	0.51 U	1 U	0.51 U	1 U	1 U	1 U	1 U
1,2,3-Trichlorobenzene	ug/L	0.77 U	0.77 U	0.77 U	0.77 U	0.77 U	0.77 U	0.77 U	0.77 U	0.77 U	0.77 U
1,2,4-Trichlorobenzene	ug/L	0.58 U	0.58 U	0.58 U	0.58 U	0.58 U	0.58 U	0.58 U	0.58 UJ	0.58 U	0.58 U
1,1,1-Trichloroethane	ug/L	0.46 U	0.46 U	0.46 U	0.46 U	0.46 U	0.46 U	0.46 U	0.46 U	0.46 U	0.46 U
1,1,2-Trichloroethane	ug/L	0.47 U	0.47 U	0.47 U	0.47 U	0.47 U	0.47 U	0.47 U	0.47 U	0.47 U	0.47 U
Trichloroethene	ug/L	0.53 I	0.53 I	0.5 U	0.5 U	0.5 U	0.5 U	7.2	0.5 U	0.61 I	0.5 U
Trichlorofluoromethane	ug/L	2.5 U	2.5 U	2.5 U	2.5 U	2.5 U	2.5 U	2.5 U	2.5 U	2.5 U	2.5 U
1,2,3-Trichloropropane	ug/L	0.18 U	0.18 U	0.18 U	0.18 U	0.18 U	0.18 U	0.18 U	0.18 U	0.18 U	0.18 U
1,2,4-Trimethylbenzene	ug/L	0.86 U	0.86 U	0.86 U	0.86 U	0.86 U	0.86 U	0.86 U	0.86 U	0.86 U	0.86 U
1,3,5-Trimethylbenzene	ug/L	0.54 U	0.54 U	0.54 U	0.54 U	0.54 U	0.54 U	0.54 U	0.54 U	0.54 U	0.54 U
Vinyl Chloride	ug/L	0.5 U	0.5 U	0.5 U	0.5 U	0.5 U	0.5 U	0.5 U	0.5 U	0.5 U	0.5 U
O-Xylene	ug/L	0.5 U	0.5 U	0.5 U	0.5 U	0.5 U	0.5 U	0.5 U	0.5 UJ	0.5 U	0.5 U
m-Xylene & p-Xylene	ug/L	0.6 U	0.6 U	0.6 U	0.6 U	0.6 U	0.6 U	0.6 U	0.6 U	0.6 U	0.6 U
Total Xylenes	ug/L	NA	NA	NA	NA	NA	NA	NA	NA	NA	NA

See Notes on Page 9.

Table 14
Groundwater Analytical Results - Extraction Well EW-109
Interim Remedial Action System
Lockheed Martin, Tallevast Site
Tallevast, Florida

Parameter	Units	9/15/2009	12/8/2009	3/2/2010	6/1/2010	9/1/2010	12/7/2010	3/1/2011	6/1/2011	8/30/2011	12/6/2011
Metals											
Aluminum	ug/L	830	750	1,600	950	380	2,600	2,200	550	1,200	500
Arsenic	ug/L	7.1 I	4 U	29	4 U	4 U	33	57	4 U	20	4 U
Beryllium	ug/L	0.5 U	0.5 U	0.5 U	0.5 U	0.5 U	0.5 U	0.5 U	0.5 U	0.5 U	0.5 U
Cadmium	ug/L	1 U	1 U	2.6 I	1 U	1 U	1 U	1.1 I	1 U	1 U	1 U
Chromium	ug/L	2 U	2 U	2.6 I	2 U	2.2 I	6.9 I	4.7 I	2 U	2.7 I	2 U
Copper	ug/L	2.9 U	2.9 U	2.9 U	2.9 U	2.9 U	2.9 U	3.5 I	2.9 U	2.9 U	2.9 U
Iron	ug/L	15,000	12,000	93,000	11,000 J	860	130,000	290,000	14,000 J	66,000	10,000
Lead	ug/L	2 U	2 U	2 U	2 U	2 U	2 U	4.8 I	2.1 I	2.6 I	2 U
Nickel	ug/L	3.1 I	2.5 I	2.5 I	3.1 I	2 U	2 U	4 U	2.3 I	2 U	2 U
Zinc	ug/L	5 U	5 U	5 U	5 U	6.2 I	5 U	5 U	5 U	5 U	5 U

Notes:

1. Extraction well EW-109 is a Upper Surficial Aquifer System (USAS) well located on the south side of the site.
2. D - Concentration is based on a diluted sample analysis.
3. I - The reported value is between the laboratory method detection limit and the laboratory practical quantitation limit.
4. J - The compound was positively identified; however, the associated numerical value is an estimated concentration only.
5. R - Rejected value, data not useable.
6. U - Indicates that a compound was analyzed for but not detected. The value associated with the qualifier is the laboratory method detection limit.
7. NA - Not analyzed.
8. Dup - indicates duplicate sample.
9. Results are based on validated analytical reports from the laboratory.
10. Results are presented in micrograms per liter (ug/L).

Table 15
Groundwater Analytical Results - Extraction Well EW-110
Interim Remedial Action System
Lockheed Martin, Tallevast Site
Tallevast, Florida

Parameter	Units	9/20/2006	11/21/2006	12/6/2006	12/13/2006	1/15/2007	2/7/2007	3/22/2007	4/18/2007	5/21/2007	6/20/2007	7/16/2007	8/16/2007	9/26/2007	10/24/2007
Semivolatile Organics (8270B)															
1,4-Dioxane	ug/L	78	120	85	NA	NA	NA	NA	NA	NA	NA	NA	NA	NA	NA
Volatile Organics (8260C) - SIM Isotope Dilution															
1,4-Dioxane	ug/L	NA	NA	NA	360	380	260	190	230 D	270	200 J	120	180	200	190
Volatile Organics (8260B)															
Acetone	ug/L	9.9 U	99 U	99 U	2.6 U	52 U	52 U	26 UJ	26 UD	26 U	13 UJ	13 U	13 U	7.4 U	26 U
Benzene	ug/L	0.5 U	5 U	5 U	0.48 U	9.6 U	9.6 U	4.8 U	4.8 UD	4.8 U	2.4 U	2.4 U	2.4 U	3.2 U	4.8 U
Bromobenzene	ug/L	0.58 U	5.8 U	5.8 U	0.33 U	6.6 U	6.6 U	3.3 U	3.3 UD	3.3 U	1.6 U	1.6 U	1.6 U	2.8 U	3.3 U
Bromochloromethane	ug/L	0.58 U	5.8 U	5.8 U	0.93 U	19 U	19 U	9.3 U	9.3 UD	9.3 U	4.6 UJ	4.6 U	4.6 U	3.1 U	9.3 U
Bromodichloromethane	ug/L	0.35 U	3.5 U	3.5 U	0.22 U	4.4 U	4.4 U	2.2 U	2.2 UD	2.2 U	1.1 U	1.1 U	1.1 U	1.9 U	2.2 U
Bromoform	ug/L	0.58 U	5.8 U	5.8 U	0.48 U	9.6 U	9.6 U	4.8 U	4.8 UD	4.8 U	2.4 U	2.4 U	2.4 U	2.8 U	4.8 U
Bromomethane	ug/L	2.5 U	25 UJ	25 U	0.8 U	16 U	16 U	8 U	8 UD	8 U	4 U	4 U	4 U	6.5 U	8 U
n-Butylbenzene	ug/L	0.67 U	6.7 U	6.7 U	0.24 U	4.8 U	4.8 U	2.4 U	2.4 UD	2.4 U	1.2 U	1.2 U	1.2 U	2.5 U	2.4 U
sec-Butylbenzene	ug/L	0.63 U	6.3 U	6.3 U	0.3 U	6 U	6 U	3 U	3 UD	3 U	1.5 U	1.5 U	1.5 U	2.8 U	3 U
tert-Butylbenzene	ug/L	0.84 U	8.4 U	8.4 U	0.32 U	6.4 U	6.4 U	3.2 U	3.2 UD	3.2 U	1.6 U	1.6 U	1.6 U	3.3 U	3.2 U
Carbon Disulfide	ug/L	0.85 UJ	8.5 U	59	16 J	19 U	19 U	9.7 U	9.7 UD	9.7 U	4.8 U	4.8 U	4.8 U	3 U	9.7 U
Carbon Tetrachloride	ug/L	0.42 U	4.2 U	4.2 U	0.85 U	17 U	17 U	8.5 U	8.5 UD	8.5 U	4.2 U	4.2 U	4.2 U	2.4 U	8.5 U
Chlorobenzene	ug/L	0.63 U	6.3 U	6.3 U	0.21 U	4.2 U	4.2 U	2.1 U	2.1 UD	2.1 U	1 U	1 U	1 U	2.7 U	2.1 U
Chloroethane	ug/L	2.5 U	25 U	25 U	9	13 U	13 U	6.6 U	6.6 UD	6.6 U	3.3 U	3.3 U	3.3 U	3.7 U	6.6 U
2-Chloroethyl Vinyl Ether	ug/L	NA	NA	NA	1 UJ	20 UJ	20 UJ	10 UJ	10 UD	10 U	R	5 U	5 U	4.2 U	10 U
Chloroform	ug/L	0.9 U	9 U	9 U	0.89 U	18 U	18 U	8.9 U	8.9 UD	8.9 U	4.4 U	4.4 U	4.4 U	2.2 U	8.9 U
Chloromethane	ug/L	1 UJ	10 U	10 U	0.82 U	16 U	16 U	8.2 U	8.2 UD	8.2 U	4.1 U	4.1 U	4.1 U	3.5 U	8.2 U
2-Chlorotoluene	ug/L	0.65 U	6.5 U	6.5 U	0.29 U	5.8 U	5.8 U	2.9 U	2.9 UD	2.9 U	1.4 U	1.4 U	1.4 U	2.4 U	2.9 U
4-Chlorotoluene	ug/L	0.52 U	5.2 U	5.2 U	0.3 U	6 U	6 U	3 U	3 UD	3 U	1.5 U	1.5 U	1.5 U	2 U	3 U
Dibromochloromethane	ug/L	0.34 U	3.4 U	3.4 U	0.2 U	4 U	4 U	2 U	2 UD	2 U	1 U	1 U	1 U	2.3 U	2 U
1,2-Dibromo-3-Chloropropane	ug/L	2.5 U	25 U	25 U	0.89 U	18 U	18 U	8.9 U	8.9 UD	8.9 U	4.4 U	4.4 U	4.4 U	7.9 U	8.9 U
1,2-Dibromoethane	ug/L	0.5 U	5 U	5 U	0.27 U	5.4 UJ	5.4 U	2.7 U	2.7 UD	2.7 U	1.4 U	1.4 U	1.4 U	2.5 U	2.7 U
Dibromomethane	ug/L	0.41 U	4.1 U	4.1 U	0.42 UJ	8.4 UJ	8.4 U	4.2 U	4.2 UD	4.2 U	2.1 U	2.1 U	2.1 U	1.5 U	4.2 U
1,2-Dichlorobenzene	ug/L	0.44 U	4.4 U	4.4 U	0.27 U	5.4 U	5.4 U	2.7 U	2.7 UD	2.7 U	1.4 U	1.4 U	1.4 U	3.3 U	2.7 U
1,3-Dichlorobenzene	ug/L	0.64 U	6.4 U	6.4 U	0.25 U	5 U	5 U	2.5 U	2.5 UD	2.5 U	1.2 U	1.2 U	1.2 U	2.7 U	2.5 U
1,4-Dichlorobenzene	ug/L	0.52 U	5.2 U	5.2 U	0.24 U	4.8 U	4.8 U	2.4 U	2.4 UD	2.4 U	1.2 U	1.2 U	1.2 U	3.3 U	2.4 U
Dichlorodifluoromethane	ug/L	2.5 UJ	25 U	25 U	0.53 U	11 U	11 UJ	5.3 U	5.3 UD	5.3 U	2.6 U	2.6 U	2.6 U	6.3 U	5.3 U
1,1-Dichloroethane	ug/L	310 D	260	340	340 D	270	290	120	270 D	250	160	280	200	150	150
1,2-Dichloroethane	ug/L	0.57 U	5.7 U	5.7 U	0.94 U	19 U	19 UJ	9.4 U	9.4 UD	9.4 U	4.7 U	4.7 U	4.7 U	1.8 U	9.4 U
1,1-Dichloroethene	ug/L	720 D	650	870	1,300 D	1,100	910	470	850 D	760	510	990 D	980	390	430
cis-1,2-Dichloroethene	ug/L	36	24	22	18	16 I	22	15	20 D	16	10	11	8.6	8.6 I	12
Trans-1,2-Dichloroethene	ug/L	1.3	4.4 U	4.4 U	9.3 J	17 U	17 U	8.3 U	8.3 UD	8.3 U	4.2 UJ	4.2 U	4.2 U	3.9 U	8.3 U
1,2-Dichloropropane	ug/L	0.52 U	5.2 U	5.2 U	0.97 U	19 U	19 U	9.7 U	9.7 UD	9.7 U	4.8 U	4.8 U	4.8 U	3.3 U	9.7 U
1,3-Dichloropropane	ug/L	0.39 U	3.9 U	3.9 U	0.99 U	20 UJ	20 U	9.9 UJ	9.9 UD	9.9 U	5 U	5 U	5 U	1.9 U	9.9 U

See Notes on Page 9.

Table 15
Groundwater Analytical Results - Extraction Well EW-110
Interim Remedial Action System
Lockheed Martin, Tallevast Site
Tallevast, Florida

Parameter	Units	9/20/2006	11/21/2006	12/6/2006	12/13/2006	1/15/2007	2/7/2007	3/22/2007	4/18/2007	5/21/2007	6/20/2007	7/16/2007	8/16/2007	9/26/2007	10/24/2007
Volatile Organics (8260B)															
2,2-Dichloropropane	ug/L	0.36 U	3.6 U	3.6 U	0.84 U	17 UJ	17 U	8.4 U	8.4 UD	8.4 U	4.2 U	4.2 U	4.2 U	3.2 U	8.4 U
1,1-Dichloropropene	ug/L	0.31 U	3.1 U	3.1 U	0.89 U	18 U	18 U	8.9 U	8.9 UD	8.9 U	4.4 U	4.4 U	4.4 U	3.5 U	8.9 U
cis-1,3-Dichloropropene	ug/L	0.14 U	1.4 U	1.4 U	0.2 U	4 UJ	4 U	2 U	2 UD	2 U	1 U	1 U	1 U	2 U	2 U
Trans-1,3-Dichloropropene	ug/L	0.14 U	1.4 U	1.4 U	0.2 U	4 UJ	4 U	2 U	2 UD	2 U	1 U	1 U	1 U	2 U	2 U
Ethylbenzene	ug/L	0.44 U	4.4 U	4.4 U	0.99 U	20 U	20 U	9.9 U	9.9 UD	9.9 U	5 U	5 U	5 U	3.2 U	9.9 U
Hexachlorobutadiene	ug/L	0.46 UJ	4.6 UJ	4.6 U	0.71 U	14 U	14 U	7.1 U	7.1 UD	7.1 U	3.6 U	3.6 U	3.6 U	2.7 U	7.1 U
2-Hexanone	ug/L	4.4 U	44 U	44 U	2.1 U	42 UJ	42 U	21 UJ	21 UD	21 U	10 UJ	10 U	10 U	7.5 U	21 U
Isopropyl Benzene	ug/L	0.19 U	1.9 U	1.9 U	0.2 U	4 U	4 U	2 U	2 UD	2 U	1 U	1 U	1 U	2 U	2 U
4-Isopropyl Toluene	ug/L	0.69 U	6.9 U	6.9 U	0.27 U	5.4 U	5.4 U	2.7 U	2.7 UD	2.7 U	1.4 U	1.4 U	1.4 U	2.4 U	2.7 U
Methylene Chloride	ug/L	4 UJ	40 U	40 U	1 U	20 UJ	20 UJ	10 U	10 UD	10 U	5 UJ	5 U	5 U	1.9 U	10 U
2-Butanone	ug/L	8.4 U	84 U	84 U	1 U	20 UJ	20 U	10 U	10 UD	10 U	5 UJ	5 UJ	5 U	25 U	10 U
4-Methyl-2-Pentanone	ug/L	3.8 U	38 U	38 U	1.6 U	32 UJ	32 U	16 U	16 UD	16 U	8 UJ	8 U	8 U	9.7 U	16 U
Methyl Tert Butyl Ether	ug/L	0.44 U	4.4 U	4.4 U	0.85 UJ	17 UJ	17 U	8.5 U	8.5 UD	8.5 U	4.2 U	4.2 U	4.2 U	2.7 U	8.5 U
Naphthalene	ug/L	2.5 U	25 UJ	25 U	0.36 UJ	7.2 UJ	7.2 U	3.6 U	3.6 UD	3.6 U	1.8 UJ	1.8 U	1.8 U	4.3 U	3.6 U
n-Propylbenzene	ug/L	0.59 U	5.9 U	5.9 U	0.64 U	13 U	13 U	6.4 U	6.4 UD	6.4 U	3.2 U	3.2 U	3.2 U	3.2 U	6.4 U
Styrene	ug/L	0.98 U	9.8 U	9.8 U	0.19 U	3.8 U	3.8 U	1.9 U	1.9 UD	1.9 U	0.95 U	0.95 UJ	0.95 U	1.8 U	1.9 U
1,1,1,2-Tetrachloroethane	ug/L	0.63 U	6.3 U	6.3 U	0.24 U	4.8 U	4.8 U	2.4 U	2.4 UD	2.4 U	1.2 U	1.2 U	1.2 U	2.4 U	2.4 U
1,1,2,2-Tetrachloroethane	ug/L	0.14 U	1.4 U	1.4 U	0.2 U	4 U	4 U	2 U	2 UD	2 U	1 U	1 U	1 U	2.2 U	2 U
Tetrachloroethene	ug/L	11	5 U	10	32	27 J	14 I	19	15 D	28	17	9.8	9.6	8.9 I	13
Toluene	ug/L	0.51 U	5.1 U	5.1 U	1.4	5 U	5 U	4.4 I	2.5 UD	2.5 U	1.2 U	1.2 U	1.4 I	3.5 U	2.5 U
1,2,3-Trichlorobenzene	ug/L	0.77 U	7.7 UJ	7.7 U	0.72 U	14 U	14 U	7.2 U	7.2 UD	7.2 U	3.6 U	3.6 U	3.6 U	2.2 U	7.2 U
1,2,4-Trichlorobenzene	ug/L	0.58 U	5.8 UJ	5.8 U	0.27 U	5.4 U	5.4 U	2.7 U	2.7 UD	2.7 U	1.4 U	1.4 U	1.4 U	1.9 U	2.7 U
1,1,1-Trichloroethane	ug/L	0.46 U	4.6 U	4.6 U	0.88 U	18 U	18 U	8.8 U	8.8 UD	8.8 U	4.4 U	4.4 U	4.4 U	2.7 U	8.8 U
1,1,2-Trichloroethane	ug/L	0.47 U	4.7 U	4.7 U	0.44 U	8.8 UJ	8.8 U	4.4 U	4.4 UD	4.4 U	2.2 U	2.2 U	2.2 U	3.3 U	4.4 U
Trichloroethene	ug/L	120	79	89	140	210	73	68	110 D	130	70	94	84	69	83
Trichlorofluoromethane	ug/L	2.5 U	25 U	25 U	0.7 U	14 U	14 U	7 U	7 UD	7 U	3.5 U	3.5 U	3.5 U	4.5 U	7 U
1,2,3-Trichloropropane	ug/L	0.15 U	1.5 U	1.8 U	0.34 U	6.8 UJ	6.8 U	3.4 U	3.4 UD	3.4 U	1.7 U	1.7 U	1.7 U	3.6 U	3.4 U
1,2,4-Trimethylbenzene	ug/L	0.86 U	8.6 U	8.6 U	0.37 I	5.4 U	5.4 U	2.7 U	2.7 UD	2.7 U	1.4 U	1.4 U	1.4 U	2.7 U	2.7 U
1,3,5-Trimethylbenzene	ug/L	0.54 U	5.4 U	5.4 U	0.29 U	5.8 U	5.8 U	2.9 U	2.9 UD	2.9 U	1.4 U	1.4 U	1.4 U	2.6 U	2.9 U
Vinyl Chloride	ug/L	2.9	5 U	5 U	3.6	10 U	10 U	5.2 U	5.2 UD	5.2 U	2.6 U	2.6 U	2.6 U	9.1 U	5.2 U
O-Xylene	ug/L	0.5 U	5 U	5 U	0.6 U	12 U	12 U	6 U	6 UD	6 U	3 U	3 U	3 U	2.1 U	6 U
m-Xylene & p-Xylene	ug/L	0.6 U	6 U	6 U	0.55 U	11 U	11 U	5.5 U	5.5 UD	5.5 U	2.8 U	2.8 U	2.8 U	4.4 U	5.5 U
Total Xylenes	ug/L	NA	NA	NA	NA	NA	NA	NA	NA	NA	NA	NA	NA	NA	NA

See Notes on Page 9.

Table 15
Groundwater Analytical Results - Extraction Well EW-110
Interim Remedial Action System
Lockheed Martin, Tallevast Site
Tallevast, Florida

Parameter	Units	9/20/2006	11/21/2006	12/6/2006	12/13/2006	1/15/2007	2/7/2007	3/22/2007	4/18/2007	5/21/2007	6/20/2007	7/16/2007	8/16/2007	9/26/2007	10/24/2007
Metals															
Aluminum	ug/L	250	290	270	155 J	495 J	310 UD	240 U	726	442	270	200 I	NA	410	NA
Arsenic	ug/L	8.4 I	4.8 U	6.8 I	5.04 I	4.18 I	10 U	4 U	5.18 I	10 U	4 U	4 U	NA	4 U	NA
Beryllium	ug/L	0.74 U	0.74 U	0.74 U	0.81 U	0.81 U	0.81 U	0.7 U	0.81 U	0.81 U	0.7 U	0.7 U	NA	0.7 U	NA
Cadmium	ug/L	0.71 U	0.71 U	0.71 U	5 U	5 U	0.3 U	0.8 I	0.3 U	0.626 I	0.7 I	0.5 U	NA	0.5 U	NA
Chromium	ug/L	1.7 U	1.7 U	1.7 U	1.2 U	1.97 I	12 UD	3 U	1.8 I	10 U	3 U	3 U	NA	22.5	NA
Copper	ug/L	2.9 U	2.9 U	2.9 U	0.63 U	0.63 U	0.63 U	3 U	2.85 I	17.2 U	3 U	3 U	NA	8 I	NA
Iron	ug/L	NA	NA	NA	53,400 D	53,900 D	55,400 D	NA	61,800 D	62,800 D	67,100	67,800	NA	64,100	NA
Lead	ug/L	9.6	1.6 U	14	0.17 U	0.202 I	2.96 I	9 I	0.37 I	5 U	6 I	7 I	NA	7 I	NA
Nickel	ug/L	4.7 U	4.7 U	4.7 U	4.47 I	5.06 I	4.71 I	2 I	5.34 I	6.03 I	3 I	2 U	NA	11 I	NA
Zinc	ug/L	30 U	6.1 I	11 I	1.9 U	1.9 U	100 U	20 U	6.33 I	50 U	3 U	3 U	NA	7 I	NA

See Notes on Page 9.

Table 15
Groundwater Analytical Results - Extraction Well EW-110
Interim Remedial Action System
Lockheed Martin, Tallevast Site
Tallevast, Florida

Parameter	Units	11/8/2007	1/30/2008	3/4/2008	3/12/2008	6/11/2008	9/19/2008	12/15/2008	3/20/2009	5/4/2009	5/11/2009	5/18/2009	5/26/2009	6/1/2009	7/9/2009
Semivolatile Organics (8270B)															
1,4-Dioxane	ug/L	NA	NA	NA	NA	NA	NA	NA	NA	NA	NA	NA	NA	NA	NA
Volatile Organics (8260C) - SIM Isotope Dilution															
1,4-Dioxane	ug/L	290	27	99	64	77	0.54 U	2.9	0.54 U	57	67	52	22	49	15
Volatile Organics (8260B)															
Acetone	ug/L	3.7 U	10 I	9.9 U	9.9 U	50 U	9.9 U	9.9 U	9.9 U	20 U	50 U	50 U	20 U	20 U	9.9 UJ
Benzene	ug/L	1.6 U	0.5 U	0.5 U	0.5 U	2.5 U	0.5 U	0.5 U	0.5 U	1 U	2.5 U	2.5 U	1 U	1 U	0.5 U
Bromobenzene	ug/L	1.4 U	0.58 U	0.58 U	0.58 U	2.9 U	0.58 U	0.58 U	0.58 U	1.2 U	2.9 U	2.9 U	1.2 U	1.2 U	0.58 U
Bromochloromethane	ug/L	1.6 U	0.58 U	0.58 U	0.58 U	2.9 U	0.58 U	0.58 U	0.58 U	1.2 U	2.9 U	2.9 U	1.2 U	1.2 U	0.58 U
Bromodichloromethane	ug/L	0.95 U	0.35 U	0.35 U	0.35 U	1.8 U	0.35 U	0.35 U	0.35 U	0.7 U	1.8 U	1.8 U	0.7 U	0.7 U	0.35 U
Bromoform	ug/L	1.4 U	0.58 U	0.58 U	0.58 U	2.9 U	0.58 UJ	0.58 U	0.58 U	1.2 U	2.9 U	2.9 U	1.2 U	1.2 U	0.58 U
Bromomethane	ug/L	3.2 U	2.5 U	2.5 U	2.5 U	12 U	2.5 UJ	2.5 UJ	2.5 UJ	5 U	12 UJ	12 U	5 U	5 U	2.5 U
n-Butylbenzene	ug/L	1.2 U	0.67 UJ	0.67 U	0.67 U	3.4 U	0.67 UJ	0.67 U	0.67 U	1.3 U	3.4 U	3.4 U	1.3 U	1.3 U	0.67 U
sec-Butylbenzene	ug/L	1.4 U	0.63 U	0.63 U	0.63 U	3.2 U	0.63 U	0.63 U	0.63 U	1.3 U	3.2 U	3.2 U	1.3 U	1.3 U	0.63 U
tert-Butylbenzene	ug/L	1.6 U	0.84 U	0.84 U	0.84 U	4.2 U	0.84 U	0.84 U	0.84 U	1.7 U	4.2 U	4.2 U	1.7 U	1.7 U	0.84 U
Carbon Disulfide	ug/L	1.5 U	1	0.85 U	0.85 U	4.2 UJ	0.85 UJ	0.85 U	0.85 U	1.7 U	4.2 U	4.2 U	1.7 U	1.7 U	0.85 U
Carbon Tetrachloride	ug/L	1.2 U	0.42 U	0.42 U	0.42 U	2.1 U	0.42 U	0.42 U	0.42 U	0.84 U	2.1 U	2.1 U	0.84 U	0.84 U	0.42 U
Chlorobenzene	ug/L	1.4 U	0.63 U	0.63 U	0.63 U	3.2 U	0.63 U	0.63 U	0.63 U	1.3 U	3.2 U	3.2 U	1.3 U	1.3 U	0.63 U
Chloroethane	ug/L	1.8 U	2.5 U	2.5 U	2.5 U	12 U	2.5 U	2.5 U	2.5 U	5 U	12 U	12 U	5 U	5 U	2.5 U
2-Chloroethyl Vinyl Ether	ug/L	2.1 U	NA	NA	NA	NA	NA	NA	NA	NA	NA	NA	NA	NA	NA
Chloroform	ug/L	1.1 U	0.9 U	0.9 U	0.9 U	4.5 U	0.9 U	0.9 U	0.9 U	1.8 U	4.5 U	4.5 U	1.8 U	1.8 U	0.9 U
Chloromethane	ug/L	1.8 U	1 U	1 U	1 U	5 U	1 U	1 U	1 U	2 U	5 UJ	5 UJ	2 U	2 U	1 U
2-Chlorotoluene	ug/L	1.2 U	0.65 U	0.65 U	0.65 U	3.2 U	0.65 U	0.65 U	0.65 U	1.3 U	3.2 U	3.2 U	1.3 U	1.3 U	0.65 U
4-Chlorotoluene	ug/L	1 U	0.52 UJ	0.52 U	0.52 U	2.6 U	0.52 UJ	0.52 U	0.52 U	1 U	2.6 U	2.6 U	1 U	1 U	0.52 U
Dibromochloromethane	ug/L	1.2 U	0.34 U	0.34 U	0.34 U	1.7 U	0.34 U	0.34 U	0.34 U	0.68 U	1.7 U	1.7 U	0.68 U	0.68 U	0.34 U
1,2-Dibromo-3-Chloropropane	ug/L	4 U	2.5 U	2.5 U	2.5 U	12 U	2.5 UJ	2.5 U	2.5 U	5 U	12 U	12 U	5 U	5 U	2.5 U
1,2-Dibromoethane	ug/L	1.2 U	0.5 U	0.5 U	0.5 U	2.5 U	0.5 U	0.5 U	0.5 U	1 U	2.5 U	2.5 U	1 U	1 U	0.5 U
Dibromomethane	ug/L	0.75 U	0.41 U	0.41 U	0.41 U	2 U	0.41 U	0.41 U	0.41 U	0.82 U	2 U	2 U	0.82 U	0.82 U	0.41 U
1,2-Dichlorobenzene	ug/L	1.6 U	0.44 U	0.44 U	0.44 U	2.2 U	0.44 U	0.44 U	0.44 U	0.88 U	2.2 U	2.2 U	0.88 U	0.88 U	0.44 U
1,3-Dichlorobenzene	ug/L	1.4 U	0.64 UJ	0.64 U	0.64 U	3.2 U	0.64 U	0.64 U	0.64 U	1.3 U	3.2 U	3.2 U	1.3 U	1.3 U	0.64 U
1,4-Dichlorobenzene	ug/L	1.6 U	0.52 U	0.52 U	0.52 U	2.6 U	0.52 UJ	0.52 U	0.52 U	1 U	2.6 U	2.6 U	1 U	1 U	0.52 U
Dichlorodifluoromethane	ug/L	3.2 U	2.5 U	2.5 UJ	2.5 U	12 U	2.5 UJ	2.5 UJ	2.5 U	5 U	12 UJ	12 UJ	5 U	5 U	2.5 UJ
1,1-Dichloroethane	ug/L	120	28	130	100	110	6.9	5.8	1.5	67	77	71	32	46	30
1,2-Dichloroethane	ug/L	0.9 U	0.57 U	0.57 U	0.57 U	2.8 U	0.57 U	0.57 U	0.57 U	1.1 U	2.8 U	2.8 U	1.1 U	1.1 U	0.57 U
1,1-Dichloroethene	ug/L	570	68	420 D	340 D	300	46	34	3.2	180	210	200	85	120	73
cis-1,2-Dichloroethene	ug/L	11	5.4	9.8	7.8	9.8	0.66 J	31	2	8.2	8.1	7.9	4.4	4.4	3.7
Trans-1,2-Dichloroethene	ug/L	2 U	0.44 U	0.44 U	0.44 U	2.2 U	0.44 UJ	0.44 U	0.44 U	0.88 U	2.2 UJ	2.2 U	0.88 U	0.88 U	0.44 U
1,2-Dichloropropane	ug/L	1.6 U	0.52 U	0.52 U	0.52 U	2.6 U	0.52 U	0.52 U	0.52 U	1 U	2.6 U	2.6 U	1 U	1 U	0.52 U
1,3-Dichloropropane	ug/L	0.95 U	0.39 U	0.39 U	0.39 U	2 U	0.39 U	0.39 U	0.39 U	0.78 U	2 U	2 U	0.78 U	0.78 U	0.39 U

See Notes on Page 9.

Table 15
Groundwater Analytical Results - Extraction Well EW-110
Interim Remedial Action System
Lockheed Martin, Tallevast Site
Tallevast, Florida

Parameter	Units	11/8/2007		1/30/2008		3/4/2008		3/12/2008		6/11/2008		9/19/2008		12/15/2008		3/20/2009		5/4/2009		5/11/2009		5/18/2009		5/26/2009		6/1/2009		7/9/2009	
Volatile Organics (8260B)																													
2,2-Dichloropropane	ug/L	1.6	U	0.36	U	0.36	U	0.36	U	1.8	U	0.36	UJ	0.36	U	0.36	U	0.72	U	1.8	U	1.8	U	0.72	U	0.72	U	0.36	U
1,1-Dichloropropene	ug/L	1.8	U	0.31	U	0.31	U	0.31	U	1.6	U	0.31	U	0.31	U	0.31	U	0.62	U	1.6	U	1.6	U	0.62	U	0.62	U	0.31	U
cis-1,3-Dichloropropene	ug/L	1	U	0.14	U	0.14	U	0.14	U	0.7	U	0.14	U	0.14	U	0.14	U	0.28	U	0.7	U	0.7	U	0.28	U	0.28	U	0.14	U
Trans-1,3-Dichloropropene	ug/L	1	U	0.14	U	0.14	U	0.14	U	0.7	U	0.14	UJ	0.14	U	0.14	U	0.28	U	0.7	U	0.7	U	0.28	U	0.28	U	0.14	U
Ethylbenzene	ug/L	1.6	U	0.44	U	0.44	U	0.44	U	2.2	U	0.44	U	0.44	U	0.44	U	0.88	U	2.2	U	2.2	U	0.88	U	0.88	U	0.44	U
Hexachlorobutadiene	ug/L	1.4	U	0.4	UJ	0.4	U	0.4	U	2	U	0.4	UJ	0.4	U	0.4	U	0.8	U	2	U	2	U	0.8	U	0.8	U	0.4	U
2-Hexanone	ug/L	3.8	U	4.4	U	4.4	U	4.4	U	22	U	4.4	U	4.4	U	4.4	U	8.8	U	22	U	22	U	8.8	U	8.8	U	4.4	UJ
Isopropyl Benzene	ug/L	1	U	0.19	U	0.19	U	0.19	U	0.95	U	0.19	U	0.19	U	0.19	U	0.38	U	0.95	U	0.95	U	0.38	U	0.38	U	0.19	U
4-Isopropyl Toluene	ug/L	1.2	U	0.69	UJ	0.69	U	0.69	U	3.4	U	0.69	U	0.69	U	0.69	U	1.4	U	3.4	U	3.4	U	1.4	U	1.4	U	0.69	U
Methylene Chloride	ug/L	0.95	U	4	U	4	U	4	U	20	U	4	UJ	4	U	4	U	8	U	20	U	20	U	8	U	8	U	4	U
2-Butanone	ug/L	12	U	8.4	U	8.4	U	8.4	U	42	U	8.4	U	8.4	U	8.4	U	17	U	42	U	42	U	17	U	17	UJ	8.4	UJ
4-Methyl-2-Pentanone	ug/L	4.8	U	3.8	U	3.8	U	3.8	U	19	U	3.8	U	3.8	U	3.8	U	7.6	U	19	U	19	U	7.6	U	7.6	U	3.8	U
Methyl Tert Butyl Ether	ug/L	1.4	U	0.44	U	0.44	U	0.44	U	2.2	U	0.44	UJ	0.44	U	0.44	U	0.88	U	2.2	U	2.2	U	0.88	U	0.88	U	0.44	U
Naphthalene	ug/L	2.2	U	2.5	U	2.5	U	2.5	U	12	U	2.5	UJ	2.5	U	2.5	U	5	U	12	U	12	U	5	U	5	U	2.5	UJ
n-Propylbenzene	ug/L	1.6	U	0.59	U	0.59	U	0.59	U	3	U	0.59	U	0.59	U	0.59	U	1.2	U	3	U	3	U	1.2	U	1.2	U	0.59	U
Styrene	ug/L	0.9	U	0.98	U	0.98	U	0.98	U	4.9	U	0.98	U	0.98	U	0.98	U	2	U	4.9	U	4.9	U	2	U	2	U	0.98	U
1,1,1,2-Tetrachloroethane	ug/L	1.2	U	0.63	U	0.63	U	0.63	U	3.2	U	0.63	U	0.63	U	0.63	U	1.3	U	3.2	U	3.2	U	1.3	U	1.3	U	0.63	U
1,1,2,2-Tetrachloroethane	ug/L	1.1	U	0.15	U	0.15	U	0.15	U	0.75	U	0.15	U	0.15	U	0.15	U	0.3	U	0.75	U	0.75	U	0.3	U	0.3	U	0.15	U
Tetrachloroethene	ug/L	21		4		14		15	J	13	U	2.3	J	2.3		5.6		17		14		14		9.4		9.9		8.9	
Toluene	ug/L	1.8	U	0.51	U	0.67	I	1.1		2.6	U	0.51	U	0.51	U	0.51	U	1	U	2.6	U	2.6	U	1	U	1	U	0.51	U
1,2,3-Trichlorobenzene	ug/L	1.1	U	0.77	UJ	0.77	U	0.77	U	3.8	U	0.77	UJ	0.77	U	0.77	U	1.5	U	3.8	U	3.8	U	1.5	U	1.5	UJ	0.77	U
1,2,4-Trichlorobenzene	ug/L	0.95	U	0.58	UJ	0.58	UJ	0.58	U	2.9	U	0.58	UJ	0.58	U	0.58	U	1.2	U	2.9	U	2.9	U	1.2	U	1.2	U	0.58	U
1,1,1-Trichloroethane	ug/L	1.4	U	0.46	U	0.46	U	0.46	U	2.3	U	0.46	U	0.46	U	0.46	U	0.92	U	2.3	U	2.3	U	0.92	U	0.92	U	0.46	U
1,1,2-Trichloroethane	ug/L	1.6	U	0.47	U	0.47	U	0.47	U	2.4	U	0.47	U	0.47	U	0.47	U	0.94	U	2.4	U	2.4	U	0.94	U	0.94	U	0.47	U
Trichloroethene	ug/L	120		73		82		60		62		18		5.3		1.2		44		53		44		23		32		25	
Trichlorofluoromethane	ug/L	2.2	U	2.5	U	2.5	U	2.5	U	12	U	2.5	U	2.5	U	2.5	U	5	U	12	U	12	U	5	U	5	U	2.5	U
1,2,3-Trichloropropane	ug/L	1.8	U	0.18	U	0.18	U	0.18	U	0.9	U	0.18	U	0.18	U	0.18	U	0.36	U	0.9	U	0.9	U	0.36	U	0.36	U	0.18	U
1,2,4-Trimethylbenzene	ug/L	1.4	U	0.86	U	0.86	U	0.86	U	4.3	U	0.86	U	0.86	U	0.86	U	1.7	U	4.3	U	4.3	U	1.7	U	1.7	U	0.86	U
1,3,5-Trimethylbenzene	ug/L	1.3	U	0.54	U	0.54	U	0.54	U	2.7	U	0.54	U	0.54	U	0.54	U	1.1	U	2.7	U	2.7	U	1.1	U	1.1	U	0.54	U
Vinyl Chloride	ug/L	4.6	U	0.5	U	0.95	I	0.78	I	2.5	U	0.5	U	0.5	U	0.5	U	1	U	2.5	U	2.5	U	1	U	1	U	0.5	U
O-Xylene	ug/L	1	U	0.5	U	0.5	U	0.5	U	2.5	U	0.5	U	0.5	U	0.5	U	1	U	2.5	U	2.5	U	1	U	1	U	0.5	U
m-Xylene & p-Xylene	ug/L	2.2	U	0.6	U	0.6	U	0.6	U	3	U	0.6	U	0.6	U	0.6	U	1.2	U	3	U	3	U	1.2	U	1.2	U	0.6	U
Total Xylenes	ug/L	3	U	NA		NA		NA		NA		NA		NA		NA		NA		NA		NA		NA		NA		NA	

See Notes on Page 9.

Table 15
Groundwater Analytical Results - Extraction Well EW-110
Interim Remedial Action System
Lockheed Martin, Tallevast Site
Tallevast, Florida

Parameter	Units	11/8/2007	1/30/2008	3/4/2008	3/12/2008	6/11/2008	9/19/2008	12/15/2008	3/20/2009	5/4/2009	5/11/2009	5/18/2009	5/26/2009	6/1/2009	7/9/2009
Metals															
Aluminum	ug/L	200 U	NA	300	220	460	50 U	57 I	310	1,200	170 I	240	420	530	260
Arsenic	ug/L	4 U	NA	7.8	7.6	9 I	4 U	4.7 I	10	8.8 I	8.2 I	4 U	10	4 U	8 I
Beryllium	ug/L	0.7 U	NA	0.065 U	0.065 U	0.74 U	0.5 U	0.5 U	0.5 U	0.5 U	0.5 U	0.5 U	0.5 U	0.5 U	0.5 U
Cadmium	ug/L	0.5 U	NA	0.12 U	0.12 U	0.71 U	1 U	1 U	1 U	1 U	1 U	1 U	1 U	1 U	1 U
Chromium	ug/L	3 U	NA	5 U	5 U	18	2 U	2 U	2 U	32	2 U	4.6 I	3.2 I	10	2 U
Copper	ug/L	3 U	NA	1.6 I	1.2 U	2.9 U	2.9 U	2.9 U	2.9 U	2.9 U	2.9 U	2.9 U	2.9 U	2.9 U	2.9 U
Iron	ug/L	61,000	NA	71,000 J	73,000	67,000	1,200	12,000	90,000	72,000	60,000	67,000	71,000	70,000	77,000
Lead	ug/L	2 U	NA	0.25 I	0.15 U	1.6 U	2 U	2 U	14	2.1 I	2 U	9 I	2 U	12	2 U
Nickel	ug/L	2 U	NA	4.4	4.1	11 I	2 U	2.2 I	5.2 I	16	3.9 I	3.9 I	5.5 I	8.3	3.9 I
Zinc	ug/L	3 U	NA	6.5 U	6.5 U	5.9 U	5 U	5 U	5 U	21	5 U	5 U	5 U	5 U	5 U

See Notes on Page 9.

Table 15
Groundwater Analytical Results - Extraction Well EW-110
Interim Remedial Action System
Lockheed Martin, Tallevast Site
Tallevast, Florida

Parameter	Units	9/15/2009		12/8/2009		3/2/2010		6/1/2010		9/1/2010		12/7/2010		3/1/2011		6/1/2011		8/30/2011		12/6/2011	
Semivolatile Organics (8270B)																					
1,4-Dioxane	ug/L	NA		NA		NA		NA		NA		NA		NA		NA		NA		NA	
Volatile Organics (8260C) - SIM Isotope Dilution																					
1,4-Dioxane	ug/L	36		8	J	15		21		16		14		20		11		11		8.5	
Volatile Organics (8260B)																					
Acetone	ug/L	20	U	9.9	U	9.9	U	9.9	U	9.9	U	9.9	U	9.9	U	9.9	U	9.9	U	9.9	U
Benzene	ug/L	1	U	0.5	U	0.5	U	0.5	U	0.5	U	0.5	U	0.5	U	0.5	U	0.5	U	0.5	U
Bromobenzene	ug/L	1.2	U	0.58	U	0.58	U	0.58	U	0.58	U	0.58	U	0.58	U	0.58	U	0.58	U	0.58	U
Bromochloromethane	ug/L	1.2	U	0.58	U	0.58	U	0.58	U	0.58	U	0.58	U	0.58	U	0.58	U	0.58	U	0.58	U
Bromodichloromethane	ug/L	0.7	U	0.35	U	0.35	U	0.35	U	0.35	U	0.35	U	0.35	U	0.35	U	0.35	U	0.35	U
Bromoform	ug/L	1.2	U	0.58	U	0.58	U	0.58	U	0.58	U	0.58	U	0.58	U	0.58	U	0.58	UJ	0.58	U
Bromomethane	ug/L	5	U	2.5	UJ	2.5	U	2.5	UJ	2.5	U	2.5	UJ	2.5	U	2.5	U	2.5	UJ	2.5	U
n-Butylbenzene	ug/L	1.3	U	2.4		0.67	U	0.67	U	0.67	U	0.67	U	0.67	U	0.67	U	0.67	U	0.67	U
sec-Butylbenzene	ug/L	1.3	U	1.3		0.63	U	0.63	U	0.63	U	0.63	U	0.63	U	0.63	U	0.63	U	0.63	U
tert-Butylbenzene	ug/L	1.7	U	0.84	U	0.84	U	0.84	U	0.84	U	0.84	U	0.84	U	0.84	UJ	0.84	U	0.84	U
Carbon Disulfide	ug/L	1.7	U	0.85	U	0.85	U	0.85	U	1	U	1	U	1	U	1	U	1	U	1	U
Carbon Tetrachloride	ug/L	0.84	U	0.42	U	0.42	U	0.42	U	0.42	U	0.42	U	0.42	U	0.42	U	0.42	U	0.42	U
Chlorobenzene	ug/L	1.3	U	0.63	U	0.63	U	0.63	U	0.63	U	0.63	U	0.63	U	0.63	U	0.63	U	0.63	U
Chloroethane	ug/L	5	U	2.5	UJ	2.5	U	2.5	U	2.5	U	2.5	U	2.5	U	2.5	U	2.5	U	2.5	U
2-Chloroethyl Vinyl Ether	ug/L	NA		NA		NA		NA		NA		NA		NA		NA		NA		NA	
Chloroform	ug/L	1.8	U	0.9	U	0.9	U	0.9	U	0.9	U	0.9	U	0.9	U	0.9	U	0.9	U	0.9	U
Chloromethane	ug/L	2	U	1	U	1	U	1	U	1	U	1	U	1	U	1	U	1	U	1	U
2-Chlorotoluene	ug/L	1.3	U	0.65	U	0.65	U	0.65	U	0.65	U	0.65	U	0.65	U	0.65	U	0.65	U	0.65	U
4-Chlorotoluene	ug/L	1	U	0.52	U	0.52	U	0.52	U	0.52	U	0.52	U	0.52	U	0.52	U	0.52	U	0.52	U
Dibromochloromethane	ug/L	0.68	U	0.34	U	0.34	U	0.34	U	0.34	U	0.34	U	0.34	U	0.34	U	0.34	U	0.34	U
1,2-Dibromo-3-Chloropropane	ug/L	5	U	2.5	U	2.5	U	2.5	U	2.5	U	2.5	U	2.5	UJ	2.5	U	2.5	U	2.5	U
1,2-Dibromoethane	ug/L	1	U	0.5	U	0.5	U	0.5	U	0.5	U	0.5	U	0.5	U	0.5	U	0.5	U	0.5	U
Dibromomethane	ug/L	0.82	U	0.41	U	0.41	U	0.41	U	0.41	U	0.41	U	0.41	U	0.41	U	0.41	U	0.41	U
1,2-Dichlorobenzene	ug/L	0.88	U	0.44	U	0.44	U	0.44	U	0.44	U	0.44	U	0.44	U	0.44	U	0.44	U	0.44	U
1,3-Dichlorobenzene	ug/L	1.3	U	0.64	U	0.64	U	0.64	U	0.64	U	0.64	U	0.64	U	0.64	UJ	0.64	U	0.64	U
1,4-Dichlorobenzene	ug/L	1	U	0.52	U	0.52	U	0.52	U	0.52	U	0.52	U	0.52	U	0.52	U	0.52	U	0.52	U
Dichlorodifluoromethane	ug/L	5	U	2.5	UJ	2.5	U	2.5	U	2.5	U	2.5	U	2.5	U	2.5	U	2.5	UJ	2.5	U
1,1-Dichloroethane	ug/L	50		17		35		32		21		21		25	J	14		15		11	
1,2-Dichloroethane	ug/L	1.1	U	0.57	U	0.57	U	0.57	U	0.57	U	0.57	U	0.57	U	0.57	U	0.57	U	0.57	U
1,1-Dichloroethene	ug/L	150		39		59	D	87		61		58		63		37		56		32	
cis-1,2-Dichloroethene	ug/L	5.2		2.5		5.1		4.6		3.2		3.2		4.5	J	2		2.7		2.3	
Trans-1,2-Dichloroethene	ug/L	0.88	U	0.44	U	0.44	U	0.44	U	0.44	U	0.44	U	0.44	U	0.44	U	0.44	U	0.44	U
1,2-Dichloropropane	ug/L	1	U	0.52	U	0.52	U	0.52	U	0.52	U	0.52	U	0.52	U	0.52	U	0.52	U	0.52	U
1,3-Dichloropropane	ug/L	0.78	U	0.39	U	0.39	U	0.39	U	0.39	U	0.39	U	0.39	U	0.39	U	0.39	U	0.39	U

See Notes on Page 9.

Table 15
Groundwater Analytical Results - Extraction Well EW-110
Interim Remedial Action System
Lockheed Martin, Tallevast Site
Tallevast, Florida

Parameter	Units	9/15/2009		12/8/2009		3/2/2010		6/1/2010		9/1/2010		12/7/2010		3/1/2011		6/1/2011		8/30/2011		12/6/2011	
Volatile Organics (8260B)																					
2,2-Dichloropropane	ug/L	0.72	U	0.36	U	0.36	U	0.36	U	0.36	U	0.36	U	0.36	U	0.36	U	0.36	U	0.36	U
1,1-Dichloropropene	ug/L	0.62	U	0.31	U	0.31	U	0.31	U	0.31	U	0.31	U	0.31	U	0.31	U	0.31	U	0.31	U
cis-1,3-Dichloropropene	ug/L	0.28	U	0.14	U	0.14	U	0.14	U	0.14	U	0.14	U	0.14	U	0.14	U	0.14	U	0.14	U
Trans-1,3-Dichloropropene	ug/L	0.28	U	0.14	U	0.14	U	0.14	U	0.14	U	0.14	U	0.14	U	0.14	UJ	0.14	U	0.14	U
Ethylbenzene	ug/L	0.88	U	0.44	U	0.44	U	0.44	U	0.44	U	0.44	U	0.44	U	0.44	U	0.44	U	0.44	U
Hexachlorobutadiene	ug/L	0.8	U	0.4	U	0.4	U	0.4	U	0.4	U	0.4	U	0.4	U	0.4	U	0.4	U	0.4	U
2-Hexanone	ug/L	8.8	U	4.4	U	4.4	U	4.4	U	4.4	U	4.4	U	4.4	U	4.4	U	4.4	U	4.4	U
Isopropyl Benzene	ug/L	0.38	U	0.19	U	0.19	U	0.19	U	0.19	U	0.19	U	0.19	U	0.19	U	0.19	U	0.19	U
4-Isopropyl Toluene	ug/L	1.4	U	0.69	U	0.69	U	0.69	U	0.69	U	0.69	U	0.69	U	0.69	UJ	0.69	U	0.69	U
Methylene Chloride	ug/L	8	U	4	U	4	U	4	U	4	U	4	U	4	U	4	U	4	U	4	U
2-Butanone	ug/L	17	U	8.4	U	8.4	U	8.4	U	8.4	U	8.4	U	8.4	U	8.4	U	8.4	U	8.4	U
4-Methyl-2-Pentanone	ug/L	7.6	U	3.8	U	3.8	U	3.8	U	3.8	U	3.8	U	3.8	U	3.8	U	3.8	U	3.8	U
Methyl Tert Butyl Ether	ug/L	0.88	U	0.44	U	0.44	U	0.44	U	0.44	U	0.44	U	0.44	U	0.44	U	0.44	U	0.44	U
Naphthalene	ug/L	5	U	2.5	U	2.5	U	2.5	U	2.5	U	2.5	UJ	2.5	U	2.5	U	2.5	U	2.5	U
n-Propylbenzene	ug/L	1.2	U	0.59	U	0.59	U	0.59	U	0.59	U	0.59	U	0.59	U	0.59	U	0.59	U	0.59	U
Styrene	ug/L	2	U	0.98	U	0.98	U	0.98	U	0.98	U	0.98	U	0.98	U	0.98	UJ	0.98	U	0.98	U
1,1,1,2-Tetrachloroethane	ug/L	1.3	U	0.63	U	0.63	U	0.63	U	0.63	U	0.63	U	0.63	U	0.63	U	0.63	U	0.63	U
1,1,2,2-Tetrachloroethane	ug/L	0.3	U	0.15	U	0.15	U	0.15	U	0.15	U	0.15	U	0.15	U	0.15	U	0.15	U	0.15	U
Tetrachloroethene	ug/L	12		8.1		10		6.5		6.3		4.3		8	J	3.7	J	6.3		5.7	
Toluene	ug/L	1	U	0.51	U	0.51	U	0.51	U	1	U	0.51	U	1	U	1	U	1	U	1	U
1,2,3-Trichlorobenzene	ug/L	1.5	U	0.77	U	0.77	U	0.77	U	0.77	U	0.77	U	0.77	U	0.77	U	0.77	U	0.77	U
1,2,4-Trichlorobenzene	ug/L	1.2	U	0.58	U	0.58	U	0.58	U	0.58	U	0.58	U	0.58	U	0.58	UJ	0.58	U	0.58	U
1,1,1-Trichloroethane	ug/L	0.92	U	0.46	U	0.46	U	0.46	U	0.46	U	0.46	U	0.46	U	0.46	U	0.46	U	0.46	U
1,1,2-Trichloroethane	ug/L	0.94	U	0.47	U	0.47	U	0.47	U	0.47	U	0.47	U	0.47	U	0.47	U	0.47	U	0.47	U
Trichloroethene	ug/L	32		15		31		33		16		16		23		17		19		15	
Trichlorofluoromethane	ug/L	5	U	2.5	U	2.5	U	2.5	U	2.5	U	2.5	U	2.5	U	2.5	U	2.5	U	2.5	U
1,2,3-Trichloropropane	ug/L	0.36	U	0.18	U	0.18	U	0.18	U	0.18	U	0.18	U	0.18	U	0.18	U	0.18	U	0.18	U
1,2,4-Trimethylbenzene	ug/L	1.7	U	0.86	U	0.86	U	0.86	U	0.86	U	0.86	U	0.86	U	0.86	U	0.86	U	0.86	U
1,3,5-Trimethylbenzene	ug/L	1.1	U	0.54	U	0.54	U	0.54	U	0.54	U	0.54	U	0.54	U	0.54	U	0.54	U	0.54	U
Vinyl Chloride	ug/L	1	U	0.5	U	0.5	U	0.5	U	0.5	U	0.5	U	0.5	U	0.5	U	0.5	U	0.5	U
O-Xylene	ug/L	1	U	0.5	U	0.5	U	0.5	U	0.5	U	0.5	U	0.5	U	0.5	UJ	0.5	U	0.5	U
m-Xylene & p-Xylene	ug/L	1.2	U	0.6	U	0.6	U	0.6	U	0.6	U	0.6	U	0.6	U	0.6	U	0.6	U	0.6	U
Total Xylenes	ug/L	NA		NA		NA		NA		NA		NA		NA		NA		NA		NA	

See Notes on Page 9.

Table 15
Groundwater Analytical Results - Extraction Well EW-110
Interim Remedial Action System
Lockheed Martin, Tallevast Site
Tallevast, Florida

Parameter	Units	9/15/2009		12/8/2009		3/2/2010		6/1/2010		9/1/2010		12/7/2010		3/1/2011		6/1/2011		8/30/2011		12/6/2011	
Metals																					
Aluminum	ug/L	260		280		550		330		280		340		300		310		300		270	
Arsenic	ug/L	12		13		14		14		8.6	I	12		12		12		14		12	
Beryllium	ug/L	0.5	U	0.5	U	0.5	U	0.5	U	0.5	U	0.5	U	0.5	U	0.5	U	0.5	U	0.5	U
Cadmium	ug/L	1	U	1	U	1.4	I	1	U	1	U	1	U	1	U	1	U	1	U	1	U
Chromium	ug/L	2	U	2	U	14		2	U	2	U	3.5	I	2	U	2	U	2	U	2	U
Copper	ug/L	24		2.9	U	2.9	U	2.9	U	2.9	U	2.9	U	2.9	U	2.9	U	2.9	U	2.9	U
Iron	ug/L	74,000		80,000		75,000		75,000		70,000		68,000		64,000		63,000	J	64,000		57,000	
Lead	ug/L	2	U	2	U	2	U	2	U	2	U	2	U	2.6	I	2	U	4.6	I	2	U
Nickel	ug/L	3.9	I	3.7	I	9.1		3.6	I	3.5	I	3.1	I	2.6	I	2	U	2	U	2	U
Zinc	ug/L	5	U	6.7	I	5	U	5	U	5	U	5	U	5	U	5	U	5	U	5	U

Notes:

1. Extraction well EW-110 is a Lower Shallow Aquifer System (LSAS) well located on the south side of the site.
2. D - Concentration is based on a diluted sample analysis.
3. I - The reported value is between the laboratory method detection limit and the laboratory practical quantitation limit.
4. J - The compound was positively identified; however, the associated numerical value is an estimated concentration only.
5. R - Rejected value, data not useable.
6. U - Indicates that a compound was analyzed for but not detected. The value associated with the qualifier is the laboratory method detection limit.
7. NA - Not analyzed.
8. Results are based on validated analytical reports from the laboratory.
9. Results are presented in micrograms per liter (ug/L).

Table 16
Monthly Extraction Well Volumes
Interim Remedial Action System
Lockheed Martin, Tallevast Site
Tallevast, Florida

Date	EW-101	EW-103	EW-105	EW-107	EW-109	USAS Total	EW-102	EW-104	EW-106	EW-108	EW-110	LSAS Total	Total
May 2009	135,107	2,749	43,987	78,202	20,903	280,948	136,050	51,895	21,238	180,057	52,265	441,505	722,453
June 2009	99,431	6,271	50,009	75,206	23,000	253,917	99,813	47,636	19,414	211,096	44,341	422,300	676,217
July 2009	72,305	22,306	63,808	90,367	31,809	280,595	75,088	51,066	22,527	260,330	49,992	459,003	739,598
August 2009	110,893	20,210	56,094	73,983	19,078	280,258	112,145	50,871	20,849	251,222	39,090	474,177	754,435
September 2009	97,770	20,034	62,587	97,456	14,752	292,599	98,089	58,913	18,833	262,191	21,941	459,967	752,566
October 2009	120,944	18,161	68,821	99,839	22,050	329,815	121,621	68,673	19,253	275,725	34,103	519,375	849,190
November 2009	80,352	19,719	66,877	120,784	33,454	321,186	133,582	66,722	24,614	305,270	20,414	550,602	871,788
December 2009	81,245	18,750	68,335	128,674	32,827	329,831	136,838	68,311	34,009	308,773	33,887	581,818	911,649
January 2010	83,923	32,288	85,770	110,010	39,246	351,237	135,350	59,218	33,338	320,851	47,715	596,472	947,709
February 2010	67,460	22,451	58,563	82,791	31,945	263,210	116,538	55,176	20,970	290,091	32,159	514,934	778,144
March 2010	83,716	27,195	63,305	102,617	35,829	312,662	128,170	61,534	25,175	343,251	35,762	593,892	906,554
April 2010	61,949	22,494	49,913	85,007	31,505	250,868	97,571	50,949	20,936	280,001	31,980	481,437	732,305
May 2010	85,173	29,186	64,753	108,275	38,761	326,148	120,071	62,614	26,098	335,509	47,031	591,323	917,471
June 2010	89,858	26,961	60,161	96,321	36,443	309,744	96,550	57,904	23,330	312,530	49,573	539,887	849,631
July 2010	80,575	23,597	53,830	93,626	31,140	282,768	81,152	50,864	20,955	270,036	41,524	464,531	747,299
August 2010	88,047	26,156	57,784	102,822	32,529	307,338	100,976	55,747	22,317	292,609	43,647	515,296	822,634
September 2010	108,300	30,017	77,355	127,840	43,392	386,904	120,093	63,032	23,761	320,534	48,623	576,043	962,947
October 2010	108,598	28,678	74,150	121,740	34,655	367,821	116,387	60,885	24,067	315,414	47,541	564,294	932,115
November 2010	79,070	29,706	81,141	101,911	34,295	326,123	82,702	61,840	24,958	330,610	49,716	549,826	875,949
December 2010	71,400	27,069	77,700	78,265	35,161	289,595	107,391	60,732	26,759	314,435	53,079	562,396	851,991
January 2011	69,130	24,858	76,022	65,066	31,225	266,301	111,844	60,690	24,969	292,587	55,128	545,218	811,519
February 2011	61,710	23,802	69,451	61,352	28,933	245,248	108,622	57,775	25,075	268,255	56,256	515,983	761,231
March 2011	70,419	23,894	72,100	65,393	30,197	262,003	122,788	60,684	26,879	289,463	64,216	564,030	826,033
April 2011	83,092	26,620	68,870	69,703	36,162	284,447	125,323	61,334	30,295	330,843	65,620	613,415	897,862
May 2011	69,474	23,987	69,174	74,443	33,978	271,056	128,396	61,167	29,674	342,192	64,207	625,636	896,692
June 2011	68,702	20,794	69,713	71,640	30,343	261,192	125,478	56,634	27,848	317,552	62,906	590,418	851,610
July 2011	72,674	25,659	77,304	79,016	37,927	292,580	130,119	67,640	32,456	324,263	64,249	618,727	911,307
August 2011	77,916	26,455	82,801	88,578	43,969	319,719	131,044	69,193	33,296	331,294	53,961	618,788	938,507
September 2011	76,914	25,117	78,005	86,167	44,785	310,988	125,512	65,997	34,715	324,817	49,587	600,628	911,616
October 2011	83,620	25,374	88,596	90,877	37,201	325,668	127,820	67,875	36,518	326,284	48,809	607,306	932,974
November 2011	78,730	20,925	80,893	82,854	35,190	298,592	121,822	63,387	33,819	306,108	42,447	567,583	866,175
December 2011	77,005	19,907	78,254	73,993	35,252	284,411	128,218	52,860	34,388	325,312	41,724	582,502	866,913
January 2012	62,263	19,992	65,515	59,139	32,506	239,415	127,173	47,374	32,617	323,948	41,407	572,519	811,934
Total	2,757,765	761,382	2,261,641	2,943,957	1,080,442	9,805,187	3,830,336	1,957,192	875,950	9,883,453	1,534,900	18,081,831	27,887,018

Notes:

1. Extraction well flow volumes tabulated since the restart of the groundwater extraction treatment system on May 4, 2009.
2. Upper Surficial Aquifer System (USAS) extraction wells include EW-101, EW-103, EW-105, EW-107, and EW-109.
3. Lower Shallow Aquifer System (LSAS) extraction wells include EW-102, EW-104, EW-106, EW-108, and EW-110.

Table 17
Summary of Groundwater Analytical Results - USAS Wells
Interim Remedial Action System
Lockheed Martin, Tallevast Site
Tallevast, Florida

Sample Name:		MW-32		MW-35		MW-36		MW-40		MW-42		MW-47		MW-63		MW-69		MW-71		MW-72		MW-100		MW-108		MW-254 (MW-BT-1)	
Sample Depth(Feet):		24.5 - 29.5		25 - 30		23 - 28		23 - 28		23 - 28		22 - 27		25 - 30		23 - 28		24 - 29		23.5 - 28.5		24.5 - 29.5		23 - 28		24 - 29	
Aquifer Zone:		USAS		USAS		USAS		USAS		USAS		USAS		USAS		USAS		USAS		USAS		USAS		USAS		USAS	
Date Collected:	Units	12/12/11		12/13/11		12/15/11		12/15/11		12/15/11		12/12/11		12/13/11		12/08/11		12/07/11		12/14/11		12/13/11		12/08/11		12/09/11	
Volatile Organics (8260C) - SIM Isotope Dilution																											
1,4-Dioxane	ug/L	1	U	1.3	I	1	U	10		34		26		1.7	I	12		1	U	1	U	22		8.9		1	U
Volatile Organics (8260B)																											
1,1,1,2-Tetrachloroethane	ug/L	0.63	U	0.63	U	0.63	U	0.63	U	0.63	U	0.63	U	0.63	U	0.63	U	0.63	U	0.63	U	0.63	U	0.63	U	1.3	U
1,1,1-Trichloroethane	ug/L	0.46	U	0.46	UJ	0.46	U	0.46	U	0.46	U	0.46	U	0.46	UJ	0.46	U	0.46	U	0.46	U	0.46	U	0.46	U	0.92	U
1,1,2,2-Tetrachloroethane	ug/L	0.15	U	0.15	U	0.15	U	0.15	U	0.15	U	0.15	U	0.15	U	0.15	U	0.15	U	0.15	U	0.15	U	0.15	U	0.3	U
1,1,2-Trichloroethane	ug/L	0.47	U	0.47	U	0.47	U	0.47	U	0.47	U	0.47	U	0.47	U	0.47	U	0.47	U	0.47	U	0.47	U	0.47	U	0.94	U
1,1-Dichloroethane	ug/L	0.52	U	1.5		0.52	U	3.4		41		1.8		0.52	U	1.2		0.52	U	0.52	U	4.5		0.95	I	1	U
1,1-Dichloroethene	ug/L	0.45	U	3.4		0.45	U	2.7		0.45	U	0.45	U	0.45	U	0.45	U	0.45	U	0.45	U	2		0.45	U	0.9	U
1,1-Dichloropropene	ug/L	0.31	U	0.31	U	0.31	U	0.31	U	0.31	U	0.31	U	0.31	U	0.31	U	0.31	U	0.31	U	0.31	U	0.31	U	0.62	U
1,2,3-Trichlorobenzene	ug/L	0.77	U	0.77	U	0.77	U	0.77	U	0.77	U	0.77	U	0.77	U	0.77	U	0.77	U	0.77	U	0.77	U	0.77	U	1.5	U
1,2,3-Trichloropropane	ug/L	0.18	U	0.18	U	0.18	U	0.18	U	0.18	U	0.18	U	0.18	U	0.18	U	0.18	U	0.18	U	0.18	U	0.18	U	0.36	U
1,2,4-Trichlorobenzene	ug/L	0.58	UJ	0.58	U	0.58	U	0.58	U	0.58	U	0.58	U	0.58	U	0.58	U	0.58	U	0.58	U	0.58	U	0.58	U	1.2	UJ
1,2,4-Trimethylbenzene	ug/L	0.86	U	0.86	U	0.86	U	0.86	U	0.86	U	0.86	U	0.86	U	0.86	U	0.86	U	0.86	U	0.86	U	0.86	U	1.7	U
1,2-Dibromo-3-Chloropropane	ug/L	2.5	U	2.5	U	2.5	U	2.5	U	2.5	U	2.5	U	2.5	U	2.5	U	2.5	U	2.5	U	2.5	U	2.5	U	5	U
1,2-Dibromoethane	ug/L	0.5	U	0.5	U	0.5	U	0.5	U	0.5	U	0.5	U	0.5	U	0.5	U	0.5	U	0.5	U	0.5	U	0.5	U	1	U
1,2-Dichlorobenzene	ug/L	0.44	U	0.44	U	0.44	U	0.44	U	0.44	U	0.44	U	0.44	U	0.44	U	0.44	U	0.44	U	0.44	U	0.44	U	0.88	U
1,2-Dichloroethane	ug/L	0.57	U	0.57	U	0.57	U	0.57	U	0.57	U	0.57	U	0.57	U	0.57	U	0.57	U	0.57	U	0.57	U	0.57	U	1.1	U
1,2-Dichloropropane	ug/L	0.52	U	0.52	U	0.52	U	0.52	U	0.52	U	0.52	U	0.52	U	0.52	U	0.52	U	0.52	U	0.52	U	0.52	U	1	U
1,3,5-Trimethylbenzene	ug/L	0.54	U	0.54	U	0.54	U	0.54	U	0.54	U	0.54	U	0.54	U	0.54	U	0.54	U	0.54	U	0.54	U	0.54	U	1.1	U
1,3-Dichlorobenzene	ug/L	0.64	U	0.64	U	0.64	U	0.64	U	0.64	U	0.64	U	0.64	U	0.64	U	0.64	U	0.64	U	0.64	U	0.64	U	1.3	U
1,3-Dichloropropane	ug/L	0.39	U	0.39	U	0.39	U	0.39	U	0.39	U	0.39	U	0.39	U	0.39	U	0.39	U	0.39	U	0.39	U	0.39	U	0.78	U
1,4-Dichlorobenzene	ug/L	0.52	U	0.52	U	0.52	U	0.52	U	0.52	U	0.52	U	0.52	U	0.52	U	0.52	U	0.52	U	0.52	U	0.52	U	1	U
2,2-Dichloropropane	ug/L	0.36	U	0.36	UJ	0.36	U	0.36	U	0.36	U	0.36	U	0.36	UJ	0.36	U	0.36	U	0.36	U	0.36	U	0.36	U	0.72	U
2-Butanone	ug/L	8.4	U	8.4	U	8.4	U	8.4	U	8.4	U	8.4	U	8.4	U	8.4	U	8.4	U	8.4	U	8.4	U	8.4	U	17	U
2-Chlorotoluene	ug/L	0.65	U	0.65	U	0.65	U	0.65	U	0.65	U	0.65	U	0.65	U	0.65	U	0.65	U	0.65	U	0.65	U	0.65	U	1.3	U
2-Hexanone	ug/L	4.4	U	4.4	UJ	4.4	U	4.4	U	4.4	U	4.4	U	4.4	UJ	4.4	U	4.4	U	4.4	U	4.4	U	4.4	U	8.8	U
4-Chlorotoluene	ug/L	0.52	U	0.52	U	0.52	U	0.52	U	0.52	U	0.52	U	0.52	U	0.52	U	0.52	U	0.52	U	0.52	U	0.52	U	1	U
4-Isopropyl Toluene	ug/L	0.69	U	0.69	U	0.69	U	0.69	U	0.69	U	0.69	U	0.69	U	0.69	U	0.69	U	0.69	U	0.69	U	0.69	U	1.4	U
4-Methyl-2-Pentanone	ug/L	3.8	U	3.8	U	3.8	U	3.8	U	3.8	U	3.8	U	3.8	U	3.8	U	3.8	U	3.8	U	3.8	U	3.8	U	7.6	U
Acetone	ug/L	9.9	U	9.9	U	9.9	U	9.9	U	9.9	U	9.9	U	9.9	U	9.9	U	9.9	U	9.9	U	9.9	U	9.9	U	20	U
Benzene	ug/L	0.5	U	0.5	U	0.5	U	0.5	U	0.5	U	0.5	U	0.5	U	0.5	U	0.5	U	0.5	U	0.5	U	0.5	U	1	U
Bromobenzene	ug/L	0.58	UJ	0.58	U	0.58	U	0.58	U	0.58	U	0.58	U	0.58	U	0.58	U	0.58	U	0.58	U	0.58	U	0.58	U	1.2	U
Bromochloromethane	ug/L	0.58	U	0.58	U	0.58	U	0.58	U	0.58	U	0.58	U	0.58	U	0.58	U	0.58	U	0.58	U	0.58	U	0.58	U	1.2	U
Bromodichloromethane	ug/L	0.35	U	0.35	U	0.35	U	0.35	U	0.35	U	0.35	U	0.35	U	0.35	U	0.35	U	0.35	U	0.35	U	0.35	U	0.7	U
Bromoform	ug/L	0.58	U	0.58	U	0.58	U	0.58	U	0.58	U	0.58	U	0.58	U	0.58	U	0.58	U	0.58	U	0.58	U	0.58	U	1.2	U

Table 17
Summary of Groundwater Analytical Results - USAS Wells
Interim Remedial Action System
Lockheed Martin, Tallevast Site
Tallevast, Florida

Sample Name:		MW-32		MW-35		MW-36		MW-40		MW-42		MW-47		MW-63		MW-69		MW-71		MW-72		MW-100		MW-108		MW-254 (MW-BT-1)	
Sample Depth(Feet):		24.5 - 29.5		25 - 30		23 - 28		23 - 28		23 - 28		22 - 27		25 - 30		23 - 28		24 - 29		23.5 - 28.5		24.5 - 29.5		23 - 28		24 - 29	
Aquifer Zone:		USAS		USAS		USAS		USAS		USAS		USAS		USAS		USAS		USAS		USAS		USAS		USAS		USAS	
Date Collected:	Units	12/12/11		12/13/11		12/15/11		12/15/11		12/15/11		12/12/11		12/13/11		12/08/11		12/07/11		12/14/11		12/13/11		12/08/11		12/09/11	
Bromomethane	ug/L	2.5	U	2.5	U	2.5	UJ	2.5	UJ	2.5	UJ	2.5	U	2.5	U	2.5	U	2.5	U	2.5	UJ	2.5	UJ	2.5	U	5	U
Carbon Disulfide	ug/L	1	U	1	UJ	1	U	1	U	1	U	1	U	1	UJ	1	U	1	U	1	U	1	U	1	U	2	U
Carbon Tetrachloride	ug/L	0.42	U	0.42	UJ	0.42	U	0.42	U	0.42	U	0.42	U	0.42	UJ	0.42	U	0.42	U	0.42	U	0.42	U	0.42	U	0.84	U
Chlorobenzene	ug/L	0.63	U	0.63	U	0.63	U	0.63	U	0.63	U	0.63	U	0.63	U	0.63	U	0.63	U	0.63	U	0.63	U	0.63	U	1.3	U
Chloroethane	ug/L	2.5	U	2.5	U	2.5	U	2.5	U	2.5	U	2.5	U	2.5	U	2.5	U	2.5	U	2.5	U	2.5	U	2.5	U	5	U
Chloroform	ug/L	0.9	U	0.9	U	0.9	U	0.9	U	0.9	U	0.9	U	0.9	U	0.9	U	0.9	U	0.9	U	0.9	U	0.9	U	1.8	U
Chloromethane	ug/L	1	UJ	1	U	1	UJ	1	UJ	1	UJ	1	U	1	U	1	U	1	U	1	UJ	1	UJ	1	U	2	UJ
cis-1,2-Dichloroethene	ug/L	0.65	U	0.65	U	0.65	U	2.3		19		0.65	U	0.65	U	0.65	U	0.65	U	0.65	U	0.65	U	0.65	U	6.4	
cis-1,3-Dichloropropene	ug/L	0.14	U	0.14	UJ	0.14	U	0.14	U	0.14	U	0.14	U	0.14	UJ	0.14	U	0.14	U	0.14	U	0.14	U	0.14	U	0.28	U
Dibromochloromethane	ug/L	0.34	U	0.34	UJ	0.34	U	0.34	U	0.34	U	0.34	U	0.34	UJ	0.34	U	0.34	U	0.34	U	0.34	U	0.34	U	0.68	U
Dibromomethane	ug/L	0.41	U	0.41	U	0.41	U	0.41	U	0.41	U	0.41	U	0.41	U	0.41	U	0.41	U	0.41	U	0.41	U	0.41	U	0.82	U
Dichlorodifluoromethane	ug/L	2.5	U	2.5	U	2.5	U	2.5	U	2.5	U	2.5	U	2.5	U	2.5	U	2.5	U	2.5	U	2.5	U	2.5	U	5	U
Ethylbenzene	ug/L	0.44	U	0.44	U	0.44	U	0.44	U	0.44	U	0.44	U	0.44	U	0.44	U	0.44	U	0.44	U	0.44	U	0.44	U	0.88	U
Hexachlorobutadiene	ug/L	0.4	U	0.4	U	0.4	U	0.4	U	0.4	U	0.4	U	0.4	U	0.4	U	0.4	U	0.4	U	0.4	U	0.4	U	0.8	U
Isopropyl Benzene	ug/L	0.19	U	0.19	U	0.19	U	0.19	U	0.19	U	0.19	U	0.19	U	0.19	U	0.19	U	0.19	U	0.19	U	0.19	U	0.38	U
Methyl Tert Butyl Ether	ug/L	0.44	U	0.44	UJ	0.44	U	0.44	U	0.44	U	0.44	U	0.44	UJ	0.44	U	0.44	U	0.44	U	0.44	U	0.44	U	0.88	U
Methylene Chloride	ug/L	4	U	4	U	4	U	4	U	4	U	4	U	4	U	4	U	4	U	4	U	4	U	4	U	8	U
m-Xylene & p-Xylene	ug/L	0.6	U	0.6	U	0.6	U	0.6	U	0.6	U	0.6	U	0.6	U	0.6	U	0.6	U	0.6	U	0.6	U	0.6	U	1.2	U
Naphthalene	ug/L	2.5	UJ	2.5	U	2.5	U	2.5	U	2.5	U	2.5	U	2.5	U	2.5	U	2.5	U	2.5	U	2.5	U	2.5	U	5	UJ
n-Butylbenzene	ug/L	0.67	U	0.67	U	0.67	U	0.67	U	0.67	U	0.67	U	0.67	U	0.67	U	0.67	U	0.67	U	0.67	U	0.67	U	1.3	U
n-Propylbenzene	ug/L	0.59	U	0.59	U	0.59	U	0.59	U	0.59	U	0.59	U	0.59	U	0.59	U	0.59	U	0.59	U	0.59	U	0.59	U	1.2	U
O-Xylene	ug/L	0.5	U	0.5	U	0.5	U	0.5	U	0.5	U	0.5	U	0.5	U	0.5	U	0.5	U	0.5	U	0.5	U	0.5	U	1	U
sec-Butylbenzene	ug/L	0.63	U	0.63	U	0.63	U	0.63	U	0.63	U	0.63	U	0.63	U	0.63	U	0.63	U	0.63	U	0.63	U	0.63	U	1.3	U
Styrene	ug/L	0.98	U	0.98	U	0.98	U	0.98	U	0.98	U	0.98	U	0.98	U	0.98	U	0.98	U	0.98	U	0.98	U	0.98	U	2	U
tert-Butylbenzene	ug/L	0.84	U	0.84	U	0.84	U	0.84	U	0.84	U	0.84	U	0.84	U	0.84	U	0.84	U	0.84	U	0.84	U	0.84	U	1.7	U
Tetrachloroethene	ug/L	0.5	U	15		1.6	J	60	J	17	J	0.5	U	0.5	U	0.5	U	0.5	U	0.5	UJ	0.5	UJ	0.5	U	290	
Toluene	ug/L	1	U	0.51	U	0.51	U	0.51	U	0.51	U	1	U	0.51	U	1	U	1	U	0.51	U	0.51	U	1	U	2	U
Trans-1,2-Dichloroethene	ug/L	0.44	UJ	0.44	U	0.44	U	0.44	U	0.67	I	0.44	U	0.44	U	0.44	U	0.44	U	0.44	U	0.44	U	0.44	U	0.88	UJ
Trans-1,3-Dichloropropene	ug/L	0.14	U	0.14	UJ	0.14	U	0.14	U	0.14	U	0.14	U	0.14	UJ	0.14	U	0.14	U	0.14	U	0.14	U	0.14	U	0.28	U
Trichloroethene	ug/L	0.5	U	6.7		19		140		450	D	0.5	U	0.5	U	0.5	U	2.5		8.8		0.5	U	0.5	U	9.3	
Trichlorofluoromethane	ug/L	2.5	U	2.5	U	2.5	U	2.5	U	2.5	U	2.5	U	2.5	U	2.5	U	2.5	U	2.5	U	2.5	U	2.5	U	5	U
Vinyl Chloride	ug/L	0.5	U	0.5	U	0.5	U	0.5	U	0.74	I	0.5	U	0.5	U	0.5	U	0.5	U	0.5	U	0.5	U	0.5	U	1	U

Notes:

1. D - Concentration is based on a diluted sample analysis.
2. I - The reported value is between the laboratory method detection limit and the laboratory practical quantitation limit.
3. J - The compound was positively identified; however, the associated numerical value is an estimated concentration only.
4. U - Indicates that a compound was analyzed for but not detected. The value associated with the qualifier is the laboratory method detection limit.
5. USAS - Upper Surficial Aquifer System Well.
6. Results are based on validated analytical reports from the laboratory.
7. Results are presented in micrograms per liter (ug/L).

Table 18
Summary of Groundwater Analytical Results - LSAS Wells
Interim Remedial Action System
Lockheed Martin, Tallevast Site
Tallevast, Florida

Sample Name:		MW-33		MW-37		MW-37-DUP		MW-41		MW-43		MW-68		MW-80		MW-81		MW-85		MW-91		MW-98	
Sample Depth(Feet):		35.5 - 40.5		35.5 - 40.5		35.5 - 40.5		35.5 - 40.5		35.5 - 40.5		35.5 - 40.5		36 - 41		36 - 41		50 - 55		32.5 - 37.5		33 - 38	
Aquifer Zone:		LSAS		LSAS		LSAS		LSAS		LSAS		LSAS		LSAS		LSAS		LSAS		LSAS		LSAS	
Date Collected:	Units	12/12/11		12/13/11		12/13/11		12/08/11		12/15/11		12/12/11		12/14/11		12/07/11		12/07/11		12/07/11		12/13/11	
Volatile Organics (8260C) - SIM Isotope Dilution																							
1,4-Dioxane	ug/L	44		360	J	150	J	480		310		5.3		13		110		150		84		540	
Volatile Organics (8260B)																							
1,1,1,2-Tetrachloroethane	ug/L	0.63	U	3.2	U	6.3	U	0.63	U	0.63	U	0.63	U	0.63	U	0.63	U	0.63	U	0.63	U	0.63	U
1,1,1-Trichloroethane	ug/L	0.46	U	2.3	U	4.6	UJ	0.46	U	0.46	U	0.46	U	0.46	UJ	0.46	U	0.46	U	0.46	U	0.46	UJ
1,1,2,2-Tetrachloroethane	ug/L	0.15	U	0.75	U	1.5	U	0.15	U	0.15	U	0.15	U	0.15	U	0.15	U	0.15	U	0.15	U	0.15	U
1,1,2-Trichloroethane	ug/L	0.47	U	2.4	U	4.7	U	0.47	U	0.47	U	0.47	U	0.47	U	0.47	U	0.47	U	0.47	U	0.47	U
1,1-Dichloroethane	ug/L	19		18		14		28		11		0.52	U	3		4.6		54		3		110	
1,1-Dichloroethene	ug/L	43		89		64		43		35		0.45	U	50		18		23		3.4		220	D
1,1-Dichloropropene	ug/L	0.31	U	1.6	U	3.1	U	0.31	U	0.31	U	0.31	U	0.31	U	0.31	U	0.31	U	0.31	U	0.31	U
1,2,3-Trichlorobenzene	ug/L	0.77	U	3.9	U	7.7	U	0.77	U	0.77	U	0.77	U	0.77	U	0.77	U	0.77	U	0.77	U	0.77	U
1,2,3-Trichloropropane	ug/L	0.18	U	0.9	U	1.8	U	0.18	U	0.18	U	0.18	U	0.18	U	0.18	U	0.18	U	0.18	U	0.18	U
1,2,4-Trichlorobenzene	ug/L	0.58	U	2.9	U	5.8	U	0.58	U	0.58	U	0.58	U	0.58	U	0.58	UJ	0.58	UJ	0.58	U	0.58	U
1,2,4-Trimethylbenzene	ug/L	0.86	U	4.3	U	8.6	U	0.86	U	0.86	U	0.86	U	0.86	U	0.86	U	0.86	U	0.86	U	0.86	U
1,2-Dibromo-3-Chloropropane	ug/L	2.5	U	13	U	25	U	2.5	U	2.5	U	2.5	U	2.5	U	2.5	U	2.5	U	2.5	U	2.5	U
1,2-Dibromoethane	ug/L	0.5	U	2.5	U	5	U	0.5	U	0.5	U	0.5	U	0.5	U	0.5	U	0.5	U	0.5	U	0.5	U
1,2-Dichlorobenzene	ug/L	0.44	U	2.2	U	4.4	U	0.44	U	0.44	U	0.44	U	0.44	U	0.44	U	0.44	U	0.44	U	0.44	U
1,2-Dichloroethane	ug/L	0.57	U	2.9	U	5.7	U	0.57	U	0.57	U	0.57	U	0.57	U	0.57	U	0.57	U	0.57	U	0.57	U
1,2-Dichloropropane	ug/L	0.52	U	2.6	U	5.2	U	0.52	U	0.52	U	0.52	U	0.52	U	0.52	U	0.52	U	0.52	U	0.52	U
1,3,5-Trimethylbenzene	ug/L	0.54	U	2.7	U	5.4	U	0.54	U	0.54	U	0.54	U	0.54	U	0.54	U	0.54	U	0.54	U	0.54	U
1,3-Dichlorobenzene	ug/L	0.64	U	3.2	U	6.4	U	0.64	U	0.64	U	0.64	U	0.64	U	0.64	U	0.64	U	0.64	U	0.64	U
1,3-Dichloropropane	ug/L	0.39	U	2	U	3.9	U	0.39	U	0.39	U	0.39	U	0.39	U	0.39	U	0.39	U	0.39	U	0.39	U
1,4-Dichlorobenzene	ug/L	0.52	U	2.6	U	5.2	U	0.52	U	0.52	U	0.52	U	0.52	U	0.52	U	0.52	U	0.52	U	0.52	U
2,2-Dichloropropane	ug/L	0.36	U	1.8	U	3.6	UJ	0.36	U	0.36	U	0.36	U	0.36	UJ	0.36	U	0.36	U	0.36	U	0.36	UJ
2-Butanone	ug/L	8.4	U	42	U	84	U	8.4	U	8.4	U	8.4	U	8.4	U	8.4	U	8.4	U	8.4	U	8.4	U
2-Chlorotoluene	ug/L	0.65	U	3.3	U	6.5	U	0.65	U	0.65	U	0.65	U	0.65	U	0.65	U	0.65	U	0.65	U	0.65	U
2-Hexanone	ug/L	4.4	U	22	U	44	UJ	4.4	U	4.4	U	4.4	U	4.4	UJ	4.4	U	4.4	U	4.4	U	4.4	UJ
4-Chlorotoluene	ug/L	0.52	U	2.6	U	5.2	U	0.52	U	0.52	U	0.52	U	0.52	U	0.52	U	0.52	U	0.52	U	0.52	U
4-Isopropyl Toluene	ug/L	0.69	U	3.5	U	6.9	U	0.69	U	0.69	U	0.69	U	0.69	U	0.69	U	0.69	U	0.69	U	0.69	U
4-Methyl-2-Pentanone	ug/L	3.8	U	19	U	38	U	3.8	U	3.8	U	3.8	U	3.8	U	3.8	U	3.8	U	3.8	U	3.8	U
Acetone	ug/L	9.9	U	50	U	99	U	9.9	U	9.9	U	9.9	U	9.9	U	9.9	U	9.9	U	9.9	U	9.9	U
Benzene	ug/L	0.5	U	2.5	U	5	U	0.5	U	0.5	U	0.5	U	0.5	U	0.5	U	0.5	U	0.5	U	0.5	U
Bromobenzene	ug/L	0.58	U	2.9	U	5.8	U	0.58	U	0.58	U	0.58	U	0.58	U	0.58	U	0.58	U	0.58	U	0.58	U
Bromochloromethane	ug/L	0.58	U	2.9	U	5.8	U	0.58	U	0.58	U	0.58	U	0.58	U	0.58	U	0.58	U	0.58	U	0.58	U
Bromodichloromethane	ug/L	0.35	U	1.8	U	3.5	U	0.35	U	0.35	U	0.35	U	0.35	U	0.35	U	0.35	U	0.35	U	0.35	U
Bromoform	ug/L	0.58	U	2.9	U	5.8	U	0.58	U	0.58	U	0.58	U	0.58	U	0.58	U	0.58	U	0.58	U	0.58	U

Table 18
Summary of Groundwater Analytical Results - LSAS Wells
Interim Remedial Action System
Lockheed Martin, Tallevast Site
Tallevast, Florida

Sample Name:		MW-33		MW-37		MW-37-DUP		MW-41		MW-43		MW-68		MW-80		MW-81		MW-85		MW-91		MW-98	
Sample Depth(Feet):		35.5 - 40.5		35.5 - 40.5		35.5 - 40.5		35.5 - 40.5		35.5 - 40.5		35.5 - 40.5		36 - 41		36 - 41		50 - 55		32.5 - 37.5		33 - 38	
Aquifer Zone:		LSAS		LSAS		LSAS		LSAS		LSAS		LSAS		LSAS		LSAS		LSAS		LSAS		LSAS	
Date Collected:	Units	12/12/11		12/13/11		12/13/11		12/08/11		12/15/11		12/12/11		12/14/11		12/07/11		12/07/11		12/07/11		12/13/11	
Bromomethane	ug/L	2.5	U	13	UJ	25	U	2.5	U	2.5	UJ	2.5	U	2.5	U	2.5	U	2.5	U	2.5	U	2.5	U
Carbon Disulfide	ug/L	1	U	5	U	10	UJ	1	U	1	U	1	U	1	UJ	1	U	1	U	1	U	1	UJ
Carbon Tetrachloride	ug/L	0.42	U	2.1	U	4.2	UJ	0.42	U	0.42	U	0.42	U	0.42	UJ	0.42	U	0.42	U	0.42	U	0.42	UJ
Chlorobenzene	ug/L	0.63	U	3.2	U	6.3	U	0.63	U	0.63	U	0.63	U	2		0.63	U	0.63	U	0.63	U	0.63	U
Chloroethane	ug/L	2.5	U	13	U	25	U	2.5	U	2.5	U	2.5	U	2.5	U	2.5	U	2.5	U	2.5	U	2.5	U
Chloroform	ug/L	0.9	U	4.5	U	9	U	0.9	U	0.9	U	0.9	U	0.9	U	0.9	U	0.9	U	0.9	U	0.9	U
Chloromethane	ug/L	1	U	5	UJ	10	U	1	U	1	UJ	1	U	1	U	1	UJ	1	UJ	1	U	1	U
cis-1,2-Dichloroethene	ug/L	48		160		120		53		16		0.65	U	2.7		33		15		11		2.9	
cis-1,3-Dichloropropene	ug/L	0.14	U	0.7	U	1.4	UJ	0.14	U	0.14	U	0.14	U	0.14	UJ	0.14	U	0.14	U	0.14	U	0.14	UJ
Dibromochloromethane	ug/L	0.34	U	1.7	U	3.4	UJ	0.34	U	0.34	U	0.34	U	0.34	UJ	0.34	U	0.34	U	0.34	U	0.34	UJ
Dibromomethane	ug/L	0.41	U	2.1	U	4.1	U	0.41	U	0.41	U	0.41	U	0.41	U	0.41	U	0.41	U	0.41	U	0.41	U
Dichlorodifluoromethane	ug/L	2.5	U	13	U	25	U	2.5	U	2.5	U	2.5	U	2.5	U	2.5	U	2.5	U	2.5	U	2.5	U
Ethylbenzene	ug/L	0.44	U	2.2	U	4.4	U	0.44	U	0.44	U	0.44	U	0.44	U	0.44	U	0.44	U	0.44	U	0.44	U
Hexachlorobutadiene	ug/L	0.4	U	2	U	4	U	0.4	U	0.4	U	0.4	U	0.4	U	0.4	U	0.4	U	0.4	U	0.4	U
Isopropyl Benzene	ug/L	0.19	U	0.95	U	1.9	U	0.19	U	0.19	U	0.19	U	0.19	U	0.19	U	0.19	U	0.19	U	0.19	U
Methyl Tert Butyl Ether	ug/L	0.44	U	2.2	U	4.4	UJ	0.44	U	0.44	U	0.44	U	0.44	UJ	0.44	U	0.44	U	0.44	U	0.44	UJ
Methylene Chloride	ug/L	4	U	20	U	40	U	4	U	4	U	4	U	4	U	4	U	4	U	4	U	4	U
m-Xylene & p-Xylene	ug/L	0.6	U	3	U	6	U	0.6	U	0.6	U	0.6	U	0.6	U	0.6	U	0.6	U	0.6	U	0.6	U
Naphthalene	ug/L	2.5	U	13	U	25	U	2.5	U	2.5	U	2.5	U	2.5	U	2.5	UJ	2.5	UJ	2.5	U	2.5	U
n-Butylbenzene	ug/L	0.67	U	3.4	U	6.7	U	0.67	U	0.67	U	0.67	U	0.67	U	0.67	U	0.67	U	0.67	U	0.67	U
n-Propylbenzene	ug/L	0.59	U	3	U	5.9	U	0.59	U	0.59	U	0.59	U	0.59	U	0.59	U	0.59	U	0.59	U	0.59	U
O-Xylene	ug/L	0.5	U	2.5	U	5	U	0.5	U	0.5	U	0.5	U	0.5	U	0.5	U	0.5	U	0.5	U	0.5	U
sec-Butylbenzene	ug/L	0.63	U	3.2	U	6.3	U	0.63	U	0.63	U	0.63	U	0.63	U	0.63	U	0.63	U	0.63	U	0.63	U
Styrene	ug/L	0.98	U	4.9	U	9.8	U	0.98	U	0.98	U	0.98	U	0.98	U	0.98	U	0.98	U	0.98	U	0.98	U
tert-Butylbenzene	ug/L	0.84	U	4.2	U	8.4	U	0.84	U	0.84	U	0.84	U	0.84	U	0.84	U	0.84	U	0.84	U	0.84	U
Tetrachloroethene	ug/L	51		2.6	J	5	U	0.88	I	0.5	UJ	0.5	U	1.1		0.5	U	0.5	U	0.5	U	10	
Toluene	ug/L	1	U	2.6	U	5.1	U	1	U	0.51	U	1	U	0.51	U	1	U	1	U	1	U	0.51	U
Trans-1,2-Dichloroethene	ug/L	1.8		2.2	U	4.4	U	1.7		0.44	U	0.44	U	1.1		1.4	J	0.6	J	1.4		0.44	U
Trans-1,3-Dichloropropene	ug/L	0.14	U	0.7	U	1.4	UJ	0.14	U	0.14	U	0.14	U	0.14	UJ	0.14	U	0.14	U	0.14	U	0.14	UJ
Trichloroethene	ug/L	260	D	3,600	D	3,800	D	260	D	65		1.1		4.6		24		1.2		28		37	
Trichlorofluoromethane	ug/L	2.5	U	13	U	25	U	2.5	U	2.5	U	2.5	U	2.5	U	2.5	U	2.5	U	2.5	U	2.5	U
Vinyl Chloride	ug/L	0.5	U	2.8	I	5	U	0.5	U	0.5	U	0.5	U	0.5	U	0.5	U	2		0.5	U	0.5	U

Notes:

1. D - Concentration is based on a diluted sample analysis.
2. I - The reported value is between the laboratory method detection limit and the laboratory practical quantiation limit.
3. J - The compound was positively identified; however, the associated numerical value is an estimated concentration only.
4. U - Indicates that a compound was analyzed for but not detected. The associated with the qualifier is the laboratory method detection limit.
5. LSAS - Lower Shallow Aquifer System Well.
6. Dup - indicates duplicate sample.
7. Results are based on validated analytical reports from the laboratory.
8. Results are presented in micrograms per liter (ug/L).

Table 19
Summary of Groundwater Analytical Results - IAS Wells
Interim Remedial Action System
Lockheed Martin, Tallevast Site
Tallevast, Florida

Sample ID:		IWI-2	MW-19	MW-23	MW-44	MW-57	MW-127	MW-128	MW-130	MW-134	MW-158	MW-239	MW-253	MW-253-DUP
Sample Depth(Feet):		162 - 172	277.5 - 297.5	152 - 172	142 - 152	136 - 146	100 - 110	140 - 150	100 - 110	103 - 113	100 - 110	98 - 108	100 - 110	100 - 110
Aquifer Zone:		Clay/Sand Zone 3 & 4	Lower AF Sands	S&P Sands	S&P Sands	S&P Sands	AF Gravels	S&P Sands	AF Gravels	AF Gravels	AF Gravels	AF Gravels	AF Gravels	AF Gravels
Date Collected:	Units	12/12/11	12/14/11	12/13/11	12/08/11	12/09/11	12/09/11	12/09/11	12/09/11	12/12/11	12/07/11	12/12/11	12/14/11	12/14/11
Volatile Organics (8260C) - SIM Isotope Dilution														
1,4-Dioxane	ug/L	52	1 U	3.1	37	1 U	360	1 U	130	100	37	11	320 J	170 J
Volatile Organics (8260B)														
1,1,1,2-Tetrachloroethane	ug/L	0.63 U	0.63 U	0.63 U	0.63 U	0.63 U	6.3 U	0.63 U	0.63 U	0.63 U	0.63 U	0.63 U	6.3 U	3.2 U
1,1,1-Trichloroethane	ug/L	0.46 U	0.46 UJ	0.46 U	0.46 U	0.46 U	4.6 U	0.46 U	0.46 U	0.46 U	0.46 U	0.46 U	4.6 UJ	2.3 UJ
1,1,2,2-Tetrachloroethane	ug/L	0.15 U	0.15 U	0.15 U	0.15 U	0.15 U	1.5 U	0.15 U	0.15 U	0.15 U	0.15 U	0.15 U	1.5 U	0.75 U
1,1,2-Trichloroethane	ug/L	0.47 U	0.47 U	0.47 U	0.47 U	0.47 U	4.7 U	0.47 U	0.47 U	0.47 U	0.47 U	0.47 U	4.7 U	2.4 U
1,1-Dichloroethane	ug/L	3.5	0.52 U	0.52 U	36	0.52 U	46	1.2	11	16	1.4	0.52 U	26	27
1,1-Dichloroethene	ug/L	6.4	0.45 U	0.45 U	0.45 U	0.45 U	220	2.4	31	85	0.71 I	0.45 U	140	150
1,1-Dichloropropene	ug/L	0.31 U	0.31 U	0.31 U	0.31 U	0.31 U	3.1 U	0.31 U	0.31 U	0.31 U	0.31 U	0.31 U	3.1 U	1.6 U
1,2,3-Trichlorobenzene	ug/L	0.77 U	0.77 U	0.77 U	0.77 U	0.77 U	7.7 U	0.77 U	0.77 U	0.77 U	0.77 U	0.77 U	7.7 U	3.9 U
1,2,3-Trichloropropane	ug/L	0.18 U	0.18 U	0.18 U	0.18 U	0.18 U	1.8 U	0.18 U	0.18 U	0.18 U	0.18 U	0.18 U	1.8 U	0.9 U
1,2,4-Trichlorobenzene	ug/L	0.58 UJ	0.58 UJ	0.58 U	0.58 UJ	0.58 UJ	5.8 UJ	0.58 UJ	0.58 UJ	0.58 UJ	0.58 UJ	0.58 U	5.8 U	2.9 U
1,2,4-Trimethylbenzene	ug/L	0.86 U	0.86 U	0.86 U	0.86 U	0.86 U	8.6 U	0.86 U	0.86 U	0.86 U	0.86 U	0.86 U	8.6 U	4.3 U
1,2-Dibromo-3-Chloropropane	ug/L	2.5 U	2.5 U	2.5 U	2.5 U	2.5 U	25 U	2.5 U	2.5 U	2.5 U	2.5 U	2.5 U	25 U	13 U
1,2-Dibromoethane	ug/L	0.5 U	0.5 U	0.5 U	0.5 U	0.5 U	5 U	0.5 U	0.5 U	0.5 U	0.5 U	0.5 U	5 U	2.5 U
1,2-Dichlorobenzene	ug/L	0.44 U	0.44 U	0.44 U	0.44 U	0.44 U	4.4 U	0.44 U	0.44 U	0.44 U	0.44 U	0.44 U	4.4 U	2.2 U
1,2-Dichloroethane	ug/L	0.57 U	0.57 U	0.57 U	0.57 U	0.57 U	5.7 U	0.57 U	0.57 U	0.57 U	0.57 U	0.57 U	5.7 U	2.9 U
1,2-Dichloropropane	ug/L	0.52 U	0.52 U	0.52 U	0.52 U	0.52 U	5.2 U	0.52 U	0.52 U	0.52 U	0.52 U	0.52 U	5.2 U	2.6 U
1,3,5-Trimethylbenzene	ug/L	0.54 U	0.54 U	0.54 U	0.54 U	0.54 U	5.4 U	0.54 U	0.54 U	0.54 U	0.54 U	0.54 U	5.4 U	2.7 U
1,3-Dichlorobenzene	ug/L	0.64 U	0.64 U	0.64 U	0.64 U	0.64 U	6.4 U	0.64 U	0.64 U	0.64 U	0.64 U	0.64 U	6.4 U	3.2 U
1,3-Dichloropropane	ug/L	0.39 U	0.39 U	0.39 U	0.39 U	0.39 U	3.9 U	0.39 U	0.39 U	0.39 U	0.39 U	0.39 U	3.9 U	2 U
1,4-Dichlorobenzene	ug/L	0.52 U	0.52 U	0.52 U	0.52 U	0.52 U	5.2 U	0.52 U	0.52 U	0.52 U	0.52 U	0.52 U	5.2 U	2.6 U
2,2-Dichloropropane	ug/L	0.36 U	0.36 UJ	0.36 U	0.36 U	0.36 U	3.6 U	0.36 U	0.36 U	0.36 U	0.36 U	0.36 U	3.6 UJ	1.8 UJ
2-Butanone	ug/L	8.4 U	8.4 U	8.4 U	8.4 U	8.4 U	84 U	8.4 U	8.4 U	8.4 U	8.4 U	8.4 U	84 U	42 U
2-Chlorotoluene	ug/L	0.65 U	0.65 U	0.65 U	0.65 U	0.65 U	6.5 U	0.65 U	0.65 U	0.65 U	0.65 U	0.65 U	6.5 U	3.3 U
2-Hexanone	ug/L	4.4 U	4.4 UJ	4.4 U	4.4 U	4.4 U	44 U	4.4 U	4.4 U	4.4 U	4.4 U	4.4 U	44 UJ	22 UJ
4-Chlorotoluene	ug/L	0.52 U	0.52 U	0.52 U	0.52 U	0.52 U	5.2 U	0.52 U	0.52 U	0.52 U	0.52 U	0.52 U	5.2 U	2.6 U
4-Isopropyl Toluene	ug/L	0.69 U	0.69 U	0.69 U	0.69 U	0.69 U	6.9 U	0.69 U	0.69 U	0.69 U	0.69 U	0.69 U	6.9 U	3.5 U
4-Methyl-2-Pentanone	ug/L	3.8 U	3.8 U	3.8 U	3.8 U	3.8 U	38 U	3.8 U	3.8 U	3.8 U	3.8 U	3.8 U	38 U	19 U
Acetone	ug/L	9.9 U	9.9 U	9.9 U	9.9 U	9.9 U	99 U	9.9 U	9.9 U	9.9 U	9.9 U	9.9 U	99 U	50 U
Benzene	ug/L	0.5 U	0.5 U	0.5 U	0.5 U	0.5 U	5 U	0.5 U	0.5 U	0.5 U	0.5 U	0.5 U	5 U	2.5 U
Bromobenzene	ug/L	0.58 U	0.58 U	0.58 U	0.58 U	0.58 U	5.8 U	0.58 U	0.58 U	0.58 U	0.58 U	0.58 U	5.8 U	2.9 U
Bromochloromethane	ug/L	0.58 U	0.58 U	0.58 U	0.58 U	0.58 U	5.8 U	0.58 U	0.58 U	0.58 U	0.58 U	0.58 U	5.8 U	2.9 U
Bromodichloromethane	ug/L	0.35 U	0.35 U	0.35 U	0.35 U	0.35 U	3.5 U	0.35 U	0.35 U	0.35 U	0.35 U	0.35 U	3.5 U	1.8 U
Bromoform	ug/L	0.58 U	0.58 U	0.58 U	0.58 U	0.58 U	5.8 U	0.58 U	0.58 U	0.58 U	0.58 U	0.58 U	5.8 U	2.9 U

Table 19
Summary of Groundwater Analytical Results - IAS Wells
Interim Remedial Action System
Lockheed Martin, Tallevast Site
Tallevast, Florida

Sample ID:		IWI-2	MW-19	MW-23	MW-44	MW-57	MW-127	MW-128	MW-130	MW-134	MW-158	MW-239	MW-253	MW-253-DUP
Sample Depth(Feet):		162 - 172	277.5 - 297.5	152 - 172	142 - 152	136 - 146	100 - 110	140 - 150	100 - 110	103 - 113	100 - 110	98 - 108	100 - 110	100 - 110
Aquifer Zone:		Clay/Sand Zone 3 & 4	Lower AF Sands	S&P Sands	S&P Sands	S&P Sands	AF Gravels	S&P Sands	AF Gravels	AF Gravels	AF Gravels	AF Gravels	AF Gravels	AF Gravels
Date Collected:	Units	12/12/11	12/14/11	12/13/11	12/08/11	12/09/11	12/09/11	12/09/11	12/09/11	12/12/11	12/07/11	12/12/11	12/14/11	12/14/11
Bromomethane	ug/L	2.5 U	2.5 U	2.5 UJ	2.5 U	2.5 U	25 U	2.5 U	2.5 U	2.5 U	2.5 U	2.5 U	25 U	13 U
Carbon Disulfide	ug/L	1 U	1 UJ	1 U	1 U	1 U	10 U	1 U	1 U	1 U	1 U	1 U	10 UJ	5 UJ
Carbon Tetrachloride	ug/L	0.42 U	0.42 UJ	0.42 U	0.42 U	0.42 U	4.2 U	0.42 U	0.42 U	0.42 U	0.42 U	0.42 U	4.2 UJ	2.1 UJ
Chlorobenzene	ug/L	0.63 U	0.63 U	0.63 U	0.63 U	0.63 U	6.3 U	0.63 U	0.63 U	0.63 U	0.63 U	0.63 U	6.3 U	3.2 U
Chloroethane	ug/L	2.5 U	2.5 U	2.5 U	2.5 U	2.5 U	25 U	2.5 U	2.5 U	2.5 U	2.5 U	2.5 U	25 U	13 U
Chloroform	ug/L	0.9 U	0.9 U	0.9 U	0.9 U	0.9 U	9 U	0.9 U	0.9 U	0.9 U	0.9 U	0.9 U	9 U	4.5 U
Chloromethane	ug/L	1 UJ	1 U	1 UJ	1 UJ	1 UJ	10 UJ	1 UJ	1 UJ	1 UJ	1 UJ	1 U	10 U	5 U
cis-1,2-Dichloroethene	ug/L	22	0.65 U	0.65 U	0.65 U	0.65 U	670	0.65 U	1.2	830 D	0.65 U	3	66	67
cis-1,3-Dichloropropene	ug/L	0.14 U	0.14 UJ	0.14 U	0.14 U	0.14 U	1.4 U	0.14 U	0.14 U	0.14 U	0.14 U	0.14 U	1.4 UJ	0.7 UJ
Dibromochloromethane	ug/L	0.34 U	0.34 UJ	0.34 U	0.34 U	0.34 U	3.4 U	0.34 U	0.34 U	0.34 U	0.34 U	0.34 U	3.4 UJ	1.7 UJ
Dibromomethane	ug/L	0.41 U	0.41 U	0.41 U	0.41 U	0.41 U	4.1 U	0.41 U	0.41 U	0.41 U	0.41 U	0.41 U	4.1 U	2.1 U
Dichlorodifluoromethane	ug/L	2.5 U	2.5 U	2.5 U	2.5 U	2.5 U	25 U	2.5 U	2.5 U	2.5 U	2.5 U	2.5 U	25 U	13 U
Ethylbenzene	ug/L	0.44 U	0.44 U	0.44 U	0.44 U	0.44 U	4.4 U	0.44 U	0.44 U	0.44 U	0.44 U	0.44 U	4.4 U	2.2 U
Hexachlorobutadiene	ug/L	0.4 U	0.4 U	0.4 U	0.4 U	0.4 U	4 U	0.4 U	0.4 U	0.4 U	0.4 U	0.4 U	4 U	2 U
Isopropyl Benzene	ug/L	0.19 U	0.19 U	0.19 U	0.19 U	0.19 U	1.9 U	0.19 U	0.19 U	0.19 U	0.19 U	0.19 U	1.9 U	0.95 U
Methyl Tert Butyl Ether	ug/L	0.44 U	0.44 UJ	0.44 U	0.44 U	0.44 U	4.4 U	0.44 U	0.44 U	0.44 U	0.44 U	0.44 U	4.4 UJ	2.2 UJ
Methylene Chloride	ug/L	4 U	4 U	4 U	4 U	4 U	40 U	4 U	4 U	4 U	4 U	4 U	40 U	20 U
m-Xylene & p-Xylene	ug/L	0.6 U	0.6 U	0.6 U	0.6 U	0.6 U	6 U	0.6 U	0.6 U	0.6 U	0.6 U	0.6 U	6 U	3 U
Naphthalene	ug/L	2.5 UJ	2.5 U	2.5 U	2.5 UJ	2.5 UJ	25 UJ	2.5 UJ	2.5 UJ	2.5 UJ	2.5 UJ	2.5 U	25 U	13 U
n-Butylbenzene	ug/L	0.67 U	0.67 U	0.67 U	0.67 U	0.67 U	6.7 U	0.67 U	0.67 U	0.67 U	0.67 U	0.67 U	6.7 U	3.4 U
n-Propylbenzene	ug/L	0.59 U	0.59 U	0.59 U	0.59 U	0.59 U	5.9 U	0.59 U	0.59 U	0.59 U	0.59 U	0.59 U	5.9 U	3 U
O-Xylene	ug/L	0.5 U	0.5 U	0.5 U	0.5 U	0.5 U	5 U	0.5 U	0.5 U	0.5 U	0.5 U	0.5 U	5 U	2.5 U
sec-Butylbenzene	ug/L	0.63 U	0.63 U	0.63 U	0.63 U	0.63 U	6.3 U	0.63 U	0.63 U	0.63 U	0.63 U	0.63 U	6.3 U	3.2 U
Styrene	ug/L	0.98 U	0.98 U	0.98 U	0.98 U	0.98 U	9.8 U	0.98 U	0.98 U	0.98 U	0.98 U	0.98 U	9.8 U	4.9 U
tert-Butylbenzene	ug/L	0.84 U	0.84 U	0.84 U	0.84 U	0.84 U	8.4 U	0.84 U	0.84 U	0.84 U	0.84 U	0.84 U	8.4 U	4.2 U
Tetrachloroethene	ug/L	0.5 U	0.5 U	0.5 UJ	0.5 U	0.5 U	51	0.5 U	0.5 U	0.5 U	0.5 U	0.5 U	5 U	2.9 I
Toluene	ug/L	1 U	0.51 U	0.51 U	1 U	1 U	10 U	1 U	1 U	1 U	1 U	1 U	5.1 U	2.6 U
Trans-1,2-Dichloroethene	ug/L	0.44 UJ	0.44 U	0.44 U	0.44 UJ	0.44 UJ	31 J	0.44 UJ	0.44 UJ	8 J	0.44 UJ	0.44 U	4.4 U	2.2 U
Trans-1,3-Dichloropropene	ug/L	0.14 U	0.14 UJ	0.14 U	0.14 U	0.14 U	1.4 U	0.14 U	0.14 U	0.14 U	0.14 U	0.14 U	1.4 UJ	0.7 UJ
Trichloroethene	ug/L	11	0.5 U	0.5 U	0.5 U	0.5 U	2,100 D	4.4	3.9	7.7	0.5 U	5	2,800 D	2,300 D
Trichlorofluoromethane	ug/L	2.5 U	2.5 U	2.5 U	2.5 U	2.5 U	25 U	2.5 U	2.5 U	2.5 U	2.5 U	2.5 U	25 U	13 U
Vinyl Chloride	ug/L	13	0.5 U	0.5 U	17	0.5 U	120	0.5 U	0.5 U	0.5 U	0.5 U	0.5 U	5 U	2.5 U

Notes:

1. D - Concentration is based on a diluted sample analysis.
2. I - The reported value is between the laboratory method detection limit and the laboratory practical quantitation limit.
3. J - The compound was positively identified; however, the associated numerical value is an estimated concentration only.
4. U - Indicates that a compound was analyzed for but not detected. The value associated with the qualifier is the laboratory method detection limit.
5. IAS - Intermediate Aquifer System Well.
6. S&P - Salt and Pepper Sand Well.
7. AF - Arcadia Formation Well.
8. Dup - indicates duplicate sample.
9. Results are based on validated analytical reports from the laboratory.
10. Results are presented in micrograms per liter (ug/L).

Table 20
Groundwater Elevation Data
Interim Remedial Action System
Lockheed Martin, Tallevast Site
Tallevast, Florida

	October 17-19, 2006		December 28, 2006		January 22, 2007		February 5, 2007		February 20, 2007		March 16, 2007		April 23, 2007		July 9, 2007		September 17, 2007		November 9, 2007	
Well ID	Depth To Water (ft-toc)	Water Elevation (ft MSL)	Depth To Water (ft-toc)	Water Elevation (ft MSL)	Depth To Water (ft-toc)	Water Elevation (ft MSL)	Depth To Water (ft-toc)	Water Elevation (ft MSL)	Depth To Water (ft-toc)	Water Elevation (ft MSL)	Depth To Water (ft-toc)	Water Elevation (ft MSL)	Depth To Water (ft-toc)	Water Elevation (ft MSL)	Depth To Water (ft-toc)	Water Elevation (ft MSL)	Depth To Water (ft-toc)	Water Elevation (ft MSL)	Depth To Water (ft-toc)	Water Elevation (ft MSL)
DW-1	11.40	19.60	13.87	17.13	NA	NA	13.75	17.25	13.81	17.19	NA	NA	NA	NA	NA	NA	NA	NA	NA	NA
IWI-2	NA	NA	18.40	13.22	NA	NA	17.82	13.80	16.94	14.68	NA	NA	NA	NA	NA	NA	NA	NA	17.99	13.63
MW-2	NA	NA	NA	NA	NA	NA	NA	NA	NA	NA	NA	NA	NA	NA	7.03	22.82	5.41	24.44	NA	NA
MW-3	2.49	28.03	3.65	26.87	4.20	26.32	3.98	26.54	4.01	26.51	4.62	25.90	4.91	25.61	6.30	24.22	4.42	26.10	NA	NA
MW-4	3.50	28.00	4.68	26.82	5.12	26.38	5.08	26.42	5.12	26.38	5.55	25.95	5.84	25.66	7.10	24.40	5.52	25.98	NA	NA
MW-5	4.22	27.95	4.91	27.26	5.39	26.78	5.21	26.96	5.30	26.87	5.90	26.27	6.18	25.99	7.43	24.74	5.61	26.56	NA	NA
MW-6	4.12	27.80	4.88	27.04	5.31	26.61	5.20	26.72	5.29	26.63	5.81	26.11	6.02	25.90	7.34	24.58	5.54	26.38	NA	NA
MW-7D	2.89	28.41	3.43	27.87	4.20	27.10	3.71	27.59	4.17	27.13	4.79	26.51	4.91	26.39	6.31	24.99	4.38	26.92	NA	NA
MW-7S	3.10	28.40	3.63	27.87	4.30	27.20	4.01	27.49	4.15	27.35	4.92	26.58	5.16	26.34	6.52	24.98	4.18	27.32	NA	NA
MW-8D	2.58	28.38	3.40	27.56	3.89	27.07	3.91	27.05	3.91	27.05	4.59	26.37	5.23	25.73	6.33	24.63	4.31	26.65	3.68	27.28
MW-8S	2.55	28.44	3.44	27.55	4.19	26.80	3.90	27.09	3.90	27.09	4.79	26.20	4.92	26.07	6.35	24.64	4.33	26.66	NA	NA
MW-9D	2.79	27.42	3.61	26.60	3.91	26.30	3.90	26.31	4.01	26.20	4.21	26.00	4.66	25.55	5.98	24.23	4.71	25.50	NA	NA
MW-9S	2.79	27.45	3.65	26.59	4.15	26.09	3.92	26.32	4.05	26.19	4.24	26.00	4.96	25.28	6.41	23.83	4.66	25.58	NA	NA
MW-10	3.79	27.95	5.35	26.39	5.66	26.08	5.62	26.12	5.71	26.03	6.19	25.55	6.40	25.34	7.29	24.45	5.89	25.85	5.40	26.34
MW-11	3.63	28.24	4.82	27.05	5.27	26.60	5.29	26.58	5.14	26.73	5.64	26.23	5.95	25.92	7.16	24.71	5.62	26.25	NA	NA
MW-12	NA	NA	4.49	26.55	5.00	26.04	4.96	26.08	4.94	26.10	5.45	25.59	5.80	25.24	7.13	23.91	5.42	25.62	NA	NA
MW-13D	3.48	27.37	4.30	26.55	4.65	26.20	4.32	26.53	4.95	25.90	5.29	25.56	5.60	25.25	6.92	23.93	5.01	25.84	NA	NA
MW-13S	NA	NA	4.10	26.56	NA	NA	NA	NA	4.77	25.89	NA	NA	NA	NA	6.75	23.91	4.96	25.70	4.10	26.56
MW-14D	2.75	27.00	3.99	25.76	4.08	25.67	3.92	25.83	3.98	25.77	4.42	25.33	5.52	24.23	6.15	23.60	4.91	24.84	NA	NA
MW-14S	2.74	27.00	3.32	26.42	4.01	25.73	3.84	25.90	3.95	25.79	4.44	25.30	4.65	25.09	6.15	23.59	4.83	24.91	NA	NA
MW-15D	3.07	27.13	3.76	26.44	4.71	25.49	4.50	25.70	4.31	25.89	4.80	25.40	4.90	25.30	6.60	23.60	4.59	25.61	NA	NA
MW-15S	2.93	27.16	3.63	26.46	4.38	25.71	4.08	26.01	4.18	25.91	4.75	25.34	5.00	25.09	6.45	23.64	4.51	25.58	NA	NA
MW-16D	2.69	24.57	2.36	24.90	NA	NA	NA	NA	2.72	24.54	NA	NA	NA	NA	5.43	21.83	2.73	24.53	NA	NA
MW-16S	NA	NA	2.49	24.77	NA	NA	NA	NA	2.85	24.41	NA	NA	NA	NA	5.43	21.83	2.74	24.52	NA	NA
MW-17D	3.18	27.05	3.79	26.44	4.27	25.96	4.01	26.22	4.40	25.83	4.87	25.36	5.21	25.02	6.62	23.61	4.42	25.81	NA	NA
MW-17S	3.00	27.09	3.63	26.46	4.14	25.95	3.90	26.19	5.28	24.81	4.70	25.39	5.01	25.08	6.49	23.60	4.32	25.77	NA	NA
MW-18D	NA	NA	2.75	25.29	NA	NA	NA	NA	3.12	24.92	NA	NA	NA	NA	5.74	22.30	3.28	24.76	NA	NA
MW-18S	NA	NA	2.67	25.33	NA	NA	NA	NA	3.04	24.96	NA	NA	NA	NA	5.65	22.35	3.21	24.79	2.78	25.22
MW-19	15.97	15.28	17.65	13.60	NA	NA	17.34	13.91	16.98	14.27	NA	NA	NA	NA	21.24	10.01	19.11	12.14	18.24	13.01
MW-20	NA	NA	4.88	25.41	NA	NA	NA	NA	NA	NA	NA	NA	NA	NA	NA	NA	NA	NA	NA	NA
MW-21	NA	NA	16.63	12.25	NA	NA	NA	NA	15.24	13.64	NA	NA	NA	NA	NA	NA	NA	NA	NA	NA
MW-22	NA	NA	19.19	9.52	NA	NA	NA	NA	16.08	12.63	NA	NA	NA	NA	NA	NA	NA	NA	NA	NA
MW-23	NA	NA	15.68	13.02	NA	NA	NA	NA	14.93	13.77	NA	NA	NA	NA	21.70	7.00	16.59	12.11	NA	NA
MW-24	NA	NA	NA	NA	NA	NA	NA	NA	5.74	24.27	NA	NA	NA	NA	NA	NA	NA	NA	NA	NA
MW-25	NA	NA	3.64	25.94	NA	NA	NA	NA	4.18	25.40	NA	NA	NA	NA	6.83	22.75	4.31	25.27	NA	NA
MW-26	NA	NA	3.49	23.27	NA	NA	NA	NA	3.57	23.19	NA	NA	NA	NA	NA	NA	NA	NA	NA	NA
MW-27	2.78	24.28	2.63	24.43	NA	NA	NA	NA	2.82	24.24	NA	NA	NA	NA	NA	NA	NA	NA	NA	NA
MW-28	NA	NA	2.65	25.16	NA	NA	NA	NA	3.00	24.81	NA	NA	NA	NA	NA	NA	NA	NA	NA	NA
MW-29	NA	NA	2.61	25.12	NA	NA	NA	NA	2.96	24.77	NA	NA	NA	NA	5.45	22.28	4.80	22.93	NA	NA
MW-30	3.08	26.16	NA	NA	4.14	25.10	3.80	25.44	3.68	25.56	4.31	24.93	4.50	24.74	5.71	23.53	4.06	25.18	NA	NA
MW-31	NA	NA	15.24	13.25	NA	NA	NA	NA	14.35	14.14	NA	NA	NA	NA	NA	NA	NA	NA	NA	NA
MW-32	3.04	27.96	4.39	26.61	4.95	26.05	4.72	26.28	4.75	26.25	5.33	25.67	5.59	25.41	6.94	24.06	4.98	26.02	NA	NA
MW-33	8.42	22.58	11.16	19.84	11.92	19.08	11.58	19.42	11.81	19.19	12.79	18.21	13.13	17.87	13.95	17.05	10.22	20.78	9.13	21.87
MW-34	NA	NA	NA	NA	NA	NA	NA	NA	NA	NA	NA	NA	NA	NA	21.50	8.49	17.61	12.38	NA	NA
MW-35	NA	NA	NA	NA	3.21	26.67	3.02	26.86	NA	NA	3.49	26.39	3.75	26.13	5.25	24.63	2.79	27.09	2.39	27.49
MW-36	4.00	27.71	6.33	25.38	7.26	24.45	7.18	24.53	7.18	24.53	7.44	24.27	7.74	23.97	8.95	22.76	6.23	25.48	5.49	26.22
MW-37	9.10	22.50	11.91	19.69	12.61	18.99	12.23	19.37	12.48	19.12	13.35	18.25	13.58	18.02	14.64	16.96	10.92	20.68	9.83	21.77
MW-38	3.39	27.76	NA	NA	5.65	25.50	5.55	25.60	5.51	25.64	5.88	25.27	6.40	24.75	7.66	23.49	5.53	25.62	4.79	26.36
MW-39	7.75	23.43	NA	NA	11.65	19.53	11.32	19.86	10.83	20.35	10.32	20.86	12.94	18.24	13.84	17.34	9.82	21.36	9.01	22.17
MW-40	3.55	27.77	4.82	26.50	5.34	25.98	5.21	26.11	5.17	26.15	5.73	25.59	6.03	25.29	7.36	23.96	5.59	25.73	4.78	26.54
MW-41	8.70	22.52	11.42	19.80	12.23	18.99	11.65	19.57	12.11	19.11	12.91	18.31	13.35	17.87	14.13	17.09	10.44	20.78	9.23	21.99
MW-42	3.82	27.67	5.28	26.21	6.22	25.27	6.18	25.31	5.85	25.64	6.33	25.16	6.67	24.82	7.70	23.79	6.31	25.18	4.91	26.58
MW-43	8.97	22.51	11.69	19.79	12.39	19.09	12.19	19.29	12.21	19.27	13.22	18.26	13.62	17.86	14.60	16.88	10.76	20.72	9.54	21.94
MW-44	15.00	15.88	18.00	12.88	NA	NA	NA	NA	16.84	14.04	NA	NA	NA	NA	22.20	8.68	18.42	12.46	NA	NA
MW-45	14.72	15.86	17.85	12.73	NA	NA	NA	NA	16.40	14.18	NA	NA	NA	NA	21.95	8.63	18.35	12.23	NA	NA
MW-46	NA	NA	13.51	13.82	NA	NA	NA	NA	12.70	14.63	NA	NA	NA	NA	NA	NA	NA	NA	NA	NA
MW-47	NA	NA	4.06	25.36	NA	NA	NA	NA	4.34	25.08	NA	NA	NA	NA	6.79	22.63	4.89	24.53	NA	NA
MW-48	8.83	21.57	12.00	18.40	12.25	18.15	11.98	18.42	11.76	18.64	12.48	17.92	12.94	17.46	14.17	16.23	12.73	17.67	NA	NA
MW-49	NA	NA	16.84	12.53	NA	NA	NA	NA	16.03	13.34	NA	NA	NA	NA	18.21	11.16	18.12	11.25	NA	NA

See Notes on Page 25.

Table 20
Groundwater Elevation Data
Interim Remedial Action System
Lockheed Martin, Tallevast Site
Tallevast, Florida

	October 17-19, 2006		December 28, 2006		January 22, 2007		February 5, 2007		February 20, 2007		March 16, 2007		April 23, 2007		July 9, 2007		September 17, 2007		November 9, 2007	
Well ID	Depth To Water (ft-toc)	Water Elevation (ft MSL)	Depth To Water (ft-toc)	Water Elevation (ft MSL)	Depth To Water (ft-toc)	Water Elevation (ft MSL)	Depth To Water (ft-toc)	Water Elevation (ft MSL)	Depth To Water (ft-toc)	Water Elevation (ft MSL)	Depth To Water (ft-toc)	Water Elevation (ft MSL)	Depth To Water (ft-toc)	Water Elevation (ft MSL)	Depth To Water (ft-toc)	Water Elevation (ft MSL)	Depth To Water (ft-toc)	Water Elevation (ft MSL)	Depth To Water (ft-toc)	Water Elevation (ft MSL)
MW-50	NA	NA	14.06	13.50	NA	NA	NA	NA	13.35	14.21	NA	NA	NA	NA	NA	NA	NA	NA	NA	NA
MW-51	NA	NA	13.28	13.61	NA	NA	NA	NA	12.23	14.66	NA	NA	NA	NA	NA	NA	NA	NA	NA	NA
MW-52	NA	NA	14.19	12.92	NA	NA	NA	NA	13.58	13.53	NA	NA	NA	NA	18.45	8.66	15.40	11.71	14.12	12.99
MW-53	NA	NA	14.82	12.95	NA	NA	NA	NA	14.01	13.76	NA	NA	NA	NA	NA	NA	NA	NA	NA	NA
MW-54	NA	NA	13.86	13.02	NA	NA	NA	NA	13.19	13.69	NA	NA	NA	NA	NA	NA	NA	NA	NA	NA
MW-55	NA	NA	NA	NA	NA	NA	16.94	NA	18.25	11.78	NA	NA	NA	NA	NA	NA	NA	NA	NA	NA
MW-56	11.57	15.71	14.84	12.44	NA	NA	17.82	NA	13.63	13.65	NA	NA	NA	NA	NA	NA	NA	NA	NA	NA
MW-57	14.53	15.82	17.55	12.80	NA	NA	NA	13.41	16.29	14.06	NA	NA	NA	NA	21.75	8.60	17.94	12.41	NA	NA
MW-58	15.45	15.81	5.19	12.85	NA	NA	NA	13.44	16.90	14.36	NA	NA	NA	NA	22.80	8.46	18.85	12.41	NA	NA
MW-59	NA	NA	17.04	11.44	NA	NA	NA	NA	13.91	14.57	NA	NA	NA	NA	19.80	8.68	16.68	11.80	NA	NA
MW-60	NA	NA	17.59	10.74	NA	NA	NA	NA	14.88	13.45	NA	NA	NA	NA	NA	NA	NA	NA	NA	NA
MW-61	NA	NA	20.12	7.38	NA	NA	NA	NA	16.44	11.06	NA	NA	NA	NA	NA	NA	NA	NA	NA	NA
MW-62	NA	NA	3.04	24.31	NA	NA	NA	NA	3.24	24.11	NA	NA	NA	NA	NA	NA	NA	NA	NA	NA
MW-63	2.88	24.49	2.70	24.67	NA	NA	NA	NA	3.03	24.34	NA	NA	NA	NA	NA	NA	NA	NA	NA	NA
MW-64	NA	NA	2.61	24.77	NA	NA	NA	NA	2.91	24.47	NA	NA	NA	NA	NA	NA	NA	NA	NA	NA
MW-65	NA	NA	NA	NA	NA	NA	NA	NA	3.65	25.11	NA	NA	NA	NA	NA	NA	NA	NA	NA	NA
MW-66	NA	NA	3.02	26.18	NA	NA	NA	NA	3.63	25.57	NA	NA	NA	NA	NA	NA	NA	NA	NA	NA
MW-67	3.70	27.09	4.56	26.23	NA	NA	NA	NA	5.10	25.69	NA	NA	NA	NA	7.21	23.58	5.31	25.48	NA	NA
MW-68	NA	NA	11.61	16.99	NA	NA	5.58	NA	11.19	17.41	NA	NA	NA	NA	13.75	14.85	11.01	17.59	NA	NA
MW-69	NA	NA	4.86	22.05	NA	NA	7.02	NA	4.33	22.58	NA	NA	NA	NA	NA	NA	NA	NA	NA	NA
MW-70	4.03	27.86	18.41	26.70	5.68	26.21	4.19	26.31	5.60	26.29	6.09	25.80	6.37	25.52	7.61	24.28	6.83	25.06	NA	NA
MW-71	3.69	27.54	4.94	26.29	7.39	23.84	NA	24.21	7.27	23.96	6.30	24.93	6.45	24.78	8.85	22.38	8.27	22.96	6.34	24.89
MW-72	3.13	27.84	3.61	27.36	4.32	26.65	NA	26.78	4.03	26.94	4.41	26.56	4.63	26.34	6.02	24.95	4.51	26.46	3.57	27.40
MW-73	2.58	23.45	NA	NA	NA	NA	NA	NA	3.26	22.77	NA	NA	NA	NA	NA	NA	2.33	23.70	NA	NA
MW-74	1.84	26.06	2.38	25.52	NA	NA	5.25	NA	2.81	25.09	NA	NA	NA	NA	NA	NA	2.39	25.51	NA	NA
MW-75	NA	NA	NA	NA	NA	NA	4.96	NA	NA	NA	NA	NA	NA	NA	NA	NA	NA	NA	NA	NA
MW-76	3.30	27.54	4.40	26.44	5.39	25.45	7.40	25.59	5.29	25.55	5.11	25.73	5.69	25.15	7.34	23.50	5.20	25.64	NA	NA
MW-77	4.06	25.67	4.55	25.18	5.22	24.51	10.94	24.77	5.03	24.70	5.55	24.18	6.00	23.73	7.75	21.98	6.72	23.01	NA	NA
MW-78	5.06	25.17	6.80	23.43	7.66	22.57	10.14	22.83	7.43	22.80	7.92	22.31	8.25	21.98	9.63	20.60	6.75	23.48	NA	NA
MW-79	7.54	22.57	10.62	19.49	11.22	18.89	12.91	19.17	11.02	19.09	11.65	18.46	12.15	17.96	12.81	17.30	9.32	20.79	NA	NA
MW-80	8.01	22.98	9.84	21.15	10.46	20.53	NA	20.85	10.17	20.82	10.89	20.10	11.35	19.64	12.55	18.44	9.37	21.62	8.40	22.59
MW-81	9.69	21.32	12.61	18.40	13.10	17.91	NA	18.10	12.77	18.24	13.86	17.15	14.39	16.62	15.50	15.51	12.54	18.47	10.44	20.57
MW-82	2.52	24.72	3.97	23.27	NA	NA	10.21	NA	4.51	22.73	NA	NA	NA	NA	NA	NA	3.76	23.48	NA	NA
MW-83	NA	15.09	NA	NA	NA	NA	NA	NA	12.30	13.21	NA	NA	NA	NA	NA	NA	NA	NA	NA	NA
MW-84	8.21	22.94	9.93	21.22	10.51	20.64	NA	20.94	10.14	21.01	10.90	20.25	7.31	23.84	12.56	18.59	9.37	21.78	NA	NA
MW-85	4.36	25.19	5.51	24.04	NA	NA	4.66	NA	6.83	22.72	NA	NA	NA	NA	8.65	20.90	5.85	23.70	NA	NA
MW-86	9.45	19.32	3.95	17.25	NA	NA	NA	NA	11.11	17.66	NA	NA	NA	NA	NA	NA	NA	NA	NA	NA
MW-87	NA	NA	NA	NA	4.98	25.28	NA	25.60	NA	NA	5.01	25.25	5.90	24.36	7.28	22.98	4.68	25.58	4.24	26.02
MW-88	8.33	18.95	12.35	14.93	NA	NA	NA	NA	10.95	16.33	NA	NA	NA	NA	NA	NA	NA	NA	NA	NA
MW-89	NA	NA	3.41	26.09	NA	NA	NA	NA	3.84	25.66	NA	NA	NA	NA	5.81	23.69	4.25	25.25	NA	NA
MW-90	NA	NA	2.74	25.21	NA	NA	NA	NA	3.02	24.93	NA	NA	NA	NA	NA	NA	NA	NA	NA	NA
MW-91	7.29	20.37	9.01	18.65	NA	NA	NA	NA	9.21	18.45	NA	NA	NA	NA	11.80	15.86	8.94	18.72	8.28	19.38
MW-92	9.83	17.52	11.73	15.62	NA	NA	NA	NA	11.20	16.15	NA	NA	NA	NA	NA	NA	NA	NA	NA	NA
MW-93	10.36	17.37	11.80	15.93	NA	NA	NA	NA	11.35	16.38	NA	NA	NA	NA	NA	NA	NA	NA	NA	NA
MW-94	2.70	22.70	NA	NA	NA	NA	NA	NA	2.50	22.90	NA	NA	NA	NA	NA	NA	NA	NA	NA	NA
MW-95	NA	NA	NA	NA	NA	NA	NA	NA	2.19	22.66	NA	NA	NA	NA	NA	NA	NA	NA	NA	NA
MW-96	NA	NA	12.81	12.33	NA	NA	NA	NA	12.29	12.85	NA	NA	NA	NA	NA	NA	NA	NA	NA	NA
MW-97	NA	NA	13.05	12.24	NA	NA	NA	NA	12.85	12.44	NA	NA	NA	NA	NA	NA	NA	NA	NA	NA
MW-98	2.99	22.76	NA	NA	NA	NA	NA	NA	3.74	22.01	NA	NA	NA	NA	NA	NA	2.91	22.84	NA	NA
MW-99	NA	NA	10.07	15.19	NA	NA	NA	NA	9.26	16.00	NA	NA	NA	NA	NA	NA	NA	NA	NA	NA
MW-100	NA	NA	5.04	20.19	NA	NA	NA	NA	5.15	20.08	NA	NA	NA	NA	NA	NA	NA	NA	NA	NA
MW-101	NA	NA	NA	NA	NA	NA	NA	NA	10.15	19.94	NA	NA	NA	NA	NA	NA	NA	NA	NA	NA
MW-102	NA	NA	12.50	13.60	NA	NA	NA	NA	10.67	15.43	NA	NA	NA	NA	NA	NA	NA	NA	NA	NA
MW-103	NA	NA	4.07	22.12	NA	NA	NA	NA	4.45	21.74	NA	NA	NA	NA	NA	NA	NA	NA	NA	NA
MW-104	NA	NA	2.42	23.97	NA	NA	NA	NA	2.62	23.77	NA	NA	NA	NA	NA	NA	NA	NA	NA	NA
MW-105	3.75	22.66	5.41	21.00	NA	NA	NA	NA	6.81	19.60	NA	NA	NA	NA	NA	NA	NA	NA	NA	NA
MW-106	5.90	22.41	6.72	21.59	NA	NA	NA	NA	7.60	20.71	NA	NA	NA	NA	NA	NA	NA	NA	NA	NA
MW-107	NA	NA	NA	NA	NA	NA	NA	NA	2.99	21.73	NA	NA	NA	NA	NA	NA	NA	NA	NA	NA

See Notes on Page 25.

Table 20
Groundwater Elevation Data
Interim Remedial Action System
Lockheed Martin, Tallevast Site
Tallevast, Florida

	October 17-19, 2006		December 28, 2006		January 22, 2007		February 5, 2007		February 20, 2007		March 16, 2007		April 23, 2007		July 9, 2007		September 17, 2007		November 9, 2007	
Well ID	Depth To Water (ft-toc)	Water Elevation (ft MSL)	Depth To Water (ft-toc)	Water Elevation (ft MSL)	Depth To Water (ft-toc)	Water Elevation (ft MSL)	Depth To Water (ft-toc)	Water Elevation (ft MSL)	Depth To Water (ft-toc)	Water Elevation (ft MSL)	Depth To Water (ft-toc)	Water Elevation (ft MSL)	Depth To Water (ft-toc)	Water Elevation (ft MSL)	Depth To Water (ft-toc)	Water Elevation (ft MSL)	Depth To Water (ft-toc)	Water Elevation (ft MSL)	Depth To Water (ft-toc)	Water Elevation (ft MSL)
MW-108	NA	NA	NA	NA	NA	NA	NA	NA	3.39	20.97	NA	NA	NA	NA	NA	NA	NA	NA	NA	NA
MW-109	NA	NA	4.52	23.93	NA	NA	NA	NA	4.40	24.05	NA	NA	NA	NA	NA	NA	NA	NA	NA	NA
MW-110	NA	NA	11.52	24.85	NA	NA	NA	NA	3.88	24.92	NA	NA	NA	NA	NA	NA	NA	NA	NA	NA
MW-111	NA	NA	2.61	23.76	NA	NA	NA	NA	2.88	23.49	NA	NA	NA	NA	NA	NA	NA	NA	NA	NA
MW-112	NA	NA	19.46	8.82	NA	NA	NA	NA	14.68	13.60	NA	NA	NA	NA	NA	NA	NA	NA	NA	NA
MW-113	NA	NA	10.62	15.69	NA	NA	NA	NA	10.08	16.23	NA	NA	NA	NA	NA	NA	NA	NA	NA	NA
MW-114	2.32	22.47	NA	NA	NA	NA	NA	NA	2.63	22.16	NA	NA	NA	NA	NA	NA	NA	NA	NA	NA
MW-115	NA	NA	6.74	23.47	NA	NA	NA	NA	7.01	23.20	NA	NA	NA	NA	NA	NA	7.21	23.00	NA	NA
MW-116	NA	NA	NA	NA	NA	NA	NA	NA	2.02	19.82	NA	NA	NA	NA	NA	NA	1.18	20.66	NA	NA
MW-117	NA	NA	NA	NA	NA	NA	NA	NA	NA	NA	NA	NA	NA	NA	NA	NA	NA	NA	NA	NA
MW-118	NA	NA	NA	NA	NA	NA	NA	NA	NA	NA	NA	NA	NA	NA	NA	NA	NA	NA	NA	NA
MW-119	NA	NA	NA	NA	NA	NA	NA	NA	NA	NA	NA	NA	NA	NA	NA	NA	NA	NA	NA	NA
MW-120	NA	NA	NA	NA	NA	NA	NA	NA	NA	NA	NA	NA	NA	NA	NA	NA	NA	NA	NA	NA
MW-121	NA	NA	7.92	13.43	NA	NA	14.08	NA	8.06	13.29	NA	NA	NA	NA	NA	NA	7.72	13.63	NA	NA
MW-122	NA	NA	6.49	13.57	NA	NA	NA	NA	6.36	13.70	NA	NA	NA	NA	NA	NA	NA	NA	NA	NA
MW-123	NA	NA	16.19	14.71	NA	NA	NA	16.82	13.55	17.35	NA	NA	18.80	12.10	NA	NA	NA	NA	16.10	14.80
MW-124	NA	NA	15.62	13.35	NA	NA	NA	NA	35.55	-6.58	NA	NA	NA	NA	NA	NA	NA	NA	NA	NA
MW-125	NA	NA	6.93	22.59	NA	NA	15.91	NA	7.90	21.62	NA	NA	NA	NA	NA	NA	9.01	20.51	NA	NA
MW-126	NA	NA	7.50	20.82	NA	NA	17.69	NA	8.01	20.31	NA	NA	NA	NA	NA	NA	NA	NA	NA	NA
MW-127	14.02	17.72	16.39	15.35	16.37	15.37	15.75	15.83	16.08	15.66	18.07	13.67	18.40	13.34	20.31	11.43	16.67	15.07	15.78	15.96
MW-128	15.59	16.00	18.63	12.96	18.01	13.58	14.64	13.90	17.31	14.28	18.52	13.07	20.02	11.57	22.84	8.75	19.11	12.48	17.67	13.92
MW-129	14.22	17.19	16.45	14.96	NA	NA	NA	15.66	15.55	15.86	NA	NA	NA	NA	20.61	10.80	16.64	14.77	NA	NA
MW-130	13.30	17.07	15.20	15.17	NA	NA	NA	15.73	14.30	16.07	NA	NA	NA	NA	17.91	12.46	15.21	15.16	14.34	16.03
MW-131	11.90	15.43	14.15	13.18	NA	NA	NA	NA	13.83	13.50	NA	NA	NA	NA	NA	NA	NA	NA	NA	NA
MW-132	13.25	16.82	15.61	14.46	NA	NA	15.91	NA	15.31	14.76	NA	NA	NA	NA	18.87	11.20	16.75	13.32	NA	NA
MW-133	11.92	15.76	14.22	13.46	NA	NA	NA	NA	14.02	13.66	NA	NA	NA	NA	18.10	9.58	14.85	12.83	13.75	13.93
MW-134	13.91	17.19	16.28	14.82	NA	NA	NA	15.19	15.96	15.14	NA	NA	NA	NA	NA	NA	NA	NA	15.35	15.75
MW-135	12.22	15.42	NA	NA	NA	NA	NA	NA	14.25	13.39	NA	NA	NA	NA	NA	NA	NA	NA	NA	NA
MW-136	NA	NA	NA	NA	NA	NA	NA	NA	NA	NA	NA	NA	NA	NA	NA	NA	NA	NA	NA	NA
MW-137	NA	NA	2.31	23.18	NA	NA	NA	NA	2.74	22.75	NA	NA	NA	NA	NA	NA	2.93	22.56	NA	NA
MW-138	NA	NA	8.95	16.54	NA	NA	NA	NA	8.99	16.50	NA	NA	NA	NA	NA	NA	11.32	14.17	NA	NA
MW-139	NA	NA	14.78	10.68	NA	NA	1.85	NA	13.11	12.35	NA	NA	NA	NA	NA	NA	NA	NA	NA	NA
MW-140	NA	NA	12.23	13.29	NA	NA	2.19	NA	11.89	13.63	NA	NA	NA	NA	NA	NA	NA	NA	NA	NA
MW-141	NA	NA	2.09	23.46	NA	NA	NA	23.70	2.48	23.07	NA	NA	NA	NA	NA	NA	NA	NA	NA	NA
MW-142	2.30	23.34	2.14	23.50	NA	NA	NA	23.45	2.57	23.07	NA	NA	NA	NA	NA	NA	NA	NA	NA	NA
MW-143	10.56	15.04	12.63	12.97	NA	NA	NA	NA	11.91	13.69	NA	NA	NA	NA	NA	NA	NA	NA	NA	NA
MW-144	11.31	14.20	13.40	12.11	NA	NA	NA	NA	12.81	12.70	NA	NA	NA	NA	NA	NA	NA	NA	NA	NA
MW-145	NA	NA	14.11	11.34	NA	NA	NA	NA	11.09	14.36	NA	NA	NA	NA	NA	NA	NA	NA	NA	NA
MW-146	2.70	23.36	12.32	13.74	NA	NA	NA	NA	2.61	23.45	NA	NA	NA	NA	NA	NA	NA	NA	NA	NA
MW-147	10.44	23.40	12.78	13.16	NA	NA	NA	NA	2.55	23.39	NA	NA	NA	NA	NA	NA	NA	NA	NA	NA
MW-148	10.44	15.46	13.91	11.99	NA	NA	NA	NA	12.18	13.72	NA	NA	NA	NA	NA	NA	NA	NA	NA	NA
MW-149	12.21	13.99	2.90	23.30	NA	NA	NA	NA	13.02	13.18	NA	NA	NA	NA	NA	NA	NA	NA	NA	NA
MW-150	2.54	15.65	1.32	24.77	NA	NA	NA	NA	11.40	14.69	NA	NA	NA	NA	NA	NA	NA	NA	NA	NA
MW-151	3.90	18.54	3.97	18.47	NA	NA	NA	NA	4.31	18.13	NA	NA	NA	NA	4.95	17.49	3.85	18.59	NA	NA
MW-152	4.14	18.07	4.98	17.23	NA	NA	NA	NA	4.96	17.25	NA	NA	NA	NA	7.30	14.91	5.92	16.29	NA	NA
MW-153	NA	NA	9.41	13.09	NA	NA	NA	NA	8.25	14.25	NA	NA	NA	NA	12.90	9.60	10.22	12.28	NA	NA
MW-154	NA	NA	10.57	11.68	NA	NA	NA	NA	8.53	13.72	NA	NA	NA	NA	NA	NA	NA	NA	NA	NA
MW-155	NA	NA	9.25	13.09	NA	NA	NA	NA	8.81	13.53	NA	NA	NA	NA	NA	NA	NA	NA	NA	NA
MW-156	NA	NA	2.51	22.30	NA	NA	NA	NA	2.55	22.26	NA	NA	NA	NA	NA	NA	3.18	21.63	NA	NA
MW-157	NA	NA	8.26	16.48	NA	NA	NA	NA	8.25	16.49	NA	NA	NA	NA	NA	NA	11.01	13.73	NA	NA
MW-158	NA	NA	11.62	13.16	NA	NA	NA	NA	11.40	13.38	NA	NA	NA	NA	NA	NA	NA	NA	NA	NA
MW-159	NA	NA	NA	NA	NA	NA	NA	NA	11.44	13.24	NA	NA	NA	NA	NA	NA	NA	NA	NA	NA
MW-160	NA	NA	10.81	13.91	NA	NA	NA	NA	17.90	6.82	NA	NA	NA	NA	NA	NA	NA	NA	NA	NA
MW-161	NA	NA	10.54	14.37	NA	NA	NA	NA	7.77	17.14	NA	NA	13.90	11.01	NA	NA	NA	NA	NA	NA
MW-162	NA	NA	2.01	23.37	NA	NA	NA	NA	2.41	22.97	NA	NA	NA	NA	NA	NA	3.98	21.40	NA	NA
MW-163	8.76	16.84	8.88	16.72	NA	NA	NA	NA	9.01	16.59	NA	NA	NA	NA	NA	NA	11.05	14.55	NA	NA
MW-164	12.22	13.37	14.27	11.32	NA	NA	NA	NA	13.81	11.78	NA	NA	NA	NA	NA	NA	NA	NA	NA	NA
MW-165	17.66	7.69	14.52	10.83	NA	NA	NA	NA	14.02	11.33	NA	NA	NA	NA	NA	NA	NA	NA	NA	NA

See Notes on Page 25.

Table 20
Groundwater Elevation Data
Interim Remedial Action System
Lockheed Martin, Tallevast Site
Tallevast, Florida

	October 17-19, 2006		December 28, 2006		January 22, 2007		February 5, 2007		February 20, 2007		March 16, 2007		April 23, 2007		July 9, 2007		September 17, 2007		November 9, 2007	
Well ID	Depth To Water (ft-toc)	Water Elevation (ft MSL)	Depth To Water (ft-toc)	Water Elevation (ft MSL)	Depth To Water (ft-toc)	Water Elevation (ft MSL)	Depth To Water (ft-toc)	Water Elevation (ft MSL)	Depth To Water (ft-toc)	Water Elevation (ft MSL)	Depth To Water (ft-toc)	Water Elevation (ft MSL)	Depth To Water (ft-toc)	Water Elevation (ft MSL)	Depth To Water (ft-toc)	Water Elevation (ft MSL)	Depth To Water (ft-toc)	Water Elevation (ft MSL)	Depth To Water (ft-toc)	Water Elevation (ft MSL)
MW-166	NA	NA	12.25	13.44	NA	NA	NA	NA	11.66	14.03	NA	NA	NA	NA	NA	NA	NA	NA	NA	NA
MW-167	3.48	23.57	3.74	23.31	NA	NA	NA	NA	3.38	23.67	NA	NA	NA	NA	NA	NA	2.61	24.44	NA	NA
MW-168	5.21	22.20	5.77	21.64	NA	NA	NA	NA	7.73	19.68	NA	NA	NA	NA	NA	NA	6.48	20.93	NA	NA
MW-169	13.97	13.51	16.48	11.00	NA	NA	NA	NA	15.35	12.13	NA	NA	NA	NA	NA	NA	NA	NA	NA	NA
MW-170	14.02	13.48	17.11	10.39	NA	NA	NA	NA	14.52	12.98	NA	NA	NA	NA	NA	NA	NA	NA	NA	NA
MW-171	NA	NA	10.27	11.22	NA	NA	NA	NA	9.50	11.99	NA	NA	NA	NA	NA	NA	9.45	12.04	NA	NA
MW-172	NA	NA	11.59	9.94	NA	NA	NA	NA	11.08	10.45	NA	NA	NA	NA	NA	NA	NA	NA	NA	NA
MW-173	NA	NA	11.87	9.55	NA	NA	NA	NA	10.83	10.59	NA	NA	NA	NA	NA	NA	NA	NA	NA	NA
MW-174	NA	NA	13.33	8.06	NA	NA	NA	NA	9.22	12.17	NA	NA	NA	NA	NA	NA	NA	NA	NA	NA
MW-175	NA	NA	18.24	9.56	NA	NA	NA	NA	16.93	10.87	NA	NA	NA	NA	NA	NA	NA	NA	NA	NA
MW-176	NA	NA	19.79	9.22	NA	NA	NA	NA	18.19	10.82	NA	NA	NA	NA	NA	NA	NA	NA	NA	NA
MW-177	NA	NA	16.50	12.78	NA	NA	NA	NA	15.57	13.71	NA	NA	NA	NA	NA	NA	NA	NA	NA	NA
MW-178	NA	NA	13.03	8.79	NA	NA	NA	NA	12.08	9.74	NA	NA	NA	NA	NA	NA	12.61	9.21	NA	NA
MW-179	NA	NA	12.84	9.03	NA	NA	NA	NA	11.82	10.05	NA	NA	NA	NA	NA	NA	NA	NA	NA	NA
MW-180	NA	NA	15.13	6.84	NA	NA	NA	NA	14.05	7.92	NA	NA	NA	NA	NA	NA	NA	NA	NA	NA
MW-181	NA	NA	12.52	9.57	NA	NA	NA	NA	11.83	10.26	NA	NA	NA	NA	NA	NA	NA	NA	NA	NA
MW-182	11.24	15.95	16.38	10.81	NA	NA	NA	NA	30.89	-3.70	NA	NA	NA	NA	NA	NA	NA	NA	NA	NA
MW-183	3.79	20.41	2.98	21.22	NA	NA	NA	NA	2.97	21.23	NA	NA	NA	NA	NA	NA	2.82	21.38	NA	NA
MW-184	8.15	16.07	8.61	15.61	NA	NA	NA	NA	8.54	15.68	NA	NA	NA	NA	NA	NA	10.61	13.61	NA	NA
MW-185	9.50	14.80	11.67	12.63	NA	NA	NA	NA	10.71	13.59	NA	NA	NA	NA	NA	NA	NA	NA	NA	NA
MW-186	10.09	14.28	11.96	12.41	NA	NA	NA	NA	11.24	13.13	NA	NA	NA	NA	NA	NA	NA	NA	NA	NA
MW-187	8.88	15.46	10.10	14.24	NA	NA	NA	NA	9.39	14.95	NA	NA	NA	NA	NA	NA	NA	NA	NA	NA
MW-188	3.68	18.29	3.41	18.56	NA	NA	NA	NA	3.52	18.45	NA	NA	NA	NA	NA	NA	3.87	18.10	NA	NA
MW-189	6.04	16.17	6.96	15.25	NA	NA	NA	NA	6.75	15.46	NA	NA	NA	NA	NA	NA	11.51	10.70	NA	NA
MW-190	8.02	14.09	11.32	10.79	NA	NA	NA	NA	8.90	13.21	NA	NA	NA	NA	NA	NA	NA	NA	NA	NA
MW-191	7.99	13.98	10.03	11.94	NA	NA	NA	NA	9.06	12.91	NA	NA	NA	NA	NA	NA	NA	NA	NA	NA
MW-192	8.33	13.52	13.12	8.73	NA	NA	NA	NA	10.68	11.17	NA	NA	NA	NA	NA	NA	NA	NA	NA	NA
MW-193	NA	NA	10.44	11.33	NA	NA	NA	NA	8.57	13.20	NA	NA	NA	NA	NA	NA	NA	NA	NA	NA
MW-194	NA	NA	9.52	12.18	NA	NA	NA	NA	8.12	13.58	NA	NA	NA	NA	NA	NA	NA	NA	NA	NA
MW-195	NA	NA	9.54	12.54	NA	NA	NA	NA	8.38	13.70	NA	NA	NA	NA	NA	NA	NA	NA	NA	NA
MW-196	NA	NA	13.08	13.59	NA	NA	NA	NA	14.84	11.83	NA	NA	NA	NA	NA	NA	NA	NA	NA	NA
MW-197	NA	NA	19.86	9.13	NA	NA	NA	NA	17.83	11.16	NA	NA	NA	NA	NA	NA	NA	NA	NA	NA
MW-198	NA	NA	3.98	16.57	NA	NA	NA	NA	3.19	17.36	NA	NA	NA	NA	NA	NA	NA	NA	NA	NA
MW-199	NA	NA	7.82	12.60	NA	NA	NA	NA	6.88	13.54	NA	NA	NA	NA	NA	NA	NA	NA	NA	NA
MW-200	NA	NA	8.51	12.11	NA	NA	NA	NA	7.13	13.49	NA	NA	NA	NA	NA	NA	NA	NA	NA	NA
MW-201	NA	NA	8.55	11.99	NA	NA	NA	NA	7.43	13.11	NA	NA	NA	NA	NA	NA	NA	NA	NA	NA
MW-202	NA	NA	7.05	13.57	NA	NA	NA	NA	5.74	14.88	NA	NA	NA	NA	NA	NA	NA	NA	NA	NA
MW-204	4.03	17.11	4.03	17.11	NA	NA	NA	NA	3.83	17.31	NA	NA	NA	NA	NA	NA	3.65	17.49	NA	NA
MW-205	7.00	14.21	8.43	12.78	NA	NA	NA	NA	7.27	13.94	NA	NA	NA	NA	NA	NA	6.25	14.96	NA	NA
MW-206	8.04	13.20	9.92	11.32	NA	NA	NA	NA	7.83	13.41	NA	NA	NA	NA	NA	NA	NA	NA	NA	NA
MW-207	6.95	14.62	3.21	18.36	NA	NA	NA	NA	7.23	14.34	NA	NA	NA	NA	NA	NA	NA	NA	NA	NA
MW-208	NA	NA	3.03	12.40	NA	NA	NA	NA	2.88	12.55	NA	NA	NA	NA	NA	NA	3.55	11.88	NA	NA
MW-209	NA	NA	5.70	9.54	NA	NA	NA	NA	4.15	11.09	NA	NA	NA	NA	NA	NA	7.77	7.47	NA	NA
MW-210	NA	NA	6.11	9.41	NA	NA	NA	NA	3.20	12.32	NA	NA	NA	NA	NA	NA	NA	NA	NA	NA
MW-211	NA	NA	5.81	9.58	NA	NA	NA	NA	2.83	12.56	NA	NA	NA	NA	NA	NA	NA	NA	NA	NA
MW-212	NA	NA	9.59	5.97	NA	NA	NA	NA	4.51	11.05	NA	NA	NA	NA	NA	NA	NA	NA	NA	NA
MW-213	NA	NA	NA	NA	NA	NA	NA	NA	2.06	23.22	NA	NA	NA	NA	NA	NA	NA	NA	NA	NA
MW-214	NA	NA	NA	NA	NA	NA	NA	NA	8.91	16.28	NA	NA	NA	NA	NA	NA	NA	NA	NA	NA
MW-215	NA	NA	NA	NA	NA	NA	NA	NA	11.57	13.59	NA	NA	NA	NA	NA	NA	NA	NA	NA	NA
MW-216	NA	NA	NA	NA	NA	NA	NA	NA	12.57	12.63	NA	NA	NA	NA	NA	NA	NA	NA	NA	NA
MW-217	NA	NA	NA	NA	NA	NA	NA	NA	10.82	14.32	NA	NA	NA	NA	NA	NA	NA	NA	NA	NA
MW-218	NA	NA	NA	NA	NA	NA	NA	NA	NA	NA	NA	NA	7.59	18.44	NA	NA	NA	NA	NA	NA
MW-219	NA	NA	3.83	18.08	NA	NA	NA	NA	4.15	17.76	NA	NA	NA	NA	NA	NA	3.55	18.36	NA	NA
MW-220	NA	NA	10.71	11.33	NA	NA	NA	NA	5.35	16.69	NA	NA	NA	NA	NA	NA	4.32	17.72	NA	NA
MW-221	NA	NA	10.03	12.21	NA	NA	NA	NA	7.71	14.53	NA	NA	NA	NA	NA	NA	NA	NA	NA	NA
MW-222	NA	NA	13.28	8.95	NA	NA	NA	NA	7.71	14.52	NA	NA	NA	NA	NA	NA	NA	NA	NA	NA
MW-223	NA	NA	5.30	11.81	NA	NA	NA	NA	5.34	11.77	NA	NA	NA	NA	NA	NA	NA	NA	NA	NA
MW-224	NA	NA	5.35	11.87	NA	NA	NA	NA	5.44	11.78	NA	NA	NA	NA	NA	NA	NA	NA	NA	NA

See Notes on Page 25.

Table 20
Groundwater Elevation Data
Interim Remedial Action System
Lockheed Martin, Tallevast Site
Tallevast, Florida

	October 17-19, 2006		December 28, 2006		January 22, 2007		February 5, 2007		February 20, 2007		March 16, 2007		April 23, 2007		July 9, 2007		September 17, 2007		November 9, 2007	
Well ID	Depth To Water (ft-toc)	Water Elevation (ft MSL)	Depth To Water (ft-toc)	Water Elevation (ft MSL)	Depth To Water (ft-toc)	Water Elevation (ft MSL)	Depth To Water (ft-toc)	Water Elevation (ft MSL)	Depth To Water (ft-toc)	Water Elevation (ft MSL)	Depth To Water (ft-toc)	Water Elevation (ft MSL)	Depth To Water (ft-toc)	Water Elevation (ft MSL)	Depth To Water (ft-toc)	Water Elevation (ft MSL)	Depth To Water (ft-toc)	Water Elevation (ft MSL)	Depth To Water (ft-toc)	Water Elevation (ft MSL)
MW-225	NA	NA	4.45	12.68	NA	NA	NA	NA	4.46	12.67	NA	NA	NA	NA	NA	NA	NA	NA	NA	NA
MW-226	NA	NA	3.28	13.86	NA	NA	NA	NA	1.45	15.69	NA	NA	NA	NA	NA	NA	NA	NA	NA	NA
MW-227	NA	NA	10.98	6.42	NA	NA	NA	NA	4.10	13.30	NA	NA	NA	NA	NA	NA	NA	NA	NA	NA
MW-228	NA	NA	NA	NA	NA	NA	NA	NA	NA	NA	NA	NA	NA	NA	NA	NA	NA	NA	NA	NA
MW-229	NA	NA	6.35	23.79	NA	NA	NA	NA	6.72	23.42	NA	NA	NA	NA	NA	NA	NA	NA	NA	NA
MW-230	NA	NA	9.20	20.82	NA	NA	NA	NA	7.05	22.97	NA	NA	NA	NA	NA	NA	NA	NA	NA	NA
MW-231	NA	NA	19.65	10.32	NA	NA	NA	NA	18.41	11.56	NA	NA	NA	NA	NA	NA	NA	NA	NA	NA
MW-232	11.92	17.59	14.00	15.51	NA	NA	NA	NA	13.42	16.09	NA	NA	NA	NA	17.45	12.06	14.92	14.59	NA	NA
MW-233	NA	NA	15.35	15.14	NA	NA	NA	NA	14.53	15.96	NA	NA	NA	NA	16.21	14.28	15.98	14.51	NA	NA
MW-234	NA	NA	NA	NA	NA	NA	NA	NA	2.73	21.95	NA	NA	NA	NA	NA	NA	NA	NA	NA	NA
MW-235	NA	NA	NA	NA	NA	NA	NA	NA	9.13	15.58	NA	NA	NA	NA	NA	NA	NA	NA	NA	NA
MW-236	NA	NA	NA	NA	NA	NA	NA	NA	11.95	12.82	NA	NA	NA	NA	NA	NA	NA	NA	NA	NA
MW-237	NA	NA	NA	NA	NA	NA	NA	NA	12.15	12.61	NA	NA	NA	NA	NA	NA	NA	NA	NA	NA
MW-238	NA	NA	NA	NA	NA	NA	NA	NA	11.21	13.33	NA	NA	NA	NA	NA	NA	NA	NA	NA	NA
MW-239	NA	NA	14.75	13.68	NA	NA	NA	NA	14.36	14.07	NA	NA	NA	NA	18.60	9.83	17.02	11.41	NA	NA
MW-240	NA	NA	20.83	6.75	NA	NA	NA	NA	30.34	-2.76	NA	NA	NA	NA	NA	NA	NA	NA	NA	NA
MW-241	NA	NA	5.14	12.14	NA	NA	NA	NA	4.80	12.48	NA	NA	NA	NA	NA	NA	NA	NA	NA	NA
MW-242	NA	NA	3.19	19.41	NA	NA	NA	NA	3.17	19.43	NA	NA	NA	NA	NA	NA	NA	NA	NA	NA
MW-243	NA	NA	11.98	10.64	NA	NA	NA	NA	11.36	11.26	NA	NA	NA	NA	NA	NA	NA	NA	NA	NA
MW-244	NA	NA	13.19	9.47	NA	NA	NA	NA	12.42	10.24	NA	NA	NA	NA	NA	NA	NA	NA	NA	NA
MW-245	NA	NA	4.67	14.25	NA	NA	NA	NA	4.76	14.16	NA	NA	NA	NA	NA	NA	NA	NA	NA	NA
MW-246	NA	NA	13.05	5.91	NA	NA	NA	NA	11.42	7.54	NA	NA	NA	NA	NA	NA	NA	NA	NA	NA
MW-247	NA	NA	12.07	6.94	NA	NA	NA	NA	11.67	7.34	NA	NA	NA	NA	NA	NA	NA	NA	NA	NA
MW-248	NA	NA	13.20	13.37	NA	NA	NA	NA	13.04	13.53	NA	NA	NA	NA	NA	NA	NA	NA	NA	NA
MW-249	NA	NA	NA	NA	NA	NA	NA	NA	9.08	13.52	NA	NA	NA	NA	NA	NA	NA	NA	NA	NA
MW-250	NA	NA	NA	NA	NA	NA	NA	NA	11.17	13.66	NA	NA	NA	NA	NA	NA	NA	NA	NA	NA
MW-251	NA	NA	NA	NA	NA	NA	NA	NA	NA	NA	NA	NA	15.12	12.25	NA	NA	NA	NA	NA	NA
MW-252	NA	NA	NA	NA	NA	NA	NA	NA	NA	NA	NA	NA	NA	NA	NA	NA	NA	NA	NA	NA
MW-253	NA	NA	NA	NA	NA	NA	NA	NA	NA	NA	NA	NA	NA	NA	NA	NA	NA	NA	NA	NA
MW-254 (MW-BT-1)	NA	NA	NA	NA	NA	NA	NA	NA	NA	NA	NA	NA	NA	NA	NA	NA	NA	NA	NA	NA
MW-255	NA	NA	NA	NA	NA	NA	NA	NA	NA	NA	NA	NA	NA	NA	NA	NA	NA	NA	NA	NA
PZ-LSAS-1	NA	NA	NA	NA	NA	NA	NA	NA	NA	NA	NA	NA	NA	NA	NA	NA	NA	NA	NA	NA
PZ-LSAS-2	NA	NA	NA	NA	NA	NA	NA	NA	NA	NA	NA	NA	NA	NA	NA	NA	NA	NA	NA	NA
PZ-LSAS-3	NA	NA	NA	NA	NA	NA	NA	NA	NA	NA	NA	NA	NA	NA	NA	NA	NA	NA	NA	NA
PZ-LSAS-4	NA	NA	NA	NA	NA	NA	NA	NA	NA	NA	NA	NA	NA	NA	NA	NA	NA	NA	NA	NA
PZ-LSAS-5	NA	NA	NA	NA	NA	NA	NA	NA	NA	NA	NA	NA	NA	NA	NA	NA	NA	NA	NA	NA
PZ-LSAS-6	NA	NA	NA	NA	NA	NA	NA	NA	NA	NA	NA	NA	NA	NA	NA	NA	NA	NA	NA	NA
PZ-LSAS-7	NA	NA	NA	NA	NA	NA	NA	NA	NA	NA	NA	NA	NA	NA	NA	NA	NA	NA	NA	NA

See Notes on Page 25.

Table 20
Groundwater Elevation Data
Interim Remedial Action System
Lockheed Martin, Tallevast Site
Tallevast, Florida

	December 3-6, 2007		December 7, 2007		December 10-12, 2007		January 2, 2008		January 3, 2008		January 4, 2008		January 21-22, 2008		January 25-31, 2008		February 8, 2008		February 12, 2008	
	Depth To Water	Water Elevation	Depth To Water	Water Elevation	Depth To Water	Water Elevation	Depth To Water	Water Elevation	Depth To Water	Water Elevation	Depth To Water	Water Elevation	Depth To Water	Water Elevation	Depth To Water	Water Elevation	Depth To Water	Water Elevation	Depth To Water	Water Elevation
Well ID	(ft-toc)	(ft MSL)	(ft-toc)	(ft MSL)	(ft-toc)	(ft MSL)	(ft-toc)	(ft MSL)	(ft-toc)	(ft MSL)	(ft-toc)	(ft MSL)	(ft-toc)	(ft MSL)	(ft-toc)	(ft MSL)	(ft-toc)	(ft MSL)	(ft-toc)	(ft MSL)
DW-1	13.15	17.85	NA	NA	NA	NA	13.68	17.32	NA	NA	NA	NA	14.54	16.46	NA	NA	NA	NA	15.99	15.01
IWI-2	18.68	12.94	18.79	12.83	NA	NA	19.23	12.39	NA	NA	NA	NA	19.97	11.65	NA	NA	NA	NA	19.61	12.01
MW-2	NA	NA	NA	NA	NA	NA	NA	NA	NA	NA	NA	NA	NA	NA	NA	NA	NA	NA	NA	NA
MW-3	4.11	26.41	4.16	26.36	NA	NA	4.39	26.13	NA	NA	NA	NA	4.32	26.20	NA	NA	NA	NA	4.78	25.74
MW-4	5.10	26.40	5.17	26.33	NA	NA	5.45	26.05	NA	NA	NA	NA	5.50	26.00	NA	NA	NA	NA	5.61	25.89
MW-5	5.44	26.73	5.53	26.64	NA	NA	5.79	26.38	NA	NA	NA	NA	5.72	26.45	NA	NA	NA	NA	5.80	26.37
MW-6	5.41	26.51	5.47	26.45	NA	NA	5.79	26.13	NA	NA	NA	NA	5.78	26.14	NA	NA	NA	NA	5.77	26.15
MW-7D	4.12	27.18	4.22	27.08	NA	NA	4.50	26.80	NA	NA	NA	NA	4.21	27.09	NA	NA	NA	NA	4.51	26.79
MW-7S	4.31	27.19	NA	NA	NA	NA	NA	NA	NA	NA	NA	NA	4.41	27.09	NA	NA	NA	NA	NA	NA
MW-8D	4.01	26.95	4.09	26.87	NA	NA	4.34	26.62	NA	NA	NA	NA	4.06	26.90	NA	NA	NA	NA	4.46	26.50
MW-8S	4.06	26.93	NA	NA	NA	NA	NA	NA	NA	NA	NA	NA	4.13	26.86	NA	NA	NA	NA	NA	NA
MW-9D	4.31	25.90	4.35	25.86	NA	NA	4.60	25.61	NA	NA	NA	NA	4.60	25.61	NA	NA	NA	NA	4.71	25.50
MW-9S	4.33	25.91	NA	NA	NA	NA	NA	NA	NA	NA	NA	NA	4.65	25.59	NA	NA	NA	NA	NA	NA
MW-10	5.40	26.34	5.46	26.28	NA	NA	5.68	26.06	NA	NA	NA	NA	5.65	26.09	11.25	20.49	6.44	25.30	6.61	25.13
MW-11	5.20	26.67	5.25	26.62	NA	NA	5.50	26.37	NA	NA	NA	NA	5.46	26.41	NA	NA	NA	NA	5.75	26.12
MW-12	4.90	26.14	4.93	26.11	NA	NA	5.18	25.86	NA	NA	NA	NA	5.17	25.87	NA	NA	NA	NA	5.65	25.39
MW-13D	4.96	25.89	5.01	25.84	NA	NA	5.27	25.58	NA	NA	NA	NA	5.30	25.55	NA	NA	NA	NA	5.33	25.52
MW-13S	4.91	25.75	4.81	25.85	4.94	25.72	5.07	25.59	5.03	25.63	NA	NA	5.12	25.54	NA	NA	5.01	25.65	5.10	25.56
MW-14D	4.06	25.69	4.12	25.63	NA	NA	4.53	25.22	NA	NA	NA	NA	4.36	25.39	NA	NA	NA	NA	4.35	25.40
MW-14S	4.04	25.70	NA	NA	NA	NA	NA	NA	NA	NA	NA	NA	4.35	25.39	NA	NA	NA	NA	NA	NA
MW-15D	4.48	25.72	4.54	25.66	NA	NA	4.87	25.33	NA	NA	NA	NA	4.87	25.33	NA	NA	NA	NA	4.96	25.24
MW-15S	4.36	25.73	NA	NA	NA	NA	NA	NA	NA	NA	NA	NA	4.74	25.35	NA	NA	NA	NA	NA	NA
MW-16D	3.04	24.22	NA	NA	NA	NA	NA	NA	NA	NA	NA	NA	3.16	24.10	NA	NA	NA	NA	NA	NA
MW-16S	3.15	24.11	NA	NA	NA	NA	NA	NA	NA	NA	NA	NA	3.24	24.02	NA	NA	NA	NA	NA	NA
MW-17D	4.57	25.66	4.63	25.60	NA	NA	4.99	25.24	NA	NA	NA	NA	4.91	25.32	NA	NA	NA	NA	4.90	25.33
MW-17S	4.40	25.69	NA	NA	NA	NA	NA	NA	NA	NA	NA	NA	4.74	25.35	NA	NA	NA	NA	NA	NA
MW-18D	NA	NA	NA	NA	NA	NA	NA	NA	NA	NA	NA	NA	NA	NA	3.04	25.00	NA	NA	NA	NA
MW-18S	NA	NA	NA	NA	3.66	24.34	4.92	23.08	3.93	24.07	3.96	24.04	NA	NA	2.97	25.03	NA	NA	NA	NA
MW-19	18.61	12.64	18.69	12.56	NA	NA	19.02	12.23	NA	NA	19.05	12.20	19.25	12.00	NA	NA	NA	NA	19.05	12.20
MW-20	5.76	24.53	NA	NA	NA	NA	NA	NA	NA	NA	NA	NA	5.87	24.42	NA	NA	NA	NA	NA	NA
MW-21	NA	NA	NA	NA	NA	NA	NA	NA	NA	NA	NA	NA	NA	NA	17.95	10.93	NA	NA	NA	NA
MW-22	16.16	12.55	NA	NA	NA	NA	NA	NA	NA	NA	NA	NA	16.94	11.77	NA	NA	NA	NA	NA	NA
MW-23	15.54	13.16	NA	NA	NA	NA	NA	NA	NA	NA	NA	NA	17.05	11.65	NA	NA	NA	NA	NA	NA
MW-24	5.87	24.14	NA	NA	NA	NA	NA	NA	NA	NA	NA	NA	5.82	24.19	NA	NA	NA	NA	NA	NA
MW-25	4.16	25.42	NA	NA	NA	NA	NA	NA	NA	NA	NA	NA	4.29	25.29	NA	NA	NA	NA	NA	NA
MW-26	NA	NA	NA	NA	NA	NA	NA	NA	NA	NA	NA	NA	NA	NA	3.58	23.18	NA	NA	NA	NA
MW-27	NA	NA	NA	NA	NA	NA	NA	NA	NA	NA	NA	NA	NA	NA	2.90	24.16	NA	NA	NA	NA
MW-28	NA	NA	NA	NA	NA	NA	NA	NA	NA	NA	NA	NA	NA	NA	3.00	24.81	NA	NA	NA	NA
MW-29	NA	NA	NA	NA	NA	NA	NA	NA	NA	NA	NA	NA	NA	NA	2.87	24.86	NA	NA	NA	NA
MW-30	3.99	25.25	NA	NA	NA	NA	NA	NA	NA	NA	NA	NA	4.26	24.98	NA	NA	NA	NA	NA	NA
MW-31	NA	NA	NA	NA	NA	NA	NA	NA	NA	NA	NA	NA	NA	NA	16.75	11.74	NA	NA	NA	NA
MW-32	4.67	26.33	4.68	26.32	NA	NA	4.90	26.10	NA	NA	NA	NA	4.82	26.18	NA	NA	NA	NA	5.60	25.40
MW-33	9.27	21.73	9.37	21.63	NA	NA	9.90	21.10	NA	NA	NA	NA	10.40	20.60	NA	NA	NA	NA	9.73	21.27
MW-34	17.09	12.90	NA	NA	NA	NA	NA	NA	NA	NA	NA	NA	18.64	11.35	NA	NA	NA	NA	NA	NA
MW-35	2.83	27.05	2.93	26.95	3.07	26.81	NA	NA	NA	NA	NA	NA	3.02	26.86	NA	NA	3.10	26.78	NA	NA
MW-36	5.58	26.13	5.64	26.07	NA	NA	5.89	25.82	NA	NA	NA	NA	5.89	25.82	NA	NA	NA	NA	9.70	22.01
MW-37	9.90	21.70	10.00	21.60	NA	NA	10.52	21.08	NA	NA	NA	NA	11.09	20.51	NA	NA	17.45	14.15	17.58	14.02
MW-38	4.99	26.16	5.06	26.09	NA	NA	5.30	25.85	NA	NA	NA	NA	5.29	25.86	NA	NA	NA	NA	7.07	24.08
MW-39	8.83	22.35	8.94	22.24	NA	NA	9.46	21.72	NA	NA	NA	NA	9.96	21.22	NA	NA	NA	NA	15.63	15.55
MW-40	5.17	26.15	5.24	26.08	NA	NA	5.45	25.87	NA	NA	NA	NA	5.46	25.86	NA	NA	NA	NA	6.20	25.12
MW-41	9.49	21.73	9.60	21.62	NA	NA	10.15	21.07	NA	NA	NA	NA	9.67	21.55	NA	NA	NA	NA	16.97	14.25
MW-42	5.43	26.06	5.50	25.99	NA	NA	5.73	25.76	NA	NA	NA	NA	5.74	25.75	NA	NA	6.77	24.72	7.01	24.48
MW-43	9.76	21.72	9.91	21.57	NA	NA	10.40	21.08	NA	NA	NA	NA	10.96	20.52	NA	NA	17.15	14.33	17.30	14.18
MW-44	NA	NA	NA	NA	NA	NA	NA	NA	NA	NA	NA	NA	NA	NA	19.13	11.75	NA	NA	NA	NA
MW-45	17.89	12.69	NA	NA	NA	NA	NA	NA	NA	NA	NA	NA	19.45	11.13	NA	NA	NA	NA	NA	NA
MW-46	14.58	12.75	NA	NA	NA	NA	NA	NA	NA	NA	NA	NA	15.23	12.10	NA	NA	NA	NA	NA	NA
MW-47	4.68	24.74	NA	NA	NA	NA	NA	NA	NA	NA	NA	NA	5.06	24.36	NA	NA	NA	NA	NA	NA
MW-48	NA	NA	NA	NA	NA	NA	10.24	20.16	NA	NA	NA	NA	11.09	19.31	NA	NA	NA	NA	12.27	18.13
MW-49	17.57	11.80	NA	NA	NA	NA	NA	NA	NA	NA	NA	NA	18.41	10.96	NA	NA	NA	NA	NA	NA

See Notes on Page 25.

Table 20
Groundwater Elevation Data
Interim Remedial Action System
Lockheed Martin, Tallevast Site
Tallevast, Florida

	December 3-6, 2007		December 7, 2007		December 10-12, 2007		January 2, 2008		January 3, 2008		January 4, 2008		January 21-22, 2008		January 25-31, 2008		February 8, 2008		February 12, 2008	
	Depth To Water	Water Elevation	Depth To Water	Water Elevation	Depth To Water	Water Elevation	Depth To Water	Water Elevation	Depth To Water	Water Elevation	Depth To Water	Water Elevation	Depth To Water	Water Elevation	Depth To Water	Water Elevation	Depth To Water	Water Elevation	Depth To Water	Water Elevation
Well ID	(ft-toc)	(ft MSL)	(ft-toc)	(ft MSL)	(ft-toc)	(ft MSL)	(ft-toc)	(ft MSL)	(ft-toc)	(ft MSL)	(ft-toc)	(ft MSL)	(ft-toc)	(ft MSL)	(ft-toc)	(ft MSL)	(ft-toc)	(ft MSL)	(ft-toc)	(ft MSL)
MW-50	NA	NA	NA	NA	NA	NA	NA	NA	NA	NA	NA	NA	NA	NA	15.71	11.85	NA	NA	NA	NA
MW-51	NA	NA	NA	NA	NA	NA	NA	NA	NA	NA	NA	NA	NA	NA	14.90	11.99	NA	NA	NA	NA
MW-52	NA	NA	NA	NA	14.62	12.49	15.10	12.01	15.15	11.96	15.12	11.99	NA	NA	15.62	11.49	NA	NA	NA	NA
MW-53	NA	NA	NA	NA	NA	NA	NA	NA	NA	NA	NA	NA	NA	NA	16.24	11.53	NA	NA	NA	NA
MW-54	NA	NA	NA	NA	NA	NA	NA	NA	NA	NA	NA	NA	NA	NA	15.30	11.58	NA	NA	NA	NA
MW-55	16.58	13.45	NA	NA	NA	NA	NA	NA	NA	NA	NA	NA	17.42	12.61	NA	NA	NA	NA	NA	NA
MW-56	14.60	12.68	NA	NA	NA	NA	NA	NA	NA	NA	NA	NA	16.18	11.10	NA	NA	NA	NA	NA	NA
MW-57	17.34	13.01	NA	NA	NA	NA	NA	NA	NA	NA	NA	NA	19.29	11.06	NA	NA	NA	NA	NA	NA
MW-58	18.68	12.58	NA	NA	NA	NA	NA	NA	NA	NA	NA	NA	19.95	11.31	NA	NA	NA	NA	NA	NA
MW-59	NA	NA	NA	NA	NA	NA	NA	NA	NA	NA	NA	NA	NA	NA	16.89	11.59	NA	NA	NA	NA
MW-60	NA	NA	NA	NA	NA	NA	NA	NA	NA	NA	NA	NA	NA	NA	17.11	11.22	NA	NA	NA	NA
MW-61	17.10	10.40	NA	NA	NA	NA	NA	NA	NA	NA	NA	NA	17.45	10.05	NA	NA	NA	NA	NA	NA
MW-62	3.42	23.93	NA	NA	NA	NA	NA	NA	NA	NA	NA	NA	3.75	23.60	NA	NA	NA	NA	NA	NA
MW-63	3.33	24.04	NA	NA	NA	NA	NA	NA	NA	NA	NA	NA	3.54	23.83	NA	NA	NA	NA	NA	NA
MW-64	NA	NA	NA	NA	NA	NA	NA	NA	NA	NA	NA	NA	NA	NA	2.76	24.62	NA	NA	NA	NA
MW-65	NA	NA	NA	NA	NA	NA	NA	NA	NA	NA	NA	NA	NA	NA	3.35	25.41	NA	NA	NA	NA
MW-66	3.71	25.49	NA	NA	NA	NA	NA	NA	NA	NA	NA	NA	4.10	25.10	NA	NA	NA	NA	NA	NA
MW-67	5.36	25.43	NA	NA	NA	NA	NA	NA	NA	NA	NA	NA	NA	NA	5.11	25.68	NA	NA	NA	NA
MW-68	NA	NA	NA	NA	NA	NA	NA	NA	NA	NA	NA	NA	NA	NA	10.90	17.70	NA	NA	NA	NA
MW-69	5.38	21.53	NA	NA	NA	NA	NA	NA	NA	NA	NA	NA	4.67	22.24	NA	NA	NA	NA	NA	NA
MW-70	5.78	26.11	5.85	26.04	NA	NA	6.14	25.75	NA	NA	NA	NA	6.16	25.73	NA	NA	NA	NA	6.80	25.09
MW-71	5.25	25.98	5.32	25.91	NA	NA	5.63	25.60	NA	NA	NA	NA	5.60	25.63	NA	NA	NA	NA	6.00	25.23
MW-72	4.17	26.80	4.26	26.71	NA	NA	4.55	26.42	NA	NA	NA	NA	4.39	26.58	NA	NA	4.41	26.56	4.54	26.43
MW-73	3.04	22.99	NA	NA	NA	NA	NA	NA	NA	NA	NA	NA	3.20	22.83	NA	NA	NA	NA	NA	NA
MW-74	2.67	25.23	NA	NA	NA	NA	NA	NA	NA	NA	NA	NA	2.82	25.08	NA	NA	NA	NA	NA	NA
MW-75	5.94	25.44	NA	NA	NA	NA	NA	NA	NA	NA	NA	NA	5.76	25.62	NA	NA	NA	NA	NA	NA
MW-76	4.82	26.02	4.90	25.94	NA	NA	5.13	25.71	NA	NA	NA	NA	5.13	25.71	NA	NA	NA	NA	5.90	24.94
MW-77	5.27	24.46	5.33	24.40	NA	NA	5.89	23.84	NA	NA	NA	NA	6.19	23.54	NA	NA	NA	NA	9.48	20.25
MW-78	NA	NA	NA	NA	NA	NA	NA	NA	NA	NA	NA	NA	NA	NA	8.02	22.21	NA	NA	NA	NA
MW-79	8.29	21.82	8.35	21.76	NA	NA	9.08	21.03	NA	NA	NA	NA	9.26	20.85	NA	NA	NA	NA	13.61	16.50
MW-80	8.65	22.34	8.83	22.16	NA	NA	9.15	21.84	NA	NA	NA	NA	9.41	21.58	NA	NA	14.23	16.76	14.27	16.72
MW-81	10.51	20.50	10.52	20.49	10.82	20.19	11.23	19.78	11.31	19.70	11.30	19.71	11.71	19.30	NA	NA	16.74	14.27	16.82	14.19
MW-82	3.85	23.39	NA	NA	NA	NA	NA	NA	NA	NA	NA	NA	4.70	22.54	NA	NA	NA	NA	NA	NA
MW-83	12.57	12.94	NA	NA	NA	NA	NA	NA	NA	NA	NA	NA	13.81	11.70	NA	NA	NA	NA	NA	NA
MW-84	8.90	22.25	9.07	22.08	NA	NA	9.38	21.77	NA	NA	NA	NA	9.58	21.57	NA	NA	NA	NA	13.92	17.23
MW-85	5.35	24.20	NA	NA	NA	NA	NA	NA	NA	NA	NA	NA	5.58	23.97	NA	NA	NA	NA	NA	NA
MW-86	NA	NA	NA	NA	NA	NA	NA	NA	NA	NA	NA	NA	NA	NA	11.25	17.52	NA	NA	NA	NA
MW-87	4.65	25.61	4.77	25.49	4.94	25.32	NA	NA	NA	NA	NA	NA	4.56	25.70	NA	NA	6.02	24.24	NA	NA
MW-88	11.41	15.87	NA	NA	NA	NA	NA	NA	NA	NA	NA	NA	13.50	13.78	NA	NA	NA	NA	NA	NA
MW-89	4.00	25.50	NA	NA	NA	NA	NA	NA	NA	NA	NA	NA	4.43	25.07	NA	NA	NA	NA	NA	NA
MW-90	3.25	24.70	NA	NA	NA	NA	NA	NA	NA	NA	NA	NA	3.66	24.29	NA	NA	NA	NA	NA	NA
MW-91	NA	NA	NA	NA	8.02	19.64	8.27	19.39	8.25	19.41	8.30	19.36	NA	NA	7.95	19.71	NA	NA	NA	NA
MW-92	11.40	15.95	NA	NA	NA	NA	NA	NA	NA	NA	NA	NA	12.54	14.81	NA	NA	NA	NA	NA	NA
MW-93	11.62	16.11	NA	NA	NA	NA	NA	NA	NA	NA	NA	NA	NA	NA	12.54	15.19	NA	NA	NA	NA
MW-94	3.11	22.29	NA	NA	NA	NA	NA	NA	NA	NA	NA	NA	3.09	22.31	NA	NA	NA	NA	NA	NA
MW-95	2.91	21.94	NA	NA	NA	NA	NA	NA	NA	NA	NA	NA	2.92	21.93	NA	NA	NA	NA	NA	NA
MW-96	13.47	11.67	NA	NA	NA	NA	NA	NA	NA	NA	NA	NA	14.14	11.00	NA	NA	NA	NA	NA	NA
MW-97	14.11	11.18	NA	NA	NA	NA	NA	NA	NA	NA	NA	NA	14.75	10.54	NA	NA	NA	NA	NA	NA
MW-98	3.61	22.14	NA	NA	NA	NA	NA	NA	NA	NA	NA	NA	3.83	21.92	NA	NA	NA	NA	NA	NA
MW-99	9.03	16.23	NA	NA	NA	NA	NA	NA	NA	NA	NA	NA	11.60	13.66	NA	NA	NA	NA	NA	NA
MW-100	3.56	21.67	NA	NA	NA	NA	NA	NA	NA	NA	NA	NA	5.13	20.10	NA	NA	NA	NA	NA	NA
MW-101	7.04	23.05	NA	NA	NA	NA	NA	NA	NA	NA	NA	NA	7.33	22.76	NA	NA	NA	NA	NA	NA
MW-102	12.57	13.53	NA	NA	NA	NA	NA	NA	NA	NA	NA	NA	13.31	12.79	NA	NA	NA	NA	NA	NA
MW-103	4.34	21.85	NA	NA	NA	NA	NA	NA	NA	NA	NA	NA	4.61	21.58	NA	NA	NA	NA	NA	NA
MW-104	NA	NA	NA	NA	NA	NA	NA	NA	NA	NA	NA	NA	NA	NA	2.74	23.65	NA	NA	NA	NA
MW-105	NA	NA	NA	NA	NA	NA	NA	NA	NA	NA	NA	NA	NA	NA	4.93	21.48	NA	NA	NA	NA
MW-106	6.36	21.95	NA	NA	NA	NA	NA	NA	NA	NA	NA	NA	7.04	21.27	NA	NA	NA	NA	NA	NA
MW-107	3.62	21.10	NA	NA	NA	NA	NA	NA	NA	NA	NA	NA	3.75	20.97	NA	NA	NA	NA	NA	NA

See Notes on Page 25.

Table 20
Groundwater Elevation Data
Interim Remedial Action System
Lockheed Martin, Tallevast Site
Tallevast, Florida

	December 3-6, 2007		December 7, 2007		December 10-12, 2007		January 2, 2008		January 3, 2008		January 4, 2008		January 21-22, 2008		January 25-31, 2008		February 8, 2008		February 12, 2008	
	Depth To Water	Water Elevation	Depth To Water	Water Elevation	Depth To Water	Water Elevation	Depth To Water	Water Elevation	Depth To Water	Water Elevation	Depth To Water	Water Elevation	Depth To Water	Water Elevation	Depth To Water	Water Elevation	Depth To Water	Water Elevation	Depth To Water	Water Elevation
Well ID	(ft-toc)	(ft MSL)	(ft-toc)	(ft MSL)	(ft-toc)	(ft MSL)	(ft-toc)	(ft MSL)	(ft-toc)	(ft MSL)	(ft-toc)	(ft MSL)	(ft-toc)	(ft MSL)	(ft-toc)	(ft MSL)	(ft-toc)	(ft MSL)	(ft-toc)	(ft MSL)
MW-108	3.10	21.26	NA	NA	NA	NA	NA	NA	NA	NA	NA	NA	3.68	20.68	NA	NA	NA	NA	NA	NA
MW-109	4.96	23.49	NA	NA	NA	NA	NA	NA	NA	NA	NA	NA	NA	NA	4.45	24.00	NA	NA	NA	NA
MW-110	NA	NA	NA	NA	NA	NA	NA	NA	NA	NA	NA	NA	NA	NA	3.80	25.00	NA	NA	NA	NA
MW-111	NA	NA	NA	NA	NA	NA	NA	NA	NA	NA	NA	NA	NA	NA	2.82	23.55	NA	NA	NA	NA
MW-112	13.70	14.58	NA	NA	NA	NA	NA	NA	NA	NA	NA	NA	12.78	15.50	NA	NA	NA	NA	NA	NA
MW-113	NA	NA	NA	NA	NA	NA	NA	NA	NA	NA	NA	NA	NA	NA	11.52	14.79	NA	NA	NA	NA
MW-114	3.00	21.79	NA	NA	NA	NA	NA	NA	NA	NA	NA	NA	3.11	21.68	NA	NA	NA	NA	NA	NA
MW-115	7.02	23.19	NA	NA	NA	NA	NA	NA	NA	NA	NA	NA	7.01	23.20	NA	NA	NA	NA	NA	NA
MW-116	2.70	19.14	NA	NA	NA	NA	NA	NA	NA	NA	NA	NA	2.19	19.65	NA	NA	NA	NA	NA	NA
MW-117	NA	NA	NA	NA	NA	NA	NA	NA	NA	NA	NA	NA	NA	NA	6.60	14.96	NA	NA	NA	NA
MW-118	NA	NA	NA	NA	NA	NA	NA	NA	NA	NA	NA	NA	NA	NA	5.95	15.52	NA	NA	NA	NA
MW-119	NA	NA	NA	NA	NA	NA	NA	NA	NA	NA	NA	NA	NA	NA	9.33	11.85	NA	NA	NA	NA
MW-120	NA	NA	NA	NA	NA	NA	NA	NA	NA	NA	NA	NA	NA	NA	2.85	18.33	NA	NA	NA	NA
MW-121	7.93	13.42	NA	NA	NA	NA	NA	NA	NA	NA	NA	NA	8.02	13.33	NA	NA	NA	NA	NA	NA
MW-122	6.12	13.94	NA	NA	NA	NA	NA	NA	NA	NA	NA	NA	6.53	13.53	NA	NA	NA	NA	NA	NA
MW-123	16.84	14.06	17.37	13.53	NA	NA	17.67	13.23	NA	NA	NA	NA	NA	NA	18.38	12.52	NA	NA	16.23	14.67
MW-124	16.44	12.53	NA	NA	NA	NA	NA	NA	NA	NA	NA	NA	13.42	15.55	NA	NA	NA	NA	NA	NA
MW-125	8.21	21.31	NA	NA	NA	NA	NA	NA	NA	NA	NA	NA	7.93	21.59	NA	NA	NA	NA	NA	NA
MW-126	6.95	21.37	NA	NA	NA	NA	NA	NA	NA	NA	NA	NA	7.48	20.84	NA	NA	NA	NA	NA	NA
MW-127	16.21	15.53	16.02	15.72	NA	NA	16.74	15.00	NA	NA	NA	NA	16.26	15.48	NA	NA	19.37	12.37	18.49	13.25
MW-128	18.70	12.89	18.80	12.79	NA	NA	19.26	12.33	NA	NA	NA	NA	20.08	11.51	NA	NA	20.37	11.22	19.87	11.72
MW-129	16.25	15.16	13.50	17.91	NA	NA	16.87	14.54	NA	NA	NA	NA	17.09	14.32	NA	NA	NA	NA	18.11	13.30
MW-130	14.87	15.50	14.92	15.45	NA	NA	15.70	14.67	NA	NA	NA	NA	15.92	14.45	NA	NA	NA	NA	16.77	13.60
MW-131	14.35	12.98	NA	NA	NA	NA	NA	NA	NA	NA	NA	NA	15.56	11.77	NA	NA	NA	NA	NA	NA
MW-132	15.53	14.54	15.73	14.34	NA	NA	16.28	13.79	NA	NA	NA	NA	16.26	13.81	NA	NA	NA	NA	17.25	12.82
MW-133	NA	NA	NA	NA	14.67	13.01	15.30	12.38	15.20	12.48	15.29	12.39	NA	NA	15.11	12.57	NA	NA	18.14	9.54
MW-134	15.95	15.15	16.35	14.75	NA	NA	17.13	13.97	NA	NA	NA	NA	16.83	14.27	NA	NA	NA	NA	NA	NA
MW-135	14.67	12.97	NA	NA	NA	NA	NA	NA	NA	NA	5.11	22.53	NA	NA	15.58	12.06	NA	NA	NA	NA
MW-136	14.01	11.22	NA	NA	NA	NA	NA	NA	NA	NA	NA	NA	15.01	10.22	NA	NA	NA	NA	NA	NA
MW-137	2.80	22.69	NA	NA	NA	NA	NA	NA	NA	NA	NA	NA	2.95	22.54	NA	NA	NA	NA	NA	NA
MW-138	9.70	15.79	NA	NA	NA	NA	NA	NA	NA	NA	NA	NA	10.01	15.48	NA	NA	NA	NA	NA	NA
MW-139	14.35	11.11	NA	NA	NA	NA	NA	NA	NA	NA	NA	NA	15.26	10.20	NA	NA	NA	NA	NA	NA
MW-140	13.40	12.12	NA	NA	NA	NA	NA	NA	NA	NA	NA	NA	13.98	11.54	NA	NA	NA	NA	NA	NA
MW-141	2.82	22.73	NA	NA	NA	NA	NA	NA	NA	NA	NA	NA	2.75	22.80	NA	NA	NA	NA	NA	NA
MW-142	2.88	22.76	NA	NA	NA	NA	NA	NA	NA	NA	NA	NA	3.85	21.79	NA	NA	NA	NA	NA	NA
MW-143	12.90	12.70	NA	NA	NA	NA	NA	NA	NA	NA	NA	NA	14.00	11.60	NA	NA	NA	NA	NA	NA
MW-144	14.00	11.51	NA	NA	NA	NA	NA	NA	NA	NA	NA	NA	14.97	10.54	NA	NA	NA	NA	NA	NA
MW-145	12.50	12.95	NA	NA	NA	NA	NA	NA	NA	NA	NA	NA	13.21	12.24	NA	NA	NA	NA	NA	NA
MW-146	3.35	22.71	NA	NA	NA	NA	NA	NA	NA	NA	NA	NA	3.19	22.87	NA	NA	NA	NA	NA	NA
MW-147	3.21	22.73	NA	NA	NA	NA	NA	NA	NA	NA	NA	NA	3.11	22.83	NA	NA	NA	NA	NA	NA
MW-148	13.36	12.54	NA	NA	NA	NA	NA	NA	NA	NA	NA	NA	14.15	11.75	NA	NA	NA	NA	NA	NA
MW-149	14.33	11.87	NA	NA	NA	NA	NA	NA	NA	NA	NA	NA	15.05	11.15	NA	NA	NA	NA	NA	NA
MW-150	13.40	12.69	NA	NA	NA	NA	NA	NA	NA	NA	NA	NA	14.10	11.99	NA	NA	NA	NA	NA	NA
MW-151	4.03	18.41	NA	NA	NA	NA	NA	NA	NA	NA	NA	NA	4.36	18.08	NA	NA	NA	NA	NA	NA
MW-152	4.97	17.24	NA	NA	NA	NA	NA	NA	NA	NA	NA	NA	5.41	16.80	NA	NA	NA	NA	NA	NA
MW-153	8.35	14.15	NA	NA	NA	NA	NA	NA	NA	NA	NA	NA	10.54	11.96	NA	NA	NA	NA	NA	NA
MW-154	11.22	11.03	NA	NA	NA	NA	NA	NA	NA	NA	NA	NA	11.55	10.70	NA	NA	NA	NA	NA	NA
MW-155	10.24	12.10	NA	NA	NA	NA	NA	NA	NA	NA	NA	NA	10.87	11.47	NA	NA	NA	NA	NA	NA
MW-156	3.47	21.34	NA	NA	NA	NA	NA	NA	NA	NA	NA	NA	2.44	22.37	NA	NA	NA	NA	NA	NA
MW-157	10.02	14.72	NA	NA	NA	NA	NA	NA	NA	NA	NA	NA	9.69	15.05	NA	NA	NA	NA	NA	NA
MW-158	11.81	12.97	NA	NA	NA	NA	NA	NA	NA	NA	NA	NA	13.08	11.70	NA	NA	NA	NA	NA	NA
MW-159	12.59	12.09	NA	NA	NA	NA	NA	NA	NA	NA	NA	NA	13.45	11.23	NA	NA	NA	NA	NA	NA
MW-160	11.72	13.00	NA	NA	NA	NA	NA	NA	NA	NA	NA	NA	12.68	12.04	NA	NA	NA	NA	NA	NA
MW-161	11.42	13.49	NA	NA	NA	NA	NA	NA	NA	NA	NA	NA	12.56	12.35	NA	NA	NA	NA	NA	NA
MW-162	2.55	22.83	NA	NA	NA	NA	NA	NA	NA	NA	NA	NA	2.75	22.63	NA	NA	NA	NA	NA	NA
MW-163	9.70	15.90	NA	NA	NA	NA	NA	NA	NA	NA	NA	NA	9.90	15.70	NA	NA	NA	NA	NA	NA
MW-164	14.40	11.19	NA	NA	NA	NA	NA	NA	NA	NA	NA	NA	15.74	9.85	NA	NA	NA	NA	NA	NA
MW-165	14.54	10.81	NA	NA	NA	NA	NA	NA	NA	NA	NA	NA	15.13	10.22	NA	NA	NA	NA	NA	NA

See Notes on Page 25.

Table 20
Groundwater Elevation Data
Interim Remedial Action System
Lockheed Martin, Tallevast Site
Tallevast, Florida

	December 3-6, 2007		December 7, 2007		December 10-12, 2007		January 2, 2008		January 3, 2008		January 4, 2008		January 21-22, 2008		January 25-31, 2008		February 8, 2008		February 12, 2008	
	Depth To Water	Water Elevation	Depth To Water	Water Elevation	Depth To Water	Water Elevation	Depth To Water	Water Elevation	Depth To Water	Water Elevation	Depth To Water	Water Elevation	Depth To Water	Water Elevation	Depth To Water	Water Elevation	Depth To Water	Water Elevation	Depth To Water	Water Elevation
Well ID	(ft-toc)	(ft MSL)	(ft-toc)	(ft MSL)	(ft-toc)	(ft MSL)	(ft-toc)	(ft MSL)	(ft-toc)	(ft MSL)	(ft-toc)	(ft MSL)	(ft-toc)	(ft MSL)	(ft-toc)	(ft MSL)	(ft-toc)	(ft MSL)	(ft-toc)	(ft MSL)
MW-166	13.45	12.24	NA	NA	NA	NA	NA	NA	NA	NA	NA	NA	14.02	11.67	NA	NA	NA	NA	NA	NA
MW-167	3.54	23.51	NA	NA	NA	NA	NA	NA	NA	NA	NA	NA	3.73	23.32	NA	NA	NA	NA	NA	NA
MW-168	6.25	21.16	NA	NA	NA	NA	NA	NA	NA	NA	NA	NA	6.55	20.86	NA	NA	NA	NA	NA	NA
MW-169	14.12	13.36	NA	NA	NA	NA	NA	NA	NA	NA	NA	NA	12.68	14.80	NA	NA	NA	NA	NA	NA
MW-170	14.91	12.59	NA	NA	NA	NA	NA	NA	NA	NA	NA	NA	16.52	10.98	NA	NA	NA	NA	NA	NA
MW-171	9.90	11.59	NA	NA	NA	NA	NA	NA	NA	NA	NA	NA	8.22	13.27	NA	NA	NA	NA	NA	NA
MW-172	11.25	10.28	NA	NA	NA	NA	NA	NA	NA	NA	NA	NA	12.33	9.20	NA	NA	NA	NA	NA	NA
MW-173	12.39	9.03	NA	NA	NA	NA	NA	NA	NA	NA	NA	NA	12.96	8.46	NA	NA	NA	NA	NA	NA
MW-174	10.69	10.70	NA	NA	NA	NA	NA	NA	NA	NA	NA	NA	10.77	10.62	NA	NA	NA	NA	NA	NA
MW-175	21.39	6.41	NA	NA	NA	NA	NA	NA	NA	NA	NA	NA	18.84	8.96	NA	NA	NA	NA	NA	NA
MW-176	19.55	9.46	NA	NA	NA	NA	NA	NA	NA	NA	NA	NA	21.11	7.90	NA	NA	NA	NA	NA	NA
MW-177	17.29	11.99	NA	NA	NA	NA	NA	NA	NA	NA	NA	NA	18.27	11.01	NA	NA	NA	NA	NA	NA
MW-178	13.30	8.52	NA	NA	NA	NA	NA	NA	NA	NA	NA	NA	12.80	9.02	NA	NA	NA	NA	NA	NA
MW-179	13.87	8.00	NA	NA	NA	NA	NA	NA	NA	NA	NA	NA	13.54	8.33	NA	NA	NA	NA	NA	NA
MW-180	15.08	6.89	NA	NA	NA	NA	NA	NA	NA	NA	NA	NA	15.79	6.18	NA	NA	NA	NA	NA	NA
MW-181	12.31	9.78	NA	NA	NA	NA	NA	NA	NA	NA	NA	NA	12.31	9.78	NA	NA	NA	NA	NA	NA
MW-182	14.65	12.54	NA	NA	NA	NA	NA	NA	NA	NA	NA	NA	14.36	12.83	NA	NA	NA	NA	NA	NA
MW-183	3.86	20.34	NA	NA	NA	NA	NA	NA	NA	NA	NA	NA	3.52	20.68	3.54	20.66	NA	NA	NA	NA
MW-184	9.24	14.98	NA	NA	NA	NA	NA	NA	NA	NA	NA	NA	9.75	14.47	10.72	13.50	NA	NA	NA	NA
MW-185	11.95	12.35	NA	NA	NA	NA	NA	NA	NA	NA	NA	NA	13.25	11.05	13.07	11.23	NA	NA	NA	NA
MW-186	12.64	11.73	NA	NA	NA	NA	NA	NA	NA	NA	NA	NA	13.80	10.57	13.50	10.87	NA	NA	NA	NA
MW-187	11.41	12.93	NA	NA	NA	NA	NA	NA	NA	NA	NA	NA	12.00	12.34	NA	NA	NA	NA	NA	NA
MW-188	4.30	17.67	NA	NA	NA	NA	NA	NA	NA	NA	NA	NA	4.21	17.76	NA	NA	NA	NA	NA	NA
MW-189	7.48	14.73	NA	NA	NA	NA	NA	NA	NA	NA	NA	NA	8.08	14.13	NA	NA	NA	NA	NA	NA
MW-190	10.74	11.37	NA	NA	NA	NA	NA	NA	NA	NA	NA	NA	12.42	9.69	NA	NA	NA	NA	NA	NA
MW-191	10.62	11.35	NA	NA	NA	NA	NA	NA	NA	NA	NA	NA	12.09	9.88	NA	NA	NA	NA	NA	NA
MW-192	8.69	13.16	NA	NA	NA	NA	NA	NA	NA	NA	NA	NA	8.52	13.33	NA	NA	NA	NA	NA	NA
MW-193	12.78	8.99	NA	NA	NA	NA	NA	NA	NA	NA	NA	NA	11.93	9.84	12.39	9.38	NA	NA	NA	NA
MW-194	10.06	11.64	NA	NA	NA	NA	NA	NA	NA	NA	NA	NA	11.15	10.55	12.32	9.38	NA	NA	NA	NA
MW-195	10.22	11.86	NA	NA	NA	NA	NA	NA	NA	NA	NA	NA	10.20	11.88	10.27	11.81	NA	NA	NA	NA
MW-196	17.30	9.37	NA	NA	NA	NA	NA	NA	NA	NA	NA	NA	17.29	9.38	NA	NA	NA	NA	NA	NA
MW-197	20.67	8.32	NA	NA	NA	NA	NA	NA	NA	NA	NA	NA	21.39	7.60	NA	NA	NA	NA	NA	NA
MW-198	3.46	17.09	NA	NA	NA	NA	NA	NA	NA	NA	NA	NA	3.27	17.28	NA	NA	NA	NA	NA	NA
MW-199	8.23	12.19	NA	NA	NA	NA	NA	NA	NA	NA	NA	NA	9.26	11.16	NA	NA	NA	NA	NA	NA
MW-200	8.94	11.68	NA	NA	NA	NA	NA	NA	NA	NA	NA	NA	10.10	10.52	NA	NA	NA	NA	NA	NA
MW-201	8.88	11.66	NA	NA	NA	NA	NA	NA	NA	NA	NA	NA	10.20	10.34	NA	NA	NA	NA	NA	NA
MW-202	8.17	12.45	NA	NA	NA	NA	NA	NA	NA	NA	NA	NA	9.02	11.60	NA	NA	NA	NA	NA	NA
MW-204	4.07	17.07	NA	NA	NA	NA	NA	NA	NA	NA	NA	NA	4.27	16.87	NA	NA	NA	NA	NA	NA
MW-205	8.49	12.72	NA	NA	NA	NA	NA	NA	NA	NA	NA	NA	9.39	11.82	NA	NA	NA	NA	NA	NA
MW-206	10.94	10.30	NA	NA	NA	NA	NA	NA	NA	NA	NA	NA	11.41	9.83	NA	NA	NA	NA	NA	NA
MW-207	8.10	13.47	NA	NA	NA	NA	NA	NA	NA	NA	NA	NA	9.74	11.83	NA	NA	NA	NA	NA	NA
MW-208	3.75	11.68	NA	NA	NA	NA	NA	NA	NA	NA	NA	NA	3.60	11.83	NA	NA	NA	NA	NA	NA
MW-209	6.80	8.44	NA	NA	NA	NA	NA	NA	NA	NA	NA	NA	7.15	8.09	NA	NA	NA	NA	NA	NA
MW-210	6.34	9.18	NA	NA	NA	NA	NA	NA	NA	NA	NA	NA	8.06	7.46	NA	NA	NA	NA	NA	NA
MW-211	4.29	11.10	NA	NA	NA	NA	NA	NA	NA	NA	NA	NA	7.73	7.66	NA	NA	NA	NA	NA	NA
MW-212	6.75	8.81	NA	NA	NA	NA	NA	NA	NA	NA	NA	NA	5.39	10.17	NA	NA	NA	NA	NA	NA
MW-213	NA	NA	NA	NA	NA	NA	NA	NA	NA	NA	NA	NA	NA	NA	2.27	23.01	NA	NA	NA	NA
MW-214	NA	NA	NA	NA	NA	NA	NA	NA	NA	NA	NA	NA	NA	NA	9.92	15.27	NA	NA	NA	NA
MW-215	NA	NA	NA	NA	NA	NA	NA	NA	NA	NA	NA	NA	NA	NA	13.48	11.68	NA	NA	NA	NA
MW-216	NA	NA	NA	NA	NA	NA	NA	NA	NA	NA	NA	NA	NA	NA	14.64	10.56	NA	NA	NA	NA
MW-217	NA	NA	NA	NA	NA	NA	NA	NA	NA	NA	NA	NA	NA	NA	13.04	12.10	NA	NA	NA	NA
MW-218	NA	NA	NA	NA	NA	NA	NA	NA	NA	NA	NA	NA	NA	NA	NA	NA	NA	NA	NA	NA
MW-219	3.34	18.57	NA	NA	NA	NA	NA	NA	NA	NA	NA	NA	4.00	17.91	NA	NA	NA	NA	NA	NA
MW-220	6.83	15.21	NA	NA	NA	NA	NA	NA	NA	NA	NA	NA	5.20	16.84	NA	NA	NA	NA	NA	NA
MW-221	7.60	14.64	NA	NA	NA	NA	NA	NA	NA	NA	NA	NA	9.29	12.95	NA	NA	NA	NA	NA	NA
MW-222	9.02	13.21	NA	NA	NA	NA	NA	NA	NA	NA	NA	NA	10.61	11.62	NA	NA	NA	NA	NA	NA
MW-223	5.96	11.15	NA	NA	NA	NA	NA	NA	NA	NA	NA	NA	5.63	11.48	NA	NA	NA	NA	NA	NA
MW-224	5.70	11.52	NA	NA	NA	NA	NA	NA	NA	NA	NA	NA	5.92	11.30	NA	NA	NA	NA	NA	NA

See Notes on Page 25.

Table 20
Groundwater Elevation Data
Interim Remedial Action System
Lockheed Martin, Tallevast Site
Tallevast, Florida

	December 3-6, 2007		December 7, 2007		December 10-12, 2007		January 2, 2008		January 3, 2008		January 4, 2008		January 21-22, 2008		January 25-31, 2008		February 8, 2008		February 12, 2008	
	Depth To Water	Water Elevation	Depth To Water	Water Elevation	Depth To Water	Water Elevation	Depth To Water	Water Elevation	Depth To Water	Water Elevation	Depth To Water	Water Elevation	Depth To Water	Water Elevation	Depth To Water	Water Elevation	Depth To Water	Water Elevation	Depth To Water	Water Elevation
Well ID	(ft-toc)	(ft MSL)	(ft-toc)	(ft MSL)	(ft-toc)	(ft MSL)	(ft-toc)	(ft MSL)	(ft-toc)	(ft MSL)	(ft-toc)	(ft MSL)	(ft-toc)	(ft MSL)	(ft-toc)	(ft MSL)	(ft-toc)	(ft MSL)	(ft-toc)	(ft MSL)
MW-225	5.22	11.91	NA	NA	NA	NA	NA	NA	NA	NA	NA	NA	5.48	11.65	NA	NA	NA	NA	NA	NA
MW-226	5.92	11.22	NA	NA	NA	NA	NA	NA	NA	NA	NA	NA	5.42	11.72	NA	NA	NA	NA	NA	NA
MW-227	4.67	12.73	NA	NA	NA	NA	NA	NA	NA	NA	NA	NA	7.19	10.21	NA	NA	NA	NA	NA	NA
MW-228	11.13	9.60	NA	NA	NA	NA	NA	NA	NA	NA	NA	NA	13.13	7.60	NA	NA	NA	NA	NA	NA
MW-229	6.69	23.45	NA	NA	NA	NA	NA	NA	NA	NA	NA	NA	6.87	23.27	NA	NA	NA	NA	NA	NA
MW-230	6.90	23.12	NA	NA	NA	NA	NA	NA	NA	NA	NA	NA	7.21	22.81	NA	NA	NA	NA	NA	NA
MW-231	20.77	9.20	NA	NA	NA	NA	NA	NA	NA	NA	NA	NA	20.66	9.31	NA	NA	NA	NA	NA	NA
MW-232	13.62	15.89	NA	NA	NA	NA	NA	NA	NA	NA	NA	NA	14.24	15.27	NA	NA	NA	NA	NA	NA
MW-233	15.29	15.20	NA	NA	NA	NA	NA	NA	NA	NA	NA	NA	16.21	14.28	NA	NA	NA	NA	NA	NA
MW-234	NA	NA	NA	NA	NA	NA	NA	NA	NA	NA	NA	NA	NA	NA	2.57	22.11	NA	NA	NA	NA
MW-235	NA	NA	NA	NA	NA	NA	NA	NA	NA	NA	NA	NA	NA	NA	10.33	14.38	NA	NA	NA	NA
MW-236	NA	NA	NA	NA	NA	NA	NA	NA	NA	NA	NA	NA	NA	NA	15.56	9.21	NA	NA	NA	NA
MW-237	NA	NA	NA	NA	NA	NA	NA	NA	NA	NA	NA	NA	NA	NA	14.48	10.28	NA	NA	NA	NA
MW-238	NA	NA	NA	NA	NA	NA	NA	NA	NA	NA	NA	NA	NA	NA	12.86	11.68	NA	NA	NA	NA
MW-239	15.43	13.00	NA	NA	NA	NA	NA	NA	NA	NA	NA	NA	15.69	12.74	NA	NA	NA	NA	NA	NA
MW-240	21.41	6.17	NA	NA	NA	NA	NA	NA	NA	NA	NA	NA	14.83	12.75	NA	NA	NA	NA	NA	NA
MW-241	4.95	12.33	NA	NA	NA	NA	NA	NA	NA	NA	NA	NA	5.96	11.32	NA	NA	NA	NA	NA	NA
MW-242	3.34	19.26	NA	NA	NA	NA	NA	NA	NA	NA	NA	NA	3.58	19.02	NA	NA	NA	NA	NA	NA
MW-243	11.55	11.07	NA	NA	NA	NA	NA	NA	NA	NA	NA	NA	12.14	10.48	NA	NA	NA	NA	NA	NA
MW-244	12.45	10.21	NA	NA	NA	NA	NA	NA	NA	NA	NA	NA	13.08	9.58	NA	NA	NA	NA	NA	NA
MW-245	4.67	14.25	NA	NA	NA	NA	NA	NA	NA	NA	NA	NA	5.35	13.57	NA	NA	NA	NA	NA	NA
MW-246	8.89	10.07	NA	NA	NA	NA	NA	NA	NA	NA	NA	NA	9.49	9.47	NA	NA	NA	NA	NA	NA
MW-247	13.30	5.71	NA	NA	NA	NA	NA	NA	NA	NA	NA	NA	12.80	6.21	NA	NA	NA	NA	NA	NA
MW-248	NA	NA	NA	NA	NA	NA	NA	NA	NA	NA	NA	NA	NA	NA	14.23	12.34	NA	NA	NA	NA
MW-249	NA	NA	NA	NA	NA	NA	NA	NA	NA	NA	NA	NA	NA	NA	11.26	11.34	NA	NA	NA	NA
MW-250	NA	NA	NA	NA	NA	NA	NA	NA	NA	NA	NA	NA	NA	NA	12.67	12.16	NA	NA	NA	NA
MW-251	13.34	14.03	NA	NA	NA	NA	NA	NA	NA	NA	NA	NA	14.28	13.09	NA	NA	NA	NA	NA	NA
MW-252	18.81	12.75	NA	NA	NA	NA	NA	NA	NA	NA	NA	NA	20.17	11.39	NA	NA	NA	NA	NA	NA
MW-253	15.93	15.55	NA	NA	NA	NA	NA	NA	NA	NA	NA	NA	16.42	15.06	NA	NA	NA	NA	NA	NA
MW-254 (MW-BT-1)	NA	NA	NA	NA	NA	NA	NA	NA	NA	NA	NA	NA	5.23	26.16	NA	NA	NA	NA	NA	NA
MW-255	NA	NA	NA	NA	NA	NA	NA	NA	NA	NA	NA	NA	NA	NA	NA	NA	NA	NA	NA	NA
PZ-LSAS-1	5.46	25.66	5.53	25.59	NA	NA	5.77	25.35	NA	NA	NA	NA	5.98	25.14	NA	NA	NA	NA	9.09	22.03
PZ-LSAS-2	5.76	25.68	5.82	25.62	NA	NA	6.04	25.40	NA	NA	NA	NA	6.24	25.20	NA	NA	NA	NA	10.55	20.89
PZ-LSAS-3	6.46	25.70	6.39	25.77	NA	NA	6.49	25.67	NA	NA	NA	NA	6.71	25.45	NA	NA	NA	NA	10.12	22.04
PZ-LSAS-4	6.19	25.41	6.13	25.47	NA	NA	6.40	25.20	NA	NA	NA	NA	6.65	24.95	NA	NA	NA	NA	11.33	20.27
PZ-LSAS-5	6.18	25.43	6.09	25.52	NA	NA	6.31	25.30	NA	NA	NA	NA	6.59	25.02	NA	NA	NA	NA	10.77	20.84
PZ-LSAS-6	7.40	25.33	7.25	25.48	NA	NA	7.49	25.24	NA	NA	NA	NA	7.83	24.90	NA	NA	NA	NA	11.89	20.84
PZ-LSAS-7	6.20	25.70	6.12	25.78	NA	NA	6.38	25.52	NA	NA	NA	NA	6.66	25.24	NA	NA	NA	NA	11.61	20.29

See Notes on Page 25.

Table 20
Groundwater Elevation Data
Interim Remedial Action System
Lockheed Martin, Tallevast Site
Tallevast, Florida

	February 13-14, 2008		February 22, 2008		March 10, 2008		April 11, 2008		July 2, 2008		September 15, 2008		December 15-16, 2008		March 16-April 2, 2009		April 13-15, 2009		May 4, 2009	
	Depth To Water	Water Elevation	Depth To Water	Water Elevation	Depth To Water	Water Elevation	Depth To Water	Water Elevation	Depth To Water	Water Elevation	Depth To Water	Water Elevation	Depth To Water	Water Elevation	Depth To Water	Water Elevation	Depth To Water	Water Elevation	Depth To Water	Water Elevation
Well ID	(ft-toc)	(ft MSL)	(ft-toc)	(ft MSL)	(ft-toc)	(ft MSL)	(ft-toc)	(ft MSL)	(ft-toc)	(ft MSL)	(ft-toc)	(ft MSL)	(ft-toc)	(ft MSL)	(ft-toc)	(ft MSL)	(ft-toc)	(ft MSL)	(ft-toc)	(ft MSL)
DW-1	NA	NA	NA	NA	NA	NA	15.72	15.28	18.92	12.08	12.78	18.22	14.25	16.75	16.33	14.67	NA	NA	17.31	13.69
IWI-2	NA	NA	NA	NA	NA	NA	NA	NA	NA	NA	NA	NA	NA	NA	22.93	8.69	NA	NA	NA	NA
MW-2	NA	NA	NA	NA	NA	NA	NA	NA	NA	NA	NA	NA	NA	NA	NA	NA	NA	NA	NA	NA
MW-3	4.61	25.91	NA	NA	NA	NA	4.41	26.11	5.70	24.82	4.25	26.27	5.94	24.58	6.71	23.81	NA	NA	7.03	23.49
MW-4	5.58	25.92	NA	NA	6.03	25.47	5.57	25.93	6.42	25.08	5.39	26.11	6.92	24.58	7.65	23.85	NA	NA	7.98	23.52
MW-5	5.68	26.49	NA	NA	6.10	26.07	5.65	26.52	6.25	25.92	5.39	26.78	7.18	24.99	8.07	24.10	NA	NA	8.36	23.81
MW-6	5.65	26.27	NA	NA	6.12	25.80	5.62	26.30	6.24	25.68	5.40	26.52	7.18	24.74	8.01	23.91	NA	NA	8.32	23.60
MW-7D	4.14	27.16	NA	NA	4.68	26.62	4.24	27.06	5.04	26.26	4.07	27.23	5.94	25.36	6.86	24.44	NA	NA	NA	NA
MW-7S	4.32	27.18	NA	NA	4.88	26.62	4.55	26.95	5.25	26.25	4.30	27.20	6.09	25.41	6.95	24.55	NA	NA	NA	NA
MW-8D	4.25	26.71	NA	NA	4.68	26.28	4.06	26.90	5.14	25.82	3.99	26.97	5.91	25.05	6.80	24.16	NA	NA	7.09	23.87
MW-8S	4.26	26.73	NA	NA	4.72	26.27	4.11	26.88	5.19	25.80	4.06	26.93	5.96	25.03	6.84	24.15	NA	NA	7.10	23.89
MW-9D	4.48	25.73	NA	NA	5.00	25.21	4.78	25.43	5.97	24.24	4.44	25.77	6.24	23.97	6.89	23.32	NA	NA	NA	NA
MW-9S	4.66	25.58	NA	NA	5.02	25.22	4.46	25.78	5.66	24.58	4.47	25.77	6.27	23.97	6.91	23.33	NA	NA	NA	NA
MW-10	6.55	25.19	6.33	25.41	6.65	25.09	6.23	25.51	7.40	24.34	5.63	26.11	7.14	24.60	7.97	23.77	NA	NA	8.29	23.45
MW-11	5.69	26.18	NA	NA	6.10	25.77	5.91	25.96	6.51	25.36	5.32	26.55	7.00	24.87	7.78	24.09	NA	NA	8.09	23.78
MW-12	5.68	25.36	NA	NA	6.88	24.16	5.67	25.37	6.74	24.30	5.15	25.89	NA	NA	7.45	23.59	NA	NA	7.81	23.23
MW-13D	5.29	25.56	NA	NA	5.61	25.24	5.16	25.69	6.10	24.75	5.43	25.42	7.00	23.85	7.56	23.29	NA	NA	NA	NA
MW-13S	5.00	25.66	5.18	25.48	5.42	25.24	4.92	25.74	5.76	24.90	5.11	25.55	6.79	23.87	7.39	23.27	NA	NA	NA	NA
MW-14D	3.98	25.77	NA	NA	4.60	25.15	4.00	25.75	5.00	24.75	4.24	25.51	6.13	23.62	6.75	23.00	NA	NA	NA	NA
MW-14S	3.94	25.80	NA	NA	4.61	25.13	4.04	25.70	4.96	24.78	4.22	25.52	6.08	23.66	6.45	23.29	NA	NA	NA	NA
MW-15D	4.91	25.29	NA	NA	5.23	24.97	4.60	25.60	6.00	24.20	4.43	25.77	6.39	23.81	7.28	22.92	NA	NA	NA	NA
MW-15S	4.64	25.45	NA	NA	5.12	24.97	4.51	25.58	5.52	24.57	4.59	25.50	6.22	23.87	7.00	23.09	NA	NA	NA	NA
MW-16D	2.99	24.27	NA	NA	3.30	23.96	2.72	24.54	4.06	23.20	3.24	24.02	5.25	22.01	5.84	21.42	NA	NA	NA	NA
MW-16S	2.94	24.32	NA	NA	3.48	23.78	2.96	24.30	4.15	23.11	3.36	23.90	5.33	21.93	5.95	21.31	NA	NA	NA	NA
MW-17D	4.64	25.59	NA	NA	5.24	24.99	4.60	25.63	5.58	24.65	4.67	25.56	6.59	23.64	7.19	23.04	NA	NA	NA	NA
MW-17S	4.52	25.57	NA	NA	5.10	24.99	4.48	25.61	5.47	24.62	4.52	25.57	6.44	23.65	7.03	23.06	NA	NA	NA	NA
MW-18D	NA	NA	NA	NA	3.80	24.24	3.29	24.75	4.44	23.60	3.46	24.58	5.51	22.53	6.06	21.98	NA	NA	NA	NA
MW-18S	NA	NA	3.55	24.45	3.73	24.27	3.22	24.78	4.37	23.63	3.48	24.52	5.41	22.59	6.10	21.90	NA	NA	NA	NA
MW-19	18.96	12.29	NA	NA	18.97	12.28	19.80	11.45	20.44	10.81	17.68	13.57	18.41	12.84	20.67	10.58	NA	NA	21.52	9.73
MW-20	NA	NA	NA	NA	NA	NA	NA	NA	7.13	23.16	NA	NA	8.07	22.22	8.41	21.88	NA	NA	NA	NA
MW-21	NA	NA	NA	NA	NA	NA	NA	NA	19.14	9.74	NA	NA	NA	NA	20.15	8.73	NA	NA	NA	NA
MW-22	NA	NA	NA	NA	NA	NA	16.65	12.06	18.06	10.65	15.10	13.61	16.41	12.30	18.23	10.48	NA	NA	NA	NA
MW-23	17.63	11.07	NA	NA	17.19	11.51	17.53	11.17	17.98	10.72	15.24	13.46	19.56	9.14	21.61	7.09	NA	NA	NA	NA
MW-24	NA	NA	NA	NA	NA	NA	NA	NA	NA	NA	NA	NA	NA	NA	8.39	21.62	NA	NA	NA	NA
MW-25	3.92	25.66	NA	NA	4.65	24.93	4.00	25.58	5.08	24.50	4.15	25.43	6.42	23.16	7.03	22.55	NA	NA	NA	NA
MW-26	NA	NA	NA	NA	NA	NA	NA	NA	NA	NA	NA	NA	NA	NA	7.10	19.66	NA	NA	NA	NA
MW-27	NA	NA	NA	NA	NA	NA	NA	NA	NA	NA	NA	NA	NA	NA	5.98	21.08	NA	NA	NA	NA
MW-28	NA	NA	NA	NA	NA	NA	NA	NA	NA	NA	NA	NA	NA	NA	6.02	21.79	NA	NA	NA	NA
MW-29	NA	NA	NA	NA	3.65	24.08	3.69	24.04	4.70	23.03	3.85	23.88	5.38	22.35	5.92	21.81	NA	NA	NA	NA
MW-30	4.08	25.16	NA	NA	4.55	24.69	NA	NA	4.62	24.62	3.80	25.44	5.65	23.59	6.36	22.88	NA	NA	NA	NA
MW-31	NA	NA	NA	NA	NA	NA	NA	NA	NA	NA	NA	NA	NA	NA	17.61	10.88	NA	NA	NA	NA
MW-32	5.70	25.30	NA	NA	6.25	24.75	5.62	25.38	6.95	24.05	4.92	26.08	6.57	24.43	7.39	23.61	NA	NA	7.71	23.29
MW-33	NA	NA	NA	NA	18.11	12.89	17.93	13.07	19.64	11.36	8.72	22.28	11.06	19.94	12.43	18.57	NA	NA	12.90	18.10
MW-34	18.48	11.51	NA	NA	18.58	11.41	18.75	11.24	19.37	10.62	NA	NA	NA	NA	24.00	5.99	NA	NA	NA	NA
MW-35	2.83	27.05	3.12	26.76	3.35	26.53	2.91	26.97	3.51	26.37	NA	NA	4.93	24.95	5.80	24.08	NA	NA	NA	NA
MW-36	9.75	21.96	NA	NA	9.01	22.70	7.49	24.22	9.82	21.89	6.03	25.68	7.46	24.25	8.24	23.47	NA	NA	8.60	23.11
MW-37	17.45	14.15	11.63	19.97	20.43	11.17	18.93	12.67	20.75	10.85	9.60	22.00	11.80	19.80	13.18	18.42	NA	NA	13.65	17.95
MW-38	6.93	24.22	NA	NA	6.90	24.25	6.20	24.95	7.57	23.58	5.27	25.88	6.83	24.32	7.60	23.55	NA	NA	7.96	23.19
MW-39	15.59	15.59	NA	NA	17.23	13.95	18.59	12.59	18.73	12.45	8.90	22.28	11.21	19.97	12.60	18.58	NA	NA	13.05	18.13
MW-40	6.15	25.17	NA	NA	6.31	25.01	5.71	25.61	7.14	24.18	5.41	25.91	7.00	24.32	7.74	23.58	NA	NA	8.08	23.24
MW-41	16.84	14.38	NA	NA	19.63	11.59	18.36	12.86	19.97	11.25	9.04	22.18	11.39	19.83	12.76	18.46	NA	NA	13.27	17.95
MW-42	6.97	24.52	6.30	25.19	7.08	24.41	6.65	24.84	8.08	23.41	5.72	25.77	7.26	24.23	8.00	23.49	NA	NA	8.37	23.12
MW-43	17.18	14.30	11.28	20.20	20.04	11.44	18.67	12.81	20.32	11.16	9.34	22.14	11.67	19.81	13.04	18.44	NA	NA	13.54	17.94
MW-44	19.30	11.58	NA	NA	19.18	11.70	19.44	11.44	20.12	10.76	17.02	13.86	21.73	9.15	23.86	7.02	NA	NA	NA	NA
MW-45	18.99	11.59	NA	NA	18.80	11.78	18.93	11.65	20.44	10.14	16.56	14.02	19.34	11.24	21.40	9.18	NA	NA	NA	NA
MW-46	NA	NA	NA	NA	NA	NA	NA	NA	16.28	11.05	13.29	14.04	14.31	13.02	16.05	11.28	NA	NA	NA	NA
MW-47	4.77	24.65	NA	NA	5.23	24.19	4.60	24.82	5.64	23.78	5.25	24.17	6.81	22.61	7.18	22.24	NA	NA	NA	NA
MW-48	15.21	15.19	NA	NA	17.25	13.15	16.62	13.78	18.60	11.80	9.78	20.62	12.32	18.08	13.98	16.42	NA	NA	NA	NA
MW-49	22.01	7.36	NA	NA	19.78	9.59	19.20	10.17	19.59	9.78	17.80	11.57	17.98	11.39	20.25	9.12	NA	NA	NA	NA

See Notes on Page 25.

Table 20
Groundwater Elevation Data
Interim Remedial Action System
Lockheed Martin, Tallevast Site
Tallevast, Florida

	February 13-14, 2008		February 22, 2008		March 10, 2008		April 11, 2008		July 2, 2008		September 15, 2008		December 15-16, 2008		March 16-April 2, 2009		April 13-15, 2009		May 4, 2009	
	Depth To Water	Water Elevation	Depth To Water	Water Elevation	Depth To Water	Water Elevation	Depth To Water	Water Elevation	Depth To Water	Water Elevation	Depth To Water	Water Elevation	Depth To Water	Water Elevation	Depth To Water	Water Elevation	Depth To Water	Water Elevation	Depth To Water	Water Elevation
Well ID	(ft-toc)	(ft MSL)	(ft-toc)	(ft MSL)	(ft-toc)	(ft MSL)	(ft-toc)	(ft MSL)	(ft-toc)	(ft MSL)	(ft-toc)	(ft MSL)	(ft-toc)	(ft MSL)	(ft-toc)	(ft MSL)	(ft-toc)	(ft MSL)	(ft-toc)	(ft MSL)
MW-50	NA	NA	NA	NA	NA	NA	NA	NA	NA	NA	NA	NA	NA	NA	16.96	10.60	NA	NA	NA	NA
MW-51	NA	NA	NA	NA	NA	NA	NA	NA	NA	NA	NA	NA	NA	NA	15.93	10.96	NA	NA	NA	NA
MW-52	NA	NA	15.39	11.72	15.45	11.66	15.58	11.53	16.74	10.37	16.56	14.02	16.34	10.77	18.18	8.93	NA	NA	NA	NA
MW-53	NA	NA	NA	NA	NA	NA	NA	NA	NA	NA	NA	NA	NA	NA	19.03	8.74	NA	NA	NA	NA
MW-54	NA	NA	NA	NA	NA	NA	NA	NA	NA	NA	NA	NA	NA	NA	18.07	8.81	NA	NA	NA	NA
MW-55	NA	NA	NA	NA	NA	NA	NA	NA	NA	NA	NA	NA	NA	NA	24.21	5.82	NA	NA	NA	NA
MW-56	NA	NA	NA	NA	NA	NA	NA	NA	19.51	7.77	NA	NA	NA	NA	28.57	-1.29	29.20	-1.92	NA	NA
MW-57	18.59	11.76	NA	NA	18.81	11.54	18.83	11.52	19.38	10.97	16.08	14.27	21.00	9.35	23.63	6.72	NA	NA	24.30	6.05
MW-58	19.80	11.46	NA	NA	19.50	11.76	19.46	11.80	20.23	11.03	16.75	14.51	21.00	10.26	23.33	7.93	NA	NA	24.41	6.85
MW-59	16.88	11.60	NA	NA	16.55	11.93	16.45	12.03	17.52	10.96	13.59	14.89	17.25	11.23	20.22	8.26	NA	NA	NA	NA
MW-60	NA	NA	NA	NA	NA	NA	NA	NA	NA	NA	NA	NA	NA	NA	20.65	7.68	NA	NA	NA	NA
MW-61	NA	NA	NA	NA	NA	NA	NA	NA	NA	NA	NA	NA	NA	NA	20.95	6.55	NA	NA	NA	NA
MW-62	NA	NA	NA	NA	NA	NA	NA	NA	NA	NA	NA	NA	5.81	21.54	6.68	20.67	NA	NA	NA	NA
MW-63	NA	NA	NA	NA	NA	NA	NA	NA	4.42	22.95	3.53	23.84	5.57	21.80	6.25	21.12	NA	NA	NA	NA
MW-64	NA	NA	NA	NA	NA	NA	NA	NA	4.31	23.07	NA	NA	NA	NA	5.93	21.45	NA	NA	NA	NA
MW-65	NA	NA	NA	NA	NA	NA	NA	NA	NA	NA	NA	NA	NA	NA	6.20	22.56	NA	NA	NA	NA
MW-66	3.88	25.32	NA	NA	NA	NA	3.89	25.31	NA	NA	NA	NA	NA	NA	6.53	22.67	NA	NA	NA	NA
MW-67	5.55	25.24	NA	NA	5.62	25.17	5.85	24.94	6.50	24.29	5.95	24.84	7.30	23.49	7.88	22.91	NA	NA	NA	NA
MW-68	12.48	16.12	NA	NA	14.20	14.40	13.76	14.84	15.02	13.58	9.73	18.87	12.22	16.38	14.13	14.47	NA	NA	NA	NA
MW-69	NA	NA	NA	NA	NA	NA	NA	NA	5.10	21.81	4.59	22.32	5.84	21.07	6.61	20.30	NA	NA	NA	NA
MW-70	6.70	25.19	NA	NA	7.17	24.72	6.78	25.11	7.64	24.25	5.99	25.90	7.24	24.65	8.33	23.56	NA	NA	NA	NA
MW-71	5.93	25.30	NA	NA	6.37	24.86	5.82	25.41	6.81	24.42	5.55	25.68	7.22	24.01	7.80	23.43	NA	NA	NA	NA
MW-72	4.34	26.63	4.62	26.35	4.75	26.22	4.52	26.45	4.89	26.08	4.02	26.95	5.90	25.07	6.85	24.12	NA	NA	7.18	23.79
MW-73	NA	NA	NA	NA	NA	NA	NA	NA	3.63	22.40	NA	NA	NA	NA	5.82	20.21	NA	NA	NA	NA
MW-74	NA	NA	NA	NA	NA	NA	NA	NA	3.54	24.36	NA	NA	NA	NA	5.44	22.46	5.60	22.30	NA	NA
MW-75	NA	NA	NA	NA	NA	NA	NA	NA	NA	NA	NA	NA	NA	NA	8.40	22.98	NA	NA	NA	NA
MW-76	5.88	24.96	NA	NA	5.99	24.85	5.31	25.53	8.92	21.92	5.13	25.71	6.78	24.06	7.47	23.37	NA	NA	NA	NA
MW-77	9.45	20.28	NA	NA	10.58	19.15	15.71	14.02	18.02	11.71	7.70	22.03	9.91	19.82	11.26	18.47	NA	NA	NA	NA
MW-78	10.20	20.03	NA	NA	11.50	18.73	10.18	20.05	11.58	18.65	6.10	24.13	8.41	21.82	9.40	20.83	NA	NA	NA	NA
MW-79	13.50	16.61	NA	NA	15.32	14.79	15.83	14.28	14.98	15.13	7.94	22.17	10.12	19.99	11.45	18.66	NA	NA	NA	NA
MW-80	14.08	16.91	9.48	21.51	16.07	14.92	15.26	15.73	16.65	14.34	8.40	22.59	10.68	20.31	11.89	19.10	NA	NA	13.31	17.68
MW-81	16.68	14.33	12.90	18.11	18.92	12.09	18.01	13.00	20.08	10.93	10.13	20.88	12.68	18.33	14.37	16.64	NA	NA	NA	NA
MW-82	NA	NA	NA	NA	NA	NA	NA	NA	9.29	17.95	4.32	22.92	9.04	18.20	10.85	16.39	10.38	16.86	NA	NA
MW-83	NA	NA	NA	NA	NA	NA	NA	NA	NA	NA	NA	NA	NA	NA	17.91	7.60	NA	NA	NA	NA
MW-84	13.88	17.27	NA	NA	15.57	15.58	14.63	16.52	16.05	15.10	8.60	22.55	10.89	20.26	12.06	19.09	NA	NA	12.44	18.71
MW-85	7.28	22.27	NA	NA	7.85	21.70	6.65	22.90	8.33	21.22	5.34	24.21	7.96	21.59	8.90	20.65	NA	NA	NA	NA
MW-86	NA	NA	NA	NA	NA	NA	NA	NA	15.44	13.33	10.12	18.65	12.28	16.49	13.94	14.83	NA	NA	NA	NA
MW-87	6.21	24.05	5.36	24.90	7.06	23.20	6.24	24.02	7.54	22.72	NA	NA	6.84	23.42	8.17	22.09	NA	NA	NA	NA
MW-88	NA	NA	NA	NA	NA	NA	NA	NA	15.36	11.92	NA	NA	NA	NA	25.52	1.76	29.64	-2.36	NA	NA
MW-89	4.28	25.22	NA	NA	4.65	24.85	4.42	25.08	5.02	24.48	4.27	25.23	6.23	23.27	6.88	22.62	NA	NA	NA	NA
MW-90	NA	NA	NA	NA	NA	NA	NA	NA	4.18	23.77	3.78	24.17	5.67	22.28	6.15	21.80	NA	NA	NA	NA
MW-91	NA	NA	8.95	18.71	7.95	19.71	10.70	16.96	12.14	15.52	7.09	20.57	9.76	17.90	11.52	16.14	NA	NA	NA	NA
MW-92	NA	NA	NA	NA	NA	NA	NA	NA	14.24	13.11	10.67	16.68	13.16	14.19	15.30	12.05	NA	NA	NA	NA
MW-93	NA	NA	NA	NA	NA	NA	NA	NA	14.32	13.41	11.98	15.75	NA	NA	14.70	13.03	NA	NA	NA	NA
MW-94	NA	NA	NA	NA	NA	NA	NA	NA	NA	NA	NA	NA	NA	NA	5.51	19.89	NA	NA	NA	NA
MW-95	NA	NA	NA	NA	NA	NA	NA	NA	NA	NA	NA	NA	NA	NA	5.20	19.65	NA	NA	NA	NA
MW-96	NA	NA	NA	NA	NA	NA	NA	NA	NA	NA	NA	NA	NA	NA	15.09	10.05	16.24	8.90	NA	NA
MW-97	NA	NA	NA	NA	NA	NA	NA	NA	NA	NA	NA	NA	NA	NA	15.59	9.70	NA	NA	NA	NA
MW-98	NA	NA	NA	NA	NA	NA	NA	NA	4.51	21.24	3.17	22.58	5.29	20.46	6.46	19.29	NA	NA	NA	NA
MW-99	NA	NA	NA	NA	NA	NA	NA	NA	10.69	14.57	NA	NA	NA	NA	21.59	3.67	NA	NA	NA	NA
MW-100	NA	NA	NA	NA	NA	NA	NA	NA	6.24	18.99	4.89	20.34	6.31	18.92	7.35	17.88	NA	NA	NA	NA
MW-101	NA	NA	NA	NA	NA	NA	NA	NA	NA	NA	NA	NA	NA	NA	10.44	19.65	NA	NA	NA	NA
MW-102	NA	NA	NA	NA	NA	NA	NA	NA	15.34	10.76	NA	NA	NA	NA	20.03	6.07	NA	NA	NA	NA
MW-103	NA	NA	NA	NA	NA	NA	NA	NA	5.16	21.03	NA	NA	NA	NA	6.70	19.49	NA	NA	NA	NA
MW-104	NA	NA	NA	NA	NA	NA	NA	NA	NA	NA	NA	NA	NA	NA	5.78	20.61	NA	NA	NA	NA
MW-105	NA	NA	NA	NA	NA	NA	NA	NA	9.96	16.45	4.53	21.88	6.63	19.78	7.58	18.83	NA	NA	NA	NA
MW-106	NA	NA	NA	NA	NA	NA	NA	NA	NA	NA	NA	NA	NA	NA	9.00	19.31	NA	NA	NA	NA
MW-107	NA	NA	NA	NA	NA	NA	NA	NA	NA	NA	NA	NA	NA	NA	5.74	18.98	NA	NA	NA	NA

See Notes on Page 25.

Table 20
Groundwater Elevation Data
Interim Remedial Action System
Lockheed Martin, Tallevast Site
Tallevast, Florida

	February 13-14, 2008		February 22, 2008		March 10, 2008		April 11, 2008		July 2, 2008		September 15, 2008		December 15-16, 2008		March 16-April 2, 2009		April 13-15, 2009		May 4, 2009	
	Depth To Water	Water Elevation	Depth To Water	Water Elevation	Depth To Water	Water Elevation	Depth To Water	Water Elevation	Depth To Water	Water Elevation	Depth To Water	Water Elevation	Depth To Water	Water Elevation	Depth To Water	Water Elevation	Depth To Water	Water Elevation	Depth To Water	Water Elevation
Well ID	(ft-toc)	(ft MSL)	(ft-toc)	(ft MSL)	(ft-toc)	(ft MSL)	(ft-toc)	(ft MSL)	(ft-toc)	(ft MSL)	(ft-toc)	(ft MSL)	(ft-toc)	(ft MSL)	(ft-toc)	(ft MSL)	(ft-toc)	(ft MSL)	(ft-toc)	(ft MSL)
MW-108	NA	NA	NA	NA	NA	NA	NA	NA	3.83	20.53	3.34	21.02	4.64	19.72	5.36	19.00	NA	NA	NA	NA
MW-109	NA	NA	NA	NA	NA	NA	NA	NA	6.00	22.45	4.95	23.50	6.57	21.88	7.11	21.34	NA	NA	NA	NA
MW-110	NA	NA	NA	NA	NA	NA	NA	NA	5.57	23.23	4.51	24.29	6.04	22.76	6.75	22.05	NA	NA	NA	NA
MW-111	NA	NA	NA	NA	NA	NA	NA	NA	NA	NA	NA	NA	NA	NA	6.32	20.05	NA	NA	NA	NA
MW-112	NA	NA	NA	NA	NA	NA	NA	NA	NA	NA	NA	NA	NA	NA	20.65	7.63	NA	NA	NA	NA
MW-113	NA	NA	NA	NA	NA	NA	NA	NA	13.37	12.94	9.79	16.52	12.68	13.63	14.92	11.39	NA	NA	NA	NA
MW-114	NA	NA	NA	NA	NA	NA	NA	NA	NA	NA	NA	NA	NA	NA	5.34	19.45	NA	NA	NA	NA
MW-115	NA	NA	NA	NA	NA	NA	NA	NA	NA	NA	NA	NA	NA	NA	8.60	21.61	NA	NA	NA	NA
MW-116	NA	NA	NA	NA	NA	NA	NA	NA	NA	NA	NA	NA	NA	NA	3.68	18.16	NA	NA	NA	NA
MW-117	NA	NA	NA	NA	NA	NA	NA	NA	NA	NA	NA	NA	NA	NA	8.73	12.83	NA	NA	NA	NA
MW-118	NA	NA	NA	NA	NA	NA	NA	NA	NA	NA	NA	NA	NA	NA	6.82	14.65	NA	NA	NA	NA
MW-119	NA	NA	NA	NA	NA	NA	NA	NA	NA	NA	NA	NA	NA	NA	7.46	13.72	NA	NA	NA	NA
MW-120	NA	NA	NA	NA	NA	NA	NA	NA	NA	NA	NA	NA	NA	NA	4.06	17.12	NA	NA	NA	NA
MW-121	NA	NA	NA	NA	NA	NA	NA	NA	7.88	13.47	NA	NA	NA	NA	5.39	15.96	NA	NA	NA	NA
MW-122	NA	NA	NA	NA	NA	NA	NA	NA	NA	NA	NA	NA	NA	NA	7.20	12.86	NA	NA	NA	NA
MW-123	NA	NA	NA	NA	NA	NA	NA	NA	NA	NA	NA	NA	NA	NA	20.84	10.06	NA	NA	NA	NA
MW-124	NA	NA	NA	NA	NA	NA	NA	NA	NA	NA	NA	NA	NA	NA	17.38	11.59	NA	NA	NA	NA
MW-125	NA	NA	NA	NA	NA	NA	NA	NA	NA	NA	NA	NA	NA	NA	9.43	20.09	NA	NA	NA	NA
MW-126	NA	NA	NA	NA	NA	NA	NA	NA	NA	NA	NA	NA	NA	NA	9.29	19.03	NA	NA	NA	NA
MW-127	18.33	13.41	16.42	15.32	19.50	12.24	18.64	13.10	20.74	11.00	14.21	17.53	17.75	13.99	20.46	11.28	NA	NA	21.19	10.55
MW-128	19.73	11.86	19.39	12.20	19.74	11.85	19.78	11.81	20.49	11.10	17.44	14.15	21.43	10.16	24.30	7.29	NA	NA	25.01	6.58
MW-129	17.83	13.58	NA	NA	18.72	12.69	17.95	13.46	19.95	11.46	14.39	17.02	19.01	12.40	21.65	9.76	NA	NA	22.61	8.80
MW-130	16.65	13.72	NA	NA	17.41	12.96	17.54	12.83	19.00	11.37	13.31	17.06	18.85	11.52	21.19	9.18	NA	NA	21.96	8.41
MW-131	NA	NA	NA	NA	NA	NA	NA	NA	NA	NA	NA	NA	NA	NA	19.62	7.71	NA	NA	NA	NA
MW-132	17.19	12.88	NA	NA	17.95	12.12	17.30	12.77	19.15	10.92	13.95	16.12	17.40	12.67	20.05	10.02	NA	NA	NA	NA
MW-133	NA	NA	14.78	12.90	15.92	11.76	15.20	12.48	17.41	10.27	13.64	14.04	16.53	11.15	19.43	8.25	NA	NA	NA	NA
MW-134	NA	NA	NA	NA	NA	NA	18.14	12.96	20.42	10.68	14.62	16.48	18.93	12.17	21.30	9.80	NA	NA	22.38	8.72
MW-135	NA	NA	NA	NA	NA	NA	NA	NA	NA	NA	NA	NA	NA	NA	20.00	7.64	NA	NA	NA	NA
MW-136	NA	NA	NA	NA	NA	NA	NA	NA	NA	NA	NA	NA	NA	NA	18.20	7.03	18.23	7.00	NA	NA
MW-137	NA	NA	NA	NA	NA	NA	NA	NA	NA	NA	NA	NA	NA	NA	5.75	19.74	6.06	19.43	NA	NA
MW-138	NA	NA	NA	NA	NA	NA	NA	NA	NA	NA	NA	NA	NA	NA	11.49	14.00	12.23	13.26	NA	NA
MW-139	NA	NA	NA	NA	NA	NA	NA	NA	NA	NA	NA	NA	NA	NA	16.45	9.01	17.61	7.85	NA	NA
MW-140	NA	NA	NA	NA	NA	NA	NA	NA	NA	NA	NA	NA	NA	NA	14.37	11.15	15.08	10.44	NA	NA
MW-141	NA	NA	NA	NA	NA	NA	NA	NA	NA	NA	NA	NA	NA	NA	5.72	19.83	6.02	19.53	NA	NA
MW-142	NA	NA	NA	NA	NA	NA	NA	NA	NA	NA	NA	NA	NA	NA	5.76	19.88	6.10	19.54	NA	NA
MW-143	NA	NA	NA	NA	NA	NA	NA	NA	NA	NA	NA	NA	NA	NA	17.91	7.69	18.11	7.49	NA	NA
MW-144	NA	NA	NA	NA	NA	NA	NA	NA	NA	NA	NA	NA	NA	NA	16.31	9.20	17.44	8.07	NA	NA
MW-145	NA	NA	NA	NA	NA	NA	NA	NA	NA	NA	NA	NA	NA	NA	13.70	11.75	14.66	10.79	NA	NA
MW-146	NA	NA	NA	NA	NA	NA	NA	NA	NA	NA	NA	NA	NA	NA	6.00	20.06	6.29	19.77	NA	NA
MW-147	NA	NA	NA	NA	NA	NA	NA	NA	NA	NA	NA	NA	NA	NA	5.93	20.01	NA	NA	NA	NA
MW-148	NA	NA	NA	NA	NA	NA	NA	NA	NA	NA	NA	NA	NA	NA	18.30	7.60	18.49	7.41	NA	NA
MW-149	NA	NA	NA	NA	NA	NA	NA	NA	NA	NA	NA	NA	NA	NA	16.70	9.50	17.64	8.56	NA	NA
MW-150	NA	NA	NA	NA	NA	NA	NA	NA	NA	NA	NA	NA	NA	NA	15.01	11.08	16.01	10.08	NA	NA
MW-151	4.25	18.19	NA	NA	4.42	18.02	4.00	18.44	4.38	18.06	4.02	18.42	5.00	17.44	5.40	17.04	NA	NA	NA	NA
MW-152	5.70	16.51	NA	NA	6.14	16.07	5.85	16.36	7.02	15.19	5.25	16.96	5.84	16.37	6.85	15.36	NA	NA	NA	NA
MW-153	10.23	12.27	NA	NA	10.65	11.85	10.70	11.80	11.77	10.73	8.17	14.33	13.50	9.00	15.84	6.66	NA	NA	NA	NA
MW-154	NA	NA	NA	NA	NA	NA	NA	NA	11.88	10.37	NA	NA	NA	NA	14.47	7.78	NA	NA	NA	NA
MW-155	NA	NA	NA	NA	NA	NA	NA	NA	11.64	10.70	9.02	13.32	9.95	12.39	11.46	10.88	NA	NA	NA	NA
MW-156	NA	NA	NA	NA	NA	NA	NA	NA	NA	NA	NA	NA	NA	NA	4.98	19.83	5.32	19.49	NA	NA
MW-157	NA	NA	NA	NA	NA	NA	NA	NA	NA	NA	NA	NA	NA	NA	11.66	13.08	12.42	12.32	NA	NA
MW-158	NA	NA	NA	NA	NA	NA	NA	NA	14.77	10.01	NA	NA	13.84	10.94	17.12	7.66	17.37	7.41	NA	NA
MW-159	NA	NA	NA	NA	NA	NA	NA	NA	NA	NA	NA	NA	NA	NA	15.55	9.13	16.56	8.12	NA	NA
MW-160	NA	NA	NA	NA	NA	NA	NA	NA	NA	NA	NA	NA	NA	NA	13.70	11.02	14.37	10.35	NA	NA
MW-161	NA	NA	NA	NA	NA	NA	NA	NA	NA	NA	NA	NA	NA	NA	16.09	8.82	15.69	9.22	NA	NA
MW-162	NA	NA	NA	NA	NA	NA	NA	NA	NA	NA	NA	NA	NA	NA	6.33	19.05	NA	NA	NA	NA
MW-163	NA	NA	NA	NA	NA	NA	NA	NA	NA	NA	NA	NA	NA	NA	11.51	14.09	NA	NA	NA	NA
MW-164	NA	NA	NA	NA	NA	NA	NA	NA	NA	NA	NA	NA	NA	NA	18.92	6.67	NA	NA	NA	NA
MW-165	NA	NA	NA	NA	NA	NA	NA	NA	NA	NA	NA	NA	NA	NA	17.36	7.99	NA	NA	NA	NA

See Notes on Page 25.

Table 20
Groundwater Elevation Data
Interim Remedial Action System
Lockheed Martin, Tallevast Site
Tallevast, Florida

	February 13-14, 2008		February 22, 2008		March 10, 2008		April 11, 2008		July 2, 2008		September 15, 2008		December 15-16, 2008		March 16-April 2, 2009		April 13-15, 2009		May 4, 2009	
	Depth To Water	Water Elevation	Depth To Water	Water Elevation	Depth To Water	Water Elevation	Depth To Water	Water Elevation	Depth To Water	Water Elevation	Depth To Water	Water Elevation	Depth To Water	Water Elevation	Depth To Water	Water Elevation	Depth To Water	Water Elevation	Depth To Water	Water Elevation
Well ID	(ft-toc)	(ft MSL)	(ft-toc)	(ft MSL)	(ft-toc)	(ft MSL)	(ft-toc)	(ft MSL)	(ft-toc)	(ft MSL)	(ft-toc)	(ft MSL)	(ft-toc)	(ft MSL)	(ft-toc)	(ft MSL)	(ft-toc)	(ft MSL)	(ft-toc)	(ft MSL)
MW-166	NA	NA	NA	NA	NA	NA	NA	NA	NA	NA	NA	NA	NA	NA	14.57	11.12	NA	NA	NA	NA
MW-167	NA	NA	NA	NA	NA	NA	NA	NA	NA	NA	NA	NA	NA	NA	5.45	21.60	NA	NA	NA	NA
MW-168	NA	NA	NA	NA	NA	NA	NA	NA	NA	NA	NA	NA	NA	NA	8.81	18.60	NA	NA	NA	NA
MW-169	NA	NA	NA	NA	NA	NA	NA	NA	NA	NA	NA	NA	NA	NA	15.11	12.37	NA	NA	NA	NA
MW-170	NA	NA	NA	NA	NA	NA	NA	NA	NA	NA	NA	NA	NA	NA	17.01	10.49	NA	NA	NA	NA
MW-171	NA	NA	NA	NA	NA	NA	NA	NA	8.58	12.91	8.07	13.42	8.30	13.19	9.04	12.45	NA	NA	NA	NA
MW-172	NA	NA	NA	NA	NA	NA	NA	NA	13.17	8.36	NA	NA	NA	NA	15.98	5.55	NA	NA	NA	NA
MW-173	NA	NA	NA	NA	NA	NA	NA	NA	13.79	7.63	NA	NA	NA	NA	15.00	6.42	NA	NA	NA	NA
MW-174	NA	NA	NA	NA	NA	NA	NA	NA	11.50	9.89	NA	NA	NA	NA	11.05	10.34	NA	NA	NA	NA
MW-175	NA	NA	NA	NA	NA	NA	NA	NA	NA	NA	NA	NA	NA	NA	22.61	5.19	NA	NA	NA	NA
MW-176	NA	NA	NA	NA	NA	NA	NA	NA	NA	NA	NA	NA	NA	NA	22.22	6.79	NA	NA	NA	NA
MW-177	NA	NA	NA	NA	NA	NA	NA	NA	NA	NA	NA	NA	NA	NA	19.05	10.23	NA	NA	NA	NA
MW-178	NA	NA	NA	NA	NA	NA	NA	NA	NA	NA	NA	NA	NA	NA	15.14	6.68	NA	NA	NA	NA
MW-179	NA	NA	NA	NA	NA	NA	NA	NA	NA	NA	NA	NA	NA	NA	16.36	5.51	NA	NA	NA	NA
MW-180	NA	NA	NA	NA	NA	NA	NA	NA	NA	NA	NA	NA	NA	NA	17.31	4.66	NA	NA	NA	NA
MW-181	NA	NA	NA	NA	NA	NA	NA	NA	NA	NA	NA	NA	NA	NA	13.54	8.55	NA	NA	NA	NA
MW-182	NA	NA	NA	NA	NA	NA	NA	NA	NA	NA	NA	NA	NA	NA	16.95	10.24	NA	NA	NA	NA
MW-183	NA	NA	NA	NA	NA	NA	NA	NA	NA	NA	NA	NA	NA	NA	5.49	18.71	5.68	18.52	NA	NA
MW-184	NA	NA	NA	NA	NA	NA	NA	NA	NA	NA	NA	NA	NA	NA	11.53	12.69	12.27	11.95	NA	NA
MW-185	NA	NA	NA	NA	NA	NA	NA	NA	NA	NA	NA	NA	NA	NA	17.27	7.03	17.16	7.14	NA	NA
MW-186	NA	NA	NA	NA	NA	NA	NA	NA	NA	NA	NA	NA	NA	NA	14.86	9.51	16.12	8.25	NA	NA
MW-187	NA	NA	NA	NA	NA	NA	NA	NA	NA	NA	NA	NA	NA	NA	12.50	11.84	13.68	10.66	NA	NA
MW-188	NA	NA	NA	NA	NA	NA	NA	NA	NA	NA	NA	NA	NA	NA	5.69	16.28	NA	NA	NA	NA
MW-189	NA	NA	NA	NA	NA	NA	NA	NA	NA	NA	NA	NA	NA	NA	9.96	12.25	NA	NA	NA	NA
MW-190	NA	NA	NA	NA	NA	NA	NA	NA	NA	NA	NA	NA	NA	NA	15.65	6.46	NA	NA	NA	NA
MW-191	NA	NA	NA	NA	NA	NA	NA	NA	NA	NA	NA	NA	NA	NA	13.04	8.93	NA	NA	NA	NA
MW-192	NA	NA	NA	NA	NA	NA	NA	NA	NA	NA	NA	NA	NA	NA	9.91	11.94	NA	NA	NA	NA
MW-193	NA	NA	NA	NA	NA	NA	NA	NA	NA	NA	NA	NA	NA	NA	15.69	6.08	14.94	6.83	NA	NA
MW-194	NA	NA	NA	NA	NA	NA	NA	NA	NA	NA	NA	NA	NA	NA	12.61	9.09	13.73	7.97	NA	NA
MW-195	NA	NA	NA	NA	NA	NA	NA	NA	NA	NA	NA	NA	NA	NA	10.40	11.68	11.10	10.98	NA	NA
MW-196	NA	NA	NA	NA	NA	NA	NA	NA	NA	NA	NA	NA	NA	NA	20.55	6.12	NA	NA	NA	NA
MW-197	NA	NA	NA	NA	NA	NA	NA	NA	NA	NA	NA	NA	NA	NA	22.95	6.04	NA	NA	NA	NA
MW-198	NA	NA	NA	NA	NA	NA	NA	NA	NA	NA	NA	NA	NA	NA	4.78	15.77	NA	NA	NA	NA
MW-199	NA	NA	NA	NA	NA	NA	NA	NA	NA	NA	NA	NA	NA	NA	12.50	7.92	NA	NA	NA	NA
MW-200	NA	NA	NA	NA	NA	NA	NA	NA	NA	NA	NA	NA	NA	NA	15.68	4.94	NA	NA	NA	NA
MW-201	NA	NA	NA	NA	NA	NA	NA	NA	NA	NA	NA	NA	NA	NA	11.42	9.12	NA	NA	NA	NA
MW-202	NA	NA	NA	NA	NA	NA	NA	NA	NA	NA	NA	NA	NA	NA	9.56	11.06	NA	NA	NA	NA
MW-204	NA	NA	NA	NA	NA	NA	NA	NA	NA	NA	NA	NA	NA	NA	5.68	15.46	5.95	15.19	NA	NA
MW-205	NA	NA	NA	NA	NA	NA	NA	NA	NA	NA	NA	NA	NA	NA	10.77	10.44	11.75	9.46	NA	NA
MW-206	NA	NA	NA	NA	NA	NA	NA	NA	NA	NA	NA	NA	NA	NA	15.82	5.42	14.66	6.58	NA	NA
MW-207	NA	NA	NA	NA	NA	NA	NA	NA	NA	NA	NA	NA	NA	NA	10.24	11.33	11.05	10.52	NA	NA
MW-208	NA	NA	NA	NA	NA	NA	NA	NA	NA	NA	NA	NA	NA	NA	4.49	10.94	NA	NA	NA	NA
MW-209	NA	NA	NA	NA	NA	NA	NA	NA	NA	NA	NA	NA	NA	NA	8.21	7.03	NA	NA	NA	NA
MW-210	NA	NA	NA	NA	NA	NA	NA	NA	NA	NA	NA	NA	NA	NA	11.32	4.20	NA	NA	NA	NA
MW-211	NA	NA	NA	NA	NA	NA	NA	NA	NA	NA	NA	NA	NA	NA	10.32	5.07	NA	NA	NA	NA
MW-212	NA	NA	NA	NA	NA	NA	NA	NA	NA	NA	NA	NA	NA	NA	6.38	9.18	NA	NA	NA	NA
MW-213	NA	NA	NA	NA	NA	NA	NA	NA	NA	NA	NA	NA	NA	NA	NA	NA	5.08	20.20	NA	NA
MW-214	NA	NA	NA	NA	NA	NA	NA	NA	NA	NA	NA	NA	NA	NA	NA	NA	12.34	12.85	NA	NA
MW-215	NA	NA	NA	NA	NA	NA	NA	NA	NA	NA	NA	NA	NA	NA	NA	NA	17.89	7.27	NA	NA
MW-216	NA	NA	NA	NA	NA	NA	NA	NA	NA	NA	NA	NA	NA	NA	NA	NA	17.03	8.17	NA	NA
MW-217	NA	NA	NA	NA	NA	NA	NA	NA	NA	NA	NA	NA	NA	NA	NA	NA	12.67	12.47	NA	NA
MW-218	NA	NA	NA	NA	NA	NA	NA	NA	NA	NA	NA	NA	NA	NA	NA	NA	15.68	10.35	NA	NA
MW-219	NA	NA	NA	NA	NA	NA	NA	NA	NA	NA	NA	NA	NA	NA	5.02	16.89	NA	NA	NA	NA
MW-220	NA	NA	NA	NA	NA	NA	NA	NA	NA	NA	NA	NA	NA	NA	9.35	12.69	NA	NA	NA	NA
MW-221	NA	NA	NA	NA	NA	NA	NA	NA	NA	NA	NA	NA	NA	NA	23.31	-1.07	NA	NA	NA	NA
MW-222	NA	NA	NA	NA	NA	NA	NA	NA	NA	NA	NA	NA	NA	NA	17.86	4.37	NA	NA	NA	NA
MW-223	NA	NA	NA	NA	NA	NA	NA	NA	NA	NA	NA	NA	NA	NA	6.51	10.60	NA	NA	NA	NA
MW-224	NA	NA	NA	NA	NA	NA	NA	NA	NA	NA	NA	NA	NA	NA	6.83	10.39	NA	NA	NA	NA

See Notes on Page 25.

Table 20
Groundwater Elevation Data
Interim Remedial Action System
Lockheed Martin, Tallevast Site
Tallevast, Florida

Well ID	February 13-14, 2008		February 22, 2008		March 10, 2008		April 11, 2008		July 2, 2008		September 15, 2008		December 15-16, 2008		March 16-April 2, 2009		April 13-15, 2009		May 4, 2009	
	Depth To Water	Water Elevation	Depth To Water	Water Elevation	Depth To Water	Water Elevation	Depth To Water	Water Elevation	Depth To Water	Water Elevation	Depth To Water	Water Elevation	Depth To Water	Water Elevation	Depth To Water	Water Elevation	Depth To Water	Water Elevation	Depth To Water	Water Elevation
	(ft-toc)	(ft MSL)	(ft-toc)	(ft MSL)	(ft-toc)	(ft MSL)	(ft-toc)	(ft MSL)	(ft-toc)	(ft MSL)	(ft-toc)	(ft MSL)	(ft-toc)	(ft MSL)	(ft-toc)	(ft MSL)	(ft-toc)	(ft MSL)	(ft-toc)	(ft MSL)
MW-225	NA	NA	NA	NA	NA	NA	NA	NA	NA	NA	NA	NA	NA	NA	6.26	10.87	NA	NA	NA	NA
MW-226	NA	NA	NA	NA	NA	NA	NA	NA	NA	NA	NA	NA	NA	NA	7.70	9.44	NA	NA	NA	NA
MW-227	NA	NA	NA	NA	NA	NA	NA	NA	NA	NA	NA	NA	NA	NA	5.76	11.64	NA	NA	NA	NA
MW-228	NA	NA	NA	NA	NA	NA	NA	NA	NA	NA	NA	NA	NA	NA	14.00	6.73	NA	NA	NA	NA
MW-229	NA	NA	NA	NA	NA	NA	NA	NA	NA	NA	NA	NA	NA	NA	9.37	20.77	NA	NA	NA	NA
MW-230	NA	NA	NA	NA	NA	NA	NA	NA	NA	NA	NA	NA	NA	NA	9.70	20.32	NA	NA	NA	NA
MW-231	NA	NA	NA	NA	NA	NA	NA	NA	NA	NA	NA	NA	NA	NA	24.39	5.58	NA	NA	NA	NA
MW-232	14.54	14.97	NA	NA	16.53	12.98	16.16	13.35	17.68	11.83	12.04	17.47	15.29	14.22	17.79	11.72	NA	NA	NA	NA
MW-233	17.08	13.41	NA	NA	16.60	13.89	NA	NA	16.72	13.77	16.40	14.09	17.33	13.16	21.83	8.66	NA	NA	NA	NA
MW-234	NA	NA	NA	NA	NA	NA	NA	NA	NA	NA	NA	NA	NA	NA	NA	NA	5.15	19.53	NA	NA
MW-235	NA	NA	NA	NA	NA	NA	NA	NA	NA	NA	NA	NA	NA	NA	NA	NA	11.95	12.76	NA	NA
MW-236	NA	NA	NA	NA	NA	NA	NA	NA	NA	NA	NA	NA	NA	NA	NA	NA	18.30	6.47	NA	NA
MW-237	NA	NA	NA	NA	NA	NA	NA	NA	NA	NA	NA	NA	NA	NA	NA	NA	16.37	8.39	NA	NA
MW-238	NA	NA	NA	NA	NA	NA	NA	NA	NA	NA	NA	NA	NA	NA	NA	NA	13.62	10.92	NA	NA
MW-239	16.00	12.43	NA	NA	16.40	12.03	15.60	12.83	18.23	10.20	13.39	15.04	16.51	11.92	19.13	9.30	NA	NA	NA	NA
MW-240	NA	NA	NA	NA	NA	NA	NA	NA	NA	NA	NA	NA	NA	NA	15.95	11.63	NA	NA	NA	NA
MW-241	NA	NA	NA	NA	NA	NA	NA	NA	NA	NA	NA	NA	NA	NA	5.97	11.31	NA	NA	NA	NA
MW-242	NA	NA	NA	NA	NA	NA	NA	NA	NA	NA	NA	NA	NA	NA	4.98	17.62	NA	NA	NA	NA
MW-243	NA	NA	NA	NA	NA	NA	NA	NA	NA	NA	NA	NA	NA	NA	15.22	7.40	NA	NA	NA	NA
MW-244	NA	NA	NA	NA	NA	NA	NA	NA	NA	NA	NA	NA	NA	NA	17.25	5.41	NA	NA	NA	NA
MW-245	NA	NA	NA	NA	NA	NA	NA	NA	NA	NA	NA	NA	NA	NA	6.77	12.15	NA	NA	NA	NA
MW-246	NA	NA	NA	NA	NA	NA	NA	NA	NA	NA	NA	NA	NA	NA	14.68	4.28	NA	NA	NA	NA
MW-247	NA	NA	NA	NA	NA	NA	NA	NA	NA	NA	NA	NA	NA	NA	16.14	2.87	NA	NA	NA	NA
MW-248	NA	NA	NA	NA	NA	NA	NA	NA	NA	NA	NA	NA	NA	NA	18.76	7.81	NA	NA	NA	NA
MW-249	NA	NA	NA	NA	NA	NA	NA	NA	NA	NA	NA	NA	NA	NA	NA	NA	15.57	7.03	NA	NA
MW-250	NA	NA	NA	NA	NA	NA	NA	NA	NA	NA	NA	NA	NA	NA	NA	NA	17.47	7.36	NA	NA
MW-251	NA	NA	NA	NA	NA	NA	NA	NA	NA	NA	NA	NA	NA	NA	17.30	10.07	NA	NA	NA	NA
MW-252	NA	NA	NA	NA	NA	NA	NA	NA	20.63	10.93	17.21	14.35	21.21	10.35	23.31	8.25	NA	NA	24.53	7.03
MW-253	NA	NA	NA	NA	NA	NA	16.63	14.85	20.21	11.27	14.18	17.30	18.05	13.43	20.42	11.06	NA	NA	21.39	10.09
MW-254 (MW-BT-1)	NA	NA	NA	NA	NA	NA	NA	NA	7.76	23.63	5.30	26.09	6.96	24.42	7.76	23.63	NA	NA	8.08	23.31
MW-255	NA	NA	NA	NA	NA	NA	NA	NA	NA	NA	NA	NA	NA	NA	NA	NA	NA	NA	NA	NA
PZ-LSAS-1	NA	NA	NA	NA	NA	NA	NA	NA	NA	NA	NA	NA	NA	NA	8.28	22.84	NA	NA	NA	NA
PZ-LSAS-2	NA	NA	NA	NA	NA	NA	NA	NA	NA	NA	NA	NA	NA	NA	9.20	22.24	NA	NA	NA	NA
PZ-LSAS-3	NA	NA	NA	NA	NA	NA	NA	NA	NA	NA	NA	NA	NA	NA	9.26	22.90	NA	NA	NA	NA
PZ-LSAS-4	NA	NA	NA	NA	NA	NA	NA	NA	NA	NA	NA	NA	NA	NA	9.00	22.60	NA	NA	NA	NA
PZ-LSAS-5	NA	NA	NA	NA	NA	NA	NA	NA	NA	NA	NA	NA	NA	NA	8.95	22.66	NA	NA	NA	NA
PZ-LSAS-6	NA	NA	NA	NA	NA	NA	NA	NA	NA	NA	NA	NA	NA	NA	10.12	22.61	NA	NA	NA	NA
PZ-LSAS-7	NA	NA	NA	NA	NA	NA	NA	NA	NA	NA	NA	NA	NA	NA	9.15	22.75	NA	NA	NA	NA

See Notes on Page 25.

Table 20
Groundwater Elevation Data
Interim Remedial Action System
Lockheed Martin, Tallevast Site
Tallevast, Florida

	May 13, 2009		May 19, 2009		May 27, 2009		June 4, 2009		July 7, 2009		September 3, 2009		December 4, 2009		March 9, 2010		June 2, 2010		August 31, 2010	
Well ID	Depth To Water (ft-toc)	Water Elevation (ft MSL)	Depth To Water (ft-toc)	Water Elevation (ft MSL)	Depth To Water (ft-toc)	Water Elevation (ft MSL)	Depth To Water (ft-toc)	Water Elevation (ft MSL)	Depth To Water (ft-toc)	Water Elevation (ft MSL)	Depth To Water (ft-toc)	Water Elevation (ft MSL)	Depth To Water (ft-toc)	Water Elevation (ft MSL)	Depth To Water (ft-toc)	Water Elevation (ft MSL)	Depth To Water (ft-toc)	Water Elevation (ft MSL)	Depth To Water (ft-toc)	Water Elevation (ft MSL)
DW-1	20.42	10.58	20.39	10.61	19.88	11.12	20.22	10.78	21.05	9.95	20.39	10.61	15.51	15.49	19.47	11.53	20.45	10.55	17.28	13.72
IWI-2	NA	NA	NA	NA	NA	NA	NA	NA	NA	NA	18.80	12.82	20.31	11.31	17.93	13.69	19.06	12.56	16.70	14.92
MW-2	NA	NA	NA	NA	NA	NA	NA	NA	NA	NA	NA	NA	NA	NA	NA	NA	NA	NA	NA	NA
MW-3	7.43	23.09	7.28	23.24	7.16	23.36	7.44	23.08	7.13	23.39	7.32	23.20	7.78	22.74	7.51	23.01	7.62	22.90	3.22	27.30
MW-4	8.15	23.35	8.16	23.34	7.98	23.52	8.10	23.40	7.65	23.85	7.85	23.65	8.50	23.00	8.08	23.42	8.09	23.41	4.60	26.90
MW-5	8.51	23.66	8.19	23.98	7.90	24.27	8.03	24.14	7.60	24.57	7.71	24.46	8.43	23.74	8.30	23.87	8.38	23.79	4.31	27.86
MW-6	8.48	23.44	8.26	23.66	7.91	24.01	8.02	23.90	7.54	24.38	7.64	24.28	8.28	23.64	8.10	23.82	8.21	23.71	4.05	27.87
MW-7D	7.36	23.94	6.75	24.55	6.41	24.89	6.80	24.50	6.55	24.75	6.63	24.67	7.16	24.14	7.37	23.93	7.47	23.83	3.01	28.29
MW-7S	7.51	23.99	6.88	24.62	6.58	24.92	6.95	24.55	6.76	24.74	7.81	23.69	7.23	24.27	7.56	23.94	7.65	23.85	3.18	28.32
MW-8D	7.42	23.54	7.13	23.83	6.76	24.20	7.06	23.90	6.66	24.30	6.72	24.24	7.57	23.39	7.29	23.67	7.44	23.52	2.44	28.52
MW-8S	7.45	23.54	7.16	23.83	6.83	24.16	7.10	23.89	6.70	24.29	6.76	24.23	7.59	23.40	7.35	23.64	7.53	23.46	2.50	28.49
MW-9D	7.55	22.66	7.64	22.57	7.45	22.76	7.48	22.73	7.09	23.12	7.31	22.90	7.75	22.46	7.62	22.59	7.34	22.87	2.53	27.68
MW-9S	7.57	22.67	7.67	22.57	7.49	22.75	7.53	22.71	7.06	23.18	7.36	22.88	7.82	22.42	7.00	23.24	7.34	22.90	2.57	27.67
MW-10	8.97	22.77	9.04	22.70	8.93	22.81	9.05	22.69	8.85	22.89	9.06	22.68	9.56	22.18	9.12	22.62	9.27	22.47	5.67	26.07
MW-11	8.32	23.55	8.25	23.62	8.08	23.79	8.25	23.62	7.95	23.92	8.13	23.74	8.68	23.19	8.47	23.40	8.46	23.41	5.06	26.81
MW-12	8.23	22.81	8.33	22.71	8.27	22.77	8.36	22.68	8.08	22.96	8.34	22.70	8.78	22.26	8.25	22.79	8.41	22.63	4.31	26.73
MW-13D	8.07	22.78	7.90	22.95	7.62	23.23	7.72	23.13	7.12	23.73	7.32	23.53	7.86	22.99	7.26	23.59	7.37	23.48	2.51	28.34
MW-13S	7.86	22.80	7.70	22.96	7.43	23.23	7.53	23.13	6.91	23.75	7.11	23.55	7.62	23.04	6.99	23.67	7.15	23.51	22.80	7.86
MW-14D	7.24	22.51	6.67	23.08	6.34	23.41	6.60	23.15	6.10	23.65	6.28	23.47	6.75	23.00	6.15	23.60	6.34	23.41	0.96	28.79
MW-14S	7.23	22.51	6.65	23.09	6.31	23.43	6.59	23.15	6.09	23.65	6.29	23.45	6.73	23.01	6.13	23.61	6.33	23.41	0.95	28.79
MW-15D	7.61	22.59	7.68	22.52	7.48	22.72	7.50	22.70	6.92	23.28	7.28	22.92	7.74	22.46	6.92	23.28	7.15	23.05	1.94	28.26
MW-15S	7.44	22.65	7.54	22.55	7.29	22.80	7.37	22.72	6.77	23.32	7.15	22.94	7.57	22.52	6.76	23.33	7.00	23.09	1.79	28.30
MW-16D	6.55	20.71	6.34	20.92	5.80	21.46	5.80	21.46	5.22	22.04	5.05	22.21	5.49	21.77	4.36	22.90	5.08	22.18	0.76	26.50
MW-16S	6.64	20.62	6.44	20.82	5.85	21.41	5.91	21.35	5.32	21.94	5.18	22.08	5.58	21.68	4.45	22.81	5.15	22.11	0.98	26.28
MW-17D	7.71	22.52	7.45	22.78	7.13	23.10	7.27	22.96	6.72	23.51	6.95	23.28	7.44	22.79	6.80	23.43	6.98	23.25	1.56	28.67
MW-17S	7.57	22.52	7.30	22.79	7.00	23.09	7.12	22.97	6.67	23.42	6.81	23.28	7.31	22.78	6.63	23.46	6.76	23.33	1.32	28.77
MW-18D	6.65	21.39	6.46	21.58	5.98	22.06	6.04	22.00	5.45	22.59	5.59	22.45	5.91	22.13	4.89	23.15	5.47	22.57	1.12	26.92
MW-18S	6.58	21.42	6.34	21.66	5.86	22.14	5.92	22.08	5.41	22.59	5.48	22.52	5.82	22.18	4.76	23.24	5.38	22.62	1.31	26.69
MW-19	21.93	9.32	22.09	9.16	22.24	9.01	22.23	9.02	21.07	10.18	18.94	12.31	18.92	12.33	17.22	14.03	18.37	12.88	17.35	13.90
MW-20	9.20	21.09	8.75	21.54	8.32	21.97	8.44	21.85	7.72	22.57	7.88	22.41	8.14	22.15	7.21	23.08	8.10	22.19	2.99	27.30
MW-21	NA	NA	NA	NA	NA	NA	NA	NA	NA	NA	NA	NA	NA	NA	NA	NA	NA	NA	15.11	13.77
MW-22	20.28	8.43	20.40	8.31	20.23	8.48	20.12	8.59	19.27	9.44	17.69	11.02	17.69	11.02	15.73	12.98	17.00	11.71	15.29	13.42
MW-23	23.75	4.95	23.86	4.84	23.41	5.29	23.17	5.53	21.61	7.09	19.29	9.41	20.88	7.82	17.44	11.26	16.64	12.06	14.72	13.98
MW-24	NA	NA	NA	NA	NA	NA	NA	NA	NA	NA	NA	NA	NA	NA	NA	NA	NA	NA	2.99	27.02
MW-25	7.87	21.71	7.55	22.03	7.05	22.53	7.07	22.51	6.39	23.19	6.37	23.21	7.01	22.57	6.09	23.49	6.80	22.78	1.79	27.79
MW-26	NA	NA	NA	NA	NA	NA	NA	NA	NA	NA	NA	NA	NA	NA	NA	NA	NA	NA	1.24	25.52
MW-27	NA	NA	NA	NA	NA	NA	NA	NA	NA	NA	NA	NA	NA	NA	NA	NA	NA	NA	NA	NA
MW-28	NA	NA	NA	NA	NA	NA	NA	NA	NA	NA	NA	NA	NA	NA	NA	NA	NA	NA	0.45	27.36
MW-29	6.52	21.21	6.34	21.39	5.83	21.90	5.90	21.83	5.29	22.44	5.40	22.33	5.70	22.03	4.60	23.13	5.26	22.47	0.93	26.80
MW-30	6.94	22.30	6.71	22.53	6.18	23.06	6.21	23.03	5.69	23.55	5.65	23.59	6.38	22.86	5.93	23.31	6.30	22.94	1.75	27.49
MW-31	NA	NA	NA	NA	NA	NA	NA	NA	NA	NA	NA	NA	NA	NA	NA	NA	NA	NA	14.21	14.28
MW-32	8.66	22.34	8.37	22.63	8.30	22.70	8.52	22.48	8.35	22.65	8.43	22.57	8.11	22.89	8.21	22.79	8.77	22.23	6.05	24.95
MW-33	23.25	7.75	17.76	13.24	18.89	12.11	18.75	12.25	22.20	8.80	25.18	5.82	22.94	8.06	13.90	17.10	23.29	7.71	19.48	11.52
MW-34	26.11	3.88	26.13	3.86	25.29	4.70	24.78	5.21	22.82	7.17	20.51	9.48	22.10	7.89	18.96	11.03	18.15	11.84	13.74	16.25
MW-35	6.49	23.39	6.36	23.52	5.45	24.43	5.61	24.27	4.98	24.90	5.04	24.84	6.01	23.87	5.49	24.39	5.77	24.11	NA	NA
MW-36	11.46	20.25	11.07	20.64	11.00	20.71	11.24	20.47	11.11	20.60	11.41	20.30	12.00	19.71	11.53	20.18	12.10	19.61	8.19	23.52
MW-37	24.27	7.33	18.68	12.92	19.84	11.76	21.80	9.80	23.18	8.42	24.17	7.43	24.17	7.43	21.91	9.69	24.35	7.25	20.55	11.05
MW-38	9.16	21.99	9.09	22.06	9.00	22.15	9.06	22.09	8.93	22.22	9.17	21.98	9.64	21.51	8.45	22.70	9.46	21.69	5.48	25.67
MW-39	23.20	7.98	17.94	13.24	18.97	12.21	20.86	10.32	22.10	9.08	22.78	8.40	21.95	9.23	14.35	16.83	23.04	8.14	19.40	11.78
MW-40	8.74	22.58	8.78	22.54	8.69	22.63	8.79	22.53	8.57	22.75	8.77	22.55	9.19	22.13	8.52	22.80	8.82	22.50	4.74	26.58
MW-41	23.49	7.73	18.11	13.11	19.21	12.01	21.11	10.11	22.47	8.75	23.32	7.90	23.17	8.05	14.54	16.68	23.45	7.77	19.53	11.69
MW-42	9.33	22.16	9.30	22.19	9.21	22.28	9.28	22.21	9.03	22.46	9.15	22.34	9.00	22.49	8.69	22.80	9.59	21.90	5.58	25.91
MW-43	23.88	7.60	18.46	13.02	19.53	11.95	21.45	10.03	22.83	8.65	23.72	7.76	23.54	7.94	14.75	16.73	23.82	7.66	19.98	11.50
MW-44	25.96	4.92	26.06	4.82	25.41	5.47	24.98	5.90	23.03	7.85	20.62	10.26	22.20	8.68	19.10	11.78	18.79	12.09	16.47	14.41
MW-45	23.56	7.02	24.03	6.55	23.86	6.72	23.31	7.27	21.06	9.52	18.46	12.12	19.03	11.55	17.14	13.44	18.05	12.53	16.65	13.93
MW-46	18.00	9.33	18.12	9.21	17.91	9.42	17.75	9.58	16.21	11.12	13.59	13.74	13.34	13.99	11.65	15.68	13.25	14.08	12.18	15.15
MW-47	8.00	21.42	7.81	21.61	7.33	22.09	8.35	21.07	6.79	22.63	6.71	22.71	10.32	19.10	6.16	23.26	6.71	22.71	2.10	27.32
MW-48	21.23	9.17	18.79	11.61	17.15	13.25	19.67	10.73	20.38	10.02	20.28	10.12	20.91	9.49	18.62	11.78	20.72	9.68	16.80	13.60
MW-49	22.22	7.15	22.52	6.85	22.50	6.87	22.22	7.15	20.33	9.04	17.55	11.82	18.20	11.17	15.56	13.81	17.08	12.29	15.65	13.72

See Notes on Page 25.

Table 20
Groundwater Elevation Data
Interim Remedial Action System
Lockheed Martin, Tallevast Site
Tallevast, Florida

	May 13, 2009		May 19, 2009		May 27, 2009		June 4, 2009		July 7, 2009		September 3, 2009		December 4, 2009		March 9, 2010		June 2, 2010		August 31, 2010	
	Depth To Water	Water Elevation	Depth To Water	Water Elevation	Depth To Water	Water Elevation	Depth To Water	Water Elevation	Depth To Water	Water Elevation	Depth To Water	Water Elevation	Depth To Water	Water Elevation	Depth To Water	Water Elevation	Depth To Water	Water Elevation	Depth To Water	Water Elevation
Well ID	(ft-toc)	(ft MSL)	(ft-toc)	(ft MSL)	(ft-toc)	(ft MSL)	(ft-toc)	(ft MSL)	(ft-toc)	(ft MSL)	(ft-toc)	(ft MSL)	(ft-toc)	(ft MSL)	(ft-toc)	(ft MSL)	(ft-toc)	(ft MSL)	(ft-toc)	(ft MSL)
MW-50	NA	NA	NA	NA	NA	NA	NA	NA	NA	NA	NA	NA	NA	NA	NA	NA	NA	NA	12.36	15.20
MW-51	NA	NA	NA	NA	NA	NA	NA	NA	NA	NA	NA	NA	NA	NA	NA	NA	NA	NA	11.81	15.08
MW-52	20.18	6.93	20.38	6.73	20.42	6.69	20.29	6.82	18.69	8.42	16.09	11.02	16.19	10.92	13.96	13.15	14.50	12.61	13.43	13.68
MW-53	NA	NA	NA	NA	NA	NA	NA	NA	NA	NA	NA	NA	NA	NA	NA	NA	NA	NA	14.15	13.62
MW-54	NA	NA	NA	NA	NA	NA	NA	NA	NA	NA	NA	NA	NA	NA	NA	NA	NA	NA	13.54	13.34
MW-55	NA	NA	NA	NA	NA	NA	NA	NA	NA	NA	NA	NA	NA	NA	NA	NA	NA	NA	15.09	14.94
MW-56	NA	NA	NA	NA	NA	NA	NA	NA	NA	NA	NA	NA	NA	NA	NA	NA	NA	NA	NA	NA
MW-57	25.24	5.11	25.20	5.15	24.34	6.01	23.72	6.63	21.48	8.87	19.08	11.27	20.61	9.74	17.84	12.51	18.33	12.02	15.82	14.53
MW-58	25.34	5.92	25.36	5.90	24.49	6.77	23.77	7.49	21.49	9.77	18.98	12.28	20.52	10.74	17.88	13.38	19.18	12.08	16.63	14.63
MW-59	21.86	6.62	21.76	6.72	20.61	7.87	19.65	8.83	17.18	11.30	14.60	13.88	16.32	12.16	13.89	14.59	16.65	11.83	13.72	14.76
MW-60	NA	NA	NA	NA	NA	NA	NA	NA	NA	NA	NA	NA	NA	NA	NA	NA	NA	NA	13.90	14.43
MW-61	NA	NA	NA	NA	NA	NA	NA	NA	NA	NA	NA	NA	NA	NA	NA	NA	NA	NA	14.72	12.78
MW-62	NA	NA	NA	NA	NA	NA	NA	NA	NA	NA	NA	NA	NA	NA	NA	NA	NA	NA	0.66	26.69
MW-63	6.99	20.38	6.81	20.56	6.23	21.14	6.24	21.13	5.58	21.79	5.50	21.87	5.87	21.50	4.66	22.71	5.39	21.98	0.70	26.67
MW-64	NA	NA	NA	NA	NA	NA	NA	NA	NA	NA	NA	NA	NA	NA	NA	NA	NA	NA	0.98	26.40
MW-65	NA	NA	NA	NA	NA	NA	NA	NA	NA	NA	NA	NA	NA	NA	NA	NA	NA	NA	2.50	26.26
MW-66	NA	NA	NA	NA	NA	NA	NA	NA	NA	NA	NA	NA	NA	NA	NA	NA	NA	NA	0.50	28.70
MW-67	8.43	22.36	8.27	22.52	7.93	22.86	8.03	22.76	7.46	23.33	7.51	23.28	8.08	22.71	7.24	23.55	7.44	23.35	2.29	28.50
MW-68	18.26	10.34	16.95	11.65	15.81	12.79	16.72	11.88	16.68	11.92	15.91	12.69	16.47	12.13	14.38	14.22	16.44	12.16	12.71	15.89
MW-69	7.02	19.89	6.33	20.58	5.85	21.06	6.15	20.76	5.59	21.32	5.55	21.36	5.68	21.23	5.43	21.48	5.52	21.39	2.57	24.34
MW-70	9.53	22.36	9.40	22.49	9.08	22.81	9.36	22.53	8.86	23.03	8.99	22.90	9.32	22.57	8.58	23.31	8.79	21.63	5.20	25.22
MW-71	8.49	22.74	8.55	22.68	8.43	22.80	8.52	22.71	8.07	23.16	8.75	22.48	9.00	22.23	8.21	23.02	8.28	22.95	3.89	27.34
MW-72	7.39	23.58	6.92	24.05	6.51	24.46	6.70	24.27	6.26	24.71	6.21	24.76	6.71	24.26	6.95	24.02	7.14	23.83	2.76	28.21
MW-73	NA	NA	NA	NA	NA	NA	NA	NA	NA	NA	NA	NA	NA	NA	NA	NA	NA	NA	1.14	24.89
MW-74	NA	NA	NA	NA	NA	NA	NA	NA	NA	NA	NA	NA	NA	NA	NA	NA	NA	NA	0.00	27.90
MW-75	NA	NA	NA	NA	NA	NA	NA	NA	NA	NA	NA	NA	NA	NA	NA	NA	NA	NA	3.28	28.10
MW-76	8.67	22.17	8.64	22.20	8.52	22.32	8.52	22.32	8.31	22.53	8.57	22.27	8.70	22.14	7.90	22.94	8.44	22.40	4.05	26.79
MW-77	21.04	8.69	16.36	13.37	15.45	14.28	18.93	10.80	20.57	9.16	21.01	8.72	21.25	8.48	12.60	17.13	21.14	8.59	17.03	12.70
MW-78	15.45	14.78	12.92	17.31	12.70	17.53	13.67	16.56	14.03	16.20	14.17	16.06	13.42	16.81	10.88	19.35	14.09	16.14	9.73	20.50
MW-79	17.04	13.07	15.67	14.44	14.41	15.70	16.79	13.32	17.32	12.79	16.94	13.17	17.33	12.78	13.25	16.86	17.25	12.86	12.91	17.20
MW-80	20.04	10.95	16.63	14.36	17.03	13.96	18.32	12.67	18.61	12.38	18.97	12.02	18.56	12.43	18.70	12.29	19.56	11.43	15.62	15.37
MW-81	23.84	7.17	19.90	11.11	17.65	13.36	21.10	9.91	21.82	9.19	21.85	9.16	22.47	8.54	19.11	11.90	22.29	8.72	18.29	12.72
MW-82	11.06	16.18	10.80	16.44	10.09	17.15	10.01	17.23	9.34	17.90	8.95	18.29	9.73	17.51	8.70	18.54	6.22	21.02	NA	NA
MW-83	NA	NA	NA	NA	NA	NA	NA	NA	NA	NA	NA	NA	NA	NA	NA	NA	NA	NA	NA	NA
MW-84	19.55	11.60	16.45	14.70	16.74	14.41	17.90	13.25	18.88	12.27	18.04	13.11	18.81	12.34	17.69	13.46	18.90	12.25	14.95	16.20
MW-85	12.52	17.03	11.08	18.47	10.45	19.10	10.62	18.93	9.79	19.76	9.75	19.80	10.81	18.74	8.97	20.58	10.43	18.03	5.71	22.75
MW-86	18.37	10.40	17.57	11.20	16.55	12.22	17.10	11.67	17.22	11.55	16.34	12.43	16.74	12.03	14.44	14.33	16.23	12.54	12.67	16.10
MW-87	11.20	19.06	10.33	19.93	9.23	21.03	9.42	20.84	8.94	21.32	8.88	21.38	10.08	20.18	9.15	21.11	9.45	19.97	4.92	24.50
MW-88	NA	NA	NA	NA	NA	NA	NA	NA	NA	NA	NA	NA	NA	NA	NA	NA	NA	NA	NA	NA
MW-89	7.42	22.08	7.17	22.33	6.78	22.72	6.84	22.66	6.23	23.27	6.23	23.27	6.90	22.60	5.96	23.54	6.34	23.16	0.79	28.71
MW-90	6.84	21.11	6.81	21.14	6.29	21.66	6.20	21.75	5.70	22.25	5.77	22.18	6.18	21.77	4.83	23.12	5.42	22.53	0.20	27.75
MW-91	15.46	12.20	13.99	13.67	13.19	14.47	13.60	14.06	14.60	13.06	13.76	13.90	14.08	13.58	11.39	16.27	13.59	14.07	9.70	17.96
MW-92	18.00	9.35	17.76	9.59	16.85	10.50	16.67	10.68	16.83	10.52	14.25	13.10	15.38	11.97	12.36	14.99	14.26	13.09	11.18	16.17
MW-93	16.91	10.82	17.10	10.63	16.79	10.94	16.75	10.98	16.27	11.46	14.75	12.98	14.52	13.21	12.36	15.37	13.45	14.28	11.75	15.98
MW-94	NA	NA	NA	NA	NA	NA	NA	NA	NA	NA	NA	NA	NA	NA	NA	NA	NA	NA	NA	NA
MW-95	NA	NA	NA	NA	NA	NA	NA	NA	NA	NA	NA	NA	NA	NA	NA	NA	NA	NA	NA	NA
MW-96	NA	NA	NA	NA	NA	NA	NA	NA	NA	NA	NA	NA	NA	NA	NA	NA	NA	NA	NA	NA
MW-97	NA	NA	NA	NA	NA	NA	NA	NA	NA	NA	NA	NA	NA	NA	NA	NA	NA	NA	NA	NA
MW-98	7.06	18.69	6.62	19.13	5.80	19.95	5.97	19.78	5.31	20.44	4.97	20.78	5.56	20.19	5.51	20.24	5.88	19.87	1.56	24.19
MW-99	NA	NA	NA	NA	NA	NA	NA	NA	NA	NA	NA	NA	NA	NA	NA	NA	NA	NA	10.62	14.64
MW-100	7.73	17.50	7.07	18.16	6.53	18.70	6.72	18.51	5.88	19.35	5.78	19.45	6.40	18.83	6.10	19.13	6.61	18.62	1.87	23.36
MW-101	NA	NA	NA	NA	NA	NA	NA	NA	NA	NA	NA	NA	NA	NA	NA	NA	NA	NA	6.41	23.68
MW-102	NA	NA	NA	NA	NA	NA	NA	NA	NA	NA	NA	NA	NA	NA	NA	NA	NA	NA	10.77	15.33
MW-103	NA	NA	NA	NA	NA	NA	NA	NA	NA	NA	NA	NA	NA	NA	NA	NA	NA	NA	2.59	23.60
MW-104	NA	NA	NA	NA	NA	NA	NA	NA	NA	NA	NA	NA	NA	NA	NA	NA	NA	NA	NA	NA
MW-105	13.98	12.43	11.37	15.04	10.66	15.75	NA	NA	12.39	14.02	12.62	13.79	12.80	13.61	9.55	16.86	12.80	13.61	NA	NA
MW-106	NA	NA	NA	NA	NA	NA	NA	NA	NA	NA	NA	NA	NA	NA	NA	NA	NA	NA	3.92	24.39
MW-107	NA	NA	NA	NA	NA	NA	NA	NA	NA	NA	NA	NA	NA	NA	NA	NA	NA	NA	NA	NA

See Notes on Page 25.

Table 20
Groundwater Elevation Data
Interim Remedial Action System
Lockheed Martin, Tallevast Site
Tallevast, Florida

	May 13, 2009		May 19, 2009		May 27, 2009		June 4, 2009		July 7, 2009		September 3, 2009		December 4, 2009		March 9, 2010		June 2, 2010		August 31, 2010	
	Depth To Water	Water Elevation	Depth To Water	Water Elevation	Depth To Water	Water Elevation	Depth To Water	Water Elevation	Depth To Water	Water Elevation	Depth To Water	Water Elevation	Depth To Water	Water Elevation	Depth To Water	Water Elevation	Depth To Water	Water Elevation	Depth To Water	Water Elevation
Well ID	(ft-toc)	(ft MSL)	(ft-toc)	(ft MSL)	(ft-toc)	(ft MSL)	(ft-toc)	(ft MSL)	(ft-toc)	(ft MSL)	(ft-toc)	(ft MSL)	(ft-toc)	(ft MSL)	(ft-toc)	(ft MSL)	(ft-toc)	(ft MSL)	(ft-toc)	(ft MSL)
MW-108	5.70	18.66	4.91	19.45	4.32	20.04	4.70	19.66	3.98	20.38	3.69	20.67	4.32	20.04	4.05	20.31	4.44	19.92	0.95	23.41
MW-109	8.05	20.40	NA	NA	6.08	22.37	7.36	21.09			6.61	21.84	6.96	21.49	5.68	22.77	6.52	21.93	1.64	26.81
MW-110	7.55	21.25	7.49	21.31	7.10	21.70	7.02	21.78	6.44	22.36	6.50	22.30	6.83	21.97	5.57	23.23	6.06	22.74	0.50	28.30
MW-111	NA	NA	NA	NA	NA	NA	NA	NA	NA	NA	NA	NA	NA	NA	NA	NA	NA	NA	1.26	25.11
MW-112	NA	NA	NA	NA	NA	NA	NA	NA	NA	NA	NA	NA	NA	NA	NA	NA	NA	NA	19.18	9.10
MW-113	17.30	9.01	17.11	9.20	16.11	10.20	15.83	10.48	14.75	11.56	13.25	13.06	14.38	11.93	11.19	15.12	13.10	13.21	9.81	16.50
MW-114	NA	NA	NA	NA	NA	NA	NA	NA	NA	NA	NA	NA	NA	NA	NA	NA	NA	NA	NA	NA
MW-115	NA	NA	NA	NA	NA	NA	NA	NA	NA	NA	NA	NA	NA	NA	NA	NA	NA	NA	4.70	25.51
MW-116	NA	NA	NA	NA	NA	NA	NA	NA	NA	NA	NA	NA	NA	NA	NA	NA	NA	NA	0.29	21.55
MW-117	NA	NA	NA	NA	NA	NA	NA	NA	NA	NA	NA	NA	NA	NA	NA	NA	NA	NA	5.45	16.11
MW-118	NA	NA	NA	NA	NA	NA	NA	NA	NA	NA	NA	NA	NA	NA	NA	NA	NA	NA	2.16	19.31
MW-119	NA	NA	NA	NA	NA	NA	NA	NA	NA	NA	NA	NA	NA	NA	NA	NA	NA	NA	6.19	14.99
MW-120	NA	NA	NA	NA	NA	NA	NA	NA	NA	NA	NA	NA	NA	NA	NA	NA	NA	NA	0.58	20.60
MW-121	NA	NA	NA	NA	NA	NA	NA	NA	NA	NA	NA	NA	NA	NA	NA	NA	NA	NA	6.75	14.60
MW-122	NA	NA	NA	NA	NA	NA	NA	NA	NA	NA	NA	NA	NA	NA	NA	NA	NA	NA	3.44	16.62
MW-123	NA	NA	NA	NA	NA	NA	NA	NA	NA	NA	NA	NA	NA	NA	NA	NA	NA	NA	11.97	18.93
MW-124	NA	NA	NA	NA	NA	NA	NA	NA	NA	NA	NA	NA	NA	NA	NA	NA	NA	NA	12.46	16.51
MW-125	NA	NA	NA	NA	NA	NA	NA	NA	NA	NA	NA	NA	NA	NA	NA	NA	NA	NA	7.75	21.77
MW-126	NA	NA	NA	NA	NA	NA	NA	NA	NA	NA	NA	NA	NA	NA	NA	NA	NA	NA	4.33	23.99
MW-127	25.14	6.60	23.47	8.27	22.84	8.90	23.13	8.61	22.56	9.18	21.04	10.70	22.33	9.41	19.14	12.60	21.16	10.58	17.40	14.34
MW-128	25.68	5.91	25.75	5.84	25.16	6.43	24.76	6.83	22.46	9.13	19.95	11.64	17.29	14.30	18.66	12.93	19.24	12.35	17.05	14.54
MW-129	25.02	6.39	24.42	6.99	23.06	8.35	22.72	8.69	21.30	10.11	19.54	11.87	20.56	10.85	18.18	13.23	19.75	11.66	15.89	15.52
MW-130	24.35	6.02	23.68	6.69	22.39	7.98	21.99	8.38	20.55	9.82	18.85	11.52	19.82	10.55	17.53	12.84	18.34	12.03	14.47	15.90
MW-131	NA	NA	NA	NA	NA	NA	NA	NA	NA	NA	NA	NA	NA	NA	NA	NA	NA	NA	12.73	14.60
MW-132	23.47	6.60	22.88	7.19	21.81	8.26	21.72	8.35	20.83	9.24	18.80	11.27	20.58	9.49	16.62	13.45	19.18	10.89	15.52	14.55
MW-133	22.15	5.53	21.88	5.80	20.71	6.97	20.30	7.38	18.89	8.79	16.16	11.52	18.30	9.38	14.53	13.15	16.73	10.95	13.12	14.56
MW-134	25.22	5.88	24.21	6.89	23.18	7.92	23.18	7.92	22.15	8.95	21.12	9.98	21.30	9.80	17.87	13.23	20.34	10.76	16.58	14.52
MW-135	NA	NA	NA	NA	NA	NA	NA	NA	NA	NA	NA	NA	NA	NA	NA	NA	NA	NA	13.20	14.44
MW-136	NA	NA	NA	NA	NA	NA	NA	NA	NA	NA	NA	NA	NA	NA	NA	NA	NA	NA	NA	NA
MW-137	NA	NA	NA	NA	NA	NA	NA	NA	NA	NA	NA	NA	NA	NA	NA	NA	NA	NA	NA	NA
MW-138	NA	NA	NA	NA	NA	NA	NA	NA	NA	NA	NA	NA	NA	NA	NA	NA	NA	NA	NA	NA
MW-139	NA	NA	NA	NA	NA	NA	NA	NA	NA	NA	NA	NA	NA	NA	NA	NA	NA	NA	NA	NA
MW-140	NA	NA	NA	NA	NA	NA	NA	NA	NA	NA	NA	NA	NA	NA	NA	NA	NA	NA	NA	NA
MW-141	NA	NA	NA	NA	NA	NA	NA	NA	NA	NA	NA	NA	NA	NA	NA	NA	NA	NA	NA	NA
MW-142	NA	NA	NA	NA	NA	NA	NA	NA	NA	NA	NA	NA	NA	NA	NA	NA	NA	NA	NA	NA
MW-143	NA	NA	NA	NA	NA	NA	NA	NA	NA	NA	NA	NA	NA	NA	NA	NA	NA	NA	NA	NA
MW-144	NA	NA	NA	NA	NA	NA	NA	NA	NA	NA	NA	NA	NA	NA	NA	NA	NA	NA	NA	NA
MW-145	NA	NA	NA	NA	NA	NA	NA	NA	NA	NA	NA	NA	NA	NA	NA	NA	NA	NA	NA	NA
MW-146	NA	NA	NA	NA	NA	NA	NA	NA	NA	NA	NA	NA	NA	NA	NA	NA	NA	NA	0.83	25.23
MW-147	NA	NA	NA	NA	NA	NA	NA	NA	NA	NA	NA	NA	NA	NA	NA	NA	NA	NA	NA	NA
MW-148	NA	NA	NA	NA	NA	NA	NA	NA	NA	NA	NA	NA	NA	NA	NA	NA	NA	NA	NA	NA
MW-149	NA	NA	NA	NA	NA	NA	NA	NA	NA	NA	NA	NA	NA	NA	NA	NA	NA	NA	12.97	13.23
MW-150	NA	NA	NA	NA	NA	NA	NA	NA	NA	NA	NA	NA	NA	NA	NA	NA	NA	NA	NA	NA
MW-151	5.63	16.81	5.03	17.41	4.72	17.72	5.00	17.44	4.98	17.46	4.44	18.00	4.83	17.61	4.76	17.68	5.06	17.38	2.55	19.89
MW-152	8.25	13.96	8.52	13.69	8.25	13.96	8.39	13.82	8.40	13.81	7.92	14.29	7.88	14.33	7.23	14.98	7.57	14.64	6.14	16.07
MW-153	17.69	4.81	17.38	5.12	16.01	6.49	15.33	7.17	13.43	9.07	11.50	11.00	12.20	10.30	10.04	12.46	10.86	11.64	8.21	14.29
MW-154	NA	NA	NA	NA	NA	NA	NA	NA	NA	NA	NA	NA	NA	NA	NA	NA	NA	NA	9.08	13.17
MW-155	13.25	9.09	13.39	8.95	13.29	9.05	13.20	9.14	12.15	10.19	10.51	11.83	10.69	11.65	9.00	13.34	10.22	12.12	9.43	12.91
MW-156	NA	NA	NA	NA	NA	NA	NA	NA	NA	NA	NA	NA	NA	NA	NA	NA	NA	NA	NA	NA
MW-157	NA	NA	NA	NA	NA	NA	NA	NA	NA	NA	NA	NA	NA	NA	NA	NA	NA	NA	NA	NA
MW-158	NA	NA	NA	NA	NA	NA	NA	NA	NA	NA	NA	NA	15.24	9.54	11.28	13.50	13.83	10.95	NA	NA
MW-159	NA	NA	NA	NA	NA	NA	NA	NA	NA	NA	NA	NA	NA	NA	NA	NA	NA	NA	NA	NA
MW-160	NA	NA	NA	NA	NA	NA	NA	NA	NA	NA	NA	NA	NA	NA	NA	NA	NA	NA	NA	NA
MW-161	NA	NA	NA	NA	NA	NA	NA	NA	NA	NA	NA	NA	NA	NA	NA	NA	NA	NA	NA	NA
MW-162	NA	NA	NA	NA	NA	NA	NA	NA	NA	NA	NA	NA	NA	NA	NA	NA	NA	NA	NA	NA
MW-163	NA	NA	NA	NA	NA	NA	NA	NA	NA	NA	NA	NA	NA	NA	NA	NA	NA	NA	NA	NA
MW-164	NA	NA	NA	NA	NA	NA	NA	NA	NA	NA	NA	NA	NA	NA	NA	NA	NA	NA	NA	NA
MW-165	NA	NA	NA	NA	NA	NA	NA	NA	NA	NA	NA	NA	NA	NA	NA	NA	NA	NA	NA	NA

See Notes on Page 25.

Table 20
Groundwater Elevation Data
Interim Remedial Action System
Lockheed Martin, Tallevast Site
Tallevast, Florida

	May 13, 2009		May 19, 2009		May 27, 2009		June 4, 2009		July 7, 2009		September 3, 2009		December 4, 2009		March 9, 2010		June 2, 2010		August 31, 2010	
	Depth To Water	Water Elevation	Depth To Water	Water Elevation	Depth To Water	Water Elevation	Depth To Water	Water Elevation	Depth To Water	Water Elevation	Depth To Water	Water Elevation	Depth To Water	Water Elevation	Depth To Water	Water Elevation	Depth To Water	Water Elevation	Depth To Water	Water Elevation
Well ID	(ft-toc)	(ft MSL)	(ft-toc)	(ft MSL)	(ft-toc)	(ft MSL)	(ft-toc)	(ft MSL)	(ft-toc)	(ft MSL)	(ft-toc)	(ft MSL)	(ft-toc)	(ft MSL)	(ft-toc)	(ft MSL)	(ft-toc)	(ft MSL)	(ft-toc)	(ft MSL)
MW-166	NA	NA	NA	NA	NA	NA	NA	NA	NA	NA	NA	NA	NA	NA	NA	NA	NA	NA	NA	NA
MW-167	NA	NA	NA	NA	NA	NA	NA	NA	NA	NA	NA	NA	NA	NA	NA	NA	NA	NA	1.85	25.20
MW-168	NA	NA	NA	NA	NA	NA	NA	NA	NA	NA	NA	NA	NA	NA	NA	NA	NA	NA	3.41	24.00
MW-169	NA	NA	NA	NA	NA	NA	NA	NA	NA	NA	NA	NA	NA	NA	NA	NA	NA	NA	17.57	9.91
MW-170	NA	NA	NA	NA	NA	NA	NA	NA	NA	NA	NA	NA	NA	NA	NA	NA	NA	NA	14.44	13.06
MW-171	9.68	11.81	9.63	11.86	9.42	12.07	9.47	12.02	9.17	12.32	8.84	12.65	8.51	12.98	8.20	13.29	8.65	12.84	7.17	14.32
MW-172	NA	NA	NA	NA	NA	NA	NA	NA	NA	NA	NA	NA	NA	NA	NA	NA	NA	NA	10.27	11.26
MW-173	NA	NA	NA	NA	NA	NA	NA	NA	NA	NA	NA	NA	NA	NA	NA	NA	NA	NA	10.88	10.54
MW-174	NA	NA	NA	NA	NA	NA	NA	NA	NA	NA	NA	NA	NA	NA	NA	NA	NA	NA	9.76	11.63
MW-175	NA	NA	NA	NA	NA	NA	NA	NA	NA	NA	NA	NA	NA	NA	NA	NA	NA	NA	14.65	13.15
MW-176	NA	NA	NA	NA	NA	NA	NA	NA	NA	NA	NA	NA	NA	NA	NA	NA	NA	NA	18.00	11.01
MW-177	NA	NA	NA	NA	NA	NA	NA	NA	NA	NA	NA	NA	NA	NA	NA	NA	NA	NA	15.85	13.43
MW-178	NA	NA	NA	NA	NA	NA	NA	NA	NA	NA	NA	NA	NA	NA	NA	NA	NA	NA	4.80	17.02
MW-179	NA	NA	NA	NA	NA	NA	NA	NA	NA	NA	NA	NA	NA	NA	NA	NA	NA	NA	9.58	12.29
MW-180	NA	NA	NA	NA	NA	NA	NA	NA	NA	NA	NA	NA	NA	NA	NA	NA	NA	NA	12.45	9.52
MW-181	NA	NA	NA	NA	NA	NA	NA	NA	NA	NA	NA	NA	NA	NA	NA	NA	NA	NA	11.52	10.57
MW-182	NA	NA	NA	NA	NA	NA	NA	NA	NA	NA	NA	NA	NA	NA	NA	NA	NA	NA	14.30	12.89
MW-183	NA	NA	NA	NA	NA	NA	NA	NA	NA	NA	NA	NA	NA	NA	NA	NA	NA	NA	1.05	23.15
MW-184	NA	NA	NA	NA	NA	NA	NA	NA	NA	NA	NA	NA	NA	NA	NA	NA	NA	NA	8.62	15.60
MW-185	NA	NA	NA	NA	NA	NA	NA	NA	NA	NA	NA	NA	NA	NA	NA	NA	NA	NA	9.84	14.46
MW-186	NA	NA	NA	NA	NA	NA	NA	NA	NA	NA	NA	NA	NA	NA	NA	NA	NA	NA	11.17	13.20
MW-187	NA	NA	NA	NA	NA	NA	NA	NA	NA	NA	NA	NA	NA	NA	NA	NA	NA	NA	8.05	16.29
MW-188	NA	NA	NA	NA	NA	NA	NA	NA	NA	NA	NA	NA	NA	NA	NA	NA	NA	NA	1.63	20.34
MW-189	NA	NA	NA	NA	NA	NA	NA	NA	NA	NA	NA	NA	NA	NA	NA	NA	NA	NA	6.23	15.98
MW-190	NA	NA	NA	NA	NA	NA	NA	NA	NA	NA	NA	NA	NA	NA	NA	NA	NA	NA	8.92	13.19
MW-191	NA	NA	NA	NA	NA	NA	NA	NA	NA	NA	NA	NA	NA	NA	NA	NA	NA	NA	9.98	11.99
MW-192	NA	NA	NA	NA	NA	NA	NA	NA	NA	NA	NA	NA	NA	NA	NA	NA	NA	NA	4.81	17.04
MW-193	NA	NA	NA	NA	NA	NA	NA	NA	NA	NA	NA	NA	NA	NA	NA	NA	NA	NA	NA	NA
MW-194	NA	NA	NA	NA	NA	NA	NA	NA	NA	NA	NA	NA	NA	NA	NA	NA	NA	NA	NA	NA
MW-195	NA	NA	NA	NA	NA	NA	NA	NA	NA	NA	NA	NA	NA	NA	NA	NA	NA	NA	7.95	14.13
MW-196	NA	NA	NA	NA	NA	NA	NA	NA	NA	NA	NA	NA	NA	NA	NA	NA	NA	NA	12.70	13.97
MW-197	NA	NA	NA	NA	NA	NA	NA	NA	NA	NA	NA	NA	NA	NA	NA	NA	NA	NA	17.54	11.45
MW-198	NA	NA	NA	NA	NA	NA	NA	NA	NA	NA	NA	NA	NA	NA	NA	NA	NA	NA	1.70	18.85
MW-199	NA	NA	NA	NA	NA	NA	NA	NA	NA	NA	NA	NA	NA	NA	NA	NA	NA	NA	6.49	13.93
MW-200	NA	NA	NA	NA	NA	NA	NA	NA	NA	NA	NA	NA	NA	NA	NA	NA	NA	NA	6.39	14.23
MW-201	NA	NA	NA	NA	NA	NA	NA	NA	NA	NA	NA	NA	NA	NA	NA	NA	NA	NA	7.21	13.33
MW-202	NA	NA	NA	NA	NA	NA	NA	NA	NA	NA	NA	NA	NA	NA	NA	NA	NA	NA	5.57	15.05
MW-204	NA	NA	NA	NA	NA	NA	NA	NA	NA	NA	NA	NA	NA	NA	NA	NA	NA	NA	2.64	18.50
MW-205	NA	NA	NA	NA	NA	NA	NA	NA	NA	NA	NA	NA	NA	NA	NA	NA	NA	NA	7.55	13.66
MW-206	NA	NA	NA	NA	NA	NA	NA	NA	NA	NA	NA	NA	NA	NA	NA	NA	NA	NA	6.87	14.37
MW-207	NA	NA	NA	NA	NA	NA	NA	NA	NA	NA	NA	NA	NA	NA	NA	NA	NA	NA	6.68	14.89
MW-208	NA	NA	NA	NA	NA	NA	NA	NA	NA	NA	NA	NA	NA	NA	NA	NA	NA	NA	1.48	13.95
MW-209	NA	NA	NA	NA	NA	NA	NA	NA	NA	NA	NA	NA	NA	NA	NA	NA	NA	NA	4.40	10.84
MW-210	NA	NA	NA	NA	NA	NA	NA	NA	NA	NA	NA	NA	NA	NA	NA	NA	NA	NA	4.09	11.43
MW-211	NA	NA	NA	NA	NA	NA	NA	NA	NA	NA	NA	NA	NA	NA	NA	NA	NA	NA	6.73	8.66
MW-212	NA	NA	NA	NA	NA	NA	NA	NA	NA	NA	NA	NA	NA	NA	NA	NA	NA	NA	2.68	12.88
MW-213	NA	NA	NA	NA	NA	NA	NA	NA	NA	NA	NA	NA	NA	NA	NA	NA	NA	NA	NA	NA
MW-214	NA	NA	NA	NA	NA	NA	NA	NA	NA	NA	NA	NA	NA	NA	NA	NA	NA	NA	NA	NA
MW-215	NA	NA	NA	NA	NA	NA	NA	NA	NA	NA	NA	NA	NA	NA	NA	NA	NA	NA	NA	NA
MW-216	NA	NA	NA	NA	NA	NA	NA	NA	NA	NA	NA	NA	NA	NA	NA	NA	NA	NA	NA	NA
MW-217	NA	NA	NA	NA	NA	NA	NA	NA	NA	NA	NA	NA	NA	NA	NA	NA	NA	NA	NA	NA
MW-218	NA	NA	NA	NA	NA	NA	NA	NA	NA	NA	NA	NA	NA	NA	NA	NA	NA	NA	NA	NA
MW-219	NA	NA	NA	NA	NA	NA	NA	NA	NA	NA	NA	NA	NA	NA	NA	NA	NA	NA	0.60	21.31
MW-220	NA	NA	NA	NA	NA	NA	NA	NA	NA	NA	NA	NA	NA	NA	NA	NA	NA	NA	1.43	20.61
MW-221	NA	NA	NA	NA	NA	NA	NA	NA	NA	NA	NA	NA	NA	NA	NA	NA	NA	NA	7.62	14.62
MW-222	NA	NA	NA	NA	NA	NA	NA	NA	NA	NA	NA	NA	NA	NA	NA	NA	NA	NA	7.19	15.04
MW-223	NA	NA	NA	NA	NA	NA	NA	NA	NA	NA	NA	NA	NA	NA	NA	NA	NA	NA	3.38	13.73
MW-224	NA	NA	NA	NA	NA	NA	NA	NA	NA	NA	NA	NA	NA	NA	NA	NA	NA	NA	3.54	13.68

See Notes on Page 25.

Table 20
Groundwater Elevation Data
Interim Remedial Action System
Lockheed Martin, Tallevast Site
Tallevast, Florida

	May 13, 2009		May 19, 2009		May 27, 2009		June 4, 2009		July 7, 2009		September 3, 2009		December 4, 2009		March 9, 2010		June 2, 2010		August 31, 2010	
Well ID	Depth To Water (ft-toc)	Water Elevation (ft MSL)	Depth To Water (ft-toc)	Water Elevation (ft MSL)	Depth To Water (ft-toc)	Water Elevation (ft MSL)	Depth To Water (ft-toc)	Water Elevation (ft MSL)	Depth To Water (ft-toc)	Water Elevation (ft MSL)	Depth To Water (ft-toc)	Water Elevation (ft MSL)	Depth To Water (ft-toc)	Water Elevation (ft MSL)	Depth To Water (ft-toc)	Water Elevation (ft MSL)	Depth To Water (ft-toc)	Water Elevation (ft MSL)	Depth To Water (ft-toc)	Water Elevation (ft MSL)
MW-225	NA	NA	NA	NA	NA	NA	NA	NA	NA	NA	NA	NA	NA	NA	NA	NA	NA	NA	3.55	13.58
MW-226	NA	NA	NA	NA	NA	NA	NA	NA	NA	NA	NA	NA	NA	NA	NA	NA	NA	NA	3.02	14.12
MW-227	NA	NA	NA	NA	NA	NA	NA	NA	NA	NA	NA	NA	NA	NA	NA	NA	NA	NA	4.87	12.53
MW-228	NA	NA	NA	NA	NA	NA	NA	NA	NA	NA	NA	NA	NA	NA	NA	NA	NA	NA	10.86	9.87
MW-229	NA	NA	NA	NA	NA	NA	NA	NA	NA	NA	NA	NA	NA	NA	NA	NA	NA	NA	4.35	25.79
MW-230	NA	NA	NA	NA	NA	NA	NA	NA	NA	NA	NA	NA	NA	NA	NA	NA	NA	NA	7.09	22.93
MW-231	NA	NA	NA	NA	NA	NA	NA	NA	NA	NA	NA	NA	NA	NA	NA	NA	NA	NA	16.40	13.57
MW-232	21.39	8.12	20.57	8.94	19.30	10.21	19.64	9.87	18.94	10.57	17.66	11.85	18.64	10.87	15.94	13.57	18.25	11.26	14.51	15.00
MW-233	23.89	6.60	24.08	6.41	24.08	6.41	23.94	6.55	23.16	7.33	22.53	7.96	22.55	7.94	21.13	9.36	18.27	12.22	17.75	12.74
MW-234	NA	NA	NA	NA	NA	NA	NA	NA	NA	NA	NA	NA	NA	NA	NA	NA	NA	NA	NA	NA
MW-235	NA	NA	NA	NA	NA	NA	NA	NA	NA	NA	NA	NA	NA	NA	NA	NA	NA	NA	NA	NA
MW-236	NA	NA	NA	NA	NA	NA	NA	NA	NA	NA	NA	NA	NA	NA	NA	NA	NA	NA	NA	NA
MW-237	NA	NA	NA	NA	NA	NA	NA	NA	NA	NA	NA	NA	NA	NA	NA	NA	NA	NA	NA	NA
MW-238	NA	NA	NA	NA	NA	NA	NA	NA	NA	NA	NA	NA	NA	NA	NA	NA	NA	NA	NA	NA
MW-239	22.04	6.39	21.72	6.71	20.52	7.91	20.35	8.08	19.00	9.43	16.80	11.63	18.42	10.01	5.15	23.28	17.68	10.75	13.96	14.47
MW-240	NA	NA	NA	NA	NA	NA	NA	NA	NA	NA	NA	NA	NA	NA	NA	NA	NA	NA	16.34	11.24
MW-241	NA	NA	NA	NA	NA	NA	NA	NA	NA	NA	NA	NA	NA	NA	NA	NA	NA	NA	3.49	13.79
MW-242	NA	NA	NA	NA	NA	NA	NA	NA	NA	NA	NA	NA	NA	NA	NA	NA	NA	NA	0.90	21.70
MW-243	NA	NA	NA	NA	NA	NA	NA	NA	NA	NA	NA	NA	NA	NA	NA	NA	NA	NA	9.64	12.98
MW-244	NA	NA	NA	NA	NA	NA	NA	NA	NA	NA	NA	NA	NA	NA	NA	NA	NA	NA	10.41	12.25
MW-245	NA	NA	NA	NA	NA	NA	NA	NA	NA	NA	NA	NA	NA	NA	NA	NA	NA	NA	3.45	15.47
MW-246	NA	NA	NA	NA	NA	NA	NA	NA	NA	NA	NA	NA	NA	NA	NA	NA	NA	NA	12.70	6.26
MW-247	NA	NA	NA	NA	NA	NA	NA	NA	NA	NA	NA	NA	NA	NA	NA	NA	NA	NA	9.37	9.64
MW-248	NA	NA	NA	NA	NA	NA	NA	NA	NA	NA	NA	NA	NA	NA	NA	NA	NA	NA	NA	NA
MW-249	NA	NA	NA	NA	NA	NA	NA	NA	NA	NA	NA	NA	NA	NA	NA	NA	NA	NA	NA	NA
MW-250	NA	NA	NA	NA	NA	NA	NA	NA	NA	NA	NA	NA	NA	NA	NA	NA	NA	NA	NA	NA
MW-251	NA	NA	NA	NA	NA	NA	NA	NA	NA	NA	NA	NA	NA	NA	NA	NA	NA	NA	8.51	18.86
MW-252	25.38	6.18	25.50	6.06	24.89	6.67	24.26	7.30	22.06	9.50	19.50	12.06	20.93	10.63	18.29	13.27	19.29	12.27	17.02	14.54
MW-253	24.69	6.79	23.58	7.90	22.55	8.93	22.74	8.74	21.94	9.54	20.36	11.12	21.55	9.93	18.55	12.93	20.50	10.98	16.78	14.70
MW-254 (MW-BT-1)	9.50	21.89	9.11	22.28	9.05	22.34	9.24	22.15	9.17	22.22	9.20	22.19	9.21	22.18	8.64	22.75	9.72	21.67	5.68	25.71
MW-255	NA	NA	NA	NA	NA	NA	NA	NA	NA	NA	NA	NA	NA	NA	NA	NA	NA	NA	NA	NA
PZ-LSAS-1	NA	NA	NA	NA	NA	NA	NA	NA	NA	NA	NA	NA	NA	NA	NA	NA	NA	NA	5.73	25.39
PZ-LSAS-2	NA	NA	NA	NA	NA	NA	NA	NA	NA	NA	NA	NA	NA	NA	NA	NA	NA	NA	6.63	24.81
PZ-LSAS-3	NA	NA	NA	NA	NA	NA	NA	NA	NA	NA	NA	NA	NA	NA	NA	NA	NA	NA	9.09	23.07
PZ-LSAS-4	NA	NA	NA	NA	NA	NA	NA	NA	NA	NA	NA	NA	NA	NA	NA	NA	NA	NA	9.49	22.11
PZ-LSAS-5	NA	NA	NA	NA	NA	NA	NA	NA	NA	NA	NA	NA	NA	NA	NA	NA	NA	NA	8.73	22.88
PZ-LSAS-6	NA	NA	NA	NA	NA	NA	NA	NA	NA	NA	NA	NA	NA	NA	NA	NA	NA	NA	10.92	21.81
PZ-LSAS-7	NA	NA	NA	NA	NA	NA	NA	NA	NA	NA	NA	NA	NA	NA	NA	NA	NA	NA	9.80	22.10

See Notes on Page 25.

Table 20
Groundwater Elevation Data
Interim Remedial Action System
Lockheed Martin, Tallevast Site
Tallevast, Florida

	September 7, 2010		September 8, 2010		September 13, 2010		December 8, 2010		March 1, 2011		June 1-2, 2011		August 16, 2011		August 17-18, 2011		December 6-7, 2011	
Well ID	Depth To Water (ft-toc)	Water Elevation (ft MSL)	Depth To Water (ft-toc)	Water Elevation (ft MSL)	Depth To Water (ft-toc)	Water Elevation (ft MSL)	Depth To Water (ft-toc)	Water Elevation (ft MSL)	Depth To Water (ft-toc)	Water Elevation (ft MSL)	Depth To Water (ft-toc)	Water Elevation (ft MSL)	Depth To Water (ft-toc)	Water Elevation (ft MSL)	Depth To Water (ft-toc)	Water Elevation (ft MSL)	Depth To Water (ft-toc)	Water Elevation (ft MSL)
DW-1	NA	NA	NA	NA	NA	NA	20.71	10.29	20.62	10.38	22.76	8.24	20.65	10.35	NA	NA	19.90	11.10
IWI-2	NA	NA	NA	NA	NA	NA	19.40	12.22	19.41	12.21	21.89	9.73	19.62	12	NA	NA	18.29	13.33
MW-2	NA	NA	NA	NA	NA	NA	NA	NA	NA	NA	NA	NA	NA	NA	NA	NA	NA	NA
MW-3	NA	NA	NA	NA	NA	NA	6.41	24.11	7.04	23.48	6.65	23.87	5.8	24.72	NA	NA	6.14	24.38
MW-4	NA	NA	NA	NA	NA	NA	6.88	24.62	7.51	23.99	7.25	24.25	6.8	24.7	NA	NA	7.41	24.09
MW-5	NA	NA	NA	NA	NA	NA	7.16	25.01	7.99	24.18	7.60	24.57	6.31	25.86	NA	NA	6.87	25.30
MW-6	NA	NA	NA	NA	NA	NA	7.03	24.89	7.80	24.12	7.42	24.50	6.05	25.87	NA	NA	6.83	25.09
MW-7D	NA	NA	NA	NA	NA	NA	6.23	25.07	7.08	24.22	6.71	24.59	5.17	26.13	NA	NA	5.82	25.48
MW-7S	NA	NA	NA	NA	NA	NA	6.42	25.08	7.24	24.26	6.89	24.61	5.24	26.26	NA	NA	6.00	25.50
MW-8D	NA	NA	NA	NA	NA	NA	6.25	24.71	7.04	23.92	6.71	24.25	5.37	25.59	NA	NA	5.82	25.14
MW-8S	NA	NA	NA	NA	NA	NA	6.32	24.67	7.06	23.93	6.75	24.24	5.41	25.58	NA	NA	5.88	25.11
MW-9D	NA	NA	NA	NA	NA	NA	6.15	24.06	6.61	23.60	6.48	23.73	5.25	24.96	NA	NA	5.91	24.30
MW-9S	NA	NA	NA	NA	NA	NA	6.22	24.02	6.64	23.60	6.51	23.73	5.23	25.01	NA	NA	5.97	24.27
MW-10	NA	NA	NA	NA	NA	NA	8.02	23.72	8.66	23.08	8.21	23.53	7.4	24.34	NA	NA	7.88	23.86
MW-11	NA	NA	NA	NA	NA	NA	7.25	24.62	7.93	23.94	7.44	24.43	6.53	25.34	NA	NA	6.98	24.89
MW-12	NA	NA	NA	NA	NA	NA	7.18	23.86	7.71	23.33	7.32	23.72	6.4	24.64	NA	NA	7.03	24.01
MW-13D	NA	NA	NA	NA	NA	NA	6.21	24.64	6.67	24.18	6.34	24.51	5.09	25.76	NA	NA	6.25	24.60
MW-13S	NA	NA	NA	NA	NA	NA	6.04	24.62	6.47	24.19	6.15	24.51	4.92	25.74	NA	NA	6.05	24.61
MW-14D	NA	NA	NA	NA	NA	NA	5.26	24.49	5.55	24.20	5.32	24.43	3.6	26.15	NA	NA	5.18	24.57
MW-14S	NA	NA	NA	NA	NA	NA	5.30	24.44	5.55	24.19	5.33	24.41	3.63	26.11	NA	NA	5.20	24.54
MW-15D	NA	NA	NA	NA	NA	NA	6.04	24.16	6.36	23.84	6.25	23.95	4.97	25.23	NA	NA	6.00	24.20
MW-15S	NA	NA	NA	NA	NA	NA	5.90	24.19	6.22	23.87	6.08	24.01	4.81	25.28	NA	NA	5.85	24.24
MW-16D	NA	NA	NA	NA	NA	NA	4.27	22.99	4.05	23.21	4.40	22.86	2.47	24.79	NA	NA	3.89	23.37
MW-16S	NA	NA	NA	NA	NA	NA	4.32	22.94	4.14	23.12	4.47	22.79	2.53	24.73	NA	NA	3.97	23.29
MW-17D	NA	NA	NA	NA	NA	NA	5.92	24.31	6.23	24.00	5.95	24.28	4.52	25.71	NA	NA	5.85	24.38
MW-17S	NA	NA	NA	NA	NA	NA	5.78	24.31	6.10	23.99	5.82	24.27	4.4	25.69	NA	NA	5.70	24.39
MW-18D	NA	NA	NA	NA	NA	NA	4.62	23.42	4.49	23.55	4.90	23.14	3.05	24.99	NA	NA	4.49	23.55
MW-18S	NA	NA	NA	NA	NA	NA	4.50	23.50	4.41	23.59	4.74	23.26	2.9	25.1	NA	NA	4.32	23.68
MW-19	NA	NA	NA	NA	NA	NA	19.64	11.61	19.68	11.57	20.78	10.47	19.42	11.83	NA	NA	17.31	13.94
MW-20	NA	NA	NA	NA	NA	NA	7.25	23.04	7.17	23.12	7.44	22.85	5.46	24.83	NA	NA	6.69	23.60
MW-21	NA	NA	NA	NA	NA	NA	NA	NA	NA	NA	NA	NA	NA	NA	18.6	10.28	NA	NA
MW-22	NA	NA	NA	NA	NA	NA	17.88	10.83	17.94	10.77	18.84	9.87	16.89	11.82	NA	NA	15.00	13.71
MW-23	NA	NA	NA	NA	NA	NA	17.25	11.45	17.05	11.65	19.56	9.14	17.38	11.32	NA	NA	15.62	13.08
MW-24	NA	NA	NA	NA	NA	NA	NA	NA	NA	NA	NA	NA	5.41	24.6	NA	NA	NA	NA
MW-25	NA	NA	NA	NA	NA	NA	5.95	23.63	6.06	23.52	6.32	23.26	4.35	25.23	NA	NA	5.21	24.37
MW-26	NA	NA	NA	NA	NA	NA	NA	NA	NA	NA	NA	NA	3.51	23.25	NA	NA	NA	NA
MW-27	NA	NA	NA	NA	1.81	25.25	NA	NA	NA	NA	NA	NA	2.95	24.11	NA	NA	NA	NA
MW-28	NA	NA	NA	NA	NA	NA	NA	NA	NA	NA	NA	NA	3.02	24.79	NA	NA	NA	NA
MW-29	NA	NA	NA	NA	1.98	25.75	4.50	23.23	4.27	23.46	4.65	23.08	2.87	24.86	NA	NA	4.29	23.44
MW-30	NA	NA	NA	NA	NA	NA	5.34	23.90	5.88	23.36	5.69	23.55	4.25	24.99	NA	NA	5.17	24.07
MW-31	NA	NA	NA	NA	NA	NA	NA	NA	NA	NA	NA	NA	16.45	12.04	NA	NA	NA	NA
MW-32	NA	NA	NA	NA	NA	NA	7.28	23.72	8.08	22.92	8.14	22.86	6.86	24.14	NA	NA	7.08	23.92
MW-33	NA	NA	NA	NA	NA	NA	22.85	8.15	22.95	8.05	24.89	6.11	28.89	2.11	21.93	9.07	22.75	8.25
MW-34	NA	NA	NA	NA	NA	NA	18.65	11.34	18.20	11.79	20.69	9.30	17.52	12.47	NA	NA	17.08	12.91
MW-35	NA	NA	NA	NA	NA	NA	4.90	24.90	5.51	24.29	5.54	24.26	3.81	25.99	NA	NA	3.92	25.88
MW-36	NA	NA	NA	NA	NA	NA	10.35	21.36	11.81	19.90	11.29	20.42	10.62	21.09	NA	NA	10.97	20.74
MW-37	NA	NA	NA	NA	NA	NA	23.92	7.68	24.03	7.57	26.02	5.58	24.02	7.58	NA	NA	23.95	7.65
MW-38	NA	NA	NA	NA	NA	NA	8.08	23.07	8.92	22.23	8.54	22.61	7.58	23.57	NA	NA	8.13	23.02
MW-39	NA	NA	NA	NA	NA	NA	21.93	9.25	23.31	7.87	25.23	5.95	18.41	12.77	19.74	11.44	23.18	8.00
MW-40	NA	NA	NA	NA	NA	NA	7.63	23.69	8.15	23.17	7.82	23.50	6.82	24.5	NA	NA	7.43	23.89
MW-41	NA	NA	NA	NA	NA	NA	22.97	8.25	23.09	8.13	25.03	6.19	23.01	8.21	NA	NA	22.91	8.31
MW-42	NA	NA	NA	NA	NA	NA	8.12	23.37	8.95	22.54	8.58	22.91	7.53	23.96	NA	NA	8.16	23.33
MW-43	NA	NA	NA	NA	NA	NA	23.41	8.07	23.52	7.96	25.45	6.03	23.5	7.98	NA	NA	23.36	8.12
MW-44	NA	NA	NA	NA	NA	NA	19.49	11.39	19.08	11.80	21.62	9.26	18.91	11.97	NA	NA	17.76	13.12
MW-45	NA	NA	NA	NA	NA	NA	19.42	11.16	18.75	11.83	21.01	9.57	18.58	12	NA	NA	17.76	12.82
MW-46	NA	NA	NA	NA	NA	NA	14.60	12.73	14.51	12.82	16.40	10.93	14.94	12.39	NA	NA	13.17	14.16
MW-47	NA	NA	NA	NA	NA	NA	5.82	23.60	5.95	23.47	6.10	23.32	4.69	24.73	NA	NA	5.89	23.53
MW-48	NA	NA	NA	NA	NA	NA	20.37	10.03	20.05	10.35	22.84	7.56	20.71	9.69	NA	NA	20.72	9.68
MW-49	NA	NA	NA	NA	NA	NA	18.53	10.84	17.92	11.45	20.35	9.02	18.57	10.8	NA	NA	16.69	12.68

See Notes on Page 25.

Table 20
Groundwater Elevation Data
Interim Remedial Action System
Lockheed Martin, Tallevast Site
Tallevast, Florida

	September 7, 2010		September 8, 2010		September 13, 2010		December 8, 2010		March 1, 2011		June 1-2, 2011		August 16, 2011		August 17-18, 2011		December 6-7, 2011	
Well ID	Depth To Water (ft-toc)	Water Elevation (ft MSL)	Depth To Water (ft-toc)	Water Elevation (ft MSL)	Depth To Water (ft-toc)	Water Elevation (ft MSL)	Depth To Water (ft-toc)	Water Elevation (ft MSL)	Depth To Water (ft-toc)	Water Elevation (ft MSL)	Depth To Water (ft-toc)	Water Elevation (ft MSL)	Depth To Water (ft-toc)	Water Elevation (ft MSL)	Depth To Water (ft-toc)	Water Elevation (ft MSL)	Depth To Water (ft-toc)	Water Elevation (ft MSL)
MW-50	NA	NA	12.29	15.27	NA	NA	NA	NA	NA	NA	NA	NA	15.11	12.45	NA	NA	NA	NA
MW-51	NA	NA	NA	NA	NA	NA	NA	NA	NA	NA	NA	NA	14.44	12.45	NA	NA	NA	NA
MW-52	NA	NA	NA	NA	13.22	13.89	15.77	11.34	15.52	11.59	17.68	9.43	16.4	10.71	NA	NA	14.11	13.00
MW-53	NA	NA	NA	NA	NA	NA	NA	NA	NA	NA	NA	NA	17	10.77	NA	NA	NA	NA
MW-54	NA	NA	NA	NA	1.31	25.57	NA	NA	NA	NA	NA	NA	16.34	10.54	NA	NA	NA	NA
MW-55	NA	NA	NA	NA	NA	NA	NA	NA	NA	NA	NA	NA	18.25	11.78	NA	NA	NA	NA
MW-56	NA	NA	NA	NA	12.99	14.29	NA	NA	NA	NA	NA	NA	15.12	12.16	NA	NA	NA	NA
MW-57	NA	NA	NA	NA	NA	NA	18.96	11.39	18.53	11.82	20.95	9.40	17.68	12.67	NA	NA	17.45	12.90
MW-58	NA	NA	NA	NA	NA	NA	19.87	11.39	19.41	11.85	21.91	9.35	18.52	12.74	NA	NA	18.31	12.95
MW-59	NA	NA	NA	NA	NA	NA	17.36	11.12	16.89	11.59	20.06	8.42	15.41	13.07	15.38	13.1	15.76	12.72
MW-60	NA	NA	NA	NA	NA	NA	NA	NA	NA	NA	NA	NA	15.92	12.41	NA	NA	NA	NA
MW-61	NA	NA	NA	NA	NA	NA	NA	NA	NA	NA	NA	NA	15.59	11.91	NA	NA	NA	NA
MW-62	NA	NA	1.63	25.72	NA	NA	NA	NA	NA	NA	NA	NA	2.96	24.39	NA	NA	NA	NA
MW-63	NA	NA	NA	NA	NA	NA	4.60	22.77	4.39	22.98	4.76	22.61	2.81	24.56	NA	NA	4.19	23.18
MW-64	NA	NA	NA	NA	2.02	25.36	NA	NA	NA	NA	NA	NA	2.73	24.65	NA	NA	NA	NA
MW-65	NA	NA	NA	NA	NA	NA	NA	NA	NA	NA	NA	NA	3.25	25.51	3.25	25.51	NA	NA
MW-66	NA	NA	NA	NA	NA	NA	NA	NA	NA	NA	NA	NA	3.25	25.95	NA	NA	NA	NA
MW-67	NA	NA	NA	NA	NA	NA	6.38	24.41	6.65	24.14	6.42	24.37	5.12	25.67	NA	NA	6.35	24.44
MW-68	NA	NA	NA	NA	NA	NA	16.16	12.44	16.04	12.56	18.39	10.21	15.72	12.88	NA	NA	15.75	12.85
MW-69	NA	NA	NA	NA	NA	NA	5.70	21.21	5.63	21.28	5.78	21.13	4.07	22.84	NA	NA	5.39	21.52
MW-70	NA	NA	NA	NA	NA	NA	7.54	24.00	8.21	23.33	7.91	23.63	6.95	24.59	NA	NA	7.59	23.95
MW-71	NA	NA	NA	NA	NA	NA	7.19	24.04	7.80	23.43	8.02	23.21	7.92	23.31	7.33	23.9	7.15	24.08
MW-72	NA	NA	NA	NA	NA	NA	5.96	25.01	6.80	24.17	6.53	24.44	5.05	25.92	NA	NA	5.56	25.41
MW-73	NA	NA	NA	NA	NA	NA	NA	NA	NA	NA	NA	NA	2.83	23.2	NA	NA	NA	NA
MW-74	NA	NA	NA	NA	NA	NA	NA	NA	NA	NA	NA	NA	2.6	25.3	NA	NA	NA	NA
MW-75	NA	NA	NA	NA	NA	NA	NA	NA	NA	NA	NA	NA	6.05	25.33	NA	NA	NA	NA
MW-76	NA	NA	NA	NA	NA	NA	7.36	23.48	7.74	23.10	7.60	23.24	6.37	24.47	NA	NA	7.11	23.73
MW-77	NA	NA	NA	NA	11.29	18.44	20.66	8.86	20.49	9.03	22.31	7.21	20.55	8.97	NA	NA	20.40	9.12
MW-78	NA	NA	NA	NA	NA	NA	13.06	17.17	13.01	17.22	14.22	16.01	12.25	17.98	NA	NA	12.11	18.12
MW-79	NA	NA	NA	NA	NA	NA	16.43	13.68	16.22	13.89	17.94	12.17	15.66	14.45	NA	NA	16.17	13.94
MW-80	NA	NA	NA	NA	NA	NA	19.02	11.97	18.92	12.07	20.94	10.05	18.96	12.03	NA	NA	18.96	12.03
MW-81	NA	NA	NA	NA	NA	NA	21.82	9.19	21.12	9.89	24.38	6.63	22.29	8.72	NA	NA	22.25	8.76
MW-82	NA	NA	NA	NA	NA	NA	5.31	21.93	5.48	21.76	5.52	21.72	3.19	24.05	3.26	23.98	3.40	23.84
MW-83	10.83	14.68	NA	NA	NA	NA	NA	NA	NA	NA	NA	NA	14.74	10.77	NA	NA	NA	NA
MW-84	NA	NA	NA	NA	NA	NA	18.31	12.84	18.23	12.92	20.06	11.09	18.1	13.05	NA	NA	18.17	12.98
MW-85	NA	NA	NA	NA	NA	NA	9.11	20.17	9.36	19.92	10.75	18.53	9.1	20.18	NA	NA	8.67	20.61
MW-86	NA	NA	NA	NA	NA	NA	16.02	12.75	15.95	12.82	18.21	10.56	NA	NA	15.91	12.86	15.56	13.21
MW-87	NA	NA	NA	NA	NA	NA	8.72	21.23	8.99	20.96	10.48	19.47	8.71	21.24	NA	NA	8.47	21.48
MW-88	NA	NA	NA	NA	NA	NA	NA	NA	NA	NA	NA	NA	12.63	14.65	NA	NA	NA	NA
MW-89	NA	NA	NA	NA	NA	NA	5.30	24.20	5.41	24.09	5.34	24.16	3.7	25.8	NA	NA	5.01	24.49
MW-90	NA	NA	NA	NA	NA	NA	4.40	23.55	4.35	23.60	4.51	23.44	2.83	25.12	NA	NA	4.26	23.69
MW-91	NA	NA	NA	NA	10.29	17.37	13.80	13.86	12.76	14.90	15.14	12.52	12.76	14.9	NA	NA	12.31	15.35
MW-92	NA	NA	NA	NA	NA	NA	14.52	12.83	14.06	13.29	16.72	10.63	14.01	13.34	NA	NA	13.20	14.15
MW-93	NA	NA	11.89	15.84	NA	NA	13.68	14.05	13.83	13.90	15.65	12.08	14.66	13.07	NA	NA	12.75	14.98
MW-94	1.24	24.16	NA	NA	NA	NA	NA	NA	NA	NA	NA	NA	1.87	23.53	NA	NA	NA	NA
MW-95	0.93	23.92	NA	NA	NA	NA	NA	NA	NA	NA	NA	NA	1.65	23.2	NA	NA	NA	NA
MW-96	11.40	13.74	NA	NA	NA	NA	NA	NA	NA	NA	NA	NA	15.11	10.03	NA	NA	NA	NA
MW-97	12.23	13.06	NA	NA	NA	NA	NA	NA	NA	NA	NA	NA	15.04	10.25	NA	NA	NA	NA
MW-98	NA	NA	NA	NA	NA	NA	5.28	20.47	5.52	20.23	5.29	20.46	3.32	22.43	NA	NA	4.27	21.48
MW-99	NA	NA	NA	NA	NA	NA	NA	NA	NA	NA	NA	NA	10.61	14.65	NA	NA	NA	NA
MW-100	NA	NA	NA	NA	NA	NA	6.34	18.89	6.63	18.60	6.10	19.13	4.06	21.17	NA	NA	5.02	20.21
MW-101	NA	NA	NA	NA	NA	NA	NA	NA	NA	NA	NA	NA	8.71	21.38	NA	NA	NA	NA
MW-102	NA	NA	NA	NA	NA	NA	NA	NA	NA	NA	NA	NA	12.13	13.97	NA	NA	NA	NA
MW-103	NA	NA	NA	NA	NA	NA	NA	NA	NA	NA	NA	NA	4.74	21.45	NA	NA	NA	NA
MW-104	NA	NA	NA	NA	1.66	24.73	NA	NA	NA	NA	NA	NA	2.54	23.85	NA	NA	NA	NA
MW-105	NA	NA	NA	NA	9.20	17.21	11.76	14.65	10.96	15.45	13.42	12.99	11.12	15.29	NA	NA	12.31	14.10
MW-106	NA	NA	NA	NA	NA	NA	NA	NA	NA	NA	NA	NA	6.49	21.82	NA	NA	NA	NA
MW-107	1.35	23.37	NA	NA	NA	NA	NA	NA	NA	NA	NA	NA	2.36	22.36	NA	NA	NA	NA

See Notes on Page 25.

Table 20
Groundwater Elevation Data
Interim Remedial Action System
Lockheed Martin, Tallevast Site
Tallevast, Florida

	September 7, 2010		September 8, 2010		September 13, 2010		December 8, 2010		March 1, 2011		June 1-2, 2011		August 16, 2011		August 17-18, 2011		December 6-7, 2011	
Well ID	Depth To Water (ft-toc)	Water Elevation (ft MSL)	Depth To Water (ft-toc)	Water Elevation (ft MSL)	Depth To Water (ft-toc)	Water Elevation (ft MSL)	Depth To Water (ft-toc)	Water Elevation (ft MSL)	Depth To Water (ft-toc)	Water Elevation (ft MSL)	Depth To Water (ft-toc)	Water Elevation (ft MSL)	Depth To Water (ft-toc)	Water Elevation (ft MSL)	Depth To Water (ft-toc)	Water Elevation (ft MSL)	Depth To Water (ft-toc)	Water Elevation (ft MSL)
MW-108	NA	NA	NA	NA	NA	NA	4.65	19.71	4.48	19.88	4.51	19.85	2.85	21.51	NA	NA	4.19	20.17
MW-109	NA	NA	NA	NA	NA	NA	5.25	23.20	5.52	22.93	5.91	22.54	4.32	24.13	NA	NA	5.57	22.88
MW-110	NA	NA	NA	NA	NA	NA	5.06	23.74	5.11	23.69	5.22	23.58	NA	NA	3.87	24.93	5.04	23.76
MW-111	NA	NA	NA	NA	NA	NA	NA	NA	NA	NA	NA	NA	2.41	23.96	NA	NA	NA	NA
MW-112	NA	NA	NA	NA	NA	NA	NA	NA	NA	NA	NA	NA	13.64	14.64	NA	NA	NA	NA
MW-113	NA	NA	NA	NA	NA	NA	13.21	13.10	12.83	13.48	15.62	10.69	12.72	13.59	NA	NA	12.05	14.26
MW-114	1.09	23.70	NA	NA	NA	NA	NA	NA	NA	NA	NA	NA	1.83	22.96	NA	NA	NA	NA
MW-115	NA	NA	NA	NA	NA	NA	NA	NA	NA	NA	NA	NA	6.81	23.4	NA	NA	NA	NA
MW-116	NA	NA	NA	NA	NA	NA	NA	NA	NA	NA	NA	NA	0.99	20.85	NA	NA	NA	NA
MW-117	NA	NA	NA	NA	NA	NA	NA	NA	NA	NA	NA	NA	7.23	14.33	NA	NA	NA	NA
MW-118	NA	NA	NA	NA	NA	NA	NA	NA	NA	NA	NA	NA	4.81	16.66	NA	NA	NA	NA
MW-119	NA	NA	NA	NA	NA	NA	NA	NA	NA	NA	NA	NA	6.57	14.61	NA	NA	NA	NA
MW-120	NA	NA	NA	NA	NA	NA	NA	NA	NA	NA	NA	NA	1.51	19.67	NA	NA	NA	NA
MW-121	NA	NA	NA	NA	NA	NA	NA	NA	NA	NA	NA	NA	7.66	13.69	7.66	13.69	NA	NA
MW-122	NA	NA	NA	NA	NA	NA	NA	NA	NA	NA	NA	NA	5.71	14.35	NA	NA	NA	NA
MW-123	NA	NA	NA	NA	NA	NA	NA	NA	NA	NA	NA	NA	14.03	16.87	14.13	16.77	NA	NA
MW-124	NA	NA	NA	NA	NA	NA	NA	NA	NA	NA	NA	NA	14.43	14.54	NA	NA	NA	NA
MW-125	NA	NA	NA	NA	NA	NA	NA	NA	NA	NA	NA	NA	7.74	21.78	NA	NA	NA	NA
MW-126	NA	NA	NA	NA	NA	NA	NA	NA	NA	NA	NA	NA	6.5	21.82	NA	NA	NA	NA
MW-127	NA	NA	NA	NA	NA	NA	21.48	10.26	20.97	10.77	24.16	7.58	23.2	8.54	20.04	11.7	19.75	11.99
MW-128	NA	NA	NA	NA	NA	NA	20.01	11.58	19.54	12.05	22.03	9.56	19.4	12.19	NA	NA	18.44	13.15
MW-129	NA	NA	NA	NA	NA	NA	19.88	11.53	19.42	11.99	22.50	8.91	18.63	12.78	NA	NA	18.58	12.83
MW-130	NA	NA	NA	NA	NA	NA	18.31	12.06	17.95	12.42	20.88	9.49	17.16	13.21	NA	NA	17.12	13.25
MW-131	NA	NA	NA	NA	NA	NA	NA	NA	NA	NA	NA	NA	16.42	10.91	NA	NA	NA	NA
MW-132	NA	NA	NA	NA	NA	NA	19.76	10.31	19.10	10.97	22.46	7.61	18.88	11.19	NA	NA	18.10	11.97
MW-133	NA	NA	NA	NA	13.13	14.55	17.60	10.08	16.65	11.03	20.48	7.20	16.75	10.93	NA	NA	15.80	11.88
MW-134	NA	NA	NA	NA	NA	NA	20.65	10.45	20.17	10.93	23.70	7.40	19.92	11.18	NA	NA	19.28	11.82
MW-135	NA	NA	13.10	14.54	NA	NA	NA	NA	NA	NA	NA	NA	NA	NA	16.54	11.1	NA	NA
MW-136	11.70	13.53	11.83	13.40	NA	NA	NA	NA	NA	NA	NA	NA	14.87	10.36	NA	NA	NA	NA
MW-137	0.13	25.36	0.16	25.33	NA	NA	NA	NA	NA	NA	NA	NA	2	23.49	NA	NA	NA	NA
MW-138	9.44	16.05	9.46	16.03	NA	NA	NA	NA	NA	NA	NA	NA	12	13.49	NA	NA	NA	NA
MW-139	12.13	13.33	12.10	13.36	NA	NA	NA	NA	NA	NA	NA	NA	15.82	9.64	NA	NA	NA	NA
MW-140	11.41	14.11	11.11	14.41	NA	NA	NA	NA	NA	NA	NA	NA	14.73	10.79	NA	NA	NA	NA
MW-141	0.66	24.89	0.65	24.90	NA	NA	NA	NA	NA	NA	NA	NA	2.12	23.43	NA	NA	NA	NA
MW-142	0.64	25.00	0.70	24.94	NA	NA	NA	NA	NA	NA	NA	NA	2.38	23.26	NA	NA	NA	NA
MW-143	11.13	14.47	11.23	14.37	NA	NA	NA	NA	NA	NA	NA	NA	14.82	10.78	NA	NA	NA	NA
MW-144	12.01	13.50	12.02	13.49	NA	NA	NA	NA	NA	NA	NA	NA	16.2	9.31	NA	NA	NA	NA
MW-145	10.42	15.03	10.38	15.07	NA	NA	NA	NA	NA	NA	NA	NA	13.7	11.75	NA	NA	NA	NA
MW-146	1.53	24.53	1.54	24.52	1.61	24.45	NA	NA	NA	NA	NA	NA	2.31	23.75	NA	NA	NA	NA
MW-147	NA	NA	NA	NA	NA	NA	NA	NA	NA	NA	NA	NA	2.32	23.62	NA	NA	NA	NA
MW-148	11.21	14.69	11.32	14.58	11.21	14.69	NA	NA	NA	NA	NA	NA	15.1	10.8	NA	NA	NA	NA
MW-149	12.92	13.28	12.76	13.44	12.64	13.56	NA	NA	NA	NA	NA	NA	15.99	10.21	NA	NA	NA	NA
MW-150	10.51	15.58	10.48	15.61	NA	NA	NA	NA	NA	NA	NA	NA	13.65	12.44	NA	NA	NA	NA
MW-151	NA	NA	NA	NA	NA	NA	4.97	17.47	4.97	17.47	4.94	17.50	3.75	18.69	NA	NA	4.69	17.75
MW-152	NA	NA	NA	NA	NA	NA	7.43	14.78	7.67	14.54	8.36	13.85	7.66	14.55	NA	NA	7.05	15.16
MW-153	NA	NA	NA	NA	NA	NA	11.10	11.40	11.21	11.29	13.67	8.83	9.71	12.79	NA	NA	9.89	12.61
MW-154	NA	NA	NA	NA	NA	NA	NA	NA	NA	NA	NA	NA	9.71	12.54	NA	NA	NA	NA
MW-155	NA	NA	NA	NA	NA	NA	11.27	11.07	11.65	10.69	12.23	10.11	10.65	11.69	NA	NA	9.13	13.21
MW-156	0.68	24.13	0.68	24.13	NA	NA	NA	NA	NA	NA	NA	NA	1.42	23.39	NA	NA	NA	NA
MW-157	8.77	15.97	8.72	16.02	NA	NA	NA	NA	NA	NA	NA	NA	11.23	13.51	NA	NA	NA	NA
MW-158	10.05	14.73	10.16	14.62	NA	NA	14.84	9.94	13.74	11.04	17.48	7.30	13.96	10.82	NA	NA	13.17	11.61
MW-159	12.03	12.65	11.43	13.25	NA	NA	NA	NA	NA	NA	NA	NA	15.32	9.36	NA	NA	NA	NA
MW-160	10.78	13.94	8.97	15.75	NA	NA	NA	NA	NA	NA	NA	NA	11.99	12.73	NA	NA	NA	NA
MW-161	5.87	19.04	NA	NA	NA	NA	NA	NA	NA	NA	NA	NA	8.3	16.61	NA	NA	NA	NA
MW-162	0.38	25.00	NA	NA	NA	NA	NA	NA	NA	NA	NA	NA	2.4	22.98	NA	NA	NA	NA
MW-163	9.60	16.00	NA	NA	NA	NA	NA	NA	NA	NA	NA	NA	12.27	13.33	NA	NA	NA	NA
MW-164	12.78	12.81	NA	NA	NA	NA	NA	NA	NA	NA	NA	NA	15.38	10.21	NA	NA	NA	NA
MW-165	15.19	10.16	NA	NA	NA	NA	NA	NA	NA	NA	NA	NA	16.05	9.3	NA	NA	NA	NA

See Notes on Page 25.

Table 20
Groundwater Elevation Data
Interim Remedial Action System
Lockheed Martin, Tallevast Site
Tallevast, Florida

	September 7, 2010		September 8, 2010		September 13, 2010		December 8, 2010		March 1, 2011		June 1-2, 2011		August 16, 2011		August 17-18, 2011		December 6-7, 2011	
Well ID	Depth To Water (ft-toc)	Water Elevation (ft MSL)	Depth To Water (ft-toc)	Water Elevation (ft MSL)	Depth To Water (ft-toc)	Water Elevation (ft MSL)	Depth To Water (ft-toc)	Water Elevation (ft MSL)	Depth To Water (ft-toc)	Water Elevation (ft MSL)	Depth To Water (ft-toc)	Water Elevation (ft MSL)	Depth To Water (ft-toc)	Water Elevation (ft MSL)	Depth To Water (ft-toc)	Water Elevation (ft MSL)	Depth To Water (ft-toc)	Water Elevation (ft MSL)
MW-166	11.02	14.67	NA	NA	NA	NA	NA	NA	NA	NA	NA	NA	14	11.69	NA	NA	NA	NA
MW-167	NA	NA	NA	NA	NA	NA	NA	NA	NA	NA	NA	NA	3.47	23.58	NA	NA	NA	NA
MW-168	NA	NA	NA	NA	NA	NA	NA	NA	NA	NA	NA	NA	5.51	21.9	NA	NA	NA	NA
MW-169	NA	NA	NA	NA	NA	NA	NA	NA	NA	NA	NA	NA	20.44	7.04	NA	NA	NA	NA
MW-170	NA	NA	NA	NA	NA	NA	NA	NA	NA	NA	NA	NA	17.14	10.36	NA	NA	NA	NA
MW-171	NA	NA	NA	NA	NA	NA	8.41	13.08	8.55	12.94	9.17	12.32	8.51	12.98	NA	NA	8.14	13.35
MW-172	NA	NA	NA	NA	NA	NA	NA	NA	NA	NA	NA	NA	11.98	9.55	NA	NA	NA	NA
MW-173	NA	NA	NA	NA	NA	NA	NA	NA	NA	NA	NA	NA	12.08	9.34	NA	NA	NA	NA
MW-174	NA	NA	NA	NA	NA	NA	NA	NA	NA	NA	NA	NA	11.68	9.71	NA	NA	NA	NA
MW-175	NA	NA	NA	NA	NA	NA	NA	NA	NA	NA	NA	NA	20.36	7.44	18.5	9.3	NA	NA
MW-176	NA	NA	NA	NA	NA	NA	NA	NA	NA	NA	NA	NA	20.35	8.66	NA	NA	NA	NA
MW-177	NA	NA	NA	NA	NA	NA	NA	NA	NA	NA	NA	NA	17.76	11.52	NA	NA	NA	NA
MW-178	NA	NA	NA	NA	NA	NA	NA	NA	NA	NA	NA	NA	12.95	8.87	12.78	9.04	NA	NA
MW-179	NA	NA	NA	NA	NA	NA	NA	NA	NA	NA	NA	NA	13.24	8.63	NA	NA	NA	NA
MW-180	NA	NA	NA	NA	NA	NA	NA	NA	NA	NA	NA	NA	15.09	6.88	NA	NA	NA	NA
MW-181	NA	NA	NA	NA	NA	NA	NA	NA	NA	NA	NA	NA	15.69	6.4	13.63	8.46	NA	NA
MW-182	NA	NA	NA	NA	NA	NA	NA	NA	NA	NA	NA	NA	16.86	10.33	NA	NA	NA	NA
MW-183	NA	NA	1.85	22.35	NA	NA	NA	NA	NA	NA	NA	NA	1.71	22.49	NA	NA	NA	NA
MW-184	NA	NA	8.41	15.81	NA	NA	NA	NA	NA	NA	NA	NA	11.01	13.21	NA	NA	NA	NA
MW-185	NA	NA	9.77	14.53	NA	NA	NA	NA	NA	NA	NA	NA	13.94	10.36	NA	NA	NA	NA
MW-186	NA	NA	10.91	13.46	NA	NA	NA	NA	NA	NA	NA	NA	14.79	9.58	NA	NA	NA	NA
MW-187	NA	NA	7.99	16.35	NA	NA	NA	NA	NA	NA	NA	NA	11.25	13.09	NA	NA	NA	NA
MW-188	NA	NA	NA	NA	NA	NA	NA	NA	NA	NA	NA	NA	3.07	18.9	NA	NA	NA	NA
MW-189	NA	NA	NA	NA	NA	NA	NA	NA	NA	NA	NA	NA	7.71	14.5	NA	NA	NA	NA
MW-190	NA	NA	NA	NA	NA	NA	NA	NA	NA	NA	NA	NA	12.7	9.41	NA	NA	NA	NA
MW-191	NA	NA	NA	NA	NA	NA	NA	NA	NA	NA	NA	NA	13.81	8.16	NA	NA	NA	NA
MW-192	NA	NA	NA	NA	NA	NA	NA	NA	NA	NA	NA	NA	8.15	13.7	NA	NA	NA	NA
MW-193	7.27	14.50	NA	NA	NA	NA	NA	NA	NA	NA	NA	NA	11.22	10.55	NA	NA	NA	NA
MW-194	8.35	13.35	NA	NA	NA	NA	NA	NA	NA	NA	NA	NA	11.45	10.25	NA	NA	NA	NA
MW-195	7.70	14.38	NA	NA	NA	NA	NA	NA	NA	NA	NA	NA	11	11.08	NA	NA	NA	NA
MW-196	NA	NA	NA	NA	NA	NA	NA	NA	NA	NA	NA	NA	18.95	7.72	16.5	10.17	NA	NA
MW-197	NA	NA	NA	NA	NA	NA	NA	NA	NA	NA	NA	NA	19.85	9.14	NA	NA	NA	NA
MW-198	NA	NA	NA	NA	NA	NA	NA	NA	NA	NA	NA	NA	2.47	18.08	NA	NA	NA	NA
MW-199	NA	NA	NA	NA	NA	NA	NA	NA	NA	NA	NA	NA	10.45	9.97	NA	NA	NA	NA
MW-200	NA	NA	NA	NA	NA	NA	NA	NA	NA	NA	NA	NA	11.58	9.04	NA	NA	NA	NA
MW-201	NA	NA	NA	NA	NA	NA	NA	NA	NA	NA	NA	NA	10.76	9.78	NA	NA	NA	NA
MW-202	NA	NA	NA	NA	NA	NA	NA	NA	NA	NA	NA	NA	8.43	12.19	NA	NA	NA	NA
MW-204	NA	NA	NA	NA	NA	NA	NA	NA	NA	NA	NA	NA	2.95	18.19	NA	NA	NA	NA
MW-205	NA	NA	NA	NA	NA	NA	NA	NA	NA	NA	NA	NA	9.94	11.27	NA	NA	NA	NA
MW-206	NA	NA	NA	NA	NA	NA	NA	NA	NA	NA	NA	NA	10.56	10.68	NA	NA	NA	NA
MW-207	NA	NA	NA	NA	NA	NA	NA	NA	NA	NA	NA	NA	9.85	11.72	NA	NA	NA	NA
MW-208	NA	NA	NA	NA	NA	NA	NA	NA	NA	NA	NA	NA	2.48	12.95	NA	NA	NA	NA
MW-209	NA	NA	NA	NA	NA	NA	NA	NA	NA	NA	NA	NA	6.9	8.34	NA	NA	NA	NA
MW-210	NA	NA	NA	NA	NA	NA	NA	NA	NA	NA	NA	NA	7.65	7.87	NA	NA	NA	NA
MW-211	NA	NA	NA	NA	NA	NA	NA	NA	NA	NA	NA	NA	5.97	9.42	NA	NA	NA	NA
MW-212	NA	NA	NA	NA	NA	NA	NA	NA	NA	NA	NA	NA	6.06	9.5	NA	NA	NA	NA
MW-213	1.52	23.76	NA	NA	NA	NA	NA	NA	NA	NA	NA	NA	1.54	23.74	NA	NA	NA	NA
MW-214	9.36	15.83	NA	NA	NA	NA	NA	NA	NA	NA	NA	NA	11.79	13.4	NA	NA	NA	NA
MW-215	10.77	14.39	NA	NA	NA	NA	NA	NA	NA	NA	NA	NA	14.66	10.5	NA	NA	NA	NA
MW-216	13.55	11.65	NA	NA	NA	NA	NA	NA	NA	NA	NA	NA	15.41	9.79	NA	NA	NA	NA
MW-217	9.92	15.22	NA	NA	NA	NA	NA	NA	NA	NA	NA	NA	13.15	11.99	NA	NA	NA	NA
MW-218	NA	NA	NA	NA	NA	NA	NA	NA	NA	NA	NA	NA	NA	NA	NA	NA	NA	NA
MW-219	NA	NA	NA	NA	NA	NA	NA	NA	NA	NA	NA	NA	2.49	19.42	NA	NA	NA	NA
MW-220	NA	NA	NA	NA	NA	NA	NA	NA	NA	NA	NA	NA	3.32	18.72	NA	NA	NA	NA
MW-221	NA	NA	NA	NA	NA	NA	NA	NA	NA	NA	NA	NA	8.82	13.42	NA	NA	NA	NA
MW-222	NA	NA	NA	NA	NA	NA	NA	NA	NA	NA	NA	NA	8.98	13.25	NA	NA	NA	NA
MW-223	NA	NA	NA	NA	NA	NA	NA	NA	NA	NA	NA	NA	4.39	12.72	NA	NA	NA	NA
MW-224	NA	NA	NA	NA	NA	NA	NA	NA	NA	NA	NA	NA	4.59	12.63	NA	NA	NA	NA

See Notes on Page 25.

Table 20
Groundwater Elevation Data
Interim Remedial Action System
Lockheed Martin, Tallevast Site
Tallevast, Florida

Well ID	September 7, 2010		September 8, 2010		September 13, 2010		December 8, 2010		March 1, 2011		June 1-2, 2011		August 16, 2011		August 17-18, 2011		December 6-7, 2011	
	Depth To Water (ft-toc)	Water Elevation (ft MSL)	Depth To Water (ft-toc)	Water Elevation (ft MSL)	Depth To Water (ft-toc)	Water Elevation (ft MSL)	Depth To Water (ft-toc)	Water Elevation (ft MSL)	Depth To Water (ft-toc)	Water Elevation (ft MSL)	Depth To Water (ft-toc)	Water Elevation (ft MSL)	Depth To Water (ft-toc)	Water Elevation (ft MSL)	Depth To Water (ft-toc)	Water Elevation (ft MSL)	Depth To Water (ft-toc)	Water Elevation (ft MSL)
MW-225	NA	NA	NA	NA	NA	NA	NA	NA	NA	NA	NA	NA	5.58	11.55	NA	NA	NA	NA
MW-226	NA	NA	NA	NA	NA	NA	NA	NA	NA	NA	NA	NA	5.63	11.51	NA	NA	NA	NA
MW-227	NA	NA	NA	NA	NA	NA	NA	NA	NA	NA	NA	NA	4.06	13.34	NA	NA	NA	NA
MW-228	NA	NA	NA	NA	NA	NA	NA	NA	NA	NA	NA	NA	15.22	5.51	NA	NA	NA	NA
MW-229	NA	NA	NA	NA	NA	NA	NA	NA	NA	NA	NA	NA	6.47	23.67	NA	NA	NA	NA
MW-230	NA	NA	NA	NA	NA	NA	NA	NA	NA	NA	NA	NA	6.98	23.04	6.95	23.07	NA	NA
MW-231	NA	NA	NA	NA	NA	NA	NA	NA	NA	NA	NA	NA	20.71	9.26	20.14	9.83	NA	NA
MW-232	NA	NA	NA	NA	NA	NA	18.40	11.11	17.95	11.56	21.32	8.19	17.7	11.81	NA	NA	17.45	12.06
MW-233	NA	NA	NA	NA	NA	NA	17.15	13.34	17.31	13.18	17.93	12.56	18.32	12.17	18.14	12.35	15.90	14.59
MW-234	1.30	23.38	NA	NA	NA	NA	NA	NA	NA	NA	NA	NA	1.37	23.31	NA	NA	NA	NA
MW-235	9.53	15.18	NA	NA	NA	NA	NA	NA	NA	NA	NA	NA	11.72	12.99	NA	NA	NA	NA
MW-236	11.13	13.64	NA	NA	NA	NA	NA	NA	NA	NA	NA	NA	14.29	10.48	NA	NA	NA	NA
MW-237	8.58	16.18	NA	NA	NA	NA	NA	NA	NA	NA	NA	NA	14.82	9.94	NA	NA	NA	NA
MW-238	10.51	14.03	NA	NA	NA	NA	NA	NA	NA	NA	NA	NA	13.6	10.94	NA	NA	NA	NA
MW-239	NA	NA	NA	NA	NA	NA	18.42	10.01	18.60	9.83	21.21	7.22	17.42	11.01	NA	NA	16.68	11.75
MW-240	NA	NA	NA	NA	NA	NA	NA	NA	NA	NA	NA	NA	19.79	7.79	NA	NA	NA	NA
MW-241	NA	NA	NA	NA	NA	NA	NA	NA	NA	NA	NA	NA	7.41	9.87	NA	NA	NA	NA
MW-242	NA	NA	NA	NA	NA	NA	NA	NA	NA	NA	NA	NA	2.65	19.95	NA	NA	NA	NA
MW-243	NA	NA	NA	NA	NA	NA	NA	NA	NA	NA	NA	NA	11.91	10.71	NA	NA	NA	NA
MW-244	NA	NA	NA	NA	NA	NA	NA	NA	NA	NA	NA	NA	12.81	9.85	NA	NA	NA	NA
MW-245	NA	NA	NA	NA	NA	NA	NA	NA	NA	NA	NA	NA	4.89	14.03	NA	NA	NA	NA
MW-246	NA	NA	NA	NA	NA	NA	NA	NA	NA	NA	NA	NA	13.23	5.73	13.06	5.9	NA	NA
MW-247	NA	NA	NA	NA	NA	NA	NA	NA	NA	NA	NA	NA	12.3	6.71	NA	NA	NA	NA
MW-248	NA	NA	NA	NA	11.97	14.60	NA	NA	NA	NA	NA	NA	15.59	10.98	NA	NA	NA	NA
MW-249	8.08	14.52	NA	NA	NA	NA	NA	NA	NA	NA	NA	NA	12.5	10.1	NA	NA	NA	NA
MW-250	NA	NA	NA	NA	NA	NA	NA	NA	NA	NA	NA	NA	16.3	10.47	15.66	11.11	NA	NA
MW-251	NA	NA	NA	NA	NA	NA	NA	NA	NA	NA	NA	NA	10.92	16.45	NA	NA	NA	NA
MW-252	NA	NA	NA	NA	NA	NA	20.11	11.45	19.57	11.99	22.15	9.41	19.26	12.3	NA	NA	18.53	13.03
MW-253	NA	NA	NA	NA	NA	NA	20.79	10.69	20.36	11.12	23.50	7.98	19.8	11.68	NA	NA	19.30	12.18
MW-254 (MW-BT-1)	NA	NA	NA	NA	NA	NA	8.19	23.20	8.83	22.56	8.64	22.75	7.6	23.7881	NA	NA	7.87	23.52
MW-255	NA	NA	NA	NA	NA	NA	NA	NA	NA	NA	NA	NA	14.35	9.9	NA	NA	NA	NA
PZ-LSAS-1	NA	NA	NA	NA	NA	NA	NA	NA	NA	NA	NA	NA	8.04	23.08	NA	NA	NA	NA
PZ-LSAS-2	NA	NA	NA	NA	NA	NA	NA	NA	NA	NA	NA	NA	9.51	21.93	NA	NA	NA	NA
PZ-LSAS-3	NA	NA	NA	NA	NA	NA	NA	NA	NA	NA	NA	NA	10.8	21.36	NA	NA	NA	NA
PZ-LSAS-4	NA	NA	NA	NA	NA	NA	NA	NA	NA	NA	NA	NA	11.85	19.75	NA	NA	NA	NA
PZ-LSAS-5	NA	NA	NA	NA	NA	NA	NA	NA	NA	NA	NA	NA	10.75	20.86	NA	NA	NA	NA
PZ-LSAS-6	NA	NA	NA	NA	NA	NA	NA	NA	NA	NA	NA	NA	11.41	21.32	NA	NA	NA	NA
PZ-LSAS-7	NA	NA	NA	NA	NA	NA	NA	NA	NA	NA	NA	NA	11.9	20	NA	NA	NA	NA

Notes:

1. ft - Feet.
2. MSL - Mean sea level.
3. toc - Top of casing.
4. NA - Not available.

TABLE 21
CHEMICALS OF CONCERN MASS REMOVAL RATE CALCULATIONS
INTERIM REMEDIAL ACTION SYSTEM
LOCKHEED MARTIN TALLEVAST SITE
TALLEVAST, FLORIDA
(Results are presented in parts per million, mg/L)

Parameter	August, September, and October 2011	November and December 2011, and January 2012
1,4-Dioxane	0.075	0.130
1,1-Dichloroethane	0.031	0.034
1,1-Dichloroethene	0.120	0.130
cis-1,2-Dichloroethene	0.015	<0.0003
Tetrachloroethene	0.023	0.021
Trichloroethene	0.170	0.150
Vinyl Chloride	<0.0005	0.001
Total COCs Concentration	0.43	0.47

	2006	2007	2008	2009	2010	January thru July 2011	August, September, and October 2011	November and December 2011, and January 2012
Average of the Total COCs Concentration (mg/L)	1.67	2.83	1.15	1.03	0.73	0.63	0.43	0.47
Total Volume of Groundwater Extracted and Discharged to Sanitary Sewer (in gallons)	478,000	3,575,500	4,028,200	6,399,000	10,446,700	5,974,800	2,751,300	2,522,400
Total Volume of Groundwater Extracted and Discharged to Sanitary Sewer (in liters)	1,809,230	13,533,286	15,246,739	24,220,215	39,540,760	22,614,618	10,413,671	9,547,284
Total Mass of COCs Removed (in milligrams)	3,018,231	36,425,053	17,534,573	25,043,109	28,724,781	14,164,904	4,519,533	4,449,034
Total Mass of COCs Removed (in pounds)	6.7	80.3	38.7	55.2	63.3	31.2	10.0	9.8
Total Mass of COCs Removed (in pounds) for all Reporting Periods								295.3

Notes:

1. Samples collected from the combined influent from all extraction wells.
2. 3.785 liters per gallon.
3. 2.205x10-6 pounds per milligrams.
4. The total volume includes groundwater from the ten extraction wells that is treated and discharged to the sanitary sewer.
5. Results are based on validated analytical reports from the laboratory.

FIGURES

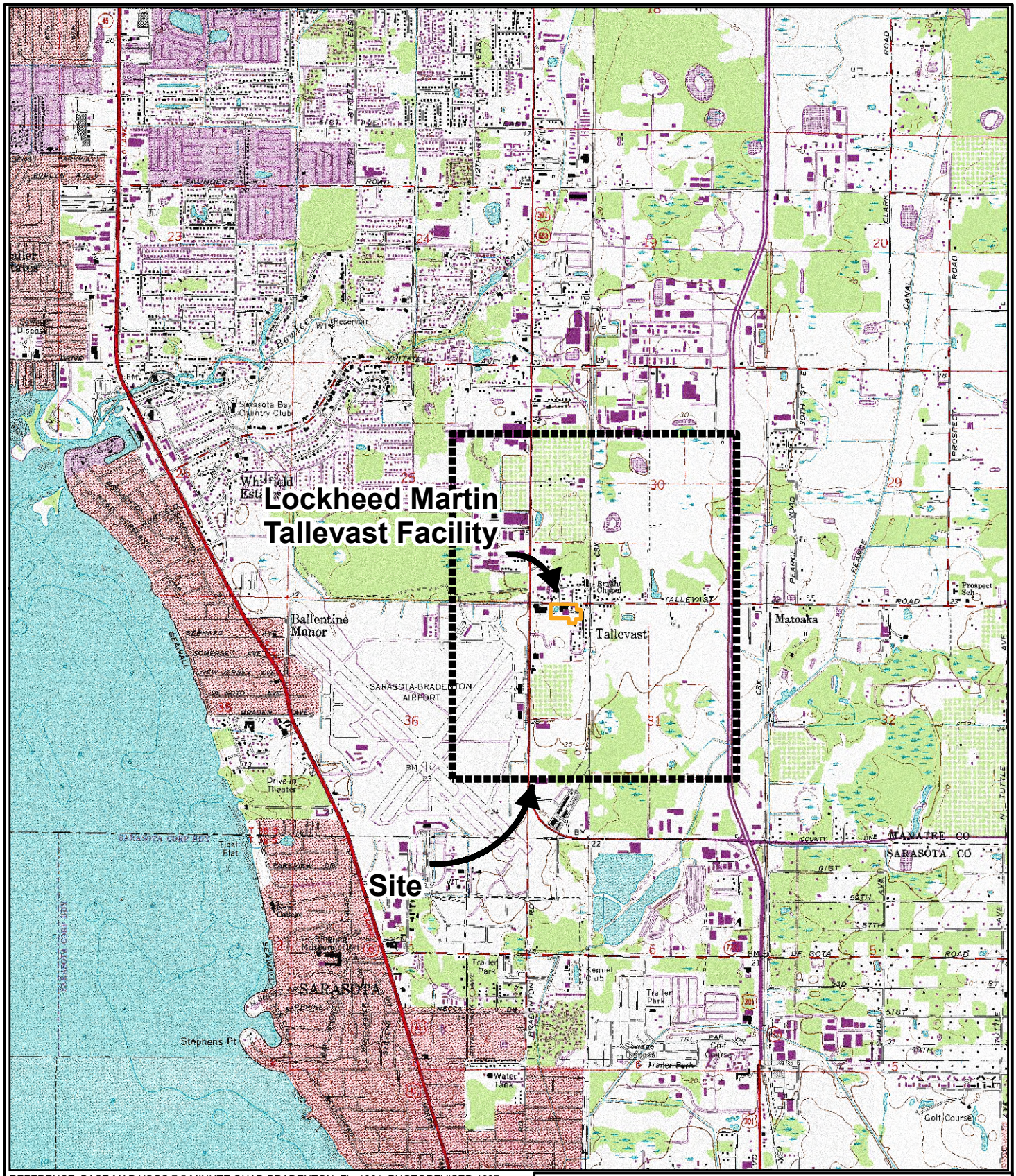

REFERENCE: BASE MAP USGS 7.5 MINUTE QUAD BRADENTON, FL, 1964, PHOTOREVISED 1987.

N

0 3,000 6,000

Scale in Feet

Area Location

FLORIDA

LOCKHEED MARTIN TALLEVAST SITE
TALLEVAST, FLORIDA

SITE LOCATION MAP

ARCADIS

FIGURE
1

CITY: Highlands Ranch DIV/GROUP: GIS
Project #: B0038055.0020
I:\LockheedMartin\LockheedMartin\RAP\2009\MXD\Fig1-1_SiteLocation_0609_rev1.mxd - 8/25/2009 @ 11:22:31 AM

R625-EDC-002289-0

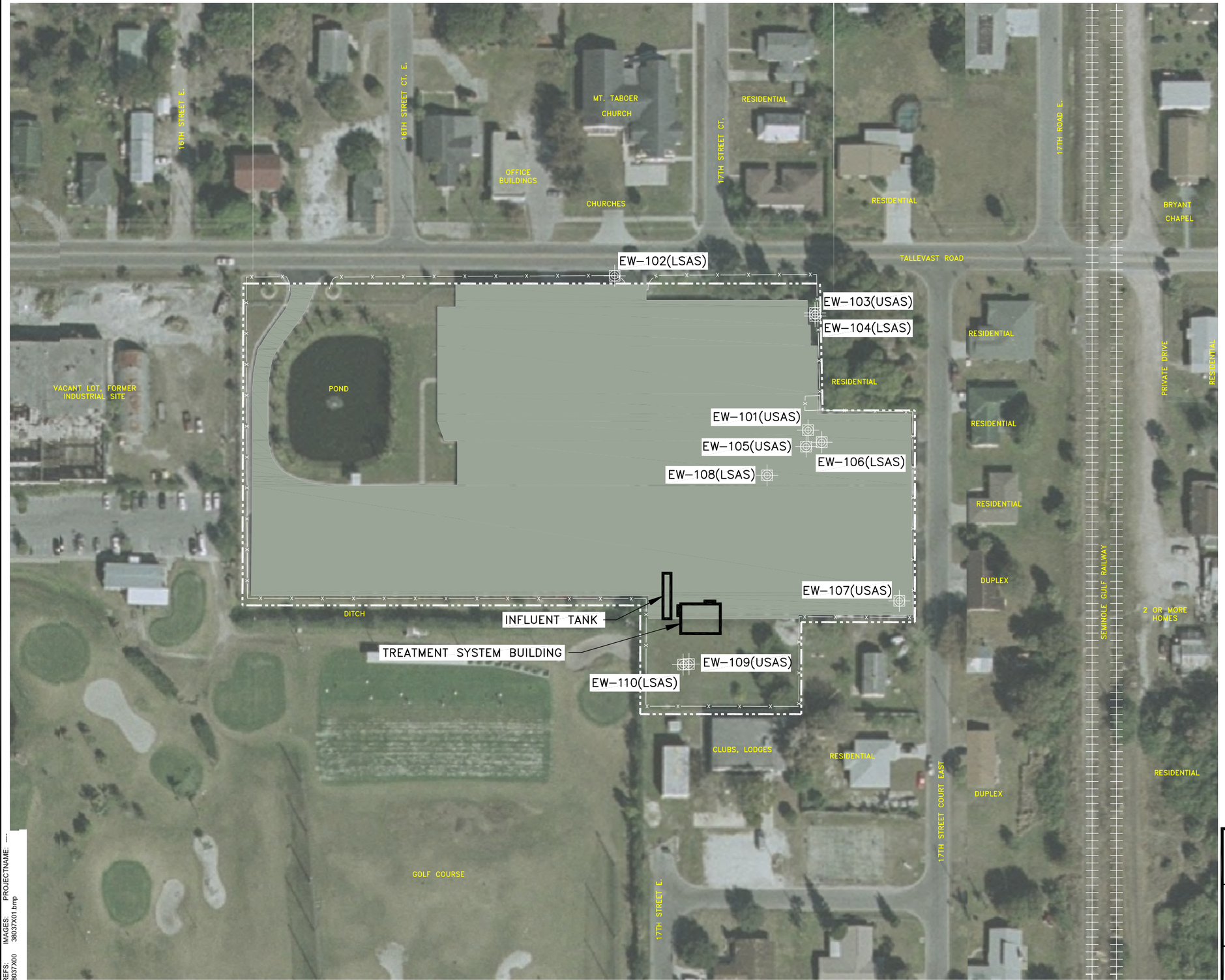

LEGEND:

- FACILITY BOUNDARY
- RAILROAD TRACKS
- FENCE
- EXTRACTION WELL

NOTES:

1. BASE MAP INFORMATION OBTAINED FROM A TETRA TECH, INC. FIGURE 2-8 ENTITLED "TCE IN SURFICIAL AQUIFER SYSTEM BASED ON SCREEN POINT SAMPLING AT THE BASE OF THE SURFICIAL AQUIFER" DATED 10/5/04, AT A SCALE OF 1"=280'.
2. USAS = UPPER SURFICIAL AQUIFER SYSTEM
3. LSAS = LOWER SURFICIAL AQUIFER SYSTEM

0 50' 100'
GRAPHIC SCALE

LOCKHEED MARTIN TALLEVAST SITE
TALLEVAST, FLORIDA

FACILITY PLAN

ARCADIS

FIGURE
2

CITY: DIV/GROUP: DB: LD: AM: PD: TM: TR: LYR:ON=*;OFF=*REF* PAGESETUP: 11X17.PDF PLOTSTYLETABLE: BLACKGRAYCTB PLOTTED: 8/24/2011 11:48 AM BY: SEPPANEN, MAIJA
G:\Aproject\Lockheed\B038055\LMC_Tallevast\cadd\O&M Manual\38055B01 - Standard\O&M Fig 2_082411.dwg LAYOUT: 2 SAVED: 8/24/2011 10:53 AM ACADVER: 18.0S (LMS TECH)
XREFS: 38037A00 IMAGES: 38037A01.bmp PROJECTNAME: ----

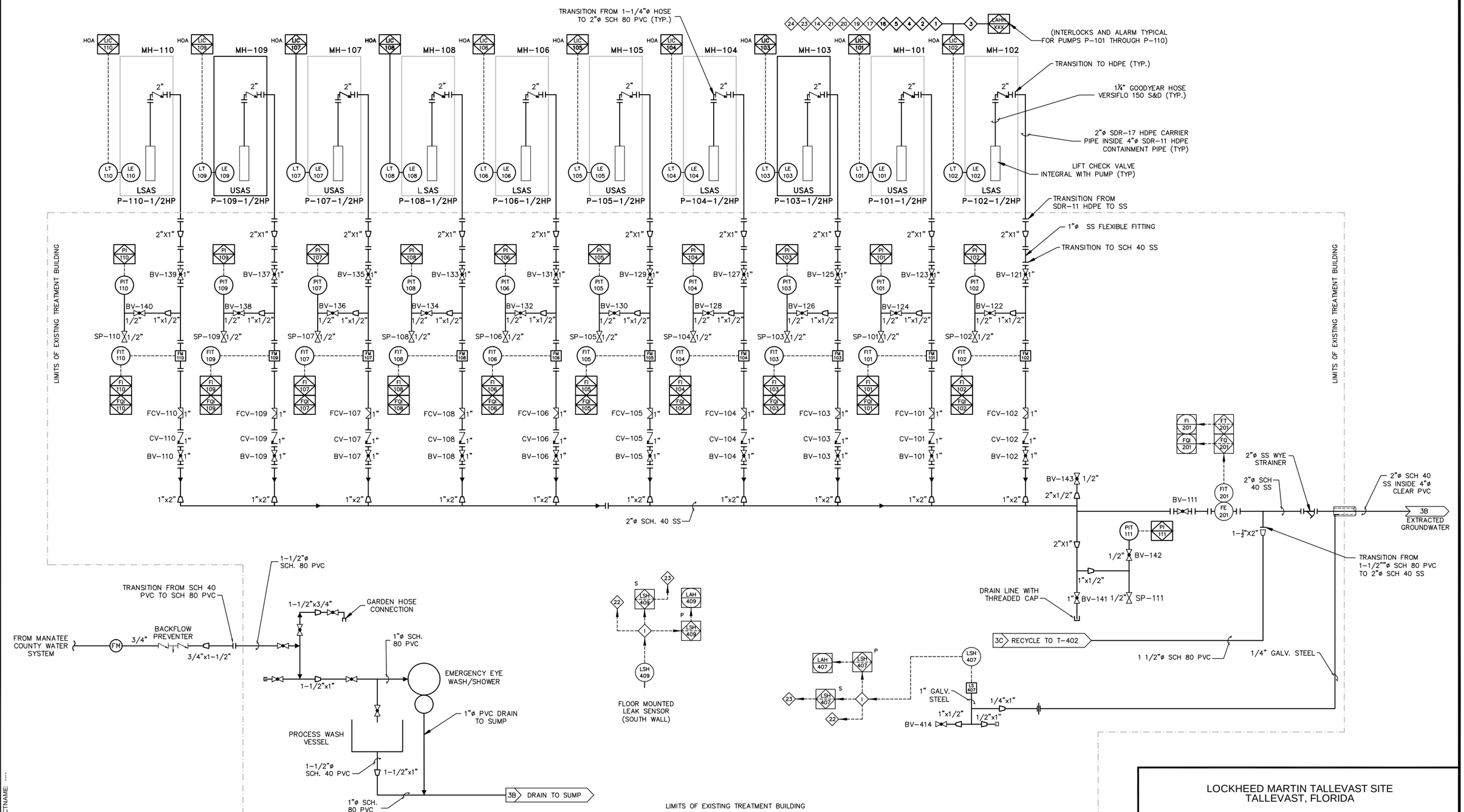

LOCKHEED MARTIN TALLEVAST SITE
TALLEVAST, FLORIDA

PIPING AND INSTRUMENTATION DIAGRAM

ARCADIS

FIGURE **3A**

CITY: DIV/GROUP: DB: LD: AM: PD: TM: TR: LYR:ON=*;OFF=*REF*
G:\Aproject\Lockheed\B0380551\LMC_Tallevast\cadd\O&M Manual\3A, 3B, 3C_Feb 11.dwg LAYOUT: 3A SAVED: 2/11/2011 10:09 AM ACADVER: 18.0S (LMS TECH) PAGESETUP: 11X17 PDF PLOTSTYLETABLE: BLACKGRAY.CTB PLOTTED: 2/11/2011 10:10 AM BY: SEPPANEN, MAIJA
XREFS: 38037X00 IMAGES: PROJECTNAME: ----

R625-EDC-002289-0

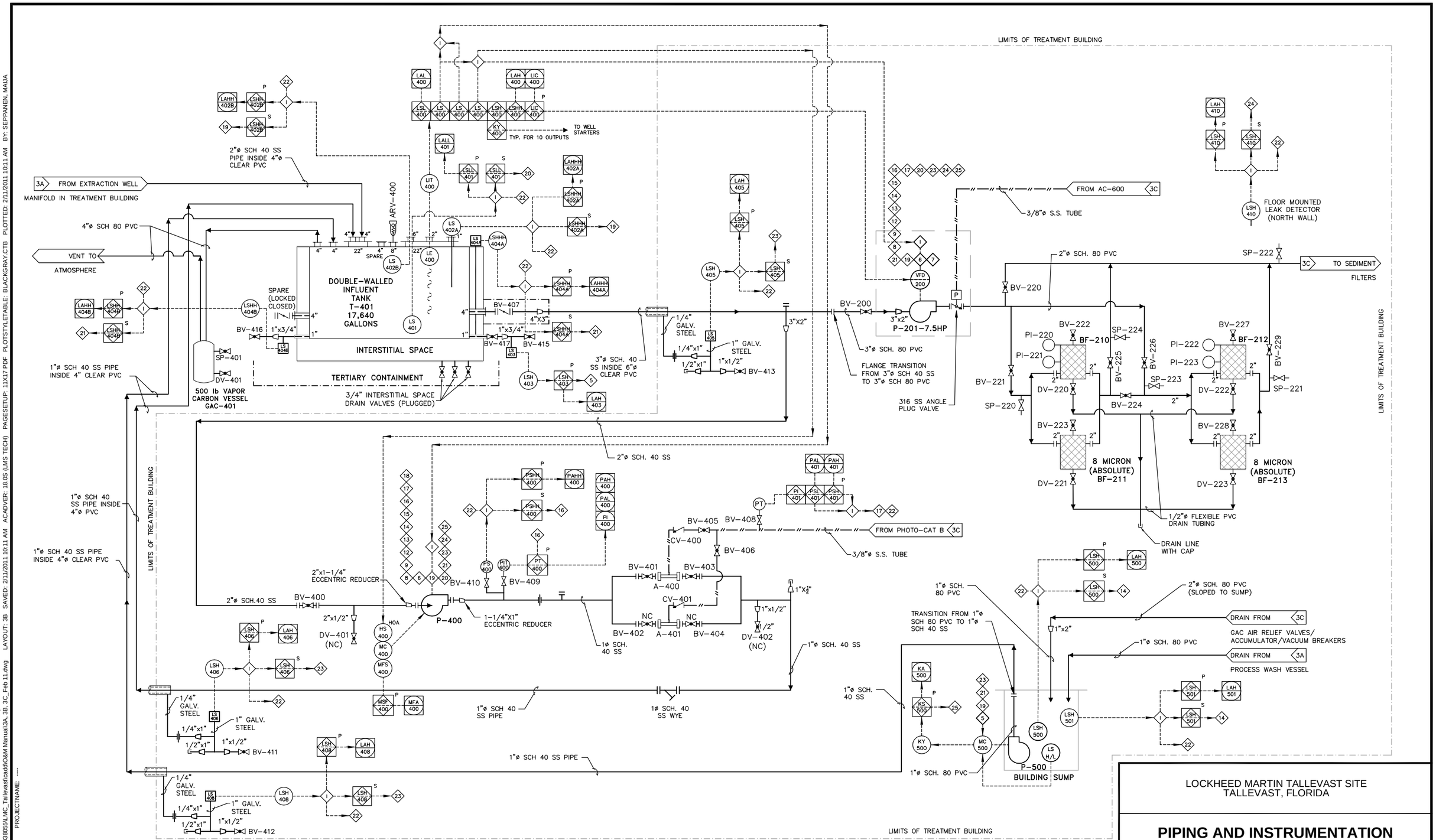

LOCKHEED MARTIN TALLEVAST SITE
TALLEVAST, FLORIDA

PIPING AND INSTRUMENTATION DIAGRAM

ARCADIS

FIGURE
3B

CITY: DIV/GROUP: DB: LD: AM: PD: TM: TR: LYR:ON=*;OFF=*REF*
G:\Aproject\Lockheed\60380551LMC_Tallevast\cadd\O&M Manual\3A, 3B, 3C_Feb 11.dwg LAYOUT: 3B SAVED: 2/11/2011 10:11 AM ACADVER: 18.0S (LMS TECH) PAGESETUP: 11X17.PDF PLOTSTYLETABLE: BLACKGRAY.CTB PLOTTED: 2/11/2011 10:11 AM BY: SEPPANEN, MAJA
XREFS: IMAGES: PROJECTNAME: ----
38037X00

R625-EDC-002289-0

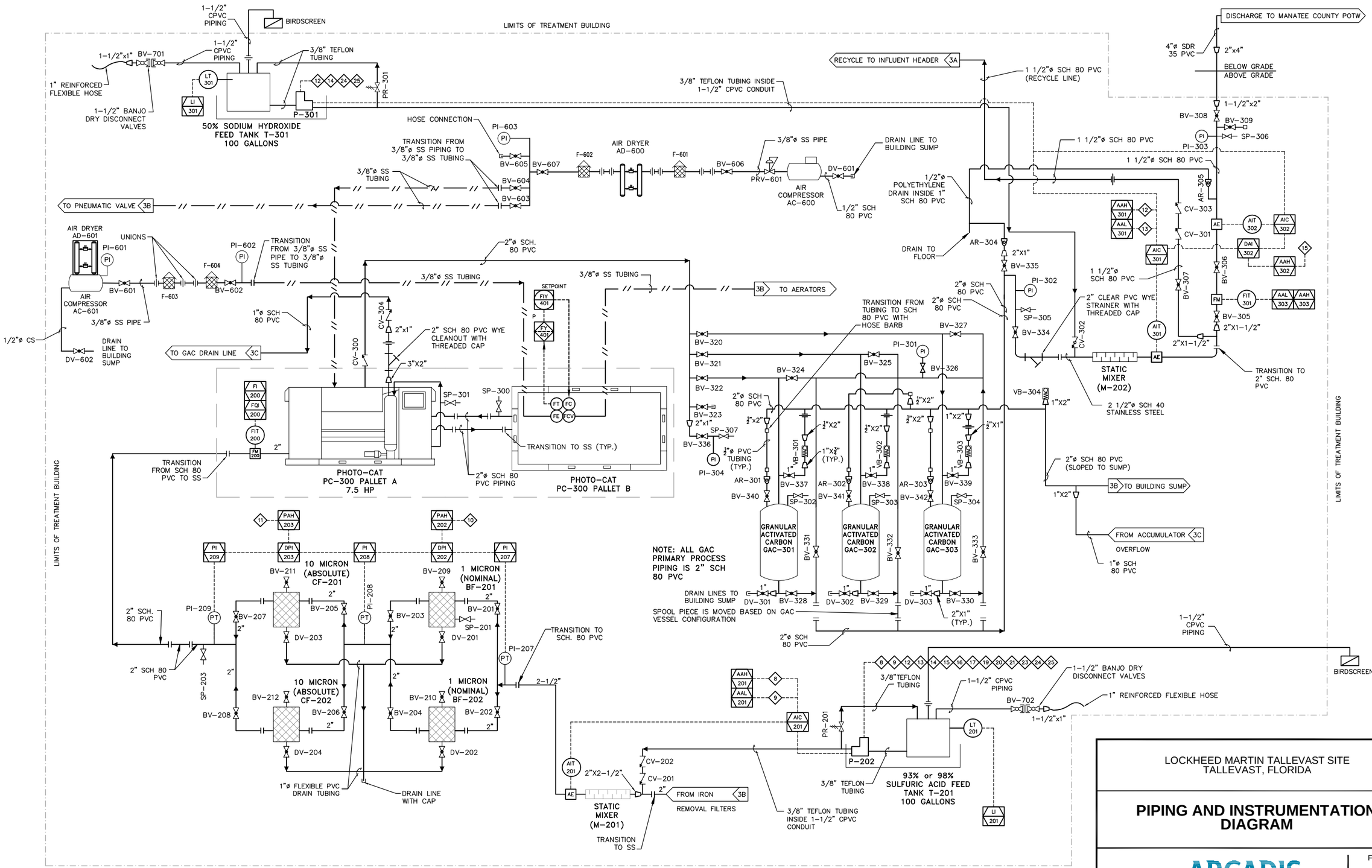

LOCKHEED MARTIN TALLEVAST SITE
TALLEVAST, FLORIDA

PIPING AND INSTRUMENTATION DIAGRAM

ARCADIS

FIGURE **3C**

CITY: DIV/GROUP: DB: LD: AM: PD: TM: TR: LYR:ON=*;OFF=*REF*
G:\Aproject\Lockheed\B0380551\LMC_Tallevast\cadd\O&M Manual\3A, 3B, 3C_Feb 11.dwg LAYOUT: 3C SAVED: 2/11/2011 10:11 AM ACADVER: 18.0S (LMS TECH) PAGESETUP: 11X17 PDF PLOTSTYLETABLE: BLACKGRAY.CTB PLOTTED: 2/11/2011 10:12 AM BY: SEPPANEN, MANJA
XREFS: IMAGES: PROJECTNAME: ----
38037X00

INTERLOCKS:

1. HIGH LEVEL AT EXTRACTION WELL (MH-101 THROUGH MH-110), TURN ON RESPECTIVE PUMP (P-101 THROUGH P-110). IF PLC DOES NOT REGISTER FLOW AT RESPECTIVE FLOW METER (FIT-101 THROUGH FIT-110), TURN OFF PUMP.
2. LOW LEVEL AT EXTRACTION WELL (MH-101 THROUGH MH-110), TURN OFF RESPECTIVE PUMP (P-101 THROUGH P-110).
3. HIGH HIGH LEVEL AT EXTRACTION WELL (MH-101 THROUGH MH-110), SIGNAL ALARM AT PLC (LAHH-101 THROUGH LAHH-110). PLC TO SIGNAL AUTO DIALER.
4. HIGH LEVEL ALARM (LAH-400) AT INFLUENT TANK T-401. TURN OFF EXTRACTION WELL PUMPS P-101 THROUGH P-110, PUMPS P-201, P-202, P-301, P-400, P-500 AND PHOTOCAT SYSTEM. SIGNAL ALARM AT PLC (LAH-400). PLC TO SIGNAL AUTO DIALER.
5. HIGH LEVEL ALARM (LAH-403) AT INFLUENT TANK T-401 INTERSTITIAL SPACE. TURN OFF EXTRACTION WELL PUMPS P-101 THROUGH P-110, PUMPS P-201, P-202, P-301, P-400, P-500 AND PHOTOCAT SYSTEM. SIGNAL ALARM AT PLC (LAH-403). PLC TO SIGNAL AUTO DIALER.
6. PUMP OFF SET POINT AT INFLUENT TANK (T-401). TURN OFF P-201 AND P-400.
7. PUMP ON SET POINT AT INFLUENT TANK (T-401). TURN ON P-201.
8. PH ALARM HIGH (AAH-201) AT ACID INJECTION POINT. TURN OFF PUMPS P-201, P-202, P-301, P-400, AND PHOTOCAT SYSTEM. SIGNAL ALARM AT PLC. PLC TO SIGNAL AUTO DIALER.
9. PH ALARM LOW (AAL-201) AT ACID INJECTION POINT. TURN OFF PUMPS P-201, P-202, P-301, P-400, AND PHOTOCAT SYSTEM. SIGNAL ALARM AT PLC. PLC TO SIGNAL AUTO DIALER.
10. HIGH DIFFERENTIAL PRESSURE ALARM (PAH-202) ACROSS BAG FILTERS (BF-201 AND BF-202). SIGNAL ALARM AT PLC. PLC TO SIGNAL AUTO DIALER.
11. HIGH DIFFERENTIAL PRESSURE ALARM (PAH-203) ACROSS CARTRIDGE FILTERS (CF-201 AND CF-202). SIGNAL ALARM AT PLC. PLC TO SIGNAL AUTO DIALER.
12. PH ALARM HIGH (AAH-301) AT CAUSTIC INJECTION POINT. TURN OFF PUMPS P-201, P-202, P-301, P-400, AND PHOTOCAT SYSTEM. SIGNAL ALARM AT PLC. PLC TO SIGNAL AUTO DIALER.
13. PH ALARM LOW (AAL-301) AT CAUSTIC INJECTION POINT. TURN OFF PUMPS P-201, P-202, P-301, P-400, AND PHOTOCAT SYSTEM. SIGNAL ALARM AT PLC. PLC TO SIGNAL AUTO DIALER.
14. HIGH LEVEL ALARM (LAH-500) AND HIGH LEVEL ALARM (LAH-501) AT BUILDING SUMP. TURN OFF PUMPS P-101 THROUGH P-110, P-201, P-202, P-301, P-400, AND PHOTOCAT SYSTEM. SIGNAL ALARM AT PLC. PLC TO SIGNAL AUTO DIALER.
15. HIGH DIFFERENTIAL pH ALARM (AAH-302) ACROSS EFFLUENT pH PROBES. TURN OFF PUMPS P-201, P-202, P-301. P-400, AND PHOTOCAT SYSTEM. SIGNAL ALARM AT PLC. PLC TO SIGNAL AUTO DIALER.
16. HIGH/LOW PRESSURE IN AERATOR PIPING (PAH-400, PAL-400, PAHH-400). TURN OFF PUMPS P-101 THROUGH P-110, P-201, P-202, P-301, P-400, AND PHOTOCAT SYSTEM. SIGNAL ALARM AT PLC. PLC TO SIGNAL AUTO DIALER.
17. HIGH/LOW PRESSURE IN AIR LINE TO AERATOR PIPING (PAH-401, PAL-401). TURN OFF PUMPS P-101 THROUGH P-110, P-201, P-202, P-301, P-400, AND PHOTOCAT SYSTEM. SIGNAL ALARM AT PLC. PLC TO SIGNAL AUTO DIALER.
18. PUMP ON SET POINT AT INFLUENT TANK (T-401). TURN ON P-400.
19. HIGH/HIGH LEVEL ALARM (LAHHH-402A AND LAHH-402B) AT INFLUENT TANK T-401. TURN OFF PUMPS P-201, P-202, P-301, P-400, P-500, EXTRACTION WELL PUMPS P-101 THROUGH P-110 AND PHOTOCAT SYSTEM.
20. LOW/LOW LEVEL ALARM (LALL-401) AT INFLUENT TANK T-401. TURN OFF EXTRACTION WELL PUMPS P-101 THROUGH P-110, PUMPS P-201, P-202, P-301, P-400, AND PHOTOCAT SYSTEM.
21. HIGH/HIGH ALARM (LAHHH-404A, LAHH-404B) AT INFLUENT TANK INTERSTITIAL SPACE. TURN OFF EXTRACTION WELL PUMPS P-101 THROUGH P-110, PUMPS P-201, P-202, P-301, P-400, P-500, AND PHOTOCAT SYSTEM. SIGNAL ALARM AT PLC.
22. SIGNALS ALARM AT AUTO DIALER.
23. HIGH ALARM (LAH-405, LAH-406, LAH-407, AND LAH-408) AT DOUBLE CONTAINED PROCESS PIPING. TURN OFF PUMPS P-201, P-202, P-301, P-400, EXTRACTION WELL PUMPS P-101 THROUGH P-110, AND PHOTOCAT SYSTEM. TURN OFF PUMP P-500 FOR HIGH ALARM (LAH-408) ONLY.
24. HIGH ALARM (LAH-409 AND LAH-410) AT FLOOR MOUNTED CONDUCTANCE PROBES. TURN OFF PUMPS P-201, P-202, P-301, P-400, EXTRACTION WELL PUMPS P-101 THROUGH P-110, AND PHOTOCAT SYSTEM.
25. KY-500 TIME DELAY RELAY IS INITIATED WHEN P-500 STARTS AND IS RESET WHEN P-500 STOPS. KY-500 IS SET FOR 30 MINUTES. WHEN KY-500 TIMES OUT IT SHUTS OFF PUMPS P-101 THROUGH P-110, P-201, P-202, P-301, P-400, AND PHOTOCAT SYSTEM.

LEGEND:

- PROCESS PIPING
- EXISTING PIPING/EQUIPMENT
- PNEUMATIC PIPING
- SKID MOUNTED EQUIPMENT
- BUILDING PERIMETER
- FENCE
- BALL VALVE
- BUTTERFLY VALVE
- GLOBE VALVE
- BALL CHECK VALVE
- SWING CHECK VALVE
- SAMPLE TAP
- PRESSURE GAUGE
- ANALYZER ELEMENT
- FLOW METER (MECH.)
- FLANGED CONNECTION
- ECCENTRIC REDUCER
- REDUCER
- FEMALE HOSE FITTING
- CENTRIFUGAL PUMP
- DIAPHRAGM PUMP
- METERING PUMP
- INSTRUMENT SIGNAL
- PRESSURE RELIEF VALVE
- PRESSURE REGULATING VALVE
- PNEUMATIC ACTUATOR
- MALE HOSE FITTING
- FLEXIBLE HOSE
- PURIFICS IN-LINE AERATOR
- AIR RELEASE
- AIR/VACUUM RELEASE
- VACUUM BREAKER
- ISO DAMPENER FITTING
- UNION
- CAP
- AIR FILTER

ABBREVIATIONS:

A	AERATOR
AAH	pH ANALYZER ALARM HIGH
AAL	pH ANALYZER ALARM LOW
AC	AIR COMPRESSOR
AD	AIR DRYER
AE	pH ANALYZER ELEMENT
AI	pH ANALYZER INDICATOR
AIT	pH ANALYZER INDICATING TRANSMITTER
AR	AIR RELEASE
AVR	AIR/VACUUM RELEASE
BF	BAG FILTER
BP	BY-PASS
BV	BALL VALVE
CF	CARTRIDGE FILTER
CV	CHECK VALVE
DAI	DIFFERENTIAL pH INDICATOR
DPI	DIFFERENTIAL PRESSURE INDICATOR
DS	DISCONNECT SWITCH
DWG	DRAWING
DV	DRAIN VALVE
FCV	FLOW CONTROL VALVE
GAC	GRANULAR ACTIVATED CARBON
GV	GLOBE VALVE
HDPE	HIGH DENSITY POLYETHYLENE
MC	MOTOR CONTROLLER
MH	MANHOLE
NC	NORMALLY CLOSED
P	PRIMARY PLC
PC	PHOTO-CAT
PCV	PRESSURE CONTROL VALVE
PI	PRESSURE INDICATOR
POTW	PUBLICLY OWNED TREATMENT WORKS
PRV	PRESSURE REGULATING VALVE
PVC	POLYVINYL CHLORIDE PIPE
S	SECONDARY PLC
SCH	SCHEDULE
SDR	STANDARD DIMENSIONAL RATIO
SP	SAMPLE PORT
T	TANK
TYP	TYPICAL
VB	VACUUM BREAKER
VFD	VARIABLE FREQUENCY DRIVE
ø	DIAMETER

GENERAL NOTES:

1. ALL ANALOG SETPOINTS SHALL BE FIELD ADJUSTED BY OPERATOR AT HMI INTERFACE SCREEN.
2. ALARMS THAT SHUT DOWN EXTRACTION WELLS AND TREATMENT EQUIPMENT MUST BE CLEARED BY OPERATOR BEFORE BEING RESTARTED.
3. THIS DRAWING IS PROVIDED FOR INFORMATIONAL PURPOSES ONLY.

INSTRUMENT IDENTIFICATION LETTERS

FIRST LETTER		SUCCEEDING LETTERS		
MEASURE OR INITIATING VARIABLE	MODIFIER	READOUT OR PASSIVE FUNCTION	OUTPUT FUNCTION	MODIFIER
A = ANALYSIS		ALARM		
B = BURNER, COMBUSTION		USER'S CHOICE	USER'S CHOICE	USER'S CHOICE
C = USER'S CHOICE			CONTROL, CLOSED	
D = USER'S CHOICE	DIFFERENTIAL			
E = VOLTAGE		SENSOR (PRIMARY ELEMENT)		
F = FLOW RATE	RATIO (FRACTION)			
G = USER'S CHOICE		GLASS, VIEWING DEVICE		
H = HAND				HIGH
I = CURRENT (ELECTRICAL)		INDICATE		
J = POWER	SCAN			
K = TIME, TIME SCHEDULE	TIME RATE OF CHANGE		CONTROL STATION	
L = LEVEL		LIGHT		LOW
M = USER'S CHOICE	MOMENTARY			MIDDLE, INTERMEDIATE
N = USER'S CHOICE		USER'S CHOICE	USER'S CHOICE	USER'S CHOICE
O = USER'S CHOICE		ORIFICE, RESTRICTION	OPEN	
P = PRESSURE, VACUUM		POINT (TEST) CONNECTION		
Q = QUANTITY	INTEGRATE, TOTALIZE			
R = RADIATION		RECORD	RUN	
S = SPEED, FREQUENCY	SAFETY	SWITCH	STOP	
T = TEMPERATURE			TRANSMIT	
U = MULTIVARIABLE		MULTIFUNCTION	MULTIFUNCTION	MULTIFUNCTION
V = VIBRATION, MECH. ANALYSIS			VALVE, DAMPER, LOUVER	
W = WEIGHT, FORCE		WELL		
X = UNCLASSIFIED	X AXIS	UNCLASSIFIED	UNCLASSIFIED	UNCLASSIFIED
Y = EVENT, STATUS OR PRESENCE	Y AXIS		RELAY, COMPUTE, CONVERT	
Z = POSITION, DIMENSION	Z AXIS		DRIVE, ACTUATOR, UNCLASSIFIED FINAL CONTROL ELEMENT	

NOTES:

1. ANY FIRST LETTER COMBINED WITH MODIFIER REPRESENTS A NEW AND SEPARATE MEASURED VARIABLE.
   EXAMPLES: PD = DIFFERENTIAL PRESSURE FQ = TOTALIZED OR INTEGRATED FLOW.
   EXCEPTION IS THE MODIFIER "J" FOR MULTIPOINT SCANNING.
2. FOR ANALYSIS NOT IDENTIFIED BY A SPECIFIC LETTER IN THE TABLE, USE FIRST LETTER "A" NEAR THE INSTRUMENT SYMBOL, SPECIFY THE NATURE OF THE ANALYSIS. EXAMPLE: PH
3. MEANING OF A "USER CHOICE" LETTER SHALL BE CONSISTENT THROUGHOUT A PROJECT, AND SHALL BE SPECIFIED IN THE DRAWING LEGEND.
4. UNCLASSIFED LETTER MAY HAVE A FEW DIFFERENT MEANINGS ON A PROJECT, THE MEANING SHALL BE SPCIFIED NEAR EACH INSTRUMENT SYMBOL USING THE UNCLASSIFIED LETTER.
5. THE MODIFIER "SCAN" APPLIES TO MULTIPOINT PRINTING INSTRUMENTS, SUCH AS CJRS (MULTIPOINT CONDUCTIVITY RECORDER WITH ALARM SWITCHES).

INSTRUMENT SYMBOLS

	PRIMARY CONTROL PANEL NORMALLY ACCESSIBLE TO OPERATOR	FIELD MOUNTED	AUXILIARY PANEL OR RACK NORMALLY ACCESSIBLE TO OPERATOR
DISCRETE INSTRUMENTS			
SHARED DISPLAY, SHARED CONTROL			
COMPUTER FUNCTION INCLUDING DISTRIB. CNTL. SYS.			
PROGRAMMABLE LOGIC CONTROLLER FUNCTION			

LOCKHEED MARTIN TALLEVAST SITE
TALLEVAST, FLORIDA

INTERLOCKS, LEGEND, AND ABBREVIATIONS

ARCADIS

FIGURE
3D

CITY:TAMPA DIV/GROUP:ENV-141 DB:JAR LD:(Opt) PIC:(Opt) PM:(Reqd) TM:(Opt) LYR:(Opt)ON=*;OFF=*REF*
G:\Aproject\Lockheed\B038055\LMC_Tallevast\cadd\O&M Manual\Fig 3D_Feb 11.dwg LAYOUT: 3D SAVED: 2/11/2011 10:09 AM ACADVER: 18.0S (LMS TECH) PAGESETUP: 11X17 PDF PLOTSTYLETABLE: BLACKGRAY.CTB PLOTTED: 2/11/2011 10:10 AM BY: SEPPANEN, MAIJA
XREFS: IMAGES: PROJECTNAME: ----

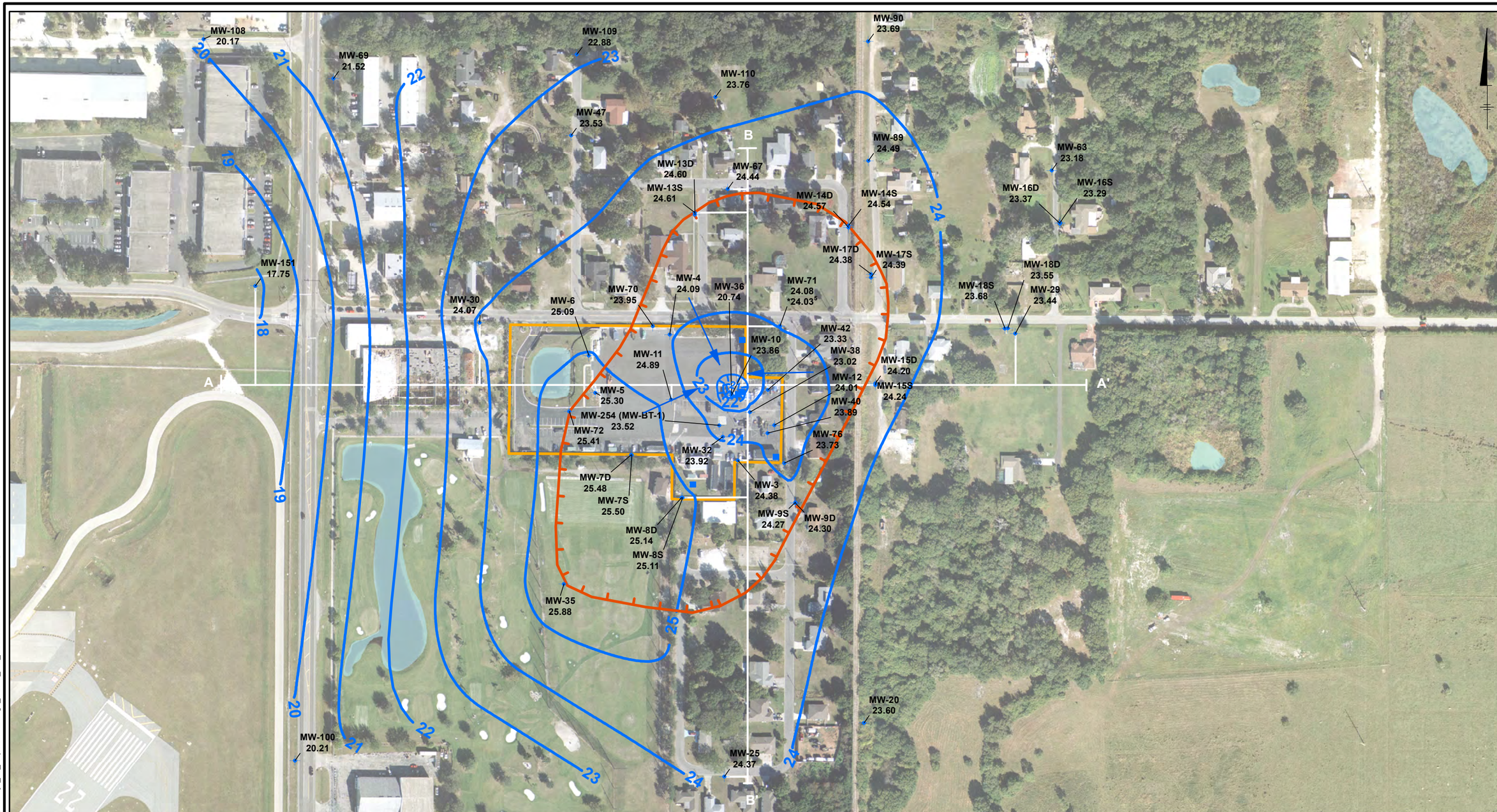

LEGEND:

- Monitoring Well Location - USAS
- Extraction Well Location - USAS
- Lockheed Martin Tallevast Facility
- Ponds
- Cross-Section Transect
- Groundwater Elevation Contour (Feet MSL)
- Interpreted Groundwater Flow Direction
- Groundwater Depression
- Groundwater Capture
- MW-32 Monitoring Well ID
- 23.92 Potentiometric Elevation (Feet MSL)

NOTES:

1. Aerial photos were provided by Southern Resource Mapping, Inc. Aerial photos were taken in December 2011 at a 0.5-foot resolution in true color format.
2. Vertical datum is in NAVD88.
3. MSL - Mean Sea Level
4. Groundwater elevations were obtained during the December 2011 monitoring event. Unless otherwise noted water levels were measured on 12/6/2011.
5. Measured on 12/7/2011.
6. *Not used in contouring.

0 240 480 Feet

GRAPHIC SCALE

LOCKHEED MARTIN TALLEVAST SITE
TALLEVAST, FLORIDA

GROUNDWATER CONTOUR MAP
UPPER SURFICIAL AQUIFER SYSTEM – DECEMBER 2011

ARCADIS

FIGURE
4

DEN-080 MSS
Project #: B0038055.0026
I:\LockheedMartin\LockheedMartin\Quarterly_Reports\Q4_11_Report\MXD\Fig4_USAS_WL_Dec2011.mxd - 2/10/2012 @ 11:23:38 AM

R625-EDC-002289-0

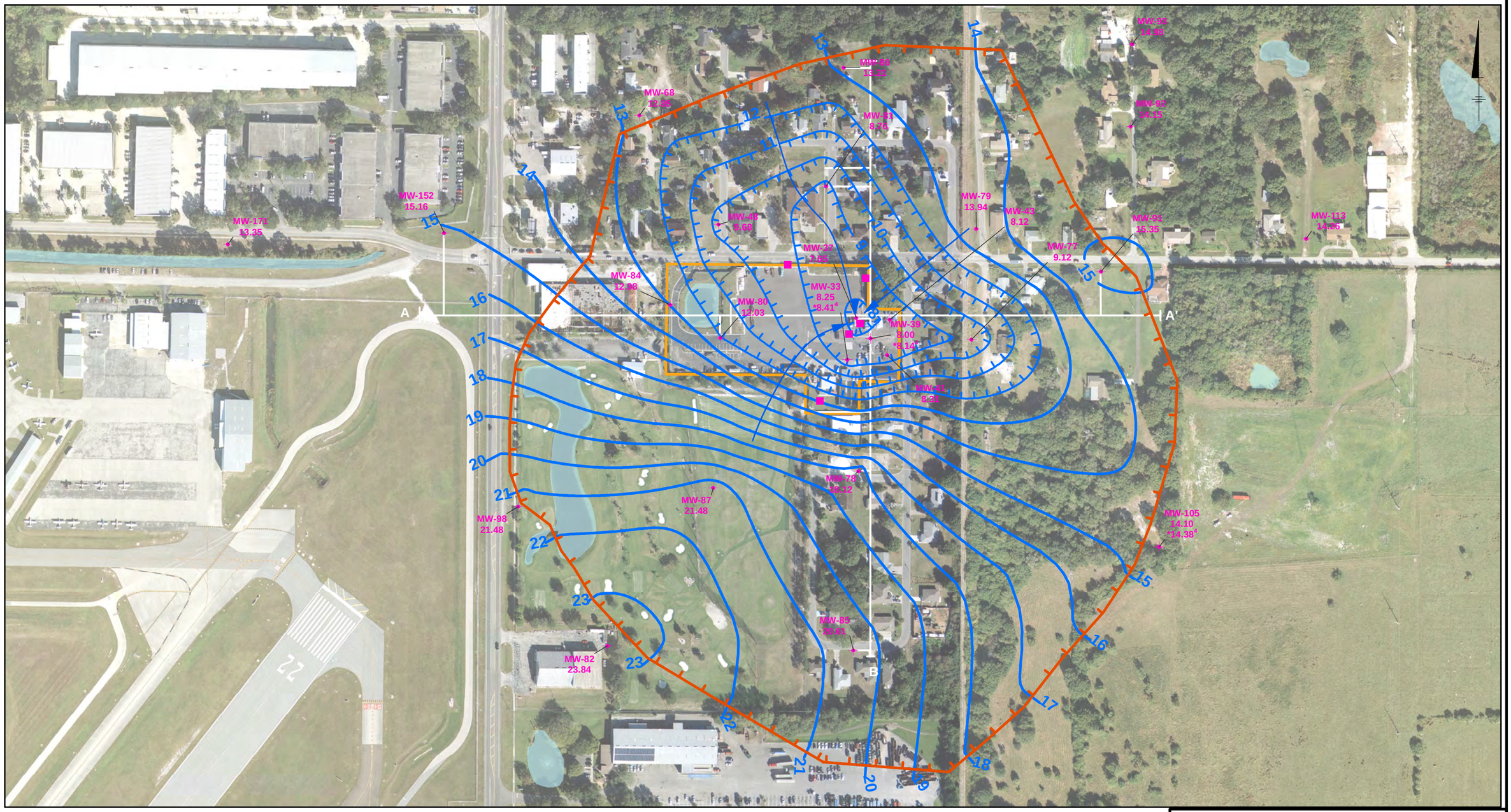

LEGEND:

- Monitoring Well Location - LSAS
- Extraction Well Location - LSAS
- Lockheed Martin Tallevast Facility
- Ponds
- Cross-Section Transect
- Potentiometric Elevation Contour (Feet MSL)
- Interpreted Groundwater Flow Direction
- Groundwater Depression
- Groundwater Capture
- MW-78 Monitoring Well ID
- 18.12 Potentiometric Elevation (Feet MSL)

NOTES:

1. Aerial photos were provided by Southern Resource Mapping, Inc. Aerial photos were taken in December 2011 at a 0.5-foot resolution in true color format.
2. Vertical datum is in NAVD88.
3. Potentiometric elevations were obtained during the December 2011 monitoring event. Unless otherwise noted water levels were measured on 12/6/2011.
4. Measured on 12/7/2011
5. MSL - Mean Sea Level
6. *Not used in contouring.

0 280 560 Feet

GRAPHIC SCALE

LOCKHEED MARTIN TALLEVAST SITE
TALLEVAST, FLORIDA

POTENTIOMETRIC CONTOUR MAP
LOWER SHALLOW AQUIFER SYSTEM - DECEMBER 2011

ARCADIS

FIGURE
5

DEN-080 MSS
Project #: B0038055.0026
I:\LockheedMartin\LockheedMartin\Quarterly_Reports\Q4_11_Report\MXD\Fig5_Lower_LSAS_WL_Dec2011.mxd - 2/10/2012 @ 11:23:39 AM

LEGEND:

- Monitoring Well Location - AF Gravels
- Lockheed Martin Tallevast Facility
- Ponds
- Cross-Section Transect
- Potentiometric Elevation Contour (Feet MSL)
- Interpreted Groundwater Flow Direction
- MW-129 / 12.83 — Monitoring Well ID / Potentiometric Elevation (Feet MSL)

NOTES:

1. Aerial photos were provided by Southern Resource Mapping, Inc. Aerial photos were taken in December 2011 at a 0.5-foot resolution in true color format.
2. Vertical datum is in NAVD88.
3. Potentiometric elevations were obtained during the December 2011 monitoring event. Unless otherwise noted water levels were measured on 12/6/2011.
4. Measured on 12/7/2011
5. MSL - Mean Sea Level
6. *Not used in contouring

0 240 480 Feet

GRAPHIC SCALE

LOCKHEED MARTIN TALLEVAST SITE
TALLEVAST, FLORIDA

POTENTIOMETRIC CONTOUR MAP ARCADIA FORMATION GRAVELS – DECEMBER 2011

ARCADIS

FIGURE 6

DEN-080 MSS
Project #: B0038055.0026
I:\Lockheed\Martin\Lockheed\Martin\Quarterly_Reports\Q4_11_Report\MXD\Fig6_AFGravel_WL_Dec2011.mxd - 2/10/2012 @ 11:23:37 AM

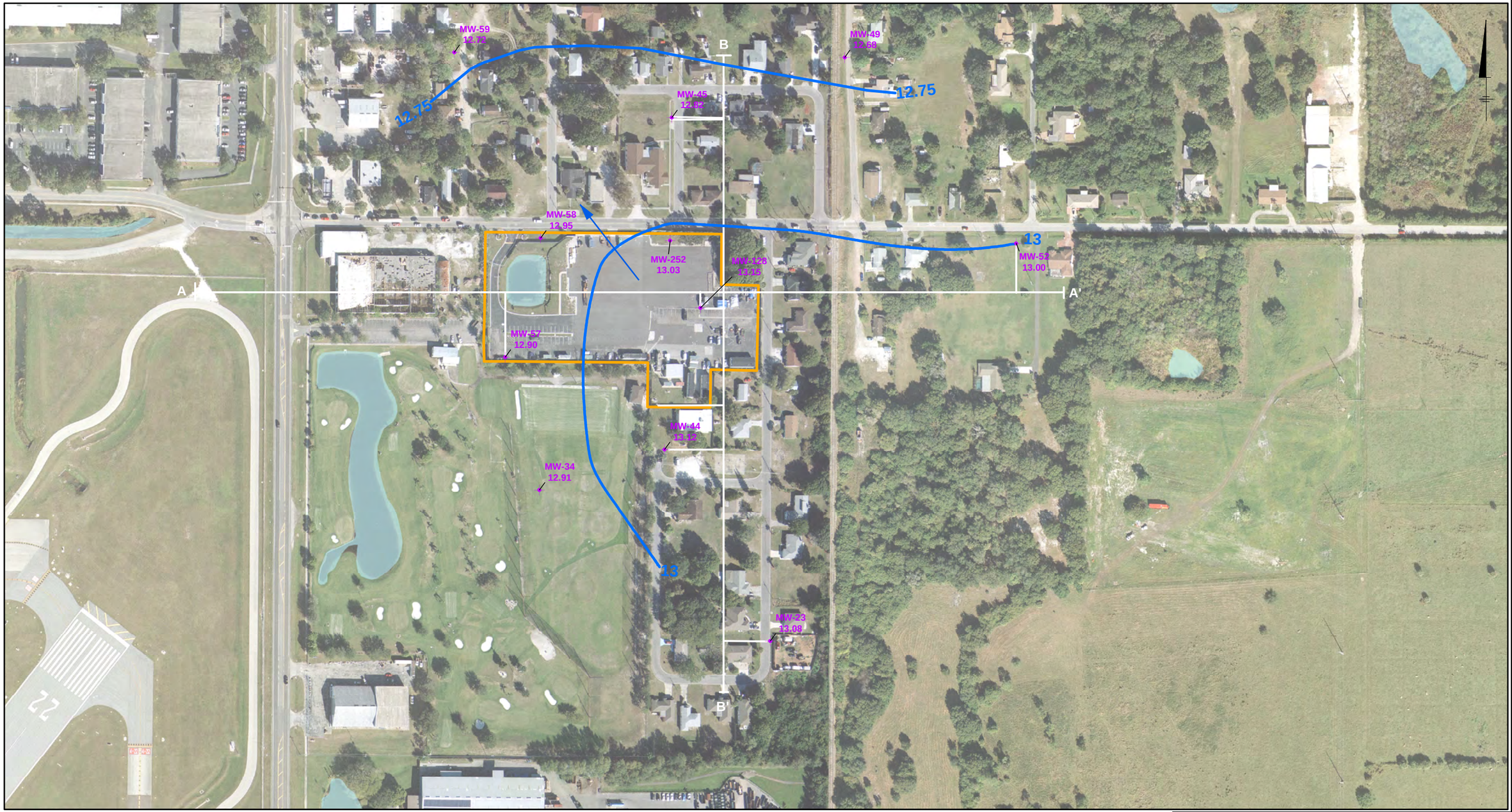

LEGEND:

- Monitoring Well Location - S&P Sands
- Lockheed Martin Tallevast Facility
- Ponds
- Cross-Section Transect
- Potentiometric Elevation Contour (Feet MSL)
- Interpreted Groundwater Flow Direction
- MW-44 / 13.12 — Monitoring Well ID / Potentiometric Elevation (Feet MSL)

NOTES:

1. Aerial photos were provided by Southern Resource Mapping, Inc. Aerial photos were taken in December 2011 at a 0.5-foot resolution in true color format.
2. Vertical datum is in NAVD88.
3. Potentiometric elevations were obtained during the December 2011 monitoring event.
4. MSL - Mean Sea Level

0 240 480 Feet

GRAPHIC SCALE

LOCKHEED MARTIN TALLEVAST SITE
TALLEVAST, FLORIDA

POTENTIOMETRIC CONTOUR MAP SALT & PEPPER SANDS - DECEMBER 2011

ARCADIS

FIGURE 7

DEN-080 MSS
Project #: B0038055.0000
I:\LockheedMartin\LockheedMartin\Quarterly_Reports\Q4_11_Report\MXD\Fig7_SPSand_WL_Dec2011.mxd - 2/10/2012 @ 11:23:37 AM

LEGEND:

- Monitoring Well Location - Lower AF Sands
- Lockheed Martin Tallevast Facility
- Ponds
- Cross-Section Transect
- Potentiometric Elevation Contour (Feet MSL)
- Interpreted Groundwater Flow Direction
- MW-19 / 13.94 — Monitoring Well ID / Potentiometric Elevation (Feet MSL)

NOTES:

1. Aerial photos were provided by Southern Resource Mapping, Inc. Aerial photos were taken in December 2011 at a 0.5-foot resolution in true color format.
2. Vertical datum is in NAVD88.
3. Potentiometric elevations were obtained during the December 2011 monitoring event.
4. MSL - Mean Sea Level

0 240 480 Feet

GRAPHIC SCALE

LOCKHEED MARTIN TALLEVAST SITE
TALLEVAST, FLORIDA

POTENTIOMETRIC CONTOUR MAP LOWER ARCADIA FORMATION SANDS - DECEMBER 2011

ARCADIS

FIGURE 8

DEN-080 MSS
Project #: B0038055.0000
I:\LockheedMartin\LockheedMartin\Quarterly Reports\Q4_11 Report\MXD\Fig8 LowerAF WL Dec2011.mxd - 2/10/2012 @ 11:23:37 AM

R625-EDC-002289-0

FIGURE 9
MONITORING WELLS MW-36, MW-37, MW-127, AND MW-128
HYDROGRAPHS THROUGH JANUARY 2012

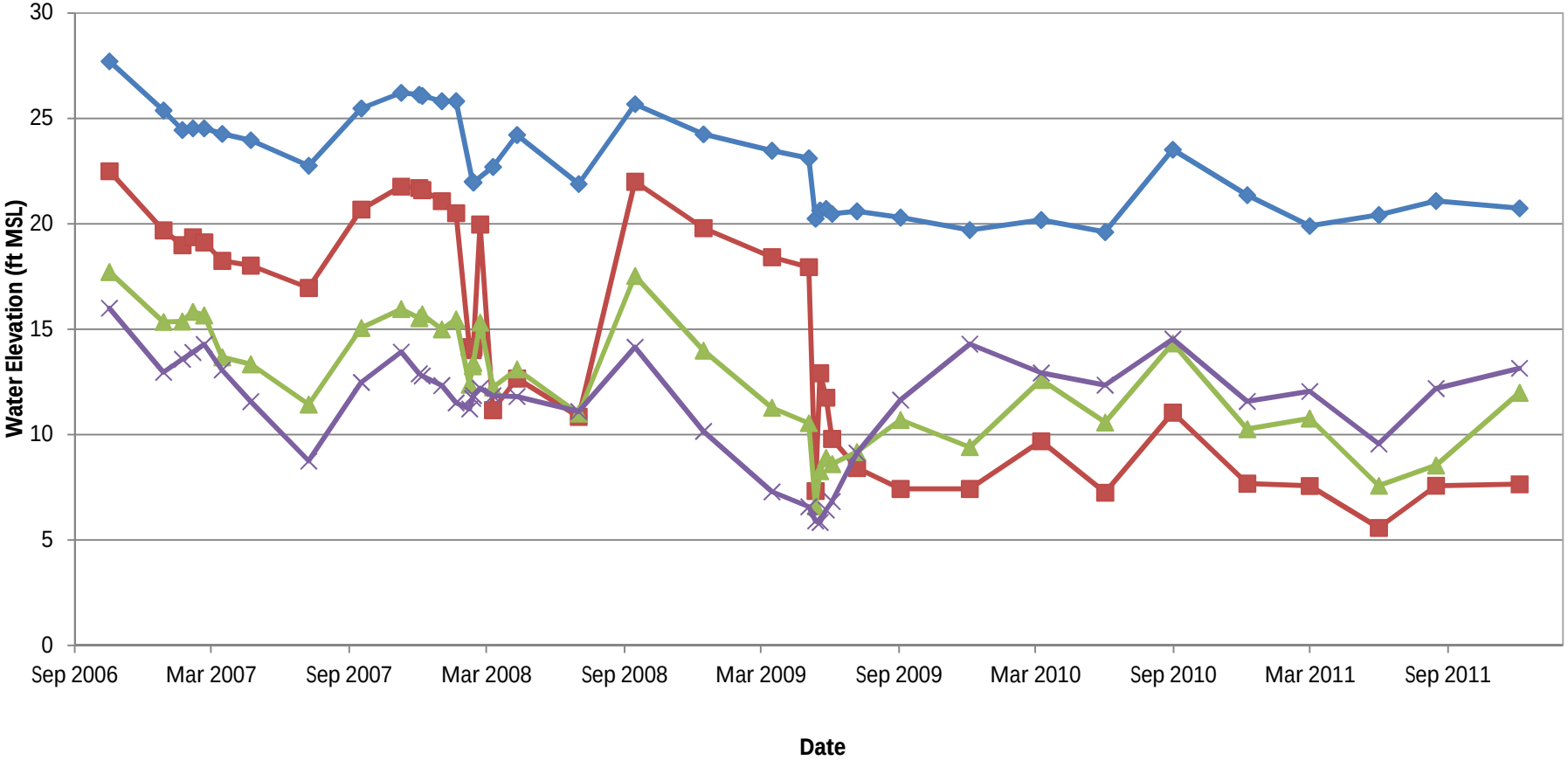

Notes:

1. ft - Feet
2. MSL - Mean Sea Level
3. USAS - Upper Surficial Aquifer System Well
4. LSAS - Lower Shallow Aquifer System Well
5. AF Gravel - Arcadia Formation Gravel Well
6. S&P Sand - Salt and Pepper Sand Well

FIGURE 10
MONITORING WELLS MW-32 AND MW-33
HYDROGRAPHS THROUGH JANUARY 2012

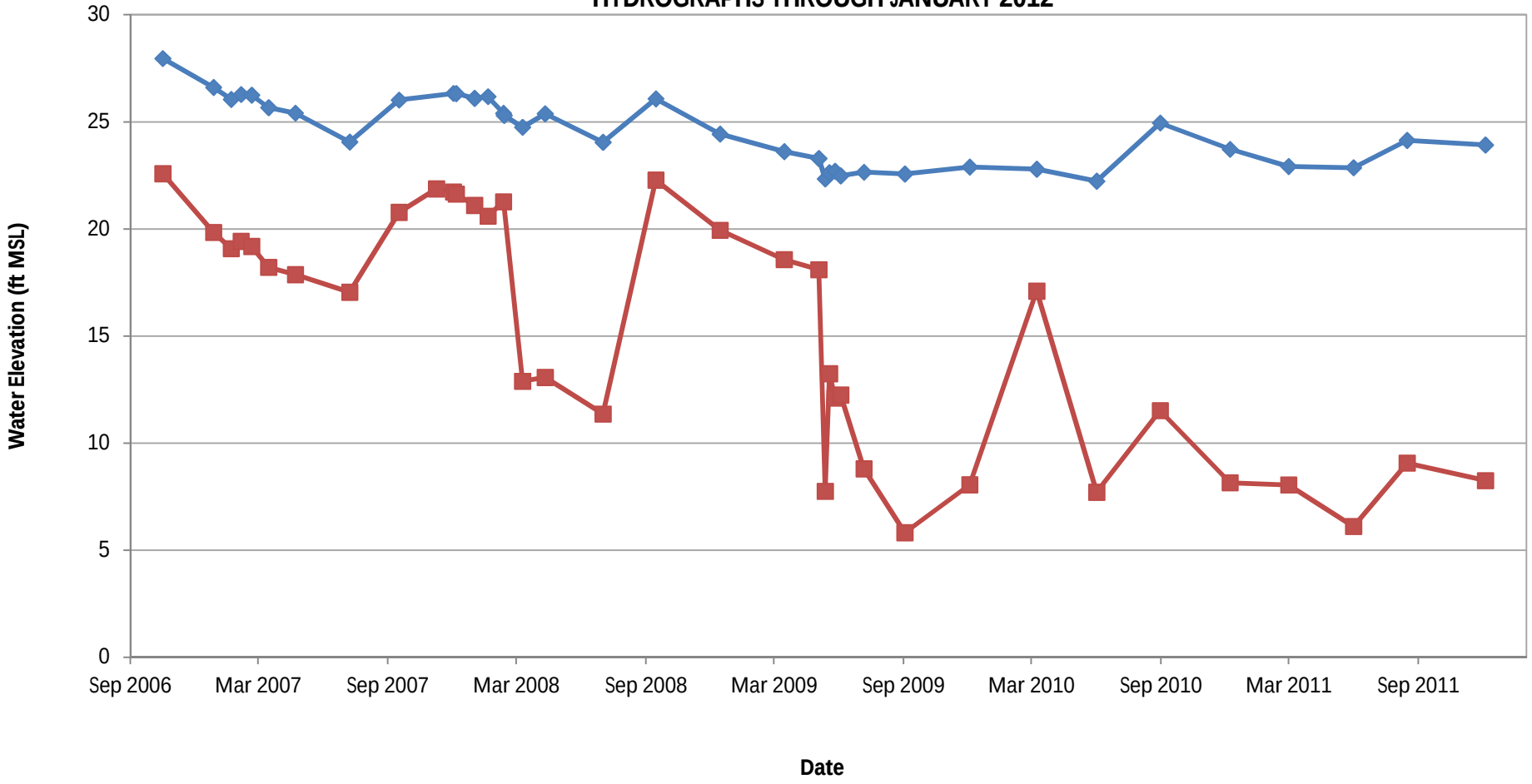

Notes:

1. ft - Feet
2. MSL - Mean Sea Level
3. USAS - Upper Surficial Aquifer System Well
4. LSAS - Lower Shallow Aquifer System Well

FIGURE 11
MONITORING WELLS MW-42 AND MW-43
HYDROGRAPHS THROUGH JANUARY 2012

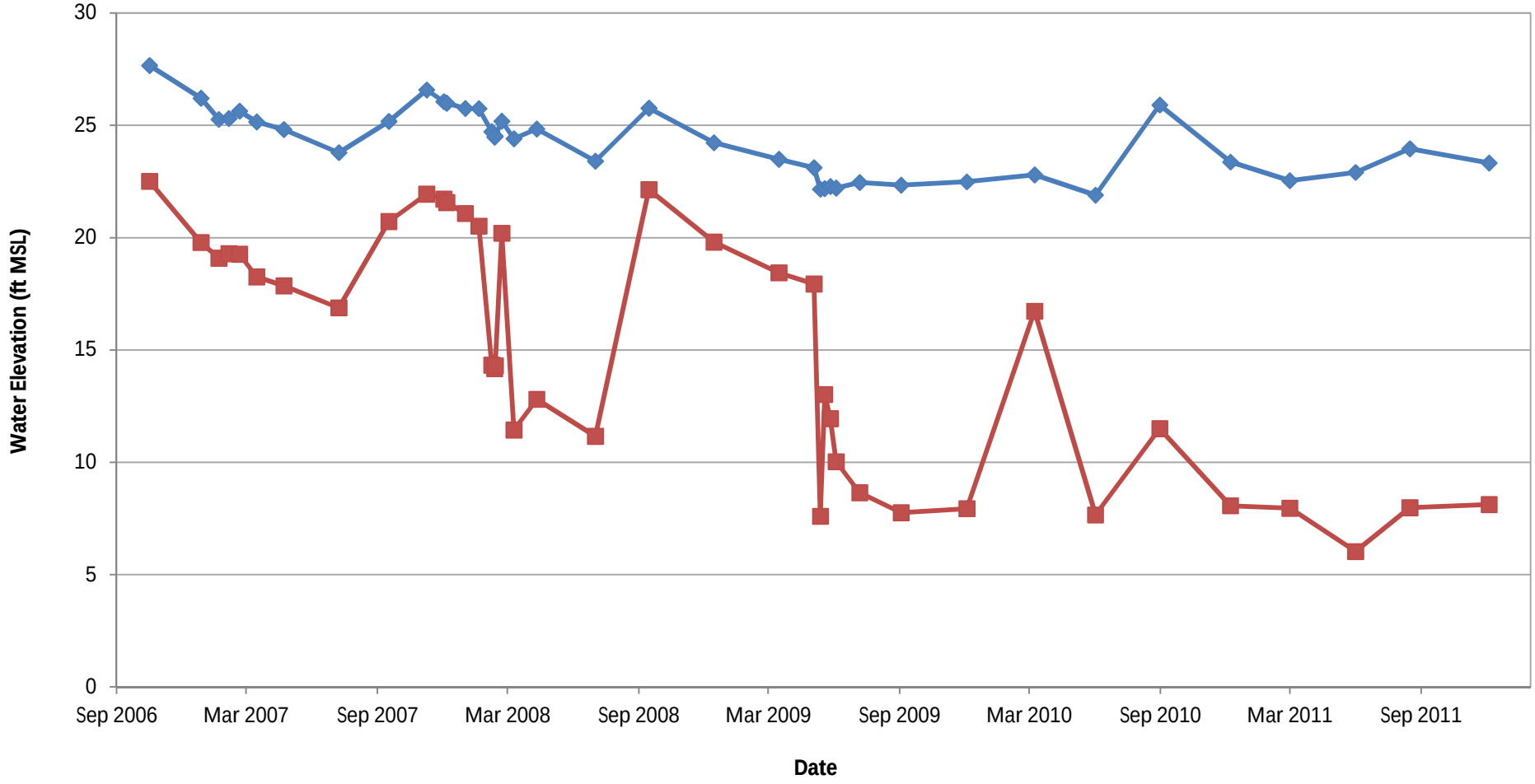

Notes:

1. ft - Feet
2. MSL - Mean Sea Level
3. USAS - Upper Surficial Aquifer System Well
4. LSAS - Lower Shallow Aquifer System Well

FIGURE 12
MONITORING WELLS MW-67, MW-81, MW-232, AND MW-45
HYDROGRAPHS THROUGH JANUARY 2012

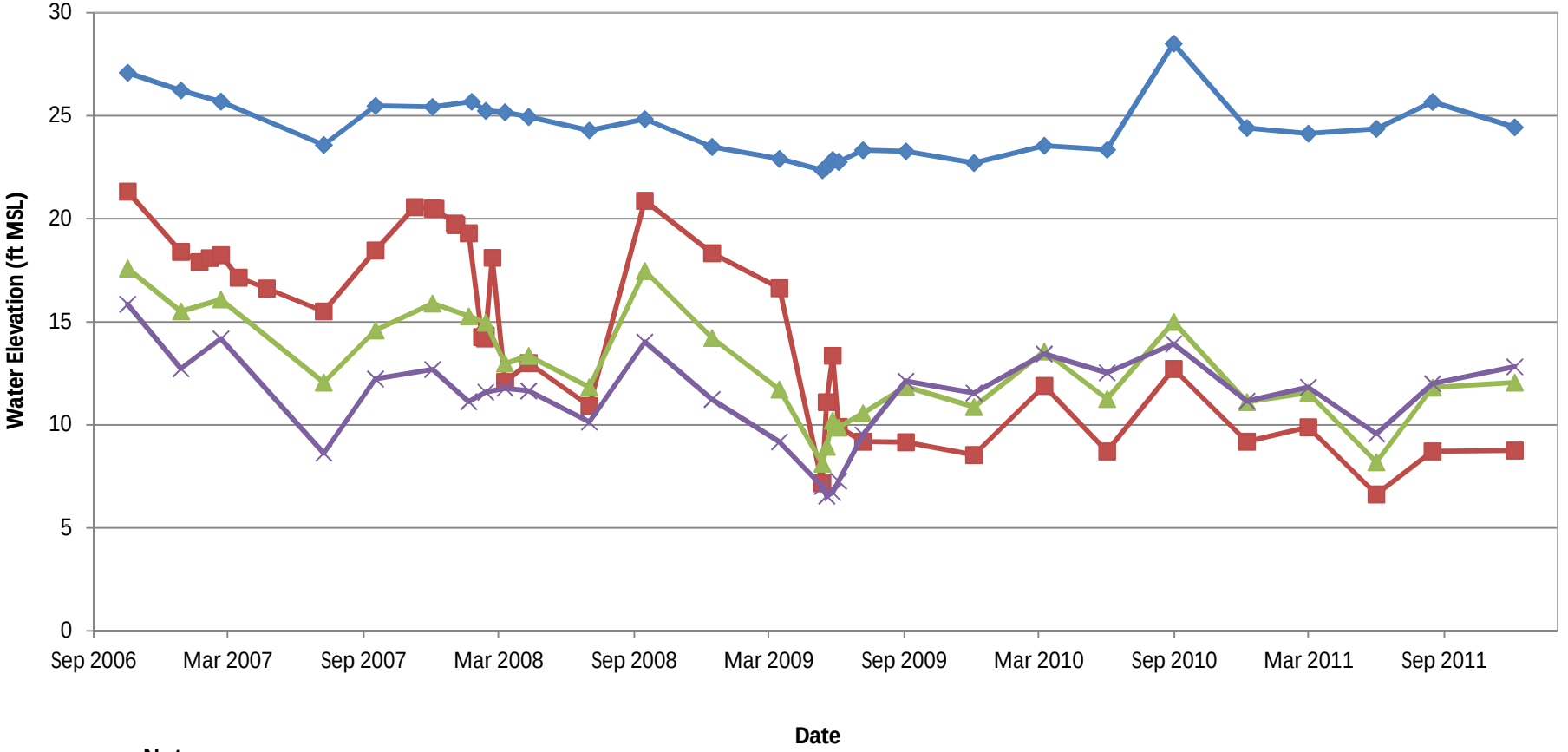

Notes:

1. ft - Feet
2. MSL - Mean Sea Level
3. USAS - Upper Surficial Aquifer System Well
4. LSAS - Lower Shallow Aquifer System Well
5. AF Gravel - Arcadia Formation Gravel Well
6. S&P Sand - Salt and Pepper Sand Well

FIGURE 13
MONITORING WELLS MW-29, MW-91, MW-133, AND MW-52
HYDROGRAPHS THROUGH JANUARY 2012

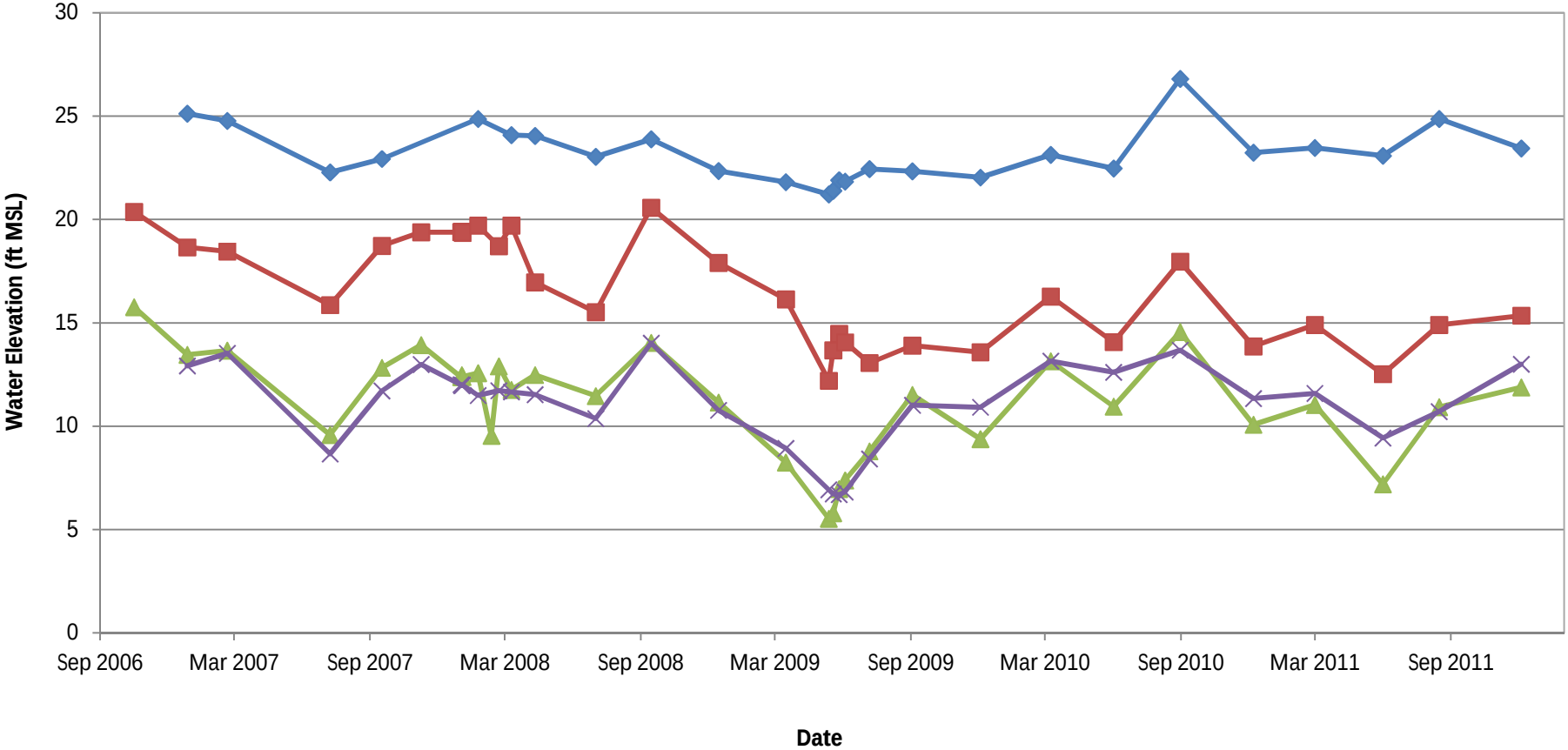

Notes:

1. ft - Feet
2. MSL - Mean Sea Level
3. USAS - Upper Surficial Aquifer System Well
4. LSAS - Lower Shallow Aquifer System Well
5. AF Gravel - Arcadia Formation Gravel Well
6. S&P Sand - Salt and Pepper Sand Well

FIGURE 14
MONITORING WELLS MW-25, MW-85, MW-233, AND MW-23
HYDROGRAPHS THROUGH JANUARY 2012

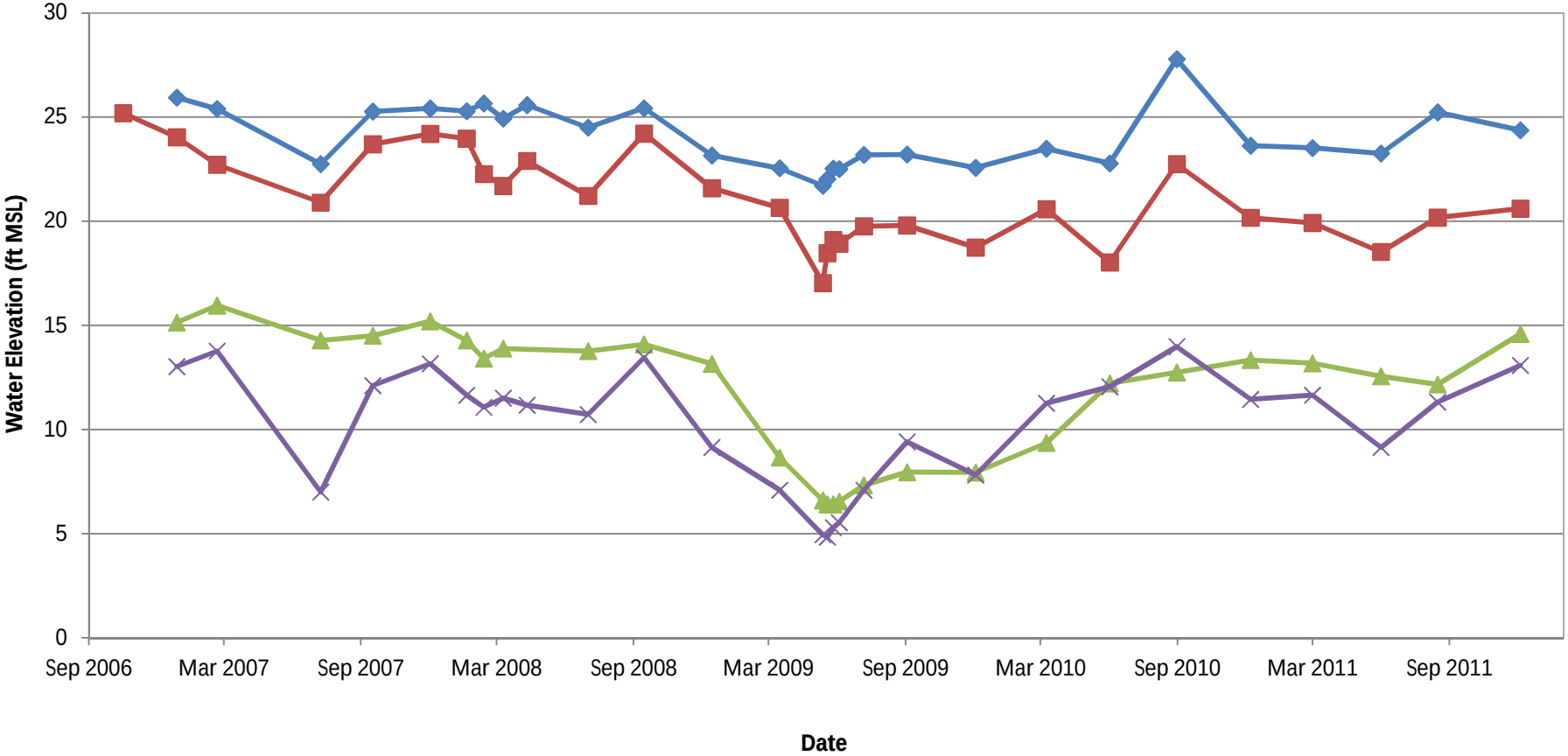

Notes:

1. ft - Feet
2. MSL - Mean Sea Level
3. USAS - Upper Surficial Aquifer System Well
4. LSAS - Lower Shallow Aquifer System Well
5. AF Gravel - Arcadia Formation Gravel Well
6. S&P Sand - Salt and Pepper Sand Well

FIGURE 15
MONITORING WELLS MW-72, MW-80, MW-130, AND MW-57
HYDROGRAPHS THROUGH JANUARY 2012

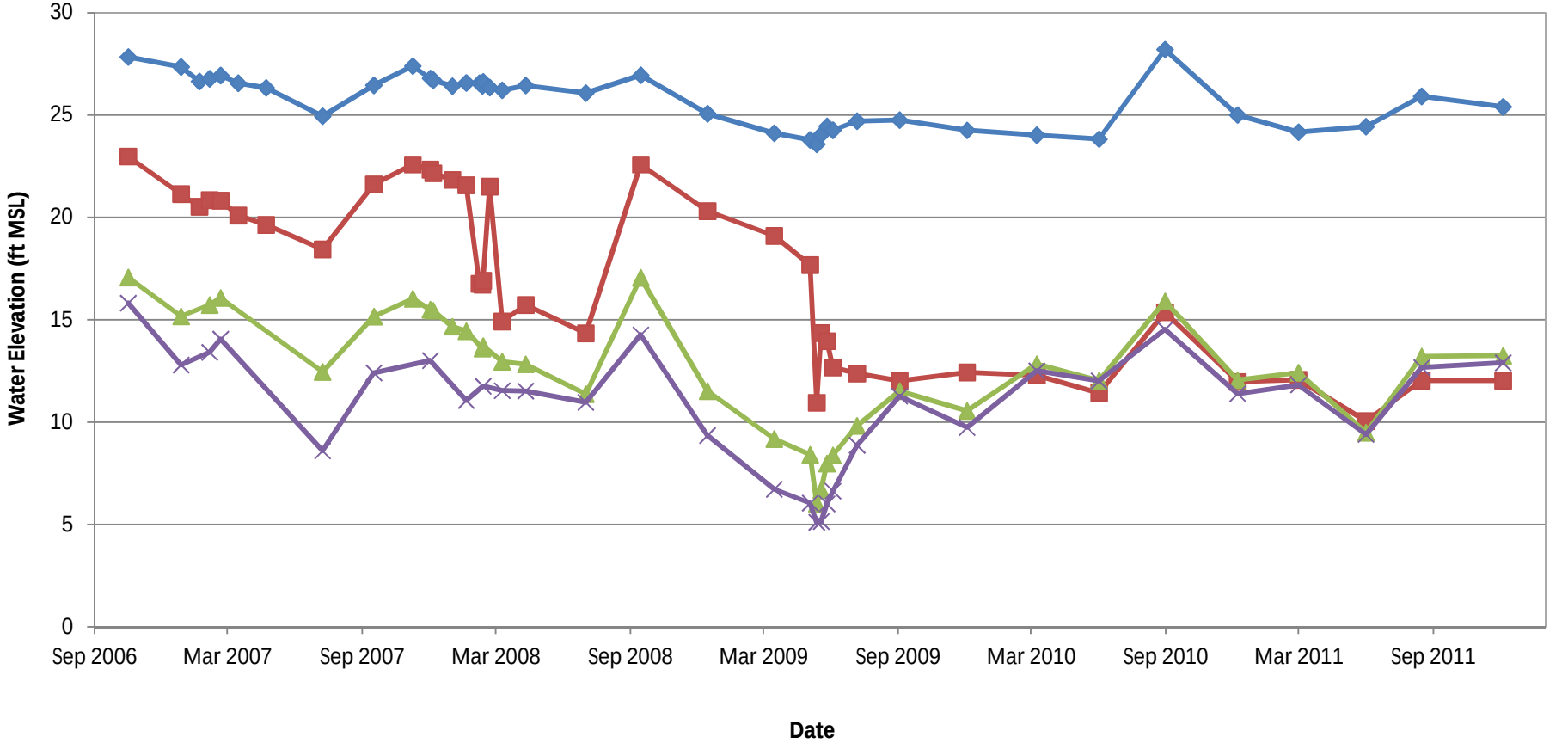

Notes:

1. ft - Feet
2. MSL - Mean Sea Level
3. USAS - Upper Surficial Aquifer System Well
4. LSAS - Lower Shallow Aquifer System Well
5. AF Gravel - Arcadia Formation Gravel Well
6. S&P Sand - Salt and Pepper Sand Well

FIGURE 16
GROUNDWATER ELEVATION/POTENTIOMETRIC SURFACE TRANSECT A-A'
DECEMBER 2011

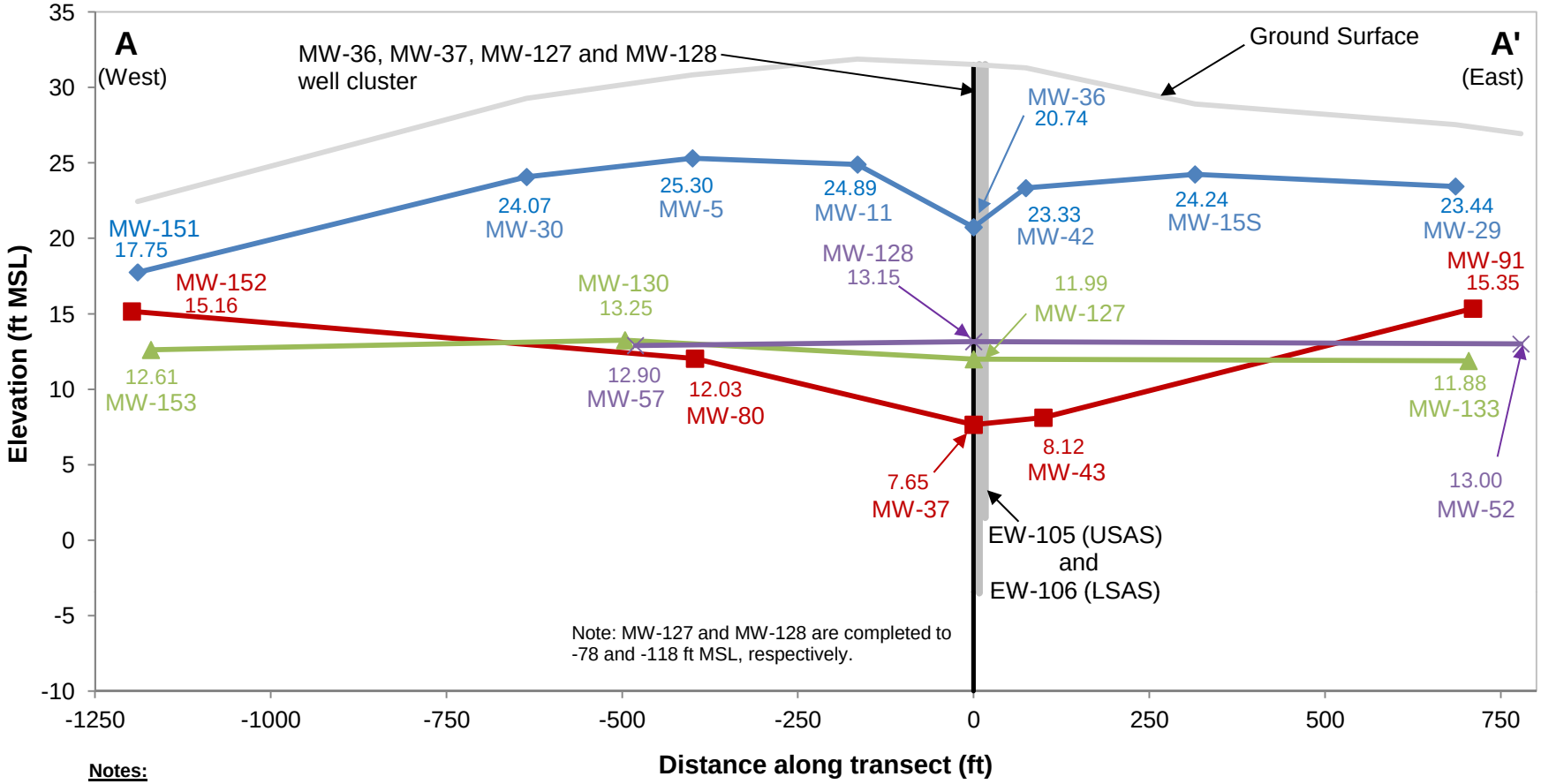

Notes:
1. MSL - Mean Sea Level
2. ft - feet
3. USAS - Upper Surficial Aquifer System Well
4. LSAS - Lower Shallow Aquifer System Well
5. AF Gravel - AF Gravel Aquifer System Well
6. S&P Sand - S&P Sand Aquifer System Well

FIGURE 17
GROUNDWATER ELEVATION/POTENTIOMETRIC SURFACE TRANSECT B-B'
DECEMBER 2011

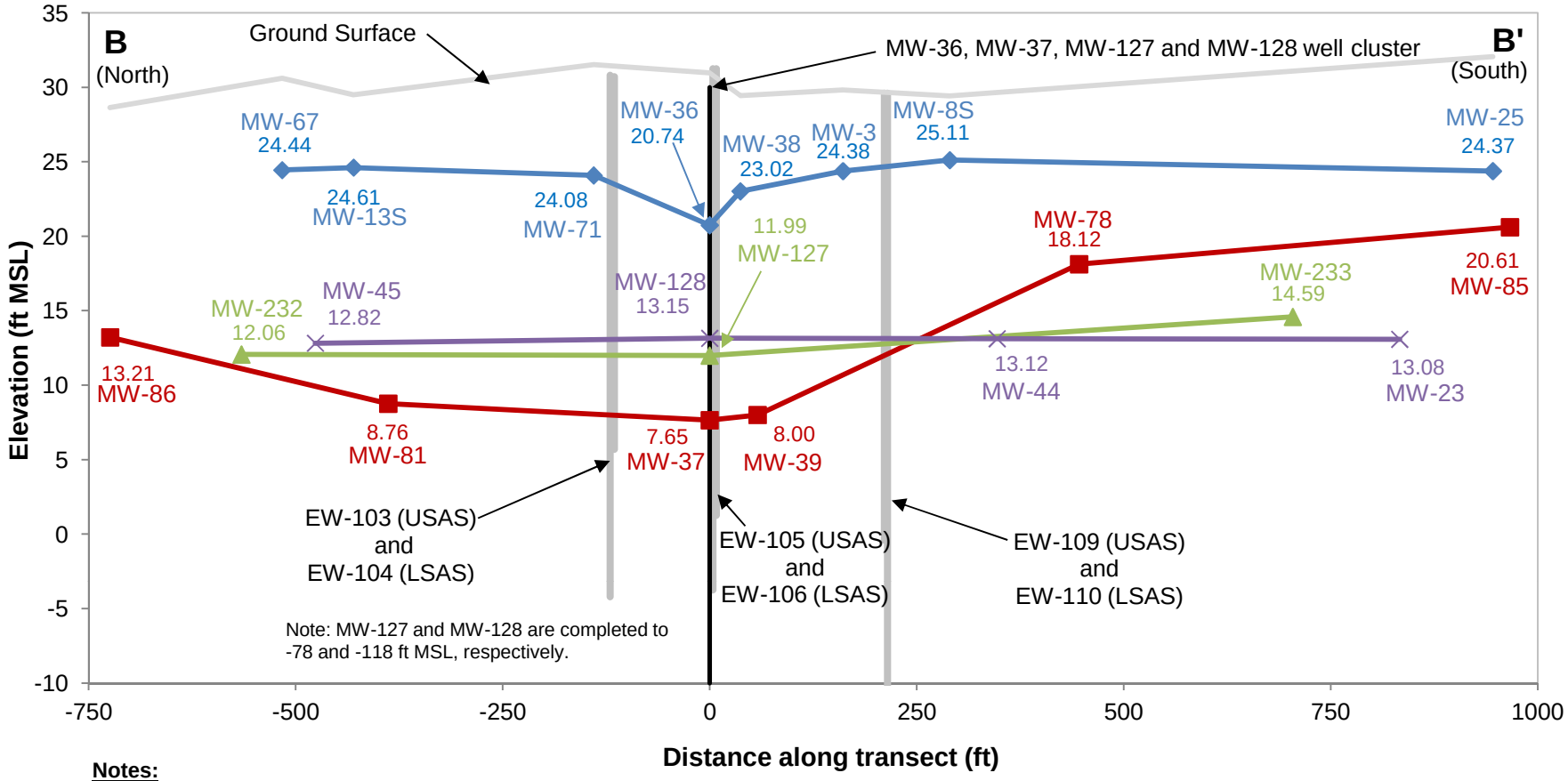

Notes:
1. MSL - Mean Sea Level
2. ft - feet
3. USAS - Upper Surficial Aquifer System Well
4. LSAS - Lower Shallow Aquifer System Well
5. AF Gravel - AF Gravel Aquifer System Well
6. S&P Sand - S&P Sand Aquifer System Well

FIGURE 18
MONTHLY VOLUMES AT USAS EXTRACTION WELLS
EW-101, EW-103, EW-105, EW-107, AND EW-109 THROUGH JANUARY 2012

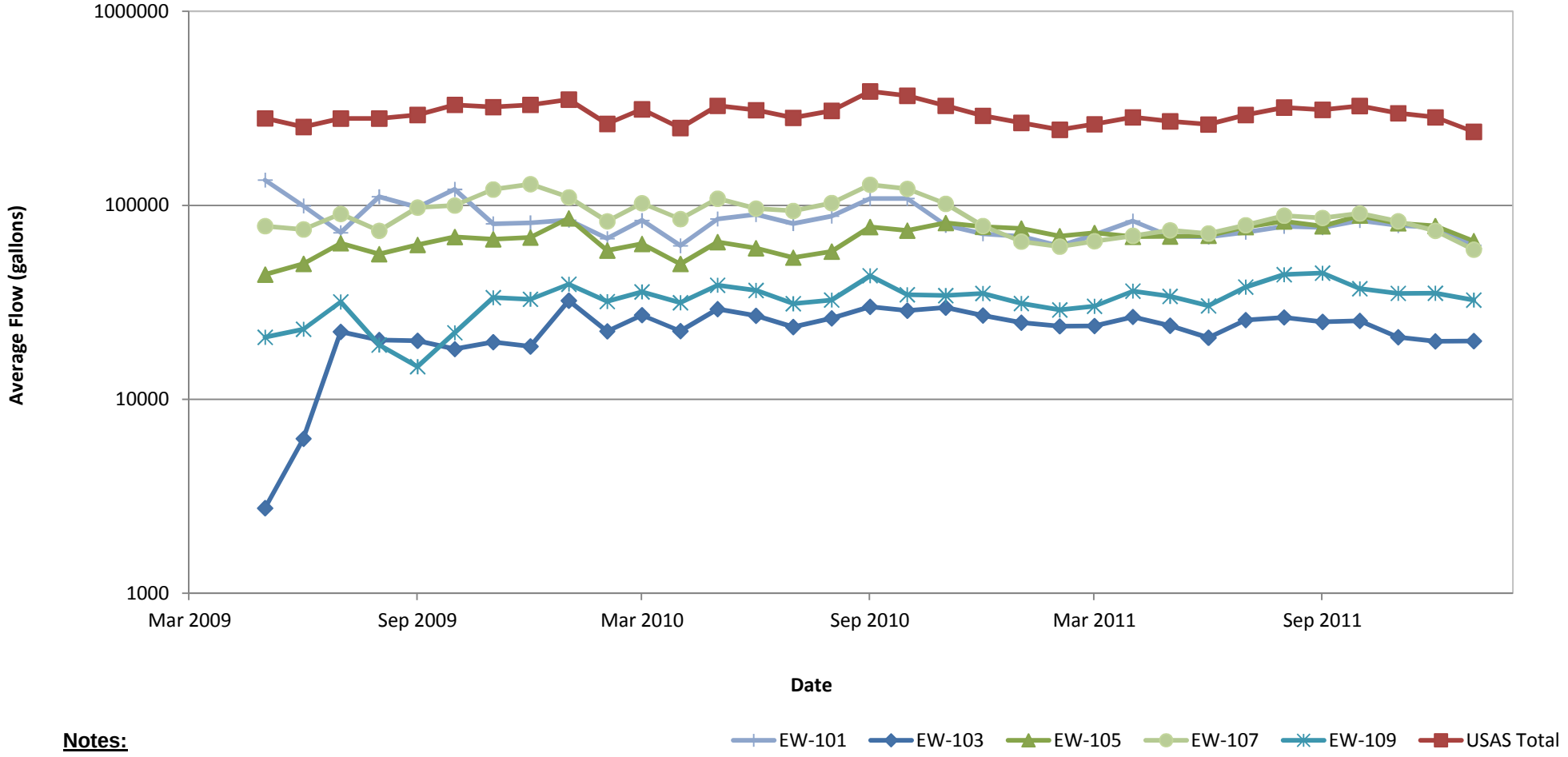

Notes:

1. Monthly flow rates since restart on May 4, 2009
2. USAS - Upper Surficial Aquifer System Well

FIGURE 19
MONTHLY VOLUMES AT LSAS EXTRACTION WELLS
EW-102, EW-104, EW-106, EW-108, AND EW-110 THROUGH JANUARY 2012

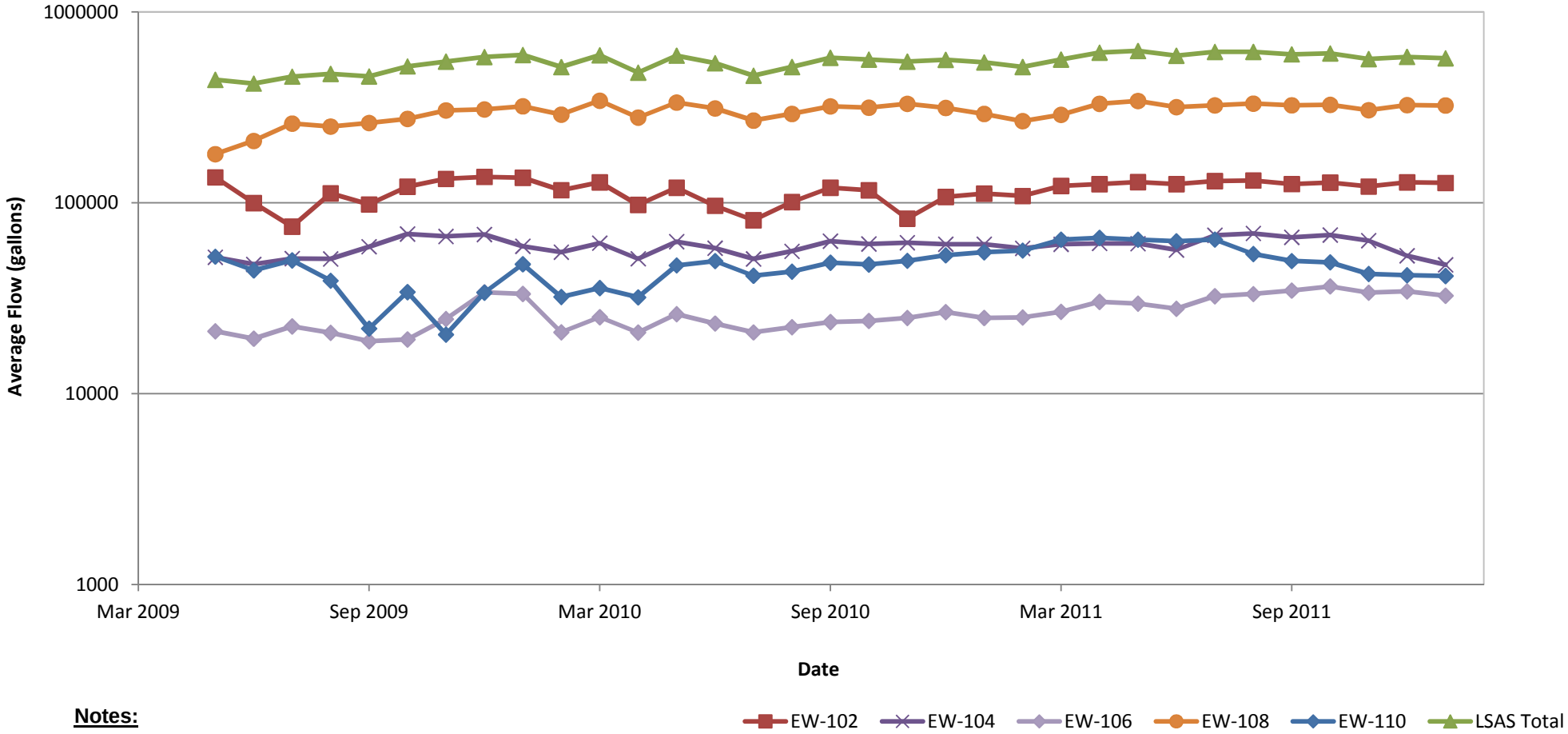

Notes:

1. Monthly flow rates since restart on May 4, 2009
2. LSAS - Lower Shallow Aquifer System Well

FIGURE 20
TRICHLOROETHENE CONCENTRATIONS AT USAS EXTRACTION WELLS
EW-101, EW-103, EW-105, EW-107, AND EW-109 THROUGH JANUARY 2012

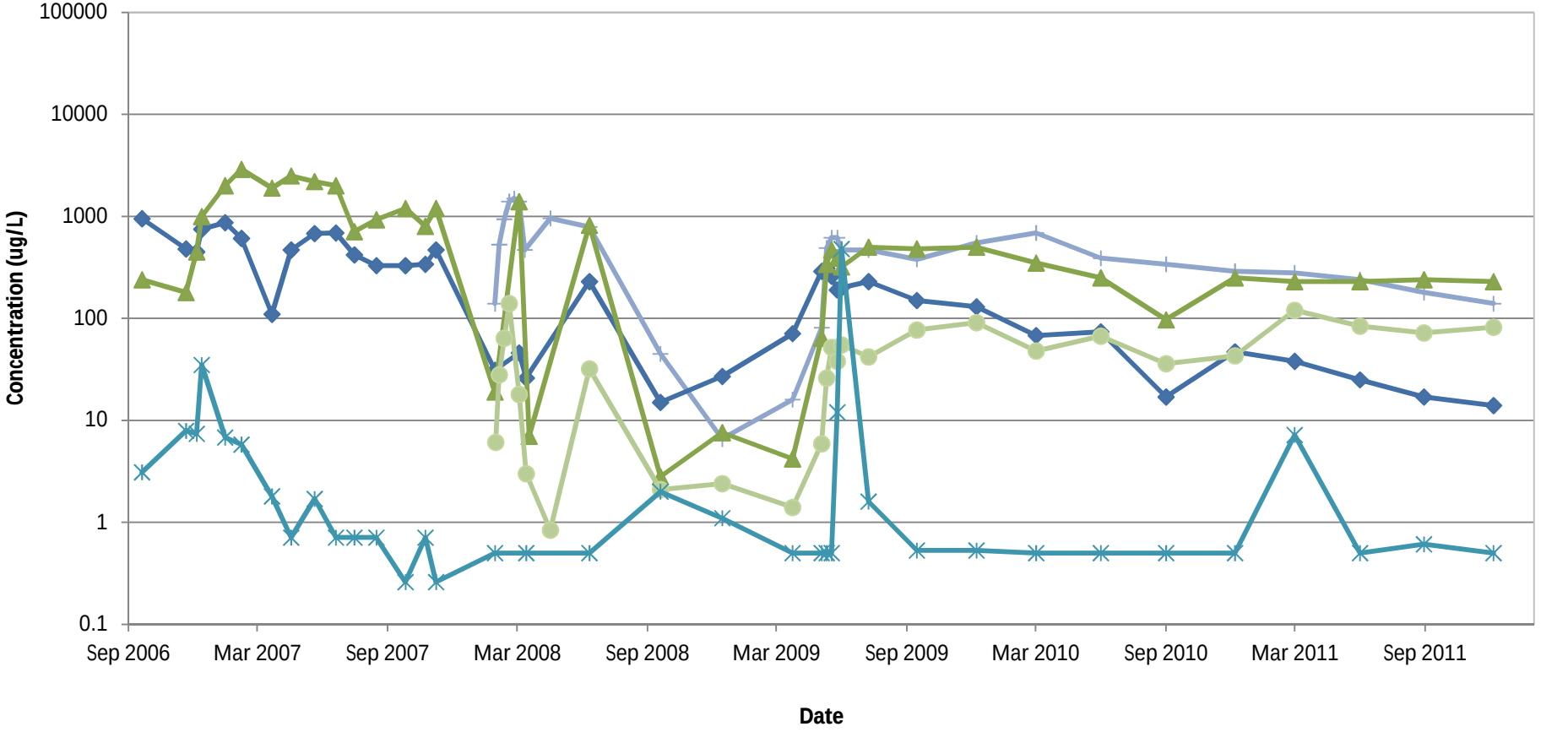

Notes:

1. ug/L = Micrograms per liter
2. Non-detect results are shown at the laboratory method detection limit
3. USAS - Upper Surficial Aquifer System Well
4. USAS extraction wells EW-101 and EW-107 were started-up in February 2008

FIGURE 21
TRICHLOROETHENE CONCENTRATIONS AT LSAS EXTRACTION WELLS
EW-102, EW-104, EW-106, EW-108, AND EW-110 THROUGH JANUARY 2012

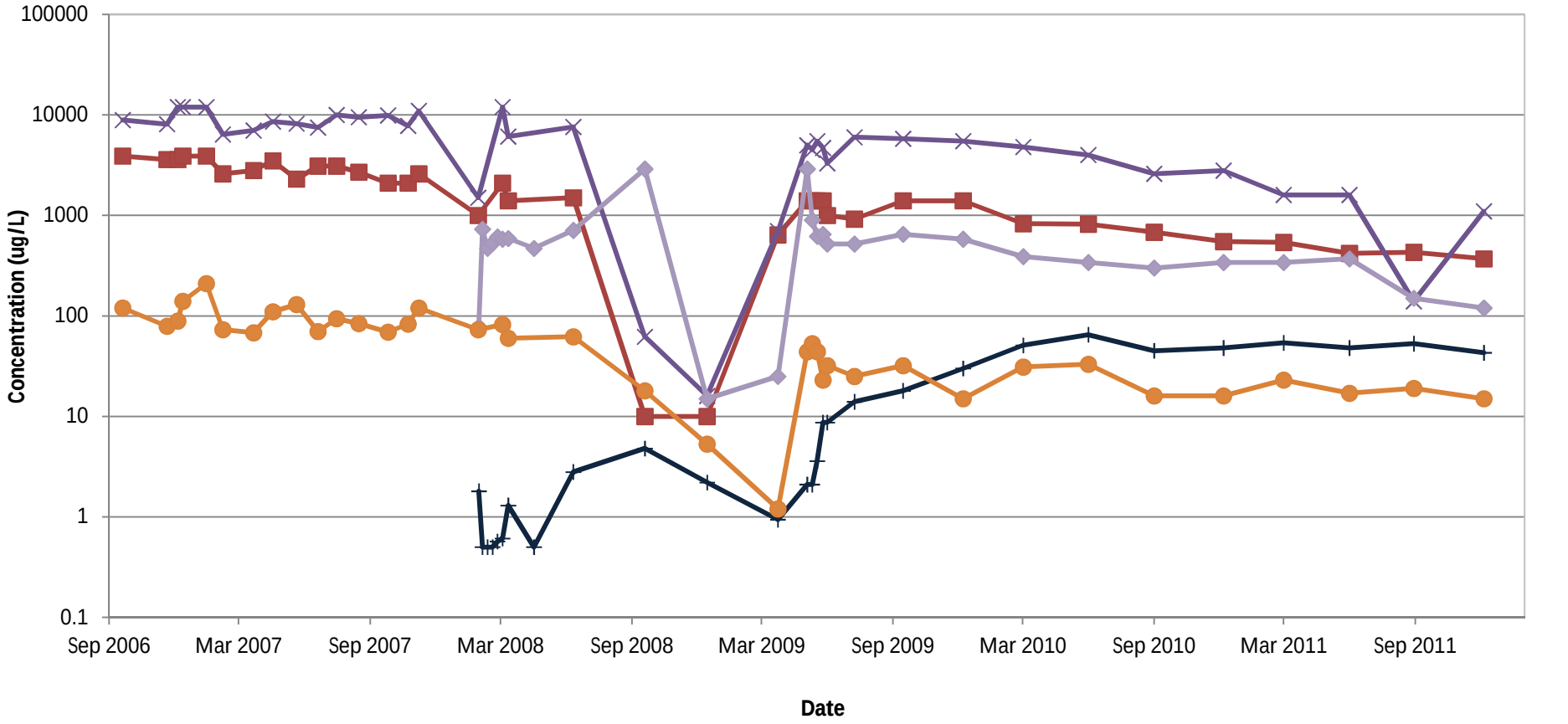

Notes:

1. ug/L = Micrograms per liter
2. Non-detect results are shown at the laboratory method detection limit
3. LSAS - Lower Shallow Aquifer System Well
4. LSAS extraction wells EW-102 and EW-108 were started-up in February 2008

FIGURE 22
1,4-DIOXANE CONCENTRATIONS AT USAS EXTRACTION WELLS
EW-101, EW-103, EW-105, EW-107, AND EW-109 THROUGH JANUARY 2012

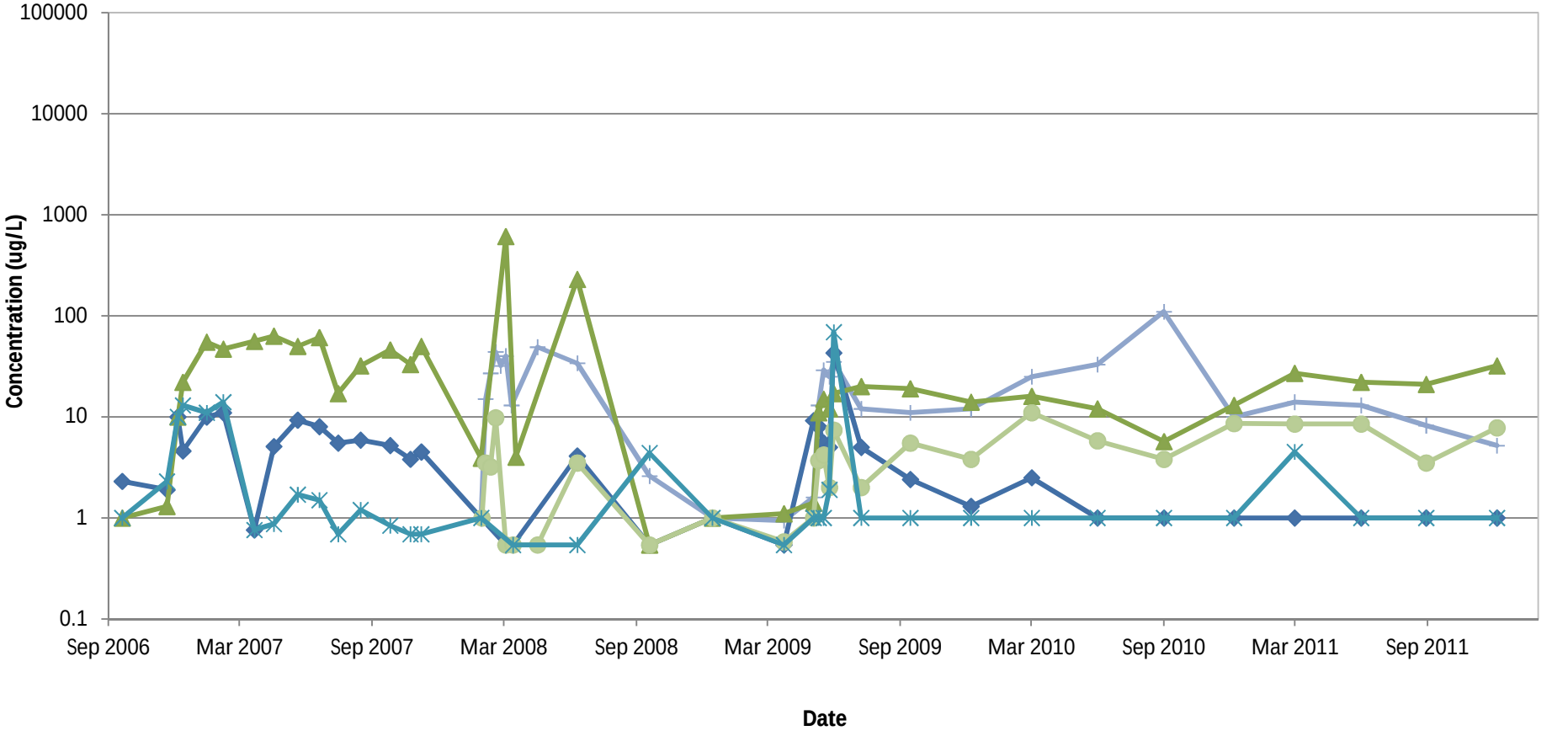

Notes:

1. ug/L = Micrograms per liter
2. Non-detect results are shown at the laboratory method detection limit
3. USAS - Upper Surficial Aquifer System Well
4. USAS extraction wells EW-101 and EW-107 were started-up in February 2008

FIGURE 23
1,4-DIOXANE CONCENTRATIONS AT LSAS EXTRACTION WELLS
EW-102, EW-104, EW-106, EW-108, AND EW-110 THROUGH JANUARY 2012

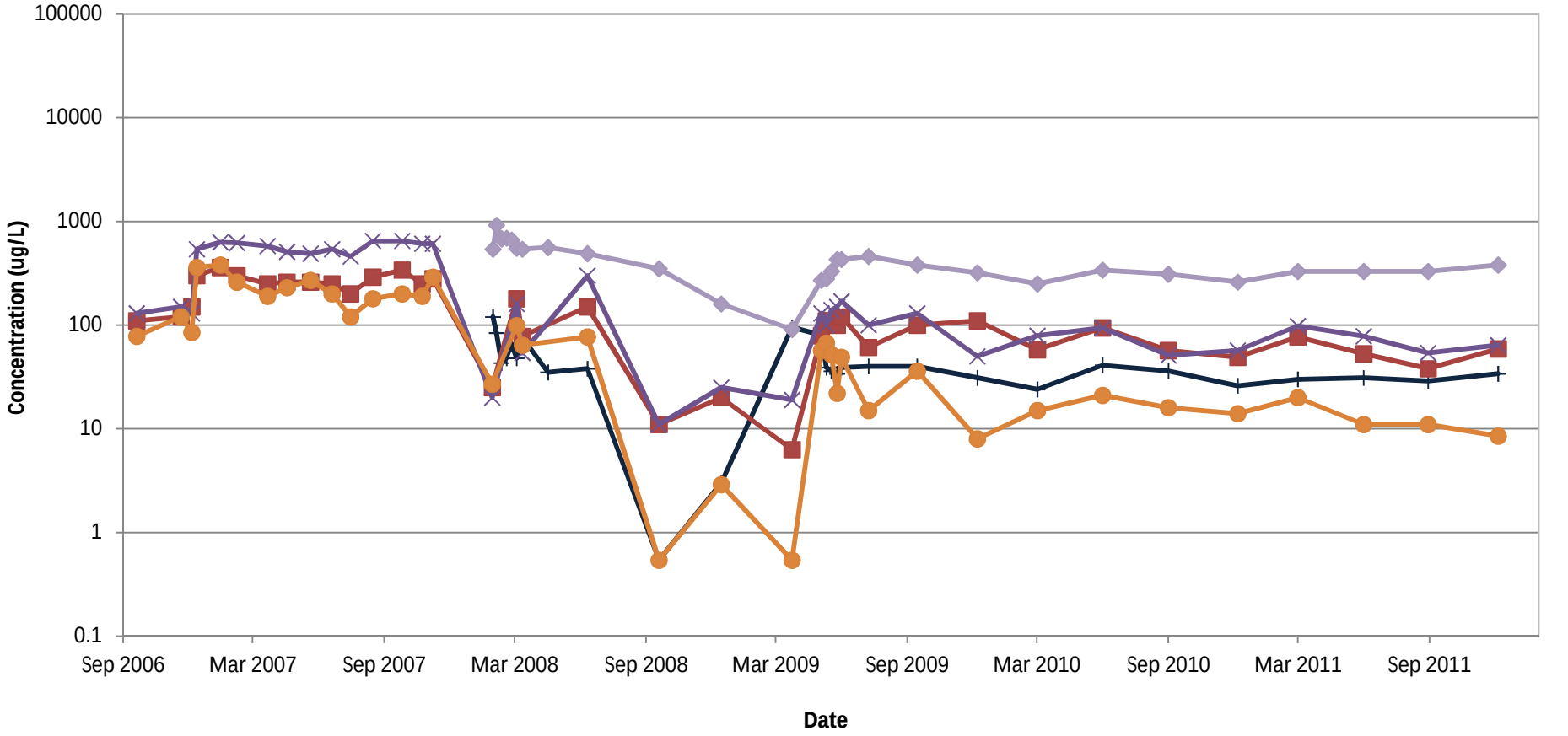

Notes:

1. ug/L = Micrograms per liter
2. Non-detect results are shown at the laboratory method detection limit
3. LSAS - Lower Shallow Aquifer System Well
4. LSAS extraction wells EW-102 and EW-108 were started-up in February 2008

FIGURE 24
TETRACHLOROETHENE CONCENTRATIONS AT USAS EXTRACTION WELLS
EW-101, EW-103, EW-105, EW-107, AND EW-109 THROUGH JANUARY 2012

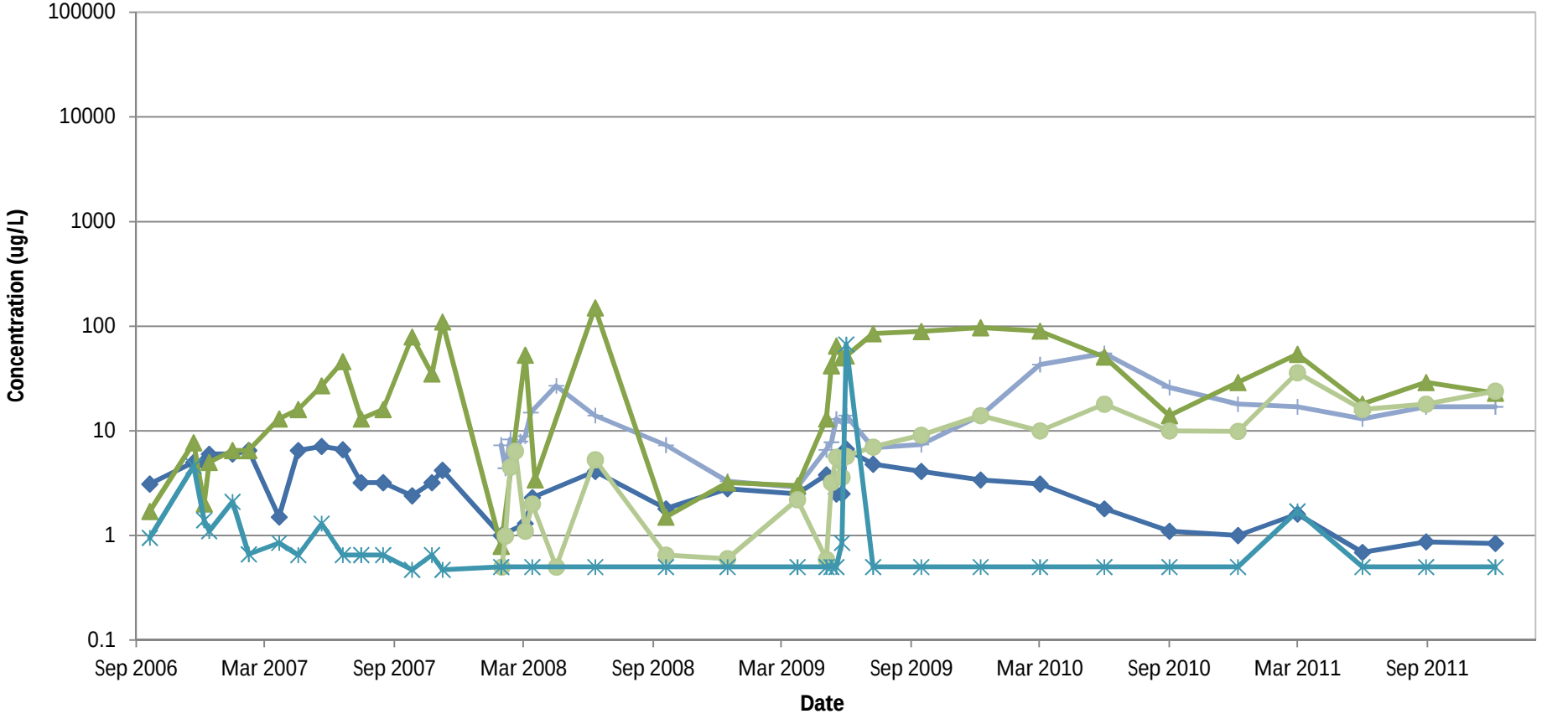

Notes:

1. ug/L = Micrograms per liter
2. Non-detect results are shown at the laboratory method detection limit
3. USAS - Upper Surficial Aquifer System Well
4. USAS extraction wells EW-101 and EW-107 were started-up in February 2008

FIGURE 25
TETRACHLOROETHENE CONCENTRATIONS AT LSAS EXTRACTION WELLS
EW-102, EW-104, EW-106, EW-108, AND EW-110 THROUGH JANUARY 2012

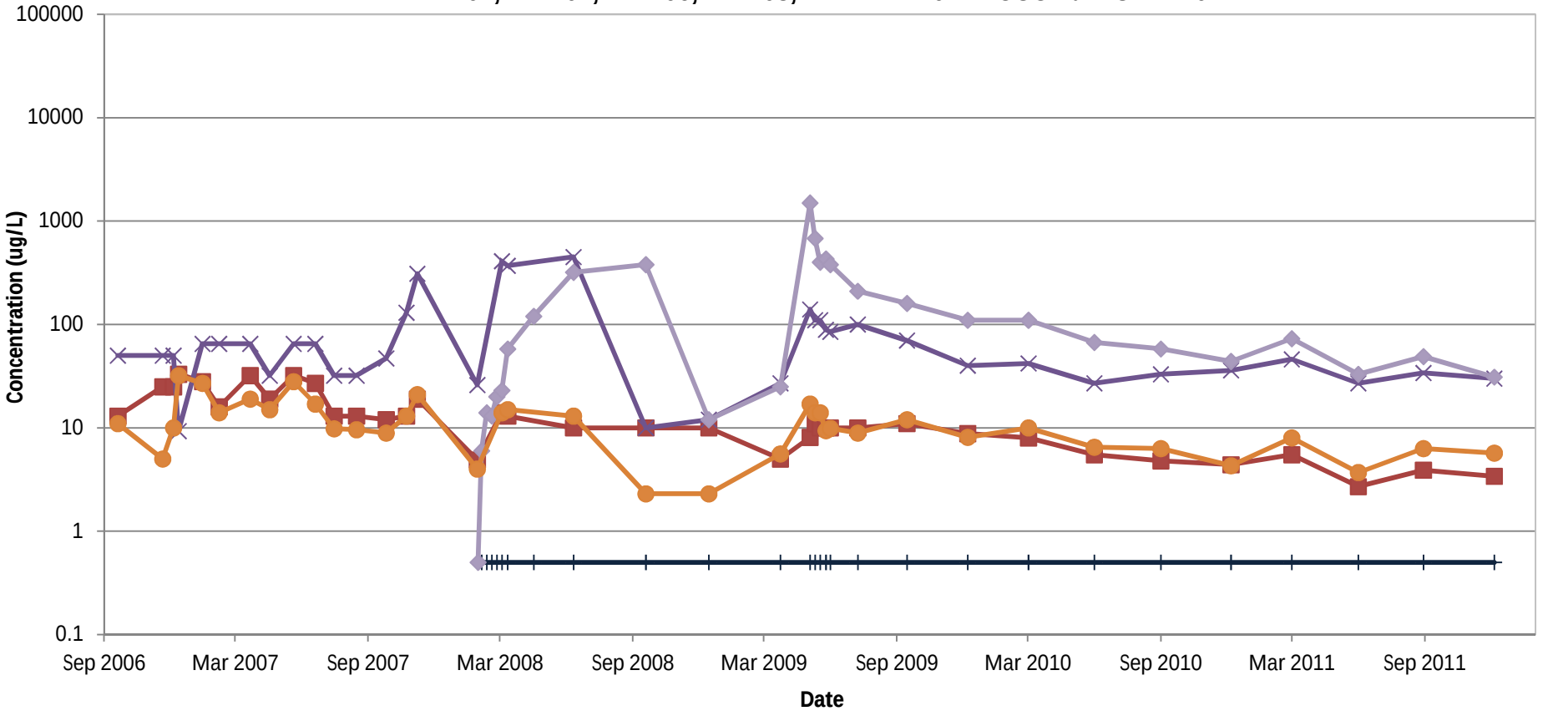

Notes:

1. ug/L = Micrograms per liter
2. Non-detect results are shown at the laboratory method detection limit
3. LSAS - Lower Shallow Aquifer System Well
4. LSAS extraction wells EW-102 and EW-108 were started-up in February 2008

FIGURE 26
CIS-1,2-DICHLOROETHENE CONCENTRATIONS AT USAS EXTRACTION WELLS
EW-101, EW-103, EW- 105, EW-107, AND EW-109 THROUGH JANUARY 2012

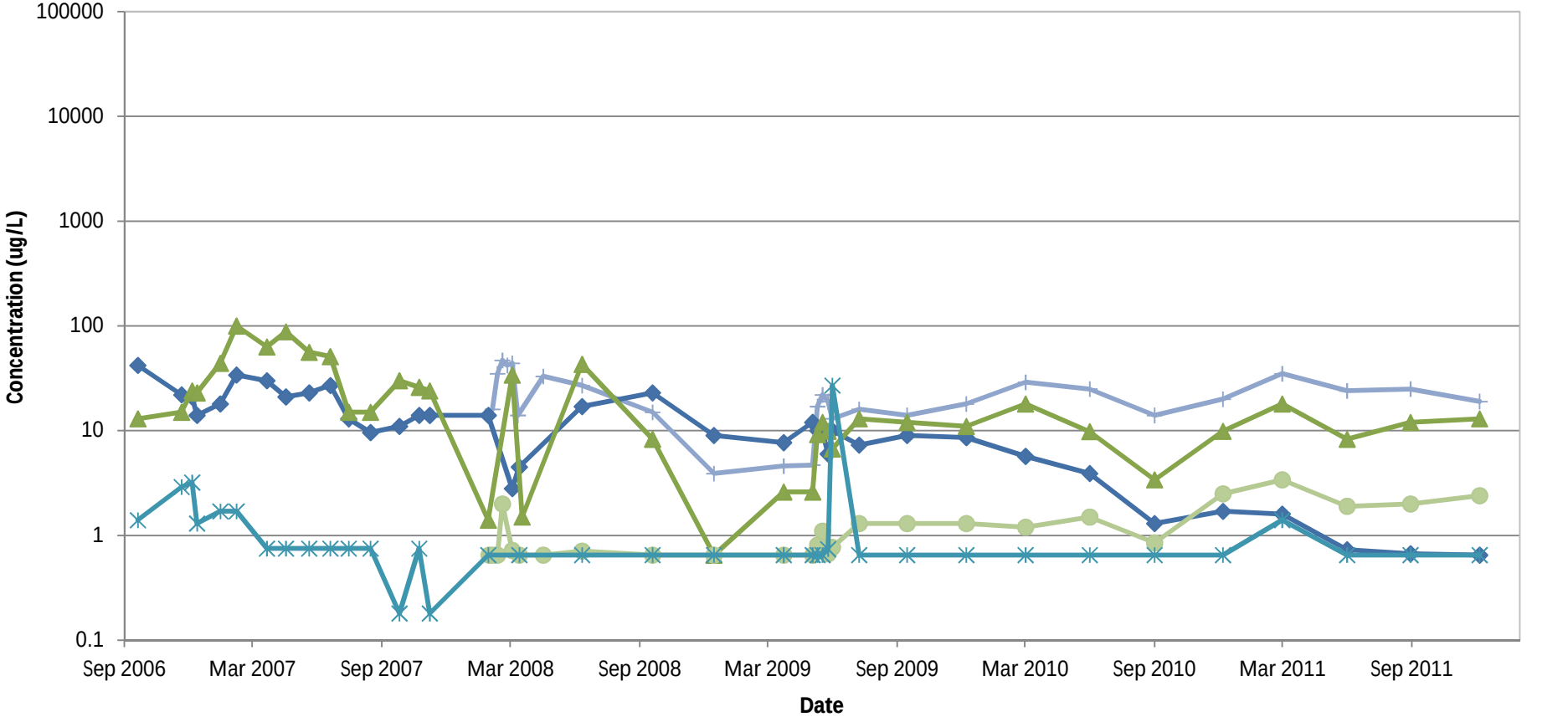

Notes:

1. ug/L = Micrograms per liter
2. Non-detect results are shown at the laboratory method detection limit
3. USAS - Upper Surficial Aquifer System Well
4. USAS extraction wells EW-101 and EW-107 were started-up in February 2008

FIGURE 27
CIS-1,2-DICHLOROETHENE CONCENTRATIONS AT LSAS EXTRACTION WELLS
EW-102, EW-104, EW-106, EW-108, AND EW-110 THROUGH JANUARY 2012

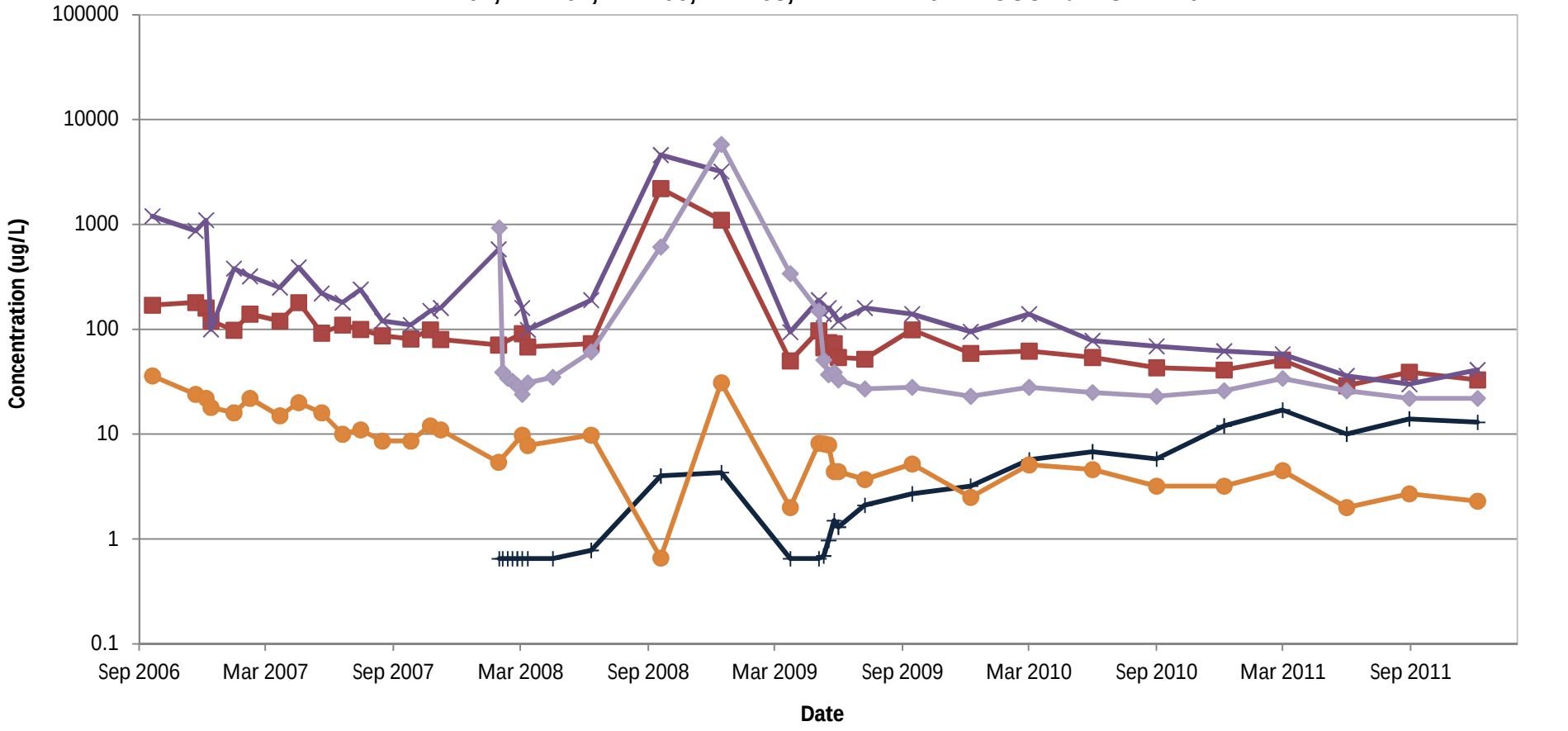

Notes:

1. ug/L = Micrograms per liter
2. Non-detect results are shown at the laboratory method detection limit
3. LSAS - Lower Shallow Aquifer System Well
4. LSAS extraction wells EW-102 and EW-108 were started-up in February 2008

FIGURE 28
1,1-DICHLOROETHENE CONCENTRATIONS AT USAS EXTRACTION WELLS
EW-101, EW-103, EW-105, EW-107, AND EW-109 THROUGH JANUARY 2012

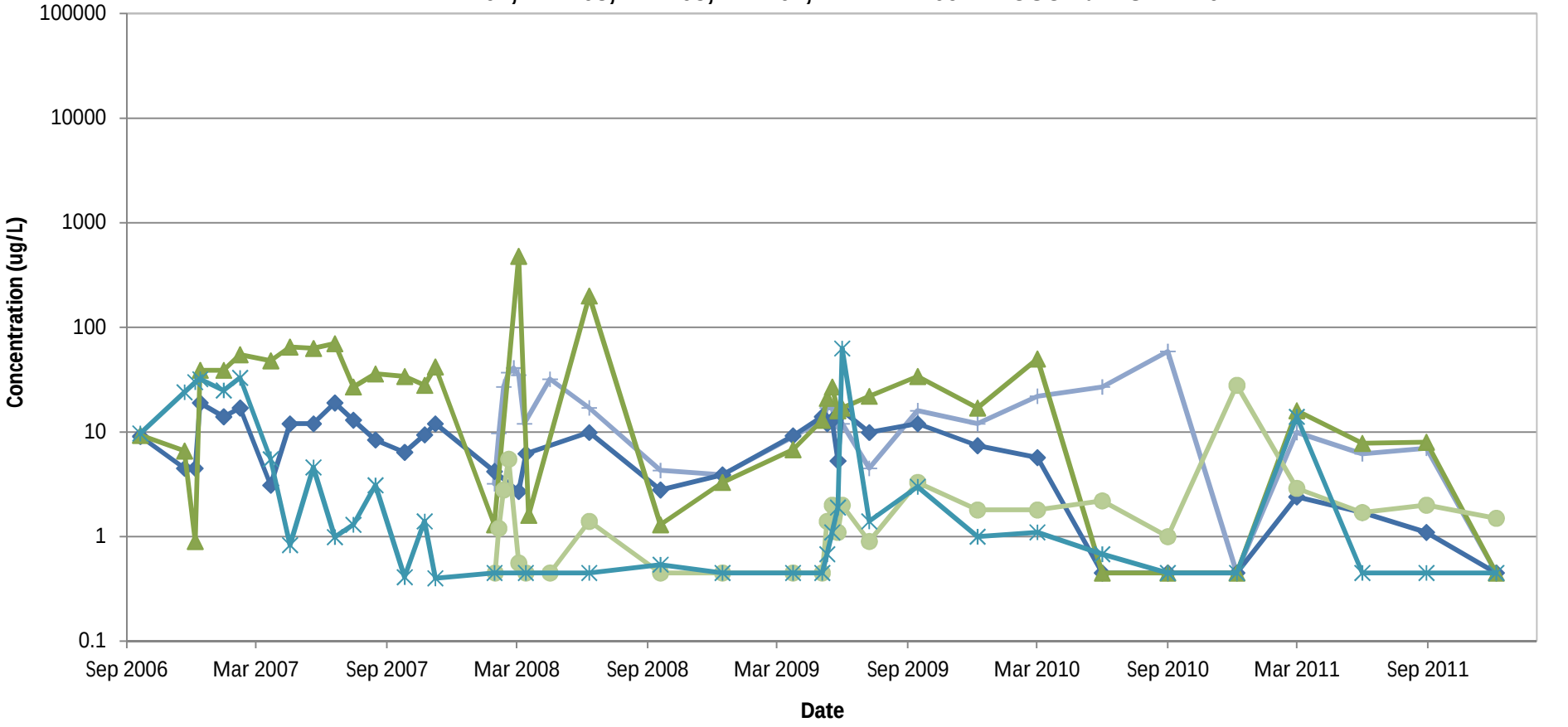

Notes:

1. ug/L = Micrograms per liter
2. Non-detect results are shown at the laboratory method detection limit
3. USAS - Upper Surficial Aquifer System Well
4. USAS extraction wells EW-101 and EW-107 were started-up in February 2008

FIGURE 29
1,1-DICHLOROETHENE CONCENTRATIONS AT LSAS EXTRACTION WELLS
EW-102, EW-104, EW-106, EW-108, AND EW-110 THROUGH JANUARY 2012

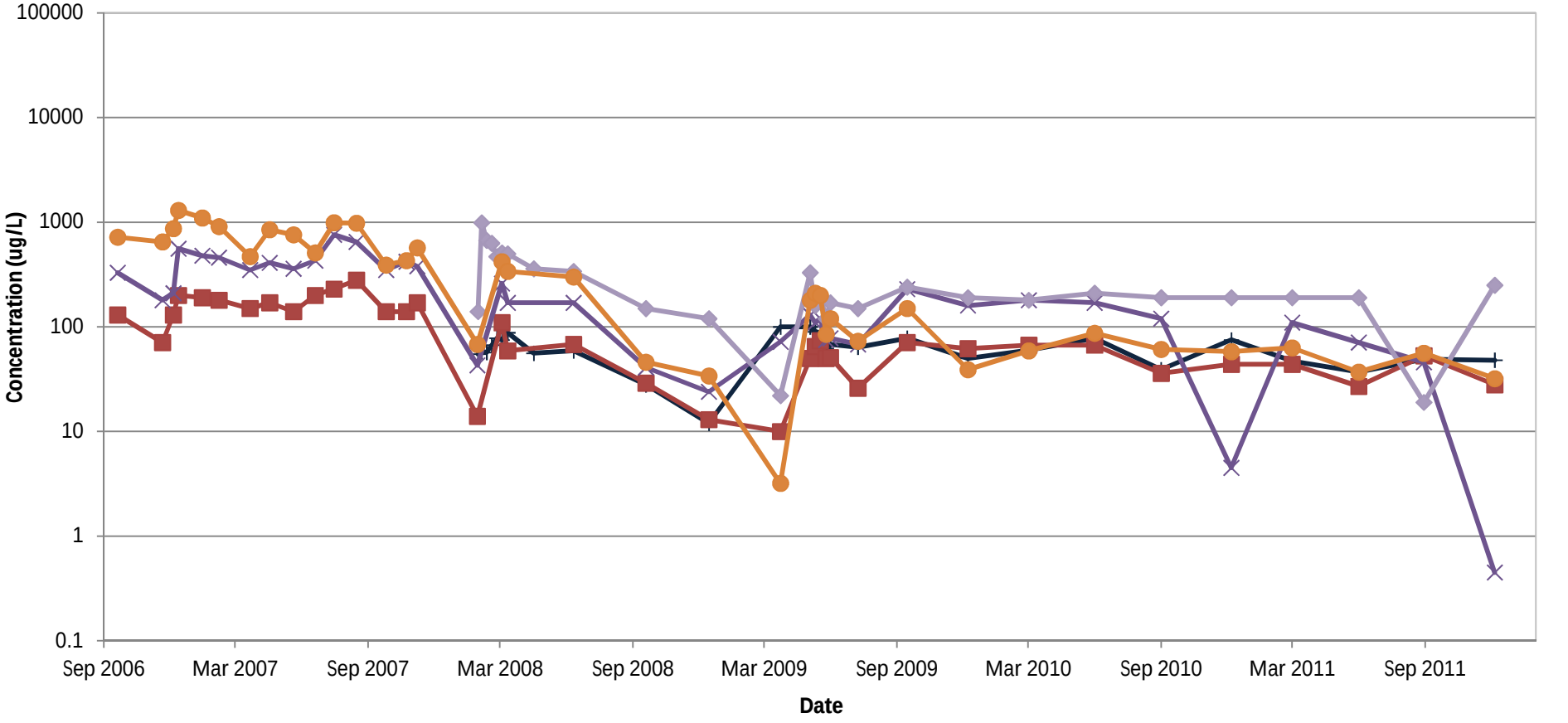

Notes:

1. ug/L = Micrograms per liter
2. Non-detect results are shown at the laboratory method detection limit
3. LSAS - Lower Shallow Aquifer System Well
4. LSAS extraction wells EW-102 and EW-108 were started-up in February 2008

FIGURE 30
1,1-DICHLOROETHANE CONCENTRATIONS AT USAS EXTRACTION WELLS
EW-101, EW-103, EW-105, EW-107, AND EW-109 THROUGH JANUARY 2012

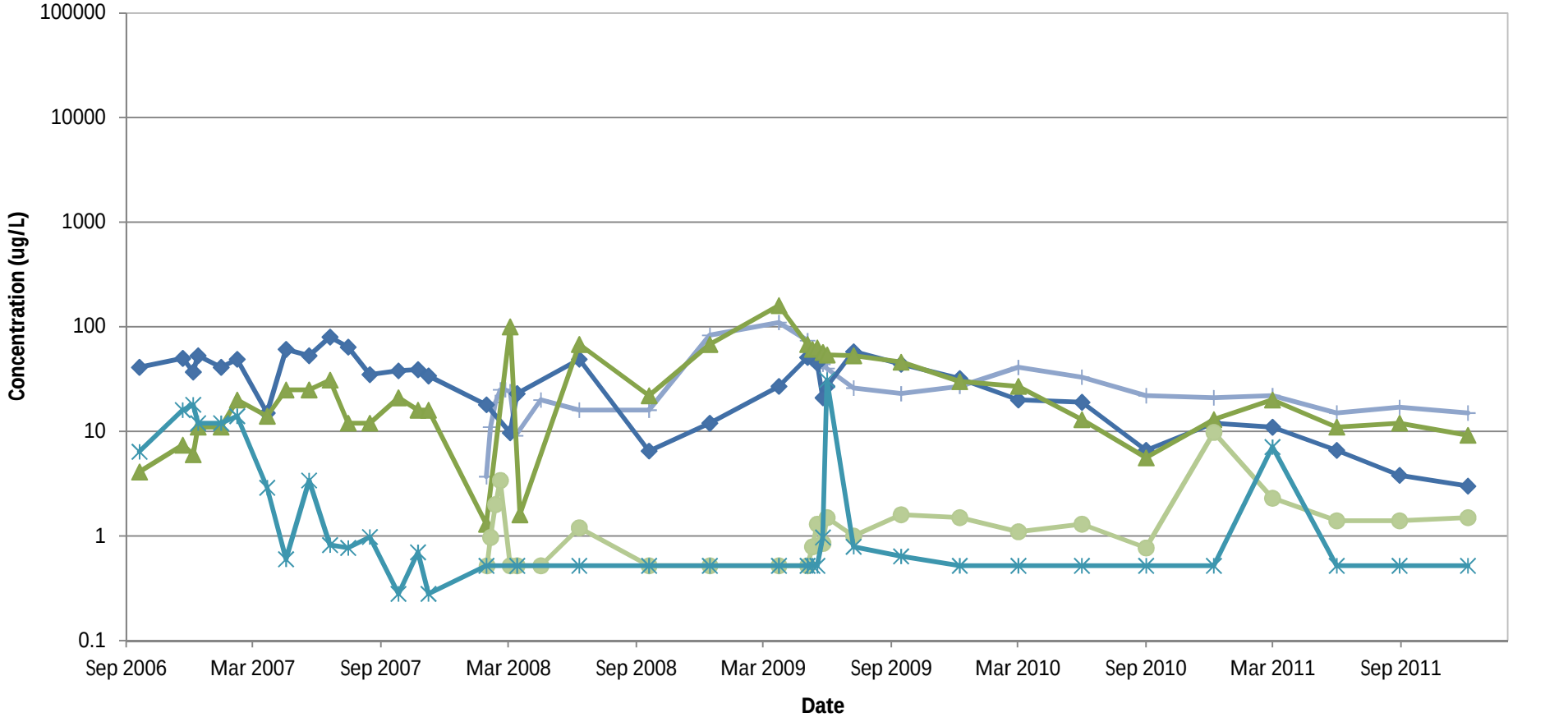

Notes:

1. ug/L = Micrograms per liter
2. Non-detect results are shown at the laboratory method detection limit
3. USAS - Upper Surficial Aquifer System Well
4. USAS extraction wells EW-101 and EW-107 were started-up in February 2008

FIGURE 31
1,1-DICHLOROETHANE CONCENTRATIONS AT LSAS EXTRACTION WELLS
EW-102, EW-104, EW-106, EW-108, AND EW-110 THROUGH JANUARY 2012

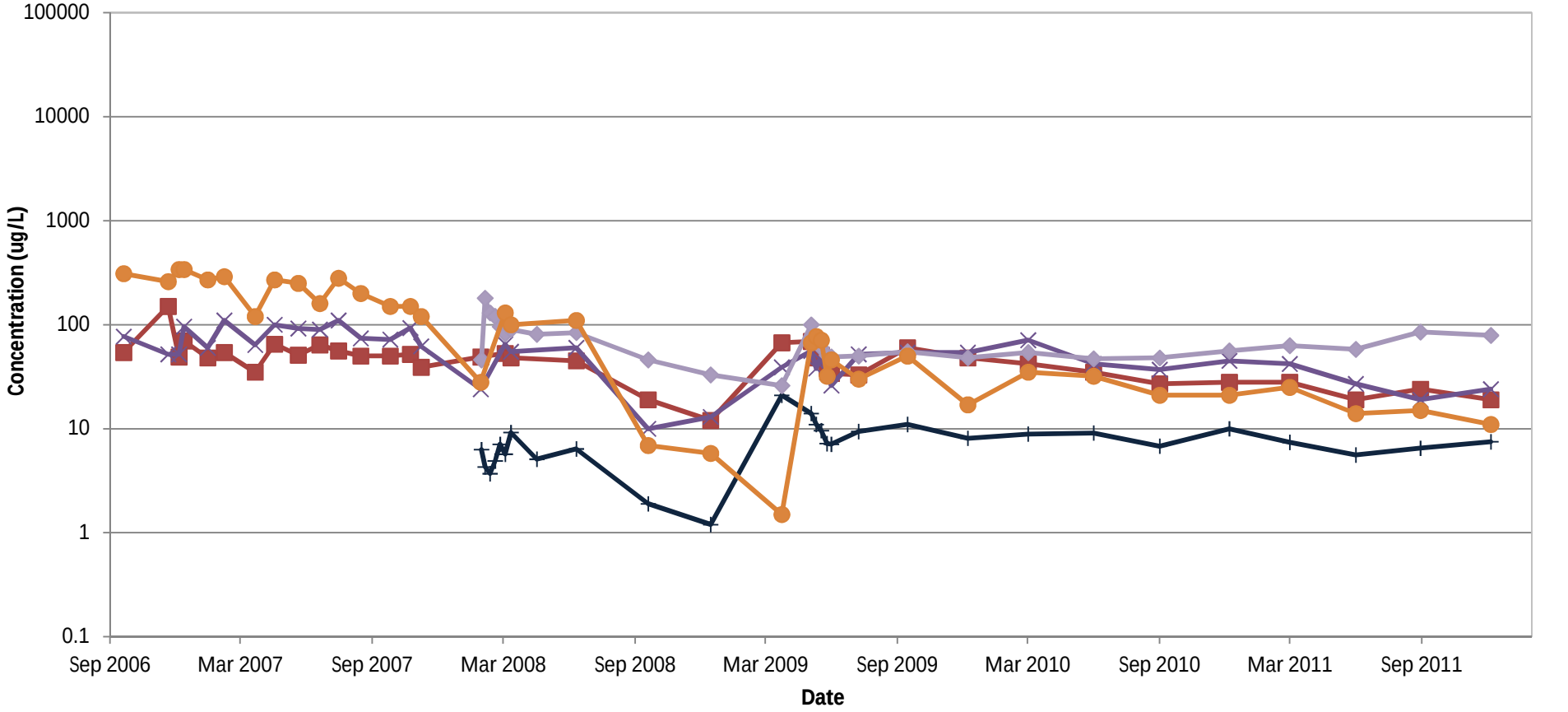

Notes:

1. ug/L = Micrograms per liter
2. Non-detect results are shown at the laboratory method detection limit
3. LSAS - Lower Shallow Aquifer System Well
4. LSAS extraction wells EW-102 and EW-108 were started-up in February 2008

FIGURE 32
VINYL CHLORIDE CONCENTRATIONS AT USAS EXTRACTION WELLS
EW-101, EW-103, EW-105, EW-107, AND EW-109 THROUGH JANUARY 2012

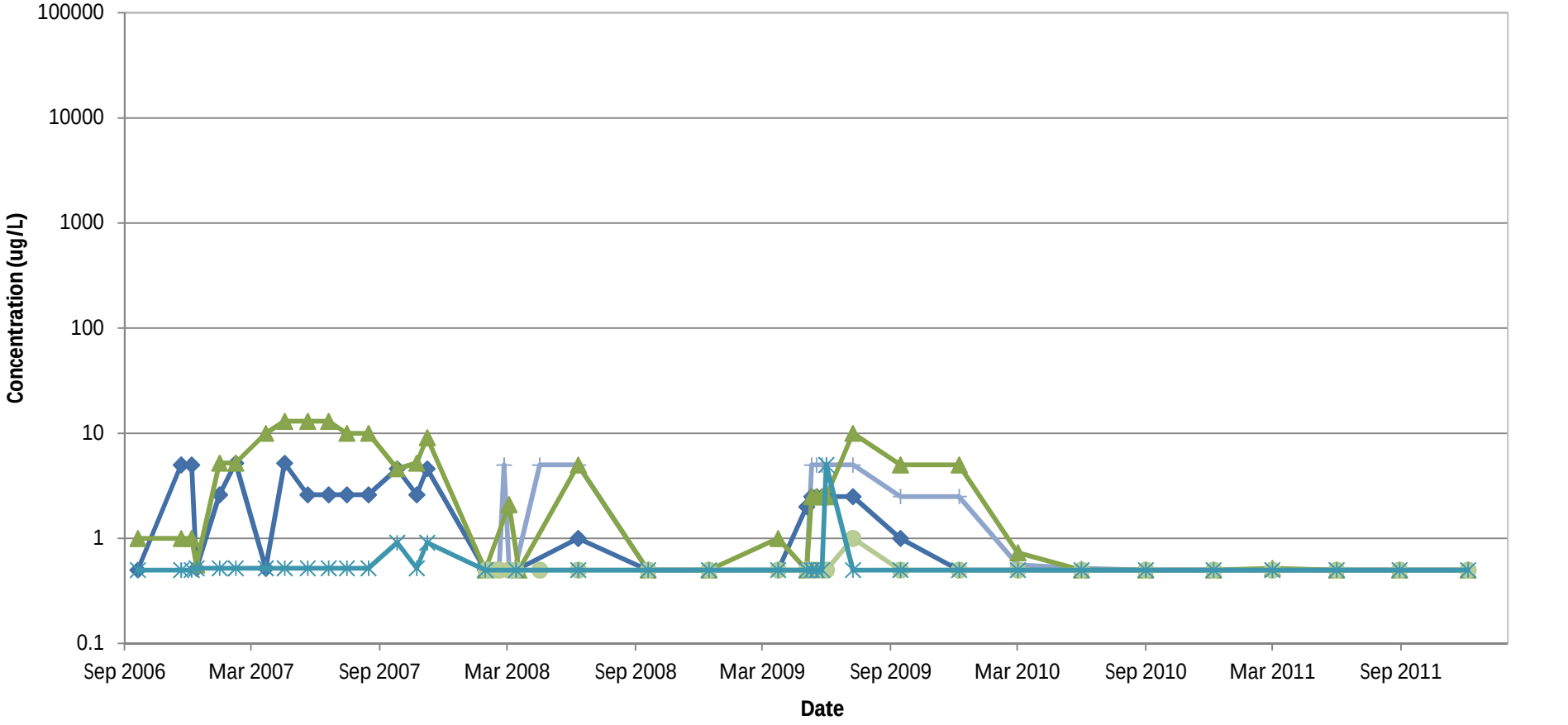

Notes:

1. ug/L = Micrograms per liter
2. Non-detect results are shown at the laboratory method detection limit
3. USAS - Upper Surficial Aquifer System Well
4. USAS extraction wells EW-101 and EW-107 were started-up in February 2008

FIGURE 33
VINYL CHLORIDE CONCENTRATIONS AT LSAS EXTRACTION WELLS
EW-102, EW-104, EW-106, EW-108, AND EW-110 THROUGH JANUARY 2012

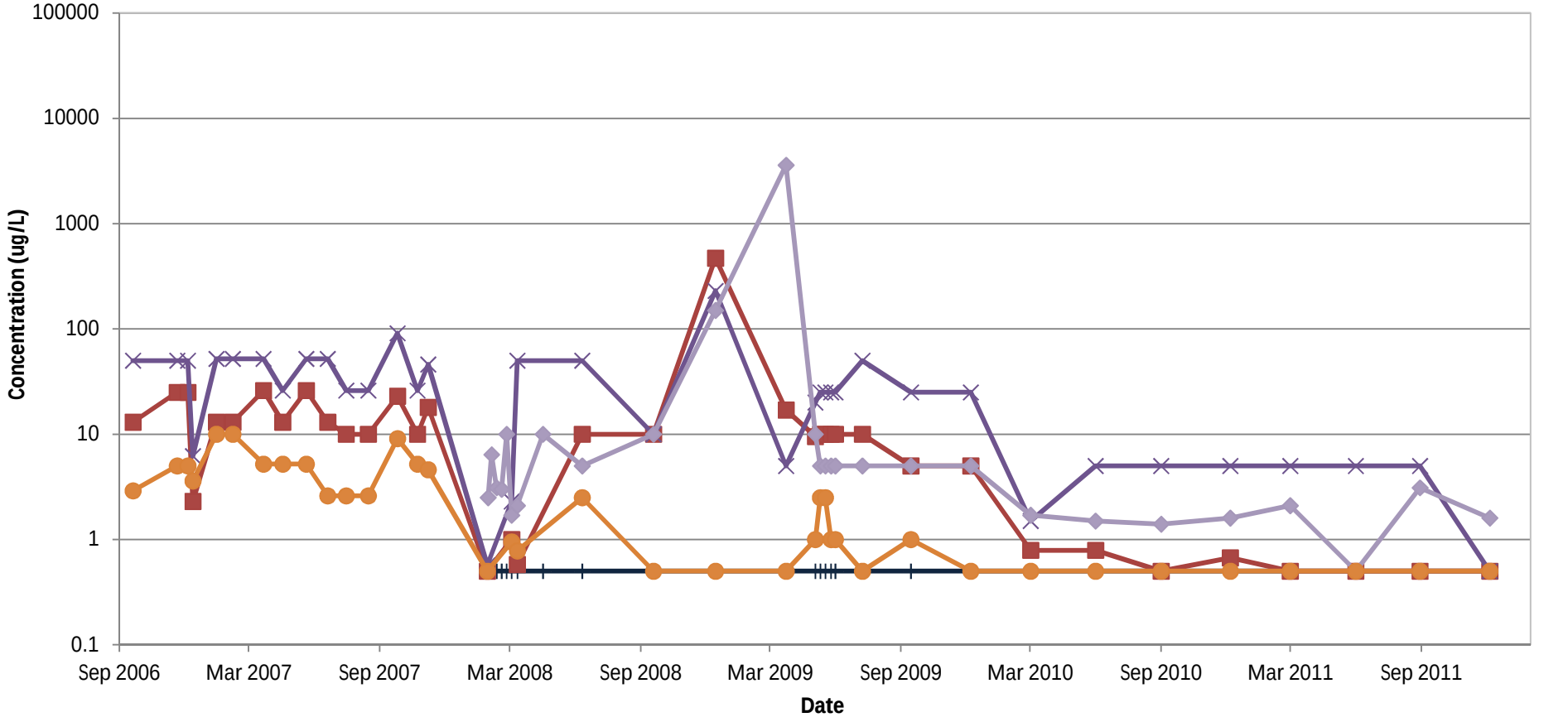

Notes:

1. ug/L = Micrograms per liter
2. Non-detect results are shown at the laboratory method detection limit
3. LSAS - Lower Shallow Aquifer System Well
4. LSAS extraction wells EW-102 and EW-108 were started-up in February 2008

APPENDIX A – LABORATORY ANALYTICAL REPORTS FOR AUGUST 2011 THROUGH JANUARY 2012

(See CD on Front Cover of Report)

APPENDIX B – DATA VALIDATION REPORTS FOR AUGUST 2011 THROUGH JANUARY 2012

(See CD on Front Cover of Report)

APPENDIX C – DAILY SHIFT LOGS FOR AUGUST 2011 THROUGH JANUARY 2012

(See CD on Front Cover of Report)

APPENDIX D – MONITORING WELLS SAMPLED QUARTERLY/SEMI-ANNUALLY HISTORICAL CONCENTRATION VERSUS TIME GRAPHS

(See CD on Front Cover of Report)

APPENDIX E – MONITORING WELL RESULTS OVER THE LAST YEAR

(See CD on Front Cover of Report)